

Atlanta Braves - 1969

Batter	1	2	3	4	5	6	7	8	9	AB	R	H	RBI	BB	SO	LOB	TOP																
Willie Mays, R OBP: 0.200, SLG: 0.200 (1,8)	F8		F5		F3		PO SH1-4 1B		K	5	0	1	0	0	1	0	San Francisco Giants @ Atlanta Braves Atlanta Stadium, Atlanta, GA Mon Apr 07 1969, 6:05 PM EST Att: 36,316 - Unknown																
Ron Hunt, R OBP: 0.750, SLG: 0.667 (1,4)	E6		1B			FC5-4 HBP	SH1-4		1B	3	0	2	0	0	0																		
Bobby Bonds, R (1,9)	F8		K			FC5-4 FC4 BB			F7	4	0	0	0	1	1	4																	
Willie McCovey, L (1,3)	F7				K	FC4 BB	SF7			2	0	0	1	1	1	1																	
Jim Ray Hart, R (1,7)		5-3		1-3		FC4	PO		K	4	0	0	0	0	1	2																	
Dick Dietz, R OBP: 0.750, SLG: 1.667 (1,2)		HR		BB		F8			FC4 1B	3	1	2	1	1	0	2																	
Bobby Etheridge, R OBP: 0.500, SLG: 0.500 (1,5)		6-3		F9					FC4 1B	4	1	1	0	0	0	2																	
Jim Davenport, R (8,5)									E 2B	0	0	0	0	0	0	0																	
Hal Lanier, R OBP: 0.500, SLG: 0.500 (1,6)		1-3			4-3		E3 1B		1B	4	1	2	0	0	0	0																	
Juan Marichal, R (1,1)				F4			SH1-4 SF7 1B		K	2	0	0	0	0	0	0																	
Bob Burda, L (7,PH)					F8					1	1	1	1	0	0	0																	
Frank Linzy, R (7,1)										1	0	0	0	0	1	0																	
Inning Stats	R: 0 E: 1 K: 0 S: 4	H: 0 LOB: 1 BB: 0 P: 4	R: 1 E: 0 K: 0 S: 4	H: 1 LOB: 0 BB: 0 P: 4	R: 0 E: 0 K: 1 S: 6	H: 1 LOB: 1 BB: 0 P: 6	R: 0 E: 0 K: 1 S: 5	H: 0 LOB: 1 BB: 1 P: 9	R: 0 E: 0 K: 0 S: 3	H: 0 LOB: 0 BB: 0 P: 3	R: 0 E: 0 K: 0 S: 3	H: 0 LOB: 2 BB: 1 P: 8	R: 3 E: 1 K: 0 S: 6	H: 4 LOB: 1 BB: 1 P: 10	R: 0 E: 0 K: 1 S: 6	H: 2 LOB: 1 BB: 0 P: 6	R: 0 E: 0 K: 2 S: 8	H: 1 LOB: 1 BB: 0 P: 8	1B: 7 2B: 1 3B: 0 HR: 1	SF: 1 SAC: 1 DP: 0 HBP: 1	WP: 0 PB: 0 SB: 1 CS: 0	PA: 40											
PITCHER	IP WLS BF H R ER SO BB IBB HBP BLK WP HR S P ERA WHIP																																
Pat Jarvis, R ERA: 4.5 (1,1)	6.0	26	4	3	3	2	2	0	1	0	0	0	1	27	36	4.50	1.000																
Cecil Upshaw, R ERA: 4.5 (7,1)	2.0	9	4	1	1	1	1	0	0	0	0	0	0	10	14	4.50	2.500																
George Stone, L ERA: (9,1)	1.0	W	4	1	0	0	2	0	0	0	0	0	0	8	8	0.00	1.000																

Batter	1	2	3	4	5	6	7	8	9	AB	R	H	RBI	BB	SO	LOB	BOTTOM																
Felipe Alou, R (1,8)	5-3	6-3		G6-4-3			F9			4	0	0	0	0	0	3	San Francisco Giants @ Atlanta Braves Atlanta Stadium, Atlanta, GA Mon Apr 07 1969, 6:05 PM EST Att: 36,316 - Unknown																
Felix Milan, R OBP: 0.250, SLG: 0.250 (1,4)			6-3		F6			4-3		4	0	1	0	0	0	0																	
Hank Aaron, R OBP: 0.500, SLG: 0.667 (1,9)	F6		1B BB		4-3			4-3 2B		3	1	1	0	1	0	1																	
Orlando Cepeda, R OBP: 0.250, SLG: 0.250 (1,3)	F8		1B 1B		4-3			4-3		4	1	1	0	0	0	2																	
Tito Francona, L OBP: 0.667, SLG: 0.667 (1,7)		1B BB FC1-4		1B		F8			K	3	1	2	1	0	0	0																	
George Stone, L (9,1)			1-3 3-H		1B					0	0	0	0	0	0	0																	
Clete Boyer, R OBP: 0.750, SLG: 0.667 (1,5)		FC1-4 BB		G5-4-3 1B		K			SH1-4 3B 1B	3	1	2	1	1	1	0																	
Bob Tillman, R OBP: 0.333, SLG: 0.333 (1,2)				G5-4-3 1B		K			SH1-4	3	0	1	0	0	1	2																	
Bob Didier, S (8,2)						K				0	0	0	0	0	0	0																	
Sonny Jackson, L OBP: 0.250, SLG: 0.750 (1,6)		FC1-6-4 1-2 2-3 3-H		F2			4-3		1B 3B	4	1	1	2	0	0	2																	
Pat Jarvis, R (1,1)										2	0	0	0	0	1	2																	
Cecil Upshaw, R (7,1)										0	0	0	0	0	0	0																	
Mike Lum, L OBP: 0.500, SLG: 0.500 (7,7)										2	0	1	1	0	1	0																	
Ralph Garr, L (8,PH)										1	0	0	0	0	1	1																	
Inning Stats	R: 0 E: 0 K: 0 S: 4	H: 1 LOB: 1 BB: 0 P: 4	R: 1 E: 0 K: 1 S: 7	H: 2 LOB: 2 BB: 1 P: 11	R: 2 E: 0 K: 0 S: 5	H: 3 LOB: 1 BB: 1 P: 9	R: 0 E: 1 K: 0 S: 3	H: 0 LOB: 0 BB: 0 P: 3	R: 0 E: 0 K: 0 S: 3	H: 0 LOB: 0 BB: 0 P: 3	R: 0 E: 0 K: 2 S: 7	H: 0 LOB: 0 BB: 0 P: 7	R: 0 E: 0 K: 1 S: 5	H: 0 LOB: 0 BB: 0 P: 5	R: 0 E: 0 K: 1 S: 6	H: 1 LOB: 1 BB: 0 P: 6	R: 2 E: 0 K: 0 S: 4	H: 3 LOB: 1 BB: 0 P: 4	1B: 8 2B: 1 3B: 1 HR: 0	SF: 0 SAC: 1 DP: 2 HBP: 0	WP: 0 PB: 0 SB: 2 CS: 0	PA: 36											
PITCHER	IP WLS BF H R ER SO BB IBB HBP BLK WP HR S P ERA WHIP																																
Juan Marichal, R ERA: 4.5 (1,1)	6.0	25	6	3	3	3	2	0	0	0	0	0	0	29	37	4.50	1.333																
Frank Linzy, R ERA: 7.71 (7,1)	2.1	L	11	4	2	2	2	0	0	0	0	0	0	15	15	7.71	1.714																

Batter	1	2	3	4	5	6	7	8	9	AB	R	H	RBI	BB	SO	LOB	TOP			
Willie Mays, R OBP: 0.400, SLG: 0.333 (1, 8)										4	1	2	0	1	1	2	San Francisco Giants @ Atlanta Braves Atlanta Stadium, Atlanta, GA Tue Apr 08 1969, 6:05 PM EST Att: 10,173 - Unknown			
Ron Hunt, R OBP: 0.500, SLG: 0.571 (1, 4)										4	0	1	1	0	0	3				
Bobby Bonds, R (1, 9)										4	0	0	0	0	2	4				
Willie McCovey, L OBP: 0.375, SLG: 1.000 (1, 3)										4	1	2	1	0	0	2				
Jim Ray Hart, R (1, 7)										4	0	0	0	0	2	2				
Dick Dietz, R OBP: 0.375, SLG: 0.714 (1, 2)										4	0	0	0	0	2	1				
Bobby Etheridge, R OBP: 0.375, SLG: 0.429 (1, 5)										3	0	1	0	0	0	1				
Hal Lanier, R OBP: 0.375, SLG: 0.375 (1, 6)										4	0	1	0	0	0	2				
Gaylord Perry, R OBP: 0.500, SLG: 0.500 (1, 1)										2	0	1	0	0	0	1				
Ron Herbel, R (6, 1)										0	0	0	0	0	0	0				
Don Mason, L (7, PH)										1	0	0	0	0	0	1				
Rich Robertson, R (7, 1)										0	0	0	0	0	0	0				
Bob Burda, L OBP: 0.500, SLG: 0.500 (9, PH)										1	0	0	0	0	0	0				
Inning Stats	R: 1 E: 0 K: 1 S: 7	H: 2 LOB: 1 BB: 0 P: 7	R: 0 E: 0 K: 0 S: 5	H: 2 LOB: 0 BB: 0 P: 5	R: 1 E: 0 K: 2 S: 8	H: 1 LOB: 0 BB: 0 P: 8	R: 0 E: 0 K: 1 S: 5	H: 0 LOB: 1 BB: 0 P: 6	R: 0 E: 0 K: 0 S: 3	H: 0 LOB: 1 BB: 1 P: 7	R: 0 E: 0 K: 1 S: 5	H: 2 LOB: 2 BB: 0 P: 5	R: 0 E: 0 K: 1 S: 6	H: 1 LOB: 0 BB: 0 P: 6	R: 0 E: 0 K: 1 S: 5	H: 0 LOB: 0 BB: 0 P: 5	1B: 5 2B: 2 3B: 0 HR: 1	SF: 0 SAC: 0 DP: 0 HBP: 1	WP: 1 PB: 2 SB: 1 CS: 0	PA: 37
PITCHER Phil Niekro, R ERA: 2.0 (1, 1)	IP: 9.0 WLS: W BF: 37 H: 8 R: 2 ER: 2 SO: 7	BB: 1 IBB: 0 HBP: 1 BLK: 0	WP: 1 HR: 1 S: 49 P: 54	ERA: 2.00 WHIP: 1.000	PITCHER											IP: 9.0 WLS: W BF: 37 H: 8 R: 2 ER: 2 SO: 7	BB: 1 IBB: 0 HBP: 1 BLK: 0	WP: 1 HR: 1 S: 49 P: 54	ERA: 2.00 WHIP: 1.000	

Batter	1	2	3	4	5	6	7	8	9	AB	R	H	RBI	BB	SO	LOB	BOTTOM			
Felipe Alou, R OBP: 0.333, SLG: 0.500 (1, 8)										4	2	2	0	1	0	1	San Francisco Giants @ Atlanta Braves Atlanta Stadium, Atlanta, GA Tue Apr 08 1969, 6:05 PM EST Att: 10,173 - Unknown			
Felix Milten, R OBP: 0.556, SLG: 0.875 (1, 4)										4	3	3	4	0	0	1				
Hank Aaron, R OBP: 0.556, SLG: 0.875 (1, 9)										5	2	3	2	0	1	2				
Mike Lum, L OBP: 0.500, SLG: 0.500 (9, 9)										0	0	0	0	0	0	0				
Orlando Cepeda, R OBP: 0.333, SLG: 0.250 (1, 3)										4	1	1	2	1	1	3				
Tommie Aaron, R (9, 3)										0	0	0	0	0	0	0				
Clete Boyer, R OBP: 0.667, SLG: 0.571 (1, 5)											4	0	2	1	1	0		0		
Sonny Jackson, L OBP: 0.333, SLG: 0.556 (1, 6)											5	0	2	0	0	0		2		
Bob Didier, S OBP: 0.250, SLG: 0.250 (1, 2)											4	1	1	0	0	0		4		
Ralph Garr, L OBP: 0.167, SLG: 0.167 (1, 7)										5	1	1	0	0	0	6				
Phil Niekro, R OBP: 0.250, SLG: 0.250 (1, 1)										4	0	1	0	0	0	4				
Inning Stats	R: 3 E: 0 K: 0 S: 7	H: 4 LOB: 2 BB: 0 P: 8	R: 0 E: 0 K: 1 S: 7	H: 2 LOB: 0 BB: 0 P: 7	R: 0 E: 0 K: 0 S: 3	H: 0 LOB: 0 BB: 0 P: 3	R: 0 E: 0 K: 0 S: 4	H: 1 LOB: 1 BB: 0 P: 4	R: 0 E: 0 K: 0 S: 5	H: 0 LOB: 0 BB: 0 P: 5	R: 4 E: 0 K: 0 S: 7	H: 4 LOB: 1 BB: 1 P: 11	R: 0 E: 0 K: 0 S: 4	H: 1 LOB: 2 BB: 1 P: 8	R: 3 E: 1 K: 0 S: 7	H: 4 LOB: 2 BB: 1 P: 11	1B: 11 2B: 4 3B: 0 HR: 1	SF: 0 SAC: 1 DP: 0 HBP: 1	WP: 1 PB: 0 SB: 4 CS: 0	PA: 44
PITCHER Gaylord Perry, R ERA: 11.12 (1, 1)	IP: 5.2 WLS: L BF: 30 H: 11 R: 7 ER: 7 SO: 2	BB: 0 IBB: 1 HBP: 1 BLK: 0	WP: 1 HR: 1 S: 32 P: 37	ERA: 11.12 WHIP: 1.941	PITCHER											IP: 5.2 WLS: L BF: 30 H: 11 R: 7 ER: 7 SO: 2	BB: 0 IBB: 1 HBP: 1 BLK: 0	WP: 1 HR: 1 S: 32 P: 37	ERA: 11.12 WHIP: 1.941	
Ron Herbel, R ERA (6, 1)	0.1	1	0	0	0	0	0	0	0	0	0	1	1	0.00	0.000					
Rich Robertson, R ERA: 13.5 (7, 1)	2.0	13	5	3	3	0	2	0	0	0	0	11	19	13.50	3.500					

Batter	1	2	3	4	5	6	7	8	9	AB	R	H	RBI	BB	SO	LOB	TOP					
Pete Rose, S OBP: 0.593, SLG: 0.900 (1, 8)										4	0	1	2	0	0	2	Cincinnati Reds @ Atlanta Braves Atlanta Stadium, Atlanta, GA Fri Apr 11 1969, 6:05 PM EST Att: 16,139 - Unknown					
Bobby Tolan, L OBP: 0.333, SLG: 0.818 (1, 9)										4	0	0	0	0	0	3						
Alex Johnson, R OBP: 0.167, SLG: 0.250 (1, 7)										4	1	1	0	0	0	0						
Tony Perez, R OBP: 0.250, SLG: 0.455 (1, 5)										4	1	1	1	0	0	1						
Lee May, R OBP: 0.167, SLG: 0.167 (1, 3)										4	0	1	1	0	2	0						
Johnny Bench, R OBP: 0.167, SLG: 0.167 (1, 2)										4	1	1	0	0	1	1						
Tommy Helms, R Giraldo Ruiz, S Jimmy Stewart, S (9, PH)										2	1	0	0	1	0	1						
Woody Woodward, R Fred Whitfield, L (9, PH) Darrel Chaney, S (9, PR)										2	0	1	0	0	0	0						
Jim Merritt, L Clay Carroll, R Jim Beauchamp, R (9, PH)										1	0	0	0	0	1	2						
Inning Stats	R: 0 E: 0 K: 0 S: 3	H: 0 LOB: 0 BB: 0 P: 3	R: 1 E: 0 K: 0 S: 4	H: 1 LOB: 0 BB: 0 P: 4	R: 0 E: 1 K: 0 S: 4	H: 0 LOB: 1 BB: 0 P: 4	R: 0 E: 0 K: 1 S: 5	H: 0 LOB: 0 BB: 0 P: 5	R: 2 E: 0 K: 1 S: 7	H: 2 LOB: 1 BB: 0 P: 11	R: 1 E: 0 K: 1 S: 7	H: 2 LOB: 1 BB: 0 P: 7	R: 0 E: 0 K: 0 S: 4	H: 1 LOB: 0 BB: 0 P: 4	R: 0 E: 0 K: 1 S: 5	H: 0 LOB: 0 BB: 0 P: 5		R: 0 E: 0 K: 1 S: 6	H: 1 LOB: 1 BB: 0 P: 6	1B: 5 2B: 1 3B: 0 HR: 1	SF: 0 SAC: 3 DP: 0 HBP: 0	WP: 0 PB: 0 CS: 0
PITCHER	IP	WLS	BF	H	R	ER	SO	BB	IBB	HBP	BLK	WP	HR	S	P	ERA	WHIP					
Ron Reed, R ERA: 4.15 (1, 1)	8.2	W	35	7	4	4	5	1	0	0	0	0	1	44	48	4.15	0.923					
Cecil Upshaw, R ERA: 1.69 (9, 1)	0.1	S	1	0	0	0	0	0	0	0	0	0	0	1	1	0.00	0.000					

AB	32
R	4
H	7
RBI	4
BB	1
SO	5
LOB	11



Batter	1	2	3	4	5	6	7	8	9	AB	R	H	RBI	BB	SO	LOB	BOTTOM				
Felipe Alou, R OBP: 0.294, SLG: 0.333 (1, 8)										4	0	0	0	0	1	1	Cincinnati Reds @ Atlanta Braves Atlanta Stadium, Atlanta, GA Fri Apr 11 1969, 6:05 PM EST Att: 16,139 - Unknown				
Felix Milan, R OBP: 0.471, SLG: 0.625 (1, 4)										4	1	3	1	0	0	0					
Hank Aaron, R OBP: 0.529, SLG: 0.813 (1, 9)										4	1	1	0	0	1	2					
Orlando Cepeda, R OBP: 0.294, SLG: 0.438 (1, 3)										4	1	1	1	0	0	3					
Clete Boyer, R OBP: 0.588, SLG: 0.769 (1, 5)										2	2	1	0	1	0	0					
Bob Aspromonte, R Mike Lum, L (9, 7)										2	0	0	1	1	0	1					
Bob Didier, S OBP: 0.364, SLG: 0.300 (1, 2)										4	0	1	2	0	2	2					
Sonny Jackson, L OBP: 0.375, SLG: 0.563 (1, 6)										4	1	2	1	0	0	2					
Ron Reed, R Cecil Upshaw, R (9, 1)										3	0	0	0	0	1	3					
Inning Stats	R: 0 E: 0 K: 1 S: 6	H: 1 LOB: 1 BB: 0 P: 6	R: 0 E: 0 K: 0 S: 3	H: 0 LOB: 0 BB: 0 P: 3	R: 0 E: 0 K: 0 S: 3	H: 0 LOB: 0 BB: 0 P: 3	R: 3 E: 0 K: 1 S: 8	H: 3 LOB: 2 BB: 2 P: 16	R: 0 E: 0 K: 1 S: 5	H: 0 LOB: 0 BB: 0 P: 5	R: 0 E: 0 K: 1 S: 6	H: 1 LOB: 1 BB: 0 P: 6	R: 1 E: 0 K: 0 S: 5	H: 2 LOB: 1 BB: 0 P: 5	R: 2 E: 0 K: 1 S: 7	H: 2 LOB: 1 BB: 0 P: 8		1B: 6 2B: 2 3B: 0 HR: 1	SF: 0 SAC: 2 DP: 0 HBP: 1	WP: 0 PB: 0 CS: 0	PA: 36
PITCHER	IP	WLS	BF	H	R	ER	SO	BB	IBB	HBP	BLK	WP	HR	S	P	ERA	WHIP				
Jim Merritt, L ERA: 4.91 (1, 1)	6.1	L	27	6	4	4	4	1	0	0	0	0	1	33	41	5.68	1.105				
Clay Carroll, R ERA: 10.8 (7, 1)	1.2	L	9	3	2	2	1	0	0	1	0	0	1	10	11	10.80	1.800				



Batter	1	2	3	4	5	6	7	8	9	AB	R	H	RBI	BB	SO	LOB	TOP					
Pete Rose, S OBP: 0.529, SLG: 0.800 (1.8)	0-1 CI G6-3		0-0 4-3	0-0 1-3		0-0 E 1B	0-0 2H 2B	0-0 F8		5	0	2	2	0	0	3						
Bobby Tolan, L OBP: 0.278, SLG: 0.706 (1.9)	0-0 G6-3 1-2f		0-0 4-3		0-0 1B 3B	0-0 F5	0-0 3-1		0-0 P5	6	1	1	0	0	0	3						
Alex Johnson, R OBP: 0.278, SLG: 0.500 (1.7)	0-0 P6		0-0 HR		0-0 1B SF9 1B	0-0 E5		0-0 1B HR 1B	0-0 5-3	6	3	3	2	0	0	1						
Tony Perez, R OBP: 0.333, SLG: 0.471 (1.5)		0-0 2B 1B	0-0 2B 1B		0-0 F9	0-0 F7		0-0 1B HR 1B	0-0 K	6	2	3	0	0	1	3						
Lee May, R OBP: 0.294, SLG: 0.529 (1.3)		0-3 K	0-0 1-3 2B		0-0 FC4-6 1B		0-0 6-3	0-0 1-H 3-H HR		5	1	3	3	0	1	1						
Johnny Bench, R OBP: 0.294, SLG: 0.563 (1.2)		0-0 1B FC6-4 2B	0-0 5-3		0-0 SF9		0-0 HR	0-0 1B		4	2	3	3	0	0	2						
Tommy Helms, R OBP: 0.400, SLG: 0.538 (1.4)		0-0 FC6-4 2B 1B		0-0 FC6-4 1B	0-0 FC4-6 1-2f		0-0 HR	0-0 1-2 1B		5	1	4	1	0	0	1						
Woody Woodward, R OBP: 0.231, SLG: 0.091 (1.6)		0-0 FC6-4 1-2f 3-H		0-0 FC6-4 SH3 1-2f		4-0 1B BB	4-0 SH1-4 BB	0-0 F9		3	2	0	1	2	0	4						
Gary Nolan, R Wayne Granger, R (6.1)		0-0 5-3		0-0 SH3 1-2		0-0 4-3 1-2	0-0 SH1-4 1-2	0-3 K		2	0	0	0	0	0	2						
Inning Stats	R: 0 E: 1 K: 0 S: 3	H: 0 LOB: 0 BB: 0 P: 3	R: 2 E: 0 K: 1 S: 8	H: 3 LOB: 1 BB: 0 P: 8	R: 1 E: 0 K: 0 S: 6	H: 3 LOB: 2 BB: 0 P: 6	R: 0 E: 0 K: 0 S: 4	H: 1 LOB: 1 BB: 0 P: 4	R: 2 E: 0 K: 0 S: 6	H: 3 LOB: 1 BB: 0 P: 6	R: 1 E: 0 K: 0 S: 5	H: 1 LOB: 2 BB: 1 P: 9	R: 3 E: 0 K: 0 S: 6	H: 3 LOB: 1 BB: 1 P: 10	R: 3 E: 0 K: 1 S: 10	H: 5 LOB: 2 BB: 0 P: 10	R: 0 E: 0 K: 1 S: 5	H: 0 LOB: 0 BB: 0 P: 5	1B: 11 2B: 3 3B: 1 HR: 4	SF: 1 SAC: 2 DP: 1 HBP: 0	WP: 0 PB: 0 SB: 0 CS: 0	PA: 49
PITCHER	IP WLS BF H R ER SO BB IBB HBP BLK WP HR S P ERA WHIP																					
Pat Jarvis, R ERA: 6.55 (1.1)	5.0 L 25 10 5 5 1 0 0 0 0 0 0 1 27 27 9.00 2.000																					
Gary Neibauer, R ERA: 18.0 (6.1)	2.0 13 4 4 4 0 2 0 0 0 0 0 2 11 19 18.00 3.000																					
Rick Kester, R ERA: 13.5 (8.1)	2.0 11 5 3 3 2 0 0 0 0 0 0 1 15 15 13.50 2.500																					

Cincinnati Reds @ Atlanta Braves
Atlanta Stadium, Atlanta, GA
Sat Apr 12 1969, 3:33 AM EST
Att: 26,588 - Unknown

AB	43
R	12
H	19
RBI	12
BB	2
SO	3
LOB	22



Batter	1	2	3	4	5	6	7	8	9	AB	R	H	RBI	BB	SO	LOB	BOTTOM			
Felipe Alou, R OBP: 0.273, SLG: 0.450 (1.8)	0-0 F7		0-0 5-3			0-0 HR	0-0 FC5 2-3f		0-0 FC5-4 1-2f	5	1	1	1	0	0	4				
Felix Milan, R OBP: 0.381, SLG: 0.500 (1.4)	0-0 F8			0-0 F9		0-0 4-3		0-0 F7		4	0	0	0	0	0	0				
Hank Aaron, R OBP: 0.571, SLG: 1.000 (1.9)	0-0 2B			0-0 HR		0-0 FC4-6 1B		0-3 K		4	1	3	1	0	1	0				
Orlando Cepeda, R OBP: 0.238, SLG: 0.350 (1.3)	0-0 L6			0-0 5-3		0-0 FC4-6 1-2f		0-0 F8		4	0	0	0	0	0	2				
Clete Boyer, R OBP: 0.476, SLG: 0.588 (1.5)		0-3 K		0-0 5-3		0-0 F9		0-0 5-3		4	0	0	0	0	1	1				
Ralph Garr, L OBP: 0.308, SLG: 0.308 (1.7)		0-3 K			0-0 1B		0-0 4-3		0-0 1B FC4-6 1B	4	1	2	0	0	1	0				
Bob Didier, S OBP: 0.333, SLG: 0.286 (1.2)		0-3 K			0-3 K		0-0 3-1		0-0 FC4-6 1B	4	0	1	0	0	2	1				
Sonny Jackson, L OBP: 0.350, SLG: 0.500 (1.6)			0-3 K		0-0 F7		0-0 FC5 1B		0-0 FC4-6 1B 1-2f	4	0	1	1	0	1	2				
Pat Jarvis, R Mike Lum, L Gary Neibauer, R Tommy Aaron, R Rick Kester, R Tito Francona, L (8. PH)			0-3 K		0-3 K		0-0 1-2 1B		0-0 FC4-6 1B	1	0	0	0	0	0	1				
Inning Stats	R: 0 E: 0 K: 0 S: 4	H: 1 LOB: 1 BB: 0 P: 4	R: 0 E: 0 K: 3 S: 9	H: 0 LOB: 0 BB: 0 P: 9	R: 0 E: 0 K: 2 S: 7	H: 0 LOB: 0 BB: 0 P: 7	R: 1 E: 0 K: 0 S: 4	H: 1 LOB: 0 BB: 0 P: 4	R: 0 E: 0 K: 2 S: 8	H: 1 LOB: 1 BB: 0 P: 8	R: 1 E: 0 K: 0 S: 5	H: 2 LOB: 1 BB: 0 P: 5	R: 0 E: 0 K: 1 S: 5	H: 0 LOB: 0 BB: 0 P: 5	R: 0 E: 0 K: 0 S: 6	H: 3 LOB: 2 BB: 0 P: 6	1B: 7 2B: 1 3B: 0 HR: 2	SF: 0 SAC: 0 DP: 0 HBP: 0	WP: 0 PB: 0 SB: 0 CS: 0	PA: 37
PITCHER	IP WLS BF H R ER SO BB IBB HBP BLK WP HR S P ERA WHIP																			
Gary Nolan, R ERA: 3.65 (1.1)	5.1 W 20 4 2 2 7 0 0 0 0 0 0 0 19 19 3.38 0.750																			
Wayne Granger, R ERA: 1.17 (6.1)	3.2 S 17 6 1 1 1 0 0 0 0 0 0 0 19 19 2.46 1.636																			

Cincinnati Reds @ Atlanta Braves
Atlanta Stadium, Atlanta, GA
Sat Apr 12 1969, 3:33 AM EST
Att: 26,588 - Unknown

AB	37
R	3
H	10
RBI	3
BB	0
SO	8
LOB	11



Batter	1	2	3	4	5	6	7	8	9	AB	R	H	RBI	BB	SO	LOB	TOP								
Pete Rose, S OBP: 0.462, SLG: 0.739 (1, 8)	4-0 2B BB		0-0 HR		0-0 G1-6-3		0-0 1B		0-0 FC5-4	4	2	2	1	1	0	2	Cincinnati Reds @ Atlanta Braves Atlanta Stadium, Atlanta, GA Sun Apr 13 1969, 3:38 AM EST Att: 49,652 - Unknown								
Bobby Tolan, L OBP: 0.269, SLG: 0.542 (1, 9)	0-3 K		0-0 L9			4-0 1B 2B BB	0-0 F8			3	1	0	0	1	1	2									
Alex Johnson, R OBP: 0.308, SLG: 0.500 (1, 7)	0-0 1-H 2B		0-3 K			0-0 2B 1B	0-0 F8			4	0	2	1	0	1	1									
Tony Perez, R OBP: 0.308, SLG: 0.417 (1, 5)	0-0 2-3			0-3 K		0-0 FC5 1-3 2B		0-0 F2		4	0	1	1	0	1	0									
Lee May, R OBP: 0.200, SLG: 0.360 (1, 3)		0-0 F3		0-3 K		0-0 K		0-3 K		4	0	0	0	0	3	2									
Tommy Helms, R OBP: 0.394, SLG: 0.421 (1, 4)		0-0 4-3		0-0 6-3		4-0 IBB		0-0 F8		3	0	0	0	1	0	0									
Pat Corrales, R OBP: 1.000, SLG: 1.000 Johnny Bench, R OBP: 0.227, SLG: 0.429 (6, PH) (6, 2)	4-0 BB			0-0 SH3 1B		0-0 F3		0-0 P4	1	1	1	0	1	0	0	0									
Woody Woodward, R OBP: 0.211, SLG: 0.118 (1, 6)	0-3 K			0-0 SH3		0-0 FC5		0-0 F9	3	0	0	0	0	1	4										
Mel Queen, L OBP: 0.333, SLG: 0.333 Clay Carroll, R OBP: 1.000, SLG: 1.000 (7, 1)			0-3 K		0-0 G1-6-3 1B		0-0 4-3		0-0 FC5-4 1B	3	0	1	1	0	1	0									
Inning Stats	R: 1 E: 0 K: 1 S: 5	H: 1 LOB: 0 BB: 1 P: 9	R: 0 E: 0 K: 1 S: 5	H: 0 LOB: 1 BB: 1 P: 9	R: 1 E: 0 K: 2 S: 8	H: 1 LOB: 0 BB: 0 P: 8	R: 0 E: 0 K: 2 S: 7	H: 0 LOB: 0 BB: 0 P: 7	R: 1 E: 0 K: 0 S: 4	H: 2 LOB: 0 BB: 0 P: 4	R: 1 E: 0 K: 1 S: 7	H: 2 LOB: 3 BB: 2 P: 15	R: 0 E: 0 K: 1 S: 4	H: 1 LOB: 0 BB: 0 P: 4	R: 0 E: 0 K: 1 S: 5	H: 0 LOB: 0 BB: 0 P: 5		R: 0 E: 0 K: 0 S: 4	H: 1 LOB: 1 BB: 0 P: 4	1B: 5 2B: 2 3B: 0 HR: 1	SF: 0 SAC: 1 DP: 1 HBP: 0	WP: 0 PB: 0 CS: 0	PA: 37		
PITCHER	IP	WLS	BF	H	R	ER	SO	BB	IBB	HBP	BLK	WP	HR	S	P	ERA	WHIP								
Ken Johnson, R ERA: 7.2 (1, 1)	5.0		22	6	4	4	6	3	0	0	0	0	1	31	43	7.20	1.800								
Claude Raymond, R ERA: (6, 1)	2.0		8	1	0	0	1	0	1	0	0	0	0	9	13	0.00	0.500								
George Stone, L ERA: (8, 1)	2.0	W	7	1	0	0	1	0	0	0	0	0	0	9	9	0.00	0.500								

AB	32
R	4
H	8
RBI	4
BB	4
SO	8
LOB	14



Batter	1	2	3	4	5	6	7	8	9	AB	R	H	RBI	BB	SO	LOB	BOTTOM								
Felipe Alou, R OBP: 0.267, SLG: 0.500 (1, 8)	0-0 L9		0-0 5-3		0-0 1-H HR		0-0 6-3		0-0 2-H 1B	5	1	2	3	0	0	0	Cincinnati Reds @ Atlanta Braves Atlanta Stadium, Atlanta, GA Sun Apr 13 1969, 3:38 AM EST Att: 49,652 - Unknown								
Felix Milan, R OBP: 0.376, SLG: 0.538 (1, 4)	0-0 F2			0-0 HR	1-0 FC6-4 HBP		4-0 BB			2	1	1	1	1	0	0									
Hank Aaron, R OBP: 0.552, SLG: 0.846 (1, 9)	0-0 S 1B			0-0 1B	0-0 F7		0-0 F3			4	0	2	0	0	0	2									
Orlando Cepeda, R OBP: 0.276, SLG: 0.423 (1, 3)	0-0 F7			0-0 F2	0-0 FC6-4			0-0 HR		4	1	1	1	0	0	3									
Clete Boyer, R OBP: 0.414, SLG: 0.435 (1, 5)		0-0 5-3		0-3 K		0-0 F7		0-0 5-3		4	0	0	0	0	1	1									
Tito Francona, L OBP: 0.500, SLG: 0.500 (1, 7)		0-0 F7		0-0 FC5-4 1B		0-0 P6		0-0 F8		4	0	1	0	0	0	0									
Bob Tillman, R OBP: 0.143, SLG: 0.143 (1, 2)		0-0 P6		0-0 FC5-4		0-0 E7		0-3 K		4	0	0	0	0	1	2									
Sonny Jackson, L OBP: 0.321, SLG: 0.429 (1, 6)			0-0 F7		0-0 1-3		0-0 F8		0-0 SH3-4 1B	4	1	1	0	0	0	1									
Ken Johnson, R Claude Raymond, R Mike Lum, L OBP: 0.250, SLG: 0.250 George Stone, L (8, 1)			0-3 K		4-0 HR BB		0-3 K		0-0 SH3-4	1	1	0	0	1	1	0									
Inning Stats	R: 0 E: 0 K: 0 S: 4	H: 1 LOB: 0 BB: 0 P: 4	R: 0 E: 0 K: 0 S: 3	H: 0 LOB: 0 BB: 0 P: 3	R: 0 E: 0 K: 1 S: 5	H: 0 LOB: 0 BB: 0 P: 5	R: 1 E: 0 K: 1 S: 8	H: 3 LOB: 2 BB: 0 P: 8	R: 2 E: 0 K: 0 S: 4	H: 1 LOB: 1 BB: 1 P: 9	R: 0 E: 0 K: 0 S: 4	H: 0 LOB: 1 BB: 0 P: 4	R: 0 E: 0 K: 1 S: 5	H: 0 LOB: 1 BB: 1 P: 9	R: 0 E: 0 K: 1 S: 6	H: 1 LOB: 0 BB: 0 P: 6		R: 1 E: 0 K: 0 S: 3	H: 2 LOB: 1 BB: 0 P: 3	1B: 5 2B: 0 3B: 0 HR: 3	SF: 0 SAC: 1 DP: 0 HBP: 1	WP: 0 PB: 0 CS: 0	PA: 37		
PITCHER	IP	WLS	BF	H	R	ER	SO	BB	IBB	HBP	BLK	WP	HR	S	P	ERA	WHIP								
Mel Queen, R ERA: 4.5 (1, 1)	6.0		26	5	3	3	2	1	0	0	0	0	1	14	18	4.50	1.000								
Clay Carroll, R ERA: 8.31 (7, 1)	2.1	L	11	3	2	2	2	1	0	0	0	0	1	14	18	7.71	1.714								

AB	33
R	5
H	8
RBI	5
BB	2
SO	4
LOB	9



Batter	1	2	3	4	5	6	7	8	9	AB	R	H	RBI	BB	SO	LOB	TOP
Felipe Alou, R OBP: 0.265, SLG: 0.452 (1, 8)										3	0	0	0	0	1	0	
Felix Milan, R OBP: 0.333, SLG: 0.467 (1, 4)										4	0	0	0	0	1	1	
Hank Aaron, R OBP: 0.485, SLG: 0.733 (1, 9)										4	0	0	0	0	1	1	
Orlando Cepeda, R OBP: 0.273, SLG: 0.400 (1, 3)										4	1	1	0	0	2	1	
Clete Boyer, R OBP: 0.394, SLG: 0.385 (1, 5)										3	0	0	0	1	2	1	
Sonny Jackson, L OBP: 0.344, SLG: 0.438 (1, 6)										4	1	2	0	0	0	2	
Bob Didier, S OBP: 0.448, SLG: 0.250 (1, 2)										3	0	1	1	1	1	1	
Mike Lum, L OBP: 0.250, SLG: 0.250 (9, PR)										0	0	0	0	0	0	0	
Ralph Garr, L OBP: 0.250, SLG: 0.211 (1, 7)										3	0	0	1	1	1	3	
Milt Pappas, R OBP: 0.444, SLG: 0.444 (1, 1)										3	0	0	0	0	3	2	
Jim Britton, R OBP: 0.444, SLG: 0.444 (9, PH)										0	0	0	0	0	0	0	
Inning Stats	R: 0 H: 0 E: 0 K: 2 S: 7	H: 0 R: 2 ER: 1 LOB: 1 BB: 0 P: 7	R: 1 H: 2 ER: 0 LOB: 0 BB: 0 P: 9	R: 0 H: 0 E: 0 K: 2 S: 7	H: 0 R: 0 ER: 0 LOB: 0 BB: 0 P: 7	R: 0 H: 0 E: 0 K: 2 S: 7	H: 0 R: 0 ER: 0 LOB: 0 BB: 0 P: 7	R: 0 H: 1 E: 0 K: 2 S: 8	H: 0 R: 0 ER: 0 LOB: 0 BB: 0 P: 3	R: 1 H: 1 E: 1 K: 2 S: 9	H: 1 R: 1 ER: 1 LOB: 3 BB: 1 P: 13	1B: 4 2B: 0 3B: 0 HR: 0	SF: 0 SAC: 0 DP: 0 HBP: 1	WP: 1 PB: 0 SB: 2 CS: 0	PA: 36		
PITCHER	IP WLS BF H R ER SO BB IBB HBP BLK WP HR S P ERA WHIP																
Tom Griffin, R ERA: 1.76 (1, 1)	8.1 W 34 4 2 1 12 2 1 1 2 1 0 54 67 1.08 0.720																
Jack Billingham, R ERA: (9, 1)	0.2 S 2 0 0 0 1 0 0 0 0 0 0 4 4 0.00 0.000																

Atlanta Braves @ Houston Astros
Astrodome, Houston, TX
Tue Apr 15 1969, 7:05 PM EST
Att: 7,713 - Unknown

AB 32
R 2
H 4
RBI 2
BB 3
SO 13
LOB 14



Batter	1	2	3	4	5	6	7	8	9	AB	R	H	RBI	BB	SO	LOB	BOTTOM
Jesus Alou, R OBP: 0.176, SLG: 0.281 (1, 9)										4	0	0	0	0	0	2	
Joe Morgan, L OBP: 0.324, SLG: 0.207 (1, 4)										3	1	1	0	1	0	0	
Jimmy Wynn, R OBP: 0.448, SLG: 0.593 (1, 8)										3	1	2	1	1	0	1	
Gary Geiger, L OBP: 0.375, SLG: 0.393 (9, 7)										0	0	0	0	0	0	0	
Curt Blefary, L OBP: 0.375, SLG: 0.393 (1, 3)										4	1	1	1	0	0	2	
Norm Miller, L OBP: 0.294, SLG: 0.077 (1, 7)										3	0	0	0	1	1	0	
Denis Menke, R OBP: 0.455, SLG: 0.444 (1, 5)										4	1	2	1	0	0	0	
Johnny Edwards, L OBP: 0.214, SLG: 0.160 (1, 2)										4	0	2	0	0	1	2	
Hector Torres, R OBP: 0.214, SLG: 0.160 (1, 6)										3	0	0	0	0	0	2	
Tom Griffin, R ERA: 2.7 (1, 1)										2	0	0	0	1	1	0	
Jack Billingham, R ERA: (9, 1)										0	0	0	0	0	0	0	
Inning Stats	R: 0 H: 0 E: 0 K: 0 S: 3	H: 0 R: 0 ER: 0 LOB: 0 BB: 1 P: 7	R: 0 H: 0 E: 0 K: 1 S: 5	R: 0 H: 0 E: 0 K: 0 S: 3	H: 0 R: 0 ER: 0 LOB: 0 BB: 0 P: 3	R: 0 H: 0 E: 0 K: 0 S: 2	H: 1 R: 0 ER: 0 LOB: 1 BB: 1 P: 6	R: 1 H: 2 E: 0 K: 1 S: 7	H: 2 R: 0 ER: 0 LOB: 1 BB: 1 P: 11	R: 2 H: 3 E: 1 K: 0 S: 5	H: 3 R: 1 ER: 1 LOB: 1 BB: 1 P: 9	1B: 7 2B: 1 3B: 0 HR: 0	SF: 0 SAC: 0 DP: 1 HBP: 0	WP: 0 PB: 0 SB: 0 CS: 1	PA: 34		
PITCHER	IP WLS BF H R ER SO BB IBB HBP BLK WP HR S P ERA WHIP																
Milt Pappas, R ERA: 2.7 (1, 1)	7.1 L 33 8 4 3 3 3 0 0 0 0 0 0 35 51 3.68 1.500																
Jim Britton, R ERA: (8, 1)	0.2 1 0 0 0 0 0 0 0 0 0 0 1 1 0.00 0.000																

Atlanta Braves @ Houston Astros
Astrodome, Houston, TX
Tue Apr 15 1969, 7:05 PM EST
Att: 7,713 - Unknown

AB 30
R 4
H 8
RBI 3
BB 4
SO 3
LOB 9



Batter	1	2	3	4	5	6	7	8	9	AB	R	H	RBI	BB	SO	LOB	TOP					
Felix Millan, R OBP: 0.368, SLG: 0.500										4	2	1	1	0	2		Atlanta Braves @ Houston Astros Astrodome, Houston, TX Wed Apr 16 1969, 7:05 PM EST Att: 9,333 - Unknown					
Sonny Jackson, L OBP: 0.381, SLG: 0.500 Gil Garrido, R (9, FH)										4	1	2	2	0	2	1						
Hank Aaron, R OBP: 0.553, SLG: 0.875										2	1	2	3	3	0	0						
Orlando Cepeda, R OBP: 0.237, SLG: 0.343										5	0	0	0	0	2	6						
Clete Boyer, R OBP: 0.378, SLG: 0.345										3	0	0	0	1	0	4						
Bob Aspromonte, R										4	0	0	0	0	0	2						
Bob Tillman, R OBP: 0.091, SLG: 0.091										4	0	0	0	0	2	1						
Mike Lum, L OBP: 0.500, SLG: 0.500										4	2	3	0	0	1	0						
Ron Reed, R George Stone, L Cecil Upshaw, R										0	0	0	0	0	0	0						
										1	0	0	0	0	1	0						
Inning Stats	R: 3 E: 0 K: 0 S: 5	H: 2 LOB: 1 BB: 2 P: 13	R: 1 E: 0 K: 0 S: 4	H: 2 LOB: 0 BB: 0 P: 4	R: 0 E: 0 K: 0 S: 3	H: 0 LOB: 1 BB: 1 P: 7	R: 0 E: 0 K: 0 S: 4	H: 1 LOB: 1 BB: 0 P: 4	R: 0 E: 0 K: 0 S: 2	H: 0 LOB: 0 BB: 1 P: 6	R: 0 E: 0 K: 1 S: 5	H: 0 LOB: 0 BB: 0 P: 5	R: 1 E: 0 K: 1 S: 8	H: 2 LOB: 3 BB: 1 P: 12	R: 0 E: 0 K: 2 S: 7	H: 0 LOB: 0 BB: 0 P: 7	R: 1 E: 0 K: 2 S: 9	H: 2 LOB: 1 BB: 0 P: 9	1B: 5 2B: 2 3B: 1 HR: 1	SF: 0 SAC: 3 DP: 0 HBP: 0	WP: 0 PB: 0 SB: 0 CS: 1	PA: 42
PITCHER	IP: 0.1 WLS: L BF: 5 H: 2 R: 3 ER: 3 SO: 0 BB: 2 IBB: 0 HBP: 0 BLK: 0 WP: 0 HR: 1 S: 3 P: 11 ERA: 81.00 WHIP: 12.000	IP: 2.2 WLS: 10 BF: 2 H: 1 R: 1 ER: 1 SO: 1 BB: 0 IBB: 0 HBP: 0 BLK: 0 WP: 0 HR: 9 S: 13 P: 13.38 ERA: 3.38 WHIP: 1.125	IP: 1.0 WLS: 4 BF: 1 H: 1 R: 0 ER: 0 SO: 0 BB: 0 IBB: 0 HBP: 0 BLK: 0 WP: 0 HR: 4 S: 4 P: 4.00 ERA: 1.000	IP: 2.1 WLS: 10 BF: 2 H: 1 R: 1 ER: 1 SO: 1 BB: 0 IBB: 0 HBP: 0 BLK: 0 WP: 0 HR: 11 S: 15 P: 3.86 ERA: 1.286	IP: 0.2 WLS: 3 BF: 0 H: 0 R: 0 ER: 0 SO: 1 BB: 0 IBB: 1 HBP: 0 BLK: 0 WP: 0 HR: 4 S: 8 P: 0.00 ERA: 0.000	IP: 2.0 WLS: 8 BF: 2 H: 1 R: 1 ER: 1 SO: 4 BB: 0 IBB: 0 HBP: 0 BLK: 0 WP: 0 HR: 16 S: 16 P: 4.50 ERA: 4.50 WHIP: 1.000	IP: 8.1 WLS: 2 BF: 8 H: 2 R: 1 ER: 1 SO: 4 BB: 0 IBB: 0 HBP: 0 BLK: 0 WP: 0 HR: 16 S: 16 P: 4.50 ERA: 4.50 WHIP: 1.000															

Batter	1	2	3	4	5	6	7	8	9	AB	R	H	RBI	BB	SO	LOB	BOTTOM					
Jesus Alou, R OBP: 0.205, SLG: 0.278										4	1	1	0	1	0	1	Atlanta Braves @ Houston Astros Astrodome, Houston, TX Wed Apr 16 1969, 7:05 PM EST Att: 9,333 - Unknown					
Joe Morgan, L OBP: 0.359, SLG: 0.313										3	2	1	1	2	0	2						
Norm Miller, L OBP: 0.364, SLG: 0.278										5	0	3	3	0	1	2						
Doug Rader, R OBP: 0.206, SLG: 0.273										5	0	0	0	0	0	5						
Curt Blefary, L OBP: 0.333, SLG: 0.344										4	0	0	0	0	0	1						
Denis Menke, R OBP: 0.459, SLG: 0.484										4	0	2	0	0	0	0						
Bob Watson, R OBP: 0.188, SLG: 0.071										3	0	1	0	1	1	1						
Johnny Edwards, L OBP: 0.219, SLG: 0.172										4	0	1	0	0	0	3						
										0	0	0	0	0	0	0						
										0	0	0	0	0	0	0						
Inning Stats	R: 1 E: 0 K: 0 S: 4	H: 1 LOB: 0 BB: 0 P: 4	R: 0 E: 0 K: 0 S: 4	H: 1 LOB: 1 BB: 0 P: 4	R: 0 E: 0 K: 1 S: 6	H: 1 LOB: 2 BB: 1 P: 10	R: 0 E: 0 K: 1 S: 7	H: 2 LOB: 2 BB: 0 P: 7	R: 1 E: 0 K: 0 S: 4	H: 1 LOB: 1 BB: 1 P: 8	R: 0 E: 0 K: 0 S: 3	H: 0 LOB: 0 BB: 0 P: 3	R: 1 E: 0 K: 0 S: 4	H: 1 LOB: 1 BB: 1 P: 8	R: 0 E: 0 K: 0 S: 3	H: 1 LOB: 1 BB: 1 P: 7	R: 1 E: 0 K: 0 S: 4	H: 1 LOB: 1 BB: 1 P: 8	1B: 6 2B: 2 3B: 0 HR: 1	SF: 0 SAC: 0 DP: 1 HBP: 0	WP: 2 PB: 0 SB: 0 CS: 0	PA: 40
PITCHER	IP: 4.1 WLS: 21 BF: 6 H: 2 R: 2 ER: 2 SO: 2 BB: 2 IBB: 0 HBP: 0 BLK: 0 WP: 0 HR: 11 S: 23 P: 31 ERA: 4.15 WHIP: 1.846	IP: 3.0 WLS: W BF: 12 H: 2 R: 1 ER: 1 SO: 0 BB: 1 IBB: 0 HBP: 0 BLK: 0 WP: 0 HR: 15 S: 15 P: 3.00 ERA: 1.5	IP: 1.2 WLS: S BF: 7 H: 1 R: 1 ER: 1 SO: 0 BB: 2 IBB: 0 HBP: 0 BLK: 0 WP: 1 HR: 5 S: 13 P: 5.40 ERA: 1.800	IP: 1.1 WLS: 4 BF: 2 H: 1 R: 1 ER: 1 SO: 0 BB: 0 IBB: 0 HBP: 0 BLK: 0 WP: 0 HR: 23 S: 31 P: 4.15 ERA: 4.15 WHIP: 1.846	IP: 5.1 WLS: 3 BF: 12 H: 2 R: 1 ER: 1 SO: 0 BB: 1 IBB: 0 HBP: 0 BLK: 0 WP: 0 HR: 15 S: 15 P: 3.00 ERA: 1.5	IP: 8.1 WLS: S BF: 7 H: 1 R: 1 ER: 1 SO: 0 BB: 2 IBB: 0 HBP: 0 BLK: 0 WP: 1 HR: 5 S: 13 P: 5.40 ERA: 1.800																



Batter	1	2	3	4	5	6	7	8	9	AB	R	H	RBI	BB	SO	LOB	TOP			
Felix Millan, R OBP: 0.397, SLG: 0.500 (1, 4)	5-3		SH FC5-2	IHR 2B		1-3	F8			4	1	1	1	0	0	1	Atlanta Braves @ Houston Astros Astrodome, Houston, TX Thu Apr 17 1969, 7:05 PM EST Att: 8,800 - Dome AB 34 R 9 H 10 RBI 8 BB 6 SO 2 LOB 16			
Sonny Jackson, L OBP: 0.341, SLG: 0.537 (1, 6)	F7		FC3 FC5-2 SF8	IHR		1-3				5	2	1	3	0	0	1				
Hank Aaron, R OBP: 0.581, SLG: 0.886 (1, 9)	E5		FC5-2 1B	IBB		FC6-4 1B		CS BB		3	1	2	0	2	0	0				
Orlando Cepeda, R OBP: 0.233, SLG: 0.308 Tommie Aaron, R OBP: 1.000, SLG: 1.000 (8, PR) (8, 3)	F6		FC5-2 1B	L6		FC6-4		BB		4	0	0	0	1	0	6				
Clete Boyer, R OBP: 0.357, SLG: 0.333 (1, 5)	F4		SF8	F9				SH2-4 CS 1B		4	0	1	1	0	0	2				
Bob Aspromonte, R OBP: 0.333, SLG: 0.273 (1, 7)	4-3		1B			G3 SH5-3 1B		CS SH2-4 1B		5	1	3	1	0	0	0				
Bob Didier, S OBP: 0.280, SLG: 0.217 (1, 2)	K		5-3			SH5-3		SH2-4		3	0	0	0	0	1	2				
Mike Lum, L OBP: 0.615, SLG: 0.500 (1, 8)			SH FC3 BB	SH1-4 2B 1B		G3		CS 1B IBB		2	3	1	0	3	0	1				
Pat Jarvis, R OBP: 0.143, SLG: 0.143 (1, 1)			E1 FC3 SH E	SH1-4		5-3		WP 1B		4	1	1	2	0	1	3				
Inning Stats	R: 0 E: 1 K: 0 S: 4	H: 0 LOB: 1 BB: 0 P: 4	R: 0 E: 0 K: 1 S: 5	H: 0 LOB: 0 BB: 0 P: 5	R: 4 E: 3 K: 0 S: 7	H: 1 LOB: 2 BB: 2 P: 15	R: 3 E: 0 K: 0 S: 7	H: 4 LOB: 1 BB: 0 P: 7	R: 0 E: 0 K: 0 S: 4	H: 1 LOB: 1 BB: 0 P: 4	R: 0 E: 0 K: 0 S: 5	H: 3 LOB: 1 BB: 1 P: 9	R: 0 E: 0 K: 0 S: 2	H: 0 LOB: 1 BB: 2 P: 10	R: 0 E: 0 K: 1 S: 5	H: 0 LOB: 1 BB: 1 P: 9	1B: 7 2B: 2 3B: 0 HR: 1	SF: 1 SAC: 4 DP: 0 HBP: 0	WP: 1 PB: 0 SB: 0 CS: 4	PA: 45
PITCHER	IP	WLS	BF	H	R	ER	SO	BB	IBB	HBP	BLK	WP	HR	S	P	ERA	WHIP			
Wade Blasingame, L ERA: 4.35	3.1	L	21	5	7	3	1	1	1	0	0	0	0	21	29	8.10	1.800			
Jim Ray, R ERA: 3.38	0.2		2	0	0	0	0	0	0	0	0	0	0	2	2	0.00	0.000			
Doolley Womack, R ERA:	2.0		8	2	0	0	0	0	0	0	0	0	0	8	8	0.00	1.000			
Dan Schneider, L ERA: 7.36	0.1		4	2	2	2	0	0	1	0	0	0	0	3	7	54.00	6.000			
Fred Gladding, R ERA:	0.2		2	1	0	0	0	0	0	0	0	1	0	2	2	0.00	1.500			

Batter	1	2	3	4	5	6	7	8	9	AB	R	H	RBI	BB	SO	LOB	BOTTOM			
Jesus Alou, R OBP: 0.205, SLG: 0.268 (1, 9)	4-3	6-3			4-3		6-3			5	0	1	0	0	0	0	Atlanta Braves @ Houston Astros Astrodome, Houston, TX Thu Apr 17 1969, 7:05 PM EST Att: 8,800 - Dome AB 38 R 3 H 11 RBI 3 BB 1 SO 0 LOB 16			
Joe Morgan, L OBP: 0.364, SLG: 0.306 (1, 4)	BLK 2B		F6		F2		FC6-4 BB		1B	4	1	1	0	1	0	1				
Norm Miller, L OBP: 0.370, SLG: 0.348 (1, 8)	F7			2B		2B	1B			5	1	2	0	0	0	3				
Doug Rader, R OBP: 0.237, SLG: 0.351 (1, 5)	1B 2B		F6		F6		FC6-4			4	1	2	2	0	0	2				
Curt Blefary, L OBP: 0.325, SLG: 0.333 (1, 3)	1B 2B		F8		F5					4	0	1	1	0	0	2				
Denis Menke, R OBP: 0.483, SLG: 0.486 (1, 6)	FC6-4 1B				1B		F8			4	0	2	0	0	0	0				
Bob Watson, R OBP: 0.250, SLG: 0.222 (1, 7)	FC6-4				F9		5-3 1B		2B	4	0	2	0	0	0	3				
Johnny Edwards, L OBP: 0.194, SLG: 0.152 (1, 2)			F5		F2		5-3			4	0	0	0	0	0	3				
Inning Stats	R: 2 E: 0 K: 0 S: 7	H: 4 LOB: 2 BB: 0 P: 7	R: 0 E: 0 K: 0 S: 3	H: 0 LOB: 0 BB: 0 P: 3	R: 0 E: 0 K: 0 S: 4	H: 1 LOB: 1 BB: 0 P: 4	R: 0 E: 0 K: 0 S: 4	H: 1 LOB: 1 BB: 0 P: 4	R: 1 E: 0 K: 0 S: 5	H: 2 LOB: 1 BB: 0 P: 5	R: 0 E: 0 K: 0 S: 4	H: 1 LOB: 1 BB: 1 P: 7	R: 0 E: 0 K: 0 S: 4	H: 1 LOB: 1 BB: 0 P: 4	R: 0 E: 0 K: 0 S: 4	H: 1 LOB: 1 BB: 0 P: 4	1B: 7 2B: 4 3B: 0 HR: 0	SF: 0 SAC: 0 DP: 0 HBP: 0	WP: 0 PB: 0 SB: 0 CS: 0	PA: 39
PITCHER	IP	WLS	BF	H	R	ER	SO	BB	IBB	HBP	BLK	WP	HR	S	P	ERA	WHIP			
Pat Jarvis, R ERA: 4.95	9.0	W	39	11	3	3	0	1	0	0	0	0	0	38	42	3.00	1.333			



Batter	1	2	3	4	5	6	7	8	9	AB	R	H	RBI	BB	SO	LOB	TOP			
Felipe Alou, R OBP: 0.286, SLG: 0.436 (1,8)	F9		6-3			FC5-4 1B		1B 1B		4	1	2	0	0	0	0	Atlanta Braves @ Cincinnati Reds Crosley Field, Cincinnati, OH Sun Apr 20 1969, 3:33 AM EST Att: 29,163 - Unknown livebaseballscores.com			
Felix Millan, R OBP: 0.340, SLG: 0.457 (1,4)	6-3			6-3		K		F5		4	0	0	0	0	1	2				
Hank Aaron, R OBP: 0.529, SLG: 0.762 (1,9)	BB			4-3		K		1B 1-2		3	0	1	0	1	1	1				
Orlando Cepeda, R OBP: 0.275, SLG: 0.378 (1,3)	5-3				BB	FC5-4 1-2		1B 1-3 2-H		3	0	1	1	1	0	2				
Clete Boyer, R OBP: 0.320, SLG: 0.293 (1,5)		K			F8		K	F9		4	0	0	0	0	2	3				
Bob Aspromonte, R OBP: 0.200, SLG: 0.158 (1,7)		6-3							6-3	4	0	0	0	0	0	0				
Sonny Jackson, L OBP: 0.347, SLG: 0.500 (1,6)			K						1-3	4	0	1	0	0	1	0				
Bob Tillman, R OBP: 0.133, SLG: 0.133 (1,2)				1-3					5-3	4	0	1	0	0	1	1				
Ken Johnson, R (1,1)										2	0	0	0	0	0	1				
Claude Raymond, R (6,1)										0	0	0	0	0	0	0				
Darrell Evans, L (8, PH)										1	0	0	0	0	0	0				
Jim Britton, R (8,1)										0	0	0	0	0	0	0				
Inning Stats	R: 0 E: 0 K: 0 S: 3	H: 0 LOB: 1 BB: 1 P: 7	R: 0 E: 0 K: 2 S: 7	H: 0 LOB: 0 BB: 0 P: 7	R: 0 E: 0 K: 0 S: 3	H: 0 LOB: 0 BB: 0 P: 3	R: 0 E: 0 K: 0 S: 3	H: 0 LOB: 1 BB: 1 P: 7	R: 0 E: 0 K: 2 S: 8	H: 1 LOB: 1 BB: 0 P: 8	R: 0 E: 0 K: 2 S: 8	H: 1 LOB: 1 BB: 0 P: 8	R: 1 E: 0 K: 0 S: 6	H: 3 LOB: 2 BB: 0 P: 6	R: 0 E: 0 K: 0 S: 3	H: 0 LOB: 0 BB: 0 P: 3	1B: 6 2B: 0 3B: 0 HR: 0	SF: 0 SAC: 0 DP: 0 HBP: 0	WP: 0 PB: 0 SB: 1 CS: 0	PA: 35
PITCHER Jim Maloney, R ERA: 2.25 (1,1)	IP: 9.0 WLS: W BF: 35 H: 6 R: 1 ER: 1 SO: 6 BB: 2 IBB: 0 HBP: 0 BLK: 0 WP: 0 HR: 0 S: 45 P: 53 ERA: 1.00 WHIP: 0.889																			

Batter	1	2	3	4	5	6	7	8	9	AB	R	H	RBI	BB	SO	LOB	BOTTOM			
Pete Rose, S OBP: 0.452, SLG: 0.583 (1,8)	L7					F9				4	1	2	1	1	0	2	Atlanta Braves @ Cincinnati Reds Crosley Field, Cincinnati, OH Sun Apr 20 1969, 3:33 AM EST Att: 29,163 - Unknown livebaseballscores.com			
Bobby Tolan, L OBP: 0.333, SLG: 0.550 (1,9)	BB				E4	F8		K2-3		5	1	1	0	0	1	5				
Alex Johnson, R OBP: 0.390, SLG: 0.700 (1,7)	1B HR				G6-4-3					3	1	1	0	1	0	2				
Tony Perez, R OBP: 0.368, SLG: 0.457 (1,5)	BB				P4					4	1	3	2	0	0	1				
Lee May, R OBP: 0.231, SLG: 0.389 (1,3)	1B				1B					4	1	1	3	0	1	3				
Johnny Bench, R OBP: 0.278, SLG: 0.471 (1,2)	HR				1B					4	1	1	1	0	1	2				
Tommy Helms, R OBP: 0.343, SLG: 0.367 (1,4)	5-3				K					4	0	0	0	0	1	0				
Darrel Chaney, S OBP: 0.286, SLG: 0.167 (1,6)					4-3					4	0	0	0	0	1	0				
Jim Maloney, L (1,1)										3	1	1	0	1	0	0				
Inning Stats	R: 4 E: 0 K: 0 S: 6	H: 3 LOB: 0 BB: 1 P: 10	R: 0 E: 0 K: 0 S: 3	H: 0 LOB: 1 BB: 1 P: 7	R: 0 E: 0 K: 2 S: 8	H: 1 LOB: 0 BB: 0 P: 8	R: 0 E: 0 K: 0 S: 3	H: 0 LOB: 0 BB: 0 P: 3	R: 1 E: 1 K: 0 S: 5	H: 2 LOB: 1 BB: 0 P: 5	R: 1 E: 0 K: 1 S: 7	H: 2 LOB: 2 BB: 1 P: 11	R: 0 E: 0 K: 0 S: 4	H: 1 LOB: 1 BB: 0 P: 4	R: 1 E: 0 K: 1 S: 6	H: 1 LOB: 1 BB: 1 P: 10		1B: 7 2B: 1 3B: 0 HR: 2	SF: 0 SAC: 1 DP: 1 HBP: 0	WP: 0 PB: 1 SB: 0 CS: 0
PITCHER Ken Johnson, R ERA: 7.84 (1,1)	IP: 5.1 WLS: L BF: 27 H: 8 R: 6 ER: 5 SO: 3 BB: 3 IBB: 0 HBP: 0 BLK: 0 WP: 0 HR: 2 S: 30 P: 42 ERA: 8.44 WHIP: 2.062																			
Claude Raymond, R (6,1)	1.2	6	1	0	0	0	0	0	0	0	0	6	6	0.00	0.600					
Jim Britton, R (8,1)	1.0	5	1	1	1	1	1	0	0	0	6	10	9.00	2.000						

Batter	1	2	3	4	5	6	7	8	9	AB	R	H	RBI	BB	SO	LOB	TOP								
Felipe Alou, R OBP: 0.319, SLG: 0.455 (1,8)	F7		CS 1B		2-3		1B		1B F9-2	5	0	3	0	0	0	1	Atlanta Braves @ San Diego Padres San Diego Stadium, San Diego, CA Mon Apr 21 1969, 9:05 PM EST Att: 7,075 - Unknown								
Felix Milan, R OBP: 0.327, SLG: 0.431 (1,4)	F8		P6			5-3	1-3		1B 1-3 2-H	5	0	1	1	0	0	2									
Hank Aaron, R OBP: 0.536, SLG: 0.733 (1,9)	F7			G6-4-3 BB		F9		1B FC1-2-5	1B IBB	3	0	1	0	2	0	0									
Orlando Cepeda, R OBP: 0.286, SLG: 0.440 (1,3)		F3		G6-4-3		HR		1B FC1-2-5	F9-2	5	1	2	1	0	0	4									
Clete Boyer, R OBP: 0.352, SLG: 0.386 (1,5)		1B SF7 BB		HR		2B	1B		F2 3-H	3	3	2	1	1	0	2									
Bob Aspromonte, R OBP: 0.250, SLG: 0.261 (1,7)		1B		HR		2B	1B		FC1-2-5	4	0	2	1	0	0	2									
Sonny Jackson, L OBP: 0.321, SLG: 0.471 (1,6)		SF7		6-3		L7	L5		1-3	3	0	0	1	0	0	3									
Bob Didier, S OBP: 0.250, SLG: 0.200 (1,2)		1-3				FC4-6 1B			F7	4	0	1	0	0	0	1									
Ron Reed, R OBP: 0.500, SLG: 0.500 (8,1)			2-3			FC4-6	K		1B 1B	3	0	0	0	0	1	1									
Cecil Upshaw, R OBP: 0.500, SLG: 0.500 (8,1)						1-2			1B 1B	1	1	1	0	0	0	0									
Inning Stats	R: 0 E: 0 K: 0 S: 3	H: 0 LOB: 0 BB: 0 P: 3	R: 1 E: 0 K: 0 S: 4	H: 1 LOB: 1 BB: 1 P: 8	R: 0 E: 0 K: 0 S: 3	H: 1 LOB: 0 BB: 0 P: 3	R: 1 E: 0 K: 0 S: 3	H: 1 LOB: 0 BB: 1 P: 7	R: 0 E: 0 K: 0 S: 4	H: 1 LOB: 1 BB: 0 P: 4	R: 2 E: 0 K: 0 S: 6	H: 3 LOB: 1 BB: 0 P: 6	R: 0 E: 0 K: 1 S: 6	H: 1 LOB: 1 BB: 0 P: 6	R: 0 E: 0 K: 0 S: 5	H: 2 LOB: 2 BB: 0 P: 5	R: 1 E: 0 K: 0 S: 5	H: 3 LOB: 2 BB: 1 P: 9	1B: 10 2B: 2 3B: 0 HR: 2	SF: 1 SAC: 0 DP: 2 HBP: 0	WP: 0 PB: 0 SB: 0 CS: 1	PA: 40			
PITCHER	IP	WLS	BF	H	R	ER	SO	BB	IBB	HBP	BLK	WP	HR	S	P	ERA	WHIP								
Johnny Podres, L ERA: 4.24 (1,1)	5.0	L	19	4	2	2	0	2	0	0	0	0	1	17	25	3.60	1.200								
Leon Everitt, R ERA: 27.0 (6,1)	0.2		5	3	2	2	0	0	0	0	0	0	1	5	5	27.00	4.500								
Jack Baldschun, R ERA: 4.26 (6,1)	1.1		5	1	0	0	1	0	0	0	0	0	0	7	7	0.00	0.750								
Al Santorini, R ERA: 2.45 (8,1)	1.0		5	2	0	0	0	0	0	0	0	0	0	5	5	0.00	2.000								
Frank Reberger, R ERA: 7.35 (9,1)	1.0		6	3	1	1	0	0	1	0	0	0	0	5	9	9.00	3.000								

Batter	1	2	3	4	5	6	7	8	9	AB	R	H	RBI	BB	SO	LOB	BOTTOM								
Tommy Dean, R OBP: 0.200, SLG: 0.111 (1,6)	K		K		P4		K		K	2	0	0	0	0	2	0	Atlanta Braves @ San Diego Padres San Diego Stadium, San Diego, CA Mon Apr 21 1969, 9:05 PM EST Att: 7,075 - Unknown								
Al Ferrara, R OBP: 0.500, SLG: 0.167 (5, PH)	K		K				K		K	1	0	0	0	0	2										
Jose Arcia, R OBP: 0.200, SLG: 0.200 (6,6)	K		K				K		K	1	0	0	0	0	1	0									
Chris Krug, R OBP: 0.200, SLG: 0.200 (9, PH)	K		K				K		K	1	0	0	0	0	1	0									
Roberto Pena, R OBP: 0.222, SLG: 0.167 (1,4)	1B BB		G3			1B 3B	1B			3	1	2	0	1	0	0									
Tony Gonzalez, L OBP: 0.377, SLG: 0.380 (1,7)	1-2 1B			P1		1B 3-H	1B		4-3	4	1	2	1	0	0	0									
Ollie Brown, R OBP: 0.264, SLG: 0.451 (1,9)	P6			5-3		1B	1B		FC6-4 1B	4	0	2	0	0	0	2									
Bill Davis, L OBP: 0.306, SLG: 0.273 (1,3)	G3			F8		K			FC6-4 1B	4	0	1	0	0	1	4									
Cito Gaston, R OBP: 0.275, SLG: 0.333 (1,8)		1-3			1B FC3-2 2B	K			FC6-4 1-2 2-3	4	0	1	0	0	1	4									
Ed Spiezio, R OBP: 0.229, SLG: 0.226 (1,5)		K			4-3		1B		4-3	4	0	1	1	0	1	3									
Chris Cannizzaro, R OBP: 0.279, SLG: 0.250 (1,2)		K			FC3-2 1B	K			F8	4	0	1	0	0	2	2									
Johnny Podres, L OBP: 0.290, SLG: 0.333 (5, PH)										1	0	0	0	0	0	0									
Larry Stahl, R OBP: 0.214, SLG: 0.154 (5, PH)										0	0	0	0	0	0	2									
Leon Everitt, L OBP: 0.214, SLG: 0.154 (5, PH)										0	0	0	0	0	0	0									
Jack Baldschun, R OBP: 0.214, SLG: 0.154 (5, PH)										0	0	0	0	0	0	0									
Ivan Murrell, R OBP: 0.214, SLG: 0.154 (5, PH)										0	0	0	0	0	0	0									
Al Santorini, R OBP: 0.214, SLG: 0.154 (5, PH)										0	0	0	0	0	0	0									
Frank Reberger, L OBP: 0.214, SLG: 0.154 (5, PH)										0	0	0	0	0	0	0									
Nate Colbert, R OBP: 0.214, SLG: 0.154 (5, PH)										0	0	0	0	0	0	0									
Inning Stats	R: 0 E: 0 K: 1 S: 6	H: 1 LOB: 2 BB: 1 P: 10	R: 0 E: 0 K: 2 S: 7	H: 0 LOB: 0 BB: 0 P: 7	R: 0 E: 0 K: 1 S: 5	H: 0 LOB: 0 BB: 0 P: 5	R: 0 E: 0 K: 0 S: 3	H: 0 LOB: 0 BB: 0 P: 3	R: 0 E: 0 K: 0 S: 5	H: 2 LOB: 2 BB: 0 P: 5	R: 2 E: 0 K: 3 S: 13	H: 4 LOB: 2 BB: 0 P: 13	R: 0 E: 0 K: 1 S: 5	H: 1 LOB: 1 BB: 0 P: 5	R: 0 E: 0 K: 0 S: 5	H: 2 LOB: 2 BB: 0 P: 5	R: 0 E: 0 K: 2 S: 7	H: 0 LOB: 0 BB: 0 P: 7	1B: 8 2B: 1 3B: 1 HR: 0	SF: 0 SAC: 0 DP: 0 HBP: 0	WP: 0 PB: 0 SB: 0 CS: 0	PA: 37			
PITCHER	IP	WLS	BF	H	R	ER	SO	BB	IBB	HBP	BLK	WP	HR	S	P	ERA	WHIP								
Ron Reed, R ERA: 3.54 (1,1)	7.1	W	32	10	2	2	8	1	0	0	0	0	0	9	9	2.46	1.500								
Cecil Upshaw, R ERA: 2.05 (8,1)	1.2	S	5	0	0	0	2	0	0	0	0	0	0	9	9	0.00	0.000								

Batter	1	2	3	4	5	6	7	8	9	AB	R	H	RBI	BB	SO	LOB	TOP			
Felipe Alou, R OBP: 0.385, SLG: 0.489 (1, 8)										3	1	3	0	2	0	0	Atlanta Braves @ San Diego Padres San Diego Stadium, San Diego, CA Tue Apr 22 1969, 9:05 PM EST Att: 6,275 - Unknown Braves			
Felix Milan, R OBP: 0.350, SLG: 0.482 (1, 4)										5	1	3	3	0	0	3				
Hank Aaron, R OBP: 0.508, SLG: 0.700 (1, 9)										5	0	1	1	0	0	7				
Orlando Cepeda, R OBP: 0.262, SLG: 0.400 (1, 3)										5	0	0	0	0	1	5				
Clete Boyer, R OBP: 0.356, SLG: 0.375 (1, 5)										4	0	1	0	1	1	3				
Bob Aspromonte, R OBP: 0.286, SLG: 0.308 (7, PR) Ralph Garr, L OBP: 0.238, SLG: 0.200 (7, 7)										3	0	1	0	1	0	1				
Bob Tillman, R OBP: 0.150, SLG: 0.105 (1, 2)										4	0	0	0	1	2	2				
Sonny Jackson, L OBP: 0.345, SLG: 0.473 (1, 6)										4	1	2	0	1	0	2				
Pat Jarvis, R OBP: 0.222, SLG: 0.222 Claude Raymond, R (6, 1) George Stone, L (6, 1) Tito Francona, L OBP: 0.400, SLG: 0.400 (7, PH) Gary Neibauer, R (7, 1)										2	1	1	0	0	1	0				
Inning Stats	R: 0 E: 0 K: 1 S: 7	H: 2 LOB: 2 BB: 0 P: 7	R: 3 E: 0 K: 0 S: 6	H: 3 LOB: 1 BB: 1 P: 10	R: 0 E: 0 K: 0 S: 3	H: 1 LOB: 1 BB: 1 P: 7	R: 0 E: 0 K: 0 S: 4	H: 1 LOB: 2 BB: 1 P: 8	R: 0 E: 0 K: 1 S: 6	H: 1 LOB: 2 BB: 1 P: 10	R: 0 E: 0 K: 1 S: 6	H: 1 LOB: 2 BB: 1 P: 10	R: 1 E: 0 K: 1 S: 7	H: 2 LOB: 1 BB: 0 P: 7	R: 0 E: 0 K: 1 S: 5	H: 0 LOB: 0 BB: 0 P: 5		1B: 9 2B: 2 3B: 1 HR: 0	SF: 0 SAC: 1 DP: 0 HBP: 0	WP: 0 PB: 0 SB: 0 CS: 1
PITCHER	IP WLS BF H R ER SO BB IBB HBP BLK WP HR S P ERA WHIP	5.1 28 8 3 3 2 4 1 0 0 0 0 27 47 5.06 2.250	3.2 W 16 4 1 1 3 1 0 0 0 0 0 21 25 2.46 1.364											IP WLS BF H R ER SO BB IBB HBP BLK WP HR S P ERA WHIP						
Dick Kelley, L ERA: 3.66 Dick Selma, R ERA: 4.09																				

Batter	1	2	3	4	5	6	7	8	9	AB	R	H	RBI	BB	SO	LOB	BOTTOM				
Tommy Dean, R OBP: 0.133, SLG: 0.071 (1, 6)										5	0	0	0	0	2	4	Atlanta Braves @ San Diego Padres San Diego Stadium, San Diego, CA Tue Apr 22 1969, 9:05 PM EST Att: 6,275 - Unknown SD				
Roberto Pena, R OBP: 0.241, SLG: 0.212 Jerry Davanon, R OBP: 0.038, SLG: 0.038 (8, 4)										4	2	2	0	0	0	0					
Tony Gonzalez, L OBP: 0.368, SLG: 0.370 (1, 7)										4	1	1	0	0	0	1					
Ollie Brown, R OBP: 0.298, SLG: 0.545 (1, 9)										4	2	3	4	0	0	0					
Bill Davis, L OBP: 0.308, SLG: 0.257 Nate Colbert, R OBP: 0.294, SLG: 0.375 (6, PR) (7, 3)										2	0	0	0	1	1	1					
Cito Gaston, R OBP: 0.273, SLG: 0.308 (1, 8)										3	1	0	0	1	3	2					
Ed Spiezio, R OBP: 0.282, SLG: 0.265 (1, 5)										3	1	2	1	1	0	0					
Chris Cannizzaro, R OBP: 0.277, SLG: 0.233 (1, 2)										3	0	0	0	1	1	2					
Dick Kelley, R OBP: 0.143, SLG: 0.143 Dick Selma, R OBP: 0.286, SLG: 0.286 (6, 1)										2	0	0	0	0	1	1					
Inning Stats	R: 0 E: 0 K: 1 S: 5	H: 0 LOB: 0 BB: 0 P: 5	R: 0 E: 0 K: 2 S: 7	H: 0 LOB: 0 BB: 0 P: 7	R: 0 E: 0 K: 1 S: 6	H: 1 LOB: 1 BB: 0 P: 6	R: 1 E: 0 K: 1 S: 7	H: 2 LOB: 1 BB: 0 P: 7	R: 0 E: 0 K: 1 S: 5	H: 0 LOB: 0 BB: 0 P: 5	R: 6 E: 1 K: 1 S: 9	H: 4 LOB: 2 BB: 3 P: 21	R: 1 E: 0 K: 1 S: 7	H: 2 LOB: 1 BB: 0 P: 7	R: 0 E: 0 K: 0 S: 3	H: 0 LOB: 1 BB: 1 P: 7		1B: 5 2B: 2 3B: 1 HR: 1	SF: 0 SAC: 0 DP: 0 HBP: 0	WP: 0 PB: 0 SB: 0 CS: 0	PA: 37
PITCHER	IP WLS BF H R ER SO BB IBB HBP BLK WP HR S P ERA WHIP	5.1 21 5 3 3 6 2 0 0 0 0 0 1 2 10 5.06 0.938	0.0 L 4 2 2 2 0 2 0 0 0 0 0 1 2 10 7.35 1.500	0.2 3 0 2 1 1 1 0 0 0 0 0 4 8 13.50 1.500	2.0 9 2 1 1 1 1 0 0 0 0 0 10 14 4.50 1.500											IP WLS BF H R ER SO BB IBB HBP BLK WP HR S P ERA WHIP					
Pat Jarvis, R ERA: 4.97 Claude Raymond, R ERA: 7.35 George Stone, L ERA: 1.35 Gary Neibauer, R ERA: 11.25																					

Batter	1	2	3	4	5	6	7	8	9	AB	R	H	RBI	BB	SO	LOB	TOP					
Felipe Alou, R OBP: 0.357, SLG: 0.451 (1, 8)	6-3		4-3		6-3			5-3		4	0	0	0	0	0	2	Atlanta Braves @ San Francisco Giants Candlestick Park, San Francisco, CA Thu Apr 24 1969, 6:33 AM EST Att: 4,261 - Unknown livebaseballscorecards.com					
Felix Milten, R OBP: 0.359, SLG: 0.483 (1, 4)	1-3			FC5-4 1B		6-3		G5-4-3 1B		4	0	2	0	0	0	0						
Hank Aaron, R OBP: 0.508, SLG: 0.685 (1, 9)	K			FC5-4 1B			5-3 BB 1B	G5-4-3 1B		4	0	2	0	0	1	1						
Orlando Cepeda, R OBP: 0.292, SLG: 0.431 (1, 3)				FC5-4 1B			5-3 BB 1B			3	1	2	0	1	0	2						
Clete Boyer, R OBP: 0.333, SLG: 0.346 (1, 5)	FC1-6 1B			K			5-3 BB	1-3		4	0	0	0	0	1	6						
Mike Lum, L OBP: 0.471, SLG: 0.357 (1, 7)	G6-3			5-3			4-3	F4		4	0	0	0	0	0	6						
Bob Didier, S OBP: 0.306, SLG: 0.303 (1, 2)				FC5-6 BB			2B	2B		3	0	2	1	1	1	0						
Sonny Jackson, L OBP: 0.323, SLG: 0.441 (1, 6)				FC5-6 S		F7		K		4	0	0	0	0	1	3						
Milt Pappas, R Claude Raymond, R (8, 1)	F2			1-3			1-3	K		3	0	0	0	0	1	2	Braves					
Inning Stats	R: 0 E: 0 K: 1 S: 5	H: 0 LOB: 0 BB: 0 P: 5	R: 0 E: 0 K: 0 S: 3	H: 1 LOB: 0 BB: 0 P: 3	R: 0 E: 0 K: 0 S: 3	H: 0 LOB: 1 BB: 1 P: 7	R: 0 E: 0 K: 1 S: 7	H: 2 LOB: 2 BB: 0 P: 7	R: 0 E: 0 K: 0 S: 4	H: 1 LOB: 1 BB: 0 P: 4	R: 0 E: 0 K: 0 S: 4	H: 1 LOB: 2 BB: 1 P: 8	R: 0 E: 0 K: 2 S: 7	H: 0 LOB: 0 BB: 0 P: 7	R: 0 E: 0 K: 0 S: 3	H: 1 LOB: 0 BB: 0 P: 3		R: 1 E: 0 K: 1 S: 7	H: 2 LOB: 1 BB: 0 P: 7	1B: 5 2B: 3 3B: 0 HR: 0	SF: 0 SAC: 0 DP: 2 HBP: 0	WP: 0 PB: 0 SB: 1 CS: 0
PITCHER Gaylord Perry, R ERA: 3.12 (1, 1)	IP: 9.0 WLS: W BF: 35 H: 8 R: 1 ER: 1 SO: 5 BB: 2 IBB: 0 HBP: 0 BLK: 0 WP: 0 HR: 0 S: 43 P: 51 ERA: 1.00 WHIP: 1.111															PITCHER	IP: 9.0 WLS: W BF: 35 H: 8 R: 1 ER: 1 SO: 5 BB: 2 IBB: 0 HBP: 0 BLK: 0 WP: 0 HR: 0 S: 43 P: 51 ERA: 1.00 WHIP: 1.111					

Batter	1	2	3	4	5	6	7	8	9	AB	R	H	RBI	BB	SO	LOB	BOTTOM			
Bobby Bonds, R OBP: 0.281, SLG: 0.350 (1, 9)	K		F9			6-3		F8		4	0	0	0	0	1	1	Atlanta Braves @ San Francisco Giants Candlestick Park, San Francisco, CA Thu Apr 24 1969, 6:33 AM EST Att: 4,261 - Unknown livebaseballscorecards.com			
Don Mason, L OBP: 0.409, SLG: 0.389 (1, 4)	F6		4-3			F2		1B		4	1	1	0	0	0	1				
Willie Mays, R OBP: 0.417, SLG: 0.491 (1, 8)	1-3				F7	F8		2B 1B		4	1	1	1	0	0	0				
Willie McCovey, L OBP: 0.426, SLG: 0.776 (1, 3)		G3			4-3			HR 1B		4	2	2	0	0	0	0				
Dave Marshall, L OBP: 0.375, SLG: 0.391 (1, 7)					F8		K	E 1B		4	0	2	2	0	1	1				
Jack Hiatt, R OBP: 0.333, SLG: 0.368 (1, 2)	K				1-3 3-1 BB		HR	F3		3	1	1	2	1	1	2				
Cesar Gutierrez, R OBP: 0.353, SLG: 0.231 (1, 5)					3-1					1	0	0	0	0	1	1				
Jim Davenport, R OBP: 0.300, SLG: 0.429 (5, 5)	K				1-2					2	0	0	0	0	0	1				
Hal Lanier, R OBP: 0.278, SLG: 0.240 (1, 6)					F9 SH2-4 1B					3	0	1	0	0	1	1				
Gaylord Perry, R OBP: 0.182, SLG: 0.182 (1, 1)					SH2-4			K		2	0	0	0	0	1	1	GIANTS			
Inning Stats	R: 0 E: 0 K: 1 S: 5	H: 0 LOB: 0 BB: 0 P: 5	R: 0 E: 0 K: 2 S: 8	H: 1 LOB: 1 BB: 0 P: 8	R: 0 E: 0 K: 0 S: 4	H: 1 LOB: 1 BB: 0 P: 4	R: 0 E: 0 K: 0 S: 3	H: 0 LOB: 0 BB: 0 P: 3	R: 0 E: 0 K: 0 S: 3	H: 0 LOB: 1 BB: 1 P: 7	R: 2 E: 0 K: 2 S: 9	H: 2 LOB: 0 BB: 0 P: 9	R: 3 E: 1 K: 1 S: 9	H: 4 LOB: 1 BB: 0 P: 9	R: 0 E: 0 K: 1 S: 9	H: 0 LOB: 0 BB: 0 P: 9		1B: 6 2B: 1 3B: 0 HR: 1	SF: 0 SAC: 1 DP: 0 HBP: 0	WP: 0 PB: 0 SB: 0 CS: 0
PITCHER Milt Pappas, R ERA: 2.66 (1, 1)	IP: 7.0 WLS: L BF: 26 H: 4 R: 2 ER: 2 SO: 5 BB: 1 IBB: 0 HBP: 0 BLK: 0 WP: 0 HR: 1 S: 35 P: 39 ERA: 2.57 WHIP: 0.714															PITCHER	IP: 7.0 WLS: L BF: 26 H: 4 R: 2 ER: 2 SO: 5 BB: 1 IBB: 0 HBP: 0 BLK: 0 WP: 0 HR: 1 S: 35 P: 39 ERA: 2.57 WHIP: 0.714			
PITCHER Claude Raymond, R ERA: 11.57 (8, 1)	IP: 1.0 WLS: 7 BF: 4 H: 3 R: 3 ER: 3 SO: 1 BB: 0 IBB: 0 HBP: 0 BLK: 0 WP: 0 HR: 9 S: 9 P: 9 ERA: 27.00 WHIP: 4.000															PITCHER	IP: 1.0 WLS: 7 BF: 4 H: 3 R: 3 ER: 3 SO: 1 BB: 0 IBB: 0 HBP: 0 BLK: 0 WP: 0 HR: 9 S: 9 P: 9 ERA: 27.00 WHIP: 4.000			

Batter	1	2	3	4	5	6	7	8	9	AB	R	H	RBI	BB	SO	LOB	TOP				
Joe Morgan, L (1,7) OBP: 0.374, SLG: 0.317	F7		P3					K		4	0	1	0	0	1	0	Houston Astros @ Atlanta Braves Atlanta Stadium, Atlanta, GA Mon Apr 28 1969, 7:05 PM EDT Att: 7,929 - Cloudy - 72 F				
Jesus Alou, R (1,9) OBP: 0.230, SLG: 0.289 Skip Guinn, R (8,1)	1B			P6			K	4-3		4	0	1	0	0	1	1					
Jimmy Wynn, R (1,8) OBP: 0.286, SLG: 0.379	F9			K			G5-6-4-3		F3	4	0	0	0	0	1	2					
Doug Rader, R (1,5) OBP: 0.303, SLG: 0.341	K			3-1					6-3	4	0	1	0	0	1	1					
Denis Menke, R (1,4) OBP: 0.462, SLG: 0.486						E5			P4	4	1	1	0	0	0	1					
Curt Blefary, L (1,3) OBP: 0.341, SLG: 0.299	L8									3	0	1	0	0	0	2					
Hector Torres, R (1,6) OBP: 0.132, SLG: 0.189										3	0	1	0	0	0	3					
Don Bryant, R (1,2) OBP: 0.182, SLG: 0.182										3	0	0	1	0	0	3					
Larry Dierker, R (1,1) OBP: 0.286, SLG: 0.357 Jim Ray, R (4,1)										1	0	0	0	0	1	0					
Leon McFadden, R (8,PH) OBP: 0.188, SLG: 0.200										1	0	0	0	0	0	1					
Inning Stats	R: 0 E: 0 K: 1 S: 6	H: 1 LOB: 1 BB: 0 P: 6	R: 0 E: 0 K: 0 S: 3	H: 1 LOB: 0 BB: 0 P: 3	R: 0 E: 0 K: 1 S: 5	H: 0 LOB: 0 BB: 0 P: 5	R: 0 E: 0 K: 1 S: 5	H: 0 LOB: 0 BB: 0 P: 5	R: 1 E: 1 K: 0 S: 5	H: 1 LOB: 1 BB: 0 P: 5	R: 0 E: 0 K: 0 S: 5	H: 2 LOB: 2 BB: 0 P: 5	R: 0 E: 0 K: 1 S: 5	H: 0 LOB: 0 BB: 0 P: 5	R: 0 E: 0 K: 0 S: 3	H: 0 LOB: 0 BB: 0 P: 3	1B: 6 2B: 0 3B: 0 HR: 0	SF: 0 SAC: 0 DP: 2 HBP: 0	WP: 0 PB: 0 SB: 0 CS: 0	PA: 32	
PITCHER	IP	WLS	BF	H	R	ER	SO	BB	IBB	HBP	BLK	WP	HR	S	P	ERA	WHIP				
George Stone, L (1,1) ERA: 0.66	7.0	W	26	6	1	0	4	0	0	0	0	0	0	34	34	0.00	0.857				
Ken Johnson, R (8,1) ERA: 6.57	2.0	S	6	0	0	0	1	0	0	0	0	0	0	8	8	0.00	0.000				

AB	32
R	1
H	6
RBI	1
BB	0
SO	5
LOB	14



Batter	1	2	3	4	5	6	7	8	9	AB	R	H	RBI	BB	SO	LOB	BOTTOM				
Felipe Alou, R (1,8) OBP: 0.392, SLG: 0.507	E			HR				WP		5	4	4	1	0	0	1	Houston Astros @ Atlanta Braves Atlanta Stadium, Atlanta, GA Mon Apr 28 1969, 7:05 PM EDT Att: 7,929 - Cloudy - 72 F				
Felix Milan, R (1,4) OBP: 0.354, SLG: 0.461	5-3			HR				WP		4	3	2	1	1	0	2					
Hank Aaron, R (1,9) OBP: 0.494, SLG: 0.691 Mike Lum, L (8,PH) OBP: 0.400, SLG: 0.294	FC5			HR				F3		4	2	2	4	0	0	0					
Orlando Cepeda, R (1,3) OBP: 0.293, SLG: 0.423 Tommye Aaron, R (8,PH) OBP: 0.500, SLG: 0.500	S			3-1				F9		3	0	0	1	2	0	1					
Tito Francona, L (1,7) OBP: 0.407, SLG: 0.417	SF9							G1		0	1	0	0	0	0	0					
Clete Boyer, R (1,5) OBP: 0.300, SLG: 0.304	4-3							K		5	0	1	1	0	2	4					
Bob Didier, S (1,2) OBP: 0.255, SLG: 0.250										5	0	0	0	0	1	5					
Sonny Jackson, L (1,6) OBP: 0.307, SLG: 0.386										2	1	1	0	1	1	0					
George Stone, L (1,1) ERA: 3.68 Ralph Garr, L (7,PH) OBP: 0.227, SLG: 0.190 Ken Johnson, R (8,1) ERA: 9.72										2	1	0	0	0	2	1					
Inning Stats	R: 2 E: 1 K: 0 S: 5	H: 1 LOB: 1 BB: 1 P: 9	R: 0 E: 0 K: 2 S: 7	H: 0 LOB: 0 BB: 0 P: 7	R: 3 E: 0 K: 0 S: 7	H: 4 LOB: 1 BB: 0 P: 7	R: 4 E: 1 K: 2 S: 13	H: 5 LOB: 2 BB: 0 P: 13	R: 0 E: 0 K: 1 S: 5	H: 0 LOB: 1 BB: 1 P: 9	R: 0 E: 0 K: 0 S: 3	H: 0 LOB: 0 BB: 0 P: 3	R: 0 E: 0 K: 2 S: 7	H: 0 LOB: 1 BB: 0 P: 8	R: 3 E: 0 K: 0 S: 5	H: 3 LOB: 2 BB: 2 P: 13		1B: 10 2B: 1 3B: 1 HR: 1	SF: 1 SAC: 1 DP: 1 HBP: 1	WP: 1 PB: 0 SB: 3 CS: 0	PA: 43
PITCHER	IP	WLS	BF	H	R	ER	SO	BB	IBB	HBP	BLK	WP	HR	S	P	ERA	WHIP				
Larry Dierker, R (1,1) ERA: 3.68	3.0	L	19	7	8	6	2	1	0	0	0	0	0	22	26	18.00	2.667				
Jim Ray, R (4,1) ERA: 3.09	4.0		17	3	1	0	5	1	0	1	0	0	0	25	30	0.00	1.000				
Skip Guinn, L (8,1) ERA: 9.72	1.0		7	3	3	3	0	1	1	0	0	1	0	5	13	27.00	4.000				



Batter	1	2	3	4	5	6	7	8	9	AB	R	H	RBI	BB	SO	LOB	TOP					
Joe Morgan, L (1,4) OBP: 0.375, SLG: 0.314										4	0	1	0	1	0	1						
Jesus Alou, R (1,7) OBP: 0.228, SLG: 0.284										5	0	1	0	0	0	5						
Jimmy Wynn, R (1,8) OBP: 0.284, SLG: 0.371										4	0	1	0	0	1	4						
Doug Rader, R (1,5) OBP: 0.304, SLG: 0.333										2	0	0	0	1	1	0						
Norm Miller, L (1,9) OBP: 0.413, SLG: 0.360										3	0	1	0	1	0	2						
Denis Menke, R (1,6) OBP: 0.453, SLG: 0.474										4	1	1	0	0	0	4						
Curt Blefary, L (1,3) OBP: 0.337, SLG: 0.296										4	0	1	0	0	0	3						
Johnny Edwards, L (1,2) OBP: 0.192, SLG: 0.147										3	0	0	0	0	0	0						
Denny Lemaster, R (1,1) Julio Gotro, R (5, PH) Dooley Womack, L (5, PH) Gary Geiger, L (7, PH) Jack Billingham, R (7, PH) Danny Coombs, R (8, PH) Marty Martinez, S (9, PH)										1	0	0	0	0	0	0						
Inning Stats	R: 0 E: 0 K: 1 S: 5	H: 0 LOB: 0 BB: 0 P: 5	R: 0 E: 0 K: 0 S: 3	H: 1 LOB: 0 BB: 0 P: 3	R: 0 E: 0 K: 0 S: 3	H: 0 LOB: 0 BB: 0 P: 3	R: 0 E: 0 K: 0 S: 4	H: 1 LOB: 2 BB: 1 P: 8	R: 1 E: 0 K: 0 S: 6	H: 3 LOB: 3 BB: 1 P: 10	R: 0 E: 0 K: 1 S: 5	H: 0 LOB: 0 BB: 0 P: 5	R: 0 E: 0 K: 0 S: 4	H: 1 LOB: 0 BB: 0 P: 4	R: 0 E: 0 K: 0 S: 5	H: 2 LOB: 3 BB: 1 P: 9	R: 0 E: 1 K: 0 S: 4	H: 0 LOB: 1 BB: 0 P: 4	1B: 7 2B: 1 3B: 0 HR: 0	SF: 0 SAC: 2 DP: 1 HBP: 0	WP: 0 PB: 0 SB: 1 CS: 0	PA: 38
PITCHER	IP WLS BF H R ER SO BB IBB HBP BLK WP HR S P ERA WHIP																					
Mitt Pappas, R (1,1) ERA: 2.3	7.0 W 28 6 1 1 2 2 0 0 0 0 0 0 30 38 1.29 1.143																					
Cecil Upshaw, R (8,1) ERA: 1.64	2.0 S 10 2 0 0 0 0 0 1 0 0 0 0 9 13 0.00 1.000																					

Houston Astros @ Atlanta Braves
Atlanta Stadium, Atlanta, GA
Tue Apr 29 1969, 7:05 PM EDT
Att. 7,251 - Unknown - 72 F

AB 33
R 1
H 8
RBI 1
BB 3
SO 2
LOB 19



Batter	1	2	3	4	5	6	7	8	9	AB	R	H	RBI	BB	SO	LOB	BOTTOM			
Felipe Alou, R (1,8) OBP: 0.410, SLG: 0.521										4	1	3	0	0	0	1				
Felix Milten, R (1,4) OBP: 0.360, SLG: 0.475										4	0	2	0	0	0	2				
Hank Aaron, R (1,9) OBP: 0.494, SLG: 0.676										3	0	1	0	1	0	2				
Orlando Cepeda, R (1,3) OBP: 0.291, SLG: 0.419										3	0	1	1	0	1	3				
Bob Aspromonte, R (1,7) OBP: 0.273, SLG: 0.355										4	0	1	0	0	1	3				
Clete Boyer, R (1,5) OBP: 0.310, SLG: 0.296										2	1	0	0	2	1	2				
Bob Didier, S (1,2) Tito Francona, L (6, PH) Tommye Aaron, R (8, PH) Bob Tillman, R (9, PH)										3	0	1	0	0	0	1				
Sonny Jackson, L (1,6) OBP: 0.291, SLG: 0.365										4	0	0	0	0	2	4				
Mitt Pappas, R (1,1) Mike Lum, L (7, PH) Cecil Upshaw, R (8,1)										2	0	1	1	0	1	1				
Inning Stats	R: 1 E: 0 K: 0 S: 5	H: 2 LOB: 2 BB: 1 P: 9	R: 0 E: 0 K: 2 S: 8	H: 1 LOB: 1 BB: 0 P: 8	R: 0 E: 0 K: 0 S: 4	H: 1 LOB: 1 BB: 0 P: 4	R: 1 E: 0 K: 0 S: 5	H: 2 LOB: 2 BB: 1 P: 9	R: 0 E: 0 K: 2 S: 7	H: 1 LOB: 0 BB: 0 P: 7	R: 0 E: 0 K: 2 S: 7	H: 0 LOB: 0 BB: 0 P: 7	R: 0 E: 0 K: 0 S: 5	H: 2 LOB: 2 BB: 0 P: 5	R: 0 E: 0 K: 0 S: 3	H: 1 LOB: 1 BB: 1 P: 7	1B: 7 2B: 2 3B: 1 HR: 0	SF: 1 SAC: 0 DP: 1 HBP: 0	WP: 0 PB: 0 SB: 0 CS: 1	PA: 35
PITCHER	IP WLS BF H R ER SO BB IBB HBP BLK WP HR S P ERA WHIP																			
Denny Lemaster, L (1,1) ERA: 6.08	4.0 L 20 2 2 0 2 2 1 0 0 0 0 0 22 22 4.50 1.750																			
Dooley Womack, R (5,1) ERA: 1.06	2.0 6 1 0 0 4 0 0 0 0 0 0 0 14 14 0.00 0.500																			
Jack Billingham, R (7,1) ERA: 5.25	1.0 7 3 0 0 0 1 0 0 0 0 0 0 6 10 0.00 4.000																			
Danny Coombs, L (8,1) ERA:	1.0 2 0 0 0 0 0 0 0 0 0 0 0 2 2 0.00 0.000																			

Houston Astros @ Atlanta Braves
Atlanta Stadium, Atlanta, GA
Tue Apr 29 1969, 7:05 PM EDT
Att. 7,251 - Unknown - 72 F


AB 31
R 2
H 10
RBI 2
BB 3
SO 6
LOB 21



Batter	1	2	3	4	5	6	7	8	9	AB	R	H	RBI	BB	SO	LOB	TOP		
Tommy Dean, R OBP: 0.260, SLG: 0.273 (1, 6)	4-0 BB BB		0-0 4-3		0-0 1B		0-0 F8		0-0 F8	4	0	1	0	1	0	1			
Roberto Pena, R OBP: 0.255, SLG: 0.195 (1, 4)	0-3 K		0-0 4-3		0-0 4-3		0-0 1-3			4	0	0	0	0	1	3			
Tony Gonzalez, L OBP: 0.362, SLG: 0.357 (1, 7)	4-0 2-3 BB		0-3 K			0-0 HR		1-0 5-3 HBP		2	2	1	1	1	1	0			
Ollie Brown, R OBP: 0.333, SLG: 0.529 (1, 9)	0-0 2-3			0-0 F8		0-3 K		0-0 5-3		4	0	0	0	0	1	3			
Nate Colbert, R OBP: 0.370, SLG: 0.735 (1, 3)	4-0 BB			0-0 HR		0-0 FC6-4 1B		0-0 5-3		3	1	2	2	1	0	0			
Larry Stahl, L OBP: 0.217, SLG: 0.182 (1, 8)	0-0 G3			0-0 F3		0-0 F8		0-0 1B		4	0	1	0	0	0	4			
Ed Spiezio, R OBP: 0.324, SLG: 0.303 (1, 5)		0-3 K		0-0 G3		0-0 FC6-4		0-0 F6		4	0	0	0	0	1	2			
Chris Krug, R OBP: 0.167, SLG: 0.091 (1, 2)		0-3 K			0-0 4-1			0-0 F2		4	0	1	0	0	1	0			
Gary Ross, R (1, 1)		0-0 4-3			0-0 F7			0-0 F7		0	0	0	0	0	0	0			
Leon Everitt, L (1, 1)					0-0 F7			0-0 F5		2	0	0	0	0	0	0			
Bill Davis, L OBP: 0.283, SLG: 0.220 (7, PH)					0-0 F7			0-0 F7		1	0	0	0	0	0	1			
Johnny Podres, L OBP: 0.250, SLG: 0.333 (7, 1)										0	0	0	0	0	0	0			
Al Ferrara, R OBP: 0.444, SLG: 0.231 (9, PH)										1	0	0	0	0	0	0			
Inning Stats	R: 0 E: 0 K: 1 S: 5	H: 0 LOB: 3 BB: 3 P: 17	R: 0 E: 0 K: 2 S: 7	H: 0 LOB: 0 BB: 0 P: 7	R: 0 E: 0 K: 1 S: 5	H: 0 LOB: 0 BB: 0 P: 5	R: 1 E: 0 K: 0 S: 4	H: 1 LOB: 0 BB: 0 P: 4	R: 0 E: 0 K: 1 S: 4	H: 1 LOB: 1 BB: 0 P: 4	R: 1 E: 0 K: 0 S: 4	H: 1 LOB: 1 BB: 0 P: 4	R: 0 E: 0 K: 0 S: 4	H: 1 LOB: 1 BB: 0 P: 5	R: 0 E: 0 K: 0 S: 3	H: 0 LOB: 0 BB: 0 P: 3	1B: 4 2B: 0 3B: 0 HR: 2	SF: 0 SAC: 0 DP: 0 HBP: 1	WP: 1 PA: 37 CS: 0
PITCHER Phil Niekro, R ERA: 1.23 (1, 1)	IP: 9.0 WLS: W BF: 37 H: 6 R: 3 ER: 3 SO: 5 BB: 3 IBB: 0 HBP: 1 BLK: 0 WP: 1 HR: 2 S: 43 P: 56 ERA: 3.00 WHIP: 1.000															PITCHER	IP: 9.0 WLS: W BF: 37 H: 6 R: 3 ER: 3 SO: 5 BB: 3 IBB: 0 HBP: 1 BLK: 0 WP: 1 HR: 2 S: 43 P: 56 ERA: 3.00 WHIP: 1.000		

San Diego Padres @ Atlanta Braves
Atlanta Stadium, Atlanta, GA
Wed Apr 30 1969, 7:05 PM EDT
Att: 6,885 - Unknown


AB 33
R 3
H 6
RBI 3
BB 3
SO 5
LOB 14



Batter	1	2	3	4	5	6	7	8	9	AB	R	H	RBI	BB	SO	LOB	BOTTOM		
Felipe Alou, R OBP: 0.398, SLG: 0.500 (1, 8)	0-0 F2		0-0 SH3 1B		0-0 6-3		0-0 F3	0-0 F5		5	1	1	1	0	0	2			
Felix Milan, R OBP: 0.371, SLG: 0.518 (1, 4)	0-0 5-3		0-0 SH3		0-0 HR		0-0 1B			3	1	2	1	0	0	0			
Hank Aaron, R OBP: 0.506, SLG: 0.671 (1, 9)	4-0 BB		4-0 1B IBB		0-0 CS 1B		0-0 F4			2	0	1	0	2	0	1			
Orlando Cepeda, R OBP: 0.289, SLG: 0.403 (1, 3)	0-0 F3		0-3 K		4-0 2B BB		0-0 F5			3	1	0	0	1	1	5			
Tito Francona, L OBP: 0.433, SLG: 0.481 (1, 7)		0-0 F5		0-0 1B		0-0 2B		4-0 SH3 BB		3	0	2	3	0	0	0			
Mike Lum, L OBP: 0.409, SLG: 0.278 (8, 7)			1-3 2-H 3-H		1-H 2B					0	1	0	0	1	0	0			
Clete Boyer, R OBP: 0.310, SLG: 0.288 (1, 5)	0-0 5-3			4-0 FC1-6 BB	0-3 K2-3			0-0 SH3		2	0	0	0	1	1	1			
Bob Didier, S OBP: 0.241, SLG: 0.255 (1, 2)		0-3 K		0-0 FC1-6 FC3-6		0-0 1-3		0-3 K		4	0	0	0	0	2	2			
Sonny Jackson, L OBP: 0.301, SLG: 0.355 (1, 6)			4-0 BB 1B BB		0-0 FC3-6		0-0 4-3		4-0 1B BB	2	1	0	0	2	0	1			
Phil Niekro, R OBP: 0.250, SLG: 0.200 (1, 1)			4-0 SH3 1B BB		0-0 6-3		0-3 K		0-0 1B	3	1	1	1	1	1	1			
Inning Stats	R: 0 E: 0 K: 0 S: 3	H: 0 LOB: 1 BB: 1 P: 7	R: 0 E: 0 K: 1 S: 5	H: 0 LOB: 0 BB: 0 P: 5	R: 3 E: 0 K: 1 S: 6	H: 2 LOB: 2 BB: 3 P: 18	R: 0 E: 0 K: 0 S: 3	H: 0 LOB: 1 BB: 1 P: 7	R: 2 E: 0 K: 1 S: 7	H: 3 LOB: 1 BB: 1 P: 11	R: 0 E: 0 K: 1 S: 5	H: 0 LOB: 0 BB: 0 P: 5	R: 0 E: 0 K: 0 S: 4	H: 1 LOB: 1 BB: 0 P: 4	R: 1 E: 0 K: 1 S: 6	H: 1 LOB: 2 BB: 2 P: 14	1B: 5 2B: 1 3B: 0 HR: 1	SF: 0 SAC: 2 DP: 0 HBP: 0	WP: 0 PA: 37 CS: 1
PITCHER Gary Ross, R ERA: 3.97 (1, 1)	IP: 0.2 WLS: L BF: 24 H: 5 R: 5 ER: 5 SO: 4 BB: 4 IBB: 1 HBP: 0 BLK: 0 WP: 0 HR: 1 S: 27 P: 47 ERA: 8.44 WHIP: 1.688															PITCHER	IP: 0.2 WLS: L BF: 24 H: 5 R: 5 ER: 5 SO: 4 BB: 4 IBB: 1 HBP: 0 BLK: 0 WP: 0 HR: 1 S: 27 P: 47 ERA: 8.44 WHIP: 1.688		
Leon Everitt, R ERA: 6.52 (1, 1)	IP: 5.1 WLS: L BF: 24 H: 5 R: 5 ER: 5 SO: 4 BB: 4 IBB: 1 HBP: 0 BLK: 0 WP: 0 HR: 1 S: 27 P: 47 ERA: 8.44 WHIP: 1.688															PITCHER	IP: 5.1 WLS: L BF: 24 H: 5 R: 5 ER: 5 SO: 4 BB: 4 IBB: 1 HBP: 0 BLK: 0 WP: 0 HR: 1 S: 27 P: 47 ERA: 8.44 WHIP: 1.688		
Johnny Podres, L ERA: 5.57 (7, 1)	IP: 2.0 WLS: L BF: 10 H: 2 R: 1 ER: 1 SO: 1 BB: 2 IBB: 0 HBP: 0 BLK: 0 WP: 0 HR: 0 S: 10 P: 18 ERA: 4.50 WHIP: 2.000															PITCHER	IP: 2.0 WLS: L BF: 10 H: 2 R: 1 ER: 1 SO: 1 BB: 2 IBB: 0 HBP: 0 BLK: 0 WP: 0 HR: 0 S: 10 P: 18 ERA: 4.50 WHIP: 2.000		

San Diego Padres @ Atlanta Braves
Atlanta Stadium, Atlanta, GA
Wed Apr 30 1969, 7:05 PM EDT
Att: 6,885 - Unknown

AB 27
R 6
H 7
RBI 6
BB 8
SO 5
LOB 13



Batter	1	2	3	4	5	6	7	8	9	AB	R	H	RBI	BB	SO	LOB	TOP																	
Tommy Dean, R (1, 6) OBP: 0.259, SLG: 0.271	F9		K		G6-4-3 1B			P6		4	0	1	0	0	1	1	San Diego Padres @ Atlanta Braves Atlanta Stadium, Atlanta, GA Thu May 01 1969, 7:05 PM EDT Att: 5,854 - Unknown																	
Roberto Pena, R (1, 4) OBP: 0.285, SLG: 0.221	6-3				F7			HR		4	0	2	0	0	0	1																		
Jose Arcia, R (8, FR) OBP: 0.222, SLG: 0.222			1B							0	1	0	0	0	0	0																		
Tony Gonzalez, L (1, 7) OBP: 0.357, SLG: 0.386	P6		F4		G6-4-3 1-2			HR		4	1	1	2	0	0	3																		
Ollie Brown, R (1, 9) OBP: 0.340, SLG: 0.539		F9		1B		G6-3 1B		6-3		4	1	2	0	0	0	1																		
Nate Colbert, R (1, 3) OBP: 0.362, SLG: 0.698		S 1B		F8		F4		K		4	0	1	0	0	1	3																		
Larry Stahl, L (1, 8) OBP: 0.222, SLG: 0.192	F7				1B		G6-3 1-2		4-3	4	1	1	1	0	0	2																		
Ed Spiezio, R (1, 5) OBP: 0.333, SLG: 0.329			K		2H 1B		F9			4	0	2	1	0	1	1																		
Chris Krug, R (1, 2) OBP: 0.143, SLG: 0.077			F7		K		K			2	0	0	0	0	1	1																		
Al Ferrara, R (7, PH) OBP: 0.421, SLG: 0.214										1	0	0	0	0	1	0																		
Chris Cannizzaro, R (7, 2) OBP: 0.264, SLG: 0.264										1	0	1	0	0	0	0																		
Dick Kelley, R (1, 1) OBP: 0.273, SLG: 0.273										1	0	1	0	0	0	0																		
Ivan Murrell, R (4, PH) OBP: 0.133, SLG: 0.133					FC4		3-1			1	0	0	0	0	0	1																		
Tommie Sisk, R (4, 1) OBP: 0.277, SLG: 0.214			1B							0	0	0	0	0	0	0																		
Bill Davis, L (7, PH) OBP: 0.277, SLG: 0.214					1-2					1	0	0	0	0	0	0																		
Jack Baldschun, R (7, 1) OBP: 0.333, SLG: 0.333			1B							1	0	0	0	0	1	1																		
Inning Stats	R: 0 E: 0 K: 0 S: 3	H: 0 LOB: 0 BB: 0 P: 3	R: 0 E: 0 K: 1 S: 6	H: 1 LOB: 1 BB: 0 P: 6	R: 0 E: 0 K: 1 S: 7	H: 2 LOB: 2 BB: 0 P: 7	R: 2 E: 0 K: 1 S: 8	H: 3 LOB: 1 BB: 0 P: 8	R: 0 E: 0 K: 0 S: 3	H: 1 LOB: 0 BB: 0 P: 3	R: 0 E: 0 K: 1 S: 5	H: 0 LOB: 0 BB: 0 P: 5	R: 2 E: 0 K: 1 S: 7	H: 2 LOB: 1 BB: 0 P: 7	R: 0 E: 0 K: 1 S: 6	H: 2 LOB: 1 BB: 0 P: 6	1B: 8 2B: 3 3B: 0 HR: 1	SF: 0 SAC: 0 DP: 2 HBP: 0	WP: 0 PB: 0 SB: 1 CS: 0	PA: 36														
PITCHER	IP WLS BF H R ER SO BB IBB HBP BLK WP HR S P ERA WHIP																																	
Ron Reed, R (1, 1) ERA: 3.72	7.1		29	9	3	3	4	0	0	0	0	0	0	0	37	37	3.68	1.227																
Cecil Upshaw, R (8, 1) ERA: 2.13	1.2	L	7	3	1	1	2	0	0	0	0	0	0	1	11	11	5.40	1.800																

Batter	1	2	3	4	5	6	7	8	9	AB	R	H	RBI	BB	SO	LOB	BOTTOM																	
Felipe Alou, R (1, 8) OBP: 0.409, SLG: 0.494	SH5-3 1B		4-3 E	F9			5-3		4-0 IBB	3	1	1	0	2	0	1	San Diego Padres @ Atlanta Braves Atlanta Stadium, Atlanta, GA Thu May 01 1969, 7:05 PM EDT Att: 5,854 - Unknown																	
Felix Milten, R (1, 4) OBP: 0.355, SLG: 0.494	SH5-3 1-2		4-3 1-2		F7		K		FC5-2 2-3	4	0	0	0	0	1	5																		
Hank Aaron, R (1, 9) OBP: 0.505, SLG: 0.653	4-0 BB		4-0 E		P4			F3		2	1	0	0	2	0	0																		
Orlando Cepeda, R (1, 3) OBP: 0.287, SLG: 0.420	0-3 K		0-0 E2		6-3			4-3		4	1	1	2	0	1	2																		
Bob Aspromonte, R (1, 7) OBP: 0.243, SLG: 0.314	0-0 F8		0-0 F9			4-3		K		4	0	0	0	0	1	2																		
Clete Boyer, R (1, 5) OBP: 0.308, SLG: 0.299		1-3			P6			F7		4	0	1	0	0	0	0																		
Bob Didier, S (1, 2) OBP: 0.246, SLG: 0.259										3	0	1	0	0	0	1																		
Mike Lum, L (9, PH) OBP: 0.435, SLG: 0.316		WP 1B		6-3		P5			3-1 1B	1	0	1	0	0	0	0																		
Sonny Jackson, L (1, 6) OBP: 0.310, SLG: 0.363		K			F5				FC5-2 3-1	4	0	2	0	0	1	1																		
Ron Reed, R (1, 1) OBP: 0.091, SLG: 0.091										2	0	1	0	0	1	0																		
Cecil Upshaw, R (8, 1) ERA: 3.53										0	0	0	0	0	0	0																		
Tito Francona, L (9, PH) OBP: 0.419, SLG: 0.464		2H 1B			K				1-2 2-3	1	0	0	0	0	0	2																		
Inning Stats	R: 0 E: 0 K: 1 S: 6	H: 1 LOB: 2 BB: 1 P: 10	R: 0 E: 0 K: 1 S: 6	H: 2 LOB: 2 BB: 0 P: 6	R: 3 E: 1 K: 0 S: 5	H: 2 LOB: 1 BB: 2 P: 13	R: 0 E: 0 K: 1 S: 5	H: 0 LOB: 0 BB: 0 P: 5	R: 0 E: 0 K: 0 S: 3	H: 0 LOB: 0 BB: 0 P: 3	R: 0 E: 0 K: 1 S: 6	H: 1 LOB: 1 BB: 0 P: 6	R: 0 E: 0 K: 1 S: 5	H: 0 LOB: 0 BB: 0 P: 5	R: 0 E: 0 K: 0 S: 5	H: 2 LOB: 3 BB: 1 P: 9	1B: 6 2B: 1 3B: 1 HR: 0	SF: 0 SAC: 2 DP: 0 HBP: 0	WP: 1 PB: 0 SB: 0 CS: 0	PA: 38														
PITCHER	IP WLS BF H R ER SO BB IBB HBP BLK WP HR S P ERA WHIP																																	
Dick Kelley, L (1, 1) ERA: 4.06	3.0		16	5	3	2	2	3	0	0	0	0	0	0	17	29	6.00	2.667																
Tommie Sisk, R (4, 1) ERA: 3.53	3.0		9	0	0	0	1	0	0	0	0	0	0	0	11	11	0.00	0.000																
Jack Baldschun, R (7, 1) ERA: 3.24	3.0	W	13	3	0	0	2	0	1	0	0	0	0	0	16	20	0.00	1.000																



Batter	1	2	3	4	5	6	7	8	9	AB	R	H	RBI	BB	SO	LOB	TOP					
Willie Crawford, L OBP: 0.320, SLG: 0.388	P5	1-H HR		F7		P5			FC5-4 1B	5	1	2	2	0	0	0	Los Angeles Dodgers @ Atlanta Braves Atlanta Stadium, Atlanta, GA Fri May 02 1969, 7:05 PM EDT Att: 18,476 - Unknown					
Willie Davis, L OBP: 0.304, SLG: 0.409	4-3	4-3		F9		P6			FC5-4 BB 1-2	5	0	0	0	0	0	1						
Wes Parker, S OBP: 0.416, SLG: 0.567	1B BB								K	3	0	1	0	2	2	1						
Andy Kosco, R OBP: 0.311, SLG: 0.430	1B 1-2	5-3		F5					4-3	4	0	1	0	1	0	2						
Tom Haller, L OBP: 0.414, SLG: 0.459				5-3						5	1	3	1	0	0	2						
Bill Sudakis, S OBP: 0.333, SLG: 0.443	K					F8			1B	3	0	0	0	1	1	4						
Ted Sizemore, R OBP: 0.356, SLG: 0.341						5-3			K	4	1	0	0	0	1	1						
Billy Grabarkewitz, R OBP: 0.147, SLG: 0.212						6-3				2	0	1	0	0	0	0						
Len Gabrielson, L OBP: 0.227, SLG: 0.158	SH1-3								1-3	1	0	0	0	0	0	0						
Paul Popovich, S OBP: 0.266, SLG: 0.263		2-3								0	0	0	0	0	0	0						
Claude Osteen, L OBP: 0.188, SLG: 0.133									F3	3	1	1	1	0	0	2						
Pete Mikkelsen, R OBP: 0.333, SLG: 0.333										0	0	0	0	0	0	0						
Al McBean, R OBP: 0.270, SLG: 0.242										0	0	0	0	0	0	0						
Ron Fairly, L OBP: 0.270, SLG: 0.242										1	0	0	0	0	0	0						
Bobby Darwin, R OBP: 0.270, SLG: 0.242										0	0	0	0	0	0	0						
Inning Stats	R: 0 E: 0 K: 1 S: 7	H: 2 LOB: 3 BB: 1 P: 11	R: 3 E: 1 K: 0 S: 7	H: 3 LOB: 1 BB: 0 P: 7	R: 0 E: 0 K: 0 S: 4	H: 1 LOB: 2 BB: 1 P: 8	R: 0 E: 0 K: 0 S: 3	H: 0 LOB: 1 BB: 1 P: 7	R: 1 E: 0 K: 0 S: 4	H: 1 LOB: 0 BB: 0 P: 4	R: 0 E: 0 K: 0 S: 3	H: 0 LOB: 0 BB: 0 P: 3	R: 0 E: 0 K: 1 S: 6	H: 1 LOB: 1 BB: 0 P: 6	R: 0 E: 0 K: 1 S: 5	H: 0 LOB: 0 BB: 0 P: 5	R: 0 E: 0 K: 1 S: 6	H: 1 LOB: 2 BB: 1 P: 10	1B: 7 2B: 0 3B: 0 HR: 2	SF: 0 SAC: 1 DP: 0 HBP: 0	WP: 0 PB: 0 SB: 0 CS: 0	PA: 41
PITCHER	IP WLS BF H R ER SO BB IBB HBP BLK WP HR S P ERA WHIP																					
Pat Jarvis, R ERA: 6.34	(1, 1) 6.0 29 7 4 3 1 3 0 0 0 0 2 28 40 4.50 1.667																					
Jim Britton, R ERA: 6.14	(7, 1) 3.0 W 12 2 0 0 3 1 0 0 0 0 0 17 21 0.00 1.000																					

Batter	1	2	3	4	5	6	7	8	9	AB	R	H	RBI	BB	SO	LOB	BOTTOM			
Felipe Alou, R OBP: 0.409, SLG: 0.482	F8					F8				4	1	1	0	0	0	3	Los Angeles Dodgers @ Atlanta Braves Atlanta Stadium, Atlanta, GA Fri May 02 1969, 7:05 PM EDT Att: 18,476 - Unknown			
Felix Milan, R OBP: 0.367, SLG: 0.505										4	2	2	1	0	0	2				
Hank Aaron, R OBP: 0.500, SLG: 0.671										4	2	1	2	1	1	3				
Orlando Cepeda, R OBP: 0.286, SLG: 0.424										4	0	1	2	0	0	2				
Bob Aspromonte, R OBP: 0.244, SLG: 0.308										4	0	1	0	0	1	3				
Mike Lum, L OBP: 0.435, SLG: 0.316										0	0	0	0	0	0	0				
Clete Boyer, R OBP: 0.305, SLG: 0.296										4	1	1	0	0	0	2				
Bob Didier, S OBP: 0.281, SLG: 0.283										2	0	2	0	1	0	0				
Tito Francona, L OBP: 0.406, SLG: 0.448										1	0	0	0	0	0	1				
Bob Tillman, R OBP: 0.150, SLG: 0.105										0	0	0	0	0	0	0				
Sonny Jackson, L OBP: 0.322, SLG: 0.366										2	1	1	0	1	0	1				
Pat Jarvis, R OBP: 0.182, SLG: 0.182										2	0	0	0	0	0	2				
Rico Carty, R ERA: 3.29										0	0	0	1	0	0	0				
Jim Britton, R ERA: 9.82										0	0	0	0	0	0	0				
Inning Stats	R: 0 E: 0 K: 0 S: 4	H: 1 LOB: 2 BB: 1 P: 8	R: 0 E: 0 K: 0 S: 3	H: 0 LOB: 1 BB: 1 P: 7	R: 3 E: 0 K: 0 S: 6	H: 4 LOB: 0 BB: 0 P: 6	R: 0 E: 0 K: 0 S: 4	H: 1 LOB: 1 BB: 0 P: 4	R: 0 E: 0 K: 1 S: 5	H: 0 LOB: 0 BB: 0 P: 5	R: 0 E: 0 K: 1 S: 8	H: 3 LOB: 2 BB: 0 P: 8	R: 2 E: 1 K: 0 S: 5	H: 1 LOB: 1 BB: 0 P: 6	R: 1 E: 1 K: 0 S: 3	H: 0 LOB: 1 BB: 1 P: 8	1B: 7 2B: 2 3B: 0 HR: 1	SF: 1 SAC: 2 DP: 1 HBP: 2	WP: 1 PB: 0 SB: 0 CS: 0	PA: 39
PITCHER	IP WLS BF H R ER SO BB IBB HBP BLK WP HR S P ERA WHIP																			
Claude Osteen, L ERA: 3.35	(1, 1) 5.2 27 9 4 4 2 2 0 0 0 0 1 29 37 6.35 1.941																			
Pete Mikkelsen, R ERA: 3.29	(6, 1) 0.1 L 4 1 2 1 0 0 0 0 1 0 0 0 3 4 27.00 3.000																			
Al McBean, R ERA: 3.14	(7, 1) 1.0 3 0 0 0 0 0 0 0 0 0 0 3 3 0.00 0.000																			
Bobby Darwin, R ERA: 9.82	(8, 1) 1.0 5 0 1 1 0 1 0 1 0 1 0 3 8 9.00 1.000																			

Batter	1	2	3	4	5	6	7	8	9	AB	R	H	RBI	BB	SO	LOB	TOP			
Willie Davis, L OBP: 0.397, SLG: 0.423	G5-4-3 BB	P4	F7	F7			SH1-4 1B		6-3 S 1B	4	0	2	1	1	0	1	Los Angeles Dodgers @ Atlanta Braves Atlanta Stadium, Atlanta, GA Sat May 03 1969, 3:33 AM EDT Att: 22,825 - Unknown			
Bill Russell, R OBP: 0.405, SLG: 0.462	G5-4-3		HR		K		SH1-4 1B		K	4	1	1	1	0	2	2				
Wes Parker, S OBP: 0.415, SLG: 0.543			K		G3				6-3	3	0	0	0	2	1	1				
Andy Kosco, R OBP: 0.309, SLG: 0.456 Jim Brewer, L	F7		HR		P6		P6		4-3	4	1	1	1	0	0	4				
Bill Sudakis, S OBP: 0.320, SLG: 0.424		K	P4				K		G3	4	0	0	0	0	2	3				
Ted Sizemore, R OBP: 0.362, SLG: 0.349							5-3		6-3	4	1	2	0	0	0	0				
Tom Haller, L OBP: 0.418, SLG: 0.487							F7		FC1-6 1B	4	1	2	1	0	0	1				
Billy Grabarkewitz, R OBP: 0.184, SLG: 0.222					F7		1B BB		FC1-6	3	1	1	1	1	0	1				
Alan Foster, R Ron Fairly, L OBP: 0.282, SLG: 0.257	SH3-4				K		SH1-4 1B		4-3	1	0	0	0	0	1	0				
										2	0	1	0	0	0	1				
Inning Stats	R: 0 E: 0 K: 0 S: 2	H: 0 LOB: 1 BB: 2 P: 10	R: 2 E: 0 K: 1 S: 8	H: 3 LOB: 1 BB: 0 P: 8	R: 2 E: 0 K: 1 S: 8	H: 3 LOB: 1 BB: 0 P: 8	R: 0 E: 0 K: 1 S: 5	H: 0 LOB: 0 BB: 0 P: 5	R: 0 E: 0 K: 1 S: 5	H: 0 LOB: 0 BB: 0 P: 5	R: 1 E: 0 K: 0 S: 5	H: 2 LOB: 3 BB: 2 P: 13	R: 0 E: 0 K: 0 S: 4	H: 1 LOB: 1 BB: 0 P: 4	R: 0 E: 0 K: 1 S: 6	H: 1 LOB: 1 BB: 0 P: 6	1B: 7 2B: 0 3B: 1 HR: 2	SF: 0 SAC: 2 DP: 1 HBP: 0	WP: 0 PB: 0 SB: 1 CS: 0	PA: 40
PITCHER	IP WLS BF H R ER SO BB IBB HBP BLK WP HR S P ERA WHIP																			
George Stone, L ERA: 2.7	(1, 1) 3.0 16 6 4 4 2 2 0 0 0 0 2 18 26 12.00 2.667																			
Gary Neibauer, R ERA: 6.0	(4, 1) 3.0 11 1 1 1 3 1 0 0 0 0 0 16 20 3.00 0.667																			
Cecil Upshaw, R ERA: 1.72	(7, 1) 3.0 W 13 3 0 0 1 0 1 0 0 0 0 14 18 0.00 1.000																			

Batter	1	2	3	4	5	6	7	8	9	AB	R	H	RBI	BB	SO	LOB	BOTTOM			
Felipe Alou, R OBP: 0.392, SLG: 0.461	6-3		FC4		6-3			K		4	0	0	0	0	1	1	Los Angeles Dodgers @ Atlanta Braves Atlanta Stadium, Atlanta, GA Sat May 03 1969, 3:33 AM EDT Att: 22,825 - Unknown			
Felix Milan, R OBP: 0.353, SLG: 0.484	F3		F8				P4		F9	4	0	0	0	0	1	0				
Hank Aaron, R OBP: 0.510, SLG: 0.699	PB 2B				2B 2B		HR 1B		K	4	2	3	0	0	1	0				
Orlando Cepeda, R OBP: 0.294, SLG: 0.472	F8				L9 SF8 2B		HR		E5 FC5-6	4	2	2	3	0	0	1				
Tito Francona, L OBP: 0.361, SLG: 0.394 Mike Lum, L OBP: 0.435, SLG: 0.316	F7				L9		F7		FC5-6 HR	4	0	0	0	0	0	2				
Clete Boyer, R OBP: 0.303, SLG: 0.333	6-3				SF8		6-3		HR	3	1	1	3	0	0	0				
Bob Didier, S OBP: 0.269, SLG: 0.270	P5				F9		K			3	0	0	0	0	1	0				
Sonny Jackson, L OBP: 0.323, SLG: 0.365					FC4 1B		6-3			3	0	1	0	0	0	0				
George Stone, L Walt Hriniaik, L Gary Neibauer, R Cecil Upshaw, R OBP: 0.333, SLG: 0.333					F7		5-3		K	0	0	0	0	0	0	0				
										1	0	0	0	0	0	1				
										1	0	0	0	0	0	0				
										1	0	0	0	0	1	0				
Inning Stats	R: 0 E: 0 K: 0 S: 4	H: 1 LOB: 0 BB: 0 P: 4	R: 0 E: 0 K: 0 S: 3	H: 0 LOB: 0 BB: 0 P: 3	R: 0 E: 0 K: 0 S: 4	H: 1 LOB: 0 BB: 0 P: 4	R: 2 E: 0 K: 0 S: 5	H: 2 LOB: 0 BB: 0 P: 5	R: 0 E: 0 K: 0 S: 3	H: 0 LOB: 0 BB: 0 P: 3	R: 2 E: 0 K: 2 S: 7	H: 2 LOB: 0 BB: 0 P: 5	R: 0 E: 0 K: 2 S: 7	H: 0 LOB: 0 BB: 0 P: 7	R: 2 E: 1 K: 0 S: 3	H: 1 LOB: 1 BB: 0 P: 3	1B: 2 2B: 3 3B: 0 HR: 2	SF: 1 SAC: 0 DP: 0 HBP: 0	WP: 0 PB: 1 SB: 0 CS: 0	PA: 33
PITCHER	IP WLS BF H R ER SO BB IBB HBP BLK WP HR S P ERA WHIP																			
Alan Foster, R ERA: 4.15	(1, 1) 6.0 24 6 4 4 0 0 0 0 0 0 1 24 24 6.00 1.000																			
Jim Brewer, L ERA: 1.93	(7, 1) 2.1 L 9 1 2 1 4 0 0 0 0 0 0 1 17 17 3.86 0.429																			



Batter	1	2	3	4	5	6	7	8	9	AB	R	H	RBI	BB	SO	LOB	TOP										
Maury Wills, S (1, 6) OBP: 0.257, SLG: 0.194										2	1	0	0	2	0	1											
Ty Cline, L (1, 8) OBP: 0.295, SLG: 0.162										4	0	0	0	0	0	2											
Rusty Staub, L (1, 9) OBP: 0.431, SLG: 0.568										4	0	1	0	0	0	0											
Mack Jones, L (1, 7) OBP: 0.394, SLG: 0.564										3	1	1	1	1	0	0											
Donn Clendenon, R (1, 3) OBP: 0.317, SLG: 0.474										3	0	0	1	0	1	0											
Coco Laboy, R (1, 5) OBP: 0.410, SLG: 0.574										4	1	0	0	0	0	0											
Gary Sutherland, R (1, 4) OBP: 0.262, SLG: 0.237										4	1	1	0	0	0	1											
John Boccabella, R (1, 2) OBP: 0.214, SLG: 0.357										3	0	0	0	0	1	3											
Bill Stoneman, R (1, 1) OBP: 0.105, SLG: 0.056										2	0	0	0	0	2	1											
Floyd Wicker, L (7, PH) OBP: 0.400, SLG: 0.250										1	0	1	2	0	0	0											
Dan McGinn, L (7, 1) OBP: 0.333, SLG: 0.833										0	0	0	0	0	0	0											
Roy Face, R (8, 1) OBP: 0.500, SLG: 0.500										0	0	0	0	0	0	0											
Inning Stats	R: 1 E: 0 K: 0 S: 3	H: 1 LOB: 1 BB: 2 P: 11	R: 0 E: 0 K: 1 S: 6	H: 1 LOB: 1 BB: 0 P: 6	R: 0 E: 0 K: 0 S: 2	H: 0 LOB: 0 BB: 1 P: 6	R: 0 E: 0 K: 0 S: 3	H: 0 LOB: 0 BB: 0 P: 3	R: 0 E: 0 K: 1 S: 5	H: 0 LOB: 0 BB: 0 P: 5	R: 0 E: 0 K: 0 S: 3	H: 0 LOB: 0 BB: 0 P: 3	R: 3 E: 2 K: 0 S: 11	H: 2 LOB: 1 BB: 0 P: 11	R: 0 E: 0 K: 0 S: 3	H: 0 LOB: 0 BB: 0 P: 3	R: 0 E: 0 K: 0 S: 3	H: 0 LOB: 0 BB: 0 P: 3	1B: 3 2B: 0 3B: 0 HR: 1	SF: 1 SAC: 0 DP: 1 HBP: 0	WP: 0 PB: 1 SB: 1 CS: 1	PA: 35					
PITCHER	IP	WLS	BF	H	R	ER	SO	BB	IBB	HBP	BLK	WP	HR	S	P	ERA	WHIP										
Ron Reed, R (1, 1) ERA: 3.53	7.0	L	28	4	4	2	4	2	1	0	0	0	1	33	45	2.57	0.857										
Cecil Upshaw, R (8, 1) ERA: 1.53	2.0		6	0	0	0	0	0	0	0	0	0	0	6	6	0.00	0.000										

Montreal Expos @ Atlanta Braves
Atlanta Stadium, Atlanta, GA
Tue May 06 1969, 7:05 PM EDT
Att: 12,713 - Unknown

AB	30
R	4
H	4
RBI	4
BB	3
SO	4
LOB	8



Batter	1	2	3	4	5	6	7	8	9	AB	R	H	RBI	BB	SO	LOB	BOTTOM										
Felipe Alou, R (1, 8) OBP: 0.387, SLG: 0.459										5	1	2	0	0	0	1											
Felix Milten, R (1, 4) OBP: 0.345, SLG: 0.461										3	1	1	0	1	0	3											
Hank Aaron, R (1, 9) OBP: 0.500, SLG: 0.667										3	1	1	0	1	0	2											
Orlando Cepeda, R (1, 3) OBP: 0.318, SLG: 0.484										3	0	2	1	1	0	0											
Tito Francona, L (1, 7) OBP: 0.372, SLG: 0.385										3	0	1	2	1	1	2											
Clete Boyer, R (1, 5) OBP: 0.308, SLG: 0.363										4	0	1	0	0	2	3											
Bob Didier, S (1, 2) OBP: 0.284, SLG: 0.279										2	0	1	0	0	0	0											
Tommy Aaron, R (7, PH) OBP: 0.250, SLG: 0.250										1	0	0	0	0	0	0											
Bob Tillman, R (8, 2) OBP: 0.150, SLG: 0.105										0	0	0	0	0	0	0											
Rico Carty, R (8, PH)										1	0	0	0	0	0	2											
Walt Hriniaik, L (9, 2)										0	0	0	0	0	0	0											
Sonny Jackson, L (1, 6) OBP: 0.320, SLG: 0.359										4	0	1	0	0	0	1											
Ron Reed, R (1, 1) OBP: 0.077, SLG: 0.077										2	0	0	0	0	0	1											
Bob Aspromonte, R (7, PH) OBP: 0.282, SLG: 0.325										1	0	1	0	0	0	0											
Cecil Upshaw, R (8, 1) OBP: 0.333, SLG: 0.333										0	0	0	0	0	0	0											
Mike Lum, L (8, PH) OBP: 0.400, SLG: 0.286										1	0	0	0	0	0	1											
Inning Stats	R: 1 E: 1 K: 0 S: 5	H: 2 LOB: 1 BB: 0 P: 5	R: 0 E: 0 K: 1 S: 6	H: 1 LOB: 0 BB: 0 P: 6	R: 0 E: 0 K: 1 S: 4	H: 0 LOB: 0 BB: 1 P: 8	R: 0 E: 0 K: 0 S: 3	H: 0 LOB: 0 BB: 0 P: 3	R: 2 E: 0 K: 0 S: 4	H: 2 LOB: 1 BB: 2 P: 12	R: 0 E: 0 K: 0 S: 5	H: 2 LOB: 2 BB: 0 P: 5	R: 0 E: 0 K: 1 S: 7	H: 2 LOB: 0 BB: 0 P: 7	R: 0 E: 0 K: 0 S: 4	H: 1 LOB: 1 BB: 0 P: 4	1B: 10 2B: 1 3B: 0 HR: 0	SF: 0 SAC: 1 DP: 2 HBP: 0	WP: 0 PB: 0 SB: 0 CS: 3	PA: 39							
PITCHER	IP	WLS	BF	H	R	ER	SO	BB	IBB	HBP	BLK	WP	HR	S	P	ERA	WHIP										
Bill Stoneman, R (1, 1) ERA: 2.51	6.0	W	24	6	3	3	2	4	0	0	0	0	0	24	40	4.50	1.667										
Dan McGinn, L (7, 1) ERA: 2.11	1.2		9	4	0	0	1	0	0	0	0	0	0	11	11	0.00	2.400										
Roy Face, R (8, 1) ERA:	1.1	S	5	1	0	0	0	0	0	0	0	0	0	5	5	0.00	0.750										

Montreal Expos @ Atlanta Braves
Atlanta Stadium, Atlanta, GA
Tue May 06 1969, 7:05 PM EDT
Att: 12,713 - Unknown

AB	33
R	3
H	11
RBI	3
BB	4
SO	3
LOB	16



Batter	1	2	3	4	5	6	7	8	9	AB	R	H	RBI	BB	SO	LOB	TOP			
Maury Wills, S OBP: 0.254, SLG: 0.194 (1, 6)										5	1	1	0	0	1	2				
Ty Cline, L OBP: 0.292, SLG: 0.150 Don Shaw, L Jerry Robertson, S (1, 8) (7, 1) (8, 1)										3	0	0	0	1	1	1				
Rusty Staub, L OBP: 0.434, SLG: 0.576 (1, 9)										4	1	2	1	0	1	2				
Mack Jones, L OBP: 0.398, SLG: 0.557 (1, 7)										3	0	1	1	1	1	0				
Donn Clendenon, R OBP: 0.328, SLG: 0.475 (1, 3)										4	0	2	0	0	1	2				
Coco Laboy, R OBP: 0.404, SLG: 0.571 (1, 5)										4	1	1	0	0	1	3				
Gary Sutherland, R OBP: 0.252, SLG: 0.228 (1, 4)										4	0	0	0	0	0	2				
John Boccabella, R OBP: 0.222, SLG: 0.333 (1, 2)										4	0	1	1	0	1	0				
Mike Wegener, R OBP: 0.286, SLG: 0.167 Dan McGinn, L Carroll Sembera, R Floyd Wicker, L (1, 1) (5, 1) (5, 1) (7, PH) (7, 8)										1	0	0	0	0	1	0				
Inning Stats	R: 2 E: 0 K: 1 S: 8	H: 4 LOB: 1 BB: 0 P: 8	R: 0 E: 0 K: 1 S: 5	H: 0 LOB: 0 BB: 0 P: 5	R: 0 E: 0 K: 0 S: 4	H: 1 LOB: 2 BB: 1 P: 8	R: 1 E: 0 K: 1 S: 7	H: 2 LOB: 1 BB: 0 P: 7	R: 0 E: 0 K: 1 S: 5	H: 0 LOB: 0 BB: 0 P: 5	R: 0 E: 1 K: 0 S: 4	H: 0 LOB: 2 BB: 1 P: 8	R: 0 E: 0 K: 1 S: 6	H: 1 LOB: 1 BB: 0 P: 6	R: 0 E: 0 K: 2 S: 7	H: 0 LOB: 0 BB: 0 P: 7	1B: 6 2B: 2 3B: 0 HR: 0	SF: 0 SAC: 1 DP: 1 HBP: 0	WP: 0 PB: 0 SB: 2 CS: 0	PA: 37
PITCHER Phil Niekro, R ERA: 1.48 (1, 1)	IP: 9.0 WLS: W BF: 37 H: 8 R: 3 ER: 3 SO: 9 BB: 2 IBB: 0 HBP: 0 BLK: 0 WP: 0 HR: 0 S: 53 P: 61 ERA: 3.00 WHIP: 1.111															PITCHER				

Montreal Expos @ Atlanta Braves
Atlanta Stadium, Atlanta, GA
Wed May 07 1969, 7:05 PM EDT
Att: 10,496 - Unknown


AB 34
R 3
H 8
RBI 3
BB 2
SO 9
LOB 13



Batter	1	2	3	4	5	6	7	8	9	AB	R	H	RBI	BB	SO	LOB	BOTTOM			
Felipe Alou, R OBP: 0.387, SLG: 0.456 (1, 8)										5	1	2	1	0	0	0				
Felix Milan, R OBP: 0.348, SLG: 0.458 (1, 4)										5	0	2	1	0	0	1				
Hank Aaron, R OBP: 0.496, SLG: 0.649 (1, 9)										4	1	1	0	1	1	3				
Orlando Cepeda, R OBP: 0.330, SLG: 0.480 (1, 3)										3	0	1	0	2	0	1				
Tito Francona, L OBP: 0.391, SLG: 0.375 Bob Aspromonte, R (7, PH) (8, 7)										1	0	0	0	2	0	0				
Clete Boyer, R OBP: 0.315, SLG: 0.355 (1, 5)										2	0	0	0	2	0	5				
Bob Didier, S OBP: 0.287, SLG: 0.296 Rico Carty, R Bob Tillman, R (1, 2) (7, PH) (8, 2)										3	1	1	0	0	0	1				
Sonny Jackson, L OBP: 0.317, SLG: 0.375 (1, 6)										4	1	1	0	0	0	4				
Phil Niekro, R OBP: 0.250, SLG: 0.263 (1, 1)										4	1	1	1	0	0	4				
Inning Stats	R: 0 E: 0 K: 0 S: 3	H: 0 LOB: 3 BB: 3 P: 15	R: 0 E: 0 K: 0 S: 3	H: 0 LOB: 0 BB: 0 P: 3	R: 0 E: 0 K: 1 S: 5	H: 0 LOB: 0 BB: 0 P: 5	R: 0 E: 0 K: 0 S: 3	H: 0 LOB: 1 BB: 1 P: 7	R: 3 E: 0 K: 0 S: 6	H: 4 LOB: 2 BB: 2 P: 14	R: 1 E: 0 K: 0 S: 5	H: 2 LOB: 1 BB: 0 P: 5	R: 1 E: 0 K: 0 S: 6	H: 3 LOB: 3 BB: 1 P: 10	R: 0 E: 0 K: 0 S: 4	H: 1 LOB: 1 BB: 0 P: 4	1B: 6 2B: 3 3B: 1 HR: 0	SF: 0 SAC: 0 DP: 1 HBP: 0	WP: 1 PB: 1 SB: 0 CS: 0	PA: 40
PITCHER Mike Wegener, R ERA: 3.42 Dan McGinn, L ERA: 2.11 Carroll Sembera, R ERA: 3.07 Don Shaw, L ERA: 6.06 Jerry Robertson, R ERA: 1.42 (1, 1) (5, 1) (5, 1) (7, 1) (8, 1)	IP: 4.2 WLS: 1 BF: 22 H: 4 R: 3 ER: 3 SO: 3 BB: 5 IBB: 0 HBP: 0 BLK: 0 WP: 1 HR: 0 S: 19 P: 39 ERA: 5.79 WHIP: 1.929															PITCHER				

Montreal Expos @ Atlanta Braves
Atlanta Stadium, Atlanta, GA
Wed May 07 1969, 7:05 PM EDT
Att: 10,496 - Unknown

AB 33
R 5
H 10
RBI 4
BB 7
SO 1
LOB 22



Batter	1	2	3	4	5	6	7	8	9	AB	R	H	RBI	BB	SO	LOB	TOP										
Felipe Alou, R OBP: 0.374, SLG: 0.439 (1, 8)										4	0	0	0	0	0	0											
Felix Milan, R OBP: 0.350, SLG: 0.450 (1, 4)										4	1	1	0	1	0	2											
Hank Aaron, R OBP: 0.500, SLG: 0.649 (1, 9)										3	2	1	1	2	1	1											
Orlando Cepeda, R OBP: 0.342, SLG: 0.510 (1, 3)										4	1	2	3	1	1	2											
Bob Aspromonte, R OBP: 0.313, SLG: 0.391 (1, 7)										5	0	3	1	0	0	1											
Cecil Upshaw, R OBP: 0.333, SLG: 0.333 (9, 1)										0	0	0	0	0	0	0											
Clete Boyer, R OBP: 0.310, SLG: 0.340 (1, 5)										4	0	0	0	1	1	3											
Bob Tillman, R OBP: 0.208, SLG: 0.174 (1, 2)										4	0	2	0	0	0	4											
Sonny Jackson, L OBP: 0.324, SLG: 0.380 (1, 6)										4	1	2	0	0	0	1											
Pat Jarvis, R OBP: 0.143, SLG: 0.143 (1, 1)										3	0	0	0	0	1	2											
Rico Carty, R OBP: 0.250, SLG: 0.333 (9, PH)										1	0	1	0	0	0	0											
Mike Lum, L OBP: 0.400, SLG: 0.286 (9, PR)										0	1	0	0	0	0	0											
Inning Stats	R: 0 E: 0 K: 2 S: 8	H: 1 LOB: 1 BB: 0 P: 8	R: 0 E: 0 K: 0 S: 5	H: 2 LOB: 2 BB: 0 P: 5	R: 2 E: 0 K: 0 S: 5	H: 2 LOB: 2 BB: 2 P: 13	R: 0 E: 0 K: 1 S: 5	H: 0 LOB: 0 BB: 0 P: 5	R: 0 E: 0 K: 0 S: 2	H: 1 LOB: 1 BB: 2 P: 10	R: 0 E: 0 K: 0 S: 3	H: 0 LOB: 0 BB: 0 P: 3	R: 0 E: 0 K: 1 S: 7	H: 2 LOB: 2 BB: 0 P: 7	R: 4 E: 0 K: 0 S: 7	H: 4 LOB: 1 BB: 1 P: 11	1B: 10 2B: 1 3B: 0 HR: 1	SF: 0 SAC: 1 DP: 1 HBP: 0	WP: 0 PB: 1 SB: 0 CS: 1	PA: 42							
PITCHER	IP	WLS	BF	H	R	ER	SO	BB	IBB	HBP	BLK	WP	HR	S	P	ERA	WHIP										
Grant Jackson, L ERA: 3.43 (1, 1)	8.0	L	36	10	4	4	4	4	0	0	0	0	0	40	56	4.50	1.750										
Jerry Johnson, R ERA: 3.31 (9, 1)	1.0	S	6	2	2	2	0	0	1	0	0	0	1	5	9	18.00	2.000										

Atlanta Braves @ Philadelphia Phillies
 Connie Mack Stadium, Philadelphia, PA
 Sat May 10 1969, 7:05 PM EDT
 Att: 7,313 - Unknown

AB	36
R	6
H	12
RBI	5
BB	5
SO	4
LOB	16

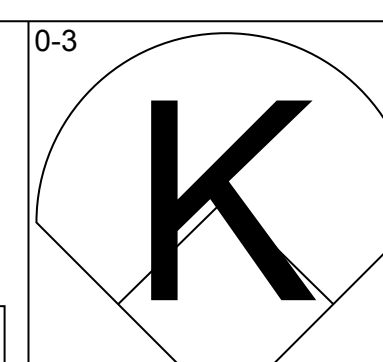
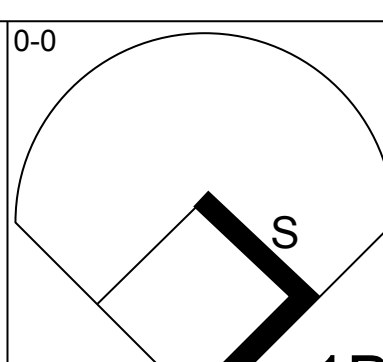
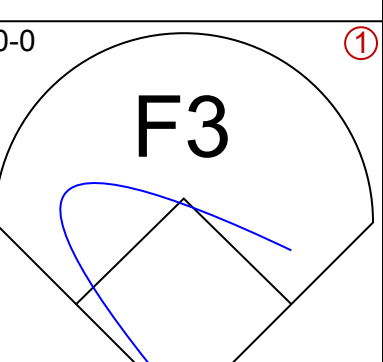
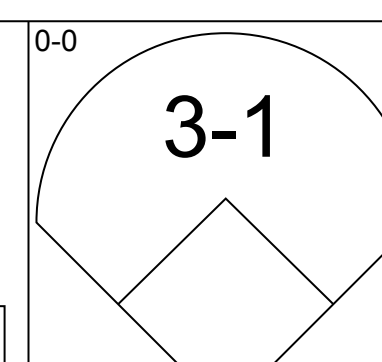
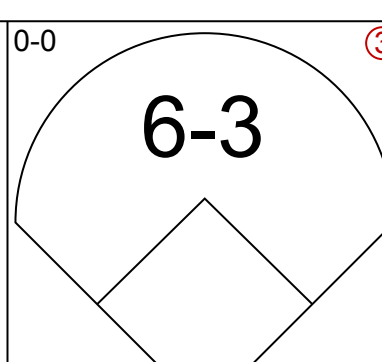
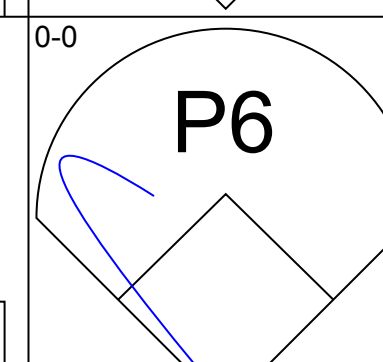
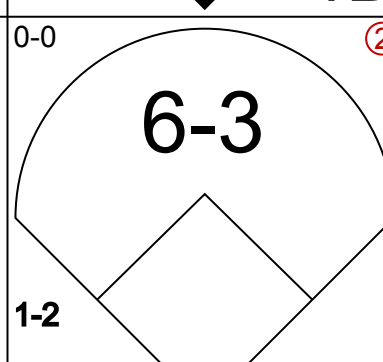
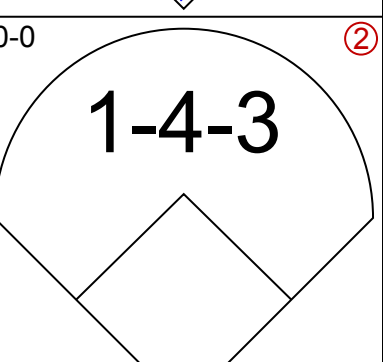
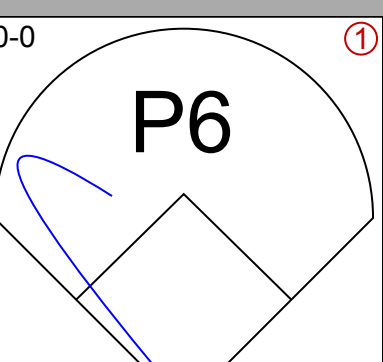
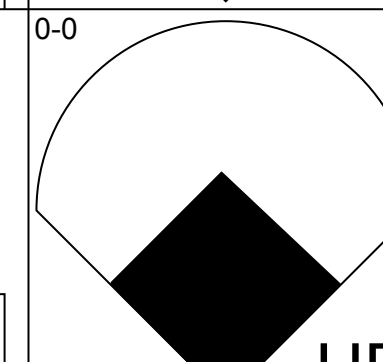
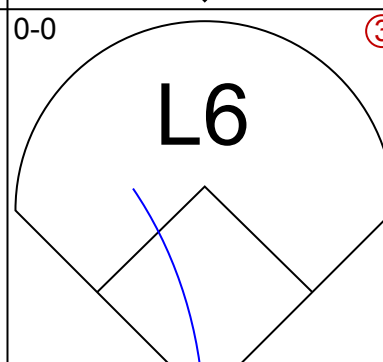
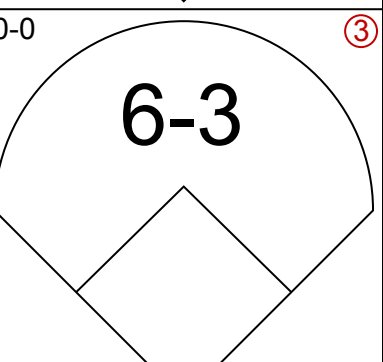
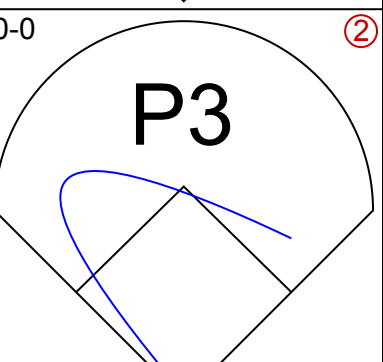
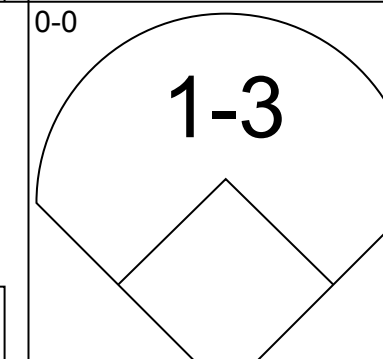

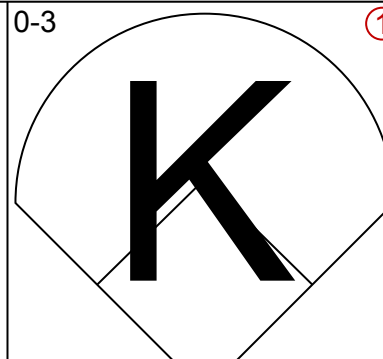
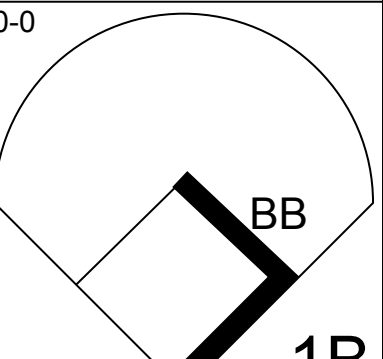
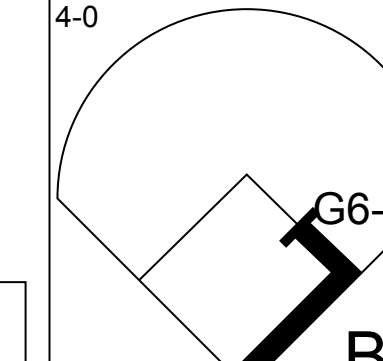
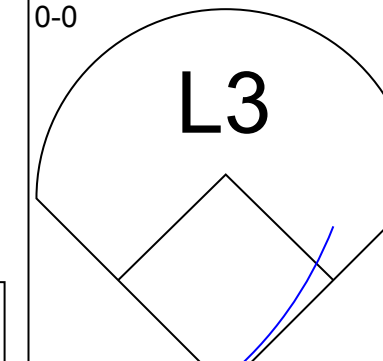
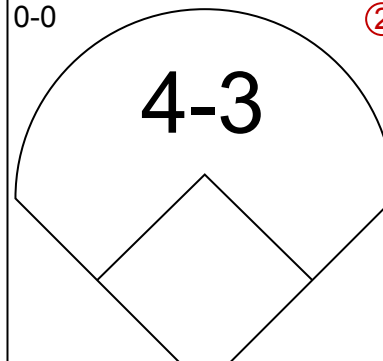
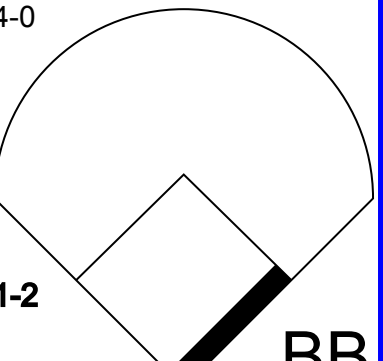
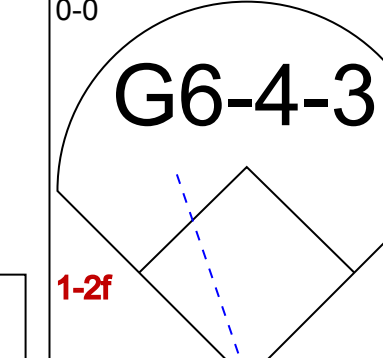
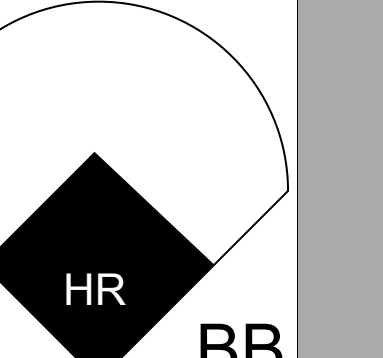
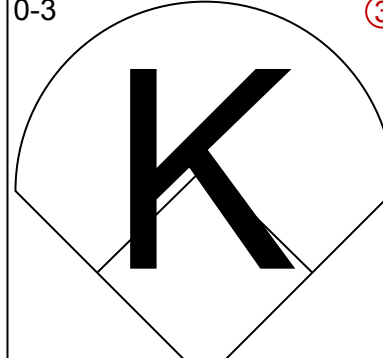
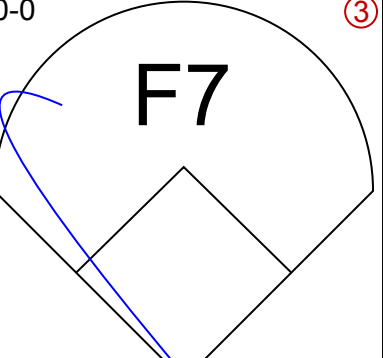
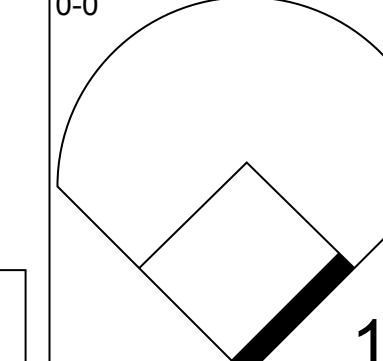

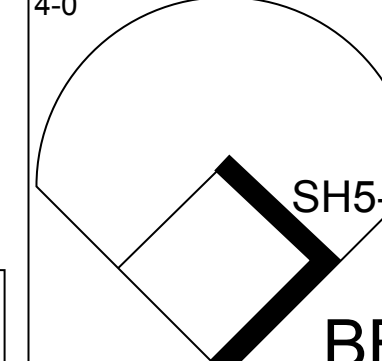
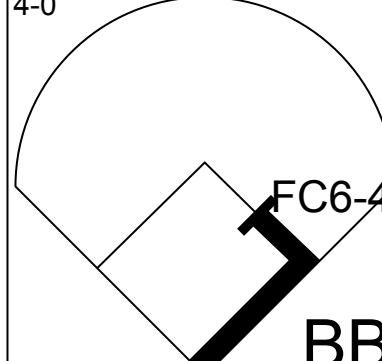
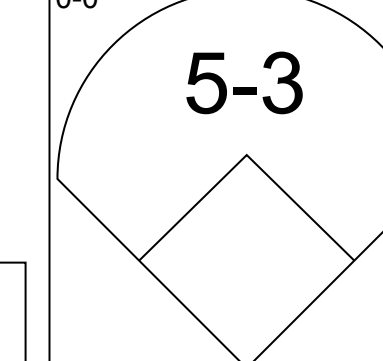
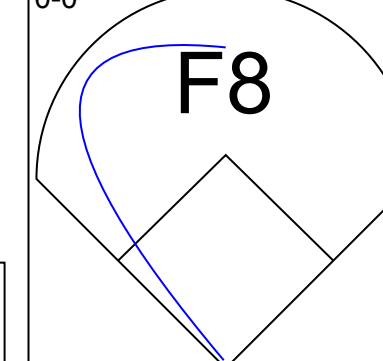
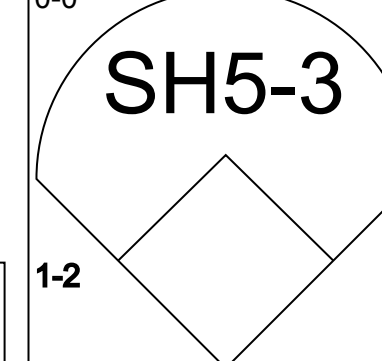
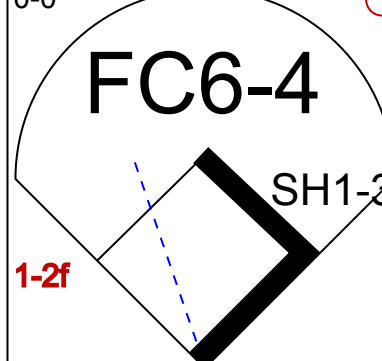
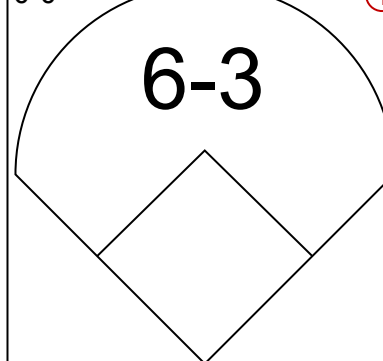
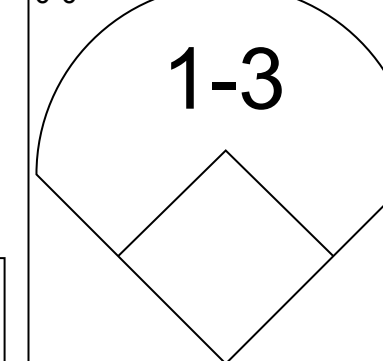
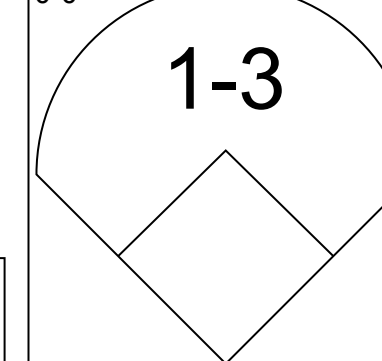
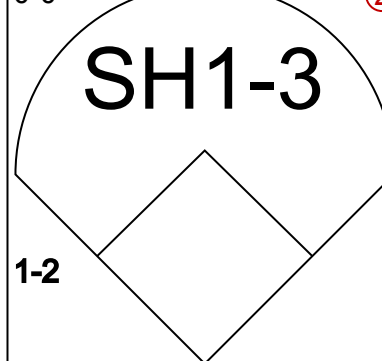



Batter	1	2	3	4	5	6	7	8	9	AB	R	H	RBI	BB	SO	LOB	BOTTOM										
Larry Hise, R OBP: 0.276, SLG: 0.267 (1, 8)										4	2	1	0	1	3	1											
John Briggs, L OBP: 0.279, SLG: 0.190 (1, 7)										3	1	0	0	2	1	1											
Dick Allen, R OBP: 0.380, SLG: 0.634 (1, 3)										4	0	1	1	1	1	3											
Johnny Callison, L OBP: 0.304, SLG: 0.367 (1, 9)										2	0	1	2	2	0	0											
Deron Johnson, R OBP: 0.387, SLG: 0.368 (1, 5)										3	0	1	0	1	2	4											
Tony Taylor, R OBP: 0.333, SLG: 0.321 (7, PR)										0	0	0	0	0	0	0											
Cookie Rojas, R OBP: 0.288, SLG: 0.280 (1, 4)										4	0	0	0	0	0	4											
Don Money, R OBP: 0.317, SLG: 0.484 (1, 6)										4	0	0	0	0	3	1											
Mike Ryan, R OBP: 0.240, SLG: 0.304 (1, 2)										4	0	2	0	0	0	0											
Grant Jackson, S OBP: 0.313, SLG: 0.267 (1, 1)										4	0	0	0	0	2	3											
Jerry Johnson, R OBP: 0.200, SLG: 0.111 (9, 1)										0	0	0	0	0	0	0											
Inning Stats	R: 1 E: 0 K: 0 S: 2	H: 0 LOB: 0 BB: 2 P: 10	R: 0 E: 0 K: 1 S: 7	H: 2 LOB: 2 BB: 0 P: 7	R: 1 E: 0 K: 2 S: 8	H: 1 LOB: 1 BB: 1 P: 12	R: 0 E: 0 K: 1 S: 5	H: 0 LOB: 0 BB: 0 P: 5	R: 0 E: 0 K: 1 S: 5	H: 0 LOB: 0 BB: 2 P: 16	R: 1 E: 0 K: 2 S: 9	H: 2 LOB: 3 BB: 2 P: 17	R: 0 E: 0 K: 2 S: 8	H: 1 LOB: 1 BB: 0 P: 8	R: 0 E: 0 K: 1 S: 5	H: 0 LOB: 0 BB: 0 P: 5	1B: 4 2B: 2 3B: 0 HR: 0	SF: 1 SAC: 0 DP: 0 HBP: 0	WP: 1 PB: 0 SB: 1 CS: 1	PA: 41							
PITCHER	IP	WLS	BF	H	R	ER	SO	BB	IBB	HBP	BLK	WP	HR	S	P	ERA	WHIP										
Pat Jarvis, R ERA: 5.75 (1, 1)	8.0	W	37	6	3	3	11	5	2	0	0	0	0	5	80	3.38	1.375										
Cecil Upshaw, R ERA: 1.45 (9, 1)	1.0	S	3	0	0	0	1	0	0	0	0	0	0	5	5	0.00	0.000										

Atlanta Braves @ Philadelphia Phillies
 Connie Mack Stadium, Philadelphia, PA
 Sat May 10 1969, 7:05 PM EDT
 Att: 7,313 - Unknown

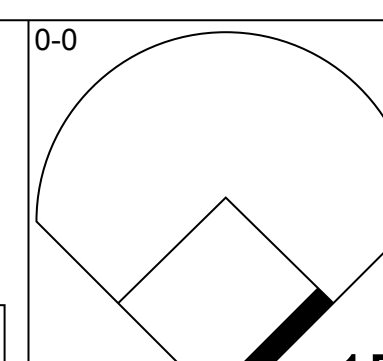
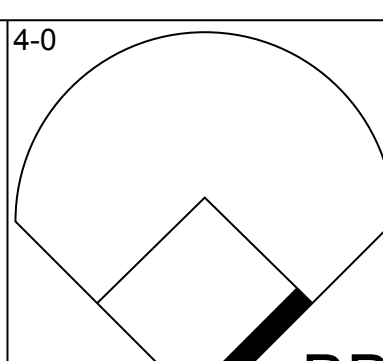
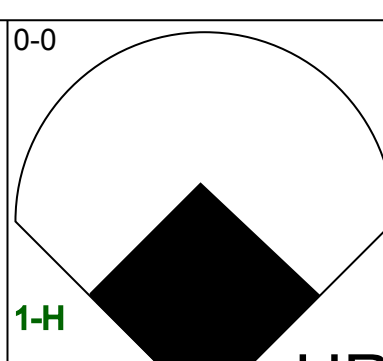
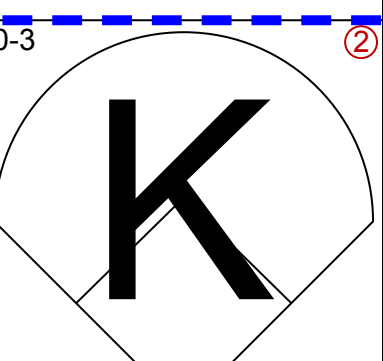
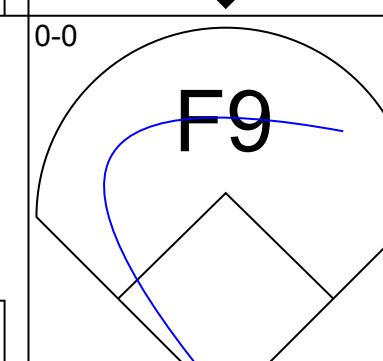
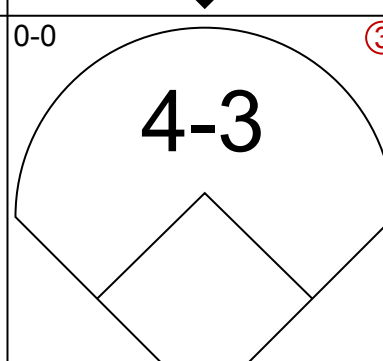
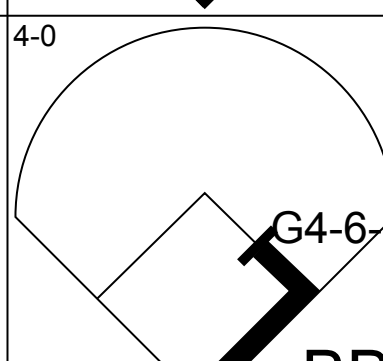
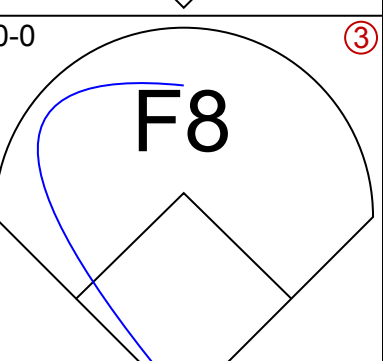
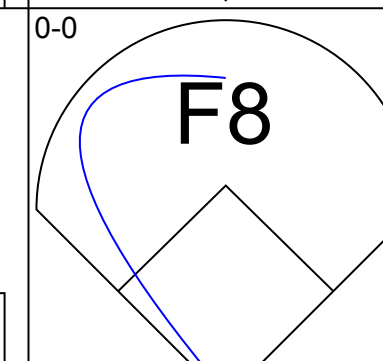
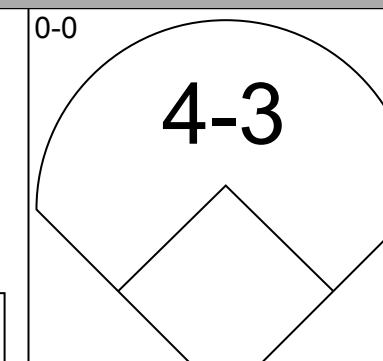
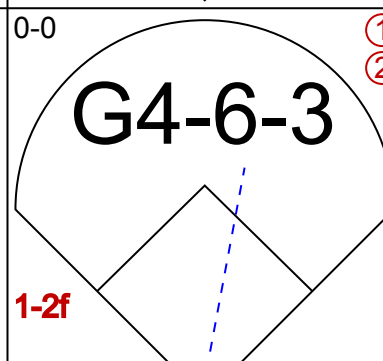
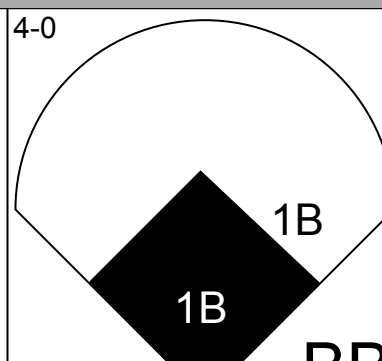
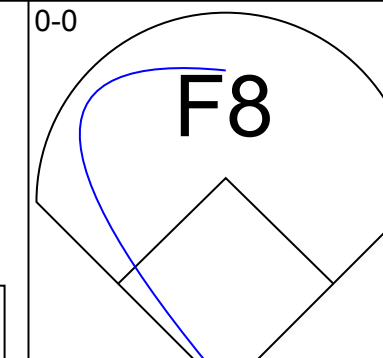
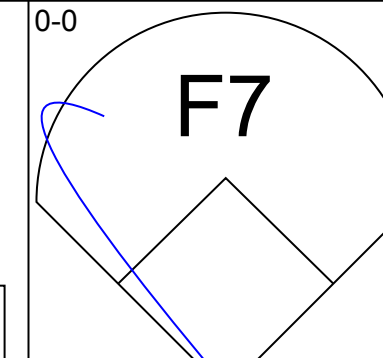
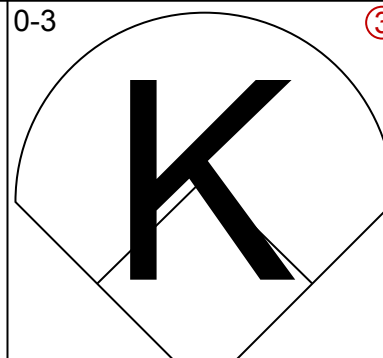
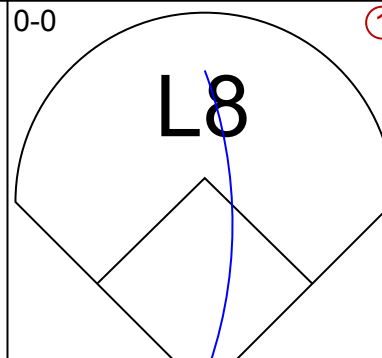
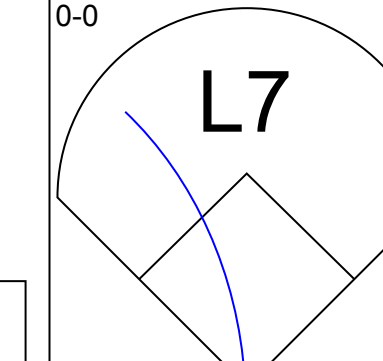
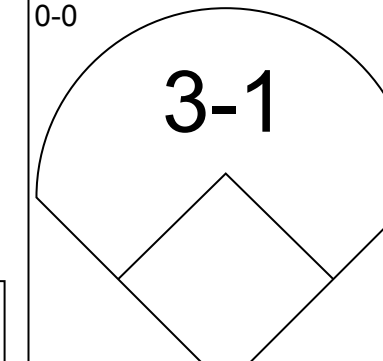
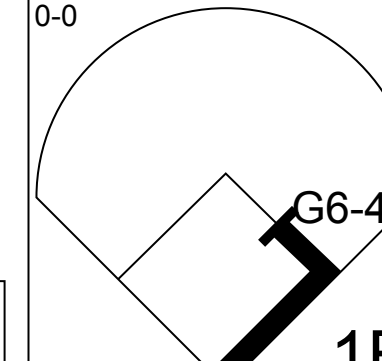
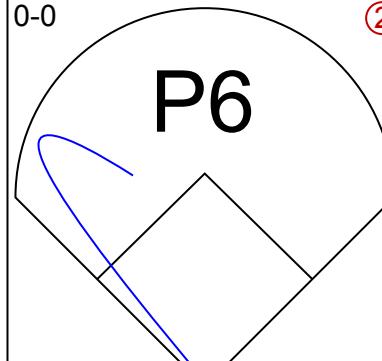
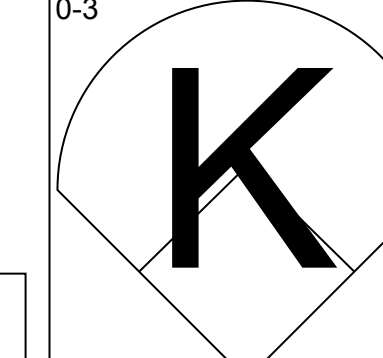
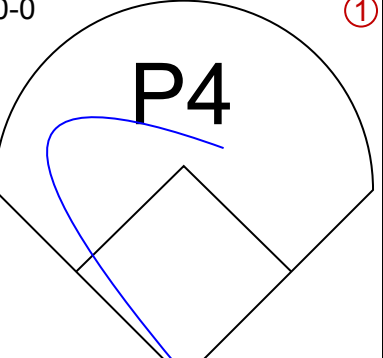
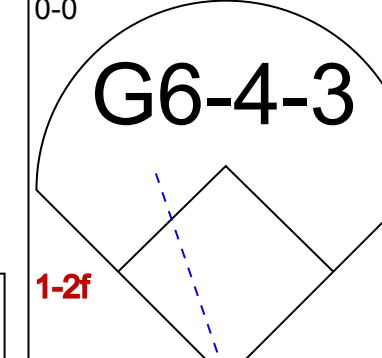
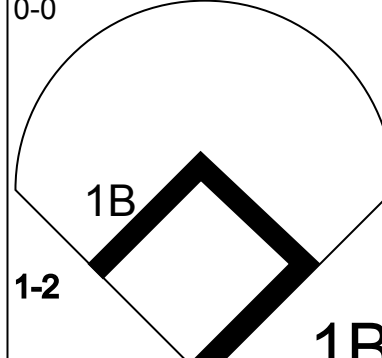
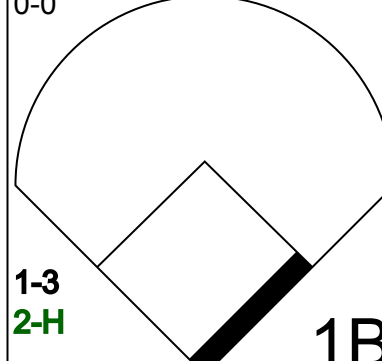

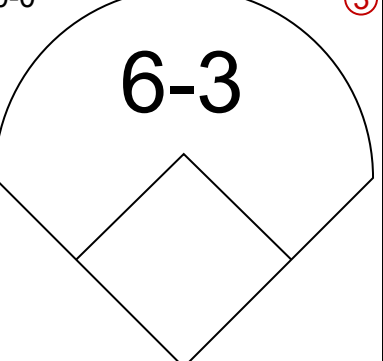

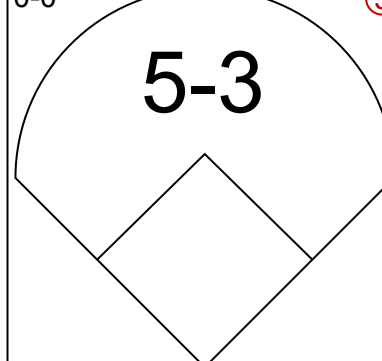
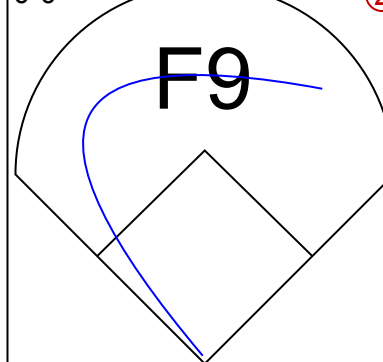

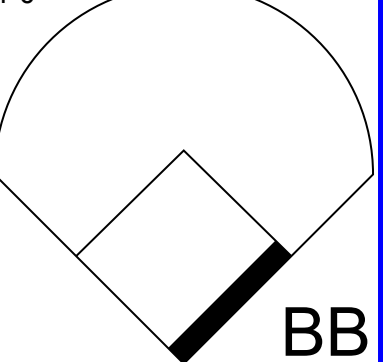

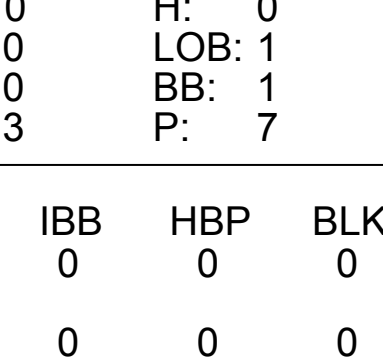
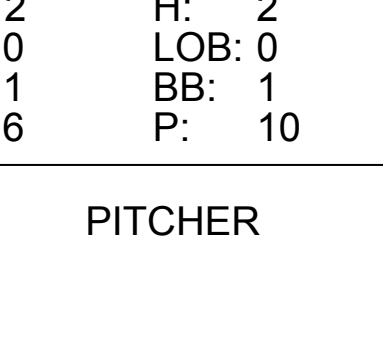
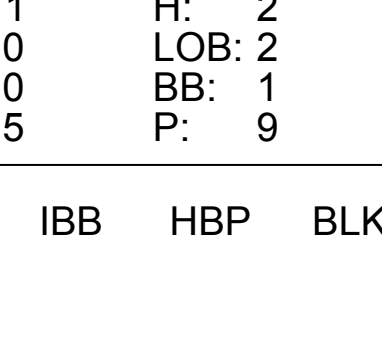

AB	32
R	3
H	6
RBI	3
BB	7
SO	12
LOB	17



Batter	1	2	3	4	5	6	7	8	9	AB	R	H	RBI	BB	SO	LOB	TOP			
Felipe Alou, R OBP: 0.368, SLG: 0.436 (1, 8)			 1B							5	0	1	0	0	1	2				
Felix Milan, R OBP: 0.341, SLG: 0.429 (1, 4)			 1-2							4	0	0	0	0	0	1				
Hank Aaron, R OBP: 0.504, SLG: 0.663 (1, 9)										4	1	1	1	1	0	1				
Orlando Cepeda, R OBP: 0.341, SLG: 0.523 (1, 3)								 1B		4	1	2	1	0	1	0				
Tito Francona, L OBP: 0.400, SLG: 0.357 (1, 7)		 BB						 1-2		2	0	0	0	2	0	0				
Mike Lum, L OBP: 0.385, SLG: 0.273 (8, 7)										0	0	0	0	0	0	0				
Clete Boyer, R OBP: 0.304, SLG: 0.324 (1, 5)	 1-2			 BB						3	1	0	0	1	1	3				
Bob Tillman, R OBP: 0.344, SLG: 0.357 (1, 2)				 1-H			 BB		 BB	2	1	2	2	2	0	0				
Sonny Jackson, L OBP: 0.313, SLG: 0.364 (1, 6)							 1-2		 SH1-3	3	0	0	0	0	0	2				
Ron Reed, R OBP: 0.063, SLG: 0.063 (1, 1)									 1-2	3	0	0	0	0	0	1				
Cecil Upshaw, R OBP: 0.333, SLG: 0.333 (8, 1)										0	0	0	0	0	0	0				
Inning Stats	R: 1 E: 0 K: 1 S: 6	H: 1 LOB: 0 BB: 0 P: 6	R: 0 E: 0 K: 0 S: 3	H: 1 LOB: 1 BB: 1 P: 7	R: 0 E: 0 K: 0 S: 4	H: 1 LOB: 1 BB: 0 P: 4	R: 3 E: 0 K: 0 S: 5	H: 2 LOB: 0 BB: 1 P: 9	R: 0 E: 0 K: 2 S: 7	H: 0 LOB: 0 BB: 0 P: 7	R: 0 E: 0 K: 0 S: 3	H: 0 LOB: 1 BB: 1 P: 7	R: 0 E: 0 K: 0 S: 4	H: 1 LOB: 2 BB: 1 P: 8	R: 0 E: 0 K: 0 S: 3	H: 0 LOB: 1 BB: 1 P: 7	1B: 3 2B: 0 3B: 0 HR: 3	SF: 0 SAC: 2 DP: 1 HBP: 0	WP: 0 PB: 0 SB: 1 CS: 0	PA: 37
PITCHER	IP	WLS	BF	H	R	ER	SO	BB	IBB	HBP	BLK	WP	HR	S	P	ERA	WHIP			
Gary Gentry, R ERA: 3.2 (1, 1)	8.0	L	33	6	4	4	3	4	0	0	0	0	3	35	51	4.50	1.250			
Ron Taylor, R ERA: 2.35 (9, 1)	1.0		4	0	0	0	0	1	0	0	0	0	0	3	7	0.00	1.000			


Atlanta Braves @ New York Mets
Shea Stadium, Flushing, NY
Tue May 13 1969, 7:05 PM EDT
Att: 12,332 - Unknown

AB 30
R 4
H 6
RBI 4
BB 5
SO 3
LOB 10

Batter	1	2	3	4	5	6	7	8	9	AB	R	H	RBI	BB	SO	LOB	BOTTOM				
Tommie Agee, R OBP: 0.375, SLG: 0.656 (1, 9)						 1-H				3	1	2	2	1	1	1					
Wayne Garrett, L OBP: 0.409, SLG: 0.500 (1, 5)						 BB				3	0	0	0	1	0	3					
Ken Boswell, L OBP: 0.339, SLG: 0.371 (1, 4)						 1-2			 BB	3	1	0	0	1	0	2					
Cleon Jones, R OBP: 0.466, SLG: 0.603 (1, 7)										4	0	0	0	0	1	2					
Ed Kranepool, L OBP: 0.333, SLG: 0.438 (1, 3)							 1B			4	0	1	0	0	0	1					
J.C. Martin, L OBP: 0.238, SLG: 0.359 (1, 2)							 1-2		 1-2	4	0	1	0	0	1	1					
Al Weis, S OBP: 0.160, SLG: 0.130 (9, FR)										0	0	0	0	0	0	0					
Amos Otis, R OBP: 0.228, SLG: 0.226 (1, 8)									 1-3 2-H	3	0	0	0	0	2	0					
Art Shamsky, L OBP: 1.000, SLG: 1.000 (9, PH)										1	0	1	1	0	0	0					
Tom Seaver, R OBP: 0.300, SLG: 0.125 (9, FR)										0	0	0	0	0	0	0					
Bud Harrelson, S OBP: 0.352, SLG: 0.325 (1, 6)										4	0	0	0	0	0	2					
Gary Gentry, R OBP: 0.077, SLG: 0.077 (1, 1)						 1B				2	1	1	0	0	0	0					
Rod Gaspar, S OBP: 0.296, SLG: 0.244 (8, PH)										0	0	0	0	1	0	0					
Ron Taylor, R ERA: 1.77 (9, 1)										0	0	0	0	0	0	0					
Inning Stats	R: 0 E: 0 K: 0 S: 4	H: 1 LOB: 0 BB: 0 P: 4	R: 0 E: 0 K: 1 S: 5	H: 0 LOB: 0 BB: 0 P: 5	R: 0 E: 0 K: 0 S: 3	H: 0 LOB: 0 BB: 1 P: 7	R: 0 E: 0 K: 0 S: 3	H: 0 LOB: 0 BB: 0 P: 3	R: 0 E: 0 K: 1 S: 5	H: 2 LOB: 0 BB: 1 P: 10	R: 0 E: 0 K: 1 S: 5	H: 1 LOB: 0 BB: 0 P: 5	R: 0 E: 0 K: 1 S: 5	H: 0 LOB: 1 BB: 1 P: 9	R: 0 E: 0 K: 0 S: 5	H: 2 LOB: 2 BB: 1 P: 9	1B: 5 2B: 0 3B: 0 HR: 1	SF: 0 SAC: 0 DP: 2 HBP: 0	WP: 0 PB: 0 SB: 0 CS: 0	PA: 35	
PITCHER	IP	WLS	BF	H	R	ER	SO	BB	IBB	HBP	BLK	WP	HR	S	P	ERA	WHIP				
Ron Reed, R ERA: 3.38 (1, 1)	7.1	W	27	4	2	2	4	4	2	2	4	0	0	0	0	44	2.46	0.955			
Cecil Upshaw, R ERA: 1.77 (8, 1)	1.2	S	8	2	1	1	1	1	0	0	0	0	0	9	13	5.40	1.800				

Atlanta Braves @ New York Mets
Shea Stadium, Flushing, NY
Tue May 13 1969, 7:05 PM EDT
Att: 12,332 - Unknown

AB 31
R 3
H 6
RBI 3
BB 4
SO 5
LOB 12

Batter	1	2	3	4	5	6	7	8	9	AB	R	H	RBI	BB	SO	LOB	TOP							
Felipe Alou, R OBP: 0.369, SLG: 0.459 (1, 8)	0-0 1-3		0-0 FC4-6 1B		0-0 G1		0-0 HR		0-0 5-3	5	1	2	1	0	0	1								
Felix Milan, R OBP: 0.346, SLG: 0.426 (1, 4)	4-0 1B BB		0-0 FC4-6 1B			0-0 1B SF7	0-0 G3			3	1	1	0	1	0	1								
Hank Aaron, R OBP: 0.496, SLG: 0.648 (1, 9)	0-0 F7		0-0 1B			0-0 L8	0-0 6-3			4	0	1	0	0	0	2								
Orlando Cepeda, R OBP: 0.346, SLG: 0.522 (1, 3)	0-0 1B			0-3 K		0-0 E S 2B 1B		0-0 F8		4	1	2	0	0	1	0								
Tito Francona, L OBP: 0.370, SLG: 0.333 (1, 7)	0-0 F9			0-0 F8		0-0 SF7		0-3 K		3	0	0	1	0	1	2								
Mike Lum, L OBP: 0.385, SLG: 0.273 (8, 7)										0	0	0	0	0	0	0								
Clete Boyer, R OBP: 0.310, SLG: 0.349 (1, 5)		0-0 F8		0-0 5-3		0-0 1B 2B		0-0 2B		4	0	2	1	0	0	0								
Bob Didier, S OBP: 0.266, SLG: 0.293 (1, 2)		0-0 F6			0-0 F9	0-0 1B		0-0 1-3		4	0	1	0	0	0	1								
Sonny Jackson, L OBP: 0.319, SLG: 0.369 (1, 6)		0-0 1-3			0-0 SH1-3 1B	0-0 4-3		0-0 G6-4-3 1B		4	0	2	0	0	0	2								
Phil Niekro, R OBP: 0.227, SLG: 0.238 (1, 1)			0-3 K		0-0 SH1-3		0-0 F8		0-0 G6-4-3	2	0	0	0	0	1	0								
George Stone, L (8, 1)										0	0	0	0	0	0	0								
Rico Carty, R OBP: 0.200, SLG: 0.250 (9, PH)										1	0	0	0	0	0	1								
Inning Stats	R: 0 E: 0 K: 0 S: 4	H: 1 LOB: 2 BB: 1 P: 8	R: 0 E: 0 K: 0 S: 3	H: 0 LOB: 0 BB: 0 P: 3	R: 0 E: 0 K: 1 S: 6	H: 2 LOB: 2 BB: 0 P: 6	R: 0 E: 0 K: 1 S: 5	H: 0 LOB: 0 BB: 0 P: 5	R: 0 E: 0 K: 0 S: 4	H: 1 LOB: 1 BB: 0 P: 4	R: 2 E: 0 K: 0 S: 7	H: 4 LOB: 2 BB: 0 P: 7	R: 1 E: 0 K: 0 S: 4	H: 1 LOB: 0 BB: 0 P: 4	R: 0 E: 0 K: 1 S: 6	H: 1 LOB: 1 BB: 0 P: 6	R: 0 E: 0 K: 0 S: 3	H: 1 LOB: 0 BB: 0 P: 3	1B: 8 2B: 2 3B: 0 HR: 1	SF: 1 SAC: 1 DP: 1 HBP: 0	WP: 0 PB: 0 SB: 1 CS: 0	PA: 37		
PITCHER	IP	WLS	BF	H	R	ER	SO	BB	IBB	HBP	BLK	WP	HR	S	P	ERA	WHIP							
Tom Seaver, R ERA: 2.24 (1, 1)	8.0	W	34	10	3	3	3	1	0	0	0	0	1	39	43	3.38	1.375							
Ron Taylor, R ERA: 2.2 (9, 1)	1.0	S	3	1	0	0	0	0	0	0	0	0	0	3	3	0.00	1.000							

Atlanta Braves @ New York Mets
Shea Stadium, Flushing, NY
Wed May 14 1969, 7:05 PM EDT
Att: 15,365 - Unknown

AB 34
R 3
H 11
RBI 3
BB 1
SO 3
LOB 10



Batter	1	2	3	4	5	6	7	8	9	AB	R	H	RBI	BB	SO	LOB	BOTTOM							
Tommie Agee, R OBP: 0.382, SLG: 0.657 (1, 9)	0-0 1-3			0-3 K		4-0 BB		0-0 HBP HR 2B		3	1	1	2	1	1	0								
Wayne Garrett, L OBP: 0.383, SLG: 0.462 (1, 5)	0-3 K			0-0 4-3		0-3 K		4-0 HBP HR IBB		3	0	0	0	0	2	1								
Ed Charles, R OBP: 0.217, SLG: 0.204 (8, PH)										0	1	0	0	1	0	0								
Ken Boswell, L OBP: 0.345, SLG: 0.389 (1, 4)	0-0 G3			0-0 4-3			0-0 6-3 3B	1-0 HR HBP		3	2	1	1	0	0	0								
Cleon Jones, R OBP: 0.460, SLG: 0.617 (1, 7)		0-3 K			0-0 5-3		0-0 6-3	0-0 HR		4	1	1	5	0	1	0								
Ed Kranepool, L OBP: 0.330, SLG: 0.424 (1, 3)		0-0 4-3			4-0 G3 S BB		0-3 K	0-0 F8		3	0	0	0	1	1	1								
J.C. Martin, L OBP: 0.239, SLG: 0.395 (1, 2)		0-0 6-3			0-0 G3		0-0 P4	0-0 WP 3B		4	1	1	0	0	0	1								
Amos Otis, R OBP: 0.213, SLG: 0.211 (1, 8)			0-3 K		0-0 F9			0-0 K 1B		4	1	0	0	0	3	2								
Bud Harrelson, S OBP: 0.347, SLG: 0.321 (1, 6)			0-0 6-3			0-0 G3		0-0 K 1B		4	1	1	0	0	1	1								
Tom Seaver, R OBP: 0.273, SLG: 0.111 (1, 1)					0-0 6-3			0-0 E6 2B HBP		2	0	0	0	0	0	0								
Art Shamsky, L OBP: 0.500, SLG: 0.500 (8, PH)										1	0	0	0	0	0	2								
Al Weis, S OBP: 0.160, SLG: 0.130 (8, PR)										0	1	0	0	0	0	0								
Ron Taylor, R ERA: 4.59 (9, 1)										0	0	0	0	0	0	0								
Inning Stats	R: 0 E: 0 K: 1 S: 5	H: 0 LOB: 0 BB: 0 P: 5	R: 0 E: 0 K: 1 S: 5	H: 0 LOB: 0 BB: 0 P: 5	R: 0 E: 0 K: 1 S: 5	H: 0 LOB: 0 BB: 0 P: 5	R: 0 E: 0 K: 1 S: 5	H: 0 LOB: 1 BB: 1 P: 7	R: 0 E: 0 K: 1 S: 5	H: 0 LOB: 1 BB: 1 P: 9	R: 1 E: 0 K: 1 S: 6	H: 1 LOB: 0 BB: 0 P: 6	R: 3 E: 1 K: 3 S: 15	H: 4 LOB: 1 BB: 1 P: 20	R: 0 E: 0 K: 0 S: 0	H: 0 LOB: 0 BB: 0 P: 0	1B: 1 2B: 1 3B: 2 HR: 1	SF: 0 SAC: 0 DP: 0 HBP: 1	WP: 1 PB: 1 SB: 1 CS: 0	PA: 35				
PITCHER	IP	WLS	BF	H	R	ER	SO	BB	IBB	HBP	BLK	WP	HR	S	P	ERA	WHIP							
Phil Niekro, R ERA: 1.71 (1, 1)	7.0	L	28	3	6	5	7	2	0	0	0	0	1	40	48	6.43	0.714							
George Stone, L ERA: 4.59 (8, 1)	1.0		7	2	3	2	2	0	1	1	0	1	1	9	14	18.00	2.000							

Atlanta Braves @ New York Mets
Shea Stadium, Flushing, NY
Wed May 14 1969, 7:05 PM EDT
Att: 15,365 - Unknown

AB 31
R 9
H 5
RBI 8
BB 3
SO 9
LOB 8



Batter	1	2	3	4	5	6	7	8	9	AB	R	H	RBI	BB	SO	LOB	TOP								
Felipe Alou, R OBP: 0.356, SLG: 0.441 (1, 8)	F8	6-3		F7			F8		E5	5	0	0	0	0	0	2									
Felix Milan, R OBP: 0.333, SLG: 0.409 (1, 4)	5-3		1-3		F8		4-3		F9	5	0	0	0	0	0	1									
Hank Aaron, R OBP: 0.500, SLG: 0.699 (1, 9)	6-3			HR	L5				1B	5	2	3	2	0	0	0									
Orlando Cepeda, R OBP: 0.355, SLG: 0.525 (1, 3)		E	1B	FC1-2	1B		P3		BLK	5	1	3	0	0	1	2									
Tito Francona, L OBP: 0.362, SLG: 0.327 (1, 7)		E1	1B	FC1-2	1B		3-1		P6	4	1	1	0	0	0	2									
Mike Lum, L OBP: 0.385, SLG: 0.273 (7, 7)		1-2	3B	1-3	1B				1-2	0	0	0	0	0	0	0									
Clete Boyer, R OBP: 0.316, SLG: 0.354 (1, 5)		1-2	3B	1B	FC1-2		2B		1-3	4	2	2	1	0	0	2									
Bob Tillman, R OBP: 0.333, SLG: 0.375 (1, 2)		1-2	2H	1B	1-3	3H	2B		4-3	4	0	1	1	0	0	4									
Sonny Jackson, L OBP: 0.325, SLG: 0.400 (1, 6)		1-2	2H	3B			F8		F8	4	0	2	2	0	0	1									
Pat Jarvis, R OBP: 0.118, SLG: 0.118 (1, 1)		1-2	2H	3B	CS		2B																		
Cecil Upshaw, R OBP: 0.250, SLG: 0.250 (8, 1)		6-3			K		K		F7	3	0	0	0	0	2	3									
Inning Stats	R: 0 E: 0 K: 0 S: 3	H: 0 LOB: 0 BB: 0 P: 3	R: 3 E: 1 K: 0 S: 7	H: 3 LOB: 1 BB: 0 P: 7	R: 1 E: 0 K: 0 S: 6	H: 3 LOB: 0 BB: 0 P: 6	R: 0 E: 0 K: 1 S: 5	H: 1 LOB: 0 BB: 0 P: 5	R: 0 E: 0 K: 0 S: 3	H: 0 LOB: 0 BB: 0 P: 3	R: 1 E: 0 K: 0 S: 7	H: 2 LOB: 1 BB: 0 P: 7	R: 1 E: 0 K: 0 S: 5	H: 2 LOB: 1 BB: 0 P: 5	R: 0 E: 0 K: 0 S: 3	H: 0 LOB: 0 BB: 0 P: 3	R: 0 E: 1 K: 1 S: 7	H: 1 LOB: 2 BB: 0 P: 7	1B: 7 2B: 2 3B: 1 HR: 2	SF: 0 SAC: 0 DP: 0 HBP: 0	WP: 0 PB: 0 SB: 0 CS: 1	PA: 40			
PITCHER	IP	WLS	BF	H	R	ER	SO	BB	IBB	HBP	BLK	WP	HR	S	P	ERA	WHIP								
Don Cardwell, R ERA: 2.93 (1, 1)	3.0	L	16	6	4	3	0	0	0	0	0	0	1	16	16	9.00	2.000								
Jack Dilauro, L ERA: (4, 1)	2.0		6	1	0	0	1	0	0	0	0	0	0	8	8	0.00	0.500								
Cal Koonce, R ERA: 6.87 (6, 1)	2.0		10	4	2	2	1	0	0	0	1	0	1	12	12	9.00	2.000								
Al Jackson, L ERA: 6.97 (8, 1)	2.0		8	1	0	0	1	0	0	0	0	0	0	10	10	0.00	0.500								

Atlanta Braves @ New York Mets
Shea Stadium, Flushing, NY
Thu May 15 1969, 3:33 AM EDT
Att: 14,370 - Unknown

AB 40
R 6
H 12
RBI 6
BB 0
SO 3
LOB 17



Batter	1	2	3	4	5	6	7	8	9	AB	R	H	RBI	BB	SO	LOB	BOTTOM								
Tommie Agee, R OBP: 0.388, SLG: 0.643 (1, 8)	FC3-6		6-3		K			1B	SH1-4	3	2	1	0	1	1	1									
Wayne Garrett, L OBP: 0.423, SLG: 0.488 (1, 5)	FC3-6				F7			FC4-6	FC3-2	4	1	3	0	1	0	1									
Ken Boswell, L OBP: 0.339, SLG: 0.381 (1, 4)	FC3-6		4-3				L9	FC4-6	FC3-2	5	0	1	1	0	0	6									
Cleon Jones, R OBP: 0.458, SLG: 0.610 (1, 7)	SF9			2B				FC4-6	P4	3	2	1	1	1	0	5									
Art Shamsky, L OBP: 0.500, SLG: 0.667 (1, 9)	F9			2B			F7	WP	G3	4	0	2	2	0	0	2									
Ed Kranepool, L OBP: 0.318, SLG: 0.406 (1, 3)			F7		4-3			G3		4	0	0	0	0	0	3									
J.C. Martin, L OBP: 0.240, SLG: 0.370 (1, 2)					P6				6-3	3	0	0	0	1	0	1									
Bud Harrelson, S OBP: 0.354, SLG: 0.322 (1, 6)			G5-4-3							3	0	1	0	1	1	1									
Don Cardwell, R ERA: 2.93 (1, 1)					F9					8	0	0	0	0	0	0									
Jack Dilauro, L ERA: (4, 1)										0	0	0	0	0	0	0									
Cal Koonce, R ERA: 6.87 (6, 1)										0	0	0	0	0	0	0									
Al Jackson, L ERA: 6.97 (8, 1)										0	0	0	0	0	0	0									
Inning Stats	R: 1 E: 0 K: 0 S: 4	H: 1 LOB: 1 BB: 1 P: 8	R: 0 E: 0 K: 0 S: 2	H: 0 LOB: 0 BB: 1 P: 6	R: 0 E: 0 K: 0 S: 4	H: 1 LOB: 1 BB: 0 P: 4	R: 1 E: 0 K: 0 S: 3	H: 1 LOB: 0 BB: 1 P: 7	R: 0 E: 0 K: 2 S: 7	H: 0 LOB: 1 BB: 1 P: 11	R: 0 E: 0 K: 0 S: 4	H: 1 LOB: 1 BB: 0 P: 4	R: 0 E: 0 K: 1 S: 5	H: 0 LOB: 0 BB: 0 P: 5	R: 3 E: 0 K: 0 S: 7	H: 4 LOB: 1 BB: 0 P: 7	R: 0 E: 0 K: 0 S: 4	H: 1 LOB: 3 BB: 1 P: 9	1B: 8 2B: 1 3B: 0 HR: 0	SF: 1 SAC: 1 DP: 1 HBP: 1	WP: 1 PB: 0 SB: 1 CS: 0	PA: 40			
PITCHER	IP	WLS	BF	H	R	ER	SO	BB	IBB	HBP	BLK	WP	HR	S	P	ERA	WHIP								
Pat Jarvis, R ERA: 5.66 (1, 1)	7.0	W	29	6	4	4	3	4	0	0	0	0	0	31	47	5.14	1.429								
Cecil Upshaw, R ERA: 2.01 (8, 1)	2.0	S	11	3	1	1	0	0	1	1	0	1	0	9	14	4.50	1.500								

Atlanta Braves @ New York Mets
Shea Stadium, Flushing, NY
Thu May 15 1969, 3:33 AM EDT
Att: 14,370 - Unknown

AB 32
R 5
H 9
RBI 4
BB 5
SO 3
LOB 21



Batter	1	2	3	4	5	6	7	8	9	10	11	12	AB	R	H	RBI	BB	SO	LOB	TOP						
Felipe Alou, R OBP: 0.348, SLG: 0.429 (1.8)	L3		L4-3		BB 1B	L3		F3			K		6	0	1	0	0	1	1							
Felix Millan, R OBP: 0.333, SLG: 0.405 (1.4)	L6-3 BB		BB 1B		SF8	L5				L6-3		F7	4	0	1	1	1	0	0							
Hank Aaron, R OBP: 0.493, SLG: 0.675 (1.9)	L6-3		BB 1B		BB 1B					L6-3		F8	4	0	0	0	2	0	1							
Orlando Cepeda, R OBP: 0.360, SLG: 0.525 (1.3)			F4		F2								0	0	0	0	0	0	0							
Mike Lum, L OBP: 0.355, SLG: 0.231 (1.7)	HBP											HR	4	1	0	0	1	2	4							
Tito Francona, L OBP: 0.375, SLG: 0.389 (1.7)	L4-3												5	1	2	2	1	1	2							
Tommie Aaron, R OBP: 0.250, SLG: 0.250 (12.3)												HR	0	0	0	0	0	0	0							
Clete Boyer, R OBP: 0.317, SLG: 0.353 (1.5)		L6-3											6	1	2	0	0	0	2							
Bob Tillman, R OBP: 0.310, SLG: 0.342 (1.2)													6	1	1	0	0	4	1							
Sonny Jackson, L OBP: 0.344, SLG: 0.417 (1.6)													5	2	4	1	0	1	0							
Milt Pappas, R ERA: 3.53 (6, PH)													1	0	0	0	0	1	0							
Rico Carty, R OBP: 0.333, SLG: 1.000 (6, PH)													1	1	1	3	0	0	0							
Ken Johnson, R OBP: 0.392, SLG: 0.373 (6, PH)													1	0	0	0	0	1	1							
Bob Aspromonte, R OBP: 0.355, SLG: 0.231 (11, PH)													1	0	0	0	0	0	0							
Claude Raymond, R OBP: 0.355, SLG: 0.231 (11, PH)													0	0	0	0	0	0	0							
Inning Stats	R: 0 E: 0 K: 1 S: 3	H: 0 LOB: 2 BB: 1 P: 6	R: 0 E: 1 K: 1 S: 5	H: 1 LOB: 0 BB: 0 P: 5	R: 0 E: 0 K: 1 S: 6	H: 1 LOB: 2 BB: 1 P: 10	R: 0 E: 0 K: 1 S: 5	H: 0 LOB: 0 BB: 0 P: 6	R: 1 E: 0 K: 0 S: 5	H: 2 LOB: 2 BB: 1 P: 9	R: 4 E: 0 K: 1 S: 9	H: 4 LOB: 0 BB: 0 P: 9	R: 0 E: 0 K: 1 S: 6	H: 0 LOB: 1 BB: 0 P: 9	R: 0 E: 1 K: 1 S: 5	H: 0 LOB: 0 BB: 0 P: 5	R: 0 E: 0 K: 1 S: 5	H: 1 LOB: 0 BB: 0 P: 5	R: 0 E: 0 K: 2 S: 7	H: 0 LOB: 0 BB: 0 P: 7	R: 2 E: 0 K: 0 S: 5	H: 2 LOB: 1 BB: 1 P: 9	1B: 10 2B: 1 3B: 0 HR: 2	SF: 1 SAC: 1 DP: 1 HBP: 1	WP: 0 PB: 0 SB: 0 CS: 0	PA: 52
PITCHER	IP	WLS	BF	H	R	ER	SO	BB	IBB	HBP	BLK	WP	HR	S	P	ERA	WHIP									
Bill Stoneman, R ERA: 3.53 (1.1)	6.0		29	8	5	5	4	3	0	0	0	0	1	33	46	7.50	1.833									
Dan McGinn, L ERA: 2.97 (7.1)	5.0		17	2	0	0	6	1	0	0	0	0	0	28	32	0.00	0.600									
Roy Face, R ERA: 2.92 (12.1)	1.0	L	6	2	2	2	0	1	0	0	0	0	1	5	9	18.00	3.000									

Atlanta Braves @ Montreal Expos
 Jarry Park, Montreal, QB
 Fri May 16 1969, 7:05 PM EDT
 Att. 20,892 - Unknown

AB 44
 R 7
 H 12
 RBI 7
 BB 5
 SO 10
 LOB 12



Batter	1	2	3	4	5	6	7	8	9	10	11	12	AB	R	H	RBI	BB	SO	LOB	BOTTOM						
Don Bosch, S OBP: 0.233, SLG: 0.246 (1.8)	F7		4-3		FC4-6 1B							F4	6	0	1	0	0	0	0							
Maury Wills, S OBP: 0.246, SLG: 0.190 (1.6)	F7		F6		FC4-6 1B								6	1	1	0	0	1	1							
Rusty Staub, L OBP: 0.445, SLG: 0.536 (1.9)	1B		F7		1B 1B								6	0	2	1	0	0	1							
Mack Jones, L OBP: 0.435, SLG: 0.617 (1.7)	K				E4 SH1-3 HR							F6	5	2	1	0	1	2	2							
Ty Cline, L OBP: 0.291, SLG: 0.196 (1.3)			L8		SH1-3								3	1	1	1	1	0	2							
Coco Laboy, R OBP: 0.360, SLG: 0.534 (1.5)			K		HR								5	1	1	2	0	1	2							
Gary Sutherland, R OBP: 0.254, SLG: 0.225 (1.4)					5-3							F8	4	0	1	1	0	0	0							
John Bateman, R OBP: 0.263, SLG: 0.333 (1.2)													4	0	2	0	1	0	0							
Ron Brand, R (11, PH)													0	0	0	0	0	0	0							
John Boccabella, R OBP: 0.267, SLG: 0.259 (12.2)					F7								0	0	0	0	0	0	0							
Bill Stoneman, R ERA: 3.54 (1.1)													2	0	0	0	0	1	2							
Floyd Wicker, L OBP: 0.333, SLG: 0.250 (6, PH)													1	0	0	0	0	0	1							
Dan McGinn, L OBP: 0.286, SLG: 0.714 (7.1)													1	0	0	0	0	0	0							
Manny Mota, R OBP: 0.308, SLG: 0.278 (11, PH)													1	0	0	0	0	0	1							
Roy Face, R OBP: 0.500, SLG: 0.500 (12.1)													0	0	0	0	0	0	0							
Inning Stats	R: 0 E: 0 K: 1 S: 6	H: 1 LOB: 1 BB: 0 P: 6	R: 0 E: 0 K: 1 S: 6	H: 1 LOB: 2 BB: 1 P: 10	R: 0 E: 0 K: 0 S: 6	H: 0 LOB: 0 BB: 0 P: 3	R: 2 E: 1 K: 0 S: 5	H: 1 LOB: 0 BB: 0 P: 6	R: 1 E: 0 K: 0 S: 6	H: 3 LOB: 2 BB: 0 P: 8	R: 0 E: 0 K: 0 S: 4	H: 1 LOB: 1 BB: 0 P: 4	R: 0 E: 0 K: 0 S: 5	H: 0 LOB: 0 BB: 0 P: 9	R: 2 E: 0 K: 0 S: 4	H: 1 LOB: 0 BB: 0 P: 8	R: 0 E: 0 K: 0 S: 3	H: 0 LOB: 1 BB: 0 P: 9	R: 0 E: 0 K: 0 S: 3	H: 1 LOB: 0 BB: 0 P: 3	R: 0 E: 0 K: 0 S: 4	H: 1 LOB: 1 BB: 0 P: 4	1B: 7 2B: 1 3B: 1 HR: 1	SF: 1 SAC: 1 DP: 1 HBP: 0	WP: 0 PB: 0 SB: 1 CS: 0	PA: 49
PITCHER	IP	WLS	BF	H	R	ER	SO	BB	IBB	HBP	BLK	WP	HR	S	P	ERA	WHIP									
Mit Pappas, R ERA: 3.54 (1.1)	5.0		23	6	3	2	3	0	1	0	0	0	1	28	32	3.60	1.200									
Ken Johnson, R ERA: 5.71 (6.1)	5.0		19	2	2	2	2	2	0	0	0	0	0	21	29	3.60	0.800									
Claude Raymond, R ERA: 5.4 (11.1)	2.0	W	7	2	0	0	0	0	0	0	0	0	0	7	7	0.00	1.000									

Atlanta Braves @ Montreal Expos
 Jarry Park, Montreal, QB
 Fri May 16 1969, 7:05 PM EDT
 Att. 20,892 - Unknown

AB 44
 R 5
 H 10
 RBI 5
 BB 3
 SO 5
 LOB 12



Batter	1	2	3	4	5	6	7	8	9	AB	R	H	RBI	BB	SO	LOB	TOP										
Tommie Agee, R OBP: 0.389, SLG: 0.659 (1, 8)										5	1	2	0	0	0	0	New York Mets @ Atlanta Braves Atlanta Stadium, Atlanta, GA Wed May 21 1969, 7:05 PM EDT Att: 14,669 - Unknown										
Wayne Garrett, L OBP: 0.433, SLG: 0.617 (1, 5)										5	0	1	0	0	2	1											
Ken Boswell, L OBP: 0.331, SLG: 0.370 (1, 4)										5	1	2	0	0	2												
Cleon Jones, R OBP: 0.455, SLG: 0.624 (1, 7)										4	1	2	2	0	1	1											
Art Shamsky, L OBP: 0.300, SLG: 0.350 Amos Otis, R OBP: 0.203, SLG: 0.200 (8, 8)										4	0	1	0	0	1	1											
Ed Kranepool, L OBP: 0.331, SLG: 0.407 (1, 3)										3	1	0	0	1	0	2											
J.C. Martin, L OBP: 0.270, SLG: 0.414 (1, 2)										3	1	1	0	1	0	2											
Bud Harrelson, S OBP: 0.375, SLG: 0.364 (1, 6)										4	0	1	3	0	2	1											
Tom Seaver, R OBP: 0.231, SLG: 0.091 (1, 1)										4	0	0	0	0	2	1											
Inning Stats	R: 2 H: 4 E: 0 K: 0 S: 7	H: 4 R: 5 ER: 5 SO: 6 BB: 2 IBB: 0 HBP: 0 BLK: 0	R: 0 H: 2 E: 0 K: 0 S: 5	H: 2 R: 5 ER: 5 SO: 6 BB: 2 IBB: 0 HBP: 0 BLK: 0	R: 0 H: 0 E: 0 K: 0 S: 3	H: 0 R: 0 ER: 0 SO: 3 BB: 0 IBB: 0 HBP: 0 BLK: 0	R: 0 H: 0 E: 0 K: 2 S: 7	H: 1 R: 0 ER: 0 SO: 5 BB: 0 IBB: 0 HBP: 0 BLK: 0	R: 0 H: 1 E: 0 K: 1 S: 6	H: 1 R: 0 ER: 0 SO: 5 BB: 0 IBB: 0 HBP: 0 BLK: 0	R: 0 H: 0 E: 0 K: 0 S: 3	H: 0 R: 3 ER: 0 SO: 9 BB: 2 IBB: 0 HBP: 0 BLK: 0	R: 3 H: 2 E: 0 K: 2 S: 9	H: 2 R: 0 ER: 0 SO: 17 BB: 1 IBB: 0 HBP: 0 BLK: 0	R: 0 H: 0 E: 0 K: 1 S: 5	H: 0 R: 0 ER: 0 SO: 5 BB: 0 IBB: 0 HBP: 0 BLK: 0		1B: 7 2B: 2 3B: 1 HR: 0	SF: 0 SAC: 0 DP: 0 HBP: 0	WP: 0 PB: 1 CS: 3	PA: 39						
PITCHER	IP	WLS	BF	H	R	ER	SO	BB	IBB	HBP	BLK	WP	HR	S	P	ERA	WHIP										
Phil Niekro, R ERA: 2.17 Claude Raymond, R ERA: 5.23 Ken Johnson, R ERA: 5.4	(1, 1)	7.2	L	35	10	5	6	2	0	0	0	0	0	45	53	5.87	1.565										
(8, 1)	0.1	1	0	0	0	1	0	0	0	0	0	0	0	3	3	0.00	0.000										
(9, 1)	1.0	3	0	0	0	1	0	0	0	0	0	0	0	5	5	0.00	0.000										

New York Mets @ Atlanta Braves
Atlanta Stadium, Atlanta, GA
Wed May 21 1969, 7:05 PM EDT
Att: 14,669 - Unknown

AB 37
R 5
H 10
RBI 5
BB 2
SO 8
LOB 11

Batter	1	2	3	4	5	6	7	8	9	AB	R	H	RBI	BB	SO	LOB	BOTTOM										
Felix Millan, R OBP: 0.329, SLG: 0.417 (1, 4)										4	0	1	0	0	0	1	New York Mets @ Atlanta Braves Atlanta Stadium, Atlanta, GA Wed May 21 1969, 7:05 PM EDT Att: 14,669 - Unknown										
Sonny Jackson, L OBP: 0.346, SLG: 0.405 (1, 6)										4	0	0	0	0	1	3											
Hank Aaron, R OBP: 0.493, SLG: 0.683 (1, 9)										3	0	1	0	1	1	0											
Orlando Cepeda, R OBP: 0.350, SLG: 0.508 (1, 3)										4	0	0	0	0	0	2											
Bob Aspromonte, R OBP: 0.271, SLG: 0.333 (1, 5)										4	0	0	0	0	0	1											
Tommie Aaron, R OBP: 0.222, SLG: 0.333 (1, 7)										3	0	0	0	0	0	1											
Bob Tillman, R OBP: 0.286, SLG: 0.311 Ken Johnson, R OBP: 0.222, SLG: 0.333 (1, 2)										3	0	0	0	0	0	0											
Mike Lum, L OBP: 0.316, SLG: 0.212 (1, 8)										3	0	1	0	0	0	0											
Phil Niekro, R OBP: 0.217, SLG: 0.227 Claude Raymond, R OBP: 0.203, SLG: 0.200 Walt Hrinak, L OBP: 0.203, SLG: 0.200 (8, PH)										1	0	0	0	0	0	0											
Inning Stats	R: 0 H: 0 E: 0 K: 0 S: 3	H: 0 R: 0 ER: 0 SO: 3 BB: 1 IBB: 0 HBP: 0 BLK: 0	R: 0 H: 0 E: 0 K: 0 S: 3	H: 0 R: 0 ER: 0 SO: 3 BB: 0 IBB: 0 HBP: 0 BLK: 0	R: 0 H: 1 E: 0 K: 0 S: 4	H: 1 R: 0 ER: 0 SO: 4 BB: 0 IBB: 0 HBP: 0 BLK: 0	R: 0 H: 0 E: 0 K: 2 S: 7	H: 0 R: 0 ER: 0 SO: 7 BB: 0 IBB: 0 HBP: 0 BLK: 0	R: 0 H: 0 E: 0 K: 0 S: 3	H: 0 R: 0 ER: 0 SO: 3 BB: 0 IBB: 0 HBP: 0 BLK: 0	R: 0 H: 1 E: 0 K: 0 S: 4	H: 1 R: 0 ER: 0 SO: 8 BB: 1 IBB: 0 HBP: 0 BLK: 0	R: 0 H: 0 E: 0 K: 0 S: 3	H: 0 R: 0 ER: 0 SO: 3 BB: 0 IBB: 0 HBP: 0 BLK: 0	R: 0 H: 0 E: 0 K: 0 S: 3	H: 0 R: 0 ER: 0 SO: 2 BB: 0 IBB: 0 HBP: 0 BLK: 0		1B: 3 2B: 0 3B: 0 HR: 0	SF: 0 SAC: 1 DP: 0 HBP: 0	WP: 0 PB: 0 CS: 0	PA: 32						
PITCHER	IP	WLS	BF	H	R	ER	SO	BB	IBB	HBP	BLK	WP	HR	S	P	ERA	WHIP										
Tom Seaver, R ERA: 1.96	(1, 1)	9.0	W	32	3	0	2	2	0	0	0	0	0	34	42	0.00	0.556										


New York Mets @ Atlanta Braves
Atlanta Stadium, Atlanta, GA
Wed May 21 1969, 7:05 PM EDT
Att: 14,669 - Unknown

AB 29
R 0
H 3
RBI 0
BB 2
SO 2
LOB 8

Batter	1	2	3	4	5	6	7	8	9	AB	R	H	RBI	BB	SO	LOB	TOP					
Tommie Agee, R OBP: 0.374, SLG: 0.629	F9		K			F3		F9		4	0	0	0	0	1	1	New York Mets @ Atlanta Braves Atlanta Stadium, Atlanta, GA Thu May 22 1969, 7:05 PM EDT Att: 12,574 - Unknown					
Wayne Garrett, L OBP: 0.423, SLG: 0.500	G3			F7		3-1		3B 1B		4	1	1	1	0	0	0						
Ken Boswell, L OBP: 0.336, SLG: 0.385	G3			5-3 BB		4-3		1B 3B		3	1	1	1	1	0	0						
Cleon Jones, R OBP: 0.449, SLG: 0.613		5-3		5-3			6-3	1B		4	0	1	1	0	0	1						
Art Shamsky, L OBP: 0.261, SLG: 0.304		3-1		L3			P4	1B		3	0	0	0	0	0	1						
Ron Swoboda, R OBP: 0.286, SLG: 0.333								K		1	0	0	0	0	1	1						
Ed Kranepool, L OBP: 0.331, SLG: 0.405						6-3				3	0	1	0	0	0	0						
Ed Charles, R OBP: 0.210, SLG: 0.196	E7						1B			1	0	0	0	0	0	0						
J.C. Martin, L OBP: 0.331, SLG: 0.393						4-3				3	0	0	0	0	0	2						
Ron Taylor, R	F8						4-3	1B		0	0	0	0	0	0	0						
Rod Gaspar, S OBP: 0.307, SLG: 0.258										1	0	1	0	0	0	0						
Bud Harrelson, S OBP: 0.374, SLG: 0.363			K					F5		3	0	1	0	0	1	0						
Al Weis, S OBP: 0.154, SLG: 0.125								K		1	0	0	0	0	1	1						
Tug McGraw, R OBP: 0.200, SLG: 0.214										1	0	0	0	0	0	0						
Don Calloway, R OBP: 0.200, SLG: 0.357										0	0	0	0	0	0	0						
Amos Otis, R OBP: 0.200, SLG: 0.197										0	0	0	0	0	0	0						
Cal Koonce, R OBP: 0.150, SLG: 0.087										0	0	0	0	0	0	0						
Al Jackson, L										0	0	0	0	0	0	0						
Jerry Grote, R OBP: 0.294, SLG: 0.293								F9 1B 2B		2	1	1	0	0	0	1						
Inning Stats	R: 0 E: 0 K: 0 S: 3	H: 0 LOB: 0 BB: 0 P: 3	R: 0 E: 1 K: 0 S: 4	H: 0 LOB: 1 BB: 0 P: 4	R: 0 E: 0 K: 0 S: 7	H: 0 LOB: 0 BB: 0 P: 7	R: 0 E: 0 K: 0 S: 3	H: 0 LOB: 1 BB: 0 P: 7	R: 0 E: 0 K: 0 S: 4	H: 1 LOB: 1 BB: 0 P: 4	R: 0 E: 0 K: 0 S: 3	H: 0 LOB: 0 BB: 0 P: 3	R: 0 E: 0 K: 0 S: 4	H: 1 LOB: 1 BB: 0 P: 4	R: 3 E: 0 K: 1 S: 9	H: 4 LOB: 1 BB: 0 P: 9	R: 0 E: 0 K: 1 S: 6	H: 1 LOB: 1 BB: 0 P: 6	1B: 5 2B: 1 3B: 1 HR: 0	SF: 0 SAC: 0 DP: 0 HBP: 0	WP: 0 PB: 0 SB: 0 CS: 0	PA: 36
PITCHER	IP WLS BF H R ER SO BB IBB HBP BLK WP HR S P ERA WHIP																					
Pat Jarvis, R ERA: 5.37	(1, 1) 7.2 W 31 6 3 3 2 1 0 0 0 0 0 0 34 38 3.52 0.913																					
George Stone, L ERA: 4.26	(8, 1) 1.1 S 5 1 0 0 2 0 0 0 0 0 0 0 9 9 0.00 0.750																					

Batter	1	2	3	4	5	6	7	8	9	AB	R	H	RBI	BB	SO	LOB	BOTTOM			
Felipe Alou, R OBP: 0.349, SLG: 0.435	FC6-4 1B			6-3	K		FC6-4 1B 2B			5	1	2	1	0	1	2	New York Mets @ Atlanta Braves Atlanta Stadium, Atlanta, GA Thu May 22 1969, 7:05 PM EDT Att: 12,574 - Unknown			
Felix Milan, R OBP: 0.331, SLG: 0.438	FC6-4 HR	L8				6-3	2B 1B			5	3	2	2	0	0	2				
Hank Aaron, R OBP: 0.500, SLG: 0.706										3	1	2	2	1	0	0				
Mike Lum, L OBP: 0.333, SLG: 0.265	1H HR		WP E G5-2-3 1B	L7			G1-6-3 BB	1H 2H 2B		1	0	1	2	0	0	0				
Orlando Cepeda, R OBP: 0.338, SLG: 0.488										5	1	0	0	0	1	3				
Tommie Aaron, R OBP: 0.222, SLG: 0.333	K		E6 G5-2-3 1B	L7			G1-6-3	4-3		0	0	0	0	0	0	0				
Clete Boyer, R OBP: 0.338, SLG: 0.413										3	4	3	1	2	0	0				
Bob Aspromonte, R OBP: 0.297, SLG: 0.355										5	2	3	0	0	0	4				
Bob Tillman, R OBP: 0.315, SLG: 0.327										4	1	2	2	1	0	4				
Sonny Jackson, L OBP: 0.357, SLG: 0.426										3	1	2	2	1	0	1				
Gil Garrido, R OBP: 0.333, SLG: 0.333										1	0	1	1	0	0	0				
Pat Jarvis, R OBP: 0.100, SLG: 0.105										2	1	0	2	0	0	3				
George Stone, L ERA: 2.89										1	0	0	0	0	0	2				
Inning Stats	R: 2 E: 0 K: 1 S: 8	H: 3 LOB: 1 BB: 0 P: 8	R: 1 E: 1 K: 0 S: 4	H: 1 LOB: 1 BB: 1 P: 8	R: 2 E: 1 K: 0 S: 6	H: 3 LOB: 2 BB: 1 P: 10	R: 1 E: 0 K: 0 S: 4	H: 1 LOB: 0 BB: 0 P: 4	R: 3 E: 0 K: 1 S: 7	H: 2 LOB: 0 BB: 1 P: 11	R: 0 E: 0 K: 0 S: 2	H: 0 LOB: 1 BB: 1 P: 6	R: 5 E: 0 K: 0 S: 8	H: 5 LOB: 1 BB: 1 P: 12	R: 1 E: 0 K: 0 S: 5	H: 3 LOB: 1 BB: 0 P: 5	1B: 12 2B: 2 3B: 1 HR: 3	SF: 1 SAC: 1 DP: 3 HBP: 0	WP: 1 PB: 0 SB: 0 CS: 0	PA: 45
PITCHER	IP WLS BF H R ER SO BB IBB HBP BLK WP HR S P ERA WHIP																			
Tug McGraw, L ERA: 3.71	(1, 1) 2.0 L 12 3 2 1 0 1 0 0 0 0 1 1 9 13 4.50 2.000																			
Don Cardwell, R ERA: 3.0	(3, 1) 2.0 10 3 2 1 0 1 0 0 0 0 1 1 9 13 4.50 2.000																			
Cal Koonce, R ERA: 7.71	(5, 1) 2.0 11 4 5 5 1 2 0 0 0 0 0 1 11 19 22.50 3.000																			
Al Jackson, L ERA: 10.64	(7, 1) 0.2 6 3 3 3 0 1 0 0 0 0 0 0 5 9 40.50 6.000																			
Ron Taylor, R ERA: 2.89	(7, 1) 1.1 6 3 1 1 0 0 0 0 0 0 0 0 6 6 6.75 2.250																			

AB 35
R 3
H 7
RBI 3
BB 1
SO 4
LOB 9



AB 38
R 15
H 18
RBI 15
BB 5
SO 2
LOB 21



livebaseballscores.com

livebaseballscores.com

Batter	1	2	3	4	5	6	7	8	9	AB	R	H	RBI	BB	SO	LOB	TOP					
Tony Taylor, R OBP: 0.313, SLG: 0.312										5	2	2	0	0	0	2	Philadelphia Phillies @ Atlanta Braves Atlanta Stadium, Atlanta, GA Sat May 24 1969, 7:05 PM EDT Att: 20,610 - Unknown					
Cookie Rojas, R OBP: 0.290, SLG: 0.264										3	2	1	0	1	0	1						
Dick Allen, R OBP: 0.375, SLG: 0.626										4	1	1	0	1	1	2						
Johnny Callison, L OBP: 0.352, SLG: 0.464										4	2	3	4	1	0	0						
Deron Johnson, R OBP: 0.378, SLG: 0.384										3	0	2	2	0	0	0						
Don Money, R OBP: 0.313, SLG: 0.409										4	0	1	1	0	1	3						
Mike Ryan, R OBP: 0.248, SLG: 0.313										5	0	0	0	0	0	6						
Larry Hisle, R OBP: 0.291, SLG: 0.323										4	0	0	0	0	3	0						
Rick Wise, R OBP: 0.286, SLG: 0.240										3	1	2	0	0	1	0						
Bill Wilson, R OBP: 0.286, SLG: 0.240										1	0	0	0	0	0	0						
Inning Stats	R: 3 E: 1 K: 2 S: 9	H: 2 LOB: 0 BB: 1 P: 13	R: 0 E: 0 K: 1 S: 6	H: 1 LOB: 1 BB: 0 P: 6	R: 1 E: 0 K: 0 S: 4	H: 1 LOB: 0 BB: 0 P: 4	R: 0 E: 0 K: 1 S: 5	H: 0 LOB: 0 BB: 0 P: 5	R: 2 E: 1 K: 0 S: 7	H: 3 LOB: 3 BB: 1 P: 11	R: 0 E: 0 K: 1 S: 5	H: 0 LOB: 0 BB: 0 P: 5	R: 2 E: 0 K: 0 S: 5	H: 2 LOB: 1 BB: 1 P: 9	R: 0 E: 0 K: 1 S: 6	H: 1 LOB: 1 BB: 0 P: 6	R: 0 E: 0 K: 0 S: 5	H: 2 LOB: 2 BB: 0 P: 5	1B: 9 2B: 2 3B: 0 HR: 1	SF: 3 SAC: 1 DP: 0 HBP: 0	WP: 0 PB: 0 SB: 0 CS: 0	PA: 43
PITCHER	IP WLS BF H R ER SO BB IBB HBP BLK WP HR S P ERA WHIP																					
Ron Reed, R ERA: 3.77	(1, 1) 4.1 L 22 6 6 4 4 1 1 0 0 0 1 28 36 8.31 1.615																					
Ken Johnson, R ERA: 5.57	(5, 1) 2.2 3 2 2 1 0 1 0 0 0 0 0 13 17 6.75 1.125																					
Claude Raymond, R ERA: 4.76	(8, 1) 1.0 4 1 0 0 1 0 0 0 0 0 0 6 6 0.00 1.000																					
Cecil Upshaw, R ERA: 1.93	(9, 1) 1.0 5 2 0 0 0 0 0 0 0 0 0 5 5 0.00 2.000																					

Batter	1	2	3	4	5	6	7	8	9	AB	R	H	RBI	BB	SO	LOB	BOTTOM			
Felipe Alou, R OBP: 0.359, SLG: 0.446										5	1	2	0	0	0	2	Philadelphia Phillies @ Atlanta Braves Atlanta Stadium, Atlanta, GA Sat May 24 1969, 7:05 PM EDT Att: 20,610 - Unknown			
Felix Milan, R OBP: 0.341, SLG: 0.434										4	1	3	1	1	0	1				
Hank Aaron, R OBP: 0.488, SLG: 0.684										5	0	2	1	0	1	5				
Orlando Cepeda, R OBP: 0.333, SLG: 0.474										4	0	0	0	0	1	5				
Clete Boyer, R OBP: 0.353, SLG: 0.424										3	1	1	0	1	0	0				
Bob Aspromonte, R OBP: 0.319, SLG: 0.353										3	0	0	0	1	1	1				
Bob Tillman, R OBP: 0.274, SLG: 0.281										4	0	0	0	0	2	3				
Sonny Jackson, L OBP: 0.345, SLG: 0.404										4	0	0	1	0	1	2				
Ron Reed, R OBP: 0.345, SLG: 0.404	(1, 1) 5.0 W 23 7 3 3 2 2 0 0 0 0 0 25 33 5.40 1.800																			
Ken Johnson, R OBP: 0.248, SLG: 0.313	(5, 1) 2.2 S 16 2 0 0 5 2 0 0 0 0 0 0 24 32 0.00 1.000																			
Mike Lum, L OBP: 0.290, SLG: 0.264	(7, PH) 0.0 0 0 0 0 0 0 0 0 0 0 0 0 0 0 0 0																			
Claude Raymond, R OBP: 0.290, SLG: 0.264	(8, 1) 1.0 4 1 0 0 1 0 0 0 0 0 0 6 6 0.00 1.000																			
Cecil Upshaw, R OBP: 0.313, SLG: 0.409	(9, PH) 1.0 5 2 0 0 0 0 0 0 0 0 0 5 5 0.00 2.000																			
Rico Carly, R OBP: 0.359, SLG: 0.446	(9, PH) 1.0 5 2 0 0 0 0 0 0 0 0 0 5 5 0.00 2.000																			
Inning Stats	R: 0 E: 0 K: 0 S: 4	H: 1 LOB: 1 BB: 0 P: 4	R: 0 E: 0 K: 0 S: 3	H: 0 LOB: 0 BB: 0 P: 3	R: 2 E: 0 K: 1 S: 8	H: 3 LOB: 1 BB: 0 P: 8	R: 1 E: 0 K: 0 S: 4	H: 1 LOB: 1 BB: 1 P: 8	R: 0 E: 0 K: 3 S: 9	H: 0 LOB: 1 BB: 1 P: 13	R: 0 E: 0 K: 1 S: 6	H: 1 LOB: 2 BB: 1 P: 10	R: 0 E: 0 K: 1 S: 5	H: 0 LOB: 0 BB: 0 P: 5	R: 0 E: 0 K: 0 S: 4	H: 1 LOB: 2 BB: 1 P: 8	1B: 7 2B: 2 3B: 0 HR: 0	SF: 0 SAC: 0 DP: 1 HBP: 0	WP: 0 PB: 0 SB: 0 CS: 0	PA: 39
PITCHER	IP WLS BF H R ER SO BB IBB HBP BLK WP HR S P ERA WHIP																			
Rick Wise, R ERA: 2.13	(1, 1) 5.0 W 23 7 3 3 2 2 0 0 0 0 0 25 33 5.40 1.800																			
Bill Wilson, R ERA: 4.97	(6, 1) 4.0 S 16 2 0 0 5 2 0 0 0 0 0 0 24 32 0.00 1.000																			



Batter	1	2	3	4	5	6	7	8	9	AB	R	H	RBI	BB	SO	LOB	TOP										
Tony Taylor, R OBP: 0.312, SLG: 0.310 (1, 5)	L6		6-3			1B		B3		4	0	1	0	0	0	0	Philadelphia Phillies @ Atlanta Braves Atlanta Stadium, Atlanta, GA Sun May 25 1969, 3:33 AM EDT Att: 35,172 - Unknown										
Cookie Rojas, R OBP: 0.289, SLG: 0.264 (1, 4)	1-3			F3		6-3		1B		4	0	1	0	0	0	1											
Dick Allen, R OBP: 0.386, SLG: 0.624 (1, 3)	K			G5-4-3 BB				FC6-4 1B		2	0	1	0	2	1	0											
Deron Johnson, R OBP: 0.374, SLG: 0.388 (1, 7)		SH5-3 SF9 2B		G5-4-3 1-2		F9		FC6-4 1B		4	1	1	0	0	0	5											
Johnny Callison, L OBP: 0.352, SLG: 0.457 (1, 9)		SH5-3 2-3			F9		G6-4-3 BB		K	2	0	0	0	1	1	0											
Don Money, R OBP: 0.316, SLG: 0.403 (1, 6)		CS BB			BB		G6-4-3 1-2		L8	2	0	0	0	2	0	1											
Mike Ryan, R OBP: 0.248, SLG: 0.314 (1, 2)		SF9			F5				4-3	3	0	1	1	0	0	1											
Larry Hisle, R OBP: 0.285, SLG: 0.315 (1, 8)	CS 1-2		K		F3					3	0	0	0	0	2	2											
Jerry Johnson, R OBP: 0.182, SLG: 0.100 (1, 1)										1	0	0	0	0	0	0											
Dave Watkins, R OBP: 0.500, SLG: 0.400 (6, PH)			6-3							1	0	0	0	0	0	0											
Luis Peraza, R (6, PH)						P3				0	0	0	0	0	0	0											
John Briggs, L OBP: 0.300, SLG: 0.224 (8, PH)										1	0	0	0	0	0	0											
Turk Farrell, R (8, 1)										0	0	0	0	0	0	0											
Inning Stats	R: 0 E: 0 K: 1 S: 5	H: 0 LOB: 0 BB: 0 P: 5	R: 1 E: 0 K: 0 S: 3	H: 1 LOB: 0 BB: 1 P: 7	R: 0 E: 0 K: 1 S: 5	H: 0 LOB: 0 BB: 0 P: 5	R: 0 E: 0 K: 0 S: 2	H: 0 LOB: 0 BB: 1 P: 6	R: 0 E: 0 K: 0 S: 3	H: 0 LOB: 1 BB: 1 P: 7	R: 0 E: 0 K: 1 S: 4	H: 1 LOB: 2 BB: 1 P: 8	R: 0 E: 0 K: 1 S: 5	H: 1 LOB: 1 BB: 1 P: 9	R: 0 E: 0 K: 0 S: 5	H: 2 LOB: 2 BB: 0 P: 5	R: 0 E: 0 K: 1 S: 5	H: 0 LOB: 0 BB: 0 P: 5	1B: 4 2B: 1 3B: 0 HR: 0	SF: 1 SAC: 1 DP: 2 HBP: 0	WP: 0 PB: 0 SB: 1 CS: 1	PA: 35					
PITCHER	IP	WLS	BF	H	R	ER	SO	BB	IBB	HBP	BLK	WP	HR	S	P	ERA	WHIP										
George Stone, L ERA: 3.6 (1, 1)	6.0	W	23	2	1	1	2	5	0	0	0	0	0	22	42	1.50	1.167										
Cecil Upshaw, R ERA: 1.71 (7, 1)	3.0	S	11	3	0	0	2	0	0	0	0	0	0	15	15	0.00	1.000										


Batter	1	2	3	4	5	6	7	8	9	AB	R	H	RBI	BB	SO	LOB	BOTTOM										
Felipe Alou, R OBP: 0.369, SLG: 0.454 (1, 8)	1B 1B				6-3					4	1	3	0	0	0	0	Philadelphia Phillies @ Atlanta Braves Atlanta Stadium, Atlanta, GA Sun May 25 1969, 3:33 AM EDT Att: 35,172 - Unknown										
Felix Milan, R OBP: 0.345, SLG: 0.432 (1, 4)	G6-4-3 1-2 1B		F8			CS BB		F8		3	0	1	0	1	0	2											
Hank Aaron, R OBP: 0.482, SLG: 0.671 (1, 9)	G6-4-3 1-2 2-H 1B		5-3			K		P6		4	0	1	1	0	1	2											
Orlando Cepeda, R OBP: 0.333, SLG: 0.493 (1, 3)	G6-4-3 1-2 2-3					HR		6-3		3	1	1	1	0	0	2											
Clete Boyer, R OBP: 0.346, SLG: 0.415 (1, 5)	5-3					F9		P6		3	0	0	0	0	0	1											
Sonny Jackson, L OBP: 0.338, SLG: 0.396 (1, 6)		3-1				F7		F8		3	0	0	0	0	0	0											
Bob Didier, S OBP: 0.256, SLG: 0.282 (1, 2)		F9				6-3		K		3	0	0	0	0	1	0											
Mike Lum, L OBP: 0.349, SLG: 0.351 (1, 7)								F8		3	1	1	1	0	0	0											
George Stone, L (1, 1)										2	0	0	0	0	1	0											
Cecil Upshaw, R OBP: 0.400, SLG: 1.000 (7, 1)										1	1	1	1	0	0	0											
Inning Stats	R: 1 E: 0 K: 0 S: 5	H: 3 LOB: 1 BB: 0 P: 5	R: 1 E: 0 K: 1 S: 6	H: 1 LOB: 0 BB: 0 P: 6	R: 0 E: 0 K: 0 S: 3	H: 1 LOB: 0 BB: 0 P: 3	R: 1 E: 0 K: 0 S: 4	H: 1 LOB: 0 BB: 0 P: 4	R: 0 E: 0 K: 1 S: 3	H: 0 LOB: 0 BB: 0 P: 3	R: 0 E: 0 K: 1 S: 4	H: 0 LOB: 1 BB: 1 P: 8	R: 0 E: 0 K: 1 S: 5	H: 0 LOB: 0 BB: 0 P: 5	R: 1 E: 0 K: 0 S: 5	H: 2 LOB: 1 BB: 0 P: 5	R: 0 E: 0 K: 0 S: 5	H: 0 LOB: 0 BB: 0 P: 5	1B: 5 2B: 1 3B: 0 HR: 3	SF: 0 SAC: 0 DP: 2 HBP: 0	WP: 0 PB: 0 SB: 0 CS: 2	PA: 30					
PITCHER	IP	WLS	BF	H	R	ER	SO	BB	IBB	HBP	BLK	WP	HR	S	P	ERA	WHIP										
Jerry Johnson, R ERA: 3.97 (1, 1)	5.0	L	19	6	3	3	1	0	0	0	0	0	0	21	21	5.40	1.200										
Luis Peraza, R ERA: 6.75 (6, 1)	2.0		6	0	0	0	2	1	0	0	0	0	0	9	13	0.00	0.500										
Turk Farrell, R ERA: 3.52 (8, 1)	1.0		5	2	1	1	0	0	0	0	0	0	1	5	5	9.00	2.000										

AB	27
R	1
H	5
RBI	1
BB	5
SO	4
LOB	10



Batter	1	2	3	4	5	6	7	8	9	AB	R	H	RBI	BB	SO	LOB	TOP					
Lou Brock, L OBP: 0.262, SLG: 0.350 (1, 7)	F7		F5		S 1B			5-3		4	0	1	0	0	0	1	St. Louis Cardinals @ Atlanta Braves Atlanta Stadium, Atlanta, GA Mon May 26 1969, 7:05 PM EDT Att: 17,527 - Unknown					
Julian Javier, R OBP: 0.397, SLG: 0.397 (1, 4)	F7		F7		K			2B 1B		4	0	1	0	0	1	2						
Curt Flood, R OBP: 0.335, SLG: 0.343 (1, 8)	F9		F3			1-6-3		P6		4	0	0	0	0	0	2						
Joe Torre, R OBP: 0.360, SLG: 0.450 (1, 3)		6-3		5-3		K		1-3 2B		4	0	1	0	0	1	0						
Tim McCarver, L OBP: 0.362, SLG: 0.407 (1, 2)	E6 1B S			FC4-6 1B		F8		F9		4	0	1	0	0	0	2						
Bob Johnson, R OBP: 0.250, SLG: 0.211 (1, 5)				FC4-6 1-2						4	0	1	0	0	0	1						
Joe Hague, L OBP: 0.279, SLG: 0.241 (1, 9)				1B						3	0	0	0	1	0	3						
Dal Maxvill, R OBP: 0.276, SLG: 0.233 (9, PH)										3	0	0	0	0	0	3						
Dave Ricketts, S OBP: 0.556, SLG: 0.429 (9, PH)	F3					4-3 BB		6-3		1	0	0	0	0	0	0						
Nelson Briles, R OBP: 0.167, SLG: 0.118 (7, PH)										1	0	0	0	1	0	0						
Vada Pinson, L OBP: 0.330, SLG: 0.440 (7, PH)										1	0	0	0	0	0	1						
Ron Willis, R OBP: 1.000, SLG: 1.000 (7, 1)										0	0	0	0	0	0	0						
Inning Stats	R: 0 E: 0 K: 0 S: 3	H: 0 LOB: 0 BB: 0 P: 3	R: 0 E: 1 K: 0 S: 5	H: 1 LOB: 2 BB: 0 P: 5	R: 0 E: 0 K: 0 S: 3	H: 0 LOB: 1 BB: 1 P: 7	R: 0 E: 0 K: 0 S: 4	H: 1 LOB: 1 BB: 0 P: 4	R: 0 E: 0 K: 1 S: 6	H: 1 LOB: 1 BB: 0 P: 6	R: 0 E: 0 K: 0 S: 5	H: 0 LOB: 0 BB: 0 P: 5	R: 0 E: 0 K: 0 S: 3	H: 0 LOB: 1 BB: 1 P: 7	R: 0 E: 0 K: 0 S: 5	H: 2 LOB: 2 BB: 0 P: 5	R: 0 E: 0 K: 0 S: 3	H: 0 LOB: 0 BB: 0 P: 3	1B: 4 2B: 1 3B: 0 HR: 0	SF: 0 SAC: 0 DP: 0 HBP: 0	WP: 0 PB: 0 SB: 2 CS: 0	PA: 35
PITCHER Phil Niekro, R ERA: 1.92 (1, 1)	IP: 9.0 WLS: W BF: 35 H: 5 R: 0 ER: 0 SO: 2 BB: 2 IBB: 0 HBP: 0 BLK: 0 WP: 0 HR: 0 S: 37 P: 45 ERA: 0.00 WHIP: 0.778															PITCHER IP: 9.0 WLS: W BF: 35 H: 5 R: 0 ER: 0 SO: 2 BB: 2 IBB: 0 HBP: 0 BLK: 0 WP: 0 HR: 0 S: 37 P: 45 ERA: 0.00 WHIP: 0.778						

AB	33
R	0
H	5
RBI	0
BB	2
SO	2
LOB	15



Batter	1	2	3	4	5	6	7	8	9	AB	R	H	RBI	BB	SO	LOB	BOTTOM			
Felipe Alou, R OBP: 0.366, SLG: 0.449 (1, 8)	F7		6-3			FC5-6 1B		F8		4	0	1	0	0	0	0	St. Louis Cardinals @ Atlanta Braves Atlanta Stadium, Atlanta, GA Mon May 26 1969, 7:05 PM EDT Att: 17,527 - Unknown			
Felix Milten, R OBP: 0.343, SLG: 0.428 (1, 4)	2B 1B		4-3			FC5-6 2B		K		4	1	1	0	0	1	1				
Hank Aaron, R OBP: 0.477, SLG: 0.667 (1, 9)			F7			F5		P4		4	0	1	0	0	0	1				
Orlando Cepeda, R OBP: 0.340, SLG: 0.500 (1, 3)										2	1	1	1	1	0	0				
Clete Boyer, R OBP: 0.346, SLG: 0.435 (1, 5)	G5-4-3 1-2									3	1	1	2	0	1	3				
Sonny Jackson, L OBP: 0.331, SLG: 0.387 (1, 6)										3	0	0	0	0	0	0				
Bob Didier, S OBP: 0.247, SLG: 0.272 (1, 2)										3	0	0	0	0	0	0				
Mike Lum, L OBP: 0.348, SLG: 0.333 (1, 7)										2	0	0	0	1	0	0				
Phil Niekro, R OBP: 0.192, SLG: 0.200 (1, 1)										3	0	0	0	0	1	1				
Inning Stats	R: 0 E: 0 K: 0 S: 4	H: 2 LOB: 2 BB: 1 P: 8	R: 0 E: 0 K: 0 S: 3	H: 0 LOB: 1 BB: 1 P: 7	R: 0 E: 0 K: 1 S: 5	H: 0 LOB: 0 BB: 0 P: 3	R: 0 E: 0 K: 1 S: 5	H: 0 LOB: 0 BB: 0 P: 5	R: 3 E: 0 K: 0 S: 6	H: 3 LOB: 0 BB: 0 P: 6	R: 0 E: 0 K: 0 S: 3	H: 0 LOB: 0 BB: 0 P: 3	R: 0 E: 0 K: 1 S: 5	H: 0 LOB: 0 BB: 0 P: 5	R: 0 E: 0 K: 0 S: 5	H: 0 LOB: 0 BB: 0 P: 5		1B: 2 2B: 2 3B: 0 HR: 1	SF: 0 SAC: 0 DP: 1 HBP: 0	WP: 0 PB: 0 SB: 0 CS: 0
PITCHER Nelson Briles, R ERA: 5.05 (7, 1)	IP: 6.0 WLS: L BF: 24 H: 5 R: 3 ER: 3 SO: 2 BB: 2 IBB: 0 HBP: 0 BLK: 0 WP: 0 HR: 1 S: 26 P: 34 ERA: 4.50 WHIP: 1.167															PITCHER IP: 6.0 WLS: L BF: 24 H: 5 R: 3 ER: 3 SO: 2 BB: 2 IBB: 0 HBP: 0 BLK: 0 WP: 0 HR: 1 S: 26 P: 34 ERA: 4.50 WHIP: 1.167				

AB	28
R	3
H	5
RBI	3
BB	2
SO	3
LOB	6



Batter	1	2	3	4	5	6	7	8	9	AB	R	H	RBI	BB	SO	LOB	TOP					
Lou Brock, L OBP: 0.260, SLG: 0.342 (1, 7)	F8		3-1		4-3		F6		4-3 BB	4	0	0	0	1	0	0	St. Louis Cardinals @ Atlanta Braves Atlanta Stadium, Atlanta, GA Tue May 27 1969, 7:05 PM EDT Att: 20,121 - Unknown					
Julian Javier, R OBP: 0.317, SLG: 0.407 (1, 4)	5-3 1B		F7		1B 2B		FC6 BB		F7	4	1	2	0	1	0	1						
Curt Flood, R OBP: 0.332, SLG: 0.339 (1, 8)	5-3 1-2		1-3		2H 1B		FC6 1-2		4-3	5	0	1	1	0	0	3						
Joe Torre, R OBP: 0.355, SLG: 0.461 (1, 3)	5-3			F8	F8				4-3 HR	5	1	1	1	0	0	3						
Tim McCarver, L OBP: 0.359, SLG: 0.403 (1, 2)		F7		F9 BB 1B		P6		F3		4	0	1	0	0	0	0						
Mike Shannon, R OBP: 0.270, SLG: 0.331 (1, 5)		F9 BB BB		1-2 BB		1B				2	0	2	0	2	0	0						
Joe Hague, L OBP: 0.277, SLG: 0.228 (1, 9)		1-2 BB		F9 2-3		P6		F9		3	0	0	0	1	0	4						
Dal Maxvill, R OBP: 0.274, SLG: 0.229 (6, PH)		F9		F9		F9		F8		2	0	0	0	0	0	4						
Vada Pinson, L OBP: 0.327, SLG: 0.435 (6, PH)		F9		F9		F9		F8		1	0	0	0	0	0	1						
Steve Huntz, S OBP: 0.226, SLG: 0.077 (6, 6)		2-3								1	0	0	0	0	0	1						
Ray Washburn, R OBP: 0.291, SLG: 0.550 (5, PH)										1	0	0	0	0	1	2						
Bill White, L OBP: 0.371, SLG: 0.118 (5, 1)										0	0	0	0	0	0	0						
Chuck Taylor, R OBP: 0.338, SLG: 0.375 (7, PH)										0	0	0	0	0	0	0						
Dave Ricketts, S OBP: 0.288, SLG: 0.175 (7, 1)										0	0	0	0	0	0	0						
Gary Waslewski, R OBP: 0.296, SLG: 0.400 (5, PH)										1	1	1	1	0	0	0						
Bob Johnson, R OBP: 0.296, SLG: 0.400 (5, PH)										1	1	1	1	0	0	0						
Inning Stats	R: 0 E: 0 K: 0 S: 4	H: 1 LOB: 1 BB: 0 P: 4	R: 0 E: 0 K: 1 S: 5	H: 0 LOB: 2 BB: 2 P: 13	R: 0 E: 0 K: 0 S: 3	H: 0 LOB: 0 BB: 0 P: 3	R: 0 E: 0 K: 0 S: 4	H: 1 LOB: 2 BB: 1 P: 8	R: 1 E: 0 K: 0 S: 5	H: 2 LOB: 1 BB: 0 P: 5	R: 0 E: 0 K: 0 S: 4	H: 1 LOB: 1 BB: 0 P: 4	R: 0 E: 0 K: 0 S: 3	H: 0 LOB: 1 BB: 1 P: 7	R: 1 E: 0 K: 0 S: 5	H: 2 LOB: 1 BB: 0 P: 5	R: 1 E: 0 K: 0 S: 4	H: 1 LOB: 1 BB: 1 P: 8	1B: 5 2B: 1 3B: 0 HR: 2	SF: 0 SAC: 0 DP: 0 HBP: 0	WP: 0 PB: 0 SB: 0 CS: 0	PA: 40
PITCHER	IP WLS BF H R ER SO BB IBB HBP BLK WP HR S P ERA WHIP																					
Pat Jarvis, R ERA: 5.03 (1, 1)	7.1 W 33 7 2 2 1 4 0 0 0 0 1 31 47 2.46 1.500																					
Cecil Upshaw, R ERA: 1.93 (8, 1)	1.2 S 7 1 1 1 0 1 0 0 0 0 0 1 6 10 5.40 1.200																					

livebaseballscores.com

AB 35
R 3
H 8
RBI 3
BB 5
SO 1
LOB 19



Batter	1	2	3	4	5	6	7	8	9	AB	R	H	RBI	BB	SO	LOB	BOTTOM					
Felipe Alou, R OBP: 0.381, SLG: 0.463 (1, 8)	G1-6-3 1B		E9 E 1B		FC5-4 1B		G1-6-3 1B			4	1	4	1	0	0	0	St. Louis Cardinals @ Atlanta Braves Atlanta Stadium, Atlanta, GA Tue May 27 1969, 7:05 PM EDT Att: 20,121 - Unknown					
Felix Milten, R OBP: 0.341, SLG: 0.423 (1, 4)	G1-6-3 1-2		E4 1B		FC5-4 1B 2B		G1-6-3 1-2			4	1	1	1	0	0	4						
Hank Aaron, R OBP: 0.472, SLG: 0.655 (1, 9)	5-3		F7 3H		2B SF7 1B		F5			4	1	1	0	0	0	1						
Orlando Cepeda, R OBP: 0.337, SLG: 0.500 (1, 3)		F3		K	SF7 2B		F8			4	0	1	1	0	1	0						
Clete Boyer, R OBP: 0.349, SLG: 0.440 (1, 5)		F8		E 2B	SF7 IBB		F2			3	1	1	0	1	0	0						
Sonny Jackson, L OBP: 0.323, SLG: 0.379 (1, 6)		4-3		P5	SF7		1-3			3	0	0	1	0	0	1						
Bob Didier, S OBP: 0.247, SLG: 0.271 (1, 2)			4-3	E9 2H 1B	1-3		F3			4	0	1	1	0	0	2						
Mike Lum, L OBP: 0.380, SLG: 0.366 (1, 7)			E 2B		IBB		K			2	1	1	0	2	1	0						
Pat Jarvis, R OBP: 0.087, SLG: 0.091 (1, 1)			1-3		K		F5			3	0	0	0	0	1	4						
Cecil Upshaw, R OBP: 0.400, SLG: 1.000 (8, 1)										0	0	0	0	0	0	0						
Inning Stats	R: 0 E: 0 K: 0 S: 3	H: 1 LOB: 0 BB: 0 P: 3	R: 0 E: 0 K: 0 S: 3	H: 0 LOB: 0 BB: 0 P: 3	R: 2 E: 2 K: 0 S: 6	H: 3 LOB: 1 BB: 0 P: 6	R: 1 E: 1 K: 2 S: 9	H: 2 LOB: 2 BB: 1 P: 13	R: 2 E: 0 K: 0 S: 6	H: 3 LOB: 2 BB: 1 P: 10	R: 0 E: 0 K: 0 S: 3	H: 1 LOB: 1 BB: 1 P: 7	R: 0 E: 0 K: 0 S: 3	H: 0 LOB: 0 BB: 0 P: 3	R: 0 E: 0 K: 1 S: 5	H: 0 LOB: 0 BB: 0 P: 5	R: 0 E: 0 K: 1 S: 5	H: 0 LOB: 0 BB: 0 P: 5	1B: 7 2B: 3 3B: 0 HR: 0	SF: 1 SAC: 0 DP: 2 HBP: 0	WP: 0 PB: 0 SB: 0 CS: 0	PA: 35
PITCHER	IP WLS BF H R ER SO BB IBB HBP BLK WP HR S P ERA WHIP																					
Ray Washburn, R ERA: 2.69 (1, 1)	4.0 L 18 6 3 2 2 0 0 1 0 0 0 0 0 9 17 9.00 2.500																					
Chuck Taylor, R ERA: 9.0 (5, 1)	2.0 11 4 2 2 0 1 1 0 0 0 0 0 9 17 9.00 2.500																					
Gary Waslewski, R ERA: 4.08 (7, 1)	2.0 6 0 0 0 0 1 0 0 0 0 0 0 0 8 8 0.00 0.000																					

livebaseballscores.com

AB 31
R 5
H 10
RBI 5
BB 3
SO 3
LOB 12



Batter	1	2	3	4	5	6	7	8	9	AB	R	H	RBI	BB	SO	LOB	TOP		
Felipe Alou, R OBP: 0.373, SLG: 0.450 (1,8)	5-3		6-3			G3			P4	4	0	0	0	0	0	0			
Felix Milan, R OBP: 0.340, SLG: 0.421 (1,4)	5-3			K			2B		1B	4	0	2	0	0	1	0			
Hank Aaron, R OBP: 0.462, SLG: 0.639 (1,9)	2B			F7			K		FC5-4	4	0	1	0	0	1	2			
Orlando Cepeda, R OBP: 0.322, SLG: 0.474 (1,3)	K			K			5-3		FC5-4	4	0	0	0	0	2	3			
Clete Boyer, R OBP: 0.335, SLG: 0.419 (1,5)		F5					K			3	0	0	0	0	1	1			
Sonny Jackson, L OBP: 0.339, SLG: 0.383 (1,6)		F9					1-3			3	0	1	0	0	0	0			
Bob Didier, S OBP: 0.242, SLG: 0.264 (8, PH) Walt Hrinik, L (8, 2)		6-3					1-3		G4-6-3	2	0	0	0	0	0	0			
Mike Lum, L OBP: 0.377, SLG: 0.364 (1,7)				4-3			6-3			3	0	1	0	0	0	0			
Ron Reed, R OBP: 0.043, SLG: 0.043 (7, 1) George Stone, L (7, 1) Jim Britton, R (8, PH) Rico Carty, R OBP: 0.545, SLG: 0.889 (8, 1) Claude Raymond, R (8, 1)				K			F3		P6	2	0	0	0	0	1	0			
Inning Stats	R: 0 E: 0 K: 1 S: 6	H: 1 LOB: 1 BB: 0 P: 6	R: 0 E: 0 K: 0 S: 3	H: 0 LOB: 0 BB: 0 P: 3	R: 0 E: 0 K: 1 S: 5	H: 0 LOB: 0 BB: 0 P: 5	R: 0 E: 0 K: 2 S: 7	H: 0 LOB: 0 BB: 0 P: 7	R: 0 E: 0 K: 0 S: 3	H: 0 LOB: 0 BB: 0 P: 3	R: 0 E: 0 K: 2 S: 8	H: 1 LOB: 1 BB: 0 P: 8	R: 0 E: 0 K: 0 S: 4	H: 2 LOB: 1 BB: 0 P: 4	R: 0 E: 0 K: 0 S: 4	H: 1 LOB: 1 BB: 0 P: 4	1B: 3 2B: 2 3B: 0 HR: 0	SF: 0 SAC: 0 DP: 1 HBP: 0	WP: 0 PA: 31 ERA: 0.00 WHIP: 0.556
PITCHER Bill Hands, R ERA: 2.52 (1,1)	IP: 9.0 WLS: W BF: 31 H: 5 R: 0 ER: 0 SO: 6 BB: 0 IBB: 0 HBP: 0 BLK: 0 WP: 0 HR: 0 S: 43 P: 43																		

Atlanta Braves @ Chicago Cubs
Wrigley Field, Chicago, IL
Fri May 30 1969, 3:33 AM CDT
Att: 36,075 - Cloudy - 72 F

AB 31
R 0
H 5
RBI 0
BB 0
SO 6
LOB 8



Batter	1	2	3	4	5	6	7	8	9	AB	R	H	RBI	BB	SO	LOB	BOTTOM		
Don Kessinger, S OBP: 0.380, SLG: 0.403 (1,6)	F7		F9		4-3		FC6-4			4	0	0	1	0	0	2			
Glenn Beckert, R OBP: 0.326, SLG: 0.328 (1,4)	6-3		E4				S			4	0	2	1	0	0	0			
Billy Williams, L OBP: 0.353, SLG: 0.462 (8, 7)	14 FC5 BB		1-3		4-3		F8			4	0	2	0	0	0	3			
Ron Santo, R OBP: 0.399, SLG: 0.463 (1,5)	BB		P4				F8			3	0	0	0	1	1	4			
14 Ernie Banks, R OBP: 0.319, SLG: 0.416 (1,3)	BB		FC5		5-3		K			4	0	0	0	0	0	4			
Willie Smith, L OBP: 0.371, SLG: 0.606 (1,7) Jim Hickman, R OBP: 0.227, SLG: 0.152 (8, 9)			F8		L6		F7		WP	3	0	1	0	0	0	0			
Randy Hundley, R OBP: 0.386, SLG: 0.468 (1,2)			F8		K		SH		FC9-2	3	1	1	0	1	1	1			
Don Young, R OBP: 0.322, SLG: 0.323 (1,8)			L5		F7		FC6-4		FC9-2	3	1	0	0	0	0	3			
Bill Hands, R (1,1)			K		K		SH			2	0	0	0	0	2	1			
Inning Stats	R: 0 E: 0 K: 0 S: 4	H: 1 LOB: 2 BB: 1 P: 8	R: 0 E: 0 K: 1 S: 6	H: 1 LOB: 1 BB: 0 P: 6	R: 0 E: 1 K: 0 S: 5	H: 1 LOB: 2 BB: 0 P: 5	R: 0 E: 0 K: 1 S: 5	H: 0 LOB: 0 BB: 0 P: 5	R: 0 E: 0 K: 1 S: 6	H: 1 LOB: 1 BB: 0 P: 6	R: 0 E: 0 K: 0 S: 3	H: 0 LOB: 0 BB: 0 P: 3	R: 2 E: 1 K: 1 S: 8	H: 2 LOB: 2 BB: 0 P: 9	R: 0 E: 0 K: 0 S: 2	H: 0 LOB: 2 BB: 2 P: 10	1B: 4 2B: 3 3B: 0 HR: 0	SF: 0 SAC: 1 DP: 1 HBP: 1	WP: 2 PA: 35 ERA: 2.84 WHIP: 1.105
PITCHER Ron Reed, R ERA: 3.69 (1,1) George Stone, L ERA: 3.55 (7,1) Jim Britton, R ERA: 5.59 (7,1) Claude Raymond, R ERA: 4.38 (8,1)	IP: 6.1 WLS: L BF: 29 H: 6 R: 2 ER: 2 SO: 3 BB: 1 IBB: 0 HBP: 1 BLK: 0 WP: 0 HR: 0 S: 33 P: 38																		

Atlanta Braves @ Chicago Cubs
Wrigley Field, Chicago, IL
Fri May 30 1969, 3:33 AM CDT
Att: 36,075 - Cloudy - 72 F

AB 30
R 2
H 6
RBI 2
BB 3
SO 4
LOB 18



Batter	1	2	3	4	5	6	7	8	9	AB	R	H	RBI	BB	SO	LOB	TOP			
Felipe Alou, R OBP: 0.365, SLG: 0.439 (1,8)	5-3		6-3			L6		F5		4	0	0	0	0	0	0	Atlanta Braves @ Chicago Cubs Wrigley Field, Chicago, IL Sat May 31 1969, 3:33 AM CDT Att: 29,778 - Cloudy - 80 F			
Felix Milan, R OBP: 0.339, SLG: 0.414 (1,4)	P6		F2			BB		6-3		3	0	0	0	1	0					
Hank Aaron, R OBP: 0.458, SLG: 0.648 (1,9)	HR			5-3		L7		L6		4	1	1	1	0	0	1				
Orlando Cepeda, R OBP: 0.320, SLG: 0.468 (1,3)	1-3			G6-4-3 1B		F3			6-3	4	0	1	0	0	0	1				
Clete Boyer, R OBP: 0.328, SLG: 0.408 (1,5)		K		G6-4-3 1-2					G3	4	0	0	0	0	1	1				
Sonny Jackson, L OBP: 0.349, SLG: 0.388 (1,6)					E7 1B				F7	3	1	2	0	1	0	0				
Bob Didier, S OBP: 0.245, SLG: 0.267 (1,2)					F2 1B					3	0	1	0	0	0	2				
Mike Lum, L OBP: 0.357, SLG: 0.348 (1,7)					F8 1B					2	0	0	1	0	1	2				
Phil Niekro, R OBP: 0.172, SLG: 0.179 (1,1)			5-3			P6		FC5-4 1-2		3	0	0	0	0	0	2				
Inning Stats	R: 1 E: 0 K: 0 S: 4	H: 1 LOB: 0 BB: 0 P: 4	R: 0 E: 0 K: 2 S: 7	H: 0 LOB: 1 BB: 1 P: 11	R: 0 E: 0 K: 0 S: 3	H: 0 LOB: 0 BB: 0 P: 3	R: 0 E: 0 K: 0 S: 3	H: 1 LOB: 0 BB: 0 P: 3	R: 0 E: 1 K: 0 S: 4	H: 1 LOB: 1 BB: 0 P: 4	R: 0 E: 0 K: 0 S: 3	H: 0 LOB: 0 BB: 0 P: 3	R: 0 E: 0 K: 0 S: 3	H: 0 LOB: 0 BB: 0 P: 3	R: 0 E: 0 K: 0 S: 3	H: 0 LOB: 0 BB: 0 P: 3	1B: 4 2B: 0 3B: 0 HR: 1	SF: 1 SAC: 0 DP: 1 HBP: 0	WP: 0 PB: 0 SB: 0 CS: 0	PA: 33
PITCHER Fergie Jenkins, R ERA: 2.44 (1,1)	IP: 9.0 WLS: W BF: 33 H: 5 R: 2 ER: 2 SO: 2 BB: 2 IBB: 0 HBP: 0 BLK: 0 WP: 0 HR: 1 S: 35 P: 43 ERA: 2.00 WHIP: 0.778															PITCHER IP: 9.0 WLS: W BF: 33 H: 5 R: 2 ER: 2 SO: 2 BB: 2 IBB: 0 HBP: 0 BLK: 0 WP: 0 HR: 1 S: 35 P: 43 ERA: 2.00 WHIP: 0.778				

Batter	1	2	3	4	5	6	7	8	9	AB	R	H	RBI	BB	SO	LOB	BOTTOM					
Don Kessinger, S OBP: 0.378, SLG: 0.397 (1,6)	P4		F8			4-3 BB		1-3		3	0	0	0	1	0	0	Atlanta Braves @ Chicago Cubs Wrigley Field, Chicago, IL Sat May 31 1969, 3:33 AM CDT Att: 29,778 - Cloudy - 80 F					
Glenn Beckert, R OBP: 0.325, SLG: 0.326 (1,4)				K		4-3 1-2 3-H 4-0		F3		4	0	1	1	0	1	1						
Billy Williams, L OBP: 0.356, SLG: 0.460 (1,7)					G5-4-3 1B			F9		3	0	1	0	1	0	1						
Ron Santo, R OBP: 0.396, SLG: 0.470 (1,5)	5-3			G5-4-3 1-2		K			1B 3B	4	1	1	0	0	1	4						
14 Ernie Banks, R OBP: 0.323, SLG: 0.415 (1,3)			F7		5-3			4-3 SH1-4 E 1B		3	1	1	0	1	0	0						
Randy Hundley, R OBP: 0.390, SLG: 0.469 (1,2)		6-3					SH1-4 1-2		1B IBB	2	0	1	0	1	0	0						
Jim Hickman, R OBP: 0.221, SLG: 0.147 (1,9)									1B IBB	2	0	0	0	0	1	1						
Al Spangler, L OBP: 0.320, SLG: 0.395 (7, PH)									K	1	0	0	0	0	0	1						
Adolfo Phillips, R OBP: 0.431, SLG: 0.333 (8, PH)										0	0	0	0	0	0	0						
Willie Smith, L OBP: 0.361, SLG: 0.588 (9, PH)										1	0	0	0	0	1	3						
Don Young, R OBP: 0.328, SLG: 0.340 (8,9)			F7			SH2-4 4-3 2B		E5		4	1	2	1	0	0	0						
Fergie Jenkins, R OBP: 0.179, SLG: 0.200 (1,1)			K			SH2-4 2-3			1B	2	0	0	0	0	2	1						
Inning Stats	R: 0 E: 0 K: 0 S: 4	H: 1 LOB: 1 BB: 0 P: 4	R: 0 E: 0 K: 1 S: 5	H: 0 LOB: 0 BB: 0 P: 5	R: 0 E: 0 K: 1 S: 5	H: 0 LOB: 0 BB: 0 P: 5	R: 0 E: 0 K: 1 S: 5	H: 1 LOB: 0 BB: 0 P: 5	R: 0 E: 0 K: 0 S: 3	H: 1 LOB: 0 BB: 0 P: 3	R: 1 E: 0 K: 1 S: 6	H: 1 LOB: 2 BB: 2 P: 14	R: 1 E: 1 K: 1 S: 7	H: 1 LOB: 1 BB: 0 P: 7	R: 0 E: 0 K: 0 S: 3	H: 0 LOB: 0 BB: 0 P: 3	R: 1 E: 0 K: 1 S: 5	H: 2 LOB: 3 BB: 2 P: 13	1B: 5 2B: 1 3B: 1 HR: 0	SF: 0 SAC: 2 DP: 1 HBP: 0	WP: 0 PB: 0 SB: 0 CS: 1	PA: 35
PITCHER Phil Niekro, R ERA: 1.94 (1,1)	IP: 8.1 WLS: L BF: 35 H: 7 R: 3 ER: 2 SO: 6 BB: 1 IBB: 3 HBP: 0 BLK: 0 WP: 0 HR: 0 S: 43 P: 59 ERA: 2.16 WHIP: 0.960															PITCHER IP: 8.1 WLS: L BF: 35 H: 7 R: 3 ER: 2 SO: 6 BB: 1 IBB: 3 HBP: 0 BLK: 0 WP: 0 HR: 0 S: 43 P: 59 ERA: 2.16 WHIP: 0.960						

Batter	1	2	3	4	5	6	7	8	9	AB	R	H	RBI	BB	SO	LOB	TOP								
Felipe Alou, R OBP: 0.355, SLG: 0.427 (1, 8)	0-0 4-3		0-0 F8		0-0 4-3		0-0 F3		0-3 K	5	0	0	0	0	1	1	Atlanta Braves @ Chicago Cubs Wrigley Field, Chicago, IL Sun Jun 01 1969, 3:33 AM CDT Att: 24,349 - Cloudy - 74 F								
Felix Milan, R OBP: 0.340, SLG: 0.413 (1, 4)	0-0 4-3		0-0 P4		0-0 HR 1B		0-0 6-3		0-0 1B	5	1	2	0	0	0	1									
Hank Aaron, R OBP: 0.462, SLG: 0.665 (1, 9)	0-0 1B 1B		0-0 1-2 1B		0-0 HR		0-0 F3		0-3 K	5	1	3	2	0	1	1									
Orlando Cepeda, R OBP: 0.328, SLG: 0.479 (1, 3)	0-0 1-2 1B		0-0 F9		0-0 FC5-4 1B				0-0 BB 2B	5	0	3	0	0	1	3									
Clete Boyer, R OBP: 0.320, SLG: 0.397 (1, 5)	0-0 P6			0-0 6-3	0-0 FC5-4 1B				0-0 F5	4	0	0	0	0	0	4									
Bob Aspromonte, R OBP: 0.316, SLG: 0.351 Paul Doyle, L Walt Hrinak, L (8, PH) (8, 2)		0-0 F9		0-0 HR 2B	0-0 FC5-4				4-0 BB BB	3	1	1	0	0	0	1									
Bob Tillman, R Charlie Vaughan, R (8, 1)		0-0 F2		0-0 HR				4-0 1-2 2-3 BB	3	1	1	2	1	0	0	0									
Sonny Jackson, L OBP: 0.341, SLG: 0.378 (1, 6)		0-0 6-3		0-0 6-3				0-3 K	4	0	0	0	0	2	3										
Pat Jarvis, R Ken Johnson, R Claude Raymond, R Mike Lum, L OBP: 0.345, SLG: 0.333 (5, 7)			0-0 1B 1B		0-3 K			0-3 K	1	0	1	0	0	0	0	0									
Inning Stats	R: 0 E: 0 K: 0 S: 5	H: 2 LOB: 2 BB: 0 P: 5	R: 0 E: 0 K: 0 S: 3	H: 0 LOB: 0 BB: 0 P: 3	R: 0 E: 0 K: 0 S: 5	H: 2 LOB: 2 BB: 0 P: 5	R: 2 E: 0 K: 1 S: 7	H: 2 LOB: 0 BB: 0 P: 7	R: 2 E: 0 K: 0 S: 6	H: 3 LOB: 1 BB: 0 P: 6	R: 0 E: 0 K: 2 S: 7	H: 0 LOB: 0 BB: 0 P: 7	R: 0 E: 0 K: 0 S: 3	H: 0 LOB: 0 BB: 0 P: 3	R: 0 E: 0 K: 2 S: 8	H: 1 LOB: 3 BB: 2 P: 16		R: 0 E: 0 K: 3 S: 10	H: 1 LOB: 1 BB: 0 P: 10	1B: 7 2B: 2 3B: 0 HR: 2	SF: 0 SAC: 0 DP: 0 HBP: 0	WP: 0 PB: 0 SB: 0 CS: 0	PA: 40		
PITCHER	IP WLS BF H R ER SO BB IBB HBP BLK WP HR S P ERA WHIP	4.1 L 22 9 4 4 1 0 0 0 0 0 2 24 24 8.31 2.077	5.1 W 18 2 0 0 7 2 0 0 0 0 0 30 38 0.00 0.857																						

Batter	1	2	3	4	5	6	7	8	9	AB	R	H	RBI	BB	SO	LOB	BOTTOM								
Don Kessinger, S OBP: 0.374, SLG: 0.392 (1, 6)	0-0 F8		0-0 F2	0-0 P5		0-0 1B 1B	0-0 5-3			5	1	1	0	0	0	1	Atlanta Braves @ Chicago Cubs Wrigley Field, Chicago, IL Sun Jun 01 1969, 3:33 AM CDT Att: 24,349 - Cloudy - 74 F								
Glenn Beckert, R OBP: 0.332, SLG: 0.326 (1, 4)	0-0 P4		4-0 1B 1B BB	0-0 F8		0-0 1B 1B		4-0 BLK BB	3	3	1	0	2	0	0										
Billy Williams, L OBP: 0.362, SLG: 0.476 (7, 7)	0-0 1B		0-0 F9	0-0 HR		0-0 P5		4-0 1-2 2B BB	4	2	2	1	1	0	4										
Ron Santo, R OBP: 0.406, SLG: 0.486 (1, 5)	0-0 F9		0-0 14 1B 2B	0-0 1B		0-0 1B		0-0 14 F9 2B	5	1	4	3	0	0	1										
14 Ernie Banks, R OBP: 0.330, SLG: 0.417 (1, 3)		0-0 1B	0-0 1-2 2-3 HR 1B	0-0 F7		0-0 HR HBP		0-0 F9	4	2	2	2	0	0	2										
Willie Smith, L Jim Hickman, R OBP: 0.385, SLG: 0.622 OBP: 0.228, SLG: 0.200 (6, PH) (7, 9)		0-0 P6	0-0 1-3 2-H HR 2B		0-0 1B			0-3 K	3	1	2	1	0	0	1										
Randy Hundley, R OBP: 0.390, SLG: 0.480 (1, 2)		0-0 F7	0-0 2-H 3-H HR	0-0 L9	0-0 6-3			4-0 BB	4	1	1	3	1	0	2										
Don Young, R OBP: 0.323, SLG: 0.333 (1, 8)		0-0 F7		0-0 L9		0-3 K	0-0 B1-3		5	0	1	0	0	1	4										
Ken Holtzman, R Dick Selma, R OBP: 0.143, SLG: 0.195 OBP: 0.174, SLG: 0.174 (5, 1)			0-0 1B 1B	0-0 6-3		0-3 K			2	1	1	0	0	0	1										
Inning Stats	R: 0 E: 0 K: 0 S: 4	H: 1 LOB: 1 BB: 0 P: 4	R: 0 E: 0 K: 0 S: 4	H: 1 LOB: 1 BB: 0 P: 4	R: 6 E: 0 K: 0 S: 9	H: 6 LOB: 1 BB: 1 P: 13	R: 1 E: 0 K: 0 S: 5	H: 2 LOB: 1 BB: 0 P: 5	R: 0 E: 0 K: 0 S: 4	H: 1 LOB: 1 BB: 0 P: 4	R: 4 E: 0 K: 0 S: 6	H: 4 LOB: 0 BB: 0 P: 7	R: 0 E: 0 K: 2 S: 7	H: 0 LOB: 0 BB: 0 P: 7	R: 2 E: 0 K: 1 S: 6	H: 1 LOB: 2 BB: 3 P: 18		R: 2 E: 0 K: 1 S: 6	H: 1 LOB: 2 BB: 3 P: 18	1B: 11 2B: 2 3B: 0 HR: 3	SF: 0 SAC: 0 DP: 0 HBP: 1	WP: 0 PB: 0 SB: 0 CS: 0	PA: 44		
PITCHER	IP WLS BF H R ER SO BB IBB HBP BLK WP HR S P ERA WHIP	2.2 L 16 7 6 6 0 0 0 0 0 0 1 8 8 6.75 3.000	1.1 8 4 1 1 0 0 0 0 0 0 0 1 8 8 6.75 3.000	1.2 8 3 3 3 0 0 0 0 1 0 0 0 7 8 16.20 1.800	5.79 5.79 5.79 2.7 18.0 18.0	1.1 5 1 1 1 2 0 0 0 0 0 0 1 9 9 6.75 0.750	8.1 7 1 2 2 1 3 0 0 1 0 0 0 6 18 18.00 4.000																		



Batter	1	2	3	4	5	6	7	8	9	AB	R	H	RBI	BB	SO	LOB	TOP										
Felipe Alou, R OBP: 0.353, SLG: 0.420 Bob Aspromonte, R OBP: 0.313, SLG: 0.347	L6		F9		F3	4-3 HBP		6-3		3	0	0	0	0	0	0	Atlanta Braves @ St. Louis Cardinals Busch Stadium, St. Louis, MO Mon Jun 02 1969, 7:05 PM CDT Att: 15,069 - Unknown										
Felix Milten, R OBP: 0.337, SLG: 0.408	5-3				6-3	4-3		F7		5	0	1	0	0	0	1											
Hank Aaron, R OBP: 0.465, SLG: 0.677	F2		6-3							3	2	1	1	2	0	1											
Orlando Cepeda, R OBP: 0.335, SLG: 0.509										4	3	2	1	1	0	2											
Clete Boyer, R OBP: 0.312, SLG: 0.385										5	0	0	0	0	2	2											
Sonny Jackson, L OBP: 0.354, SLG: 0.391										5	1	4	1	0	0	0											
Walt Hriniak, L OBP: 0.500, SLG: 0.250 Rico Carty, R OBP: 0.583, SLG: 0.889 Bob Tillman, R OBP: 0.264, SLG: 0.303										2	0	1	0	0	0	1											
Mike Lum, L OBP: 0.365, SLG: 0.333										3	0	1	1	2	0	4											
George Stone, L Cecil Upshaw, R										3	0	0	0	0	0	1											
Inning Stats	R: 0 E: 0 K: 0 S: 3	H: 0 LOB: 0 BB: 0 P: 3	R: 1 E: 0 K: 0 S: 5	H: 2 LOB: 1 BB: 0 P: 5	R: 0 E: 0 K: 0 S: 4	H: 1 LOB: 1 BB: 0 P: 4	R: 2 E: 0 K: 0 S: 6	H: 3 LOB: 1 BB: 0 P: 6	R: 2 E: 0 K: 0 S: 5	H: 1 LOB: 2 BB: 1 P: 8	R: 0 E: 0 K: 0 S: 3	H: 0 LOB: 0 BB: 1 P: 12	R: 1 E: 0 K: 0 S: 4	H: 1 LOB: 0 BB: 0 P: 4	R: 0 E: 0 K: 3 S: 10	H: 1 LOB: 2 BB: 1 P: 14		1B: 7 2B: 0 3B: 1 HR: 2	SF: 0 SAC: 0 DP: 0 HBP: 1	WP: 0 PB: 0 SB: 5 CS: 0	PA: 45						
PITCHER	IP	WLS	BF	H	R	ER	SO	BB	IBB	HBP	BLK	WP	HR	S	P	ERA	WHIP										
Ray Washburn, R ERA: 2.91	4.2	L	24	7	5	3	0	2	0	0	0	0	1	22	30	5.79	1.929										
Mel Nelson, L ERA: 11.81	0.0		1	0	0	0	0	1	0	0	0	0	0	0	4	∞	∞										
Ron Willis, R ERA: 3.52	0.1		1	0	0	0	0	0	0	0	0	0	0	1	4	0.00	0.000										
Chuck Taylor, R ERA: 6.0	1.0		5	0	0	0	0	1	0	1	0	0	0	3	8	0.00	1.000										
Gary Waslewski, R ERA: 3.92	3.0		14	3	1	1	5	0	2	0	0	0	1	22	30	3.00	1.000										

Batter	1	2	3	4	5	6	7	8	9	AB	R	H	RBI	BB	SO	LOB	BOTTOM										
Lou Brock, L OBP: 0.318, SLG: 0.410										4	2	3	0	1	0	2	Atlanta Braves @ St. Louis Cardinals Busch Stadium, St. Louis, MO Mon Jun 02 1969, 7:05 PM CDT Att: 15,069 - Unknown										
Curt Flood, R OBP: 0.324, SLG: 0.335										5	0	2	1	0	0	4											
Julian Javier, R OBP: 0.315, SLG: 0.395										5	0	1	0	0	1	4											
Joe Torre, R OBP: 0.351, SLG: 0.476										3	0	0	0	1	0	3											
Mike Shannon, R OBP: 0.282, SLG: 0.327										4	1	1	0	0	0	3											
Tim McCarver, L OBP: 0.371, SLG: 0.409										4	0	3	0	0	0	0											
Vada Pinson, L OBP: 0.304, SLG: 0.393										4	0	0	1	0	0	3											
Dal Maxvill, R OBP: 0.280, SLG: 0.240 Dave Ricketts, S OBP: 0.545, SLG: 0.444										3	0	0	0	0	1	1											
Ray Washburn, R OBP: 0.348, SLG: 0.048 Mel Nelson, L OBP: 0.000, SLG: 0.000 Ron Willis, R OBP: 0.000, SLG: 1.000 Bob Johnson, R OBP: 0.273, SLG: 0.381 Chuck Taylor, R OBP: 0.333, SLG: 0.229 Phil Gagliano, R OBP: 0.333, SLG: 0.229 Gary Waslewski, R OBP: 0.260, SLG: 0.260										1	0	0	0	0	1	0											
Inning Stats	R: 1 E: 0 K: 0 S: 5	H: 2 LOB: 1 BB: 0 P: 5	R: 0 E: 0 K: 0 S: 3	H: 1 LOB: 0 BB: 0 P: 3	R: 1 E: 1 K: 1 S: 6	H: 1 LOB: 2 BB: 2 P: 14	R: 0 E: 0 K: 0 S: 3	H: 1 LOB: 0 BB: 0 P: 3	R: 0 E: 0 K: 0 S: 5	H: 2 LOB: 2 BB: 0 P: 5	R: 1 E: 0 K: 1 S: 7	H: 2 LOB: 0 BB: 1 P: 11	R: 0 E: 0 K: 1 S: 5	H: 0 LOB: 0 BB: 0 P: 5	R: 0 E: 0 K: 0 S: 3	H: 0 LOB: 0 BB: 0 P: 3		R: 0 E: 0 K: 0 S: 5	H: 3 LOB: 3 BB: 0 P: 5	1B: 10 2B: 2 3B: 0 HR: 0	SF: 0 SAC: 0 DP: 3 HBP: 0	WP: 0 PB: 0 SB: 0 CS: 0	PA: 39				
PITCHER	IP	WLS	BF	H	R	ER	SO	BB	IBB	HBP	BLK	WP	HR	S	P	ERA	WHIP										
George Stone, L ERA: 3.73	6.0	W	28	9	3	3	2	3	0	0	0	0	0	29	41	4.50	2.000										
Cecil Upshaw, R ERA: 1.74	3.0	S	11	3	0	0	1	0	0	0	0	0	0	13	13	0.00	1.000										

Batter	1	2	3	4	5	6	7	8	9	AB	R	H	RBI	BB	SO	LOB	TOP					
Felix Millan, R OBP: 0.330, SLG: 0.399 (1,4)	F7		6-3		K			FC5-4 G6-4-3		4	0	0	0	0	1	2	Atlanta Braves @ St. Louis Cardinals Busch Stadium, St. Louis, MO Tue Jun 03 1969, 7:05 PM CDT Att: 23,318 - Unknown AB 31 R 2 H 5 RBI 2 BB 1 SO 9 LOB 5					
Sonny Jackson, L OBP: 0.346, SLG: 0.382 (1,6)	K			F7		K		G6-4-3		4	0	0	0	0	2	1						
Hank Aaron, R OBP: 0.461, SLG: 0.684 (1,9)	F8			P3		HR			6-3	4	1	1	1	0	0	0						
Orlando Cepeda, R OBP: 0.339, SLG: 0.524 (1,3)		HR		2B		K			P6	3	1	1	1	1	1	0						
Rico Carty, R OBP: 0.500, SLG: 0.769 (1,7)	1-3			1-3		K			4-3	4	0	1	0	0	1	0						
Bob Aspromonte, R OBP: 0.301, SLG: 0.333 (1,5)	4-3			K						3	0	0	0	0	1	2						
Bob Tillman, R OBP: 0.253, SLG: 0.290 (1,2)	5-3				K				6-3	3	0	0	0	0	1	0						
Dusty Baker Jr., R (1,8)			F5		K				F8	3	0	0	0	0	1	0						
Mitt Pappas, R OBP: 0.167, SLG: 0.091 (1,1)										2	0	1	0	0	1	0						
Jim Britton, R (5,1)										0	0	0	0	0	0	0						
Tommie Aaron, R OBP: 0.250, SLG: 0.333 (8, PH)										1	0	1	0	0	0	0						
Claude Raymond, R (8,1)								FC5-4		0	0	0	0	0	0	0						
Inning Stats	R: 0 E: 0 K: 1 S: 5	H: 0 LOB: 0 BB: 0 P: 5	R: 1 E: 0 K: 0 S: 4	H: 1 LOB: 0 BB: 0 P: 4	R: 0 E: 0 K: 1 S: 5	H: 0 LOB: 0 BB: 0 P: 5	R: 0 E: 0 K: 1 S: 6	H: 1 LOB: 2 BB: 1 P: 10	R: 0 E: 0 K: 3 S: 10	H: 1 LOB: 1 BB: 0 P: 10	R: 1 E: 0 K: 3 S: 10	H: 1 LOB: 0 BB: 0 P: 10	R: 0 E: 0 K: 0 S: 3	H: 0 LOB: 0 BB: 0 P: 3	R: 0 E: 0 K: 0 S: 3	H: 0 LOB: 0 BB: 0 P: 3	R: 0 E: 0 K: 0 S: 3	H: 0 LOB: 0 BB: 0 P: 3	1B: 2 2B: 1 3B: 0 HR: 2	SF: 0 SAC: 0 DP: 1 HBP: 0	WP: 0 PB: 0 SB: 0 CS: 0	PA: 32
PITCHER Steve Carlton, L ERA: 1.75 (1,1)	IP: 9.0 WLS: W BF: 32 H: 5 R: 2 ER: 2 SO: 9 BB: 1 IBB: 0 HBP: 0 BLK: 0 WP: 0 HR: 2 S: 49 P: 53 ERA: 2.00 WHIP: 0.667															PITCHER						

Batter	1	2	3	4	5	6	7	8	9	AB	R	H	RBI	BB	SO	LOB	BOTTOM					
Lou Brock, L OBP: 0.317, SLG: 0.407 (1,7)	F7		K		1B					4	2	1	0	0	2	1	Atlanta Braves @ St. Louis Cardinals Busch Stadium, St. Louis, MO Tue Jun 03 1969, 7:05 PM CDT Att: 23,318 - Unknown AB 33 R 5 H 9 RBI 5 BB 0 SO 9 LOB 11					
Curt Flood, R OBP: 0.322, SLG: 0.333 (1,8)	E4		K		E			6-3		4	2	1	0	0	1	2						
Vada Pinson, L OBP: 0.318, SLG: 0.405 (1,9)										4	1	3	2	0	1	0						
Vic Davallo, L OBP: 0.250, SLG: 0.260 (8,9)										0	0	0	0	0	0	0						
Joe Torre, R OBP: 0.349, SLG: 0.473 (1,3)	6-3									3	0	1	2	0	0	1						
Tim McCarver, L OBP: 0.374, SLG: 0.411 (1,2)	P4									4	0	2	1	0	1	1						
Mike Shannon, R OBP: 0.276, SLG: 0.320 (1,5)										4	0	0	0	0	1	4						
Julian Javier, R OBP: 0.308, SLG: 0.385 (1,4)										4	0	0	0	0	1	2						
Dal Maxvill, R OBP: 0.279, SLG: 0.240 (1,6)	1-3									4	0	1	0	0	1	0						
Steve Carlton, L OBP: 0.286, SLG: 0.357 (1,1)										2	0	0	0	0	1	0						
Inning Stats	R: 1 E: 1 K: 0 S: 5	H: 1 LOB: 1 BB: 0 P: 5	R: 0 E: 0 K: 1 S: 5	H: 0 LOB: 0 BB: 0 P: 5	R: 2 E: 0 K: 3 S: 13	H: 3 LOB: 2 BB: 0 P: 13	R: 0 E: 0 K: 0 S: 3	H: 0 LOB: 0 BB: 0 P: 3	R: 2 E: 1 K: 1 S: 9	H: 4 LOB: 2 BB: 0 P: 9	R: 0 E: 0 K: 1 S: 6	H: 1 LOB: 1 BB: 0 P: 6	R: 0 E: 0 K: 2 S: 7	H: 0 LOB: 0 BB: 0 P: 7	R: 0 E: 0 K: 1 S: 5	H: 0 LOB: 0 BB: 0 P: 5	R: 0 E: 0 K: 1 S: 5	H: 0 LOB: 0 BB: 0 P: 5	1B: 9 2B: 0 3B: 0 HR: 0	SF: 1 SAC: 1 DP: 0 HBP: 0	WP: 0 PB: 1 SB: 1 CS: 0	PA: 35
PITCHER Mitt Pappas, R ERA: 3.5 (1,1)	IP: 4.1 WLS: L BF: 23 H: 8 R: 5 ER: 2 SO: 4 BB: 0 IBB: 0 HBP: 0 BLK: 0 WP: 0 HR: 0 S: 31 P: 31 ERA: 4.15 WHIP: 1.846															PITCHER						
Jim Britton, R ERA: 4.39 (5,1)	2.2	9	1	0	0	4	0	0	0	0	0	17	17	0.00	0.375							
Claude Raymond, R ERA: 5.4 (8,1)	1.0	3	0	0	0	1	0	0	0	0	0	5	5	0.00	0.000							

Batter	1	2	3	4	5	6	7	8	9	AB	R	H	RBI	BB	SO	LOB	TOP			
Mike Lum, L OBP: 0.358, SLG: 0.327 (1, 8)	F5		6-3		0-0 BLK 2H 1B			4-3		4	0	1	1	0	0	0	Atlanta Braves @ St. Louis Cardinals Busch Stadium, St. Louis, MO Wed Jun 04 1969, 3:33 AM CDT Att: 19,336 - Unknown livebaseballscorecards.com			
Sonny Jackson, L OBP: 0.335, SLG: 0.373 (1, 6)	F7				0-0 F9		6-3	6-3		4	0	0	0	0	0	1				
Hank Aaron, R OBP: 0.452, SLG: 0.669 (1, 9)	5-3			0-3 K				F9		4	0	0	0	0	1	0				
Orlando Cepeda, R OBP: 0.332, SLG: 0.511 (1, 3)		6-3			0-0 F9			K		4	0	0	0	0	1	0				
Rico Carty, R OBP: 0.550, SLG: 0.813 (1, 7)					0-0 3B 2B			4-3		3	1	2	0	1	0	0				
Felix Milten, R OBP: 0.333, SLG: 0.411 (1, 4)	F8				0-0 1B 3B			1B		4	1	2	1	0	0	2				
Bob Aspromonte, R OBP: 0.310, SLG: 0.341 (1, 5)	F9				0-0 SH1-3 1B			6-3		4	1	2	1	0	0	1				
Walt Hrinak, L OBP: 0.333, SLG: 0.143 (1, 2)			4-3		0-3 K			1-3		3	0	0	0	0	1	1				
Bob Didier, S OBP: 0.245, SLG: 0.267 (8, 2)								6-3		0	0	0	0	0	0	0				
Tommie Aaron, R OBP: 0.308, SLG: 0.333 (9, PH)								1-3		0	0	0	0	0	1	0				
Ron Reed, R OBP: 0.040, SLG: 0.040 (1, 1)			0-3 K					6-3		2	0	0	0	0	1	0				
Clete Boyer, R OBP: 0.310, SLG: 0.383 (9, PH)					0-3 SH1-3			6-3		1	0	0	0	0	1	3				
Inning Stats	R: 0 E: 0 K: 0 S: 3	H: 0 LOB: 0 BB: 0 P: 3	R: 0 E: 0 K: 0 S: 4	H: 1 LOB: 1 BB: 0 P: 4	R: 0 E: 0 K: 1 S: 5	H: 0 LOB: 0 BB: 0 P: 5	R: 0 E: 0 K: 1 S: 5	H: 0 LOB: 0 BB: 0 P: 5	R: 3 E: 0 K: 1 S: 9	H: 4 LOB: 1 BB: 0 P: 9	R: 0 E: 0 K: 0 S: 3	H: 0 LOB: 0 BB: 0 P: 3	R: 0 E: 0 K: 0 S: 3	H: 0 LOB: 0 BB: 0 P: 3	R: 0 E: 0 K: 1 S: 7	H: 2 LOB: 3 BB: 1 P: 11	1B: 5 2B: 1 3B: 1 HR: 0	SF: 0 SAC: 1 DP: 0 HBP: 0	WP: 0 PB: 0 SB: 0 CS: 0	PA: 36
PITCHER Bob Gibson, R ERA: 1.86 (1, 1)	IP: 9.0 WLS: W BF: 36 H: 7 R: 3 ER: 3 SO: 5 BB: 2 IBB: 0 HBP: 0 BLK: 1 WP: 0 HR: 0 S: 44 P: 52 ERA: 3.00 WHIP: 1.000																			

Batter	1	2	3	4	5	6	7	8	9	AB	R	H	RBI	BB	SO	LOB	BOTTOM			
Lou Brock, L OBP: 0.320, SLG: 0.413 (1, 7)	K				0-3 K			1-4-3 S 1B		4	1	2	1	0	2	0	Atlanta Braves @ St. Louis Cardinals Busch Stadium, St. Louis, MO Wed Jun 04 1969, 3:33 AM CDT Att: 19,336 - Unknown livebaseballscorecards.com			
Curt Flood, R OBP: 0.321, SLG: 0.332 (1, 8)			6-3		0-0 1B			1-4-3		4	0	1	0	0	1	2				
Vada Pinson, L OBP: 0.323, SLG: 0.417 (1, 9)	G4-6-3				0-0 F9 1B 2B			F7		4	1	2	1	0	0	1				
Joe Torre, R OBP: 0.347, SLG: 0.484 (1, 3)		6-3			0-0 F7			K		4	1	1	1	0	1	2				
Tim McCarver, L OBP: 0.366, SLG: 0.401 (1, 2)					0-3 K			HR		4	0	0	0	0	1	2				
Mike Shannon, R OBP: 0.277, SLG: 0.320 (1, 5)					0-0 F9			3-1		3	0	1	1	0	1	0				
Julian Javier, R OBP: 0.302, SLG: 0.378 (1, 4)					0-0 1B			K		3	0	0	0	0	1	1				
Dal Maxvill, R OBP: 0.287, SLG: 0.258 (1, 6)					0-0 F5			K		3	1	2	0	0	0	0				
Bob Gibson, R OBP: 0.306, SLG: 0.294 (1, 1)					0-0 2B 1B			L6		3	0	0	0	0	0	2				
Inning Stats	R: 0 E: 0 K: 1 S: 5	H: 1 LOB: 0 BB: 0 P: 5	R: 0 E: 0 K: 1 S: 5	H: 0 LOB: 0 BB: 0 P: 5	R: 1 E: 0 K: 0 S: 5	H: 2 LOB: 1 BB: 0 P: 5	R: 1 E: 0 K: 0 S: 5	H: 2 LOB: 1 BB: 0 P: 5	R: 0 E: 0 K: 1 S: 5	H: 0 LOB: 0 BB: 0 P: 5	R: 1 E: 0 K: 1 S: 6	H: 1 LOB: 0 BB: 0 P: 6	R: 0 E: 0 K: 2 S: 8	H: 1 LOB: 1 BB: 0 P: 8	R: 1 E: 0 K: 1 S: 7	H: 2 LOB: 1 BB: 0 P: 7		1B: 5 2B: 3 3B: 0 HR: 1	SF: 0 SAC: 0 DP: 1 HBP: 0	WP: 0 PB: 0 SB: 1 CS: 0
PITCHER Ron Reed, R ERA: 3.77 (1, 1)	IP: 8.0 WLS: L BF: 32 H: 9 R: 4 ER: 4 SO: 7 BB: 0 IBB: 0 HBP: 0 BLK: 0 WP: 0 HR: 1 S: 46 P: 46 ERA: 4.50 WHIP: 1.125																			

Atlanta Braves @ St. Louis Cardinals
 Busch Stadium, St. Louis, MO
 Wed Jun 04 1969, 3:33 AM CDT
 Att: 19,336 - Unknown

Atlanta Braves @ St. Louis Cardinals
 Busch Stadium, St. Louis, MO
 Wed Jun 04 1969, 3:33 AM CDT
 Att: 19,336 - Unknown

AB	33
R	3
H	7
RBI	3
BB	2
SO	5
LOB	8

AB	32
R	4
H	9
RBI	4
BB	0
SO	7
LOB	10


Batter	1	2	3	4	5	6	7	8	9	AB	R	H	RBI	BB	SO	LOB	TOP			
Matty Alou, L OBP: 0.372, SLG: 0.468 (1, 8)										4	0	2	1	0	0	0	Pittsburgh Pirates @ Atlanta Braves Atlanta Stadium, Atlanta, GA Fri Jun 06 1969, 7:05 PM EDT Att: 17,049 - Unknown			
Richie Hebner, L OBP: 0.409, SLG: 0.513 (1, 5)										4	0	0	0	0	1	3				
Willie Stargell, L OBP: 0.385, SLG: 0.526 (1, 3)										4	0	2	0	0	1	0				
Roberto Clemente, R OBP: 0.367, SLG: 0.450 (1, 9)										4	0	1	0	0	0	1				
Manny Sanguillen, R OBP: 0.367, SLG: 0.413 (1, 2)										4	0	0	0	0	1	2				
Jose Pagan, R OBP: 0.305, SLG: 0.352 (1, 7)										4	0	0	0	0	1	3				
Gene Alley, R OBP: 0.293, SLG: 0.273 (1, 4)										4	0	0	0	0	2	0				
Freddie Patek, R OBP: 0.306, SLG: 0.273 Jose Martinez, R OBP: 0.217, SLG: 0.217 (1, 4)										0	0	0	0	0	0	0				
Dock Ellis, S OBP: 0.133, SLG: 0.133 Carl Taylor, R OBP: 0.358, SLG: 0.489 Bruce Dal Canton, R OBP: 0.500, SLG: 1.000 Chuck Hartenstein, R (7, 1)										1	0	0	0	0	1	1				
										1	0	0	0	0	0	0				
										0	0	0	0	0	0	0				
										0	0	0	0	0	0	0				
										0	0	0	0	0	0	0				
										0	0	0	0	0	0	0				
Inning Stats	R: 0 E: 0 K: 0 S: 3	H: 0 LOB: 0 BB: 0 P: 3	R: 0 E: 0 K: 1 S: 5	H: 0 LOB: 0 BB: 0 P: 5	R: 1 E: 0 K: 2 S: 9	H: 2 LOB: 1 BB: 0 P: 9	R: 0 E: 0 K: 2 S: 8	H: 0 LOB: 1 BB: 0 P: 8	R: 0 E: 0 K: 1 S: 7	H: 2 LOB: 2 BB: 0 P: 7	R: 0 E: 0 K: 0 S: 4	H: 0 LOB: 0 BB: 0 P: 4	R: 0 E: 0 K: 1 S: 5	H: 1 LOB: 1 BB: 0 P: 5	R: 0 E: 0 K: 0 S: 3	H: 0 LOB: 0 BB: 0 P: 3	1B: 7 2B: 0 3B: 0 HR: 0	SF: 0 SAC: 1 DP: 0 HBP: 0	WP: 0 PB: 1 SB: 0 CS: 0	PA: 34
PITCHER Phil Niekro, R ERA: 1.86 (1, 1)	IP: 9.0 WLS: W BF: 34 H: 7 R: 1 ER: 1 SO: 7 BB: 0 IBB: 0 HBP: 0 BLK: 0 WP: 0 HR: 0 S: 48 P: 48 ERA: 1.00 WHIP: 0.778															PITCHER				

AB	33
R	1
H	7
RBI	1
BB	0
SO	7
LOB	10



Batter	1	2	3	4	5	6	7	8	9	AB	R	H	RBI	BB	SO	LOB	BOTTOM													
Mike Lum, L OBP: 0.366, SLG: 0.356 (1, 8)										4	0	2	1	0	0	1	Pittsburgh Pirates @ Atlanta Braves Atlanta Stadium, Atlanta, GA Fri Jun 06 1969, 7:05 PM EDT Att: 17,049 - Unknown													
Sonny Jackson, L OBP: 0.347, SLG: 0.378 (1, 6)										3	0	2	0	1	0	0														
Hank Aaron, R OBP: 0.458, SLG: 0.684 (1, 9)										2	1	1	1	2	0	2														
Orlando Cepeda, R OBP: 0.335, SLG: 0.506 (1, 3)										2	0	0	1	2	0	3														
Felix Millan, R OBP: 0.327, SLG: 0.403 (1, 4)										4	0	0	0	0	0	6														
Darrell Evans, L (1, 5)										3	0	0	0	0	1	0														
Clete Boyer, R OBP: 0.309, SLG: 0.380 (7, 5)										1	0	0	0	0	0	0														
Tommie Aaron, R OBP: 0.412, SLG: 0.490 (1, 7)										3	1	2	0	1	0	0														
Bob Didier, S OBP: 0.245, SLG: 0.258 (1, 2)										3	1	0	0	1	1	3														
Phil Niekro, R OBP: 0.161, SLG: 0.167 (1, 1)										2	0	0	0	0	0	1														
Inning Stats	R: 0 E: 0 K: 0 S: 4	H: 2 LOB: 2 BB: 1 P: 8	R: 0 E: 0 K: 0 S: 3	H: 1 LOB: 0 BB: 0 P: 3	R: 0 E: 0 K: 0 S: 3	H: 0 LOB: 0 BB: 0 P: 3	R: 1 E: 0 K: 1 S: 6	H: 1 LOB: 0 BB: 0 P: 6	R: 1 E: 0 K: 0 S: 5	H: 2 LOB: 3 BB: 2 P: 13	R: 0 E: 0 K: 0 S: 3	H: 0 LOB: 0 BB: 0 P: 3	R: 1 E: 0 K: 0 S: 3	H: 0 LOB: 3 BB: 4 P: 19	R: 0 E: 0 K: 1 S: 5	H: 1 LOB: 0 BB: 0 P: 5	1B: 5 2B: 1 3B: 0 HR: 1	SF: 0 SAC: 1 DP: 2 HBP: 0	WP: 0 PB: 0 SB: 0 CS: 1	PA: 35										
PITCHER Dock Ellis, R ERA: 4.89 Bruce Dal Canton, R ERA: 3.41 Chuck Hartenstein, R ERA: 2.88 (1, 1)	IP: 6.0 WLS: L BF: 25 H: 6 R: 2 ER: 2 SO: 1 BB: 2 IBB: 0 HBP: 0 BLK: 0 WP: 0 HR: 1 S: 24 P: 36 ERA: 3.00 WHIP: 1.500															PITCHER														
	0.2	5	0	1	1	0	2	1	0	0	0	0	2	14	13.50	3.000														
	1.1	5	1	0	0	1	1	0	0	0	0	0	6	10	0.00	1.500														

AB	27
R	3
H	7
RBI	3
BB	7
SO	2
LOB	16



Batter	1	2	3	4	5	6	7	8	9	AB	R	H	RBI	BB	SO	LOB	TOP								
Matty Alou, L OBP: 0.377, SLG: 0.476 (1, 8)	F8		E4 SF7 2B		G4-6-3 1B		F9		1B HR	5	2	3	1	0	0	2									
Richie Hebner, L OBP: 0.398, SLG: 0.500 (1, 5)	3-1		SF7		G4-6-3 1-2f		6-3		F9	4	0	0	1	0	0	5									
Willie Stargell, L OBP: 0.386, SLG: 0.520 Jose Pagan, R OBP: 0.305, SLG: 0.352 (1, 7) (9, 7)	F7		1B 2B BB		F4		F7		HR 1B	4	2	1	1	1	0	0									
Roberto Clemente, R OBP: 0.381, SLG: 0.500 Ron Davis, R OBP: 0.318, SLG: 0.282 (1, 9) (9, 9)		F8	2B 1B		FC 1B		2B 3B		HR	5	3	4	3	0	0	0									
Manny Sanguillen, R OBP: 0.368, SLG: 0.450 (1, 2)		HR	1-2 2B		FC 1-2f		F9		F7	5	1	2	3	0	0	2									
Al Oliver, L OBP: 0.306, SLG: 0.372 (1, 3)	K				F3		K		BLK 2B	4	0	1	1	0	2	1									
Gene Alley, R OBP: 0.291, SLG: 0.272 (1, 6)	P3				P6		S 1B		F8	4	0	1	0	0	0	1									
Jose Martinez, R OBP: 0.185, SLG: 0.185 (1, 4)			1-3		K		K		F7	4	0	0	0	0	2	1									
Steve Blass, R OBP: 0.310, SLG: 0.357 (1, 1)					F2		E5		1B 1B	4	2	2	0	0	0	1									
Inning Stats	R: 0 E: 0 K: 0 S: 3	H: 0 LOB: 0 BB: 0 P: 3	R: 1 E: 0 K: 1 S: 6	H: 1 LOB: 0 BB: 0 P: 6	R: 4 E: 1 K: 0 S: 6	H: 4 LOB: 2 BB: 1 P: 10	R: 0 E: 0 K: 1 S: 5	H: 0 LOB: 0 BB: 0 P: 5	R: 0 E: 0 K: 0 S: 3	H: 1 LOB: 1 BB: 0 P: 3	R: 0 E: 0 K: 1 S: 6	H: 1 LOB: 1 BB: 0 P: 6	R: 0 E: 1 K: 1 S: 7	H: 1 LOB: 2 BB: 0 P: 7	R: 1 E: 0 K: 0 S: 5	H: 2 LOB: 1 BB: 0 P: 5	R: 4 E: 0 K: 0 S: 7	H: 4 LOB: 0 BB: 0 P: 7	1B: 8 2B: 3 3B: 1 HR: 2	SF: 1 SAC: 0 DP: 1 HBP: 0	WP: 0 PB: 0 SB: 0 CS: 1	PA: 41			
PITCHER	IP	WLS	BF	H	R	ER	SO	BB	IBB	HBP	BLK	WP	HR	S	P	ERA	WHIP								
Pat Jarvis, R ERA: 6.06 (1, 1)	3.0	L	14	5	5	5	1	1	0	0	0	0	1	15	19	15.00	2.000								
Ken Johnson, R ERA: 4.97 (4, 1)	4.0		15	3	0	0	3	0	0	0	0	0	0	21	21	0.00	0.750								
Claude Raymond, R ERA: 7.41 (8, 1)	2.0		12	6	5	5	0	0	0	0	1	0	1	12	12	22.50	3.000								

Pittsburgh Pirates @ Atlanta Braves
Atlanta Stadium, Atlanta, GA
Sat Jun 07 1969, 3:33 AM EDT
Att: 21,120 - Unknown

AB 39
R 10
H 14
RBI 10
BB 1
SO 4
LOB 13



Batter	1	2	3	4	5	6	7	8	9	AB	R	H	RBI	BB	SO	LOB	BOTTOM								
Mike Lum, L OBP: 0.360, SLG: 0.349 (1, 8)	F7		4-3		F7		FC 1B			4	0	1	0	0	0	0									
Sonny Jackson, L OBP: 0.345, SLG: 0.371 (1, 6)	K		4-3		2B BB		F5			3	1	0	0	1	1	1									
Hank Aaron, R OBP: 0.454, SLG: 0.680 (1, 9)	E6 WP		F8		1-2 2B		FC			4	0	1	1	0	0	1									
Orlando Cepeda, R OBP: 0.328, SLG: 0.494 (1, 3)	5-3				F7 K		F5			4	0	0	0	0	1	2									
Felix Millan, R OBP: 0.330, SLG: 0.402 (1, 4)		FC4-6 1B FC4-6 1B		1B BB		K		F6		3	1	1	0	1	1	0									
Darrell Evans, L OBP: 0.222, SLG: 0.222 (1, 5)		FC4-6 1B		K		FC 1B		F5		4	0	2	0	0	1	1									
Tommie Aaron, R OBP: 0.429, SLG: 0.389 (1, 7)		FC4-6 1-2f 2-3		1B		FC 1-2f			G6-4-3 BB	3	0	1	0	1	0	3									
Bob Didier, S OBP: 0.235, SLG: 0.247 (1, 2)		FC4-6		P5		6-3			F5	4	0	0	1	0	0	5									
Pat Jarvis, R OBP: 0.120, SLG: 0.125 Ken Johnson, R (1, 1) (4, 1)		K			K		F7		G6-4-3	1	0	0	0	0	1	1									
Bob Aspromonte, R OBP: 0.307, SLG: 0.337 Claude Raymond, R (7, PH) (8, 1)										1	0	0	0	0	0	0									
Rico Carty, R OBP: 0.524, SLG: 0.765 (9, PH)										1	0	0	0	0	0	1									
Inning Stats	R: 0 E: 1 K: 1 S: 6	H: 0 LOB: 1 BB: 0 P: 6	R: 1 E: 0 K: 1 S: 7	H: 2 LOB: 1 BB: 0 P: 7	R: 0 E: 0 K: 1 S: 3	H: 0 LOB: 0 BB: 0 P: 3	R: 0 E: 0 K: 1 S: 6	H: 1 LOB: 2 BB: 1 P: 10	R: 1 E: 0 K: 2 S: 8	H: 1 LOB: 1 BB: 1 P: 12	R: 0 E: 0 K: 1 S: 6	H: 1 LOB: 1 BB: 0 P: 6	R: 0 E: 0 K: 0 S: 4	H: 1 LOB: 1 BB: 0 P: 4	R: 0 E: 0 K: 0 S: 3	H: 0 LOB: 0 BB: 0 P: 3	R: 0 E: 0 K: 0 S: 2	H: 0 LOB: 0 BB: 1 P: 6	1B: 5 2B: 1 3B: 0 HR: 0	SF: 0 SAC: 0 DP: 1 HBP: 0	WP: 1 PB: 0 SB: 0 CS: 0	PA: 36			
PITCHER	IP	WLS	BF	H	R	ER	SO	BB	IBB	HBP	BLK	WP	HR	S	P	ERA	WHIP								
Steve Blass, R ERA: 4.79 (1, 1)	9.0	W	36	6	2	2	6	3	0	0	0	1	0	45	57	2.00	1.000								

Pittsburgh Pirates @ Atlanta Braves
Atlanta Stadium, Atlanta, GA
Sat Jun 07 1969, 3:33 AM EDT
Att: 21,120 - Unknown

AB 33
R 2
H 6
RBI 2
BB 3
SO 6
LOB 15



Batter	1	2	3	4	5	6	7	8	9	AB	R	H	RBI	BB	SO	LOB	TOP											
Matty Alou, L OBP: 0.377, SLG: 0.474 (1, 8)	F6		E9		F6	F6		F8		5	0	2	1	0	0	2	Pittsburgh Pirates @ Atlanta Braves Atlanta Stadium, Atlanta, GA Sun Jun 08 1969, 3:33 AM EDT Unknown											
Gene Alley, R OBP: 0.266, SLG: 0.267 (1, 6)	K		K		F9		2B HR	K		5	1	1	0	0	3	2												
Willie Stargell, L OBP: 0.386, SLG: 0.522 (1, 3)	K			HR	F7		HR	K		5	2	2	0	0	2	2												
Roberto Clemente, R OBP: 0.375, SLG: 0.486 (1, 9)		K		K		K	HR	FC		4	1	0	0	1	3	2												
Manny Sanguillen, R OBP: 0.359, SLG: 0.438 Gary Kob, L OBP: 0.192, SLG: 0.200 Jerry May, R OBP: 0.286, SLG: 0.417 (1, 2) (6, 2) (7, PH) (7, 2)		F4		F7		F8		6-3		3	0	0	0	0	0	1												
Jose Pagan, R OBP: 0.328, SLG: 0.492 (1, 5)		F9		HR		HR	1-3	E6		5	2	3	3	0	0	0												
Ron Davis, R OBP: 0.327, SLG: 0.279 (1, 7)		6-3		K		1B	1B	K		4	1	1	0	1	2	1												
Jose Martinez, R OBP: 0.250, SLG: 0.281 (1, 4)			SH1-4 E	1B		1B	2B	4-3		5	2	3	0	0	0	2												
Jim Bunning, R OBP: 0.262, SLG: 0.050 Ron Kline, R OBP: 0.299, SLG: 0.188 Lou Marone, R OBP: 0.299, SLG: 0.188 Bruce Dal Canton, R OBP: 0.299, SLG: 0.188 Carl Taylor, R OBP: 0.299, SLG: 0.188 Luke Walker, L OBP: 0.299, SLG: 0.188 Richie Hebner, L OBP: 0.299, SLG: 0.188 Chuck Hartenstein, R OBP: 0.299, SLG: 0.188 (1, 1) (2, 1) (3, 1) (3, 1) (5, PH) (5, 1) (5, PH) (8, 1)		SH1-4		F4		1-2 2-H	1B	K		0	0	0	0	0	0	0												
Inning Stats	R: 0 E: 0 K: 2 S: 7	H: 0 LOB: 0 BB: 0 P: 7	R: 0 E: 0 K: 1 S: 5	H: 0 LOB: 0 BB: 0 P: 5	R: 1 E: 1 K: 1 S: 7	H: 2 LOB: 1 BB: 0 P: 7	R: 2 E: 0 K: 2 S: 9	H: 2 LOB: 0 BB: 0 P: 9	R: 1 E: 0 K: 0 S: 5	H: 2 LOB: 1 BB: 0 P: 5	R: 2 E: 0 K: 1 S: 9	H: 4 LOB: 2 BB: 0 P: 9	R: 4 E: 0 K: 1 S: 8	H: 3 LOB: 1 BB: 2 P: 16	R: 0 E: 0 K: 2 S: 8	H: 0 LOB: 1 BB: 0 P: 8		R: 0 E: 1 K: 1 S: 6	H: 1 LOB: 1 BB: 0 P: 6	1B: 8 2B: 3 3B: 0 HR: 3	SF: 0 SAC: 1 DP: 0 HBP: 0	WP: 1 PA: 44 PB: 1 SB: 1 CS: 0						
PITCHER	IP	WLS	BF	H	R	ER	SO	BB	IBB	HBP	BLK	WP	HR	S	P	ERA		WHIP										
George Stone, L ERA: 4.38 (1, 1)	5.2		25	8	6	5	7	0	0	0	0	0	2	39	39	7.94		1.412										
Cecil Upshaw, R ERA: 2.59 (6, 1)	0.1		6	4	3	3	0	1	0	0	0	0	0	5	9	81.00		15.000										
Paul Doyle, L ERA: 4.91 (7, 1)	0.1		3	1	1	1	0	1	0	0	0	0	1	2	6	27.00		6.000										
Pat Jarvis, R ERA: 6.0 (7, 1)	0.2		2	0	0	0	1	0	0	0	0	1	0	4	4	0.00	0.000											
Phil Niekro, R ERA: 1.82 (8, 1)	2.0	W	8	1	0	0	3	0	0	0	0	0	0	14	14	0.00	0.500											

Batter	1	2	3	4	5	6	7	8	9	AB	R	H	RBI	BB	SO	LOB	BOTTOM											
Mike Lum, L OBP: 0.363, SLG: 0.343 (1, 8)	F7	1B	F5		1-3		E4			4	0	1	1	1	0	3	Pittsburgh Pirates @ Atlanta Braves Atlanta Stadium, Atlanta, GA Sun Jun 08 1969, 3:33 AM EDT Unknown											
Sonny Jackson, L OBP: 0.347, SLG: 0.369 (1, 6)	4-3	BB	BB	1B	6-3		2H 1B	K		4	0	1	1	1	1	1												
Hank Aaron, R OBP: 0.452, SLG: 0.688 (1, 9)	5-3	F6	BB	1B	6-3		HR			5	1	2	2	0	0	2												
Orlando Cepeda, R OBP: 0.325, SLG: 0.484 (1, 3)	K	F5			F4		F7			4	0	0	1	1	1	0												
Felix Millan, R OBP: 0.332, SLG: 0.402 (1, 4)	BB	BB	BB	1B	5-3		F5			5	2	2	0	0	0	3												
Darrell Evans, L OBP: 0.286, SLG: 0.286 Clete Boyer, R OBP: 0.309, SLG: 0.380 (1, 5) (9, 5)	BB	BB	BB	1B	F9		F8	3-1		5	2	2	0	0	0	0												
Tommie Aaron, R OBP: 0.480, SLG: 0.429 (1, 7)	BB	BB	BB	1B	F7		SH	E	1B	3	3	2	1	1	0	0												
Bob Didier, S OBP: 0.257, SLG: 0.283 (1, 2)	WP	BB	BB	1B	SH		SH			2	2	2	3	1	0	0												
George Stone, L OBP: 0.291, SLG: 0.091 Cecil Upshaw, R OBP: 0.299, SLG: 0.188 Paul Doyle, L OBP: 0.299, SLG: 0.188 Pat Jarvis, R OBP: 0.299, SLG: 0.188 Rico Carby, R OBP: 0.299, SLG: 0.188 Phil Niekro, R OBP: 0.299, SLG: 0.188 (1, 1) (6, 1) (7, 1) (7, 1) (7, PH) (8, 1)	4-3	BB	BB	BB	6-3		K			3	1	1	1	0	0	1												
Inning Stats	R: 0 E: 0 K: 0 S: 3	H: 4 LOB: 2 BB: 2 P: 17	R: 5 E: 0 K: 0 S: 8	H: 5 LOB: 3 BB: 3 P: 20	R: 0 E: 0 K: 0 S: 4	H: 1 LOB: 1 BB: 0 P: 4	R: 0 E: 0 K: 0 S: 3	H: 0 LOB: 0 BB: 0 P: 3	R: 1 E: 1 K: 2 S: 9	H: 2 LOB: 1 BB: 0 P: 9	R: 1 E: 0 K: 0 S: 4	H: 1 LOB: 0 BB: 0 P: 4	R: 1 E: 0 K: 0 S: 4	H: 1 LOB: 0 BB: 0 P: 4	1B: 11 2B: 0 3B: 1 HR: 1	SF: 0 SAC: 1 DP: 0 HBP: 0		WP: 1 PA: 42 PB: 0 SB: 0 CS: 0										
PITCHER	IP	WLS	BF	H	R	ER	SO	BB	IBB	HBP	BLK	WP	HR	S	P	ERA		WHIP										
Jim Bunning, R ERA: 3.12 (1, 1)	1.2		11	4	4	4	1	2	0	0	0	0	0	11	19	21.60		3.600										
Ron Kline, R ERA: 5.81 (2, 1)	0.2		7	4	5	5	0	0	1	0	0	0	0	6	10	67.50		6.000										
Lou Marone, L ERA: 3.26 (3, 1)	0.1		4	1	0	0	0	2	0	0	0	0	0	2	10	0.00		9.000										
Bruce Dal Canton, R ERA: 3.26 Luke Walker, L ERA: 3.26 (3, 1) (5, 1)	1.1		5	1	0	0	0	0	0	0	0	0	0	5	5	0.00	0.750											
Chuck Hartenstein, R ERA: 3.09 (6, 1)	3.0	L	12	3	2	2	2	0	0	0	0	0	1	16	16	6.00	1.000											

Batter	1	2	3	4	5	6	7	8	9	AB	R	H	RBI	BB	SO	LOB	TOP					
Matty Alou, L OBP: 0.382, SLG: 0.477 (1, 8)										5	1	3	0	0	0	1	Pittsburgh Pirates @ Atlanta Braves Atlanta Stadium, Atlanta, GA Sun Jun 08 1969, 3:38 AM EDT Att: 27,318 - Unknown					
Richie Hebner, L OBP: 0.390, SLG: 0.488 (1, 5)										5	0	0	0	0	1	3						
Willie Stargell, L OBP: 0.389, SLG: 0.543 Ron Davis, R OBP: 0.327, SLG: 0.279 (7, 9)										4	1	3	1	0	0	1						
Jose Pagan, R OBP: 0.353, SLG: 0.532 (1, 7)										3	1	2	1	1	0	1						
Al Oliver, L OBP: 0.299, SLG: 0.365 (1, 3)										3	0	0	1	0	0	4						
Gene Alley, R OBP: 0.274, SLG: 0.256 (1, 6)										4	0	0	0	0	1	0						
Gary Kolb, L OBP: 0.287, SLG: 0.231 (1, 2)										3	0	1	0	1	0	0						
Jose Martinez, R OBP: 0.257, SLG: 0.286 Manny Sanguillen, R OBP: 0.356, SLG: 0.434 (9, PH)										3	0	1	0	0	2	2						
Bob Veale, S OBP: 0.043, SLG: 0.043 Bruce Dal Canton, R OBP: 0.500, SLG: 1.000 Roberto Clemente, R OBP: 0.379, SLG: 0.489 (9, PH)										0	0	0	0	0	0	0						
Inning Stats	R: 3 E: 0 K: 0 S: 6	H: 3 LOB: 0 BB: 0 P: 6	R: 0 E: 0 K: 0 S: 4	H: 1 LOB: 1 BB: 0 P: 4	R: 0 E: 0 K: 0 S: 3	H: 1 LOB: 1 BB: 1 P: 7	R: 0 E: 0 K: 2 S: 8	H: 1 LOB: 1 BB: 0 P: 8	R: 0 E: 0 K: 0 S: 5	H: 2 LOB: 2 BB: 0 P: 5	R: 0 E: 0 K: 0 S: 7	H: 0 LOB: 1 BB: 1 P: 11	R: 0 E: 0 K: 0 S: 4	H: 1 LOB: 1 BB: 0 P: 4	R: 0 E: 0 K: 0 S: 3	H: 0 LOB: 0 BB: 0 P: 3		R: 0 E: 0 K: 1 S: 6	H: 2 LOB: 1 BB: 0 P: 6	1B: 7 2B: 4 3B: 1 HR: 0	SF: 1 SAC: 0 DP: 1 HBP: 0	WP: 0 PB: 0 SB: 1 CS: 0
PITCHER Mitt Pappas, R ERA: 3.44 (1, 1)	IP: 9.0 WLS: W BF: 38	H: 11 R: 3 ER: 3 SO: 5	BB: 2 IBB: 0 HBP: 0 BLK: 0	WP: 0 HR: 0 S: 46 P: 54	ERA: 3.00 WHIP: 1.444	PITCHER																

Batter	1	2	3	4	5	6	7	8	9	AB	R	H	RBI	BB	SO	LOB	BOTTOM			
Felix Millan, R OBP: 0.330, SLG: 0.399 (1, 4)										4	0	1	0	0	0	0	Pittsburgh Pirates @ Atlanta Braves Atlanta Stadium, Atlanta, GA Sun Jun 08 1969, 3:38 AM EDT Att: 27,318 - Unknown			
Tommie Aaron, R OBP: 0.448, SLG: 0.375 (1, 7)										3	1	0	0	1	0	1				
Hank Aaron, R OBP: 0.449, SLG: 0.679 (1, 9)										4	0	1	0	0	0	0				
Orlando Cepeda, R OBP: 0.329, SLG: 0.481 (1, 3)										3	1	1	1	1	1	0				
Clete Boyer, R OBP: 0.309, SLG: 0.376 (1, 5)										2	0	0	0	1	0	1				
Bob Tillman, R OBP: 0.253, SLG: 0.288 (1, 2)										4	0	1	1	0	0	3				
Mike Lum, L OBP: 0.361, SLG: 0.343 (1, 8)										3	1	1	0	0	0	5				
Gil Garrido, R OBP: 0.200, SLG: 0.200 Darrell Evans, L OBP: 0.297, SLG: 0.267 Sonny Jackson, L OBP: 0.347, SLG: 0.369 (6, PH) (7, 6)										2	0	0	0	0	0	1				
Mitt Pappas, R OBP: 0.185, SLG: 0.240 (1, 1)										3	1	1	2	0	1	0				
Inning Stats	R: 0 E: 0 K: 0 S: 3	H: 0 LOB: 0 BB: 0 P: 3	R: 0 E: 0 K: 1 S: 5	H: 0 LOB: 0 BB: 0 P: 5	R: 2 E: 0 K: 0 S: 5	H: 2 LOB: 0 BB: 0 P: 5	R: 1 E: 1 K: 0 S: 4	H: 1 LOB: 1 BB: 1 P: 8	R: 0 E: 0 K: 1 S: 5	H: 0 LOB: 0 BB: 0 P: 5	R: 1 E: 1 K: 0 S: 6	H: 2 LOB: 3 BB: 1 P: 10	R: 0 E: 0 K: 0 S: 3	H: 1 LOB: 0 BB: 0 P: 3	R: 0 E: 0 K: 0 S: 3	H: 0 LOB: 1 BB: 1 P: 7		1B: 5 2B: 0 3B: 0 HR: 1	SF: 0 SAC: 1 DP: 2 HBP: 0	WP: 1 PB: 0 SB: 0 CS: 0
PITCHER Bob Veale, L ERA: 4.7 Bruce Dal Canton, R ERA: 2.97 (6, 1)	IP: 5.0 WLS: L BF: 22	H: 5 R: 4 ER: 3 SO: 2	BB: 2 IBB: 0 HBP: 0 BLK: 0	WP: 1 HR: 1 S: 24 P: 32	ERA: 5.40 WHIP: 1.400	PITCHER														

Batter	1	2	3	4	5	6	7	8	9	AB	R	H	RBI	BB	SO	LOB	TOP			
Don Kessinger, S (1, 6) OBP: 0.362, SLG: 0.380	F7		G3		4-3			F7		4	0	0	0	0	0	0				
Al Spangler, L (1, 9) OBP: 0.316, SLG: 0.385			G3			5-3				4	0	2	0	0	0	0				
Nate Oliver, R (8, PR) OBP: 0.276, SLG: 0.464	3-1							FC4		0	0	0	0	0	0	0				
Phil Regan, R (8, 1)								1B		0	0	0	0	0	0	0				
Billy Williams, L (1, 7) OBP: 0.353, SLG: 0.467	3-1		E5			F5		FC4		4	1	0	0	0	0	2				
Ron Santo, R (1, 5) OBP: 0.401, SLG: 0.495	5-3		FC6-4					HR		4	1	2	2	0	0	2				
14 Ernie Banks, R (1, 3) OBP: 0.342, SLG: 0.453					K			HR		4	0	1	0	0	1	2				
Randy Hundley, R (1, 2) OBP: 0.402, SLG: 0.490			FC1-6		F8					4	0	0	0	0	1	1				
Jim Qualls, S (1, 4) OBP: 0.188, SLG: 0.188			K		4-3					4	0	0	0	0	3	1				
Don Young, R (1, 8) OBP: 0.322, SLG: 0.352						P6				1	0	0	0	1	0	0				
Bill Heath, L (7, PH) OBP: 0.600, SLG: 1.000							F8			1	0	0	0	0	0	0				
Adolfo Phillips, R (7, 8) OBP: 0.424, SLG: 0.327										1	0	0	0	0	0	0				
Ken Holtzman, R (1, 1) OBP: 0.149, SLG: 0.196										2	0	0	0	0	1	2				
Willie Smith, L (8, PH) OBP: 0.375, SLG: 0.614			K							1	1	1	1	0	0	0				
Jim Hickman, R (8, 9) OBP: 0.244, SLG: 0.213								HR		0	0	0	0	0	0	0				
Inning Stats	R: 0 E: 0 K: 0 S: 4	H: 1 LOB: 1 BB: 0 P: 4	R: 0 E: 0 K: 2 S: 8	H: 1 LOB: 2 BB: 1 P: 12	R: 0 E: 1 K: 0 S: 4	H: 0 LOB: 1 BB: 0 P: 4	R: 0 E: 0 K: 1 S: 5	H: 0 LOB: 0 BB: 0 P: 5	R: 0 E: 0 K: 0 S: 3	H: 1 LOB: 1 BB: 0 P: 4	R: 0 E: 0 K: 2 S: 7	H: 0 LOB: 0 BB: 0 P: 7	R: 3 E: 0 K: 0 S: 6	H: 3 LOB: 1 BB: 0 P: 6	R: 0 E: 0 K: 1 S: 5	H: 0 LOB: 0 BB: 0 P: 5	1B: 4 2B: 0 3B: 0 HR: 2	SF: 0 SAC: 0 DP: 0 HBP: 0	WP: 0 PB: 0 SB: 0 CS: 0	PA: 35
PITCHER	IP WLS BF H R ER SO BB IBB HBP BLK WP HR S P ERA WHIP																			
Ron Reed, R (1, 1) ERA: 3.75	7.2 L 31 6 3 3 5 1 0 0 0 0 0 2 40 44 3.52 0.913																			
Cecil Upshaw, R (8, 1) ERA: 2.48	1.1 4 0 0 0 1 0 0 0 0 0 0 0 6 6 0.00 0.000																			

Chicago Cubs @ Atlanta Braves
Atlanta Stadium, Atlanta, GA
Tue Jun 10 1969, 7:05 PM EDT
Att: 27,007 - Unknown - 70 F

AB	34
R	3
H	6
RBI	3
BB	1
SO	6
LOB	10





Batter	1	2	3	4	5	6	7	8	9	AB	R	H	RBI	BB	SO	LOB	BOTTOM			
Felix Millan, R (1, 4) OBP: 0.325, SLG: 0.392	6-3	F9			F2			6-3		4	0	0	0	0	0	3				
Tommie Aaron, R (1, 7) OBP: 0.394, SLG: 0.321	5-3		F7		F8			P4		4	0	0	0	0	0	1				
Hank Aaron, R (1, 9) OBP: 0.445, SLG: 0.680			F8			L7		F7		4	0	1	0	0	0	0				
Orlando Cepeda, R (1, 3) OBP: 0.327, SLG: 0.476	F8		P5							4	0	1	0	0	0	1				
Clete Boyer, R (1, 5) OBP: 0.308, SLG: 0.369					P4					3	1	0	0	1	0	1				
Bob Tillman, R (1, 2) OBP: 0.285, SLG: 0.325					K					4	0	2	1	0	1	0				
Dusty Baker Jr., R (1, 8)																				
Rico Carty, R (9, PH) OBP: 0.478, SLG: 0.684	F7				K					3	0	0	0	0	1	1				
Gil Garrido, R (1, 6) OBP: 0.375, SLG: 0.375			P4							3	0	2	0	0	0	1				
Ron Reed, R (1, 1) OBP: 0.074, SLG: 0.038										1	0	0	0	1	1	1				
Cecil Upshaw, R (8, 1) OBP: 0.286, SLG: 0.714					SH1-4					0	0	0	0	0	0	0				
Inning Stats	R: 0 E: 0 K: 0 S: 4	H: 1 LOB: 1 BB: 0 P: 4	R: 1 E: 0 K: 0 S: 4	H: 1 LOB: 2 BB: 2 P: 12	R: 0 E: 0 K: 0 S: 3	H: 0 LOB: 0 BB: 0 P: 3	R: 0 E: 0 K: 2 S: 7	H: 0 LOB: 0 BB: 0 P: 7	R: 0 E: 0 K: 0 S: 4	H: 1 LOB: 1 BB: 0 P: 4	R: 0 E: 0 K: 1 S: 6	H: 1 LOB: 1 BB: 0 P: 6	R: 0 E: 0 K: 0 S: 3	H: 0 LOB: 0 BB: 0 P: 3	R: 0 E: 0 K: 1 S: 6	H: 1 LOB: 1 BB: 0 P: 6	1B: 3 2B: 2 3B: 1 HR: 0	SF: 0 SAC: 1 DP: 0 HBP: 0	WP: 0 PB: 0 SB: 0 CS: 1	PA: 34
PITCHER	IP WLS BF H R ER SO BB IBB HBP BLK WP HR S P ERA WHIP																			
Ken Holtzman, L (1, 1) ERA: 2.73	7.0 W 27 5 1 1 3 2 0 0 0 0 0 0 31 39 1.29 1.000																			
Phil Regan, R (8, 1) ERA: 2.72	2.0 S 7 1 0 0 1 0 0 0 0 0 0 0 9 9 0.00 0.500																			

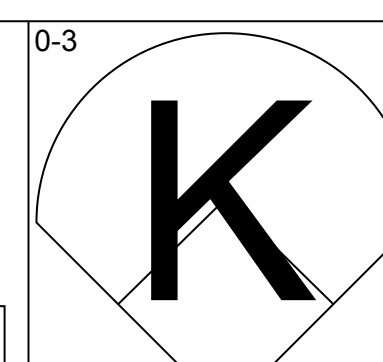
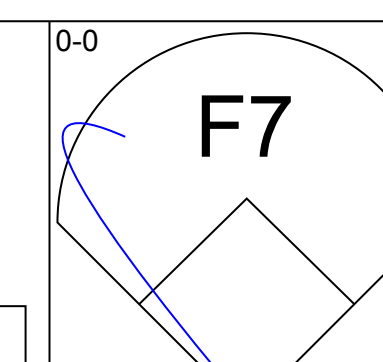
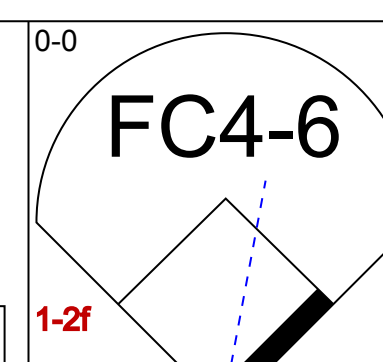
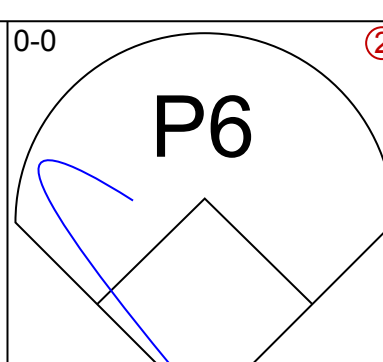
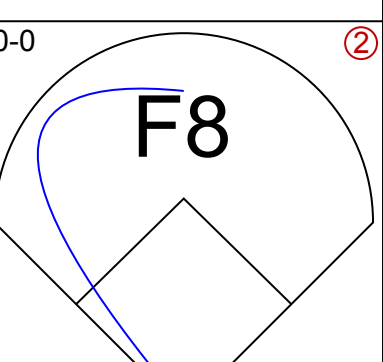
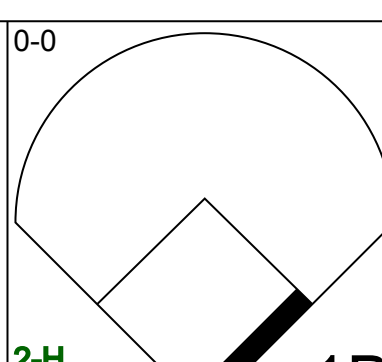

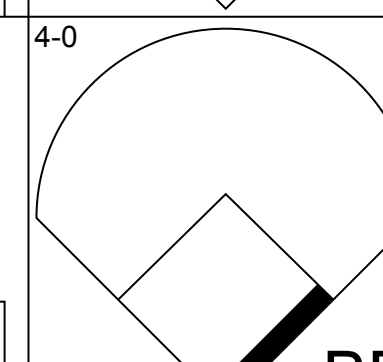
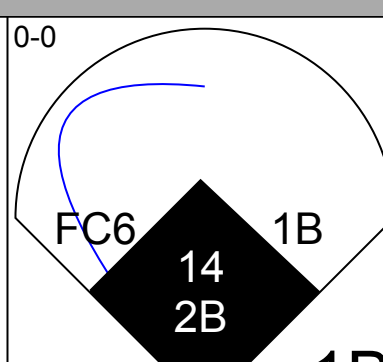
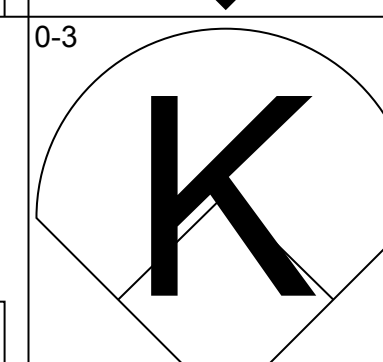
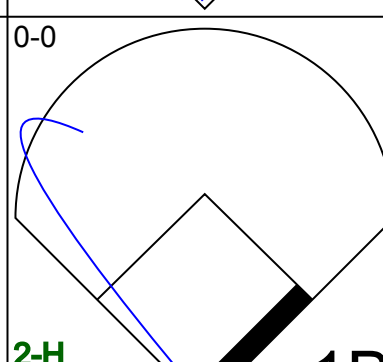
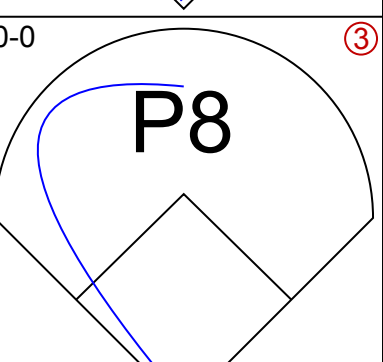
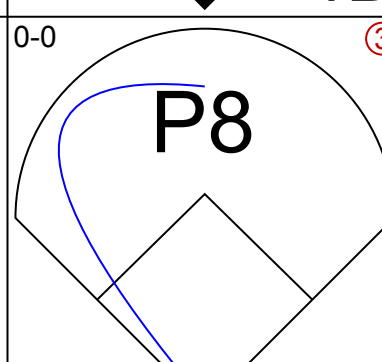
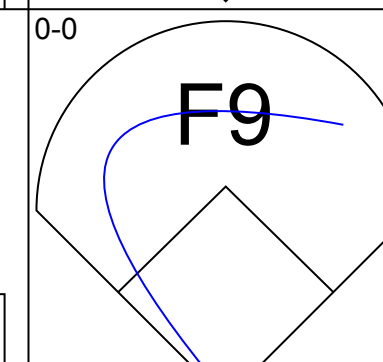
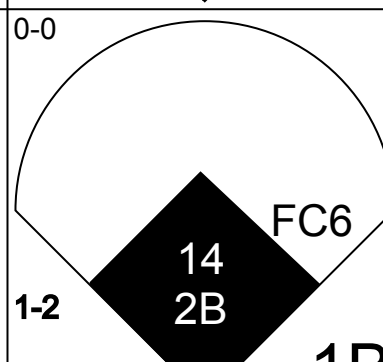
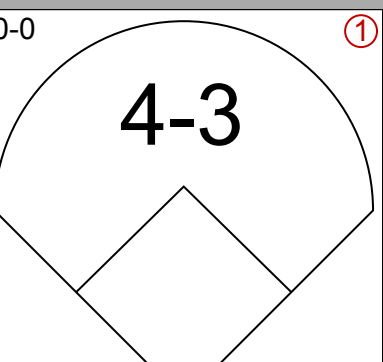
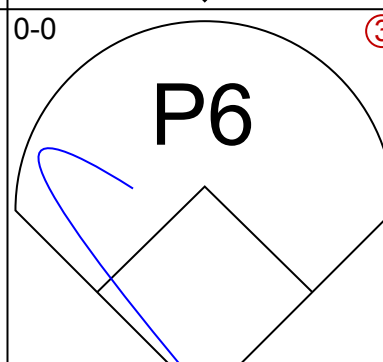
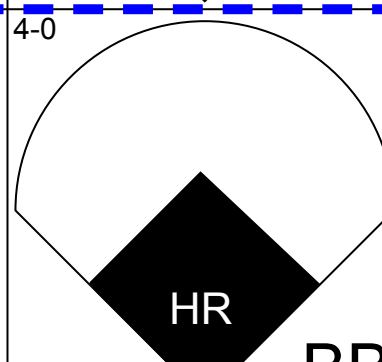
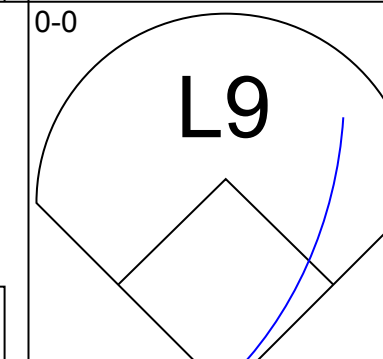
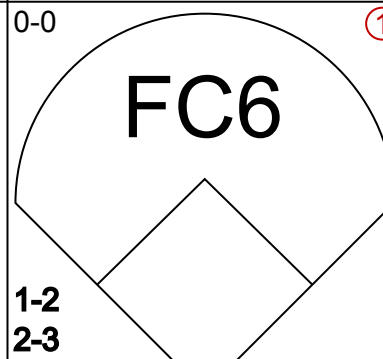
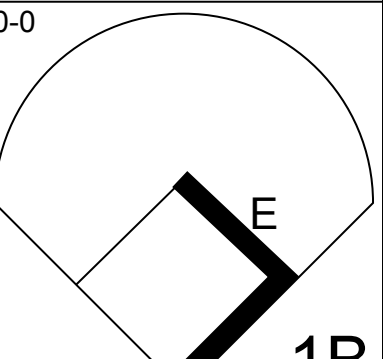
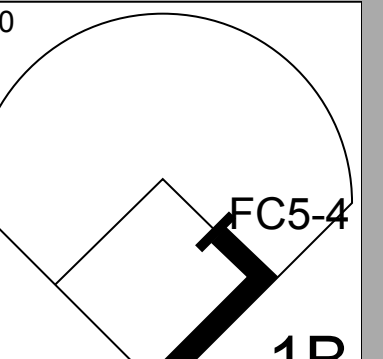
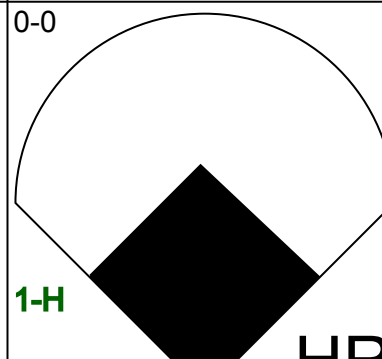
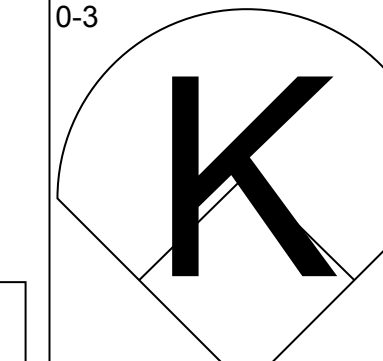
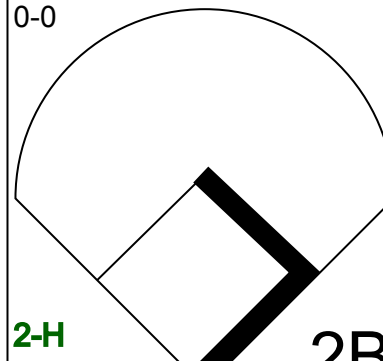
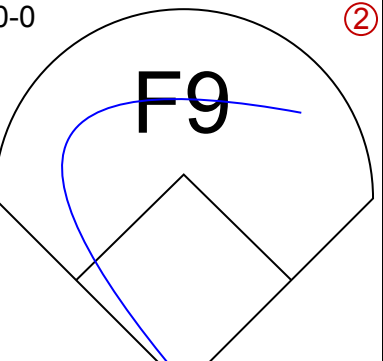

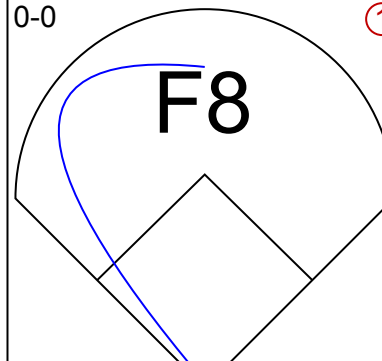
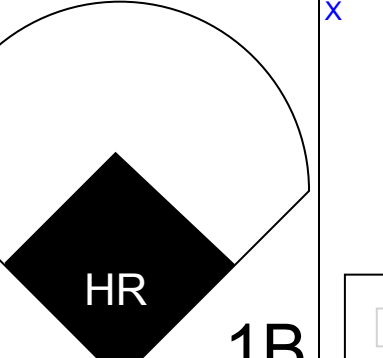
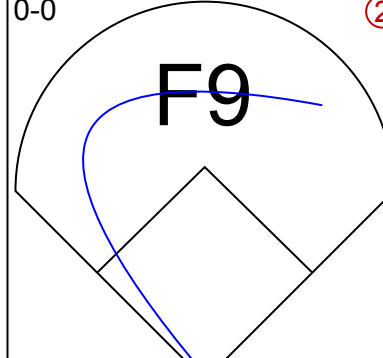
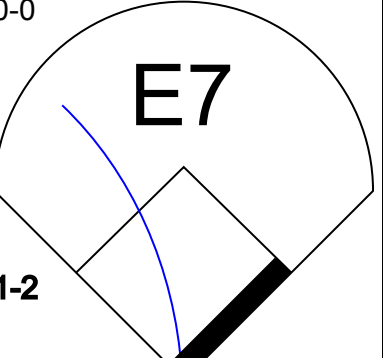
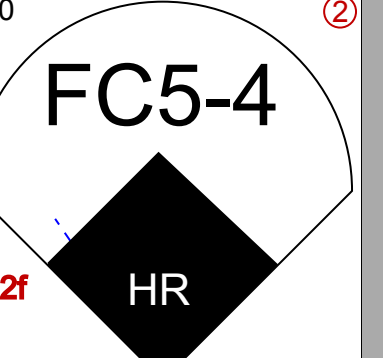

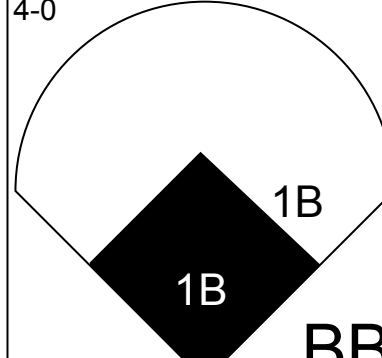
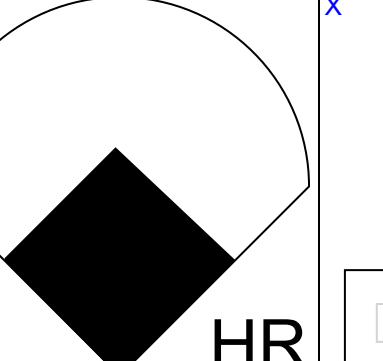
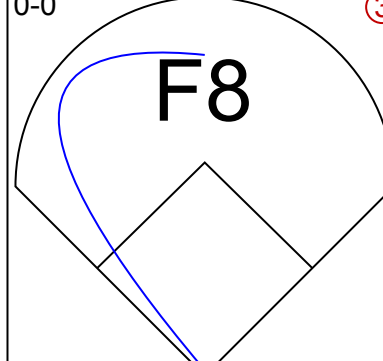
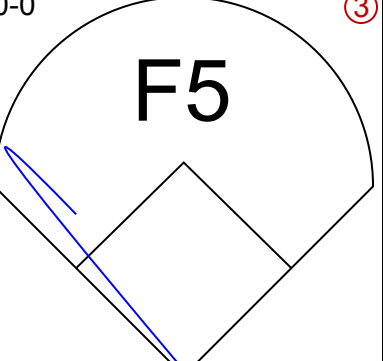
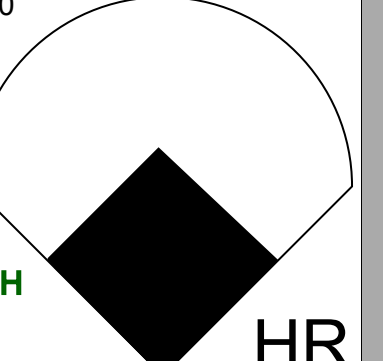
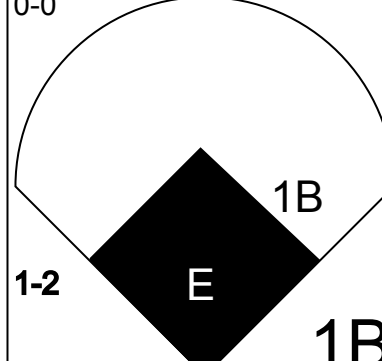
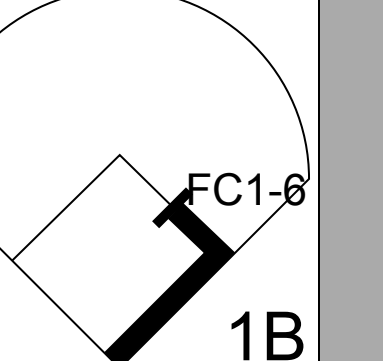
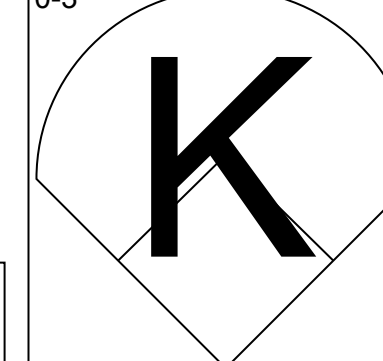
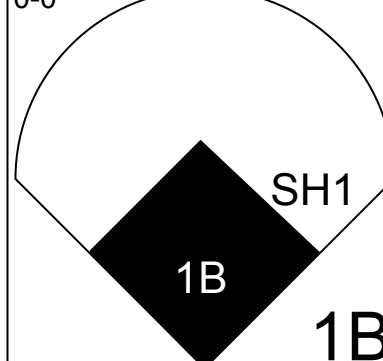

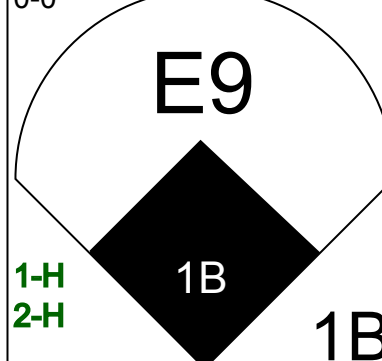
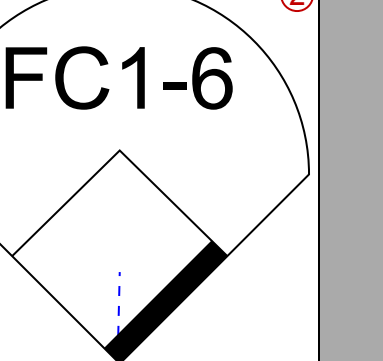
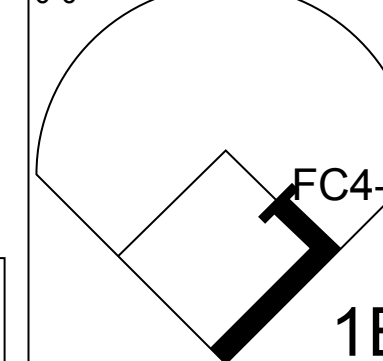
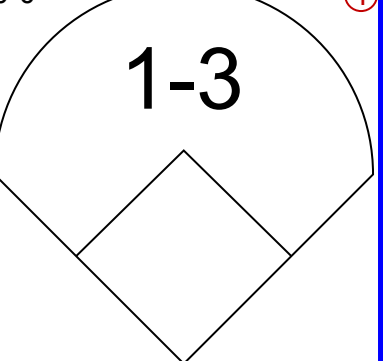
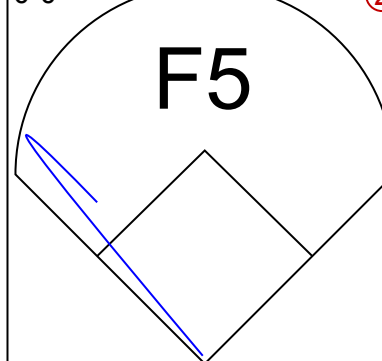
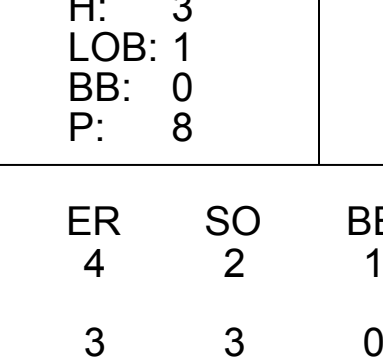
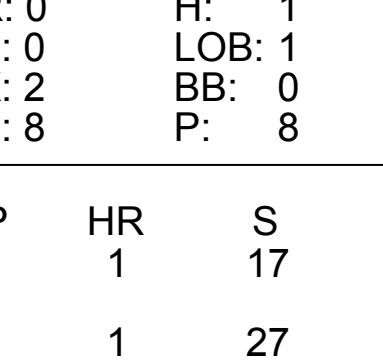
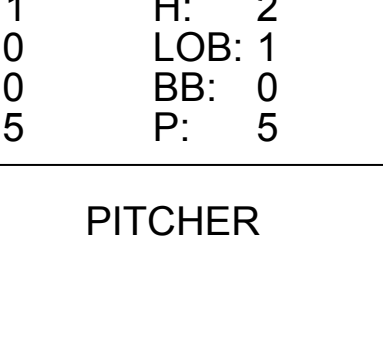
Chicago Cubs @ Atlanta Braves
Atlanta Stadium, Atlanta, GA
Tue Jun 10 1969, 7:05 PM EDT
Att: 27,007 - Unknown - 70 F

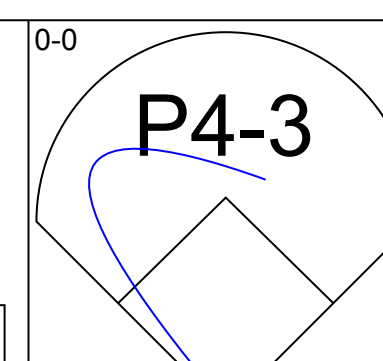
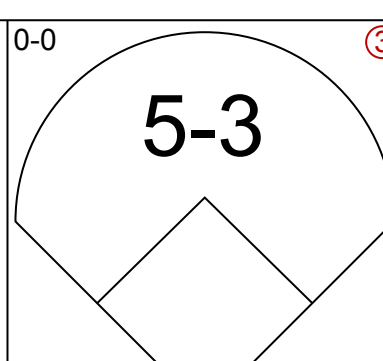
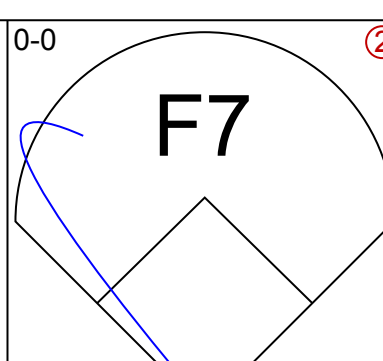
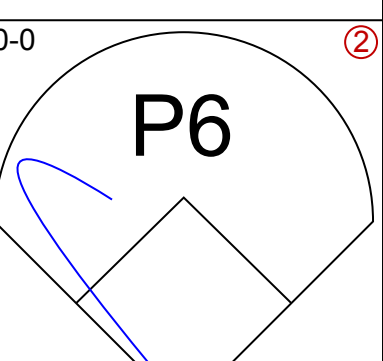
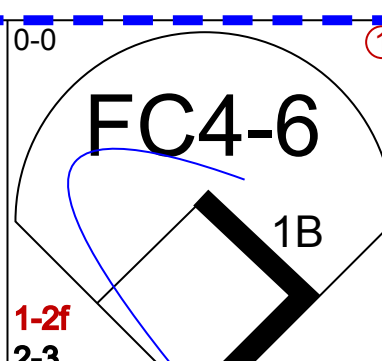


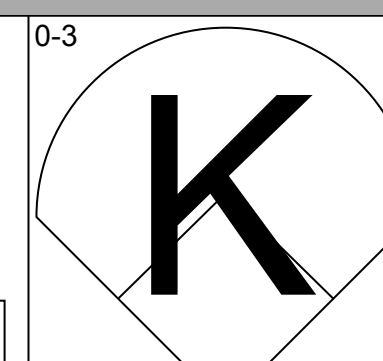
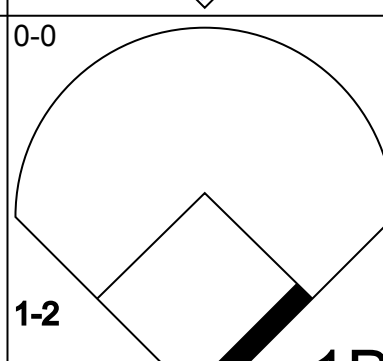
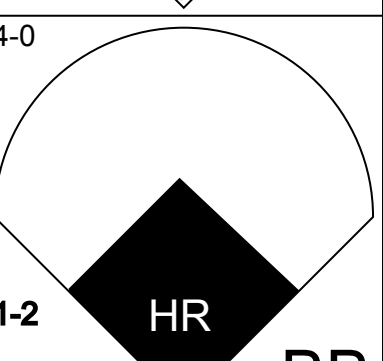
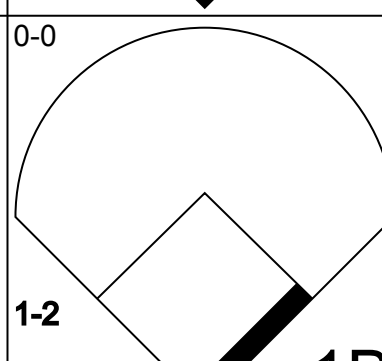
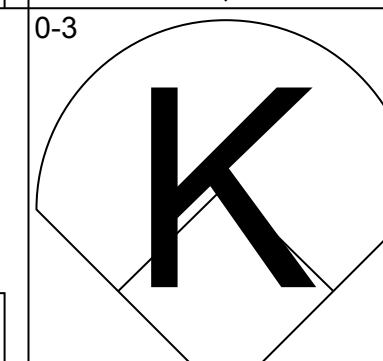
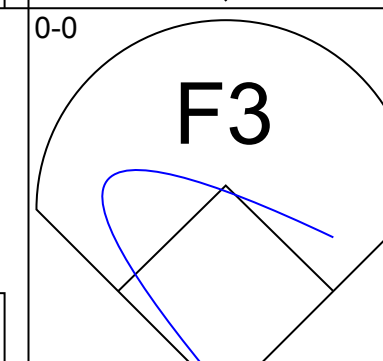
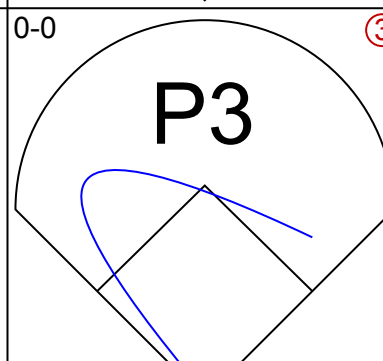
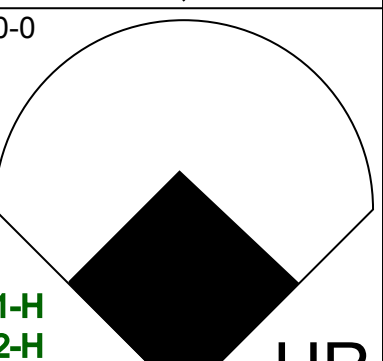
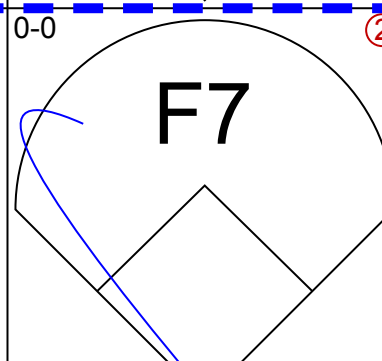
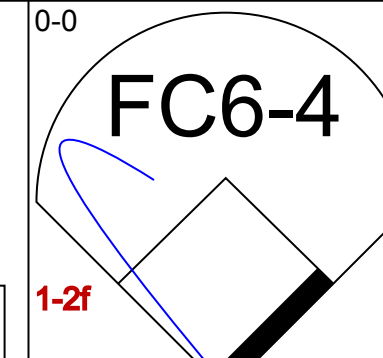
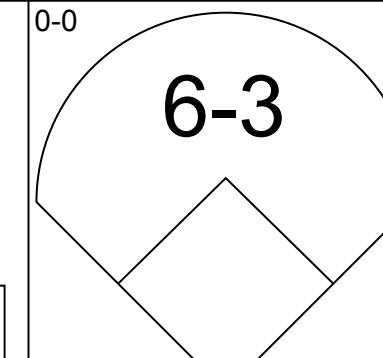
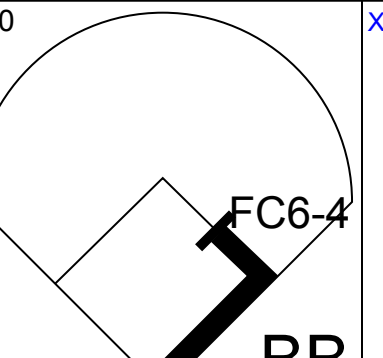
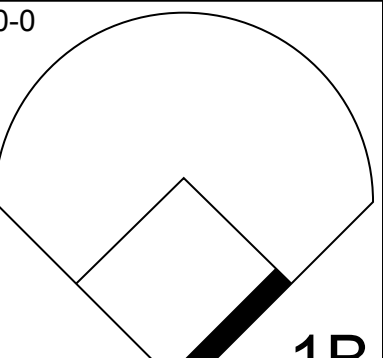
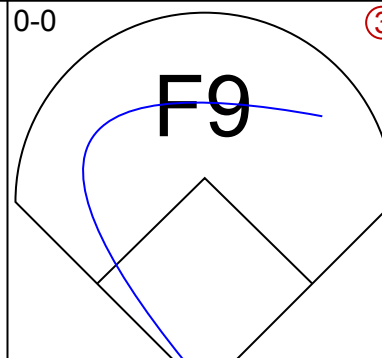
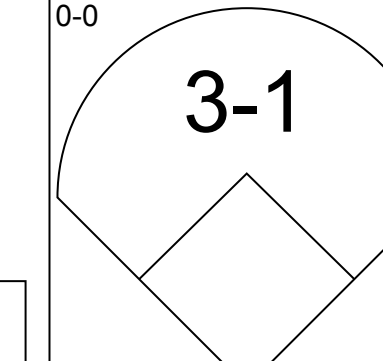
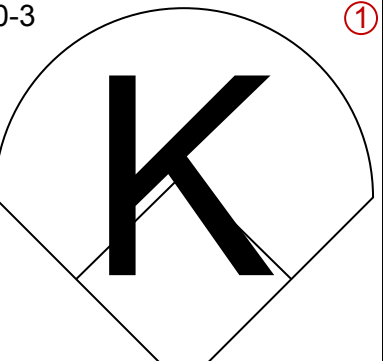
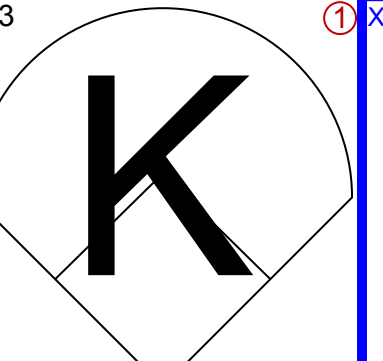
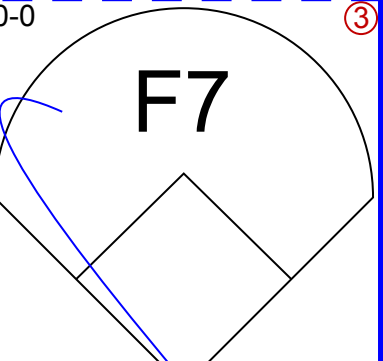
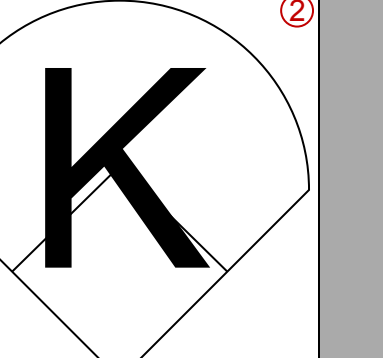
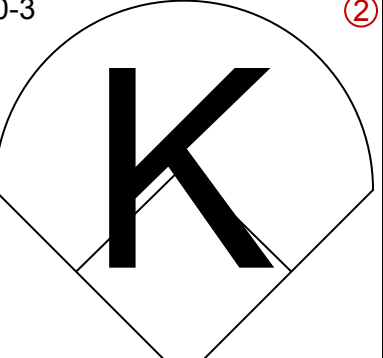

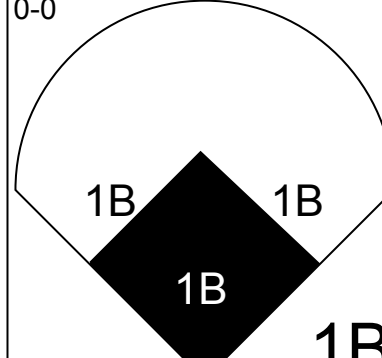
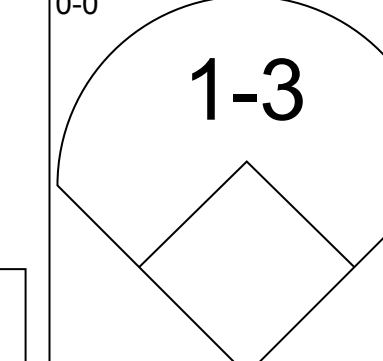
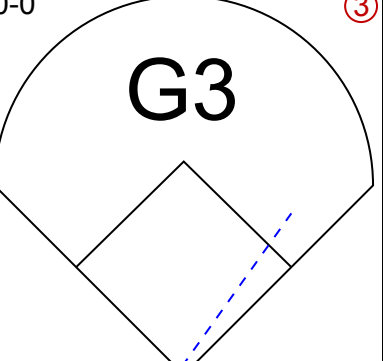
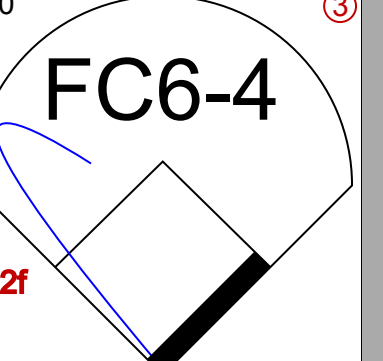
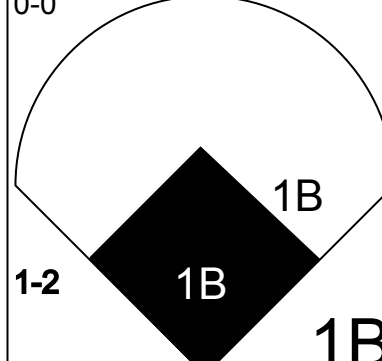
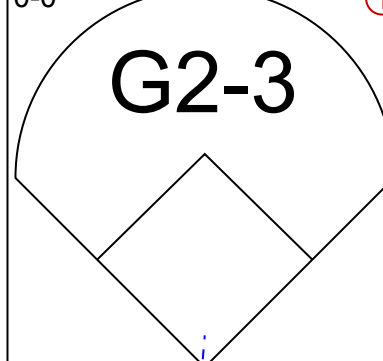
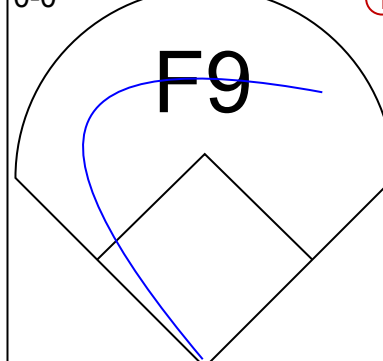
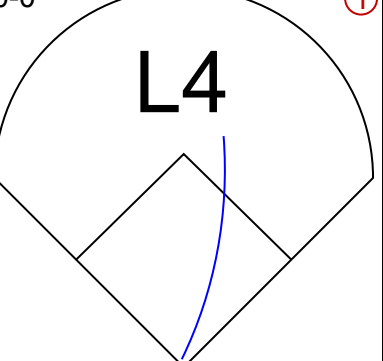
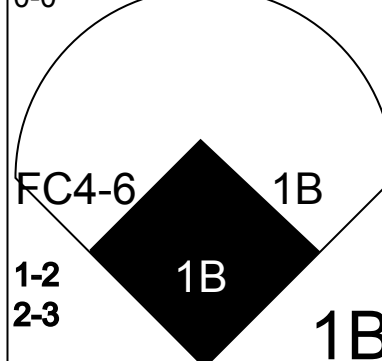
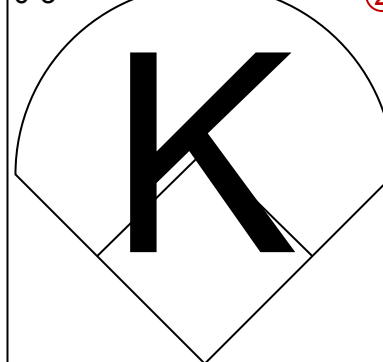
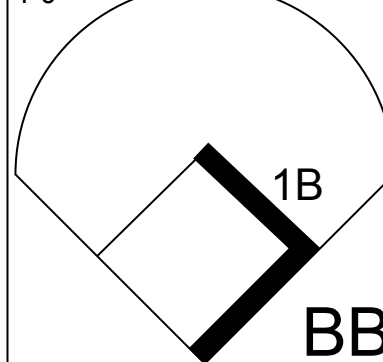
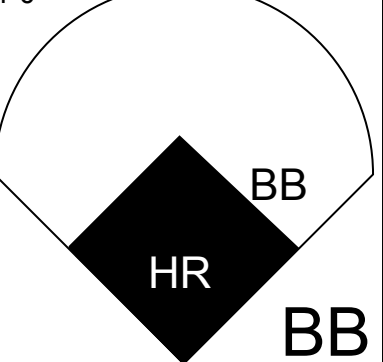
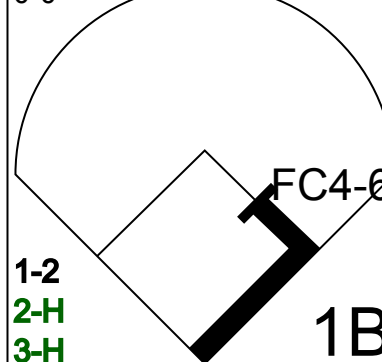
AB	31
R	1
H	6
RBI	1
BB	2
SO	4
LOB	10



Batter	1	2	3	4	5	6	7	8	9	AB	R	H	RBI	BB	SO	LOB	TOP			
Don Kessinger, S (1, 6) OBP: 0.356, SLG: 0.373	0-3 K2-3			0-0 4-3		0-0 4-3			0-0 F8	4	0	0	0	0	1	0	Chicago Cubs @ Atlanta Braves Atlanta Stadium, Atlanta, GA Wed Jun 11 1969, 7:05 PM EDT Att: 28,707 - Unknown - 81 F AB 29 R 1 H 2 RBI 1 BB 0 SO 8 LOB 3 			
Nate Oliver, R (1, 4) OBP: 0.242, SLG: 0.406	0-0 F8			0-3 K			0-0 1-3		0-0 P6	4	0	0	0	0	1	0				
Billy Williams, L (1, 9) OBP: 0.349, SLG: 0.461	0-0 F8			0-0 F9			0-0 4-3			3	0	0	0	0	0	0				
Ron Santo, R (1, 5) OBP: 0.396, SLG: 0.487		0-0 F8			0-0 F8			0-0 5-3		3	0	0	0	0	0	0				
14 Ernie Banks, R (1, 3) OBP: 0.342, SLG: 0.451		0-0 P6			0-3 K				0-0 1B	3	0	1	0	0	1	0				
Willie Smith, L (1, 7) OBP: 0.353, SLG: 0.574		0-3 K			0-0 F8				0-3 K	3	0	0	0	0	2	1				
Randy Hundley, R (1, 2) OBP: 0.401, SLG: 0.502			0-3 K			0-0 HR			0-3 K	3	1	1	1	0	2	1				
Don Young, R (1, 8) OBP: 0.318, SLG: 0.346			0-0 6-3			0-0 P6			0-0 G3	2	0	0	0	0	0	0				
Al Spangler, L (8, PH) OBP: 0.313, SLG: 0.382										1	0	0	0	0	0	1				
Bill Hands, R (1, 1) Rich Nye, L (1, 1) Jim Qualls, S (9, PH) OBP: 0.176, SLG: 0.176			0-0 F8			0-3 K			0-0 F8	0	0	0	0	0	0	0				
Inning Stats	R: 0 E: 0 K: 1 S: 5	H: 0 LOB: 0 BB: 0 P: 5	R: 0 E: 0 K: 1 S: 5	H: 0 LOB: 0 BB: 0 P: 5	R: 0 E: 0 K: 1 S: 5	H: 0 LOB: 0 BB: 0 P: 5	R: 0 E: 0 K: 1 S: 5	H: 0 LOB: 0 BB: 0 P: 5	R: 1 E: 0 K: 1 S: 6	H: 1 LOB: 0 BB: 0 P: 6	R: 0 E: 0 K: 0 S: 3	H: 0 LOB: 0 BB: 0 P: 3	R: 0 E: 0 K: 2 S: 8	H: 1 LOB: 1 BB: 0 P: 8	R: 0 E: 0 K: 0 S: 3	H: 0 LOB: 0 BB: 0 P: 3	1B: 1 2B: 0 3B: 0 HR: 1	SF: 0 SAC: 0 DP: 0 HBP: 0	WP: 0 PB: 0 SB: 0 CS: 0	PA: 29
PITCHER Phil Niekro, R (1, 1) ERA: 1.75	IP: 9.0 WLS: W BF: 29 H: 2 R: 1 ER: 1 SO: 8 BB: 0 IBB: 0 HBP: 0 BLK: 0 WP: 0 HR: 1 S: 45 P: 45 ERA: 1.00 WHIP: 0.222															PITCHER				

Batter	1	2	3	4	5	6	7	8	9	AB	R	H	RBI	BB	SO	LOB	BOTTOM			
Mike Lum, L (1, 8) OBP: 0.368, SLG: 0.351	0-0 BB 1B 2B	0-0 6-3			0-0 P3				0-0 FC6-4 1B	4	1	2	0	0	0	0	Chicago Cubs @ Atlanta Braves Atlanta Stadium, Atlanta, GA Wed Jun 11 1969, 7:05 PM EDT Att: 28,707 - Unknown - 81 F AB 31 R 5 H 9 RBI 5 BB 2 SO 4 LOB 13 			
Sonny Jackson, L (1, 6) OBP: 0.345, SLG: 0.366	0-0 BB 2B	0-3 K			0-0 1-3				0-0 P2	4	1	1	0	0	1	1				
Hank Aaron, R (1, 9) OBP: 0.446, SLG: 0.690	4-0 2B SF8 1-2 2-3 BB		0-0 F7		0-0 HR				0-0 FC6-4 1-2	3	2	1	1	1	0	1				
Orlando Cepeda, R (1, 3) OBP: 0.326, SLG: 0.477	0-0 SF8 1B 2B		0-3 K		0-0 5-3				0-0 4-3	4	1	1	2	0	1	1				
Rico Carty, R (1, 7) Dusty Baker Jr., R (8, 7) OBP: 0.500, SLG: 0.667	4-0 1B IBB		0-0 F7			0-0 1B			0-3 K	2	0	1	0	1	0	0				
Darrell Evans, L (1, 5) Clete Boyer, R (8, 5) OBP: 0.278, SLG: 0.294	0-0 SF8			0-3 K		0-0 1B			0-0 F8	2	0	1	1	0	1	0				
Felix Millan, R (1, 4) OBP: 0.328, SLG: 0.394	0-0 G6-4-3 1-2 3H 1B			0-0 FC4-6 1B		0-0 F8			0-0 1-3	4	0	2	1	0	0	2				
Bob Didier, S (1, 2) OBP: 0.250, SLG: 0.275	0-0 G6-4-3			0-0 FC4-6		0-0 F7			0-0 F7	3	0	0	0	0	0	5				
Phil Niekro, R (1, 1) OBP: 0.147, SLG: 0.152		0-0 5-3			0-0 F9				0-0 P3	3	0	0	0	0	0	3				
Inning Stats	R: 4 E: 0 K: 0 S: 6	H: 4 LOB: 1 BB: 2 P: 14	R: 0 E: 0 K: 1 S: 5	H: 0 LOB: 0 BB: 0 P: 5	R: 0 E: 0 K: 1 S: 5	H: 0 LOB: 0 BB: 0 P: 5	R: 0 E: 0 K: 1 S: 6	H: 1 LOB: 1 BB: 0 P: 6	R: 1 E: 0 K: 0 S: 4	H: 1 LOB: 2 BB: 0 P: 5	R: 0 E: 0 K: 0 S: 4	H: 1 LOB: 1 BB: 0 P: 4	R: 0 E: 0 K: 1 S: 5	H: 0 LOB: 0 BB: 0 P: 5	R: 0 E: 0 K: 1 S: 5	H: 0 LOB: 0 BB: 0 P: 5		1B: 7 2B: 1 3B: 0 HR: 1	SF: 1 SAC: 0 DP: 1 HBP: 0	WP: 0 PB: 0 SB: 0 CS: 0
PITCHER Bill Hands, R (1, 1) ERA: 2.94 Rich Nye, L (1, 1) ERA: 3.67	IP: 0.1 WLS: L BF: 27 H: 5 R: 1 ER: 1 SO: 4 BB: 0 IBB: 0 HBP: 0 BLK: 0 WP: 0 HR: 0 S: 35 P: 35 ERA: 1.17 WHIP: 0.652															PITCHER				

Batter	1	2	3	4	5	6	7	8	9	AB	R	H	RBI	BB	SO	LOB	TOP	
Don Kessinger, S OBP: 0.352, SLG: 0.368 (1, 6)										6	0	1	1	0	1	3	<p>Chicago Cubs @ Atlanta Braves Atlanta Stadium, Atlanta, GA Thu Jun 12 1969, 7:05 PM EDT Att: 27,671 - Unknown - 85 F</p> <p>AB 43 R 12 H 16 RBI 11 BB 3 SO 5 LOB 20</p> 	
Paul Popovich, S OBP: 0.241, SLG: 0.218 (1, 4)										5	1	2	1	1	1	2		
Billy Williams, L OBP: 0.350, SLG: 0.458 (1, 7)										4	2	1	0	1	0	2		
Ron Santo, R OBP: 0.400, SLG: 0.505 (1, 5)										5	1	3	2	0	0	3		
14 Ernie Banks, R OBP: 0.339, SLG: 0.450 (1, 3)										5	0	1	2	0	2	2		
Randy Hundley, R OBP: 0.401, SLG: 0.498 (1, 2)										4	3	1	0	1	0	3		
Al Spangler, L OBP: 0.324, SLG: 0.438 Jim Hickman, R OBP: 0.244, SLG: 0.213 (1, 9)										5	3	3	4	0	0	3		
Don Young, R OBP: 0.327, SLG: 0.356 (1, 8)										5	2	3	1	0	1	0		
Dick Selma, R OBP: 0.192, SLG: 0.192 Phil Regan, R (8, 1)										3	0	1	0	0	0	1		
Hank Aguirre, R OBP: 0.500, SLG: 0.500 Ted Abernathy, R OBP: 0.500, SLG: 0.750 (9, 1)										1	0	0	0	0	0	1		
Inning Stats	R: 0 E: 0 K: 1 S: 5	H: 0 LOB: 1 BB: 1 P: 9	R: 2 E: 0 K: 1 S: 8	H: 3 LOB: 1 BB: 0 P: 8	R: 2 E: 0 K: 0 S: 6	H: 3 LOB: 1 BB: 0 P: 6	R: 0 E: 0 K: 2 S: 8	H: 1 LOB: 1 BB: 0 P: 8	R: 0 E: 1 K: 0 S: 5	H: 1 LOB: 2 BB: 0 P: 5	R: 0 E: 0 K: 1 S: 3	H: 0 LOB: 0 BB: 0 P: 3	R: 5 E: 1 K: 0 S: 7	H: 4 LOB: 1 BB: 2 P: 15	1B: 12 2B: 1 3B: 0 HR: 3	SF: 0 SAC: 1 DP: 0 HBP: 0		WP: 0 PA: 47 PB: 0 SB: 0 CS: 0
PITCHER	IP WLS BF H R ER SO BB IBB HBP BLK WP HR S P ERA WHIP																	
Garry Hill, R ERA: 15.43 (1, 1)	2.1 L 14 6 4 4 2 1 0 0 0 0 0 1 17 21 15.43 3.000																	
Gary Neibauer, R ERA: 5.93 (3, 1)	4.2 21 6 3 3 3 0 0 0 0 0 0 1 27 27 5.79 1.286																	
Paul Doyle, L ERA: 3.86 (8, 1)	1.0 3 0 0 0 0 0 0 0 0 0 0 0 3 3 0.00 0.000																	
Claude Raymond, R ERA: 9.0 (9, 1)	1.0 9 4 5 4 0 2 0 0 0 0 0 1 7 15 36.00 6.000																	

Batter	1	2	3	4	5	6	7	8	9	AB	R	H	RBI	BB	SO	LOB	BOTTOM			
Mike Lum, L OBP: 0.348, SLG: 0.329 (1, 8)										5	0	0	0	0	0	4	<p>Chicago Cubs @ Atlanta Braves Atlanta Stadium, Atlanta, GA Thu Jun 12 1969, 7:05 PM EDT Att: 27,671 - Unknown - 85 F</p> <p>AB 35 R 6 H 8 RBI 6 BB 5 SO 8 LOB 16</p> 			
Sonny Jackson, L OBP: 0.356, SLG: 0.371 (1, 6)										3	1	2	1	2	1	0				
Hank Aaron, R OBP: 0.441, SLG: 0.693 (1, 9)										5	1	1	3	0	1	5				
Orlando Cepeda, R OBP: 0.327, SLG: 0.472 (1, 3)										4	0	1	0	1	0	3				
Rico Carty, R OBP: 0.448, SLG: 0.583 Paul Doyle, L (8, 1)										3	0	0	0	0	2	1				
Bob Aspromonte, R OBP: 0.303, SLG: 0.333 Claude Raymond, R (9, 1)										0	0	0	0	0	0	0				
Darrell Evans, L OBP: 0.273, SLG: 0.286 (1, 5)										4	1	1	0	0	3	1				
Felix Millan, R OBP: 0.326, SLG: 0.391 (1, 4)										4	1	1	0	0	0	1				
Bob Didier, S OBP: 0.250, SLG: 0.274 (1, 2)										4	1	1	0	0	0	0				
Garry Hill, R (1, 1)										0	0	0	0	0	0	0				
Gary Neibauer, R (3, 1)										1	0	0	0	1	1	0				
Tommie Aaron, R OBP: 0.429, SLG: 0.345 (8, 7)										1	1	1	2	1	0	0				
Inning Stats	R: 0 E: 1 K: 1 S: 5	H: 0 LOB: 0 BB: 0 P: 5	R: 0 E: 0 K: 1 S: 5	H: 0 LOB: 0 BB: 0 P: 5	R: 0 E: 0 K: 1 S: 5	H: 0 LOB: 0 BB: 0 P: 5	R: 0 E: 0 K: 2 S: 7	H: 0 LOB: 0 BB: 0 P: 7	R: 0 E: 0 K: 0 S: 4	H: 1 LOB: 2 BB: 1 P: 8	R: 0 E: 0 K: 2 S: 7	H: 0 LOB: 1 BB: 1 P: 11	R: 3 E: 0 K: 0 S: 5	H: 2 LOB: 2 BB: 2 P: 13	R: 3 E: 0 K: 0 S: 8	H: 5 LOB: 2 BB: 0 P: 8		1B: 7 2B: 0 3B: 0 HR: 1	SF: 0 SAC: 0 DP: 0 HBP: 0	WP: 0 PA: 40 PB: 0 SB: 0 CS: 0
PITCHER	IP WLS BF H R ER SO BB IBB HBP BLK WP HR S P ERA WHIP																			
Dick Selma, R ERA: 3.23 (1, 1)	7.2 W 31 3 3 3 8 5 0 0 0 0 0 0 5 5 81.00 12.000																			
Phil Regan, R ERA: 3.39 (8, 1)	0.1 5 4 3 3 0 0 0 0 0 0 0 0 5 5 81.00 12.000																			
Hank Aguirre, L ERA: 1.76 (9, 1)	0.1 S 2 1 0 0 0 0 0 0 0 0 0 0 2 2 0.00 3.000																			
Ted Abernathy, R ERA: 1.35 (9, 1)	0.2 S 2 0 0 0 0 0 0 0 0 0 0 0 2 2 0.00 0.000																			

Batter	1	2	3	4	5	6	7	8	9	10	AB	R	H	RBI	BB	SO	LOB	TOP					
Felix Millan, R OBP: 0.320, SLG: 0.382 (1, 4)	0-0 4-3		0-0 F9			0-0 F4		0-0 FC5-4		0-0 F7	5	0	0	0	0	0	2						
Sonny Jackson, L OBP: 0.347, SLG: 0.361 (1, 6)	0-3 K		0-3 K			0-0 F7			0-0 1-3	0-0 4-3	5	0	0	0	0	2	1						
Hank Aaron, R OBP: 0.438, SLG: 0.684 (1, 9)	0-0 6-3			0-0 F9			0-0 F4		0-0 1B		4	0	1	0	0	0	0						
Orlando Cepeda, R OBP: 0.335, SLG: 0.475 (1, 3)		4-0 1B G4-3 BB		0-3 K		0-0 CS 1B		0-0 1B	0-0 E8 1B		3	1	2	0	1	1	0						
Rico Carty, R OBP: 0.485, SLG: 0.577 Tommie Aaron, R OBP: 0.429, SLG: 0.345 (1, 7) (9, 7)	0-0 1B G4-3		0-0 1B	0-0 4-3		0-0 1B	4-0 1-2 BB		4-0 1B		2	0	1	0	2	0	0						
Clete Boyer, R OBP: 0.300, SLG: 0.358 (1, 5)	0-0 G4-3			0-0 4-3			0-3 K		0-3 K		4	0	0	0	0	2	5						
Bob Tillman, R OBP: 0.264, SLG: 0.321 (1, 2)	0-0 1B			0-0 K			0-0 F9		0-0 P6		4	0	1	0	0	1	3						
Mike Lum, L OBP: 0.333, SLG: 0.313 (1, 8)	0-0 F7			0-0 6-3			0-0 F6		0-0 F7		4	0	0	0	0	0	1						
Mitt Pappas, R OBP: 0.226, SLG: 0.250 Phil Niekro, R OBP: 0.147, SLG: 0.152 (1, 1) (10, 1)			0-3 K			0-0 1-3		4-0 FC5-4 BB		0-0 1B	3	0	1	0	1	1	0						
Inning Stats	R: 0 E: 0 K: 1 S: 5	H: 0 LOB: 0 BB: 0 P: 5	R: 1 E: 0 K: 0 S: 4	H: 2 LOB: 1 BB: 1 P: 8	R: 0 E: 0 K: 2 S: 7	H: 0 LOB: 0 BB: 0 P: 7	R: 0 E: 0 K: 1 S: 5	H: 0 LOB: 0 BB: 0 P: 5	R: 0 E: 0 K: 1 S: 3	H: 0 LOB: 0 BB: 0 P: 3	R: 0 E: 0 K: 1 S: 5	H: 1 LOB: 1 BB: 1 P: 9	R: 0 E: 0 K: 0 S: 3	H: 0 LOB: 1 BB: 1 P: 7	R: 0 E: 1 K: 1 S: 7	H: 2 LOB: 3 BB: 1 P: 11	R: 0 E: 0 K: 0 S: 4	H: 1 LOB: 1 BB: 0 P: 4	1B: 6 2B: 0 3B: 0 HR: 0	SF: 0 SAC: 0 DP: 1 HBP: 0	WP: 0 PB: 0 SB: 0 CS: 1	PA: 38	
PITCHER	IP 8.0	WLS 28	BF 3	H 1	R 1	ER 1	SO 6	BB 3	IBB 0	HBP 0	BLK 0	WP 0	HR 0	S 37	P 49	ERA 1.12	WHIP 0.750						
Bruce Dal Canton, R ERA: 3.11 (9, 1)	2.0	W	10	3	0	0	1	0	1	0	0	0	0	0	11	15	0.00	1.500					

Atlanta Braves @ Pittsburgh Pirates
Forbes Field, Pittsburgh, PA
Fri Jun 13 1969, 7:05 PM EDT
Att. 11,610 - Unknown


AB 34
R 1
H 6
RBI 0
BB 4
SO 7
LOB 12



Batter	1	2	3	4	5	6	7	8	9	10	AB	R	H	RBI	BB	SO	LOB	BOTTOM				
Matty Alou, L OBP: 0.391, SLG: 0.494 (1, 8)	0-0 4-3 2B		0-0 4-3		0-0 5-3			0-0 F8			4	0	1	0	0	0	3					
Richie Hebner, L OBP: 0.379, SLG: 0.467 (1, 5)	0-0 F7		0-3 K			0-0 1B		0-0 8-4			4	0	1	0	0	1	2					
Roberto Clemente, R OBP: 0.385, SLG: 0.510 (1, 9)	0-0 4-3			0-0 G6-3 1B		0-0 F9			0-0 F8		4	0	1	0	0	0	2					
Wille Stargell, L OBP: 0.405, SLG: 0.560 (1, 3)	4-0 FC4-6 BB			0-0 F7		0-0 FC4-6 1B			0-0 HR		3	1	2	1	1	0	1					
Al Oliver, L OBP: 0.298, SLG: 0.371 (1, 7)	0-0 FC4-6			0-0 G6-3		0-0 FC4-6			0-0 F6		4	0	0	0	0	0	4					
Jerry May, R OBP: 0.289, SLG: 0.405 (1, 2)		0-0 1-3			0-0 F7		0-3 K		0-0 F8		4	0	0	0	0	1	0					
Bill Mazeroski, R OBP: 0.298, SLG: 0.304 Jose Martinez, R OBP: 0.257, SLG: 0.286 (1, 4) (10, PR)	0-0 4-3				0-0 1B		0-0 4-3			0-0 PB SH4-5 1B	4	0	2	0	0	0	0					
Freddie Patek, R OBP: 0.312, SLG: 0.283 (1, 6)	0-0 F9				0-0 1B		0-0 K			0-0 SH4-5	3	0	1	0	0	1	0					
Bob Veale, S OBP: 0.040, SLG: 0.040 Jose Pagan, R OBP: 0.333, SLG: 0.486 Bruce Dal Canton, R OBP: 0.690, SLG: 1.000 Manny Sanguillen, R OBP: 0.375, SLG: 0.443 (1, 1) (8, PH) (9, 1) (10, PH)	0-0 1-3				0-3 K		0-0 3-4 1B			0-0 2H 1B	2	0	0	0	0	1	2					
Inning Stats	R: 0 E: 0 K: 0 S: 4	H: 1 LOB: 2 BB: 1 P: 8	R: 0 E: 0 K: 0 S: 3	H: 0 LOB: 0 BB: 0 P: 3	R: 0 E: 0 K: 1 S: 5	H: 0 LOB: 0 BB: 0 P: 5	R: 0 E: 0 K: 0 S: 3	H: 1 LOB: 0 BB: 0 P: 3	R: 0 E: 0 K: 2 S: 7	H: 0 LOB: 0 BB: 0 P: 7	R: 0 E: 0 K: 0 S: 3	H: 1 LOB: 0 BB: 0 P: 3	R: 1 E: 0 K: 0 S: 4	H: 1 LOB: 0 BB: 0 P: 4	R: 1 E: 0 K: 0 S: 3	H: 2 LOB: 1 BB: 0 P: 3	1B: 8 2B: 2 3B: 0 HR: 1	SF: 0 SAC: 1 DP: 2 HBP: 0	WP: 0 PB: 1 SB: 0 CS: 0	PA: 36		
PITCHER	IP 9.1	WLS L	BF 35	H 9	R 2	ER 2	SO 4	BB 1	IBB 0	HBP 0	BLK 0	WP 0	HR 1	S 42	P 46	ERA 1.93	WHIP 1.071					
Phil Niekro, R ERA: 1.75 (10, 1)	0.0		1	1	0	0	0	0	0	0	0	0	0	1	1	∞	∞					

Atlanta Braves @ Pittsburgh Pirates
Forbes Field, Pittsburgh, PA
Fri Jun 13 1969, 7:05 PM EDT
Att. 11,610 - Unknown

AB 34
R 2
H 10
RBI 2
BB 1
SO 4
LOB 14



Batter	1	2	3	4	5	6	7	8	9	AB	R	H	RBI	BB	SO	LOB	TOP								
Sonny Jackson, L (1, 6) OBP: 0.342, SLG: 0.355	F5	FC		FC5-2 BB HBP		F8			4-3	5	0	0	0	0	0	5	Atlanta Braves @ Pittsburgh Pirates Forbes Field, Pittsburgh, PA Sun Jun 15 1969, 3:33 AM EDT Att: 19,974 - Unknown								
Tony Gonzalez, L (1, 8) OBP: 0.316, SLG: 0.296	1B	K2-3		BB HBP		1-3			1B	4	1	2	1	0	1	2									
Hank Aaron, R (1, 9) OBP: 0.438, SLG: 0.674	1B			F7		F8			F9	5	0	2	1	0	0	4									
Orlando Cepeda, R (1, 3) OBP: 0.326, SLG: 0.457	8-4-3			G4-6-3					4-3	4	0	0	1	1	1	3									
Rico Carty, R (1, 7) OBP: 0.488, SLG: 0.545		1B		F8						4	1	1	0	0	1	3									
Mike Lum, L (7, 7) OBP: 0.330, SLG: 0.314		1B		5-3						0	0	0	0	0	0	0									
Felix Milán, R (1, 4) OBP: 0.325, SLG: 0.391		1B		1B		6-3				4	2	3	0	0	0	0									
Bob Aspromonte, R (1, 5) OBP: 0.312, SLG: 0.341		1B		2B		1B			F8	4	0	2	1	0	0	1									
Bob Didier, S (1, 2) OBP: 0.261, SLG: 0.283		1B		1B		F9			F8	4	1	2	2	0	0	1									
Ron Reed, R (1, 1) OBP: 0.097, SLG: 0.067		1B		1B		6-3			F8	4	1	2	2	0	0	1									
Paul Doyle, L (8, 1)				1B						4	1	1	0	0	2	3									
Cecil Upshaw, R (8, 1) OBP: 0.286, SLG: 0.714	FC6-4			HBP		K			K	0	0	0	0	0	0	0									
Inning Stats	R: 1 E: 0 K: 0 S: 4	H: 2 LOB: 0 BB: 0 P: 4	R: 2 E: 0 K: 1 S: 9	H: 4 LOB: 2 BB: 0 P: 9	R: 0 E: 0 K: 0 S: 3	H: 1 LOB: 0 BB: 0 P: 3	R: 3 E: 0 K: 0 S: 7	H: 4 LOB: 3 BB: 1 P: 12	R: 0 E: 0 K: 1 S: 6	H: 1 LOB: 1 BB: 0 P: 6	R: 0 E: 0 K: 0 S: 3	H: 0 LOB: 0 BB: 0 P: 3	R: 0 E: 0 K: 2 S: 7	H: 0 LOB: 0 BB: 0 P: 7	R: 0 E: 0 K: 1 S: 5	H: 0 LOB: 0 BB: 0 P: 5	R: 0 E: 0 K: 0 S: 4	H: 1 LOB: 1 BB: 0 P: 4	1B: 11 2B: 2 3B: 1 HR: 0	SF: 0 SAC: 0 DP: 2 HBP: 1	WP: 0 PB: 0 SB: 1 CS: 0	PA: 40			
PITCHER	IP	WLS	BF	H	R	ER	SO	BB	IBB	HBP	BLK	WP	HR	S	P	ERA	WHIP								
Steve Blass, R (1, 1) ERA: 5.35	1.0	L	8	6	3	3	0	0	0	0	0	0	0	8	8	27.00	6.000								
Bob Moose, R (2, 1) ERA: 4.34	2.0		7	2	1	1	1	0	0	0	0	0	0	9	9	4.50	1.000								
Chuck Hartenstein, R (4, 1) ERA: 3.38	0.0		3	3	0	0	0	0	0	0	0	0	0	3	3	∞	∞								
Luke Walker, L (4, 1) ERA: 3.48	3.0		12	1	2	2	1	1	0	1	0	0	0	12	17	6.00	0.667								
Lou Marone, L (7, 1) ERA:	1.0		3	0	0	0	2	0	0	0	0	0	0	7	7	0.00	0.000								

Batter	1	2	3	4	5	6	7	8	9	AB	R	H	RBI	BB	SO	LOB	BOTTOM								
Matty Alou, L (1, 8) OBP: 0.396, SLG: 0.494	4-3			1B		2B		1B	6-3	5	2	3	0	0	0	1	Atlanta Braves @ Pittsburgh Pirates Forbes Field, Pittsburgh, PA Sun Jun 15 1969, 3:33 AM EDT Att: 19,974 - Unknown								
Richie Hebner, L (1, 5) OBP: 0.381, SLG: 0.473	F4			F7		1B		1B		4	2	2	0	0	0	1									
Roberto Clemente, R (1, 9) OBP: 0.390, SLG: 0.599	K			K		4-3		1B		4	0	2	3	0	2	1									
Willie Stargell, L (1, 3) OBP: 0.399, SLG: 0.562		4-3		1B		4-3		K		4	0	1	0	0	1	3									
Al Oliver, L (1, 7) OBP: 0.292, SLG: 0.365		4-3		F4		L6		SF7		3	0	0	1	0	0	3									
Jerry May, R (1, 2) OBP: 0.279, SLG: 0.381	F5					K		K		3	0	0	0	1	2	1									
Bill Mazerowski, R (1, 4) OBP: 0.286, SLG: 0.290				4-3		F8		F7		4	0	0	0	0	0	1									
Freddie Patek, R (1, 6) OBP: 0.306, SLG: 0.273				F4		6-3		F8		3	0	0	0	0	0	1									
Carl Taylor, R (9, PH) OBP: 0.400, SLG: 0.457								F9		1	0	0	0	0	0	0									
Steve Blass, R (1, 1) ERA: 5.35	1.0			1	0	0	0	0	0	0	0	0	0	0	0	0									
Bob Moose, R (2, 1) ERA: 4.34	2.0			0	0	0	0	0	0	0	0	0	0	0	0	0									
Chuck Hartenstein, R (4, 1) ERA: 3.38	0.0			0	0	0	0	0	0	0	0	0	0	0	0	0									
Luke Walker, L (4, 1) ERA: 3.48	3.0			1	2	2	1	1	0	1	0	0	0	12	17	6.00									
Lou Marone, L (7, 1) ERA:	1.0			0	0	0	2	0	0	0	0	0	0	7	7	0.00									
Inning Stats	R: 0 E: 0 K: 1 S: 5	H: 0 LOB: 0 BB: 0 P: 5	R: 0 E: 0 K: 0 S: 3	H: 0 LOB: 0 BB: 0 P: 3	R: 0 E: 0 K: 1 S: 5	H: 0 LOB: 0 BB: 0 P: 5	R: 0 E: 0 K: 1 S: 7	H: 2 LOB: 2 BB: 0 P: 7	R: 0 E: 0 K: 1 S: 5	H: 0 LOB: 0 BB: 0 P: 5	R: 2 E: 0 K: 0 S: 6	H: 3 LOB: 1 BB: 0 P: 6	R: 0 E: 0 K: 1 S: 5	H: 0 LOB: 1 BB: 1 P: 9	R: 2 E: 0 K: 2 S: 10	H: 3 LOB: 1 BB: 0 P: 10	R: 0 E: 0 K: 0 S: 4	H: 1 LOB: 1 BB: 0 P: 4	1B: 8 2B: 1 3B: 0 HR: 0	SF: 1 SAC: 0 DP: 0 HBP: 0	WP: 0 PB: 1 SB: 0 CS: 0	PA: 37			
PITCHER	IP	WLS	BF	H	R	ER	SO	BB	IBB	HBP	BLK	WP	HR	S	P	ERA	WHIP								
Ron Reed, R (1, 1) ERA: 3.86	7.0	W	30	8	4	4	5	1	0	0	0	0	0	39	43	5.14	1.286								
Paul Doyle, L (8, 1) ERA: 3.38	0.2		2	0	0	0	1	0	0	0	0	0	0	4	4	0.00	0.000								
Cecil Upshaw, R (8, 1) ERA: 2.83	1.1	S	5	1	0	0	1	0	0	0	0	0	0	7	7	0.00	0.750								



Batter	1	2	3	4	5	6	7	8	9	AB	R	H	RBI	BB	SO	LOB	TOP					
Sandy Valdespino, L (1.7) OBP: 0.375, SLG: 0.333	4-0 PB SH1-3 1B BB		0-0 L8		0-0 FC6-4 1B			0-0 G4-6-3		3	1	1	0	1	0	1						
Marty Martinez, S (1.6) OBP: 0.327, SLG: 0.367	0-0 SH1-3		0-0		0-0 FC6-4 1B			0-0		3	0	2	0	0	0	1						
Jimmy Wynn, R (1.8) OBP: 0.390, SLG: 0.500	0-3 K		0-3 K		0-0 6-3			0-0		4	0	1	0	0	2	2						
Denis Menke, R (1.4) OBP: 0.421, SLG: 0.481	0-0 WP 2B 1B		0-0 F2		0-0 F7			0-3 K2-3		4	1	1	1	0	1	3						
Johnny Edwards, L (1.2) OBP: 0.278, SLG: 0.275	0-0		0-0 F4		0-3 K			0-0 5-3		3	0	1	1	0	1	0						
Bill Henry, L (6.1)										0	0	0	0	0	0	0						
Julio Gotay, R (9, PH) OBP: 0.286, SLG: 0.211	1-H 2B									1	0	0	0	0	0	0						
Curt Blefary, L (1.3) OBP: 0.341, SLG: 0.336	0-0 6-3		0-0 F9		0-0 2-3			0-0 4-3		4	0	0	0	0	0	1						
Gary Geiger, L (1.9) OBP: 0.355, SLG: 0.308		0-0 F6		0-0 L1		0-3 K		0-0 G3		4	0	0	0	0	1	0						
Doug Rader, R (1.5) OBP: 0.316, SLG: 0.339		0-0 6-3		0-0 F7		0-0 F8				3	0	0	0	0	0	0						
Larry Dierker, R (1.1) OBP: 0.167, SLG: 0.190		0-3 K		0-0 1-3				0-0 G4-6-3 1B		1	0	0	0	0	1	0						
Cesar Geronimo, L (5, PH) OBP: 0.167, SLG: 0.333										1	0	0	0	0	0	0						
Dooley Womack, L (5.1) OBP: 0.200, SLG: 0.200										0	0	0	0	0	0	0						
Don Bryant, R (6.2) OBP: 0.282, SLG: 0.351										1	0	1	0	0	0	0						
Inning Stats	R: 2 E: 0 K: 1 S: 7	H: 2 LOB: 1 BB: 1 P: 11	R: 0 E: 0 K: 1 S: 5	H: 0 LOB: 0 BB: 0 P: 5	R: 0 E: 0 K: 1 S: 6	H: 1 LOB: 1 BB: 0 P: 6	R: 0 E: 0 K: 0 S: 3	H: 0 LOB: 0 BB: 0 P: 3	R: 0 E: 0 K: 0 S: 4	H: 1 LOB: 1 BB: 0 P: 4	R: 0 E: 0 K: 1 S: 5	H: 0 LOB: 0 BB: 0 P: 5	R: 0 E: 0 K: 1 S: 5	H: 0 LOB: 0 BB: 0 P: 5	R: 0 E: 0 K: 1 S: 7	H: 3 LOB: 2 BB: 0 P: 7	R: 0 E: 0 K: 0 S: 3	H: 0 LOB: 0 BB: 0 P: 3	1B: 6 2B: 1 3B: 0 HR: 0	SF: 0 SAC: 1 DP: 1 HBP: 0	WP: 1 PB: 1 SB: 0 CS: 0	PA: 34
PITCHER Phil Niekro, R (1.1) ERA: 1.77	IP: 9.0 WLS: W BF: 34 H: 7 R: 2 ER: 2 SO: 6 BB: 1 IBB: 0 HBP: 0 BLK: 0 WP: 1 HR: 0 S: 45 P: 49 ERA: 2.00 WHIP: 0.889															PITCHER	IP: 9.0 WLS: W BF: 34 H: 7 R: 2 ER: 2 SO: 6 BB: 1 IBB: 0 HBP: 0 BLK: 0 WP: 1 HR: 0 S: 45 P: 49 ERA: 2.00 WHIP: 0.889					

Houston Astros @ Atlanta Braves
Atlanta Stadium, Atlanta, GA
Mon Jun 16 1969, 7:05 PM EDT
Unknown

AB	32
R	2
H	7
RBI	2
BB	1
SO	6
LOB	8



Batter	1	2	3	4	5	6	7	8	9	AB	R	H	RBI	BB	SO	LOB	BOTTOM			
Sonny Jackson, L (1.6) OBP: 0.350, SLG: 0.365	0-0 HR 2B	0-0 F7			0-0 FC4-6 1B	4-0 BB				3	1	2	0	1	0	0				
Tony Gonzalez, L (1.8) OBP: 0.319, SLG: 0.332	0-0 2H HR		0-0 HR		0-0 FC4-6 1B WP	0-0 F9				4	2	2	3	0	0	4				
Felix Millan, R (1.4) OBP: 0.328, SLG: 0.392	0-0 1B		0-0 6-3		0-0 G6-4-3 1B		0-0 F7			4	0	2	0	0	0	0				
Rico Carty, R (1.7) OBP: 0.467, SLG: 0.514	0-0 1B		0-0 6-3		0-0 G6-4-3		0-0 F7			4	1	1	0	0	0	2				
Felipe Alou, R (8.9) OBP: 0.353, SLG: 0.420	1-3 WP 1B		0-0 6-3		0-0 G6-4-3		0-0 F7			0	0	0	0	0	0	0				
Tommy Aaron, R (1.3) OBP: 0.410, SLG: 0.333	0-0 1H 1B		0-0 5-3		0-0 6-3		0-0 P6			4	0	1	1	0	0	0				
Bob Aspromonte, R (1.5) OBP: 0.320, SLG: 0.359	0-0 F9			0-0 1B 2B	0-0 1B 1B		0-0 4-3			4	2	2	0	0	1					
Mike Lum, L (1.9) OBP: 0.346, SLG: 0.333	0-0 F7			0-0 2H 1B	0-0 WP 1B 1B		0-0 5-3 1B			4	0	3	1	0	1					
Bob Didier, S (1.2) OBP: 0.260, SLG: 0.282		0-0 5-3		0-3 K	0-0 WP 1B		0-0 5-3			4	0	1	1	0	1					
Phil Niekro, R (1.1) OBP: 0.132, SLG: 0.135		0-3 K		0-3 K	0-3 K		0-0 F8			4	0	0	0	0	3	3				
Inning Stats	R: 3 E: 0 K: 0 S: 7	H: 5 LOB: 1 BB: 0 P: 7	R: 0 E: 0 K: 1 S: 5	H: 0 LOB: 0 BB: 0 P: 5	R: 1 E: 0 K: 2 S: 8	H: 2 LOB: 0 BB: 0 P: 8	R: 0 E: 0 K: 0 S: 4	H: 2 LOB: 1 BB: 0 P: 4	R: 1 E: 0 K: 1 S: 8	H: 3 LOB: 3 BB: 1 P: 12	R: 0 E: 0 K: 0 S: 3	H: 0 LOB: 0 BB: 0 P: 3	R: 0 E: 0 K: 0 S: 4	H: 1 LOB: 1 BB: 0 P: 4	R: 0 E: 0 K: 0 S: 4	H: 1 LOB: 1 BB: 0 P: 4	1B: 10 2B: 2 3B: 0 HR: 2	SF: 0 SAC: 0 DP: 1 HBP: 0	WP: 3 PB: 0 SB: 0 CS: 0	PA: 36
PITCHER Larry Dierker, R (1.1) ERA: 2.92	IP: 4.0 WLS: L BF: 18 H: 5 R: 5 ER: 5 SO: 3 BB: 0 IBB: 0 HBP: 0 BLK: 0 WP: 1 HR: 2 S: 24 P: 24 ERA: 11.25 WHIP: 2.000															PITCHER	IP: 4.0 WLS: L BF: 18 H: 5 R: 5 ER: 5 SO: 3 BB: 0 IBB: 0 HBP: 0 BLK: 0 WP: 1 HR: 2 S: 24 P: 24 ERA: 11.25 WHIP: 2.000			
PITCHER Dooley Womack, R (5.1) ERA: 3.12	IP: 1.2 WLS: 1 BF: 10 H: 5 R: 1 ER: 1 SO: 1 BB: 0 IBB: 0 HBP: 0 BLK: 0 WP: 2 HR: 0 S: 11 P: 15 ERA: 5.40 WHIP: 3.600															PITCHER	IP: 1.2 WLS: 1 BF: 10 H: 5 R: 1 ER: 1 SO: 1 BB: 0 IBB: 0 HBP: 0 BLK: 0 WP: 2 HR: 0 S: 11 P: 15 ERA: 5.40 WHIP: 3.600			
PITCHER Bill Henry, L (6.1) ERA:	IP: 2.1 WLS: 1 BF: 8 H: 1 R: 0 ER: 0 SO: 0 BB: 0 IBB: 0 HBP: 0 BLK: 0 WP: 0 HR: 0 S: 8 P: 8 ERA: 0.00 WHIP: 0.429															PITCHER	IP: 2.1 WLS: 1 BF: 8 H: 1 R: 0 ER: 0 SO: 0 BB: 0 IBB: 0 HBP: 0 BLK: 0 WP: 0 HR: 0 S: 8 P: 8 ERA: 0.00 WHIP: 0.429			

Houston Astros @ Atlanta Braves
Atlanta Stadium, Atlanta, GA
Mon Jun 16 1969, 7:05 PM EDT
Unknown

AB	35
R	6
H	14
RBI	6
BB	1
SO	4
LOB	12



Batter	1	2	3	4	5	6	7	8	9	AB	R	H	RBI	BB	SO	LOB	TOP			
Sandy Valdespino, L OBP: 0.400, SLG: 0.421	0-0 HR 2B		0-0 2B SF 1B		0-0 2B		0-0 3B		0-0 1B	4	2	2	0	0	0	1	Houston Astros @ Atlanta Braves Atlanta Stadium, Atlanta, GA Mon Jun 16 1969, 7:05 PM EDT Att: 14,847 - Unknown			
Marty Martinez, S OBP: 0.321, SLG: 0.377	0-0 1B		0-0 1-3 2B		0-0 2B		0-0 3B		0-0 1B	4	0	1	0	0	0	1				
Jimmy Wynn, R OBP: 0.391, SLG: 0.517	0-0 2H HR		0-0 SF		0-0 1B		0-0 E S WP 1B		0-0 2B	3	2	2	3	0	0	0				
Denis Menke, R OBP: 0.422, SLG: 0.488	0-0 1B		0-0 3H 4-0 BB		0-0 1B		0-0 1B		0-0 3B	3	0	1	0	1	0	1				
Johnny Edwards, L OBP: 0.273, SLG: 0.269	0-0 1B		0-0 1B		0-0 1B		0-3 K		0-0 3B	4	0	0	0	0	1	4				
Curt Blefary, L OBP: 0.340, SLG: 0.335		0-0 G4-6-3 1B		0-0 1B		0-0 3H		0-0 1B		4	0	1	0	0	0	0				
Gary Geiger, L OBP: 0.364, SLG: 0.309		0-0 1B		0-0 1B		0-0 BB		0-0 1B		3	0	1	0	1	0	1				
Doug Rader, R OBP: 0.311, SLG: 0.333		0-0 G4-6-3 1-2		0-0 1B		0-0 K		0-3 K		4	0	0	0	0	2	3				
Jim Ray, R Jack Bringham, R Bob Watson, L Wade Blasingame, L Leon McFadden, R Larry Dierker, R Julio Garcia, L Bill Henry, L Don Royalt, R			0-3 K		0-0 1B		0-0 2B		0-0 3B	0	0	0	0	0	0	0				
Inning Stats	R: 2 E: 0 K: 0 S: 5	H: 2 LOB: 0 BB: 0 P: 5	R: 0 E: 0 K: 0 S: 3	H: 1 LOB: 0 BB: 0 P: 3	R: 1 E: 0 K: 1 S: 7	H: 2 LOB: 2 BB: 1 P: 11	R: 0 E: 0 K: 0 S: 3	H: 0 LOB: 0 BB: 0 P: 3	R: 0 E: 0 K: 1 S: 6	H: 1 LOB: 0 BB: 0 P: 6	R: 0 E: 0 K: 0 S: 5	H: 0 LOB: 1 BB: 1 P: 9	R: 0 E: 0 K: 0 S: 4	H: 1 LOB: 1 BB: 0 P: 4	R: 0 E: 0 K: 1 S: 6	H: 1 LOB: 1 BB: 0 P: 6		1B: 4 2B: 2 3B: 1 HR: 1	SF: 1 SAC: 0 DP: 1 HBP: 0	WP: 1 PB: 0 SB: 1 CS: 0
PITCHER Pat Jarvis, R ERA: 5.65	IP: 9.0 WLS: W BF: 36 H: 8 R: 4 ER: 3 SO: 4 BB: 2 IBB: 0 HBP: 0 BLK: 0 WP: 1 HR: 1 S: 42 P: 50 ERA: 3.00 WHIP: 1.111															PITCHER				

Batter	1	2	3	4	5	6	7	8	9	AB	R	H	RBI	BB	SO	LOB	BOTTOM			
Sonny Jackson, L OBP: 0.346, SLG: 0.361	0-0 1B	0-0 1B 1B	0-0 1B		0-0 2B		0-0 3B		0-0 1B	5	1	1	1	0	0	3	Houston Astros @ Atlanta Braves Atlanta Stadium, Atlanta, GA Mon Jun 16 1969, 7:05 PM EDT Att: 14,847 - Unknown			
Tony Gonzalez, L OBP: 0.321, SLG: 0.333	0-0 1B	0-0 1B HR	0-0 1B	0-3 K	0-0 1B		0-0 1B		0-0 1B	5	1	2	2	0	1	3				
Felix Millan, R OBP: 0.330, SLG: 0.393	0-0 2B 1B	0-0 1B HR	0-0 1B	0-3 K		0-0 1B		0-0 1B		5	1	2	1	0	1	1				
Rico Carty, R OBP: 0.490, SLG: 0.659	0-0 1B	0-0 1B	0-0 1B	0-0 2B		0-0 1B		0-0 1B		4	1	3	3	0	0	0				
Felipe Alou, R OBP: 0.353, SLG: 0.420	0-0 2B	0-0 HR	0-0 HR	0-0 2B		0-0 1B		0-0 1B		0	0	0	0	0	0	0				
Tommy Aaron, R OBP: 0.395, SLG: 0.405	0-0 1B	0-0 HR	0-0 HR	0-0 1B		0-0 1B		0-0 1B		4	1	1	1	0	0	3				
Bob Aspromonte, R OBP: 0.327, SLG: 0.358		E6 1B			0-0 1B BB		0-3 K		0-0 1B	3	1	1	0	1	1	0				
Mike Lum, L OBP: 0.343, SLG: 0.330		1B BB			0-0 1B		0-0 2B		0-0 1B	4	1	1	0	0	0	2				
Bob Tillman, R OBP: 0.275, SLG: 0.313		4-0 1B 1B BB			4-0 1B BB		0-0 1B BB		0-0 1B	2	1	0	0	2	0	0				
Pat Jarvis, R OBP: 0.138, SLG: 0.143		0-3 K		0-3 K		0-0 1B		0-3 K		4	0	1	0	0	3	3				
Inning Stats	R: 0 E: 0 K: 0 S: 5	H: 2 LOB: 2 BB: 0 P: 5	R: 3 E: 1 K: 1 S: 11	H: 6 LOB: 0 BB: 2 P: 19	R: 0 E: 0 K: 1 S: 5	H: 0 LOB: 0 BB: 0 P: 5	R: 0 E: 0 K: 2 S: 8	H: 1 LOB: 1 BB: 0 P: 8	R: 0 E: 0 K: 0 S: 5	H: 2 LOB: 3 BB: 1 P: 9	R: 0 E: 0 K: 0 S: 3	H: 0 LOB: 0 BB: 0 P: 3	R: 0 E: 0 K: 1 S: 5	H: 0 LOB: 0 BB: 0 P: 5	R: 0 E: 0 K: 1 S: 6	H: 1 LOB: 1 BB: 0 P: 6	1B: 8 2B: 3 3B: 0 HR: 2	SF: 0 SAC: 0 DP: 1 HBP: 0	WP: 0 PB: 0 SB: 0 CS: 0	PA: 39
PITCHER Jim Ray, R ERA: 4.17 Jack Bringham, R ERA: 4.7 Wade Blasingame, L ERA: 6.55 Larry Dierker, R ERA: 2.86 Bill Henry, L ERA:	IP: 1.1 WLS: L BF: 12 H: 6 R: 6 ER: 5 SO: 1 BB: 1 IBB: 0 HBP: 0 BLK: 0 WP: 0 HR: 0 S: 13 P: 17 ERA: 33.75 WHIP: 5.250															PITCHER				

AB	33
R	4
H	8
RBI	3
BB	2
SO	4
LOB	13



AB	36
R	8
H	12
RBI	8
BB	3
SO	6
LOB	15

Batter	1	2	3	4	5	6	7	8	9	AB	R	H	RBI	BB	SO	LOB	TOP					
Leon McFadden, R OBP: 0.160, SLG: 0.167 Gary Geiger, L OBP: 0.352, SLG: 0.300 (9, 9)	F8		P3		6-3		SH1-4		L3	3	0	0	0	0	0	0						
Marty Martinez, S OBP: 0.348, SLG: 0.419 (1, 7)	F7		1-3				F5		BB 1B FC6-4 BB	4	1	1	0	1	0	1						
Jimmy Wynn, R OBP: 0.395, SLG: 0.516 (1, 8)	E5						F8		FC6-4 BB 1-2 1B	3	0	1	0	2	0	1						
Denis Menke, R OBP: 0.423, SLG: 0.482 (1, 6)	K		F7						FC6-4 BB 1-2 2-3 3-4 1B	4	1	1	0	1	1	4						
Doug Rader, R OBP: 0.308, SLG: 0.326 (1, 5)			F3						FC6-4 BB 1-2 2-3 3-4 1B	5	0	1	1	0	0	3						
Julio Gotay, R OBP: 0.321, SLG: 0.240 (1, 4)									F3	4	0	2	0	1	0	3						
Curt Bielefy, L OBP: 0.348, SLG: 0.342 (1, 3)										4	0	3	1	0	0	1						
Don Bryant, R OBP: 0.273, SLG: 0.333 Johnny Edwards, L OBP: 0.272, SLG: 0.284 (8, 2)										4	0	1	0	0	0	5						
Denny Lemaster, R OBP: 0.286, SLG: 0.394 (1, 1)										0	0	0	0	0	0	0						
Inning Stats	R: 0 E: 1 K: 1 S: 6	H: 0 LOB: 1 BB: 0 P: 6	R: 0 E: 0 K: 1 S: 6	H: 1 LOB: 2 BB: 1 P: 10	R: 0 E: 0 K: 0 S: 3	H: 0 LOB: 1 BB: 1 P: 7	R: 0 E: 0 K: 0 S: 4	H: 2 LOB: 1 BB: 0 P: 4	R: 0 E: 0 K: 0 S: 4	H: 1 LOB: 1 BB: 0 P: 4	R: 1 E: 0 K: 0 S: 5	H: 3 LOB: 1 BB: 0 P: 5	R: 0 E: 0 K: 0 S: 4	H: 1 LOB: 2 BB: 1 P: 8	R: 0 E: 0 K: 0 S: 4	H: 2 LOB: 1 BB: 0 P: 4	R: 2 E: 0 K: 0 S: 5	H: 2 LOB: 2 BB: 2 P: 13	1B: 10 2B: 2 3B: 1 HR: 1	SF: 0 SAC: 1 DP: 3 HBP: 0	WP: 0 PA: 42 PB: 0 SB: 1 CS: 0	
PITCHER	IP	WLS	BF	H	R	ER	SO	BB	IBB	HBP	BLK	WP	HR	S	P	ERA	WHIP					
George Stone, L ERA: 3.46 Pat Jarvis, R ERA: 5.74 Gary Neibauer, R ERA: 5.19	(1, 1)	8.0	L	36	11	2	2	2	2	1	0	0	0	1	37	49	2.25	1.625				

Houston Astros @ Atlanta Braves
Atlanta Stadium, Atlanta, GA
Wed Jun 18 1969, 7:05 PM EDT
Att: 10,166 - Unknown

AB 36
R 3
H 12
RBI 3
BB 5
SO 2
LOB 20



Batter	1	2	3	4	5	6	7	8	9	AB	R	H	RBI	BB	SO	LOB	BOTTOM				
Felipe Alou, R OBP: 0.351, SLG: 0.416 (1, 8)	5-3		P5						F2	4	0	1	0	0	0	1					
Felix Milan, R OBP: 0.323, SLG: 0.382 (1, 4)			P5						F7	3	0	0	0	1	0	2					
Hank Aaron, R OBP: 0.442, SLG: 0.682 (1, 9)	F2		F9						F8	4	0	1	0	0	0	2					
Orlando Cepeda, R OBP: 0.324, SLG: 0.454 (1, 3)	5-3								4-3	4	0	0	0	0	1	3					
Rico Carty, R OBP: 0.464, SLG: 0.604 (1, 7)										3	1	1	0	0	0	0					
Bob Aspromonte, R OBP: 0.333, SLG: 0.350 (1, 5)										3	0	1	0	0	0	0					
Bob Tillman, R OBP: 0.274, SLG: 0.302 (1, 2)										3	0	0	0	0	1	2					
Gil Garrido, R OBP: 0.273, SLG: 0.273 (1, 6)										3	0	0	0	0	0	0					
George Stone, L OBP: 0.118, SLG: 0.118 Pat Jarvis, R OBP: 0.138, SLG: 0.143 Gary Neibauer, R (9, 1)										3	0	1	0	0	1	0					
Inning Stats	R: 0 E: 0 K: 0 S: 3	H: 0 LOB: 1 BB: 1 P: 7	R: 1 E: 0 K: 0 S: 4	H: 2 LOB: 0 BB: 0 P: 4	R: 0 E: 0 K: 1 S: 5	H: 0 LOB: 0 BB: 0 P: 5	R: 0 E: 0 K: 0 S: 3	H: 0 LOB: 0 BB: 0 P: 3	R: 0 E: 0 K: 0 S: 4	H: 2 LOB: 1 BB: 0 P: 4	R: 0 E: 0 K: 1 S: 5	H: 0 LOB: 0 BB: 0 P: 5	R: 0 E: 0 K: 1 S: 5	H: 0 LOB: 0 BB: 0 P: 5	R: 0 E: 0 K: 0 S: 3	H: 0 LOB: 0 BB: 0 P: 3	R: 0 E: 0 K: 0 S: 3	H: 0 LOB: 0 BB: 0 P: 3	1B: 5 2B: 0 3B: 0 HR: 0	SF: 0 SAC: 0 DP: 2 HBP: 0	WP: 0 PA: 31 PB: 1 SB: 0 CS: 0
PITCHER	IP	WLS	BF	H	R	ER	SO	BB	IBB	HBP	BLK	WP	HR	S	P	ERA	WHIP				
Denny Lemaster, L ERA: 3.83	(1, 1)	9.0	W	31	5	1	0	3	1	0	0	0	0	36	40	0.00	0.667				

Houston Astros @ Atlanta Braves
Atlanta Stadium, Atlanta, GA
Wed Jun 18 1969, 7:05 PM EDT
Att: 10,166 - Unknown

AB 30
R 1
H 5
RBI 0
BB 1
SO 3
LOB 10



Batter	1	2	3	4	5	6	7	8	9	10	11	12	AB	R	H	RBI	BB	SO	LOB	TOP				
Bobby Bonds, R OBP: 0.372, SLG: 0.455 (1.9)													6	1	2	0	0	1	3					
Ron Hunt, R OBP: 0.345, SLG: 0.312 (1.4)													5	1	1	1	0	1	2					
Willie Mays, R OBP: 0.386, SLG: 0.473 (1.8)													4	1	1	0	1	1	2					
Willie McCovey, L OBP: 0.475, SLG: 0.772 (1.3)													5	0	2	2	0	0	2					
Jim Ray Hart, R OBP: 0.326, SLG: 0.291 (5.7)													3	0	0	0	0	1	2					
Ken Henderson, S OBP: 0.263, SLG: 0.341 (5.7)													2	0	0	0	0	1	1					
Jim Davenport, R OBP: 0.323, SLG: 0.338 (1.5)													5	0	1	0	0	1	1					
Dick Dietz, R OBP: 0.390, SLG: 0.358 (1.2)													4	0	1	0	1	1	2					
Hal Lanier, R OBP: 0.261, SLG: 0.263 (1.6)													5	0	1	0	0	0	1					
Mike McCormick, L OBP: 0.232, SLG: 0.409 (9.1)													3	0	0	0	0	1	2					
Frank Linzy, R OBP: 0.214, SLG: 0.083 (9.1)													2	0	1	0	0	0	0					
Inning Stats	R: 1 E: 0 K: 0 S: 4	H: 2 LOB: 0 BB: 0 P: 4	R: 0 E: 1 K: 0 S: 4	H: 1 LOB: 1 BB: 0 P: 4	R: 2 E: 1 K: 2 S: 9	H: 2 LOB: 1 BB: 1 P: 13	R: 0 E: 0 K: 1 S: 6	H: 1 LOB: 2 BB: 1 P: 10	R: 0 E: 0 K: 1 S: 6	H: 0 LOB: 0 BB: 0 P: 6	R: 0 E: 0 K: 1 S: 5	H: 0 LOB: 0 BB: 0 P: 5	R: 0 E: 0 K: 0 S: 3	H: 0 LOB: 0 BB: 0 P: 3	R: 0 E: 0 K: 1 S: 6	H: 1 LOB: 1 BB: 0 P: 6	R: 0 E: 0 K: 0 S: 4	H: 2 LOB: 1 BB: 0 P: 4	R: 0 E: 0 K: 0 S: 3	H: 0 LOB: 0 BB: 0 P: 3	1B: 8 2B: 1 3B: 1 HR: 0	SF: 0 SAC: 0 DP: 3 HBP: 0	WP: 0 PB: 0 SB: 0 CS: 0	PA: 46
PITCHER	IP WLS BF	H R ER SO	BB IBB HBP BLK	WP HR S P	ERA WHIP	PITCHER																		
Ron Reed, R ERA: 3.86 (1.1)	29	7	3	6	0	0	0	0	0	0	0	0	0	0	0	0	0	0	0	0	3.86	1.286		
Gary Neibauer, R ERA: 4.66 (8.1)	7	1	0	1	0	0	0	0	0	0	0	0	0	0	0	0	0	0	0	0	0.00	0.500		
Cecil Upshaw, R ERA: 2.7 (10.1)	10	2	0	1	0	0	0	0	0	0	0	0	0	0	0	0	0	0	0	0	0.00	0.667		

San Francisco Giants @ Atlanta Braves
Atlanta Stadium, Atlanta, GA
Fri Jun 20 1969, 7:05 PM EDT
Att. 20,490 - Unknown

AB 44
R 3
H 10
RBI 3
BB 2
SO 8
LOB 18



Batter	1	2	3	4	5	6	7	8	9	10	11	12	AB	R	H	RBI	BB	SO	LOB	BOTTOM						
Felix Millan, R OBP: 0.321, SLG: 0.378 (1.4)													5	0	1	0	0	0	1							
Tony Gonzalez, L OBP: 0.316, SLG: 0.324 (1.8)													4	0	0	0	1	1	1							
Hank Aaron, R OBP: 0.438, SLG: 0.670 (1.9)													4	0	0	0	1	0	1							
Orlando Cepeda, R OBP: 0.323, SLG: 0.452 (2.3)													1	0	0	0	0	0	1							
Tommie Aaron, R OBP: 0.375, SLG: 0.381 (2.3)													4	1	1	0	0	1	0							
Rico Carty, R OBP: 0.459, SLG: 0.635 (1.7)													4	1	1	1	1	0	0							
Bob Aspromonte, R OBP: 0.336, SLG: 0.300 (1.5)													5	1	2	2	0	0	0							
Bob Tillman, R OBP: 0.280, SLG: 0.333 (1.2)													4	1	1	1	1	0	2							
Gl Garrido, R OBP: 0.267, SLG: 0.333 (1.6)													4	0	1	0	0	0	3							
Ron Reed, R OBP: 0.121, SLG: 0.094 (7. PH)													2	0	1	0	0	0	0							
Clete Boyer, R OBP: 0.296, SLG: 0.348 (8.1)													1	0	0	0	0	0	1							
Gary Neibauer, R OBP: 0.296, SLG: 0.348 (8.1)													0	0	0	0	0	0	0							
Cecil Upshaw, R OBP: 0.280, SLG: 0.714 (10.1)													0	0	0	0	0	0	0							
Sonny Jackson, L OBP: 0.343, SLG: 0.357 (10.6)													1	0	0	0	0	1	0							
Inning Stats	R: 0 E: 0 K: 0 S: 3	H: 0 LOB: 1 BB: 1 P: 7	R: 0 E: 0 K: 0 S: 3	H: 0 LOB: 1 BB: 1 P: 7	R: 0 E: 0 K: 0 S: 3	H: 1 LOB: 0 BB: 0 P: 3	R: 1 E: 0 K: 0 S: 5	H: 2 LOB: 2 BB: 1 P: 9	R: 0 E: 0 K: 0 S: 3	H: 1 LOB: 0 BB: 0 P: 3	R: 0 E: 0 K: 1 S: 5	H: 0 LOB: 0 BB: 0 P: 5	R: 0 E: 0 K: 0 S: 2	H: 0 LOB: 0 BB: 0 P: 6	R: 2 E: 0 K: 0 S: 5	H: 2 LOB: 0 BB: 0 P: 5	R: 0 E: 0 K: 2 S: 7	H: 0 LOB: 0 BB: 0 P: 7	R: 0 E: 0 K: 0 S: 3	H: 0 LOB: 0 BB: 0 P: 3	R: 1 E: 0 K: 0 S: 2	H: 1 LOB: 0 BB: 0 P: 2	1B: 3 2B: 2 3B: 0 HR: 3	SF: 0 SAC: 0 DP: 3 HBP: 0	WP: 0 PB: 0 SB: 0 CS: 0	PA: 43
PITCHER	IP WLS BF	H R ER SO	BB IBB HBP BLK	WP HR S P	ERA WHIP	PITCHER																				
Mike McCormick, L ERA: 2.25 (1.1)	8.1	7	3	1	4	0	0	0	0	0	0	0	0	0	0	0	0	0	0	0	3.24	1.320				
Frank Linzy, R ERA: 2.93 (9.1)	3.0	1	1	2	0	0	0	0	0	0	0	0	0	0	0	0	0	0	0	0	3.00	0.333				

San Francisco Giants @ Atlanta Braves
Atlanta Stadium, Atlanta, GA
Fri Jun 20 1969, 7:05 PM EDT
Att. 20,490 - Unknown

AB 39
R 4
H 8
RBI 4
BB 4
SO 3
LOB 10



Batter	1	2	3	4	5	6	7	8	9	AB	R	H	RBI	BB	SO	LOB	TOP										
Bobby Bonds, R OBP: 0.376, SLG: 0.475 (1, 9)										5	3	3	1	0	1	0	San Francisco Giants @ Atlanta Braves Atlanta Stadium, Atlanta, GA Sat Jun 21 1969, 3:33 AM EDT Att: 33,206 - Unknown										
Ron Hunt, R OBP: 0.356, SLG: 0.322 (1, 4)										4	1	3	0	1	0	1											
Willie Mays, R OBP: 0.386, SLG: 0.490 (1, 8)										4	1	2	4	0	0	2											
Willie McCovey, L OBP: 0.469, SLG: 0.758 (1, 3)										5	0	1	0	0	0	5											
Jim Ray Hart, R OBP: 0.324, SLG: 0.283 Ken Henderson, S OBP: 0.263, SLG: 0.341 (1, 7) (7, 7)										3	0	0	0	1	0	0											
Jim Davenport, R OBP: 0.321, SLG: 0.342 (1, 5)										4	1	1	0	0	1	3											
Dick Dietz, R OBP: 0.385, SLG: 0.347 (1, 2)										3	0	0	0	1	1	1											
Hal Lanier, R OBP: 0.265, SLG: 0.269 (1, 6)										3	1	2	1	0	0	0											
Bobby Bolin, R OBP: 0.240, SLG: 0.143 (1, 1)										3	0	0	0	0	0	2											
Inning Stats	R: 1 E: 0 K: 0 S: 4	H: 2 LOB: 0 BB: 0 P: 4	R: 0 E: 0 K: 0 S: 4	H: 1 LOB: 2 BB: 1 P: 8	R: 0 E: 0 K: 1 S: 7	H: 2 LOB: 3 BB: 1 P: 11	R: 0 E: 0 K: 1 S: 5	H: 0 LOB: 0 BB: 0 P: 5	R: 0 E: 1 K: 0 S: 4	H: 1 LOB: 1 BB: 0 P: 4	R: 0 E: 0 K: 1 S: 5	H: 0 LOB: 0 BB: 0 P: 5	R: 4 E: 0 K: 0 S: 6	H: 4 LOB: 0 BB: 1 P: 10	R: 1 E: 0 K: 0 S: 4	H: 1 LOB: 0 BB: 0 P: 4		R: 1 E: 0 K: 0 S: 4	H: 1 LOB: 0 BB: 0 P: 4	1B: 8 2B: 2 3B: 0 HR: 2	SF: 2 SAC: 1 DP: 2 HBP: 0	WP: 1 PB: 0 SB: 1 CS: 0	PA: 40				
PITCHER	IP	WLS	BF	H	R	ER	SO	BB	IBB	HBP	BLK	WP	HR	S	P	ERA	WHIP										
Phil Niekro, R ERA: 2.04 Paul Doyle, L ERA: 3.95 Claude Raymond, R ERA: 8.53 (1, 1) (7, 1) (9, 1)	6.1	L	30	9	5	5	3	3	0	0	0	1	2	33	45	7.11	1.895										

Batter	1	2	3	4	5	6	7	8	9	AB	R	H	RBI	BB	SO	LOB	BOTTOM											
Felix Millan, R OBP: 0.317, SLG: 0.372 (1, 4)										4	0	0	0	0	0	0	San Francisco Giants @ Atlanta Braves Atlanta Stadium, Atlanta, GA Sat Jun 21 1969, 3:33 AM EDT Att: 33,206 - Unknown											
Tony Gonzalez, L OBP: 0.315, SLG: 0.322 (1, 8)									4	1	1	0	0	1	0													
Hank Aaron, R OBP: 0.431, SLG: 0.658 (1, 9)										4	0	0	0	0	1													
Orlando Cepeda, R OBP: 0.321, SLG: 0.446 (1, 3)										3	0	0	0	1	1													
Rico Carty, R OBP: 0.462, SLG: 0.625 (1, 7)										4	0	2	0	0	0	1												
Bob Aspromonte, R OBP: 0.333, SLG: 0.385 (1, 5)										4	0	1	1	0	0	2												
Sonny Jackson, L OBP: 0.343, SLG: 0.353 (1, 6)										2	0	0	0	1	0	3												
Bob Didier, S OBP: 0.250, SLG: 0.270 (1, 2)										3	0	0	0	0	0	1												
Phil Niekro, R OBP: 0.125, SLG: 0.128 Paul Doyle, L Tommye Aaron, R OBP: 0.367, SLG: 0.372 Claude Raymond, R (1, 1) (7, 1) (8, PH) (9, 1)	9.0	W	33	4	1	1	2	2	0	0	0	0	0	35	43	1.00		0.667										
PITCHER	IP	WLS	BF	H	R	ER	SO	BB	IBB	HBP	BLK	WP	HR	S	P	ERA		WHIP										
Bobby Bolin, R ERA: 4.88 (1, 1)	9.0	W	33	4	1	1	2	2	0	0	0	0	0	35	43	1.00	0.667											

AB	34
R	7
H	12
RBI	6
BB	3
SO	3
LOB	14



AB	31
R	1
H	4
RBI	1
BB	2
SO	2
LOB	9



Batter	1	2	3	4	5	6	7	8	9	AB	R	H	RBI	BB	SO	LOB	TOP			
Bobby Bonds, R OBP: 0.376, SLG: 0.471 (1,9)	5-3			6-3	HBP		6-3		F7	4	0	1	0	0	0	0	San Francisco Giants @ Atlanta Braves Atlanta Stadium, Atlanta, GA Sun Jun 22 1969, 3:33 AM EDT Unknown			
Ron Hunt, R OBP: 0.348, SLG: 0.313 (1,4)	F9			6-3	G3		6-3		F8	5	0	0	0	0	0	2				
Willie Mays, R OBP: 0.384, SLG: 0.485 (1,8)	3-1			1B	1B		F3		K	4	1	1	0	0	1	1				
Willie McCovey, L OBP: 0.474, SLG: 0.772 (1,3)		G6-4-3		1B	1B		3-1		HR	3	1	2	1	1	0	0				
Jim Ray Hart, R OBP: 0.331, SLG: 0.301 (1,7)		BB		1B	1B				HR	3	1	2	1	0	0	1				
Ken Henderson, S OBP: 0.268, SLG: 0.370 (6,7)		G6-4-3		1B	1B		2B		HR	1	1	1	1	0	0	0				
Jim Davenport, R OBP: 0.325, SLG: 0.349 (1,5)		F9		5-3			2B		CS	3	0	1	1	1	0	2				
Jack Hiatt, R OBP: 0.349, SLG: 0.387 (1,2)				G3-6	HR		FC4-6		K	2	1	1	1	2	1	1				
Hal Lanier, R OBP: 0.261, SLG: 0.264 (1,6)				G3-6	3-1		FC4-6		F7	4	0	0	0	0	0	3				
Juan Marichal, R OBP: 0.205, SLG: 0.220 (1,1)				5-3	6-3		K		1-3	4	0	0	0	0	1	0				
Inning Stats	R: 0 E: 0 K: 0 S: 3	H: 0 LOB: 0 BB: 0 P: 3	R: 0 E: 0 K: 0 S: 2	H: 0 LOB: 0 BB: 1 P: 6	R: 0 E: 0 K: 0 S: 2	H: 3 LOB: 2 BB: 0 P: 6	R: 1 E: 0 K: 0 S: 6	H: 1 LOB: 1 BB: 0 P: 5	R: 1 E: 0 K: 0 S: 5	H: 2 LOB: 2 BB: 0 P: 9	R: 0 E: 0 K: 1 S: 8	H: 1 LOB: 1 BB: 0 P: 8	R: 2 E: 0 K: 1 S: 6	H: 2 LOB: 0 BB: 1 P: 10	R: 0 E: 0 K: 0 S: 3	H: 0 LOB: 0 BB: 0 P: 3	1B: 4 2B: 3 3B: 0 HR: 3	SF: 0 SAC: 0 DP: 3 HBP: 1	WP: 0 PB: 0 SB: 1 CS: 1	PA: 38
PITCHER	IP	WLS	BF	H	R	ER	SO	BB	IBB	HBP	BLK	WP	HR	S	P	ERA	WHIP			
Milt Pappas, R ERA: 3.5 (1,1)	6.0	L	26	6	3	3	0	2	1	1	0	0	1	22	35	4.50	1.333			
Gary Neibauer, R ERA: 5.09 (7,1)	2.0		9	3	2	2	3	1	0	0	0	0	2	14	18	9.00	2.000			
Claude Raymond, R ERA: 8.1 (9,1)	1.0		3	0	0	0	0	0	0	0	0	0	0	3	3	0.00	0.000			

Batter	1	2	3	4	5	6	7	8	9	AB	R	H	RBI	BB	SO	LOB	BOTTOM			
Sonny Jackson, L OBP: 0.337, SLG: 0.347 (1,6)	K		F4			F8		1-3		4	0	0	0	0	1	0	San Francisco Giants @ Atlanta Braves Atlanta Stadium, Atlanta, GA Sun Jun 22 1969, 3:33 AM EDT Unknown			
Tony Gonzalez, L OBP: 0.309, SLG: 0.316 (1,8)	F7		3-1			F6		F5	4	0	0	0	0	0	0	0				
Hank Aaron, R OBP: 0.432, SLG: 0.654 (1,9)	1B			FC6	BB	F7		F2	3	0	1	0	1	0	0	0				
Orlando Cepeda, R OBP: 0.324, SLG: 0.460 (1,3)	F8			FC6	CS	BB	1B	HR	4	1	2	1	0	0	2	2				
Rico Carty, R OBP: 0.478, SLG: 0.621 (1,7)		5-3		F9		BB	BB	1B	2	0	1	0	2	0	1	1				
Bob Aspromonte, R OBP: 0.331, SLG: 0.381 (1,5)	F7			5-3		F8		FC6-4	4	0	1	0	0	0	3	3				
Felix Millan, R OBP: 0.312, SLG: 0.366 (1,4)	5-3			5-3		F6		FC6-4	4	0	0	0	0	0	5	5				
Bob Tillman, R OBP: 0.272, SLG: 0.323 (1,2)	5-3			F7		5-3		5-3	3	0	0	0	0	0	1	1				
Milt Pappas, R OBP: 0.212, SLG: 0.233 (1,1)			5-3			F5		F7	1	0	0	0	0	0	0	0				
Tommye Aaron, R OBP: 0.360, SLG: 0.364 (6,PH)										0	0	0	0	0	0	0				
Gary Neibauer, R OBP: 0.388, SLG: 0.404 (8,PH)										0	0	0	0	0	0	0				
Tito Francona, L OBP: 0.388, SLG: 0.404 (8,PH)										0	0	0	0	0	0	0				
Claude Raymond, R ERA: 8.1 (9,1)										0	0	0	0	0	0	0				
Inning Stats	R: 0 E: 0 K: 1 S: 6	H: 1 LOB: 1 BB: 0 P: 6	R: 0 E: 0 K: 0 S: 4	H: 1 LOB: 0 BB: 0 P: 4	R: 0 E: 0 K: 0 S: 3	H: 0 LOB: 0 BB: 0 P: 3	R: 0 E: 0 K: 0 S: 2	H: 0 LOB: 0 BB: 1 P: 6	R: 0 E: 0 K: 0 S: 3	H: 0 LOB: 0 BB: 0 P: 3	R: 0 E: 0 K: 0 S: 4	H: 1 LOB: 2 BB: 1 P: 8	R: 0 E: 0 K: 0 S: 3	H: 0 LOB: 0 BB: 0 P: 3	R: 1 E: 0 K: 0 S: 5	H: 2 LOB: 2 BB: 1 P: 9	1B: 4 2B: 0 3B: 0 HR: 1	SF: 0 SAC: 0 DP: 0 HBP: 0	WP: 0 PB: 0 SB: 1 CS: 1	PA: 34
PITCHER	IP	WLS	BF	H	R	ER	SO	BB	IBB	HBP	BLK	WP	HR	S	P	ERA	WHIP			
Juan Marichal, R ERA: 1.99 (1,1)	9.0	W	34	5	1	1	1	3	0	0	0	0	1	33	45	1.00	0.889			

Batter	1	2	3	4	5	6	7	8	9	AB	R	H	RBI	BB	SO	LOB	TOP								
Bobby Bonds, R OBP: 0.370, SLG: 0.462 (1, 8)	0-0 5-3	0-0 F4			0-0 F9		0-0 FC4-6		0-3 K	5	0	0	0	0	1	4	San Francisco Giants @ Atlanta Braves Atlanta Stadium, Atlanta, GA Sun Jun 22 1969, 3:38 AM EDT Att: 46,414 - Unknown								
Ron Hunt, R OBP: 0.344, SLG: 0.310 (1, 4)	0-0 1B		0-0 1-3		0-0 F9		0-0 F8		0-3 K	5	0	1	0	0	1	2									
Ken Henderson, S OBP: 0.288, SLG: 0.366 (1, 9)	0-3 K		0-0 G6-3 1B		0-0 F6			0-0 F7		4	0	1	0	0	1	1									
Willie McCovey, L OBP: 0.470, SLG: 0.760 (1, 3)	0-0 F4		0-0 G6-3		0-0 F8			4-0 G6-4-3 BB		3	0	0	0	1	0	2									
Jim Ray Hart, R OBP: 0.336, SLG: 0.296 (1, 7)		4-0 1B BB		4-0 FC6 BB		0-0 K		0-0 G6-4-3		2	1	0	0	2	1	1									
Bobby Etheridge, R OBP: 0.476, SLG: 0.510 (1, 5)	0-0 1B		0-0 K		0-0 K		4-0 HR BB		0-0 1B E	3	2	2	0	1	1	1									
Dick Dietz, R OBP: 0.389, SLG: 0.382 (1, 2)	0-3 K		0-0 F5		0-0 F5		0-0 HR		0-0 FC4-6 1B	4	1	2	2	0	1	3									
Hal Lanier, R OBP: 0.266, SLG: 0.266 (9, PH)	0-0 1B		0-0 FC6		0-0 FC6		4-0 FC4-6 BB		0-0 FC4-6 3B	2	0	1	1	1	0	1									
Bob Burda, L OBP: 0.279, SLG: 0.368 (9, PH)	1-2 2H 1B		1-2 2H 1B		1-2 2H 1B		0-0 K		0-0 2H 3B	1	1	0	0	0	0	1									
Rich Robertson, R (1, 1) Ron Herbel, R (2, 1) Don Mason, L (5, PH) Ron Kline, R (5, 1) Frank Linzy, R (7, PH) Willie Mays, R (9, PH)	0-0 F1		0-0 4-3		0-0 4-3		0-3 K		0-0 2H 3B	1	0	0	0	0	0	2									
Inning Stats	R: 0 E: 0 K: 1 S: 6	H: 1 LOB: 1 BB: 0 P: 6	R: 1 E: 0 K: 1 S: 7	H: 2 LOB: 2 BB: 1 P: 11	R: 0 E: 0 K: 0 S: 3	H: 1 LOB: 0 BB: 0 P: 3	R: 0 E: 0 K: 1 S: 5	H: 0 LOB: 1 BB: 1 P: 9	R: 0 E: 0 K: 0 S: 3	H: 0 LOB: 0 BB: 0 P: 3	R: 0 E: 0 K: 1 S: 5	H: 0 LOB: 0 BB: 0 P: 5	R: 2 E: 0 K: 1 S: 6	H: 1 LOB: 1 BB: 2 P: 14	R: 0 E: 0 K: 0 S: 2	H: 0 LOB: 0 BB: 1 P: 6	R: 2 E: 1 K: 2 S: 10	H: 3 LOB: 1 BB: 0 P: 10	1B: 6 2B: 0 3B: 1 HR: 1	SF: 0 SAC: 0 DP: 2 HBP: 0	WP: 0 PB: 0 SB: 1 CS: 0	PA: 38			
PITCHER	IP	WLS	BF	H	R	ER	SO	BB	IBB	HBP	BLK	WP	HR	S	P	ERA	WHIP								
Pat Jarvis, R (1, 1) ERA: 5.66	6.0		26	5	3	3	4	4	0	0	0	0	1	30	46	4.50	1.500								
Jim Britton, R (7, 1) ERA: 3.77	2.0	W	6	0	0	0	1	1	0	0	0	0	0	7	11	0.00	0.500								
Cecil Upshaw, R (9, 1) ERA: 3.07	1.0	S	6	3	2	2	2	0	0	0	0	0	0	10	10	18.00	3.000								

Batter	1	2	3	4	5	6	7	8	9	AB	R	H	RBI	BB	SO	LOB	BOTTOM								
Sonny Jackson, L OBP: 0.339, SLG: 0.348 (1, 6)	0-0 F6	0-0 S 1B		0-3 K			0-3 K	0-0 1B		5	1	2	1	0	2	0	San Francisco Giants @ Atlanta Braves Atlanta Stadium, Atlanta, GA Sun Jun 22 1969, 3:38 AM EDT Att: 46,414 - Unknown								
Tony Gonzalez, L OBP: 0.311, SLG: 0.315 (1, 8)	4-0 1B S BB	0-0 1B 1H 1B		0-3 K		0-0 K	0-0 F7	0-0 G5-3		4	0	1	1	1	1	2									
Mike Lum, L OBP: 0.351, SLG: 0.340 (9, 7)	0-0 F8	0-0 G6-4-3 1B		0-0 F9		0-0 F9				4	0	1	0	0	0	1									
Rico Carty, R OBP: 0.479, SLG: 0.607 (8, PR)	4-0 1B BB	0-0 G6-4-3		0-0 4-3				0-0 SH5-4 BB WP 1B		3	0	1	0	1	0	2									
Felipe Alou, R OBP: 0.351, SLG: 0.416 (9, 9)	1-2 BB	1-2 1B		0-0 4-3				4-0 WP SH5-4 1B BB		0	1	0	0	0	0	0									
Orlando Cepeda, R OBP: 0.327, SLG: 0.459 (1, 3)	0-0 FC6-4 1B		0-0 F8		0-0 F8		0-0 F8	4-0 WP SH5-4 1B BB		3	1	1	0	1	0	0									
Bob Aspromonte, R OBP: 0.339, SLG: 0.388 (1, 5)	0-0 FC6-4		0-0 CS 1B		0-0 1B		0-0 1B	0-0 SH5-4		3	0	2	0	0	0	3									
Clete Boyer, R OBP: 0.296, SLG: 0.348 (8, 5)	1-2 1B		0-0 CS 1B		0-0 1B		0-0 1B	1-2 2-3 1B		0	0	0	0	0	0	0									
Felix Millan, R OBP: 0.318, SLG: 0.370 (1, 4)		0-0 HR 1B	0-3 K		0-0 1B		0-0 1B	4-0 WP 1B IBB		3	2	2	0	1	1	1									
Bob Tillman, R OBP: 0.274, SLG: 0.354 (1, 2)	0-0 HR		0-0 HR		0-0 F8		0-3 K	4-0 1B BB		3	1	1	2	0	1	2									
Hank Aaron, R OBP: 0.434, SLG: 0.654 (8, PH) Bob Didier, S OBP: 0.250, SLG: 0.270 (9, 2)	0-0 HR		0-0 HR		0-0 F8		0-0 K	1-2 2-3 3H 1B BB		0	1	0	0	1	0	0									
Pat Jarvis, R OBP: 0.125, SLG: 0.129 (1, 1) Jim Britton, R (7, 1)	0-0 F9		0-0 K		0-0 K		0-0 5-3	0-0 G5-3 1B		3	0	0	0	0	1	2									
Tito Francona, L OBP: 0.397, SLG: 0.414 (8, PH) Cecil Upshaw, R OBP: 0.288, SLG: 0.714 (9, 1)	0-0 F9		0-0 K		0-0 K		0-0 5-3	1-3 2H 3H 1B		1	0	1	2	0	0	0									
Inning Stats	R: 0 E: 0 K: 0 S: 4	H: 1 LOB: 3 BB: 2 P: 12	R: 3 E: 0 K: 0 S: 7	H: 5 LOB: 1 BB: 0 P: 7	R: 0 E: 0 K: 1 S: 5	H: 1 LOB: 0 BB: 0 P: 5	R: 0 E: 0 K: 2 S: 7	H: 0 LOB: 0 BB: 0 P: 7	R: 0 E: 0 K: 1 S: 5	H: 2 LOB: 2 BB: 0 P: 7	R: 0 E: 0 K: 1 S: 5	H: 0 LOB: 0 BB: 0 P: 5	R: 0 E: 0 K: 1 S: 5	H: 0 LOB: 0 BB: 0 P: 5	R: 4 E: 0 K: 0 S: 5	H: 3 LOB: 1 BB: 3 P: 17	1B: 11 2B: 0 3B: 0 HR: 1	SF: 0 SAC: 1 DP: 2 HBP: 0	WP: 1 PB: 0 SB: 2 CS: 1	PA: 38					
PITCHER	IP	WLS	BF	H	R	ER	SO	BB	IBB	HBP	BLK	WP	HR	S	P	ERA	WHIP								
Rich Robertson, R (1, 1) ERA: 5.59	1.1		11	5	3	3	0	2	0	0	0	0	0	9	17	20.25	5.250								
Ron Herbel, R (2, 1) ERA: 4.04	2.2		8	2	0	0	3	0	0	0	0	0	0	14	14	0.00	0.750								
Ron Kline, R (5, 1) ERA: 5.89	2.0		8	2	0	0	2	0	0	0	0	0	0	12	12	0.00	1.000								
Frank Linzy, R (7, 1) ERA: 3.6	2.0	L	11	3	4	4	1	2	1	0	0	1	0	10	22	18.00	2.500								

AB	33
R	5
H	8
RBI	4
BB	5
SO	7
LOB	19



AB	32
R	7
H	12
RBI	6
BB	5
SO	6
LOB	13



Batter	1	2	3	4	5	6	7	8	9	AB	R	H	RBI	BB	SO	LOB	TOP			
Maury Wills, S OBP: 0.327, SLG: 0.288 John Purdin, R Len Gabrielson, L OBP: 0.325, SLG: 0.432	1-3		E5		F8		F8		K	4	0	0	0	0	0	2	Los Angeles Dodgers @ Atlanta Braves Atlanta Stadium, Atlanta, GA Tue Jun 24 1969, 7:05 PM EDT Att: 20,442 - Unknown			
Manny Mota, R OBP: 0.413, SLG: 0.432 Bill Russell, R OBP: 0.361, SLG: 0.417	F9								F9	4	0	3	1	0	0	0				
Willie Davis, L OBP: 0.317, SLG: 0.393	F9		4-3		F7					5	1	2	0	0	0	3				
Andy Kosco, R OBP: 0.294, SLG: 0.470		6-3								4	1	1	2	0	0	1				
Wes Parker, S OBP: 0.394, SLG: 0.481		K			HR					4	1	2	0	0	1	1				
Tom Haller, L OBP: 0.345, SLG: 0.392					FC4-6					4	0	0	0	0	0	4				
Jim Lefebvre, S OBP: 0.374, SLG: 0.312			5-3		FC4-6					4	0	1	2	0	0	1				
Ted Sizemore, R OBP: 0.301, SLG: 0.300					F9					3	1	2	0	1	0	1				
Don Drysdale, R Pete Mikkelsen, R Willie Crawford, L Joe Moeller, R Bill Sudakis, S			K						K	1	0	0	0	0	1	1				
Inning Stats	R: 0 E: 0 K: 0 S: 3	H: 0 LOB: 0 BB: 0 P: 3	R: 0 E: 0 K: 1 S: 5	H: 0 LOB: 0 BB: 0 P: 5	R: 1 E: 1 K: 1 S: 8	H: 2 LOB: 2 BB: 0 P: 8	R: 1 E: 0 K: 0 S: 5	H: 2 LOB: 1 BB: 0 P: 5	R: 0 E: 0 K: 1 S: 6	H: 1 LOB: 1 BB: 0 P: 6	R: 0 E: 0 K: 0 S: 4	H: 1 LOB: 1 BB: 0 P: 4	R: 3 E: 1 K: 0 S: 7	H: 3 LOB: 2 BB: 1 P: 11	R: 0 E: 0 K: 1 S: 6	H: 1 LOB: 1 BB: 0 P: 6		1B: 8 2B: 2 3B: 0 HR: 1	SF: 1 SAC: 0 DP: 1 HBP: 0	WP: 0 PB: 0 SB: 0 CS: 0
PITCHER	IP WLS BF H R ER SO BB IBB HBP BLK WP HR S P ERA WHIP																			
Ron Reed, R ERA: 3.75 Jim Britton, R ERA: 3.45	(1, 1) (8, 1)	7.2 S	34 6	10 1	5 0	2 0	3 1	0 1	0 0	0 0	0 0	0 0	0 0	0 7	40 11	2.35 0.00	1.304 1.500			

Batter	1	2	3	4	5	6	7	8	9	AB	R	H	RBI	BB	SO	LOB	BOTTOM			
Felipe Alou, R OBP: 0.342, SLG: 0.405	6-3	FC4-6		F7		4-3		F7		5	0	0	0	0	0	3	Los Angeles Dodgers @ Atlanta Braves Atlanta Stadium, Atlanta, GA Tue Jun 24 1969, 7:05 PM EDT Att: 20,442 - Unknown			
Tony Gonzalez, L OBP: 0.321, SLG: 0.321	P5									2	1	1	1	3	0	0				
Hank Aaron, R OBP: 0.431, SLG: 0.639	P4									3	0	0	0	2	0	2				
Rico Carty, R OBP: 0.481, SLG: 0.725 Tommye Aaron, R OBP: 0.346, SLG: 0.348										4	3	3	3	0	0	1				
Bob Aspromonte, R OBP: 0.331, SLG: 0.371										5	1	1	0	0	0	4				
Felix Milten, R OBP: 0.316, SLG: 0.368										3	2	0	0	1	0	1				
Bob Tillman, R OBP: 0.301, SLG: 0.406										3	1	2	4	1	1	0				
Gil Garrido, R OBP: 0.250, SLG: 0.300										4	0	0	0	0	1	3				
Ron Reed, R OBP: 0.162, SLG: 0.167 Jim Britton, R ERA: 7.0										4	1	2	1	0	1	2				
Inning Stats	R: 0 E: 0 K: 0 S: 3	H: 0 LOB: 0 BB: 0 P: 3	R: 2 E: 0 K: 0 S: 6	H: 3 LOB: 2 BB: 1 P: 10	R: 5 E: 0 K: 0 S: 5	H: 2 LOB: 0 BB: 3 P: 17	R: 0 E: 0 K: 0 S: 3	H: 0 LOB: 1 BB: 1 P: 7	R: 0 E: 0 K: 1 S: 5	H: 0 LOB: 0 BB: 0 P: 5	R: 1 E: 0 K: 1 S: 7	H: 2 LOB: 1 BB: 0 P: 7	R: 1 E: 1 K: 1 S: 8	H: 2 LOB: 2 BB: 0 P: 8	R: 0 E: 0 K: 0 S: 3	H: 0 LOB: 2 BB: 2 P: 11		1B: 3 2B: 3 3B: 0 HR: 3	SF: 0 SAC: 0 DP: 0 HBP: 0	WP: 1 PB: 0 SB: 0 CS: 0
PITCHER	IP WLS BF H R ER SO BB IBB HBP BLK WP HR S P ERA WHIP																			
Don Drysdale, R ERA: 5.35 Pete Mikkelsen, R ERA: 3.62 Joe Moeller, R ERA: 3.18 John Purdin, R ERA: 7.0	(1, 1) (3, 1) (5, 1) (7, 1)	2.0 9 8 11	L 9 2 11	13 1 2 2	4 2 1 1	5 2 1 1	5 0 2 1	0 1 0 1	0 0 0 0	0 0 0 1	0 1 0 1	10 7 12 11	22 15 12 19	2.00 9.00 4.50 4.50	3.500 1.000 1.000 2.000					



Batter	1	2	3	4	5	6	7	8	9	AB	R	H	RBI	BB	SO	LOB	TOP			
Maury Wills, S OBP: 0.326, SLG: 0.287 (1, 6)	F5			1B	G3		G3			4	1	1	1	0	0	2	Los Angeles Dodgers @ Atlanta Braves Atlanta Stadium, Atlanta, GA Wed Jun 25 1969, 7:05 PM EDT Att: 21,255 - Unknown			
Manny Mota, R OBP: 0.409, SLG: 0.427 (1, 7) (8, 9)	K			1B	K			6-3		4	0	1	0	0	2	1				
Willie Davis, L OBP: 0.327, SLG: 0.424 (1, 8)	L3			1B				1B		4	1	3	2	0	0	0				
Andy Kosco, R OBP: 0.290, SLG: 0.465 Willie Crawford, L OBP: 0.320, SLG: 0.416 (8, PH) (8, 7)		K		K				1B		3	0	0	0	0	2	2				
Wes Parker, S OBP: 0.388, SLG: 0.471 (1, 3)		K		K				1B		1	0	1	0	0	0	0				
Tom Haller, L OBP: 0.344, SLG: 0.389 (1, 2)				4-3						4	0	0	0	0	2					
Jim Lefebvre, S OBP: 0.305, SLG: 0.302 (1, 5)				4-3						4	0	0	0	0	1	0				
Ted Sizemore, R OBP: 0.304, SLG: 0.304 (1, 4)				5-3						4	1	2	0	0	0	0				
Claude Osteen, L OBP: 0.250, SLG: 0.234 Al McBean, R OBP: 0.200, SLG: 0.200 (8, 1)				K						3	0	1	0	0	1	1				
										0	0	0	0	0	0	0				
Inning Stats	R: 0 E: 0 K: 1 S: 5	H: 0 LOB: 0 BB: 0 P: 5	R: 0 E: 0 K: 2 S: 7	H: 0 LOB: 0 BB: 0 P: 7	R: 0 E: 0 K: 2 S: 5	H: 3 LOB: 2 BB: 0 P: 10	R: 1 E: 0 K: 2 S: 10	H: 2 LOB: 1 BB: 0 P: 7	R: 1 E: 0 K: 0 S: 4	H: 2 LOB: 0 BB: 0 P: 4	R: 0 E: 0 K: 1 S: 6	H: 1 LOB: 1 BB: 0 P: 6	R: 0 E: 0 K: 0 S: 4	H: 2 LOB: 1 BB: 0 P: 4	R: 0 E: 0 K: 0 S: 3	H: 0 LOB: 0 BB: 0 P: 3	1B: 9 2B: 0 3B: 0 HR: 1	SF: 0 SAC: 0 DP: 1 HBP: 0	WP: 0 PB: 1 SB: 0 CS: 0	PA: 36
PITCHER Phil Niekro, R ERA: 2.11 (1, 1)	IP: 9.0 WLS: W BF: 35 H: 10 R: 3 ER: 3 SO: 8 BB: 0 IBB: 0 HBP: 0 BLK: 0 WP: 0 HR: 1 S: 51 P: 51 ERA: 3.00 WHIP: 1.111															PITCHER				

Batter	1	2	3	4	5	6	7	8	9	AB	R	H	RBI	BB	SO	LOB	BOTTOM			
Felipe Alou, R OBP: 0.335, SLG: 0.397 (1, 8)	6-3	4-3			5-3		6-3			4	0	0	0	0	0	1	Los Angeles Dodgers @ Atlanta Braves Atlanta Stadium, Atlanta, GA Wed Jun 25 1969, 7:05 PM EDT Att: 21,255 - Unknown			
Felix Milan, R OBP: 0.315, SLG: 0.366 (1, 4)		4-3			K		F9			4	0	1	0	0	1	1				
Hank Aaron, R OBP: 0.429, SLG: 0.645 (1, 9)	FC6-4			5-3	5-3			HR		4	2	1	1	0	0	1				
Rico Carty, R OBP: 0.482, SLG: 0.712 Sonny Jackson, L OBP: 0.335, SLG: 0.344 (9, 6)		4-3		4-3			6-3			4	1	2	0	0	0	0				
Orlando Cepeda, R OBP: 0.328, SLG: 0.470 (1, 3)				F3						4	1	2	3	0	0	1				
Bob Aspromonte, R OBP: 0.336, SLG: 0.370 (1, 5)				4-3	5-3			1B		3	1	1	0	1	0	1				
Bob Didier, S OBP: 0.265, SLG: 0.280 (1, 2)				FC6				1B		3	0	2	0	1	0	1				
Gil Garrido, R OBP: 0.261, SLG: 0.304 Tony Gonzalez, L OBP: 0.324, SLG: 0.324 (8, PH) (9, 7)				SH2-4	FC1-4		FC5			3	0	1	0	0	0	3				
Phil Niekro, R OBP: 0.116, SLG: 0.119 (1, 1)				SH2-4	5-3		4-3			3	0	0	0	0	1	3				
Inning Stats	R: 3 E: 0 K: 0 S: 6	H: 3 LOB: 1 BB: 1 P: 10	R: 0 E: 0 K: 0 S: 4	H: 1 LOB: 1 BB: 0 P: 4	R: 0 E: 0 K: 0 S: 3	H: 0 LOB: 0 BB: 0 P: 3	R: 0 E: 0 K: 0 S: 4	H: 1 LOB: 1 BB: 0 P: 4	R: 0 E: 0 K: 1 S: 5	H: 0 LOB: 0 BB: 0 P: 5	R: 0 E: 0 K: 0 S: 4	H: 1 LOB: 2 BB: 1 P: 8	R: 0 E: 0 K: 0 S: 3	H: 0 LOB: 0 BB: 0 P: 3	R: 2 E: 0 K: 1 S: 9	H: 5 LOB: 5 BB: 0 P: 9	1B: 8 2B: 1 3B: 0 HR: 2	SF: 0 SAC: 1 DP: 1 HBP: 0	WP: 1 PB: 0 SB: 0 CS: 0	PA: 36
PITCHER Claude Osteen, L ERA: 2.73 Al McBean, R ERA: 3.34 (8, 1)	IP: 0.1 WLS: L BF: 2 H: 1 R: 0 ER: 0 SO: 1 BB: 0 IBB: 0 HBP: 0 BLK: 0 WP: 1 HR: 0 S: 4 P: 4 ERA: 0.00 WHIP: 3.000															PITCHER				

Batter	1	2	3	4	5	6	7	8	9	AB	R	H	RBI	BB	SO	LOB	TOP								
Felipe Alou, R OBP: 0.337, SLG: 0.394 (1, 8)										4	0	1	0	1	0	0	Atlanta Braves @ Houston Astros Astrodome, Houston, TX Fri Jun 27 1969, 8:05 PM EDT Att. 24,580 - Dome								
Felix Milten, R OBP: 0.319, SLG: 0.372 (1, 4)										5	2	3	0	0	0	2									
Hank Aaron, R OBP: 0.432, SLG: 0.660 (1, 9)										4	2	3	2	1	0	1									
Rico Carty, R OBP: 0.484, SLG: 0.691 (1, 7)										5	0	3	2	0	0	4									
Orlando Cepeda, R OBP: 0.326, SLG: 0.465 (1, 3)										4	0	1	0	1	1	5									
Bob Aspromonte, R OBP: 0.317, SLG: 0.348 (1, 5)										5	0	0	0	0	0	4									
Bob Tillman, R OBP: 0.294, SLG: 0.393 (1, 2)										4	0	1	0	0	2	0									
Gil Garrido, R OBP: 0.231, SLG: 0.269 (8, FH)										3	0	0	0	0	1	1									
Sonny Jackson, L OBP: 0.333, SLG: 0.339 (8, 6)										0	0	0	0	1	0	0									
Jim Britton, R OBP: 0.286, SLG: 0.714 (7, 1)										0	0	0	0	0	0	0									
Inning Stats	R: 1 E: 0 K: 0 S: 5	H: 2 LOB: 1 BB: 0 P: 5	R: 0 E: 0 K: 2 S: 7	H: 0 LOB: 0 BB: 0 P: 7	R: 0 E: 0 K: 1 S: 7	H: 2 LOB: 3 BB: 1 P: 11	R: 0 E: 0 K: 1 S: 6	H: 1 LOB: 1 BB: 0 P: 6	R: 2 E: 0 K: 1 S: 8	H: 3 LOB: 1 BB: 0 P: 8	R: 0 E: 0 K: 0 S: 3	H: 0 LOB: 0 BB: 0 P: 3	R: 1 E: 0 K: 0 S: 5	H: 2 LOB: 2 BB: 1 P: 9	R: 0 E: 0 K: 1 S: 5	H: 0 LOB: 1 BB: 2 P: 13	R: 0 E: 0 K: 0 S: 4	H: 2 LOB: 1 BB: 0 P: 4	1B: 8 2B: 3 3B: 0 HR: 1	SF: 0 SAC: 1 DP: 1 HBP: 0	WP: 0 PB: 0 SB: 0 CS: 0	PA: 42			
PITCHER	IP	WLS	BF	H	R	ER	SO	BB	IBB	HBP	BLK	WP	HR	S	P	ERA	WHIP								
Denny Lemaster, L ERA: 3.43 (1, 1)	6.2		31	10	4	4	5	1	0	0	0	0	1	40	44	5.40	1.650								
Jim Ray, R ERA: 3.52 (7, 1)	1.0		6	0	0	0	1	3	0	0	0	0	0	5	17	0.00	3.000								
Fred Gladding, R ERA: 2.27 (8, 1)	1.1	W	5	2	0	0	0	0	0	0	0	0	0	5	5	0.00	1.500								

Batter	1	2	3	4	5	6	7	8	9	AB	R	H	RBI	BB	SO	LOB	BOTTOM								
Sandy Valdespino, L OBP: 0.426, SLG: 0.375 (1, 7)										3	1	1	0	2	1	3	Atlanta Braves @ Houston Astros Astrodome, Houston, TX Fri Jun 27 1969, 8:05 PM EDT Att. 24,580 - Dome								
Joe Morgan, L OBP: 0.391, SLG: 0.374 (1, 4)										3	0	0	1	2	0	3									
Jimmy Wynn, R OBP: 0.412, SLG: 0.519 (1, 8)										3	0	2	3	2	1	1									
Denis Menke, R OBP: 0.403, SLG: 0.450 (1, 6)										4	0	1	0	1	2	5									
Johnny Edwards, L OBP: 0.270, SLG: 0.291 (1, 2)										5	0	0	0	0	1	8									
Curt Blefary, L OBP: 0.362, SLG: 0.363 (1, 3)										5	1	2	0	0	0	0									
Gary Geiger, L OBP: 0.357, SLG: 0.325 (1, 9)										2	1	0	0	2	0	1									
Doug Rader, R OBP: 0.315, SLG: 0.342 (1, 5)										3	1	0	0	1	0	2									
Fred Gladding, L OBP: 0.279, SLG: 0.225 (8, 1)										0	0	0	0	0	0	0									
Julio Gotay, R OBP: 0.279, SLG: 0.225 (9, FH)										1	0	0	0	0	0	1									
Denny Lemaster, R OBP: 0.268, SLG: 0.342 (1, 1)										2	0	0	0	1	0	2									
Jim Ray, R OBP: 0.222, SLG: 0.222 (7, 1)										0	0	0	0	0	0	0									
Marty Martinez, S OBP: 0.346, SLG: 0.400 (8, 5)										1	1	1	1	1	0	0									
Inning Stats	R: 0 E: 0 K: 2 S: 7	H: 0 LOB: 2 BB: 2 P: 15	R: 3 E: 0 K: 0 S: 4	H: 1 LOB: 3 BB: 5 P: 24	R: 0 E: 0 K: 0 S: 4	H: 1 LOB: 2 BB: 1 P: 8	R: 0 E: 0 K: 2 S: 7	H: 0 LOB: 1 BB: 1 P: 11	R: 0 E: 0 K: 0 S: 3	H: 0 LOB: 0 BB: 0 P: 3	R: 0 E: 0 K: 0 S: 4	H: 1 LOB: 2 BB: 1 P: 8	R: 0 E: 0 K: 0 S: 3	H: 0 LOB: 1 BB: 1 P: 7	R: 1 E: 1 K: 1 S: 7	H: 2 LOB: 2 BB: 1 P: 11	R: 0 E: 0 K: 0 S: 4	H: 2 LOB: 1 BB: 0 P: 4	1B: 5 2B: 2 3B: 0 HR: 0	SF: 0 SAC: 1 DP: 0 HBP: 0	WP: 0 PB: 0 SB: 0 CS: 0	PA: 45			
PITCHER	IP	WLS	BF	H	R	ER	SO	BB	IBB	HBP	BLK	WP	HR	S	P	ERA	WHIP								
Jim Britton, R ERA: 4.67 (1, 1)	1.2		12	1	3	3	2	6	0	0	0	0	0	10	34	16.20	4.200								
Gary Neibauer, R ERA: 4.1 (2, 1)	5.0		22	2	0	0	2	5	0	0	0	0	0	21	41	0.00	1.400								
Cecil Upshaw, R ERA: 3.27 (7, 1)	2.0	L	11	4	2	2	1	1	0	0	0	0	0	12	16	9.00	2.500								



Batter	1	2	3	4	5	6	7	8	9	AB	R	H	RBI	BB	SO	LOB	TOP		
Felipe Alou, R OBP: 0.333, SLG: 0.389 (1, 9)										5	0	1	0	0	1	3	Atlanta Braves @ Houston Astros Astrodome, Houston, TX Sat Jun 28 1969, 8:05 PM EDT Att: 33,331 - Dome		
Sonny Jackson, L OBP: 0.338, SLG: 0.342 (1, 6)										4	1	2	0	1	0	2			
Tony Gonzalez, L OBP: 0.320, SLG: 0.323 (1, 8)										3	1	1	1	1	0	2			
Rico Carty, R OBP: 0.474, SLG: 0.667 Mike Lum, L OBP: 0.333, SLG: 0.321 (1, 7) (6, 7)										3	1	0	0	1	1	6			
Orlando Cepeda, R OBP: 0.331, SLG: 0.472 (1, 3)										5	1	3	1	0	1	1			
Felix Milten, R OBP: 0.321, SLG: 0.370 (1, 4)										4	0	1	2	1	0	2			
Clete Boyer, R OBP: 0.299, SLG: 0.350 (1, 5)										5	0	2	1	0	1	2			
Bob Didier, S OBP: 0.263, SLG: 0.277 (1, 2)										5	0	1	0	0	1	5			
George Stone, L OBP: 0.182, SLG: 0.182 (1, 1)										3	1	2	0	0	0	2			
Inning Stats	R: 3 E: 1 K: 0 S: 6	H: 3 LOB: 1 BB: 1 P: 10	R: 0 E: 0 K: 1 S: 7	H: 2 LOB: 3 BB: 1 P: 11	R: 0 E: 0 K: 0 S: 5	H: 2 LOB: 2 BB: 0 P: 5	R: 0 E: 0 K: 0 S: 4	H: 1 LOB: 1 BB: 0 P: 4	R: 0 E: 0 K: 0 S: 4	H: 1 LOB: 1 BB: 1 P: 8	R: 0 E: 0 K: 1 S: 5	H: 0 LOB: 0 BB: 0 P: 5	R: 0 E: 0 K: 2 S: 8	H: 1 LOB: 1 BB: 1 P: 8	R: 1 E: 0 K: 1 S: 7	H: 2 LOB: 2 BB: 1 P: 11	1B: 11 2B: 2 3B: 0 HR: 0	SF: 1 SAC: 1 DP: 1 HBP: 0	WP: 0 PA: 44 PB: 0 SB: 1 CS: 0
PITCHER	IP WLS BF H R ER SO BB IBB HBP BLK WP HR S P ERA WHIP																		
Don Wilson, R ERA: 4.12 (1, 1)	5.1 L 30 10 4 3 1 3 0 0 0 0 0 0 29 41 5.06 2.438																		
Jack Billingham, R ERA: 4.73 (6, 1)	1.2 4 0 0 0 1 0 0 0 0 0 0 0 6 6 0.00 0.000																		
Jim Ray, R ERA: 3.66 (8, 1)	2.0 10 3 1 1 3 0 1 0 0 0 0 0 15 19 4.50 1.500																		

Batter	1	2	3	4	5	6	7	8	9	AB	R	H	RBI	BB	SO	LOB	BOTTOM				
Leon McFadden, R OBP: 0.256, SLG: 0.286 (1, 9)										5	0	3	0	0	0	1	Atlanta Braves @ Houston Astros Astrodome, Houston, TX Sat Jun 28 1969, 8:05 PM EDT Att: 33,331 - Dome				
Joe Morgan, L OBP: 0.391, SLG: 0.369 (1, 4)										3	0	0	0	2	0	4					
Jimmy Wynn, R OBP: 0.415, SLG: 0.523 (1, 8)										4	1	2	0	1	1	4					
Denis Menke, R OBP: 0.397, SLG: 0.443 (1, 6)										4	0	0	0	0	1	7					
Marty Martinez, S OBP: 0.341, SLG: 0.392 (1, 7)										4	0	1	0	0	0	3					
Doug Rader, R OBP: 0.311, SLG: 0.316 (1, 5)										4	0	0	0	0	2	2					
Curt Blefary, L OBP: 0.361, SLG: 0.359 (1, 3)										3	0	0	0	1	0	1					
Johnny Edwards, L OBP: 0.266, SLG: 0.286 (1, 2)										4	0	0	0	0	0	1					
Don Wilson, R OBP: 0.196, SLG: 0.111 (6, 1) Jack Billingham, R OBP: 0.298, SLG: 0.333 (7, PH) Don Bryant, R OBP: 0.222, SLG: 0.143 (7, PH) Cesar Geronimo, L OBP: 0.222, SLG: 0.222 (8, 1) Jim Ray, R OBP: 0.256, SLG: 0.286 (8, PH) Julio Gotay, R (8, PH)										2	0	1	0	0	1	0					
Inning Stats	R: 0 E: 0 K: 0 S: 4	H: 1 LOB: 2 BB: 1 P: 8	R: 0 E: 0 K: 0 S: 2	H: 0 LOB: 0 BB: 1 P: 6	R: 0 E: 0 K: 1 S: 5	H: 0 LOB: 0 BB: 0 P: 5	R: 0 E: 0 K: 2 S: 8	H: 1 LOB: 1 BB: 0 P: 8	R: 0 E: 0 K: 0 S: 5	H: 2 LOB: 2 BB: 0 P: 5	R: 1 E: 1 K: 1 S: 7	H: 2 LOB: 1 BB: 0 P: 7	R: 0 E: 0 K: 0 S: 4	H: 1 LOB: 3 BB: 2 P: 12	R: 0 E: 0 K: 0 S: 3	H: 0 LOB: 0 BB: 0 P: 3	R: 0 E: 0 K: 1 S: 6	H: 1 LOB: 2 BB: 1 P: 10	1B: 6 2B: 2 3B: 0 HR: 0	SF: 0 SAC: 0 DP: 1 HBP: 0	WP: 0 PA: 39 PB: 0 SB: 1 CS: 0
PITCHER	IP WLS BF H R ER SO BB IBB HBP BLK WP HR S P ERA WHIP																				
George Stone, L ERA: 3.04 (1, 1)	9.0 W 39 8 1 0 5 5 0 0 0 0 0 0 44 64 0.00 1.444																				



Batter	1	2	3	4	5	6	7	8	9	AB	R	H	RBI	BB	SO	LOB	TOP								
Felipe Alou, R OBP: 0.339, SLG: 0.399 (1, 9)	0-0 4-3		0-0 1B 2B			0-0 F4		0-0 BB 1B	0-0 1B	5	1	3	1	0	0	0	Atlanta Braves @ Houston Astros Astrodome, Houston, TX Sun Jun 29 1969, 4:33 AM EDT Att: 29,221 - Dome								
Sonny Jackson, L OBP: 0.340, SLG: 0.340 (1, 6)	0-0 F9		0-3 K			0-0 1-3 1B		4-0 1-2 BB	0-0 6-3	4	0	1	0	1	1	3									
Tony Gonzalez, L OBP: 0.323, SLG: 0.330 (1, 8)	0-0 2B		0-0 1B			0-0 1-3		0-0 G6-4-3 1-2		4	0	2	1	0	0	3									
Orlando Cepeda, R OBP: 0.330, SLG: 0.468 (1, 3)	0-0 F9			0-0 F5		0-0 F4			0-0 1B G4-6-3 1B	4	1	1	0	0	0	2									
Felix Millan, R OBP: 0.320, SLG: 0.369 (1, 4)		0-0 5-3		0-0 F4			0-0 5-3		0-0 1B G4-6-3 1B E	4	1	1	0	0	0	0									
Clete Boyer, R OBP: 0.302, SLG: 0.353 (1, 5)		0-0 1-3 1B		0-0 5-3			0-0 F8		0-0 1-2 G4-6-3 1B	4	0	2	0	0	0	0									
Mike Lum, L OBP: 0.331, SLG: 0.318 (1, 7)		0-0 1-3 1-2			0-0 F5		0-0 1B		0-0 G4-6-3 1-2 2-3 1B	4	0	1	0	0	0	3									
Bob Tillman, R OBP: 0.287, SLG: 0.382 (1, 2)					0-0 F7				4-0 1-2 2-3 3-H 1B IBB	3	0	0	0	0	0	2									
Hank Aaron, R OBP: 0.434, SLG: 0.660 (9, PH)							0-0 5-3			0	1	0	0	1	0	0									
Bob Didier, S OBP: 0.263, SLG: 0.277 (9, 2)										0	0	0	0	0	0	0									
Ron Reed, R OBP: 0.154, SLG: 0.158 (1, 1)			0-3 K							2	0	0	0	0	0	2									
Tito Francona, L OBP: 0.386, SLG: 0.400 (8, PH)										1	0	0	0	0	0	0									
Paul Doyle, L OBP: 0.315, SLG: 0.346 (8, PH)										0	0	0	0	0	0	0									
Bob Aspromonte, R OBP: 0.296, SLG: 0.714 (9, 1)										1	0	0	0	0	0	1									
Cecil Upshaw, R OBP: 0.296, SLG: 0.714 (9, 1)										0	0	0	0	0	0	0									
Inning Stats	R: 0 E: 0 K: 0 S: 4	H: 1 LOB: 1 BB: 0 P: 4	R: 0 E: 0 K: 0 S: 4	H: 1 LOB: 1 BB: 0 P: 4	R: 1 E: 0 K: 2 S: 8	H: 2 LOB: 1 BB: 0 P: 8	R: 0 E: 0 K: 0 S: 3	H: 0 LOB: 0 BB: 0 P: 3	R: 0 E: 0 K: 1 S: 5	H: 0 LOB: 0 BB: 0 P: 5	R: 0 E: 0 K: 0 S: 4	H: 1 LOB: 1 BB: 0 P: 4	R: 0 E: 0 K: 0 S: 4	H: 1 LOB: 1 BB: 0 P: 4	R: 0 E: 0 K: 0 S: 3	H: 1 LOB: 1 BB: 1 P: 7	R: 3 E: 1 K: 0 S: 7	H: 4 LOB: 2 BB: 1 P: 11	1B: 9 2B: 2 3B: 0 HR: 0	SF: 0 SAC: 0 DP: 2 HBP: 0	WP: 0 PB: 0 SB: 0 CS: 0	PA: 38			
PITCHER	IP	WLS	BF	H	R	ER	SO	BB	IBB	HBP	BLK	WP	HR	S	P	ERA	WHIP	PITCHER							
Larry Dierker, R ERA: 2.58 (1, 1)	8.0		31	8	2	2	3	1	0	0	0	0	0	36	40	2.25	1.125								
Fred Gladding, R ERA: 2.33 (9, 1)	0.2	L	6	3	2	0	0	0	1	0	0	0	0	5	9	0.00	4.500								
Skip Guinn, L ERA: 8.1 (9, 1)	0.1		1	0	0	0	0	0	0	0	0	0	0	1	1	0.00	0.000								

Batter	1	2	3	4	5	6	7	8	9	AB	R	H	RBI	BB	SO	LOB	BOTTOM								
Curt Blefary, L OBP: 0.362, SLG: 0.358 (1, 3)	0-0 3-1	4-0 1B S BB		0-0 F4		0-0 FC3-6 1B			0-0 F7	4	0	1	0	1	0	0	Atlanta Braves @ Houston Astros Astrodome, Houston, TX Sun Jun 29 1969, 4:33 AM EDT Att: 29,221 - Dome								
Joe Morgan, L OBP: 0.395, SLG: 0.374 (1, 4)	0-0 F9		0-0 1-3 1B		0-0 3B 1B			0-0 1-2 1B	0-0 5-3 1B	5	1	3	0	0	0	1									
Jimmy Wynn, R OBP: 0.416, SLG: 0.530 (1, 8)	0-0 2B		0-0 6-3		0-0 1-H 3B			0-0 1-2 1B	0-0 5-3	4	1	2	1	0	0	3									
Leon McFadden, R OBP: 0.256, SLG: 0.286 (8, 7)										0	0	0	0	0	0	0									
Sandy Valdespino, L OBP: 0.417, SLG: 0.366 (9, PH)										1	0	0	0	0	0	1									
Norm Miller, L OBP: 0.383, SLG: 0.414 (1, 9)	0-0 1-H 2B		0-0 4-3	0-3 K				0-0 F7	0-0 F8	5	0	1	1	0	1	2									
Denis Menke, R OBP: 0.399, SLG: 0.439 (1, 6)	1-0 FC6-4 HBP		4-0 FC5 6-3 BB		0-0 5-3			0-3 K		2	0	0	0	1	1	0									
Marty Martinez, S OBP: 0.341, SLG: 0.392 (9, 6)										0	0	0	0	0	0	0									
Johnny Edwards, L OBP: 0.286, SLG: 0.286 (1, 2)	0-0 FC6-4 1-2		0-0 6-3		0-0 FC6-4 1B			0-0 F7		4	0	1	0	0	0	3									
Gary Geiger, L OBP: 0.353, SLG: 0.314 (1, 7)		0-3 K	4-0 BB		0-0 F9			0-0 1-3		3	0	0	0	1	1	1									
Doug Rader, R OBP: 0.310, SLG: 0.326 (1, 5)		0-0 HR	0-0 FC5 2-3		0-0 FC6-4 1-2			0-0 F8		4	1	1	1	0	0	3									
Larry Dierker, R OBP: 0.185, SLG: 0.189 (1, 1)		0-0 6-3		0-0 4-3		0-3 K		0-3 K		4	0	0	0	0	0	2									
Fred Gladding, L ERA: 3.75 (9, 1)	1.0	W	3	0	0	0	1	0	0	0	0	0	0	0	0	0									
Paul Doyle, L ERA: 3.38 (8, 1)	1.0	S	4	1	0	0	0	0	0	0	0	0	0	0	0	0									
Cecil Upshaw, R ERA: 3.2 (9, 1)	1.0	S	4	1	0	0	0	0	0	0	0	0	0	0	0	0									
Inning Stats	R: 1 E: 0 K: 0 S: 5	H: 2 LOB: 2 BB: 0 P: 6	R: 1 E: 0 K: 1 S: 7	H: 2 LOB: 1 BB: 1 P: 11	R: 0 E: 0 K: 0 S: 3	H: 0 LOB: 2 BB: 2 P: 11	R: 1 E: 0 K: 1 S: 7	H: 2 LOB: 1 BB: 0 P: 7	R: 0 E: 0 K: 0 S: 4	H: 1 LOB: 1 BB: 0 P: 4	R: 0 E: 0 K: 1 S: 6	H: 1 LOB: 1 BB: 0 P: 6	R: 0 E: 0 K: 1 S: 5	H: 0 LOB: 0 BB: 0 P: 5	R: 0 E: 0 K: 1 S: 5	H: 0 LOB: 0 BB: 0 P: 5	R: 0 E: 0 K: 0 S: 4	H: 1 LOB: 1 BB: 0 P: 4	1B: 6 2B: 1 3B: 1 HR: 1	SF: 0 SAC: 0 DP: 0 HBP: 1	WP: 0 PB: 0 SB: 1 CS: 0	PA: 40			
PITCHER	IP	WLS	BF	H	R	ER	SO	BB	IBB	HBP	BLK	WP	HR	S	P	ERA	WHIP	PITCHER							
Ron Reed, R ERA: 3.75 (1, 1)	7.0		33	8	3	3	4	3	0	1	0	0	0	37	50	3.86	1.571								
Paul Doyle, L ERA: 3.38 (8, 1)	1.0	W	3	0	0	0	1	0	0	0	0	0	0	5	5	0.00	0.000								
Cecil Upshaw, R ERA: 3.2 (9, 1)	1.0	S	4	1	0	0	0	0	0	0	0	0	0	4	4	0.00	1.000								



Batter	1	2	3	4	5	6	7	8	9	AB	R	H	RBI	BB	SO	LOB	TOP					
Pete Rose, S OBP: 0.414, SLG: 0.452	0-0 SH3 WP 1B		4-0 1-3 BB	0-0 3B		0-0 P6			0-0 G4-3	4	0	2	0	1	0	0	Cincinnati Reds @ Atlanta Braves Atlanta Stadium, Atlanta, GA Mon Jun 30 1969, 7:05 PM EDT Att: 21,922 - Unknown					
Bobby Tolan, L OBP: 0.353, SLG: 0.539	0-0 SH3 1-3		0-0 P4	0-0 G3			0-0 L3		0-0 2B 1B	4	0	1	0	0	0	3						
Alex Johnson, R OBP: 0.379, SLG: 0.516	0-0 F7		0-0 L5		0-0 P4		0-0 F8		0-0 1-3 2B	5	0	1	0	0	0	3						
Tony Perez, R OBP: 0.382, SLG: 0.564	0-0 F9			0-0 HR	0-0 FC5 1B		0-0 G4-3		0-0 F8	5	1	2	1	0	0	3						
Lee May, R OBP: 0.360, SLG: 0.618		0-3 K		0-0 WP 2B 1B	0-0 1-2 1B			0-0 G6-3		4	1	2	0	0	1	0						
Johnny Bench, R OBP: 0.402, SLG: 0.518		0-0 G5-3		4-0 WP 2B BB	0-0 F2			0-0 G5-3		3	1	0	0	1	0	2						
Tommy Helms, R OBP: 0.269, SLG: 0.273		0-0 F7		0-0 G6-3 1-H 2-H 2B	0-0 FC5			0-0 1B		4	1	2	2	0	0	2						
Darrel Chaney, S OBP: 0.304, SLG: 0.262			0-0 G4-3	0-0 G6-3		0-0 P4		0-0 G6-3		4	0	0	0	0	0	2						
Tony Cloninger, R OBP: 0.205, SLG: 0.270			0-0 PB WP 1B	0-3 K				0-3 K		1	0	1	0	0	0	0						
Pedro Ramos, S (3, 1)										0	0	0	0	0	0	0						
Ted Savage, R OBP: 0.323, SLG: 0.321										1	0	0	0	0	1	0						
Jack Fisher, R OBP: 0.125, SLG: 0.125										1	0	0	0	0	1	0						
Fred Whitfield, L OBP: 0.405, SLG: 0.235										1	0	0	0	0	1	0						
Inning Stats	R: 0 E: 0 K: 0 S: 4	H: 1 LOB: 1 BB: 0 P: 4	R: 0 E: 0 K: 1 S: 5	H: 0 LOB: 0 BB: 0 P: 5	R: 0 E: 0 K: 1 S: 4	H: 1 LOB: 2 BB: 1 P: 8	R: 4 E: 0 K: 1 S: 9	H: 4 LOB: 1 BB: 1 P: 13	R: 0 E: 0 K: 0 S: 5	H: 2 LOB: 2 BB: 0 P: 5	R: 0 E: 0 K: 1 S: 5	H: 0 LOB: 0 BB: 0 P: 5	R: 0 E: 0 K: 0 S: 3	H: 0 LOB: 0 BB: 0 P: 3	R: 0 E: 0 K: 0 S: 4	H: 1 LOB: 1 BB: 0 P: 4	R: 0 E: 0 K: 1 S: 7	H: 2 LOB: 2 BB: 0 P: 7	1B: 7 2B: 2 3B: 1 HR: 1	SF: 0 SAC: 1 DP: 0 HBP: 0	WP: 4 PB: 1 SB: 0 CS: 0	PA: 40
PITCHER Phil Niekro, R ERA: 2.23	IP: 9.0 WLS: W BF: 40 H: 11 R: 4 ER: 4 SO: 4	BB: 2 IBB: 0 HBP: 0 BLK: 0	WP: 4 HR: 1 S: 46 P: 54	ERA: 4.00 WHIP: 1.444																		

AB	37
R	4
H	11
RBI	3
BB	2
SO	4
LOB	15



Batter	1	2	3	4	5	6	7	8	9	AB	R	H	RBI	BB	SO	LOB	BOTTOM			
Felipe Alou, R OBP: 0.341, SLG: 0.399	0-0 L5		0-0 2B HR 1B	0-0 1B	0-0 G6-3			0-0 G5-3		5	1	2	0	0	0	1	Cincinnati Reds @ Atlanta Braves Atlanta Stadium, Atlanta, GA Mon Jun 30 1969, 7:05 PM EDT Att: 21,922 - Unknown			
Tony Gonzalez, L OBP: 0.321, SLG: 0.332	0-0 F7		0-0 HR 2B	0-0 F8		0-0 G4-3		0-0 G1-3		5	1	1	1	0	0	1				
Hank Aaron, R OBP: 0.430, SLG: 0.663	0-0 E4		0-0 2-H 3-H HR	0-0 F8		0-0 F2		0-0 G6-3		5	1	1	3	0	0	1				
Orlando Cepeda, R OBP: 0.329, SLG: 0.463	0-0 F7		0-0 2B BB	0-0 F8		0-0 F8				3	1	0	0	1	0	2				
Felix Millan, R OBP: 0.319, SLG: 0.367		0-0 L8	0-0 2B 1B		0-0 G6-3			0-0 G1-3		4	1	1	0	0	0	0				
Clete Boyer, R OBP: 0.311, SLG: 0.360		4-0 FC6-4 BB	0-0 1-H 2-H 2B		0-0 F2		4-0 S E BB			2	1	1	2	2	0	0				
Sonny Jackson, L OBP: 0.338, SLG: 0.339		0-0 FC6-4	0-0 B1		0-0 1B 2B 1B		0-0 F8		0-0 1-2	4	1	1	0	0	0	3				
Bob Didier, S OBP: 0.262, SLG: 0.276		0-3 K	0-0 F8		0-0 2B 1B		0-0 E7		0-0 2-H	4	1	1	0	0	1	2				
Phil Niekro, R OBP: 0.149, SLG: 0.174			0-0 K		0-0 1-H 2-H 2B		0-0 G4-3			4	1	2	2	0	1	2				
Inning Stats	R: 0 E: 1 K: 0 S: 4	H: 0 LOB: 1 BB: 0 P: 4	R: 0 E: 0 K: 1 S: 5	H: 0 LOB: 1 BB: 1 P: 9	R: 6 E: 0 K: 1 S: 11	H: 6 LOB: 1 BB: 1 P: 15	R: 0 E: 0 K: 0 S: 4	H: 1 LOB: 1 BB: 0 P: 4	R: 2 E: 0 K: 0 S: 6	H: 3 LOB: 1 BB: 0 P: 6	R: 0 E: 0 K: 0 S: 3	H: 0 LOB: 0 BB: 0 P: 3	R: 1 E: 1 K: 0 S: 4	H: 0 LOB: 1 BB: 1 P: 8	R: 0 E: 0 K: 0 S: 3	H: 0 LOB: 0 BB: 0 P: 3		1B: 6 2B: 3 3B: 0 HR: 1	SF: 0 SAC: 0 DP: 0 HBP: 0	WP: 0 PB: 0 SB: 1 CS: 0
PITCHER Tony Cloninger, R ERA: 5.93	IP: 2.0 WLS: L BF: 13 H: 4 R: 5 ER: 5 SO: 1	BB: 2 IBB: 0 HBP: 0 BLK: 0	WP: 0 HR: 1 S: 13 P: 21	ERA: 22.50 WHIP: 3.000																
Pedro Ramos, R ERA: 3.6	IP: 1.0 WLS: L BF: 5 H: 2 R: 1 ER: 1 SO: 1	BB: 0 IBB: 0 HBP: 0 BLK: 0	WP: 0 HR: 0 S: 7 P: 7	ERA: 9.00 WHIP: 2.000																
Jack Fisher, R ERA: 4.98	IP: 5.0 WLS: L BF: 21 H: 4 R: 3 ER: 2 SO: 0	BB: 1 IBB: 0 HBP: 0 BLK: 0	WP: 0 HR: 0 S: 20 P: 24	ERA: 3.60 WHIP: 1.000																

AB	36
R	9
H	10
RBI	8
BB	3
SO	2
LOB	12



Batter	1	2	3	4	5	6	7	8	9	10	AB	R	H	RBI	BB	SO	LOB	TOP			
Pete Rose, S OBP: 0.416, SLG: 0.450 (1, 9)											3	1	1	0	1	0	1	Cincinnati Reds @ Atlanta Braves Atlanta Stadium, Atlanta, GA Tue Jul 01 1969, 7:05 PM EDT Att: 21,043 - Unknown			
Bobby Tolan, L OBP: 0.353, SLG: 0.542 (1, 8)											4	1	1	0	1	1	3				
Alex Johnson, R OBP: 0.379, SLG: 0.514 (1, 7)											5	1	2	1	0	0	2				
Tony Perez, R OBP: 0.362, SLG: 0.571 (1, 5)											5	1	2	3	0	3	3				
Lee May, R OBP: 0.337, SLG: 0.611 (1, 3)												5	0	1	0	0	1				
Johnny Bench, R OBP: 0.395, SLG: 0.598 (1, 2)												5	0	0	0	0	3				
Tommy Helms, R OBP: 0.275, SLG: 0.280 (1, 4)												5	0	3	0	0	2				
Darrel Chaney, S OBP: 0.299, SLG: 0.257 (1, 6)											4	0	0	0	0	2	3				
Jim Merritt, L OBP: 0.179, SLG: 0.114 (8, 1)											2	0	0	0	0	1	1				
Wayne Granger, R OBP: 0.250, SLG: 0.100 (9, 1)											0	0	0	0	1	0	0				
Clay Carroll, R OBP: 0.462, SLG: 0.636 (9, 1)											0	0	0	0	0	0	0				
Inning Stats	R: 3 E: 0 K: 1 S: 8	H: 3 LOB: 0 BB: 0 P: 8	R: 0 E: 0 K: 2 S: 8	H: 1 LOB: 2 BB: 1 P: 12	R: 0 E: 0 K: 0 S: 5	H: 2 LOB: 2 BB: 0 P: 5	R: 0 E: 0 K: 1 S: 5	H: 0 LOB: 0 BB: 0 P: 5	R: 1 E: 0 K: 2 S: 9	H: 2 LOB: 1 BB: 0 P: 9	R: 0 E: 0 K: 1 S: 6	H: 0 LOB: 0 BB: 0 P: 5	R: 0 E: 0 K: 1 S: 6	H: 1 LOB: 1 BB: 0 P: 6	R: 0 E: 0 K: 1 S: 5	H: 0 LOB: 2 BB: 2 P: 13	R: 0 E: 0 K: 1 S: 5	H: 0 LOB: 0 BB: 0 P: 5	1B: 8 2B: 0 3B: 1 HR: 1	SF: 0 SAC: 2 DP: 0 HBP: 0	WP: 0 PA: 43 PB: 0 SB: 0 CS: 0
PITCHER	IP WLS BF H R ER SO BB IBB HBP BLK WP HR S P ERA WHIP	IP WLS BF H R ER SO BB IBB HBP BLK WP HR S P ERA WHIP																			
Pat Jarvis, R ERA: 5.29 (1, 1)	8.0	0.1	2	0	0	0	0	1	0	0	0	0	0	0	0	1	5	4.50	1.375		
Claude Raymond, R ERA: 7.66 (9, 1)	0.1	0.0	1	0	0	0	0	1	0	0	0	0	0	0	0	0	4	∞	∞		
Paul Doyle, L ERA: 3.38 (9, 1)	0.0	0.2	2	0	0	0	1	0	0	0	0	0	0	0	0	4	4	0.00	0.000		
Cecil Upshaw, R ERA: 3.15 (10, 1)	1.0	W	3	0	0	0	1	0	0	0	0	0	0	0	5	5	0.00	0.000			
Gary Neibauer, R ERA: 9.95 (10, 1)	1.0	W	3	0	0	0	1	0	0	0	0	0	0	0	5	5	0.00	0.000			

AB	38
R	4
H	10
RBI	4
BB	3
SO	11
LOB	19



Batter	1	2	3	4	5	6	7	8	9	10	AB	R	H	RBI	BB	SO	LOB	BOTTOM					
Felipe Alou, R OBP: 0.351, SLG: 0.408 (1, 8)											5	1	4	0	0	0	1	Cincinnati Reds @ Atlanta Braves Atlanta Stadium, Atlanta, GA Tue Jul 01 1969, 7:05 PM EDT Att: 21,043 - Unknown					
Felix Millan, R OBP: 0.317, SLG: 0.364 (1, 4)											5	1	1	0	0	0	4						
Hank Aaron, R OBP: 0.430, SLG: 0.660 (1, 9)											4	1	1	2	1	0	2						
Orlando Cepeda, R OBP: 0.330, SLG: 0.459 (1, 3)											4	1	1	1	1	2	1						
Clete Boyer, R OBP: 0.313, SLG: 0.361 (1, 5)											5	0	2	0	0	0	0						
Bob Aspromonte, R OBP: 0.315, SLG: 0.353 (1, 7)											3	0	1	0	0	0	0						
Tony Gonzalez, L OBP: 0.322, SLG: 0.331 (8, PH) (9, 7)											1	0	0	0	1	0	2						
Bob Tillman, R OBP: 0.288, SLG: 0.375 (1, 2)											2	0	0	0	1	0	0						
Mike Lum, L OBP: 0.336, SLG: 0.324 (9, PH)											1	1	1	0	0	0	0						
Bob Didier, S OBP: 0.261, SLG: 0.274 (10, 2)											1	0	0	0	0	0	3						
Gil Garrido, R OBP: 0.241, SLG: 0.310 (1, 6)											3	0	1	0	0	0	2						
Sonny Jackson, L OBP: 0.341, SLG: 0.342 (9, PH) (10, 6)											1	0	1	1	0	0	0						
Pat Jarvis, R OBP: 0.136, SLG: 0.143 (8, PH)											2	0	0	0	0	0	1						
Tommy Aaron, R OBP: 0.311, SLG: 0.409 (9, 1)											1	0	0	0	0	0	0						
Claude Raymond, R ERA: 7.66 (9, 1)											0	0	0	0	0	0	0						
Paul Doyle, L ERA: 3.38 (9, 1)											0	0	0	0	0	0	0						
Cecil Upshaw, R ERA: 3.15 (10, 1)											0	0	0	0	0	0	0						
Tim Lincecum, R OBP: 0.154, SLG: 0.410 (8, PH)											0	0	0	0	0	0	0						
Gary Neibauer, R ERA: 9.95 (10, 1)											0	0	0	0	0	0	0						
Inning Stats	R: 0 E: 0 K: 1 S: 6	H: 1 LOB: 1 BB: 0 P: 6	R: 0 E: 0 K: 0 S: 3	H: 1 LOB: 1 BB: 1 P: 7	R: 0 E: 0 K: 0 S: 4	H: 1 LOB: 1 BB: 0 P: 4	R: 0 E: 0 K: 0 S: 3	H: 0 LOB: 0 BB: 0 P: 3	R: 0 E: 0 K: 0 S: 4	H: 1 LOB: 1 BB: 0 P: 4	R: 0 E: 0 K: 1 S: 5	H: 0 LOB: 0 BB: 0 P: 5	R: 0 E: 0 K: 0 S: 3	H: 0 LOB: 0 BB: 0 P: 3	R: 3 E: 0 K: 0 S: 8	H: 5 LOB: 2 BB: 0 P: 8	R: 1 E: 0 K: 0 S: 5	H: 3 LOB: 2 BB: 1 P: 9	R: 1 E: 0 K: 0 S: 3	H: 2 LOB: 3 BB: 2 P: 11	1B: 11 2B: 3 3B: 0 HR: 0	SF: 0 SAC: 1 DP: 1 HBP: 0	WP: 0 PA: 45 PB: 0 SB: 0 CS: 0
PITCHER	IP WLS BF H R ER SO BB IBB HBP BLK WP HR S P ERA WHIP	IP WLS BF H R ER SO BB IBB HBP BLK WP HR S P ERA WHIP																					
Jim Merritt, L ERA: 3.98 (1, 1)	7.2	0.2	6	4	1	1	0	0	0	0	0	0	0	0	33	37	3.52	1.043					
Wayne Granger, R ERA: 3.24 (8, 1)	0.2	0.0	6	4	1	1	0	0	0	0	0	0	0	6	6	13.50	6.000						
Clay Carroll, R ERA: 2.7 (9, 1)	1.0	L	8	3	1	1	0	1	2	0	0	0	0	5	17	9.00	4.000						

AB	39
R	5
H	14
RBI	5
BB	4
SO	2
LOB	16



Batter	1	2	3	4	5	6	7	8	9	AB	R	H	RBI	BB	SO	LOB	TOP		
Pete Rose, S OBP: 0.415, SLG: 0.447 (1, 9)										4	2	1	0	1	0	1	Cincinnati Reds @ Atlanta Braves Atlanta Stadium, Atlanta, GA Wed Jul 02 1969, 7:05 PM EDT Att: 16,444 - Unknown		
Jimmy Stewart, S OBP: 0.304, SLG: 0.333 (1, 7)										5	2	2	1	0	1	1			
Bobby Tolan, L OBP: 0.354, SLG: 0.538 (1, 8)										4	0	1	0	1	1	2			
Tony Perez, R OBP: 0.386, SLG: 0.569 (1, 5)										3	0	1	2	2	1	1			
Lee May, R OBP: 0.356, SLG: 0.608 Clay Carroll, R OBP: 0.462, SLG: 0.636 (7, 1)										3	0	1	1	0	0	1			
Pat Corrales, R OBP: 0.448, SLG: 0.417 Al Jackson, L (6, 1)										2	0	1	0	1	0	0			
Fred Whitfield, L OBP: 0.400, SLG: 0.229 (7, 3)										0	0	0	0	0	0	0			
Tommy Helms, R OBP: 0.271, SLG: 0.275 (1, 4)										4	0	0	0	0	0	6			
Giraldo Ruiz, S OBP: 0.277, SLG: 0.289 (1, 6)										4	0	2	0	0	0	3			
Gerry Arrigo, L OBP: 0.200, SLG: 0.200 Pedro Ramos, S (2, 1)										1	0	0	0	0	0	0			
Ted Savage, R OBP: 0.313, SLG: 0.310 Jack Fisher, R OBP: 0.300, SLG: 0.300 Wayne Granger, R OBP: 0.350, SLG: 0.350 Johnny Bench, R OBP: 0.350, SLG: 0.350 (8, 2)										0	0	0	0	0	0	0			
Inning Stats	R: 2 E: 0 K: 0 S: 4	H: 1 LOB: 3 BB: 4 P: 20	R: 0 E: 0 K: 1 S: 5	H: 0 LOB: 0 BB: 0 P: 5	R: 0 E: 0 K: 1 S: 6	H: 2 LOB: 2 BB: 1 P: 10	R: 1 E: 0 K: 0 S: 5	H: 2 LOB: 1 BB: 0 P: 5	R: 0 E: 0 K: 0 S: 3	H: 0 LOB: 0 BB: 0 P: 3	R: 1 E: 0 K: 0 S: 5	H: 2 LOB: 1 BB: 0 P: 5	R: 0 E: 0 K: 0 S: 4	H: 1 LOB: 1 BB: 0 P: 4	R: 0 E: 0 K: 0 S: 4	H: 1 LOB: 1 BB: 0 P: 4	1B: 8 2B: 1 3B: 1 HR: 0	SF: 1 SAC: 0 DP: 1 HBP: 0	WP: 0 PA: 40 PB: 0 SB: 0 CS: 0
PITCHER	IP WLS BF H R ER SO BB IBB HBP BLK WP HR S P ERA WHIP	IP WLS BF H R ER SO BB IBB HBP BLK WP HR S P ERA WHIP																	
Jim Britton, R ERA: 5.6 (1, 1)	0.1	6	1	2	2	0	4	0	0	0	0	0	0	0	2	18	54.00	15.000	
Claude Raymond, R ERA: 6.1 (1, 1)	8.2	W	34	8	2	2	3	1	0	0	0	0	0	0	39	43	2.08	1.038	

Batter	1	2	3	4	5	6	7	8	9	AB	R	H	RBI	BB	SO	LOB	BOTTOM	
Felipe Alou, R OBP: 0.351, SLG: 0.407 Mike Lum, L OBP: 0.331, SLG: 0.319 (4, PH)										3	1	1	0	0	0	1	Cincinnati Reds @ Atlanta Braves Atlanta Stadium, Atlanta, GA Wed Jul 02 1969, 7:05 PM EDT Att: 16,444 - Unknown	
Felix Milten, R OBP: 0.327, SLG: 0.370 (1, 4)										3	3	3	0	0	0	0		
Hank Aaron, R OBP: 0.429, SLG: 0.653 (1, 9)										3	2	0	0	1	0	4		
Orlando Cepeda, R OBP: 0.334, SLG: 0.464 Tommie Aaron, R OBP: 0.340, SLG: 0.340 (9, 3)										4	2	2	2	1	0	3		
Clete Boyer, R OBP: 0.328, SLG: 0.371 (1, 5)										3	1	3	1	1	0	0		
Bob Aspromonte, R OBP: 0.320, SLG: 0.352 Tony Gonzalez, L OBP: 0.325, SLG: 0.333 (7, PH)										3	0	1	1	0	1	4		
Bob Tillman, R OBP: 0.277, SLG: 0.359 (1, 2)										5	0	0	0	0	1	7		
Sonny Jackson, L OBP: 0.338, SLG: 0.339 (1, 6)										5	0	1	0	0	1	0		
Jim Britton, R Claude Raymond, R OBP: 0.333, SLG: 0.333 (1, 1)										0	0	0	0	0	0	0		
Inning Stats	R: 2 E: 0 K: 0 S: 6	H: 3 LOB: 2 BB: 0 P: 7	R: 3 E: 0 K: 0 S: 5	H: 2 LOB: 3 BB: 1 P: 12	R: 0 E: 0 K: 1 S: 6	H: 1 LOB: 2 BB: 0 P: 7	R: 2 E: 0 K: 1 S: 9	H: 4 LOB: 2 BB: 0 P: 9	R: 0 E: 0 K: 0 S: 5	H: 0 LOB: 0 BB: 0 P: 5	R: 2 E: 0 K: 0 S: 4	H: 2 LOB: 2 BB: 2 P: 12	R: 0 E: 0 K: 1 S: 5	H: 0 LOB: 0 BB: 0 P: 5	1B: 13 2B: 1 3B: 0 HR: 0	SF: 0 SAC: 0 DP: 0 HBP: 5		WP: 2 PA: 45 PB: 1 SB: 0 CS: 0
PITCHER	IP WLS BF H R ER SO BB IBB HBP BLK WP HR S P ERA WHIP	IP WLS BF H R ER SO BB IBB HBP BLK WP HR S P ERA WHIP																
Gerry Arrigo, L ERA: 7.94 (1, 1)	1.2	L	13	5	5	5	0	1	0	0	0	0	0	0	10	16	27.00	3.600
Pedro Ramos, R ERA: 3.42 (2, 1)	1.1		8	1	0	0	1	0	0	3	0	0	0	0	7	10	0.00	0.750
Jack Fisher, R ERA: 5.21 (4, 1)	0.2		6	4	2	2	1	0	0	0	0	0	0	0	8	8	27.00	6.000
Wayne Granger, R ERA: 3.18 Al Jackson, L ERA: 9.7 (6, 1)	1.1		6	2	0	0	0	0	0	0	0	0	0	0	6	6	0.00	1.500
Clay Carroll, R ERA: 2.76 (7, 1)	1.2		7	1	1	1	1	0	0	0	0	0	0	7	7	6.75	0.750	



Batter	1	2	3	4	5	6	7	8	9	AB	R	H	RBI	BB	SO	LOB	TOP					
Felipe Alou, R OBP: 0.360, SLG: 0.413 (1,8)										4	1	3	1	1	0	0	Atlanta Braves @ San Francisco Giants Candlestick Park, San Francisco, CA Thu Jul 03 1969, 6:33 AM EDT Att: 4,648 - Unknown					
Tony Gonzalez, L OBP: 0.326, SLG: 0.335 (1,7)										5	0	2	0	0	0	2						
Hank Aaron, R OBP: 0.426, SLG: 0.644 (1,9)										5	0	1	1	0	1	4						
Orlando Cepeda, R OBP: 0.332, SLG: 0.463 (1,3)										5	0	1	0	0	2	4						
Clete Boyer, R OBP: 0.330, SLG: 0.373 (1,5)										4	1	2	0	0	1	4						
Felix Milan, R OBP: 0.332, SLG: 0.373 (1,4)										3	1	2	0	1	1	0						
Sonny Jackson, L OBP: 0.337, SLG: 0.337 (1,6)										4	1	1	0	0	1	3						
Bob Didier, S OBP: 0.267, SLG: 0.275 (1,2)										3	1	1	1	1	2	0						
Bob Tillman, R OBP: 0.277, SLG: 0.359 (9,2)										0	0	0	0	0	0	0						
George Stone, L OBP: 0.192, SLG: 0.192 (1,1)										4	0	1	2	0	0	1						
Cecil Upshaw, R OBP: 0.286, SLG: 0.714 (8,1)										0	0	0	0	0	0	0						
Inning Stats	R: 1 E: 0 K: 1 S: 6	H: 2 LOB: 1 BB: 0 P: 6	R: 4 E: 0 K: 2 S: 14	H: 7 LOB: 3 BB: 0 P: 14	R: 0 E: 0 K: 1 S: 5	H: 0 LOB: 1 BB: 1 P: 9	R: 0 E: 0 K: 0 S: 3	H: 0 LOB: 0 BB: 0 P: 3	R: 0 E: 0 K: 0 S: 4	H: 2 LOB: 1 BB: 0 P: 4	R: 0 E: 0 K: 1 S: 5	H: 0 LOB: 1 BB: 1 P: 9	R: 0 E: 0 K: 2 S: 8	H: 1 LOB: 2 BB: 1 P: 12	R: 0 E: 0 K: 1 S: 5	H: 1 LOB: 1 BB: 0 P: 5	R: 0 E: 0 K: 0 S: 3	H: 1 LOB: 0 BB: 0 P: 3	1B: 13 2B: 2 3B: 0 HR: 0	SF: 0 SAC: 0 DP: 2 HBP: 0	WP: 1 PB: 0 SB: 0 CS: 2	PA: 40
PITCHER	IP WLS BF H R ER SO BB IBB HBP BLK WP HR S P ERA WHIP	IP WLS BF H R ER SO BB IBB HBP BLK WP HR S P ERA WHIP																				
Gaylord Perry, R ERA: 2.95 (1,1)	1.0 L 10 8 5 5 1 0 0 0 0 1 0 12 12 45.00 8.000																					
Ray Sadecki, L ERA: 4.19 (2,1)	6.0 24 4 0 0 6 2 1 0 0 0 0 33 45 0.00 1.000																					
Ron Kline, R ERA: 5.53 (8,1)	2.0 6 2 0 0 1 0 0 0 0 0 0 8 8 0.00 1.000																					

Batter	1	2	3	4	5	6	7	8	9	AB	R	H	RBI	BB	SO	LOB	BOTTOM					
Dave Marshall, L OBP: 0.347, SLG: 0.258 (1,9)										2	0	0	0	2	2	1	Atlanta Braves @ San Francisco Giants Candlestick Park, San Francisco, CA Thu Jul 03 1969, 6:33 AM EDT Att: 4,648 - Unknown					
Ron Hunt, R OBP: 0.361, SLG: 0.320 (1,4)										5	0	2	0	0	1	3						
Bobby Bonds, R OBP: 0.362, SLG: 0.458 (1,8)										5	1	1	0	0	2	7						
Willie McCovey, L OBP: 0.461, SLG: 0.731 (1,3)										1	0	0	0	0	1	1						
Bob Burda, L OBP: 0.293, SLG: 0.362 (4, PH) (5,3)										3	2	1	0	1	0	2						
Jim Ray Hart, R OBP: 0.358, SLG: 0.318 (1,7)										3	1	1	0	1	2	1						
Bobby Etheridge, R OBP: 0.423, SLG: 0.476 (1,5)										4	0	2	1	0	1	4						
Jack Hiatt, R OBP: 0.346, SLG: 0.340 (1,2)										4	0	0	0	0	1	3						
Hal Lanier, R OBP: 0.262, SLG: 0.269 (1,6)										3	0	0	0	0	0	1						
Willie Mays, R OBP: 0.365, SLG: 0.458 (8, PH) (9,6)										1	0	0	0	0	1	1						
Tito Fuentes, S OBP: 0.130, SLG: 0.050 (9,6)										0	0	0	0	0	0	0						
Gaylord Perry, R OBP: 0.164, SLG: 0.115 (1,1)										0	0	0	0	0	0	0						
Ray Sadecki, L OBP: 0.154, SLG: 0.240 (2,1)										2	0	1	0	0	0	0						
Dick Dietz, R OBP: 0.361, SLG: 0.364 (7, PH) (8,1)										1	0	0	0	0	1	0						
Ron Kline, R OBP: 0.313, SLG: 0.243 (9, PH) (9,1)										0	0	0	0	0	0	0						
Don Mason, L OBP: 0.313, SLG: 0.243 (9, PH) (9,1)										1	0	1	0	0	0	0						
Inning Stats	R: 0 E: 0 K: 1 S: 5	H: 1 LOB: 1 BB: 1 P: 9	R: 0 E: 0 K: 0 S: 3	H: 1 LOB: 0 BB: 0 P: 3	R: 0 E: 0 K: 2 S: 9	H: 2 LOB: 2 BB: 0 P: 9	R: 1 E: 0 K: 1 S: 7	H: 2 LOB: 1 BB: 0 P: 7	R: 0 E: 0 K: 2 S: 7	H: 0 LOB: 1 BB: 0 P: 8	R: 0 E: 0 K: 2 S: 8	H: 1 LOB: 1 BB: 0 P: 8	R: 0 E: 0 K: 2 S: 7	H: 0 LOB: 0 BB: 0 P: 7	R: 3 E: 1 K: 2 S: 9	H: 1 LOB: 1 BB: 2 P: 17	R: 0 E: 0 K: 0 S: 4	H: 1 LOB: 2 BB: 1 P: 8	1B: 7 2B: 2 3B: 0 HR: 0	SF: 0 SAC: 0 DP: 2 HBP: 1	WP: 1 PB: 0 SB: 0 CS: 0	PA: 40
PITCHER	IP WLS BF H R ER SO BB IBB HBP BLK WP HR S P ERA WHIP	IP WLS BF H R ER SO BB IBB HBP BLK WP HR S P ERA WHIP																				
George Stone, L ERA: 2.87 (1,1)	7.1 W 32 8 4 1 10 3 0 1 0 0 48 61 1.23 1.500																					
Cecil Upshaw, R ERA: 3.04 (8,1)	1.2 S 8 1 0 0 2 1 0 0 0 1 0 11 15 0.00 1.200																					



Batter	1	2	3	4	5	6	7	8	9	10	AB	R	H	RBI	BB	SO	LOB	TOP	
Felipe Alou, R OBP: 0.360, SLG: 0.409 (1, 8)											5	0	1	0	1	0	5		
Felix Millan, R OBP: 0.333, SLG: 0.372 (1, 4)											4	2	1	0	0	0	2		
Hank Aaron, R OBP: 0.432, SLG: 0.645 (1, 9)											3	1	2	1	1	0	1		
Mike Lum, L OBP: 0.331, SLG: 0.319 (9, PR)											0	0	0	0	0	0	0		
Orlando Cepeda, R OBP: 0.330, SLG: 0.456 (1, 3)											4	0	0	0	1	0	7		
Clete Boyer, R OBP: 0.328, SLG: 0.366 (1, 5)											3	1	0	1	1	0	4		
Bob Aspromonte, R OBP: 0.321, SLG: 0.352 (1, 7)											3	0	1	2	0	1	0		
Tony Gonzalez, L OBP: 0.324, SLG: 0.332 (8, PH)											2	0	0	0	0	2			
Bob Tillman, R OBP: 0.274, SLG: 0.377 (1, 2)											5	1	1	1	0	0	2		
Sonny Jackson, L OBP: 0.335, SLG: 0.335 (1, 6)												5	0	1	1	0	0		
Mitt Pappas, R OBP: 0.257, SLG: 0.233 (1, 1)											0	0	0	0	2	0	0		
Cecil Upshaw, R OBP: 0.375, SLG: 0.750 (7, 1)											1	1	1	0	0	0	0		
Gary Neibauer, R (9, 1)											1	0	0	0	0	1	0		
Claude Raymond, R OBP: 0.353, SLG: 0.333 (10, 1)											0	0	0	0	0	0	0		
Paul Doyle, L (10, 1)											0	0	0	0	0	0	0		
Inning Stats	R: 0 E: 0 K: 0 S: 4	H: 1 LOB: 2 BB: 1 P: 8	R: 0 E: 0 K: 0 S: 3	H: 0 LOB: 0 BB: 0 P: 3	R: 0 E: 1 K: 0 S: 4	H: 0 LOB: 1 BB: 0 P: 4	R: 0 E: 0 K: 1 S: 5	H: 0 LOB: 0 BB: 0 P: 5	R: 0 E: 0 K: 0 S: 3	H: 1 LOB: 1 BB: 1 P: 7	R: 0 E: 0 K: 0 S: 3	H: 0 LOB: 0 BB: 0 P: 3	R: 2 E: 0 K: 0 S: 5	H: 2 LOB: 2 BB: 0 P: 7	R: 1 E: 0 K: 1 S: 6	H: 1 LOB: 0 BB: 0 P: 6	1B: 7 2B: 0 3B: 0 HR: 1	SF: 1 SAC: 0 DP: 1 HBP: 2	WP: 0 PA: 46
PITCHER	IP 5.2	WLS 26	BF 4	H 3	R 3	ER 3	SO 1	BB 4	IBB 0	HBP 0	BLK 0	WP 0	HR 0	S 24	P 40	ERA 4.76	WHIP 1.412		
Mike McCormick, L ERA: 3.1 (1, 1)	1.1	6	1	0	0	0	2	0	0	0	0	0	0	4	12	0.00	2.250		
Ron Kline, R ERA: 5.36 (6, 1)	3.0	W 14	3	3	3	1	0	0	2	0	0	0	1	14	16	9.00	1.000		
Frank Linzy, R ERA: 4.18 (8, 1)																			

Atlanta Braves @ San Francisco Giants
Candlestick Park, San Francisco, CA
Fri Jul 04 1969, 6:33 AM EDT
Unknown

livebaseballscorecards.com

AB 36
R 6
H 8
RBI 6
BB 6
SO 2
LOB 23

Braves

Batter	1	2	3	4	5	6	7	8	9	10	AB	R	H	RBI	BB	SO	LOB	BOTTOM			
Bobby Bonds, R OBP: 0.366, SLG: 0.478 (1, 9)											4	2	2	2	1	1	0				
Ron Hunt, R OBP: 0.358, SLG: 0.318 (1, 4)											5	0	1	0	0	2	2				
Willie Mays, R OBP: 0.365, SLG: 0.454 (1, 8)											4	0	1	0	1	2	3				
Willie McCovey, L OBP: 0.455, SLG: 0.718 (1, 3)											4	0	0	0	0	2	3				
Don Mason, L OBP: 0.318, SLG: 0.243 (10, 6)											0	1	0	0	1	0	0				
Jim Ray Hart, R OBP: 0.369, SLG: 0.312 (1, 7)											3	0	0	0	2	0	1				
Tito Fuentes, S OBP: 0.130, SLG: 0.050 (10, PR)											0	1	0	0	0	0	0				
Jim Davenport, R OBP: 0.323, SLG: 0.357 (1, 5)											5	1	1	1	0	0	3				
Dick Dietz, R OBP: 0.362, SLG: 0.361 (1, 2)											4	1	1	0	1	0	4				
Hal Lanier, R OBP: 0.263, SLG: 0.267 (1, 6)											2	0	0	0	1	0	2				
Bob Burda, L OBP: 0.312, SLG: 0.437 (9, PH)											2	1	2	4	0	0	0				
Mike McCormick, L OBP: 0.250, SLG: 0.333 (1, 1)											2	0	0	0	0	1	0				
Ron Kline, R (6, 1)											0	0	0	0	0	0	0				
Dave Marshall, L OBP: 0.345, SLG: 0.256 (7, PH)											1	0	0	0	0	1	1				
Frank Linzy, R OBP: 0.224, SLG: 0.143 (8, 1)											1	0	1	0	0	0	0				
Inning Stats	R: 0 E: 0 K: 1 S: 6	H: 1 LOB: 1 BB: 6 P: 6	R: 1 E: 0 K: 0 S: 3	H: 1 LOB: 0 BB: 1 P: 7	R: 1 E: 0 K: 2 S: 8	H: 1 LOB: 1 BB: 1 P: 12	R: 0 E: 0 K: 0 S: 3	H: 0 LOB: 1 BB: 1 P: 7	R: 0 E: 0 K: 2 S: 7	H: 0 LOB: 0 BB: 0 P: 5	R: 0 E: 0 K: 1 S: 5	H: 0 LOB: 1 BB: 1 P: 9	R: 1 E: 0 K: 0 S: 5	H: 2 LOB: 1 BB: 0 P: 5	R: 2 E: 0 K: 2 S: 10	H: 3 LOB: 2 BB: 14 P: 14	R: 2 E: 1 K: 0 S: 3	H: 1 LOB: 3 BB: 11 P: 11	1B: 4 2B: 1 3B: 0 HR: 4	SF: 0 SAC: 0 DP: 1 HBP: 0	WP: 1 PA: 44
PITCHER	IP 6.0	WLS 23	BF 3	H 2	R 2	ER 3	SO 6	BB 3	IBB 0	HBP 0	BLK 0	WP 0	HR 2	S 32	P 44	ERA 3.00	WHIP 1.000				
Mitt Pappas, R ERA: 3.47 (1, 1)	2.1	5	3	3	1	0	0	0	0	0	0	0	2	14	18	11.57	2.571				
Cecil Upshaw, R ERA: 3.44 (7, 1)	0.2	L 5	0	2	1	2	3	0	0	0	1	0	0	6	18	13.50	4.500				
Gary Neibauer, R ERA: 4.18 (9, 1)	0.1	2	0	0	0	0	0	0	0	0	0	0	0	2	2	0.00	0.000				
Claude Raymond, R ERA: 6.03 (10, 1)	0.0	1	1	0	0	0	0	0	0	0	0	0	0	1	1	∞	∞				
Paul Doyle, L ERA: 5.39 (10, 1)																					

Atlanta Braves @ San Francisco Giants
Candlestick Park, San Francisco, CA
Fri Jul 04 1969, 6:33 AM EDT
Unknown

livebaseballscorecards.com

AB 37
R 7
H 9
RBI 7
BB 7
SO 9
LOB 19

GIANTS

Batter	1	2	3	4	5	6	7	8	9	AB	R	H	RBI	BB	SO	LOB	TOP			
Felipe Alou, R OBP: 0.356, SLG: 0.402 (1,8)	6-3		1B SH1-4 BB		F3		F8		F5	4	1	0	0	1	0	1	Atlanta Braves @ San Francisco Giants Candlestick Park, San Francisco, CA Fri Jul 04, 1969, 6:38 AM EDT Att: 22,014 - Unknown			
Sonny Jackson, L OBP: 0.330, SLG: 0.330 (1,6)	G3		SH1-4		1-3		3-1		F9	4	0	0	0	0	0	1				
Tony Gonzalez, L OBP: 0.326, SLG: 0.335 (1,7)	4-3		1B 2-3		E3 1B		FC6-4 1B			4	0	2	0	0	0	0				
Tito Francona, L OBP: 0.400, SLG: 0.415 (1,3)		F7	1-3 3-H 1B		1-3 1B		FC6-4 1-2			4	0	2	1	0	0	1				
Clete Boyer, R OBP: 0.331, SLG: 0.367 (1,5)		2B SF9 1B	BB		5-3			F8		3	1	1	0	1	0	2				
Felix Milten, R OBP: 0.332, SLG: 0.373 (1,4)		SF9 1-3 1B 2B	BB		6-3			1-3		4	1	1	0	0	0	2				
Mike Lum, L OBP: 0.328, SLG: 0.319 (1,9)		SF9 2-3 3-H 1B			1-3			F5		3	0	1	1	0	0	0				
Bob Didier, S OBP: 0.273, SLG: 0.282 (1,2)		3-H 1B			6-3			K		4	0	2	1	0	1	1				
Ron Reed, R OBP: 0.143, SLG: 0.146 (1,1)		4-3			F3			F9		3	0	0	0	0	0	2				
Paul Doyle, L (8, 1)										0	0	0	0	0	0	0				
Tommie Aaron, R OBP: 0.333, SLG: 0.333 (9, PH)										1	0	0	0	0	0	1				
Inning Stats	R: 0 E: 0 K: 0 S: 3	H: 0 LOB: 0 BB: 0 P: 3	R: 2 E: 0 K: 0 S: 6	H: 3 LOB: 1 BB: 0 P: 6	R: 1 E: 0 K: 0 S: 4	H: 2 LOB: 2 BB: 2 P: 12	R: 0 E: 0 K: 0 S: 3	H: 0 LOB: 0 BB: 0 P: 3	R: 0 E: 1 K: 1 S: 5	H: 1 LOB: 2 BB: 0 P: 5	R: 0 E: 0 K: 0 S: 4	H: 1 LOB: 1 BB: 0 P: 4	R: 0 E: 0 K: 0 S: 3	H: 0 LOB: 0 BB: 0 P: 3	R: 0 E: 0 K: 0 S: 4	H: 1 LOB: 1 BB: 0 P: 4	1B: 8 2B: 1 3B: 0 HR: 0	SF: 1 SAC: 1 DP: 0 HBP: 0	WP: 0 PB: 0 SB: 0 CS: 0	PA: 38
PITCHER Ron Herbel, R ERA: 4.21 (1, 1)	IP: 9.0 WLS: W BF: 38 H: 9 R: 3 ER: 3 SO: 1 BB: 2 IBB: 0 HBP: 0 BLK: 0 WP: 0 HR: 0 S: 38 P: 46 ERA: 3.00 WHIP: 1.222																			



Batter	1	2	3	4	5	6	7	8	9	AB	R	H	RBI	BB	SO	LOB	BOTTOM			
Don Mason, L OBP: 0.316, SLG: 0.237 (1,5) (9, 6)	4-3		4-3			1B BB 1B BB	F4			3	1	0	0	1	0	0	Atlanta Braves @ San Francisco Giants Candlestick Park, San Francisco, CA Fri Jul 04, 1969, 6:38 AM EDT Att: 22,014 - Unknown			
Ron Hunt, R OBP: 0.356, SLG: 0.314 (1,4)	F5				F7	1B 1B BB	F6			3	1	0	0	1	0	0				
Bobby Bonds, R OBP: 0.367, SLG: 0.488 (1,8) (7, 9)	5-3				HR	1-2 2-3 1B 1B	K			4	2	2	1	0	1	0				
Jim Ray Hart, R OBP: 0.364, SLG: 0.318 (1,7)					K	1B WP 1B				3	1	2	1	0	1	0				
Willie Mays, R OBP: 0.358, SLG: 0.454 (7, 8)		F2 1B			K	1-2 2-3 3-H 1B				0	1	0	0	1	0	0				
Bob Burda, L OBP: 0.321, SLG: 0.453 (1, 3)		F2 1-2			2B	F8				4	0	2	0	0	0	4				
Dave Marshall, L OBP: 0.342, SLG: 0.256 (1, 9) (7, 7)		F2			4-3	4-3 WP 1B 1B				4	1	1	2	0	0	4				
Bob Barton, R OBP: 0.160, SLG: 0.160 (1, 2)		5-3			6-3	4-3 1-3 3-H 1B				4	0	0	0	0	0	3				
Hal Lanier, R OBP: 0.263, SLG: 0.268 (1, 6) Jim Davenport, R OBP: 0.326, SLG: 0.357 (8, PH) (9, 5)					F9	F6				3	0	1	1	0	0	0				
Ron Herbel, R (1, 1)					K	3-H 1B				4	0	0	0	0	3	3				
Inning Stats	R: 0 E: 0 K: 0 S: 3	H: 0 LOB: 0 BB: 0 P: 3	R: 0 E: 0 K: 0 S: 4	H: 1 LOB: 1 BB: 0 P: 4	R: 0 E: 0 K: 1 S: 5	H: 0 LOB: 0 BB: 0 P: 5	R: 1 E: 0 K: 1 S: 7	H: 2 LOB: 1 BB: 0 P: 7	R: 0 E: 0 K: 0 S: 3	H: 0 LOB: 0 BB: 0 P: 3	R: 5 E: 0 K: 1 S: 9	H: 4 LOB: 1 BB: 2 P: 17	R: 0 E: 0 K: 1 S: 5	H: 0 LOB: 0 BB: 0 P: 5	R: 1 E: 1 K: 1 S: 6	H: 1 LOB: 2 BB: 2 P: 14	1B: 6 2B: 1 3B: 0 HR: 1	SF: 0 SAC: 0 DP: 0 HBP: 0	WP: 1 PB: 1 SB: 0 CS: 0	PA: 36
PITCHER Ron Reed, R ERA: 3.99 (1, 1)	IP: 7.0 WLS: L BF: 32 H: 8 R: 7 ER: 6 SO: 4 BB: 3 IBB: 0 HBP: 0 BLK: 0 WP: 1 HR: 1 S: 37 P: 49 ERA: 7.71 WHIP: 1.571																			
Paul Doyle, L ERA: 3.0 (8, 1)	IP: 1.0 WLS: L BF: 4 H: 0 R: 0 ER: 0 SO: 1 BB: 0 IBB: 1 HBP: 0 BLK: 0 WP: 0 HR: 0 S: 5 P: 9 ERA: 0.00 WHIP: 0.000																			



Batter	1	2	3	4	5	6	7	8	9	AB	R	H	RBI	BB	SO	LOB	TOP																			
Felipe Alou, R OBP: 0.357, SLG: 0.401 (1, 8)										3	1	1	1	1	0	1	Atlanta Braves @ San Francisco Giants Candlestick Park, San Francisco, CA Sat Jul 05 1969, 6:33 AM EDT Att: 15,988 - Unknown																			
Sonny Jackson, L OBP: 0.333, SLG: 0.331 (1, 6)										2	0	1	0	1	0	1																				
Gil Garrido, R OBP: 0.258, SLG: 0.323 (5, 6)										2	1	1	0	0	1	0																				
Tony Gonzalez, L OBP: 0.331, SLG: 0.337 (1, 7)										4	2	2	2	1	1	1																				
Orlando Cepeda, R OBP: 0.328, SLG: 0.455 (1, 3)										5	1	1	1	0	0	3																				
Clete Boyer, R OBP: 0.329, SLG: 0.365 (1, 5)										4	0	1	2	0	1	3																				
Felix Milán, R OBP: 0.311, SLG: 0.372 (1, 4)										4	0	1	0	0	0	1																				
Mike Lum, L OBP: 0.319, SLG: 0.308 (1, 9)										4	0	0	0	0	1	3																				
Bob Didier, S OBP: 0.286, SLG: 0.295 (1, 2)										4	2	3	0	0	0	0																				
Phil Niekro, R OBP: 0.140, SLG: 0.163 (1, 1)										3	0	0	0	0	2	2																				
Inning Stats	R: 0 E: 0 K: 0 S: 4	H: 1 LOB: 2 BB: 1 P: 8	R: 0 E: 0 K: 0 S: 3	H: 0 LOB: 0 BB: 0 P: 3	R: 0 E: 0 K: 1 S: 6	H: 1 LOB: 1 BB: 0 P: 6	R: 0 E: 1 K: 0 S: 4	H: 0 LOB: 1 BB: 0 P: 4	R: 1 E: 0 K: 0 S: 3	H: 1 LOB: 0 BB: 1 P: 7	R: 1 E: 1 K: 2 S: 9	H: 2 LOB: 1 BB: 0 P: 9	R: 5 E: 1 K: 1 S: 10	H: 5 LOB: 1 BB: 1 P: 14	R: 0 E: 0 K: 1 S: 5	H: 1 LOB: 0 BB: 0 P: 5	R: 0 E: 0 K: 1 S: 5	H: 0 LOB: 0 BB: 0 P: 5	1B: 10 2B: 1 3B: 0 HR: 0	SF: 1 SAC: 1 DP: 1 HBP: 0	WP: 1 PB: 0 SB: 2 CS: 1	PA: 41														
PITCHER	IP	WLS	BF	H	R	ER	SO	BB	IBB	HBP	BLK	WP	HR	S	P	ERA	WHIP	PITCHER		IP	WLS	BF	H	R	ER	SO	BB	IBB	HBP	BLK	WP	HR	S	P	ERA	WHIP
Bobby Bolin, R ERA: 4.38 (1, 1)	6.1	L	31	9	7	6	4	2	1	0	0	1	0	36	48	8.53	1.737																			
Rich Robertson, R ERA: 6.03 (7, 1)	2.2		9	2	0	0	2	0	0	0	0	0	0	13	13	0.00	0.750																			

Batter	1	2	3	4	5	6	7	8	9	AB	R	H	RBI	BB	SO	LOB	BOTTOM																			
Bobby Bonds, R OBP: 0.366, SLG: 0.485 (1, 9)										4	1	1	0	0	2	0	Atlanta Braves @ San Francisco Giants Candlestick Park, San Francisco, CA Sat Jul 05 1969, 6:33 AM EDT Att: 15,988 - Unknown																			
Ron Hunt, R OBP: 0.358, SLG: 0.317 (1, 4)										4	0	2	1	0	0	0																				
Willie Mays, R OBP: 0.366, SLG: 0.448 (1, 8)										3	0	0	0	1	0	1																				
Jim Ray Hart, R OBP: 0.362, SLG: 0.317 (1, 7)										4	0	1	0	0	0	2																				
Jim Davenport, R OBP: 0.321, SLG: 0.351 (1, 5)										3	0	0	0	0	0	1																				
Tito Fuentes, S OBP: 0.125, SLG: 0.048 (8, 6)										1	0	0	0	0	0	1																				
Bob Burda, L OBP: 0.310, SLG: 0.436 (1, 3)										3	0	0	0	0	2	0																				
Don Mason, L OBP: 0.309, SLG: 0.231 (1, 6)										3	0	0	0	0	1	0																				
Bob Barton, R OBP: 0.179, SLG: 0.179 (1, 2)										3	0	1	0	0	0	0																				
Bobby Bolin, R OBP: 0.257, SLG: 0.300 (1, 1)										2	0	0	0	0	0	1																				
Rich Robertson, R OBP: 0.257, SLG: 0.300 (7, 1)										1	0	0	0	0	1	0																				
Inning Stats	R: 1 E: 0 K: 0 S: 5	H: 2 LOB: 1 BB: 0 P: 5	R: 0 E: 0 K: 2 S: 8	H: 1 LOB: 0 BB: 0 P: 8	R: 0 E: 0 K: 1 S: 5	H: 1 LOB: 1 BB: 1 P: 9	R: 0 E: 0 K: 0 S: 3	H: 0 LOB: 0 BB: 0 P: 3	R: 0 E: 0 K: 0 S: 3	H: 0 LOB: 0 BB: 0 P: 3	R: 0 E: 0 K: 1 S: 5	H: 0 LOB: 0 BB: 0 P: 5	R: 0 E: 0 K: 2 S: 7	H: 0 LOB: 0 BB: 0 P: 7	R: 0 E: 0 K: 0 S: 4	H: 1 LOB: 1 BB: 0 P: 4	1B: 5 2B: 0 3B: 0 HR: 0	SF: 0 SAC: 0 DP: 0 HBP: 0	WP: 0 PB: 0 SB: 1 CS: 1	PA: 33																
PITCHER	IP	WLS	BF	H	R	ER	SO	BB	IBB	HBP	BLK	WP	HR	S	P	ERA	WHIP	PITCHER		IP	WLS	BF	H	R	ER	SO	BB	IBB	HBP	BLK	WP	HR	S	P	ERA	WHIP
Phil Niekro, R ERA: 2.16 (1, 1)	9.0	W	32	5	1	1	6	1	0	0	0	0	0	43	47	1.00	0.667																			



Batter	1	2	3	4	5	6	7	8	9	AB	R	H	RBI	BB	SO	LOB	TOP			
Felipe Alou, R OBP: 0.355, SLG: 0.398 (1, 8)										4	0	1	0	0	0	0	Atlanta Braves @ San Francisco Giants Candlestick Park, San Francisco, CA Sun Jul 06 1969, 6:33 AM EDT Unknown			
Mike Lum, L OBP: 0.309, SLG: 0.298 (1, 9)										4	0	0	0	0	1	1				
Tony Gonzalez, L OBP: 0.330, SLG: 0.340 (1, 7)										4	1	1	0	0	1	1				
Tito Francona, L OBP: 0.392, SLG: 0.397 (1, 3)										3	0	0	0	1	0	1				
Clete Boyer, R OBP: 0.328, SLG: 0.363 (1, 5)										4	0	1	1	0	1	0				
Felix Milten, R OBP: 0.333, SLG: 0.373 (1, 4)										4	0	2	0	0	0	2				
Bob Didier, S OBP: 0.278, SLG: 0.287 (1, 2)										4	0	0	0	0	0	2				
Gil Garrido, R OBP: 0.265, SLG: 0.303 (1, 6)										2	0	0	0	1	0	0				
Jim Britton, R (1, 1) Bob Aspromonte, R (7, PH) Claude Raymond, R (7, 1)										2	0	0	0	0	2	2				
Inning Stats	R: 0 E: 0 K: 1 S: 5	H: 0 LOB: 0 BB: 0 P: 5	R: 0 E: 0 K: 0 S: 4	H: 1 LOB: 1 BB: 0 P: 4	R: 0 E: 0 K: 1 S: 5	H: 0 LOB: 0 BB: 0 P: 5	R: 0 E: 0 K: 0 S: 3	H: 0 LOB: 0 BB: 0 P: 3	R: 0 E: 0 K: 2 S: 8	H: 1 LOB: 2 BB: 1 P: 12	R: 0 E: 0 K: 0 S: 5	H: 0 LOB: 0 BB: 0 P: 3	R: 0 E: 0 K: 1 S: 6	H: 1 LOB: 1 BB: 0 P: 6	R: 0 E: 0 K: 0 S: 3	H: 0 LOB: 0 BB: 0 P: 3		1B: 4 2B: 1 3B: 0 HR: 0	SF: 0 SAC: 0 DP: 0 HBP: 0	WP: 0 PB: 0 SB: 0 CS: 0
PITCHER Juan Marichal, R ERA: 2.14 (1, 1)	IP: 9.0 WLS: W BF: 34 H: 5 R: 1 ER: 1 SO: 5 BB: 0 IBB: 2 HBP: 0 BLK: 1 WP: 0 HR: 0 S: 42 P: 50 ERA: 1.00 WHIP: 0.556															PITCHER IP: WLS: BF: H: R: ER: SO: BB: IBB: HBP: BLK: WP: HR: S: P: ERA: WHIP				

Batter	1	2	3	4	5	6	7	8	9	AB	R	H	RBI	BB	SO	LOB	BOTTOM			
Bobby Bonds, R OBP: 0.372, SLG: 0.502 (1, 9)										2	1	2	3	2	0	0	Atlanta Braves @ San Francisco Giants Candlestick Park, San Francisco, CA Sun Jul 06 1969, 6:33 AM EDT Unknown			
Ron Hunt, R OBP: 0.352, SLG: 0.310 (1, 4)										5	0	0	0	0	3	6				
Willie Mays, R OBP: 0.364, SLG: 0.443 (1, 8)										3	0	0	0	1	0	1				
Willie McCovey, L OBP: 0.456, SLG: 0.714 (1, 3)										3	0	1	0	1	1	0				
Jim Ray Hart, R OBP: 0.361, SLG: 0.313 (1, 7) Dave Marshall, L OBP: 0.340, SLG: 0.254 (6, 7)										2	0	0	0	1	1	5				
Jim Davenport, R OBP: 0.325, SLG: 0.354 (1, 5)										4	0	2	0	0	0	0				
Tito Fuentes, S OBP: 0.214, SLG: 0.208 (1, 6)										3	1	2	0	1	1	2				
Bob Barton, R OBP: 0.226, SLG: 0.172 (1, 2)										1	0	0	0	1	0	1				
Juan Marichal, R OBP: 0.182, SLG: 0.192 (1, 1)										4	1	0	0	0	1	5				
Inning Stats	R: 0 E: 0 K: 1 S: 5	H: 0 LOB: 2 BB: 2 P: 13	R: 0 E: 0 K: 0 S: 2	H: 0 LOB: 0 BB: 1 P: 6	R: 0 E: 0 K: 2 S: 9	H: 2 LOB: 3 BB: 1 P: 13	R: 0 E: 0 K: 2 S: 9	H: 2 LOB: 3 BB: 1 P: 13	R: 0 E: 0 K: 1 S: 6	H: 1 LOB: 2 BB: 1 P: 10	R: 2 E: 0 K: 0 S: 4	H: 1 LOB: 0 BB: 1 P: 8	R: 0 E: 0 K: 1 S: 5	H: 0 LOB: 0 BB: 0 P: 5	R: 1 E: 0 K: 0 S: 4	H: 1 LOB: 1 BB: 0 P: 5		1B: 4 2B: 1 3B: 1 HR: 1	SF: 1 SAC: 1 DP: 1 HBP: 1	WP: 0 PB: 0 SB: 1 CS: 0
PITCHER Jim Britton, R ERA: 4.94 (1, 1) Claude Raymond, R ERA: 5.94 (7, 1)	IP: 6.0 WLS: L BF: 30 H: 6 R: 2 ER: 2 SO: 6 BB: 6 IBB: 1 HBP: 0 BLK: 0 WP: 0 HR: 1 S: 35 P: 63 ERA: 3.00 WHIP: 2.000															PITCHER IP: WLS: BF: H: R: ER: SO: BB: IBB: HBP: BLK: WP: HR: S: P: ERA: WHIP				

Batter	1	2	3	4	5	6	7	8	9	AB	R	H	RBI	BB	SO	LOB	TOP					
Felipe Alou, R OBP: 0.350, SLG: 0.392 (1, 8)	G1		G4-6-3			6-3		K		4	0	0	0	0	1	2						
Felix Milan, R OBP: 0.332, SLG: 0.370 (1, 4)	G6-4-3 BB			4-3		F7		K		3	0	0	0	1	1	0						
Tony Gonzalez, L OBP: 0.325, SLG: 0.335 (1, 7)	G6-4-3			1-3		F7		4-3		4	0	0	0	0	0	1						
Orlando Cepeda, R OBP: 0.330, SLG: 0.456 (1, 3)		E6 1B		4-3		4-3 WP 1B		E5		4	0	2	0	0	0	0						
Clete Boyer, R OBP: 0.327, SLG: 0.361 (1, 5)		K				4-3 1B		F9		4	0	1	0	0	1	3						
Mike Lum, L OBP: 0.303, SLG: 0.291 (1, 9)		F2				F8				3	0	0	0	0	0	3						
Bob Tillman, R OBP: 0.268, SLG: 0.368 (1, 2)		5-3				K		K		3	0	0	0	0	2	3						
Gil Garrido, R OBP: 0.278, SLG: 0.314 (8, PH)						G6-4-3		F9		2	0	1	0	0	0	2						
Bob Aspromonte, R OBP: 0.316, SLG: 0.347 (8, 6)						G6-4-3				1	0	0	0	0	0	0						
Pat Jarvis, R OBP: 0.132, SLG: 0.135 (1, 1)						4-3				2	0	0	0	0	1	1						
Tito Francona, L OBP: 0.400, SLG: 0.397 (8, PH)										0	0	0	0	1	0	0						
Paul Doyle, L (8, 1)										0	0	0	0	0	0	0						
Inning Stats	R: 0 E: 0 K: 0 S: 2	H: 0 LOB: 0 BB: 1 P: 6	R: 0 E: 1 K: 1 S: 6	H: 1 LOB: 1 BB: 0 P: 6	R: 0 E: 0 K: 1 S: 5	H: 1 LOB: 0 BB: 0 P: 5	R: 0 E: 0 K: 0 S: 3	H: 0 LOB: 0 BB: 0 P: 3	R: 0 E: 1 K: 1 S: 6	H: 1 LOB: 1 BB: 0 P: 6	R: 0 E: 0 K: 0 S: 3	H: 0 LOB: 0 BB: 0 P: 3	R: 0 E: 0 K: 0 S: 4	H: 1 LOB: 1 BB: 0 P: 4	R: 0 E: 0 K: 2 S: 7	H: 0 LOB: 1 BB: 1 P: 11	R: 0 E: 1 K: 1 S: 6	H: 0 LOB: 1 BB: 0 P: 6	1B: 4 2B: 0 3B: 0 HR: 0	SF: 0 SAC: 0 DP: 3 HBP: 0	WP: 1 PB: 0 SB: 0 CS: 0	PA: 32
PITCHER Gaylord Perry, R ERA: 2.78 (1, 1)	IP: 9.0 WLS: W BF: 32 H: 4 R: 0 ER: 0 SO: 6 BB: 2 IBB: 0 HBP: 0 BLK: 0 WP: 1 HR: 0 S: 42 P: 50 ERA: 0.00 WHIP: 0.667															PITCHER	IP: 9.0 WLS: W BF: 32 H: 4 R: 0 ER: 0 SO: 6 BB: 2 IBB: 0 HBP: 0 BLK: 0 WP: 1 HR: 0 S: 42 P: 50 ERA: 0.00 WHIP: 0.667					

Atlanta Braves @ San Francisco Giants
Candlestick Park, San Francisco, CA
Sun Jul 06 1969, 6:38 AM EDT
Att: 20,375 - Unknown

livebaseballscorecards.com

AB 30
R 0
H 4
RBI 0
BB 2
SO 6
LOB 15

Braves

Batter	1	2	3	4	5	6	7	8	9	AB	R	H	RBI	BB	SO	LOB	BOTTOM			
Don Mason, L OBP: 0.301, SLG: 0.224 (1, 4)	G3		K			F8		3-1		4	0	0	0	0	1	0				
Tito Fuentes, S OBP: 0.250, SLG: 0.333 (1, 6)	K		HR BB			F4		HR		3	2	1	1	1	1	0				
Bobby Bonds, R OBP: 0.374, SLG: 0.510 (1, 8)	HR BB		HR			K		F9		3	2	1	2	1	1	0				
Willie McCovey, L OBP: 0.456, SLG: 0.721 (1, 3)			HR			K		K		3	1	1	2	1	2	0				
Bob Burda, L OBP: 0.310, SLG: 0.436 (9, 3)	HR		FC5-4 BB			K		K		0	0	0	0	0	0	0				
Bobby Etheridge, R OBP: 0.410, SLG: 0.460 (1, 5)	F7		FC5-4 BB			F7				3	0	0	0	0	0	1				
Jim Davenport, R OBP: 0.325, SLG: 0.354 (7, 5)			FC5-4			F7				0	0	0	0	0	0	0				
Ken Henderson, S OBP: 0.274, SLG: 0.365 (1, 9)		K				5-3				3	0	1	0	0	1	0				
Dave Marshall, L OBP: 0.340, SLG: 0.250 (1, 7)		K				F8		CS BB		2	0	0	0	1	1	1				
Bob Barton, R OBP: 0.206, SLG: 0.156 (1, 2)		F8				F9		5-3		3	0	0	0	0	0	2				
Gaylord Perry, R OBP: 0.155, SLG: 0.109 (1, 1)			5-3			F6		K		3	0	0	0	0	1	1				
Inning Stats	R: 2 E: 0 K: 1 S: 6	H: 1 LOB: 0 BB: 1 P: 10	R: 0 E: 0 K: 2 S: 7	H: 0 LOB: 0 BB: 0 P: 7	R: 2 E: 0 K: 1 S: 6	H: 1 LOB: 1 BB: 2 P: 14	R: 0 E: 0 K: 0 S: 4	H: 1 LOB: 1 BB: 0 P: 4	R: 0 E: 0 K: 1 S: 5	H: 0 LOB: 0 BB: 0 P: 5	R: 0 E: 0 K: 1 S: 5	H: 0 LOB: 0 BB: 0 P: 5	R: 0 E: 0 K: 1 S: 4	H: 0 LOB: 1 BB: 1 P: 8	R: 1 E: 0 K: 1 S: 6	H: 1 LOB: 0 BB: 0 P: 6	1B: 1 2B: 0 3B: 0 HR: 3	SF: 0 SAC: 0 DP: 0 HBP: 0	WP: 0 PB: 0 SB: 0 CS: 1	PA: 31
PITCHER Pat Jarvis, R ERA: 5.28 (1, 1)	IP: 7.0 WLS: L BF: 27 H: 3 R: 4 ER: 4 SO: 7 BB: 4 IBB: 0 HBP: 0 BLK: 0 WP: 0 HR: 2 S: 37 P: 53 ERA: 5.14 WHIP: 1.000															PITCHER	IP: 7.0 WLS: L BF: 27 H: 3 R: 4 ER: 4 SO: 7 BB: 4 IBB: 0 HBP: 0 BLK: 0 WP: 0 HR: 2 S: 37 P: 53 ERA: 5.14 WHIP: 1.000			
Paul Doyle, L ERA: 3.6 (8, 1)	IP: 1.0 WLS: L BF: 4 H: 1 R: 1 ER: 1 SO: 1 BB: 0 IBB: 0 HBP: 0 BLK: 0 WP: 0 HR: 1 S: 6 P: 6 ERA: 9.00 WHIP: 1.000															PITCHER	IP: 1.0 WLS: L BF: 4 H: 1 R: 1 ER: 1 SO: 1 BB: 0 IBB: 0 HBP: 0 BLK: 0 WP: 0 HR: 1 S: 6 P: 6 ERA: 9.00 WHIP: 1.000			

Atlanta Braves @ San Francisco Giants
Candlestick Park, San Francisco, CA
Sun Jul 06 1969, 6:38 AM EDT
Att: 20,375 - Unknown

livebaseballscorecards.com

AB 27
R 5
H 4
RBI 5
BB 4
SO 8
LOB 5

GIANTS

Batter	1	2	3	4	5	6	7	8	9	AB	R	H	RBI	BB	SO	LOB	TOP										
Felipe Alou, R OBP: 0.343, SLG: 0.384 (1, 8)	0-0 1-3		0-0 F8	0-0 5-3		0-0 5-3		0-0 P5	0-0 P5	5	0	0	0	0	0	1											
Tony Gonzalez, L OBP: 0.327, SLG: 0.333 (1, 7)	0-0 G5-4-3 1B		4-0 HR BB		0-0 P5	0-0 4-3		0-0 F8	0-0 F8	4	1	1	0	1	0	0											
Hank Aaron, R OBP: 0.434, SLG: 0.655 (1, 9)	0-0 G5-4-3 1-2		0-0 HR		0-0 1B 1B		0-0 1B	0-0 F9	0-0 F9	5	2	3	2	0	0	1											
Orlando Cepeda, R OBP: 0.332, SLG: 0.456 (1, 3)		0-0 2B 1B	0-0 5-3		0-0 1B 1B		0-0 F7			4	1	2	0	0	0	1											
Clete Boyer, R OBP: 0.333, SLG: 0.372 (1, 5)		0-0 1B 2B	0-0 1B		0-0 FC3-6 1B 1B		0-0 9-3			4	0	3	0	0	0	1											
Felix Milten, R OBP: 0.337, SLG: 0.378 (1, 4)		0-0 S BB 1B	0-0 6-3		0-0 FC3-6 1B			0-0 4-3 2B		4	1	3	2	0	0	1											
Bob Didier, S OBP: 0.284, SLG: 0.283 (1, 2)		4-0 FC5 1B BB		4-0 FC2-6 BB	0-0 FC3-6		0-0 4-3			2	0	0	0	2	0	3											
Gil Garrido, R OBP: 0.275, SLG: 0.308 (1, 6)		0-0 1B	0-0 F9		0-0 5-3		0-0 4-3			4	0	1	1	0	0	4											
George Stone, L OBP: 0.167, SLG: 0.167 (1, 1)		0-0 FC5	0-0 FC2-6		0-3 K		0-0 F8			4	0	0	0	0	1	4											
Inning Stats	R: 0 E: 0 K: 0 S: 3	H: 1 LOB: 0 BB: 0 P: 3	R: 1 E: 0 K: 0 S: 5	H: 4 LOB: 2 BB: 1 P: 9	R: 2 E: 0 K: 0 S: 5	H: 2 LOB: 1 BB: 1 P: 9	R: 0 E: 0 K: 0 S: 3	H: 0 LOB: 0 BB: 0 P: 7	R: 2 E: 0 K: 1 S: 7	H: 4 LOB: 2 BB: 0 P: 7	R: 0 E: 0 K: 0 S: 3	H: 1 LOB: 0 BB: 0 P: 3	R: 0 E: 0 K: 0 S: 4	H: 1 LOB: 1 BB: 0 P: 4	R: 0 E: 0 K: 0 S: 3	H: 0 LOB: 0 BB: 0 P: 3	1B: 10 2B: 3 3B: 0 HR: 1	SF: 0 SAC: 0 DP: 2 HBP: 0	WP: 0 PA: 39 PB: 0 SB: 1 CS: 0								
PITCHER	IP	WLS	BF	H	R	ER	SO	BB	IBB	HBP	BLK	WP	HR	S	P	ERA	WHIP										
Alan Foster, R ERA: 3.58 (1, 1)	4.1	L	23	10	5	5	0	3	0	0	0	0	1	20	32	10.38	3.000										
Pete Mikkelsen, R ERA: 3.22 (5, 1)	3.2		13	3	0	0	1	0	0	0	0	0	0	15	15	0.00	0.818										
John Purdin, R ERA: 5.84 (9, 1)	1.0		3	0	0	0	0	0	0	0	0	0	0	3	3	0.00	0.000										

Atlanta Braves @ Los Angeles Dodgers
Dodger Stadium, Los Angeles, CA
Mon Jul 07 1969, 7:05 PM PDT
Att: 18,615 - Unknown

AB 36
R 5
H 13
RBI 5
BB 3
SO 1
LOB 16



Batter	1	2	3	4	5	6	7	8	9	AB	R	H	RBI	BB	SO	LOB	BOTTOM										
Maury Wills, S OBP: 0.331, SLG: 0.284 (1, 6)	0-0 F9			0-0 F8		0-0 F8			0-0 5-3	4	0	0	0	0	0	1											
Manny Mota, R OBP: 0.393, SLG: 0.409 (1, 7)	0-0 L3			0-0 5-3			0-0 F8		0-0 F9	4	0	0	0	0	0	0											
Bill Russell, R OBP: 0.335, SLG: 0.399 (1, 8)	0-0 F3			0-0 F8			0-0 P3		0-0 HR	4	1	1	1	0	0	0											
Andy Kosco, R OBP: 0.278, SLG: 0.450 (1, 9)		0-0 F7			0-0 F7		0-3 K		0-0 5-3	4	0	0	0	0	1	0											
Bill Sudakis, S OBP: 0.293, SLG: 0.364 (1, 5)		0-0 5-3			0-0 4-3			0-0 5-3		3	0	0	0	0	0	0											
John Miller, R OBP: 0.286, SLG: 0.269 (1, 3)		0-0 L5			0-3 K			0-0 F8		3	0	0	0	0	1	0											
Jim Lefebvre, S OBP: 0.354, SLG: 0.301 (1, 4)			0-0 P4			0-0 1B			0-0 HR	3	1	2	1	0	0	0											
Jeff Torborg, R OBP: 0.250, SLG: 0.259 (1, 2)			0-3 K			0-3 K			0-0 E6	3	0	0	0	0	2	1											
Alan Foster, R OBP: 0.111, SLG: 0.059 (1, 1)			0-3 K			0-3 K			0-3 K	1	0	0	0	0	1	0											
Pete Mikkelsen, R (5, 1)										1	0	0	0	0	1	1											
Ken Boyer, R OBP: 0.333, SLG: 0.308 (8, PH)										1	0	0	0	0	1	1											
John Purdin, R (9, 1)										0	0	0	0	0	0	0											
Inning Stats	R: 0 E: 0 K: 0 S: 3	H: 0 LOB: 0 BB: 0 P: 3	R: 0 E: 0 K: 0 S: 3	H: 0 LOB: 0 BB: 0 P: 3	R: 0 E: 0 K: 2 S: 7	H: 0 LOB: 0 BB: 0 P: 7	R: 0 E: 0 K: 0 S: 3	H: 0 LOB: 0 BB: 0 P: 3	R: 0 E: 0 K: 1 S: 5	H: 0 LOB: 0 BB: 0 P: 5	R: 0 E: 0 K: 2 S: 8	H: 1 LOB: 1 BB: 0 P: 8	R: 0 E: 0 K: 1 S: 5	H: 0 LOB: 0 BB: 0 P: 5	R: 1 E: 1 K: 1 S: 7	H: 1 LOB: 1 BB: 0 P: 7	R: 1 E: 0 K: 0 S: 4	H: 1 LOB: 0 BB: 0 P: 4	1B: 1 2B: 0 3B: 0 HR: 2	SF: 0 SAC: 0 DP: 0 HBP: 0	WP: 0 PA: 31 PB: 0 SB: 0 CS: 0						
PITCHER	IP	WLS	BF	H	R	ER	SO	BB	IBB	HBP	BLK	WP	HR	S	P	ERA	WHIP										
George Stone, L ERA: 2.77 (1, 1)	9.0	W	31	3	2	2	7	0	0	0	0	0	2	45	45	2.00	0.333										


Atlanta Braves @ Los Angeles Dodgers
Dodger Stadium, Los Angeles, CA
Mon Jul 07 1969, 7:05 PM PDT
Att: 18,615 - Unknown


AB 31
R 2
H 3
RBI 2
BB 0
SO 7
LOB 4



Batter	1	2	3	4	5	6	7	8	9	AB	R	H	RBI	BB	SO	LOB	TOP															
Felipe Alou, R OBP: 0.344, SLG: 0.382 (1, 8)										4	0	1	0	1	0	1	Atlanta Braves @ Los Angeles Dodgers Dodger Stadium, Los Angeles, CA Tue Jul 08 1969, 7:05 PM PDT Unknown															
Felix Milan, R OBP: 0.335, SLG: 0.373 (1, 4)										4	0	0	0	1	1	2																
Hank Aaron, R OBP: 0.435, SLG: 0.662 (1, 9)										3	2	1	1	1	0	3																
Orlando Cepeda, R OBP: 0.331, SLG: 0.457 (1, 3)										4	0	1	2	0	1	0																
Clete Boyer, R OBP: 0.340, SLG: 0.383 (1, 5)										4	0	3	0	0	1	1																
Bob Aspromonte, R OBP: 0.315, SLG: 0.344 (6, 6)										4	0	1	0	0	0	2																
Bob Tillman, R OBP: 0.261, SLG: 0.357 (1, 2)										4	0	0	0	0	2	3																
Gil Garrido, R OBP: 0.262, SLG: 0.293 (6, PH)										2	0	0	0	0	0	1																
Rico Carty, R OBP: 0.469, SLG: 0.659 (6, PH)										1	0	0	0	0	0	2																
Mike Lum, L OBP: 0.301, SLG: 0.289 (6, 7)										1	0	0	0	0	0	0																
Mitt Pappas, R OBP: 0.250, SLG: 0.226 Paul Doyle, L (4, 1)										1	0	0	0	0	1	0																
Tommy Aaron, R OBP: 0.345, SLG: 0.347 Gary Neibauer, R (7, 1)										1	1	1	0	0	0	0																
Tito Francona, L OBP: 0.395, SLG: 0.391 (9, PH)										1	0	0	0	0	1	0																
Inning Stats	R: 1 E: 0 K: 1 S: 6	H: 1 LOB: 0 BB: 0 P: 6	R: 0 E: 0 K: 0 S: 4	H: 1 LOB: 1 BB: 0 P: 4	R: 0 E: 0 K: 1 S: 5	H: 1 LOB: 0 BB: 0 P: 5	R: 0 E: 0 K: 0 S: 4	H: 1 LOB: 1 BB: 0 P: 4	R: 0 E: 1 K: 2 S: 8	H: 2 LOB: 3 BB: 2 P: 16	R: 2 E: 0 K: 1 S: 7	H: 2 LOB: 1 BB: 1 P: 11	R: 0 E: 0 K: 1 S: 5	H: 0 LOB: 0 BB: 0 P: 5	R: 0 E: 0 K: 2 S: 7	H: 0 LOB: 0 BB: 0 P: 7	1B: 5 2B: 2 3B: 0 HR: 1	SF: 0 SAC: 0 DP: 1 HBP: 0	WP: 0 PB: 0 SB: 0 CS: 0	PA: 38												
PITCHER	IP WLS BF H R ER SO BB IBB HBP BLK WP HR S P ERA WHIP																															
Claude Osteen, L ERA: 2.77 Jim Brewer, L ERA: 1.46	(1, 1) (7, 1)	6.2 S	W 7	31 0	8 0	3 0	4 4	3 0	0 0	0 0	0 0	0 0	0 15	48 15	4.05 0.00	1.650 0.000																

Batter	1	2	3	4	5	6	7	8	9	AB	R	H	RBI	BB	SO	LOB	BOTTOM														
Maury Wills, S OBP: 0.332, SLG: 0.283 (1, 6)										4	1	1	0	1	2	2	Atlanta Braves @ Los Angeles Dodgers Dodger Stadium, Los Angeles, CA Tue Jul 08 1969, 7:05 PM PDT Unknown														
Manny Mota, R OBP: 0.403, SLG: 0.425 (1, 7)										5	1	4	1	0	0	1															
Willie Davis, L OBP: 0.338, SLG: 0.443 (1, 8)										4	2	3	0	0	0	2															
Len Gabrielson, L OBP: 0.352, SLG: 0.400 Bill Russell, R OBP: 0.337, SLG: 0.400 (6, PH) (6, 9)										2	0	1	0	0	0	0															
Wes Parker, S OBP: 0.377, SLG: 0.466 (1, 3)										4	0	1	1	0	1	1															
Tom Haller, L OBP: 0.356, SLG: 0.393 (1, 2)										3	1	1	1	1	1	2															
Bill Sudakis, S OBP: 0.296, SLG: 0.364 (1, 5)										3	0	1	0	1	0	0															
Jim Lefebvre, S OBP: 0.347, SLG: 0.294 (1, 4)										4	0	0	0	0	0	5															
Claude Osteen, L OBP: 0.310, SLG: 0.304 Jim Brewer, L OBP: 0.333, SLG: 0.400 (7, 1)										3	0	1	0	0	0	0															
Inning Stats	R: 2 E: 1 K: 1 S: 7	H: 2 LOB: 0 BB: 0 P: 7	R: 1 E: 0 K: 1 S: 7	H: 2 LOB: 1 BB: 0 P: 7	R: 1 E: 0 K: 1 S: 8	H: 4 LOB: 3 BB: 1 P: 12	R: 1 E: 0 K: 0 S: 4	H: 3 LOB: 0 BB: 0 P: 4	R: 0 E: 0 K: 0 S: 4	H: 2 LOB: 2 BB: 1 P: 8	R: 0 E: 0 K: 1 S: 6	H: 1 LOB: 1 BB: 1 P: 10	R: 0 E: 0 K: 0 S: 3	H: 0 LOB: 0 BB: 0 P: 3	R: 0 E: 0 K: 1 S: 5	H: 0 LOB: 1 BB: 1 P: 9		1B: 11 2B: 1 3B: 1 HR: 1	SF: 0 SAC: 0 DP: 1 HBP: 0	WP: 0 PB: 0 SB: 2 CS: 1	PA: 39										
PITCHER	IP WLS BF H R ER SO BB IBB HBP BLK WP HR S P ERA WHIP																														
Mitt Pappas, R ERA: 3.61 Paul Doyle, L ERA: 2.92 Gary Neibauer, R ERA: 3.9	(1, 1) (4, 1) (7, 1)	3.2 L	20 11	4 0	0 0	1 1	2 1	0 0	0 0	0 0	0 0	11 8	19 12	0.00 0.00	2.571 0.500																

Batter	1	2	3	4	5	6	7	8	9	AB	R	H	RBI	BB	SO	LOB	TOP
Felipe Alou, R OBP: 0.345, SLG: 0.379 (1, 8)	4-0 2B 1B BB		0-0 FC1-6 1B		0-0 F3			0-0 F9		3	1	0	1	0	1	1	Atlanta Braves @ Los Angeles Dodgers Dodger Stadium, Los Angeles, CA Wed Jul 09 1969, 7:05 PM PDT Att: 25,375 - Unknown
Tony Gonzalez, L OBP: 0.325, SLG: 0.338 (1, 7)	0-0 1B FC5-2 2B		0-0 FC1-6 1-2		0-0 1-3			0-0 F8		4	0	1	0	0	0	2	
Hank Aaron, R OBP: 0.434, SLG: 0.657 (1, 9)	0-0 FC5-2 6-3 2-3 3-H 1B		0-0 F7		0-0 F7			0-0 G6-4-3 1B		4	0	2	1	0	0	1	
Tito Francona, L OBP: 0.393, SLG: 0.413 (1, 3)	0-0 6-3 1-2		0-0 F5		0-0 F7			0-0 G6-4-3 1-2		4	0	0	0	0	0	4	
Clete Boyer, R OBP: 0.337, SLG: 0.373 (1, 5)	0-0 FC5-2 2-3 3-H			0-0 5-3				0-0 F2		4	0	0	0	0	0	2	
Felix Milten, R OBP: 0.330, SLG: 0.367 (1, 4)	0-0 P3			0-0 5-3						3	0	0	0	0	0	2	
Sonny Jackson, L OBP: 0.330, SLG: 0.327 (1, 6)		0-0 6-3		0-0 F8				0-0 L6		3	0	0	0	0	0	0	
Bob Didier, S OBP: 0.278, SLG: 0.277 (1, 2)			0-0 P3		0-0 G3			0-0 G3		3	0	0	0	0	0	0	
Phil Niekro, R OBP: 0.132, SLG: 0.154 (1, 1)			0-0 P2		0-0 E6			0-3 K		3	0	0	0	0	1	0	
Inning Stats	R: 1 E: 0 K: 0 S: 5	H: 2 LOB: 2 BB: 1 P: 9	R: 0 E: 0 K: 0 S: 3	H: 0 LOB: 0 BB: 0 P: 3	R: 0 E: 0 K: 0 S: 4	H: 1 LOB: 1 BB: 0 P: 4	R: 0 E: 0 K: 0 S: 3	H: 0 LOB: 0 BB: 0 P: 3	R: 0 E: 0 K: 0 S: 3	H: 0 LOB: 0 BB: 0 P: 3	R: 0 E: 0 K: 0 S: 5	H: 1 LOB: 0 BB: 0 P: 3	1B: 3 2B: 1 3B: 0 HR: 0	SF: 0 SAC: 0 DP: 1 HBP: 0	WP: 0 PB: 0 SB: 0 CS: 0	PA: 32	
PITCHER Bill Singer, R ERA: 1.97 (1, 1)	IP: 9.0 WLS: W BF: 32 H: 4 R: 1 ER: 1 SO: 1 BB: 1 IBB: 0 HBP: 0 BLK: 0 WP: 0 HR: 0 S: 33 P: 37 ERA: 1.00 WHIP: 0.556															PITCHER	

Batter	1	2	3	4	5	6	7	8	9	AB	R	H	RBI	BB	SO	LOB	BOTTOM			
Maury Wills, S OBP: 0.332, SLG: 0.289 (1, 6)	0-0 4-3			0-0 4-3		0-0 6-3		0-0 E 1B 2H		4	1	1	1	0	0	0	Atlanta Braves @ Los Angeles Dodgers Dodger Stadium, Los Angeles, CA Wed Jul 09 1969, 7:05 PM PDT Att: 25,375 - Unknown			
Manny Mota, R OBP: 0.418, SLG: 0.441 (1, 9) (9, 7)	0-0 G1-6-3 1B			0-0 1B		0-0 6-3		0-0 WP 2H 1B		4	0	3	1	0	0	0				
Willie Davis, L OBP: 0.330, SLG: 0.429 (1, 8)	0-0 G1-6-3 1-2			0-0 F7		0-0 4-3		0-0 6-3 1-3		4	0	0	0	0	0	3				
Wes Parker, S OBP: 0.368, SLG: 0.454 (1, 3)		0-0 F7		0-0 L6				0-0 4-3		3	0	0	0	0	0	1				
Tom Haller, L OBP: 0.356, SLG: 0.394 (1, 2)		0-3 K2-3			0-0 F5			0-0 3-1		3	0	0	0	0	1	0				
Bill Sudakis, S OBP: 0.296, SLG: 0.362 (1, 5)		0-3 K			0-0 1-3			0-0 6-3		3	0	0	0	0	1	0				
Willie Crawford, L OBP: 0.345, SLG: 0.453 Bill Russell, R OBP: 0.337, SLG: 0.400 (1, 7) (9, 9)			0-0 G3		0-0 E 2B			0-0 SH1-3 1B 1B		3	2	2	0	0	0	0				
Ted Sizemore, R OBP: 0.320, SLG: 0.308 (1, 4)			0-0 F8		0-0 E6 2H			0-0 SH1-3 1-2		2	0	0	0	0	0	0				
Bill Singer, R OBP: 0.121, SLG: 0.089 (1, 1)			0-3 K		0-0 F7			0-3 K		3	0	0	0	0	2	2				
Inning Stats	R: 0 E: 0 K: 0 S: 3	H: 1 LOB: 0 BB: 0 P: 3	R: 0 E: 0 K: 2 S: 7	H: 0 LOB: 0 BB: 0 P: 7	R: 0 E: 0 K: 1 S: 5	H: 0 LOB: 0 BB: 0 P: 5	R: 0 E: 0 K: 0 S: 4	H: 1 LOB: 1 BB: 0 P: 4	R: 1 E: 1 K: 0 S: 5	H: 1 LOB: 1 BB: 0 P: 5	R: 0 E: 0 K: 0 S: 3	H: 0 LOB: 0 BB: 0 P: 3	R: 0 E: 0 K: 0 S: 3	H: 0 LOB: 0 BB: 0 P: 3	R: 2 E: 1 K: 1 S: 8	H: 3 LOB: 1 BB: 0 P: 8		1B: 5 2B: 1 3B: 0 HR: 0	SF: 0 SAC: 1 DP: 1 HBP: 0	WP: 2 PB: 0 SB: 0 CS: 0
PITCHER Phil Niekro, R ERA: 2.16 (1, 1)	IP: 8.0 WLS: L BF: 30 H: 6 R: 3 ER: 2 SO: 4 BB: 0 IBB: 0 HBP: 0 BLK: 0 WP: 1 HR: 0 S: 38 P: 38 ERA: 2.25 WHIP: 0.750															PITCHER				

Batter	1	2	3	4	5	6	7	8	9	AB	R	H	RBI	BB	SO	LOB	TOP			
Felipe Alou, R OBP: 0.346, SLG: 0.380 (1, 8)	0-0 BB 2B 1B		0-0 F9		0-0 4-3		0-0 PB 1B		0-0 F7	5	1	2	1	0	0	2				
Felix Milan, R OBP: 0.329, SLG: 0.363 (1, 4)	4-0 BB 2B		0-0 6-3		0-0 L8		0-3 K			3	1	0	0	1	1	2				
Hank Aaron, R OBP: 0.434, SLG: 0.659 (1, 9)	0-0 G4-3 1H 2H 2B		0-0 1B 1B		0-0 F8		0-0 F8		0-0 F8	4	0	2	2	0	0	0				
Rico Carty, R OBP: 0.476, SLG: 0.663 Mike Lum, L OBP: 0.301, SLG: 0.289 (8, 7)	4-0 G4-3 BB		0-0 1B		0-0 G3-1		0-0 F9		0-0 F9	3	0	1	0	1	0	0				
Orlando Cepeda, R OBP: 0.330, SLG: 0.452 (1, 3)	0-0 G4-3		0-0 F7		0-0 6-3		0-0 BB		0-0 BB	3	0	0	0	1	0	4				
Clete Boyer, R OBP: 0.336, SLG: 0.371 (1, 5)	0-0 F9		0-0 F9		0-0 F9		0-0 FC1-5 BB 1B		0-0 F3	4	0	1	0	0	0	2				
Bob Tillman, R OBP: 0.260, SLG: 0.348 (1, 2)		0-3 K		0-0 F9		4-0 FC1-5 FC1-5 BB		0-0 F7	3	0	0	0	1	1	0		AB 32			
Gil Garrido, R OBP: 0.271, SLG: 0.298 Sonny Jackson, L OBP: 0.330, SLG: 0.327 (9, 6)		0-0 6-3		0-0 1-3		0-0 FC1-5 FC1-5 BB 1B		0-0 SH1-4 1B	4	1	1	0	0	0	2		R 3			
Jim Britton, R Claude Raymond, R OBP: 0.333, SLG: 0.333 Cecil Upshaw, R OBP: 0.333, SLG: 0.667 (9, 1)		0-3 K		0-0 F8		0-0 FC1-5 PB 1B		0-0 SH1-4	3	0	0	0	0	1	2		H 7			
Inning Stats	R: 2 E: 0 K: 0 S: 4	H: 2 LOB: 1 BB: 2 P: 12	R: 0 E: 0 K: 2 S: 7	H: 0 LOB: 0 BB: 0 P: 7	R: 0 E: 0 K: 0 S: 5	H: 2 LOB: 2 BB: 0 P: 5	R: 0 E: 0 K: 0 S: 3	H: 0 LOB: 0 BB: 0 P: 3	R: 0 E: 0 K: 0 S: 3	H: 0 LOB: 0 BB: 0 P: 3	R: 1 E: 0 K: 1 S: 7	H: 2 LOB: 2 BB: 1 P: 11	R: 0 E: 0 K: 0 S: 3	H: 0 LOB: 1 BB: 1 P: 7	R: 0 E: 0 K: 0 S: 4	H: 1 LOB: 2 BB: 0 P: 4	1B: 6 2B: 1 3B: 0 HR: 0	SF: 0 SAC: 1 DP: 1 HBP: 0	WP: 0 PB: 1 SB: 0 CS: 0	PA: 37
PITCHER	IP WLS BF H R ER SO	IP WLS BF H R ER SO	IP WLS BF H R ER SO	IP WLS BF H R ER SO	IP WLS BF H R ER SO	IP WLS BF H R ER SO	IP WLS BF H R ER SO	IP WLS BF H R ER SO	IP WLS BF H R ER SO	IP WLS BF H R ER SO	IP WLS BF H R ER SO	IP WLS BF H R ER SO	IP WLS BF H R ER SO	IP WLS BF H R ER SO	IP WLS BF H R ER SO	IP WLS BF H R ER SO	ERA WHIP	ERA WHIP		
Dave Roberts, L ERA: 3.68	0.0	0.0	0.0	0.0	0.0	0.0	0.0	0.0	0.0	0.0	0.0	0.0	0.0	0.0	0.0	0.0	∞	∞		
Gary Ross, R ERA: 4.13	6.0	19	2	0	0	2	0	0	0	0	0	23	23	0.00	0.333					
Billy McCool, L ERA: 3.67	2.0	10	2	1	1	2	0	0	0	0	0	10	18	4.50	2.000					
Frank Reberger, R ERA: 4.2	1.0	4	1	0	0	0	0	0	0	0	0	4	4	0.00	1.000					

Atlanta Braves @ San Diego Padres
San Diego Stadium, San Diego, CA
Thu Jul 10 1969, 10:05 PM EDT
Att: 12,370 - Unknown

AB 32
R 3
H 7
RBI 3
BB 4
SO 3
LOB 14



Batter	1	2	3	4	5	6	7	8	9	AB	R	H	RBI	BB	SO	LOB	BOTTOM			
John Spin, R OBP: 0.254, SLG: 0.337 (1, 4)	0-3 K		0-0 1-3 2B		0-0 P3		0-0 6-3		0-0 4-3	5	0	1	0	0	1	0				
Roberto Pena, R OBP: 0.295, SLG: 0.296 (1, 6)	0-0 2B 1B		0-0 1-3		0-0 1B		0-0 HR		0-0 F8	5	1	3	1	0	0	1				
Ollie Brown, R OBP: 0.315, SLG: 0.410 (1, 9)	0-0 1-3 2B		0-0 P4		0-0 1B		0-0 1B		0-0 BB 1B	5	0	4	0	0	0	1				
Nate Colbert, R OBP: 0.332, SLG: 0.494 (1, 3)	0-3 K		0-3 K		0-0 F5		0-0 F2		4-0 BB	4	0	0	0	1	2	6				
Van Kelly, L OBP: 0.327, SLG: 0.529 (1, 5)	0-3 K		0-0 4-3		0-0 FC5-4 1B		0-0 F9		0-0 4-3	5	0	1	0	0	1	5				
Larry Stahl, L OBP: 0.235, SLG: 0.182 (1, 7)		0-0 1B		0-0 F7		0-0 FC5-4 1B		0-0 F9	4	0	1	0	0	0	1					
Ivan Murrell, R OBP: 0.266, SLG: 0.260 (1, 8)		0-0 P4		4-0 BB		0-0 1B		0-0 F8	3	0	1	0	1	0	1		AB 39			
Chris Cannizzaro, R OBP: 0.323, SLG: 0.328 (1, 2)		0-3 K		0-3 K		0-0 F9		0-0 2B	4	0	1	0	0	2	4		R 1			
Dave Roberts, L ERA: 3.68 Al Ferrara, R OBP: 0.347, SLG: 0.443 Billy McCool, R ERA: 3.67 Walt Hinnaik, L OBP: 0.360, SLG: 0.200 Frank Reberger, L ERA: 3.73 (9, 1)		0-3 K		0-0 4-3		0-0 F7		0-0 F5	0	0	0	0	0	0	0	0	H 12			
Inning Stats	R: 0 E: 0 K: 3 S: 11	H: 2 LOB: 2 BB: 0 P: 11	R: 0 E: 0 K: 2 S: 8	H: 1 LOB: 1 BB: 0 P: 8	R: 0 E: 0 K: 1 S: 6	H: 1 LOB: 1 BB: 0 P: 6	R: 0 E: 0 K: 1 S: 5	H: 0 LOB: 1 BB: 1 P: 9	R: 0 E: 0 K: 0 S: 5	H: 2 LOB: 2 BB: 0 P: 5	R: 1 E: 0 K: 0 S: 5	H: 2 LOB: 1 BB: 0 P: 5	R: 0 E: 0 K: 0 S: 4	H: 1 LOB: 1 BB: 0 P: 4	R: 0 E: 0 K: 0 S: 4	H: 1 LOB: 2 BB: 1 P: 8	1B: 8 2B: 3 3B: 0 HR: 1	SF: 0 SAC: 0 DP: 0 HBP: 0	WP: 0 PB: 0 SB: 0 CS: 0	PA: 41
PITCHER	IP WLS BF H R ER SO	IP WLS BF H R ER SO	IP WLS BF H R ER SO	IP WLS BF H R ER SO	IP WLS BF H R ER SO	IP WLS BF H R ER SO	IP WLS BF H R ER SO	IP WLS BF H R ER SO	IP WLS BF H R ER SO	IP WLS BF H R ER SO	IP WLS BF H R ER SO	IP WLS BF H R ER SO	IP WLS BF H R ER SO	IP WLS BF H R ER SO	IP WLS BF H R ER SO	IP WLS BF H R ER SO	ERA WHIP	ERA WHIP		
Jim Britton, R ERA: 4.2	6.1	30	3	1	1	7	1	0	0	0	0	43	47	1.42	1.737					
Claude Raymond, R ERA: 5.65	2.1	10	2	0	0	0	1	0	0	0	0	9	13	0.00	1.286					
Cecil Upshaw, R ERA: 3.73	0.1	S	1	0	0	0	0	0	0	0	0	1	1	0.00	0.000					

Atlanta Braves @ San Diego Padres
San Diego Stadium, San Diego, CA
Thu Jul 10 1969, 10:05 PM EDT
Att: 12,370 - Unknown

AB 39
R 1
H 12
RBI 1
BB 2
SO 7
LOB 23



Batter	1	2	3	4	5	6	7	8	9	AB	R	H	RBI	BB	SO	LOB	TOP										
Felipe Alou, R OBP: 0.351, SLG: 0.384 (1, 9)										5	1	3	1	0	0	1											
Felix Milan, R OBP: 0.330, SLG: 0.364 (1, 4)										5	1	2	0	0	0	3											
Clete Boyer, R OBP: 0.333, SLG: 0.368 (1, 5)										5	1	1	1	0	1	4											
Rico Carty, R OBP: 0.467, SLG: 0.656 Mike Lum, L OBP: 0.301, SLG: 0.289 (8, 7)										4	0	1	2	0	0	1											
Orlando Cepeda, R OBP: 0.329, SLG: 0.449 (1, 3)										4	1	1	0	0	1	1											
Tony Gonzalez, L OBP: 0.324, SLG: 0.335 (1, 8)										3	0	0	0	0	0	2											
Bob Tillman, R OBP: 0.260, SLG: 0.341 (1, 2)										3	1	0	0	1	0	2											
Gil Garrido, R OBP: 0.294, SLG: 0.320 Tito Francona, L OBP: 0.400, SLG: 0.413 Sonny Jackson, L OBP: 0.330, SLG: 0.327 (9, 6)										3	0	2	0	0	0	0											
Pat Jarvis, R OBP: 0.125, SLG: 0.128 Bob Aspromonte, R OBP: 0.319, SLG: 0.349 Paul Doyle, L (9, 1)										2	0	0	0	0	2	2											
Inning Stats	R: 0 E: 0 K: 0 S: 3	H: 1 LOB: 0 BB: 0 P: 3	R: 0 E: 0 K: 1 S: 5	H: 0 LOB: 0 BB: 0 P: 5	R: 0 E: 0 K: 1 S: 5	H: 0 LOB: 0 BB: 0 P: 5	R: 3 E: 0 K: 0 S: 7	H: 4 LOB: 1 BB: 0 P: 7	R: 0 E: 0 K: 0 S: 3	H: 0 LOB: 0 BB: 0 P: 3	R: 0 E: 0 K: 1 S: 6	H: 1 LOB: 2 BB: 0 P: 7	R: 0 E: 0 K: 1 S: 6	H: 1 LOB: 1 BB: 0 P: 6	R: 3 E: 0 K: 0 S: 6	H: 3 LOB: 2 BB: 2 P: 14	1B: 10 2B: 2 3B: 0 HR: 0	SF: 0 SAC: 1 DP: 1 HBP: 1	WP: 1 PB: 0 SB: 0 CS: 1	PA: 39							
PITCHER	IP	WLS	BF	H	R	ER	SO	BB	IBB	HBP	BLK	WP	HR	S	P	ERA	WHIP										
Dick Kelley, L ERA: 3.57 Jack Baldschun, R ERA: 4.06 Billy McCool, L ERA: 3.89 Tommie Sisk, R ERA: 5.63	7.0	L	27	7	3	3	3	0	0	1	0	0	0	32	33	3.86	1.000										

Atlanta Braves @ San Diego Padres
San Diego Stadium, San Diego, CA
Fri Jul 11 1969, 10:05 PM EDT
Att: 5,676 - Unknown

AB 35
R 6
H 11
RBI 6
BB 2
SO 4
LOB 16



Batter	1	2	3	4	5	6	7	8	9	AB	R	H	RBI	BB	SO	LOB	BOTTOM										
John Spin, R OBP: 0.254, SLG: 0.335 (1, 4)										4	0	1	0	0	0	2											
Roberto Pena, R OBP: 0.294, SLG: 0.299 (1, 6)										4	0	1	1	0	0	1											
Ollie Brown, R OBP: 0.312, SLG: 0.405 (1, 9)										4	0	0	0	0	1	1											
Nate Colbert, R OBP: 0.327, SLG: 0.485 (1, 3)										4	0	0	0	0	1	0											
Van Kelly, L OBP: 0.327, SLG: 0.519 Ed Spezio, R OBP: 0.309, SLG: 0.379 (9, 1)										3	1	1	0	0	0	0											
Larry Stahl, L OBP: 0.239, SLG: 0.213 Cito Gaston, R OBP: 0.265, SLG: 0.280 (1, 7)										3	0	1	1	0	1	0											
Ivan Murrell, R OBP: 0.277, SLG: 0.276 (1, 8)										3	1	1	0	1	1	1											
Chris Cannizzaro, R OBP: 0.327, SLG: 0.331 (1, 2)										1	1	1	0	1	0	0											
Dick Kelley, R OBP: 0.147, SLG: 0.176 Al Ferrara, R OBP: 0.349, SLG: 0.441 Jack Baldschun, R OBP: 0.400, SLG: 0.250 Billy McCool, R (9, 1)										2	0	0	0	0	2	3											
Inning Stats	R: 0 E: 0 K: 0 S: 3	H: 0 LOB: 0 BB: 0 P: 3	R: 0 E: 0 K: 0 S: 3	H: 0 LOB: 0 BB: 0 P: 3	R: 2 E: 1 K: 1 S: 7	H: 2 LOB: 1 BB: 1 P: 11	R: 1 E: 0 K: 2 S: 9	H: 2 LOB: 2 BB: 1 P: 13	R: 0 E: 0 K: 1 S: 5	H: 1 LOB: 0 BB: 0 P: 5	R: 0 E: 0 K: 2 S: 7	H: 0 LOB: 0 BB: 0 P: 7	R: 0 E: 0 K: 1 S: 6	H: 1 LOB: 1 BB: 0 P: 6	R: 0 E: 0 K: 0 S: 3	H: 0 LOB: 0 BB: 0 P: 3	R: 0 E: 0 K: 1 S: 5	H: 0 LOB: 0 BB: 0 P: 5	1B: 3 2B: 2 3B: 1 HR: 0	SF: 0 SAC: 1 DP: 1 HBP: 0	WP: 0 PB: 0 SB: 0 CS: 0	PA: 34					
PITCHER	IP	WLS	BF	H	R	ER	SO	BB	IBB	HBP	BLK	WP	HR	S	P	ERA	WHIP										
Pat Jarvis, R ERA: 5.07 Paul Doyle, L ERA: 2.7	8.0	W	31	6	3	2	7	1	0	0	0	0	0	43	51	0.00	0.000										

Atlanta Braves @ San Diego Padres
San Diego Stadium, San Diego, CA
Fri Jul 11 1969, 10:05 PM EDT
Att: 5,676 - Unknown

AB 31
R 3
H 6
RBI 2
BB 2
SO 8
LOB 9



Batter	1	2	3	4	5	6	7	8	9	AB	R	H	RBI	BB	SO	LOB	TOP																	
Felipe Alou, R (1, 8) OBP: 0.348, SLG: 0.384										5	0	1	0	0	0	2	Atlanta Braves @ San Diego Padres San Diego Stadium, San Diego, CA Sat Jul 12 1969, 10:05 PM EDT Att: 6,189 - Unknown																	
Tony Gonzalez, L (1, 7) OBP: 0.329, SLG: 0.344										4	1	3	0	0	0	1																		
Bob Aspromonte, R (9, PH) OBP: 0.317, SLG: 0.346										1	0	0	0	0	1	3																		
Hank Aaron, R (1, 9) OBP: 0.434, SLG: 0.653										4	1	1	0	1	0	2																		
Orlando Cepeda, R (1, 3) OBP: 0.325, SLG: 0.443										4	0	0	0	0	1	3																		
Cecil Upshaw, R (8, 1) OBP: 0.333, SLG: 0.667										0	0	0	0	0	0	0																		
Tommie Aaron, R (9, PH) OBP: 0.339, SLG: 0.340										1	0	0	0	0	0	3																		
Clete Boyer, R (1, 5) OBP: 0.339, SLG: 0.396										3	2	2	4	1	0	0																		
Felix Milten, R (1, 4) OBP: 0.332, SLG: 0.364										3	1	1	0	1	0	2																		
Sonny Jackson, L (1, 6) OBP: 0.326, SLG: 0.322										4	0	0	0	0	0	2																		
Bob Didier, S (1, 2) OBP: 0.279, SLG: 0.278										3	0	1	1	0	0	0																		
Rico Carty, R (9, PH) OBP: 0.472, SLG: 0.660										1	0	1	0	0	0	0																		
Gil Garrido, R (9, PH) OBP: 0.294, SLG: 0.320										0	0	0	0	0	0	0																		
George Stone, L (1, 1) OBP: 0.196, SLG: 0.196										2	0	0	0	0	1	2																		
Gary Neibauer, R (5, 1) OBP: 0.335, SLG: 0.335										0	0	0	0	0	0	0																		
Claude Raymond, R (8, 1) OBP: 0.305, SLG: 0.327										0	0	0	0	0	0	0																		
Mike Lum, L (7, PH) OBP: 0.315, SLG: 0.327										1	0	0	0	0	0	0																		
Ron Reed, R (7, 1) OBP: 0.315, SLG: 0.140										0	0	0	0	0	0	0																		
Tito Francona, L (8, 3) OBP: 0.396, SLG: 0.498										1	0	0	0	0	1	1																		
Inning Stats	R: 0 E: 0 K: 0 S: 3	H: 1 LOB: 0 BB: 0 P: 3	R: 1 E: 0 K: 0 S: 4	H: 1 LOB: 0 BB: 0 P: 4	R: 0 E: 0 K: 0 S: 4	H: 1 LOB: 1 BB: 0 P: 4	R: 0 E: 0 K: 0 S: 3	H: 0 LOB: 0 BB: 0 P: 3	R: 1 E: 0 K: 1 S: 7	H: 1 LOB: 1 BB: 0 P: 7	R: 0 E: 0 K: 1 S: 6	H: 1 LOB: 2 BB: 1 P: 10	R: 0 E: 0 K: 0 S: 3	H: 0 LOB: 0 BB: 0 P: 3	R: 3 E: 0 K: 0 S: 6	H: 3 LOB: 1 BB: 1 P: 10	R: 0 E: 0 K: 2 S: 9	H: 2 LOB: 3 BB: 1 P: 13	1B: 6 2B: 2 3B: 0 HR: 2	SF: 0 SAC: 0 DP: 0 HBP: 0	WP: 1 PB: 0 SB: 0 CS: 1	PA: 40												
PITCHER	IP WLS BF H R ER SO BB IBB HBP BLK WP HR S P ERA WHIP																																	
Ai Santorini, R (1, 1) ERA: 3.79	7.2	W	33	8	5	5	2	2	0	0	0	0	1	2	35	43	5.87	1.304																
Frank Reberger, R (8, 1) ERA: 4.14	0.2		4	2	0	0	1	0	0	0	0	0	0	0	6	6	0.00	3.000																
Billy McCool, L (9, 1) ERA: 3.83	0.2	S	3	0	0	0	1	0	1	0	0	0	0	0	4	8	0.00	0.000																

Batter	1	2	3	4	5	6	7	8	9	AB	R	H	RBI	BB	SO	LOB	BOTTOM																	
John Sipin, R (1, 4) OBP: 0.257, SLG: 0.337										2	1	1	0	0	0	1	Atlanta Braves @ San Diego Padres San Diego Stadium, San Diego, CA Sat Jul 12 1969, 10:05 PM EDT Att: 6,189 - Unknown																	
Jose Arcia, R (3, 4) OBP: 0.270, SLG: 0.279										3	1	1	0	0	0	2																		
Roberto Pena, R (1, 6) OBP: 0.294, SLG: 0.309										4	2	1	2	0	0	2																		
Ollie Brown, R (1, 9) OBP: 0.317, SLG: 0.409										4	1	3	2	0	0	0																		
Nate Colbert, R (1, 3) OBP: 0.326, SLG: 0.482										4	0	1	0	0	2	2																		
Ai Ferrara, R (1, 7) OBP: 0.349, SLG: 0.441										2	0	1	1	0	1	1																		
Cito Gaston, R (8, 8) OBP: 0.265, SLG: 0.280										0	0	0	0	0	0	0																		
Ed Spiezio, R (1, 5) OBP: 0.305, SLG: 0.373										4	0	0	0	0	0	4																		
Ivan Murrell, R (1, 8) OBP: 0.299, SLG: 0.338										4	2	3	1	0	0	0																		
Chris Cannizzaro, R (1, 2) OBP: 0.330, SLG: 0.331										3	0	1	0	1	1	2																		
Ai Santorini, R (1, 1) OBP: 0.176, SLG: 0.152										2	0	0	0	0	0	3																		
Frank Reberger, L (8, 1) ERA: 4.09										1	0	0	0	0	1	1																		
Billy McCool, R (9, 1)										0	0	0	0	0	0	0																		
Inning Stats	R: 2 E: 1 K: 1 S: 7	H: 2 LOB: 1 BB: 0 P: 8	R: 0 E: 0 K: 0 S: 4	H: 1 LOB: 1 BB: 0 P: 4	R: 0 E: 0 K: 0 S: 3	H: 0 LOB: 0 BB: 0 P: 3	R: 0 E: 0 K: 1 S: 7	H: 2 LOB: 2 BB: 0 P: 7	R: 3 E: 0 K: 0 S: 6	H: 4 LOB: 0 BB: 0 P: 6	R: 1 E: 0 K: 0 S: 4	H: 1 LOB: 1 BB: 1 P: 8	R: 0 E: 0 K: 2 S: 8	H: 1 LOB: 1 BB: 0 P: 8	R: 1 E: 1 K: 1 S: 6	H: 1 LOB: 1 BB: 0 P: 6	1B: 9 2B: 0 3B: 1 HR: 2	SF: 1 SAC: 1 DP: 1 HBP: 1	WP: 0 PB: 0 SB: 1 CS: 0	PA: 37														
PITCHER	IP WLS BF H R ER SO BB IBB HBP BLK WP HR S P ERA WHIP																																	
George Stone, L (1, 1) ERA: 3.06	4.0	L	21	8	5	4	2	1	0	0	0	0	0	1	4	8	9.00	3.000																
Gary Neibauer, R (5, 1) ERA: 4.09	1.0		5	2	1	1	0	1	0	0	0	0	0	3	3	0.00	0.000																	
Claude Raymond, R (6, 1) ERA: 5.4	1.0		3	0	0	0	0	0	0	0	0	0	0	0	3	3	0.00	0.000																
Ron Reed, R (7, 1) ERA: 3.86	1.0		4	1	0	0	2	0	0	0	0	0	0	8	8	0.00	1.000																	
Cecil Upshaw, R (8, 1) ERA: 3.66	1.0		4	1	1	0	1	0	0	0	0	0	0	6	6	0.00	1.000																	

Batter	1	2	3	4	5	6	7	8	9	AB	R	H	RBI	BB	SO	LOB	TOP				
Felipe Alou, R OBP: 0.347, SLG: 0.382 (1, 8)	1-3			F8		1B		F7		4	0	1	0	0	0	1	Atlanta Braves @ San Diego Padres San Diego Stadium, San Diego, CA Sun Jul 13 1969, 6:33 AM EDT Att: 6,456 - Unknown				
Tony Gonzalez, L OBP: 0.331, SLG: 0.346 (1, 7)	4-3			4-3		1B				4	0	2	0	0	0	0					
Hank Aaron, R OBP: 0.432, SLG: 0.648 (1, 9)	L7					1B		F8		4	0	1	0	0	0	4					
Orlando Cepeda, R OBP: 0.322, SLG: 0.438 (1, 3)		6-3		F8				F9		4	0	0	0	0	0	3					
Clete Boyer, R OBP: 0.334, SLG: 0.390 (1, 5)		5-3								4	0	0	0	0	0	0					
Felix Milten, R OBP: 0.328, SLG: 0.360 (1, 4)		6-3								4	0	0	0	0	0	0					
Sonny Jackson, L OBP: 0.322, SLG: 0.319 (1, 6)				F9						3	0	0	0	0	1	0					
Gil Garrido, R OBP: 0.294, SLG: 0.320 (7, 6)					E4			K		0	0	0	0	0	0	0					
Bob Didier, S OBP: 0.276, SLG: 0.274 (1, 2)										2	0	0	0	0	1	1					
Tito Francona, L OBP: 0.391, SLG: 0.403 (8, PH)				K						1	0	0	0	0	0	0					
Bob Tillman, R OBP: 0.260, SLG: 0.341 (8, 2)					P4					0	0	0	0	0	0	0					
Phil Niekro, R OBP: 0.145, SLG: 0.167 (1, 1)										2	0	1	0	0	0	0					
Rico Carty, R OBP: 0.477, SLG: 0.663 (8, PH)										1	0	1	0	0	0	0					
Mike Lum, L OBP: 0.299, SLG: 0.287 (8, PR)				5-3						0	0	0	0	0	0	0					
Cecil Upshaw, R OBP: 0.333, SLG: 0.667 (8, 1)						1B		1B		0	0	0	0	0	0	0					
Inning Stats	R: 0 E: 0 K: 0 S: 3	H: 0 LOB: 0 BB: 0 P: 3	R: 0 E: 0 K: 0 S: 3	H: 0 LOB: 0 BB: 0 P: 3	R: 0 E: 0 K: 1 S: 5	H: 0 LOB: 0 BB: 0 P: 5	R: 0 E: 0 K: 0 S: 4	H: 1 LOB: 1 BB: 0 P: 4	R: 0 E: 1 K: 0 S: 4	H: 0 LOB: 0 BB: 0 P: 4	R: 0 E: 0 K: 1 S: 5	H: 3 LOB: 2 BB: 0 P: 5	R: 0 E: 0 K: 1 S: 5	H: 0 LOB: 0 BB: 0 P: 5	R: 0 E: 0 K: 0 S: 3	H: 2 LOB: 2 BB: 0 P: 5	R: 0 E: 0 K: 0 S: 3	H: 0 LOB: 0 BB: 0 P: 3	1B: 6 2B: 0 3B: 0 HR: 0	SF: 0 SAC: 0 DP: 0 HBP: 0	WP: 0 PA: 33 CS: 0
PITCHER Joe Niekro, R ERA: 2.74 (1, 1)	IP: 9.0 WLS: W BF: 33 H: 6 R: 0 ER: 0 SO: 2 BB: 0 IBB: 0 HBP: 0 BLK: 0 WP: 0 HR: 0 S: 37 P: 37 ERA: 0.00 WHIP: 0.667															ERA: 0.00 WHIP: 0.667					

AB 33
R 0
H 6
RBI 0
BB 0
SO 2
LOB 9



Batter	1	2	3	4	5	6	7	8	9	AB	R	H	RBI	BB	SO	LOB	BOTTOM		
John Spin, R OBP: 0.257, SLG: 0.335 (1, 4)	K			FC5		6-3		FC4-6		4	0	1	0	0	1	1	Atlanta Braves @ San Diego Padres San Diego Stadium, San Diego, CA Sun Jul 13 1969, 6:33 AM EDT Att: 6,456 - Unknown		
Roberto Pena, R OBP: 0.297, SLG: 0.312 (1, 6)				1B						4	0	2	0	0	0	0			
Jose Arcia, R OBP: 0.270, SLG: 0.279 (8, PR) (9, 6)	6-3					5-3				0	0	0	0	0	0	0			
Ollie Brown, R OBP: 0.314, SLG: 0.406 (1, 9)				1B						3	0	0	0	0	0	2			
Nate Colbert, R OBP: 0.328, SLG: 0.486 (1, 3)										4	1	2	0	0	0	2			
Van Kelly, L OBP: 0.322, SLG: 0.500 (1, 5)				1B						4	0	1	0	0	0	3			
Larry Stahl, L OBP: 0.231, SLG: 0.205 (1, 7)				FC6-4		F8		E6		3	0	0	0	0	0	3			
Ivan Murrell, R OBP: 0.300, SLG: 0.337 (1, 8)				P6		5-3		F5		3	0	0	0	0	0	3			
Chris Cannizzaro, R OBP: 0.330, SLG: 0.331 (1, 2)				FC6-4						3	0	1	1	0	0	1			
Joe Niekro, R OBP: 0.281, SLG: 0.154 (1, 1)										3	0	0	0	0	0	1			
Inning Stats	R: 0 E: 0 K: 1 S: 5	H: 2 LOB: 1 BB: 0 P: 4	R: 0 E: 0 K: 0 S: 4	H: 2 LOB: 1 BB: 0 P: 4	R: 0 E: 0 K: 0 S: 5	H: 2 LOB: 1 BB: 0 P: 5	R: 1 E: 0 K: 0 S: 5	H: 2 LOB: 1 BB: 0 P: 5	R: 0 E: 0 K: 0 S: 3	H: 0 LOB: 0 BB: 0 P: 3	R: 0 E: 1 K: 0 S: 4	H: 0 LOB: 1 BB: 0 P: 4	R: 0 E: 0 K: 0 S: 4	H: 1 LOB: 1 BB: 0 P: 4	R: 0 E: 0 K: 0 S: 4	H: 1 LOB: 2 BB: 0 P: 4	1B: 7 2B: 1 3B: 0 HR: 0	SF: 0 SAC: 1 DP: 0 HBP: 0	WP: 0 PA: 32 CS: 0
PITCHER Phil Niekro, R ERA: 2.12 (1, 1)	IP: 7.0 WLS: L BF: 28 H: 7 R: 1 ER: 1 SO: 1 BB: 0 IBB: 0 HBP: 0 BLK: 0 WP: 0 HR: 0 S: 30 P: 30 ERA: 1.29 WHIP: 1.000															ERA: 1.29 WHIP: 1.000			
Cecil Upshaw, R ERA: 3.59 (8, 1)	IP: 1.0 WLS: L BF: 4 H: 1 R: 0 ER: 0 SO: 0 BB: 0 IBB: 0 HBP: 0 BLK: 0 WP: 0 HR: 0 S: 4 P: 4 ERA: 0.00 WHIP: 1.000															ERA: 0.00 WHIP: 1.000			

AB 31
R 1
H 8
RBI 1
BB 0
SO 1
LOB 14



Batter	1	2	3	4	5	6	7	8	9	AB	R	H	RBI	BB	SO	LOB	TOP				
Felipe Alou, R OBP: 0.343, SLG: 0.378 (1, 8)										6	0	1	0	0	0	3	Atlanta Braves @ Cincinnati Reds Crosley Field, Cincinnati, OH Tue Jul 15 1969, 7:05 PM EDT Unknown				
Tony Gonzalez, L OBP: 0.334, SLG: 0.361 (1, 7)										5	1	2	1	1	1	1					
Hank Aaron, R OBP: 0.657, SLG: 0.857 (1, 9) Mike Lum, L OBP: 0.308, SLG: 0.300 (6, 9)										2	1	1	1	1	0	1					
Orlando Cepeda, R OBP: 0.320, SLG: 0.432 (1, 3)										4	0	0	0	1	1	6					
Clete Boyer, R OBP: 0.336, SLG: 0.390 (1, 5)										5	2	2	0	0	0	3					
Felix Milten, R OBP: 0.327, SLG: 0.357 (1, 4)										5	0	1	0	0	1	3					
Gil Garrido, R OBP: 0.309, SLG: 0.352 (1, 6) Cecil Upshaw, R OBP: 0.333, SLG: 0.667 (8, 1) Tommie Aaron, R OBP: 0.351, SLG: 0.373 (9, PH) Claude Raymond, R OBP: 0.333, SLG: 0.333 (9, 1) George Stone, L OBP: 0.156, SLG: 0.156 (9, 1)										4	2	2	0	0	0	1					
Bob Didier, S OBP: 0.277, SLG: 0.275 (1, 2) Rico Carty, R OBP: 0.473, SLG: 0.656 (8, PH) Bob Tillman, R OBP: 0.265, SLG: 0.346 (8, 2)										3	0	1	2	0	0	1					
Jim Britton, R OBP: 0.297, SLG: 0.399 (1, 1) Gary Neibauer, R OBP: 0.297, SLG: 0.399 (1, 1) Tito Francona, L OBP: 0.297, SLG: 0.399 (6, PH) Paul Doyle, L OBP: 0.297, SLG: 0.399 (6, 1) Bob Aspromonte, R OBP: 0.297, SLG: 0.399 (8, PH)										1	0	0	0	0	0	0					
Inning Stats	R: 0 E: 0 K: 0 S: 4	H: 1 LOB: 2 BB: 1 P: 8	R: 0 E: 0 K: 1 S: 5	H: 0 LOB: 0 BB: 0 P: 5	R: 0 E: 0 K: 1 S: 6	H: 1 LOB: 2 BB: 1 P: 10	R: 0 E: 1 K: 1 S: 7	H: 1 LOB: 2 BB: 0 P: 7	R: 1 E: 0 K: 1 S: 6	H: 1 LOB: 0 BB: 0 P: 6	R: 2 E: 0 K: 0 S: 6	H: 3 LOB: 1 BB: 0 P: 6	R: 1 E: 0 K: 0 S: 5	H: 2 LOB: 1 BB: 0 P: 5	R: 1 E: 0 K: 0 S: 5	H: 2 LOB: 3 BB: 2 P: 13		R: 4 E: 0 K: 0 S: 7	H: 4 LOB: 0 BB: 0 P: 7	1B: 8 2B: 4 3B: 0 HR: 3	SF: 0 SAC: 0 DP: 0 HBP: 0
PITCHER	IP WLS BF H R ER SO BB IBB HBP BLK WP HR S P ERA WHIP																				
Clay Carroll, R ERA: 2.7 (1, 1)	6.0	28	7	3	3	4	2	0	0	0	0	0	0	1	34	42	4.50	1.500			
George Culver, R ERA: 4.39 (7, 1)	0.0	2	2	1	1	0	0	0	0	0	0	0	0	1	2	2	∞	∞			
Pedro Ramos, R ERA: 4.29 (7, 1)	1.2	8	2	1	1	0	1	0	0	0	0	0	0	7	11	5.40	1.800				
Wayne Granger, R ERA: 3.79 (8, 1)	1.1	L 9	4	4	4	0	1	0	0	0	0	1	8	12	27.00	3.750					

Batter	1	2	3	4	5	6	7	8	9	AB	R	H	RBI	BB	SO	LOB	BOTTOM		
Pete Rose, S OBP: 0.406, SLG: 0.464 (1, 9)										4	1	0	0	1	2	2	Atlanta Braves @ Cincinnati Reds Crosley Field, Cincinnati, OH Tue Jul 15 1969, 7:05 PM EDT Unknown		
Jimmy Stewart, S OBP: 0.287, SLG: 0.346 (1, 7)										5	0	2	2	0	1	1			
Bobby Tolan, L OBP: 0.357, SLG: 0.527 (1, 8)										4	1	0	0	1	0	3			
Tony Perez, R OBP: 0.392, SLG: 0.573 (1, 5)										3	2	1	1	1	0	0			
Lee May, R OBP: 0.362, SLG: 0.605 (1, 3)										3	2	2	5	1	0	0			
Tommy Helms, R OBP: 0.280, SLG: 0.296 (1, 4)										4	0	0	0	0	1	1			
Giraldo Ruiz, S OBP: 0.308, SLG: 0.289 (1, 6) Darrel Chaney, S OBP: 0.300, SLG: 0.259 (9, 6)										4	0	1	0	0	2	1			
Pat Corrales, R OBP: 0.400, SLG: 0.458 (1, 2)										4	1	2	0	0	0	1			
Clay Carroll, R ERA: 2.33, SLG: 0.389 (7, 1) George Culver, R ERA: 4.39, SLG: 0.100 (7, 1) Pedro Ramos, S ERA: 4.29 (8, 1) Wayne Granger, R ERA: 3.79 (8, PH) Fred Whitfield, L OBP: 0.296, SLG: 0.271 (8, PH) Woody Woodward, R OBP: 0.206, SLG: 0.129 (8, PH)										1	0	0	0	0	0	0			
Inning Stats	R: 4 E: 0 K: 2 S: 8	H: 1 LOB: 0 BB: 3 P: 20	R: 1 E: 0 K: 1 S: 7	H: 2 LOB: 0 BB: 0 P: 7	R: 1 E: 0 K: 1 S: 6	H: 1 LOB: 0 BB: 0 P: 6	R: 0 E: 0 K: 1 S: 5	H: 0 LOB: 0 BB: 0 P: 5	R: 0 E: 0 K: 1 S: 6	H: 1 LOB: 1 BB: 0 P: 6	R: 0 E: 0 K: 1 S: 5	H: 0 LOB: 0 BB: 0 P: 5	R: 1 E: 0 K: 0 S: 4	H: 1 LOB: 1 BB: 1 P: 8	R: 1 E: 0 K: 0 S: 5	H: 2 LOB: 2 BB: 0 P: 5		1B: 3 2B: 1 3B: 1 HR: 3	SF: 0 SAC: 1 DP: 0 HBP: 0
PITCHER	IP WLS BF H R ER SO BB IBB HBP BLK WP HR S P ERA WHIP																		
Jim Britton, R ERA: 5.57 (1, 1)	2.1	14	4	6	6	3	3	0	0	0	0	0	0	0	12	12	0.00	0.000	
Gary Neibauer, R ERA: 3.74 (3, 1)	2.2	8	0	0	0	2	0	0	0	0	0	0	0	11	11	0.00	0.500		
Paul Doyle, L ERA: 2.35 (6, 1)	2.0	7	1	0	0	2	0	0	0	0	0	0	0	11	11	0.00	0.500		
Cecil Upshaw, R ERA: 3.69 (8, 1)	1.0	W 5	1	1	1	0	1	0	0	0	0	1	4	8	9.00	2.000			
Claude Raymond, R ERA: 5.54 (9, 1)	0.2	4	2	1	1	0	0	0	0	0	0	0	4	4	13.50	3.000			



Batter	1	2	3	4	5	6	7	8	9	AB	R	H	RBI	BB	SO	LOB	TOP											
Felipe Alou, R OBP: 0.347, SLG: 0.392 (1, 8)										5	1	3	2	0	0	0	Atlanta Braves @ Cincinnati Reds Crosley Field, Cincinnati, OH Tue Jul 15 1969, 7:05 PM EDT Att: 25,088 - Unknown											
Tony Gonzalez, L OBP: 0.332, SLG: 0.356 (1, 7)										4	0	0	0	1	0	3												
Hank Aaron, R OBP: 0.432, SLG: 0.650 Claude Raymond, R OBP: 0.333, SLG: 0.333 (7, 1)										3	0	0	0	1	0	1												
Orlando Cepeda, R OBP: 0.322, SLG: 0.436 (1, 3)										4	1	2	0	0	0	2												
Clete Boyer, R OBP: 0.331, SLG: 0.384 (1, 5)										4	0	0	0	0	1	4												
Felix Milten, R OBP: 0.326, SLG: 0.362 (1, 4)										4	1	1	1	0	0	1												
Bob Tillman, R OBP: 0.265, SLG: 0.338 (1, 2)										3	0	0	0	1	0	1												
Gil Garrido, R OBP: 0.305, SLG: 0.345 (1, 6)										4	0	1	1	0	0	1												
Ron Reed, R OBP: 0.133, SLG: 0.136 Tito Francona, L OBP: 0.383, SLG: 0.392 Gary Neibauer, R (5, PH) Mike Lum, L OBP: 0.318, SLG: 0.300 (7, PH)										1	0	0	0	0	1	1												
Inning Stats	R: 0 E: 0 K: 0 S: 3	H: 0 LOB: 0 BB: 0 P: 3	R: 2 E: 0 K: 2 S: 10	H: 3 LOB: 1 BB: 0 P: 10	R: 0 E: 0 K: 0 S: 4	H: 1 LOB: 2 BB: 1 P: 8	R: 0 E: 0 K: 0 S: 2	H: 0 LOB: 0 BB: 1 P: 6	R: 0 E: 0 K: 0 S: 3	H: 0 LOB: 0 BB: 0 P: 3	R: 0 E: 0 K: 0 S: 4	H: 1 LOB: 1 BB: 0 P: 4	R: 2 E: 0 K: 0 S: 4	H: 1 LOB: 1 BB: 2 P: 12	R: 0 E: 0 K: 0 S: 3	H: 0 LOB: 0 BB: 0 P: 3		R: 0 E: 0 K: 0 S: 4	H: 1 LOB: 2 BB: 1 P: 8	1B: 4 2B: 1 3B: 1 HR: 1	SF: 0 SAC: 0 DP: 1 HBP: 0	WP: 0 PB: 0 SB: 0 CS: 0	PA: 38					
PITCHER	IP	WLS	BF	H	R	ER	SO	BB	IBB	HBP	BLK	WP	HR	S	P	ERA	WHIP											
Jim Maloney, R ERA: 2.8 Jack Fisher, R ERA: 5.27	(1, 1)	6.2	W	28	6	4	4	2	3	0	0	0	0	1	29	41	5.40	1.350										
PITCHER	IP	WLS	BF	H	R	ER	SO	BB	IBB	HBP	BLK	WP	HR	S	P	ERA	WHIP											
	(7, 1)	2.1	S	10	1	0	0	0	2	0	0	0	0	0	8	16	0.00	1.286										

AB 33
R 4
H 7
RBI 4
BB 5
SO 2
LOB 14



Batter	1	2	3	4	5	6	7	8	9	AB	R	H	RBI	BB	SO	LOB	BOTTOM											
Pete Rose, S OBP: 0.411, SLG: 0.484 (1, 9)										5	2	4	3	0	0	0	Atlanta Braves @ Cincinnati Reds Crosley Field, Cincinnati, OH Tue Jul 15 1969, 7:05 PM EDT Att: 25,088 - Unknown											
Jimmy Stewart, S OBP: 0.283, SLG: 0.339 (1, 7)										5	1	1	1	0	1	2												
Bobby Tolan, L OBP: 0.356, SLG: 0.524 (1, 8)										4	1	1	0	0	0	0												
Tony Perez, R OBP: 0.393, SLG: 0.575 (1, 5)										4	2	2	0	0	0	2												
Lee May, R OBP: 0.366, SLG: 0.623 (1, 3)										3	2	2	5	1	1	1												
Tommy Helms, R OBP: 0.280, SLG: 0.295 (1, 4)										4	0	1	1	0	0	1												
Giraldo Ruiz, S OBP: 0.305, SLG: 0.279 Darrel Chaney, S OBP: 0.300, SLG: 0.259 (9, 6)										3	0	0	0	1	1	1												
Pat Corrales, R OBP: 0.390, SLG: 0.431 (1, 2)										3	2	0	0	1	1	2												
Jim Maloney, L OBP: 0.261, SLG: 0.400 Jack Fisher, R OBP: 0.125, SLG: 0.125 (7, 1)										2	0	0	0	0	0	0												
Inning Stats	R: 0 E: 0 K: 1 S: 5	H: 0 LOB: 0 BB: 0 P: 5	R: 1 E: 0 K: 2 S: 9	H: 2 LOB: 1 BB: 0 P: 9	R: 4 E: 0 K: 0 S: 7	H: 4 LOB: 0 BB: 0 P: 7	R: 2 E: 0 K: 0 S: 4	H: 1 LOB: 0 BB: 1 P: 8	R: 2 E: 0 K: 0 S: 5	H: 2 LOB: 0 BB: 0 P: 5	R: 0 E: 0 K: 1 S: 6	H: 1 LOB: 1 BB: 0 P: 6	R: 0 E: 0 K: 0 S: 3	H: 0 LOB: 1 BB: 1 P: 7	R: 1 E: 0 K: 0 S: 4	H: 1 LOB: 1 BB: 1 P: 8		1B: 6 2B: 1 3B: 1 HR: 3	SF: 0 SAC: 2 DP: 0 HBP: 0	WP: 1 PB: 0 SB: 0 CS: 0	PA: 38							
PITCHER	IP	WLS	BF	H	R	ER	SO	BB	IBB	HBP	BLK	WP	HR	S	P	ERA	WHIP											
Ron Reed, R ERA: 4.22 Gary Neibauer, R ERA: 4.04 Claude Raymond, R ERA: 5.49	(1, 1)	4.0	L	20	7	7	3	0	0	0	0	0	0	1	11	11	9.00	1.500										
	(5, 1)	2.0		9	3	2	2	1	0	0	0	0	0	1	11	11	9.00	1.500										
	(7, 1)	2.0		9	1	1	1	0	2	0	0	0	1	0	7	15	4.50	1.500										

AB 33
R 10
H 11
RBI 10
BB 3
SO 4
LOB 9



Batter	1	2	3	4	5	6	7	8	9	AB	R	H	RBI	BB	SO	LOB	TOP								
Felipe Alou, R OBP: 0.345, SLG: 0.389 (1,9)	F7		F8			F8		L8		5	1	1	0	0	0	2	Atlanta Braves @ Cincinnati Reds Crosley Field, Cincinnati, OH Wed Jul 16 1969, 7:05 PM EDT Att: 11,816 - Unknown								
Tony Gonzalez, L OBP: 0.330, SLG: 0.354 (1,8)	F7			G4-3	F8	G3				5	0	1	0	0	0	2									
Hank Aaron, R OBP: 0.429, SLG: 0.643 (1,3)	F7			G6-3		G4-3		K		5	0	1	0	0	1	2									
Rico Carty, R OBP: 0.461, SLG: 0.634 (1,7)		F9		E4			F8		F2	5	1	1	1	0	0	0									
Clete Boyer, R OBP: 0.339, SLG: 0.412 (1,5)	K									4	2	3	3	1	1	0									
Felix Milten, R OBP: 0.327, SLG: 0.368 (1,4)	F8								F9	5	1	2	0	0	1	4									
Bob Didier, S OBP: 0.282, SLG: 0.281 (1,2)			K						F3	4	1	2	1	0	1	1									
Orlando Cepeda, R OBP: 0.321, SLG: 0.435 (9, PH)										1	0	0	0	0	0	1									
Gil Garrido, R OBP: 0.306, SLG: 0.344 (1,6)			F8							3	1	1	0	0	1	1									
Bob Aspromonte, R OBP: 0.323, SLG: 0.372 (7, PH)				K						1	0	0	0	0	1	1									
Pat Jarvis, R OBP: 0.143, SLG: 0.125 (1,1)										1	0	0	0	1	1	0									
Tito Francona, L OBP: 0.389, SLG: 0.400 (6, PH)										1	0	1	2	0	0	0									
Paul Doyle, L OBP: 0.315, SLG: 0.298 (8, PH)										0	0	0	0	0	0	0									
Mike Lum, L OBP: 0.315, SLG: 0.298 (8, PH)										1	0	0	0	0	0	0									
Cecil Upshaw, R OBP: 0.333, SLG: 0.667 (8,1)										0	0	0	0	0	0	0									
Inning Stats	R: 0 E: 0 K: 0 S: 3	H: 0 LOB: 0 BB: 0 P: 3	R: 0 E: 0 K: 1 S: 5	H: 0 LOB: 0 BB: 0 P: 5	R: 0 E: 0 K: 1 S: 5	H: 0 LOB: 1 BB: 1 P: 9	R: 3 E: 1 K: 1 S: 9	H: 3 LOB: 1 BB: 0 P: 9	R: 1 E: 0 K: 2 S: 10	H: 3 LOB: 3 BB: 1 P: 14	R: 2 E: 1 K: 0 S: 6	H: 3 LOB: 1 BB: 0 P: 6	R: 1 E: 0 K: 1 S: 7	H: 2 LOB: 1 BB: 0 P: 7	R: 0 E: 0 K: 1 S: 6	H: 1 LOB: 1 BB: 0 P: 6	R: 0 E: 0 K: 0 S: 4	H: 1 LOB: 1 BB: 0 P: 4	1B: 9 2B: 2 3B: 0 HR: 2	SF: 0 SAC: 0 DP: 0 HBP: 0	WP: 0 PB: 0 SB: 0 CS: 0	PA: 43			
PITCHER	IP	WLS	BF	H	R	ER	SO	BB	IBB	HBP	BLK	WP	HR	S	P	ERA	WHIP								
Tony Cloninger, R ERA: 5.39 (1,1)	5.0	W	26	8	6	3	5	2	0	0	0	0	1	34	42	5.40	2.000								
Camilo Pascual, R ERA: 6.99 (6,1)	1.1		7	3	1	1	0	0	0	0	0	0	1	7	7	6.75	2.250								
Pedro Ramos, R ERA: 4.03 (7,1)	2.2	S	10	2	0	0	2	0	0	0	0	0	0	14	14	0.00	0.750								

Batter	1	2	3	4	5	6	7	8	9	AB	R	H	RBI	BB	SO	LOB	BOTTOM								
Pete Rose, S OBP: 0.414, SLG: 0.485 (1,9)	1B				G3-1		G4-3			4	2	2	0	1	0	2	Atlanta Braves @ Cincinnati Reds Crosley Field, Cincinnati, OH Wed Jul 16 1969, 7:05 PM EDT Att: 11,816 - Unknown								
Jimmy Stewart, S OBP: 0.304, SLG: 0.405 (1,7)								G4-3		4	3	3	5	1	0	0									
Bobby Tolan, L OBP: 0.356, SLG: 0.531 (1,8)	G3									5	2	2	1	0	0	2									
Tony Perez, R OBP: 0.391, SLG: 0.570 (1,5)	K									5	1	1	0	0	3	4									
Lee May, R OBP: 0.372, SLG: 0.623 (1,3)										2	1	1	0	3	1	1									
Tommy Helms, R OBP: 0.281, SLG: 0.300 (1,4)	P6									5	0	2	2	0	1	5									
Giraldo Ruiz, S OBP: 0.293, SLG: 0.267 (1,6)			F9							4	0	0	0	0	2	4									
Pedro Ramos, S OBP: 0.299, SLG: 0.258 (7,1)										0	0	0	0	0	0	0									
Pat Corrales, R OBP: 0.397, SLG: 0.426 (1,2)	P6									3	0	1	0	1	0	0									
Tony Cloninger, R OBP: 0.231, SLG: 0.265 (1,1)										3	1	1	1	0	0	1									
Camilo Pascual, R OBP: 0.235, SLG: 0.235 (6,1)	G4-3									0	0	0	0	0	0	0									
Darrel Chaney, S OBP: 0.299, SLG: 0.258 (7,6)										1	0	0	0	0	1	0									
Inning Stats	R: 0 E: 0 K: 1 S: 7	H: 2 LOB: 3 BB: 1 P: 11	R: 0 E: 0 K: 0 S: 3	H: 0 LOB: 0 BB: 0 P: 3	R: 3 E: 0 K: 2 S: 10	H: 3 LOB: 1 BB: 1 P: 14	R: 3 E: 0 K: 1 S: 8	H: 3 LOB: 0 BB: 0 P: 8	R: 1 E: 0 K: 2 S: 8	H: 1 LOB: 2 BB: 2 P: 16	R: 2 E: 0 K: 1 S: 6	H: 2 LOB: 1 BB: 2 P: 14	R: 0 E: 0 K: 1 S: 5	H: 0 LOB: 0 BB: 0 P: 5	R: 1 E: 0 K: 0 S: 5	H: 2 LOB: 1 BB: 0 P: 5	1B: 9 2B: 1 3B: 0 HR: 3	SF: 0 SAC: 0 DP: 1 HBP: 0	WP: 2 PB: 0 SB: 2 CS: 0	PA: 42					
PITCHER	IP	WLS	BF	H	R	ER	SO	BB	IBB	HBP	BLK	WP	HR	S	P	ERA	WHIP								
Pat Jarvis, R ERA: 5.39 (1,1)	5.0	L	28	9	7	7	6	3	1	0	0	1	0	11	19	9.00	1.500								
Paul Doyle, L ERA: 3.12 (6,1)	2.0		9	2	2	2	2	1	1	0	0	1	0	11	19	9.00	1.500								
Cecil Upshaw, R ERA: 3.79 (8,1)	1.0		5	2	1	1	0	0	0	0	0	0	1	5	5	9.00	2.000								



Batter	1	2	3	4	5	6	7	8	9	AB	R	H	RBI	BB	SO	LOB	TOP			
John Spin, R OBP: 0.253, SLG: 0.325 (1,4)	0-0 9-3 1B		0-0 2		0-3 K		0-0 1		0-0 2	5	0	1	0	0	1	1	San Diego Padres @ Atlanta Braves Atlanta Stadium, Atlanta, GA Fri Jul 18 1969, 7:05 PM EDT Unknown			
Roberto Pena, R OBP: 0.283, SLG: 0.305 (1,6)	0-0 9-3 1-2		0-0 3		0-0 2		0-0 2		0-0 3	5	0	0	0	0	0	2				
Ollie Brown, R OBP: 0.319, SLG: 0.413 (1,9)	0-0 3			0-0 1 BB	4-0 BB		0-0 3			3	0	0	0	1	0	0				
Ai Ferrara, R OBP: 0.354, SLG: 0.456 (1,7)		1-0 BB HBP		0-0 HR		0-0 3		0-0 1		3	1	1	1	0	0	1				
Van Kelly, L OBP: 0.319, SLG: 0.507 (1,5)	0-0 1		0-0 2		0-0 1		0-0 2		0-0 2	4	0	0	0	0	0	1				
Larry Stahl, L OBP: 0.269, SLG: 0.277 (1,3)	4-0 1-2 BB		0-0 HR		4-0 HBP BB		0-0 BB		0-0 1B	2	1	2	1	2	0	0				
Ivan Murrell, R OBP: 0.311, SLG: 0.330 (1,8)	0-0 2		0-0 1B		1-0 1-2 HBP		0-0 HBP		0-0 3	3	0	1	0	0	0	3				
Chris Cannizzaro, R OBP: 0.329, SLG: 0.327 (1,2)	0-3 K		4-0 1-3 BB		0-0 2		0-0 3		0-0 1	3	0	0	0	1	1	4				
Ai Santorini, R OBP: 0.167, SLG: 0.143 (1,1)		0-0 1		0-0 3		0-0 3		4-0 BB		2	0	0	0	0	0	2				
Gary Ross, R (4,1)										0	0	0	0	0	0	0				
Walt Hrinaniak, L OBP: 0.333, SLG: 0.182 (6,PH)										0	0	0	0	0	0	0				
Frank Reberger, L (6,1)										0	0	0	0	0	0	0				
Ed Spiezio, R OBP: 0.309, SLG: 0.375 (9,PH)										0	0	0	0	1	0	0				
Inning Stats	R: 0 E: 0 K: 0 S: 3	H: 1 LOB: 0 BB: 0 P: 3	R: 0 E: 0 K: 1 S: 5	H: 0 LOB: 2 BB: 1 P: 10	R: 0 E: 0 K: 0 S: 3	H: 0 LOB: 0 BB: 0 P: 3	R: 2 E: 0 K: 0 S: 6	H: 3 LOB: 2 BB: 1 P: 10	R: 0 E: 0 K: 1 S: 5	H: 0 LOB: 1 BB: 1 P: 9	R: 0 E: 0 K: 0 S: 3	H: 0 LOB: 0 BB: 0 P: 3	R: 0 E: 0 K: 0 S: 4	H: 1 LOB: 1 BB: 0 P: 4	R: 0 E: 0 K: 0 S: 3	H: 0 LOB: 1 BB: 1 P: 7	1B: 3 2B: 1 3B: 0 HR: 2	SF: 0 SAC: 0 DP: 1 HBP: 2	WP: 0 PB: 0 SB: 1 CS: 0	PA: 38
PITCHER	IP WLS BF H R ER SO BB IBB HBP BLK WP HR S P ERA WHIP	9.0 W 38 5 2 2 2 5 0 2 0 0 2 35 57 2.00 1.111																		

AB 30
R 2
H 5
RBI 2
BB 5
SO 2
LOB 14



Batter	1	2	3	4	5	6	7	8	9	AB	R	H	RBI	BB	SO	LOB	BOTTOM			
Felipe Alou, R OBP: 0.356, SLG: 0.398 (1,8)	0-0 1		0-0 1-2 1B	0-0 1-2 2-3 HR 1B		0-0 3				4	1	2	0	0	0	0	San Diego Padres @ Atlanta Braves Atlanta Stadium, Atlanta, GA Fri Jul 18 1969, 7:05 PM EDT Unknown			
Tony Gonzalez, L OBP: 0.323, SLG: 0.362 (1,7)	0-0 2		0-0 G4-6-3 1-2 2-3	0-0 1-1 2-2 3-3 HR						4	1	1	4	0	0	2				
Hank Aaron, R OBP: 0.420, SLG: 0.631 (1,9)	0-0 3		0-0 3	0-0 2B						4	0	1	0	0	0	1				
Orlando Cepeda, R OBP: 0.324, SLG: 0.438 (1,3)		0-0 FC 1B		0-0 None 1B BB		0-0 3		0-0 1		4	1	2	0	0	0	1				
Clete Boyer, R OBP: 0.342, SLG: 0.411 (1,5)	0-0 1		4-0 BB BB BB	0-3 None 1B BB	0-3 K		0-0 1		0-0 1	3	1	0	0	1	1	1				
Felix Milten, R OBP: 0.326, SLG: 0.366 (1,4)	0-0 2	0-0 FC 1-2	0-0 1-2 2-3	0-0 1-2 2-3	0-0 2		0-0 2		0-0 1B 1B	4	0	1	0	0	0	3				
Bob Didier, S OBP: 0.311, SLG: 0.305 (1,2)	4-0 BB BB BB	0-0 1-2 BB	0-0 1-2 2-3	0-0 1B 1B HR 1B		0-0 3		0-0 3		3	1	2	2	1	0	0				
Gil Garrido, R OBP: 0.296, SLG: 0.343 (1,6)	0-0 3		0-0 2	0-0 2H 3H		0-0 1		0-0 2		4	0	1	0	0	0	3				
Ron Reed, R OBP: 0.163, SLG: 0.167 (1,1)			0-0 G4-6-3 1B	0-0 1-2 HR 1B		0-0 2		0-0 3		4	1	2	0	0	0	2				
Inning Stats	R: 0 E: 0 K: 0 S: 3	H: 0 LOB: 0 BB: 0 P: 3	R: 0 E: 0 K: 0 S: 4	H: 1 LOB: 2 BB: 1 P: 8	R: 0 E: 0 K: 0 S: 4	H: 2 LOB: 1 BB: 0 P: 4	R: 6 E: 0 K: 0 S: 9	H: 6 LOB: 1 BB: 1 P: 13	R: 0 E: 0 K: 1 S: 5	H: 0 LOB: 0 BB: 0 P: 5	R: 0 E: 0 K: 0 S: 3	H: 0 LOB: 0 BB: 0 P: 3	R: 0 E: 0 K: 0 S: 5	H: 3 LOB: 2 BB: 0 P: 5	R: 0 E: 0 K: 0 S: 3	H: 0 LOB: 0 BB: 0 P: 3		1B: 9 2B: 2 3B: 0 HR: 1	SF: 0 SAC: 0 DP: 1 HBP: 0	WP: 0 PB: 0 SB: 1 CS: 0
PITCHER	IP WLS BF H R ER SO BB IBB HBP BLK WP HR S P ERA WHIP	3.2 L 20 8 0 0 1 2 0 0 0 0 0 7 7 0.00 2.727																		

AB 34
R 6
H 12
RBI 6
BB 2
SO 1
LOB 13



Batter	1	2	3	4	5	6	7	8	9	AB	R	H	RBI	BB	SO	LOB	TOP										
Jose Arcia, R (1,4) OBP: 0.282, SLG: 0.296 Cito Gaston, R (9, PH) OBP: 0.266, SLG: 0.282	0-3 K		0-0 2B		0-0		0-0	4-0 SH BB	0-0 1B	3	0	1	0	1	1	0	San Diego Padres @ Atlanta Braves Atlanta Stadium, Atlanta, GA Fri Jul 18 1969, 7:05 PM EDT Att: 23,410 - Unknown										
Roberto Pena, R (1,6) OBP: 0.289, SLG: 0.301	0-0		0-0		0-0		0-0 SH	0-0	0-0	4	0	0	0	0	0	2											
Van Kelly, L (1,5) OBP: 0.303, SLG: 0.480	0-0		0-0		0-0		0-3 K			4	0	0	0	0	1	2											
Nate Colbert, R (1,3) OBP: 0.329, SLG: 0.488		0-0		0-0 HR		0-0		0-0		4	1	1	1	0	0	1											
Al Ferrara, R (1,7) OBP: 0.361, SLG: 0.465		0-0 None 2B		0-0 1B 1B		4-0 HR BB		0-0		3	1	2	0	1	0	0											
Larry Stahl, L (1,9) OBP: 0.276, SLG: 0.309	4-0 BB		0-3 K		0-0 HR		0-3 K			3	1	1	2	1	2	1											
Ivan Murrell, R (1,8) OBP: 0.308, SLG: 0.327	0-0		0-0		1-2 1B		0-0			4	0	1	0	0	0	2											
Sonny Ruberto, R (1,2) OBP: 0.190, SLG: 0.150 Ollie Brown, R (9, PH) OBP: 0.316, SLG: 0.412	0-3 K		0-3 K		0-0 1B		0-0 1B		0-0	3	0	1	0	0	2	4											
Dick Kelley, R (1,1) OBP: 0.139, SLG: 0.167 Gary Ross, R (5,1) Billy McCool, R (8,1) Ed Spiezio, R (9, PH) OBP: 0.308, SLG: 0.374			0-0		0-3 K		0-0		0-0	2	0	0	0	0	1	2											
Inning Stats	R: 0 E: 0 K: 1 S: 5	H: 0 LOB: 0 BB: 0 P: 5	R: 0 E: 0 K: 1 S: 6	H: 1 LOB: 2 BB: 1 P: 10	R: 0 E: 0 K: 0 S: 4	H: 1 LOB: 1 BB: 0 P: 4	R: 1 E: 0 K: 3 S: 12	H: 3 LOB: 2 BB: 0 P: 12	R: 0 E: 0 K: 0 S: 3	H: 0 LOB: 0 BB: 0 P: 3	R: 2 E: 0 K: 0 S: 5	H: 2 LOB: 1 BB: 1 P: 9	R: 0 E: 0 K: 1 S: 5	H: 0 LOB: 1 BB: 1 P: 9	R: 0 E: 0 K: 1 S: 5	H: 0 LOB: 0 BB: 0 P: 5		R: 0 E: 0 K: 0 S: 4	H: 1 LOB: 1 BB: 0 P: 4	1B: 4 2B: 2 3B: 0 HR: 2	SF: 0 SAC: 1 DP: 0 HBP: 0	WP: 0 PB: 0 SB: 0 CS: 0	PA: 38				
PITCHER	IP	WLS	BF	H	R	ER	SO	BB	IBB	HBP	BLK	WP	HR	S	P	ERA	WHIP										
Jim Britton, R (1,1) ERA: 5.13 Cecll Upshaw, R (9,1) ERA: 3.72	8.0	W	34	7	3	3	7	3	0	0	0	0	2	45	57	3.38	1.250										

AB	34
R	3
H	8
RBI	3
BB	3
SO	7
LOB	15



Batter	1	2	3	4	5	6	7	8	9	AB	R	H	RBI	BB	SO	LOB	BOTTOM										
Felipe Alou, R (1,9) OBP: 0.353, SLG: 0.394	0-0		0-0		0-0 G6-3			0-0 SH		3	0	0	0	0	0	2	San Diego Padres @ Atlanta Braves Atlanta Stadium, Atlanta, GA Fri Jul 18 1969, 7:05 PM EDT Att: 23,410 - Unknown										
Felix Milan, R (1,4) OBP: 0.328, SLG: 0.366	0-0		0-0		1-0 BB HBP		0-0	0-0 FC 1B		3	2	1	1	0	0	0											
Clete Boyer, R (1,5) OBP: 0.344, SLG: 0.408	0-0		0-0		4-0 FC5-6 BB		0-0	2-3 3-H 4-0 FC IBB		2	0	0	0	2	0	0											
Rico Carty, R (1,7) OBP: 0.455, SLG: 0.615 Tommie Aaron, R (8, PR) OBP: 0.351, SLG: 0.373 Cecll Upshaw, R (9,1) OBP: 0.333, SLG: 0.667	0-3 K		0-0		0-0 FC5-6 HR		0-0	0-0 FC 1B		4	1	0	1	0	1	3											
Orlando Cepeda, R (1,3) OBP: 0.323, SLG: 0.436	0-0		0-0		0-0		0-3 K	0-0		4	0	1	1	0	1	1											
Tony Gonzalez, L (1,8) OBP: 0.331, SLG: 0.372	0-0		0-0		0-0 HR		4-0 L3 BB	0-3 K		3	1	1	2	1	1	2											
Bob Tillman, R (1,2) OBP: 0.259, SLG: 0.331			0-0		0-0		0-0 L3			3	0	0	0	0	0	1											
Gil Garrido, R (1,6) OBP: 0.311, SLG: 0.356			0-0		0-0		0-0	0-0 SH BB 1B 1B		3	1	2	0	0	0	0											
Jim Britton, R (1,1) OBP: 0.100, SLG: 0.100 Mike Lum, L (8, PH) OBP: 0.325, SLG: 0.303			0-0		0-0 1B		0-0	4-0 1B SH FC BB		2	0	1	0	0	0	1											
Inning Stats	R: 0 E: 0 K: 0 S: 3	H: 0 LOB: 0 BB: 0 P: 3	R: 0 E: 0 K: 1 S: 5	H: 0 LOB: 0 BB: 0 P: 5	R: 0 E: 0 K: 0 S: 4	H: 1 LOB: 1 BB: 0 P: 4	R: 3 E: 1 K: 0 S: 4	H: 1 LOB: 0 BB: 1 P: 9	R: 0 E: 0 K: 0 S: 3	H: 1 LOB: 0 BB: 0 P: 3	R: 0 E: 0 K: 0 S: 3	H: 0 LOB: 0 BB: 0 P: 3	R: 0 E: 0 K: 1 S: 4	H: 0 LOB: 0 BB: 1 P: 8	R: 3 E: 0 K: 1 S: 8	H: 3 LOB: 2 BB: 2 P: 16		R: 0 E: 0 K: 0 S: 3	H: 0 LOB: 0 BB: 0 P: 3	1B: 5 2B: 1 3B: 0 HR: 1	SF: 0 SAC: 1 DP: 2 HBP: 1	WP: 0 PB: 0 SB: 0 CS: 0	PA: 33				
PITCHER	IP	WLS	BF	H	R	ER	SO	BB	IBB	HBP	BLK	WP	HR	S	P	ERA	WHIP										
Dick Kelley, L (1,1) ERA: 3.69 Gary Ross, R (5,1) ERA: 4.14 Billy McCool, L (8,1) ERA: 3.63	4.0	L	16	4	3	3	1	2	1	0	0	0	0	15	27	7.36	1.636										



Batter	1	2	3	4	5	6	7	8	9	AB	R	H	RBI	BB	SO	LOB	TOP			
John Sigin, R OBP: 0.251, SLG: 0.321 (1, 4)	4-3	F7		F9		1B			6-3	5	0	1	0	0	0	0				
Roberto Pena, R OBP: 0.297, SLG: 0.307 Jose Arcia, R OBP: 0.282, SLG: 0.296 (9, FR) (9, 6)	FC6-4 1B 2B	1B		6-3		1B			6-3 BB	4	1	3	0	1	0	0				
Ollie Brown, R OBP: 0.322, SLG: 0.415 (1, 9)	FC6-4 1B	1B				1B HR			6-3	5	1	3	0	0	0	3				
Nate Colbert, R OBP: 0.323, SLG: 0.479 (1, 3)	FC6-4 1B 1-2 2-3	F8		P6		P6			F7	5	1	0	0	0	0	7				
Al Ferrara, R OBP: 0.363, SLG: 0.470 Cito Gaston, R OBP: 0.266, SLG: 0.282 (7, 8)	1B 2B			P6		HR 1B			F7	4	2	2	1	0	0	0				
Ed Spiezio, R OBP: 0.314, SLG: 0.388 (1, 5)	1B BB			1B		HR			P6	3	1	2	3	1	0	0				
Ivan Murrell, R OBP: 0.306, SLG: 0.324 (7, 7)	1B			P6		6-3			5-3	4	0	1	2	0	0	1				
Chris Cannizzaro, R OBP: 0.325, SLG: 0.322 (1, 2)	K			6-3		4-3			K	4	0	0	0	0	2	3				
Joe Niegro, R OBP: 0.250, SLG: 0.133 (1, 1)		1-3		6-3		4-3			4-3	4	0	0	0	0	1	0				
Inning Stats	R: 3 E: 0 K: 1 S: 9	H: 4 LOB: 2 BB: 1 P: 13	R: 0 E: 0 K: 0 S: 5	H: 2 LOB: 2 BB: 0 P: 5	R: 0 E: 0 K: 0 S: 4	H: 1 LOB: 1 BB: 0 P: 4	R: 0 E: 0 K: 0 S: 3	H: 0 LOB: 0 BB: 0 P: 3	R: 3 E: 0 K: 0 S: 6	H: 3 LOB: 0 BB: 0 P: 6	R: 0 E: 0 K: 0 S: 3	H: 0 LOB: 0 BB: 0 P: 3	R: 0 E: 0 K: 0 S: 5	H: 0 LOB: 0 BB: 0 P: 5	R: 0 E: 0 K: 0 S: 3	H: 0 LOB: 2 BB: 1 P: 7	1B: 10 2B: 1 3B: 0 HR: 1	SF: 0 SAC: 0 DP: 1 HBP: 0	WP: 0 PB: 0 SB: 0 CS: 0	PA: 40
PITCHER	IP WLS BF H R ER SO BB IBB HBP BLK WP HR S P ERA WHIP	IP WLS BF H R ER SO BB IBB HBP BLK WP HR S P ERA WHIP																		
George Stone, L ERA: 3.48 (1, 1)	4.1 L 24 10 6 6 1 1 0 0 0 0 1 25 29 12.46 2.538																			
Claude Raymond, R ERA: 5.14 (5, 1)	2.2 9 2 0 0 1 0 0 0 0 0 0 0 11 11 0.00 0.750																			
Gary Neibauer, R ERA: 3.82 (8, 1)	2.0 7 0 0 0 1 1 0 0 0 0 0 0 8 12 0.00 0.500																			

San Diego Padres @ Atlanta Braves
Atlanta Stadium, Atlanta, GA
Sat Jul 19 1969, 7:05 PM EDT
Att: 25,102 - Unknown

AB 38
R 6
H 12
RBI 6
BB 2
SO 3
LOB 14



Batter	1	2	3	4	5	6	7	8	9	AB	R	H	RBI	BB	SO	LOB	BOTTOM					
Felipe Alou, R OBP: 0.348, SLG: 0.389 (1, 9)	3-1		F9			6-3	F8			4	0	0	0	0	0	1						
Tony Gonzalez, L OBP: 0.330, SLG: 0.370 (1, 8)	1B			K		4-3			1-3	4	0	1	0	0	1	0						
Clete Boyer, R OBP: 0.346, SLG: 0.409 (1, 5)	1B			F2		1B			F3	4	1	2	0	0	0	0						
Rico Carty, R OBP: 0.457, SLG: 0.607 (1, 7)	G4-6-3			FC6-4 BB		FC5 1B			F3	3	0	1	0	1	0	2						
Orlando Cepeda, R OBP: 0.325, SLG: 0.436 (1, 3)		4-6 E 1B		FC6-4		1B			F5	4	0	2	1	0	0	1						
Felix Milten, R OBP: 0.325, SLG: 0.362 (1, 4)		E6				F8	FC5		4-3	4	0	0	0	0	0	3						
Bob Didier, S OBP: 0.314, SLG: 0.315 (1, 2)		4-6				WP 1B			F2	4	0	2	0	0	0	2						
Gil Garrido, R OBP: 0.303, SLG: 0.347 Mike Lum, L OBP: 0.322, SLG: 0.301 Bob Aspromonte, R OBP: 0.323, SLG: 0.372 (7, PH) (8, 6)				P4		F8			F8	2	0	0	0	0	0	1						
George Stone, L OBP: 0.152, SLG: 0.152 Claude Raymond, R OBP: 0.266, SLG: 0.286 Tito Francona, L OBP: 0.385, SLG: 0.395 Gary Neibauer, R (8, 1)				4-3		F8			4-3	1	0	0	0	0	0	0						
Inning Stats	R: 0 E: 0 K: 0 S: 4	H: 2 LOB: 1 BB: 0 P: 4	R: 0 E: 1 K: 0 S: 3	H: 1 LOB: 2 BB: 0 P: 3	R: 0 E: 0 K: 0 S: 3	H: 0 LOB: 0 BB: 0 P: 3	R: 0 E: 0 K: 1 S: 5	H: 0 LOB: 1 BB: 1 P: 9	R: 0 E: 0 K: 0 S: 4	H: 1 LOB: 1 BB: 0 P: 4	R: 1 E: 0 K: 0 S: 6	H: 3 LOB: 2 BB: 0 P: 6	R: 0 E: 0 K: 0 S: 4	H: 1 LOB: 1 BB: 0 P: 4	R: 0 E: 0 K: 0 S: 3	H: 0 LOB: 0 BB: 0 P: 3	R: 0 E: 0 K: 0 S: 3	H: 0 LOB: 0 BB: 0 P: 3	1B: 7 2B: 2 3B: 0 HR: 0	SF: 0 SAC: 0 DP: 2 HBP: 0	WP: 1 PB: 0 SB: 0 CS: 0	PA: 34
PITCHER	IP WLS BF H R ER SO BB IBB HBP BLK WP HR S P ERA WHIP	IP WLS BF H R ER SO BB IBB HBP BLK WP HR S P ERA WHIP																				
Joe Niegro, R ERA: 2.62 (1, 1)	9.0 W 34 8 1 1 1 1 1 0 0 0 1 0 35 39 1.00 1.000																					

San Diego Padres @ Atlanta Braves
Atlanta Stadium, Atlanta, GA
Sat Jul 19 1969, 7:05 PM EDT
Att: 25,102 - Unknown

AB 33
R 1
H 8
RBI 1
BB 1
SO 1
LOB 13



Batter	1	2	3	4	5	6	7	8	9	AB	R	H	RBI	BB	SO	LOB	TOP					
John Spin, R OBP: 0.246, SLG: 0.315 (1,4)	0-0 1-3		0-0 4-3		0-0 E5		0-0 F3			4	0	0	0	0	0	2						
Roberto Pena, R OBP: 0.297, SLG: 0.306 (1,6)	0-3 K		0-0 1B		0-0 P3		0-0 P4			4	0	1	0	0	1	1						
Ollie Brown, R OBP: 0.321, SLG: 0.413 (1,9)	0-0 1B		0-0 F9		0-0 6-3		0-0 4-3			4	0	1	0	0	0	1						
Nate Colbert, R OBP: 0.322, SLG: 0.475 (1,3)	0-3 K		0-0 F9		0-0 K		0-0 1B			4	0	1	0	0	2	1						
Van Kelly, L OBP: 0.300, SLG: 0.462 (1,5)		0-0 G1		0-0 BB		0-0 F9		0-0 F8		3	0	0	0	1	0	1						
Ivan Murrell, R OBP: 0.313, SLG: 0.333 (1,8)		0-0 BB		0-0 F9		0-0 1B 2B		0-0 F4		3	0	1	0	1	0	1						
Larry Stahl, L OBP: 0.277, SLG: 0.317 (1,7)		0-0 F7		0-0 P4		0-3 K		0-0 2B		4	0	1	0	0	1	3						
Chris Cannizzaro, R OBP: 0.324, SLG: 0.321 (1,2)		0-0 F3		0-0 F8		0-0 1B		0-0 F7		4	0	1	0	0	0	2						
Clay Kirby, R OBP: 0.145, SLG: 0.206 (4,1)			0-0 F9		0-3 K		0-0 P6		0-0 P3	1	0	0	0	0	0	0						
Inning Stats	R: 0 E: 0 K: 2 S: 8	H: 1 LOB: 1 BB: 0 P: 8	R: 0 E: 0 K: 0 S: 3	H: 0 LOB: 1 BB: 1 P: 7	R: 0 E: 0 K: 0 S: 4	H: 1 LOB: 1 BB: 0 P: 4	R: 0 E: 0 K: 0 S: 3	H: 0 LOB: 1 BB: 1 P: 7	R: 0 E: 1 K: 1 S: 6	H: 0 LOB: 1 BB: 0 P: 6	R: 0 E: 0 K: 1 S: 5	H: 0 LOB: 0 BB: 0 P: 5	R: 0 E: 0 K: 1 S: 7	H: 2 LOB: 2 BB: 0 P: 7	R: 0 E: 0 K: 0 S: 4	H: 1 LOB: 1 BB: 0 P: 4	R: 0 E: 0 K: 0 S: 4	H: 1 LOB: 1 BB: 0 P: 4	1B: 4 2B: 2 3B: 0 HR: 0	SF: 0 SAC: 0 DP: 0 HBP: 0	WP: 0 PB: 0 SB: 0 CS: 0	PA: 36
PITCHER Pat Jarvis, R ERA: 5.01 (1,1)	IP: 9.0 WLS: W BF: 36 H: 6 R: 0 ER: 0 SO: 5 BB: 2 IBB: 0 HBP: 0 BLK: 0 WP: 0 HR: 0 S: 44 P: 52 ERA: 0.00 WHIP: 0.889															PITCHER						

San Diego Padres @ Atlanta Braves
Atlanta Stadium, Atlanta, GA
Sun Jul 20 1969, 3:33 AM EDT
Att: 12,282 - Unknown

AB 33
R 0
H 6
RBI 0
BB 2
SO 4
LOB 15



Batter	1	2	3	4	5	6	7	8	9	AB	R	H	RBI	BB	SO	LOB	BOTTOM												
Felix Millan, R OBP: 0.325, SLG: 0.361 (1,4)	4-0 S E BB		0-0 L4		0-0 1B 1B		0-0 P3		0-0 P4	4	2	1	1	1	0	2													
Tony Gonzalez, L OBP: 0.337, SLG: 0.375 (1,8)	0-3 K		0-0 G5-4-3 1B		0-0 1B 1B		0-0 3-1 HR 1B		0-0 1B BB	4	2	3	2	1	1	1													
Hank Aaron, R OBP: 0.422, SLG: 0.630 (1,9)	4-0 G3 1H BB		0-0 G5-4-3 1B		0-0 1B 1B		0-0 3-1 HR 1B		0-0 F8	4	1	2	1	1	0	2													
Rico Carty, R OBP: 0.443, SLG: 0.586 (1,7)	0-0 G3		0-0 F9		0-0 F7		0-0 3-1		0-0 1B	4	0	0	0	0	0	5													
Mike Lum, L OBP: 0.327, SLG: 0.306 (7,7)	0-0 G3		0-0 F9		0-0 F7		0-0 3-1		0-0 1B	1	0	1	1	0	0	0													
Orlando Cepeda, R OBP: 0.327, SLG: 0.446 (1,3)	0-0 F9		0-0 F8		0-0 S 1B		0-0 HR		0-0 1B	4	2	2	3	0	0	1													
Tommie Aaron, R OBP: 0.362, SLG: 0.385 (7,3)	0-0 F9		0-0 F8		0-0 S 1B		0-0 HR		0-0 1B	1	0	1	0	0	0	0													
Clete Boyer, R OBP: 0.347, SLG: 0.409 (1,5)		0-0 FC5 BB 1B		0-0 E6 2B 1B		0-0 1B		0-0 5-3		0-0 1-3	5	1	2	1	0	2													
Bob Didier, S OBP: 0.318, SLG: 0.321 (1,2)		0-0 FC5 BB		0-0 1B 2B		0-0 P4		0-0 6-3		3	1	1	0	1	0	1													
Gil Garrido, R OBP: 0.300, SLG: 0.333 (1,6)		0-0 FC5		0-0 1B 1B		0-0 F8		0-0 F9		3	1	0	0	1	0	3													
Pat Jarvis, R OBP: 0.130, SLG: 0.114 (1,1)		0-3 K		0-3 K		0-0 1-3		0-3 K		4	0	0	0	0	3	6													
Inning Stats	R: 1 E: 1 K: 1 S: 5	H: 0 LOB: 1 BB: 2 P: 13	R: 0 E: 0 K: 1 S: 6	H: 1 LOB: 2 BB: 1 P: 10	R: 0 E: 0 K: 0 S: 3	H: 1 LOB: 0 BB: 0 P: 3	R: 4 E: 1 K: 1 S: 10	H: 4 LOB: 2 BB: 1 P: 14	R: 1 E: 0 K: 0 S: 5	H: 2 LOB: 1 BB: 0 P: 5	R: 3 E: 0 K: 0 S: 6	H: 3 LOB: 0 BB: 0 P: 6	R: 0 E: 0 K: 1 S: 5	H: 0 LOB: 0 BB: 0 P: 5	R: 1 E: 0 K: 0 S: 5	H: 2 LOB: 2 BB: 1 P: 9	1B: 11 2B: 1 3B: 0 HR: 1	SF: 0 SAC: 0 DP: 1 HBP: 0	WP: 0 PB: 1 SB: 3 CS: 0	PA: 42									
PITCHER Clay Kirby, R ERA: 4.09 (1,1)	IP: 3.2 WLS: L BF: 20 H: 5 R: 5 ER: 0 SO: 3 BB: 3 IBB: 1 HBP: 0 BLK: 0 WP: 0 HR: 0 S: 22 P: 38 ERA: 0.00 WHIP: 2.182															PITCHER													
Jack Baldschun, R ERA: 4.01 (4,1)	0.1	2	1	0	0	0	0	0	0	0	0	2	2	0.00	3.000														
Tommie Sisk, R ERA: 5.8 (5,1)	2.0	11	5	4	4	0	0	0	0	0	1	11	11	18.00	2.500														
Billy McCool, L ERA: 3.66 (7,1)	2.0	9	2	1	1	1	1	1	0	0	0	10	14	4.50	1.500														

San Diego Padres @ Atlanta Braves
Atlanta Stadium, Atlanta, GA
Sun Jul 20 1969, 3:33 AM EDT
Att: 12,282 - Unknown

AB 37
R 10
H 13
RBI 9
BB 5
SO 4
LOB 23



Batter	1	2	3	4	5	6	7	8	9	AB	R	H	RBI	BB	SO	LOB	TOP					
Adolfo Phillips, R (1, 8) OBP: 0.338, SLG: 0.354	0-3 K		0-3 K		0-3 K		0-0 F3		0-3 K	5	0	0	0	0	0	4	1					
Remy Hermoso, R (1, 4) OBP: 0.305, SLG: 0.242	0-0 HR		0-0 HR		0-0 F8		0-0 FC6-4			4	2	2	0	0	0	0	1					
Rusty Staub, L (1, 9) OBP: 0.409, SLG: 0.479	0-0 HR		0-0 1-3		0-0 G3					4	1	2	2	0	0	0	1					
Mack Jones, L (1, 7) OBP: 0.391, SLG: 0.534	0-3 K		0-0 HR		0-0 HR					4	2	2	3	0	2	1						
Bob Bailey, R (1, 3) OBP: 0.335, SLG: 0.463	0-0 F8		0-0 F9		0-0 5-3					4	0	0	0	0	1	1						
Coco Laboy, R (1, 5) OBP: 0.316, SLG: 0.451		0-0 F3		0-0 F9		0-0 F4		0-0 F8		4	0	0	0	0	0	1						
Ron Brand, R (1, 2) OBP: 0.349, SLG: 0.315		0-0 1-3		0-0 1B		0-0 6-3			0-0 F9	4	0	1	0	0	0	0						
Bobby Wine, R (1, 6) OBP: 0.243, SLG: 0.263		4-0 BB		0-0 F9			0-0 F7		0-0 F5	3	0	0	0	1	0	1						
Bill Stoneman, R (1, 1) OBP: 0.135, SLG: 0.104		0-3 K		0-3 K			4-0 FC6-4		0-0 HR	2	0	0	0	0	2	2						
Dick Radatz, R (6, 1)										0	0	0	0	1	0	0						
Dan McGinn, L (8, 1) OBP: 0.190, SLG: 0.333										0	0	0	0	0	0	0						
Jose Herrera, R (9, PH) OBP: 0.370, SLG: 0.511										1	1	1	1	0	0	0						
Inning Stats	R: 2 E: 0 K: 2 S: 9	H: 2 LOB: 0 BB: 0 P: 9	R: 0 E: 0 K: 1 S: 5	H: 0 LOB: 1 BB: 1 P: 9	R: 2 E: 0 K: 1 S: 7	H: 2 LOB: 0 BB: 0 P: 7	R: 0 E: 0 K: 1 S: 6	H: 1 LOB: 1 BB: 0 P: 6	R: 0 E: 0 K: 1 S: 5	H: 0 LOB: 0 BB: 0 P: 5	R: 1 E: 0 K: 0 S: 4	H: 1 LOB: 0 BB: 0 P: 4	R: 0 E: 0 K: 0 S: 3	H: 0 LOB: 1 BB: 1 P: 7	R: 0 E: 0 K: 2 S: 8	H: 1 LOB: 1 BB: 0 P: 8	R: 1 E: 0 K: 1 S: 6	H: 1 LOB: 0 BB: 0 P: 6	1B: 3 2B: 1 3B: 0 HR: 4	SF: 0 SAC: 0 DP: 0 HBP: 0	WP: 0 PB: 0 SB: 0 CS: 0	PA: 37
PITCHER	IP WLS BF H R ER SO BB IBB HBP BLK WP HR S P ERA WHIP																					
Ron Reed, R (1, 1) ERA: 4.19	7.0 W 29 6 5 5 6 2 0 0 0 0 0 3 39 47 6.43 1.143																					
George Stone, L (8, 1) ERA: 3.51	2.0 S 8 2 1 1 3 0 0 0 0 0 0 1 14 14 4.50 1.000																					

Montreal Expos @ Atlanta Braves
Atlanta Stadium, Atlanta, GA
Thu Jul 24 1969, 7:05 PM EDT
Att: 10,467 - Unknown

AB 35
R 6
H 8
RBI 6
BB 2
SO 9
LOB 9



Batter	1	2	3	4	5	6	7	8	9	AB	R	H	RBI	BB	SO	LOB	BOTTOM			
Felix Millan, R (1, 4) OBP: 0.326, SLG: 0.361	0-0 1B		0-0 G3		0-0 5-3		0-0 HR		0-0 6-3	5	1	2	0	0	0	3				
Tony Gonzalez, L (1, 8) OBP: 0.339, SLG: 0.389	0-0 G6-4-3		0-0 HR		0-0 1B		0-0 F8			4	2	2	3	0	0	2				
Hank Aaron, R (1, 9) OBP: 0.420, SLG: 0.634	0-0 F8		0-0 5-3		0-0 6-3		0-0 HR			4	1	1	2	0	0	1				
Rico Carty, R (1, 7) OBP: 0.444, SLG: 0.580		0-0 6-3		0-0 F8		0-0 1B		4-0 HR		3	2	1	0	1	0	0				
George Stone, L (8, 1) OBP: 0.152, SLG: 0.152						0-0 1B		0-0 HR		0	0	0	0	0	0	0				
Orlando Cepeda, R (1, 3) OBP: 0.329, SLG: 0.456		0-0 5-3		0-0 F7		0-0 E5		0-0 HR		4	1	2	3	0	0	0				
Clete Boyer, R (1, 5) OBP: 0.349, SLG: 0.406		0-0 F6		0-0 F7		0-0 1B		4-0 BB		2	0	0	0	2	0	0				
Bob Didier, S (1, 2) OBP: 0.322, SLG: 0.324			0-0 F5		0-0 FC		0-0 1B		0-0 F4	4	0	2	0	0	0	1				
Gil Garrido, R (1, 6) OBP: 0.301, SLG: 0.333			0-0 G3		0-0 FC		0-0 1B		0-0 6-3	4	1	1	0	0	0	3				
Ron Reed, R (1, 1) OBP: 0.176, SLG: 0.180			0-0 G3		0-0 FC		0-0 1B		0-0 6-3	2	1	1	0	0	0	1				
Mike Lum, L (7, PH) OBP: 0.323, SLG: 0.301			0-0 HR		0-0 F8				0-3 K	2	0	0	0	0	1	0				
Inning Stats	R: 0 E: 0 K: 0 S: 3	H: 1 LOB: 0 BB: 0 P: 3	R: 0 E: 0 K: 0 S: 3	H: 0 LOB: 0 BB: 0 P: 3	R: 3 E: 0 K: 0 S: 6	H: 3 LOB: 0 BB: 0 P: 6	R: 0 E: 0 K: 0 S: 3	H: 0 LOB: 0 BB: 0 P: 3	R: 0 E: 1 K: 0 S: 4	H: 1 LOB: 1 BB: 0 P: 4	R: 2 E: 1 K: 0 S: 6	H: 4 LOB: 2 BB: 1 P: 10	R: 4 E: 0 K: 0 S: 6	H: 3 LOB: 1 BB: 2 P: 14	R: 0 E: 0 K: 1 S: 5	H: 0 LOB: 0 BB: 0 P: 5	1B: 8 2B: 1 3B: 0 HR: 3	SF: 0 SAC: 1 DP: 1 HBP: 0	WP: 1 PB: 0 SB: 1 CS: 0	PA: 37
PITCHER	IP WLS BF H R ER SO BB IBB HBP BLK WP HR S P ERA WHIP																			
Bill Stoneman, R (1, 1) ERA: 5.1	5.2 25 9 5 5 0 1 0 0 0 0 1 1 24 28 7.94 1.765																			
Dick Radatz, R (6, 1) ERA: 4.57	1.1 L 9 3 4 4 0 2 0 0 0 0 0 2 7 15 27.00 3.750																			
Dan McGinn, L (8, 1) ERA: 4.57	1.0 3 0 0 0 0 1 0 0 0 0 0 0 5 5 0.00 0.000																			

Montreal Expos @ Atlanta Braves
Atlanta Stadium, Atlanta, GA
Thu Jul 24 1969, 7:05 PM EDT
Att: 10,467 - Unknown

AB 34
R 9
H 12
RBI 8
BB 3
SO 1
LOB 11



Batter	1	2	3	4	5	6	7	8	9	AB	R	H	RBI	BB	SO	LOB	TOP					
Adolfo Phillips, R OBP: 0.347, SLG: 0.361 (1, 8)	0-0 HR 1B	0-0 G3 2B 1B		4-0 SH3 HR BB		0-3 K			0-0 4-3 1B	4	3	3	0	1	1	0						
Remy Hermoso, R OBP: 0.275, SLG: 0.216 (1, 4)	0-0 F7	0-0 G3		0-0 SH3		0-0 1-3			0-0 4-3	4	0	0	0	0	0	3						
Rusty Staub, L OBP: 0.409, SLG: 0.489 (1, 9)	0-0 F9			0-0 HR					0-0 F5	5	1	2	3	0	0	2						
Mack Jones, L OBP: 0.394, SLG: 0.534 (1, 7)	0-0 HR 1B	4-0 BB		0-0 G3					0-3 K	4	1	2	0	1	1	1						
Bob Bailey, R OBP: 0.333, SLG: 0.472 (1, 3)	0-0 HR	0-0 F6		0-3 K					0-0 4-3	4	1	1	3	0	1	3						
Coco Laboy, R OBP: 0.281, SLG: 0.463 (1, 5)	0-0 HR			0-0 1B 2B		0-0 F7			0-0 F8	4	2	2	1	0	0	0						
Ron Brand, R OBP: 0.353, SLG: 0.320 (1, 2)	0-0 FC5-4 1B			0-0 G3-6-1 1B		0-0 L1			0-0 F4	4	0	2	1	0	0	0						
Bobby Wine, R OBP: 0.244, SLG: 0.262 (1, 6)	0-0 FC5-4			0-0 G3-6-1		0-0 F4			0-0 1B	4	0	1	0	0	0	2						
Gary Waslewski, R OBP: 0.063, SLG: 0.125 (1, 1)									0-0 F4	2	0	0	0	0	0	0						
Howie Reed, R OBP: 0.316, SLG: 0.375 (5, PH)				0-0 F5					0-0 K	1	0	0	0	0	1	0						
Jose Herrera, R OBP: 0.362, SLG: 0.500 (6, PH)				0-0 5-3					0-0 K	1	0	0	0	0	1	0						
Dan McGinn, L OBP: 0.190, SLG: 0.333 (8, 1)									0-0 F4	0	0	0	0	0	0	0						
Inning Stats	R: 4 E: 0 K: 0 S: 8	H: 5 LOB: 1 BB: 0 P: 8	R: 1 E: 0 K: 0 S: 5	H: 2 LOB: 2 BB: 1 P: 9	R: 1 E: 0 K: 0 S: 4	H: 2 LOB: 0 BB: 0 P: 4	R: 2 E: 0 K: 1 S: 6	H: 1 LOB: 0 BB: 1 P: 10	R: 0 E: 0 K: 0 S: 3	H: 0 LOB: 0 BB: 0 P: 3	R: 0 E: 0 K: 0 S: 7	H: 0 LOB: 0 BB: 0 P: 7	R: 0 E: 0 K: 0 S: 3	H: 1 LOB: 0 BB: 0 P: 3	R: 0 E: 0 K: 0 S: 4	H: 1 LOB: 1 BB: 0 P: 4	R: 0 E: 0 K: 1 S: 6	H: 1 LOB: 1 BB: 0 P: 6	1B: 8 2B: 2 3B: 0 HR: 3	SF: 0 SAC: 1 DP: 1 HBP: 0	WP: 0 PB: 0 CS: 0	PA: 40
PITCHER	IP WLS BF H R ER SO BB IBB HBP BLK WP HR S P ERA WHIP	IP WLS BF H R ER SO BB IBB HBP BLK WP HR S P ERA WHIP																				
Phil Niekro, R ERA: 2.4 (1, 1)	2.0 L 16 9 6 6 0 1 0 0 0 0 2 15 19 27.00 5.000																					
Gary Neibauer, R ERA: 4.09 (3, 1)	2.0 7 1 2 2 1 1 0 0 0 0 0 1 8 12 9.00 1.000																					
Claude Raymond, R ERA: 4.91 (5, 1)	2.0 6 0 0 0 2 0 0 0 0 0 0 0 10 10 0.00 0.000																					
Paul Doyle, L ERA: 2.66 (7, 1)	3.0 11 3 0 0 1 0 0 0 0 0 0 0 13 13 0.00 1.000																					
Batter	1	2	3	4	5	6	7	8	9	AB	R	H	RBI	BB	SO	LOB	BOTTOM					
Felix Millan, R OBP: 0.325, SLG: 0.358 (1, 4)	4-0 1B 2B BB			0-0 F8		0-0 F8			0-0 G3	4	1	0	0	1	0	2						
Tony Gonzalez, L OBP: 0.337, SLG: 0.386 (1, 8)	0-0 2B 4-3 1B			0-3 K		0-0 G3			0-0 F8	5	1	1	0	0	1	0						
Hank Aaron, R OBP: 0.421, SLG: 0.645 (1, 9)	0-0 1-3 2H 2B			0-0 6-3		0-0 1-3			0-0 HR	4	1	2	2	0	0	0						
Rico Carty, R OBP: 0.439, SLG: 0.569 (1, 7)	0-0 4-3			0-0 F8		0-0 WP 1B			0-3 K	4	1	1	1	0	1	1						
Orlando Cepeda, R OBP: 0.331, SLG: 0.456 (1, 3)	0-0 F5			0-0 1B HBP SF7 1B		0-0 1-1 1B			0-0 L5	4	1	2	1	0	0	1						
Clete Boyer, R OBP: 0.347, SLG: 0.402 (1, 5)	0-0 F6			1-0 1B 2B HBP		0-3 K			0-0 5-3	3	1	0	0	0	1	2						
Bob Didier, S OBP: 0.330, SLG: 0.330 (1, 2)				0-0 G3		0-0 1-3 2B 1B			4-0 G6-4-3 BB	3	1	2	0	1	0	0						
Gil Garrido, R OBP: 0.298, SLG: 0.329 (1, 6)				0-0 F2		0-0 F6			0-0 G6-4-3	1	0	0	0	0	0	0						
Tito Francona, L OBP: 0.391, SLG: 0.395 (4, PH)				0-0 SF7		0-0 F6			0-0 1-2	0	0	0	1	0	0	0						
Bob Aspromonte, R OBP: 0.320, SLG: 0.367 (5, 6)				0-0 F8		0-0 1-3			0-0 4-3	2	0	0	0	0	0	2						
Phil Niekro, R OBP: 0.186, SLG: 0.186 (3, 1)				0-0 F8		0-0 1-3			0-0 4-3	1	0	0	0	0	0	0						
Mike Lum, L OBP: 0.297, SLG: 0.314 (4, PH)				0-0 F8		0-0 1-3			0-0 4-3	0	0	0	0	0	0	0						
Claude Raymond, R OBP: 0.396, SLG: 0.396 (5, 1)				0-0 F8		0-0 1-3			0-0 4-3	1	0	0	0	0	0	0						
Tommy Aaron, R OBP: 0.362, SLG: 0.377 (6, PH)				0-0 F8		0-0 1-3			0-0 4-3	0	0	0	0	0	0	0						
Paul Doyle, L OBP: 0.190, SLG: 0.333 (7, 1)				0-0 F8		0-0 1-3			0-0 4-3	0	0	0	0	0	0	0						
Felipe Alou, R OBP: 0.347, SLG: 0.388 (9, PH)				0-0 F8		0-0 1-3			0-0 4-3	1	0	0	0	0	0	0						
Inning Stats	R: 2 E: 0 K: 0 S: 5	H: 2 LOB: 1 BB: 1 P: 9	R: 0 E: 0 K: 0 S: 3	H: 0 LOB: 0 BB: 0 P: 3	R: 0 E: 0 K: 1 S: 5	H: 0 LOB: 0 BB: 0 P: 5	R: 3 E: 0 K: 0 S: 6	H: 3 LOB: 1 BB: 0 P: 7	R: 1 E: 0 K: 1 S: 7	H: 2 LOB: 1 BB: 0 P: 7	R: 0 E: 0 K: 0 S: 4	H: 1 LOB: 1 BB: 0 P: 4	R: 1 E: 0 K: 1 S: 6	H: 1 LOB: 0 BB: 0 P: 6	R: 0 E: 0 K: 0 S: 2	H: 0 LOB: 0 BB: 1 P: 6	R: 0 E: 0 K: 0 S: 3	H: 0 LOB: 0 BB: 0 P: 3	1B: 6 2B: 2 3B: 0 HR: 1	SF: 1 SAC: 0 DP: 1 HBP: 1	WP: 1 PB: 0 CS: 0	PA: 38
PITCHER	IP WLS BF H R ER SO BB IBB HBP BLK WP HR S P ERA WHIP	IP WLS BF H R ER SO BB IBB HBP BLK WP HR S P ERA WHIP																				
Gary Waslewski, R ERA: 3.15 (1, 1)	4.2 W 23 7 6 6 1 1 0 0 0 0 1 23 28 11.57 1.714																					
Howie Reed, R ERA: 4.12 (5, 1)	2.1 W 9 2 1 1 2 0 0 0 0 0 1 13 13 3.86 0.857																					
Dan McGinn, L ERA: 4.47 (8, 1)	2.0 S 6 0 0 0 0 1 0 0 0 0 0 5 9 0.00 0.500																					

Montreal Expos @ Atlanta Braves
Atlanta Stadium, Atlanta, GA
Fri Jul 25 1969, 7:05 PM EDT
Att: 13,686 - Unknown

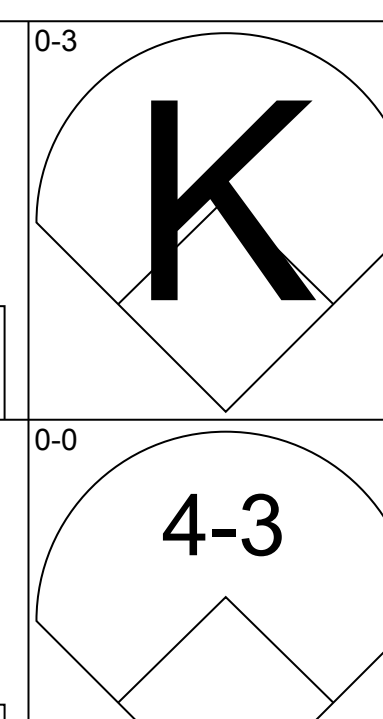
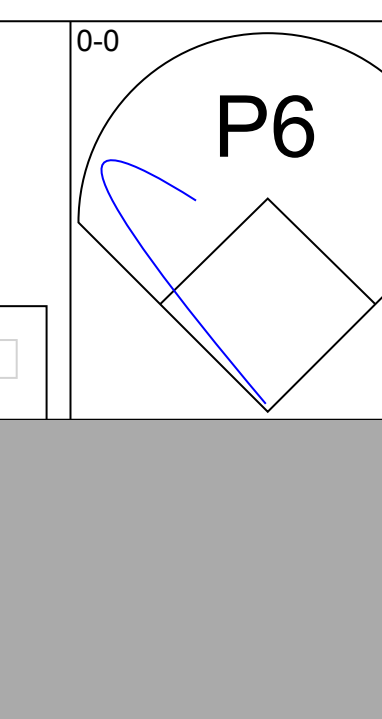
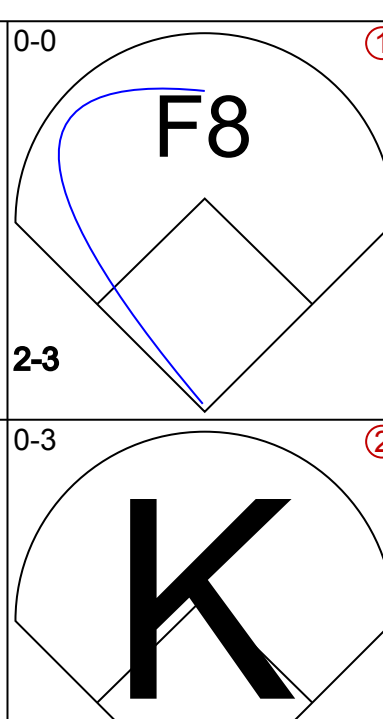
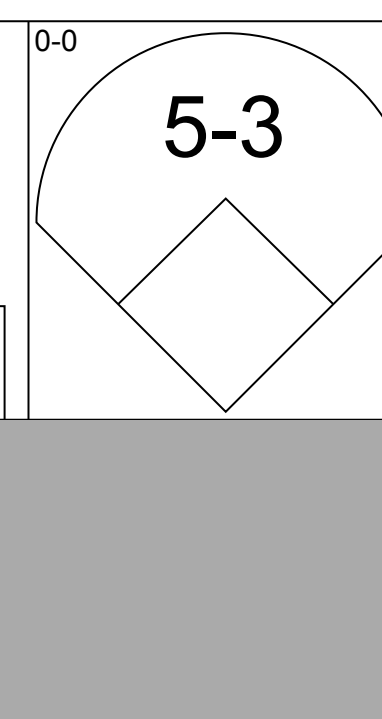
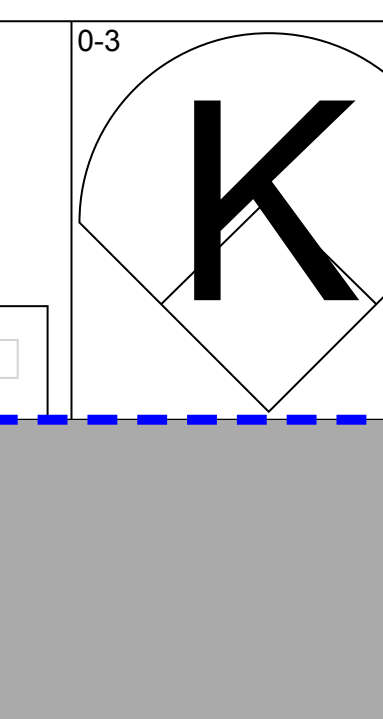
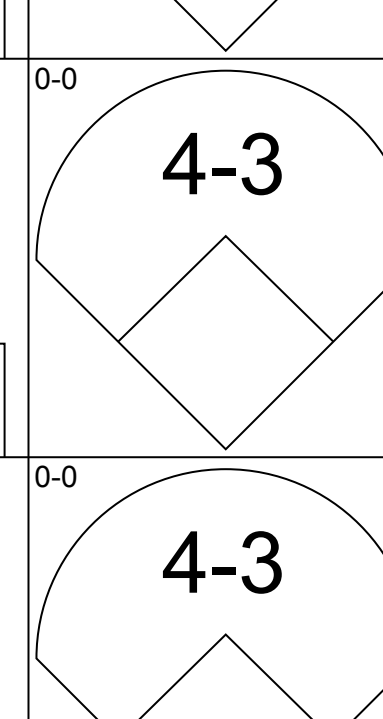
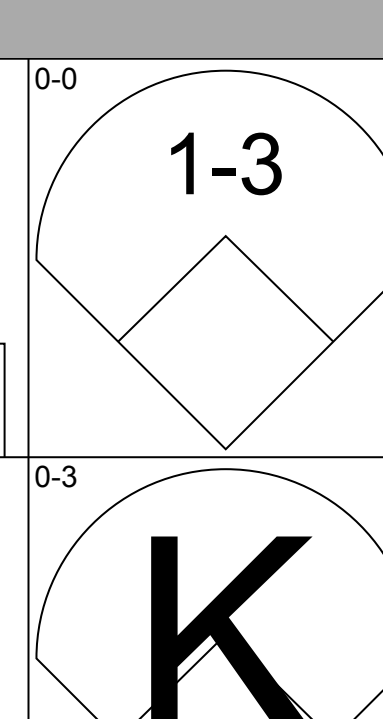
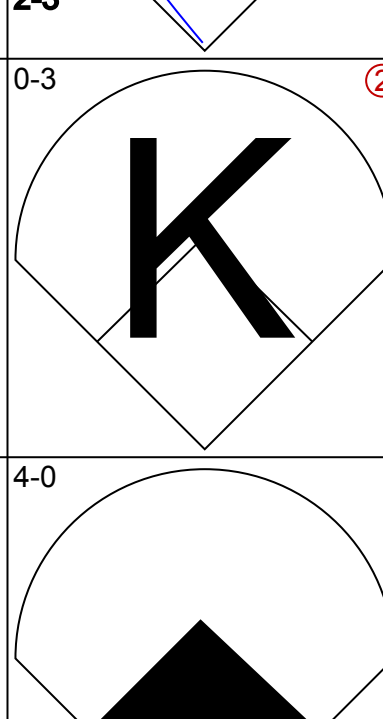
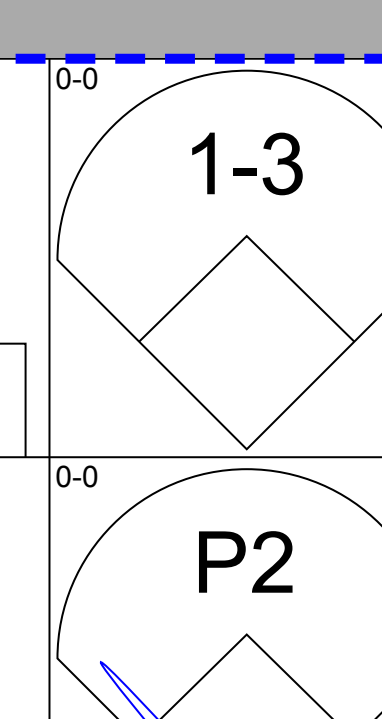
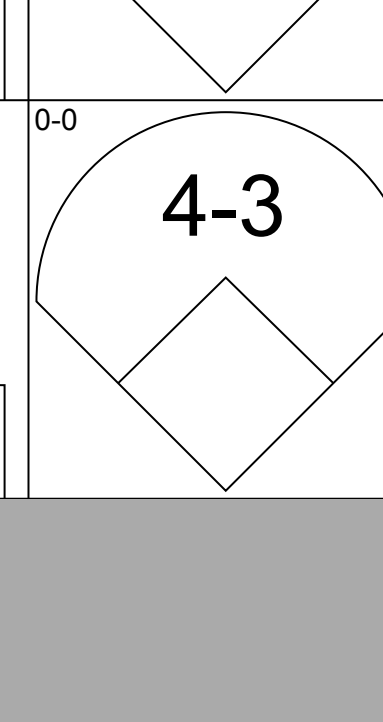
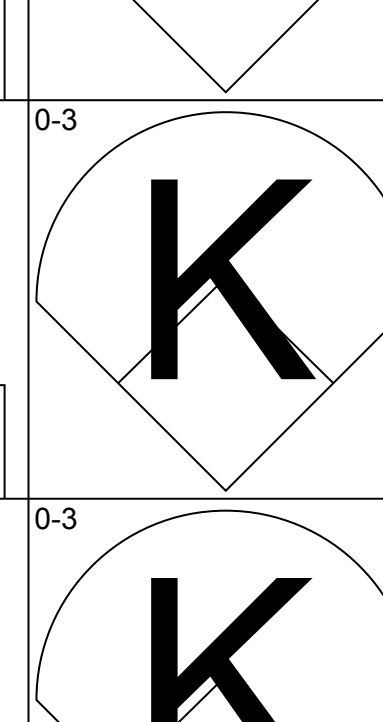
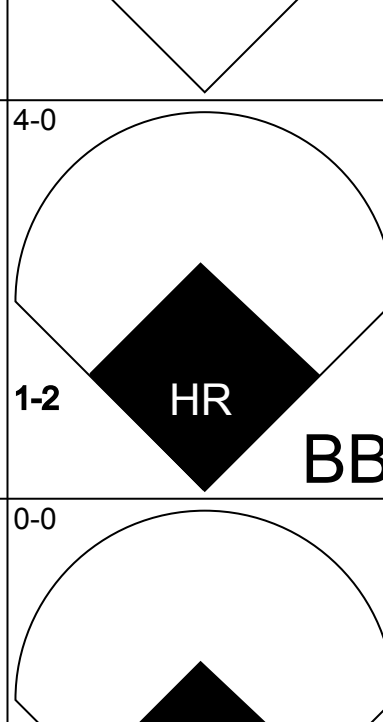
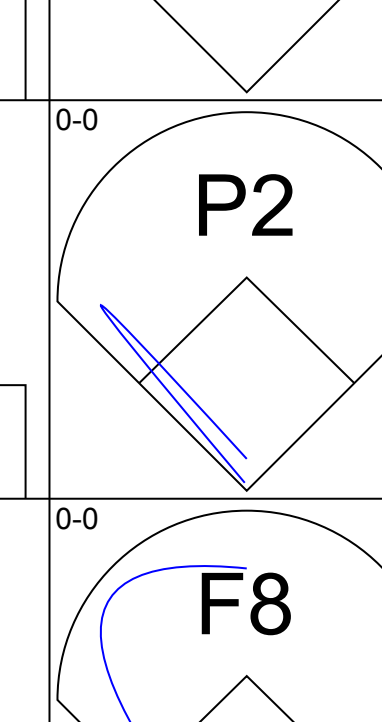
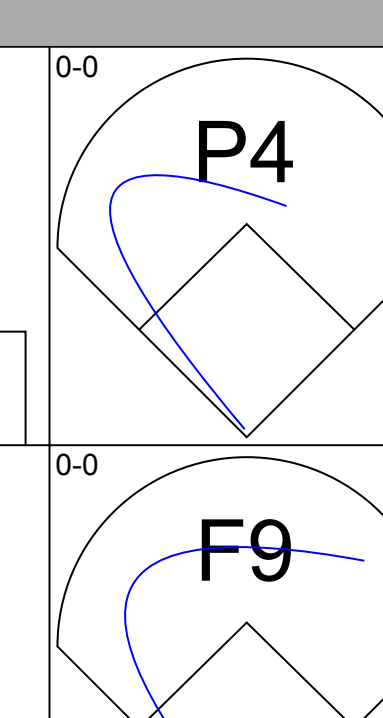
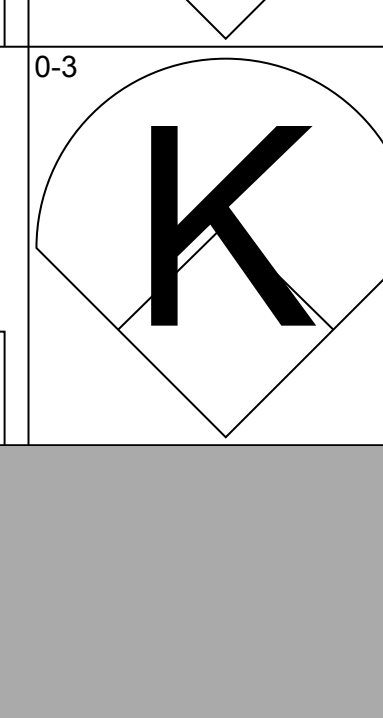
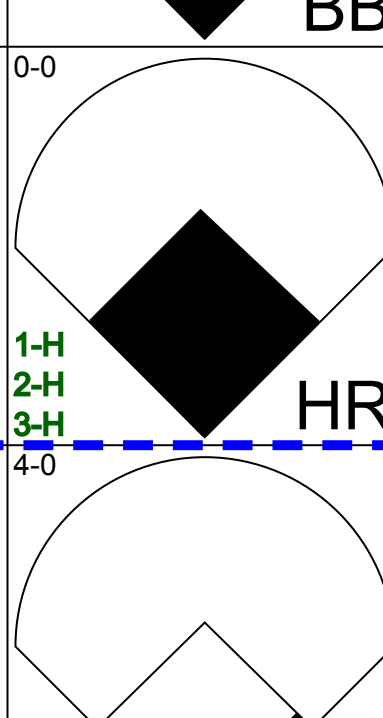
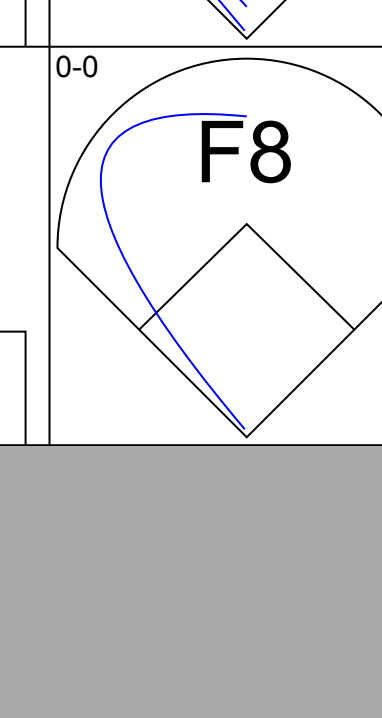
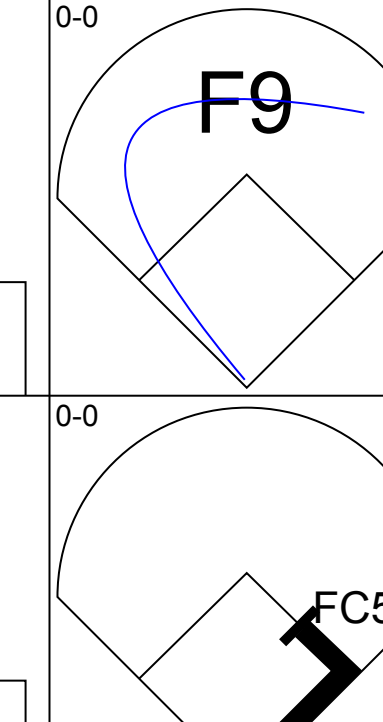
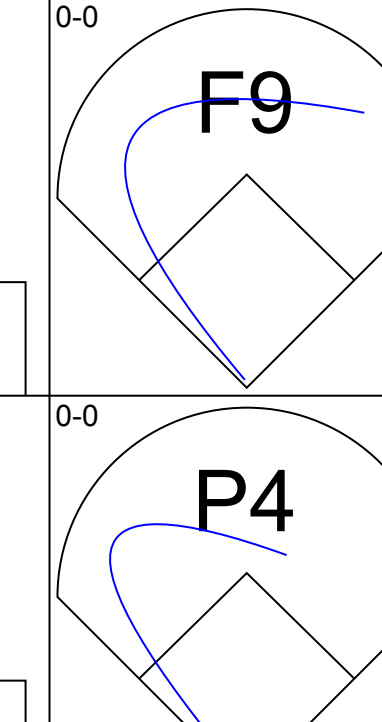
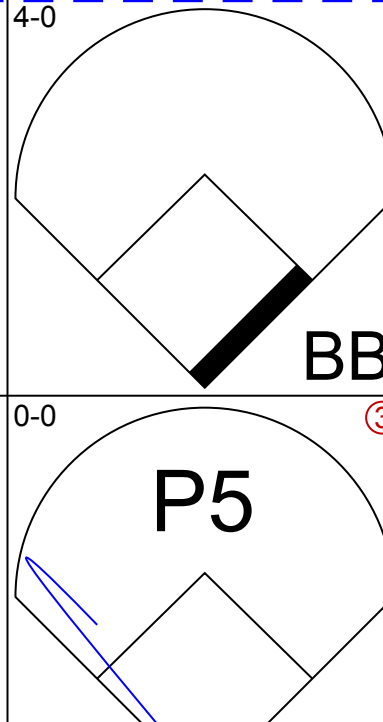
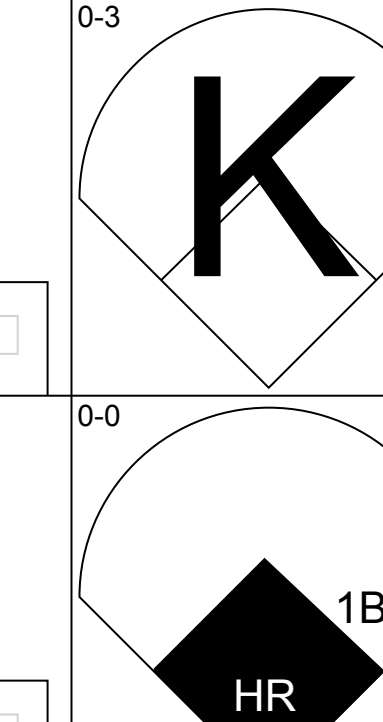
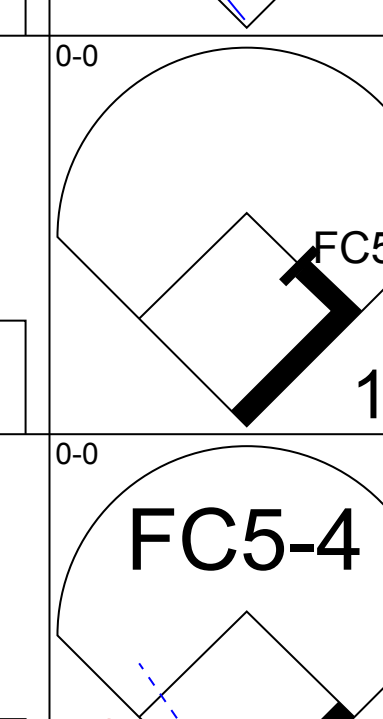
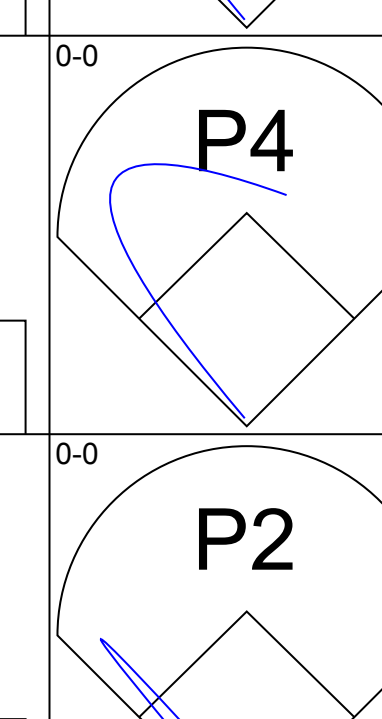
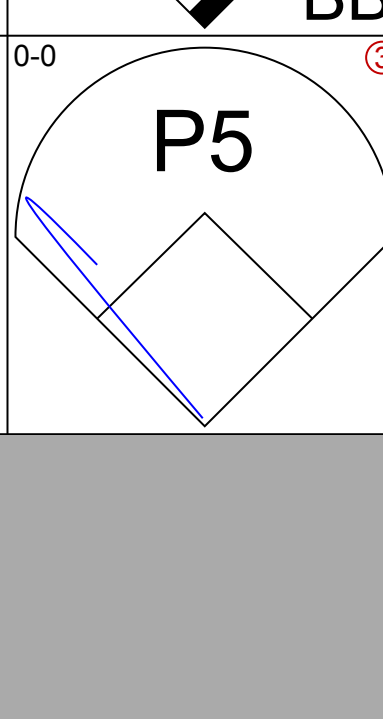
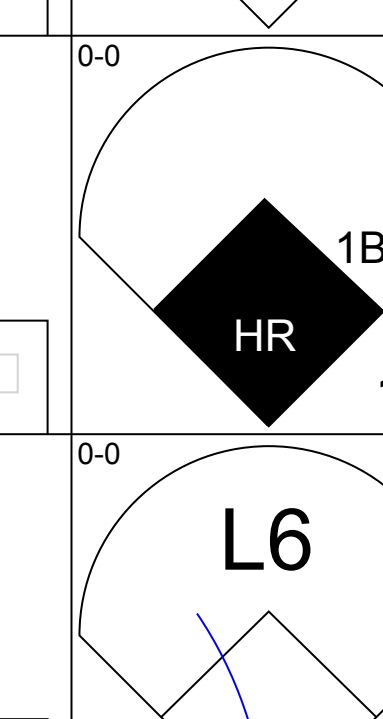
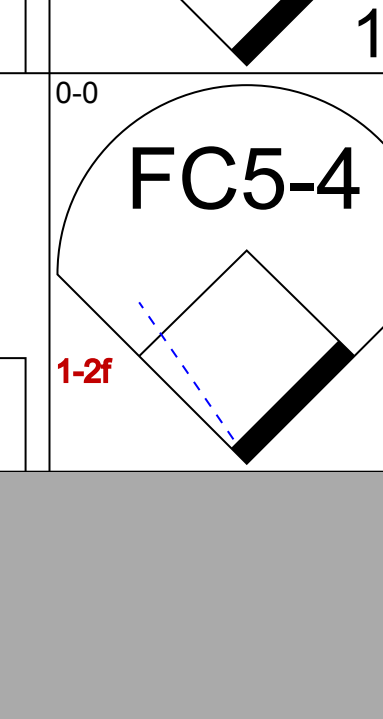
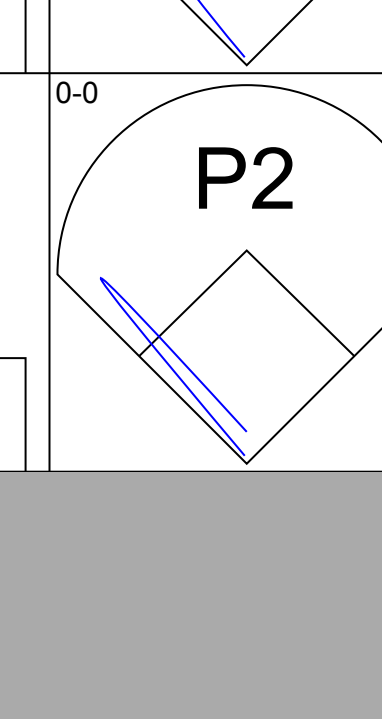
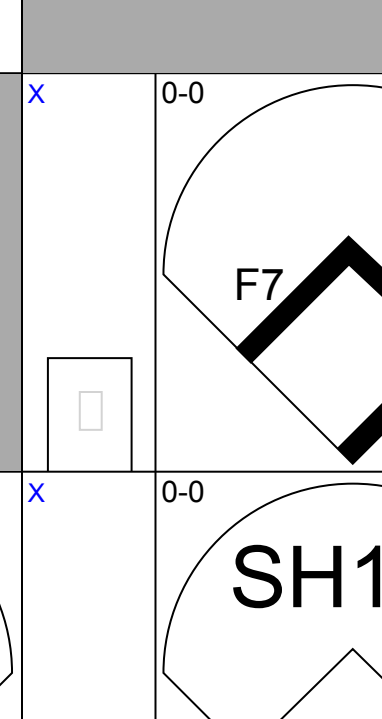
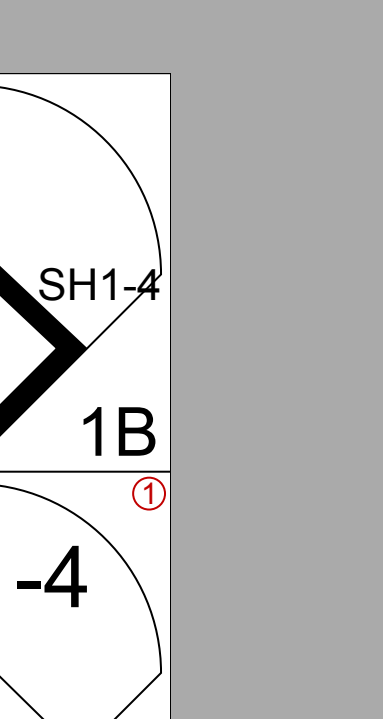
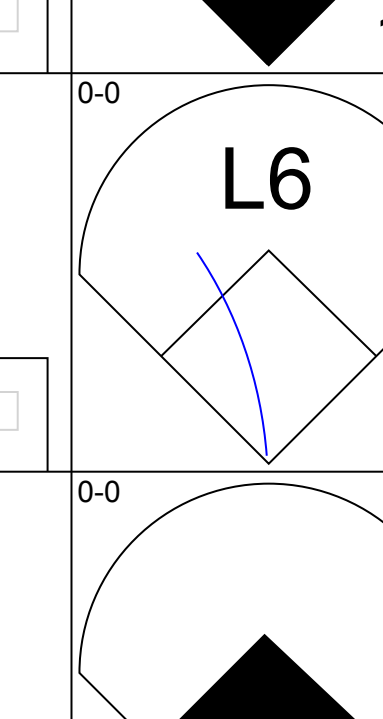
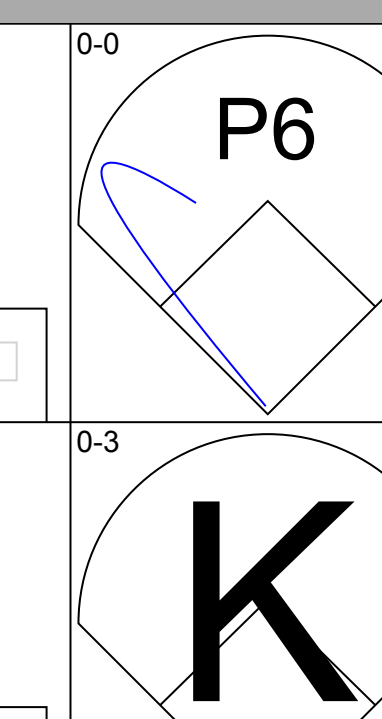
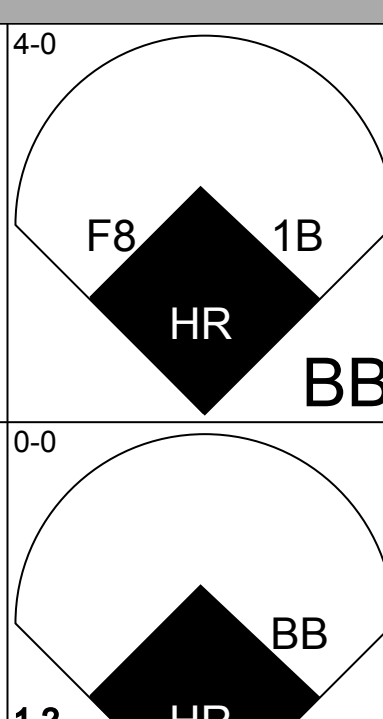
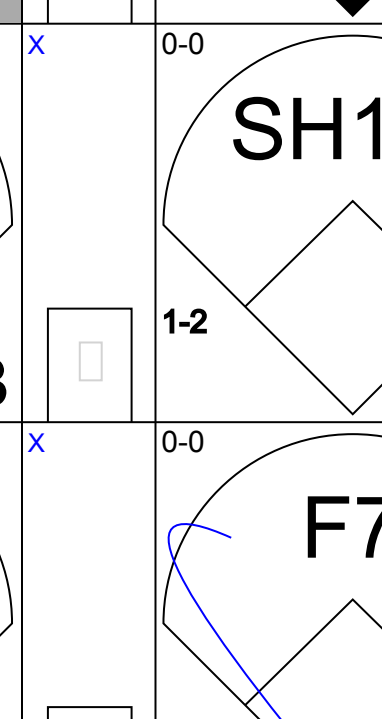
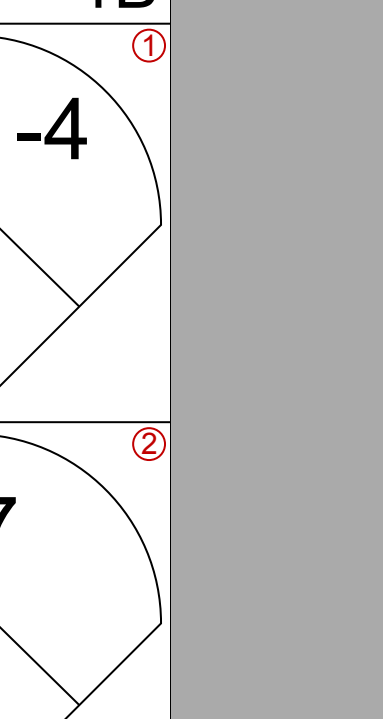
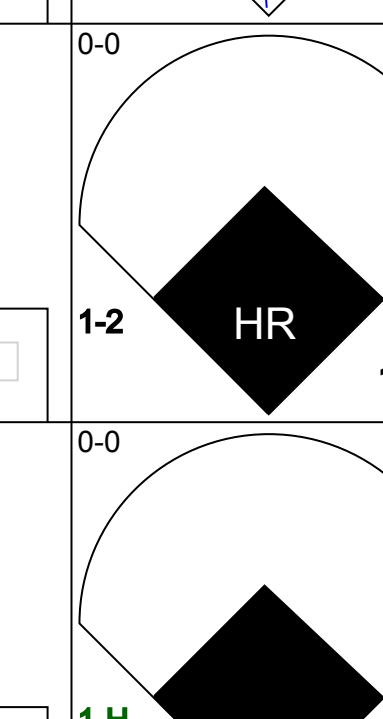
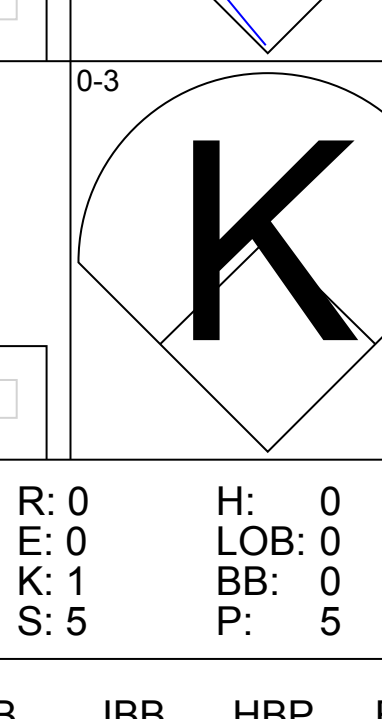
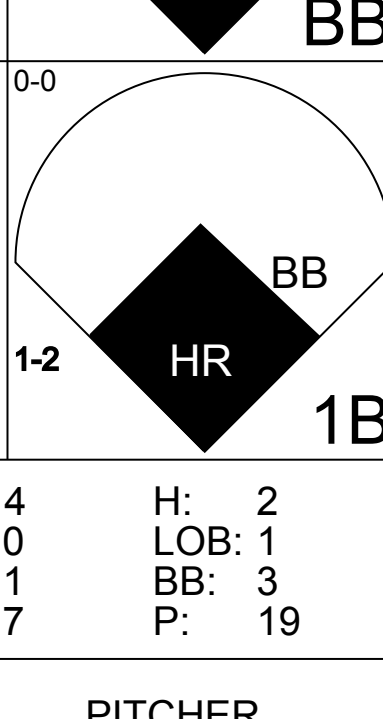
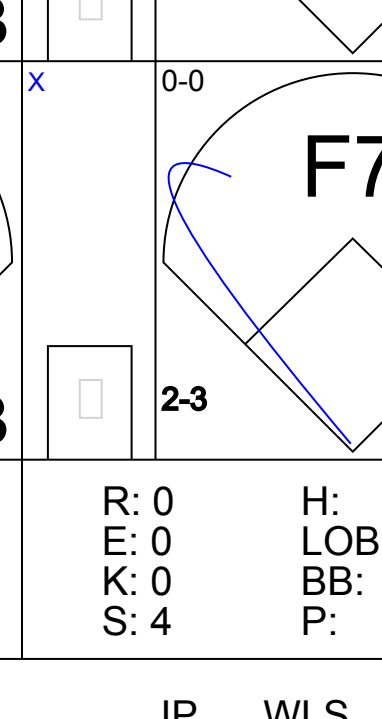
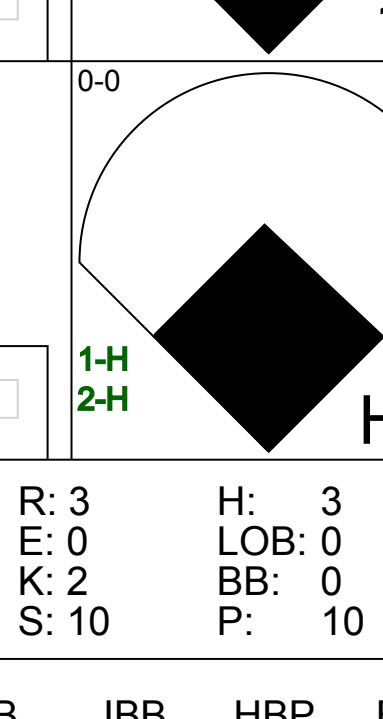
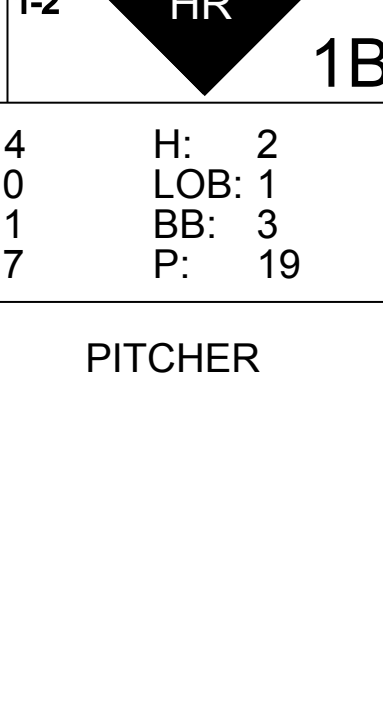
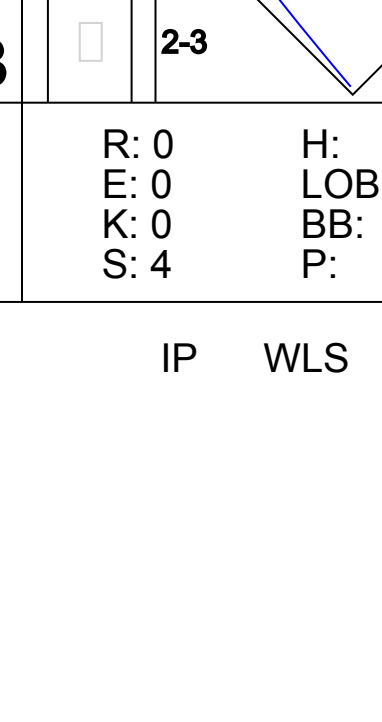
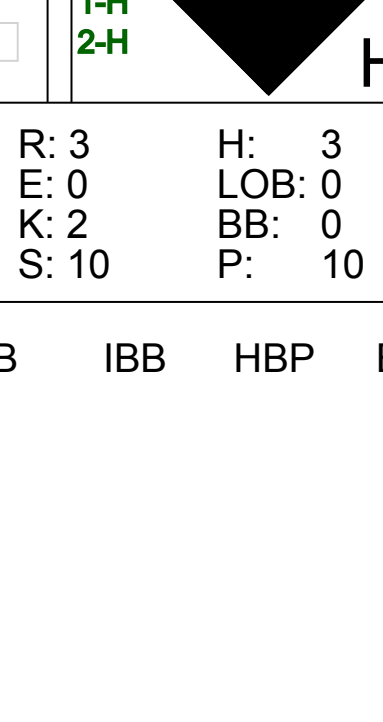




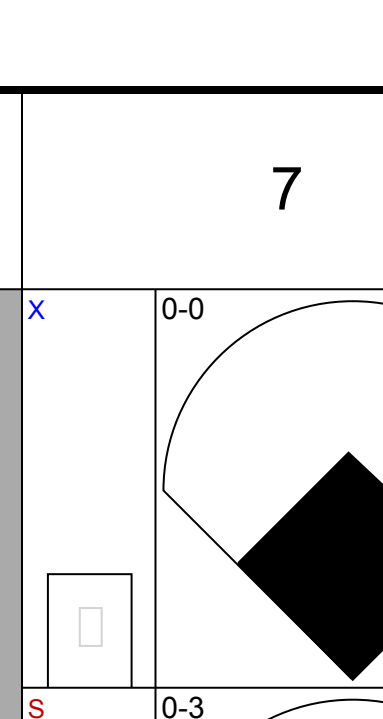
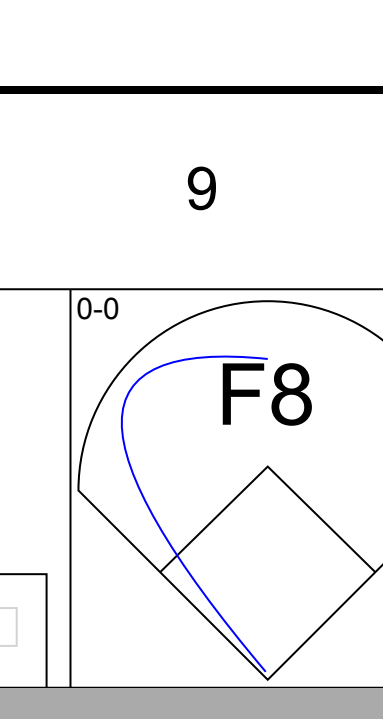
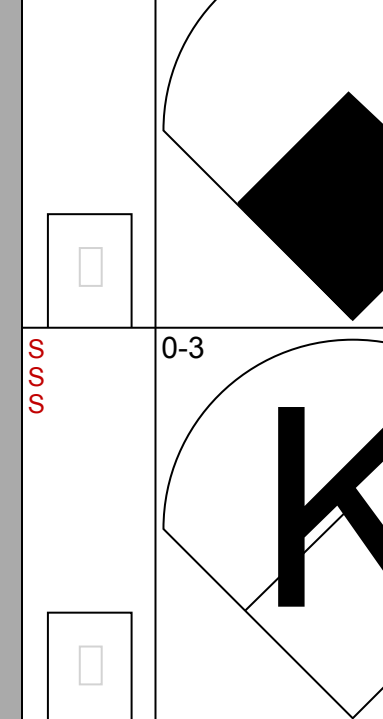
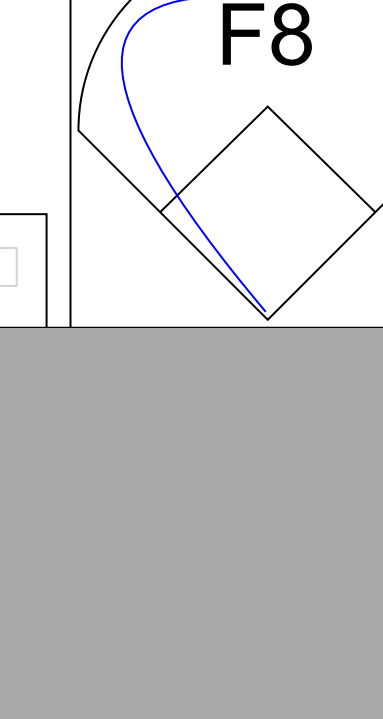
AB	37
R	8
H	13
RBI	8
BB	2
SO	4
LOB	12



Montreal Expos @ Atlanta Braves
Atlanta Stadium, Atlanta, GA
Fri Jul 25 1969, 7:05 PM EDT
Att: 13,686 - Unknown

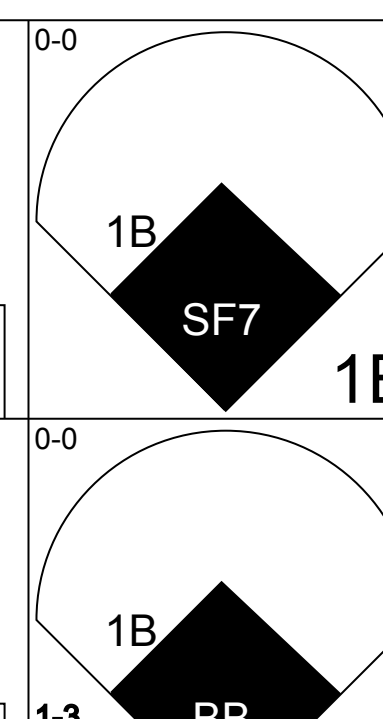
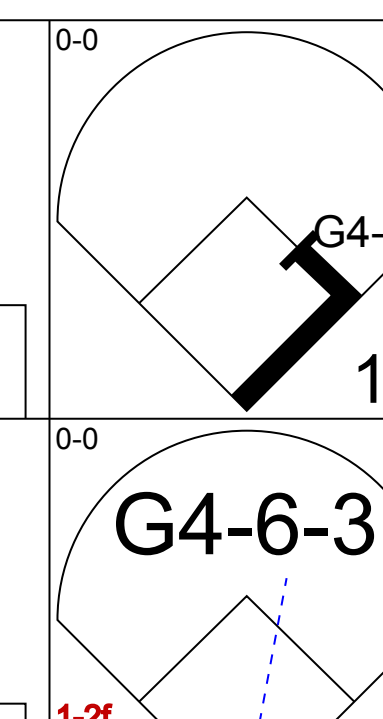
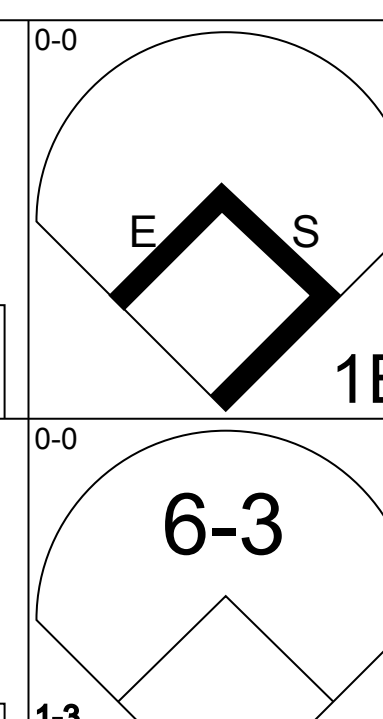
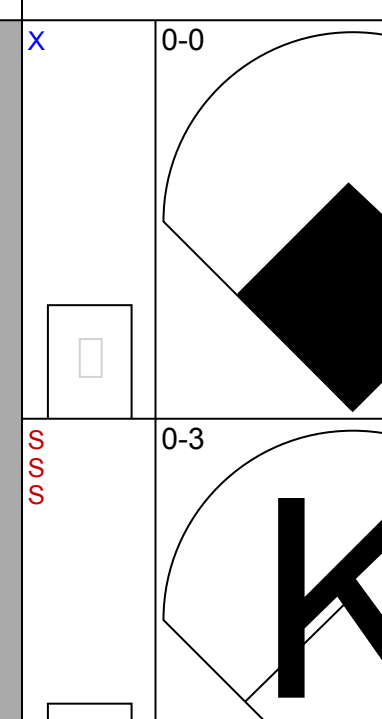
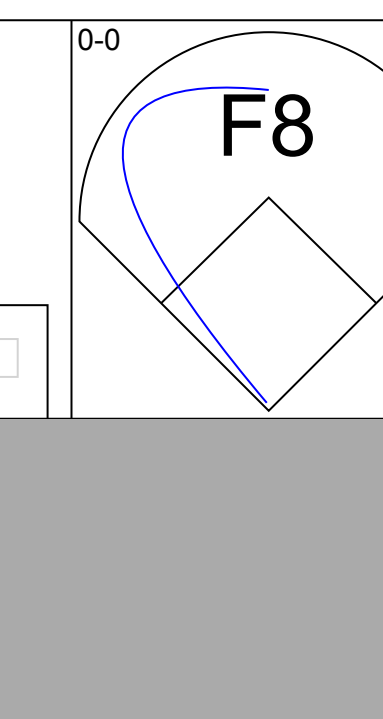
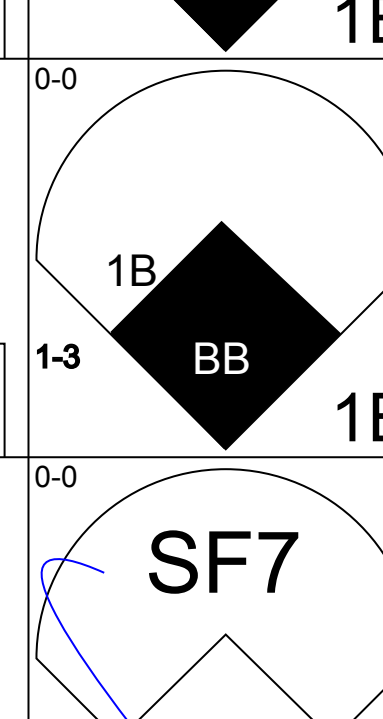
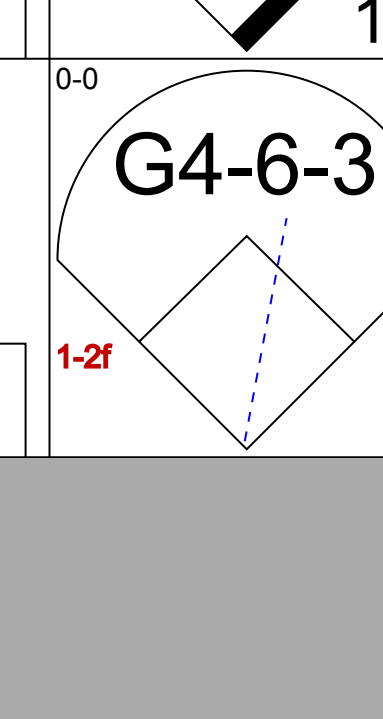
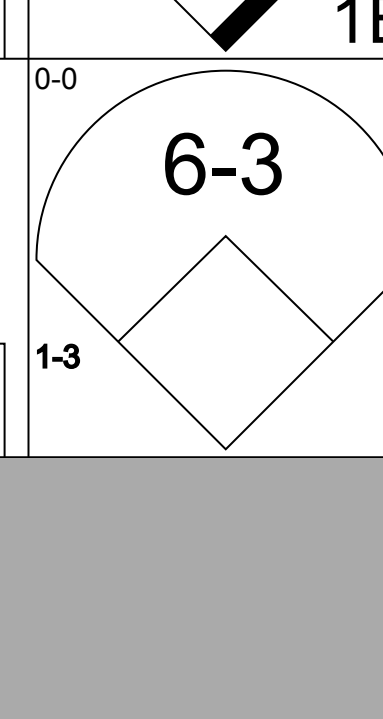
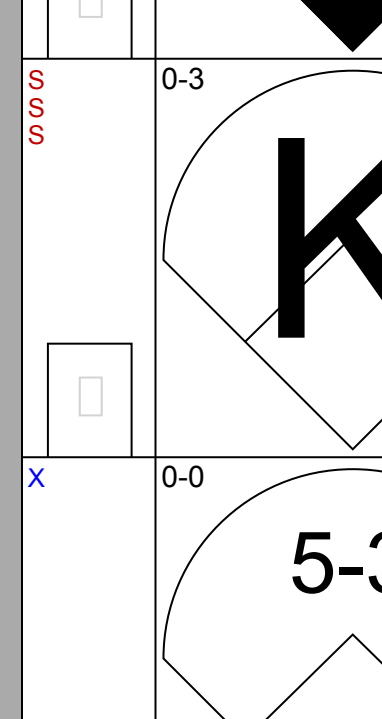
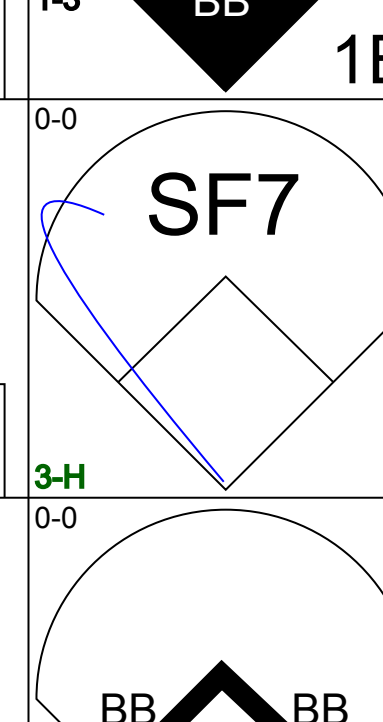
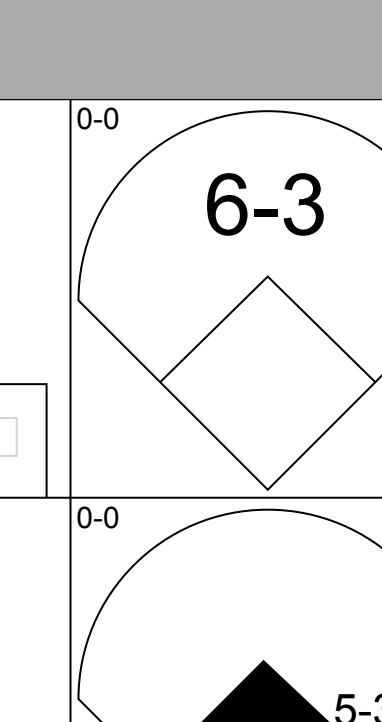
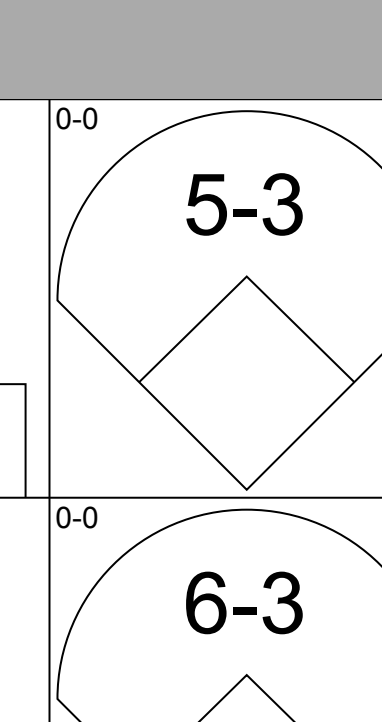
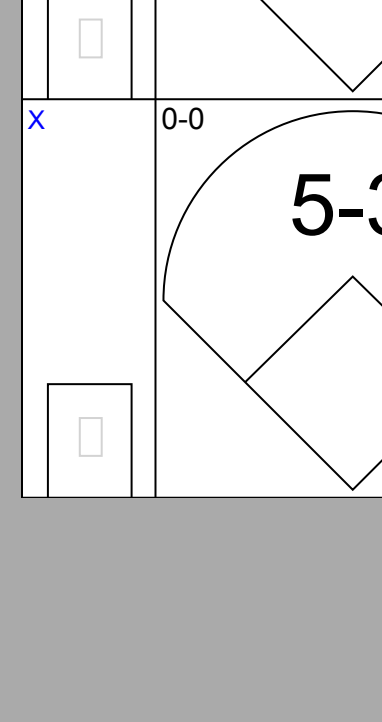
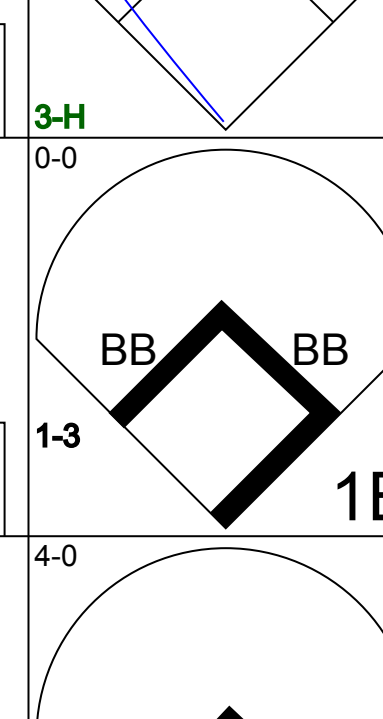

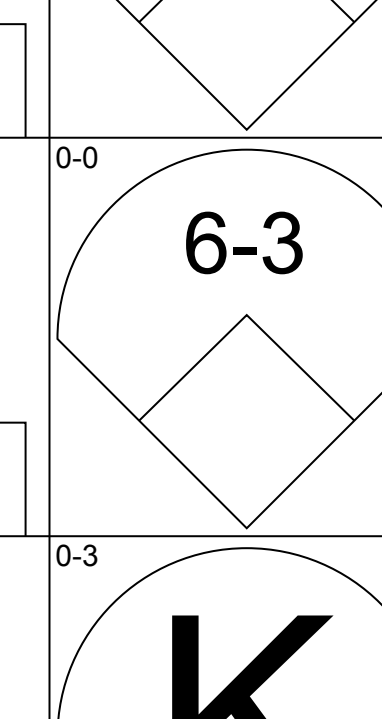
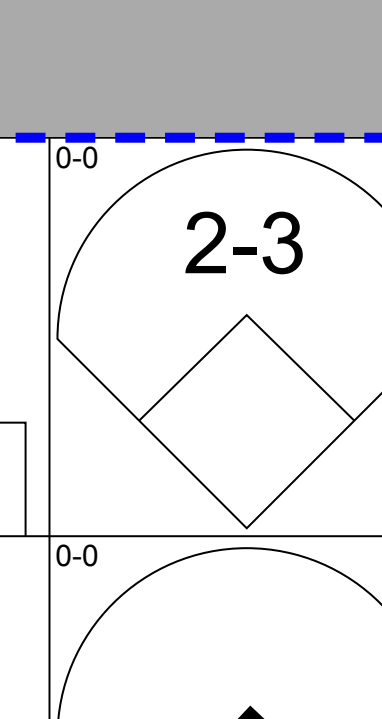
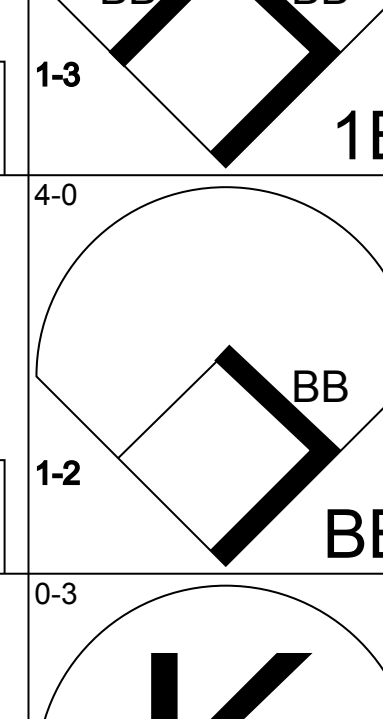

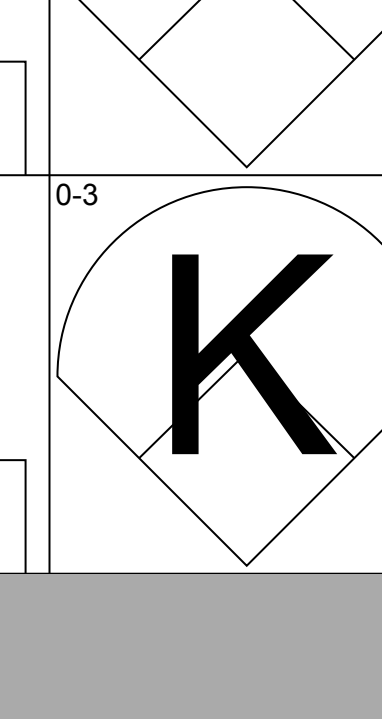
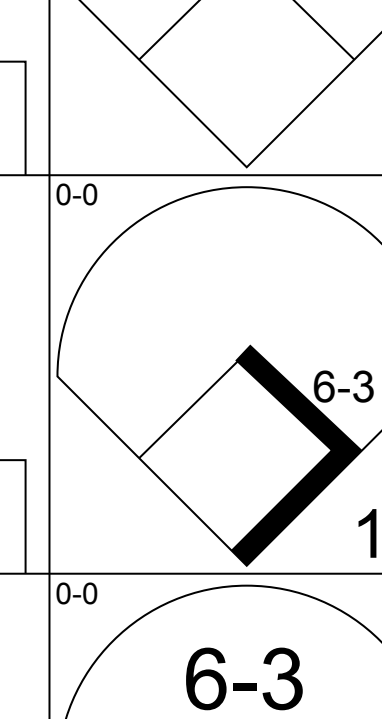
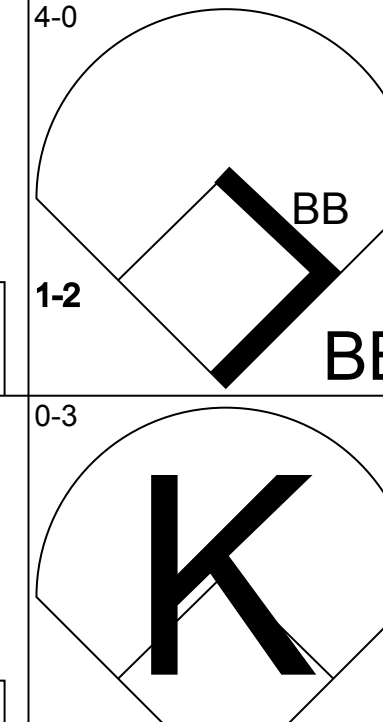
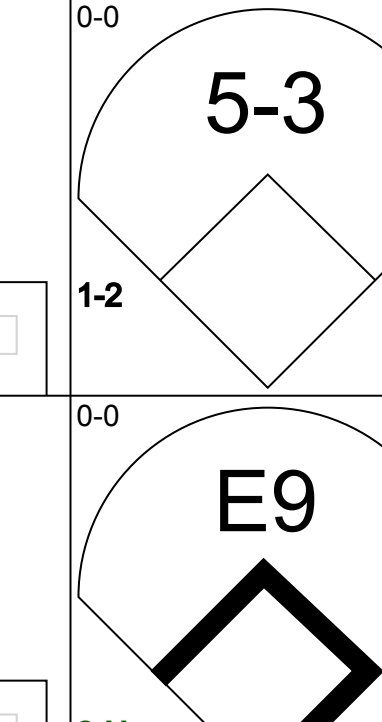

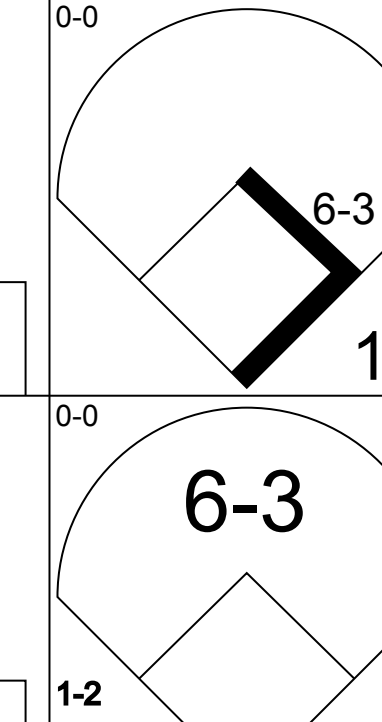

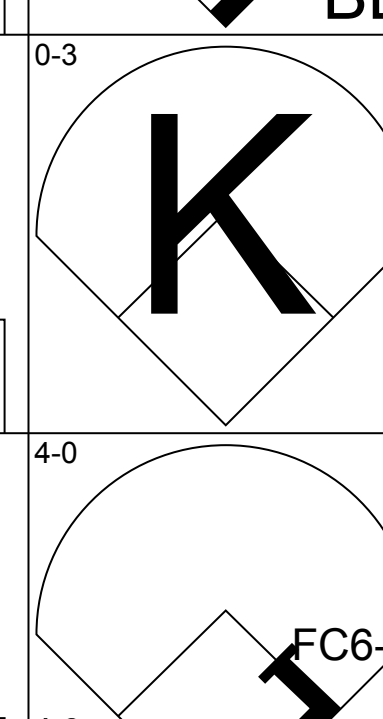
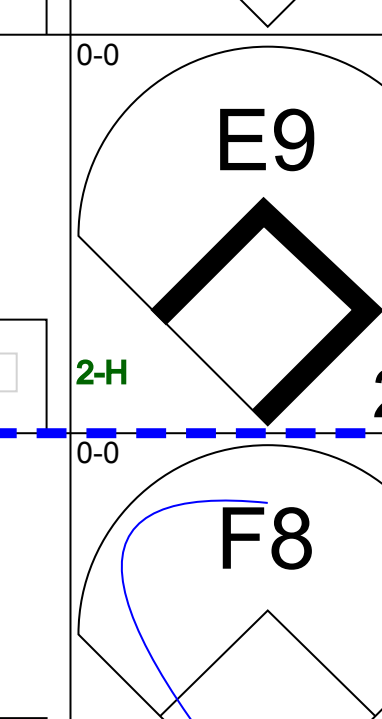
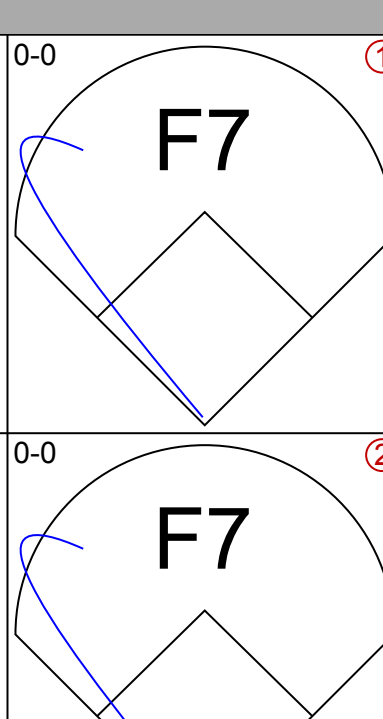
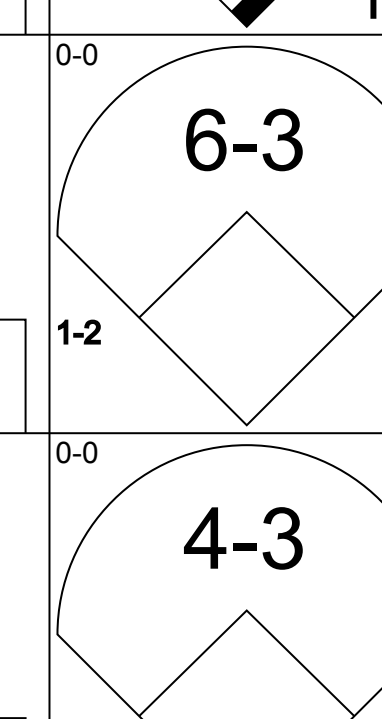
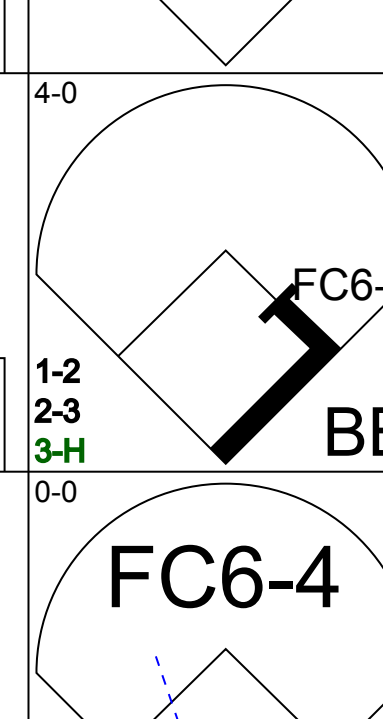
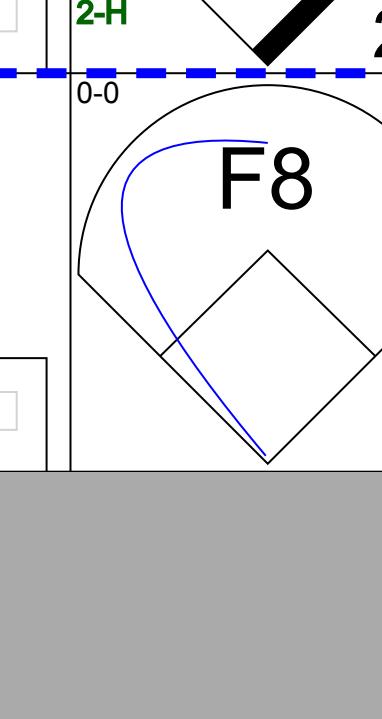
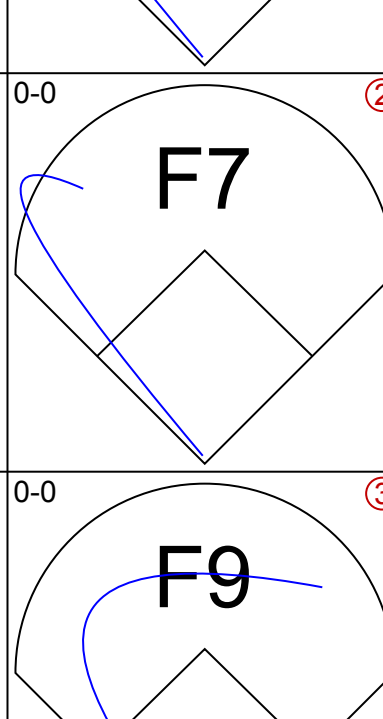
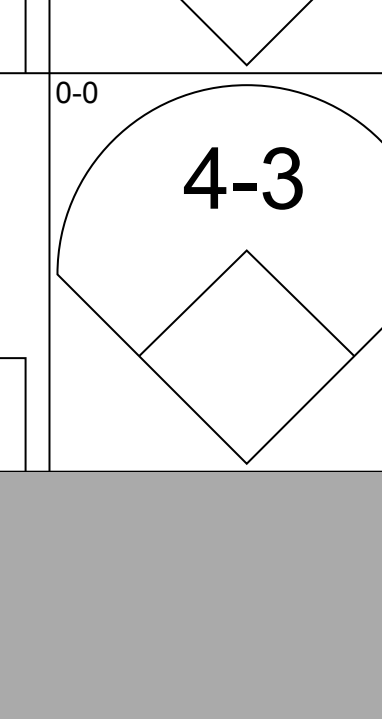
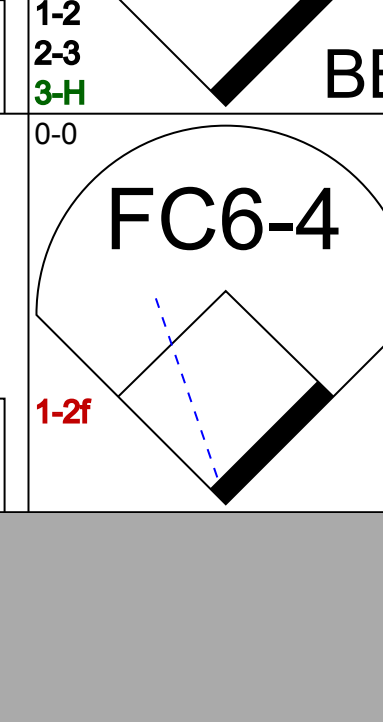
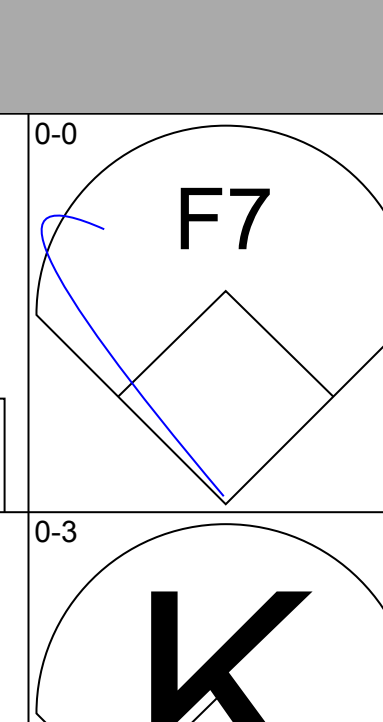
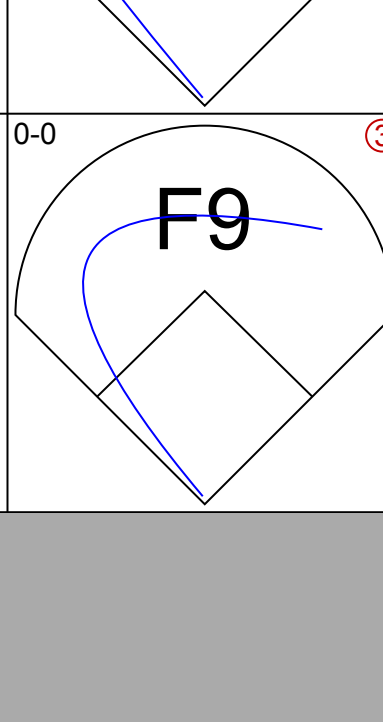
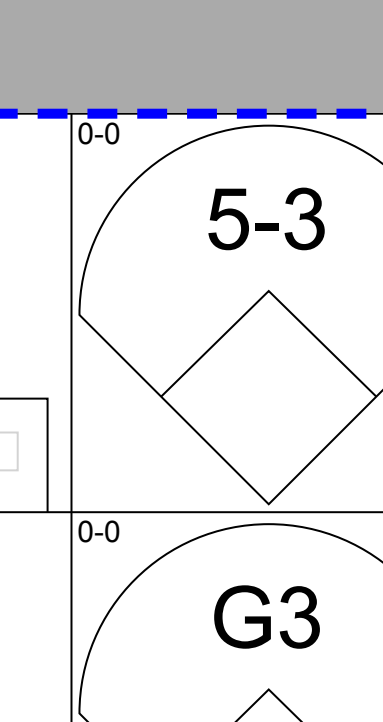

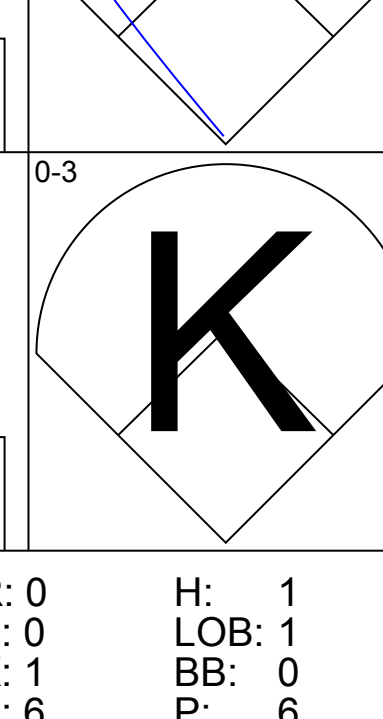

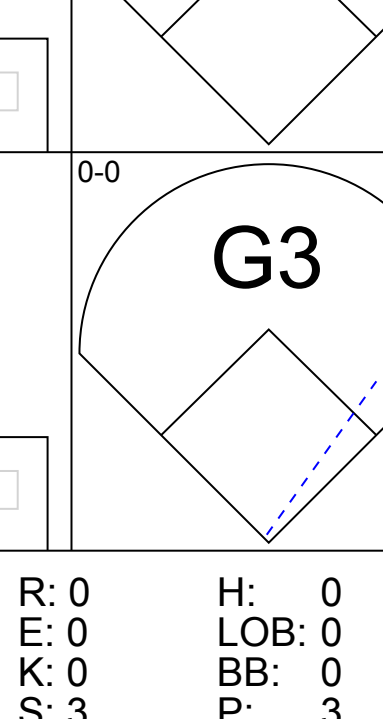
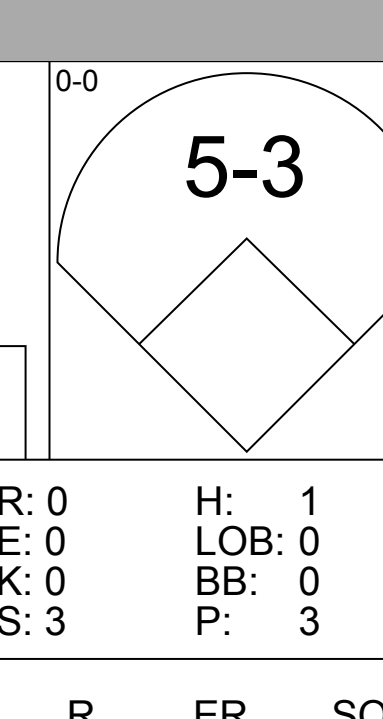
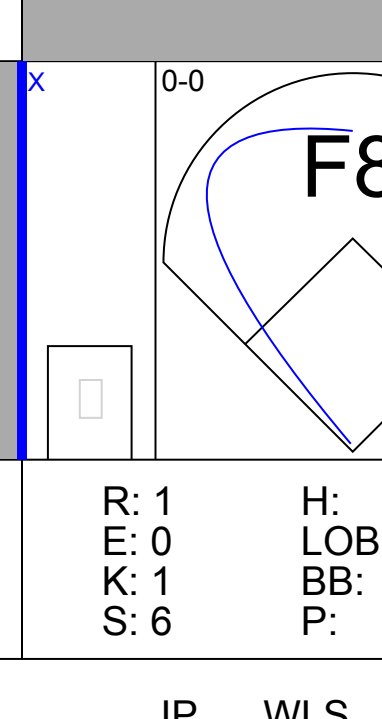
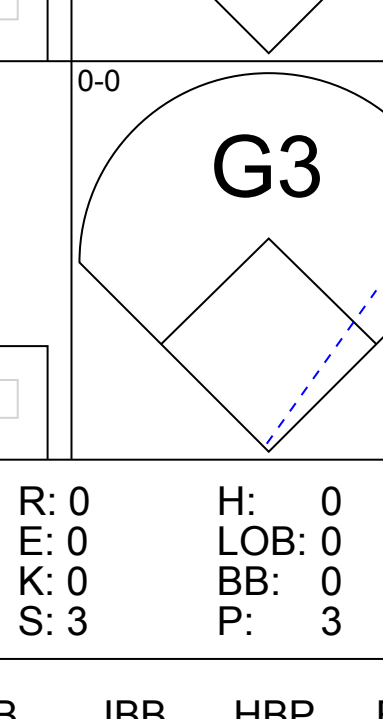
AB	34
R	7
H	9
RBI	7
BB	2
SO	3
LOB	9



Batter	1	2	3	4	5	6	7	8	9	AB	R	H	RBI	BB	SO	LOB	TOP					
Adolfo Phillips, R OBP: 0.340, SLG: 0.353 (1, 8)										5	0	0	0	0	2	3	Montreal Expos @ Atlanta Braves Atlanta Stadium, Atlanta, GA Sat Jul 26 1969, 7:05 PM EDT Att: 25,352 - Unknown					
Remy Hermoso, R OBP: 0.250, SLG: 0.195 (1, 4)										4	0	0	0	0	1	2						
Rusty Staub, L OBP: 0.408, SLG: 0.485 (1, 9)										3	1	0	0	1	1	0						
Mack Jones, L OBP: 0.392, SLG: 0.540 (1, 7)										4	1	1	4	0	1	0						
Bob Bailey, R OBP: 0.332, SLG: 0.466 (1, 3)										3	0	0	0	1	1	0						
Coco Laboy, R OBP: 0.322, SLG: 0.463 (1, 5)										4	1	2	0	0	0	1						
Ron Brand, R OBP: 0.350, SLG: 0.318 (1, 2)										4	0	1	0	0	0	2						
Bobby Wine, R OBP: 0.250, SLG: 0.265 (1, 6)										2	2	1	0	1	0	0						
Jerry Robertson, S OBP: 0.033, SLG: 0.033 (1, 1)										1	0	0	0	0	1	0						
Larry Jaster, L OBP: 0.471, SLG: 0.500 (3, 1)										2	1	1	0	0	0	1						
Dan McGinn, L OBP: 0.190, SLG: 0.333 (8, 1)										0	0	0	0	0	0	0						
Jose Herrera, R OBP: 0.375, SLG: 0.574 (9, PH)										1	1	1	3	0	0	0						
Dick Radatz, R (9, 1)										0	0	0	0	0	0	0						
Inning Stats	R: 0 E: 0 K: 1 S: 5	H: 0 LOB: 0 BB: 0 P: 5	R: 0 E: 0 K: 0 S: 4	H: 1 LOB: 1 BB: 0 P: 4	R: 0 E: 0 K: 1 S: 5	H: 0 LOB: 0 BB: 0 P: 5	R: 0 E: 0 K: 2 S: 7	H: 0 LOB: 0 BB: 0 P: 7	R: 0 E: 0 K: 0 S: 3	H: 0 LOB: 0 BB: 0 P: 3	R: 4 E: 0 K: 1 S: 7	H: 2 LOB: 1 BB: 3 P: 19	R: 0 E: 0 K: 0 S: 4	H: 1 LOB: 1 BB: 0 P: 4	R: 0 E: 0 K: 0 S: 3	H: 0 LOB: 0 BB: 0 P: 3	R: 3 E: 0 K: 2 S: 10	H: 3 LOB: 3 BB: 0 P: 10	1B: 5 2B: 0 3B: 0 HR: 2	SF: 0 SAC: 1 DP: 0 HBP: 0	WP: 0 PB: 0 CS: 0	PA: 37
PITCHER	IP	WLS	BF	H	R	ER	SO	BB	IBB	HBP	BLK	WP	HR	S	P	ERA	WHIP					
Pat Jarvis, R ERA: 5.07 (1, 1)	5.2		22	3	4	4	5	2	0	0	0	0	1	30	38	6.35	0.882					
Cecil Upshaw, R ERA: 3.53 (6, 1)	1.1		6	1	0	0	0	1	0	0	0	0	0	5	9	0.00	1.500					
George Stone, L ERA: 3.71 (8, 1)	2.0	L	9	3	3	3	2	0	0	0	0	0	1	13	13	13.50	1.500					

AB	33
R	7
H	7
RBI	7
BB	3
SO	7
LOB	9



Batter	1	2	3	4	5	6	7	8	9	AB	R	H	RBI	BB	SO	LOB	BOTTOM					
Felix Millan, R OBP: 0.330, SLG: 0.370 (1, 4)										5	2	4	1	0	0	0	Montreal Expos @ Atlanta Braves Atlanta Stadium, Atlanta, GA Sat Jul 26 1969, 7:05 PM EDT Att: 25,352 - Unknown					
Tony Gonzalez, L OBP: 0.336, SLG: 0.385 (1, 8)										4	1	1	0	0	1	2						
Hank Aaron, R OBP: 0.417, SLG: 0.639 (1, 9)										3	0	0	1	0	0	0						
Rico Carty, R OBP: 0.441, SLG: 0.567 (1, 7)										4	1	2	0	0	0	0						
Mike Lum, L OBP: 0.327, SLG: 0.314 (9, 7)										0	0	0	0	0	0	0						
Orlando Cepeda, R OBP: 0.332, SLG: 0.455 (1, 3)										3	0	1	0	1	1	1						
Clete Boyer, R OBP: 0.346, SLG: 0.403 (1, 5)										4	0	1	1	0	1	4						
Bob Didier, S OBP: 0.329, SLG: 0.325 (1, 2)										3	0	0	1	1	0	2						
Gil Garrido, R OBP: 0.287, SLG: 0.318 (1, 6)										3	0	0	0	0	0	3						
Bob Aspromonte, R OBP: 0.316, SLG: 0.365 (9, PH)										1	0	0	0	0	0	0						
Pat Jarvis, R OBP: 0.125, SLG: 0.109 (1, 1)										2	0	0	0	0	1	0						
Cecil Upshaw, R OBP: 0.333, SLG: 0.667 (6, 1)										0	0	0	0	0	0	0						
Tommie Aaron, R OBP: 0.350, SLG: 0.370 (7, PH)										1	0	0	0	0	0	0						
George Stone, L OBP: 0.152, SLG: 0.152 (8, 1)										0	0	0	0	0	0	0						
Felipe Alou, R OBP: 0.346, SLG: 0.387 (9, PH)										1	0	0	0	0	0	0						
Inning Stats	R: 2 E: 0 K: 1 S: 8	H: 3 LOB: 3 BB: 2 P: 16	R: 0 E: 0 K: 0 S: 3	H: 1 LOB: 0 BB: 0 P: 3	R: 1 E: 1 K: 0 S: 5	H: 2 LOB: 1 BB: 0 P: 5	R: 0 E: 0 K: 1 S: 6	H: 1 LOB: 1 BB: 0 P: 6	R: 0 E: 0 K: 0 S: 5	H: 0 LOB: 0 BB: 0 P: 5	R: 1 E: 0 K: 1 S: 6	H: 1 LOB: 0 BB: 0 P: 6	R: 0 E: 0 K: 0 S: 4	H: 1 LOB: 1 BB: 0 P: 4	R: 0 E: 0 K: 0 S: 3	H: 0 LOB: 0 BB: 0 P: 3	1B: 7 2B: 1 3B: 0 HR: 1	SF: 1 SAC: 0 DP: 1 HBP: 0	WP: 0 PB: 0 CS: 0	PA: 37		
PITCHER	IP	WLS	BF	H	R	ER	SO	BB	IBB	HBP	BLK	WP	HR	S	P	ERA	WHIP					
Jerry Robertson, R ERA: 4.15 (1, 1)	2.2		15	6	3	3	1	2	0	0	0	0	1	21	21	2.08	0.462					
Larry Jaster, L ERA: 4.73 (3, 1)	4.1		15	2	1	1	3	0	0	0	0	0	0	4	4	0.00	1.000					
Dan McGinn, L ERA: 4.42 (8, 1)	1.0	W	4	1	0	0	0	0	0	0	0	0	0	4	4	0.00	1.000					
Dick Radatz, R ERA: 4.46 (9, 1)	1.0	S	3	0	0	0	0	0	0	0	0	0	0	3	3	0.00	0.000					



Batter	1	2	3	4	5	6	7	8	9	AB	R	H	RBI	BB	SO	LOB	TOP										
Adolfo Phillips, R OBP: 0.338, SLG: 0.348 (1, 8)	0-0 5-3		4-0 FC6-4 BB		0-0 FC6-2 S		0-3 K			3	0	0	0	1	1	3											
Remy Hermoso, R OBP: 0.229, SLG: 0.178 (1, 4)	0-0 F9		0-0 FC6-4		0-0 4-3			0-0 4-3		4	0	0	0	0	0	4											
Rusty Staub, L OBP: 0.406, SLG: 0.482 (1, 9)	0-3 K		0-0 G3			0-3 K		0-0 BB 1B		4	1	1	0	0	2	2											
Mack Jones, L OBP: 0.391, SLG: 0.534 (1, 7)		0-0 G3		0-0 F6		0-0 G3		4-0 BB 1B		3	0	0	0	1	0	0											
Bob Bailey, R OBP: 0.335, SLG: 0.464 (1, 3)		0-0 4-3		0-0 F8		4-0 BB		0-0 BB 1B		3	0	1	1	1	0	0											
Coco Laboy, R OBP: 0.319, SLG: 0.458 (1, 5)		0-0 F8		0-0 F3		0-0 F7		0-0 BB 1B		4	0	0	0	0	0	3											
Ron Brand, R OBP: 0.354, SLG: 0.314 (1, 2)			4-0 SH1-3 BB		4-0 SH5-4 FC6-2 BB		0-0 F3		0-0 1-3	2	1	0	0	2	0	0											
Bobby Wine, R OBP: 0.253, SLG: 0.263 (1, 6)			0-0 SH1-3		4-0 FC6-2 SH5-4 BB		0-0 5-3		0-0 L9	1	0	0	0	1	0	0											
Ty Cline, L OBP: 0.391, SLG: 0.326 (9, PH)			1-2		1-2					1	0	0	0	0	0	0											
Steve Renko, R OBP: 0.455, SLG: 0.455 (1, 1)			0-0 FC6-4 BB		0-0 SH5-4		0-0		0-0 F7	2	0	2	1	0	0	0											
Don Shaw, L (7, 1)			2-H		1-2 2-3					0	0	0	0	0	0	0											
Roy Face, R OBP: 0.500, SLG: 0.500 (8, 1)										0	0	0	0	0	0	0											
Kevin Collins, L OBP: 0.232, SLG: 0.338 (9, PH)										1	0	0	0	0	0	0											
Inning Stats	R: 0 E: 0 K: 1 S: 5	H: 0 LOB: 0 BB: 0 P: 5	R: 0 E: 0 K: 0 S: 3	H: 0 LOB: 0 BB: 0 P: 3	R: 1 E: 0 K: 0 S: 4	H: 1 LOB: 2 BB: 2 P: 12	R: 0 E: 0 K: 0 S: 3	H: 0 LOB: 0 BB: 0 P: 3	R: 0 E: 0 K: 0 S: 5	H: 0 LOB: 1 BB: 1 P: 9	R: 0 E: 0 K: 1 S: 6	H: 1 LOB: 1 BB: 0 P: 6	R: 1 E: 0 K: 0 S: 4	H: 2 LOB: 1 BB: 1 P: 8	R: 0 E: 0 K: 0 S: 3	H: 0 LOB: 0 BB: 0 P: 3	1B: 4 2B: 0 3B: 0 HR: 0	SF: 0 SAC: 2 DP: 1 HBP: 0	WP: 0 PB: 0 SB: 2 CS: 0	PA: 36							
PITCHER	IP	WLS	BF	H	R	ER	SO	BB	IBB	HBP	BLK	WP	HR	S	P	ERA	WHIP										
Jim Britton, R ERA: 4.56 (1, 1)	7.0	W	28	2	1	1	3	5	0	0	0	0	0	29	49	1.29	1.000										
Paul Doyle, L ERA: 3.05 (8, 1)	0.1		3	1	1	1	0	1	0	0	0	0	0	2	6	27.00	6.000										
Cecil Upshaw, R ERA: 3.53 (8, 1)	1.2	S	5	1	0	0	0	0	0	0	0	0	0	5	5	0.00	0.600										

Montreal Expos @ Atlanta Braves
Atlanta Stadium, Atlanta, GA
Sun Jul 27 1969, 3:33 AM EDT
Att: 10,042 - Unknown

AB 28
R 2
H 4
RBI 2
BB 6
SO 3
LOB 12



Batter	1	2	3	4	5	6	7	8	9	AB	R	H	RBI	BB	SO	LOB	BOTTOM										
Felipe Alou, R OBP: 0.348, SLG: 0.384 (1, 9)	0-0 F8		0-0 6-3			4-0 S BB	4-0 E 3B BB			2	1	0	0	2	0	0											
Tony Gonzalez, L OBP: 0.332, SLG: 0.380 (1, 8)	0-0 F5			0-0 6-3		0-0 4-3	0-0 E1 3B			4	1	0	0	0	0	2											
Felix Millan, R OBP: 0.332, SLG: 0.375 (1, 4)	0-0 F8			0-0 F7		0-0 HR BB	0-0 HR BB			3	1	1	2	1	0	0											
Rico Carty, R OBP: 0.438, SLG: 0.585 (1, 7)		0-0 F7		0-0 F8		0-0 HR	0-0 K			3	1	1	2	0	0	0											
Mike Lum, L OBP: 0.325, SLG: 0.312 (7, PH)										1	0	0	0	0	1	1											
Orlando Cepeda, R OBP: 0.334, SLG: 0.456 (1, 3)		0-0 CS 1B			0-0 F7		0-0 1B WP 1B	0-0 G3		4	1	2	0	0	0	0											
Clete Boyer, R OBP: 0.348, SLG: 0.415 (1, 5)		0-0 HR			0-0 5-3		0-0 WP 2B 1B	0-0 4-3		4	2	2	1	0	0	0											
Bob Didier, S OBP: 0.332, SLG: 0.333 (1, 2)		0-0 3-1			0-3 K		0-0 E 2B	0-0 1B		4	1	2	1	0	1	0											
Gil Garrido, R OBP: 0.275, SLG: 0.303 (1, 6)			0-0 F5			0-0 G3	0-0 6-3	0-0 F7		4	0	0	0	0	0	2											
Jim Britton, R OBP: 0.083, SLG: 0.083 (1, 1)			0-3 K			0-0 F8	0-0 F7			2	0	0	0	0	1	0											
Bob Aspromonte, R OBP: 0.316, SLG: 0.363 (7, PH)										1	0	0	0	0	0	1											
Paul Doyle, L (8, 1)										0	0	0	0	0	0	0											
Cecil Upshaw, R OBP: 0.333, SLG: 0.667 (8, 1)										0	0	0	0	0	0	0											
Inning Stats	R: 0 E: 0 K: 0 S: 3	H: 0 LOB: 0 BB: 0 P: 3	R: 1 E: 0 K: 0 S: 4	H: 2 LOB: 0 BB: 0 P: 4	R: 0 E: 0 K: 1 S: 5	H: 0 LOB: 0 BB: 0 P: 5	R: 0 E: 0 K: 0 S: 3	H: 0 LOB: 0 BB: 0 P: 3	R: 0 E: 0 K: 0 S: 5	H: 0 LOB: 1 BB: 1 P: 7	R: 7 E: 1 K: 1 S: 11	H: 5 LOB: 1 BB: 2 P: 19	R: 0 E: 0 K: 0 S: 4	H: 1 LOB: 1 BB: 0 P: 4	1B: 4 2B: 1 3B: 1 HR: 2	SF: 0 SAC: 0 DP: 0 HBP: 0	WP: 1 PB: 0 SB: 1 CS: 1	PA: 35									
PITCHER	IP	WLS	BF	H	R	ER	SO	BB	IBB	HBP	BLK	WP	HR	S	P	ERA	WHIP										
Steve Renko, R ERA: 6.15 (1, 1)	6.0	L	23	4	4	4	2	2	0	0	0	1	0	9	13	9.00	4.000										
Don Shaw, L ERA: 5.01 (7, 1)	1.0		8	3	4	1	1	1	0	0	0	0	0	4	4	0.00	1.000										
Roy Face, R ERA: 3.6 (8, 1)	1.0		4	1	0	0	0	0	0	0	0	0	0	4	4	0.00	1.000										

Montreal Expos @ Atlanta Braves
Atlanta Stadium, Atlanta, GA
Sun Jul 27 1969, 3:33 AM EDT
Att: 10,042 - Unknown

AB 32
R 8
H 8
RBI 6
BB 3
SO 3
LOB 6



Batter	1	2	3	4	5	6	7	8	9	AB	R	H	RBI	BB	SO	LOB	TOP										
Felipe Alou, R OBP: 0.349, SLG: 0.394 (1, 8)										5	1	2	1	0	1	0	Atlanta Braves @ Philadelphia Phillies Connie Mack Stadium, Philadelphia, PA Wed Jul 30 1969, 7:05 PM EDT Unknown										
Felix Milten, R OBP: 0.330, SLG: 0.373 (1, 4)										5	0	1	0	0	0	1											
Hank Aaron, R OBP: 0.418, SLG: 0.646 (1, 9)										4	1	2	1	0	0	2											
Rico Carty, R OBP: 0.433, SLG: 0.571 Mike Lum, L OBP: 0.325, SLG: 0.312 (8, 7)										3	0	0	0	1	1	2											
Orlando Cepeda, R OBP: 0.331, SLG: 0.450 (1, 3)										4	0	0	0	0	2	3											
Clete Boyer, R OBP: 0.347, SLG: 0.413 (1, 5)										4	1	1	0	0	0	0											
Bob Tillman, R OBP: 0.272, SLG: 0.404 (1, 2)										4	3	3	4	0	0	0											
Gil Garrido, R OBP: 0.274, SLG: 0.301 (1, 6)										4	0	1	0	0	1	0											
Mitt Pappas, R OBP: 0.231, SLG: 0.206 Cecil Upshaw, R OBP: 0.300, SLG: 0.600 (6, 1)										3	0	0	0	0	1	1											
Inning Stats	R: 0 E: 0 K: 1 S: 6	H: 1 LOB: 1 BB: 0 P: 6	R: 1 E: 0 K: 1 S: 7	H: 2 LOB: 1 BB: 7 P: 7	R: 1 E: 0 K: 0 S: 4	H: 1 LOB: 0 BB: 0 P: 4	R: 1 E: 0 K: 2 S: 8	H: 1 LOB: 0 BB: 0 P: 8	R: 1 E: 0 K: 1 S: 7	H: 2 LOB: 2 BB: 1 P: 11	R: 2 E: 0 K: 1 S: 7	H: 2 LOB: 0 BB: 0 P: 7	R: 0 E: 0 K: 0 S: 4	H: 1 LOB: 1 BB: 0 P: 4	R: 0 E: 0 K: 0 S: 3	H: 0 LOB: 0 BB: 0 P: 3		R: 0 E: 0 K: 0 S: 3	H: 0 LOB: 0 BB: 0 P: 3	1B: 5 2B: 0 3B: 0 HR: 5	SF: 0 SAC: 0 DP: 0 HBP: 0	WP: 0 PB: 0 SB: 1 CS: 0	PA: 38				
PITCHER	IP	WLS	BF	H	R	ER	SO	BB	IBB	HBP	BLK	WP	HR	S	P	ERA	WHIP										
Grant Jackson, L ERA: 3.52 (1, 1)	5.0	L	25	9	6	6	5	1	0	0	0	0	5	34	38	10.80	2.000										
Turk Farrell, R ERA: 3.33 (6, 1)	1.0		3	0	0	0	1	0	0	0	0	0	0	5	5	0.00	0.000										
Al Raffo, R ERA: 2.64 (7, 1)	1.0		4	1	0	0	0	0	0	0	0	0	0	4	4	0.00	1.000										
John Boozer, R ERA: 3.23 (8, 1)	2.0		6	0	0	0	0	0	0	0	0	0	0	6	6	0.00	0.000										

Batter	1	2	3	4	5	6	7	8	9	AB	R	H	RBI	BB	SO	LOB	BOTTOM										
Tony Taylor, R OBP: 0.316, SLG: 0.332 (1, 4)										4	1	1	1	0	1	0	Atlanta Braves @ Philadelphia Phillies Connie Mack Stadium, Philadelphia, PA Wed Jul 30 1969, 7:05 PM EDT Unknown										
Larry Hisle, R OBP: 0.332, SLG: 0.451 (1, 8)										4	0	0	0	0	2	1											
Dick Allen, R OBP: 0.394, SLG: 0.653 (1, 3)										3	1	1	0	1	2	0											
Johnny Callison, L OBP: 0.333, SLG: 0.436 (1, 9)										4	0	0	0	0	0	2											
Deron Johnson, R OBP: 0.327, SLG: 0.403 (1, 7)										4	0	1	1	0	0	0											
Rick Joseph, R OBP: 0.362, SLG: 0.459 (1, 5)										4	0	1	0	0	2	1											
Don Money, R OBP: 0.296, SLG: 0.335 (1, 6)										3	0	0	0	0	0	1											
Mike Ryan, R OBP: 0.262, SLG: 0.331 (1, 2)										3	0	0	0	0	0	1											
Grant Jackson, S OBP: 0.187, SLG: 0.207 (6, 1)										1	0	0	0	0	0	0											
Terry Harmon, R OBP: 0.316, SLG: 0.417 Al Raffo, R OBP: 0.306, SLG: 0.417 Rich Barry, R OBP: 0.323, SLG: 0.250 John Boozer, R OBP: 0.320, SLG: 0.220 (8, 1)										0	0	0	0	0	0	0											
Inning Stats	R: 0 E: 0 K: 1 S: 5	H: 0 LOB: 0 BB: 0 P: 5	R: 0 E: 0 K: 0 S: 3	H: 0 LOB: 0 BB: 0 P: 3	R: 0 E: 0 K: 0 S: 4	H: 1 LOB: 1 BB: 0 P: 4	R: 0 E: 0 K: 0 S: 4	H: 1 LOB: 1 BB: 0 P: 4	R: 3 E: 0 K: 2 S: 9	H: 2 LOB: 1 BB: 2 P: 17	R: 0 E: 0 K: 0 S: 3	H: 0 LOB: 0 BB: 0 P: 3	R: 0 E: 0 K: 3 S: 9	H: 0 LOB: 0 BB: 0 P: 9	R: 0 E: 0 K: 1 S: 5	H: 0 LOB: 0 BB: 0 P: 5	1B: 3 2B: 0 3B: 1 HR: 0	SF: 0 SAC: 0 DP: 0 HBP: 0	WP: 1 PB: 0 SB: 0 CS: 0	PA: 33							
PITCHER	IP	WLS	BF	H	R	ER	SO	BB	IBB	HBP	BLK	WP	HR	S	P	ERA	WHIP										
Mitt Pappas, R ERA: 3.61 (1, 1)	5.0	W	19	3	2	2	1	1	0	0	0	1	0	20	24	3.60	0.800										
Cecil Upshaw, R ERA: 3.45 (6, 1)	4.0	S	14	1	1	1	6	1	0	0	0	1	0	25	29	2.25	0.500										

Batter	1	2	3	4	5	6	7	8	9	AB	R	H	RBI	BB	SO	LOB	TOP										
Felipe Alou, R OBP: 0.347, SLG: 0.391 (1, 9)										5	1	1	0	0	0	4	Atlanta Braves @ Philadelphia Phillies Connie Mack Stadium, Philadelphia, PA Wed Jul 30 1969, 7:05 PM EDT Att: 9,391 - Unknown										
Tony Gonzalez, L OBP: 0.333, SLG: 0.378 (1, 8)										4	0	1	0	1	0	2											
Felix Millan, R OBP: 0.334, SLG: 0.377 (1, 4)										3	0	2	1	1	0	2											
Rico Carty, R OBP: 0.426, SLG: 0.555 (1, 7)										4	0	0	0	1	0	4											
Orlando Cepeda, R OBP: 0.332, SLG: 0.447 (1, 3)										3	0	0	0	0	1	4											
Clete Boyer, R OBP: 0.346, SLG: 0.411 (1, 5)										4	1	1	0	0	0	1											
Bob Didier, S OBP: 0.326, SLG: 0.327 (1, 2)										4	0	0	0	0	1	2											
Gil Garrido, R OBP: 0.283, SLG: 0.302 (1, 6)										3	0	1	0	1	0	0											
George Stone, L OBP: 0.162, SLG: 0.162 (1, 1)										4	1	1	1	0	0	2											
Ron Reed, R OBP: 0.176, SLG: 0.160 (8, 1)										0	0	0	0	0	0	0											
Inning Stats	R: 1 E: 0 K: 0 S: 4	H: 2 LOB: 0 BB: 0 P: 4	R: 1 E: 0 K: 0 S: 6	H: 3 LOB: 2 BB: 0 P: 6	R: 0 E: 0 K: 0 S: 3	H: 0 LOB: 1 BB: 1 P: 7	R: 0 E: 0 K: 1 S: 5	H: 0 LOB: 0 BB: 0 P: 5	R: 0 E: 0 K: 1 S: 7	H: 1 LOB: 3 BB: 1 P: 11	R: 0 E: 0 K: 0 S: 3	H: 0 LOB: 0 BB: 0 P: 3	R: 1 E: 1 K: 0 S: 5	H: 1 LOB: 1 BB: 0 P: 5	R: 0 E: 0 K: 0 S: 3	H: 0 LOB: 2 BB: 1 P: 8	R: 0 E: 0 K: 0 S: 3	H: 0 LOB: 1 BB: 1 P: 7	1B: 6 2B: 1 3B: 0 HR: 0	SF: 0 SAC: 1 DP: 1 HBP: 1	WP: 2 PB: 0 SB: 0 CS: 0	PA: 40					
PITCHER	IP	WLS	BF	H	R	ER	SO	BB	IBB	HBP	BLK	WP	HR	S	P	ERA	WHIP										
Bill Champion, R ERA: 4.03 (1, 1)	8.0	W	36	7	3	2	2	2	1	1	0	1	0	36	49	2.25	1.125										
Bill Wilson, R ERA: 3.47 (9, 1)	1.0	S	4	0	0	0	0	1	0	0	0	1	0	3	7	0.00	1.000										

Batter	1	2	3	4	5	6	7	8	9	AB	R	H	RBI	BB	SO	LOB	BOTTOM										
Tony Taylor, R OBP: 0.313, SLG: 0.329 (1, 4)										4	0	0	0	0	0	2	Atlanta Braves @ Philadelphia Phillies Connie Mack Stadium, Philadelphia, PA Wed Jul 30 1969, 7:05 PM EDT Att: 9,391 - Unknown										
Johnny Callison, L OBP: 0.336, SLG: 0.449 (1, 9)										4	2	2	1	0	0	0											
Dick Allen, R OBP: 0.396, SLG: 0.677 (1, 3)										4	2	2	3	0	1	0											
Deron Johnson, R OBP: 0.326, SLG: 0.398 (1, 7)										3	0	0	0	1	1	0											
Bill Wilson, R (9, 1)										0	0	0	0	0	0	0											
Rick Joseph, R OBP: 0.356, SLG: 0.451 (1, 5)										3	0	0	0	0	0	1											
Larry Hise, R OBP: 0.329, SLG: 0.447 (1, 8)										3	0	0	0	0	2	0											
Don Money, R OBP: 0.293, SLG: 0.331 (1, 6)										3	0	0	0	0	1	0											
Dave Watkins, R OBP: 0.281, SLG: 0.265 (1, 2)										2	0	0	0	1	1	0											
Bill Champion, R OBP: 0.227, SLG: 0.273 (1, 1)										2	0	1	0	0	0	0											
Rich Barry, R OBP: 0.320, SLG: 0.238 (8, PH)										1	0	0	0	0	1	0											
Ron Stone, L OBP: 0.331, SLG: 0.300 (9, 7)										0	0	0	0	0	0	0											
Inning Stats	R: 0 E: 0 K: 1 S: 5	H: 0 LOB: 0 BB: 0 P: 5	R: 0 E: 0 K: 1 S: 5	H: 0 LOB: 0 BB: 0 P: 5	R: 0 E: 0 K: 2 S: 7	H: 0 LOB: 0 BB: 0 P: 7	R: 2 E: 0 K: 0 S: 5	H: 2 LOB: 0 BB: 0 P: 5	R: 0 E: 0 K: 1 S: 6	H: 1 LOB: 2 BB: 1 P: 10	R: 0 E: 0 K: 0 S: 3	H: 0 LOB: 1 BB: 1 P: 7	R: 0 E: 0 K: 0 S: 3	H: 0 LOB: 0 BB: 0 P: 3	R: 2 E: 0 K: 2 S: 9	H: 2 LOB: 2 BB: 0 P: 9	R: 0 E: 0 K: 0 S: 3	H: 0 LOB: 0 BB: 0 P: 7	1B: 2 2B: 0 3B: 0 HR: 3	SF: 0 SAC: 0 DP: 0 HBP: 0	WP: 0 PB: 0 SB: 0 CS: 0	PA: 31					
PITCHER	IP	WLS	BF	H	R	ER	SO	BB	IBB	HBP	BLK	WP	HR	S	P	ERA	WHIP										
George Stone, L ERA: 3.78 (1, 1)	7.2	L	30	5	4	4	6	2	0	0	0	0	0	3	40	4.70	0.913										
Ron Reed, R ERA: 4.15 (8, 1)	0.1		1	0	0	0	1	0	0	0	0	0	0	3	3	0.00	0.000										



AB	34
R	3
H	7
RBI	2
BB	4
SO	2
LOB	21

AB	29
R	4
H	5
RBI	4
BB	2
SO	7
LOB	3

Batter	1	2	3	4	5	6	7	8	9	AB	R	H	RBI	BB	SO	LOB	TOP			
Felipe Alou, R OBP: 0.341, SLG: 0.381	0-0 5-3		0-0 6-3			0-0 5-3		0-0 G5-4-3		4	0	0	0	0	0	1				
Tony Gonzalez, L OBP: 0.328, SLG: 0.371	0-0 F5		0-0 4-3			0-0 4-3			0-0 E3	4	0	0	0	0	0	0				
Felix Millan, R OBP: 0.333, SLG: 0.376	0-3 K		0-0 F9			0-3 K			0-0 G6-4-3	4	0	1	0	0	2	0				
Rico Carty, R OBP: 0.428, SLG: 0.560		0-0 2B		0-0 6-3					0-3 K	4	0	2	0	0	1	2				
Orlando Cepeda, R OBP: 0.330, SLG: 0.442		0-3 K		0-0 L5					0-0 G6-4-3	4	0	0	0	0	1	4				
Clete Boyer, R OBP: 0.350, SLG: 0.410		0-3 K		4-0 CS					0-0 F9	2	0	0	0	1	1	2				
Bob Didier, S OBP: 0.326, SLG: 0.332		0-0 2B		0-0 CS		0-0 L3			0-0 F7	3	0	1	0	0	0	1				
Gil Garrido, R OBP: 0.276, SLG: 0.287		4-0 BB		0-0 4-3					0-0 F8	1	0	0	0	1	0	0				
Mike Lum, L OBP: 0.323, SLG: 0.309										1	0	0	0	0	0	0				
Bob Aspromonte, R OBP: 0.316, SLG: 0.363										1	0	0	0	0	0	0				
Jim Britton, R OBP: 0.071, SLG: 0.071		0-3 K		0-3 K						2	0	0	0	0	2	3				
Claude Raymond, R OBP: 0.286, SLG: 0.286										0	0	0	0	0	0	0				
Gary Neibauer, R										0	0	0	0	0	0	0				
Tito Francona, L OBP: 0.388, SLG: 0.402										1	0	1	0	0	0	0				
Paul Doyle, L										0	0	0	0	0	0	0				
Inning Stats	R: 0 E: 0 K: 1 S: 5	H: 0 LOB: 0 BB: 0 P: 5	R: 0 E: 0 K: 3 S: 11	H: 2 LOB: 3 BB: 1 P: 15	R: 0 E: 0 K: 0 S: 3	H: 0 LOB: 0 BB: 0 P: 3	R: 0 E: 0 K: 0 S: 2	H: 0 LOB: 0 BB: 1 P: 6	R: 0 E: 0 K: 1 S: 5	H: 0 LOB: 0 BB: 0 P: 5	R: 0 E: 0 K: 0 S: 4	H: 1 LOB: 1 BB: 0 P: 4	R: 0 E: 0 K: 0 S: 3	H: 1 LOB: 0 BB: 0 P: 3	R: 0 E: 1 K: 1 S: 6	H: 1 LOB: 1 BB: 0 P: 6	1B: 3 2B: 2 3B: 0 HR: 0	SF: 0 SAC: 0 DP: 2 HBP: 0	WP: 0 PB: 0 SB: 0 CS: 1	PA: 33
PITCHER Rick Wise, R ERA: 3.31	IP: 9.0 WLS: W BF: 32 H: 5 R: 0 ER: 0 SO: 7 BB: 2 IBB: 0 HBP: 0 BLK: 0 WP: 0 HR: 0 S: 44 P: 52 ERA: 0.00 WHIP: 0.778															PITCHER	IP: 9.0 WLS: W BF: 32 H: 5 R: 0 ER: 0 SO: 7 BB: 2 IBB: 0 HBP: 0 BLK: 0 WP: 0 HR: 0 S: 44 P: 52 ERA: 0.00 WHIP: 0.778			

Atlanta Braves @ Philadelphia Phillies
 Connie Mack Stadium, Philadelphia, PA
 Thu Jul 31 1969, 7:05 PM EDT
 Att: 8,507 - Unknown

AB 30
 R 0
 H 5
 RBI 0
 BB 2
 SO 7
 LOB 13



Batter	1	2	3	4	5	6	7	8	9	AB	R	H	RBI	BB	SO	LOB	BOTTOM			
Terry Harmon, R OBP: 0.313, SLG: 0.278	0-0 P4		0-0 F7			0-0 F2		0-0 6-3		5	1	1	2	0	0	0				
Larry Hise, R OBP: 0.327, SLG: 0.448	0-0 G3		0-0 F9			0-0 BB		0-0 5-3		4	1	0	0	1	0	0				
Dick Allen, R OBP: 0.395, SLG: 0.668	0-0 6-3			0-0 5-3		0-0 K				3	1	0	0	1	1	1				
Johnny Callison, L OBP: 0.337, SLG: 0.446		0-0 4-3		0-0 L9		0-0 1B		0-0 BB		4	1	2	1	0	0	0				
Deron Johnson, R OBP: 0.324, SLG: 0.391		4-0 2B		0-0 L5		0-0 1B		0-0 P4		3	2	1	1	1	0	1				
Ron Stone, L OBP: 0.341, SLG: 0.315		0-0 2B		4-0 SH1-4		0-0 2B		0-0 F5		3	1	2	2	1	0	1				
Don Money, R OBP: 0.297, SLG: 0.336		0-0 P6		0-0 SH1-4		0-0 1B		4-0 BB		2	1	1	1	1	0	1				
Mike Ryan, R OBP: 0.260, SLG: 0.327		0-0 5-3		0-0 4-3		0-0 E6		0-0 F8		4	1	1	0	0	0	4				
Rick Wise, R OBP: 0.341, SLG: 0.390			0-3 K		0-0 5-3		0-3 K		0-0 4-3	4	0	0	0	0	2	3				
Inning Stats	R: 0 E: 0 K: 0 S: 3	H: 0 LOB: 0 BB: 0 P: 3	R: 1 E: 0 K: 0 S: 4	H: 1 LOB: 1 BB: 1 P: 8	R: 0 E: 0 K: 1 S: 5	H: 0 LOB: 0 BB: 0 P: 5	R: 0 E: 0 K: 0 S: 3	H: 0 LOB: 0 BB: 0 P: 3	R: 0 E: 0 K: 0 S: 3	H: 0 LOB: 1 BB: 1 P: 7	R: 8 E: 3 K: 2 S: 14	H: 6 LOB: 1 BB: 2 P: 22	R: 0 E: 0 K: 0 S: 4	H: 1 LOB: 2 BB: 1 P: 8	R: 0 E: 0 K: 0 S: 3	H: 0 LOB: 0 BB: 0 P: 3	1B: 6 2B: 2 3B: 0 HR: 0	SF: 0 SAC: 1 DP: 0 HBP: 0	WP: 0 PB: 0 SB: 0 CS: 0	PA: 38
PITCHER Jim Britton, R ERA: 4.96 Claude Raymond, R ERA: 5.24 Gary Neibauer, R ERA: 3.95 Paul Doyle, L ERA: 2.91	IP: 5.1 WLS: L BF: 23 H: 3 R: 5 ER: 5 SO: 1 BB: 4 IBB: 0 HBP: 0 BLK: 0 WP: 0 HR: 0 S: 21 P: 37 ERA: 8.44 WHIP: 1.312															PITCHER	IP: 5.1 WLS: L BF: 23 H: 3 R: 5 ER: 5 SO: 1 BB: 4 IBB: 0 HBP: 0 BLK: 0 WP: 0 HR: 0 S: 21 P: 37 ERA: 8.44 WHIP: 1.312			

Atlanta Braves @ Philadelphia Phillies
 Connie Mack Stadium, Philadelphia, PA
 Thu Jul 31 1969, 7:05 PM EDT
 Att: 8,507 - Unknown

AB 32
 R 9
 H 8
 RBI 7
 BB 5
 SO 3
 LOB 11



Batter	1	2	3	4	5	6	7	8	9	AB	R	H	RBI	BB	SO	LOB	TOP					
Felipe Alou, R OBP: 0.342, SLG: 0.382 (1, 8)										5	1	2	0	0	0	1	Atlanta Braves @ New York Mets Shea Stadium, Flushing, NY Fri Aug 01 1969, 7:05 PM EDT Att: 34,779 - Unknown livebaseballscores.com					
Tony Gonzalez, L OBP: 0.332, SLG: 0.374 (1, 7)										3	2	1	0	1	1	2						
Hank Aaron, R OBP: 0.417, SLG: 0.646 (1, 9)										3	1	0	0	2	0	2						
Orlando Cepeda, R OBP: 0.331, SLG: 0.443 (1, 3)										4	0	1	2	1	0	3						
Clete Boyer, R OBP: 0.346, SLG: 0.405 (1, 5)										4	0	0	0	0	3	4						
Felix Milten, R OBP: 0.335, SLG: 0.377 (1, 4)										4	0	2	2	0	0	0						
Bob Didier, S OBP: 0.324, SLG: 0.327 (1, 2)										3	0	0	0	1	1	1						
Gil Garrido, R OBP: 0.287, SLG: 0.291 (1, 6)										2	0	1	0	1	0	3						
Rico Carty, R OBP: 0.325, SLG: 0.556 (8, PH)										1	0	0	0	0	1	0						
Bob Aspromonte, R OBP: 0.316, SLG: 0.363 (8, 6)										0	0	0	0	0	0	0						
Phil Niekro, R OBP: 0.175, SLG: 0.180 (1, 1)										2	0	0	0	0	1	4						
Tito Francona, L OBP: 0.384, SLG: 0.398 (6, PH)										1	0	0	0	0	0	1						
Gary Neibauer, R OBP: 0.321, SLG: 0.307 (9, PH)										0	0	0	0	0	0	0						
Mike Lum, L OBP: 0.321, SLG: 0.307 (9, PH)										1	0	0	0	0	0	0						
Inning Stats	R: 3 E: 0 K: 0 S: 5	H: 2 LOB: 3 BB: 3 P: 18	R: 0 E: 0 K: 0 S: 3	H: 0 LOB: 0 BB: 1 P: 7	R: 0 E: 0 K: 2 S: 7	H: 1 LOB: 0 BB: 0 P: 7	R: 0 E: 0 K: 2 S: 8	H: 1 LOB: 1 BB: 0 P: 8	R: 0 E: 0 K: 1 S: 5	H: 0 LOB: 0 BB: 0 P: 5	R: 0 E: 0 K: 0 S: 3	H: 0 LOB: 1 BB: 1 P: 7	R: 1 E: 0 K: 1 S: 7	H: 2 LOB: 1 BB: 0 P: 7	R: 0 E: 0 K: 1 S: 5	H: 0 LOB: 0 BB: 0 P: 5	R: 0 E: 0 K: 0 S: 4	H: 1 LOB: 2 BB: 1 P: 8	1B: 5 2B: 2 3B: 0 HR: 0	SF: 0 SAC: 0 DP: 0 HBP: 1	WP: 0 PB: 0 CS: 1	PA: 40
PITCHER	IP WLS BF H R ER SO BB IBB HBP BLK WP HR S P ERA WHIP																					
Don Cardwell, R ERA: 3.94 (1, 1)	0.1	W	6	2	3	3	0	2	0	1	0	0	0	0	3	12	81.00	12.000				
Cal Koonce, R ERA: 4.73 (1, 1)	6.1	W	25	4	1	1	5	2	1	0	0	0	0	0	32	44	1.42	0.947				
Ron Taylor, R ERA: 3.04 (7, 1)	2.1	S	9	1	0	0	2	0	1	0	0	0	0	0	12	16	0.00	0.429				

Batter	1	2	3	4	5	6	7	8	9	AB	R	H	RBI	BB	SO	LOB	BOTTOM				
Bud Harrelson, S OBP: 0.360, SLG: 0.309 (1, 6)										3	1	1	0	1	0	0	Atlanta Braves @ New York Mets Shea Stadium, Flushing, NY Fri Aug 01 1969, 7:05 PM EDT Att: 34,779 - Unknown livebaseballscores.com				
Bobby Pfeil, R OBP: 0.273, SLG: 0.288 (1, 5)										4	1	1	0	0	1	1					
Tommie Agee, R OBP: 0.334, SLG: 0.487 (1, 8)										3	1	1	0	1	0	0					
Wayne Garrett, L OBP: 0.321, SLG: 0.301 (1, 4)										4	0	0	0	0	0	4					
Ed Kranepool, L OBP: 0.306, SLG: 0.384 (1, 3)										4	0	1	0	0	2	3					
Ron Swoboda, R OBP: 0.310, SLG: 0.331 (1, 7)										2	1	0	1	2	1	1					
Rod Gaspar, S OBP: 0.311, SLG: 0.287 (1, 9)										4	0	1	2	0	2	3					
Jerry Grote, R OBP: 0.284, SLG: 0.325 (1, 2)										3	1	2	1	1	0	0					
Don Cardwell, R OBP: 0.206, SLG: 0.281 (1, 1)										0	0	0	0	0	0	0					
Cal Koonce, R OBP: 0.308, SLG: 0.308 (1, 1)										3	0	0	0	0	2	2					
Ron Taylor, R ERA: 3.04 (7, 1)										1	0	0	0	0	0	1					
Inning Stats	R: 4 E: 0 K: 2 S: 11	H: 4 LOB: 2 BB: 2 P: 19	R: 0 E: 0 K: 0 S: 3	H: 0 LOB: 0 BB: 0 P: 3	R: 0 E: 0 K: 1 S: 6	H: 1 LOB: 1 BB: 0 P: 6	R: 1 E: 0 K: 1 S: 6	H: 1 LOB: 0 BB: 0 P: 6	R: 0 E: 0 K: 1 S: 5	H: 0 LOB: 2 BB: 2 P: 13	R: 0 E: 0 K: 1 S: 5	H: 0 LOB: 1 BB: 1 P: 9	R: 0 E: 0 K: 1 S: 5	H: 0 LOB: 0 BB: 0 P: 5	R: 0 E: 0 K: 1 S: 6	H: 1 LOB: 1 BB: 0 P: 6	1B: 5 2B: 0 3B: 1 HR: 1	SF: 0 SAC: 0 DP: 0 HBP: 0	WP: 0 PB: 1 CS: 0	PA: 36	
PITCHER	IP WLS BF H R ER SO BB IBB HBP BLK WP HR S P ERA WHIP																				
Phil Niekro, R ERA: 2.53 (1, 1)	5.0	L	25	6	5	4	5	4	0	0	0	0	0	0	31	47	7.20	2.000			
Gary Neibauer, R ERA: 3.69 (6, 1)	3.0		11	1	0	0	3	1	0	0	0	0	0	0	16	20	0.00	0.667			

Atlanta Braves @ New York Mets
 Shea Stadium, Flushing, NY
 Fri Aug 01 1969, 7:05 PM EDT
 Att: 34,779 - Unknown

Atlanta Braves @ New York Mets
 Shea Stadium, Flushing, NY
 Fri Aug 01 1969, 7:05 PM EDT
 Att: 34,779 - Unknown

AB	33
R	4
H	7
RBI	4
BB	6
SO	7
LOB	21



Batter	1	2	3	4	5	6	7	8	9	AB	R	H	RBI	BB	SO	LOB	TOP					
Felipe Alou, R OBP: 0.341, SLG: 0.378 (1, 8)	0-0 6-3		0-0 L8			0-3 K		4-0 1B BB		3	0	0	0	1	1	0						
Felix Milan, R OBP: 0.334, SLG: 0.376 (1, 4)	0-0 F7			0-0 1-3		0-0 6-3		0-0 1B		4	0	1	0	0	0	0						
Hank Aaron, R OBP: 0.416, SLG: 0.647 (1, 9)	0-0 3B			0-3 K			0-0 P6	0-3 K		4	0	1	0	0	2	2						
Rico Carty, R OBP: 0.427, SLG: 0.549 (9, PR)	0-3 K			0-0 F9			4-0 CS BB		4-0 1B BB	2	0	0	0	2	1	1						
Mike Lum, L OBP: 0.321, SLG: 0.307 (9, PR)										0	0	0	0	0	0	0						
Orlando Cepeda, R OBP: 0.330, SLG: 0.441 (1, 3)		0-0 P5			0-0 5-3		0-0 BB 1B		0-0 F7	4	0	1	0	0	0	1						
Clete Boyer, R OBP: 0.348, SLG: 0.404 (1, 5)		0-3 K			0-0 1B		4-0 1-2 BB		0-3 K	3	0	1	0	1	2	1						
Bob Tillman, R OBP: 0.271, SLG: 0.399 (1, 2)		0-0 4-3			0-3 K		0-3 K		0-0 1-2 1B	4	0	1	0	0	2	3						
Gil Garrido, R OBP: 0.282, SLG: 0.286 (8, PH)			0-0 6-3						0-3 K	2	0	0	0	0	0	1						
Tommie Aaron, R OBP: 0.344, SLG: 0.364 (8, PH)					0-0 P4				0-0 3-1	1	0	0	0	0	1	0						
Cecil Upshaw, R OBP: 0.300, SLG: 0.600 (8, PH)										0	0	0	0	0	0	0						
Tony Gonzalez, L OBP: 0.331, SLG: 0.373 (8, PH)										1	0	0	0	0	2							
Ron Reed, R OBP: 0.170, SLG: 0.173 (8, PH)				0-0 1-3					0-0 G2	2	0	0	0	0	1	0						
Bob Aspromonte, R OBP: 0.314, SLG: 0.360 (8, 6)						0-3 K				1	0	0	0	0	0	0						
Inning Stats	R: 0 E: 0 K: 1 S: 6	H: 1 LOB: 1 BB: 0 P: 6	R: 0 E: 0 K: 1 S: 5	H: 0 LOB: 0 BB: 0 P: 5	R: 0 E: 0 K: 0 S: 3	H: 0 LOB: 0 BB: 0 P: 3	R: 0 E: 0 K: 1 S: 5	H: 0 LOB: 0 BB: 0 P: 5	R: 0 E: 0 K: 1 S: 6	H: 1 LOB: 1 BB: 0 P: 6	R: 0 E: 0 K: 2 S: 7	H: 0 LOB: 0 BB: 0 P: 7	R: 0 E: 0 K: 1 S: 5	H: 1 LOB: 2 BB: 2 P: 13	R: 0 E: 0 K: 2 S: 8	H: 1 LOB: 2 BB: 1 P: 12	R: 0 E: 0 K: 1 S: 6	H: 1 LOB: 2 BB: 1 P: 10	1B: 4 2B: 0 3B: 1 HR: 0	SF: 0 SAC: 0 DP: 0 HBP: 0	WP: 0 PB: 0 CS: 1	PA: 35
PITCHER	IP	WLS	BF	H	R	ER	SO	BB	IBB	HBP	BLK	WP	HR	S	P	ERA	WHIP					
Jim McAndrew, R ERA: 5.05 (1, 1)	7.0	W	25	3	0	0	7	2	0	0	0	0	0	37	45	0.00	0.714					
Tug McGraw, L ERA: 3.12 (8, 1)	2.0	S	10	2	0	0	3	2	0	0	0	0	0	14	22	0.00	2.000					

Atlanta Braves @ New York Mets
Shea Stadium, Flushing, NY
Sat Aug 02 1969, 7:05 PM EDT
Att: 37,442 - Unknown

AB 31
R 0
H 5
RBI 0
BB 4
SO 10
LOB 11



Batter	1	2	3	4	5	6	7	8	9	AB	R	H	RBI	BB	SO	LOB	BOTTOM				
Bud Harrelson, S OBP: 0.355, SLG: 0.304 (1, 6)	0-3 K		0-0 4-3		0-0 F7		0-0 3-1			4	0	0	0	0	1	2					
Bobby Pfeil, R OBP: 0.272, SLG: 0.286 (1, 5)	0-0 1B		0-0 P5		0-3 K			0-0 F9		4	0	1	0	0	1	1					
Tommie Agee, R OBP: 0.333, SLG: 0.482 (1, 8)	0-3 K		4-0 S BB		0-0 1-4-3			0-0 4-3		3	0	0	0	1	1	1					
Wayne Garrett, L OBP: 0.317, SLG: 0.296 (1, 4)	0-3 K		0-3 K		0-0 3-1			0-0 P6		4	0	0	0	0	2	2					
Ed Kranepool, L OBP: 0.306, SLG: 0.383 (1, 3)		0-0 WP SH2-3 1B		0-0 F9		0-0 4-3				3	0	1	0	0	0	0					
Ron Swoboda, R OBP: 0.310, SLG: 0.328 (1, 7)		0-3 K		0-0 P3		4-0 6-3 SH1-3 1B BB				2	1	0	0	1	1	1					
Rod Gaspar, S OBP: 0.310, SLG: 0.286 (1, 9)		0-0 SH2-3		0-0 G3		0-0 SH1-3		1-2 SH1-3		1	0	0	0	0	0	0					
Jerry Grote, R OBP: 0.289, SLG: 0.326 (1, 2)		4-0 2-3 BB		0-0 SH3 1B		0-0 6-3		2-3 1B		2	0	1	0	1	0	1					
Jim McAndrew, R OBP: 0.375, SLG: 0.308 (1, 1)		0-0 6-3		0-0 SH3		0-0 3H 1B				1	0	0	0	0	2						
Cleon Jones, R OBP: 0.429, SLG: 0.518 (7, PH)										1	0	1	1	0	0	0					
Tom Seaver, R OBP: 0.230, SLG: 0.151 (7, PR)										0	0	0	0	0	0	0					
Tug McGraw, R OBP: 0.158, SLG: 0.167 (8, 1)					1-2					0	0	0	0	0	0	0					
Inning Stats	R: 0 E: 0 K: 3 S: 10	H: 1 LOB: 1 BB: 0 P: 10	R: 0 E: 0 K: 1 S: 6	H: 1 LOB: 2 BB: 1 P: 10	R: 0 E: 0 K: 1 S: 5	H: 0 LOB: 1 BB: 1 P: 9	R: 0 E: 0 K: 0 S: 3	H: 0 LOB: 0 BB: 0 P: 3	R: 0 E: 0 K: 0 S: 3	H: 0 LOB: 0 BB: 0 P: 3	R: 1 E: 0 K: 0 S: 4	H: 1 LOB: 1 BB: 1 P: 8	R: 0 E: 0 K: 0 S: 3	H: 0 LOB: 0 BB: 0 P: 3	1B: 4 2B: 0 3B: 0 HR: 0	SF: 0 SAC: 3 DP: 0 HBP: 0	WP: 1 PB: 0 SB: 1 CS: 0	PA: 31			
PITCHER	IP	WLS	BF	H	R	ER	SO	BB	IBB	HBP	BLK	WP	HR	S	P	ERA	WHIP				
Ron Reed, R ERA: 4.05 (1, 1)	7.0	L	28	4	1	1	6	3	0	0	0	0	0	37	49	1.29	1.000				
Cecil Upshaw, R ERA: 3.39 (8, 1)	1.0		3	0	0	0	0	0	0	0	0	0	0	3	3	0.00	0.000				

Atlanta Braves @ New York Mets
Shea Stadium, Flushing, NY
Sat Aug 02 1969, 7:05 PM EDT
Att: 37,442 - Unknown

AB 25
R 1
H 4
RBI 1
BB 3
SO 6
LOB 10



Batter	1	2	3	4	5	6	7	8	9	10	11	AB	R	H	RBI	BB	SO	LOB	TOP							
Felipe Alou, R OBP: 0.344, SLG: 0.382 (1.9) (9.8)	0-0 1B		0-0 P4			0-0 1B	0-0 F7		0-0 1B	0-0 FC1-6 1B		5	1	3	0	0	0	0								
Felix Millan, R OBP: 0.333, SLG: 0.374 (1.4) (9.8)	0-0 9-3 1-2f			0-0 F7		0-0 1B		0-0 L5		0-0 FC1-6 1-2f		5	1	1	0	0	0	2								
Hank Aaron, R OBP: 0.413, SLG: 0.639 (1.3) (9.9)	0-0 6-3			0-0 5-3		4-0 1B SF8 IBB		0-0 F7		0-0 6-3		4	1	0	0	1	0	1								
Tony Gonzalez, L OBP: 0.337, SLG: 0.377 (1.8) (9.7)		0-0 G4-6-3 1B		0-0 4-3		0-0 FC4-6 1B		4-0 BB			0-0 FC1-6 1B		4	0	3	2	1	0	0							
Bob Aspromonte, R OBP: 0.311, SLG: 0.354 (1.5) (9.9)	0-0 G4-6-3 1-2f				1-0 HBP	0-0 SF8		0-0 P4		0-0 FC1-6 1-2f		3	0	0	1	0	0	3								
Mike Lum, L OBP: 0.315, SLG: 0.301 Orlando Cepeda, R OBP: 0.329, SLG: 0.439 (1.7) (9.3)	0-0 F9				0-0 F6	0-0 FC4-6 1-2f			0-0 F7		0-0 F9		3	0	0	0	0	2								
Bob Tillman, R OBP: 0.289, SLG: 0.411 (1.2) (9.9)				0-0 HR		0-0 L7	0-0 6-3		0-0 F9		0-3 K		5	1	1	1	0	1	3							
Gil Garrido, R OBP: 0.272, SLG: 0.275 (1.6) (9.9)				0-0 6-3		0-0 1-3		0-0 6-3		0-0 4-3		4	0	0	0	0	0	1								
Milt Pappas, R OBP: 0.244, SLG: 0.222 Cecil Upshaw, R OBP: 0.300, SLG: 0.600 Paul Doyle, L (1.1) (6.1)				0-3 K			0-0 1B E			0-3 K		2	1	1	0	0	1	0								
Tito Francona, L OBP: 0.380, SLG: 0.393 Claude Raymond, R OBP: 0.286, SLG: 0.286 (10.1) (9.1)												1	0	0	0	0	1	0								
Inning Stats	R: 0 E: 0 K: 1 S: 3	H: 1 LOB: 0 BB: 0 P: 3	R: 0 E: 0 K: 0 S: 3	H: 1 LOB: 0 BB: 0 P: 3	R: 1 E: 0 K: 1 S: 6	H: 1 LOB: 0 BB: 0 P: 6	R: 0 E: 0 K: 0 S: 3	H: 0 LOB: 0 BB: 0 P: 3	R: 0 E: 0 K: 0 S: 3	H: 0 LOB: 1 BB: 0 P: 4	R: 4 E: 1 K: 0 S: 7	H: 4 LOB: 1 BB: 1 P: 11	R: 0 E: 0 K: 1 S: 5	H: 0 LOB: 0 BB: 0 P: 5	R: 0 E: 0 K: 0 S: 3	H: 0 LOB: 1 BB: 0 P: 7	R: 0 E: 0 K: 1 S: 6	H: 1 LOB: 1 BB: 0 P: 6	R: 0 E: 0 K: 1 S: 6	H: 1 LOB: 1 BB: 0 P: 6	1B: 8 2B: 1 3B: 0 HR: 1	SF: 1 SAC: 0 DP: 2 HBP: 1	WP: 0 PB: 0 SB: 0 CS: 0	PA: 43		
PITCHER	IP 5.0	WLS 22	BF 7	H 5	R 5	ER 5	SO 1	BB 0	IBB 0	HBP 0	BLK 0	WP 0	HR 1	S 22	P 27	ERA 9.00	WHIP 1.400									
Gary Gentry, R ERA: 3.85 Don Cardwell, R ERA: 3.9 Jack DiLauro, L ERA: 2.28 Ron Taylor, R ERA: 2.88 (1.1) (6.1) (7.1) (9.1)																										

Atlanta Braves @ New York Mets
Shea Stadium, Flushing, NY
Sun Aug 03 1969, 3:33 AM EDT
Att: 34,696 - Unknown

AB 39
R 5
H 9
RBI 4
BB 2
SO 4
LOB 13



Batter	1	2	3	4	5	6	7	8	9	10	11	AB	R	H	RBI	BB	SO	LOB	BOTTOM						
Bud Harrelson, S OBP: 0.348, SLG: 0.299 (1.6) (9.8)	0-0 F7	0-0 G3			0-0 L6	0-0 SF8			0-3 K			4	0	0	1	0	1	3							
Bobby Pilel, R OBP: 0.279, SLG: 0.293 Al Weis, S OBP: 0.289, SLG: 0.309 (1.5) (10.4)	0-0 BB 1B		0-0 6-3		0-0 F9	0-0 F7			0-0 BB 1B			5	0	2	0	0	0	2							
Tommy Agee, R OBP: 0.334, SLG: 0.482 (1.8) (9.9)	0-3 K		0-0 F8			0-0 4-3 1B 2B	0-0 4-3		4-0 BB 1-2 4-3 BB			4	1	1	0	1	1	1							
Ed Kranepool, L OBP: 0.305, SLG: 0.378 (1.3) (9.7)	4-0 BB 1-2		0-0 F8		0-0 F8	0-0 4-3 2-3	0-0 4-3		0-0 L4-3 1-2			4	0	0	0	1	0	3							
Wayne Garrett, L OBP: 0.315, SLG: 0.294 (1.4) (10.5)	0-0 G3			0-0 F8		0-0 1B E 1B	0-3 K			0-0 5-3		5	1	1	1	0	1	2							
Ron Swoboda, R OBP: 0.307, SLG: 0.324 Art Shamsky, L OBP: 0.422, SLG: 0.545 (1.7) (6.1) (7.7)		0-0 6-3			0-0 1-3	0-0 E 1B 1B		0-0 SH1-3 1B		0-0 F7		2	0	0	0	0	0	0							
Donn Clendenon, R OBP: 0.284, SLG: 0.392 (8.1) (9.3)					0-0 1B E 1B			0-0 SH1-3 1B			0-0 L4		4	1	1	0	0	0							
Rod Gaspar, S OBP: 0.308, SLG: 0.285 (1.9) (9.9)		0-0 F8		0-0 F7		0-0 E 1B 1B		0-0 SH1-3				4	1	1	0	0	0	0							
Jerry Grote, R OBP: 0.295, SLG: 0.342 (1.2) (9.1)		0-0 1B 1B			4-0 BB	0-0 E4 1B SF8		0-0 6-3			0-0 HR	4	2	2	2	1	0	3							
Gary Gentry, R OBP: 0.302, SLG: 0.149 Don Cardwell, R OBP: 0.288, SLG: 0.281 Jack DiLauro, L OBP: 0.431, SLG: 0.519 Ed Charles, R OBP: 0.282, SLG: 0.310 Ron Taylor, R (1.1) (6.1) (7.1) (8.1) (9.1)					0-3 K	0-0 1-3 2-3 3-H		0-0 1-3				2	0	1	0	0	1	1							
Inning Stats	R: 0 E: 0 K: 1 S: 6	H: 1 LOB: 2 BB: 1 P: 10	R: 0 E: 0 K: 0 S: 5	H: 2 LOB: 2 BB: 0 P: 5	R: 0 E: 0 K: 0 S: 3	H: 0 LOB: 0 BB: 0 P: 3	R: 0 E: 0 K: 1 S: 5	H: 0 LOB: 1 BB: 1 P: 9	R: 5 E: 1 K: 0 S: 9	H: 5 LOB: 1 BB: 1 P: 9	R: 0 E: 0 K: 1 S: 5	H: 0 LOB: 0 BB: 0 P: 5	R: 0 E: 0 K: 0 S: 4	H: 1 LOB: 1 BB: 0 P: 4	R: 0 E: 0 K: 1 S: 5	H: 0 LOB: 2 BB: 1 P: 9	R: 0 E: 0 K: 0 S: 3	H: 0 LOB: 0 BB: 0 P: 3	R: 1 E: 0 K: 0 S: 1	H: 1 LOB: 0 BB: 0 P: 1	1B: 9 2B: 2 3B: 0 HR: 1	SF: 1 SAC: 1 DP: 1 HBP: 0	WP: 0 PB: 0 SB: 0 CS: 0	PA: 44	
PITCHER	IP 5.1	WLS 4	BF 23	H 3	R 2	ER 2	SO 2	BB 2	IBB 0	HBP 0	BLK 0	WP 0	HR 0	S 25	P 33	ERA 3.38	WHIP 1.312								
Milt Pappas, R ERA: 3.6 Cecil Upshaw, R ERA: 3.68 Paul Doyle, L ERA: 2.49 Claude Raymond, R ERA: 5.32 (1.1) (6.1) (6.1) (10.1)																									

Atlanta Braves @ New York Mets
Shea Stadium, Flushing, NY
Sun Aug 03 1969, 3:33 AM EDT
Att: 34,696 - Unknown

AB 39
R 6
H 11
RBI 6
BB 3
SO 4
LOB 16



Batter	1	2	3	4	5	6	7	8	9	AB	R	H	RBI	BB	SO	LOB	TOP					
Felipe Alou, R OBP: 0.343, SLG: 0.380 (1,8)										4	0	1	0	0	1	1	Atlanta Braves @ Montreal Expos Jarry Park, Montreal, QB Mon Aug 04 1969, 7:05 PM EDT Att: 14,091 - Unknown					
Tony Gonzalez, L OBP: 0.336, SLG: 0.376 (1,7)										4	0	1	0	0	0	1						
Hank Aaron, R OBP: 0.409, SLG: 0.632 (1,9)										4	0	0	0	0	1	2						
Orlando Cepeda, R OBP: 0.333, SLG: 0.450 (1,3)										4	1	3	1	0	0	1						
Felix Millan, R OBP: 0.332, SLG: 0.371 (1,4)										3	0	0	0	1	1	2						
Bob Aspromonte, R OBP: 0.315, SLG: 0.357 (8,6)										4	0	2	0	0	0	0						
Bob Tillman, R OBP: 0.263, SLG: 0.401 (1,2)										4	0	0	0	0	1	3						
Gil Garrido, R OBP: 0.276, SLG: 0.279 (8, PH)										2	0	1	0	0	0	0						
Tito Francona, L OBP: 0.376, SLG: 0.388 (8, PH)										1	0	0	0	0	0	0						
Clete Boyer, R OBP: 0.348, SLG: 0.404 (8,5)										0	0	0	0	0	0	0						
George Stone, L OBP: 0.154, SLG: 0.154 (1,1)										2	0	0	0	0	2	1						
Mike Lum, L OBP: 0.313, SLG: 0.299 (8, PH)										1	0	0	0	0	0	0						
Gary Neibauer, R OBP: 0.348, SLG: 0.404 (8,1)										0	0	0	0	0	0	0						
Inning Stats	R: 0 E: 0 K: 0 S: 4	H: 1 LOB: 1 BB: 0 P: 4	R: 0 E: 0 K: 2 S: 7	H: 0 LOB: 0 BB: 7 P: 7	R: 0 E: 0 K: 1 S: 5	H: 1 LOB: 0 BB: 0 P: 5	R: 0 E: 0 K: 0 S: 4	H: 1 LOB: 1 BB: 0 P: 4	R: 0 E: 0 K: 0 S: 3	H: 0 LOB: 0 BB: 0 P: 3	R: 0 E: 0 K: 1 S: 6	H: 1 LOB: 1 BB: 0 P: 6	R: 0 E: 0 K: 0 S: 4	H: 2 LOB: 1 BB: 0 P: 4	R: 0 E: 0 K: 1 S: 5	H: 0 LOB: 0 BB: 1 P: 5	R: 1 E: 0 K: 1 S: 7	H: 2 LOB: 2 BB: 1 P: 11	1B: 7 2B: 1 3B: 0 HR: 1	SF: 0 SAC: 0 DP: 2 HBP: 0	WP: 0 PB: 0 SB: 0 CS: 0	PA: 34
PITCHER Jerry Robertson, R ERA: 3.94 (1,1)	IP: 9.0 WLS: W BF: 34 H: 8 R: 1 ER: 1 SO: 6 BB: 1 IBB: 0 HBP: 0 BLK: 0 WP: 0 HR: 1 S: 45 P: 49 ERA: 1.00 WHIP: 1.000															PITCHER	IP: 9.0 WLS: W BF: 34 H: 8 R: 1 ER: 1 SO: 6 BB: 1 IBB: 0 HBP: 0 BLK: 0 WP: 0 HR: 1 S: 45 P: 49 ERA: 1.00 WHIP: 1.000					

AB 33
R 1
H 8
RBI 1
BB 1
SO 6
LOB 11




Batter	1	2	3	4	5	6	7	8	9	AB	R	H	RBI	BB	SO	LOB	BOTTOM			
Gary Sutherland, R OBP: 0.281, SLG: 0.294 (1,4)										4	1	1	1	1	0	3	Atlanta Braves @ Montreal Expos Jarry Park, Montreal, QB Mon Aug 04 1969, 7:05 PM EDT Att: 14,091 - Unknown			
Rusty Staub, L OBP: 0.399, SLG: 0.486 (1,9)										4	1	1	2	0	1	1				
Bob Bailey, R OBP: 0.330, SLG: 0.449 (1,3)										4	2	2	0	1	1	2				
Coco Laboy, R OBP: 0.312, SLG: 0.447 (1,5)										4	1	2	1	1	1	2				
Jose Herrera, R OBP: 0.369, SLG: 0.524 (1,8)										5	0	2	0	0	1	4				
Mack Jones, L OBP: 0.394, SLG: 0.514 (1,7)										5	1	1	2	0	2	4				
Ron Brand, R OBP: 0.356, SLG: 0.330 (1,2)										3	0	3	0	1	0	0				
Bobby Wine, R OBP: 0.238, SLG: 0.246 (1,6)										4	0	1	1	0	0	4				
Jerry Robertson, S OBP: 0.081, SLG: 0.056 (1,1)										4	1	1	0	0	3	6				
Inning Stats	R: 2 E: 0 K: 1 S: 7	H: 2 LOB: 1 BB: 1 P: 11	R: 0 E: 0 K: 1 S: 6	H: 1 LOB: 1 BB: 0 P: 6	R: 2 E: 1 K: 1 S: 7	H: 1 LOB: 3 BB: 3 P: 19	R: 1 E: 0 K: 1 S: 7	H: 2 LOB: 1 BB: 0 P: 7	R: 0 E: 0 K: 1 S: 5	H: 1 LOB: 0 BB: 0 P: 5	R: 1 E: 0 K: 1 S: 7	H: 2 LOB: 1 BB: 0 P: 7	R: 1 E: 0 K: 1 S: 8	H: 3 LOB: 2 BB: 0 P: 8	R: 0 E: 0 K: 2 S: 8	H: 2 LOB: 2 BB: 0 P: 9		1B: 10 2B: 3 3B: 0 HR: 1	SF: 0 SAC: 0 DP: 0 HBP: 1	WP: 0 PB: 0 SB: 1 CS: 0
PITCHER George Stone, L ERA: 4.11 (1,1)	IP: 7.0 WLS: L BF: 37 H: 12 R: 7 ER: 7 SO: 7 BB: 3 IBB: 0 HBP: 0 BLK: 0 WP: 0 HR: 1 S: 47 P: 63 ERA: 9.00 WHIP: 2.143															PITCHER	IP: 7.0 WLS: L BF: 37 H: 12 R: 7 ER: 7 SO: 7 BB: 3 IBB: 0 HBP: 0 BLK: 0 WP: 0 HR: 1 S: 47 P: 63 ERA: 9.00 WHIP: 2.143			
Gary Neibauer, R ERA: 3.6 (8,1)	IP: 1.0 WLS: L BF: 5 H: 2 R: 0 ER: 0 SO: 2 BB: 0 IBB: 0 HBP: 1 BLK: 0 WP: 0 HR: 0 S: 8 P: 9 ERA: 0.00 WHIP: 2.000															PITCHER	IP: 1.0 WLS: L BF: 5 H: 2 R: 0 ER: 0 SO: 2 BB: 0 IBB: 0 HBP: 1 BLK: 0 WP: 0 HR: 0 S: 8 P: 9 ERA: 0.00 WHIP: 2.000			



Batter	1	2	3	4	5	6	7	8	9	AB	R	H	RBI	BB	SO	LOB	TOP			
Felix Millan, R OBP: 0.328, SLG: 0.368 (1,4)	L1-3		L4-3			FC6-4		L6-3		4	0	0	0	0	0	2	Atlanta Braves @ Montreal Expos Jarry Park, Montreal, QB Tue Aug 05 1969, 7:05 PM EDT Unknown			
Tony Gonzalez, L OBP: 0.338, SLG: 0.375 (1,8)	F8			F7					BB	3	1	1	0	1	0	0				
Hank Aaron, R OBP: 0.405, SLG: 0.625 (1,9)	K			L5-3		F7			F7	4	0	0	0	0	1	3				
Rico Carty, R OBP: 0.429, SLG: 0.541 (1,7)		L6-3			L3					2	0	0	0	2	0	0				
Mike Lum, L OBP: 0.313, SLG: 0.299 (9,7)										0	0	0	0	0	0	0				
Orlando Cepeda, R OBP: 0.332, SLG: 0.448 (1,3)					F7		F6		FC6-4	4	0	1	0	0	0	2				
Clete Boyer, R OBP: 0.344, SLG: 0.399 (1,5)		FC3-6			F6		L4-3		F4	4	0	0	0	0	0	3				
Bob Didier, S OBP: 0.320, SLG: 0.322 (1,2)					L3				L4-3	3	0	0	0	0	0	1				
Gil Garrido, R OBP: 0.277, SLG: 0.281 (1,6)				F8		L6-3			SH3-4	3	0	1	0	0	0	0				
Jim Britton, R OBP: 0.125, SLG: 0.125 (1,1)				L5-3					SH3-4	2	0	1	0	0	0	0				
Inning Stats	R: 0 E: 0 K: 1 S: 5	H: 0 LOB: 0 BB: 0 P: 5	R: 0 E: 0 K: 0 S: 4	H: 1 LOB: 1 BB: 0 P: 4	R: 0 E: 0 K: 0 S: 3	H: 0 LOB: 0 BB: 0 P: 3	R: 0 E: 0 K: 0 S: 3	H: 0 LOB: 0 BB: 0 P: 3	R: 0 E: 0 K: 0 S: 4	H: 1 LOB: 2 BB: 1 P: 8	R: 0 E: 0 K: 0 S: 2	H: 0 LOB: 0 BB: 1 P: 6	R: 0 E: 0 K: 0 S: 4	H: 1 LOB: 1 BB: 0 P: 4	R: 1 E: 1 K: 0 S: 4	H: 1 LOB: 1 BB: 1 P: 8	1B: 4 2B: 1 3B: 0 HR: 0	SF: 0 SAC: 1 DP: 1 HBP: 0	WP: 0 PB: 1 SB: 1 CS: 0	PA: 33
PITCHER Gary Waslewski, R ERA: 2.89 (1,1)	IP: 9.0 WLS: L BF: 33	H: 4 R: 1 ER: 0 SO: 1	BB: 3 IBB: 0 HBP: 0 BLK: 0	WP: 0 HR: 0 S: 32 P: 44	ERA: 0.00 WHIP: 0.778															

Batter	1	2	3	4	5	6	7	8	9	AB	R	H	RBI	BB	SO	LOB	BOTTOM					
Ty Cline, L OBP: 0.371, SLG: 0.300 (1,3)	WP SH1-4 BB		K			L6-3		L6-3		3	0	0	0	1	1	0	Atlanta Braves @ Montreal Expos Jarry Park, Montreal, QB Tue Aug 05 1969, 7:05 PM EDT Unknown					
Gary Sutherland, R OBP: 0.284, SLG: 0.298 (1,4)	SH1-4			E8		1-4-3				3	0	2	0	0	0	0						
Rusty Staub, L OBP: 0.397, SLG: 0.484 (1,9)	F5			4-3				F3		4	0	1	0	0	0	3						
Mack Jones, L OBP: 0.383, SLG: 0.509 (1,7)	6-3			F9		F8			L1	3	0	0	0	1	0	2						
Ron Fairly, L OBP: 0.338, SLG: 0.430 (1,8)		F7		F9			K		F8	4	0	0	0	0	1	2						
Coco Laboy, R OBP: 0.314, SLG: 0.447 (1,5)		F9		F7						4	0	2	0	0	0	2						
Adolfo Phillips, R OBP: 0.328, SLG: 0.335 (9, FR)									1B	0	0	0	0	0	0	0						
John Bateman, R OBP: 0.260, SLG: 0.340 (1,2)					4-3		F8		1B	4	0	1	0	0	1	1						
Ron Brand, R OBP: 0.356, SLG: 0.330 (9, PR)									1B	0	0	0	0	0	0	0						
Bobby Wine, R OBP: 0.235, SLG: 0.243 (1,6)				F5		6-3			F3	3	0	0	0	0	1	1						
Bob Bailey, R OBP: 0.325, SLG: 0.447 (9, PH)										1	0	0	0	0	0	2						
Gary Waslewski, R OBP: 0.095, SLG: 0.100 (1,1)				F9						3	0	0	0	0	2	0						
Inning Stats	R: 0 E: 0 K: 0 S: 3	H: 0 LOB: 1 BB: 1 P: 7	R: 0 E: 0 K: 1 S: 5	H: 0 LOB: 0 BB: 0 P: 5	R: 0 E: 0 K: 1 S: 5	H: 0 LOB: 0 BB: 0 P: 5	R: 0 E: 1 K: 0 S: 4	H: 1 LOB: 2 BB: 1 P: 8	R: 0 E: 0 K: 1 S: 5	H: 0 LOB: 0 BB: 0 P: 5	R: 0 E: 0 K: 0 S: 4	H: 1 LOB: 1 BB: 0 P: 4	R: 0 E: 0 K: 2 S: 8	H: 1 LOB: 1 BB: 0 P: 8	R: 0 E: 0 K: 1 S: 6	H: 1 LOB: 0 BB: 0 P: 6	R: 0 E: 0 K: 0 S: 5	H: 2 LOB: 2 BB: 0 P: 5	1B: 6 2B: 0 3B: 0 HR: 0	SF: 0 SAC: 1 DP: 0 HBP: 0	WP: 1 PB: 0 SB: 0 CS: 0	PA: 35
PITCHER Jim Britton, R ERA: 4.23 (1,1)	IP: 9.0 WLS: W BF: 35	H: 6 R: 0 ER: 0 SO: 6	BB: 2 IBB: 0 HBP: 0 BLK: 0	WP: 1 HR: 0 S: 45 P: 53	ERA: 0.00 WHIP: 0.889																	



Batter	1	2	3	4	5	6	7	8	9	AB	R	H	RBI	BB	SO	LOB	TOP									
Felipe Alou, R OBP: 0.343, SLG: 0.380 (1, 8)										3	0	1	0	0	0	1	Atlanta Braves @ Montreal Expos Jarry Park, Montreal, QB Tue Aug 05 1969, 7:05 PM EDT Att: 26,543 - Unknown									
Felix Milten, R OBP: 0.326, SLG: 0.365 (1, 4)										4	0	0	0	0	0	2										
Hank Aaron, R OBP: 0.406, SLG: 0.626 (1, 9)										3	1	1	0	1	0	0										
Rico Carty, R OBP: 0.433, SLG: 0.564 Mike Lum, L OBP: 0.311, SLG: 0.297 (7, 7)										3	2	2	1	0	0	1										
Orlando Cepeda, R OBP: 0.331, SLG: 0.453 (1, 3)										4	1	1	3	0	1	0										
Clete Boyer, R OBP: 0.346, SLG: 0.399 (1, 5)										3	0	1	0	1	1	0										
Bob Tillman, R OBP: 0.257, SLG: 0.392 (1, 2)										4	0	0	0	0	2	2										
Gil Garrido, R OBP: 0.270, SLG: 0.274 (1, 6)										3	0	0	0	0	0	0										
Pat Jarvis, R OBP: 0.148, SLG: 0.118 Ron Reed, R OBP: 0.170, SLG: 0.173 Tony Gonzalez, L OBP: 0.339, SLG: 0.375 Paul Doyle, L (8, 1) Cecil Upshaw, R OBP: 0.300, SLG: 0.600 (8, 1)										1	0	0	0	1	1	0										
Inning Stats	R: 0 E: 0 K: 0 S: 3	H: 0 LOB: 0 BB: 0 P: 3	R: 1 E: 0 K: 1 S: 5	H: 1 LOB: 0 BB: 1 P: 9	R: 0 E: 0 K: 1 S: 6	H: 1 LOB: 1 BB: 0 P: 6	R: 0 E: 0 K: 0 S: 3	H: 1 LOB: 0 BB: 0 P: 3	R: 0 E: 0 K: 1 S: 5	H: 0 LOB: 0 BB: 0 P: 5	R: 3 E: 1 K: 1 S: 8	H: 2 LOB: 0 BB: 0 P: 8	R: 0 E: 0 K: 0 S: 3	H: 1 LOB: 0 BB: 0 P: 5	R: 0 E: 0 K: 1 S: 5	H: 1 LOB: 0 BB: 0 P: 5		1B: 3 2B: 2 3B: 0 HR: 2	SF: 0 SAC: 1 DP: 3 HBP: 0	WP: 0 PB: 0 SB: 0 CS: 1	PA: 34					
PITCHER	IP	WLS	BF	H	R	ER	SO	BB	IBB	HBP	BLK	WP	HR	S	P	ERA	WHIP									
Larry Jaster, L ERA: 4.43 Mike Wegener, R ERA: 4.47 Bill Stoneman, R ERA: 5.03 Dan McGinn, L ERA: 4.21	(1, 1)	6.0	L	20	3	1	1	3	2	0	0	0	0	1	24	32	1.50	0.833								
	(7, 1)	1.0	L	6	2	3	2	1	0	0	0	0	0	1	8	8	18.00	2.000								
	(8, 1)	0.2		4	0	0	0	0	1	1	0	0	0	2	10	10	0.00	1.500								
	(8, 1)	1.1		4	1	0	0	1	0	0	0	0	0	6	6	0.00	0.750									

Batter	1	2	3	4	5	6	7	8	9	AB	R	H	RBI	BB	SO	LOB	BOTTOM								
Gary Sutherland, R OBP: 0.284, SLG: 0.303 (1, 4)										4	1	1	0	0	1	3	Atlanta Braves @ Montreal Expos Jarry Park, Montreal, QB Tue Aug 05 1969, 7:05 PM EDT Att: 26,543 - Unknown								
Ron Fairly, L OBP: 0.337, SLG: 0.428 Adolfo Phillips, R OBP: 0.327, SLG: 0.333 (8, PH)										3	1	1	1	0	1	0									
Rusty Staub, L OBP: 0.394, SLG: 0.479 (1, 9)										4	0	0	0	0	1	1									
Mack Jones, L OBP: 0.384, SLG: 0.518 (1, 7)										4	1	2	2	0	0	0									
Bob Bailey, R OBP: 0.328, SLG: 0.442 (1, 3)										3	0	0	0	1	0	0									
Coco Laboy, R OBP: 0.315, SLG: 0.448 (1, 5)										4	0	2	0	0	1	2									
Ron Brand, R OBP: 0.349, SLG: 0.322 (1, 2)										4	0	0	0	0	0	2									
Bobby Wine, R OBP: 0.236, SLG: 0.253 Kevin Collins, L OBP: 0.231, SLG: 0.326 (9, PH)										3	0	1	0	0	0	2									
Larry Jaster, L ERA: 4.44, SLG: 0.471 Ty Cline, R OBP: 0.308, SLG: 0.297 Mike Wegener, R OBP: 0.305, SLG: 0.359 Jose Hernandez, R OBP: 0.327, SLG: 0.531 Bill Stoneman, R OBP: 0.327, SLG: 0.298 Dan McGinn, L OBP: 0.300, SLG: 0.600 Floyd Wicker, R OBP: 0.158, SLG: 0.111 (9, PH)										1	0	0	0	0	0	1									
Inning Stats	R: 0 E: 0 K: 1 S: 5	H: 0 LOB: 0 BB: 0 P: 5	R: 0 E: 0 K: 0 S: 3	H: 0 LOB: 0 BB: 0 P: 3	R: 0 E: 0 K: 1 S: 6	H: 1 LOB: 1 BB: 0 P: 6	R: 0 E: 0 K: 0 S: 3	H: 0 LOB: 0 BB: 0 P: 3	R: 0 E: 0 K: 0 S: 4	H: 1 LOB: 1 BB: 0 P: 4	R: 3 E: 0 K: 0 S: 6	H: 3 LOB: 0 BB: 0 P: 6	R: 0 E: 0 K: 0 S: 5	H: 2 LOB: 2 BB: 0 P: 5	R: 0 E: 0 K: 3 S: 10	H: 1 LOB: 2 BB: 1 P: 14		R: 0 E: 0 K: 0 S: 3	H: 0 LOB: 0 BB: 0 P: 3	1B: 5 2B: 0 3B: 2 HR: 1	SF: 0 SAC: 0 DP: 0 HBP: 0	WP: 0 PB: 0 SB: 0 CS: 0	PA: 36		
PITCHER	IP	WLS	BF	H	R	ER	SO	BB	IBB	HBP	BLK	WP	HR	S	P	ERA	WHIP								
Pat Jarvis, R ERA: 4.87 Ron Reed, R ERA: 4.02 Paul Doyle, L ERA: 2.42 Cecil Upshaw, R ERA: 3.6	(1, 1)	6.0	W	24	6	3	3	2	0	0	0	0	0	4	4	4.50	1.000								
	(7, 1)	1.0		4	1	0	0	0	0	0	0	0	0	4	4	0.00	1.000								
	(8, 1)	0.2		4	1	0	0	2	1	0	0	0	0	7	11	0.00	3.000								
	(8, 1)	1.1	S	4	0	0	0	1	0	0	0	0	0	6	6	0.00	0.000								

Batter	1	2	3	4	5	6	7	8	9	AB	R	H	RBI	BB	SO	LOB	TOP					
Felix Millan, R OBP: 0.327, SLG: 0.366 (1, 4)										4	1	1	0	1	1	2	<p>Atlanta Braves @ Montreal Expos</p> <p>Jarry Park, Montreal, QB</p> <p>Wed Aug 06 1969, 7:05 PM EDT</p> <p>Att: 14,023 - Unknown</p>					
Tony Gonzalez, L OBP: 0.342, SLG: 0.390 (1, 8)										5	2	3	2	0	0	1						
Hank Aaron, R OBP: 0.406, SLG: 0.622 (1, 9)										4	1	1	0	1	1	2						
Rico Carty, R OBP: 0.423, SLG: 0.549 Mike Lum, L OBP: 0.311, SLG: 0.297 (8, PR) (8, 7)										4	1	0	0	0	1	3						
Orlando Cepeda, R OBP: 0.333, SLG: 0.459 (1, 3)										4	0	2	2	0	0	0						
Clete Boyer, R OBP: 0.346, SLG: 0.396 (1, 5)										2	0	0	0	2	0	0						
Bob Didier, S OBP: 0.319, SLG: 0.321 (1, 2)										4	0	1	0	0	1	5						
Gil Garrido, R OBP: 0.262, SLG: 0.264 (1, 6)										4	0	0	0	0	1	4						
Phil Niekro, R OBP: 0.179, SLG: 0.185 (1, 1)										4	1	1	0	0	1	1						
Inning Stats	R: 0 E: 0 K: 0 S: 4	H: 1 LOB: 1 BB: 0 P: 4	R: 0 E: 0 K: 1 S: 5	H: 0 LOB: 0 BB: 0 P: 5	R: 0 E: 0 K: 0 S: 3	H: 0 LOB: 0 BB: 0 P: 3	R: 0 E: 0 K: 1 S: 5	H: 0 LOB: 1 BB: 0 P: 6	R: 0 E: 0 K: 1 S: 6	H: 1 LOB: 1 BB: 0 P: 6	R: 3 E: 0 K: 1 S: 9	H: 4 LOB: 2 BB: 1 P: 13	R: 0 E: 1 K: 1 S: 5	H: 0 LOB: 0 BB: 0 P: 5	R: 2 E: 1 K: 0 S: 5	H: 2 LOB: 2 BB: 2 P: 13	R: 1 E: 1 K: 1 S: 5	H: 1 LOB: 1 BB: 1 P: 9	1B: 4 2B: 5 3B: 0 HR: 1	SF: 0 SAC: 0 DP: 2 HBP: 0	WP: 2 PB: 0 SB: 0 CS: 0	PA: 39
PITCHER	IP WLS BF H R ER SO BB IBB HBP BLK WP HR S P ERA WHIP	7.0 L 28 6 3 3 5 1 0 0 0 2 1 37 41 3.86 1.000	1.0 7 2 2 1 0 1 1 0 0 0 0 5 13 9.00 3.000	1.0 4 1 1 0 1 1 0 0 0 0 0 5 9 0.00 2.000											IP WLS BF H R ER SO BB IBB HBP BLK WP HR S P ERA WHIP							
Steve Renko, R ERA: 5.95 (1, 1)																						
Dan McGinn, L ERA: 4.25 (8, 1)																						
Roy Face, R ERA: 3.74 (9, 1)																						

AB 35
R 6
H 9
RBI 4
BB 4
SO 6
LOB 18



Batter	1	2	3	4	5	6	7	8	9	AB	R	H	RBI	BB	SO	LOB	BOTTOM			
Adolfo Phillips, R OBP: 0.322, SLG: 0.327 (1, 8)										4	0	0	0	0	1	0	<p>Atlanta Braves @ Montreal Expos</p> <p>Jarry Park, Montreal, QB</p> <p>Wed Aug 06 1969, 7:05 PM EDT</p> <p>Att: 14,023 - Unknown</p>			
Gary Sutherland, R OBP: 0.281, SLG: 0.299 (1, 4)										4	0	0	0	0	2	0				
Rusty Staub, L OBP: 0.392, SLG: 0.484 (1, 9)										4	1	1	1	0	2	0				
Mack Jones, L OBP: 0.385, SLG: 0.516 (1, 7)										3	0	1	0	1	1	0				
Bob Bailey, R OBP: 0.327, SLG: 0.437 (1, 3)										3	1	0	0	1	2	2				
Coco Laboy, R OBP: 0.317, SLG: 0.455 (1, 5)										3	1	1	2	1	1	0				
Ron Brand, R OBP: 0.351, SLG: 0.324 (1, 2)										2	0	1	0	0	0	2				
Bobby Wine, R OBP: 0.241, SLG: 0.259 (1, 6)										3	0	2	0	0	0	1				
Steve Renko, R OBP: 0.333, SLG: 0.333 Dan McGinn, L OBP: 0.190, SLG: 0.333 Ron Fairly, L OBP: 0.335, SLG: 0.425 Roy Face, R OBP: 0.500, SLG: 0.500 (1, 1) (8, 1) (6, PH) (9, 1)										2	0	0	0	0	0	3				
Inning Stats	R: 0 E: 0 K: 3 S: 9	H: 0 LOB: 0 BB: 0 P: 9	R: 0 E: 0 K: 1 S: 4	H: 0 LOB: 1 BB: 2 P: 12	R: 0 E: 0 K: 0 S: 3	H: 1 LOB: 0 BB: 0 P: 3	R: 0 E: 0 K: 0 S: 4	H: 1 LOB: 1 BB: 0 P: 4	R: 0 E: 0 K: 1 S: 5	H: 0 LOB: 0 BB: 0 P: 5	R: 2 E: 0 K: 1 S: 6	H: 2 LOB: 0 BB: 1 P: 10	R: 0 E: 0 K: 1 S: 5	H: 0 LOB: 0 BB: 0 P: 5	R: 1 E: 0 K: 2 S: 8	H: 1 LOB: 0 BB: 0 P: 8	1B: 4 2B: 2 3B: 0 HR: 2	SF: 0 SAC: 1 DP: 4 HBP: 0	WP: 1 PB: 0 SB: 1 CS: 0	PA: 33
PITCHER	IP WLS BF H R ER SO BB IBB HBP BLK WP HR S P ERA WHIP	9.0 W 33 6 3 3 9 3 0 0 0 1 2 48 60 3.00 1.000											IP WLS BF H R ER SO BB IBB HBP BLK WP HR S P ERA WHIP							


AB 29
R 3
H 6
RBI 3
BB 3
SO 9
LOB 8




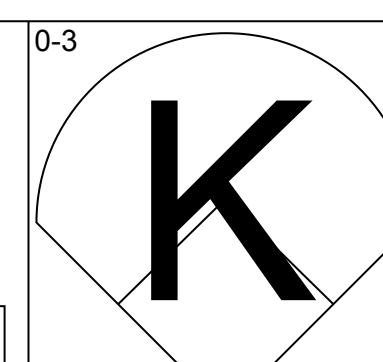
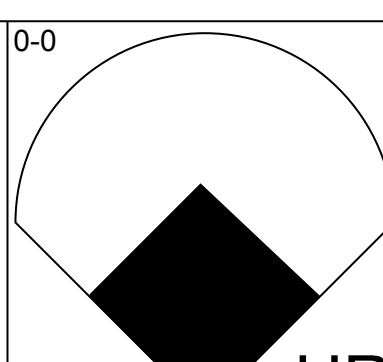
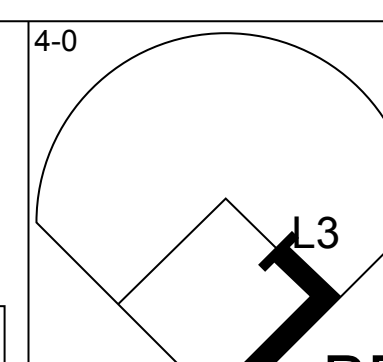
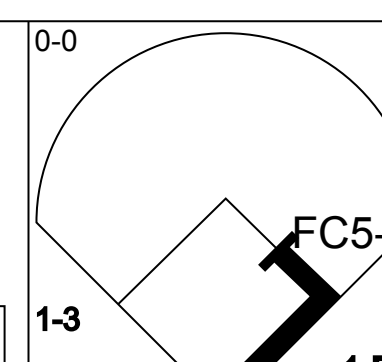
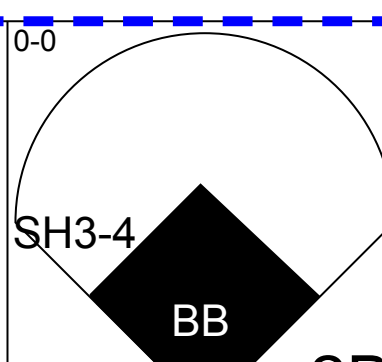

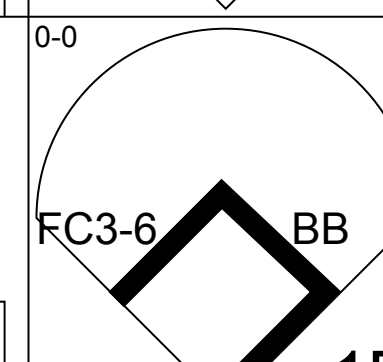
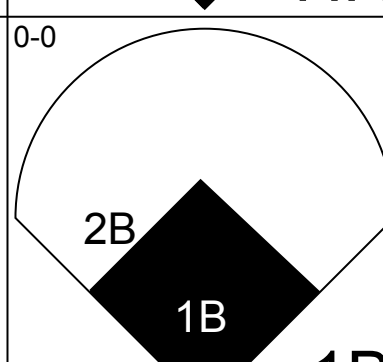
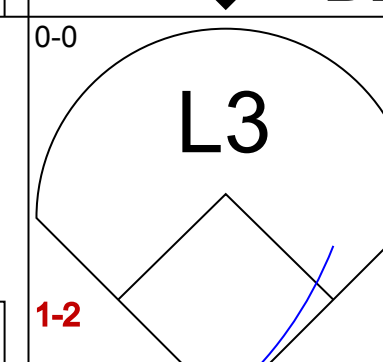
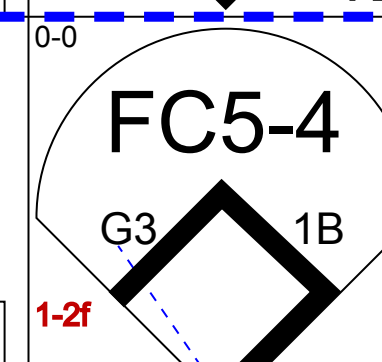
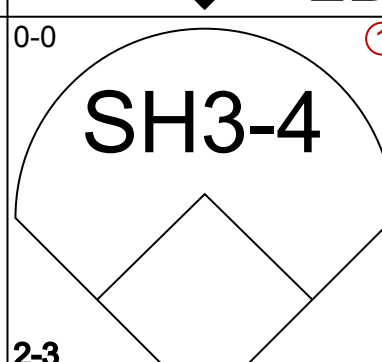

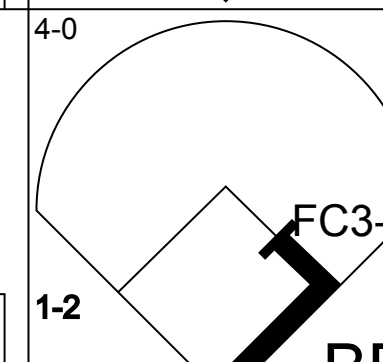
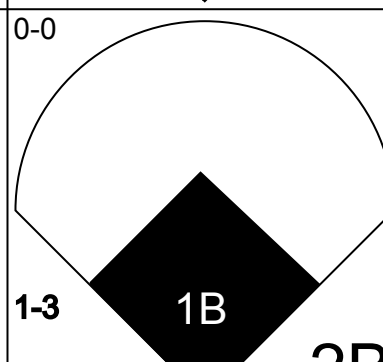

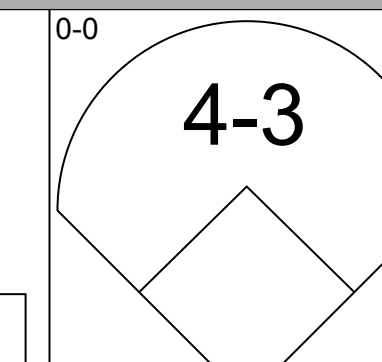
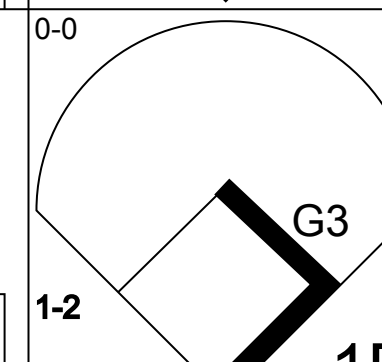
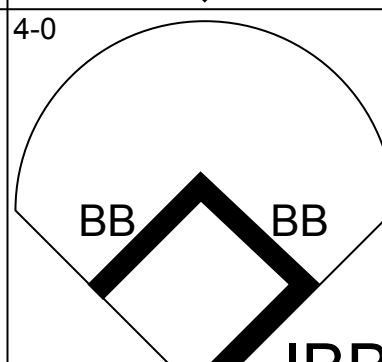
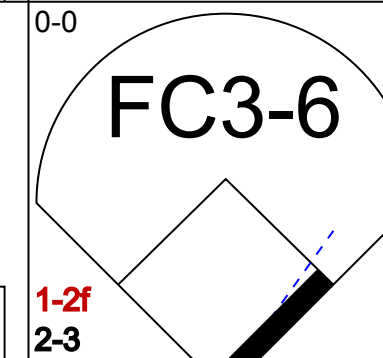
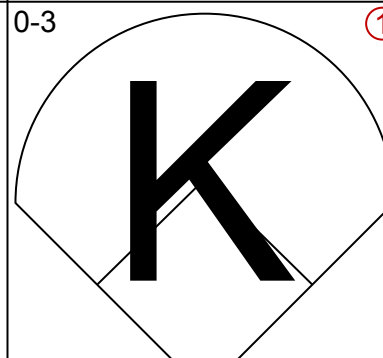
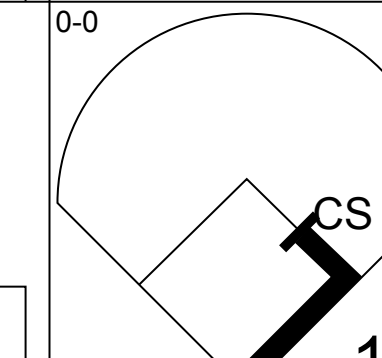
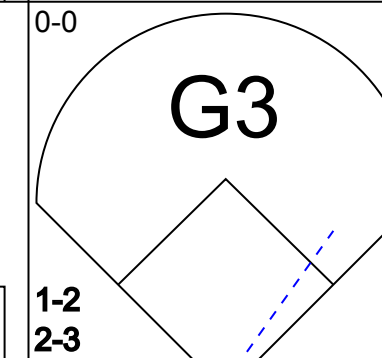
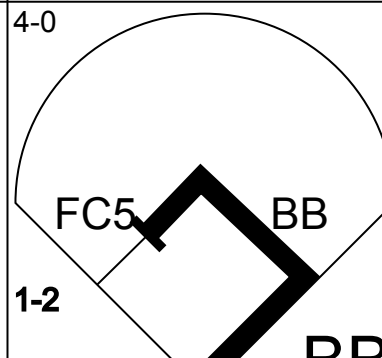
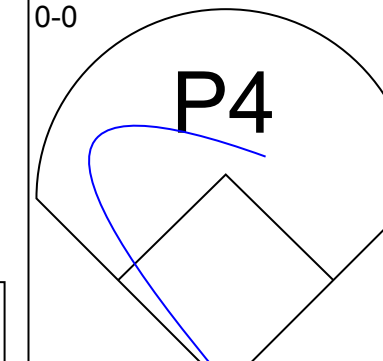
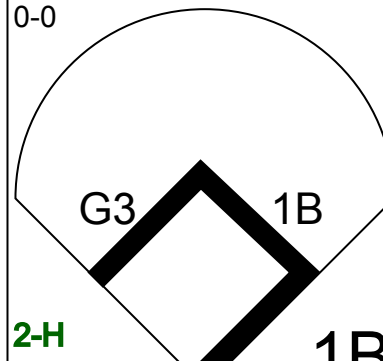

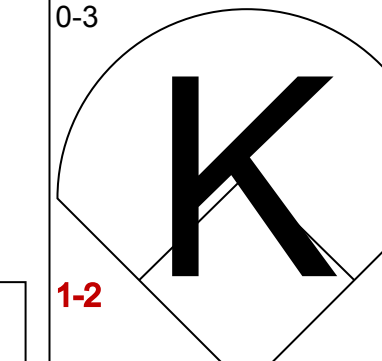
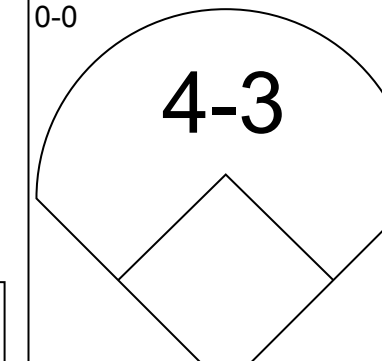

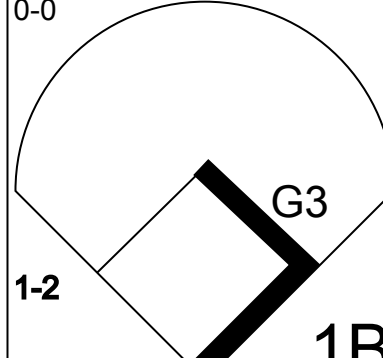



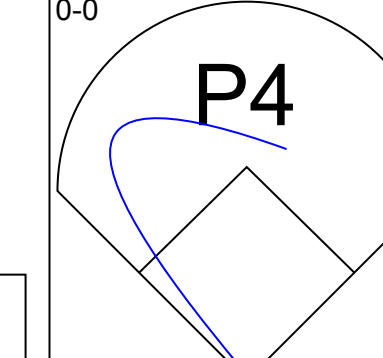
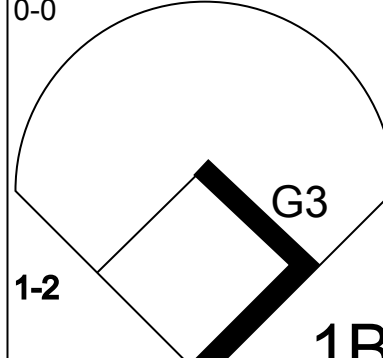

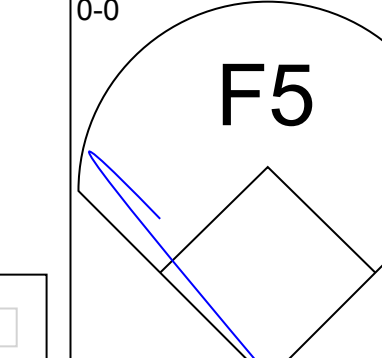
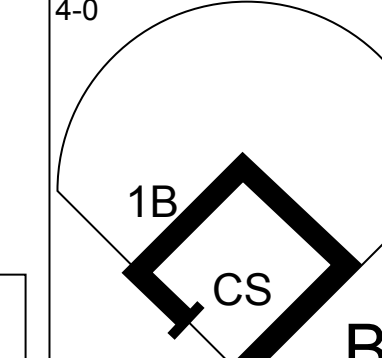

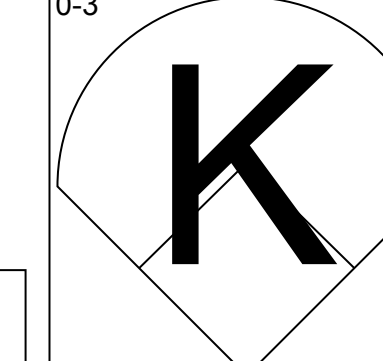
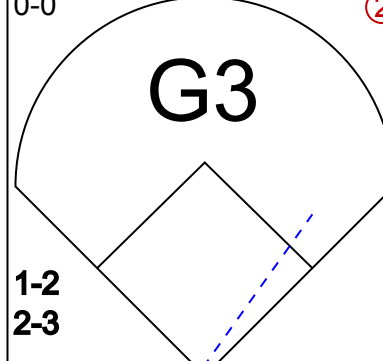
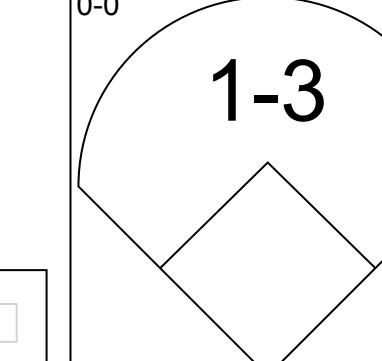
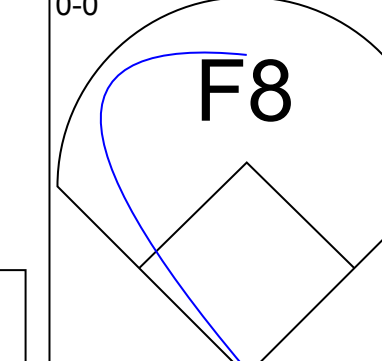

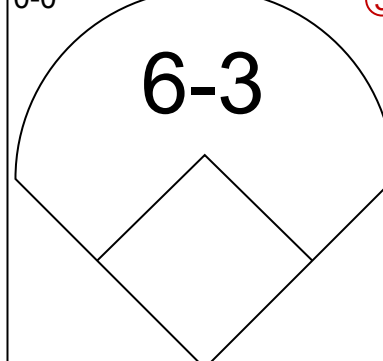
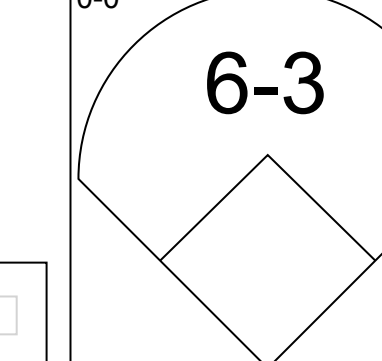
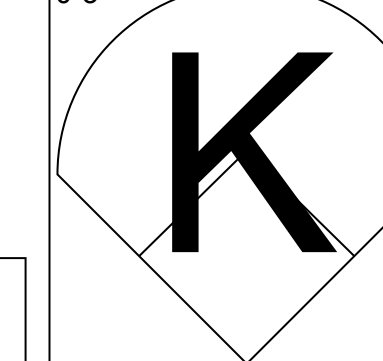
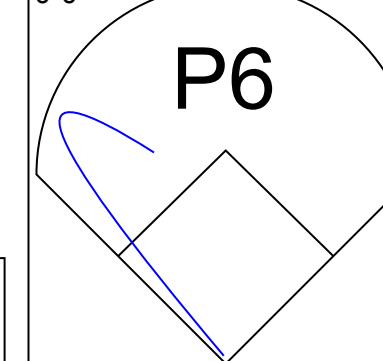
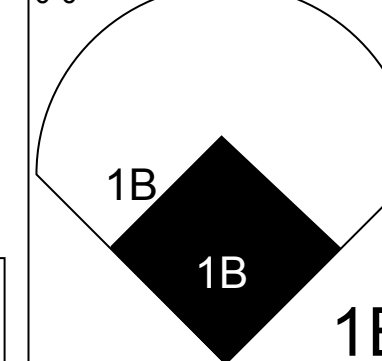

Batter	1	2	3	4	5	6	7	8	9	AB	R	H	RBI	BB	SO	LOB	TOP
Tommie Agee, R OBP: 0.331, SLG: 0.481 (1, 8)										4	1	2	0	0	1	0	New York Mets @ Atlanta Braves Atlanta Stadium, Atlanta, GA Fri Aug 08 1969, 7:05 PM EDT Unknown
Bobby Pfeil, R OBP: 0.267, SLG: 0.290 (1, 5)										3	0	0	0	0	0	1	
Cleon Jones, R OBP: 0.430, SLG: 0.519 Rod Gaspar, S OBP: 0.300, SLG: 0.276 (9, PR) (9, 9)										4	0	1	1	0	0	0	
Art Shamsky, L OBP: 0.425, SLG: 0.562 Ron Swoboda, R OBP: 0.326, SLG: 0.342 (9, PH) (9, 7)										3	0	1	0	0	0	0	
Wayne Garrett, L OBP: 0.319, SLG: 0.301 (1, 4)										4	2	2	0	0	1	3	
Donn Clendenen, R OBP: 0.291, SLG: 0.404 (1, 3)										4	0	2	1	0	1	2	
J.C. Martin, L OBP: 0.278, SLG: 0.353 (1, 2)										4	0	2	2	0	0	1	
Bud Harrelson, S OBP: 0.335, SLG: 0.285 (1, 6)										4	0	0	0	0	0	4	
Jerry Koosman, R OBP: 0.019, SLG: 0.019 (1, 1)										3	0	0	0	0	2	1	
Inning Stats	R: 0 E: 0 K: 0 S: 3	H: 1 LOB: 0 BB: 0 P: 3	R: 1 E: 0 K: 1 S: 6	H: 2 LOB: 1 BB: 0 P: 6	R: 0 E: 0 K: 2 S: 7	H: 0 LOB: 0 BB: 0 P: 7	R: 0 E: 0 K: 0 S: 3	H: 0 LOB: 0 BB: 0 P: 3	R: 0 E: 0 K: 1 S: 6	H: 1 LOB: 1 BB: 0 P: 6	R: 0 E: 0 K: 1 S: 6	H: 1 LOB: 1 BB: 0 P: 6	R: 3 E: 1 K: 0 S: 7	H: 4 LOB: 3 BB: 1 P: 11	1B: 9 2B: 1 3B: 0 HR: 0	SF: 0 SAC: 1 DP: 2 HBP: 0	
PITCHER	IP WLS BF H R ER SO BB IBB HBP BLK WP HR S P ERA WHIP																
Mitt Pappas, R ERA: 3.43 (1, 1)	8.0 L 27 6 1 1 5 0 0 0 0 0 0 0 3 3 1.12 0.750																
Cecil Upshaw, R ERA: 3.99 (9, 1)	0.1 3 2 2 2 0 0 0 0 0 0 0 0 3 3 54.00 6.000																
Paul Doyle, L ERA: 2.73 (9, 1)	0.1 2 0 0 0 0 0 0 0 0 0 0 0 1 5 0.00 0.000																
Claude Raymond, R ERA: 5.28 (9, 1)	0.1 3 2 1 1 0 0 0 0 0 0 0 0 3 3 27.00 6.000																

Batter	1	2	3	4	5	6	7	8	9	AB	R	H	RBI	BB	SO	LOB	BOTTOM		
Felipe Alou, R OBP: 0.347, SLG: 0.387 (1, 8)										4	0	3	0	0	0	1	New York Mets @ Atlanta Braves Atlanta Stadium, Atlanta, GA Fri Aug 08 1969, 7:05 PM EDT Unknown		
Felix Milan, R OBP: 0.325, SLG: 0.363 (1, 4)										4	0	0	0	0	0	4			
Hank Aaron, R OBP: 0.411, SLG: 0.624 Mike Lum, L OBP: 0.311, SLG: 0.297 (9, 9) (9, 9)										2	0	2	0	2	0	0			
Rico Carty, R OBP: 0.413, SLG: 0.535 (1, 7)										4	0	0	0	0	2	6			
Orlando Cepeda, R OBP: 0.332, SLG: 0.455 (1, 3)										3	0	0	0	0	0	0			
Clete Boyer, R OBP: 0.347, SLG: 0.394 (1, 5)										4	0	1	0	0	0	1			
Bob Tillman, R OBP: 0.257, SLG: 0.406 (1, 2)										4	1	1	1	0	2	1			
Gil Garrido, R OBP: 0.262, SLG: 0.258 (1, 6)										3	0	0	0	1	0	1			
Mitt Pappas, R OBP: 0.233, SLG: 0.211 Bob Aspromonte, R OBP: 0.313, SLG: 0.355 Cecil Upshaw, R OBP: 0.300, SLG: 0.600 Paul Doyle, L (9, 1) Claude Raymond, R OBP: 0.286, SLG: 0.286 (9, 1)										2	0	0	0	0	1	1			
Inning Stats	R: 0 E: 0 K: 0 S: 3	H: 1 LOB: 1 BB: 1 P: 7	R: 0 E: 1 K: 1 S: 6	H: 1 LOB: 1 BB: 0 P: 6	R: 0 E: 1 K: 2 S: 9	H: 2 LOB: 2 BB: 0 P: 9	R: 0 E: 0 K: 1 S: 4	H: 0 LOB: 0 BB: 0 P: 5	R: 0 E: 0 K: 0 S: 3	H: 0 LOB: 1 BB: 0 P: 7	R: 0 E: 0 K: 0 S: 3	H: 1 LOB: 2 BB: 0 P: 3	R: 0 E: 0 K: 1 S: 6	H: 1 LOB: 1 BB: 1 P: 10	R: 1 E: 0 K: 0 S: 4	H: 1 LOB: 0 BB: 0 P: 4		1B: 5 2B: 1 3B: 0 HR: 1	SF: 0 SAC: 0 DP: 3 HBP: 1
PITCHER	IP WLS BF H R ER SO BB IBB HBP BLK WP HR S P ERA WHIP																		
Jerry Koosman, L ERA: 1.98 (1, 1)	9.0 W 35 7 1 1 5 2 1 1 0 0 1 41 54 1.00 1.000																		



Batter	1	2	3	4	5	6	7	8	9	10	AB	R	H	RBI	BB	SO	LOB	TOP			
Rod Gaspar, S OBP: 0.299, SLG: 0.275 (1, 7)	4-3		1B			F7		F7			4	0	1	0	0	0	0	New York Mets @ Atlanta Braves Atlanta Stadium, Atlanta, GA Fri Aug 08 1969, 7:05 PM EDT Att: 42,838 - Unknown livebaseballscores.com AB 34 R 0 H 5 RBI 0 BB 0 SO 2 LOB 9 			
Bobby Pfeil, R OBP: 0.257, SLG: 0.279 (1, 5)	F9		P6			F3		F7			4	0	0	0	0	0	1				
Tommy Agee, R OBP: 0.328, SLG: 0.476 (1, 8)	4-3			P4			4-3		F8		4	0	0	0	0	0	0				
Art Shamsky, L OBP: 0.430, SLG: 0.560 (1, 9)		1B		5-3			1B		4-3		4	0	2	0	0	0	0				
Wayne Garrett, L OBP: 0.315, SLG: 0.296 (1, 4)		K		6-3			F8		F9		4	0	0	0	0	1	2				
Ed Kranenpool, L OBP: 0.303, SLG: 0.372 Al Weis, S OBP: 0.266, SLG: 0.310 (10, PR) (10, 6)	F7				3-1					SH2-4	4	0	2	0	0	0	1				
Jerry Grote, R OBP: 0.289, SLG: 0.331 (1, 2)	5-3				G3		1B			1B	3	0	0	0	0	0	3				
Bud Harrelson, S OBP: 0.331, SLG: 0.282 Donn Clendenon, R OBP: 0.290, SLG: 0.402 (10, PH) (10, 3)			G3		4-3			G3		P1	3	0	0	0	0	0	0				
Gary Gentry, R OBP: 0.154, SLG: 0.140 Ron Taylor, R (10, 1)			K		6-3			4-3			3	0	0	0	0	1	0				
											0	0	0	0	0	0	0				
Inning Stats	R: 0 E: 0 K: 0 S: 3	H: 0 LOB: 0 BB: 0 P: 3	R: 0 E: 0 K: 1 S: 6	H: 1 LOB: 1 BB: 0 P: 6	R: 0 E: 0 K: 1 S: 6	H: 1 LOB: 1 BB: 0 P: 6	R: 0 E: 0 K: 0 S: 3	H: 0 LOB: 0 BB: 0 P: 3	R: 0 E: 0 K: 0 S: 5	H: 2 LOB: 2 BB: 0 P: 5	R: 0 E: 0 K: 0 S: 3	H: 0 LOB: 0 BB: 0 P: 3	R: 0 E: 0 K: 0 S: 3	H: 0 LOB: 0 BB: 0 P: 3	R: 0 E: 0 K: 0 S: 4	H: 1 LOB: 2 BB: 0 P: 4	1B: 5 2B: 0 3B: 0 HR: 0	SF: 0 SAC: 1 DP: 0 HBP: 0	WP: 0 PA: 35 PB: 0 SB: 0 CS: 0		
PITCHER Ron Reed, R ERA: 3.78 (1, 1)	IP: 10.0 WLS: W BF: 35 H: 5 R: 0 ER: 0 SO: 2 BB: 0 IBB: 0 HBP: 0 BLK: 0 WP: 0 HR: 0 S: 39 P: 39 ERA: 0.00 WHIP: 0.500											PITCHER									

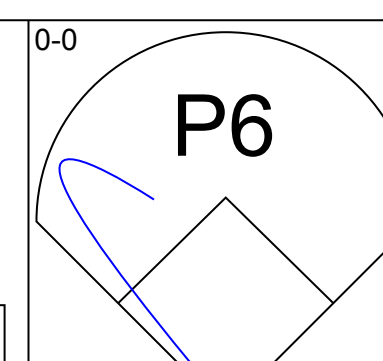
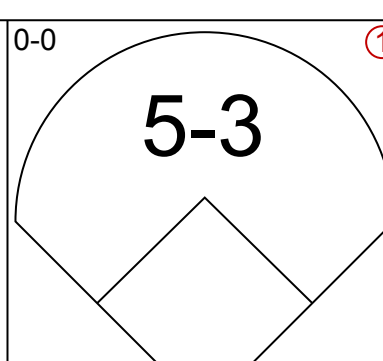
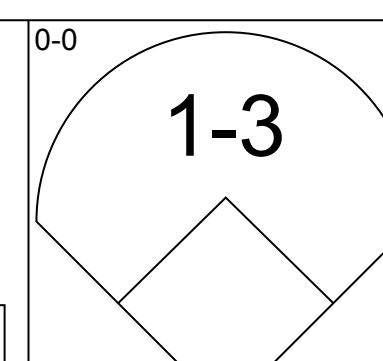
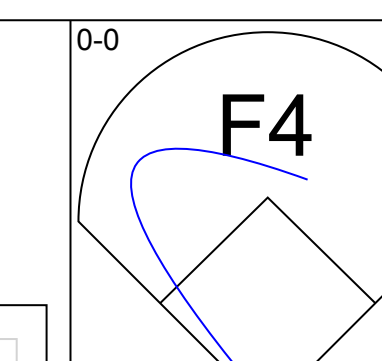
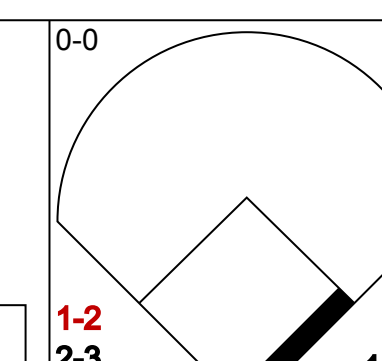
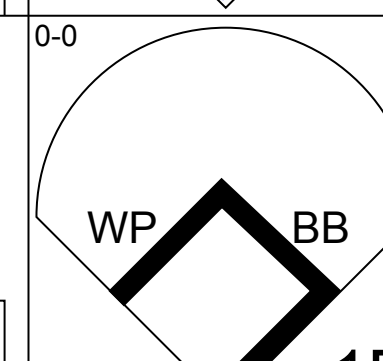
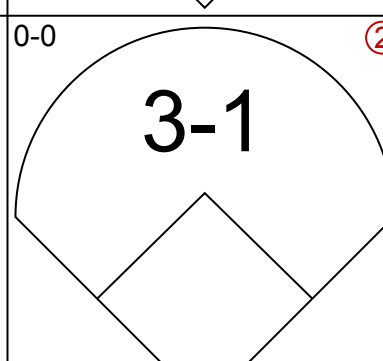
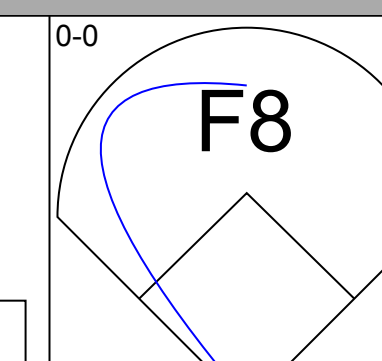
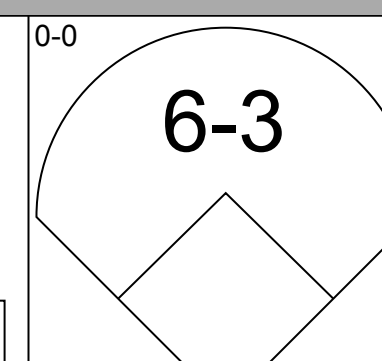
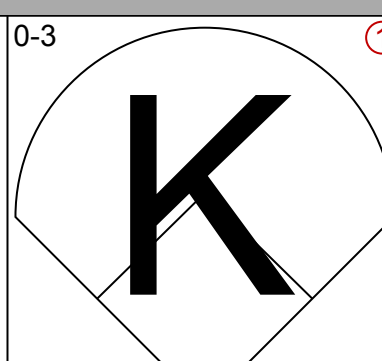
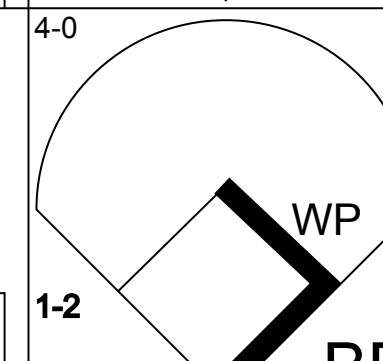
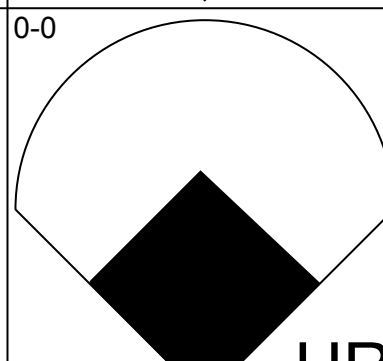
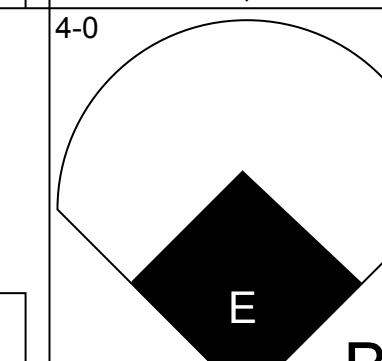
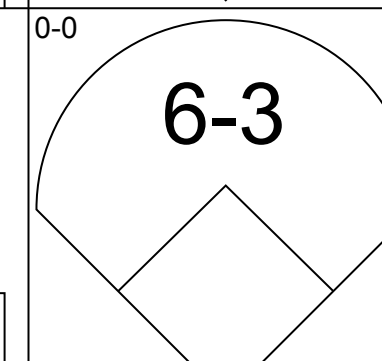
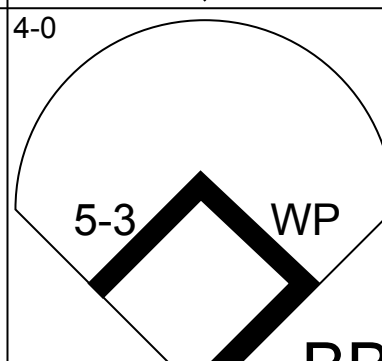
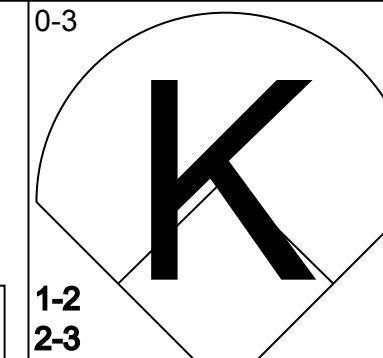
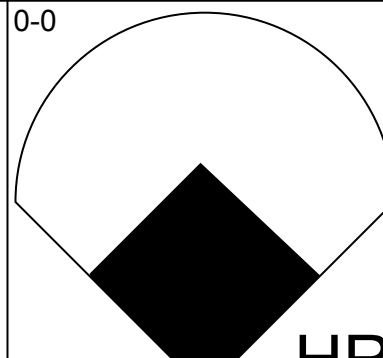
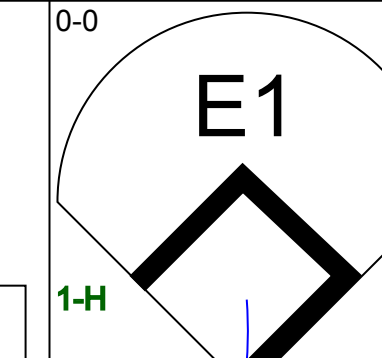
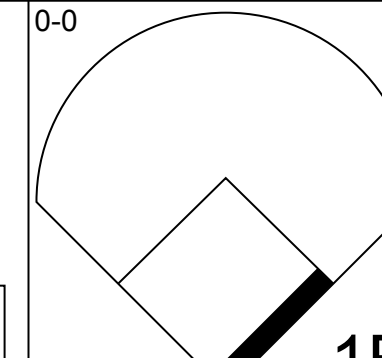
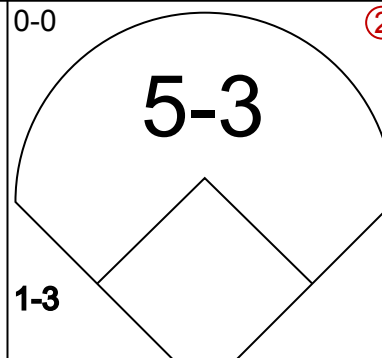
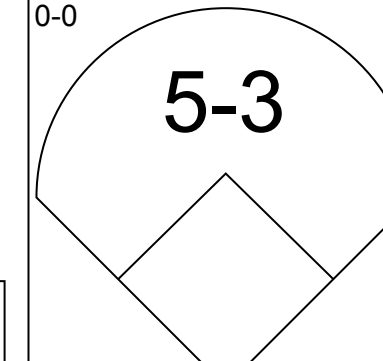
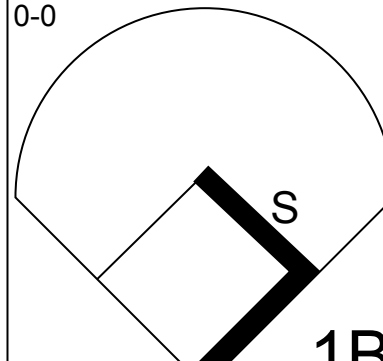
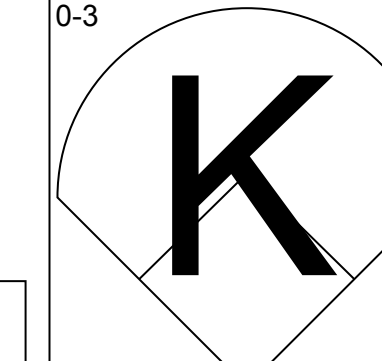
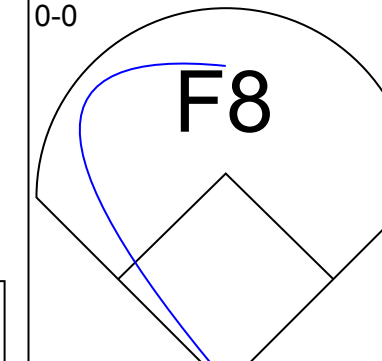
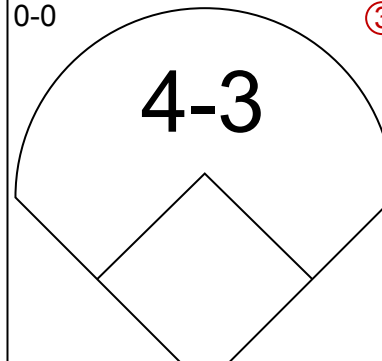
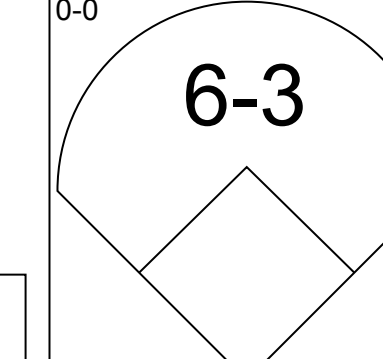
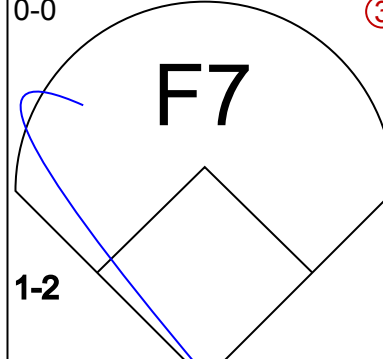
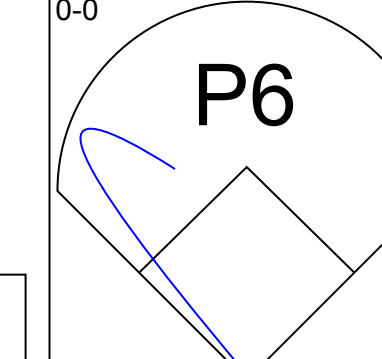
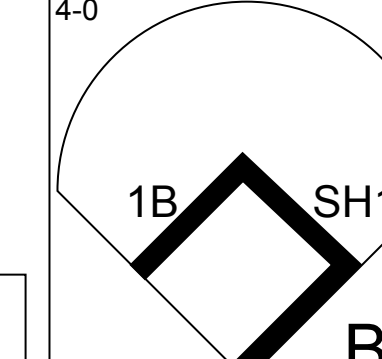

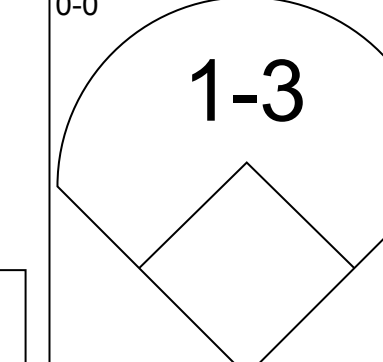
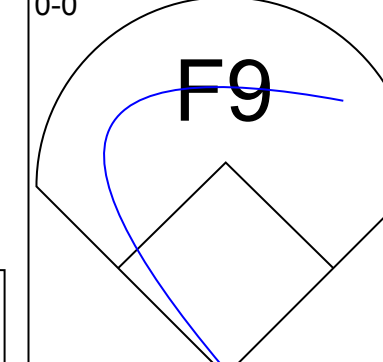
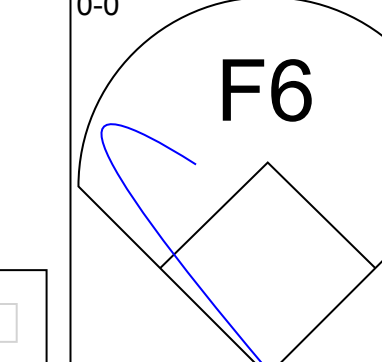
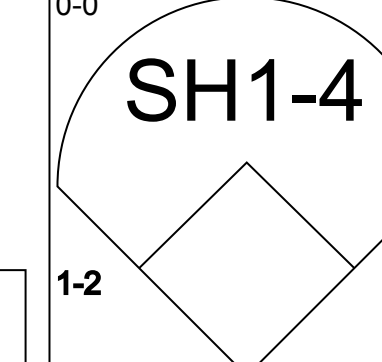
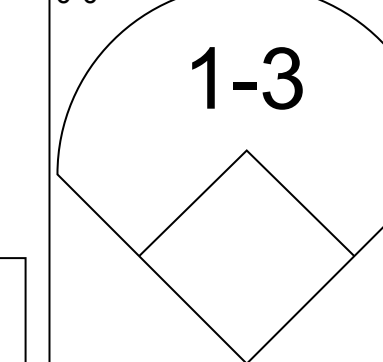
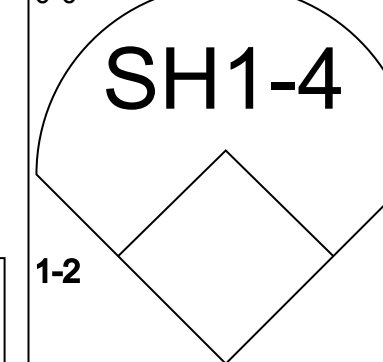
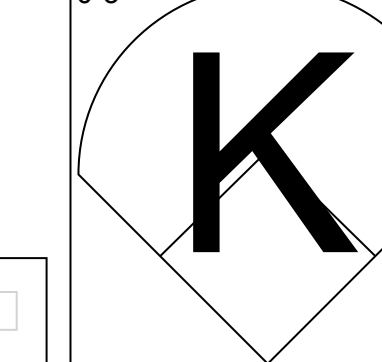
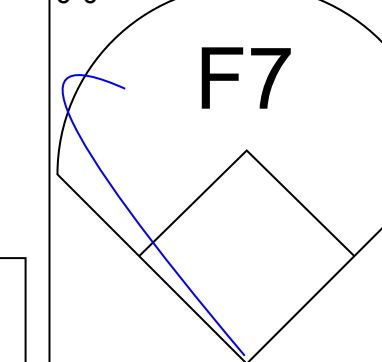
Batter	1	2	3	4	5	6	7	8	9	10	AB	R	H	RBI	BB	SO	LOB	BOTTOM			
Felipe Alou, R OBP: 0.345, SLG: 0.384 (1, 8)	F3		E6			F3		P6			5	0	1	1	0	0	2	New York Mets @ Atlanta Braves Atlanta Stadium, Atlanta, GA Fri Aug 08 1969, 7:05 PM EDT Att: 42,838 - Unknown livebaseballscores.com AB 32 R 1 H 7 RBI 1 BB 3 SO 2 LOB 11 			
Tony Gonzalez, L OBP: 0.341, SLG: 0.386 (1, 7)	6-3		BB			P4		6-3			3	0	0	0	1	0	1				
Hank Aaron, R OBP: 0.410, SLG: 0.620 (1, 9)	F7		F7			5-3				CS	4	0	1	0	0	0	3				
Orlando Cepeda, R OBP: 0.331, SLG: 0.453 (1, 3)		1B		5-3		F3		P6			4	0	1	0	0	0	1				
Felix Millan, R OBP: 0.324, SLG: 0.364 (1, 4)	F3			1-3				2B		6-3	4	0	1	0	0	0	0				
Clete Boyer, R OBP: 0.346, SLG: 0.393 (1, 5)	K			6-3				5-3			4	1	1	0	0	1	1				
Bob Didier, S OBP: 0.319, SLG: 0.321 (1, 2)			SH1-4			F8		F9			3	0	1	0	0	0	1				
Gil Garrido, R OBP: 0.265, SLG: 0.256 Tito Francona, L OBP: 0.382, SLG: 0.388 (10, PH) (10, 9)			SH1-4			F8		FC3-6		BB	1	0	0	0	1	0	0				
Ron Reed, R OBP: 0.161, SLG: 0.164 Rico Carty, R OBP: 0.417, SLG: 0.538 Mike Lum, L OBP: 0.311, SLG: 0.297 (10, PR)	1-3			1-3		K		FC3-6			3	0	0	0	0	1	2				
											1	0	1	0	0	0	0				
Inning Stats	R: 0 E: 0 K: 0 S: 3	H: 0 LOB: 0 BB: 0 P: 3	R: 0 E: 0 K: 1 S: 5	H: 1 LOB: 3 BB: 1 P: 9	R: 0 E: 0 K: 0 S: 3	H: 0 LOB: 0 BB: 0 P: 3	R: 0 E: 0 K: 1 S: 5	H: 0 LOB: 0 BB: 0 P: 5	R: 0 E: 0 K: 0 S: 3	H: 1 LOB: 1 BB: 0 P: 4	R: 0 E: 0 K: 0 S: 3	H: 0 LOB: 0 BB: 0 P: 3	R: 0 E: 0 K: 0 S: 3	H: 1 LOB: 0 BB: 0 P: 3	R: 1 E: 0 K: 0 S: 4	H: 3 LOB: 3 BB: 1 P: 8	1B: 6 2B: 1 3B: 0 HR: 0	SF: 0 SAC: 2 DP: 0 HBP: 0	WP: 0 PA: 37 PB: 0 SB: 0 CS: 1		
PITCHER Gary Gentry, R ERA: 3.66 (1, 1) Ron Taylor, R ERA: 3.02 (10, 1)	IP: 9.0 WLS: L BF: 32 H: 4 R: 0 ER: 1 SO: 2 BB: 2 IBB: 0 HBP: 0 BLK: 0 WP: 0 HR: 0 S: 34 P: 42 ERA: 0.00 WHIP: 0.667											PITCHER									

Batter	1	2	3	4	5	6	7	8	9	AB	R	H	RBI	BB	SO	LOB	TOP				
Tommie Agee, R OBP: 0.333, SLG: 0.489 (1, 8)										4	2	3	1	1	1	0					
Bobby Pfeil, R OBP: 0.285, SLG: 0.287 Al Weis, S OBP: 0.266, SLG: 0.310 (7, FR) (7, 4)										4	1	2	0	0	0	3					
Cleon Jones, R OBP: 0.435, SLG: 0.523 (1, 7)										3	1	2	1	2	0	0					
Art Shamsky, L OBP: 0.429, SLG: 0.553 Rod Gaspar, S OBP: 0.299, SLG: 0.275 (9, PH) (9, 9)										4	0	1	0	1	1	6					
Wayne Garrett, L OBP: 0.314, SLG: 0.296 (1, 4) (7, 5)										4	0	1	2	0	1	6					
Ron Swoboda, R OBP: 0.329, SLG: 0.342 Ed Charles, R OBP: 0.283, SLG: 0.311 (9, PH) (9, 5)										0	0	0	1	1	0	0					
Ed Kranepool, L OBP: 0.304, SLG: 0.371 (1, 3)										4	0	1	0	1	0	3					
J.C. Martin, L OBP: 0.271, SLG: 0.344 Jerry Grote, R OBP: 0.288, SLG: 0.329 (9, PH) (9, 2)										4	0	0	0	0	1	3					
Bud Harrelson, S OBP: 0.333, SLG: 0.285 (1, 6)										4	0	2	0	0	0	2					
Tom Seaver, R OBP: 0.227, SLG: 0.155 Tug McGraw, R OBP: 0.158, SLG: 0.167 Cal Koonce, R OBP: 0.286, SLG: 0.286 (8, 1) (8, 1)										4	1	1	0	0	1	3					
Inning Stats	R: 0 E: 0 K: 1 S: 6	H: 1 LOB: 2 BB: 1 P: 10	R: 3 E: 0 K: 1 S: 10	H: 5 LOB: 7 BB: 0 P: 10	R: 0 E: 0 K: 0 S: 2	H: 0 LOB: 0 BB: 1 P: 6	R: 0 E: 0 K: 1 S: 5	H: 1 LOB: 1 BB: 0 P: 5	R: 0 E: 0 K: 0 S: 3	H: 0 LOB: 0 BB: 0 P: 3	R: 1 E: 0 K: 0 S: 6	H: 3 LOB: 3 BB: 0 P: 6	R: 0 E: 0 K: 0 S: 3	H: 1 LOB: 1 BB: 1 P: 7	R: 1 E: 0 K: 0 S: 4	H: 1 LOB: 3 BB: 3 P: 16	1B: 10 2B: 4 3B: 0 HR: 1	SF: 0 SAC: 1 DP: 2 HBP: 0	WP: 0 PB: 0 CS: 3	PA: 43	
PITCHER	IP WLS BF H R ER SO BB IBB HBP BLK WP HR S P ERA WHIP	IP WLS BF H R ER SO BB IBB HBP BLK WP HR S P ERA WHIP	IP WLS BF H R ER SO BB IBB HBP BLK WP HR S P ERA WHIP	IP WLS BF H R ER SO BB IBB HBP BLK WP HR S P ERA WHIP	IP WLS BF H R ER SO BB IBB HBP BLK WP HR S P ERA WHIP	IP WLS BF H R ER SO BB IBB HBP BLK WP HR S P ERA WHIP	IP WLS BF H R ER SO BB IBB HBP BLK WP HR S P ERA WHIP	IP WLS BF H R ER SO BB IBB HBP BLK WP HR S P ERA WHIP	IP WLS BF H R ER SO BB IBB HBP BLK WP HR S P ERA WHIP	IP WLS BF H R ER SO BB IBB HBP BLK WP HR S P ERA WHIP	IP WLS BF H R ER SO BB IBB HBP BLK WP HR S P ERA WHIP	IP WLS BF H R ER SO BB IBB HBP BLK WP HR S P ERA WHIP	IP WLS BF H R ER SO BB IBB HBP BLK WP HR S P ERA WHIP	IP WLS BF H R ER SO BB IBB HBP BLK WP HR S P ERA WHIP	IP WLS BF H R ER SO BB IBB HBP BLK WP HR S P ERA WHIP	IP WLS BF H R ER SO BB IBB HBP BLK WP HR S P ERA WHIP	IP WLS BF H R ER SO BB IBB HBP BLK WP HR S P ERA WHIP	IP WLS BF H R ER SO BB IBB HBP BLK WP HR S P ERA WHIP	IP WLS BF H R ER SO BB IBB HBP BLK WP HR S P ERA WHIP	IP WLS BF H R ER SO BB IBB HBP BLK WP HR S P ERA WHIP	IP WLS BF H R ER SO BB IBB HBP BLK WP HR S P ERA WHIP

New York Mets @ Atlanta Braves
Atlanta Stadium, Atlanta, GA
Sat Aug 09 1969, 7:05 PM EDT
Att: 28,194 - Unknown

AB 36
R 5
H 13
RBI 5
BB 6
SO 5
LOB 29



Batter	1	2	3	4	5	6	7	8	9	AB	R	H	RBI	BB	SO	LOB	BOTTOM				
Felipe Alou, R OBP: 0.344, SLG: 0.381 (1, 8)										5	0	1	0	0	0	2					
Tony Gonzalez, L OBP: 0.340, SLG: 0.384 (1, 7)										5	0	1	0	0	1	0					
Hank Aaron, R OBP: 0.414, SLG: 0.627 (1, 9)										2	2	1	1	3	0	0					
Orlando Cepeda, R OBP: 0.332, SLG: 0.460 (1, 3)										5	1	2	1	0	1	3					
Felix Millan, R OBP: 0.323, SLG: 0.362 (1, 4)										5	0	1	0	0	1	5					
Clete Boyer, R OBP: 0.345, SLG: 0.389 (1, 5)										3	0	0	0	1	0	2					
Bob Didier, S OBP: 0.315, SLG: 0.317 (1, 2)										3	0	0	0	0	0	0					
Gil Garrido, R OBP: 0.202 Tito Francona, L OBP: 0.290, SLG: 0.388 Rico Carty, R OBP: 0.321, SLG: 0.538 Mike Lum, L OBP: 0.421, SLG: 0.287 Phil Niekro, R OBP: 0.170, SLG: 0.185 Paul Doyle, L (8, PH) (8, PH) (8, PH) (9, 1) (9, 1)										1	0	1	0	2	0	0					
Pat Jarvis, R OBP: 0.145, SLG: 0.115 George Stone, L OBP: 0.150, SLG: 0.150 Cecil Upshaw, R OBP: 0.300, SLG: 0.600 Bob Aspromonte, R OBP: 0.311, SLG: 0.353 (8, PH) (9, 6)										1	0	0	0	0	0	1					
Inning Stats	R: 0 E: 0 K: 1 S: 6	H: 1 LOB: 1 BB: 0 P: 4	R: 2 E: 0 K: 0 S: 6	H: 3 LOB: 1 BB: 0 P: 6	R: 0 E: 0 K: 0 S: 3	H: 0 LOB: 1 BB: 1 P: 7	R: 1 E: 1 K: 1 S: 6	H: 0 LOB: 1 BB: 1 P: 10	R: 0 E: 0 K: 1 S: 5	H: 0 LOB: 1 BB: 1 P: 9	R: 0 E: 0 K: 0 S: 4	H: 1 LOB: 1 BB: 0 P: 4	R: 0 E: 0 K: 0 S: 3	H: 1 LOB: 2 BB: 2 P: 11	R: 0 E: 0 K: 1 S: 5	H: 0 LOB: 1 BB: 1 P: 9	1B: 5 2B: 0 3B: 0 HR: 2	SF: 0 SAC: 2 DP: 0 HBP: 0	WP: 2 PB: 0 CS: 0	PA: 41	
PITCHER	IP WLS BF H R ER SO BB IBB HBP BLK WP HR S P ERA WHIP	IP WLS BF H R ER SO BB IBB HBP BLK WP HR S P ERA WHIP	IP WLS BF H R ER SO BB IBB HBP BLK WP HR S P ERA WHIP	IP WLS BF H R ER SO BB IBB HBP BLK WP HR S P ERA WHIP	IP WLS BF H R ER SO BB IBB HBP BLK WP HR S P ERA WHIP	IP WLS BF H R ER SO BB IBB HBP BLK WP HR S P ERA WHIP	IP WLS BF H R ER SO BB IBB HBP BLK WP HR S P ERA WHIP	IP WLS BF H R ER SO BB IBB HBP BLK WP HR S P ERA WHIP	IP WLS BF H R ER SO BB IBB HBP BLK WP HR S P ERA WHIP	IP WLS BF H R ER SO BB IBB HBP BLK WP HR S P ERA WHIP	IP WLS BF H R ER SO BB IBB HBP BLK WP HR S P ERA WHIP	IP WLS BF H R ER SO BB IBB HBP BLK WP HR S P ERA WHIP	IP WLS BF H R ER SO BB IBB HBP BLK WP HR S P ERA WHIP	IP WLS BF H R ER SO BB IBB HBP BLK WP HR S P ERA WHIP	IP WLS BF H R ER SO BB IBB HBP BLK WP HR S P ERA WHIP	IP WLS BF H R ER SO BB IBB HBP BLK WP HR S P ERA WHIP	IP WLS BF H R ER SO BB IBB HBP BLK WP HR S P ERA WHIP	IP WLS BF H R ER SO BB IBB HBP BLK WP HR S P ERA WHIP	IP WLS BF H R ER SO BB IBB HBP BLK WP HR S P ERA WHIP	IP WLS BF H R ER SO BB IBB HBP BLK WP HR S P ERA WHIP	IP WLS BF H R ER SO BB IBB HBP BLK WP HR S P ERA WHIP

New York Mets @ Atlanta Braves
Atlanta Stadium, Atlanta, GA
Sat Aug 09 1969, 7:05 PM EDT
Att: 28,194 - Unknown

AB 32
R 3
H 7
RBI 2
BB 7
SO 4
LOB 16



Batter	1	2	3	4	5	6	7	8	9	AB	R	H	RBI	BB	SO	LOB	TOP								
Tommie Agee, R OBP: 0.337, SLG: 0.505 (1, 8)	0-0 5-3			0-0 HR		0-0 2B			0-0 1B 2B	4	2	3	1	0	0	0									
Bobby Pfeil, R OBP: 0.269, SLG: 0.279 (1, 5)	0-0 F7			0-0 6-3		0-0 F3			0-0 F7	3	0	0	0	0	0	1									
J.C. Martin, L OBP: 0.269, SLG: 0.342 (9, PH)										1	0	0	0	0	0	1									
Al Weis, S OBP: 0.266, SLG: 0.310 (9, 4)										0	0	0	0	0	0	0									
Cleon Jones, R OBP: 0.433, SLG: 0.520 (1, 7)	0-0 5-3			0-0 6-3			0-0 6-3		0-0 1B	4	1	1	1	0	0	0									
Art Shamsky, L OBP: 0.423, SLG: 0.543 (9, PH)				0-0 P4			0-0 G3		4-0 1B	3	0	0	0	0	0	0									
Rod Gaspar, S OBP: 0.302, SLG: 0.275 (9, 9)									1B	0	0	0	0	1	0	0									
Wayne Garrett, L OBP: 0.316, SLG: 0.299 (9, 5)					0-0 F9		0-0 F8		0-0 1B	4	0	2	1	0	0	0									
Ed Kranevool, L OBP: 0.300, SLG: 0.366 (1, 3)					0-0 4-3			0-0 F9	0-0 F3	4	0	0	0	0	0	3									
Jerry Grote, R OBP: 0.285, SLG: 0.325 (1, 2)			0-3 K		0-0 P4				0-0 1-3	3	0	0	0	0	1	0									
Bud Harrelson, S OBP: 0.330, SLG: 0.282 (1, 6)					0-0 F7		0-0 L6		0-0 4-3	3	0	0	0	0	0	0									
Nolan Ryan, R OBP: 0.045, SLG: 0.045 (1, 1)					0-0 6-3				0-3 K	1	0	0	0	0	0	0									
Don Cardwell, R OBP: 0.200, SLG: 0.273 (3, 1)										1	0	0	0	0	1	0									
Tug McGraw, R OBP: 0.150, SLG: 0.158 (7, 1)										1	0	0	0	0	1	0									
Inning Stats	R: 0 E: 0 K: 0 S: 3	H: 0 LOB: 0 BB: 0 P: 3	R: 0 E: 0 K: 0 S: 3	H: 1 LOB: 0 BB: 0 P: 3	R: 0 E: 0 K: 1 S: 5	H: 0 LOB: 0 BB: 0 P: 5	R: 1 E: 0 K: 0 S: 4	H: 1 LOB: 0 BB: 0 P: 4	R: 0 E: 0 K: 0 S: 3	H: 0 LOB: 0 BB: 0 P: 3	R: 0 E: 0 K: 0 S: 6	H: 1 LOB: 1 BB: 0 P: 6	R: 0 E: 0 K: 0 S: 3	H: 0 LOB: 0 BB: 0 P: 3	R: 0 E: 0 K: 0 S: 8	H: 0 LOB: 0 BB: 0 P: 3	R: 2 E: 0 K: 1 S: 8	H: 3 LOB: 2 BB: 1 P: 12	1B: 3 2B: 2 3B: 0 HR: 1	SF: 0 SAC: 0 DP: 1 HBP: 0	WP: 0 PB: 0 CS: 0	PA: 33			
PITCHER	IP	WLS	BF	H	R	ER	SO	BB	IBB	HBP	BLK	WP	HR	S	P	ERA	WHIP								
Jim Britton, R ERA: 3.93 (1, 1)	7.0	L	23	3	1	1	2	0	0	0	0	0	1	27	27	1.29	0.429								
Cecil Upshaw, R ERA: 3.91 (8, 1)	1.2		7	2	2	2	1	0	0	0	0	0	0	9	9	10.80	1.200								
Paul Doyle, L ERA: 2.67 (9, 1)	0.0		2	1	0	0	0	1	0	0	0	0	0	1	5	∞	∞								
Gary Neibauer, R ERA: 3.57 (9, 1)	0.1		1	0	0	0	0	0	0	0	0	0	0	1	1	0.00	0.000								

New York Mets @ Atlanta Braves
Atlanta Stadium, Atlanta, GA
Sun Aug 10 1969, 3:33 AM EDT
Att: 18,224 - Unknown

AB 32
R 3
H 6
RBI 3
BB 1
SO 3
LOB 5



Batter	1	2	3	4	5	6	7	8	9	AB	R	H	RBI	BB	SO	LOB	BOTTOM								
Felipe Alou, R OBP: 0.340, SLG: 0.377 (1, 8)	0-0 6-3		0-0 F2		0-0 FC6-4			0-0 P6		4	0	0	0	0	0	2									
Tony Gonzalez, L OBP: 0.341, SLG: 0.385 (1, 7)	0-0 4-3		0-0 1B			0-0 F2		0-0 BB		4	0	2	0	0	0	0									
Hank Aaron, R OBP: 0.415, SLG: 0.624 (1, 9)	4-0 BB		0-0 F7			0-0 F8		4-0 FC6-4		2	0	0	0	2	0	2									
Orlando Cepeda, R OBP: 0.329, SLG: 0.456 (1, 3)	0-0 F8			0-0 F8		0-0 E8		0-0 L8		4	0	0	0	0	0	3									
Felix Millan, R OBP: 0.320, SLG: 0.359 (1, 4)			0-0 F9		0-0 4-3		0-0 P6		0-0 FC6-4	4	0	0	0	0	0	3									
Clete Boyer, R OBP: 0.341, SLG: 0.385 (1, 5)			0-0 E6		0-0 1-3			0-0 4-3		4	0	0	0	0	0	0									
Bob Didier, S OBP: 0.318, SLG: 0.317 (1, 2)			0-0 L4-3			0-0 F2			4-0 BB	3	0	1	0	1	0	1									
Gil Garrido, R OBP: 0.277, SLG: 0.258 (7, PH)					0-0 F7			0-0 F8		2	0	0	0	0	0	0									
Tito Francona, L OBP: 0.260, SLG: 0.288 (7, PH)						0-0 F3			0-0 BB	0	0	0	0	0	0	0									
Rico Carty, R OBP: 0.245, SLG: 0.535 (8, 1)								0-0 L5		1	0	0	0	0	0	1									
Cecil Upshaw, R OBP: 0.200, SLG: 0.273 (8, 1)										0	0	0	0	0	0	0									
Paul Doyle, L OBP: 0.267, SLG: 0.300 (9, 1)										0	0	0	0	0	0	0									
Gary Neibauer, R OBP: 0.150, SLG: 0.158 (9, 1)										1	0	0	0	0	0	1									
Tommy Aaron, R OBP: 0.338, SLG: 0.357 (9, PH)										0	0	0	0	0	0	0									
Jim Britton, R OBP: 0.222, SLG: 0.278 (1, 1)										2	0	2	0	0	0	0									
Bob Aspromonte, R OBP: 0.308, SLG: 0.349 (7, PH)										2	0	0	0	0	0	2									
Inning Stats	R: 0 E: 0 K: 0 S: 3	H: 0 LOB: 1 BB: 1 P: 7	R: 0 E: 1 K: 0 S: 3	H: 0 LOB: 0 BB: 0 P: 3	R: 0 E: 0 K: 0 S: 5	H: 2 LOB: 2 BB: 0 P: 5	R: 0 E: 0 K: 0 S: 3	H: 0 LOB: 0 BB: 0 P: 3	R: 0 E: 0 K: 0 S: 4	H: 1 LOB: 1 BB: 0 P: 4	R: 0 E: 1 K: 0 S: 4	H: 0 LOB: 1 BB: 0 P: 4	R: 0 E: 0 K: 0 S: 4	H: 1 LOB: 1 BB: 0 P: 4	R: 0 E: 0 K: 0 S: 4	H: 1 LOB: 2 BB: 1 P: 8	R: 0 E: 0 K: 0 S: 3	H: 0 LOB: 1 BB: 1 P: 7	1B: 4 2B: 2 3B: 0 HR: 0	SF: 0 SAC: 0 DP: 1 HBP: 0	WP: 0 PB: 0 CS: 0	PA: 36			
PITCHER	IP	WLS	BF	H	R	ER	SO	BB	IBB	HBP	BLK	WP	HR	S	P	ERA	WHIP								
Nolan Ryan, R ERA: 3.41 (1, 1)	2.1		8	0	0	0	0	1	0	0	0	0	0	7	11	0.00	0.429								
Don Cardwell, R ERA: 3.75 (3, 1)	4.0	W	17	4	0	0	0	0	0	0	0	0	0	17	17	0.00	1.000								
Tug McGraw, L ERA: 2.96 (7, 1)	2.2	S	11	1	0	0	0	2	0	0	0	0	0	9	17	0.00	1.125								

New York Mets @ Atlanta Braves
Atlanta Stadium, Atlanta, GA
Sun Aug 10 1969, 3:33 AM EDT
Att: 18,224 - Unknown

AB 33
R 0
H 5
RBI 0
BB 3
SO 0
LOB 15



Batter	1	2	3	4	5	6	7	8	9	AB	R	H	RBI	BB	SO	LOB	TOP			
Tony Taylor, R (1,5) OBP: 0.311, SLG: 0.342 Lowell Palmer, R (7,1) OBP: 0.211, SLG: 0.333	6-3		BB				1B	1B	1-3								3 0 1 0 1 0 2 0 0 0 0 0 0 0			
Cookie Rojas, R (1,4) OBP: 0.280, SLG: 0.310	6-3		F2				L3	1B	G3								4 1 2 0 0 0 1			
Johnny Callison, L (1,9) OBP: 0.333, SLG: 0.459	3-1		F4				L3	1B	G3								4 0 0 0 0 0 4			
Dick Allen, R (1,3) OBP: 0.391, SLG: 0.651			BB				P5		FC5-4								4 0 2 1 0 1 1			
Deron Johnson, R (1,7) OBP: 0.337, SLG: 0.444			BB				F3		FC5-4								3 1 1 1 1 0 1			
Larry Hisle, R (1,8) OBP: 0.329, SLG: 0.455			BB				F8		HR								4 0 1 0 0 1 3			
Mike Ryan, R (1,2) OBP: 0.143, SLG: 0.143 Ron Stone, L (9,PH) OBP: 0.341, SLG: 0.308			P6				5-3		K								3 0 0 0 0 1 3 1 0 0 0 0 0 0			
Don Money, R (1,6) OBP: 0.294, SLG: 0.335			1-3				K		1B								4 0 1 0 0 2 2			
John Boozar, R (1,1) OBP: 0.143, SLG: 0.143 John Briggs, L (7,PH) OBP: 0.336, SLG: 0.379			P4				5-3		F8								2 0 0 0 0 0 0 2 0 0 0 0 0 2			
Inning Stats	R: 0 E: 0 K: 0 S: 3	H: 0 LOB: 0 BB: 0 P: 3	R: 0 E: 0 K: 0 S: 4	H: 1 LOB: 2 BB: 1 P: 8	R: 0 E: 0 K: 0 S: 3	H: 0 LOB: 1 BB: 1 P: 7	R: 0 E: 0 K: 1 S: 5	H: 0 LOB: 0 BB: 0 P: 5	R: 0 E: 0 K: 1 S: 5	H: 2 LOB: 1 BB: 0 P: 4	R: 1 E: 0 K: 1 S: 8	H: 3 LOB: 2 BB: 0 P: 8	R: 1 E: 0 K: 1 S: 7	H: 2 LOB: 1 BB: 0 P: 7	R: 0 E: 0 K: 1 S: 5	H: 0 LOB: 0 BB: 0 P: 5	1B: 7 2B: 1 3B: 0 HR: 1	SF: 0 SAC: 0 DP: 1 HBP: 0	WP: 0 PB: 0 SB: 0 CS: 0	PA: 36
PITCHER	IP WLS BF H R ER SO BB IBB HBP BLK WP HR S P ERA WHIP																			
Mitt Pappas, R (1,1) ERA: 3.34 Cecil Upshaw, R (7,1) ERA: 3.88	6.0 W 24 5 1 1 2 2 0 0 0 0 0 1 26 34 1.50 1.167																			

Philadelphia Phillies @ Atlanta Braves
Atlanta Stadium, Atlanta, GA
Wed Aug 13 1969, 7:05 PM EDT
Unknown

AB 34
R 2
H 8
RBI 2
BB 2
SO 5
LOB 19



Batter	1	2	3	4	5	6	7	8	9	AB	R	H	RBI	BB	SO	LOB	BOTTOM			
Felix Millan, R (1,4) OBP: 0.318, SLG: 0.357	6-3		F8				F7		SH1-4								3 0 0 0 0 0 0			
Tony Gonzalez, L (1,8) OBP: 0.343, SLG: 0.394	L8		WP				HR		4-3								4 2 2 1 0 0 1			
Hank Aaron, R (1,9) OBP: 0.420, SLG: 0.642			1B				HR		2-3								3 2 3 3 1 0 0			
Rico Carty, R (1,7) OBP: 0.419, SLG: 0.534 Mike Lum, L (8,7) OBP: 0.311, SLG: 0.297			1B				HR		BB								4 0 2 0 0 1 2 0 0 0 0 0 0 0			
Orlando Cepeda, R (1,3) OBP: 0.330, SLG: 0.455			L8				6-3		F8								3 0 1 0 1 0 2			
Clete Boyer, R (1,5) OBP: 0.343, SLG: 0.384			1B				5-3		5-3								3 0 1 0 1 0 3			
Bob Tillman, R (1,2) OBP: 0.257, SLG: 0.399			G4-6-3				BB		5-3								3 0 0 0 1 1 2			
Gil Garrido, R (1,6) OBP: 0.270, SLG: 0.250			K				F8		G6-4-3								3 0 0 0 1 1 2			
Mitt Pappas, R (1,1) ERA: 4.06 Cecil Upshaw, R (7,1) ERA: 6.29			G4-6-3				P4		6-3								4 0 0 0 0 0 3			
Inning Stats	R: 0 E: 0 K: 0 S: 5	H: 2 LOB: 2 BB: 0 P: 5	R: 0 E: 0 K: 1 S: 4	H: 0 LOB: 0 BB: 1 P: 8	R: 2 E: 0 K: 1 S: 8	H: 3 LOB: 2 BB: 1 P: 12	R: 0 E: 0 K: 1 S: 5	H: 0 LOB: 0 BB: 0 P: 5	R: 2 E: 0 K: 1 S: 7	H: 2 LOB: 0 BB: 0 P: 7	R: 0 E: 0 K: 0 S: 3	H: 1 LOB: 0 BB: 0 P: 3	R: 0 E: 0 K: 0 S: 4	H: 1 LOB: 2 BB: 1 P: 8	R: 0 E: 0 K: 0 S: 3	H: 1 LOB: 1 BB: 1 P: 7	1B: 7 2B: 0 3B: 0 HR: 3	SF: 0 SAC: 1 DP: 3 HBP: 0	WP: 2 PB: 0 SB: 0 CS: 0	PA: 35
PITCHER	IP WLS BF H R ER SO BB IBB HBP BLK WP HR S P ERA WHIP																			
John Boozar, R (1,1) ERA: 4.06 Lowell Palmer, R (7,1) ERA: 6.29	6.0 L 26 8 4 4 4 4 1 1 0 0 0 2 3 32 40 6.00 2.000																			

Philadelphia Phillies @ Atlanta Braves
Atlanta Stadium, Atlanta, GA
Wed Aug 13 1969, 7:05 PM EDT
Unknown

AB 30
R 4
H 10
RBI 4
BB 4
SO 4
LOB 13



Batter	1	2	3	4	5	6	7	8	9	AB	R	H	RBI	BB	SO	LOB	TOP					
Tony Taylor, R OBP: 0.316, SLG: 0.343 (1, 5)	0-0 CS 1B		4-0 5-3 BB		0-0 F3	4-0 BB			0-3 K	3	0	1	0	2	1	1	Philadelphia Phillies @ Atlanta Braves Atlanta Stadium, Atlanta, GA Thu Aug 14 1969, 7:05 PM EDT Att: 9,832 - Unknown					
Cookie Rojas, R OBP: 0.278, SLG: 0.304 (1, 4)	0-0 5-3 1-2		0-0 5-3		0-0 PB WP 1B	0-3 K			0-0 F7	5	1	1	0	0	1	3						
Dick Allen, R OBP: 0.391, SLG: 0.656 (1, 3)	0-0 WP 2B		0-3 K		0-3 K				0-0 L4	5	1	2	1	0	2	3						
Johnny Callison, L OBP: 0.332, SLG: 0.451 (1, 9)	0-0 F9 2-3		4-0 BB		4-0 PB 1B BB				0-3 K	2	1	0	0	2	1	1						
Deron Johnson, R OBP: 0.337, SLG: 0.451 (1, 7)		0-3 K	0-0 6-3		0-0 1B PB CS 1B				0-0 5-3	4	0	1	0	0	1	2						
Larry Hisle, R OBP: 0.332, SLG: 0.464 (1, 8)		4-0 E WP BB			0-0 1-3 1-3 2-H 1B				0-3 K	3	1	1	1	1	1	0						
Dave Watkins, R OBP: 0.254, SLG: 0.224 (1, 2)		0-0 6-3 1-3			0-0 F7 CS	0-3 K			0-0 F9	4	0	0	0	0	1	1						
Don Money, R OBP: 0.296, SLG: 0.332 (1, 6)		4-0 BB			0-3 K				0-0 6-3	3	0	0	0	1	1	0						
Woodie Fryman, R OBP: 0.109, SLG: 0.148 (1, 1)		0-3 K			0-0 PB WP 1B				0-3 K	4	2	2	1	0	2	1						
Inning Stats	R: 0 E: 0 K: 0 S: 4	H: 2 LOB: 1 BB: 0 P: 4	R: 1 E: 1 K: 2 S: 7	H: 0 LOB: 1 BB: 2 P: 15	R: 0 E: 0 K: 1 S: 5	H: 0 LOB: 2 BB: 2 P: 13	R: 0 E: 0 K: 1 S: 5	H: 0 LOB: 0 BB: 0 P: 5	R: 3 E: 0 K: 1 S: 8	H: 4 LOB: 1 BB: 1 P: 12	R: 1 E: 0 K: 2 S: 8	H: 1 LOB: 0 BB: 0 P: 8	R: 1 E: 0 K: 2 S: 8	H: 1 LOB: 0 BB: 0 P: 8	R: 0 E: 0 K: 1 S: 5	H: 0 LOB: 0 BB: 0 P: 5	R: 0 E: 0 K: 1 S: 5	H: 0 LOB: 0 BB: 0 P: 5	1B: 5 2B: 1 3B: 0 HR: 2	SF: 0 SAC: 0 DP: 0 HBP: 0	WP: 4 PB: 2 CS: 2	PA: 40
PITCHER	IP WLS BF H R ER SO BB IBB HBP BLK WP HR S P ERA WHIP	IP WLS BF H R ER SO BB IBB HBP BLK WP HR S P ERA WHIP																				
Phil Niekro, R ERA: 2.63 (1, 1)	4.2 L 24 6 4 2 5																					
George Stone, L ERA: 4.09 (5, 1)	1.1 5 1 1 1 2																					
Paul Doyle, L ERA: 2.79 (7, 1)	2.0 7 1 1 1 3																					
Claude Raymond, R ERA: 5.25 (9, 1)	1.0 3 0 0 0 1																					

AB	33
R	6
H	8
RBI	3
BB	6
SO	11
LOB	12



Batter	1	2	3	4	5	6	7	8	9	AB	R	H	RBI	BB	SO	LOB	BOTTOM			
Felipe Alou, R OBP: 0.337, SLG: 0.373 (1, 8)	0-0 P4		0-0 6-3			0-0 L6			0-0 L3	4	0	0	0	0	0	2	Philadelphia Phillies @ Atlanta Braves Atlanta Stadium, Atlanta, GA Thu Aug 14 1969, 7:05 PM EDT Att: 9,832 - Unknown			
Felix Milan, R OBP: 0.315, SLG: 0.353 (1, 4)	0-3 K				0-0 F8	0-3 K			0-0 F7	4	0	0	0	0	2	1				
Hank Aaron, R OBP: 0.417, SLG: 0.632 (1, 9)	0-0 6-3				0-3 K				4-0 FC4-6 BB	3	0	0	0	1	1	0				
Rico Carty, R OBP: 0.412, SLG: 0.520 (1, 7)		0-0 6-3			0-0 5-3				0-0 FC4-6	4	0	1	0	0	0	1				
Orlando Cepeda, R OBP: 0.331, SLG: 0.453 (1, 3)		0-0 G6-4-3 1B			0-0 G5-4-3 1B				0-0 F8	4	0	2	0	0	0	2				
Clete Boyer, R OBP: 0.339, SLG: 0.379 (1, 5)		0-0 G6-4-3 1-2			0-0 G5-4-3 1-2				0-0 F8	3	0	1	0	0	0	2				
Bob Didier, S OBP: 0.319, SLG: 0.314 (1, 2)			4-0 SH2 BB		0-0 6-3				0-0 4-3	2	0	0	0	1	0	2				
Gil Garrido, R OBP: 0.274, SLG: 0.255 (1, 6)			0-0 SH2			0-0 FC6-4 1B			0-0 F9	2	0	1	0	0	0	0				
Phil Niekro, R OBP: 0.176, SLG: 0.182 (5, 1) George Stone, L OBP: 0.190, SLG: 0.190 (6, PH) Tommye Astor, R OBP: 0.331, SLG: 0.351 (7, 1) Paul Doyle, L OBP: 0.306, SLG: 0.337 (8, PH) Bob Aspromonte, R OBP: 0.256, SLG: 0.288 (9, 1)			0-0 1-3			0-0 FC6-4 1-2			0-0 F3	1	0	0	0	0	0	1				
Inning Stats	R: 0 E: 0 K: 1 S: 5	H: 0 LOB: 0 BB: 0 P: 5	R: 0 E: 0 K: 0 S: 3	H: 1 LOB: 0 BB: 0 P: 3	R: 0 E: 0 K: 0 S: 3	H: 0 LOB: 1 BB: 1 P: 7	R: 0 E: 0 K: 1 S: 5	H: 0 LOB: 0 BB: 0 P: 5	R: 0 E: 0 K: 1 S: 6	H: 1 LOB: 0 BB: 0 P: 6	R: 0 E: 0 K: 0 S: 5	H: 2 LOB: 2 BB: 0 P: 5	R: 0 E: 0 K: 0 S: 3	H: 0 LOB: 0 BB: 0 P: 3	R: 0 E: 0 K: 0 S: 3	H: 0 LOB: 1 BB: 1 P: 7	1B: 5 2B: 0 3B: 0 HR: 0	SF: 0 SAC: 1 DP: 2 HBP: 0	WP: 0 PB: 0 SB: 0 CS: 0	PA: 32
PITCHER	IP WLS BF H R ER SO BB IBB HBP BLK WP HR S P ERA WHIP	IP WLS BF H R ER SO BB IBB HBP BLK WP HR S P ERA WHIP																		
Woodie Fryman, L ERA: 4.55 (1, 1)	9.0 W 32 5 0 0 3																			

AB	29
R	0
H	5
RBI	0
BB	2
SO	3
LOB	12



Batter	1	2	3	4	5	6	7	8	9	AB	R	H	RBI	BB	SO	LOB	TOP		
Lou Brock, L (1,7) OBP: 0.351, SLG: 0.456										4	1	1	0	1	2	1	St. Louis Cardinals @ Atlanta Braves Atlanta Stadium, Atlanta, GA Sat Aug 16 1969, 3:33 AM EDT Att: 24,731 - Unknown		
Curt Flood, R (1,8) OBP: 0.342, SLG: 0.359										5	1	1	0	0	0	3			
Vada Pinson, L (1,9) OBP: 0.311, SLG: 0.386										5	1	1	1	0	1	2			
Joe Torre, R (1,3) OBP: 0.354, SLG: 0.468										3	2	2	2	1	0	0			
Tim McCarver, L (1,2) OBP: 0.326, SLG: 0.367										4	1	1	2	0	0	1			
Mike Shannon, R (1,5) OBP: 0.310, SLG: 0.371										3	1	0	0	1	0	0			
Julian Javier, R (1,4) OBP: 0.354, SLG: 0.448										4	0	2	2	0	0	0			
Dal Maxvill, R (1,6) OBP: 0.266, SLG: 0.247										2	1	0	0	1	0	1			
Bob Gibson, R (1,1) OBP: 0.241, SLG: 0.291										3	0	0	0	0	3	1			
Inning Stats	R: 1 E: 0 K: 1 S: 7	H: 2 LOB: 1 BB: 0 P: 7	R: 0 E: 0 K: 0 S: 3	H: 0 LOB: 0 BB: 0 P: 3	R: 0 E: 0 K: 1 S: 5	H: 0 LOB: 0 BB: 0 P: 5	R: 1 E: 0 K: 0 S: 4	H: 1 LOB: 0 BB: 0 P: 4	R: 0 E: 0 K: 2 S: 8	H: 0 LOB: 0 BB: 0 P: 8	R: 0 E: 0 K: 0 S: 3	H: 0 LOB: 0 BB: 0 P: 3	R: 0 E: 0 K: 0 S: 6	H: 3 LOB: 1 BB: 4 P: 22	R: 0 E: 0 K: 1 S: 6	H: 1 LOB: 1 BB: 0 P: 6		1B: 4 2B: 2 3B: 1 HR: 1	SF: 0 SAC: 0 DP: 0 HBP: 0
PITCHER	IP WLS BF H R ER SO BB IBB HBP BLK WP HR S P ERA WHIP																		
Jim Britton, R (1,1) ERA: 3.86	6.0 L 22 4 2 2 5 0 0 0 0 0 0 1 32 32 3.00 0.667																		
Gary Neibauer, R (7,1) ERA: 3.99	1.2 9 1 4 4 0 2 1 0 0 0 0 0 6 18 21.60 1.800																		
George Stone, L (8,1) ERA: 4.12	1.1 8 3 2 1 1 1 0 0 0 0 0 0 9 13 6.75 3.000																		

Batter	1	2	3	4	5	6	7	8	9	AB	R	H	RBI	BB	SO	LOB	BOTTOM				
Felipe Alou, R (1,8) OBP: 0.334, SLG: 0.370										4	0	1	1	0	0	0	St. Louis Cardinals @ Atlanta Braves Atlanta Stadium, Atlanta, GA Sat Aug 16 1969, 3:33 AM EDT Att: 24,731 - Unknown				
Tony Gonzalez, L (1,7) OBP: 0.345, SLG: 0.409										4	0	1	0	0	0	1					
Hank Aaron, R (1,9) OBP: 0.419, SLG: 0.630										3	0	1	0	1	1	1					
Orlando Cepeda, R (1,3) OBP: 0.328, SLG: 0.448										5	0	0	0	0	0	3					
Clete Boyer, R (1,5) OBP: 0.337, SLG: 0.379										4	0	1	0	0	2	1					
Felix Milten, R (1,4) OBP: 0.313, SLG: 0.350										3	0	0	0	0	0	1					
George Stone, L (8,1) OBP: 0.150, SLG: 0.150										0	0	0	0	0	0	0					
Tito Francona, L (9, PH) OBP: 0.375, SLG: 0.379										1	0	0	0	0	0	1					
Bob Didier, S (1,2) OBP: 0.322, SLG: 0.319										3	1	1	0	0	1	1					
Gil Garrido, R (1,6) OBP: 0.275, SLG: 0.252										3	0	0	0	0	0	2					
Jim Britton, R (1,1) OBP: 0.211, SLG: 0.263										1	0	0	0	0	0	0					
Mike Lum, L (6, PH) OBP: 0.309, SLG: 0.295										1	0	0	0	0	0	0					
Gary Neibauer, R (7,1) OBP: 0.305, SLG: 0.345										0	0	0	0	0	0	0					
Bob Aspromonte, R (8,4) OBP: 0.305, SLG: 0.345										1	0	0	0	0	0	1					
Inning Stats	R: 0 E: 0 K: 0 S: 3	H: 1 LOB: 0 BB: 0 P: 3	R: 0 E: 0 K: 1 S: 5	H: 0 LOB: 0 BB: 0 P: 5	R: 0 E: 0 K: 1 S: 5	H: 0 LOB: 0 BB: 0 P: 5	R: 0 E: 0 K: 0 S: 4	H: 1 LOB: 0 BB: 0 P: 4	R: 0 E: 0 K: 0 S: 4	H: 0 LOB: 1 BB: 0 P: 4	R: 0 E: 0 K: 0 S: 3	H: 0 LOB: 0 BB: 0 P: 3	R: 0 E: 0 K: 0 S: 6	H: 1 LOB: 1 BB: 0 P: 6	R: 1 E: 0 K: 0 S: 5	H: 2 LOB: 1 BB: 0 P: 5	R: 0 E: 0 K: 1 S: 5	H: 0 LOB: 1 BB: 1 P: 9	1B: 4 2B: 1 3B: 0 HR: 0	SF: 0 SAC: 0 DP: 0 HBP: 0	WP: 0 PA: 34 SB: 0 CS: 1
PITCHER	IP WLS BF H R ER SO BB IBB HBP BLK WP HR S P ERA WHIP																				
Bob Gibson, R (1,1) ERA: 2.22	9.0 W 34 5 1 1 4 1 0 0 0 0 0 0 40 44 1.00 0.667																				

Batter	1	2	3	4	5	6	7	8	9	AB	R	H	RBI	BB	SO	LOB	TOP										
Lou Brock, L OBP: 0.351, SLG: 0.457 (1, 7)	0-0 1-3 E 2B	0-0 1-3 1B	0-0 2B 6-3 1B	0-0 F8	0-0 6-3	0-0 P3	0-0 4-3	0-0 F7	0-0	5	1	2	0	0	0	1											
Curt Flood, R OBP: 0.343, SLG: 0.362 (1, 8)	0-0 1-3 2-3		0-0 2B 6-3 1B		0-0 6-3		0-0 4-3	0-0 2B	0-0	5	1	2	0	0	0	1											
Vada Pinson, L OBP: 0.315, SLG: 0.391 (1, 9)	0-0 E9 1B		0-0 1B 8-2 2B		0-0 F7		0-0 BB 1B SF8 1B	0-0 F9	0-0	5	1	3	1	0	0	1											
Joe Torre, R OBP: 0.355, SLG: 0.466 (1, 3)	0-0 5-3		0-0 6-3		1-0 HBP		0-0 BB 1B 1B	0-0 F9	0-0	4	1	1	1	0	0	2											
Tim McCarver, L OBP: 0.331, SLG: 0.366 (1, 2)	4-0 IBB		4-0 1B IBB		0-0 1-3		0-0 1B BB	4-0 L6-3 BB	4-0	1	0	0	0	4	0	1											
Mike Shannon, R OBP: 0.311, SLG: 0.371 (1, 5)	0-3 K		0-0 1-2 2-3 1B		4-0 FC6-4 BB		0-0 SF8	0-0 L6-3	0-0	3	0	1	1	1	1	3											
Julian Javier, R OBP: 0.353, SLG: 0.446 (1, 4)		0-0 F7	0-0 8-2		0-0 FC6-4 3B		0-0 FC6-4 1B			4	1	1	1	0	0	4											
Dal Maxwell, R OBP: 0.263, SLG: 0.244 (1, 6)		0-0 6-3		0-0 5-3		0-0 P3	0-0 FC6-4			4	0	0	0	0	0	3											
Steve Carlton, L OBP: 0.254, SLG: 0.313 Mudcat Grant, R OBP: 0.310, SLG: 0.259 (8, 1)	0-0 1B		0-0 3-1		0-0 3B		0-3 K			4	0	2	1	0	1	0											
Inning Stats	R: 1 E: 1 K: 1 S: 7	H: 2 LOB: 2 BB: 1 P: 11	R: 0 E: 0 K: 0 S: 4	H: 2 LOB: 2 BB: 0 P: 4	R: 1 E: 0 K: 0 S: 5	H: 3 LOB: 2 BB: 1 P: 9	R: 0 E: 0 K: 0 S: 3	H: 0 LOB: 0 BB: 0 P: 3	R: 0 E: 0 K: 0 S: 3	H: 0 LOB: 1 BB: 1 P: 4	R: 2 E: 0 K: 0 S: 6	H: 3 LOB: 2 BB: 1 P: 10	R: 0 E: 0 K: 1 S: 6	H: 1 LOB: 1 BB: 0 P: 6	R: 0 E: 0 K: 0 S: 2	H: 0 LOB: 0 BB: 1 P: 6	1B: 8 2B: 5 3B: 1 HR: 0	SF: 1 SAC: 0 DP: 2 HBP: 1	WP: 0 PB: 0 SB: 0 CS: 0	PA: 42							
PITCHER	IP	WLS	BF	H	R	ER	SO	BB	IBB	HBP	BLK	WP	HR	S	P	ERA	WHIP										
Milt Pappas, R ERA: 3.52 Paul Doyle, L ERA: 2.54 Cecil Upshaw, R ERA: 3.84 Pat Jarvis, R ERA: 5.08	(1, 1)	6.1	L	31	10	5	5	1	1	2	1	0	0	29	42	7.11	1.737										
	(7, 1)	0.0		1	0	0	0	0	1	0	0	0	0	0	4	∞	∞										
	(7, 1)	0.2		3	1	0	0	0	0	0	0	0	0	3	3	0.00	1.500										
	(8, 1)	2.0		7	1	0	0	1	1	0	0	0	0	8	12	0.00	1.000										

St. Louis Cardinals @ Atlanta Braves
Atlanta Stadium, Atlanta, GA
Sun Aug 17 1969, 3:33 AM EDT
Att: 21,361 - Unknown


AB 35
R 5
H 12
RBI 5
BB 5
SO 2
LOB 16



Batter	1	2	3	4	5	6	7	8	9	AB	R	H	RBI	BB	SO	LOB	BOTTOM										
Felipe Alou, R OBP: 0.333, SLG: 0.367 (1, 8)	4-0 1B SH1-3 BB		0-0 5-3		0-0 F9		0-0 5-3			3	0	0	0	1	0	1											
Felix Milan, R OBP: 0.313, SLG: 0.350 (1, 4)	0-0 SH1-3 1-2		0-0 1B		0-0 1-3		0-0 F9			3	0	1	0	0	0	1											
Hank Aaron, R OBP: 0.422, SLG: 0.638 (1, 9)	0-0 G3-6-3 2-3 1B		0-0 5-3		0-0 HR		4-0 2B FC5-2 BB			3	1	2	1	1	0	1											
Rico Carty, R OBP: 0.414, SLG: 0.543 (1, 7)	0-0 G3-6-3 1-2		0-0 6-3		0-0 HR		0-0 2B			4	1	2	1	0	0	2											
Orlando Cepeda, R OBP: 0.325, SLG: 0.444 (1, 3)		0-0 6-3		0-0 6-3		0-0 F7	0-0 FC5-2			4	0	0	0	0	0	2											
Clete Boyer, R OBP: 0.334, SLG: 0.375 (1, 5)	0-3 K		0-0 P4		0-0 F9		0-3 K			4	0	0	0	0	2	2											
Bob Tillman, R OBP: 0.263, SLG: 0.420 Mike Lum, L OBP: 0.307, SLG: 0.293 (9, PH)	0-0 1B		0-0 HR		0-0 F3		0-3 K			3	1	2	1	0	0	0											
Gil Garrido, R OBP: 0.269, SLG: 0.247 Tito Francona, L OBP: 0.371, SLG: 0.375 (9, PH)	0-0 F8		0-0 F9		0-0 F7		0-0 6-3			1	0	0	0	0	0	0											
Milt Pappas, R ERA: 5.24, SLG: 0.214 Paul Doyle, L ERA: 2.54 Cecil Upshaw, R ERA: 3.84 Bob Aspromonte, R OBP: 0.310, SLG: 0.344 Pat Jarvis, R OBP: 0.313, SLG: 0.173 Tony Gonzalez, L OBP: 0.344, SLG: 0.408 (9, PH)	0-3 K		0-0 1B		0-0 F9		0-0 F1			2	0	1	0	0	1	0											
Inning Stats	R: 0 E: 0 K: 0 S: 3	H: 1 LOB: 1 BB: 1 P: 7	R: 0 E: 0 K: 1 S: 6	H: 1 LOB: 1 BB: 0 P: 6	R: 0 E: 0 K: 0 S: 3	H: 0 LOB: 0 BB: 0 P: 3	R: 1 E: 0 K: 0 S: 5	H: 2 LOB: 1 BB: 0 P: 5	R: 2 E: 0 K: 0 S: 5	H: 2 LOB: 0 BB: 0 P: 5	R: 0 E: 0 K: 0 S: 3	H: 0 LOB: 0 BB: 0 P: 3	R: 0 E: 0 K: 1 S: 6	H: 1 LOB: 2 BB: 1 P: 10	R: 0 E: 0 K: 1 S: 5	H: 0 LOB: 0 BB: 0 P: 5	1B: 4 2B: 1 3B: 0 HR: 3	SF: 0 SAC: 1 DP: 1 HBP: 0	WP: 0 PB: 0 SB: 0 CS: 0	PA: 36							
PITCHER	IP	WLS	BF	H	R	ER	SO	BB	IBB	HBP	BLK	WP	HR	S	P	ERA	WHIP										
Steve Carlton, L ERA: 1.97 Mudcat Grant, R ERA: 4.53	(1, 1)	7.1	W	30	7	3	3	2	2	0	0	0	0	3	32	3.68	1.227										
	(8, 1)	1.2	S	6	1	0	0	2	0	0	0	0	0	10	10	0.00	0.600										

St. Louis Cardinals @ Atlanta Braves
Atlanta Stadium, Atlanta, GA
Sun Aug 17 1969, 3:33 AM EDT
Att: 21,361 - Unknown


AB 33
R 3
H 8
RBI 3
BB 2
SO 4
LOB 10



Batter	1	2	3	4	5	6	7	8	9	AB	R	H	RBI	BB	SO	LOB	TOP		
Felipe Alou, R OBP: 0.330, SLG: 0.363 (1,8)	0-0 4-3		0-0 4-3			0-0 F7			0-0 P6	4	0	0	0	0	0	1			
Felix Milan, R OBP: 0.311, SLG: 0.347 (1,4)	0-0 F9			0-0 5-3		0-0 F8			0-0 5-3	4	0	0	0	0	0	0			
Hank Aaron, R OBP: 0.418, SLG: 0.632 (1,9)	0-0 F9			0-0 F5			0-0 F7		0-0 G4-3	4	0	0	0	0	0	0			
Rico Carty, R OBP: 0.413, SLG: 0.537 (1,7)		0-0 4-3		0-0 F9			4-0 BB			2	0	0	0	1	0	0			
Orlando Cepeda, R OBP: 0.323, SLG: 0.441 (1,3)		0-0 F7			0-0 6-3		0-0 F8			3	0	0	0	0	0	1			
Clete Boyer, R OBP: 0.332, SLG: 0.372 (1,5)		0-0 F8			0-0 P6		0-0 F9			3	0	0	0	0	0	1			
Bob Didier, S OBP: 0.322, SLG: 0.316 (1,2)			0-0 4-3		4-0 BB			0-0 4-3		2	0	0	0	1	0	0			
Gil Garrido, R OBP: 0.270, SLG: 0.243 (1,6)			4-0 BB		0-0 F9			0-0 6-3		2	0	0	0	1	0	1			
Phil Niekro, R OBP: 0.171, SLG: 0.176 (1,1)			0-0 F9			0-0 6-3			0-0 4-3	2	0	0	0	0	0	1			
Tommye Aaron, R OBP: 0.328, SLG: 0.345 (8, PH)										1	0	0	0	0	0	0			
Gary Neibauer, R (8, 1)										0	0	0	0	0	0	0			
Inning Stats	R: 0 E: 0 K: 0 S: 3	H: 0 LOB: 0 BB: 0 P: 3	R: 0 E: 0 K: 0 S: 3	H: 0 LOB: 0 BB: 0 P: 3	R: 0 E: 0 K: 0 S: 3	H: 0 LOB: 1 BB: 1 P: 7	R: 0 E: 0 K: 0 S: 3	H: 0 LOB: 0 BB: 0 P: 3	R: 0 E: 0 K: 0 S: 3	H: 0 LOB: 1 BB: 1 P: 7	R: 0 E: 0 K: 0 S: 3	H: 0 LOB: 0 BB: 0 P: 3	R: 0 E: 0 K: 0 S: 3	H: 0 LOB: 0 BB: 0 P: 3	R: 0 E: 0 K: 0 S: 3	H: 0 LOB: 0 BB: 0 P: 3	1B: 0 2B: 0 3B: 0 HR: 0	SF: 0 SAC: 0 DP: 0 HBP: 0	WP: 0 PA: 30 PB: 0 SB: 0 CS: 0
PITCHER Ken Holtzman, L ERA: 3.12 (1,1)	IP: 9.0 WLS: W BF: 30 H: 0 R: 0 ER: 0 SO: 0 BB: 3 IBB: 0 HBP: 0 BLK: 0 WP: 0 HR: 0 S: 27 P: 39 ERA: 0.00 WHIP: 0.333															PITCHER Ken Holtzman, L ERA: 3.12 (1,1)	IP: 9.0 WLS: W BF: 30 H: 0 R: 0 ER: 0 SO: 0 BB: 3 IBB: 0 HBP: 0 BLK: 0 WP: 0 HR: 0 S: 27 P: 39 ERA: 0.00 WHIP: 0.333		

Atlanta Braves @ Chicago Cubs
Wrigley Field, Chicago, IL
Tue Aug 19 1969, 3:33 AM CDT
Att: 37,514 - Sunny - 76 F


AB 27
R 0
H 0
RBI 0
BB 3
SO 0
LOB 5



Batter	1	2	3	4	5	6	7	8	9	AB	R	H	RBI	BB	SO	LOB	BOTTOM		
Don Kessinger, S OBP: 0.350, SLG: 0.385 (1,6)	0-0 1B HR	0-0 G3			0-0 1B		0-0 F8			4	1	2	0	0	0	3			
Glenn Beckert, R OBP: 0.330, SLG: 0.347 (1,4)	0-0 1B HR		0-0 6-3		0-0 5-3			0-0 L5		4	1	1	0	0	0	1			
Billy Williams, L OBP: 0.368, SLG: 0.469 (1,7)	0-3 K		0-0 3-1			0-0 F2		0-0 4-3		4	0	0	0	0	1	2			
Ron Santo, R OBP: 0.394, SLG: 0.519 (1,5)	0-0 1B HR		0-3 K			0-0 F3		0-0 F7		4	1	1	3	0	1	0			
14 Ernie Banks, R OBP: 0.315, SLG: 0.406 (1,3)	0-3 K			0-3 K		0-0 5-3				3	0	0	0	0	2	0			
Jim Hickman, R OBP: 0.312, SLG: 0.433 (1,9)	0-0 6-3			0-0 6-3			0-0 F8			3	0	0	0	0	0	0			
Bill Heath, L OBP: 0.376, SLG: 0.219 (1,2)		0-0 4-3			0-0 F7		4-0 FC1-5 1B BB			2	0	0	0	1	0	0			
Gene Oliver, R OBP: 0.300, SLG: 0.333 (8, 2)										0	0	0	0	0	0	0			
Don Young, R OBP: 0.342, SLG: 0.348 (1,8)		4-0 FC1-5 BB			0-0 F2		0-0 FC1-5 1B			2	0	1	0	1	0	0			
Ken Holtzman, R OBP: 0.128, SLG: 0.145 (1,1)		0-0 FC1-6 1-2			0-0 P4		0-0 FC1-5 1-2 2-3			3	0	0	0	0	0	3			
Inning Stats	R: 3 E: 0 K: 2 S: 10	H: 3 LOB: 0 BB: 0 P: 10	R: 0 E: 0 K: 0 S: 3	H: 0 LOB: 1 BB: 1 P: 7	R: 0 E: 0 K: 1 S: 5	H: 0 LOB: 0 BB: 0 P: 5	R: 0 E: 0 K: 1 S: 5	H: 0 LOB: 0 BB: 0 P: 5	R: 0 E: 0 K: 0 S: 4	H: 1 LOB: 1 BB: 0 P: 4	R: 0 E: 0 K: 0 S: 3	H: 0 LOB: 0 BB: 0 P: 3	R: 0 E: 0 K: 0 S: 4	H: 1 LOB: 2 BB: 1 P: 8	R: 0 E: 0 K: 0 S: 3	H: 0 LOB: 0 BB: 0 P: 3	1B: 4 2B: 0 3B: 0 HR: 1	SF: 0 SAC: 0 DP: 0 HBP: 0	WP: 0 PA: 31 PB: 0 SB: 0 CS: 0
PITCHER Phil Niekro, R ERA: 2.67 (1,1)	IP: 7.0 WLS: L BF: 28 H: 5 R: 3 ER: 3 SO: 4 BB: 2 IBB: 0 HBP: 0 BLK: 0 WP: 0 HR: 1 S: 34 P: 42 ERA: 3.86 WHIP: 1.000															PITCHER Phil Niekro, R ERA: 2.67 (1,1)	IP: 7.0 WLS: L BF: 28 H: 5 R: 3 ER: 3 SO: 4 BB: 2 IBB: 0 HBP: 0 BLK: 0 WP: 0 HR: 1 S: 34 P: 42 ERA: 3.86 WHIP: 1.000		
PITCHER Gary Neibauer, R ERA: 3.75 (8, 1)	IP: 1.0 WLS: 3 BF: 0 H: 0 R: 0 ER: 0 SO: 0 BB: 0 IBB: 0 HBP: 0 BLK: 0 WP: 0 HR: 0 S: 3 P: 3 ERA: 0.00 WHIP: 0.000															PITCHER Gary Neibauer, R ERA: 3.75 (8, 1)	IP: 1.0 WLS: 3 BF: 0 H: 0 R: 0 ER: 0 SO: 0 BB: 0 IBB: 0 HBP: 0 BLK: 0 WP: 0 HR: 0 S: 3 P: 3 ERA: 0.00 WHIP: 0.000		

Atlanta Braves @ Chicago Cubs
Wrigley Field, Chicago, IL
Tue Aug 19 1969, 3:33 AM CDT
Att: 37,514 - Sunny - 76 F

AB 29
R 3
H 5
RBI 3
BB 2
SO 4
LOB 9



Batter	1	2	3	4	5	6	7	8	9	AB	R	H	RBI	BB	SO	LOB	TOP							
Sonny Jackson, L OBP: 0.320, SLG: 0.314 (1, 6)	F7		6-3		1-3		G3		FC4-6 BB	4	0	0	0	1	0	0								
Tony Gonzalez, L OBP: 0.345, SLG: 0.408 (1, 8)	6-3			1B 2B	1B WP		6-3		FC4-6 1-2	5	2	2	0	0	0	1								
Hank Aaron, R OBP: 0.418, SLG: 0.629 (1, 9)	F7			2B 1B	WP 1B		5-3		L6	5	1	2	0	0	0	1								
Rico Carty, R OBP: 0.420, SLG: 0.564 Mike Lum, L OBP: 0.307, SLG: 0.293 (8, PR) (8, 7)		HR		1B FC4	F3				1-3 1B	4	2	3	2	0	0	1								
Orlando Cepeda, R OBP: 0.320, SLG: 0.437 (1, 3)	K		K		5-3				P4	4	0	0	0	0	2	4								
Clete Boyer, R OBP: 0.333, SLG: 0.373 Bob Aspromonte, R OBP: 0.300, SLG: 0.339 (4, 5)	K			FC4 1B			K		1-3	2	0	1	1	0	1	0								
Felix Millan, R OBP: 0.310, SLG: 0.346 (1, 4)	G3			FC4 1B			P6		1B	4	0	1	2	0	0	1								
Bob Didier, S OBP: 0.321, SLG: 0.313 (1, 2)			4-3				E4		4-3	3	0	0	0	1	0	1								
Ron Reed, R OBP: 0.145, SLG: 0.148 (1, 1)	K		5-3				F8		K	4	0	0	0	0	2	3								
Inning Stats	R: 0 E: 0 K: 0 S: 3	H: 0 LOB: 0 BB: 0 P: 3	R: 1 E: 0 K: 2 S: 8	H: 1 LOB: 0 BB: 0 P: 8	R: 0 E: 0 K: 1 S: 5	H: 0 LOB: 0 BB: 0 P: 5	R: 3 E: 0 K: 1 S: 9	H: 4 LOB: 2 BB: 1 P: 13	R: 1 E: 0 K: 0 S: 5	H: 2 LOB: 1 BB: 0 P: 5	R: 0 E: 1 K: 1 S: 6	H: 0 LOB: 1 BB: 0 P: 6	R: 0 E: 0 K: 0 S: 3	H: 0 LOB: 0 BB: 0 P: 3	R: 1 E: 0 K: 0 S: 5	H: 2 LOB: 1 BB: 0 P: 5	R: 0 E: 0 K: 1 S: 5	H: 0 LOB: 1 BB: 1 P: 9	1B: 7 2B: 1 3B: 0 HR: 1	SF: 0 SAC: 0 DP: 0 HBP: 0	WP: 1 PB: 0 SB: 1 CS: 0	PA: 39		
PITCHER	IP	WLS	BF	H	R	ER	SO	BB	IBB	HBP	BLK	WP	HR	S	P	ERA	WHIP							
Fergie Jenkins, R ERA: 2.82 (1, 1)	7.0	L	30	7	5	5	5	0	1	0	0	1	1	39	43	6.43	1.000							
Ted Abernathy, R ERA: 3.15 (8, 1)	1.1		7	2	1	1	1	1	0	0	0	0	0	8	12	6.75	2.250							
Hank Aguirre, L ERA: 2.17 (9, 1)	0.2		2	0	0	0	0	0	0	0	0	0	0	2	2	0.00	0.000							

Atlanta Braves @ Chicago Cubs
Wrigley Field, Chicago, IL
Wed Aug 20 1969, 3:33 AM CDT
Att: 34,709 - Overcast - 70 F

AB 37
R 6
H 9
RBI 5
BB 2
SO 6
LOB 13



Batter	1	2	3	4	5	6	7	8	9	AB	R	H	RBI	BB	SO	LOB	BOTTOM							
Don Kessinger, S OBP: 0.351, SLG: 0.389 (1, 6)	F8		P4		F9				1-3 2B	5	0	2	0	0	0	0								
Glenn Beckert, R OBP: 0.331, SLG: 0.348 (1, 4)	E6 S		BB 2B 1B		1B		6-3		4-3	5	1	2	0	0	0	4								
Billy Williams, L OBP: 0.367, SLG: 0.466 (8, 9)	L7		2B BB		F7				F9	3	1	0	0	1	0	2								
Ron Santo, R OBP: 0.394, SLG: 0.520 (1, 5)			BB 2B		1-3				K	3	0	1	2	1	1	1								
14 Ernie Banks, R OBP: 0.317, SLG: 0.407 (1, 3)	F8		P6				G6-4-3 1B		1B	4	0	2	0	0	0	3								
Jim Hickman, R OBP: 0.306, SLG: 0.424 (8, 8)		P4		P3		L7			K	4	0	0	0	0	1	2								
Gene Oliver, R OBP: 0.163, SLG: 0.409 Nate Oliver, R OBP: 0.209, SLG: 0.317 (9, PR)		P3		4-3 2B		G6-4-3 1-2			2B 1B	4	0	2	0	0	0	1								
Don Young, R OBP: 0.339, SLG: 0.345 Paul Popovich, S OBP: 0.349, SLG: 0.344 Ted Abernathy, R OBP: 0.286, SLG: 0.429 Hank Aguirre, R OBP: 0.400, SLG: 0.400 Al Spangler, L OBP: 0.297, SLG: 0.335 (9, PH)		F7		4-3					K	2	0	0	0	0	0	0								
Fergie Jenkins, R OBP: 0.163, SLG: 0.165 Willie Smith, L OBP: 0.340, SLG: 0.452 (7, PH)			6-3		5-3				K	2	0	0	0	0	1	1								
Inning Stats	R: 0 E: 1 K: 0 S: 4	H: 0 LOB: 2 BB: 1 P: 8	R: 0 E: 0 K: 0 S: 3	H: 0 LOB: 0 BB: 0 P: 3	R: 2 E: 0 K: 0 S: 5	H: 2 LOB: 1 BB: 1 P: 9	R: 0 E: 0 K: 0 S: 4	H: 1 LOB: 1 BB: 0 P: 4	R: 0 E: 0 K: 0 S: 4	H: 1 LOB: 1 BB: 0 P: 4	R: 0 E: 0 K: 0 S: 3	H: 1 LOB: 1 BB: 0 P: 3	R: 0 E: 0 K: 2 S: 8	H: 1 LOB: 1 BB: 0 P: 8	R: 0 E: 0 K: 2 S: 8	H: 1 LOB: 3 BB: 0 P: 8	R: 0 E: 0 K: 2 S: 9	H: 2 LOB: 3 BB: 0 P: 9	1B: 5 2B: 4 3B: 0 HR: 0	SF: 0 SAC: 0 DP: 1 HBP: 0	WP: 0 PB: 0 SB: 1 CS: 0	PA: 38		
PITCHER	IP	WLS	BF	H	R	ER	SO	BB	IBB	HBP	BLK	WP	HR	S	P	ERA	WHIP							
Ron Reed, R ERA: 3.64 (1, 1)	9.0	W	38	9	2	2	6	2	0	0	0	0	0	48	56	2.00	1.222							

Atlanta Braves @ Chicago Cubs
Wrigley Field, Chicago, IL
Wed Aug 20 1969, 3:33 AM CDT
Att: 34,709 - Overcast - 70 F

AB 36
R 2
H 9
RBI 2
BB 2
SO 6
LOB 17



Batter	1	2	3	4	5	6	7	8	9	AB	R	H	RBI	BB	SO	LOB	TOP				
Sonny Jackson, L (1,6) OBP: 0.315, SLG: 0.309	0-0 6-3		0-0 5-3		0-3 K		0-0 1-3		0-0 1-3	5	0	0	0	0	1	2					
Tony Gonzalez, L (1,8) OBP: 0.343, SLG: 0.404	0-0 6-3		4-0 BB		0-0 1-3		0-0 4-3		0-0 4-3	4	0	0	0	1	0	1					
Hank Aaron, R (1,9) OBP: 0.419, SLG: 0.635	0-0 F8		0-0 P6			0-0 HR	0-0 E 1B			4	2	2	1	0	0	2					
Rico Carty, R (1,7) OBP: 0.411, SLG: 0.551		0-0 6-3		0-0 6-3		0-0 F8	0-0 E9			4	0	0	0	0	0	0					
Mike Lum, L (7,7) OBP: 0.307, SLG: 0.293							1-H			0	0	0	0	0	0	0					
Orlando Cepeda, R (1,3) OBP: 0.322, SLG: 0.440		0-0 3-1		0-0 1B 2B		0-0 E 1B	0-0 S 1B		0-0 6-3	4	1	2	0	0	0	1					
Clete Boyer, R (1,5) OBP: 0.336, SLG: 0.375		0-0 FC6 1B		0-0 G5-4-3 1B		0-3 K		4-0 BB		3	0	2	0	1	1	1					
Felix Millan, R (1,4) OBP: 0.310, SLG: 0.345		0-0 FC6 1-2		0-0 G5-4-3 1-2		0-0 BB 1B		0-0 G6-3		4	0	1	1	0	0	4					
Bob Didier, S (1,2) OBP: 0.327, SLG: 0.318			0-0 SH1-4 2B		4-0 SH3-4 BB	4-0 1-2 BB		0-0 4-3		2	0	1	0	2	0	0					
Jim Britton, R (1,1) OBP: 0.190, SLG: 0.238			0-0 SH1-4 2-3		0-0 SH3-4 1-2	0-0 F9		0-0 6-3		2	0	0	0	0	0	2					
Inning Stats	R: 0 E: 0 K: 0 S: 3	H: 0 LOB: 0 BB: 0 P: 3	R: 0 E: 0 K: 0 S: 4	H: 1 LOB: 1 BB: 0 P: 4	R: 0 E: 0 K: 0 S: 4	H: 1 LOB: 2 BB: 1 P: 8	R: 0 E: 0 K: 0 S: 4	H: 2 LOB: 1 BB: 0 P: 4	R: 0 E: 0 K: 1 S: 5	H: 0 LOB: 1 BB: 1 P: 9	R: 2 E: 0 K: 1 S: 8	H: 3 LOB: 2 BB: 1 P: 12	R: 1 E: 1 K: 0 S: 5	H: 1 LOB: 1 BB: 0 P: 5	R: 0 E: 0 K: 0 S: 2	H: 0 LOB: 0 BB: 0 P: 6	R: 0 E: 0 K: 0 S: 3	H: 0 LOB: 0 BB: 0 P: 3	1B: 5 2B: 2 3B: 0 HR: 1	SF: 0 SAC: 0 DP: 2 HBP: 0	WP: 0 PA: 38 PB: 0 SB: 1 CS: 0
PITCHER	IP WLS BF H R ER SO BB IBB HBP BLK WP HR S P ERA WHIP	7.0 L 32 8 3 2 2 3 0 0 0 0 1 33 45 2.57 1.571	2.0 6 0 0 0 0 1 0 0 0 0 0 0 5 9 0.00 0.500																		

Atlanta Braves @ Chicago Cubs
Wrigley Field, Chicago, IL
Thu Aug 21 1969, 3:33 AM CDT
Att: 29,866 - Sunny - 76 F

AB 32
R 3
H 8
RBI 2
BB 4
SO 2
LOB 13



Batter	1	2	3	4	5	6	7	8	9	AB	R	H	RBI	BB	SO	LOB	BOTTOM			
Don Kessinger, S (1,6) OBP: 0.348, SLG: 0.386	0-0 B1-3			0-0 F8		0-0 F7		0-0 F7		4	0	0	0	0	0	0				
Glenn Beckert, R (1,4) OBP: 0.333, SLG: 0.352	0-0 P6			E 2B		FC4-6 1B		F3		4	1	2	0	0	0	0				
Billy Williams, L (1,9) OBP: 0.364, SLG: 0.462	0-3 K			F3		FC4-6 E 1B		P6		4	0	0	0	0	1	2				
Ron Santo, R (1,5) OBP: 0.393, SLG: 0.517		0-0 F9		0-0 E8 2H		4-0 1-2 BB		0-0 P6		3	0	0	0	1	0	0				
14 Ernie Banks, R (1,3) OBP: 0.316, SLG: 0.408		0-0 6-3		0-0 L7		0-0 F5		0-0 2B		4	0	1	0	0	0	3				
Willie Smith, L (1,7) OBP: 0.333, SLG: 0.442		0-3 K			0-0 F9		0-0 F9		0-0 G3	4	0	0	0	0	1	1				
Jim Hickman, R (1,8) OBP: 0.310, SLG: 0.423			0-0 P4		4-0 BB		0-0 1B		0-0 P3	3	0	1	0	1	0	1				
Ken Rudolph, R (1,2) OBP: 0.281, SLG: 0.321			0-3 K		0-0 F7		0-0 F9			3	0	0	0	0	1	2				
Bill Hands, R (1,1) OBP: 0.095, SLG: 0.043			0-0 F9		0-0 F9		0-3 K			2	0	0	0	0	0	1				
Paul Popovich, S (7, PH) OBP: 0.347, SLG: 0.342										1	0	0	0	0	1	1				
Phil Regan, R (8,1) OBP: 0.235, SLG: 0.143										0	0	0	0	0	0	0				
Inning Stats	R: 0 E: 0 K: 1 S: 5	H: 0 LOB: 0 BB: 0 P: 5	R: 0 E: 0 K: 1 S: 5	H: 0 LOB: 0 BB: 0 P: 5	R: 0 E: 0 K: 0 S: 5	H: 1 LOB: 1 BB: 0 P: 5	R: 1 E: 1 K: 0 S: 5	H: 1 LOB: 1 BB: 0 P: 5	R: 0 E: 0 K: 0 S: 3	H: 0 LOB: 0 BB: 0 P: 3	R: 0 E: 0 K: 0 S: 4	H: 1 LOB: 1 BB: 0 P: 4	R: 0 E: 0 K: 0 S: 3	H: 0 LOB: 0 BB: 0 P: 3	R: 0 E: 0 K: 0 S: 4	H: 1 LOB: 1 BB: 0 P: 4	1B: 2 2B: 2 3B: 0 HR: 0	SF: 0 SAC: 0 DP: 0 HBP: 0	WP: 0 PA: 34 PB: 0 SB: 0 CS: 0	
PITCHER	IP WLS BF H R ER SO BB IBB HBP BLK WP HR S P ERA WHIP	9.0 W 34 4 1 0 4 2 0 0 0 0 0 40 48 0.00 0.667																		

Atlanta Braves @ Chicago Cubs
Wrigley Field, Chicago, IL
Thu Aug 21 1969, 3:33 AM CDT
Att: 29,866 - Sunny - 76 F

AB 32
R 1
H 4
RBI 0
BB 2
SO 4
LOB 11



Batter	1	2	3	4	5	6	7	8	9	AB	R	H	RBI	BB	SO	LOB	TOP			
Sonny Jackson, L (1,6) OBP: 0.314, SLG: 0.308	F7		K														4 0 1 0 0 1 0			
Tony Gonzalez, L (1,8) OBP: 0.340, SLG: 0.400	K		E5														4 0 0 0 0 1 1			
Hank Aaron, R (1,9) OBP: 0.415, SLG: 0.629	K		6-3														4 0 0 0 0 1 2			
Rico Carty, R (1,7) OBP: 0.413, SLG: 0.550		HR	F9														4 1 2 0 0 0 1			
Orlando Cepeda, R (1,3) OBP: 0.322, SLG: 0.446																	3 1 1 2 0 0 1			
Cecil Upshaw, R (6,1) OBP: 0.364, SLG: 0.636		HR															0 0 0 0 0 0 0			
Felipe Alou, R (6,PH) OBP: 0.329, SLG: 0.362																	1 0 0 0 0 0 0			
Paul Doyle, L (8,1)																	0 0 0 0 0 0 0			
Clete Boyer, R (1,5) OBP: 0.336, SLG: 0.379		3-1															4 0 2 0 0 2 0			
Felix Millan, R (1,4) OBP: 0.311, SLG: 0.347		F9															4 0 2 0 0 0 1			
Bob Didier, S (1,2) OBP: 0.326, SLG: 0.314		3-1															3 0 0 0 1 2 4			
Mitt Pappas, R (1,1) OBP: 0.229, SLG: 0.209																	1 0 0 0 0 0 1			
Gary Neibauer, R (3,1)																	1 0 0 0 0 1 0			
Mike Lum, L (6,9) OBP: 0.304, SLG: 0.289		F3															2 0 0 0 0 0 1			
Inning Stats	R: 0 E: 0 K: 2 S: 7	H: 0 LOB: 0 BB: 0 P: 7	R: 2 E: 0 K: 0 S: 6	H: 3 LOB: 1 BB: 0 P: 6	R: 0 E: 1 K: 1 S: 6	H: 0 LOB: 1 BB: 0 P: 6	R: 0 E: 0 K: 2 S: 8	H: 1 LOB: 1 BB: 0 P: 8	R: 0 E: 0 K: 1 S: 7	H: 3 LOB: 2 BB: 0 P: 7	R: 0 E: 0 K: 0 S: 3	H: 0 LOB: 0 BB: 0 P: 3	R: 0 E: 0 K: 0 S: 3	H: 0 LOB: 1 BB: 1 P: 9	R: 0 E: 0 K: 1 S: 5	H: 0 LOB: 1 BB: 1 P: 9	1B: 6 2B: 1 3B: 0 HR: 1	SF: 0 SAC: 0 DP: 1 HBP: 0	WP: 0 PB: 0 SB: 1 CS: 0	PA: 36
PITCHER Bob Gibson, R (1,1) ERA: 2.21	IP: 9.0 WLS: W BF: 36	H: 8 R: 2 ER: 2 SO: 8	BB: 1 IBB: 0 HBP: 0 BLK: 0	WP: 0 HR: 1 S: 51 P: 55	ERA: 2.00 WHIP: 1.000															

Atlanta Braves @ St. Louis Cardinals
 Busch Stadium, St. Louis, MO
 Fri Aug 22 1969, 7:05 PM CDT
 Att: 34,636 - Unknown

AB 35
 R 2
 H 8
 RBI 2
 BB 1
 SO 8
 LOB 12



Batter	1	2	3	4	5	6	7	8	9	AB	R	H	RBI	BB	SO	LOB	BOTTOM			
Lou Brock, L (1,7) OBP: 0.347, SLG: 0.449	4-3		4-3 6-3 2B	K		6-3		CS									4 1 1 0 0 1 1			
Vic Davallillo, L (1,8) OBP: 0.247, SLG: 0.259	F8		6-3	4-3													4 0 1 0 0 0 2			
Vada Pinson, L (1,9) OBP: 0.316, SLG: 0.400	1B		4-3														4 0 2 0 0 0 1			
Joe Torre, R (1,3) OBP: 0.361, SLG: 0.480																	4 1 2 1 0 1 2			
Tim McCarver, L (1,2) OBP: 0.335, SLG: 0.368	F8																2 1 1 1 2 0 2			
Mike Shannon, R (1,5) OBP: 0.321, SLG: 0.386																	3 1 2 2 1 0 3			
Phil Gagliano, R (1,4) OBP: 0.311, SLG: 0.284			G3	5-3													4 0 0 0 0 0 3			
Dal Maxvill, R (1,6) OBP: 0.254, SLG: 0.235			F9														4 0 0 0 0 0 1			
Bob Gibson, R (1,1) OBP: 0.253, SLG: 0.313			K														4 0 2 0 0 1 1			
Inning Stats	R: 0 E: 0 K: 0 S: 5	H: 2 LOB: 2 BB: 0 P: 5	R: 0 E: 0 K: 1 S: 6	H: 1 LOB: 1 BB: 0 P: 6	R: 2 E: 0 K: 0 S: 6	H: 3 LOB: 2 BB: 1 P: 10	R: 0 E: 0 K: 1 S: 6	H: 1 LOB: 0 BB: 0 P: 6	R: 2 E: 0 K: 1 S: 6	H: 1 LOB: 0 BB: 1 P: 10	R: 0 E: 0 K: 0 S: 3	H: 0 LOB: 0 BB: 0 P: 3	R: 0 E: 0 K: 0 S: 4	H: 2 LOB: 2 BB: 1 P: 8	R: 0 E: 0 K: 0 S: 3	H: 1 LOB: 0 BB: 0 P: 3	1B: 5 2B: 4 3B: 1 HR: 1	SF: 0 SAC: 0 DP: 1 HBP: 0	WP: 0 PB: 0 SB: 0 CS: 1	PA: 37
PITCHER Mitt Pappas, R (1,1) ERA: 3.59 Gary Neibauer, R (3,1) ERA: 3.95 Cecil Upshaw, R (6,1) ERA: 3.74 Paul Doyle, L (8,1) ERA: 2.56	IP: 2.2 WLS: L BF: 11	H: 6 R: 2 ER: 2 SO: 2	BB: 2 IBB: 0 HBP: 0 BLK: 0	WP: 0 HR: 0 S: 16 P: 21	ERA: 6.75 WHIP: 2.250															

Atlanta Braves @ St. Louis Cardinals
 Busch Stadium, St. Louis, MO
 Fri Aug 22 1969, 7:05 PM CDT
 Att: 34,636 - Unknown

AB 33
 R 4
 H 11
 RBI 4
 BB 3
 SO 3
 LOB 16



Batter	1	2	3	4	5	6	7	8	9	AB	R	H	RBI	BB	SO	LOB	TOP								
Felipe Alou, R OBP: 0.328, SLG: 0.363 (1, 8)	0-0 4-3		0-3 K		0-0 4-3			0-0 FC3-5 2B	0-0 6-3	5	0	1	0	0	1	0	Atlanta Braves @ St. Louis Cardinals Busch Stadium, St. Louis, MO Sat Aug 23 1969, 7:05 PM CDT Att: 40,427 - Unknown livebaseballscorecards.com								
Felix Milten, R OBP: 0.311, SLG: 0.346 (1, 4)	0-0 SF3 1B		0-0 6-3			0-0 P4		0-0 FC3-5 1B		4	2	1	0	0	0	1									
Hank Aaron, R OBP: 0.414, SLG: 0.624 (1, 9)	0-0 E6 SF3 1-3		4-0 BB			0-0 F9		0-0 E1 1B		3	1	0	0	1	0	2									
Rico Carty, R OBP: 0.415, SLG: 0.547 (1, 7)	0-0 SF3		0-0 F8			4-0 BB		4-0 1B		1	0	0	1	2	0	1									
Mike Lum, L OBP: 0.304, SLG: 0.289 (8, 7)	1-2 3-H							1-2 2-3 IBB		0	0	0	0	0	0	0									
Orlando Cepeda, R OBP: 0.323, SLG: 0.445 (1, 3)	4-0 BB		0-0 4-3			0-0 F9		0-0 1-3 2-H 3-H 1B		3	0	1	2	1	0	1									
Clete Boyer, R OBP: 0.337, SLG: 0.376 (1, 5)	0-0 F7		0-0 5-3					0-0 F9	4-0 G4-6-3 IBB	3	0	0	0	1	0	2									
Bob Didier, S OBP: 0.321, SLG: 0.309 (1, 2)		0-0 6-3		0-0 1-3				0-0 1-3	0-0 G4-6-3 1-2	4	0	0	0	0	0	3									
Gil Garrido, R OBP: 0.270, SLG: 0.238 (1, 6)		0-0 5-3		0-3 K				4-0 BB	0-0 F2	3	0	0	0	1	1	0									
Phil Niekro, R OBP: 0.162, SLG: 0.167 (1, 1)		0-3 K		0-3 K				0-0 F9	0-0 F8	4	0	0	0	0	2	1									
Inning Stats	R: 1 E: 1 K: 0 S: 5	H: 1 LOB: 2 BB: 1 P: 9	R: 0 E: 0 K: 1 S: 5	H: 0 LOB: 0 BB: 0 P: 5	R: 0 E: 0 K: 1 S: 5	H: 0 LOB: 1 BB: 1 P: 9	R: 0 E: 0 K: 0 S: 3	H: 0 LOB: 0 BB: 0 P: 3	R: 0 E: 0 K: 0 S: 7	H: 0 LOB: 0 BB: 0 P: 7	R: 0 E: 0 K: 0 S: 3	H: 0 LOB: 1 BB: 1 P: 7	R: 0 E: 0 K: 0 S: 3	H: 0 LOB: 0 BB: 0 P: 7	R: 2 E: 1 K: 0 S: 5	H: 2 LOB: 2 BB: 2 P: 13	R: 0 E: 0 K: 0 S: 3	H: 0 LOB: 0 BB: 0 P: 3	1B: 2 2B: 1 3B: 0 HR: 0	SF: 1 SAC: 0 DP: 1 HBP: 0	WP: 1 PB: 0 CS: 0	PA: 37			
PITCHER	IP	WLS	BF	H	R	ER	SO	BB	IBB	HBP	BLK	WP	HR	S	P	ERA	WHIP								
Steve Carlton, L ERA: 1.94 (1, 1)	8.0	L	34	3	3	1	4	4	2	0	0	1	0	36	60	1.12	0.875								
Mudcat Grant, R ERA: 4.44 (9, 1)	1.0		3	0	0	0	0	0	0	0	0	0	0	3	3	0.00	0.000								

Batter	1	2	3	4	5	6	7	8	9	AB	R	H	RBI	BB	SO	LOB	BOTTOM								
Lou Brock, L OBP: 0.344, SLG: 0.445 (1, 7)	0-0 3-1		0-0 F8			0-0 4-3		0-3 K		4	0	0	0	0	1	3	Atlanta Braves @ St. Louis Cardinals Busch Stadium, St. Louis, MO Sat Aug 23 1969, 7:05 PM CDT Att: 40,427 - Unknown livebaseballscorecards.com								
Vic Davallillo, L OBP: 0.247, SLG: 0.259 (1, 8)	0-0 F9		0-3 K		0-0 3-1			0-0 PB 4-3 1B		4	0	1	0	0	1	1									
Vada Pinson, L OBP: 0.313, SLG: 0.397 (1, 9)	0-0 1-3		0-0 F9		0-3 K			0-0 4-3	1-2	4	0	0	0	0	1	1									
Joe Torre, R OBP: 0.358, SLG: 0.476 (1, 3)		0-0 6-3		0-3 K		0-0 1-3		0-3 K	2-3	4	0	0	0	0	2	1									
Tim McCarver, L OBP: 0.334, SLG: 0.367 (1, 2)		0-0 S 1B		0-0 F2		0-0 P6		0-0 F9		4	1	1	0	0	0	1									
Mike Shannon, R OBP: 0.323, SLG: 0.388 (1, 5)		0-0 G1-4-3 1B		0-0 F3		0-0 F3		0-0 E 1B		3	0	2	1	0	0	0									
Phil Gagliano, R OBP: 0.303, SLG: 0.276 (1, 4)		0-0 G1-4-3		0-0 P4		0-0 P4		0-0 F2		3	0	0	0	0	0	2									
Dal Maxvill, R OBP: 0.253, SLG: 0.234 (1, 6)			0-0 F8			0-0 P4		0-0 F3		2	0	0	0	0	0	0									
Bill White, L OBP: 0.340, SLG: 0.244 (8, PH)				0-3 K				0-0 E5		1	0	0	0	0	0	1									
Mudcat Grant, R OBP: 0.310, SLG: 0.259 (9, 1)								1-2		0	0	0	0	0	0	0									
Steve Carlton, L OBP: 0.261, SLG: 0.318 (1, 1)										2	0	1	0	0	1	0									
Julian Javier, R OBP: 0.352, SLG: 0.444 (8, PH)										1	0	0	0	0	0	1									
Steve Huntz, S OBP: 0.328, SLG: 0.212 (9, 6)										0	0	0	0	0	0	0									
Inning Stats	R: 0 E: 0 K: 0 S: 3	H: 0 LOB: 0 BB: 0 P: 3	R: 1 E: 0 K: 0 S: 4	H: 2 LOB: 0 BB: 0 P: 4	R: 0 E: 0 K: 1 S: 5	H: 0 LOB: 0 BB: 0 P: 5	R: 0 E: 0 K: 2 S: 7	H: 0 LOB: 0 BB: 0 P: 7	R: 0 E: 0 K: 0 S: 3	H: 0 LOB: 0 BB: 0 P: 3	R: 0 E: 0 K: 0 S: 4	H: 1 LOB: 1 BB: 0 P: 4	R: 0 E: 0 K: 1 S: 5	H: 0 LOB: 0 BB: 0 P: 5	R: 0 E: 1 K: 1 S: 7	H: 1 LOB: 2 BB: 0 P: 7	R: 0 E: 0 K: 1 S: 6	H: 1 LOB: 1 BB: 0 P: 6	1B: 5 2B: 0 3B: 0 HR: 0	SF: 0 SAC: 0 DP: 1 HBP: 0	WP: 0 PB: 1 CS: 0	PA: 32			
PITCHER	IP	WLS	BF	H	R	ER	SO	BB	IBB	HBP	BLK	WP	HR	S	P	ERA	WHIP								
Phil Niekro, R ERA: 2.6 (1, 1)	9.0	W	32	5	1	1	6	0	0	0	0	0	0	44	44	1.00	0.556								

Batter	1	2	3	4	5	6	7	8	9	10	11	12	13	14	AB	R	H	RBI	BB	SO	LOB	TOP					
Sonny Jackson, L OBP: 0.313, SLG: 0.306 (1, 6)															5	0	1	0	0	0	2						
Tony Gonzalez, L OBP: 0.338, SLG: 0.395 (1, 8)															5	1	0	0	1	1	1						
Hank Aaron, R OBP: 0.411, SLG: 0.625 (1, 9)															6	1	1	3	0	0	0						
Rico Carty, R OBP: 0.413, SLG: 0.538 Mike Lum, L OBP: 0.394, SLG: 0.289 (14, PR) (14, 7)															5	0	1	0	1	0	0						
Orlando Cepeda, R OBP: 0.321, SLG: 0.448 (1, 3)														6	1	1	1	0	1	2							
Clete Boyer, R OBP: 0.338, SLG: 0.375 (1, 5)															4	0	1	0	1	1	0						
Felix Millan, R OBP: 0.310, SLG: 0.344 (1, 4)															5	0	1	0	0	0	1						
Bob Didier, S OBP: 0.319, SLG: 0.307 (1, 2)														5	0	1	0	0	0	1							
Pat Jarvis, R OBP: 0.108, SLG: 0.107 Cecil Upshaw, R OBP: 0.364, SLG: 0.636 Felipe Alou, R OBP: 0.329, SLG: 0.364 George Stone, L OBP: 0.171, SLG: 0.171 (1, 1) (9, 1) (11, PH) (11, 1)															3	0	0	0	0	1	1						
Inning Stats	R: 0 E: 0 K: 1 S: 5	H: 1 LOB: 0 BB: 0 P: 5	R: 0 E: 0 K: 0 S: 3	H: 0 LOB: 0 BB: 0 P: 3	R: 0 E: 0 K: 0 S: 3	H: 0 LOB: 0 BB: 0 P: 3	R: 0 E: 0 K: 0 S: 3	H: 1 LOB: 0 BB: 0 P: 3	R: 0 E: 0 K: 0 S: 3	H: 0 LOB: 0 BB: 0 P: 3	R: 1 E: 0 K: 1 S: 4	H: 1 LOB: 0 BB: 0 P: 4	R: 0 E: 0 K: 0 S: 3	H: 0 LOB: 1 BB: 1 P: 7	R: 0 E: 0 K: 1 S: 7	H: 2 LOB: 2 BB: 0 P: 7	R: 0 E: 0 K: 0 S: 3	H: 0 LOB: 0 BB: 1 P: 6	R: 3 E: 0 K: 1 S: 8	H: 3 LOB: 1 BB: 1 P: 12	1B: 7 2B: 0 3B: 0 HR: 2	SF: 0 SAC: 1 DP: 2 HBP: 0	WP: 0 PA: 51 PB: 0 SB: 0 CS: 2				
PITCHER	IP 9.0	WLS 28	BF 4	H 4	R 1	ER 1	SO 2	BB 0	IBB 0	HBP 0	BLK 0	WP 0	HR 1	S 32	P 32	ERA 1.69	WHIP 0.444										
Chuck Taylor, R ERA: 1.69 Mudcat Grant, R ERA: 4.5 Sal Campisi, R ERA: 0.000	(1, 1)	(10, 1)	(14, 1)											(1, 1)	(10, 1)	(14, 1)											

Atlanta Braves @ St. Louis Cardinals
Busch Stadium, St. Louis, MO
Sun Aug 24 1969, 3:33 AM CDT
Att. 35,198 - Unknown

AB 46
R 4
H 9
RBI 4
BB 3
SO 4
LOB 8



Batter	1	2	3	4	5	6	7	8	9	10	11	12	13	14	AB	R	H	RBI	BB	SO	LOB	BOTTOM					
Lou Brock, L OBP: 0.346, SLG: 0.445 (1, 7)															5	0	2	0	1	1	2						
Curt Flood, R OBP: 0.342, SLG: 0.357 Vic Davalillo, L OBP: 0.295, SLG: 0.262 (1, 8) (8, 8)															2	0	0	0	1	0	1						
Vada Pinson, L OBP: 0.309, SLG: 0.391 (1, 9)														6	0	0	0	0	1	4							
Joe Torre, R OBP: 0.354, SLG: 0.470 (1, 3)															6	0	0	0	0	1							
Tim McCarver, L OBP: 0.335, SLG: 0.370 (1, 2)															5	1	2	0	0	0	0						
Mike Shannon, R OBP: 0.323, SLG: 0.386 (1, 5)														5	0	1	1	1	0	1							
Phil Gagliano, R OBP: 0.304, SLG: 0.279 (1, 4)														6	0	2	0	0	1	2							
Dal Maxvill, R OBP: 0.259, SLG: 0.234 (1, 6)															4	0	1	0	1	0	1						
Chuck Taylor, R OBP: 0.154, SLG: 0.192 Julian Javier, R OBP: 0.351, SLG: 0.443 Mudcat Grant, R OBP: 0.300, SLG: 0.250 Sal Campisi, R (1, 1) (9, PH) (10, 1) (14, 1)															2	0	1	0	0	0	1						
Inning Stats	R: 0 E: 0 K: 1 S: 5	H: 1 LOB: 0 BB: 0 P: 5	R: 0 E: 0 K: 0 S: 3	H: 0 LOB: 0 BB: 0 P: 3	R: 0 E: 0 K: 1 S: 6	H: 1 LOB: 1 BB: 0 P: 6	R: 0 E: 0 K: 0 S: 5	H: 3 LOB: 1 BB: 0 P: 5	R: 0 E: 0 K: 1 S: 5	H: 0 LOB: 1 BB: 1 P: 9	R: 0 E: 0 K: 1 S: 3	H: 1 LOB: 0 BB: 0 P: 3	R: 0 E: 0 K: 0 S: 3	H: 1 LOB: 2 BB: 1 P: 8	R: 0 E: 0 K: 0 S: 3	H: 0 LOB: 0 BB: 0 P: 3	R: 0 E: 0 K: 0 S: 4	H: 1 LOB: 2 BB: 1 P: 8	R: 0 E: 0 K: 0 S: 3	H: 0 LOB: 0 BB: 0 P: 3	R: 0 E: 0 K: 0 S: 3	H: 0 LOB: 0 BB: 0 P: 3	1B: 9 2B: 1 3B: 0 HR: 0	SF: 0 SAC: 3 DP: 1 HBP: 0	WP: 0 PA: 53 PB: 0 SB: 0 CS: 4		
PITCHER	IP 8.2	WLS 35	BF 7	H 7	R 1	ER 1	SO 3	BB 3	IBB 0	HBP 0	BLK 0	WP 0	HR 0	S 37	P 53	ERA 1.04	WHIP 1.154										
Pat Jarvis, R ERA: 4.87 Cecil Upshaw, R ERA: 3.07 George Stone, L ERA: 3.98	(1, 1)	(9, 1)	(11, 1)											(1, 1)	(9, 1)	(11, 1)											

Atlanta Braves @ St. Louis Cardinals
Busch Stadium, St. Louis, MO
Sun Aug 24 1969, 3:33 AM CDT
Att. 35,198 - Unknown

AB 45
R 10
H 10
RBI 1
BB 5
SO 4
LOB 19



Batter	1	2	3	4	5	6	7	8	9	AB	R	H	RBI	BB	SO	LOB	TOP				
Felipe Alou, R OBP: 0.325, SLG: 0.359 (1, 9)	0-3 K			0-3 K		0-0 1-3		0-0 G		4	0	0	0	0	2	1	Atlanta Braves @ Pittsburgh Pirates Forbes Field, Pittsburgh, PA Wed Aug 27 1969, 7:05 PM EDT Att: 11,454 - Unknown				
Felix Milten, R OBP: 0.312, SLG: 0.350 (1, 4)	0-0 F			0-0 5-3		0-0 1B		0-0 G		4	0	1	0	0	0	0					
Tony Gonzalez, L OBP: 0.341, SLG: 0.397 (1, 8)	0-0 6-3			0-0 1B		0-0 1B			0-0 1B	4	0	3	1	0	0	0					
Rico Carty, R OBP: 0.407, SLG: 0.527 Mike Lum, L OBP: 0.304, SLG: 0.289 (9, 7)				0-0 F8		0-0 F2			0-0 G6-4-3	4	0	1	0	0	0	4					
Orlando Cepeda, R OBP: 0.323, SLG: 0.445 (1, 3)				0-0 FC6-4		0-0 F9			0-0 1B	4	0	1	0	0	0	3					
Clete Boyer, R OBP: 0.336, SLG: 0.371 (1, 5)				0-0 FC					0-0 F9	4	0	0	0	0	0	2					
Bob Didier, S OBP: 0.321, SLG: 0.304 (1, 2)				0-0 1-2		0-0 E4			0-0 1-2	4	0	0	0	0	0	1					
Gil Garrido, R OBP: 0.271, SLG: 0.241 (1, 6)				0-0 F7					0-0 1-2	3	0	0	0	0	0	1					
Phil Niekro, R OBP: 0.169, SLG: 0.187 (1, 1)				0-3 K					0-0 1B	3	1	1	0	0	1	0					
Inning Stats	R: 0 E: 0 K: 1 S: 5	H: 0 LOB: 0 BB: 0 P: 5	R: 0 E: 0 K: 0 S: 3	H: 1 LOB: 0 BB: 0 P: 3	R: 0 E: 0 K: 1 S: 5	H: 0 LOB: 0 BB: 0 P: 5	R: 0 E: 0 K: 1 S: 6	H: 1 LOB: 1 BB: 0 P: 6	R: 0 E: 1 K: 0 S: 4	H: 0 LOB: 1 BB: 0 P: 4	R: 1 E: 0 K: 0 S: 6	H: 3 LOB: 2 BB: 0 P: 6	R: 0 E: 0 K: 0 S: 3	H: 0 LOB: 0 BB: 0 P: 3	R: 0 E: 0 K: 0 S: 3	H: 2 LOB: 1 BB: 0 P: 4		1B: 6 2B: 1 3B: 0 HR: 0	SF: 0 SAC: 0 DP: 1 HBP: 0	WP: 0 PB: 0 SB: 2 CS: 1	PA: 34
PITCHER	IP	WLS	BF	H	R	ER	SO	BB	IBB	HBP	BLK	WP	HR	S	P	ERA	WHIP				
Dock Ellis, R ERA: 3.84 Bruce Dal Canton, R ERA: 3.36 (1, 1) (9, 1)	8.0	L	30	5	1	1	3	0	0	0	0	0	0	35	35	1.12	0.625				

Batter	1	2	3	4	5	6	7	8	9	AB	R	H	RBI	BB	SO	LOB	BOTTOM					
Matty Alou, L OBP: 0.366, SLG: 0.409 (1, 8)	4-0 G6-4-3 BB		0-0 6-3			0-0 1B		0-0 F7		3	0	1	0	1	0	1	Atlanta Braves @ Pittsburgh Pirates Forbes Field, Pittsburgh, PA Wed Aug 27 1969, 7:05 PM EDT Att: 11,454 - Unknown					
Richie Hebner, L OBP: 0.366, SLG: 0.438 (1, 5)	0-0 G6-4-3			0-3 K		0-0 1B			0-0 P	4	0	1	0	0	1	1						
Willie Stargell, L OBP: 0.404, SLG: 0.596 (1, 7)	0-0 4-1			0-3 K		0-3 K			0-0 G	4	0	0	0	0	2	2						
Roberto Clemente, R OBP: 0.411, SLG: 0.584 (1, 9)				0-0 F8		0-0 FC6-4			0-0 3B	4	0	1	0	0	0	2						
Al Oliver, L OBP: 0.330, SLG: 0.435 (1, 3)				0-3 K		0-0 F3			0-3 K	4	0	0	0	0	2	1						
Manny Sanguillen, R OBP: 0.354, SLG: 0.439 (1, 2)				0-3 K		0-0 F3			0-0 1B	3	0	1	0	0	1	0						
Jose Martinez, R OBP: 0.316, SLG: 0.315 (1, 4)				0-0 6-3		0-0 2B			0-0 F8	3	0	1	0	0	0	1						
Freddie Patek, R OBP: 0.314, SLG: 0.315 (1, 6)				0-0 S		0-0 5-3			0-0 1B	3	0	1	0	0	0	1						
Dock Ellis, S OBP: 0.125, SLG: 0.093 Carl Taylor, R OBP: 0.453, SLG: 0.458 Bruce Dal Canton, R OBP: 0.417, SLG: 0.500 (1, 1) (8, PH) (9, 1)				0-3 K		0-3 K			0-0 F8	2	0	0	0	0	2	1						
Inning Stats	R: 0 E: 0 K: 0 S: 2	H: 0 LOB: 1 BB: 0 P: 6	R: 0 E: 0 K: 2 S: 7	H: 0 LOB: 0 BB: 0 P: 7	R: 0 E: 0 K: 1 S: 6	H: 1 LOB: 1 BB: 0 P: 6	R: 0 E: 0 K: 2 S: 7	H: 0 LOB: 0 BB: 0 P: 7	R: 0 E: 0 K: 0 S: 4	H: 1 LOB: 1 BB: 0 P: 4	R: 0 E: 0 K: 2 S: 9	H: 2 LOB: 2 BB: 0 P: 9	R: 0 E: 0 K: 0 S: 3	H: 1 LOB: 0 BB: 0 P: 3	R: 0 E: 0 K: 0 S: 3	H: 0 LOB: 0 BB: 0 P: 3		R: 0 E: 0 K: 1 S: 6	H: 1 LOB: 1 BB: 0 P: 6	1B: 4 2B: 1 3B: 1 HR: 0	SF: 0 SAC: 0 DP: 1 HBP: 0	WP: 0 PB: 0 SB: 1 CS: 1
PITCHER	IP	WLS	BF	H	R	ER	SO	BB	IBB	HBP	BLK	WP	HR	S	P	ERA	WHIP					
Phil Niekro, R ERA: 2.49 (1, 1)	9.0	W	32	6	0	0	8	1	0	0	0	0	0	47	51	0.00	0.778					

Batter	1	2	3	4	5	6	7	8	9	AB	R	H	RBI	BB	SO	LOB	TOP								
Felix Millan, R OBP: 0.311, SLG: 0.348 (1, 4)	1-3	P3		4-3			SH HR 1B	K		5	1	1	0	0	1	2									
Tony Gonzalez, L OBP: 0.340, SLG: 0.394 (1, 8)	HR BB		K		P3		SH HR	F8		3	2	0	0	1	1	0									
Hank Aaron, R OBP: 0.411, SLG: 0.638 (1, 9)	HR		P2		6-3		HR	K		5	2	2	6	0	1	0									
Rico Carty, R OBP: 0.404, SLG: 0.522 (1, 7)	6-3		F9		FC5-4 1B		K	1-3		4	0	1	0	0	1	0									
Mike Lum, L OBP: 0.302, SLG: 0.287 (7, 7)										1	0	0	0	0	0	0									
Orlando Cepeda, R OBP: 0.325, SLG: 0.448 (1, 3)	2B			E6 1B	FC5-4 1-2		5-3 1B			4	1	2	0	0	0	1									
Clete Boyer, R OBP: 0.333, SLG: 0.367 (1, 5)	P4			K		K	5-3			4	0	0	0	0	2	3									
Bob Didier, S OBP: 0.320, SLG: 0.303 (1, 2)		P6		FC1-5-6 2H 1B	4-3		P6			4	0	1	1	0	0	1									
Gil Garrido, R OBP: 0.270, SLG: 0.241 (1, 6)				FC1-5-6 1B	1-3		5-3			4	1	1	0	0	0	1									
George Stone, L OBP: 0.200, SLG: 0.200 (1, 1)										4	1	2	1	0	2	1									
Paul Doyle, L (8, 1)	K						SH HR 1B	K		0	0	0	0	0	0	0									
Inning Stats	R: 2 E: 0 K: 0 S: 5	H: 2 LOB: 1 BB: 1 P: 9	R: 0 E: 0 K: 1 S: 6	H: 1 LOB: 1 BB: 0 P: 6	R: 0 E: 0 K: 1 S: 5	H: 0 LOB: 0 BB: 0 P: 5	R: 2 E: 1 K: 1 S: 8	H: 2 LOB: 1 BB: 0 P: 8	R: 0 E: 0 K: 1 S: 4	H: 0 LOB: 0 BB: 0 P: 5	R: 0 E: 0 K: 1 S: 5	H: 0 LOB: 0 BB: 0 P: 5	R: 4 E: 1 K: 2 S: 10	H: 4 LOB: 1 BB: 0 P: 10	R: 0 E: 0 K: 2 S: 7	H: 0 LOB: 0 BB: 0 P: 7	R: 0 E: 0 K: 1 S: 5	H: 0 LOB: 0 BB: 0 P: 5	1B: 7 2B: 1 3B: 0 HR: 2	SF: 0 SAC: 1 DP: 0 HBP: 0	WP: 0 PB: 0 SB: 0 CS: 0	PA: 40			
PITCHER	IP	WLS	BF	H	R	ER	SO	BB	IBB	HBP	BLK	WP	HR	S	P	ERA	WHIP								
Steve Blass, R ERA: 4.69 (1, 1)	6.0	L	29	8	7	5	4	1	0	0	0	0	1	36	40	7.50	1.500								
Bruce Dal Canton, R ERA: 3.44 (7, 1)	1.0		5	2	1	0	1	0	0	0	0	0	1	7	7	0.00	2.000								
Lou Marone, L ERA: 2.74 (8, 1)	2.0		6	0	0	0	3	0	0	0	0	0	0	12	12	0.00	0.000								

Atlanta Braves @ Pittsburgh Pirates
 Forbes Field, Pittsburgh, PA
 Thu Aug 28 1969, 7:05 PM EDT
 Att: 10,767 - Unknown

AB	38
R	8
H	10
RBI	8
BB	1
SO	8
LOB	9



Batter	1	2	3	4	5	6	7	8	9	AB	R	H	RBI	BB	SO	LOB	BOTTOM								
Matty Alou, L OBP: 0.366, SLG: 0.409 (1, 8)	P4		P6		1-2 1B		4-3		1B	5	0	2	0	0	0	2									
Jose Pagan, R OBP: 0.315, SLG: 0.436 (1, 5)	1B 1B		6-3		K		F8		1B	5	1	2	0	0	1	4									
Willie Stargell, L OBP: 0.404, SLG: 0.594 (1, 7)	1B 1-2 1B		F8				F8		1B 1B	5	1	2	0	0	1	2									
Roberto Clemente, R OBP: 0.414, SLG: 0.585 (1, 9)	1B 1-2 2H 1B			F7			1B		1B 1B	4	0	3	1	0	0	0									
Manny Sanguillen, R OBP: 0.353, SLG: 0.437 (1, 2)	K			K			P2		G4-3 1B	4	0	1	1	0	2	3									
Al Oliver, L OBP: 0.326, SLG: 0.430 (1, 3)	F8			6-3			P6		P6	4	0	0	0	0	0	5									
Jose Martinez, R OBP: 0.321, SLG: 0.320 (1, 4)					5-3		4-3 1B		G4-3 1B	4	0	2	0	0	0	2									
Freddie Patek, R OBP: 0.313, SLG: 0.314 (1, 6)			K				F9		F8	4	0	1	0	0	1	2									
Steve Blass, R OBP: 0.225, SLG: 0.243 (1, 1)										2	0	0	0	0	1	2									
Bruce Dal Canton, R OBP: 0.417, SLG: 0.500 (7, 1)										0	0	0	0	0	0	0									
Carl Taylor, R OBP: 0.428, SLG: 0.461 (7, PH)										1	0	1	0	0	0	0									
Lou Marone, L (8, 1)										0	0	0	0	0	0	0									
Jerry May, R OBP: 0.272, SLG: 0.373 (9, PH)										1	0	0	0	0	0	0									
Inning Stats	R: 1 E: 0 K: 1 S: 8	H: 3 LOB: 2 BB: 0 P: 8	R: 0 E: 0 K: 1 S: 5	H: 1 LOB: 0 BB: 0 P: 5	R: 0 E: 0 K: 1 S: 3	H: 0 LOB: 0 BB: 0 P: 3	R: 0 E: 0 K: 2 S: 9	H: 2 LOB: 2 BB: 0 P: 9	R: 0 E: 0 K: 0 S: 4	H: 1 LOB: 1 BB: 0 P: 4	R: 0 E: 0 K: 0 S: 5	H: 2 LOB: 2 BB: 0 P: 5	R: 0 E: 0 K: 0 S: 5	H: 3 LOB: 1 BB: 0 P: 5	R: 0 E: 0 K: 1 S: 7	H: 2 LOB: 2 BB: 0 P: 7	R: 0 E: 0 K: 1 S: 5	H: 2 LOB: 2 BB: 0 P: 7	1B: 14 2B: 1 3B: 0 HR: 0	SF: 0 SAC: 0 DP: 2 HBP: 0	WP: 0 PB: 0 SB: 0 CS: 0	PA: 39			
PITCHER	IP	WLS	BF	H	R	ER	SO	BB	IBB	HBP	BLK	WP	HR	S	P	ERA	WHIP								
George Stone, L ERA: 3.91 (1, 1)	7.0		31	11	2	2	5	0	0	0	0	0	0	41	41	2.57	1.571								
Paul Doyle, L ERA: 2.36 (8, 1)	2.0	S	8	3	0	0	1	0	0	0	0	0	0	10	10	0.00	1.500								

Atlanta Braves @ Pittsburgh Pirates
 Forbes Field, Pittsburgh, PA
 Thu Aug 28 1969, 7:05 PM EDT
 Att: 10,767 - Unknown

AB	39
R	2
H	14
RBI	2
BB	0
SO	6
LOB	22



Batter	1	2	3	4	5	6	7	8	9	AB	R	H	RBI	BB	SO	LOB	TOP								
Don Kessinger, S OBP: 0.343, SLG: 0.379	0-0 BLK 1B		0-0 BB 1B			0-0 SF8 3B		0-0 F8		4	1	3	0	0	0	0									
Glenn Beckert, R OBP: 0.333, SLG: 0.360	0-0 BLK 1B		4-0 BB 1B			0-0 SF8		0-0 6-3		2	0	1	1	1	0	0									
Billy Williams, L OBP: 0.362, SLG: 0.465	0-0 G3-6-2-5-1-4-7 1-3F 2-H		0-0 5-3			0-0 P6		0-3 K		4	0	0	0	0	1	5									
Ron Santo, R OBP: 0.391, SLG: 0.515		0-0 4-3		0-0 F8		0-0 1B		0-0 14 SH3 1B		4	0	2	0	0	0	0									
14 Ernie Banks, R OBP: 0.325, SLG: 0.432		0-0 F7		0-0 5-3		0-3 K		0-0 SH3		3	0	0	0	0	1	1									
Jim Hickman, R OBP: 0.327, SLG: 0.496		0-0 F7		0-3 K			0-0 HR	0-3 K		4	1	1	1	0	2	1									
Randy Hundley, R OBP: 0.355, SLG: 0.429			0-0 1-3		0-0 6-3		0-0 6-3	0-0 5-3		4	0	0	0	0	0	1									
Oscar Gamble, L OBP: 0.375, SLG: 0.167			0-0 1-3		0-0 1-3		0-3 K			3	0	0	0	0	1	0									
Bill Hands, R OBP: 0.125, SLG: 0.067			0-0 BB 1B		0-0 6-3		0-3 K			3	0	1	0	0	1	0									
Inning Stats	R: 0 E: 0 K: 0 S: 3	H: 2 LOB: 0 BB: 0 P: 3	R: 0 E: 0 K: 0 S: 3	H: 0 LOB: 0 BB: 0 P: 3	R: 0 E: 0 K: 0 S: 5	H: 2 LOB: 3 BB: 1 P: 9	R: 0 E: 0 K: 1 S: 5	H: 0 LOB: 0 BB: 0 P: 5	R: 0 E: 0 K: 0 S: 3	H: 0 LOB: 0 BB: 0 P: 3	R: 1 E: 0 K: 2 S: 8	H: 2 LOB: 1 BB: 0 P: 7	R: 1 E: 0 K: 2 S: 8	H: 1 LOB: 0 BB: 0 P: 8	R: 0 E: 0 K: 1 S: 5	H: 0 LOB: 0 BB: 0 P: 5	R: 0 E: 0 K: 1 S: 6	H: 1 LOB: 1 BB: 0 P: 6	1B: 6 2B: 0 3B: 2 HR: 1	SF: 1 SAC: 1 DP: 0 HBP: 0	WP: 0 PB: 0 SB: 0 CS: 0	PA: 34			
PITCHER	IP WLS BF H R ER SO BB IBB HBP BLK WP HR S P ERA WHIP	7.0 L 27 7 2 2 4 1 0 0 0 0 1 34 38 2.57 1.143	2.0 7 1 0 0 2 0 0 0 0 0 0 0 11 11 0.00 0.500																						

Chicago Cubs @ Atlanta Braves
Atlanta Stadium, Atlanta, GA
Fri Aug 29 1969, 7:05 PM EDT
Att: 36,413 - Unknown - 85 F

AB 31
R 2
H 8
RBI 2
BB 1
SO 6
LOB 8



Batter	1	2	3	4	5	6	7	8	9	AB	R	H	RBI	BB	SO	LOB	BOTTOM								
Felix Millan, R OBP: 0.312, SLG: 0.352	0-0 4-3 1B		0-0 6-3			0-0 6-3 1B 2B		0-0 6-3		4	1	2	0	0	0	1									
Tony Gonzalez, L OBP: 0.333, SLG: 0.395	0-0 4-3 1-2		0-0 2B			0-0 6-3 2-3		0-3 K		4	0	1	0	0	1	2									
Hank Aaron, R OBP: 0.409, SLG: 0.634	0-3 K		0-0 6-3			4-0 1B IBB		0-0 E6 FC5-4		3	0	0	0	1	1	1									
Rico Carty, R OBP: 0.402, SLG: 0.517	0-0 6-3			0-0 4-3		0-0 1B 1B		0-0 FC5-4 FC6		4	0	1	1	0	0	2									
Orlando Cepeda, R OBP: 0.322, SLG: 0.444		0-3 K		0-0 6-3		0-0 F5		0-0 FC6		4	0	0	0	0	1	3									
Clete Boyer, R OBP: 0.330, SLG: 0.364		0-0 5-3		0-0 6-3		0-0 4-3			0-0 F8	4	0	0	0	0	0	2									
Bob Didier, S OBP: 0.319, SLG: 0.302		0-0 1B 1B			0-0 F9		0-0 P4		0-0 F8	4	0	1	0	0	0	0									
Gil Garrido, R OBP: 0.273, SLG: 0.244					0-0 4-3		0-3 K		0-0 F8	2	0	1	0	0	0	0									
Darrell Evans, L OBP: 0.291, SLG: 0.273										1	0	0	0	0	1	0									
Sonny Jackson, L OBP: 0.312, SLG: 0.305										1	0	0	0	0	0	0									
Pat Jarvis, R OBP: 0.131, SLG: 0.103		0-0 1B			0-0 1-3		0-0 E7			2	0	0	0	0	0	2									
Mike Lum, L OBP: 0.300, SLG: 0.285										1	0	0	0	0	0	0									
Cecil Upshaw, R OBP: 0.364, SLG: 0.636										0	0	0	0	0	0	0									
Inning Stats	R: 0 E: 0 K: 1 S: 6	H: 1 LOB: 1 BB: 0 P: 6	R: 0 E: 0 K: 1 S: 7	H: 2 LOB: 2 BB: 0 P: 7	R: 0 E: 0 K: 0 S: 3	H: 1 LOB: 0 BB: 0 P: 3	R: 0 E: 0 K: 0 S: 3	H: 0 LOB: 0 BB: 0 P: 3	R: 0 E: 0 K: 0 S: 5	H: 2 LOB: 2 BB: 1 P: 9	R: 0 E: 1 K: 1 S: 6	H: 0 LOB: 1 BB: 0 P: 6	R: 0 E: 1 K: 1 S: 6	H: 0 LOB: 1 BB: 0 P: 6	R: 0 E: 0 K: 0 S: 3	H: 0 LOB: 0 BB: 0 P: 3	1B: 4 2B: 2 3B: 0 HR: 0	SF: 0 SAC: 0 DP: 0 HBP: 0	WP: 0 PB: 0 SB: 0 CS: 0	PA: 35					
PITCHER	IP WLS BF H R ER SO BB IBB HBP BLK WP HR S P ERA WHIP	9.0 W 35 6 1 1 4 0 1 0 0 0 0 42 46 1.00 0.667																							

Chicago Cubs @ Atlanta Braves
Atlanta Stadium, Atlanta, GA
Fri Aug 29 1969, 7:05 PM EDT
Att: 36,413 - Unknown - 85 F

AB 34
R 1
H 6
RBI 1
BB 1
SO 4
LOB 13



Batter	1	2	3	4	5	6	7	8	9	AB	R	H	RBI	BB	SO	LOB	TOP			
Don Kessinger, S OBP: 0.344, SLG: 0.384 (1, 6)	F7			6-3			WP SF7 2B		K	5	1	2	1	0	1	2				
Glenn Beckert, R OBP: 0.332, SLG: 0.359 (1, 4)	6-3	1-3			14 FC5-4 1B		SF7		F9	4	0	1	1	0	0	1				
Billy Williams, L OBP: 0.363, SLG: 0.466 (1, 7)	1B 2B		14 G5-4-3 1B		F3		1-3		F7	5	1	2	0	0	0	1				
Ron Santo, R OBP: 0.390, SLG: 0.513 (1, 5)	14 HR 1B		F8		F9		L6			4	1	1	1	0	0	2				
14 Ernie Banks, R OBP: 0.324, SLG: 0.437 (1, 3)	1-H HR		G5-4-3		FC5-4				P4	4	1	1	2	0	0	2				
Jim Hickman, R OBP: 0.324, SLG: 0.490 Don Young, R OBP: 0.338, SLG: 0.347 (1, 9) (7, 9)	F8			E6 1B			K		WP HBP	3	0	0	0	0	1	0				
Randy Hundley, R OBP: 0.356, SLG: 0.428 (1, 2)				P4					K	3	0	1	0	1	1	2				
Oscar Gamble, L OBP: 0.417, SLG: 0.222 (1, 8)		FC5-4 SH1-4 3B					K			3	1	1	0	1	1	2				
Dick Selma, R OBP: 0.185, SLG: 0.208 Ken Johnson, R (1, 1) Phil Regan, R OBP: 0.222, SLG: 0.133 (7, 1)		SH1-4					K		F7	0	0	0	0	0	0	0				
Inning Stats	R: 3 E: 0 K: 0 S: 6	H: 3 LOB: 0 BB: 0 P: 6	R: 1 E: 0 K: 0 S: 5	H: 2 LOB: 1 BB: 0 P: 5	R: 0 E: 0 K: 0 S: 3	H: 1 LOB: 0 BB: 0 P: 3	R: 0 E: 1 K: 1 S: 7	H: 1 LOB: 2 BB: 0 P: 7	R: 0 E: 0 K: 3 S: 4	H: 0 LOB: 1 BB: 1 P: 13	R: 1 E: 0 K: 0 S: 4	H: 1 LOB: 0 BB: 0 P: 4	R: 0 E: 0 K: 1 S: 5	H: 0 LOB: 2 BB: 1 P: 10	R: 0 E: 0 K: 1 S: 5	H: 0 LOB: 0 BB: 0 P: 5	1B: 5 2B: 2 3B: 1 HR: 1	SF: 1 SAC: 1 DP: 1 HBP: 1	WP: 2 PA: 39 PB: 0 SB: 0 CS: 0	
PITCHER	IP	WLS	BF	H	R	ER	SO	BB	IBB	HBP	BLK	WP	HR	S	P	ERA	WHIP			
Ron Reed, R ERA: 3.74 Gary Neibauer, R ERA: 3.51 Larry Maxie, R ERA: 4.5 Paul Doyle, L ERA: 2.29	4.0	L	19	7	4	4	1	0	0	0	0	0	1	21	21	9.00	1.750			
PITCHER	IP	WLS	BF	H	R	ER	SO	BB	IBB	HBP	BLK	WP	HR	S	P	ERA	WHIP			
Ron Reed, R ERA: 3.46 Ken Johnson, R ERA: 3.52 Phil Regan, R ERA: 3.51	0.2	W	24	5	1	1	3	2	0	0	0	0	1	28	36	1.69	1.312			
Phil Regan, R ERA: 3.51	3.0	S	12	2	1	1	2	1	0	0	0	0	0	15	19	3.00	1.000			

Chicago Cubs @ Atlanta Braves
Atlanta Stadium, Atlanta, GA
Sat Aug 30 1969, 3:33 AM EDT
Att: 26,630 - Unknown - 87 F

AB 34
R 5
H 9
RBI 5
BB 2
SO 6
LOB 17



Batter	1	2	3	4	5	6	7	8	9	AB	R	H	RBI	BB	SO	LOB	BOTTOM			
Felix Millan, R OBP: 0.317, SLG: 0.354 (1, 4)	F8			1-2 1B						4	0	3	0	1	0	0				
Tony Gonzalez, L OBP: 0.338, SLG: 0.393 Paul Doyle, L (1, 8) (9, 1)		F8		P5			P4		2-3	5	1	1	0	0	0	5				
Hank Aaron, R OBP: 0.409, SLG: 0.637 (1, 9)	FC9-6 1B		5-3		F8		HR		P4	4	1	1	1	1	0	0				
Rico Carty, R OBP: 0.398, SLG: 0.509 (1, 7)	FC9-6 1B		5-3				6-3		K	5	1	1	0	0	1	2				
Orlando Cepeda, R OBP: 0.327, SLG: 0.446 (1, 3)	1B						K			3	0	2	1	2	1	0				
Clete Boyer, R OBP: 0.326, SLG: 0.362 (1, 5)	1B				F2		6-3		P4	5	0	1	1	0	0	4				
Bob Didier, S OBP: 0.318, SLG: 0.305 (1, 2)	P6						K		P4	4	1	1	0	0	1	4				
Gil Garrido, R OBP: 0.268, SLG: 0.240 Bob Aspromonte, R OBP: 0.236, SLG: 0.337 (1, 6) (8, PH) (9, 6)		F7			E6 1B		6-3		4-3	3	0	0	0	0	0	0				
Ron Reed, R OBP: 0.132, SLG: 0.134 Mike Luff, L OBP: 0.288, SLG: 0.283 Gary Neibauer, R (1, 1) Sonny Jackson, L OBP: 0.311, SLG: 0.334 Larry Maxie, R (7, 1) Felipe Alou, R OBP: 0.324, SLG: 0.359 (8, PH) (9, 8)							K		P4	1	0	0	0	0	1	0				
Inning Stats	R: 2 E: 0 K: 0 S: 6	H: 3 LOB: 2 BB: 1 P: 10	R: 0 E: 0 K: 1 S: 6	H: 1 LOB: 1 BB: 0 P: 6	R: 0 E: 0 K: 0 S: 3	H: 0 LOB: 1 BB: 1 P: 7	R: 0 E: 1 K: 2 S: 9	H: 1 LOB: 2 BB: 0 P: 9	R: 0 E: 0 K: 0 S: 4	H: 1 LOB: 2 BB: 1 P: 8	R: 1 E: 0 K: 1 S: 6	H: 1 LOB: 0 BB: 0 P: 6	R: 1 E: 0 K: 0 S: 4	H: 1 LOB: 1 BB: 1 P: 8	R: 0 E: 0 K: 1 S: 6	H: 1 LOB: 1 BB: 0 P: 6	1B: 8 2B: 1 3B: 0 HR: 1	SF: 1 SAC: 0 DP: 0 HBP: 0	WP: 0 PA: 42 PB: 0 SB: 0 CS: 0	
PITCHER	IP	WLS	BF	H	R	ER	SO	BB	IBB	HBP	BLK	WP	HR	S	P	ERA	WHIP			
Dick Selma, R ERA: 3.46 Ken Johnson, R ERA: 3.52 Phil Regan, R ERA: 3.51	0.2	W	24	5	1	1	3	2	0	0	0	0	1	28	36	1.69	1.312			
Phil Regan, R ERA: 3.51	3.0	S	12	2	1	1	2	1	0	0	0	0	0	15	19	3.00	1.000			

Chicago Cubs @ Atlanta Braves
Atlanta Stadium, Atlanta, GA
Sat Aug 30 1969, 3:33 AM EDT
Att: 26,630 - Unknown - 87 F


AB 37
R 4
H 10
RBI 4
BB 4
SO 5
LOB 17



Batter	1	2	3	4	5	6	7	8	9	AB	R	H	RBI	BB	SO	LOB	TOP					
Don Kessinger, S OBP: 0.343, SLG: 0.382 (1, 6)										5	1	1	0	0	1	3						
Glenn Beckert, R OBP: 0.337, SLG: 0.364 (1, 4)										5	2	4	1	0	0	0						
Billy Williams, L OBP: 0.361, SLG: 0.469 (1, 7)										5	1	1	3	0	1	4						
Ron Santo, R OBP: 0.387, SLG: 0.509 (1, 5)										4	0	0	1	0	1	3						
14 Ernie Banks, R OBP: 0.322, SLG: 0.433 (1, 3)										4	0	0	0	0	1	2						
Jim Hickman, R OBP: 0.324, SLG: 0.488 (6, PR)										3	0	1	0	0	1	0						
Don Young, R OBP: 0.340, SLG: 0.357 (6, 9)										1	1	1	0	0	0	0						
Randy Hundley, R OBP: 0.353, SLG: 0.424 (1, 2)										4	1	0	0	0	0	2						
Oscar Gamble, L OBP: 0.500, SLG: 0.333 (1, 8)										3	1	2	0	1	0	1						
Ken Holtzman, R OBP: 0.161, SLG: 0.212 (1, 1)										3	1	2	3	0	0	1						
Ted Abernathy, R OBP: 0.250, SLG: 0.375 (8, 1)										0	0	0	0	0	0	0						
Hank Aguirre, R OBP: 0.400, SLG: 0.400 (8, 1)										0	0	0	0	0	0	0						
Phil Regan, R OBP: 0.222, SLG: 0.133 (9, 1)										0	0	0	0	0	0	0						
Inning Stats	R: 0 E: 1 K: 2 S: 9	H: 1 LOB: 2 BB: 0 P: 9	R: 0 E: 0 K: 1 S: 6	H: 1 LOB: 1 BB: 0 P: 6	R: 0 E: 0 K: 2 S: 8	H: 1 LOB: 1 BB: 0 P: 8	R: 0 E: 0 K: 0 S: 3	H: 0 LOB: 0 BB: 0 P: 3	R: 4 E: 0 K: 0 S: 7	H: 4 LOB: 0 BB: 0 P: 7	R: 2 E: 0 K: 0 S: 5	H: 2 LOB: 1 BB: 0 P: 5	R: 1 E: 1 K: 0 S: 4	H: 1 LOB: 0 BB: 0 P: 4	R: 1 E: 0 K: 0 S: 4	H: 2 LOB: 1 BB: 1 P: 8	R: 0 E: 0 K: 0 S: 3	H: 0 LOB: 0 BB: 0 P: 3	1B: 9 2B: 0 3B: 1 HR: 2	SF: 1 SAC: 1 DP: 1 HBP: 0	WP: 0 PB: 0 SB: 1 CS: 0	PA: 40
PITCHER	IP WLS BF H R ER SO BB IBB HBP BLK WP HR S P ERA WHIP																					
Phil Niekro, R ERA: 2.67 (1, 1)	5.2 L 27 9 6 6 5 0 0 0 0 0 2 37 37 9.53 1.588																					
Milt Pappas, R ERA: 3.55 (6, 1)	1.1 5 1 1 0 0 0 0 0 0 0 0 5 5 0.00 0.750																					
Gary Neibauer, R ERA: 3.95 (8, 1)	0.1 2 1 1 0 0 0 0 0 0 0 0 2 2 27.00 3.000																					
Paul Doyle, L ERA: 2.25 (8, 1)	0.2 3 1 0 0 0 1 0 0 0 0 0 2 6 0.00 3.000																					
Larry Maxie, R ERA: 3.0 (9, 1)	1.0 3 0 0 0 0 0 0 0 0 0 0 3 3 0.00 0.000																					

Chicago Cubs @ Atlanta Braves
Atlanta Stadium, Atlanta, GA
Sun Aug 31 1969, 3:33 AM EDT
Att: 33,142 - Unknown - 73 F


AB 37
R 8
H 12
RBI 8
BB 1
SO 5
LOB 16



Batter	1	2	3	4	5	6	7	8	9	AB	R	H	RBI	BB	SO	LOB	BOTTOM					
Felipe Alou, R OBP: 0.323, SLG: 0.357 (1, 8)										5	0	1	1	0	0	0						
Felix Milten, R OBP: 0.314, SLG: 0.351 (1, 4)										5	0	0	0	0	0	1						
Hank Aaron, R OBP: 0.409, SLG: 0.634 (1, 9)										4	0	1	0	1	0	0						
Rico Carty, R OBP: 0.399, SLG: 0.521 (1, 7)										3	1	1	1	1	0	2						
Orlando Cepeda, R OBP: 0.328, SLG: 0.448 (1, 3)										4	2	2	0	0	0	2						
Clete Boyer, R OBP: 0.332, SLG: 0.365 (1, 5)										4	0	3	1	0	0	0						
Bob Didier, S OBP: 0.318, SLG: 0.303 (8, 1)										2	0	0	0	1	0	2						
Tony Gonzalez, L OBP: 0.337, SLG: 0.392 (6, PH)										1	0	0	0	0	1	2						
Larry Maxie, R ERA: 3.0 (9, 1)										0	0	0	0	0	0	0						
Gil Garrido, R OBP: 0.265, SLG: 0.237 (1, 6)										2	0	0	0	0	0	1						
Bob Aspromonte, R OBP: 0.301, SLG: 0.339 (7, 6)										2	0	1	1	0	1	1						
Phil Niekro, R OBP: 0.177, SLG: 0.208 (8, 1)										2	1	1	0	0	1	1						
Milt Pappas, R OBP: 0.328, SLG: 0.209 (7, PH)										0	0	0	0	0	0	0						
Tommy Harper, R OBP: 0.322, SLG: 0.339 (8, 1)										0	0	0	0	0	0	0						
Gary Neibauer, R ERA: 2.01 (8, 1)										0	0	0	0	0	0	0						
Paul Doyle, L ERA: 2.01 (8, PH)										0	0	0	0	0	0	0						
Mike Lum, L OBP: 0.265, SLG: 0.283 (8, PH)										1	0	0	0	0	0	1						
Bob Tillman, R OBP: 0.262, SLG: 0.418 (8, 2)										0	0	0	0	0	1	2						
Inning Stats	R: 0 E: 0 K: 0 S: 3	H: 0 LOB: 2 BB: 2 P: 11	R: 0 E: 0 K: 1 S: 5	H: 0 LOB: 1 BB: 1 P: 9	R: 0 E: 0 K: 0 S: 3	H: 0 LOB: 0 BB: 0 P: 3	R: 1 E: 0 K: 0 S: 4	H: 2 LOB: 0 BB: 0 P: 4	R: 1 E: 0 K: 0 S: 6	H: 3 LOB: 2 BB: 0 P: 6	R: 0 E: 0 K: 1 S: 6	H: 1 LOB: 1 BB: 0 P: 6	R: 0 E: 0 K: 0 S: 3	H: 0 LOB: 0 BB: 0 P: 3	R: 2 E: 0 K: 2 S: 11	H: 4 LOB: 2 BB: 0 P: 11	R: 0 E: 0 K: 0 S: 3	H: 0 LOB: 0 BB: 0 P: 3	1B: 7 2B: 2 3B: 0 HR: 1	SF: 0 SAC: 0 DP: 1 HBP: 0	WP: 0 PB: 0 SB: 1 CS: 0	PA: 39
PITCHER	IP WLS BF H R ER SO BB IBB HBP BLK WP HR S P ERA WHIP																					
Ken Holtzman, L ERA: 3.37 (1, 1)	7.1 W 33 9 4 4 2 3 0 0 0 0 0 0 4 4 4.91 1.636																					
Ted Abernathy, R ERA: 3.07 (8, 1)	0.1 2 1 0 0 1 0 0 0 0 0 0 4 4 0.00 3.000																					
Hank Aguirre, L ERA: 2.01 (8, 1)	0.1 1 0 0 0 1 0 0 0 0 0 0 3 3 0.00 0.000																					
Phil Regan, R ERA: 3.47 (9, 1)	1.0 S 3 0 0 0 0 0 0 0 0 0 0 3 3 0.00 0.000																					

Chicago Cubs @ Atlanta Braves
Atlanta Stadium, Atlanta, GA
Sun Aug 31 1969, 3:33 AM EDT
Att: 33,142 - Unknown - 73 F

AB 36
R 4
H 10
RBI 4
BB 3
SO 4
LOB 14



Batter	1	2	3	4	5	6	7	8	9	AB	R	H	RBI	BB	SO	LOB	TOP			
Matty Alou, L OBP: 0.365, SLG: 0.410 (1, 8)												5	1	2	0	0	0			
Gene Alley, R OBP: 0.301, SLG: 0.395 (1, 4)												5	1	1	1	0	0	2		
Willie Stargell, L OBP: 0.403, SLG: 0.596 (1, 7)												3	3	2	1	2	1	1		
Roberto Clemente, R OBP: 0.410, SLG: 0.571 (1, 9)												5	0	1	0	0	0	4		
Al Oliver, L OBP: 0.327, SLG: 0.441 (1, 3)												4	1	1	1	0	0	3		
Richie Hebner, L OBP: 0.370, SLG: 0.439 (1, 5)												2	1	1	1	1	1	0		
Freddie Patek, R OBP: 0.316, SLG: 0.312 (1, 6)												4	0	1	0	0	0	2		
Gary Kolb, L OBP: 0.128, SLG: 0.108 (1, 2)												4	0	1	2	0	3	1		
Bob Moose, R OBP: 0.158, SLG: 0.059 (1, 1)												4	0	0	0	0	1	2		
Inning Stats	R: 3 E: 0 K: 0 S: 6	H: 3 LOB: 1 BB: 1 P: 10	R: 0 E: 0 K: 1 S: 5	H: 0 LOB: 0 BB: 0 P: 5	R: 2 E: 0 K: 1 S: 7	H: 2 LOB: 0 BB: 0 P: 7	R: 0 E: 0 K: 1 S: 5	H: 0 LOB: 2 BB: 1 P: 8	R: 0 E: 0 K: 0 S: 4	H: 0 LOB: 0 BB: 0 P: 5	R: 0 E: 0 K: 1 S: 5	H: 0 LOB: 0 BB: 0 P: 5	R: 2 E: 0 K: 0 S: 6	H: 3 LOB: 2 BB: 1 P: 10	R: 0 E: 0 K: 1 S: 6	H: 1 LOB: 1 BB: 0 P: 6	1B: 6 2B: 2 3B: 0 HR: 2	SF: 0 SAC: 0 DP: 0 HBP: 1	WP: 0 PB: 0 SB: 2 CS: 1	PA: 40
PITCHER	IP WLS BF H R ER SO BB IBB HBP BLK WP HR S P ERA WHIP																			
Jim Britton, R ERA: 3.87 (1, 1)	2.1 L 13 5 5 5 1 1 0 0 0 0 2 14 18 19.29 2.571																			
George Stone, L ERA: 3.77 (3, 1)	4.2 16 1 0 0 4 1 0 1 0 0 0 22 27 0.00 0.429																			
Pat Jarvis, R ERA: 4.83 (8, 1)	2.0 11 4 2 2 1 0 1 0 0 0 0 12 16 9.00 2.000																			

Pittsburgh Pirates @ Atlanta Braves
Atlanta Stadium, Atlanta, GA
Mon Sep 01 1969, 3:33 AM EDT
Att: 10,479 - Unknown

AB 36
R 7
H 10
RBI 6
BB 3
SO 6
LOB 15



Batter	1	2	3	4	5	6	7	8	9	AB	R	H	RBI	BB	SO	LOB	BOTTOM					
Felipe Alou, R OBP: 0.328, SLG: 0.353 (1, 8)										4	0	0	0	0	0	3						
Tony Gonzalez, L OBP: 0.334, SLG: 0.388 (1, 7)										4	0	0	0	0	0	0						
Hank Aaron, R OBP: 0.408, SLG: 0.630 (1, 9)										4	1	1	0	0	0	0						
Orlando Cepeda, R OBP: 0.328, SLG: 0.449 (1, 3)										4	0	1	0	0	2	2						
Clete Boyer, R OBP: 0.331, SLG: 0.364 (1, 5)										4	0	1	1	0	0	2						
Felix Milten, R OBP: 0.313, SLG: 0.350 (1, 4)										4	0	1	0	0	0	0						
Sonny Jackson, L OBP: 0.307, SLG: 0.300 (1, 6)										4	0	0	0	0	0	2						
Bob Didier, S OBP: 0.320, SLG: 0.306 (1, 2)										4	0	2	0	0	0	0						
Jim Britton, R OBP: 0.190, SLG: 0.238 (1, 1)										0	0	0	0	0	0	0						
George Stone, L OBP: 0.191, SLG: 0.191 (3, 1)										2	0	0	0	0	1	1						
Mike Lum, L OBP: 0.302, SLG: 0.288 (7, PH)										1	0	1	0	0	0	0						
Pat Jarvis, R OBP: 0.131, SLG: 0.103 (8, 1)										0	0	0	0	0	0	0						
Darrell Evans, L OBP: 0.250, SLG: 0.261 (9, PH)										1	0	0	0	0	1	1						
Inning Stats	R: 0 E: 0 K: 0 S: 3	H: 0 LOB: 0 BB: 0 P: 3	R: 0 E: 0 K: 1 S: 5	H: 0 LOB: 0 BB: 0 P: 5	R: 0 E: 0 K: 1 S: 6	H: 1 LOB: 1 BB: 0 P: 6	R: 1 E: 0 K: 1 S: 8	H: 2 LOB: 2 BB: 0 P: 8	R: 0 E: 0 K: 0 S: 3	H: 0 LOB: 0 BB: 0 P: 3	R: 0 E: 0 K: 0 S: 4	H: 1 LOB: 1 BB: 0 P: 4	R: 0 E: 1 K: 0 S: 5	H: 1 LOB: 2 BB: 0 P: 5	R: 0 E: 0 K: 0 S: 4	H: 1 LOB: 1 BB: 0 P: 4	R: 0 E: 0 K: 1 S: 6	H: 1 LOB: 1 BB: 0 P: 6	1B: 6 2B: 1 3B: 0 HR: 0	SF: 0 SAC: 0 DP: 0 HBP: 0	WP: 0 PB: 0 SB: 0 CS: 0	PA: 36
PITCHER	IP WLS BF H R ER SO BB IBB HBP BLK WP HR S P ERA WHIP																					
Bob Moose, R ERA: 3.34 (1, 1)	9.0 W 36 7 1 0 4 0 0 0 0 0 0 44 44 0.00 0.778																					

Pittsburgh Pirates @ Atlanta Braves
Atlanta Stadium, Atlanta, GA
Mon Sep 01 1969, 3:33 AM EDT
Att: 10,479 - Unknown

AB 36
R 1
H 7
RBI 1
BB 0
SO 4
LOB 11



Batter	1	2	3	4	5	6	7	8	9	AB	R	H	RBI	BB	SO	LOB	TOP		
Matty Alou, L OBP: 0.366, SLG: 0.412 (1, 8)	5-3		P4			1B		1B SF9 2B		4	1	2	0	0	0	1	Pittsburgh Pirates @ Atlanta Braves Atlanta Stadium, Atlanta, GA Wed Sep 03 1969, 7:05 PM EDT Att: 6,317 - Unknown		
Gene Alley, R OBP: 0.304, SLG: 0.397 (1, 4)	P6		5-3			1B		1B		4	0	2	0	0	0	1			
Willie Stargell, L OBP: 0.399, SLG: 0.592 (1, 7)	K			P5		P4		SF9		3	0	0	1	0	1	2			
Roberto Clemente, R OBP: 0.407, SLG: 0.566 (1, 9)		K		6-3		G3-1		F8		4	0	0	0	0	1	3			
Al Oliver, L OBP: 0.326, SLG: 0.441 (1, 3)		F8		3-1					F3		4	0	1	0	0	0			
Richie Hebner, L OBP: 0.369, SLG: 0.437 (1, 5)					K			F7		4	0	1	0	0	1	1			
Freddie Patek, R OBP: 0.318, SLG: 0.310 (1, 6)					6-3			FC6-4 BB		2	0	0	0	2	0	1			
Jerry May, R OBP: 0.265, SLG: 0.363 (1, 2)					6-3			FC6-4		4	0	0	0	0	0	3			
Dock Ellis, S OBP: 0.128, SLG: 0.192 (6, 1) Bruce Dal Canton, R OBP: 0.417, SLG: 0.500 (6, 1) Lou Marone, L OBP: 0.227, SLG: 0.190 (6, PH) Jose Pagan, R OBP: 0.318, SLG: 0.427 (8, 1) Bo Belinsky, L OBP: 0.425, SLG: 0.496 (8, PH)						K		5-3	6-3	2	0	1	0	0	1	0		P	
										0	0	0	0	0	0	0			
Inning Stats	R: 0 E: 0 K: 1 S: 5	H: 0 LOB: 0 P: 5	R: 0 E: 0 K: 1 S: 6	H: 1 LOB: 1 BB: 0 P: 6	R: 0 E: 0 K: 0 S: 4	H: 1 LOB: 1 BB: 0 P: 4	R: 0 E: 0 K: 0 S: 3	H: 0 LOB: 0 BB: 0 P: 3	R: 0 E: 0 K: 1 S: 5	H: 2 LOB: 2 BB: 0 P: 7	R: 0 E: 0 K: 0 S: 3	H: 0 LOB: 1 BB: 1 P: 7	R: 1 E: 0 K: 0 S: 5	H: 2 LOB: 1 BB: 0 P: 5	R: 0 E: 0 K: 0 S: 4	H: 1 LOB: 2 BB: 1 P: 8	1B: 5 2B: 2 3B: 0 HR: 0	SF: 1 SAC: 0 DP: 0 HBP: 0	WP: 1 PA: 36 CS: 0
PITCHER	IP WLS BF H R ER SO BB IBB HBP BLK WP HR S P ERA WHIP																		
Ron Reed, R ERA: 3.64 (1, 1)	8.0 W 31 6 1 1 4 1 0 0 0 0 0 0 38 42 1.12 0.875																		
Paul Doyle, L ERA: 2.21 (9, 1)	0.2 S 4 1 0 0 0 1 0 0 0 0 0 0 3 7 0.00 3.000																		
Cecil Upshaw, R ERA: 3.55 (9, 1)	0.1 S 1 0 0 0 0 0 0 0 0 0 1 0 1 1 0.00 0.000																		

Batter	1	2	3	4	5	6	7	8	9	AB	R	H	RBI	BB	SO	LOB	BOTTOM		
Felipe Alou, R OBP: 0.321, SLG: 0.354 (1, 8)	4-3		P4			1B		FC6-4		5	1	2	1	0	0	1	Pittsburgh Pirates @ Atlanta Braves Atlanta Stadium, Atlanta, GA Wed Sep 03 1969, 7:05 PM EDT Att: 6,317 - Unknown		
Tony Gonzalez, L OBP: 0.333, SLG: 0.387 (1, 7)	4-3		F8 1B BB			SF7		P6		2	0	0	1	1	0	2			
Hank Aaron, R OBP: 0.409, SLG: 0.631 (1, 9)	K					P5				4	1	2	0	0	1	0			
Orlando Cepeda, R OBP: 0.327, SLG: 0.446 (1, 3)		K		F8		2B		5-3		3	1	0	0	1	1	2			
Clete Boyer, R OBP: 0.333, SLG: 0.367 (1, 5)		K		5-3		2B IBB				3	1	1	2	1	1	2			
Felix Milten, R OBP: 0.313, SLG: 0.349 (1, 4)		K				2B IBB		P6		3	1	0	0	1	2	1			
Sonny Jackson, L OBP: 0.309, SLG: 0.298 (1, 6)				5-3		4-3		FC6-4 BB		2	1	0	1	2	0	0			
Bob Didier, S OBP: 0.318, SLG: 0.304 (1, 2) Rico Carty, R OBP: 0.402, SLG: 0.527 (6, PH) Ralph Garr, L OBP: 0.227, SLG: 0.190 (6, PH) Bob Tillman, R OBP: 0.260, SLG: 0.416 (7, 2)						4-3		P6		2	0	0	0	0	0	0			
Ron Reed, R OBP: 0.141, SLG: 0.130 (8, PH) Oscar Brown, R OBP: 0.364, SLG: 0.636 (9, 1)						4-3				1	0	1	3	0	0	0			
										0	1	0	0	0	0	0			
Inning Stats	R: 0 E: 0 K: 1 S: 5	H: 0 LOB: 0 P: 5	R: 0 E: 0 K: 3 S: 9	H: 0 LOB: 0 BB: 0 P: 9	R: 0 E: 0 K: 1 S: 5	H: 0 LOB: 0 BB: 0 P: 5	R: 0 E: 0 K: 0 S: 4	H: 1 LOB: 2 BB: 1 P: 8	R: 0 E: 0 K: 1 S: 5	H: 0 LOB: 0 BB: 0 P: 5	R: 8 E: 0 K: 1 S: 10	H: 5 LOB: 4 BB: 4 P: 26	R: 0 E: 0 K: 0 S: 3	H: 0 LOB: 1 BB: 1 P: 7	R: 0 E: 0 K: 0 S: 3	H: 0 LOB: 1 BB: 1 P: 7	1B: 3 2B: 3 3B: 0 HR: 0	SF: 1 SAC: 0 DP: 0 HBP: 0	WP: 0 PA: 37 CS: 0
PITCHER	IP WLS BF H R ER SO BB IBB HBP BLK WP HR S P ERA WHIP																		
Dock Ellis, R ERA: 3.97 (1, 1)	5.1 L 23 4 5 5 6 2 1 0 0 0 0 0 5 13 8.100 9.000																		
Bruce Dal Canton, R ERA: 3.69 (6, 1)	0.1 S 5 2 3 3 1 1 1 0 0 0 0 0 5 13 8.100 9.000																		
Lou Marone, L ERA: 2.95 (6, 1)	1.1 S 0 0 0 0 0 1 0 0 0 0 0 0 4 8 0.00 0.750																		
Bo Belinsky, L ERA: 2.08 (8, 1)	1.0 S 4 0 0 0 0 1 0 0 0 0 0 0 3 7 0.00 1.000																		

Batter	1	2	3	4	5	6	7	8	9	AB	R	H	RBI	BB	SO	LOB	TOP					
Felipe Alou, R OBP: 0.322, SLG: 0.353 (1, 8)										4	1	1	0	1	0	2	Atlanta Braves @ Cincinnati Reds Crosley Field, Cincinnati, OH Fri Sep 05 1969, 7:05 PM EDT Att: 12,847 - Unknown					
Felix Milian, R OBP: 0.315, SLG: 0.351 (1, 4)										4	2	2	2	1	0	1						
Hank Aaron, R OBP: 0.409, SLG: 0.635 (1, 9)										4	1	1	3	1	0	2						
Rico Carty, R OBP: 0.405, SLG: 0.525 (1, 7)										1	1	0	0	2	0	2						
Tony Gonzalez, L OBP: 0.332, SLG: 0.385 (6, 7)										2	0	0	0	0	1	1						
Orlando Cepeda, R OBP: 0.324, SLG: 0.441 (1, 3)										5	0	0	0	0	3	5						
Clete Boyer, R OBP: 0.335, SLG: 0.379 (1, 5)										5	2	3	2	0	1	0						
Bob Didier, S OBP: 0.319, SLG: 0.309 (1, 2)										5	2	2	1	0	0	1						
Gil Garrido, R OBP: 0.263, SLG: 0.236 (1, 6)										5	2	1	0	0	0	3						
Phil Niekro, R OBP: 0.183, SLG: 0.213 (1, 1)										3	0	1	1	0	0	2						
Inning Stats	R: 0 E: 0 K: 0 S: 4	H: 1 LOB: 2 BB: 1 P: 8	R: 0 E: 2 K: 0 S: 4	H: 0 LOB: 1 BB: 0 P: 4	R: 4 E: 0 K: 1 S: 8	H: 3 LOB: 0 BB: 1 P: 12	R: 0 E: 0 K: 0 S: 3	H: 0 LOB: 0 BB: 0 P: 3	R: 0 E: 0 K: 1 S: 5	H: 0 LOB: 1 BB: 1 P: 9	R: 3 E: 0 K: 0 S: 6	H: 4 LOB: 1 BB: 1 P: 10	R: 0 E: 0 K: 2 S: 7	H: 0 LOB: 0 BB: 0 P: 7	R: 4 E: 2 K: 1 S: 9	H: 2 LOB: 1 BB: 1 P: 13	R: 0 E: 0 K: 0 S: 3	H: 1 LOB: 0 BB: 0 P: 3	1B: 6 2B: 4 3B: 0 HR: 2	SF: 0 SAC: 1 DP: 3 HBP: 0	WP: 0 PB: 1 SB: 0 CS: 0	PA: 44
PITCHER	IP WLS BF H R ER SO BB IBB HBP BLK WP HR S P ERA WHIP																					
Jim Merritt, L ERA: 4.4 (1, 1)	5.0 L 26 7 7 7 2 3 0 0 0 0 2 27 39 12.60 2.000																					
Pedro Ramos, R ERA: 4.32 (6, 1)	1.0 4 1 0 0 0 0 1 0 0 0 0 3 7 0.00 1.000																					
Dennis Ribant, R ERA: 6.0 (7, 1)	1.1 8 2 4 0 2 1 0 0 0 0 0 11 15 0.00 2.250																					
Wayne Granger, R ERA: 3.28 (8, 1)	0.2 3 0 0 0 1 0 0 0 0 0 0 5 5 0.00 0.000																					
Jack Fisher, R ERA: 5.51 (9, 1)	1.0 3 1 0 0 0 0 0 0 0 0 0 3 3 0.00 1.000																					

Batter	1	2	3	4	5	6	7	8	9	AB	R	H	RBI	BB	SO	LOB	BOTTOM					
Pete Rose, S OBP: 0.427, SLG: 0.521 (1, 9)										4	0	0	0	0	1	0	Atlanta Braves @ Cincinnati Reds Crosley Field, Cincinnati, OH Fri Sep 05 1969, 7:05 PM EDT Att: 12,847 - Unknown					
Bobby Tolan, L OBP: 0.359, SLG: 0.513 (1, 8)										4	0	0	0	0	0	0						
Alex Johnson, R OBP: 0.369, SLG: 0.499 (1, 7)										3	1	0	0	1	2	0						
Tony Perez, R OBP: 0.374, SLG: 0.568 (1, 5)										3	1	1	2	0	1	0						
Johnny Bench, R OBP: 0.365, SLG: 0.511 (1, 2)										3	0	0	0	0	1	0						
Lee May, R OBP: 0.333, SLG: 0.552 (1, 3)										3	0	0	0	0	2	0						
Tommy Helms, R OBP: 0.277, SLG: 0.294 (1, 4)										3	0	0	0	0	0	0						
Woody Woodward, R OBP: 0.324, SLG: 0.309 (1, 6)										3	0	0	0	0	1	0						
Jim Merritt, L OBP: 0.167, SLG: 0.203 (1, 1)										1	0	0	0	0	1	0						
Pedro Ramos, S OBP: 0.353, SLG: 0.342 (6, 1)										0	0	0	0	0	0	0						
Ted Savage, R OBP: 0.333, SLG: 0.342 (6, 1)										0	0	0	0	0	0	0						
Dennis Ribant, R ERA: 6.0 (7, 1)										0	0	0	0	0	0	0						
Wayne Granger, R OBP: 0.322, SLG: 0.125 (8, 1)										0	0	0	0	0	0	0						
Jimmy Stewart, S OBP: 0.333, SLG: 0.375 (8, 1)										1	0	0	0	0	1	1						
Jack Fisher, R OBP: 0.111, SLG: 0.111 (9, 1)										0	0	0	0	0	0	0						
Inning Stats	R: 2 E: 0 K: 1 S: 6	H: 1 LOB: 0 BB: 1 P: 10	R: 0 E: 0 K: 2 S: 7	H: 0 LOB: 0 BB: 0 P: 7	R: 0 E: 0 K: 1 S: 5	H: 0 LOB: 0 BB: 0 P: 5	R: 0 E: 0 K: 3 S: 9	H: 0 LOB: 0 BB: 0 P: 9	R: 0 E: 0 K: 1 S: 5	H: 0 LOB: 0 BB: 0 P: 5	R: 0 E: 0 K: 0 S: 3	H: 0 LOB: 0 BB: 0 P: 3	R: 0 E: 0 K: 1 S: 5	H: 0 LOB: 0 BB: 0 P: 5	R: 0 E: 1 K: 1 S: 6	H: 0 LOB: 1 BB: 0 P: 6	R: 0 E: 0 K: 0 S: 3	H: 0 LOB: 0 BB: 0 P: 3	1B: 0 2B: 0 3B: 0 HR: 1	SF: 0 SAC: 0 DP: 0 HBP: 0	WP: 0 PB: 0 SB: 0 CS: 0	PA: 30
PITCHER	IP WLS BF H R ER SO BB IBB HBP BLK WP HR S P ERA WHIP																					
Phil Niekro, R ERA: 2.64 (1, 1)	9.0 W 30 1 2 2 10 1 0 0 0 0 1 49 53 2.00 0.222																					

Batter	1	2	3	4	5	6	7	8	9	AB	R	H	RBI	BB	SO	LOB	TOP
Felipe Alou, R OBP: 0.321, SLG: 0.352 (1, 8)										4	0	1	0	0	0	0	Atlanta Braves @ Cincinnati Reds Crosley Field, Cincinnati, OH Sat Sep 06 1969, 7:05 PM EDT Att: 17,818 - Unknown
Tony Gonzalez, L OBP: 0.331, SLG: 0.382 (1, 7)										3	0	0	0	1	0	0	
Hank Aaron, R OBP: 0.407, SLG: 0.630 (1, 9)										3	0	0	0	1	0	2	
Orlando Cepeda, R OBP: 0.325, SLG: 0.442 (1, 3)										4	1	2	0	0	0	1	
Clete Boyer, R OBP: 0.335, SLG: 0.379 (1, 5)										3	0	1	0	0	0	0	
Felix Milten, R OBP: 0.313, SLG: 0.350 (1, 4)										3	0	0	1	0	0	1	
Sonny Jackson, L OBP: 0.306, SLG: 0.295 (1, 6)										3	0	0	0	0	0	1	
Darrell Evans, L OBP: 0.240, SLG: 0.250 (9, PH)										1	0	0	0	0	0	1	
Bob Didier, S OBP: 0.317, SLG: 0.307 (1, 2)										2	0	0	0	0	0	0	
Rico Carty, R OBP: 0.403, SLG: 0.523 (7, PH)										1	0	0	0	0	0	2	
Bob Tillman, R OBP: 0.260, SLG: 0.416 (7, 2)										0	0	0	0	0	0	0	
Pat Jarvis, R OBP: 0.127, SLG: 0.100 (1, 1)										2	0	0	0	0	1	0	
Mike Lum, L OBP: 0.301, SLG: 0.286 (8, PH)										1	0	0	0	0	1	0	
Cecil Upshaw, R OBP: 0.364, SLG: 0.636 (8, 1)										0	0	0	0	0	0	0	
Inning Stats	R: 0 E: 0 K: 0 S: 3	H: 0 LOB: 1 BB: 1 P: 7	R: 0 E: 0 K: 0 S: 3	H: 0 LOB: 0 BB: 0 P: 3	R: 0 E: 0 K: 0 S: 3	H: 0 LOB: 0 BB: 0 P: 3	R: 0 E: 0 K: 0 S: 3	H: 1 LOB: 2 BB: 1 P: 10	R: 0 E: 1 K: 0 S: 5	H: 1 LOB: 2 BB: 0 P: 5	R: 0 E: 0 K: 1 S: 5	H: 0 LOB: 0 BB: 0 P: 5	R: 1 E: 0 K: 0 S: 5	H: 2 LOB: 1 BB: 0 P: 5	1B: 4 2B: 0 3B: 0 HR: 0	SF: 1 SAC: 1 DP: 0 HBP: 0	WP: 0 PA: 34 PB: 0 SB: 0 CS: 0
PITCHER Gary Nolan, R ERA: 3.93 (1, 1)	IP: 9.0 WLS: W BF: 34 H: 4 R: 1 ER: 1 SO: 2 BB: 2 IBB: 0 HBP: 0 BLK: 1 WP: 0 HR: 0 S: 36 P: 44 ERA: 1.00 WHIP: 0.667																

AB	30
R	1
H	4
RBI	1
BB	2
SO	2
LOB	8



Batter	1	2	3	4	5	6	7	8	9	AB	R	H	RBI	BB	SO	LOB	BOTTOM
Pete Rose, S OBP: 0.424, SLG: 0.517 (1, 9)										4	0	0	0	0	0	1	Atlanta Braves @ Cincinnati Reds Crosley Field, Cincinnati, OH Sat Sep 06 1969, 7:05 PM EDT Att: 17,818 - Unknown
Bobby Tolan, L OBP: 0.380, SLG: 0.512 (1, 8)										3	1	1	0	1	0	0	
Alex Johnson, R OBP: 0.368, SLG: 0.496 (1, 7)										3	0	0	0	1	1	1	
Jimmy Stewart, S OBP: 0.313, SLG: 0.370 (9, 7)										0	0	0	0	0	0	0	
Tony Perez, R OBP: 0.373, SLG: 0.566 (1, 5)										4	0	1	1	0	1	0	
Johnny Bench, R OBP: 0.365, SLG: 0.509 (1, 2)										3	0	1	0	0	1	2	
Lee May, R OBP: 0.333, SLG: 0.550 (1, 3)										2	0	0	0	1	0	1	
Tommy Helms, R OBP: 0.275, SLG: 0.292 (1, 4)										3	0	0	0	0	0	4	
Woody Woodward, R OBP: 0.324, SLG: 0.309 (1, 6)										3	1	1	0	0	0	0	
Gary Nolan, R OBP: 0.240, SLG: 0.348 (1, 1)										3	0	0	0	0	2	1	
Inning Stats	R: 1 E: 0 K: 0 S: 4	H: 1 LOB: 3 BB: 3 P: 16	R: 1 E: 0 K: 2 S: 9	H: 2 LOB: 1 BB: 0 P: 9	R: 0 E: 0 K: 1 S: 5	H: 0 LOB: 0 BB: 0 P: 5	R: 0 E: 0 K: 1 S: 5	H: 0 LOB: 0 BB: 0 P: 5	R: 0 E: 0 K: 1 S: 6	H: 1 LOB: 1 BB: 0 P: 6	R: 0 E: 0 K: 0 S: 3	H: 0 LOB: 0 BB: 0 P: 3	R: 0 E: 0 K: 0 S: 3	H: 0 LOB: 0 BB: 0 P: 3	1B: 4 2B: 0 3B: 0 HR: 0	SF: 0 SAC: 0 DP: 0 HBP: 0	WP: 0 PA: 31 PB: 0 SB: 3 CS: 0
PITCHER Pat Jarvis, R ERA: 4.74 (1, 1)	IP: 7.0 WLS: L BF: 28 H: 4 R: 2 ER: 2 SO: 5 BB: 3 IBB: 0 HBP: 0 BLK: 0 WP: 0 HR: 0 S: 35 P: 47 ERA: 2.57 WHIP: 1.000																
PITCHER Cecil Upshaw, R ERA: 3.5 (8, 1)	IP: 1.0 WLS: L BF: 3 H: 0 R: 0 ER: 0 SO: 0 BB: 0 IBB: 0 HBP: 0 BLK: 0 WP: 0 HR: 0 S: 3 P: 3 ERA: 0.00 WHIP: 0.000																



Batter	1	2	3	4	5	6	7	8	9	AB	R	H	RBI	BB	SO	LOB	TOP			
Felipe Alou, R OBP: 0.320, SLG: 0.350 (1.8)										5	1	1	1	0	0	1	Atlanta Braves @ Cincinnati Reds Crosley Field, Cincinnati, OH Sun Sep 07 1969, 3:33 AM EDT Att: 17,009 - Unknown			
Tony Gonzalez, L OBP: 0.330, SLG: 0.381 (1.7)										4	0	1	1	0	0	1				
Hank Aaron, R OBP: 0.409, SLG: 0.637 (1.9)										5	2	3	1	0	1	2				
Orlando Cepeda, R OBP: 0.328, SLG: 0.446 (1.3)										4	0	3	2	0	1	0				
Clete Boyer, R OBP: 0.335, SLG: 0.376 (1.5)										3	1	0	0	0	0	2				
Felix Milan, R OBP: 0.313, SLG: 0.349 (1.4)										4	1	1	0	0	0	1				
Sonny Jackson, L OBP: 0.312, SLG: 0.296 (1.6)										2	1	1	1	2	0	0				
Bob Didier, S OBP: 0.317, SLG: 0.303 (1.2)										3	0	0	0	1	0	3				
Ron Reed, R OBP: 0.137, SLG: 0.127 (1.1)										2	1	0	0	0	0	2				
Cecil Upshaw, R OBP: 0.333, SLG: 0.583 (6.1)										1	0	0	0	0	0	0				
Inning Stats	R: 4 E: 1 K: 0 S: 7	H: 5 LOB: 2 BB: 1 P: 12	R: 0 E: 0 K: 0 S: 3	H: 1 LOB: 0 BB: 0 P: 3	R: 0 E: 0 K: 0 S: 3	H: 1 LOB: 0 BB: 0 P: 3	R: 2 E: 2 K: 1 S: 7	H: 0 LOB: 1 BB: 1 P: 11	R: 0 E: 0 K: 0 S: 4	H: 1 LOB: 2 BB: 1 P: 8	R: 1 E: 0 K: 1 S: 6	H: 1 LOB: 0 BB: 0 P: 6	R: 0 E: 0 K: 0 S: 3	H: 0 LOB: 0 BB: 0 P: 3	R: 0 E: 0 K: 0 S: 3	H: 1 LOB: 0 BB: 0 P: 3	1B: 8 2B: 2 3B: 0 HR: 1	SF: 1 SAC: 1 DP: 2 HBP: 1	WP: 0 PB: 0 SB: 0 CS: 1	PA: 40
PITCHER	IP WLS BF H R ER SO BB IBB HBP BLK WP HR S P ERA WHIP																			
George Culver, R ERA: 4.6 (1.1)	0.2 L 8 5 4 3 0 0 0 1 1 0 0 0 6 11 40.50 7.500																			
Clay Carroll, R ERA: 3.63 (1.1)	4.1 18 3 2 0 1 2 0 0 0 0 0 0 18 26 0.00 1.154																			
Dennis Ribant, R ERA: 5.4 (6.1)	2.0 7 1 1 1 1 0 0 0 0 0 0 1 9 9 4.50 0.500																			
Wayne Granger, R ERA: 3.23 (8.1)	2.0 6 1 0 0 0 0 0 0 0 0 0 0 6 6 0.00 0.500																			

AB 33
R 7
H 10
RBI 6
BB 3
SO 2
LOB 12



Batter	1	2	3	4	5	6	7	8	9	AB	R	H	RBI	BB	SO	LOB	BOTTOM			
Pete Rose, S OBP: 0.427, SLG: 0.520 (1.9)										4	1	3	0	0	0	0	Atlanta Braves @ Cincinnati Reds Crosley Field, Cincinnati, OH Sun Sep 07 1969, 3:33 AM EDT Att: 17,009 - Unknown			
Bobby Tolan, L OBP: 0.358, SLG: 0.511 (1.8)										5	0	1	0	0	0	3				
Alex Johnson, R OBP: 0.369, SLG: 0.496 (1.7)										4	1	2	1	0	0	2				
Tony Perez, R OBP: 0.370, SLG: 0.561 (1.5)										4	0	0	0	0	0	4				
Johnny Bench, R OBP: 0.364, SLG: 0.507 (1.2)										4	1	1	0	0	0	1				
Lee May, R OBP: 0.334, SLG: 0.550 (1.3)										4	0	2	2	0	0	1				
Tommy Helms, R OBP: 0.275, SLG: 0.291 (1.4)										4	0	1	0	0	1	3				
Woody Woodward, R OBP: 0.319, SLG: 0.304 (9. PH)										3	0	0	0	0	2	3				
Ted Savage, R OBP: 0.330, SLG: 0.338 (9. PH)										1	0	0	0	0	0	0				
Inning Stats	R: 0 E: 0 K: 0 S: 4	H: 1 LOB: 1 BB: 0 P: 4	R: 0 E: 0 K: 1 S: 6	H: 1 LOB: 1 BB: 0 P: 6	R: 1 E: 0 K: 0 S: 4	H: 2 LOB: 1 BB: 0 P: 5	R: 0 E: 0 K: 0 S: 4	H: 1 LOB: 1 BB: 0 P: 4	R: 0 E: 0 K: 2 S: 10	H: 2 LOB: 1 BB: 0 P: 10	R: 0 E: 0 K: 0 S: 4	H: 1 LOB: 1 BB: 0 P: 4	R: 0 E: 0 K: 0 S: 4	H: 1 LOB: 1 BB: 0 P: 4	R: 0 E: 0 K: 0 S: 4	H: 1 LOB: 1 BB: 0 P: 4	1B: 8 2B: 2 3B: 0 HR: 0	SF: 0 SAC: 0 DP: 1 HBP: 1	WP: 0 PB: 0 SB: 0 CS: 0	PA: 38
PITCHER	IP WLS BF H R ER SO BB IBB HBP BLK WP HR S P ERA WHIP																			
Ron Reed, R ERA: 3.63 (1.1)	5.1 W 24 3 0 0 2 0 0 0 0 0 0 0 18 18 0.00 0.818																			
Cecil Upshaw, R ERA: 3.35 (6.1)	3.2 S 14 3 0 0 2 0 0 0 0 0 0 0 18 18 0.00 0.818																			

AB 37
R 3
H 10
RBI 3
BB 0
SO 3
LOB 17



Batter	1	2	3	4	5	6	7	8	9	AB	R	H	RBI	BB	SO	LOB	TOP					
Maury Wills, S OBP: 0.339, SLG: 0.335	6-3		HR		L5			FC6-4 SH3		4	1	2	0	0	0	1	Los Angeles Dodgers @ Atlanta Braves Atlanta Stadium, Atlanta, GA Mon Sep 08 1969, 7:05 PM EDT Att: 10,814 - Unknown					
Ted Sizemore, R OBP: 0.333, SLG: 0.331	5-3		HR			5-3		SH3		3	1	1	2	0	0	0						
Willie Davis, L OBP: 0.372, SLG: 0.466			F3			5-3		FC6-4		3	0	1	0	1	0	0						
Wes Parker, S OBP: 0.369, SLG: 0.456	G3			3-1			1B	FC6-4		4	0	1	0	0	0	3						
Andy Kosco, R OBP: 0.281, SLG: 0.427		G3					1B			3	0	1	0	0	0	0						
Willie Crawford, L OBP: 0.326, SLG: 0.409				F8				F5		1	0	0	0	0	2							
Bill Sudakis, S OBP: 0.302, SLG: 0.394		K		F7						4	0	0	0	0	1	2						
Bill Russell, R OBP: 0.312, SLG: 0.359				F9		5-3				4	0	0	0	0	1	0						
Jeff Torborg, R OBP: 0.256, SLG: 0.239			4-3			5-3		F3		4	0	0	0	0	0	0						
Bill Singer, R OBP: 0.117, SLG: 0.109										3	0	1	0	0	2	0						
Jim Brewer, L OBP: 0.162, SLG: 0.200			K					K		0	0	0	0	0	0	0						
Inning Stats	R: 0 E: 0 K: 0 S: 4	H: 1 LOB: 1 BB: 0 P: 4	R: 0 E: 0 K: 1 S: 5	H: 0 LOB: 0 BB: 0 P: 5	R: 2 E: 0 K: 1 S: 7	H: 2 LOB: 0 BB: 0 P: 7	R: 0 E: 0 K: 0 S: 3	H: 0 LOB: 0 BB: 0 P: 3	R: 0 E: 0 K: 0 S: 4	H: 1 LOB: 1 BB: 0 P: 4	R: 0 E: 0 K: 0 S: 5	H: 2 LOB: 2 BB: 0 P: 5	R: 0 E: 0 K: 2 S: 7	H: 0 LOB: 0 BB: 0 P: 7	R: 0 E: 0 K: 0 S: 4	H: 1 LOB: 2 BB: 1 P: 8	R: 0 E: 0 K: 0 S: 3	H: 0 LOB: 0 BB: 0 P: 3	1B: 6 2B: 0 3B: 0 HR: 1	SF: 0 SAC: 1 DP: 0 HBP: 0	WP: 0 PB: 0 SB: 0 CS: 0	PA: 35
PITCHER	IP WLS BF H R ER SO BB IBB HBP BLK WP HR S P ERA WHIP																					
George Stone, L ERA: 3.74	(1, 1) 6.0 L 24 6 2 2 2 0 0 0 0 0 0 1 28 28 3.00 1.000																					
Milt Pappas, R ERA: 3.47	(7, 1) 3.0 11 1 0 0 2 0 1 0 0 0 0 0 14 18 0.00 0.333																					

Batter	1	2	3	4	5	6	7	8	9	AB	R	H	RBI	BB	SO	LOB	BOTTOM					
Felipe Alou, R OBP: 0.320, SLG: 0.351	6-3		FC6-4		K				6-3	5	0	2	0	0	1	3	Los Angeles Dodgers @ Atlanta Braves Atlanta Stadium, Atlanta, GA Mon Sep 08 1969, 7:05 PM EDT Att: 10,814 - Unknown					
Tony Gonzalez, L OBP: 0.327, SLG: 0.377	5-3		FC6-4		FC3-6		F5		F3	5	0	0	0	0	0	5						
Hank Aaron, R OBP: 0.407, SLG: 0.631	2B		F8		L5		L8		K	4	0	0	0	1	1	5						
Orlando Cepeda, R OBP: 0.328, SLG: 0.447			G3			5-3		F6		4	0	1	0	0	0	2						
Clete Boyer, R OBP: 0.338, SLG: 0.379	6-3			G6-4-3		1B				4	0	3	0	0	0	2						
Felix Milan, R OBP: 0.316, SLG: 0.352				G6-4-3						4	0	3	0	0	0	1						
Sonny Jackson, L OBP: 0.312, SLG: 0.294			SH1-3		L5				F2	2	0	0	0	1	0	2						
Bob Didier, S OBP: 0.317, SLG: 0.307										3	0	1	0	0	1	4						
Mike Lum, L OBP: 0.299, SLG: 0.284			K		FC3-6		F6		G4-6-3	1	0	0	0	0	2	0						
Bob Tillman, R OBP: 0.260, SLG: 0.416										0	0	0	0	0	0	0						
George Stone, L OBP: 0.204, SLG: 0.188										1	0	0	0	1	1	1						
Rico Carty, R OBP: 0.402, SLG: 0.520										1	0	0	0	0	0	3						
Milt Pappas, R OBP: 0.229, SLG: 0.209										0	0	0	0	0	0	0						
Ralph Garr, L OBP: 0.261, SLG: 0.273										1	0	1	0	0	0	0						
Inning Stats	R: 0 E: 0 K: 0 S: 4	H: 1 LOB: 2 BB: 1 P: 8	R: 0 E: 0 K: 2 S: 8	H: 1 LOB: 1 BB: 0 P: 8	R: 0 E: 0 K: 0 S: 4	H: 1 LOB: 1 BB: 0 P: 4	R: 0 E: 0 K: 0 S: 3	H: 1 LOB: 0 BB: 0 P: 3	R: 0 E: 0 K: 1 S: 6	H: 1 LOB: 2 BB: 1 P: 10	R: 0 E: 0 K: 0 S: 5	H: 2 LOB: 3 BB: 1 P: 9	R: 0 E: 0 K: 0 S: 4	H: 1 LOB: 1 BB: 0 P: 4	R: 0 E: 0 K: 0 S: 4	H: 2 LOB: 1 BB: 0 P: 4	R: 0 E: 0 K: 1 S: 6	H: 1 LOB: 1 BB: 0 P: 6	1B: 8 2B: 3 3B: 0 HR: 0	SF: 0 SAC: 1 DP: 2 HBP: 0	WP: 0 PB: 1 SB: 0 CS: 0	PA: 39
PITCHER	IP WLS BF H R ER SO BB IBB HBP BLK WP HR S P ERA WHIP																					
Bill Singer, R ERA: 1.95	(1, 1) 8.0 W 36 11 0 0 0 3 0 0 0 0 0 0 0 39 51 0.00 1.750																					
Jim Brewer, L ERA: 2.76	(9, 1) 1.0 S 3 0 0 0 1 0 0 0 0 0 0 0 5 5 0.00 0.000																					

Batter	1	2	3	4	5	6	7	8	9	10	AB	R	H	RBI	BB	SO	LOB	TOP				
Ted Sizemore, R (1.6) OBP: 0.335, SLG: 0.339	F6			HR		4-3			SH3 1B		4	1	2	1	0	0	0	Los Angeles Dodgers @ Atlanta Braves Atlanta Stadium, Atlanta, GA Tue Sep 09 1969, 7:05 PM EDT Att: 14,679 - Unknown				
Manny Mota, R (1.7) OBP: 0.374, SLG: 0.402	F9			G4-3-6 1B			1B	SH3	SH3		3	0	2	0	0	0	0					
Willie Davis, L (1.8) OBP: 0.369, SLG: 0.461	L5			G4-3-6 1-2			F9	F7	F7		4	0	0	0	0	0	3					
Wes Parker, S (1.3) OBP: 0.365, SLG: 0.452		F3			5-3		F9	F4	F4		4	0	0	0	0	0	2					
Willie Crawford, L (1.9) OBP: 0.325, SLG: 0.407			K			K		G3		4-3 SH1-4 1B	4	0	1	0	0	2	1					
Bill Sudakis, S (1.5) OBP: 0.300, SLG: 0.391		4-3					F8		K	SH1-4	3	0	0	0	0	1	0					
Tom Haller, L (1.2) OBP: 0.338, SLG: 0.366							F5		6-3	4-3	4	0	1	0	0	0	1					
Jim Lefebvre, S (1.4) OBP: 0.348, SLG: 0.308											2	0	0	0	2	0	1					
Jim Bunning, R (1.1) OBP: 0.098, SLG: 0.052											3	0	0	0	0	1	2					
Jim Brewer, L (9.1) OBP: 0.162, SLG: 0.200											0	0	0	0	0	0	0					
Len Gabrielson, L (10. PH) OBP: 0.325, SLG: 0.357											1	0	0	0	0	0	2					
Pete Mikkelsen, R (10.1) OBP: 0.325, SLG: 0.357											0	0	0	0	0	0	0					
Inning Stats	R: 0 E: 0 K: 0 S: 3	H: 0 LOB: 0 BB: 0 P: 3	R: 0 E: 0 K: 1 S: 5	H: 0 LOB: 0 BB: 0 P: 5	R: 0 E: 0 K: 0 S: 3	H: 1 LOB: 0 BB: 0 P: 3	R: 1 E: 0 K: 0 S: 4	H: 2 LOB: 0 BB: 0 P: 4	R: 0 E: 0 K: 1 S: 5	H: 0 LOB: 0 BB: 0 P: 5	R: 0 E: 0 K: 0 S: 4	H: 1 LOB: 1 BB: 0 P: 4	R: 0 E: 0 K: 0 S: 4	H: 0 LOB: 1 BB: 1 P: 9	R: 0 E: 0 K: 0 S: 4	H: 1 LOB: 1 BB: 0 P: 4	R: 0 E: 0 K: 0 S: 4	H: 1 LOB: 2 BB: 1 P: 8	1B: 5 2B: 0 3B: 0 HR: 1	SF: 0 SAC: 2 DP: 2 HBP: 0	WP: 0 PB: 0 SB: 0 CS: 0	PA: 36
PITCHER Phil Niekro, R (1.1) ERA: 2.57	IP: 10.0 W: 10 L: 0 BF: 36 H: 6 R: 1 ER: 1 SO: 4 BB: 1 IBB: 1 HBP: 0 BLK: 0 WP: 0 HR: 1 S: 42 P: 50 ERA: 0.90 WHIP: 0.700																					

Batter	1	2	3	4	5	6	7	8	9	10	AB	R	H	RBI	BB	SO	LOB	BOTTOM				
Felipe Alou, R (1.8) OBP: 0.320, SLG: 0.350	6-3										4	0	1	0	0	0	1	Los Angeles Dodgers @ Atlanta Braves Atlanta Stadium, Atlanta, GA Tue Sep 09 1969, 7:05 PM EDT Att: 14,679 - Unknown				
Felix Millan, R (1.4) OBP: 0.315, SLG: 0.351	F4										4	0	1	0	0	1	2					
Hank Aaron, R (1.9) OBP: 0.408, SLG: 0.629	4-3										3	1	1	0	1	0	1					
Rico Carty, R (1.7) OBP: 0.359, SLG: 0.520		6-3									4	0	1	1	0	0	1					
Orlando Cepeda, R (1.3) OBP: 0.325, SLG: 0.443			K								4	0	0	0	0	1	2					
Bob Aspromonte, R (1.5) OBP: 0.299, SLG: 0.337											4	0	1	0	0	0	2					
Sonny Jackson, L (1.6) OBP: 0.311, SLG: 0.291											3	1	0	0	0	0	2					
Bob Didier, S (1.2) OBP: 0.314, SLG: 0.304											3	0	0	0	0	0	0					
Phil Niekro, R (1.1) OBP: 0.188, SLG: 0.217											3	0	1	0	0	0	0					
Ralph Garr, L (10. PH) OBP: 0.292, SLG: 0.304											1	0	1	1	0	0	0					
Inning Stats	R: 0 E: 0 K: 0 S: 3	H: 0 LOB: 0 BB: 0 P: 3	R: 0 E: 0 K: 1 S: 6	H: 1 LOB: 1 BB: 0 P: 6	R: 0 E: 0 K: 0 S: 3	H: 1 LOB: 0 BB: 0 P: 3	R: 0 E: 0 K: 0 S: 3	H: 0 LOB: 0 BB: 0 P: 3	R: 0 E: 1 K: 1 S: 6	H: 0 LOB: 1 BB: 0 P: 6	R: 1 E: 0 K: 0 S: 5	H: 2 LOB: 1 BB: 0 P: 5	R: 0 E: 0 K: 0 S: 4	H: 1 LOB: 1 BB: 0 P: 4	R: 0 E: 0 K: 0 S: 3	H: 0 LOB: 1 BB: 1 P: 7	R: 1 E: 0 K: 0 S: 2	H: 1 LOB: 1 BB: 0 P: 3	1B: 6 2B: 1 3B: 0 HR: 0	SF: 0 SAC: 1 DP: 1 HBP: 1	WP: 0 PB: 0 SB: 0 CS: 1	PA: 37
PITCHER Jim Bunning, R (1.1) ERA: 3.79	IP: 8.0 W: 8 L: 0 BF: 29 H: 6 R: 1 ER: 1 SO: 2 BB: 0 IBB: 0 HBP: 0 BLK: 0 WP: 0 HR: 0 S: 33 P: 33 ERA: 1.12 WHIP: 0.750																					
Jim Brewer, L (9.1) ERA: 2.72	IP: 1.0 W: 4 L: 0 BF: 4 H: 0 R: 0 ER: 0 SO: 0 BB: 1 IBB: 0 HBP: 0 BLK: 0 WP: 0 HR: 0 S: 7 P: 7 ERA: 0.00 WHIP: 1.000																					
Pete Mikkelsen, R (10.1) ERA: 2.96	IP: 0.1 W: 1 L: 3 BF: 3 H: 1 R: 1 ER: 1 SO: 0 BB: 0 IBB: 0 HBP: 1 BLK: 0 WP: 0 HR: 0 S: 2 P: 3 ERA: 27.00 WHIP: 3.000																					

Batter	1	2	3	4	5	6	7	8	9	AB	R	H	RBI	BB	SO	LOB	TOP					
Bobby Bonds, R OBP: 0.348, SLG: 0.481 (1, 9)										3	1	1	0	1	0	1	San Francisco Giants @ Atlanta Braves Atlanta Stadium, Atlanta, GA Wed Sep 10 1969, 7:05 PM EDT Att: 10,705 - Unknown					
Ken Henderson, S OBP: 0.309, SLG: 0.342 (1, 7)										3	1	1	2	1	1	2						
Willie Mays, R OBP: 0.321, SLG: 0.442 George Foster, R (8, 7)										4	1	1	0	0	0	1						
Willie McCovey, L OBP: 0.452, SLG: 0.678 (1, 3)										4	0	2	2	0	0	0						
Dick Dietz, R OBP: 0.364, SLG: 0.393 (1, 2)										4	0	0	0	0	2	2						
Jim Davenport, R OBP: 0.310, SLG: 0.314 (1, 5)										4	0	1	0	0	2	2						
Don Mason, L Dave Marshall, L OBP: 0.350, SLG: 0.296 (9, PH)										3	0	0	0	0	0	1						
Hal Lanier, R OBP: 0.262, SLG: 0.253 Bob Burda, L OBP: 0.325, SLG: 0.399 (9, PH)										2	0	1	0	0	0	0						
Ron Bryant, S Ron Pietret, K (4, 1)										1	0	0	0	0	1	1						
John Stephenson, L Bobby Bolin, R Leon Wagner, L Don McMahon, R Jim Ray Hart, R (9, PH)										1	0	0	0	0	0	0						
Inning Stats	R: 0 E: 0 K: 0 S: 2	H: 0 LOB: 0 BB: 1 P: 6	R: 0 E: 1 K: 1 S: 6	H: 1 LOB: 1 BB: 0 P: 6	R: 0 E: 0 K: 1 S: 5	H: 1 LOB: 0 BB: 0 P: 5	R: 0 E: 0 K: 1 S: 5	H: 0 LOB: 0 BB: 0 P: 5	R: 0 E: 0 K: 1 S: 5	H: 0 LOB: 0 BB: 0 P: 5	R: 4 E: 0 K: 1 S: 10	H: 5 LOB: 1 BB: 0 P: 10	R: 0 E: 1 K: 0 S: 4	H: 0 LOB: 1 BB: 1 P: 8	R: 0 E: 0 K: 1 S: 6	H: 1 LOB: 1 BB: 0 P: 6	R: 0 E: 0 K: 1 S: 5	H: 0 LOB: 0 BB: 0 P: 5	1B: 6 2B: 2 3B: 0 HR: 0	SF: 0 SAC: 1 DP: 2 HBP: 0	WP: 0 PB: 0 SB: 1 CS: 0	PA: 36
PITCHER	IP WLS BF H R ER SO BB IBB HBP BLK WP HR S P ERA WHIP																					
Pat Jarvis, R ERA: 4.8 (1, 1)	5.1 W 21 6 4 4 4 1 0 0 0 0 0 0 28 32 6.75 1.312																					
Paul Doyle, L ERA: 2.21 (6, 1)	0.0 1 1 0 0 0 0 0 0 0 0 0 0 1 1 ∞ ∞																					
Cecil Upshaw, R ERA: 3.21 (6, 1)	3.2 S 14 1 0 0 3 1 0 0 0 0 0 0 19 23 0.00 0.545																					

Batter	1	2	3	4	5	6	7	8	9	AB	R	H	RBI	BB	SO	LOB	BOTTOM					
Felipe Alou, R OBP: 0.319, SLG: 0.347 (1, 8)										4	1	0	0	1	0	2	San Francisco Giants @ Atlanta Braves Atlanta Stadium, Atlanta, GA Wed Sep 10 1969, 7:05 PM EDT Att: 10,705 - Unknown					
Felix Milan, R OBP: 0.313, SLG: 0.348 (1, 4)										5	0	0	0	0	1	3						
Hank Aaron, R OBP: 0.410, SLG: 0.636 (1, 9)										3	3	2	1	1	0	0						
Rico Carty, R OBP: 0.401, SLG: 0.532 Oscar Brown, R (7, PR)										4	2	2	2	0	0	2						
Mike Lum, L OBP: 0.299, SLG: 0.284 (8, 7)										0	1	0	0	0	0	0						
Orlando Cepeda, R OBP: 0.327, SLG: 0.442 (1, 3)										3	1	1	2	1	0	0						
Bob Aspromonte, R OBP: 0.303, SLG: 0.337 (1, 5)										3	0	1	1	1	0	2						
Bob Didier, S OBP: 0.311, SLG: 0.301 (1, 2)										3	0	0	0	0	0	3						
Gil Garrido, R OBP: 0.279, SLG: 0.249 (1, 6)										3	0	3	1	1	0	0						
Pat Jarvis, R OBP: 0.125, SLG: 0.098 Paul Doyle, L (6, 1)										1	0	0	0	0	0	1						
Cecil Upshaw, R OBP: 0.286, SLG: 0.500 (6, 1)										2	0	0	0	0	2	2						
Inning Stats	R: 0 E: 0 K: 0 S: 3	H: 0 LOB: 0 BB: 0 P: 3	R: 0 E: 0 K: 0 S: 3	H: 0 LOB: 1 BB: 1 P: 7	R: 0 E: 0 K: 0 S: 4	H: 1 LOB: 1 BB: 0 P: 4	R: 3 E: 0 K: 0 S: 6	H: 4 LOB: 1 BB: 1 P: 10	R: 2 E: 0 K: 0 S: 5	H: 2 LOB: 0 BB: 0 P: 5	R: 0 E: 0 K: 1 S: 6	H: 1 LOB: 0 BB: 0 P: 6	R: 3 E: 2 K: 1 S: 7	H: 1 LOB: 2 BB: 2 P: 15	R: 0 E: 0 K: 1 S: 5	H: 0 LOB: 1 BB: 1 P: 9	R: 0 E: 0 K: 1 S: 5	H: 0 LOB: 1 BB: 1 P: 9	1B: 7 2B: 0 3B: 0 HR: 2	SF: 0 SAC: 2 DP: 0 HBP: 0	WP: 1 PB: 0 SB: 0 CS: 0	PA: 38
PITCHER	IP WLS BF H R ER SO BB IBB HBP BLK WP HR S P ERA WHIP																					
Ron Bryant, L ERA: 4.04 (1, 1)	3.0 L 15 4 3 3 0 2 0 0 0 0 0 0 1 13 21 9.00 2.000																					
Ron Herbel, R ERA: 4.08 (4, 1)	2.0 8 3 2 2 0 0 0 0 0 0 0 0 1 8 8 9.00 1.500																					
Bobby Bolin, R ERA: 4.45 (6, 1)	1.0 4 1 0 0 1 0 0 0 0 0 0 0 6 6 0.00 1.000																					
Don McMahon, R ERA: 3.93 (7, 1)	2.0 11 1 3 2 2 3 0 0 0 0 1 0 12 24 9.00 2.000																					

Batter	1	2	3	4	5	6	7	8	9	AB	R	H	RBI	BB	SO	LOB	TOP				
Ken Henderson, S (1,7) OBP: 0.307, SLG: 0.338	0-0 4-3		0-0 4-3		0-0 3-1		0-0 F8		1-0 HBP	4	0	0	0	0	0	1	San Francisco Giants @ Atlanta Braves Atlanta Stadium, Atlanta, GA Thu Sep 11 1969, 7:05 PM EDT Att: 15,760 - Unknown				
Ron Hunt, R (1,4) OBP: 0.365, SLG: 0.341	0-0 F7		0-0 4-3		1-0 FC6-4 HBP		0-0 F7		0-3 K	4	0	0	0	0	1	3					
Willie Mays, R (1,8) OBP: 0.368, SLG: 0.438	4-0 1B BB		0-3 K		0-0 FC6-4 1-2				0-0 F9	3	0	0	0	1	1	1					
Willie McCovey, L (1,3) OBP: 0.456, SLG: 0.694	0-0 BB 1B				0-0 HR		4-0 G6-4-3 BB		0-0 HR	3	2	3	2	1	0	0					
Bobby Bonds, R (1,9) OBP: 0.347, SLG: 0.478	4-0 1-2 BB		0-3 K S		0-0 G6-4-3 1-2		0-0 G6-4-3 1-2		0-0 6-3	3	0	0	0	1	1	1					
Jim Davenport, R (1,5) OBP: 0.307, SLG: 0.310	0-3 K		0-0 6-3 1-2		0-0 6-3 1-2		0-0 F9		0-0 F8	4	0	0	0	0	1	4					
Dick Dietz, R (1,2) OBP: 0.363, SLG: 0.392		0-0 6-3		0-0 1-3			0-0 SH5-4 1B		4-0 HBP BB	3	0	1	0	0	0	1		AB 31 R 3 H 5 RBI 3 BB 4 SO 6 LOB 14			
Don Mason, L (7, PR) OBP: 0.321, SLG: 0.263										0	1	0	0	0	0	0					
Bob Barton, R (7, 2) OBP: 0.248, SLG: 0.194										0	0	0	0	0	0	0					
Bob Burda, L (9, PH) OBP: 0.329, SLG: 0.399										0	0	0	0	1	0	0					
Hal Lanier, R (1,6) OBP: 0.261, SLG: 0.252		0-0 6-3		0-0 6-3			0-0 SH5-4 1-2		0-3 K	2	0	0	0	0	0	1					
Jim Ray Hart, R (9, PH) OBP: 0.355, SLG: 0.340										1	0	0	0	0	1	1					
Mike McCormick, L (1,1) OBP: 0.213, SLG: 0.228		0-0 4-3			0-3 K		0-0 2H 1B		0-0 F3	2	0	0	0	0	1	0	WP: 0 PA: 38 FB: 1 SB: 1 CS: 0				
Leon Wagner, L (7, PH) OBP: 0.300, SLG: 0.500										1	0	1	1	0	0	0					
Tito Fuentes, S (7, PR) OBP: 0.328, SLG: 0.355										0	0	0	0	0	0	0					
Frank Linzy, R (7, 1) OBP: 0.375, SLG: 0.286										1	0	0	0	0	0	1					
Dave Marshall, L (9, PH) OBP: 0.349, SLG: 0.295										1	0	0	0	0	0	1					
Inning Stats	R: 0 E: 0 K: 1 S: 6	H: 1 LOB: 3 BB: 2 P: 14	R: 0 E: 0 K: 0 S: 3	H: 0 LOB: 0 BB: 0 P: 3	R: 0 E: 0 K: 1 S: 5	H: 0 LOB: 0 BB: 0 P: 5	R: 1 E: 0 K: 1 S: 7	H: 1 LOB: 1 BB: 0 P: 7	R: 0 E: 0 K: 0 S: 5	H: 0 LOB: 1 BB: 0 P: 6	R: 0 E: 0 K: 0 S: 2	H: 0 LOB: 1 BB: 1 P: 6	R: 1 E: 0 K: 0 S: 5	H: 2 LOB: 1 BB: 0 P: 5	R: 1 E: 0 K: 0 S: 4	H: 1 LOB: 0 BB: 0 P: 4	R: 0 E: 0 K: 2 S: 7	H: 0 LOB: 2 BB: 1 P: 12	1B: 3 2B: 0 3B: 0 HR: 2	SF: 0 SAC: 1 DP: 1 HBP: 2	WP: 0 PA: 38 FB: 1 SB: 1 CS: 0
PITCHER	IP WLS BF H R ER SO BB IBB HBP BLK WP HR S P ERA WHIP	8.0 W 33 5 3 3 4 3 0 1 0 0 2 37 50 3.38 1.000	1.0 S 5 0 0 0 2 1 0 1 0 0 0 7 12 0.00 1.000																		

Batter	1	2	3	4	5	6	7	8	9	AB	R	H	RBI	BB	SO	LOB	BOTTOM			
Felipe Alou, R (1,8) OBP: 0.319, SLG: 0.346	0-0 E6 4-3 1B		0-0 F3		0-0 F8		4-0 S 1B BB		0-0 1-3	4	1	1	0	1	0	3	San Francisco Giants @ Atlanta Braves Atlanta Stadium, Atlanta, GA Thu Sep 11 1969, 7:05 PM EDT Att: 15,760 - Unknown			
Felix Milan, R (1,4) OBP: 0.314, SLG: 0.349	0-0 4-3			0-0 6-3		0-0 1B E 1B	0-0 FC6-4 1B			4	1	2	1	0	0	1				
Hank Aaron, R (1,9) OBP: 0.411, SLG: 0.640	4-0 G6-3 BB			0-0 HR		0-0 F8	0-0 FC6-4 1-2			3	1	1	1	1	0	2				
Rico Carty, R (1,7) OBP: 0.402, SLG: 0.532	0-0 G6-3			0-0 F2		0-0 E7 1B		0-0 5-3 1B 1B		4	0	2	0	0	0	2				
Oscar Brown, R (8, PR) OBP: 0.292, SLG: 0.304										0	1	0	0	0	0	0				
Clete Boyer, R (9, 5) OBP: 0.338, SLG: 0.379										0	0	0	0	0	0	0				
Orlando Cepeda, R (1,3) OBP: 0.330, SLG: 0.443		0-0 6-3		4-0 BB		4-0 IBB		0-0 5-3 1B 1B		2	1	1	0	2	0	0				
Bob Aspromonte, R (1,5) OBP: 0.298, SLG: 0.330		0-0 F3		0-0 F7		0-0 F6		0-3 K		3	0	0	0	0	0	3				
Ralph Garr, L (8, PH) OBP: 0.292, SLG: 0.304										1	0	0	0	0	1	2				
Bob Tillman, R (9, 2) OBP: 0.290, SLG: 0.416										0	0	0	0	0	0	0				
Bob Didier, S (1,2) OBP: 0.306, SLG: 0.298		0-0 G3			0-0 F4		0-0 F3		0-0 5-3	3	0	0	0	0	0	2	AB 32 R 5 H 9 RBI 4 BB 5 SO 2 LOB 17			
Tony Gonzalez, L (8, PH) OBP: 0.326, SLG: 0.376										1	0	0	0	0	0	2				
Hoyt Wilhelm, R (9, 1)										0	0	0	0	0	0	0				
Gil Garrido, R (1,6) OBP: 0.275, SLG: 0.244				0-0 F8		0-0 F7		4-0 6-3		3	0	0	0	0	0	0				
Sonny Jackson, L (8, PH) OBP: 0.313, SLG: 0.291										0	0	0	0	1	0	0				
Ron Reed, R (1,1) OBP: 0.145, SLG: 0.135				0-3 K		0-0 1B		0-0 F3		3	0	1	0	0	1	0				
Mike Lum, L (8, PH) OBP: 0.303, SLG: 0.288										1	0	1	2	0	0	0				
Inning Stats	R: 0 E: 1 K: 0 S: 3	H: 1 LOB: 1 BB: 1 P: 7	R: 0 E: 0 K: 0 S: 3	H: 0 LOB: 0 BB: 0 P: 3	R: 0 E: 0 K: 1 S: 5	H: 0 LOB: 0 BB: 0 P: 5	R: 1 E: 0 K: 0 S: 4	H: 1 LOB: 1 BB: 1 P: 8	R: 0 E: 0 K: 0 S: 4	H: 1 LOB: 2 BB: 1 P: 9	R: 1 E: 0 K: 0 S: 4	H: 2 LOB: 2 BB: 1 P: 8	R: 1 E: 0 K: 1 S: 8	H: 3 LOB: 2 BB: 1 P: 12	R: 2 E: 0 K: 1 S: 8	H: 3 LOB: 2 BB: 1 P: 12	1B: 8 2B: 0 3B: 0 HR: 1	SF: 0 SAC: 0 DP: 1 HBP: 0	WP: 0 PA: 37 FB: 0 SB: 1 CS: 0	
PITCHER	IP WLS BF H R ER SO BB IBB HBP BLK WP HR S P ERA WHIP	6.0 L 25 4 2 1 1 2 1 1 0 0 0 24 20 1.50 1.167	2.0 L 12 4 3 3 1 1 1 0 0 0 0 0 12 20 13.50 2.500																	

Batter	1	2	3	4	5	6	7	8	9	AB	R	H	RBI	BB	SO	LOB	TOP			
Joe Morgan, L (1,4) OBP: 0.390, SLG: 0.390	6-3			F8				FC6-4 1B		4	0	2	1	0	0	0	Houston Astros @ Atlanta Braves Atlanta Stadium, Atlanta, GA Fri Sep 12 1969, 7:05 PM EDT Att: 13,580 - Unknown			
Jesus Alou, R (1,9) OBP: 0.276, SLG: 0.337	P6			F5				FC6-4 1B		4	1	0	0	0	0	3				
Jimmy Wynn, R (1,8) OBP: 0.432, SLG: 0.511	P5			F3				1B		4	0	2	1	0	0	0				
Tommy Davis, R (1,7) OBP: 0.319, SLG: 0.374								1B		3	0	0	0	1	1	1				
Leon McFadden, R (8, PR) OBP: 0.219, SLG: 0.293								BB		0	0	0	0	0	0	0				
Norm Miller, L (8,9) OBP: 0.366, SLG: 0.377								BB		0	0	0	0	0	0	0				
Doug Rader, R (1,5) OBP: 0.337, SLG: 0.378	P2			F7				FC6-4		4	0	0	0	0	0	3				
Denis Menke, R (1,6) OBP: 0.387, SLG: 0.404	F7			FC6-4 BB						3	0	0	0	1	0	1				
Bob Watson, R (1,3) OBP: 0.324, SLG: 0.267				4-3				1B		4	1	1	0	0	0	1				
Johnny Edwards, L (1,2) OBP: 0.307, SLG: 0.342				1-3				4-3		4	0	0	0	0	1	1				
Tom Griffin, R (1,1) OBP: 0.230, SLG: 0.296				5-3				E4 FC6-4 1B		2	0	0	0	0	1	0				
Marty Martinez, S (8, PH) OBP: 0.333, SLG: 0.359										1	0	0	0	0	0	1				
Cesar Geronimo, L (8, PR) OBP: 0.250, SLG: 0.375										0	1	0	0	0	0	0				
Fred Gladding, L (8,1) OBP: 0.111, SLG: 0.111										0	0	0	0	0	0	0				
Inning Stats	R: 0 E: 0 K: 0 S: 3	H: 0 LOB: 0 BB: 0 P: 3	R: 0 E: 0 K: 0 S: 3	H: 0 LOB: 0 BB: 0 P: 3	R: 0 E: 0 K: 0 S: 3	H: 0 LOB: 0 BB: 0 P: 3	R: 0 E: 0 K: 0 S: 3	H: 0 LOB: 0 BB: 0 P: 3	R: 0 E: 0 K: 1 S: 6	H: 1 LOB: 1 BB: 0 P: 6	R: 0 E: 0 K: 1 S: 6	H: 1 LOB: 1 BB: 0 P: 6	R: 3 E: 1 K: 1 S: 9	H: 3 LOB: 2 BB: 1 P: 13	R: 0 E: 0 K: 0 S: 3	H: 0 LOB: 0 BB: 0 P: 3	1B: 4 2B: 1 3B: 0 HR: 0	SF: 0 SAC: 0 DP: 0 HBP: 0	WP: 0 PB: 1 SB: 2 CS: 0	PA: 35
PITCHER	IP WLS BF H R ER SO BB IBB HBP BLK WP HR S P ERA WHIP																			
George Stone, L (1,1) ERA: 3.55	7.1 W 28 4 3 0 3 1 0 0 0 0 0 0 33 37 0.00 0.682																			
Hoyt Wilhelm, R (8,1) ERA: 2.37	1.2 S 7 1 0 0 0 1 0 0 0 0 0 0 6 10 0.00 1.200																			

Batter	1	2	3	4	5	6	7	8	9	AB	R	H	RBI	BB	SO	LOB	BOTTOM			
Felipe Alou, R (1,8) OBP: 0.319, SLG: 0.345	F7		F3					F7		4	0	1	1	0	0	0	Houston Astros @ Atlanta Braves Atlanta Stadium, Atlanta, GA Fri Sep 12 1969, 7:05 PM EDT Att: 13,580 - Unknown			
Felix Milan, R (1,4) OBP: 0.312, SLG: 0.347	F7		4-3		4-3			G3		4	0	0	0	0	0	1				
Hank Aaron, R (1,9) OBP: 0.410, SLG: 0.637	F7		F7					1B		4	0	1	0	0	0	0				
Rico Carty, R (1,7) OBP: 0.404, SLG: 0.531								1B		4	1	2	0	0	1	0				
Ralph Garr, L (8, PR) OBP: 0.292, SLG: 0.304								1B		0	0	0	0	0	0	0				
Mike Lum, L (9,7) OBP: 0.303, SLG: 0.288								1B		0	0	0	0	0	0	0				
Orlando Cepeda, R (1,3) OBP: 0.327, SLG: 0.439								P4		4	0	0	0	0	2	3				
Clete Boyer, R (1,5) OBP: 0.337, SLG: 0.378								4-3		4	0	1	0	0	1	2				
Sonny Jackson, L (1,6) OBP: 0.316, SLG: 0.290								4-3		1	1	0	0	2	0	0				
Bob Didier, S (1,2) OBP: 0.309, SLG: 0.299								SH1-3 1B		2	1	1	1	0	0	2				
George Stone, L (1,1) OBP: 0.212, SLG: 0.255								HR		3	1	1	2	0	1	3				
Hoyt Wilhelm, R (8,1) ERA: 3.93								HR		0	0	0	0	0	0	0				
Inning Stats	R: 0 E: 0 K: 0 S: 3	H: 0 LOB: 0 BB: 0 P: 3	R: 1 E: 0 K: 1 S: 7	H: 2 LOB: 2 BB: 1 P: 11	R: 0 E: 0 K: 0 S: 3	H: 0 LOB: 0 BB: 0 P: 3	R: 0 E: 0 K: 2 S: 7	H: 0 LOB: 0 BB: 0 P: 7	R: 1 E: 0 K: 1 S: 6	H: 1 LOB: 1 BB: 1 P: 10	R: 0 E: 0 K: 1 S: 5	H: 0 LOB: 0 BB: 0 P: 5	R: 2 E: 0 K: 0 S: 5	H: 2 LOB: 2 BB: 0 P: 5	R: 0 E: 0 K: 0 S: 5	H: 2 LOB: 2 BB: 0 P: 5	1B: 6 2B: 0 3B: 0 HR: 1	SF: 0 SAC: 1 DP: 0 HBP: 0	WP: 0 PB: 0 SB: 0 CS: 0	PA: 33
PITCHER	IP WLS BF H R ER SO BB IBB HBP BLK WP HR S P ERA WHIP																			
Tom Griffin, R (1,1) ERA: 3.55	7.0 L 28 5 4 4 4 5 1 1 0 0 0 0 36 44 5.14 0.857																			
Fred Gladding, R (8,1) ERA: 3.93	1.0 5 2 0 0 0 0 0 0 0 0 0 0 5 4 0.00 2.000																			

Batter	1	2	3	4	5	6	7	8	9	10	11	12	13	AB R H RBI BB SO LOB	TOP													
Joe Morgan, L (1, 4) OBP: 0.380, SLG: 0.388														5 1 1 0 1 0 1	<p>Houston Astros @ Atlanta Braves Atlanta Stadium, Atlanta, GA</p> <p>Sat Sep 13 1969, 7:05 PM EDT Att. 26,389 - Unknown</p> <p>livebaseballscorecards.com</p> <p>AB 44 R 2 H 7 RBI 2 BB 5 SO 6 LOB 20</p>													
Jesus Alou, R (1, 7) OBP: 0.279, SLG: 0.339														6 0 2 0 0 0 4														
Jimmy Wynn, R (1, 8) OBP: 0.432, SLG: 0.510														5 0 2 2 1 1 1														
Norm Miller, L (1, 9) OBP: 0.361, SLG: 0.371														6 0 0 0 0 0 3														
Tommy Davis, R (13, PH) OBP: 0.319, SLG: 0.373														1 0 0 0 0 0 2														
Fred Gladding, L (13, 1) OBP: 0.111, SLG: 0.111														0 0 0 0 0 0 0														
Jack Billingham, R (13, 1) OBP: 0.290, SLG: 0.077														0 0 0 0 0 0 0														
Wade Blasingame, L (13, 1) OBP: 0.290, SLG: 0.077														0 0 0 0 0 0 0														
Curt Blefary, L (1, 3) OBP: 0.350, SLG: 0.398														5 0 0 0 0 2 2														
Doug Rader, R (1, 5) OBP: 0.338, SLG: 0.376														4 0 1 0 1 1 1														
Denis Menke, R (1, 6) OBP: 0.385, SLG: 0.402														5 0 1 0 0 1 1														
Johnny Edwards, L (1, 2) OBP: 0.306, SLG: 0.339														4 0 0 0 1 0 4														
Larry Dierker, R (1, 1) OBP: 0.156, SLG: 0.187													3 0 0 0 0 1 1															
John Mayberry, L (13, PH) OBP: 0.250, SLG: 0.375													0 1 0 0 0 0 0															
Cesar Geronimo, L (13, PR) OBP: 0.250, SLG: 0.375													0 0 0 0 0 0 0															
Gary Geiger, L (13, 7) OBP: 0.347, SLG: 0.272													0 0 0 0 0 0 0															
Inning Stats	R: 0 E: 0 K: 1 S: 5	H: 0 LOB: 0 BB: 0 P: 5	R: 0 E: 0 K: 1 S: 5	H: 0 LOB: 0 BB: 0 P: 5	R: 0 E: 0 K: 2 S: 7	H: 0 LOB: 0 BB: 0 P: 7	R: 0 E: 0 K: 0 S: 3	H: 1 LOB: 0 BB: 0 P: 3	R: 0 E: 0 K: 0 S: 3	H: 2 LOB: 2 BB: 0 P: 7	R: 0 E: 0 K: 0 S: 3	H: 0 LOB: 1 BB: 0 P: 4	R: 0 E: 0 K: 0 S: 3	H: 1 LOB: 0 BB: 1 P: 7	R: 0 E: 0 K: 0 S: 5	H: 0 LOB: 0 BB: 0 P: 5	R: 2 E: 0 K: 0 S: 4	H: 1 LOB: 2 BB: 3 P: 16	1B: 6 2B: 1 3B: 0 HR: 0	SF: 0 SAC: 1 DP: 1 HBP: 0	W/P: 0 PB: 1 SB: 0 CS: 1	PA: 50						
PITCHER	IP WLS BF H R ER SO BB IBB HBP BLK WP HR S P ERA WHIP																											
Phil Niekro, R (1, 1) ERA: 2.46	11.0	40	6	0	0	5	2	0	0	0	0	0	0	0	0	0	0	0	0	0	0	0	0	0	0	0.00	0.727	
Cecil Upshaw, R (12, 1) ERA: 3.35	1.2	9	1	2	2	1	3	0	0	0	0	0	0	0	0	0	0	0	0	0	0	0	0	0	0	0	10.80	2.400
Paul Doyle, L (13, 1) ERA: 2.19	0.1	W 1	0	0	0	0	0	0	0	0	0	0	0	0	0	0	0	0	0	0	0	0	0	0	0	0	0.00	0.000

Batter	1	2	3	4	5	6	7	8	9	10	11	12	13	AB R H RBI BB SO LOB	BOTTOM													
Felipe Alou, R (1, 8) OBP: 0.319, SLG: 0.343															5 0 1 1 1 1 3	<p>Houston Astros @ Atlanta Braves Atlanta Stadium, Atlanta, GA</p> <p>Sat Sep 13 1969, 7:05 PM EDT Att. 26,389 - Unknown</p> <p>livebaseballscorecards.com</p> <p>AB 41 R 3 H 7 RBI 3 BB 7 SO 5 LOB 14</p>												
Felix Millan, R (1, 4) OBP: 0.311, SLG: 0.345														5 0 1 0 0 0 1														
Hank Aaron, R (1, 9) OBP: 0.407, SLG: 0.630														5 0 0 0 1 2 3														
Rico Carty, R (1, 7) OBP: 0.401, SLG: 0.527														4 0 1 0 0 1 1														
Oscar Brown, R (10, PR) OBP: 0.307, SLG: 0.296														0 0 0 0 0 0 0														
Mike Lum, L (11, 7) OBP: 0.307, SLG: 0.296														1 0 1 0 0 0 0														
Bob Aspromonte, R (13, PH) OBP: 0.301, SLG: 0.330														0 0 0 1 1 0 0														
Orlando Cepeda, R (1, 3) OBP: 0.326, SLG: 0.436														4 0 0 0 1 0 1														
Clete Boyer, R (1, 5) OBP: 0.334, SLG: 0.374														5 0 0 0 0 1 3														
Sonny Jackson, L (1, 6) OBP: 0.317, SLG: 0.290														4 1 1 0 1 0 0														
Bob Didier, S (1, 2) OBP: 0.310, SLG: 0.297														3 0 0 0 1 0 1														
Ralph Garr, L (9, PR) OBP: 0.262, SLG: 0.304														0 0 0 0 0 0 0														
Bob Tillman, R (10, 2) OBP: 0.266, SLG: 0.428														2 1 2 1 0 0 0														
Phil Niekro, R (1, 1) ERA: 2.24														2 0 0 0 0 0 0														
Tony Gonzalez, L (11, PH) OBP: 0.325, SLG: 0.375														1 0 0 0 0 0 1														
Cecil Upshaw, R (12, 1) ERA: 4.38														0 0 0 0 0 0 0														
Paul Doyle, L (13, 1) ERA: 5.37														0 0 0 0 0 0 0														
Jim Breazeale, L (13, PH) ERA: 5.37														0 1 0 0 1 0 0														
Inning Stats	R: 0 E: 0 K: 0 S: 3	H: 0 LOB: 0 BB: 0 P: 3	R: 0 E: 0 K: 1 S: 5	H: 0 LOB: 0 BB: 0 P: 5	R: 0 E: 0 K: 0 S: 3	H: 0 LOB: 0 BB: 0 P: 3	R: 0 E: 0 K: 0 S: 3	H: 0 LOB: 0 BB: 0 P: 3	R: 0 E: 0 K: 1 S: 5	H: 0 LOB: 1 BB: 1 P: 9	R: 0 E: 0 K: 1 S: 4	H: 0 LOB: 0 BB: 1 P: 8	R: 0 E: 0 K: 0 S: 3	H: 1 LOB: 2 BB: 1 P: 10	R: 0 E: 0 K: 0 S: 3	H: 1 LOB: 1 BB: 0 P: 3	R: 0 E: 0 K: 0 S: 4	H: 1 LOB: 1 BB: 0 P: 4	R: 0 E: 0 K: 0 S: 4	H: 1 LOB: 2 BB: 1 P: 8	R: 3 E: 0 K: 0 S: 4	H: 3 LOB: 3 BB: 3 P: 16	1B: 5 2B: 2 3B: 0 HR: 0	SF: 0 SAC: 2 DP: 1 HBP: 0	W/P: 1 PB: 0 SB: 0 CS: 1	PA: 50		
PITCHER	IP WLS BF H R ER SO BB IBB HBP BLK WP HR S P ERA WHIP																											
Larry Dierker, R (1, 1) ERA: 2.24	12.0	43	4	0	0	5	3	1	0	0	0	0	0	0	0	0	0	0	0	0	0	0	0	0	0	0	0.00	0.583
Fred Gladding, R (13, 1) ERA: 4.34	0.0	L 4	3	3	3	0	1	0	0	0	0	0	0	0	0	0	0	0	0	0	0	0	0	0	0	0	0.00	0.000
Jack Billingham, R (13, 1) ERA: 4.38	0.1	1	0	0	0	0	0	0	0	0	0	0	0	0	0	0	0	0	0	0	0	0	0	0	0	0	0.00	0.000
Wade Blasingame, L (13, 1) ERA: 5.37	0.0	2	0	0	0	0	1	1	0	0	0	0	0	0	0	0	0	0	0	0	0	0	0	0	0	0	0.00	0.000

Batter	1	2	3	4	5	6	7	8	9	AB	R	H	RBI	BB	SO	LOB	TOP								
Joe Morgan, L (1,4) OBP: 0.380, SLG: 0.389	G3		F8		2B		1B BB	K		4	1	1	0	1	1	2	Houston Astros @ Atlanta Braves Atlanta Stadium, Atlanta, GA Sun Sep 14 1969, 3:33 AM EDT Att: 18,607 - Unknown								
Norm Miller, L (1,9) OBP: 0.359, SLG: 0.367	K		4-3		F8		1B BB	F9		4	0	0	0	1	1										
Jimmy Wynn, R (1,8) OBP: 0.430, SLG: 0.505	6-3		BB		K		F8	1-3		4	0	0	0	1	3										
Tommy Davis, R (1,7) OBP: 0.318, SLG: 0.373		F9	K		2B		F9	K		5	0	1	1	0	2	3									
Curt Blefary, L (1,3) OBP: 0.352, SLG: 0.398		E 1B BB		P6		IBB				2	1	1	0	2	0	0									
Doug Rader, R (1,5) OBP: 0.339, SLG: 0.376	1B BB			P4	5-3			E 1B		3	0	1	0	1	0	2									
Denis Menke, R (1,6) OBP: 0.384, SLG: 0.401	K		BB 1B		4-3			F7		4	0	1	0	0	1	3									
Johnny Edwards, L (1,2) OBP: 0.308, SLG: 0.339					4-3			E8		3	0	1	1	1	0	1									
Denny Lemaster, R (1,1) OBP: 0.218, SLG: 0.222	1-3 3-H 1B				1-2 BB			K		4	0	0	0	0	3	6									
Jim Bouton, R (8,1)	F3			K				K		0	0	0	0	0	0	0									
Inning Stats	R: 0 E: 0 K: 1 S: 5	H: 0 LOB: 0 BB: 0 P: 5	R: 1 E: 0 K: 1 S: 6	H: 1 LOB: 2 BB: 14 P: 14	R: 0 E: 0 K: 1 S: 5	H: 0 LOB: 1 BB: 1 P: 9	R: 0 E: 0 K: 1 S: 6	H: 1 LOB: 2 BB: 1 P: 10	R: 1 E: 0 K: 1 S: 7	H: 2 LOB: 2 BB: 1 P: 11	R: 0 E: 0 K: 0 S: 5	H: 0 LOB: 0 BB: 0 P: 5	R: 0 E: 0 K: 0 S: 3	H: 1 LOB: 2 BB: 2 P: 11	R: 0 E: 1 K: 2 S: 9	H: 1 LOB: 2 BB: 0 P: 9	R: 0 E: 0 K: 1 S: 5	H: 0 LOB: 0 BB: 0 P: 5	1B: 4 2B: 2 3B: 0 HR: 0	SF: 0 SAC: 0 DP: 0 HBP: 0	WP: 0 PB: 0 SB: 2 CS: 0	PA: 40			
PITCHER	IP	WLS	BF	H	R	ER	SO	BB	IBB	HBP	BLK	WP	HR	S	P	ERA	WHIP								
Mitt Pappas, R (1,1) ERA: 3.48	5.0		24	4	2	2	5	4	1	0	0	0	0	29	49	3.60	1.600								
Jim Britton, R (6,1) ERA: 3.73	2.0		8	1	0	0	1	2	0	0	0	0	0	8	16	0.00	1.500								
Hoyt Wilhelm, R (8,1) ERA: 2.3	2.0	W	8	1	0	0	3	0	0	0	0	0	0	14	14	0.00	0.500								

Batter	1	2	3	4	5	6	7	8	9	AB	R	H	RBI	BB	SO	LOB	BOTTOM								
Felipe Alou, R (1,8) OBP: 0.320, SLG: 0.345	K			1-3 1B		F8		FC3-6 1B		4	0	2	0	0	1	0	Houston Astros @ Atlanta Braves Atlanta Stadium, Atlanta, GA Sun Sep 14 1969, 3:33 AM EDT Att: 18,607 - Unknown								
Felix Milan, R (1,4) OBP: 0.311, SLG: 0.344	5-3			P7		1-3 BB		FC3-6 6-3 HR		3	1	0	0	1	0	2									
Hank Aaron, R (1,9) OBP: 0.406, SLG: 0.627	5-3			1-3		1-2 BB		6-3		3	0	0	0	1	0	2									
Rico Carty, R (1,7) OBP: 0.403, SLG: 0.551		K				1-3				4	2	2	3	0	1	2									
Mike Lum, L (9,7) OBP: 0.307, SLG: 0.299					HR	1-2 2-3		HR		0	0	0	0	0	0	0									
Orlando Cepeda, R (1,3) OBP: 0.326, SLG: 0.433		1-3			1B BB	F8		E6		3	0	0	0	1	0	2									
Clete Boyer, R (1,5) OBP: 0.331, SLG: 0.370		F8			K			5-3		4	0	0	0	0	2	2									
Bob Tillman, R (1,2) OBP: 0.264, SLG: 0.421			P5		K			K2-3		3	0	0	0	0	2	1									
Gil Garrido, R (1,6) OBP: 0.281, SLG: 0.251			F9							3	0	2	0	0	0	0									
Mitt Pappas, R (1,1) OBP: 0.224, SLG: 0.205										1	0	0	0	0	1	0									
Bob Aspromonte, R (5, PH) OBP: 0.300, SLG: 0.328					G3					1	0	0	0	0	0	2									
Jim Britton, R (6,1) OBP: 0.190, SLG: 0.238										0	0	0	0	0	0	0									
Tommie Aaron, R (7, PH) OBP: 0.318, SLG: 0.333										0	0	0	0	0	0	1									
Hoyt Wilhelm, R (8,1)										0	0	0	0	0	0	0									
Inning Stats	R: 0 E: 0 K: 1 S: 5	H: 0 LOB: 0 BB: 0 P: 5	R: 0 E: 0 K: 1 S: 5	H: 0 LOB: 0 BB: 0 P: 5	R: 0 E: 0 K: 0 S: 3	H: 1 LOB: 0 BB: 0 P: 3	R: 1 E: 0 K: 2 S: 9	H: 2 LOB: 2 BB: 1 P: 13	R: 0 E: 0 K: 0 S: 3	H: 0 LOB: 2 BB: 2 P: 11	R: 0 E: 0 K: 2 S: 8	H: 1 LOB: 1 BB: 0 P: 8	R: 0 E: 1 K: 1 S: 8	H: 2 LOB: 1 BB: 0 P: 8	R: 2 E: 1 K: 1 S: 8	H: 2 LOB: 1 BB: 0 P: 8	R: 0 E: 0 K: 1 S: 5	H: 0 LOB: 0 BB: 0 P: 5	1B: 4 2B: 1 3B: 0 HR: 2	SF: 0 SAC: 0 DP: 1 HBP: 0	WP: 0 PB: 1 SB: 1 CS: 0	PA: 33			
PITCHER	IP	WLS	BF	H	R	ER	SO	BB	IBB	HBP	BLK	WP	HR	S	P	ERA	WHIP								
Denny Lemaster, L (1,1) ERA: 3.09	7.2	L	32	6	3	3	7	3	0	0	0	0	0	2	43	3.52	1.174								
Jim Bouton, R (8,1) ERA: 3.47	0.1		1	0	0	0	1	0	0	0	0	0	0	3	3	0.00	0.000								

AB 33
R 2
H 6
RBI 2
BB 7
SO 9
LOB 21



AB 30
R 3
H 6
RBI 3
BB 3
SO 8
LOB 14



Batter	1	2	3	4	5	6	7	8	9	AB	R	H	RBI	BB	SO	LOB	TOP			
Felipe Alou, R OBP: 0.320, SLG: 0.344 (1, 8)	0-0 4-3		0-0 F6			0-0 G6-3 1B		0-0 4-3		4	0	1	0	0	0	2	Atlanta Braves @ San Francisco Giants Candlestick Park, San Francisco, CA Mon Sep 15 1969, 6:33 AM EDT Att: 5,194 - Unknown livebaseballscorecards.com			
Felix Milten, R OBP: 0.309, SLG: 0.341 (1, 4)	0-0 5-3		0-0 F8			0-0 G6-3 1-2		0-0 6-3		4	0	0	0	0	0	2				
Hank Aaron, R OBP: 0.403, SLG: 0.621 (1, 9)	0-0 E8 1B		0-3 K			0-0 F2		0-0 F7		4	1	0	0	0	1	1				
Rico Carty, R OBP: 0.401, SLG: 0.546 (1, 7)	0-0 2H 1B			0-3 K				0-0 F4		4	0	1	1	0	1	0				
Orlando Cepeda, R OBP: 0.324, SLG: 0.431 (1, 3)	0-0 4-3			0-0 6-3				0-0 5-3		3	0	0	0	0	0	1				
Clete Boyer, R OBP: 0.331, SLG: 0.370 (1, 5)		0-0 G5-4-3 1B		0-0 F2				0-0 6-3		3	0	1	0	0	0	0				
Bob Tillman, R OBP: 0.265, SLG: 0.419 (1, 2)		0-0 F8			0-0 F8			0-0 5-3 1B		3	0	1	0	0	0	1				
Gil Garrido, R OBP: 0.276, SLG: 0.247 (1, 6)		0-0 G5-4-3 1-2			0-0 F8			0-0 5-3 1-2		3	0	0	0	0	0	2				
Pat Jarvis, R OBP: 0.136, SLG: 0.111 (1, 1)					0-0 1-3			0-3 K		2	0	1	0	0	0	0				
Bob Aspromonte, R (& PH) OBP: 0.298, SLG: 0.326 (8, 1)										1	0	0	0	0	1	1				
Paul Doyle, L (8, 1)										0	0	0	0	0	0	0				
Inning Stats	R: 1 E: 1 K: 0 S: 5	H: 1 LOB: 1 BB: 0 P: 5	R: 0 E: 0 K: 0 S: 3	H: 1 LOB: 0 BB: 0 P: 3	R: 0 E: 0 K: 1 S: 6	H: 1 LOB: 1 BB: 0 P: 6	R: 0 E: 0 K: 1 S: 5	H: 0 LOB: 0 BB: 0 P: 5	R: 0 E: 0 K: 0 S: 3	H: 0 LOB: 0 BB: 0 P: 3	R: 0 E: 0 K: 0 S: 3	H: 0 LOB: 0 BB: 0 P: 3	R: 0 E: 0 K: 1 S: 6	H: 1 LOB: 1 BB: 0 P: 6	R: 0 E: 0 K: 0 S: 3	H: 0 LOB: 0 BB: 0 P: 3	1B: 5 2B: 0 3B: 0 HR: 0	SF: 0 SAC: 0 DP: 2 HBP: 0	WP: 0 PB: 0 SB: 0 CS: 0	PA: 31
PITCHER Mike McCormick, L ERA: 3.43 (1, 1)	IP: 9.0 WLS: W BF: 31 H: 5 R: 1 ER: 0 SO: 3 BB: 0 IBB: 0 HBP: 0 BLK: 0 WP: 0 HR: 0 S: 37 P: 37 ERA: 0.00 WHIP: 0.556																			

Batter	1	2	3	4	5	6	7	8	9	AB	R	H	RBI	BB	SO	LOB	BOTTOM			
Tito Fuentes, S OBP: 0.333, SLG: 0.347 (1, 5)	4-0 SH1-3 2B		0-0 F7							3	1	1	0	1	0	0	Atlanta Braves @ San Francisco Giants Candlestick Park, San Francisco, CA Mon Sep 15 1969, 6:33 AM EDT Att: 5,194 - Unknown livebaseballscorecards.com			
Jim Davenport, R OBP: 0.307, SLG: 0.307 (9, 5)	BB		0-0 F9							0	0	0	0	0	0	0				
Ron Hunt, R OBP: 0.357, SLG: 0.334 (1, 4)	SH1-3 1-2		0-0 5-3			0-0 F4		0-0 SH1-4 1B		2	0	0	0	0	0	0				
Willie Mays, R OBP: 0.362, SLG: 0.441 (1, 8)	0-0 1B 2B			0-0 F8		0-0 HR		0-0 F7		4	2	2	2	0	0	1				
Willie McCovey, L OBP: 0.459, SLG: 0.689 (1, 3)	0-0 G6-4-3 2H 1B			0-0 E3 1B E		0-0 4-3		0-0 F9		4	1	1	1	0	0	0				
Bobby Bonds, R OBP: 0.342, SLG: 0.474 (1, 9)	0-0 G6-4-3 1-2			0-0 F8		0-0 5-3		0-0 F8		4	0	0	0	0	0	2				
Ken Henderson, S OBP: 0.308, SLG: 0.336 (1, 7)		0-0 3-1		0-0 E 1B		4-0 BB BB		0-0 1B		3	0	2	0	1	0	0				
Jack Hiatt, R OBP: 0.337, SLG: 0.313 (1, 2)		0-0 F8		0-0 E5 1-3 2H 1B		4-0 BB BB		0-3 K		3	0	0	0	1	1	2				
Hal Lanier, R OBP: 0.260, SLG: 0.252 (1, 6)		0-0 4-3		0-0 F5		0-0 4-3				3	0	0	0	0	0	4				
Mike McCormick, L OBP: 0.203, SLG: 0.217 (1, 1)			0-0 G3		0-0 3-1		0-3 K			3	0	0	0	0	1	0				
Inning Stats	R: 2 E: 0 K: 0 S: 4	H: 2 LOB: 0 BB: 1 P: 8	R: 0 E: 0 K: 0 S: 3	H: 0 LOB: 0 BB: 0 P: 3	R: 0 E: 0 K: 0 S: 3	H: 0 LOB: 0 BB: 0 P: 3	R: 1 E: 2 K: 0 S: 6	H: 1 LOB: 2 BB: 0 P: 6	R: 0 E: 0 K: 0 S: 3	H: 0 LOB: 0 BB: 0 P: 3	R: 1 E: 0 K: 0 S: 4	H: 1 LOB: 2 BB: 2 P: 12	R: 0 E: 0 K: 1 S: 6	H: 1 LOB: 1 BB: 0 P: 6	R: 0 E: 0 K: 1 S: 6	H: 1 LOB: 1 BB: 0 P: 6	1B: 4 2B: 1 3B: 0 HR: 1	SF: 0 SAC: 2 DP: 1 HBP: 0	WP: 0 PB: 0 SB: 0 CS: 0	PA: 34
PITCHER Pat Jarvis, R ERA: 4.76 Paul Doyle, L ERA: 2.13 (1, 1)	IP: 7.0 WLS: L BF: 30 H: 5 R: 4 ER: 3 SO: 3 BB: 3 IBB: 0 HBP: 0 BLK: 0 WP: 0 HR: 1 S: 29 P: 41 ERA: 3.86 WHIP: 1.143																			
PITCHER Paul Doyle, L ERA: 2.13 (8, 1)	IP: 1.0 WLS: L BF: 4 H: 1 R: 0 ER: 0 SO: 1 BB: 0 IBB: 0 HBP: 0 BLK: 0 WP: 0 HR: 0 S: 6 P: 6 ERA: 0.00 WHIP: 1.000																			

Batter	1	2	3	4	5	6	7	8	9	AB	R	H	RBI	BB	SO	LOB	TOP							
Felipe Alou, R OBP: 0.317, SLG: 0.341 (1,8)										4	0	0	0	0	1	1	Atlanta Braves @ San Francisco Giants Candlestick Park, San Francisco, CA Tue Sep 16 1969, 10:05 PM EDT Att: 13,802 - Unknown livebaseballscorecards.com							
Felix Milten, R OBP: 0.307, SLG: 0.339 (1,4)										4	0	0	0	0	0	1								
Hank Aaron, R OBP: 0.402, SLG: 0.618 (1,9)										3	0	0	0	1	1	0								
Rico Carty, R OBP: 0.399, SLG: 0.541 (1,7)										4	0	1	0	0	0	1								
Orlando Cepeda, R OBP: 0.325, SLG: 0.431 (1,3)										4	0	2	0	0	0	1								
Clete Boyer, R OBP: 0.329, SLG: 0.368 (1,5)										3	0	0	0	0	2	2								
Bob Didier, S OBP: 0.308, SLG: 0.295 (7, PH)										2	0	0	0	0	2	0								
Tony Gonzalez, L OBP: 0.325, SLG: 0.374 (7, PH)										1	0	0	0	0	1	1								
Bob Tillman, R OBP: 0.265, SLG: 0.419 (7, 2)										0	0	0	0	0	0	0								
Gil Garrido, R OBP: 0.279, SLG: 0.250 (8, PH)										2	0	1	0	0	1	0								
Mike Lum, L OBP: 0.305, SLG: 0.297 (8, PH)										1	0	0	0	0	1	0								
Bob Aspromonte, R OBP: 0.298, SLG: 0.326 (8, 6)										0	0	0	0	0	0	0								
Ron Reed, R OBP: 0.143, SLG: 0.133 (1, 1)										1	0	0	0	0	0	0								
Ralph Garr, L OBP: 0.280, SLG: 0.292 (8, PH)										1	0	0	0	0	0	0								
Cecil Upshaw, R OBP: 0.286, SLG: 0.500 (8, 1)										0	0	0	0	0	0	0								
Inning Stats	R: 0 E: 0 K: 0 S: 3	H: 0 LOB: 1 BB: 1 P: 7	R: 0 E: 0 K: 2 S: 7	H: 0 LOB: 0 BB: 0 P: 7	R: 0 E: 0 K: 0 S: 4	H: 1 LOB: 1 BB: 0 P: 4	R: 0 E: 0 K: 0 S: 4	H: 1 LOB: 1 BB: 0 P: 4	R: 0 E: 0 K: 2 S: 7	H: 0 LOB: 0 BB: 0 P: 7	R: 0 E: 0 K: 0 S: 3	H: 0 LOB: 0 BB: 0 P: 3	R: 0 E: 0 K: 2 S: 8	H: 1 LOB: 1 BB: 0 P: 8	R: 0 E: 0 K: 1 S: 7	H: 0 LOB: 0 BB: 0 P: 7	R: 0 E: 0 K: 2 S: 6	H: 1 LOB: 1 BB: 0 P: 6	R: 0 E: 0 K: 1 S: 6	H: 1 LOB: 1 BB: 0 P: 6	1B: 4 2B: 0 3B: 0 HR: 0	SF: 0 SAC: 1 DP: 0 HBP: 0	WP: 1 PB: 0 SB: 0 CS: 0	PA: 32
PITCHER Juan Marichal, R ERA: 2.12 (1, 1)	IP: 9.0 WLS: W BF: 32 H: 4 R: 0 ER: 0 SO: 9 BB: 1 IBB: 0 HBP: 0 BLK: 0 WP: 1 HR: 0 S: 49 P: 53 ERA: 0.00 WHIP: 0.556																							

Batter	1	2	3	4	5	6	7	8	9	AB	R	H	RBI	BB	SO	LOB	BOTTOM					
Tito Fuentes, S OBP: 0.338, SLG: 0.352 (1, 5)										4	1	2	0	0	1	3	Atlanta Braves @ San Francisco Giants Candlestick Park, San Francisco, CA Tue Sep 16 1969, 10:05 PM EDT Att: 13,802 - Unknown livebaseballscorecards.com					
Jim Davenport, R OBP: 0.307, SLG: 0.307 (7, 5)										0	0	0	0	0	0	0						
Ron Hunt, R OBP: 0.355, SLG: 0.332 (1, 4)										3	0	0	0	0	0	1						
Willie Mays, R OBP: 0.364, SLG: 0.444 (1, 8)										4	0	2	1	0	0	1						
Willie McCovey, L OBP: 0.459, SLG: 0.687 (1, 3)										3	0	1	0	1	0	2						
Bobby Bonds, R OBP: 0.341, SLG: 0.472 (1, 9)										4	0	1	0	0	2	3						
Ken Henderson, S OBP: 0.308, SLG: 0.335 (1, 7)										4	1	1	0	0	1	4						
Jack Hiatt, R OBP: 0.340, SLG: 0.313 (1, 2)										3	0	1	0	1	1	0						
Hal Lanier, R OBP: 0.260, SLG: 0.252 (1, 6)										4	0	1	1	0	0	1						
Juan Marichal, R OBP: 0.171, SLG: 0.178 (1, 1)										4	0	1	0	0	0	3						
Inning Stats	R: 0 E: 0 K: 0 S: 4	H: 1 LOB: 1 BB: 0 P: 4	R: 1 E: 0 K: 1 S: 8	H: 3 LOB: 2 BB: 0 P: 8	R: 0 E: 0 K: 1 S: 7	H: 2 LOB: 0 BB: 0 P: 7	R: 0 E: 0 K: 1 S: 5	H: 0 LOB: 0 BB: 0 P: 5	R: 1 E: 0 K: 1 S: 7	H: 2 LOB: 2 BB: 1 P: 11	R: 0 E: 0 K: 0 S: 4	H: 1 LOB: 1 BB: 0 P: 4	R: 0 E: 0 K: 1 S: 6	H: 1 LOB: 1 BB: 0 P: 6	R: 0 E: 0 K: 0 S: 3	H: 0 LOB: 1 BB: 1 P: 7	R: 0 E: 0 K: 0 S: 3	H: 0 LOB: 1 BB: 1 P: 7	1B: 8 2B: 2 3B: 0 HR: 0	SF: 0 SAC: 1 DP: 0 HBP: 0	WP: 0 PB: 0 SB: 0 CS: 0	PA: 36
PITCHER Ron Reed, R ERA: 3.59 (1, 1)	IP: 7.0 WLS: L BF: 32 H: 10 R: 2 ER: 2 SO: 5 BB: 0 IBB: 1 HBP: 0 BLK: 0 WP: 0 HR: 0 S: 41 P: 45 ERA: 2.57 WHIP: 1.429																					
Cecil Upshaw, R ERA: 3.31 (8, 1)	IP: 1.0 WLS: L BF: 4 H: 0 R: 0 ER: 0 SO: 0 BB: 1 IBB: 0 HBP: 0 BLK: 0 WP: 0 HR: 0 S: 3 P: 7 ERA: 0.00 WHIP: 1.000																					

Batter	1	2	3	4	5	6	7	8	9	10	11	12	AB	R	H	RBI	BB	SO	LOB	TOP
Felix Millan, R OBP: 0.307, SLG: 0.339 (1.4)													6	2	2	0	0	0	2	
Tony Gonzalez, L OBP: 0.323, SLG: 0.371 (1.8)													6	0	1	0	0	0	2	
Hank Aaron, R OBP: 0.403, SLG: 0.622 (1.9)													6	2	3	1	0	1	2	
Rico Carty, R OBP: 0.589, SLG: 0.538 (1.7)													5	0	2	2	2	0	1	
Cecil Upshaw, R OBP: 0.267, SLG: 0.467 (9.1)													1	0	0	0	0	1	0	
Orlando Cepeda, R OBP: 0.324, SLG: 0.430 (1.3)													6	0	1	1	0	2		
Clete Boyer, R OBP: 0.327, SLG: 0.365 (1.5)													6	0	1	0	0	1	5	
Bob Didier, S OBP: 0.315, SLG: 0.304 (1.2)													5	1	4	0	0	0	0	
Ralph Garr, L OBP: 0.280, SLG: 0.292 (10. PR)													0	0	0	0	0	0	0	
Bob Tillman, R OBP: 0.266, SLG: 0.419 (10.2)													0	0	0	0	1	0	0	
Gil Garrido, R OBP: 0.277, SLG: 0.254 (1.6)													5	1	1	1	0	0	3	
George Stone, L OBP: 0.214, SLG: 0.255 (1.1)													4	0	1	1	0	1	1	
Hoyt Wilhelm, R (8.1)													0	0	0	0	0	0	0	
Felipe Alou, R OBP: 0.317, SLG: 0.340 (9.7)													1	0	0	0	0	0	0	
Inning Stats	R: 1 E: 1 K: 0 S: 6	H: 3 LOB: 2 BB: 0 P: 6	R: 0 E: 0 K: 1 S: 5	H: 0 LOB: 0 BB: 0 P: 5	R: 0 E: 0 K: 0 S: 4	H: 1 LOB: 1 BB: 0 P: 4	R: 0 E: 0 K: 0 S: 4	H: 1 LOB: 1 BB: 0 P: 4	R: 2 E: 0 K: 1 S: 8	H: 3 LOB: 1 BB: 0 P: 8	R: 0 E: 0 K: 0 S: 3	H: 0 LOB: 0 BB: 0 P: 3	R: 0 E: 0 K: 0 S: 4	H: 0 LOB: 1 BB: 0 P: 4	R: 1 E: 0 K: 1 S: 7	H: 2 LOB: 2 BB: 11	1B: 13 2B: 2 3B: 0 HR: 1	SF: 0 SAC: 1 DP: 1 HBP: 0	WP: 0 PB: 0 SB: 0 CS: 1	PA: 54
PITCHER	IP WLS BF H R ER SO BB IBB HBP BLK WP HR S P ERA WHIP	IP WLS BF H R ER SO BB IBB HBP BLK WP HR S P ERA WHIP																		
Jim Bunning, R ERA: 3.71 (1.1)	7.0	30	6	4	4	3	3	0	0	0	0	0	0	0	33	45	5.14	1.286		
Alan Foster, R ERA: 4.37 (6.1)	6.0	23	5	2	2	2	0	0	0	0	0	0	0	27	27	3.00	0.833			
Ray Lamb, R ERA: 2.03 (12.1)	1.0	L	6	2	1	1	1	0	0	0	0	0	1	7	11	9.00	3.000			

Atlanta Braves @ Los Angeles Dodgers
Dodger Stadium, Los Angeles, CA
Wed Sep 17 1969, 7:05 PM PDT
Att. 20,574 - Unknown

AB 51
R 6
H 16
RBI 6
BB 1
SO 4
LOB 18



Batter	1	2	3	4	5	6	7	8	9	10	11	12	AB	R	H	RBI	BB	SO	LOB	BOTTOM
Maury Wills, S OBP: 0.342, SLG: 0.344 (1.6)													5	0	1	1	0	0	1	
Ted Sizemore, R OBP: 0.336, SLG: 0.340 (1.4)													6	0	1	0	0	0	4	
Manny Mota, R OBP: 0.370, SLG: 0.393 (1.7)													4	2	0	0	2	1	1	
Wes Parker, S OBP: 0.367, SLG: 0.448 (1.3)													6	1	2	0	0	0	1	
Andy Kosco, R OBP: 0.284, SLG: 0.424 (1.9)													4	0	2	2	0	1	0	
Von Joshua, L (8. PR)													1	1	0	0	0	0	0	
Bill Sudakis, S OBP: 0.299, SLG: 0.392 (12. PH)													1	0	0	0	0	0	1	
Jim Lefebvre, S OBP: 0.347, SLG: 0.338 (1.5)													4	0	1	2	1	0	1	
Bill Russell, R OBP: 0.326, SLG: 0.341 (1.8)													4	0	0	0	0	1	2	
Willie Davis, L OBP: 0.362, SLG: 0.456 (10. PH)													1	0	0	0	0	0	2	
Willie Crawford, L OBP: 0.336, SLG: 0.415 (11.9)													0	0	0	0	0	0	0	
Jeff Torborg, R OBP: 0.248, SLG: 0.225 (1.2)													2	1	0	0	1	0	0	
Tom Haller, L OBP: 0.336, SLG: 0.355 (9. PH)													2	0	1	0	0	0	0	
Jim Bunning, R OBP: 0.326, SLG: 0.063 (1.1)													1	0	1	0	0	0	0	
Steve Garvey, R OBP: 0.333, SLG: 0.333 (5. PH)													1	0	0	0	0	0	0	
Alan Foster, R OBP: 0.179, SLG: 0.080 (6.1)													2	0	1	0	0	1	1	
Len Gabrielson, L OBP: 0.317, SLG: 0.346 (11. PH)													1	0	0	0	0	0	0	
Ray Lamb, R (12.1)													0	0	0	0	0	0	0	
Inning Stats	R: 2 E: 0 K: 0 S: 5	H: 2 LOB: 1 BB: 1 P: 8	R: 1 E: 0 K: 1 S: 6	H: 1 LOB: 1 BB: 10	R: 0 E: 0 K: 1 S: 5	H: 0 LOB: 0 BB: 0 P: 5	R: 0 E: 0 K: 0 S: 3	H: 0 LOB: 0 BB: 0 P: 3	R: 0 E: 0 K: 0 S: 6	H: 1 LOB: 1 BB: 0 P: 6	R: 0 E: 0 K: 1 S: 4	H: 0 LOB: 1 BB: 0 P: 8	R: 0 E: 0 K: 0 S: 4	H: 0 LOB: 2 BB: 1 P: 8	R: 0 E: 0 K: 0 S: 3	H: 0 LOB: 0 BB: 0 P: 4	1B: 8 2B: 1 3B: 1 HR: 0	SF: 1 SAC: 0 DP: 0 HBP: 0	WP: 0 PB: 0 SB: 1 CS: 0	PA: 50
PITCHER	IP WLS BF H R ER SO BB IBB HBP BLK WP HR S P ERA WHIP	IP WLS BF H R ER SO BB IBB HBP BLK WP HR S P ERA WHIP																		
George Stone, L ERA: 3.62 (8.1)	7.0	30	6	4	4	3	3	0	0	0	0	0	0	33	45	5.14	1.286			
Hoyt Wilhelm, R ERA: 2.38 (9.1)	1.2	7	3	1	1	1	0	0	0	0	0	0	0	9	9	5.40	1.800			
Cecil Upshaw, R ERA: 3.19 (9.1)	3.1	W	13	1	0	0	0	1	0	0	0	0	0	12	16	0.00	0.300			

Atlanta Braves @ Los Angeles Dodgers
Dodger Stadium, Los Angeles, CA
Wed Sep 17 1969, 7:05 PM PDT
Att. 20,574 - Unknown

AB 45
R 5
H 10
RBI 5
BB 4
SO 4
LOB 14



Batter	1	2	3	4	5	6	7	8	9	AB	R	H	RBI	BB	SO	LOB	TOP			
Felix Millan, R OBP: 0.305, SLG: 0.337 (1,4)	3-1		5-3		6-3			FC6-4		4	0	0	0	0	0	2	Atlanta Braves @ Los Angeles Dodgers Dodger Stadium, Los Angeles, CA Thu Sep 18 1969, 7:05 PM PDT Att: 21,621 - Unknown			
Tony Gonzalez, L OBP: 0.320, SLG: 0.368 (1,8)	4-3		F7			4-3		P6		4	0	0	0	0	1					
Hank Aaron, R OBP: 0.401, SLG: 0.617 (1,9)	F7		L5			6-3		F7		4	0	0	0	0	1					
Rico Carty, R OBP: 0.400, SLG: 0.538 (1,7)		HR		G6-4-3		5-3			K	4	1	2	0	0	1	0				
Orlando Cepeda, R OBP: 0.325, SLG: 0.436 (1,3)		HR		K				5-3	FC6-4	4	1	2	2	0	1	1				
Clete Boyer, R OBP: 0.327, SLG: 0.364 (1,5)		K		G6-4-3					FC6-4	4	0	1	0	0	1	2				
Bob Didier, S OBP: 0.314, SLG: 0.303 (1,2)		L6			SH2-4			F9	F9	4	0	1	0	0	0	2				
Gil Garrido, R OBP: 0.274, SLG: 0.251 (1,6)		E8			SH2-4			F9		2	0	0	0	0	0	1				
Phil Niekro, R OBP: 0.180, SLG: 0.207 (1,1)					5-3					2	0	0	0	0	0	2				
Mike Lum, L OBP: 0.309, SLG: 0.302 (8, PH)	6-3				5-3				FC6-4	1	0	1	0	0	0	0				
Paul Doyle, L (8, 1)									1B	0	0	0	0	0	0	0				
Inning Stats	R: 0 E: 0 K: 0 S: 3	H: 0 LOB: 0 BB: 0 P: 3	R: 2 E: 1 K: 1 S: 8	H: 2 LOB: 1 BB: 0 P: 8	R: 0 E: 0 K: 1 S: 5	H: 0 LOB: 0 BB: 0 P: 3	R: 0 E: 0 K: 1 S: 5	H: 1 LOB: 0 BB: 0 P: 5	R: 0 E: 0 K: 0 S: 4	H: 1 LOB: 1 BB: 0 P: 4	R: 0 E: 0 K: 0 S: 4	H: 1 LOB: 1 BB: 0 P: 4	R: 0 E: 0 K: 1 S: 6	H: 1 LOB: 1 BB: 0 P: 6	R: 0 E: 0 K: 1 S: 6	H: 1 LOB: 1 BB: 0 P: 6	1B: 6 2B: 0 3B: 0 HR: 1	SF: 0 SAC: 1 DP: 1 HBP: 0	WP: 0 PB: 0 SB: 0 CS: 0	PA: 34
PITCHER Don Sutton, R ERA: 3.52 (1,1)	IP: 9.0 WLS: W BF: 34 H: 7 R: 2 ER: 2 SO: 3 BB: 0 IBB: 0 HBP: 0 BLK: 0 WP: 0 HR: 1 S: 40 P: 40 ERA: 2.00 WHIP: 0.778																			

Batter	1	2	3	4	5	6	7	8	9	AB	R	H	RBI	BB	SO	LOB	BOTTOM			
Maury Wills, S OBP: 0.342, SLG: 0.343 (1,6)	1-3		SH5-3		5-3			1-3		4	0	1	1	0	0	1	Atlanta Braves @ Los Angeles Dodgers Dodger Stadium, Los Angeles, CA Thu Sep 18 1969, 7:05 PM PDT Att: 21,621 - Unknown			
Manny Mota, R OBP: 0.398, SLG: 0.390 (1,7)	4-3		SH5-3			5-3		6-3		3	0	0	0	0	0	0				
Willie Davis, L OBP: 0.363, SLG: 0.455 (1,8)	E4		F5			1B				3	1	1	0	0	0	1				
Bill Russell, R OBP: 0.298, SLG: 0.341 (7, PR) (8, 8)						1B		HBP		0	0	0	0	0	0	0				
Wes Parker, S OBP: 0.364, SLG: 0.444 (1,3)	G3			4-3		F8		K		4	0	0	0	0	1	3				
Willie Crawford, L OBP: 0.337, SLG: 0.413 (1,9)		G3		K		1B		K		4	1	1	0	0	2	0				
Jim Lefebvre, S OBP: 0.345, SLG: 0.336 (1,5)		P5		G1		BB		F7		4	1	1	1	0	0	0				
Tom Haller, L OBP: 0.337, SLG: 0.355 (1,2)		5-3				1B		K		3	1	1	0	1	1	0				
Ted Sizemore, R OBP: 0.337, SLG: 0.346 (1,4)			SH3-1		FC1-6	BB		K		3	1	2	3	0	0	1				
Don Sutton, R OBP: 0.165, SLG: 0.156 (1,1)		SH3-1		SH3-1	6-3	F7				2	0	0	0	0	0	2				
Inning Stats	R: 0 E: 1 K: 0 S: 4	H: 0 LOB: 1 BB: 0 P: 4	R: 0 E: 0 K: 0 S: 3	H: 0 LOB: 0 BB: 0 P: 3	R: 1 E: 0 K: 0 S: 5	H: 2 LOB: 1 BB: 0 P: 5	R: 0 E: 0 K: 1 S: 5	H: 0 LOB: 0 BB: 0 P: 5	R: 0 E: 0 K: 0 S: 4	H: 1 LOB: 1 BB: 0 P: 4	R: 4 E: 0 K: 0 S: 7	H: 4 LOB: 1 BB: 1 P: 11	R: 0 E: 0 K: 1 S: 5	H: 0 LOB: 1 BB: 0 P: 6	R: 0 E: 0 K: 2 S: 7	H: 0 LOB: 0 BB: 0 P: 7	1B: 6 2B: 0 3B: 1 HR: 0	SF: 0 SAC: 2 DP: 0 HBP: 1	WP: 0 PB: 0 SB: 0 CS: 0	PA: 34
PITCHER Phil Niekro, R ERA: 2.57 (1,1)	IP: 7.0 WLS: L BF: 31 H: 7 R: 5 ER: 5 SO: 2 BB: 1 IBB: 0 HBP: 1 BLK: 0 WP: 0 HR: 0 S: 33 P: 38 ERA: 6.43 WHIP: 1.143																			
Paul Doyle, L ERA: 2.06 (8, 1)	IP: 1.0 WLS: L BF: 3 H: 0 R: 0 ER: 0 SO: 2 BB: 0 IBB: 0 HBP: 0 BLK: 0 WP: 0 HR: 0 S: 7 P: 7 ERA: 0.00 WHIP: 0.000																			



Batter	1	2	3	4	5	6	7	8	9	AB	R	H	RBI	BB	SO	LOB	TOP										
Felix Millan, R OBP: 0.305, SLG: 0.336 (1, 4)										5	1	1	0	1	0	2	Atlanta Braves @ San Diego Padres San Diego Stadium, San Diego, CA Fri Sep 19 1969, 10:05 PM EDT Att: 5,864 - Unknown livebaseballscorecards.com										
Tony Gonzalez, L OBP: 0.322, SLG: 0.371 Oscar Brown, R (9, 8)										5	3	2	0	0	0	4											
Hank Aaron, R OBP: 0.399, SLG: 0.614 Felipe Alou, R OBP: 0.317, SLG: 0.340 (1, 9) (7, 9)										3	1	0	1	1	1	3											
Rico Carty, R OBP: 0.405, SLG: 0.545 Mike Lum, L OBP: 0.313, SLG: 0.306 (1, 7) (7, 7)										4	3	3	2	0	0	0											
Orlando Cepeda, R OBP: 0.327, SLG: 0.437 Tommie Aaron, R OBP: 0.318, SLG: 0.333 (1, 3) (8, 3)										4	2	2	2	1	0	1											
Clete Boyer, R OBP: 0.329, SLG: 0.365 (1, 5)										4	1	2	3	1	1	0											
Bob Didier, S OBP: 0.313, SLG: 0.301 (1, 2)										5	0	1	0	0	0	5											
Gil Garrido, R OBP: 0.282, SLG: 0.270 (1, 6)										5	0	3	3	0	0	2											
Mitt Pappas, R OBP: 0.240, SLG: 0.289 Jim Britton, R OBP: 0.190, SLG: 0.238 Cecil Upshaw, R OBP: 0.263, SLG: 0.421 (1, 1) (2, 1) (2, 1)										1	1	1	1	0	0	0											
Inning Stats	R: 4 E: 0 K: 0 S: 8	H: 6 LOB: 1 BB: 0 P: 8	R: 3 E: 0 K: 0 S: 7	H: 4 LOB: 2 BB: 1 P: 8	R: 0 E: 0 K: 0 S: 4	H: 1 LOB: 2 BB: 1 P: 8	R: 0 E: 0 K: 0 S: 3	H: 0 LOB: 0 BB: 0 P: 3	R: 0 E: 0 K: 1 S: 5	H: 0 LOB: 0 BB: 0 P: 5	R: 0 E: 0 K: 1 S: 5	H: 1 LOB: 0 BB: 0 P: 5	R: 0 E: 0 K: 0 S: 5	H: 2 LOB: 2 BB: 0 P: 5	R: 0 E: 0 K: 0 S: 5	H: 0 LOB: 0 BB: 0 P: 5		1B: 13 2B: 2 3B: 1 HR: 1	SF: 1 SAC: 0 DP: 2 HBP: 1	WP: 2 PB: 0 SB: 0 CS: 0	PA: 47						
PITCHER	IP	WLS	BF	H	R	ER	SO	BB	IBB	HBP	BLK	WP	HR	S	P	ERA	WHIP	PITCHER									
Mike Corkins, R ERA: 9.9 (1, 1)	0.1	L	6	5	4	4	0	0	0	0	0	0	0	6	6	108.00	15.000										
Dave Roberts, L ERA: 4.53 (1, 1)	2.1		14	6	3	3	0	1	0	1	0	1	1	12	17	11.57	3.000										
Tom Dukes, R ERA: 7.98 (3, 1)	2.2		13	2	5	5	1	3	0	0	0	1	0	12	24	16.88	1.875										
Frank Reberger, R ERA: 3.64 (6, 1)	2.2		9	2	0	0	2	0	0	0	0	0	0	13	13	0.00	0.750										
Jack Baldschun, R ERA: 4.74 (9, 1)	1.0		5	2	0	0	0	0	0	0	0	0	0	5	5	0.00	2.000										
Batter	1	2	3	4	5	6	7	8	9	AB	R	H	RBI	BB	SO	LOB	BOTTOM										
Jose Arcia, R OBP: 0.257, SLG: 0.273 (1, 4)										4	0	1	0	1	0	3	Atlanta Braves @ San Diego Padres San Diego Stadium, San Diego, CA Fri Sep 19 1969, 10:05 PM EDT Att: 5,864 - Unknown livebaseballscorecards.com										
Roberto Pena, R OBP: 0.278, SLG: 0.305 Frankie Libran, R OBP: 0.182, SLG: 0.200 (1, 6) (6, FR) (7, 6)										4	1	1	0	0	1	5											
Ollie Brown, R OBP: 0.322, SLG: 0.408 (1, 9)										4	0	0	0	0	1	4											
Nate Colbert, R OBP: 0.318, SLG: 0.484 (1, 3)										4	1	1	3	1	1	1											
Ed Spiezio, R OBP: 0.320, SLG: 0.378 (1, 5)										4	0	1	0	0	0	3											
Jerry Morales, R OBP: 0.295, SLG: 0.333 (1, 7) (6, 8)										3	0	0	0	1	0	1											
Cito Gaston, R OBP: 0.275, SLG: 0.310 Frank Reberger, L (1, 8) (6, 1)										3	0	0	0	0	1	3											
Ron Slocum, R OBP: 0.286, SLG: 0.714 Jack Baldschun, R OBP: 0.400, SLG: 0.250 (8, PH) (9, 1)										1	0	0	0	0	0	0											
Fred Kendall, R OBP: 0.278, SLG: 0.188 (1, 2)										3	1	2	0	1	0	1											
Mike Corkins, R (1, 1)										0	0	0	0	0	0	0											
Dave Roberts, L OBP: 0.267, SLG: 0.267 Tom Dukes, R (1, 1) (3, 1)										1	0	0	0	0	0	1											
Jim Williams, R OBP: 0.400, SLG: 0.429 (6, 7)										1	0	0	0	1	1	1											
Inning Stats	R: 2 E: 1 K: 0 S: 7	H: 3 LOB: 2 BB: 0 P: 7	R: 1 E: 0 K: 0 S: 4	H: 1 LOB: 3 BB: 2 P: 13	R: 0 E: 0 K: 2 S: 7	H: 0 LOB: 1 BB: 1 P: 11	R: 0 E: 0 K: 2 S: 8	H: 1 LOB: 1 BB: 0 P: 8	R: 0 E: 0 K: 0 S: 3	H: 0 LOB: 0 BB: 0 P: 3	R: 0 E: 0 K: 0 S: 4	H: 1 LOB: 2 BB: 1 P: 8	R: 0 E: 0 K: 1 S: 5	H: 0 LOB: 0 BB: 0 P: 5	R: 0 E: 0 K: 1 S: 6	H: 1 LOB: 1 BB: 0 P: 6	R: 0 E: 0 K: 0 S: 3	H: 0 LOB: 0 BB: 0 P: 3	1B: 5 2B: 1 3B: 0 HR: 1	SF: 0 SAC: 0 DP: 0 HBP: 1	WP: 0 PB: 0 SB: 0 CS: 0	PA: 40					
PITCHER	IP	WLS	BF	H	R	ER	SO	BB	IBB	HBP	BLK	WP	HR	S	P	ERA	WHIP	PITCHER									
Mitt Pappas, R ERA: 3.63 (1, 1)	1.2		12	4	3	3	0	1	0	0	0	0	0	0	4	16.20	3.000										
Jim Britton, R ERA: 3.78 (2, 1)	0.0		1	0	0	0	0	1	0	0	0	0	0	0	4	∞	∞										
Cecil Upshaw, R ERA: 2.96 (2, 1)	7.1	W	27	3	0	0	6	2	0	0	0	0	0	37	45	0.00	0.682										

Batter	1	2	3	4	5	6	7	8	9	AB	R	H	RBI	BB	SO	LOB	TOP		
Felix Millan, R OBP: 0.305, SLG: 0.335 (1, 4)	0-0 1B		0-0 1B			0-0 1B		0-0 1B		4	0	1	0	0	0	1	Atlanta Braves @ San Diego Padres San Diego Stadium, San Diego, CA Sat Sep 20 1969, 6:33 AM EDT Att: 2,676 - Unknown		
Tony Gonzalez, L OBP: 0.324, SLG: 0.372 (1, 8)	0-0 5-3 1B		0-0 1B			0-0 1B		0-0 1B		4	1	2	1	0	0	1			
Hank Aaron, R OBP: 0.396, SLG: 0.609 (1, 9)	0-0 5-3 1B		0-0 1B			0-0 1B		0-0 P2		4	0	0	0	0	0	5			
Rico Carty, R OBP: 0.406, SLG: 0.544 (1, 7)	0-0 1B		0-0 1B			0-0 1B		0-3 K		4	0	2	1	0	1	3			
Orlando Cepeda, R OBP: 0.328, SLG: 0.437 (1, 3)	0-3 K		0-3 K			0-0 1B		0-0 1B		4	1	2	0	0	2	2			
Clete Boyer, R OBP: 0.327, SLG: 0.362 (1, 5)		0-3 K				0-0 1B		0-0 1B		4	0	0	0	0	1	3			
Bob Didier, S OBP: 0.312, SLG: 0.301 (1, 2)		0-0 1B				0-0 1B		0-0 1B		4	0	1	0	0	0	1			
Gil Garrido, R OBP: 0.279, SLG: 0.267 (8, PH)		0-3 K				0-3 K		0-0 E4		2	0	0	0	0	2	0			
Felipe Alou, R OBP: 0.316, SLG: 0.340 (8, PH)								0-0 FC		1	0	0	0	0	0	0			
Bob Aspromonte, R OBP: 0.301, SLG: 0.326 (8, 6)								0-0 IBB		0	0	0	0	1	0	0			
Pat Jarvis, R OBP: 0.147, SLG: 0.123 (1, 1)								0-0 FC		2	0	1	0	0	0	0			
Mike Lum, L OBP: 0.311, SLG: 0.304 (8, PR)								0-0 1B		1	0	0	0	0	0	1			
Ralph Garr, L OBP: 0.280, SLG: 0.292 (8, PR)								0-0 1B		0	1	0	0	0	0	0			
Hoyt Wilhelm, R (8, 1)								0-0 1B		1	0	0	0	0	0	2			
Inning Stats	R: 1 E: 0 K: 1 S: 7	H: 2 LOB: 1 BB: 0 P: 7	R: 0 E: 0 K: 2 S: 7	H: 0 LOB: 0 BB: 0 P: 7	R: 0 E: 0 K: 0 S: 4	H: 1 LOB: 1 BB: 0 P: 4	R: 0 E: 0 K: 1 S: 5	H: 1 LOB: 0 BB: 0 P: 5	R: 0 E: 0 K: 1 S: 5	H: 0 LOB: 0 BB: 0 P: 5	R: 0 E: 0 K: 0 S: 3	H: 1 LOB: 1 BB: 0 P: 4	R: 1 E: 1 K: 1 S: 8	H: 2 LOB: 3 BB: 0 P: 8	R: 1 E: 1 K: 0 S: 4	H: 2 LOB: 1 BB: 1 P: 8	1B: 9 2B: 0 3B: 0 HR: 0	SF: 0 SAC: 0 DP: 1 HBP: 0	WP: 0 PA: 36 PB: 0 SB: 0 CS: 0
PITCHER	IP WLS BF H R ER SO BB IBB HBP BLK WP HR S P ERA WHIP																		
Tommie Sisk, R ERA: 4.92 (1, 1)	8.1 L 34 9 3 1 6 0 0 0 0 0 0 0 46 46 1.08 1.080																		
Frank Reberger, R ERA: 3.61 (9, 1)	0.2 2 0 0 0 0 0 0 1 0 0 0 0 0 1 5 0.00 0.000																		

Batter	1	2	3	4	5	6	7	8	9	AB	R	H	RBI	BB	SO	LOB	BOTTOM				
Jose Arcia, R OBP: 0.257, SLG: 0.272 (1, 4)	0-0 CS 1B		0-0 1B			0-3 K		0-0 1B		4	0	1	0	0	1	2	Atlanta Braves @ San Diego Padres San Diego Stadium, San Diego, CA Sat Sep 20 1969, 6:33 AM EDT Att: 2,676 - Unknown				
Roberto Pena, R OBP: 0.276, SLG: 0.304 (1, 6)	0-0 1-2 1B		0-0 3B			0-0 1B		0-0 1B		4	1	1	0	0	0	1					
Ollie Brown, R OBP: 0.323, SLG: 0.414 (1, 9)	0-0 2B		0-0 3B			0-0 1B		0-0 1B		4	0	2	2	0	0	0					
Al Ferrara, R OBP: 0.357, SLG: 0.452 (6, PR)	0-0 1B		0-0 1B			0-0 2B		0-0 1B		3	0	1	0	0	0	2					
Jerry Morales, R OBP: 0.299, SLG: 0.325 (7, 7)	0-0 1B		0-0 1B			0-0 2B		0-0 1B		1	0	0	0	0	0	0					
Nate Colbert, R OBP: 0.320, SLG: 0.482 (1, 3)		0-0 1B				0-3 K		4-0 IBB		2	0	0	0	2	1	0					
Ed Spiezio, R OBP: 0.316, SLG: 0.373 (1, 5)		0-3 K				0-0 1B		0-0 1B		4	0	0	0	0	2	3					
Cito Gaston, R OBP: 0.273, SLG: 0.307 (1, 8)		0-3 K				0-3 K		0-0 G3		3	0	0	0	0	3	0					
Larry Stahl, L OBP: 0.267, SLG: 0.308 (9, PH)								0-0 2-3		1	0	0	0	0	0	1					
Chris Cannizzaro, R OBP: 0.297, SLG: 0.299 (1, 2)						0-0 1B		0-3 K		4	0	0	0	0	1	1					
Tommie Sisk, R OBP: 0.261, SLG: 0.200 (1, 1)						0-0 1B		4-0 BB		2	1	1	0	1	0	0					
Frank Reberger, L (9, 1)						0-0 3B		0-0 1B		0	0	0	0	0	0	0					
Inning Stats	R: 0 E: 0 K: 0 S: 4	H: 2 LOB: 1 BB: 0 P: 4	R: 0 E: 0 K: 2 S: 7	H: 0 LOB: 0 BB: 0 P: 7	R: 2 E: 0 K: 0 S: 6	H: 3 LOB: 1 BB: 0 P: 6	R: 0 E: 0 K: 2 S: 7	H: 0 LOB: 0 BB: 0 P: 7	R: 0 E: 0 K: 1 S: 5	H: 0 LOB: 0 BB: 0 P: 5	R: 0 E: 0 K: 0 S: 4	H: 1 LOB: 2 BB: 1 P: 8	R: 0 E: 0 K: 2 S: 7	H: 0 LOB: 1 BB: 1 P: 11	R: 0 E: 0 K: 0 S: 3	H: 0 LOB: 0 BB: 0 P: 3	R: 0 E: 0 K: 1 S: 5	H: 0 LOB: 1 BB: 1 P: 9	1B: 3 2B: 2 3B: 1 HR: 0	SF: 0 SAC: 0 DP: 0 HBP: 0	WP: 1 PA: 35 PB: 0 SB: 0 CS: 1
PITCHER	IP WLS BF H R ER SO BB IBB HBP BLK WP HR S P ERA WHIP																				
Pat Jarvis, R ERA: 4.69 (1, 1)	7.0 W 28 6 2 2 7 1 1 0 0 0 1 0 0 8 12 0.00 0.500																				
Hoyt Wilhelm, R ERA: 2.31 (8, 1)	2.0 W 7 0 0 0 1 1 0 0 0 0 1 0 0 8 12 0.00 0.500																				

Batter	1	2	3	4	5	6	7	8	9	AB	R	H	RBI	BB	SO	LOB	TOP					
Felix Millan, R (1.4)										5	2	3	1	0	0	2	<p>Atlanta Braves @ San Diego Padres San Diego Stadium, San Diego, CA Sun Sep 21 1969, 6:33 AM EDT Att: 3,495 - Unknown</p> <p>livebaseballscores.com</p> <p>AB 38 R 8 H 14 RBI 7 BB 1 SO 1 LOB 18</p>					
Tony Gonzalez, L (1.8)										4	1	3	1	1	0	0						
Hank Aaron, R (1.9)										5	1	1	3	0	0	4						
Rico Carty, R (1.7)										5	0	0	0	0	0	3						
Orlando Cepeda, R (1.3)										4	1	1	0	0	0	0						
Clete Boyer, R (1.5)										4	1	3	0	0	1	1						
Bob Didier, S (1.2)										4	1	2	2	0	0	2						
Gil Garrido, R (1.6)										4	0	0	0	0	0	4						
Ron Reed, R (1.1)										3	1	1	0	0	0	2						
Inning Stats	R: 0 E: 0 K: 0 S: 4	H: 2 LOB: 1 BB: 0 P: 4	R: 0 E: 0 K: 0 S: 4	H: 1 LOB: 1 BB: 0 P: 4	R: 2 E: 0 K: 0 S: 5	H: 3 LOB: 0 BB: 0 P: 5	R: 0 E: 0 K: 0 S: 4	H: 1 LOB: 1 BB: 0 P: 4	R: 0 E: 0 K: 0 S: 3	H: 0 LOB: 0 BB: 0 P: 3	R: 0 E: 0 K: 0 S: 3	H: 0 LOB: 0 BB: 0 P: 3	R: 5 E: 0 K: 0 S: 7	H: 4 LOB: 0 BB: 1 P: 11	R: 1 E: 1 K: 1 S: 8	H: 2 LOB: 2 BB: 0 P: 8	R: 0 E: 0 K: 0 S: 3	H: 1 LOB: 0 BB: 0 P: 3	1B: 10 2B: 2 3B: 1 HR: 1	SF: 0 SAC: 1 DP: 3 HBP: 0	WP: 1 PB: 0 SB: 1 CS: 0	PA: 40
PITCHER	IP WLS BF H R ER SO BB IBB HBP BLK WP HR S P ERA WHIP																					
Joe Niekro, R (1.1)	6.2 L 29 10 6 6 0 1 0 0 0 0 1 0 28 32 8.10 1.650																					
Tom Dukes, R (7.1)	1.1 8 3 2 2 1 0 0 0 0 0 0 1 10 10 13.50 2.250																					
Dave Roberts, L (9.1)	1.0 3 1 0 0 0 0 0 0 0 0 0 0 3 3 0.00 1.000																					

Batter	1	2	3	4	5	6	7	8	9	AB	R	H	RBI	BB	SO	LOB	BOTTOM					
Jose Arcia, R (1.4)										4	0	0	0	0	0	2	<p>Atlanta Braves @ San Diego Padres San Diego Stadium, San Diego, CA Sun Sep 21 1969, 6:33 AM EDT Att: 3,495 - Unknown</p> <p>livebaseballscores.com</p> <p>AB 29 R 2 H 6 RBI 2 BB 0 SO 4 LOB 7</p>					
Roberto Pena, R (1.5)										3	0	1	0	0	0	0						
Ron Slocum, R (7. PR)										4	0	0	0	0	1	1						
Ollie Brown, R (1.9)										3	0	1	1	0	0	0						
Al Ferrara, R (1.7)										3	0	1	1	0	0	0						
Nate Colbert, R (1.3)										3	0	0	0	0	0	2						
Ivan Murrell, R (1.8)										3	0	0	0	0	2	1						
Chris Cannizzaro, R (1.2)										3	1	1	1	0	0	0						
Tommy Dean, R (1.6)										3	0	2	0	0	0	0						
Joe Niekro, R (1.1)										1	0	0	0	0	0	1						
Tom Dukes, R (7.1)										0	0	0	0	0	0	0						
Jim Williams, R (6. PH)										1	0	1	0	0	0	0						
Dave Roberts, L (9.1)										0	0	0	0	0	0	0						
Inning Stats	R: 0 E: 0 K: 0 S: 3	H: 0 LOB: 0 BB: 0 P: 3	R: 0 E: 0 K: 1 S: 5	H: 1 LOB: 1 BB: 0 P: 5	R: 0 E: 0 K: 0 S: 4	H: 1 LOB: 1 BB: 0 P: 4	R: 0 E: 0 K: 0 S: 3	H: 0 LOB: 0 BB: 0 P: 3	R: 0 E: 0 K: 1 S: 5	H: 0 LOB: 0 BB: 0 P: 5	R: 0 E: 0 K: 0 S: 3	H: 1 LOB: 1 BB: 0 P: 3	R: 1 E: 0 K: 1 S: 6	H: 1 LOB: 1 BB: 0 P: 6	R: 1 E: 0 K: 0 S: 5	H: 2 LOB: 1 BB: 0 P: 5	R: 0 E: 0 K: 1 S: 5	H: 0 LOB: 0 BB: 0 P: 5	1B: 4 2B: 1 3B: 1 HR: 1	SF: 1 SAC: 1 DP: 2 HBP: 0	WP: 0 PB: 0 SB: 0 CS: 0	PA: 31
PITCHER	IP WLS BF H R ER SO BB IBB HBP BLK WP HR S P ERA WHIP																					
Ron Reed, R (1.1)	9.0 W 31 6 2 2 2 4 0 0 0 0 0 1 39 39 2.00 0.667																					

Batter	1	2	3	4	5	6	7	8	9	AB	R	H	RBI	BB	SO	LOB	TOP							
Felix Millan, R OBP: 0.306, SLG: 0.338 (1, 4)	0-0 1B		0-0 WP 1B		0-0 1B		0-0 1-2		0-0 1B	5	1	1	0	0	0	1	Atlanta Braves @ Houston Astros Astrodome, Houston, TX Mon Sep 22 1969, 8:05 PM EDT Att: 9,831 - Unknown livebaseballscorecards.com							
Tony Gonzalez, L OBP: 0.331, SLG: 0.377 (1, 8)	0-0 1B		0-0 None 1B		0-0 1B		0-0 2B		0-0 1B	5	2	3	2	0	0	0								
Hank Aaron, R OBP: 0.395, SLG: 0.610 (1, 9)	4-0 1B		0-0 1B		0-0 2B		0-0 1B		0-0 1B	4	0	1	0	1	0	2								
Rico Carty, R OBP: 0.401, SLG: 0.537 (1, 7)	0-0 1B		0-0 1B		0-0 1B		0-0 2B		0-0 2B	4	0	2	2	0	0	2								
Felipe Alou, R OBP: 0.316, SLG: 0.340 (7, 7)	0-0 1B		0-0 1B		0-0 1B		0-0 2B		0-0 2B	0	0	0	0	0	0	0								
Orlando Cepeda, R OBP: 0.327, SLG: 0.435 (1, 3)	0-0 G4-3		0-0 1B		0-0 1B		0-0 2B		0-0 2B	4	0	1	0	0	0	4								
Clete Boyer, R OBP: 0.333, SLG: 0.374 (1, 5)		0-0 1B		4-0 None SH BB		0-0 L8-5-3		0-0 1B		3	0	2	0	1	0	1								
Bob Didier, S OBP: 0.311, SLG: 0.300 (1, 2)		0-0 1B		0-0 SH		0-3 K		0-0 1B		3	0	0	0	0	1	2								
Gil Garrido, R OBP: 0.269, SLG: 0.257 (1, 6)		0-0 1B		0-0 2-3		0-0 E5 1B		0-0 1B		4	1	0	0	0	0	3								
Phil Niekro, R OBP: 0.185, SLG: 0.211 (1, 1)		0-3 K		0-0 1B		0-0 E3 1B		0-3 K		3	1	1	0	0	1	2								
Cecil Upshaw, R OBP: 0.250, SLG: 0.400 (7, 1)		0-0 K		0-0 1B		0-0 1B		0-0 K		1	0	0	0	0	1	1								
Inning Stats	R: 1 E: 0 K: 0 S: 4	H: 2 LOB: 1 BB: 1 P: 8	R: 0 E: 0 K: 1 S: 6	H: 1 LOB: 1 BB: 0 P: 6	R: 1 E: 0 K: 0 S: 5	H: 2 LOB: 1 BB: 0 P: 5	R: 0 E: 0 K: 0 S: 3	H: 0 LOB: 1 BB: 1 P: 7	R: 0 E: 0 K: 1 S: 4	H: 1 LOB: 1 BB: 0 P: 4	R: 0 E: 0 K: 1 S: 5	H: 1 LOB: 0 BB: 0 P: 5	R: 3 E: 2 K: 0 S: 7	H: 3 LOB: 1 BB: 0 P: 7	R: 0 E: 0 K: 1 S: 6	H: 1 LOB: 1 BB: 0 P: 6	R: 0 E: 0 K: 0 S: 3	H: 0 LOB: 0 BB: 0 P: 3	1B: 9 2B: 3 3B: 0 HR: 0	SF: 0 SAC: 1 DP: 2 HBP: 0	WP: 1 PB: 0 SB: 0 CS: 0	PA: 39		
PITCHER Larry Dierker, R ERA: 2.21 (1, 1)	IP: 9.0 WLS: L BF: 39	H: 11 R: 5 ER: 2 SO: 3	BB: 2 IBB: 0 HBP: 0 BLK: 0	WP: 1 HR: 0 S: 43 P: 51	ERA: 2.00 WHIP: 1.444	PITCHER														IP: 9.0 WLS: L BF: 39	H: 11 R: 5 ER: 2 SO: 3	BB: 2 IBB: 0 HBP: 0 BLK: 0	WP: 1 HR: 0 S: 43 P: 51	ERA: 2.00 WHIP: 1.444

Batter	1	2	3	4	5	6	7	8	9	AB	R	H	RBI	BB	SO	LOB	BOTTOM							
Joe Morgan, L OBP: 0.377, SLG: 0.381 (1, 4)	0-3 K		0-0 1B		0-0 1B		0-3 K		0-0 1-2	5	0	0	0	0	2	3	Atlanta Braves @ Houston Astros Astrodome, Houston, TX Mon Sep 22 1969, 8:05 PM EDT Att: 9,831 - Unknown livebaseballscorecards.com							
Jesus Alou, R OBP: 0.284, SLG: 0.347 (1, 7)	0-0 PB 1B		0-0 1B		1-0 1B HBP		0-0 2B		0-0 2-3	4	1	2	0	0	0	2								
Jimmy Wynn, R OBP: 0.438, SLG: 0.508 (1, 8)	0-0 1B		0-0 1B		0-3 K		0-0 E 1B		0-3 K	5	1	1	1	0	2	4								
Norm Miller, L OBP: 0.357, SLG: 0.363 (1, 9)	4-0 1-3 BB		0-3 K		0-0 1B		0-0 4-3 WP 1-3 2-5 1B		0-0 4-3	3	0	2	1	1	1	0								
Denis Menke, R OBP: 0.376, SLG: 0.390 (1, 6)	0-0 1B		0-0 1B		0-0 WP BB None 1B		0-0 None 2B		0-0 2-5	4	1	3	0	0	0	0								
Curt Blefary, L OBP: 0.351, SLG: 0.394 (1, 3)		0-0 1B		4-0 None WP BB		0-3 K		0-0 G4-6-3 1B		3	0	1	0	1	1	2								
Doug Rader, R OBP: 0.331, SLG: 0.368 (1, 5)		0-0 1B		0-0 None WP BB		0-0 2-3		0-0 G4-6-3		4	0	1	1	0	0	3								
Johnny Edwards, L OBP: 0.304, SLG: 0.329 (1, 2)		0-0 1-3 1B		0-0 1-3 2H		0-0 2-3		0-0 1-2		4	0	1	1	0	0	3								
Larry Dierker, R OBP: 0.149, SLG: 0.179 (1, 1)		0-3 K		0-0 K		0-0 K		0-0 None None 1B		3	0	0	0	0	2	4								
Marty Martinez, S OBP: 0.330, SLG: 0.359 (9, PH)		0-0 K		0-0 K		0-0 K		0-0 None None 1B		1	0	1	0	0	0	0								
Leon McFadden, R OBP: 0.218, SLG: 0.203 (9, PR)		0-0 K		0-0 K		0-0 K		0-0 None None 1B		0	0	0	0	0	0	0								
Inning Stats	R: 0 E: 0 K: 1 S: 6	H: 1 LOB: 2 BB: 1 P: 10	R: 0 E: 0 K: 1 S: 7	H: 2 LOB: 0 BB: 0 P: 7	R: 0 E: 0 K: 1 S: 5	H: 0 LOB: 0 BB: 0 P: 5	R: 1 E: 0 K: 1 S: 6	H: 1 LOB: 1 BB: 1 P: 10	R: 0 E: 0 K: 1 S: 6	H: 1 LOB: 2 BB: 0 P: 7	R: 0 E: 0 K: 1 S: 6	H: 1 LOB: 1 BB: 0 P: 6	R: 2 E: 1 K: 1 S: 7	H: 3 LOB: 1 BB: 0 P: 7	R: 0 E: 0 K: 0 S: 3	H: 1 LOB: 0 BB: 0 P: 3	R: 0 E: 0 K: 1 S: 6	H: 1 LOB: 2 BB: 0 P: 6	1B: 9 2B: 2 3B: 0 HR: 0	SF: 0 SAC: 0 DP: 1 HBP: 1	WP: 2 PB: 2 SB: 0 CS: 0	PA: 39		
PITCHER Phil Niekro, R ERA: 2.57 (1, 1)	IP: 6.1 WLS: W BF: 31	H: 9 R: 3 ER: 2 SO: 7	BB: 2 IBB: 0 HBP: 1 BLK: 0	WP: 1 HR: 0 S: 42 P: 51	ERA: 2.84 WHIP: 1.737	PITCHER														IP: 6.1 WLS: S BF: 9	H: 2 R: 0 ER: 0 SO: 1	BB: 0 IBB: 0 HBP: 0 BLK: 0	WP: 1 HR: 0 S: 10 P: 10	ERA: 0.00 WHIP: 0.750



Batter	1	2	3	4	5	6	7	8	9	AB	R	H	RBI	BB	SO	LOB	TOP								
Felix Millan, R OBP: 0.307, SLG: 0.338 (1, 4)	K2-3		G6-4-3				5-3		SF8 2B	5	2	2	1	0	1	2									
Tony Gonzalez, L OBP: 0.331, SLG: 0.376 (1, 8)	6-3		F7						SF8	2	1	0	1	1	0	0									
Hank Aaron, R OBP: 0.395, SLG: 0.610 Mike Lum, L OBP: 0.311, SLG: 0.304 (9, PR) (9, 9)	K			F9					2B	5	1	2	2	0	1	1									
Rico Carty, R OBP: 0.402, SLG: 0.535 Ralph Garr, L OBP: 0.280, SLG: 0.292 Felipe Alou, R OBP: 0.317, SLG: 0.343 (8, PR) (8, 7)		1-3		K						3	1	1	2	1	1	0									
Orlando Cepeda, R OBP: 0.328, SLG: 0.434 Tommye Aaron, R OBP: 0.318, SLG: 0.333 (9, 3)		4-3								0	0	0	0	0	0	0									
Clete Boyer, R OBP: 0.331, SLG: 0.371 (1, 5)										1	0	1	1	0	0	0									
Bob Didier, S OBP: 0.316, SLG: 0.301 (1, 2)										4	0	0	0	0	2	4									
Gil Garrido, R OBP: 0.273, SLG: 0.262 (1, 6)										2	2	1	1	2	0	0									
George Stone, L OBP: 0.203, SLG: 0.241 (1, 1)										4	2	2	0	0	0	2									
Inning Stats	R: 0 E: 0 K: 2 S: 7	H: 0 LOB: 0 BB: 0 P: 7	R: 0 E: 0 K: 1 S: 5	H: 0 LOB: 0 BB: 0 P: 5	R: 2 E: 1 K: 0 S: 4	H: 1 LOB: 0 BB: 1 P: 8	R: 0 E: 0 K: 1 S: 6	H: 1 LOB: 1 BB: 0 P: 6	R: 0 E: 0 K: 0 S: 3	H: 0 LOB: 0 BB: 0 P: 3	R: 4 E: 0 K: 1 S: 9	H: 5 LOB: 1 BB: 1 P: 13	R: 0 E: 0 K: 0 S: 3	H: 0 LOB: 1 BB: 0 P: 4	R: 0 E: 0 K: 0 S: 2	H: 0 LOB: 1 BB: 1 P: 6	R: 4 E: 0 K: 1 S: 9	H: 4 LOB: 1 BB: 1 P: 13	1B: 9 2B: 2 3B: 0 HR: 0	SF: 1 SAC: 0 DP: 2 HBP: 1	WP: 2 PB: 2 SB: 0 CS: 0	PA: 41			
PITCHER	IP	WLS	BF	H	R	ER	SO	BB	IBB	HBP	BLK	WP	HR	S	P	ERA	WHIP								
Jim Ray, R ERA: 3.88 (1, 1)	5.0		18	2	2	1	4	1	0	0	0	1	0	25	29	1.80	0.600								
Jim Bouton, R ERA: 3.55 (6, 1)	0.0	L	4	3	4	4	0	1	0	0	0	1	0	3	7	∞	∞								
Jack Billingham, R ERA: 4.29 (6, 1)	2.0		8	2	0	0	1	0	0	1	0	0	0	9	10	0.00	1.000								
Bob Watkins, R ERA: 7.2 (8, 1)	2.0		11	4	4	4	1	2	0	0	0	0	0	11	19	18.00	3.000								

Atlanta Braves @ Houston Astros
Astrodome, Houston, TX
Tue Sep 23 1969, 8:05 PM EDT
Att: 8,185 - Unknown

AB 34
R 10
H 11
RBI 8
BB 4
SO 6
LOB 13



Batter	1	2	3	4	5	6	7	8	9	AB	R	H	RBI	BB	SO	LOB	BOTTOM								
Joe Morgan, L OBP: 0.374, SLG: 0.379 (1, 4)	G3		K							3	0	0	1	0	1	2									
Jesus Alou, R OBP: 0.281, SLG: 0.344 (1, 9)	5-3									4	0	0	0	0	1	1									
Jimmy Wynn, R OBP: 0.438, SLG: 0.507 (1, 8)										3	0	1	0	1	1	0									
Tommy Davis, R OBP: 0.317, SLG: 0.367 (1, 7)										4	0	2	0	0	0	1									
Denis Menke, R OBP: 0.373, SLG: 0.387 (1, 6)										4	0	0	0	0	1	3									
Doug Rader, R OBP: 0.330, SLG: 0.368 (1, 5)										4	0	1	0	0	0	0									
Marty Martinez, S OBP: 0.332, SLG: 0.360 Johnny Edwards, L OBP: 0.303, SLG: 0.328 (6, 2)										2	1	1	0	0	0	0									
Curt Blefary, L OBP: 0.352, SLG: 0.394 (1, 3)										2	0	0	0	0	0	1									
Jim Ray, R OBP: 0.409, SLG: 0.601 Julio Gotro, R OBP: 0.316, SLG: 0.321 Jim Bouton, R OBP: 0.317, SLG: 0.347 Jack Billingham, R OBP: 0.317, SLG: 0.347 Hector Torres, R OBP: 0.212, SLG: 0.242 Bob Watkins, R OBP: 0.317, SLG: 0.347 (1, 1) (5, PR) (8, 1) (6, 1) (7, PR) (8, 1)										1	0	0	0	0	0	0									
Inning Stats	R: 0 E: 0 K: 0 S: 4	H: 1 LOB: 1 BB: 0 P: 4	R: 0 E: 0 K: 1 S: 5	H: 0 LOB: 0 BB: 0 P: 5	R: 0 E: 0 K: 2 S: 7	H: 0 LOB: 0 BB: 0 P: 7	R: 0 E: 0 K: 0 S: 3	H: 1 LOB: 1 BB: 1 P: 7	R: 2 E: 0 K: 0 S: 5	H: 2 LOB: 1 BB: 0 P: 6	R: 0 E: 0 K: 0 S: 3	H: 0 LOB: 0 BB: 0 P: 3	R: 0 E: 0 K: 0 S: 5	H: 2 LOB: 2 BB: 0 P: 5	R: 0 E: 0 K: 2 S: 8	H: 1 LOB: 1 BB: 0 P: 8	R: 0 E: 0 K: 0 S: 3	H: 0 LOB: 0 BB: 0 P: 3	1B: 6 2B: 1 3B: 0 HR: 0	SF: 1 SAC: 0 DP: 1 HBP: 1	WP: 0 PB: 0 SB: 0 CS: 0	PA: 35			
PITCHER	IP	WLS	BF	H	R	ER	SO	BB	IBB	HBP	BLK	WP	HR	S	P	ERA	WHIP								
George Stone, L ERA: 3.53 (1, 1)	9.0	W	35	7	2	2	5	1	0	1	0	0	0	43	48	2.00	0.889								

Atlanta Braves @ Houston Astros
Astrodome, Houston, TX
Tue Sep 23 1969, 8:05 PM EDT
Att: 8,185 - Unknown

AB 32
R 2
H 7
RBI 2
BB 1
SO 5
LOB 10



Batter	1	2	3	4	5	6	7	8	9	AB	R	H	RBI	BB	SO	LOB	TOP								
Felix Millan, R (1.4) OBP: 0.306, SLG: 0.336	4-0 G3-6-3 BB		0-0 F7			0-0 6-3		0-0 L7	0-0 F3	4	0	0	0	1	0	1									
Tony Gonzalez, L (1.8) OBP: 0.333, SLG: 0.383	0-0 G3-6-3 1-2		0-0 F9			0-0 1B		0-0 HR		4	1	2	1	0	0	1									
Hank Aaron, R (1.9) OBP: 0.397, SLG: 0.611	0-0 F2			0-0 G6-4-3 1B		0-0 1B		0-0 1B		4	0	3	0	0	0	0									
Rico Carty, R (1.7) OBP: 0.400, SLG: 0.531		0-0 6-3		0-0 G6-4-3 1-2		0-3 K		0-0 FC6-4 1B		4	0	1	0	0	1	3									
Mike Lum, L (9.7) OBP: 0.311, SLG: 0.304										0	0	0	0	0	0	0									
Orlando Cepeda, R (1.3) OBP: 0.327, SLG: 0.432		4-0 2B BB		0-0 4-3		0-3 K		0-0 F6		3	1	0	0	1	1	4									
Clete Boyer, R (1.5) OBP: 0.326, SLG: 0.367		0-3 K				0-0 F7		0-0 6-3	0-0 FC6-4 1-2	4	0	0	0	0	1	3									
Bob Didier, S (1.2) OBP: 0.318, SLG: 0.305		0-0 1-H 2B				0-0 6-3		0-0 F7	4-0 FC4-6 BB	3	0	1	1	1	0	0									
Gil Garrido, R (1.6) OBP: 0.277, SLG: 0.263		0-3 K				0-0 1B		4-0 BB	0-0 FC4-6 FC1-6 1-2	3	0	1	0	1	1	2									
Pat Jarvis, R (1.1) OBP: 0.139, SLG: 0.116			0-3 K			0-0 K		0-0 F8	0-0 FC1-6 1-2	4	0	0	0	0	2	3									
Inning Stats	R: 0 E: 0 K: 0 S: 2	H: 0 LOB: 0 BB: 1 P: 6	R: 1 E: 0 K: 2 S: 8	H: 1 LOB: 1 BB: 1 P: 12	R: 0 E: 0 K: 1 S: 5	H: 0 LOB: 0 BB: 0 P: 5	R: 0 E: 0 K: 0 S: 3	H: 1 LOB: 0 BB: 0 P: 3	R: 0 E: 0 K: 1 S: 6	H: 1 LOB: 1 BB: 0 P: 6	R: 0 E: 0 K: 2 S: 9	H: 2 LOB: 2 BB: 0 P: 9	R: 0 E: 0 K: 0 S: 3	H: 0 LOB: 1 BB: 1 P: 7	R: 1 E: 0 K: 0 S: 6	H: 3 LOB: 2 BB: 0 P: 6	R: 0 E: 0 K: 0 S: 3	H: 0 LOB: 1 BB: 1 P: 7	1B: 6 2B: 1 3B: 0 HR: 1	SF: 0 SAC: 0 DP: 2 HBP: 0	WP: 0 PB: 0 SB: 0 CS: 0	PA: 37			
PITCHER	IP	WLS	BF	H	R	ER	SO	BB	IBB	HBP	BLK	WP	HR	S	P	ERA	WHIP								
Tom Griffin, R (1.1) ERA: 3.55	8.0	L	33	8	2	2	6	3	0	0	0	0	1	42	54	2.25	1.375								
Fred Gladding, R (9.1) ERA: 4.21	1.0		4	0	0	0	0	1	0	0	0	0	0	3	7	0.00	1.000								

Atlanta Braves @ Houston Astros
Astrodome, Houston, TX
Wed Sep 24, 1969, 8:05 PM EDT
Att: 10,055 - Dome

AB 33
R 2
H 8
RBI 2
BB 4
SO 6
LOB 17



Batter	1	2	3	4	5	6	7	8	9	AB	R	H	RBI	BB	SO	LOB	BOTTOM								
Joe Morgan, L (1.4) OBP: 0.374, SLG: 0.384	0-0 HR		0-0 F9		0-0 F2			0-0 F9		4	1	1	1	0	0	0									
Jesus Alou, R (1.7) OBP: 0.281, SLG: 0.343	0-0 L8		0-0 FC6 1B			0-0 F6		0-0 L7		4	0	1	0	0	0	0									
Jimmy Wynn, R (1.8) OBP: 0.437, SLG: 0.504	4-0 BB		0-3 K			0-3 K		0-3 K		3	0	0	0	1	3	1									
Norm Miller, L (1.9) OBP: 0.354, SLG: 0.360	0-0 F8		0-0 FC6 1-2			0-0 F2		0-0 6-3		4	0	0	0	0	0	2									
Denis Menke, R (1.6) OBP: 0.371, SLG: 0.384	0-0 F9			0-0 G3			0-0 F7			3	0	0	0	0	0	1									
Curt Blefary, L (1.3) OBP: 0.350, SLG: 0.392		0-0 F3		0-0 L4		0-0 4-3				3	0	0	0	0	0	0									
Doug Rader, R (1.5) OBP: 0.330, SLG: 0.366		4-0 1B BB		0-0 4-3			0-0 F2			2	0	0	0	1	0	0									
Johnny Edwards, L (1.2) OBP: 0.303, SLG: 0.328		0-0 G1-6-3 1B			0-0 F6			0-0 4-3		3	0	1	0	0	0	0									
Tom Griffin, R (1.1) OBP: 0.209, SLG: 0.267		0-0 G1-6-3 1B			0-0 L7			0-0 F8		2	0	0	0	0	0	2									
Keith Lampard, L (8, PH) OBP: 0.600, SLG: 1.200										1	0	0	0	0	0	0									
Fred Gladding, L (9.1) OBP: 0.111, SLG: 0.111										0	0	0	0	0	0	0									
Inning Stats	R: 1 E: 0 K: 0 S: 4	H: 1 LOB: 1 BB: 1 P: 8	R: 0 E: 0 K: 0 S: 3	H: 1 LOB: 1 BB: 1 P: 7	R: 0 E: 0 K: 1 S: 6	H: 1 LOB: 1 BB: 0 P: 6	R: 0 E: 0 K: 0 S: 3	H: 0 LOB: 0 BB: 0 P: 3	R: 0 E: 0 K: 0 S: 3	H: 0 LOB: 0 BB: 0 P: 3	R: 0 E: 0 K: 1 S: 5	H: 0 LOB: 0 BB: 0 P: 5	R: 0 E: 0 K: 0 S: 3	H: 0 LOB: 0 BB: 0 P: 3	R: 0 E: 0 K: 0 S: 3	H: 0 LOB: 0 BB: 0 P: 3	R: 0 E: 0 K: 1 S: 5	H: 0 LOB: 0 BB: 0 P: 5	1B: 2 2B: 0 3B: 0 HR: 1	SF: 0 SAC: 0 DP: 1 HBP: 0	WP: 0 PB: 0 SB: 0 CS: 0	PA: 31			
PITCHER	IP	WLS	BF	H	R	ER	SO	BB	IBB	HBP	BLK	WP	HR	S	P	ERA	WHIP								
Pat Jarvis, R (1.1) ERA: 4.53	9.0	W	31	3	1	1	3	2	0	0	0	0	1	35	43	1.00	0.556								

Atlanta Braves @ Houston Astros
Astrodome, Houston, TX
Wed Sep 24, 1969, 8:05 PM EDT
Att: 10,055 - Dome

AB 29
R 1
H 3
RBI 1
BB 2
SO 3
LOB 6



Batter	1	2	3	4	5	6	7	8	9	AB	R	H	RBI	BB	SO	LOB	TOP					
Jose Arcia, R OBP: 0.252, SLG: 0.270	E6 BB 1B	F7		P3			P5		5-3	5	1	0	0	0	0	0						
Roberto Pena, R OBP: 0.285, SLG: 0.321	F8								K	4	0	3	0	0	0	1						
Dave Roberts, L OBP: 0.267, SLG: 0.267		PB 1B					FC6-4 1B			0	0	0	0	0	0	0						
Van Kelly, L OBP: 0.281, SLG: 0.337										1	0	0	0	0	1	0						
Ollie Brown, R OBP: 0.320, SLG: 0.411	K	P6			G6-4-3 1-2		FC6-4 1-2			4	0	0	0	0	1	4						
Al Ferrara, R OBP: 0.355, SLG: 0.451										3	2	2	1	1	0	0						
Jerry Morales, R OBP: 0.293, SLG: 0.317	BB 1B			F7			1B		HR	0	0	0	0	0	0	0						
Nate Colbert, R OBP: 0.322, SLG: 0.482	PB 1B						F8		K	3	0	1	0	1	1	1						
Ivan Murrell, R OBP: 0.293, SLG: 0.370									4-3	4	0	1	2	0	1	1						
Chris Cannizzaro, R OBP: 0.291, SLG: 0.298										3	0	0	0	0	0	3						
Fred Kendall, R OBP: 0.250, SLG: 0.167	P6			1-3			F9		E4 FC5-4	1	0	0	0	0	0	0						
Tommy Dean, R OBP: 0.241, SLG: 0.240							F8		FC5-4 1-2	4	1	1	1	0	0	1						
Joe Niekro, R OBP: 0.134, SLG: 0.145										1	0	0	0	0	0	0						
Frank Reberger, L OBP: 0.442, SLG: 0.438										0	0	0	0	0	0	0						
Jim Williams, R OBP: 0.442, SLG: 0.438										1	0	0	0	0	0	0						
Mike Corkins, R OBP: 0.442, SLG: 0.438										0	0	0	0	0	0	0						
Jack Baldschun, R OBP: 0.402, SLG: 0.350										0	0	0	0	0	0	0						
Ron Slocum, R OBP: 0.500, SLG: 0.500										2	0	0	0	0	1	0						
Inning Stats	R: 2 E: 1 K: 1 S: 7	H: 1 LOB: 2 BB: 2 P: 15	R: 1 E: 0 K: 0 S: 5	H: 2 LOB: 1 BB: 0 P: 5	R: 0 E: 0 K: 0 S: 4	H: 1 LOB: 1 BB: 0 P: 4	R: 0 E: 0 K: 0 S: 3	H: 0 LOB: 0 BB: 0 P: 3	R: 0 E: 0 K: 1 S: 4	H: 2 LOB: 1 BB: 0 P: 4	R: 0 E: 0 K: 1 S: 5	H: 0 LOB: 0 BB: 0 P: 5	R: 0 E: 0 K: 0 S: 4	H: 1 LOB: 1 BB: 0 P: 4	R: 1 E: 1 K: 1 S: 7	H: 1 LOB: 1 BB: 0 P: 7	R: 0 E: 0 K: 2 S: 7	H: 0 LOB: 0 BB: 0 P: 7	1B: 6 2B: 0 3B: 0 HR: 2	SF: 0 SAC: 0 DP: 1 HBP: 0	WP: 0 PB: 3 SB: 1 CS: 0	PA: 38
PITCHER	IP WLS BF H R ER SO BB IBB HBP BLK WP HR S P ERA WHIP																					
Phil Niekro, R ERA: 2.56	(1, 1) 8.0 W 35 8 4 2 3 2 0 0 0 0 0 2 39 47 2.25 1.250																					
Hoyt Wilhelm, R ERA: 2.28	(9, 1) 1.0 S 3 0 0 0 2 0 0 0 0 0 0 0 7 7 0.00 0.000																					

San Diego Padres @ Atlanta Braves
Atlanta Stadium, Atlanta, GA
Fri Sep 26 1969, 7:05 PM EDT
Att: 22,981 - Unknown

AB 36
R 4
H 8
RBI 4
BB 2
SO 5
LOB 11



Batter	1	2	3	4	5	6	7	8	9	AB	R	H	RBI	BB	SO	LOB	BOTTOM			
Felix Millan, R OBP: 0.310, SLG: 0.341	1B									5	1	4	2	0	0	2				
Tony Gonzalez, L OBP: 0.332, SLG: 0.381	F7									5	1	1	0	0	0	4				
Hank Aaron, R OBP: 0.396, SLG: 0.613	F9									5	1	1	1	0	0	6				
Oscar Brown, R OBP: 0.396, SLG: 0.613										0	0	0	0	0	0	0				
Rico Carty, R OBP: 0.400, SLG: 0.527										4	1	1	1	1	1	0				
Orlando Cepeda, R OBP: 0.328, SLG: 0.436	F8									4	1	1	4	0	0	2				
Clete Boyer, R OBP: 0.325, SLG: 0.376										5	2	2	1	0	0	1				
Bob Didier, S OBP: 0.320, SLG: 0.307										4	2	2	0	0	0	0				
Gil Garrido, R OBP: 0.277, SLG: 0.259										3	0	0	0	1	0	2				
Phil Niekro, R OBP: 0.211, SLG: 0.237										3	1	3	0	0	0	0				
Hoyt Wilhelm, R ERA: 4.81										0	0	0	0	0	0	0				
Inning Stats	R: 0 E: 0 K: 0 S: 5	H: 2 LOB: 0 BB: 0 P: 5	R: 0 E: 0 K: 0 S: 3	H: 0 LOB: 0 BB: 0 P: 3	R: 6 E: 0 K: 0 S: 9	H: 6 LOB: 2 BB: 2 P: 17	R: 1 E: 0 K: 1 S: 6	H: 1 LOB: 0 BB: 0 P: 6	R: 2 E: 1 K: 0 S: 6	H: 3 LOB: 1 BB: 0 P: 6	R: 0 E: 0 K: 0 S: 3	H: 0 LOB: 1 BB: 0 P: 4	R: 1 E: 0 K: 0 S: 6	H: 3 LOB: 2 BB: 0 P: 6	R: 0 E: 0 K: 0 S: 3	H: 0 LOB: 0 BB: 0 P: 3	1B: 10 2B: 2 3B: 0 HR: 3	SF: 0 SAC: 1 DP: 0 HBP: 1	WP: 0 PB: 1 SB: 0 CS: 0	PA: 42
PITCHER	IP WLS BF H R ER SO BB IBB HBP BLK WP HR S P ERA WHIP																			
Joe Niekro, R ERA: 3.63	(1, 1) 2.1 L 14 6 5 2 1 1 0 1 0 0 0 0 1 4 8 13.50 4.500																			
Frank Reberger, R ERA: 3.59	(3, 1) 0.2 5 2 1 1 0 1 0 0 0 0 0 1 4 8 13.50 4.500																			
Mike Corkins, R ERA: 8.47	(4, 1) 1.0 4 1 1 1 1 0 0 0 0 0 0 1 6 6 9.00 1.000																			
Jack Baldschun, R ERA: 4.79	(5, 1) 2.0 10 3 2 2 0 0 0 1 0 0 0 9 10 9.00 1.500																			
Dave Roberts, L ERA: 4.81	(7, 1) 2.0 9 3 1 1 0 0 0 0 0 0 0 9 9 4.50 1.500																			

San Diego Padres @ Atlanta Braves
Atlanta Stadium, Atlanta, GA
Fri Sep 26 1969, 7:05 PM EDT
Att: 22,981 - Unknown

AB 38
R 10
H 15
RBI 9
SO 1
LOB 17



Batter	1	2	3	4	5	6	7	8	9	AB	R	H	RBI	BB	SO	LOB	TOP					
Jose Arcia, R OBP: 0.249, SLG: 0.266 (1, 4)										4	0	0	0	0	2	1	San Diego Padres @ Atlanta Braves Atlanta Stadium, Atlanta, GA Sat Sep 27 1969, 3:33 AM EDT Att: 14,572 - Unknown					
Roberto Pena, R OBP: 0.285, SLG: 0.323 (1, 5)										4	1	2	0	0	2	0						
Ollie Brown, R OBP: 0.321, SLG: 0.412 (1, 9)										4	1	2	0	0	1	1						
Al Ferrara, R OBP: 0.354, SLG: 0.447 Jerry Morales, R OBP: 0.293, SLG: 0.317 (8, 7)										3	0	0	0	1	2	2						
Nate Colbert, R OBP: 0.323, SLG: 0.481 (1, 3)										4	0	1	2	1	0	2						
Ivan Murrell, R OBP: 0.292, SLG: 0.372 (1, 8)										4	0	1	0	0	2	3						
Chris Cannizzaro, R OBP: 0.289, SLG: 0.296 Van Kelly, L OBP: 0.279, SLG: 0.335 (9, PH)										3	0	0	0	0	1	4						
Tommy Dean, R OBP: 0.246, SLG: 0.242 Ed Speitzo, R OBP: 0.315, SLG: 0.371 (9, PH)										2	0	1	0	1	1	0						
Tommie Sisk, R OBP: 0.231, SLG: 0.174 Tom Dukes, R (7, 1)										1	0	0	0	0	0	0						
Inning Stats	R: 0 E: 0 K: 2 S: 7	H: 0 LOB: 0 BB: 0 P: 7	R: 0 E: 0 K: 2 S: 8	H: 1 LOB: 1 BB: 0 P: 8	R: 0 E: 0 K: 1 S: 5	H: 1 LOB: 0 BB: 0 P: 5	R: 0 E: 0 K: 1 S: 5	H: 1 LOB: 0 BB: 0 P: 5	R: 0 E: 0 K: 1 S: 5	H: 0 LOB: 2 BB: 2 P: 13	R: 2 E: 0 K: 3 S: 10	H: 3 LOB: 2 BB: 1 P: 14	R: 0 E: 0 K: 3 S: 9	H: 0 LOB: 0 BB: 0 P: 9	R: 0 E: 0 K: 1 S: 6	H: 1 LOB: 1 BB: 0 P: 6		R: 0 E: 0 K: 0 S: 3	H: 0 LOB: 0 BB: 0 P: 3	1B: 6 2B: 1 3B: 0 HR: 0	SF: 0 SAC: 0 DP: 1 HBP: 0	WP: 0 PB: 0 SB: 0 CS: 1
PITCHER Ron Reed, R ERA: 3.47 (1, 1)	IP: 9.0 WLS: W BF: 36 H: 7 R: 2 ER: 2 SO: 13 BB: 1 IBB: 2 HBP: 0 BLK: 0 WP: 0 HR: 0 S: 58 P: 70 ERA: 2.00 WHIP: 0.889															PITCHER						

AB	33
R	2
H	7
RBI	2
BB	3
SO	13
LOB	16



Batter	1	2	3	4	5	6	7	8	9	AB	R	H	RBI	BB	SO	LOB	BOTTOM			
Felix Millan, R OBP: 0.311, SLG: 0.345 (1, 4)										4	0	2	1	0	0	1	San Diego Padres @ Atlanta Braves Atlanta Stadium, Atlanta, GA Sat Sep 27 1969, 3:33 AM EDT Att: 14,572 - Unknown			
Tony Gonzalez, L OBP: 0.331, SLG: 0.380 (1, 8)										4	0	1	1	0	0	2				
Hank Aaron, R OBP: 0.395, SLG: 0.610 (1, 9)										4	0	1	0	0	0	2				
Rico Carty, R OBP: 0.401, SLG: 0.541 Ralph Garr, L OBP: 0.280, SLG: 0.292 Mike Lum, L OBP: 0.311, SLG: 0.304 (9, PR)										4	1	2	1	0	0	2				
Orlando Cepeda, R OBP: 0.326, SLG: 0.433 (1, 3)										4	0	0	0	0	0	2				
Clete Boyer, R OBP: 0.332, SLG: 0.378 (1, 5)										3	0	2	1	1	0	1				
Bob Didier, S OBP: 0.322, SLG: 0.307 (1, 2)										3	1	1	0	1	0	2				
Gil Garrido, R OBP: 0.277, SLG: 0.257 (1, 6)										2	1	0	0	1	0	3				
Ron Reed, R OBP: 0.146, SLG: 0.138 (1, 1)										2	0	0	0	0	1	1				
Inning Stats	R: 0 E: 0 K: 0 S: 4	H: 1 LOB: 1 BB: 0 P: 4	R: 0 E: 0 K: 0 S: 3	H: 0 LOB: 1 BB: 1 P: 7	R: 0 E: 0 K: 1 S: 5	H: 0 LOB: 0 BB: 0 P: 5	R: 0 E: 1 K: 0 S: 4	H: 1 LOB: 1 BB: 0 P: 4	R: 1 E: 0 K: 0 S: 5	H: 2 LOB: 1 BB: 0 P: 5	R: 1 E: 0 K: 0 S: 5	H: 2 LOB: 1 BB: 0 P: 5	R: 1 E: 0 K: 0 S: 4	H: 1 LOB: 1 BB: 1 P: 8	R: 1 E: 0 K: 0 S: 4	H: 2 LOB: 1 BB: 1 P: 8		1B: 6 2B: 1 3B: 1 HR: 1	SF: 0 SAC: 2 DP: 1 HBP: 0	WP: 0 PB: 0 SB: 2 CS: 0
PITCHER Tommie Sisk, R ERA: 4.89 Tom Dukes, R ERA: 7.78 (7, 1)	IP: 6.1 WLS: L BF: 27 H: 6 R: 3 ER: 3 SO: 1 BB: 2 IBB: 0 HBP: 0 BLK: 0 WP: 0 HR: 1 S: 27 P: 35 ERA: 4.26 WHIP: 1.263															PITCHER				

AB	30
R	4
H	9
RBI	4
BB	3
SO	1
LOB	16



Batter	1	2	3	4	5	6	7	8	9	AB	R	H	RBI	BB	SO	LOB	TOP								
Jose Arcia, R OBP: 0.252, SLG: 0.269 (1,4)	0-0 5-3		0-0 1B		0-0 6-3			0-0 1B		4	0	2	0	0	0	1	San Diego Padres @ Atlanta Braves Atlanta Stadium, Atlanta, GA Sun Sep 28 1969, 3:33 AM EDT Att: 28,464 - Unknown								
Van Kelly, L OBP: 0.274, SLG: 0.328 (1,5)	0-0 3-1		0-0 G3			0-0 F8		0-0 F7		4	0	0	0	0	0	2									
Ollie Brown, R OBP: 0.321, SLG: 0.416 (1,9)	0-3 K			0-0 HR		0-3 K		0-0 F9		4	1	1	1	0	2	1									
Al Ferrara, R OBP: 0.351, SLG: 0.442 (1,7)		0-0 F3		0-0 F8		0-0 F9		0-3 K		4	0	0	0	0	1	2									
Jerry Morales, R OBP: 0.293, SLG: 0.317 (8,7)										0	0	0	0	0	0	0									
Nate Colbert, R OBP: 0.322, SLG: 0.479 (1,3)		0-3 K		0-3 K		0-0 CS	0-0 5-3		0-0 1B SF7	4	1	1	0	0	2	0									
Ivan Murrell, R OBP: 0.292, SLG: 0.379 (1,8)		0-0 3B		0-0 6-3			0-0 F9		0-3 K	4	0	1	0	0	1	1									
Chris Cannizzaro, R OBP: 0.290, SLG: 0.297 (1,2)		0-0 F9			0-0 SH3-4					2	0	1	0	0	0	1									
Walt Hrinak, L OBP: 0.333, SLG: 0.217 (5,2)										0	0	0	0	0	0	0									
Tommy Dean, R OBP: 0.244, SLG: 0.240 (1,6)			0-0 6-3		0-0 L4		0-0 1B		0-0 SF7	2	0	0	0	0	0	1									
Larry Stahl, L OBP: 0.274, SLG: 0.311 (7,PH)										1	0	1	0	0	0	0									
Frankie Libran, R OBP: 0.182, SLG: 0.200 (7,6)							0-0 1B			0	0	0	0	0	0	0									
Ed Spiezio, R OBP: 0.314, SLG: 0.371 (9,PH)							0-0 P4		0-0 4-3	0	0	0	1	0	0	0									
Clay Kirby, R OBP: 0.155, SLG: 0.048 (1,1)			0-3 K		0-0 SH3-4					1	0	0	0	0	1	0									
Roberto Pena, R OBP: 0.286, SLG: 0.322 (7,PH)					1-2					1	0	0	0	0	0	2									
Tom Dukes, R OBP: 0.271, SLG: 0.305 (7,1)										0	0	0	0	0	0	0									
Cito Gaston, R OBP: 0.271, SLG: 0.305 (9,PH)										1	0	0	0	0	0	1									
Inning Stats	R: 0 E: 0 K: 1 S: 5	H: 0 LOB: 0 BB: 0 P: 5	R: 0 E: 0 K: 1 S: 6	H: 1 LOB: 1 BB: 0 P: 6	R: 0 E: 0 K: 1 S: 6	H: 1 LOB: 1 BB: 0 P: 6	R: 1 E: 0 K: 1 S: 6	H: 1 LOB: 0 BB: 0 P: 6	R: 0 E: 0 K: 0 S: 4	H: 0 LOB: 0 BB: 0 P: 5	R: 0 E: 0 K: 0 S: 4	H: 1 LOB: 2 BB: 1 P: 8	R: 0 E: 0 K: 1 S: 6	H: 1 LOB: 1 BB: 0 P: 6	R: 1 E: 0 K: 1 S: 7	H: 2 LOB: 1 BB: 0 P: 7	1B: 6 2B: 0 3B: 1 HR: 1	SF: 1 SAC: 1 DP: 0 HBP: 0	WP: 1 PB: 0 SB: 0 CS: 1	PA: 37					
PITCHER	IP	WLS	BF	H	R	ER	SO	BB	IBB	HBP	BLK	WP	HR	S	P	ERA	WHIP								
Pat Jarvis, R ERA: 4.43 (1,1)	6.2	W	26	5	1	1	5	1	0	0	0	1	1	35	39	1.35	0.900								
Cecil Upshaw, R ERA: 2.91 (7,1)	2.1	S	10	3	1	1	2	0	0	0	0	0	0	14	14	3.86	1.286								

livebaseballscores.com

AB 32
R 2
H 7
RBI 2
BB 0
SO 7
LOB 12



Batter	1	2	3	4	5	6	7	8	9	AB	R	H	RBI	BB	SO	LOB	BOTTOM								
Felix Millan, R OBP: 0.311, SLG: 0.346 (1,4)	0-0 F7		0-0 1B		0-0 F8			0-0 F8		4	1	1	0	0	0	0	San Diego Padres @ Atlanta Braves Atlanta Stadium, Atlanta, GA Sun Sep 28 1969, 3:33 AM EDT Att: 28,464 - Unknown								
Tony Gonzalez, L OBP: 0.332, SLG: 0.381 (1,8)	0-0 G3		0-0 2B		0-0 3-1			0-0 2B		4	1	2	1	0	0	0									
Hank Aaron, R OBP: 0.394, SLG: 0.607 (1,9)	0-0 HR		0-0 P4		0-0 5-3			0-0 F6		4	1	1	0	0	0	2									
Rico Carty, R OBP: 0.402, SLG: 0.553 (1,7)	0-0 HR		0-0 F8		0-0 P6			0-0 FC5		4	1	2	3	0	0	1									
Ralph Garr, L OBP: 0.280, SLG: 0.292 (9,PR)	0-0 HR		0-0 F8		0-0 K			0-0 1B		0	0	0	0	0	0	0									
Mike Lum, L OBP: 0.311, SLG: 0.304 (9,7)	1-H HR							0-0 2B		0	0	0	0	0	0	0									
Orlando Cepeda, R OBP: 0.327, SLG: 0.431 (1,3)	0-0 3-1			0-0 L5-4		0-3 K		0-0 IBB		2	0	0	0	2	1	0									
Clete Boyer, R OBP: 0.330, SLG: 0.375 (1,5)		0-0 F8		0-3 K		0-3 K		0-0 FC5		4	0	0	0	0	2	3									
Bob Didier, S OBP: 0.325, SLG: 0.310 (1,2)		0-0 P4		0-0 1B						3	0	2	0	0	0	0									
Gil Garrido, R OBP: 0.274, SLG: 0.253 (1,6)		0-0 F8		0-0 L5-4				0-0 F5		3	0	0	0	0	0	3									
Pat Jarvis, R OBP: 0.135, SLG: 0.113 (1,1)			0-3 K		0-0 F9			0-0 P4		2	0	0	0	0	1	0									
Cecil Upshaw, R OBP: 0.238, SLG: 0.381 (7,1)										1	0	0	0	0	0	1									
Inning Stats	R: 2 E: 0 K: 0 S: 5	H: 2 LOB: 0 BB: 0 P: 5	R: 0 E: 0 K: 0 S: 3	H: 0 LOB: 0 BB: 0 P: 3	R: 1 E: 0 K: 1 S: 7	H: 2 LOB: 1 BB: 0 P: 7	R: 0 E: 0 K: 1 S: 5	H: 1 LOB: 1 BB: 1 P: 9	R: 0 E: 0 K: 0 S: 3	H: 0 LOB: 0 BB: 0 P: 3	R: 0 E: 0 K: 1 S: 5	H: 0 LOB: 0 BB: 0 P: 5	R: 0 E: 0 K: 1 S: 6	H: 1 LOB: 1 BB: 0 P: 6	R: 1 E: 0 K: 0 S: 5	H: 2 LOB: 2 BB: 1 P: 9	1B: 5 2B: 3 3B: 0 HR: 1	SF: 0 SAC: 0 DP: 1 HBP: 0	WP: 0 PB: 0 SB: 0 CS: 0	PA: 33					
PITCHER	IP	WLS	BF	H	R	ER	SO	BB	IBB	HBP	BLK	WP	HR	S	P	ERA	WHIP								
Clay Kirby, R ERA: 3.88 (1,1)	6.0	L	23	5	3	3	3	1	0	0	0	0	0	28	32	4.50	1.000								
Tom Dukes, R ERA: 7.49 (7,1)	2.0		10	3	1	1	1	0	1	0	0	0	0	11	15	4.50	1.500								

livebaseballscores.com

AB 31
R 4
H 8
RBI 4
BB 2
SO 4
LOB 10



Batter	1	2	3	4	5	6	7	8	9	AB	R	H	RBI	BB	SO	LOB	TOP																				
Pete Rose, S OBP: 0.429, SLG: 0.514 (1, 9)	G5-3		1B		1B	2H	1B	4-0		3	0	2	1	1	0	0	Cincinnati Reds @ Atlanta Braves Atlanta Stadium, Atlanta, GA Tue Sep 30 1969, 7:05 PM EDT Att: 43,974 - Unknown																				
Tommy Helms, R OBP: 0.293, SLG: 0.314 (1, 4)	G5-3		F8		1B		L7			4	0	1	0	0	0	3																					
Bobby Tolan, L OBP: 0.346, SLG: 0.476 (1, 8)	G1-3			B1-3	K				B2	4	0	0	0	0	1	2																					
Tony Perez, R OBP: 0.356, SLG: 0.523 (1, 5)		K		G6-3		P3			K2-3	4	0	0	0	0	2	0																					
Johnny Bench, R OBP: 0.354, SLG: 0.491 (1, 2)		1B		K		K			K	4	0	1	0	0	3	0																					
Lee May, R OBP: 0.332, SLG: 0.532 (1, 3)	L5				G3-1	F8			K	4	1	1	0	0	1	1																					
Jimmy Stewart, S OBP: 0.311, SLG: 0.357 (1, 7)	G1-3				G3-1	2B	SH3		F9	4	0	1	0	0	0	2																					
Woody Woodward, R OBP: 0.331, SLG: 0.308 Alex Johnson, R OBP: 0.350, SLG: 0.463 (9, PH)			G6-3		SH1-4	1B	SH3		G6-3	2	1	1	1	0	0	0																					
Gary Nolan, R OBP: 0.270, SLG: 0.429 Wayne Granger, R OBP: 0.208, SLG: 0.095 (7, 1)			K		SH1-4	1B	K			2	0	0	0	0	2	1																					
Inning Stats	R: 0 E: 0 K: 0 S: 3	H: 0 LOB: 0 BB: 0 P: 3	R: 0 E: 0 K: 1 S: 6	H: 1 LOB: 1 BB: 0 P: 6	R: 0 E: 0 K: 1 S: 6	H: 1 LOB: 1 BB: 0 P: 6	R: 0 E: 0 K: 1 S: 5	H: 0 LOB: 0 BB: 0 P: 5	R: 2 E: 0 K: 1 S: 9	H: 4 LOB: 2 BB: 0 P: 9	R: 0 E: 0 K: 1 S: 5	H: 0 LOB: 0 BB: 0 P: 5	R: 0 E: 0 K: 1 S: 6	H: 1 LOB: 2 BB: 1 P: 10	R: 0 E: 0 K: 2 S: 7	H: 0 LOB: 0 BB: 0 P: 7		R: 0 E: 0 K: 1 S: 5	H: 0 LOB: 0 BB: 0 P: 5	1B: 6 2B: 1 3B: 0 HR: 0	SF: 0 SAC: 2 DP: 0 HBP: 0	WP: 0 PB: 0 SB: 0 CS: 0	PA: 35														
PITCHER	IP	WLS	BF	H	R	ER	SO	BB	IBB	HBP	BLK	WP	HR	S	P	ERA	WHIP	PITCHER		IP	WLS	BF	H	R	ER	SO	BB	IBB	HBP	BLK	WP	HR	S	P	ERA	WHIP	
Phil Niekro, R ERA: 2.56 Hoyt Wilhelm, R ERA: 2.22	(1, 1)	7.0	W	29	7	2	2	6	0	1	0	0	0	0	40	44	2.57	1.000			(8, 1)	2.0	S	6	0	0	0	3	0	0	0	0	0	12	12	0.00	0.000

AB 32
R 2
H 7
RBI 2
BB 1
SO 9
LOB 9



Batter	1	2	3	4	5	6	7	8	9	AB	R	H	RBI	BB	SO	LOB	BOTTOM																			
Felix Millan, R OBP: 0.309, SLG: 0.345 (1, 4)	G1-4-3		SH3-4		G6-3		FC1-5			3	1	0	0	0	0	3	Cincinnati Reds @ Atlanta Braves Atlanta Stadium, Atlanta, GA Tue Sep 30 1969, 7:05 PM EDT Att: 43,974 - Unknown																			
Tony Gonzalez, L OBP: 0.337, SLG: 0.386 (1, 8)	1B		1B		E5		HBP			4	0	4	1	0	0	0																				
Hank Aaron, R OBP: 0.396, SLG: 0.607 (1, 9)	K		1B		FC6-4		HBP			2	0	1	1	2	1	1																				
Rico Carty, R OBP: 0.401, SLG: 0.551 Hoyt Wilhelm, R (8, 1)	1B		F9		FC6-4		SF9			3	0	1	1	0	0	4																				
Orlando Cepeda, R OBP: 0.326, SLG: 0.429 (1, 3)	F8		P6		F8		HBP			3	0	0	0	0	0	4																				
Clete Boyer, R OBP: 0.327, SLG: 0.372 (1, 5)	G5-3				G6-3		F8		L9	4	0	0	0	0	0	3																				
Bob Didier, S OBP: 0.321, SLG: 0.307 (1, 2)	L4				G1-3		L6		G4-3	4	0	0	0	0	0	0																				
Gil Garrido, R OBP: 0.272, SLG: 0.251 Mike Lum, L OBP: 0.313, SLG: 0.307 (7, PH) (8, 7)	G6-3				P6		FC1-5		G3	2	0	0	0	0	0	0																				
Phil Niekro, R OBP: 0.227, SLG: 0.253 Ralph Garr, L OBP: 0.308, SLG: 0.292 Bob Aspromonte, R OBP: 0.300, SLG: 0.325 (8, 6)			1B		SH3-4		FC1-5		G5-3	2	1	2	0	0	0	0																				
Inning Stats	R: 0 E: 0 K: 1 S: 7	H: 2 LOB: 2 BB: 0 P: 7	R: 0 E: 0 K: 0 S: 3	H: 0 LOB: 0 BB: 0 P: 3	R: 1 E: 0 K: 0 S: 6	H: 3 LOB: 2 BB: 0 P: 6	R: 0 E: 0 K: 0 S: 3	H: 0 LOB: 0 BB: 0 P: 3	R: 0 E: 0 K: 0 S: 3	H: 2 LOB: 3 BB: 2 P: 14	R: 0 E: 0 K: 0 S: 3	H: 0 LOB: 0 BB: 0 P: 3	R: 0 E: 0 K: 0 S: 3	H: 0 LOB: 0 BB: 0 P: 3	1B: 9 2B: 0 3B: 0 HR: 0	SF: 1 SAC: 1 DP: 1 HBP: 1		WP: 0 PB: 0 SB: 0 CS: 0	PA: 36																	
PITCHER	IP	WLS	BF	H	R	ER	SO	BB	IBB	HBP	BLK	WP	HR	S	P	ERA	WHIP	PITCHER		IP	WLS	BF	H	R	ER	SO	BB	IBB	HBP	BLK	WP	HR	S	P	ERA	WHIP
Gary Nolan, R ERA: 3.56 Wayne Granger, R ERA: 2.6	(1, 1)	6.0	L	27	8	3	3	1	2	0	0	0	0	27	35	4.50	1.667			(7, 1)	2.0	9	1	0	0	0	1	0	1	0	0	7	12	0.00	1.000	

AB 30
R 3
H 9
RBI 3
BB 3
SO 1
LOB 15



Batter	1	2	3	4	5	6	7	8	9	AB	R	H	RBI	BB	SO	LOB	TOP										
Pete Rose, S OBP: 0.428, SLG: 0.512 (1,9)	G6-3		FC6-4 BB		F7		FC5-4 1B	E 1B		4	2	1	0	1	0	1	Cincinnati Reds @ Atlanta Braves Atlanta Stadium, Atlanta, GA Thu Oct 02 1969, 7:05 PM EDT Att: 15,452 - Unknown										
Tommy Helms, R OBP: 0.296, SLG: 0.317 (1,4)	F3		FC6-4 BB		BB 1B		1B HR	E6 1B		5	1	3	2	0	0	2											
Bobby Tolan, L OBP: 0.347, SLG: 0.474 (1,8)	K		P3		BB 1-2		HR 1B	P5		4	1	1	1	1	1	3											
Tony Perez, R OBP: 0.357, SLG: 0.526 (1,5)		K	BB 1-2		K		HR 1B		G5-3	4	1	1	3	1	2	2											
Johnny Bench, R OBP: 0.353, SLG: 0.487 (1,2)		FC6-4 BB	F5			G6-3	P4		K	4	0	0	0	1	1	3											
Lee May, R OBP: 0.331, SLG: 0.529 (1,3)	K			F8		G4-3		P4	BB	4	0	0	0	1	1	1											
Ted Savage, R OBP: 0.344, SLG: 0.345 (1,7)	FC6-4 1-2			G5-3		F9		1B 1B	K	5	1	1	0	0	1	2											
Woody Woodward, R OBP: 0.333, SLG: 0.311 (1,6)			BB FC6-4 1B	F8			F9	1B 1B		4	2	2	0	0	0	0											
Jim Maloney, L OBP: 0.290, SLG: 0.436 (7, PH)			FC6-4 BB 1-2 1B		G3		FC5-4 1B	K		2	0	1	0	0	0	0											
Jim Beauchamp, R OBP: 0.308, SLG: 0.317 (7, PH)										1	0	1	0	0	0	0											
George Culver, R OBP: 0.097, SLG: 0.097 (7, 1)										1	0	0	0	0	1	2											
Inning Stats	R: 0 E: 0 K: 1 S: 5	H: 0 LOB: 0 BB: 0 P: 5	R: 0 E: 0 K: 2 S: 7	H: 0 LOB: 1 BB: 1 P: 11	R: 1 E: 0 K: 0 S: 5	H: 2 LOB: 3 BB: 2 P: 13	R: 0 E: 0 K: 0 S: 3	H: 0 LOB: 0 BB: 0 P: 3	R: 0 E: 0 K: 1 S: 6	H: 1 LOB: 2 BB: 1 P: 10	R: 0 E: 0 K: 0 S: 3	H: 0 LOB: 0 BB: 0 P: 3	R: 4 E: 0 K: 0 S: 7	H: 4 LOB: 0 BB: 0 P: 7	R: 3 E: 2 K: 1 S: 9	H: 4 LOB: 1 BB: 0 P: 9	R: 0 E: 0 K: 2 S: 7	H: 0 LOB: 1 BB: 1 P: 11	1B: 10 2B: 0 3B: 0 HR: 1	SF: 0 SAC: 0 DP: 0 HBP: 0	WP: 0 PB: 0 SB: 0 CS: 0	PA: 43					
PITCHER	IP	WLS	BF	H	R	ER	SO	BB	IBB	HBP	BLK	WP	HR	S	P	ERA	WHIP										
Mike McQueen, L ERA: 3.0 (1, 1)	3.0		14	2	1	1	3	3	0	0	0	0	0	17	29	3.00	1.667										
Bob Priddy, R ERA: 4.46 (4, 1)	2.0		8	1	0	0	1	1	0	0	0	0	0	9	13	0.00	1.000										
George Stone, L ERA: 3.7 (6, 1)	2.1	L	12	5	5	4	0	0	0	0	0	0	1	12	13	15.43	2.143										
Gary Neibauer, R ERA: 3.9 (8, 1)	0.2		5	3	2	0	1	0	0	0	0	0	0	7	7	0.00	4.500										
Hoyt Wilhelm, R ERA: 2.19 (9, 1)	1.0		4	0	0	0	2	1	0	0	0	0	0	7	11	0.00	1.000										

AB	38
R	8
H	11
RBI	6
BB	5
SO	7
LOB	16



Batter	1	2	3	4	5	6	7	8	9	AB	R	H	RBI	BB	SO	LOB	BOTTOM										
Felix Millan, R OBP: 0.310, SLG: 0.345 (1,4)	F3		1B 1B	FC6-5-4-6		K			1B BB	2	1	1	0	0	0	0	Cincinnati Reds @ Atlanta Braves Atlanta Stadium, Atlanta, GA Thu Oct 02 1969, 7:05 PM EDT Att: 15,452 - Unknown										
Oscar Brown, R OBP: 0.250, SLG: 0.250 (4,8)									1B BB	3	0	1	0	0	1	1											
Tony Gonzalez, L OBP: 0.338, SLG: 0.386 (1,8)	G4-3		BB 1B	F5		G4-3		G4-3	1B BB	2	1	1	0	0	0	0											
Darrell Evans, L OBP: 0.250, SLG: 0.231 (4,5)			BB 1B						BB	2	0	0	0	1	0	1											
Mike Lum, L OBP: 0.326, SLG: 0.333 (1,9)	2B		BB 1-2 3-H 1B		WP 2B		G5-3		1B	5	0	4	1	0	0	0											
Rico Carty, R OBP: 0.401, SLG: 0.549 (1,7)	G6-3		BB 1-2 2-3 BB	F5		G5-3		F7		1	0	0	0	1	0	1											
Ralph Garr, L OBP: 0.276, SLG: 0.259 (3, PR) (4,7)										3	0	0	0	0	0	4											
Orlando Cepeda, R OBP: 0.325, SLG: 0.428 (1,3)		G6-3	L6					G3-1		2	0	0	0	0	0	3											
Jim Breazeale, L (4,3)										1	0	0	0	1	0	0											
Chete Brewer, R OBP: 0.258, SLG: 0.371 (6, 1)		G5-3								1	0	0	1	1	0	0											
Bob Priddy, R ERA: 4.46 (6, 1)										0	0	0	0	0	0	0											
George Stone, L OBP: 0.206, SLG: 0.237 (6, 1)										1	0	0	0	0	0	2											
Gary Neibauer, R ERA: 3.9 (8, 1)				FC5-4					G5-4-3	0	0	0	0	0	0	0											
Felipe Alou, R OBP: 0.315, SLG: 0.345 (8, 1)			1-2 2-3 3-H BB						1B	1	0	1	0	0	0	0											
Hoyt Wilhelm, R ERA: 2.19 (9, 1)										0	0	0	0	0	0	0											
Bob Tillman, R OBP: 0.283, SLG: 0.411 (1,2)	F8		FC5-4		G6-3			G5-4-3		4	0	0	0	0	0	6											
Sonny Jackson, L OBP: 0.317, SLG: 0.289 (1,6)				G4-3	F8			F9	1B WP BB 1B	4	0	1	0	0	0	0											
Mike McQueen, L ERA: 3.0 (1, 1)										0	0	0	0	0	0	0											
Bob Aspromonte, R OBP: 0.304, SLG: 0.348 (3, PH) (4,4)			HR			G6-3		F9		4	1	2	1	0	0	1											
Inning Stats	R: 0 E: 0 K: 0 S: 4	H: 1 LOB: 1 BB: 0 P: 4	R: 0 E: 0 K: 0 S: 3	H: 0 LOB: 0 BB: 0 P: 3	R: 3 E: 0 K: 0 S: 7	H: 4 LOB: 3 BB: 2 P: 15	R: 0 E: 0 K: 0 S: 4	H: 1 LOB: 1 BB: 0 P: 4	R: 0 E: 0 K: 1 S: 5	H: 0 LOB: 0 BB: 0 P: 5	R: 0 E: 0 K: 0 S: 3	H: 0 LOB: 0 BB: 0 P: 3	R: 0 E: 0 K: 0 S: 3	H: 1 LOB: 0 BB: 0 P: 3	R: 0 E: 0 K: 0 S: 5	H: 3 LOB: 3 BB: 1 P: 9	1B: 7 2B: 3 3B: 0 HR: 1	SF: 0 SAC: 0 DP: 1 HBP: 0	WP: 2 PB: 0 SB: 0 CS: 0	PA: 40							
PITCHER	IP	WLS	BF	H	R	ER	SO	BB	IBB	HBP	BLK	WP	HR	S	P	ERA	WHIP										
Jim Maloney, R ERA: 2.77 (1, 1)	6.0	W	28	7	3	3	1	3	0	0	0	1	1	27	39	4.50	1.667										
George Culver, R ERA: 4.26 (7, 1)	3.0	S	12	4	0	0	0	1	0	0	0	1	0	11	15	0.00	1.667										

AB	36
R	3
H	11
RBI	3
BB	4
SO	1
LOB	19



Batter	1	2	3	4	5	6	7	8	9	AB	R	H	RBI	BB	SO	LOB	TOP										
Tommie Agee, R (1,8)	6-3		K		5-3		K		K	5	0	0	0	0	3	0											
Wayne Garrett, L (1,5) OBP: 0.600, SLG: 0.750	5-3		G6-4-3 BB		1-3			1B 2B	G1-6-3 1B	4	1	2	0	1	0	0											
Cleon Jones, R (1,7) OBP: 0.200, SLG: 0.200	F9		G6-4-3 1-2		P3			S 2-H 1B E 1B	G1-6-3 1-2	5	1	1	1	0	0	2											
Art Shamsky, L (1,9) OBP: 0.750, SLG: 0.750 Al Weis, S (8, PR) (8, 4)		BB 1B 1B		4-3		FC5-4 1B		FC1-6 1B	FC1-6 1-2 1B	4	1	3	0	0	0	0											
Ken Boswell, L (1,4) Rod Gaspar, S (8,9)		1B PB BB		1-3		P5		FC1-6 5-3 E 1B	1-2 2-3 1B	3	2	0	0	1	0	3											
Ed Kranepool, L (1,3) OBP: 0.250, SLG: 0.250		K		BB 3B 1B		FC5-4 FC6-4 1-2		FC3 5-3 1B	1-2 3-H 1B	4	2	1	0	0	1	4											
Jerry Grote, R (1,2) OBP: 0.500, SLG: 0.333		PB 1B		3B BB		FC6-4 1-2		5-3	1-2 2-3	3	1	1	1	1	0	3											
Bud Harrelson, S (1,6) OBP: 0.500, SLG: 1.000		K		3B			6-3	1B E IBB		3	1	1	2	1	1												
Tom Seaver, R (1,1) J.C. Martin, L (8, PH) OBP: 1.000, SLG: 1.000 Ron Taylor, R (8, 1)	5-3			6-3			6-3	E8 1B	1-1 2-H 3-H	3	0	0	0	0	0	2											
Inning Stats	R: 0 E: 0 K: 0 S: 3	H: 0 LOB: 0 BB: 0 P: 3	R: 2 E: 0 K: 2 S: 9	H: 2 LOB: 1 BB: 1 P: 13	R: 0 E: 0 K: 1 S: 4	H: 0 LOB: 0 BB: 1 P: 8	R: 2 E: 0 K: 0 S: 5	H: 2 LOB: 1 BB: 1 P: 9	R: 0 E: 0 K: 0 S: 3	H: 0 LOB: 0 BB: 0 P: 3	R: 0 E: 0 K: 0 S: 4	H: 1 LOB: 1 BB: 0 P: 4	R: 0 E: 0 K: 1 S: 5	H: 0 LOB: 0 BB: 0 P: 5	R: 5 E: 2 K: 0 S: 7	H: 4 LOB: 1 BB: 1 P: 11	R: 0 E: 0 K: 1 S: 5	H: 1 LOB: 0 BB: 0 P: 5	1B: 8 2B: 1 3B: 1 HR: 0	SF: 0 SAC: 0 DP: 2 HBP: 0	WP: 0 PB: 1 CS: 0	PA: 39					
PITCHER	IP	WLS	BF	H	R	ER	SO	BB	IBB	HBP	BLK	WP	HR	S	P	ERA	WHIP										
Phil Niekro, R (1, 1) ERA: 4.5	8.0	L	36	9	9	4	4	3	1	0	0	0	0	40	56	4.50	1.500										
Cecil Upshaw, R (9, 1) ERA:	1.0		3	1	0	0	1	0	0	0	0	0	0	5	5	0.00	1.000										

New York Mets @ Atlanta Braves
Atlanta Stadium, Atlanta, GA
Sat Oct 04 1969, 3:33 AM EDT
Att: 50,122 - Unknown

AB	35
R	9
H	10
RBI	6
BB	4
SO	5
LOB	15



Batter	1	2	3	4	5	6	7	8	9	AB	R	H	RBI	BB	SO	LOB	BOTTOM										
Felix Millan, R (1,4) OBP: 0.400, SLG: 0.600	6-3		2B	F9		F2			2B 1B	5	1	2	0	0	0	0											
Tony Gonzalez, L (1,8) OBP: 0.400, SLG: 1.200	F8		2B	HR			3-1		K	5	2	2	2	0	1	1											
Hank Aaron, R (1,9) OBP: 0.400, SLG: 1.200	5-3		PB 2B	L6			HR		F7	5	1	2	2	0	0	1											
Rico Carty, R (1,7) OBP: 0.500, SLG: 0.667 Mike Lum, L (8,7) OBP: 1.000, SLG: 2.000		E SF7 2B	PB IBB	F7		F7		F9	1-3 2B	3	1	1	0	1	0	0											
Orlando Cepeda, R (1,3) OBP: 0.400, SLG: 0.250		E4 1B	F7	S HBP					P4	4	0	1	0	0	0	5											
Clete Boyer, R (1,5)		SF7	IBB	BB				F8		1	0	0	1	2	0	1											
Bob Didier, S (1,2)		F7	K	1-3				3-1		4	0	0	0	0	1	6											
Gil Garrido, R (1,6) OBP: 0.250, SLG: 0.250		PO 1B		F5		L6		K		4	0	1	0	0	1	0											
Phil Niekro, R (1,1) Bob Aspromonte, R (8, PH) Cecil Upshaw, R (9, 1)	PO		K	4-3		5-3		4-3		3	0	0	0	0	1	0											
Inning Stats	R: 0 E: 0 K: 0 S: 3	H: 0 LOB: 0 BB: 0 P: 3	R: 1 E: 1 K: 0 S: 5	H: 2 LOB: 1 BB: 0 P: 5	R: 2 E: 0 K: 2 S: 10	H: 3 LOB: 3 BB: 2 P: 18	R: 0 E: 0 K: 0 S: 3	H: 0 LOB: 0 BB: 0 P: 3	R: 1 E: 0 K: 0 S: 4	H: 1 LOB: 2 BB: 1 P: 9	R: 0 E: 0 K: 0 S: 3	H: 0 LOB: 0 BB: 0 P: 3	R: 1 E: 0 K: 0 S: 5	H: 2 LOB: 1 BB: 0 P: 5	R: 0 E: 0 K: 1 S: 5	H: 0 LOB: 0 BB: 0 P: 5	R: 0 E: 0 K: 1 S: 7	H: 2 LOB: 2 BB: 0 P: 7	1B: 3 2B: 5 3B: 0 HR: 2	SF: 1 SAC: 0 DP: 0 HBP: 1	WP: 0 PB: 1 CS: 0	PA: 42					
PITCHER	IP	WLS	BF	H	R	ER	SO	BB	IBB	HBP	BLK	WP	HR	S	P	ERA	WHIP										
Tom Seaver, R (1, 1) ERA: 6.43	7.0	W	33	8	5	5	2	0	0	0	0	0	0	12	12	6.43	1.286										
Ron Taylor, R (8, 1) ERA:	2.0	S	8	2	0	0	2	0	0	0	0	0	0	12	12	0.00	1.000										

New York Mets @ Atlanta Braves
Atlanta Stadium, Atlanta, GA
Sat Oct 04 1969, 3:33 AM EDT
Att: 50,122 - Unknown

AB	36
R	5
H	10
RBI	5
BB	3
SO	4
LOB	14



