

Atlanta Braves - 1970

Batter	1	2	3	4	5	6	7	8	9	AB R H RBI BB SO LOB	TOP		
Sonny Jackson, L (1, 6) OBP: 0.500, SLG: 0.500	0-0 SH2-3 1B		0-0 F8			0-0 1B		0-0 4-3		4 0 2 0 0 0 0			
Felix Millan, R (1, 4) OBP: 0.667, SLG: 1.000	0-0 SH2-3 1-2			0-0 6-3		0-0 1B		0-0 1B 2B		3 1 2 0 0 0 0			
Hank Aaron, R (1, 9) Hoyt Wilhelm, R (8, 1) OBP: 0.500, SLG: 0.333	4-0 G6-4-3 IBB			0-0 6-3		0-3 K		0-0 FC5-4 1B		3 0 1 1 1 1 2 0 0 0 0 0 0 0			
Rico Carty, R (1, 7)	0-0 G6-4-3 1-2f			0-0 F8			0-3 K	0-0 FC5-4 1-2f		4 0 0 0 0 1 3			
Orlando Cepeda, R (1, 3) OBP: 0.500, SLG: 1.500		0-3 K			0-0 FC1-5 2B		0-0 HR		0-0 4-3	4 1 2 1 0 1 0			
Tony Gonzalez, L (1, 8) OBP: 0.500, SLG: 1.000		0-3 K			0-0 FC1-5 G6-4-3 2-3		0-0 FC5-6-4 1B		0-0 SF8 3B	4 1 2 0 0 1 1			
Clete Boyer, R (1, 5)		0-0 F4			0-0 G6-4-3 1-2f		0-0 FC5-6-4 1-2f		0-0 SF8 3-H	3 0 0 1 0 0 2			
Bob Didier, S (1, 2)			0-0 F7			0-0 G3	0-0 F8		0-0 E6	4 0 0 0 0 0 1			
Phil Niekro, R (1, 1) Rick Kester, R (4, 1) Ralph Garr, L (6, PH) Larry Jaster, L (6, 1) Mike Lum, L (8, PH) (8, 9)			0-0 G2			0-3 K		0-3 K	0-0 F9	1 0 0 0 0 0 0 0 0 0 0 0 0 0 1 0 0 0 0 1 0 0 0 0 0 0 0 0 2 0 0 0 0 1 1			
<b>Inning Stats</b>	R: 0 H: 1 E: 0 LOB: 1 K: 0 BB: 1 S: 3 P: 7	R: 0 H: 0 E: 0 LOB: 0 K: 2 BB: 0 S: 7 P: 7	R: 0 H: 0 E: 0 LOB: 0 K: 0 BB: 0 S: 3 P: 3	R: 0 H: 0 E: 0 LOB: 0 K: 0 BB: 0 S: 3 P: 3	R: 0 H: 1 E: 0 LOB: 0 K: 0 BB: 0 S: 3 P: 3	R: 0 H: 2 E: 0 LOB: 2 K: 2 BB: 0 S: 9 P: 9	R: 1 H: 2 E: 0 LOB: 1 K: 1 BB: 0 S: 7 P: 7	R: 1 H: 2 E: 0 LOB: 1 K: 0 BB: 0 S: 7 P: 7	R: 1 H: 1 E: 1 LOB: 1 K: 0 BB: 0 S: 5 P: 5	1B: 5 SF: 1 2B: 2 SAC: 1 3B: 1 DP: 2 HR: 1 HBP: 0	WP: 0 PA: 36 PB: 0 SB: 0 CS: 0		
<b>PITCHER</b>	IP WLS BF H R ER SO BB IBB HBP BLK WP HR S P ERA WHIP											<b>PITCHER</b>	IP WLS BF H R ER SO BB IBB HBP BLK WP HR S P ERA WHIP
Pat Dobson, R (1, 1) ERA: 2.25	8.0 W 31 8 2 2 6 0 1 0 0 0 1 42 46 2.25 1.000												
Ron Herbel, R (9, 1) ERA: 9.0	1.0 S 5 1 1 1 0 0 0 0 0 0 0 5 5 9.00 1.000												

Atlanta Braves @ San Diego Padres  
San Diego Stadium, San Diego, CA  
Tue Apr 07 1970, 9:05 PM EST  
Att. 25,125 - Unknown

livebaseballscorecards.com

AB	33
R	3
H	9
RBI	3
BB	1
SO	6
LOB	10



Batter	1	2	3	4	5	6	7	8	9
Tommy Dean, R OBP: 0.400, SLG: 0.400 (1, 6)	0-3 K		0-0 2B 1B	0-3 K		0-0 F4		0-0 1B	
Van Kelly, L OBP: 0.200, SLG: 0.400 (1, 5)	0-3 K		0-0 WP HR 2B		0-0 F9		0-0 4-3	0-3 K	
Ollie Brown, R OBP: 0.250, SLG: 0.250 (1, 9)	0-0 FC6-4 1B		0-0 FC HR		0-3 K		0-0 L9		
Nate Colbert, R OBP: 0.250, SLG: 1.000 (1, 3)	0-0 FC6-4		0-0 HR		0-0 E6 2B 1B		0-0 1-3		
Cito Gaston, R OBP: 0.500, SLG: 0.750 (1, 8)		0-0 CS 1B	0-0 L6		0-0 1B 2B		0-0 5-3		
Jerry Morales, R OBP: 0.250, SLG: 0.250 (1, 7)		0-0 F7	0-0 E2		0-0 1B		0-3 K		
Dave Campbell, R OBP: 0.250, SLG: 0.250 (1, 4)		0-0 2-3	0-3 K		0-0 F7		0-0 BB 1B 1B		
Chris Cannizzaro, R OBP: 0.750, SLG: 0.667 (1, 2)			0-0 SH3 1B	4-0 CS SH3 BB		0-0 5-3	0-0 1B BB 1B		
Pat Dobson, R (1, 1)			0-0 SH3	0-0 SH3		0-0 5-3	4-0 1B BB		
Al Ferrara, R (8, PH)									
Jose Arcia, R (8, PR)									
Ron Herbel, R (9, 1)			1-2	1-2			1-2 2-3 BB		

Inning Stats	R: 0 E: 0 K: 2 S: 8	H: 1 LOB: 1 BB: 0 P: 8	R: 0 E: 0 K: 0 S: 3	H: 1 LOB: 0 BB: 0 P: 3	R: 5 E: 1 K: 1 S: 11	H: 4 LOB: 1 BB: 0 P: 11	R: 0 E: 0 K: 1 S: 4	H: 0 LOB: 0 BB: 1 P: 8	R: 2 E: 1 K: 1 S: 8	H: 2 LOB: 1 BB: 0 P: 8	R: 0 E: 0 K: 0 S: 3	H: 0 LOB: 0 BB: 0 P: 3	R: 1 E: 0 K: 2 S: 10	H: 3 LOB: 3 BB: 1 P: 14
1B: 8 2B: 2 3B: 0 HR: 1	SF: 0 SAC: 2 DP: 0 HBP: 0	WP: 1 PA: 38												

PITCHER	IP	WLS	BF	H	R	ER	SO	BB	IBB	HBP	BLK	WP	HR	S	P	ERA	WHIP
Phil Niekro, R (1, 1) ERA: 15.0	3.0	L	16	6	5	5	3	0	0	0	0	1	1	22	22	15.00	2.000
Rick Kester, R (4, 1) ERA:	2.0		9	2	2	0	2	1	0	0	0	0	0	12	16	0.00	1.500
Larry Jaster, L (6, 1) ERA:	2.0		6	0	0	0	0	0	0	0	0	0	0	6	6	0.00	0.000
Hoyt Wilhelm, R (8, 1) ERA: 9.0	1.0		7	3	1	1	2	1	0	0	0	0	0	10	14	9.00	4.000

**BOTTOM**

AB R H RBI BB SO LOB

5 1 2 2 0 2 1

5 1 1 1 0 2 3

4 1 1 0 0 1 1

4 2 1 3 0 0 1

4 1 2 0 0 0 0

4 0 1 2 0 1 1

4 1 1 0 0 1 2

3 1 2 0 1 0 0

1 0 0 0 0 0 0

0 0 0 0 1 0 0

0 0 0 0 0 0 0

0 0 0 0 0 0 0

**Atlanta Braves @ San Diego Padres**  
San Diego Stadium, San Diego, CA

Tue Apr 07 1970, 9:05 PM EST  
Att. 25,125 - Unknown

livebaseballscorecards.com

**AB 34**  
**R 8**  
**H 11**  
**RBI 8**  
**BB 2**  
**SO 7**  
**LOB 9**



Batter	1	2	3	4	5	6	7	8	9	AB R H RBI BB SO LOB	TOP		
Sonny Jackson, L (1, 6) OBP: 0.667, SLG: 0.571	0-0 F8	4-0 BB		0-0 1B		0-0 1B		4-0 SH1-3 HR BB		3 2 2 0 2 0 0			
Felix Millan, R (1, 4) OBP: 0.571, SLG: 1.000	0-0 SF9	0-0 F3		0-0 1B		0-0 F9		0-0 SH1-3		4 1 2 0 0 0 4			
Hank Aaron, R (1, 9) OBP: 0.667, SLG: 0.500	4-0 S BB	0-0 FC5		0-0 1B		0-0 BB 1B		4-0 HR IBB		3 1 2 1 2 0 3			
Rico Carty, R (1, 7) Tommie Aaron, R (8, 3)	0-0 SF9		0-0 5-3	0-0 F9		4-0 FC5-4 BB		0-0 HR		3 1 1 4 1 0 2 0 0 0 0 0 0 0			
Orlando Cepeda, R (1, 3) Mike Lum, L (8, PH)	4-0 BB		0-0 5-3		0-0 4-3	0-0 FC5-4		0-3 K		3 0 0 0 1 0 3 1 0 0 0 0 1 0			
Tony Gonzalez, L (1, 8) OBP: 0.333, SLG: 0.500	0-0 F5		4-0 BB		0-0 G3		0-0 5-3	0-0 F8		4 0 0 0 1 0 2			
Clete Boyer, R (1, 5) OBP: 0.111, SLG: 0.125		0-0 F2	0-0 F9		0-0 6-3		0-0 1B	0-3 K		5 0 1 0 0 1 1			
Bob Tillman, R (1, 2) OBP: 0.400, SLG: 1.200		0-0 BB 2B		0-0 F8		0-0 HR	0-0 F8	0-0 F6		5 1 2 1 0 0 1			
Pat Jarvis, R (1, 1)		0-0 E6 FC5 BB		0-3 K		0-0 F2	0-3 K	0-0 F2		5 0 0 0 0 2 2			
<b>Inning Stats</b>	R: 1 E: 0 K: 0 S: 4 H: 1 LOB: 2 BB: 2 P: 12	R: 0 E: 1 K: 0 S: 5 H: 1 LOB: 3 BB: 1 P: 9	R: 0 E: 0 K: 0 S: 3 H: 0 LOB: 1 BB: 1 P: 7	R: 1 E: 0 K: 1 S: 8 H: 3 LOB: 2 BB: 0 P: 8	R: 0 E: 0 K: 0 S: 3 H: 0 LOB: 0 BB: 0 P: 3	R: 1 E: 0 K: 0 S: 6 H: 3 LOB: 3 BB: 1 P: 10	R: 0 E: 0 K: 1 S: 6 H: 1 LOB: 1 BB: 0 P: 6	R: 3 E: 0 K: 1 S: 6 H: 1 LOB: 0 BB: 2 P: 14	R: 0 E: 0 K: 1 S: 5 H: 0 LOB: 0 BB: 0 P: 5	1B: 6 2B: 1 3B: 1 HR: 2 SF: 1 SAC: 1 DP: 0 HBP: 0	WP: 0 PB: 0 SB: 1 CS: 0 PA: 45		
<b>PITCHER</b>	IP WLS BF H R ER SO BB IBB HBP BLK WP HR S P ERA WHIP											<b>PITCHER</b>	IP WLS BF H R ER SO BB IBB HBP BLK WP HR S P ERA WHIP
Al Santorini, R (1, 1) ERA: 4.5	6.0 L 32 8 3 3 1 5 0 0 0 0 0 1 29 49 4.50 2.167												
Gary Ross, R (7, 1) ERA: 13.5	2.0 10 2 3 3 2 1 1 0 0 0 0 1 12 20 13.50 1.500												
Tom Dukes, R (9, 1) ERA:	1.0 3 0 0 0 1 0 0 0 0 0 0 0 5 5 0.00 0.000												

Atlanta Braves @ San Diego Padres  
San Diego Stadium, San Diego, CA  
Wed Apr 08 1970, 9:05 PM EST  
Att. 6,187 - Unknown

livebaseballscorecards.com

AB 36  
R 6  
H 10  
RBI 6  
BB 7  
SO 4  
LOB 18




Batter	1	2	3	4	5	6	7	8	9	AB	R	H	RBI	BB	SO	LOB	BOTTOM	
<b>Tommy Dean, R</b> (1, 6) OBP: 0.375, SLG: 0.375 <b>Al Ferrara, R</b> (8, PH) <b>Jose Arcia, R</b> (8, PR) (9, 6)	0-0 <b>4-3</b> ①			0-0 FC3-6 <b>1B</b> ①		0-3 <b>K</b> ②		4-0 <b>BB</b>		3	0	1	0	0	1	1	<b>Atlanta Braves @ San Diego Padres</b> <b>San Diego Stadium, San Diego, CA</b> Wed Apr 08 1970, 9:05 PM EST Att: 6,187 - Unknown	
<b>Van Kelly, L</b> (1, 5) OBP: 0.222, SLG: 0.333	0-3 <b>K</b> ②			0-0 FC3-6 <b>1-2f</b> ①		0-0 <b>1B</b> ②		0-3 <b>K</b> ②		4	0	1	0	0	2	2		
<b>Ollie Brown, R</b> (1, 9) OBP: 0.125, SLG: 0.125	0-0 <b>5-3</b> ③			0-0 <b>F8</b> ②		0-0 <b>F3</b> ③		0-0 <b>F5</b> ③		4	0	0	0	0	0	4		
<b>Nate Colbert, R</b> (1, 3) OBP: 0.125, SLG: 0.500		0-0 <b>5-3</b> ①		0-3 <b>K</b> ③		0-3 <b>K</b> ①		0-0 <b>6-3</b> ①		4	0	0	0	0	2	1		
<b>Cito Gaston, R</b> (1, 8) OBP: 0.375, SLG: 0.500		0-3 <b>K</b> ②		0-3 <b>K</b> ①		0-0 <b>E</b> <b>4-3</b> <b>1B</b>		0-3 <b>K</b> ②		4	1	1	0	0	3	0		
<b>Jerry Morales, R</b> (1, 7) OBP: 0.125, SLG: 0.125		0-3 <b>K</b> ③		0-0 <b>L7</b> ②		0-0 <b>4-3</b> ②		0-0 <b>1-3</b> ③		4	0	0	0	0	1	1		
<b>Dave Campbell, R</b> (1, 4) OBP: 0.286, SLG: 0.286			0-0 <b>L7</b> ①		0-0 <b>F8</b> ③		0-0 <b>E5</b> <b>2-H</b> <b>1B</b>			3	0	1	0	0	0	0		
<b>Bob Barton, R</b> (1, 2) <b>Chris Cannizzaro, R</b> (4, 2) OBP: 0.500, SLG: 0.400		0-0 <b>5-3</b> ②		0-0 <b>F8</b> ①		0-0 <b>1-3</b> ③		0-0 <b>F8</b> ①		1	0	0	0	0	0	0		
				0-0 <b>5-3</b> ③		0-0 <b>1-3</b> ③		0-0 <b>1-3</b> ③		2	0	0	0	0	0	1		
<b>Al Santorini, R</b> (1, 1) <b>Ed Spiezio, R</b> (6, PH) OBP: 1.000, SLG: 1.000 <b>Gary Ross, R</b> (7, 1) <b>Ray Webster, L</b> (8, PH) <b>Tom Dukes, R</b> (9, 1)			0-3 <b>K</b> ③		0-0 <b>F8</b> ①		0-0 <b>1-3</b> ③		0-3 <b>K</b> ①	1	0	0	0	0	1	0		

<b>Inning Stats</b>	R: 0 E: 0 K: 1 S: 5	H: 0 LOB: 0 BB: 0 P: 5	R: 0 E: 0 K: 2 S: 7	H: 0 LOB: 0 BB: 0 P: 7	R: 0 E: 0 K: 1 S: 5	H: 0 LOB: 0 BB: 0 P: 5	R: 0 E: 0 K: 1 S: 6	H: 1 LOB: 1 BB: 0 P: 6	R: 0 E: 0 K: 1 S: 5	H: 0 LOB: 0 BB: 0 P: 5	R: 0 E: 0 K: 1 S: 7	H: 2 LOB: 2 BB: 0 P: 7	R: 1 E: 1 K: 1 S: 7	H: 2 LOB: 1 BB: 0 P: 7	R: 0 E: 0 K: 2 S: 7	H: 0 LOB: 1 BB: 1 P: 11	R: 0 E: 0 K: 1 S: 5	H: 0 LOB: 0 BB: 0 P: 5	1B: 5 2B: 0 3B: 0 HR: 0	SF: 0 SAC: 0 DP: 0 HBP: 0	WP: 0 PB: 0 SB: 0 CS: 0	PA: 33 ERA WHIP
<b>PITCHER</b> Pat Jarvis, R (1, 1) ERA:	IP 9.0	WLS W	BF 33	H 5	R 1	ER 0	SO 11	BB 1	IBB 0	HBP 0	BLK 0	WP 0	HR 0	S 54	P 58	ERA 0.00	WHIP 0.667					ERA WHIP

livebaseballscorecards.com

AB	32
R	1
H	5
RBI	0
BB	1
SO	11
LOB	10



Batter	1	2	3	4	5	6	7	8	9	AB R H RBI BB SO LOB	TOP											
Sonny Jackson, L (1, 6) OBP: 0.538, SLG: 0.400	1-0 HR HBP		0-0 F9		0-0 F7			0-0 4-3		3 1 0 0 0 0 1												
Felix Millan, R (1, 4) OBP: 0.455, SLG: 0.727	0-0 F2		0-0 CS 1B		0-0 G5-4-3			0-0 4-3		4 0 1 0 0 0 2												
Hank Aaron, R (1, 9) OBP: 0.615, SLG: 0.900	0-0 HR		0-0 CS	0-0 1B 2B		0-3 K		0-0 E4 1B		4 3 2 2 0 1 0												
Rico Carty, R (1, 7) OBP: 0.308, SLG: 0.545 Mike Lum, L (8, 7)	0-3 K			0-0 2B SF8 1B		0-3 K		0-0 1B		4 1 2 0 0 2 0 0 0 0 0 0 0 0												
Orlando Cepeda, R (1, 3) OBP: 0.385, SLG: 0.750	0-0 F7			0-0 SF8 SF9 2B		0-0 F8		0-0 1B		4 1 2 2 0 0 0												
Tony Gonzalez, L (1, 8) OBP: 0.231, SLG: 0.364		0-0 6-3		0-0 SF8			0-0 1-3	0-0 F8		3 0 0 1 0 0 2												
Clete Boyer, R (1, 5) OBP: 0.154, SLG: 0.182		0-0 F7		0-0 SF9			0-0 F9		0-0 1-4 1B	3 0 1 1 0 0 0												
Bob Tillman, R (1, 2) OBP: 0.333, SLG: 0.778		0-0 5-3		0-3 K			0-0 1B		0-3 K	4 0 1 0 0 2 1												
Jim Nash, R (1, 1)			0-3 K		4-0 BB		0-3 K		0-0 1-4	3 0 0 0 1 2 2												
<b>Inning Stats</b>	R: 2 E: 0 K: 1 S: 6	H: 1 LOB: 0 BB: 0 P: 7	R: 0 E: 0 K: 0 S: 3	H: 0 LOB: 0 BB: 0 P: 3	R: 0 E: 0 K: 1 S: 5	H: 1 LOB: 0 BB: 0 P: 5	R: 3 E: 0 K: 1 S: 8	H: 3 LOB: 0 BB: 0 P: 8	R: 0 E: 0 K: 0 S: 2	H: 0 LOB: 0 BB: 1 P: 6	R: 0 E: 0 K: 2 S: 7	H: 0 LOB: 0 BB: 0 P: 7	R: 0 E: 0 K: 1 S: 6	H: 1 LOB: 1 BB: 0 P: 6	R: 1 E: 1 K: 0 S: 6	H: 2 LOB: 2 BB: 0 P: 6	R: 0 E: 0 K: 1 S: 5	H: 1 LOB: 0 BB: 0 P: 5	1B: 6 2B: 3 3B: 0 HR: 1	SF: 2 SAC: 0 DP: 2 HBP: 1	WP: 0 PB: 0 SB: 0 CS: 1	PA: 37
<b>PITCHER</b>	IP WLS BF H R ER SO BB IBB HBP BLK WP HR S P ERA WHIP																					
Clay Kirby, R (1, 1) ERA: 9.0	5.0 L 20 5 5 5 3 1 0 1 0 0 0 1 24 29 9.00 1.200																					
Gary Ross, R (6, 1) ERA: 6.75	2.0 7 1 0 0 3 0 0 0 0 0 0 0 13 13 0.00 0.500																					
Tom Dukes, R (8, 1) ERA:	2.0 9 3 1 0 1 0 0 0 0 0 0 0 11 11 0.00 1.500																					

Atlanta Braves @ San Diego Padres  
San Diego Stadium, San Diego, CA  
Thu Apr 09 1970, 9:05 PM EST  
Att. 5,818 - Unknown

livebaseballscorecards.com

AB	32
R	6
H	9
RBI	6
BB	1
SO	7
LOB	8



Batter	1	2	3	4	5	6	7	8	9	AB R H RBI BB SO LOB
Tommy Dean, R OBP: 0.417, SLG: 0.417 (1, 6)	0-0 FC4-6 1B		0-3 K		0-0 2-H 1B			0-0 5-3		4 0 2 1 0 1 0
Van Kelly, L OBP: 0.154, SLG: 0.231 (1, 5)	0-3 K		0-0 4-3		0-0 4-3			0-0 F7		4 0 0 0 0 1 2
Ollie Brown, R OBP: 0.250, SLG: 0.250 (1, 9)	0-0 F9			0-0 FC4-6 1B		0-0 5-3		0-0 BB 1B		4 0 2 0 0 0 1
Nate Colbert, R OBP: 0.167, SLG: 0.364 (1, 3)	0-0 FC4-6 1-2f			0-0 FC4-6 1-2f		0-0 F7		4-0 1-2 BB		3 0 0 0 1 0 2
Cito Gaston, R OBP: 0.417, SLG: 0.545 (1, 8)		4-0 BB FC1-4 BB		0-0 F9		0-0 2B		0-0 F9		3 0 1 0 1 0 3
Jerry Morales, R OBP: 0.083, SLG: 0.083 (1, 7)		0-0 FC1-4 FC6-4 1-2f		0-0 F4		0-0 1-3		0-0 6-3		4 0 0 0 0 0 3
Dave Campbell, R OBP: 0.455, SLG: 0.545 (1, 4)		0-0 F7			0-0 4-3 1B 1B		0-0 G6-3 1B			4 1 3 0 0 0 1
Chris Cannizzaro, R OBP: 0.300, SLG: 0.222 (1, 2)		0-0 FC6-4 1-2f		0-3 K		0-0 G6-3 1-2f		0-0 F4		4 0 0 0 0 1 4
Clay Kirby, R (1, 1) Ray Webster, L (5, PH) Gary Ross, R (6, 1) Ivan Murrell, R (7, PH) Tom Dukes, R (8, 1) Al Ferrara, R (9, PH)			0-3 K		0-0 4-3 1-2		0-3 K		0-3 K	1 0 0 0 0 0 1 0 1 0 0 0 0 0 0 1 0 0 0 0 0 0 0 0 1 0 0 0 0 0 1 0 0 0 0 0 0 0 0 0 1 0 0 0 0 0 1 1

Inning Stats	R: 0	H: 1	E: 0	K: 1	S: 6	LOB: 1	BB: 0	P: 6	R: 0	H: 0	E: 0	K: 0	S: 3	LOB: 1	BB: 1	P: 7	R: 0	H: 0	E: 0	K: 2	S: 7	LOB: 0	BB: 0	P: 7	R: 0	H: 1	E: 0	K: 0	S: 4	LOB: 1	BB: 0	P: 4	R: 1	H: 2	E: 0	K: 1	S: 7	LOB: 1	BB: 0	P: 7	R: 0	H: 1	E: 0	K: 0	S: 4	LOB: 1	BB: 0	P: 4	R: 0	H: 1	E: 0	K: 1	S: 5	LOB: 0	BB: 0	P: 5	R: 0	H: 1	E: 0	K: 0	S: 4	LOB: 2	BB: 1	P: 8	R: 0	H: 1	E: 0	K: 1	S: 6	LOB: 1	BB: 0	P: 6	1B: 6	2B: 2	3B: 0	HR: 0	SF: 0	SAC: 0	DP: 1	HBP: 0	WP: 0	PB: 0	SB: 0	CS: 0	PA: 36
PITCHER Jim Nash, R ERA: 1.0 (1, 1)	IP	WLS	BF	H	R	ER	SO	BB	IBB	HBP	BLK	WP	HR	S	P	ERA	WHIP	IP	WLS	BF	H	R	ER	SO	BB	IBB	HBP	BLK	WP	HR	S	P	ERA	WHIP	IP	WLS	BF	H	R	ER	SO	BB	IBB	HBP	BLK	WP	HR	S	P	ERA	WHIP																																		

**BOTTOM**

**Atlanta Braves @ San Diego Padres**  
San Diego Stadium, San Diego, CA

Thu Apr 09 1970, 9:05 PM EST  
Att. 5,818 - Unknown

livebaseballscorecards.com

AB	34
R	1
H	8
RBI	1
BB	2
SO	6
LOB	18



Batter	1	2	3	4	5	6	7	8	9	AB R H RBI BB SO LOB	TOP									
Sonny Jackson, L (1, 6) OBP: 0.500, SLG: 0.429	0-0 F9		4-0 HR 1B BB		0-0 2B		0-3 K		0-0 4-3	4 1 1 0 1 1 0	<b>Atlanta Braves @ Houston Astros</b> Astrodome, Houston, TX Fri Apr 10 1970, 7:05 PM EST Att. 20,305 - Dome									
Felix Millan, R (1, 4) OBP: 0.500, SLG: 0.688	0-0 F8		1-2 HR 1B		0-0 6-3		0-0 1B 2B 1B		0-0 5-3 1B	5 2 3 0 0 0 1										
Hank Aaron, R (1, 9) OBP: 0.667, SLG: 1.077	4-0 FC5-4 BB		1-H 2-H 3-H HR		4-0 G4-6-3 BB		0-0 2B 1B		0-0 5-3	3 1 2 4 2 0 1										
Rico Carty, R (1, 7) Mike Lum, L (7, 7)	0-0 FC5-4 1-2f		4-0 BB		0-0 G4-6-3 1-2f		0-0 2B		0-0 5-3	3 0 1 1 1 0 3 1 0 0 0 0 0 1										
Orlando Cepeda, R (1, 3) OBP: 0.412, SLG: 0.733		0-0 4-3	0-0 F8			0-0 1B 2B		4-0 1B		3 0 1 0 1 0 1										
Tony Gonzalez, L (1, 8) OBP: 0.294, SLG: 0.400		0-0 CS 1B	0-0 F8			0-0 FC5 2-H 1B		0-0 F7		4 0 2 0 0 0 4										
Clete Boyer, R (1, 5) OBP: 0.118, SLG: 0.133		0-0 F9		0-0 6-3		0-0 P3		0-0 L7		4 0 0 0 0 0 2										
Bob Tillman, R (1, 2) OBP: 0.308, SLG: 0.615		0-0 CS 1-2	0-3 K	0-0 L6		0-0 FC5 2-3		0-0 G6-4-3 1B		4 0 1 0 0 1 1										
George Stone, L (1, 1) OBP: 0.250, SLG: 0.250			0-0 1B HR BB 1B	0-0 F9			0-0 5-3	0-0 G6-4-3 1-2f		4 1 1 0 0 0 1										
<b>Inning Stats</b>	R: 0 E: 0 K: 0 S: 3	H: 0 LOB: 1 BB: 1 P: 7	R: 0 E: 0 K: 0 S: 3	H: 1 LOB: 0 BB: 0 P: 3	R: 4 E: 0 K: 1 S: 8	H: 3 LOB: 1 BB: 2 P: 16	R: 0 E: 0 K: 0 S: 3	H: 0 LOB: 0 BB: 0 P: 3	R: 0 E: 0 K: 0 S: 4	H: 2 LOB: 1 BB: 0 P: 4		R: 1 E: 0 K: 1 S: 8	H: 3 LOB: 3 BB: 1 P: 12	R: 0 E: 0 K: 0 S: 3	H: 1 LOB: 0 BB: 0 P: 3	R: 0 E: 0 K: 0 S: 4	H: 1 LOB: 1 BB: 0 P: 4	1B: 8 2B: 3 3B: 0 HR: 1	SF: 0 SAC: 0 DP: 2 HBP: 0	WP: 0 PB: 0 SB: 0 CS: 1
<b>PITCHER</b>	IP WLS BF H R ER SO BB IBB HBP BLK WP HR S P ERA WHIP															<b>PITCHER</b>	IP WLS BF H R ER SO BB IBB HBP BLK WP HR S P ERA WHIP			
Tom Griffin, R (1, 1) ERA: 8.31	4.1 L 21 5 4 4 1 4 0 0 0 0 1 19 35 8.31 2.077																			
Jack Billingham, R (5, 1) ERA: 21.6	0.2 1 0 0 0 0 0 0 0 0 0 0 0 1 1 0.00 0.000																			
Ron Cook, L (6, 1) ERA: 4.5	2.0 11 5 1 1 1 1 0 1 0 0 0 0 12 16 4.50 2.500																			
Dan Osinski, R (8, 1) ERA: 9.0	2.0 7 2 0 0 0 0 0 0 0 0 0 0 7 7 0.00 1.000																			

livebaseballscorecards.com

<b>AB</b>	<b>35</b>
<b>R</b>	<b>5</b>
<b>H</b>	<b>12</b>
<b>RBI</b>	<b>5</b>
<b>BB</b>	<b>5</b>
<b>SO</b>	<b>2</b>
<b>LOB</b>	<b>15</b>





Batter	1	2	3	4	5	6	7	8	9	AB	R	H	RBI	BB	SO	LOB
Joe Morgan, L OBP: 0.389, SLG: 0.267 (1, 4)	0-0 G3			0-0 FC5-4 BB FC5-2-6 1B	0-0 F8			0-0 F8		4	0	1	0	0	0	2
Jesus Alou, R OBP: 0.222, SLG: 0.125 (1, 9)	0-0 L6			4-0 FC5-4 1-2 BB		0-0 6-3		0-0 6-3		3	0	0	0	1	0	0
Jimmy Wynn, R OBP: 0.353, SLG: 0.375 (1, 8)	0-3 K			0-0 FC5-4 FC5-2-6 1-2f 2-3		0-0 1-3 1B		0-0 2B		4	0	2	0	0	1	2
Doug Rader, R OBP: 0.375, SLG: 0.857 (1, 5)		0-3 K		0-0 FC5-2-6 1-2		0-0 1-3		0-0 F5		4	0	0	0	0	1	4
Tommy Davis, R OBP: 0.235, SLG: 0.235 (1, 7)		0-0 F9		0-0 F7		0-0 6-3			0-0 F9	4	0	0	0	0	0	3
Denis Menke, R OBP: 0.294, SLG: 0.375 (1, 6)		0-0 4-3			0-0 1B 1B				0-0 6-3	4	0	2	0	0	0	0
Bob Watson, R (1, 3)			0-3 K		0-0 P4				0-3 K	4	0	0	0	0	2	2
Johnny Edwards, L OBP: 0.071, SLG: 0.071 (1, 2)			0-0 1-3		0-0 1-2 1B				0-0 1-3	3	0	1	0	0	0	1
Tom Griffin, R Jack Billingham, R Joe Pepitone, L Ron Cook, L Jim Beauchamp, R Dan Osinski, R (1, 1) (5, 1) (5, PH) (6, 1) (7, PH) (8, 1)			0-3 K		0-0 F9				0-0 6-3	1	0	0	0	0	1	0

Inning Stats	R: 0	H: 0	E: 0	K: 1	S: 5	R: 0	H: 0	E: 0	K: 1	S: 5	R: 0	H: 0	E: 0	K: 2	S: 7	R: 0	H: 1	E: 0	K: 0	S: 4	R: 0	H: 2	E: 0	K: 0	S: 5	R: 0	H: 1	E: 0	K: 0	S: 4	R: 0	H: 1	E: 0	K: 0	S: 4	R: 0	H: 1	E: 0	K: 0	S: 4	R: 0	H: 0	E: 0	K: 1	S: 5	R: 0	H: 0	E: 0	K: 1	S: 5	1B: 4	2B: 2	3B: 0	HR: 0	SF: 0	SAC: 0	DP: 0	HBP: 0	WP: 0	PB: 0	SB: 0	CS: 0	PA: 34
--------------	------	------	------	------	------	------	------	------	------	------	------	------	------	------	------	------	------	------	------	------	------	------	------	------	------	------	------	------	------	------	------	------	------	------	------	------	------	------	------	------	------	------	------	------	------	------	------	------	------	------	-------	-------	-------	-------	-------	--------	-------	--------	-------	-------	-------	-------	--------

PITCHER	IP	WLS	BF	H	R	ER	SO	BB	IBB	HBP	BLK	WP	HR	S	P	ERA	WHIP
George Stone, L ERA: (1, 1)	9.0	W	34	6	0	0	5	1	0	0	0	0	0	43	47	0.00	0.778

**BOTTOM**

**Atlanta Braves @ Houston Astros**  
Astrodome, Houston, TX

Fri Apr 10 1970, 7:05 PM EST  
Att. 20,305 - Dome

livebaseballscorecards.com

<b>AB</b>	<b>33</b>
<b>R</b>	<b>0</b>
<b>H</b>	<b>6</b>
<b>RBI</b>	<b>0</b>
<b>BB</b>	<b>1</b>
<b>SO</b>	<b>5</b>
<b>LOB</b>	<b>17</b>



Batter	1	2	3	4	5	6	7	8	9	AB R H RBI BB SO LOB	TOP											
Sonny Jackson, L (1, 6) OBP: 0.435, SLG: 0.474	0-0 E 3B		0-0 G3			0-0 4-3		0-0 P5	0-0 E4 1B	5 1 1 0 0 0 3	<p>Atlanta Braves @ Houston Astros Astrodome, Houston, TX</p> <p>Sat Apr 11 1970, 7:05 PM EST Att. 16,047 - Dome</p> <p>livebaseballscorecards.com</p>											
Felix Millan, R (1, 4) OBP: 0.429, SLG: 0.571	0-0 P3		0-0 6-3			0-0 F9		0-0 F8	0-0 1B	5 0 1 1 0 0 2												
Hank Aaron, R (1, 9) OBP: 0.609, SLG: 0.889	0-0 E5			0-0 G5-3 BB 1B		0-3 K			0-0 1B 1B P6	5 1 2 0 0 1 3												
Rico Carty, R (1, 7) OBP: 0.364, SLG: 0.667	0-0 6-3			4-0 BB BB BB BB 1-2 G5-3 BB			0-0 HR		0-0 K F9	4 1 1 1 1 1 5												
Orlando Cepeda, R (1, 3) OBP: 0.381, SLG: 0.632	0-0 P4			0-0 G5-3 1-2 2-3f		0-3 K			0-0 BB 1B 1B 1B	4 1 1 0 0 1 3												
Tony Gonzalez, L (1, 8) OBP: 0.286, SLG: 0.368		0-0 4-3		0-3 K		0-0 F9			0-0 BB 1B 1B 1-2 2-H	4 1 1 1 0 1 1												
Clete Boyer, R (1, 5) OBP: 0.143, SLG: 0.111		0-3 K			0-0 5-3		0-0 6-3		4-0 BB BB BB BB 1-2 2-3 1B BB	3 1 0 0 1 1 0												
Bob Tillman, R (1, 2) OBP: 0.294, SLG: 0.529		0-0 P4			0-0 F9			0-0 F8	0-0 E 1B 1B 1-2 2-H 3-H	4 1 1 2 0 0 0												
Milt Pappas, R (1, 1) Larry Jaster, L (4, 1) Mike Lum, L (8, PH) Hoyt Wilhelm, R (8, 1) Hal King, L (9, PH) Ralph Garr, L (9, PR)			0-0 F2		0-3 K			0-0 1B	0-0 1B E 1B 1-2 2-H	1 0 0 0 0 0 0 1 0 0 0 0 0 1 1 0 1 0 0 0 0 0 0 0 0 0 0 0 1 0 1 1 0 0 0 0 0 0 0 0 0 0												
<b>Inning Stats</b>	R: 1 E: 1 K: 0 S: 5	H: 1 LOB: 1 BB: 0 P: 5	R: 0 E: 0 K: 1 S: 5	H: 0 LOB: 0 BB: 0 P: 5	R: 0 E: 0 K: 0 S: 3	H: 0 LOB: 0 BB: 0 P: 3	R: 0 E: 0 K: 1 S: 5	H: 1 LOB: 1 BB: 1 P: 9	R: 0 E: 0 K: 1 S: 5	H: 0 LOB: 0 BB: 0 P: 5	R: 0 E: 0 K: 1 S: 5	H: 0 LOB: 0 BB: 0 P: 5	R: 1 E: 0 K: 1 S: 6	H: 1 LOB: 0 BB: 0 P: 6	R: 0 E: 0 K: 0 S: 4	H: 1 LOB: 1 BB: 0 P: 4	R: 5 E: 1 K: 1 S: 12	H: 6 LOB: 3 BB: 1 P: 16	1B: 8 2B: 0 3B: 1 HR: 1	SF: 0 SAC: 0 DP: 1 HBP: 0	WP: 0 PB: 0 SB: 0 CS: 0	PA: 40
<b>PITCHER</b>	IP WLS BF H R ER SO BB IBB HBP BLK WP HR S P ERA WHIP																					
Jim Bouton, R (1, 1) ERA: 6.0	8.1 W 35 8 7 6 6 2 0 0 0 0 0 1 45 53 6.48 1.200																					
Fred Gladding, R (9, 1) ERA:	0.2 S 5 2 0 0 0 0 0 0 0 0 0 0 5 5 0.00 3.000																					



Batter	1	2	3	4	5	6	7	8	9
Joe Morgan, L OBP: 0.522, SLG: 0.444 (1, 4)	0-0 2B	4-0 2B		4-0 BB	0-0 1B		0-0 1B		
Norm Miller, L OBP: 0.364, SLG: 0.800 (1, 9)	0-0 HR	0-3 K		0-0 FC6-4 1B	0-0 P4		0-0 4-3		
Jimmy Wynn, R OBP: 0.318, SLG: 0.381 (1, 8)	0-0 P4	0-0 6-3		0-0 1B		0-0 5-3		0-0 F7	
Joe Pepitone, L OBP: 0.556, SLG: 1.250 (1, 3)	0-0 HR		0-0 2B	4-0 1B		0-0 F7		0-0 SF8	
Denis Menke, R OBP: 0.273, SLG: 0.350 (1, 6)	0-3 K		0-0 1-3	0-0 1B		0-0 P4		0-0 SF8	
Tommy Davis, R OBP: 0.273, SLG: 0.318 (1, 7)	0-0 WP		0-0 5-3	0-3 K		0-0 F9		0-0 1B	
Doug Rader, R OBP: 0.333, SLG: 0.684 (1, 5)	0-0 4-3		0-0 F9		0-3 K		0-0 4-3	0-0 6-3	
Johnny Edwards, L OBP: 0.056, SLG: 0.056 (1, 2)		0-0 P6		0-0 F8	0-0 P3		0-0 4-3		
Jim Bouton, R OBP: 0.800, SLG: 0.750 (1, 1)		4-0 WP		0-0 FC6-4 2B	0-0 1B		0-0 1B		
Fred Gladding, L (9, 1)									

Inning Stats	R: 3	H: 4	E: 0	K: 1	S: 9	L: 23	BF: 23	H: 8	R: 6	ER: 6	SO: 2	BB: 3	IBB: 1	HBP: 0	BLK: 0	WP: 2	HR: 1	S: 23	P: 39	ERA: 14.73	WHIP: 3.000
	R: 0	H: 0	E: 0	K: 1	S: 5	L: 0	BF: 2	H: 0	R: 0	ER: 0	SO: 2	BB: 2	IBB: 0	HBP: 0	BLK: 0	WP: 0	HR: 0	S: 4	P: 4		
	R: 0	H: 1	E: 0	K: 0	S: 4	L: 0	BF: 0	H: 1	R: 0	ER: 0	SO: 0	BB: 0	IBB: 0	HBP: 0	BLK: 0	WP: 0	HR: 0	S: 4	P: 4		
	R: 3	H: 3	E: 0	K: 1	S: 8	L: 2	BF: 16	H: 2	R: 0	ER: 0	SO: 2	BB: 2	IBB: 0	HBP: 0	BLK: 0	WP: 0	HR: 0	S: 7	P: 7		
	R: 0	H: 0	E: 0	K: 0	S: 3	L: 0	BF: 3	H: 0	R: 0	ER: 0	SO: 0	BB: 0	IBB: 0	HBP: 0	BLK: 0	WP: 0	HR: 0	S: 3	P: 3		
	R: 1	H: 3	E: 0	K: 0	S: 6	L: 2	BF: 6	H: 3	R: 0	ER: 0	SO: 0	BB: 0	IBB: 0	HBP: 0	BLK: 0	WP: 0	HR: 0	S: 6	P: 6		
	R: 1	H: 2	E: 0	K: 0	S: 5	L: 1	BF: 5	H: 2	R: 0	ER: 0	SO: 0	BB: 0	IBB: 0	HBP: 0	BLK: 0	WP: 0	HR: 0	S: 5	P: 5		

PITCHER	IP	WLS	BF	H	R	ER	SO	BB	IBB	HBP	BLK	WP	HR	S	P	ERA	WHIP
Milt Pappas, R ERA: 14.73 (1, 1)	3.2	L	23	8	6	6	2	3	1	0	0	2	1	23	39	14.73	3.000
Larry Jaster, L ERA: 1.69 (4, 1)	3.1		15	5	1	1	2	0	0	0	0	0	0	19	19	2.70	1.500
Hoyt Wilhelm, R ERA: 9.0 (8, 1)	1.0		5	2	1	1	0	0	0	0	0	0	0	5	5	9.00	2.000

**BOTTOM**

AB R H RBI BB SO LOB

3	1	3	0	2	0	0
5	2	1	1	0	1	8
5	1	1	1	0	0	3
4	2	3	2	1	0	0
4	0	1	3	0	1	1
5	0	2	0	0	1	3
5	1	1	0	0	1	3
4	0	0	0	0	0	1
3	1	3	1	1	0	0
0	0	0	0	0	0	0

AB 38  
R 8  
H 15  
RBI 8  
BB 4  
SO 4  
LOB 19



WP: 3 PA: 43  
PB: 0  
SB: 0  
CS: 0

**Atlanta Braves @ Houston Astros**  
Astrodome, Houston, TX

Sat Apr 11 1970, 7:05 PM EST  
Att. 16,047 - Dome

livebaseballscorecards.com

Batter	1	2	3	4	5	6	7	8	9	AB R H RBI BB SO LOB	TOP											
Sonny Jackson, L (1, 6) OBP: 0.407, SLG: 0.435	0-3 K		0-0 1B		0-0 4-3			0-0 4-3		4 0 1 0 0 1 0												
Felix Millan, R (1, 4) OBP: 0.400, SLG: 0.520	0-0 1B		0-0 4-3			0-0 6-3		0-3 K		4 0 1 0 0 1 1												
Hank Aaron, R (1, 9) OBP: 0.556, SLG: 0.818	0-0 L7			0-0 P6		0-0 2B			0-0 P4	4 0 1 0 0 0 1												
Rico Carty, R (1, 7) OBP: 0.385, SLG: 0.682	0-0 F8			0-0 1B		0-0 6-3			0-0 HR	4 1 2 0 0 0 2												
Orlando Cepeda, R (1, 3) OBP: 0.400, SLG: 0.783		0-3 K		0-0 2B		0-0 F9			0-0 HR	4 1 2 2 0 1 1												
Tony Gonzalez, L (1, 8) OBP: 0.280, SLG: 0.391		0-3 K		0-3 K			0-0 4-3		0-0 1B	4 1 1 0 0 2 2												
Clete Boyer, R (1, 5) OBP: 0.125, SLG: 0.095			0-0 F8		0-0 6-3		0-0 6-3		0-0 L1	3 0 0 0 0 0 2												
Rick Kester, R (7, 1)										0 0 0 0 0 0 0												
Ralph Garr, L (9, PH)										1 0 0 0 0 0 1												
Bob Didier, S (1, 2) OBP: 0.125, SLG: 0.125			0-3 K		0-0 P4		0-0 6-3		0-0 1B	4 0 1 1 0 1 0												
Phil Niekro, R (1, 1)			0-0 P4		0-0 P4			0-3 K	0-0 F8	2 0 0 0 0 0 0												
Bob Aspromonte, R (7, 5)										2 0 0 0 0 1 1												
<b>Inning Stats</b>	R: 0 E: 0 K: 1 S: 6	H: 1 LOB: 1 BB: 0 P: 6	R: 0 E: 0 K: 2 S: 7	H: 0 LOB: 0 BB: 0 P: 7	R: 0 E: 0 K: 1 S: 6	H: 1 LOB: 1 BB: 0 P: 6	R: 0 E: 0 K: 1 S: 7	H: 2 LOB: 2 BB: 0 P: 7	R: 0 E: 0 K: 0 S: 3	H: 0 LOB: 0 BB: 0 P: 3	R: 0 E: 0 K: 0 S: 4	H: 1 LOB: 1 BB: 0 P: 4	R: 0 E: 0 K: 0 S: 3	H: 0 LOB: 0 BB: 0 P: 3	R: 0 E: 0 K: 2 S: 7	H: 0 LOB: 0 BB: 0 P: 7	R: 3 E: 0 K: 0 S: 7	H: 4 LOB: 1 BB: 0 P: 7	1B: 4 2B: 4 3B: 0 HR: 1	SF: 0 SAC: 0 DP: 0 HBP: 0	WP: 0 PB: 0 SB: 1 CS: 0	PA: 36
<b>PITCHER</b> Larry Dierker, R (1, 1) ERA: 3.0	IP: 9.0 WLS: W BF: 36 H: 9 R: 3 ER: 3 SO: 7 BB: 0 IBB: 0 HBP: 0 BLK: 0 WP: 0 HR: 1 S: 50 P: 50 ERA: 3.00 WHIP: 1.000																					

Atlanta Braves @ Houston Astros  
Astrodome, Houston, TX  
Sun Apr 12 1970, 4:33 AM EST  
Att. 12,747 - Dome

livebaseballscorecards.com

AB 36  
R 3  
H 9  
RBI 3  
BB 0  
SO 7  
LOB 11



Batter	1	2	3	4	5	6	7	8	9	AB R H RBI BB SO LOB
Joe Morgan, L OBP: 0.444, SLG: 0.364 (1, 4)	0-3 K		0-3 K		0-0 F8		0-0 G3			4 0 0 0 0 2 0
Norm Miller, L OBP: 0.400, SLG: 0.692 (1, 9)	0-0 F8		0-0 HR		0-0 F2		4-0 BB			3 1 1 0 1 0 0
Jimmy Wynn, R OBP: 0.346, SLG: 0.640 (1, 8)	0-0 HR		0-0 HR		0-3 K		0-0 F7			4 2 2 3 0 1 1
Joe Papitone, L OBP: 0.615, SLG: 1.455 (1, 3)	0-0 2B		0-0 HR		0-0 P4		4-0 HR			3 2 2 1 1 0 0
Denis Menke, R OBP: 0.269, SLG: 0.333 (1, 6)	0-0 5-3		0-3 K		0-0 1B		0-0 4-3			4 1 1 0 0 1 2
Tommy Davis, R OBP: 0.308, SLG: 0.462 (1, 7)		0-0 4-3		0-0 HR		0-0 1B		0-0 1-3		4 1 2 2 0 0 1
Doug Rader, R OBP: 0.320, SLG: 0.739 (1, 5)		0-0 P4		0-3 K		0-0 F7		0-0 HR		4 1 1 2 0 1 1
Johnny Edwards, L OBP: 0.091, SLG: 0.048 (1, 2)		0-0 1-4-3		0-0 F8		0-3 K		4-0 FC6		3 0 0 0 1 1 1
Larry Dierker, R (1, 1)			0-0 5-3		0-3 K		0-0 P4	0-0 FC6		4 0 0 0 0 1 1

Inning Stats	R: 1	H: 2	E: 0	K: 1	S: 7	R: 0	H: 0	E: 0	K: 0	S: 3	R: 3	H: 3	E: 0	K: 2	S: 10	R: 1	H: 1	E: 0	K: 2	S: 8	R: 0	H: 0	E: 0	K: 1	S: 5	R: 1	H: 2	E: 0	K: 1	S: 7	R: 0	H: 0	E: 0	K: 0	S: 3	R: 2	H: 1	E: 0	K: 0	S: 4
	LOB: 1	BB: 0	LOB: 0	BB: 0		LOB: 0	BB: 0	LOB: 0	BB: 0		LOB: 1	BB: 0	LOB: 0	BB: 0		LOB: 1	BB: 0	LOB: 1	BB: 1		LOB: 1	BB: 2	LOB: 1	BB: 1	LOB: 1	BB: 2	LOB: 1	BB: 1	LOB: 1	BB: 0	LOB: 1	BB: 1	LOB: 1	BB: 2	LOB: 1	BB: 1	LOB: 1	BB: 2	LOB: 1	

PITCHER	IP	WLS	BF	H	R	ER	SO	BB	IBB	HBP	BLK	WP	HR	S	P	ERA	WHIP
Phil Niekro, R ERA: 10.0 (1, 1)	6.0	L	26	8	6	5	7	0	0	0	0	0	4	40	40	7.50	1.333
Rick Kester, R ERA: 4.5 (7, 1)	2.0		10	1	2	2	0	3	0	0	0	0	1	7	19	9.00	2.000

**BOTTOM**

**Atlanta Braves @ Houston Astros**  
Astrodome, Houston, TX

Sun Apr 12 1970, 4:33 AM EST  
Att. 12,747 - Dome

<b>AB</b>	<b>33</b>
<b>R</b>	<b>8</b>
<b>H</b>	<b>9</b>
<b>RBI</b>	<b>8</b>
<b>BB</b>	<b>3</b>
<b>SO</b>	<b>7</b>
<b>LOB</b>	<b>7</b>



WP	HR	S	P	ERA	WHIP
0	1	12	1	9.00	2.000

Batter	1	2	3	4	5	6	7	8	9	AB R H RBI BB SO LOB	TOP		
<b>Bobby Bonds, R</b> (1, 9) OBP: 0.333, SLG: 0.357	0-0 3-1 2B	0-0 G6-4-3		0-3 K			0-3 K		0-0 6-3	5 0 1 0 0 2 3			
<b>Ron Hunt, R</b> (1, 4) OBP: 0.375, SLG: 0.438	0-0 3-1 2-3		0-0 F8			0-0 BB 1B	0-0 5-3		0-0 F9	5 1 1 0 0 0 1			
<b>Willie Mays, R</b> (1, 8) OBP: 0.407, SLG: 0.391 <b>Bob Burda, L</b> (5, 3) OBP: 0.600, SLG: 0.333	0-0 F3		0-0 1-3-1 1B 2B			0-0 F8	0-0 1B			3 1 1 0 0 0 2 1 0 1 0 0 0 0			
<b>Willie McCovey, L</b> (1, 3) OBP: 0.364, SLG: 0.125 <b>Steve Whitaker, L</b> (5, 7) OBP: 0.571, SLG: 0.667	0-0 3-1		0-0 1-3-1			4-0 BB BB BB 1-2 1B BB	0-0 F8			2 0 0 0 1 0 2 1 0 0 0 0 0 1			
<b>Ken Henderson, S</b> (1, 7) OBP: 0.559, SLG: 0.621 (5, 8)		0-0 1B 2B	0-0 E 1B			0-0 G4-6-3 1-2 2-H 1B		0-3 K		4 1 3 2 0 1 0			
<b>Al Gallagher, R</b> (1, 5) OBP: 0.457, SLG: 0.606		4-0 BB BB BB BB G3 1B BB	0-0 E4 1-2			0-0 G4-6-3 1-2f		0-0 F4		3 0 0 0 1 0 3			
<b>Dick Dietz, R</b> (1, 2) OBP: 0.483, SLG: 0.760 <b>Bob Taylor, L</b> (8, 2) OBP: 0.429, SLG: 0.200		0-0 1-2 2-H G3 1B	0-0 3-1			4-0 BB BB BB G4-6-3 BB		0-0 FC6-4 1B		3 0 2 1 1 0 2 0 0 0 0 0 0 0			
<b>Bob Heise, R</b> (1, 6)		0-0 G3 1-2 2-3		0-0 5-3		0-0 G4-6-3 1-2f		0-0 FC6-4		4 0 0 0 0 0 4			
<b>Frank Reberger, L</b> (1, 1) <b>Jim Johnson, L</b> (1, 1) <b>Ron Bryant, S</b> (4, 1) OBP: 0.333, SLG: 0.333 <b>Don Mason, L</b> (9, PH)		4-0 BB BB BB BB G6-4-3 BB	0-3 K			0-0 1-3		0-0 3-1		0 0 0 0 0 0 0 1 0 0 0 1 1 0 1 0 0 0 0 0 0 1 0 0 0 0 0 0			
<b>Inning Stats</b>	R: 0 E: 0 K: 0 S: 4 H: 1 LOB: 1 BB: 0 P: 4	R: 1 E: 0 K: 0 S: 4 H: 2 LOB: 2 BB: 2 P: 12	R: 1 E: 1 K: 0 S: 6 H: 2 LOB: 2 BB: 0 P: 6	R: 0 E: 0 K: 2 S: 7 H: 0 LOB: 0 BB: 0 P: 7	R: 1 E: 0 K: 0 S: 4 H: 2 LOB: 1 BB: 1 P: 8	R: 0 E: 0 K: 0 S: 2 H: 0 LOB: 0 BB: 1 P: 6	R: 0 E: 0 K: 1 S: 6 H: 1 LOB: 1 BB: 0 P: 6	R: 0 E: 0 K: 1 S: 6 H: 1 LOB: 1 BB: 0 P: 6	R: 0 E: 0 K: 0 S: 3 H: 0 LOB: 0 BB: 0 P: 3	1B: 6 2B: 3 3B: 0 HR: 0 SF: 0 SAC: 0 DP: 3 HBP: 0	WP: 0 PB: 0 SB: 0 CS: 0 PA: 38		
<b>PITCHER</b>	IP WLS BF H R ER SO BB IBB HBP BLK WP HR S P ERA WHIP											<b>PITCHER</b>	IP WLS BF H R ER SO BB IBB HBP BLK WP HR S P ERA WHIP
<b>Pat Jarvis, R</b> (1, 1) ERA: 1.93 <b>Bob Priddy, R</b> (6, 1) ERA:	5.0 W 25 7 3 3 2 4 0 0 0 0 0 0 25 41 5.40 2.200												

**San Francisco Giants @ Atlanta Braves**  
Atlanta Stadium, Atlanta, GA

**AB 34**  
**R 3**  
**H 9**  
**RBI 3**  
**BB 4**  
**SO 4**  
**LOB 18**



Mon Apr 13 1970, 6:05 PM EST  
Att: 37,181 - Unknown

[livebaseballscorecards.com](http://livebaseballscorecards.com)

Batter	1	2	3	4	5	6	7	8	9
Sonny Jackson, L OBP: 0.387, SLG: 0.444 (1, 6)	0-0 HR 2B	0-0 SH1-3		0-0 F7	0-0 6-3			0-0 F7	
Felix Millan, R OBP: 0.367, SLG: 0.467 (1, 4)	0-0 B1-3	0-0 P3		0-0 1B 1B 1B		0-0 F8		0-3 K	
Hank Aaron, R OBP: 0.663, SLG: 0.885 (1, 9)	0-0 HR	0-0 F6		0-0 1B 1B		4-0 1B BB		0-0 5-3	
Rico Carty, R OBP: 0.433, SLG: 0.680 Mike Lum, L OBP: 0.250, SLG: 0.250 (1, 7) (7, 7)	4-0 1B BB		0-0 F9	0-0 3B 1B		0-0 1-2 1B			
Orlando Cepeda, R OBP: 0.448, SLG: 0.769 (1, 3)	0-0 1B SF9 1B		0-0 G3 1B	4-0 3B IBB		0-3 K			
Tony Gonzalez, L OBP: 0.310, SLG: 0.481 (1, 8)	0-0 FC6-4 1B		0-0 G3	0-0 3B		0-0 1-3			
Clete Boyer, R OBP: 0.107, SLG: 0.083 (1, 5)	0-0 SF9		0-0 F3	0-0 5-3			0-0 4-3		
Bob Tillman, R OBP: 0.238, SLG: 0.429 (1, 2)	0-0 FC6-4		0-0 F4	0-3 K		0-0 F9			
Pat Jarvis, R OBP: 0.250, SLG: 0.250 Bob Priddy, R (6, 1)		0-0 SH1-3 1B		0-0 1B 1B		0-3 F8 K			

AB	R	H	RBI	BB	SO	LOB
4	1	1	0	0	0	1
5	1	1	0	0	1	2
4	2	2	3	1	0	1
3	2	2	2	1	0	0
0	0	0	0	0	0	0
3	2	2	0	1	1	2
4	0	2	3	0	0	3
3	0	0	1	0	0	2
4	0	0	0	0	1	1
3	1	2	0	0	0	0
1	0	0	0	0	1	0

BOTTOM	
AB	34
R	9
H	12
RBI	9
BB	3
SO	4
LOB	12
WP: 0	PA: 39
PB: 0	
SB: 0	
CS: 0	

San Francisco Giants @ Atlanta Braves  
Atlanta Stadium, Atlanta, GA  
Mon Apr 13 1970, 6:05 PM EST  
Att. 37,181 - Unknown

livebaseballscorecards.com



Inning Stats		R	H	E	K	S	L	P	BB	IBB	HBP	BLK	WP	HR	S	P	ERA	WHIP	
1	R: 4 E: 0 K: 0 S: 7	H: 4 LOB: 1 BB: 1 P: 11																	
2	R: 0 E: 0 K: 0 S: 4	H: 1 LOB: 1 BB: 0 P: 4																	
3	R: 0 E: 0 K: 0 S: 4	H: 1 LOB: 1 BB: 0 P: 4																	
4	R: 5 E: 0 K: 0 S: 8	H: 5 LOB: 1 BB: 1 P: 12																	
5	R: 0 E: 0 K: 1 S: 5	H: 0 LOB: 0 BB: 0 P: 5																	
6	R: 0 E: 0 K: 1 S: 6	H: 1 LOB: 2 BB: 1 P: 10																	
7	R: 0 E: 0 K: 1 S: 5	H: 0 LOB: 0 BB: 0 P: 5																	
8	R: 0 E: 0 K: 1 S: 5	H: 0 LOB: 0 BB: 0 P: 5																	
9	R: 0 E: 0 K: 1 S: 5	H: 0 LOB: 0 BB: 0 P: 5																	
PITCHER		IP	WLS	BF	H	R	ER	SO	BB	IBB	HBP	BLK	WP	HR	S	P	ERA	WHIP	
Frank Reberger, R ERA: 7.11		(1, 1)	0.1	L	6	4	4	0	0	0	0	0	0	0	17	21	13.50	2.100	
Jim Johnson, L ERA: 13.5		(1, 1)	3.1		18	7	5	0	0	1	0	0	0	0	22	26	0.00	0.462	
Ron Bryant, L ERA: 2.38		(4, 1)	4.1		15	1	0	0	4	1	0	0	0	0	22	26	0.00	0.462	

San Francisco Giants @ Atlanta Braves  
 Atlanta Stadium, Atlanta, GA

Tue Apr 14 1970, 6:05 PM EST  
 Att: 11,350 - Unknown

AB	38
R	15
H	15
RBI	15
BB	11
SO	10
LOB	24



WP	0	PA	50
PB	0		
SB	0		
CS	0		

AB R H RBI BB SO LOB

3	3	1	1	3	1	0
6	1	2	0	0	1	5
4	4	4	4	2	0	0
5	2	2	3	1	1	4
5	0	0	1	0	5	6
3	1	2	2	2	0	3
5	1	2	4	0	0	2
3	1	1	0	2	1	0
1	0	0	0	0	1	0
1	1	1	0	0	0	0
1	0	0	0	0	0	3
0	0	0	0	0	0	0
1	0	0	0	0	0	1
0	1	0	0	1	0	0

Batter	1	2	3	4	5	6	7	8	9
<b>Bobby Bonds, R</b> (1, 9) OBP: 0.385, SLG: 0.355	0-3 K		4-0 1B BB	0-0 2B 1B	0-0 6-3		4-0 BB		4-0 HR BB
<b>Ron Hunt, R</b> (1, 4) OBP: 0.364, SLG: 0.409	0-0 1B 1B		0-0 1B 1B	F6	F6		0-3 K		0-0 F4
<b>Ken Henderson, S</b> (1, 8) OBP: 0.625, SLG: 0.758	0-0 BB 1B		4-0 1B BB	2B SF9 1B				4-0 HR BB	0-0 HR
<b>Willie McCovey, L</b> (1, 3) OBP: 0.385, SLG: 0.310	4-0 1-2 BB		0-3 K	SF9 1B 2B	1-3			0-0 HR	0-0 F3
<b>Steve Whitaker, L</b> (1, 7) OBP: 0.308, SLG: 0.364	0-3 K		0-3 K	SF9		0-3 K		0-3 K	0-3 K
<b>Al Gallagher, R</b> (1, 5) OBP: 0.500, SLG: 0.611	0-0 3-1		0-0 HR 1B	BB 1B BB		0-0 G6-4-3 1B		4-0 G6-4-3 BB	
<b>Dick Dietz, R</b> (1, 2) OBP: 0.471, SLG: 0.800		0-0 5-3	0-0 HR	1-2 2-H 3-H 1B	0-0 BB 1B	0-0 G6-4-3		0-0 G6-4-3	
<b>Bob Heise, R</b> (1, 6) OBP: 0.231, SLG: 0.091		0-0 5-3	0-3 K	1-2 2-3 BB	4-0 FC6-4 BB		0-0 G4-6-3 1B		4-0 BB BB BB
<b>Rich Robertson, R</b> (1, 1) <b>Frank Reberger, L</b> (2, 1) <b>Bob Taylor, L</b> (4, PH) <b>Frank Linzy, R</b> (4, 1) <b>Don Mason, L</b> (7, PH) <b>Don McMahon, R</b> (7, 1)	0-3 K			1B 2B	FC6-4		0-0 G4-6-3		4-0 HR BB BB

Inning Stats	R	H	E	K	S	H	LOB	ER	SO	BB	IBB	HBP	BLK	WP	HR	S	P	ERA	WHIP
	0	2	0	2	9	0	3	0	0	1	0	0	0	0	0	7	4	16.88	3.000
	0	0	0	1	5	0	0	0	0	1	0	0	0	0	1	4	4	9.00	1.000
	0	0	0	1	5	0	0	0	0	1	0	0	0	0	1	4	8	27.00	6.000
	0	0	0	1	5	0	0	0	0	1	0	0	0	0	0	1	13	40.50	4.500
	0	0	0	1	5	0	0	0	0	1	0	0	0	0	0	9	5	13.5	1.000
	2	1	0	2	5	1	0	0	0	1	0	0	0	0	1	1	1	9.00	1.000

PITCHER	IP	WLS	BF	H	R	ER	SO	BB	IBB	HBP	BLK	WP	HR	S	P	ERA	WHIP	
<b>Jim Nash, R</b> (1, 1) ERA: 4.63	2.2		16	5	5	5	5	3	0	0	0	0	1	23	35	16.88	3.000	
<b>Rick Kester, R</b> (3, 1) ERA: 9.64	0.2		5	3	3	3	1	0	0	0	0	0	0	7	7	40.50	4.500	
<b>Hoyt Wilhelm, R</b> (4, 1) ERA: 6.35	3.2		18	5	2	2	2	4	0	0	0	0	0	18	34	4.91	2.455	
<b>Larry Jaster, L</b> (8, 1) ERA: 3.18	0.1		3	1	1	1	1	1	0	0	0	0	1	4	8	27.00	6.000	
<b>Gary Neibauer, R</b> (8, 1) ERA: 40.5	0.2	L	4	0	3	3	0	3	0	0	0	0	0	1	13	40.50	4.500	
<b>Milt Pappas, R</b> (9, 1) ERA: 13.5	1.0		4	1	1	1	1	0	0	0	0	0	0	1	6	6	9.00	1.000



Batter	1	2	3	4	5	6	7	8	9	AB	R	H	RBI	BB	SO	LOB
Sonny Jackson, L (1, 6) OBP: 0.389, SLG: 0.419	0-0 F7	0-0 WP E 1-2 2-3 1B	4-0 HR BB		0-0 6-3		0-0 F7			4	2	1	0	1	0	0
Felix Millan, R (1, 4) OBP: 0.400, SLG: 0.455	0-0 6-3	4-0 E 1B 1-2 2-3 BB	0-0 F6		1-0 HBP		0-0 CS 1B			3	1	1	0	1	0	1
Hank Aaron, R (1, 9) OBP: 0.514, SLG: 0.871	0-0 5-3	0-0 E6 1B 1-3 2-H 3-H BB	0-0 HR 1-H		0-0 F5		0-0 F5 1-2			5	2	1	3	0	0	3
Rico Carty, R (1, 7) OBP: 0.486, SLG: 0.690		0-0 1B 2B 1B	4-0 BB		0-0 6-3 1B 1B		0-0 F9			4	2	3	1	1	0	0
Orlando Cepeda, R (1, 3) OBP: 0.441, SLG: 0.700		0-0 1B 2B 1B	0-0 F7		0-0 F7		0-0 F5			4	1	1	0	1	0	2
Tony Gonzalez, L (1, 8) OBP: 0.324, SLG: 0.500		0-0 1B 2B 1B		0-0 6-3		0-0 6-3 1-2		0-0 F8		5	1	2	3	0	0	1
Clete Boyer, R (1, 5) OBP: 0.152, SLG: 0.138		0-0 FC3-5 1B 1B K		0-0 F6		0-0 S 1B 2-H		0-3 K		5	0	2	1	0	2	3
Bob Tillman, R (1, 2) OBP: 0.269, SLG: 0.400		0-0 FC3-5 WP 1B K		0-0 F5		4-0 IBB		0-0 F3		4	1	1	1	1	1	3
Jim Nash, R (1, 1) Rick Kester, R (3, 1) Hoyt Wilhelm, R (4, 1) Larry Jaster, L (8, 1) Gary Neibauer, R (8, 1) Mike Lum, L (9, 8) Milt Pappas, R (9, 1)		0-0 FC3-5 WP E 1B 1-2 2-3f	0-0 5-3		0-0 F9		0-3 K		0-0 6-3		1	1	0	0	0	2

Inning Stats	R: 0	H: 0	E: 0	K: 0	S: 3	R: 8	H: 8	E: 1	K: 2	S: 16	R: 2	H: 1	E: 0	K: 0	S: 4	R: 0	H: 0	E: 0	K: 0	S: 3	R: 1	H: 2	E: 0	K: 1	S: 7	R: 0	H: 1	E: 0	K: 0	S: 3	R: 0	H: 0	E: 0	K: 1	S: 5	1B: 10	SF: 0	2B: 1	SAC: 0	3B: 0	DP: 0	HR: 1	HBP: 1	WP: 1	PA: 45
--------------	------	------	------	------	------	------	------	------	------	-------	------	------	------	------	------	------	------	------	------	------	------	------	------	------	------	------	------	------	------	------	------	------	------	------	------	--------	-------	-------	--------	-------	-------	-------	--------	-------	--------

PITCHER	IP	WLS	BF	H	R	ER	SO	BB	IBB	HBP	BLK	WP	HR	S	P	ERA	WHIP
Rich Robertson, R (1, 1) ERA: 9.0	1.1		10	6	6	6	0	0	0	0	0	0	0	10	10	40.50	4.500
Frank Reberger, R (2, 1) ERA: 9.0	1.2		13	3	4	3	2	4	0	0	0	1	1	13	29	16.20	4.200
Frank Linzy, R (4, 1) ERA: 2.45	3.0		13	2	1	1	1	0	1	1	0	0	0	13	18	3.00	0.667
Don McMahon, R (7, 1) ERA: 3.38	3.0	W	9	1	0	0	1	0	0	0	0	0	0	11	11	0.00	0.333


**BOTTOM**

**San Francisco Giants @ Atlanta Braves**  
Atlanta Stadium, Atlanta, GA

Tue Apr 14 1970, 6:05 PM EST  
Att. 11,350 - Unknown

livebaseballscorecards.com

AB	39
R	11
H	12
RBI	9
BB	5
SO	4
LOB	17



Batter	1	2	3	4	5	6	7	8	9	AB R H RBI BB SO LOB	TOP	
Tommy Dean, R (1, 6) OBP: 0.286, SLG: 0.429 Jose Arcia, R (4, 6) OBP: 0.400, SLG: 0.400 Van Kelly, L (9, PH) OBP: 0.167, SLG: 0.217	0-0 F9		0-0 SH HR		0-0 F3		0-0 G6-3 1B		0-3 K	1 1 0 0 0 0 0 2 0 1 0 0 0 0 1 0 0 0 0 1 2	<b>San Diego Padres @ Atlanta Braves</b> Atlanta Stadium, Atlanta, GA Wed Apr 15 1970, 6:05 PM EST Att. 5,457 - Unknown	
Jerry Morales, R (1, 7) OBP: 0.059, SLG: 0.059	0-0 5-3		0-3 K		0-0 F4		0-0 G6-3			4 0 0 0 0 1 3		
Ollie Brown, R (1, 9) OBP: 0.139, SLG: 0.139	0-0 F7		0-0 F7		0-3 K					4 0 0 0 0 1 2		
Nate Colbert, R (1, 3) OBP: 0.371, SLG: 0.733		0-0 6-3	0-0 HR		0-0 HR					4 2 2 4 0 0 0		
Dave Campbell, R (1, 4) OBP: 0.303, SLG: 0.344		0-0 F8	0-0 F7		0-0					4 0 0 0 0 0 0		
Cito Gaston, R (1, 8) OBP: 0.417, SLG: 0.576		0-0 HR		0-0 6-3		0-0				4 1 2 1 0 0 0		
Ed Spiezio, R (1, 5) OBP: 0.471, SLG: 0.600		0-0 FC6 1B		0-0 F4		0-0 1B				4 0 3 0 0 0 0		
Chris Cannizzaro, R (1, 2) OBP: 0.267, SLG: 0.214		0-0 FC6		0-0 1B		0-0				3 0 1 0 0 0 2		
Mike Corkins, R (1, 1) OBP: 0.250, SLG: 0.250 Ron Herbel, R (7, 1) Al Ferrara, R (9, PH) OBP: 0.292, SLG: 0.364			0-0 SH HR 1B		0-0 F2		0-3 K		0-0 F3	3 1 1 0 0 1 1 0 0 0 0 0 0 0 1 0 0 0 0 0 2		
<b>Inning Stats</b>	R: 0 H: 0 E: 0 LOB: 0 K: 0 BB: 0 S: 3 P: 3	R: 1 H: 2 E: 0 LOB: 1 K: 0 BB: 0 S: 5 P: 5	R: 3 H: 2 E: 1 LOB: 0 K: 1 BB: 0 S: 8 P: 8	R: 0 H: 1 E: 0 LOB: 1 K: 0 BB: 0 S: 4 P: 4	R: 0 H: 0 E: 0 LOB: 0 K: 1 BB: 0 S: 5 P: 5	R: 1 H: 2 E: 0 LOB: 1 K: 0 BB: 0 S: 5 P: 5	R: 0 H: 1 E: 0 LOB: 0 K: 1 BB: 0 S: 5 P: 5	R: 0 H: 0 E: 0 LOB: 0 K: 0 BB: 0 S: 3 P: 3	R: 0 H: 2 E: 0 LOB: 2 K: 1 BB: 0 S: 7 P: 7	1B: 7 SF: 0 2B: 0 SAC: 2 3B: 0 DP: 1 HR: 3 HBP: 0	WP: 0 PA: 37 PB: 0 SB: 0 CS: 0	
<b>PITCHER</b> George Stone, L (1, 1) ERA: 1.06 Bob Priddy, R (9, 1) ERA:	IP WLS BF H R ER SO BB IBB HBP BLK WP HR S P ERA WHIP	8.0 W 34 10 5 2 3 0 0 0 0 0 3 40 40 2.25 1.250	1.0 S 3 0 0 0 1 0 0 0 0 0 0 5 5 0.00 0.000									IP WLS BF H R ER SO BB IBB HBP BLK WP HR S P ERA WHIP

livebaseballscorecards.com

<b>AB</b>	35
<b>R</b>	5
<b>H</b>	10
<b>RBI</b>	5
<b>BB</b>	0
<b>SO</b>	4
<b>LOB</b>	12



Batter	1	2	3	4	5	6	7	8	9
Sonny Jackson, L (1, 6) OBP: 0.390, SLG: 0.400	0-0 4-3		4-0 BB	0-0 1B			0-0	0-0	
Felix Millan, R (1, 4) OBP: 0.385, SLG: 0.417	0-0 5-3		0-0 F8	0-0 F3			4-0 FC BB		
Hank Aaron, R (1, 9) OBP: 0.463, SLG: 0.771	0-0 F8		0-0 5-3		0-0		0-0 FC 1B 1B		
Rico Carty, R (1, 7) OBP: 0.487, SLG: 0.697		0-0 6-3		0-0 F9	0-0 2B		0-0 1B 1B		
Orlando Cepeda, R (1, 3) OBP: 0.474, SLG: 0.824		0-0 HR		0-0 1B 2B			0-0 E9 1B		
Tony Gonzalez, L (1, 8) OBP: 0.289, SLG: 0.444		0-0 F8		0-0 6-3			0-0		
Clete Boyer, R (1, 5) OBP: 0.216, SLG: 0.258		0-0 HR		4-0 1B 1B 1B BB		0-0		4-0 SH BB	
Bob Didier, S (1, 2) OBP: 0.182, SLG: 0.182		0-0 1-3		0-0 1B 1B		0-0		0-0 SH	
George Stone, L (1, 1) OBP: 0.250, SLG: 0.250 Bob Priddy, R (9, 1)			0-0 5-3	0-0 1B 1B		0-0		0-0	

AB	R	H	RBI	BB	SO	LOB
4	0	1	2	1	0	1
3	0	0	0	1	0	3
4	1	0	0	0	0	2
4	1	2	0	0	0	0
4	2	3	2	0	0	1
4	0	0	0	0	0	3
2	2	1	1	2	0	0
3	1	1	1	0	0	0
4	0	1	0	0	0	1
0	0	0	0	0	0	0

**BOTTOM**

**San Diego Padres @ Atlanta Braves**  
 Atlanta Stadium, Atlanta, GA  
 Wed Apr 15 1970, 6:05 PM EST  
 Att. 5,457 - Unknown

AB	32
R	7
H	9
RBI	6
BB	4
SO	0
LOB	11



1B: 5	SF: 0	WP: 0	PA: 37
2B: 2	SAC: 1	PB: 0	
3B: 0	DP: 0	SB: 0	
HR: 2	HBP: 0	CS: 0	

Inning Stats		R: 0	H: 0	R: 2	H: 2	R: 0	H: 0	R: 3	H: 4	R: 0	H: 1	R: 0	H: 0	R: 2	H: 2	R: 0	H: 0
E: 0	LOB: 0	E: 0	LOB: 0	E: 0	LOB: 1	E: 0	LOB: 2	E: 0	LOB: 0	E: 1	LOB: 1	E: 0	LOB: 0	E: 0	LOB: 1	E: 0	LOB: 1
K: 0	BB: 0	K: 0	BB: 0	K: 0	BB: 1	K: 0	BB: 1	K: 0	BB: 0	K: 0	BB: 1	K: 0	BB: 0	K: 0	BB: 1	K: 0	BB: 1
S: 3	P: 3	S: 5	P: 5	S: 3	P: 7	S: 7	P: 11	S: 4	P: 4	S: 5	P: 9	S: 3	P: 3	S: 5	P: 7	S: 3	P: 7

PITCHER		IP	WLS	BF	H	R	ER	SO	BB	IBB	HBP	BLK	WP	HR	S	P	ERA	WHIP
Mike Corkins, R (1, 1)	ERA: 6.23	6.1	L	29	7	6	6	0	3	0	0	0	0	2	26	38	8.53	1.579
Ron Herbel, R (7, 1)	ERA: 1.23	1.2		8	2	1	0	0	1	0	0	0	0	0	7	11	0.00	1.800

WP	HR	S	P	ERA	WHIP
0	0	0	0	0.00	1.800

Batter	1	2	3	4	5	6	7	8	9	10	AB R H RBI BB SO LOB	TOP
<b>Jose Arcia, R</b> (1, 6) S OBP: 0.375, SLG: 0.286 <b>Al Ferrara, R</b> (8, PH) OBP: 0.280, SLG: 0.348 <b>Gary Ross, R</b> (8, 1) <b>Ivan Murrell, R</b> (10, PH) OBP: 0.500, SLG: 1.250 <b>Tom Dukes, R</b> (10, 1)	0-3 K ①		0-0 K ①		4-0 IBB ③			0-0 K ②		0-0 HR ②	2 0 0 0 1 1 0	
<b>Van Kelly, L</b> (1, 5) X OBP: 0.207, SLG: 0.250	0-0 G4-6-3 1B		0-0 K ②		0-0 K ③			0-0 HR 1B ②		0-0 K ②	5 1 2 0 0 0 1	
<b>Cito Gaston, R</b> (1, 8) X OBP: 0.390, SLG: 0.526	0-0 G4-6-3 ③ 1-2f		0-3 K ③				0-0 K ①	0-0 HR 1B ②		0-0 K ③	5 1 1 0 0 1 1	
<b>Nate Colbert, R</b> (1, 3) OBP: 0.359, SLG: 0.765		0-3 K ①		0-3 K ①			0-0 K ②	0-0 HR ③			4 1 1 3 0 2 0	
<b>Dave Campbell, R</b> (1, 4) OBP: 0.270, SLG: 0.306		0-0 E6 1B BLK		0-0 K ②			0-3 K ③	0-0 K ③			4 1 0 0 0 1 0	
<b>Ollie Brown, R</b> (1, 9) OBP: 0.200, SLG: 0.225		0-0 BLK 1B 1-3		0-0 K ②			0-0 G5-4-3 1B ①		0-3 K ①		4 0 3 0 0 1 0	
<b>Jerry Morales, R</b> (1, 7) OBP: 0.095, SLG: 0.050		4-0 BB 1-2 3-H BB ②		0-0 K ③			0-0 F ①		0-0 K ②		3 0 0 0 1 0 2	
<b>Bob Barton, R</b> (1, 2) X		0-0 F ②		0-3 K ①			0-0 G5-4-3 ② ③ 1-2f		0-0 K ③		4 0 0 0 0 1 3	
<b>Pat Dobson, R</b> (1, 1) X <b>Ray Webster, L</b> (8, PH) OBP: 0.167, SLG: 0.167 <b>Ron Slocum, R</b> (8, 6)		0-0 K ③		0-0 K ②				0-0 K ①		0-0 K ①	2 0 0 0 0 0 2	
<b>Inning Stats</b>	R: 0 H: 1 E: 0 LOB: 0 K: 1 BB: 0 S: 5 P: 5	R: 1 H: 1 E: 1 LOB: 2 K: 1 BB: 1 S: 7 P: 11	R: 0 H: 0 E: 0 LOB: 0 K: 1 BB: 0 S: 5 P: 5	R: 0 H: 1 E: 0 LOB: 1 K: 1 BB: 0 S: 6 P: 6	R: 0 H: 0 E: 0 LOB: 1 K: 1 BB: 1 S: 5 P: 9	R: 0 H: 0 E: 0 LOB: 0 K: 1 BB: 0 S: 5 P: 5	R: 0 H: 1 E: 0 LOB: 0 K: 0 BB: 0 S: 3 P: 3	R: 3 H: 3 E: 0 LOB: 0 K: 0 BB: 0 S: 6 P: 6	R: 0 H: 0 E: 0 LOB: 0 K: 1 BB: 0 S: 5 P: 5	R: 1 H: 1 E: 0 LOB: 0 K: 0 BB: 0 S: 4 P: 4	1B: 5 SF: 0 2B: 1 SAC: 0 3B: 0 DP: 2 HR: 2 HBP: 0	WP: 0 PA: 39 PB: 0 SB: 0 CS: 0
<b>PITCHER</b> <b>Phil Niekro, R</b> (1, 1) ERA: 6.63	IP 10.0 WLS L BF 39 H 8 R 5 ER 4 SO 7 BB 1 IBB 1 HBP 0 BLK 1 WP 0 HR 2 S 51 P 59 ERA 3.60 WHIP 0.900											

**San Diego Padres @ Atlanta Braves**  
 Atlanta Stadium, Atlanta, GA  
 Thu Apr 16 1970, 6:05 PM EST  
 Att: 5,358 - Unknown

livebaseballscorecards.com

**AB 37**  
**R 5**  
**H 8**  
**RBI 4**  
**BB 2**  
**SO 7**  
**LOB 9**



# San Diego Padres @ Atlanta Braves

Atlanta Stadium, Atlanta, GA

Thu Apr 16 1970, 6:05 PM EST  
Att. 5,358 - Unknown

[livebaseballscorecards.com](http://livebaseballscorecards.com)

AB	38
R	4
H	11
RBI	4
BB	4
SO	3
LOB	17



WP:	0	PA:	43
PB:	0		
SB:	0		
CS:	1		

Batter	1	2	3	4	5	6	7	8	9	10	AB	R	H	RBI	BB	SO	LOB
Sonny Jackson, L OBP: 0.391, SLG: 0.400 (1, 6)	0-0		0-0	K			0-0		0-0		5	1	2	0	0	1	0
Felix Millan, R OBP: 0.395, SLG: 0.425 (1, 4)	0-0		0-0				0-0		0-0		4	1	2	0	0	0	1
Tony Gonzalez, L OBP: 0.302, SLG: 0.463 (1, 8)	0-0		0-0				0-0		0-0		5	1	2	1	0	0	2
Rico Carty, R OBP: 0.477, SLG: 0.649 (1, 7)	0-0		4-0				0-0		0-0		4	1	1	1	1	0	1
Orlando Cepeda, R OBP: 0.465, SLG: 0.769 (1, 3)	0-0		0-0	F			0-0		0-0		5	0	2	0	0	0	3
Mike Lum, L OBP: 0.200, SLG: 0.111 (1, 9)	0-3		4-0				0-0		0-0		4	0	0	0	1	1	2
Clete Boyer, R OBP: 0.244, SLG: 0.294 (1, 5)	4-0		0-0				0-0		0-0		4	0	1	2	1	1	2
Bob Didier, S OBP: 0.267, SLG: 0.214 (1, 2)	0-0		4-0				0-0		0-0		3	0	1	0	1	0	1
Phil Niekro, R (1, 1)	0-0		0-0				0-0		0-0		4	0	0	0	0	0	5

Inning Stats	R	H	E	K	S	H	LOB	BB	IBB	HBP	BLK	WP	HR	S	P	ERA	WHIP				
R: 1 E: 0 K: 0 S: 5	H: 2 LOB: 1 BB: 0 P: 5	R: 0 E: 0 K: 1 S: 5	H: 1 LOB: 2 BB: 1 P: 9	R: 3 E: 0 K: 0 S: 6	H: 3 LOB: 3 BB: 3 P: 18	R: 0 E: 0 K: 1 S: 5	H: 0 LOB: 0 BB: 0 P: 5	R: 0 E: 0 K: 0 S: 3	H: 1 LOB: 0 BB: 0 P: 3	R: 0 E: 0 K: 1 S: 5	H: 0 LOB: 0 BB: 0 P: 5	R: 0 E: 0 K: 0 S: 4	H: 2 LOB: 1 BB: 0 P: 4	R: 0 E: 0 K: 0 S: 4	H: 1 LOB: 1 BB: 0 P: 4	R: 0 E: 0 K: 0 S: 4	H: 1 LOB: 1 BB: 0 P: 4	R: 0 E: 0 K: 0 S: 3	H: 0 LOB: 0 BB: 0 P: 3	1B: 9 2B: 2 3B: 0 HR: 0	SF: 0 SAC: 1 DP: 1 HBP: 0

PITCHER	IP	WLS	BF	H	R	ER	SO	BB	IBB	HBP	BLK	WP	HR	S	P	ERA	WHIP
Pat Dobson, R ERA: 4.74 (1, 1)	7.0		32	9	4	4	3	3	1	0	0	0	0	33	49	5.14	1.714
Gary Ross, R ERA: 4.22 (8, 1)	2.0	W	8	2	0	0	0	0	0	0	0	0	0	8	8	0.00	1.000
Tom Dukes, R ERA: 5.06 (10, 1)	1.0	S	3	0	0	0	0	0	0	0	0	0	0	3	3	0.00	0.000

PITCHER	IP	WLS	BF	H	R	ER	SO	BB	IBB	HBP	BLK	WP	HR	S	P	ERA	WHIP
Pat Dobson, R ERA: 4.74 (1, 1)	7.0		32	9	4	4	3	3	1	0	0	0	0	33	49	5.14	1.714
Gary Ross, R ERA: 4.22 (8, 1)	2.0	W	8	2	0	0	0	0	0	0	0	0	0	8	8	0.00	1.000
Tom Dukes, R ERA: 5.06 (10, 1)	1.0	S	3	0	0	0	0	0	0	0	0	0	0	3	3	0.00	0.000

BOTTOM

TOP

Los Angeles Dodgers @ Atlanta Braves  
Atlanta Stadium, Atlanta, GA

Sat Apr 18 1970, 6:05 PM EST  
Att. 21,815 - Unknown

livebaseballscorecards.com

AB	35
R	5
H	9
RBI	5
BB	2
SO	5
LOB	19



AB R H RBI BB SO LOB

4	1	1	0	1	0	3
5	0	1	0	0	1	3
4	0	0	1	0	1	2
4	0	0	0	0	0	2
4	1	2	0	0	2	0
3	1	1	0	0	0	1
3	1	1	0	0	0	2
1	0	0	0	0	0	1
0	0	0	0	0	0	0
3	1	1	2	1	1	2
3	0	2	2	0	0	1
1	0	0	0	0	0	2

Batter	1	2	3	4	5	6	7	8	9
<b>Maury Wills, S</b> (1, 6) OBP: 0.356, SLG: 0.270	4-0 S BB	0-0 G3		0-0 FC4-6 1-2f			0-0 SF8 3B		0-0
<b>Wes Parker, S</b> (1, 3) OBP: 0.227, SLG: 0.214	0-3 K 1-2		0-0 G6-3 1B	0-0 F7			0-0 4-3		0-0
<b>Willie Davis, L</b> (1, 8) OBP: 0.163, SLG: 0.146	0-3 K		0-0 F8				0-0 SF8		0-0
<b>Andy Kosco, R</b> (1, 9) OBP: 0.136, SLG: 0.409	0-0 4-3		0-0 G6-3 1-2f				0-0 F6 3-H		0-0
<b>Willie Crawford, L</b> (1, 7) OBP: 0.258, SLG: 0.333		0-3 K		0-0 FC1-6 3B 1B			0-3 K		0-0 SH3-4 1B
<b>Jim Lefebvre, S</b> (1, 5) OBP: 0.304, SLG: 0.200		0-0 1B 1B		0-0 FC1 FC1-6 1-2			0-0 F6		0-0 SH3-4 1-2
<b>Tom Haller, L</b> (1, 2) OBP: 0.316, SLG: 0.278		0-0		0-0 FC1-6 3B 1-2f 2-3			0-0 F7		0-0
<b>Ted Sizemore, R</b> (8, PH) OBP: 0.353, SLG: 0.412		1B 1B							
<b>Jeff Torborg, R</b> (8, 2) OBP: 0.200, SLG: 0.300		1-3 1B							
<b>Billy Grabarkewitz, R</b> (1, 4) OBP: 0.429, SLG: 0.563		0-3 K		0-0 1B 3B 1-H 3-H			0-0 E3 FC6-4		4-0 IBB
<b>Don Sutton, R</b> (1, 1) OBP: 0.500, SLG: 0.500		0-0		0-0 FC4-6 1B 1-3 3-H			0-0 FC6-4 1-2f		0-0
<b>Jim Brewer, L</b> (7, 1)									

Inning Stats	R: 0	H: 0	E: 0	K: 2	S: 7	P: 11	R: 1	H: 3	E: 0	K: 2	S: 10	P: 10	R: 0	H: 1	E: 0	K: 0	S: 3	R: 3	H: 3	E: 1	K: 0	S: 7	P: 7	R: 0	H: 0	E: 0	K: 1	S: 5	P: 5	R: 0	H: 0	E: 1	K: 0	S: 4	P: 4	R: 1	H: 1	E: 0	K: 0	S: 4	P: 4	R: 0	H: 1	E: 0	K: 0	S: 4	P: 8	R: 0	H: 0	E: 0	K: 0	S: 3	P: 3	1B: 7	2B: 0	3B: 2	HR: 0	SF: 1	SAC: 1	DP: 1	HBP: 0	WP: 0	PB: 0	SB: 1	CS: 0	PA: 39
--------------	------	------	------	------	------	-------	------	------	------	------	-------	-------	------	------	------	------	------	------	------	------	------	------	------	------	------	------	------	------	------	------	------	------	------	------	------	------	------	------	------	------	------	------	------	------	------	------	------	------	------	------	------	------	------	-------	-------	-------	-------	-------	--------	-------	--------	-------	-------	-------	-------	--------

PITCHER	IP	WLS	BF	H	R	ER	SO	BB	IBB	HBP	BLK	WP	HR	S	P	ERA	WHIP
<b>Pat Jarvis, R</b> (1, 1) ERA: 3.0	7.0	L	31	8	5	4	5	1	0	0	0	0	0	40	44	5.14	1.286
<b>Larry Jaster, L</b> (8, 1) ERA: 3.0	0.1		2	1	0	0	0	0	0	0	0	0	0	2	2	0.00	3.000
<b>Hoyt Wilhelm, R</b> (8, 1) ERA: 4.91	1.2		6	0	0	0	0	0	1	0	0	0	0	5	9	0.00	0.000

BOTTOM

Los Angeles Dodgers @ Atlanta Braves  
Atlanta Stadium, Atlanta, GA

Sat Apr 18 1970, 6:05 PM EST  
Att. 21,815 - Unknown

livebaseballscorecards.com

AB	32
R	4
H	8
RBI	4
BB	1
SO	3
LOB	10



WP:	1	PA:	35
PB:	0		
SB:	0		
CS:	0		

AB R H RBI BB SO LOB

4	0	1	0	0	0	1
4	1	1	0	0	0	1
4	1	2	2	0	0	0
4	0	1	0	0	0	1
3	0	1	0	0	0	0
4	0	0	0	0	1	3
2	0	0	0	0	0	2
0	1	0	0	1	0	0
1	0	0	0	0	0	0
4	1	2	2	0	1	2
1	0	0	0	0	0	0
1	0	0	0	0	1	0
0	0	0	0	0	0	0
0	0	0	0	0	0	0

Batter	1	2	3	4	5	6	7	8	9
Felix Millan, R (1, 4) OBP: 0.383, SLG: 0.409	0-0 6-3 ①		0-0 5-3 ③		0-0 F5 ②		0-0 G4-6-3 1B ②		
Tony Gonzalez, L (1, 8) OBP: 0.298, SLG: 0.444	0-0 F6 ②			0-0 HR 1B	0-0 6-3 ③		0-0 G4-6-3 1-2f ② ③		
Hank Aaron, R (1, 9) OBP: 0.467, SLG: 0.821	0-0 L7 ③			0-0 1-H HR		0-0 6-3 ①		0-0 G6-4-3 1B	
Rico Carty, R (1, 7) OBP: 0.458, SLG: 0.610		0-0 5-3 ①		0-0 E HBP FC6-2-5 1B		0-0 F8 ②		0-0 G6-4-3 1-2f ① ②	
Orlando Cepeda, R (1, 3) OBP: 0.468, SLG: 0.738		0-0 F8 ②		1-0 E HBP 1B		0-0 FC6-4 1B		0-0 ③	
Clete Boyer, R (1, 5) OBP: 0.222, SLG: 0.263		0-0 F9 ③		0-0 1-2 2-3 6-3 ①		0-0 FC6-4 1-2f ③		0-3 K ①	
Gil Garrido, R (1, 6) Ralph Garr, L (7, PH) Bob Aspromonte, R (8, 6)			0-0 L5 ①	0-0 FC6-2-5 ②		4-0 WP HR BB		0-0 F7 ②	
Bob Tillman, R (1, 2) OBP: 0.300, SLG: 0.517			0-0 SH5-4 1B	0-0 3-H F4 ③		0-0 1-H HR		0-3 K ③	
Pat Jarvis, R (1, 1) Hal King, L (7, PH) Larry Jaster, L (8, 1) Hoyt Wilhelm, R (8, 1)			0-0 SH5-4 ②		0-0 6-3 ①		0-3 K ①		

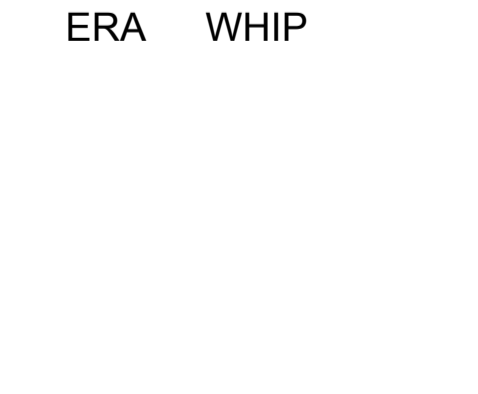
Inning Stats	R: 0	H: 0	E: 0	K: 0	S: 3	H: 0	LOB: 0	BB: 0	P: 3	R: 0	H: 1	E: 0	K: 0	S: 4	R: 2	H: 3	E: 1	K: 0	S: 6	R: 0	H: 0	E: 0	K: 0	S: 3	R: 0	H: 1	E: 0	K: 1	S: 6	R: 0	H: 1	E: 0	K: 0	S: 3	R: 0	H: 0	E: 0	K: 2	S: 7	R: 0	H: 0	E: 0	K: 2	S: 7	1B: 6	2B: 0	3B: 0	HR: 2	SF: 0	SAC: 1	DP: 2	HBP: 1	WP: 1	PB: 0	SB: 0	CS: 0	PA: 35
--------------	------	------	------	------	------	------	--------	-------	------	------	------	------	------	------	------	------	------	------	------	------	------	------	------	------	------	------	------	------	------	------	------	------	------	------	------	------	------	------	------	------	------	------	------	------	-------	-------	-------	-------	-------	--------	-------	--------	-------	-------	-------	-------	--------

PITCHER	IP	WLS	BF	H	R	ER	SO	BB	IBB	HBP	BLK	WP	HR	S	P	ERA	WHIP
Don Sutton, R (1, 1) ERA: 2.63	6.1	W	28	7	4	4	1	1	0	1	0	1	2	28	33	5.68	1.263
Jim Brewer, L (7, 1) ERA:	2.2	S	7	1	0	0	2	0	0	0	0	0	0	11	11	0.00	0.375

Batter	1	2	3	4	5	6	7	8	9	AB R H RBI BB SO LOB	TOP											
Maury Wills, S (1, 6) OBP: 0.392, SLG: 0.275	4-0 1B S FC6-4 BB	4-0 1B BB		4-0 2B S BB	0-0 F6		0-0 G6-4-3 1B		0-0 FC5-4-2	3 2 1 1 3 0 3												
Ted Sizemore, R (1, 4) OBP: 0.391, SLG: 0.478	0-0 FC6-4 1B	0-0 1B BB		0-0 1B 2B	0-0 E6		0-0 G6-4-3		0-0 F7	6 1 3 2 0 0 4												
Willie Davis, L (1, 8) OBP: 0.167, SLG: 0.152	0-0 FC6-4 1B	0-0 5-3		0-0 1B 2B	0-3 K					5 1 1 2 0 2 5												
Bill Buckner, L (8, 7) OBP: 0.160, SLG: 0.125										0 0 0 0 0 0 0												
Andy Kosco, R (1, 9) OBP: 0.185, SLG: 0.444	0-0 1B 1-H		0-0 HR 2B	0-3 K 1-2		0-3 K		0-0 5-3		5 1 2 1 0 2 1												
Willie Crawford, L (1, 7) OBP: 0.278, SLG: 0.303	0-3 K		0-0 F8	4-0 BB		0-3 K		4-0 FC4-6 BB		3 0 0 0 2 2 2												
Wes Parker, S (1, 3) OBP: 0.224, SLG: 0.277	0-3 K		0-0 HR	0-0 F8		0-0 G3		0-0 FC4-6		5 1 1 2 0 1 4												
Tom Haller, L (1, 2) OBP: 0.318, SLG: 0.381		0-0 F7	0-0 6-3		0-0 1B 3B		0-0 FC1-5 1B		4-0 1B BB	3 1 1 0 0 0 0												
Jeff Torborg, R (7, PH) OBP: 0.333, SLG: 0.364										1 1 1 0 1 0 0	AB 39											
Billy Grabarkewitz, R (1, 5) OBP: 0.462, SLG: 0.571		0-0 5-3	0-3 K		0-0 E SH2-4 1B		0-0 FC1-5 1B		0-0 1B FC5-4-2	5 1 3 1 0 1 0	R 10											
Alan Foster, R (1, 1) OBP: 0.286, SLG: 0.167		4-0 1B BB		0-0 F9	0-0 SH2-4		0-0 FC1-5		0-0 FC5-4-2		H 14											
										3 1 1 1 1 0 2	RBI 10											
											BB 7											
											SO 8											
											LOB 21											
Inning Stats	R: 2 E: 0 K: 2 S: 9	H: 2 LOB: 1 BB: 1 P: 13	R: 1 E: 0 K: 0 S: 4	H: 1 LOB: 2 BB: 2 P: 12	R: 2 E: 0 K: 1 S: 7	H: 2 LOB: 0 BB: 0 P: 7	R: 2 E: 1 K: 1 S: 7	H: 2 LOB: 2 BB: 2 P: 15	R: 1 E: 0 K: 1 S: 8	H: 2 LOB: 2 BB: 0 P: 8	R: 0 E: 0 K: 2 S: 7	H: 0 LOB: 0 BB: 0 P: 7	R: 1 E: 0 K: 0 S: 5	H: 3 LOB: 1 BB: 0 P: 5	R: 0 E: 0 K: 1 S: 5	H: 0 LOB: 1 BB: 1 P: 9	R: 1 E: 0 K: 0 S: 4	H: 2 LOB: 1 BB: 1 P: 8	1B: 10 2B: 3 3B: 1 HR: 1	SF: 0 SAC: 1 DP: 2 HBP: 0	WP: 0 PB: 0 SB: 3 CS: 0	PA: 47
PITCHER	IP WLS BF H R ER SO BB IBB HBP BLK WP HR S P ERA WHIP																					
Jim Nash, R (1, 1) ERA: 6.43	2.1 L 15 5 5 4 2 3 0 0 0 0 0 1 16 28 15.43 3.429																					
Rick Kester, R (3, 1) ERA: 11.37	1.2 11 4 3 3 2 2 0 0 0 0 0 0 13 21 16.20 3.600																					
Gary Neibauer, R (5, 1) ERA: 10.13	2.0 7 0 0 0 3 0 0 0 0 0 0 0 13 13 0.00 0.000																					
Larry Jaster, L (7, 1) ERA: 4.0	3.0 14 5 2 2 1 2 0 0 0 0 0 0 14 22 6.00 2.333																					

Los Angeles Dodgers @ Atlanta Braves  
Atlanta Stadium, Atlanta, GA  
Sun Apr 19 1970, 3:33 AM EST  
Att: 18,835 - Unknown

AB	39
R	10
H	14
RBI	10
BB	7
SO	8
LOB	21





Batter	1	2	3	4	5	6	7	8	9	AB	R	H	RBI	BB	SO	LOB
Felix Millan, R OBP: 0.373, SLG: 0.396 (1, 4)	0-0 F9	0-0 F7			0-0 1-2 1B		0-0 6-3			4	0	1	0	0	0	1
Tony Gonzalez, L OBP: 0.314, SLG: 0.449 (1, 8)	0-0 1B		0-0 4-3		0-0 F4			0-0 FC5-4 1B		4	1	2	0	0	0	2
Hank Aaron, R OBP: 0.449, SLG: 0.767 (1, 9)	0-0 1B		0-0 F7		0-3 K			0-0 FC5-4 BB		4	0	1	0	0	1	3
Rico Carty, R OBP: 0.481, SLG: 0.605 (1, 7)	0-0 1B		0-0 5-3		4-0 BB			0-0 1-2 BB		2	0	1	1	2	0	0
Orlando Cepeda, R OBP: 0.431, SLG: 0.674 (1, 3)	0-0 F7			0-0 F9		0-0 F8		0-0 F8		4	0	0	0	0	0	5
Clete Boyer, R OBP: 0.204, SLG: 0.238 (1, 5)	0-3 K			0-0 F6		0-0 P4		0-3 K		4	0	0	0	0	2	5
Bob Tillman, R OBP: 0.313, SLG: 0.516 (1, 2) Larry Jaster, L (7, 1) Bob Aspromonte, R (9, PH)		0-0 1B		0-0 5-3		0-3 K			0-0 F8	2	0	1	0	0	0	0
Gil Garrido, R (1, 6) Mike Lum, L OBP: 0.182, SLG: 0.100 (9, PH)		0-0 F7			0-0 1-3		0-0 5-3		0-0 F2	3	0	0	0	0	0	1
Jim Nash, R (1, 1) Rick Kester, R (3, 1) Gary Neibauer, R (5, 1) Hal King, L OBP: 0.400, SLG: 0.250 (5, 2) Ralph Garr, L (6, PH)		0-0 B1			4-0 1B		0-0 3-1		0-0 F7	1	0	0	0	0	0	1

Inning Stats	R: 1	H: 3	E: 0	K: 1	S: 8	H: 0	LOB: 2	BB: 0	P: 8	R: 0	H: 1	E: 0	K: 0	S: 4	H: 0	LOB: 1	BB: 0	P: 4	R: 0	H: 0	E: 0	K: 0	S: 3	H: 0	LOB: 0	BB: 0	P: 3	R: 0	H: 0	E: 0	K: 1	S: 6	H: 1	LOB: 2	BB: 1	P: 10	R: 0	H: 0	E: 0	K: 1	S: 5	H: 0	LOB: 1	BB: 1	P: 9	R: 0	H: 0	E: 0	K: 0	S: 3	H: 1	LOB: 2	BB: 1	P: 10	R: 0	H: 0	E: 0	K: 0	S: 3	H: 0	LOB: 0	BB: 0	P: 3	R: 0	H: 1	E: 0	K: 1	S: 6	H: 0	LOB: 2	BB: 1	P: 10	R: 0	H: 0	E: 0	K: 0	S: 3	H: 0	LOB: 0	BB: 0	P: 3
1B: 6	SF: 0	2B: 0	SAC: 0	3B: 0	DP: 0	HR: 0	HBP: 0	WP: 0	PA: 36	WP: 0	PA: 36	ERA: 1.00	WHIP: 1.000	ERA: 1.00	WHIP: 1.000	ERA: 1.00	WHIP: 1.000	ERA: 1.00	WHIP: 1.000	ERA: 1.00	WHIP: 1.000	ERA: 1.00	WHIP: 1.000	ERA: 1.00	WHIP: 1.000	ERA: 1.00	WHIP: 1.000	ERA: 1.00	WHIP: 1.000	ERA: 1.00	WHIP: 1.000	ERA: 1.00	WHIP: 1.000	ERA: 1.00	WHIP: 1.000	ERA: 1.00	WHIP: 1.000	ERA: 1.00	WHIP: 1.000	ERA: 1.00	WHIP: 1.000	ERA: 1.00	WHIP: 1.000	ERA: 1.00	WHIP: 1.000	ERA: 1.00	WHIP: 1.000																																		

BOTTOM

Los Angeles Dodgers @ Atlanta Braves  
Atlanta Stadium, Atlanta, GA  
Sun Apr 19 1970, 3:33 AM EST  
Att. 18,835 - Unknown

livebaseballscorecards.com

AB	33
R	1
H	6
RBI	1
BB	3
SO	4
LOB	19



PITCHER	IP	WLS	BF	H	R	ER	SO	BB	IBB	HBP	BLK	WP	HR	S	P	ERA	WHIP
Alan Foster, R ERA: 4.05 (1, 1)	9.0	W	36	6	1	1	4	3	0	0	0	0	0	41	53	1.00	1.000

Batter	1	2	3	4	5	6	7	8	9	AB R H RBI BB SO LOB	TOP											
<b>Pete Rose, S</b> (1, 9) OBP: 0.394, SLG: 0.379	0-0 F7	0-0 5-3		0-0 FC6-4		0-0 FC4-6			0-0 1-3	5 0 0 0 0 0 5												
<b>Tommy Helms, R</b> (1, 4) OBP: 0.239, SLG: 0.257	0-0 6-3		0-0 P4		0-0 6-3		0-0 WP 4-3 HR 1B		0-0 P3	5 1 1 0 0 0 0												
<b>Bobby Tolan, L</b> (1, 8) OBP: 0.319, SLG: 0.507	0-3 K		0-0 S 2B		0-0 L3		0-0 4-3	4-0 BB BB	4-0 BB	4 0 1 0 1 1 1												
<b>Tony Perez, R</b> (1, 5) OBP: 0.551, SLG: 0.860		0-0 HR 2B	0-0 1-3		0-0 P3		0-0 2-H HR	0-0 6-3	0-0 6-3	5 2 2 2 0 0 2												
<b>Johnny Bench, R</b> (1, 2) OBP: 0.224, SLG: 0.455		0-0 2-H HR	0-3 K			0-0 P4	0-3 K			4 1 1 2 0 2 1												
<b>Lee May, R</b> (1, 3) OBP: 0.381, SLG: 0.737		0-3 K		0-0 4-3		0-0 BB 2B	0-0 P4			4 0 1 0 0 1 0												
<b>Hal McRae, R</b> (1, 7) OBP: 0.286, SLG: 0.667		0-0 HR		0-0 1B 3B		0-0 6-3		0-0 P6		3 2 2 1 0 0 1												
<b>Jimmy Stewart, S</b> (6, 7) OBP: 0.250, SLG: 0.100										1 0 0 0 0 0 0												
<b>Dave Concepcion, R</b> (1, 6) OBP: 0.306, SLG: 0.348		0-0 S 1B		0-0 FC6-4 1B		4-0 BB IBB		0-0 6-3		3 0 2 1 1 0 0												
<b>Jim Merritt, L</b> (1, 1) OBP: 0.167, SLG: 0.091		0-3 K		0-3 K		4-0 1-2 2-3 BB		0-3 K		3 0 0 0 1 3 2												
<b>Inning Stats</b>	R: 0 E: 0 K: 1 S: 5	H: 0 LOB: 0 BB: 0 P: 5	R: 3 E: 0 K: 2 S: 11	H: 4 LOB: 1 BB: 0 P: 11	R: 0 E: 0 K: 1 S: 6	H: 1 LOB: 1 BB: 0 P: 6	R: 1 E: 0 K: 1 S: 7	H: 2 LOB: 1 BB: 0 P: 7	R: 0 E: 0 K: 0 S: 3	H: 0 LOB: 0 BB: 0 P: 3	R: 0 E: 0 K: 0 S: 4	H: 1 LOB: 3 BB: 2 P: 12	R: 2 E: 0 K: 1 S: 7	H: 2 LOB: 0 BB: 0 P: 7	R: 0 E: 0 K: 1 S: 5	H: 0 LOB: 0 BB: 0 P: 5	R: 0 E: 0 K: 0 S: 3	H: 0 LOB: 1 BB: 1 P: 7	1B: 3 2B: 3 3B: 1 HR: 3	SF: 0 SAC: 0 DP: 0 HBP: 0	WP: 1 PB: 0 SB: 2 CS: 0	PA: 40
<b>PITCHER</b>	IP WLS BF H R ER SO BB IBB HBP BLK WP HR S P ERA WHIP																					
<b>George Stone, L</b> (1, 1) ERA: 2.35	6.0 L 28 8 4 4 5 1 1 0 0 0 2 36 44 6.00 1.500																					
<b>Bob Priddy, R</b> (7, 1) ERA: 2.67	2.0 8 2 2 2 2 0 0 0 0 1 1 12 12 9.00 1.000																					
<b>Hoyt Wilhelm, R</b> (9, 1) ERA: 4.32	1.0 4 0 0 0 0 1 0 0 0 0 0 3 7 0.00 1.000																					

Cincinnati Reds @ Atlanta Braves  
 Atlanta Stadium, Atlanta, GA  
 Mon Apr 20 1970, 6:05 PM EST  
 Att. 6,891 - Unknown

livebaseballscorecards.com

AB	37
R	6
H	10
RBI	6
BB	3
SO	7
LOB	12



Batter	1	2	3	4	5	6	7	8	9	AB	R	H	RBI	BB	SO	LOB
Felix Millan, R (1, 4) OBP: 0.364, SLG: 0.385	0-0 4-3			0-0 1B		0-0 4-3			0-0 L6	4	0	1	0	0	0	0
Tony Gonzalez, L (1, 8) OBP: 0.309, SLG: 0.453	0-0 F9			0-0 F8		0-0 F8			0-0 HR	4	1	1	0	0	0	1
Hank Aaron, R (1, 9) OBP: 0.453, SLG: 0.745	0-3 K			0-0 FC5-4 1B				0-0 G6-3 1B	0-0 F8	4	0	2	0	0	1	1
Rico Carty, R (1, 7) OBP: 0.464, SLG: 0.638		0-0 E3 G5-4-3		0-0 P3				0-0 G6-3 1-2f	0-0 HR	4	1	1	2	0	0	3
Orlando Cepeda, R (1, 3) OBP: 0.418, SLG: 0.640		0-3 K		0-0 FC5-4 1-2f				0-0 1B	0-3 K	4	0	1	0	0	2	3
Bob Aspromonte, R (1, 5)		0-0 G5-4-3 1-2f			0-0 P3			0-0 P3		3	0	0	0	0	0	2
Bob Didier, S (1, 2) OBP: 0.222, SLG: 0.176			0-0 3-1		0-0 2-3			0-0 1-3		3	0	0	0	0	0	0
Gil Garrido, R (1, 6)			0-0 6-3		0-0 P3			0-0 5-3		3	0	0	0	0	0	0
George Stone, L (1, 1) OBP: 0.222, SLG: 0.222			0-0 4-3			0-0 F8		0-0 F9		1	0	0	0	0	0	0
Tommie Aaron, R (6, PH)										1	0	0	0	0	0	0
Bob Priddy, R (7, 1)										0	0	0	0	0	0	0
Bob Tillman, R (8, PH) OBP: 0.303, SLG: 0.500										1	0	0	0	0	0	0
Hoyt Wilhelm, R (9, 1)										0	0	0	0	0	0	0

Inning Stats	R: 0	H: 0	R: 0	H: 0	R: 0	H: 0	R: 0	H: 0	R: 0	H: 2	R: 0	H: 0	R: 0	H: 2	R: 0	H: 0	R: 2	H: 2	R: 0	H: 0	R: 0	H: 0	R: 0	H: 0	1B: 4	SF: 0	WP: 0	PA: 32	
E: 0	LOB: 0	E: 1	LOB: 0	E: 0	LOB: 0	E: 0	LOB: 0	E: 0	LOB: 0	E: 0	LOB: 2	E: 0	LOB: 0	E: 0	LOB: 1	E: 0	LOB: 0	E: 0	LOB: 0	E: 0	LOB: 0	E: 0	LOB: 0	E: 0	LOB: 0	2B: 1	SAC: 0	PB: 0	
K: 1	BB: 0	K: 1	BB: 0	K: 0	BB: 0	K: 0	BB: 0	K: 0	BB: 0	K: 0	BB: 0	K: 0	BB: 0	K: 0	BB: 0	K: 0	BB: 0	K: 1	BB: 0	K: 0	BB: 0	K: 0	BB: 0	K: 0	BB: 0	3B: 0	DP: 2	SB: 0	
S: 5	P: 5	S: 5	P: 5	S: 3	P: 3	S: 5	P: 5	S: 3	P: 3	S: 3	P: 3	S: 3	P: 3	S: 4	P: 4	S: 3	P: 3	S: 7	P: 7	S: 3	P: 3	S: 3	P: 3	S: 3	P: 3	HR: 1	HBP: 0	CS: 0	

PITCHER	IP	WLS	BF	H	R	ER	SO	BB	IBB	HBP	BLK	WP	HR	S	P	ERA	WHIP	PITCHER	IP	WLS	BF	H	R	ER	SO	BB	IBB	HBP	BLK	WP	HR	S	P	ERA	WHIP	
Jim Merritt, L (1, 1) ERA: 1.8	9.0	W	32	6	2	2	3	0	0	0	0	0	1	38	38	2.00	0.667																			

**BOTTOM**

**Cincinnati Reds @ Atlanta Braves**  
 Atlanta Stadium, Atlanta, GA  
 Mon Apr 20 1970, 6:05 PM EST  
 Att. 6,891 - Unknown

[livebaseballscorecards.com](http://livebaseballscorecards.com)

<b>AB</b>	<b>32</b>
<b>R</b>	<b>2</b>
<b>H</b>	<b>6</b>
<b>RBI</b>	<b>2</b>
<b>BB</b>	<b>0</b>
<b>SO</b>	<b>3</b>
<b>LOB</b>	<b>10</b>



Batter	1	2	3	4	5	6	7	8	9	AB R H RBI BB SO LOB	TOP											
<b>Pete Rose, S</b> (1, 9) OBP: 0.403, SLG: 0.453	0-0 2B	0-0 FC3-6 5-3		0-0 P2		0-0 1B		0-0 HR	0-0 5-3	6 2 3 2 0 0 2												
<b>Tommy Helms, R</b> (1, 4) OBP: 0.250, SLG: 0.280 <b>Woody Woodward, R</b> (8, 5) OBP: 0.125, SLG: 0.125	0-0 1B	0-0 5-3		0-3 K		0-0 4-3		0-0 1B		5 2 2 1 0 1 2 0 0 0 0 0 0 0												
<b>Bobby Tolan, L</b> (1, 8) OBP: 0.312, SLG: 0.528 <b>Angel Bravo, L</b> (8, 8) OBP: 1.000, SLG: 1.000	0-0 P1	0-3 K		0-0 4-3		0-0 HR		0-3 K		5 1 1 1 0 2 3 0 0 0 0 0 0 0												
<b>Tony Perez, R</b> (1, 5) OBP: 0.568, SLG: 0.903 <b>Darrel Chaney, S</b> (8, 4) OBP: 0.375, SLG: 0.500	0-0 HR		0-0 G5-4-3 1B		0-0 HR		0-3 K	0-0 1B		5 3 4 2 0 1 0 0 0 0 0 0 0 0												
<b>Johnny Bench, R</b> (1, 2) OBP: 0.236, SLG: 0.493	0-0 HR		0-0 L7		0-0 F7		0-0 P6	0-0 1B		5 1 2 3 0 0 1												
<b>Lee May, R</b> (1, 3) OBP: 0.382, SLG: 0.674 <b>Pat Corrales, R</b> (8, 2) OBP: 0.091, SLG: 0.091	0-0 4-3		0-0 G5-4-3		0-0 F9		0-3 K	0-0 1B		5 0 1 1 0 1 1 0 0 0 0 0 0 0												
<b>Bernie Carbo, L</b> (1, 7) OBP: 0.472, SLG: 0.721	4-0 S BB			0-0 G3		0-0 HR		0-0 HR		4 2 2 2 1 0 2												
<b>Dave Concepcion, R</b> (1, 6) OBP: 0.296, SLG: 0.392	0-0 P4			0-0 E5		0-0 HR		0-0 P4	0-3 K	5 1 1 1 0 1 1												
<b>Gary Nolan, R</b> (1, 1) OBP: 0.231, SLG: 0.091 <b>Don Gullett, R</b> (7, 1) OBP: 0.750, SLG: 1.333 <b>Hal McRae, R</b> (9, PH) OBP: 0.273, SLG: 0.636 <b>Tony Cloninger, R</b> (9, 1) OBP: 0.333, SLG: 0.333		4-0 FC3-6 BB		0-3 K		0-0 4-3		0-0 HR	0-0 P3	2 0 0 0 1 1 1 1 1 1 0 0 0 0 1 0 0 0 0 0 0 0 0 0 0 0 0 0												
<b>Inning Stats</b>	R: 4 E: 0 K: 0 S: 7	H: 4 LOB: 1 BB: 1 P: 11	R: 0 E: 0 K: 1 S: 5	H: 0 LOB: 1 BB: 1 P: 9	R: 0 E: 0 K: 0 S: 3	H: 1 LOB: 0 BB: 0 P: 3	R: 0 E: 1 K: 1 S: 6	H: 0 LOB: 1 BB: 0 P: 6	R: 1 E: 0 K: 1 S: 6	H: 1 LOB: 0 BB: 0 P: 6	R: 2 E: 0 K: 0 S: 6	H: 3 LOB: 1 BB: 0 P: 6	R: 1 E: 0 K: 2 S: 8	H: 1 LOB: 0 BB: 0 P: 8	R: 5 E: 0 K: 1 S: 12	H: 7 LOB: 2 BB: 0 P: 12	R: 0 E: 0 K: 1 S: 5	H: 0 LOB: 0 BB: 0 P: 5	1B: 8 2B: 2 3B: 0 HR: 7	SF: 0 SAC: 0 DP: 1 HBP: 0	WP: 0 PB: 0 SB: 1 CS: 0	PA: 46
<b>PITCHER</b>	IP WLS BF H R ER SO BB IBB HBP BLK WP HR S P ERA WHIP																					
<b>Phil Niekro, R</b> (1, 1) ERA: 7.77	5.1 L 26 8 7 7 3 2 0 0 0 0 0 4 30 38 11.81 1.875																					
<b>Bob Priddy, R</b> (6, 1) ERA: 3.12	1.2 7 2 1 1 2 0 0 0 0 0 0 1 11 11 5.40 1.200																					
<b>Milt Pappas, R</b> (8, 1) ERA: 19.8	0.1 5 4 4 4 0 0 0 0 0 0 0 2 5 5 108.00 12.000																					
<b>Gary Neibauer, R</b> (8, 1) ERA: 12.0	0.1 4 3 1 1 1 0 0 0 0 0 0 0 6 6 27.00 9.000																					
<b>Larry Jaster, L</b> (8, 1) ERA: 3.48	1.1 4 0 0 0 0 1 0 0 0 0 0 0 6 6 0.00 0.000																					

Cincinnati Reds @ Atlanta Braves  
 Atlanta Stadium, Atlanta, GA  
 Tue Apr 21 1970, 6:05 PM EST  
 Att. 7,897 - Unknown

livebaseballscorecards.com

AB	44
R	13
H	17
RBI	13
BB	2
SO	7
LOB	13



Batter	1	2	3	4	5	6	7	8	9	AB R H RBI BB SO LOB
Sonny Jackson, L (1, 6) OBP: 0.392, SLG: 0.444	0-3 K	0-0 2B		0-0 4-3			0-3 K		0-0 2B	5 1 2 3 0 2 1
Tony Gonzalez, L (1, 8) OBP: 0.300, SLG: 0.448	0-0 F8	0-0 G3			0-0 3-1		0-0 4-3		0-0 2B	5 0 1 1 0 0 2
Hank Aaron, R (1, 9) Ralph Garr, L (9, 9) OBP: 0.421, SLG: 0.686	0-0 5-3		0-0 3-1		0-0 F7			0-0 P2	0-3 K	4 0 0 0 0 0 0 1 0 0 0 0 1 1
Rico Carty, R (1, 7) OBP: 0.467, SLG: 0.680		4-0 1B 1B E BB	0-0 HR		0-0 6-3			0-0 4-3		3 2 1 1 1 0 0
Orlando Cepeda, R (1, 3) OBP: 0.424, SLG: 0.685		0-0 E 1B 2B 1B	0-0 F7			0-0 HR		0-3 K		4 2 2 1 0 1 0
Felix Millan, R (1, 4) OBP: 0.356, SLG: 0.429		0-0 F9	0-0 3-1			0-0 5-3			0-0 HR	4 1 1 1 0 0 2
Bob Aspromonte, R (1, 5) OBP: 0.182, SLG: 0.182		0-0 E 2B 1B		0-0 F8		0-0 G4-6-3 1B			0-0 6-3	4 1 2 0 0 0 0
Bob Didier, S (1, 2) OBP: 0.227, SLG: 0.286		0-0 P5		0-0 3B		0-0 G4-6-3			0-0 4-3	4 0 1 0 0 0 4
Phil Niekro, R (1, 1) Bob Priddy, R (6, 1) Tommy Aaron, R (7, PH) Milt Pappas, R (8, 1) Gary Neibauer, R (8, 1) Larry Jaster, L (8, 1) Mike Lum, L (9, PH) OBP: 0.280, SLG: 0.182		0-0 E5 2B		0-3 K			0-0 F8		0-0 2B 1B	2 0 0 0 0 0 1 3 0 0 0 0 0 0 0 0 1 0 1 1 1 0 0 0 0 0

Inning Stats	R: 0	H: 0	E: 0	K: 1	S: 5	H: 0	LOB: 0	BB: 0	P: 5	R: 3	H: 3	E: 1	K: 0	S: 7	H: 1	LOB: 2	BB: 11	P: 11	R: 1	H: 1	E: 0	K: 0	S: 4	H: 0	LOB: 0	BB: 0	P: 4	R: 0	H: 1	E: 0	K: 1	S: 6	H: 2	LOB: 0	BB: 0	P: 4	R: 0	H: 0	E: 0	K: 1	S: 5	H: 0	LOB: 0	BB: 0	P: 5	R: 0	H: 0	E: 0	K: 1	S: 5	H: 0	LOB: 0	BB: 0	P: 5	R: 3	H: 4	E: 0	K: 1	S: 9	H: 1	LOB: 1	BB: 0	P: 9	1B: 4	2B: 3	3B: 1	HR: 3	SF: 0	SAC: 0	DP: 1	HBP: 0	WP: 0	PA: 39
--------------	------	------	------	------	------	------	--------	-------	------	------	------	------	------	------	------	--------	--------	-------	------	------	------	------	------	------	--------	-------	------	------	------	------	------	------	------	--------	-------	------	------	------	------	------	------	------	--------	-------	------	------	------	------	------	------	------	--------	-------	------	------	------	------	------	------	------	--------	-------	------	-------	-------	-------	-------	-------	--------	-------	--------	-------	--------

PITCHER	IP	WLS	BF	H	R	ER	SO	BB	IBB	HBP	BLK	WP	HR	S	P	ERA	WHIP
Gary Nolan, R (1, 1) ERA: 2.6	6.0	W	26	7	5	2	2	1	0	0	0	0	2	29	33	3.00	1.333
Don Gullett, L (7, 1) ERA:	2.0		6	0	0	0	2	0	0	0	0	0	0	10	10	0.00	0.000
Tony Cloninger, R (9, 1) ERA: 7.0	1.0	S	7	4	3	3	1	0	0	0	0	0	1	9	9	27.00	4.000

BOTTOM

Cincinnati Reds @ Atlanta Braves  
Atlanta Stadium, Atlanta, GA  
Tue Apr 21 1970, 6:05 PM EST  
Att. 7,897 - Unknown

livebaseballscores.com

AB	38
R	8
H	11
RBI	7
BB	1
SO	5
LOB	13



Batter	1	2	3	4	5	6	7	8	9	AB R H RBI BB SO LOB	TOP											
Felix Millan, R (1, 4) OBP: 0.359, SLG: 0.426	0-0 S 1B		0-0 6-3		0-0 6-3		0-0 F7		0-0 1B FC5-4 1B	5 1 2 0 0 0 0												
Tony Gonzalez, L (1, 8) OBP: 0.308, SLG: 0.435	0-3 K 1-2		0-3 K		0-0 L7			4-0 BB HR BB	0-0 FC5-4 1B	4 1 1 0 1 2 1												
Hank Aaron, R (1, 9) OBP: 0.435, SLG: 0.732	0-3 K		0-0 2B 1B		0-0 HR			0-0 BB HR 1B	0-0 FC5-4	5 2 3 2 0 1 2												
Rico Carty, R (1, 7) OBP: 0.462, SLG: 0.667	0-3 K		0-0 1-3 2B		0-0 1-3			4-0 1-2 2-3 HR BB	0-3 K	4 1 1 0 1 2 2												
Orlando Cepeda, R (1, 3) OBP: 0.444, SLG: 0.754		0-0 2B	4-0 IBB			0-0 F8		0-0 1-H 2-H 3-H HR		3 1 2 4 1 0 0												
Clete Boyer, R (1, 5) OBP: 0.189, SLG: 0.217		0-0 1-3	0-0 L9			0-0 F8		0-3 K		4 0 0 0 0 1 4												
Bob Tillman, R (1, 2) OBP: 0.270, SLG: 0.444		0-3 K		0-0 5-3		0-3 K		0-0 5-3		4 0 0 0 0 2 1												
Gil Garrido, R (1, 6)		4-0 IBB		0-0 4-3			0-0 F8	0-3 K		3 0 0 0 1 1 0												
Pat Jarvis, R (1, 1) OBP: 0.167, SLG: 0.167		0-0 1-3		0-0 4-3			0-3 K		0-0 F8	3 0 0 0 0 1 2												
Hoyt Wilhelm, R (7, 1)										0 0 0 0 0 0 0												
Bob Aspromonte, R (9, PH) OBP: 0.167, SLG: 0.167										1 0 0 0 0 0 0												
<b>Inning Stats</b>	R: 0 E: 0 K: 3 S: 10	H: 1 LOB: 1 BB: 0 P: 10	R: 0 E: 0 K: 1 S: 6	H: 1 LOB: 2 BB: 1 P: 10	R: 0 E: 0 K: 1 S: 7	H: 2 LOB: 3 BB: 1 P: 11	R: 0 E: 0 K: 0 S: 3	H: 0 LOB: 0 BB: 0 P: 3	R: 1 E: 0 K: 0 S: 4	H: 1 LOB: 0 BB: 0 P: 4	R: 0 E: 0 K: 1 S: 5	H: 0 LOB: 0 BB: 0 P: 5	R: 0 E: 0 K: 1 S: 5	H: 0 LOB: 0 BB: 0 P: 5	R: 4 E: 0 K: 2 S: 9	H: 2 LOB: 0 BB: 2 P: 17	R: 1 E: 0 K: 1 S: 7	H: 2 LOB: 1 BB: 0 P: 7	1B: 5 2B: 2 3B: 0 HR: 2	SF: 0 SAC: 0 DP: 0 HBP: 0	WP: 0 PB: 0 SB: 1 CS: 0	PA: 40
<b>PITCHER</b>	IP WLS BF H R ER SO BB IBB HBP BLK WP HR S P ERA WHIP																					
Luke Walker, L (1, 1) ERA: 3.6	7.0 W 31 6 4 4 7 2 2 0 0 0 1 41 57 5.14 1.143																					
Chuck Hartenstein, R (8, 1) ERA: 6.35	1.0 4 1 1 1 2 0 0 0 0 0 1 8 8 9.00 1.000																					
Joe Gibbon, L (9, 1) ERA: 9.0	0.1 3 2 1 1 0 0 0 0 0 0 0 3 3 27.00 6.000																					
Dave Giusti, R (9, 1) ERA: 1.0	0.2 S 2 0 0 0 1 0 0 0 0 0 0 4 4 0.00 0.000																					

Atlanta Braves @ Pittsburgh Pirates  
 Forbes Field, Pittsburgh, PA  
 Thu Apr 23 1970, 6:05 PM EST  
 Att. 4,987 - Unknown

livebaseballscorecards.com

AB	36
R	6
H	9
RBI	6
BB	4
SO	10
LOB	12



Batter	1	2	3	4	5	6	7	8	9	AB	R	H	RBI	BB	SO	LOB	BOTTOM			
<b>Matty Alou, L</b> (1, 8) OBP: 0.246, SLG: 0.263	0-0 F7		0-0 F9			0-0 F9	0-0 L9			4	0	0	0	0	0	1	<b>Atlanta Braves @ Pittsburgh Pirates</b> Forbes Field, Pittsburgh, PA Thu Apr 23 1970, 6:05 PM EST Att. 4,987 - Unknown			
<b>Richie Hebner, L</b> (1, 5) OBP: 0.303, SLG: 0.419	0-3 K			0-0 4-3		0-0 3-1	0-0 FC4-6			4	0	0	0	0	1	1				
<b>Roberto Clemente, R</b> (1, 9) OBP: 0.468, SLG: 0.634	0-3 K			0-0 F3			0-0 E 2B 1B	4-0 PB 1B BB		3	2	1	0	1	1	0				
<b>Willie Stargell, L</b> (1, 7) OBP: 0.196, SLG: 0.154		0-3 K		0-3 K			0-0 E9 2B	0-3 K		4	1	0	0	0	3	2				
<b>Al Oliver, L</b> (1, 3) OBP: 0.283, SLG: 0.419		0-0 4-3			0-0 4-3		4-0 2B IBB	4-0 PB 1B IBB		2	2	0	0	2	0	0				
<b>Manny Sanguillen, R</b> (1, 2) OBP: 0.467, SLG: 0.733		0-0 1B			0-0 HR		0-3 K	0-0 1B 1-H 2-H		4	1	3	3	0	1	3				
<b>Bill Mazeroski, R</b> (1, 4) OBP: 0.283, SLG: 0.333		0-0 1-3			0-3 K		0-0 1B 2B	0-0 6-3		4	1	1	3	0	1	1				
<b>Freddie Patek, R</b> (1, 6) OBP: 0.333, SLG: 0.500			0-0 5-3		0-3 K		0-0 1B 1-H 2-H 3-H			3	1	1	1	0	1	0				
<b>Luke Walker, L</b> (1, 1) OBP: 0.143, SLG: 0.143			0-3 K			0-3 K	0-0 1B 1-H			3	0	1	1	0	2	0				
<b>Chuck Hartenstein, R</b> (8, 1)										0	0	0	0	0	0	0				
<b>Joe Gibbon, R</b> (9, 1)										0	0	0	0	0	0	0				
<b>Dave Giusti, R</b> (9, 1)										0	0	0	0	0	0	0				
<b>Inning Stats</b>	R: 0 E: 0 K: 2 S: 7	H: 0 LOB: 0 BB: 0 P: 7	R: 0 E: 0 K: 1 S: 6	H: 1 LOB: 1 BB: 0 P: 6	R: 0 E: 0 K: 1 S: 5	H: 0 LOB: 0 BB: 0 P: 5	R: 0 E: 0 K: 1 S: 5	H: 0 LOB: 0 BB: 0 P: 5	R: 1 E: 0 K: 2 S: 8	H: 1 LOB: 0 BB: 0 P: 8	R: 0 E: 0 K: 1 S: 5	H: 0 LOB: 0 BB: 0 P: 5	R: 5 E: 1 K: 1 S: 10	H: 4 LOB: 1 BB: 1 P: 14	R: 2 E: 0 K: 1 S: 5	H: 1 LOB: 0 BB: 2 P: 13	1B: 5 2B: 1 3B: 0 HR: 1	SF: 0 SAC: 0 DP: 0 HBP: 0	WP: 0 PB: 2 SB: 1 CS: 0	PA: 34
<b>PITCHER</b>	IP WLS BF H R ER SO BB IBB HBP BLK WP HR S P ERA WHIP	IP WLS BF H R ER SO BB IBB HBP BLK WP HR S P ERA WHIP	IP WLS BF H R ER SO BB IBB HBP BLK WP HR S P ERA WHIP	IP WLS BF H R ER SO BB IBB HBP BLK WP HR S P ERA WHIP	IP WLS BF H R ER SO BB IBB HBP BLK WP HR S P ERA WHIP	IP WLS BF H R ER SO BB IBB HBP BLK WP HR S P ERA WHIP	IP WLS BF H R ER SO BB IBB HBP BLK WP HR S P ERA WHIP	IP WLS BF H R ER SO BB IBB HBP BLK WP HR S P ERA WHIP	IP WLS BF H R ER SO BB IBB HBP BLK WP HR S P ERA WHIP	IP WLS BF H R ER SO BB IBB HBP BLK WP HR S P ERA WHIP	IP WLS BF H R ER SO BB IBB HBP BLK WP HR S P ERA WHIP	IP WLS BF H R ER SO BB IBB HBP BLK WP HR S P ERA WHIP	IP WLS BF H R ER SO BB IBB HBP BLK WP HR S P ERA WHIP	IP WLS BF H R ER SO BB IBB HBP BLK WP HR S P ERA WHIP	IP WLS BF H R ER SO BB IBB HBP BLK WP HR S P ERA WHIP	IP WLS BF H R ER SO BB IBB HBP BLK WP HR S P ERA WHIP	IP WLS BF H R ER SO BB IBB HBP BLK WP HR S P ERA WHIP	IP WLS BF H R ER SO BB IBB HBP BLK WP HR S P ERA WHIP		
<b>Pat Jarvis, R</b> (1, 1) ERA: 3.95	6.1	L	26	5	6	5	9	0	1	0	0	0	0	0	0	0	7.11	0.789		
<b>Hoyt Wilhelm, R</b> (7, 1) ERA: 4.5	1.2		8	2	2	1	1	1	1	0	0	0	0	0	0	0	5.40	1.800		

livebaseballscores.com

<b>AB</b>	31
<b>R</b>	8
<b>H</b>	7
<b>RBI</b>	8
<b>BB</b>	3
<b>SO</b>	10
<b>LOB</b>	8



Batter	1	2	3	4	5	6	7	8	9	AB R H RBI BB SO LOB	TOP		
Sonny Jackson, L (1, 6) OBP: 0.411, SLG: 0.447	0-0 F9 4-3 1B		4-0 BB 1B BB	0-0 L9			4-0 L1-3 BB	0-0 SF8		2 1 1 1 2 0 1			
Felix Millan, R (1, 4) OBP: 0.333, SLG: 0.394	0-0 4-3 1-2		0-3 K		0-0 F5		0-0 L1-3 1-2	0-0 F7		5 0 0 0 0 1 6			
Hank Aaron, R (1, 9) OBP: 0.433, SLG: 0.700	0-0 F9 2-3		4-0 1B 1-2 2-3 BB		0-3 K		0-0 5-3		0-0 BB 1B	4 1 1 0 1 1 1			
Rico Carty, R (1, 7) OBP: 0.478, SLG: 0.667 Ralph Garr, L (8, PR) Mike Lum, L (8, 7) OBP: 0.308, SLG: 0.182	0-0 5-3		0-0 1B		0-0 E 1B			4-0 1B 1B BB	4-0 1B 1B BB	3 0 2 2 1 0 1 0 1 0 0 0 0 0 0 1 0 0 1 0 0			
Orlando Cepeda, R (1, 3) OBP: 0.441, SLG: 0.726		0-0 G1-6-3 1B	0-3 K		0-0 E5 1-2			0-0 1B 1B BB	0-0 F8	5 1 2 0 0 1 5			
Tony Gonzalez, L (1, 8) OBP: 0.329, SLG: 0.493		0-0 G1-6-3 1-2f		0-0 HR	0-0 1-3			0-0 BB 1B 1B	0-0 1-2 E 1B	5 3 3 3 0 0 3			
Clete Boyer, R (1, 5) OBP: 0.190, SLG: 0.216		0-0 6-3		0-0 6-3		0-3 K		0-0 1-2 2-3 1B	0-0 F6	5 0 1 0 0 1 2			
Hal King, L (1, 2) OBP: 0.600, SLG: 0.571			0-0 BB 1B 2B	4-0 1B BB		0-3 K		4-0 1-2 2-3 3-H BB	0-0 1-H 2-H 1B	3 1 2 2 2 1 0			
Jim Nash, R (1, 1) OBP: 0.182, SLG: 0.100			0-3 K	0-0 1-2 1B		0-0 5-3		0-0 F7	0-0 5-3	5 0 1 0 0 1 5			
<b>Inning Stats</b>	R: 0 H: 1 E: 0 LOB: 1 K: 0 BB: 0 S: 4 P: 4	R: 0 H: 1 E: 0 LOB: 0 K: 0 BB: 0 S: 3 P: 3	R: 2 H: 2 E: 0 LOB: 2 K: 3 BB: 2 S: 11 P: 19	R: 1 H: 2 E: 0 LOB: 1 K: 0 BB: 1 S: 4 P: 8	R: 0 H: 1 E: 1 LOB: 2 K: 1 BB: 0 S: 7 P: 7	R: 0 H: 0 E: 0 LOB: 0 K: 2 BB: 0 S: 7 P: 7	R: 0 H: 0 E: 0 LOB: 0 K: 0 BB: 1 S: 2 P: 6	R: 3 H: 3 E: 0 LOB: 2 K: 0 BB: 2 S: 6 P: 14	R: 3 H: 3 E: 1 LOB: 1 K: 0 BB: 1 S: 6 P: 10	1B: 11 SF: 1 2B: 2 SAC: 0 3B: 0 DP: 2 HR: 1 HBP: 0	WP: 0 PA: 45 PB: 0 SB: 0 CS: 0		
<b>PITCHER</b>	IP WLS BF H R ER SO BB IBB HBP BLK WP HR S P ERA WHIP											<b>PITCHER</b>	IP WLS BF H R ER SO BB IBB HBP BLK WP HR S P ERA WHIP
Bob Moose, R (1, 1) ERA: 5.4	5.0 L 24 7 3 3 4 3 0 0 0 0 1 29 41 5.40 2.000												
Bruce Dal Canton, R (6, 1) ERA: 1.29	2.0 6 0 0 0 2 1 0 0 0 0 0 9 13 0.00 0.500												
Al McBean, R (8, 1) ERA: 27.0	0.0 5 3 3 3 0 2 0 0 0 0 0 3 11 ∞ ∞												
Chuck Hartenstein, R (8, 1) ERA: 7.04	2.0 10 3 3 2 0 1 0 0 0 0 0 9 13 9.00 2.000												

Atlanta Braves @ Pittsburgh Pirates  
 Forbes Field, Pittsburgh, PA  
 Fri Apr 24 1970, 6:05 PM EST  
 Att. 5,413 - Unknown

livebaseballscorecards.com

AB	37
R	9
H	13
RBI	8
BB	7
SO	6
LOB	24





Batter	1	2	3	4	5	6	7	8	9	AB R H RBI BB SO LOB
Matty Alou, L OBP: 0.262, SLG: 0.283 (1, 8)	4-0 BB S		0-0 FC6-4 1B 1-2f			0-0 2B		0-0 3-1		3 0 1 0 1 0 1
Richie Hebner, L OBP: 0.324, SLG: 0.412 (1, 5)	0-3 K 1-2		0-0 FC4-6 1B 1-3			4-0 G4-6-3 BB		0-0 4-3		3 0 1 0 1 1 1
Roberto Clemente, R OBP: 0.451, SLG: 0.622 (1, 9)	0-3 K		0-0 FC4-6 1-2f			0-0 F5		0-0 2B		4 0 1 0 0 1 5
Willie Stargell, L OBP: 0.180, SLG: 0.140 (1, 7)	0-3 K			0-3 K		0-0 G4-6-3 1-2f		0-0 F9		4 0 0 0 0 2 4
Al Oliver, L OBP: 0.260, SLG: 0.383 (1, 3)		0-0 1-6-3		0-0 F8			0-0 F5		0-0 F7	4 0 0 0 0 0 0
Manny Sanguillen, R OBP: 0.368, SLG: 0.579 (1, 2)		0-0 F8		0-0 5-3			0-3 K		0-0 F5	4 0 0 0 0 1 0
Bill Mazaroski, R OBP: 0.281, SLG: 0.327 (1, 4)		0-0 F9				0-0 F4		0-0 1B 1B		4 0 1 0 0 0 0
Freddie Patek, R OBP: 0.417, SLG: 0.500 (1, 6)			4-0 FC6-4 BB			0-0 4-3		0-0 1B 1-3 1B		2 0 1 0 1 0 0
Bob Moose, R Jose Martinez, R Bruce Dal Canton, R Bob Robertson, R Al McBean, R Chuck Hartenstein, R (1, 1) (5, PH) (6, 1) (7, PH) (8, 1) (8, 1)			0-3 K			0-3 K		0-3 K		1 0 0 0 0 1 1 1 0 0 0 0 1 0 0 0 0 0 0 0 0 1 0 0 0 0 1 2 0 0 0 0 0 0 0 0 0 0 0 0 0 0

Inning Stats	R: 0	H: 0	E: 0	K: 3	S: 9	LOB: 1	BB: 1	P: 13	R: 0	H: 0	E: 0	K: 0	S: 3	LOB: 0	BB: 0	P: 3	R: 0	H: 1	E: 0	K: 1	S: 6	LOB: 2	BB: 1	P: 10	R: 0	H: 0	E: 0	K: 1	S: 5	LOB: 0	BB: 0	P: 5	R: 0	H: 1	E: 0	K: 0	S: 3	LOB: 1	BB: 1	P: 7	R: 0	H: 2	E: 0	K: 2	S: 9	LOB: 2	BB: 0	P: 9	R: 0	H: 1	E: 0	K: 0	S: 4	LOB: 1	BB: 0	P: 4	R: 0	H: 0	E: 0	K: 0	S: 3	LOB: 0	BB: 0	P: 3	1B: 3	2B: 2	3B: 0	HR: 0	SF: 0	SAC: 0	DP: 1	HBP: 0	WP: 0	PB: 0	SB: 1	CS: 0	PA: 34
PITCHER Jim Nash, R ERA: 3.91 (1, 1)	IP	WLS	BF	H	R	ER	SO	BB	IBB	HBP	BLK	WP	HR	S	P	ERA	WHIP																																																												
																		PITCHER	IP	WLS	BF	H	R	ER	SO	BB	IBB	HBP	BLK	WP	HR	S	P	ERA	WHIP																																										

**BOTTOM**

**Atlanta Braves @ Pittsburgh Pirates**  
Forbes Field, Pittsburgh, PA

Fri Apr 24 1970, 6:05 PM EST  
Att. 5,413 - Unknown

AB	31
R	0
H	5
RBI	0
BB	3
SO	8
LOB	14

WP: 0	PA: 34
PB: 0	
SB: 1	
CS: 0	

Batter	1	2	3	4	5	6	7	8	9	AB R H RBI BB SO LOB	TOP														
Sonny Jackson, L (1, 6) OBP: 0.410, SLG: 0.431	0-0 G1-6-3 1B		2-0 6-3	3-2 2-3		4-2 S BB	1-3 K			4 0 1 0 1 1 2															
Felix Millan, R (1, 4) OBP: 0.338, SLG: 0.394	1-2 G1-6-3 1-2f		0-0 1B 2B 1B		1-0 F8	1-1 F9		1-0 G6-4-3 1B		5 1 2 0 0 0 2															
Hank Aaron, R (1, 9) OBP: 0.431, SLG: 0.672	1-0 4-3		1-2 F4		2-1 6-3		4-2 2B 1B BB	1-2 G6-4-3 1B		4 1 1 0 1 0 1															
Rico Carty, R (1, 7) OBP: 0.486, SLG: 0.726		2-3 K	0-0 2B E 1B		1-1 HR		3-1 1B 2B	1-0 G6-4-3 1-2f 2-3		5 3 3 1 0 1 2															
Orlando Cepeda, R (1, 3) OBP: 0.452, SLG: 0.723		1-1 F6	1-1 E9 1-H 3-H 2B		2-1 1B HBP		4-0 1B FC5-2-5 IBB	1-2 F4		3 0 1 1 1 0 1															
Tony Gonzalez, L (1, 8) OBP: 0.360, SLG: 0.507		2-1 WP 2B 1B	4-0 FC5-4 IBB		1-1 1B		1-0 FC5-2-5 BB 1B	0-0 4-3		4 1 3 2 1 0 0															
Clete Boyer, R (1, 5) OBP: 0.222, SLG: 0.241		1-1 1-H 2B	1-0 FC5-4 1-2f		1-0 F7		4-1 1-2 1B BB	4-2 BB		3 1 1 1 1 2 0 4															
Hal King, L (1, 2) OBP: 0.538, SLG: 0.444		4-0 IBB		1-0 F6		2-3 K	3-1 FC5-2-5 1B	2-2 F6		2 0 0 0 1 1 0															
Bob Aspromonte, R (7, PH) OBP: 0.154, SLG: 0.154										1 0 0 0 0 0 3															
Bob Didier, S (7, 2) OBP: 0.227, SLG: 0.286										0 0 0 0 0 0 0															
Mike Lum, L (9, PH) OBP: 0.286, SLG: 0.167										1 0 0 0 0 0 1															
George Stone, L (1, 1) OBP: 0.167, SLG: 0.167		3-1 6-3		0-0 3-1		2-2 4-3	0-1 1-2 2-H 1B	1-0 F8		3 0 0 0 0 0 2															
Bob Priddy, R (6, 1) OBP: 0.500, SLG: 0.500										1 0 1 1 0 0 0															
Hoyt Wilhelm, R (7, 1)										0 0 0 0 0 0 0															
Ralph Garr, L (9, PH)										1 0 0 0 0 0 1															
<b>Inning Stats</b>	R: 0 E: 0 K: 0 S: 5	H: 1 LOB: 0 BB: 0 P: 7	R: 1 E: 0 K: 1 S: 12	H: 2 LOB: 2 BB: 1 P: 25	R: 2 E: 1 K: 0 S: 9	H: 3 LOB: 2 BB: 1 P: 18	R: 0 E: 0 K: 0 S: 5	H: 0 LOB: 0 BB: 0 P: 9	R: 1 E: 0 K: 0 S: 9	H: 2 LOB: 2 BB: 0 P: 17	R: 0 E: 0 K: 1 S: 13	H: 0 LOB: 1 BB: 1 P: 22	R: 3 E: 0 K: 1 S: 13	H: 3 LOB: 2 BB: 3 P: 33	R: 0 E: 0 K: 0 S: 10	H: 2 LOB: 1 BB: 0 P: 14	R: 0 E: 0 K: 0 S: 7	H: 0 LOB: 1 BB: 1 P: 14	1B: 9 2B: 4 3B: 0 HR: 1	SF: 0 SAC: 0 DP: 3 HBP: 1	WP: 1 PB: 0 SB: 1 CS: 0	PA: 45			
<b>PITCHER</b>	IP WLS BF H R ER SO BB IBB HBP BLK WP HR S P ERA WHIP																								
Dock Ellis, R (1, 1) ERA: 3.12	6.0		31	9	6	5	2	2	2	1	0	1	1	57	109	7.50	1.833								
Joe Gibbon, L (7, 1) ERA: 13.5	0.0		3	1	0	0	0	1	1	0	0	0	0	2	11	∞	∞								
Dave Giusti, R (7, 1) ERA: 0.9	1.0	W	3	1	1	1	1	0	0	0	0	0	0	7	11	9.00	1.000								
Al McBean, R (8, 1) ERA: 9.0	2.0	S	8	2	0	0	0	1	0	0	0	0	0	17	28	0.00	1.500								

Atlanta Braves @ Pittsburgh Pirates  
 Forbes Field, Pittsburgh, PA  
 Sat Apr 25 1970, 3:33 AM EST  
 Att. 7,125 - Sunny

livebaseballscorecards.com

AB	37
R	7
H	13
RBI	6
BB	7
SO	3
LOB	19



Batter	1	2	3	4	5	6	7	8	9
Matty Alou, L OBP: 0.271, SLG: 0.286 (1, 8)	4-1 1B 2B BB		1-2 6-3			1-1 2B 2B 1B	0-0 SF7	1-0 6-3	
Richie Hebner, L OBP: 0.366, SLG: 0.500 (1, 5)	1-1 2B 1-3 1B		0-0 F8			0-1 2B 2B	0-0 1B 2B		
Roberto Clemente, R OBP: 0.473, SLG: 0.673 (1, 9)	2-2 1-3 3-H 2B		0-0 L4			2-1 F9 2B 2B 2-H 3-H	1-2 F2 HR 1B 2-H		
Bob Robertson, R OBP: 0.417, SLG: 0.524 (1, 3)	3-3 K		3-3 K	1-3 K		1-0 F9 2-3	0-2 F2 1-2		
Al Oliver, L OBP: 0.260, SLG: 0.383 (9, 3)									
Willie Stargell, L OBP: 0.185, SLG: 0.213 (1, 7)	1-3 K		0-1 2-3			0-0 5-3	0-0 HR		
Manny Sanguillen, R OBP: 0.391, SLG: 0.609 (1, 2)	3-3 K		2-2 1-3			2-1 2B 3-H	0-0 E6 1B		
Gene Alley, R OBP: 0.170, SLG: 0.205 (1, 6)		1-3 K				2-1 F9 BB	0-0 F4		
Bill Mazaroski, R OBP: 0.262, SLG: 0.304 (1, 4)		0-0 6-3				0-0 6-3	1-1 L7	0-3 K	
Dock Ellis, S (1, 1)		2-3 K				0-0 6-3	1-0 SF7 3B	1-0 6-3	
Joe Gibbon, R (7, 1)									
Dave Giusti, R (7, 1)									
Freddie Patek, R (7, PH)									
Al McBean, R (8, 1)									

Inning Stats	R: 1	H: 2	E: 0	K: 3	S: 16	H: 2	LOB: 2	BB: 1	P: 30	R: 0	H: 0	E: 0	K: 2	S: 9	H: 0	LOB: 0	BB: 0	P: 12	R: 0	H: 0	E: 0	K: 0	S: 5	H: 0	LOB: 0	BB: 0	P: 6	R: 0	H: 0	E: 0	K: 1	S: 9	R: 0	H: 0	E: 0	K: 0	S: 5	R: 0	H: 0	E: 0	K: 0	S: 4	R: 3	H: 4	E: 0	K: 0	S: 13	H: 4	LOB: 2	BB: 1	P: 24	R: 4	H: 5	E: 1	K: 0	S: 13	H: 0	LOB: 1	BB: 0	P: 15	R: 0	H: 0	E: 0	K: 1	S: 5	H: 0	LOB: 0	BB: 0	P: 7
--------------	------	------	------	------	-------	------	--------	-------	-------	------	------	------	------	------	------	--------	-------	-------	------	------	------	------	------	------	--------	-------	------	------	------	------	------	------	------	------	------	------	------	------	------	------	------	------	------	------	------	------	-------	------	--------	-------	-------	------	------	------	------	-------	------	--------	-------	-------	------	------	------	------	------	------	--------	-------	------

PITCHER	IP	WLS	BF	H	R	ER	SO	BB	IBB	HBP	BLK	WP	HR	S	P	ERA	WHIP
George Stone, L (1, 1)	5.2		24	6	4	4	6	1	0	0	0	0	0	53	82	6.35	1.235
Bob Priddy, R (6, 1)	0.2		6	3	3	3	0	1	0	0	0	0	0	9	16	40.50	6.000
Hoyt Wilhelm, R (7, 1)	1.2	L	7	2	1	1	1	0	0	0	0	0	1	12	14	5.40	1.200

**BOTTOM**

**Atlanta Braves @ Pittsburgh Pirates**  
**Forbes Field, Pittsburgh, PA**  
 Sat Apr 25 1970, 3:33 AM EST  
 Att. 7,125 - Sunny

AB	R	H	RBI	BB	SO	LOB
3	2	1	1	1	0	0
4	2	3	0	0	0	0
4	2	3	4	0	0	0
4	0	0	0	0	2	4
0	0	0	0	0	0	0
4	1	1	2	0	1	3
4	0	2	1	0	1	2
3	0	0	0	1	1	1
4	0	0	0	0	1	2
2	0	0	0	0	1	0
0	0	0	0	0	0	0
0	0	0	0	0	0	0
1	1	1	0	0	0	0
1	0	0	0	0	0	0

AB	34
R	8
H	11
RBI	8
BB	2
SO	7
LOB	12

**P**

WP	PA
0	37
0	
0	

1B	2B	3B	HR	SF	SAC	DP	HBP
4	5	1	1	1	0	0	0

Batter	1	2	3	4	5	6	7	8	9	AB R H RBI BB SO LOB	TOP
Sonny Jackson, L (1, 6) OBP: 0.394, SLG: 0.411	0-0 1-3		0-3 K		0-3 K		0-0 1B		0-0 F8	5 0 1 0 0 2 2	
Felix Millan, R (1, 4) OBP: 0.346, SLG: 0.400	0-0 1B		0-0 L8			0-0 1B	0-0 4-3			4 0 2 0 0 0 2	
Hank Aaron, R (1, 9) OBP: 0.408, SLG: 0.632	0-0 1-2f		0-0 6-3			0-0 F9		0-0 4-3		4 0 0 0 0 0 2	
Rico Carty, R (1, 7) Mike Lum, L (8, 7) OBP: 0.513, SLG: 0.754 OBP: 0.286, SLG: 0.167		0-0 1B 2B		4-0 BB		0-0 1B		0-0 1B		3 1 3 0 1 0 0 0 0 0 0 0 0 0	
Clete Boyer, R (1, 5) OBP: 0.209, SLG: 0.224		0-0 L8		0-0 1-2f		0-0 1-2f 2-3		0-0 1-2		4 0 0 0 0 0 5	
Tony Gonzalez, L (1, 8) OBP: 0.354, SLG: 0.493		0-0 1B		0-0 F9		0-0 1-2f			0-0 4-3	4 0 1 0 0 0 2	
Tommie Aaron, R (1, 3) OBP: 0.667, SLG: 1.500		0-0 2B			0-0 HR		0-0 1B 2B		0-0 SH5-4 1B	4 1 4 2 0 0 0	AB 34 R 2 H 12 RBI 2 BB 2 SO 3 LOB 18
Bob Didier, S (1, 2) OBP: 0.289, SLG: 0.292		4-0 IBB		0-0 6-3		0-0 L3		0-0 1B	0-0 SH5-4 1B	3 0 1 0 1 0 1	
Phil Niekro, R (1, 1)		0-0 3-Hf		0-3 K		0-0 P2			0-0 SH5-4	3 0 0 0 0 1 4	
<b>Inning Stats</b>	R: 0 H: 1 E: 0 LOB: 0 K: 0 BB: 0 S: 3 P: 3	R: 1 H: 3 E: 0 LOB: 2 K: 0 BB: 1 S: 5 P: 9	R: 0 H: 0 E: 0 LOB: 0 K: 1 BB: 0 S: 5 P: 5	R: 0 H: 0 E: 0 LOB: 0 K: 0 BB: 1 S: 2 P: 6	R: 1 H: 1 E: 0 LOB: 0 K: 2 BB: 0 S: 8 P: 8	R: 0 H: 2 E: 0 LOB: 2 K: 0 BB: 0 S: 5 P: 5	R: 0 H: 2 E: 0 LOB: 2 K: 0 BB: 0 S: 5 P: 5	R: 0 H: 1 E: 0 LOB: 0 K: 0 BB: 0 S: 3 P: 3	R: 0 H: 2 E: 0 LOB: 2 K: 0 BB: 0 S: 5 P: 5	1B: 8 SF: 0 2B: 3 SAC: 1 3B: 0 DP: 3 HR: 1 HBP: 0	WP: 0 PA: 37 PB: 0 SB: 0 CS: 1
<b>PITCHER</b>	IP WLS BF H R ER SO BB IBB HBP BLK WP HR S P ERA WHIP										
Bob Veale, L (1, 1) ERA: 3.42	8.0 L 32 10 2 2 3 1 1 0 0 0 1 36 44 2.25 1.375										
Dave Giusti, R (9, 1) ERA: 0.82	1.0 5 2 0 0 0 0 0 0 0 0 0 5 5 0.00 2.000										

Atlanta Braves @ Pittsburgh Pirates  
 Forbes Field, Pittsburgh, PA  
 Sun Apr 26 1970, 3:33 AM EDT  
 Att. 15,307 - Sunny

livebaseballscorecards.com



Batter 1 2 3 4 5 6 7 8 9 AB R H RBI BB SO LOB

Matty Alou, L OBP: 0.270, SLG: 0.284 (1, 8) X	0-0 L4 ①		X 0-0 L9 ③		X 0-0 5-3 ②		X 0-0 5-3 1B		4 0 1 0 0 0 0
Richie Hebner, L OBP: 0.333, SLG: 0.452 (1, 5) S S S	0-3 K ②		X 0-0 E3		X 0-0 L8 ③		X 0-0 5-3 ③		4 0 0 0 0 1 1
Roberto Clemente, R OBP: 0.458, SLG: 0.635 (1, 9) B B B	4-0 PB BB		X 0-3 K ①		X 0-0 5-3 ①		X 0-0 5-3 ①		3 0 0 0 1 1 1
Willie Stargell, L OBP: 0.172, SLG: 0.196 (1, 7) S S S	0-3 K2-3 ③ 1-2		X 0-0 F4 ②		X 0-0 1-3 ②		X 0-0 L6 ②		4 0 0 0 0 1 2
Al Oliver, L OBP: 0.241, SLG: 0.353 (1, 3)		X 0-0 6-3 ①	X 0-0 L8 ③		X 0-0 E4 1B ③		X 0-0 L9 ③		4 0 0 0 0 0 1
Manny Sanguillen, R OBP: 0.385, SLG: 0.577 (1, 2)		X 0-0 4-3 ②		X 0-0 F9 ①		X 0-0 1B 1B ②			3 0 1 0 0 0 0
Gene Alley, R OBP: 0.160, SLG: 0.191 (1, 6)		X 0-0 F9 ③		X 0-0 F7 ②		X 0-0 F3 ③			3 0 0 0 0 0 2
Bill Mazeroski, R OBP: 0.250, SLG: 0.288 (1, 4)			X 0-0 F7 ①		X 0-0 4-3 ③		S S S 0-3 K ①		3 0 0 0 0 1 0
Bob Veale, S (1, 1)			S S S 0-3 K ②		S S S 0-3 K ①		S S S 0-3 K ②		2 0 0 0 0 2 0
Freddie Patek, R (8, PH) OBP: 0.429, SLG: 0.667									1 0 0 0 0 1 0
Dave Giusti, R (9, 1)									0 0 0 0 0 0 0

Inning Stats	R: 0 H: 0 E: 0 K: 2 S: 7	H: 0 LOB: 1 BB: 1 P: 11	R: 0 H: 0 E: 0 K: 0 S: 3	H: 0 LOB: 0 BB: 0 P: 3	R: 0 H: 0 E: 0 K: 1 S: 5	H: 0 LOB: 0 BB: 0 P: 5	R: 0 H: 0 E: 1 K: 1 S: 6	H: 0 LOB: 1 BB: 0 P: 6	R: 0 H: 0 E: 0 K: 0 S: 3	H: 0 LOB: 0 BB: 0 P: 3	R: 0 H: 0 E: 0 K: 1 S: 5	H: 0 LOB: 0 BB: 0 P: 5	R: 0 H: 1 E: 1 K: 0 S: 5	H: 1 LOB: 2 BB: 0 P: 5	R: 0 H: 1 E: 0 K: 2 S: 8	H: 1 LOB: 1 BB: 0 P: 8	R: 0 H: 0 E: 0 K: 0 S: 3	H: 0 LOB: 0 BB: 0 P: 3	1B: 2 2B: 0 3B: 0 HR: 0	SF: 0 SAC: 0 DP: 0 HBP: 0
--------------	--------------------------	-------------------------	--------------------------	------------------------	--------------------------	------------------------	--------------------------	------------------------	--------------------------	------------------------	--------------------------	------------------------	--------------------------	------------------------	--------------------------	------------------------	--------------------------	------------------------	-------------------------	---------------------------

BOTTOM

Atlanta Braves @ Pittsburgh Pirates  
Forbes Field, Pittsburgh, PA  
Sun Apr 26 1970, 3:33 AM EDT  
Att. 15,307 - Sunny

AB	31
R	0
H	2
RBI	0
BB	1
SO	7
LOB	7



WP: 0	PA: 32
PB: 1	
SB: 1	
CS: 0	

PITCHER Phil Niekro, R (1, 1) ERA: 5.67	IP: 9.0 WLS: 2 BF: 32 H: 2 R: 0 ER: 0 SO: 7 BB: 1 IBB: 0 HBP: 0 BLK: 0 WP: 0 HR: 0 S: 45 P: 49 ERA: 0.00 WHIP: 0.333	PITCHER	IP: WLS: BF: H: R: ER: SO: BB: IBB: HBP: BLK: WP: HR: S: P: ERA: WHIP:
---	--	---------	--

Batter	1	2	3	4	5	6	7	8	9	AB R H RBI BB SO LOB	TOP											
Sonny Jackson, L (1, 6) OBP: 0.408, SLG: 0.407	0-0 1-3		4-0 BB		0-0 1B			0-0 F7	4-0 1B BB	3 0 1 0 2 0 0	<p>Atlanta Braves @ St. Louis Cardinals</p> <p>Busch Stadium, St. Louis, MO</p> <p>Tue Apr 28 1970, 7:05 PM CDT</p> <p>Att. 12,231 - Unknown</p>											
Felix Millan, R (1, 4) OBP: 0.349, SLG: 0.392	0-0 6-3		0-0 6-3		0-0 G6-4-3			4-0 WP BB	0-0 1B	4 0 1 0 1 0 3												
Hank Aaron, R (1, 9) OBP: 0.395, SLG: 0.644	0-0 HR				0-0 F9			0-3 K	0-0 F3	5 1 1 1 0 1 4												
Rico Carty, R (1, 7) OBP: 0.500, SLG: 0.725	0-0 F9				0-0 1B			0-0 6-3		4 0 1 0 0 0 1												
Orlando Cepeda, R (1, 3) OBP: 0.442, SLG: 0.696					0-0 F9			0-0 5-3	0-0 F3	4 0 1 0 0 0 0												
Tony Gonzalez, L (1, 8) OBP: 0.349, SLG: 0.481					0-0 L4			0-0 F8	0-0 HR	4 1 1 0 0 0 2												
Clete Boyer, R (1, 5) OBP: 0.225, SLG: 0.290					0-3 K			0-0 1B	0-0 HR	4 1 2 2 0 2 2												
Hal King, L (1, 2) OBP: 0.500, SLG: 0.417					0-0 G3			0-3 K	0-0 6-3	3 0 1 0 0 1 1												
Bob Didier, S (7, 2) OBP: 0.259, SLG: 0.280								0-3 K		1 0 0 0 0 0 0												
Pat Jarvis, R (1, 1) OBP: 0.143, SLG: 0.143					0-0 F8			0-3 K	4-0 1B BB BB	2 0 0 0 0 0 1												
Mike Lum, L (7, PH) OBP: 0.267, SLG: 0.154										1 0 0 0 0 1 1												
Hoyt Wilhelm, R (7, 1)										0 0 0 0 1 0 0												
<b>Inning Stats</b>	R: 1 E: 0 K: 0 S: 4	H: 1 LOB: 0 BB: 0 P: 4	R: 0 E: 0 K: 1 S: 5	H: 0 LOB: 0 BB: 0 P: 5	R: 0 E: 0 K: 0 S: 3	H: 0 LOB: 1 BB: 1 P: 7	R: 0 E: 0 K: 1 S: 7	H: 2 LOB: 2 BB: 0 P: 7	R: 0 E: 0 K: 0 S: 4	H: 2 LOB: 1 BB: 0 P: 4	R: 0 E: 0 K: 0 S: 3	H: 0 LOB: 0 BB: 0 P: 3	R: 0 E: 0 K: 2 S: 8	H: 1 LOB: 1 BB: 0 P: 8	R: 0 E: 0 K: 1 S: 5	H: 0 LOB: 1 BB: 1 P: 9	R: 2 E: 0 K: 0 S: 6	H: 3 LOB: 3 BB: 2 P: 14	1B: 7 2B: 0 3B: 0 HR: 2	SF: 0 SAC: 0 DP: 1 HBP: 0	WP: 1 PB: 0 SB: 1 CS: 0	PA: 39
<b>PITCHER</b>	IP WLS BF H R ER SO BB IBB HBP BLK WP HR S P ERA WHIP																					
Mike Torrez, R (1, 1) ERA: 2.28	8.2 L 36 8 3 3 5 3 0 0 0 1 2 43 55 3.12 1.269																					
Tom Hilgendorf, L (9, 1) ERA:	0.0 1 0 0 0 0 1 0 0 0 0 0 0 4 ∞ ∞																					
Chuck Taylor, R (9, 1) ERA:	0.1 2 1 0 0 0 0 0 0 0 0 0 0 2 2 0.00 3.000																					

livebaseballscorecards.com

AB	35
R	3
H	9
RBI	3
BB	4
SO	5
LOB	15



Batter	1	2	3	4	5	6	7	8	9	AB	R	H	RBI	BB	SO	LOB
Lou Brock, L (1, 7) OBP: 0.386, SLG: 0.438	0-3 K		0-0 6-3			0-0 HR 1B		0-0 G5-4-3 1B		4	1	2	0	0	1	0
Jose Cardenal, R (1, 8) OBP: 0.406, SLG: 0.547	0-0 2B			0-0 5-3 1B		0-0 F9 1-2		0-0 G5-4-3 1-2f 2-3		4	0	2	0	0	0	3
Dick Allen, R (1, 5) OBP: 0.358, SLG: 0.593	0-3 K			0-0 P4		0-0 HR 2-H		0-0 F7		4	1	1	2	0	1	3
Joe Torre, R (1, 2) OBP: 0.394, SLG: 0.517	0-3 K			0-0 5-3 1-2		0-3 K			0-0 6-3	4	0	0	0	0	2	2
Leron Lee, L (1, 9) OBP: 0.281, SLG: 0.373		0-3 K		0-0 F6		0-0 4-3			0-3 K	4	0	0	0	0	2	1
Joe Hague, L (1, 3) OBP: 0.471, SLG: 0.462		0-0 5-3			0-0 5-3 1B		0-0 4-3		4-0 BB	3	0	1	0	1	0	0
Julian Javier, R (9, PR) OBP: 0.234, SLG: 0.239										0	0	0	0	0	0	0
Cookie Rojas, R (1, 4) OBP: 0.188, SLG: 0.133		0-0 1-3			0-0 5-3 1-2		0-0 5-3		0-0 G3	3	0	0	0	0	0	1
Vic Davalillo, L (9, PH) OBP: 0.286, SLG: 0.167										1	0	0	0	0	0	1
Dal Maxvill, R (1, 6) OBP: 0.268, SLG: 0.125			0-0 F8		0-3 K		0-0 6-3			3	0	0	0	0	1	1
Mike Torrez, R (1, 1) OBP: 0.455, SLG: 0.400			0-3 K					0-0 PB 1B		3	0	1	0	0	1	1
Tom Hilgendorf, S (9, 1)										0	0	0	0	0	0	0
Chuck Taylor, R (9, 1)										0	0	0	0	0	0	0

Inning Stats	R: 0	H: 1	E: 0	LOB: 1	K: 3	BB: 0	S: 10	P: 10
	R: 0	H: 0	E: 0	LOB: 0	K: 1	BB: 0	S: 5	P: 5
	R: 0	H: 0	E: 0	LOB: 0	K: 1	BB: 0	S: 5	P: 5
	R: 0	H: 1	E: 0	LOB: 1	K: 0	BB: 0	S: 4	P: 4
	R: 0	H: 1	E: 0	LOB: 1	K: 1	BB: 0	S: 6	P: 6
	R: 2	H: 2	E: 0	LOB: 0	K: 1	BB: 0	S: 7	P: 7
	R: 0	H: 0	E: 0	LOB: 0	K: 0	BB: 0	S: 3	P: 3
	R: 0	H: 2	E: 0	LOB: 1	K: 0	BB: 0	S: 4	P: 4
	R: 0	H: 0	E: 0	LOB: 1	K: 1	BB: 1	S: 5	P: 9

PITCHER	IP	WLS	BF	H	R	ER	SO	BB	IBB	HBP	BLK	WP	HR	S	P	ERA	WHIP
Pat Jarvis, R (1, 1) ERA: 3.78	6.0		23	5	2	2	7	0	0	0	0	0	1	37	37	3.00	0.833
Hoyt Wilhelm, R (7, 1) ERA: 3.68	3.0	W	11	2	0	0	1	1	0	0	0	0	0	12	16	0.00	1.000

**BOTTOM**

**Atlanta Braves @ St. Louis Cardinals**  
 Busch Stadium, St. Louis, MO  
 Tue Apr 28 1970, 7:05 PM CDT  
 Att. 12,231 - Unknown

<b>AB</b>	<b>33</b>
<b>R</b>	<b>2</b>
<b>H</b>	<b>7</b>
<b>RBI</b>	<b>2</b>
<b>BB</b>	<b>1</b>
<b>SO</b>	<b>8</b>
<b>LOB</b>	<b>13</b>

[livebaseballscorecards.com](http://livebaseballscorecards.com)



WP	HR	S	P	ERA	WHIP
0	1	1	0	3.00	0.833
0	0	0	0	0.00	1.000

Batter	1	2	3	4	5	6	7	8	9	AB R H RBI BB SO LOB	TOP																
Sonny Jackson, L (1, 6) OBP: 0.416, SLG: 0.422	0-0 F8			0-0 6-3		0-0 1B		0-0 1B 2B	0-0 F7	5 1 2 0 1 0 0																	
Tony Gonzalez, L (1, 8) OBP: 0.348, SLG: 0.464	0-0 5-3			0-0 4-3		0-0 P6		0-0 1B 2B 1B	0-0 BB	5 2 1 0 1 1 4																	
Hank Aaron, R (1, 9) OBP: 0.407, SLG: 0.636	0-0 P4			4-0 FC6-4 BB		0-0 P6		0-0 2B 1B	0-0 E 1B	4 2 2 1 1 0 1																	
Rico Carty, R (1, 7) OBP: 0.494, SLG: 0.712		0-0 4-3		0-0 FC6-4 1-2f		0-0 1-3		0-0 2B 1B BB	0-0 E 1B 2B	4 2 1 1 1 0 2																	
Orlando Cepeda, R (1, 3) OBP: 0.463, SLG: 0.726		0-0 5-3			0-0 4-3 1B 2B		0-0 FC5-4 1B	0-0 1B 2B	4-0 WP E 1B IBB	4 2 3 2 1 0 0																	
Felix Millan, R (1, 4) OBP: 0.341, SLG: 0.381		0-0 P4			0-0 4-3		0-0 FC5-4 1B	0-0 1B	0-0 E5 1B WP	5 1 1 2 0 0 4																	
Clete Boyer, R (1, 5) OBP: 0.224, SLG: 0.284			0-0 5-3		0-0 1B 1B		0-3 K	0-0 5-3	0-3 K	5 0 1 1 0 2 5																	
Hal King, L (1, 2) OBP: 0.571, SLG: 0.467			0-0 1-3		0-0 G6-4-3 1B		0-0 FC3-6 1B	4-0 G4-6-3 IBB	4-0 E 1B IBB	3 0 2 0 2 0 0																	
Jim Nash, R (1, 1) OBP: 0.167, SLG: 0.091			0-3 K		0-0 G6-4-3		0-0 FC3-6	0-0 G4-6-3	0-0 E8 1B	1 0 0 0 0 1 0																	
Ralph Garr, L (5, PH)										1 0 0 0 0 0 2																	
Gary Nelbauer, R (5, 1)										0 0 0 0 0 0 0																	
Mike Lum, L (7, PH)										1 0 0 0 0 0 2																	
Larry Jaster, L (7, 1)										0 0 0 0 0 0 0																	
Tommie Aaron, R (8, PH)										1 0 0 0 0 0 3																	
Bob Fridov, R (8, 1)										1 0 1 2 0 0 0																	
<b>Inning Stats</b>	R: 0 E: 0 K: 0 S: 3	H: 0 LOB: 0 BB: 0 P: 3	R: 0 E: 0 K: 0 S: 3	H: 0 LOB: 0 BB: 0 P: 3	R: 0 E: 0 K: 1 S: 5	H: 0 LOB: 0 BB: 0 P: 5	R: 0 E: 0 K: 0 S: 3	H: 0 LOB: 1 BB: 1 P: 7	R: 1 E: 0 K: 0 S: 5	H: 3 LOB: 1 BB: 0 P: 5	R: 0 E: 0 K: 1 S: 4	H: 1 LOB: 1 BB: 0 P: 4	R: 0 E: 0 K: 1 S: 7	H: 2 LOB: 2 BB: 0 P: 7	R: 4 E: 0 K: 0 S: 7	H: 5 LOB: 2 BB: 2 P: 15	R: 5 E: 2 K: 2 S: 11	H: 3 LOB: 3 BB: 4 P: 27	1B: 10 2B: 4 3B: 0 HR: 0	SF: 0 SAC: 0 DP: 2 HBP: 0	WP: 1 PB: 0 SB: 0 CS: 0	PA: 47					
<b>PITCHER</b>	IP WLS BF H R ER SO BB IBB HBP BLK WP HR S P ERA WHIP																										
George Culver, R (1, 1) ERA: 2.2	7.0		30	9	4	4	2	1	0	0	0	0	0	33	37	5.14	1.429										
Santiago Guzman, R (8, 1) ERA: 6.75	0.0		2	1	0	0	0	1	0	0	0	0	0	1	5	∞	∞										
Chuck Taylor, R (8, 1) ERA: 2.16	1.1	L	8	3	4	3	0	1	1	0	0	0	0	6	14	20.25	3.000										
Nelson Briles, R (9, 1) ERA: 5.79	0.1		5	1	2	0	1	0	2	0	0	1	0	5	13	0.00	3.000										
Rich Nye, L (9, 1) ERA: 1.93	0.1		2	0	0	0	1	1	0	0	0	0	0	3	7	0.00	3.000										

Atlanta Braves @ St. Louis Cardinals  
 Busch Stadium, St. Louis, MO  
 Wed Apr 29 1970, 7:05 PM CDT  
 Att: 10,562 - Unknown

livebaseballscorecards.com

AB	40
R	10
H	14
RBI	9
BB	7
SO	4
LOB	23





Batter	1	2	3	4	5	6	7	8	9	AB	R	H	RBI	BB	SO	LOB	BOTTOM
Lou Brock, L OBP: 0.365, SLG: 0.412 (1, 7)	0-0 5-3		0-0 F5	0-0 F7			0-0 5-3			4	0	0	0	0	0	2	<p><b>Atlanta Braves @ St. Louis Cardinals</b>  Busch Stadium, St. Louis, MO  Wed Apr 29 1970, 7:05 PM CDT  Att. 10,562 - Unknown</p>
Jose Cardenal, R OBP: 0.397, SLG: 0.529 (1, 8)	0-0 E6 3B		0-0 1-3		0-0 1-6-3		0-0 1B			4	1	1	1	0	0	0	
Dick Allen, R OBP: 0.366, SLG: 0.667 (1, 5)	0-0 1B 3B		0-0 HR		0-0 F7		0-0 5-3			4	2	2	2	0	0	1	
Joe Torre, R OBP: 0.371, SLG: 0.484 (1, 2)	0-0 6-3		0-0 6-3		0-3 K			0-0 1-3		4	0	0	0	0	1	1	
Leron Lee, L OBP: 0.279, SLG: 0.365 (1, 9)	0-0 1B			0-0 F8		0-0 P4		0-0 F9		4	0	1	1	0	0	0	
Joe Hague, L OBP: 0.455, SLG: 0.512 (1, 3)	0-3 K			0-0 HR		0-0 P6		0-0 F3		4	1	1	1	0	1	1	
Julian Javier, R OBP: 0.240, SLG: 0.245 (1, 4)		0-0 5-3		0-0 1B SF9		0-0 1B F5			0-0 4-3	3	1	1	0	0	0	0	
Carl Taylor, R OBP: 0.294, SLG: 0.400 (9, PH)										1	0	0	0	0	0	0	
Dal Maxvill, R OBP: 0.295, SLG: 0.171 (1, 6)		0-0 4-3		0-0 1B		0-0 SH1-3 WP 1B		0-0 F8		3	1	2	0	0	0	0	
Jim Campbell, L OBP: 0.286, SLG: 0.286 (9, PH)				0-0 1B				0-0 6-3		1	0	0	0	0	0	0	
George Culver, R OBP: 0.167, SLG: 0.344 (1, 1)				0-0 F7		0-0 SF9				0	0	0	0	0	0	0	
Santiago Guzman, R OBP: 0.167, SLG: 0.500 (8, 1)										0	0	0	0	0	0	0	
Chuck Taylor, R OBP: 0.167, SLG: 0.500 (8, 1)										0	0	0	0	0	0	0	
Nelson Bries, R OBP: 0.167, SLG: 0.500 (9, 1)										0	0	0	0	0	0	0	
Rich Nye, L OBP: 0.167, SLG: 0.500 (9, 1)										0	0	0	0	0	0	0	
Vic Davallilo, L OBP: 0.290, SLG: 0.143 (9, PH)										1	0	0	0	0	0	0	

Inning Stats	R: 2	H: 2	E: 1	K: 1	S: 8	H: 2	LOB: 1	BB: 0	P: 8	R: 0	H: 0	E: 0	K: 0	S: 3	R: 1	H: 1	E: 0	K: 0	S: 4	R: 2	H: 3	E: 0	K: 0	S: 6	R: 0	H: 0	E: 0	K: 1	S: 5	R: 0	H: 0	E: 0	K: 0	S: 3	R: 1	H: 2	E: 0	K: 0	S: 5	R: 0	H: 0	E: 0	K: 0	S: 3	R: 0	H: 0	E: 0	K: 0	S: 3	R: 0	H: 0	E: 0	K: 0	S: 3	1B: 5	2B: 0	3B: 1	HR: 2	SF: 1	SAC: 1	DP: 0	HBP: 0	WP: 1	PB: 0	SB: 1	CS: 0	PA: 36
--------------	------	------	------	------	------	------	--------	-------	------	------	------	------	------	------	------	------	------	------	------	------	------	------	------	------	------	------	------	------	------	------	------	------	------	------	------	------	------	------	------	------	------	------	------	------	------	------	------	------	------	------	------	------	------	------	-------	-------	-------	-------	-------	--------	-------	--------	-------	-------	-------	-------	--------

PITCHER	IP	WLS	BF	H	R	ER	SO	BB	IBB	HBP	BLK	WP	HR	S	P	ERA	WHIP
Jim Nash, R ERA: 4.33 (1, 1)	4.0		19	6	5	3	1	0	0	0	0	0	2	21	21	6.75	1.500
Gary Neibauer, R ERA: 7.2 (5, 1)	2.0		6	0	0	0	1	0	0	0	0	0	0	8	8	0.00	0.000
Larry Jaster, L ERA: 3.97 (7, 1)	1.0		5	2	1	1	0	0	0	0	0	1	0	5	5	9.00	2.000
Bob Priddy, R ERA: 4.76 (8, 1)	2.0	W	6	0	0	0	0	0	0	0	0	0	0	6	6	0.00	0.000



Batter	1	2	3	4	5	6	7	8	9	AB R H RBI BB SO LOB	TOP
Don Kessinger, S (1, 6) OBP: 0.425, SLG: 0.455	4-0 1B BB		0-0 6-3			0-0 FC4-6 1B		0-0 FC6 1B		3 1 2 0 1 0 0	<b>Chicago Cubs @ Atlanta Braves</b> Atlanta Stadium, Atlanta, GA Thu Apr 30 1970, 7:05 PM EDT Att. 10,907 - Unknown - 80 F
Glenn Beckert, R (1, 4) OBP: 0.408, SLG: 0.449	0-0 1-3 1B		0-0 F9			0-0 FC4-6 1B		0-3 K		4 0 2 0 0 1 1	
Billy Williams, L (1, 7) OBP: 0.308, SLG: 0.575	0-3 K				0-3 K	0-0 FC4-6 1B		0-0 F6		4 0 0 0 0 2 5	
Ron Santo, R (1, 5) OBP: 0.338, SLG: 0.379	0-0 F3				0-3 K	0-0 14 G6-4-3 1B		0-0 FC6		4 0 1 1 0 1 3	
14 Ernie Banks, R (1, 3) OBP: 0.324, SLG: 0.333	0-0 F7				4-0 BB	0-0 G6-4-3			0-0 F8	3 0 0 0 1 0 4	
Johnny Callison, L (1, 9) OBP: 0.378, SLG: 0.567		0-0 4-3			0-0 F8		1-0 FC1-4 HBP		0-0 F6	3 0 0 0 0 0 1	
Jim Hickman, R (1, 8) OBP: 0.444, SLG: 0.580		0-3 K			0-3 K	0-0 FC1-4		0-0 K HR		4 1 1 1 0 2 1	
Ken Rudolph, R (1, 2)		0-3 K			0-3 K	0-0 F9		0-0 3-1		4 0 0 0 0 2 1	
Fergie Jenkins, R (1, 1) OBP: 0.077, SLG: 0.077			0-3 K		0-3 K	0-0 F9				0 0 0 0 0 0 0	
Jim Colborn, R (2, 1)										2 0 0 0 0 2 0	
Cleo James, R (7, PH) OBP: 0.200, SLG: 0.200										1 0 0 0 0 0 1	
Jim Cosman, R (7, 1)										0 0 0 0 0 0 0	
Larry Gura, S (7, 1)										0 0 0 0 0 0 0	
<b>Inning Stats</b>	R: 0 H: 1 E: 0 LOB: 2 K: 1 BB: 1 S: 6 P: 10	R: 0 H: 0 E: 0 LOB: 0 K: 2 BB: 0 S: 7 P: 7	R: 0 H: 0 E: 0 LOB: 0 K: 1 BB: 0 S: 5 P: 5	R: 0 H: 0 E: 0 LOB: 1 K: 2 BB: 1 S: 7 P: 11	R: 0 H: 0 E: 0 LOB: 0 K: 3 BB: 0 S: 9 P: 9	R: 1 H: 3 E: 0 LOB: 1 K: 0 BB: 0 S: 5 P: 5	R: 0 H: 0 E: 1 LOB: 1 K: 0 BB: 0 S: 3 P: 4	R: 0 H: 1 E: 0 LOB: 1 K: 1 BB: 0 S: 6 P: 6	R: 1 H: 1 E: 0 LOB: 0 K: 0 BB: 0 S: 4 P: 4	1B: 5 SF: 0 2B: 0 SAC: 0 3B: 0 DP: 1 HR: 1 HBP: 1	WP: 0 PA: 35 PB: 0 SB: 0 CS: 0
<b>PITCHER</b> George Stone, L (1, 1) ERA: 2.87	IP WLS BF H R ER SO BB IBB HBP BLK WP HR S P ERA WHIP										
	9.0 W 35 6 2 2 10 2 0 1 0 0 1 52 61 2.00 0.889										
		<b>PITCHER</b> IP WLS BF H R ER SO BB IBB HBP BLK WP HR S P ERA WHIP									

livebaseballscorecards.com

<b>AB</b>	32
<b>R</b>	2
<b>H</b>	6
<b>RBI</b>	2
<b>BB</b>	2
<b>SO</b>	10
<b>LOB</b>	17



Batter	1	2	3	4	5	6	7	8	9	AB	R	H	RBI	BB	SO	LOB
Sonny Jackson, L OBP: 0.427, SLG: 0.418 (1, 6)	4-0 BB 1B HR BB	0-0 5-3		0-0 1B 1B		0-0 B3 2-3	4-0 1-2 2-3 BB			3	1	1	0	2	0	1
Tony Gonzalez, L OBP: 0.362, SLG: 0.483 (1, 8)	0-0 1-2 HR 1B	0-0 2B		0-0 1-3 FC6-4 1B		0-0 1-3	0-0 F8			5	1	3	0	0	0	4
Hank Aaron, R OBP: 0.418, SLG: 0.663 Mike Lum, L OBP: 0.250, SLG: 0.143 (1, 9) (9, 9)	4-0 1-2 2-3 HR BB	4-0 BB BB		0-0 1-2f FC6-4			0-0 HR	0-0 F2		3	2	1	1	2	0	2
Rico Carty, R OBP: 0.500, SLG: 0.782 (1, 7)	0-0 1-H 2-H 3-H HR	0-3 K			0-0 HR		0-0 F9	0-0 1B		5	2	3	5	0	1	2
Orlando Cepeda, R OBP: 0.437, SLG: 0.679 (1, 3)	0-0 F7		0-0 6-3		0-3 K		0-0 F2	0-0 F7		5	0	0	0	0	1	1
Felix Millan, R OBP: 0.333, SLG: 0.371 (1, 4)	0-0 F8		0-0 5-3		0-0 L6		0-0 2B 1B	0-0 F7		5	1	1	0	0	0	1
Clete Boyer, R OBP: 0.238, SLG: 0.310 (1, 5)	0-0 6-3		0-0 CS 1B		0-3 K		0-0 1B 2B			4	1	2	0	0	1	0
Hal King, L OBP: 0.600, SLG: 0.647 (1, 2)		0-0 HR	0-0 CS	4-0 1-2 G2-6-4 BB		0-3 K	4-0 BB 1B IBB			2	1	1	1	2	1	0
George Stone, L OBP: 0.250, SLG: 0.313 (1, 1)		0-0 F8		0-0 1-2f G2-6-4		0-0 B3 2B	0-0 1-2 2-H 3-H BB 1B			4	0	2	2	0	0	1

Inning Stats	R: 4	H: 2	E: 0	K: 0	S: 5	LOB: 0	BB: 2	P: 13	R: 1	H: 2	E: 0	K: 1	S: 7	LOB: 2	BB: 1	P: 11	R: 0	H: 1	E: 0	K: 0	S: 3	LOB: 0	BB: 0	P: 3	R: 0	H: 2	E: 0	K: 0	S: 4	LOB: 2	BB: 1	P: 8	R: 1	H: 1	E: 0	K: 2	S: 8	LOB: 0	BB: 0	P: 8	R: 0	H: 1	E: 0	K: 1	S: 6	LOB: 1	BB: 0	P: 6	R: 3	H: 4	E: 0	K: 0	S: 7	LOB: 3	BB: 2	P: 15	R: 0	H: 1	E: 0	K: 0	S: 4	LOB: 1	BB: 0	P: 4
--------------	------	------	------	------	------	--------	-------	-------	------	------	------	------	------	--------	-------	-------	------	------	------	------	------	--------	-------	------	------	------	------	------	------	--------	-------	------	------	------	------	------	------	--------	-------	------	------	------	------	------	------	--------	-------	------	------	------	------	------	------	--------	-------	-------	------	------	------	------	------	--------	-------	------

PITCHER	IP	WLS	BF	H	R	ER	SO	BB	IBB	HBP	BLK	WP	HR	S	P	ERA	WHIP
Fergie Jenkins, R ERA: 4.54 (1, 1)	1.2	L	11	4	5	5	0	2	0	0	0	0	2	9	17	27.00	3.600
Jim Colborn, R ERA: 1.86 (2, 1)	4.1		18	5	1	1	4	2	0	0	0	0	1	24	32	2.08	1.615
Jim Cosman, R ERA: 40.5 (7, 1)	0.2		6	3	3	3	0	0	1	0	0	0	1	5	9	40.50	4.500
Larry Gura, L ERA: (7, 1)	1.1		7	2	0	0	0	1	0	0	0	0	0	6	10	0.00	2.250

**BOTTOM**

**Chicago Cubs @ Atlanta Braves**  
Atlanta Stadium, Atlanta, GA

Thu Apr 30 1970, 7:05 PM EDT  
Att: 10,907 - Unknown - 80 F

AB	36
R	9
H	14
RBI	9
BB	6
SO	4
LOB	12

livebaseballscorecards.com



WP	HR	S	P	ERA	WHIP
0	0	0	0	0	0

Batter	1	2	3	4	5	6	7	8	9	AB R H RBI BB SO LOB	TOP																													
Don Kessinger, S (1, 6) OBP: 0.417, SLG: 0.443	0-3 K		0-0 F9 5-3 1B		0-3 K			0-0 FC4-6 G5-4-3 1-2f		4 0 1 0 0 2 1	<b>Chicago Cubs @ Atlanta Braves</b> Atlanta Stadium, Atlanta, GA Fri May 01 1970, 7:05 PM EDT Att. 16,741 - Unknown - 80 F																													
Glenn Beckert, R (1, 4) OBP: 0.400, SLG: 0.438	0-0 4-3		0-0 5-3 1-2			0-0 E8 1B		0-0 G5-4-3 1-2f		4 0 1 0 0 0 2																														
Billy Williams, L (1, 7) OBP: 0.317, SLG: 0.605	4-0 BB		0-0 F9 2-3			0-0 5-3		0-0 HR		3 1 1 1 1 0 2																														
Willie Smith, L (1, 3) OBP: 0.250, SLG: 0.583	0-0 F8		0-0 F9			0-3 K		0-3 K		4 0 0 0 0 2 3																														
Johnny Callison, L (1, 9) OBP: 0.372, SLG: 0.549		0-0 CS 1B		0-0 1-4-3		0-3 K		0-0 4-3		4 0 1 0 0 1 1																														
Ron Santo, R (1, 5) OBP: 0.321, SLG: 0.357		0-0 F9 1-2		0-0 P6			0-0 5-3		0-0 5-3	4 0 0 0 0 0 1																														
Jimmie Hall, L (1, 8) OBP: 0.222, SLG: 0.125		0-0 1B		0-3 K			0-3 K			3 0 1 0 0 2 0																														
J.C. Martin, L (1, 2) OBP: 0.175, SLG: 0.135		0-0 P4			0-0 F3		0-3 K			3 0 0 0 0 1 1																														
Joe Decker, R (1, 1) OBP: 0.286, SLG: 0.714 Paul Popovich, S (8, PH) OBP: 0.400, SLG: 0.250 Cleo James, R (8, PR) OBP: 0.200, SLG: 0.200 Phil Regan, R (8, 1)			0-0 HR		0-3 K			4-0 FC4-6 BB		2 1 1 1 0 1 0 0 0 0 0 1 0 0 0 0 0 0 0 0 0 0 0 0 0 0 0 0																														
<b>Inning Stats</b>	R: 0 E: 0 K: 1 S: 5	H: 0 LOB: 1 BB: 1 P: 9	R: 0 E: 0 K: 0 S: 4	H: 2 LOB: 1 BB: 0 P: 4	R: 1 E: 0 K: 0 S: 5	H: 2 LOB: 1 BB: 0 P: 5	R: 0 E: 0 K: 1 S: 5	H: 0 LOB: 0 BB: 0 P: 5	R: 0 E: 0 K: 2 S: 8	H: 1 LOB: 1 BB: 0 P: 8	R: 0 E: 0 K: 2 S: 7	H: 0 LOB: 0 BB: 0 P: 7	R: 0 E: 1 K: 2 S: 8	H: 0 LOB: 0 BB: 0 P: 7	R: 0 E: 0 K: 0 S: 2	H: 0 LOB: 1 BB: 1 P: 6	R: 1 E: 0 K: 1 S: 6	H: 1 LOB: 0 BB: 0 P: 6	1B: 4 2B: 0 3B: 0 HR: 2	SF: 0 SAC: 0 DP: 1 HBP: 0	WP: 0 PB: 0 SB: 0 CS: 1	PA: 33																		
<b>PITCHER</b> Phil Niekro, R (1, 1) ERA: 4.89	IP 9.0	WLS W	BF 33	H 6	R 2	ER 2	SO 9	BB 2	IBB 0	HBP 0	BLK 0	WP 0	HR 2	S 49	P 57	ERA 2.00	WHIP 0.889						<b>PITCHER</b>	IP 9.0	WLS W	BF 33	H 6	R 2	ER 2	SO 9	BB 2	IBB 0	HBP 0	BLK 0	WP 0	HR 2	S 49	P 57	ERA 2.00	WHIP 0.889

livebaseballscorecards.com

AB	31
R	2
H	6
RBI	2
BB	2
SO	9
LOB	11



Batter	1	2	3	4	5	6	7	8	9	AB	R	H	RBI	BB	SO	LOB
--------	---	---	---	---	---	---	---	---	---	----	---	---	-----	----	----	-----

Sonny Jackson, L OBP: 0.442, SLG: 0.420 (1, 6)	4-0 BB G4-6-3	4-0 BB			0-0 SF7 1B		0-0 F7			2	1	1	0	2	0	0
Tony Gonzalez, L OBP: 0.347, SLG: 0.467 (1, 8)	0-0 G4-6-3 1-2f	0-3 K			0-0 SF7 1-H		0-0 4-3			3	0	0	1	0	1	3
Hank Aaron, R OBP: 0.432, SLG: 0.695 (1, 9)	0-0 HR				4-0 FC6-5 5-3 BB		4-0 F3			2	1	1	1	2	0	0
Rico Carty, R OBP: 0.500, SLG: 0.765 (1, 7)	4-0 HBP 2B BB				0-0 F9		0-0 1-3 1-2		0-0 G5-4-3 1B	3	1	1	0	1	0	2
Orlando Cepeda, R OBP: 0.429, SLG: 0.654 (1, 3)	1-0 2B HBP				0-0 5-3		0-0 1-4-3		0-0 F8	3	0	0	0	0	0	3
Felix Millan, R OBP: 0.340, SLG: 0.380 (1, 4)	0-0 2B				0-0 FC6-5		4-0 BB		0-0 G5-4-3	3	0	1	1	1	0	2
Clete Boyer, R OBP: 0.229, SLG: 0.297 (1, 5)					0-0 F7		0-0 F8			3	0	0	0	0	0	1
Bob Didier, S OBP: 0.250, SLG: 0.269 Bob Tillman, R OBP: 0.256, SLG: 0.421 (1, 2) (4, 2)					0-3 K		0-3 K			1	0	0	0	0	0	0
Phil Niekro, R (1, 1)					0-0 SH1-4		0-3 K			2	0	0	0	0	2	1
					0-0 6-3					2	0	0	0	0	1	1

Inning Stats	R: 2	H: 2	E: 0	K: 0	S: 3	LOB: 2	BB: 2	P: 12	R: 0	H: 0	E: 1	K: 1	S: 6	LOB: 2	BB: 1	P: 10	R: 0	H: 0	E: 0	K: 0	S: 3	LOB: 1	BB: 1	P: 7	R: 0	H: 0	E: 0	K: 1	S: 5	LOB: 0	BB: 0	P: 5	R: 1	H: 1	E: 1	K: 0	S: 4	LOB: 1	BB: 1	P: 8	R: 0	H: 0	E: 0	K: 2	S: 7	LOB: 1	BB: 1	P: 11	R: 0	H: 0	E: 0	K: 0	S: 3	LOB: 0	BB: 0	P: 3	R: 0	H: 1	E: 0	K: 0	S: 3	LOB: 0	BB: 0	P: 3
--------------	------	------	------	------	------	--------	-------	-------	------	------	------	------	------	--------	-------	-------	------	------	------	------	------	--------	-------	------	------	------	------	------	------	--------	-------	------	------	------	------	------	------	--------	-------	------	------	------	------	------	------	--------	-------	-------	------	------	------	------	------	--------	-------	------	------	------	------	------	------	--------	-------	------

PITCHER	IP	WLS	BF	H	R	ER	SO	BB	IBB	HBP	BLK	WP	HR	S	P	ERA	WHIP
Joe Decker, R ERA: 2.66 (1, 1)	7.0	L	30	3	3	2	4	6	0	1	0	0	1	31	56	2.57	1.286
Phil Regan, R ERA: 3.0 (8, 1)	1.0		3	1	0	0	0	0	0	0	0	0	0	3	3	0.00	1.000

**BOTTOM**

**Chicago Cubs @ Atlanta Braves**  
Atlanta Stadium, Atlanta, GA  
Fri May 01 1970, 7:05 PM EDT  
Att: 16,741 - Unknown - 80 F

livebaseballscores.com

AB	24
R	3
H	4
RBI	3
BB	6
SO	4
LOB	13



WP	HR	S	P	ERA	WHIP
0	0	0	0	0	0

Batter	1	2	3	4	5	6	7	8	9	AB R H RBI BB SO LOB	TOP							
Don Kessinger, S (1, 6) OBP: 0.398, SLG: 0.419	0-0 F7		0-0 F7		0-0 F7			0-0 F7		4 0 0 0 0 0 1								
Glenn Beckert, R (1, 4) OBP: 0.381, SLG: 0.416	0-0 4-3		0-0 6-3		0-0 G4-6-3			0-0 F9		4 0 0 0 0 0 1								
Billy Williams, L (1, 7) OBP: 0.302, SLG: 0.575	0-3 K		0-0 G3							4 0 0 0 0 1 0								
Willie Smith, L (1, 3) OBP: 0.313, SLG: 0.500		4-0 2B BB		4-0 WP BB						2 1 0 0 2 0 0								
Ron Santo, R (1, 5) OBP: 0.329, SLG: 0.419		0-0 F9 2B		0-0 P4						4 1 2 2 0 0 1								
Johnny Callison, L (1, 9) OBP: 0.354, SLG: 0.520		0-0 F9		0-0 L4						4 0 0 0 0 0 2								
Jim Hickman, R (1, 8) OBP: 0.439, SLG: 0.558		0-0 5-3		4-0 BB						2 0 0 0 1 0 1								
J.C. Martin, L (1, 2) OBP: 0.186, SLG: 0.128		4-0 IBB		0-0 1-3						2 0 0 0 1 0 2								
Ken Holtzman, R (1, 1) OBP: 0.222, SLG: 0.235		0-3 K								2 0 1 0 0 1 2								
Archie Reynolds, R (6, 1)										0 0 0 0 0 0 0								
Jimmie Hall, L (8, PH) OBP: 0.200, SLG: 0.111										1 0 0 0 0 1 0								
Phil Regan, R (8, 1)					0-0 G4-6-3 1B					0 0 0 0 0 0 0								
<b>Inning Stats</b>	R: 0 E: 0 K: 1 S: 5	H: 0 LOB: 0 BB: 0 P: 5	R: 1 E: 0 K: 1 S: 6	H: 1 LOB: 2 BB: 2 P: 14	R: 0 E: 0 K: 0 S: 3	H: 0 LOB: 2 BB: 2 P: 11	R: 0 E: 0 K: 0 S: 3	H: 1 LOB: 0 BB: 0 P: 3	R: 0 E: 0 K: 0 S: 3	H: 0 LOB: 0 BB: 0 P: 3	R: 0 E: 0 K: 0 S: 5	H: 0 LOB: 0 BB: 0 P: 5	R: 1 E: 0 K: 0 S: 4	H: 1 LOB: 0 BB: 0 P: 4	1B: 1 2B: 1 3B: 0 HR: 1	SF: 0 SAC: 0 DP: 1 HBP: 0	WP: 1 PB: 0 SB: 0 CS: 0	PA: 33
<b>PITCHER</b> Pat Jarvis, R (1, 1) ERA: 3.4	IP: 9.0 WLS: W BF: 33 H: 3 R: 2 ER: 2 SO: 3 BB: 3 IBB: 1 HBP: 0 BLK: 0 WP: 1 HR: 1 S: 35 P: 51 ERA: 2.00 WHIP: 0.667																	

Chicago Cubs @ Atlanta Braves  
Atlanta Stadium, Atlanta, GA

Sat May 02 1970, 7:05 PM EDT  
Att. 16,154 - Unknown - 70 F

livebaseballscorecards.com

AB	29
R	2
H	3
RBI	2
BB	4
SO	3
LOB	10



Batter	1	2	3	4	5	6	7	8	9
Sonny Jackson, L (1, 6) OBP: 0.451, SLG: 0.431	0-0 4-3 WP 2B	0-0 1-3		0-0 5-3		4-0 BB 1-2 BB		4-0 BB BB	
Felix Millan, R (1, 4) OBP: 0.343, SLG: 0.406	0-0 4-3 2-3		0-0 HR	0-0 F9		4-0 BB 1-2 2-3 BB		0-0 4-3	
Hank Aaron, R (1, 9) OBP: 0.424, SLG: 0.671	4-0 3-H 1B BB		0-0 6-3		0-0 F8	0-0 G3			
Rico Carty, R (1, 7) OBP: 0.510, SLG: 0.812	0-0 1-2 1B		0-0 F9 1B 2B		0-0 HR		0-0 6-3		
Orlando Cepeda, R (1, 3) OBP: 0.411, SLG: 0.624	0-3 K		0-0 F9 2-3		0-0 F8		0-0 5-3		
Tony Gonzalez, L (1, 8) OBP: 0.343, SLG: 0.453	0-3 K		4-0 1B BB		0-3 K		0-0 F7		
Clete Boyer, R (1, 5) OBP: 0.241, SLG: 0.308		0-0 4-3 1B	0-0 1-2 3-H 1B			0-0 6-3		0-0 4-3	
Bob Tillman, R (1, 2) OBP: 0.256, SLG: 0.405		0-0 4-3 1-2	0-3 K			0-0 6-3		0-0 SH2-4 1B	
Pat Jarvis, R (1, 1) OBP: 0.176, SLG: 0.125		0-3 K		0-3 K		4-0 BB WP BB		0-0 SH2-4 1-2	

Inning Stats	R: 1	H: 2	E: 0	K: 2	S: 9	LOB: 2	BB: 1	P: 13
	R: 0	H: 1	E: 0	K: 1	S: 6	LOB: 1	BB: 0	P: 6
	R: 2	H: 3	E: 0	K: 1	S: 8	LOB: 2	BB: 1	P: 12
	R: 0	H: 0	E: 0	K: 1	S: 5	LOB: 0	BB: 0	P: 5
	R: 1	H: 1	E: 0	K: 1	S: 6	LOB: 0	BB: 0	P: 6
	R: 0	H: 0	E: 0	K: 0	S: 3	LOB: 3	BB: 3	P: 15
	R: 0	H: 0	E: 0	K: 0	S: 3	LOB: 0	BB: 0	P: 3
	R: 0	H: 1	E: 0	K: 0	S: 4	LOB: 2	BB: 1	P: 8

PITCHER	IP	WLS	BF	H	R	ER	SO	BB	IBB	HBP	BLK	WP	HR	S	P	ERA	WHIP
Ken Holtzman, L (1, 1) ERA: 3.89	5.2	L	27	7	4	4	6	3	0	0	0	1	2	36	48	6.35	1.765
Archie Reynolds, R (6, 1) ERA:	1.1		6	0	0	0	0	2	0	0	0	1	0	4	12	0.00	1.500
Phil Regan, R (8, 1) ERA: 2.7	1.0		5	1	0	0	0	1	0	0	0	0	0	4	8	0.00	2.000

**BOTTOM**

AB	R	H	RBI	BB	SO	LOB
3	1	1	0	2	0	1
4	1	1	1	1	0	3
3	0	0	0	1	0	3
4	2	3	1	0	0	0
4	0	0	0	0	1	3
3	0	0	0	1	2	2
4	0	2	1	0	0	0
4	0	1	0	0	1	3
2	0	0	0	1	2	1

<b>AB</b>	<b>31</b>
<b>R</b>	<b>4</b>
<b>H</b>	<b>8</b>
<b>RBI</b>	<b>3</b>
<b>BB</b>	<b>6</b>
<b>SO</b>	<b>6</b>
<b>LOB</b>	<b>16</b>

1B: 4	SF: 0	WP: 2	PA: 38
2B: 2	SAC: 1	PB: 0	
3B: 0	DP: 0	SB: 0	
HR: 2	HBP: 0	CS: 0	

PITCHER	IP	WLS	BF	H	R	ER	SO	BB	IBB	HBP	BLK	WP	HR	S	P	ERA	WHIP
Ken Holtzman, L (1, 1) ERA: 3.89	5.2	L	27	7	4	4	6	3	0	0	0	1	2	36	48	6.35	1.765
Archie Reynolds, R (6, 1) ERA:	1.1		6	0	0	0	0	2	0	0	0	1	0	4	12	0.00	1.500
Phil Regan, R (8, 1) ERA: 2.7	1.0		5	1	0	0	0	1	0	0	0	0	0	4	8	0.00	2.000

**Chicago Cubs @ Atlanta Braves**  
Atlanta Stadium, Atlanta, GA  
Sat May 02 1970, 7:05 PM EDT  
Att. 16,154 - Unknown - 70 F

[livebaseballscorecards.com](http://livebaseballscorecards.com)



Batter	1	2	3	4	5	6	7	8	9	AB R H RBI BB SO LOB	TOP											
Matty Alou, L (1, 8) OBP: 0.252, SLG: 0.253	0-0 6-3		0-0 6-3		0-0 1B 1B		0-0 1-3	0-0 F9		5 1 1 0 0 0 2	<b>Pittsburgh Pirates @ Atlanta Braves</b> Atlanta Stadium, Atlanta, GA Mon May 04 1970, 7:05 PM EDT Att. 7,457 - Unknown											
Bill Mazeroski, R (1, 4) OBP: 0.273, SLG: 0.275	0-0 6-3 1B		0-0 L9		0-0 1B 1B		0-0 E 1B 1B		0-0 6-3	5 1 3 1 0 0 0												
Roberto Clemente, R (1, 9) OBP: 0.424, SLG: 0.577 Bruce Dal Canton, R (7, 1) Bob Robertson, R (9, PH) OBP: 0.429, SLG: 0.581	0-0 6-3		0-0 4-3		0-0 1B		0-0 E6 1B 1B		0-0 F7	4 0 2 1 0 0 1 0 0 0 0 0 0 0 1 0 0 0 0 0 0												
Willie Stargell, L (1, 7) OBP: 0.250, SLG: 0.310	0-0 4-3			0-3 K	0-0 4-3		0-0 1-2 3-H 1B		0-3 K	5 0 1 1 0 2 3												
Al Oliver, L (1, 3) OBP: 0.215, SLG: 0.355		0-0 L9		0-0 F5		0-0 L9	0-0 G3			4 0 0 0 0 0 2												
Manny Sanguillen, R (1, 2) OBP: 0.370, SLG: 0.593		0-0 1B 1B		0-0 5-3		0-0 6-3		0-0 1-3		4 0 1 0 0 0 0												
Richie Hebner, L (1, 5) OBP: 0.380, SLG: 0.500		0-0 1-2 1B			0-0 F6	0-0 1B		0-0 1B 1B		4 0 3 0 0 0 0												
Gene Alley, R (1, 6) OBP: 0.197, SLG: 0.211 Dave Ricketts, S (8, PH) Jose Martinez, R (8, 6)		0-3 K			0-0 F2	0-0 6-3		0-0 F8		3 0 0 0 0 1 3 1 0 0 0 0 0 1 0 0 0 0 0 0 0												
Luke Walker, L (1, 1) OBP: 0.111, SLG: 0.111 Johnny Jeter, R (5, PH) OBP: 0.438, SLG: 0.250 Chuck Hartenstein, R (5, 1) Jose Pagan, R (7, PH) OBP: 0.265, SLG: 0.290		0-3 K			0-0 1B 1B		0-3 K	0-0 1-3 1B		1 0 0 0 0 1 2 1 1 1 0 0 0 0 0 0 0 0 0 0 0 2 0 1 0 0 1 0												
<b>Inning Stats</b>	R: 0 E: 0 K: 0 S: 4	H: 1 LOB: 1 BB: 0 P: 4	R: 0 E: 0 K: 2 S: 9	H: 2 LOB: 2 BB: 0 P: 9	R: 0 E: 0 K: 0 S: 3	H: 0 LOB: 0 BB: 0 P: 3	R: 0 E: 0 K: 1 S: 5	H: 0 LOB: 0 BB: 0 P: 5	R: 2 E: 0 K: 0 S: 7	H: 4 LOB: 2 BB: 0 P: 7		R: 0 E: 0 K: 0 S: 4	H: 1 LOB: 1 BB: 0 P: 4	R: 1 E: 1 K: 1 S: 8	H: 3 LOB: 2 BB: 0 P: 8	R: 0 E: 0 K: 0 S: 5	H: 2 LOB: 2 BB: 0 P: 5	R: 0 E: 0 K: 1 S: 5	H: 0 LOB: 0 BB: 0 P: 5	1B: 13 2B: 0 3B: 0 HR: 0	SF: 0 SAC: 0 DP: 0 HBP: 0	WP: 0 PB: 0 SB: 0 CS: 0
<b>PITCHER</b>	IP WLS BF H R ER SO BB IBB HBP BLK WP HR S P ERA WHIP																					
Jim Nash, R (1, 1) ERA: 4.28	6.2 W 30 10 3 3 4 0 0 0 0 0 0 0 38 38 4.05 1.500																					
Bob Priddy, R (7, 1) ERA: 3.95	2.1 S 10 3 0 0 1 0 0 0 0 0 0 0 12 12 0.00 1.286																					

<b>AB</b>	40
<b>R</b>	3
<b>H</b>	13
<b>RBI</b>	3
<b>BB</b>	0
<b>SO</b>	5
<b>LOB</b>	14



livebaseballscorecards.com



Batter	1	2	3	4	5	6	7	8	9
<b>Sonny Jackson, L</b> OBP: 0.448, SLG: 0.413 (1, 6)	4-0 1B SF9 BB		4-0 1B 6-3 1B BB	0-0 F7		0-3 K		0-0 F7	
<b>Felix Millan, R</b> OBP: 0.349, SLG: 0.410 (1, 4)	0-0 WP 1-3 1B		0-0 6-3 1-2	0-0 1B		0-0 F8			
<b>Hank Aaron, R</b> OBP: 0.417, SLG: 0.659 (1, 9)	0-0 SF9 3-H		0-0 1B 2B 1B	0-0 5-3		0-3 K			
<b>Rico Carty, R</b> OBP: 0.510, SLG: 0.795 (1, 7)	4-0 FC6-4 1-2 BB		0-0 2B 1-2 1B 3-H		0-3 K		0-3 K		
<b>Orlando Cepeda, R</b> OBP: 0.404, SLG: 0.640 (1, 3)	0-3 K		0-3 K		0-0 HR		0-0 5-3		
<b>Clete Boyer, R</b> OBP: 0.242, SLG: 0.317 (1, 5)	0-0 FC6-4 1-2f		0-0 1-3 2-H 2B		0-0 6-3			0-0 6-3	
<b>Tony Gonzalez, L</b> OBP: 0.340, SLG: 0.444 (1, 8)		0-0 G3	0-0 4-3		0-0 1B		0-3 K		
<b>Bob Didier, S</b> OBP: 0.250, SLG: 0.267 (1, 2)		0-3 K		0-0 4-3	0-0 5-3		0-0 S 1B		
<b>Jim Nash, R</b> OBP: 0.200, SLG: 0.357 (1, 1)		0-3 K		0-0 HR		0-3 K		4-0 1-2 BB	

Inning Stats	R: 1	H: 1	E: 0	K: 1	S: 6	H: 1	LOB: 2	BB: 2	P: 14	R: 0	H: 0	E: 0	K: 2	S: 7	H: 0	LOB: 0	BB: 0	P: 7	R: 2	H: 3	E: 0	K: 1	S: 8	H: 3	LOB: 2	BB: 1	P: 12	R: 1	H: 2	E: 0	K: 1	S: 7	H: 0	LOB: 0	BB: 0	P: 7	R: 0	H: 0	E: 0	K: 2	S: 7	H: 0	LOB: 0	BB: 0	P: 7	R: 0	H: 1	E: 0	K: 1	S: 6	H: 1	LOB: 2	BB: 1	P: 10
--------------	------	------	------	------	------	------	--------	-------	-------	------	------	------	------	------	------	--------	-------	------	------	------	------	------	------	------	--------	-------	-------	------	------	------	------	------	------	--------	-------	------	------	------	------	------	------	------	--------	-------	------	------	------	------	------	------	------	--------	-------	-------

PITCHER	IP	WLS	BF	H	R	ER	SO	BB	IBB	HBP	BLK	WP	HR	S	P	ERA	WHIP
<b>Luke Walker, L</b> ERA: 4.03 (1, 1)	4.0	L	21	6	4	4	4	3	0	0	0	1	1	26	38	9.00	2.250
<b>Chuck Hartenstein, R</b> ERA: 5.94 (5, 1)	2.0		8	2	1	1	3	0	0	0	0	0	1	14	14	4.50	1.000
<b>Bruce Dal Canton, R</b> ERA: 0.82 (7, 1)	2.0		8	1	0	0	3	1	0	0	0	0	0	13	17	0.00	1.000

**BOTTOM**

**Pittsburgh Pirates @ Atlanta Braves**  
Atlanta Stadium, Atlanta, GA

Mon May 04 1970, 7:05 PM EDT  
Att. 7,457 - Unknown

AB	R	H	RBI	BB	SO	LOB
3	2	0	0	2	1	2
4	0	2	0	0	0	1
3	1	1	1	0	1	1
3	0	1	1	1	2	0
4	1	1	1	0	2	4
4	0	1	1	0	0	2
4	0	1	0	0	1	2
4	0	1	0	0	1	1
3	1	1	1	0	2	0
0	0	0	0	1	0	0

AB	32
R	5
H	9
RBI	5
BB	4
SO	10
LOB	13

livebaseballscorecards.com



WP	PA
1	37
PB	0
SB	1
CS	0

Batter	1	2	3	4	5	6	7	8	9	AB R H RBI BB SO LOB	TOP
Matty Alou, L (1, 8) OBP: 0.250, SLG: 0.250	0-0 L3		0-0 3-1			0-0 1B	0-0 F8		0-0 F7	5 1 1 1 0 0 2	<b>Pittsburgh Pirates @ Atlanta Braves</b> Atlanta Stadium, Atlanta, GA Tue May 05 1970, 7:05 PM EDT Att. 9,199 - Unknown <a href="http://livebaseballscorecards.com">livebaseballscorecards.com</a>
Bill Mazeroski, R (1, 4) OBP: 0.261, SLG: 0.265	0-0 5-3				0-0 F9	0-0 SF9	0-0 1-3			3 0 0 1 0 0 1	
Johnny Jeter, R (1, 7) OBP: 0.450, SLG: 0.313	0-0 L7				0-3 K	0-0 1B		0-0 HR		4 2 2 0 0 1 0	
Bob Robertson, R (1, 3) OBP: 0.436, SLG: 0.657		0-0 F6			0-3 K	0-0 1B		0-0 HR		4 1 2 3 0 1 0	
Manny Sanguillen, R (1, 2) OBP: 0.351, SLG: 0.561		0-0 4-3				0-3 K		0-0 4-3		3 0 0 0 0 1 2	
Joe Gibbon, R (6, 1)										0 0 0 0 0 0 0	
Chuck Hartenstein, R (6, 1)										0 0 0 0 0 0 0	
Dave Ricketts, S (8, PH)										1 0 0 0 0 0 0	
Dave Giusti, R (8, 1)										0 0 0 0 0 0 0	
Willie Stargell, L (1, 9) OBP: 0.262, SLG: 0.320		0-0 F9				G3-6 1B		0-0 4-3		4 0 2 1 0 0 0	
Richie Hebner, L (1, 5) OBP: 0.373, SLG: 0.478			1-0 HBP			0-0 G3-6		0-0 G3		3 0 0 0 0 0 3	
Gene Alley, R (1, 6) OBP: 0.200, SLG: 0.213			0-3 K			0-0 1B	0-3 K		0-0 3-1	4 1 1 0 0 2 1	
Bob Moose, R (1, 1)			0-0 F8						0-3 K	1 0 0 0 0 0 1	
Al McBean, R (4, 1)										0 0 0 0 0 0 0	
Jerry May, R (6, PH) OBP: 0.314, SLG: 0.241						0-0 1B				3 1 2 0 0 1 0	
<b>Inning Stats</b>	R: 0 H: 0 E: 0 LOB: 0 K: 0 BB: 0 S: 3 P: 3	R: 0 H: 0 E: 0 LOB: 0 K: 0 BB: 0 S: 3 P: 3	R: 0 H: 0 E: 0 LOB: 1 K: 1 BB: 0 S: 5 P: 6	R: 0 H: 0 E: 0 LOB: 0 K: 2 BB: 0 S: 7 P: 7	R: 0 H: 1 E: 0 LOB: 0 K: 0 BB: 0 S: 3 P: 3	R: 4 H: 6 E: 0 LOB: 2 K: 1 BB: 0 S: 11 P: 11	R: 0 H: 1 E: 0 LOB: 1 K: 1 BB: 0 S: 6 P: 6	R: 2 H: 2 E: 0 LOB: 0 K: 0 BB: 0 S: 5 P: 5	R: 0 H: 0 E: 0 LOB: 0 K: 1 BB: 0 S: 5 P: 5	1B: 9 SF: 1 2B: 0 SAC: 0 3B: 0 DP: 1 HR: 1 HBP: 1	WP: 0 PA: 37 PB: 0 SB: 0 CS: 0
<b>PITCHER</b>	IP WLS BF H R ER SO BB IBB HBP BLK WP HR S P ERA WHIP										
George Stone, L (1, 1) ERA: 3.3	6.0 W 25 7 4 4 4 0 0 1 0 0 0 32 33 6.00 1.167										
Hoyt Wilhelm, R (7, 1) ERA: 4.08	3.0 S 12 3 2 2 2 0 0 0 0 0 0 1 16 16 6.00 1.000										



Batter	1	2	3	4	5	6	7	8	9	AB	R	H	RBI	BB	SO	LOB
Sonny Jackson, L (1, 6) OBP: 0.436, SLG: 0.392	0-0 6-3	4-0 2B BB		0-0 FC5-4 FC6-4		0-0 F6	0-0 6-3			4	1	0	1	1	0	2
Felix Millan, R (1, 4) OBP: 0.342, SLG: 0.410	0-0 6-3	0-0 HR 2B		0-0 FC6-4		0-0 F6		0-0 L8		5	1	1	3	0	0	1
Hank Aaron, R (1, 9) OBP: 0.407, SLG: 0.667	0-0 5-3	0-0 HR		0-0 L4		0-0 E6 WP 1B		0-0 F9		5	1	1	2	0	0	1
Rico Carty, R (1, 7) OBP: 0.514, SLG: 0.783		SH1-4 1B			4-0 HR BB	0-0 WP 1B		0-0 E5 2B PB		4	3	2	0	1	0	0
Mike Lum, L (9, 7) OBP: 0.250, SLG: 0.143		6-3			BB HR BB	1-2 1B				0	0	0	0	0	0	0
Orlando Cepeda, R (1, 3) OBP: 0.423, SLG: 0.652		0-0 BB SH1-4 1B	0-0 6-3		4-0 HR BB	4-0 1-2 2-3 IBB		0-0 PB 2B		3	2	2	0	2	0	0
Clete Boyer, R (1, 5) OBP: 0.253, SLG: 0.395		0-0 SH1-4	0-0 HR		0-0 HR	0-3 K		0-3 K		4	2	2	4	0	2	4
Tony Gonzalez, L (1, 8) OBP: 0.342, SLG: 0.437		4-0 BB 2B IBB	0-0 4-3		0-0 F7		0-0 5-3 1B	0-0 F6		4	1	1	0	1	0	2
Hal King, L (1, 2) OBP: 0.536, SLG: 0.550		0-3 K	0-0 F6		0-0 4-3		0-0 5-3			3	0	0	0	0	1	3
Bob Didier, S (7, 2) OBP: 0.242, SLG: 0.258		0-3 K	0-0 F6		0-0 4-3		0-0 5-3			1	0	0	0	0	0	1
George Stone, L (1, 1) OBP: 0.316, SLG: 0.333		4-0 BB 2B BB		0-0 FC5-4 1B	0-3 K		0-3 K			2	1	1	1	1	1	0
Hoyt Wilhelm, R (7, 1) OBP: 0.242, SLG: 0.258		4-0 BB 2B BB		0-0 FC5-4 1B	0-3 K		0-3 K			1	0	0	0	0	1	1

Inning Stats	R: 0	H: 0	E: 0	K: 0	S: 3	H: 0	LOB: 0	BB: 0	P: 3	R: 7	H: 4	E: 0	K: 1	S: 9	H: 1	LOB: 0	BB: 3	P: 21	R: 1	H: 1	E: 0	K: 0	S: 4	R: 0	H: 1	E: 0	K: 0	S: 4	R: 3	H: 1	E: 0	K: 1	S: 6	R: 0	H: 1	E: 1	K: 1	S: 7	R: 0	H: 1	E: 0	K: 1	S: 6	R: 1	H: 1	E: 1	K: 1	S: 8	R: 1	H: 1	E: 1	K: 1	S: 8	1B: 5	SF: 0	2B: 2	SAC: 1	3B: 0	DP: 0	HR: 3	HBP: 0	WP: 1	PA: 43
--------------	------	------	------	------	------	------	--------	-------	------	------	------	------	------	------	------	--------	-------	-------	------	------	------	------	------	------	------	------	------	------	------	------	------	------	------	------	------	------	------	------	------	------	------	------	------	------	------	------	------	------	------	------	------	------	------	-------	-------	-------	--------	-------	-------	-------	--------	-------	--------

PITCHER	IP	WLS	BF	H	R	ER	SO	BB	IBB	HBP	BLK	WP	HR	S	P	ERA	WHIP
Bob Moose, R (1, 1) ERA: 11.3	3.0	L	17	5	8	8	1	2	1	0	0	0	2	16	28	24.00	2.333
Al McBean, R (4, 1) ERA: 8.0	2.0		10	2	3	3	1	2	0	0	0	0	1	10	18	13.50	2.000
Joe Gibbon, L (6, 1) ERA: 8.53	0.2		5	1	0	0	0	0	1	0	0	1	0	4	8	0.00	1.500
Chuck Hartenstein, R (6, 1) ERA: 5.02	1.1		5	1	0	0	2	0	0	0	0	0	0	9	9	0.00	0.750
Dave Giusti, R (8, 1) ERA: 1.08	1.0		6	1	1	0	1	0	0	0	0	0	0	8	8	0.00	1.000

**BOTTOM**

**Pittsburgh Pirates @ Atlanta Braves**  
Atlanta Stadium, Atlanta, GA

Tue May 05 1970, 7:05 PM EDT  
Att. 9,199 - Unknown

AB	36
R	12
H	10
RBI	11
BB	6
SO	5
LOB	15

livebaseballscorecards.com





Batter	1	2	3	4	5	6	7	8	9	AB	R	H	RBI	BB	SO	LOB
--------	---	---	---	---	---	---	---	---	---	----	---	---	-----	----	----	-----

Sonny Jackson, L OBP: 0.419, SLG: 0.373 (1, 6)	0-0 5-3		0-0 6-3		0-0 F7		0-0 6-3			4	0	0	0	0	0	0
Felix Millan, R OBP: 0.348, SLG: 0.402 (1, 4)	4-0 HR BB		4-0 FC6-4 BB		0-0 6-3			0-0 6-3		2	1	0	0	2	0	0
Hank Aaron, R OBP: 0.411, SLG: 0.691 (1, 9)	0-0 HR		0-0 FC6-4		0-0 2B 1B			0-0 F7		4	2	2	2	0	0	1
Rico Carty, R OBP: 0.504, SLG: 0.771 (1, 7)	0-0 L6			0-0 5-3		0-0 L4 2B		0-0 6-3		4	0	1	1	0	0	0
Orlando Cepeda, R OBP: 0.421, SLG: 0.638 (1, 3)	0-0 F8			1-0 S HBP		0-0 L4				2	0	0	0	0	0	1
Clete Boyer, R OBP: 0.265, SLG: 0.398 (1, 5)		0-0 CS 1B		0-0 F5		4-0 BB				2	0	1	0	1	0	1
Tony Gonzalez, L OBP: 0.342, SLG: 0.429 (1, 8)		0-3 K		4-0 FC5-4 IBB		0-0 1-3				2	0	0	0	1	1	2
Bob Didier, S OBP: 0.222, SLG: 0.235 (1, 2)		0-0 4-3		0-0 FC5-4				0-0 L6		3	0	0	0	0	0	3
Phil Niekro, R (1, 1)			0-0 F9		0-3 K			0-0 6-3		3	0	0	0	0	1	0

Inning Stats	R: 2	H: 1	E: 0	LOB: 0	K: 0	BB: 1	S: 4	P: 8	R: 0	H: 1	E: 0	LOB: 0	K: 1	BB: 0	S: 5	P: 5	R: 0	H: 0	E: 0	LOB: 1	K: 0	BB: 1	S: 3	P: 7	R: 0	H: 0	E: 0	LOB: 2	K: 0	BB: 1	S: 3	P: 8	R: 1	H: 2	E: 0	LOB: 1	K: 0	BB: 1	S: 4	P: 8	R: 0	H: 0	E: 0	LOB: 0	K: 0	BB: 0	S: 3	P: 3	R: 0	H: 0	E: 0	LOB: 0	K: 0	BB: 0	S: 3	P: 3
--------------	------	------	------	--------	------	-------	------	------	------	------	------	--------	------	-------	------	------	------	------	------	--------	------	-------	------	------	------	------	------	--------	------	-------	------	------	------	------	------	--------	------	-------	------	------	------	------	------	--------	------	-------	------	------	------	------	------	--------	------	-------	------	------

PITCHER	IP	WLS	BF	H	R	ER	SO	BB	IBB	HBP	BLK	WP	HR	S	P	ERA	WHIP
Dock Ellis, R ERA: 4.06 (1, 1)	7.0	L	28	4	3	3	2	3	1	1	0	0	1	27	44	3.86	1.000
Dave Giusti, R ERA: 1.02 (8, 1)	1.0		3	0	0	0	0	0	0	0	0	0	0	3	3	0.00	0.000

# BOTTOM

## Pittsburgh Pirates @ Atlanta Braves

### Atlanta Stadium, Atlanta, GA

Wed May 06 1970, 7:05 PM EDT  
Att. 9,782 - Unknown

AB	26
R	3
H	4
RBI	3
BB	4
SO	2
LOB	8

WP: 0 PA: 31  
PB: 0  
SB: 2  
CS: 1



PITCHER	IP	WLS	BF	H	R	ER	SO	BB	IBB	HBP	BLK	WP	HR	S	P	ERA	WHIP
---------	----	-----	----	---	---	----	----	----	-----	-----	-----	----	----	---	---	-----	------

PITCHER	IP	WLS	BF	H	R	ER	SO	BB	IBB	HBP	BLK	WP	HR	S	P	ERA	WHIP
---------	----	-----	----	---	---	----	----	----	-----	-----	-----	----	----	---	---	-----	------

Batter	1	2	3	4	5	6	7	8	9	AB R H RBI BB SO LOB	TOP															
Jose Cardenal, R (1, 8) OBP: 0.371, SLG: 0.465	0-0 S 1B	0-0 1B		0-3 K		0-0 5-3		0-0 1-3		5 1 2 0 0 1 4																
Carl Taylor, R (1, 9) OBP: 0.303, SLG: 0.321	0-0 FC5-4 1-H 1B	0-3 K		0-0 1B		0-0 6-3		0-0 6-3		5 0 2 3 0 1 0																
Lou Brock, L (1, 7) OBP: 0.314, SLG: 0.398	0-0 FC5-4 1B 1-2f 1B		0-0 5-3	0-3 K		0-3 K		0-0 F9		5 1 0 0 0 2 2																
Dick Allen, R (1, 5) OBP: 0.386, SLG: 0.628	0-0 BB 1-3 1B		0-3 K		0-0 BLK BB SF7 1B		0-0 L4		0-3 K	5 2 2 0 0 2 0																
Joe Torre, R (1, 2) OBP: 0.354, SLG: 0.432	0-3 K		0-0 F9		4-0 BLK BB		0-0 6-3			3 0 0 0 1 1 2																
Joe Hague, L (1, 3) OBP: 0.443, SLG: 0.500	4-0 1B 1-2 BB			0-0 FC4 1B		0-0 F8 1-2 2-3		0-0 E6 WP 1B		3 0 2 0 1 0 2																
Julian Javier, R (1, 4) OBP: 0.241, SLG: 0.250	0-0 1B			0-0 FC4 1B 1-2f 1B		0-0 SF7		0-0 1-3		3 1 1 3 0 0 2																
Dal Maxvill, R (1, 6) OBP: 0.297, SLG: 0.189	0-3 K			0-0 1B 1-2 2B 1B		0-0 4-3		0-0 6-3		3 1 1 0 0 1 3																
Vic Davalillo, L (8, PH) OBP: 0.167, SLG: 0.091										1 0 0 0 0 0 1																
Jerry Johnson, R (8, 1)										0 0 0 0 0 0 0																
Bob Gibson, R (1, 1) OBP: 0.421, SLG: 0.412		0-3 K		0-0 2B		0-0 F2		4-0 BB		3 1 1 1 0 1 0																
Chuck Taylor, R (6, 1)										0 0 0 0 0 0 0																
Leron Lee, L (8, PH) OBP: 0.326, SLG: 0.402										0 0 0 0 1 0 0																
Milt Ramirez, R (8, 6) OBP: 0.100, SLG: 0.100				1-3 2-H 2B						0 0 0 0 0 0 0																
<b>Inning Stats</b>	R: 3 E: 0 K: 2 S: 11	H: 4 LOB: 2 BB: 1 P: 15	R: 0 E: 0 K: 2 S: 7	H: 1 LOB: 0 BB: 0 P: 7	R: 0 E: 0 K: 1 S: 5	H: 0 LOB: 0 BB: 0 P: 5	R: 3 E: 0 K: 2 S: 11	H: 4 LOB: 1 BB: 0 P: 11	R: 1 E: 0 K: 0 S: 4	H: 1 LOB: 1 BB: 1 P: 8	R: 0 E: 0 K: 0 S: 3	H: 0 LOB: 0 BB: 0 P: 3	R: 0 E: 0 K: 1 S: 5	H: 0 LOB: 0 BB: 0 P: 5	R: 0 E: 1 K: 0 S: 4	H: 1 LOB: 2 BB: 1 P: 8	R: 0 E: 0 K: 1 S: 5	H: 0 LOB: 0 BB: 0 P: 5	1B: 10 2B: 1 3B: 0 HR: 0	SF: 1 SAC: 0 DP: 0 HBP: 0	WP: 1 PB: 0 SB: 1 CS: 0	PA: 40				
<b>PITCHER</b>	IP WLS BF H R ER SO BB IBB HBP BLK WP HR S P ERA WHIP											<b>PITCHER</b>	IP WLS BF H R ER SO BB IBB HBP BLK WP HR S P ERA WHIP													
Pat Jarvis, R (1, 1) ERA: 4.28	6.0	29	10	7	7	7	2	0	0	1	0	0	41	49	10.50	2.000										
Bob Priddy, R (7, 1) ERA: 3.24	3.0	11	1	0	0	2	1	0	0	0	1	0	14	18	0.00	0.667										

St. Louis Cardinals @ Atlanta Braves  
Atlanta Stadium, Atlanta, GA

Fri May 08 1970, 7:05 PM EDT  
Att: 23,711 - Unknown

livebaseballscorecards.com

AB	36
R	7
H	11
RBI	7
BB	3
SO	9
LOB	16



BOTTOM

St. Louis Cardinals @ Atlanta Braves  
Atlanta Stadium, Atlanta, GA  
Fri May 08 1970, 7:05 PM EDT  
Att. 23,711 - Unknown

livebaseballscorecards.com

AB	33
R	8
H	11
RBI	8
BB	5
SO	7
LOB	21



WP	0	PA	39
PB	0		
SB	1		
CS	0		

AB	R	H	RBI	BB	SO	LOB
4	2	2	0	1	0	1
4	1	2	2	0	0	2
4	1	2	3	1	0	2
4	0	1	1	0	1	5
3	0	1	1	1	1	2
4	0	0	0	0	1	5
3	1	1	0	1	1	0
3	2	1	1	1	0	1
2	0	0	0	0	2	3
1	1	1	0	0	0	0
1	0	0	0	0	1	0

1B	8	SF	0
2B	1	SAC	0
3B	0	DP	1
HR	2	HBP	1

Batter	1	2	3	4	5	6	7	8	9
Sonny Jackson, L (1, 6) OBP: 0.427, SLG: 0.379	0-0 BB 1B 1B	0-0 2B FC6-4 1B	0-0 4-3			4-0 5-3 HR BB		0-0 4-3	
Felix Millan, R (1, 4) OBP: 0.358, SLG: 0.414	0-0 BB 1B	0-0 FC6-4 1B 2B		1-0 1B FC5-2 HBP		0-0 5-3		0-0 6-3	
Hank Aaron, R (1, 9) OBP: 0.419, SLG: 0.713	0-0 F7	4-0 FC6-4 IBB		0-0 1-3 1B		0-0 HR		0-0 F5	
Rico Carty, R (1, 7) OBP: 0.496, SLG: 0.750	0-3 K	0-0 FC6-4 1B		0-0 FC5-2		0-0 G6-3 1B			
Orlando Cepeda, R (1, 3) OBP: 0.423, SLG: 0.629	4-0 1-2 2-3 BB	0-0 E7 1B		0-3 K		0-0 G6-3			
Clete Boyer, R (1, 5) OBP: 0.255, SLG: 0.380	0-3 K	0-0 F9			0-0 P6			0-0 P4	
Tony Gonzalez, L (1, 8) OBP: 0.347, SLG: 0.426		0-0 1B BB 2B 1B	4-0 S BB		0-3 K			0-0 4-3	
Hal King, L (1, 2) OBP: 0.531, SLG: 0.652		4-0 1B 2B BB	0-0 F9		0-0 4-3			0-0 HR	
Pat Jarvis, R (1, 1) OBP: 0.158, SLG: 0.111		0-3 K	0-3 K			0-0 5-3 HR BB 1B		0-3 K	
Ralph Garr, L (6, PH) OBP: 0.250, SLG: 0.143									
Bob Priddy, R (7, 1) OBP: 0.600, SLG: 0.500									

Inning	R	H	E	K	S	H	LOB	BB	P
1	0	2	0	2	13	4	4	1	17
2	0	0	0	1	9	0	0	0	6
3	0	0	0	1	5	0	0	0	5
4	0	1	0	1	6	0	1	0	6
5	0	0	0	1	5	0	0	0	5
6	3	3	0	1	9	0	0	1	9
7	1	1	0	1	6	0	0	0	6
8	0	0	0	0	3	0	0	0	3
9	0	0	0	0	0	0	0	0	0

PITCHER	IP	WLS	BF	H	R	ER	SO	BB	IBB	HBP	BLK	WP	HR	S	P	ERA	WHIP
Bob Gibson, R (1, 1) ERA: 4.93	5.1		31	10	7	7	6	4	1	1	0	0	1	37	58	11.81	2.625
Chuck Taylor, R (6, 1) ERA: 3.0	1.2	L	5	1	1	1	1	0	0	0	0	0	1	7	7	5.40	0.600
Jerry Johnson, R (8, 1) ERA:	1.0		3	0	0	0	0	0	0	0	0	0	0	3	3	0.00	0.000

Batter	1	2	3	4	5	6	7	8	9	AB R H RBI BB SO LOB	TOP											
<b>Jose Cardenal, R</b> (1, 8) <small>OBP: 0.364, SLG: 0.452</small>	0-3 K	0-0 FC4-6 1-2f			0-0 6-3		0-0 E 1B		0-0 6-3	5 0 1 0 0 1 1												
<b>Carl Taylor, R</b> (1, 9) <small>OBP: 0.297, SLG: 0.290</small> <b>Chuck Taylor, R</b> (7, 1) <b>Jim Campbell, L</b> (9, PH) <small>OBP: 0.250, SLG: 0.250</small>	4-0 2B BB		0-3 K		0-0 1-3		0-0 F2		0-0 PB 1B 1B	3 0 0 0 1 1 2 0 0 0 0 0 0 0 1 0 1 0 0 0 0												
<b>Lou Brock, L</b> (1, 7) <small>OBP: 0.318, SLG: 0.408</small>	0-0 1-3 2B		0-0 4-3			0-0 4-3	0-0 E6 1-2 2-3		0-0 PB 1B	5 0 2 0 0 0 2												
<b>Dick Allen, R</b> (1, 5) <small>OBP: 0.377, SLG: 0.600</small>	0-3 K		0-0 6-3			4-0 BB	0-3 K		0-3 K 1-2 2-3	4 0 0 0 1 3 7												
<b>Joe Torre, R</b> (1, 2) <small>OBP: 0.337, SLG: 0.409</small>	0-0 F9			0-3 K		0-3 K	0-3 K		0-3 K	5 0 0 0 0 4 8												
<b>Joe Hogue, L</b> (1, 3) <small>OBP: 0.422, SLG: 0.471</small>		0-3 K		0-3 K		0-0 G3		0-0 E1 SH5-3		4 0 0 0 0 2 1												
<b>Julian Javier, R</b> (1, 4) <small>OBP: 0.268, SLG: 0.296</small>		0-0 4-3 1B 2B		0-1 CI			0-0 HR 1B	0-0 SH5-3		2 2 2 0 0 0 0												
<b>Milt Ramirez, R</b> (1, 6) <small>OBP: 0.083, SLG: 0.083</small> <b>Vic Davalillo, L</b> (7, PH) <small>OBP: 0.214, SLG: 0.385</small> (7, 9)		0-0 4-3		0-0 F7			0-0 HR	0-0 P4		2 0 0 0 0 0 2 2 1 1 2 0 0 1												
<b>George Culver, R</b> (1, 1) <small>OBP: 0.188, SLG: 0.333</small> <b>Sal Campisi, R</b> (5, 1) <b>Leron Lee, L</b> (7, PH) <small>OBP: 0.637, SLG: 0.402</small> <b>Dai Maxvill, R</b> (7, 6) <small>OBP: 0.297, SLG: 0.189</small> <b>Cookie Rojas, R</b> (8, PH) <small>OBP: 0.194, SLG: 0.094</small> (8, 6)		0-0 FC4-6 1B 3-H			0-0 F9		4-0 E 1B BB	0-3 K		2 0 1 1 0 0 0 0 0 0 0 0 0 0 0 0 0 0 1 0 0 0 0 0 0 0 0 0 1 0 0 0 0 1 1												
<b>Inning Stats</b>	R: 0 E: 0 K: 2 S: 8	H: 1 LOB: 2 BB: 1 P: 12	R: 1 E: 0 K: 1 S: 7	H: 2 LOB: 1 BB: 0 P: 7	R: 0 E: 0 K: 1 S: 5	H: 0 LOB: 0 BB: 0 P: 5	R: 0 E: 1 K: 2 S: 8	H: 0 LOB: 1 BB: 0 P: 8	R: 0 E: 0 K: 0 S: 3	H: 0 LOB: 0 BB: 0 P: 3	R: 0 E: 0 K: 1 S: 5	H: 0 LOB: 1 BB: 1 P: 9	R: 2 E: 1 K: 2 S: 11	H: 3 LOB: 3 BB: 1 P: 15	R: 0 E: 1 K: 1 S: 6	H: 0 LOB: 1 BB: 0 P: 6	R: 0 E: 0 K: 2 S: 9	H: 2 LOB: 2 BB: 0 P: 9	1B: 5 2B: 2 3B: 0 HR: 1	SF: 0 SAC: 1 DP: 0 HBP: 0	WP: 0 PB: 1 SB: 0 CS: 0	PA: 41
<b>PITCHER</b>	IP WLS BF H R ER SO BB IBB HBP BLK WP HR S P ERA WHIP																					
<b>Jim Nash, R</b> (1, 1) <small>ERA: 4.31</small> <b>Hoyt Wilhelm, R</b> (7, 1) <small>ERA: 3.48</small>	6.0 W 27 5 3 3 7 3 0 0 0 0 1 38 50 4.50 1.333																					
	3.0 S 14 3 0 0 5 0 0 0 0 0 0 24 24 0.00 1.000																					

St. Louis Cardinals @ Atlanta Braves  
 Atlanta Stadium, Atlanta, GA

Sat May 09 1970, 7:05 PM EDT  
 Att: 28,381 - Unknown

AB 36  
 R 3  
 H 8  
 RBI 3  
 BB 3  
 SO 12  
 LOB 25



WP: 0 PA: 41  
 PB: 1  
 SB: 0  
 CS: 0

livebaseballscorecards.com



Batter	1	2	3	4	5	6	7	8	9	AB	R	H	RBI	BB	SO	LOB
Sonny Jackson, L (1, 6) OBP: 0.430, SLG: 0.378	0-0 F8		0-0 G6-4-3 2-3 1B		4-0 HR BB	0-0 4-3				3	1	1	0	1	0	0
Felix Millan, R (1, 4) OBP: 0.355, SLG: 0.409	0-0 1B		0-0 G6-4-3 1-2f		0-3 K			0-0 5-3		4	0	1	0	0	1	3
Hank Aaron, R (1, 9) OBP: 0.413, SLG: 0.724	0-0 F8			0-3 K	0-0 HR			0-3 K		4	1	1	2	0	2	1
Rico Carty, R (1, 7) OBP: 0.504, SLG: 0.748	0-0 5-3			0-0 1B 1B	4-0 HR BB			0-0 1B		3	2	2	0	1	0	1
Orlando Cepeda, R (1, 3) OBP: 0.426, SLG: 0.653		0-0 6-3		0-0 G3 1-2 1B	0-0 HR			0-3 K		4	1	2	2	0	1	1
Clete Boyer, R (1, 5) OBP: 0.264, SLG: 0.385		0-0 G1-6-3 1B		0-0 G3 1-2 2-H 1B	0-0 F8			0-0 4-3		4	0	2	1	0	0	0
Tony Gonzalez, L (1, 8) OBP: 0.336, SLG: 0.411		0-0 G1-6-3 1-2f		0-0 G3 1-2 2-3	0-0 6-3			0-0 F9		4	0	0	0	0	0	3
Hal King, L (1, 2) OBP: 0.514, SLG: 0.600			0-0 E1	4-0 FC6-4 IBB		0-0 3-1		0-0 1B		2	0	0	0	1	0	0
Bob Didier, S (7, 2) OBP: 0.243, SLG: 0.257										1	0	1	0	0	0	0
Jim Nash, R (1, 1) OBP: 0.167, SLG: 0.294			0-0 FC3-5-6-5 1B	0-0 FC6-4		0-0 P6				3	0	0	0	0	0	4
Hoyt Wilhelm, R (7, 1)										0	0	0	0	0	0	0

Inning Stats	R: 0	H: 1	E: 0	LOB: 1	K: 0	BB: 0	S: 4	P: 4	R: 0	H: 1	E: 0	LOB: 0	K: 0	BB: 0	S: 3	P: 3	R: 0	H: 1	E: 0	LOB: 1	K: 0	BB: 0	S: 3	P: 3	R: 1	H: 3	E: 0	LOB: 3	K: 1	BB: 1	S: 8	P: 12	R: 4	H: 2	E: 0	LOB: 0	K: 1	BB: 2	S: 7	P: 15	R: 0	H: 0	E: 0	LOB: 0	K: 0	BB: 0	S: 3	P: 3	R: 0	H: 1	E: 0	LOB: 1	K: 0	BB: 0	S: 3	P: 3	R: 0	H: 1	E: 0	LOB: 1	K: 0	BB: 0	S: 3	P: 3
1B: 8	SF: 0	2B: 0	SAC: 0	3B: 0	DP: 2	HR: 2	HBP: 0	WP: 0	PA: 35																																																							

PITCHER	IP	WLS	BF	H	R	ER	SO	BB	IBB	HBP	BLK	WP	HR	S	P	ERA	WHIP
George Culver, R (1, 1) ERA: 4.12	4.1	L	23	8	5	5	2	2	1	0	0	0	0	24	36	10.38	2.308
Sal Campisi, R (5, 1) ERA: 2.51	1.2		5	0	0	0	0	0	0	0	0	0	0	5	5	0.00	0.000
Chuck Taylor, R (7, 1) ERA: 2.57	2.0		7	2	0	0	2	0	0	0	0	0	0	11	11	0.00	1.000

BOTTOM

St. Louis Cardinals @ Atlanta Braves  
 Atlanta Stadium, Atlanta, GA  
 Sat May 09 1970, 7:05 PM EDT  
 Att. 28,381 - Unknown

livebaseballscorecards.com

AB	32
R	5
H	10
RBI	5
BB	3
SO	4
LOB	13



Batter	1	2	3	4	5	6	7	8	9	AB R H RBI BB SO LOB	TOP														
Jose Cardenal, R (1, 8) OBP: 0.357, SLG: 0.440	0-3 K		0-0 P4		0-0 F8			0-0 5-3	0-0 G4-3 1B	5 0 1 2 0 1 0															
Carl Taylor, R (1, 9) OBP: 0.262, SLG: 0.250	0-0 F8		0-3 K		0-0 P4			0-0 F9	0-0 G4-3 1-2f	5 0 0 0 0 1 2 0 0 0 0 0 0 0															
Dal Maxvill, R (9, 6) OBP: 0.297, SLG: 0.189																									
Lou Brock, L (1, 7) OBP: 0.316, SLG: 0.402	0-0 1-3				0-0 F8 S HR 1B		0-0 F7	0-0 3-1		4 1 1 0 0 0 0															
Dick Allen, R (1, 5) OBP: 0.382, SLG: 0.628		0-0 FC3-6 1B 1B		0-0 F8 1-3		0-0 F9			0-0 HR	4 1 2 1 0 0 1															
Joe Torre, R (1, 2) OBP: 0.352, SLG: 0.454		0-3 K		0-0 HR		0-0 1B			0-0 1B 1-3 1B	4 2 3 2 0 1 1															
Julian Javier, R (1, 4) OBP: 0.283, SLG: 0.310		0-0 FC3-6 1-2 1B		0-0 4-3		0-3 K			0-0 1-3 1B 1B	4 1 2 0 0 1 1															
Phil Gagliano, R (1, 3) OBP: 0.100, SLG: 0.100		0-0 FC3-6 1-2f 2-3		0-0 FC5-4 1B		0-0 F2			0-0 1-3 1B 1B	3 0 1 0 0 0 2 1 1 1 0 0 0 0															
Vic Davalillo, L (9, PH) OBP: 0.267, SLG: 0.429																									
Milt Ramirez, R (1, 6) OBP: 0.067, SLG: 0.067		0-0 F9		0-0 FC5-4 1-2f		0-0 4-3		0-0 4-3	0-0 1-3	3 0 0 0 0 0 3 1 0 0 1 0 0 2															
Joe Hague, L (9, PH) OBP: 0.417, SLG: 0.464																									
Mike Torrez, R (1, 1) OBP: 0.406, SLG: 0.429			0-3 K		0-3 K		0-0 F9		0-0 1B IBB	2 0 0 0 0 0 2 1 0 1 0 0 0 0 0 0 0 0															
Cookie Rojas, R (7, PH) OBP: 0.189, SLG: 0.091																									
Billy McCool, R (7, 1) OBP: 0.340, SLG: 0.402																									
Jerry Johnson, R (7, 1) OBP: 0.340, SLG: 0.402																									
Leron Lee, L (9, PH) OBP: 0.340, SLG: 0.402																									
Sal Campisi, R (9, 1) OBP: 0.340, SLG: 0.402																									
<b>Inning Stats</b>	R: 0 E: 0 K: 1 S: 5	H: 0 LOB: 0 BB: 0 P: 5	R: 0 E: 0 K: 1 S: 7	H: 2 LOB: 2 BB: 0 P: 7	R: 0 E: 0 K: 2 S: 7	H: 0 LOB: 0 BB: 0 P: 7	R: 2 E: 0 K: 0 S: 6	H: 3 LOB: 1 BB: 0 P: 6	R: 0 E: 0 K: 1 S: 5	H: 0 LOB: 0 BB: 0 P: 5	R: 0 E: 0 K: 1 S: 6	H: 1 LOB: 1 BB: 0 P: 6	R: 0 E: 0 K: 0 S: 3	H: 0 LOB: 0 BB: 0 P: 3	R: 0 E: 0 K: 0 S: 3	H: 0 LOB: 0 BB: 0 P: 3	R: 4 E: 0 K: 0 S: 7	H: 5 LOB: 1 BB: 1 P: 11	1B: 9 2B: 0 3B: 0 HR: 2	SF: 0 SAC: 0 DP: 1 HBP: 0	WP: 0 PB: 0 SB: 1 CS: 0	PA: 38			
<b>PITCHER</b>	IP WLS BF H R ER SO BB IBB HBP BLK WP HR S P ERA WHIP																								
George Stone, L (1, 1) ERA: 3.48	8.0		32	8	4	4	6	0	0	0	0	0	2	44	44	4.50	1.000								
Bob Priddy, R (9, 1) ERA: 4.32	0.0	L	2	2	0	0	0	0	0	0	0	0	0	2	2	∞	∞								
Hoyt Wilhelm, R (9, 1) ERA: 3.32	1.0		4	1	2	2	0	0	1	0	0	0	0	3	7	18.00	1.000								

St. Louis Cardinals @ Atlanta Braves  
 Atlanta Stadium, Atlanta, GA  
 Sun May 10 1970, 3:33 AM EDT  
 Att. 23,166 - Unknown

livebaseballscorecards.com

AB	37
R	6
H	11
RBI	6
BB	1
SO	6
LOB	12



Batter	1	2	3	4	5	6	7	8	9	AB	R	H	RBI	BB	SO	LOB
Sonny Jackson, L (1, 6) OBP: 0.429, SLG: 0.366	4-0 6-3 5-3 BB		0-0 6-3		0-0 F8		4-0 S BB		0-0 F8	3	0	0	0	2	0	2
Felix Millan, R (1, 4) OBP: 0.352, SLG: 0.403	0-0 5-3 1-2			0-0 1B 1B	0-0 6-3		0-3 K 1-2			4	1	1	0	0	1	2
Hank Aaron, R (1, 9) OBP: 0.400, SLG: 0.697	0-0 6-3 2-3			0-0 6-3 1-2	0-0 P5			0-0 F7		4	0	0	0	0	0	2
Rico Carty, R (1, 7) OBP: 0.496, SLG: 0.729	0-0 F3			0-0 1B HR 1B		0-0 F9		0-0 5-3		4	1	1	1	0	0	1
Mike Lum, L (9, 7) OBP: 0.250, SLG: 0.143										0	0	0	0	0	0	0
Orlando Cepeda, R (1, 3) OBP: 0.412, SLG: 0.629		0-0 F8		0-3 K		0-3 K		0-0 F9		4	0	0	0	0	2	1
Clete Boyer, R (1, 5) OBP: 0.264, SLG: 0.380		0-0 5-3		0-0 1-2 HR 1B		0-3 K			0-0 6-3	4	1	1	0	0	1	0
Tony Gonzalez, L (1, 8) OBP: 0.349, SLG: 0.443		0-0 6-3		0-0 1-2 HR			0-0 2B 1B		4-0 6-3 BB	3	2	2	3	1	0	0
Hal King, L (1, 2) OBP: 0.526, SLG: 0.630			0-0 4-3	4-0 BB BB		0-0 1-H 2B		0-0 6-3	2	0	1	1	1	0	0	0
Bob Didier, S (9, 2) OBP: 0.243, SLG: 0.257										0	0	0	0	0	0	0
Ralph Garr, L (9, PH) OBP: 0.222, SLG: 0.125										1	0	0	0	0	0	1
George Stone, L (1, 1) OBP: 0.273, SLG: 0.286			0-0 4-3	0-0 2 BB		0-0 6-3		4-0 BB BB	3	0	0	0	0	0	0	1
Bob Priddy, R (9, 1) OBP: 0.600, SLG: 0.500										0	0	0	0	0	0	0
Hoyt Wilhelm, R (9, 1) OBP: 0.600, SLG: 0.500										0	0	0	0	0	0	0
Bob Aspromonte, R (9, PH) OBP: 0.214, SLG: 0.154										0	0	0	0	1	0	0

Inning Stats	R: 0	H: 0	E: 0	K: 0	S: 3	H: 0	LOB: 1	BB: 1	P: 7	R: 0	H: 0	E: 0	K: 0	S: 3	H: 0	LOB: 0	BB: 0	P: 3	R: 4	H: 4	E: 0	K: 1	S: 9	R: 0	H: 0	E: 0	K: 0	S: 3	R: 0	H: 0	E: 0	K: 2	S: 7	R: 1	H: 2	E: 0	K: 1	S: 6	R: 0	H: 0	E: 0	K: 0	S: 3	R: 0	H: 0	E: 0	K: 0	S: 3	R: 0	H: 0	E: 0	K: 0	S: 3	1B: 4	2B: 1	3B: 0	HR: 1	SF: 0	SAC: 0	DP: 0	HBP: 0	WP: 0	PB: 0	SB: 1	CS: 0	PA: 37
--------------	------	------	------	------	------	------	--------	-------	------	------	------	------	------	------	------	--------	-------	------	------	------	------	------	------	------	------	------	------	------	------	------	------	------	------	------	------	------	------	------	------	------	------	------	------	------	------	------	------	------	------	------	------	------	------	-------	-------	-------	-------	-------	--------	-------	--------	-------	-------	-------	-------	--------

PITCHER	IP	WLS	BF	H	R	ER	SO	BB	IBB	HBP	BLK	WP	HR	S	P	ERA	WHIP
Mike Torrez, R (1, 1) ERA: 3.72	6.0		24	4	4	4	3	2	0	0	0	0	1	28	36	6.00	1.000
Billy McCool, L (7, 1) ERA: 13.5	0.2		4	2	1	1	0	1	0	0	0	0	0	3	7	13.50	4.500
Jerry Johnson, R (7, 1) ERA:	1.1	W	4	0	0	0	1	0	0	0	0	0	0	6	6	0.00	0.000
Sal Campisi, R (9, 1) ERA: 2.35	1.0	S	5	0	0	0	0	2	0	0	0	0	0	3	11	0.00	2.000


**BOTTOM**

**St. Louis Cardinals @ Atlanta Braves**  
Atlanta Stadium, Atlanta, GA

Sun May 10 1970, 3:33 AM EDT  
Att. 23,166 - Unknown

livebaseballscorecards.com

AB	32
R	5
H	6
RBI	5
BB	5
SO	4
LOB	10



Batter	1	2	3	4	5	6	7	8	9	10	AB R H RBI BB SO LOB	TOP												
Sonny Jackson, L (1, 6) OBP: 0.435, SLG: 0.365	4-0 SH5-3 1B BB		x 0-0 E9 1B 1B		x 0-0 F7		B B B B 4-0 1B S 1B BB		x 0-0 4-3		3 3 1 0 2 0 0	<p>Atlanta Braves @ Chicago Cubs</p> <p>Wrigley Field, Chicago, IL</p> <p>Mon May 11 1970, 3:33 AM CDT</p> <p>Att. 5,805 - Overcast - 57 F</p>												
Felix Millan, R (1, 4) OBP: 0.356, SLG: 0.407	x 0-0 SH5-3 1-2		x 0-0 G6-4-3 1B		S S S S 0-3 K		x 0-0 1B 1B 1B		x 0-0 F9		4 1 2 1 0 1 0													
Hank Aaron, R (1, 9) OBP: 0.415, SLG: 0.728	x 0-0 2-H 1B		x 0-0 G6-4-3 1-2f			x 0-0 HR 1B		x 0-0 1B 1-3 3-H 1B		x 0-0 HR	5 2 4 3 0 0 1													
Rico Carty, R (1, 7) Mike Lum, L (10, 7) OBP: 0.492, SLG: 0.712 OBP: 0.250, SLG: 0.143	x 0-0 F7		B B B B 4-0 FC4-6 1B BB		x 0-0 F8		x 0-0 1-3 3-H 1B		x 0-0 6-3		4 0 1 1 1 0 2 0 0 0 0 0 0 0													
Orlando Cepeda, R (1, 3) OBP: 0.403, SLG: 0.636	x 0-0 F9		x 0-0 F7		x 0-0 HR 1-H		S S S S 0-3 K		x 0-3 K		5 1 1 2 0 2 4													
Tony Gonzalez, L (1, 8) OBP: 0.351, SLG: 0.437		S S S S 0-3 K		x 0-0 FC4-6 1-2 1B		x 0-0 G3		x 0-0 4-3		B B B B 4-0 CS BB	4 0 1 0 1 1 0													
Clete Boyer, R (1, 5) OBP: 0.254, SLG: 0.365	x 0-0 6-3		x 0-0 FC4-6 1-2f 2-3		S S S S 0-3 K		x 0-0 F9		x 0-0 CS		4 0 0 0 0 1 2													
Bob Didier, S (1, 2) OBP: 0.220, SLG: 0.231	x 0-0 4-3		S S S S 0-3 K			x 0-0 4-3		x 0-3 K			4 0 0 0 0 2 2													
Phil Niekro, R (1, 1) Ron Kline, R (10, 1)			x 0-0 F8		x 0-0 1-3		S S S S 0-3 K2-3		x 0-0 F8		4 0 0 0 0 1 0 0 0 0 0 0 0 0													
<b>Inning Stats</b>	R: 1 E: 0 K: 0 S: 4	H: 1 LOB: 1 BB: 1 P: 8	R: 0 E: 0 K: 1 S: 5	H: 0 LOB: 0 BB: 0 P: 5	R: 1 E: 1 K: 0 S: 4	H: 2 LOB: 0 BB: 0 P: 4	R: 0 E: 0 K: 1 S: 6	H: 1 LOB: 2 BB: 1 P: 10	R: 0 E: 0 K: 1 S: 5	H: 0 LOB: 0 BB: 0 P: 5	R: 2 E: 0 K: 1 S: 7		H: 2 LOB: 0 BB: 0 P: 7	R: 2 E: 0 K: 2 S: 10	H: 3 LOB: 2 BB: 1 P: 14	R: 0 E: 0 K: 1 S: 5	H: 0 LOB: 0 BB: 0 P: 5	R: 0 E: 0 K: 0 S: 3	H: 0 LOB: 0 BB: 0 P: 3	R: 1 E: 0 K: 1 S: 5	H: 1 LOB: 0 BB: 1 P: 9	1B: 8 2B: 0 3B: 0 HR: 2	SF: 0 SAC: 1 DP: 1 HBP: 0	WP: 0 PB: 0 SB: 1 CS: 1
<b>PITCHER</b>	IP WLS BF H R ER SO BB IBB HBP BLK WP HR S P ERA WHIP																							
Joe Decker, R (1, 1) ERA: 3.58	6.0	25	6	4	3	4	2	0	0	0	0	0	1	31	39	4.50	1.333							
Jim Colborn, R (7, 1) ERA: 3.48	0.2	6	3	2	2	1	1	0	0	0	0	0	0	7	11	27.00	6.000							
Ted Abernathy, R (7, 1) ERA: 1.69	0.1	1	0	0	0	1	0	0	0	0	0	0	0	3	3	0.00	0.000							
Phil Regan, R (8, 1) ERA: 3.94	2.0	6	0	0	0	1	0	0	0	0	0	0	0	8	8	0.00	0.000							
Archie Reynolds, R (10, 1) ERA: 3.86	1.0	L 4	1	1	1	1	1	0	0	0	0	0	1	5	9	9.00	2.000							

livebaseballscorecards.com

AB 37  
R 7  
H 10  
RBI 7  
BB 4  
SO 8  
LOB 11



BOTTOM

Atlanta Braves @ Chicago Cubs  
Wrigley Field, Chicago, IL  
Mon May 11 1970, 3:33 AM CDT  
Att. 5,805 - Overcast - 57 F

livebaseballscorecards.com

AB	39
R	6
H	11
RBI	6
BB	6
SO	4
LOB	24



WP:	0	PA:	49
PB:	0		
SB:	0		
CS:	0		

AB R H RBI BB SO LOB

4	0	2	2	1	0	0
6	0	3	1	0	0	2
4	0	1	1	1	2	3
5	1	0	0	1	1	6
3	1	1	2	1	0	0
5	1	2	0	0	0	4
0	0	0	0	0	0	0
0	0	0	0	0	0	0
4	0	0	0	0	1	3
3	2	1	0	2	0	2
2	1	1	0	0	0	1
1	0	0	0	0	0	0
0	0	0	0	0	0	0
0	0	0	0	0	0	0
1	0	0	0	0	0	1
0	0	0	0	0	0	0
0	0	0	0	0	0	0
1	0	0	0	0	0	2
0	0	0	0	0	0	0

1B:	7	SF:	1
2B:	1	SAC:	1
3B:	2	DP:	0
HR:	1	HBP:	2

WP:	0	PA:	49
PB:	0		
SB:	0		
CS:	0		

Batter	1	2	3	4	5	6	7	8	9	10
Don Kessinger, S OBP: 0.393, SLG: 0.438 (1, 6)	1-0 1B HBP	0-0 1B		4-0 1B BB		0-0 3B		0-0 F8		0-0 F8
Glenn Beckert, R OBP: 0.350, SLG: 0.370 (1, 4)	0-0 BB 1B	0-0 P3		0-0 1B		0-0 5-3		0-0 1B		0-0 F8
Billy Williams, L OBP: 0.319, SLG: 0.579 (1, 7)	0-0 F2		0-3 K	0-0 SF9		0-3 K		4-0 FC5-4 BB		0-0 FC6-4 1B
Ron Santo, R OBP: 0.322, SLG: 0.431 (1, 5)	0-0 P3		0-0 6-3	0-3 K			4-0 HR BB	0-0 FC5-4		0-0 FC6-4
Johnny Callison, L OBP: 0.361, SLG: 0.505 (1, 9)	4-0 14 FC6-4 BB		0-0 F9		1-0 HBP		0-0 HR		0-0 P6	
14 Ernie Banks, R OBP: 0.327, SLG: 0.402 (1, 3)	0-0 FC6-4			0-0 E7 1B BB	0-0 F7		0-0 G3 SH1 1B		0-0 3B	
Boots Day, L OBP: 0.250, SLG: 0.250 (9, PR)										
Cleo James, R OBP: 0.200, SLG: 0.400 (10, 8)										
Jim Hickman, R OBP: 0.402, SLG: 0.569 (1, 8)		0-0 5-3		0-0 P4	0-0 F9		0-0 SH1		0-3 K	
J.C. Martin, L OBP: 0.343, SLG: 0.241 (1, 2)		0-0 4-3 1B 2B		4-0 BB 1B BB	0-0 G3		0-0 G3		4-0 DI IBB	
Joe Decker, R OBP: 0.279, SLG: 0.545 (1, 1)		0-0 4-3		0-0 1B BB		0-0 F2	0-0 3-1		0-0 P6-3	
Jimmie Hall, L OBP: 0.154, SLG: 0.083 (6, PH)										
Jim Colborn, R OBP: 0.200, SLG: 0.111 (7, 1)										
Ted Abernathy, R OBP: 0.350, SLG: 0.556 (7, PH)										
Willie Smith, L OBP: 0.350, SLG: 0.556 (8, 1)										
Phil Regan, R OBP: 0.200, SLG: 0.111 (9, PH)										
Paul Popovich, S OBP: 0.200, SLG: 0.111 (10, 1)										
Archie Reynolds, R										

Inning Stats	R: 0	H: 1	E: 0	K: 0	S: 4	R: 1	H: 2	E: 0	K: 0	S: 5	R: 0	H: 0	E: 0	K: 1	S: 5	R: 3	H: 2	E: 1	K: 1	S: 8	R: 0	H: 0	E: 0	K: 0	S: 3	R: 0	H: 1	E: 0	K: 1	S: 6	R: 2	H: 2	E: 0	K: 0	S: 5	R: 0	H: 1	E: 0	K: 0	S: 3	R: 0	H: 1	E: 0	K: 1	S: 6	R: 0	H: 1	E: 0	K: 0	S: 6	R: 0	H: 1	E: 0	K: 1	S: 4	R: 0	H: 1	E: 0	K: 0	S: 4	R: 0	H: 1	E: 0	K: 0	S: 4	R: 0	H: 1	E: 0	K: 0	S: 4
--------------	------	------	------	------	------	------	------	------	------	------	------	------	------	------	------	------	------	------	------	------	------	------	------	------	------	------	------	------	------	------	------	------	------	------	------	------	------	------	------	------	------	------	------	------	------	------	------	------	------	------	------	------	------	------	------	------	------	------	------	------	------	------	------	------	------	------	------	------	------	------

PITCHER	IP	WLS	BF	H	R	ER	SO	BB	IBB	HBP	BLK	WP	HR	S	P	ERA	WHIP
Phil Niekro, R ERA: 4.03 (1, 1)	9.0	W	45	10	6	4	4	5	1	2	0	0	1	45	71	4.00	1.667
Ron Kline, R ERA: (10, 1)	1.0	S	4	1	0	0	0	0	0	0	0	0	0	4	4	0.00	1.000

PITCHER	IP	WLS	BF	H	R	ER	SO	BB	IBB	HBP	BLK	WP	HR	S	P	ERA	WHIP
---------	----	-----	----	---	---	----	----	----	-----	-----	-----	----	----	---	---	-----	------

Batter	1	2	3	4	5	6	7	8	9	10	11	AB R H RBI BB SO LOB	TOP				
Sonny Jackson, L (1, 6) OBP: 0.426, SLG: 0.350	4-0 BB WP 1B BB	0-3 K			0-3 K		0-3 K2-3			0-0 4-3		4 1 0 0 1 0 1					
Felix Millan, R (1, 4) OBP: 0.350, SLG: 0.398	0-0 BB E 1B		0-0 6-3		0-0 F4			0-0 4-3		0-0 F9		5 1 1 0 0 0 1					
Hank Aaron, R (1, 9) OBP: 0.407, SLG: 0.703	0-0 F2		0-0 P2		0-0 F8			0-0 6-3		0-0 L5		4 0 0 0 1 0 2					
Rico Carty, R (1, 7) OBP: 0.507, SLG: 0.719	4-0 WP BB		0-0 P3		0-0 F9			0-0 F8		4-0 IBB		3 0 3 0 1 0 0					
Ralph Garr, L (9, PR) OBP: 0.222, SLG: 0.125	1-2 2-3 BB											0 0 0 0 0 0 0					
Hoyt Wilhelm, R (9, 1)												0 0 0 0 0 0 0					
Haj King, L (11, PH) OBP: 0.513, SLG: 0.607	1-2 2-3 BB											1 0 0 0 0 0 1					
Bob Priddy, R (11, 1) OBP: 0.600, SLG: 0.500												0 0 0 0 0 0 0					
Orlando Cepeda, R (1, 3) OBP: 0.391, SLG: 0.614	0-0 F2			0-0 1B		0-0 FC4-6 1B			0-0 FC6-4 1B		0-0 4-3	4 0 0 0 0 0 6					
Clete Boyer, R (1, 5) OBP: 0.263, SLG: 0.380	0-0 WP		0-0 P3		0-0 FC4-6 CS			0-0 FC6-4 L6-3				5 1 2 0 0 0 3					
Tony Gonzalez, L (1, 8) OBP: 0.341, SLG: 0.423		0-0 G6-4-3 1B		0-0 F9		0-0 CS	0-0 6-3 WP 2B		0-0 L6-3			4 0 0 0 0 1 3					
Bob Tillman, R (1, 2) OBP: 0.261, SLG: 0.386		0-0 G6-4-3		0-3 K			0-0 6-3			0-0 1-3		2 0 0 0 1 0 0					
Mike Lum, L (9, 7) OBP: 0.235, SLG: 0.133		1-2					2-3					1 0 0 0 0 0 0					
Pat Jarvis, R (1, 1) OBP: 0.136, SLG: 0.095		4-0 BB			0-0 5-3					0-0 5-3		3 0 0 0 0 3 1					
Bob Didier, S (9, 2) OBP: 0.214, SLG: 0.225							3-H					1 0 0 0 0 0 0					
<b>Inning Stats</b>	R: 2 H: 1 E: 1 LOB: 0 K: 0 BB: 2 S: 3 P: 11	R: 0 H: 1 E: 0 LOB: 1 K: 1 BB: 1 S: 5 P: 9	R: 0 H: 0 E: 0 LOB: 0 K: 0 BB: 0 S: 3 P: 3	R: 0 H: 1 E: 0 LOB: 1 K: 1 BB: 0 S: 6 P: 6	R: 0 H: 0 E: 0 LOB: 1 K: 1 BB: 0 S: 6 P: 6	R: 0 H: 1 E: 0 LOB: 0 K: 0 BB: 0 S: 3 P: 3	R: 1 H: 1 E: 0 LOB: 0 K: 1 BB: 0 S: 6 P: 6	R: 0 H: 0 E: 0 LOB: 0 K: 0 BB: 0 S: 3 P: 3	R: 0 H: 1 E: 0 LOB: 1 K: 0 BB: 0 S: 3 P: 3	R: 0 H: 1 E: 0 LOB: 1 K: 0 BB: 0 S: 3 P: 3	R: 0 H: 0 E: 0 LOB: 0 K: 0 BB: 1 S: 3 P: 7	1B: 5 SF: 0 2B: 2 SAC: 0 3B: 0 DP: 2 HR: 0 HBP: 0	WP: 4 PA: 42 PB: 0 SB: 0 CS: 1				
<b>PITCHER</b>	IP WLS BF H R ER SO BB IBB HBP BLK WP HR S P ERA WHIP																
Ken Holtzman, L (1, 1) ERA: 4.11	8.0	31	5	3	2	4	3	0	0	0	0	3	0	35	47	2.25	1.000
Ted Abernathy, R (9, 1) ERA: 1.23	2.0	6	1	0	0	0	0	0	0	0	0	0	0	6	6	0.00	0.500
Phil Regan, R (11, 1) ERA: 3.71	1.0	W 4	0	0	0	0	0	1	0	0	0	0	0	3	7	0.00	0.000

Atlanta Braves @ Chicago Cubs  
Wrigley Field, Chicago, IL  
Tue May 12 1970, 3:33 AM CDT  
Att. 5,264 - Cloudy - 65 F

livebaseballscorecards.com

AB	37
R	3
H	6
RBI	0
BB	4
SO	4
LOB	18



Batter	1	2	3	4	5	6	7	8	9	10	11	AB R H RBI BB SO LOB	BOTTOM
--------	---	---	---	---	---	---	---	---	---	----	----	----------------------	--------

<b>Don Kessinger, S</b> (1, 6) <small>OBP: 0.402, SLG: 0.445</small>												5 1 3 0 0 1 0	<b>Atlanta Braves @ Chicago Cubs</b> <b>Wrigley Field, Chicago, IL</b> Tue May 12 1970, 3:33 AM CDT Att. 5,264 - Cloudy - 65 F
<b>Glenn Beckert, R</b> (1, 4) <small>OBP: 0.344, SLG: 0.363</small>												5 0 1 1 0 0 0 2	
<b>Billy Williams, L</b> (1, 7) <small>OBP: 0.323, SLG: 0.595</small>												4 1 1 1 1 0 1	
<b>Ron Santo, R</b> (1, 5) <small>OBP: 0.325, SLG: 0.439</small>												5 1 2 1 0 3 0	
<b>Johnny Callison, L</b> (1, 9) <small>OBP: 0.348, SLG: 0.485</small>												4 0 0 0 0 0 1	
<b>14 Ernie Banks, R</b> (1, 3) <small>OBP: 0.324, SLG: 0.433</small>												3 1 1 2 0 2 0	
<b>Jim Hickman, R</b> (1, 8) <small>OBP: 0.396, SLG: 0.547</small>												3 0 0 0 1 0 0	
<b>J.C. Martin, L</b> (1, 2) <small>OBP: 0.333, SLG: 0.232</small> <b>Jimmie Hall, L</b> (8, PH) <small>OBP: 0.143, SLG: 0.077</small> <b>Jack Hiatt, R</b> (9, 2) <small>OBP: 0.500, SLG: 0.386</small>												2 0 0 0 0 0 1 1 0 0 0 0 0 0 1 0 1 0 0 0 0	
<b>Ken Holtzman, R</b> (1, 1) <small>OBP: 0.304, SLG: 0.318</small> <b>Willie Smith, L</b> (8, PH) <small>OBP: 0.333, SLG: 0.526</small> <b>Ted Abernathy, R</b> (9, 1) <small>OBP: 0.182, SLG: 0.100</small> <b>Paul Popovich, S</b> (10, PH) <small>OBP: 0.182, SLG: 0.100</small> <b>Phil Regan, R</b> (11, 1)												2 0 0 0 0 1 0 1 0 0 0 0 1 0 0 0 0 0 0 0 0 1 0 0 0 0 0 1 0 0 0 0 0 0 0	

Inning Stats	R: 0	H: 0	E: 0	K: 0	S: 3	R: 1	H: 1	E: 0	K: 1	S: 6	R: 0	H: 0	E: 0	K: 1	S: 5	R: 0	H: 0	E: 0	K: 1	S: 5	R: 0	H: 1	E: 0	K: 1	S: 6	R: 1	H: 1	E: 0	K: 0	S: 4	R: 0	H: 1	E: 0	K: 1	S: 6	R: 1	H: 1	E: 0	K: 2	S: 8	R: 0	H: 1	E: 0	K: 0	S: 3	R: 1	H: 3	E: 0	K: 0	S: 3	1B: 6	SF: 1	2B: 2	3B: 0	HR: 2	WP: 0	PA: 40
--------------	------	------	------	------	------	------	------	------	------	------	------	------	------	------	------	------	------	------	------	------	------	------	------	------	------	------	------	------	------	------	------	------	------	------	------	------	------	------	------	------	------	------	------	------	------	------	------	------	------	------	-------	-------	-------	-------	-------	-------	--------

PITCHER	IP	WLS	BF	H	R	ER	SO	BB	IBB	HBP	BLK	WP	HR	S	P	ERA	WHIP
Pat Jarvis, R (1, 1)	8.0		29	4	2	2	6	1	0	0	0	0	1	40	44	2.25	0.625
Hoyt Wilhelm, R (9, 1)	2.0		7	2	1	1	2	0	0	0	0	0	1	11	11	4.50	1.000
Bob Priddy, R (11, 1)	0.0	L	4	3	1	1	0	0	1	0	0	0	0	3	7	∞	∞

AB	37
R	4
H	9
RBI	4
BB	2
SO	8
LOB	6



WP: 0	PA: 40
PB: 0	
SB: 0	
CS: 0	

livebaseballscores.com

Batter	1	2	3	4	5	6	7	8	9	AB R H RBI BB SO LOB	TOP	
Sonny Jackson, L (1, 6) OBP: 0.425, SLG: 0.346	0-0 4-3		4-0 FC5 S BB		0-0 F7			0-0 FC5-8 1B	0-0 4-3	4 0 1 0 1 0 1		
Felix Millan, R (1, 4) OBP: 0.345, SLG: 0.398	0-0 2-4 2B		0-0 FC5			0-0 F9		0-0 FC5-6 1-2f HR	0-0 4-3	5 1 1 0 0 0 2		
Hank Aaron, R (1, 9) OBP: 0.410, SLG: 0.730	0-0 F8			0-0 P4		0-0 1B 2B		0-0 1-H HR		4 2 2 2 0 0 1		
Rico Carty, R (1, 7) OBP: 0.514, SLG: 0.718 Mike Lum, L (8, 7) OBP: 0.235, SLG: 0.133	4-0 2-4 IBB			0-0 F8		0-0 2-H 1B		0-0 2B 1B		3 0 2 1 1 0 0 0 0 0 0 0 0 0		
Orlando Cepeda, R (1, 3) OBP: 0.402, SLG: 0.627	0-0 2-4 1-2 2-3	0-0 CS 1B		0-0 1B		0-3 K		0-0 1-3 2B		4 0 3 0 0 1 1		
Clete Boyer, R (1, 5) OBP: 0.254, SLG: 0.366		0-3 K		0-0 P3		0-0 P3		0-0 6-3		4 0 0 0 0 1 5		
Tony Gonzalez, L (1, 8) OBP: 0.345, SLG: 0.429		0-0 1-3			0-0 2B		0-0 4-3	4-0 FC4-8 IBB		3 0 1 0 1 0 0		
Hal King, L (1, 2) OBP: 0.465, SLG: 0.531 Bob Didier, S (8, 2) OBP: 0.214, SLG: 0.225			0-3 K		0-0 1-3		0-3 K	0-0 FC4-6 1-2f		4 0 0 0 0 2 4 0 0 0 0 0 0 0		
Jim Nash, R (1, 1) OBP: 0.136, SLG: 0.238 Hoyt Wilhelm, R (9, 1)			0-3 K		0-3 K		0-0 F8		0-0 5-3	4 0 0 0 0 2 1 0 0 0 0 0 0 0		
<b>Inning Stats</b>	R: 0 H: 1 E: 0 LOB: 2 K: 0 BB: 1 S: 3 P: 7	R: 0 H: 1 E: 0 LOB: 0 K: 1 BB: 0 S: 5 P: 5	R: 0 H: 0 E: 0 LOB: 1 K: 2 BB: 1 S: 7 P: 11	R: 0 H: 1 E: 0 LOB: 1 K: 0 BB: 0 S: 4 P: 4	R: 0 H: 1 E: 0 LOB: 1 K: 1 BB: 0 S: 6 P: 6	R: 1 H: 2 E: 0 LOB: 1 K: 1 BB: 0 S: 7 P: 7	R: 0 H: 0 E: 0 LOB: 0 K: 1 BB: 0 S: 5 P: 5	R: 2 H: 4 E: 0 LOB: 3 K: 0 BB: 1 S: 7 P: 11	R: 0 H: 0 E: 0 LOB: 0 K: 0 BB: 0 S: 3 P: 3	1B: 5 SF: 0 2B: 5 SAC: 0 3B: 0 DP: 1 HR: 1 HBP: 0	WP: 0 PA: 38 PB: 0 SB: 1 CS: 1	
<b>PITCHER</b>	IP WLS BF H R ER SO BB IBB HBP BLK WP HR S P ERA WHIP											
Gary Nolan, R (1, 1) ERA: 3.27	7.1 L 33 10 3 3 6 1 1 0 0 0 1 42 50 3.68 1.500											
Clay Carroll, R (8, 1) ERA: 2.89	1.2 6 0 0 0 0 0 0 1 0 0 0 0 5 9 0.00 0.000											

Atlanta Braves @ Cincinnati Reds  
Crosley Field, Cincinnati, OH  
Fri May 15 1970, 7:05 PM EDT  
Att: 27,220 - Unknown

livebaseballscorecards.com

AB	35
R	3
H	10
RBI	3
BB	3
SO	6
LOB	15





**BOTTOM**

**Atlanta Braves @ Cincinnati Reds**  
 Crosley Field, Cincinnati, OH  
 Fri May 15 1970, 7:05 PM EDT  
 Att. 27,220 - Unknown

livebaseballscorecards.com

<b>AB</b>	<b>30</b>
<b>R</b>	<b>1</b>
<b>H</b>	<b>3</b>
<b>RBI</b>	<b>1</b>
<b>BB</b>	<b>3</b>
<b>SO</b>	<b>6</b>
<b>LOB</b>	<b>10</b>



WP:	1	PA:	33
PB:	0		
SB:	2		
CS:	0		

AB R H RBI BB SO LOB


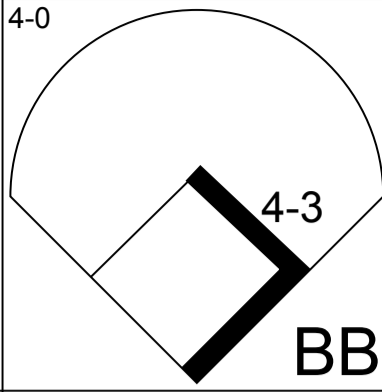
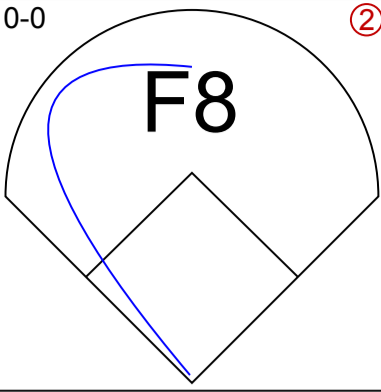
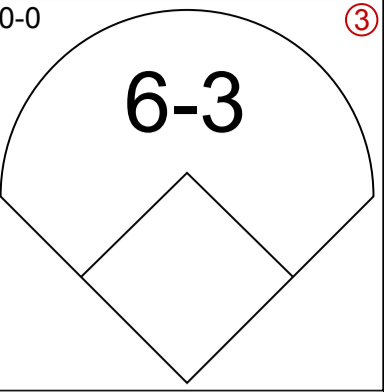
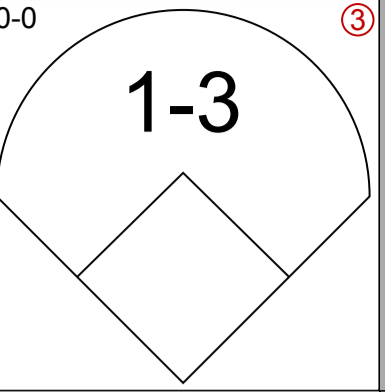

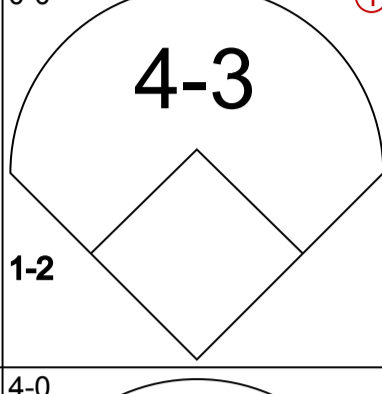
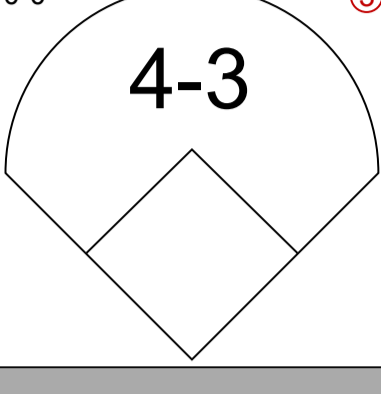
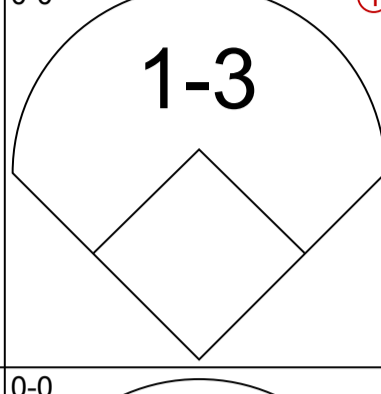
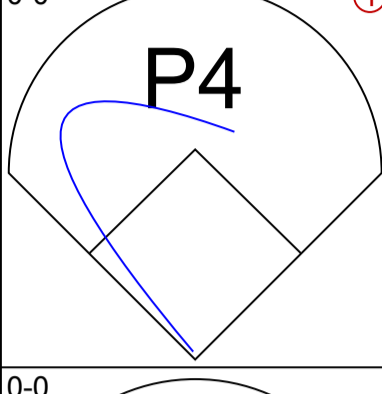

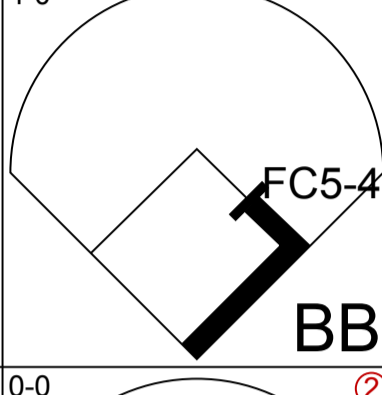
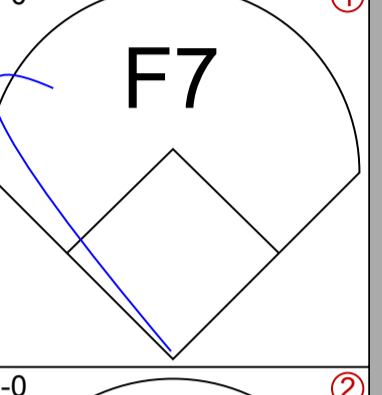
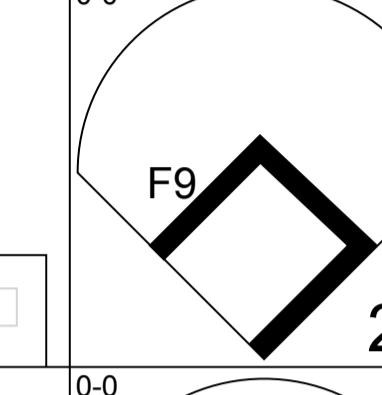
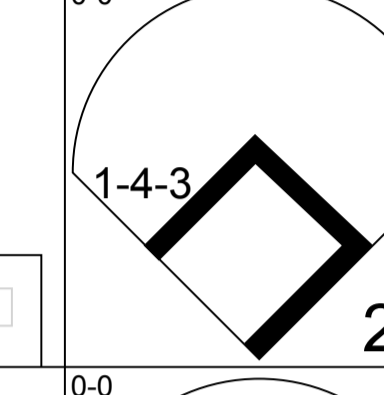

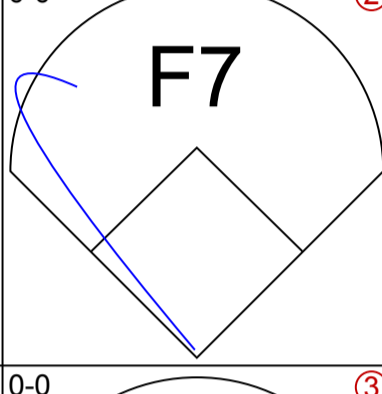
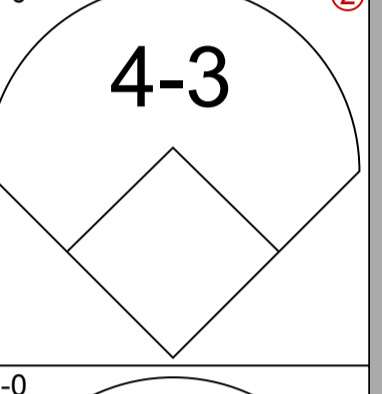
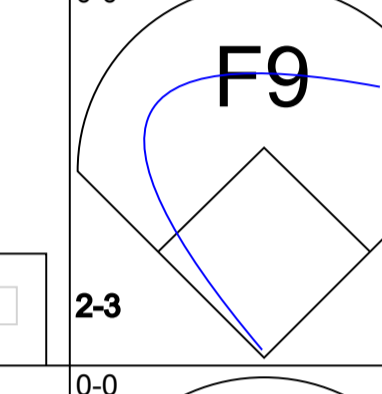
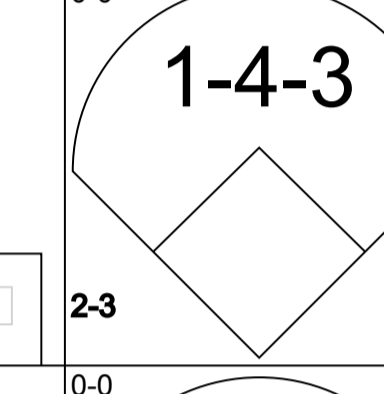

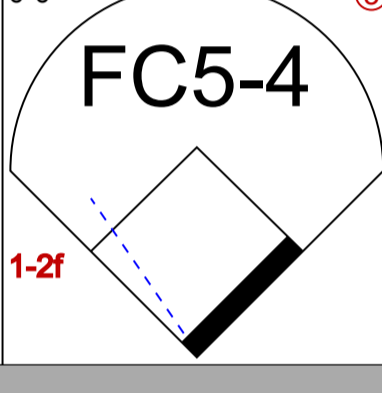
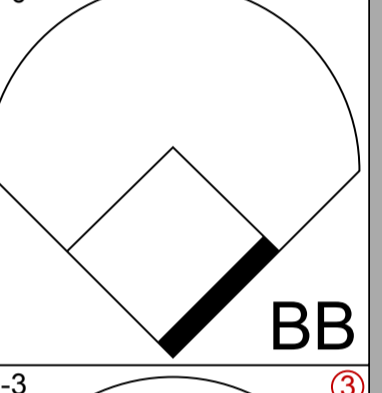
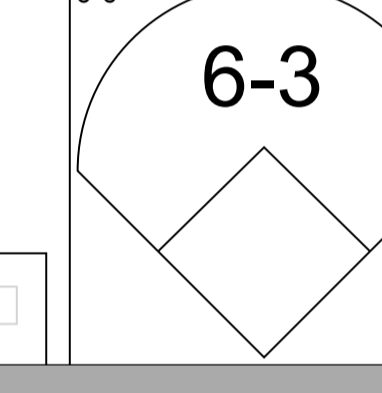
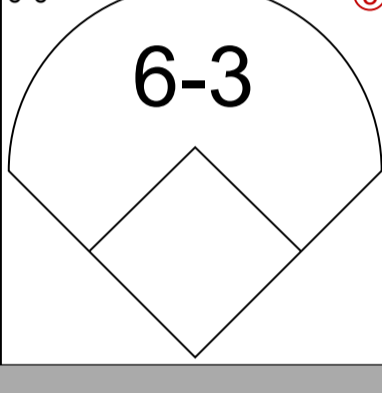

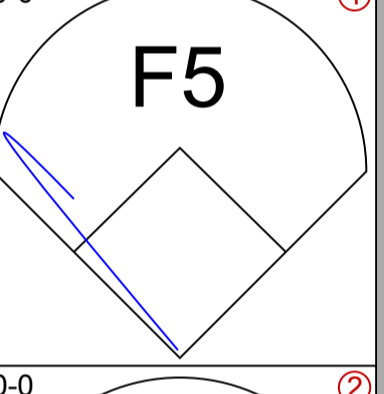

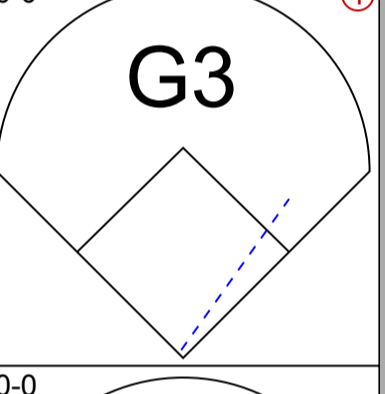
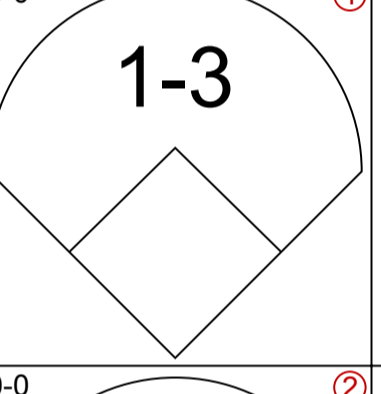

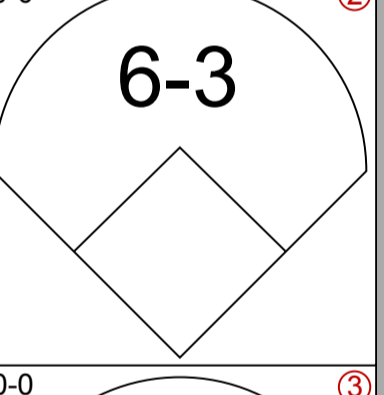
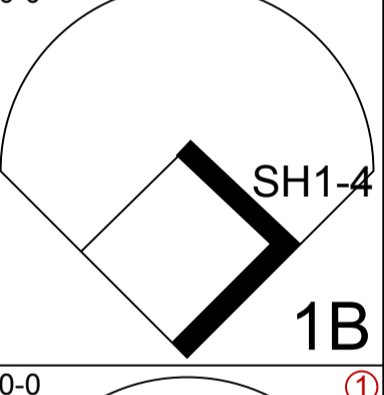
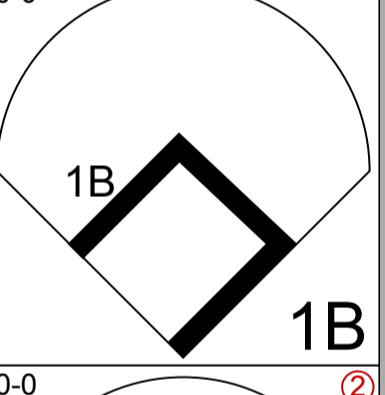
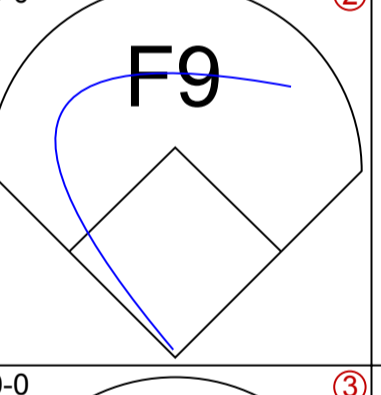

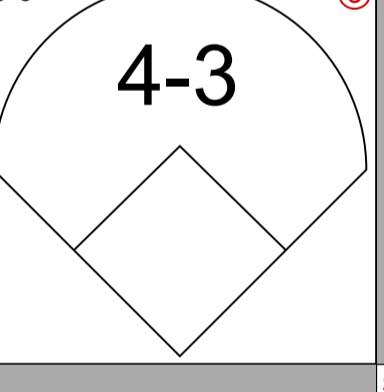
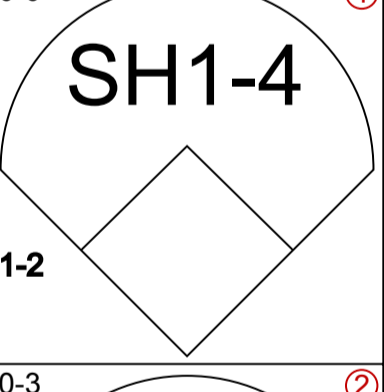
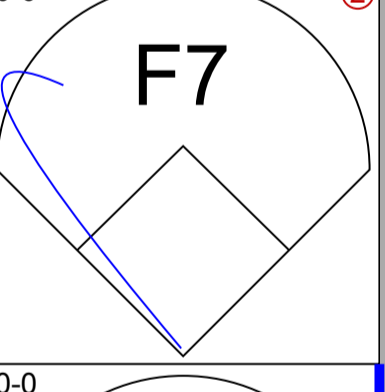
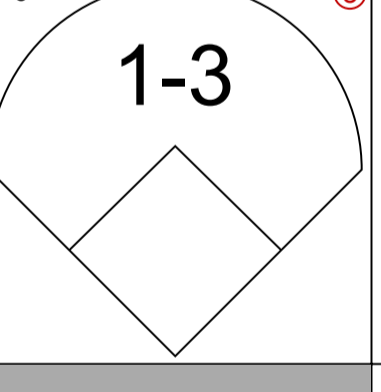
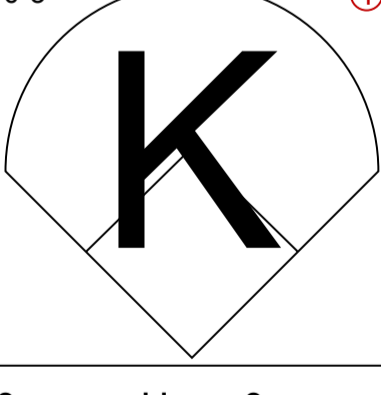
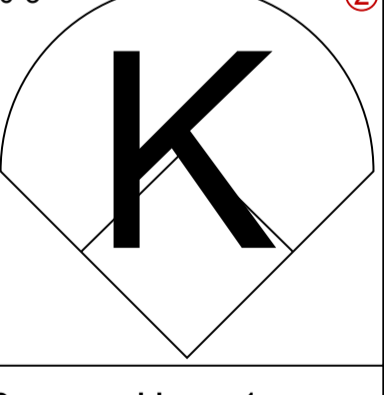

4	0	0	0	0	1	1
4	0	0	0	0	1	2
3	1	0	0	1	1	1
4	0	2	1	0	0	1
4	0	1	0	0	0	1
3	0	0	0	1	1	2
3	0	0	0	0	1	2
0	0	0	0	0	0	0
2	0	0	0	0	0	0
1	0	0	0	0	1	0
0	0	0	0	0	0	0
1	0	0	0	1	0	0
1	0	0	0	0	0	0

Batter	1	2	3	4	5	6	7	8	9
<b>Pete Rose, S</b> (1, 9) OBP: 0.338, SLG: 0.403	0-0 E4 E S		0-3 K		0-0 4-3			0-0 G3	
<b>Bobby Tolan, L</b> (1, 8) OBP: 0.333, SLG: 0.500	0-3 K 1-3		0-0 1-3			0-0 F8		0-0 F8	
<b>Tony Perez, R</b> (1, 5) OBP: 0.473, SLG: 0.697	0-3 K			4-0 S 2B BB		0-0 5-3		0-0 F9	
<b>Johnny Bench, R</b> (1, 2) OBP: 0.321, SLG: 0.598	0-0 5-3			0-0 WP 1-H 2B		0-0 F8		0-0 1B 1B	
<b>Lee May, R</b> (1, 3) OBP: 0.350, SLG: 0.629		0-0 F7		0-0 6-3		0-0 4-3		0-0 1-2 1B	
<b>Bernie Carbo, L</b> (1, 7) OBP: 0.442, SLG: 0.605		0-0 F7		4-0 G6-4-3 BB		0-0 F7		0-3 K	
<b>Tommy Helms, R</b> (1, 4) OBP: 0.217, SLG: 0.232 <b>Clay Carroll, R</b> (8, 1)		0-3 K		0-0 G6-4-3 1-2f		0-0 F8			
<b>Dave Concepcion, R</b> (1, 6) OBP: 0.346, SLG: 0.351 <b>Angel Bravo, L</b> (8, PH) OBP: 0.667, SLG: 0.500 <b>Woody Woodward, R</b> (9, 6) OBP: 0.235, SLG: 0.133			0-0 6-3		0-0 1-3			0-3 K	
<b>Gary Nolan, R</b> (1, 1) OBP: 0.190, SLG: 0.056 <b>Jimmy Stewart, S</b> (8, 4) OBP: 0.300, SLG: 0.176			4-0 BB		0-0 3-1			0-0 4-3	

Inning Stats	R: 0	H: 0	E: 1	LOB: 1	K: 2	BB: 0	S: 8	P: 8	R: 0	H: 0	E: 0	LOB: 0	K: 1	BB: 0	S: 5	P: 5	R: 0	H: 0	E: 0	LOB: 1	K: 1	BB: 1	S: 5	P: 9	R: 1	H: 1	E: 0	LOB: 1	K: 0	BB: 2	S: 3	P: 11	R: 0	H: 0	E: 0	LOB: 0	K: 0	BB: 0	S: 3	P: 3	R: 0	H: 0	E: 0	LOB: 0	K: 0	BB: 0	S: 3	P: 3	R: 0	H: 0	E: 0	LOB: 0	K: 0	BB: 0	S: 3	P: 3	R: 0	H: 0	E: 0	LOB: 0	K: 1	BB: 0	S: 5	P: 5	R: 0	H: 2	E: 0	LOB: 2	K: 1	BB: 0	S: 7	P: 7
--------------	------	------	------	--------	------	-------	------	------	------	------	------	--------	------	-------	------	------	------	------	------	--------	------	-------	------	------	------	------	------	--------	------	-------	------	-------	------	------	------	--------	------	-------	------	------	------	------	------	--------	------	-------	------	------	------	------	------	--------	------	-------	------	------	------	------	------	--------	------	-------	------	------	------	------	------	--------	------	-------	------	------

PITCHER	IP	WLS	BF	H	R	ER	SO	BB	IBB	HBP	BLK	WP	HR	S	P	ERA	WHIP
<b>Jim Nash, R</b> (1, 1) ERA: 3.72	8.2	W	32	3	1	1	5	3	0	0	0	1	0	39	51	1.04	0.692
<b>Hoyt Wilhelm, R</b> (9, 1) ERA: 3.38	0.1	S	1	0	0	0	1	0	0	0	0	0	0	3	3	0.00	0.000

1B:	2	SF:	0
2B:	1	SAC:	0
3B:	0	DP:	1
HR:	0	HBP:	0

Batter	1	2	3	4	5	6	7	8	9	AB R H RBI BB SO LOB	TOP																								
Sonny Jackson, L OBP: 0.420, SLG: 0.336 (1, 6) 	4-0 		0-0 		0-0 		0-0 			3 0 0 0 1 0 3																									
Felix Millan, R OBP: 0.336, SLG: 0.387 (1, 4) 	0-0  1-2		0-0 			0-0 		0-0 		4 0 0 0 0 0 1																									
Hank Aaron, R OBP: 0.420, SLG: 0.744 (1, 9) 	4-0 			0-0 		0-0 		0-0 		3 0 2 0 1 0 0																									
Rico Carty, R OBP: 0.500, SLG: 0.694 (1, 7) 	0-0 			0-0 		0-0 		0-0 		4 0 0 0 0 0 4																									
Orlando Cepeda, R OBP: 0.397, SLG: 0.612 (1, 3) 	0-0 			4-0 		0-0 		0-0 		3 0 0 0 1 0 4																									
Tony Gonzalez, L OBP: 0.336, SLG: 0.415 (1, 8) 		0-0 		0-3 			0-0 		0-0 	4 0 0 0 0 1 1																									
Clete Boyer, R OBP: 0.262, SLG: 0.371 (1, 5) 		0-0 			0-0 		0-0 		0-0 	4 0 2 0 0 0 0																									
Bob Didier, S OBP: 0.200, SLG: 0.209 (1, 2) 		0-0 			0-0 		0-0 		0-0 	3 0 0 0 0 0 1																									
Phil Niekro, R (1, 1)			0-3 		0-3 					2 0 0 0 0 2 1																									
Mike Lum, L OBP: 0.278, SLG: 0.188 (7, PH)										1 0 1 0 0 0 0																									
Ron Kline, R (7, 1)										0 0 0 0 0 0 0																									
<b>Inning Stats</b>	R: 0 E: 0 K: 0 S: 3	H: 0 LOB: 2 BB: 2 P: 11	R: 0 E: 0 K: 0 S: 3	H: 0 LOB: 0 BB: 0 P: 3	R: 0 E: 0 K: 1 S: 5	H: 0 LOB: 0 BB: 0 P: 5	R: 0 E: 0 K: 1 S: 5	H: 0 LOB: 1 BB: 1 P: 9	R: 0 E: 0 K: 1 S: 6	H: 1 LOB: 1 BB: 0 P: 6	R: 0 E: 0 K: 0 S: 4	H: 1 LOB: 1 BB: 0 P: 4	R: 0 E: 0 K: 0 S: 5	H: 2 LOB: 2 BB: 0 P: 5	R: 0 E: 0 K: 0 S: 4	H: 1 LOB: 1 BB: 0 P: 4	R: 0 E: 0 K: 0 S: 3	H: 0 LOB: 0 BB: 0 P: 3	1B: 3 2B: 2 3B: 0 HR: 0	SF: 0 SAC: 1 DP: 0 HBP: 0	WP: 0 PB: 0 SB: 0 CS: 0	PA: 35													
<b>PITCHER</b> Jim McGlothlin, R ERA: 2.72 (1, 1)	IP 9.0	WLS W	BF 35	H 5	R 0	ER 0	SO 3	BB 3	IBB 0	HBP 0	BLK 0	WP 0	HR 0	S 38	P 50	ERA 0.00	WHIP 0.889	<b>PITCHER</b>	IP 9.0	WLS W	BF 35	H 5	R 0	ER 0	SO 3	BB 3	IBB 0	HBP 0	BLK 0	WP 0	HR 0	S 38	P 50	ERA 0.00	WHIP 0.889

**Atlanta Braves @ Cincinnati Reds**  
Crosley Field, Cincinnati, OH  
Sat May 16 1970, 3:33 AM EDT  
Att: 15,382 - Unknown

livebaseballscorecards.com

**AB 31**  
**R 0**  
**H 5**  
**RBI 0**  
**BB 3**  
**SO 3**  
**LOB 15**



Batter	1	2	3	4	5	6	7	8	9	AB	R	H	RBI	BB	SO	LOB
<b>Pete Rose, S</b> OBP: 0.335, SLG: 0.399 (1, 9)	0-0 F8		0-0 1B		0-0 L3		0-0 4-3			4	0	1	0	0	0	1
<b>Bobby Tolan, L</b> OBP: 0.344, SLG: 0.507 (1, 8)	0-0 1B		0-0 1B		0-3 K		0-0 1B			4	0	3	0	0	1	1
<b>Tony Perez, R</b> OBP: 0.474, SLG: 0.690 (1, 5)	0-0 FC5-4 1B		0-3 K		0-0 PB S 1B		0-0 F8			4	0	2	1	0	1	3
<b>Johnny Bench, R</b> OBP: 0.319, SLG: 0.585 (1, 2)	0-3 K		0-3 K		4-0 BB		0-0 P4			3	0	0	0	1	2	5
<b>Lee May, R</b> OBP: 0.347, SLG: 0.642 (1, 3)	0-0 FC5-4 1-2f				0-0 P3		0-3 K		0-0 HR	4	1	1	1	0	1	4
<b>Bernie Carbo, L</b> OBP: 0.444, SLG: 0.595 (1, 7)		4-0 BB	0-0 6-3 BB		0-0 FC1-4 1B		0-0 4-3		0-3 K	3	0	1	0	1	1	0
<b>Jimmy Stewart, S</b> OBP: 0.300, SLG: 0.176 (9, 7)										0	0	0	0	0	0	0
<b>Tommy Helms, R</b> OBP: 0.218, SLG: 0.227 (1, 4)		0-0 6-3 1-2f	0-0 6-3 1-2f		0-0 FC1-4 FC6-4 1-2f		0-3 K		4-0 G6-3 BB	3	0	0	0	1	1	2
<b>Dave Concepcion, R</b> OBP: 0.342, SLG: 0.356 (1, 6)		0-3 K	0-3 K		0-0 FC6-4 1-2f		0-0 2B		0-0 G6-3 1-2f	4	0	1	0	0	1	2
<b>Jim McGlothlin, R</b> OBP: 0.333, SLG: 0.400 (1, 1)			0-3 K		0-0 1B 2B		0-0 5-3			3	1	1	0	0	1	1

Inning Stats	R: 0	H: 2	E: 0	LOB: 2	K: 1	BB: 0	S: 7	P: 7	R: 0	H: 0	E: 0	LOB: 0	K: 1	BB: 1	S: 4	P: 8	R: 0	H: 2	E: 0	LOB: 2	K: 3	BB: 0	S: 11	P: 11	R: 0	H: 1	E: 0	LOB: 1	K: 0	BB: 0	S: 4	P: 4	R: 1	H: 2	E: 0	LOB: 2	K: 2	BB: 1	S: 9	P: 13	R: 0	H: 1	E: 0	LOB: 1	K: 1	BB: 0	S: 6	P: 6	R: 0	H: 1	E: 0	LOB: 1	K: 0	BB: 0	S: 4	P: 4	R: 1	H: 1	E: 0	LOB: 0	K: 1	BB: 1	S: 5	P: 9
<b>Phil Niekro, R</b> ERA: 3.8 (1, 1)	6.0	WLS: L	BF: 27	H: 8	R: 1	ER: 1	SO: 8	BB: 2	IBB: 0	HBP: 0	BLK: 0	WP: 0	HR: 0	S: 41	P: 49	ERA: 1.50	WHIP: 1.667																																															
<b>Ron Kline, R</b> ERA: 3.0 (7, 1)	2.0		8	2	1	1	1	1	0	0	0	0	0	1	9	13	4.50	1.500																																														
<b>PITCHER</b>	IP	WLS	BF	H	R	ER	SO	BB	IBB	HBP	BLK	WP	HR	S	P	ERA	WHIP																																															

**BOTTOM**

**Atlanta Braves @ Cincinnati Reds**  
Crosley Field, Cincinnati, OH

Sat May 16 1970, 3:33 AM EDT  
Att. 15,382 - Unknown

AB	32
R	2
H	10
RBI	2
BB	3
SO	9
LOB	19



WP: 0	PA: 35
PB: 1	
SB: 3	
CS: 0	

[livebaseballscorecards.com](http://livebaseballscorecards.com)

Batter	1	2	3	4	5	6	7	8	9	AB R H RBI BB SO LOB	TOP						
<b>Sonny Jackson, L</b> (1, 6) OBP: 0.420, SLG: 0.333	0-0 2B 1B		0-0 F8	4-0 BB			0-0 1-3		0-0 4-3	4 0 1 0 1 0 1							
<b>Felix Millan, R</b> (1, 4) OBP: 0.340, SLG: 0.397	0-0 1-3 2B		0-0 FC6-4 1B	0-0 F7			0-0 4-3			4 0 2 0 0 0 3							
<b>Hank Aaron, R</b> (1, 9) OBP: 0.408, SLG: 0.721	0-0 5-3		0-3 K		0-0 F8			0-0 6-3		4 0 0 0 0 1 3							
<b>Rico Carty, R</b> (1, 7) OBP: 0.500, SLG: 0.694	4-0 IBB		0-0 FC6-4 1-2f		0-0 P3			0-0 2B		3 0 1 0 1 0 1							
<b>Orlando Cepeda, R</b> (1, 3) OBP: 0.393, SLG: 0.600	0-0 P3			0-0 BB 1B 1B	0-0 P6			0-0 F9		4 1 1 0 0 0 4							
<b>Clete Boyer, R</b> (1, 5) OBP: 0.254, SLG: 0.358	0-0 P2			0-0 F7		0-0 F9		0-0 P2		4 0 0 0 0 0 5							
<b>Tony Gonzalez, L</b> (1, 8) OBP: 0.333, SLG: 0.406		0-0 P4		4-0 SH1-4 1-2 1B BB		0-0 F9		0-0 4-3		3 0 0 0 1 0 0							
<b>Bob Tillman, R</b> (1, 2) OBP: 0.260, SLG: 0.375		0-3 K		0-0 SH1-4 1-2 2-H 1B		0-0 6-3		0-0 F7		4 0 1 1 0 1 0							
<b>Pat Jarvis, R</b> (1, 1) OBP: 0.130, SLG: 0.091		0-0 P4		0-0 SH1-4 1-2 2-3			0-0 F7		0-0 1B	1 0 0 0 0 0 0							
<b>Bob Aspromonte, R</b> (7, PH) OBP: 0.200, SLG: 0.143										1 0 0 0 0 0 0							
<b>Bob Priddy, R</b> (7, 1) OBP: 0.600, SLG: 0.500										0 0 0 0 0 0 0							
<b>Tommie Aaron, R</b> (9, PH) OBP: 0.625, SLG: 1.250										1 0 1 0 0 0 0							
<b>Inning Stats</b>	R: 0 E: 0 K: 0 S: 5 H: 2 LOB: 3 BB: 1 P: 9	R: 0 E: 0 K: 1 S: 5 H: 0 LOB: 0 BB: 0 P: 5	R: 0 E: 0 K: 1 S: 6 H: 1 LOB: 1 BB: 0 P: 6	R: 1 E: 0 K: 0 S: 5 H: 2 LOB: 3 BB: 2 P: 13	R: 0 E: 0 K: 0 S: 3 H: 0 LOB: 0 BB: 0 P: 3	R: 0 E: 0 K: 0 S: 3 H: 0 LOB: 0 BB: 0 P: 3	R: 0 E: 0 K: 0 S: 3 H: 0 LOB: 0 BB: 0 P: 3	R: 0 E: 0 K: 0 S: 4 H: 1 LOB: 1 BB: 0 P: 4	R: 0 E: 0 K: 0 S: 4 H: 1 LOB: 1 BB: 0 P: 4	1B: 5 2B: 2 3B: 0 HR: 0 SF: 0 SAC: 1 DP: 0 HBP: 0	WP: 0 PB: 0 SB: 0 CS: 0 PA: 37						
<b>PITCHER</b> <b>Jim Merritt, L</b> (1, 1) ERA: 2.67	IP: 9.0 WLS: W BF: 37 H: 7 R: 1 ER: 1 SO: 2 BB: 2 IBB: 1 HBP: 0 BLK: 0 WP: 0 HR: 0 S: 38 P: 50 ERA: 1.00 WHIP: 1.000																
<b>PITCHER</b>	IP	WLS	BF	H	R	ER	SO	BB	IBB	HBP	BLK	WP	HR	S	P	ERA	WHIP

**Atlanta Braves @ Cincinnati Reds**  
Crosley Field, Cincinnati, OH  
Sun May 17 1970, 3:33 AM EDT  
Unknown

livebaseballscorecards.com

**AB 33**  
**R 1**  
**H 7**  
**RBI 1**  
**BB 3**  
**SO 2**  
**LOB 17**





Batter	1	2	3	4	5	6	7	8	9	10	11	12	13	14	15	AB	R	H	RBI	BB	SO	LOB	TOP				
Sonny Jackson, L OBP: 0.407, SLG: 0.322	0-0 6-3		0-0 P6		0-0 F7			0-0 CS SH1-4 1B		0-0 6-3	0-0 F7			0-3 K		7	0	1	0	0	1	0					
Felix Millan, R OBP: 0.340, SLG: 0.395	0-0 E6 1B		0-0 HR 1B		0-0 5-3			0-0 SH1-4 1-2		0-0 BB 1B E 1B	0-0 6-3			0-0 P4		6	3	2	0	0	0	0					
Hank Aaron, R OBP: 0.422, SLG: 0.739	0-0 G1-6-3 1B		0-0 HR					0-0 IBB		0-0 BB E 1B		0-0 5-3		4-0 BB		5	2	3	3	2	1	0					
Rico Carty, R OBP: 0.493, SLG: 0.677	0-0 G1-6-3		0-0 6-3					0-3 K		4-0 E BB		0-0 4-3		0-0 P5		2	0	0	0	1	0	1					
Tony Gonzalez, L OBP: 0.333, SLG: 0.400	0-0 1-2							BB		1-2 E BB						3	1	0	0	1	1	3					
Orlando Cepeda, R OBP: 0.388, SLG: 0.580		1-0 1B HBP						0-0 F8		0-0 FC6-4 1B		0-0 6-3				6	0	1	1	0	1	2					
Mike Lum, L OBP: 0.240, SLG: 0.136		0-0 F9			0-3 K			0-0 P5		0-0 FC6-4 1-3				0-0 1-3		6	0	0	0	1	2	3					
Clete Boyer, R OBP: 0.270, SLG: 0.360		0-0 1B			4-0 G3-6-3 BB			0-0 5-3		0-0 1-3				0-0 E5		5	0	2	0	2	0	2					
Bob Didier, S OBP: 0.192, SLG: 0.184		0-0 F5			0-0 G3-6-3			0-0 6-3		4-0 IBB				0-0 F9		6	0	0	0	1	1	7					
George Stone, L OBP: 0.240, SLG: 0.250		0-0 F8			0-0 1-3			0-0 6-3		0-0 F7				0-0 G3		3	0	0	0	0	0	2					
Hoyt Wilhelm, R OBP: 0.000, SLG: 0.000																0	0	0	0	0	0	0					
Ralph Garr, L OBP: 0.000, SLG: 0.000																0	0	0	0	0	0	0					
Ron Kline, R OBP: 0.000, SLG: 0.000																0	0	0	0	0	0	0					
Larry Jaster, L OBP: 0.000, SLG: 0.000																0	0	0	0	0	0	0					
Hal King, L OBP: 0.455, SLG: 0.615																1	0	0	0	0	0	1					
Gary Nelbauer, R OBP: 0.000, SLG: 0.000																0	0	0	0	0	0	0					
<b>Inning Stats</b>	R: 1 E: 1 K: 0 S: 4	H: 1 LOB: 0 BB: 4 P: 4	R: 0 E: 0 K: 0 S: 4	H: 1 LOB: 2 BB: 0 P: 5	R: 2 E: 0 K: 0 S: 5	H: 2 LOB: 0 BB: 0 P: 5	R: 0 E: 0 K: 1 S: 4	H: 0 LOB: 0 BB: 1 P: 8	R: 0 E: 0 K: 0 S: 3	H: 0 LOB: 0 BB: 0 P: 3	R: 0 E: 0 K: 1 S: 5	H: 0 LOB: 1 BB: 1 P: 9	R: 0 E: 0 K: 0 S: 3	H: 0 LOB: 0 BB: 0 P: 3	R: 0 E: 0 K: 0 S: 3	H: 0 LOB: 0 BB: 0 P: 3	R: 0 E: 0 K: 0 S: 3	H: 1 LOB: 1 BB: 0 P: 4	R: 0 E: 0 K: 1 S: 5	H: 0 LOB: 1 BB: 1 P: 9	R: 0 E: 0 K: 3 S: 9	H: 0 LOB: 1 BB: 1 P: 13	1B: 8 2B: 1 3B: 0 HR: 1	SF: 0 SAC: 1 DP: 3 HBP: 1	WP: 0 PB: 0 SB: 0 CS: 1	PA: 62	
<b>PITCHER</b>	IP WLS BF H R ER SO BB IBB HBP BLK WP HR S P ERA WHIP	IP WLS BF H R ER SO BB IBB HBP BLK WP HR S P ERA WHIP	IP WLS BF H R ER SO BB IBB HBP BLK WP HR S P ERA WHIP	IP WLS BF H R ER SO BB IBB HBP BLK WP HR S P ERA WHIP	IP WLS BF H R ER SO BB IBB HBP BLK WP HR S P ERA WHIP	IP WLS BF H R ER SO BB IBB HBP BLK WP HR S P ERA WHIP	IP WLS BF H R ER SO BB IBB HBP BLK WP HR S P ERA WHIP	IP WLS BF H R ER SO BB IBB HBP BLK WP HR S P ERA WHIP	IP WLS BF H R ER SO BB IBB HBP BLK WP HR S P ERA WHIP	IP WLS BF H R ER SO BB IBB HBP BLK WP HR S P ERA WHIP	IP WLS BF H R ER SO BB IBB HBP BLK WP HR S P ERA WHIP	IP WLS BF H R ER SO BB IBB HBP BLK WP HR S P ERA WHIP	IP WLS BF H R ER SO BB IBB HBP BLK WP HR S P ERA WHIP	IP WLS BF H R ER SO BB IBB HBP BLK WP HR S P ERA WHIP	IP WLS BF H R ER SO BB IBB HBP BLK WP HR S P ERA WHIP	IP WLS BF H R ER SO BB IBB HBP BLK WP HR S P ERA WHIP	IP WLS BF H R ER SO BB IBB HBP BLK WP HR S P ERA WHIP	IP WLS BF H R ER SO BB IBB HBP BLK WP HR S P ERA WHIP	IP WLS BF H R ER SO BB IBB HBP BLK WP HR S P ERA WHIP	IP WLS BF H R ER SO BB IBB HBP BLK WP HR S P ERA WHIP	IP WLS BF H R ER SO BB IBB HBP BLK WP HR S P ERA WHIP	IP WLS BF H R ER SO BB IBB HBP BLK WP HR S P ERA WHIP	IP WLS BF H R ER SO BB IBB HBP BLK WP HR S P ERA WHIP	IP WLS BF H R ER SO BB IBB HBP BLK WP HR S P ERA WHIP	IP WLS BF H R ER SO BB IBB HBP BLK WP HR S P ERA WHIP	IP WLS BF H R ER SO BB IBB HBP BLK WP HR S P ERA WHIP	IP WLS BF H R ER SO BB IBB HBP BLK WP HR S P ERA WHIP

Atlanta Braves @ Cincinnati Reds  
Crosley Field, Cincinnati, OH  
Sun May 17 1970, 3:38 AM EDT  
Att: 33,217 - Unknown

livebaseballscores.com

AB	52
R	6
H	9
RBI	4
BB	8
SO	7
LOB	23



Batter	1	2	3	4	5	6	7	8	9	10	11	12	13	14	15	AB	R	H	RBI	BB	SO	LOB										
<b>Pete Rose, S</b> OBP: 0.336, SLG: 0.429 (1, 9)	0-0 P3		0-0 5-3			0-0 6-3		0-0 HR	0-0 P4		0-0 F8		0-0 F7		4-0 1B IBB	7	1	1	1	1	0	1										
<b>Woody Woodward, R</b> OBP: 0.227, SLG: 0.150 (1, 4)	0-0 F8			0-0 6-3		0-0 P4		0-0 1B 1B	0-0 P6		0-3 K		0-0 1B		0-0 1B	4	0	1	0	0	0	0										
<b>Darrel Chaney, S</b> OBP: 0.211, SLG: 0.263 (8, PR) (9, 4)																3	0	1	0	0	1	1										
<b>Don Gullett, R</b> OBP: 0.800, SLG: 1.250 (14, 1)																1	0	1	1	0	0	0										
<b>Tony Perez, R</b> OBP: 0.465, SLG: 0.715 (1, 5)	0-0 2B			0-0 1B 1B		0-0 1B 2B 1B		0-0 E3 1-3 1B		0-0 HR 1B	0-0 5-3		0-3 K			7	2	5	0	0	1	1										
<b>Johnny Bench, R</b> OBP: 0.316, SLG: 0.582 (1, 8) (9, 2)	0-0 5-3			0-3 K		0-0 2B 1B		0-3 K		0-0 HR		0-0 L6		0-0 5-3		7	2	2	2	0	2	4										
<b>Lee May, R</b> OBP: 0.356, SLG: 0.653 (1, 3)		0-0 F8		0-0 1B		0-0 2B 1B		4-0 IBB		0-0 HR		0-0 F9		0-0 P6		6	1	3	3	1	0	0										
<b>Hal McRae, R</b> OBP: 0.388, SLG: 0.674 (1, 7)		0-3 K		0-3 K		0-3 K		0-3 K		0-3 K		0-0 2B		4-0 BB		3	0	0	0	0	3	3										
<b>Bobby Tolan, L</b> OBP: 0.352, SLG: 0.507 (8, PH) (9, 8)																3	0	1	0	1	1	3										
<b>Pat Corrales, R</b> OBP: 0.176, SLG: 0.125 (1, 2)		0-0 6-3			4-0 BB		0-0 F8		0-0 1-3		0-0 P3		4-0 BB		0-0 4-3		2	0	0	0	1	0	0									
<b>Jimmy Stewart, S</b> OBP: 0.321, SLG: 0.250 (8, PH) (9, 7) (14, 4)																3	0	0	0	1	0	4										
<b>Dave Concepcion, R</b> OBP: 0.339, SLG: 0.370 (1, 6)						0-3 K		0-3 K		0-3 K		0-0 FC6		0-0 FC6		7	1	2	0	0	2	3										
<b>Wayne Simpson, R</b> OBP: 0.193, SLG: 0.045 (7, PH)																																
<b>Jay Ward, R</b> OBP: 0.210, SLG: 0.225 (8, PH)																																
<b>Wayne Granger, R</b> OBP: 0.210, SLG: 0.225 (8, PH)																																
<b>Tommy Helms, R</b> OBP: 0.210, SLG: 0.225 (8, PH)																																
<b>Clay Carroll, R</b> OBP: 0.571, SLG: 0.400 (13, PH) (14, 7)																																
<b>Inning Stats</b>	R: 0 E: 0 K: 0 S: 4	H: 1 LOB: 1 BB: 0 P: 4	R: 0 E: 0 K: 1 S: 5	H: 0 LOB: 0 BB: 0 P: 5	R: 0 E: 0 K: 2 S: 9	H: 2 LOB: 2 BB: 0 P: 9	R: 0 E: 0 K: 1 S: 4	H: 0 LOB: 0 BB: 1 P: 8	R: 2 E: 0 K: 1 S: 8	H: 3 LOB: 1 BB: 0 P: 8	R: 0 E: 0 K: 2 S: 7	H: 0 LOB: 0 BB: 0 P: 7	R: 1 E: 1 K: 0 S: 10	H: 3 LOB: 3 BB: 1 P: 14	R: 0 E: 1 K: 0 S: 4	H: 0 LOB: 1 BB: 0 P: 4	R: 3 E: 0 K: 0 S: 7	H: 4 LOB: 1 BB: 0 P: 7	R: 0 E: 0 K: 1 S: 5	H: 0 LOB: 0 BB: 0 P: 5	R: 0 E: 0 K: 0 S: 4	H: 1 LOB: 2 BB: 1 P: 8	R: 0 E: 0 K: 1 S: 6	H: 1 LOB: 1 BB: 0 P: 6	R: 0 E: 0 K: 0 S: 3	H: 0 LOB: 1 BB: 1 P: 7	R: 1 E: 0 K: 0 S: 3	H: 2 LOB: 2 BB: 1 P: 7	1B: 10 2B: 3 3B: 1 HR: 3	SF: 0 SAC: 1 DP: 1 HBP: 0	WP: 0 PB: 0 SB: 2 CS: 0	PA: 65

**Atlanta Braves @ Cincinnati Reds**  
Crosley Field, Cincinnati, OH  
Sun May 17 1970, 3:38 AM EDT  
Att. 33,217 - Unknown

AB 59  
R 7  
H 17  
RBI 7  
BB 5  
SO 13  
LOB 21



PITCHER		IP	WLS	BF	H	R	ER	SO	BB	IBB	HBP	BLK	WP	HR	S	P	ERA	WHIP
<b>George Stone, L</b> ERA: 3.53	(1, 1)	7.0		30	9	3	3	9	1	0	0	0	0	1	47	51	3.86	1.429
<b>Hoyt Wilhelm, R</b> ERA: 3.24	(8, 1)	1.0		4	0	0	0	2	0	1	0	0	0	0	7	11	0.00	0.000
<b>Ron Kline, R</b> ERA: 9.0	(9, 1)	1.0		7	3	3	3	0	0	0	0	0	0	2	7	7	27.00	3.000
<b>Larry Jaster, L</b> ERA: 3.14	(10, 1)	3.0		12	2	0	0	1	1	0	0	0	0	0	13	17	0.00	1.000
<b>Gary Neibauer, R</b> ERA: 6.14	(13, 1)	2.1	L	12	3	1	1	1	1	1	0	0	0	0	12	20	3.86	1.714

Batter	1	2	3	4	5	6	7	8	9	AB R H RBI BB SO LOB	TOP	
Sonny Jackson, L (1, 6) OBP: 0.403, SLG: 0.328	0-0 F8 2B		0-0 4-3		0-0 6-3			0-3 K		4 0 1 0 0 1 0		
Felix Millan, R (1, 4) OBP: 0.331, SLG: 0.384	0-0 5-3		0-0 5-3		0-0 5-3			0-0 1-3		4 0 0 0 0 0 1		
Tony Gonzalez, L (1, 8) OBP: 0.325, SLG: 0.388	0-0 F8 2-3			0-0 F8		0-0 F9		0-3 K2-3		4 0 0 0 0 1 1		
Rico Carty, R (1, 7) OBP: 0.500, SLG: 0.700	4-0 BB			0-0 2B 1B		0-0 F7		0-0 HR		3 2 2 1 1 0 0		
Orlando Cepeda, R (1, 3) OBP: 0.397, SLG: 0.593	0-3 K			0-0 2B 2B		0-0 1B		0-0 4-3 SH5-3 1B		4 1 3 0 0 1 2		
Mike Lum, L (1, 9) OBP: 0.250, SLG: 0.200		0-0 F6		0-0 1B 2B		0-0 4-3		0-0 SH5-3		3 1 1 2 0 0 1		
Clete Boyer, R (1, 5) OBP: 0.277, SLG: 0.359				0-0 2-H 3-H 1B		0-0 F9		1-0 4-3 HBP		3 0 1 1 0 0 0		
Bob Didier, S (1, 2) OBP: 0.179, SLG: 0.170				0-0 1-3			0-0 F5	0-0 4-3		4 0 0 0 0 0 2		
Milt Pappas, R (1, 1)			0-0 F7		0-0 5-3		0-0 6-3	0-0 F6		4 0 0 0 0 0 2		
<b>Inning Stats</b>	R: 0 H: 1 E: 0 LOB: 2 K: 1 BB: 1 S: 6 P: 10	R: 0 H: 0 E: 0 LOB: 0 K: 0 BB: 0 S: 3 P: 3	R: 0 H: 0 E: 0 LOB: 0 K: 0 BB: 0 S: 3 P: 3	R: 3 H: 4 E: 0 LOB: 0 K: 0 BB: 0 S: 6 P: 6	R: 0 H: 0 E: 0 LOB: 0 K: 0 BB: 0 S: 3 P: 3	R: 0 H: 1 E: 0 LOB: 1 K: 0 BB: 0 S: 4 P: 4	R: 0 H: 0 E: 0 LOB: 0 K: 0 BB: 0 S: 3 P: 3	R: 0 H: 0 E: 0 LOB: 0 K: 2 BB: 0 S: 7 P: 7	R: 1 H: 2 E: 0 LOB: 2 K: 0 BB: 0 S: 5 P: 6	1B: 4 SF: 0 2B: 3 SAC: 1 3B: 0 DP: 0 HR: 1 HBP: 1	WP: 0 PA: 36 PB: 0 SB: 0 CS: 0	
<b>PITCHER</b> Juan Marichal, R (1, 1) ERA: 6.12	IP WLS BF H R ER SO BB IBB HBP BLK WP HR S P ERA WHIP											

Atlanta Braves @ San Francisco Giants  
Candlestick Park, San Francisco, CA  
Tue May 19 1970, 10:05 PM EDT  
Att. 5,254 - Unknown

AB	33
R	4
H	8
RBI	4
BB	1
SO	3
LOB	9





Batter	1	2	3	4	5	6	7	8	9	AB	R	H	RBI	BB	SO	LOB
<b>Bobby Bonds, R</b> OBP: 0.410, SLG: 0.509 (1, 9) X	0-0 6-3 ①		X 0-0 E5 1B ③	0-3 K ③			0-3 K ③			4	1	0	0	0	2	1
<b>Ron Hunt, R</b> OBP: 0.385, SLG: 0.393 (1, 4) X	0-0 F9		H 1-0 1B HBP ①		X 0-0 6-3 ①			X 0-0 F8 ①		3	0	0	0	0	0	0
<b>Willie Mays, R</b> OBP: 0.396, SLG: 0.541 (1, 8) X	0-0 F2 ③		S S 0-3 K ①		X 0-0 F4 ②			X 0-0 E 1B ①		4	0	1	0	0	1	2
<b>Willie McCovey, L</b> OBP: 0.425, SLG: 0.565 (1, 3) X		X 0-0 3-1 ①	X 0-0 F6 ②		S S 0-3 K ③			S S 0-3 K ②		4	0	0	0	0	2	3
<b>Ken Henderson, S</b> OBP: 0.458, SLG: 0.510 (1, 7) X		X 0-0 BB 1B 1B	X 0-0 1-3 2-H 1B		X 0-0 3-1 ①			X 0-0 E4 1-3		4	1	2	1	0	0	1
<b>Dick Dietz, R</b> OBP: 0.441, SLG: 0.643 (1, 2) X		BB BB 4-0 1B 1-2 BB	X 0-0 F7 ③		X 0-0 6-3 ②			S S 0-3 K ③		3	0	0	0	1	1	4
<b>Tito Fuentes, S</b> OBP: 0.284, SLG: 0.375 (1, 5) X		X 0-0 F7 ②		X 0-0 F5 ①		S S 0-3 K ③			X 0-0 5-3 ①	3	0	0	0	0	1	2
<b>Don Mason, L</b> OBP: 0.217, SLG: 0.100 (9, PH)										1	0	0	0	0	0	0
<b>Hal Lanier, R</b> OBP: 0.290, SLG: 0.337 (1, 6) X		X 0-0 1-3 2-H 1B		X 0-0 3B			X 0-0 5-3 ①		X 0-0 4-3 ②	3	0	2	1	0	0	0
<b>Bob Burda, L</b> OBP: 0.391, SLG: 0.222 (9, PH)										1	0	0	0	0	0	0
<b>Juan Marichal, R</b> OBP: 0.333, SLG: 0.231 (1, 1) X		S S 0-3 K ③		X 0-0 5-3 ②			X 0-0 6-3 ②		S S 0-3 K ③	3	0	0	0	0	1	3
<b>Jim Davenport, R</b> OBP: 0.333, SLG: 0.231 (9, PH)										1	0	0	0	0	1	0

Inning Stats	R: 0	H: 0	E: 0	K: 0	S: 3	R: 1	H: 2	E: 0	K: 1	S: 7	R: 1	H: 1	E: 1	K: 1	S: 7	R: 0	H: 1	E: 0	K: 1	S: 6	R: 0	H: 0	E: 0	K: 1	S: 5	R: 0	H: 0	E: 0	K: 1	S: 5	R: 0	H: 0	E: 0	K: 1	S: 5	R: 0	H: 1	E: 1	K: 2	S: 9	R: 0	H: 0	E: 0	K: 1	S: 5	R: 0	H: 1	E: 0	K: 1	S: 5	1B: 4	2B: 0	3B: 1	HR: 0	SF: 0	SAC: 0	DP: 0	HBP: 1	WP: 0	PB: 0	SB: 0	CS: 0	PA: 36
<b>Milt Pappas, R</b> ERA: 7.71 (1, 1)	IP	WLS	BF	H	R	ER	SO	BB	IBB	HBP	BLK	WP	HR	S	P	ERA	WHIP	IP	WLS	BF	H	R	ER	SO	BB	IBB	HBP	BLK	WP	HR	S	P	ERA	WHIP	IP	WLS	BF	H	R	ER	SO	BB	IBB	HBP	BLK	WP	HR	S	P	ERA	WHIP												

**BOTTOM**

**Atlanta Braves @ San Francisco Giants**  
Candlestick Park, San Francisco, CA

Tue May 19 1970, 10:05 PM EDT  
Att. 5,254 - Unknown

livebaseballscorecards.com

<b>AB</b>	34
<b>R</b>	2
<b>H</b>	5
<b>RBI</b>	2
<b>BB</b>	1
<b>SO</b>	9
<b>LOB</b>	16



Batter	1	2	3	4	5	6	7	8	9	10	11	AB R H RBI BB SO LOB	TOP
Sonny Jackson, L (1, 6) OBP: 0.399, SLG: 0.341 Gil Garrido, R (9, 6) OBP: 0.143, SLG: 0.077	0-0 3B 3B		0-0 4-3			0-0 1-3			0-0 1-3		0-0 1B F5	4 1 1 0 0 0 0 2 0 1 0 0 0 3	
Felix Millan, R (1, 4) OBP: 0.325, SLG: 0.382	0-0 4-3		0-0 F3			0-3 K			0-0 1B 2B		FC1-6 HR 5-3	6 1 1 0 0 1 5	
Hank Aaron, R (1, 9) OBP: 0.428, SLG: 0.728	0-0 F6		0-0 F3			4-0 PO BB			4-0 1B IBB		4-0 1-2 HR BB	2 1 0 0 3 0 1	
Rico Carty, R (1, 7) OBP: 0.503, SLG: 0.733 Mike Lum, L (11, 7) OBP: 0.250, SLG: 0.200	0-0 3B 3B					0-0 PO 1-2	0-0 F8		0-0 1-2 2-3 1B		0-0 1-H 2-H HR	5 1 3 4 0 0 0 0 0 0 0 0 0 0	
Orlando Cepeda, R (1, 3) OBP: 0.391, SLG: 0.579	0-0 6-3					0-0 F8	0-0 F6		0-3 K		0-0 HBP 2B 1B	5 1 1 0 0 1 3	
Tony Gonzalez, L (1, 8) OBP: 0.321, SLG: 0.378						0-0 4-3	0-0 6-3			0-0 1-3	1-0 2B BB HBP	4 1 0 0 0 1 0	
Clete Boyer, R (1, 5) OBP: 0.281, SLG: 0.368						0-0 F5			0-3 K		0-0 BB 1-3 2-H 2B	5 0 2 1 0 2 0	
Bob Didier, S (1, 2) OBP: 0.200, SLG: 0.193 Ralph Garr, L (10, PR) OBP: 0.200, SLG: 0.111 Bob Tillman, R (10, 2) OBP: 0.275, SLG: 0.375						0-0 F8	G4-6-3 1B		0-0 6-3		4-0 BB 1B IBB	4 0 2 0 0 0 1 0 0 0 0 0 0 0 0 0 0 0 1 0 0	
Jim Nash, R (1, 1) OBP: 0.120, SLG: 0.208 Hal King, L (10, PH) OBP: 0.444, SLG: 0.500 Hoyt Wilhelm, R (10, 1)						0-3 K	G4-6-3 1-2 1B		0-3 K		0-0 F7 1-2 2-3 3-H BB	3 0 0 0 0 2 2 1 0 0 0 0 0 1 0 0 0 1 1 0 0	
<b>Inning Stats</b>	R: 1 H: 2 E: 0 LOB: 1 K: 5 P: 5	R: 0 H: 1 E: 0 LOB: 1 K: 2 P: 8	R: 0 H: 0 E: 0 LOB: 0 K: 0 P: 3	R: 0 H: 0 E: 0 LOB: 0 K: 0 P: 3	R: 0 H: 1 E: 0 LOB: 0 K: 1 P: 8	R: 0 H: 0 E: 0 LOB: 0 K: 2 P: 7	R: 0 H: 2 E: 0 LOB: 2 K: 1 P: 10	R: 0 H: 1 E: 0 LOB: 1 K: 1 P: 6	R: 5 H: 4 E: 0 LOB: 3 K: 0 P: 20	1B: 6 SF: 0 2B: 2 SAC: 0 3B: 2 DP: 1 HR: 1 HBP: 1	WP: 0 PA: 48 PB: 0 SB: 0 CS: 0		
<b>PITCHER</b>	IP WLS BF H R ER SO BB IBB HBP BLK WP HR S P ERA WHIP												
Gaylord Perry, R (1, 1) ERA: 4.84	10.1 L 41 10 5 5 7 2 1 0 0 0 1 52 64 4.36 1.161												
Mike McCormick, L (11, 1) ERA: 4.31	0.0 4 1 1 1 0 1 1 1 0 0 0 1 10 ∞ ∞												
Frank Reberger, R (11, 1) ERA: 6.32	0.2 2 0 0 0 0 0 0 0 0 0 0 0 2 2 0.00 0.000												

Atlanta Braves @ San Francisco Giants  
Candlestick Park, San Francisco, CA  
Wed May 20 1970, 6:33 AM EDT  
Att: 4,192 - Unknown

AB	41
R	6
H	11
RBI	6
BB	5
SO	7
LOB	16



Batter	1	2	3	4	5	6	7	8	9	10	11	AB R H RBI BB SO LOB	BOTTOM																
<b>Bobby Bonds, R</b> OBP: 0.409, SLG: 0.500 (1, 9)	4-0 		x 0-0 F9		x 0-0 F7					0-3 K		3 0 0 0 2 1 0	<b>Atlanta Braves @ San Francisco Giants</b> Candlestick Park, San Francisco, CA Wed May 20 1970, 6:33 AM EDT Att: 4,192 - Unknown <a href="http://livebaseballscores.com">livebaseballscores.com</a>																
<b>Ron Hunt, R</b> OBP: 0.385, SLG: 0.402 (1, 4)	0-0 		x 0-0 F9		0-3 K		x 0-0 3-1			0-0 1-3		5 1 2 0 0 1 2																	
<b>Willie Mays, R</b> OBP: 0.381, SLG: 0.517 (1, 8)	0-0 F6		x 0-0 F9			x 0-0 F3			x 0-0 F8	0-0 5-3		5 0 0 0 0 0 3																	
<b>Willie McCovey, L</b> OBP: 0.424, SLG: 0.566 (1, 3)	0-0 F4		x 0-0 			x 0-0 			x 0-0 F3		x 0-0 F3	5 0 2 1 0 0 2																	
<b>Ken Henderson, S</b> OBP: 0.451, SLG: 0.497 (1, 7)	4-0 		x 0-0 F5			0-3 K			x 0-0 F7		0-3 K	4 0 0 0 1 2 2																	
<b>Dick Dietz, R</b> OBP: 0.433, SLG: 0.625 (1, 2)	0-0 G3			0-3 K		0-3 K			x 0-0 		x 0-0 5-3	5 0 1 0 0 2 4																	
<b>Tito Fuentes, S</b> OBP: 0.283, SLG: 0.370 (1, 5)		x 0-0 F8		x 0-0 6-3			x 0-0 		x 0-0 			4 0 1 0 0 0 1																	
<b>Hal Lanier, R</b> OBP: 0.282, SLG: 0.327 (1, 6)		x 0-0 4-3		x 0-0 F5			x 0-0 F9		0-3 K			3 0 0 0 0 0 1																	
<b>Bob Burda, L</b> OBP: 0.375, SLG: 0.211 (9, PH)									0-0 K			1 0 0 0 0 1 1																	
<b>Bob Heise, R</b> OBP: 0.294, SLG: 0.255 (10, 6)									0-0 K			0 0 0 0 0 0 0																	
<b>Gaylord Perry, R</b> OBP: 0.091, SLG: 0.121 (11, 1)		x 0-0 4-3			x 0-0 F3		x 0-0 SH1-4			0-0 4-3		3 0 0 0 0 0 1																	
<b>Mike McCormick, L</b> OBP: 0.400, SLG: 0.600 (11, 1)												0 0 0 0 0 0 0																	
<b>Frank Reberger, L</b> OBP: 0.400, SLG: 0.600 (11, 1)												0 0 0 0 0 0 0																	
<b>Inning Stats</b>	R: 0 H: 1 E: 0 K: 0 S: 4	H: 1 LOB: 3 BB: 2 P: 12	R: 0 H: 0 E: 0 K: 0 S: 3	H: 0 LOB: 0 BB: 0 P: 3	R: 1 H: 2 E: 0 K: 0 S: 5	H: 2 LOB: 1 BB: 0 P: 5	R: 0 H: 0 E: 0 K: 1 S: 5	H: 0 LOB: 0 BB: 0 P: 5	R: 0 H: 0 E: 0 K: 1 S: 5	H: 0 LOB: 0 BB: 0 P: 5	R: 0 H: 1 E: 0 K: 0 S: 4	H: 1 LOB: 2 BB: 1 P: 8	R: 0 H: 0 E: 0 K: 0 S: 3	H: 0 LOB: 0 BB: 0 P: 3	R: 0 H: 1 E: 0 K: 1 S: 6	H: 1 LOB: 1 BB: 0 P: 6	R: 0 H: 0 E: 0 K: 1 S: 5	H: 0 LOB: 0 BB: 0 P: 5	R: 0 H: 0 E: 0 K: 1 S: 5	H: 0 LOB: 0 BB: 0 P: 5	1B: 4 SF: 0 2B: 2 SAC: 1 3B: 0 DP: 0 HR: 0 HBP: 0	WP: 0 PA: 42 PB: 0 SB: 1 CS: 0							
<b>PITCHER</b>	IP WLS BF H R ER SO BB IBB HBP BLK WP HR S P ERA WHIP												IP WLS BF H R ER SO BB IBB HBP BLK WP HR S P ERA WHIP																
<b>Jim Nash, R</b> ERA: 3.3 (1, 1)	9.0	36	6	1	1	5	2	1	0	0	0	0	0	0	43	55	1.00	0.889											
<b>Hoyt Wilhelm, R</b> ERA: 3.0 (10, 1)	2.0	6	0	0	0	2	0	0	0	0	0	0	0	10	10	0.00	0.000												



Batter	1	2	3	4	5	6	7	8	9	AB R H RBI BB SO LOB	TOP											
Felix Millan, R (1, 4) OBP: 0.318, SLG: 0.373	0-0 6-3		0-0 6-3		0-0 6-3			0-0 4-3		4 0 0 0 0 0 0												
Mike Lum, L (1, 8) OBP: 0.250, SLG: 0.207	0-3 K		0-0 G3			0-0 1-3		0-0 G4-6-3 1B		4 0 1 0 0 1 0												
Hank Aaron, R (1, 9) OBP: 0.417, SLG: 0.707	0-0 6-3			0-3 K		0-0 6-3		0-0 G4-6-3 1-2f		4 0 0 0 0 1 1												
Rico Carty, R (1, 7) OBP: 0.497, SLG: 0.727		0-0 6-3		0-0 HR 2B		0-0 6-3		0-0 4-3		4 1 1 0 0 0 0												
Orlando Cepeda, R (1, 3) OBP: 0.406, SLG: 0.629		0-0 HR		0-0 HR		0-0 1B FC6-2 1B		4-0 1B BB		3 2 3 3 1 0 0												
Clete Boyer, R (1, 5) OBP: 0.280, SLG: 0.365		0-0 5-3		0-0 F9		0-0 1B FC6-2 1-3 1B		0-3 K		4 0 1 0 0 1 1												
Gil Carrido, R (1, 6) OBP: 0.167, SLG: 0.118		0-0 E4		0-0 4-3		0-0 1-3 1-2		0-0 1-2 1B		4 0 1 0 0 0 2												
Bob Didier, S (1, 2) OBP: 0.190, SLG: 0.183 Tommie Aaron, R (9, PH) OBP: 0.556, SLG: 1.111		0-3 K			0-0 3-1		0-0 FC6-2 2-3 3-H	0-3 K		3 0 0 0 0 1 3 1 0 0 0 0 1 2												
Phil Niekro, R (1, 1) Hoyt Wilhelm, R (8, 1)			0-0 6-3		0-3 K		0-0 F7			3 0 0 0 0 1 2 0 0 0 0 0 0 0												
<b>Inning Stats</b>	R: 0 E: 0 K: 1 S: 5	H: 0 LOB: 0 BB: 0 P: 5	R: 1 E: 1 K: 1 S: 7	H: 1 LOB: 1 BB: 0 P: 7	R: 0 E: 0 K: 0 S: 3	H: 0 LOB: 0 BB: 0 P: 3	R: 2 E: 0 K: 1 S: 7	H: 2 LOB: 0 BB: 0 P: 7	R: 0 E: 0 K: 1 S: 5	H: 0 LOB: 0 BB: 0 P: 5	R: 0 E: 0 K: 0 S: 3	H: 0 LOB: 0 BB: 0 P: 3	R: 0 E: 0 K: 0 S: 5	H: 2 LOB: 2 BB: 0 P: 5	R: 0 E: 0 K: 2 S: 8	H: 1 LOB: 0 BB: 0 P: 3	R: 0 E: 0 K: 2 S: 8	H: 1 LOB: 2 BB: 1 P: 12	1B: 4 2B: 1 3B: 0 HR: 2	SF: 0 SAC: 0 DP: 1 HBP: 0	WP: 0 PB: 0 SB: 0 CS: 0	PA: 35
<b>PITCHER</b>	IP WLS BF H R ER SO BB IBB HBP BLK WP HR S P ERA WHIP																					
Claude Osteen, L (1, 1) ERA: 2.3	8.0 W 30 6 3 3 4 0 0 0 0 0 2 38 38 3.38 0.750																					
Jim Brewer, L (9, 1) ERA: 2.29	1.0 S 5 1 0 0 2 1 0 0 0 0 0 0 8 12 0.00 2.000																					

Atlanta Braves @ Los Angeles Dodgers  
Dodger Stadium, Los Angeles, CA  
Thu May 21 1970, 7:05 PM PDT  
Att. 16,183 - Unknown

livebaseballscorecards.com

AB	34
R	3
H	7
RBI	3
BB	1
SO	6
LOB	11



Batter	1	2	3	4	5	6	7	8	9
Von Joshua, L OBP: 0.333, SLG: 0.267 (1, 7) X	0-0 L8		4-0 BB			0-0 L5		0-0 SH1-3 1B E 1B	
Maury Wills, S OBP: 0.359, SLG: 0.318 (1, 6) X	0-0 6-3		0-3 K			0-0 6-3		0-0 SH1-3 1B E 1B	
Willie Davis, L OBP: 0.284, SLG: 0.362 (1, 8) X	0-0 6-3			0-0 F8		0-0 F4		0-0 SH1-3	
Wes Parker, S OBP: 0.363, SLG: 0.487 (1, 3)		0-3 K		0-0 1-3		0-3 K		0-0 E5 1B 3B	
Billy Grabarkewitz, R OBP: 0.515, SLG: 0.559 (1, 4) X		0-0 4-3		0-3 K		0-0 BB 1B		0-0 3B 1B	
Willie Crawford, L OBP: 0.380, SLG: 0.433 (1, 9) X		0-0 PB 1B			0-0 G3	0-3 K		0-0 WP 3B	
Bill Sudakis, S OBP: 0.356, SLG: 0.426 (1, 5)		0-3 K2-3		4-0 BB 1B		4-0 BB 3-1 BB		4-0 FC5 5-3 BB	
Tom Haller, L OBP: 0.354, SLG: 0.431 (1, 2) X			0-0 F5		0-0 3-1	0-0 4-3		0-0 5-3	
Claude Osteen, L OBP: 0.222, SLG: 0.240 (1, 1)			0-3 K		0-3 K			1B 1B	
Manny Mota, R OBP: 0.394, SLG: 0.470 (8, PH)									
Jim Brewer, L (9, 1)								FC5	

AB	R	H	RBI	BB	SO	LOB
3	1	1	0	1	0	0
4	1	1	1	0	1	1
3	0	0	0	0	0	0
4	1	0	1	0	2	0
4	1	2	0	0	1	0
4	1	2	2	0	1	1
1	0	0	0	3	1	1
4	0	0	0	0	0	4
2	0	0	0	0	2	1
2	1	1	0	0	0	1
0	0	0	0	0	0	0

BOTTOM

Atlanta Braves @ Los Angeles Dodgers  
 Dodger Stadium, Los Angeles, CA  
 Thu May 21 1970, 7:05 PM PDT  
 Att. 16,183 - Unknown

livebaseballscorecards.com

AB	31
R	6
H	7
RBI	4
BB	4
SO	8
LOB	9



1B: 6	SF: 0	WP: 1	PA: 36
2B: 0	SAC: 1	PB: 1	
3B: 1	DP: 0	SB: 1	
HR: 0	HBP: 0	CS: 0	

Inning Stats	R: 0	H: 0	E: 0	K: 0	S: 3	R: 0	H: 1	E: 0	K: 2	S: 8	R: 0	H: 0	E: 0	K: 2	S: 7	R: 0	H: 0	E: 0	K: 1	S: 5	R: 0	H: 0	E: 0	K: 1	S: 5	R: 0	H: 0	E: 0	K: 0	S: 3	R: 0	H: 1	E: 1	K: 0	S: 9

PITCHER	IP	WLS	BF	H	R	ER	SO	BB	IBB	HBP	BLK	WP	HR	S	P	ERA	WHIP
Phil Niekro, R ERA: 4.03 (1, 1)	7.1	L	33	7	6	5	8	3	0	0	0	0	0	46	58	6.14	1.364
Hoyt Wilhelm, R ERA: 2.93 (8, 1)	0.2		3	0	0	0	0	1	0	0	0	1	0	2	6	0.00	1.500





Batter	1	2	3	4	5	6	7	8	9	AB R H RBI BB SO LOB	TOP											
<b>Felix Millan, R</b> (1, 4) OBP: 0.313, SLG: 0.365	0-3 K		0-0 5-3		0-0 SH5-3		0-0 F9		0-0 1B	4 0 1 0 0 1 2												
<b>Mike Lum, L</b> (1, 8) OBP: 0.238, SLG: 0.162	4-0 5-3 BB		0-0 4-3		0-0 G3		0-0 F8		0-0 F8	4 0 0 0 1 0 4												
<b>Hank Aaron, R</b> (1, 9) OBP: 0.413, SLG: 0.682	0-0 5-3			0-0 F6		0-0 5-3		0-0 1B S 1B	0-0 F6	5 1 1 0 0 0 2												
<b>Rico Carty, R</b> (1, 7) OBP: 0.503, SLG: 0.715	0-3 K			0-0 HR 1B		4-0 HR BB		0-0 F8		3 2 1 0 1 1 2												
<b>Tony Gonzalez, L</b> (8, 7) OBP: 0.321, SLG: 0.378								1-2		0 0 0 0 0 0 0												
<b>Orlando Cepeda, R</b> (1, 3) OBP: 0.399, SLG: 0.604			0-0 F4		0-3 K		0-3 K		4-0 1B 1B BB	3 0 0 0 1 2 2												
<b>Clete Boyer, R</b> (1, 5) OBP: 0.285, SLG: 0.403			0-0 5-3		0-0 HR		0-0 HR		0-3 K	4 2 2 4 0 1 2												
<b>Bob Tillman, R</b> (1, 2) OBP: 0.273, SLG: 0.365			0-0 5-3		0-0 F7		0-0 F9		0-0 1B 1B	4 0 1 0 0 0 0												
<b>Gil Garrido, R</b> (1, 6) OBP: 0.269, SLG: 0.280					0-0 SH5-3 1B		0-0 SH2-4 1B		0-0 1B	4 0 4 1 0 0 0												
<b>George Stone, L</b> (1, 1) OBP: 0.214, SLG: 0.222			0-3 K		0-3 K		0-0 SH2-4		0-0 1-3	3 0 0 0 0 2 2												
<b>Inning Stats</b>	R: 0 E: 0 K: 2 S: 7	H: 0 LOB: 1 BB: 1 P: 11	R: 0 E: 0 K: 0 S: 3	H: 0 LOB: 0 BB: 0 P: 3	R: 0 E: 0 K: 1 S: 6	H: 1 LOB: 1 BB: 0 P: 6	R: 2 E: 0 K: 1 S: 7	H: 2 LOB: 0 BB: 0 P: 7	R: 0 E: 0 K: 1 S: 6	H: 1 LOB: 1 BB: 0 P: 6	R: 2 E: 0 K: 1 S: 6	H: 1 LOB: 0 BB: 1 P: 10	R: 0 E: 0 K: 0 S: 4	H: 1 LOB: 1 BB: 0 P: 4	R: 1 E: 0 K: 1 S: 7	H: 3 LOB: 2 BB: 1 P: 11	R: 0 E: 0 K: 0 S: 4	H: 1 LOB: 1 BB: 0 P: 4	1B: 7 2B: 1 3B: 0 HR: 2	SF: 0 SAC: 2 DP: 0 HBP: 0	WP: 0 PB: 0 SB: 2 CS: 0	PA: 39
<b>PITCHER</b>	IP WLS BF H R ER SO BB IBB HBP BLK WP HR S P ERA WHIP																					
<b>Don Sutton, R</b> (1, 1) ERA: 3.33	7.1 L 32 7 5 5 6 3 0 0 0 0 0 2 41 53 6.14 1.364																					
<b>Jose Pena, R</b> (8, 1) ERA: 0.79	1.2 7 3 0 0 1 0 0 0 0 0 0 0 9 9 0.00 1.800																					

Atlanta Braves @ Los Angeles Dodgers  
Dodger Stadium, Los Angeles, CA  
Sat May 23 1970, 7:05 PM PDT  
Att: 27,099 - Unknown

AB	34
R	5
H	10
RBI	5
BB	3
SO	7
LOB	16





Batter	1	2	3	4	5	6	7	8	9	AB	R	H	RBI	BB	SO	LOB					
Maury Wills, S OBP: 0.345, SLG: 0.304 (1, 6)	0-0 1-3		0-0 F8		0-0 G6-4-3			0-0 6-3		4	0	0	0	0	0	1					
Manny Mota, R OBP: 0.394, SLG: 0.460 (1, 7)	4-0 6-3 WP S BB		0-0 S 1B			0-0 1-3			0-0 F8	3	1	1	0	1	0	0					
Willie Davis, L OBP: 0.276, SLG: 0.350 (1, 8)	0-0 6-3		0-3 S K			0-0 F7			0-0 3-1	4	0	0	0	0	1	2					
Wes Parker, S OBP: 0.363, SLG: 0.472 (1, 3)	4-0 FC6-4 3-H BB			0-0 L7		0-0 4-3			0-0 F4	3	0	0	0	1	0	0					
Billy Grabarkewitz, R OBP: 0.504, SLG: 0.550 (1, 4)	0-0 FC6-4 1-2f			0-0 2B			0-0 F9			3	0	1	0	0	0	1					
Bill Sudakis, S OBP: 0.338, SLG: 0.388 (1, 5)		0-0 6-3		1-0 G6-4-3 HBP			0-0 F7			2	0	0	0	0	0	0					
Jim Lefebvre, S OBP: 0.270, SLG: 0.206 (8, 5)										0	0	0	0	0	0	0					
Willie Crawford, L OBP: 0.367, SLG: 0.414 (1, 9)		0-0 G3		0-0 G6-4-3			0-3 K			3	0	0	0	0	1	2					
Jose Pena, R (8, 1)										0	0	0	0	0	0	0					
Jeff Torborg, R OBP: 0.321, SLG: 0.347 (1, 2)		0-0 6-3			0-0 6-3			0-3 K		3	0	0	0	0	1	0					
Don Sutton, R OBP: 0.310, SLG: 0.321 (1, 1)			0-0 F7			0-0 G6-4-3			0-0 1-3	2	0	1	0	0	0	0					
Gary Moore, R OBP: 0.188, SLG: 0.438 (8, 9)										1	0	0	0	0	0	0					
<b>Inning Stats</b>	R: 1 E: 0 K: 0 S: 3	H: 0 LOB: 1 BB: 2 P: 11	R: 0 E: 0 K: 0 S: 3	H: 0 LOB: 0 BB: 0 P: 3	R: 0 E: 0 K: 1 S: 6	H: 1 LOB: 1 BB: 0 P: 6	R: 0 E: 0 K: 0 S: 3	H: 1 LOB: 1 BB: 0 P: 4	R: 0 E: 0 K: 0 S: 3	H: 0 LOB: 0 BB: 0 P: 3	R: 0 E: 0 K: 1 S: 5	H: 0 LOB: 0 BB: 0 P: 5	R: 0 E: 0 K: 1 S: 5	H: 0 LOB: 0 BB: 0 P: 5	R: 0 E: 0 K: 0 S: 3	H: 0 LOB: 0 BB: 0 P: 3	1B: 2 2B: 1 3B: 0 HR: 0	SF: 0 SAC: 0 DP: 2 HBP: 1	WP: 1 PB: 0 SB: 2 CS: 0	PA: 31	
<b>PITCHER</b> George Stone, L ERA: 3.19 (1, 1)	IP 9.0	WLS W	BF 31	H 3	R 1	ER 1	SO 3	BB 2	IBB 0	HBP 1	BLK 0	WP 1	HR 0	S 34	P 43	ERA 1.00	WHIP 0.556				
<b>PITCHER</b>	IP	WLS	BF	H	R	ER	SO	BB	IBB	HBP	BLK	WP	HR	S	P	ERA	WHIP				

**BOTTOM**

**Atlanta Braves @ Los Angeles Dodgers**  
**Dodger Stadium, Los Angeles, CA**  
 Sat May 23 1970, 7:05 PM PDT  
 Att. 27,099 - Unknown

[livebaseballscorecards.com](http://livebaseballscorecards.com)

<b>AB</b>	<b>28</b>
<b>R</b>	<b>1</b>
<b>H</b>	<b>3</b>
<b>RBI</b>	<b>0</b>
<b>BB</b>	<b>2</b>
<b>SO</b>	<b>3</b>
<b>LOB</b>	<b>6</b>



Batter	1	2	3	4	5	6	7	8	9	AB R H RBI BB SO LOB	TOP									
Felix Millan, R (1, 4) OBP: 0.321, SLG: 0.371	0-0 F8		0-0 1B SF8 1B		0-0 G6-4-3 1B		0-0 1B		0-0 1-3	5 1 3 0 0 0 0	<b>Atlanta Braves @ Los Angeles Dodgers</b> <b>Dodger Stadium, Los Angeles, CA</b> Sun May 24 1970, 3:33 AM PDT Att. 19,425 - Unknown <a href="http://livebaseballscorecards.com">livebaseballscorecards.com</a>									
Mike Lum, L (1, 8) OBP: 0.261, SLG: 0.195	0-0 4-3		0-0 1-3 1B		0-0 F7		0-0 1-3 1B			4 0 2 0 0 0 1										
Hank Aaron, R (1, 9) OBP: 0.409, SLG: 0.675	0-0 1B 1B		0-0 SF8		0-0 G6-4-3 1-2f		0-0 F8			3 0 1 1 0 0 3										
Rico Carty, R (1, 7) OBP: 0.509, SLG: 0.714	0-0 1-2 1B		0-0 3-H 4-3		0-0 1B		4-0 BB FC5-4			3 0 2 0 1 0 1										
Orlando Cepeda, R (1, 3) OBP: 0.390, SLG: 0.588	0-3 K			0-0 F8		0-0 F7		0-0 1-2f FC5-4 4-3		4 0 0 0 0 1 4										
Clete Boyer, R (1, 5) OBP: 0.284, SLG: 0.399		0-0 F9		0-0 1B 1B		0-0 F9		0-0 1-2 4-3		4 0 1 0 0 0 2										
Bob Tillman, R (1, 2) OBP: 0.271, SLG: 0.357		0-0 5-3		0-0 1-2 1B 1B		0-0 F9		0-0 5-3		4 0 1 0 0 0 2										
Gil Garrido, R (1, 6) OBP: 0.267, SLG: 0.276		0-0 F2		0-0 1-2 2-H 1B		0-0 F7		0-0 1-3		4 0 1 0 0 0 0										
Milt Pappas, R (1, 1) Ralph Garr, L (7, PH) Larry Jaster, L (7, 1) Hoyt Wilhelm, R (7, 1) Bob Priddy, R (7, 1) Gary Nelsoauer, R (8, 1) Tony Gonzalez, L (9, PH)			0-3 K	0-3 K		0-0 6-3		0-0 1-3		2 0 0 0 0 0 2 2 1 0 1 0 0 0 0 0 0 0										
<b>Inning Stats</b>	R: 0 E: 0 K: 1 S: 7	H: 2 LOB: 2 BB: 0 P: 7	R: 0 E: 0 K: 0 S: 3	H: 0 LOB: 0 BB: 0 P: 3	R: 1 E: 0 K: 1 S: 7	H: 2 LOB: 1 BB: 0 P: 7	R: 0 E: 0 K: 1 S: 7	H: 3 LOB: 2 BB: 0 P: 7	R: 0 E: 0 K: 0 S: 4	H: 1 LOB: 1 BB: 0 P: 4	R: 0 E: 0 K: 0 S: 5	H: 2 LOB: 2 BB: 0 P: 5	R: 0 E: 0 K: 0 S: 3	H: 0 LOB: 1 BB: 1 P: 7	R: 0 E: 0 K: 0 S: 3	H: 0 LOB: 0 BB: 0 P: 3	1B: 11 2B: 0 3B: 0 HR: 0	SF: 1 SAC: 0 DP: 1 HBP: 0	WP: 0 PB: 0 SB: 0 CS: 0	PA: 37
<b>PITCHER</b>	IP WLS BF H R ER SO BB IBB HBP BLK WP HR S P ERA WHIP	IP WLS BF H R ER SO BB IBB HBP BLK WP HR S P ERA WHIP																		
Alan Foster, R (1, 1) ERA: 3.7	6.2 W 29 11 1 1 3 0 0 0 0 0 0 35 35 1.35 1.650	2.1 S 8 0 0 0 0 1 0 0 0 0 0 7 11 0.00 0.429																		



Batter	1	2	3	4	5	6	7	8	9	AB	R	H	RBI	BB	SO	LOB
Von Joshua, L OBP: 0.357, SLG: 0.385 (1, 7)	0-0 4-3 FC6-4 1B	0-0 FC6-4 1B		0-0 6-3			0-0 2B 3B	0-0 P6		5	1	2	1	0	0	1
Maury Wills, S OBP: 0.346, SLG: 0.313 (1, 6)	0-0 4-3	0-0 FC6-4 1B			0-0 FC4-6 1B		0-0 1B 2B	0-0 F8		5	2	2	1	0	0	2
Willie Davis, L OBP: 0.286, SLG: 0.358 (1, 8)	0-0 E3 S		0-0 4-3		0-0 FC4-6 1B		0-0 2-3 1B	0-0 1B		5	1	3	0	0	0	0
Wes Parker, S OBP: 0.353, SLG: 0.458 (1, 3)	0-3 K 1-2		0-0 F8		0-0 FC4-6 1B		0-3 K 1-2	0-0 F7		5	0	0	1	0	2	5
Billy Grabarkewitz, R OBP: 0.503, SLG: 0.549 (1, 5)		0-0 1-3	0-0 CS 1B		0-0 F8		0-0 S 1B			4	1	2	2	0	0	1
Willie Crawford, L OBP: 0.371, SLG: 0.412 (1, 9)		0-3 K	0-0 CS	0-0 SF7 1B	0-0 F8		0-0 1-3 1B BB			3	1	1	0	1	1	1
Jim Lefebvre, S OBP: 0.317, SLG: 0.263 (1, 4)		0-0 2B 1B		0-0 1B 1B		0-0 4-3	0-0 1-3 1B			4	1	3	1	0	0	0
Tom Haller, L OBP: 0.342, SLG: 0.422 (1, 2)		0-0 1B 2B		0-0 SF7		0-0 6-3	0-0 1-3			3	1	1	1	0	0	2
Alan Foster, R OBP: 0.154, SLG: 0.120 (1, 1)		0-0 1B		0-0 P4		0-0 6-3	0-3 K			3	0	1	1	0	0	1
Joe Moeller, R OBP: 0.333, SLG: 0.200 (7, 1)		2-3 3-H 1B								1	0	0	0	0	1	2

Inning Stats	R: 0	H: 0	E: 1	K: 1	S: 6	L: 6	R: 2	H: 4	E: 0	K: 1	S: 9	R: 0	H: 1	E: 0	K: 0	S: 3	R: 1	H: 2	E: 0	K: 0	S: 5	R: 1	H: 2	E: 0	K: 0	S: 5	R: 0	H: 0	E: 0	K: 0	S: 3	R: 4	H: 5	E: 0	K: 2	S: 12	R: 0	H: 1	E: 0	K: 0	S: 4
	0	0	1	1	6	6	2	4	0	1	9	0	1	0	0	3	1	0	2	0	0	5	0	2	0	0	0	0	0	0	0	0	4	5	0	2	16	0	1	0	4

PITCHER	IP	WLS	BF	H	R	ER	SO	BB	IBB	HBP	BLK	WP	HR	S	P	ERA	WHIP
Milt Pappas, R ERA: 7.2 (1, 1)	6.0	L	27	9	4	4	2	0	0	0	0	0	0	31	31	6.00	1.500
Larry Jaster, L ERA: 4.4 (7, 1)	0.0		2	2	2	2	0	0	0	0	0	0	0	2	2	∞	∞
Hoyt Wilhelm, R ERA: 3.54 (7, 1)	0.1		3	2	1	1	1	0	0	0	0	0	0	5	5	27.00	6.000
Bob Priddy, R ERA: 5.12 (7, 1)	0.2		4	1	1	1	1	1	0	0	0	0	0	5	9	13.50	3.000
Gary Neibauer, R ERA: 5.4 (8, 1)	1.0		4	1	0	0	0	0	0	0	0	0	0	4	4	0.00	1.000


**BOTTOM**

**Atlanta Braves @ Los Angeles Dodgers**  
**Dodger Stadium, Los Angeles, CA**

Sun May 24 1970, 3:33 AM PDT  
 Att. 19,425 - Unknown

livebaseballscorecards.com

<b>AB</b>	<b>38</b>
<b>R</b>	<b>8</b>
<b>H</b>	<b>15</b>
<b>RBI</b>	<b>8</b>
<b>BB</b>	<b>1</b>
<b>SO</b>	<b>4</b>
<b>LOB</b>	<b>15</b>



WP	PA	ERA	WHIP
0	41	0	0

Batter	1	2	3	4	5	6	7	8	9	AB R H RBI BB SO LOB	TOP											
Joe Morgan, L (1, 4) OBP: 0.418, SLG: 0.417	0-0 1B HR 1B		0-0 3-1		0-0 F7		4-0 BB		0-3 K	4 1 1 0 1 1 0												
Jesus Alou, R (1, 7) OBP: 0.319, SLG: 0.356	0-0 1-3 HR 1B		0-0 F3		0-0 F6		0-0 F3			4 1 1 0 0 0 2												
Jimmy Wynn, R (1, 8) OBP: 0.403, SLG: 0.563	0-3 K		0-0 1B		0-0 BB 1B		0-0 4-3			4 0 2 0 0 1 4												
Norm Miller, L (1, 9) OBP: 0.347, SLG: 0.410	0-0 1-H 3-H HR		0-3 K		0-3 K		0-0 1-3 2B			4 1 2 3 0 2 2												
Denis Menke, R (1, 6) OBP: 0.404, SLG: 0.479	0-0 F5			0-0 1B 2B		4-0 1-2 BB		0-3 K		3 0 1 0 1 1 1												
Joe Pepitone, L (1, 3) OBP: 0.294, SLG: 0.497	0-0 3-1			0-0 2-3 G5-4-3 1B		0-0 F6		0-0 1-3		4 0 1 0 0 0 3												
Doug Rader, R (1, 5) OBP: 0.354, SLG: 0.510		0-0 5-3		0-0 G5-4-3 1-2f		0-0 F9		0-0 F9		4 0 0 0 0 0 5												
Johnny Edwards, L (1, 2) OBP: 0.232, SLG: 0.257		0-3 K		0-0 F8			0-0 F8		0-0 F6	4 0 0 0 0 1 1												
Larry Dierker, R (1, 1) OBP: 0.194, SLG: 0.200		0-3 K			0-0 5-3		0-0 2B		0-0 5-3	2 0 0 0 0 1 0												
Keith Lampard, L (7, PH) OBP: 0.333, SLG: 0.429										1 0 1 0 0 0 0												
Jack Billingham, R (7, 1)										0 0 0 0 0 0 0												
Marty Martinez, S (9, PH) OBP: 0.292, SLG: 0.304										1 0 0 0 0 0 0												
<b>Inning Stats</b>	R: 3 E: 0 K: 1 S: 8	H: 3 LOB: 0 BB: 0 P: 8	R: 0 E: 0 K: 2 S: 7	H: 0 LOB: 0 BB: 0 P: 7	R: 0 E: 0 K: 1 S: 6	H: 1 LOB: 1 BB: 0 P: 6	R: 0 E: 0 K: 0 S: 4	H: 2 LOB: 1 BB: 0 P: 4	R: 0 E: 0 K: 0 S: 3	H: 0 LOB: 0 BB: 0 P: 3	R: 0 E: 0 K: 1 S: 6	H: 1 LOB: 2 BB: 1 P: 10	R: 0 E: 0 K: 0 S: 4	H: 1 LOB: 2 BB: 1 P: 8	R: 0 E: 0 K: 1 S: 6	H: 1 LOB: 1 BB: 0 P: 6	R: 0 E: 0 K: 1 S: 5	H: 0 LOB: 0 BB: 0 P: 5	1B: 5 2B: 3 3B: 0 HR: 1	SF: 0 SAC: 0 DP: 1 HBP: 0	WP: 0 PB: 0 SB: 0 CS: 0	PA: 37
<b>PITCHER</b>	IP WLS BF H R ER SO BB IBB HBP BLK WP HR S P ERA WHIP																				<b>PITCHER</b>	IP WLS BF H R ER SO BB IBB HBP BLK WP HR S P ERA WHIP
Jim Nash, R (1, 1) ERA: 3.36	7.0 W 31 9 3 3 5 2 0 0 0 0 1 39 47 3.86 1.571																					
Hoyt Wilhelm, R (8, 1) ERA: 3.3	2.0 S 6 0 0 0 2 0 0 0 0 0 0 10 10 0.00 0.000																					

Houston Astros @ Atlanta Braves  
 Atlanta Stadium, Atlanta, GA  
 Tue May 26 1970, 7:05 PM EDT  
 Att: 18,239 - Unknown

livebaseballscorecards.com

AB 35  
 R 3  
 H 9  
 RBI 3  
 BB 2  
 SO 7  
 LOB 18



Batter	1	2	3	4	5	6	7	8	9
Felix Millan, R (1, 4) OBP: 0.324, SLG: 0.385	0-0 1B 3B		0-0 F6		0-0 CS 1B		0-0 4-3		
Mike Lum, L (1, 8) OBP: 0.280, SLG: 0.244	0-0 5-3			0-0 BB 1B	0-0 F7		0-0 2B		
Hank Aaron, R (1, 9) OBP: 0.411, SLG: 0.669	0-0 G6-4-3 1B			4-0 BB 1B 2B	0-3 K		0-0 5-3		
Rico Carty, R (1, 7) OBP: 0.508, SLG: 0.715	0-0 G6-4-3 1-2f			0-0 2B 1B		0-0 HR 2B	0-0 4-3		
Orlando Cepeda, R (1, 3) OBP: 0.392, SLG: 0.592		0-0 G5-4-3 1B		0-0 1-3 3-H 2B		0-3 K	0-0 F3		
Clete Boyer, R (1, 5) OBP: 0.283, SLG: 0.395		0-0 G5-4-3 1-2f		0-0 6-3		0-3 K	0-0 1B 1B		
Bob Tillman, R (1, 2) OBP: 0.270, SLG: 0.400		0-0 5-3		0-0 F9		0-0 2-H HR	0-0 F3		
Gil Garrido, R (1, 6) OBP: 0.324, SLG: 0.313			0-0 5-3	4-0 IBB		0-0 1B	0-0 1-2 1B		
Jim Nash, R (1, 1) Hoyt Wilhelm, R (8, 1) OBP: 0.107, SLG: 0.185			0-3 K	0-0 F9		0-3 K	0-3 K		

Inning Stats	R: 1	H: 2	E: 0	K: 0	S: 4	LOB: 0	BB: 0	P: 4	R: 0	H: 1	E: 0	K: 0	S: 3	LOB: 0	BB: 0	P: 3	R: 0	H: 0	E: 0	K: 1	S: 5	LOB: 0	BB: 0	P: 5	R: 2	H: 3	E: 0	K: 0	S: 6	LOB: 3	BB: 2	P: 14	R: 0	H: 1	E: 0	K: 1	S: 5	LOB: 1	BB: 0	P: 5	R: 2	H: 3	E: 0	K: 3	S: 12	LOB: 1	BB: 0	P: 12	R: 0	H: 1	E: 0	K: 0	S: 4	LOB: 1	BB: 0	P: 4	R: 0	H: 2	E: 0	K: 1	S: 7	LOB: 2	BB: 0	P: 7
--------------	------	------	------	------	------	--------	-------	------	------	------	------	------	------	--------	-------	------	------	------	------	------	------	--------	-------	------	------	------	------	------	------	--------	-------	-------	------	------	------	------	------	--------	-------	------	------	------	------	------	-------	--------	-------	-------	------	------	------	------	------	--------	-------	------	------	------	------	------	------	--------	-------	------

PITCHER	IP	WLS	BF	H	R	ER	SO	BB	IBB	HBP	BLK	WP	HR	S	P	ERA	WHIP
Larry Dierker, R (1, 1) ERA: 3.36	6.0	L	27	10	5	5	5	1	1	0	0	0	1	35	43	7.50	1.833
Jack Billingham, R (7, 1) ERA: 6.04	2.0		9	3	0	0	1	0	0	0	0	0	0	11	11	0.00	1.500

**AB R H RBI BB SO LOB**

4	1	2	0	0	0	0
4	1	2	0	0	0	2
3	1	1	1	1	1	2
4	1	2	1	0	0	2
4	0	2	1	0	1	1
4	0	1	0	0	1	4
4	1	1	2	0	0	3
3	0	2	0	1	0	0
3	0	0	0	0	2	4
1	0	0	0	0	1	2

**AB 34**  
**R 5**  
**H 13**  
**RBI 5**  
**BB 2**  
**SO 6**  
**LOB 20**

**WP: 0 PA: 36**  
**PB: 0**  
**SB: 0**  
**CS: 1**

**Braves**

**Houston Astros @ Atlanta Braves**  
**Atlanta Stadium, Atlanta, GA**  
**Tue May 26 1970, 7:05 PM EDT**  
**Att. 18,239 - Unknown**

WP	HR	S	P	ERA	WHIP
0	1	35	43	7.50	1.833
0	0	11	11	0.00	1.500

Batter	1	2	3	4	5	6	7	8	9	AB R H RBI BB SO LOB	TOP	
Joe Morgan, L (1, 4) OBP: 0.415, SLG: 0.410	4-0 BB G5-4-3		0-0 E3 G6-4-3		0-0			0-0		3 0 0 0 1 0 0	<b>Houston Astros @ Atlanta Braves</b> Atlanta Stadium, Atlanta, GA Wed May 27 1970, 7:05 PM EDT Att: 11,025 - Unknown	
Jesus Alou, R (1, 7) OBP: 0.316, SLG: 0.352	0-0 G5-4-3 1-2f		0-0 G6-4-3 1-2f			0-0 FC 1B		0-0		4 0 1 0 0 0 2		
Jimmy Wynn, R (1, 8) OBP: 0.400, SLG: 0.553	4-0 BB BB		0-0			0-0 FC 1B 1-2f		0-0		3 0 0 0 1 0 1		
Norm Miller, L (1, 9) OBP: 0.354, SLG: 0.407	4-0 1-2 BB		0-0		0-0 1B G1-6-3			0-0		3 0 1 0 1 0 0		
Denis Menke, R (1, 6) OBP: 0.396, SLG: 0.468	0-0		0-0		0-0 G1-6-3 1-2f			0-0		4 0 0 0 0 0 4		
Joe Pepitone, L (1, 3) OBP: 0.301, SLG: 0.518		0-0 HR		0-0		0-0 G4-6-3 1B				3 1 2 1 0 0 0		
Doug Rader, R (1, 5) OBP: 0.348, SLG: 0.500		0-0		0-0		0-0 G4-6-3 1-2f				3 0 0 0 0 0 1		
Johnny Edwards, L (1, 2) OBP: 0.234, SLG: 0.258		0-0 1B		0-0		0-3 K				3 0 1 0 0 1 0		
Jim Bouton, R (7, 1) OBP: 0.500, SLG: 0.417		0-3 K		0-0		0-0				0 0 0 0 0 0 0		
Denny Lemaster, R (1, 1) OBP: 0.200, SLG: 0.136		0-3 K		0-0		0-0				1 0 0 0 0 1 1		
Jim Ray, R (2, 1) OBP: 0.250, SLG: 0.250		0-3 K		0-0		0-0				0 0 0 0 0 0 0		
Jim Beauchamp, R (5, PH) OBP: 0.280, SLG: 0.348		0-3 K		0-0		0-0				1 0 0 0 0 0 0		
Scipio Spinks, R (5, 1)		0-3 K		0-0		0-0				0 0 0 0 0 0 0		
Don Bryant, R (7, 2) OBP: 0.333, SLG: 0.333		0-3 K		0-0		0-0				1 0 0 0 0 0 0		
<b>Inning Stats</b>	R: 0 H: 0 E: 0 LOB: 2 K: 0 BB: 3 S: 2 P: 14	R: 0 H: 1 E: 0 LOB: 1 K: 1 BB: 0 S: 6 P: 6	R: 0 H: 0 E: 1 LOB: 0 K: 0 BB: 0 S: 3 P: 3	R: 1 H: 1 E: 0 LOB: 0 K: 0 BB: 0 S: 4 P: 4	R: 0 H: 0 E: 0 LOB: 0 K: 0 BB: 0 S: 3 P: 3	R: 0 H: 2 E: 0 LOB: 1 K: 0 BB: 0 S: 4 P: 4	R: 0 H: 1 E: 0 LOB: 0 K: 1 BB: 0 S: 5 P: 5	R: 0 H: 0 E: 0 LOB: 0 K: 0 BB: 0 S: 3 P: 3	R: 0 H: 0 E: 0 LOB: 0 K: 0 BB: 0 S: 3 P: 3	1B: 4 SF: 0 2B: 0 SAC: 0 3B: 0 DP: 4 HR: 1 HBP: 0	WP: 0 PA: 32 PB: 0 SB: 0 CS: 0	
<b>PITCHER</b> Phil Niekro, R (1, 1) ERA: 3.7	IP WLS BF H R ER SO BB IBB HBP BLK WP HR S P ERA WHIP	9.0 W 32 5 1 1 2 3 0 0 0 0 0 1 33 45 1.00 0.889										

livebaseballscorecards.com

<b>AB</b>	29
<b>R</b>	1
<b>H</b>	5
<b>RBI</b>	1
<b>BB</b>	3
<b>SO</b>	2
<b>LOB</b>	9



Batter	1	2	3	4	5	6	7	8	9	AB	R	H	RBI	BB	SO	LOB
<b>Gil Garrido, R</b> OBP: 0.308, SLG: 0.378 (1, 6)	0-0 E5	0-0 1-H HR	0-0 FC		0-0 1-2f			0-0 1-2		5	1	1	2	0	0	2
<b>Felix Millan, R</b> OBP: 0.321, SLG: 0.386 (1, 4)	0-0	0-0 1B 1B 2B	0-0					0-0 2		5	1	1	0	0	0	2
<b>Hank Aaron, R</b> OBP: 0.411, SLG: 0.660 (1, 9)	0-0 1B 2B 1B	0-0 2-3 HR 1B						0-0 3 K		5	2	2	0	0	1	1
<b>Rico Carty, R</b> OBP: 0.514, SLG: 0.716 (1, 7)	0-0 2B 1-2 1B	0-0 1-2 HR 1B						0-0 1B		4	1	3	1	0	0	0
<b>Orlando Cepeda, R</b> OBP: 0.394, SLG: 0.615 (1, 3)	0-0 1-3 2-H 2B	0-0 3-H 2-H HR						0-0 3		4	1	2	4	0	0	1
<b>Clete Boyer, R</b> OBP: 0.282, SLG: 0.387 (1, 5)	4-0 BB	0-3 K						0-0 1		3	0	0	0	1	1	0
<b>Mike Lum, L</b> OBP: 0.278, SLG: 0.265 (1, 8)	0-3 K	0-0 3						0-0 2 1B 2B		4	1	1	0	0	2	3
<b>Bob Didier, S</b> OBP: 0.169, SLG: 0.162 (1, 2)		0-0 1	0-0 1					0-0 2		4	0	0	0	0	0	1
<b>Phil Niekro, R</b> OBP: 0.100, SLG: 0.069 (1, 1)		0-0 HR 1B	0-0 2					0-0 2-H FC 1B		3	1	2	1	1	0	0

Inning Stats	R: 1	H: 3	E: 0	K: 1	S: 8	LOB: 3	BB: 1	P: 12	R: 6	H: 6	E: 0	K: 1	S: 11	LOB: 0	BB: 0	P: 11	R: 0	H: 0	E: 1	K: 0	S: 4	LOB: 1	BB: 0	P: 4	R: 0	H: 0	E: 0	K: 0	S: 3	LOB: 0	BB: 0	P: 3	R: 1	H: 2	E: 0	K: 0	S: 5	LOB: 1	BB: 0	P: 5	R: 0	H: 1	E: 0	K: 0	S: 4	LOB: 1	BB: 0	P: 4	R: 0	H: 0	E: 0	K: 1	S: 5	LOB: 0	BB: 0	P: 5	R: 0	H: 0	E: 0	K: 1	S: 5	LOB: 1	BB: 1	P: 9
--------------	------	------	------	------	------	--------	-------	-------	------	------	------	------	-------	--------	-------	-------	------	------	------	------	------	--------	-------	------	------	------	------	------	------	--------	-------	------	------	------	------	------	------	--------	-------	------	------	------	------	------	------	--------	-------	------	------	------	------	------	------	--------	-------	------	------	------	------	------	------	--------	-------	------

PITCHER	IP	WLS	BF	H	R	ER	SO	BB	IBB	HBP	BLK	WP	HR	S	P	ERA	WHIP
<b>Denny Lemaster, L</b> ERA: 4.4 (1, 1)	1.1	L	13	8	6	6	1	1	0	0	0	0	1	14	18	40.50	6.750
<b>Jim Ray, R</b> ERA: 3.74 (2, 1)	2.2		10	1	1	1	1	0	0	0	0	0	1	12	12	3.38	0.375
<b>Scipio Spinks, R</b> ERA: 9.24 (5, 1)	2.0		9	3	1	1	0	0	0	0	0	0	0	9	9	4.50	1.500
<b>Jim Bouton, R</b> ERA: 6.3 (7, 1)	2.0		7	0	0	0	2	1	0	0	0	0	0	10	14	0.00	0.500

**BOTTOM**

**Houston Astros @ Atlanta Braves**  
Atlanta Stadium, Atlanta, GA

Wed May 27 1970, 7:05 PM EDT  
Att. 11,025 - Unknown

livebaseballscorecards.com

<b>AB</b>	<b>37</b>
<b>R</b>	<b>8</b>
<b>H</b>	<b>12</b>
<b>RBI</b>	<b>8</b>
<b>BB</b>	<b>2</b>
<b>SO</b>	<b>4</b>
<b>LOB</b>	<b>10</b>

**Braves**

1B: 7	SF: 0	WP: 0	PA: 39
2B: 3	SAC: 0	PB: 1	
3B: 0	DP: 0	SB: 0	
HR: 2	HBP: 0	CS: 0	

Batter	1	2	3	4	5	6	7	8	9	AB R H RBI BB SO LOB	TOP
Tony Taylor, R OBP: 0.319, SLG: 0.347 (1, 5) X	0-0 6-3 ①		0-0 1-2 1B			0-0 1B FC3-6 2B	0-0 G6-4-3 ② ③ 1-2f			4 1 2 0 0 0 1	<b>Philadelphia Phillies @ Atlanta Braves</b> Atlanta Stadium, Atlanta, GA Fri May 29 1970, 7:05 PM EDT Att. 5,565 - Unknown
Denny Doyle, L OBP: 0.293, SLG: 0.308 (1, 4) SSS	0-3 K ②		0-3 K ②			0-0 2-3 FC3-6 1B		0-0 4-3 ①		4 0 1 0 0 2 2	
Scott Reid, L OBP: 0.250, SLG: 0.273 (1, 8) BBB	4-0 BB		0-0 5-3 ③			0-0 FC3-6 2B 1-2f 3-H		0-0 2B		3 1 1 1 1 0 3	
Deron Johnson, R OBP: 0.295, SLG: 0.429 (1, 3) X	0-0 5-3 ③			0-3 K ①		0-0 1-H 2B		0-0 6-3 ②		4 0 1 1 0 1 2	
Ron Stone, L OBP: 0.273, SLG: 0.381 (1, 7) X		0-0 FC5-4 1B		0-3 K ②		0-3 K ②		0-0 F2 ③		4 0 1 0 0 2 2	
Larry Hisle, R OBP: 0.313, SLG: 0.331 (1, 9) X		0-0 FC5-4 G4-6-3 1-2f		0-0 F5 ③		4-0 BB		0-3 K ①		3 0 0 0 1 1 1	
Del Bates, L OBP: 0.314, SLG: 0.214 (1, 2) X		0-0 G4-6-3 1-2f			0-3 K ①	0-0 F2 ③		0-3 K ②		4 0 0 0 0 2 3	
Larry Bowa, S OBP: 0.236, SLG: 0.201 (1, 6) X			0-0 FC1-6 1B		0-0 P4 ②		0-0 L8 ①		0-0 F7 ③	4 0 1 0 0 0 0	
Chris Short, R OBP: 0.059, SLG: 0.059 Bill Wilson, R (7, 1) X			0-0 FC1-6 1B 1-2f		0-3 K ③		0-0 G6-4-3 1B			3 0 1 0 0 1 1 0 0 0 0 0 0 0	
<b>Inning Stats</b>	R: 0 E: 0 K: 1 S: 5 H: 0 LOB: 1 BB: 1 P: 9	R: 0 E: 0 K: 0 S: 3 H: 1 LOB: 0 BB: 0 P: 3	R: 0 E: 0 K: 1 S: 7 H: 2 LOB: 2 BB: 0 P: 7	R: 0 E: 0 K: 2 S: 7 H: 0 LOB: 0 BB: 0 P: 7	R: 0 E: 0 K: 2 S: 7 H: 0 LOB: 0 BB: 0 P: 7	R: 2 E: 0 K: 1 S: 8 H: 3 LOB: 2 BB: 1 P: 12	R: 0 E: 0 K: 0 S: 3 H: 1 LOB: 0 BB: 0 P: 3	R: 0 E: 0 K: 0 S: 4 H: 1 LOB: 1 BB: 0 P: 4	R: 0 E: 0 K: 2 S: 7 H: 0 LOB: 0 BB: 0 P: 7	1B: 5 2B: 3 3B: 0 HR: 0 SF: 0 SAC: 0 DP: 2 HBP: 0	WP: 0 PB: 0 SB: 0 CS: 0 PA: 35
<b>PITCHER</b> Pat Jarvis, R ERA: 3.36 (1, 1)	IP 9.0 WLS W BF 35 H 8 R 2 ER 2 SO 9 BB 2 IBB 0 HBP 0 BLK 0 WP 0 HR 0 S 51 P 59 ERA 2.00 WHIP 1.111					<b>PITCHER</b>	IP WLS BF H R ER SO BB IBB HBP BLK WP HR S P ERA WHIP				

livebaseballscorecards.com

<b>AB</b>	33
<b>R</b>	2
<b>H</b>	8
<b>RBI</b>	2
<b>BB</b>	2
<b>SO</b>	9
<b>LOB</b>	15





Batter	1	2	3	4	5	6	7	8	9
<b>Gil Garrido, R</b> OBP: 0.302, SLG: 0.366 (1, 6) X	0-0 5-3 ①		0-0 F9 ②			0-0 6-3 ① X	0-0 2B 1B 1-2		
<b>Felix Millan, R</b> OBP: 0.320, SLG: 0.383 (1, 4) X	0-0 F3 ②		0-0 F5 ③			0-0 2B 1B WP	0-0 F9 ②		
<b>Hank Aaron, R</b> OBP: 0.413, SLG: 0.669 (1, 9) S S S	0-3 K ③			0-0 5-3 ①		0-0 WP 2B 1-3	0-0 1-H 2-H HR 2B		
<b>Rico Carty, R</b> OBP: 0.508, SLG: 0.723 (1, 7)		0-0 F7 ①		0-0 F9 ②		0-3 K ② X S S S	0-0 2-H HR		
<b>Tony Gonzalez, L</b> OBP: 0.319, SLG: 0.375 (8, 7)						2-3 3-H			
<b>Orlando Cepeda, R</b> OBP: 0.397, SLG: 0.616 (1, 3)		0-3 K ②		0-0 2B		1-0 BB HBP	0-0 6-3 ③		
<b>Clete Boyer, R</b> OBP: 0.287, SLG: 0.382 (1, 5)		4-0 2B BB		0-3 K ③		4-0 1-2 BB		0-0 4-3 ①	
<b>Bob Tillman, R</b> OBP: 0.269, SLG: 0.406 (1, 2)		0-0 2B 1-3			0-0 F3 ① X	0-0 F3 ③		0-3 K ②	
<b>Mike Lum, L</b> OBP: 0.276, SLG: 0.264 (1, 8)		0-0 6-3 ③			0-0 F5 ②		0-0 FC1-6 1B	0-3 K ③	
<b>Pat Jarvis, R</b> OBP: 0.100, SLG: 0.069 (1, 1)			0-0 5-3 ①		0-0 6-3 ③		0-0 1-2 2B FC1-6		

AB	R	H	RBI	BB	SO	LOB
4	1	1	0	0	0	0
4	1	1	0	0	0	2
4	1	2	2	0	1	0
4	1	1	2	0	1	1
0	0	0	0	0	0	0
3	0	1	0	0	1	0
2	0	0	0	2	1	1
4	0	1	0	0	1	3
4	0	1	0	0	1	2
3	1	0	0	0	0	1

**BOTTOM**

**Philadelphia Phillies @ Atlanta Braves**  
Atlanta Stadium, Atlanta, GA  
Fri May 29 1970, 7:05 PM EDT  
Att. 5,565 - Unknown

[livebaseballscorecards.com](http://livebaseballscorecards.com)

<b>AB</b>	<b>32</b>
<b>R</b>	<b>5</b>
<b>H</b>	<b>8</b>
<b>RBI</b>	<b>4</b>
<b>BB</b>	<b>2</b>
<b>SO</b>	<b>6</b>
<b>LOB</b>	<b>10</b>



Inning Stats		R: 0	H: 0	E: 0	LOB: 0	K: 1	BB: 0	S: 5	P: 5								
<b>Chris Short, L</b> ERA: 5.33 (1, 1)	IP: 6.2	WLS: L	BF: 31	H: 8	R: 5	ER: 5	SO: 4	BB: 2	IBB: 0	HBP: 1	BLK: 0	WP: 1	HR: 1	S: 36	P: 45	ERA: 6.75	WHIP: 1.500
<b>Bill Wilson, R</b> ERA: 3.6 (7, 1)	IP: 1.1	WLS: L	BF: 4	H: 0	R: 0	ER: 0	SO: 2	BB: 0	IBB: 0	HBP: 0	BLK: 0	WP: 0	HR: 0	S: 8	P: 8	ERA: 0.00	WHIP: 0.000

Inning Stats		R: 0	H: 0	E: 0	LOB: 0	K: 2	BB: 0	S: 7	P: 7
<b>WP: 1</b>	<b>PA: 35</b>	<b>PB: 0</b>	<b>SF: 0</b>	<b>SB: 0</b>	<b>SAC: 0</b>	<b>CS: 0</b>	<b>DP: 0</b>	<b>HBP: 1</b>	

Batter	1	2	3	4	5	6	7	8	9	AB R H RBI BB SO LOB	TOP														
Tony Taylor, R (1, 5) OBP: 0.333, SLG: 0.388	0-0 1B	4-0 IBB		0-0 1-H HR	0-3 K			0-0 1-H 3B 2B	0-0 P4	5 2 3 3 1 1 3															
Denny Doyle, L (1, 4) OBP: 0.296, SLG: 0.323	0-0 L9	0-0 F3		0-0 BB BB 1B		0-0 P4		0-0 3B		5 0 2 1 0 0 4															
Larry Hisle, R (1, 9) OBP: 0.315, SLG: 0.353	0-0 1-2 1B		0-0 HR	0-3 K		0-0 L8		0-0 6-3		5 1 2 1 0 1 2															
Deron Johnson, R (1, 3) OBP: 0.293, SLG: 0.419	0-0 P4		0-0 P5	4-0 BB BB BB	4-0 1-2 BB BB	0-0 6-3		0-0 5-3		4 0 0 0 1 0 3															
Jim Hutto, R (1, 7) OBP: 0.268, SLG: 0.316	0-3 K		4-0 BB	4-0 BB BB BB	4-0 1-2 2-3 BB		0-0 P4		0-3 K	3 0 0 0 2 2 2															
Scott Reid, L (9, 7) OBP: 0.250, SLG: 0.273										0 0 0 0 0 0 0															
Byron Browne, R (1, 8) OBP: 0.280, SLG: 0.424		0-0 SH1-4 1B	0-0 F3	0-0 G6-4-3 1-2f		0-3 K		0-0 HR		5 1 2 1 0 1 4															
Del Bates, L (1, 2) OBP: 0.321, SLG: 0.217		0-0 L9	0-0 F8		0-0 1B	0-0 G3		1-0 BB HBP		4 0 1 0 0 0 2															
Larry Bowa, S (1, 6) OBP: 0.247, SLG: 0.216		0-0 SH1-4 1B		0-0 E 1B 2B	0-0 F7		0-0 F7	4-0 BB BB BB	4-0 1-2 BB	4 1 2 0 1 0 1															
Jim Bunning, R (1, 1) OBP: 0.150, SLG: 0.056		0-0 SH1-4		0-0 HR 1B	0-0 P4		4-0 BB BB BB	0-3 K		2 1 1 1 0 0 1															
Ron Stone, L (8, PH) OBP: 0.284, SLG: 0.381										0 1 0 0 1 0 0															
Dick Selma, R (8, 1)										0 0 0 0 0 0 0															
Joe Hoerner, R (8, 1)		1-2 2-3								1 0 0 0 0 1 2															
Inning Stats	R: 0 E: 0 K: 1 S: 7	H: 2 LOB: 2 BB: 0 P: 7	R: 0 E: 0 K: 0 S: 5	H: 2 LOB: 3 BB: 1 P: 9	R: 1 E: 0 K: 0 S: 4	H: 1 LOB: 1 BB: 1 P: 8	R: 3 E: 1 K: 1 S: 8	H: 4 LOB: 2 BB: 2 P: 16	R: 0 E: 0 K: 1 S: 6	H: 1 LOB: 1 BB: 0 P: 6	R: 0 E: 0 K: 0 S: 3	H: 0 LOB: 0 BB: 0 P: 3	R: 0 E: 0 K: 1 S: 5	H: 0 LOB: 0 BB: 0 P: 5	R: 2 E: 0 K: 0 S: 5	H: 2 LOB: 1 BB: 1 P: 9	R: 1 E: 0 K: 2 S: 8	H: 1 LOB: 2 BB: 1 P: 13	1B: 7 2B: 2 3B: 1 HR: 3	SF: 0 SAC: 1 DP: 1 HBP: 1	WP: 0 PB: 0 SB: 0 CS: 0	PA: 46			
PITCHER	IP	WLS	BF	H	R	ER	SO	BB	IBB	HBP	BLK	WP	HR	S	P	ERA	WHIP								
George Stone, L (1, 1) ERA: 3.57	3.0		19	8	4	4	1	1	1	0	0	0	2	19	27	12.00	3.000								
Gary Neibauer, R (4, 1) ERA: 4.97	4.1	L	19	4	2	2	3	3	0	0	0	0	0	22	34	4.15	1.615								
Hoyt Wilhelm, R (8, 1) ERA: 3.41	1.2		8	1	1	1	2	1	0	1	0	0	1	10	15	5.40	1.200								

Philadelphia Phillies @ Atlanta Braves  
Atlanta Stadium, Atlanta, GA  
Sat May 30 1970, 7:05 PM EDT  
Att: 11,064 - Unknown

AB	38
R	7
H	13
RBI	7
BB	6
SO	6
LOB	24



Batter	1	2	3	4	5	6	7	8	9	AB	R	H	RBI	BB	SO	LOB
<b>Gil Garrido, R</b> OBP: 0.333, SLG: 0.391 (1, 6) X	0-0 1B 1B		0-0 BB 1B			0-0 FC5-4 3-1 1B 1B	0-0 G5-4-3 1-2f		0-0 F9	5	1	3	0	0	0	1
<b>Felix Millan, R</b> OBP: 0.332, SLG: 0.391 (1, 4) X	0-0 G1-4-3 1-2 1B		4-0 1-2 BB			0-0 FC5-4 1-2 1B		0-0 WP 5-3 2B 1B	0-3 K	4	1	3	0	1	1	0
<b>Hank Aaron, R</b> OBP: 0.404, SLG: 0.653 (1, 9) X	0-0 F5		0-3 K			0-0 FC5-4 3-1 BB HR		0-0 5-3		4	1	0	0	0	1	7
<b>Rico Carty, R</b> OBP: 0.508, SLG: 0.714 (1, 7) X	0-0 G1-4-3 1-2f			0-0 6-3		4-0 1-2 HR BB		4-0 2B FC5 BB		2	1	0	0	2	0	2
<b>Orlando Cepeda, R</b> OBP: 0.399, SLG: 0.617 (1, 3) H		1-0 L6-3 HBP		0-0 6-3		0-0 3-1		0-0 1-3 2B		3	0	1	2	0	0	2
<b>Tony Gonzalez, L</b> OBP: 0.323, SLG: 0.395 (1, 8) X		0-0 F8		0-0 F8		0-0 HR		4-0 IBB		3	1	1	3	1	0	1
<b>Clete Boyer, R</b> OBP: 0.281, SLG: 0.373 (1, 5) X		0-0 L6-3 1-2			0-3 K	0-3 K		0-3 K		4	0	0	0	0	3	4
<b>Bob Didier, S</b> OBP: 0.176, SLG: 0.157 (1, 2) X			0-0 3-1		0-0 F7		4-0 FC3-6 BB	0-0 FC5		2	0	0	0	1	0	0
<b>Sonny Jackson, L</b> OBP: 0.390, SLG: 0.341 (7, PR)										0	0	0	0	0	0	0
<b>Bob Tillman, R</b> OBP: 0.269, SLG: 0.406 (8, 2)										0	0	0	0	0	0	0
<b>Mike Lum, L</b> OBP: 0.276, SLG: 0.264 (8, PH)										0	0	0	0	0	0	0
<b>Bob Aspromonte, R</b> OBP: 0.189, SLG: 0.133 (8, PH)										1	0	0	0	0	0	3
<b>Hal King, L</b> OBP: 0.444, SLG: 0.500 (9, 2)										0	0	0	0	0	0	0
<b>George Stone, L</b> OBP: 0.207, SLG: 0.214 (1, 1) X			0-0 G3		0-3 K		0-0 FC3-6 G5-4-3 1-2f		0-0 5-3	1	0	0	0	0	0	0
<b>Gary Neibauer, R</b> (4, 1)										2	0	0	0	0	1	1
<b>Hoyt Wilhelm, R</b> (8, 1)										0	0	0	0	0	0	0
<b>Tommie Aaron, R</b> OBP: 0.500, SLG: 1.000 (9, PH)										1	0	0	0	0	0	0

**BOTTOM**

**Philadelphia Phillies @ Atlanta Braves**  
Atlanta Stadium, Atlanta, GA  
Sat May 30 1970, 7:05 PM EDT  
Att. 11,064 - Unknown

livebaseballscorecards.com

<b>AB</b>	<b>32</b>
<b>R</b>	<b>5</b>
<b>H</b>	<b>8</b>
<b>RBI</b>	<b>5</b>
<b>BB</b>	<b>5</b>
<b>SO</b>	<b>6</b>
<b>LOB</b>	<b>21</b>



Inning Stats	R: 0	H: 2	E: 0	LOB: 1	K: 0	BB: 0	S: 4	P: 4	R: 0	H: 0	E: 0	LOB: 0	K: 0	BB: 0	S: 2	P: 3	R: 0	H: 1	E: 0	LOB: 2	K: 1	BB: 1	S: 6	P: 10	R: 0	H: 0	E: 0	LOB: 0	K: 0	BB: 0	S: 3	P: 3	R: 0	H: 0	E: 0	LOB: 0	K: 2	BB: 0	S: 7	P: 7	R: 4	H: 3	E: 0	LOB: 0	K: 1	BB: 1	S: 8	P: 12	R: 0	H: 0	E: 0	LOB: 1	K: 0	BB: 1	S: 2	P: 6	R: 1	H: 2	E: 0	LOB: 3	K: 1	BB: 2	S: 7	P: 15	R: 0	H: 0	E: 0	LOB: 0	K: 1	BB: 0	S: 5	P: 5	1B: 6	SF: 0	2B: 2	SAC: 0	3B: 0	DP: 3	HR: 1	HBP: 1	WP: 1	PA: 38
--------------	------	------	------	--------	------	-------	------	------	------	------	------	--------	------	-------	------	------	------	------	------	--------	------	-------	------	-------	------	------	------	--------	------	-------	------	------	------	------	------	--------	------	-------	------	------	------	------	------	--------	------	-------	------	-------	------	------	------	--------	------	-------	------	------	------	------	------	--------	------	-------	------	-------	------	------	------	--------	------	-------	------	------	-------	-------	-------	--------	-------	-------	-------	--------	-------	--------

PITCHER	IP	WLS	BF	H	R	ER	SO	BB	IBB	HBP	BLK	WP	HR	S	P	ERA	WHIP
<b>Jim Bunning, R</b> ERA: 2.87 (1, 1)	7.0	W	28	6	4	4	4	4	3	0	0	0	1	32	45	5.14	1.286
<b>Dick Selma, R</b> ERA: 3.86 (8, 1)	0.2		6	2	1	1	1	1	1	0	0	1	0	6	14	13.50	4.500
<b>Joe Hoerner, L</b> ERA: 2.84 (8, 1)	1.1	S	4	0	0	0	1	0	0	0	0	0	0	6	6	0.00	0.000

PITCHER	IP	WLS	BF	H	R	ER	SO	BB	IBB	HBP	BLK	WP	HR	S	P	ERA	WHIP
<b>Jim Bunning, R</b> ERA: 2.87 (1, 1)	7.0	W	28	6	4	4	4	4	3	0	0	0	1	32	45	5.14	1.286
<b>Dick Selma, R</b> ERA: 3.86 (8, 1)	0.2		6	2	1	1	1	1	1	0	0	1	0	6	14	13.50	4.500
<b>Joe Hoerner, L</b> ERA: 2.84 (8, 1)	1.1	S	4	0	0	0	1	0	0	0	0	0	0	6	6	0.00	0.000

Batter	1	2	3	4	5	6	7	8	9	AB R H RBI BB SO LOB	TOP											
Tony Taylor, R (1, 5) OBP: 0.331, SLG: 0.383	0-3 K		0-0 1B		0-0 FC4-6		0-0 F8			4 0 1 0 0 1 2												
Denny Doyle, L (1, 4) OBP: 0.301, SLG: 0.319	0-0 5-3		0-0 F5			4-0 BB		4-0 BB		2 0 0 0 2 0 2												
Scott Reid, L (1, 8) OBP: 0.250, SLG: 0.214	0-3 K			0-0 5-3		0-0 E4		4-0 BB		3 1 0 0 1 1 1												
Deron Johnson, R (1, 3) OBP: 0.286, SLG: 0.409		0-3 K		0-0 5-3		0-3 K		0-0 L6-4		4 0 0 0 0 2 4												
Ron Stone, L (1, 7) OBP: 0.296, SLG: 0.409		0-0 6-3		4-0 BB		0-3 K		0-0 3B		3 0 1 1 1 1 2												
Larry Hisle, R (1, 9) OBP: 0.309, SLG: 0.344		0-0 F8		0-3 K		0-0 P4		0-3 K		4 0 0 0 0 2 4												
Del Bates, L (1, 2) OBP: 0.300, SLG: 0.200			0-0 P6		0-0 F9		0-3 K		0-3 K	4 0 0 0 0 2 0												
Larry Bowa, S (1, 6) OBP: 0.253, SLG: 0.224			0-0 F8		0-0 1B		0-0 1B		0-0 6-3	4 0 2 0 0 0 0												
Rick Wise, R (1, 1) OBP: 0.250, SLG: 0.182			0-0 1B		0-0 FC6-4		0-3 K		0-3 K	2 0 1 0 0 0 1												
Barry Lersch, S (5, 1)										0 0 0 0 0 0 0												
Byron Browne, R (7, PH) OBP: 0.277, SLG: 0.419										1 0 0 0 0 1 1												
Grant Jackson, S (7, 1) OBP: 0.063, SLG: 0.063										0 0 0 0 0 0 0												
Terry Harmon, R (9, PH) OBP: 0.226, SLG: 0.179										1 0 0 0 0 1 0												
<b>Inning Stats</b>	R: 0 E: 0 K: 2 S: 7	H: 0 LOB: 0 BB: 0 P: 7	R: 0 E: 0 K: 1 S: 5	H: 0 LOB: 0 BB: 0 P: 5	R: 0 E: 0 K: 0 S: 5	H: 2 LOB: 2 BB: 0 P: 5	R: 0 E: 0 K: 1 S: 5	H: 0 LOB: 1 BB: 1 P: 9	R: 0 E: 0 K: 1 S: 4	H: 1 LOB: 1 BB: 0 P: 4	R: 0 E: 1 K: 2 S: 8	H: 0 LOB: 2 BB: 1 P: 12	R: 0 E: 0 K: 2 S: 8	H: 1 LOB: 1 BB: 0 P: 8	R: 1 E: 0 K: 1 S: 5	H: 1 LOB: 1 BB: 2 P: 13	R: 0 E: 0 K: 2 S: 7	H: 0 LOB: 0 BB: 0 P: 7	1B: 4 2B: 1 3B: 1 HR: 0	SF: 0 SAC: 0 DP: 1 HBP: 0	WP: 0 PB: 0 SB: 0 CS: 0	PA: 36
<b>PITCHER</b> Jim Nash, R (1, 1) ERA: 3.07	IP: 9.0 WLS: W BF: 36 H: 5 R: 1 ER: 1 SO: 11 BB: 4 IBB: 0 HBP: 0 BLK: 0 WP: 0 HR: 0 S: 54 P: 70 ERA: 1.00 WHIP: 1.000											<b>PITCHER</b>	IP: 0.0 WLS: 0 BF: 0 H: 0 R: 0 ER: 0 SO: 0 BB: 0 IBB: 0 HBP: 0 BLK: 0 WP: 0 HR: 0 S: 0 P: 0 ERA: 0.00 WHIP: 0.000									

Philadelphia Phillies @ Atlanta Braves  
Atlanta Stadium, Atlanta, GA  
Sun May 31 1970, 3:33 AM EDT  
Att. 18,482 - Unknown

livebaseballscorecards.com

AB	32
R	1
H	5
RBI	1
BB	4
SO	11
LOB	17



Batter	1	2	3	4	5	6	7	8	9
<b>Gil Garrido, R</b> OBP: 0.340, SLG: 0.412 (1, 6)	0-0 4-3 FC 2B	0-0 1-3			0-0 4-3 1B	0-0 P2	0-0 5-3		
<b>Felix Millan, R</b> OBP: 0.333, SLG: 0.396 (1, 4)	0-0 4-3 2-3		0-0 HR 2B		0-0 4-3 1-2	0-0 HR 1B		0-0 4-3	
<b>Tony Gonzalez, L</b> OBP: 0.320, SLG: 0.384 (1, 8)	0-0 P5		0-0 L7		4-0 1B BB	0-3 K		0-0 F5	
<b>Rico Carty, R</b> OBP: 0.520, SLG: 0.776 (1, 7)	4-0 FC BB BB		0-0 HR 2-H		0-0 1B 1B 1-2 2-H	0-0 HR 1-H		0-0 HR	
<b>Orlando Cepeda, R</b> OBP: 0.404, SLG: 0.612 (1, 3)	4-0 FC BB BB		0-0 6-3		0-0 1B 1B 1-2 2-H	4-0 WP BB		0-0 F7	
<b>Mike Lum, L</b> OBP: 0.258, SLG: 0.246 (1, 9)	0-3 FC 1-2 2-3 3-H		0-0 F7		0-3 K	0-0 1-3			
<b>Clete Boyer, R</b> OBP: 0.280, SLG: 0.366 (1, 5)		0-0 F8		0-0 5-3	4-0 FC5 1B BB 1-2 2-3		0-0 F8		
<b>Bob Tillman, R</b> OBP: 0.296, SLG: 0.418 (1, 2)		4-0 FC1-6 BB		0-0 F8	0-0 1B 1-2 2-H 3-H		0-0 1B		
<b>Jim Nash, R</b> OBP: 0.094, SLG: 0.161 (1, 1)		0-0 FC1-6 1-2f		0-0 5-3	0-0 FC5 2-3f		0-3 K		

AB	R	H	RBI	BB	SO	LOB
5	1	2	0	0	0	2
5	2	2	0	0	0	2
4	1	0	0	1	1	3
4	4	4	6	1	0	0
3	1	1	1	2	0	0
4	0	0	0	0	1	6
3	0	0	0	1	0	0
3	0	2	2	1	0	0
4	0	0	0	0	1	4

**BOTTOM**

**Philadelphia Phillies @ Atlanta Braves**  
Atlanta Stadium, Atlanta, GA  
Sun May 31 1970, 3:33 AM EDT  
Att. 18,482 - Unknown

<b>AB</b>	<b>35</b>
<b>R</b>	<b>9</b>
<b>H</b>	<b>11</b>
<b>RBI</b>	<b>9</b>
<b>BB</b>	<b>6</b>
<b>SO</b>	<b>3</b>
<b>LOB</b>	<b>17</b>



1B: 6	SF: 0	WP: 1	PA: 41
2B: 2	SAC: 0	PB: 0	
3B: 0	DP: 0	SB: 0	
HR: 3	HBP: 0	CS: 0	

Inning Stats	R: 0	H: 1	E: 0	K: 0	S: 6	LOB: 3	BB: 2	P: 14									
<b>Rick Wise, R</b> ERA: 4.03 (1, 1)	IP: 4.1	WLS: L	BF: 23	H: 6	R: 6	ER: 6	SO: 1	BB: 4	IBB: 0	HBP: 0	BLK: 0	WP: 0	HR: 1	S: 21	P: 37	ERA: 12.46	WHIP: 2.308
<b>Barry Lersch, R</b> ERA: 4.08 (5, 1)	IP: 1.2		BF: 10	H: 3	R: 2	ER: 2	SO: 2	BB: 2	IBB: 0	HBP: 0	BLK: 0	WP: 1	HR: 1	S: 12	P: 20	ERA: 10.80	WHIP: 3.000
<b>Grant Jackson, L</b> ERA: 6.75 (7, 1)	IP: 2.0		BF: 8	H: 2	R: 1	ER: 1	SO: 1	BB: 0	IBB: 0	HBP: 0	BLK: 0	WP: 0	HR: 1	S: 10	P: 10	ERA: 4.50	WHIP: 1.000

PITCHER	IP	WLS	BF	H	R	ER	SO	BB	IBB	HBP	BLK	WP	HR	S	P	ERA	WHIP
<b>Rick Wise, R</b> ERA: 4.03 (1, 1)	4.1	L	23	6	6	6	1	4	0	0	0	0	1	21	37	12.46	2.308
<b>Barry Lersch, R</b> ERA: 4.08 (5, 1)	1.2		10	3	2	2	2	2	0	0	0	1	1	12	20	10.80	3.000
<b>Grant Jackson, L</b> ERA: 6.75 (7, 1)	2.0		8	2	1	1	1	0	0	0	0	0	1	10	10	4.50	1.000

Batter	1	2	3	4	5	6	7	8	9	AB R H RBI BB SO LOB	TOP																								
<b>Tommy Agee, R</b> OBP: 0.332, SLG: 0.388 (1, 8) BB	4-0 F9 BB		X 0-0 HR			X 0-0 PB 2B		X 0-0 F5		3 1 2 1 1 0 0																									
<b>Ken Boswell, L</b> OBP: 0.341, SLG: 0.364 (1, 4) X	0-0 F9 1-3		X 0-0 F9			BBB 4-0 2-3 BB		X 0-0 1B		3 0 1 0 1 0 1																									
<b>Cleon Jones, R</b> OBP: 0.307, SLG: 0.318 (1, 7) BBB	4-0 FC BB		S S S 0-3 K			X 0-0 P4		X 0-0 F8		3 0 0 0 1 1 3																									
<b>Art Shamsky, L</b> OBP: 0.408, SLG: 0.515 (1, 3) X	0-0 FC 1-2		S S S 0-3 K			X 0-0 F5		BBB 4-0 BB 5-3 BB		3 0 0 0 1 1 3																									
<b>Ron Swoboda, R</b> OBP: 0.356, SLG: 0.421 (1, 9) X	0-0 F7		X 0-0 CS 1B			X 0-0 5-3		X 0-0 5-3		4 0 1 0 0 0 5																									
<b>Joe Foy, R</b> OBP: 0.363, SLG: 0.305 (1, 5) X		0-0 P3	S S S 0-3 K			X 0-0 4-3		BBB 4-0 BB BB		3 0 0 0 1 1 1																									
<b>Jerry Grote, R</b> OBP: 0.211, SLG: 0.265 (1, 2) <b>Ed Kranepool, L</b> OBP: 0.229, SLG: 0.129 (9, PH)		0-0 6-3	X 0-0 6-3		X 0-0 5-3		X 0-0 5-3	X 0-0 F9		3 0 0 0 0 0 0 1 0 0 0 0 0 2																									
<b>Al Weis, S</b> OBP: 0.293, SLG: 0.314 (1, 6) <b>Wayne Garrett, L</b> OBP: 0.388, SLG: 0.392 (9, PH)		0-0 6-3	X 0-0 6-3		X 0-0 5-3		X 0-0 5-3	BBB 4-0 1-2 2-3 BB		3 0 0 0 0 0 0 0 0 0 0 1 0 0																									
<b>Gary Gentry, R</b> OBP: 0.107, SLG: 0.038 (1, 1) <b>Dave Marshall, L</b> OBP: 0.388, SLG: 0.622 (8, PH) <b>Ron Taylor, R</b> (8, 1) <b>Mike Jorgensen, L</b> OBP: 0.288, SLG: 0.333 (9, PH)			X 0-0 1-3		X 0-0 L4		X 0-0 G1	X 0-0 G3		2 0 0 0 0 0 0 1 0 0 0 0 0 0 0 0 0 0 0 0 0 1 0 0 0 0 0 3																									
<b>Inning Stats</b>	R: 0 E: 0 K: 0 S: 3	H: 0 LOB: 2 BB: 2 P: 11	R: 0 E: 0 K: 0 S: 3	H: 0 LOB: 0 BB: 0 P: 3	R: 1 E: 0 K: 1 S: 6	H: 1 LOB: 0 BB: 0 P: 6	R: 0 E: 0 K: 2 S: 7	H: 1 LOB: 1 BB: 0 P: 7	R: 0 E: 0 K: 0 S: 3	H: 0 LOB: 0 BB: 0 P: 3	R: 0 E: 0 K: 0 S: 4	H: 1 LOB: 2 BB: 1 P: 8	R: 0 E: 0 K: 0 S: 3	H: 0 LOB: 0 BB: 0 P: 3	R: 0 E: 0 K: 0 S: 4	H: 1 LOB: 1 BB: 0 P: 4	R: 0 E: 0 K: 0 S: 3	H: 0 LOB: 3 BB: 3 P: 15	1B: 2 2B: 2 3B: 0 HR: 1	SF: 0 SAC: 0 DP: 1 HBP: 0	WP: 0 PB: 1 SB: 1 CS: 1	PA: 36													
<b>PITCHER</b> <b>Phil Niekro, R</b> ERA: 3.44 (1, 1)	IP 9.0	WLS W	BF 36	H 4	R 1	ER 1	SO 3	BB 6	IBB 0	HBP 0	BLK 0	WP 0	HR 1	S 36	P 60	ERA 1.00	WHIP 1.111																		
											<b>PITCHER</b>	IP	WLS	BF	H	R	ER	SO	BB	IBB	HBP	BLK	WP	HR	S	P	ERA	WHIP							

**New York Mets @ Atlanta Braves**  
Atlanta Stadium, Atlanta, GA

Tue Jun 02 1970, 7:05 PM EDT  
Att: 10,585 - Unknown

livebaseballscorecards.com

**AB 30**  
**R 1**  
**H 4**  
**RBI 1**  
**BB 6**  
**SO 3**  
**LOB 18**



Batter	1	2	3	4	5	6	7	8	9	AB	R	H	RBI	BB	SO	LOB
<b>Gil Garrido, R</b> OBP: 0.368, SLG: 0.426 (1, 6) BBB	4-0 FC5-4 BB		0-0 L6		0-0 SH 1B		0-0 FC2-6 1B			3	0	2	0	1	0	0
<b>Felix Millan, R</b> OBP: 0.329, SLG: 0.390 (1, 4) X	0-0 FC5-4 S WP 1-2f 5-3		0-0 4-3		0-0 SH 1-2		0-0 FC2-6 1-2f HR			3	2	0	0	0	0	2
<b>Hank Aaron, R</b> OBP: 0.406, SLG: 0.665 (1, 9) BBB	4-0 5-3 1-3 BB BB		0-0 F3		0-0 F5		0-0 1-H HR			3	1	1	2	1	0	2
<b>Rico Carty, R</b> OBP: 0.520, SLG: 0.768 (1, 7) BBB	4-0 5-3 1-2 BB			0-0 FC4-6 1B 1B	0-3 K		0-0 F5			3	1	1	0	1	1	2
<b>Orlando Cepeda, R</b> OBP: 0.396, SLG: 0.598 (1, 3) X	0-0 5-3 1-2 3-H			0-0 F8	0-0 F2		0-0 F8			4	0	0	1	0	0	5
<b>Tony Gonzalez, L</b> OBP: 0.318, SLG: 0.377 (1, 8) X	0-0 4-3			4-0 FC4-6 1-2 BB	0-3 K		0-0 6-3			3	0	0	0	1	1	2
<b>Clete Boyer, R</b> OBP: 0.274, SLG: 0.357 (1, 5) X		0-0 6-3		0-0 FC4-6 1-2f 2-3 1B	0-0 L5		0-0 F8			4	0	0	0	0	0	2
<b>Bob Didier, S</b> OBP: 0.192, SLG: 0.164 (1, 2) X		0-0 F8		0-0 1-2 3-H 1B	4-0 BB		0-0 F8			3	0	1	1	1	0	0
<b>Phil Niekro, R</b> OBP: 0.091, SLG: 0.063 (1, 1) X		0-0 6-3		0-0 F8	0-3 K					3	0	0	0	0	1	3

Inning Stats	R: 1	H: 0	E: 0	LOB: 2	K: 0	S: 3	P: 15	R: 0	H: 0	E: 0	LOB: 0	K: 0	S: 3	R: 0	H: 0	E: 0	LOB: 0	K: 0	S: 3	R: 0	H: 1	E: 0	LOB: 2	K: 1	S: 7	R: 0	H: 2	E: 0	LOB: 0	K: 0	S: 5	R: 2	H: 2	E: 0	LOB: 0	K: 0	S: 5	R: 0	H: 0	E: 0	LOB: 0	K: 0	S: 3		
	1	0	0	2	0	3	15	0	0	0	0	0	3	0	0	0	0	0	0	3	0	1	0	2	1	7	0	2	0	0	5	2	2	0	0	5	0	0	0	0	3	0	0	0	3

PITCHER	IP	WLS	BF	H	R	ER	SO	BB	IBB	HBP	BLK	WP	HR	S	P	ERA	WHIP
<b>Gary Gentry, R</b> ERA: 2.85 (1, 1)	7.0	L	32	5	4	4	3	5	0	0	0	1	1	33	53	5.14	1.429
<b>Ron Taylor, R</b> ERA: 2.7 (8, 1)	1.0		3	0	0	0	0	0	0	0	0	0	0	3	3	0.00	0.000

**BOTTOM**

**New York Mets @ Atlanta Braves**  
Atlanta Stadium, Atlanta, GA

Tue Jun 02 1970, 7:05 PM EDT  
Att. 10,585 - Unknown

livebaseballscorecards.com

<b>AB</b>	<b>29</b>
<b>R</b>	<b>4</b>
<b>H</b>	<b>5</b>
<b>RBI</b>	<b>4</b>
<b>BB</b>	<b>5</b>
<b>SO</b>	<b>3</b>
<b>LOB</b>	<b>18</b>

**Braves**

WP: 1	PA: 35
PB: 0	CS: 0
SB: 1	
1B: 4	SF: 0
2B: 0	SAC: 1
3B: 0	DP: 0
HR: 1	HBP: 0

Batter	1	2	3	4	5	6	7	8	9	AB R H RBI BB SO LOB	TOP													
<b>Tommie Agee, R</b> OBP: 0.330, SLG: 0.385 (1, 8) X	0-0 6-3		0-0 1B S 1B		0-0 6-3			0-0 6-3		4 1 1 0 0 0 0	<b>New York Mets @ Atlanta Braves</b> Atlanta Stadium, Atlanta, GA Thu Jun 04 1970, 7:05 PM EDT Att: 19,809 - Unknown													
<b>Bud Harrelson, S</b> OBP: 0.406, SLG: 0.397 (1, 6) X	0-0 1B 1B		0-0 E S 1-H 1B			0-0 1-3		0-0 FC6-4 1B		4 0 3 1 0 0 0														
<b>Cleon Jones, R</b> OBP: 0.306, SLG: 0.316 (1, 7) X	0-0 1-3 1B		0-3 K 1-3			0-0 1-3		0-0 FC6-4 1-2f		4 0 1 0 0 1 2														
<b>Art Shamsky, L</b> OBP: 0.410, SLG: 0.521 (1, 3) X	0-0 P3 1-2		0-0 F8			0-0 1B		0-0 3-1 2B		4 0 2 0 0 0 3														
<b>Ken Boswell, L</b> OBP: 0.331, SLG: 0.352 (1, 4) X	0-0 F9		0-0 1-3			0-0 G3		0-3 K 1		4 0 0 0 0 1 4														
<b>Ron Swoboda, R</b> OBP: 0.346, SLG: 0.407 (1, 9) X		0-0 4-3	0-3 K 2			0-3 K 1		0-0 3-1 2-3		4 0 0 0 0 2 1														
<b>Joe Foy, R</b> OBP: 0.355, SLG: 0.296 (1, 5) X		0-0 F7	0-0 4-3 3			0-3 K 2		0-0 P4 3		4 0 0 0 0 1 1														
<b>Jerry Grote, R</b> OBP: 0.205, SLG: 0.257 (1, 2) X		0-0 F9			0-0 4-3		0-0 6-3			3 0 0 0 0 0 0														
<b>Tom Seaver, R</b> OBP: 0.200, SLG: 0.184 (1, 1) X			0-0 F8 1			0-0 6-3 2		0-0 P6 1		2 0 0 0 0 0 0														
<b>Dave Marshall, L</b> OBP: 0.380, SLG: 0.609 (8, PH)										1 0 0 0 0 0 0														
<b>Tug McGraw, R</b> OBP: 0.333, SLG: 0.333 (8, 1)										0 0 0 0 0 0 0														
<b>Inning Stats</b>	R: 0 E: 0 K: 0 S: 5	H: 2 LOB: 2 BB: 0 P: 5	R: 0 E: 0 K: 0 S: 3	H: 0 LOB: 0 BB: 0 P: 3	R: 1 E: 0 K: 1 S: 7	H: 2 LOB: 1 BB: 0 P: 7	R: 0 E: 0 K: 1 S: 5	H: 0 LOB: 0 BB: 0 P: 5	R: 0 E: 0 K: 0 S: 3	H: 0 LOB: 0 BB: 0 P: 3	R: 0 E: 0 K: 2 S: 7	H: 0 LOB: 0 BB: 0 P: 7	R: 0 E: 0 K: 0 S: 4	H: 1 LOB: 1 BB: 0 P: 4	R: 0 E: 0 K: 2 S: 7	H: 0 LOB: 0 BB: 0 P: 7	R: 0 E: 0 K: 0 S: 4	H: 1 LOB: 1 BB: 0 P: 4	R: 0 E: 0 K: 1 S: 6	H: 1 LOB: 1 BB: 0 P: 6	1B: 6 2B: 1 3B: 0 HR: 0	SF: 0 SAC: 0 DP: 0 HBP: 0	WP: 0 PB: 0 SB: 3 CS: 0	PA: 34
<b>PITCHER</b> <b>Pat Jarvis, R</b> ERA: 3.12 (1, 1)	IP: 9.0 WLS: W BF: 34 H: 7 R: 1 ER: 1 SO: 5 BB: 0 IBB: 0 HBP: 0 BLK: 0 WP: 0 HR: 0 S: 44 P: 44 ERA: 1.00 WHIP: 0.778											<b>PITCHER</b>	IP: WLS: BF: H: R: ER: SO: BB: IBB: HBP: BLK: WP: HR: S: P: ERA: WHIP:											

livebaseballscorecards.com

AB	34
R	1
H	7
RBI	1
BB	0
SO	5
LOB	11





**BOTTOM**

**New York Mets @ Atlanta Braves**  
 Atlanta Stadium, Atlanta, GA

Thu Jun 04 1970, 7:05 PM EDT  
 Att. 19,809 - Unknown

[livebaseballscorecards.com](http://livebaseballscorecards.com)

<b>AB</b>	<b>29</b>
<b>R</b>	<b>3</b>
<b>H</b>	<b>5</b>
<b>RBI</b>	<b>2</b>
<b>BB</b>	<b>6</b>
<b>SO</b>	<b>4</b>
<b>LOB</b>	<b>15</b>



WP: 1	PA: 35
PB: 1	
SB: 0	
CS: 0	

AB R H RBI BB SO LOB

3	0	1	0	1	0	0	
4	1	2	0	0	0	2	
4	0	0	0	0	1	4	
2	1	1	1	2	0	0	
0	0	0	0	0	0	0	
4	0	1	1	0	0	1	
2	0	0	0	2	1	0	
4	0	0	0	0	1	5	
3	0	0	0	1	0	2	
3	1	0	0	0	1	1	
1B: 4	SF: 0	2B: 0	SAC: 0	3B: 0	DP: 0	HR: 1	HBP: 0

Batter	1	2	3	4	5	6	7	8	9
<b>Gil Garrido, R</b> (1, 6) OBP: 0.377, SLG: 0.421	0-0 6-3			0-0 F7	0-0 FC6-4 1B		4-0 1B BB		
<b>Felix Millan, R</b> (1, 4) OBP: 0.332, SLG: 0.392	0-0 1-3			0-0 WP E 1B	0-0 FC6-4 PB 1-2f 2-3		0-0 FC6-4 1B		
<b>Hank Aaron, R</b> (1, 9) OBP: 0.398, SLG: 0.649	0-0 4-3			0-0 F8 1-2	0-3 K 1-2 3-H		0-0 FC6-4 1-2f		
<b>Rico Carty, R</b> (1, 7) OBP: 0.525, SLG: 0.782		0-0 F8		4-0 E BB		0-0 HR		4-0 BB BB	
<b>Mike Lum, L</b> (8, PR) OBP: 0.258, SLG: 0.246									
<b>Orlando Cepeda, R</b> (1, 3) OBP: 0.393, SLG: 0.590		0-0 F9		0-0 E8 1-3 2-H 1B		0-0 5-3		0-0 P5	
<b>Tony Gonzalez, L</b> (1, 8) OBP: 0.322, SLG: 0.372		0-3 K		4-0 IBB		0-0 3-1		4-0 1-2 BB	
<b>Clete Boyer, R</b> (1, 5) OBP: 0.268, SLG: 0.349			0-0 F8	0-0 F7		0-3 K		0-0 F7	
<b>Bob Tillman, R</b> (1, 2) OBP: 0.293, SLG: 0.400			0-0 L5		4-0 FC1-4 BB		0-0 4-3	0-0 1-3	
<b>Pat Jarvis, R</b> (1, 1) OBP: 0.091, SLG: 0.063			0-0 6-3		0-0 FC1-4 FC6-4 1B PB 1-2f		0-3 K		

Inning Stats	R: 0	H: 0	E: 0	LOB: 0	K: 0	S: 3	R: 0	H: 0	E: 0	LOB: 0	K: 1	S: 5	R: 0	H: 0	E: 0	LOB: 0	K: 0	S: 3	R: 1	H: 2	E: 1	LOB: 3	K: 0	S: 5	R: 1	H: 1	E: 0	LOB: 1	K: 1	S: 6	R: 1	H: 1	E: 0	LOB: 0	K: 1	S: 6	R: 0	H: 1	E: 0	LOB: 2	K: 1	S: 6	R: 0	H: 0	E: 0	LOB: 2	K: 0	S: 3
--------------	------	------	------	--------	------	------	------	------	------	--------	------	------	------	------	------	--------	------	------	------	------	------	--------	------	------	------	------	------	--------	------	------	------	------	------	--------	------	------	------	------	------	--------	------	------	------	------	------	--------	------	------

PITCHER	IP	WLS	BF	H	R	ER	SO	BB	IBB	HBP	BLK	WP	HR	S	P	ERA	WHIP
<b>Tom Seaver, R</b> (1, 1) ERA: 2.31	7.0	L	30	5	3	2	4	3	1	0	0	1	1	34	50	2.57	1.143
<b>Tug McGraw, L</b> (8, 1) ERA: 3.91	1.0		5	0	0	0	0	2	0	0	0	0	0	3	11	0.00	2.000

Batter	1	2	3	4	5	6	7	8	9	AB R H RBI BB SO LOB	TOP	
<b>Don Hahn, R</b> (1, 7) OBP: 0.360, SLG: 0.286 <b>Jim Gosger, L</b> (9, PH) OBP: 0.500, SLG: 0.600 (9, 7)	0-0  1B		0-0  4-3		0-0  6-3		0-0  1-3		0-3  K	4 0 1 0 0 0 1 1 0 0 0 0 1 2		
<b>Gary Sutherland, R</b> (1, 4) OBP: 0.248, SLG: 0.224	0-0  F9		0-0  5-3		0-0  F7			4-0  F8 SH1-4 BB	0-0  F2	4 0 0 0 1 0 3		
<b>Rusty Staub, L</b> (1, 9) OBP: 0.451, SLG: 0.506	0-0  1-3 1B			0-0  4-3		0-3  K		0-0  SH1-4		3 0 1 0 0 1 0		
<b>Adolfo Phillips, R</b> (1, 8) OBP: 0.333, SLG: 0.422	0-0  F2			0-0  E7 F8 1B		0-3  K		0-0  F8		4 0 1 0 0 1 3		
<b>John Bateman, R</b> (1, 2) OBP: 0.264, SLG: 0.298	0-0  6-3			4-0  BB			0-0  6-3	0-0  F4		3 0 0 0 1 0 3		
<b>Coco Laboy, R</b> (1, 5) OBP: 0.244, SLG: 0.291		0-0  6-3		0-0  F8			0-0  F8		0-0  HR	4 1 1 1 0 0 2		
<b>John Boccabella, R</b> (1, 3) OBP: 0.219, SLG: 0.344		0-0  F7		0-0  1-3			0-0  1B 2B		0-3  K	4 1 1 0 0 1 2		
<b>Bobby Wine, R</b> (1, 6) OBP: 0.251, SLG: 0.278		0-0  F6			0-3  K		0-0  2B 1B		0-0  BB 1B	4 1 2 1 0 1 0		
<b>Mike Wegener, R</b> (1, 1) <b>Bob Bailey, R</b> (7, PH) <b>Dan McGinn, L</b> (7, 1) <b>Bill Dillman, R</b> (7, 1) <b>Mack Jones, L</b> (9, PH) <b>Claude Raymond, R</b> (9, 1)			0-3  K		0-3  K		0-0  1-H 2B		4-0  BB	2 0 0 0 0 2 0 1 0 1 1 0 1 0 0 0 0 0 0 0 0 0		
<b>Inning Stats</b>	R: 0 H: 2 E: 0 LOB: 2 K: 0 BB: 0 S: 5 P: 5	R: 0 H: 0 E: 0 LOB: 0 K: 0 BB: 0 S: 3 P: 3	R: 0 H: 0 E: 0 LOB: 0 K: 1 BB: 0 S: 5 P: 5	R: 0 H: 1 E: 1 LOB: 2 K: 0 BB: 1 S: 4 P: 8	R: 0 H: 0 E: 0 LOB: 0 K: 2 BB: 0 S: 7 P: 7	R: 0 H: 0 E: 0 LOB: 0 K: 2 BB: 0 S: 7 P: 7	R: 2 H: 3 E: 0 LOB: 1 K: 0 BB: 0 S: 6 P: 6	R: 0 H: 0 E: 0 LOB: 1 K: 0 BB: 1 S: 3 P: 7	R: 1 H: 2 E: 0 LOB: 2 K: 2 BB: 1 S: 9 P: 13	1B: 5 SF: 0 2B: 2 SAC: 1 3B: 0 DP: 0 HR: 1 HBP: 0	WP: 0 PA: 38 PB: 0 SB: 0 CS: 0	
<b>PITCHER</b> <b>George Stone, L</b> (1, 1) ERA: 3.46 <b>Hoyt Wilhelm, R</b> (8, 1) ERA: 3.51	IP WLS BF H R ER SO BB IBB HBP BLK WP HR S P ERA WHIP 7.1 30 6 2 2 5 2 0 0 0 0 0 0 38 46 2.46 1.091 1.2 L 8 2 1 1 2 1 0 0 0 0 0 1 11 15 5.40 1.800											<b>PITCHER</b> IP WLS BF H R ER SO BB IBB HBP BLK WP HR S P ERA WHIP

**Montreal Expos @ Atlanta Braves**  
 Atlanta Stadium, Atlanta, GA  
 Fri Jun 05 1970, 7:05 PM EDT  
 Att: 11,742 - Unknown

livebaseballscorecards.com

<b>AB</b>	<b>34</b>
<b>R</b>	<b>3</b>
<b>H</b>	<b>8</b>
<b>RBI</b>	<b>3</b>
<b>BB</b>	<b>3</b>
<b>SO</b>	<b>7</b>
<b>LOB</b>	<b>16</b>



**BOTTOM**

**Montreal Expos @ Atlanta Braves**  
 Atlanta Stadium, Atlanta, GA  
 Fri Jun 05 1970, 7:05 PM EDT  
 Att. 11,742 - Unknown

livebaseballscorecards.com

<b>AB</b>	<b>29</b>
<b>R</b>	<b>2</b>
<b>H</b>	<b>6</b>
<b>RBI</b>	<b>2</b>
<b>BB</b>	<b>6</b>
<b>SO</b>	<b>4</b>
<b>LOB</b>	<b>14</b>



WP: 0	PA: 35
PB: 0	
SB: 0	
CS: 1	

AB R H RBI BB SO LOB

4 0 2 1 0 0 2

3 0 1 1 1 0 4

4 0 0 0 0 1 4

3 0 0 0 1 0 0

3 0 0 0 1 1 1

4 0 1 0 0 0 1

3 1 0 0 1 1 1

3 1 1 0 0 0 1

1 0 0 0 0 1 0

1 0 1 0 2 0 0

0 0 0 0 0 0 0

1B: 5 SF: 0  
 2B: 2 SAC: 0  
 3B: 0 DP: 4  
 HR: 0 HBP: 0

Batter	1	2	3	4	5	6	7	8	9
<b>Gil Garrido, R</b> (1, 6) OBP: 0.385, SLG: 0.426	0-0 F9		0-0 FC6		0-0 1B		0-0 1B		0-0 G6-4-3
<b>Felix Millan, R</b> (1, 4) OBP: 0.335, SLG: 0.391	4-0 CS BB		0-0 5-3		0-0 1B		0-0 G6-4-3		0-0 G6-4-3
<b>Hank Aaron, R</b> (1, 9) OBP: 0.390, SLG: 0.635	0-3 K		0-0 2-1-5	0-0 6-3	0-0 G6-4-3			0-0 6-3	
<b>Rico Carty, R</b> (1, 7) OBP: 0.519, SLG: 0.769		0-0 F9		0-0 6-3		0-0 6-3		4-0 G4-6-3 BB	
<b>Orlando Cepeda, R</b> (1, 3) OBP: 0.390, SLG: 0.580		0-3 K		4-0 BB		0-0 F5		0-0 G4-6-3	
<b>Tony Gonzalez, L</b> (1, 8) OBP: 0.320, SLG: 0.375		0-0 6-3		0-0 F8		0-0 2B		0-0 6-3	
<b>Clete Boyer, R</b> (1, 5) OBP: 0.268, SLG: 0.343			4-0 BB FC6 BB		0-0 6-3	0-0 6-3		0-3 K	
<b>Bob Didier, S</b> (1, 2) OBP: 0.198, SLG: 0.171			0-0 E6 FC6 BB		0-0 1B BB 1B		0-0 6-3		0-3 K
<b>Mike Lum, L</b> (9, PH) OBP: 0.254, SLG: 0.241									
<b>George Stone, L</b> (1, 1) OBP: 0.281, SLG: 0.241			4-0 5-3 FC6 BB		4-0 1B 1B BB		0-0 1B E 1B		
<b>Hoyt Wilhelm, R</b> (8, 1)									

Inning Stats	R: 0	H: 0	E: 0	LOB: 1	K: 1	P: 8	R: 0	H: 0	E: 0	LOB: 0	K: 1	P: 5	R: 1	H: 0	E: 1	LOB: 2	K: 0	P: 11	R: 0	H: 0	E: 0	LOB: 1	K: 0	P: 7	R: 1	H: 3	E: 0	LOB: 2	K: 0	P: 9	R: 0	H: 1	E: 0	LOB: 1	K: 0	P: 4	R: 0	H: 2	E: 1	LOB: 1	K: 0	P: 4	R: 0	H: 0	E: 0	LOB: 0	K: 0	P: 6	R: 0	H: 0	E: 0	LOB: 0	K: 2	P: 7	R: 0	H: 0	E: 0	LOB: 0	K: 2	P: 7	1B: 5	SF: 0	2B: 2	SAC: 0	3B: 0	DP: 4	HR: 0	HBP: 0	WP: 0	PA: 35
--------------	------	------	------	--------	------	------	------	------	------	--------	------	------	------	------	------	--------	------	-------	------	------	------	--------	------	------	------	------	------	--------	------	------	------	------	------	--------	------	------	------	------	------	--------	------	------	------	------	------	--------	------	------	------	------	------	--------	------	------	------	------	------	--------	------	------	-------	-------	-------	--------	-------	-------	-------	--------	-------	--------

PITCHER	IP	WLS	BF	H	R	ER	SO	BB	IBB	HBP	BLK	WP	HR	S	P	ERA	WHIP
<b>Mike Wegener, R</b> (1, 1) ERA: 2.51	6.0		26	4	2	1	2	5	0	0	0	0	0	24	44	1.50	1.500
<b>Dan McGinn, L</b> (7, 1) ERA: 5.5	0.1		3	2	0	0	0	0	0	0	0	0	0	3	3	0.00	6.000
<b>Bill Dillman, R</b> (7, 1) ERA: 5.93	1.2	W	4	0	0	0	0	1	0	0	0	0	0	3	7	0.00	0.600
<b>Claude Raymond, R</b> (9, 1) ERA: 3.86	1.0	S	3	0	0	0	2	0	0	0	0	0	0	7	7	0.00	0.000



BOTTOM

Montreal Expos @ Atlanta Braves  
Atlanta Stadium, Atlanta, GA  
Sat Jun 06 1970, 7:05 PM EDT  
Att. 14,981 - Unknown

livebaseballscorecards.com

AB	30
R	4
H	5
RBI	4
BB	4
SO	5
LOB	13



WP:	0	PA:	36
PB:	0		
SB:	0		
CS:	0		

AB	R	H	RBI	BB	SO	LOB
4	0	0	0	0	0	3
4	0	0	0	0	0	3
4	2	2	0	0	0	0
4	0	1	0	0	1	1
4	1	1	0	0	1	2
0	0	0	0	0	0	0
2	1	1	2	0	0	0
1	0	0	0	0	0	0
2	0	0	1	2	0	0
1	0	0	0	1	0	1
0	0	0	1	0	0	0
0	0	0	0	0	0	0
0	0	0	0	0	0	0
0	0	0	0	0	0	0
1	0	0	0	0	1	0
1	0	0	0	1	1	1
2	0	0	0	0	1	2

Batter	1	2	3	4	5	6	7	8	9
<b>Gil Garrido, R</b> (1, 6) OBP: 0.362, SLG: 0.400	0-0 L6		0-0 F7		0-0 F8		0-0 1-3		
<b>Felix Millan, R</b> (1, 4) OBP: 0.329, SLG: 0.384	0-0 5-3		0-0 FC4-6		0-0 4-3		0-0 5-3		
<b>Tony Gonzalez, L</b> (1, 8) OBP: 0.324, SLG: 0.378	0-0 F7			0-0 G6-3 1B HR 1B		0-0 HBP 1B BB 1B	0-0 4-3		
<b>Rico Carty, R</b> (1, 7) OBP: 0.514, SLG: 0.757		0-0 6-3		0-0 G6-3 1B 1-2		0-0 F9		0-3 K	
<b>Orlando Cepeda, R</b> (1, 3) OBP: 0.388, SLG: 0.573		0-3 K		0-0 G6-3 1B 1-2 2-3		0-0 BB HBP SF9 1B		0-0 L3	
<b>Bob Aspromonte, R</b> (9, 3) OBP: 0.188, SLG: 0.133									
<b>Mike Lum, L</b> (1, 9) OBP: 0.273, SLG: 0.300		0-0 F7		0-0 HR		1-0 SF9 BB 1-2 2-3 HBP		0-0 F7	
<b>Tommie Aaron, R</b> (8, 9) OBP: 0.455, SLG: 0.909									
<b>Clete Boyer, R</b> (1, 5) OBP: 0.273, SLG: 0.339			4-0 BB BB	0-0 L6		4-0 BB BB			0-0 F8
<b>Bob Didier, S</b> (1, 2) OBP: 0.205, SLG: 0.169			0-0 F8		4-0 BB	0-0 SF9			0-3 K
<b>Hank Aaron, R</b> (6, PH) OBP: 0.388, SLG: 0.635									
<b>Mike McQueen, L</b> (7, 1) OBP: 0.640, SLG: 0.500									
<b>Bob Priddy, R</b> (8, 1) OBP: 0.640, SLG: 0.500									
<b>Ron Kline, R</b> (8, 1) OBP: 0.396, SLG: 0.339									
<b>Sonny Jackson, L</b> (9, PH) OBP: 0.396, SLG: 0.339									
<b>Jim Nash, R</b> (1, 1) OBP: 0.118, SLG: 0.156			4-0 FC4-6 BB		0-3 K	0-3 K			0-0 F7
<b>Hal King, L</b> (6, PH) OBP: 0.426, SLG: 0.472									

Inning	R	H	E	K	S	P	BB	IBB	HBP	BLK	WP	HR	S	P	ERA	WHIP
1	0	0	0	0	3	0	0	0	0	0	0	1	28	45	6.00	1.500
2	0	0	0	1	5	0	0	0	0	0	0	0	13	13	0.00	0.000
3	2	3	0	0	5	0	0	0	0	0	0	0	0	0	0.00	0.000
4	0	0	0	0	5	0	0	0	0	0	0	0	0	0	0.00	0.000
5	0	0	0	0	9	0	0	0	0	0	0	0	0	0	0.00	0.000
6	2	2	0	0	12	0	0	0	0	0	0	0	0	0	0.00	0.000
7	0	0	0	0	3	0	0	0	0	0	0	0	0	0	0.00	0.000
8	0	0	0	0	5	0	0	0	0	0	0	0	0	0	0.00	0.000
9	0	0	0	0	5	0	0	0	0	0	0	0	0	0	0.00	0.000

PITCHER	IP	WLS	BF	H	R	ER	SO	BB	IBB	HBP	BLK	WP	HR	S	P	ERA	WHIP
<b>Bill Stoneman, R</b> (1, 1) ERA: 4.61	6.0	W	27	5	4	4	3	4	0	0	0	0	1	28	45	6.00	1.500
<b>Claude Raymond, R</b> (7, 1) ERA: 3.51	3.0	S	9	0	0	0	2	0	0	0	0	0	0	13	13	0.00	0.000

Batter	1	2	3	4	5	6	7	8	9	AB R H RBI BB SO LOB	TOP											
<b>Gary Sutherland, R</b> (1, 4) OBP: 0.277, SLG: 0.248	4-0 BB E BB	0-0 F7			0-0 5-3	0-0 1B 1-2 2-H 1B		0-0 1B SF9 1B		4 2 2 1 1 0 1												
<b>Jim Gosger, L</b> (1, 8) OBP: 0.625, SLG: 0.667	4-0 BB E G3 BB		0-0 F9		0-0 1B S	0-0 1B 1-3 2-H 1B		0-0 1B SF9 1B		4 2 3 1 1 0 0												
<b>Rusty Staub, L</b> (1, 9) OBP: 0.449, SLG: 0.517	0-0 BB E9 G3 CS 1B		4-0 BB S BB		0-3 K 1-2	0-0 F7		0-0 SF9		3 0 1 2 1 1 3												
<b>Mack Jones, L</b> (1, 7) OBP: 0.394, SLG: 0.429 <b>Don Hahn, R</b> (8, 7) OBP: 0.385, SLG: 0.341	0-0 BB G3		0-0 F3		0-0 F8		1-0 HR S HBP	0-0 1B 2-H		4 1 1 2 0 0 3 0 0 0 0 0 0 0												
<b>Coco Laboy, R</b> (1, 5) OBP: 0.265, SLG: 0.340	4-0 BB 3-H BB		0-3 K		0-0 F3	0-0 HR 1-H		0-0 F9		4 1 1 2 1 1 2												
<b>Bob Bailey, R</b> (1, 3) OBP: 0.316, SLG: 0.361 <b>John Boccabella, R</b> (6, 3) OBP: 0.231, SLG: 0.410	0-0 BB F4		0-0 HR		0-0 HR		0-0 F7		0-0 1B	3 2 2 2 0 0 1 2 0 1 0 0 0 0												
<b>John Bateman, R</b> (1, 2) OBP: 0.262, SLG: 0.294		0-0 6-3		0-0 6-3		0-0 5-3		0-0 G6-1 1B		5 0 1 0 0 1 1												
<b>Bobby Wine, R</b> (1, 6) OBP: 0.249, SLG: 0.270		0-0 F5		0-0 5-3		0-0 1B 1B		0-0 G6-1 1-2f		5 1 1 0 0 0 2												
<b>Carl Morton, R</b> (1, 1) OBP: 0.281, SLG: 0.286		0-0 E5 1B		0-0 F7		0-0 1B 1B		0-0 F9		5 1 2 0 0 0 1												
<b>Inning Stats</b>	R: 2 E: 1 K: 0 S: 3	H: 1 LOB: 1 BB: 3 P: 15	R: 0 E: 1 K: 0 S: 4	H: 1 LOB: 1 BB: 0 P: 4	R: 0 E: 0 K: 1 S: 5	H: 0 LOB: 1 BB: 1 P: 9	R: 1 E: 0 K: 0 S: 4	H: 1 LOB: 0 BB: 0 P: 4	R: 0 E: 0 K: 1 S: 6	H: 1 LOB: 1 BB: 0 P: 6	R: 3 E: 0 K: 0 S: 8	H: 5 LOB: 2 BB: 0 P: 8	R: 2 E: 0 K: 0 S: 4	H: 2 LOB: 0 BB: 0 P: 5	R: 2 E: 0 K: 0 S: 6	H: 3 LOB: 1 BB: 0 P: 6	R: 0 E: 0 K: 1 S: 6	H: 1 LOB: 1 BB: 0 P: 6	1B: 12 2B: 0 3B: 0 HR: 3	SF: 1 SAC: 0 DP: 1 HBP: 1	WP: 0 PB: 0 SB: 3 CS: 1	PA: 45
<b>PITCHER</b>	IP WLS BF H R ER SO BB IBB HBP BLK WP HR S P ERA WHIP																					
<b>Phil Niekro, R</b> (1, 1) ERA: 3.79	5.2 L 28 8 6 6 2 4 0 0 0 0 0 2 28 44 9.53 2.118																					
<b>Milt Pappas, R</b> (6, 1) ERA: 7.59	1.1 7 3 2 2 0 0 0 0 1 0 0 1 6 7 13.50 2.250																					
<b>Larry Jaster, L</b> (8, 1) ERA: 4.96	2.0 10 4 2 2 1 0 0 0 0 0 0 0 12 12 9.00 2.000																					

**Montreal Expos @ Atlanta Braves**  
**Atlanta Stadium, Atlanta, GA**  
 Sun Jun 07 1970, 3:33 AM EDT  
 Att: 30,801 - Unknown

[livebaseballscorecards.com](http://livebaseballscorecards.com)

<b>AB</b>	39
<b>R</b>	10
<b>H</b>	15
<b>RBI</b>	10
<b>BB</b>	4
<b>SO</b>	3
<b>LOB</b>	14



Batter	1	2	3	4	5	6	7	8	9	AB R H RBI BB SO LOB
<b>Gil Garrido, R</b> OBP: 0.365, SLG: 0.400 (1, 6)	0-0 FC6-4 1B		0-0 G5-4-3 1-2f		0-0 G6-4-3 1-2f		0-0 5-3		0-0 PB 1B	5 0 2 0 0 0 4
<b>Felix Millan, R</b> OBP: 0.335, SLG: 0.395 (1, 4)	0-3 K			0-0 1B 2B		0-0 E 2B		4-0 BB BB	0-0 F7	4 1 2 0 1 1 3
<b>Hank Aaron, R</b> OBP: 0.386, SLG: 0.626 (1, 9)	0-0 F3			0-0 2-3 1B		0-0 6-3		0-0 F8		4 0 1 0 0 0 3
<b>Rico Carty, R</b> OBP: 0.514, SLG: 0.750 (1, 7)	0-0 FC6-4 1-2f			0-0 F4		0-0 E2 1B		4-0 1-2 BB		3 0 1 0 1 0 3
<b>Orlando Cepeda, R</b> OBP: 0.380, SLG: 0.561 (1, 3)		0-3 K		0-0 L4		0-3 K		0-3 K		4 0 0 0 0 3 5
<b>Tony Gonzalez, L</b> OBP: 0.317, SLG: 0.369 (1, 8)		0-0 F9		0-0 F9		0-0 4-3		0-0 F4		4 0 0 0 0 0 5
<b>Clete Boyer, R</b> OBP: 0.269, SLG: 0.333 (1, 5)		0-3 K			0-0 F9		0-0 6-3		0-3 K	3 0 0 0 0 1 0
<b>Larry Jaster, L</b> (8, 1)										0 0 0 0 0 0 0
<b>Sonny Jackson, L</b> OBP: 0.394, SLG: 0.336 (9, PH)										1 0 0 0 0 1 0
<b>Bob Didier, S</b> OBP: 0.207, SLG: 0.173 (1, 2)			0-0 1-3		0-0 1B 1B		0-0 E4		0-0 1-3	4 0 1 0 0 0 0
<b>Phil Niekro, R</b> OBP: 0.143, SLG: 0.118 (1, 1)			0-0 G5-4-3 1B		0-0 G6-4-3 1B		0-0 F4		0-0 1B 1B	2 0 2 0 0 0 0
<b>Milt Pappas, R</b> (6, 1)										0 0 0 0 0 0 0
<b>Bob Aspromonte, R</b> OBP: 0.222, SLG: 0.176 (7, PH)										2 0 1 0 0 0 1

Inning Stats	R: 0	H: 1	E: 0	LOB: 1	K: 1	S: 6	P: 6	R: 0	H: 0	E: 0	LOB: 0	K: 2	S: 7	P: 7	R: 0	H: 1	E: 0	LOB: 0	K: 0	S: 3	R: 0	H: 2	E: 0	LOB: 2	K: 0	S: 5	P: 5	R: 0	H: 2	E: 0	LOB: 1	K: 0	S: 4	R: 1	H: 2	E: 1	LOB: 1	K: 1	S: 7	R: 0	H: 0	E: 1	LOB: 1	K: 0	S: 4	R: 0	H: 0	E: 0	LOB: 2	K: 1	S: 5	P: 13	R: 0	H: 2	E: 0	LOB: 2	K: 1	S: 7	P: 7	1B: 8	SF: 0	2B: 2	SAC: 0	3B: 0	DP: 2	HR: 0	HBP: 0	WP: 0	PA: 38
<b>PITCHER</b> <b>Carl Morton, R</b> ERA: 2.78 (1, 1)	IP	WLS	BF	H	R	ER	SO	BB	IBB	HBP	BLK	WP	HR	S	P	ERA	WHIP	IP	WLS	BF	H	R	ER	SO	BB	IBB	HBP	BLK	WP	HR	S	P	ERA	WHIP	IP	WLS	BF	H	R	ER	SO	BB	IBB	HBP	BLK	WP	HR	S	P	ERA	WHIP																		

**Montreal Expos @ Atlanta Braves**  
Atlanta Stadium, Atlanta, GA  
Sun Jun 07 1970, 3:33 AM EDT  
Att. 30,801 - Unknown

<b>AB</b>	<b>36</b>
<b>R</b>	<b>1</b>
<b>H</b>	<b>10</b>
<b>RBI</b>	<b>0</b>
<b>BB</b>	<b>2</b>
<b>SO</b>	<b>6</b>
<b>LOB</b>	<b>24</b>



Batter	1	2	3	4	5	6	7	8	9	AB R H RBI BB SO LOB	TOP	
<b>Gil Garrido, R</b> (1, 6) <small>OBP: 0.359, SLG: 0.392</small> <b>Sonny Jackson, L</b> (9, PR) <small>OBP: 0.394, SLG: 0.336</small>	0-0 6-3 			0-0 F8 		0-3 K 			0-0 	4 0 1 0 0 1 0 0 0 0 0 0 0 0		
<b>Felix Millan, R</b> (1, 4) <small>OBP: 0.329, SLG: 0.388</small>	0-3 K 			0-0 5-3 			0-0 3-1 		0-0 4-3 	4 0 0 0 0 1 1		
<b>Hank Aaron, R</b> (1, 9) <small>OBP: 0.380, SLG: 0.616</small>	0-3 K 			0-0 F7 			0-0 1-3 			3 0 0 0 0 1 0		
<b>Rico Carty, R</b> (1, 7) <small>OBP: 0.511, SLG: 0.742</small>			0-0 F2 		0-0 6-3 		4-0 			2 0 0 0 1 0 0		
<b>Orlando Cepeda, R</b> (1, 3) <small>OBP: 0.375, SLG: 0.552</small>			0-0 F7 		0-0 5-3 		0-0 FC5-4 			3 0 0 0 0 0 1		
<b>Tony Gonzalez, L</b> (1, 8) <small>OBP: 0.313, SLG: 0.363</small>			0-0 F8 		0-0 F9 			0-3 K 		3 0 0 0 0 1 0		
<b>Clete Boyer, R</b> (1, 5) <small>OBP: 0.270, SLG: 0.350</small>			0-0 F2 		0-0 			0-3 K 		3 1 1 1 0 1 0		
<b>Bob Tillman, R</b> (1, 2) <small>OBP: 0.282, SLG: 0.384</small>			0-3 K 		0-3 K 			0-3 K 		3 0 0 0 0 3 0		
<b>Pat Jarvis, R</b> (1, 1) <small>OBP: 0.086, SLG: 0.059</small> <b>Hal King, L</b> (9, PH) <small>OBP: 0.417, SLG: 0.459</small>			0-3 K 		0-3 K 			0-0 F9 		2 0 0 0 0 2 0 1 0 0 0 0 0 0		
<b>Inning Stats</b>	R: 0 H: 0 E: 0 LOB: 0 K: 2 BB: 0 S: 7 P: 7	R: 0 H: 0 E: 0 LOB: 0 K: 0 BB: 0 S: 3 P: 3	R: 0 H: 0 E: 0 LOB: 0 K: 2 BB: 0 S: 7 P: 7	R: 0 H: 0 E: 0 LOB: 0 K: 0 BB: 0 S: 3 P: 3	R: 0 H: 0 E: 0 LOB: 0 K: 0 BB: 0 S: 3 P: 3	R: 1 H: 1 E: 0 LOB: 0 K: 3 BB: 0 S: 10 P: 10	R: 0 H: 0 E: 0 LOB: 1 K: 0 BB: 1 S: 3 P: 7	R: 0 H: 0 E: 0 LOB: 0 K: 3 BB: 0 S: 9 P: 9	R: 0 H: 1 E: 0 LOB: 1 K: 0 BB: 0 S: 3 P: 3	1B: 1 SF: 0 2B: 0 SAC: 0 3B: 0 DP: 0 HR: 1 HBP: 0	WP: 0 PA: 29 PB: 0 SB: 0 CS: 0	
<b>PITCHER</b> <b>Jim Bunning, R</b> (1, 1) <small>ERA: 2.92</small> <b>Dick Selma, R</b> (6, 1) <small>ERA: 3.49</small>	IP WLS BF H R ER SO BB IBB HBP BLK WP HR S P ERA WHIP 5.1 W 17 1 1 1 5 0 0 0 0 0 0 1 27 27 1.69 0.188											<b>PITCHER</b> IP WLS BF H R ER SO BB IBB HBP BLK WP HR S P ERA WHIP 3.2 S 12 1 0 0 5 1 0 0 0 0 0 0 21 25 0.00 0.545

Atlanta Braves @ Philadelphia Phillies  
 Shibe Park, Philadelphia, PA  
 Tue Jun 09 1970, 7:05 PM EDT  
 Att. 15,810 - Unknown

AB	28
R	1
H	2
RBI	1
BB	1
SO	10
LOB	2





Batter	1	2	3	4	5	6	7	8	9	AB	R	H	RBI	BB	SO	LOB	BOTTOM		
Tony Taylor, R OBP: 0.347, SLG: 0.417 (1, 5) X	0-0 4-3 ①		0-3 K ①		0-0 F9 ③		0-0 G3 ③			4	0	0	0	0	1	2	<b>Atlanta Braves @ Philadelphia Phillies</b> Shibe Park, Philadelphia, PA Tue Jun 09 1970, 7:05 PM EDT Att. 15,810 - Unknown		
Denny Doyle, L OBP: 0.285, SLG: 0.323 (1, 4) X	0-0 E9 1B ②		4-0 CS BB ②			0-0 F9 ①		0-3 K ①	3	0	1	0	1	1	0				
Ron Stone, L OBP: 0.354, SLG: 0.466 (1, 7) X	0-0 4-3 ③		0-3 K ② ③			0-0 1B 1B		0-3 K ②	4	0	1	0	0	2	2				
Deron Johnson, R OBP: 0.310, SLG: 0.422 (1, 3) B B B		4-0 2B 1B BB		0-3 K ①		0-0 P4 ②		0-0 1B	3	1	1	0	1	1	1				
Byron Browne, R OBP: 0.317, SLG: 0.468 (1, 8) X		0-0 F9 ①		0-0 5-3 ②		0-0 1B ②		0-3 K ③	4	0	1	0	0	1	2				
Larry Hisle, R OBP: 0.319, SLG: 0.368 (1, 9) X		0-0 F7 ②		0-3 K ③		0-3 K ③			3	0	0	0	0	2	3				
Larry Bowa, S OBP: 0.279, SLG: 0.269 (1, 6) X		0-0 1B 2B ①			0-0 5-3 ①		0-0 P6 ①		3	1	1	0	0	0	0				
Doc Edwards, R OBP: 0.500, SLG: 0.455 (1, 2) X		0-0 1B ②			0-0 F5 ②		0-0 1B		3	0	2	2	0	0	0				
Jim Bunning, R OBP: 0.167, SLG: 0.091 (1, 1) X Dick Selma, R (6, 1)		0-0 1-3 ③			0-0 1B		0-3 K ②		2	0	1	0	0	0	1				
<b>Inning Stats</b>	R: 0 H: 1 E: 1 K: 0 S: 3	H: 1 LOB: 1 BB: 0 P: 3	R: 2 H: 2 E: 0 K: 0 S: 5	H: 2 LOB: 1 BB: 1 P: 9	R: 0 H: 0 E: 0 K: 2 S: 6	H: 0 LOB: 0 BB: 1 P: 10	R: 0 H: 0 E: 0 K: 2 S: 7	H: 0 LOB: 0 BB: 0 P: 7	R: 0 H: 1 E: 0 K: 0 S: 4	H: 2 LOB: 1 BB: 0 P: 4	R: 0 H: 2 E: 0 K: 1 S: 7	H: 2 LOB: 2 BB: 0 P: 7	R: 0 H: 1 E: 0 K: 1 S: 6	H: 1 LOB: 1 BB: 0 P: 6	R: 0 H: 1 E: 0 K: 3 S: 10	H: 1 LOB: 1 BB: 0 P: 10	1B: 7 2B: 1 3B: 0 HR: 0	SF: 0 SAC: 0 DP: 0 HBP: 0	WP: 0 PA: 32 PB: 0 SB: 0 CS: 1
PITCHER Pat Jarvis, R ERA: 3.05 (1, 1)	IP 8.0 WLS L BF 32 H 8 R 2 ER 2 SO 9	BB 2 IBB 0 HBP 0 BLK 0	WP 0 HR 0 S 48 P 56 ERA 2.25 WHIP 1.250					PITCHER	IP 8.0 WLS L BF 32 H 8 R 2 ER 2 SO 9	BB 2 IBB 0 HBP 0 BLK 0	WP 0 HR 0 S 48 P 56 ERA 2.25 WHIP 1.250								

livebaseballscores.com

**AB 30**  
**R 2**  
**H 8**  
**RBI 2**  
**BB 2**  
**SO 9**  
**LOB 12**



Batter	1	2	3	4	5	6	7	8	9	AB R H RBI BB SO LOB	TOP									
<b>Gil Garrido, R</b> (1, 6) OBP: 0.361, SLG: 0.392	0-0 P6	0-0 1B		0-0 F7		0-0 CS	0-0 FC6-4 1B	0-0 P6		5 1 2 0 0 0 1										
<b>Felix Millan, R</b> (1, 4) OBP: 0.322, SLG: 0.381	0-0 F8	0-0 SF9		0-0 6-3			0-0 5-3		0-0 6-3	4 0 0 1 0 0 1										
<b>Hank Aaron, R</b> (1, 9) OBP: 0.381, SLG: 0.608	0-0 S 1B	0-0 F9			0-0 F9		4-0 FC6-4 IBB		0-0 6-3	4 0 1 0 1 0 2										
<b>Rico Carty, R</b> (1, 7) OBP: 0.500, SLG: 0.722	0-0 3-1	0-0 F2			0-0 F9		0-0 FC6-4 1B		0-0 4-3	5 0 0 0 0 0 5										
<b>Orlando Cepeda, R</b> (1, 3) OBP: 0.377, SLG: 0.549		4-0 BB 1B BB		0-0 L7		0-0 6-3		0-0 1-2 1B		3 1 1 1 1 0 0										
<b>Tony Gonzalez, L</b> (1, 8) OBP: 0.311, SLG: 0.360		0-0 1-2 BB 1B		0-0 F5		0-3 K		0-0 P4		4 1 1 0 0 1 2										
<b>Clete Boyer, R</b> (1, 5) OBP: 0.279, SLG: 0.351		4-0 1B BB 1-2 2-3		4-0 BB		0-0 CS BB 1B		0-0 F8		2 1 1 0 2 0 0										
<b>Bob Tillman, R</b> (1, 2) OBP: 0.293, SLG: 0.382		0-0 1-3 2-H 3-H BB 1B		0-3 K		4-0 BB 1-2 BB		0-0 F7		3 1 1 2 1 1 1										
<b>George Stone, L</b> (1, 1) OBP: 0.306, SLG: 0.273		0-0 3-H 1B		0-0 F2		0-0 F2		0-0 1B		4 0 2 1 0 0 2										
<b>Inning Stats</b>	R: 0 E: 0 K: 0 S: 4	H: 1 LOB: 1 BB: 0 P: 4	R: 4 E: 0 K: 0 S: 7	H: 4 LOB: 2 BB: 2 P: 15	R: 0 E: 0 K: 1 S: 5	H: 0 LOB: 1 BB: 1 P: 9	R: 0 E: 0 K: 0 S: 3	H: 0 LOB: 0 BB: 0 P: 3	R: 0 E: 0 K: 1 S: 5	H: 1 LOB: 1 BB: 1 P: 9	R: 1 E: 0 K: 0 S: 5	H: 2 LOB: 2 BB: 1 P: 9	R: 0 E: 0 K: 0 S: 4	H: 1 LOB: 1 BB: 0 P: 4	R: 0 E: 0 K: 0 S: 3	H: 0 LOB: 0 BB: 0 P: 3	1B: 9 2B: 0 3B: 0 HR: 0	SF: 1 SAC: 0 DP: 0 HBP: 0	WP: 0 PB: 0 SB: 1 CS: 1	PA: 41
<b>PITCHER</b>	IP WLS BF H R ER SO BB IBB HBP BLK WP HR S P ERA WHIP																			
<b>Chris Short, L</b> (1, 1) ERA: 5.18	6.0 L 27 6 4 4 2 4 0 0 0 0 0 0 27 43 6.00 1.667																			
<b>Lowell Palmer, R</b> (7, 1) ERA: 4.0	2.0 10 3 1 1 0 0 0 1 0 0 0 0 9 13 4.50 1.500																			
<b>Barry Lersch, R</b> (9, 1) ERA: 3.66	1.0 3 0 0 0 0 0 0 0 0 0 0 0 3 3 0.00 0.000																			

Atlanta Braves @ Philadelphia Phillies  
 Shibe Park, Philadelphia, PA  
 Wed Jun 10 1970, 7:05 PM EDT  
 Att. 9,213 - Unknown

livebaseballscorecards.com

AB	34
R	5
H	9
RBI	5
BB	5
SO	2
LOB	14



Batter	1	2	3	4	5	6	7	8	9	AB R H RBI BB SO LOB
--------	---	---	---	---	---	---	---	---	---	----------------------

<b>Tony Taylor, R</b> <small>OBP: 0.351, SLG: 0.425</small> (1, 5) X	0-0  SH3-1 SF8 2B		0-0  5-3			0-3  K			0-0  BB 1B	4 1 2 0 0 1 0
<b>Larry Bowa, S</b> <small>OBP: 0.275, SLG: 0.264</small> (1, 6) X	0-0  SH3-1 2-3		0-0  F7			0-0  F9			0-0  F7	3 0 0 0 0 0 1
<b>Larry Hise, R</b> <small>OBP: 0.313, SLG: 0.362</small> (1, 9) X	0-0  SF8 3-H			0-0  F8			0-3  K		0-0  P6	3 0 0 1 0 1 1
<b>Deron Johnson, R</b> <small>OBP: 0.309, SLG: 0.416</small> (1, 3) X	0-0  F8			0-0  6-3			0-3  K		4-0  1-2 BB	3 0 0 0 1 1 0
<b>Rick Joseph, R</b> <small>OBP: 0.231, SLG: 0.432</small> (1, 7) X		0-0  F3		0-0  F3			0-0  4-3		0-0  P3	4 0 0 0 0 0 2
<b>Byron Browne, R</b> <small>OBP: 0.317, SLG: 0.464</small> (1, 8) X		0-0  G4-6-3 BB 1B			0-0  6-3			0-0  F8		3 0 1 0 0 0 0
<b>Terry Harmon, R</b> <small>OBP: 0.275, SLG: 0.200</small> (1, 4) X		4-0  G4-6-3 1-2 BB			0-0  4-3			4-0  FC6-4 BB		1 0 0 0 2 0 0
<b>Doc Edwards, R</b> <small>OBP: 0.400, SLG: 0.357</small> (1, 2) X		0-0  G4-6-3 1-2f 2-3			0-0  6-3			0-0  F9		3 0 0 0 0 0 3
<b>Chris Short, R</b> <small>OBP: 0.050, SLG: 0.053</small> (1, 1) X			0-3  K			0-3  K		0-0  FC6-4 1-2f		1 0 0 0 0 1 0
<b>Scott Reid, L</b> <small>OBP: 0.259, SLG: 0.136</small> (6, PH)										1 0 0 0 0 1 0
<b>Lowell Palmer, R</b> <small>OBP: 0.400, SLG: 0.556</small> (7, 1)										0 0 0 0 0 0 0
<b>Jim Hutto, R</b> <small>OBP: 0.261, SLG: 0.302</small> (8, PH)										1 0 0 0 0 0 1
<b>Barry Lersch, S</b> (9, 1)										0 0 0 0 0 0 0

Inning Stats	R: 1 E: 0 K: 0 S: 4	H: 1 LOB: 0 BB: 0 P: 4	R: 0 E: 0 K: 0 S: 3	H: 1 LOB: 1 BB: 1 P: 7	R: 0 E: 0 K: 1 S: 5	H: 0 LOB: 0 BB: 0 P: 5	R: 0 E: 0 K: 0 S: 3	H: 0 LOB: 0 BB: 0 P: 3	R: 0 E: 0 K: 0 S: 3	H: 0 LOB: 0 BB: 0 P: 3	R: 0 E: 0 K: 2 S: 7	H: 0 LOB: 0 BB: 0 P: 7	R: 0 E: 0 K: 2 S: 7	H: 0 LOB: 0 BB: 0 P: 7	R: 0 E: 0 K: 0 S: 3	H: 0 LOB: 1 BB: 1 P: 7	R: 0 E: 0 K: 0 S: 4	H: 1 LOB: 2 BB: 1 P: 8	1B: 2 2B: 1 3B: 0 HR: 0	SF: 1 SAC: 1 DP: 1 HBP: 0
--------------	------------------------------	---------------------------------	------------------------------	---------------------------------	------------------------------	---------------------------------	------------------------------	---------------------------------	------------------------------	---------------------------------	------------------------------	---------------------------------	------------------------------	---------------------------------	------------------------------	---------------------------------	------------------------------	---------------------------------	----------------------------------	------------------------------------

PITCHER	IP	WLS	BF	H	R	ER	SO	BB	IBB	HBP	BLK	WP	HR	S	P	ERA	WHIP
<b>George Stone, L</b> <small>ERA: 3.21</small> (1, 1)	9.0	W	32	3	1	1	5	3	0	0	0	0	0	39	51	1.00	0.667

**BOTTOM**

<b>Atlanta Braves @ Philadelphia Phillies</b> Shibe Park, Philadelphia, PA Wed Jun 10 1970, 7:05 PM EDT Att. 9,213 - Unknown	
<b>AB</b> 27 <b>R</b> 1 <b>H</b> 3 <b>RBI</b> 1 <b>BB</b> 3 <b>SO</b> 5 <b>LOB</b> 8	

WP	PA	ERA	WHIP
0	32		

Batter	1	2	3	4	5	6	7	8	9	AB R H RBI BB SO LOB	TOP
Gil Garrido, R OBP: 0.375, SLG: 0.405 (1, 6) X	0-0 F8		0-0 FC6-4 1B		0-0 G6-4-3 1B	0-0 E 1B			0-0 E3 L6-3	5 2 3 0 0 0 0	<b>Atlanta Braves @ Philadelphia Phillies</b> Shibe Park, Philadelphia, PA Thu Jun 11 1970, 7:05 PM EDT Att. 7,862 - Unknown
Felix Millan, R OBP: 0.324, SLG: 0.386 (1, 4) X	0-0 L5		0-0 FC6-4 3B		0-0 G6-4-3 1B	0-0 E2 1B		0-0 L6-3	5 2 2 0 0 0 2		
Hank Aaron, R OBP: 0.381, SLG: 0.606 (1, 9) X	0-0 P3		0-0 L7		4-0 G6-4-3 IBB	0-0 F8		0-0 2B	4 0 1 0 1 0 2		
Rico Carty, R OBP: 0.493, SLG: 0.719 (1, 7) X		0-0 4-3	0-0 1B 3B		0-0 G6-4-3		0-0 1-3	0-0 6-3	5 1 1 1 0 0 3		
Orlando Cepeda, R OBP: 0.384, SLG: 0.553 (1, 3) X		0-0 1B 1B	0-0 1B		0-0 1B		0-0 P4		4 0 3 2 0 0 0		
Tony Gonzalez, L OBP: 0.305, SLG: 0.352 (1, 8) X		0-0 F8	0-0 1-3		0-0 1-3		0-0 L7		4 0 0 0 0 0 3		
Clete Boyer, R OBP: 0.283, SLG: 0.348 (1, 5) X		4-0 1B BB		4-0 CS BB		0-3 K		0-0 F7	2 0 0 0 2 1 0		
Bob Tillman, R OBP: 0.302, SLG: 0.388 (1, 2) X		0-0 1B		0-0 P4		0-0 1B SH2-4 E 1B		0-0 5-3	4 1 2 0 0 0 1		
Jim Nash, R OBP: 0.111, SLG: 0.147 (1, 1) Hoyt Wilhelm, R (7, 1) Bob Priddy, R OBP: 0.600, SLG: 0.500 (8, 1)		0-3 K		0-3 K		0-0 SH2-4		0-0 1-4-3	2 0 0 0 0 2 4 1 0 0 0 0 0 0 0 0 0 0 0 0 0		
<b>Inning Stats</b>	R: 0 H: 0 E: 0 LOB: 0 K: 0 BB: 0 S: 3 P: 3	R: 0 H: 2 E: 0 LOB: 3 K: 1 BB: 1 S: 7 P: 11	R: 2 H: 3 E: 0 LOB: 1 K: 0 BB: 0 S: 6 P: 6	R: 0 H: 0 E: 0 LOB: 1 K: 1 BB: 1 S: 4 P: 8	R: 2 H: 3 E: 0 LOB: 1 K: 0 BB: 1 S: 5 P: 9	R: 2 H: 3 E: 1 LOB: 1 K: 1 BB: 0 S: 8 P: 8	R: 0 H: 0 E: 0 LOB: 0 K: 0 BB: 0 S: 3 P: 3	R: 0 H: 0 E: 0 LOB: 0 K: 0 BB: 0 S: 3 P: 3	R: 0 H: 1 E: 1 LOB: 1 K: 0 BB: 0 S: 4 P: 4	1B: 9 SF: 0 2B: 4 SAC: 1 3B: 1 DP: 3 HR: 0 HBP: 0	WP: 0 PA: 40 PB: 0 SB: 2 CS: 1
<b>PITCHER</b>	IP WLS BF H R ER SO BB IBB HBP BLK WP HR S P ERA WHIP										
Rick Wise, R ERA: 4.0 (1, 1)	7.0 L 33 11 6 4 3 2 1 0 0 0 0 0 36 48 5.14 1.857										
Bill Wilson, R ERA: 3.25 (8, 1)	2.0 7 1 0 0 0 0 0 0 0 0 0 0 7 7 0.00 0.500										

livebaseballscorecards.com

**AB** 36  
**R** 6  
**H** 12  
**RBI** 3  
**BB** 3  
**SO** 3  
**LOB** 15



Batter	1	2	3	4	5	6	7	8	9	AB	R	H	RBI	BB	SO	LOB
Tony Taylor, R OBP: 0.346, SLG: 0.415 (1, 5) (9, 4)	0-0 6-3		0-0 3-1		0-0 6-3		4-0 BB BB BB BB		0-3 K	4	0	0	1	1	1	0
Oscar Gamble, L OBP: 0.162, SLG: 0.167 (1, 9) (9, 4)	0-0 4-3		0-0 1B 2B			0-3 K	4-0 BB BB BB BB		0-0 4-3	4	1	1	1	1	1	0
Ron Stone, L OBP: 0.350, SLG: 0.457 (1, 7) (9, 3)	0-0 F8		0-0 2-H 1B			0-0 G3	0-0 G4-6-3 1-2f			4	0	1	1	0	0	3
Deron Johnson, R OBP: 0.317, SLG: 0.425 (1, 3) (9, 5)		0-0 FC6-5 2B	0-0 F9			4-0 BB		0-0 FC6-4 1B		3	0	2	0	1	0	1
Scott Reid, L OBP: 0.226, SLG: 0.115 (1, 8) (9, 7)		0-3 K		0-0 F8		0-0 F8		0-0 F8		4	0	0	0	0	1	3
Terry Harmon, R OBP: 0.256, SLG: 0.184 Byron Browne, R OBP: 0.315, SLG: 0.460 (1, 4) (8, PH) (9, 7)		0-0 FC6-5 1B 2-3		0-0 F9			0-0 F9	0-0 FC6-4 FC4-6 1-2f		3	0	0	0	0	0	1
Larry Bowa, S OBP: 0.279, SLG: 0.269 (1, 6) (9, 7)		0-0 1-2 1B		0-0 4-3			0-0 BB BB 1B 1B	0-0 FC4-6 1-2f		4	1	2	0	0	0	1
Doc Edwards, R OBP: 0.368, SLG: 0.333 (1, 2) (9, 7)		0-0 5-3			0-0 1-3		0-0 BB BB BB 1B		0-0 G3	4	1	1	0	0	0	2
Rick Wise, R OBP: 0.207, SLG: 0.148 Rick Joseph, R OBP: 0.250, SLG: 0.432 Bill Wilson, R OBP: 0.277, SLG: 0.386 (1, 1) (7, PH) (8, 1) (9, PH)			0-3 K		0-0 P6		4-0 BB BB BB BB		0-0 HR	2	0	0	0	0	1	0

Inning Stats	R: 0	H: 0	E: 0	K: 0	S: 3	H: 0	LOB: 0	BB: 0	P: 3	R: 0	H: 2	E: 0	K: 1	S: 7	H: 2	LOB: 2	BB: 0	P: 7	R: 1	H: 2	E: 0	K: 1	S: 7	H: 0	LOB: 0	BB: 0	P: 3	R: 0	H: 0	E: 0	K: 0	S: 3	R: 0	H: 0	E: 0	K: 1	S: 5	H: 0	LOB: 1	BB: 1	P: 9	R: 2	H: 2	E: 0	K: 0	S: 4	H: 1	LOB: 1	BB: 0	P: 4	R: 1	H: 1	E: 0	K: 1	S: 6	H: 1	LOB: 0	BB: 0	P: 6	1B: 5	SF: 0	2B: 2	SAC: 0	3B: 0	DP: 1	HR: 1	HBP: 0	WP: 0	PA: 38
--------------	------	------	------	------	------	------	--------	-------	------	------	------	------	------	------	------	--------	-------	------	------	------	------	------	------	------	--------	-------	------	------	------	------	------	------	------	------	------	------	------	------	--------	-------	------	------	------	------	------	------	------	--------	-------	------	------	------	------	------	------	------	--------	-------	------	-------	-------	-------	--------	-------	-------	-------	--------	-------	--------

PITCHER	IP	WLS	BF	H	R	ER	SO	BB	IBB	HBP	BLK	WP	HR	S	P	ERA	WHIP
Jim Nash, R ERA: 3.47 (1, 1)	6.1	W	28	6	3	3	3	3	3	0	0	0	0	31	43	4.26	1.421
Hoyt Wilhelm, R ERA: 3.44 (7, 1)	0.2		3	1	0	0	0	1	0	0	0	0	0	2	6	0.00	3.000
Bob Priddy, R ERA: 5.82 (8, 1)	2.0	S	7	1	1	1	1	0	0	0	0	0	1	9	9	4.50	0.500

BOTTOM

Atlanta Braves @ Philadelphia Phillies  
 Shibe Park, Philadelphia, PA  
 Thu Jun 11 1970, 7:05 PM EDT  
 Att. 7,862 - Unknown

livebaseballscores.com

AB	34
R	4
H	8
RBI	4
BB	4
SO	4
LOB	12



Batter	1	2	3	4	5	6	7	8	9	AB R H RBI BB SO LOB	TOP									
<b>Gil Garrido, R</b> (1, 6) OBP: 0.359, SLG: 0.386	0-0 5-3		0-0 E6		0-0 F8		0-0 G6-3			4 0 0 0 0 0 4										
<b>Felix Millan, R</b> (1, 4) OBP: 0.322, SLG: 0.388	0-0 2B		0-0 F3		0-0 P4		0-0 F8			4 0 1 0 0 0 4										
<b>Hank Aaron, R</b> (1, 9) OBP: 0.383, SLG: 0.609	0-3 K		0-3 K			0-0 G4-6-3 1B		0-0 4-3 2B		4 0 2 0 0 2 3										
<b>Rico Carty, R</b> (1, 7) OBP: 0.489, SLG: 0.708	0-0 1-3			4-0 BB		0-0 G4-6-3		0-0 4-3		3 0 0 0 1 0 3										
<b>Orlando Cepeda, R</b> (1, 3) OBP: 0.362, SLG: 0.562		0-0 5-3		0-0 P6		0-0 HR		0-0 5-3		4 1 1 1 0 0 2										
<b>Tony Gonzalez, L</b> (1, 8) OBP: 0.304, SLG: 0.350		0-0 1-3		0-0 F8		0-0 1B		0-0 F8		4 0 1 0 0 0 2										
<b>Clete Boyer, R</b> (1, 5) OBP: 0.276, SLG: 0.340		0-0 F8		0-0 F8		0-0 F2			0-3 K	4 0 0 0 0 1 2										
<b>Bob Tillman, R</b> (1, 2) OBP: 0.315, SLG: 0.390			0-0 FC4-6 1B		0-0 1-3		4-0 G6-3 1B BB		0-0 F8	2 0 1 0 1 0 0	<b>AB 33</b>									
<b>Hal King, L</b> (7, 2) OBP: 0.408, SLG: 0.447										1 0 0 0 0 0 0	<b>R 1</b>									
<b>Phil Niekro, R</b> (1, 1) OBP: 0.162, SLG: 0.114			0-0 FC4-6		4-0 BB		0-0 G6-3 1B		0-0 F3	1 0 0 0 1 0 1	<b>H 7</b>									
<b>Sonny Jackson, L</b> (7, PH) OBP: 0.398, SLG: 0.341										1 0 1 0 0 0 0	<b>RBI 1</b>									
<b>Larry Jaster, L</b> (7, 1)										0 0 0 0 0 0 0	<b>BB 3</b>									
<b>Bob Aspromonte, R</b> (9, PH) OBP: 0.211, SLG: 0.167										1 0 0 0 0 0 0	<b>SO 3</b>									
<b>Inning Stats</b>	R: 0 E: 0 K: 1 S: 6	H: 1 LOB: 1 BB: 0 P: 6	R: 0 E: 0 K: 0 S: 3	H: 0 LOB: 0 BB: 0 P: 3	R: 0 E: 1 K: 1 S: 7	H: 1 LOB: 2 BB: 0 P: 7	R: 0 E: 0 K: 0 S: 3	H: 0 LOB: 1 BB: 1 P: 7	R: 0 E: 0 K: 0 S: 3	H: 0 LOB: 1 BB: 1 P: 7	R: 1 E: 0 K: 0 S: 5	H: 3 LOB: 1 BB: 0 P: 5	R: 0 E: 0 K: 0 S: 4	H: 1 LOB: 1 BB: 0 P: 4	R: 0 E: 0 K: 1 S: 5	H: 0 LOB: 0 BB: 0 P: 5	1B: 4 2B: 2 3B: 0 HR: 1	SF: 0 SAC: 0 DP: 2 HBP: 0	WP: 0 PB: 0 SB: 0 CS: 0	PA: 36
<b>PITCHER</b>	IP WLS BF H R ER SO BB IBB HBP BLK WP HR S P ERA WHIP																			
<b>Gary Gentry, R</b> (1, 1) ERA: 3.31	7.0 W 29 6 1 1 2 3 0 0 0 0 0 1 30 42 1.29 1.286																			
<b>Ron Taylor, R</b> (8, 1) ERA: 2.16	2.0 S 7 1 0 0 1 0 0 0 0 0 0 0 9 9 0.00 0.500																			

Atlanta Braves @ New York Mets  
Shea Stadium, Flushing, NY  
Fri Jun 12 1970, 7:05 PM EDT  
Att: 46,710 - Cloudy

livebaseballscorecards.com



Batter	1	2	3	4	5	6	7	8	9
<b>Tommie Agee, R</b> OBP: 0.332, SLG: 0.434 (1, 8) X	0-0 F9 ①			0-0 HR	0-0 PB S 1B		0-0 1B SH3-4 SF8 1B	0-0 HR	
<b>Bud Harrelson, S</b> OBP: 0.399, SLG: 0.390 (1, 6) X	0-0 F7 ②			0-0 F8 ① X	0-0 1H 1B 1B		0-0 SH3-4 ① X	0-0 F8 ③	
<b>Cleon Jones, R</b> OBP: 0.299, SLG: 0.314 (1, 7) S S S	0-3 K ③			0-0 S 1B	0-0 1-2 1B		0-0 2-3 1B		
<b>Art Shamsky, L</b> OBP: 0.392, SLG: 0.509 (1, 3)		0-3 K ①		0-0 6-3 ② X	0-0 1-3 2-H 1B		0-0 SF8 ②		
<b>Ron Taylor, R</b> (8, 1)				0-0 1-2			0-0 3-H ③		
<b>Dave Marshall, L</b> OBP: 0.324, SLG: 0.476 (1, 9) X		0-0 3-1 ②		0-0 WP S 1B	0-0 F8 ③		0-0 F9 ③		
<b>Ken Boswell, L</b> OBP: 0.329, SLG: 0.362 (1, 4) S S S S		0-3 K ③		4-0 1-3 BB		0-0 4-3 FC2 2B		0-3 K ①	
<b>Wayne Garrett, L</b> OBP: 0.410, SLG: 0.438 (1, 5) X			0-0 G1-6-3 1B	0-0 6-3 ③		0-0 4-3 ①		0-0 HR 1B	
<b>Jerry Grote, R</b> OBP: 0.213, SLG: 0.246 (1, 2) X			0-0 G1-6-3 ① ②		0-0 1-6-3 ① X	0-0 FC2 ②		0-0 F8 ②	
<b>Gary Gentry, R</b> OBP: 0.097, SLG: 0.034 (1, 1) S S S S			0-3 K ③		0-3 K ② X	0-0 6-3 ③		0-0 1-H HR	
<b>Mike Jorgensen, L</b> OBP: 0.302, SLG: 0.418 (8, 3) S S S S									

Inning Stats	R: 0	H: 0	E: 0	K: 1	S: 5	LOB: 0	BB: 0	P: 5
	0	0	0	2	7	0	0	7
	0	0	0	0	0	0	0	0
	0	1	0	1	5	0	0	5
	2	3	0	0	10	2	1	9
	0	1	0	0	4	0	0	4
	1	2	0	0	5	1	0	8
	3	3	0	0	8	0	0	8
	0	0	0	0	2	0	0	1
	0	0	0	0	0	0	0	0

PITCHER	IP	WLS	BF	H	R	ER	SO	BB	IBB	HBP	BLK	WP	HR	S	P	ERA	WHIP
<b>Phil Niekro, R</b> ERA: 3.83 (1, 1)	6.0	L	27	8	4	3	5	1	0	0	0	1	1	36	40	4.50	1.500
<b>Larry Jaster, L</b> ERA: 6.38 (7, 1)	2.0		11	5	4	4	1	0	0	0	0	0	2	13	13	18.00	2.500

**BOTTOM**

AB	R	H	RBI	BB	SO	LOB
5	4	4	2	0	0	0
4	1	1	1	0	0	0
4	1	2	0	0	1	1
3	0	1	2	0	1	1
0	0	0	0	0	0	0
4	0	1	1	0	0	3
3	0	1	0	1	2	0
4	1	2	0	0	0	3
4	0	0	0	0	0	3
3	0	0	0	0	2	1
1	1	1	2	0	0	0

<b>AB</b>	<b>35</b>
<b>R</b>	<b>8</b>
<b>H</b>	<b>13</b>
<b>RBI</b>	<b>8</b>
<b>BB</b>	<b>1</b>
<b>SO</b>	<b>6</b>
<b>LOB</b>	<b>12</b>



WP	PA	3B	SAC	DP	HBP	ERA	WHIP
1	38	0	1	1	0		
1		0					
3							
0							

**Atlanta Braves @ New York Mets**  
**Shea Stadium, Flushing, NY**  
 Fri Jun 12 1970, 7:05 PM EDT  
 Att: 46,710 - Cloudy

livebaseballscorecards.com

Batter	1	2	3	4	5	6	7	8	9	AB R H RBI BB SO LOB	TOP
<b>Gil Garrido, R</b> (1, 6) OBP: 0.354, SLG: 0.374	4-0 BB G6-3		0-0 F9			0-0 P3		0-0 F8		3 0 0 0 1 0 1	
<b>Felix Millan, R</b> (1, 4) OBP: 0.321, SLG: 0.386	0-0 G6-3 1-2f		0-0 F9			0-0 F8		0-0 FC6-4 1B		4 0 1 0 0 0 1	
<b>Hank Aaron, R</b> (1, 9) OBP: 0.377, SLG: 0.597	0-3 K		0-0 P6			0-3 K		0-0 FC6-4 WP 1-2f		4 0 0 0 0 2 1	
<b>Rico Carty, R</b> (1, 7) OBP: 0.489, SLG: 0.709		0-0 2B	0-0 F7			0-0 1B		0-3 K 1-2		4 0 2 0 0 1 1	
<b>Orlando Cepeda, R</b> (1, 3) OBP: 0.375, SLG: 0.551		0-0 P6			0-0 5-3		0-0 F8		0-0 P6	4 0 0 0 0 0 3	
<b>Tony Gonzalez, L</b> (1, 8) OBP: 0.304, SLG: 0.349		0-3 K			0-0 1-3			0-0 5-3 1B 1B		3 1 1 0 0 1 1	
<b>Clete Boyer, R</b> (1, 5) OBP: 0.274, SLG: 0.335		0-0 6-3			0-0 F9			0-0 F8		3 0 0 0 0 0 2	
<b>Bob Tillman, R</b> (1, 2) OBP: 0.304, SLG: 0.376			0-0 F8			0-0 6-3		0-0 5-3		3 0 0 0 0 0 1	
<b>Mike McQueen, L</b> (1, 1) <b>Milt Pappas, R</b> (4, 1) <b>Bob Aspromonte, R</b> (8, PH) <b>Ron Kline, R</b> (8, 1)			0-0 F5			0-3 K		0-0 2-H 1B		1 0 0 0 0 0 0 1 0 0 0 0 1 0 1 0 1 1 0 0 0 0 0 0 0 0 0 0	
<b>Inning Stats</b>	R: 0 E: 0 K: 1 S: 4 H: 0 LOB: 0 BB: 1 P: 8	R: 0 E: 0 K: 1 S: 6 H: 1 LOB: 1 BB: 0 P: 6	R: 0 E: 0 K: 0 S: 3 H: 0 LOB: 0 BB: 0 P: 3	R: 0 E: 0 K: 0 S: 3 H: 0 LOB: 0 BB: 0 P: 3	R: 0 E: 0 K: 0 S: 3 H: 0 LOB: 0 BB: 0 P: 3	R: 0 E: 0 K: 1 S: 5 H: 0 LOB: 0 BB: 0 P: 5	R: 0 E: 0 K: 1 S: 6 H: 1 LOB: 1 BB: 0 P: 6	R: 1 E: 0 K: 0 S: 5 H: 2 LOB: 1 BB: 0 P: 5	R: 0 E: 0 K: 1 S: 6 H: 1 LOB: 1 BB: 0 P: 6	1B: 4 2B: 1 3B: 0 HR: 0 SF: 0 SAC: 0 DP: 1 HBP: 0	WP: 1 PB: 0 SB: 0 CS: 0 PA: 32
<b>PITCHER</b> <b>Ray Sadecki, L</b> (1, 1) ERA: 2.81	IP: 9.0 WLS: W BF: 32 H: 5 R: 1 ER: 1 SO: 5 BB: 1 IBB: 0 HBP: 0 BLK: 0 WP: 1 HR: 0 S: 41 P: 45 ERA: 1.00 WHIP: 0.667										

**Atlanta Braves @ New York Mets**  
Shea Stadium, Flushing, NY  
Sat Jun 13 1970, 7:05 PM EDT  
Att: 41,515 - Unknown

[livebaseballscorecards.com](http://livebaseballscorecards.com)

**AB 31**  
**R 1**  
**H 5**  
**RBI 1**  
**BB 1**  
**SO 5**  
**LOB 11**





Batter	1	2	3	4	5	6	7	8	9	AB	R	H	RBI	BB	SO	LOB
<b>Tommie Agee, R</b> OBP: 0.335, SLG: 0.453 (1, 8) S S S	0-3 K		0-0 HR	0-0 1B 2B			0-0 P4			4	1	2	2	0	1	0
<b>Bud Harrelson, S</b> OBP: 0.405, SLG: 0.394 (1, 6) B B B B	4-0 F9-4 1B BB		0-0 2B 1B	0-0 L4-3 1B			0-3 K			3	0	2	1	1	1	0
<b>Cleon Jones, R</b> OBP: 0.302, SLG: 0.323 (1, 7) X	0-0 1-2 1B		0-0 1-3 2B	0-0 L4-3			0-0 4-1			4	0	2	0	0	0	2
<b>Donn Clendenon, R</b> OBP: 0.325, SLG: 0.505 (1, 3) X	0-0 F9-4		0-0 L6		0-3 K			0-0 2B		4	0	1	0	0	1	4
<b>Ron Swoboda, R</b> OBP: 0.320, SLG: 0.361 (1, 9) X		0-0 5-3	0-0 F8		0-0 5-3			0-3 K		4	0	0	0	0	1	3
<b>Joe Foy, R</b> OBP: 0.364, SLG: 0.320 (1, 5) X		0-0 P6		0-0 1B 1B	0-3 K			0-0 F8		4	1	1	0	0	1	1
<b>Duffy Dyer, R</b> OBP: 0.322, SLG: 0.216 (1, 2) B B B B		4-0 BB		0-0 1B 2B 1B			0-0 4-3			3	1	1	0	1	0	1
<b>Al Weis, S</b> OBP: 0.288, SLG: 0.305 (1, 4) X		0-0 6-3		0-0 2B 1B 1B			0-0 P4			3	1	1	1	0	0	1
<b>Ray Sadecki, L</b> OBP: 0.176, SLG: 0.125 (1, 1) S S S			0-0 F9	0-3 K			0-0 3-1			3	0	0	0	0	1	2

Inning Stats	R: 0	H: 1	E: 0	K: 1	S: 5	LOB: 1	BB: 1	P: 9	R: 0	H: 0	E: 0	K: 0	S: 3	LOB: 1	BB: 1	P: 7	R: 1	H: 3	E: 0	K: 0	S: 6	LOB: 2	BB: 0	P: 6	R: 3	H: 5	E: 0	K: 1	S: 9	LOB: 1	BB: 0	P: 9	R: 0	H: 0	E: 0	K: 2	S: 7	LOB: 0	BB: 0	P: 7	R: 0	H: 0	E: 0	K: 0	S: 3	LOB: 0	BB: 0	P: 3	R: 0	H: 0	E: 0	K: 1	S: 5	LOB: 0	BB: 0	P: 5	R: 0	H: 1	E: 0	K: 1	S: 6	LOB: 1	BB: 0	P: 6
--------------	------	------	------	------	------	--------	-------	------	------	------	------	------	------	--------	-------	------	------	------	------	------	------	--------	-------	------	------	------	------	------	------	--------	-------	------	------	------	------	------	------	--------	-------	------	------	------	------	------	------	--------	-------	------	------	------	------	------	------	--------	-------	------	------	------	------	------	------	--------	-------	------

PITCHER	IP	WLS	BF	H	R	ER	SO	BB	IBB	HBP	BLK	WP	HR	S	P	ERA	WHIP
<b>Mike McQueen, L</b> ERA: 7.71 (1, 1)	3.1	L	19	8	4	4	2	2	0	0	0	0	1	21	29	10.80	3.000
<b>Milt Pappas, R</b> ERA: 6.48 (4, 1)	3.2		11	1	0	0	3	0	0	0	0	0	0	17	17	0.00	0.273
<b>Ron Kline, R</b> ERA: 7.11 (8, 1)	1.0		4	1	0	0	1	0	0	0	0	0	0	6	6	0.00	1.000


**BOTTOM**

**AB 32**  
**R 4**  
**H 10**  
**RBI 4**  
**BB 2**  
**SO 6**  
**LOB 14**

**WP: 0** **PA: 34**  
**PB: 0**  
**SB: 0**  
**CS: 0**

**1B: 6** **SF: 0**  
**2B: 5** **SAC: 0**  
**3B: 0** **DP: 2**  
**HR: 1** **HBP: 0**

**Atlanta Braves @ New York Mets**  
**Shea Stadium, Flushing, NY**  
Sat Jun 13 1970, 7:05 PM EDT  
Att. 41,515 - Unknown



PITCHER	IP	WLS	BF	H	R	ER	SO	BB	IBB	HBP	BLK	WP	HR	S	P	ERA	WHIP
---------	----	-----	----	---	---	----	----	----	-----	-----	-----	----	----	---	---	-----	------

Batter	1	2	3	4	5	6	7	8	9	AB R H RBI BB SO LOB	TOP											
<b>Gil Garrido, R</b> OBP: 0.350, SLG: 0.368 (1, 6) X	0-0 1B SF8 1B	0-0 F7		0-0 1-3			0-3 K			4 1 1 0 0 1 1												
<b>Felix Millan, R</b> OBP: 0.324, SLG: 0.396 (1, 4) X	0-0 1-3 1B 1B		0-0 L7			0-0 SF7 3B	0-0 F8			4 2 2 0 0 0 0												
<b>Hank Aaron, R</b> OBP: 0.374, SLG: 0.594 (1, 9) X	0-0 SF8		4-0 E S 1B BB			0-0 SF7		0-0 F7		1 1 0 2 1 0 0												
<b>Rico Carty, R</b> OBP: 0.494, SLG: 0.709 (1, 7) X	0-0 3-H 2-H 1B		0-0 1-H 1B			0-0 4-3		0-0 G6-4-3 1B		4 0 3 2 0 0 0												
<b>Orlando Cepeda, R</b> OBP: 0.369, SLG: 0.540 (1, 3) X	0-0 F8		0-0 F9			0-0 F3		0-0 G6-4-3 1-2f		4 0 0 0 0 0 3												
<b>Tony Gonzalez, L</b> OBP: 0.299, SLG: 0.342 (1, 8) X	0-0 F7		0-0 4-3			0-0 F7		0-0 4-3		4 0 0 0 0 0 2												
<b>Clete Boyer, R</b> OBP: 0.269, SLG: 0.328 (1, 5) X		0-0 F7		0-0 5-3		0-3 K		0-0 5-3		4 0 0 0 0 1 0												
<b>Bob Tillman, R</b> OBP: 0.305, SLG: 0.409 (1, 2) X		0-0		0-3 K		0-3 K		0-0 F7		3 1 1 1 0 2 0												
<b>Bob Priddy, R</b> OBP: 0.600, SLG: 0.500 (6, 1) X										0 0 0 0 0 0 0												
<b>Sonny Jackson, L</b> OBP: 0.395, SLG: 0.338 (9, PH) X										1 0 0 0 0 0 0												
<b>Pat Jarvis, R</b> OBP: 0.108, SLG: 0.111 (1, 1) X		0-0 P6		0-0 2B			0-0 G3			2 0 1 0 0 0 0												
<b>Hal King, L</b> OBP: 0.400, SLG: 0.436 (6, 2) X										1 0 0 0 0 0 0												
<b>Inning Stats</b>	R: 2 E: 0 K: 0 S: 6	H: 3 LOB: 1 BB: 0 P: 6	R: 1 E: 0 K: 0 S: 4	H: 1 LOB: 0 BB: 0 P: 4	R: 1 E: 1 K: 0 S: 4	H: 1 LOB: 1 BB: 1 P: 8	R: 0 E: 0 K: 1 S: 6	H: 1 LOB: 1 BB: 0 P: 6	R: 1 E: 0 K: 0 S: 4	H: 1 LOB: 0 BB: 0 P: 4	R: 0 E: 0 K: 2 S: 7	H: 0 LOB: 0 BB: 0 P: 7	R: 0 E: 0 K: 1 S: 5	H: 0 LOB: 0 BB: 0 P: 5	R: 0 E: 0 K: 0 S: 3	H: 1 LOB: 0 BB: 0 P: 3	R: 0 E: 0 K: 0 S: 3	H: 0 LOB: 0 BB: 0 P: 3	1B: 5 2B: 1 3B: 1 HR: 1	SF: 2 SAC: 0 DP: 1 HBP: 0	WP: 0 PB: 0 SB: 1 CS: 0	PA: 35
<b>PITCHER</b> <b>Tom Seaver, R</b> ERA: 2.41 (1, 1)	IP: 9.0 WLS: W BF: 35 H: 8 R: 5 ER: 5 SO: 4 BB: 1 IBB: 0 HBP: 0 BLK: 0 WP: 0 HR: 1 S: 42 P: 46 ERA: 5.00 WHIP: 1.000																					

Atlanta Braves @ New York Mets  
Shea Stadium, Flushing, NY  
Sun Jun 14 1970, 3:33 AM EDT  
Att: 52,674 - Sunny

livebaseballscorecards.com

AB	32
R	5
H	8
RBI	5
BB	1
SO	4
LOB	6



Batter	1	2	3	4	5	6	7	8	9
<b>Tommy Agee, R</b> OBP: 0.336, SLG: 0.457 (1, 8) X	0-0 G1 4-3 2B	0-3 K		0-0 6-3		0-0 FC1-2-5 1B 1-2 3-H PB		0-0 CS 1B	
<b>Bud Harrelson, S</b> OBP: 0.406, SLG: 0.406 (1, 6) X	0-0 G1 2-3		0-0 F8		0-0 1B 3B	0-0 1-3 2-H PB 1B		0-0 CS 1-2	
<b>Cleon Jones, R</b> OBP: 0.297, SLG: 0.316 (1, 7) X	0-0 4-3		0-0 5-3		0-0 L6	0-0 1-2 3-H F8			
<b>Art Shamsky, L</b> OBP: 0.400, SLG: 0.512 (1, 3) X	0-0 1B		0-0 BB		0-0 HR 1B	0-0 4-3			
<b>Dave Marshall, L</b> OBP: 0.306, SLG: 0.448 (1, 9) S	0-3 K		0-3 K		0-0 F8		0-0 F9		
<b>Wayne Garrett, L</b> OBP: 0.414, SLG: 0.478 (1, 4) X		0-0 3-1		0-0 2B BB	0-0 1-H HR		0-0 F3		
<b>Joe Foy, R</b> OBP: 0.366, SLG: 0.327 (1, 5) X		0-0 P6		0-0 F8 1-H 2B	0-0 F7		0-0 CS BB		
<b>Duffy Dyer, R</b> OBP: 0.330, SLG: 0.221 (1, 2) X		0-0 1B 1B		0-0 F8 2-3		0-0 E FC1-2-5 BB	0-0 CS 1-2	0-0 F8	
<b>Tom Seaver, R</b> OBP: 0.191, SLG: 0.178 (1, 1) X		0-0 1B		0-0 F9		0-0 E5 FC1-2-5 1B		0-0 F8	

Inning Stats	R: 1	H: 2	E: 0	K: 1	S: 7	LOB: 1	BB: 0	P: 7	R: 0	H: 2	E: 0	K: 1	S: 7	LOB: 2	BB: 0	P: 7	R: 0	H: 0	E: 0	K: 1	S: 5	LOB: 1	BB: 1	P: 9	R: 1	H: 1	E: 0	K: 0	S: 4	LOB: 1	BB: 1	P: 8	R: 3	H: 3	E: 0	K: 0	S: 6	LOB: 0	BB: 0	P: 6	R: 2	H: 1	E: 1	K: 0	S: 5	LOB: 1	BB: 1	P: 9	R: 0	H: 0	E: 0	K: 0	S: 2	LOB: 0	BB: 1	P: 6	R: 0	H: 1	E: 0	K: 0	S: 3	LOB: 0	BB: 0	P: 3
<b>Pat Jarvis, R</b> ERA: 3.33 (1, 1)	5.1	WLS: L	BF: 29	H: 9	R: 7	ER: 5	SO: 3	BB: 3	IBB: 0	HBP: 0	BLK: 0	WP: 0	HR: 1	S: 32	P: 44	ERA: 8.44	WHIP: 2.250																																															
<b>Bob Priddy, R</b> ERA: 5.18 (6, 1)	2.2		8	1	0	0	0	1	0	0	0	0	0	7	11	0.00	0.750																																															


**BOTTOM**

**Atlanta Braves @ New York Mets**  
Shea Stadium, Flushing, NY

Sun Jun 14 1970, 3:33 AM EDT  
Att. 52,674 - Sunny

livebaseballscorecards.com

<b>AB</b>	<b>33</b>
<b>R</b>	<b>7</b>
<b>H</b>	<b>10</b>
<b>RBI</b>	<b>6</b>
<b>BB</b>	<b>4</b>
<b>SO</b>	<b>3</b>
<b>LOB</b>	<b>15</b>



1B: 6	SF: 0	WP: 0	PA: 39
2B: 2	SAC: 0	PB: 1	
3B: 1	DP: 0	SB: 0	
HR: 1	HBP: 0	CS: 2	

**Atlanta Braves @ Montreal Expos**  
 Jarry Park, Montreal, QB  
 Tue Jun 16 1970, 7:05 PM EDT  
 Att: 19,027 - Unknown

livebaseballscorecards.com

<b>AB</b>	<b>39</b>
<b>R</b>	<b>7</b>
<b>H</b>	<b>15</b>
<b>RBI</b>	<b>6</b>
<b>BB</b>	<b>5</b>
<b>SO</b>	<b>2</b>
<b>LOB</b>	<b>18</b>



AB R H RBI BB SO LOB

5	2	3	0	0	0	0
4	2	2	0	1	0	2
4	1	2	2	1	1	1
5	0	2	1	0	0	3
5	1	1	1	0	0	6
4	0	2	1	1	0	0
3	0	0	0	2	0	1
5	0	2	1	0	0	4
3	1	1	0	0	1	1
1	0	0	0	0	0	0
0	0	0	0	0	0	0
0	0	0	0	0	0	0

1B:	12	SF:	0
2B:	2	SAC:	0
3B:	1	DP:	0
HR:	0	HBP:	0
WP:	2	PA:	44
PB:	0		
SB:	1		
CS:	1		

Batter	1	2	3	4	5	6	7	8	9
<b>Gil Garrido, R</b> (1, 6) OBP: 0.362, SLG: 0.400	0-0 1B 3B	0-0 WP 1-2 1B	0-0 F8		0-0 6-3		0-0 CS 1B		
<b>Felix Millan, R</b> (1, 4) OBP: 0.329, SLG: 0.398	0-0 1-3	4-0 1-3 2-H 1B BB	0-0 BB 2B 1B		0-0 1B 1B		0-0 F5 1-2		
<b>Hank Aaron, R</b> (1, 9) OBP: 0.379, SLG: 0.592	0-0 4-3 S 2B 1B	0-0 BB 1-2 1B	4-0 2B 1-2 BB		0-0 F8			0-3 K	
<b>Rico Carty, R</b> (1, 7) OBP: 0.492, SLG: 0.707	0-0 3-H 4-3 1-3 1B	0-0 3-H F8	0-0 1-3 2-H 2B		0-0 1-2 1B			0-0 F7	
<b>Orlando Cepeda, R</b> (1, 3) OBP: 0.365, SLG: 0.537	0-0 3-H BB 1B 2B	0-0 F9	0-0 F8		0-0 5-3			0-0 F9	
<b>Tony Gonzalez, L</b> (1, 8) OBP: 0.306, SLG: 0.345	4-0 1B IBB	0-0 1-2 2-H 1B		0-0 F8		0-0 G3		0-0 E 1-3 5-3 1B	
<b>Clete Boyer, R</b> (1, 5) OBP: 0.272, SLG: 0.323	4-0 1-2 2-3 1B BB	4-0 1-2 2-3 BB		0-0 F9		0-0 6-3		0-0 1-3 1-2	
<b>Bob Didier, S</b> (1, 2) OBP: 0.217, SLG: 0.186	0-0 1-2 2-H 3-H 1B	0-0 6-3		0-0 1B		0-0 G3		0-0 5-3 2-H	
<b>George Stone, L</b> (1, 1) OBP: 0.308, SLG: 0.278		0-0 0-3 K		0-0 4-3			0-0 6-3		
<b>Milt Pappas, R</b> (5, 1)									
<b>Bob Priddy, R</b> (9, 1) OBP: 0.600, SLG: 0.500		0-0 WP 1B							
<b>Mike McQueen, L</b> (9, 1)									

Inning Stats	R: 3	H: 4	E: 0	K: 0	S: 6	P: 14	R: 3	H: 4	E: 0	K: 0	S: 7	P: 15	R: 1	H: 2	E: 0	K: 1	S: 7	P: 11	R: 0	H: 1	E: 0	K: 0	S: 4	P: 4	R: 0	H: 2	E: 0	K: 0	S: 5	P: 5	R: 0	H: 0	E: 0	K: 0	S: 3	P: 3	R: 0	H: 1	E: 0	K: 0	S: 3	P: 3	R: 0	H: 0	E: 0	K: 1	S: 5	P: 5	R: 0	H: 1	E: 1	K: 0	S: 3	P: 3
--------------	------	------	------	------	------	-------	------	------	------	------	------	-------	------	------	------	------	------	-------	------	------	------	------	------	------	------	------	------	------	------	------	------	------	------	------	------	------	------	------	------	------	------	------	------	------	------	------	------	------	------	------	------	------	------	------

PITCHER	IP	WLS	BF	H	R	ER	SO	BB	IBB	HBP	BLK	WP	HR	S	P	ERA	WHIP
<b>Carl Morton, R</b> (1, 1) ERA: 3.51	1.0	L	10	6	5	5	0	1	1	0	0	0	0	8	16	45.00	7.000
<b>Bill Dillman, R</b> (2, 1) ERA: 5.79	1.0		7	2	1	1	0	2	0	0	0	1	0	5	13	9.00	4.000
<b>John Strohmayr, R</b> (3, 1) ERA: 6.21	2.0		10	3	1	1	1	1	0	0	0	0	0	11	15	4.50	2.000
<b>Bill Stoneman, R</b> (5, 1) ERA: 4.79	1.0		5	2	0	0	0	0	0	0	0	0	0	5	5	0.00	2.000
<b>Howie Reed, R</b> (6, 1) ERA: 3.82	3.0		9	1	0	0	1	0	0	0	0	0	0	11	11	0.00	0.333

PITCHER	IP	WLS	BF	H	R	ER	SO	BB	IBB	HBP	BLK	WP	HR	S	P	ERA	WHIP
<b>Dan McGinn, L</b> (9, 1) ERA: 5.46	1.0		3	1	0	0	0	0	0	0	0	0	0	3	3	0.00	1.000

Batter	1	2	3	4	5	6	7	8	9	AB	R	H	RBI	BB	SO	LOB
Don Hahn, R (1, 7) OBP: 0.409, SLG: 0.352 Mack Jones, L (5, PH) OBP: 0.398, SLG: 0.421 Howie Reed, R (6, 1) Jim Fairey, L (8, PH) OBP: 0.349, SLG: 0.423	4-0 FC6-4 BB	0-0 1B		0-0 FC4-6 1B	0-0 F8			0-0 F9		2	0	1	1	1	0	2
Gary Sutherland, R (1, 4) OBP: 0.274, SLG: 0.246	0-0 FC6-4 BB	0-0 F8		0-0 1B	0-0 FC6-4			0-0 5-3		5	0	1	1	0	0	6
Rusty Staub, L (1, 9) OBP: 0.439, SLG: 0.477	4-0 1-2 BB		4-0 G6-4-3 BB	4-3		0-3 K		4-0 2B BB		2	1	0	0	3	1	2
Adolfo Phillips, R (1, 8) OBP: 0.303, SLG: 0.374 Mary Staehle, L (6, 4) OBP: 0.336, SLG: 0.277	0-0 F9		0-0 G6-4-3		0-0 1B E		0-0 1B	0-0 2B 1-H		3	1	1	0	0	0	3
Coco Laboy, R (1, 5) OBP: 0.256, SLG: 0.328 Dan McGinn, L (9, 1) OBP: 0.059, SLG: 0.059	0-0 F4		0-0 2B		0-0 F8 1B		0-0 F2	0-0 1-3		5	0	1	0	0	0	5
John Bateman, R (1, 2) OBP: 0.255, SLG: 0.345		0-3 K	0-0 6-3		0-0 E5 1B		0-0 5-3		0-0 5-3	5	1	0	0	0	1	3
John Boccabella, R (1, 3) OBP: 0.302, SLG: 0.510		0-0 F8		0-0 FC4-6 BB 1B	0-0 BB 1B		0-3 K		0-0 1-3	5	1	2	1	0	1	0
Bobby Wine, R (1, 6) OBP: 0.247, SLG: 0.263 Ron Fairly, L (5, PH) OBP: 0.396, SLG: 0.392		0-0 1B 1B		0-0 F4	0-0 BB 1B		0-3 K		4-0 BB	2	1	1	0	0	0	1
Carl Morton, R (1, 1) OBP: 0.268, SLG: 0.287 Bill Dillman, R (2, 1) Bob Bailey, R (2, PH) OBP: 0.338, SLG: 0.431 John Stronmayer, R (3, 1) OBP: 0.500, SLG: 0.500 Ron Brand, R (4, PH) OBP: 0.333, SLG: 0.322 Bill Stoneman, R (5, 1) OBP: 0.183, SLG: 0.172 Jim Gosger, L (5, PH) OBP: 0.486, SLG: 0.517		0-0 1B 1B		4-0 FC4-6 BB	4-0 FC6-4 BB		0-0 F9		0-3 K	0	0	0	0	0	0	0


Inning Stats	R: 0	H: 0	E: 0	K: 3	S: 3	R: 1	H: 3	E: 0	K: 1	S: 8	R: 0	H: 1	E: 0	K: 0	S: 3	R: 1	H: 2	E: 0	K: 0	S: 5	R: 2	H: 3	E: 1	K: 0	S: 7	R: 0	H: 1	E: 0	K: 1	S: 6	R: 0	H: 0	E: 0	K: 2	S: 7	R: 1	H: 1	E: 0	K: 0	S: 4	R: 0	H: 0	E: 0	K: 1	S: 5	R: 0	H: 0	E: 0	K: 1	S: 5	1B: 9	SF: 0	2B: 2	SAC: 0	3B: 0	DP: 1	HR: 0	HBP: 0	WP: 0	PA: 45
--------------	------	------	------	------	------	------	------	------	------	------	------	------	------	------	------	------	------	------	------	------	------	------	------	------	------	------	------	------	------	------	------	------	------	------	------	------	------	------	------	------	------	------	------	------	------	------	------	------	------	------	-------	-------	-------	--------	-------	-------	-------	--------	-------	--------

PITCHER	IP	WLS	BF	H	R	ER	SO	BB	IBB	HBP	BLK	WP	HR	S	P	ERA	WHIP
George Stone, L (1, 1) ERA: 3.35	4.1		25	8	4	3	1	4	0	0	0	0	0	23	39	6.23	2.769
Milt Pappas, R (5, 1) ERA: 5.97	3.2	W	16	3	1	1	3	2	0	0	0	0	0	20	28	2.46	1.364
Bob Priddy, R (9, 1) ERA: 5.04	0.2		3	0	0	0	0	1	0	0	0	0	0	2	6	0.00	1.500
Mike McQueen, L (9, 1) ERA: 7.2	0.1	S	1	0	0	0	1	0	0	0	0	0	0	3	3	0.00	0.000

**BOTTOM**

**Atlanta Braves @ Montreal Expos**  
 Jarry Park, Montreal, QB  
 Tue Jun 16 1970, 7:05 PM EDT  
 Att. 19,027 - Unknown

<b>AB</b>	<b>38</b>
<b>R</b>	<b>5</b>
<b>H</b>	<b>11</b>
<b>RBI</b>	<b>5</b>
<b>BB</b>	<b>7</b>
<b>SO</b>	<b>5</b>
<b>LOB</b>	<b>26</b>



WP	HR	S	P	ERA	WHIP
0	0	0	0	0	0

Batter	1	2	3	4	5	6	7	8	9	AB R H RBI BB SO LOB	TOP																	
Gil Garrido, R OBP: 0.364, SLG: 0.419 (1, 6) X	0-0 6-3			X 0-0 1-3		X 0-0 F7		X 0-0 1B 3B	X 0-0 1B	5 1 2 0 0 0 0																		
Felix Millan, R OBP: 0.323, SLG: 0.390 (1, 4) X	0-0 4-3			X 0-0 F7		X 0-0 L4		X 0-0 F9	X 0-0 4-3	5 0 0 0 0 0 2																		
Hank Aaron, R OBP: 0.381, SLG: 0.589 (1, 9) X	0-0 6-3			X 0-0 F2			X 0-0 1B 1B	4-0 HBP 1B IBB		3 1 1 0 1 0 0																		
Rico Carty, R OBP: 0.488, SLG: 0.698 (1, 7)		0-3 K		X 0-0 5-3		X 0-0 F8		0-0 HBP 1B		4 0 1 1 0 1 1																		
Orlando Cepeda, R OBP: 0.363, SLG: 0.532 (1, 3)		0-3 K		X 0-3 K		X 0-0 1B 2B 1B		0-3 K		4 1 1 0 0 3 2																		
Tony Gonzalez, L OBP: 0.309, SLG: 0.345 (1, 8)		0-0 F8		X 0-0 F7		X 0-0 1B 2B 1B		1-0 FC6-4 HBP		3 1 1 1 0 0 0																		
Bob Aspromonte, R OBP: 0.208, SLG: 0.174 (1, 5)			X 0-0 6-3		X 0-0 E5 FC5-4	X 0-0 F8		0-0 FC6-4		4 0 0 0 0 0 5																		
Bob Didier, S OBP: 0.213, SLG: 0.182 (1, 2)			X 0-0 F9		X 0-0 FC5-4 HR	X 0-0 2B		X 0-0 F9		2 1 0 0 0 0 1																		
Mike Lum, L OBP: 0.284, SLG: 0.328 (7, PH)										1 0 1 2 0 0 0																		
Hal King, L OBP: 0.392, SLG: 0.425 (7, 2)										1 0 0 0 0 0 0																		
Jim Nash, R OBP: 0.132, SLG: 0.250 (1, 1)			X 0-0 F7		X 0-0 HR	X 0-0 L1		X 0-0 1-3		2 1 1 2 0 0 0																		
Larry Jaster, L (6, 1)										1 0 0 0 0 0 1																		
Hoyt Wilhelm, R (8, 1)										1 0 0 0 0 0 0																		
Bob Priddy, R OBP: 0.600, SLG: 0.500 (9, 1)										0 0 0 0 0 0 0																		
<b>Inning Stats</b>	R: 0 E: 0 K: 0 S: 3	H: 0 LOB: 0 BB: 0 P: 3	R: 0 E: 0 K: 2 S: 7	H: 0 LOB: 0 BB: 0 P: 7	R: 0 E: 0 K: 0 S: 3	H: 0 LOB: 0 BB: 0 P: 3	R: 0 E: 0 K: 1 S: 5	H: 0 LOB: 0 BB: 0 P: 5	R: 2 E: 1 K: 0 S: 5	H: 1 LOB: 0 BB: 0 P: 5	R: 3 E: 0 K: 0 S: 7	H: 4 LOB: 1 BB: 0 P: 7	R: 1 E: 0 K: 1 S: 7	H: 2 LOB: 3 BB: 1 P: 12	R: 0 E: 0 K: 0 S: 4	H: 1 LOB: 1 BB: 0 P: 4	1B: 5 2B: 1 3B: 1 HR: 1	SF: 0 SAC: 0 DP: 0 HBP: 1	WP: 0 PB: 0 SB: 0 CS: 0	PA: 38								
<b>PITCHER</b>	IP WLS BF H R ER SO BB IBB HBP BLK WP HR S P ERA WHIP																											
Mike Wegener, R ERA: 3.86 (1, 1)	6.1		24	4	5	4	3	0	0	0	0	0	1	30	30	5.68	0.632											
Claude Raymond, R ERA: 3.18 (7, 1)	1.1	L	8	3	1	1	1	0	1	0	0	0	0	9	13	6.75	2.250											
John O'Donoghue, L ERA: 4.94 (8, 1)	0.1		2	0	0	0	0	0	0	1	0	0	0	1	2	0.00	0.000											
Bill Stoneman, R ERA: 4.74 (9, 1)	1.0		4	1	0	0	0	0	0	0	0	0	0	4	4	0.00	1.000											

Atlanta Braves @ Montreal Expos  
 Jarry Park, Montreal, QB  
 Wed Jun 17 1970, 7:05 PM EDT  
 Att: 10,694 - Unknown

livebaseballscorecards.com

AB 36  
 R 6  
 H 8  
 RBI 6  
 BB 1  
 SO 4  
 LOB 12




Batter	1	2	3	4	5	6	7	8	9	AB	R	H	RBI	BB	SO	LOB
Mary Staehle, L (1, 4) OBP: 0.346, SLG: 0.286	0-3 K		0-0 SH1-4		0-0 HR 1B	0-0 1-2 2-H 1B		4-0 BB		3	1	2	1	1	1	0
Jim Gosger, L (1, 8) OBP: 0.452, SLG: 0.559 Bill Stoneman, R (9, 1) OBP: 0.103, SLG: 0.172	0-3 K		0-0 F7		0-0 HR	0-0 1-3		0-0 4-3		5	1	1	2	0	1	5
Rusty Staub, L (1, 9) OBP: 0.435, SLG: 0.475	0-0 E 2B		0-0 G3		0-0 F6		0-0 G3		0-0 L3	5	1	1	0	0	0	1
Ron Fairly, L (1, 3) OBP: 0.396, SLG: 0.398 Don Hahn, R (9, PR) OBP: 0.409, SLG: 0.352	0-0 E2 1B			0-0 F8		0-0 2B		0-0 F6		0-3 K WP	5	0	2	1	0	1
Jim Fairey, L (1, 7) OBP: 0.348, SLG: 0.420 Bob Bailey, R (7, PH) OBP: 0.341, SLG: 0.424	0-0 F8			0-0 4-3 1B		0-3 K		4-0 BB		0-3 K 1-2	3	1	1	0	0	1
Coco Laboy, R (1, 5) OBP: 0.255, SLG: 0.321		0-0 F9		0-0 4-3 1-2		0-0 E5 CS		0-0 1-3		4-0 BB	4	0	0	0	1	0
John Bateman, R (1, 2) OBP: 0.253, SLG: 0.340		0-3 K		0-0 2-H 1B		0-3 K 1-2		0-0 F8		0-0 4-3	5	0	1	1	0	2
Bobby Wine, R (1, 6) OBP: 0.248, SLG: 0.260 Adolfo Phillips, R (8, PH) OBP: 0.300, SLG: 0.370 Gary Sutherland, R (9, 6) OBP: 0.274, SLG: 0.246		0-0 3-1		0-0 F4		4-0 1B BB		0-3 K		2	1	0	0	1	0	1
Mike Wegener, R (1, 1) OBP: 0.143, SLG: 0.143 Claude Raymond, R (7, 1) John O'Donoghue, R (8, 1) Mack Jones, L (8, PH) OBP: 0.401, SLG: 0.421			0-0 E5 SH1-4		0-0 6-3		0-0 1B 1B		4-0 E S BB	3	0	1	0	0	0	0

Inning Stats	R: 1	H: 2	R: 0	H: 0	R: 0	H: 0	R: 1	H: 2	R: 2	H: 3	R: 1	H: 2	R: 0	H: 0	R: 0	H: 0	R: 0	H: 0	1B: 6	SF: 0	WP: 1	PA: 43	
E: 1	LOB: 1	E: 0	LOB: 0	E: 1	LOB: 1	E: 0	LOB: 1	E: 0	LOB: 1	E: 1	LOB: 2	E: 1	LOB: 2	E: 0	LOB: 2	E: 0	LOB: 2	E: 0	LOB: 2	2B: 3 <td>SAC: 1 <td>PB: 1 <td></td> </td></td>	SAC: 1 <td>PB: 1 <td></td> </td>	PB: 1 <td></td>	
K: 2	BB: 0	K: 1	BB: 0	K: 0	BB: 0	K: 0	BB: 0	K: 1	BB: 1	K: 1	BB: 2	K: 1	BB: 2	K: 2	BB: 1	K: 2	BB: 1	K: 0	BB: 1	3B: 0	DP: 1 <td>SB: 1</td> <td></td>	SB: 1	
S: 9	P: 9	S: 5	P: 5	S: 4	P: 4	S: 5	P: 5	S: 8	P: 8	S: 7	P: 11	S: 7	P: 11	S: 5	P: 12	S: 8	P: 12	S: 5	P: 13	HR: 1	HBP: 0	CS: 1	

PITCHER	IP	WLS	BF	H	R	ER	SO	BB	IBB	HBP	BLK	WP	HR	S	P	ERA	WHIP
Jim Nash, R (1, 1) ERA: 3.74	5.2		28	9	5	5	5	1	0	0	0	0	1	37	41	7.94	1.765
Larry Jaster, L (6, 1) ERA: 5.95	1.1	W	5	0	0	0	0	1	0	0	0	0	0	4	8	0.00	0.750
Hoyt Wilhelm, R (8, 1) ERA: 3.28	1.2		9	0	0	0	3	3	0	0	0	1	0	12	24	0.00	1.800
Bob Priddy, R (9, 1) ERA: 4.97	0.1	S	1	0	0	0	0	0	0	0	0	0	0	1	1	0.00	0.000

**Atlanta Braves @ Montreal Expos**  
**Jarry Park, Montreal, QB**  
 Wed Jun 17 1970, 7:05 PM EDT  
 Att. 10,694 - Unknown

<b>AB</b>	<b>37</b>
<b>R</b>	<b>5</b>
<b>H</b>	<b>9</b>
<b>RBI</b>	<b>5</b>
<b>BB</b>	<b>5</b>
<b>SO</b>	<b>8</b>
<b>LOB</b>	<b>15</b>



livebaseballscorecards.com

Batter	1	2	3	4	5	6	7	8	9	AB R H RBI BB SO LOB	TOP																	
<b>Gil Garrido, R</b> OBP: 0.383, SLG: 0.426 (1, 6) <small>B B B</small>	4-0 1B 2B BB	0-0 F4 1B			0-0 FC2-6 1B		4-0 1B 1B BB		0-0 G3-6-4 1B	3 2 2 0 2 0 1																		
<b>Felix Millan, R</b> OBP: 0.328, SLG: 0.394 (1, 4) <small>X</small>	0-0 2B 1B 1B	0-0 G4-6-3 1B			0-0 FC2-6 1-2f HR		0-0 1B FC4-6 1B		0-0 G3-6-4 1-2f	5 3 3 0 0 0 2																		
<b>Hank Aaron, R</b> OBP: 0.386, SLG: 0.607 (1, 9) <small>X</small>	0-0 1B 2B	0-0 G4-6-3 1-2f			0-0 1-3 2-H HR		0-0 1-3 2-H FC4-6 1B		0-0 L1	5 2 3 4 0 0 2																		
<b>Rico Carty, R</b> OBP: 0.484, SLG: 0.688 (1, 7) <small>S S</small>	4-0 FC5 1B IBB		0-0 G3		0-0 6-3		0-0 FC4-6 1-2f 3-H			3 0 0 1 1 0 1																		
<b>Orlando Cepeda, R</b> OBP: 0.365, SLG: 0.531 (1, 3) <small>X</small>	0-0 FC5 1B 1-2 2-H 3-H		0-0 6-3		0-0 1B		0-0 F8			4 0 2 2 0 0 1																		
<b>Tony Gonzalez, L</b> OBP: 0.304, SLG: 0.338 (1, 8) <small>S S S</small>	0-3 K		0-0 F9		0-0 1-3		0-3 K			4 0 0 0 0 2 4																		
<b>Bob Aspromonte, R</b> OBP: 0.179, SLG: 0.148 (1, 5) <small>X</small>	0-0 FC5 1-2 2-3f			0-0 5-3		0-0 5-3		0-0 5-3		4 0 0 0 0 0 2																		
<b>Bob Didier, S</b> OBP: 0.204, SLG: 0.174 (1, 2) <small>X</small>	0-0 4-3			0-0 3-1		0-0 F2		0-0 F7		4 0 0 0 0 0 2																		
<b>Phil Niekro, R</b> OBP: 0.171, SLG: 0.128 (1, 1)		0-0 1B 1B		0-0 6-3		0-0 F8		0-3 K		4 0 1 0 0 1 0																		
<b>Milt Pappas, R</b> (8, 1)										0 0 0 0 0 0 0																		
<b>Larry Jaster, L</b> (8, 1)										0 0 0 0 0 0 0																		
<b>Inning Stats</b>	R: 3 E: 0 K: 1 S: 8	H: 3 LOB: 2 BB: 2 P: 16	R: 0 E: 0 K: 0 S: 4	H: 2 LOB: 1 BB: 0 P: 4	R: 0 E: 0 K: 0 S: 3	H: 0 LOB: 0 BB: 0 P: 3	R: 0 E: 0 K: 0 S: 3	H: 0 LOB: 0 BB: 0 P: 3	R: 2 E: 0 K: 1 S: 7	H: 2 LOB: 1 BB: 1 P: 11	R: 0 E: 0 K: 1 S: 5	H: 0 LOB: 0 BB: 0 P: 5	R: 0 E: 0 K: 0 S: 3	H: 1 LOB: 0 BB: 0 P: 3	1B: 9 2B: 1 3B: 0 HR: 1	SF: 0 SAC: 0 DP: 2 HBP: 0	WP: 0 PB: 0 SB: 0 CS: 0	PA: 39										
<b>PITCHER</b>	IP WLS BF H R ER SO BB IBB HBP BLK WP HR S P ERA WHIP																											
<b>Steve Renko, R</b> ERA: 5.17 (1, 1)	5.0		24	8	5	5	1	1	1	0	0	0	1	24	32	9.00	1.800											
<b>John Strohmayr, R</b> ERA: 6.0 (6, 1)	1.0		3	0	0	0	0	0	0	0	0	0	3	3	0.00	0.000												
<b>Bill Stoneman, R</b> ERA: 4.82 (7, 1)	2.0	W	9	2	2	2	2	1	0	0	0	0	0	12	16	9.00	1.500											
<b>Howie Reed, R</b> ERA: 3.72 (9, 1)	1.0	S	3	1	0	0	0	0	0	0	0	0	3	3	0.00	1.000												

**Atlanta Braves @ Montreal Expos**  
**Jarry Park, Montreal, QB**  
 Thu Jun 18 1970, 7:05 PM EDT  
 Att: 14,214 - Unknown

livebaseballscorecards.com

**AB 36**  
**R 7**  
**H 11**  
**RBI 7**  
**BB 3**  
**SO 3**  
**LOB 15**





Batter	1	2	3	4	5	6	7	8	9	AB	R	H	RBI	BB	SO	LOB
Bob Bailey, R (1, 7) OBP: 0.356, SLG: 0.429	0-0 F7		0-0 6-3		4-0 BB 1B SF9 BB		0-0 HR	0-0 BB BB HR 1B		4	3	2	1	1	0	0
Jim Gosger, L (1, 8) OBP: 0.500, SLG: 0.684 Adolfo Phillips, R (8, PH) OBP: 0.306, SLG: 0.370	0-0 FC5 BB 1B		0-0 2B 1B		0-0 SF9 BB 1-2 1B		0-0 1-H HR	4-0 2-3 3-H BB 1B		4	2	4	2	0	0	0
Rusty Staub, L (1, 9) OBP: 0.438, SLG: 0.478	0-0 F9		0-0 1-H 2B		4-0 1-2 2-3 SF9 BB		0-3 K	4-0 1-2 2-3 3-H HR BB		3	1	1	2	2	1	1
Ron Fairly, L (1, 3) OBP: 0.396, SLG: 0.413	4-0 1-2 BB		0-3 K		0-0 1-2 2-3 3-H SF9		0-0 E3	0-0 1-H 2-H 3-H HR		3	1	1	5	1	1	1
Coco Laboy, R (1, 5) OBP: 0.254, SLG: 0.318	0-0 FC5 2-3f		0-0 5-3		0-0 F8		0-3 K	0-0 1B		5	0	1	0	0	1	6
Gary Sutherland, R (1, 4) OBP: 0.265, SLG: 0.237		0-0 5-3		0-0 F8		0-0 F8	0-0 6-3	0-0 F6		5	0	0	0	0	0	2
John Bateman, R (1, 2) OBP: 0.257, SLG: 0.338		0-0 1B		0-0 F7		0-0 F9		1-3 1B BB F8		4	1	1	0	1	0	1
Bobby Wine, R (1, 6) OBP: 0.249, SLG: 0.261 Mary Staehle, L (8, PH) OBP: 0.350, SLG: 0.291		0-0 F7		0-3 K		0-0 WP 1B		0-0 1B 1-3 BB 1B		3	0	1	0	0	1	1
Steve Renko, R (1, 1) OBP: 0.227, SLG: 0.227 Jim Fairly, L (5, PH) OBP: 0.345, SLG: 0.416 John Strohmayr, R (6, 1) OBP: 0.500, SLG: 0.500 Mack Jones, L (6, PH) OBP: 0.389, SLG: 0.418 Bill Stoneman, R (7, 1) OBP: 0.100, SLG: 0.172 Ron Brand, R (8, PH) OBP: 0.328, SLG: 0.317 Howie Reed, R (9, 1)		0-3 K		0-0 6-3		0-0 4-3		0-0 1-2 2-3 1-3		1	1	1	0	0	0	0

Inning Stats	R: 0	H: 1	E: 0	LOB: 2	K: 0	BB: 1	S: 4	P: 8	R: 0	H: 1	E: 0	LOB: 1	K: 1	BB: 0	S: 6	P: 6	R: 1	H: 2	E: 0	LOB: 1	K: 1	BB: 0	S: 7	P: 7	R: 0	H: 0	E: 0	LOB: 0	K: 1	BB: 0	S: 5	P: 5	R: 1	H: 1	E: 0	LOB: 2	K: 0	BB: 2	S: 4	P: 12	R: 0	H: 1	E: 0	LOB: 1	K: 0	BB: 0	S: 4	P: 4	R: 2	H: 2	E: 1	LOB: 1	K: 2	BB: 0	S: 10	P: 10	R: 6	H: 4	E: 0	LOB: 1	K: 0	BB: 3	S: 7	P: 19	1B: 9	SF: 1	2B: 1	SAC: 0	3B: 0	DP: 0	HR: 2	HBP: 0	WP: 1	PA: 43	PB: 0	SB: 0	CS: 0
Phil Niekro, R (1, 1) ERA: 4.0	IP	WLS	BF	H	R	ER	SO	BB	IBB	HBP	BLK	WP	HR	S	P	ERA	WHIP																																																												
Milt Pappas, R (8, 1) ERA: 6.52	0.1		3	2	0	0	0	0	0	0	0	0	0	3	3	0.00	6.000																																																												
Larry Jaster, L (8, 1) ERA: 7.08	0.2	L	6	2	5	5	0	2	0	0	0	0	1	4	12	67.50	6.000																																																												

BOTTOM

Atlanta Braves @ Montreal Expos  
 Jarry Park, Montreal, QB  
 Thu Jun 18 1970, 7:05 PM EDT  
 Att. 14,214 - Unknown

livebaseballscores.com

AB	36
R	10
H	12
RBI	10
BB	6
SO	5
LOB	16



Batter	1	2	3	4	5	6	7	8	9	AB R H RBI BB SO LOB	TOP
<b>Hector Torres, R</b> (1, 6) OBP: 0.270, SLG: 0.286 <b>Marty Martinez, S</b> (4, PH) OBP: 0.333, SLG: 0.308 (4, 6)	0-0 F2	0-0 5-3		0-0 2B		0-0 6-3			0-0 6-3	2 0 0 0 0 0 1 3 1 1 1 0 0 0	
<b>Jesus Alou, R</b> (1, 9) OBP: 0.313, SLG: 0.343	0-0 FC5-4 1B		0-0 2B 1B	0-0 1B		0-0 F5			0-3 K	5 1 3 2 0 1 0	
<b>Jimmy Wynn, R</b> (1, 8) OBP: 0.384, SLG: 0.515	0-0 FC5-4 1-2f		0-3 K	0-3 K				0-0 FC6-4 1B		4 0 1 0 0 2 3	
<b>Tommy Davis, R</b> (1, 7) OBP: 0.314, SLG: 0.418	0-0 5-3		0-0 1-H 2B	0-0 1-3				0-0 FC6-4 CS 1-2f		4 0 1 1 0 0 3	
<b>Denis Menke, R</b> (1, 4) OBP: 0.385, SLG: 0.441		0-0 HR 2B	0-0 F7		0-0 5-3			0-0 6-3 1-2		4 1 1 0 0 0 2	
<b>Bob Watson, R</b> (1, 3) OBP: 0.229, SLG: 0.356		0-0 2-H HR	0-0 5-3		0-0 1-3			0-0 F4		4 1 1 2 0 0 1	
<b>Doug Rader, R</b> (1, 5) OBP: 0.319, SLG: 0.417		0-0 5-3		4-0 SH1-4 1B BB BB	4-0 BB BB			0-0 5-3		2 1 0 0 2 0 0	
<b>Don Bryant, R</b> (1, 2) OBP: 0.263, SLG: 0.235 <b>Keith Lampard, L</b> (8, PH) OBP: 0.294, SLG: 0.404 <b>Johnny Edwards, L</b> (8, 2) OBP: 0.226, SLG: 0.243		0-0 SH3-4 1B		4-0 1B 2B SH1-4 BB 1-2	4-0 BB BB	0-0 F9		0-0 4-3		2 1 1 0 1 0 1 1 0 0 0 0 0 0 0 0 0 0 0 0 0	
<b>Jack Billingham, R</b> (1, 1) OBP: 0.118, SLG: 0.063 <b>Ron Cook, L</b> (5, 1) OBP: 0.600, SLG: 1.000 <b>Jim Ray, R</b> (5, 1) OBP: 0.231, SLG: 0.231 <b>Fred Gladding, L</b> (7, 1) <b>Norm Miller, L</b> (9, PH) OBP: 0.373, SLG: 0.394		0-0 SH3-4		0-0 SH1-4		0-3 K		0-0 4-3		0 0 0 0 0 0 0 0 0 0 0 0 0 0 1 0 0 0 0 1 0 0 0 0 0 0 0 0 1 0 0 0 0 0 0	
<b>Inning Stats</b>	R: 0 H: 1 E: 0 LOB: 1 K: 0 BB: 0 S: 4 P: 4	R: 2 H: 3 E: 0 LOB: 1 K: 0 BB: 0 S: 6 P: 6	R: 1 H: 2 E: 0 LOB: 1 K: 1 BB: 0 S: 7 P: 7	R: 3 H: 2 E: 0 LOB: 1 K: 1 BB: 2 S: 7 P: 15	R: 0 H: 0 E: 0 LOB: 1 K: 0 BB: 1 S: 3 P: 7	R: 0 H: 0 E: 0 LOB: 0 K: 1 BB: 0 S: 5 P: 5	R: 0 H: 1 E: 0 LOB: 0 K: 0 BB: 0 S: 3 P: 3	R: 0 H: 0 E: 0 LOB: 0 K: 0 BB: 0 S: 3 P: 3	R: 0 H: 0 E: 0 LOB: 0 K: 1 BB: 0 S: 5 P: 5	1B: 5 SF: 0 2B: 3 SAC: 2 3B: 0 DP: 0 HR: 1 HBP: 0	WP: 0 PA: 38 PB: 0 SB: 0 CS: 1
<b>PITCHER</b> <b>Mike McQueen, L</b> (1, 1) ERA: 10.13 <b>Ron Reed, R</b> (4, 1) ERA: 1.5	IP WLS BF H R ER SO BB IBB HBP BLK WP HR S P ERA WHIP	3.0 0 17 6 5 5 1 2 0 0 0 0 1 17 25 15.00 2.667	6.0 W 21 3 1 1 3 1 0 0 0 0 0 0 26 30 1.50 0.667		<b>PITCHER</b> IP WLS BF H R ER SO BB IBB HBP BLK WP HR S P ERA WHIP						

**Houston Astros @ Atlanta Braves**  
Atlanta Stadium, Atlanta, GA  
Fri Jun 19 1970, 7:05 PM EDT  
Unknown

livebaseballscorecards.com

AB	33
R	6
H	9
RBI	6
BB	3
SO	4
LOB	11



Batter	1	2	3	4	5	6	7	8	9	AB	R	H	RBI	BB	SO	LOB
<b>Gil Garrido, R</b> OBP: 0.375, SLG: 0.416 (1, 6)	0-0 E4 HR 5-3	0-0 G5-4-3 1B 1-2 3-H		0-0 6-3		0-0 5-3		0-0 4-3		5	1	1	1	0	0	0
<b>Felix Millan, R</b> OBP: 0.330, SLG: 0.391 (1, 4)	0-0 5-3	0-0 G5-4-3 1B 1-2f			4-0 BB 6-3 BB	0-0 1B		0-0 F7		4	1	1	0	1	0	3
<b>Hank Aaron, R</b> OBP: 0.386, SLG: 0.601 (1, 9)	0-0 F2		1-0 4-3 6-3 1B HBP		0-0 6-3	0-0 F8		0-0 1B		4	1	1	0	0	0	3
<b>Rico Carty, R</b> OBP: 0.483, SLG: 0.694 (1, 7)	0-0 HR		0-0 6-3		4-0 BB FC4-6 BB		0-0 F6	0-0 5-3		4	2	1	2	1	0	2
<b>Orlando Cepeda, R</b> OBP: 0.372, SLG: 0.531 (1, 3)	0-0 1B		0-0 4-3		4-0 FC4-6 BB 1-2 2-3 BB		0-0 1B 2B			2	1	1	0	2	0	1
<b>Tony Gonzalez, L</b> OBP: 0.311, SLG: 0.343 (1, 8)	0-0 G1		0-0 S 1B		4-0 FC4-6 BB 1-2 2-3 3-H BB		0-0 2B FC4-2 1B			3	0	2	2	1	0	1
<b>Clete Boyer, R</b> OBP: 0.272, SLG: 0.327 (1, 5)		0-0 6-3	0-0 F8		0-0 FC4-6 1-2f 2-3 3-H		0-0 FC4-2 2B			4	0	1	2	0	0	3
<b>Bob Didier, S</b> OBP: 0.206, SLG: 0.188 (1, 2)		0-0 1B 1B 2B		0-3 K	0-3 K		0-0 FC4-2			4	1	1	0	0	2	4
<b>Mike McQueen, L</b> OBP: 0.500, SLG: 0.500 (1, 1)		0-0 1B		0-0 5-3		0-0 5-3		0-0 F9		1	0	1	0	0	0	0
<b>Ron Reed, R</b> (4, 1)		0-0 1B								3	0	0	0	0	0	2

Inning Stats	R: 2	H: 2	E: 1	K: 0	S: 6	H: 2	LOB: 1	BB: 0	P: 6	R: 1	H: 3	E: 0	K: 0	S: 5	R: 0	H: 0	E: 0	K: 0	S: 4	R: 0	H: 0	E: 0	K: 1	S: 5	R: 2	H: 0	E: 0	K: 1	S: 5	R: 0	H: 1	E: 0	K: 0	S: 4	R: 1	H: 2	E: 0	K: 0	S: 5	R: 0	H: 1	E: 0	K: 0	S: 4	R: 0	H: 1	E: 0	K: 0	S: 4
--------------	------	------	------	------	------	------	--------	-------	------	------	------	------	------	------	------	------	------	------	------	------	------	------	------	------	------	------	------	------	------	------	------	------	------	------	------	------	------	------	------	------	------	------	------	------	------	------	------	------	------

PITCHER	IP	WLS	BF	H	R	ER	SO	BB	IBB	HBP	BLK	WP	HR	S	P	ERA	WHIP
<b>Jack Billingham, R</b> ERA: 3.65 (1, 1)	4.1		23	6	6	4	1	3	0	1	0	0	1	21	34	8.31	2.077
<b>Ron Cook, L</b> ERA: 3.44 (5, 1)	0.0		1	0	0	0	0	1	0	0	0	0	0	0	4	∞	∞
<b>Jim Ray, R</b> ERA: 4.47 (5, 1)	2.0	L	10	3	1	1	1	1	0	0	0	0	0	11	15	4.50	2.000
<b>Fred Gladding, R</b> ERA: 3.19 (7, 1)	1.2		6	1	0	0	0	0	0	0	0	0	0	6	6	0.00	0.600

**BOTTOM**

**Houston Astros @ Atlanta Braves**  
Atlanta Stadium, Atlanta, GA  
Fri Jun 19 1970, 7:05 PM EDT  
Unknown

AB	34
R	7
H	10
RBI	7
BB	5
SO	2
LOB	19

livebaseballscorecards.com

**Braves**

1B: 7	SF: 0	WP: 0	PA: 40
2B: 2	SAC: 0	PB: 0	
3B: 0	DP: 1	SB: 1	
HR: 1	HBP: 1	CS: 0	

Batter	1	2	3	4	5	6	7	8	9	AB R H RBI BB SO LOB	TOP									
Marty Martinez, S (1, 6) OBP: 0.298, SLG: 0.273	0-0 		0-0 		0-0 			0-0 	0-0 	5 0 0 0 0 0 2										
Tommy Davis, R (1, 7) OBP: 0.313, SLG: 0.412	4-0 			0-0 		0-0 		0-0 		3 0 0 0 1 0 0										
Jimmy Wynn, R (1, 8) OBP: 0.382, SLG: 0.508	0-0 			0-0 		0-0 		4-0 		3 0 0 0 1 0 1										
Norm Miller, L (1, 9) OBP: 0.382, SLG: 0.404	0-3 			0-0 		0-0 		0-0 		4 0 3 0 0 1 1										
Denis Menke, R (1, 4) OBP: 0.383, SLG: 0.438		0-0 		0-0 		0-0 		0-0 		4 0 1 0 0 0 4										
Doug Rader, R (1, 5) OBP: 0.326, SLG: 0.447		0-0 		0-0 		4-0 		0-0 		3 2 2 2 1 0 1										
Bob Watson, R (1, 3) OBP: 0.231, SLG: 0.347		0-0 		0-0 		0-0 		0-3 		4 0 1 0 0 1 1										
Johnny Edwards, L (1, 2) OBP: 0.226, SLG: 0.243			0-0 		0-0 		0-0 		0-0 	4 0 1 0 0 0 2										
Denny Lemaster, R (1, 1) OBP: 0.216, SLG: 0.097			0-3 		0-0 		0-3 		0-0 	2 0 0 0 0 1 1										
Keith Lampard, L (7, PH) OBP: 0.288, SLG: 0.396										1 0 0 0 0 1 1										
George Culver, R (7, 1) OBP: 0.158, SLG: 0.294										0 0 0 0 0 0 0										
Fred Gladding, L (8, 1)										0 0 0 0 0 0 0										
Jesus Alou, R (9, PH) OBP: 0.310, SLG: 0.341										1 0 0 0 0 0 1										
<b>Inning Stats</b>	R: 0 E: 0 K: 1 S: 5	H: 0 LOB: 1 BB: 1 P: 9	R: 0 E: 0 K: 0 S: 3	H: 1 LOB: 0 BB: 0 P: 3	R: 0 E: 0 K: 1 S: 5	H: 0 LOB: 0 BB: 0 P: 5	R: 0 E: 0 K: 0 S: 4	H: 1 LOB: 1 BB: 0 P: 4	R: 1 E: 0 K: 0 S: 5	H: 2 LOB: 1 BB: 0 P: 5	R: 0 E: 0 K: 2 S: 7	H: 0 LOB: 1 BB: 1 P: 11	R: 0 E: 0 K: 0 S: 4	H: 1 LOB: 2 BB: 1 P: 8	R: 1 E: 0 K: 0 S: 5	H: 2 LOB: 1 BB: 0 P: 5	1B: 6 2B: 0 3B: 0 HR: 2	SF: 0 SAC: 0 DP: 1 HBP: 0	WP: 0 PB: 0 SB: 0 CS: 0	PA: 37
<b>PITCHER</b> Pat Jarvis, R (1, 1) ERA: 3.22	IP: 9.0 WLS: W BF: 37 H: 8 R: 2 ER: 2 SO: 4 BB: 3 IBB: 0 HBP: 0 BLK: 0 WP: 0 HR: 2 S: 42 P: 54 ERA: 2.00 WHIP: 1.222																			

Houston Astros @ Atlanta Braves  
Atlanta Stadium, Atlanta, GA  
Fri Jun 19 1970, 7:05 PM EDT  
Att: 26,474 - Unknown

livebaseballscorecards.com

AB	34
R	2
H	8
RBI	2
BB	3
SO	4
LOB	15



Batter	1	2	3	4	5	6	7	8	9
<b>Gil Garrido, R</b> OBP: 0.371, SLG: 0.410 (1, 6)	0-0 FC		0-0 FC		0-0 HR 1B		0-0		
<b>Felix Millan, R</b> OBP: 0.329, SLG: 0.389 (1, 4)	0-0		0-0 F		0-0 F			0-0 1B FC 1B	
<b>Hank Aaron, R</b> OBP: 0.384, SLG: 0.608 (1, 9)	0-3 K		0-0		0-0 HR			0-0 F	
<b>Rico Carty, R</b> OBP: 0.483, SLG: 0.691 (1, 7)		0-0		0-0 G4-6-3 1B 1B		0-3 K		0-0 HBP FC 1B	
<b>Orlando Cepeda, R</b> OBP: 0.374, SLG: 0.530 (1, 3)		0-3 K		0-0 G4-6-3 1B		0-0 None 1B		0-0 FC HBP	
<b>Tony Gonzalez, L</b> OBP: 0.310, SLG: 0.338 (1, 8)		0-0		0-0 G4-6-3		0-0 1-2		1-0 HBP	
<b>Clete Boyer, R</b> OBP: 0.275, SLG: 0.330 (1, 5)			0-0 1B FC 1B	0-0 1B		0-0		0-0	
<b>Bob Tillman, R</b> OBP: 0.306, SLG: 0.407 (1, 2)			0-0 FC 1B	0-0 3-H 1B		0-0		0-0	
<b>Pat Jarvis, R</b> OBP: 0.125, SLG: 0.128 (1, 1)			0-0 FC 1B		0-0		0-3 K		

BOTTOM										
AB	R	H	RBI	BB	SO	LOB				
4	1	1	1	0	0	2				
4	0	1	0	0	0	3				
4	1	1	2	0	1	3				
4	1	2	0	0	1	0				
4	0	2	0	0	1	2				
3	0	0	0	0	0	3				
4	1	2	1	0	0	3				
3	0	1	0	0	0	1				
3	0	1	0	0	1	0				

**Houston Astros @ Atlanta Braves**  
**Atlanta Stadium, Atlanta, GA**  
 Fri Jun 19 1970, 7:05 PM EDT  
 Att. 26,474 - Unknown

AB	33
R	4
H	11
RBI	4
BB	0
SO	4
LOB	17




Inning Stats															
R: 0	H: 0	R: 0	H: 0	R: 1	H: 3	R: 1	H: 3	R: 2	H: 2	R: 0	H: 1	R: 0	H: 0	R: 0	H: 2
E: 0	LOB: 0	E: 0	LOB: 0	E: 0	LOB: 2	E: 0	LOB: 1	E: 0	LOB: 0	E: 0	LOB: 0	E: 0	LOB: 0	E: 0	LOB: 3
K: 1	BB: 0	K: 1	BB: 0	K: 0	BB: 0	K: 0	BB: 0	K: 1	BB: 0	K: 1	BB: 0	K: 1	BB: 0	K: 0	BB: 0
S: 5	P: 5	S: 5	P: 5	S: 6	P: 6	S: 5	P: 5	S: 7	P: 7	S: 3	P: 3	S: 5	P: 5	S: 5	P: 6

PITCHER																		
Denny Lemaster, L	(1, 1)	6.0	WLS	BF	H	R	ER	SO	BB	IBB	HBP	BLK	WP	HR	S	P	ERA	WHIP
George Culver, R	(7, 1)	1.2	L	8	2	0	0	1	0	0	1	0	0	0	9	10	0.00	1.200
Fred Gladding, R	(8, 1)	0.1		1	0	0	0	0	0	0	0	0	0	0	1	1	0.00	0.000

1B: 10	SF: 0	WP: 0	PA: 34
2B: 0	SAC: 0	PB: 0	
3B: 0	DP: 1	SB: 0	
HR: 1	HBP: 1	CS: 0	

Batter	1	2	3	4	5	6	7	8	9	AB R H RBI BB SO LOB	TOP									
<b>Jesus Alou, R</b> (1, 9) <small>OBP: 0.324, SLG: 0.355</small> <b>Jimmy Wynn, R</b> (5, 8) <small>OBP: 0.379, SLG: 0.504</small>	0-0 CS 1B		0-0 1B		0-0 E7 4-3 1B <small>1-H 2-H 3-H</small>	0-0 F9		0-0 G6-4-3 <small>1-2f</small>		3 1 3 2 0 0 0 2 0 0 0 0 0 1										
<b>Marty Martinez, S</b> (1, 6) <small>OBP: 0.269, SLG: 0.245</small>	0-3 K 1-2		0-0 F4		0-0 4-3	0-0 F7			0-0 1-6-3	5 0 0 1 0 1 2										
<b>Cesar Cedeno, R</b> (1, 8) <small>OBP: 0.400, SLG: 0.400</small> (5, 9)	0-0 F7			0-0 FC5-4 1B	0-0 FC4-6 1B		0-0 3-1		0-3 K	5 0 2 0 0 1 0										
<b>Tommy Davis, R</b> (1, 7) <small>OBP: 0.310, SLG: 0.407</small> <b>Cesar Geronimo, L</b> (9, 7)		0-0 F9		0-0 FC5-4 FC5-4 1-2f	0-0 FC4-6 3B 1-2f		0-3 K		0-0 E7 1B	5 2 1 0 0 1 2 0 0 0 0 0 0 0										
<b>Denis Menke, R</b> (1, 4) <small>OBP: 0.383, SLG: 0.445</small>		0-0 E6 FC6-4		0-0 F8	0-0 3B 2-H		0-3 K		0-0 BB 1B 2-H	5 0 2 2 0 1 2										
<b>Doug Rader, R</b> (1, 5) <small>OBP: 0.323, SLG: 0.439</small>		0-0 FC6-4 1-2f		0-0 FC5-4 1-2f	0-0 6-3		0-0 F9		4-0 FC6-4 BB 1-2	4 0 0 0 1 0 4										
<b>Bob Watson, R</b> (1, 3) <small>OBP: 0.263, SLG: 0.444</small>		0-0 F7			0-0 SH 1B 2B	0-0 HR 1B		0-0 HR	0-0 FC6-4 1-2f	5 3 3 1 0 0 3	<b>AB</b> 41 <b>R</b> 9 <b>H</b> 13 <b>RBI</b> 8 <b>BB</b> 1 <b>SO</b> 4 <b>LOB</b> 15									
<b>Johnny Edwards, L</b> (1, 2) <small>OBP: 0.226, SLG: 0.257</small>			0-0 F6		0-0 FC1 SH 1B	0-0 HR 1-H		0-0 4-3		4 2 1 2 0 0 1										
<b>Tom Griffin, R</b> (1, 1) <small>OBP: 0.091, SLG: 0.095</small> <b>Jim Bouton, R</b> (5, 1) <small>OBP: 0.471, SLG: 0.400</small> <b>Fred Gladding, L</b> (9, 1)			0-0 F2		0-0 SH 1B E 1-2 2-3	0-0 6-3		0-0 G6-4-3 1B		1 1 0 0 0 0 0 2 0 1 0 0 0 0 0 0 0 0 0 0 0										
<b>Inning Stats</b>	R: 0 E: 0 K: 1 S: 5	H: 1 LOB: 0 BB: 0 P: 5	R: 0 E: 1 K: 0 S: 4	H: 0 LOB: 1 BB: 0 P: 4	R: 0 E: 0 K: 0 S: 4	H: 1 LOB: 1 BB: 0 P: 4	R: 5 E: 3 K: 0 S: 9	H: 4 LOB: 1 BB: 0 P: 9	R: 2 E: 0 K: 0 S: 5	H: 2 LOB: 0 BB: 0 P: 5	R: 0 E: 0 K: 2 S: 8	H: 0 LOB: 1 BB: 0 P: 8	R: 1 E: 0 K: 0 S: 4	H: 2 LOB: 0 BB: 0 P: 4	R: 1 E: 1 K: 1 S: 7	H: 2 LOB: 2 BB: 1 P: 11	1B: 9 2B: 2 3B: 1 HR: 2	SF: 0 SAC: 1 DP: 2 HBP: 0	WP: 1 PB: 0 SB: 0 CS: 1	PA: 43
<b>PITCHER</b>	IP WLS BF H R ER SO BB IBB HBP BLK WP HR S P ERA WHIP																			
<b>George Stone, L</b> (1, 1) <small>ERA: 3.46</small> <b>Milt Pappas, R</b> (6, 1) <small>ERA: 6.68</small> <b>Larry Jaster, L</b> (8, 1) <small>ERA: 6.85</small>	5.0 L 24 7 5 3 1 0 0 0 0 0 0 0 26 26 5.40 1.400																			
	2.0 9 2 2 2 2 0 0 0 0 1 1 13 13 9.00 1.000																			
	2.0 10 4 2 1 1 1 0 0 0 0 0 1 11 15 4.50 2.500																			

**Houston Astros @ Atlanta Braves**  
 Atlanta Stadium, Atlanta, GA  
 Sat Jun 20 1970, 7:05 PM EDT  
 Att: 17,528 - Unknown

livebaseballscorecards.com

BOTTOM

Houston Astros @ Atlanta Braves  
Atlanta Stadium, Atlanta, GA  
Sat Jun 20 1970, 7:05 PM EDT  
Att. 17,528 - Unknown

livebaseballscorecards.com

AB	39
R	6
H	12
RBI	6
BB	4
SO	8
LOB	22



WP	0	PA	44
PB	0		
SB	1		
CS	0		

AB	R	H	RBI	BB	SO	LOB
4	0	0	0	1	0	1
0	0	0	0	0	0	0
3	1	2	1	1	0	0
5	2	2	2	0	2	6
4	1	1	1	1	2	5
5	1	2	1	0	0	1
5	0	0	0	0	1	2
5	1	4	1	0	1	0
3	0	0	0	1	0	4
1	0	0	0	0	1	2
1	0	0	0	0	0	0
1	0	0	0	0	0	1
0	0	0	0	0	0	0
1	0	0	0	0	0	0

1B	2B	3B	E	SF	SAC	DP	HBP
9	1	1	0	0	0	1	1
1	0	0	0	0	0	0	0
0	0	0	0	0	0	0	0
1	0	0	0	0	0	0	0
0	0	0	0	0	0	0	0
0	0	0	0	0	0	0	0
1	0	0	0	0	0	0	0

1B	2B	3B	E	SF	SAC	DP	HBP
0	0	0	0	0	0	0	0
0	0	0	0	0	0	0	0
0	0	0	0	0	0	0	0
0	0	0	0	0	0	0	0
0	0	0	0	0	0	0	0
0	0	0	0	0	0	0	0
0	0	0	0	0	0	0	0

1B	2B	3B	E	SF	SAC	DP	HBP
0	0	0	0	0	0	0	0
0	0	0	0	0	0	0	0
0	0	0	0	0	0	0	0
0	0	0	0	0	0	0	0
0	0	0	0	0	0	0	0
0	0	0	0	0	0	0	0
0	0	0	0	0	0	0	0

1B	2B	3B	E	SF	SAC	DP	HBP
0	0	0	0	0	0	0	0
0	0	0	0	0	0	0	0
0	0	0	0	0	0	0	0
0	0	0	0	0	0	0	0
0	0	0	0	0	0	0	0
0	0	0	0	0	0	0	0
0	0	0	0	0	0	0	0

1B	2B	3B	E	SF	SAC	DP	HBP
0	0	0	0	0	0	0	0
0	0	0	0	0	0	0	0
0	0	0	0	0	0	0	0
0	0	0	0	0	0	0	0
0	0	0	0	0	0	0	0
0	0	0	0	0	0	0	0
0	0	0	0	0	0	0	0

1B	2B	3B	E	SF	SAC	DP	HBP
0	0	0	0	0	0	0	0
0	0	0	0	0	0	0	0
0	0	0	0	0	0	0	0
0	0	0	0	0	0	0	0
0	0	0	0	0	0	0	0
0	0	0	0	0	0	0	0
0	0	0	0	0	0	0	0

1B	2B	3B	E	SF	SAC	DP	HBP
0	0	0	0	0	0	0	0
0	0	0	0	0	0	0	0
0	0	0	0	0	0	0	0
0	0	0	0	0	0	0	0
0	0	0	0	0	0	0	0
0	0	0	0	0	0	0	0
0	0	0	0	0	0	0	0

1B	2B	3B	E	SF	SAC	DP	HBP
0	0	0	0	0	0	0	0
0	0	0	0	0	0	0	0
0	0	0	0	0	0	0	0
0	0	0	0	0	0	0	0
0	0	0	0	0	0	0	0
0	0	0	0	0	0	0	0
0	0	0	0	0	0	0	0

1B	2B	3B	E	SF	SAC	DP	HBP
0	0	0	0	0	0	0	0
0	0	0	0	0	0	0	0
0	0	0	0	0	0	0	0
0	0	0	0	0	0	0	0
0	0	0	0	0	0	0	0
0	0	0	0	0	0	0	0
0	0	0	0	0	0	0	0

1B	2B	3B	E	SF	SAC	DP	HBP
0	0	0	0	0	0	0	0
0	0	0	0	0	0	0	0
0	0	0	0	0	0	0	0
0	0	0	0	0	0	0	0
0	0	0	0	0	0	0	0
0	0	0	0	0	0	0	0
0	0	0	0	0	0	0	0

Inning	R	H	E	K	S	P	BB	IBB	HBP	BLK	WP	HR	S	P	ERA	WHIP
1	0	0	0	1	0	0	0	0	0	0	0	0	20	29	4.15	1.385
2	0	1	0	0	0	0	0	0	0	0	0	0	29	37	6.23	1.846
3	1	1	0	1	0	0	0	0	0	0	0	0	6	6	0.00	6.000

PITCHER	IP	WLS	BF	H	R	ER	SO	BB	IBB	HBP	BLK	WP	HR	S	P	ERA	WHIP
Tom Griffin, R (1, 1)	4.1		19	4	2	2	2	2	2	0	0	0	1	20	29	4.15	1.385
Jim Bouton, R (5, 1)	4.1	W	21	6	3	3	5	2	0	0	0	0	0	29	37	6.23	1.846
Fred Gladding, R (9, 1)	0.1	S	4	2	1	0	1	0	0	0	0	0	0	6	6	0.00	6.000

PITCHER	IP	WLS	BF	H	R	ER	SO	BB	IBB	HBP	BLK	WP	HR	S	P	ERA	WHIP
Tom Griffin, R (1, 1)	4.1		19	4	2	2	2	2	2	0	0	0	1	20	29	4.15	1.385
Jim Bouton, R (5, 1)	4.1	W	21	6	3	3	5	2	0	0	0	0	0	29	37	6.23	1.846
Fred Gladding, R (9, 1)	0.1	S	4	2	1	0	1	0	0	0	0	0	0	6	6	0.00	6.000

Batter	1	2	3	4	5	6	7	8	9	AB R H RBI BB SO LOB	TOP	
Jesus Alou, R (1, 9) OBP: 0.322, SLG: 0.352 Jack Dilauro, S (7, 1) Cesar Geronimo, L (9, PH)	0-0 WP 1B	0-0			0-0		0-0		1-0 HBP	4 0 1 0 0 0 2 0 0 0 0 0 0 0 0 0 0 0 0 0 0		
Joe Morgan, L (1, 4) OBP: 0.402, SLG: 0.401	0-0 1-2		0-0		0-0		0-0	0-0	0-0 L4	5 0 0 0 0 0 3		
Cesar Cedeno, R (1, 8) OBP: 0.222, SLG: 0.222 (7, 9)	0-3 K		0-0		0-0		0-0	0-0		4 0 0 0 0 1 1		
Tommy Davis, R (1, 7) OBP: 0.305, SLG: 0.399	0-0		0-3 K		0-0		0-0	0-0		4 0 0 0 0 1 1		
Denis Menke, R (1, 6) OBP: 0.381, SLG: 0.440		4-0 HR BB		0-0		0-0		0-0	0-0	3 1 0 0 1 0 0		
Bob Watson, R (1, 3) OBP: 0.279, SLG: 0.491		0-0 HR		4-0 1B BB		0-3 K		0-0	0-0	3 1 1 2 1 1 0		
Marty Martinez, S (1, 5) OBP: 0.304, SLG: 0.302		0-0 SH 1B		0-0 F		0-0		0-0	0-0 2B	4 1 3 0 0 0 1		
Johnny Edwards, L (1, 2) OBP: 0.231, SLG: 0.266		0-0 F		0-0 1-3 1B		0-0		0-0	0-0 E 2B	4 1 2 1 0 0 2		
Larry Dierker, R (1, 1) OBP: 0.171, SLG: 0.175 Ron Cook, L (5, 1) OBP: 0.600, SLG: 1.000 Jimmy Wynn, R (7, PH) OBP: 0.380, SLG: 0.504 (7, 8)		0-0 SH		0-3 K		0-3 K		0-3 K	0-0 E6 1B	1 0 0 0 0 1 2 0 0 0 0 0 0 0 2 0 1 0 0 1 1		
<b>Inning Stats</b>	R: 0 H: 1 E: 0 LOB: 1 K: 1 BB: 0 S: 6 P: 6	R: 2 H: 2 E: 0 LOB: 1 K: 0 BB: 1 S: 5 P: 9	R: 0 H: 0 E: 0 LOB: 0 K: 1 BB: 0 S: 5 P: 5	R: 0 H: 1 E: 0 LOB: 2 K: 1 BB: 1 S: 6 P: 10	R: 0 H: 0 E: 0 LOB: 0 K: 0 BB: 0 S: 3 P: 3	R: 0 H: 0 E: 0 LOB: 0 K: 1 BB: 0 S: 5 P: 5	R: 0 H: 1 E: 0 LOB: 1 K: 1 BB: 0 S: 6 P: 6	R: 0 H: 0 E: 0 LOB: 0 K: 0 BB: 0 S: 3 P: 3	R: 2 H: 3 E: 1 LOB: 2 K: 0 BB: 0 S: 6 P: 7	1B: 5 SF: 0 2B: 2 SAC: 1 3B: 0 DP: 0 HR: 1 HBP: 1	WP: 1 PA: 38 PB: 0 SB: 0 CS: 0	
<b>PITCHER</b> Jim Nash, R (1, 1) ERA: 3.69 Bob Priddy, R (9, 1) ERA: 4.91	IP WLS BF H R ER SO BB IBB HBP BLK WP HR S P ERA WHIP	8.2 W 37 8 4 3 5 2 0 1 0 1 1 44 53 3.12 1.154	0.1 S 1 0 0 0 0 0 0 0 0 0 0 0 1 1 0.00 0.000	<b>PITCHER</b> IP WLS BF H R ER SO BB IBB HBP BLK WP HR S P ERA WHIP								

Houston Astros @ Atlanta Braves  
Atlanta Stadium, Atlanta, GA  
Sun Jun 21 1970, 7:05 PM EDT  
Att. 17,558 - Unknown

livebaseballscorecards.com

AB 34  
R 4  
H 8  
RBI 3  
BB 2  
SO 5  
LOB 13





Batter	1	2	3	4	5	6	7	8	9	AB	R	H	RBI	BB	SO	LOB
<b>Gil Garrido, R</b> (1, 4) OBP: 0.366, SLG: 0.397	0-0 1B	0-0 1B		0-0 1B		0-0 1B		0-0 1B		5	0	2	0	0	0	2
<b>Sonny Jackson, L</b> (1, 6) OBP: 0.406, SLG: 0.350	0-0 HR 1B	0-0 1B		0-0 HR 1B		0-0 G6-4-3 1B				4	2	2	1	0	0	3
<b>Hank Aaron, R</b> (1, 9) OBP: 0.390, SLG: 0.645	0-0 HR 1B		0-0 1B	0-0 HR 1B				0-0 1B		4	2	3	4	0	0	0
<b>Rico Carty, R</b> (1, 7) OBP: 0.482, SLG: 0.701	0-0 HR		0-0 1B	0-3 K				0-0 F		4	1	2	1	0	1	1
<b>Orlando Cepeda, R</b> (1, 3) OBP: 0.372, SLG: 0.523	0-0 1B		0-0 F		0-0 G6-4-3 1B			0-3 K		4	0	1	0	0	1	2
<b>Tony Gonzalez, L</b> (1, 8) OBP: 0.307, SLG: 0.330	4-0 BB		0-0 1B		0-0 F			0-3 K		3	0	1	0	1	1	2
<b>Clete Boyer, R</b> (1, 5) OBP: 0.282, SLG: 0.335	0-0 1B		0-0 1B		0-0 G6-4-3			0-0 1B		4	0	0	0	0	0	4
<b>Hal King, L</b> (1, 2) OBP: 0.429, SLG: 0.477		0-0 1B		0-0 E9 1B 1B		4-0 BB 1B BB		0-0 1B		3	1	2	0	1	0	0
<b>Jim Nash, R</b> (1, 1) OBP: 0.119, SLG: 0.225		0-3 K		0-0 1B		0-3 K		0-3 K		4	0	0	0	0	3	3
<b>Bob Priddy, R</b> (9, 1) OBP: 0.600, SLG: 0.500										0	0	0	0	0	0	0

**BOTTOM**

**Houston Astros @ Atlanta Braves**  
Atlanta Stadium, Atlanta, GA  
Sun Jun 21 1970, 7:05 PM EDT  
Att. 17,558 - Unknown

[livebaseballscorecards.com](http://livebaseballscorecards.com)

<b>AB</b>	<b>35</b>
<b>R</b>	<b>6</b>
<b>H</b>	<b>13</b>
<b>RBI</b>	<b>6</b>
<b>BB</b>	<b>2</b>
<b>SO</b>	<b>6</b>
<b>LOB</b>	<b>17</b>



Inning Stats	R: 3	H: 3	E: 0	K: 0	S: 6	LOB: 1	BB: 1	P: 10	R: 0	H: 1	E: 0	K: 1	S: 6	LOB: 1	BB: 0	P: 6	R: 0	H: 2	E: 0	K: 0	S: 5	LOB: 2	BB: 0	P: 5	R: 3	H: 3	E: 1	K: 1	S: 8	LOB: 0	BB: 0	P: 8	R: 0	H: 1	E: 0	K: 0	S: 3	LOB: 0	BB: 0	P: 3	R: 0	H: 1	E: 0	K: 1	S: 5	LOB: 1	BB: 1	P: 9	R: 0	H: 1	E: 0	K: 2	S: 8	LOB: 1	BB: 0	P: 8	R: 0	H: 1	E: 0	K: 1	S: 6	LOB: 1	BB: 0	P: 6
--------------	------	------	------	------	------	--------	-------	-------	------	------	------	------	------	--------	-------	------	------	------	------	------	------	--------	-------	------	------	------	------	------	------	--------	-------	------	------	------	------	------	------	--------	-------	------	------	------	------	------	------	--------	-------	------	------	------	------	------	------	--------	-------	------	------	------	------	------	------	--------	-------	------

PITCHER	IP	WLS	BF	H	R	ER	SO	BB	IBB	HBP	BLK	WP	HR	S	P	ERA	WHIP
<b>Larry Dierker, R</b> (1, 1) ERA: 4.1	4.0	L	23	10	6	6	2	1	0	0	0	0	0	26	30	13.50	2.750
<b>Ron Cook, L</b> (5, 1) ERA: 3.25	2.0		6	1	0	0	1	1	0	0	0	0	0	7	11	0.00	1.000
<b>Jack Dilauro, L</b> (7, 1) ERA: 2.6	2.0		8	2	0	0	3	0	0	0	0	0	0	14	14	0.00	1.000

WP	PA	ERA	WHIP
0	37		

Batter	1	2	3	4	5	6	7	8	9	AB R H RBI BB SO LOB	TOP											
<b>Billy Grabarkewitz, R</b> (1, 6) OBP: 0.435, SLG: 0.505	0-3 K			0-0 G1-6-3 1B	0-3 K			0-0 HR		4 1 2 1 0 2 0	<b>Los Angeles Dodgers @ Atlanta Braves</b> Atlanta Stadium, Atlanta, GA Mon Jun 22 1970, 7:05 PM EDT Att. 12,162 - Unknown											
<b>Manny Mota, R</b> (1, 7) OBP: 0.373, SLG: 0.419	0-0 F8			0-0 G1-6-3 1-2f	0-0 4-3			0-0 L9		4 0 0 0 0 0 2												
<b>Wes Parker, S</b> (1, 3) OBP: 0.376, SLG: 0.444	0-0 4-3			0-0 HR				0-0 G3		4 1 1 1 0 1 0												
<b>Andy Kosco, R</b> (1, 9) OBP: 0.259, SLG: 0.421 <b>Willie Crawford, L</b> (8, PH) OBP: 0.330, SLG: 0.377 (8, 9)		0-3 K		0-0 1B				0-3 K		3 0 2 0 0 1 0 1 0 0 0 0 1 0												
<b>Jim Lefebvre, S</b> (1, 4) OBP: 0.350, SLG: 0.336		0-0 6-3		0-0 G3				0-3 K		4 0 1 0 0 1 2												
<b>Tom Haller, L</b> (1, 2) OBP: 0.335, SLG: 0.406		0-0 F9			0-0 HR			0-3 K		3 1 1 0 1 1 1												
<b>Bill Sudakis, S</b> (1, 5) OBP: 0.340, SLG: 0.435			0-0 F8		0-0 HR			0-3 K		4 1 1 2 0 2 2												
<b>Bill Russell, R</b> (1, 8) OBP: 0.167, SLG: 0.136			0-3 K		0-0 5-3			0-0 6-3		4 0 0 0 0 1 2												
<b>Alan Foster, R</b> (1, 1) OBP: 0.114, SLG: 0.088 <b>Jim Brewer, L</b> (9, 1)			0-0 F3		0-0 6-3			0-0 F8		4 0 0 0 0 0 2 0 0 0 0 0 0 0												
<b>Inning Stats</b>	R: 0 E: 0 K: 1 S: 5	H: 0 LOB: 0 BB: 0 P: 5	R: 0 E: 0 K: 1 S: 5	H: 0 LOB: 0 BB: 0 P: 5	R: 0 E: 0 K: 1 S: 5	H: 0 LOB: 0 BB: 0 P: 5	R: 1 E: 0 K: 0 S: 5	H: 3 LOB: 1 BB: 0 P: 5	R: 2 E: 0 K: 1 S: 8	H: 2 LOB: 1 BB: 0 P: 8	R: 0 E: 0 K: 3 S: 10	H: 1 LOB: 1 BB: 0 P: 10	R: 0 E: 0 K: 1 S: 5	H: 0 LOB: 0 BB: 0 P: 5	R: 1 E: 0 K: 1 S: 6	H: 1 LOB: 0 BB: 0 P: 6	R: 0 E: 0 K: 1 S: 6	H: 1 LOB: 2 BB: 1 P: 10	1B: 5 2B: 0 3B: 0 HR: 3	SF: 0 SAC: 0 DP: 1 HBP: 0	WP: 2 PB: 0 SB: 1 CS: 0	PA: 36
<b>PITCHER</b>	IP WLS BF H R ER SO BB IBB HBP BLK WP HR S P ERA WHIP																					
<b>Phil Niekro, R</b> (1, 1) ERA: 4.03	8.0 L 32 8 4 4 9 0 0 0 0 2 3 50 50 4.50 1.000																					
<b>Hoyt Wilhelm, R</b> (9, 1) ERA: 3.19	1.0 4 0 0 0 1 1 0 0 0 0 0 5 9 0.00 1.000																					

<b>AB</b>	35
<b>R</b>	4
<b>H</b>	8
<b>RBI</b>	4
<b>BB</b>	1
<b>SO</b>	10
<b>LOB</b>	11



BOTTOM

Los Angeles Dodgers @ Atlanta Braves  
Atlanta Stadium, Atlanta, GA  
Mon Jun 22 1970, 7:05 PM EDT  
Att. 12,162 - Unknown

livebaseballscorecards.com

AB 34  
R 2  
H 9  
RBI 2  
BB 1  
SO 1  
LOB 14



WP: 1 PA: 37  
PB: 0  
SB: 0  
CS: 0

AB	R	H	RBI	BB	SO	LOB
4	0	1	0	0	0	0
0	0	0	0	0	0	0
1	0	0	0	0	0	2

4	0	1	0	0	1	0
---	---	---	---	---	---	---

4	0	2	0	0	0	3
---	---	---	---	---	---	---

3	0	0	1	1	0	1
---	---	---	---	---	---	---

4	0	0	0	0	0	4
---	---	---	---	---	---	---

2	0	0	0	0	0	0
---	---	---	---	---	---	---

4	0	0	0	0	0	2
---	---	---	---	---	---	---

4	0	3	0	0	0	0
---	---	---	---	---	---	---

3	2	1	1	0	0	2
0	0	0	0	0	0	0
1	0	1	0	0	0	0

1B:	7	SF:	0
2B:	1	SAC:	0
3B:	0	DP:	1
HR:	1	HBP:	2

Batter	1	2	3	4	5	6	7	8	9
Gil Garrido, R OBP: 0.362, SLG: 0.392 (1, 4) Hal King, L OBP: 0.429, SLG: 0.477 (9, PH) Bob Aspromonte, R OBP: 0.167, SLG: 0.138 (9, PH)	0-0 6-3 1B		0-0 BB 1B 1-2 1B		0-0 F5 1B		0-0 F3 1B		0-0 FC5-4 1-2f 1B
Sonny Jackson, L OBP: 0.402, SLG: 0.348 (1, 6)	0-0 1-3 1B		0-0 BB 1B 1-2 2-3 1B		0-0 F9 1B			0-3 K 1B	
Hank Aaron, R OBP: 0.391, SLG: 0.647 (1, 9)	0-0 1B		0-0 F3 1B		0-0 F7 1B			0-0 F8 2B	
Rico Carty, R OBP: 0.478, SLG: 0.692 (1, 7)		0-0 F8 1B	4-0 BB 1B 1-2 2-3 3-H BB		0-0 5-3 1B			0-0 F8 2-3 1B	
Orlando Cepeda, R OBP: 0.367, SLG: 0.514 (1, 3)		0-0 6-3 1B	0-0 L8 1B		0-0 F8 1B			0-0 F2 1B	
Tony Gonzalez, L OBP: 0.310, SLG: 0.327 (1, 8)		1-0 WP HBP 1B		1-0 G6-3 HBP 1B		0-0 F7 1B			0-0 F4 1B
Clete Boyer, R OBP: 0.277, SLG: 0.329 (1, 5)		0-0 F4 1-2 1B		0-0 G6-3 1-2f 1B			0-0 5-3 1B		0-0 F8 1B
Bob Didier, S OBP: 0.227, SLG: 0.204 (1, 2)			0-0 FC6-4 1B 1B		0-0 1B		0-0 F3 1B		0-0 1B 1B
Phil Niekro, R OBP: 0.182, SLG: 0.214 (9, 1) Hoyt Wilhelm, R (9, 1) Mike Lum, L OBP: 0.290, SLG: 0.333 (9, PH)			0-0 FC6-4 1B 1B BB 1-2f		0-0 F8 1B				0-0 FC5-4 1B 1-2
	R: 0 H: 1 E: 0 LOB: 1 K: 0 BB: 0 S: 3 P: 3	R: 0 H: 0 E: 0 LOB: 1 K: 0 BB: 0 S: 3 P: 4	R: 1 H: 3 E: 0 LOB: 3 K: 0 BB: 1 S: 6 P: 10	R: 0 H: 1 E: 0 LOB: 1 K: 0 BB: 0 S: 3 P: 4	R: 0 H: 0 E: 0 LOB: 0 K: 0 BB: 0 S: 3 P: 3	R: 0 H: 0 E: 0 LOB: 0 K: 0 BB: 0 S: 3 P: 3	R: 1 H: 1 E: 0 LOB: 0 K: 0 BB: 0 S: 4 P: 4	R: 0 H: 1 E: 0 LOB: 1 K: 1 BB: 0 S: 6 P: 6	R: 0 H: 2 E: 0 LOB: 2 K: 0 BB: 0 S: 5 P: 5

Inning Stats	R: 0 H: 1 E: 0 LOB: 1 K: 0 BB: 0 S: 3 P: 3	R: 0 H: 0 E: 0 LOB: 1 K: 0 BB: 0 S: 3 P: 4	R: 1 H: 3 E: 0 LOB: 3 K: 0 BB: 1 S: 6 P: 10	R: 0 H: 1 E: 0 LOB: 1 K: 0 BB: 0 S: 3 P: 4	R: 0 H: 0 E: 0 LOB: 0 K: 0 BB: 0 S: 3 P: 3	R: 0 H: 0 E: 0 LOB: 0 K: 0 BB: 0 S: 3 P: 3	R: 1 H: 1 E: 0 LOB: 0 K: 0 BB: 0 S: 4 P: 4	R: 0 H: 1 E: 0 LOB: 1 K: 1 BB: 0 S: 6 P: 6	R: 0 H: 2 E: 0 LOB: 2 K: 0 BB: 0 S: 5 P: 5
--------------	---	---	--	---	---	---	---	---	---

PITCHER	IP	WLS	BF	H	R	ER	SO	BB	IBB	HBP	BLK	WP	HR	S	P	ERA	WHIP
Alan Foster, R ERA: 3.95 (1, 1)	8.2	W	36	9	2	2	1	1	0	0	0	1	1	35	41	2.08	1.154
Jim Brewer, L ERA: 2.2 (9, 1)	0.1	S	1	0	0	0	0	0	0	0	0	0	0	1	1	0.00	0.000

Batter	1	2	3	4	5	6	7	8	9	AB R H RBI BB SO LOB	TOP											
<b>Billy Grabarkewitz, R</b> (1, 6) OBP: 0.431, SLG: 0.502	0-3 K			0-3 K	0-0 1B 2B		0-3 K		0-3 K	5 1 1 2 0 4 1	<b>Los Angeles Dodgers @ Atlanta Braves</b> Atlanta Stadium, Atlanta, GA Tue Jun 23 1970, 7:05 PM EDT Att: 15,145 - Unknown <a href="http://livebaseballscorecards.com">livebaseballscorecards.com</a>											
<b>Manny Mota, R</b> (1, 7) OBP: 0.379, SLG: 0.424	0-0 G6-4-3 1B			0-0 5-3	0-0 2B 1B		0-0 4-3 1B		0-0 F8	5 1 3 2 0 0 0												
<b>Wes Parker, S</b> (1, 3) OBP: 0.377, SLG: 0.460	0-0 G6-4-3 1-2f			0-0 HR	0-0 2B		0-0 4-3		0-0 F7	4 1 2 2 0 0 3												
<b>Andy Kosco, R</b> (1, 9) OBP: 0.254, SLG: 0.412		0-3 K		0-0 F7	0-0 F9		0-0 F7		0-0 F7	3 0 0 0 0 1 1												
<b>Willie Davis, L</b> (7, PH) OBP: 0.299, SLG: 0.389										1 0 0 0 0 0 2												
<b>Jim Lefebvre, S</b> (1, 4) OBP: 0.347, SLG: 0.333		0-3 K			1-3 F8				0-0 1B 1B	4 0 1 0 0 1 1												
<b>Bill Sudakis, S</b> (1, 5) OBP: 0.337, SLG: 0.420					4-0 2B BB BB		0-0 F4		0-0 F8	3 1 0 0 1 0 1												
<b>Bill Russell, R</b> (1, 8) OBP: 0.214, SLG: 0.231				0-0 F8	0-0 2B BB		0-0 6-3		0-0 G4-6-3 1B	4 1 2 0 0 0 0												
<b>Jeff Torborg, R</b> (1, 2) OBP: 0.288, SLG: 0.297				0-0 F3	4-0 2B BB IBB		0-3 K		0-0 G4-6-3	3 1 0 0 1 1 2												
<b>Pete Mikkelsen, R</b> (8, 1)									1-2f	0 0 0 0 0 0 0												
<b>Bill Singer, R</b> (1, 1) OBP: 0.364, SLG: 0.400				0-0 F9	4-0 2B 1B BB		0-0 4-3 1B		0-0 F7	2 1 1 1 1 0 0												
<b>Tom Haller, L</b> (8, 2) OBP: 0.333, SLG: 0.403										1 0 0 0 0 0 0												
<b>Inning Stats</b>	R: 0 E: 0 K: 1 S: 5	H: 1 LOB: 0 BB: 0 P: 5	R: 0 E: 0 K: 2 S: 7	H: 0 LOB: 0 BB: 0 P: 7	R: 0 E: 0 K: 0 S: 3	H: 0 LOB: 0 BB: 0 P: 3	R: 1 E: 0 K: 1 S: 6	H: 1 LOB: 0 BB: 0 P: 6	R: 6 E: 0 K: 0 S: 7	H: 4 LOB: 1 BB: 3 P: 19	R: 0 E: 0 K: 1 S: 5	H: 0 LOB: 0 BB: 0 P: 5	R: 0 E: 0 K: 1 S: 7	H: 2 LOB: 2 BB: 0 P: 7	R: 0 E: 0 K: 0 S: 4	H: 2 LOB: 1 BB: 0 P: 4	R: 0 E: 0 K: 1 S: 5	H: 0 LOB: 0 BB: 0 P: 5	1B: 6 2B: 3 3B: 0 HR: 1	SF: 0 SAC: 0 DP: 2 HBP: 0	WP: 0 PB: 0 SB: 0 CS: 0	PA: 38
<b>PITCHER</b>	IP WLS BF H R ER SO BB IBB HBP BLK WP HR S P ERA WHIP																					
<b>Mike McQueen, L</b> (1, 1) ERA: 10.95	4.1 L 19 4 6 6 4 2 1 0 0 0 1 24 36 12.46 1.385																					
<b>Milt Pappas, R</b> (5, 1) ERA: 6.06	4.2 19 6 1 1 3 0 0 0 0 0 0 25 25 1.93 1.286																					



Batter	1	2	3	4	5	6	7	8	9	AB R H RBI BB SO LOB
<b>Gil Garrido, R</b> (1, 4) OBP: 0.359, SLG: 0.388	0-0 F5			0-0 6-3		0-0 F9			0-0 1B	4 0 1 0 0 0 0
<b>Sonny Jackson, L</b> (1, 6) OBP: 0.393, SLG: 0.338	0-0 G3			0-0 F7			0-0 6-3		0-0 F6	4 0 0 0 0 0 1
<b>Hank Aaron, R</b> (1, 9) OBP: 0.391, SLG: 0.641 <b>Tommie Aaron, R</b> (8, 9) OBP: 0.385, SLG: 0.769	0-0 F8			4-0 BB			0-0 L7		0-3 K	2 0 0 0 1 0 0 1 0 0 0 0 1 1
<b>Rico Carty, R</b> (1, 7) OBP: 0.473, SLG: 0.684		0-0 4-3		0-0 F9			0-3 K			3 0 0 0 0 1 1
<b>Orlando Cepeda, R</b> (1, 3) OBP: 0.363, SLG: 0.508		0-0 F7			0-0 F8			0-0 F3		3 0 0 0 0 0 0
<b>Mike Lum, L</b> (1, 8) OBP: 0.278, SLG: 0.318		0-0 F8			0-0 F3			0-0 4-3		3 0 0 0 0 0 0
<b>Clete Boyer, R</b> (1, 5) OBP: 0.278, SLG: 0.329			0-0 6-3		0-3 K			0-0 WP 1B		3 0 1 0 0 1 0
<b>Bob Tillman, R</b> (1, 2) OBP: 0.297, SLG: 0.394			0-0 6-3			0-3 K		0-3 K 1-3		3 0 0 0 0 2 1
<b>Mike McQueen, L</b> (1, 1) OBP: 0.333, SLG: 0.333 <b>Milt Pappas, R</b> (5, 1) <b>Hal King, L</b> (9, PH) OBP: 0.421, SLG: 0.467			0-0 F5			0-0 F9			0-0 4-3	1 0 0 0 0 0 0 1 0 0 0 0 0 0 1 0 0 0 0 0 0

**BOTTOM**

**Los Angeles Dodgers @ Atlanta Braves**  
Atlanta Stadium, Atlanta, GA  
Tue Jun 23 1970, 7:05 PM EDT  
Att. 15,145 - Unknown

AB	29
R	0
H	2
RBI	0
BB	1
SO	5
LOB	4



Inning Stats		R: 0	H: 0	E: 0	K: 0	S: 3	R: 0	H: 0	E: 0	K: 0	S: 3	R: 0	H: 0	E: 0	K: 1	S: 5	R: 0	H: 0	E: 0	K: 1	S: 5	R: 0	H: 1	E: 0	K: 1	S: 6	R: 0	H: 1	E: 0	K: 1	S: 6	1B: 2	SF: 0	2B: 0	3B: 0	HR: 0	SAC: 0	DP: 0	HBP: 0	WP: 2	PA: 30
<b>Bill Singer, R</b> (1, 1) ERA: 2.94	IP: 7.2	WLS: W	BF: 25	H: 1	R: 0	ER: 0	SO: 3	BB: 1	IBB: 0	HBP: 0	BLK: 0	WP: 0	HR: 0	S: 30	P: 34	ERA: 0.00	WHIP: 0.261																								
<b>Pete Mikkelsen, R</b> (8, 1) ERA: 1.86	IP: 1.1	WLS: S	BF: 5	H: 1	R: 0	ER: 0	SO: 2	BB: 0	IBB: 0	HBP: 0	BLK: 0	WP: 1	HR: 0	S: 9	P: 9	ERA: 0.00	WHIP: 0.750																								
<b>PITCHER</b>	IP	WLS	BF	H	R	ER	SO	BB	IBB	HBP	BLK	WP	HR	S	P	ERA	WHIP	<b>PITCHER</b>	IP	WLS	BF	H	R	ER	SO	BB	IBB	HBP	BLK	WP	HR	S	P	ERA	WHIP						

Batter	1	2	3	4	5	6	7	8	9	AB R H RBI BB SO LOB	TOP		
<b>Billy Grabarkewitz, R</b> (1, 6) OBP: 0.430, SLG: 0.498	0-0 SH5-3 FC4-6 1B	0-0 5-3			0-0 F9			4-0 SH1-4 BB	0-0 E6 E	4 2 1 1 1 0 2			
<b>Manny Mota, R</b> (1, 7) OBP: 0.386, SLG: 0.443	0-0 FC4-6 SH5-3 1B		0-0 6-3			0-0 L9 SF8 2B		0-0 SH1-4	0-0 3-1 2B	4 1 3 0 0 0 0			
<b>Willie Davis, L</b> (1, 9) OBP: 0.295, SLG: 0.383	0-0 SH5-3 1-2 2-3		0-3 K			0-0 L9 2-3		0-0 F7	0-0 3-1 2-3	4 0 0 0 0 1 4			
<b>Wes Parker, S</b> (1, 3) OBP: 0.375, SLG: 0.455	4-0 FC4-6 IBB		0-0 1-3			0-0 SF8 3-H		0-0 1-3	0-0 4-3	3 0 0 1 1 0 3			
<b>Jim Lefebvre, S</b> (1, 4) OBP: 0.344, SLG: 0.339	0-0 FC4-6 1-2f 2-3 3-H			0-0 4-3		0-0 3-1			0-0 6-3 WP 2B	4 1 1 1 0 0 2			
<b>Bill Sudakis, S</b> (1, 5) OBP: 0.324, SLG: 0.402	0-0 F5			0-0 3-1			0-0 6-3		0-0 6-3 2-3	4 0 0 0 0 0 3			
<b>Tom Haller, L</b> (1, 2) OBP: 0.344, SLG: 0.415		0-0			0-0 F9		0-0		4-0 1B BB	3 0 2 0 1 0 0	<b>AB 34</b>		
<b>Von Joshua, L</b> (9, PR) OBP: 0.295, SLG: 0.316										0 1 0 0 0 0 0	<b>R 7</b>		
<b>Jeff Torborg, R</b> (9, 2) OBP: 0.288, SLG: 0.297										0 0 0 0 0 0 0	<b>H 9</b>		
<b>Bill Russell, R</b> (1, 8) OBP: 0.219, SLG: 0.233		0-3 K			0-0 F6		0-3 K		0-0 1B E 1B	4 1 1 0 0 2 2	<b>RBI 4</b>		
<b>Joe Moeller, R</b> (1, 1) OBP: 0.313, SLG: 0.267		0-3 K			0-3 K		0-3 K		0-0 E WP 1B	4 1 1 1 0 3 2	<b>BB 3</b>		
<b>Inning Stats</b>	R: 1 E: 0 K: 0 S: 5 H: 2 LOB: 2 BB: 1 P: 9	R: 0 E: 0 K: 2 S: 8 H: 1 LOB: 1 BB: 0 P: 8	R: 0 E: 0 K: 1 S: 5 H: 0 LOB: 0 BB: 0 P: 5	R: 0 E: 0 K: 0 S: 3 H: 0 LOB: 0 BB: 0 P: 3	R: 0 E: 0 K: 1 S: 5 H: 0 LOB: 0 BB: 0 P: 5	R: 1 E: 0 K: 0 S: 4 H: 1 LOB: 0 BB: 0 P: 4	R: 0 E: 0 K: 2 S: 8 H: 1 LOB: 1 BB: 0 P: 8	R: 0 E: 0 K: 0 S: 3 H: 0 LOB: 1 BB: 1 P: 7	R: 5 E: 1 K: 0 S: 8 H: 4 LOB: 2 BB: 1 P: 12	1B: 5 2B: 4 3B: 0 HR: 0 SF: 1 SAC: 2 DP: 0 HBP: 0	WP: 2 PB: 0 SB: 0 CS: 0 PA: 40		
<b>PITCHER</b>	IP WLS BF H R ER SO BB IBB HBP BLK WP HR S P ERA WHIP											<b>PITCHER</b>	IP WLS BF H R ER SO BB IBB HBP BLK WP HR S P ERA WHIP
<b>Pat Jarvis, R</b> (1, 1) ERA: 3.16	8.0 L 31 5 2 2 6 1 1 0 0 0 0 41 49 2.25 0.750												
<b>Bob Priddy, R</b> (9, 1) ERA: 6.23	0.1 6 3 5 4 0 1 0 0 0 1 0 5 9 108.00 12.000												
<b>Aubrey Gatewood, R</b> (9, 1) ERA:	0.2 3 1 0 0 0 0 0 0 0 0 1 0 3 3 0.00 1.500												

**Los Angeles Dodgers @ Atlanta Braves**  
Atlanta Stadium, Atlanta, GA

Wed Jun 24 1970, 7:05 PM EDT  
Att. 12,667 - Unknown



livebaseballscorecards.com

Batter	1	2	3	4	5	6	7	8	9	AB R H RBI BB SO LOB
Sonny Jackson, L (1, 6) OBP: 0.390, SLG: 0.336	0-0 F8		0-0 1B		0-0 4-3			0-0 4-3		4 0 1 0 0 0 1
Mike Lum, L (1, 8) OBP: 0.289, SLG: 0.329	0-0 FC6-4 1B		0-0 1-3 1B			0-0 6-3		0-0 6-3		4 0 2 0 0 0 1
Hank Aaron, R (1, 9) OBP: 0.388, SLG: 0.635	0-0 FC6-4 1-2f		0-3 1-2 K			0-0 F4		0-0 FC6-4 1B		4 0 1 0 0 1 3
Rico Carty, R (1, 7) OBP: 0.470, SLG: 0.676	0-0 F9 1-2		0-0 5-3			0-0 F9		0-0 FC6-4 1B		4 0 1 0 0 0 3
Orlando Cepeda, R (1, 3) OBP: 0.357, SLG: 0.500		0-0 F7		0-0 F3		0-0 F8		0-0 F3		4 0 0 0 0 0 2
Clete Boyer, R (1, 5) OBP: 0.273, SLG: 0.323		0-0 F5		0-0 6-3		0-3 K		0-0 FC6-4 1-2f 2-3		4 0 0 0 0 1 2
Bob Tillman, R (1, 2) OBP: 0.295, SLG: 0.388		0-0 FC4-6 1B		0-0 F2		0-3 K		0-3 K		4 0 1 0 0 2 2
Gil Garrido, R (1, 4) OBP: 0.352, SLG: 0.380		0-0 FC4-6 1-2f			0-0 5-3		0-0 E5 4-3			3 0 0 0 0 0 1
Pat Jarvis, R (1, 1) OBP: 0.119, SLG: 0.122			0-0 5-3			0-0 F8		0-3 K		2 0 0 0 0 0 0
Hal King, L (8, PH) OBP: 0.414, SLG: 0.457										1 0 0 0 0 1 1
Bob Priddy, R (9, 1) OBP: 0.600, SLG: 0.500										0 0 0 0 0 0 0
Aubrey Gatewood, R (9, 1)										0 0 0 0 0 0 0

Inning Stats	R: 0	H: 1	E: 0	LOB: 1	K: 0	BB: 0	S: 4	P: 4	R: 0	H: 1	E: 0	LOB: 1	K: 0	BB: 0	S: 4	P: 4	R: 0	H: 2	E: 0	LOB: 2	K: 1	BB: 0	S: 7	P: 7	R: 0	H: 0	E: 0	LOB: 0	K: 0	BB: 0	S: 3	P: 3	R: 0	H: 0	E: 0	LOB: 0	K: 0	BB: 0	S: 3	P: 3	R: 0	H: 0	E: 0	LOB: 0	K: 2	BB: 0	S: 7	P: 7	R: 0	H: 0	E: 1	LOB: 1	K: 1	BB: 0	S: 6	P: 6	R: 0	H: 2	E: 0	LOB: 2	K: 1	BB: 0	S: 7	P: 7	1B: 6	SF: 0	2B: 0	SAC: 0	3B: 0	DP: 0	HR: 0	HBP: 0	WP: 0	PA: 34
PITCHER Joe Moeller, R (1, 1) ERA: 2.55	IP	WLS	BF	H	R	ER	SO	BB	IBB	HBP	BLK	WP	HR	S	P	ERA	WHIP	IP	WLS	BF	H	R	ER	SO	BB	IBB	HBP	BLK	WP	HR	S	P	ERA	WHIP																																								

**BOTTOM**

**Los Angeles Dodgers @ Atlanta Braves**  
Atlanta Stadium, Atlanta, GA

Wed Jun 24 1970, 7:05 PM EDT  
Att. 12,667 - Unknown

livebaseballscorecards.com

**AB 34**  
**R 0**  
**H 6**  
**RBI 0**  
**BB 0**  
**SO 5**  
**LOB 16**



Batter	1	2	3	4	5	6	7	8	9	AB R H RBI BB SO LOB	TOP	
Sonny Jackson, L (1, 6) OBP: 0.382, SLG: 0.327	0-0 F6		0-0 F7			0-0 F4			0-0 1-3	4 0 0 0 0 0 0	<b>Atlanta Braves @ San Francisco Giants</b> Candlestick Park, San Francisco, CA Fri Jun 26 1970, 10:05 PM EDT Att. 7,790 - Unknown  <a href="http://livebaseballscorecards.com">livebaseballscorecards.com</a>  <b>AB 30</b> <b>R 1</b> <b>H 3</b> <b>RBI 1</b> <b>BB 0</b> <b>SO 3</b> <b>LOB 4</b>	
Tony Gonzalez, L (1, 8) OBP: 0.309, SLG: 0.326	0-0 3-1			0-0 1B		0-0 F5			0-0 4-3	4 0 1 0 0 0 0		
Hank Aaron, R (1, 9) OBP: 0.387, SLG: 0.629	0-0 FC6 1B			0-0 F7		0-3 K			0-0 F6	4 0 1 0 0 1 1		
Rico Carty, R (1, 7) OBP: 0.465, SLG: 0.668	0-0 FC6 1-2f			0-3 K		0-0 1-3				3 0 0 0 0 1 2		
Orlando Cepeda, R (1, 3) OBP: 0.354, SLG: 0.494		0-0 F2		0-0 F7		0-0 4-3				3 0 0 0 0 0 1		
Bob Aspromonte, R (1, 5) OBP: 0.152, SLG: 0.125		0-0 4-3			0-0 6-3				0-0 3-1	3 0 0 0 0 0 0		
Gil Carrido, R (1, 4) OBP: 0.345, SLG: 0.371		0-0 5-3			0-0 6-3				0-0 4-3	3 0 0 0 0 0 0		
Bob Didier, S (1, 2) OBP: 0.221, SLG: 0.198 Rick Kester, R (8, 1)			0-0 F6		0-0 6-3				0-0 F2	3 0 0 0 0 0 0 0 0 0 0 0 0 0		
Ron Reed, R (1, 1) Hal King, L (8, 2) OBP: 0.424, SLG: 0.532			0-3 K2-3			0-0 4-3			0-0 HR	2 0 0 0 0 1 0 1 1 1 1 0 0 0		
<b>Inning Stats</b>	R: 0 H: 1 E: 0 LOB: 1 K: 0 BB: 0 S: 4 P: 4	R: 0 H: 0 E: 0 LOB: 0 K: 0 BB: 0 S: 3 P: 3	R: 0 H: 0 E: 0 LOB: 0 K: 1 BB: 0 S: 5 P: 5	R: 0 H: 1 E: 0 LOB: 1 K: 1 BB: 0 S: 6 P: 6	R: 0 H: 0 E: 0 LOB: 0 K: 0 BB: 0 S: 3 P: 3	R: 0 H: 0 E: 0 LOB: 0 K: 0 BB: 0 S: 3 P: 3	R: 0 H: 0 E: 0 LOB: 0 K: 1 BB: 0 S: 5 P: 5	R: 0 H: 0 E: 0 LOB: 0 K: 0 BB: 0 S: 3 P: 3	R: 1 H: 1 E: 0 LOB: 0 K: 0 BB: 0 S: 4 P: 4	1B: 2 SF: 0 2B: 0 SAC: 0 3B: 0 DP: 0 HR: 1 HBP: 0		WP: 0 PA: 30 PB: 0 SB: 0 CS: 0
<b>PITCHER</b> Gaylord Perry, R (1, 1) ERA: 3.81	IP WLS BF H R ER SO BB IBB HBP BLK WP HR S P ERA WHIP											<b>PITCHER</b> IP WLS BF H R ER SO BB IBB HBP BLK WP HR S P ERA WHIP



Batter	1	2	3	4	5	6	7	8	9	AB	R	H	RBI	BB	SO	LOB				
<b>Bobby Bonds, R</b> OBP: 0.384, SLG: 0.491 (1, 9) X	0-0  HR		X 0-0  3B 1B	B 4-0  S BB		X 0-0  F9				3	2	2	1	1	0	0				
<b>Bob Heise, R</b> OBP: 0.263, SLG: 0.263 (1, 4) X	0-0  F3		X 0-0  1B 3B	X 0-0  F7			X 0-0  F9			4	1	1	1	0	0	1				
<b>Willie Mays, R</b> OBP: 0.388, SLG: 0.558 (1, 8) B B B	4-0  BB		S 0-3  K		B 4-0  1B BB		X 0-0  F9			2	0	0	0	2	1	1				
<b>Willie McCovey, L</b> OBP: 0.426, SLG: 0.577 (1, 3) X	0-0  F7		X 0-0  1B 1B		X 0-0  F4		X 0-0  F9			4	0	1	1	0	0	2				
<b>Ken Henderson, S</b> OBP: 0.415, SLG: 0.491 (1, 7) X	0-0  G1		X 0-0  F8		X 0-0  S 1B		X 0-0  2B 1B			4	1	2	0	0	0	2				
<b>Dick Dietz, R</b> OBP: 0.432, SLG: 0.599 (1, 2) X		X 0-0  FC6-4 1B	X 0-0  1B		X 0-0  L5		X 0-0  F3			4	0	2	0	0	0	3				
<b>Al Gallagher, R</b> OBP: 0.344, SLG: 0.393 (1, 5) X		X 0-0  F9	X 0-0  F9		X 0-0  F7		X 0-0  WP 1-H 2B			4	0	1	1	0	0	5				
<b>Hal Lanier, R</b> OBP: 0.292, SLG: 0.331 (1, 6) X		X 0-0  F7		X 0-0  F9		X 0-0  4-3		X 0-0  F5		4	0	0	0	0	0	2				
<b>Gaylord Perry, R</b> OBP: 0.103, SLG: 0.121 (1, 1) X		X 0-0  FC6-4 1-2f		S 0-3  K		S 0-3  K		S 0-3  K		4	0	0	0	0	3	2				
<b>Inning Stats</b>	R: 1 E: 0 K: 0 S: 4	H: 1 LOB: 1 BB: 1 P: 8	R: 0 E: 0 K: 0 S: 4	H: 1 LOB: 1 BB: 0 P: 4	R: 2 E: 0 K: 1 S: 9	H: 4 LOB: 2 BB: 0 P: 9	R: 0 E: 0 K: 1 S: 5	H: 0 LOB: 1 BB: 1 P: 9	R: 0 E: 0 K: 0 S: 4	H: 1 LOB: 2 BB: 1 P: 8	R: 0 E: 0 K: 1 S: 5	H: 0 LOB: 0 BB: 0 P: 5	R: 0 E: 0 K: 0 S: 3	H: 0 LOB: 0 BB: 0 P: 3	R: 1 E: 0 K: 1 S: 7	H: 2 LOB: 1 BB: 0 P: 7	1B: 6 2B: 1 3B: 1 HR: 1	SF: 0 SAC: 0 DP: 0 HBP: 0	WP: 1 PB: 0 SB: 2 CS: 0	PA: 36

BOTTOM

**Atlanta Braves @ San Francisco Giants**  
Candlestick Park, San Francisco, CA

Fri Jun 26 1970, 10:05 PM EDT  
Att. 7,790 - Unknown

[livebaseballscorecards.com](http://livebaseballscorecards.com)

AB	33
R	4
H	9
RBI	4
BB	3
SO	4
LOB	18



PITCHER	IP	WLS	BF	H	R	ER	SO	BB	IBB	HBP	BLK	WP	HR	S	P	ERA	WHIP
<b>Ron Reed, R</b> ERA: 2.77 (1, 1)	7.0	L	31	7	3	3	3	3	0	0	0	0	1	34	46	3.86	1.429
<b>Rick Kester, R</b> ERA: 11.05 (8, 1)	1.0		5	2	1	1	1	0	0	0	0	1	0	7	7	9.00	2.000

Batter	1	2	3	4	5	6	7	8	9	AB R H RBI BB SO LOB	TOP
<b>Gil Garrido, R</b> (1, 6) <small>OBP: 0.351, SLG: 0.373</small> <b>Mike Lum, L</b> (7, PH) <small>OBP: 0.299, SLG: 0.329</small> <b>Sonny Jackson, L</b> (7, PR) <small>OBP: 0.380, SLG: 0.325</small>	0-3 		0-0 		4-0 		4-0 		0-0 	2 0 1 0 1 1 0 0 0 0 0 1 0 0 1 0 0 0 0 0 2	
<b>Felix Millan, R</b> (1, 4) <small>OBP: 0.326, SLG: 0.383</small>	0-0 		0-0 		0-0 		0-0 		0-0 	4 0 0 0 0 0 7	
<b>Hank Aaron, R</b> (1, 9) <small>OBP: 0.385, SLG: 0.621</small>	4-0 			0-0 		0-3 		0-0 		3 0 0 0 1 1 0	
<b>Rico Carty, R</b> (1, 7) <small>OBP: 0.462, SLG: 0.660</small>	0-0 		0-0 		0-0 		0-0 	4-0 		3 0 0 0 1 0 1	
<b>Orlando Cepeda, R</b> (1, 3) <small>OBP: 0.352, SLG: 0.490</small>		0-0 	0-0 		0-0 		0-0 	0-0 		4 0 1 0 0 0 1	
<b>Tony Gonzalez, L</b> (1, 8) <small>OBP: 0.312, SLG: 0.326</small>		0-0 	0-3 				0-0 		4-0 	3 0 1 0 1 1 1	
<b>Bob Aspromonte, R</b> (1, 5) <small>OBP: 0.189, SLG: 0.118</small>		0-0 			0-0 		4-0 		4-0 	2 0 0 0 2 0 0	
<b>Bob Tillman, R</b> (1, 2) <small>OBP: 0.303, SLG: 0.392</small>			0-0 		0-0 		0-3 		0-3 	4 0 2 0 0 2 4	
<b>George Stone, L</b> (1, 1) <small>OBP: 0.286, SLG: 0.256</small> <b>Hal King, L</b> (7, PH) <small>OBP: 0.417, SLG: 0.521</small> <b>Hoyt Wilhelm, R</b> (7, 1) <b>Tommie Aaron, R</b> (9, PH) <small>OBP: 0.357, SLG: 0.714</small>			0-0 		0-0 		0-0 		0-0 	2 0 0 0 0 0 2 1 0 0 0 0 0 2 0 0 0 0 0 0 0 1 0 0 0 0 0 2	
<b>Inning Stats</b>	R: 0 H: 0 E: 0 LOB: 1 K: 1 BB: 1 S: 5 P: 9	R: 0 H: 0 E: 0 LOB: 0 K: 0 BB: 0 S: 3 P: 3	R: 0 H: 2 E: 0 LOB: 1 K: 0 BB: 0 S: 4 P: 4	R: 0 H: 1 E: 0 LOB: 1 K: 1 BB: 0 S: 6 P: 6	R: 0 H: 1 E: 0 LOB: 2 K: 0 BB: 1 S: 4 P: 8	R: 0 H: 0 E: 0 LOB: 0 K: 1 BB: 0 S: 5 P: 5	R: 0 H: 1 E: 0 LOB: 3 K: 1 BB: 2 S: 6 P: 14	R: 0 H: 0 E: 0 LOB: 0 K: 0 BB: 1 S: 2 P: 6	R: 0 H: 0 E: 0 LOB: 2 K: 1 BB: 2 S: 5 P: 13	1B: 5 SF: 0 2B: 1 SAC: 0 3B: 0 DP: 2 HR: 0 HBP: 0	WP: 0 PA: 37 PB: 0 SB: 1 CS: 0
<b>PITCHER</b> <b>Skip Pitlock, L</b> (1, 1) <small>ERA: 4.19</small> <b>Frank Reberger, R</b> (6, 1) <small>ERA: 6.85</small> <b>Don McMahon, R</b> (9, 1) <small>ERA: 4.21</small>	IP WLS BF H R ER SO BB IBB HBP BLK WP HR S P ERA WHIP 5.0 W 20 4 0 0 2 2 2 0 0 0 0 0 22 30 0.00 1.200 3.0 14 1 0 0 2 5 0 0 0 0 0 0 13 33 0.00 2.000 1.0 S 3 0 0 0 1 0 0 0 0 0 0 0 5 5 0.00 0.000	<b>PITCHER</b> IP WLS BF H R ER SO BB IBB HBP BLK WP HR S P ERA WHIP									

Atlanta Braves @ San Francisco Giants  
 Candlestick Park, San Francisco, CA  
 Sat Jun 27 1970, 6:33 AM EDT  
 Att. 10,644 - Unknown

livebaseballscorecards.com

AB	30
R	0
H	5
RBI	0
BB	7
SO	5
LOB	22



Batter	1	2	3	4	5	6	7	8	9
<b>Bobby Bonds, R</b> OBP: 0.386, SLG: 0.489 (1, 9) S S (6, 8)	0-3 K	4-0 IBB			X 0-0 L1-4 1B		0-3 K		
<b>Bob Heise, R</b> OBP: 0.250, SLG: 0.250 (1, 4) X	0-0 6-3	0-0 4-3			X 0-0 L1-4 1-2		0-0 5-3		
<b>Willie Mays, R</b> OBP: 0.387, SLG: 0.559 <b>Frank Johnson, R</b> OBP: 0.353, SLG: 0.386 (1, 8) (6, 7) X	0-0 5-3		X 0-0 3-1		X 0-0 2B		4-0 1B BB		
<b>Willie McCovey, L</b> OBP: 0.427, SLG: 0.576 (1, 3)		X 0-0 E4 1B HR	X 0-0 1B		S S 0-3 K		0-0 1-3 1B		
<b>Ken Henderson, S</b> OBP: 0.413, SLG: 0.487 (1, 7) (6, 9)		X 0-0 1-2 HR 1B	S S 0-3 K		X 0-0 F9		X 0-0 F9		
<b>Dick Dietz, R</b> OBP: 0.433, SLG: 0.609 (1, 2)		X 0-0 1-H 2-H HR	X 0-0 F9		B B B 4-0 1B BB		S S 0-3 K		
<b>Al Gallagher, R</b> OBP: 0.348, SLG: 0.396 (1, 5)		S S 0-3 K		X 0-0 G3		X 0-0 FC6-4 1B		X 0-0 1B	
<b>Hal Lanier, R</b> OBP: 0.291, SLG: 0.330 (1, 6)		X 0-0 SH1-4 1B	X 0-0 F7		X 0-0 FC6-4 1-2		X 0-0 F8		
<b>Skip Pitlock, L</b> (1, 1) <b>Frank Reberger, L</b> OBP: 0.222, SLG: 0.333 <b>Don McMahon, R</b> OBP: 0.571, SLG: 0.400 (6, 1) (9, 1)		X 0-0 SH1-4 1-2	S S 0-3 K		S S 0-3 K		X 0-0 F7		

AB	R	H	RBI	BB	SO	LOB
3	0	1	0	1	2	0
4	0	0	0	0	0	3
3	0	1	0	0	0	0
0	0	0	0	1	0	0
4	1	2	0	0	1	1
4	1	1	0	0	1	3
3	1	1	3	1	1	1
4	0	2	0	0	1	0
4	0	1	0	0	0	3
1	0	0	0	0	1	0
2	0	0	0	0	1	3
0	0	0	0	0	0	0


**BOTTOM**

**Atlanta Braves @ San Francisco Giants**  
Candlestick Park, San Francisco, CA

Sat Jun 27 1970, 6:33 AM EDT  
Att. 10,644 - Unknown

<b>AB</b>	<b>32</b>
<b>R</b>	<b>3</b>
<b>H</b>	<b>9</b>
<b>RBI</b>	<b>3</b>
<b>BB</b>	<b>3</b>
<b>SO</b>	<b>8</b>
<b>LOB</b>	<b>14</b>

livebaseballscorecards.com



Inning Stats	R: 0	H: 0	E: 0	K: 1	S: 5	LOB: 0	BB: 0	P: 5
	R: 3	H: 3	E: 1	K: 1	S: 9	LOB: 2	BB: 1	P: 13
	R: 0	H: 1	E: 0	K: 1	S: 6	LOB: 1	BB: 0	P: 6
	R: 0	H: 0	E: 0	K: 1	S: 5	LOB: 0	BB: 1	P: 5
	R: 0	H: 2	E: 0	K: 1	S: 6	LOB: 1	BB: 0	P: 6
	R: 0	H: 1	E: 0	K: 1	S: 6	LOB: 2	BB: 1	P: 10
	R: 0	H: 1	E: 0	K: 1	S: 6	LOB: 2	BB: 1	P: 10
	R: 0	H: 1	E: 0	K: 1	S: 6	LOB: 1	BB: 0	P: 6

WP	PA	ERA	WHIP
0	36		

PITCHER	IP	WLS	BF	H	R	ER	SO	BB	IBB	HBP	BLK	WP	HR	S	P	ERA	WHIP
<b>George Stone, L</b> ERA: 3.43 (1, 1)	6.0	L	27	7	3	2	6	1	1	0	0	0	1	37	45	3.00	1.333
<b>Hoyt Wilhelm, R</b> ERA: 3.03 (7, 1)	2.0		9	2	0	0	2	1	0	0	0	0	0	12	16	0.00	1.500

Batter	1	2	3	4	5	6	7	8	9	10	AB R H RBI BB SO LOB	TOP													
<b>Sonny Jackson, L</b> (1, 6) OBP: 0.370, SLG: 0.314	0-3 <b>K</b>		0-0 2-3 <b>5-3</b>		0-0 <b>F7</b>		0-0 1-2f 3-H <b>FC4-6</b> 1B		0-0 <b>F6</b>		5 1 0 1 0 1 3	<b>Atlanta Braves @ San Francisco Giants</b> Candlestick Park, San Francisco, CA Sun Jun 28 1970, 6:33 AM EDT Unknown													
<b>Felix Millan, R</b> (1, 4) OBP: 0.331, SLG: 0.385	0-0 1B		4-0 <b>BB</b>			0-0 <b>F8</b>	0-0 1-H 1B		0-0 <b>F5</b>		4 0 2 1 1 0 1														
<b>Hank Aaron, R</b> (1, 9) OBP: 0.378, SLG: 0.609	0-0 <b>F8</b>		0-0 <b>F3</b>			0-0 <b>F5</b>	0-0 <b>F4</b>		0-0 <b>F8</b>		5 0 0 0 0 0 4														
<b>Rico Carty, R</b> (1, 7) OBP: 0.461, SLG: 0.653	0-0 <b>F7</b>			0-0 <b>6-3</b>		0-0 WP 1B 1B		4-0 BB BB BB <b>FC5-4</b> BB	0-3 <b>K</b>		4 1 1 0 1 1 1														
<b>Orlando Cepeda, R</b> (1, 3) OBP: 0.353, SLG: 0.489		0-0 <b>F9-3</b> 1B		0-0 <b>6-3</b>		0-0 1-H 1B		0-0 1-2f <b>FC5-4</b> G3	0-3 <b>K</b>		5 0 2 1 0 1 1														
<b>Tony Gonzalez, L</b> (1, 8) OBP: 0.307, SLG: 0.320		0-0 1-2 <b>F9-3</b>		0-0 <b>F8</b>		0-0 <b>4-3</b>		0-0 2-3 <b>G3</b>			4 0 0 0 0 0 3														
<b>Hal King, L</b> (1, 2) OBP: 0.422, SLG: 0.577		0-0 <b>3-1</b>			0-0 <b>HR</b>		0-0 1B 1-3 <b>FC4-6</b> 1B	0-0 <b>6-3</b>			4 2 2 1 0 0 1														
<b>Bob Aspromonte, R</b> (1, 5) OBP: 0.195, SLG: 0.158			0-0 5-3 <b>2B</b>		0-0 <b>F3</b>		0-0 1-2 <b>1-3</b>		0-0 SH2-4 <b>E4</b>		4 0 1 0 0 0 1														
<b>Jim Nash, R</b> (1, 1) OBP: 0.133, SLG: 0.233			0-0 <b>F7</b>		0-0 <b>F9</b>		0-0 2-3 <b>FC4-6</b> 1B		0-0 <b>SH2-4</b>		3 0 1 0 0 0 1														
<b>Bob Priddy, R</b> (8, 1) OBP: 0.600, SLG: 0.500											0 0 0 0 0 0 0														
<b>Inning Stats</b>	R: 0 E: 0 K: 1 S: 6	H: 1 LOB: 1 BB: 0 P: 6	R: 0 E: 0 K: 0 S: 3	H: 1 LOB: 0 BB: 0 P: 3	R: 0 E: 0 K: 0 S: 4	H: 1 LOB: 2 BB: 1 P: 8	R: 0 E: 0 K: 0 S: 3	H: 0 LOB: 0 BB: 0 P: 3	R: 1 E: 0 K: 0 S: 4	H: 1 LOB: 0 BB: 0 P: 4	R: 1 E: 0 K: 0 S: 5	H: 2 LOB: 1 BB: 0 P: 5	R: 2 E: 0 K: 0 S: 6	H: 3 LOB: 1 BB: 0 P: 6	R: 0 E: 1 K: 0 S: 3	H: 0 LOB: 1 BB: 1 P: 7	R: 0 E: 1 K: 0 S: 4	H: 0 LOB: 1 BB: 0 P: 4	R: 0 E: 0 K: 2 S: 7	H: 0 LOB: 0 BB: 0 P: 7	1B: 7 2B: 2 3B: 0 HR: 1	SF: 0 SAC: 1 DP: 1 HBP: 0	WP: 1 PB: 0 SB: 1 CS: 0	PA: 41	
<b>PITCHER</b>	IP	WLS	BF	H	R	ER	SO	BB	IBB	HBP	BLK	WP	HR	S	P	ERA	WHIP								
<b>Juan Marichal, R</b> (1, 1) ERA: 5.46	6.0		24	6	2	2	1	1	0	0	0	1	1	25	29	3.00	1.167								
<b>Jerry Johnson, R</b> (7, 1) ERA: 5.86	1.1		8	3	2	2	0	1	0	0	0	0	0	7	11	13.50	3.000								
<b>Mike Davison, L</b> (8, 1) ERA: 11.25	0.2		2	0	0	0	0	0	0	0	0	0	0	2	2	0.00	0.000								
<b>Don McMahon, R</b> (9, 1) ERA: 3.99	2.0	W	7	0	0	0	2	0	0	0	0	0	0	11	11	0.00	0.000								

livebaseballscorecards.com

**AB** 38  
**R** 4  
**H** 9  
**RBI** 4  
**BB** 2  
**SO** 3  
**LOB** 16



Batter	1	2	3	4	5	6	7	8	9	10
<b>Bobby Bonds, R</b> OBP: 0.389, SLG: 0.491 (1, 9)	0-3 K		4-0 S SH1 BB	4-0 2B BB			0-0 SH1-3 1B 2B		0-0 6-3	
<b>Bob Heise, R</b> OBP: 0.256, SLG: 0.268 (1, 4)	0-0 F8		0-0 SH1	0-0 2B			0-0 SH1-3		0-0 6-3	
<b>Tito Fuentes, S</b> OBP: 0.277, SLG: 0.318 (9, 4)			1-2	1-H 2-H 2B			2-3			
<b>Willie Mays, R</b> OBP: 0.380, SLG: 0.547 (1, 8)	0-3 K		0-3 K	0-3 K			0-0 F4		0-0 F4	
<b>Willie McCovey, L</b> OBP: 0.433, SLG: 0.588 (1, 3)		0-0 HR	4-0 BB IBB		4-0 G4-6-3 BB		4-0 1B IBB		0-0 3-1	
<b>Ken Henderson, S</b> OBP: 0.418, SLG: 0.491 (1, 7)		0-0 1B 1B	4-0 FC6-4 BB		0-0 F6		0-0 FC6-4 1B		0-0 HR 1B	
<b>Dick Dietz, R</b> OBP: 0.429, SLG: 0.598 (1, 2)		4-0 1B BB	0-0 FC6-4		0-0 G4-6-3		0-0 FC6-4		0-0 F6	
<b>Al Gallagher, R</b> OBP: 0.343, SLG: 0.409 (1, 5)	0-3 K		0-0 1-3			0-0 F8		0-0 1-3		0-0 HR
<b>Hal Lanier, R</b> OBP: 0.295, SLG: 0.333 (1, 6)		0-0 1B	0-0 SH1 2B 1B			0-0 F4		0-3 K		
<b>Juan Marichal, R</b> OBP: 0.128, SLG: 0.067 (1, 1)		0-0 F9	0-0 SH1			0-3 K		0-0 G3		
<b>Don Mason, L</b> OBP: 0.214, SLG: 0.120 (6, PH)										
<b>Jerry Johnson, R</b> OBP: 0.271, SLG: 0.400 (7, 1)										
<b>Mike Davison, L</b> OBP: 0.271, SLG: 0.400 (8, 1)										
<b>John Stephenson, L</b> OBP: 0.271, SLG: 0.400 (8, PH)										
<b>Don McMahon, R</b> OBP: 0.271, SLG: 0.400 (9, 1)										

AB	R	H	RBI	BB	SO	LOB
3	2	1	0	2	1	0
2	0	1	2	0	0	0
1	0	0	0	0	0	0
5	0	0	0	0	3	3
2	1	1	1	3	0	0
4	1	3	1	1	0	1
4	0	0	0	1	0	7
5	1	1	2	0	1	2
4	1	2	0	0	1	0
1	0	0	0	0	0	2
1	0	0	0	0	1	0
0	0	0	0	0	0	0
0	0	0	0	0	0	0
1	0	0	0	0	0	0
0	0	0	0	0	0	0


**BOTTOM**

**Atlanta Braves @ San Francisco Giants**  
Candlestick Park, San Francisco, CA

Sun Jun 28 1970, 6:33 AM EDT  
Unknown

livebaseballscorecards.com

<b>AB</b>	33
<b>R</b>	6
<b>H</b>	9
<b>RBI</b>	6
<b>BB</b>	7
<b>SO</b>	7
<b>LOB</b>	15



Inning Stats	R: 0	H: 0	E: 0	K: 2	S: 7	H: 0	LOB: 0	BB: 0	P: 7	R: 1	H: 3	E: 0	K: 1	S: 7	R: 0	H: 0	E: 0	K: 1	S: 5	R: 0	H: 0	E: 0	K: 1	S: 5	R: 2	H: 2	E: 0	K: 1	S: 7	R: 0	H: 0	E: 0	K: 0	S: 2	R: 0	H: 0	E: 0	K: 1	S: 5	R: 1	H: 2	E: 0	K: 0	S: 5	R: 0	H: 0	E: 0	K: 1	S: 5	R: 0	H: 0	E: 0	K: 0	S: 3	R: 2	H: 2	E: 0	K: 0	S: 4	1B: 5	2B: 2	3B: 0	HR: 2	SF: 0	SAC: 3	DP: 1	HBP: 0	WP: 0	PA: 43
<b>PITCHER</b>	<b>IP</b>	<b>WLS</b>	<b>BF</b>	<b>H</b>	<b>R</b>	<b>ER</b>	<b>SO</b>	<b>BB</b>	<b>IBB</b>	<b>HBP</b>	<b>BLK</b>	<b>WP</b>	<b>HR</b>	<b>S</b>	<b>P</b>	<b>ERA</b>	<b>WHIP</b>																																																				
<b>Jim Nash, R</b> ERA: 3.76 (1, 1)	7.2		35	7	4	4	7	5	2	0	0	0	1	42	70	4.70	1.565																																																				
<b>Bob Priddy, R</b> ERA: 6.43 (8, 1)	2.0	L	8	2	2	2	0	0	0	0	0	0	1	8	8	9.00	1.000																																																				

Batter	1	2	3	4	5	6	7	8	9	AB R H RBI BB SO LOB	TOP											
<b>Sonny Jackson, L</b> (1, 6) OBP: 0.371, SLG: 0.313	0-0 6-3		0-0 1B		0-0 F7		4-0 WP 6-3 1B BB		0-0 F5	4 1 1 0 1 0 0	<p><b>Atlanta Braves @ San Francisco Giants</b> Candlestick Park, San Francisco, CA</p> <p>Sun Jun 28 1970, 6:38 AM EDT Att. 20,642 - Unknown</p>											
<b>Felix Millan, R</b> (1, 4) OBP: 0.332, SLG: 0.383	4-0 G4-6-3 BB		0-0 G4-6-3 1B		0-0 4-3		0-0 6-3		0-0 6-3	4 0 1 0 1 0 1												
<b>Hank Aaron, R</b> (1, 9) OBP: 0.382, SLG: 0.611	0-0 G4-6-3 1-2f		0-0 F7		0-0 FC2-6 1B		4-0 1B BB		0-0 BB 2B	4 0 2 0 1 0 3												
<b>Rico Carty, R</b> (1, 7) OBP: 0.460, SLG: 0.647		0-0 1-3	0-0 G4-6-3 1-2f		0-0 FC2-6 BB 1B 1-2f		0-0 1-2 3-H 1B		4-0 BB BB	4 0 1 1 1 0 3												
<b>Orlando Cepeda, R</b> (1, 3) OBP: 0.361, SLG: 0.504		0-0 HR		0-0 4-3 WP 4-3 1B		0-0 FC5 BB 1-2 1B		0-0 F6	4-0 1-2 2-3 BB	4 2 3 1 1 0 2												
<b>Tony Gonzalez, L</b> (1, 8) OBP: 0.309, SLG: 0.316		4-0 1B BB		0-0 4-3 1-3		0-0 F6		4-0 BB	0-0 1-3	3 0 0 0 2 0 6												
<b>Bob Aspromonte, R</b> (1, 5) OBP: 0.222, SLG: 0.171		0-0 FC4-6 1B		0-0 4-3 3-H		4-0 1-2 2-3 BB		0-3 K		3 0 1 1 1 1 1												
<b>Bob Didier, S</b> (1, 2) OBP: 0.216, SLG: 0.193		0-0 F4		0-0 F6		0-0 FC5 2-3f		0-3 K		3 0 0 0 0 0 5												
<b>Hal King, L</b> (8, PH) OBP: 0.415, SLG: 0.566										1 0 0 0 0 1 1												
<b>Bob Tillman, R</b> (8, 2) OBP: 0.303, SLG: 0.392										0 0 0 0 0 0 0												
<b>Phil Niekro, R</b> (1, 1) OBP: 0.170, SLG: 0.200		0-0 FC4-6 1-2f			0-3 K		0-0 6-3		0-3 K	3 0 0 0 0 1 2	<p><b>Braves</b></p>											
<b>Mike Lum, L</b> (8, PH) OBP: 0.295, SLG: 0.324										1 0 0 0 0 1 1												
<b>Aubrey Gatewood, R</b> (8, 1)										0 0 0 0 0 0 0												
<b>Inning Stats</b>	R: 0 E: 0 K: 0 S: 2	H: 0 LOB: 0 BB: 1 P: 6	R: 1 E: 0 K: 0 S: 5	H: 2 LOB: 2 BB: 1 P: 9	R: 0 E: 0 K: 0 S: 4	H: 2 LOB: 1 BB: 0 P: 4	R: 1 E: 0 K: 0 S: 4	H: 1 LOB: 0 BB: 0 P: 4	R: 0 E: 0 K: 1 S: 5	H: 0 LOB: 0 BB: 0 P: 5	R: 0 E: 0 K: 0 S: 5	H: 2 LOB: 3 BB: 1 P: 9	R: 1 E: 0 K: 0 S: 4	H: 1 LOB: 2 BB: 2 P: 12	R: 0 E: 0 K: 3 S: 9	H: 0 LOB: 1 BB: 1 P: 13	R: 0 E: 0 K: 0 S: 4	H: 1 LOB: 3 BB: 2 P: 12	1B: 7 2B: 1 3B: 0 HR: 1	SF: 0 SAC: 0 DP: 2 HBP: 0	WP: 2 PB: 0 SB: 0 CS: 0	PA: 42
<b>PITCHER</b>	IP WLS BF H R ER SO BB IBB HBP BLK WP HR S P ERA WHIP																					
<b>Rich Robertson, R</b> (1, 1) ERA: 4.9	6.2 W 31 8 3 3 1 5 0 0 0 2 1 28 48 4.05 1.950																					
<b>Frank Reberger, R</b> (7, 1) ERA: 6.8	0.1 1 0 0 0 0 0 0 0 0 0 0 1 1 0.00 0.000																					
<b>Don McMahon, R</b> (8, 1) ERA: 3.79	2.0 S 10 1 0 0 3 3 0 0 0 0 0 13 25 0.00 2.000																					

livebaseballscorecards.com

<b>AB</b>	34
<b>R</b>	3
<b>H</b>	9
<b>RBI</b>	3
<b>BB</b>	8
<b>SO</b>	4
<b>LOB</b>	25

Batter	1	2	3	4	5	6	7	8	9	AB	R	H	RBI	BB	SO	LOB
--------	---	---	---	---	---	---	---	---	---	----	---	---	-----	----	----	-----

<b>Bobby Bonds, R</b> <small>(1, 8) OBP: 0.393, SLG: 0.493</small> <small>(8, 9)</small>										3	2	2	0	1	0	0
<b>Ron Hunt, R</b> <small>(1, 4) OBP: 0.384, SLG: 0.352</small>										4	2	3	0	0	0	1
<b>Frank Johnson, R</b> <small>(1, 7) OBP: 0.370, SLG: 0.447</small> <b>Don McMahon, R</b> <small>(8, 1) OBP: 0.500, SLG: 0.333</small>										3	0	2	3	0	0	1
<b>Willie McCovey, L</b> <small>(1, 3) OBP: 0.427, SLG: 0.578</small>										1	0	0	0	0	0	0
<b>Ken Henderson, S</b> <small>(1, 9) OBP: 0.413, SLG: 0.484</small> <small>(8, 7)</small>										4	0	0	0	0	1	2
<b>John Stephenson, L</b> <small>(1, 2)</small>										3	0	0	0	0	1	0
<b>Al Gallagher, R</b> <small>(1, 5) OBP: 0.343, SLG: 0.408</small>										3	0	1	0	0	1	0
<b>Hal Lanier, R</b> <small>(1, 6) OBP: 0.291, SLG: 0.328</small>										3	0	0	0	0	0	1
<b>Rich Robertson, R</b> <small>(1, 1) OBP: 0.053, SLG: 0.158</small> <b>Frank Reberger, L</b> <small>(7, 1) OBP: 0.222, SLG: 0.333</small> <b>Willie Mays, R</b> <small>(7, PH) OBP: 0.378, SLG: 0.544</small> <small>(8, 8)</small>										2	0	0	0	0	2	0

Inning Stats	R: 0	H: 1	E: 0	LOB: 1	K: 0	BB: 0	S: 4	P: 4	R: 0	H: 1	E: 0	LOB: 1	K: 1	BB: 0	S: 6	P: 6	R: 2	H: 3	E: 0	LOB: 1	K: 1	BB: 0	S: 8	P: 8	R: 0	H: 0	E: 0	LOB: 0	K: 1	BB: 0	S: 5	P: 5	R: 2	H: 2	E: 0	LOB: 1	K: 1	BB: 1	S: 7	P: 11	R: 0	H: 0	E: 0	LOB: 0	K: 1	BB: 0	S: 5	P: 5	R: 0	H: 1	E: 0	LOB: 0	K: 1	BB: 0	S: 5	P: 5	R: 0	H: 0	E: 0	LOB: 0	K: 0	BB: 0	S: 3	P: 3
--------------	------	------	------	--------	------	-------	------	------	------	------	------	--------	------	-------	------	------	------	------	------	--------	------	-------	------	------	------	------	------	--------	------	-------	------	------	------	------	------	--------	------	-------	------	-------	------	------	------	--------	------	-------	------	------	------	------	------	--------	------	-------	------	------	------	------	------	--------	------	-------	------	------

PITCHER	IP	WLS	BF	H	R	ER	SO	BB	IBB	HBP	BLK	WP	HR	S	P	ERA	WHIP
<b>Phil Niekro, R</b> <small>(1, 1) ERA: 4.09</small>	7.0	L	29	8	4	4	6	1	0	0	0	0	0	40	44	5.14	1.286
<b>Aubrey Gatewood, R</b> <small>(8, 1) ERA:</small>	1.0		3	0	0	0	0	0	0	0	0	0	0	3	3	0.00	0.000

**BOTTOM**

**Atlanta Braves @ San Francisco Giants**  
 Candlestick Park, San Francisco, CA  
 Sun Jun 28 1970, 6:38 AM EDT  
 Att. 20,642 - Unknown

AB	31
R	4
H	8
RBI	4
BB	1
SO	6
LOB	8



WP	PA	3B	SF	SAC	DP	HBP
0	32	1	0	0	1	0

Batter	1	2	3	4	5	6	7	8	9	AB R H RBI BB SO LOB	TOP											
Sonny Jackson, L (1, 6) OBP: 0.371, SLG: 0.315	0-3 K	0-0 F8		0-0 1-3		0-0 1B		0-0 FC4-6 1B		5 0 2 0 0 1 0												
Felix Millan, R (1, 4) OBP: 0.333, SLG: 0.384	0-0 HR 1B		0-0 BB HR 1B	0-0 3-1		0-0 P4		0-0 FC4-6		5 2 2 0 0 0 3												
Hank Aaron, R (1, 9) OBP: 0.389, SLG: 0.632	0-0 HR		4-0 HR BB	0-0 2B			0-0 F8		0-0 2B	4 3 3 2 1 0 0												
Rico Carty, R (1, 7) OBP: 0.459, SLG: 0.658	0-0 6-3		0-0 HR	0-0 F9			0-0 G3		0-0 1B 2B	5 2 2 4 0 0 1												
Orlando Cepeda, R (1, 3) OBP: 0.365, SLG: 0.509	0-0 2B		0-0 F8		0-3 K		0-0 1B		0-0 G6-4-3 1B	5 1 3 0 0 1 0												
Tony Gonzalez, L (1, 8) OBP: 0.311, SLG: 0.322	0-0 2B		0-0 1B	0-0 1B		0-0 F7		0-0 F8	0-0 G6-4-3	5 0 2 1 0 0 2												
Bob Aspromonte, R (1, 5) OBP: 0.220, SLG: 0.174	0-0 F9		0-0 1B	0-0 5-3				0-0 F8	0-0 F9	5 0 1 0 0 0 1												
Hal King, L (1, 2) OBP: 0.406, SLG: 0.544		0-0 F9	0-0 P6		0-0 6-3			0-0 1B SH2-4 1B		4 0 1 0 0 0 2												
Pat Jarvis, R (1, 1) OBP: 0.111, SLG: 0.114		0-3 K	0-0 P4		0-0 F9			0-0 SH2-4		3 0 0 0 0 1 2												
<b>Inning Stats</b>	R: 3 E: 0 K: 1 S: 9	H: 4 LOB: 1 BB: 0 P: 9	R: 0 E: 0 K: 1 S: 5	H: 0 LOB: 0 BB: 0 P: 5	R: 3 E: 0 K: 0 S: 7	H: 4 LOB: 2 BB: 1 P: 11	R: 0 E: 0 K: 0 S: 4	H: 1 LOB: 1 BB: 0 P: 4	R: 0 E: 0 K: 1 S: 5	H: 0 LOB: 0 BB: 0 P: 5	R: 0 E: 0 K: 0 S: 4	H: 1 LOB: 1 BB: 0 P: 4	R: 0 E: 0 K: 0 S: 4	H: 1 LOB: 1 BB: 0 P: 4	R: 0 E: 0 K: 0 S: 5	H: 2 LOB: 2 BB: 0 P: 5	R: 2 E: 0 K: 0 S: 5	H: 3 LOB: 0 BB: 0 P: 5	1B: 9 2B: 5 3B: 0 HR: 2	SF: 0 SAC: 1 DP: 1 HBP: 0	WP: 0 PB: 0 SB: 0 CS: 0	PA: 43
<b>PITCHER</b>	IP WLS BF H R ER SO BB IBB HBP BLK WP HR S P ERA WHIP																					
Jim McGlothlin, R (1, 1) ERA: 3.03	2.1 L 16 8 6 6 2 1 0 0 0 0 0 2 19 23 23.14 3.857																					
Pedro Borbon, R (3, 1) ERA: 8.44	1.2 6 1 0 0 0 0 0 0 0 0 0 6 6 0.00 0.600																					
Ray Washburn, R (5, 1) ERA: 8.17	2.0 7 1 0 0 1 0 0 0 0 0 0 9 9 0.00 0.500																					
Don Gullett, L (7, 1) ERA: 3.91	3.0 14 6 2 2 0 0 0 0 0 0 0 14 14 6.00 2.000																					

Atlanta Braves @ Cincinnati Reds  
Riverfront Stadium, Cincinnati, OH  
Tue Jun 30 1970, 7:05 PM EDT  
Att: 51,050 - Unknown

livebaseballscorecards.com

AB 41  
R 8  
H 16  
RBI 7  
BB 1  
SO 3  
LOB 11





Batter	1	2	3	4	5	6	7	8	9	AB	R	H	RBI	BB	SO	LOB	BOTTOM																		
<b>Pete Rose, S</b> OBP: 0.391, SLG: 0.503 (1, 9) X	0-0 6-3 1B		0-0 3-1 1B	0-0 1-2 2-H 1B			0-0 5-3			4	0	3	1	0	0	0	<b>Atlanta Braves @ Cincinnati Reds</b> Riverfront Stadium, Cincinnati, OH Tue Jun 30 1970, 7:05 PM EDT Att. 51,050 - Unknown																		
<b>Bobby Tolan, L</b> OBP: 0.399, SLG: 0.512 (1, 8) X	0-0 6-3 1-2		0-0 3-1 1-2	0-0 1-3			0-0 G4-6-3 1B			4	0	1	0	0	0	4																			
<b>Tony Perez, R</b> OBP: 0.439, SLG: 0.695 (1, 5) S S S	0-3 K		4-0 FC5-4 BB		0-0 FC1-4 1B		0-0 G4-6-3 1-2f			3	0	1	0	1	1	2																			
<b>Johnny Bench, R</b> OBP: 0.342, SLG: 0.644 (1, 2) X	0-0 P5		0-0 FC5-4 1-2f		0-0 FC1-4 1-2f		0-0 F7			4	0	0	0	0	0	4																			
<b>Lee May, R</b> OBP: 0.300, SLG: 0.531 (1, 3) S S S		0-3 K		0-0 F8	0-0 L6		0-3 K			4	0	0	0	0	2	1																			
<b>Bernie Carbo, L</b> OBP: 0.460, SLG: 0.583 (1, 7) X		0-0 1-3		0-0 4-3	0-3 K		0-0 F8			4	0	0	0	0	1	1																			
<b>Tommy Helms, R</b> OBP: 0.236, SLG: 0.253 (1, 4) X		0-0 E6		0-0 1B 1B		0-3 K				4	1	1	0	0	1	0			<b>AB 35</b>																
<b>Woody Woodward, R</b> OBP: 0.315, SLG: 0.296 (1, 6) X		0-0 F9		0-0 1B 1B		0-0 G6-4-3 1B				4	1	2	0	0	0	1			<b>R 2</b>																
<b>Jim McClothlin, R</b> OBP: 0.256, SLG: 0.256 (1, 1) S S S <b>Pedro Borbon, R</b> OBP: 0.366, SLG: 0.296 (3, 1) S S S <b>Angel Bravo, L</b> OBP: 0.241, SLG: 0.240 (4, PH) S S S <b>Ray Washburn, R</b> OBP: 0.667, SLG: 1.000 (5, 1) S S S <b>Jimmy Stewart, S</b> OBP: 0.667, SLG: 1.000 (6, PH) S S S <b>Don Gullett, R</b> OBP: 0.333, SLG: 0.200 (7, 1) S S S <b>Ty Cline, L</b> OBP: 0.333, SLG: 0.200 (9, PH) S S S		0-3 K	0-3 K	0-0 1-2 2-H 1B		0-0 G6-4-3 1-2f		0-0 L4		0	0	0	0	0	0	0			<b>H 9</b>																
<b>Inning Stats</b>	R: 0 E: 0 K: 1 S: 6	H: 1 LOB: 1 BB: 0 P: 6	R: 0 E: 1 K: 1 S: 6	H: 0 LOB: 1 BB: 0 P: 6	R: 0 E: 0 K: 1 S: 6	H: 1 LOB: 2 BB: 1 P: 10	R: 2 E: 0 K: 0 S: 7	H: 4 LOB: 2 BB: 0 P: 7	R: 0 E: 0 K: 1 S: 6	H: 1 LOB: 1 BB: 0 P: 6	R: 0 E: 0 K: 1 S: 5	H: 1 LOB: 0 BB: 0 P: 5	R: 0 E: 0 K: 0 S: 3	H: 0 LOB: 0 BB: 0 P: 5	R: 0 E: 0 K: 1 S: 5	H: 0 LOB: 0 BB: 0 P: 3	R: 0 E: 0 K: 0 S: 3	H: 0 LOB: 0 BB: 0 P: 3	1B: 9 2B: 0 3B: 0 HR: 0	SF: 0 SAC: 0 DP: 2 HBP: 0	WP: 0 PB: 0 SB: 0 CS: 0	PA: 36													
<b>PITCHER</b> <b>Pat Jarvis, R</b> ERA: 3.08 (1, 1)	IP 9.0	WLS W	BF 36	H 9	R 2	ER 2	SO 6	BB 1	IBB 0	HBP 0	BLK 0	WP 0	HR 0	S 47	P 51	ERA 2.00	WHIP 1.111	<b>PITCHER</b>	IP 9.0	WLS W	BF 36	H 9	R 2	ER 2	SO 6	BB 1	IBB 0	HBP 0	BLK 0	WP 0	HR 0	S 47	P 51	ERA 2.00	WHIP 1.111

livebaseballscorecards.com



Batter	1	2	3	4	5	6	7	8	9	AB R H RBI BB SO LOB	TOP											
Sonny Jackson, L (1, 6) OBP: 0.369, SLG: 0.314	0-0 F8		0-0 4-3		0-0 G4-6-3 1B			0-0 L4		4 0 1 0 0 0 0												
Felix Millan, R (1, 4) OBP: 0.332, SLG: 0.382	0-0 F8		0-0 FC5-4 1B		0-0 G4-6-3 1-2f			0-0 F8		4 0 1 0 0 0 2												
Tony Gonzalez, L (1, 8) OBP: 0.306, SLG: 0.317	0-0 6-3		0-0 FC5-4 1-2f			0-0 1-3		0-0 4-3		4 0 0 0 0 0 1												
Rico Carty, R (1, 7) OBP: 0.460, SLG: 0.654		0-0 P4		4-0 BB		0-0 L7		0-0 FC6-4 1B		3 0 1 0 1 0 0												
Orlando Cepeda, R (1, 3) OBP: 0.360, SLG: 0.502		0-0 6-3		0-0 F8		0-0 P3		0-0 FC6-4 1-2f HR		4 1 0 0 0 0 2												
Hal King, L (1, 2) OBP: 0.411, SLG: 0.590		0-0 BB 1B		0-3 K		0-0 3-1		0-0 HR 1-H		4 1 2 2 0 1 1												
Mike Lum, L (1, 9) OBP: 0.293, SLG: 0.311		4-0 1-2 BB		0-0 F8		0-0 F8		0-0 6-3		3 0 0 0 1 0 1												
Bob Aspromonte, R (1, 5) OBP: 0.241, SLG: 0.184		0-0 P6			0-0 1B SH3-4 1B		4-0 FC6-4 BB		0-0 F8	3 0 1 0 1 0 2												
Ron Reed, R (1, 1)			0-0 1-3		0-0 SH3-4 1-2		0-0 FC6-4 1-2f			1 0 0 0 0 0 0												
Rick Kester, R (6, 1)										1 0 0 0 0 0 1												
<b>Inning Stats</b>	R: 0 E: 0 K: 0 S: 3	H: 0 LOB: 0 BB: 0 P: 3	R: 0 E: 0 K: 0 S: 4	H: 1 LOB: 2 BB: 1 P: 8	R: 0 E: 0 K: 0 S: 4	H: 1 LOB: 1 BB: 0 P: 4	R: 0 E: 0 K: 1 S: 5	H: 0 LOB: 1 BB: 1 P: 9	R: 0 E: 0 K: 0 S: 4	H: 2 LOB: 1 BB: 0 P: 4	R: 0 E: 0 K: 0 S: 3	H: 0 LOB: 0 BB: 0 P: 3	R: 0 E: 0 K: 0 S: 3	H: 0 LOB: 1 BB: 1 P: 7	R: 0 E: 0 K: 0 S: 3	H: 0 LOB: 0 BB: 0 P: 3	R: 2 E: 0 K: 0 S: 5	H: 2 LOB: 0 BB: 0 P: 5	1B: 5 2B: 0 3B: 0 HR: 1	SF: 0 SAC: 1 DP: 1 HBP: 0	WP: 0 PB: 0 SB: 0 CS: 0	PA: 35
<b>PITCHER</b> Wayne Simpson, R (1, 1) ERA: 2.35	IP: 9.0 WLS: W BF: 35 H: 6 R: 2 ER: 2 SO: 1 BB: 3 IBB: 0 HBP: 0 BLK: 0 WP: 0 HR: 1 S: 34 P: 46 ERA: 2.00 WHIP: 1.000											<b>PITCHER</b>	IP: 9.0 WLS: W BF: 35 H: 6 R: 2 ER: 2 SO: 1 BB: 3 IBB: 0 HBP: 0 BLK: 0 WP: 0 HR: 1 S: 34 P: 46 ERA: 2.00 WHIP: 1.000									

Atlanta Braves @ Cincinnati Reds  
Riverfront Stadium, Cincinnati, OH  
Wed Jul 01 1970, 7:05 PM EDT  
Att. 12,693 - Unknown

livebaseballscorecards.com

AB	31
R	2
H	6
RBI	2
BB	3
SO	1
LOB	10



Batter	1	2	3	4	5	6	7	8	9	AB	R	H	RBI	BB	SO	LOB	BOTTOM			
<b>Pete Rose, S</b> (1, 9) OBP: 0.391, SLG: 0.508	4-0 WP FC BB		0-0 FC6 1B 1-2f		0-0 FC 3B 1-H 2-H	0-0 4-3 2-3		0-0 SF7		3	2	1	3	1	0	2				
<b>Bobby Tolan, L</b> (1, 8) OBP: 0.399, SLG: 0.508	0-3 K 1-3		0-0 G5-4-3 1B 1-3		4-0 FC BB S	0-0 4-3		0-0 FC1-6 2B 1-2f 2-3		4	1	1	0	1	1	4				
<b>Tony Perez, R</b> (1, 5) OBP: 0.438, SLG: 0.694 <b>Jimmy Stewart, S</b> (9, 5) OBP: 0.241, SLG: 0.240	0-0 FC 3-H		0-0 G5-4-3 1-2f		0-0 FC S 1-2 3-H		0-0 FC6-4 1B	0-0 2B 1-H 3-H		5	0	2	4	0	0	3				
<b>Johnny Bench, R</b> (1, 2) OBP: 0.336, SLG: 0.633	0-0 F9			0-0 5-3	0-0 P5 1-2 2-3		0-0 P3	0-0 5-3		5	0	0	0	0	0	5				
<b>Lee May, R</b> (1, 3) OBP: 0.296, SLG: 0.523	0-0 F2			0-0 6-3	0-3 K		0-0 FC6-4 1-2f			4	0	0	0	0	1	4				
<b>Ty Cline, L</b> (1, 7) OBP: 0.300, SLG: 0.222		0-0 L4-3		0-0 L6-3		0-0 HR 1B		0-0 L7		4	1	1	0	0	0	1				
<b>Tommy Helms, R</b> (1, 4) OBP: 0.243, SLG: 0.271		0-3 K			0-0 E 3B 1B	0-0 HR 1-H		0-0 1B 1B SF7 1B		4	3	3	2	0	1	0				
<b>Woody Woodward, R</b> (1, 6) OBP: 0.323, SLG: 0.306 <b>Dave Concepcion, R</b> (9, 6) OBP: 0.350, SLG: 0.360		0-0 P6			0-0 E6 3B 1-2	0-0 SH5-4 1B		0-0 FC1-6 2B 1B		4	2	2	0	0	0	1				
<b>Wayne Simpson, R</b> (1, 1) OBP: 0.122, SLG: 0.104			0-0 FC6 1B		0-3 K	0-0 SH5-4 1-2		0-0 FC1-6 1B 1-2 2-3		3	0	2	0	0	1	2				
<b>Inning Stats</b>	R: 1 E: 0 K: 1 S: 6	H: 0 LOB: 1 BB: 1 P: 10	R: 0 E: 0 K: 1 S: 5	H: 0 LOB: 0 BB: 0 P: 5	R: 0 E: 0 K: 0 S: 4	H: 2 LOB: 1 BB: 0 P: 4	R: 0 E: 0 K: 0 S: 3	H: 0 LOB: 0 BB: 0 P: 3	R: 3 E: 1 K: 2 S: 11	H: 2 LOB: 2 BB: 1 P: 15	R: 2 E: 0 K: 0 S: 6	H: 3 LOB: 1 BB: 0 P: 6	R: 0 E: 0 K: 0 S: 4	H: 1 LOB: 1 BB: 0 P: 4	R: 3 E: 0 K: 0 S: 7	H: 4 LOB: 1 BB: 0 P: 7	1B: 9 2B: 1 3B: 1 HR: 1	SF: 1 SAC: 1 DP: 1 HBP: 0	WP: 2 PB: 0 SB: 2 CS: 0	PA: 40
<b>PITCHER</b>	IP WLS BF H R ER SO BB IBB HBP BLK WP HR S P ERA WHIP	IP WLS BF H R ER SO BB IBB HBP BLK WP HR S P ERA WHIP															IP WLS BF H R ER SO BB IBB HBP BLK WP HR S P ERA WHIP			
<b>Ron Reed, R</b> (1, 1) ERA: 4.5	5.0 L	26 7 6 5 4															9.00 1.800			
<b>Rick Kester, R</b> (6, 1) ERA: 10.45	3.0	14 5 3 3 0															9.00 1.667			

**Atlanta Braves @ Cincinnati Reds**  
Riverfront Stadium, Cincinnati, OH  
Wed Jul 01 1970, 7:05 PM EDT  
Att. 12,693 - Unknown

livebaseballscores.com

AB	36
R	9
H	12
RBI	9
BB	2
SO	4
LOB	22



Batter	1	2	3	4	5	6	7	8	9	AB R H RBI BB SO LOB
Gil Garrido, R (1, 6) OBP: 0.340, SLG: 0.361	0-0 6-3		0-0 5-3		0-0 F9		0-0 F9		0-0 F9	5 0 0 0 0 0 1
Felix Millan, R (1, 4) OBP: 0.328, SLG: 0.376	0-0 5-3		0-0 F8		0-0 F9			0-0 F9		4 0 0 0 0 0 0
Hank Aaron, R (1, 9) OBP: 0.390, SLG: 0.638	0-0 4-3		0-0 1B		0-0 3B			0-0 F8		4 0 2 0 0 0 0
Rico Carty, R (1, 7) OBP: 0.457, SLG: 0.647		0-0 F9	0-0 F9		0-0 P3			4-0 BB BB		3 0 0 0 1 0 2
Orlando Cepeda, R (1, 3) OBP: 0.362, SLG: 0.498		4-0 BB BB 2B		0-0 5-3		0-0 F8		4-0 BB 1-2		2 1 0 0 2 0 0
Tony Gonzalez, L (1, 8) OBP: 0.309, SLG: 0.321		4-0 BB 2B 1-2		0-0 1B 2B		0-0 6-3		0-0 F8		3 0 1 0 1 0 2
Clete Boyer, R (1, 5) OBP: 0.277, SLG: 0.330		0-0 1-3 2-H 2B		0-0 2-3 1B		0-0 F9		0-0 4-3		4 0 2 1 0 0 0
Bob Tillman, R (1, 2) OBP: 0.295, SLG: 0.381		0-3 K		0-3 K		0-0 6-3		0-0 FC4-6 1B		3 0 0 0 0 2 4
Bob Aspromonte, R (9, PH) OBP: 0.255, SLG: 0.200										1 0 1 0 0 0 0
Sonny Jackson, L (9, PR) OBP: 0.369, SLG: 0.314										0 0 0 0 0 0 0
George Stone, L (1, 1) OBP: 0.267, SLG: 0.238		0-3 K		0-0 G3		0-0 6-3		0-0 FC4-6 1-2		3 0 0 0 0 1 4
Tommie Aaron, R (9, PH) OBP: 0.333, SLG: 0.667										1 0 0 0 0 0 1

Atlanta Braves @ Cincinnati Reds  
Riverfront Stadium, Cincinnati, OH  
Thu Jul 02 1970, 7:05 PM EDT  
Att. 14,599 - Unknown

livebaseballscorecards.com

AB	33
R	1
H	6
RBI	1
BB	4
SO	3
LOB	14



Inning Stats	R: 0	H: 0	E: 0	K: 0	S: 3	P: 3	R: 1	H: 1	E: 0	K: 2	S: 8	P: 16	R: 0	H: 1	E: 0	K: 0	S: 4	P: 4	R: 0	H: 2	E: 0	K: 1	S: 7	P: 7	R: 0	H: 1	E: 0	K: 0	S: 4	P: 4	R: 0	H: 0	E: 0	K: 0	S: 3	P: 3	R: 0	H: 0	E: 0	K: 0	S: 3	P: 3	R: 0	H: 0	E: 0	K: 0	S: 3	P: 11	R: 0	H: 1	E: 0	K: 0	S: 4	P: 4	1B: 3	2B: 2	3B: 1	HR: 0	SF: 0	SAC: 0	DP: 0	HBP: 0	WP: 0	PA: 37
--------------	------	------	------	------	------	------	------	------	------	------	------	-------	------	------	------	------	------	------	------	------	------	------	------	------	------	------	------	------	------	------	------	------	------	------	------	------	------	------	------	------	------	------	------	------	------	------	------	-------	------	------	------	------	------	------	-------	-------	-------	-------	-------	--------	-------	--------	-------	--------

PITCHER	IP	WLS	BF	H	R	ER	SO	BB	IBB	HBP	BLK	WP	HR	S	P	ERA	WHIP
Jim Merritt, L (1, 1) ERA: 3.32	9.0	W	37	6	1	1	3	4	0	0	0	0	0	39	55	1.00	1.111

PITCHER	IP	WLS	BF	H	R	ER	SO	BB	IBB	HBP	BLK	WP	HR	S	P	ERA	WHIP
---------	----	-----	----	---	---	----	----	----	-----	-----	-----	----	----	---	---	-----	------

Batter	1	2	3	4	5	6	7	8	9	AB	R	H	RBI	BB	SO	LOB
Pete Rose, S (1, 9) OBP: 0.389, SLG: 0.505	0-3 K		0-3 K		0-0 E9 SH1-3		0-0 SH1 1B			4	0	1	0	0	2	0
Bobby Tolan, L (1, 8) OBP: 0.403, SLG: 0.510	0-0 1B FC5-4 1B		1-0 S 1B HBP		0-0 SH1-3 1-2		0-0 SH1 1-2			1	2	1	0	0	0	0
Tony Perez, R (1, 5) OBP: 0.445, SLG: 0.695	0-0 FC5-4 1-3 1B		4-0 1B 1-3 BB		4-0 IBB		4-0 IBB			1	0	1	0	3	0	0
Johnny Bench, R (1, 2) OBP: 0.335, SLG: 0.628	0-0 FC5-4 1-2f 3-H 1B		0-0 1-2 3-H 1B		0-0 F5		0-0 P3			4	0	1	2	0	0	5
Lee May, R (1, 3) OBP: 0.292, SLG: 0.516	0-3 K		0-3 F7		0-0 F9		0-0 P6			4	0	0	0	0	1	7
Hal McRae, R (1, 7) OBP: 0.400, SLG: 0.679		4-0 BB BB BB G5-4-3 BB	0-3 K		0-0 6-3		0-0 L4			3	0	0	0	1	1	2
Jimmy Stewart, S (9, 7) OBP: 0.241, SLG: 0.240										0	0	0	0	0	0	0
Tommy Helms, R (1, 4) OBP: 0.243, SLG: 0.271		0-0 G5-4-3 1-2f		0-0 F8		0-0 FC4-6 1B		0-0 P4		4	0	1	0	0	0	1
Woody Woodward, R (1, 6) OBP: 0.320, SLG: 0.303		0-0 1B		0-0 5-3		0-0 FC4-6 FC4-6 1-2f		0-0 F1		4	0	1	0	0	0	1
Jim Merritt, L (1, 1) OBP: 0.154, SLG: 0.137		0-0 F5		0-3 K		0-0 FC4-6 1-2f				3	0	0	0	0	1	2

Inning Stats	R: 1	H: 2	E: 0	K: 2	S: 9	LOB: 1	BB: 0	P: 9	R: 0	H: 1	E: 0	K: 0	S: 3	LOB: 1	BB: 1	P: 7	R: 1	H: 1	E: 0	K: 2	S: 8	LOB: 2	BB: 1	P: 13	R: 0	H: 0	E: 0	K: 1	S: 5	LOB: 0	BB: 0	P: 5	R: 0	H: 0	E: 1	K: 0	S: 4	LOB: 2	BB: 1	P: 8	R: 0	H: 1	E: 0	K: 0	S: 4	LOB: 1	BB: 0	P: 4	R: 0	H: 1	E: 0	K: 0	S: 4	LOB: 2	BB: 1	P: 8	R: 0	H: 0	E: 0	K: 0	S: 3	LOB: 0	BB: 0	P: 3
PITCHER George Stone, L (1, 1) ERA: 3.34	IP	WLS	BF	H	R	ER	SO	BB	IBB	HBP	BLK	WP	HR	S	P	ERA	WHIP	IP	WLS	BF	H	R	ER	SO	BB	IBB	HBP	BLK	WP	HR	S	P	ERA	WHIP	IP	WLS	BF	H	R	ER	SO	BB	IBB	HBP	BLK	WP	HR	S	P	ERA	WHIP													

**BOTTOM**

**Atlanta Braves @ Cincinnati Reds**  
Riverfront Stadium, Cincinnati, OH

Thu Jul 02 1970, 7:05 PM EDT  
Att. 14,599 - Unknown

livebaseballscorecards.com

<b>AB</b>	<b>28</b>
<b>R</b>	<b>2</b>
<b>H</b>	<b>6</b>
<b>RBI</b>	<b>2</b>
<b>BB</b>	<b>4</b>
<b>SO</b>	<b>5</b>
<b>LOB</b>	<b>18</b>



WP: 0	PA: 35
PB: 0	SB: 2
CS: 0	

Batter	1	2	3	4	5	6	7	8	9	AB R H RBI BB SO LOB	TOP									
Jose Arcia, R (1, 6) OBP: 0.227, SLG: 0.267	0-0 4-3		0-0 4-3		0-0 6-3			0-0 6-3		4 0 0 0 0 0 0	<b>San Diego Padres @ Atlanta Braves</b> Atlanta Stadium, Atlanta, GA Fri Jul 03 1970, 7:05 PM EDT Unknown									
Dave Campbell, R (1, 4) OBP: 0.298, SLG: 0.332	0-0 2B		0-0 1B		0-3 K			0-0 F6		4 0 2 0 0 1 0										
Cito Gaston, R (1, 8) OBP: 0.384, SLG: 0.554	0-3 K		4-0 FC6-4 1-2 BB		0-0 1B 2B			0-0 HR		3 1 2 1 1 1 1										
Nate Colbert, R (1, 3) OBP: 0.320, SLG: 0.505	0-0 F8		0-0 FC6-4 1-2f		0-0 1B			0-0 E 1B		4 0 2 0 0 0 3										
Ollie Brown, R (1, 9) OBP: 0.315, SLG: 0.441		0-0 5-3		0-0 5-3		4-0 BB		0-0 E5 FC6-4 1-2		3 0 0 0 1 0 1										
Larry Stahl, L (1, 7) OBP: 0.167, SLG: 0.167		0-0 E5		0-3 K		0-0 4-3		0-0 FC6-4 1-2f		4 0 0 0 0 1 4										
Steve Huntz, S (1, 5) OBP: 0.318, SLG: 0.365		0-3 K 1-2		0-0 F8		0-3 K		0-0 F4		4 0 0 0 0 2 1										
Bob Barton, R (1, 2) OBP: 0.309, SLG: 0.394		0-3 K		0-0 4-3		0-0 5-3		0-0 5-3		4 0 0 0 0 1 1										
Clay Kirby, R (1, 1) OBP: 0.172, SLG: 0.143			0-0 6-3		0-3 K		0-3 K	0-3 K		2 0 0 0 0 1 0										
Ron Herbel, R (6, 1)										0 0 0 0 0 0 0										
Ray Webster, L (7, PH) OBP: 0.264, SLG: 0.224										1 0 0 0 0 1 0										
Gary Ross, R (7, 1) OBP: 0.600, SLG: 0.600										0 0 0 0 0 0 0										
Al Ferrara, R (9, PH) OBP: 0.361, SLG: 0.434										1 0 0 0 0 1 0										
<b>Inning Stats</b>	R: 0 E: 0 K: 1 S: 6	H: 1 LOB: 1 BB: 0 P: 6	R: 0 E: 1 K: 2 S: 8	H: 0 LOB: 1 BB: 0 P: 8	R: 0 E: 0 K: 0 S: 4	H: 1 LOB: 2 BB: 1 P: 8	R: 0 E: 0 K: 1 S: 5	H: 0 LOB: 0 BB: 0 P: 5	R: 0 E: 0 K: 1 S: 5	H: 0 LOB: 0 BB: 0 P: 5	R: 0 E: 0 K: 2 S: 7	H: 0 LOB: 0 BB: 0 P: 7	R: 1 E: 1 K: 0 S: 6	H: 2 LOB: 2 BB: 0 P: 6	R: 0 E: 0 K: 1 S: 5	H: 0 LOB: 0 BB: 0 P: 5	1B: 3 2B: 2 3B: 0 HR: 1	SF: 0 SAC: 0 DP: 0 HBP: 0	WP: 0 PB: 0 SB: 1 CS: 0	PA: 36
<b>PITCHER</b> Jim Nash, R (1, 1) ERA: 3.55	IP: 9.0 WLS: W BF: 36 H: 6 R: 1 ER: 1 SO: 9 BB: 2 IBB: 0 HBP: 0 BLK: 0 WP: 0 HR: 1 S: 52 P: 60 ERA: 1.00 WHIP: 0.889											<b>PITCHER</b>	IP: WLS: BF: H: R: ER: SO: BB: IBB: HBP: BLK: WP: HR: S: P: ERA: WHIP:							

AB	34
R	1
H	6
RBI	1
BB	2
SO	9
LOB	11



Batter	1	2	3	4	5	6	7	8	9
Sonny Jackson, L (1, 6) OBP: 0.370, SLG: 0.316	0-0 4-3	0-0 4-3		0-0 2B 1B		0-0 G4-6-3 E 1B		0-0 F7	
Felix Millan, R (1, 4) OBP: 0.326, SLG: 0.373	0-0 6-3		0-0 1B BB 1B	0-0 F7		0-0 E1 G4-6-3 1-2 2-3		0-0 5-3	
Tony Gonzalez, L (1, 8) OBP: 0.311, SLG: 0.327	0-3 K		0-0 BB BB 1B 1-3	0-0 1-H 2B		0-0 G4-6-3 1-2f 2-3 3-H		0-0 F3	
Rico Carty, R (1, 7) OBP: 0.457, SLG: 0.654		0-0 HR	0-0 F6	0-3 K		4-0 BB			
Jimmie Hall, L (7, 7) OBP: 0.194, SLG: 0.125									
Orlando Cepeda, R (1, 3) OBP: 0.357, SLG: 0.491		0-3 K	0-0 F9		0-0 6-3	0-0 F7			
Tommie Aaron, R (7, 3) OBP: 0.333, SLG: 0.667									
Hal King, L (1, 2) OBP: 0.416, SLG: 0.578		0-0 HR 1B	4-0 BB BB 1-2 BB	0-0 6-3			0-3 K		
Mike Lum, L (1, 9) OBP: 0.326, SLG: 0.455		0-0 HR 1B	4-0 BB BB 1-2 2-3 3-H BB	0-0 HR	0-0 6-3				
Clete Boyer, R (1, 5) OBP: 0.273, SLG: 0.325		0-0 F8	0-3 K		0-0 F5		0-0 F8		
Jim Nash, R (1, 1) OBP: 0.143, SLG: 0.255		0-3 K		0-0 F7		0-0 E G4-6-3 2B		0-0 5-3	

Inning Stats	R: 0	H: 0	E: 0	K: 1	S: 5	LOB: 0	BB: 0	P: 5
	R: 3	H: 3	E: 0	K: 2	S: 11	LOB: 1	BB: 0	P: 11
	R: 1	H: 2	E: 0	K: 1	S: 7	LOB: 3	BB: 2	P: 15
	R: 1	H: 2	E: 0	K: 1	S: 7	LOB: 1	BB: 0	P: 7
	R: 1	H: 1	E: 0	K: 0	S: 4	LOB: 0	BB: 0	P: 4
	R: 1	H: 2	E: 1	K: 0	S: 5	LOB: 2	BB: 1	P: 9
	R: 1	H: 1	E: 0	K: 1	S: 6	LOB: 0	BB: 0	P: 6
	R: 0	H: 0	E: 0	K: 0	S: 3	LOB: 0	BB: 0	P: 3

PITCHER															PITCHER																					
IP	WLS	BF	H	R	ER	SO	BB	IBB	HBP	BLK	WP	HR	S	P	ERA	WHIP	IP	WLS	BF	H	R	ER	SO	BB	IBB	HBP	BLK	WP	HR	S	P	ERA	WHIP			
Clay Kirby, R (1, 1)	5.0	L	28	10	7	6	5	2	0	0	1	3	36	44	10.80	2.400																				
Ron Herbel, R (6, 1)	1.0		4	0	0	0	0	1	0	0	0	0	3	7	0.00	1.000																				
Gary Ross, R (7, 1)	2.0		7	1	1	1	1	0	0	0	0	1	9	9	4.50	0.500																				

BOTTOM

San Diego Padres @ Atlanta Braves  
 Atlanta Stadium, Atlanta, GA  
 Fri Jul 03 1970, 7:05 PM EDT  
 Unknown

livebaseballscorecards.com

AB	36
R	8
H	11
RBI	7
BB	3
SO	6
LOB	16



1B: 5	SF: 0	WP: 1	PA: 39
2B: 2	SAC: 0	PB: 0	
3B: 0	DP: 1	SB: 0	
HR: 4	HBP: 0	CS: 0	

Batter	1	2	3	4	5	6	7	8	9	AB R H RBI BB SO LOB	TOP											
<b>Dave Campbell, R</b> (1, 4) OBP: 0.294, SLG: 0.327	0-0 		0-0 		0-0 		0-0 		0-0 	5 0 0 0 0 0 0												
<b>Steve Huntz, S</b> (1, 5) OBP: 0.320, SLG: 0.380	0-0 		0-0 		0-0 		0-0 		0-3 	5 1 2 1 0 1 0												
<b>Cito Gaston, R</b> (1, 8) OBP: 0.380, SLG: 0.547	0-3 		0-0 		0-3 		0-0 			4 0 0 0 0 2 1												
<b>Al Ferrara, R</b> (1, 7) OBP: 0.354, SLG: 0.425	0-0 			0-3 		0-0 		0-0 		4 0 0 0 0 1 0												
<b>Nate Colbert, R</b> (1, 3) OBP: 0.323, SLG: 0.504				0-3 		0-0 		0-0 		3 0 1 0 1 1 0												
<b>Ollie Brown, R</b> (1, 9) OBP: 0.318, SLG: 0.453				0-0 		0-3 		0-0 		4 1 2 1 0 1 2												
<b>Chris Cannizzaro, R</b> (1, 2) OBP: 0.390, SLG: 0.451				0-0 		0-0 		0-0 		4 0 2 0 0 0 1												
<b>Ron Slocum, R</b> (8, PR) OBP: 0.250, SLG: 0.279				0-0 		0-0 		0-0 		0 0 0 0 0 0 0												
<b>Tommy Dean, R</b> (1, 6) OBP: 0.297, SLG: 0.343				0-0 		0-0 		0-0 		3 1 1 1 0 1 3												
<b>Larry Stahl, L</b> (8, PH) OBP: 0.158, SLG: 0.158				0-0 				0-0 		1 0 0 0 0 0 2												
<b>Jose Arcia, R</b> (8, 6) OBP: 0.227, SLG: 0.267				0-0 				0-0 		0 0 0 0 0 0 0												
<b>Pat Dobson, R</b> (1, 1) OBP: 0.216, SLG: 0.147				0-0 		0-0 		0-0 		1 0 0 0 0 0 2												
<b>Ray Webster, L</b> (5, PH) OBP: 0.274, SLG: 0.279										1 1 1 1 0 0 0												
<b>Ron Herbel, R</b> (5, 1)										0 0 0 0 0 0 0												
<b>Ivan Murrell, R</b> (7, PH) OBP: 0.284, SLG: 0.404										1 0 0 0 0 0 0												
<b>Ron Willis, R</b> (7, 1)										0 0 0 0 0 0 0												
<b>Ed Spiezio, R</b> (8, PH) OBP: 0.361, SLG: 0.379										1 0 0 0 0 0 0												
<b>Inning Stats</b>	R: 1 E: 0 K: 1 S: 6	H: 1 LOB: 0 BB: 0 P: 6	R: 0 E: 0 K: 1 S: 6	H: 1 LOB: 2 BB: 1 P: 10	R: 0 E: 0 K: 0 S: 3	H: 0 LOB: 0 BB: 0 P: 3	R: 1 E: 1 K: 2 S: 9	H: 1 LOB: 1 BB: 0 P: 9	R: 1 E: 0 K: 1 S: 6	H: 1 LOB: 0 BB: 0 P: 6	R: 0 E: 0 K: 1 S: 6	H: 1 LOB: 1 BB: 0 P: 6	R: 1 E: 0 K: 0 S: 5	H: 2 LOB: 1 BB: 0 P: 5	R: 0 E: 0 K: 0 S: 5	H: 2 LOB: 2 BB: 0 P: 5	R: 0 E: 0 K: 1 S: 5	H: 0 LOB: 0 BB: 0 P: 5	1B: 5 2B: 0 3B: 0 HR: 4	SF: 0 SAC: 0 DP: 0 HBP: 0	WP: 0 PB: 0 SB: 0 CS: 0	PA: 38
<b>PITCHER</b>	IP WLS BF H R ER SO BB IBB HBP BLK WP HR S P ERA WHIP																					
<b>Phil Niekro, R</b> (1, 1) ERA: 4.15	7.0 W 30 7 4 4 6 1 0 0 0 0 0 4 41 45 5.14 1.143																					
<b>Hoyt Wilhelm, R</b> (8, 1) ERA: 2.88	2.0 S 8 2 0 0 1 0 0 0 0 0 0 0 10 10 0.00 1.000																					

**San Diego Padres @ Atlanta Braves**  
 Atlanta Stadium, Atlanta, GA  
 Fri Jul 03 1970, 7:05 PM EDT  
 Att: 19,001 - Unknown

[livebaseballscorecards.com](http://livebaseballscorecards.com)

<b>AB</b>	37
<b>R</b>	4
<b>H</b>	9
<b>RBI</b>	4
<b>BB</b>	1
<b>SO</b>	7
<b>LOB</b>	11





Batter	1	2	3	4	5	6	7	8	9
<b>Sonny Jackson, L</b> OBP: 0.366, SLG: 0.313 (1, 6)	0-0 E5 1-3	0-0 E5 SF 1B		0-3 K		0-0		0-0	
<b>Felix Millan, R</b> OBP: 0.325, SLG: 0.373 (1, 4)	0-0 1B HR 1B	0-0 SF HR 2-H 3-H		0-0		0-0		0-0	
<b>Hank Aaron, R</b> OBP: 0.392, SLG: 0.647 (1, 9)	0-0 1-3 HR 1B	0-0 HR 2-H		0-0		0-3 K			
<b>Rico Carty, R</b> OBP: 0.461, SLG: 0.665 <b>Hoyt Wilhelm, R</b> (8, 1)	0-0 1-H 3-H HR 1B	0-0 CS 1B		4-0 HR BB		0-0		0-0	
<b>Orlando Cepeda, R</b> OBP: 0.359, SLG: 0.502 (1, 3)	0-0 2B 1B	0-3 K 1-2		0-0 1-H HR		0-0		0-0	
<b>Mike Lum, L</b> OBP: 0.322, SLG: 0.457 (1, 8)	0-0 1-3 2B	0-0		0-0		0-0		0-0	
<b>Clete Boyer, R</b> OBP: 0.272, SLG: 0.328 (1, 5)	0-0			0-0 None 2B		0-0		0-0	
<b>Bob Didier, S</b> OBP: 0.208, SLG: 0.186 (1, 2)	0-0			0-3 K		0-0 2-3		0-0	
<b>Phil Niekro, R</b> OBP: 0.180, SLG: 0.208 <b>Jimmie Hall, L</b> OBP: 0.216, SLG: 0.182 (8, 7)		0-0 E SF 1B 1B		0-0		0-0		0-0	

Inning Stats	R: 3	H: 5	E: 1	LOB: 2	K: 0	BB: 0	S: 8	P: 8	R: 4	H: 4	E: 2	LOB: 0	K: 1	BB: 0	S: 9	P: 9	R: 0	H: 0	E: 0	LOB: 0	K: 1	BB: 0	S: 5	P: 5	R: 0	H: 0	E: 0	LOB: 0	K: 1	BB: 0	S: 5	P: 5	R: 2	H: 2	E: 0	LOB: 1	K: 0	BB: 1	S: 5	P: 9	R: 0	H: 0	E: 0	LOB: 0	K: 1	BB: 0	S: 5	P: 5	R: 0	H: 0	E: 0	LOB: 0	K: 0	BB: 0	S: 3	P: 3	R: 0	H: 1	E: 0	LOB: 1	K: 0	BB: 0	S: 4	P: 4
1B: 6	SF: 1	2B: 4	SAC: 0	3B: 0	DP: 1	HR: 3	HBP: 0	WP: 0	PA: 37	PB: 0	SB: 0	CS: 1																																																				

PITCHER	IP	WLS	BF	H	R	ER	SO	BB	IBB	HBP	BLK	WP	HR	S	P	ERA	WHIP
<b>Pat Dobson, R</b> ERA: 4.58 (1, 1)	4.0	L	21	9	7	6	3	0	0	0	0	0	2	27	27	13.50	2.250
<b>Ron Herbel, R</b> ERA: 3.91 (5, 1)	2.0		9	2	2	2	1	1	0	0	0	0	1	10	14	9.00	1.500
<b>Ron Willis, R</b> ERA: (7, 1)	2.0		7	1	0	0	0	0	0	0	0	0	0	7	7	0.00	0.500

**BOTTOM**

**San Diego Padres @ Atlanta Braves**  
Atlanta Stadium, Atlanta, GA  
Fri Jul 03 1970, 7:05 PM EDT  
Att. 19,001 - Unknown

AB	35
R	9
H	12
RBI	8
BB	1
SO	4
LOB	8



WP	PA	ERA	WHIP
0	37		

livebaseballscorecards.com

Batter	1	2	3	4	5	6	7	8	9	AB R H RBI BB SO LOB	TOP									
Dave Campbell, R (1, 4) OBP: 0.293, SLG: 0.324	4-0 BB		0-3 K		0-0 F9			0-0 F6		3 0 0 0 1 1 0										
Steve Huntz, S (1, 5) OBP: 0.318, SLG: 0.375	0-3 K		0-0 F4		4-0 BB			0-0 F5		3 0 0 0 1 1 1										
Cito Gaston, R (1, 8) OBP: 0.378, SLG: 0.553	0-3 K		0-0 HR		0-0 5-3			0-0 F5		4 1 1 1 0 1 2										
Nate Colbert, R (1, 3) OBP: 0.319, SLG: 0.497	0-0 6-3		0-3 K			0-3 K			0-3 K	4 0 0 0 0 3 1										
Ollie Brown, R (1, 9) OBP: 0.313, SLG: 0.447		0-0 5-3		0-0 6-3		0-0 F9		0-0 4-3		4 0 0 0 0 0 0										
Ivan Murrell, R (1, 7) OBP: 0.288, SLG: 0.406		0-0 FC6-4 1B		0-0 CS 1B		0-3 K		0-0 F3		4 0 2 0 0 1 0										
Chris Cannizzaro, R (1, 2) OBP: 0.394, SLG: 0.455		0-0 FC6-4 1B		0-0 CS 1B			0-0 F8			3 0 2 0 0 0 0										
Tommy Dean, R (1, 6) OBP: 0.293, SLG: 0.338		0-0 FC6-4		0-0 6-3			0-0 F4			2 0 0 0 0 0 4										
Ray Webster, L (7, PH) OBP: 0.270, SLG: 0.275		1-2 2-3		1-2 2-3						1 0 0 0 0 0 0										
Jose Arcia, R (7, 6) OBP: 0.227, SLG: 0.267										0 0 0 0 0 0 0										
Dave Roberts, L (1, 1) OBP: 0.125, SLG: 0.261		0-3 K			0-0 1-3			0-3 K		2 0 0 0 0 1 2										
Ron Willis, R (6, 1)										0 0 0 0 0 0 0										
Al Ferrara, R (7, PH) OBP: 0.352, SLG: 0.422										1 0 0 0 0 1 0										
Ron Herbel, R (7, 1)										0 0 0 0 0 0 0										
<b>Inning Stats</b>	R: 0 E: 0 K: 2 S: 7	H: 0 LOB: 1 BB: 1 P: 11	R: 0 E: 0 K: 1 S: 7	H: 2 LOB: 2 BB: 0 P: 7	R: 1 E: 0 K: 2 S: 8	H: 1 LOB: 0 BB: 0 P: 8	R: 0 E: 0 K: 0 S: 4	H: 2 LOB: 1 BB: 0 P: 4	R: 0 E: 0 K: 0 S: 3	H: 0 LOB: 1 BB: 1 P: 7	R: 0 E: 0 K: 1 S: 5	H: 0 LOB: 0 BB: 0 P: 5	R: 0 E: 0 K: 0 S: 3	H: 0 LOB: 0 BB: 0 P: 3	R: 0 E: 0 K: 1 S: 5	H: 0 LOB: 0 BB: 0 P: 5	1B: 4 2B: 0 3B: 0 HR: 1	SF: 0 SAC: 0 DP: 0 HBP: 0	WP: 0 PB: 0 SB: 2 CS: 2	PA: 33
<b>PITCHER</b> Pat Jarvis, R (1, 1) ERA: 2.94	IP: 9.0 WLS: W BF: 33 H: 5 R: 1 ER: 1 SO: 9 BB: 2 IBB: 0 HBP: 0 BLK: 0 WP: 0 HR: 1 S: 49 P: 57 ERA: 1.00 WHIP: 0.778																			

San Diego Padres @ Atlanta Braves  
Atlanta Stadium, Atlanta, GA  
Sat Jul 04 1970, 7:05 PM EDT  
Att: 18,229 - Unknown

livebaseballscorecards.com

AB 31  
R 1  
H 5  
RBI 1  
BB 2  
SO 9  
LOB 10



Batter	1	2	3	4	5	6	7	8	9
<b>Gil Garrido, R</b> (1, 6) OBP: 0.340, SLG: 0.360 <b>Tony Gonzalez, L</b> (6, PH) OBP: 0.310, SLG: 0.325 <b>Sonny Jackson, L</b> (7, 6) OBP: 0.366, SLG: 0.313	0-0 1B 1B	0-0 F8		0-0 6-3		0-0 F7			
<b>Felix Millan, R</b> (1, 4) OBP: 0.324, SLG: 0.371	0-0 1-3 1B		0-0 6-3		0-0 F8	0-0 F3			
<b>Hank Aaron, R</b> (1, 9) OBP: 0.387, SLG: 0.637	0-0 1-3		0-0 6-3		0-0 1-3		0-0 F3		
<b>Rico Carty, R</b> (1, 7) OBP: 0.458, SLG: 0.659 <b>Jimmie Hall, L</b> (8, 7) OBP: 0.216, SLG: 0.182	0-0 2B 1B		0-0 E4 BB		0-0 F8		0-0 4-3		
<b>Orlando Cepeda, R</b> (1, 3) OBP: 0.364, SLG: 0.510	0-0 1-3 2B		4-0 BB IBB		0-0 E 2B		0-0 F9		
<b>Bob Aspromonte, R</b> (1, 5) OBP: 0.254, SLG: 0.189	0-0 4-3		4-0 1-2 2-3 BB		0-3 K		0-0 F8		
<b>Mike Lum, L</b> (1, 8) OBP: 0.309, SLG: 0.435		0-0 4-3	0-0 4-3		0-0 E4 1B		0-3 K		
<b>Bob Tillman, R</b> (1, 2) OBP: 0.293, SLG: 0.370		0-0 F7		0-0 6-3		4-0 1B IBB		0-0 F7	
<b>Pat Jarvis, R</b> (1, 1) OBP: 0.146, SLG: 0.149		0-0 1B		0-3 K		0-0 1B			

AB	R	H	RBI	BB	SO	LOB
3	1	1	0	0	0	1
1	0	0	0	0	0	3
0	0	0	0	0	0	0
4	0	1	0	0	0	3
4	0	0	0	0	0	1
4	0	1	1	0	0	0
0	0	0	0	0	0	0
3	1	2	0	1	0	0
3	0	0	0	1	1	3
4	0	0	0	0	1	3
3	0	0	0	1	0	0
3	0	2	0	0	1	0

**BOTTOM**

**San Diego Padres @ Atlanta Braves**  
 Atlanta Stadium, Atlanta, GA  
 Sat Jul 04 1970, 7:05 PM EDT  
 Att. 18,229 - Unknown

[livebaseballscorecards.com](http://livebaseballscorecards.com)

<b>AB</b>	<b>32</b>
<b>R</b>	<b>2</b>
<b>H</b>	<b>7</b>
<b>RBI</b>	<b>1</b>
<b>BB</b>	<b>3</b>
<b>SO</b>	<b>3</b>
<b>LOB</b>	<b>14</b>



Inning	R	H	E	K	S	WLS	BF	H	R	ER	SO	BB	IBB	HBP	BLK	WP	HR	S	P	ERA	WHIP
1	1	4	0	0	6		27	7	2	2	2	1	2	0	0	0	0	28	40	3.38	1.500
2	0	1	0	0	4		27	0	0	0	0	0	0	0	0	0	0	2	2	0.00	0.000
3	0	0	0	0	6		27	0	0	0	1	0	0	0	0	0	0	8	8	0.00	0.000

PITCHER	IP	WLS	BF	H	R	ER	SO	BB	IBB	HBP	BLK	WP	HR	S	P	ERA	WHIP
<b>Dave Roberts, L</b> (1, 1) ERA: 3.13	5.1	L	27	7	2	2	2	1	2	0	0	0	0	28	40	3.38	1.500
<b>Ron Willis, R</b> (6, 1) ERA:	0.2		2	0	0	0	0	0	0	0	0	0	0	2	2	0.00	0.000
<b>Ron Herbel, R</b> (7, 1) ERA: 3.81	2.0		6	0	0	0	1	0	0	0	0	0	0	8	8	0.00	0.000

WP	PA	ERA	WHIP
0	35		
0			
0			
0			

Batter	1	2	3	4	5	6	7	8	9	AB R H RBI BB SO LOB	TOP						
Dave Campbell, R (1, 4) OBP: 0.295, SLG: 0.325	0-0 		0-0 G 2-3 			0-0 HR 1B 	0-3 K 		0-0 1B 2-3 	5 1 2 0 0 1 1							
Steve Huntz, S (1, 5) OBP: 0.328, SLG: 0.382	4-0 BB BB 		0-0 			0-0 HR 1B 	0-0 		0-0 1B 1-3 3-H 	4 1 3 2 1 0 0							
Cito Gaston, R (1, 8) OBP: 0.378, SLG: 0.558	4-0 BB BB BB G4-6-3 1-2 BB 		0-3 K 3-H 			0-0 HR 1B 1-H 2-H 		0-0 	0-0 	4 1 1 3 1 1 4							
Nate Colbert, R (1, 3) OBP: 0.318, SLG: 0.493	0-0 G4-6-3 1-2f 			0-0 		0-3 K 		0-0 None 1B 		4 0 1 0 0 1 2							
Ollie Brown, R (1, 9) OBP: 0.313, SLG: 0.455		0-0 		0-0 		0-0 HR 		0-0 1-2 		4 1 1 1 0 0 1							
Ivan Murrell, R (1, 7) OBP: 0.282, SLG: 0.398				0-3 K 		0-0 		0-0 		4 0 0 0 0 1 1							
Bob Barton, R (1, 2) OBP: 0.307, SLG: 0.388					0-0 	0-0 1B 			0-0 F 	4 0 1 0 0 0 0							
Tommy Dean, R (1, 6) OBP: 0.293, SLG: 0.338			0-0 G SH 1B 1B 		0-0 	0-3 K 			4-0 BB BB BB CS BB 	3 1 1 0 0 1 1 0 0 0 0 1 0 0 0 0 0 0 0 0 0							
Ray Webster, L (9, PH) OBP: 0.280, SLG: 0.275					0-0 												
Ron Herbel, R (9, 1)					0-0 SH 1-2 				0-0 1B 2B 1-2 	1 0 0 0 0 0 0 1 0 0 0 0 0 0 1 0 1 0 0 0 0 0 1 0 0 0 0 0							
Danny Coombs, R (1, 1) OBP: 0.069, SLG: 0.071							0-0 										
Ron Willis, R (6, 1)																	
Al Ferrara, R (9, PH) OBP: 0.355, SLG: 0.431																	
Jose Arcia, R (9, PR) OBP: 0.227, SLG: 0.267																	
Inning Stats	R: 0 E: 0 K: 0 S: 2 H: 0 LOB: 1 BB: 2 P: 10	R: 0 E: 0 K: 0 S: 3 H: 0 LOB: 0 BB: 0 P: 3	R: 1 E: 0 K: 1 S: 7 H: 2 LOB: 1 BB: 0 P: 7	R: 0 E: 0 K: 1 S: 5 H: 0 LOB: 0 BB: 0 P: 5	R: 0 E: 0 K: 0 S: 3 H: 0 LOB: 0 BB: 0 P: 3	R: 4 E: 0 K: 2 S: 12 H: 5 LOB: 1 BB: 0 P: 12	R: 0 E: 0 K: 1 S: 5 H: 0 LOB: 0 BB: 0 P: 5	R: 0 E: 0 K: 0 S: 4 H: 1 LOB: 1 BB: 0 P: 4	R: 1 E: 0 K: 0 S: 5 H: 3 LOB: 3 BB: 1 P: 9	1B: 8 2B: 1 3B: 0 HR: 2 SF: 0 SAC: 1 DP: 1 HBP: 0	WP: 0 PB: 0 SB: 0 CS: 1 PA: 39						
PITCHER	IP WLS BF H R ER SO BB IBB HBP BLK WP HR S P ERA WHIP																
Ron Reed, R (1, 1) ERA: 5.4	5.1		23	6	5	5	3	2	0	0	0	0	2	27	35	8.44	1.500
Bob Priddy, R (6, 1) ERA: 5.87	2.2		10	2	0	0	2	0	0	0	0	0	0	14	14	0.00	0.750
Hoyt Wilhelm, R (9, 1) ERA: 3.02	1.0	L	6	3	1	1	0	1	0	0	0	0	0	5	9	9.00	4.000

**San Diego Padres @ Atlanta Braves**  
 Atlanta Stadium, Atlanta, GA  
 Sun Jul 05 1970, 7:05 PM EDT  
 Att. 22,002 - Unknown

[livebaseballscorecards.com](http://livebaseballscorecards.com)

AB	35
R	6
H	11
RBI	6
BB	3
SO	5
LOB	10



Batter	1	2	3	4	5	6	7	8	9	AB	R	H	RBI	BB	SO	LOB
Gil Garrido, R OBP: 0.335, SLG: 0.355 (1, 6)	0-0 		0-0 	0-0 		0-0 		0-0 		5	0	1	0	0	0	1
Felix Millan, R OBP: 0.328, SLG: 0.373 (1, 4)	0-0 		4-0 		0-0 	0-0 		0-0 	0-0 	4	1	2	0	1	0	0
Hank Aaron, R OBP: 0.387, SLG: 0.640 (1, 9)	0-0 		0-0 	1-H 	None 	1-3 			0-0 	5	2	2	1	0	0	3
Rico Carty, R OBP: 0.458, SLG: 0.664 (1, 7)	4-0 		0-0 	2-H 	2-3 		0-0 		0-0 	4	1	1	2	1	0	1
Orlando Cepeda, R OBP: 0.359, SLG: 0.503 (1, 3)	0-0 		0-0 		E7 		0-0 		0-0 	4	0	0	0	0	0	2
Clete Boyer, R OBP: 0.276, SLG: 0.325 (1, 5)		0-0 	4-0 		4-0 		0-0 		0-0 	2	0	0	0	2	0	0
Mike Lum, L OBP: 0.306, SLG: 0.438 (1, 8)		0-3 	0-0 		0-3 			0-0 		4	0	1	0	0	2	3
Sonny Jackson, L OBP: 0.366, SLG: 0.313 (8, PR)										0	1	0	0	0	0	0
Bob Didier, S OBP: 0.208, SLG: 0.186 (9, 2)								None 		0	0	0	0	0	0	0
Bob Tillman, R OBP: 0.294, SLG: 0.369 (1, 2)		0-0 		0-0 		0-0 		0-0 	0-0 	3	0	1	0	0	0	0
Tony Gonzalez, L OBP: 0.309, SLG: 0.324 (8, PH)									2-3 	1	0	0	0	0	0	1
Ron Reed, R (1, 1)		0-0 		0-0 		0-3 			0-0 	2	0	0	0	0	0	1
Bob Priddy, R OBP: 0.500, SLG: 0.400 (6, 1)										1	0	0	0	0	1	0
Hal King, L OBP: 0.410, SLG: 0.578 (8, PH)										0	0	0	1	0	0	0
Hoyt Wilhelm, R (9, 1)		1-2 							3-H 	0	0	0	0	0	0	0

BOTTOM

San Diego Padres @ Atlanta Braves  
Atlanta Stadium, Atlanta, GA  
Sun Jul 05 1970, 7:05 PM EDT  
Att. 22,002 - Unknown

livebaseballscorecards.com

AB	35
R	5
H	8
RBI	4
BB	4
SO	3
LOB	12



Inning	R	H	E	K	S	P	WP	HR	S	P	ERA	WHIP
1	0	1	0	0	4	8	0	0	31	47	4.76	1.588
2	0	1	0	0	6	8	0	0	8	8	3.86	0.429
3	0	0	0	0	6	3	0	0	3	3	0.00	0.000

PITCHER	IP	WLS	BF	H	R	ER	SO	BB	IBB	HBP	BLK	WP	HR	S	P	ERA	WHIP
Danny Coombs, L ERA: 2.26 (1, 1)	5.2		29	7	4	3	3	2	2	0	0	1	1	31	47	4.76	1.588
Ron Willis, R ERA: 0.5 (6, 1)	2.1	W	8	1	1	1	0	0	0	0	0	0	0	8	8	3.86	0.429
Ron Herbel, R ERA: 3.76 (9, 1)	1.0	S	3	0	0	0	0	0	0	0	0	0	0	3	3	0.00	0.000

Batter	1	2	3	4	5	6	7	8	9	AB R H RBI BB SO LOB	TOP											
<b>Bobby Bonds, R</b> (1, 9) OBP: 0.387, SLG: 0.503	0-0 FC1-6 2B	0-0 F3		0-0 6-3		0-3 K		0-0 5-3		5 0 1 0 0 1 0												
<b>Ron Hunt, R</b> (1, 4) OBP: 0.398, SLG: 0.384	0-0 FC1-6 HR		0-0 HR 1B	0-0 FC5-4 1B		0-0 3B		0-0 FC6-4 1B		5 2 4 0 0 0 1												
<b>Willie Mays, R</b> (1, 8) OBP: 0.369, SLG: 0.522	0-3 K		0-0 HR	0-0 FC5-4		0-3 K		0-3 K		5 1 1 2 0 3 4												
<b>Dick Dietz, R</b> (1, 2) OBP: 0.434, SLG: 0.615	0-0 HR		0-0 F8		0-0 G1-4-3 1B		0-0 2B	0-0 FC6-4 FC4-6		5 1 3 2 0 0 1												
<b>Ken Henderson, S</b> (1, 7) OBP: 0.410, SLG: 0.484	4-0 1B BB		0-0 1-3 2B		0-0 G1-4-3 1-2f		0-0 6-3	0-0 FC4-6 1-2f		4 0 1 0 1 0 3												
<b>Frank Johnson, R</b> (1, 3) OBP: 0.365, SLG: 0.418	0-0 1-3 1B		0-0 1-3		0-0 E 1B		0-0 F8			4 0 2 0 0 0 2												
<b>Al Gallagher, R</b> (1, 5) OBP: 0.349, SLG: 0.422	0-0 F9		4-0 FC5-4 BB		0-0 E4 1-2		0-0 6-3			3 0 0 0 1 0 4												
<b>Hal Lanier, R</b> (1, 6) OBP: 0.289, SLG: 0.319		0-0 F8	0-0 FC5-4		0-0 5-3			0-0 5-3		4 0 0 0 0 0 4												
<b>Jerry Johnson, R</b> (1, 1)		0-0 F3		0-0 6-3		0-0 5-3		0-0 F8		2 0 0 0 0 0 0												
<b>Mike McCormick, L</b> (5, 1) OBP: 0.192, SLG: 0.200										0 0 0 0 0 0 0												
<b>Frank Reberger, L</b> (5, 1) OBP: 0.167, SLG: 0.250										1 0 0 0 0 0 0												
<b>Tito Fuentes, S</b> (8, PH) OBP: 0.276, SLG: 0.316										1 0 0 0 0 0 0												
<b>Mike Davison, L</b> (8, 1)										0 0 0 0 0 0 0												
<b>Inning Stats</b>	R: 2 E: 0 K: 1 S: 8	H: 3 LOB: 2 BB: 1 P: 12	R: 0 E: 0 K: 0 S: 3	H: 0 LOB: 0 BB: 0 P: 3	R: 2 E: 0 K: 0 S: 6	H: 3 LOB: 2 BB: 1 P: 10	R: 0 E: 0 K: 0 S: 4	H: 1 LOB: 1 BB: 0 P: 4	R: 0 E: 1 K: 0 S: 5	H: 2 LOB: 2 BB: 0 P: 5	R: 0 E: 0 K: 2 S: 8	H: 1 LOB: 1 BB: 0 P: 8	R: 0 E: 0 K: 0 S: 4	H: 1 LOB: 1 BB: 0 P: 4	R: 0 E: 0 K: 0 S: 3	H: 0 LOB: 0 BB: 0 P: 3	R: 0 E: 0 K: 1 S: 6	H: 1 LOB: 1 BB: 0 P: 6	1B: 6 2B: 3 3B: 1 HR: 2	SF: 0 SAC: 0 DP: 1 HBP: 0	WP: 0 PB: 0 SB: 0 CS: 0	PA: 41
<b>PITCHER</b> <b>George Stone, L</b> (1, 1) ERA: 3.39	IP: 9.0 WLS: W BF: 41 H: 12 R: 4 ER: 4 SO: 4 BB: 2 IBB: 0 HBP: 0 BLK: 0 WP: 0 HR: 2 S: 47 P: 55 ERA: 4.00 WHIP: 1.556																					

**San Francisco Giants @ Atlanta Braves**  
 Atlanta Stadium, Atlanta, GA  
 Mon Jul 06 1970, 7:05 PM EDT  
 Att: 10,918 - Unknown

[livebaseballscorecards.com](http://livebaseballscorecards.com)

<b>AB</b>	<b>39</b>
<b>R</b>	<b>4</b>
<b>H</b>	<b>12</b>
<b>RBI</b>	<b>4</b>
<b>BB</b>	<b>2</b>
<b>SO</b>	<b>4</b>
<b>LOB</b>	<b>19</b>



Batter	1	2	3	4	5	6	7	8	9	AB	R	H	RBI	BB	SO	LOB	BOTTOM
--------	---	---	---	---	---	---	---	---	---	----	---	---	-----	----	----	-----	--------

Sonny Jackson, L OBP: 0.365, SLG: 0.306 (1, 6)	0-0 6-3 	0-0 FC6 		0-0 2-3 	4-0 1B BB 		0-0 F8 	4-0 1B BB 		4	0	0	2	2	0	4	<div style="text-align: center;"> <b>San Francisco Giants @ Atlanta Braves</b>            Atlanta Stadium, Atlanta, GA            Mon Jul 06 1970, 7:05 PM EDT            Att. 10,918 - Unknown         </div>
--	----------------	----------------	--	----------------	---------------------	--	---------------	---------------------	--	---	---	---	---	---	---	---	--

Felix Millan, R OBP: 0.340, SLG: 0.395 (1, 4)	0-0 HR 1B 		0-0 1B 3B 	0-0 1B 	0-0 1B FC4-6 1B 		0-0 1-3 2B 	0-0 1-2 2-3 3-H 1B 		6	2	6	4	0	0	0	<div style="text-align: center;"> <b>San Francisco Giants @ Atlanta Braves</b>            Atlanta Stadium, Atlanta, GA            Mon Jul 06 1970, 7:05 PM EDT            Att. 10,918 - Unknown         </div>
---	---------------------	--	---------------------	---------------	------------------------------	--	----------------------	------------------------------------	--	---	---	---	---	---	---	---	--

Hank Aaron, R OBP: 0.384, SLG: 0.631 (1, 9)	0-0 F8 		4-0 1B BB 	0-0 F5 	0-3 K 		0-0 6-3 			4	0	0	0	1	1	6	<div style="text-align: center;"> <b>San Francisco Giants @ Atlanta Braves</b>            Atlanta Stadium, Atlanta, GA            Mon Jul 06 1970, 7:05 PM EDT            Att. 10,918 - Unknown         </div>
---	---------------	--	---------------------	---------------	--------------	--	----------------	--	--	---	---	---	---	---	---	---	--

Rico Carty, R OBP: 0.463, SLG: 0.676 Jimmie Hall, L OBP: 0.216, SLG: 0.182 (1, 7) (8, PR) (9, 7)	0-0 HR 		0-0 1-2 3-H 1B 		0-0 BB BB FC4-6 		0-0 PB 1B BB 1B 			4	2	3	3	1	0	2	<div style="text-align: center;"> <b>San Francisco Giants @ Atlanta Braves</b>            Atlanta Stadium, Atlanta, GA            Mon Jul 06 1970, 7:05 PM EDT            Att. 10,918 - Unknown         </div>
--	---------------	--	-----------------------------	--	------------------------------	--	---------------------------------	--	--	---	---	---	---	---	---	---	--

Orlando Cepeda, R OBP: 0.383, SLG: 0.503 Tommy Aaron, R OBP: 0.333, SLG: 0.667 (1, 3) (9, 3)	0-0 6-3 		0-0 F3 		4-0 2B BB 1B 	0-0 F9-3 1B 		0-0 BB PB BB 1B 		4	2	2	0	1	0	2	<div style="text-align: center;"> <b>San Francisco Giants @ Atlanta Braves</b>            Atlanta Stadium, Atlanta, GA            Mon Jul 06 1970, 7:05 PM EDT            Att. 10,918 - Unknown         </div>
---	----------------	--	---------------	--	---------------------------	-----------------------	--	---------------------------------	--	---	---	---	---	---	---	---	--

Mike Lum, L OBP: 0.294, SLG: 0.419 Tony Gonzalez, L OBP: 0.307, SLG: 0.323 (1, 8) (7, 8)		0-0 F9 	0-0 F5 		0-3 K 	0-0 F9-3 1-2 		0-3 K 		4	0	0	0	0	1	5	<div style="text-align: center;"> <b>San Francisco Giants @ Atlanta Braves</b>            Atlanta Stadium, Atlanta, GA            Mon Jul 06 1970, 7:05 PM EDT            Att. 10,918 - Unknown         </div>
---	--	---------------	---------------	--	--------------	------------------------	--	--------------	--	---	---	---	---	---	---	---	--

Hal King, L OBP: 0.434, SLG: 0.603 (1, 2)		0-0 1B 1B 	0-0 F7 		0-0 SH BB 2B 	0-0 FC5-4 1B 		4-0 BB BB 1B BB 		4	2	3	2	1	0	2	<div style="text-align: center;"> <b>San Francisco Giants @ Atlanta Braves</b>            Atlanta Stadium, Atlanta, GA            Mon Jul 06 1970, 7:05 PM EDT            Att. 10,918 - Unknown         </div>
---	--	---------------------	---------------	--	---------------------------	------------------------	--	---------------------------------	--	---	---	---	---	---	---	---	--

Clete Boyer, R OBP: 0.282, SLG: 0.328 (1, 5)		0-0 FC6 1B 		0-0 E5 2-3 1B 1B 	4-0 BB SH 1B IBB 	0-0 FC5-4 1-2f 		0-3 K 		4	2	2	0	1	1	4	<div style="text-align: center;"> <b>San Francisco Giants @ Atlanta Braves</b>            Atlanta Stadium, Atlanta, GA            Mon Jul 06 1970, 7:05 PM EDT            Att. 10,918 - Unknown         </div>
--	--	----------------------	--	----------------------------------	----------------------------------	--------------------------	--	--------------	--	---	---	---	---	---	---	---	--

George Stone, L OBP: 0.286, SLG: 0.244 (1, 1)		0-0 F8 		0-0 F7 	0-0 SH BB 1B 		0-0 2B 6-3 1B 	4-0 1B BB 		3	1	1	1	1	0	3	<div style="text-align: center;"> </div>
---	--	---------------	--	---------------	---------------------------	--	----------------------------	---------------------	--	---	---	---	---	---	---	---	--

Inning Stats	R: 2	H: 2	E: 0	LOB: 0	K: 0	S: 5	P: 5	R: 0	H: 2	E: 0	LOB: 2	K: 0	S: 5	R: 1	H: 2	E: 0	LOB: 2	K: 0	S: 5	R: 1	H: 2	E: 1	LOB: 1	K: 0	S: 5	R: 5	H: 2	E: 0	LOB: 2	K: 2	S: 10	R: 0	H: 2	E: 0	LOB: 1	K: 0	S: 4	R: 0	H: 2	E: 0	LOB: 2	K: 0	S: 4	R: 3	H: 3	E: 0	LOB: 2	K: 2	S: 9	R: 4	H: 2	E: 0	LOB: 2	K: 0	S: 4	R: 0	H: 2	E: 0	LOB: 2	K: 0	S: 9	1B: 13	2B: 3	3B: 1	HR: 1	SF: 0	SAC: 1	DP: 1	HBP: 0	WP: 0	PA: 47	PB: 1	SB: 0	CS: 0	ERA	WHIP
--------------	------	------	------	--------	------	------	------	------	------	------	--------	------	------	------	------	------	--------	------	------	------	------	------	--------	------	------	------	------	------	--------	------	-------	------	------	------	--------	------	------	------	------	------	--------	------	------	------	------	------	--------	------	------	------	------	------	--------	------	------	------	------	------	--------	------	------	--------	-------	-------	-------	-------	--------	-------	--------	-------	--------	-------	-------	-------	-----	------

PITCHER	IP	WLS	BF	H	R	ER	SO	BB	IBB	HBP	BLK	WP	HR	S	P	ERA	WHIP
Jerry Johnson, R ERA: 6.34 (1, 1)	4.0	L	23	8	6	5	0	3	0	0	0	0	1	20	32	11.25	2.750
Mike McCormick, L ERA: 6.28 (5, 1)	0.1		5	1	1	1	1	1	0	0	0	0	0	5	13	27.00	6.000
Frank Reberger, R ERA: 6.28 (5, 1)	2.2		11	5	2	2	1	0	0	0	0	0	0	13	13	6.75	1.875
Mike Davison, L ERA: 11.25 (8, 1)	1.0		8	3	3	3	2	3	0	0	0	0	0	9	21	27.00	6.000

AB	38
R	12
H	17
RBI	12
BB	8
SO	4
LOB	30



WP: 0	PA: 47
PB: 1	
SB: 0	
CS: 0	

ERA	WHIP
-----	------

**San Francisco Giants @ Atlanta Braves**  
 Atlanta Stadium, Atlanta, GA  
 Tue Jul 07 1970, 7:05 PM EDT  
 Att. 12,158 - Unknown

<b>AB</b>	<b>36</b>
<b>R</b>	<b>8</b>
<b>H</b>	<b>9</b>
<b>RBI</b>	<b>8</b>
<b>BB</b>	<b>4</b>
<b>SO</b>	<b>8</b>
<b>LOB</b>	<b>13</b>



<b>WP</b>	<b>1</b>	<b>PA</b>	<b>42</b>
<b>PB</b>	<b>0</b>		
<b>SB</b>	<b>1</b>		
<b>CS</b>	<b>0</b>		

Batter	1	2	3	4	5	6	7	8	9	AB	R	H	RBI	BB	SO	LOB						
Bobby Bonds, R OBP: 0.384, SLG: 0.497 (1, 8) (7, 9)	0-0 1-3	0-3 K			0-3 K		1-0 S 1B HBP	0-0 5-3		4	1	0	0	0	2	0						
Ron Hunt, R OBP: 0.396, SLG: 0.382 Tito Fuentes, S OBP: 0.275, SLG: 0.315 (1, 4) (7, PR) (7, 4)	0-0 E6 1B 2B		0-0 F8		0-0 6-3		0-0 SH1-3 1-H HR 1B	0-0 G3		4	1	1	1	0	0	0						
Ken Henderson, S OBP: 0.406, SLG: 0.477 (1, 9) (7, 7)	0-3 K		0-3 K		0-0 F5		0-0 SH1-3 1-3	0-0 F3		4	0	0	0	0	2	1						
Willie McCovey, L OBP: 0.424, SLG: 0.571 (1, 3)	0-0 1-3 2B 1B		4-0 1B BB		0-0 HR		4-0 HR IBB		0-0 F7	3	3	2	1	2	0	0						
Dick Dietz, R OBP: 0.440, SLG: 0.633 (1, 2)	0-0 1-H 3-H 2B		0-0 1-2 1B		4-0 1B BB		0-0 1-H 3-H HR		0-0 5-3	4	1	3	5	1	0	0						
Jim Ray Hart, R (1, 5)	0-0 F9		0-3 K		0-0 F8 BB BB BB		0-0 F8 FC4-6 1B BB		0-0 F8	4	0	0	0	1	1	4						
Frank Johnson, R OBP: 0.373, SLG: 0.424 Willie Mays, R OBP: 0.369, SLG: 0.522 (1, 7) (7, 8)		0-0 F3		0-0 6-3		0-0 1-2 1B		0-0 1-2 FC4-6 1B		4	0	2	0	0	0	0						
Hal Lanier, R OBP: 0.286, SLG: 0.316 Bob Taylor, L OBP: 0.322, SLG: 0.333 Bob Heise, R OBP: 0.267, SLG: 0.317 (1, 6) (6, PH) (6, 6)		0-0 F8		0-3 K		0-3 K		0-0 FC4-6 1-2 2-3		2	0	0	0	0	1	0						
Rich Robertson, R OBP: 0.075, SLG: 0.250 Al Gallagher, R OBP: 0.347, SLG: 0.420 Jerry Johnson, R Don Mason, L OBP: 0.207, SLG: 0.115 Don McMahon, R OBP: 0.444, SLG: 0.286 (1, 1) (6, PH) (6, 1) (7, PH) (7, 1)		0-0 HR		0-3 K		0-0 4-3		0-0 F9		1	0	0	0	0	0	2						
	R: 2 E: 1 K: 1 S: 8	H: 2 LOB: 1 BB: 0 P: 8	R: 1 E: 0 K: 1 S: 6	H: 1 LOB: 0 BB: 0 P: 6	R: 0 E: 0 K: 2 S: 8	H: 1 LOB: 2 BB: 1 P: 12	R: 0 E: 0 K: 2 S: 7	H: 0 LOB: 0 BB: 0 P: 7	R: 0 E: 0 K: 1 S: 5	H: 0 LOB: 0 BB: 0 P: 5	R: 1 E: 0 K: 1 S: 7	H: 2 LOB: 2 BB: 1 P: 11	R: 4 E: 0 K: 0 S: 6	H: 3 LOB: 2 BB: 2 P: 15	R: 0 E: 0 K: 0 S: 3	H: 0 LOB: 0 BB: 0 P: 3	R: 0 E: 0 K: 0 S: 3	H: 0 LOB: 0 BB: 0 P: 3	1B: 5 2B: 1 3B: 0 HR: 3	SF: 0 SAC: 1 DP: 0 HBP: 1	WP: 1 PB: 0 SB: 1 CS: 0	PA: 42

PITCHER	IP	WLS	BF	H	R	ER	SO	BB	IBB	HBP	BLK	WP	HR	S	P	ERA	WHIP
Jim Nash, R ERA: 3.52 (1, 1)	6.0		27	6	4	2	8	2	0	0	0	0	2	41	49	3.00	1.333
Bob Priddy, R ERA: 6.46 (7, 1)	0.0	L	2	1	2	2	0	0	0	1	0	0	0	1	2	∞	∞
Hoyt Wilhelm, R ERA: 3.3 (7, 1)	2.0		10	2	2	2	0	1	1	0	0	1	1	8	16	9.00	1.500
Rick Kester, R ERA: 9.53 (9, 1)	1.0		3	0	0	0	0	0	0	0	0	0	0	3	3	0.00	0.000



BOTTOM

San Francisco Giants @ Atlanta Braves  
Atlanta Stadium, Atlanta, GA

Tue Jul 07 1970, 7:05 PM EDT  
Att. 12,158 - Unknown

livebaseballscorecards.com

AB	38
R	5
H	11
RBI	5
BB	1
SO	8
LOB	12



WP:	1	PA:	39
PB:	0		
SB:	1		
CS:	0		

AB	R	H	RBI	BB	SO	LOB
5	0	2	0	0	0	0
5	0	0	0	0	0	2
2	1	0	0	1	0	1
2	0	0	0	0	2	0
4	2	3	2	0	0	0
4	1	2	0	0	2	2
4	1	3	1	0	0	0
4	0	1	2	0	1	3
4	0	0	0	0	2	2
3	0	0	0	0	1	2
0	0	0	0	0	0	0
0	0	0	0	0	0	0
1	0	0	0	0	0	0
0	0	0	0	0	0	0

R	H	ER	SO	BB	IBB	HBP	BLK	WP	HR	S	P	ERA	WHIP
0	0	0	0	0	0	0	0	0	0	0	0	9.00	2.400
0	0	0	0	0	0	0	0	0	0	5	5	0.00	0.000
0	0	0	0	0	0	0	0	0	0	17	17	0.00	0.000

R	H	ER	SO	BB	IBB	HBP	BLK	WP	HR	S	P	ERA	WHIP
0	0	0	0	0	0	0	0	0	0	0	0	9.00	2.400
0	0	0	0	0	0	0	0	0	0	5	5	0.00	0.000
0	0	0	0	0	0	0	0	0	0	17	17	0.00	0.000

R	H	ER	SO	BB	IBB	HBP	BLK	WP	HR	S	P	ERA	WHIP
0	0	0	0	0	0	0	0	0	0	0	0	9.00	2.400
0	0	0	0	0	0	0	0	0	0	5	5	0.00	0.000
0	0	0	0	0	0	0	0	0	0	17	17	0.00	0.000

R	H	ER	SO	BB	IBB	HBP	BLK	WP	HR	S	P	ERA	WHIP
0	0	0	0	0	0	0	0	0	0	0	0	9.00	2.400
0	0	0	0	0	0	0	0	0	0	5	5	0.00	0.000
0	0	0	0	0	0	0	0	0	0	17	17	0.00	0.000

R	H	ER	SO	BB	IBB	HBP	BLK	WP	HR	S	P	ERA	WHIP
0	0	0	0	0	0	0	0	0	0	0	0	9.00	2.400
0	0	0	0	0	0	0	0	0	0	5	5	0.00	0.000
0	0	0	0	0	0	0	0	0	0	17	17	0.00	0.000

R	H	ER	SO	BB	IBB	HBP	BLK	WP	HR	S	P	ERA	WHIP
0	0	0	0	0	0	0	0	0	0	0	0	9.00	2.400
0	0	0	0	0	0	0	0	0	0	5	5	0.00	0.000
0	0	0	0	0	0	0	0	0	0	17	17	0.00	0.000

R	H	ER	SO	BB	IBB	HBP	BLK	WP	HR	S	P	ERA	WHIP
0	0	0	0	0	0	0	0	0	0	0	0	9.00	2.400
0	0	0	0	0	0	0	0	0	0	5	5	0.00	0.000
0	0	0	0	0	0	0	0	0	0	17	17	0.00	0.000


R	H	ER	SO	BB	IBB	HBP	BLK	WP	HR	S	P	ERA	WHIP
0	0	0	0	0	0	0	0	0	0	0	0	9.00	2.400
0	0	0	0	0	0	0	0	0	0	5	5	0.00	0.000
0	0	0	0	0	0	0	0	0	0	17	17	0.00	0.000

R	H	ER	SO	BB	IBB	HBP	BLK	WP	HR	S	P	ERA	WHIP
0	0	0	0	0	0	0	0	0	0	0	0	9.00	2.400
0	0	0	0	0	0	0	0	0	0	5	5	0.00	0.000
0	0	0	0	0	0	0	0	0	0	17	17	0.00	0.000

R	H	ER	SO	BB	IBB	HBP	BLK	WP	HR	S	P	ERA	WHIP
2	3	0	0	1	0	0	0	0	0	0	0	9.00	2.400
0	0	0	0	0	0	0	0	0	0	5	5	0.00	0.000
0	0	0	0	0	0	0	0	0	0	17	17	0.00	0.000

Batter	1	2	3	4	5	6	7	8	9
Sonny Jackson, L (1, 6) OBP: 0.366, SLG: 0.309	F7			FC6-4 1B		G3			F3
Felix Millan, R (1, 4) OBP: 0.335, SLG: 0.389	4-3	6-3		FC6-4 1B		1-3			F3
Hank Aaron, R (1, 9) OBP: 0.383, SLG: 0.627 Jimmie Hall, L (5, 9) OBP: 0.205, SLG: 0.171	WP 1B BB		F2	F8		K			K
Rico Carty, R (1, 7) OBP: 0.466, SLG: 0.688	1B 1B		HR	1B		4-3			
Orlando Cepeda, R (1, 3) OBP: 0.364, SLG: 0.503	FC5 1B		2B 1B	K		K			
Tony Gonzalez, L (1, 8) OBP: 0.314, SLG: 0.333	1-2 1B		2B 1B			G3 2B			F7
Hal King, L (1, 2) OBP: 0.425, SLG: 0.597	FC5		4-3 2B			G3			K
Clete Boyer, R (1, 5) OBP: 0.276, SLG: 0.323		6-3	4-3			K			K
Jim Nash, R (1, 1) OBP: 0.135, SLG: 0.240 Bob Priddy, R (7, 1) OBP: 0.500, SLG: 0.400 Hoyt Wilhelm, R (7, 1)		5-3	F3			K			F8
Mike Lum, L (8, PH) OBP: 0.291, SLG: 0.415 Rick Kester, R (9, 1)									

PITCHER	IP	WLS	BF	H	R	ER	SO	BB	IBB	HBP	BLK	WP	HR	S	P	ERA	WHIP
Rich Robertson, R (1, 1) ERA: 5.08	5.0		27	11	5	5	3	1	0	0	0	1	1	32	36	9.00	2.400
Jerry Johnson, R (6, 1) ERA: 6.15	1.0	W	3	0	0	0	1	0	0	0	0	0	0	5	5	0.00	0.000
Don McMahon, R (7, 1) ERA: 3.42	3.0	S	9	0	0	0	4	0	0	0	0	0	0	17	17	0.00	0.000

Batter	1	2	3	4	5	6	7	8	9	AB R H RBI BB SO LOB	TOP
<b>Bobby Bonds, R</b> OBP: 0.391, SLG: 0.498 (1, 8) BB (5, 9)	4-0 S BB		X 0-0 1B S 2-3 1B 1B	0-3 K	0-0 2-H E 1B	4-0 BB BB BB BB BB BB			4-0 FC6-4-6-5 BB	3 2 2 1 3 1 0	
<b>Ron Hunt, R</b> OBP: 0.393, SLG: 0.377 <b>Bob Heise, R</b> OBP: 0.262, SLG: 0.311 (6, PH) (6, 4)	X 0-0 F2		X 0-0 6-3		0-0 6-3	X 0-0 1-3			X 0-0 FC6-4-6-5 4-3 1-3	3 1 0 0 0 0 3 2 0 0 0 0 0 2	
<b>Ken Henderson, S</b> OBP: 0.410, SLG: 0.477 <b>Willie Mays, R</b> OBP: 0.365, SLG: 0.516 (5, PH) (5, 8)	4-0 G4-6-3 1-2 BB		4-0 1B 1B BB		4-0 1B BB E6 BB BB 1-2 2H 3B		X 0-0 F3		X 0-0 4-3 2-3	0 1 0 0 3 0 0 3 1 0 0 0 0 1	
<b>Willie McCovey, L</b> OBP: 0.425, SLG: 0.569 <b>Bob Taylor, L</b> OBP: 0.311, SLG: 0.321 (1, 3) (6, 7)	X 0-0 G4-6-3 1-2f		0-3 K		0-0 1B HR 1B		X 0-0 F8		X 0-0 F5	3 2 1 0 1 1 5 2 0 0 0 0 0 1	
<b>Dick Dietz, R</b> OBP: 0.446, SLG: 0.634 (1, 2)		X 0-0 5-3	0-0 1B 1-2 2-3 3-H 1B		0-0 HR 1B 3B BB		4-0 BB BB BB BB BB			3 2 2 2 2 0 0	
<b>Jim Ray Hart, R</b> OBP: 0.500, SLG: 1.111 <b>Al Gallagher, R</b> OBP: 0.347, SLG: 0.420 (1, 5) (7, 5)		X 0-0 5-3 2B	0-0 1B 1-2 2-3 3-H 1B		0-0 HR HR		0-3 K			5 1 4 7 0 1 1 0 0 0 0 0 0 0	
<b>Frank Johnson, R</b> OBP: 0.361, SLG: 0.406 (1, 7) (6, 3)		X 0-0 5-3	0-3 K		0-0 1B 1-3 1B		X 0-0 F7			5 1 1 0 0 1 5	<b>AB 39</b> <b>R 13</b> <b>H 12</b> <b>RBI 11</b> <b>BB 9</b> <b>SO 7</b> <b>LOB 20</b>
<b>Hal Lanier, R</b> OBP: 0.284, SLG: 0.314 (1, 6)		0-3 K		X 0-0 F7	X 0-0 1-3 1B 1B	X 0-0 6-3		X 0-0 6-3		5 1 1 0 0 1 1	
<b>Gaylord Perry, R</b> OBP: 0.101, SLG: 0.116 (1, 1)			X 0-0 E5 1B 1B	X 0-3 K2-3	X 0-0 1-3	X 0-3 K		X 0-0 6-3		5 1 1 1 0 2 1	
<b>Inning Stats</b>	R: 0 H: 0 E: 0 LOB: 1 K: 0 BB: 2 S: 2 P: 10	R: 0 H: 1 E: 0 LOB: 1 K: 1 BB: 0 S: 6 P: 6	R: 2 H: 4 E: 1 LOB: 3 K: 2 BB: 1 S: 11 P: 15	R: 0 H: 0 E: 0 LOB: 0 K: 2 BB: 0 S: 7 P: 7	R: 11 H: 7 E: 1 LOB: 1 K: 0 BB: 3 S: 11 P: 24	R: 0 H: 0 E: 0 LOB: 1 K: 1 BB: 1 S: 5 P: 9	R: 0 H: 0 E: 0 LOB: 1 K: 1 BB: 1 S: 5 P: 9	R: 0 H: 0 E: 0 LOB: 0 K: 0 BB: 0 S: 3 P: 3	R: 0 H: 0 E: 0 LOB: 1 K: 0 BB: 1 S: 3 P: 7	1B: 9 SF: 0 2B: 1 SAC: 0 3B: 1 DP: 1 HR: 1 HBP: 1	WP: 0 PA: 49 PB: 0 SB: 2 CS: 0
<b>PITCHER</b> <b>Phil Niekro, R</b> ERA: 4.48 <b>Aubrey Gatewood, R</b> ERA: 4.5 <b>Rick Kester, R</b> ERA: 6.89	IP WLS BF H R ER SO BB IBB HBP BLK WP HR S P ERA WHIP	4.1 L 25 9 7 7 5 4 0 0 0 0 0 1 31 47 14.54 3.000	0.1 8 3 6 1 0 1 1 1 0 0 0 0 5 14 27.00 12.000	4.1 16 0 0 0 2 3 0 0 0 0 0 0 17 29 0.00 0.692	<b>PITCHER</b> IP WLS BF H R ER SO BB IBB HBP BLK WP HR S P ERA WHIP						

**San Francisco Giants @ Atlanta Braves**  
Atlanta Stadium, Atlanta, GA  
Wed Jul 08 1970, 7:05 PM EDT  
Att: 10,629 - Unknown

[livebaseballscorecards.com](http://livebaseballscorecards.com)

Batter	1	2	3	4	5	6	7	8	9	AB	R	H	RBI	BB	SO	LOB
Sonny Jackson, L (1, 6) OBP: 0.364, SLG: 0.308	0-3 K (1)			0-0 FC1-4 1B (1)		0-0 F7 (2)		0-0 F4 (3)		4	0	1	0	0	1	1
Felix Millan, R (1, 4) OBP: 0.334, SLG: 0.387	0-0 F8 (2)			0-0 FC1-4 1B (1)		0-0 1B (1)			0-0 4-3 (1)	4	0	1	0	0	0	1
Tony Gonzalez, L (1, 8) OBP: 0.313, SLG: 0.332	0-0 5-3 (3)			0-0 1-2 1B (1)		0-0 G3 (3)			0-0 F7 (2)	4	0	1	0	0	0	1
Rico Carty, R (1, 7) OBP: 0.463, SLG: 0.683		0-3 K (1)		0-3 K (2)		0-3 K (1)			0-0 6-3 (3)	2	0	0	0	0	2	2
Jimmie Hall, L (7, 7) OBP: 0.195, SLG: 0.162										2	0	0	0	0	1	0
Orlando Cepeda, R (1, 3) OBP: 0.362, SLG: 0.500		0-0 F3 (2)		0-0 F8 (3)		0-0 6-3 (2)				2	0	0	0	0	0	2
Tommie Aaron, R (7, 3) OBP: 0.313, SLG: 0.625										1	0	0	0	0	0	0
Mike Lum, L (1, 9) OBP: 0.283, SLG: 0.402		0-0 F4 (3)			0-0 5-3 (1)		0-0 F5 (3)			3	0	0	0	0	0	0
Bob Aspromonte, R (1, 5) OBP: 0.274, SLG: 0.214			0-0 5-3 (1)		0-0 G6-4-3 1B (1)			0-0 5-3 1B (1)		3	0	2	0	0	0	0
Bob Didier, S (1, 2) OBP: 0.203, SLG: 0.181			0-0 F6 (2)		0-0 G6-4-3 (2)			0-0 5-3 (1)		3	0	0	0	0	0	2
Phil Niekro, R (1, 1) OBP: 0.176, SLG: 0.204			0-0 F8 (3)			0-0 F3 (1)		0-3 K (2)		1	0	0	0	0	0	0
Aubrey Gatewood, R (5, 1)										0	0	0	0	0	0	0
Rick Kester, R (5, 1)										2	0	0	0	0	1	1

Inning Stats	R: 0	H: 0	E: 0	K: 1	S: 5	R: 0	H: 0	E: 0	K: 1	S: 5	R: 0	H: 0	E: 0	K: 0	S: 3	R: 0	H: 1	E: 0	K: 0	S: 3	R: 0	H: 1	E: 0	K: 1	S: 4	R: 0	H: 0	E: 0	K: 1	S: 5	R: 0	H: 1	E: 0	K: 1	S: 6	R: 0	H: 0	E: 0	K: 0	S: 3	1B: 5	2B: 0	3B: 0	HR: 0	SF: 0	SAC: 0	DP: 1	HBP: 0	WP: 0	PB: 0	SB: 0	CS: 0	PA: 31
PITCHER Gaylord Perry, R (1, 1) ERA: 3.6	IP	WLS	BF	H	R	ER	SO	BB	IBB	HBP	BLK	WP	HR	S	P	ERA	WHIP	IP	WLS	BF	H	R	ER	SO	BB	IBB	HBP	BLK	WP	HR	S	P	ERA	WHIP																			

**BOTTOM**

**San Francisco Giants @ Atlanta Braves**  
Atlanta Stadium, Atlanta, GA

Wed Jul 08 1970, 7:05 PM EDT  
Att. 10,629 - Unknown

livebaseballscorecards.com

AB	31
R	0
H	5
RBI	0
BB	0
SO	5
LOB	10

Batter	1	2	3	4	5	6	7	8	9	10	11	AB R H RBI BB SO LOB	TOP	
<b>Bobby Bonds, R</b> OBP: 0.393, SLG: 0.495 (1, 9)	4-0 WP 1B S BB	0-0 6-3		0-0 1B S		4-0 E S BB		0-0 F8		0-0 F8		4 1 1 0 2 0 1	<b>San Francisco Giants @ Atlanta Braves</b> Atlanta Stadium, Atlanta, GA Thu Jul 09 1970, 7:05 PM EDT Att. 11,026 - Unknown	
<b>Ron Hunt, R</b> OBP: 0.392, SLG: 0.376 (1, 4)	0-3 K		0-0 BB 1B FC3-2 1B	0-0 F8 1B		0-0 F5 1-3		0-0 FC6-4 1B		0-0 6-3	6 0 2 0 0 1 3			
<b>Willie Mays, R</b> OBP: 0.368, SLG: 0.512 (1, 8)	4-0 WP 1B BB		0-0 F8 1B	0-0 5-3 1-2		4-0 1B BB		0-0 FC6-4 1-2f		0-0 WP 1-3 1B	4 3 1 0 2 0 3			
<b>Willie McCovey, L</b> OBP: 0.423, SLG: 0.562 (1, 3)	0-0 F2		0-0 FC3-2 BB 1B 1B		0-0 F8		0-0 F9		0-0 4-3	4-0 1-3 BB	5 1 1 0 1 0 3			
<b>Dick Dietz, R</b> OBP: 0.447, SLG: 0.629 (1, 2)	0-0 1H 2-H 1B		4-0 1B FC3-2 BB	4-0 5-3		0-0 1B 1-3 1B		0-0 F5		0-0 1-3	5 1 2 3 1 0 1			
<b>Jim Ray Hart, R</b> OBP: 0.500, SLG: 0.929 <b>Al Gallagher, R</b> OBP: 0.347, SLG: 0.420 (1, 5)	0-0 F3		0-0 FC3-2 1B	0-0 1B		0-0 1B		0-0 F6		0-0 2B	5 1 2 0 1 0 6 0 0 0 0 0 0 0			
<b>Frank Johnson, R</b> OBP: 0.372, SLG: 0.414 (1, 7)		0-0 SH1-4 1B	0-0 1B	0-0 1-2 2-3 3-H 1B		0-0 4-3		0-0 FC4-6 1-3 3-H 1B		0-0 4-3	6 0 3 2 0 0 4			
<b>Hal Lanier, R</b> OBP: 0.283, SLG: 0.311 (1, 6)		0-0 F9	0-0 1-3 2-H 3-H 1B			0-0 F6		0-0 FC4-6 1-2f		0-0 F7	5 0 1 2 0 0 3			
<b>Juan Marichal, R</b> OBP: 0.108, SLG: 0.057 <b>Don McMahon, R</b> OBP: 0.400, SLG: 0.250 (1, 1)		0-0 SH1-4 1-2		0-0 F5		0-0 F5		0-0 P1		0-0 6-3	3 0 0 0 0 0 0 1 0 0 0 0 0 0			
<b>Inning Stats</b>	R: 2 H: 1 E: 0 LOB: 1 K: 1 BB: 2 S: 6 P: 14	R: 0 H: 1 E: 0 LOB: 1 K: 0 BB: 0 S: 4 P: 4	R: 3 H: 4 E: 0 LOB: 2 K: 0 BB: 1 S: 6 P: 10	R: 0 H: 1 E: 0 LOB: 1 K: 0 BB: 0 S: 4 P: 4	R: 0 H: 1 E: 0 LOB: 1 K: 0 BB: 0 S: 4 P: 4	R: 0 H: 0 E: 0 LOB: 1 K: 0 BB: 1 S: 3 P: 7	R: 1 H: 2 E: 0 LOB: 2 K: 0 BB: 1 S: 5 P: 9	R: 0 H: 1 E: 0 LOB: 1 K: 0 BB: 0 S: 4 P: 4	R: 0 H: 1 E: 0 LOB: 1 K: 0 BB: 0 S: 4 P: 4	R: 0 H: 0 E: 0 LOB: 0 K: 0 BB: 0 S: 3 P: 3	R: 1 H: 1 E: 0 LOB: 2 K: 0 BB: 2 S: 4 P: 12	1B: 12 SF: 0 2B: 1 SAC: 1 3B: 0 DP: 0 HR: 0 HBP: 0		WP: 3 PA: 52 PB: 0 SB: 3 CS: 0
<b>PITCHER</b> <b>Pat Jarvis, R</b> ERA: 3.17 <b>Bob Priddy, R</b> ERA: 5.97	IP WLS BF H R ER SO BB IBB HBP BLK WP HR S P ERA WHIP													
	(1, 1) 7.0 35 10 6 6 1 5 0 0 0 1 0 32 52 7.71 2.143													
	(8, 1) 4.0 L 17 3 1 1 0 1 1 0 0 1 0 15 23 2.25 1.000													

AB	44
R	7
H	13
RBI	7
BB	7
SO	1
LOB	24



Batter	1	2	3	4	5	6	7	8	9	10	11	AB R H RBI BB SO LOB	BOTTOM	
<b>Gil Garrido, R</b> (1, 8) OBP: 0.325, SLG: 0.344 <b>Hank Aaron, R</b> (11, PH) OBP: 0.385, SLG: 0.627 <b>Tommie Aaron, R</b> (11, PR) OBP: 0.313, SLG: 0.625	0-0 5-3		0-0 6-3		0-0 F5		0-0 F9	0-0 6-3			4-0 BB HBP BB	5 0 0 0 0 0 1 0 0 0 0 1 0 0 0 0 0 0 0 0 0	<b>San Francisco Giants @ Atlanta Braves</b> Atlanta Stadium, Atlanta, GA Thu Jul 09 1970, 7:05 PM EDT Att. 11,026 - Unknown	
<b>Felix Millan, R</b> (1, 4) OBP: 0.334, SLG: 0.386	0-0 6-3		0-0 1B 1B		0-0 6-3			0-0 FC5-4 1B	0-0 F7		0-0 F4	6 0 2 0 0 0 1		
<b>Tony Gonzalez, L</b> (1, 8) OBP: 0.323, SLG: 0.333	4-0 BB		0-0 FC4-6 1B			4-0 G4-6-3 1B BB		0-0 FC5-4 1B HR	4-0 BB BB		1-0 BB HBP	2 1 1 0 3 0 1		
<b>Orlando Cepeda, R</b> (1, 3) OBP: 0.368, SLG: 0.510	0-0 6-3		0-0 FC4-6 1B			0-0 G4-6-3 1B BB		0-0 HR	4-0 G4-6-3 BB		4-0 BB HBP	4 1 2 2 2 0 3		
<b>Hal King, L</b> (1, 2) OBP: 0.419, SLG: 0.577		0-0 BB 1B	0-3 K			0-0 G4-6-3 1B BB		0-0 BB 1B	0-0 G4-6-3		0-0 F3	6 1 2 0 0 1 9		
<b>Jimmie Hall, L</b> (1, 7) OBP: 0.196, SLG: 0.146		0-3 K		0-0 P1		0-0 2-3		4-0 2B HR BB		0-3 K		4 1 0 0 1 2 2		
<b>Mike Lum, L</b> (1, 9) OBP: 0.288, SLG: 0.412		0-0 F9		0-0 F9			0-0 1B	0-0 HR 2B		0-0 F3		5 1 2 1 0 0 1		
<b>Clete Boyer, R</b> (1, 5) OBP: 0.280, SLG: 0.333		4-0 BB		0-0 F8			0-3 K	0-0 HR		0-0 4-3		4 1 1 3 1 1 1		
<b>Pat Jarvis, R</b> (1, 1) OBP: 0.140, SLG: 0.143 <b>Sonny Jackson, L</b> (7, PH) OBP: 0.362, SLG: 0.306 <b>Bob Priddy, R</b> (8, 1) OBP: 0.429, SLG: 0.333 <b>Bob Aspromonte, R</b> (11, PH) OBP: 0.270, SLG: 0.211		0-0 6-3			0-0 F7		0-0 F5	0-3 K		0-0 6-3		2 0 0 0 0 0 2 1 0 0 0 0 0 1 1 0 0 0 0 1 0 1 0 0 0 0 0 0		
<b>Inning Stats</b>	R: 0 H: 0 E: 0 LOB: 1 K: 0 BB: 1 S: 3 P: 7	R: 0 H: 1 E: 0 LOB: 2 K: 1 BB: 1 S: 6 P: 10	R: 0 H: 2 E: 0 LOB: 2 K: 1 BB: 0 S: 7 P: 7	R: 0 H: 0 E: 0 LOB: 0 K: 0 BB: 0 S: 3 P: 3	R: 0 H: 0 E: 0 LOB: 0 K: 0 BB: 0 S: 3 P: 3	R: 0 H: 1 E: 0 LOB: 1 K: 1 BB: 1 S: 3 P: 7	R: 0 H: 1 E: 0 LOB: 1 K: 1 BB: 0 S: 6 P: 6	R: 6 H: 5 E: 0 LOB: 0 K: 1 BB: 1 S: 10 P: 14	R: 0 H: 0 E: 0 LOB: 1 K: 0 BB: 2 S: 2 P: 10	R: 0 H: 0 E: 0 LOB: 0 K: 1 BB: 0 S: 5 P: 5	R: 0 H: 0 E: 0 LOB: 3 K: 0 BB: 2 S: 3 P: 12	1B: 7 SF: 0 2B: 1 SAC: 0 3B: 0 DP: 2 HR: 2 HBP: 1		WP: 0 PA: 50 PB: 0 SB: 0 CS: 0
<b>PITCHER</b> <b>Juan Marichal, R</b> (1, 1) ERA: 5.37 <b>Don McMahon, R</b> (8, 1) ERA: 3.53	IP WLS BF H R ER SO BB IBB HBP BLK WP HR S P ERA WHIP 7.1 3 33 8 4 4 3 4 0 0 0 0 1 35 51 4.91 1.636 3.2 W 17 2 2 2 2 4 0 1 0 0 1 16 33 4.91 1.636	<b>PITCHER</b> IP WLS BF H R ER SO BB IBB HBP BLK WP HR S P ERA WHIP												

livebaseballscores.com

**AB** 41  
**R** 6  
**H** 10  
**RBI** 6  
**BB** 8  
**SO** 5  
**LOB** 22



Batter	1	2	3	4	5	6	7	8	9	AB R H RBI BB SO LOB	TOP	
<b>Pete Rose, S</b> (1, 9) OBP: 0.392, SLG: 0.501	0-0 1B	0-0 F5			0-0 F9		0-0 P5	4-0 2B BB		4 1 1 0 1 0 0	<b>Cincinnati Reds @ Atlanta Braves</b> Atlanta Stadium, Atlanta, GA Fri Jul 10 1970, 7:05 PM EDT Unknown	
<b>Bobby Tolan, L</b> (1, 8) OBP: 0.394, SLG: 0.495	0-0 1B CS	0-0 P4			0-0 6-3		0-0 WP BB 1B	0-0 P5		5 0 2 0 0 0 2		
<b>Tony Perez, R</b> (1, 5) OBP: 0.444, SLG: 0.685	0-3 K				0-0 6-3		4-0 WP BB	0-0 2B		4 0 1 2 1 2 2		
<b>Johnny Bench, R</b> (1, 2) OBP: 0.337, SLG: 0.630	0-0 F9 1-2					0-0 1B 5-3 1B	0-3 K 1-2 2-3	0-3 K 2-H 3-H		5 0 1 0 0 3 5		
<b>Lee May, R</b> (1, 3) OBP: 0.283, SLG: 0.491		0-0 1B 3B			0-0 F7		0-0 5-3 1-2	0-0 5-3		5 1 1 0 0 0 3		
<b>Bernie Carbo, L</b> (1, 7) OBP: 0.470, SLG: 0.610		0-0 CS E 1B 3-H			0-0 HR		4-0 1B BB	4-0 HR BB 5-3		3 2 2 2 2 0 0		
<b>Jimmy Stewart, S</b> (1, 4) OBP: 0.288, SLG: 0.267		0-0 E4 1B CS 1-2			0-0 3-5 1B S		0-0 F9	0-0 5-3 1-2		5 1 2 0 0 0 4		
<b>Woody Woodward, R</b> (1, 6) OBP: 0.333, SLG: 0.342 <b>Hal McRae, R</b> (9, PH) OBP: 0.378, SLG: 0.624		0-0 HR 1B 1-H 2-3			0-0 3-5 1-3f		0-0 FC6-4 1B 1-2 2-3	0-0 HR 2-H		4 2 3 3 0 0 1 1 0 0 0 0 0 1		
<b>Jim Merritt, L</b> (1, 1) OBP: 0.175, SLG: 0.200 <b>Clay Carroll, R</b> (4, 1) OBP: 0.263, SLG: 0.333 <b>Ty Cline, L</b> (6, PH) <b>Wayne Granger, R</b> (6, 1) <b>Angel Bravo, L</b> (8, PH) <b>Pedro Borbon, R</b> (8, 1)		0-0 HR 1-H			0-3 K 1-2f		0-0 FC6-4 1-2f	0-0 P5 BB 2B 1B		2 1 1 2 0 1 0 0 0 0 0 0 0 0 1 0 0 0 0 0 3 0 0 0 0 0 0 0 1 1 1 0 0 0 0 0 0 0 0 0 0 0		
<b>Inning Stats</b>	R: 0 E: 0 K: 1 S: 6 H: 2 LOB: 1 BB: 0 P: 6	R: 4 E: 1 K: 0 S: 7 H: 4 LOB: 0 BB: 0 P: 7	R: 0 E: 0 K: 2 S: 7 H: 0 LOB: 0 BB: 0 P: 7	R: 1 E: 0 K: 1 S: 6 H: 2 LOB: 0 BB: 0 P: 6	R: 0 E: 0 K: 0 S: 3 H: 0 LOB: 0 BB: 0 P: 3	R: 0 E: 0 K: 0 S: 5 H: 2 LOB: 3 BB: 1 P: 9	R: 0 E: 0 K: 1 S: 6 H: 1 LOB: 2 BB: 1 P: 10	R: 4 E: 0 K: 1 S: 8 H: 3 LOB: 1 BB: 2 P: 16	R: 0 E: 0 K: 0 S: 4 H: 1 LOB: 1 BB: 0 P: 4	1B: 10 2B: 2 3B: 1 HR: 3 SF: 0 SAC: 0 DP: 1 HBP: 0		WP: 1 PB: 0 SB: 1 CS: 3 PA: 44
<b>PITCHER</b>	IP WLS BF H R ER SO BB IBB HBP BLK WP HR S P ERA WHIP											
<b>Ron Reed, R</b> (1, 1) ERA: 6.16	7.1 W 35 12 7 7 5 3 0 0 0 1 3 42 54 8.59 2.045											
<b>Hoyt Wilhelm, R</b> (8, 1) ERA: 3.68	0.1 4 2 2 2 0 1 0 0 0 0 0 3 7 54.00 9.000											
<b>Julio Navarro, R</b> (8, 1) ERA:	1.1 S 5 1 0 0 1 0 0 0 0 0 0 7 7 0.00 0.750											

livebaseballscorecards.com

AB	40
R	9
H	15
RBI	9
BB	4
SO	6
LOB	21





Batter	1	2	3	4	5	6	7	8	9	AB R H RBI BB SO LOB	TOP											
<b>Pete Rose, S</b> (1, 9) OBP: 0.399, SLG: 0.509	0-0 FC3-6-5 1B		0-0 1B		0-0 FC6-4 1-2 1B			0-0 SH1-3 1B	0-0 1B	5 0 5 0 0 0 0												
<b>Bobby Tolan, L</b> (1, 8) OBP: 0.392, SLG: 0.492	0-0 FC3-6-5 CS 1-2f		0-0 5-3		0-0 FC6-4 1-2f			0-0 SH1-3 1-2	0-0 1B 1-2 2-H	4 0 1 1 0 0 4												
<b>Tony Perez, R</b> (1, 5) OBP: 0.441, SLG: 0.677	0-0 F7 1-2			0-0 G5-4-3 1B		0-3 K		0-0 F5	0-0 1-4-3	5 0 1 0 0 1 4												
<b>Lee May, R</b> (1, 3) OBP: 0.280, SLG: 0.485		0-0 6-3		0-0 G5-4-3 1-2f		0-0 F7		0-0 F9		4 0 0 0 0 0 2												
<b>Hal McRae, R</b> (1, 7) OBP: 0.376, SLG: 0.625		0-0 F7		0-0 2B		0-3 K			0-3 K	3 0 1 0 0 1 0 1 0 0 0 0 1 0												
<b>Johnny Bench, R</b> (6, 7) OBP: 0.336, SLG: 0.628																						
<b>Tommy Helms, R</b> (1, 4) OBP: 0.248, SLG: 0.275		0-0 1B		0-0 6-3			0-0 5-3		0-0 F7	4 0 1 0 0 0 1												
<b>Dave Concepcion, R</b> (1, 6) OBP: 0.335, SLG: 0.343		0-3 K			0-0 5-3		0-3 K		0-0 E6 HR	4 1 0 0 0 2 1 0 0 0 0 0 0 0												
<b>Clay Carroll, R</b> (9, 1)																						
<b>Pat Corrales, R</b> (1, 2) OBP: 0.325, SLG: 0.405			0-0 6-3		0-3 K		0-0 1B		0-0 HR	4 1 2 2 0 1 0												
<b>Tony Cloninger, R</b> (1, 1) OBP: 0.200, SLG: 0.200			0-3 K		0-0 1B		0-0 5-3		4-0 1B BB	3 0 1 0 0 1 1 0 1 0 0 1 0 0												
<b>Woody Woodward, R</b> (9, PH) OBP: 0.339, SLG: 0.342																						
<b>Inning Stats</b>	R: 0 E: 0 K: 0 S: 3	H: 1 LOB: 0 BB: 0 P: 3	R: 0 E: 0 K: 1 S: 6	H: 1 LOB: 1 BB: 0 P: 6	R: 0 E: 0 K: 1 S: 6	H: 1 LOB: 1 BB: 0 P: 6	R: 0 E: 0 K: 0 S: 4	H: 2 LOB: 1 BB: 0 P: 4	R: 0 E: 0 K: 1 S: 7	H: 2 LOB: 2 BB: 0 P: 7	R: 0 E: 0 K: 2 S: 7	H: 0 LOB: 0 BB: 0 P: 7	R: 0 E: 0 K: 1 S: 6	H: 1 LOB: 1 BB: 0 P: 6	R: 0 E: 0 K: 0 S: 4	H: 1 LOB: 1 BB: 0 P: 4	R: 3 E: 1 K: 1 S: 9	H: 3 LOB: 2 BB: 1 P: 13	1B: 10 2B: 1 3B: 0 HR: 1	SF: 0 SAC: 1 DP: 1 HBP: 0	WP: 0 PB: 0 SB: 0 CS: 1	PA: 39
<b>PITCHER</b>	IP WLS BF H R ER SO BB IBB HBP BLK WP HR S P ERA WHIP												<b>PITCHER</b>	IP WLS BF H R ER SO BB IBB HBP BLK WP HR S P ERA WHIP								
<b>George Stone, L</b> (1, 1) ERA: 3.16	8.2 L 38 12 3 0 7 1 0 0 0 0 0 1 51 55 0.00 1.500																					
<b>Julio Navarro, R</b> (9, 1) ERA:	0.1 1 0 0 0 0 0 0 0 0 0 0 0 1 1 0.00 0.000																					

Cincinnati Reds @ Atlanta Braves  
 Atlanta Stadium, Atlanta, GA  
 Fri Jul 10 1970, 7:05 PM EDT  
 Att: 44,804 - Unknown

livebaseballscorecards.com

AB	37
R	3
H	12
RBI	3
BB	1
SO	7
LOB	13





Batter	1	2	3	4	5	6	7	8	9	AB	R	H	RBI	BB	SO	LOB
Sonny Jackson, L (1, 6) OBP: 0.361, SLG: 0.303	0-0 5-3		0-0 CS 1B			0-0 1-3			0-0 5-3	4	0	1	0	0	0	0
Tony Gonzalez, L (1, 8) OBP: 0.317, SLG: 0.330	0-0 F7		0-0 CS 1-2	0-0 F8			0-0 4-3		0-0 6-3	4	0	0	0	0	0	0
Hank Aaron, R (1, 9) OBP: 0.387, SLG: 0.621	0-0 1B			0-0 F9			0-0 P5		0-0 1B	4	0	2	0	0	0	0
Orlando Cepeda, R (1, 3) OBP: 0.372, SLG: 0.529	0-3 K			0-0 6-3			0-0 CS 1B		0-3 K	4	0	1	0	0	2	2
Hal King, L (1, 2) OBP: 0.412, SLG: 0.561		0-3 K			0-0 3-1		0-0 CS 1-2	0-0 F8		3	0	0	0	0	1	0
Bob Aspromonte, R (1, 5) OBP: 0.286, SLG: 0.222		0-0 F9			0-0 F9			0-0 BB 1B		3	0	1	0	0	0	0
Mike Lum, L (1, 7) OBP: 0.289, SLG: 0.404		0-0 P5			0-0 F9			4-0 BB BB BB BB BB 1-2 BB		2	0	0	0	1	0	0
Gil Garrido, R (1, 4) OBP: 0.322, SLG: 0.339			0-0 1-3			0-0 F9		0-0 G6-4-3 1-2		3	0	0	0	0	0	2
George Stone, L (1, 1) OBP: 0.275, SLG: 0.234			0-0 G3			0-0 4-3				2	0	0	0	0	0	0
Julio Navarro, R (9, 1)										0	0	0	0	0	0	0
Jimmie Hall, L (9, PH) OBP: 0.229, SLG: 0.238									HR	1	1	1	1	0	0	0

**BOTTOM**

**Cincinnati Reds @ Atlanta Braves**  
 Atlanta Stadium, Atlanta, GA  
 Fri Jul 10 1970, 7:05 PM EDT  
 Att. 44,804 - Unknown

[livebaseballscorecards.com](http://livebaseballscorecards.com)

<b>AB</b>	<b>30</b>
<b>R</b>	<b>1</b>
<b>H</b>	<b>6</b>
<b>RBI</b>	<b>1</b>
<b>BB</b>	<b>1</b>
<b>SO</b>	<b>3</b>
<b>LOB</b>	<b>4</b>



Inning Stats	R: 0	H: 1	E: 0	K: 1	S: 6	LOB: 1	BB: 0	P: 6	R: 0	H: 0	E: 0	K: 1	S: 5	LOB: 0	BB: 0	P: 5	R: 0	H: 1	E: 0	K: 0	S: 3	LOB: 0	BB: 0	P: 3	R: 0	H: 0	E: 0	K: 0	S: 3	LOB: 0	BB: 0	P: 3	R: 0	H: 0	E: 0	K: 0	S: 3	LOB: 0	BB: 0	P: 3	R: 0	H: 1	E: 0	K: 0	S: 3	LOB: 1	BB: 1	P: 7	R: 1	H: 2	E: 0	K: 1	S: 7	LOB: 1	BB: 0	P: 7	1B: 5	2B: 0	3B: 0	HR: 1	SF: 0	SAC: 0	DP: 1	HBP: 0	WP: 0	PA: 33
--------------	------	------	------	------	------	--------	-------	------	------	------	------	------	------	--------	-------	------	------	------	------	------	------	--------	-------	------	------	------	------	------	------	--------	-------	------	------	------	------	------	------	--------	-------	------	------	------	------	------	------	--------	-------	------	------	------	------	------	------	--------	-------	------	-------	-------	-------	-------	-------	--------	-------	--------	-------	--------

PITCHER	IP	WLS	BF	H	R	ER	SO	BB	IBB	HBP	BLK	WP	HR	S	P	ERA	WHIP
Tony Cloninger, R (1, 1) ERA: 5.54	8.0	W	26	4	0	0	2	1	0	0	0	0	0	29	33	0.00	0.625
Clay Carroll, R (9, 1) ERA: 2.45	1.0	S	5	2	1	1	1	0	0	0	0	0	1	7	7	9.00	2.000

Batter	1	2	3	4	5	6	7	8	9	AB R H RBI BB SO LOB	TOP											
<b>Pete Rose, S</b> (1, 9) OBP: 0.399, SLG: 0.507	0-0 E S SF7 1B	0-0 2-H 1B		0-0 6-3		0-0 6-3			0-0 F8	5 1 2 1 0 0 1												
<b>Bobby Tolan, L</b> (1, 8) OBP: 0.390, SLG: 0.485	4-0 1-3 BB	0-0 G3			0-0 F8		0-0 L5		0-0 F9	4 0 0 0 1 0 1												
<b>Tony Perez, R</b> (1, 5) OBP: 0.439, SLG: 0.681	0-3 K		0-0 HR		0-0 F9		0-0 F8			4 1 1 1 0 1 2												
<b>Johnny Bench, R</b> (1, 2) OBP: 0.332, SLG: 0.622	0-0 SF7		0-0 5-3		0-0 P6		0-0 F2			3 0 0 1 0 0 0												
<b>Lee May, R</b> (1, 3) OBP: 0.280, SLG: 0.482	0-0 P6		0-0 1-3		0-0 1B FC5-2 1B		0-3 K			4 0 1 0 0 1 1												
<b>Bernie Carbo, L</b> (1, 7) OBP: 0.475, SLG: 0.627		0-0 G3	4-0 S BB		0-0 S FC5-2 SF7 1B		0-0 HR			3 2 2 1 1 0 0												
<b>Tommy Helms, R</b> (1, 4) OBP: 0.248, SLG: 0.274		0-0 2B 1B	0-0 6-3		0-0 FC5-2 SF7 S 1B		0-0 F3			4 2 1 0 0 0 3												
<b>Woody Woodward, R</b> (1, 6) OBP: 0.336, SLG: 0.351		0-0 1B 2B		0-0 F8		0-0 SF7		0-0 F9		3 1 1 2 0 0 0												
<b>Gary Nolan, R</b> (1, 1) OBP: 0.167, SLG: 0.091		0-0 5-3		0-0 1-3		0-0 1B		0-3 K		3 0 1 1 0 0 1												
<b>Wayne Granger, R</b> (8, 1)										1 0 0 0 0 1 0												
<b>Inning Stats</b>	R: 1 E: 0 K: 1 S: 6	H: 1 LOB: 1 BB: 1 P: 10	R: 2 E: 0 K: 0 S: 6	H: 3 LOB: 1 BB: 0 P: 6	R: 1 E: 0 K: 0 S: 4	H: 1 LOB: 1 BB: 1 P: 8	R: 0 E: 0 K: 0 S: 3	H: 0 LOB: 0 BB: 0 P: 3	R: 0 E: 0 K: 0 S: 3	H: 0 LOB: 0 BB: 0 P: 3	R: 2 E: 0 K: 0 S: 6	H: 3 LOB: 1 BB: 0 P: 6	R: 0 E: 0 K: 0 S: 3	H: 0 LOB: 0 BB: 0 P: 3	R: 1 E: 0 K: 1 S: 6	H: 1 LOB: 0 BB: 0 P: 6	R: 0 E: 0 K: 1 S: 5	H: 0 LOB: 0 BB: 0 P: 5	1B: 6 2B: 1 3B: 0 HR: 2	SF: 2 SAC: 0 DP: 0 HBP: 0	WP: 0 PB: 0 SB: 4 CS: 0	PA: 38
<b>PITCHER</b>	IP WLS BF H R ER SO BB IBB HBP BLK WP HR S P ERA WHIP																					
<b>Phil Niekro, R</b> (1, 1) ERA: 4.62	5.2 L 27 8 6 5 1 2 0 0 0 0 0 1 27 35 7.94 1.765																					
<b>Mike McQueen, L</b> (6, 1) ERA: 9.82	2.1 8 1 1 1 1 0 0 0 0 0 0 1 10 10 3.86 0.429																					
<b>Bob Priddy, R</b> (9, 1) ERA: 5.8	1.0 3 0 0 0 0 1 0 0 0 0 0 0 5 5 0.00 0.000																					

Cincinnati Reds @ Atlanta Braves  
 Atlanta Stadium, Atlanta, GA  
 Sat Jul 11 1970, 7:05 PM EDT  
 Att. 36,059 - Unknown

livebaseballscorecards.com

AB	34
R	7
H	9
RBI	7
BB	2
SO	3
LOB	9



BOTTOM

Cincinnati Reds @ Atlanta Braves  
Atlanta Stadium, Atlanta, GA  
Sat Jul 11 1970, 7:05 PM EDT  
Att. 36,059 - Unknown

livebaseballscorecards.com

AB 35  
R 6  
H 11  
RBI 6  
BB 1  
SO 0  
LOB 12



WP: 1 PA: 36  
PB: 0  
SB: 0  
CS: 0

AB R H RBI BB SO LOB

4 0 1 0 0 0 1

4 0 1 2 0 0 2

3 0 1 0 0 0 1

1 0 1 1 0 0 0

4 1 1 0 0 0 3

4 2 3 2 0 0 0

4 0 0 0 0 0 2

3 1 1 0 0 0 0

1 0 0 0 0 0 1

3 0 0 0 0 0 1

0 0 0 0 0 0 0

1 0 1 1 0 0 0

1 0 0 0 0 0 0

1 1 1 0 0 0 0

1 1 0 0 1 0 1

1B: 9 SF: 0  
2B: 1 SAC: 0  
3B: 0 DP: 3  
HR: 1 HBP: 0

Batter	1	2	3	4	5	6	7	8	9
Sonny Jackson, L (1, 6) OBP: 0.360, SLG: 0.302	0-0 P3		0-0 F8			0-0 4-3		0-0 FC3-6 1B	
Tony Gonzalez, L (1, 8) OBP: 0.316, SLG: 0.328	0-0 F2		0-0 4-3			0-0 G6-4-3 1B		0-0 FC3-6 1B	
Hank Aaron, R (1, 9) OBP: 0.386, SLG: 0.618 Mike Lum, L (7, 9) OBP: 0.296, SLG: 0.410	0-0 F7				0-0 G6-4-3 1B			0-0 1B	
Rico Carty, R (1, 7) OBP: 0.461, SLG: 0.677		0-0 HR 1B			0-0 G6-4-3 1-2f		0-0 6-3	0-0 6-3	
Orlando Cepeda, R (1, 3) OBP: 0.377, SLG: 0.541		0-0 HR 1B			0-0 F2		0-0 G5-4-3 1B	0-0 4-3 WP 1B	
Clete Boyer, R (1, 5) OBP: 0.281, SLG: 0.345		0-0 1-3			0-0 P3		0-0 G5-4-3 1-2f	0-0 P4	
Gil Garrido, R (1, 4) OBP: 0.322, SLG: 0.339 Bob Aspromonte, R (9, PH) OBP: 0.282, SLG: 0.219		0-0 1-3			0-0 6-3			0-0 4-3	
Bob Didier, S (1, 2) OBP: 0.198, SLG: 0.176 Bob Priddy, R (9, 1) OBP: 0.429, SLG: 0.333 Jimmie Hall, L (9, PH) OBP: 0.245, SLG: 0.256		0-0 F5			0-0 P5			0-0 F9	
Phil Niekro, R (1, 1) OBP: 0.173, SLG: 0.200 Mike McQueen, L (6, 1) OBP: 0.500, SLG: 0.750 Hal King, L (8, PH) OBP: 0.414, SLG: 0.554			0-0 1-3			0-0 4-3 1B		0-0 FC3-6 1B	

Inning Stats	R: 0	H: 0	E: 0	K: 0	S: 3	R: 2	H: 2	E: 0	K: 0	S: 5	R: 0	H: 0	E: 0	K: 0	S: 3	R: 0	H: 1	E: 0	K: 0	S: 3	R: 0	H: 0	E: 0	K: 0	S: 3	R: 1	H: 2	E: 0	K: 0	S: 4	R: 0	H: 1	E: 0	K: 0	S: 3	R: 2	H: 3	E: 0	K: 0	S: 6	R: 1	H: 2	E: 0	K: 0	S: 5	1B: 9	2B: 1	3B: 0	HR: 1	SF: 0	SAC: 0	DP: 3	HBP: 0	WP: 1	PA: 36
--------------	------	------	------	------	------	------	------	------	------	------	------	------	------	------	------	------	------	------	------	------	------	------	------	------	------	------	------	------	------	------	------	------	------	------	------	------	------	------	------	------	------	------	------	------	------	-------	-------	-------	-------	-------	--------	-------	--------	-------	--------

PITCHER	IP	WLS	BF	H	R	ER	SO	BB	IBB	HBP	BLK	WP	HR	S	P	ERA	WHIP
Gary Nolan, R (1, 1) ERA: 3.72	7.1	W	28	8	5	5	0	1	0	0	0	0	1	27	31	6.14	1.227
Wayne Granger, R (8, 1) ERA: 2.9	1.2	S	8	3	1	1	0	0	0	0	0	1	0	8	8	5.40	1.800

Batter	1	2	3	4	5	6	7	8	9	AB R H RBI BB SO LOB	TOP																	
<b>Pete Rose, S</b> (1, 9) OBP: 0.395, SLG: 0.500	0-0 F8		0-0 F8		0-3 K		0-0 3-1		0-0 F8	5 0 0 0 0 1 1																		
<b>Bobby Tolan, L</b> (1, 8) OBP: 0.388, SLG: 0.480	0-0 F8		0-0 1-3		4-0 BB 1-2 BB		0-0 F8			3 1 0 0 1 0 0																		
<b>Tony Perez, R</b> (1, 5) OBP: 0.439, SLG: 0.678 (8, 3)	0-3 K		0-3 K		4-0 BB 1-2 2-3 BB			0-0 HR 1B		3 1 1 0 1 2 0																		
<b>Johnny Bench, R</b> (1, 2) OBP: 0.332, SLG: 0.618		0-0 F2		0-0 5-3		0-0 BB 1-3 2-H 3-H 1B		0-0 F3		4 0 1 2 0 0 1																		
<b>Lee May, R</b> (1, 3) OBP: 0.285, SLG: 0.500 <b>Dave Concepcion, R</b> (8, 6) OBP: 0.335, SLG: 0.343		0-0 BB 1B 1B		0-0 FC 3B		0-0 F8		0-0 HR 1-H		4 2 3 2 0 0 2 0 0 0 0 0 0 0																		
<b>Bernie Carbo, L</b> (1, 7) OBP: 0.467, SLG: 0.614		0-3 K		0-0 FC		0-0 F7		0-3 K		4 0 0 0 0 2 2																		
<b>Tommy Helms, R</b> (1, 4) OBP: 0.248, SLG: 0.274		0-0 BB 1B 1B		0-0 F9		0-0 F8		0-3 K		4 1 1 0 0 1 1																		
<b>Woody Woodward, R</b> (1, 6) OBP: 0.333, SLG: 0.347 (8, 5)		0-0 BB PB 1B		0-0 6-3		0-0 P3		0-0 4-3		4 0 1 1 0 0 0																		
<b>Wayne Simpson, R</b> (1, 1) OBP: 0.130, SLG: 0.113 <b>Don Gullett, R</b> (6, 1) OBP: 0.667, SLG: 1.000 <b>Ty Cline, L</b> (7, PH) OBP: 0.250, SLG: 0.316 <b>Ray Washburn, R</b> (7, 1)		0-3 K		0-0 BB BB 1B		0-3 K		0-0 5-3		2 1 1 0 0 1 1 0 0 0 0 0 0 0 1 0 0 0 0 1 0 1 0 0 0 0 0 0																		
<b>Inning Stats</b>	R: 0 E: 0 K: 1 S: 5	H: 0 LOB: 0 BB: 0 P: 5	R: 2 E: 0 K: 2 S: 10	H: 3 LOB: 1 BB: 0 P: 10	R: 0 E: 0 K: 1 S: 5	H: 0 LOB: 0 BB: 0 P: 5	R: 0 E: 0 K: 0 S: 4	H: 1 LOB: 1 BB: 0 P: 4	R: 2 E: 0 K: 1 S: 7	H: 2 LOB: 2 BB: 2 P: 15	R: 0 E: 0 K: 0 S: 3	H: 0 LOB: 0 BB: 0 P: 3	R: 0 E: 0 K: 1 S: 5	H: 0 LOB: 0 BB: 0 P: 5	R: 2 E: 0 K: 2 S: 9	H: 2 LOB: 0 BB: 0 P: 9	R: 0 E: 0 K: 0 S: 3	H: 0 LOB: 0 BB: 0 P: 3	1B: 6 2B: 0 3B: 1 HR: 1	SF: 0 SAC: 0 DP: 0 HBP: 0	WP: 0 PB: 2 SB: 0 CS: 0	PA: 37						
<b>PITCHER</b>	IP WLS BF H R ER SO BB IBB HBP BLK WP HR S P ERA WHIP																											
<b>Jim Nash, R</b> (1, 1) ERA: 3.57	6.0		26	6	4	3	5	2	0	0	0	0	0	0	34	42	4.50	1.333										
<b>Pat Jarvis, R</b> (7, 1) ERA: 3.25	2.0	L	8	2	2	2	3	0	0	0	0	0	1	14	14	9.00	1.000											
<b>Rick Kester, R</b> (9, 1) ERA: 6.48	1.0		3	0	0	0	0	0	0	0	0	0	0	3	3	0.00	0.000											

Cincinnati Reds @ Atlanta Braves  
Atlanta Stadium, Atlanta, GA  
Sun Jul 12 1970, 3:33 AM EDT  
Att: 26,912 - Unknown

livebaseballscorecards.com

<b>AB</b>	35
<b>R</b>	6
<b>H</b>	8
<b>RBI</b>	5
<b>BB</b>	2
<b>SO</b>	8
<b>LOB</b>	8



Batter	1	2	3	4	5	6	7	8	9	AB R H RBI BB SO LOB
Sonny Jackson, L (1, 6) OBP: 0.360, SLG: 0.305	0-0 4-3	0-0 1B 1-2 3-H			0-0 E4 HR 1B	0-0 FC3-6 1-2f 2-3		0-3 K		5 1 2 1 0 1 2
Tony Gonzalez, L (1, 8) OBP: 0.317, SLG: 0.341	0-0 F3	0-0 1B 1-2 2-H			0-0 HR	0-3 K		0-0 F9		5 1 2 3 0 1 2
Hank Aaron, R (1, 9) OBP: 0.388, SLG: 0.619 Jimmie Hall, L (7, PR) OBP: 0.240, SLG: 0.250 (8, 9)	4-0 BB	0-0 3-1			0-0 1-3		0-0 1-3 2B		0-3 K	3 0 1 0 1 0 2 1 0 0 0 0 1 0
Rico Carty, R (1, 7) OBP: 0.454, SLG: 0.666	0-0 4-3		0-0 4-3		0-0 5-3		0-3 K	0-0 P6		5 0 0 0 0 1 2
Orlando Cepeda, R (1, 3) OBP: 0.380, SLG: 0.540		0-0 1B HBP 1B	0-0 F9		0-0 1B		4-0 1-3 IBB	0-3 K		4 1 2 0 1 1 0
Hal King, L (1, 2) OBP: 0.408, SLG: 0.535		1-0 1B 1-2 1B HBP	0-3 K		0-0 G3		0-0 1-3			3 1 0 0 0 1 3
Clete Boyer, R (1, 5) OBP: 0.284, SLG: 0.345		0-0 1B 1-3 2-H 1B			0-0 F2		0-3 K	4-0 IBB		3 1 1 1 1 1 0
Gil Garrido, R (1, 4) OBP: 0.321, SLG: 0.333		0-0 F9			0-0 F9		4-0 FC3-6 HBP BB	0-0 F3		3 0 0 0 1 0 5
Jim Nash, R (1, 1) OBP: 0.130, SLG: 0.231 Mike Lum, L (6, PH) OBP: 0.302, SLG: 0.410 Pat Jarvis, R (7, 1) OBP: 0.140, SLG: 0.143 Bob Aspromonte, R (8, PH) OBP: 0.278, SLG: 0.215 Rick Kester, R (9, 1)		0-3 K			0-0 1-3		1-0 FC3-6 HBP	0-0 6-3		2 0 0 0 0 1 2 0 0 0 0 0 0 0 0 0 0 0 0 0 0 1 0 0 0 0 0 0 0 0 0 0 0 0 0

Inning Stats	R: 0 E: 0 K: 3	H: 0 LOB: 1 BB: 1 P: 7	R: 3 E: 0 K: 1 S: 9	H: 4 LOB: 2 BB: 0 P: 10	R: 0 E: 0 K: 1 S: 5	H: 0 LOB: 0 BB: 0 P: 5	R: 0 E: 0 K: 0 S: 3	H: 0 LOB: 0 BB: 0 P: 3	R: 2 E: 1 K: 0 S: 6	H: 3 LOB: 1 BB: 0 P: 6	R: 0 E: 0 K: 2 S: 7	H: 0 LOB: 2 BB: 1 P: 12	R: 0 E: 0 K: 1 S: 6	H: 1 LOB: 3 BB: 2 P: 14	R: 0 E: 0 K: 1 S: 5	H: 0 LOB: 0 BB: 0 P: 5	R: 0 E: 0 K: 2 S: 7	H: 0 LOB: 0 BB: 0 P: 7	1B: 6 2B: 1 3B: 0 HR: 1	SF: 0 SAC: 0 DP: 0 HBP: 2	WP: 0 PB: 0 SB: 0 CS: 0	PA: 41
--------------	----------------------	---------------------------------	------------------------------	----------------------------------	------------------------------	---------------------------------	------------------------------	---------------------------------	------------------------------	---------------------------------	------------------------------	----------------------------------	------------------------------	----------------------------------	------------------------------	---------------------------------	------------------------------	---------------------------------	----------------------------------	------------------------------------	----------------------------------	--------

PITCHER	IP	WLS	BF	H	R	ER	SO	BB	IBB	HBP	BLK	WP	HR	S	P	ERA	WHIP
Wayne Simpson, R (1, 1) ERA: 2.69	5.2		28	7	5	5	3	2	0	2	0	0	1	30	40	7.94	1.588
Don Gullett, L (6, 1) ERA: 3.54	0.1		1	0	0	0	1	0	0	0	0	0	0	3	3	0.00	0.000
Ray Washburn, R (7, 1) ERA: 7.52	3.0	W	12	1	0	0	4	0	2	0	0	0	0	18	26	0.00	0.333

BOTTOM

Cincinnati Reds @ Atlanta Braves  
Atlanta Stadium, Atlanta, GA  
Sun Jul 12 1970, 3:33 AM EDT  
Att. 26,912 - Unknown

livebaseballscorecards.com

AB	35
R	5
H	8
RBI	5
BB	4
SO	8
LOB	18



Batter	1	2	3	4	5	6	7	8	9	AB R H RBI BB SO LOB	TOP	
<b>Felix Millan, R</b> (1, 4) OBP: 0.338, SLG: 0.390	0-0 F7		0-0 F8		0-0 1-3		0-0 1B		4-0 FC6-4 BB	4 0 1 2 1 0 0		
<b>Tony Gonzalez, L</b> (1, 8) OBP: 0.319, SLG: 0.343	0-0 4-3		4-0 CS BB		0-0 6-3		0-0 BB 1B 2B		0-3 K	4 1 1 0 1 1 1		
<b>Hank Aaron, R</b> (1, 9) OBP: 0.388, SLG: 0.614	0-0 L3		0-0 F9 1-2		0-0 G5-4-3 1B		4-0 BB 1B IBB		0-0 F8	4 1 1 0 1 0 2		
<b>Rico Carty, R</b> (1, 7) OBP: 0.451, SLG: 0.657		0-0 1-3		0-0 F9		0-0 G5-4-3 1-2f		4-0 BB 1B BB	0-0 FC6-4 1-2f	4 0 0 0 1 0 2		
<b>Orlando Cepeda, R</b> (1, 3) OBP: 0.381, SLG: 0.538		4-0 1B 1B BB		0-0 4-3		0-0 4-3		0-0 1-3 2-H 3-H 1B		3 1 1 2 1 0 0 0 0 0 0 0 0 0		
<b>Tommie Aaron, R</b> (8, 3) OBP: 0.313, SLG: 0.625												
<b>Clete Boyer, R</b> (1, 5) OBP: 0.290, SLG: 0.359		0-0 E 1B 1-3 1B		0-0 HR						3 2 2 1 1 1 2		
<b>Hal King, L</b> (1, 2) OBP: 0.411, SLG: 0.539		0-3 K		4-0 BB								
<b>Gil Garrido, R</b> (1, 6) OBP: 0.324, SLG: 0.337		0-0 E7 1-3 3-H 1B		0-0 F9								
<b>Pat Jarvis, R</b> (1, 1) OBP: 0.132, SLG: 0.135		0-3 K		0-3 K								
<b>Inning Stats</b>	R: 0 E: 0 K: 0 S: 3 H: 0 LOB: 0 BB: 0 P: 3	R: 1 E: 1 K: 2 S: 9 H: 2 LOB: 2 BB: 1 P: 13	R: 0 E: 0 K: 0 S: 2 H: 0 LOB: 0 BB: 1 P: 6	R: 1 E: 0 K: 0 S: 4 H: 1 LOB: 1 BB: 1 P: 8	R: 0 E: 0 K: 1 S: 5 H: 0 LOB: 0 BB: 0 P: 5	R: 0 E: 0 K: 0 S: 3 H: 1 LOB: 0 BB: 0 P: 3	R: 5 E: 0 K: 1 S: 9 H: 5 LOB: 2 BB: 3 P: 21	R: 0 E: 0 K: 2 S: 7 H: 0 LOB: 0 BB: 0 P: 7	R: 0 E: 0 K: 1 S: 5 H: 0 LOB: 1 BB: 1 P: 9	1B: 6 2B: 2 3B: 0 HR: 1 SF: 0 SAC: 1 DP: 1 HBP: 0	WP: 0 PB: 0 SB: 0 CS: 1 PA: 40	
<b>PITCHER</b>	IP WLS BF H R ER SO BB IBB HBP BLK WP HR S P ERA WHIP											
<b>Steve Carlton, L</b> (1, 1) ERA: 3.7	6.2 L 29 8 6 6 3 4 0 0 0 0 0 1 31 47 8.10 1.800											
<b>Chuck Taylor, R</b> (7, 1) ERA: 3.45	0.1 4 1 1 1 1 1 1 1 0 0 0 0 4 12 27.00 6.000											
<b>Al Hrabosky, L</b> (8, 1) ERA: 3.45	1.0 3 0 0 0 2 0 0 0 0 0 0 0 7 7 0.00 0.000											
<b>Bob Chlupsa, R</b> (9, 1) ERA:	1.0 4 0 0 0 1 1 0 0 0 0 0 0 5 9 0.00 1.000											

Atlanta Braves @ St. Louis Cardinals  
 Busch Stadium, St. Louis, MO  
 Thu Jul 16 1970, 7:05 PM CDT  
 Att. 21,324 - Unknown

livebaseballscorecards.com

AB	32
R	7
H	9
RBI	7
BB	7
SO	7
LOB	12



Batter	1	2	3	4	5	6	7	8	9	AB	R	H	RBI	BB	SO	LOB
Lou Brock, L OBP: 0.346, SLG: 0.384 (1, 9)	0-0 1-3	0-0 F7		0-0 FC4-6 1B			0-0 BB BB 1B	4-0 1-2 BB		4	0	2	0	1	0	0
Julian Javier, R OBP: 0.277, SLG: 0.280 (1, 4)	0-3 K		0-0 PB FC6-4 2B	0-0 FC4-6 1-2f			0-0 F7	0-3 K		5	1	1	0	0	2	4
Carl Taylor, R OBP: 0.366, SLG: 0.415 (1, 3)	4-0 1B BB		0-3 K	0-0 F2			4-0 BB 1-2 BB		0-0 P4	3	1	0	0	2	1	2
Dick Allen, R OBP: 0.385, SLG: 0.568 (1, 7)	0-0 BB 1B 1-3 1B		4-0 FC6-4 BB 1B BB		0-3 K		0-3 K		0-0 F8	4	1	1	0	1	2	2
Joe Torre, R OBP: 0.379, SLG: 0.478 (1, 2)	0-0 BB 1-2 1B		4-0 FC6-4 BB	0-0 F7			4-0 BB 1-2 2-3 BB		0-0 P4	3	0	1	1	2	0	0
Jim Beauchamp, R OBP: 0.294, SLG: 0.328 (1, 8)	4-0 1-2 2-3 BB		0-0 FC6-4 1B	0-0 F9			0-0 F9			3	0	0	1	1	0	5
Mike Shannon, R OBP: 0.225, SLG: 0.228 (1, 5)	0-0 P3		0-0 1-2 3-H 1B				0-0 P3		0-0 F7	4	0	1	1	0	0	3
Ed Crosby, L (1, 6)		0-0 1-3	0-0 L6				0-0 6-3		0-3 K	3	0	0	0	0	0	2
Joe Hague, L (8, PH) Bob Chlupsa, R (9, 1)										1	0	0	0	0	1	0
Steve Carlton, L (1, 1) Chuck Taylor, R (7, 1) Al Hrabosky, R (8, 1) Leron Lee, L (8, PH) Dal Maxvill, R (9, 6)		0-0 F8		0-3 K			0-0 F7		0-0 BB 1B	0	0	0	0	0	0	0

Inning Stats	R: 1	H: 2	E: 0	K: 1	S: 7	H: 2	LOB: 3	BB: 2	P: 15	R: 0	H: 0	E: 0	K: 0	S: 3	R: 2	H: 2	E: 0	K: 1	S: 7	R: 0	H: 1	E: 0	K: 1	S: 6	R: 0	H: 0	E: 0	K: 1	S: 5	R: 0	H: 0	E: 0	K: 0	S: 3	R: 0	H: 1	E: 0	K: 1	S: 6	R: 0	H: 1	E: 0	K: 2	S: 8	R: 0	H: 1	E: 0	K: 2	S: 8	R: 0	H: 0	E: 0	K: 0	S: 3	1B: 6	2B: 1	3B: 0	HR: 0	SF: 0	SAC: 0	DP: 0	HBP: 0	WP: 0	PB: 1	SB: 0	CS: 0	PA: 41	ERA	WHIP
PITCHER Pat Jarvis, R (1, 1) ERA: 3.24	IP: 9.0	WLS: W	BF: 41	H: 7	R: 3	ER: 3	SO: 7	BB: 7	IBB: 0	HBP: 0	BLK: 0	WP: 0	HR: 0	S: 48	P: 76	ERA: 3.00	WHIP: 1.556																																																				

**BOTTOM**

**Atlanta Braves @ St. Louis Cardinals**  
 Busch Stadium, St. Louis, MO  
 Thu Jul 16 1970, 7:05 PM CDT  
 Att. 21,324 - Unknown

AB	34
R	3
H	7
RBI	3
BB	7
SO	7
LOB	18



livebaseballscorecards.com

Batter	1	2	3	4	5	6	7	8	9	AB R H RBI BB SO LOB	TOP			
Felix Millan, R (1, 4) OBP: 0.342, SLG: 0.393	0-0 1B		0-0 G3 1B		0-0 F9			0-0 1B 1B	0-0 6-3	5 1 3 0 0 0 0				
Tony Gonzalez, L (1, 8) OBP: 0.320, SLG: 0.344	0-0 F7		0-0 G3			0-0 HR 1B		0-0 1B 1B	0-0 5-3	5 2 2 0 0 0 3				
Hank Aaron, R (1, 9) Mike Lum, L (6, 9) OBP: 0.387, SLG: 0.623 OBP: 0.299, SLG: 0.406	0-0 F2		0-0 SF8			0-0 HR		0-0 F8		2 1 1 3 0 0 1 1 0 0 0 0 0 2				
Rico Carty, R (1, 7) OBP: 0.448, SLG: 0.651	0-0 6-3		0-0 G3			0-0 F9		0-0 FC6-4 E 1B		4 1 1 1 0 0 2				
Orlando Cepeda, R (1, 3) Tommy Aaron, R (6, 3) OBP: 0.381, SLG: 0.540 OBP: 0.353, SLG: 0.647		0-0 2B		0-0 F7		0-0 L6		0-0 FC6-4 1B		3 0 1 0 0 0 0 1 0 1 1 0 0 0				
Clete Boyer, R (1, 5) OBP: 0.287, SLG: 0.354		0-3 K		0-0 F3		0-0 F2		0-0 FC6-4 E		4 0 0 0 0 1 3				
Hal King, L (1, 2) OBP: 0.396, SLG: 0.516		0-0 F7		0-0 3-1			0-0 F9	0-0 E7		4 0 0 0 0 0 2				
Gil Garrido, R (1, 6) Bob Aspromonte, R (8, PH) OBP: 0.319, SLG: 0.331 OBP: 0.274, SLG: 0.212		0-3 K			0-0 5-3		0-3 K	0-0 1-3		3 0 0 0 0 2 1 1 0 0 0 0 0 2				
George Stone, L (1, 1) Rick Kester, R (3, 1) Bob Priddy, R (5, 1) Sonny Jackson, L (9, PH) OBP: 0.288, SLG: 0.250 OBP: 0.375, SLG: 0.286 OBP: 0.359, SLG: 0.303			0-0 G3 1B SF8 1B		0-0 5-3		0-0 6-3		0-0 G3	1 1 1 0 0 0 0 1 0 0 0 0 0 0 1 0 0 0 0 0 0 1 0 0 0 0 0 0				
<b>Inning Stats</b>	R: 0 E: 0 K: 0 S: 4 H: 1 LOB: 1 BB: 0 P: 4	R: 0 E: 0 K: 2 S: 8 H: 1 LOB: 1 BB: 0 P: 8	R: 1 E: 0 K: 0 S: 5 H: 2 LOB: 1 BB: 0 P: 5	R: 0 E: 0 K: 0 S: 3 H: 0 LOB: 0 BB: 0 P: 3	R: 0 E: 0 K: 0 S: 3 H: 0 LOB: 0 BB: 0 P: 3	R: 2 E: 0 K: 0 S: 5 H: 2 LOB: 0 BB: 0 P: 5	R: 0 E: 0 K: 1 S: 5 H: 0 LOB: 0 BB: 0 P: 5	R: 3 E: 1 K: 0 S: 8 H: 4 LOB: 2 BB: 0 P: 8	R: 0 E: 0 K: 0 S: 3 H: 0 LOB: 0 BB: 0 P: 3	1B: 8 2B: 1 3B: 0 HR: 1 SF: 1 SAC: 0 DP: 0 HBP: 0	WP: 0 PB: 0 SB: 0 CS: 0 PA: 38			
<b>PITCHER</b>	IP WLS BF H R ER SO BB IBB HBP BLK WP HR S P ERA WHIP												<b>PITCHER</b>	IP WLS BF H R ER SO BB IBB HBP BLK WP HR S P ERA WHIP
Nelson Briles, R (1, 1) ERA: 7.68	7.1 W 31 9 6 5 3 0 0 0 0 0 0 1 37 37 6.14 1.227													
Frank Linzy, R (8, 1) ERA: 4.5	1.2 S 7 1 0 0 0 0 0 0 0 0 0 0 7 7 0.00 0.600													


Atlanta Braves @ St. Louis Cardinals  
 Busch Stadium, St. Louis, MO  
 Fri Jul 17 1970, 7:05 PM CDT  
 Att: 20,899 - Unknown

AB	37
R	6
H	10
RBI	5
BB	0
SO	3
LOB	16







Batter	1	2	3	4	5	6	7	8	9	10	11	AB R H RBI BB SO LOB	TOP																		
Felix Millan, R (1, 4) OBP: 0.342, SLG: 0.392	0-0 E3 BB 1B	0-0 4-3			0-0 S 1B	0-0 FC6-4 1-2 3-H 1B		0-0 6-3	0-0 F8			6 1 2 1 0 0 1	<p>Atlanta Braves @ St. Louis Cardinals</p> <p>Busch Stadium, St. Louis, MO</p> <p>Sat Jul 18 1970, 7:05 PM CDT</p> <p>Att. 32,593 - Unknown</p>																		
Tony Gonzalez, L (1, 8) OBP: 0.323, SLG: 0.342	4-0 1B 1B BB		0-0 FC4-6 1B		0-0 F7	0-0 FC6-4 1-2f		0-0 3-1		4-0 FC5-6 BB		4 1 1 0 2 0 3																			
Hank Aaron, R (1, 9) OBP: 0.390, SLG: 0.626	0-0 1B FC6-4 1B		0-0 F9		0-3 K		0-0 1B 2B	0-0 1B 1B		0-0 FC5-6		5 2 3 1 0 1 2 0 0 0 0 0 0 0 1 0 0 0 0 0 1																			
Sonny Jackson, L (8, PR) OBP: 0.359, SLG: 0.303	1-3 2-H FC6-4 1B		0-0 FC4-6		4-0 BB SF9 1B		0-0 BB 1B	0-0 1B 1B		0-0 F9		5 1 3 2 1 0 2																			
Jimmie Hall, L (8, 9) OBP: 0.235, SLG: 0.244	0-0 FC6-4 6-3		0-3 K		0-3 K		0-0 F3	0-0 F9		0-0 4-3		6 0 0 1 0 2 8																			
Rico Carty, R (1, 7) OBP: 0.452, SLG: 0.651	0-0 FC6-4 1B		0-0 K		0-3 K		0-0 F3	0-0 F9		0-0 4-3		6 0 0 1 0 2 8																			
Orlando Cepeda, R (1, 3) OBP: 0.375, SLG: 0.530	0-0 FC6-4 6-3		0-3 K		0-3 K		0-0 F3	0-0 F9		0-0 4-3		6 0 0 1 0 2 8																			
Hal King, L (1, 2) OBP: 0.402, SLG: 0.505	0-0 6-3		0-0 K		0-3 K		0-0 BB 1B		4-0 1B SF8 BB		0-0 4-3	4 1 1 0 2 1 1																			
Clete Boyer, R (1, 5) OBP: 0.294, SLG: 0.358	0-3 K		0-0 P6		0-0 P6		0-0 1B 1B	4-0 1-2 2-3 BB		0-0 SF8		5 2 3 0 1 1 2																			
Gil Garrido, R (1, 6) OBP: 0.315, SLG: 0.341		0-0 F8		0-0 6-3		0-0 F2		0-0 SF9		0-0 SF8		4 0 1 3 0 0 2																			
Jim Nash, R (1, 1) OBP: 0.125, SLG: 0.222		0-3 K		0-0 P3		0-0 1B		0-0 K		0-0 P3-5		2 0 0 0 0 1 1 1 0 1 0 0 0 0 2 0 1 0 0 1 2 1 0 0 0 0 0 1																			
Mike Lum, L (6, PH) OBP: 0.305, SLG: 0.411																															
Julio Navarro, R (6, 1) OBP: 0.333, SLG: 0.333																															
Hoyt Wilhelm, R (9, 1)																															
<b>Inning Stats</b>	R: 3 E: 1 K: 1 S: 8	H: 2 LOB: 1 BB: 1 P: 12	R: 0 E: 0 K: 1 S: 5	H: 0 LOB: 0 BB: 0 P: 5	R: 0 E: 0 K: 1 S: 6	H: 1 LOB: 1 BB: 0 P: 6	R: 0 E: 0 K: 0 S: 3	H: 0 LOB: 1 BB: 1 P: 7	R: 0 E: 0 K: 2 S: 8	H: 1 LOB: 2 BB: 1 P: 12	R: 1 E: 0 K: 1 S: 8	H: 3 LOB: 2 BB: 0 P: 8	R: 2 E: 0 K: 1 S: 8	H: 3 LOB: 2 BB: 1 P: 12	R: 0 E: 0 K: 0 S: 5	H: 2 LOB: 2 BB: 0 P: 5	R: 1 E: 0 K: 0 S: 4	H: 2 LOB: 1 BB: 1 P: 8	R: 0 E: 0 K: 0 S: 3	H: 0 LOB: 1 BB: 1 P: 7	R: 1 E: 0 K: 0 S: 4	H: 2 LOB: 0 BB: 0 P: 4	1B: 14 2B: 2 3B: 1 HR: 0	SF: 2 SAC: 0 DP: 1 HBP: 0	WP: 0 PB: 0 SB: 2 CS: 0	PA: 54					
<b>PITCHER</b>	IP WLS BF H R ER SO BB IBB HBP BLK WP HR S P ERA WHIP	IP WLS BF H R ER SO BB IBB HBP BLK WP HR S P ERA WHIP													IP WLS BF H R ER SO BB IBB HBP BLK WP HR S P ERA WHIP																
Bob Gibson, R (1, 1) ERA: 3.67	9.0	L	8	2	1	1	0	1	0	0	0	0	0	0	7	11	4.50	1.500													
Frank Linzy, R ERA: 4.5	2.0																														

Batter	1	2	3	4	5	6	7	8	9	10	11	AB R H RBI BB SO LOB
Lou Brock, L OBP: 0.354, SLG: 0.395 (1, 9)	F7		S 1B		SH1-3 1B		F8		1-3 2B		1B	6 1 4 2 0 0 0
Julian Javier, R OBP: 0.281, SLG: 0.288 (1, 4)	F9		3-H 6-3		SH1-3		5-3		2-H 3-H 1B		1B	5 0 2 2 0 0 1
Carl Taylor, R OBP: 0.362, SLG: 0.417 Frank Linzy, R (10, 1) Jim Beauchamp, R (11, PH) OBP: 0.304, SLG: 0.339	5-3				1B BB 1B		K		1-3		1B	5 1 1 0 0 1 2 0 0 0 0 0 0 0 1 0 1 0 0 0 0
Dick Allen, R OBP: 0.385, SLG: 0.576 (1, 7)		G5-4-3 1B		K	6-3		F8				K	6 0 1 0 0 2 4
Joe Torre, R OBP: 0.382, SLG: 0.475 (1, 2)		P4		1B BB		FC5 WP 1B		6-3			BB BB	3 1 1 0 2 0 1
Jose Cardenal, R OBP: 0.367, SLG: 0.448 (1, 8)		G5-4-3		1B SF8 1B		F8			2B 1B		1-2 BB	4 2 2 0 1 0 2
Mike Shannon, R OBP: 0.235, SLG: 0.224 Vic Davalillo, L (9, PH) Milt Ramirez, R (10, 6) OBP: 0.262, SLG: 0.250			G4-3 1B BB		1-3 2-H 3-H 1B		P1		2B 1B		F7	2 1 1 2 1 0 1 1 1 1 0 0 0 0 1 0 0 0 0 0 2
Dal Maxvill, R OBP: 0.317, SLG: 0.198 Leron Lee, L (9, PH) Ed Crosby, L (10, 5)			G4-3 1B		SF8		FC5		K		P6	2 0 1 1 0 0 1 1 0 0 0 0 1 2 1 0 0 0 0 0 2
Bob Gibson, R OBP: 0.412, SLG: 0.492 Joe Hague, L (9, PH) OBP: 0.377, SLG: 0.434 (10, 3)			G4-3		5-3		K		F9		F9	3 0 0 0 0 1 3 2 0 0 0 0 0 2


Inning Stats	R: 0	H: 0	R: 0	H: 1	R: 1	H: 2	R: 3	H: 3	R: 0	H: 1	R: 0	H: 0	R: 0	H: 0	R: 3	H: 4	R: 0	H: 0	R: 0	H: 3			
E: 0	LOB: 0	E: 0	LOB: 0	E: 0	LOB: 1	E: 0	LOB: 1	E: 0	LOB: 1	E: 0	LOB: 1	E: 0	LOB: 0	E: 0	LOB: 0	E: 0	LOB: 2	E: 0	LOB: 2	E: 0	LOB: 2		
K: 0	BB: 0	K: 0	BB: 0	K: 0	BB: 1	K: 1	BB: 1	K: 1	BB: 0	K: 1	BB: 0	K: 1	BB: 0	K: 1	BB: 0	K: 1	BB: 2	K: 1	BB: 2	K: 0	BB: 0		
S: 3	P: 3	S: 3	P: 3	S: 4	P: 8	S: 8	P: 12	S: 6	P: 6	S: 4	P: 4	S: 5	P: 5	S: 3	P: 3	S: 9	P: 9	S: 5	P: 13	S: 5	P: 5	S: 5	P: 5

**BOTTOM**

**Atlanta Braves @ St. Louis Cardinals**  
 Busch Stadium, St. Louis, MO

Sat Jul 18 1970, 7:05 PM CDT  
 Att. 32,593 - Unknown

AB	43
R	7
H	15
RBI	7
BB	4
SO	5
LOB	23



PITCHER	IP	WLS	BF	H	R	ER	SO	BB	IBB	HBP	BLK	WP	HR	S	P	ERA	WHIP
Jim Nash, R ERA: 3.7 (1, 1)	5.0		22	7	4	4	2	2	0	0	0	0	0	24	32	7.20	1.800
Julio Navarro, R ERA: 5.06 (6, 1)	3.2		16	5	3	3	2	0	0	0	0	1	0	20	20	7.36	1.364
Hoyt Wilhelm, R ERA: 3.5 (9, 1)	2.1	W	11	3	0	0	1	2	0	0	0	0	0	11	19	0.00	2.143

Batter	1	2	3	4	5	6	7	8	9	AB R H RBI BB SO LOB	TOP	
Felix Millan, R (1, 4) OBP: 0.339, SLG: 0.388 Sonny Jackson, L (5, 6) OBP: 0.360, SLG: 0.305	0-0 P4		0-0 F9		0-0 4-3		0-0 1-3		0-0 1B	3 0 0 0 0 0 0 2 0 1 0 0 0 0		
Tony Gonzalez, L (1, 8) OBP: 0.324, SLG: 0.343	0-0 P4		0-0 1B		0-0 1B		0-0 6-3		0-0 L6	5 0 2 0 0 0 1		
Mike Lum, L (1, 9) OBP: 0.295, SLG: 0.396	0-0 E4 FC4-6		0-0 P4		0-0 4-3		0-0 6-3			4 0 0 0 0 0 2		
Rico Carty, R (1, 7) OBP: 0.453, SLG: 0.648	0-0 FC4-6 1-2f		0-0 1B		0-0 F9		4-0 BB			3 0 1 0 1 0 1		
Orlando Cepeda, R (1, 3) OBP: 0.373, SLG: 0.527		0-0 E5 1B SF9 1B	0-0 F3		0-0 F8		0-0 F9			4 1 1 0 0 0 3		
Hal King, L (1, 2) OBP: 0.405, SLG: 0.505		0-0 FC3-6 2-3 1B		0-0 P6		0-0 2B 1B		0-0 F7		4 0 2 0 0 0 1		
Bob Aspromonte, R (1, 5) OBP: 0.273, SLG: 0.232		0-0 SF9		0-0 F3		0-0 2B 1-3		0-0 F7		3 0 1 1 0 0 1		
Gil Garrido, R (1, 6) OBP: 0.313, SLG: 0.335 (5, 4)		0-0 FC3-6 1-2f		0-0 F9		4-0 IBB		0-0 F7		3 0 0 0 1 0 1		
Ron Reed, R (1, 1) OBP: 0.071, SLG: 0.143 Mike McQueen, L (8, 1) OBP: 0.500, SLG: 0.750 Hank Aaron, R (9, PH) OBP: 0.389, SLG: 0.624		0-0 F8		0-3 K	0-3 K		0-3 K		0-3 K	3 0 0 0 0 2 4 0 0 0 0 0 0 0 1 0 0 0 0 1 0		
<b>Inning Stats</b>	R: 0 H: 0 E: 1 LOB: 1 K: 0 BB: 0 S: 4 P: 4	R: 1 H: 2 E: 1 LOB: 1 K: 0 BB: 0 S: 5 P: 5	R: 0 H: 2 E: 0 LOB: 2 K: 0 BB: 0 S: 5 P: 5	R: 0 H: 0 E: 0 LOB: 0 K: 0 BB: 0 S: 3 P: 3	R: 0 H: 1 E: 0 LOB: 1 K: 1 BB: 0 S: 6 P: 6	R: 0 H: 2 E: 0 LOB: 3 K: 1 BB: 1 S: 7 P: 11	R: 0 H: 0 E: 0 LOB: 0 K: 0 BB: 0 S: 3 P: 3	R: 0 H: 0 E: 0 LOB: 1 K: 0 BB: 1 S: 3 P: 7	R: 0 H: 1 E: 0 LOB: 1 K: 1 BB: 0 S: 6 P: 6	1B: 7 SF: 1 2B: 1 SAC: 0 3B: 0 DP: 0 HR: 0 HBP: 0	WP: 0 PA: 38 PB: 0 SB: 0 CS: 0	
<b>PITCHER</b> Mike Torrez, R (1, 1) ERA: 3.57	IP WLS BF H R ER SO BB IBB HBP BLK WP HR S P ERA WHIP											<b>PITCHER</b> IP WLS BF H R ER SO BB IBB HBP BLK WP HR S P ERA WHIP

Atlanta Braves @ St. Louis Cardinals  
 Busch Stadium, St. Louis, MO  
 Sun Jul 19 1970, 3:33 AM CDT  
 Att. 24,415 - Unknown

livebaseballscorecards.com

AB 35  
 R 1  
 H 8  
 RBI 1  
 BB 2  
 SO 3  
 LOB 14



Batter	1	2	3	4	5	6	7	8	9
Lou Brock, L OBP: 0.358, SLG: 0.401 (1, 7)	0-0 4-3		0-0 6-3		0-0 1-2 1B		0-0 1-2 1B	0-0 1-H 2-H 2B	
Joe Hague, L OBP: 0.372, SLG: 0.427 (1, 3)	0-0 4-3		0-0 4-3		0-0 2-3 F9		0-0 1-2 2-3 E4		
Dick Allen, R OBP: 0.388, SLG: 0.577 (1, 5)	0-0 FC6-4 1B		0-0 3-H 1B		4-0 1-2 IBB		0-3 K		
Joe Torre, R OBP: 0.378, SLG: 0.470 (1, 2)	0-0 FC6-4		0-0 1-2 P4		0-0 3-HF G1-2-3		0-0 L4		
Leron Lee, L OBP: 0.301, SLG: 0.373 (1, 9)		0-0 P6		0-0 F8		0-0 5-3		0-0 F9 PB 1B 1B	
Jose Cardenal, R OBP: 0.365, SLG: 0.443 (1, 8)		4-0 FC5-4 BB		0-0 F5		0-0 5-3		0-0 1-3 F9	
Julian Javier, R OBP: 0.281, SLG: 0.287 (1, 4)		0-0 FC5-4 FC6-4 1-2f		0-0 1B		0-3 K		0-0 F7	
Dal Maxvill, R OBP: 0.316, SLG: 0.199 (1, 6)		0-0 FC6-4 1-2f		0-0 F9		0-3 K		0-0 3-H 2B 1B	
Mike Torrez, R OBP: 0.304, SLG: 0.333 (1, 1)			0-0 4-3 1B 2B		0-0 F9 G1-2-3 1B		0-0 E 1B 1B	0-0 1-2 2B 1B	

Inning Stats	R: 0	H: 1	E: 0	K: 0	S: 4	LOB: 1	BB: 0	P: 4
	R: 0	H: 0	E: 0	K: 0	S: 3 <td>LOB: 1</td> <td>BB: 1</td> <td>P: 7 </td>	LOB: 1	BB: 1	P: 7
	R: 1	H: 2	E: 0	K: 0	S: 5 <td>LOB: 1</td> <td>BB: 0</td> <td>P: 5 </td>	LOB: 1	BB: 0	P: 5
	R: 0	H: 1	E: 0	K: 0	S: 4 <td>LOB: 1</td> <td>BB: 0</td> <td>P: 4 </td>	LOB: 1	BB: 0	P: 4
	R: 0	H: 2	E: 0	K: 0	S: 4 <td>LOB: 2</td> <td>BB: 1</td> <td>P: 8 </td>	LOB: 2	BB: 1	P: 8
	R: 0	H: 0	E: 0	K: 1	S: 5 <td>LOB: 0</td> <td>BB: 0</td> <td>P: 5 </td>	LOB: 0	BB: 0	P: 5
	R: 0	H: 2	E: 1	K: 2	S: 10 <td>LOB: 3</td> <td>BB: 0</td> <td>P: 10 </td>	LOB: 3	BB: 0	P: 10
	R: 2	H: 4	E: 0	K: 0	S: 6 <td>LOB: 2</td> <td>BB: 0</td> <td>P: 6 </td>	LOB: 2	BB: 0	P: 6

PITCHER	IP	WLS	BF	H	R	ER	SO	BB	IBB	HBP	BLK	WP	HR	S	P	ERA	WHIP
Ron Reed, R ERA: 5.63 (1, 1)	7.2	L	36	11	3	3	3	1	1	0	0	0	0	40	48	3.52	1.565
Mike McQueen, L ERA: 9.6 (8, 1)	0.1		1	1	0	0	0	0	0	0	0	0	0	1	1	0.00	3.000

**BOTTOM**

**Atlanta Braves @ St. Louis Cardinals**  
 Busch Stadium, St. Louis, MO  
 Sun Jul 19 1970, 3:33 AM CDT  
 Att. 24,415 - Unknown

AB	R	H	RBI	BB	SO	LOB
5	0	3	1	0	0	1
4	0	0	0	0	0	5
3	0	2	1	1	1	3
4	0	0	0	0	0	8
4	1	1	0	0	0	0
3	0	0	0	1	0	1
4	0	1	0	0	1	2
4	1	1	1	0	1	2
4	1	4	0	0	0	0

AB	35
R	3
H	12
RBI	3
BB	2
SO	3
LOB	22



1B	SF	WP	PA
10	0	0	37
2B	0	1	
3B	0	2	
HR	0	0	
SAC	0		
DP	1		
HBP	0		

1B	2B	3B	HR	SF	SAC	DP	HBP
10	2	0	0	0	0	1	0

Batter	1	2	3	4	5	6	7	8	9	AB R H RBI BB SO LOB	TOP
Don Kessinger, S (1, 6) OBP: 0.337, SLG: 0.380	0-0 F7		0-0 F7		0-0 G1			0-0 F7		4 0 0 0 0 0 0	<b>Chicago Cubs @ Atlanta Braves</b> Atlanta Stadium, Atlanta, GA Mon Jul 20 1970, 7:05 PM EDT Unknown
Glenn Beckert, R (1, 4) OBP: 0.302, SLG: 0.321	0-0 4-3		0-0 E 1B		0-0 P4			0-0 6-3		4 0 1 0 0 0 0	
Billy Williams, L (1, 7) OBP: 0.392, SLG: 0.606	4-0 BB		0-0 E9 1B			0-3 K		0-0 F3		3 0 1 0 1 1 0	
Ron Santo, R (1, 5) OBP: 0.340, SLG: 0.414	0-0 5-3		0-3 K			0-0 FC4 14 BB 1B		0-0 F7		4 0 1 0 0 1 3	
14 Ernie Banks, R (1, 3) OBP: 0.301, SLG: 0.455		0-0 6-3		0-3 K		4-0 BB BB FC4 1-2 BB		0-0 F7		3 0 0 0 1 1 0	
Johnny Callison, L (1, 9) OBP: 0.355, SLG: 0.404		0-0 1B 2B		0-0 FC4-6 1B		0-0 FC4 1-2f 2-3		0-3 K		4 1 2 0 0 1 2	
Randy Hundley, R (1, 2) OBP: 0.222, SLG: 0.206		0-0 2-H 1B		0-0 FC4-6 1-2f			0-0 4-3			3 0 1 1 0 0 1	
Cleo James, R (1, 8) OBP: 0.285, SLG: 0.312		0-3 K		0-3 K			0-0 6-3			3 0 0 0 0 2 1	
Ken Holtzman, R (1, 1) OBP: 0.281, SLG: 0.283			0-0 F3		0-0 F8		0-0 6-3			3 0 0 0 0 0 0	
<b>Inning Stats</b>	R: 0 H: 0 E: 0 LOB: 1 K: 0 BB: 1 S: 3 P: 7	R: 1 H: 2 E: 0 LOB: 0 K: 1 BB: 0 S: 6 P: 6	R: 0 H: 2 E: 1 LOB: 2 K: 1 BB: 0 S: 7 P: 7	R: 0 H: 1 E: 0 LOB: 1 K: 2 BB: 0 S: 8 P: 8	R: 0 H: 0 E: 0 LOB: 0 K: 0 BB: 0 S: 3 P: 3	R: 0 H: 1 E: 0 LOB: 2 K: 1 BB: 1 S: 5 P: 9	R: 0 H: 0 E: 0 LOB: 0 K: 0 BB: 0 S: 3 P: 3	R: 0 H: 0 E: 0 LOB: 0 K: 0 BB: 0 S: 3 P: 3	R: 0 H: 0 E: 0 LOB: 0 K: 1 BB: 0 S: 5 P: 5	1B: 5 SF: 0 2B: 1 SAC: 0 3B: 0 DP: 0 HR: 0 HBP: 0	WP: 0 PA: 33 PB: 0 SB: 0 CS: 0
<b>PITCHER</b> Phil Niekro, R (1, 1) ERA: 4.4	IP WLS BF H R ER SO BB IBB HBP BLK WP HR S P ERA WHIP										

AB	31
R	1
H	6
RBI	1
BB	2
SO	6
LOB	7



Batter	1	2	3	4	5	6	7	8	9	AB R H RBI BB SO LOB
<b>Gil Garrido, R</b> OBP: 0.317, SLG: 0.339 (1, 6)	0-0 F8			0-0 BB 2B 1B		0-0 G4-6-3 1B			0-0 6-3	4 1 2 0 0 0 0
<b>Felix Millan, R</b> OBP: 0.338, SLG: 0.387 (1, 4)	0-0 G6-4-3 1B			0-0 P3		0-0 G4-6-3 1-2f			0-0 F8	4 0 1 0 0 0 2
<b>Hank Aaron, R</b> OBP: 0.388, SLG: 0.618 (1, 3)	0-0 G6-4-3 1-2f			0-3 K		0-0 F9			4-0 HR BB	3 1 0 0 1 1 2
<b>Rico Carty, R</b> OBP: 0.453, SLG: 0.646 (1, 7)		0-0 5-3		4-0 2B 1-2 BB		0-3 K			0-0 HR 1-H	1 0 0 0 1 0 0 2 1 1 2 0 1 0
<b>Tommie Aaron, R</b> OBP: 0.368, SLG: 0.789 (4, PR) (5, 7)										
<b>Bob Aspromonte, R</b> OBP: 0.275, SLG: 0.250 (1, 5)		0-0 4-3		0-0 1-3 2-H 2B		0-0 6-3				3 0 1 1 0 0 0
<b>Tony Gonzalez, L</b> OBP: 0.324, SLG: 0.341 (1, 8)				0-0 6-3		0-0 F7				2 0 0 0 1 0 3
<b>Mike Lum, L</b> OBP: 0.288, SLG: 0.386 (1, 9)		0-0 CS 1-2	0-3 K		0-3 K				0-3 K	3 0 0 0 0 3 0
<b>Bob Tillman, R</b> OBP: 0.294, SLG: 0.359 (1, 2)			0-0 P4		0-0 F9				0-3 K	3 0 0 0 0 1 0
<b>Phil Niekro, R</b> OBP: 0.164, SLG: 0.189 (1, 1)			0-0 1-3		0-3 K				0-0 5-3	3 0 0 0 0 1 0

Inning Stats	R: 0 E: 0 K: 0 S: 3	H: 1 LOB: 0 BB: 0 P: 3	R: 0 E: 0 K: 0 S: 2	H: 0 LOB: 0 BB: 1 P: 6	R: 0 E: 0 K: 1 S: 5	H: 0 LOB: 0 BB: 0 P: 5	R: 1 E: 0 K: 1 S: 7	H: 2 LOB: 3 BB: 1 P: 11	R: 0 E: 0 K: 2 S: 7	H: 0 LOB: 0 BB: 0 P: 7	R: 0 E: 0 K: 0 S: 3	H: 1 LOB: 0 BB: 0 P: 3	R: 0 E: 0 K: 1 S: 5	H: 0 LOB: 0 BB: 0 P: 5	R: 0 E: 0 K: 2 S: 7	H: 0 LOB: 0 BB: 0 P: 7	R: 2 E: 0 K: 0 S: 3	H: 1 LOB: 0 BB: 1 P: 7	1B: 3 2B: 1 3B: 0 HR: 1	SF: 0 SAC: 0 DP: 2 HBP: 0	WP: 0 PB: 0 SB: 0 CS: 1	PA: 32
--------------	------------------------------	---------------------------------	------------------------------	---------------------------------	------------------------------	---------------------------------	------------------------------	----------------------------------	------------------------------	---------------------------------	------------------------------	---------------------------------	------------------------------	---------------------------------	------------------------------	---------------------------------	------------------------------	---------------------------------	----------------------------------	------------------------------------	----------------------------------	--------

PITCHER	IP	WLS	BF	H	R	ER	SO	BB	IBB	HBP	BLK	WP	HR	S	P	ERA	WHIP	PITCHER	IP	WLS	BF	H	R	ER	SO	BB	IBB	HBP	BLK	WP	HR	S	P	ERA	WHIP	
<b>Ken Holtzman, L</b> ERA: 3.74 (1, 1)	8.2	L	31	5	3	3	7	3	0	0	0	0	1	42	54	3.12	0.923																			

**BOTTOM**

**Chicago Cubs @ Atlanta Braves**  
Atlanta Stadium, Atlanta, GA  
Mon Jul 20 1970, 7:05 PM EDT  
Unknown

[livebaseballscorecards.com](http://livebaseballscorecards.com)

<b>AB</b>	<b>28</b>
<b>R</b>	<b>3</b>
<b>H</b>	<b>5</b>
<b>RBI</b>	<b>3</b>
<b>BB</b>	<b>3</b>
<b>SO</b>	<b>7</b>
<b>LOB</b>	<b>7</b>



Batter	1	2	3	4	5	6	7	8	9	AB R H RBI BB SO LOB	TOP
<b>Don Kessinger, S</b> (1, 6) <small>OBP: 0.337, SLG: 0.378</small>	0-0 			4-0 		0-0 				2 0 0 0 1 0 0	<b>Chicago Cubs @ Atlanta Braves</b> Atlanta Stadium, Atlanta, GA Mon Jul 20 1970, 7:05 PM EDT Att. 24,663 - Unknown
<b>Glenn Beckert, R</b> (1, 8) <small>OBP: 0.299, SLG: 0.317</small>	0-0 			0-3 		0-0 				3 0 0 0 0 1 1	
<b>Billy Williams, L</b> (1, 7) <small>OBP: 0.392, SLG: 0.603</small>	0-0 			0-0 		0-0 				3 0 1 0 0 0 1	
<b>Willie Smith, L</b> (1, 3) <small>OBP: 0.313, SLG: 0.392</small>		0-0 		0-0 						2 0 1 0 0 0 0	
<b>Ron Santo, R</b> (1, 5) <small>OBP: 0.338, SLG: 0.412</small>		0-0 		0-3 						2 0 0 0 0 1 2	
<b>Johnny Callison, L</b> (1, 9) <small>OBP: 0.353, SLG: 0.401</small>		0-0 			0-0 					2 0 0 0 0 0 0	
<b>Paul Popovich, S</b> (1, 4) <small>OBP: 0.349, SLG: 0.383</small>			0-0 		0-0 					2 0 0 0 0 0 0	
<b>Jack Hiatt, R</b> (1, 2) <small>OBP: 0.385, SLG: 0.358</small>			0-0 		0-0 					2 0 1 0 0 0 0	
<b>Joe Decker, R</b> (1, 1) <small>OBP: 0.235, SLG: 0.313</small> <b>Jim Colborn, R</b> (3, 1) <small>OBP: 0.423, SLG: 0.400</small> <b>Al Spangler, L</b> (5, PH) <small>OBP: 0.423, SLG: 0.400</small> <b>Roberto Rodriguez, R</b> (5, 1)			0-3 		0-0 					1 0 0 0 0 1 0 0 0 0 0 0 0 0 1 0 0 0 0 0 1 0 0 0 0 0 0 0	
<b>Inning Stats</b>	R: 0 H: 0 E: 0 LOB: 0 K: 0 BB: 0 S: 3 P: 3	R: 0 H: 0 E: 0 LOB: 0 K: 0 BB: 0 S: 3 P: 3	R: 0 H: 0 E: 0 LOB: 0 K: 1 BB: 0 S: 5 P: 5	R: 0 H: 1 E: 0 LOB: 2 K: 2 BB: 1 S: 8 P: 12	R: 0 H: 1 E: 0 LOB: 1 K: 0 BB: 0 S: 4 P: 4	R: 0 H: 1 E: 0 LOB: 1 K: 0 BB: 0 S: 3 P: 3				1B: 2 SF: 0 2B: 1 SAC: 0 3B: 0 DP: 0 HR: 0 HBP: 0	
<b>PITCHER</b> <b>Don Cardwell, R</b> (1, 1) <small>ERA: 5.28</small>	IP WLS BF H R ER SO BB IBB HBP BLK WP HR S P ERA WHIP 5.2 W 21 3 0 0 3 1 0 0 0 0 0 0 26 30 0.00 0.706				<b>PITCHER</b> IP WLS BF H R ER SO BB IBB HBP BLK WP HR S P ERA WHIP						

livebaseballscorecards.com

<b>AB</b>	<b>20</b>
<b>R</b>	<b>0</b>
<b>H</b>	<b>3</b>
<b>RBI</b>	<b>0</b>
<b>BB</b>	<b>1</b>
<b>SO</b>	<b>3</b>
<b>LOB</b>	<b>5</b>







Batter	1	2	3	4	5	6	7	8	9	AB R H RBI BB SO LOB	TOP
Don Kessinger, S OBP: 0.335, SLG: 0.373 (1, 6) X	0-0 E5 WP 1B S	0-3 K		0-0 L6		4-0 1B BB		0-3 K		4 1 0 0 1 2 2	
Glenn Beckert, R OBP: 0.304, SLG: 0.322 (1, 4) S S S	0-3 K 1-2		0-0 G5-4-3 1B		0-0 FC4-6 1B	0-0 1B		0-0 F8		5 0 3 0 0 1 2	
Billy Williams, L OBP: 0.389, SLG: 0.597 (1, 7) B B B	4-0 WP 1B BB		0-0 L8		0-0 FC4-6 2B 1-2f	0-0 P4			0-0 F9	4 2 0 0 1 0 4	
Ron Santo, R OBP: 0.339, SLG: 0.423 (1, 5) S S S	0-3 K 1-2 2-3		0-0 G5-4-3 1-2f		0-0 2B 1-H		0-0 5-3		0-0 HR	5 1 2 2 0 1 3	
Willie Smith, L OBP: 0.316, SLG: 0.402 (1, 3) X	0-0 BLK 1B 2-H 3-H			0-0 1B 2B	0-3 K		0-3 K		0-0 G3	5 1 2 2 0 2 1	
Johnny Callison, L OBP: 0.354, SLG: 0.401 (1, 9) X	0-0 F8 1-2			0-0 HR 1B 2-H	0-0 P6		0-0 1B		0-3 K	5 1 2 1 0 1 2	
Randy Hundley, R OBP: 0.225, SLG: 0.289 (1, 2) X		0-0 F5		0-3 K		0-0 HR	0-0 F8			4 1 1 1 0 1 2	
Cleo James, R OBP: 0.290, SLG: 0.324 (1, 8) X		0-0 S 1B		0-0 6-3				0-0 FC1-5 2B		4 0 2 0 0 1 1	
Fergie Jenkins, R OBP: 0.097, SLG: 0.150 (1, 1) S S S		0-3 K 1-2		0-0 HR		0-3 K		0-0 FC1-5 2-3		4 1 1 2 0 2 2	
<b>Inning Stats</b>	R: 2 H: 1 E: 1 LOB: 1 K: 2 BB: 1 S: 9 P: 13	R: 0 H: 1 E: 0 LOB: 1 K: 2 BB: 0 S: 8 P: 8	R: 0 H: 1 E: 0 LOB: 0 K: 0 BB: 0 S: 3 P: 3	R: 3 H: 3 E: 0 LOB: 0 K: 1 BB: 0 S: 8 P: 8	R: 1 H: 2 E: 0 LOB: 1 K: 1 BB: 0 S: 7 P: 7	R: 1 H: 2 E: 0 LOB: 2 K: 2 BB: 1 S: 9 P: 13	R: 0 H: 1 E: 0 LOB: 1 K: 1 BB: 0 S: 6 P: 6	R: 0 H: 1 E: 0 LOB: 1 K: 1 BB: 0 S: 6 P: 6	R: 1 H: 1 E: 0 LOB: 0 K: 1 BB: 0 S: 6 P: 6	1B: 7 SF: 0 2B: 3 SAC: 0 3B: 0 DP: 1 HR: 3 HBP: 0	WP: 1 PA: 42 PB: 0 SB: 2 CS: 0
<b>PITCHER</b> Pat Jarvis, R (1, 1) ERA: 3.38 Mike McQueen, L (5, 1) ERA: 8.24	IP WLS BF H R ER SO BB IBB HBP BLK WP HR S P ERA WHIP										
	4.1 L 22 8 6 4 5 1 0 0 1 1 1 31 35 8.31 2.077										
	4.2 20 5 2 2 6 1 0 0 0 0 2 31 35 3.86 1.286										

Chicago Cubs @ Atlanta Braves  
Atlanta Stadium, Atlanta, GA

Tue Jul 21 1970, 7:05 PM EDT  
Att: 8,118 - Unknown - 84 F

AB	40
R	8
H	13
RBI	8
BB	2
SO	11
LOB	19



WP: 1	PA: 42
PB: 0	
SB: 2	
CS: 0	

ERA	WHIP
3.38	1.286

1B	7
2B	3
3B	0
HR	3

Batter	1	2	3	4	5	6	7	8	9
Sonny Jackson, L (1, 6) OBP: 0.357, SLG: 0.300	0-3 K		4-0 BB			0-0 F8		0-0 F8	
Tony Gonzalez, L (1, 8) OBP: 0.321, SLG: 0.348	0-0 1-4-3		0-0 SF8			0-0 E6 1B		0-0 F9	
Hank Aaron, R (1, 3) OBP: 0.387, SLG: 0.613 Jimmie Hall, L (6, PR) OBP: 0.231, SLG: 0.239 (7, 7)	0-3 K		0-3 K			0-0 BB 1B		0-0 4-3	
Hal King, L (1, 2) OBP: 0.406, SLG: 0.495		0-0 FC5-4 1B		0-3 K		4-0 1-2 BB		0-3 K	
Mike Lum, L (1, 9) OBP: 0.290, SLG: 0.392		0-0 FC5-4 G5-4-3 1-2f		0-0 6-3		0-0 F7		0-0 P5	
Bob Aspromonte, R (1, 5) OBP: 0.256, SLG: 0.231		0-0 G5-4-3 1-2f		0-0 P3		0-0 6-3		0-0 P1	
Tommie Aaron, R (1, 7) OBP: 0.333, SLG: 0.667 (7, 3)			0-0 6-3		0-0 P5		0-0 G5-4-3 1B		
Gil Garrido, R (1, 4) OBP: 0.314, SLG: 0.335			0-0 BB SH SF8 1B		0-0 4-3		0-0 G5-4-3 1-2f		
Pat Jarvis, R (1, 1) OBP: 0.132, SLG: 0.135 Mike McQueen, L (5, 1) OBP: 0.333, SLG: 0.500			0-0 SH BB		0-0 F7		0-3 K		

Inning Stats	R: 0	H: 0	E: 0	K: 2	S: 7	R: 0	H: 1	E: 0	K: 0	S: 3	R: 1	H: 1	E: 1	K: 1	S: 7	R: 0	H: 0	E: 0	K: 1	S: 5	R: 0	H: 0	E: 0	K: 0	S: 3	R: 1	H: 1	E: 1	K: 0	S: 5	R: 0	H: 1	E: 0	K: 1	S: 5	R: 0	H: 0	E: 0	K: 0	S: 3	R: 0	H: 0	E: 0	K: 1	S: 5	R: 0	H: 0	E: 0	K: 1	S: 5	
	0	0	0	2	7	0	1	0	0	3	1	1	1	1	7	0	0	0	1	5	0	0	0	0	0	3	1	1	1	1	5	0	0	0	0	5	0	0	0	0	3	0	0	0	0	5	0	0	0	0	5

PITCHER	IP	WLS	BF	H	R	ER	SO	BB	IBB	HBP	BLK	WP	HR	S	P	ERA	WHIP
Fergie Jenkins, R (1, 1) ERA: 3.88	9.0	W	33	4	2	0	6	2	0	0	0	0	0	43	51	0.00	0.667

**BOTTOM**

**Chicago Cubs @ Atlanta Braves**  
Atlanta Stadium, Atlanta, GA


Tue Jul 21 1970, 7:05 PM EDT  
Att. 8,118 - Unknown - 84 F

AB	R	H	RBI	BB	SO	LOB
3	0	0	0	1	1	0
3	1	0	1	0	0	0
3	0	1	1	0	2	2
1	0	0	0	0	0	0
3	0	1	0	1	2	0
4	0	0	0	0	0	3
4	0	0	0	0	0	3
3	0	1	0	0	0	0
3	1	1	0	0	0	1
0	0	0	0	0	0	0
2	0	0	0	0	1	0

livebaseballscorecards.com

AB	29
R	2
H	4
RBI	2
BB	2
SO	6
LOB	9

WP: 0 PA: 33  
PB: 0  
SB: 0  
CS: 0



Batter	1	2	3	4	5	6	7	8	9	AB R H RBI BB SO LOB	TOP									
Felix Millan, R (1, 4) OBP: 0.338, SLG: 0.384	0-0 F3		0-0 1B			0-0 5-3		0-0 6-3		4 0 1 0 0 0 1										
Mike Lum, L (1, 9) OBP: 0.296, SLG: 0.419	0-0 F8		0-0 4-3			0-0 1B 2B		0-0 1B 3B		4 2 2 1 0 0 1										
Tony Gonzalez, L (1, 8) OBP: 0.326, SLG: 0.351	0-0 F8			0-0 1B		0-0 1B		1-0 BB 1B HBP		3 0 2 1 0 0 0										
Orlando Cepeda, R (1, 3) OBP: 0.372, SLG: 0.523		0-0 F9		0-0 G6-4-3 1B		0-0 L9		0-0 BB 1B		4 0 1 1 0 0 2										
Hal King, L (1, 2) OBP: 0.397, SLG: 0.482		0-0 6-3		0-0 4-3			0-3 K	4-0 BB		3 0 0 0 0 1 0										
Hank Aaron, R (8, PH) OBP: 0.389, SLG: 0.613								1-2 2-3 BB		0 0 0 0 1 0 0										
Ron Reed, R (8, PR) OBP: 0.071, SLG: 0.143										0 0 0 0 0 0 0										
Hoyt Wilhelm, R (8, 1)										0 0 0 0 0 0 0										
Jimmie Hall, L (1, 7) OBP: 0.232, SLG: 0.260		0-0 2B			0-3 K		0-0 G3	0-3 K		4 0 1 0 0 2 3										
Clete Boyer, R (1, 5) OBP: 0.290, SLG: 0.353		0-0 F9			0-0 F7		0-3 K		0-0 6-3	4 0 0 0 0 1 1										
Gil Garrido, R (1, 6) OBP: 0.313, SLG: 0.338			0-0 6-3		0-0 5-3			0-0 3B 2B	0-0 F6	4 1 1 0 0 0 0										
George Stone, L (1, 1) OBP: 0.278, SLG: 0.240			0-0 F9			0-0 F7		0-0 6-3	0-0 F5	2 0 0 0 0 0 0										
Sonny Jackson, L (8, PH) OBP: 0.355, SLG: 0.298										1 0 0 0 0 0 1										
Bob Tillman, R (8, 2) OBP: 0.291, SLG: 0.356										1 0 0 0 0 0 0										
<b>Inning Stats</b>	R: 0 E: 0 K: 0 S: 3	H: 0 LOB: 0 BB: 0 P: 3	R: 0 E: 0 K: 0 S: 4	H: 1 LOB: 1 BB: 0 P: 4	R: 0 E: 0 K: 0 S: 3	H: 1 LOB: 0 BB: 0 P: 3	R: 0 E: 0 K: 1 S: 5	H: 0 LOB: 0 BB: 0 P: 5	R: 1 E: 0 K: 0 S: 5	H: 2 LOB: 1 BB: 0 P: 5	R: 0 E: 0 K: 2 S: 7	H: 0 LOB: 0 BB: 0 P: 7	R: 2 E: 0 K: 1 S: 8	H: 3 LOB: 3 BB: 1 P: 13	R: 0 E: 0 K: 0 S: 3	H: 0 LOB: 0 BB: 0 P: 3	1B: 4 2B: 3 3B: 1 HR: 0	SF: 0 SAC: 0 DP: 1 HBP: 1	WP: 0 PB: 0 SB: 0 CS: 0	PA: 36
<b>PITCHER</b>	IP WLS BF H R ER SO BB IBB HBP BLK WP HR S P ERA WHIP																			
Bruce Dal Canton, R (1, 1) ERA: 3.44	7.2 W 29 7 3 3 3 0 0 0 0 0 0 0 35 35 3.52 0.913																			
Joe Gibbon, L (8, 1) ERA: 6.11	0.0 1 0 0 0 0 0 0 0 1 0 0 0 0 1 ∞ ∞																			
Dave Giusti, R (8, 1) ERA: 2.42	1.1 S 6 1 0 0 1 1 0 0 0 0 0 0 7 11 0.00 1.500																			

Atlanta Braves @ Pittsburgh Pirates  
 Three Rivers Stadium, Pittsburgh, PA  
 Wed Jul 22 1970, 7:05 PM EDT  
 Att: 19,145 - Unknown

livebaseballscorecards.com

AB	34
R	3
H	8
RBI	3
BB	1
SO	4
LOB	9



BOTTOM

Atlanta Braves @ Pittsburgh Pirates  
Three Rivers Stadium, Pittsburgh, PA

Wed Jul 22 1970, 7:05 PM EDT  
Att. 19,145 - Unknown

AB	34
R	5
H	11
RBI	4
BB	3
SO	3
LOB	20



WP:	0	PA:	38
PB:	0		
SB:	0		
CS:	1		

AB R H RBI BB SO LOB

5	1	1	0	0	0	1
5	0	1	0	0	0	1
2	2	1	0	2	0	0
4	1	4	0	0	0	0
3	1	1	0	0	0	4
3	0	1	1	1	0	2
4	0	0	1	0	2	7
4	0	2	2	0	0	2
3	0	0	0	0	1	3
0	0	0	0	0	0	0
1	0	0	0	0	0	0

1B: 10 SF: 0  
2B: 1 SAC: 1  
3B: 0 DP: 0  
HR: 0 HBP: 0

WP: 0 PA: 38  
PB: 0  
SB: 0  
CS: 1

1B: 10 SF: 0  
2B: 1 SAC: 1  
3B: 0 DP: 0  
HR: 0 HBP: 0

WP: 0 PA: 38  
PB: 0  
SB: 0  
CS: 1

Batter	1	2	3	4	5	6	7	8	9
Matty Alou, L OBP: 0.322, SLG: 0.345 (1, 8)	0-0 1B E 1B	0-0 F9		0-0 F5		0-0 4-3		0-0 1-3	
Gene Alley, R OBP: 0.294, SLG: 0.375 (1, 6)	0-0 E5 CS 1B 1-H	0-0 FC6-4 1-2f		0-0 1-3		0-0 F9		0-0 5-3	
Roberto Clemente, R OBP: 0.404, SLG: 0.570 (1, 9)	4-0 FC1-6-4 1B 2B BB 1-2		0-0 1-3	4-0 E 1B BB			0-0 SH1-3 FC6-4 1B		
Manny Sanguillen, R OBP: 0.330, SLG: 0.442 (1, 2)	0-0 FC1-6-4 1B 1-2		0-0 E 1B 1B	0-0 E8 1B			0-0 FC6-4 SH1-3 1B 1-2		
Al Oliver, L OBP: 0.318, SLG: 0.444 (1, 3)	0-0 FC1-6-4 2B 1-2f 2-3		0-0 E 1B 1B 1-2	0-0 4-3			0-0 SH1-3 1-2 2-3		
Willie Stargell, L OBP: 0.310, SLG: 0.483 (1, 7)	0-0 1-3 3-H 2B		0-0 E3 1B 1-2 2-3		0-0 F7		4-0 FC6-4 IBB		
Jose Pagan, R OBP: 0.304, SLG: 0.314 (1, 5)	0-3 K		0-3 K		0-0 6-3		0-0 FC6-4 1-2f 2-3 3-H		
Dave Cash, R OBP: 0.329, SLG: 0.437 (1, 4)		0-0 FC3-6 1B 1-2 2-H 3-H	0-0 1B 1-2 2-H 3-H		0-0 4-3		0-0 L6		
Bruce Dal Canton, R (1, 1)		0-0 FC3-6 FC6-4 1-2f	0-3 K			0-0 4-3		0-0 F4	
Joe Gibbon, R (8, 1)									
Dave Giusti, R OBP: 0.385, SLG: 0.400 (8, 1)									

Inning Stats	R: 2	H: 4	E: 1	LOB: 2	K: 1	P: 12	R: 0	H: 1	E: 0	LOB: 1	K: 0	P: 4	R: 2	H: 3	E: 1	LOB: 2	K: 2	P: 11	R: 0	H: 1	E: 1	LOB: 2	K: 0	P: 8	R: 0	H: 0	E: 0	LOB: 0	K: 0	P: 3	R: 1	H: 2	E: 0	LOB: 2	K: 0	P: 9	R: 0	H: 0	E: 0	LOB: 0	K: 0	P: 3		
George Stone, L ERA: 3.42 (1, 1)	7.0	WLS: L	BF: 35	H: 11	R: 5	ER: 3	SO: 3	BB: 2	IBB: 1	HBP: 0	BLK: 0	WP: 0	HR: 0	S: 38	P: 50	ERA: 3.86	WHIP: 1.857																											
Hoyt Wilhelm, R ERA: 3.42 (8, 1)	1.0		BF: 3	H: 0	R: 0	ER: 0	SO: 0	BB: 0	IBB: 0	HBP: 0	BLK: 0	WP: 0	HR: 0	S: 3	P: 3	ERA: 0.00	WHIP: 0.000																											

PITCHER	IP	WLS	BF	H	R	ER	SO	BB	IBB	HBP	BLK	WP	HR	S	P	ERA	WHIP
George Stone, L ERA: 3.42 (1, 1)	7.0	L	35	11	5	3	3	2	1	0	0	0	0	38	50	3.86	1.857
Hoyt Wilhelm, R ERA: 3.42 (8, 1)	1.0		3	0	0	0	0	0	0	0	0	0	0	3	3	0.00	0.000

PITCHER	IP	WLS	BF	H	R	ER	SO	BB	IBB	HBP	BLK	WP	HR	S	P	ERA	WHIP
George Stone, L ERA: 3.42 (1, 1)	7.0	L	35	11	5	3	3	2	1	0	0	0	0	38	50	3.86	1.857
Hoyt Wilhelm, R ERA: 3.42 (8, 1)	1.0		3	0	0	0	0	0	0	0	0	0	0	3	3	0.00	0.000

Batter	1	2	3	4	5	6	7	8	9	AB R H RBI BB SO LOB	TOP																
<b>Felix Millan, R</b> (1, 4) OBP: 0.337, SLG: 0.385	0-0 L3			0-0 4-3		0-0 1B FC6-4 2B	0-0 F3			4 1 1 0 0 0 0	<b>Atlanta Braves @ Pittsburgh Pirates</b> Three Rivers Stadium, Pittsburgh, PA Thu Jul 23 1970, 7:05 PM EDT Att. 14,377 - Unknown																
<b>Tommie Aaron, R</b> (1, 7) OBP: 0.321, SLG: 0.607	0-0 4-3			0-0 L9		0-0 FC6-4 1B	0-3 K			4 0 1 1 0 1 0																	
<b>Hank Aaron, R</b> (1, 9) OBP: 0.384, SLG: 0.605	0-3 K			0-0 4-3		0-0 FC6-4 1B 2B		0-0 6-3		4 1 0 1 0 1 1																	
<b>Orlando Cepeda, R</b> (1, 3) OBP: 0.373, SLG: 0.522		0-0 F2			4-0 WP BB BB	0-0 2B 1B		0-3 K		3 1 1 0 1 1 0																	
<b>Clete Boyer, R</b> (1, 5) OBP: 0.290, SLG: 0.355		0-0 F9			0-0 F9	0-0 1B 2B		0-0 L6		4 1 1 1 0 0 1																	
<b>Tony Gonzalez, L</b> (1, 8) OBP: 0.328, SLG: 0.348		0-0 6-3			4-0 WP BB	4-0 1B IBB			0-0 5-3	2 0 0 0 2 0 0																	
<b>Bob Tillman, R</b> (1, 2) OBP: 0.290, SLG: 0.352			0-0 5-3		0-3 K	0-0 1B			0-0 6-3	4 0 1 2 0 1 2																	
<b>Gil Garrido, R</b> (1, 6) OBP: 0.309, SLG: 0.333			0-0 G3		0-0 6-3	0-0 F7			0-0 6-3	3 0 0 0 0 0 3																	
<b>Hal King, L</b> (9, PH) OBP: 0.394, SLG: 0.477										1 0 0 0 0 0 0																	
<b>Jim Nash, R</b> (1, 1) OBP: 0.136, SLG: 0.228			0-3 K			0-0 2B 1B			0-3 K	3 1 1 0 0 2 0	<b>Braves</b>																
<b>Mike McQueen, L</b> (8, 1) OBP: 0.333, SLG: 0.500										0 0 0 0 0 0 0																	
<b>Don Cardwell, R</b> (8, 1) OBP: 0.125, SLG: 0.143										0 0 0 0 0 0 0																	
<b>Inning Stats</b>	R: 0 E: 0 K: 1 S: 5	H: 0 LOB: 0 BB: 0 P: 5	R: 0 E: 0 K: 0 S: 3	H: 0 LOB: 0 BB: 0 P: 3	R: 0 E: 0 K: 1 S: 5	H: 0 LOB: 0 BB: 0 P: 5	R: 0 E: 0 K: 0 S: 3	H: 0 LOB: 2 BB: 2 P: 3	R: 0 E: 0 K: 1 S: 5	H: 0 LOB: 0 BB: 0 P: 13	R: 5 E: 0 K: 0 S: 8	H: 6 LOB: 1 BB: 1 P: 12	R: 0 E: 0 K: 2 S: 7	H: 0 LOB: 0 BB: 0 P: 7	R: 0 E: 0 K: 1 S: 5	H: 0 LOB: 0 BB: 0 P: 5	R: 0 E: 0 K: 0 S: 3	H: 0 LOB: 0 BB: 0 P: 3	1B: 4 2B: 2 3B: 0 HR: 0	SF: 0 SAC: 0 DP: 0 HBP: 0	WP: 1 PB: 0 SB: 0 CS: 0	PA: 35					
<b>PITCHER</b>	IP WLS BF H R ER SO BB IBB HBP BLK WP HR S P ERA WHIP																										
<b>Luke Walker, L</b> (1, 1) ERA: 3.97	5.1		23	5	5	5	3	2	0	0	0	1	0	27	35	8.44	1.312										
<b>Orlando Pena, R</b> (6, 1) ERA: 2.08	1.2		6	1	0	0	2	0	1	0	0	0	0	9	13	0.00	0.600										
<b>Dick Colpaert, R</b> (8, 1) ERA:	1.0	W	3	0	0	0	1	0	0	0	0	0	0	5	5	0.00	0.000										
<b>Dave Giusti, R</b> (9, 1) ERA: 2.38	1.0	S	3	0	0	0	0	0	0	0	0	0	0	3	3	0.00	0.000										

livebaseballscorecards.com

<b>AB</b>	32
<b>R</b>	5
<b>H</b>	6
<b>RBI</b>	5
<b>BB</b>	3
<b>SO</b>	6
<b>LOB</b>	7

Batter	1	2	3	4	5	6	7	8	9	AB	R	H	RBI	BB	SO	LOB
Matty Alou, L OBP: 0.321, SLG: 0.344 (1, 8)	F8		F5		E		6-3			4	0	1	0	0	0	0
Richie Hebner, L OBP: 0.346, SLG: 0.437 (1, 5)	F9		BB		F6			E9		4	1	2	0	0	0	1
Al Oliver, L OBP: 0.317, SLG: 0.442 (1, 9) (9, 7)	5-3		F4		K			2B		4	1	1	1	0	1	2
Willie Stargell, L OBP: 0.310, SLG: 0.480 (1, 7) Roberto Clemente, R OBP: 0.406, SLG: 0.575 (8, PH) (9, 9)		F7	BB		L9			HBP		2	0	0	0	1	0	1
Manny Sanguillen, R OBP: 0.332, SLG: 0.448 (1, 2)		1B	1-3			F7		HBP		1	1	1	0	0	0	0
Bob Robertson, R OBP: 0.366, SLG: 0.523 (1, 3)		3B	1-3		K			SF8		3	1	1	0	1	0	2
Dave Cash, R OBP: 0.325, SLG: 0.459 (1, 4)		1B	3B		K			HBP		3	1	1	2	0	2	0
Freddie Patek, R OBP: 0.329, SLG: 0.325 (1, 6)		SF9	3B		6-3			SF8		3	1	1	2	0	0	0
Luke Walker, L OBP: 0.116, SLG: 0.118 (1, 1) Orlando Pena, R OBP: 0.301, SLG: 0.311 (7, PH) Jose Pagan, R OBP: 0.298, SLG: 0.294 (8, PH) Dick Colpaert, R OBP: 0.385, SLG: 0.400 (9, 1)		K	6-3		6-3			F9		3	0	1	1	0	1	2
		K	6-3		6-3			K		2	0	0	0	0	1	1

**BOTTOM**

**Atlanta Braves @ Pittsburgh Pirates**  
Three Rivers Stadium, Pittsburgh, PA

Thu Jul 23 1970, 7:05 PM EDT  
Att. 14,377 - Unknown

livebaseballscorecards.com

AB	31
R	6
H	9
RBI	6
BB	2
SO	6
LOB	11



<b>Inning Stats</b>	R: 0 E: 0 K: 3 S: 3	H: 0 LOB: 0 BB: 0 P: 3	R: 3 E: 0 K: 1 S: 8	H: 3 LOB: 0 BB: 0 P: 8	R: 0 E: 0 K: 0 S: 4	H: 1 LOB: 2 BB: 1 P: 8	R: 0 E: 0 K: 1 S: 6	H: 1 LOB: 1 BB: 0 P: 6	R: 0 E: 1 K: 1 S: 6	H: 1 LOB: 1 BB: 0 P: 6	R: 0 E: 0 K: 1 S: 5	H: 0 LOB: 0 BB: 0 P: 5	R: 0 E: 0 K: 1 S: 5	H: 0 LOB: 0 BB: 0 P: 5	R: 3 E: 1 K: 1 S: 8	H: 3 LOB: 2 BB: 1 P: 13	1B: 5 2B: 1 3B: 3 HR: 0	SF: 2 SAC: 0 DP: 0 HBP: 1	WP: 0 PB: 0 SB: 0 CS: 0	PA: 36
---------------------	------------------------------	---------------------------------	------------------------------	---------------------------------	------------------------------	---------------------------------	------------------------------	---------------------------------	------------------------------	---------------------------------	------------------------------	---------------------------------	------------------------------	---------------------------------	------------------------------	----------------------------------	----------------------------------	------------------------------------	----------------------------------	--------

PITCHER	IP	WLS	BF	H	R	ER	SO	BB	IBB	HBP	BLK	WP	HR	S	P	ERA	WHIP
Jim Nash, R ERA: 3.84 (1, 1)	7.0		30	8	5	5	5	1	0	0	0	0	0	39	43	6.43	1.286
Mike McQueen, L ERA: 8.69 (8, 1)	0.0	L	1	1	0	0	0	0	0	0	0	0	0	1	1	∞	∞
Don Cardwell, R ERA: 5.12 (8, 1)	1.0		5	0	1	1	1	0	1	1	0	0	0	5	10	9.00	0.000

Batter	1	2	3	4	5	6	7	8	9	AB R H RBI BB SO LOB	TOP																					
<b>Felix Millan, R</b> OBP: 0.336, SLG: 0.384 (1, 4) X	0-0 5-3		X 0-0 WP 1B		X 0-0 FC5-4 1-2f			X 0-0 P4		4 0 1 0 0 0 1																						
<b>Tommie Aaron, R</b> OBP: 0.313, SLG: 0.548 (1, 7) B B B	4-0 FC5-4 BB		X 0-0 5-3 1-2			X 0-0 5-3		X 0-0 P6		3 0 0 0 1 0 1																						
<b>Hank Aaron, R</b> OBP: 0.381, SLG: 0.599 (1, 9) X	0-0 F9			X 0-0 F9		S S S 0-3 K		S S S 0-3 K		3 0 0 0 0 1 1 1 0 0 0 0 1 0																						
<b>Mike Lum, L</b> OBP: 0.294, SLG: 0.416 (6, 9)																																
<b>Orlando Cepeda, R</b> OBP: 0.372, SLG: 0.519 (1, 3) X	0-0 FC5-4 1-2f			X 0-0 P6		X 0-0 P4		X 0-0 P4		4 1 1 0 0 0 1																						
<b>Clete Boyer, R</b> OBP: 0.292, SLG: 0.357 (1, 5) X		X 0-0 5-3		X 0-0 1B		X 0-0 4-3		X 0-0 4-3		4 0 2 0 0 0 0																						
<b>Tony Gonzalez, L</b> OBP: 0.327, SLG: 0.347 (1, 8) X		X 0-0 P6		S S S 0-3 K		X 0-0 F7		X 0-0 F7		4 0 1 1 0 1 1																						
<b>Bob Tillman, R</b> OBP: 0.281, SLG: 0.341 (1, 2) S S S		0-3 K			X 0-0 P3		X 0-0 6-3		X 0-0 FC5-4 1-2f	4 0 0 0 0 1 2																						
<b>Gil Garrido, R</b> OBP: 0.309, SLG: 0.333 (1, 6) X			X 0-0 1-3		X 0-0 FC5-4 1B		X 0-0 P6-3			3 0 1 0 0 0 0																						
<b>Ron Reed, R</b> OBP: 0.071, SLG: 0.143 (1, 1) X			X 0-0 F9		S S S 0-3 K		S S S 0-3 K			0 0 0 0 0 0 0																						
<b>Rick Kester, R</b> (2, 1) B										1 0 0 0 0 0 0																						
<b>Bob Priddy, R</b> OBP: 0.333, SLG: 0.250 (4, 1) B										1 0 0 0 0 1 1																						
<b>Julio Navarro, R</b> OBP: 0.250, SLG: 0.250 (7, 1) B										1 0 0 0 0 1 0																						
<b>Inning Stats</b>	R: 0 E: 0 K: 0 S: 3	H: 0 LOB: 1 BB: 1 P: 7	R: 0 E: 0 K: 1 S: 5	H: 0 LOB: 0 BB: 0 P: 5	R: 0 E: 0 K: 0 S: 4	H: 1 LOB: 1 BB: 0 P: 4	R: 0 E: 0 K: 1 S: 6	H: 1 LOB: 1 BB: 0 P: 6	R: 0 E: 0 K: 1 S: 5	H: 0 LOB: 0 BB: 0 P: 5	R: 0 E: 0 K: 0 S: 3	H: 0 LOB: 0 BB: 0 P: 3	R: 0 E: 0 K: 1 S: 5	H: 0 LOB: 0 BB: 0 P: 5	R: 1 E: 0 K: 1 S: 8	H: 3 LOB: 2 BB: 0 P: 8	1B: 6 2B: 0 3B: 0 HR: 0	SF: 0 SAC: 0 DP: 0 HBP: 0	WP: 1 PB: 0 SB: 0 CS: 0	PA: 34												
<b>PITCHER</b> <b>Ken Holtzman, L</b> ERA: 3.6 (1, 1)	IP 9.0	WLS W	BF 34	H 6	R 1	ER 1	SO 6	BB 1	IBB 0	HBP 0	BLK 0	WP 1	HR 0	S 45	P 49	ERA 1.00	WHIP 0.778															
											<b>PITCHER</b>	IP	WLS	BF	H	R	ER	SO	BB	IBB	HBP	BLK	WP	HR	S	P	ERA	WHIP				

Atlanta Braves @ Chicago Cubs  
Wrigley Field, Chicago, IL  
Fri Jul 24 1970, 3:33 AM CDT  
Att. 26,224 - Cloudy - 75 F

livebaseballscorecards.com

AB	33
R	1
H	6
RBI	1
BB	1
SO	6
LOB	8





Batter	1	2	3	4	5	6	7	8	9
Don Kessinger, S OBP: 0.333, SLG: 0.366 Paul Popovich, S OBP: 0.347, SLG: 0.381	0-0 F7	0-0 FC5-4 3B	0-0 BB 1B		0-0 FC6-4 1B	0-0 F8		0-0 P7	
Glenn Beckert, R OBP: 0.315, SLG: 0.332 Phil Gagliano, R OBP: 0.227, SLG: 0.164	0-0 1-3 2B 1B	4-0 1-2 3B BB	0-0 F7		0-0 FC6-4 1-2f HR		0-0 HR 1B	0-0 F5	
Billy Williams, L OBP: 0.388, SLG: 0.608 Al Spangler, L OBP: 0.429, SLG: 0.400	0-0 1-3 1-2	0-0 1-H 2-H 1B 3B	4-0 1-2 2-3 BB		0-0 F9		0-0 1-H HR		
Ron Santo, R OBP: 0.340, SLG: 0.430	0-0 2-H 2B	0-0 3-H 1B 1B	0-0 5-3		0-0 1-H HR		4-0 BB		
Jim Hickman, R OBP: 0.449, SLG: 0.636 Willie Smith, L OBP: 0.311, SLG: 0.394	4-0 BB	0-0 1-3 1B		4-0 HBP PB BB	4-0 2B BB		0-3 K		
Johnny Callison, L OBP: 0.359, SLG: 0.404	0-0 F5	0-0 P5		4-0 1-2 HBP BB	0-0 1-H 2B		0-0 P6		
Randy Hundley, R OBP: 0.231, SLG: 0.327		0-0 HR	0-0 6-3	0-3 K	0-0 5-3		0-3 K		
Cleo James, R OBP: 0.295, SLG: 0.323		0-0 FC5-4 SH2-4 1B	0-0 S 1B	H 1-0 1-2 2-3 HBP		0-0 P4	0-3 K		
Ken Holtzman, R OBP: 0.294, SLG: 0.313		0-0 SH2-4 1-2	0-0 BB 1B 1B	0-0 G6-4-3 1-2f		0-3 K	0-0 2B		

Inning Stats	R: 1	H: 2	E: 0	K: 0	S: 5	R: 4	H: 5	E: 0	K: 0	S: 8	R: 1	H: 3	E: 0	K: 0	S: 6	R: 0	H: 0	E: 0	K: 1	S: 4	R: 3	H: 3	E: 0	K: 0	S: 6	R: 0	H: 0	E: 0	K: 1	S: 5	R: 2	H: 2	E: 0	K: 2	S: 9	R: 0	H: 1	E: 0	K: 1	S: 6
	LOB: 2	BB: 1	P: 9	LOB: 2	BB: 1	P: 12	LOB: 3	BB: 1	P: 10	LOB: 2	BB: 2	P: 13	LOB: 1	BB: 1	P: 10	LOB: 0	BB: 0	P: 5	LOB: 1	BB: 1	P: 13	LOB: 1	BB: 0	P: 6	LOB: 1	BB: 0	P: 6	LOB: 1	BB: 0	P: 6	LOB: 1	BB: 1	P: 6	LOB: 1	BB: 0	P: 6	LOB: 1	BB: 0	P: 6	

PITCHER	IP	WLS	BF	H	R	ER	SO	BB	IBB	HBP	BLK	WP	HR	S	P	ERA	WHIP
Ron Reed, R ERA: 6.53	(1, 1)	1.2	L	12	5	5	5	0	2	0	0	0	1	10	18	27.00	4.200
Rick Kester, R ERA: 6.3	(2, 1)	1.1		12	5	1	1	0	3	0	0	0	0	9	21	6.75	6.000
Bob Priddy, R ERA: 6.12	(4, 1)	3.0		16	5	5	5	2	2	0	1	0	2	17	26	15.00	2.333
Julio Navarro, R ERA: 3.68	(7, 1)	2.0		7	1	0	0	3	0	0	0	0	0	13	13	0.00	0.500

**BOTTOM**

**Atlanta Braves @ Chicago Cubs**  
Wrigley Field, Chicago, IL

Fri Jul 24 1970, 3:33 AM CDT  
Att: 26,224 - Cloudy - 75 F

AB	R	H	RBI	BB	SO	LOB
5	1	2	0	0	0	1
1	0	0	0	0	0	1
4	4	2	0	1	0	3
1	0	0	0	0	0	1
4	2	2	4	1	0	2
0	0	0	0	0	0	0
4	1	3	4	1	0	3
1	1	1	0	3	0	0
1	0	0	0	0	1	1
4	0	1	1	1	0	5
5	1	1	1	0	2	4
4	1	2	0	0	1	0
4	0	2	1	0	1	3

<b>AB</b>	<b>38</b>
<b>R</b>	<b>11</b>
<b>H</b>	<b>16</b>
<b>RBI</b>	<b>11</b>
<b>BB</b>	<b>7</b>
<b>SO</b>	<b>5</b>
<b>LOB</b>	<b>24</b>

livebaseballscorecards.com



WP	PA
0	47

Batter	1	2	3	4	5	6	7	8	9	AB R H RBI BB SO LOB	TOP									
<b>Sonny Jackson, L</b> (1, 6) OBP: 0.364, SLG: 0.300	4-0 1B 4-3 BB		0-0 CS 1B			0-0 F8		4-0 BB 1B 2B BB	4-0 2B BB	2 2 1 0 3 0 0										
<b>Felix Millan, R</b> (1, 4) OBP: 0.337, SLG: 0.384	0-0 4-3 1-2		0-3 K			0-0 HR 1B		0-0 2B 1B	0-0 P4	5 2 2 0 0 1 3										
<b>Hank Aaron, R</b> (1, 9) OBP: 0.384, SLG: 0.607 <b>Jimmie Hall, L</b> (9, PR) OBP: 0.232, SLG: 0.260	0-0 2-3 1B				0-0 F2		0-0 HR	4-0 2B 1B BB	0-0 E5 2B 3-1	4 2 2 2 1 0 1 0 1 0 0 0 0 0										
<b>Orlando Cepeda, R</b> (1, 3) OBP: 0.375, SLG: 0.528 <b>Tommie Aaron, R</b> (9, 3) OBP: 0.313, SLG: 0.548	0-0 F2				0-0 FC6-3 2B		0-0 F8	0-0 1B 2B	0-0 3-1 2B	5 1 3 3 0 0 2 0 0 0 0 0 0 0										
<b>Tony Gonzalez, L</b> (1, 8) OBP: 0.325, SLG: 0.345	0-0 1-3				0-0 FC6-3		0-0 F8	0-0 1B 1B	0-0 3-1	5 0 1 3 0 0 5										
<b>Mike Lum, L</b> (1, 7) OBP: 0.305, SLG: 0.426		0-0 4-3			0-0 6-3		0-0 6-3 2B	0-0 BB BB 1B	1-0 HBP	4 1 2 0 0 0 0										
<b>Clete Boyer, R</b> (1, 5) OBP: 0.294, SLG: 0.356		0-0 F9			0-0 1B		0-0 6-3	4-0 SF8-3-5 BB BB	0-0 F9	4 0 1 0 1 0 3										
<b>Bob Tillman, R</b> (1, 2) OBP: 0.281, SLG: 0.333		0-3 K			0-3 K		0-3 K	4-0 BB BB		3 0 0 0 1 3 2										
<b>Phil Niekro, R</b> (1, 1) OBP: 0.153, SLG: 0.179			0-0 6-3		0-0 4-3		0-0 6-3	0-0 SF8-3-5 BB		3 0 0 1 0 0 2										
<b>Inning Stats</b>	R: 0 E: 0 K: 0 S: 4	H: 1 LOB: 2 BB: 1 P: 8	R: 0 E: 0 K: 1 S: 5	H: 0 LOB: 0 BB: 0 P: 5	R: 0 E: 0 K: 1 S: 5	H: 1 LOB: 0 BB: 0 P: 3	R: 0 E: 0 K: 1 S: 6	H: 1 LOB: 1 BB: 0 P: 6	R: 2 E: 0 K: 0 S: 5	H: 2 LOB: 0 BB: 0 P: 5	R: 0 E: 0 K: 1 S: 6	H: 1 LOB: 1 BB: 0 P: 6	R: 5 E: 0 K: 0 S: 5	H: 4 LOB: 1 BB: 4 P: 21	R: 2 E: 1 K: 0 S: 5	H: 1 LOB: 2 BB: 1 P: 10	1B: 7 2B: 6 3B: 0 HR: 1	SF: 1 SAC: 0 DP: 2 HBP: 1	WP: 0 PB: 0 SB: 0 CS: 1	PA: 43
<b>PITCHER</b>	IP WLS BF H R ER SO BB IBB HBP BLK WP HR S P ERA WHIP																			
<b>Fergie Jenkins, R</b> (1, 1) ERA: 4.03	7.0 L 31 9 6 6 4 3 0 0 0 0 0 1 36 48 7.71 1.714																			
<b>Larry Gura, L</b> (8, 1) ERA: 3.0	0.1 3 2 0 0 0 1 0 0 0 0 0 0 2 6 0.00 9.000																			
<b>Phil Regan, R</b> (8, 1) ERA: 4.61	1.2 9 1 3 2 0 2 0 1 0 0 0 0 6 15 10.80 1.800																			

Atlanta Braves @ Chicago Cubs  
Wrigley Field, Chicago, IL  
Sat Jul 25 1970, 3:33 AM CDT  
Att. 31,555 - Cloudy - 77 F

livebaseballscorecards.com

AB	35
R	9
H	12
RBI	9
BB	6
SO	4
LOB	18





Batter	1	2	3	4	5	6	7	8	9	AB R H RBI BB SO LOB	TOP		
Sonny Jackson, L (1, 6) OBP: 0.357, SLG: 0.295	0-0 F7		0-0 F8		0-0 SF8	0-0 P6			0-0 L4	4 0 0 1 0 0 2	<b>Atlanta Braves @ Chicago Cubs</b> Wrigley Field, Chicago, IL Sun Jul 26 1970, 3:33 AM CDT Cloudy - 82 F		
Felix Millan, R (1, 4) OBP: 0.340, SLG: 0.388	0-0 5-3		0-0 FC6		0-0 HR	0-0 FC6-4		4-0 1B	4 2 2 0 1 0 1				
Hank Aaron, R (1, 9) OBP: 0.382, SLG: 0.600	0-0 6-3			0-0 L7	4-0 HR	0-0 FC6-4		0-3 K	4 1 0 0 1 1 3				
Orlando Cepeda, R (1, 3) OBP: 0.380, SLG: 0.557 Tommie Aaron, R (9, PR) OBP: 0.313, SLG: 0.548		0-0 HR		0-0 HR	0-0 HR		0-0 F5	0-0 1B	5 3 4 7 0 0 0 0 0 0 0 0 0 0				
Tony Gonzalez, L (1, 8) OBP: 0.323, SLG: 0.343	0-0 6-3		0-3 K	0-0 BB	0-0 1B		0-0 4-3	0-0 L5	5 0 1 0 0 1 1				
Mike Lum, L (1, 7) OBP: 0.310, SLG: 0.424	0-0 1B		0-3 K	4-0 1B	1-2 BB		0-0 F8		3 0 1 0 1 1 0				
Clete Boyer, R (1, 5) OBP: 0.293, SLG: 0.355	0-0 G5-4-3		0-0 K	0-0 FC4	0-0 1B		0-0 F9		4 1 1 0 0 1 3				
Bob Tillman, R (1, 2) OBP: 0.287, SLG: 0.338		0-3 K		0-0 FC4	0-0 1B	0-0 1B	0-0 F8		4 0 2 0 0 1 0				
Pat Jarvis, R (1, 1) OBP: 0.145, SLG: 0.148 Hoyt Wilhelm, R (7, 1)		0-0 FC6		0-0 FC4	0-0 HR	0-0 SH3-4		0-3 K	2 1 1 0 0 0 2 1 0 0 0 0 1 0				
<b>Inning Stats</b>	R: 0 E: 0 K: 0 S: 3 H: 0 LOB: 0 BB: 0 P: 3	R: 1 E: 0 K: 0 S: 4 H: 2 LOB: 0 BB: 0 P: 4	R: 0 E: 0 K: 1 S: 6 H: 1 LOB: 1 BB: 0 P: 6	R: 1 E: 0 K: 2 S: 8 H: 1 LOB: 0 BB: 0 P: 8	R: 5 E: 0 K: 1 S: 10 H: 5 LOB: 2 BB: 2 P: 18	R: 0 E: 0 K: 0 S: 5 H: 2 LOB: 2 BB: 0 P: 5	R: 0 E: 0 K: 0 S: 3 H: 0 LOB: 0 BB: 0 P: 3	R: 0 E: 0 K: 1 S: 5 H: 0 LOB: 0 BB: 0 P: 5	R: 1 E: 0 K: 1 S: 6 H: 1 LOB: 1 BB: 1 P: 10	1B: 8 2B: 1 3B: 0 HR: 3 SF: 1 SAC: 1 DP: 1 HBP: 0		WP: 0 PB: 0 SB: 1 CS: 0 PA: 41	
<b>PITCHER</b>	IP WLS BF H R ER SO BB IBB HBP BLK WP HR S P ERA WHIP											<b>PITCHER</b>	IP WLS BF H R ER SO BB IBB HBP BLK WP HR S P ERA WHIP
Bill Hands, R (1, 1) ERA: 3.81	4.2 L 23 9 7 7 3 0 1 0 0 0 0 3 28 32 13.50 1.929												
Roberto Rodriguez, R (5, 1) ERA: 5.29	2.1 10 2 0 0 1 1 0 0 0 0 0 0 11 15 0.00 1.286												
Joe Decker, R (8, 1) ERA: 4.3	2.0 8 1 1 1 2 1 0 0 0 0 0 0 11 15 4.50 1.000												

livebaseballscorecards.com

**AB 36**  
**R 8**  
**H 12**  
**RBI 8**  
**BB 3**  
**SO 6**  
**LOB 12**



BOTTOM

Atlanta Braves @ Chicago Cubs  
Wrigley Field, Chicago, IL  
Sun Jul 26 1970, 3:33 AM CDT  
Cloudy - 82 F

livebaseballscorecards.com

AB 35  
R 3  
H 8  
RBI 3  
BB 2  
SO 5  
LOB 14



WP: 0 PA: 37  
PB: 0  
SB: 0  
CS: 0

AB R H RBI BB SO LOB

5 0 0 0 0 0 2

3 1 2 0 1 0 1

4 0 0 0 0 1 3

4 0 2 1 0 1 1

4 1 1 1 0 0 2

4 0 1 0 0 0 1

4 0 0 0 0 0 1

3 0 1 0 1 1 1

1 0 0 0 0 1 0

1 1 1 1 0 0 0

1 0 0 0 0 1 1

0 0 0 0 0 0 0

1 0 0 0 0 0 1

1B: 5 SF: 0  
2B: 1 SAC: 0  
3B: 0 DP: 0  
HR: 2 HBP: 0

Batter	1	2	3	4	5	6	7	8	9
Don Kessinger, S (1, 6) OBP: 0.326, SLG: 0.357	0-0 4-3		0-0 F8		0-0 4-3		0-0 F7		0-0 P5
Glenn Beckert, R (1, 4) OBP: 0.318, SLG: 0.332	0-0 2B 1B		4-0 BB		0-0 1B		0-0 P6		
Billy Williams, L (1, 7) OBP: 0.387, SLG: 0.602	0-0 F9		0-0 F8		0-0 F9			0-3 K	
Ron Santo, R (1, 5) OBP: 0.339, SLG: 0.430	0-0 1-H 2B			0-3 K	0-0 F9			0-0 1B	
Jim Hickman, R (1, 8) OBP: 0.443, SLG: 0.635	0-0 6-3			0-0 HR		0-0 F7		0-0 F8	
Willie Smith, L (1, 3) OBP: 0.306, SLG: 0.386		0-0 P4		0-0 FC6-4 1B		0-0 F7		0-0 P5	
Johnny Callison, L (1, 9) OBP: 0.352, SLG: 0.395		0-0 3-1		0-0 F9		0-0 P5		0-0 F2	
Jack Hiatt, R (1, 2) OBP: 0.387, SLG: 0.358		0-3 K		0-0 FC6-4 1-2f			0-0 1B	4-0 BB	
Bill Hands, R (1, 1) OBP: 0.271, SLG: 0.149			0-3 K		0-0 HR		0-3 K	0-0 P8	
Roberto Rodriguez, R (5, 1) OBP: 0.222, SLG: 0.500									
Al Spangler, L (7, PH) OBP: 0.375, SLG: 0.333									
Joe Decker, R (8, 1) OBP: 0.235, SLG: 0.313									
Paul Popovich, S (9, PH) OBP: 0.344, SLG: 0.378									

Inning Stats	R: 1 E: 0 K: 0 S: 5	H: 2 LOB: 1 BB: 0 P: 5	R: 0 E: 0 K: 1 S: 5	H: 0 LOB: 0 BB: 0 P: 5	R: 0 E: 0 K: 1 S: 5	H: 0 LOB: 1 BB: 1 P: 9	R: 1 E: 0 K: 1 S: 7	H: 2 LOB: 1 BB: 0 P: 7	R: 1 E: 0 K: 0 S: 5	H: 2 LOB: 1 BB: 0 P: 5	R: 0 E: 0 K: 0 S: 3	H: 0 LOB: 0 BB: 0 P: 3	R: 0 E: 0 K: 1 S: 6	H: 1 LOB: 1 BB: 0 P: 6	R: 0 E: 0 K: 1 S: 6	H: 1 LOB: 1 BB: 0 P: 6	R: 0 E: 0 K: 0 S: 3	H: 0 LOB: 1 BB: 1 P: 7
--------------	------------------------------	---------------------------------	------------------------------	---------------------------------	------------------------------	---------------------------------	------------------------------	---------------------------------	------------------------------	---------------------------------	------------------------------	---------------------------------	------------------------------	---------------------------------	------------------------------	---------------------------------	------------------------------	---------------------------------

PITCHER	IP	WLS	BF	H	R	ER	SO	BB	IBB	HBP	BLK	WP	HR	S	P	ERA	WHIP
Pat Jarvis, R (1, 1) ERA: 3.42	6.0	W	25	6	3	3	3	1	0	0	0	0	2	30	34	4.50	1.167
Hoyt Wilhelm, R (7, 1) ERA: 3.22	3.0	S	12	2	0	0	2	1	0	0	0	0	0	15	19	0.00	1.000

PITCHER	IP	WLS	BF	H	R	ER	SO	BB	IBB	HBP	BLK	WP	HR	S	P	ERA	WHIP
---------	----	-----	----	---	---	----	----	----	-----	-----	-----	----	----	---	---	-----	------

Batter	1	2	3	4	5	6	7	8	9	AB R H RBI BB SO LOB	TOP											
Sonny Jackson, L (1, 6) OBP: 0.358, SLG: 0.301	0-0 6-3		0-0 FC4-8 1B		0-0 E 2B		0-0 L6		0-0 FC4 2B	5 2 2 0 0 0 2	<p>Atlanta Braves @ Chicago Cubs</p> <p>Wrigley Field, Chicago, IL</p> <p>Sun Jul 26 1970, 3:38 AM CDT</p> <p>Att: 39,189 - Unknown</p>											
Felix Millan, R (1, 4) OBP: 0.338, SLG: 0.388	0-0 4-3		0-0 FC4-6 1-2f		0-0 E4 2-H		0-0 F8		0-0 1B 2B	5 1 1 1 0 0 2												
Tony Gonzalez, L (1, 8) OBP: 0.324, SLG: 0.343	0-0 6-3			0-0 HR 1B	0-0 P6			0-3 K	0-0 FC6-4 1B	5 1 2 1 0 1 1												
Orlando Cepeda, R (1, 3) OBP: 0.384, SLG: 0.562		0-0 FC6-4 1B		0-0 F7		0-0		0-0	0-0 FC6-4	4 0 3 0 0 0 1												
Tommie Aaron, R (8, PR) OBP: 0.313, SLG: 0.548										0 1 0 0 0 0 0												
Hank Aaron, R (9, PH) OBP: 0.381, SLG: 0.598										1 0 0 0 0 0 1												
Hal King, L (1, 2) OBP: 0.390, SLG: 0.496	0-0 F8		0-0 HR		0-3 K		0-0 F7			4 1 1 2 0 1 3												
Mike Lum, L (1, 9) OBP: 0.309, SLG: 0.434	0-0 FC6-4 1-2f		0-0 6-3		0-0 L7		0-0	0-0 3B		4 0 1 1 0 0 2												
Jimmie Hall, L (1, 7) OBP: 0.217, SLG: 0.241	0-0 F8		0-0 F7		0-0 F9		0-3 K			4 0 0 0 0 1 4												
Bob Aspromonte, R (1, 5) OBP: 0.267, SLG: 0.235			0-0 F8		4-0 L5-3 BB		0-0		0-0 5-3	3 0 1 0 1 0 0												
Don Cardwell, R (1, 1) OBP: 0.125, SLG: 0.143			0-0 5-3		0-0 L5-3		0-0 L6		0-0	0 0 0 0 0 0 0												
George Stone, L (1, 1) OBP: 0.268, SLG: 0.231										2 0 0 0 0 0 1												
Clete Boyer, R (7, PH) OBP: 0.293, SLG: 0.353										1 0 0 0 0 0 1												
Julio Navarro, R (7, 1) OBP: 0.250, SLG: 0.250										0 0 0 0 0 0 0												
Gil Garrido, R (9, PH) OBP: 0.312, SLG: 0.337										1 0 1 0 0 0 0												
<b>Inning Stats</b>	R: 0 E: 0 K: 0 S: 3	H: 0 LOB: 0 BB: 0 P: 3	R: 0 E: 0 K: 0 S: 4	H: 1 LOB: 1 BB: 0 P: 4	R: 0 E: 0 K: 0 S: 4	H: 1 LOB: 1 BB: 0 P: 4	R: 2 E: 0 K: 0 S: 5	H: 2 LOB: 0 BB: 0 P: 5	R: 1 E: 1 K: 0 S: 4	H: 1 LOB: 1 BB: 1 P: 8	R: 0 E: 0 K: 1 S: 6	H: 1 LOB: 1 BB: 0 P: 6	R: 0 E: 0 K: 0 S: 4	H: 1 LOB: 1 BB: 0 P: 4	R: 1 E: 0 K: 2 S: 9	H: 2 LOB: 2 BB: 0 P: 9	R: 2 E: 0 K: 0 S: 6	H: 3 LOB: 1 BB: 0 P: 6	1B: 7 2B: 4 3B: 1 HR: 1	SF: 0 SAC: 0 DP: 1 HBP: 0	WP: 0 PB: 0 SB: 0 CS: 0	PA: 40
<b>PITCHER</b>	IP WLS BF H R ER SO BB IBB HBP BLK WP HR S P ERA WHIP																					
Jim Colborn, R (1, 1) ERA: 2.89	7.0 W 29 7 3 2 1 1 0 0 0 0 1 30 34 2.57 1.143																					
Ken Holtzman, L (8, 1) ERA: 3.72	1.2 10 5 3 3 2 0 0 0 0 0 0 14 14 16.20 3.000																					
Roberto Rodriguez, R (9, 1) ERA: 5.25	0.1 S 1 0 0 0 0 0 0 0 0 0 0 1 1 0.00 0.000																					

livebaseballscorecards.com

AB	39
R	6
H	12
RBI	5
BB	1
SO	3
LOB	18



Batter	1	2	3	4	5	6	7	8	9
<b>Don Kessinger, S</b> OBP: 0.327, SLG: 0.359 (1, 6)									
<b>Glenn Beckert, R</b> OBP: 0.328, SLG: 0.349 (1, 4)									
<b>Billy Williams, L</b> OBP: 0.384, SLG: 0.605 (1, 7)									
<b>Ron Santo, R</b> OBP: 0.338, SLG: 0.427 (1, 5)									
<b>Jim Hickman, R</b> OBP: 0.441, SLG: 0.639 (1, 8)									
<b>Willie Smith, L</b> OBP: 0.320, SLG: 0.402 (1, 3)									
<b>Johnny Callison, L</b> OBP: 0.353, SLG: 0.394 (1, 9)									
<b>J.C. Martin, L</b> OBP: 0.323, SLG: 0.200 (1, 2)									
<b>Jim Colborn, R</b> (1, 1)									
<b>Ken Holtzman, R</b> OBP: 0.290, SLG: 0.308 (8, 1)									
<b>Roberto Rodriguez, R</b> OBP: 0.222, SLG: 0.500 (9, 1)									

AB	R	H	RBI	BB	SO	LOB
4	2	1	0	1	0	2
5	1	5	1	0	0	0
5	1	1	3	0	0	3
3	1	0	0	1	1	2
4	1	1	2	0	1	1
3	1	2	0	1	0	0
3	0	1	1	1	1	1
2	0	0	0	0	0	1
3	0	0	0	0	2	4
1	0	0	0	0	1	0
0	0	0	0	0	0	0

BOTTOM	
<b>AB</b>	<b>33</b>
<b>R</b>	<b>7</b>
<b>H</b>	<b>11</b>
<b>RBI</b>	<b>7</b>
<b>BB</b>	<b>4</b>
<b>SO</b>	<b>6</b>
<b>LOB</b>	<b>14</b>
<b>WP</b>	<b>1</b>
<b>PA</b>	<b>39</b>

**Atlanta Braves @ Chicago Cubs**  
**Wrigley Field, Chicago, IL**  
 Sun Jul 26 1970, 3:38 AM CDT  
 Att. 39,189 - Unknown

[livebaseballscorecards.com](http://livebaseballscorecards.com)



Inning Stats		R	H	E	K	S	WLS	BF	H	R	ER	SO	BB	IBB	HBP	BLK	WP	HR	S	P	ERA	WHIP
<b>Don Cardwell, R</b> ERA: 6.25 (1, 1)		5	4	0	1	9	L	4	2	4	4	0	2	0	0	0	0	1	2	10	∞	∞
<b>George Stone, L</b> ERA: 3.46 (1, 1)		0	1	0	0	6		27	7	3	3	3	2	0	1	0	1	1	30	39	4.50	1.500
<b>Julio Navarro, R</b> ERA: 2.89 (7, 1)		0	0	0	0	3		8	2	0	0	3	0	0	0	0	0	0	14	14	0.00	1.000

PITCHER		IP	WLS	BF	H	R	ER	SO	BB	IBB	HBP	BLK	WP	HR	S	P	ERA	WHIP
<b>Don Cardwell, R</b> ERA: 6.25 (1, 1)		0.0	L	4	2	4	4	0	2	0	0	0	0	1	2	10	∞	∞
<b>George Stone, L</b> ERA: 3.46 (1, 1)		6.0		27	7	3	3	3	2	0	1	0	1	1	30	39	4.50	1.500
<b>Julio Navarro, R</b> ERA: 2.89 (7, 1)		2.0		8	2	0	0	3	0	0	0	0	0	0	14	14	0.00	1.000

Batter	1	2	3	4	5	6	7	8	9	AB R H RBI BB SO LOB	TOP		
Lou Brock, L (1, 7) OBP: 0.362, SLG: 0.393	4-0 S BB		4-0 FC S 1B BB	0-3 K		0-0 F9 1B 2B		0-3 K		3 2 1 0 2 2 0			
Julian Javier, R (1, 4) OBP: 0.284, SLG: 0.283	0-0 F5 1-2		0-0 F9 1-2		0-0 F7	0-0 F9 2-3		0-0 F9		5 0 0 0 0 0 3			
Carl Taylor, R (1, 9) OBP: 0.364, SLG: 0.397 Leron Lee, L (8, 9) OBP: 0.284, SLG: 0.339	4-0 BB		4-0 FC 1B BB		0-0 BB 1B	4-0 1B BB				1 2 1 0 3 0 0 1 0 0 0 0 1 0			
Dick Allen, R (1, 3) OBP: 0.387, SLG: 0.576 Joe Hague, L (9, 3) OBP: 0.364, SLG: 0.405	0-0 F5		0-3 K		4-0 1B 1-2 BB	0-0 1-3 3-H 1B		0-3 K		4 1 1 1 1 2 4 0 0 0 0 0 0 0			
Joe Torre, R (1, 2) OBP: 0.362, SLG: 0.462	0-0 F8		0-0 FC 1B 1-2 2-3		0-0 1B 1-3 2-H WP 1B	0-0 P3		0-0 6-3		5 1 1 1 0 0 6			
Vic Davalillo, L (1, 8) OBP: 0.364, SLG: 0.440		0-0 6-3	0-0 1-3 2-H 3-H 1B		0-0 WP 1-3 3-H 1B		0-0 P6			4 0 2 3 0 0 0			
Mike Shannon, R (1, 5) OBP: 0.262, SLG: 0.261		0-0 F8	0-0 F7		0-0 6-3 1-2 3-H		4-0 CS BB			3 0 0 0 1 0 3			
Dal Maxvill, R (1, 6) OBP: 0.307, SLG: 0.211		0-0 E6		0-0 F9	0-0 F9		0-3 K 1-2			4 0 0 0 0 1 2			
Bob Gibson, R (1, 1) OBP: 0.373, SLG: 0.441		0-0 F9		0-0 P6		0-0 5-3		0-0 3-1		4 0 0 0 0 0 1			
<b>Inning Stats</b>	R: 0 H: 0 E: 0 LOB: 2 K: 0 BB: 2 S: 3 P: 11	R: 0 H: 0 E: 1 LOB: 1 K: 0 BB: 0 S: 4 P: 4	R: 2 H: 1 E: 0 LOB: 2 K: 1 BB: 2 S: 7 P: 15	R: 0 H: 0 E: 0 LOB: 0 K: 1 BB: 0 S: 5 P: 5	R: 3 H: 3 E: 0 LOB: 1 K: 0 BB: 1 S: 6 P: 10	R: 1 H: 2 E: 0 LOB: 2 K: 0 BB: 1 S: 5 P: 9	R: 0 H: 0 E: 0 LOB: 0 K: 1 BB: 1 S: 4 P: 8	R: 0 H: 0 E: 0 LOB: 0 K: 1 BB: 0 S: 5 P: 5	R: 0 H: 0 E: 0 LOB: 0 K: 2 BB: 0 S: 7 P: 7	1B: 5 SF: 0 2B: 1 SAC: 0 3B: 0 DP: 0 HR: 0 HBP: 0	WP: 1 PA: 41 PB: 0 SB: 2 CS: 1		
<b>PITCHER</b>	IP WLS BF H R ER SO BB IBB HBP BLK WP HR S P ERA WHIP											<b>PITCHER</b>	IP WLS BF H R ER SO BB IBB HBP BLK WP HR S P ERA WHIP
Jim Nash, R (1, 1) ERA: 4.02	5.0 L 26 4 5 5 2 5 0 0 0 1 0 25 45 9.00 1.800												
Bob Priddy, R (6, 1) ERA: 6.04	2.0 9 2 1 1 1 2 0 0 0 0 0 9 17 4.50 2.000												
Julio Navarro, R (8, 1) ERA: 2.61	1.0 3 0 0 0 1 0 0 0 0 0 0 5 5 0.00 0.000												
Hoyt Wilhelm, R (9, 1) ERA: 3.16	1.0 3 0 0 0 2 0 0 0 0 0 0 7 7 0.00 0.000												

St. Louis Cardinals @ Atlanta Braves  
Atlanta Stadium, Atlanta, GA

Tue Jul 28 1970, 7:05 PM EDT  
Att. 13,904 - Unknown

livebaseballscorecards.com

AB	34
R	6
H	6
RBI	5
BB	7
SO	6
LOB	19





Batter	1	2	3	4	5	6	7	8	9	AB	R	H	RBI	BB	SO	LOB
Sonny Jackson, L (1, 6) OBP: 0.355, SLG: 0.299	0-0 F9		0-0 4-3			0-0 1B 1B	0-0 F8	0-0 P6		5	1	1	0	0	0	3
Felix Millan, R (1, 4) OBP: 0.342, SLG: 0.391	0-0 S 1B			0-0 6-3		0-0 1B 1B	0-0 1B 1B		0-0 6-3	5	1	3	0	0	0	0
Hank Aaron, R (1, 9) OBP: 0.379, SLG: 0.592	0-0 P4			0-0 4-3		0-0 2B 1B	0-0 P4		0-0 P4	5	1	1	1	0	0	3
Rico Carty, R (1, 7) OBP: 0.449, SLG: 0.639	0-3 K			0-3 K		0-0 F9	0-0 1B	0-0 1B	0-3 K	5	0	1	1	0	3	3
Orlando Cepeda, R (1, 3) OBP: 0.385, SLG: 0.564		0-0 F3			0-0 1B 1B	0-0 1B 2B	0-0 F3			4	0	2	1	0	0	2
Tony Gonzalez, L (1, 8) OBP: 0.321, SLG: 0.339		0-0 6-3			0-0 F5	0-0 6-3		0-0 4-3		4	0	0	1	0	0	2
Hal King, L (1, 2) OBP: 0.386, SLG: 0.483		0-3 K			0-0 F5	0-0 BB		0-0 4-3		3	0	0	0	1	1	1
Clete Boyer, R (1, 5) OBP: 0.295, SLG: 0.355			0-0 F3		0-0 1B	0-3 K		0-0 1B 1B		4	0	2	0	0	1	2
Jim Nash, R (1, 1) OBP: 0.433, SLG: 0.224			0-3 K		0-3 K		0-0 1B 2B	0-0 1B		1	0	0	0	0	1	0
Jimmie Hall, L (5, PH) OBP: 0.213, SLG: 0.236										1	0	0	0	0	1	2
Bob Priddy, R (6, 1) OBP: 0.333, SLG: 0.250										0	0	0	0	0	0	0
Mike Lum, L (7, PH) OBP: 0.313, SLG: 0.445										1	1	1	0	0	0	0
Julio Navarro, R (8, 1) OBP: 0.250, SLG: 0.250										0	0	0	0	0	0	0
Tommie Aaron, R (8, PH) OBP: 0.333, SLG: 0.563										1	0	1	0	0	0	0
Hoyt Wilhelm, R (9, 1)										0	0	0	0	0	0	0

Inning Stats	R: 0	H: 1	E: 0	LOB: 1	K: 1	BB: 0	S: 6	P: 6	R: 0	H: 0	E: 0	LOB: 0	K: 1	BB: 0	S: 5	P: 5	R: 0	H: 0	E: 0	LOB: 0	K: 1	BB: 0	S: 5	P: 5	R: 0	H: 2	E: 0	LOB: 2	K: 1	BB: 0	S: 7	P: 7	R: 3	H: 4	E: 0	LOB: 2	K: 1	BB: 1	S: 9	P: 13	R: 1	H: 3	E: 0	LOB: 2	K: 0	BB: 0	S: 6	P: 6	R: 0	H: 2	E: 0	LOB: 2	K: 0	BB: 0	S: 5	P: 5	R: 0	H: 0	E: 0	LOB: 0	K: 1	BB: 0	S: 5	P: 5	1B: 10	SF: 0	2B: 2	SAC: 0	3B: 0	DP: 0	HR: 0	HBP: 0	WP: 0	PA: 40
PITCHER Bob Gibson, R (1, 1) ERA: 3.66	IP	WLS	BF	H	R	ER	SO	BB	IBB	HBP	BLK	WP	HR	S	P	ERA	WHIP	IP	WLS	BF	H	R	ER	SO	BB	IBB	HBP	BLK	WP	HR	S	P	ERA	WHIP	IP	WLS	BF	H	R	ER	SO	BB	IBB	HBP	BLK	WP	HR	S	P	ERA	WHIP																							

**St. Louis Cardinals @ Atlanta Braves**  
 Atlanta Stadium, Atlanta, GA  
 Tue Jul 28 1970, 7:05 PM EDT  
 Att. 13,904 - Unknown

livebaseballscorecards.com

AB	39
R	4
H	12
RBI	4
BB	1
SO	7
LOB	18

1	0	0	0	0	1	0
1	0	0	0	0	1	2
0	0	0	0	0	0	0
1	1	1	0	0	0	0
0	0	0	0	0	0	0
1	0	1	0	0	0	0
0	0	0	0	0	0	0



Batter	1	2	3	4	5	6	7	8	9	AB R H RBI BB SO LOB	TOP											
Lou Brock, L (1, 7) OBP: 0.362, SLG: 0.401	0-0 3-1	0-0 F8			0-0 1B		0-0 2B		0-0 F8	5 2 2 1 0 0 3	<b>St. Louis Cardinals @ Atlanta Braves</b> Atlanta Stadium, Atlanta, GA Wed Jul 29 1970, 7:05 PM EDT Att. 8,499 - Unknown  <a href="http://livebaseballscorecards.com">livebaseballscorecards.com</a>											
Julian Javier, R (1, 4) OBP: 0.289, SLG: 0.301	0-0 HR		0-3 K		0-0 6-3 HR		0-0 4-3 2B		0-0 6-3	5 2 3 3 0 1 1												
Carl Taylor, R (1, 9) OBP: 0.356, SLG: 0.388	0-0 P4		0-0 4-3		0-0 6-3		0-0 4-3		4-0 BB	4 0 0 0 0 0 2												
Leron Lee, L (7, 9) OBP: 0.284, SLG: 0.339					1-2		2-3			0 0 0 0 0 0 0												
Jim Beauchamp, R (9, PH) OBP: 0.315, SLG: 0.328										0 0 0 0 1 0 0												
Dick Allen, R (1, 3) OBP: 0.388, SLG: 0.584	0-0 2B		0-0 6-3		0-0 HR		0-0 F8		0-3 K	5 1 2 2 0 1 3												
Joe Torre, R (1, 2) OBP: 0.378, SLG: 0.458	0-0 6-3			0-0 4-3	0-0 F7			0-0 F9		4 0 0 0 0 0 1												
Vic Davalillo, L (1, 8) OBP: 0.353, SLG: 0.426		0-0 F7		0-0 P6		0-0 1-3		0-0 F7		4 0 0 0 0 0 0												
Mike Shannon, R (1, 5) OBP: 0.261, SLG: 0.261		0-0 BB 1B		0-0 5-3		0-0 5-3-4		0-0 4-3		4 0 1 0 0 0 0												
Dal Maxvill, R (1, 6) OBP: 0.311, SLG: 0.214		4-0 BB BB BB BB			0-0 1-3 3B 1B		0-0 4-3		0-0 HR	2 1 1 0 1 0 0												
Joe Hague, L (9, PH) OBP: 0.366, SLG: 0.419		1-2 BB								1 1 1 1 0 0 0												
Mike Torrez, R (1, 1) OBP: 0.294, SLG: 0.320		0-3 K			0-0 1-3		0-3 K		0-0 E5 1B	3 0 0 0 0 2 3												
Frank Linzy, R (7, 1)					1-2					0 0 0 0 0 0 0												
Jose Cardenal, R (9, PH) OBP: 0.366, SLG: 0.446										1 0 1 0 0 0 0												
<b>Inning Stats</b>	R: 1 E: 0 K: 0 S: 5	H: 2 LOB: 1 BB: 0 P: 5	R: 0 E: 0 K: 1 S: 6	H: 1 LOB: 2 BB: 1 P: 10	R: 0 E: 0 K: 1 S: 5	H: 0 LOB: 0 BB: 0 P: 5	R: 0 E: 0 K: 0 S: 3	H: 0 LOB: 0 BB: 0 P: 3	R: 4 E: 0 K: 0 S: 7	H: 4 LOB: 0 BB: 0 P: 7	R: 0 E: 0 K: 0 S: 3	H: 0 LOB: 0 BB: 0 P: 3	R: 1 E: 0 K: 1 S: 7	H: 2 LOB: 1 BB: 0 P: 7	R: 0 E: 0 K: 0 S: 3	H: 0 LOB: 0 BB: 0 P: 3	R: 1 E: 1 K: 1 S: 7	H: 2 LOB: 2 BB: 1 P: 11	1B: 4 2B: 3 3B: 1 HR: 3	SF: 0 SAC: 0 DP: 0 HBP: 0	WP: 1 PB: 0 SB: 1 CS: 0	PA: 40
<b>PITCHER</b>	IP WLS BF H R ER SO BB IBB HBP BLK WP HR S P ERA WHIP																					
Ron Reed, R (1, 1) ERA: 6.7	7.0 W 31 9 6 6 3 1 0 0 0 1 2 36 40 7.71 1.429																					
Julio Navarro, R (8, 1) ERA: 3.18	1.0 5 2 1 1 0 0 0 0 0 0 1 5 5 9.00 2.000																					
George Stone, L (9, 1) ERA: 3.45	0.2 3 0 0 0 0 1 0 0 0 0 0 2 6 0.00 1.500																					
Hoyt Wilhelm, R (9, 1) ERA: 3.14	0.1 S 1 0 0 0 0 1 0 0 0 0 0 0 3 3 0.00 0.000																					



Batter	1	2	3	4	5	6	7	8	9
<b>Felix Millan, R</b> OBP: 0.343, SLG: 0.392 (1, 4)	0-0 G3		0-0 1B		0-0 6-3		0-0 HR		
<b>Tony Gonzalez, L</b> OBP: 0.325, SLG: 0.342 (1, 8)	0-0 6-3		0-0 1B			0-0 CS	4-0 HR		
<b>Hank Aaron, R</b> OBP: 0.380, SLG: 0.609 (1, 9)	0-0 F8		0-0 HR			0-0 F2	0-0 HR		
<b>Rico Carty, R</b> OBP: 0.450, SLG: 0.636 (1, 7)		0-0 1-3	0-0 P3			4-0 BB	0-0 FC4-6		
<b>Julio Navarro, R</b> OBP: 0.250, SLG: 0.250 (8, 1)									
<b>George Stone, L</b> OBP: 0.268, SLG: 0.231 (9, 1)									
<b>Hoyt Wilhelm, R</b> OBP: 0.268, SLG: 0.231 (9, 1)									
<b>Orlando Cepeda, R</b> OBP: 0.381, SLG: 0.558 (1, 3)		0-0 6-3		0-0 F8		0-3 K	0-0 FC4-6		
<b>Hal King, L</b> OBP: 0.389, SLG: 0.508 (1, 2)		0-0 F7		0-0 4-3			0-0 HR	0-0 8-3	
<b>Clete Boyer, R</b> OBP: 0.297, SLG: 0.357 (1, 5)			0-0 CS	0-0 6-3			0-0 SH1-4	0-0 8-3	
<b>Gil Garrido, R</b> OBP: 0.313, SLG: 0.341 (1, 6)			0-0 1B		0-0 F9		0-0 SH1-4	0-0 5-3	
<b>Ron Reed, R</b> OBP: 0.063, SLG: 0.125 (1, 1)			0-0 L4				0-0 4-3		
<b>Mike Lum, L</b> OBP: 0.311, SLG: 0.442 (7, PH)									

AB	R	H	RBI	BB	SO	LOB
4	2	2	2	0	0	0
3	2	2	1	1	0	0
4	2	2	5	0	0	1
3	0	1	0	1	0	0
0	0	0	0	0	0	0
0	0	0	0	0	0	0
0	0	0	0	0	0	0
4	0	0	0	0	1	2
4	1	2	1	0	0	0
4	1	2	0	0	0	1
3	1	1	0	0	0	0
2	0	0	0	0	0	1
1	0	0	0	0	0	1

AB	R	H	RBI	BB	SO	LOB
32	9	12	9	2	1	6

Inning Stats		R: 0	H: 0	E: 0	LOB: 0	K: 0	BB: 0	S: 3	P: 3
Inning Stats		R: 0	H: 0	E: 0	LOB: 0	K: 0	BB: 0	S: 3	P: 3
Inning Stats		R: 4	H: 5	E: 0	LOB: 0	K: 0	BB: 0	S: 7	P: 7
Inning Stats		R: 0	H: 0	E: 0	LOB: 0	K: 0	BB: 0	S: 3	P: 3
Inning Stats		R: 0	H: 0	E: 0	LOB: 0	K: 0	BB: 0	S: 3	P: 3
Inning Stats		R: 0	H: 1	E: 0	LOB: 1	K: 1	BB: 1	S: 5	P: 9
Inning Stats		R: 5	H: 5	E: 1	LOB: 1	K: 0	BB: 1	S: 8	P: 12
Inning Stats		R: 0	H: 1	E: 0	LOB: 0	K: 0	BB: 0	S: 3	P: 3

PITCHER	IP	WLS	BF	H	R	ER	SO	BB	IBB	HBP	BLK	WP	HR	S	P	ERA	WHIP
<b>Mike Torrez, R</b> ERA: 3.88 (1, 1)	6.1		26	8	6	6	1	1	0	0	0	0	2	27	31	8.53	1.421
<b>Frank Linzy, R</b> ERA: 4.5 (7, 1)	1.2	L	9	4	3	3	0	1	0	0	0	0	1	8	12	16.20	3.000

PITCHER	IP	WLS	BF	H	R	ER	SO	BB	IBB	HBP	BLK	WP	HR	S	P	ERA	WHIP

**St. Louis Cardinals @ Atlanta Braves**  
 Atlanta Stadium, Atlanta, GA  
 Wed Jul 29 1970, 7:05 PM EDT  
 Att. 8,499 - Unknown

livebaseballscorecards.com



Batter	1	2	3	4	5	6	7	8	9	AB R H RBI BB SO LOB	TOP									
Lou Brock, L (1, 7) OBP: 0.364, SLG: 0.416	0-0 HR		0-0 F7		0-0 F8			0-0 HR		4 2 2 2 0 0 0	<b>St. Louis Cardinals @ Atlanta Braves</b> Atlanta Stadium, Atlanta, GA Thu Jul 30 1970, 7:05 PM EDT Att. 9,895 - Unknown									
Julian Javier, R (1, 4) OBP: 0.286, SLG: 0.297	0-0 5-3		0-0 6-3			0-3 K		0-0 1-3		4 0 0 0 0 1 0										
Joe Hague, L (1, 9) Leron Lee, L (8, 9) OBP: 0.364, SLG: 0.421 OBP: 0.284, SLG: 0.339	0-0 4-3			0-0 F7		0-0 2B		0-0 G3		4 0 1 0 0 0 0 0 0 0 0 0 0 0										
Dick Allen, R (1, 3) OBP: 0.384, SLG: 0.578	0-0 5-3			0-0 F8		0-0 6-3		0-3 K		4 0 0 0 0 1 1										
Joe Torre, R (1, 2) OBP: 0.380, SLG: 0.466		0-0 L6		0-0 HR		0-0 F3		0-0 FC5-4 1B		4 1 2 1 0 0 1										
Jose Cardenal, R (1, 8) OBP: 0.367, SLG: 0.450		0-0 1B 2B		0-0 S 1B		0-0 F6		0-0 FC5-4 1-2f		4 1 2 0 0 0 1										
Mike Shannon, R (1, 5) OBP: 0.261, SLG: 0.260		0-0 G5-4-3 2-H 1B		0-0 F8 1-2		0-0 4-3		0-0 F8		4 0 1 1 0 0 2										
Dal Maxvill, R (1, 6) OBP: 0.310, SLG: 0.215		0-0 G5-4-3 1-2f			0-0 6-3		0-0 1B	0-3 K		4 0 1 0 0 1 2										
Jerry Reuss, L (1, 1) Chuck Taylor, R (9, 1) OBP: 0.136, SLG: 0.143			0-0 L6		0-0 1-3		0-0 1-3			3 0 0 0 0 0 1 0 0 0 0 0 0 0										
<b>Inning Stats</b>	R: 1 E: 0 K: 0 S: 4	H: 1 LOB: 0 BB: 0 P: 4	R: 1 E: 0 K: 0 S: 4	H: 2 LOB: 0 BB: 0 P: 4	R: 0 E: 0 K: 0 S: 3	H: 0 LOB: 0 BB: 0 P: 3	R: 1 E: 0 K: 0 S: 5	H: 2 LOB: 1 BB: 0 P: 5	R: 0 E: 0 K: 1 S: 6	H: 1 LOB: 1 BB: 0 P: 6	R: 0 E: 0 K: 0 S: 4	H: 1 LOB: 1 BB: 0 P: 4	R: 1 E: 0 K: 1 S: 6	H: 1 LOB: 0 BB: 0 P: 6	R: 0 E: 0 K: 1 S: 6	H: 1 LOB: 1 BB: 0 P: 6	1B: 4 2B: 2 3B: 0 HR: 3	SF: 0 SAC: 0 DP: 1 HBP: 0	WP: 0 PB: 0 SB: 1 CS: 0	PA: 35
<b>PITCHER</b>	IP WLS BF H R ER SO BB IBB HBP BLK WP HR S P ERA WHIP																			
Phil Niekro, R (1, 1) ERA: 4.17	8.0 L 31 8 4 4 2 0 0 0 0 0 0 3 35 35 4.50 1.000																			
Bob Priddy, R (9, 1) ERA: 5.91	1.0 4 1 0 0 1 0 0 0 0 0 0 0 6 6 0.00 1.000																			

livebaseballscorecards.com

<b>AB</b>	35
<b>R</b>	4
<b>H</b>	9
<b>RBI</b>	4
<b>BB</b>	0
<b>SO</b>	3
<b>LOB</b>	8



Batter	1	2	3	4	5	6	7	8	9	AB	R	H	RBI	BB	SO	LOB
Felix Millan, R (1, 4) OBP: 0.341, SLG: 0.388	0-0 6-3		0-0 4-3		0-0 F8			4-0 BB	0-0 4-3	4	0	0	0	1	0	3
Tommie Aaron, R (1, 7) OBP: 0.297, SLG: 0.500	0-0 4-3			0-0 F7	0-0 F9			0-0 P6		4	0	0	0	0	0	2
Hank Aaron, R (1, 9) OBP: 0.378, SLG: 0.603	4-0 BB			0-0 F8		0-0 P4		0-0 F8		3	0	0	0	1	0	1
Orlando Cepeda, R (1, 3) OBP: 0.383, SLG: 0.557	0-0 P4			0-0 1B		0-3 K			0-0 HR	4	1	2	0	0	1	1
Clete Boyer, R (1, 5) OBP: 0.300, SLG: 0.369		0-0 6-3		0-0 1B		0-0 6-3			0-0 HR	4	1	2	2	0	0	0
Tony Gonzalez, L (1, 8) OBP: 0.325, SLG: 0.341		0-0 F8		0-0 FC6-4		0-0 F7			0-0 6-3	4	0	1	0	0	0	0
Bob Tillman, R (1, 2) OBP: 0.281, SLG: 0.331		0-0 1-3		0-0 FC6-4		0-3 K			0-0 P5	3	0	0	0	0	1	3
Hal King, L (9, PH) OBP: 0.386, SLG: 0.504				1-2f						1	0	0	0	0	0	0
Gil Garrido, R (1, 6) OBP: 0.308, SLG: 0.336			0-0 F8		0-0 5-3		0-0 F2		4-0 2B	3	0	0	0	0	0	0
Mike Lum, L (9, PH) OBP: 0.316, SLG: 0.442									BB	0	0	0	0	1	0	0
Phil Niekro, R (1, 1) OBP: 0.164, SLG: 0.190			0-0 F9					0-0 5-3	0-0 2B	2	0	1	0	0	0	0
Bob Aspromonte, R (8, PH) OBP: 0.264, SLG: 0.232										1	0	0	0	0	0	0
Bob Priddy, R (9, 1) OBP: 0.333, SLG: 0.250										0	0	0	0	0	0	0
Rico Carty, R (9, PH) OBP: 0.451, SLG: 0.640									1-3	1	0	1	0	0	0	0
Sonny Jackson, L (9, PR) OBP: 0.355, SLG: 0.299					1B					0	0	0	0	0	0	0

Inning Stats	R: 0	H: 0	E: 0	K: 0	S: 3	R: 0	H: 0	E: 0	K: 0	S: 3	R: 0	H: 3	E: 0	K: 0	S: 6	R: 0	H: 1	E: 0	K: 0	S: 4	R: 0	H: 0	E: 0	K: 1	S: 5	R: 0	H: 0	E: 0	K: 1	S: 5	R: 0	H: 0	E: 0	K: 0	S: 3	R: 2	H: 3	E: 0	K: 0	S: 6	R: 0	H: 0	E: 0	K: 0	S: 6	1B: 5	SF: 0	2B: 1	SAC: 0	3B: 0	DP: 0	HR: 1	HBP: 0	WP: 0	PA: 37
PITCHER	IP	WLS	BF	H	R	ER	SO	BB	IBB	HBP	BLK	WP	HR	S	P	ERA	WHIP																																						
Jerry Reuss, L (1, 1) ERA: 6.11	8.0	W	32	6	2	2	2	2	2	0	0	0	0	1	34	42	2.25	1.000																																					
Chuck Taylor, R (9, 1) ERA: 2.95	1.0	S	5	1	0	0	0	1	0	0	0	0	0	4	8	0.00	2.000																																						

**BOTTOM**

**St. Louis Cardinals @ Atlanta Braves**  
 Atlanta Stadium, Atlanta, GA

Thu Jul 30 1970, 7:05 PM EDT  
 Att. 9,895 - Unknown

AB	34
R	2
H	7
RBI	2
BB	3
SO	2
LOB	10



Batter	1	2	3	4	5	6	7	8	9	AB R H RBI BB SO LOB	TOP		
Matty Alou, L (1, 8) OBP: 0.313, SLG: 0.343	0-0 F3	0-0 6-3			0-0 F4		0-0 G6-3		0-0 F9	5 0 0 0 0 0 4	<b>Pittsburgh Pirates @ Atlanta Braves</b> Atlanta Stadium, Atlanta, GA Fri Jul 31 1970, 7:05 PM EDT Att. 12,196 - Unknown <a href="http://livebaseballscorecards.com">livebaseballscorecards.com</a>		
Richie Hebner, L (1, 5) OBP: 0.337, SLG: 0.419	0-0 G3		0-0 F2		4-0 BB		0-3 K		0-3 K	4 0 0 0 1 2 2			
Al Oliver, L (1, 9) OBP: 0.314, SLG: 0.434	0-0 2B		0-0 G3		0-0 F5			0-0 4-3		4 0 1 0 0 0 1			
Willie Stargell, L (1, 7) OBP: 0.316, SLG: 0.481	0-0 6-3		0-3 K		0-3 K			4-0 BB		3 0 0 0 1 2 2			
Manny Sanguillen, R (1, 2) OBP: 0.321, SLG: 0.431		0-0 F6		0-0 4-3		0-0 F3		0-0 F9		4 0 0 0 0 0 1			
Bob Robertson, R (1, 3) OBP: 0.364, SLG: 0.514		0-0 HR		0-0 F2		0-0 1B		0-0 5-3		4 1 2 1 0 0 1			
Freddie Patek, R (1, 6) OBP: 0.370, SLG: 0.388		0-0 1B SF8 1B		0-0 2B 2B		0-0 F8		0-0 F9		4 2 2 0 0 0 1			
Bill Mazerowski, R (1, 4) OBP: 0.284, SLG: 0.325 Roberto Clemente, R (9, PR) OBP: 0.411, SLG: 0.574		0-0 1B		0-0 2B		0-0 F4		0-0 E5 BB		4 0 2 1 0 0 1 0 0 0 0 0 0 0			
Jim Nelson, R (1, 1) OBP: 0.238, SLG: 0.211 Luke Walker, L (2, 1) OBP: 0.111, SLG: 0.111 Dave Cash, R (7, PH) OBP: 0.387, SLG: 0.478 Dick Colpaert, R (7, 1) Joe Gibbon, R (8, 1) Jose Pagan, R (8, PH) OBP: 0.317, SLG: 0.330 Johnny Jeter, R (9, PR) OBP: 0.337, SLG: 0.299		0-0 SF8		0-3 K		0-0 1B		4-0 BB		0 0 0 1 0 0 0 1 0 0 0 0 1 1 1 0 1 0 1 0 0 0 0 0 0 0 0 0			
<b>Inning Stats</b>	R: 0 H: 1 E: 0 LOB: 1 K: 0 BB: 0 S: 4 P: 4	R: 2 H: 3 E: 0 LOB: 1 K: 0 BB: 0 S: 6 P: 6	R: 0 H: 0 E: 0 LOB: 0 K: 1 BB: 0 S: 5 P: 5	R: 1 H: 2 E: 0 LOB: 1 K: 1 BB: 0 S: 7 P: 7	R: 0 H: 0 E: 0 LOB: 1 K: 1 BB: 1 S: 5 P: 9	R: 0 H: 1 E: 0 LOB: 1 K: 0 BB: 0 S: 4 P: 4	R: 0 H: 1 E: 0 LOB: 0 K: 1 BB: 0 S: 5 P: 5	R: 0 H: 0 E: 0 LOB: 1 K: 0 BB: 1 S: 3 P: 7	R: 0 H: 0 E: 1 LOB: 2 K: 1 BB: 1 S: 6 P: 10	1B: 4 SF: 1 2B: 3 SAC: 0 3B: 0 DP: 1 HR: 1 HBP: 0		WP: 0 PA: 38 PB: 0 SB: 0 CS: 0	
<b>PITCHER</b>	IP WLS BF H R ER SO BB IBB HBP BLK WP HR S P ERA WHIP											<b>PITCHER</b>	IP WLS BF H R ER SO BB IBB HBP BLK WP HR S P ERA WHIP
Pat Jarvis, R (1, 1) ERA: 3.41	8.1 W 36 8 3 3 4 3 0 0 0 0 1 41 53 3.24 1.320												
Hoyt Wilhelm, R (9, 1) ERA: 3.1	0.2 S 2 0 0 0 1 0 0 0 0 0 0 0 4 4 0.00 0.000												





**Pittsburgh Pirates @ Atlanta Braves**  
 Atlanta Stadium, Atlanta, GA

Sat Aug 01 1970, 3:33 AM EDT  
 Att: 28,333 - Unknown

[livebaseballscorecards.com](http://livebaseballscorecards.com)

AB	47
R	20
H	22
RBI	18
BB	6
SO	6
LOB	14



WP:	1	PA:	54
PB:	0		
SB:	0		
CS:	0		

AB R H RBI BB SO LOB

6	2	2	0	0	0	3
3	2	1	0	3	0	1
4	3	2	2	1	1	2
6	3	3	3	0	1	2
6	4	5	3	0	0	1
6	5	5	6	0	0	0
6	1	4	4	0	0	1
5	0	0	0	1	1	3
1	0	0	0	1	1	1
3	0	0	0	0	1	0
1	0	0	0	0	1	0

Batter	1	2	3	4	5	6	7	8	9
Johnny Jeter, R OBP: 0.337, SLG: 0.349 (1, 8)	1-1 6-3	1-1 3B			1-2 1-3		2-2 2B 3B	1-1 F4	
Dave Cash, R OBP: 0.385, SLG: 0.495 (1, 4)	1-2 1B 3B	0-0 F9	1-0 F9		4-2 BB		4-0 2B 1B BB	4-1 G4-3-6 BB	
Al Oliver, L OBP: 0.319, SLG: 0.438 (1, 9)	1-0 1B 1B HBP	0-0 1B HR 1B	4-0 FC5-4 BB		1-3 K		2-0 1-3 1B 2B	2-1 G4-3-6 1-2f	
Manny Sanguillen, R OBP: 0.324, SLG: 0.432 (1, 2)	1-0 1B 2B 1B	1-0 F9	1-3 K		0-0 F8		1-2 2B HR 1B	0-2 2B WP 1B	
Bob Robertson, R OBP: 0.375, SLG: 0.540 (1, 3)	1-1 2B 2B 1B	0-1 1-3 HR 1B	0-0 FC5-4		3-1 2B 1B		2-1 1-H HR	0-1 WP 2B	
Willie Stargell, L OBP: 0.325, SLG: 0.518 (1, 7)	2-0 2B 2B	1-0 1-H HR		3-1 F5		3-1 1-H 1B 2B	1-1 HR	1-1 F8 BLK 2B	
Jose Pagan, R OBP: 0.333, SLG: 0.388 (1, 5)	1-0 2B	0-1 BB 2B		1-0 F8		0-2 2-H 1B	0-0 HR	0-2 F8	
Gene Alley, R OBP: 0.295, SLG: 0.367 (1, 6)	0-1 F8	4-0 BB IBB		2-0 6-3		0-2 F8	2-0 F5	0-3 K	
Bruce Dal Canton, R Orlando Pena, R Dave Giusti, R OBP: 0.357, SLG: 0.364 (1, 1), (3, 1), (7, 1)	0-3 K	4-2 1-2 2-3 BB			0-1 F4		F4	0-3 K	

Inning Stats	R: 5	H: 5	E: 0	K: 1	S: 16	R: 4	H: 5	E: 0	K: 0	S: 15	R: 0	H: 0	E: 0	K: 1	S: 7	R: 0	H: 0	E: 0	K: 0	S: 4	R: 0	H: 0	E: 0	K: 1	S: 12	R: 1	H: 3	E: 0	K: 0	S: 11	R: 7	H: 6	E: 0	K: 1	S: 18	R: 0	H: 0	E: 0	K: 0	S: 5	R: 3	H: 3	E: 0	K: 2	S: 16	R: 3	H: 3	E: 0	K: 2	S: 16
	LOB: 1	BB: 0	P: 24	LOB: 3	BB: 2	P: 29	LOB: 1	BB: 1	P: 13	LOB: 0	BB: 0	P: 10	LOB: 1	BB: 1	P: 18	LOB: 0	BB: 1	P: 17	LOB: 0	BB: 1	P: 33	LOB: 0	BB: 1	P: 12	LOB: 0	BB: 0	P: 17	LOB: 0	BB: 0	P: 17	LOB: 0	BB: 0	P: 17	LOB: 0	BB: 1	P: 12	LOB: 0	BB: 0	P: 17	LOB: 0	BB: 0	P: 17	LOB: 0	BB: 0	P: 17					
	SF: 0	SAC: 0	DP: 1	HBP: 1	WP: 1	HR: 4	S: 1	P: 1	ERA: 135.00	WHIP: 12.000	SF: 0	SAC: 0	DP: 1	HBP: 1	WP: 1	HR: 0	S: 0	P: 0	ERA: 27.00	WHIP: 5.250	SF: 0	SAC: 0	DP: 1	HBP: 1	WP: 1	HR: 0	S: 0	P: 0	ERA: 7.71	WHIP: 1.714	SF: 0	SAC: 0	DP: 1	HBP: 1	WP: 1	HR: 0	S: 0	P: 0	ERA: 54.00	WHIP: 6.000	SF: 0	SAC: 0	DP: 1	HBP: 1	WP: 1	HR: 0	S: 0	P: 0	ERA: 13.50	WHIP: 2.000

PITCHER	IP	WLS	BF	H	R	ER	SO	BB	IBB	HBP	BLK	WP	HR	S	P	ERA	WHIP
George Stone, L ERA: 3.75 (1, 1)	0.1	L	6	4	5	5	0	0	0	1	0	0	0	10	17	135.00	12.000
Don Cardwell, R ERA: 7.09 (1, 1)	1.1		12	6	4	4	1	1	1	0	0	0	1	19	33	27.00	5.250
Bob Priddy, R ERA: 6.08 (2, 1)	4.2		21	5	4	4	2	3	0	0	0	0	0	42	75	7.71	1.714
Julio Navarro, R ERA: 6.0 (7, 1)	0.2		6	4	4	4	1	0	0	0	0	0	3	12	19	54.00	6.000
Mike McQueen, L ERA: 9.14 (8, 1)	2.0		9	3	3	3	2	1	0	0	1	1	0	21	29	13.50	2.000



BOTTOM

Pittsburgh Pirates @ Atlanta Braves  
Atlanta Stadium, Atlanta, GA

AB 39  
R 10  
H 15  
RBI 10  
BB 2  
SO 5  
LOB 9



WP: 0 PA: 42  
PB: 0  
SB: 0  
CS: 0

ERA WHIP

AB R H RBI BB SO LOB

5 3 3 0 0 0 1

4 3 3 3 1 0 1

4 2 3 5 0 0 0

5 2 2 1 0 0 1

5 0 1 0 0 2 0

3 0 1 1 0 0 1

4 0 0 0 0 0 3

0 0 0 0 0 0 0

1B: 10 SF: 1

2B: 1 SAC: 0

3B: 0 DP: 2

HR: 4 HBP: 0

9

1-2

2-2

2-1

1-2

2-2

2-1

2-2

1-2

2-3

R: 0 H: 0

E: 0 LOB: 0

K: 0 BB: 0

S: 8 P: 13

8

0-0

0-0

1-1

1-2

6-3

3-1

4-3

1-0

0-3

R: 0 H: 2

E: 0 LOB: 2

K: 1 BB: 0

S: 9 P: 11

7

0-0

3-2

3-1

0-0

2-3

0-2

2-2

0-0

0-3

R: 4 H: 5

E: 1 LOB: 0

K: 1 BB: 0

S: 16 P: 26

6

0-1

2-1

0-1

0-0

1-3

0-0

0-1

0-0

0-3

R: 0 H: 1

E: 0 LOB: 0

K: 1 BB: 0

S: 6 P: 6

5

0-1

1-H

0-1

0-0

1-3

0-0

0-1

0-0

1-2

R: 0 H: 0

E: 0 LOB: 0

K: 0 BB: 0

S: 6 P: 7

4

0-1

2-1

0-1

0-0

1-3

0-0

0-1

1-2

1-2

R: 2 H: 2

E: 0 LOB: 0

K: 0 BB: 0

S: 13 P: 17

3

0-0

1-H

0-1

0-0

1-3

0-0

0-0

0-0

1-2

R: 0 H: 0

E: 0 LOB: 0

K: 0 BB: 0

S: 4 P: 4

2

0-0

0-0

2-1

2-2

0-1

0-0

0-0

1-2

2-3

R: 1 H: 2

E: 1 LOB: 1

K: 1 BB: 0

S: 11 P: 17

1

1-0

4-1

1-0

0-0

0-0

4-2

1-0

1-2

1-1

R: 3 H: 3

E: 0 LOB: 2

K: 0 BB: 2

S: 11 P: 23

Batter

Felix Millan, R (1, 4)

Tony Gonzalez, L (1, 8)

Hank Aaron, R (1, 9)

Bob Aspromonte, R (8, 5)

Rico Carty, R (1, 7)

Orlando Cepeda, R (1, 3)

Hal King, L (1, 2)

Clete Boyer, R (1, 5)

Mike McQueen, L (8, 1)

Gil Garrido, R (1, 6)

George Stone, L (1, 1)

Don Cardwell, R (1, 1)

Bob Priddy, R (2, 1)

Julio Navarro, R (7, 1)

Mike Lum, L (8, 9)

Inning Stats

PITCHER	IP	WLS	BF	H	R	ER	SO	BB	IBB	HBP	BLK	WP	HR	S	P	ERA	WHIP
Bruce Dal Canton, R (1, 1)	2.0		13	5	4	3	1	2	0	0	0	0	1	22	40	13.50	3.500
Orlando Pena, R (3, 1)	4.0	W	18	7	6	6	2	0	0	0	0	0	3	36	47	13.50	1.750
Dave Glusti, R (7, 1)	3.0	S	11	3	0	0	2	0	0	0	0	0	0	26	37	0.00	1.000

Sat Aug 01 1970, 3:33 AM EDT  
Att. 28,333 - Unknown

livebaseballscorecards.com

Batter	1	2	3	4	5	6	7	8	9	AB	R	H	RBI	BB	SO	LOB	TOP					
<b>Johnny Jeter, R</b> OBP: 0.337, SLG: 0.382 (1, 8) X	0-0 5-3	0-0 HR	0-0 FC5		0-0 1B	0-0 F8			0-3 K	6	1	2	4	0	1	4						
<b>Dave Cash, R</b> OBP: 0.382, SLG: 0.485 (1, 4) X	0-0 1B	0-0 6-3		0-3 K	0-0 1B		0-0 F7		0-0 F8	6	0	2	0	0	1	1						
<b>Al Oliver, L</b> OBP: 0.321, SLG: 0.440 (1, 9) X	0-0 F7	0-0 BB 1B		0-0 2B	0-0 G4-6-3		0-0 4-3			5	1	2	0	0	0	3						
<b>Willie Stargell, L</b> OBP: 0.332, SLG: 0.520 (1, 7) X	0-0 1B	4-0 BB		4-0 2B IBB		0-0 1B HR		0-0 F8		3	2	2	0	2	0	0						
<b>Manny Sanguillen, R</b> OBP: 0.322, SLG: 0.429 (1, 2) X	0-0 F3	0-0 F4		0-0 F4		0-0 1B HR		0-0 F7		5	1	1	0	0	0	6						
<b>Bob Robertson, R</b> OBP: 0.387, SLG: 0.576 (1, 3) X		0-0 HR	4-0 FC1-5 BB	0-0 2B		0-0 HR		4-0 BB		3	2	3	6	2	0	0						
<b>Jose Pagan, R</b> OBP: 0.336, SLG: 0.379 (1, 5) X		4-0 HR BB	0-0 F2	0-0 5-3		4-0 SH1-3 BB		0-0 G5-4-3		3	1	0	0	2	0	3						
<b>Dave Giusti, R</b> OBP: 0.357, SLG: 0.364 (8, 1) X										0	0	0	0	0	0	0	<b>AB 38</b>					
<b>Gene Alley, R</b> OBP: 0.299, SLG: 0.369 (1, 6) X		0-0 F8	4-0 FC5 FC1-5 BB		0-0 1B SH1-3	0-0 F4		0-0 2-3 1B		4	1	2	0	1	0	2	<b>R 10</b>					
<b>Dock Ellis, S</b> OBP: 0.148, SLG: 0.136 (1, 1) X		0-0 HR 1B	0-0 FC1-5		0-0 SH1-3	0-0 SH1-3		0-0 2-3		2	1	1	0	0	0	2	<b>H 15</b>					
<b>Joe Gibbon, R</b> OBP: 0.336, SLG: 0.418 (8, 1) X										0	0	0	0	0	0	0	<b>RBI 10</b>					
<b>Richie Hebner, L</b> OBP: 0.336, SLG: 0.418 (8, 5) X										1	0	0	0	0	0	1	<b>BB 7</b>					
<b>Inning Stats</b>	R: 0 E: 0 K: 0 S: 5	H: 2 LOB: 2 BB: 0 P: 5	R: 4 E: 0 K: 0 S: 7	H: 4 LOB: 2 BB: 2 P: 15	R: 0 E: 0 K: 0 S: 3	H: 0 LOB: 2 BB: 2 P: 11	R: 2 E: 0 K: 1 S: 7	H: 2 LOB: 1 BB: 1 P: 11	R: 1 E: 0 K: 0 S: 5	H: 3 LOB: 1 BB: 0 P: 5	R: 3 E: 0 K: 0 S: 6	H: 3 LOB: 1 BB: 1 P: 10	R: 0 E: 0 K: 0 S: 3	H: 0 LOB: 0 BB: 0 P: 3	R: 0 E: 0 K: 0 S: 2	H: 0 LOB: 0 BB: 1 P: 6	R: 0 E: 0 K: 1 S: 6	H: 1 LOB: 1 BB: 0 P: 6	1B: 10 2B: 2 3B: 0 HR: 3	SF: 0 SAC: 2 DP: 2 HBP: 0	WP: 0 PB: 0 SB: 0 CS: 0	PA: 47
<b>PITCHER</b>	IP	WLS	BF	H	R	ER	SO	BB	IBB	HBP	BLK	WP	HR	S	P	ERA	WHIP					
<b>Jim Nash, R</b> ERA: 4.28 (1, 1)	3.2	L	24	8	6	6	1	4	1	0	0	0	2	21	41	14.73	3.273					
<b>George Stone, L</b> ERA: 3.96 (4, 1)	1.1		10	6	4	4	0	1	0	0	0	0	1	9	13	27.00	5.250					
<b>Mike McQueen, L</b> ERA: 8.03 (6, 1)	3.0		9	0	0	0	0	1	0	0	0	0	0	8	12	0.00	0.333					
<b>Hoyt Wilhelm, R</b> ERA: 3.04 (9, 1)	1.0		4	1	0	0	1	0	0	0	0	0	0	6	6	0.00	1.000					

**Pittsburgh Pirates @ Atlanta Braves**  
**Atlanta Stadium, Atlanta, GA**  
 Sun Aug 02 1970, 3:33 AM EDT  
 Att: 15,227 - Unknown

[livebaseballscorecards.com](http://livebaseballscorecards.com)

**AB 38**  
**R 10**  
**H 15**  
**RBI 10**  
**BB 7**  
**SO 2**  
**LOB 22**



BOTTOM

Pittsburgh Pirates @ Atlanta Braves  
Atlanta Stadium, Atlanta, GA  
Sun Aug 02 1970, 3:33 AM EDT  
Att. 15,227 - Unknown

livebaseballscorecards.com

AB 39  
R 7  
H 13  
RBI 7  
BB 1  
SO 7  
LOB 17



WP: 0 PA: 42  
PB: 0  
SB: 0  
CS: 0

AB R H RBI BB SO LOB

5 3 3 0 0 0 0

4 1 2 0 1 0 1

4 1 2 4 0 1 1

1 0 0 0 0 0 1

3 0 1 0 0 2 3

0 0 0 0 0 0 0

1 0 0 0 0 1 0

1 0 0 0 0 0 0

1 0 0 0 0 0 1

1 0 0 0 0 0 3

1B: 10 SF: 0  
2B: 0 SAC: 0  
3B: 0 DP: 1  
HR: 3 HBP: 2

Batter	1	2	3	4	5	6	7	8	9
Felix Millan, R (1, 4) OBP: 0.346, SLG: 0.392	0-0 F9		0-0 1B 1B		0-0 BB 1B		0-0 F9		0-0 HR 1B
Tony Gonzalez, L (1, 8) OBP: 0.336, SLG: 0.356	0-0 FC6-4 1B		0-0 HBP 1B 1B		4-0 HR BB		0-0 F8		0-0 F9
Hank Aaron, R (1, 9) OBP: 0.382, SLG: 0.625 Jimmie Hall, L (8, 9) OBP: 0.226, SLG: 0.304	0-0		0-0 HBP 1B		0-0 HR		0-3 K		0-0 HR
Rico Carty, R (1, 7) OBP: 0.450, SLG: 0.642 Mike Lum, L (3, PR) OBP: 0.338, SLG: 0.472 (4, 7)	0-0 FC6-4 1-2f		1-0 HBP 1B 1-2 2-3		0-3 K		0-0 1B 1B		0-0 HR
Orlando Cepeda, R (1, 3) OBP: 0.383, SLG: 0.549 Hoyt Wilhelm, R (9, 1) Bob Aspromonte, R (9, PH) OBP: 0.258, SLG: 0.226		1-0 G4-6-3 HBP	0-3 K		0-3 K		0-0 1B 1B		0-3 K
Hal King, L (1, 2) OBP: 0.371, SLG: 0.471		0-0 G4-6-3 1-2f		0-0 F7		0-0 3-1		0-3 K	0-0 4-3
Clete Boyer, R (1, 5) OBP: 0.302, SLG: 0.368		0-0 6-3		0-0 F3		0-0 1B		0-0 FC6-4 1-2 2-3 1B	
Gil Garrido, R (1, 6) OBP: 0.301, SLG: 0.329			0-0 F4	0-0 F3		0-0 F8		0-0 F8	
Jim Nash, R (1, 1) OBP: 0.131, SLG: 0.220 George Stone, L (4, 1) OBP: 0.263, SLG: 0.226 Mike McQueen, L (6, 1) OBP: 0.286, SLG: 0.429 Tommie Aaron, R (8, PH) OBP: 0.289, SLG: 0.486 (9, 3)			0-3 K		0-0 5-3		0-0 F8		0-0 FC6-4 1-2f

Inning Stats	R: 0	H: 1	E: 0	K: 0	S: 4	H: 0	LOB: 0	BB: 0	P: 4	R: 0	H: 0	E: 0	K: 0	S: 3	R: 1	H: 3	E: 0	K: 2	S: 10	R: 0	H: 0	E: 0	K: 0	S: 3	R: 3	H: 2	E: 0	K: 2	S: 9	R: 0	H: 1	E: 0	K: 0	S: 4	R: 0	H: 0	E: 0	K: 1	S: 5	R: 0	H: 3	E: 0	K: 1	S: 8	R: 3	H: 3	E: 0	K: 1	S: 8	1B: 10	SF: 0	2B: 0	SAC: 0	3B: 0	DP: 1	HR: 3	HBP: 2	WP: 0	PA: 42
--------------	------	------	------	------	------	------	--------	-------	------	------	------	------	------	------	------	------	------	------	-------	------	------	------	------	------	------	------	------	------	------	------	------	------	------	------	------	------	------	------	------	------	------	------	------	------	------	------	------	------	------	--------	-------	-------	--------	-------	-------	-------	--------	-------	--------

PITCHER	IP	WLS	BF	H	R	ER	SO	BB	IBB	HBP	BLK	WP	HR	S	P	ERA	WHIP
Dock Ellis, R (1, 1) ERA: 3.54	7.0	W	30	7	4	4	5	1	0	0	0	0	1	37	43	5.14	1.143
Joe Gibbon, L (8, 1) ERA: 5.23	0.1		4	3	0	0	1	0	0	0	0	0	0	6	6	0.00	9.000
Dave Giusti, R (8, 1) ERA: 2.74	1.2	S	8	3	3	3	1	0	0	0	0	0	2	10	10	16.20	1.800

Batter	1	2	3	4	5	6	7	8	9	AB R H RBI BB SO LOB	TOP																										
Oscar Brown, R OBP: 0.200, SLG: 0.400 (1, 8) X	0-0 F7	0-0 4-3		X 0-0 1-3		X 0-0 4-3 2B		0-3 K		5 0 1 0 0 1 1	<p>Atlanta Braves @ Houston Astros</p> <p>Astrodome, Houston, TX</p> <p>Mon Aug 03 1970, 8:05 PM EDT</p> <p>Unknown</p>																										
Felix Millan, R OBP: 0.346, SLG: 0.391 (1, 4) X	0-0 E5 2B	0-0 1B		X 0-0 6-3		X 0-0 4-3		4-0 BB		4 1 1 1 1 0 1																											
Hank Aaron, R OBP: 0.377, SLG: 0.616 (1, 9) X	0-0 5-3	0-0 6-3		0-3 K		X 0-0 F8		0-0 F7		5 0 0 0 0 1 4																											
Orlando Cepeda, R OBP: 0.385, SLG: 0.559 (1, 3) X	0-0 1B 2B		X 0-0 E9 1B		X 0-0 HR	4-0 BB		0-0 F7		4 3 2 2 1 0 1																											
Clete Boyer, R OBP: 0.306, SLG: 0.369 (1, 5) X	0-0 1B 1B		X 0-0 1B		4-0 1B 5-3 BB	X 0-0 5-3		0-0 5-3		4 0 2 2 1 0 2																											
Tommie Aaron, R OBP: 0.326, SLG: 0.488 (1, 7) X	0-0 1B		X 0-0 1B		0-3 K		X 0-0 F9		4-0 1B BB	4 0 2 0 1 1 1																											
Bob Tillman, R OBP: 0.273, SLG: 0.321 (1, 2) S S S	0-3 K		0-3 K		X 0-0 5-3		X 0-0 E5 FC6-4		0-0 G6-4-3 1B	4 0 0 0 0 2 5																											
Hal King, L OBP: 0.375, SLG: 0.474 (9, PH)					1-2				1-3	1 0 1 0 0 0 0																											
Gil Garrido, R OBP: 0.305, SLG: 0.332 (1, 6) X		0-0 E 1B 1B		0-3 K		X 0-0 1B		0-0 FC6-4		4 1 2 0 0 1 3																											
Bob Aspromonte, R OBP: 0.255, SLG: 0.224 (9, PH)					2-3 1B			1-2f		1 0 0 0 0 0 2																											
Phil Niekro, R OBP: 0.154, SLG: 0.177 (1, 1) X		0-0 P4		0-3 K		0-3 K		0-3 K		4 0 0 0 0 3 6																											
Julio Navarro, R OBP: 0.250, SLG: 0.250 (7, 1)										0 0 0 0 0 0 0																											
<b>Inning Stats</b>	R: 2 E: 1 K: 1 S: 9	H: 3 LOB: 2 BB: 0 P: 9	R: 1 E: 1 K: 0 S: 5	H: 2 LOB: 1 BB: 0 P: 5	R: 1 E: 1 K: 3 S: 12	H: 2 LOB: 2 BB: 0 P: 12	R: 0 E: 0 K: 1 S: 5	H: 0 LOB: 0 BB: 0 P: 5	R: 1 E: 0 K: 2 S: 9	H: 2 LOB: 2 BB: 1 P: 13	R: 0 E: 0 K: 0 S: 4	H: 1 LOB: 2 BB: 1 P: 8	R: 0 E: 1 K: 1 S: 6	H: 0 LOB: 1 BB: 0 P: 6	R: 0 E: 0 K: 1 S: 5	H: 0 LOB: 1 BB: 1 P: 9	R: 0 E: 0 K: 0 S: 3	H: 1 LOB: 1 BB: 1 P: 7	1B: 8 2B: 2 3B: 0 HR: 1	SF: 0 SAC: 0 DP: 1 HBP: 0	WP: 0 PB: 0 SB: 0 CS: 0	PA: 44															
<b>PITCHER</b>	IP WLS BF H R ER SO BB IBB HBP BLK WP HR S P ERA WHIP																																				
Wade Blasingame, L ERA: (1, 1)	2.0		15	7	4	0	1	0	0	0	0	0	0	17	17	0.00	3.500																				
Jim Ray, R ERA: (3, 1)	3.0		12	2	1	1	6	1	0	0	0	0	1	23	27	3.00	1.000																				
George Culver, R ERA: (6, 1)	3.1	W	15	1	0	0	2	3	0	0	0	0	0	16	28	0.00	1.200																				
Denny Lemaster, L ERA: (9, 1)	0.2	S	2	1	0	0	0	0	0	0	0	0	0	2	2	0.00	1.500																				

livebaseballscorecards.com

AB	40
R	5
H	11
RBI	5
BB	4
SO	9
LOB	26



Batter	1	2	3	4	5	6	7	8	9
Jesus Alou, R OBP: 0.337, SLG: 0.383 (1, 9)	0-0 G3		0-0 5-3		0-0 1-3		0-0 SH2-5-3		
Joe Morgan, L OBP: 0.412, SLG: 0.393 (1, 4)	0-0 P4		0-0 4-3			4-0 FC6-4 BB	0-0 S 1B		
Jimmy Wynn, R OBP: 0.400, SLG: 0.510 (1, 7)	0-0 F7		0-3 K			0-0 FC6-4 1B 1-2f	4-0 1B BB		
Denis Menke, R OBP: 0.378, SLG: 0.421 (1, 6)		1-0 S HR HBP		0-0 G6-4-3 1B		0-0 1B 1B	0-3 K		
Marty Martinez, S OBP: 0.284, SLG: 0.253 (7, 6)									
Doug Rader, R OBP: 0.325, SLG: 0.435 (1, 5)		0-3 K		0-0 G6-4-3 1B		0-0 1B E 1B	0-0 1B		
Bob Watson, R OBP: 0.295, SLG: 0.428 (1, 3)		0-0 HR		0-0 G6-4-3		0-0 E 1B	0-0 1-3		
Cesar Cedeno, R OBP: 0.281, SLG: 0.400 (1, 8)		0-0 BLK S 1B		0-0 5-3		0-0 E6 G1-6-3	0-0 P6		
Johnny Edwards, L OBP: 0.265, SLG: 0.297 (1, 2)		0-3 K		0-3 K		0-0 G1-6-3	0-0 3-1		
Wade Blasingame, L (1, 1)		0-0 P6			0-0 1-3		0-0 E5 1B 1B		
Jim Ray, R (3, 1)									
Keith Lampard, L (5, PH)									
George Culver, R (6, 1)									
Denny Lemaster, R (9, 1)									

AB	R	H	RBI	BB	SO	LOB
3	0	0	0	0	0	0
3	1	1	1	1	0	0
3	1	0	0	1	1	1
2	2	2	0	0	0	0
1	0	0	0	0	1	2
4	1	3	2	0	1	1
4	1	2	3	0	0	4
4	0	1	1	0	0	2
4	0	0	0	0	2	3
1	0	0	0	0	0	1
0	0	0	0	0	0	0
1	0	0	0	0	0	0
2	1	1	0	0	0	0
0	0	0	0	0	0	0

WP	PA
0	36

Inning Stats	R	H	E	K	S	P	BB	IBB	HBP	BLK	WP	HR	S	P	ERA	WHIP	
R: 0 E: 0 K: 0 S: 3	H: 0 LOB: 0 BB: 0 P: 3	R: 2 E: 0 K: 2 S: 9	H: 2 LOB: 1 BB: 0 P: 10	R: 0 E: 0 K: 1 S: 5	H: 0 LOB: 0 BB: 0 P: 5	R: 0 E: 0 K: 0 S: 4	H: 2 LOB: 1 BB: 0 P: 4	R: 0 E: 0 K: 1 S: 5	H: 0 LOB: 0 BB: 0 P: 5	R: 3 E: 1 K: 0 S: 6	H: 3 LOB: 1 BB: 1 P: 10	R: 2 E: 1 K: 1 S: 8	H: 3 LOB: 2 BB: 1 P: 12	R: 0 E: 0 K: 0 S: 3	H: 0 LOB: 0 BB: 0 P: 3	1B: 9 2B: 0 3B: 0 HR: 1	SF: 0 SAC: 1 DP: 2 HBP: 1

**Atlanta Braves @ Houston Astros**  
Astrodome, Houston, TX  
Mon Aug 03 1970, 8:05 PM EDT  
Unknown

AB	32
R	7
H	10
RBI	7
BB	2
SO	5
LOB	14



Batter	1	2	3	4	5	6	7	8	9	AB R H RBI BB SO LOB	TOP
<b>Felix Millan, R</b> OBP: 0.349, SLG: 0.393 (1, 4) X	0-0 ①		0-0 SH 1B		0-0 2B 1B		0-0 ①		0-0 1B 1B	5 1 3 0 0 0 0	<b>Atlanta Braves @ Houston Astros</b> Astrodome, Houston, TX Mon Aug 03 1970, 8:05 PM EDT Att: 23,443 - Unknown <a href="http://livebaseballscorecards.com">livebaseballscorecards.com</a>
<b>Sonny Jackson, L</b> OBP: 0.357, SLG: 0.307 (1, 6) S S S	0-3 K ②		0-0 SH 1-2		0-0 None 1-H 2B		0-3 K ②		0-0 1B 1-2 2-H	4 0 2 1 0 2 0	
<b>Tony Gonzalez, L</b> OBP: 0.333, SLG: 0.352 (1, 8) X	0-0 ③		0-0 ②		0-0 2-3 ②		0-0 ③			4 0 0 0 0 0 2	
<b>Orlando Cepeda, R</b> OBP: 0.386, SLG: 0.565 (1, 3) X		0-0 HR	4-0 BB		0-0 ③		0-0 ①			3 1 1 1 1 0 1	
<b>Hal King, L</b> OBP: 0.378, SLG: 0.496 (1, 2) X		0-0 HR	0-3 K ③		0-0 1B 1B		0-0 ②			4 1 2 1 0 1 2	
<b>Mike Lum, L</b> OBP: 0.335, SLG: 0.466 (1, 9) S S S	0-3 K ①			0-0 G4-6-3 1B		0-3 K ①		0-3 K ③		4 0 1 0 0 3 1	
<b>Oscar Brown, R</b> OBP: 0.200, SLG: 0.400 (8, 9) S S S										0 0 0 0 0 0 0	
<b>Clete Boyer, R</b> OBP: 0.305, SLG: 0.368 (1, 5) X		0-0 ②		0-0 F ①		0-3 K ②			0-0 1B 1B 1B	4 0 1 0 0 1 2	
<b>Jimmie Hall, L</b> OBP: 0.242, SLG: 0.317 (1, 7) X		0-0 1B		0-0 G4-6-3 1-2f ② ③		0-0 1-2 1B			0-3 K ①	4 0 2 0 0 1 2	
<b>Ron Reed, R</b> OBP: 0.050, SLG: 0.100 (1, 1) S S S	0-3 K ③				0-0 ①	0-3 K ③			0-0 F ②	4 0 0 0 0 2 4	
<b>Inning Stats</b>	R: 0 E: 0 K: 1 S: 5 H: 0 LOB: 0 BB: 0 P: 5	R: 2 E: 0 K: 2 S: 10 H: 3 LOB: 1 BB: 0 P: 10	R: 0 E: 0 K: 1 S: 6 H: 1 LOB: 2 BB: 1 P: 10	R: 0 E: 0 K: 0 S: 3 H: 1 LOB: 0 BB: 0 P: 3	R: 1 E: 0 K: 0 S: 5 H: 2 LOB: 1 BB: 0 P: 5	R: 0 E: 0 K: 3 S: 11 H: 2 LOB: 2 BB: 0 P: 11	R: 0 E: 0 K: 1 S: 5 H: 0 LOB: 0 BB: 0 P: 5	R: 0 E: 0 K: 1 S: 5 H: 0 LOB: 0 BB: 0 P: 5	R: 0 E: 0 K: 1 S: 7 H: 3 LOB: 2 BB: 0 P: 7	1B: 9 2B: 1 3B: 0 HR: 2 SF: 0 SAC: 1 DP: 1 HBP: 0	WP: 0 PB: 0 SB: 0 CS: 0 PA: 38
<b>PITCHER</b> <b>Larry Dierker, R</b> ERA: 4.2 (1, 1)	IP 9.0 WLS L BF 38 H 12 R 3 ER 3 SO 10 BB 1 IBB 0 HBP 0 BLK 0 WP 0 HR 2 S 57 P 61 ERA 3.00 WHIP 1.444										



Batter	1	2	3	4	5	6	7	8	9	AB R H RBI BB SO LOB
Jesus Alou, R (1, 9) OBP: 0.336, SLG: 0.381 Cesar Geronimo, L (8, PR) OBP: 0.500, SLG: 0.333 (9, 9)	0-0 		0-0 		0-0 			0-0 		4 0 1 0 0 0 0 0 0 0 0 0 0 0
Joe Morgan, L (1, 4) OBP: 0.412, SLG: 0.392	0-0 		4-0 		0-0 			0-3 		3 0 1 0 1 1 1
Jimmy Wynn, R (1, 7) OBP: 0.399, SLG: 0.513	0-0 		0-0 		0-0 			0-3 		4 1 1 0 0 1 3
Doug Rader, R (1, 5) OBP: 0.321, SLG: 0.432	0-0 			0-0 		0-0 		0-0 		3 0 0 1 0 0 2
Bob Watson, R (1, 3) OBP: 0.289, SLG: 0.420		0-0 		0-0 		0-0 		0-0 		4 0 0 0 0 0 0
Cesar Cedeno, R (1, 8) OBP: 0.287, SLG: 0.409		0-0 		0-0 		0-0 		0-0 		4 0 2 0 0 0 0
Marty Martinez, S (1, 6) OBP: 0.283, SLG: 0.253		0-3 		0-0 			0-0 	0-0 		4 0 1 0 0 1 2
Johnny Edwards, L (1, 2) OBP: 0.262, SLG: 0.293		0-0 		0-0 			0-0 	0-0 		4 0 0 0 0 0 4
Larry Dierker, R (1, 1) OBP: 0.145, SLG: 0.148			0-0 		0-3 		0-0 			3 0 0 0 0 1 0

**BOTTOM**

**Atlanta Braves @ Houston Astros**  
Astrodome, Houston, TX  
Mon Aug 03 1970, 8:05 PM EDT  
Att. 23,443 - Unknown

[livebaseballscorecards.com](http://livebaseballscorecards.com)

<b>AB</b>	<b>33</b>
<b>R</b>	<b>1</b>
<b>H</b>	<b>6</b>
<b>RBI</b>	<b>1</b>
<b>BB</b>	<b>1</b>
<b>SO</b>	<b>4</b>
<b>LOB</b>	<b>12</b>



Inning Stats	R: 0	H: 1	E: 0	LOB: 1	K: 0	BB: 0	S: 4	P: 4	R: 0	H: 0	E: 1	LOB: 1	K: 1	BB: 0	S: 6	P: 6	R: 0	H: 0	E: 0	LOB: 1	K: 0	BB: 1	S: 3	P: 7	R: 0	H: 2	E: 0	LOB: 2	K: 0	BB: 0	S: 5	P: 5	R: 0	H: 0	E: 0	LOB: 0	K: 1	BB: 0	S: 5	P: 5	R: 1	H: 1	E: 0	LOB: 0	K: 0	BB: 0	S: 4	P: 4	R: 0	H: 0	E: 0	LOB: 0	K: 0	BB: 0	S: 3	P: 3	R: 0	H: 1	E: 0	LOB: 1	K: 2	BB: 0	S: 8	P: 8	R: 0	H: 1	E: 0	LOB: 1	K: 0	BB: 0	S: 4	P: 4	1B: 4	SF: 1	2B: 1	SAC: 0	3B: 1	DP: 0	HR: 0	HBP: 0	WP: 0	PA: 35
<b>PITCHER</b> Ron Reed, R (1, 1) ERA: 5.79	IP	WLS	BF	H	R	ER	SO	BB	IBB	HBP	BLK	WP	HR	S	P	ERA	WHIP																			<b>PITCHER</b>	IP	WLS	BF	H	R	ER	SO	BB	IBB	HBP	BLK	WP	HR	S	P	ERA	WHIP																													

Batter	1	2	3	4	5	6	7	8	9	AB	R	H	RBI	BB	SO	LOB	TOP					
Oscar Brown, R OBP: 0.286, SLG: 0.333 Tony Gonzalez, L OBP: 0.335, SLG: 0.361	0-0 BB BB BB	4-0 CS BB 1-2		0-0 BB BB BB		4-0 1B BB 1-2		0-0 HR		1 2	0 1	0 1	0 1	0 1	0 0	0 2						
Felix Millan, R OBP: 0.352, SLG: 0.393	0-0 BB BB BB	0-0 BB BB BB	4-0 S BB 1-2	4-0 BB 2-3 3-H		0-0 1B 1-2 2-3		0-0		4	0	1	0	2	0	1						
Hank Aaron, R OBP: 0.375, SLG: 0.611	0-0 1B 1B 1B		0-0 F 1	0-0 BB 3		0-0 F 1		0-0		5	1	1	0	0	0	6						
Orlando Cepeda, R OBP: 0.386, SLG: 0.564	0-0 E 1B 1B 1-3		0-0 F 2		0-0 BB 1B	0-0 SF 3-H		0-0		4	1	2	1	0	0	1						
Tommie Aaron, R OBP: 0.326, SLG: 0.477 Mike Lum, L OBP: 0.331, SLG: 0.460	0-0 E9 1B 1B 1-3 3-H		0-0 F 3		0-0 F 1	0-3 K 3		0-0		3 2	0 0	1 0	1 0	0 0	0 1	2 2						
Bob Aspromonte, R OBP: 0.263, SLG: 0.233	0-0 1B 1-2 3-H			0-3 K 1	0-0 F 2		0-0		5	0	2	1	0	1	1							
Hal King, L OBP: 0.379, SLG: 0.486	0-0			4-0 BB BB BB 1B BB	4-0 BB 1-2		0-0		3	1	0	0	2	0	3							
Gil Garrido, R OBP: 0.308, SLG: 0.335		0-0 CS 1B		0-0 WP 1B 1-3	0-0		0-0		4	1	2	0	0	0	2							
Pat Jarvis, R OBP: 0.164, SLG: 0.167 Hoyt Wilhelm, R		0-3 K 1		0-0 WP 1B 1-3 3-H		0-0 1B BB SF 1B		0-0		4 0	1 0	2 0	1 0	0 0	1 0	1 0						
<b>Inning Stats</b>	R: 2 E: 1 K: 0 S: 7	H: 4 LOB: 2 BB: 0 P: 7	R: 0 E: 0 K: 1 S: 4	H: 1 LOB: 0 BB: 1 P: 8	R: 0 E: 0 K: 0 S: 3	H: 0 LOB: 1 BB: 1 P: 7	R: 2 E: 0 K: 1 S: 7	H: 2 LOB: 2 BB: 2 P: 15	R: 0 E: 0 K: 0 S: 4	H: 1 LOB: 2 BB: 1 P: 8	R: 1 E: 0 K: 1 S: 7	H: 2 LOB: 2 BB: 1 P: 11	R: 0 E: 0 K: 0 S: 3	H: 0 LOB: 0 BB: 0 P: 3	R: 1 E: 0 K: 0 S: 4	H: 1 LOB: 0 BB: 0 P: 4	R: 0 E: 0 K: 0 S: 4	H: 1 LOB: 1 BB: 0 P: 4	1B: 11 2B: 0 3B: 0 HR: 1	SF: 1 SAC: 0 DP: 0 HBP: 0	WP: 1 PB: 1 SB: 1 CS: 2	PA: 44
<b>PITCHER</b>	IP WLS BF H R ER SO BB IBB HBP BLK WP HR S P ERA WHIP																	<b>PITCHER</b>	IP WLS BF H R ER SO BB IBB HBP BLK WP HR S P ERA WHIP			
Ron Cook, L ERA: 3.79	(1, 1) 3.1 L 19 7 4 4 2 3 0 0 0 0 0 19 31 10.80 3.000																					
Tom Griffin, R ERA: 5.55	(4, 1) 2.2 14 3 1 1 1 3 0 0 0 1 0 13 25 3.38 2.250																					
Denny Lemaster, L ERA: 4.47	(7, 1) 2.0 7 1 1 1 0 0 0 0 0 0 1 7 7 4.50 0.500																					
Jack Dilauro, L ERA: 4.91	(9, 1) 1.0 4 1 0 0 0 0 0 0 0 0 0 4 4 0.00 1.000																					

Atlanta Braves @ Houston Astros  
Astrodome, Houston, TX  
Tue Aug 04 1970, 8:05 PM EDT  
Att: 17,842 - Unknown

livebaseballscorecards.com

AB	37
R	6
H	12
RBI	5
BB	6
SO	3
LOB	21





Batter	1	2	3	4	5	6	7	8	9	AB	R	H	RBI	BB	SO	LOB
Jesus Alou, R (1, 9) Denny Lemaster, R (7, 1) John Mayberry, L (9, 3)	0-0			0-0		0-0			0-0	3	0	0	0	0	0	0
Joe Morgan, L (1, 4)	0-0			0-0		0-0			0-0	4	0	1	1	0	0	0
Jimmy Wynn, R (1, 7)	0-0			0-0		0-0			0-0	4	0	2	0	0	0	0
Doug Rader, R (1, 5)		0-0		0-3		0-0			0-0	4	0	1	0	0	1	3
Denis Menke, R (1, 6)		0-0			4-0				0-0	3	0	0	0	1	0	3
Cesar Cedeno, R (1, 8)		0-0			0-0				0-0	4	0	0	0	0	1	4
Bob Watson, R (1, 3) (9, 2)			0-0		4-0				0-0	2	0	0	0	1	0	0
Johnny Edwards, L (1, 2) Jack Dilauro, S (9, 1)			0-0		0-0				0-0	3	0	0	0	0	0	1
Ron Cook, L (1, 1) Tom Griffin, R (4, 1) Cesar Geronimo, L (6, PH) (7, 9)			0-3		0-0				0-0	0	0	0	0	0	0	0
										2	0	0	0	0	0	0

**BOTTOM**

**Atlanta Braves @ Houston Astros**  
Astrodome, Houston, TX  
Tue Aug 04 1970, 8:05 PM EDT  
Att. 17,842 - Unknown

<b>AB</b>	<b>31</b>
<b>R</b>	<b>1</b>
<b>H</b>	<b>5</b>
<b>RBI</b>	<b>1</b>
<b>BB</b>	<b>2</b>
<b>SO</b>	<b>3</b>
<b>LOB</b>	<b>11</b>



Inning Stats																	1B	2B	3B	SF	SAC	DP	HBP	WP	PA	ERA	WHIP																												
R: 0	H: 0	E: 0	K: 0	S: 3	R: 0	H: 0	E: 0	K: 0	S: 3	R: 0	H: 0	E: 0	K: 1	S: 5	R: 0	H: 1	E: 0	K: 1	S: 6	R: 0	H: 0	E: 0	K: 0	S: 2	R: 0	H: 0	E: 0	K: 0	S: 3	R: 0	H: 1	E: 0	K: 0	S: 4	R: 0	H: 0	E: 0	K: 0	S: 3	R: 1	H: 3	E: 0	K: 1	S: 8	1B: 3	2B: 1	3B: 1	SF: 0	SAC: 0	DP: 1	HBP: 0	WP: 0	PA: 33	ERA: 0.00	WHIP: 0.000
IP: 8.0	WLS: W	BF: 30	H: 5	R: 1	ER: 1	SO: 2	BB: 2	IBB: 0	HBP: 0	BLK: 0	WP: 0	HR: 0	S: 32	P: 40	ERA: 1.12	WHIP: 0.875	IP: 1.0	WLS: S	BF: 3	H: 0	R: 0	ER: 0	SO: 1	BB: 0	IBB: 0	HBP: 0	BLK: 0	WP: 0	HR: 0	S: 5	P: 5	ERA: 0.00	WHIP: 0.000																						

<b>PITCHER</b>	<b>IP</b>	<b>WLS</b>	<b>BF</b>	<b>H</b>	<b>R</b>	<b>ER</b>	<b>SO</b>	<b>BB</b>	<b>IBB</b>	<b>HBP</b>	<b>BLK</b>	<b>WP</b>	<b>HR</b>	<b>S</b>	<b>P</b>	<b>ERA</b>	<b>WHIP</b>
Pat Jarvis, R (1, 1) ERA: 3.31	8.0	W	30	5	1	1	2	2	0	0	0	0	0	32	40	1.12	0.875
Hoyt Wilhelm, R (9, 1) ERA: 2.98	1.0	S	3	0	0	0	1	0	0	0	0	0	0	5	5	0.00	0.000

Batter	1	2	3	4	5	6	7	8	9	AB R H RBI BB SO LOB	TOP																								
Felix Millan, R OBP: 0.350, SLG: 0.390 (1, 4) X	0-0 L4		0-0 SH5-3		0-0 F5			0-0 6-3		3 0 0 0 0 0 1																									
Tony Gonzalez, L OBP: 0.337, SLG: 0.363 (1, 8) X	0-0 E6		0-0 F8			0-0 G5-4-3 1B		0-0 1B	0-0 1B	4 1 2 0 0 0 1																									
Hank Aaron, R OBP: 0.373, SLG: 0.606 Mike Lum, L OBP: 0.335, SLG: 0.464 (1, 9) X (6, 9)	0-0 F9			0-0 F2		0-0 G5-4-3		0-0 1B	0-0 1B	3 0 0 0 0 0 2 1 0 1 0 0 0 0																									
Orlando Cepeda, R OBP: 0.386, SLG: 0.570 Tommye Aaron, R OBP: 0.319, SLG: 0.467 (1, 3) X (6, 3)	0-0 4-3			0-0 HR		0-0 3-1		0-0 1B	0-0 1B	3 1 1 1 0 0 1 1 0 0 0 0 0 1																									
Hal King, L OBP: 0.376, SLG: 0.476 (1, 2)		0-3 K		0-3 K			0-0 F7		4-0 BB	3 0 0 0 1 2 0																									
Jimmie Hall, L OBP: 0.229, SLG: 0.297 (1, 7)		0-0 G3		0-0 1-3			0-0 4-3		0-0 F8	4 0 0 0 0 0 1																									
Bob Aspromonte, R OBP: 0.265, SLG: 0.237 (1, 5)		0-0 4-3			0-0 G5-4-3 1B		0-0 4-3			3 0 1 0 0 0 0																									
Gil Garrido, R OBP: 0.304, SLG: 0.331 (1, 6)			0-0 6-3		0-0 G5-4-3			0-0 F9		3 0 0 0 0 0 1																									
George Stone, L OBP: 0.276, SLG: 0.241 Don Cardwell, R OBP: 0.222, SLG: 0.250 Julio Navarro, R OBP: 0.200, SLG: 0.200 (1, 1) X (4, 1) X (5, 1) X			0-0 SH5-3 1B		0-0 1B			0-3 K		1 0 1 0 0 0 0 1 0 1 0 0 0 0 1 0 0 0 0 1 0																									
<b>Inning Stats</b>	R: 0 E: 1 K: 0 S: 4	H: 0 LOB: 1 BB: 0 P: 4	R: 0 E: 0 K: 1 S: 5	H: 0 LOB: 0 BB: 0 P: 5	R: 0 E: 0 K: 0 S: 4	H: 1 LOB: 1 BB: 0 P: 4	R: 1 E: 0 K: 1 S: 6	H: 1 LOB: 0 BB: 0 P: 6	R: 0 E: 0 K: 0 S: 4	H: 2 LOB: 1 BB: 0 P: 4	R: 0 E: 0 K: 0 S: 3	H: 1 LOB: 0 BB: 0 P: 3	R: 0 E: 0 K: 0 S: 3	H: 0 LOB: 0 BB: 0 P: 3	R: 0 E: 0 K: 1 S: 5	H: 0 LOB: 0 BB: 0 P: 5	R: 1 E: 0 K: 0 S: 4	H: 2 LOB: 1 BB: 1 P: 8	1B: 6 2B: 0 3B: 0 HR: 1	SF: 0 SAC: 1 DP: 3 HBP: 0	WP: 0 PB: 0 SB: 0 CS: 0	PA: 33													
<b>PITCHER</b> Alan Foster, R ERA: 3.77 (1, 1)	IP 9.0	WLS W	BF 33	H 7	R 2	ER 2	SO 3	BB 1	IBB 0	HBP 0	BLK 0	WP 0	HR 1	S 38	P 42	ERA 2.00	WHIP 0.889	<b>PITCHER</b>	IP	WLS	BF	H	R	ER	SO	BB	IBB	HBP	BLK	WP	HR	S	P	ERA	WHIP

Atlanta Braves @ Los Angeles Dodgers  
Dodger Stadium, Los Angeles, CA  
Wed Aug 05 1970, 7:05 PM PDT  
Att: 18,094 - Unknown

AB	31
R	2
H	7
RBI	1
BB	1
SO	3
LOB	8



Batter	1	2	3	4	5	6	7	8	9	AB	R	H	RBI	BB	SO	LOB
Billy Grabarkewitz, R (1, 6) OBP: 0.424, SLG: 0.481	0-0 F8	4-0 BB		0-0 E4	4-0 1B HR	0-0 5-3				3	2	1	0	2	0	1
Manny Mota, R (1, 7) OBP: 0.388, SLG: 0.412	0-0 1B	0-0 F9		0-0 1-3	0-0 1B HR					4	2	2	0	0	0	2
Len Gabrielson, L (7, 7) OBP: 0.207, SLG: 0.214	1-3-1 2B									1	0	0	0	0	1	0
Willie Davis, L (1, 8) OBP: 0.336, SLG: 0.438	0-0 1-3-1	0-0 F7								4	1	1	4	0	1	3
Willie Crawford, L (6, 9) OBP: 0.307, SLG: 0.364	2-3									1	0	0	0	0	1	0
Wes Parker, S (1, 3) OBP: 0.399, SLG: 0.490	0-0 1B			0-0 S	0-0 BLK	0-0 G3				2	1	2	1	0	0	0
Jim Lefebvre, S (4, PH) OBP: 0.325, SLG: 0.363	3-H 1B			1B	1B					3	1	1	0	0	0	0
Bill Sudakis, S (1, 5) OBP: 0.354, SLG: 0.459	0-0 1B			0-0 1B	4-0 BLK	0-0 5-3				4	2	2	1	1	0	0
Ted Sizemore, R (1, 4) OBP: 0.345, SLG: 0.324	1-2 1B			1B SF9	1B BB					5	1	1	2	0	0	3
Bill Russell, R (1, 9) OBP: 0.287, SLG: 0.400	0-0 4-3			0-0 6-3	0-0 3B	0-0 F4				4	1	3	1	1	0	0
Jeff Torborg, R (1, 2) OBP: 0.305, SLG: 0.310				1-2 3B	1B					2	0	0	2	0	1	2
Alan Foster, R (1, 1) OBP: 0.140, SLG: 0.104				0-0 SF7	0-0 SF9	0-0 6-3				4	1	3	1	1	0	0
				0-0 3B	2-3 1B	1-H 3B				2	0	0	2	0	1	2
				0-0 SF7	0-0 SF9	0-0 6-3				3	1	1	0	1	0	2
				3-H	3-H											
				0-0 1B	0-0 1B	0-0 F6										
				0-0 1B	0-0 1B	0-0 F6										

Inning Stats	R: 1	H: 3	R: 1	H: 1	R: 2	H: 3	R: 4	H: 4	R: 4	H: 3	R: 0	H: 0	R: 0	H: 0	R: 0	H: 0	R: 0	H: 0		
	E: 0	LOB: 2	E: 0	LOB: 2	E: 0	LOB: 1	E: 1	LOB: 1	E: 0	LOB: 0	E: 0	LOB: 1	E: 0	LOB: 0	E: 0	LOB: 0	E: 0	LOB: 0	E: 0	LOB: 0
	K: 0	BB: 0	K: 0	BB: 2	K: 0	BB: 0	K: 1	BB: 1	K: 0	BB: 1	K: 2	BB: 0	K: 0	BB: 0	K: 0	BB: 0	K: 0	BB: 0	K: 0	BB: 0
	S: 6	P: 6	S: 4	P: 12	S: 6	P: 6	S: 9	P: 13	S: 6	P: 10	S: 5	P: 9	S: 7	P: 7	S: 3	P: 3	S: 3	P: 3	S: 3	P: 3

PITCHER	IP	WLS	BF	H	R	ER	SO	BB	IBB	HBP	BLK	WP	HR	S	P	ERA	WHIP
George Stone, L (1, 1) ERA: 4.19	3.0	L	19	8	5	5	0	2	0	0	0	0	0	17	25	15.00	3.333
Don Cardwell, R (4, 1) ERA: 8.74	1.0		11	6	7	7	1	2	0	0	1	0	1	11	19	63.00	8.000
Julio Navarro, R (5, 1) ERA: 4.15	4.0		13	0	0	0	3	1	0	0	0	0	0	18	22	0.00	0.250

**BOTTOM**

**Atlanta Braves @ Los Angeles Dodgers**  
**Dodger Stadium, Los Angeles, CA**

Wed Aug 05 1970, 7:05 PM PDT  
Att. 18,094 - Unknown

AB	36
R	12
H	14
RBI	11
BB	5
SO	4
LOB	13

livebaseballscorecards.com



WP	PA	1B	SF	2B	SAC	3B	DP	HR	HBP
0	43	8	2	2	0	3	0	1	0

Batter	1	2	3	4	5	6	7	8	9	AB R H RBI BB SO LOB	TOP
Oscar Brown, R (1, 8) OBP: 0.400, SLG: 0.500 Tony Gonzalez, L (4, PR) OBP: 0.335, SLG: 0.361 (4, 8)	0-0 1B 2B 1B	0-0 SF9 2-3 3-H		0-0 BB 1-3 1B		0-0 5-3			0-3 K	2 1 2 1 0 0 0 2 0 0 0 0 1 0	
Felix Millan, R (1, 4) OBP: 0.357, SLG: 0.402	0-0 2B 1-2 1B	0-0 1-3 3-H 2B		0-0 BB 1-2 1B			0-0 1-3 1B		0-0 2B	5 0 5 2 0 0 0	
Hank Aaron, R (1, 9) OBP: 0.373, SLG: 0.605	0-0 2B 1-H 2-H	0-0 F3		0-0 FC6-4 BB 1-2 2-3			0-0 F7		0-0 5-3	4 0 1 1 1 0 4	
Orlando Cepeda, R (1, 3) OBP: 0.386, SLG: 0.567	0-3 K			0-0 G6-3 1B 1-2f			0-0 1-3		4-0 IBB	4 0 1 0 1 1 5	
Tommie Aaron, R (1, 7) OBP: 0.300, SLG: 0.438 Mike Lum, L (7, PH) OBP: 0.331, SLG: 0.458 (7, 7)	0-0 5-3			0-0 G6-3 1-2f		0-0 5-3		0-0 G3	0-0 F7	3 0 0 0 0 0 2 2 0 0 0 0 0 3	
Clete Boyer, R (1, 5) OBP: 0.305, SLG: 0.366		0-3 K		0-0 6-3		0-0 6-3		0-0 1B S 1B		4 0 1 0 0 1 0	
Bob Tillman, R (1, 2) OBP: 0.273, SLG: 0.319		0-0 1B E SF9 1B		0-3 K		0-0 4-3		0-3 K 1-2		4 1 1 0 0 2 1	
Gil Garrido, R (1, 6) OBP: 0.307, SLG: 0.333		0-0 E5 SF9 1B 2B		0-0 1B 1B		0-0 6-3		0-0 2H 1B		4 2 2 0 0 0 1	
Jim Nash, R (1, 1) OBP: 0.141, SLG: 0.226 Hoyt Wilhelm, R (6, 1)		0-0 2B 1-2 2-3 1B		0-0 F5		0-3 K		0-3 K		3 0 1 0 0 1 1 1 0 0 0 0 1 1	
<b>Inning Stats</b>	R: 1 E: 0 K: 1 S: 7 H: 3 LOB: 1 BB: 0 P: 7	R: 2 E: 1 K: 1 S: 9 H: 3 LOB: 2 BB: 0 P: 9	R: 0 E: 0 K: 0 S: 3 H: 1 LOB: 0 BB: 0 P: 3	R: 1 E: 0 K: 1 S: 8 H: 3 LOB: 3 BB: 1 P: 12	R: 0 E: 0 K: 0 S: 3 H: 0 LOB: 0 BB: 0 P: 3	R: 0 E: 0 K: 1 S: 5 H: 0 LOB: 0 BB: 0 P: 5	R: 0 E: 0 K: 0 S: 4 H: 1 LOB: 1 BB: 0 P: 4	R: 0 E: 0 K: 2 S: 8 H: 2 LOB: 1 BB: 0 P: 8	R: 0 E: 0 K: 1 S: 6 H: 1 LOB: 2 BB: 1 P: 10	1B: 11 2B: 3 3B: 0 HR: 0 SF: 1 SAC: 0 DP: 1 HBP: 0	WP: 0 PB: 0 SB: 1 CS: 0 PA: 41
<b>PITCHER</b>	IP WLS BF H R ER SO BB IBB HBP BLK WP HR S P ERA WHIP	IP WLS BF H R ER SO BB IBB HBP BLK WP HR S P ERA WHIP	IP WLS BF H R ER SO BB IBB HBP BLK WP HR S P ERA WHIP	IP WLS BF H R ER SO BB IBB HBP BLK WP HR S P ERA WHIP	IP WLS BF H R ER SO BB IBB HBP BLK WP HR S P ERA WHIP	IP WLS BF H R ER SO BB IBB HBP BLK WP HR S P ERA WHIP	IP WLS BF H R ER SO BB IBB HBP BLK WP HR S P ERA WHIP	IP WLS BF H R ER SO BB IBB HBP BLK WP HR S P ERA WHIP	IP WLS BF H R ER SO BB IBB HBP BLK WP HR S P ERA WHIP	IP WLS BF H R ER SO BB IBB HBP BLK WP HR S P ERA WHIP	IP WLS BF H R ER SO BB IBB HBP BLK WP HR S P ERA WHIP
Claude Osteen, L (1, 1) ERA: 3.42	3.2 L 20 10 4 2 3 0 0 0 0 0 0 26 26 4.91 2.727										
Ray Lamb, R (4, 1) ERA: 3.31	2.1 8 0 0 0 1 1 0 0 0 0 0 0 9 13 0.00 0.429										
Pete Mikkelsen, R (7, 1) ERA: 3.22	2.0 8 3 0 0 2 0 0 0 0 0 0 0 12 12 0.00 1.500										
Jim Brewer, L (9, 1) ERA: 3.04	1.0 5 1 0 0 1 0 0 1 0 0 0 0 6 10 0.00 1.000										

Atlanta Braves @ Los Angeles Dodgers  
Dodger Stadium, Los Angeles, CA  
Thu Aug 06 1970, 7:05 PM PDT  
Att: 20,181 - Unknown

livebaseballscorecards.com

AB	38
R	4
H	14
RBI	4
BB	2
SO	7
LOB	18



Batter	1	2	3	4	5	6	7	8	9	AB R H RBI BB SO LOB
Billy Grabarkewitz, R (1, 6) OBP: 0.423, SLG: 0.479	0-0 6-3		4-0 1B BB		0-0 FC4-6 1B	0-0 FC5-2-6 1-2 3-H			0-3 K	4 0 1 0 1 1 2
Manny Mota, R (1, 7) OBP: 0.385, SLG: 0.409	0-0 5-3 1B		0-0 F8		0-0 FC4-6 1B	0-0 L6			0-0 F7	5 1 1 0 0 0 4
Willie Davis, L (1, 8) OBP: 0.342, SLG: 0.447	0-0 5-3 1-2 1B		0-0 1B 1-2 1B		0-0 1B 1-3 1B			0-0 F2	0-0 3B	5 0 4 0 0 0 0
Wes Parker, S (1, 3) OBP: 0.399, SLG: 0.489	0-0 5-3 1-2 2-3		0-0 1-2 2-3 1B		0-0 1-2 3-H 1B			0-0 4-3	0-0 F7	5 0 2 1 0 0 3
Bill Sudakis, S (1, 5) OBP: 0.346, SLG: 0.447	0-0 4-3		0-3 K		0-0 F6			0-0 3-1		4 0 0 0 0 1 7
Tom Haller, L (1, 2) OBP: 0.335, SLG: 0.434		0-3 K	0-0 F8		0-0 3-1			0-3 K2-3		4 0 0 0 0 2 5
Ted Sizemore, R (1, 4) OBP: 0.347, SLG: 0.332		0-0 F8		0-0 5-3		0-0 F9 FC5-2-6 2B		0-0 FC6-4 1B		4 0 2 0 0 0 0
Bill Russell, R (1, 9) OBP: 0.286, SLG: 0.388		4-0 S BB	0-3 K		0-0 F9 2-3			0-0 FC6-4 1-2f		3 0 0 0 1 1 2
Claude Osteen, L (1, 1) OBP: 0.286, SLG: 0.364		0-0 F5	0-3 K		0-0 FC5-2-6 BB			0-3 K		1 0 0 0 0 0 1
Ray Lantto, R (4, 1)										1 0 0 0 0 1 0
Jim Lefebvre, S (6, PH) OBP: 0.328, SLG: 0.363										0 0 0 0 1 0 0
Pete Mikkelsen, R (7, 1)										0 0 0 0 0 0 0
Willie Crawford, L (8, PH) OBP: 0.236, SLG: 0.363										1 0 0 0 0 1 1
Jim Brewer, L (9, 1) OBP: 0.100, SLG: 0.100										0 0 0 0 0 0 0

Inning Stats	R: 0	H: 2	E: 0	LOB: 2	K: 0	BB: 0	S: 5	P: 5	R: 0	H: 0	E: 0	LOB: 1	K: 1	BB: 1	S: 5	P: 9	R: 0	H: 2	E: 0	LOB: 3	K: 1	BB: 1	S: 7	P: 11	R: 0	H: 0	E: 0	LOB: 0	K: 2	BB: 0	S: 7	P: 7	R: 1	H: 3	E: 0	LOB: 2	K: 0	BB: 0	S: 6	P: 6	R: 0	H: 1	E: 0	LOB: 2	K: 0	BB: 1	S: 4	P: 8	R: 0	H: 0	E: 0	LOB: 0	K: 0	BB: 0	S: 3	P: 3	R: 0	H: 1	E: 0	LOB: 1	K: 2	BB: 0	S: 8	P: 8	R: 0	H: 1	E: 0	LOB: 1	K: 1	BB: 0	S: 6	P: 6	1B: 8	SF: 0	2B: 1	SAC: 0	3B: 1	DP: 0	HR: 0	HBP: 0	WP: 0	PA: 40
--------------	------	------	------	--------	------	-------	------	------	------	------	------	--------	------	-------	------	------	------	------	------	--------	------	-------	------	-------	------	------	------	--------	------	-------	------	------	------	------	------	--------	------	-------	------	------	------	------	------	--------	------	-------	------	------	------	------	------	--------	------	-------	------	------	------	------	------	--------	------	-------	------	------	------	------	------	--------	------	-------	------	------	-------	-------	-------	--------	-------	-------	-------	--------	-------	--------

PITCHER	IP	WLS	BF	H	R	ER	SO	BB	IBB	HBP	BLK	WP	HR	S	P	ERA	WHIP
Jim Nash, R (1, 1) ERA: 4.19	5.1	W	27	8	1	1	4	3	0	0	0	0	0	32	44	1.69	2.062
Hoyt Wilhelm, R (6, 1) ERA: 2.79	3.2	S	13	2	0	0	3	0	0	0	0	0	0	19	19	0.00	0.545

**BOTTOM**

**Atlanta Braves @ Los Angeles Dodgers**  
**Dodger Stadium, Los Angeles, CA**

Thu Aug 06 1970, 7:05 PM PDT  
Att. 20,181 - Unknown

[livebaseballscorecards.com](http://livebaseballscorecards.com)

<b>AB</b>	<b>37</b>
<b>R</b>	<b>1</b>
<b>H</b>	<b>10</b>
<b>RBI</b>	<b>1</b>
<b>BB</b>	<b>3</b>
<b>SO</b>	<b>7</b>
<b>LOB</b>	<b>25</b>



Batter	1	2	3	4	5	6	7	8	9	AB R H RBI BB SO LOB	TOP											
<b>Gil Garrido, R</b> (1, 4) OBP: 0.309, SLG: 0.335	0-0 5-3		0-0 G6-4-3			0-0 FC1-6		0-0 2B 1B	0-0 1B 1B	5 2 2 1 0 0 2	<b>Atlanta Braves @ San Diego Padres</b> San Diego Stadium, San Diego, CA Fri Aug 07 1970, 10:05 PM EDT Unknown <a href="http://livebaseballscorecards.com">livebaseballscorecards.com</a>											
<b>Tony Gonzalez, L</b> (1, 8) OBP: 0.336, SLG: 0.364	0-0 6-3		0-0 L3			0-0 FC6-4 HR		0-0 HR 2B	0-0 1B 1B	5 2 2 1 0 0 1												
<b>Hank Aaron, R</b> (1, 9) OBP: 0.378, SLG: 0.617 <b>Jimmie Hall, L</b> (9, PR) OBP: 0.229, SLG: 0.297	0-0 2B			0-0 5-3		0-0 HR		4-0 HR IBB	0-0 1B 1B	4 2 3 3 1 0 0 0 0 0 0 0 0 0												
<b>Orlando Cepeda, R</b> (1, 3) OBP: 0.386, SLG: 0.571	4-0 FC5-4 IBB			0-0 5-3		0-3 K		0-0 HR	0-0 F8	4 1 1 3 1 1 2												
<b>Clete Boyer, R</b> (1, 5) OBP: 0.301, SLG: 0.362	0-0 FC5-4			0-0 5-3			0-0 6-3	0-0 L8		4 0 0 0 0 0 2												
<b>Tommie Aaron, R</b> (1, 7) OBP: 0.278, SLG: 0.404 <b>Mike Lum, L</b> (8, 7) OBP: 0.331, SLG: 0.458		0-0 F3		0-0 5-3		0-3 K		0-0 5-3		4 0 0 0 0 1 0 0 0 0 0 0 0 0												
<b>Bob Tillman, R</b> (1, 2) OBP: 0.266, SLG: 0.311		0-3 K		0-0 L7		0-0 E6			0-0 5-3	4 0 0 0 0 1 0												
<b>Sonny Jackson, L</b> (1, 6) OBP: 0.356, SLG: 0.310		0-0 1-3		0-3 K		0-0 1-3			0-0 6-3 1B 2B	4 1 1 0 0 1 1												
<b>Phil Niekro, R</b> (1, 1) OBP: 0.174, SLG: 0.197			0-0 G6-4-3 1B			0-0 FC1-6 1B		0-0 L7	0-0 6-3	4 0 2 0 0 0 1												
<b>Inning Stats</b>	R: 0 E: 0 K: 0 S: 4	H: 1 LOB: 2 BB: 1 P: 8	R: 0 E: 0 K: 1 S: 5	H: 0 LOB: 0 BB: 0 P: 5	R: 0 E: 0 K: 0 S: 3	H: 1 LOB: 0 BB: 0 P: 3	R: 0 E: 0 K: 0 S: 3	H: 0 LOB: 0 BB: 0 P: 3	R: 0 E: 0 K: 1 S: 5	H: 0 LOB: 0 BB: 0 P: 5	R: 2 E: 0 K: 1 S: 7	H: 2 LOB: 0 BB: 0 P: 7	R: 0 E: 1 K: 1 S: 6	H: 0 LOB: 1 BB: 0 P: 6	R: 4 E: 0 K: 0 S: 6	H: 3 LOB: 0 BB: 1 P: 10	R: 2 E: 0 K: 0 S: 7	H: 4 LOB: 2 BB: 0 P: 7	1B: 6 2B: 3 3B: 0 HR: 2	SF: 0 SAC: 0 DP: 1 HBP: 0	WP: 0 PB: 0 SB: 0 CS: 0	PA: 40
<b>PITCHER</b>	IP WLS BF H R ER SO BB IBB HBP BLK WP HR S P ERA WHIP																					
<b>Dave Roberts, L</b> (1, 1) ERA: 3.86	7.1 L 30 6 5 5 4 0 2 0 0 0 0 1 36 44 6.14 0.818																					
<b>Pat Dobson, R</b> (8, 1) ERA: 4.17	0.2 3 1 1 1 0 0 0 0 0 0 0 1 3 3 13.50 1.500																					
<b>Jack Baldschun, R</b> (9, 1) ERA: 9.64	1.0 7 4 2 2 0 0 0 0 0 0 0 0 7 7 18.00 4.000																					

Batter	1	2	3	4	5	6	7	8	9	AB	R	H	RBI	BB	SO	LOB
Jose Arcia, R (1, 6) OBP: 0.294, SLG: 0.299	0-0 6-3		0-0 L6		0-0 G6-4-3 E 1B		0-0 FC5-4-6-5 5-3 1B			4	0	2	0	0	0	0
Dave Campbell, R (1, 4) OBP: 0.279, SLG: 0.331	0-3 K2-3		0-3 K		0-0 E6 G6-4-3 1-2		0-0 5-3 1-2			4	0	0	0	0	2	2
Cito Gaston, R (1, 8) OBP: 0.367, SLG: 0.534	0-0 2B 3B		0-0 2B 1B		0-0 G6-4-3 1-2f 2-3		0-0 FC5-4-6-5 2-3			4	2	2	0	0	0	3
Al Ferrara, R (1, 7) OBP: 0.355, SLG: 0.442	0-0 2B		0-0 2B		0-0 6-3			0-0 F3		4	0	2	2	0	0	1
Ollie Brown, R (1, 9) OBP: 0.319, SLG: 0.484	0-0 F7		4-0 BB		0-0 F4			0-0 4-3		3	0	0	0	1	0	1
Nate Colbert, R (1, 3) OBP: 0.324, SLG: 0.479		0-0 6-3	0-3 K		0-0 6-3			0-3 K		4	0	0	0	0	2	2
Ed Spiezio, R (1, 5) OBP: 0.388, SLG: 0.467		0-0 6-3		0-0 1-3		4-0 BB			0-3 K	3	0	0	0	1	1	0
Chris Cannizzaro, R (1, 2) OBP: 0.395, SLG: 0.434		0-0 1B		0-0 1-3		0-3 K			0-3 K	4	0	1	0	0	2	1
Dave Roberts, L (1, 1) OBP: 0.231, SLG: 0.395		0-0 F9		0-0 F6			0-3 K		0-0 F4	3	0	0	0	0	1	1
Pat Dobson, R (8, 1) OBP: 0.212, SLG: 0.184										0	0	0	0	0	0	0
Jack Baldschun, R (9, 1)										0	0	0	0	0	0	0
Ray Webster, L (9, PH) OBP: 0.307, SLG: 0.301										1	0	0	0	0	0	0

Inning Stats	R: 1	H: 2	E: 0	K: 1	S: 7	R: 0	H: 1	E: 0	K: 0	S: 4	R: 1	H: 2	E: 0	K: 2	S: 9	R: 0	H: 0	E: 0	K: 0	S: 3	R: 0	H: 1	E: 1	K: 0	S: 4	R: 0	H: 0	E: 0	K: 1	S: 5	R: 0	H: 1	E: 0	K: 1	S: 6	R: 0	H: 0	E: 0	K: 1	S: 5	R: 0	H: 0	E: 0	K: 2	S: 7	R: 0	H: 0	E: 0	K: 0	S: 7	1B: 4	2B: 2	3B: 1	HR: 0	SF: 0	SAC: 0	DP: 1	HBP: 0	WP: 0	PB: 0	SB: 0	CS: 0	PA: 36
PITCHER Phil Niekro, R (1, 1) ERA: 4.26	IP	WLS	BF	H	R	ER	SO	BB	IBB	HBP	BLK	WP	HR	S	P	ERA	WHIP																																														
	9.0	W	36	7	2	2	8	2	0	0	0	0	0	50	58	2.00	1.000																																														

**BOTTOM**

**Atlanta Braves @ San Diego Padres**  
San Diego Stadium, San Diego, CA

Fri Aug 07 1970, 10:05 PM EDT  
Unknown

livebaseballscorecards.com

AB	34
R	2
H	7
RBI	2
BB	2
SO	8
LOB	11



Batter	1	2	3	4	5	6	7	8	9	AB R H RBI BB SO LOB	TOP											
Mike Lum, L (1, 9) OBP: 0.329, SLG: 0.452	0-3 K		0-0 F8		0-0 FC5-4 1B		0-0 G4-6-3			4 0 1 0 0 1 1												
Sonny Jackson, L (1, 6) OBP: 0.354, SLG: 0.313	0-0 FC5-4 2B		0-0 F7		0-0 FC5-4			0-0 F8		4 0 1 0 0 0 1												
Tony Gonzalez, L (1, 8) OBP: 0.335, SLG: 0.363	0-0 E6 FC5-4		0-3 K			0-0 F7		0-0 1B		4 0 1 0 0 1 1												
Orlando Cepeda, R (1, 3) OBP: 0.383, SLG: 0.566	0-0 FC5-4 HBP 1-2f 2-3			0-0 6-3		0-3 K		0-0 F9		4 0 0 0 0 1 3												
Hal King, L (1, 2) OBP: 0.384, SLG: 0.473	1-0 HBP			4-0 FC5-4 BB		4-0 1B BB		0-0 F8		1 0 0 0 2 0 1												
Jimmie Hall, L (1, 7) OBP: 0.243, SLG: 0.309	0-3 K			0-0 L8		0-0 1B			0-0 1B G4-3-6-2	4 1 2 0 0 1 4												
Clete Boyer, R (1, 5) OBP: 0.301, SLG: 0.361		0-3 K2-3		0-0 FC5-4		0-3 K			0-0 1B G4-3-6-2	4 0 1 0 0 2 3												
Gil Garrido, R (1, 4) OBP: 0.304, SLG: 0.329		0-0 L4			0-3 K		0-0 6-3		0-0 G4-3-6-2	4 0 0 0 0 1 1												
Ron Reed, R (1, 1) OBP: 0.045, SLG: 0.091		0-3 K			0-0 4-3		4-0 G4-6-3 BB		0-0 6-3	2 0 0 0 0 1 0												
Tommie Aaron, R (7, PH) OBP: 0.291, SLG: 0.404										0 0 0 0 1 0 0												
Bob Priddy, R (7, 1) OBP: 0.333, SLG: 0.273										0 0 0 0 0 0 0												
Mike McQueen, L (7, 1) OBP: 0.286, SLG: 0.429										0 0 0 0 0 0 0												
Bob Aspromonte, R (9, PH) OBP: 0.262, SLG: 0.234										1 0 0 0 0 0 0												
<b>Inning Stats</b>	R: 0 E: 1 K: 2 S: 9	H: 1 LOB: 3 BB: 0 P: 10	R: 0 E: 0 K: 2 S: 7	H: 0 LOB: 0 BB: 0 P: 7	R: 0 E: 0 K: 1 S: 5	H: 0 LOB: 1 BB: 1 P: 7	R: 0 E: 0 K: 0 S: 3	H: 1 LOB: 1 BB: 1 P: 7	R: 0 E: 0 K: 1 S: 6	H: 1 LOB: 1 BB: 0 P: 6	R: 0 E: 0 K: 2 S: 8	H: 1 LOB: 2 BB: 1 P: 12	R: 0 E: 0 K: 0 S: 2	H: 0 LOB: 0 BB: 1 P: 6	R: 0 E: 0 K: 0 S: 4	H: 1 LOB: 1 BB: 0 P: 4	R: 1 E: 0 K: 0 S: 4	H: 2 LOB: 0 BB: 0 P: 4	1B: 5 2B: 1 3B: 0 HR: 0	SF: 0 SAC: 0 DP: 2 HBP: 1	WP: 0 PB: 0 SB: 0 CS: 0	PA: 36
<b>PITCHER</b> Clay Kirby, R (1, 1) ERA: 4.35	IP: 9.0 WLS: W BF: 36 H: 6 R: 1 ER: 1 SO: 8 BB: 3 IBB: 0 HBP: 1 BLK: 0 WP: 0 HR: 0 S: 48 P: 61 ERA: 1.00 WHIP: 1.000											<b>PITCHER</b>	IP: 9.0 WLS: W BF: 36 H: 6 R: 1 ER: 1 SO: 8 BB: 3 IBB: 0 HBP: 1 BLK: 0 WP: 0 HR: 0 S: 48 P: 61 ERA: 1.00 WHIP: 1.000									

Atlanta Braves @ San Diego Padres  
San Diego Stadium, San Diego, CA

Fri Aug 07 1970, 10:05 PM EDT  
Att. 9,620 - Unknown

livebaseballscorecards.com

AB 32  
R 1  
H 6  
RBI 0  
BB 3  
SO 8  
LOB 15





Batter	1	2	3	4	5	6	7	8	9	AB	R	H	RBI	BB	SO	LOB
Jose Arcia, R OBP: 0.290, SLG: 0.288 (1, 6)	0-0 6-3	0-0 F7		0-0 G6-4-3			0-0 6-3	4-0 BB		4	0	0	0	1	0	3
Dave Campbell, R OBP: 0.278, SLG: 0.332 (1, 4)	0-0 F7		0-3 K		0-0 F7		0-0 1B 2B	0-3 K		5	1	1	0	0	2	1
Cito Gaston, R OBP: 0.372, SLG: 0.544 (1, 8)	0-0 3B 1B		0-0 HBP 1B		0-0 HR		4-0 1B BB	0-0 4-3		4	4	3	1	1	0	1
Al Ferrara, R OBP: 0.360, SLG: 0.452 (1, 7)	0-0 1-H 3B		1-0 1B HBP		0-0 F2		0-0 1B 2B 1B			3	0	2	2	0	0	0
Ivan Murrell, R OBP: 0.297, SLG: 0.418 (7, PR) (8, 7)			1-2 HBP				1-2 2-H 1B			0	1	0	0	0	0	0
Ollie Brown, R OBP: 0.323, SLG: 0.489 (1, 9)	0-0 F8		0-0 1-2 2-H 1B		0-0 2B		0-0 1-3 2-H 1B			4	0	3	2	0	0	1
Nate Colbert, R OBP: 0.323, SLG: 0.479 (1, 3)		0-0 3-1	0-0 F9		0-0 G3		0-0 3-H 2B			4	0	1	1	0	0	3
Ed Spiezio, R OBP: 0.390, SLG: 0.462 (1, 5)		4-0 1B BB	0-3 K			0-0 5-3	4-0 1B BB FC5-4			2	0	0	0	2	1	2
Bob Barton, R OBP: 0.271, SLG: 0.324 (1, 2)		0-0 F4		0-0 E5 FC3-6		0-0 5-3	0-0 1-2 FC5-4			4	0	0	0	0	0	3
Clay Kirby, R OBP: 0.216, SLG: 0.204 (1, 1)		0-0 1-2 1B		0-0 FC3-6 G6-4-3		0-0 1-3		0-3 K		4	0	1	0	0	1	1

Inning Stats	R: 1	H: 2	E: 0	K: 0	S: 5	H: 2	LOB: 1	BB: 0	P: 5	R: 0	H: 1	E: 0	K: 0	S: 4	H: 1	LOB: 2	BB: 1	P: 8	R: 1	H: 2	E: 0	K: 2	S: 9	H: 2	LOB: 2	BB: 0	P: 10	R: 0	H: 0	E: 1	K: 0	S: 3	H: 0	LOB: 0	BB: 0	P: 3	R: 1	H: 2	E: 0	K: 0	S: 5	H: 0	LOB: 0	BB: 0	P: 5	R: 0	H: 0	E: 0	K: 0	S: 3	R: 3	H: 4	E: 0	K: 0	S: 6	H: 4	LOB: 2	BB: 2	P: 14	R: 0	H: 0	E: 0	K: 2	S: 7	H: 0	LOB: 1	BB: 1	P: 11
1B: 6	SF: 0	2B: 3	SAC: 0	3B: 1	DP: 1	HR: 1	HBP: 1	WP: 0	PA: 39																																																											

PITCHER	IP	WLS	BF	H	R	ER	SO	BB	IBB	HBP	BLK	WP	HR	S	P	ERA	WHIP
Ron Reed, R ERA: 5.66 (1, 1)	6.0	L	27	7	3	3	2	1	0	0	0	0	1	29	34	4.50	1.333
Bob Priddy, R ERA: 6.53 (7, 1)	0.2		6	4	3	3	0	1	0	0	0	0	0	5	9	40.50	7.500
Mike McQueen, L ERA: 7.62 (7, 1)	1.1		6	0	0	0	2	2	0	0	0	0	0	8	16	0.00	1.500

**BOTTOM**

**Atlanta Braves @ San Diego Padres**  
**San Diego Stadium, San Diego, CA**  
 Fri Aug 07 1970, 10:05 PM EDT  
 Att. 9,620 - Unknown

<b>AB</b>	<b>34</b>
<b>R</b>	<b>6</b>
<b>H</b>	<b>11</b>
<b>RBI</b>	<b>6</b>
<b>BB</b>	<b>4</b>
<b>SO</b>	<b>4</b>
<b>LOB</b>	<b>15</b>



livebaseballscorecards.com

Batter	1	2	3	4	5	6	7	8	9	AB R H RBI BB SO LOB	TOP											
Mike Lum, L (1, 7) OBP: 0.320, SLG: 0.438	0-0 F8	0-0 1-3			0-0 1-3		0-0 F5		0-0 3-1	5 0 0 0 0 0 3												
Sonny Jackson, L (1, 6) OBP: 0.353, SLG: 0.312	0-0 BB 1B		0-0 F7		0-0 F8		0-0 F8			4 0 1 0 0 0 0												
Hank Aaron, R (1, 9) OBP: 0.377, SLG: 0.621	0-0 F5		0-3 K		0-0 6-3			0-0 HR		4 1 1 1 0 1 1												
Orlando Cepeda, R (1, 3) OBP: 0.384, SLG: 0.564	4-0 1-2 BB		0-0 1B		0-0 F2			0-0 F8		3 0 1 0 1 0 0												
Hal King, L (1, 2) OBP: 0.381, SLG: 0.474	0-0 F3		0-3 K		0-0 1B SF7 2B			0-0 G3		4 1 1 0 0 1 3												
Jimmie Hall, L (1, 8) OBP: 0.244, SLG: 0.306		0-0 F9		0-0 4-3		0-0 2-3 1B		0-3 K		4 0 1 0 0 1 0												
Clete Boyer, R (1, 5) OBP: 0.300, SLG: 0.366		0-0 6-3		0-0 F3		0-0 SF7		0-0 3B		3 0 1 1 0 0 0												
Gil Garrido, R (1, 4) OBP: 0.307, SLG: 0.332		0-0 1B 1B		0-0 1B		0-0 3-H F8		0-0 F9		4 0 2 0 0 0 2												
Pat Jarvis, R (1, 1) OBP: 0.175, SLG: 0.177		0-0 1B		0-3 K		0-3 K		0-3 K		2 0 1 0 0 1 1												
Tommie Aaron, R (7, PH) OBP: 0.286, SLG: 0.396										1 0 0 0 0 1 0												
Julio Navarro, R (7, 1) OBP: 0.200, SLG: 0.200										0 0 0 0 0 0 0												
Bob Aspromonte, R (9, PH) OBP: 0.260, SLG: 0.232		1-3 1B								1 0 0 0 0 1 1												
<b>Inning Stats</b>	R: 0 E: 0 K: 0 S: 4	H: 1 LOB: 2 BB: 1 P: 8	R: 0 E: 0 K: 0 S: 5	H: 2 LOB: 2 BB: 0 P: 5	R: 0 E: 0 K: 2 S: 8	H: 1 LOB: 1 BB: 0 P: 8	R: 0 E: 0 K: 1 S: 6	H: 1 LOB: 1 BB: 0 P: 6	R: 0 E: 0 K: 0 S: 3	H: 0 LOB: 0 BB: 0 P: 3	R: 1 E: 0 K: 0 S: 5	H: 2 LOB: 1 BB: 0 P: 5	R: 0 E: 0 K: 1 S: 5	H: 0 LOB: 0 BB: 0 P: 5	R: 1 E: 0 K: 1 S: 6	H: 1 LOB: 0 BB: 0 P: 6	R: 0 E: 0 K: 1 S: 6	H: 1 LOB: 1 BB: 0 P: 6	1B: 6 2B: 1 3B: 1 HR: 1	SF: 1 SAC: 0 DP: 0 HBP: 0	WP: 0 PB: 0 SB: 0 CS: 0	PA: 37
<b>PITCHER</b>	IP WLS BF H R ER SO BB IBB HBP BLK WP HR S P ERA WHIP																					
Pat Dobson, R (1, 1) ERA: 4.08	8.0 W 34 9 2 2 5 1 0 0 0 0 1 43 47 2.25 1.250																					
Tom Dukes, R (9, 1) ERA: 1.91	1.0 S 3 0 0 0 1 0 0 0 0 0 0 5 5 0.00 0.000																					

Atlanta Braves @ San Diego Padres  
San Diego Stadium, San Diego, CA  
Sun Aug 09 1970, 6:33 AM EDT  
Att. 6,276 - Unknown

livebaseballscorecards.com

AB	35
R	2
H	9
RBI	2
BB	1
SO	6
LOB	11



Batter	1	2	3	4	5	6	7	8	9	AB	R	H	RBI	BB	SO	LOB
--------	---	---	---	---	---	---	---	---	---	----	---	---	-----	----	----	-----

<b>Jose Arcia, R</b> <small>OBP: 0.297, SLG: 0.304</small> (1, 6)	0-0 		0-0 	0-0 		0-0 				4	1	2	0	0	0	1
<b>Dave Campbell, R</b> <small>OBP: 0.281, SLG: 0.336</small> (1, 4)	0-0 		0-0 		0-0 		0-0 			3	1	2	0	0	0	0
<b>Cito Gaston, R</b> <small>OBP: 0.371, SLG: 0.543</small> (1, 8)	0-3 		0-0 		0-0 		0-0 			4	0	1	1	0	1	2
<b>Al Ferrara, R</b> <small>OBP: 0.362, SLG: 0.451</small> (1, 7)	0-0 		0-0 		0-0 		0-0 			3	0	1	0	1	0	2
<b>Ivan Murrell, R</b> <small>OBP: 0.297, SLG: 0.418</small> (8, 7)										0	0	0	0	0	0	0
<b>Ollie Brown, R</b> <small>OBP: 0.323, SLG: 0.487</small> (1, 9)		0-0 	0-0 		0-0 		0-3 			4	0	1	1	0	1	2
<b>Nate Colbert, R</b> <small>OBP: 0.323, SLG: 0.485</small> (1, 3)		0-3 	0-3 		0-0 		0-3 			4	1	1	1	0	3	3
<b>Ed Spiezio, R</b> <small>OBP: 0.388, SLG: 0.474</small> (1, 5)		0-0 	0-0 		0-0 		0-0 			4	1	1	1	0	0	3
<b>Chris Cannizzaro, R</b> <small>OBP: 0.396, SLG: 0.435</small> (1, 2)		0-0 		0-3 		0-0 		0-0 		4	0	2	0	0	1	0
<b>Pat Dobson, R</b> <small>OBP: 0.200, SLG: 0.173</small> (1, 1)			0-0 	0-0 		0-0 		0-3 		3	0	0	0	0	1	1
<b>Tom Dukes, R</b> (9, 1)										0	0	0	0	0	0	0

Inning Stats	R: 0	H: 1	E: 0	K: 1	S: 6	LOB: 1	BB: 0	P: 6	R: 1	H: 1	E: 0	K: 1	S: 6	LOB: 0	BB: 0	P: 6	R: 2	H: 4	E: 0	K: 1	S: 9	LOB: 3	BB: 1	P: 13	R: 0	H: 0	E: 0	K: 1	S: 5	LOB: 0	BB: 0	P: 5	R: 0	H: 1	E: 0	K: 0	S: 4	LOB: 1	BB: 0	P: 4	R: 1	H: 2	E: 0	K: 0	S: 5	LOB: 1	BB: 0	P: 5	R: 0	H: 1	E: 0	K: 1	S: 6	LOB: 1	BB: 0	P: 6	R: 0	H: 1	E: 0	K: 2	S: 8	LOB: 1	BB: 0	P: 8
--------------	------	------	------	------	------	--------	-------	------	------	------	------	------	------	--------	-------	------	------	------	------	------	------	--------	-------	-------	------	------	------	------	------	--------	-------	------	------	------	------	------	------	--------	-------	------	------	------	------	------	------	--------	-------	------	------	------	------	------	------	--------	-------	------	------	------	------	------	------	--------	-------	------

PITCHER	IP	WLS	BF	H	R	ER	SO	BB	IBB	HBP	BLK	WP	HR	S	P	ERA	WHIP
<b>Pat Jarvis, R</b> <small>ERA: 3.39</small> (1, 1)	6.0	L	28	9	4	4	4	0	0	0	0	0	2	35	39	6.00	1.500
<b>Julio Navarro, R</b> <small>ERA: 3.72</small> (7, 1)	2.0		8	2	0	0	3	0	0	0	0	0	0	14	14	0.00	1.000

**BOTTOM**

**Atlanta Braves @ San Diego Padres**  
 San Diego Stadium, San Diego, CA  
 Sun Aug 09 1970, 6:33 AM EDT  
 Att. 6,276 - Unknown

AB	33
R	4
H	11
RBI	4
BB	1
SO	7
LOB	14



WP	PA	ERA	WHIP
0	36		

Batter	1	2	3	4	5	6	7	8	9	AB R H RBI BB SO LOB	TOP												
Mary Staehle, L (1, 4) OBP: 0.323, SLG: 0.278	4-0 BB BB		x 0-0 CS 1B		x 0-0 F9			x 0-0 F5		3 0 1 0 1 0 0													
Jim Gosger, L (1, 8) OBP: 0.366, SLG: 0.391	0-3 K		x 0-0 F7			x 0-0 F8		x 0-0 F8		4 0 0 0 0 1 2													
Rusty Staub, L (1, 9) OBP: 0.415, SLG: 0.528	4-0 1-2 BB		x 0-0 F7			x 0-0 4-3		x 0-0 F4		3 0 0 0 1 0 0													
Bob Bailey, R (1, 5) Adolfo Phillips, R (9, PR) OBP: 0.438, SLG: 0.685 OBP: 0.340, SLG: 0.365	0-3 K			x 0-0 F7		x 0-0 F8		x 0-0 1B		4 0 1 0 0 1 2 0 0 0 0 0 0 0													
Jim Fairey, L (1, 7) OBP: 0.309, SLG: 0.380	0-3 K			x 0-3 K		x 0-0 F5		x 0-0 F6		4 0 0 0 0 2 3													
Fred Whitfield, L (1, 3) OBP: 0.125, SLG: 0.067		x 0-0 F8		x 4-0 BB		x 0-0 F3				2 0 0 0 1 0 0													
John Bateman, R (1, 2) OBP: 0.257, SLG: 0.356		x 0-0 F2		x 0-0 6-3		x 0-0 F8				3 0 0 0 0 0 1													
Bobby Wine, R (1, 6) OBP: 0.279, SLG: 0.288		x 0-0 1B			x 0-3 K		x 0-0 L1			3 0 1 0 0 1 0													
Carl Morton, R (1, 1) Mack Jones, L (8, PH) Howie Reed, R (8, 1) OBP: 0.229, SLG: 0.242 OBP: 0.401, SLG: 0.480		x 0-3 K			x 0-0 F2		x 0-3 K			2 0 0 0 0 1 1 1 0 0 0 0 1 0 0 0 0 0 0 0 0													
<b>Inning Stats</b>	R: 0 E: 0 K: 3 S: 9	H: 0 LOB: 2 BB: 2 P: 17	R: 0 E: 0 K: 1 S: 6	H: 1 LOB: 1 BB: 0 P: 6	R: 0 E: 0 K: 0 S: 3	H: 1 LOB: 0 BB: 0 P: 3	R: 0 E: 0 K: 1 S: 5	H: 0 LOB: 1 BB: 1 P: 9	R: 0 E: 0 K: 1 S: 5	H: 0 LOB: 0 BB: 0 P: 5	R: 0 E: 0 K: 0 S: 3	H: 0 LOB: 0 BB: 0 P: 3	R: 0 E: 0 K: 0 S: 3	H: 0 LOB: 0 BB: 0 P: 3	R: 0 E: 0 K: 1 S: 5	H: 0 LOB: 0 BB: 0 P: 5	R: 0 E: 0 K: 0 S: 4	H: 1 LOB: 1 BB: 0 P: 4	1B: 3 2B: 0 3B: 0 HR: 0	SF: 0 SAC: 0 DP: 0 HBP: 0	WP: 0 PB: 0 SB: 0 CS: 1	PA: 32	
<b>PITCHER</b> Jim Nash, R (1, 1) ERA: 3.96	IP 9.0	WLS W	BF 32	H 3	R 0	ER 0	SO 7	BB 3	IBB 0	HBP 0	BLK 0	WP 0	HR 0	S 43	P 55	ERA 0.00	WHIP 0.667						<b>PITCHER</b> IP WLS BF H R ER SO BB IBB HBP BLK WP HR S P ERA WHIP

**Montreal Expos @ Atlanta Braves**  
Atlanta Stadium, Atlanta, GA  
Tue Aug 11 1970, 7:05 PM EDT  
Att. 7,269 - Unknown

[livebaseballscorecards.com](http://livebaseballscorecards.com)

**AB 29**  
**R 0**  
**H 3**  
**RBI 0**  
**BB 3**  
**SO 7**  
**LOB 9**



Batter	1	2	3	4	5	6	7	8	9
<b>Felix Millan, R</b> OBP: 0.360, SLG: 0.406 (1, 4) X	0-0 FC6-4 1B		0-0 6-3		0-0 1B 2B		4-0 BB		
<b>Tony Gonzalez, L</b> OBP: 0.334, SLG: 0.360 (1, 8) X	0-0 FC6-4 1-2f		4-0 BB BB		0-0 F9		0-0 F8		
<b>Hank Aaron, R</b> OBP: 0.378, SLG: 0.619 (1, 9) S S	0-3 K		4-0 1-2 BB		0-0 2-H 1B		0-3 K		
<b>Orlando Cepeda, R</b> OBP: 0.381, SLG: 0.558 (1, 3) S S	0-3 K		0-0 F4		0-3 K		0-0 4-3		
<b>Hal King, L</b> OBP: 0.373, SLG: 0.462 (1, 2) X		0-0 3-1		0-0 4-3		0-0 F9		0-0 F5	
<b>Mike Lum, L</b> OBP: 0.315, SLG: 0.430 (1, 7) X		0-0 F8		0-0 6-3		0-0 E4 CS			
<b>Clete Boyer, R</b> OBP: 0.301, SLG: 0.364 (1, 5) X		0-0 F9		4-0 BB BB		0-0 4-3 1-2			
<b>Gil Garrido, R</b> OBP: 0.307, SLG: 0.332 (1, 6) X			0-0 6-3 SH1-3 1B		0-0 F9		0-0 6-3		
<b>Jim Nash, R</b> OBP: 0.136, SLG: 0.219 (1, 1) X			0-0 SH1-3 1-2		0-3 K		0-3 K		

Inning Stats	R: 0	H: 1	E: 0	LOB: 1	K: 2	S: 8	P: 8	R: 0	H: 0	E: 0	LOB: 0	K: 0	S: 3	P: 3	R: 0	H: 1	E: 0	LOB: 3	K: 0	S: 4	P: 12	R: 0	H: 0	E: 0	LOB: 1	K: 0	S: 3	P: 7	R: 1	H: 2	E: 0	LOB: 1	K: 2	S: 9	P: 9	R: 0	H: 0	E: 1	LOB: 0	K: 0	S: 3	P: 3	R: 0	H: 0	E: 0	LOB: 1	K: 1	S: 5	P: 9	R: 0	H: 0	E: 0	LOB: 0	K: 1	S: 5	P: 5
	1B: 3	SF: 0	2B: 1	SAC: 1	3B: 0	DP: 0	HR: 0	HBP: 0	WP: 0	PA: 32	1B: 3	SF: 0	2B: 1	SAC: 1	3B: 0	DP: 0	HR: 0	HBP: 0	WP: 0	PA: 32	1B: 3	SF: 0	2B: 1	SAC: 1	3B: 0	DP: 0	HR: 0	HBP: 0	WP: 0	PA: 32	1B: 3	SF: 0	2B: 1	SAC: 1	3B: 0	DP: 0	HR: 0	HBP: 0	WP: 0	PA: 32	1B: 3	SF: 0	2B: 1	SAC: 1	3B: 0	DP: 0	HR: 0	HBP: 0	WP: 0	PA: 32						

PITCHER	IP	WLS	BF	H	R	ER	SO	BB	IBB	HBP	BLK	WP	HR	S	P	ERA	WHIP
<b>Carl Morton, R</b> ERA: 3.58 (1, 1)	7.0	L	29	4	1	1	5	4	0	0	0	0	0	35	51	1.29	1.143
<b>Howie Reed, R</b> ERA: 3.63 (8, 1)	1.0		3	0	0	0	1	0	0	0	0	0	0	5	5	0.00	0.000

**BOTTOM**

**Montreal Expos @ Atlanta Braves**  
Atlanta Stadium, Atlanta, GA

Tue Aug 11 1970, 7:05 PM EDT  
Att. 7,269 - Unknown

livebaseballscorecards.com

<b>AB</b>	<b>27</b>
<b>R</b>	<b>1</b>
<b>H</b>	<b>4</b>
<b>RBI</b>	<b>1</b>
<b>BB</b>	<b>4</b>
<b>SO</b>	<b>6</b>
<b>LOB</b>	<b>12</b>



Batter 1 2 3 4 5 6 7 8 9 AB R H RBI BB SO LOB TOP

Mack Jones, L (1, 7) 4-0 G3 1B BB HR F9 G3 0-3 K

Jim Gosger, L (1, 8) 0-0 G3 F8 0-0 F7 FC6-4 S BB 0-3 K WP 1B

Rusty Staub, L (1, 9) 4-0 E 1B BB K FC5-4 BB 0-3 K 1-2

Bob Bailey, R (1, 3) 0-0 E 1B BB F9 FC6-4 FC5-4 0-0 F9 2-3 FC5-4 2-H 1B

Coco Laboy, R (1, 5) 0-0 E5 1B FC5 F7 F7 FC5-4 0-0 F7 1-2f

Gary Sutherland, R (1, 4) 0-3 K 0-0 2B 1B 1B F3 F9

John Bateman, R (1, 2) 0-0 1B 1B 2B F7 F6

Bobby Wine, R (1, 6) 0-3 K B3-4 1B 1-4-3 E1 1B

Dan McGinn, L (1, 1) 0-0 6-3 B3-4 0-0 6-3 K 0-3 K 6-3

Inning Stats table with columns for R, H, E, K, S and P, H, ER, SO, BB, IBB, HBP, BLK, WP, HR, S, P, ERA, WHIP

PITCHER table with columns for IP, WLS, BF, H, R, ER, SO, BB, IBB, HBP, BLK, WP, HR, S, P, ERA, WHIP

Montreal Expos @ Atlanta Braves Atlanta Stadium, Atlanta, GA Wed Aug 12 1970, 7:05 PM EDT Att. 8,067 - Unknown

livebaseballscorecards.com

Summary statistics table: AB 37, R 7, H 8, RBI 7, BB 4, SO 8, LOB 17



Final stats table: WP: 1, PA: 41, PB: 2, SB: 1, CS: 0

BOTTOM

**Montreal Expos @ Atlanta Braves**  
Atlanta Stadium, Atlanta, GA  
Wed Aug 12 1970, 7:05 PM EDT  
Att. 8,067 - Unknown

AB	35
R	8
H	12
RBI	8
BB	3
SO	5
LOB	19



WP:	0	PA:	39
PB:	0		
SB:	0		
CS:	0		

AB	R	H	RBI	BB	SO	LOB
5	2	3	1	0	0	0
5	2	3	0	0	0	2
4	2	2	3	1	0	2
4	0	1	2	0	0	1
2	0	2	1	1	0	0
0	1	0	0	0	0	0
4	0	0	0	0	1	5
4	0	1	1	0	0	3
2	0	0	0	1	1	2
0	1	0	0	0	0	0
1	0	0	0	0	0	2
1	0	0	0	0	0	0
3	0	0	0	0	3	2
0	0	0	0	0	0	0

Batter	1	2	3	4	5	6	7	8	9
Gil Garrido, R OBP: 0.313, SLG: 0.345 (1, 6)	0-0 BB 1B 1B	0-0 F7		0-0 1B 1B		0-0 1B 3B		0-0 F9	
Felix Millan, R OBP: 0.363, SLG: 0.408 (1, 4)	0-0 1B BB 1B	0-0 HR 1B		0-0 FC4 1B		0-0 1-3		0-0 F8	
Hank Aaron, R OBP: 0.380, SLG: 0.625 (1, 9)	4-0 1B 1B BB 2-3	0-0 HR		0-0 FC4 1-2f		0-0 1B		0-0 4-3	
Orlando Cepeda, R OBP: 0.380, SLG: 0.556 (1, 3)	0-0 1B 1B	0-0 6-3			0-0 F3	0-0 F8			
Rico Carty, R OBP: 0.455, SLG: 0.647 Mike Lum, L OBP: 0.315, SLG: 0.430 (7, PR) (8, 7)	0-0 FC5-4 1B 1-2 2-H 3-H		4-0 BB G3-6-3		1-0 HBP FC5-4		0-0 1B 2B		
Tony Gonzalez, L OBP: 0.331, SLG: 0.356 (1, 8)	0-3 K		0-0 G3-6-3 1-2f		0-0 F7		0-0 L9		
Clete Boyer, R OBP: 0.300, SLG: 0.363 (1, 5)	0-0 F7		0-0 4-3		0-0 FC5-4 1-2f		0-0 3-1 1B 2-H		
Bob Tillman, R OBP: 0.267, SLG: 0.307 Sonny Jackson, L OBP: 0.353, SLG: 0.312 Hal King, L OBP: 0.371, SLG: 0.459 (6, PR) (7, 2)	0-0 FC5-4 1-2f			0-3 K		4-0 3B BB		0-0 3-1 1-2	
Phil Niekro, R OBP: 0.171, SLG: 0.194 Bob Priddy, R OBP: 0.267, SLG: 0.214 Hoyt Wilhelm, R (9, 1)		0-0 F3		0-3 K		0-3 K		0-3 K	

Inning Stats	R	H	E	K	S	L	LOB	BB	P	R	H	E	K	S	L	LOB	BB	P
1	3	4	0	1	9		2	1	13									
2	2	2	0	0	5		0	0	5									
3	0	0	0	0	2		0	0	6									
4	0	2	0	2	9		2	0	9									
5	0	0	0	0	4		1	0	4									
6	2	2	0	1	11		1	0	11									
7	1	2	0	1	7		1	0	7									
8	0	0	0	0	3		0	0	3									
9	0	0	0	0	0		0	0	0									

PITCHER	IP	WLS	BF	H	R	ER	SO	BB	IBB	HBP	BLK	WP	HR	S	P	ERA	WHIP
Dan McGinn, L ERA: 5.07	(1, 1)	0.2	7	4	3	3	1	1	0	0	0	0	0	8	12	40.50	7.500
Claude Raymond, R ERA: 4.26	(1, 1)	0.1	1	0	0	0	0	0	0	0	0	0	0	1	1	0.00	0.000
Bill Stoneman, R ERA: 5.44	(2, 1)	5.0	24	7	5	5	3	2	0	1	0	0	1	27	36	9.00	1.800
John Strohmayr, R ERA: 4.71	(7, 1)	1.0	4	1	0	0	1	0	0	0	0	0	0	6	6	0.00	1.000
Howie Reed, R ERA: 3.57	(8, 1)	1.0	3	0	0	0	0	0	0	0	0	0	0	3	3	0.00	0.000

Batter	1	2	3	4	5	6	7	8	9	AB R H RBI BB SO LOB	TOP	
Gary Sutherland, R (1, 4) OBP: 0.277, SLG: 0.262	0-0 4-3		0-0 F9			0-0 L1			0-0 FC6-4 1B	4 0 1 0 0 0 0		
Adolfo Phillips, R (1, 8) OBP: 0.338, SLG: 0.358	4-0 BB		0-0 F8			0-3 K			0-0 FC6-4 FC5-4 1-2f BB	3 0 0 0 1 1 1		
Rusty Staub, L (1, 9) OBP: 0.411, SLG: 0.519	0-0 F7		0-3 K			0-0 F7			4-0 FC5-4 1-2 BB	3 0 0 0 1 1 1		
Bob Bailey, R (1, 7) OBP: 0.442, SLG: 0.691	0-0 5-3		0-0 HR			4-0 FC6 BB			0-0 FC5-4 1-2f 2-3	3 1 1 1 1 0 3		
Coco Laboy, R (1, 5) OBP: 0.260, SLG: 0.317		0-3 K	0-3 K			0-3 K			0-3 K	4 0 0 0 0 4 3		
John Bateman, R (1, 2) OBP: 0.258, SLG: 0.358		0-0 F8			0-0 6-3				0-0 FC6 1-2f	3 0 0 0 0 0 1		
John Boccabella, R (1, 3) OBP: 0.310, SLG: 0.430		0-0 F3			0-0 5-3				0-0 G5-4-3 1B	3 0 1 0 0 0 0		
Bobby Wine, R (1, 6) OBP: 0.279, SLG: 0.288		0-3 K	0-3 K		0-0 5-3				0-0 G5-4-3 1-2f	3 0 0 0 0 1 1		
Mike Wegener, R (1, 1) OBP: 0.083, SLG: 0.083		0-3 K	0-3 K			0-0 4-3			0-0 F9	2 0 0 0 0 1 0		
Ron Brand, R (8, PH) OBP: 0.287, SLG: 0.299										1 0 0 0 0 0 0		
Howie Reed, R (8, 1)										0 0 0 0 0 0 0		
<b>Inning Stats</b>	R: 0 H: 0 E: 0 LOB: 1 K: 0 BB: 1 S: 3 P: 7	R: 0 H: 0 E: 0 LOB: 0 K: 1 BB: 0 S: 5 P: 5	R: 0 H: 0 E: 0 LOB: 0 K: 2 BB: 0 S: 7 P: 7	R: 1 H: 1 E: 0 LOB: 0 K: 2 BB: 0 S: 8 P: 8	R: 0 H: 0 E: 0 LOB: 0 K: 0 BB: 0 S: 3 P: 3	R: 0 H: 0 E: 0 LOB: 0 K: 1 BB: 0 S: 5 P: 5	R: 0 H: 0 E: 0 LOB: 1 K: 1 BB: 1 S: 5 P: 9	R: 0 H: 1 E: 0 LOB: 0 K: 0 BB: 0 S: 3 P: 3	R: 0 H: 1 E: 0 LOB: 2 K: 1 BB: 1 S: 6 P: 10	1B: 2 SF: 0 2B: 0 SAC: 0 3B: 0 DP: 1 HR: 1 HBP: 0	WP: 0 PA: 32 PB: 0 SB: 0 CS: 0	
<b>PITCHER</b>	IP WLS BF H R ER SO BB IBB HBP BLK WP HR S P ERA WHIP											
George Stone, L (1, 1) ERA: 4.02	8.1 W 30 3 1 1 7 3 0 0 0 0 1 41 53 1.08 0.720											
Hoyt Wilhelm, R (9, 1) ERA: 2.72	0.2 S 2 0 0 0 1 0 0 0 0 0 0 4 4 0.00 0.000											

**Montreal Expos @ Atlanta Braves**  
 Atlanta Stadium, Atlanta, GA  
 Thu Aug 13 1970, 7:05 PM EDT  
 Att. 6,199 - Unknown

[livebaseballscorecards.com](http://livebaseballscorecards.com)

**AB 29**  
**R 1**  
**H 3**  
**RBI 1**  
**BB 3**  
**SO 8**  
**LOB 10**





Batter	1	2	3	4	5	6	7	8	9
<b>Gil Garrido, R</b> OBP: 0.308, SLG: 0.340 (1, 6)	0-0 F4		0-0 FC6-4 1B 2B		0-0 F9		0-0 G4-6-3		
<b>Felix Millan, R</b> OBP: 0.362, SLG: 0.407 (1, 4)	0-0 F8		0-0 2B 1B			0-0 4-3		0-0 F7	
<b>Tony Gonzalez, L</b> OBP: 0.337, SLG: 0.364 (1, 8)	0-0		0-0			0-0 HR 1B		1-0 G6-4-3 HBP	
<b>Rico Carty, R</b> OBP: 0.453, SLG: 0.651 (1, 7)	0-0 F3		0-0 F2			0-0 HR		0-0 G6-4-3	
<b>Jimmie Hall, L</b> OBP: 0.244, SLG: 0.306 (9, 7)								1-2f	
<b>Mike Lum, L</b> OBP: 0.315, SLG: 0.429 (1, 9)		0-0 F2		0-0 5-3		0-0 WP 1B			
<b>Clete Boyer, R</b> OBP: 0.300, SLG: 0.361 (1, 5)		0-0 F8		0-0 5-3		4-0 G4-6-3 IBB			
<b>Tommie Aaron, R</b> OBP: 0.271, SLG: 0.375 (1, 3)		0-0 5-3		0-0 F7		0-0 G4-6-3			
<b>Bob Tillman, R</b> OBP: 0.262, SLG: 0.301 (1, 2)			0-0 6-3		0-0 F7		0-3 K		
<b>George Stone, L</b> OBP: 0.295, SLG: 0.263 (1, 1)			0-0		0-0 F9		0-0		
<b>Hoyt Wilhelm, R</b> (9, 1)			FC6-4 1B				G4-6-3 1B		

Inning Stats	R: 0	H: 1	E: 0	LOB: 1	K: 0	BB: 0	S: 4	P: 4
	R: 0	H: 0	E: 0	LOB: 0	K: 0	BB: 0	S: 3	P: 3
	R: 2	H: 3	E: 0	LOB: 1	K: 0	BB: 0	S: 6	P: 6
	R: 0	H: 0	E: 0	LOB: 0	K: 0	BB: 0	S: 3	P: 3
	R: 0	H: 0	E: 0	LOB: 0	K: 0	BB: 0	S: 3	P: 3
	R: 2	H: 3	E: 0	LOB: 1	K: 0	BB: 1	S: 5	P: 9
	R: 0	H: 1	E: 0	LOB: 0	K: 1	BB: 0	S: 5	P: 5
	R: 0	H: 0	E: 0	LOB: 0	K: 0	BB: 0	S: 2	P: 3

PITCHER	IP	WLS	BF	H	R	ER	SO	BB	IBB	HBP	BLK	WP	HR	S	P	ERA	WHIP
<b>Mike Wegener, R</b> ERA: 5.4 (1, 1)	7.0	L	28	8	4	4	1	0	0	0	0	1	1	29	33	5.14	1.143
<b>Howie Reed, R</b> ERA: 3.52 (8, 1)	1.0		3	0	0	0	0	0	0	1	0	0	0	2	3	0.00	0.000

**BOTTOM**

AB	R	H	RBI	BB	SO	LOB
4	1	0	0	0	0	2
4	1	1	0	0	0	0
3	1	3	2	0	0	0
4	1	1	2	0	0	3
0	0	0	0	0	0	0
3	0	1	0	0	0	0
2	0	0	0	1	0	0
3	0	0	0	0	0	2
3	0	0	0	0	1	0
3	0	2	0	0	0	0
0	0	0	0	0	0	0

**AB 29**  
**R 4**  
**H 8**  
**RBI 4**  
**BB 1**  
**SO 1**  
**LOB 7**

**WP: 1** **PA: 31**  
**PB: 0**  
**SB: 0**  
**CS: 0**

**Braves**

**Montreal Expos @ Atlanta Braves**  
Atlanta Stadium, Atlanta, GA  
Thu Aug 13 1970, 7:05 PM EDT  
Att. 6,199 - Unknown

livebaseballscorecards.com

Batter	1	2	3	4	5	6	7	8	9	AB R H RBI BB SO LOB	TOP	
<b>Tommie Agee, R</b> (1, 8) OBP: 0.340, SLG: 0.481	0-0 4-3		0-0 4-3		0-0 F7			0-0 4-3		4 0 0 0 0 0 0	<b>New York Mets @ Atlanta Braves</b> Atlanta Stadium, Atlanta, GA Fri Aug 14 1970, 7:05 PM EDT Unknown	
<b>Bud Harrelson, S</b> (1, 6) OBP: 0.351, SLG: 0.332 <b>Ed Kranepool, L</b> (8, PH) OBP: 0.205, SLG: 0.114 <b>Al Weis, S</b> (8, 6) OBP: 0.252, SLG: 0.290	0-0 F7		4-0 4-3 BB		0-0 F9			0-0 F9		2 0 0 0 1 0 0 1 0 0 0 0 0 0 0 0 0 0 0 0 0		
<b>Ken Singleton, S</b> (1, 9) OBP: 0.358, SLG: 0.401	4-0 2B 1B BB		0-0 4-3		0-0 G3			0-0 4-3		3 1 0 0 1 0 1		
<b>Art Shamsky, L</b> (1, 3) OBP: 0.373, SLG: 0.426	0-0 1-3 1B 2B		0-0 4-3		0-0 F2			0-0 FC6-4 1B		4 1 2 0 0 0 1		
<b>Cleon Jones, R</b> (1, 7) OBP: 0.325, SLG: 0.386	0-0 2-H 3-H 1B			0-0 1B		0-0 6-3		0-0 FC6-4 1-2f		4 0 2 2 0 0 1		
<b>Wayne Garrett, L</b> (1, 5) OBP: 0.374, SLG: 0.463	0-0 F2			0-0 F9		4-0 L6-3 BB		0-0 4-3		3 0 0 0 1 0 3		
<b>Ken Boswell, L</b> (1, 4) OBP: 0.326, SLG: 0.323		0-0 L8		0-0 F8		0-0 P4				3 0 0 0 0 0 2		
<b>Jerry Grote, R</b> (1, 2) OBP: 0.342, SLG: 0.337		0-0 F7		0-0 4-3		0-0 L6-3 1-2				3 0 0 0 0 0 2		
<b>Nolan Ryan, R</b> (1, 1) OBP: 0.194, SLG: 0.194 <b>Tug McGraw, R</b> (5, 1) OBP: 0.286, SLG: 0.333 <b>Dave Marshall, L</b> (8, PH) OBP: 0.313, SLG: 0.420 <b>Ron Taylor, R</b> (8, 1)		0-0 6-3			0-0 5-3			0-0 F9		2 0 0 0 0 0 0 0 0 0 0 0 0 0 1 0 0 0 0 0 0 0 0 0 0 0 0 0		
<b>Inning Stats</b>	R: 2 H: 2 E: 0 LOB: 1 K: 0 BB: 1 S: 5 P: 9	R: 0 H: 0 E: 0 LOB: 0 K: 0 BB: 0 S: 3 P: 3	R: 0 H: 0 E: 0 LOB: 1 K: 0 BB: 1 S: 3 P: 7	R: 0 H: 1 E: 0 LOB: 1 K: 0 BB: 0 S: 4 P: 4	R: 0 H: 0 E: 0 LOB: 0 K: 0 BB: 0 S: 3 P: 3	R: 0 H: 0 E: 0 LOB: 0 K: 0 BB: 0 S: 3 P: 3	R: 0 H: 0 E: 0 LOB: 0 K: 0 BB: 1 S: 2 P: 6	R: 0 H: 0 E: 0 LOB: 0 K: 0 BB: 0 S: 3 P: 3	R: 0 H: 1 E: 0 LOB: 1 K: 0 BB: 0 S: 4 P: 4	1B: 3 SF: 0 2B: 2 SAC: 0 3B: 0 DP: 1 HR: 0 HBP: 0	WP: 0 PA: 33 PB: 0 SB: 0 CS: 0	
<b>PITCHER</b> <b>Ron Reed, R</b> (1, 1) ERA: 5.2	IP WLS BF H R ER SO BB IBB HBP BLK WP HR S P ERA WHIP	9.0 W 33 4 2 2 0 3 0 0 0 0 0 0 30 42 2.00 0.778										

<b>AB</b>	30
<b>R</b>	2
<b>H</b>	4
<b>RBI</b>	2
<b>BB</b>	3
<b>SO</b>	0
<b>LOB</b>	10



Batter	1	2	3	4	5	6	7	8	9	AB	R	H	RBI	BB	SO	LOB
Sonny Jackson, L OBP: 0.354, SLG: 0.311 (1, 6)	4-0 BB 1B SF8 BB	0-0 6-3		0-0 F8		0-0 4-3		0-0 5-3 HR 1B		4	2	1	0	1	0	4
Felix Millan, R OBP: 0.360, SLG: 0.405 (1, 4)	0-3 K		0-0 5-3	0-0 FC6-4 1-2f			0-0 HR 1B	0-0 5-3		5	1	1	0	0	1	4
Hank Aaron, R OBP: 0.383, SLG: 0.623 Jimmie Hall, L OBP: 0.244, SLG: 0.306 (1, 9) (9, 9)	0-0 SF8 BB 1-2 1B		0-0 F7		4-0 WP BB		0-0 F9	4-0 HR IBB		3	1	1	0	2	0	1
Orlando Cepeda, R OBP: 0.380, SLG: 0.560 (1, 3)	4-0 1-2 2-3 BB		0-0 F8		0-0 F9		0-0 F8	0-0 HR		4	1	1	3	1	0	2
Rico Carty, R OBP: 0.454, SLG: 0.651 Mike Lum, L OBP: 0.314, SLG: 0.426 (1, 7) (8, 7)	0-0 SF8			0-0 1B 1B		0-3 K	0-0 E7 HR 1B	0-0 F7		3	2	2	1	0	1	1
Tony Gonzalez, L OBP: 0.339, SLG: 0.364 (1, 8)	0-0 4-3			0-0 1B 1B		0-0 4-3	4-0 HR IBB			3	2	1	0	1	0	3
Hal King, L OBP: 0.379, SLG: 0.478 (1, 2)		4-0 BB		0-0 F2		4-0 SH2-4 BB	0-0 HR			2	1	1	4	2	0	2
Clete Boyer, R OBP: 0.300, SLG: 0.358 (1, 5)		0-3 K		4-0 1B 1-2 BB		0-0 F3	0-0 4-3			3	0	0	0	1	1	2
Ron Reed, R OBP: 0.080, SLG: 0.120 (1, 1)		0-3 K		0-0 FC6-4 1-2 2-H 3-H 1B		0-0 SH2-4		0-3 K		3	0	1	2	0	2	1

Inning Stats	R: 1	H: 1	E: 0	K: 1	S: 6	R: 0	H: 0	E: 0	K: 2	S: 7	R: 0	H: 0	E: 0	K: 0	S: 3	R: 2	H: 3	E: 0	K: 0	S: 6	R: 0	H: 0	E: 0	K: 1	S: 5	R: 0	H: 0	E: 0	K: 0	S: 3	R: 4	H: 3	E: 1	K: 0	S: 6	R: 3	H: 2	E: 0	K: 1	S: 7
	LOB: 2	BB: 2	P: 14	LOB: 1	BB: 1	P: 11	LOB: 0	BB: 0	P: 3	LOB: 2	BB: 1	P: 10	LOB: 1	BB: 1	P: 9	LOB: 0	BB: 1	P: 7	LOB: 0	BB: 1	P: 10	LOB: 0	BB: 1	P: 11	LOB: 0	BB: 1	P: 11	1B: 7	2B: 0	3B: 0	HR: 2	SF: 1	SAC: 1	DP: 0	HBP: 0	WP: 1	PB: 0	SB: 0	CS: 0	

PITCHER	IP	WLS	BF	H	R	ER	SO	BB	IBB	HBP	BLK	WP	HR	S	P	ERA	WHIP
Nolan Ryan, R ERA: 3.21 (1, 1)	4.0	L	21	4	3	3	3	5	0	0	0	0	0	22	42	6.75	2.250
Tug McGraw, L ERA: 4.12 (5, 1)	3.0		14	3	4	4	1	1	1	0	0	1	1	14	22	12.00	1.333
Ron Taylor, R ERA: 4.17 (8, 1)	1.0		6	2	3	3	1	0	1	0	0	0	1	7	11	27.00	2.000

**BOTTOM**

**New York Mets @ Atlanta Braves**  
Atlanta Stadium, Atlanta, GA

Fri Aug 14 1970, 7:05 PM EDT  
Unknown

AB 31  
R 10  
H 9  
RBI 10  
BB 8  
SO 5  
LOB 20

WP: 1 PA: 41  
PB: 0  
SB: 0  
CS: 0



PITCHER	IP	WLS	BF	H	R	ER	SO	BB	IBB	HBP	BLK	WP	HR	S	P	ERA	WHIP
---------	----	-----	----	---	---	----	----	----	-----	-----	-----	----	----	---	---	-----	------

Batter	1	2	3	4	5	6	7	8	9	AB R H RBI BB SO LOB	TOP									
<b>Tommie Agee, R</b> (1, 8) OBP: 0.341, SLG: 0.481	0-0 P3		0-0 1B		0-0 P6		0-0 1B HR			4 1 2 0 0 0 0										
<b>Wayne Garrett, L</b> (1, 5) OBP: 0.372, SLG: 0.473	0-0 F2		0-0 F9			0-0 P5	0-0 1B HR			4 1 1 3 0 0 2										
<b>Donn Clendenon, R</b> (1, 3) OBP: 0.350, SLG: 0.553	0-0 F8		0-3 K			0-0 5-3	0-0 F7			4 0 0 0 0 1 2										
<b>Art Shamsky, L</b> (1, 9) OBP: 0.372, SLG: 0.423		0-0 F7		0-0 4-1		0-0 1B		0-0 4-3		4 0 1 0 0 0 0										
<b>Ron Swoboda, R</b> (8, 9) OBP: 0.367, SLG: 0.438										0 0 0 0 0 0 0										
<b>Cleon Jones, R</b> (1, 7) OBP: 0.324, SLG: 0.387		0-0 2B		0-0 5-3		0-0 F3		0-0 5-3		4 0 1 0 0 0 1										
<b>Ken Boswell, L</b> (1, 4) OBP: 0.324, SLG: 0.322		0-0 2B		0-0 1B			0-0 F8	0-0 4-3		4 0 1 0 0 0 1										
<b>Duffy Dyer, R</b> (1, 2) OBP: 0.307, SLG: 0.248		0-3 K		0-0 FC6-4			0-0 HR		0-0 1-3	4 1 1 1 0 1 2										
<b>Bud Harrelson, S</b> (1, 6) OBP: 0.349, SLG: 0.329			0-0 4-3		0-0 F9		0-0 F7		0-0 F7	4 0 0 0 0 0 0										
<b>Jerry Koosman, R</b> (1, 1) OBP: 0.185, SLG: 0.122			4-0 1B		0-0 F7		0-0 1B HR		0-3 K	1 0 0 0 1 0 0										
<b>Dave Marshall, L</b> (7, PH) OBP: 0.317, SLG: 0.424										1 1 1 0 0 0 0										
<b>Rich Folkers, L</b> (7, 1) OBP: 0.333, SLG: 0.333										1 0 0 0 0 1 0										
<b>Inning Stats</b>	R: 0 E: 0 K: 0 S: 3	H: 0 LOB: 0 BB: 0 P: 3	R: 0 E: 0 K: 1 S: 6	H: 1 LOB: 1 BB: 0 P: 6	R: 0 E: 0 K: 1 S: 6	H: 1 LOB: 2 BB: 1 P: 10	R: 0 E: 0 K: 0 S: 4	H: 1 LOB: 1 BB: 0 P: 4	R: 0 E: 0 K: 0 S: 3	H: 0 LOB: 0 BB: 0 P: 3	R: 4 E: 0 K: 0 S: 7	H: 4 LOB: 0 BB: 0 P: 7	R: 0 E: 0 K: 0 S: 3	H: 0 LOB: 0 BB: 0 P: 3	R: 0 E: 0 K: 1 S: 5	H: 0 LOB: 0 BB: 0 P: 5	1B: 5 2B: 1 3B: 0 HR: 2	SF: 0 SAC: 0 DP: 0 HBP: 0	WP: 0 PB: 0 SB: 0 CS: 0	PA: 36
<b>PITCHER</b>	IP WLS BF H R ER SO BB IBB HBP BLK WP HR S P ERA WHIP																			
<b>Pat Jarvis, R</b> (1, 1) ERA: 3.42	6.2 L 28 7 3 3 2 1 0 0 0 0 0 1 31 35 4.05 1.200																			
<b>Julio Navarro, R</b> (7, 1) ERA: 3.92	1.1 5 1 1 1 0 0 0 0 0 0 0 1 5 5 6.75 0.750																			
<b>Don Cardwell, R</b> (9, 1) ERA: 8.49	1.0 3 0 0 0 0 1 0 0 0 0 0 0 5 5 0.00 0.000																			

**New York Mets @ Atlanta Braves**  
**Atlanta Stadium, Atlanta, GA**  
 Fri Aug 14 1970, 7:05 PM EDT  
 Att: 27,922 - Unknown

livebaseballscorecards.com

**AB 35**  
**R 4**  
**H 8**  
**RBI 4**  
**BB 1**  
**SO 3**  
**LOB 8**



BOTTOM

New York Mets @ Atlanta Braves  
Atlanta Stadium, Atlanta, GA

Fri Aug 14 1970, 7:05 PM EDT  
Att. 27,922 - Unknown

livebaseballscorecards.com

AB	34
R	2
H	8
RBI	2
BB	6
SO	4
LOB	29



WP:	0	PA:	41
PB:	0	SB:	1
CS:	0		

AB R H RBI BB SO LOB

5 1 1 0 0 0 6  
3 1 2 0 0 0 0  
1 0 0 0 1 0 0

5 0 0 0 0 0 4

5 0 2 2 0 0 2

3 0 0 0 2 1 3

3 0 2 0 1 0 2

3 0 1 0 1 0 3

2 0 0 0 1 1 2

3 0 0 0 0 2 5  
0 0 0 0 0 0 0  
1 0 0 0 0 0 2  
0 0 0 0 0 0 0

1B: 8 SF: 0  
2B: 0 SAC: 1  
3B: 0 DP: 0  
HR: 0 HBP: 0

Batter	1	2	3	4	5	6	7	8	9
<b>Gil Garrido, R</b> OBP: 0.306, SLG: 0.337 (1, 6) (7, 4)	0-0 FC5-4 1B FC4-6 1B		0-0 P6	0-0 6-3		0-0 F9		0-0 F9	
<b>Felix Millan, R</b> OBP: 0.362, SLG: 0.406 <b>Sonny Jackson, L</b> OBP: 0.355, SLG: 0.310 (1, 4) (7, 6)	0-0 FC5-4 1-2 1B		0-0 5-3 1B 1B		0-0 P4		4-0 BB		0-0 F7
<b>Hank Aaron, R</b> OBP: 0.379, SLG: 0.615 (1, 9)	0-0 FC5-4 FC4-6 1-2f 2-3		0-0 5-3		0-0 F7		0-0 P5		0-0 1-3
<b>Orlando Cepeda, R</b> OBP: 0.380, SLG: 0.558 (1, 3)	0-0 FC4-6 1-2f 3-H		0-0 5-3 S 1B		0-0 F3		0-0 F8		0-0 BLK 1B
<b>Rico Carty, R</b> OBP: 0.453, SLG: 0.645 (1, 7)	0-0 4-3		4-0 FC6-4 1-2 IBB			4-0 F8 1B BB		0-3 K	0-0 6-3 1-2
<b>Tony Gonzalez, L</b> OBP: 0.342, SLG: 0.366 (1, 8)		0-0 1B	0-0 FC6-4 1-2f			0-0 F8 1-2 1B		4-0 SH5-4 1B BB	
<b>Clete Boyer, R</b> OBP: 0.302, SLG: 0.358 (1, 5)		0-0 F8		4-0 BLK BB		0-0 F8 1-2 2-3		0-0 SH5-4 1-2 1B	
<b>Bob Tillman, R</b> OBP: 0.263, SLG: 0.297 (1, 2)		0-3 K		0-0 F7 1-2		4-0 IBB		0-0 SH5-4 1-2 2-3	
<b>Pat Jarvis, R</b> OBP: 0.167, SLG: 0.169 <b>Julio Navarro, R</b> OBP: 0.200, SLG: 0.200 <b>Tommie Aaron, R</b> OBP: 0.267, SLG: 0.368 <b>Don Cardwell, R</b> OBP: 0.222, SLG: 0.250 (1, 1) (7, 1) (8, PH) (9, 1)		0-3 K		0-0 F8		0-3 K		0-0 P6	

Inning Stats	R: 1	H: 2	E: 0	K: 0	S: 5	H: 2	LOB: 1	BB: 0	P: 5	R: 0	H: 1	E: 0	K: 2	S: 8	H: 1	LOB: 1	BB: 0	P: 8	R: 1	H: 2	E: 0	K: 0	S: 5	H: 0	LOB: 1	BB: 1	P: 7	R: 0	H: 0	E: 0	K: 0	S: 3	H: 1	LOB: 3	BB: 2	P: 14	R: 0	H: 0	E: 0	K: 1	S: 5	H: 0	LOB: 1	BB: 1	P: 9	R: 0	H: 1	E: 0	K: 0	S: 4	H: 1	LOB: 2	BB: 1	P: 8	R: 0	H: 1	E: 0	K: 0	S: 4	H: 1	LOB: 1	BB: 0	P: 4
--------------	------	------	------	------	------	------	--------	-------	------	------	------	------	------	------	------	--------	-------	------	------	------	------	------	------	------	--------	-------	------	------	------	------	------	------	------	--------	-------	-------	------	------	------	------	------	------	--------	-------	------	------	------	------	------	------	------	--------	-------	------	------	------	------	------	------	------	--------	-------	------

PITCHER	IP	WLS	BF	H	R	ER	SO	BB	IBB	HBP	BLK	WP	HR	S	P	ERA	WHIP
<b>Jerry Koosman, L</b> ERA: 3.16 (1, 1)	6.0	W	28	6	2	2	3	2	2	0	1	0	0	30	46	3.00	1.333
<b>Rich Folkers, L</b> ERA: 5.61 (7, 1)	3.0	S	13	2	0	0	1	2	0	0	1	0	0	13	21	0.00	1.333

**New York Mets @ Atlanta Braves**  
 Atlanta Stadium, Atlanta, GA

Sat Aug 15 1970, 7:05 PM EDT  
 Att: 31,897 - Unknown

[livebaseballscorecards.com](http://livebaseballscorecards.com)

<b>AB</b>	<b>32</b>
<b>R</b>	<b>2</b>
<b>H</b>	<b>4</b>
<b>RBI</b>	<b>2</b>
<b>BB</b>	<b>1</b>
<b>SO</b>	<b>4</b>
<b>LOB</b>	<b>7</b>



AB	R	H	RBI	BB	SO	LOB
4	0	1	0	0	1	1
4	0	0	0	0	1	2
4	1	2	2	0	1	2
3	0	0	0	0	0	1
1	0	0	0	0	0	0
4	0	0	0	0	0	0
4	0	0	0	0	1	0
0	0	0	0	0	0	0
2	0	0	0	1	0	0
3	0	0	0	0	0	1
3	1	1	0	0	0	0

Batter	1	2	3	4	5	6	7	8	9
<b>Tommie Agee, R</b> (1, 8) OBP: 0.340, SLG: 0.479	0-3 K			0-0 P6		0-0 F9		0-0 E 1B	
<b>Wayne Garrett, L</b> (1, 5) OBP: 0.367, SLG: 0.465	0-0 4-3			0-3 K		0-0 P6		0-0 E6 1-2	
<b>Donn Clendenon, R</b> (1, 3) OBP: 0.352, SLG: 0.564	0-3 K			0-0 1B		0-0 1-H HR		0-0 5-3	
<b>Art Shamsky, L</b> (1, 9) OBP: 0.368, SLG: 0.419			0-0 G3			0-0 F9		0-0 P6	
<b>Ron Swoboda, R</b> (8, 9) OBP: 0.365, SLG: 0.436				0-0 F5					
<b>Cleon Jones, R</b> (1, 7) OBP: 0.321, SLG: 0.383			0-0 6-3		0-0 6-3		0-0 6-3		0-0 5-3
<b>Ken Boswell, L</b> (1, 4) OBP: 0.320, SLG: 0.316			0-3 K2-3		0-0 4-3		0-0 F9		0-0 F9
<b>Al Weis, S</b> (9, 4) OBP: 0.252, SLG: 0.290					4-0 FC4 BB		0-0 6-3		
<b>Jerry Grote, R</b> (1, 2) OBP: 0.342, SLG: 0.335			0-0 1-3		0-0 FC4			0-0 4-3	
<b>Bud Harrelson, S</b> (1, 6) OBP: 0.347, SLG: 0.326			0-0 5-3		0-0 1-2f FC4			0-0 5-3	
<b>Tom Seaver, R</b> (1, 1) OBP: 0.244, SLG: 0.238			0-0 5-3			0-0 HR 1B		0-0 5-3	

Inning Stats	R: 0	H: 0	E: 0	K: 2	S: 7	P: 7	R: 0	H: 0	E: 0	K: 1	S: 5	P: 5	R: 0	H: 0	E: 0	K: 0	S: 3	P: 3	R: 0	H: 1	E: 0	K: 1	S: 6	P: 6	R: 0	H: 0	E: 0	K: 0	S: 3	P: 7	R: 2	H: 2	E: 0	K: 0	S: 5	P: 5	R: 0	H: 0	E: 0	K: 0	S: 3	P: 3	R: 0	H: 1	E: 1	K: 0	S: 5	P: 5	R: 0	H: 0	E: 0	K: 0	S: 3	P: 3	R: 0	H: 0	E: 0	K: 0	S: 3	P: 3	R: 0	H: 0	E: 0	K: 0	S: 3	P: 3	1B: 3	2B: 0	3B: 0	HR: 1	SF: 0	SAC: 0	DP: 0	HBP: 0	WP: 0	PB: 0	SB: 0	CS: 0	PA: 33
--------------	------	------	------	------	------	------	------	------	------	------	------	------	------	------	------	------	------	------	------	------	------	------	------	------	------	------	------	------	------	------	------	------	------	------	------	------	------	------	------	------	------	------	------	------	------	------	------	------	------	------	------	------	------	------	------	------	------	------	------	------	------	------	------	------	------	------	-------	-------	-------	-------	-------	--------	-------	--------	-------	-------	-------	-------	--------

PITCHER	IP	WLS	BF	H	R	ER	SO	BB	IBB	HBP	BLK	WP	HR	S	P	ERA	WHIP
<b>Phil Niekro, R</b> (1, 1) ERA: 4.31	8.0		30	4	2	2	4	1	0	0	0	0	1	37	41	2.25	0.625
<b>Hoyt Wilhelm, R</b> (9, 1) ERA: 2.67	1.0	W	3	0	0	0	0	0	0	0	0	0	0	3	3	0.00	0.000



Batter	1	2	3	4	5	6	7	8	9	AB R H RBI BB SO LOB	TOP	
<b>Tommie Agee, R</b> (1, 8) OBP: 0.339, SLG: 0.475	4-0 F8 S BB		0-3 K		0-0 6-3	0-0 F8			0-3 K	4 0 0 0 1 2 2		
<b>Wayne Garrett, L</b> (1, 5) OBP: 0.372, SLG: 0.463	0-0 F8 1-2		4-0 BB		4-0 FC6 BB			4-0 G3-6 BB		1 0 0 0 3 0 1		
<b>Donn Clendenon, R</b> (1, 3) OBP: 0.347, SLG: 0.555	0-0 F8 2-3		0-3 K		0-0 F9			0-0 F7		4 0 0 0 0 1 4		
<b>Art Shamsky, L</b> (1, 9) OBP: 0.367, SLG: 0.420 <b>Ron Swoboda, R</b> (8, 9) OBP: 0.365, SLG: 0.436	0-0 4-3			0-0 1B 1B 2B	0-0 FC6 1-2f			0-0 G3-6 1-2f		4 1 1 0 0 0 3 0 0 0 0 0 0 0		
<b>Cleon Jones, R</b> (1, 7) OBP: 0.326, SLG: 0.399		0-0 3-1		0-0 1B FC4-2 1B		0-0 HR		0-0 FC4-5 2B		4 1 3 1 0 0 0		
<b>Ken Boswell, L</b> (1, 4) OBP: 0.326, SLG: 0.323		0-0 E1 1B		0-0 SH3 1B 1-3 3-H		0-0 4-3 1B		0-0 FC4-5 G4-6-3 2-3		4 0 3 1 0 0 1		
<b>Jerry Grote, R</b> (1, 2) OBP: 0.339, SLG: 0.331		0-0 F2		0-0 SH3 1-2		0-3 K		0-0 G4-6-3 1-2f		3 0 0 0 0 1 3		
<b>Bud Harrelson, S</b> (1, 6) OBP: 0.344, SLG: 0.323		0-0 P5		0-0 FC4-2		0-0 4-3		0-0 P4		4 0 0 0 0 0 4		
<b>Jim McAndrew, R</b> (1, 1) OBP: 0.211, SLG: 0.176			0-0 6-3	0-3 K		4-0 BB		0-0 6-3		3 0 0 0 1 1 2		
<b>Inning Stats</b>	R: 0 E: 0 K: 0 S: 3 H: 0 LOB: 1 BB: 1 P: 7	R: 0 E: 1 K: 0 S: 4 H: 1 LOB: 1 BB: 0 P: 4	R: 0 E: 0 K: 2 S: 7 H: 0 LOB: 1 BB: 1 P: 11	R: 1 E: 0 K: 1 S: 8 H: 3 LOB: 2 BB: 0 P: 8	R: 0 E: 0 K: 0 S: 3 H: 0 LOB: 1 BB: 1 P: 7	R: 1 E: 0 K: 1 S: 7 H: 2 LOB: 2 BB: 1 P: 11	R: 0 E: 0 K: 0 S: 2 H: 0 LOB: 0 BB: 1 P: 6	R: 0 E: 0 K: 0 S: 3 H: 1 LOB: 0 BB: 0 P: 3	R: 0 E: 0 K: 1 S: 5 H: 0 LOB: 0 BB: 0 P: 5	1B: 4 2B: 2 3B: 0 HR: 1 SF: 0 SAC: 1 DP: 2 HBP: 0	WP: 0 PB: 0 SB: 1 CS: 0 PA: 37	
<b>PITCHER</b>	IP WLS BF H R ER SO BB IBB HBP BLK WP HR S P ERA WHIP											
<b>Jim Nash, R</b> (1, 1) ERA: 3.95	5.0 L 24 6 2 2 3 3 0 0 0 0 0 1 27 39 3.60 1.800											
<b>Bob Priddy, R</b> (6, 1) ERA: 5.55	3.0 10 1 0 0 1 2 0 0 0 0 0 0 10 18 0.00 1.000											
<b>Julio Navarro, R</b> (9, 1) ERA: 3.74	1.0 3 0 0 0 1 0 0 0 0 0 0 0 5 5 0.00 0.000											

**New York Mets @ Atlanta Braves**  
**Atlanta Stadium, Atlanta, GA**  
 Sun Aug 16 1970, 3:33 AM EDT  
 Att. 25,383 - Sunny

[livebaseballscorecards.com](http://livebaseballscorecards.com)

**AB 31**  
**R 2**  
**H 7**  
**RBI 2**  
**BB 5**  
**SO 5**  
**LOB 20**





Batter	1	2	3	4	5	6	7	8	9	AB	R	H	RBI	BB	SO	LOB
Felix Millan, R OBP: 0.359, SLG: 0.403 (1, 4)	0-0 6-3		0-0 P5			0-0 P4		0-0 F8		4	0	0	0	0	0	1
Sonny Jackson, L OBP: 0.355, SLG: 0.312 (1, 6)	0-0 F7			0-0 1B 4-3 L4-3 1B		0-0 1B			0-0 6-3	4	1	2	0	0	0	0
Hank Aaron, R OBP: 0.377, SLG: 0.609 (1, 9)	0-3 K			0-0 4-3		0-0 L7			0-3 K	4	0	0	0	0	2	2
Orlando Cepeda, R OBP: 0.380, SLG: 0.555 (1, 3)		0-0 5-3		0-0 L4-3 2-3 1B			0-0 F8		0-0 1B	4	0	2	0	0	0	0
Rico Carty, R OBP: 0.452, SLG: 0.639 (1, 7)		0-0 P3		0-0 L4-3			0-0 4-3 1B		0-0 P6	4	0	1	0	0	0	2
Tony Gonzalez, L OBP: 0.342, SLG: 0.365 (1, 8)		0-0 G3			0-0 P4		0-0 4-3			3	0	0	0	0	0	1
Hal King, L OBP: 0.371, SLG: 0.466 (1, 2)			0-3 K		0-0 F8		0-0 G1			3	0	0	0	0	1	1
Clete Boyer, R OBP: 0.305, SLG: 0.361 (1, 5)			4-0 BB		0-0 F6			0-0 F7		2	0	0	0	1	0	0
Jim Nash, R OBP: 0.134, SLG: 0.215 (1, 1)			0-3 K			0-3 K			0-0 P4	1	0	0	0	0	1	1
Bob Priddy, R OBP: 0.250, SLG: 0.200 (6, 1)										1	0	0	0	0	1	0
Jimmie Hall, L OBP: 0.241, SLG: 0.301 (8, PH)										1	0	0	0	0	0	0
Julio Navarro, R OBP: 0.200, SLG: 0.200 (9, 1)										0	0	0	0	0	0	0

**BOTTOM**

**New York Mets @ Atlanta Braves**  
**Atlanta Stadium, Atlanta, GA**  
 Sun Aug 16 1970, 3:33 AM EDT  
 Att. 25,383 - Sunny

[livebaseballscorecards.com](http://livebaseballscorecards.com)

<b>AB</b>	<b>31</b>
<b>R</b>	<b>1</b>
<b>H</b>	<b>5</b>
<b>RBI</b>	<b>0</b>
<b>BB</b>	<b>1</b>
<b>SO</b>	<b>5</b>
<b>LOB</b>	<b>8</b>



Inning Stats	R: 0	H: 0	E: 0	K: 1	S: 5	R: 0	H: 0	E: 0	K: 0	S: 3	R: 0	H: 0	E: 0	K: 2	S: 7	R: 1	H: 2	E: 0	K: 0	S: 4	R: 0	H: 0	E: 0	K: 0	S: 3	R: 0	H: 1	E: 0	K: 1	S: 6	R: 0	H: 1	E: 0	K: 0	S: 4	R: 0	H: 0	E: 0	K: 0	S: 3	R: 0	H: 0	E: 0	K: 1	S: 3	R: 0	H: 1	E: 0	K: 1	S: 6								
<b>IP</b>	9.0	<b>WLS</b>	W	<b>BF</b>	32	<b>H</b>	5	<b>R</b>	1	<b>ER</b>	1	<b>SO</b>	5	<b>BB</b>	1	<b>IBB</b>	0	<b>HBP</b>	0	<b>BLK</b>	0	<b>WP</b>	0	<b>HR</b>	0	<b>S</b>	41	<b>P</b>	45	<b>ERA</b>	1.00	<b>WHIP</b>	0.667																									
<b>PITCHER</b>													<b>IP</b>	9.0	<b>WLS</b>	W	<b>BF</b>	32	<b>H</b>	5	<b>R</b>	1	<b>ER</b>	1	<b>SO</b>	5	<b>BB</b>	1	<b>IBB</b>	0	<b>HBP</b>	0	<b>BLK</b>	0	<b>WP</b>	0	<b>HR</b>	0	<b>S</b>	41	<b>P</b>	45	<b>ERA</b>	1.00	<b>WHIP</b>	0.667												

<b>WP: 0</b>	<b>PA: 32</b>
<b>PB: 0</b>	
<b>SB: 0</b>	
<b>CS: 0</b>	

Batter	1	2	3	4	5	6	7	8	9	AB R H RBI BB SO LOB	TOP											
Larry Hisle, R (1, 8) OBP: 0.296, SLG: 0.314	0-3 K		0-0 P3			0-0 FC1-6 2B 1-2f SF8		0-0 S 1B		4 1 1 0 0 1 1	<b>Philadelphia Phillies @ Atlanta Braves</b> Atlanta Stadium, Atlanta, GA Tue Aug 18 1970, 7:05 PM EDT Att. 9,560 - Unknown											
Tony Taylor, R (1, 4) OBP: 0.361, SLG: 0.441	0-3 K			0-0 F2		0-0 2B		4-0 1-2 BB		3 0 1 0 1 1 0												
Don Money, R (1, 5) OBP: 0.357, SLG: 0.465	0-3 K			0-0 5-3		0-0 SF8		0-3 K		3 0 0 1 0 2 2												
Deron Johnson, R (1, 3) OBP: 0.330, SLG: 0.461		0-0 6-3		0-0 F8		0-0 6-3		0-3 K		4 0 0 0 0 1 1												
Byron Browne, R (1, 9) OBP: 0.329, SLG: 0.476		0-0 5-3			0-0 HR		0-0 5-3	0-3 K		4 1 1 1 0 1 0												
John Briggs, L (1, 7) OBP: 0.336, SLG: 0.397		0-0 1B		0-0 F9		0-0 2-3		0-3 K		4 0 1 0 0 1 0												
Larry Bowa, S (1, 6) OBP: 0.273, SLG: 0.289		0-0 L7		0-0 CS 1B		0-0 1-3				3 0 1 0 0 0 1												
Mike Compton, R (1, 2) OBP: 0.244, SLG: 0.241			0-0 F7		0-0 L5 1-2		0-0 5-3			3 0 0 0 0 0 1												
Chris Short, R (1, 1) OBP: 0.043, SLG: 0.044			0-0 3-1		0-1 CI FC1-6		0-3 K			2 0 0 0 0 1 0												
<b>Inning Stats</b>	R: 0 E: 0 K: 3 S: 9	H: 0 LOB: 0 BB: 0 P: 9	R: 0 E: 0 K: 0 S: 4	H: 1 LOB: 1 BB: 0 P: 4	R: 0 E: 0 K: 0 S: 3	H: 0 LOB: 0 BB: 0 P: 3	R: 0 E: 0 K: 0 S: 3	H: 0 LOB: 0 BB: 0 P: 3	R: 1 E: 0 K: 0 S: 4	H: 2 LOB: 0 BB: 0 P: 4	R: 1 E: 1 K: 0 S: 5	H: 1 LOB: 1 BB: 0 P: 5	R: 0 E: 0 K: 0 S: 3	H: 0 LOB: 0 BB: 0 P: 3	R: 0 E: 0 K: 2 S: 8	H: 1 LOB: 2 BB: 1 P: 12	R: 0 E: 0 K: 3 S: 9	H: 0 LOB: 0 BB: 0 P: 9	1B: 3 2B: 1 3B: 0 HR: 1	SF: 1 SAC: 0 DP: 0 HBP: 0	WP: 0 PB: 0 SB: 1 CS: 1	PA: 33
<b>PITCHER</b>	IP WLS BF H R ER SO BB IBB HBP BLK WP HR S P ERA WHIP												<b>PITCHER</b>	IP WLS BF H R ER SO BB IBB HBP BLK WP HR S P ERA WHIP								
George Stone, L (1, 1) ERA: 3.9	7.0 25 4 2 1 3 0 0 0 0 0 0 1 31 31 1.29 0.571																					
Hoyt Wilhelm, R (8, 1) ERA: 2.59	2.0 W 8 1 0 0 5 1 0 0 0 0 0 0 17 21 0.00 1.000																					

livebaseballscorecards.com

AB	30
R	2
H	5
RBI	2
BB	1
SO	8
LOB	6




Batter	1	2	3	4	5	6	7	8	9	AB	R	H	RBI	BB	SO	LOB
<b>Gil Garrido, R</b> OBP: 0.306, SLG: 0.336 (1, 6)	0-0 F9		0-0 F8			0-0 FC6-4 1B		0-0 FC6 1B		4	0	2	0	0	0	0
<b>Felix Millan, R</b> OBP: 0.358, SLG: 0.401 (1, 4)	0-0 L5-3 1B			0-0 F7	0-0 FC6-4		0-0 FC6			4	0	1	1	0	0	3
<b>Hank Aaron, R</b> OBP: 0.376, SLG: 0.604 (1, 9)	0-0 L5-3			4-0 BB		0-3 K	0-0 F8			3	0	0	0	1	1	2
<b>Orlando Cepeda, R</b> OBP: 0.377, SLG: 0.550 (1, 3)		0-0 4-3		0-0 P6		0-3 K		0-0 P4		4	0	0	0	0	1	1
<b>Rico Carty, R</b> OBP: 0.450, SLG: 0.635 (1, 7)		0-0 F7		0-0 G3		0-0 1B 1B		0-0 F8		4	0	1	0	0	0	1
<b>Tony Gonzalez, L</b> OBP: 0.345, SLG: 0.371 (1, 8)		0-0 1B			0-0 1B SF8 2B	0-0 1B 1B		0-0 3-1		4	1	3	0	0	0	0
<b>Clete Boyer, R</b> OBP: 0.307, SLG: 0.371 (1, 5)		0-0 1-3			0-0 1B 1B	0-0 P3		0-0 HR		4	1	2	1	0	0	3
<b>Bob Tillman, R</b> OBP: 0.253, SLG: 0.286 (1, 2)			0-0 6-3		0-0 SF8		0-0 F5			2	0	0	1	0	0	0
<b>George Stone, L</b> OBP: 0.286, SLG: 0.254 (1, 1)			0-0 F8		0-0 K		0-0 1B FC6 1B			2	0	0	0	0	1	1
<b>Bob Aspromonte, R</b> OBP: 0.267, SLG: 0.240 (7, PH)										1	1	1	0	0	0	0
<b>Hoyt Wilhelm, R</b> (8, 1)										0	0	0	0	0	0	0

Inning Stats	R: 0	H: 1	E: 0	LOB: 0	K: 0	S: 3	P: 3	R: 0	H: 1	E: 0	LOB: 1	K: 0	S: 4	P: 4	R: 0	H: 0	E: 0	LOB: 0	K: 0	S: 3	P: 3	R: 0	H: 0	E: 0	LOB: 1	K: 0	S: 3	P: 7	R: 1	H: 3	E: 0	LOB: 2	K: 1	S: 8	P: 8	R: 0	H: 2	E: 0	LOB: 2	K: 2	S: 9	P: 9	R: 1	H: 2	E: 0	LOB: 1	K: 0	S: 5	P: 5	R: 0	H: 0	E: 0	LOB: 0	K: 0	S: 3	P: 3	R: 1	H: 1	E: 0	LOB: 0	K: 0	S: 1	P: 1	1B: 8	SF: 1	2B: 2	SAC: 0	3B: 0	DP: 1	HR: 1	HBP: 0	WP: 0	PA: 34
<b>Chris Short, L</b> ERA: 4.55 (1, 1)	IP	WLS	BF	H	R	ER	SO	BB	IBB	HBP	BLK	WP	HR	S	P	ERA	WHIP																																																								

**Philadelphia Phillies @ Atlanta Braves**  
Atlanta Stadium, Atlanta, GA

Tue Aug 18 1970, 7:05 PM EDT  
Att. 9,560 - Unknown

<b>AB</b>	<b>32</b>
<b>R</b>	<b>3</b>
<b>H</b>	<b>10</b>
<b>RBI</b>	<b>3</b>
<b>BB</b>	<b>1</b>
<b>SO</b>	<b>3</b>
<b>LOB</b>	<b>11</b>



Batter	1	2	3	4	5	6	7	8	9	AB R H RBI BB SO LOB	TOP									
Denny Doyle, L (1, 4) OBP: 0.295, SLG: 0.317	0-0 F2		0-0 6-3			0-0 1-3		0-0 4-3		4 0 0 0 0 0 2	<b>Philadelphia Phillies @ Atlanta Braves</b> Atlanta Stadium, Atlanta, GA Wed Aug 19 1970, 7:05 PM EDT Att. 8,129 - Unknown									
Oscar Gamble, L (1, 8) OBP: 0.325, SLG: 0.335	0-0 3-1		0-3 K			0-0 4-3		0-0 F7	4 0 0 0 0 1 1											
John Briggs, L (1, 7) OBP: 0.331, SLG: 0.391	0-0 4-3			0-0 L9		0-0 4-3		0-0 G3	4 0 0 0 0 0 1											
Deron Johnson, R (1, 3) OBP: 0.329, SLG: 0.466		0-0 HR		0-0 F7		0-0 F9		0-0 4-3	4 1 1 1 0 0 0											
Ron Stone, L (1, 9) OBP: 0.345, SLG: 0.378		0-0 L8		0-3 K		0-0 1-3			3 0 0 0 0 1 0											
Don Money, R (1, 5) OBP: 0.354, SLG: 0.460		0-0 F8			0-0 F8		0-0 F8		3 0 0 0 0 0 0											
Larry Bowa, S (1, 6) OBP: 0.274, SLG: 0.290		0-0 5-3			0-0 P6			SH1-4 1B	3 0 1 0 0 0 0											
Mike Compton, R (1, 2) OBP: 0.236, SLG: 0.232			0-0 P3		0-0 1-3			0-0 F5	3 0 0 0 0 0 1											
Rick Wise, R (1, 1) OBP: 0.230, SLG: 0.328			0-0 HR			4-0 BB		0-0 SH1-4	1 1 1 1 1 0 0											
Dick Selma, R (8, 1) OBP: 0.200, SLG: 0.143								1-2	0 0 0 0 0 0 0											
<b>Inning Stats</b>	R: 0 E: 0 K: 0 S: 3	H: 0 LOB: 0 BB: 0 P: 3	R: 1 E: 0 K: 0 S: 4	H: 1 LOB: 0 BB: 0 P: 4	R: 1 E: 0 K: 1 S: 6	H: 1 LOB: 0 BB: 0 P: 6	R: 0 E: 0 K: 1 S: 5	H: 0 LOB: 0 BB: 0 P: 5	R: 0 E: 0 K: 0 S: 3	H: 0 LOB: 0 BB: 0 P: 3	R: 0 E: 0 K: 0 S: 3	H: 0 LOB: 0 BB: 0 P: 3	R: 0 E: 0 K: 0 S: 4	H: 1 LOB: 1 BB: 0 P: 4	R: 0 E: 0 K: 0 S: 3	H: 0 LOB: 0 BB: 0 P: 3	1B: 1 2B: 0 3B: 0 HR: 2	SF: 0 SAC: 1 DP: 0 HBP: 0	WP: 0 PB: 0 SB: 0 CS: 0	PA: 31
<b>PITCHER</b>	IP WLS BF H R ER SO BB IBB HBP BLK WP HR S P ERA WHIP																			
Pat Jarvis, R (1, 1) ERA: 3.37	8.0 W 28 3 2 2 2 1 0 0 0 0 2 31 35 2.25 0.500																			
Bob Priddy, R (9, 1) ERA: 5.46	1.0 S 3 0 0 0 0 0 0 0 0 0 0 0 3 3 0.00 0.000																			

AB	29
R	2
H	3
RBI	2
BB	1
SO	2
LOB	5



Batter	1	2	3	4	5	6	7	8	9	AB	R	H	RBI	BB	SO	LOB	BOTTOM			
<b>Sonny Jackson, L</b> (1, 6) OBP: 0.354, SLG: 0.315	0-3 K		0-0 1-3			0-0 6-3		0-0 1B 2B		4	1	1	1	0	1	1	<b>Philadelphia Phillies @ Atlanta Braves</b> Atlanta Stadium, Atlanta, GA Wed Aug 19 1970, 7:05 PM EDT Att. 8,129 - Unknown			
<b>Felix Millan, R</b> (1, 4) OBP: 0.360, SLG: 0.401	0-0 6-3			4-0 2B 5-3 BB		0-0 F8		0-0 2-H 1B		3	1	1	1	1	0	0				
<b>Hank Aaron, R</b> (1, 9) OBP: 0.377, SLG: 0.605	0-0 F3			0-0 1-3 2B		0-0 6-3		4-0 FC4-6 IBB		3	0	1	0	1	0	0				
<b>Orlando Cepeda, R</b> (1, 3) OBP: 0.374, SLG: 0.545		0-0 L4		0-0 5-3		0-0 F5		0-0 F9		4	0	0	1	0	0	3				
<b>Rico Carty, R</b> (1, 7) OBP: 0.448, SLG: 0.631		0-0 5-3		0-3 3-H		0-0 1B		0-0 FC4-6		4	0	1	0	0	1	3				
<b>Bob Priddy, R</b> (9, 1) OBP: 0.250, SLG: 0.200				0-3 K				1-2f		0	0	0	0	0	0	0				
<b>Tony Gonzalez, L</b> (1, 8) OBP: 0.343, SLG: 0.368		0-3 K		0-0 4-3		0-0 F9				3	0	0	0	0	1	2				
<b>Hal King, L</b> (1, 2) OBP: 0.371, SLG: 0.461			4-0 SH1-4 BB		0-3 K		0-0 F5			2	0	0	0	1	1	1				
<b>Clete Boyer, R</b> (1, 5) OBP: 0.307, SLG: 0.373		0-3 K		0-0 F7		0-0 2B 2B				3	1	1	0	0	1	1				
<b>Pat Jarvis, R</b> (1, 1) OBP: 0.164, SLG: 0.167			0-0 SH1-4		0-0 F2		0-3 K			1	0	0	0	0	0	0				
<b>Mike Lum, L</b> (8, PH) OBP: 0.311, SLG: 0.416			1-2							1	0	0	0	0	1	1				
<b>Inning Stats</b>	R: 0 E: 0 K: 1 S: 5	H: 0 LOB: 0 BB: 0 P: 5	R: 0 E: 0 K: 1 S: 5	H: 0 LOB: 0 BB: 0 P: 5	R: 0 E: 0 K: 1 S: 5	H: 0 LOB: 1 BB: 1 P: 9	R: 1 E: 0 K: 1 S: 6	H: 1 LOB: 1 BB: 1 P: 10	R: 0 E: 0 K: 1 S: 5	H: 0 LOB: 0 BB: 0 P: 5	R: 0 E: 0 K: 0 S: 3	H: 0 LOB: 0 BB: 0 P: 3	R: 0 E: 0 K: 0 S: 4	H: 1 LOB: 1 BB: 0 P: 4	R: 2 E: 0 K: 1 S: 8	H: 3 LOB: 2 BB: 1 P: 12	1B: 2 2B: 3 3B: 0 HR: 0	SF: 0 SAC: 1 DP: 0 HBP: 0	WP: 0 PB: 0 SB: 0 CS: 0	PA: 32
<b>PITCHER</b> <b>Rick Wise, R</b> (1, 1) ERA: 3.84	IP: 7.1 WLS: L	BF: 29 H: 5 R: 3 ER: 3 SO: 6	BB: 2 IBB: 0 HBP: 0 BLK: 0	WP: 0 HR: 0 S: 39 P: 47	ERA: 3.68 WHIP: 0.955	<b>PITCHER</b> <b>Dick Selma, R</b> (8, 1) ERA: 2.82	IP: 0.2 WLS: L	BF: 3 H: 0 R: 0 ER: 0 SO: 0	BB: 1 IBB: 0 HBP: 0 BLK: 0	WP: 0 HR: 0 S: 2 P: 6	ERA: 0.00 WHIP: 0.000	IP: 0.0 WLS: L	BF: 0 H: 0 R: 0 ER: 0 SO: 0	BB: 0 IBB: 0 HBP: 0 BLK: 0	WP: 0 HR: 0 S: 0 P: 0	ERA: 0.00 WHIP: 0.000				



Batter	1	2	3	4	5	6	7	8	9	AB R H RBI BB SO LOB	TOP																						
Tony Taylor, R (1, 5) OBP: 0.360, SLG: 0.444	0-0 4-3		0-0 5-3			0-0 6-3 3B			0-3 K	4 1 1 0 0 1 0	<b>Philadelphia Phillies @ Atlanta Braves</b> Atlanta Stadium, Atlanta, GA Thu Aug 20 1970, 7:05 PM EDT Att. 9,868 - Unknown <a href="http://livebaseballscorecards.com">livebaseballscorecards.com</a>																						
Denny Doyle, L (1, 4) OBP: 0.292, SLG: 0.313	0-0 6-3			0-0 L7		0-0 6-3		0-0 1-3	4 0 0 1 0 0 0																								
Ron Stone, L (1, 9) OBP: 0.343, SLG: 0.376	0-0 4-3			0-0 G5-4-3 1B		0-0 F9		0-0 6-3	4 0 1 0 0 0 0																								
Deron Johnson, R (1, 3) OBP: 0.327, SLG: 0.462		0-0 5-3		0-0 G5-4-3 1-2f			0-3 K		3 0 0 0 0 1 1																								
John Briggs, L (1, 7) OBP: 0.335, SLG: 0.394		0-0 1B 1B			0-3 K		0-0 G5-4-3 1B		3 1 2 0 0 1 0																								
Oscar Gamble, L (1, 8) OBP: 0.328, SLG: 0.338		0-0 1B 1-2 1B			0-3 K		0-0 G5-4-3 1-2f		1 0 1 0 0 0 0																								
Byron Browne, R (3, 8) OBP: 0.327, SLG: 0.471									2 0 0 0 0 1 1																								
Larry Bowa, S (1, 6) OBP: 0.277, SLG: 0.293		0-0 1-3 2-H CS 1B			0-0 1B			0-0 3-1	3 0 2 1 0 0 0																								
Mike Compton, R (1, 2) OBP: 0.228, SLG: 0.224	0-0 CS 1-2		0-0 P4		0-0 F7			0-0 1-3	3 0 0 0 0 0 1																								
Barry Lersch, S (1, 1) OBP: 0.133, SLG: 0.071			0-0 B1			0-0 P4		0-0 5-3	1 0 0 0 0 0 0																								
Rick Joseph, R (6, PH) OBP: 0.259, SLG: 0.350									1 0 0 0 0 0 0																								
Bill Wilson, R (6, 1)									0 0 0 0 0 0 0																								
Don Money, R (8, PH) OBP: 0.353, SLG: 0.459									1 0 0 0 0 0 0																								
Fred Wenz, R (8, 1)									0 0 0 0 0 0 0																								
<b>Inning Stats</b>	R: 0 E: 0 K: 0 S: 3	H: 0 LOB: 0 BB: 0 P: 3	R: 1 E: 0 K: 0 S: 4	H: 3 LOB: 0 BB: 0 P: 4	R: 0 E: 0 K: 0 S: 3	H: 0 LOB: 0 BB: 0 P: 3	R: 0 E: 0 K: 0 S: 3	H: 1 LOB: 0 BB: 0 P: 3	R: 0 E: 0 K: 2 S: 8	H: 1 LOB: 1 BB: 0 P: 8	R: 1 E: 0 K: 0 S: 4	H: 1 LOB: 0 BB: 0 P: 4	R: 0 E: 0 K: 1 S: 5	H: 1 LOB: 0 BB: 0 P: 5	R: 0 E: 0 K: 0 S: 3	H: 0 LOB: 0 BB: 0 P: 3	R: 0 E: 0 K: 1 S: 5	H: 0 LOB: 0 BB: 0 P: 5	1B: 6 2B: 0 3B: 1 HR: 0	SF: 0 SAC: 0 DP: 2 HBP: 0	WP: 0 PB: 0 SB: 0 CS: 1	PA: 31											
PITCHER Ron Reed, R (1, 1) ERA: 4.84	IP 9.0	WLS W	BF 30	H 7	R 2	ER 2	SO 4	BB 0	IBB 0	HBP 0	BLK 0	WP 0	HR 0	S 38	P 38	ERA 2.00	WHIP 0.778																
											PITCHER	IP	WLS	BF	H	R	ER	SO	BB	IBB	HBP	BLK	WP	HR	S	P	ERA	WHIP					



Batter	1	2	3	4	5	6	7	8	9	AB	R	H	RBI	BB	SO	LOB
Sonny Jackson, L (1, 6) OBP: 0.356, SLG: 0.315	0-0 L5	4-0 1B BB			0-0 SF7 1B		0-0 6-3			3	1	1	0	1	0	0
Felix Millan, R (1, 4) OBP: 0.359, SLG: 0.400	0-0 6-3	0-0 1B			0-0 SF7 1H		0-0 4-3			3	0	1	2	0	0	0
Hank Aaron, R (1, 9) OBP: 0.378, SLG: 0.605	0-0 1-3	0-0 L7			0-0 2B			4-0 2B E BB		3	1	1	0	1	0	3
Orlando Cepeda, R (1, 3) OBP: 0.373, SLG: 0.542		0-0 PB S E 1B	0-0 4-3		0-0 F5			0-0 F3		4	1	1	0	0	0	2
Rico Carty, R (1, 7) OBP: 0.446, SLG: 0.629		0-3 K	0-0 6-3		0-0 4-3			0-0 E4 1H 2B		4	1	1	0	0	1	2
Mike Lum, L (9, 7) OBP: 0.311, SLG: 0.416										0	0	0	0	0	0	0
Tony Gonzalez, L (1, 8) OBP: 0.342, SLG: 0.367		0-0 E8 1H 1B 1B	0-3 K				0-0 F7	0-0 F7		4	1	1	1	0	1	0
Hal King, L (1, 2) OBP: 0.368, SLG: 0.456		0-3 K		0-0 G3		0-3 K		0-0 1B		4	0	1	0	0	2	1
Clete Boyer, R (1, 5) OBP: 0.306, SLG: 0.370		4-0 BB 1B 1B IBB		0-0 F9		0-0 5-3		0-0 P6		3	1	0	0	1	0	1
Ron Reed, R (1, 1) OBP: 0.107, SLG: 0.143		0-0 1B BB 1B		0-3 K			0-0 F9			3	0	1	1	0	1	0

Inning Stats	R: 0	H: 0	E: 0	K: 0	S: 3	R: 3	H: 4	E: 1	K: 2	S: 11	R: 0	H: 0	E: 0	K: 1	S: 5	R: 0	H: 0	E: 0	K: 1	S: 5	R: 1	H: 2	E: 1	K: 0	S: 5	R: 0	H: 0	E: 0	K: 1	S: 5	R: 0	H: 0	E: 0	K: 0	S: 3	R: 2	H: 2	E: 1	K: 0	S: 5	1B: 6	SF: 1	2B: 2	SAC: 0	3B: 0	DP: 0	HR: 0	HBP: 0	WP: 0	PA: 35
--------------	------	------	------	------	------	------	------	------	------	-------	------	------	------	------	------	------	------	------	------	------	------	------	------	------	------	------	------	------	------	------	------	------	------	------	------	------	------	------	------	------	-------	-------	-------	--------	-------	-------	-------	--------	-------	--------

PITCHER	IP	WLS	BF	H	R	ER	SO	BB	IBB	HBP	BLK	WP	HR	S	P	ERA	WHIP
Barry Lersch, R (1, 1) ERA: 3.44	5.0	L	23	6	4	4	4	1	1	0	0	0	0	29	37	7.20	1.400
Bill Wilson, R (6, 1) ERA: 4.71	2.0		6	0	0	0	1	0	0	0	0	0	0	8	8	0.00	0.000
Fred Wenz, R (8, 1) ERA: 4.91	1.0		6	2	2	1	0	1	0	0	0	0	0	5	9	9.00	3.000

**BOTTOM**

**Philadelphia Phillies @ Atlanta Braves**  
**Atlanta Stadium, Atlanta, GA**  
 Thu Aug 20 1970, 7:05 PM EDT  
 Att. 9,868 - Unknown

AB	31
R	6
H	8
RBI	4
BB	3
SO	5
LOB	9

WP: 0 PA: 35  
 PB: 1  
 SB: 1  
 CS: 0



PITCHER	IP	WLS	BF	H	R	ER	SO	BB	IBB	HBP	BLK	WP	HR	S	P	ERA	WHIP
---------	----	-----	----	---	---	----	----	----	-----	-----	-----	----	----	---	---	-----	------

Batter	1	2	3	4	5	6	7	8	9	AB R H RBI BB SO LOB	TOP									
Sonny Jackson, L (1, 6) OBP: 0.354, SLG: 0.314	0-0 3-1		0-0 F6			0-0 SH5-3		0-0 1B 1B	0-0 G4-6-3	4 1 1 0 0 0 2										
Felix Millan, R (1, 4) OBP: 0.357, SLG: 0.398	0-0 L4			0-0 F8		0-0 1-3		0-0 1B 1B	0-3 K	5 0 1 0 0 1 2										
Hank Aaron, R (1, 9) OBP: 0.379, SLG: 0.604	0-0 F7			0-3 K		0-0 1B		0-0 1B 1B		4 0 2 2 0 1 0										
Orlando Cepeda, R (1, 3) OBP: 0.372, SLG: 0.539		0-0 F8		0-0 E6 1B		0-3 K		0-0 F8		4 0 1 0 0 1 2										
Rico Carty, R (1, 7) OBP: 0.447, SLG: 0.628		0-0 5-3		0-0 1-4-3			0-0 1-3 BB 1B	0-0 1-2 1B		4 0 2 0 0 0 1										
Tony Gonzalez, L (1, 8) OBP: 0.341, SLG: 0.364		0-0 6-3			0-0 F8		4-0 1-2 BB	0-0 F4		3 0 0 0 1 0 2										
Clete Boyer, R (1, 5) OBP: 0.306, SLG: 0.377			0-0 3-1		0-0 6-3		0-0 1-3		0-0 HR	4 1 1 1 0 0 2										
Bob Tillman, R (1, 2) OBP: 0.258, SLG: 0.309			0-0 1B		0-3 K		0-3 K		0-0 HR	4 1 2 1 0 2 2										
Phil Niekro, R (1, 1) OBP: 0.189, SLG: 0.211			0-3 K			0-0 SH5-3 1B			0-0 G4-6-3 1B	2 1 1 0 0 1 1										
Mike Lum, L (7, PH) OBP: 0.309, SLG: 0.414										1 0 0 0 0 0 2										
Julio Navarro, R (7, 1) OBP: 0.200, SLG: 0.200										0 0 0 0 0 0 0										
Mike McQueen, L (8, 1) OBP: 0.286, SLG: 0.429										0 0 0 0 0 0 0										
Don Cardwell, R (8, 1) OBP: 0.222, SLG: 0.250										0 0 0 0 0 0 0										
Hal King, L (8, PH) OBP: 0.371, SLG: 0.459										1 0 1 0 0 0 0										
Oscar Brown, R (9, PR) OBP: 0.400, SLG: 0.500										0 0 0 0 0 0 0										
<b>Inning Stats</b>	R: 0 E: 0 K: 0 S: 3	H: 0 LOB: 0 BB: 0 P: 3	R: 0 E: 0 K: 0 S: 3	H: 0 LOB: 0 BB: 0 P: 3	R: 0 E: 0 K: 1 S: 6	H: 1 LOB: 1 BB: 0 P: 6	R: 0 E: 0 K: 1 S: 5	H: 0 LOB: 0 BB: 0 P: 5	R: 1 E: 0 K: 1 S: 7	H: 2 LOB: 1 BB: 0 P: 7	R: 0 E: 0 K: 1 S: 6	H: 1 LOB: 2 BB: 1 P: 10	R: 1 E: 0 K: 0 S: 6	H: 4 LOB: 2 BB: 0 P: 6	R: 2 E: 0 K: 1 S: 7	H: 3 LOB: 1 BB: 0 P: 7	1B: 10 2B: 0 3B: 0 HR: 2	SF: 0 SAC: 1 DP: 1 HBP: 0	WP: 0 PB: 0 SB: 0 CS: 0	PA: 38
<b>PITCHER</b>	IP WLS BF H R ER SO BB IBB HBP BLK WP HR S P ERA WHIP																			
Carl Morton, R (1, 1) ERA: 3.7	7.2 W 32 9 2 2 5 1 0 0 0 0 0 0 41 45 2.35 1.304																			
Claude Raymond, R (8, 1) ERA: 4.25	0.1 4 3 2 2 0 0 0 0 0 0 0 2 4 4 54.00 9.000																			
Howie Reed, R (9, 1) ERA: 3.41	1.0 S 2 0 0 0 1 0 0 0 0 0 0 0 4 4 0.00 0.000																			

Atlanta Braves @ Montreal Expos  
 Jarry Park, Montreal, QB  
 Fri Aug 21 1970, 7:05 PM EDT  
 Att. 25,237 - Unknown

livebaseballscorecards.com

AB	36
R	4
H	12
RBI	4
BB	1
SO	6
LOB	16





Batter	1	2	3	4	5	6	7	8	9
Mack Jones, L (1, 7) OBP: 0.405, SLG: 0.485	0-0 F5		0-0 1B		0-0 6-3		0-0 F7		
Jim Gosger, L (1, 8) OBP: 0.364, SLG: 0.396	0-0 F6		0-0 G3			0-0 F9		0-3 K	
Rusty Staub, L (1, 9) OBP: 0.406, SLG: 0.531	0-3 K			0-0 6-3		0-0 HR		4-0 BB 1B BB	
Bob Bailey, R (1, 3) OBP: 0.444, SLG: 0.708		0-3 K		0-0 HR		0-3 K		4-0 BB 1B BB	
John Boccabella, R (9, 3) OBP: 0.328, SLG: 0.427								1-2 BB	
Coco Laboy, R (1, 5) OBP: 0.258, SLG: 0.313		0-3 K		0-0 6-3		0-3 K		4-0 BB 1B BB	
Ron Brand, R (1, 6) OBP: 0.274, SLG: 0.302								1-2 2-3 BB	
Bobby Wine, R (8, 6) OBP: 0.284, SLG: 0.293		0-0 F7		0-0 5-3			0-0 1-3	1-2 2-3 3-H BB	
John Bateman, R (1, 2) OBP: 0.267, SLG: 0.372			0-0 SH1-4 1B 1B		0-0 6-3		0-0 HR	0-0 G5-4-3 1B	
Gary Sutherland, R (1, 4) OBP: 0.280, SLG: 0.264			0-0 SH1-4		0-3 K		1-0 HBP	1-2 1-2f	
Carl Morton, R (1, 1) OBP: 0.240, SLG: 0.254			0-0 F7				0-0 F2		
Claude Raymond, R (8, 1)									
Howie Reed, R (9, 1)									

AB	R	H	RBI	BB	SO	LOB
4	0	1	1	0	0	2
4	0	0	0	0	1	1
3	2	1	1	1	1	0
3	2	1	1	1	2	0
0	0	0	0	0	0	0
3	0	0	0	1	2	0
3	0	0	0	0	0	0
1	0	1	2	0	0	0
4	2	2	1	0	0	2
1	0	0	0	0	1	0
3	0	1	0	0	0	2
0	0	0	0	0	0	0
0	0	0	0	0	0	0

AB	R	H	RBI	BB	SO	LOB
29	6	7	6	3	7	7

WP	PA	ERA	WHIP
0	34		

Inning Stats	R	H	E	K	S	H	LOB	BB	P	R	H	E	K	S	R	H	E	K	S	R	H	E	K	S	R	H	E	K	S	R	H	E	K	S
R: 0 E: 0 K: 1 S: 5	H: 0 LOB: 0 BB: 0 P: 5	R: 0 E: 0 K: 2 S: 7	H: 0 LOB: 0 BB: 0 P: 7	R: 1 E: 0 K: 0 S: 5	H: 2 LOB: 1 BB: 0 P: 5	R: 1 E: 0 K: 0 S: 4	H: 1 LOB: 0 BB: 0 P: 4	R: 0 E: 0 K: 1 S: 6	H: 1 LOB: 1 BB: 0 P: 6	R: 1 E: 0 K: 2 S: 8	H: 1 LOB: 0 BB: 0 P: 8	R: 1 E: 0 K: 0 S: 4	H: 1 LOB: 1 BB: 0 P: 5	R: 2 E: 0 K: 1 S: 5	H: 1 LOB: 1 BB: 3 P: 17	R: 0 E: 0 K: 0 S: 0	H: 0 LOB: 0 BB: 0 P: 0	R: 0 E: 0 K: 0 S: 0	H: 0 LOB: 0 BB: 0 P: 0	R: 0 E: 0 K: 0 S: 0	H: 0 LOB: 0 BB: 0 P: 0	R: 0 E: 0 K: 0 S: 0	H: 0 LOB: 0 BB: 0 P: 0	R: 0 E: 0 K: 0 S: 0	H: 0 LOB: 0 BB: 0 P: 0	R: 0 E: 0 K: 0 S: 0	H: 0 LOB: 0 BB: 0 P: 0	R: 0 E: 0 K: 0 S: 0	H: 0 LOB: 0 BB: 0 P: 0	R: 0 E: 0 K: 0 S: 0	H: 0 LOB: 0 BB: 0 P: 0	R: 0 E: 0 K: 0 S: 0	H: 0 LOB: 0 BB: 0 P: 0	

PITCHER	IP	WLS	BF	H	R	ER	SO	BB	IBB	HBP	BLK	WP	HR	S	P	ERA	WHIP
Phil Niekro, R (1, 1) ERA: 4.32	6.0	L	23	5	3	3	6	0	0	0	0	0	2	35	35	4.50	0.833
Julio Navarro, R (7, 1) ERA: 3.97	1.0		5	1	1	1	0	0	0	1	0	0	1	4	5	9.00	1.000
Mike McQueen, L (8, 1) ERA: 8.2	0.1		4	0	2	2	1	3	0	0	0	0	0	3	15	54.00	9.000
Don Cardwell, R (8, 1) ERA: 8.33	0.2		2	1	0	0	0	0	0	0	0	0	0	2	2	0.00	1.500

Atlanta Braves @ Montreal Expos  
 Jarry Park, Montreal, QB  
 Fri Aug 21 1970, 7:05 PM EDT  
 Att. 25,237 - Unknown

livebaseballscorecards.com



Batter	1	2	3	4	5	6	7	8	9	AB R H RBI BB SO LOB	TOP							
Sonny Jackson, L (1, 6) OBP: 0.353, SLG: 0.317	0-0 1-3		0-0 F7			0-0 6-3			0-0 1B	4 1 1 0 0 0 0	<p><b>Atlanta Braves @ Montreal Expos</b>  <b>Jarry Park, Montreal, QB</b>  Sat Aug 22 1970, 7:05 PM EDT  Att: 27,037 - Unknown</p>							
Felix Millan, R (1, 4) OBP: 0.354, SLG: 0.395	0-0 5-3		0-0 6-3			0-0 F2			0-0 6-3	4 0 0 0 0 0 1								
Hank Aaron, R (1, 9) OBP: 0.382, SLG: 0.605	4-0 FC5-4 BB			0-0 G6-4-3 1B			0-0 F8		0-0 1B 2-H 1B	3 0 2 1 1 0 0								
Rico Carty, R (1, 7) OBP: 0.442, SLG: 0.621	0-0 FC5-4 1-2f		0-0 G6-4-3 1-2f			0-0 F4			0-0 F8	4 0 0 0 0 0 3								
Tony Gonzalez, L (1, 8) OBP: 0.343, SLG: 0.366		0-0 F8		0-0 1-3			0-0 1B		0-0 1B 1-2	4 0 2 0 0 0 0								
Hal King, L (1, 2) OBP: 0.371, SLG: 0.453		4-0 BB			0-0 F8		0-0 F3		0-0 1B 1-2 2-3	2 0 0 0 1 0 1								
Bob Aspromonte, R (9, PH) OBP: 0.274, SLG: 0.247										1 0 1 0 0 0 0								
Clete Boyer, R (1, 5) OBP: 0.303, SLG: 0.373		0-3 K			0-0 4-3			0-0 F3	0-0 F5	4 0 0 0 0 1 4								
Tommie Aaron, R (1, 3) OBP: 0.254, SLG: 0.350		0-3 K			0-0 F7			0-0 F7		3 0 0 0 0 1 1								
Jim Nash, R (1, 1) OBP: 0.130, SLG: 0.209			0-0 L6			0-0 F4		0-0 F2		2 0 0 0 0 0 0								
Mike Lum, L (8, PH) OBP: 0.307, SLG: 0.411										1 0 0 0 0 0 0								
Mike McQueen, L (8, 1) OBP: 0.286, SLG: 0.429										0 0 0 0 0 0 0								
Don Cardwell, R (8, 1) OBP: 0.222, SLG: 0.250										0 0 0 0 0 0 0								
<b>Inning Stats</b>	R: 0 E: 0 K: 0 S: 3	H: 0 LOB: 1 BB: 1 P: 7	R: 0 E: 0 K: 2 S: 7	H: 0 LOB: 1 BB: 1 P: 11	R: 0 E: 0 K: 0 S: 3	H: 1 LOB: 0 BB: 0 P: 3	R: 0 E: 0 K: 0 S: 3	H: 0 LOB: 0 BB: 0 P: 3	R: 0 E: 0 K: 0 S: 4	H: 1 LOB: 1 BB: 0 P: 4	R: 0 E: 0 K: 0 S: 3	H: 0 LOB: 0 BB: 0 P: 3	R: 1 E: 0 K: 0 S: 7	H: 4 LOB: 3 BB: 0 P: 7	1B: 5 2B: 1 3B: 0 HR: 0	SF: 0 SAC: 0 DP: 1 HBP: 0	WP: 0 PB: 0 SB: 0 CS: 0	PA: 34
<b>PITCHER</b>	IP WLS BF H R ER SO BB IBB HBP BLK WP HR S P ERA WHIP																	
Steve Renko, R (1, 1) ERA: 4.38	8.2 W 32 5 1 1 2 2 0 0 0 0 0 0 34 42 1.04 0.808																	
Dan McGinn, L (9, 1) ERA: 5.04	0.0 1 1 0 0 0 0 0 0 0 0 0 0 1 1 ∞ ∞																	
Howie Reed, R (9, 1) ERA: 3.39	0.1 S 1 0 0 0 0 0 0 0 0 0 0 0 1 1 0.00 0.000																	

livebaseballscorecards.com

<b>AB</b>	<b>32</b>
<b>R</b>	<b>1</b>
<b>H</b>	<b>6</b>
<b>RBI</b>	<b>1</b>
<b>BB</b>	<b>2</b>
<b>SO</b>	<b>2</b>
<b>LOB</b>	<b>10</b>



Batter	1	2	3	4	5	6	7	8	9
Mary Staehle, L OBP: 0.314, SLG: 0.267 (1, 4)	0-0 F9		0-0 F9		0-0 F9		0-0 G3		
Mack Jones, L OBP: 0.404, SLG: 0.481 Adolfo Phillips, R OBP: 0.350, SLG: 0.397 (8, PH) (9, 7) (9, 8)	0-3 K		4-0 1-2 BB			0-0 4-3		0-0 1B 3B	
Rusty Staub, L OBP: 0.406, SLG: 0.530 (1, 9)	0-0 F9		0-0 F8			0-0 CS 1B		0-0 2B 1B	
Bob Bailey, R OBP: 0.445, SLG: 0.708 Coco Laboy, R OBP: 0.258, SLG: 0.313 (1, 5) (9, 5)		0-0 5-3		4-0 FC3-6 BB		0-3 K 1-2		0-0 1-3 2B	
Jim Gosger, L OBP: 0.362, SLG: 0.390 (1, 3)		0-0 F7		0-0 FC3-6 S 1-2f			4-0 SH1-4 2B BB	0-0 1-3	
Boots Day, L OBP: 0.321, SLG: 0.296 (1, 8)		0-0 L1		0-0 F4 1-2			0-0 SH1-4 1-2	0-3 K	
John Bateman, R OBP: 0.269, SLG: 0.376 (1, 2)			0-0 SH1-4 1B 1B		0-0 F7		0-0 2B	0-3 K	
Ron Brand, R OBP: 0.287, SLG: 0.308 Bobby Wine, R OBP: 0.284, SLG: 0.293 (1, 6) (8, 6)			0-0 SH1-4 1-2		0-0 CS 1B		4-0 BB		
Steve Renko, R OBP: 0.203, SLG: 0.193 Dan McGinn, L OBP: 0.114, SLG: 0.114 Howie Reed, R OBP: 0.306, SLG: 0.374 (1, 1) (9, 1) (9, 1) (9, 7)			0-0 BB 1B 2-H		0-3 K 1-2		0-3 K		

AB	R	H	RBI	BB	SO	LOB
4	0	0	0	0	0	3
2	0	0	0	1	1	0
1	1	1	0	0	0	0
4	1	2	1	0	0	2
3	0	1	1	1	1	1
0	0	0	0	0	0	0
3	1	0	0	1	0	2
3	0	0	0	0	1	2
4	1	2	1	0	1	2
1	0	1	0	1	0	0
0	0	0	0	0	0	0
3	0	1	1	0	2	3
0	0	0	0	0	0	0
0	0	0	0	0	0	0
0	0	0	0	0	0	0

**BOTTOM**

**Atlanta Braves @ Montreal Expos**  
 Jarry Park, Montreal, QB  
 Sat Aug 22 1970, 7:05 PM EDT  
 Att. 27,037 - Unknown

<b>AB</b>	<b>28</b>
<b>R</b>	<b>4</b>
<b>H</b>	<b>8</b>
<b>RBI</b>	<b>4</b>
<b>BB</b>	<b>4</b>
<b>SO</b>	<b>6</b>
<b>LOB</b>	<b>15</b>



Inning Stats	R: 0	H: 0	E: 0	K: 1	S: 5	LOB: 0	BB: 0	P: 5																									
<b>IP</b>	7.0	WLS	L	BF	28	H	5	R	2	ER	2	SO	4	BB	4	IBB	0	HBP	0	BLK	0	WP	0	HR	0	S	32	P	48	ERA	2.57	WHIP	1.286
<b>PITCHER</b>	IP	WLS	BF	H	R	ER	SO	BB	IBB	HBP	BLK	WP	HR	S	P	ERA	WHIP																
Jim Nash, R ERA: 3.89 (1, 1)	7.0	L	28	5	2	2	4	4	0	0	0	0	0	7	7	27.00	4.500																
Mike McQueen, L ERA: 8.67 (8, 1)	0.2		5	3	2	1	0	0	0	0	0	0	0	7	7	27.00	4.500																
Don Cardwell, R ERA: 8.25 (8, 1)	0.1		1	0	0	0	1	0	0	0	0	0	0	3	3	0.00	0.000																

WP	PA	ERA	WHIP
0	34		
0			
1			
2			

Batter	1	2	3	4	5	6	7	8	9	AB R H RBI BB SO LOB	TOP											
Mike Lum, L (1, 9) OBP: 0.310, SLG: 0.428	0-0 HR	0-0 G3-6-1			0-3 K		0-0 FC6-4 1B	0-3 K		5 1 2 1 0 2 2	<b>Atlanta Braves @ Montreal Expos</b> Jarry Park, Montreal, QB Mon Aug 24 1970, 7:05 PM EDT Att: 16,314 - Unknown											
Sonny Jackson, L (1, 6) OBP: 0.351, SLG: 0.318	0-0 6-3		0-0 4-3 2B		0-0 F7		0-0 FC6-4 1B	0-0 G1		5 1 1 0 0 0 2												
Hank Aaron, R (1, 3) OBP: 0.382, SLG: 0.601	0-0 F7		0-0 F6		0-0 FC6-4 1B		0-0 E6 1B	1-0 1B HBP		4 1 1 0 0 0 2												
Rico Carty, R (1, 7) OBP: 0.444, SLG: 0.621 Jimmie Hall, L (8, PR) OBP: 0.241, SLG: 0.301	0-0 1B 1B		0-0 4-3		0-0 FC6-4		0-0 E 1B	0-0 1B		5 1 3 1 0 0 2 0 0 0 0 0 0 0												
Tony Gonzalez, L (1, 8) OBP: 0.345, SLG: 0.365	0-0 1-2 1B		4-0 FC6-4 IBB			0-0 4-1	4-0 1B 1B	0-0 F7		3 1 1 0 2 0 2												
Clete Boyer, R (1, 5) OBP: 0.302, SLG: 0.370	0-0 F3		0-0 FC6-4			0-0 F8	0-0 BB 1B		0-0 6-3	5 0 1 1 0 0 4												
Gil Carrido, R (1, 4) OBP: 0.307, SLG: 0.337		0-0 5-3		0-0 4-3		0-0 6-3	0-0 BB 1B		0-0 1B	5 0 2 1 0 0 0												
Bob Tillman, R (1, 2) OBP: 0.262, SLG: 0.304		4-0 WP BB		0-0 6-3			5-3 BB		0-3 K	3 0 0 0 2 1 1												
George Stone, L (1, 1) OBP: 0.294, SLG: 0.242		4-0 G3-6-1 BB		0-0 F9			FC6-4 E BB		0-0 2-3	3 1 0 0 2 0 4												
<b>Inning Stats</b>	R: 1 E: 0 K: 0 S: 6	H: 3 LOB: 2 BB: 0 P: 6	R: 0 E: 0 K: 0 S: 2	H: 0 LOB: 1 BB: 2 P: 10	R: 0 E: 0 K: 0 S: 4	H: 1 LOB: 2 BB: 1 P: 8	R: 0 E: 0 K: 0 S: 3	H: 0 LOB: 0 BB: 0 P: 3	R: 0 E: 0 K: 1 S: 6	H: 1 LOB: 1 BB: 0 P: 6	R: 0 E: 0 K: 0 S: 3	H: 0 LOB: 0 BB: 0 P: 3	R: 5 E: 2 K: 0 S: 8	H: 4 LOB: 3 BB: 3 P: 20	R: 0 E: 0 K: 1 S: 6	H: 1 LOB: 2 BB: 0 P: 7	R: 0 E: 0 K: 1 S: 6	H: 1 LOB: 1 BB: 0 P: 6	1B: 9 2B: 1 3B: 0 HR: 1	SF: 0 SAC: 0 DP: 1 HBP: 1	WP: 1 PB: 0 SB: 0 CS: 0	PA: 45
<b>PITCHER</b>	IP WLS BF H R ER SO BB IBB HBP BLK WP HR S P ERA WHIP																					
Bill Stoneman, R (1, 1) ERA: 5.25	6.2 L 31 7 5 2 1 3 1 0 0 0 1 1 29 45 2.70 1.500																					
Dan McGinn, L (7, 1) ERA: 5.1	0.1 5 2 1 0 0 2 0 0 0 0 0 0 3 11 0.00 12.000																					
John Strohmayr, R (8, 1) ERA: 4.63	2.0 9 2 0 0 2 0 0 0 1 0 0 0 12 13 0.00 1.000																					

livebaseballscorecards.com

<b>AB</b>	<b>38</b>
<b>R</b>	<b>6</b>
<b>H</b>	<b>11</b>
<b>RBI</b>	<b>4</b>
<b>BB</b>	<b>6</b>
<b>SO</b>	<b>3</b>
<b>LOB</b>	<b>19</b>



Batter	1	2	3	4	5	6	7	8	9	AB	R	H	RBI	BB	SO	LOB
<b>Gary Sutherland, R</b> OBP: 0.279, SLG: 0.261 (1, 4)	0-3 <b>K</b>		0-0 <b>F5</b>			0-0 <b>F9</b>			4-0 <b>BB</b> <b>BB</b>	3	0	0	0	1	1	1
<b>Rusty Staub, L</b> OBP: 0.405, SLG: 0.527 (1, 9)	0-0 <b>6-3</b>			0-0 <b>E3</b>		0-3 <b>K</b>			4-0 <b>BB</b> <b>BB</b> <b>BB</b> <b>BB</b> <b>BB</b>	3	0	0	0	1	1	0
<b>Adolfo Phillips, R</b> OBP: 0.348, SLG: 0.394 (1, 8)	0-0 <b>F8</b>			0-0 <b>F8</b>			0-0 <b>G5-4-3</b> <b>1B</b>		0-0 <b>F8</b>	4	0	1	0	0	0	3
<b>Bob Bailey, R</b> OBP: 0.439, SLG: 0.694 (1, 7)		0-0 <b>6-3</b>		0-3 <b>K</b>			0-3 <b>K</b>		0-0 <b>F8</b>	4	0	0	0	0	2	4
<b>John Bateman, R</b> OBP: 0.267, SLG: 0.373 (1, 2)		0-0 <b>F9</b>		0-0 <b>5-3</b>			0-0 <b>G5-4-3</b> <b>1-2f</b>			3	0	0	0	0	0	2
<b>Coco Laboy, R</b> OBP: 0.257, SLG: 0.310 (1, 5)		0-0 <b>F4</b>			0-0 <b>F8</b>			0-0 <b>F2</b>		3	0	0	0	0	0	0
<b>Ron Brand, R</b> OBP: 0.297, SLG: 0.318 (1, 6)			0-0 <b>S</b> <b>1B</b>		0-0 <b>G6-3</b> <b>1B</b>			0-0 <b>4-3</b>		3	0	2	0	0	0	0
<b>John Boccabella, R</b> OBP: 0.320, SLG: 0.417 (1, 3)			0-3 <b>K</b> <b>1-2</b>		0-0 <b>G6-3</b> <b>1-2f</b>			0-3 <b>K</b>		3	0	0	0	0	2	2
<b>Bill Stoneman, R</b> OBP: 0.119, SLG: 0.146 (1, 1)			0-3 <b>K</b>			0-0 <b>5-3</b>			0-0 <b>6-3</b>	2	0	0	0	0	1	1
<b>Dan McGinn, L</b> OBP: 0.114, SLG: 0.114 (7, 1)										0	0	0	0	0	0	0
<b>John Strohmayer, R</b> OBP: 0.167, SLG: 0.167 (8, 1)										0	0	0	0	0	0	0
<b>Don Hahn, R</b> OBP: 0.372, SLG: 0.279 (9, PH)										1	0	0	0	0	0	0

Inning Stats	R: 0	H: 0	E: 0	K: 1	S: 5	LOB: 0	BB: 0	P: 5	R: 0	H: 0	E: 0	K: 0	S: 3	LOB: 0	BB: 0	P: 3	R: 0	H: 1	E: 0	K: 2	S: 8	LOB: 1	BB: 0	P: 8	R: 0	H: 0	E: 1	K: 1	S: 6	LOB: 1	BB: 0	P: 6	R: 0	H: 1	E: 0	K: 0	S: 3	LOB: 0	BB: 0	P: 3	R: 0	H: 0	E: 0	K: 1	S: 5	LOB: 0	BB: 0	P: 5	R: 0	H: 1	E: 0	K: 1	S: 5	LOB: 0	BB: 0	P: 5	R: 0	H: 0	E: 0	K: 1	S: 5	LOB: 0	BB: 0	P: 5	R: 0	H: 0	E: 0	K: 0	S: 3	LOB: 2	BB: 2	P: 11	1B: 3	SF: 0	2B: 0	3B: 0	HR: 0	SAC: 0	DP: 2	HBP: 0	WP: 0	PA: 31
--------------	------	------	------	------	------	--------	-------	------	------	------	------	------	------	--------	-------	------	------	------	------	------	------	--------	-------	------	------	------	------	------	------	--------	-------	------	------	------	------	------	------	--------	-------	------	------	------	------	------	------	--------	-------	------	------	------	------	------	------	--------	-------	------	------	------	------	------	------	--------	-------	------	------	------	------	------	------	--------	-------	-------	-------	-------	-------	-------	-------	--------	-------	--------	-------	--------


PITCHER	IP	WLS	BF	H	R	ER	SO	BB	IBB	HBP	BLK	WP	HR	S	P	ERA	WHIP
<b>George Stone, L</b> ERA: 3.7 (1, 1)	9.0	W	31	3	0	0	7	2	0	0	0	0	0	43	51	0.00	0.556

**BOTTOM**

**Atlanta Braves @ Montreal Expos**  
**Jarry Park, Montreal, QB**  
 Mon Aug 24 1970, 7:05 PM EDT  
 Att. 16,314 - Unknown

livebaseballscorecards.com

<b>AB</b>	<b>29</b>
<b>R</b>	<b>0</b>
<b>H</b>	<b>3</b>
<b>RBI</b>	<b>0</b>
<b>BB</b>	<b>2</b>
<b>SO</b>	<b>7</b>
<b>LOB</b>	<b>13</b>



Batter	1	2	3	4	5	6	7	8	9	AB R H RBI BB SO LOB	TOP											
Mike Lum, L (1, 8) OBP: 0.317, SLG: 0.429	0-3 K		4-0 1B BB		0-0 BB 1B 1B	0-0 PB 1B		0-0 L8		4 1 2 0 1 1 1												
Sonny Jackson, L (1, 6) OBP: 0.348, SLG: 0.317	0-0 5-3		0-0 F8		0-0 BB 1B	0-0 SF7		0-0 L3		4 1 1 1 0 0 2												
Hank Aaron, R (1, 9) OBP: 0.384, SLG: 0.600	0-0 F2		0-0 1B		4-0 1B HR BB	4-0 BB			0-0 6-3	3 1 1 0 2 0 0												
Orlando Cepeda, R (1, 3) OBP: 0.372, SLG: 0.544		0-0 HR	0-0 F8		0-0 F3	0-3 K			0-0 CS 1B	5 1 2 1 0 1 7												
Rico Carty, R (1, 7) OBP: 0.446, SLG: 0.620 Jimmie Hall, L (9, 7) OBP: 0.241, SLG: 0.301		0-0 BB 1B	0-0 P4		0-0 HR 1B		0-3 K		0-0 1B	5 1 3 2 0 1 2 0 0 0 0 0 0 0												
Hal King, L (1, 2) OBP: 0.367, SLG: 0.463		0-0 F8		0-0 4-3	0-0 HR		0-0 1-3		0-0 G3	5 1 1 3 0 0 2												
Clete Boyer, R (1, 5) OBP: 0.303, SLG: 0.370		4-0 BB		0-3 K	0-0 1B		0-0 P6			3 0 1 0 1 1 0												
Gil Garrido, R (1, 4) OBP: 0.307, SLG: 0.336		0-0 P6		0-0 P4		0-0 1B SH1-4 SF7		0-0 6-3		4 1 1 0 0 0 2												
Pat Jarvis, R (1, 1) OBP: 0.171, SLG: 0.174 Hoyt Wilhelm, R (8, 1) Bob Priddy, R (9, 1) OBP: 0.250, SLG: 0.200		0-0 P5		0-3 K	0-0 SH1-4		0-0 1B			3 0 1 0 0 1 2 0 0 0 0 0 0 0 0 0 0 0 0 0 0												
<b>Inning Stats</b>	R: 0 E: 0 K: 1 S: 5	H: 0 LOB: 0 BB: 0 P: 5	R: 1 E: 0 K: 0 S: 5	H: 2 LOB: 2 BB: 1 P: 9	R: 0 E: 0 K: 0 S: 4	H: 1 LOB: 2 BB: 1 P: 8	R: 0 E: 0 K: 1 S: 5	H: 0 LOB: 0 BB: 0 P: 5	R: 5 E: 0 K: 1 S: 9	H: 5 LOB: 1 BB: 1 P: 13	R: 1 E: 0 K: 1 S: 7	H: 2 LOB: 2 BB: 1 P: 11	R: 0 E: 0 K: 1 S: 5	H: 0 LOB: 0 BB: 0 P: 5	R: 0 E: 0 K: 0 S: 4	H: 1 LOB: 1 BB: 0 P: 4	R: 0 E: 0 K: 0 S: 4	H: 2 LOB: 1 BB: 0 P: 4	1B: 11 2B: 0 3B: 0 HR: 2	SF: 1 SAC: 1 DP: 0 HBP: 0	WP: 0 PB: 1 SB: 0 CS: 1	PA: 42
<b>PITCHER</b>	IP WLS BF H R ER SO BB IBB HBP BLK WP HR S P ERA WHIP																				<b>PITCHER</b>	IP WLS BF H R ER SO BB IBB HBP BLK WP HR S P ERA WHIP
Nolan Ryan, R (1, 1) ERA: 3.13	5.0 L 25 8 6 1 3 3 0 0 0 0 2 28 40 1.80 2.200																					
Tug McGraw, L (6, 1) ERA: 4.03	2.0 9 2 1 1 2 1 0 0 0 0 0 0 12 16 4.50 1.500																					
Ron Taylor, R (8, 1) ERA: 3.92	2.0 8 3 0 0 0 0 0 0 0 0 0 0 8 8 0.00 1.500																					

Atlanta Braves @ New York Mets  
Shea Stadium, Flushing, NY  
Tue Aug 25 1970, 7:05 PM EDT  
Att: 48,561 - Unknown

livebaseballscorecards.com

AB	36
R	7
H	13
RBI	7
BB	4
SO	5
LOB	18



Batter	1	2	3	4	5	6	7	8	9	AB	R	H	RBI	BB	SO	LOB
<b>Tommie Agee, R</b> OBP: 0.343, SLG: 0.483 (1, 9)	0-0 L7		0-3 K		0-0 5-3			0-0 E9 1B	0-0 1-3	5	1	0	0	0	1	0
<b>Wayne Garrett, L</b> OBP: 0.364, SLG: 0.442 (1, 5)	0-0 F5		0-0 4-3		0-0 1-3			4-0 FC4-6 1B 1-2 HR	4-0 BB 1B 1B BB	3	2	0	0	2	0	0
<b>Cleon Jones, R</b> OBP: 0.337, SLG: 0.393 (1, 8)	4-0 BB			0-0 2B FC6-2 1B		0-3 K		0-0 FC4-6 1B 1-2 2-H	0-0 BB 1B	4	1	3	1	1	1	0
<b>Art Shamsky, L</b> OBP: 0.370, SLG: 0.419 (1, 7)	0-0 G3			0-0 1B FC1-2 2B		0-0 F7		0-0 FC4-6 1B 1-2 HR	4-0 BB 1B BB	4	1	1	0	1	0	3
<b>Al Weis, S</b> OBP: 0.256, SLG: 0.294 (9, PR)				1-3 FC1-2 2B				1-2 2-3	1-2 2-3 BB	0	0	0	0	0	0	0
<b>Donn Clendenon, R</b> OBP: 0.357, SLG: 0.555 (1, 3)		0-0 G4-6-3 1B		0-0 FC6-2 FC1-2 1B		0-0 6-3		0-0 1-H 3-H HR	0-0 1-2 2-3 3-H 1B	5	1	3	5	0	0	2
<b>Ken Boswell, L</b> OBP: 0.333, SLG: 0.333 (1, 4)		0-0 G4-6-3 1B		0-0 FC1-2 1B				0-0 F7	0-0 4-3	5	0	2	0	0	0	2
<b>Jerry Grote, R</b> OBP: 0.333, SLG: 0.322 (1, 2)		0-0 G4-6-3		0-0 FC1-2				0-0 1B	0-0 1B	2	0	0	0	0	0	5
<b>Duffy Dyer, R</b> OBP: 0.315, SLG: 0.254 (7, 2)		1-2 2-3		1-2 2-3 3-H						2	0	2	0	0	0	0
<b>Bud Harrelson, S</b> OBP: 0.343, SLG: 0.320 (1, 6)		0-0 F9		0-0 P4				0-0 F8	0-0 F9	4	0	0	0	0	0	6
<b>Nolan Ryan, R</b> OBP: 0.189, SLG: 0.189 (1, 1)			0-3 K		0-0 4-3			0-3 K		1	0	0	0	0	1	0
<b>Ed Kranepool, L</b> OBP: 0.196, SLG: 0.108 (5, PH)										1	0	0	0	0	0	0
<b>Tug McGraw, R</b> OBP: 0.286, SLG: 0.333 (6, 1)										0	0	0	0	0	0	0
<b>Ken Singleton, S</b> OBP: 0.375, SLG: 0.409 (7, PH)										1	0	0	0	0	1	1
<b>Ron Taylor, R</b> OBP: 0.375, SLG: 0.409 (8, 1)										0	0	0	0	0	0	0
<b>Ron Swoboda, R</b> OBP: 0.397, SLG: 0.419 (9, PH)										1	0	0	0	0	0	0

**BOTTOM**

**Atlanta Braves @ New York Mets**  
Shea Stadium, Flushing, NY  
Tue Aug 25 1970, 7:05 PM EDT  
Att. 48,561 - Unknown

livebaseballscorecards.com

<b>AB</b>	<b>38</b>
<b>R</b>	<b>6</b>
<b>H</b>	<b>11</b>
<b>RBI</b>	<b>6</b>
<b>BB</b>	<b>4</b>
<b>SO</b>	<b>4</b>
<b>LOB</b>	<b>19</b>



Inning Stats	R: 0	H: 0	E: 0	K: 0	S: 3	H: 0	LOB: 1	BB: 1	P: 7	R: 0	H: 2	E: 0	K: 0	S: 4	R: 0	H: 0	E: 0	K: 2	S: 7	R: 0	H: 3	E: 0	K: 0	S: 6	R: 0	H: 0	E: 0	K: 1	S: 5	R: 0	H: 1	E: 0	K: 1	S: 6	R: 4	H: 3	E: 1	K: 0	S: 7	R: 2	H: 2	E: 0	K: 0	S: 5	H: 2	LOB: 2	BB: 2	P: 13	1B: 9	SF: 0	2B: 1	SAC: 0	3B: 0	DP: 1	HR: 1	HBP: 0	WP: 0	PA: 42
--------------	------	------	------	------	------	------	--------	-------	------	------	------	------	------	------	------	------	------	------	------	------	------	------	------	------	------	------	------	------	------	------	------	------	------	------	------	------	------	------	------	------	------	------	------	------	------	--------	-------	-------	-------	-------	-------	--------	-------	-------	-------	--------	-------	--------

PITCHER	IP	WLS	BF	H	R	ER	SO	BB	IBB	HBP	BLK	WP	HR	S	P	ERA	WHIP
<b>Pat Jarvis, R</b> ERA: 3.38 (1, 1)	7.1	W	32	8	4	3	4	2	0	0	0	0	1	38	46	3.68	1.364
<b>Hoyt Wilhelm, R</b> ERA: 2.81 (8, 1)	1.1		8	2	2	2	0	2	0	0	0	0	0	6	14	13.50	3.000
<b>Bob Priddy, R</b> ERA: 5.43 (9, 1)	0.1	S	2	1	0	0	0	0	0	0	0	0	0	2	2	0.00	3.000

Batter	1	2	3	4	5	6	7	8	9	AB R H RBI BB SO LOB	TOP																								
Gil Garrido, R OBP: 0.305, SLG: 0.333 (1, 4)	0-0 F7		0-0 F7			0-0 F3	0-0 G4-6-3		0-0 SH4-3 HR 1B	5 1 1 0 0 0 2	<p>Atlanta Braves @ New York Mets</p> <p>Shea Stadium, Flushing, NY</p> <p>Wed Aug 26 1970, 7:05 PM EDT</p> <p>Att: 45,567 - Unknown</p>																								
Oscar Brown, R OBP: 0.571, SLG: 0.818 (1, 8)	0-0 CS 1B		0-0 FC6-4 1B			4-0 1B BB		0-0 1B 3B	0-0 SH4-3	3 1 3 0 1 0 0																									
Hank Aaron, R OBP: 0.384, SLG: 0.604 (1, 9)	0-3 K 1-2		0-0 FC6-4			0-3 K		0-0 HR 1B	0-0 HR	5 2 2 3 0 2 4																									
Orlando Cepeda, R OBP: 0.374, SLG: 0.552 (1, 3)		0-0 5-3		0-0 F7		0-0 FC6 1B		0-0 HR	0-0 1B 1B	5 2 3 2 0 0 0																									
Rico Carty, R OBP: 0.448, SLG: 0.619 (1, 7)		0-3 K		0-0 G5-4-3 1B		0-0 FC6		4-0 FC1-4 BB	0-0 1B	4 0 2 0 1 1 2																									
Mike Lum, L OBP: 0.317, SLG: 0.429 (9, 7)						1-2f 1B		1-3 1B	1-3 1B	0 0 0 0 0 0 0																									
Clete Boyer, R OBP: 0.305, SLG: 0.378 (1, 5)		0-0 P6		0-0 G5-4-3			0-0 HR	0-0 FC1-4 BB	0-0 1B	5 1 2 2 0 0 2																									
Bob Tillman, R OBP: 0.271, SLG: 0.322 (1, 2)			0-0 HR		4-0 G6-4-3 BB		4-0 1B WP SF8 BB	0-3 K	0-3 K	3 2 1 1 2 2 3																									
Sonny Jackson, L OBP: 0.349, SLG: 0.316 (1, 6)			0-0 4-3		0-0 G6-4-3		0-0 G4-6-3 1B	4-0 1B BB	0-0 4-3	4 0 1 0 1 0 3																									
Ron Reed, R OBP: 0.138, SLG: 0.172 (1, 1)			0-0 1B		0-0 G3		0-0 SF8	0-0 B5		1 0 1 0 0 0 0																									
Julio Navarro, R OBP: 0.167, SLG: 0.167 (3, 1)										1 0 0 0 0 0 0																									
Don Cardwell, R OBP: 0.222, SLG: 0.250 (5, 1)										0 0 0 0 0 0 0																									
Bob Aspromonte, R OBP: 0.271, SLG: 0.247 (7, PH)										0 0 0 1 0 0 0																									
Mike McQueen, L OBP: 0.288, SLG: 0.429 (7, 1)										0 0 0 0 0 0 0																									
Tony Gottzalez, L OBP: 0.345, SLG: 0.365 (8, PH)										1 0 0 0 0 0 2																									
Bob Frindy, R OBP: 0.250, SLG: 0.200 (8, 1)										0 0 0 0 0 0 0																									
<b>Inning Stats</b>	R: 0 E: 0 K: 1 S: 5	H: 1 LOB: 0 BB: 0 P: 5	R: 0 E: 0 K: 1 S: 5	H: 0 LOB: 0 BB: 0 P: 5	R: 1 E: 0 K: 0 S: 6	H: 3 LOB: 2 BB: 0 P: 6	R: 0 E: 0 K: 0 S: 3	H: 1 LOB: 0 BB: 0 P: 3	R: 0 E: 0 K: 0 S: 2	H: 0 LOB: 0 BB: 1 P: 6	R: 0 E: 0 K: 1 S: 6	H: 1 LOB: 2 BB: 1 P: 10	R: 2 E: 0 K: 0 S: 4	H: 2 LOB: 0 BB: 1 P: 8	R: 3 E: 0 K: 1 S: 8	H: 3 LOB: 2 BB: 2 P: 16	R: 3 E: 0 K: 1 S: 10	H: 5 LOB: 2 BB: 0 P: 10	1B: 11 2B: 0 3B: 1 HR: 4	SF: 1 SAC: 1 DP: 3 HBP: 0	WP: 1 PB: 0 SB: 0 CS: 1	PA: 44													
<b>PITCHER</b>	IP WLS BF H R ER SO BB IBB HBP BLK WP HR S P ERA WHIP																																		
Jerry Koosman, L ERA: 3.13 (1, 1)	7.0	30	10	5	5	3	3	0	0	0	1	2	33	45	6.43	1.857																			
Danny Frisella, R ERA: 4.02 (8, 1)	0.2	5	1	1	1	1	2	0	0	0	0	1	5	13	13.50	4.500																			
Ray Sadecki, L ERA: 3.8 (8, 1)	0.2	3	1	1	1	0	0	0	0	0	0	0	3	3	13.50	1.500																			
Gary Gentry, R ERA: 3.35 (9, 1)	0.0	L	3	3	1	1	0	0	0	0	0	1	3	3	∞	∞																			
Tug McGraw, L ERA: 3.99 (9, 1)	0.2	3	1	1	1	1	0	0	0	0	0	0	5	5	13.50	1.500																			

livebaseballscorecards.com

AB	37
R	9
H	16
RBI	9
BB	5
SO	5
LOB	18





**BOTTOM**

**Atlanta Braves @ New York Mets**  
 Shea Stadium, Flushing, NY  
 Wed Aug 26 1970, 7:05 PM EDT  
 Att. 45,567 - Unknown

livebaseballscores.com

<b>AB</b>	<b>39</b>
<b>R</b>	<b>7</b>
<b>H</b>	<b>16</b>
<b>RBI</b>	<b>7</b>
<b>BB</b>	<b>2</b>
<b>SO</b>	<b>6</b>
<b>LOB</b>	<b>20</b>



WP: 0	PA: 42
PB: 0	
SB: 1	
CS: 0	

AB R H RBI BB SO LOB

3	1	1	0	2	0	2
5	1	1	2	0	0	4
5	2	3	0	0	1	2
4	2	3	2	0	0	2
1	0	0	0	0	0	0
5	0	0	0	0	0	3
5	0	3	2	0	1	0
4	1	2	0	0	1	1
4	0	2	0	0	1	3
3	0	1	1	0	2	3
0	0	0	0	0	0	0
0	0	0	0	0	0	0
0	0	0	0	0	0	0
0	0	0	0	0	0	0

1B: 11	SF: 0
2B: 3	SAC: 1
3B: 0	DP: 2
HR: 2	HBP: 0

Batter	1	2	3	4	5	6	7	8	9
<b>Tommie Agee, R</b> OBP: 0.345, SLG: 0.482 (1, 8)	0-0 HR 1B	0-0 G4-6-3 1-2f		0-0 4-3 2-3		4-0 FC4-6 BB		4-0 FC6-4 BB	
<b>Wayne Garrett, L</b> OBP: 0.362, SLG: 0.449 (1, 5)	0-0 1-H HR		0-0 P5	0-0 F8		0-0 FC4-6 1B 1-2f		0-0 F8	
<b>Cleon Jones, R</b> OBP: 0.340, SLG: 0.399 (1, 7)	0-3 K		0-0 1B E 1B		0-0 HR 2B	0-0 G1-6-3 1-2 1B		0-0 FC6-4 1-2f	
<b>Art Shamsky, L</b> OBP: 0.374, SLG: 0.433 (1, 9)	0-0 1B 1B		0-0 E 1B		0-0 HR	0-0 G1-6-3 1-2f		0-0 F8	
<b>Ron Swoboda, R</b> OBP: 0.355, SLG: 0.417 (8, 9)									
<b>Donn Clendenon, R</b> OBP: 0.351, SLG: 0.545 (1, 3)	0-0 P4		0-0 P4		0-0 F3		0-0 F9	0-0 5-3	
<b>Ken Boswell, L</b> OBP: 0.338, SLG: 0.347 (1, 4)	0-0 1-H 1B		0-0 E8 1-H 3-H 2B		0-0 1B 2B		0-3 K	0-0 P6	
<b>Bud Harrelson, S</b> OBP: 0.344, SLG: 0.322 (1, 6)		0-0 E7 F8 1B 1B	0-0 4-3		0-0 2-3 1B		0-3 K		
<b>Duffy Dyer, R</b> OBP: 0.320, SLG: 0.262 (1, 2)		0-0 F8 2-3		0-0 4-3 S 1B	0-3 K		0-0 SH1-4 1B		
<b>Jerry Koosman, R</b> OBP: 0.183, SLG: 0.127 (1, 1)		0-0 G4-6-3 1B		0-3 K	0-3 K		0-0 SH1-4		
<b>Danny Frisella, L</b> OBP: 0.286, SLG: 0.286 (8, 1)									
<b>Ray Sadecki, L</b> OBP: 0.257, SLG: 0.235 (8, 1)									
<b>Gary Gentry, R</b> OBP: 0.125, SLG: 0.077 (9, 1)									
<b>Tug McGraw, R</b> OBP: 0.286, SLG: 0.333 (9, 1)		3-H							

Inning Stats	R: 2	H: 4	E: 0	K: 1	S: 8	LOB: 2	BB: 0	P: 8	R: 1	H: 2	E: 1	K: 0	S: 4	LOB: 0	BB: 0	P: 4	R: 2	H: 3	E: 1	K: 0	S: 6	LOB: 1	BB: 0	P: 6	R: 0	H: 1	E: 0	K: 1	S: 6	LOB: 1	BB: 0	P: 6	R: 2	H: 4	E: 0	K: 2	S: 11	LOB: 2	BB: 0	P: 11	R: 0	H: 1	E: 0	K: 0	S: 3	LOB: 1	BB: 1	P: 7	R: 0	H: 0	E: 0	K: 2	S: 7	LOB: 0	BB: 0	P: 7	R: 0	H: 1	E: 0	K: 0	S: 4	LOB: 2	BB: 1	P: 8	R: 0	H: 0	E: 0	K: 0	S: 3	LOB: 0	BB: 0	P: 3
--------------	------	------	------	------	------	--------	-------	------	------	------	------	------	------	--------	-------	------	------	------	------	------	------	--------	-------	------	------	------	------	------	------	--------	-------	------	------	------	------	------	-------	--------	-------	-------	------	------	------	------	------	--------	-------	------	------	------	------	------	------	--------	-------	------	------	------	------	------	------	--------	-------	------	------	------	------	------	------	--------	-------	------

PITCHER	IP	WLS	BF	H	R	ER	SO	BB	IBB	HBP	BLK	WP	HR	S	P	ERA	WHIP
<b>Ron Reed, R</b> ERA: 5.12 (1, 1)	2.2		15	9	5	4	1	0	0	0	0	0	1	17	17	13.50	3.375
<b>Julio Navarro, R</b> ERA: 4.44 (3, 1)	1.2		10	5	2	2	1	0	0	0	0	0	1	12	12	10.80	3.000
<b>Don Cardwell, R</b> ERA: 7.88 (5, 1)	1.2		6	1	0	0	2	1	0	0	0	0	0	9	13	0.00	1.200
<b>Mike McQueen, L</b> ERA: 8.36 (7, 1)	1.0		3	0	0	0	2	0	0	0	0	0	0	7	7	0.00	0.000
<b>Bob Priddy, R</b> ERA: 5.26 (8, 1)	2.0	W	8	1	0	0	0	1	0	0	0	0	0	7	11	0.00	1.000

Batter	1	2	3	4	5	6	7	8	9	AB R H RBI BB SO LOB	TOP
Felix Millan, R (1, 4) OBP: 0.351, SLG: 0.391	0-0 F2		0-0 F9			0-0 F4		0-0 5-3		4 0 0 0 0 0 0	
Sonny Jackson, L (1, 6) OBP: 0.345, SLG: 0.312	0-0 F8		0-3 K			0-0 6-3			0-0 P6	4 0 0 0 0 1 0	
Tony Gonzalez, L (1, 8) OBP: 0.346, SLG: 0.366	0-0 1B				0-0 F7				0-0 1B	4 0 2 0 0 0 0	
Orlando Cepeda, R (1, 3) OBP: 0.373, SLG: 0.549	0-0 L9				0-0 F9			0-0 2B 1B	0-3 K	4 1 1 0 0 1 2	
Rico Carty, R (1, 7) OBP: 0.446, SLG: 0.618					0-0 4-3			0-0 2B 1-H	0-0 F8	4 0 1 1 0 0 1	
Mike Lum, L (1, 9) OBP: 0.317, SLG: 0.428					0-0 3-1					3 0 1 0 0 0 1	
Clete Boyer, R (1, 5) OBP: 0.302, SLG: 0.375					0-0 4-3					3 0 0 0 0 1 2	
Bob Tillman, R (1, 2) OBP: 0.267, SLG: 0.316					0-0 F7					3 0 0 0 0 0 1	
Phil Niekro, R (1, 1) OBP: 0.187, SLG: 0.208					0-0 F7					1 0 0 0 0 0 0	
Tommie Aaron, R (6, PH) OBP: 0.250, SLG: 0.344										1 0 0 0 0 1 0	
Don Cardwell, R (6, 1) OBP: 0.222, SLG: 0.250										0 0 0 0 0 0 0	
Hal King, L (8, PH) OBP: 0.365, SLG: 0.461										1 0 0 0 0 0 0	
Julio Navarro, R (8, 1) OBP: 0.167, SLG: 0.167										0 0 0 0 0 0 0	
<b>Inning Stats</b>	R: 0 E: 0 K: 0 S: 4 H: 1 LOB: 1 BB: 0 P: 4	R: 0 E: 0 K: 1 S: 6 H: 1 LOB: 1 BB: 0 P: 6	R: 0 E: 0 K: 1 S: 5 H: 0 LOB: 0 BB: 0 P: 5	R: 0 E: 0 K: 0 S: 3 H: 0 LOB: 0 BB: 0 P: 3	R: 0 E: 0 K: 0 S: 3 H: 0 LOB: 0 BB: 0 P: 3	R: 0 E: 0 K: 1 S: 5 H: 0 LOB: 0 BB: 0 P: 5	R: 1 E: 0 K: 0 S: 5 H: 2 LOB: 1 BB: 0 P: 5	R: 0 E: 0 K: 0 S: 3 H: 0 LOB: 0 BB: 0 P: 3	R: 0 E: 0 K: 1 S: 6 H: 1 LOB: 1 BB: 0 P: 6	1B: 4 2B: 1 3B: 0 HR: 0 SF: 0 SAC: 0 DP: 0 HBP: 0	WP: 0 PB: 0 SB: 1 CS: 0 PA: 32
<b>PITCHER</b> Jim McAndrew, R (1, 1) ERA: 3.89	IP: 9.0 WLS: W BF: 32 H: 5 R: 1 ER: 1 SO: 4 BB: 0 IBB: 0 HBP: 0 BLK: 0 WP: 0 HR: 0 S: 40 P: 40 ERA: 1.00 WHIP: 0.556										

Atlanta Braves @ New York Mets  
Shea Stadium, Flushing, NY  
Thu Aug 27 1970, 3:33 AM EDT  
Att: 39,810 - Unknown

livebaseballscorecards.com

AB	32
R	1
H	5
RBI	1
BB	0
SO	4
LOB	7



Batter	1	2	3	4	5	6	7	8	9	AB	R	H	RBI	BB	SO	LOB
<b>Tommie Agee, R</b> OBP: 0.348, SLG: 0.482 (1, 8) BBB	4-0 FC3-6 BB		0-0 G3 1B	0-0 1B 1B		0-0 FC4-5 2-3 S		0-3 K		4	1	2	0	1	1	1
<b>Wayne Garrett, L</b> OBP: 0.363, SLG: 0.447 (1, 5) X	0-0 FC3-6 BB 1-2f 2B		0-0 G3	0-0 1B		4-0 2-3 BB				3	1	1	1	1	0	2
<b>Cleon Jones, R</b> OBP: 0.339, SLG: 0.397 (1, 7) X	0-0 F8		0-0 1B 1B	0-0 5-3		0-0 2-3				4	0	1	1	0	0	5
<b>Art Shamsky, L</b> OBP: 0.375, SLG: 0.432 (1, 9) <b>Ron Swoboda, R</b> OBP: 0.355, SLG: 0.417 (9, 9) BBB	4-0 1-2 2B BB		0-0 1B		0-0 E6 FC6-4 BB E	0-0 F9				3	2	1	0	1	0	2
<b>Donn Clendenon, R</b> OBP: 0.353, SLG: 0.546 (1, 3) X	0-0 1-H 2-H 2B		0-3 K		4-0 1-2 FC6-4 BB		0-3 K			3	0	1	2	1	2	2
<b>Ken Boswell, L</b> OBP: 0.333, SLG: 0.341 (1, 4) X	0-0 3-1		0-3 K		0-0 FC6-4 E 1-2f 2-3	0-0 L7				4	0	0	0	0	1	5
<b>Bud Harrelson, S</b> OBP: 0.343, SLG: 0.320 (1, 6) X		0-0 6-3		4-0 1B 4-3 1B BB	0-0 E4 G6-3	0-3 K				3	1	0	1	1	1	1
<b>Duffy Dyer, R</b> OBP: 0.311, SLG: 0.254 (1, 2) X		0-0 F5		0-0 4-3	0-0 G6-3			0-0 F9		4	0	0	0	0	0	3
<b>Jim McAndrew, R</b> OBP: 0.200, SLG: 0.195 (1, 1) X		0-0 3-1		0-3 K		0-0 FC4-5 2B		0-3 K		4	0	1	0	0	2	1

Inning Stats	R: 2	H: 1	E: 0	LOB: 1	K: 0	BB: 2	S: 4	P: 12	R: 0	H: 0	E: 0	LOB: 0	K: 0	BB: 0	S: 3	P: 3	R: 1	H: 3	E: 0	LOB: 2	K: 2	BB: 0	S: 10	P: 10	R: 1	H: 2	E: 0	LOB: 2	K: 1	BB: 1	S: 7	P: 11	R: 1	H: 0	E: 2	LOB: 1	K: 0	BB: 1	S: 4	P: 8	R: 0	H: 1	E: 0	LOB: 2	K: 2	BB: 1	S: 7	P: 8	R: 0	H: 0	E: 0	LOB: 0	K: 2	BB: 0	S: 7	P: 7	R: 0	H: 0	E: 0	LOB: 0	K: 2	BB: 0	S: 7	P: 7
--------------	------	------	------	--------	------	-------	------	-------	------	------	------	--------	------	-------	------	------	------	------	------	--------	------	-------	-------	-------	------	------	------	--------	------	-------	------	-------	------	------	------	--------	------	-------	------	------	------	------	------	--------	------	-------	------	------	------	------	------	--------	------	-------	------	------	------	------	------	--------	------	-------	------	------

PITCHER	IP	WLS	BF	H	R	ER	SO	BB	IBB	HBP	BLK	WP	HR	S	P	ERA	WHIP
<b>Phil Niekro, R</b> ERA: 4.39 (1, 1)	5.0	L	26	6	5	4	3	4	0	0	0	0	0	28	44	7.20	2.000
<b>Don Cardwell, R</b> ERA: 7.49 (6, 1)	2.0		8	1	0	0	2	1	0	0	0	0	0	11	15	0.00	1.000
<b>Julio Navarro, R</b> ERA: 4.26 (8, 1)	1.0		3	0	0	0	2	0	0	0	0	0	0	7	7	0.00	0.000


**BOTTOM**

**Atlanta Braves @ New York Mets**  
Shea Stadium, Flushing, NY

Thu Aug 27 1970, 3:33 AM EDT  
Att. 39,810 - Unknown

livebaseballscorecards.com

<b>AB</b>	<b>32</b>
<b>R</b>	<b>5</b>
<b>H</b>	<b>7</b>
<b>RBI</b>	<b>5</b>
<b>BB</b>	<b>5</b>
<b>SO</b>	<b>7</b>
<b>LOB</b>	<b>22</b>



<b>WP:</b> 0	<b>PA:</b> 37
<b>PB:</b> 0	
<b>SB:</b> 1	
<b>CS:</b> 0	

Batter	1	2	3	4	5	6	7	8	9	AB R H RBI BB SO LOB	TOP											
Oscar Brown, R OBP: 0.474, SLG: 0.688 (1, 8)	0-3 K		0-0 F2			0-0 SF8 1B 2B	0-3 K		0-3 K	5 1 1 0 0 3 2	<b>Atlanta Braves @ Philadelphia Phillies</b> Shibe Park, Philadelphia, PA Fri Aug 28 1970, 7:05 PM EDT Att. 7,908 - Unknown											
Felix Millan, R OBP: 0.350, SLG: 0.389 (1, 4)	0-0 6-3			0-0 F8		0-0 BB 1B 2B	0-0 1-3		0-0 G3	5 1 1 0 0 0 2												
Hank Aaron, R OBP: 0.383, SLG: 0.603 (1, 9)	0-0 L8			0-0 F8		0-0 P4		0-0 4-3 2B		4 0 1 0 0 0 2												
Orlando Cepeda, R OBP: 0.372, SLG: 0.548 (1, 3)		0-0 F7		0-0 E7 1B		0-0 SF8		0-0 F8		3 0 1 1 0 0 1												
Rico Carty, R OBP: 0.449, SLG: 0.617 (1, 7)		0-0 5-3 1B		4-0 BB		4-0 1B BB		0-0 4-3 2-3		2 0 1 0 2 0 1												
Clete Boyer, R OBP: 0.303, SLG: 0.375 Hoyt Wilhelm, R (6, 1)	0-0 5-3			0-0 F7		0-0 FC6-4 1B		4-0 BB		3 0 1 1 0 0 3 0 0 0 0 0 0 0 0 0 0 0 1 0 0 0 0 0 0 0 0 0												
Tony Gonzalez, L OBP: 0.347, SLG: 0.366 Mike McQueen, L OBP: 0.286, SLG: 0.429 (8, 1)	1-2					1-2 2-H				3 0 0 0 0 1 3 1 0 0 0 0 1 2												
Bob Tillman, R OBP: 0.263, SLG: 0.311 Hal King, L OBP: 0.363, SLG: 0.458 (8, 2)	0-0 L7				0-3 K	0-0 FC6-4 1-2		0-3 K														
Gil Garrido, R OBP: 0.302, SLG: 0.330 Mike Lum, L OBP: 0.320, SLG: 0.431 (9, PH)			0-0 6-3		0-0 F8		0-0 6-3		0-0 1B	3 0 0 0 0 0 0 1 0 1 0 0 0 0												
Jim Nash, R OBP: 0.127, SLG: 0.203 Bob Aspromonte, R OBP: 0.275, SLG: 0.245 (6, 5)			0-3 K		0-3 K		4-0 BB		0-0 F9	2 0 0 0 0 2 0 1 0 0 0 1 0 1												
<b>Inning Stats</b>	R: 0 E: 0 K: 1 S: 5	H: 0 LOB: 0 BB: 0 P: 5	R: 0 E: 0 K: 0 S: 4	H: 1 LOB: 1 BB: 0 P: 4	R: 0 E: 0 K: 1 S: 5	H: 0 LOB: 0 BB: 0 P: 5	R: 0 E: 1 K: 0 S: 4	H: 1 LOB: 2 BB: 1 P: 8	R: 0 E: 0 K: 2 S: 7	H: 0 LOB: 0 BB: 0 P: 7	R: 2 E: 0 K: 0 S: 6	H: 3 LOB: 2 BB: 1 P: 10	R: 0 E: 0 K: 1 S: 5	H: 0 LOB: 1 BB: 1 P: 9	R: 0 E: 0 K: 1 S: 6	H: 1 LOB: 2 BB: 1 P: 10	R: 0 E: 0 K: 1 S: 6	H: 1 LOB: 1 BB: 0 P: 6	1B: 5 2B: 2 3B: 0 HR: 0	SF: 1 SAC: 0 DP: 0 HBP: 0	WP: 0 PB: 0 SB: 0 CS: 0	PA: 38
<b>PITCHER</b>	IP WLS BF H R ER SO BB IBB HBP BLK WP HR S P ERA WHIP																					
Chris Short, L ERA: 4.31 (1, 1)	5.2 W 24 5 2 2 4 2 0 0 0 0 0 0 30 38 3.18 1.235																					
Bill Wilson, R ERA: 4.5 (6, 1)	2.0 9 1 0 0 1 2 0 0 0 0 0 0 9 17 0.00 1.500																					
Dick Selma, R ERA: 2.72 (8, 1)	1.1 S 5 1 0 0 2 0 0 0 0 0 0 0 9 9 0.00 0.750																					

AB	33
R	2
H	7
RBI	2
BB	4
SO	7
LOB	17



Batter	1	2	3	4	5	6	7	8	9	AB	R	H	RBI	BB	SO	LOB
Larry Bowa, S OBP: 0.272, SLG: 0.287 (1, 6)	0-0 S 2B	0-0 5-3		0-0 F8		4-0 S BB	0-0 F5			4	1	1	0	1	0	5
Terry Harmon, R OBP: 0.313, SLG: 0.331 (1, 4)	1-0 S HBP		0-0 6-3		0-0 1B 1B	0-3 K 1-2		0-0 6-3		4	1	1	0	0	1	1
Ron Stone, L OBP: 0.348, SLG: 0.371 (1, 9)	0-0 F7		0-3 K		0-0 1B 1B	0-0 4-3		4-0 2B BB		4	1	1	0	1	1	3
Deron Johnson, R OBP: 0.337, SLG: 0.479 (1, 3)	0-3 K 1-2 2-3		4-0 BB		0-0 1B SF7 1B 1-2 2-H	4-0 BB BB		0-0 2B 1-H		3	1	2	1	2	1	2
John Briggs, L OBP: 0.333, SLG: 0.401 (1, 7)	0-0 4-3		0-0 P4		0-0 1B 1-3 2-H	0-0 P4		0-3 K		5	0	1	1	0	1	5
Don Money, R OBP: 0.361, SLG: 0.479 (1, 5)		0-0 L9 2B		1-0 SH1-3 1B HBP	0-0 SF7		0-0 S 1B 1B			2	1	2	1	0	0	0
Larry Hisle, R OBP: 0.298, SLG: 0.323 (1, 8)		0-0 L9		0-0 SH1-3 1B	4-0 FC4 IBB		0-0 F3			3	0	1	0	1	0	2
Mike Compton, R OBP: 0.243, SLG: 0.212 (1, 2)		1-0 HBP		0-0 F7	0-3 K		0-0 P6			3	0	0	0	0	1	5
Chris Short, R OBP: 0.040, SLG: 0.041 (1, 1)		0-0 P4		0-0 SH1-3	0-0 FC4		0-0 1B 2-H			2	0	0	0	0	0	4
Bill Wilson, R OBP: 0.500, SLG: 0.333 (6, 1)				1-2 2-3	1-2					1	0	1	1	0	0	0
Dick Selma, R OBP: 0.235, SLG: 0.250 (8, 1)										0	0	0	0	0	0	0


Inning Stats	R: 0	H: 1	E: 0	K: 1	S: 6	LOB: 2	BB: 0	P: 7
	R: 0	H: 1	E: 0	K: 0	S: 4	LOB: 2	BB: 0	P: 5
	R: 0	H: 0	E: 0	K: 1	S: 5	LOB: 1	BB: 1	P: 9
	R: 0	H: 1	E: 0	K: 0	S: 4	LOB: 2	BB: 0	P: 5
	R: 3	H: 4	E: 0	K: 1	S: 9	LOB: 2	BB: 1	P: 13
	R: 1	H: 0	E: 0	K: 1	S: 5	LOB: 1	BB: 2	P: 13
	R: 1	H: 2	E: 0	K: 0	S: 5	LOB: 1	BB: 0	P: 5
	R: 0	H: 1	E: 0	K: 1	S: 5	LOB: 1	BB: 1	P: 9

PITCHER	IP	WLS	BF	H	R	ER	SO	BB	IBB	HBP	BLK	WP	HR	S	P	ERA	WHIP
Jim Nash, R ERA: 3.98 (1, 1)	5.1	L	29	7	4	4	4	2	1	3	0	0	0	31	46	6.75	1.688
Hoyt Wilhelm, R ERA: 2.88 (6, 1)	1.2		8	2	1	1	0	1	0	0	0	0	0	7	11	5.40	1.800
Mike McQueen, L ERA: 6.07 (8, 1)	1.0		4	1	0	0	1	1	0	0	0	0	0	5	9	0.00	2.000

**BOTTOM**

**Atlanta Braves @ Philadelphia Phillies**  
 Shibe Park, Philadelphia, PA  
 Fri Aug 28 1970, 7:05 PM EDT  
 Att. 7,908 - Unknown

AB	31
R	5
H	10
RBI	4
BB	5
SO	5
LOB	27



WP	PA	1B	SF	PB	SAC	SB	DP	CS
0	41	7	1	0	1	5	0	0



Batter	1	2	3	4	5	6	7	8	9	AB	R	H	RBI	BB	SO	LOB
Larry Bowa, S OBP: 0.271, SLG: 0.286 (1, 6)	0-0 PB S K2-3 1B	0-0 5-3			0-0 6-3	0-0 4-3		0-0 5-3		5	1	1	1	0	0	3
Tony Taylor, R OBP: 0.354, SLG: 0.433 (1, 4)	0-3 K 1-2		0-0 P4		0-3 K	0-0 F2		0-0 P6		5	0	0	0	0	2	3
Ron Stone, L OBP: 0.348, SLG: 0.380 (1, 9)	0-3 K2-3 2-H		0-0 4-3		0-0 F2		4-0 G6-4-3 BB	0-0 HR		4	1	1	1	1	1	0
Deron Johnson, R OBP: 0.333, SLG: 0.474 (1, 3)	0-0 L7		0-0 F3			0-0 6-3	0-0 G6-4-3 1-2f	0-0 6-3		5	0	0	0	0	0	1
Don Money, R OBP: 0.365, SLG: 0.485 (1, 5)		0-0 F8		0-0 2B 1B		0-0 1B 1B	0-0 1B 2B			4	3	3	0	0	0	0
John Briggs, L OBP: 0.342, SLG: 0.412 (1, 7)		0-0 2B 6-3 1B		0-0 S 1-H 2B		0-0 E 1B 1B	4-0 1B IBB			3	2	3	1	1	0	0
Larry Hise, R OBP: 0.303, SLG: 0.331 (1, 8)		0-0 6-3 2B 2B		0-0 F9		0-0 E9 1B 1B	0-0 1B 1B	0-0 1B		4	2	3	2	0	0	1
Mike Compton, R OBP: 0.239, SLG: 0.208 (1, 2)		0-0 6-3		0-0 F9		0-0 1B 4-3 1B	4-0 IBB			2	0	0	1	0	0	2
Rick Joseph, R OBP: 0.279, SLG: 0.368 (6, PH)				0-0 F9		0-0 2-3 3-H 4-3 1B		0-0 IBB		1	0	1	1	0	0	0
Grant Jackson, S OBP: 0.150, SLG: 0.105 (6, PR)				0-0 4-3		0-0 4-3 1B		0-3 K		0	1	0	0	0	0	0
Doc Edwards, R OBP: 0.313, SLG: 0.269 (7, 2)										0	0	0	0	0	1	3
Rick Wise, R OBP: 0.251, SLG: 0.339 (1, 1)										0	0	0	0	0	0	0
Lowell Palmer, R OBP: 0.238, SLG: 0.350 (5, 1)										0	0	0	0	0	0	0
Oscar Gamble, L OBP: 0.320, SLG: 0.320 (6, PH)										1	0	1	1	0	0	0
Fred Wenz, R OBP: 0.320, SLG: 0.320 (7, 1)										0	0	0	0	0	0	0
Joe Hoerner, R OBP: 0.233, SLG: 0.300 (7, 1)										1	0	0	0	0	1	3
Dick Selma, R OBP: 0.235, SLG: 0.250 (8, 1)										0	0	0	0	0	0	0

Inning Stats	R: 1	H: 1	E: 0	LOB: 0	K: 2	S: 8	P: 8	R: 2	H: 3	E: 0	LOB: 1	K: 0	BB: 0	S: 6	P: 6	R: 0	H: 0	E: 0	LOB: 0	K: 0	BB: 0	S: 3	P: 3	R: 1	H: 2	E: 0	LOB: 1	K: 0	BB: 0	S: 5	P: 5	R: 0	H: 0	E: 0	LOB: 0	K: 1	BB: 0	S: 5	P: 5	R: 4	H: 5	E: 1	LOB: 2	K: 0	BB: 0	S: 8	P: 8	R: 1	H: 2	E: 0	LOB: 3	K: 1	BB: 3	S: 6	P: 18	R: 1	H: 1	E: 0	LOB: 0	K: 0	BB: 0	S: 4	P: 4
<b>PITCHER</b>	IP	WLS	BF	H	R	ER	SO	BB	IBB	HBP	BLK	WP	HR	S	P	ERA	WHIP																																														
George Stone, L (1, 1) ERA: 3.89	5.1		25	9	7	6	3	0	0	0	0	0	0	31	31	10.12	1.688																																														
Bob Priddy, R (6, 1) ERA: 5.34	0.2		4	2	1	1	0	0	0	0	0	0	0	4	4	13.50	3.000																																														
Ron Reed, R (7, 1) ERA: 5.21	2.0	L	11	3	2	2	1	1	2	0	0	0	1	10	22	9.00	2.000																																														

**BOTTOM**

**Atlanta Braves @ Philadelphia Phillies**  
Shibe Park, Philadelphia, PA

Sat Aug 29 1970, 7:05 PM EDT  
Att. 9,747 - Unknown

<b>AB</b>	<b>37</b>
<b>R</b>	<b>10</b>
<b>H</b>	<b>14</b>
<b>RBI</b>	<b>9</b>
<b>BB</b>	<b>3</b>
<b>SO</b>	<b>4</b>
<b>LOB</b>	<b>14</b>

[livebaseballscorecards.com](http://livebaseballscorecards.com)

1B	2B	3B	HR	SF	SAC	DP	HBP	WP	PA	ERA	WHIP
9	4	0	1	0	0	1	0	0	40		

Batter	1	2	3	4	5	6	7	8	9	AB R H RBI BB SO LOB	TOP		
Felix Millan, R (1, 4) OBP: 0.347, SLG: 0.384	0-0 P5		0-0 6-3		0-0 F8		0-0 P5		0-0 6-3	5 0 0 0 0 0 1			
Mike Lum, L (1, 9) OBP: 0.318, SLG: 0.440	0-0 F2		0-0 HR		0-0 G1			0-0 4-3		4 1 1 1 0 0 0			
Tony Gonzalez, L (1, 8) OBP: 0.345, SLG: 0.365	0-0 2B		0-0 E5		0-0 6-3			0-0 F7		4 0 1 0 0 0 0			
Orlando Cepeda, R (1, 3) OBP: 0.374, SLG: 0.553	0-3 K		0-3 K		0-0 F7			0-0 BB 2B		4 0 1 0 0 2 2			
Rico Carty, R (1, 7) OBP: 0.459, SLG: 0.620		4-0 BB	G1-4-3 BB		0-0 1B		4-0 FC6-4 BB	4-0 BB BB		1 0 1 0 3 0 0			
Bob Aspromonte, R (1, 5) OBP: 0.280, SLG: 0.238		0-0 F8		0-0 F8		0-0 FC6-4		4-0 BB		3 0 0 0 1 0 3			
Gil Carrido, R (1, 6) OBP: 0.302, SLG: 0.330		0-0 G1-4-3		0-3 K			0-0 1B	0-0 3-1		3 0 1 0 0 1 2			
Hal King, L (8, PH) OBP: 0.361, SLG: 0.451										1 0 0 0 0 0 3			
Sonny Jackson, L (8, 6) OBP: 0.342, SLG: 0.309										0 0 0 0 0 0 0			
Bob Tillman, R (1, 2) OBP: 0.266, SLG: 0.335			0-0 HR		0-0 F7		0-3 K		0-3 K	4 1 1 1 0 2 2			
Pat Jarvis, R (1, 1) OBP: 0.167, SLG: 0.169			0-0 F8		0-3 K		0-0 F8		0-0 P6	2 0 0 0 0 1 0			
Hank Aaron, R (7, PH) OBP: 0.384, SLG: 0.602										1 0 0 0 0 0 1			
Hoyt Wilhelm, R (7, 1)										0 0 0 0 0 0 0			
Jimmie Hall, L (9, PH) OBP: 0.235, SLG: 0.293										1 0 0 0 0 0 0			
<b>Inning Stats</b>	R: 0 H: 1 E: 0 LOB: 1 K: 1 BB: 0 S: 6 P: 6	R: 0 H: 0 E: 0 LOB: 0 K: 0 BB: 1 S: 2 P: 6	R: 2 H: 2 E: 1 LOB: 1 K: 1 BB: 0 S: 8 P: 8	R: 0 H: 1 E: 0 LOB: 1 K: 1 BB: 0 S: 6 P: 6	R: 0 H: 0 E: 0 LOB: 0 K: 1 BB: 0 S: 5 P: 5	R: 0 H: 0 E: 0 LOB: 1 K: 0 BB: 1 S: 3 P: 7	R: 0 H: 1 E: 0 LOB: 1 K: 1 BB: 0 S: 6 P: 6	R: 0 H: 1 E: 0 LOB: 3 K: 0 BB: 2 S: 4 P: 12	R: 0 H: 0 E: 0 LOB: 0 K: 1 BB: 0 S: 5 P: 5	1B: 2 SF: 0 2B: 2 SAC: 0 3B: 0 DP: 1 HR: 2 HBP: 0	WP: 0 PA: 37 PB: 0 SB: 0 CS: 0		
<b>PITCHER</b>	IP WLS BF H R ER SO BB IBB HBP BLK WP HR S P ERA WHIP											<b>PITCHER</b>	IP WLS BF H R ER SO BB IBB HBP BLK WP HR S P ERA WHIP
Barry Lersch, R (1, 1) ERA: 3.23	7.2 W 32 6 2 2 5 3 0 0 0 0 0 2 39 51 2.35 1.174												
Dick Selma, R (8, 1) ERA: 2.72	1.1 S 5 0 0 0 1 1 0 0 0 0 0 0 6 10 0.00 0.750												

Atlanta Braves @ Philadelphia Phillies  
 Shibe Park, Philadelphia, PA  
 Sun Aug 30 1970, 3:33 AM EDT  
 Att. 9,104 - Unknown

livebaseballscorecards.com

AB 33  
 R 2  
 H 6  
 RBI 2  
 BB 4  
 SO 6  
 LOB 14





Batter	1	2	3	4	5	6	7	8	9	AB	R	H	RBI	BB	SO	LOB
Larry Bowa, S OBP: 0.271, SLG: 0.286 (1, 6)	0-0 3B 1B	0-0 4-3			0-0 F2		0-0 E3 PB S			4	1	1	0	0	0	1
Tony Taylor, R OBP: 0.358, SLG: 0.446 (1, 4)	0-0 1B 3B		0-0 4-3 3B		0-0 6-3		4-0 1-3 S BB			3	2	2	1	1	0	0
Ron Stone, L OBP: 0.344, SLG: 0.375 (1, 9)	0-0 P6		0-0 4-3		0-0 4-3		0-3 K 1-2			4	0	0	1	0	1	3
Deron Johnson, R OBP: 0.335, SLG: 0.473 (1, 3)	0-3 K		0-0 6-3		0-0 6-3		4-0 FC5-4 1B G4-3 IBB			3	0	1	0	1	1	1
John Briggs, L OBP: 0.341, SLG: 0.409 (1, 7)	0-0 1B		0-0 P3		0-0 F8		0-0 G4-3 1-2f			4	0	1	1	0	0	4
Don Money, R OBP: 0.364, SLG: 0.483 (1, 5)	0-0 6-3			0-0 1B		0-0 FC5-4 1B 1-2f		0-0 F7		4	1	1	0	0	0	2
Larry Hisle, R OBP: 0.305, SLG: 0.334 (1, 8)		0-0 4-3 2B		0-0 L7		4-0 1-2 1B BB		0-0 F9		3	0	1	0	1	0	1
Mike Compton, R OBP: 0.240, SLG: 0.209 (1, 2)		0-0 6-3		0-3 K		0-0 1-2 1B		0-0 G3		4	0	1	1	0	1	2
Barry Lersch, S OBP: 0.095, SLG: 0.050 (1, 1)		0-0 4-3		0-3 K		0-0 5-3				3	0	0	0	0	1	4
Dick Selma, R OBP: 0.235, SLG: 0.250 (8, 1)		2-3								0	0	0	0	0	0	0

Inning Stats	R: 2	H: 3	E: 0	K: 1	S: 8	LOB: 1	BB: 0	P: 8	R: 0	H: 1	E: 0	K: 0	S: 4	LOB: 1	BB: 0	P: 4	R: 1	H: 1	E: 0	K: 0	S: 4	LOB: 0	BB: 0	P: 4	R: 0	H: 1	E: 0	K: 2	S: 8	LOB: 1	BB: 0	P: 8	R: 0	H: 0	E: 0	K: 0	S: 3	LOB: 2	BB: 1	P: 9	R: 0	H: 0	E: 1	K: 1	S: 5	LOB: 2	BB: 2	P: 13	R: 0	H: 0	E: 0	K: 0	S: 3	LOB: 0	BB: 0	P: 3
1B: 5	SF: 0	2B: 1	SAC: 0	3B: 2	DP: 1	HR: 0	HBP: 0	WP: 0	PA: 35																																															

PITCHER	IP	WLS	BF	H	R	ER	SO	BB	IBB	HBP	BLK	WP	HR	S	P	ERA	WHIP
Pat Jarvis, R ERA: 3.45 (1, 1)	6.0	L	27	8	4	4	3	1	0	0	0	0	0	32	36	6.00	1.500
Hoyt Wilhelm, R ERA: 2.79 (7, 1)	2.0		8	0	0	0	1	1	1	0	0	0	0	8	16	0.00	0.500

**BOTTOM**

**Atlanta Braves @ Philadelphia Phillies**  
 Shibe Park, Philadelphia, PA  
 Sun Aug 30 1970, 3:33 AM EDT  
 Att. 9,104 - Unknown

<b>AB</b>	<b>32</b>
<b>R</b>	<b>4</b>
<b>H</b>	<b>8</b>
<b>RBI</b>	<b>4</b>
<b>BB</b>	<b>3</b>
<b>SO</b>	<b>4</b>
<b>LOB</b>	<b>18</b>

[livebaseballscorecards.com](http://livebaseballscorecards.com)

Batter	1	2	3	4	5	6	7	8	9	AB R H RBI BB SO LOB	TOP											
Maury Wills, S OBP: 0.336, SLG: 0.320 (1, 6) X	0-0 CS 1B		0-0 F8	0-0 1-3		0-0 1-3		0-0 FC5-6-5 1-3		5 0 1 0 0 0 4												
Bill Russell, R OBP: 0.301, SLG: 0.390 (1, 9) X	0-0 F4 1-2		0-0 F7		0-0 3B 1B	0-0 F7			0-0 6-3 SH1-3 1B	5 1 2 0 0 0 1												
Willie Davis, L OBP: 0.343, SLG: 0.457 (1, 8) X	0-0 3-1			0-3 K	0-0 1-H E 3B		0-0 1-3		0-0 SH1-3 1-2	4 1 1 1 0 1 0												
Wes Parker, S OBP: 0.403, SLG: 0.475 (1, 3) X		0-0 F2		0-0 6-3	0-0 E3 4-3		0-0 F1		0-0 6-3 2-3	5 0 0 1 0 0 1												
Tom Haller, L OBP: 0.345, SLG: 0.443 (1, 2) X		0-0 PB 1B 1B		4-0 HR BB	0-0 4-3 2-3		0-3 K		0-0 F7	4 2 1 0 1 1 2												
Jim Lefebvre, S OBP: 0.338, SLG: 0.389 (1, 4) X		0-0 F2 1-2		0-0 HR	4-0 BB			0-0 F7		3 1 1 2 1 0 1												
Willie Crawford, L OBP: 0.308, SLG: 0.375 (1, 7) X		0-0		0-0 HR	0-3 K			0-0 1B SF8 1B		2 0 2 1 0 0 0												
Manny Mota, R OBP: 0.373, SLG: 0.395 (5, PH) (5, 7) X		0-0		0-0 E 2B	0-3 K					2 0 1 0 0 1 2												
Von Joshua, L OBP: 0.274, SLG: 0.325 (8, PR) (8, 7) X		0-0 2-H 1B		0-0 E 2B	0-3 K					0 1 0 0 0 0 0												
Billy Grabarkewitz, R OBP: 0.404, SLG: 0.455 (1, 5) X		0-0 L5		4-0 E BB	0-3 K			0-0 FC5-6-5 1-3 S 1B		3 0 1 0 1 1 3												
Claude Osteen, L OBP: 0.256, SLG: 0.333 (1, 1) X			0-0 1-3		0-3 K			0-0 SF8		2 0 0 0 0 0 2												
Ray Lamb, R (4, 1) X				0-0 E6						1 0 0 0 0 1 0												
Len Gabrielson, L OBP: 0.171, SLG: 0.182 (8, PH) (8, 1) X				1-2 2-3						0 0 0 1 0 0 0												
Pete Mikkelsen, R OBP: 0.500, SLG: 0.500 (8, 1) X										0 0 0 0 0 0 0												
<b>Inning Stats</b>	R: 0 E: 0 K: 0 S: 3	H: 1 LOB: 0 BB: 0 P: 3	R: 1 E: 0 K: 0 S: 5	H: 2 LOB: 1 BB: 0 P: 5	R: 0 E: 0 K: 0 S: 3	H: 0 LOB: 0 BB: 0 P: 3	R: 2 E: 1 K: 1 S: 8	H: 2 LOB: 3 BB: 2 P: 16	R: 2 E: 1 K: 2 S: 10	H: 2 LOB: 2 BB: 1 P: 14	R: 0 E: 0 K: 1 S: 5	H: 0 LOB: 0 BB: 0 P: 5	R: 0 E: 0 K: 1 S: 5	H: 0 LOB: 0 BB: 0 P: 5	R: 1 E: 0 K: 0 S: 5	H: 2 LOB: 2 BB: 0 P: 5	R: 0 E: 0 K: 0 S: 4	H: 1 LOB: 1 BB: 0 P: 4	1B: 7 2B: 1 3B: 1 HR: 1	SF: 1 SAC: 1 DP: 0 HBP: 0	WP: 0 PB: 1 SB: 1 CS: 1	PA: 41
<b>PITCHER</b>	IP WLS BF H R ER SO BB IBB HBP BLK WP HR S P ERA WHIP																					
Phil Niekro, R ERA: 4.47 (1, 1)	4.1 L 24 7 5 4 1 3 0 0 0 0 0 1 23 35 8.31 2.308																					
Mike McQueen, L ERA: 7.63 (5, 1)	1.2 5 0 0 0 3 0 0 0 0 0 0 0 11 11 0.00 0.000																					
Bob Priddy, R ERA: 5.24 (7, 1)	3.0 12 3 1 1 1 0 0 0 0 0 0 0 14 14 3.00 1.000																					

Los Angeles Dodgers @ Atlanta Braves  
Atlanta Stadium, Atlanta, GA  
Tue Sep 01 1970, 7:05 PM EDT  
Unknown

livebaseballscorecards.com

AB	36
R	6
H	10
RBI	6
BB	3
SO	5
LOB	16



Batter	1	2	3	4	5	6	7	8	9	AB	R	H	RBI	BB	SO	LOB
Oscar Brown, R OBP: 0.520, SLG: 0.682 (1, 8)	0-0 G4-6-3 1B		0-0 2-H 1B		0-0 5-3 1B		0-0 6-3		0-0 F3	5	0	3	1	0	0	1
Felix Millan, R OBP: 0.344, SLG: 0.381 (1, 4)	0-0 G4-6-3 1-2f		0-0 F7		0-0 5-3		0-0 F3			4	0	0	0	0	0	3
Hank Aaron, R OBP: 0.385, SLG: 0.603 (1, 9)	0-0 2B		0-0 F3		4-0 G6-4-3 BB		0-0 F3			3	0	1	0	1	0	1
Orlando Cepeda, R OBP: 0.373, SLG: 0.557 (1, 3)	0-0 F7			0-0 HR	0-0 G6-4-3 1-2f			0-0 6-3		4	1	1	1	0	0	3
Rico Carty, R OBP: 0.457, SLG: 0.617 (1, 7)		0-0 F9		0-0 1B SF8 1B		0-0 5-3		0-0 1-3		4	1	1	0	0	0	0
Clete Boyer, R OBP: 0.306, SLG: 0.378 (1, 5)		0-0 F8		0-0 1-3 1B		0-0 1B 1B		0-3 K		4	0	2	0	0	1	0
Bob Tillman, R OBP: 0.271, SLG: 0.339 (1, 2)		0-3 K		0-3 K		0-0 1-2 1B			0-0 4-3 1B	4	0	2	0	0	2	2
Gil Garrido, R OBP: 0.302, SLG: 0.328 (1, 6)			4-0 SH3-4 1B BB	0-0 SF8 3-H		0-3 K		0-3 K		2	1	0	1	1	2	3
Phil Niekro, R OBP: 0.184, SLG: 0.205 (1, 1)			0-0 SH3-4	0-0 4-3		0-0 F5			0-0 4-3	1	0	0	0	0	0	1
Mike McQueen, L OBP: 0.286, SLG: 0.429 (5, 1)										0	0	0	0	0	0	0
Mike Lum, L OBP: 0.316, SLG: 0.438 (6, PH)										1	0	0	0	0	0	2
Bob Priddy, R OBP: 0.250, SLG: 0.200 (7, 1)										0	0	0	0	0	0	0
Hal King, L OBP: 0.359, SLG: 0.448 (9, PH)										1	0	0	0	0	0	1

Inning Stats	R: 0	H: 2	E: 0	K: 0	S: 4	H: 0	LOB: 0	BB: 0	P: 5	R: 1	H: 1	E: 0	K: 0	S: 4	R: 2	H: 3	E: 0	K: 1	S: 8	R: 0	H: 1	E: 0	K: 0	S: 3	R: 0	H: 0	E: 0	K: 0	S: 3	R: 0	H: 0	E: 0	K: 1	S: 5	R: 0	H: 1	E: 0	K: 1	S: 6	R: 0	H: 1	E: 0	K: 1	S: 6	1B: 8	SF: 1	2B: 1	3B: 0	HR: 1	SAC: 1	DP: 2	HBP: 0	WP: 0	PA: 37
--------------	------	------	------	------	------	------	--------	-------	------	------	------	------	------	------	------	------	------	------	------	------	------	------	------	------	------	------	------	------	------	------	------	------	------	------	------	------	------	------	------	------	------	------	------	------	-------	-------	-------	-------	-------	--------	-------	--------	-------	--------

PITCHER	IP	WLS	BF	H	R	ER	SO	BB	IBB	HBP	BLK	WP	HR	S	P	ERA	WHIP
Claude Osteen, L ERA: 3.54 (1, 1)	3.0		15	6	3	3	1	1	0	0	0	0	1	16	20	9.00	2.333
Ray Lamb, R ERA: 2.93 (4, 1)	4.0	W	15	3	0	0	2	1	0	0	0	0	0	18	22	0.00	1.000
Pete Mikkelsen, R ERA: 2.51 (8, 1)	2.0	S	7	1	0	0	2	0	0	0	0	0	0	11	11	0.00	0.500

**BOTTOM**

**Los Angeles Dodgers @ Atlanta Braves**  
**Atlanta Stadium, Atlanta, GA**  
 Tue Sep 01 1970, 7:05 PM EDT  
 Unknown

livebaseballscorecards.com

<b>AB</b>	<b>33</b>
<b>R</b>	<b>3</b>
<b>H</b>	<b>10</b>
<b>RBI</b>	<b>3</b>
<b>BB</b>	<b>2</b>
<b>SO</b>	<b>5</b>
<b>LOB</b>	<b>17</b>



Batter	1	2	3	4	5	6	7	8	9	AB R H RBI BB SO LOB	TOP									
<b>Bill Russell, R</b> (1, 9) <small>OBP: 0.300, SLG: 0.384</small>	0-0 6-3		0-0 6-3		0-0 F6		4-0 1-2 BB			3 0 0 0 1 0 0	<b>Los Angeles Dodgers @ Atlanta Braves</b> Atlanta Stadium, Atlanta, GA Tue Sep 01 1970, 7:05 PM EDT Att: 12,078 - Unknown <a href="http://livebaseballscorecards.com">livebaseballscorecards.com</a>									
<b>Ted Sizemore, R</b> (1, 4) <small>OBP: 0.375, SLG: 0.365</small>	0-0 6-3		0-0 HR 2B		0-0 1-3		0-0 F7			4 1 1 0 0 0 3										
<b>Willie Davis, L</b> (1, 8) <small>OBP: 0.342, SLG: 0.462</small>	0-0 4-3		0-0 HR		0-0 4-3		0-0 F7			4 1 1 2 0 0 0										
<b>Wes Parker, S</b> (1, 3) <small>OBP: 0.402, SLG: 0.472</small>		4-0 1B 1B BB	0-0 5-3		0-0 1-3		0-0 F7			3 1 0 0 1 0 0										
<b>Bill Sudakis, S</b> (1, 2) <small>OBP: 0.359, SLG: 0.448</small> <b>Jim Brewer, L</b> (8, 1) <small>OBP: 0.154, SLG: 0.083</small>		0-0 F7	0-3 K		0-3 K		0-0 F9			4 0 0 0 0 2 1 0 0 0 0 0 0 0										
<b>Jim Lefebvre, S</b> (1, 5) <small>OBP: 0.337, SLG: 0.387</small>		0-0 1B 1-3 1B		0-0 F8		0-0 4-3		0-0 F8		4 0 1 0 0 0 0										
<b>Willie Crawford, L</b> (1, 7) <small>OBP: 0.314, SLG: 0.389</small>		0-0 1-2 3-H 1B		0-3 K		0-0 1B 1B		0-0 CS 3B		4 0 3 1 0 1 0										
<b>Billy Grabarkewitz, R</b> (1, 6) <small>OBP: 0.405, SLG: 0.455</small>		0-0 F4		0-0 5-3		0-0 BB 1-3 1B		0-0 FC6-4 1B		4 0 2 0 0 0 2										
<b>Joe Moeller, R</b> (1, 1) <small>OBP: 0.194, SLG: 0.147</small> <b>Tom Haller, L</b> (8, 2) <small>OBP: 0.344, SLG: 0.442</small>		0-3 K		0-3 K		0-3 K		3-H 0-0 FC6-4 1-2f		3 0 0 0 0 3 4 1 0 0 0 0 0 1										
<b>Inning Stats</b>	R: 0 E: 0 K: 0 S: 3	H: 0 LOB: 0 BB: 0 P: 3	R: 1 E: 0 K: 1 S: 7	H: 2 LOB: 2 BB: 1 P: 11	R: 2 E: 0 K: 1 S: 7	H: 2 LOB: 0 BB: 0 P: 7	R: 0 E: 0 K: 1 S: 5	H: 0 LOB: 0 BB: 0 P: 5	R: 0 E: 0 K: 1 S: 5	H: 0 LOB: 0 BB: 0 P: 5	R: 0 E: 0 K: 1 S: 7	H: 2 LOB: 3 BB: 1 P: 11	R: 0 E: 0 K: 0 S: 3	H: 0 LOB: 0 BB: 0 P: 3	R: 0 E: 0 K: 0 S: 4	H: 2 LOB: 1 BB: 0 P: 4	1B: 5 2B: 1 3B: 1 HR: 1	SF: 0 SAC: 0 DP: 0 HBP: 0	WP: 0 PB: 0 SB: 0 CS: 1	PA: 36
<b>PITCHER</b> <b>Ron Reed, R</b> (1, 1) <small>ERA: 5.0</small>	IP: 9.0 WLS: L BF: 36 H: 8 R: 3 ER: 3 SO: 6 BB: 2 IBB: 0 HBP: 0 BLK: 0 WP: 0 HR: 1 S: 46 P: 54 ERA: 3.00 WHIP: 1.111																			
	<b>PITCHER</b> IP WLS BF H R ER SO BB IBB HBP BLK WP HR S P ERA WHIP																			



Batter	1	2	3	4	5	6	7	8	9	AB	R	H	RBI	BB	SO	LOB
Oscar Brown, R OBP: 0.483, SLG: 0.600 (1, 8) BBB	4-0 FC5-4 BB		0-0 F9		0-0 E1 3-1 2-H			0-0 F8		3	0	0	0	1	0	0
Felix Millan, R OBP: 0.344, SLG: 0.379 (1, 4) X	0-0 FC5-4 1-2f		0-0 6-3		0-0 3-1			4-0 BB BB		3	0	0	0	1	0	2
Orlando Cepeda, R OBP: 0.374, SLG: 0.561 (1, 3) X	0-0 F6 1-2			0-0 HR	0-0 F5			4-0 1-2 BB		3	1	1	1	1	0	2
Rico Carty, R OBP: 0.454, SLG: 0.610 (1, 7) SSS	0-3 K			0-0 F6		0-0 6-3		0-0 F8		4	0	0	0	0	1	3
Mike Lum, L OBP: 0.312, SLG: 0.431 (1, 9) Hank Aaron, R OBP: 0.384, SLG: 0.601 (8, PH) Jimmie Hall, L OBP: 0.235, SLG: 0.293 (9, 9)		0-0 4-3		0-0 4-3		0-0 6-3		0-3 K		3	0	0	0	0	0	0
Hal King, L OBP: 0.364, SLG: 0.452 (1, 2) Bob Aspromonte, R OBP: 0.277, SLG: 0.236 (9, PH)		0-0 E9 1B		0-0 1B		0-3 K		0-0 1-3		3	0	2	0	0	1	0
Clete Boyer, R OBP: 0.305, SLG: 0.377 (1, 5) SSS		0-0 1-3		0-3 K			0-0 4-3		0-0 G5-4-3 1B	4	0	1	0	0	1	2
Sonny Jackson, L OBP: 0.342, SLG: 0.309 (1, 6) Tommie Aaron, R OBP: 0.242, SLG: 0.333 (9, PH)		0-3 K			0-0 SH2-4 E 1B		0-0 6-3		0-0 G5-4-3 1-2f	3	1	1	0	0	1	1
Ron Reed, R OBP: 0.129, SLG: 0.161 (1, 1) SSS			0-3 K		0-0 SH2-4 1-2		0-0 6-3			1	0	0	0	0	1	0

Inning Stats	R: 0	H: 0	E: 0	K: 1	S: 5	LOB: 1	BB: 1	P: 9	R: 0	H: 1	E: 1	K: 1	S: 6	LOB: 1	BB: 0	P: 6	R: 0	H: 0	E: 0	K: 1	S: 5	LOB: 0	BB: 0	P: 5	R: 1	H: 2	E: 0	K: 1	S: 7	LOB: 1	BB: 0	P: 7	R: 1	H: 1	E: 1	K: 0	S: 5	LOB: 1	BB: 0	P: 5	R: 0	H: 0	E: 0	K: 1	S: 5	LOB: 0	BB: 0	P: 5	R: 0	H: 0	E: 0	K: 0	S: 3	LOB: 0	BB: 0	P: 3	R: 0	H: 0	E: 0	K: 1	S: 5	LOB: 2	BB: 2	P: 13	R: 0	H: 1	E: 0	K: 0	S: 3	LOB: 0	BB: 0	P: 3	1B: 4	2B: 0	3B: 0	HR: 1	SF: 0	SAC: 1	DP: 1	HBP: 0	WP: 0	PA: 35
PITCHER	IP	WLS	BF	H	R	ER	SO	BB	IBB	HBP	BLK	WP	HR	S	P	ERA	WHIP																																																																	
Joe Moeller, R ERA: 3.4 (1, 1)	7.1	W	30	4	2	1	5	3	0	0	0	0	0	37	49	1.23	0.955																																																																	
Jim Brewer, L ERA: 2.61 (8, 1)	1.2	S	5	1	0	0	1	0	0	0	0	0	0	7	7	0.00	0.600																																																																	

**Los Angeles Dodgers @ Atlanta Braves**  
 Atlanta Stadium, Atlanta, GA  
 Tue Sep 01 1970, 7:05 PM EDT  
 Att. 12,078 - Unknown

AB	31
R	2
H	5
RBI	1
BB	3
SO	6
LOB	13



WP: 0	PA: 35
PB: 0	
SB: 1	
CS: 0	

PITCHER	IP	WLS	BF	H	R	ER	SO	BB	IBB	HBP	BLK	WP	HR	S	P	ERA	WHIP
Joe Moeller, R	7.1	W	30	4	2	1	5	3	0	0	0	0	0	37	49	1.23	0.955
Jim Brewer, L	1.2	S	5	1	0	0	1	0	0	0	0	0	0	7	7	0.00	0.600

Batter	1	2	3	4	5	6	7	8	9	AB R H RBI BB SO LOB	TOP	
<b>Bill Russell, R</b> (1, 9) <small>OBP: 0.298, SLG: 0.377</small>	0-0 		1-0 	0-0 			0-0 		0-0 	4 0 0 0 0 0 2	<b>Los Angeles Dodgers @ Atlanta Braves</b> Atlanta Stadium, Atlanta, GA Wed Sep 02 1970, 7:05 PM EDT Att. 4,719 - Unknown  <a href="http://livebaseballscorecards.com">livebaseballscorecards.com</a>	
<b>Ted Sizemore, R</b> (1, 4) <small>OBP: 0.373, SLG: 0.364</small>	0-0 		0-0 		0-0 		0-0 		4 0 1 0 0 0 1			
<b>Willie Davis, L</b> (1, 8) <small>OBP: 0.342, SLG: 0.460</small>	0-3 			0-0 	0-0 		0-0 		4 1 1 0 0 1 1			
<b>Wes Parker, S</b> (1, 3) <small>OBP: 0.404, SLG: 0.478</small>		0-0 		0-0 	0-3 			0-0 		4 1 3 0 0 1 0		
<b>Tom Haller, L</b> (1, 2) <small>OBP: 0.343, SLG: 0.450</small>		0-0 		0-0 		0-0 		0-0 		4 1 1 3 0 0 2		
<b>Jim Lefebvre, S</b> (1, 5) <small>OBP: 0.336, SLG: 0.385</small>		0-0 		0-0 		0-0 		0-0 		4 0 1 0 0 0 2		
<b>Willie Crawford, L</b> (1, 7) <small>OBP: 0.317, SLG: 0.390</small>		0-0 		0-0 		0-0 		0-0 		4 0 2 0 0 0 2		
<b>Billy Grabarkewitz, R</b> (1, 6) <small>OBP: 0.403, SLG: 0.453</small>			0-0 	0-0 		0-0 		0-3 		4 0 1 0 0 1 2		
<b>Don Sutton, R</b> (1, 1) <small>OBP: 0.244, SLG: 0.178</small> <b>Manny Mota, R</b> (9, PH) <small>OBP: 0.372, SLG: 0.394</small>			0-0 	0-0 		0-0 		0-3 		3 0 0 0 0 0 4 1 0 0 0 0 1 0		
<b>Inning Stats</b>	R: 0 H: 0 E: 0 LOB: 0 K: 1 BB: 0 S: 5 P: 5	R: 0 H: 1 E: 0 LOB: 1 K: 0 BB: 0 S: 4 P: 4	R: 0 H: 0 E: 0 LOB: 1 K: 0 BB: 0 S: 3 P: 4	R: 3 H: 5 E: 0 LOB: 2 K: 0 BB: 0 S: 8 P: 8	R: 0 H: 1 E: 0 LOB: 0 K: 1 BB: 0 S: 5 P: 5	R: 0 H: 2 E: 0 LOB: 2 K: 0 BB: 0 S: 5 P: 5	R: 0 H: 0 E: 0 LOB: 0 K: 0 BB: 0 S: 3 P: 3	R: 0 H: 1 E: 0 LOB: 1 K: 0 BB: 0 S: 4 P: 4	R: 0 H: 0 E: 0 LOB: 0 K: 2 BB: 0 S: 7 P: 7	1B: 7 SF: 0 2B: 3 SAC: 0 3B: 0 DP: 1 HR: 1 HBP: 1	WP: 0 PA: 37 PB: 1 SB: 0 CS: 0	
<b>PITCHER</b> <b>Jim Nash, R</b> (1, 1) <small>ERA: 4.06</small> <b>Hoyt Wilhelm, R</b> (4, 1) <small>ERA: 2.57</small>	IP WLS BF H R ER SO BB IBB HBP BLK WP HR S P ERA WHIP											<b>PITCHER</b> IP WLS BF H R ER SO BB IBB HBP BLK WP HR S P ERA WHIP



Batter	1	2	3	4	5	6	7	8	9	AB	R	H	RBI	BB	SO	LOB	BOTTOM
--------	---	---	---	---	---	---	---	---	---	----	---	---	-----	----	----	-----	--------

<b>Mike Lum, L</b> <small>OBP: 0.315, SLG: 0.433</small> <small>(1, 8)</small>										4	1	2	0	0	0	1	<b>Los Angeles Dodgers @ Atlanta Braves</b> Atlanta Stadium, Atlanta, GA Wed Sep 02 1970, 7:05 PM EDT Att. 4,719 - Unknown <a href="http://livebaseballscorecards.com">livebaseballscorecards.com</a>
--	--	--	--	--	--	--	--	--	--	---	---	---	---	---	---	---	---

<b>Felix Millan, R</b> <small>OBP: 0.343, SLG: 0.378</small> <small>(1, 4)</small>										4	0	1	0	0	0	3	
--	--	--	--	--	--	--	--	--	--	---	---	---	---	---	---	---	--

<b>Hank Aaron, R</b> <small>OBP: 0.363, SLG: 0.598</small> <small>(1, 9)</small>										4	1	1	0	0	0	2	
--	--	--	--	--	--	--	--	--	--	---	---	---	---	---	---	---	--

<b>Orlando Cepeda, R</b> <small>OBP: 0.371, SLG: 0.557</small> <small>(1, 3)</small>										4	0	0	0	0	0	3	
--	--	--	--	--	--	--	--	--	--	---	---	---	---	---	---	---	--

<b>Rico Carty, R</b> <small>OBP: 0.454, SLG: 0.608</small> <small>(1, 7)</small>										3	1	1	0	1	1	0	
--	--	--	--	--	--	--	--	--	--	---	---	---	---	---	---	---	--

<b>Hal King, L</b> <small>OBP: 0.363, SLG: 0.466</small> <small>(1, 2)</small>										3	1	1	4	0	1	2	
--	--	--	--	--	--	--	--	--	--	---	---	---	---	---	---	---	--

<b>Clete Boyer, R</b> <small>OBP: 0.306, SLG: 0.376</small> <small>(1, 5)</small>										3	0	1	0	0	0	2	
---	--	--	--	--	--	--	--	--	--	---	---	---	---	---	---	---	--

<b>Gil Garrido, R</b> <small>OBP: 0.302, SLG: 0.328</small> <small>(1, 6)</small>										3	0	1	0	0	0	1	
---	--	--	--	--	--	--	--	--	--	---	---	---	---	---	---	---	--

<b>Jim Nash, R</b> <small>OBP: 0.125, SLG: 0.200</small> <small>(1, 1)</small>										1	0	0	0	0	0	1	
<b>Hoyt Wilhelm, R</b> <small>OBP: 0.231, SLG: 0.091</small> <small>(4, 1)</small>										2	0	1	0	0	1	0	

Inning Stats	R: 4 E: 0 K: 0 S: 6	H: 3 LOB: 0 BB: 1 P: 10	R: 0 E: 0 K: 0 S: 4	H: 1 LOB: 1 BB: 0 P: 4	R: 0 E: 0 K: 1 S: 7	H: 2 LOB: 2 BB: 0 P: 7	R: 0 E: 0 K: 0 S: 4	H: 2 LOB: 1 BB: 0 P: 4	R: 0 E: 0 K: 0 S: 3	H: 0 LOB: 0 BB: 0 P: 3	R: 0 E: 0 K: 1 S: 5	H: 1 LOB: 0 BB: 0 P: 3	R: 0 E: 0 K: 1 S: 5	H: 0 LOB: 0 BB: 0 P: 5	R: 0 E: 0 K: 1 S: 5	H: 0 LOB: 0 BB: 0 P: 5	1B: 8 2B: 0 3B: 0 HR: 1	SF: 0 SAC: 0 DP: 2 HBP: 0	WP: 0 PB: 0 SB: 0 CS: 0	PA: 32
--------------	------------------------------	----------------------------------	------------------------------	---------------------------------	------------------------------	---------------------------------	------------------------------	---------------------------------	------------------------------	---------------------------------	------------------------------	---------------------------------	------------------------------	---------------------------------	------------------------------	---------------------------------	----------------------------------	------------------------------------	----------------------------------	--------

PITCHER	<b>Don Sutton, R</b> <small>OBP: 0.125, SLG: 0.200</small> <small>(1, 1)</small> <small>ERA: 4.07</small>	IP	WLS	BF	H	R	ER	SO	BB	IBB	HBP	BLK	WP	HR	S	P	ERA	WHIP	<th>PITCHER</th> <td></td> <td>IP</td> <td>WLS</td> <td>BF</td> <td>H</td> <td>R</td> <td>ER</td> <td>SO</td> <td>BB</td> <td>IBB</td> <td>HBP</td> <td>BLK</td> <td>WP</td> <td>HR</td> <td>S</td> <td>P</td> <td>ERA</td> <td>WHIP</td>	PITCHER		IP	WLS	BF	H	R	ER	SO	BB	IBB	HBP	BLK	WP	HR	S	P	ERA	WHIP
---------	--	----	-----	----	---	---	----	----	----	-----	-----	-----	----	----	---	---	-----	------	---	---------	--	----	-----	----	---	---	----	----	----	-----	-----	-----	----	----	---	---	-----	------

Batter	1	2	3	4	5	6	7	8	9	AB R H RBI BB SO LOB	TOP											
Bill Russell, R (1, 8) OBP: 0.297, SLG: 0.384	0-0 F9		0-0 F2			0-0 F8		0-0 6-3 3B		4 1 1 1 0 0 2	<b>Los Angeles Dodgers @ Atlanta Braves</b> Atlanta Stadium, Atlanta, GA Thu Sep 03 1970, 7:05 PM EDT Att. 4,450 - Unknown <a href="http://livebaseballscorecards.com">livebaseballscorecards.com</a>											
Manny Mota, R (1, 7) OBP: 0.368, SLG: 0.389	0-3 K		0-0 F9			0-0 F8		0-0 6-3		4 0 0 1 0 1 2												
Bill Sudakis, S (1, 2) OBP: 0.357, SLG: 0.459	0-0 F7			0-0 6-3		0-0 HR		0-0 F8		4 1 1 1 0 0 0												
Wes Parker, S (1, 3) OBP: 0.403, SLG: 0.476		0-0 FC1-4 1B		0-3 K		0-0 6-3			0-3 K	4 0 1 0 0 2 0												
Andy Kosco, R (1, 9) OBP: 0.234, SLG: 0.401		0-0 FC1-4 CS		0-3 K			0-0 F9		0-0 HR	4 1 1 1 0 1 1												
Jim Lefebvre, S (1, 5) OBP: 0.331, SLG: 0.379		0-3 K			0-0 F8		0-0 6-3		0-0 F4	4 0 0 0 0 1 1												
Ted Sizemore, R (1, 4) OBP: 0.372, SLG: 0.360			0-0 5-3		4-0 BB		0-0 5-3		0-0 F8	3 0 0 0 1 0 0												
Billy Grabarkewitz, R (1, 6) OBP: 0.405, SLG: 0.455			0-0 SH 1B		0-3 K			0-0 3B 1B		3 1 2 0 0 1 1												
Alan Foster, R (1, 1) OBP: 0.136, SLG: 0.107			0-0 SH		0-0 F8			0-3 K		1 0 0 0 0 0 1												
Charlie Hough, R (5, 1) OBP: 0.333, SLG: 0.333										0 0 0 0 0 0 0												
Maury Wills, S (8, PH) OBP: 0.336, SLG: 0.319										1 0 0 0 0 1 1												
Fred Norman, S (8, 1) OBP: 0.333, SLG: 0.143			1-2							0 0 0 0 0 0 0												
<b>Inning Stats</b>	R: 0 E: 0 K: 1 S: 5	H: 0 LOB: 0 BB: 0 P: 5	R: 0 E: 0 K: 1 S: 5	H: 1 LOB: 0 BB: 0 P: 5	R: 0 E: 1 K: 0 S: 5	H: 1 LOB: 2 BB: 0 P: 5	R: 0 E: 0 K: 2 S: 7	H: 0 LOB: 0 BB: 0 P: 7	R: 0 E: 0 K: 1 S: 5	H: 0 LOB: 1 BB: 1 P: 9	R: 1 E: 0 K: 0 S: 4	H: 1 LOB: 0 BB: 0 P: 4	R: 0 E: 0 K: 0 S: 3	H: 0 LOB: 0 BB: 0 P: 3	R: 2 E: 0 K: 1 S: 7	H: 2 LOB: 0 BB: 0 P: 7	R: 1 E: 0 K: 1 S: 6	H: 1 LOB: 0 BB: 0 P: 6	1B: 3 2B: 0 3B: 1 HR: 2	SF: 0 SAC: 1 DP: 0 HBP: 0	WP: 0 PB: 0 SB: 0 CS: 1	PA: 34
<b>PITCHER</b> George Stone, L (1, 1) ERA: 3.9	IP: 9.0 WLS: W BF: 34 H: 6 R: 4 ER: 4 SO: 7 BB: 1 IBB: 0 HBP: 0 BLK: 0 WP: 0 HR: 2 S: 47 P: 51 ERA: 4.00 WHIP: 0.778											<b>PITCHER</b>	IP: WLS: BF: H: R: ER: SO: BB: IBB: HBP: BLK: WP: HR: S: P: ERA: WHIP:									





Batter	1	2	3	4	5	6	7	8	9	AB	R	H	RBI	BB	SO	LOB
Mike Lum, L (1, 8) OBP: 0.314, SLG: 0.434	0-0 F7		0-0 F9		0-0 F9	0-0 2B		0-0 SH1-3		4	0	1	0	0	0	1
Felix Millan, R (1, 4) OBP: 0.343, SLG: 0.378	0-0 4-3		0-0 HR 1B		0-0 F8	0-0 F7		0-0 BB WP 1B		5	2	2	1	0	0	1
Hank Aaron, R (1, 9) OBP: 0.387, SLG: 0.605 Jimmie Hall, L (9, 9) OBP: 0.235, SLG: 0.293	0-0 F3		0-0 HR		0-0 HR 1B	4-0 BB		4-0 BB 1B		3	3	2	3	2	0	0
Orlando Cepeda, R (1, 3) OBP: 0.375, SLG: 0.565		0-0 S 2B 1B	0-0 1B 1B		0-0 HR 1B	0-3 K		4-0 1B BB		4	2	3	2	1	1	2
Rico Carty, R (1, 7) OBP: 0.454, SLG: 0.606 Oscar Brown, R (8, 7) OBP: 0.500, SLG: 0.615		0-0 F9	0-0 G6-4-3 1B		4-0 HR BB		0-0 F8	0-0 1B		3	1	1	0	1	0	1
Clete Boyer, R (1, 5) OBP: 0.305, SLG: 0.381		0-3 K	0-0 G6-4-3		0-0 HR		0-0 5-3	0-0 F2		5	1	1	2	0	1	5
Bob Tillman, R (1, 2) OBP: 0.279, SLG: 0.351		0-0 2B		0-0 6-3	0-0 1B		0-0 FC6-4 1B	0-0 F3		5	0	3	1	0	0	2
Gil Garrido, R (1, 6) OBP: 0.298, SLG: 0.324		0-0 F8		0-0 6-3	0-0 1-3		0-0 FC6-4			4	0	0	0	0	0	3
George Stone, L (1, 1) OBP: 0.307, SLG: 0.250			0-0 HR 1B	0-0 6-3		0-0 6-3		4-0 SH1-3 WP 1B BB		3	2	1	0	1	0	0

Inning Stats	R: 0	H: 0	E: 0	K: 0	S: 3	LOB: 0	BB: 0	P: 3	R: 1	H: 2	E: 0	K: 1	S: 7	LOB: 1	BB: 0	P: 7	R: 3	H: 5	E: 0	K: 0	S: 7	LOB: 1	BB: 0	P: 7	R: 0	H: 0	E: 0	K: 0	S: 3	LOB: 0	BB: 0	P: 3	R: 4	H: 4	E: 0	K: 0	S: 7	LOB: 1	BB: 1	P: 11	R: 0	H: 1	E: 0	K: 1	S: 6	LOB: 2	BB: 1	P: 10	R: 0	H: 1	E: 0	K: 0	S: 4	LOB: 1	BB: 0	P: 4	R: 3	H: 2	E: 0	K: 0	S: 5	LOB: 2	BB: 3	P: 17
--------------	------	------	------	------	------	--------	-------	------	------	------	------	------	------	--------	-------	------	------	------	------	------	------	--------	-------	------	------	------	------	------	------	--------	-------	------	------	------	------	------	------	--------	-------	-------	------	------	------	------	------	--------	-------	-------	------	------	------	------	------	--------	-------	------	------	------	------	------	------	--------	-------	-------

PITCHER	IP	WLS	BF	H	R	ER	SO	BB	IBB	HBP	BLK	WP	HR	S	P	ERA	WHIP
Alan Foster, R (1, 1) ERA: 4.37	4.2	L	23	9	7	7	1	1	0	0	0	0	2	24	28	13.50	2.143
Charlie Hough, R (5, 1) ERA: 7.11	2.1		12	4	1	1	1	1	0	0	0	0	1	13	17	3.86	2.143
Fred Norman, L (8, 1) ERA: 4.58	1.0		8	2	3	3	0	3	0	0	0	2	0	5	17	27.00	5.000

**BOTTOM**

**Los Angeles Dodgers @ Atlanta Braves**  
Atlanta Stadium, Atlanta, GA

Thu Sep 03 1970, 7:05 PM EDT  
Att. 4,450 - Unknown

AB	37
R	11
H	15
RBI	11
BB	5
SO	2
LOB	15

WP: 2 PA: 43  
PB: 0  
SB: 1  
CS: 0

1B: 10 SF: 0  
2B: 2 SAC: 1  
3B: 0 DP: 1  
HR: 3 HBP: 0

livebaseballscorecards.com



Batter	1	2	3	4	5	6	7	8	9	AB R H RBI BB SO LOB	TOP																												
<b>Bobby Bonds, R</b> OBP: 0.386, SLG: 0.505 (1, 9) X	0-0 F8		0-0 S 1B			0-0 SH1-3 PB 1B	0-0 F6		0-0 2-H 1B	5 1 3 1 0 0 1	<b>San Francisco Giants @ Atlanta Braves</b> Atlanta Stadium, Atlanta, GA Sat Sep 05 1970, 7:05 PM EDT Unknown																												
<b>Tito Fuentes, S</b> OBP: 0.298, SLG: 0.330 (1, 4) X (5, 6)	0-0 G6-4-3 1B		0-0 6-3 1-2			0-0 SH1-3 1-2		0-0 G3	0-3 K	4 0 1 0 0 1 2																													
<b>Willie Mays, R</b> OBP: 0.375, SLG: 0.493 (1, 8) X	0-0 G6-4-3 1-2f				0-3 K	0-0 5-3		0-0 BB 1B		4 0 1 0 0 1 2																													
<b>Willie McCovey, L</b> OBP: 0.435, SLG: 0.608 (1, 3) X		0-0 F8			0-0 F9	0-3 K E 2-H		4-0 BB 1-2		3 0 0 0 1 1 0																													
<b>Jim Ray Hart, R</b> OBP: 0.371, SLG: 0.478 <b>Don McMahon, R</b> OBP: 0.267, SLG: 0.154 (1, 5) X (8, 1)		0-0 6-3			4-0 BB	1-0 HBP 1-3		0-0 F6		2 0 0 0 1 0 2 0 0 0 0 0 0 0																													
<b>Ken Henderson, S</b> OBP: 0.398, SLG: 0.462 (1, 7) X		0-0 1B			0-0 F9	0-3 K		0-0 F8		4 0 1 0 0 1 5																													
<b>Hal Lanier, R</b> OBP: 0.263, SLG: 0.279 <b>Ron Hunt, R</b> OBP: 0.396, SLG: 0.385 <b>Don Mason, L</b> OBP: 0.250, SLG: 0.143 (1, 6) X (5, PH) (5, 4)		0-0 F2					0-0 1-3 1B		0-0 F3	1 0 0 0 0 0 1 1 0 0 0 0 0 0 2 0 1 0 0 0 0																													
<b>John Stephenson, L</b> OBP: 0.128, SLG: 0.111 (1, 2) X			0-0 F9			0-0 3-1	0-0 1-3 1-2		4-0 1B BB	3 1 0 0 1 0 1																													
<b>Ron Bryant, S</b> OBP: 0.091, SLG: 0.048 <b>Dick Dietz, R</b> OBP: 0.444, SLG: 0.559 <b>Jerry Johnson, R</b> OBP: 0.143, SLG: 0.077 <b>Al Gallagher, R</b> OBP: 0.340, SLG: 0.377 (1, 1) X (5, PH) (5, 1) (8, 5)			0-0 1-3			0-0 F9	0-3 K		0-0 1-3	1 0 0 0 0 0 0 1 0 0 0 0 0 0 1 0 0 0 0 1 1 1 0 0 0 0 0 1																													
<b>Inning Stats</b>	R: 0 E: 0 K: 0 S: 3	H: 1 LOB: 0 BB: 0 P: 3	R: 0 E: 0 K: 0 S: 4	H: 1 LOB: 1 BB: 0 P: 4	R: 0 E: 0 K: 1 S: 5	H: 0 LOB: 1 BB: 1 P: 9	R: 0 E: 0 K: 0 S: 3	H: 0 LOB: 0 BB: 0 P: 3	R: 1 E: 1 K: 2 S: 9	H: 1 LOB: 2 BB: 0 P: 10		R: 0 E: 0 K: 1 S: 6	H: 1 LOB: 1 BB: 0 P: 6	R: 0 E: 0 K: 0 S: 4	H: 1 LOB: 2 BB: 1 P: 8	R: 1 E: 0 K: 1 S: 6	H: 1 LOB: 1 BB: 1 P: 10	1B: 7 2B: 0 3B: 0 HR: 0	SF: 0 SAC: 1 DP: 1 HBP: 1	WP: 0 PB: 1 SB: 1 CS: 0	PA: 38																		
<b>PITCHER</b> <b>Phil Niekro, R</b> ERA: 4.33 (1, 1)	IP 9.0	WLS W	BF 38	H 7	R 2	ER 1	SO 5	BB 3	IBB 0	HBP 1	BLK 0	WP 0	HR 0	S 44	P 57	ERA 1.00	WHIP 1.111					PITCHER	IP	WLS	BF	H	R	ER	SO	BB	IBB	HBP	BLK	WP	HR	S	P	ERA	WHIP

livebaseballscorecards.com

<b>AB</b>	<b>33</b>
<b>R</b>	<b>2</b>
<b>H</b>	<b>7</b>
<b>RBI</b>	<b>1</b>
<b>BB</b>	<b>3</b>
<b>SO</b>	<b>5</b>
<b>LOB</b>	<b>16</b>




Batter	1	2	3	4	5	6	7	8	9	AB R H RBI BB SO LOB	BOTTOM
--------	---	---	---	---	---	---	---	---	---	----------------------	--------

Oscar Brown, R (1, 8) OBP: 0.455, SLG: 0.552 Mike Lum, L (7, PH) OBP: 0.317, SLG: 0.437 (8, 8)	0-0 F9		0-0 5-3		0-3 K		0-0 2-H 1B			3 0 0 0 0 1 0 1 0 1 1 0 0 0	<b>San Francisco Giants @ Atlanta Braves</b> Atlanta Stadium, Atlanta, GA Sat Sep 05 1970, 7:05 PM EDT Unknown <a href="http://livebaseballscorecards.com">livebaseballscorecards.com</a>
Felix Millan, R (1, 4) OBP: 0.343, SLG: 0.376	4-0 BB		0-0 F3		0-0 F4		0-0 F8			3 0 0 0 0 1 0 1	
Hank Aaron, R (1, 9) OBP: 0.386, SLG: 0.601	0-0 F6		0-0 F8		4-0 BB		0-3 K			3 0 0 0 0 1 1 2	
Orlando Cepeda, R (1, 3) OBP: 0.374, SLG: 0.561	0-0 5-3			4-0 BB 1B FC5-2-6	0-0 F9		0-0 F9			3 0 0 0 0 1 0 2	
Rico Carty, R (1, 7) OBP: 0.455, SLG: 0.605 Sonny Jackson, L (8, PR) OBP: 0.342, SLG: 0.309 Jimmie Hall, L (9, 7) OBP: 0.235, SLG: 0.293		0-0 F9		0-0 BB 1B FC5-2-6		0-0 6-3		0-0 HR 1B 1B		4 0 2 0 0 0 0 0 0 1 0 0 0 0 0 0 0 0 0 0 0 0 0 0	
Clete Boyer, R (1, 5) OBP: 0.304, SLG: 0.380		0-0 F7		0-0 FC5-2-6 BB		0-3 K		0-0 HR 1B		4 1 1 0 0 0 1 2	
Bob Tillman, R (1, 2) OBP: 0.288, SLG: 0.387		0-0 HR		4-0 BB 1B		0-0 4-3		0-0 HR		3 2 2 4 1 0 0 0	
Gil Garrido, R (1, 6) OBP: 0.304, SLG: 0.330		0-0 2B		0-0 FC6-4 1B		4-0 SH3-4 BB 1B		0-0 F7		3 1 2 0 0 1 0 1	
Phil Niekro, R (1, 1) OBP: 0.177, SLG: 0.197		0-0 F7		0-0 FC6-4		0-0 SH3-4		0-0 3-1		3 0 0 0 0 0 0 5	

Inning Stats	R: 0 H: 0 E: 0 K: 3 S: 3	R: 1 H: 2 E: 0 K: 5 S: 5	R: 0 H: 0 E: 0 K: 3 S: 3	R: 0 H: 2 E: 0 K: 4 S: 4	R: 0 H: 0 E: 0 K: 5 S: 5	R: 0 H: 0 E: 0 K: 1 S: 5	R: 1 H: 1 E: 0 K: 1 S: 6	R: 3 H: 3 E: 0 K: 6 S: 6	1B: 5 SF: 0 2B: 1 SAC: 1 3B: 0 DP: 0 HR: 2 HBP: 0	WP: 0 PA: 36 PB: 0 SB: 0 CS: 0
--------------	--------------------------	--------------------------	--------------------------	--------------------------	--------------------------	--------------------------	--------------------------	--------------------------	--	---

PITCHER	IP	WLS	BF	H	R	ER	SO	BB	IBB	HBP	BLK	WP	HR	S	P	ERA	WHIP
Ron Bryant, L (1, 1) ERA: 5.09	4.0		18	4	1	1	0	3	0	0	0	0	1	15	27	2.25	1.750
Jerry Johnson, R (5, 1) ERA: 4.73	3.1	L	15	3	3	3	3	2	0	0	0	0	0	19	27	8.10	1.500
Don McMahon, R (8, 1) ERA: 3.07	0.2		3	1	1	1	0	0	0	0	0	0	1	3	3	13.50	1.500

Batter	1	2	3	4	5	6	7	8	9	AB R H RBI BB SO LOB	TOP																
<b>Bobby Bonds, R</b> (1, 9) OBP: 0.385, SLG: 0.509	0-3 K		0-0 F7		0-0 HR			0-0 4-3		4 1 1 2 0 1 1																	
<b>Tito Fuentes, S</b> (1, 4) OBP: 0.297, SLG: 0.329	0-0 1B		0-0 F7		0-0 5-3			0-0 F6		4 0 1 0 0 0 1																	
<b>Ken Henderson, S</b> (1, 8) OBP: 0.397, SLG: 0.460	0-0 F7			0-0 F4		0-0 SF8 1B		0-0 F7		4 1 1 0 0 0 1																	
<b>Dick Dietz, R</b> (1, 2) OBP: 0.444, SLG: 0.556	0-0 F7			4-0 FC5-4 BB		0-0 F9			4-0 WP 1B BB	2 0 0 0 2 0 2																	
<b>Jim Ray Hart, R</b> (1, 5) OBP: 0.369, SLG: 0.473		4-0 BB BB BB		0-0 F3		0-0 SF8			0-0 F4	2 0 0 1 1 0 2																	
<b>George Foster, R</b> (1, 7) <b>Willie Mays, R</b> (9, PH) OBP: 0.377, SLG: 0.494		0-0 G5-4-3 1-2f		0-0 FC5-4 1-2f		0-0 6-3			0-0 WP 1B	3 0 0 0 0 0 2 1 0 1 0 0 0 0																	
<b>Ed Goodson, L</b> (1, 3) OBP: 0.333, SLG: 0.333 <b>Willie McCovey, L</b> (9, PH) OBP: 0.436, SLG: 0.608		0-3 K			0-0 4-3 HR 1B		0-0 4-3		4-0 1-2 2-3 IBB	3 1 1 0 0 1 0 0 0 0 0 1 0 0	<b>AB 30</b> <b>R 3</b> <b>H 6</b> <b>RBI 3</b> <b>BB 4</b> <b>SO 6</b> <b>LOB 17</b>																
<b>Hal Lanier, R</b> (1, 6) OBP: 0.263, SLG: 0.279 <b>John Stephenson, L</b> (9, PH) OBP: 0.125, SLG: 0.108			0-0 SH1-4 1B		0-3 K		0-0 F6		0-3 K	3 0 1 0 0 1 1 1 0 0 0 0 1 3																	
<b>Rich Robertson, R</b> (1, 1) OBP: 0.111, SLG: 0.245 <b>Ron Hunt, R</b> (9, PH) OBP: 0.395, SLG: 0.384			0-0 SH1-4		0-0 4-3		0-3 K		0-3 K	2 0 0 0 0 1 1 1 0 0 0 0 1 3																	
<b>Inning Stats</b>	R: 0 E: 0 K: 1 S: 6	H: 1 LOB: 1 BB: 0 P: 6	R: 0 E: 0 K: 1 S: 4	H: 0 LOB: 0 BB: 1 P: 8	R: 0 E: 0 K: 0 S: 4	H: 1 LOB: 1 BB: 0 P: 4	R: 0 E: 0 K: 0 S: 3	H: 0 LOB: 1 BB: 1 P: 7	R: 2 E: 0 K: 1 S: 7	H: 2 LOB: 0 BB: 0 P: 7	R: 1 E: 0 K: 0 S: 4	H: 1 LOB: 0 BB: 0 P: 4	R: 0 E: 0 K: 1 S: 5	H: 0 LOB: 0 BB: 0 P: 5	R: 0 E: 0 K: 0 S: 3	H: 0 LOB: 0 BB: 0 P: 3	R: 0 E: 0 K: 2 S: 8	H: 1 LOB: 3 BB: 2 P: 16	1B: 5 2B: 0 3B: 0 HR: 1	SF: 1 SAC: 1 DP: 1 HBP: 0	WP: 1 PB: 0 SB: 1 CS: 0	PA: 36					
<b>PITCHER</b>	IP WLS BF H R ER SO BB IBB HBP BLK WP HR S P ERA WHIP																										
<b>Mike McQueen, L</b> (1, 1) ERA: 6.87	6.0		24	5	3	2	3	2	0	0	0	0	1	28	36	3.00	1.167										
<b>Don Cardwell, R</b> (7, 1) ERA: 7.13	2.0	W	7	0	0	0	1	1	0	0	0	0	0	8	12	0.00	0.500										
<b>Hoyt Wilhelm, R</b> (9, 1) ERA: 2.53	1.0	S	5	1	0	0	2	0	1	0	0	1	0	8	12	0.00	1.000										

**San Francisco Giants @ Atlanta Braves**  
Atlanta Stadium, Atlanta, GA

Sat Sep 05 1970, 7:05 PM EDT  
Att: 13,820 - Unknown

livebaseballscorecards.com

Batter	1	2	3	4	5	6	7	8	9	AB	R	H	RBI	BB	SO	LOB
--------	---	---	---	---	---	---	---	---	---	----	---	---	-----	----	----	-----

Sonny Jackson, L (1, 6) OBP: 0.344, SLG: 0.312	0-0 1-3		0-0 1B			0-0 F8		0-0 2B		4	1	2	0	0	0	0
Ralph Garr, L (1, 9) OBP: 0.200, SLG: 0.214	0-0 F7		0-3 K			0-0 6-3		0-0 HR		4	1	1	1	0	1	1
Hank Aaron, R (1, 3) OBP: 0.387, SLG: 0.606	0-0 5-3				0-0 F7		4-0 BB	0-0 HR		3	1	1	2	1	0	0
Rico Carty, R (1, 7) OBP: 0.451, SLG: 0.600		0-0 6-3			0-0 F8		0-0 F9	0-0 F6		4	0	0	0	0	0	1
Oscar Brown, R (9, 7) OBP: 0.455, SLG: 0.552										0	0	0	0	0	0	0
Mike Lum, L (1, 8) OBP: 0.316, SLG: 0.433		0-0 1B			0-0 F5			0-0 F8		4	0	1	0	0	0	0
Felix Millan, R (1, 4) OBP: 0.342, SLG: 0.375		0-0 F8			0-0 6-3		0-0 1B	0-0 5-3		4	1	1	0	0	0	1
Bob Aspromonte, R (1, 5) OBP: 0.279, SLG: 0.239		0-3 K			0-0 6-3		0-0 1B			3	1	1	0	0	1	1
Bob Tillman, R (1, 2) OBP: 0.293, SLG: 0.396			0-3 K		0-0 1B		0-0 2B			3	0	2	2	0	1	0
Mike McQueen, L (1, 1) OBP: 0.222, SLG: 0.333			0-0 F3		0-0 F6		0-3 K			2	0	0	0	0	0	1
Don Cardwell, R (7, 1) OBP: 0.200, SLG: 0.222										1	0	0	0	0	1	0
Hoyt Wilhelm, R (9, 1) OBP: 0.231, SLG: 0.091										0	0	0	0	0	0	0

Inning Stats	R: 0	H: 0	E: 0	K: 0	S: 3	R: 0	H: 1	E: 0	K: 1	S: 6	R: 0	H: 1	E: 0	K: 2	S: 8	R: 0	H: 0	E: 0	K: 0	S: 3	R: 0	H: 1	E: 0	K: 0	S: 4	R: 0	H: 0	E: 0	K: 0	S: 3	R: 2	H: 3	E: 0	K: 1	S: 7	R: 3	H: 3	E: 1	K: 0	S: 6
	LOB: 0	BB: 0	P: 3	LOB: 1	BB: 0	P: 6	LOB: 1	BB: 0	P: 8	LOB: 0	BB: 0	P: 3	LOB: 1	BB: 0	P: 4	LOB: 0	BB: 1	P: 7	LOB: 0	BB: 0	P: 6	LOB: 0	BB: 0	P: 6	LOB: 0	BB: 0	P: 6	LOB: 0	BB: 0	P: 6	SF: 0	SAC: 0	DP: 0	HBP: 0	WP: 0	PA: 33	PB: 0	SB: 2	CS: 0	

PITCHER	IP	WLS	BF	H	R	ER	SO	BB	IBB	HBP	BLK	WP	HR	S	P	ERA	WHIP
Rich Robertson, R (1, 1) ERA: 5.14	8.0	L	33	9	5	5	4	1	0	0	0	0	1	40	44	5.62	1.250

**BOTTOM**

**San Francisco Giants @ Atlanta Braves**  
 Atlanta Stadium, Atlanta, GA  
 Sat Sep 05 1970, 7:05 PM EDT  
 Att. 13,820 - Unknown

AB	32
R	5
H	9
RBI	5
BB	1
SO	4
LOB	5



WP	HR	S	P	ERA	WHIP
0	1	4	1	5.62	1.250

Batter	1	2	3	4	5	6	7	8	9	AB R H RBI BB SO LOB	TOP
<b>Bobby Bonds, R</b> (1, 9) OBP: 0.385, SLG: 0.514	0-3 K		0-0 HR		0-0 G6-4-3 1B			0-3 K		4 1 2 1 0 2 0	<b>San Francisco Giants @ Atlanta Braves</b> Atlanta Stadium, Atlanta, GA Sun Sep 06 1970, 3:33 AM EDT Att: 11,418 - Unknown <a href="http://livebaseballscorecards.com">livebaseballscorecards.com</a>
<b>Tito Fuentes, S</b> (1, 4) OBP: 0.302, SLG: 0.332	0-0 1B 1B		4-0 BB 1B BB		0-0 F7			0-0 FC3-6 BB 1B		3 0 2 0 1 0 1	
<b>Willie Mays, R</b> (1, 8) OBP: 0.380, SLG: 0.495	0-0 1-2 1B		0-0 BB 1B		0-0 G6-4-3 1-2f			4-0 FC3-6 BB		3 0 2 0 1 0 1	
<b>Willie McCovey, L</b> (1, 3) OBP: 0.435, SLG: 0.604	0-0 F6		4-0 1-2 2-3 BB		0-0 F7			0-0 FC3-6 1-2f 2-3		3 0 0 0 1 0 4	
<b>Ken Henderson, S</b> (1, 7) OBP: 0.394, SLG: 0.456	0-0 F8		0-3 K		0-0 3-1			0-3 K		4 0 0 0 0 2 7	
<b>Dick Dietz, R</b> (1, 2) OBP: 0.441, SLG: 0.551		0-0 5-3	0-3 K		0-0 5-3			0-0 F9		4 0 0 0 0 1 3	
<b>Jim Ray Hart, R</b> (1, 5) OBP: 0.367, SLG: 0.469		0-0 6-3		0-0 G6-4-3 1B		0-0 4-3		0-0 6-3		4 0 1 0 0 0 0	
<b>Hal Lanier, R</b> (1, 6) OBP: 0.263, SLG: 0.279		0-0 5-3		0-0 G6-4-3 1-2f		0-0 5-3		0-0 FC5-4 1B		4 0 1 0 0 0 1	
<b>Gaylord Perry, R</b> (1, 1) OBP: 0.106, SLG: 0.165			0-0 6-3	0-0 4-3		0-3 K		0-0 FC5-4 1-2f		4 0 0 0 0 1 1	
<b>Inning Stats</b>	R: 0 E: 0 K: 1 S: 7 H: 2 LOB: 2 BB: 0 P: 7	R: 0 E: 0 K: 0 S: 3 H: 0 LOB: 0 BB: 0 P: 3	R: 1 E: 0 K: 2 S: 9 H: 2 LOB: 3 BB: 2 P: 17	R: 0 E: 0 K: 0 S: 3 H: 1 LOB: 0 BB: 0 P: 3	R: 0 E: 0 K: 0 S: 3 H: 1 LOB: 0 BB: 0 P: 3	R: 0 E: 0 K: 0 S: 3 H: 0 LOB: 0 BB: 0 P: 3	R: 0 E: 0 K: 1 S: 5 H: 0 LOB: 0 BB: 0 P: 5	R: 0 E: 0 K: 2 S: 8 H: 1 LOB: 2 BB: 1 P: 12	R: 0 E: 0 K: 0 S: 4 H: 1 LOB: 1 BB: 0 P: 4	1B: 7 2B: 0 3B: 0 HR: 1 SF: 0 SAC: 0 DP: 2 HBP: 0	WP: 0 PB: 0 SB: 0 CS: 0 PA: 36
<b>PITCHER</b>	IP WLS BF H R ER SO BB IBB HBP BLK WP HR S P ERA WHIP										
<b>Ron Reed, R</b> (1, 1) ERA: 4.69	8.0 L 32 7 1 1 6 3 0 0 0 0 0 1 41 53 1.12 1.250										
<b>Bob Priddy, R</b> (9, 1) ERA: 5.16	1.0 4 1 0 0 0 0 0 0 0 0 0 0 4 4 0.00 1.000										



Batter	1	2	3	4	5	6	7	8	9	AB	R	H	RBI	BB	SO	LOB
<b>Felix Millan, R</b> OBP: 0.341, SLG: 0.374 (1, 4)	0-3 K		0-0 FC4-6			0-0 1B		0-0 5-3		4	0	1	0	0	1	2
<b>Ralph Garr, L</b> OBP: 0.158, SLG: 0.167 (1, 9)	0-0 6-3		0-0 FC6-4			0-0 F6			0-0 4-3	4	0	0	0	0	0	3
<b>Orlando Cepeda, R</b> OBP: 0.371, SLG: 0.557 (1, 3)	0-0 6-3				0-3 K			0-0 F6		4	0	0	0	0	1	1
<b>Rico Carty, R</b> OBP: 0.447, SLG: 0.594 (1, 7)		0-0 5-3			0-3 K			0-0 6-3		4	0	0	0	0	1	1
<b>Mike Lum, L</b> OBP: 0.316, SLG: 0.432 (1, 8)		0-0 1B			0-0 F6			0-0 F7		3	0	1	0	0	0	0
<b>Clete Boyer, R</b> OBP: 0.302, SLG: 0.377 (1, 5)		0-0 6-3			0-3 K			0-0 F6		3	0	0	0	0	1	1
<b>Bob Tillman, R</b> OBP: 0.298, SLG: 0.397 (1, 2)			4-0 1B			0-0 1B		0-3 K		2	0	1	0	1	1	0
<b>Gil Garrido, R</b> OBP: 0.304, SLG: 0.330 (1, 6)			0-0 1B			0-0 F7			0-0 6-3	3	0	1	0	0	0	1
<b>Ron Reed, R</b> OBP: 0.121, SLG: 0.152 (1, 1)			0-0 1B			0-0 F8			0-0 F8	2	0	0	0	0	0	3
<b>Hank Aaron, R</b> OBP: 0.386, SLG: 0.605 (8, PH)			FC1-5							1	0	0	0	0	0	0
<b>Bob Priddy, R</b> OBP: 0.250, SLG: 0.200 (9, 1)			FC4-6							0	0	0	0	0	0	0

**BOTTOM**

**San Francisco Giants @ Atlanta Braves**  
Atlanta Stadium, Atlanta, GA

Sun Sep 06 1970, 3:33 AM EDT  
Att. 11,418 - Unknown

<b>AB</b>	<b>30</b>
<b>R</b>	<b>0</b>
<b>H</b>	<b>4</b>
<b>RBI</b>	<b>0</b>
<b>BB</b>	<b>1</b>
<b>SO</b>	<b>5</b>
<b>LOB</b>	<b>12</b>



Inning Stats	R: 0	H: 0	R: 0	H: 1	R: 0	H: 0	R: 0	H: 1	R: 0	H: 1	R: 0	H: 0	R: 0	H: 0	R: 0	H: 0	R: 0	H: 0	1B: 4	SF: 0	WP: 0	PA: 31	
	E: 0	LOB: 0	E: 0	LOB: 0	E: 0	LOB: 0	E: 0	LOB: 1	E: 0	LOB: 1	E: 0	LOB: 0	E: 0	LOB: 0	E: 0	LOB: 0	E: 0	LOB: 0	2B: 0	SAC: 0	PB: 0		
	K: 1	BB: 0	K: 0	BB: 0	K: 2	BB: 0	K: 1	BB: 0	K: 1	BB: 0	K: 0	BB: 0	K: 0	BB: 0	K: 0	BB: 0	K: 0	BB: 0	3B: 0	DP: 0	SB: 1		
	S: 5	P: 5	S: 3	P: 3	S: 7	P: 7	S: 6	P: 6	S: 5	P: 5	S: 3	P: 3	S: 3	P: 3	S: 3	P: 3	S: 3	P: 3	HR: 0	HBP: 0	CS: 1		
<b>PITCHER</b> <b>Gaylord Perry, R</b> ERA: 3.5 (1, 1)	IP: 9.0	WLS: W	BF: 31	H: 4	R: 0	ER: 0	SO: 5	BB: 1	IBB: 0	HBP: 0	BLK: 0	WP: 0	HR: 0	S: 40	P: 44	ERA: 0.00	WHIP: 0.556						
<b>PITCHER</b>	IP	WLS	BF	H	R	ER	SO	BB	IBB	HBP	BLK	WP	HR	S	P	ERA	WHIP						

Batter	1	2	3	4	5	6	7	8	9	AB R H RBI BB SO LOB	TOP											
<b>Felix Millan, R</b> (1, 4) OBP: 0.341, SLG: 0.373	0-0 FC1-6 1B		0-0 F8			0-0 L7		0-0 F7		4 0 1 0 0 0 1	<b>Atlanta Braves @ Los Angeles Dodgers</b> <b>Dodger Stadium, Los Angeles, CA</b> Mon Sep 07 1970, 7:05 PM PDT Unknown											
<b>Ralph Garr, L</b> (1, 9) OBP: 0.174, SLG: 0.182	0-0 FC1-6 4-3 1-2f S HR		0-0 4-3			0-0 1-3		0-0 1B 2-H 1B		4 1 1 1 0 0 1												
<b>Mike Lum, L</b> (1, 8) OBP: 0.315, SLG: 0.429	0-0 4-3 1-3				0-0 F7		0-3 K	0-0 1-3 1B		4 0 1 0 0 1 1												
<b>Orlando Cepeda, R</b> (1, 3) OBP: 0.370, SLG: 0.560	0-0 HR				0-0 F2		0-0 F9	0-0 F8		4 1 1 2 0 0 3												
<b>Rico Carty, R</b> (1, 7) OBP: 0.444, SLG: 0.588	0-0 6-3				0-3 K		0-0 F8		0-0 F4	4 0 0 0 0 1 0												
<b>Bob Aspromonte, R</b> (1, 5) OBP: 0.270, SLG: 0.230		0-3 K			0-3 K		0-3 K		0-0 L6	4 0 0 0 0 3 0												
<b>Sonny Jackson, L</b> (1, 6) OBP: 0.344, SLG: 0.312		0-0 6-3			0-0 FC3-6 1B		0-0 F8		0-3 K	3 0 1 0 0 0 0												
<b>Hank Aaron, R</b> (9, PH) OBP: 0.386, SLG: 0.603										1 0 0 0 0 1 0												
<b>Bob Didier, S</b> (1, 2) OBP: 0.202, SLG: 0.189		0-0 3-1			0-0 FC3-6 1-2f			0-0 1B 2B		3 1 1 0 0 0 1												
<b>Jim Nash, R</b> (1, 1) OBP: 0.122, SLG: 0.194			0-0 1-3		0-3 K			0-3 K		2 0 0 0 0 1 1												
<b>Jimmie Hall, L</b> (8, PH) OBP: 0.232, SLG: 0.289										1 0 0 0 0 1 1												
<b>Steve Barber, L</b> (8, 1)										0 0 0 0 0 0 0												
<b>Inning Stats</b>	R: 2 E: 0 K: 0 S: 5	H: 2 LOB: 0 BB: 0 P: 5	R: 0 E: 0 K: 1 S: 5	H: 0 LOB: 0 BB: 0 P: 5	R: 0 E: 0 K: 0 S: 3	H: 0 LOB: 0 BB: 0 P: 3	R: 0 E: 0 K: 1 S: 5	H: 0 LOB: 0 BB: 0 P: 5	R: 0 E: 0 K: 2 S: 8	H: 1 LOB: 1 BB: 0 P: 8	R: 0 E: 0 K: 1 S: 6	H: 0 LOB: 1 BB: 0 P: 6	R: 0 E: 0 K: 1 S: 5	H: 0 LOB: 0 BB: 0 P: 5	R: 1 E: 0 K: 1 S: 8	H: 3 LOB: 2 BB: 0 P: 8	R: 0 E: 0 K: 1 S: 5	H: 0 LOB: 0 BB: 0 P: 5	1B: 4 2B: 1 3B: 0 HR: 1	SF: 0 SAC: 0 DP: 0 HBP: 0	WP: 1 PB: 0 SB: 1 CS: 0	PA: 34
<b>PITCHER</b>	IP WLS BF H R ER SO BB IBB HBP BLK WP HR S P ERA WHIP												<b>PITCHER</b>	IP WLS BF H R ER SO BB IBB HBP BLK WP HR S P ERA WHIP								
<b>Don Sutton, R</b> (1, 1) ERA: 4.05	7.2 W 30 6 3 3 7 0 0 0 0 1 1 44 44 3.52 0.783																					
<b>Jim Brewer, L</b> (8, 1) ERA: 2.73	1.1 S 4 0 0 0 1 0 0 0 0 0 0 6 6 0.00 0.000																					

livebaseballscorecards.com

AB	34
R	3
H	6
RBI	3
BB	0
SO	8
LOB	9





Batter	1	2	3	4	5	6	7	8	9	AB	R	H	RBI	BB	SO	LOB
Maury Wills, S OBP: 0.332, SLG: 0.316	0-0 F5		4-0 BB		0-0 FC6-4 1B		0-0 1B 2B			3	1	2	1	1	0	0
Bill Russell, R OBP: 0.298, SLG: 0.376	0-0 CS 1B		0-0 F9		0-0 FC6-4 1B		0-0 5-3			4	0	2	0	0	0	3
Willie Davis, L OBP: 0.342, SLG: 0.454 Jim Brewer, L OBP: 0.154, SLG: 0.083	0-0 G3			0-0 1-3	0-0 FC6-4 CS		0-0 2-3 1B			4	0	1	1	0	0	2
Wes Parker, S OBP: 0.399, SLG: 0.468		4-0 BB		0-3 K	0-0 CS	0-0 6-3	0-3 K			3	0	0	0	1	2	2
Tom Haller, L OBP: 0.343, SLG: 0.453 Andy Kosco, R OBP: 0.237, SLG: 0.404 Von Joshua, L OBP: 0.271, SLG: 0.321 Jeff Torborg, R OBP: 0.308, SLG: 0.323		0-0 G4-6-3		4-0 BB		0-0 6-3		0-0 G3-4-6 1B		2	0	0	0	1	0	1
Ted Sizemore, R OBP: 0.369, SLG: 0.356		0-0 5-3		4-0 BB		0-0 HR 1B		0-0 G3-4-6		3	1	1	0	1	0	1
Willie Crawford, L OBP: 0.318, SLG: 0.398			0-3 K	0-0 F2		0-0 HR		0-3 K		4	1	1	2	0	2	3
Billy Grabarkewitz, R OBP: 0.407, SLG: 0.457			0-0 F8		0-0 SH3 1B 2B		0-0 F6			3	1	1	0	0	0	0
Don Sutton, R OBP: 0.250, SLG: 0.187 Manny Mota, R OBP: 0.369, SLG: 0.387			0-0 BB 1B		0-0 SH3		0-0 6-3			2	0	1	0	0	0	0

Inning Stats	R: 0	H: 1	R: 0	H: 0	R: 0	H: 1	R: 2	H: 3	R: 2	H: 2	R: 0	H: 1	R: 0	H: 1	1B: 7	SF: 0	WP: 0	PA: 35		
	E: 0	LOB: 0	E: 0	LOB: 0	E: 0	LOB: 2	E: 0	LOB: 0	E: 0	LOB: 0	E: 0	LOB: 1	E: 0	LOB: 1	2B: 2	SAC: 1	PB: 0			
	K: 0	BB: 0	K: 0	BB: 1	K: 1	BB: 1	K: 0	BB: 0	K: 1	BB: 0	K: 1	BB: 0	K: 1	BB: 0	3B: 0	DP: 2	SB: 0			
	S: 3	P: 3	S: 2	P: 6	S: 6	P: 10	S: 5	P: 13	S: 5	P: 5	S: 7	P: 5	S: 5	P: 5	HR: 1	HBP: 0	CS: 2			
PITCHER	IP	WLS	BF	H	R	ER	SO	BB	IBB	HBP	BLK	WP	HR	S	P	ERA	WHIP			
Jim Nash, R ERA: 4.1	(1, 1)	7.0	L	31	9	4	4	3	4	0	0	0	0	1	33	49	5.14	1.857		
Steve Barber, L ERA: 8.1	(8, 1)	1.0		3	1	0	1	0	0	0	0	0	0	5	5	0.00	1.000			

BOTTOM

Atlanta Braves @ Los Angeles Dodgers  
 Dodger Stadium, Los Angeles, CA  
 Mon Sep 07 1970, 7:05 PM PDT  
 Unknown

livebaseballscores.com

AB	29
R	4
H	10
RBI	4
BB	4
SO	4
LOB	12



Batter	1	2	3	4	5	6	7	8	9	AB R H RBI BB SO LOB	TOP																								
<b>Felix Millan, R</b> (1, 4) OBP: 0.340, SLG: 0.371	0-3 K	0-0 F3			4-0 BB		0-0 5-3			3 0 0 0 1 1 3																									
<b>Ralph Garr, L</b> (1, 7) OBP: 0.185, SLG: 0.192	0-0 CS 1B		0-3 K		0-0 G3			0-0 1-3		4 0 1 0 0 1 1																									
<b>Hank Aaron, R</b> (1, 9) OBP: 0.388, SLG: 0.604 <b>Oscar Brown, R</b> (8, PR) OBP: 0.455, SLG: 0.552	4-0 FC6-4 1-2 BB		0-0 4-3		0-0 BB 1B		0-0 FC4-8 1B			3 0 2 0 1 0 0 0 0 0 0 0 0 0																									
<b>Orlando Cepeda, R</b> (1, 3) OBP: 0.368, SLG: 0.556 <b>Tommie Aaron, R</b> (8, 3) OBP: 0.242, SLG: 0.333	0-0 FC6-4 1-2f		0-0 5-3		0-0 F2		0-0 L7			4 0 0 0 0 0 3 0 0 0 0 0 0 0																									
<b>Mike Lum, L</b> (1, 8) OBP: 0.314, SLG: 0.423		0-0 4-3		0-0 F5		4-0 G4-6-3 1-2 BB		0-0 FC4-6 1-2f		3 0 0 0 1 0 1																									
<b>Hal King, L</b> (1, 2) OBP: 0.383, SLG: 0.464 <b>Bob Didier, S</b> (6, 2) OBP: 0.200, SLG: 0.187		0-0 F8		0-0 G5-4-3 1B		0-0 G4-6-3 1-2f		0-0 F9		3 0 1 0 0 0 2 1 0 0 0 0 0 0																									
<b>Clete Boyer, R</b> (1, 5) OBP: 0.304, SLG: 0.386		0-0 HR		0-0 G5-4-3 1-2f		0-0 6-3		0-0 4-3 1B		4 1 2 1 0 0 1																									
<b>Gil Garrido, R</b> (1, 6) OBP: 0.306, SLG: 0.330		0-0 1B 1B		0-0 1-3		4-0 FC6-4 BB		0-0 4-3		3 0 1 0 1 0 1																									
<b>Pat Jarvis, R</b> (1, 1) OBP: 0.178, SLG: 0.181 <b>Don Cardwell, R</b> (4, 1) OBP: 0.182, SLG: 0.200 <b>Jimmie Hall, L</b> (7, PH) OBP: 0.229, SLG: 0.286 <b>Rick Kester, R</b> (7, 1) <b>Bob Aspromonte, R</b> (9, PH) OBP: 0.268, SLG: 0.228		0-0 1B		0-3 K		0-0 FC6-4 1-2f		0-0 L5		1 0 1 0 0 0 0 1 0 0 0 0 1 0 1 0 0 0 0 0 1 0 0 0 0 0 0 0 1 0 0 0 0 0 1																									
<b>Inning Stats</b>	R: 0 E: 0 K: 1 S: 5	H: 1 LOB: 1 BB: 1 P: 9	R: 1 E: 0 K: 0 S: 6	H: 3 LOB: 2 BB: 0 P: 6	R: 0 E: 0 K: 1 S: 5	H: 0 LOB: 0 BB: 0 P: 5	R: 0 E: 0 K: 0 S: 3	H: 1 LOB: 0 BB: 0 P: 3	R: 0 E: 0 K: 1 S: 5	H: 0 LOB: 1 BB: 1 P: 9	R: 0 E: 0 K: 0 S: 3	H: 1 LOB: 1 BB: 1 P: 7	R: 0 E: 0 K: 0 S: 3	H: 0 LOB: 1 BB: 1 P: 7	R: 0 E: 0 K: 0 S: 4	H: 1 LOB: 1 BB: 0 P: 4	R: 0 E: 0 K: 0 S: 4	H: 1 LOB: 1 BB: 0 P: 4	R: 0 E: 0 K: 0 S: 4	H: 1 LOB: 1 BB: 0 P: 4	1B: 7 2B: 0 3B: 0 HR: 1	SF: 0 SAC: 0 DP: 2 HBP: 0	WP: 0 PB: 0 SB: 0 CS: 1	PA: 36											
<b>PITCHER</b> <b>Alan Foster, R</b> (1, 1) ERA: 4.2	IP 9.0	WLS W	BF 36	H 8	R 1	ER 1	SO 3	BB 4	IBB 0	HBP 0	BLK 0	WP 0	HR 1	S 38	P 54	ERA 1.00	WHIP 1.333	<b>PITCHER</b>	IP	WLS	BF	H	R	ER	SO	BB	IBB	HBP	BLK	WP	HR	S	P	ERA	WHIP

Atlanta Braves @ Los Angeles Dodgers  
Dodger Stadium, Los Angeles, CA  
Mon Sep 07 1970, 7:05 PM PDT  
Att: 25,803 - Unknown

livebaseballscorecards.com

AB	32
R	1
H	8
RBI	1
BB	4
SO	3
LOB	14



Batter	1	2	3	4	5	6	7	8	9
Maury Wills, S OBP: 0.333, SLG: 0.316 (1, 6)	0-0 F2	4-0 BB		0-0 F8		0-0 SH1-4 2B 1B		0-0 4-3	
Bill Russell, R OBP: 0.301, SLG: 0.378 (1, 9)	0-0 1B BB SF7 1B	0-0 F6		0-0 S 2B 1B		0-0 SH1-4		0-3 K	
Willie Davis, L OBP: 0.344, SLG: 0.456 (1, 8)	4-0 1B 1-2 1B BB	0-0 L7		4-0 2B 1-2 2B BB		0-0 2B 2-H		0-0 F8	
Wes Parker, S OBP: 0.402, SLG: 0.472 (1, 3)	0-0 1B 1-2 2-3 1B		0-0 BB 1B	0-0 2B 1-H 2-H		0-0 F8			
Bill Sudakis, S OBP: 0.354, SLG: 0.458 (1, 2)	0-0 SF7		0-0 F9	0-0 WP 2B 2-H		0-0 F8			
Ted Sizemore, R OBP: 0.368, SLG: 0.354 (1, 4)	0-0 1B 1-2 2-H		0-0 F9	0-0 6-3 2-3		0-0 F7			
Willie Crawford, L OBP: 0.321, SLG: 0.397 (1, 7)	0-0 F9		4-0 BB 1-2		0-0 G1-4-3 1B		0-0 6-3		
Billy Grabarkewitz, R OBP: 0.406, SLG: 0.454 (1, 5)		0-3 K	0-0 1-3		0-0 G1-4-3 1-2f		4-0 FC4-6 BB		
Alan Foster, R OBP: 0.143, SLG: 0.117 (1, 1)		0-0 BB 1B		0-0 4-3	0-0 6-3		0-0 FC4-6 1-2f		

AB	R	H	RBI	BB	SO	LOB
4	1	1	0	1	0	0
4	2	2	0	0	1	2
3	2	1	1	2	0	2
4	1	3	2	0	0	1
3	0	1	2	0	0	2
4	0	1	1	0	0	2
3	0	1	0	1	0	2
3	0	0	0	1	1	3
4	0	1	0	0	0	1


**BOTTOM**

**Atlanta Braves @ Los Angeles Dodgers**  
**Dodger Stadium, Los Angeles, CA**

Mon Sep 07 1970, 7:05 PM PDT  
 Att. 25,803 - Unknown

livebaseballscorecards.com

<b>AB</b>	<b>32</b>
<b>R</b>	<b>6</b>
<b>H</b>	<b>11</b>
<b>RBI</b>	<b>6</b>
<b>BB</b>	<b>5</b>
<b>SO</b>	<b>2</b>
<b>LOB</b>	<b>15</b>



Inning Stats	R	H	E	K	S	IP	WLS	BF	H	R	ER	SO	BB	IBB	HBP	BLK	WP	HR	S	P	ERA	WHIP
	2	3	0	0	6	3.2	L	23	8	5	5	1	4	0	0	0	0	0	21	37	12.27	3.273
	0	2	1	1	10	2.1		9	3	1	1	0	0	0	0	0	1	0	9	9	3.86	1.286
	0	1	0	0	10	2.0		7	0	0	0	1	1	0	0	0	0	0	8	12	0.00	0.500

WP	PA	ERA	WHIP
1	39		
0			
1			
0			

Batter	1	2	3	4	5	6	7	8	9	AB R H RBI BB SO LOB	TOP											
<b>Felix Millan, R</b> (1, 4) <small>OBP: 0.342, SLG: 0.374</small> <b>Sonny Jackson, L</b> (4, 6) <small>OBP: 0.342, SLG: 0.310</small>	0-0 4-3 HR 2B	0-0 1-2 1B		0-0 1-3		0-0 5-3			0-0 1-3	3 1 2 0 0 0 0 2 0 0 0 0 0 2												
<b>Mike Lum, L</b> (1, 8) <small>OBP: 0.316, SLG: 0.422</small>	0-0 4-3 2-3	0-0 F2			0-0 4-3		0-0 1B 1B		0-0 4-3 1B	5 0 2 0 0 0 3												
<b>Hank Aaron, R</b> (1, 9) <small>OBP: 0.388, SLG: 0.603</small>	4-0 HR BB		0-0 L5		0-0 FC1-6-5 2B		0-0 L7		0-0 4-3 1-2	4 1 1 0 1 0 2												
<b>Orlando Cepeda, R</b> (1, 3) <small>OBP: 0.371, SLG: 0.565</small>	0-0 1-H 3-H HR		0-0 2B		0-0 FC1-6-5 2-3 2B		0-0 1-2 G4-6-3 1B		4-0 BB BB	4 1 3 3 1 0 1												
<b>Rico Carty, R</b> (1, 7) <small>OBP: 0.441, SLG: 0.583</small> <b>Oscar Brown, R</b> (9, 7) <small>OBP: 0.455, SLG: 0.552</small>	0-0 G3		4-0 BB		0-0 5-3		0-0 G4-6-3 1-2f 2B		0-0 F7	4 0 0 0 1 0 5 0 0 0 0 0 0 0												
<b>Clete Boyer, R</b> (1, 5) <small>OBP: 0.305, SLG: 0.387</small>	0-0 F5		0-0 F4			0-0 SH2-4 SH1-4 1B		0-0 4-3 SH1-4 1B		4 0 2 0 0 0 2												
<b>Gil Carrido, R</b> (1, 6) <small>OBP: 0.304, SLG: 0.328</small> (4, 4)		0-0 6-3	0-0 6-3			0-0 SH1-4 1-2		0-0 SH1-4 1-2		2 0 0 0 0 0 2												
<b>Bob Didier, S</b> (1, 2) <small>OBP: 0.201, SLG: 0.183</small>		0-0 4-3		0-0 L4		H 1-0 SH2-4 HBP		0-0 4-3 2-3		3 0 0 0 0 0 1												
<b>George Stone, L</b> (1, 1) <small>OBP: 0.308, SLG: 0.243</small>		4-0 1B BB		0-0 F7		X 0-0 SH2-4 1-2 2-3		X 0-0 5-3		2 0 0 0 1 0 1												
<b>Inning Stats</b>	R: 3 E: 0 K: 0 S: 5	H: 2 LOB: 0 BB: 1 P: 9	R: 0 E: 0 K: 0 S: 4	H: 1 LOB: 2 BB: 1 P: 8	R: 0 E: 0 K: 0 S: 4	H: 1 LOB: 2 BB: 1 P: 8	R: 0 E: 0 K: 0 S: 3	H: 0 LOB: 0 BB: 0 P: 3	R: 0 E: 0 K: 0 S: 4	H: 1 LOB: 1 BB: 0 P: 4	R: 0 E: 0 K: 0 S: 4	H: 1 LOB: 2 BB: 0 P: 5	R: 0 E: 0 K: 0 S: 4	H: 2 LOB: 1 BB: 0 P: 4	R: 0 E: 0 K: 0 S: 4	H: 1 LOB: 1 BB: 0 P: 4	R: 0 E: 0 K: 0 S: 4	H: 1 LOB: 2 BB: 1 P: 8	1B: 6 2B: 3 3B: 0 HR: 1	SF: 0 SAC: 3 DP: 1 HBP: 1	WP: 0 PB: 0 SB: 0 CS: 0	PA: 41
<b>PITCHER</b>	IP WLS BF H R ER SO BB IBB HBP BLK WP HR S P ERA WHIP																		<b>PITCHER</b>	IP WLS BF H R ER SO BB IBB HBP BLK WP HR S P ERA WHIP		
<b>Sandy Vance, R</b> (1, 1) <small>ERA: 3.01</small> <b>Ray Lamb, R</b> (6, 1) <small>ERA: 2.84</small> <b>Pete Mikkelsen, R</b> (8, 1) <small>ERA: 2.54</small>	5.0 L 23 5 3 3 0 3 0 0 0 0 1 20 32 5.40 1.600																					

Atlanta Braves @ Los Angeles Dodgers  
 Dodger Stadium, Los Angeles, CA  
 Tue Sep 08 1970, 7:05 PM PDT  
 Att: 13,192 - Unknown

livebaseballscorecards.com

<b>AB</b>	33
<b>R</b>	3
<b>H</b>	10
<b>RBI</b>	3
<b>BB</b>	4
<b>SO</b>	0
<b>LOB</b>	19



Batter	1	2	3	4	5	6	7	8	9	AB	R	H	RBI	BB	SO	LOB
Maury Wills, S (1, 6) OBP: 0.334, SLG: 0.320	0-0 FC1-4 1B		0-0 G4-3 1-2f		0-0 1-3 3-H 2B			0-0 1-3		4	0	2	1	0	0	1
Manny Mota, R (1, 7) OBP: 0.365, SLG: 0.383	0-0 FC1-4 1-2f		0-0 F4		0-0 F8			0-0 F9		4	0	0	0	0	0	3
Bill Sudakis, S (1, 2) OBP: 0.348, SLG: 0.449	0-3 K			0-0 6-3		0-0 1-3		0-0 6-3		4	0	0	0	0	1	1
Wes Parker, S (1, 3) OBP: 0.401, SLG: 0.471	0-0 F8			0-0 4-3		0-0 6-3			0-0 1B	4	0	1	0	0	0	1
Andy Kosco, R (1, 9) OBP: 0.237, SLG: 0.401		0-0 1B		0-0 F8		0-0 5-3			0-0 F5	4	0	1	0	0	0	1
Ted Sizemore, R (1, 4) OBP: 0.366, SLG: 0.356		0-0 F9			0-0 FC6-4 2B 2B		0-0 6-3		0-0 L7	4	1	1	0	0	0	2
Bill Russell, R (1, 8) OBP: 0.296, SLG: 0.372		0-3 K			0-0 F5		0-0 F7		0-0 L7	4	0	0	0	0	1	3
Billy Grabarkewitz, R (1, 5) OBP: 0.408, SLG: 0.461		0-3 K			4-0 FC6-4 BB		0-0 HR			2	1	1	1	1	1	1
Sandy Vance, R (1, 1) OBP: 0.200, SLG: 0.172			0-0 G4-3 1B		0-0 FC6-4 2B 1-2f 2-3		0-0 F9			1	0	1	0	0	0	0
Jim Lefebvre, S (5, PH) OBP: 0.330, SLG: 0.378										1	0	0	0	0	0	2
Ray Lamb, R (6, 1)										0	0	0	0	0	0	0
Jeff Torborg, R (7, PH) OBP: 0.306, SLG: 0.321										1	0	0	0	0	0	0
Pete Mikkelsen, R (8, 1) OBP: 0.500, SLG: 0.500										0	0	0	0	0	0	0

Inning Stats	R: 0	H: 1	E: 0	LOB: 1	K: 1	P: 6	R: 0	H: 1	E: 0	LOB: 1	K: 2	P: 8	R: 0	H: 1	E: 0	LOB: 0	K: 0	P: 3	R: 1	H: 2	E: 0	LOB: 2	K: 0	P: 9	R: 0	H: 0	E: 0	LOB: 0	K: 0	P: 3	R: 1	H: 1	E: 0	LOB: 0	K: 0	P: 4	R: 0	H: 0	E: 0	LOB: 0	K: 0	P: 3	R: 0	H: 1	E: 0	LOB: 1	K: 0	P: 4
1B: 4	SF: 0	2B: 2	SAC: 0	3B: 0	DP: 1	HR: 1	HBP: 0	WP: 0	PA: 34	WP: 0	PA: 34	WP: 0	PA: 34	WP: 0	PA: 34	WP: 0	PA: 34	WP: 0	PA: 34	WP: 0	PA: 34	WP: 0	PA: 34	WP: 0	PA: 34	WP: 0	PA: 34	WP: 0	PA: 34	WP: 0	PA: 34	WP: 0	PA: 34	WP: 0	PA: 34	WP: 0	PA: 34	WP: 0	PA: 34	WP: 0	PA: 34	WP: 0	PA: 34	WP: 0	PA: 34	WP: 0	PA: 34	
PITCHER	IP	WLS	BF	H	R	ER	SO	BB	IBB	HBP	BLK	WP	HR	S	P	ERA	WHIP																															
George Stone, L (1, 1) ERA: 3.81	9.0	W	34	7	2	2	3	1	0	0	0	0	1	39	43	2.00	0.889																															

**Atlanta Braves @ Los Angeles Dodgers**  
 Dodger Stadium, Los Angeles, CA

Tue Sep 08 1970, 7:05 PM PDT  
 Att. 13,192 - Unknown

<b>AB</b>	<b>33</b>
<b>R</b>	<b>2</b>
<b>H</b>	<b>7</b>
<b>RBI</b>	<b>2</b>
<b>BB</b>	<b>1</b>
<b>SO</b>	<b>3</b>
<b>LOB</b>	<b>15</b>

livebaseballscores.com

Batter	1	2	3	4	5	6	7	8	9	10	11	AB R H RBI BB SO LOB	TOP					
<b>Felix Millan, R</b> (1, 4) OBP: 0.345, SLG: 0.380	0-0 E6 FC3-6 1B		0-0 2B 1B	0-0 1B		0-0 S 1B			0-3 K		0-0 SH3 1B 2B	6 2 4 0 0 1 0	<b>Atlanta Braves @ San Diego Padres</b> San Diego Stadium, San Diego, CA Wed Sep 09 1970, 10:05 PM EDT Unknown					
<b>Ralph Garr, L</b> (1, 9) OBP: 0.242, SLG: 0.226	0-0 FC3-6 1B		0-3 K	0-0 1B		0-0 4-3			0-0 4-3		4-0 1B 2B IBB	5 1 2 0 1 1 3						
<b>Orlando Cepeda, R</b> (1, 3) OBP: 0.370, SLG: 0.563 <b>Bob Priddy, R</b> (10, 1) OBP: 0.250, SLG: 0.200	0-0 F8		0-0 1B 2B	0-0 F8		0-0 F8			0-0 F6		0-0 SH3	5 1 1 1 0 0 5 0 0 0 0 0 0 0						
<b>Rico Carty, R</b> (1, 7) OBP: 0.441, SLG: 0.580 <b>Oscar Brown, R</b> (10, PR) OBP: 0.471, SLG: 0.567	0-0 FC3-6		0-0 1B		0-0 F8			0-3 K		4-0 1B BB	0-0 2B 1B	4 0 1 2 1 1 2 1 0 1 1 0 0 0						
<b>Mike Lum, L</b> (1, 8) OBP: 0.312, SLG: 0.420	0-3 K		0-0 F9		0-0 G3			0-0 6-3		0-0 F9	0-0 2B	6 0 1 1 0 1 4						
<b>Bob Aspromonte, R</b> (1, 5) OBP: 0.267, SLG: 0.229 <b>Hoyt Wilhelm, R</b> (8, 1) OBP: 0.231, SLG: 0.091 <b>Hank Aaron, R</b> (10, PH) OBP: 0.391, SLG: 0.603		0-0 5-3	0-0 F6		0-0 1B			0-0 6-3		4-0 1B BB	4-0 IBB	4 0 1 0 0 0 1 0 0 0 0 0 0 0 0 0 0 0 2 0 0						
<b>Gil Garrido, R</b> (1, 6) OBP: 0.305, SLG: 0.328		0-0 L7		0-0 G5-4-3 1B		0-0 4-3		0-0 L8		0-0 1B	0-0 1-3	6 0 2 0 0 0 4						
<b>Bob Tillman, R</b> (1, 2) OBP: 0.296, SLG: 0.407		0-3 K		0-0 G5-4-3		0-3 K		0-0 F9		0-0 1B	0-0 HR	5 1 1 1 0 2 1						
<b>Mike McQueen, L</b> (1, 1) OBP: 0.333, SLG: 0.417 <b>Clete Boyer, R</b> (8, 5) OBP: 0.304, SLG: 0.385			0-0 1B 2B 1B	0-0 1B 1B		0-0 5-3		0-0 6-3		0-0 6-3	0-0 6-3	3 1 2 0 0 0 0 2 0 0 0 0 0 0						
<b>Inning Stats</b>	R: 0 H: 1 E: 1 LOB: 2 K: 1 BB: 0 S: 7 P: 7	R: 0 H: 0 E: 0 LOB: 0 K: 1 BB: 0 S: 5 P: 5	R: 3 H: 4 E: 0 LOB: 1 K: 1 BB: 0 S: 9 P: 9	R: 0 H: 4 E: 0 LOB: 3 K: 0 BB: 0 S: 6 P: 6	R: 0 H: 1 E: 0 LOB: 1 K: 0 BB: 0 S: 4 P: 4	R: 0 H: 1 E: 0 LOB: 1 K: 1 BB: 0 S: 6 P: 6	R: 0 H: 0 E: 0 LOB: 0 K: 1 BB: 0 S: 5 P: 5	R: 0 H: 0 E: 0 LOB: 0 K: 0 BB: 0 S: 3 P: 3	R: 0 H: 0 E: 0 LOB: 0 K: 1 BB: 0 S: 5 P: 5	R: 0 H: 1 E: 0 LOB: 2 K: 0 BB: 2 S: 3 P: 11	R: 3 H: 4 E: 0 LOB: 3 K: 0 BB: 2 S: 7 P: 15	1B: 12 SF: 0 2B: 3 SAC: 1 3B: 0 DP: 1 HR: 1 HBP: 0		WP: 0 PA: 52 PB: 0 SB: 1 CS: 0				
<b>PITCHER</b>	IP WLS BF H R ER SO BB IBB HBP BLK WP HR S P ERA WHIP																	
<b>Mike Corkins, R</b> (1, 1) ERA: 4.56	10.0	43	12	3	3	6	2	0	0	0	0	0	0	53	61	2.70	1.400	
<b>Tom Dukes, R</b> ERA: 3.66	(11, 1)	0.2	L	7	4	3	3	0	0	1	0	0	0	1	6	10	40.50	6.000
<b>Ron Willis, R</b> ERA: 3.93	(11, 1)	0.1		2	0	0	0	0	0	1	0	0	0	0	1	5	0.00	0.000

AB	47
R	6
H	16
RBI	6
BB	4
SO	6
LOB	20



Batter	1	2	3	4	5	6	7	8	9	10	11	AB R H RBI BB SO LOB	BOTTOM			
<b>Jose Arcia, R</b> (1, 6) <small>OBP: 0.288, SLG: 0.295</small> <b>Al Ferrara, R</b> (8, PH) <small>OBP: 0.377, SLG: 0.455</small> <b>Jim Williams, R</b> (8, PR) <small>OBP: 0.333, SLG: 0.333</small> <b>Chris Camizzaro, R</b> (9, 2) <small>OBP: 0.378, SLG: 0.399</small>	0-0 F9		0-3 K			0-3 K		0-0 FC1-6 1B		0-0 1-4-3		3 0 0 0 0 2 2 1 0 1 0 0 0 0 0 0 0 0 0 0 0 1 0 0 0 0 0 1	<b>Atlanta Braves @ San Diego Padres</b> <b>San Diego Stadium, San Diego, CA</b> Wed Sep 09 1970, 10:05 PM EDT Unknown			
<b>Dave Campbell, R</b> (1, 4) <small>OBP: 0.274, SLG: 0.339</small>	0-3 K			0-3 K		0-0 HR 3B		0-0 FC1-6 1-2f		0-0 F8		5 1 1 1 0 2 2				
<b>Cito Gaston, R</b> (1, 8) <small>OBP: 0.368, SLG: 0.540</small>	0-3 K			0-0 5-3		0-0 HR		0-3 K 1-2			0-0 1B	5 1 2 2 0 2 1				
<b>Ollie Brown, R</b> (1, 9) <small>OBP: 0.335, SLG: 0.501</small>		0-0 F6		0-0 4-3		0-0 F8		0-3 K			0-0 F8	5 0 0 0 0 1 3				
<b>Nate Colbert, R</b> (1, 3) <small>OBP: 0.323, SLG: 0.479</small>		0-0 5-3			0-3 K	4-0 BB			0-0 F8		0-0 F9	4 0 0 0 1 1 1				
<b>Ed Spiezio, R</b> (1, 5) <small>OBP: 0.381, SLG: 0.482</small>		0-0 F8			4-0 BB	0-0 F7			0-0 F8		0-0 1-3	4 0 0 0 1 0 2				
<b>Ivan Murrell, R</b> (1, 7) <small>OBP: 0.277, SLG: 0.377</small>			0-3 K		0-3 K		0-0 F7		0-3 K			4 0 0 0 0 3 1				
<b>Ron Slocum, R</b> (1, 2) <small>OBP: 0.241, SLG: 0.271</small> (9, 6) <b>Ray Webster, L</b> (10, PH) <small>OBP: 0.322, SLG: 0.343</small> <b>Tom Dukes, R</b> (11, 1) <b>Ron Willis, R</b> (11, 1)			4-0 BB		0-3 K		0-3 K			0-0 1-4-3 1B		2 0 0 0 1 2 1 1 0 1 0 0 0 0 0 0 0 0 0 0 0 0 0 0 0 0 0 0				
<b>Mike Corkins, R</b> (1, 1) <small>OBP: 0.278, SLG: 0.353</small> <b>Steve Huntz, S</b> (10, PH) <small>OBP: 0.339, SLG: 0.344</small> (11, 6)			0-0 F4			0-0 3B 1B		0-0 4-3		0-0 F3		3 1 1 0 0 0 1 1 0 0 0 0 0 1				
<b>Inning Stats</b>	R: 0 H: 0 E: 0 LOB: 0 K: 2 BB: 0 S: 7 P: 7	R: 0 H: 0 E: 0 LOB: 0 K: 0 BB: 0 S: 3 P: 3	R: 0 H: 0 E: 0 LOB: 1 K: 2 BB: 1 S: 7 P: 11	R: 0 H: 0 E: 0 LOB: 0 K: 1 BB: 0 S: 5 P: 5	R: 0 H: 0 E: 0 LOB: 1 K: 3 BB: 1 S: 9 P: 13	R: 3 H: 3 E: 0 LOB: 1 K: 1 BB: 1 S: 8 P: 12	R: 0 H: 0 E: 0 LOB: 0 K: 1 BB: 0 S: 5 P: 5	R: 0 H: 1 E: 0 LOB: 2 K: 2 BB: 0 S: 8 P: 8	R: 0 H: 0 E: 0 LOB: 0 K: 1 BB: 0 S: 5 P: 5	R: 0 H: 1 E: 0 LOB: 1 K: 0 BB: 0 S: 4 P: 4	R: 0 H: 1 E: 0 LOB: 1 K: 0 BB: 0 S: 4 P: 4	1B: 4 SF: 0 2B: 0 SAC: 0 3B: 1 DP: 0 HR: 1 HBP: 0		WP: 0 PA: 42 PB: 0 SB: 1 CS: 0		
<b>PITCHER</b>	IP WLS BF H R ER SO BB IBB HBP BLK WP HR S P ERA WHIP															
<b>Mike McQueen, L</b> (1, 1) <small>ERA: 6.39</small> <b>Hoyt Wilhelm, R</b> (8, 1) <small>ERA: 2.47</small> <b>Bob Priddy, R</b> (10, 1) <small>ERA: 5.01</small>	7.0 2.0 2.0	27 7 8	3 1 2	3 0 0	3 0 0	10 3 0	3 0 0	0 0 0	0 0 0	0 0 0	0 0 0	1 13 8	44 13 8	56 13 8	3.86 0.00 0.00	0.857 0.500 1.000

AB	39
R	3
H	6
RBI	3
BB	3
SO	13
LOB	16



livebaseballscores.com

Batter	1	2	3	4	5	6	7	8	9	AB R H RBI BB SO LOB	TOP																
<b>Felix Millan, R</b> (1, 4) OBP: 0.347, SLG: 0.379	4-0 S 1B BB	4-0 BB		0-0 F4		0-0 F8			0-0 G4-6-3 1B	3 1 1 0 2 0 1																	
<b>Ralph Garr, L</b> (1, 9) OBP: 0.289, SLG: 0.257	4-0 1B SF7 BB	0-0 F7		0-0 E4 1B		0-0 PO 1B			0-0 G4-6-3 1-2f	4 2 2 0 1 0 3																	
<b>Hank Aaron, R</b> (1, 3) OBP: 0.393, SLG: 0.603	0-0 G3 SF7 1-3 2-H 1B		0-0 F5	0-0 1B		0-0 PO 1-2	0-0 F5		0-0 FC4-6 1B	5 0 3 2 0 0 0																	
<b>Mike Lum, L</b> (1, 8) OBP: 0.314, SLG: 0.419	0-0 SF7		4-0 FC3-6 BB	0-0 FC4-6 1B			0-3 K2-3		0-0 FC4-6 1-2f	3 0 1 1 1 1 1																	
<b>Clete Boyer, R</b> (1, 5) OBP: 0.302, SLG: 0.381	0-0 G3		0-0 FC3-6 BB 1-2f	0-0 FC4-6 1-2f			0-0 F7			4 0 0 0 0 0 4																	
<b>Oscar Brown, R</b> (1, 7) OBP: 0.447, SLG: 0.515	0-3 K		4-0 FC6-4 BB		0-0 4-3			0-0 5-3		3 0 0 0 1 1 1																	
<b>Gil Carrido, R</b> (1, 6) OBP: 0.304, SLG: 0.327		0-0 4-3	0-0 FC6-4 1-2f		0-0 4-3			0-0 1B		4 0 1 0 0 0 2																	
<b>Bob Didier, S</b> (1, 2) OBP: 0.210, SLG: 0.180		4-0 SH1-4 BB		4-0 SH3 E BB	0-0 F3			0-0 F3		2 1 0 0 2 0 1																	
<b>Phil Niekro, R</b> (1, 1) OBP: 0.175, SLG: 0.195		0-0 SH1-4		0-0 SH3		0-0 5-3		0-0 F3		1 0 0 0 0 0 0																	
<b>Steve Barber, L</b> (6, 1)										0 0 0 0 0 0 0																	
<b>Jimmie Hall, L</b> (8, PH) OBP: 0.226, SLG: 0.282										1 0 0 0 0 0 1																	
<b>Julio Navarro, R</b> (8, 1) OBP: 0.167, SLG: 0.167		1-2								0 0 0 0 0 0 0																	
<b>Inning Stats</b>	R: 2 E: 0 K: 1 S: 6	H: 1 LOB: 1 BB: 2 P: 14	R: 0 E: 0 K: 0 S: 3	H: 0 LOB: 2 BB: 2 P: 11	R: 0 E: 0 K: 0 S: 3	H: 0 LOB: 2 BB: 2 P: 11	R: 2 E: 1 K: 0 S: 6	H: 3 LOB: 2 BB: 1 P: 10	R: 0 E: 0 K: 0 S: 3	H: 0 LOB: 0 BB: 0 P: 3	R: 0 E: 0 K: 0 S: 3	H: 1 LOB: 0 BB: 0 P: 3	R: 0 E: 0 K: 1 S: 5	H: 0 LOB: 0 BB: 0 P: 5	R: 0 E: 0 K: 0 S: 4	H: 1 LOB: 1 BB: 0 P: 4	R: 0 E: 0 K: 0 S: 4	H: 2 LOB: 1 BB: 0 P: 4	1B: 8 2B: 0 3B: 0 HR: 0	SF: 1 SAC: 2 DP: 1 HBP: 0	WP: 0 PB: 0 SB: 1 CS: 0	PA: 41					
<b>PITCHER</b>	IP WLS BF H R ER SO BB IBB HBP BLK WP HR S P ERA WHIP																										
<b>Steve Arlin, R</b> (1, 1) ERA: 9.82	3.2		22	4	4	4	1	7	0	0	0	0	0	17	45	9.82	3.000										
<b>Gary Ross, R</b> (4, 1) ERA: 5.89	1.1		4	0	0	0	0	0	0	0	0	0	0	4	4	0.00	0.000										
<b>Earl Wilson, R</b> (6, 1) ERA: 4.55	4.0	W	14	4	0	0	1	0	0	0	0	0	0	16	16	0.00	1.000										

Atlanta Braves @ San Diego Padres  
San Diego Stadium, San Diego, CA  
Wed Sep 09 1970, 10:05 PM EDT  
Att. 4,877 - Unknown

livebaseballscorecards.com

AB	30
R	4
H	8
RBI	3
BB	7
SO	2
LOB	14





Batter	1	2	3	4	5	6	7	8	9
<b>Dave Campbell, R</b> OBP: 0.272, SLG: 0.336 (1, 4)	0-0 6-3 ①		0-0 F5 ③		0-0 F7 ②	0-0 F5 ③			
<b>Steve Huntz, S</b> OBP: 0.343, SLG: 0.345 (1, 6) (9, 5)	0-0 6-3 1B			4-0 1B BB	4-0 1-2 HR BB		0-0 6-3 ①		
<b>Cito Gaston, R</b> OBP: 0.367, SLG: 0.543 (1, 8)	0-0 6-3 1-2 ②		0-0 F8 ①		0-0 1-H 2-H HR		0-0 4-3 ②		
<b>Al Ferrara, R</b> OBP: 0.376, SLG: 0.452 (1, 7)	0-0 F8 ③		0-0 1-2 1B		0-0 5-3 ③		0-3 K ③		
<b>Ivan Murrell, R</b> OBP: 0.277, SLG: 0.377 (8, 7)									
<b>Ollie Brown, R</b> OBP: 0.336, SLG: 0.503 (1, 9)		0-0 F9 ①		0-0 1-2 2-H 1B		0-0 E SF8 2B		0-0 6-3 ①	
<b>Nate Colbert, R</b> OBP: 0.321, SLG: 0.475 (1, 3)		0-0 F7 ②		0-3 K ②		0-0 E5 HR 2-3		0-0 5-3 ②	
<b>Ed Spiezio, R</b> OBP: 0.376, SLG: 0.475 (1, 5)		0-0 4-3 ③		0-0 F8 ③		0-3 K ①		0-0 5-3 ③	
<b>Jose Arcia, R</b> OBP: 0.288, SLG: 0.295 (9, 6)									
<b>Chris Cannizzaro, R</b> OBP: 0.374, SLG: 0.397 (1, 2)			0-0 F8 ①		0-0 F4 ①	0-0 SF8 ②			
<b>Steve Arlin, R</b> (1, 1)			0-0 5-3 ②		0-0 HR BB 1B	0-0 1-H HR			
<b>Gary Ross, R</b> OBP: 0.500, SLG: 0.500 (4, 1)									
<b>Larry Stahl, L</b> OBP: 0.174, SLG: 0.178 (5, PH)									
<b>Earl Wilson, R</b> OBP: 0.212, SLG: 0.298 (6, 1)									

Inning Stats	R: 0	H: 1	E: 0	K: 0	S: 4	LOB: 1	BB: 0	P: 4
	R: 0	H: 0	E: 0	K: 0	S: 3	LOB: 0	BB: 0	P: 3
	R: 0	H: 0	E: 0	K: 0	S: 3	LOB: 0	BB: 0	P: 3
	R: 1	H: 2	E: 0	K: 1	S: 7	LOB: 2	BB: 1	P: 11
	R: 3	H: 2	E: 0	K: 0	S: 5	LOB: 0	BB: 1	P: 9
	R: 3	H: 2	E: 1	K: 1	S: 8	LOB: 0	BB: 0	P: 8
	R: 0	H: 0	E: 0	K: 1	S: 5	LOB: 0	BB: 0	P: 5
	R: 0	H: 0	E: 0	K: 0	S: 3	LOB: 0	BB: 0	P: 3

PITCHER										PITCHER																										
IP	WLS	BF	H	R	ER	SO	BB	IBB	HBP	BLK	WP	HR	S	P	ERA	WHIP	IP	WLS	BF	H	R	ER	SO	BB	IBB	HBP	BLK	WP	HR	S	P	ERA	WHIP			
Phil Niekro, R	(1, 1)	5.2	L	27	7	7	4	2	2	0	0	0	0	0	6.35	1.588																				
Steve Barber, L	(6, 1)	1.1		4	0	0	0	1	0	0	0	0	0	0	0.00	0.000																				
Julio Navarro, R	(8, 1)	1.0		3	0	0	0	0	0	0	0	0	0	0	0.00	0.000																				

**BOTTOM**

**Atlanta Braves @ San Diego Padres**  
San Diego Stadium, San Diego, CA

Wed Sep 09 1970, 10:05 PM EDT  
Att. 4,877 - Unknown

AB	R	H	RBI	BB	SO	LOB
4	0	0	0	0	0	1
2	2	1	0	2	0	0
4	1	1	3	0	0	2
4	0	1	0	0	1	1
0	0	0	0	0	0	0
4	1	2	1	0	0	0
4	1	0	0	0	1	3
4	0	0	0	0	1	4
0	0	0	0	0	0	0
2	0	0	1	0	0	0
1	0	0	0	0	0	0
0	0	0	0	0	0	0
1	1	1	0	0	0	0
1	1	1	2	0	0	0

livebaseballscores.com

AB	31
R	7
H	7
RBI	7
BB	2
SO	3
LOB	11



WP: 0	PA: 34
PB: 0	
SB: 0	
CS: 0	

Batter	1	2	3	4	5	6	7	8	9	AB R H RBI BB SO LOB	TOP
Oscar Brown, R OBP: 0.452, SLG: 0.595 (1, 8) X	0-0 L6-4 1B		0-0 2-H HR		0-0 6-3			0-0 6-3		4 1 2 2 0 0 0	
Felix Millan, R OBP: 0.350, SLG: 0.382 (1, 4) X	0-0 1-2 1B		0-0 4-3		0-0 1B			0-0 FC5-4 1B		4 0 3 0 0 0 0	
Hank Aaron, R OBP: 0.390, SLG: 0.598 (1, 9) X	0-0 F9		0-0 5-3		0-0 F7			0-0 FC5-4 1B		4 0 0 0 0 0 4	
Orlando Cepeda, R OBP: 0.369, SLG: 0.561 (1, 3) X	0-0 L6-4 2-3			0-0 F6		0-0 F3		0-0 1-2 1B		4 0 1 0 0 0 2	
Rico Carty, R OBP: 0.439, SLG: 0.577 (1, 7) X		0-0 G3		0-0 1B 1B		0-0 F9		0-0 G3		4 0 1 0 0 0 2	
Clete Boyer, R OBP: 0.299, SLG: 0.378 (1, 5) X		0-0 F8		0-0 L7		0-0 L4		0-0 F9		4 0 0 0 0 0 1	
Gil Carrido, R OBP: 0.305, SLG: 0.327 (1, 6) X		0-0 1-3		0-0 1-2 1B		0-0 1-3		0-0 CS 1B		3 0 1 0 0 0 0	
Hal King, L OBP: 0.366, SLG: 0.466 (9, PH) X										1 0 1 0 0 0 0	
Sonny Jackson, L OBP: 0.342, SLG: 0.310 (9, PR) X										0 0 0 0 0 0 0	
Bob Didier, S OBP: 0.213, SLG: 0.183 (1, 2) X			0-0 SH1-4 HR 1B		0-3 K		0-0 6-3		0-3 K	3 1 1 0 0 1 2	
Mike Lum, L OBP: 0.313, SLG: 0.417 (9, PH) X										1 0 0 0 0 1 1	
Ron Reed, R OBP: 0.114, SLG: 0.143 (1, 1) X			0-0 SH1-4 1-2		0-3 K		0-3 K			2 0 0 0 0 2 0	
<b>Inning Stats</b>	R: 0 E: 0 K: 0 S: 4 H: 2 LOB: 1 BB: 0 P: 4	R: 0 E: 0 K: 0 S: 3 H: 0 LOB: 0 BB: 0 P: 3	R: 2 E: 0 K: 0 S: 5 H: 2 LOB: 0 BB: 0 P: 5	R: 0 E: 0 K: 1 S: 7 H: 2 LOB: 2 BB: 0 P: 7	R: 0 E: 0 K: 1 S: 6 H: 1 LOB: 1 BB: 0 P: 6	R: 0 E: 0 K: 0 S: 3 H: 0 LOB: 0 BB: 0 P: 3	R: 0 E: 0 K: 1 S: 5 H: 0 LOB: 0 BB: 0 P: 5	R: 0 E: 0 K: 0 S: 5 H: 2 LOB: 2 BB: 0 P: 5	R: 0 E: 0 K: 1 S: 5 H: 1 LOB: 1 BB: 0 P: 5	1B: 9 2B: 2 3B: 0 HR: 1 SF: 0 SAC: 1 DP: 2 HBP: 0	WP: 0 PB: 0 SB: 0 CS: 1 PA: 35
<b>PITCHER</b> Dave Roberts, L ERA: 4.14 (1, 1) Gary Ross, R ERA: 5.75 (8, 1)	IP 7.2 WLS W BF 31 H 9 R 2 ER 2 SO 3 BB 0 IBB 0 HBP 0 BLK 0 WP 0 HR 1 S 37 P 37 ERA 2.35 WHIP 1.174	IP 1.1 WLS S BF 4 H 1 R 0 ER 0 SO 1 BB 0 IBB 0 HBP 0 BLK 0 WP 0 HR 0 S 6 P 6 ERA 0.00 WHIP 0.750	<b>PITCHER</b> IP WLS BF H R ER SO BB IBB HBP BLK WP HR S P ERA WHIP								

Atlanta Braves @ San Diego Padres  
San Diego Stadium, San Diego, CA

Thu Sep 10 1970, 10:05 PM EDT  
Att. 2,066 - Unknown

livebaseballscorecards.com

AB	34
R	2
H	10
RBI	2
BB	0
SO	4
LOB	12



Batter	1	2	3	4	5	6	7	8	9	AB	R	H	RBI	BB	SO	LOB
Dave Campbell, R (1, 4) Ray Webster, L (6, PH) Jose Arcia, R (7, 4) OBP: 0.272, SLG: 0.335 OBP: 0.319, SLG: 0.339 OBP: 0.288, SLG: 0.295	0-0 5-3 ①		0-0 L9 ①		4-0 1B BB	0-0 L1-5 ②③				2	1	0	0	1	0	0
Steve Huntz, S (1, 6) OBP: 0.345, SLG: 0.345	0-0 L8 ②		4-0 BB		0-0 1B 2B 1B		0-0 F6 ①			3	1	1	0	1	0	0
Ollie Brown, R (1, 9) OBP: 0.337, SLG: 0.503	0-0 1B		0-3 K ②		0-0 1B 2B 1B		0-0 F4 ②			4	1	2	1	0	1	1
Al Ferrara, R (1, 7) Dave Robinson, S (8, 7) OBP: 0.375, SLG: 0.453	0-0 1-3 ③		0-0 F3 ③		0-0 2B		0-0 L8 ③			4	0	1	2	0	0	2
Nate Colbert, R (1, 3) OBP: 0.319, SLG: 0.471		0-3 K ①		0-0 6-3 ①	0-0 1-3 ③			0-3 K ①		4	0	0	0	0	2	1
Ed Spiezio, R (1, 5) OBP: 0.375, SLG: 0.472		0-3 K ②		0-0 F7 ②		0-0 SH FC5-2 1B 1B		0-0 F7 ②		4	0	1	0	0	1	0
Ivan Murrell, R (1, 8) OBP: 0.283, SLG: 0.381		0-0 S 1B		0-0 6-3 ③		0-0 FC5-2 SH L1-5 1B 1B		0-0 S 1B		4	0	3	0	0	0	0
Chris Cannizzaro, R (1, 2) OBP: 0.377, SLG: 0.395		4-0 BB 1-2			0-3 K ①	0-0 SH FC5-2 1-2 2-3		4-0 IBB 1-2		1	0	0	0	2	1	0
Dave Roberts, L (1, 1) Gary Ross, R (8, 1) OBP: 0.196, SLG: 0.320 OBP: 0.429, SLG: 0.429		0-0 F6 ③			0-0 5-3 ②	0-0 FC5-2 1-2 2-3 3-H		0-0 F3 ③		3	0	0	0	0	0	5
										1	0	0	0	0	0	2

Inning Stats	R: 0	H: 1	E: 0	LOB: 1	K: 0	BB: 0	S: 4	P: 4	R: 0	H: 1	E: 0	LOB: 2	K: 2	BB: 1	S: 8	P: 12	R: 0	H: 0	E: 0	LOB: 1	K: 1	BB: 1	S: 5	P: 9	R: 0	H: 0	E: 0	LOB: 0	K: 0	BB: 0	S: 3	P: 3	R: 3	H: 3	E: 0	LOB: 1	K: 1	BB: 1	S: 8	P: 12	R: 0	H: 2	E: 1	LOB: 2	K: 0	BB: 0	S: 5	P: 5	R: 0	H: 0	E: 0	LOB: 0	K: 0	BB: 0	S: 3	P: 3	R: 0	H: 1	E: 0	LOB: 2	K: 1	BB: 1	S: 6	P: 10
PITCHER Ron Reed, R (1, 1) ERA: 4.6	IP	WLS	BF	H	R	ER	SO	BB	IBB	HBP	BLK	WP	HR	S	P	ERA	WHIP	IP	WLS	BF	H	R	ER	SO	BB	IBB	HBP	BLK	WP	HR	S	P	ERA	WHIP	IP	WLS	BF	H	R	ER	SO	BB	IBB	HBP	BLK	WP	HR	S	P	ERA	WHIP													

**BOTTOM**

**Atlanta Braves @ San Diego Padres**  
San Diego Stadium, San Diego, CA

Thu Sep 10 1970, 10:05 PM EDT  
Att. 2,066 - Unknown

livebaseballscorecards.com

AB	31
R	3
H	8
RBI	3
BB	4
SO	5
LOB	14



WP: 0	PA: 36
PB: 0	CS: 0
SB: 2	

Batter	1	2	3	4	5	6	7	8	9	AB R H RBI BB SO LOB	TOP	
Felix Millan, R (1, 4) OBP: 0.350, SLG: 0.380	1-0 CS HBP		0-0 ②			0-0 ②		0-0 ②		3 0 0 0 0 0 0	<b>Atlanta Braves @ Houston Astros</b> Astrodome, Houston, TX Fri Sep 11 1970, 8:05 PM EDT Att. 7,928 - Unknown	
Ralph Garr, L (1, 9) OBP: 0.286, SLG: 0.256	0-3 ① ② K		0-3 ③ K			0-0 ③		0-0 1B		4 0 1 0 0 2 1		
Mike Lum, L (1, 8) OBP: 0.308, SLG: 0.410	0-0 ③				0-3 ① K		0-0 ①	0-0 ③		4 0 0 0 0 1 1		
Rico Carty, R (1, 7) OBP: 0.440, SLG: 0.578 Dusty Baker Jr., R (9, PR)		0-3 ① K		0-0 ②		0-0 1B 1B		0-0 None 2B		4 1 2 0 0 1 0 0 0 0 0 0 0 0		
Orlando Cepeda, R (1, 3) OBP: 0.368, SLG: 0.559		0-0 ②		0-3 ③ K		0-0 1B 1B		0-0 ①		4 1 1 0 0 1 1		
Darrell Evans, L (1, 5) OBP: 0.500, SLG: 1.000		0-0 3B		0-0 ①		0-0 None 1B		0-0 ②		4 0 2 2 0 0 1		
Gil Carrido, R (1, 6) OBP: 0.305, SLG: 0.325 Hank Aaron, R (9, PH) OBP: 0.389, SLG: 0.597		4-0 BB BB		0-3 ② K		0-0 ② 1-2		0-3 ③ K		2 0 0 0 1 1 1 1 0 0 0 0 1 2		
Bob Didier, S (1, 2) OBP: 0.208, SLG: 0.179		0-0 ③		0-0 ③		0-0 ③				3 0 0 0 0 0 3		
Jim Nash, R (1, 1) OBP: 0.118, SLG: 0.189 Hal King, L (8, PH) OBP: 0.364, SLG: 0.464 Hoyt Wilhelm, R (8, 1) OBP: 0.231, SLG: 0.091			0-0 ①		0-3 ① K			0-0 ①		2 0 0 0 0 1 0 1 0 0 0 0 0 0 0 0 0 0 0 0 0		
<b>Inning Stats</b>	R: 0 H: 0 E: 0 LOB: 0 K: 1 BB: 0 S: 4 P: 5	R: 0 H: 1 E: 0 LOB: 2 K: 1 BB: 1 S: 6 P: 10	R: 0 H: 0 E: 0 LOB: 0 K: 1 BB: 0 S: 5 P: 5	R: 0 H: 0 E: 0 LOB: 0 K: 2 BB: 0 S: 7 P: 7	R: 0 H: 0 E: 0 LOB: 0 K: 1 BB: 0 S: 5 P: 5	R: 0 H: 0 E: 0 LOB: 0 K: 1 BB: 0 S: 5 P: 5	R: 2 H: 3 E: 0 LOB: 1 K: 0 BB: 0 S: 6 P: 6	R: 0 H: 1 E: 0 LOB: 1 K: 0 BB: 0 S: 4 P: 4	R: 0 H: 1 E: 0 LOB: 2 K: 1 BB: 0 S: 6 P: 6	1B: 4 SF: 0 2B: 2 SAC: 0 3B: 1 DP: 1 HR: 0 HBP: 1		WP: 0 PA: 34 PB: 0 SB: 0 CS: 1
<b>PITCHER</b> Jack Billingham, R (1, 1) ERA: 4.1	IP WLS BF H R ER SO BB IBB HBP BLK WP HR S P ERA WHIP	9.0 W 34 6 2 2 8 1 0 1 0 0 0 0 48 53 2.00 0.778										

livebaseballscorecards.com

**AB** 32  
**R** 2  
**H** 6  
**RBI** 2  
**BB** 1  
**SO** 8  
**LOB** 10



Batter	1	2	3	4	5	6	7	8	9
Jesus Alou, R OBP: 0.342, SLG: 0.394 (1, 9)	0-0 1B 3B		0-0 1			0-3 K 1		0-0 1	
Joe Morgan, L OBP: 0.401, SLG: 0.397 (1, 4)	0-0 None S 1B		0-0 2			0-0 1B 3B		0-3 K 2	
Jimmy Wynn, R OBP: 0.399, SLG: 0.511 (1, 7)	0-3 K 1-2 1		0-0 3			0-0 2		0-0 S 1B 1B	
Bob Watson, R OBP: 0.321, SLG: 0.425 (1, 3)	0-0 2-3			0-0 1		0-0 1B		4-0 1B BB	
Denis Menke, R OBP: 0.392, SLG: 0.438 (1, 6)	0-0 3			0-0 2		0-0 3-H 3		0-0 1-2 2-H 1B	
Doug Rader, R OBP: 0.316, SLG: 0.421 (1, 5)		0-0 1		0-0 3			0-0 1	0-3 K 3	
Cesar Cedeno, R OBP: 0.323, SLG: 0.427 (1, 8)		0-0 None S 1B			0-0 1		0-0 2		
Johnny Edwards, L OBP: 0.296, SLG: 0.304 (1, 2)		0-0 1-3 2			0-0 2		4-0 BB		
Jack Billingham, R OBP: 0.143, SLG: 0.094 (1, 1)		0-3 K 3			0-0 3		0-3 K 3		

Inning Stats	R: 1 E: 0 K: 1 S: 7	H: 2 LOB: 1 BB: 0 P: 7	R: 0 E: 0 K: 1 S: 6	H: 1 LOB: 1 BB: 0 P: 6	R: 0 E: 0 K: 0 S: 3	H: 0 LOB: 0 BB: 0 P: 3	R: 0 E: 0 K: 0 S: 3	H: 0 LOB: 0 BB: 0 P: 3	R: 1 E: 0 K: 1 S: 7	H: 2 LOB: 1 BB: 0 P: 7	R: 0 E: 0 K: 1 S: 5	H: 0 LOB: 1 BB: 1 P: 9	R: 1 E: 0 K: 2 S: 9	H: 2 LOB: 2 BB: 1 P: 13
--------------	------------------------------	---------------------------------	------------------------------	---------------------------------	------------------------------	---------------------------------	------------------------------	---------------------------------	------------------------------	---------------------------------	------------------------------	---------------------------------	------------------------------	----------------------------------

PITCHER	IP	WLS	BF	H	R	ER	SO	BB	IBB	HBP	BLK	WP	HR	S	P	ERA	WHIP
Jim Nash, R ERA: 4.05 (1, 1)	7.0		27	5	2	2	4	1	0	0	0	0	0	34	38	2.57	0.857
Hoyt Wilhelm, R ERA: 2.55 (8, 1)	1.0	L	6	2	1	1	2	1	0	0	0	0	0	9	13	9.00	3.000

**BOTTOM**

AB	R	H	RBI	BB	SO	LOB
4	1	1	0	0	1	0
4	1	2	1	0	1	0
4	1	1	0	0	1	2
3	0	1	1	1	0	1
4	0	1	1	0	0	2
4	0	0	0	0	1	2
3	0	1	0	0	0	0
2	0	0	0	1	0	1
3	0	0	0	0	2	2

Atlanta Braves @ Houston Astros  
Astrodome, Houston, TX  
Fri Sep 11 1970, 8:05 PM EDT  
Att. 7,928 - Unknown

livebaseballscorecards.com

AB	31
R	3
H	7
RBI	3
BB	2
SO	6
LOB	10



WP	PA
0	33

Batter	1	2	3	4	5	6	7	8	9	AB R H RBI BB SO LOB	TOP		
Mike Lum, L (1, 8) OBP: 0.302, SLG: 0.402	0-0 F9	0-3 K			0-0 F7		0-0 F2		0-0 F9	5 0 0 0 0 1 2	<b>Atlanta Braves @ Houston Astros</b> Astrodome, Houston, TX Sat Sep 12 1970, 8:05 PM EDT Att. 9,821 - Dome		
Sonny Jackson, L (1, 6) OBP: 0.348, SLG: 0.313	4-0 1B 2B BB		4-0 2B 1B BB		0-0 G3		0-0 G4-3 1B	0-0 G4-3 1B	0-0 2-H 1B	3 2 2 0 2 0 0			
Hank Aaron, R (1, 9) OBP: 0.392, SLG: 0.600	0-0 1-2 2B 1B		0-0 1-3 1B 2B		0-0 1B		0-0 1-2f G4-3			4 2 3 0 0 0 1			
Rico Carty, R (1, 7) Oscar Brown, R (8, PR) OBP: 0.440, SLG: 0.578 OBP: 0.452, SLG: 0.595	0-3 K		0-0 G5-4-3 1B 2-H 3-H		0-0 F8		0-0 1B 1B			4 0 2 2 0 1 3 0 0 0 0 0 0 0			
Orlando Cepeda, R (1, 3) OBP: 0.369, SLG: 0.560	0-0 1-H 2-H 2B		0-0 G5-4-3 1-2f		0-0 L9		0-0 1-2 1B			4 0 2 2 0 0 1			
Darrell Evans, L (1, 5) Clete Boyer, R (8, 5) OBP: 0.250, SLG: 0.500 OBP: 0.299, SLG: 0.378	0-0 F5		0-0 F8		0-3 K		0-0 4-3			4 0 0 0 0 1 3 0 0 0 0 0 0 0			
Gil Carrido, R (1, 4) OBP: 0.301, SLG: 0.321		0-3 K		0-0 1-3		0-0 5-3		0-0 F9		4 0 0 0 0 1 0			
Bob Didier, S (1, 2) OBP: 0.209, SLG: 0.181		0-0 F8		0-0 6-3		0-0 F8		0-0 WP 2B 1B		4 1 1 0 0 0 0			
Pat Jarvis, R (1, 1) OBP: 0.195, SLG: 0.211		0-0 1B		0-3 K		0-3 K		0-0 1B 2B		4 0 2 1 0 2 0			
<b>Inning Stats</b>	R: 2 H: 2 E: 0 LOB: 1 K: 1 BB: 1 S: 7 P: 11	R: 0 H: 1 E: 0 LOB: 1 K: 2 BB: 0 S: 8 P: 8	R: 2 H: 2 E: 0 LOB: 0 K: 0 BB: 1 S: 4 P: 8	R: 0 H: 0 E: 0 LOB: 0 K: 1 BB: 0 S: 5 P: 5	R: 0 H: 1 E: 0 LOB: 1 K: 0 BB: 0 S: 4 P: 4	R: 0 H: 0 E: 0 LOB: 0 K: 1 BB: 0 S: 5 P: 5	R: 0 H: 0 E: 0 LOB: 0 K: 1 BB: 0 S: 5 P: 5	R: 0 H: 3 E: 0 LOB: 2 K: 0 BB: 0 S: 5 P: 5	R: 1 H: 3 E: 0 LOB: 2 K: 0 BB: 0 S: 5 P: 5	1B: 9 SF: 0 2B: 3 SAC: 0 3B: 0 DP: 2 HR: 0 HBP: 0		WP: 1 PA: 38 PB: 0 SB: 0 CS: 0	
<b>PITCHER</b>	IP WLS BF H R ER SO BB IBB HBP BLK WP HR S P ERA WHIP											<b>PITCHER</b>	IP WLS BF H R ER SO BB IBB HBP BLK WP HR S P ERA WHIP
Ken Forsch, R (1, 1) ERA: 4.76	8.0 L 33 9 4 4 6 2 0 0 0 0 0 0 43 51 4.50 1.375												
George Culver, R (9, 1) ERA: 3.84	1.0 5 3 1 1 0 0 0 0 0 0 1 0 5 5 9.00 3.000												

<b>AB</b>	36
<b>R</b>	5
<b>H</b>	12
<b>RBI</b>	5
<b>BB</b>	2
<b>SO</b>	6
<b>LOB</b>	10





Batter	1	2	3	4	5	6	7	8	9	AB R H RBI BB SO LOB	TOP	
Mike Lum, L (1, 8) OBP: 0.300, SLG: 0.398	0-0 		0-0 			0-0 	0-0 		0-0 	5 1 1 0 0 0 1	<p><b>Atlanta Braves @ Houston Astros</b> Astrodome, Houston, TX</p> <p>Sun Sep 13 1970, 8:05 PM EDT Att. 8,232 - Unknown</p>	
Sonny Jackson, L (1, 6) OBP: 0.349, SLG: 0.315	0-0 		0-0 			0-0 	0-0 		0-0 	5 2 2 0 0 0 1		
Hank Aaron, R (1, 9) OBP: 0.391, SLG: 0.598 Ralph Garr, L (6, PR) OBP: 0.295, SLG: 0.293 (6, 9)	0-0 		0-0 			4-0 	0-0 		0-3 	2 0 0 0 1 0 0 2 2 1 1 0 1 2		
Rico Carty, R (1, 7) OBP: 0.443, SLG: 0.579 Bob Priddy, R (7, 1) OBP: 0.250, SLG: 0.200 Earl Williams, R (9, PH)		0-0 		0-0 		0-0 	0-0 		0-0 	4 1 3 2 0 0 0 0 0 0 0 0 0 0 1 0 0 0 0 0 2		
Orlando Cepeda, R (1, 3) OBP: 0.368, SLG: 0.556		0-3 		0-0 		0-0 	0-0 		4-0 	4 0 0 0 1 1 5		
Darrell Evans, L (1, 5) OBP: 0.462, SLG: 0.583		0-0 		0-0 		0-0 	0-0 		0-0 	4 0 3 3 1 0 0		
Gil Garrido, R (1, 4) OBP: 0.298, SLG: 0.318 Jimmie Hall, L (9, PH) OBP: 0.224, SLG: 0.278		0-3 		0-0 		0-0 	0-0 		0-0 	4 0 0 0 0 1 4 1 0 0 0 0 0 3		
Bob Didier, S (1, 2) OBP: 0.211, SLG: 0.183		0-0 		0-0 		0-0 	0-0 		0-3 	4 0 1 0 0 1 4		
George Stone, L (1, 1) OBP: 0.308, SLG: 0.243 Rick Kester, R (1, 1) Hal King, L (7, PH) OBP: 0.367, SLG: 0.472 Dusty Baker Jr., R (7, PR) (7, 7)		0-0 		0-0 		0-0 	0-0 		0-0 	0 0 0 0 0 0 0 2 0 0 0 0 0 2 1 0 1 0 0 0 0 1 0 0 0 0 0 1		
<b>Inning Stats</b>	R: 0 H: 0 E: 0 LOB: 0 K: 0 BB: 0 S: 3 P: 3	R: 1 H: 3 E: 0 LOB: 2 K: 2 BB: 0 S: 10 P: 10	R: 0 H: 0 E: 0 LOB: 0 K: 0 BB: 0 S: 3 P: 3	R: 0 H: 0 E: 0 LOB: 0 K: 0 BB: 0 S: 3 P: 3	R: 0 H: 0 E: 0 LOB: 0 K: 0 BB: 0 S: 3 P: 3	R: 2 H: 3 E: 1 LOB: 3 K: 0 BB: 1 S: 7 P: 11	R: 2 H: 4 E: 0 LOB: 2 K: 0 BB: 0 S: 6 P: 6	R: 0 H: 0 E: 0 LOB: 1 K: 1 BB: 1 S: 5 P: 9	R: 1 H: 2 E: 1 LOB: 3 K: 1 BB: 1 S: 8 P: 12	1B: 10 SF: 0 2B: 2 SAC: 0 3B: 0 DP: 0 HR: 0 HBP: 0	WP: 1 PA: 43 PB: 0 SB: 0 CS: 0	
<b>PITCHER</b> Don Wilson, R (1, 1) ERA: 4.01 Jim Ray, R (9, 1) ERA: 3.61	IP WLS BF H R ER SO BB IBB HBP BLK WP HR S P ERA WHIP	8.2 W 42 12 6 5 4 3 0 0 0 1 0 47 59 5.19 1.731	0.1 S 1 0 0 0 0 0 0 0 0 0 0 0 1 1 0.00 0.000	<b>PITCHER</b> IP WLS BF H R ER SO BB IBB HBP BLK WP HR S P ERA WHIP								

livebaseballscorecards.com

**AB 40**  
**R 6**  
**H 12**  
**RBI 6**  
**BB 3**  
**SO 4**  
**LOB 25**





Batter	1	2	3	4	5	6	7	8	9
<b>Jesus Alou, R</b> OBP: 0.338, SLG: 0.388 (1, 9)									
<b>Joe Morgan, L</b> OBP: 0.398, SLG: 0.400 (1, 4)									
<b>Jimmy Wynn, R</b> OBP: 0.396, SLG: 0.505 (1, 7)									
<b>Cesar Geronimo, L</b> OBP: 0.333, SLG: 0.316 (8, 7)									
<b>Bob Watson, R</b> OBP: 0.318, SLG: 0.419 (1, 3)									
<b>Denis Menke, R</b> OBP: 0.391, SLG: 0.437 (1, 6)									
<b>Doug Rader, R</b> OBP: 0.319, SLG: 0.432 (1, 5)									
<b>Cesar Cedeno, R</b> OBP: 0.326, SLG: 0.433 (1, 8)									
<b>Larry Howard, R</b> OBP: 0.403, SLG: 0.509 (1, 2)									
<b>Don Wilson, R</b> OBP: 0.131, SLG: 0.164 (1, 1)									
<b>Jim Ray, R</b> OBP: 0.200, SLG: 0.200 (9, 1)									

Inning Stats	R: 6	H: 4	E: 2	K: 1	S: 11	L: 0	LOB: 2	BB: 2	P: 19	R: 0	H: 0	E: 0	K: 2	S: 7	R: 1	H: 2	E: 0	K: 1	S: 7	R: 0	H: 1	E: 0	K: 3	S: 10	R: 0	H: 0	E: 0	K: 0	S: 3	R: 2	H: 2	E: 0	K: 1	S: 7	R: 1	H: 1	E: 1	K: 0	S: 5	R: 0	H: 0	E: 0	K: 0	S: 3	R: 0	H: 0	E: 0	K: 0	S: 3
<b>George Stone, L</b> ERA: 3.8 (1, 1)	IP	WLS	BF	H	R	ER	SO	BB	IBB	HBP	BLK	WP	HR	S	P	ERA	WHIP																																
<b>Rick Kester, R</b> ERA: 5.53 (1, 1)	5.2		23	5	3	3	8	1	0	0	0	0	1	38	42	4.76	1.059																																
<b>Bob Priddy, R</b> ERA: 5.0 (7, 1)	2.0		9	1	1	1	0	1	0	0	0	0	1	8	12	4.50	1.000																																

**BOTTOM**

**Atlanta Braves @ Houston Astros**  
Astrodome, Houston, TX  
Sun Sep 13 1970, 8:05 PM EDT  
Att. 8,232 - Unknown

AB	36
R	10
H	10
RBI	10
BB	4
SO	8
LOB	17



1B: 6	SF: 0	WP: 0	PA: 41
2B: 2	SAC: 1	PB: 0	
3B: 0	DP: 0	SB: 1	
HR: 2	HBP: 0	CS: 0	

Batter	1	2	3	4	5	6	7	8	9	AB R H RBI BB SO LOB	TOP	
Mike Lum, L (1, 8) OBP: 0.302, SLG: 0.402 (7, 7)	0-0 3-1		0-0 1B	0-0 FC3-2			0-0 G3 1B 2B	0-0 F7		5 1 2 0 0 0 3		
Ralph Garr, L (1, 9) OBP: 0.265, SLG: 0.261 (7, PR)	0-3 K		0-0 4-3	0-0 F7			0-0 F8	0-0 F8		5 0 0 0 0 1 5		
Hank Aaron, R (1, 3) OBP: 0.389, SLG: 0.593 Earl Williams, R (7, 3)	0-0 F2			0-0 E6 1B	0-0 F7		0-0 G3	0-0 F9		4 1 0 0 0 0 1 1 0 0 0 0 0 0		
Rico Carty, R (1, 7) OBP: 0.445, SLG: 0.579 Dusty Baker Jr., R (7, 8)		4-0 BB BB	0-3 K	4-0 G4-6-3 BB	4-0 F7		0-0 1B 1B	0-0 E6		2 0 1 1 2 1 1 1 1 0 0 0 0 0		
Darrell Evans, L (1, 5) OBP: 0.500, SLG: 0.533		4-0 BB BB	4-0 G5-4-3 BB	4-0 1B 1B BB	0-0 G4-6-3		0-0 1B 1B	0-0 F8		3 1 1 0 2 0 2		
Clete Boyer, R (1, 6) OBP: 0.301, SLG: 0.379		0-3 K	0-0 1B 1B BB 1B	0-0 1B 1B BB 1B	0-0 F7		0-0 1B 1B			4 1 2 2 0 1 2		
Gil Carrido, R (1, 4) OBP: 0.298, SLG: 0.317		0-0 G5-4-3	0-0 1B 1B FC3-2 1B	0-0 BB 1B 1B	0-0 1-3		0-0 F8			4 0 1 1 0 0 4		
Bob Tillman, R (1, 2) OBP: 0.300, SLG: 0.409			0-0 1-3	0-0 FC3-2 BB 1B	0-0 1-3		0-0 F8			4 0 2 0 0 0 0		
Mike McQueen, L (1, 1) OBP: 0.333, SLG: 0.357 Phil Niekro, R (6, 1) OBP: 0.175, SLG: 0.195 Oscar Brown, R (8, PH) OBP: 0.442, SLG: 0.579 Don Cardwell, R (8, 1) OBP: 0.182, SLG: 0.200		0-3 K	0-0 1-2 2-3 3-H	4-0 FC3-2 BB	0-0 4-3		0-3 K			2 0 0 1 1 1 1 0 0 0 0 0 0 0 1 0 0 0 0 1 0 0 0 0 0 0 0 0		
<b>Inning Stats</b>	R: 0 H: 0 E: 0 LOB: 0 K: 1 BB: 0 S: 5 P: 5	R: 0 H: 0 E: 0 LOB: 1 K: 1 BB: 2 S: 4 P: 12	R: 0 H: 1 E: 0 LOB: 1 K: 1 BB: 0 S: 6 P: 6	R: 3 H: 3 E: 1 LOB: 3 K: 1 BB: 2 S: 9 P: 17	R: 0 H: 0 E: 0 LOB: 0 K: 0 BB: 1 S: 2 P: 6	R: 0 H: 1 E: 0 LOB: 1 K: 0 BB: 0 S: 4 P: 4	R: 2 H: 4 E: 0 LOB: 2 K: 0 BB: 0 S: 7 P: 7	R: 0 H: 0 E: 0 LOB: 0 K: 1 BB: 0 S: 5 P: 5	R: 0 H: 0 E: 1 LOB: 1 K: 0 BB: 0 S: 4 P: 4	1B: 8 SF: 0 2B: 1 SAC: 0 3B: 0 DP: 2 HR: 0 HBP: 0	WP: 0 PA: 41 PB: 0 SB: 0 CS: 0	
<b>PITCHER</b> Frank Reberger, R (1, 1) ERA: 5.75 Don McMahon, R (7, 1) ERA: 2.95	IP WLS BF H R ER SO BB IBB HBP BLK WP HR S P ERA WHIP	6.2 W 33 9 5 4 4 5 0 0 0 0 0 0 36 56 5.40 2.100	2.1 S 8 0 0 0 1 0 0 0 0 0 0 0 10 10 0.00 0.000	<b>PITCHER</b> IP WLS BF H R ER SO BB IBB HBP BLK WP HR S P ERA WHIP								

Atlanta Braves @ San Francisco Giants  
Candlestick Park, San Francisco, CA  
Mon Sep 14 1970, 10:05 PM EDT  
Att. 2,735 - Unknown

livebaseballscorecards.com

AB 36  
R 5  
H 9  
RBI 5  
BB 5  
SO 5  
LOB 19



Batter	1	2	3	4	5	6	7	8	9	AB	R	H	RBI	BB	SO	LOB
<b>Bobby Bonds, R</b> OBP: 0.389, SLG: 0.518 (1, 9)	0-3 K	0-0 G3		4-0 1B BB		0-0 1B BB	0-0 2B 1B			4	1	2	0	1	1	1
<b>Tito Fuentes, S</b> OBP: 0.308, SLG: 0.342 (1, 4)	0-0 F8		0-0 4-3	0-0 1B		0-3 K	0-0 2B			5	0	2	0	0	1	3
<b>Willie Mays, R</b> OBP: 0.395, SLG: 0.525 (1, 8)	0-0 2B		0-0 WP PB 2B	0-0 F8		4-0 1B WP BB		0-0 6-3		4	2	2	1	1	0	3
<b>Willie McCovey, L</b> OBP: 0.438, SLG: 0.607 <b>Frank Johnson, R</b> OBP: 0.358, SLG: 0.366 (1, 3) (5, 3)	0-0 F7		4-0 PB BB		0-0 1B	0-0 WP BB FC6-2 1B		0-0 1B		1	0	0	0	1	0	1
<b>Dick Dietz, R</b> OBP: 0.439, SLG: 0.539 (1, 2)		0-0 F4	0-0 6-3		0-3 K	4-0 WP BB		0-0 F2		4	0	0	0	1	1	3
<b>Jim Ray Hart, R</b> OBP: 0.358, SLG: 0.429 <b>Al Gallagher, R</b> OBP: 0.351, SLG: 0.385 (1, 5) (7, 5)		1-0 2B HBP	0-0 5-3		0-0 F7	0-0 FC6-2		0-0 FC4-6 1B		3	1	0	0	0	0	4
<b>Bernie Williams, R</b> OBP: 0.417, SLG: 0.500 (1, 7)		0-0 1B 2B		4-0 CS BB	0-0 F5	0-0 F9		0-0 FC4-6		4	1	1	1	1	0	5
<b>Hal Lanier, R</b> OBP: 0.264, SLG: 0.279 (1, 6)		0-0 F8		0-0 1B BB 1B		0-0 1B BB 1B		0-0 6-3		4	1	2	0	0	0	1
<b>Frank Reberger, L</b> OBP: 0.220, SLG: 0.244 <b>Don McMahon, R</b> OBP: 0.250, SLG: 0.143 (1, 1) (7, 1)		0-0 1B		0-0 F5		0-0 BB 1B 1B		0-3 K2-3		3	1	2	1	0	0	1

Inning Stats	R: 0	H: 1	E: 0	K: 1	S: 6	P: 6	R: 2	H: 2	E: 0	K: 0	S: 5	P: 6	R: 1	H: 1	E: 0	K: 0	S: 4	R: 0	H: 2	E: 0	K: 1	S: 6	P: 6	R: 4	H: 4	E: 0	K: 1	S: 9	R: 0	H: 2	E: 0	K: 1	S: 6	R: 0	H: 2	E: 0	K: 0	S: 5			
	0	1	0	1	6	6	2	2	0	0	5	6	1	1	0	0	4	0	0	2	1	6	6	0	4	2	0	2	9	0	2	0	6	0	2	0	5	0	2	0	5

PITCHER	IP	WLS	BF	H	R	ER	SO	BB	IBB	HBP	BLK	WP	HR	S	P	ERA	WHIP
<b>Mike McQueen, L</b> ERA: 6.8 (1, 1)	5.1	L	30	10	7	6	3	4	0	1	0	1	0	31	48	10.12	2.625
<b>Phil Niekro, R</b> ERA: 4.35 (6, 1)	1.2		8	3	0	0	1	1	0	0	0	1	0	9	13	0.00	2.400
<b>Don Cardwell, R</b> ERA: 6.8 (8, 1)	1.0		5	2	0	0	0	0	0	0	0	0	0	5	5	0.00	2.000

**BOTTOM**

**Atlanta Braves @ San Francisco Giants**  
Candlestick Park, San Francisco, CA

Mon Sep 14 1970, 10:05 PM EDT  
Att. 2,735 - Unknown

AB	37
R	7
H	15
RBI	5
BB	5
SO	4
LOB	22

livebaseballscorecards.com



WP	HR	S	P	ERA	WHIP
2	0	0	43		

Batter	1	2	3	4	5	6	7	8	9	AB R H RBI BB SO LOB	TOP							
Mike Lum, L (1, 8) OBP: 0.305, SLG: 0.403 (7, 7)	0-0 F8		0-0 F6			0-0 1B			0-0 G6-4-3 1B	4 0 2 0 0 0 0	<b>Atlanta Braves @ San Francisco Giants</b> Candlestick Park, San Francisco, CA Tue Sep 15 1970, 10:05 PM EDT Att. 2,861 - Unknown  <a href="http://livebaseballscorecards.com">livebaseballscorecards.com</a>  <b>AB 30</b> <b>R 0</b> <b>H 4</b> <b>RBI 0</b> <b>BB 0</b> <b>SO 2</b> <b>LOB 8</b>							
Ralph Garr, L (1, 9) OBP: 0.245, SLG: 0.240	0-0 4-3			0-0 4-3		0-0 F7		0-0 F8	4 0 0 0 0 0 2									
Hank Aaron, R (1, 3) OBP: 0.386, SLG: 0.588	0-0 6-3			0-0 F6		0-0 F5		0-0 G6-4-3 1-2f	4 0 0 0 0 0 2									
Rico Carty, R (1, 7) Dusty Baker Jr., R (7, 8) OBP: 0.446, SLG: 0.581		0-0 4-3 2B		0-0 WP 1B		0-0 6-3			3 0 2 0 0 0 0 0 0 0 0 0 0 0									
Hal King, L (1, 2) OBP: 0.362, SLG: 0.465		0-0 4-3 2-3		0-0 F7 1-2		0-0 F4			3 0 0 0 0 0 2									
Clete Boyer, R (1, 5) OBP: 0.299, SLG: 0.376		0-0 6-3		0-3 K		0-0 6-3			3 0 0 0 0 1 1									
Sonny Jackson, L (1, 6) OBP: 0.346, SLG: 0.312		0-0 F5		0-0 4-3		0-0 F6		0-0 F6	3 0 0 0 0 0 1									
Gil Garrido, R (1, 4) OBP: 0.295, SLG: 0.314		0-3 K		0-0 F6		0-0 F4		0-0 F4	3 0 0 0 0 1 0									
Ron Reed, R (1, 1) Earl Williams, R (8, PH) Bob Priddy, R (8, 1) OBP: 0.108, SLG: 0.135		0-0 F8		0-0 4-3		0-0 F7			2 0 0 0 0 0 0 1 0 0 0 0 0 0 0 0 0 0 0 0 0									
<b>Inning Stats</b>	R: 0 E: 0 K: 0 S: 3	H: 0 LOB: 0 BB: 0 P: 3	R: 0 E: 0 K: 0 S: 4	H: 1 LOB: 1 BB: 0 P: 4	R: 0 E: 0 K: 1 S: 5	H: 0 LOB: 0 BB: 0 P: 5	R: 0 E: 0 K: 1 S: 4	H: 1 LOB: 1 BB: 0 P: 4	R: 0 E: 0 K: 0 S: 3	H: 0 LOB: 0 BB: 0 P: 3		R: 0 E: 0 K: 0 S: 3	H: 1 LOB: 0 BB: 0 P: 3	1B: 3 2B: 1 3B: 0 HR: 0	SF: 0 SAC: 0 DP: 1 HBP: 0	WP: 1 PB: 0 SB: 0 CS: 0	PA: 30	
<b>PITCHER</b> Gaylord Perry, R (1, 1) ERA: 3.28	IP 9.0	WLS W	BF 30	H 4	R 0	ER 0	SO 2	BB 0	IBB 0	HBP 0	BLK 0	WP 1	HR 0	S 34	P 34	ERA 0.00	WHIP 0.444	<b>PITCHER</b> IP WLS BF H R ER SO BB IBB HBP BLK WP HR S P ERA WHIP

Batter	1	2	3	4	5	6	7	8	9	AB	R	H	RBI	BB	SO	LOB
<b>Bobby Bonds, R</b> OBP: 0.388, SLG: 0.517 (1, 9)	0-3 K	0-0 2B		0-0 F8			0-0 F4			4	0	1	2	0	1	0
<b>Tito Fuentes, S</b> OBP: 0.310, SLG: 0.345 (1, 4)	0-0 2B	0-0 F5			0-0 F6			1-0 1B FC5-4 HBP		3	1	1	0	0	0	1
<b>Willie Mays, R</b> OBP: 0.393, SLG: 0.523 <b>George Foster, R</b> OBP: 0.286, SLG: 0.167 (1, 8) (9, 7)	0-0 4-3 2-3		0-0 6-3		0-0 F7			0-0 1-3 1B FC5-4		4	0	1	0	0	0	1
<b>Willie McCovey, L</b> OBP: 0.436, SLG: 0.604 (1, 3)	0-0 F6		0-0 1B		0-0 F8			0-3 K		4	0	1	0	0	1	3
<b>Dick Dietz, R</b> OBP: 0.436, SLG: 0.535 (1, 2)		0-0 4-3	0-0 F6		0-0 5-3			0-0 1-2f 2B 3-H		4	1	0	1	0	0	2
<b>Ken Henderson, S</b> OBP: 0.394, SLG: 0.450 (1, 7) (9, 8)		0-0 1B 1B	0-0 G3		0-0 3-1			0-0 1-H 2B 2B		4	2	2	1	0	0	1
<b>Al Gallagher, R</b> OBP: 0.353, SLG: 0.403 (1, 5)		0-0 F9		0-0 HR		0-0 G3		0-0 2-H WP 2B		4	2	2	2	0	0	1
<b>Hal Lanier, R</b> OBP: 0.266, SLG: 0.281 (1, 6)		0-0 PB 1B 2B 1B		0-3 K			0-3 K	0-0 2-H 1B		4	1	2	0	0	2	0
<b>Gaylord Perry, R</b> OBP: 0.107, SLG: 0.162 (1, 1)		0-0 PB 2B 1B		0-0 G3			0-3 K	0-0 F8		4	1	1	1	0	1	1

Inning Stats	R: 0	H: 1	E: 0	LOB: 1	K: 1	BB: 0	S: 6	R: 3	H: 4	E: 0	LOB: 1	K: 0	BB: 0	S: 7	R: 0	H: 1	E: 0	LOB: 1	K: 0	BB: 0	S: 4	R: 1	H: 1	E: 0	LOB: 0	K: 1	BB: 0	S: 6	R: 0	H: 0	E: 0	LOB: 0	K: 0	BB: 0	S: 3	R: 0	H: 0	E: 0	LOB: 0	K: 0	BB: 0	S: 3	R: 0	H: 0	E: 0	LOB: 0	K: 2	BB: 0	S: 7	R: 4	H: 4	E: 0	LOB: 1	K: 1	BB: 0	S: 9	R: 4	H: 4	E: 0	LOB: 1	K: 1	BB: 0	S: 10
--------------	------	------	------	--------	------	-------	------	------	------	------	--------	------	-------	------	------	------	------	--------	------	-------	------	------	------	------	--------	------	-------	------	------	------	------	--------	------	-------	------	------	------	------	--------	------	-------	------	------	------	------	--------	------	-------	------	------	------	------	--------	------	-------	------	------	------	------	--------	------	-------	-------

PITCHER	IP	WLS	BF	H	R	ER	SO	BB	IBB	HBP	BLK	WP	HR	S	P	ERA	WHIP
<b>Ron Reed, R</b> ERA: 4.55 (1, 1)	7.0	L	28	7	4	3	4	0	0	0	0	0	1	36	36	3.86	1.000
<b>Bob Priddy, R</b> ERA: 5.42 (8, 1)	1.0		8	4	4	4	1	0	0	1	0	1	0	9	10	36.00	4.000

**BOTTOM**

**Atlanta Braves @ San Francisco Giants**  
Candlestick Park, San Francisco, CA


Tue Sep 15 1970, 10:05 PM EDT  
Att. 2,861 - Unknown

AB	35
R	8
H	11
RBI	7
BB	0
SO	5
LOB	10

livebaseballscorecards.com

**GIANTS**

1B: 6	SF: 0	WP: 2	PA: 36
2B: 4	SAC: 0	PB: 1	
3B: 0	DP: 0	SB: 0	
HR: 1	HBP: 1	CS: 0	

Batter	1	2	3	4	5	6	7	8	9	AB R H RBI BB SO LOB	TOP																		
Felix Millan, R (1, 4) OBP: 0.351, SLG: 0.381	0-0 5-3		0-0 F8		0-0 1B 3-4-1 1B	0-0 1B SF9 1B		0-0 1B BB 1B	0-0 E4 BB SF8 BB	6 4 3 0 0 0 0	<p><b>Atlanta Braves @ San Francisco Giants</b> Candlestick Park, San Francisco, CA</p> <p>Wed Sep 16 1970, 6:33 AM EDT Att. 3,166 - Unknown</p> <p>livebaseballscorecards.com</p> <p><b>AB 43</b> <b>R 10</b> <b>H 18</b> <b>RBI 10</b> <b>BB 4</b> <b>SO 6</b> <b>LOB 25</b></p> 																		
Mike Lum, L (1, 8) OBP: 0.309, SLG: 0.403	0-0 1B		0-0 4-3		0-0 3-4-1	0-0 1B		0-0 P1	4-0 SF8 BB BB BB	5 0 2 0 1 0 2																			
Ralph Garr, L (1, 9) OBP: 0.263, SLG: 0.264	0-3 K				0-0 1B SF7 1B	0-0 1B 2-3 1B		4-0 1B BB 1-2 BB	4-0 BB BB	3 2 2 1 0 1 1																			
Hank Aaron, R (8, PH) OBP: 0.387, SLG: 0.588					0-0 1B	0-0 1B		0-0 BB		0 1 0 0 1 0 0																			
Oscar Brown, R (8, 8) OBP: 0.455, SLG: 0.579					0-0 1B	0-0 1B		0-0 BB		0 0 0 0 1 0 0																			
Rico Carty, R (1, 7) OBP: 0.450, SLG: 0.584	0-0 F9				0-0 1B 1-3 3B 1B	0-0 1B 1-3 3-H 1B		0-0 1B 1B 1-2 1B	0-0 SF8	5 2 4 2 0 0 1																			
Dusty Baker Jr., R (8, PR) OBP: 0.455, SLG: 0.579					0-0 1B	0-0 1B		0-0 1B	0-0 SF8	0 0 0 1 0 0 0																			
Earl Williams, R (1, 3) OBP: 0.143, SLG: 0.167		0-0 F6			0-0 SF7	0-0 IBB 1B 1-2 1B		0-0 1B	0-0 F2	3 0 1 2 0 1 2																			
Orlando Cepeda, R (8, PH) OBP: 0.368, SLG: 0.556					0-0 1B	0-0 1B		0-0 1B	0-0 F2	2 0 1 1 0 0 2																			
Clete Boyer, R (1, 5) OBP: 0.302, SLG: 0.379		0-0 4-3 1B			0-0 3B 1-2 3B 1B	0-0 F4		0-0 F8		5 1 3 0 0 0 4																			
Sonny Jackson, L (1, 6) OBP: 0.347, SLG: 0.320		0-0 4-3			0-0 FC4-2 3B	0-0 IBB 1-2 2-H 1B		0-0 F5	0-3 K	4 0 2 3 0 0 1																			
Bob Aspromonte, R (8, PH) OBP: 0.265, SLG: 0.227		1-2			1-H 2-H	1-2 2-H		0-3 K		1 0 0 0 0 1 3																			
Gil Garrido, R (8, 6) OBP: 0.295, SLG: 0.314					0-0 FC4-2 3B	0-0 IBB 1-2 2-H 1B		0-0 K		0 0 0 0 0 0 0																			
Bob Didier, S (1, 2) OBP: 0.210, SLG: 0.178		0-0 4-3			0-0 FC4-2	4-0 IBB 1-2 2-3		0-0 G3	0-0 F6	4 0 0 0 1 0 5																			
Jim Nash, R (1, 1) OBP: 0.114, SLG: 0.182			0-3 K		0-0 F9	0-3 K		0-3 K	0-0 F2	3 0 0 0 0 2 4																			
Hoyt Wilhelm, R (5, 1) OBP: 0.231, SLG: 0.091										0 0 0 0 0 0 0																			
Phil Niekro, R (6, 1) OBP: 0.171, SLG: 0.190										2 0 0 0 0 1 0																			
<b>Inning Stats</b>	R: 0 E: 0 K: 1 S: 6	H: 1 LOB: 1 BB: 0 P: 6	R: 0 E: 0 K: 0 S: 4	H: 1 LOB: 1 BB: 0 P: 4	R: 0 E: 0 K: 1 S: 5	H: 0 LOB: 0 BB: 0 P: 5	R: 3 E: 0 K: 0 S: 7	H: 4 LOB: 1 BB: 0 P: 7	R: 3 E: 0 K: 1 S: 10	H: 5 LOB: 3 BB: 1 P: 14	R: 1 E: 0 K: 1 S: 8	H: 3 LOB: 2 BB: 0 P: 8	R: 0 E: 0 K: 1 S: 5	H: 0 LOB: 0 BB: 0 P: 5	R: 2 E: 0 K: 1 S: 9	H: 4 LOB: 3 BB: 1 P: 13	R: 1 E: 1 K: 0 S: 4	H: 0 LOB: 2 BB: 2 P: 12	1B: 17 2B: 0 3B: 1 HR: 0	SF: 3 SAC: 0 DP: 0 HBP: 0	WP: 0 PB: 0 SB: 0 CS: 0	PA: 50							
<b>PITCHER</b>	IP WLS BF H R ER SO BB IBB HBP BLK WP HR S P ERA WHIP																												
Juan Marichal, R (1, 1) ERA: 4.25	6.0		33	14	7	7	4	0	1	0	0	0	0	0	40	44	10.50	2.333											
Jerry Johnson, R (7, 1) ERA: 4.64	1.0	L	4	1	1	1	1	0	0	0	0	0	0	6	6	9.00	1.000												
Mike Davison, L (8, 1) ERA: 6.31	0.1		3	1	0	0	0	1	0	0	0	0	0	2	6	0.00	6.000												
Don Carrithers, R (8, 1) ERA: 7.48	0.0		2	2	1	1	0	0	0	0	0	0	0	2	2	∞	∞												
John Cumberland, L (8, 1) ERA: 3.63	1.2		8	0	1	0	1	2	0	0	0	0	0	8	16	0.00	1.200												

Batter	1	2	3	4	5	6	7	8	9	AB	R	H	RBI	BB	SO	LOB
<b>Bobby Bonds, R</b> OBP: 0.390, SLG: 0.523 (1, 9)	0-3 K	0-3 K			0-0 HR	0-0 1B		0-0 1B		5	2	3	1	0	2	1
<b>Tito Fuentes, S</b> OBP: 0.313, SLG: 0.346 (1, 4) (8, 6)	0-0 1B		4-0 BB		0-0 HR	0-0 1B		0-0 1B		4	1	2	0	1	0	4
<b>Ken Henderson, S</b> OBP: 0.393, SLG: 0.454 (1, 8)	0-0 F9		0-0 F9		0-0 HR	0-0 F9		0-0 G3		5	1	1	2	0	0	5
<b>Willie McCovey, L</b> OBP: 0.439, SLG: 0.606 (1, 3)	0-0 G3		4-0 BB		4-0 1B	0-0 1B			0-0 E	3	1	2	1	2	0	1
<b>Jim Ray Hart, R</b> OBP: 0.356, SLG: 0.426 (1, 5)		0-0 F8		0-0 G1-4-3		0-0 1B			0-0 E6	2	0	0	0	0	0	2
<b>Al Gallagher, R</b> OBP: 0.353, SLG: 0.402 (4, 5)			0-0 G1-4-3		1-2 1B	0-0 1B			0-0 E6	3	0	1	0	0	0	3
<b>John Stephenson, L</b> OBP: 0.109, SLG: 0.093 (1, 2)		0-0 6-3		0-0 F9		0-0 FC3-6		0-3 K2-3	0-3 K	4	0	0	0	0	1	2
<b>Dick Dietz, R</b> OBP: 0.435, SLG: 0.533 (9, PH)				0-0 F9		1-2 1B		0-3 K	0-3 K	1	0	0	0	0	1	2
<b>George Foster, R</b> OBP: 0.364, SLG: 0.400 (1, 7)		0-0 E		0-0 F7		1-2 1B		0-3 K	0-0 G6-4-3	4	1	2	1	0	1	0
<b>Frank Johnson, R</b> OBP: 0.356, SLG: 0.364 (9, PH)				0-0 F7		3-H 1B		0-3 K	1-2 1B	1	0	0	0	0	0	2
<b>Hal Lanier, R</b> OBP: 0.266, SLG: 0.279 (1, 6)		4-0 E		0-0 F3		0-0 F7		0-3 K		3	1	0	0	1	1	2
<b>Juan Marichal, R</b> OBP: 0.079, SLG: 0.053 (1, 1)		0-0 E6		0-0 F7		0-0 F7		0-0 E6		2	0	0	0	0	0	0
<b>Bob Taylor, L</b> OBP: 0.313, SLG: 0.259 (6, PH)										0	0	0	0	0	1	0
<b>Don Mason, L</b> OBP: 0.250, SLG: 0.143 (6, PR)										0	0	0	0	0	0	0
<b>Jerry Johnson, R</b> OBP: 0.116, SLG: 0.063 (7, 1)										0	0	0	0	0	0	0
<b>Mike Davison, L</b> (8, 1)										0	0	0	0	0	0	0
<b>Don Carrithers, R</b> (8, 1)										0	0	0	0	0	0	0
<b>John Cumberland, R</b> OBP: 0.096, SLG: 0.056 (8, 1)										0	0	0	0	0	0	0
<b>Bob Heise, R</b> OBP: 0.262, SLG: 0.311 (8, 4)										1	0	0	0	0	0	0

Inning Stats	R: 0	H: 1	R: 2	H: 1	R: 0	H: 0	R: 0	H: 0	R: 4	H: 5	R: 1	H: 2	R: 0	H: 0	R: 0	H: 1	R: 0	H: 1	1B: 7	SF: 0	WP: 0	PA: 43
	E: 0	LOB: 1	E: 1	LOB: 1	E: 0	LOB: 0	E: 0	LOB: 2	E: 0	LOB: 2	E: 1	LOB: 2	E: 0	LOB: 0	E: 1	LOB: 1	E: 1	LOB: 1	2B: 3 <td>SAC: 0 <td>PB: 0 <td> </td></td></td>	SAC: 0 <td>PB: 0 <td> </td></td>	PB: 0 <td> </td>	
	K: 1	BB: 0	K: 1	BB: 1	K: 0	BB: 2	K: 0	BB: 1	K: 3	BB: 0	K: 3	BB: 1	K: 0	BB: 0	K: 1	BB: 0	K: 1	BB: 0	3B: 0 <td>DP: 3 <td>SB: 0 <td> </td></td></td>	DP: 3 <td>SB: 0 <td> </td></td>	SB: 0 <td> </td>	
	S: 6	P: 6	S: 7	P: 11	S: 2	P: 10	S: 3	P: 12	S: 5	P: 9	S: 4	P: 9	S: 9	P: 9	S: 6	P: 6	S: 6	P: 6	HR: 2 <td>HBP: 0 <td>CS: 0 <td></td> </td></td>	HBP: 0 <td>CS: 0 <td></td> </td>	CS: 0 <td></td>	

PITCHER	IP	WLS	BF	H	R	ER	SO	BB	IBB	HBP	BLK	WP	HR	S	P	ERA	WHIP
<b>Jim Nash, R</b> ERA: 4.09 (1, 1)	4.1		21	5	5	3	2	3	0	0	0	0	2	22	34	6.23	1.846
<b>Hoyt Wilhelm, R</b> ERA: 2.76 (5, 1)	0.2		7	3	2	2	0	2	0	0	0	0	0	5	13	27.00	7.500
<b>Phil Niekro, R</b> ERA: 4.27 (6, 1)	4.0	W	15	3	0	0	4	0	0	0	0	0	0	23	23	0.00	0.750

**BOTTOM**

**Atlanta Braves @ San Francisco Giants**  
Candlestick Park, San Francisco, CA

livebaseballscores.com

**AB 38**  
**R 7**  
**H 11**  
**RBI 5**  
**BB 5**  
**SO 6**  
**LOB 24**



Wed Sep 16 1970, 6:33 AM EDT  
Att. 3,166 - Unknown

Batter	1	2	3	4	5	6	7	8	9	AB R H RBI BB SO LOB	TOP			
<b>Pete Rose, S</b> (1, 9) OBP: 0.387, SLG: 0.482 <b>Angel Bravo, L</b> (9, 9) OBP: 0.380, SLG: 0.339	0-0 F7		0-0 4-3		0-0 4-3		4-0 2B BB	0-0 6-3	0-0 HR	5 2 1 2 1 0 1 0 0 0 0 0 0 0				
<b>Bobby Tolan, L</b> (1, 8) OBP: 0.387, SLG: 0.475	0-3 K		0-0 1B SF8 1B		0-0 F7		0-0 HR 2B	0-0 G3	0-0 4-3	6 2 2 3 0 1 2				
<b>Tony Perez, R</b> (1, 5) OBP: 0.401, SLG: 0.597 <b>Woody Woodward, R</b> (8, PR) OBP: 0.287, SLG: 0.287	0-0 1B		0-0 1B		0-0 5-3		4-0 HR BB	0-0 BB 1B	0-0 F8	4 1 3 0 1 0 1 1 0 0 0 0 0 1				
<b>Johnny Bench, R</b> (1, 2) OBP: 0.340, SLG: 0.598	0-0 P4		0-0 SF8		0-0 P3		0-0 HR	4-0 BB		3 1 1 4 1 0 1				
<b>Bernie Carbo, L</b> (1, 7) OBP: 0.452, SLG: 0.551 <b>Wayne Granger, R</b> (7, 1) OBP: 0.100, SLG: 0.100		0-3 K	0-3 K		0-0 2B		0-3 K	0-0 P6		4 0 1 0 0 3 1 1 0 0 0 0 0 2				
<b>Lee May, R</b> (1, 3) OBP: 0.294, SLG: 0.477 <b>Jimmy Stewart, S</b> (9, 7) OBP: 0.312, SLG: 0.333		4-0 1B BB		0-0 4-3		0-0 P6	0-0 F8		4-0 2B 1B BB	3 1 0 0 2 0 1 0 0 0 0 0 0 0				
<b>Tommy Helms, R</b> (1, 4) OBP: 0.256, SLG: 0.275 <b>Darrel Chaney, S</b> (9, PR) OBP: 0.278, SLG: 0.302		0-0 F4		0-0 F7		0-0 P4	0-0 1B 1B		0-0 1B 2B	5 0 2 0 0 0 2 0 1 0 0 0 0 0				
<b>Dave Concepcion, R</b> (1, 6) OBP: 0.345, SLG: 0.344		0-0 1B		0-0 L3					0-0 HR 1B	5 2 4 2 0 0 0				
<b>Tony Cloninger, R</b> (1, 1) OBP: 0.190, SLG: 0.310 <b>Ty Cline, L</b> (7, PH) OBP: 0.379, SLG: 0.421 <b>Pat Corrales, R</b> (7, PH) OBP: 0.296, SLG: 0.330 <b>Bill Plummer, R</b> (9, 2)		0-3 K			0-0 2B				0-3 K	2 0 1 0 0 1 2 0 1 0 0 1 0 0 2 0 0 0 0 1 4 0 0 0 0 0 0 0				
<b>Inning Stats</b>	R: 0 E: 0 K: 1 S: 6 H: 1 LOB: 1 BB: 0 P: 6	R: 0 E: 0 K: 2 S: 8 H: 1 LOB: 2 BB: 1 P: 12	R: 1 E: 0 K: 1 S: 7 H: 2 LOB: 1 BB: 0 P: 7	R: 0 E: 0 K: 0 S: 3 H: 0 LOB: 0 BB: 0 P: 3	R: 0 E: 0 K: 0 S: 4 H: 1 LOB: 1 BB: 0 P: 4	R: 0 E: 0 K: 0 S: 4 H: 1 LOB: 1 BB: 0 P: 4	R: 6 E: 0 K: 1 S: 10 H: 5 LOB: 2 BB: 3 P: 22	R: 0 E: 0 K: 0 S: 4 H: 1 LOB: 2 BB: 1 P: 8	R: 4 E: 0 K: 1 S: 8 H: 3 LOB: 1 BB: 1 P: 12	1B: 9 2B: 4 3B: 0 HR: 2 SF: 1 SAC: 0 DP: 0 HBP: 0	WP: 0 PB: 0 SB: 0 CS: 0 PA: 48			
<b>PITCHER</b>	IP WLS BF H R ER SO BB IBB HBP BLK WP HR S P ERA WHIP												<b>PITCHER</b>	IP WLS BF H R ER SO BB IBB HBP BLK WP HR S P ERA WHIP
<b>Pat Jarvis, R</b> (1, 1) ERA: 3.64 <b>Hoyt Wilhelm, R</b> (7, 1) ERA: 3.1 <b>George Stone, L</b> (7, 1) ERA: 3.77 <b>Don Cardwell, R</b> (9, 1) ERA: 7.43	6.0 L 28 7 4 4 4 3 0 0 0 0 0 0 33 45 6.00 1.667													

Cincinnati Reds @ Atlanta Braves  
Atlanta Stadium, Atlanta, GA  
Fri Sep 18 1970, 7:05 PM EDT  
Att: 11,664 - Unknown

livebaseballscorecards.com

AB	41
R	11
H	15
RBI	11
BB	6
SO	6
LOB	18





Batter	1	2	3	4	5	6	7	8	9	AB	R	H	RBI	BB	SO	LOB
Felix Millan, R (1, 4) OBP: 0.349, SLG: 0.378	0-3 K			0-0 6-3		0-0 5-3		0-0 6-3		4	0	0	0	0	1	1
Mike Lum, L (1, 8) OBP: 0.308, SLG: 0.404	0-0 4-3			0-0 F7		0-0 2B		0-0 3-1		4	1	1	1	0	0	0
Hank Aaron, R (1, 9) Dusty Baker Jr., R (9, PR)	0-3 K			0-0 6-3		4-0 2B		4-0 2B		2	1	0	0	2	1	0
Rico Carty, R (1, 7) Oscar Brown, R (7, 8)		4-0 BB		0-0 BB		0-0 2B		0-0 1B		2	0	2	2	1	0	0
Orlando Cepeda, R (1, 3) OBP: 0.367, SLG: 0.555		0-0 G1-4-3		0-0 F8		0-0 1B		0-0 P5		4	1	1	1	0	0	2
Clete Boyer, R (1, 5) OBP: 0.302, SLG: 0.378		0-0 F7		0-0 F9		0-0 F9		0-0 F8		4	0	1	1	0	0	1
Bob Didier, S (1, 2) OBP: 0.211, SLG: 0.180			0-0 F9		0-0 4-3		0-0 1B		0-0 FC4-6	4	0	1	1	0	0	2
Gil Garrido, R (1, 6) OBP: 0.292, SLG: 0.311			0-0 F9		0-0 6-3		0-0 1-3		0-0 G4-6-3	4	0	0	0	0	0	2
Pat Jarvis, R (1, 1) Hoyt Wilhelm, R (7, 1) George Stone, L (7, 1) Ralph Garr, L (8, PH) Don Cardwell, R (9, 1)			0-0 4-3		0-0 2B		0-0 1B		0-0 4-3	2	1	1	0	0	0	0

Inning Stats	R: 0	H: 0	E: 0	LOB: 0	K: 2	BB: 0	S: 7	R: 0	H: 0	E: 0	LOB: 0	K: 0	BB: 1	S: 2	R: 0	H: 0	E: 0	LOB: 0	K: 0	BB: 0	S: 3	R: 0	H: 0	E: 0	LOB: 1	K: 0	BB: 0	S: 4	R: 3	H: 3	E: 0	LOB: 1	K: 0	BB: 1	S: 5	R: 0	H: 1	E: 0	LOB: 1	K: 0	BB: 0	S: 4	R: 0	H: 0	E: 0	LOB: 0	K: 0	BB: 0	S: 3	R: 3	H: 3	E: 0	LOB: 1	K: 0	BB: 1	S: 5	1B: 5	SF: 0	2B: 3	SAC: 0	3B: 0	DP: 2	HR: 0	HBP: 0	WP: 0	PA: 35
--------------	------	------	------	--------	------	-------	------	------	------	------	--------	------	-------	------	------	------	------	--------	------	-------	------	------	------	------	--------	------	-------	------	------	------	------	--------	------	-------	------	------	------	------	--------	------	-------	------	------	------	------	--------	------	-------	------	------	------	------	--------	------	-------	------	-------	-------	-------	--------	-------	-------	-------	--------	-------	--------

PITCHER	IP	WLS	BF	H	R	ER	SO	BB	IBB	HBP	BLK	WP	HR	S	P	ERA	WHIP
Tony Cloninger, R (1, 1) ERA: 3.97	6.0	W	22	4	3	3	2	2	0	0	0	0	0	24	32	4.50	1.000
Wayne Granger, R (7, 1) ERA: 2.93	3.0	S	13	4	3	3	0	1	0	0	0	0	0	12	16	9.00	1.667

BOTTOM

Cincinnati Reds @ Atlanta Braves  
Atlanta Stadium, Atlanta, GA  
Fri Sep 18 1970, 7:05 PM EDT  
Att. 11,664 - Unknown

AB	32
R	6
H	8
RBI	6
BB	3
SO	2
LOB	8



PITCHER	IP	WLS	BF	H	R	ER	SO	BB	IBB	HBP	BLK	WP	HR	S	P	ERA	WHIP
---------	----	-----	----	---	---	----	----	----	-----	-----	-----	----	----	---	---	-----	------

Batter	1	2	3	4	5	6	7	8	9	AB R H RBI BB SO LOB	TOP
<b>Pete Rose, S</b> OBP: 0.388, SLG: 0.480 (1, 8) BB (9, 9) BB	4-0 4-3 WP BB		0-0 6-3		4-0 BB BB		0-0 4-3		4-0 FC1-6 BB	2 0 0 0 3 0 0	
<b>Dave Concepcion, R</b> OBP: 0.338, SLG: 0.337 (1, 6) S (9, 9) S	0-3 1-2 K		0-0 1-3		0-3 K		0-0 6-3		0-0 FC1-6 BB 1-2f	5 1 0 0 0 2 3	
<b>Tony Perez, R</b> OBP: 0.401, SLG: 0.594 (1, 5) X (8, 3)	0-0 4-3		0-0 E 1B		0-0 P4		0-0 F8		4-0 1B BB	4 1 1 0 1 0 1 0 0 0 0 0 0 0	
<b>Ty Cline, L</b> OBP: 0.379, SLG: 0.421 (1, 5) X (9, 8)	0-0 2-3		0-0 E8 1B		0-0 WP 1B		4-0 HR BB		0-0 FC6-4 1B 1-2 2-H	4 3 3 1 1 1 1	
<b>Johnny Bench, R</b> OBP: 0.343, SLG: 0.599 (1, 9) S (9, 3) S	0-3 K		0-0 4-3		0-0 6-3		0-3 K		0-0 FC6-4 1B 1-2f	4 1 1 2 0 1 1 1 0 0 0 0 0 2	
<b>Lee May, R</b> OBP: 0.294, SLG: 0.480 <b>Clay Carroll, R</b> OBP: 0.143, SLG: 0.077 (1, 3) (8, 1)			0-0 6-3		0-0 1-0 HBP		0-0 2-H 1B		0-0 2B	2 0 1 1 0 0 0 1 0 1 0 0 0 0	
<b>Hal McRae, R</b> OBP: 0.329, SLG: 0.473 <b>Bernie Carbo, L</b> OBP: 0.453, SLG: 0.556 (1, 7) (8, PH) (8, 7)			0-0 F7		0-0 F9		0-0 6-3		0-0 F7	4 0 0 0 0 0 3	
<b>Tommy Helms, R</b> OBP: 0.254, SLG: 0.273 (1, 4)			0-3 K		0-0 6-3		0-0 G3		0-0 F8	4 0 0 0 0 1 1 0 0 0 0 0 0 0	
<b>Bill Plummer, R</b> <b>Woody Woodward, R</b> OBP: 0.287, SLG: 0.287 (1, 2) (8, 5)			0-3 K		0-0 5-3		0-0 HR		0-0 G3	3 1 1 1 0 1 0 1 0 0 0 0 0 0	
<b>Jim McGlothlin, R</b> OBP: 0.214, SLG: 0.222 <b>Pat Corrales, R</b> OBP: 0.294, SLG: 0.327 (1, 1) (8, 2)											
<b>Inning Stats</b>	R: 0 H: 0 E: 0 LOB: 1 K: 2 BB: 1 S: 7 P: 11	R: 0 H: 0 E: 0 LOB: 0 K: 0 BB: 0 S: 3 P: 3	R: 0 H: 0 E: 0 LOB: 0 K: 2 BB: 0 S: 7 P: 7	R: 2 H: 2 E: 1 LOB: 1 K: 0 BB: 0 S: 5 P: 6	R: 0 H: 0 E: 0 LOB: 1 K: 1 BB: 1 S: 5 P: 9	R: 1 H: 2 E: 0 LOB: 1 K: 1 BB: 0 S: 7 P: 7	R: 1 H: 1 E: 0 LOB: 0 K: 0 BB: 0 S: 4 P: 4	R: 2 H: 2 E: 0 LOB: 1 K: 0 BB: 1 S: 5 P: 9	R: 1 H: 1 E: 0 LOB: 2 K: 0 BB: 2 S: 4 P: 12	1B: 5 SF: 0 2B: 1 SAC: 0 3B: 0 DP: 0 HR: 2 HBP: 1	WP: 2 PA: 41 PB: 0 SB: 0 CS: 0
<b>PITCHER</b> <b>Steve Barber, L</b> ERA: 4.8 <b>Rick Kester, R</b> ERA: 6.07 (1, 1) (8, 1)	IP WLS BF H R ER SO BB IBB HBP BLK WP HR S P ERA WHIP	7.0 L 29 5 4 2 6 2 0 1 0 2 1 38 47 2.57 1.000	2.0 12 3 3 3 0 3 0 0 0 0 1 9 21 13.50 3.000								

Cincinnati Reds @ Atlanta Braves  
Atlanta Stadium, Atlanta, GA  
Sat Sep 19 1970, 7:05 PM EDT  
Att: 11,246 - Unknown

livebaseballscorecards.com

AB	35
R	7
H	8
RBI	5
BB	5
SO	6
LOB	12





Batter	1	2	3	4	5	6	7	8	9	AB R H RBI BB SO LOB	TOP
<b>Pete Rose, S</b> (1, 9) <small>OBP: 0.388, SLG: 0.478</small> <b>Mel Behney, L</b> (7, 1) <b>Wayne Granger, R</b> (8, 1) <small>OBP: 0.100, SLG: 0.100</small>	4-0  BB	0-0 4-3  BB			0-0 G3 		0-0 F8 			3 1 0 0 1 0 1 0 0 0 0 0 0 0 0 0 0 0 0 0 0	<b>Cincinnati Reds @ Atlanta Braves</b> Atlanta Stadium, Atlanta, GA Sun Sep 20 1970, 3:33 AM EDT Att. 9,922 - Unknown
<b>Ty Cline, L</b> (1, 8) <small>OBP: 0.386, SLG: 0.433</small>	0-0  1-3 2B	4-0  BB			0-0 L4 		0-3 K 			3 1 1 0 1 1 0	
<b>Bernie Carbo, L</b> (1, 7) <small>OBP: 0.449, SLG: 0.549</small>	0-3 K 	0-0 L  1-2	0-0 6-3 		0-3 K 		0-0 6-3 			5 0 0 0 0 2 4	
<b>Johnny Bench, R</b> (1, 3) <small>OBP: 0.343, SLG: 0.597</small> <b>Woody Woodward, R</b> (6, 3) <small>OBP: 0.286, SLG: 0.286</small>	4-0  IBB		0-3 K 		0-0 F8 		0-0 6-3 			2 0 0 0 1 1 0 1 0 0 0 0 0 0	
<b>Hal McRae, R</b> (1, 5) <small>OBP: 0.327, SLG: 0.468</small>	0-0  1-2 2-H 3-H		0-0 F9 		0-0 P6 		0-3 K 			4 0 1 2 0 1 0	
<b>Dave Concepcion, R</b> (1, 6) <small>OBP: 0.333, SLG: 0.332</small>	0-0  1-2 2-3		0-0 6-3 		0-0 F9 		0-0 L4 			4 0 0 0 0 0 2	
<b>Bill Plummer, R</b> (1, 2) <small>OBP: 0.222, SLG: 0.125</small>	1-0  HBP		0-0 F3 		0-0 F8 		0-0 			3 0 1 0 0 0 0	
<b>Darrel Chaney, S</b> (1, 4) <small>OBP: 0.266, SLG: 0.289</small>	0-3 K 		0-0 4-3 		0-0 G3 		0-3 K 			4 0 0 0 0 2 4	
<b>Jim Maloney, L</b> (1, 1) <b>Angel Bravo, L</b> (5, PH) <small>OBP: 0.375, SLG: 0.333</small> <b>Ray Washburn, R</b> (5, 1) <b>Jimmy Stewart, S</b> (7, PH) <small>OBP: 0.318, SLG: 0.340</small> (7, 9)		0-0 3-1 		0-0 4-3 		0-0 				1 0 0 0 0 0 0 1 0 0 0 0 0 0 0 0 0 0 0 0 0 1 0 1 0 0 0 0	
<b>Inning Stats</b>	R: 2 H: 2 E: 0 LOB: 3 K: 2 BB: 2 S: 9 P: 18	R: 0 H: 0 E: 0 LOB: 0 K: 0 BB: 1 S: 2 P: 6	R: 0 H: 0 E: 0 LOB: 0 K: 1 BB: 0 S: 5 P: 5	R: 0 H: 0 E: 0 LOB: 0 K: 0 BB: 0 S: 3 P: 3	R: 0 H: 0 E: 1 LOB: 1 K: 1 BB: 0 S: 6 P: 6	R: 0 H: 0 E: 0 LOB: 0 K: 0 BB: 0 S: 3 P: 3	R: 0 H: 1 E: 0 LOB: 1 K: 0 BB: 0 S: 4 P: 4	R: 0 H: 0 E: 0 LOB: 0 K: 1 BB: 0 S: 5 P: 5	R: 0 H: 1 E: 0 LOB: 1 K: 2 BB: 0 S: 8 P: 8	1B: 3 SF: 0 2B: 1 SAC: 0 3B: 0 DP: 0 HR: 0 HBP: 1	WP: 0 PA: 36 PB: 0 SB: 0 CS: 1
<b>PITCHER</b> <b>Ron Reed, R</b> (1, 1) <small>ERA: 4.37</small>	IP WLS BF H R ER SO BB IBB HBP BLK WP HR S P ERA WHIP 9.0 W 36 4 2 2 7 2 1 1 0 0 0 45 58 2.00 0.667										

livebaseballscorecards.com

<b>AB</b>	32
<b>R</b>	2
<b>H</b>	4
<b>RBI</b>	2
<b>BB</b>	3
<b>SO</b>	7
<b>LOB</b>	11





Batter	1	2	3	4	5	6	7	8	9	AB R H RBI BB SO LOB	TOP																			
<b>Rafael Robles, R</b> (1, 6) OBP: 0.270, SLG: 0.224	0-0 		0-3 		0-0 			0-0 		4 0 1 0 0 1 2																				
<b>Larry Stahl, L</b> (1, 7) OBP: 0.196, SLG: 0.204	0-0 		4-0 		0-0 			0-0 		3 0 0 0 1 0 1																				
<b>Cito Gaston, R</b> (1, 8) OBP: 0.360, SLG: 0.535 <b>Ivan Murrell, R</b> (1, 8) OBP: 0.287, SLG: 0.392 <b>Dave Robinson, S</b> (9, 8) OBP: 0.538, SLG: 0.400	0-3 		0-0 		0-0 			0-0 	<b>BB</b> 	1 0 0 0 0 1 0 3 1 1 0 0 0 2 0 0 0 0 0 0 0																				
<b>Ollie Brown, R</b> (1, 9) OBP: 0.336, SLG: 0.497		0-0 		0-0 				0-0 	<b>F</b> 	4 0 0 0 0 0 1																				
<b>Nate Colbert, R</b> (1, 3) OBP: 0.323, SLG: 0.491		0-3 		0-0 				0-3 	<b>SF7</b> 	4 0 1 0 0 2 0																				
<b>Ed Spiezio, R</b> (1, 5) OBP: 0.373, SLG: 0.475		0-0 		0-0 				0-0 	<b>SF7</b> 	3 1 1 1 1 0 0																				
<b>Chris Cannizzaro, R</b> (1, 2) OBP: 0.370, SLG: 0.384		0-0 		0-0 				0-0 	<b>SF7</b> 	3 0 0 1 0 0 0																				
<b>Dave Campbell, R</b> (1, 4) OBP: 0.270, SLG: 0.337 <b>Steve Huntz, S</b> (9, PH) OBP: 0.342, SLG: 0.338 <b>Jose Arcia, R</b> (9, 4) OBP: 0.282, SLG: 0.288			0-0 		4-0 			0-0 	<b>SF7</b> 	2 0 0 0 1 0 0 1 0 0 0 0 1 2 0 0 0 0 0 0 0																				
<b>Mike Corkins, R</b> (1, 1) OBP: 0.256, SLG: 0.324 <b>Gary Ross, R</b> (2, 1) OBP: 0.500, SLG: 0.625 <b>Ray Webster, L</b> (8, PH) OBP: 0.331, SLG: 0.345 <b>Earl Wilson, R</b> (8, 1) OBP: 0.208, SLG: 0.292 <b>Paul Doyle, L</b> (9, 1) OBP: 0.208, SLG: 0.292			0-0 		0-0 			0-0 	<b>SF7</b> 	0 0 0 0 0 0 0 1 0 1 0 0 0 0 1 0																				
<b>Inning Stats</b>	R: 0 E: 0 K: 1 S: 5	H: 0 LOB: 0 BB: 0 P: 5	R: 1 E: 0 K: 1 S: 6	H: 1 LOB: 0 BB: 0 P: 6	R: 0 E: 0 K: 1 S: 6	H: 1 LOB: 2 BB: 1 P: 10	R: 0 E: 0 K: 0 S: 3	H: 0 LOB: 0 BB: 0 P: 3	R: 0 E: 0 K: 0 S: 3	H: 0 LOB: 1 BB: 1 P: 7	R: 0 E: 0 K: 1 S: 5	H: 0 LOB: 0 BB: 0 P: 5	R: 0 E: 0 K: 0 S: 4	H: 1 LOB: 1 BB: 0 P: 4	R: 1 E: 0 K: 1 S: 7	H: 2 LOB: 2 BB: 1 P: 11	1B: 3 2B: 1 3B: 0 HR: 1	SF: 1 SAC: 1 DP: 0 HBP: 0	WP: 0 PB: 0 SB: 1 CS: 0	PA: 35										
<b>PITCHER</b> <b>Jim Nash, R</b> (1, 1) ERA: 4.0	IP 9.0	WLS W	BF 35	H 5	R 2	ER 2	SO 5	BB 3	IBB 0	HBP 0	BLK 0	WP 0	HR 1	S 42	P 54	ERA 2.00	WHIP 0.889													
											<b>PITCHER</b>	IP	WLS	BF	H	R	ER	SO	BB	IBB	HBP	BLK	WP	HR	S	P	ERA	WHIP		

**San Diego Padres @ Atlanta Braves**  
Atlanta Stadium, Atlanta, GA  
Tue Sep 22 1970, 7:05 PM EDT  
Att. 2,293 - Unknown

[livebaseballscorecards.com](http://livebaseballscorecards.com)

<b>AB</b>	30
<b>R</b>	2
<b>H</b>	5
<b>RBI</b>	2
<b>BB</b>	3
<b>SO</b>	5
<b>LOB</b>	8



Batter	1	2	3	4	5	6	7	8	9	AB	R	H	RBI	BB	SO	LOB
<b>Felix Millan, R</b> (1, 4) OBP: 0.350, SLG: 0.381	0-0 FC 1B	4-0 G1-6-3 BB		0-0 1B			0-0 1B		0-0 E BB 1B	4	1	3	0	1	0	2
<b>Ralph Garr, L</b> (1, 8) OBP: 0.329, SLG: 0.338	0-0 FC 2B	0-0 G1-6-3				0-0 2B 1B	0-0 F 1B		4-0 1B E BB	4	1	1	0	1	0	4
<b>Darrell Evans, L</b> (1, 5) OBP: 0.531, SLG: 0.520 <b>Clete Boyer, R</b> (9, PH) OBP: 0.303, SLG: 0.378	4-0 2B BB		0-0 1B		0-0 2B		0-0 1B		4-0 1B IBB	3	0	1	0	1	0	1
<b>Rico Carty, R</b> (1, 7) OBP: 0.456, SLG: 0.589 <b>Mike Lum, L</b> (9, 9) OBP: 0.310, SLG: 0.407	0-0 2B		0-0 1B	G4-6-3	4-0 L6-3 IBB			0-0 1B	0-0 1B	3	0	2	1	1	0	0
<b>Earl Williams, R</b> (1, 3) OBP: 0.357, SLG: 0.364	4-0 BB		0-0 G4-6-3	1-2	0-0 L6-3			4-0 F 1B BB		2	1	0	0	2	0	3
<b>Dusty Baker Jr., R</b> (1, 9) OBP: 0.273, SLG: 0.125 <b>Hank Aaron, R</b> (8, PH) OBP: 0.389, SLG: 0.586 <b>Oscar Brown, R</b> (8, PR) OBP: 0.471, SLG: 0.548	0-3 K			0-0 SH 1B 1B		0-0 1B		0-0 1B 1B	0-0 1B	3	0	1	0	0	1	3
<b>Bob Didier, S</b> (1, 2) OBP: 0.218, SLG: 0.180	0-0 1B			0-0 SH 1B		0-0 1B		0-0 F	0-0 F	4	0	1	0	0	0	5
<b>Gil Garrido, R</b> (1, 6) OBP: 0.292, SLG: 0.310			0-0 BB 1B		0-0 F		0-0 1B	0-0 1B	0-0 1B	4	0	2	1	0	0	2
<b>Jim Nash, R</b> (1, 1) OBP: 0.110, SLG: 0.175			0-0 F	1-2 2-3 SH		0-0 SH		0-0 K	0-3 K	3	0	0	0	0	1	3

Inning Stats	R: 1	H: 2	E: 0	K: 1	S: 7	LOB: 3	P: 15	R: 0	H: 1	E: 0	K: 0	S: 3	LOB: 1	P: 7	R: 0	H: 1	E: 0	K: 0	S: 3	LOB: 0	P: 3	R: 0	H: 2	E: 0	K: 0	S: 5	LOB: 2	P: 5	R: 0	H: 0	E: 0	K: 0	S: 3	LOB: 0	P: 3	R: 0	H: 1	E: 0	K: 0	S: 4	LOB: 1	P: 4	R: 1	H: 2	E: 0	K: 1	S: 7	LOB: 2	P: 11	R: 1	H: 2	E: 1	K: 0	S: 2	LOB: 3	P: 10	1B: 11	2B: 3	3B: 0	HR: 0	SF: 0	SAC: 1	DP: 3	HBP: 0	WP: 0	PB: 0	SB: 1	CS: 0	PA: 40
--------------	------	------	------	------	------	--------	-------	------	------	------	------	------	--------	------	------	------	------	------	------	--------	------	------	------	------	------	------	--------	------	------	------	------	------	------	--------	------	------	------	------	------	------	--------	------	------	------	------	------	------	--------	-------	------	------	------	------	------	--------	-------	--------	-------	-------	-------	-------	--------	-------	--------	-------	-------	-------	-------	--------

PITCHER	IP	WLS	BF	H	R	ER	SO	BB	IBB	HBP	BLK	WP	HR	S	P	ERA	WHIP
<b>Mike Corkins, R</b> (1, 1) ERA: 4.54	1.1		10	3	1	1	1	3	0	0	0	0	0	9	21	6.75	4.500
<b>Gary Ross, R</b> (2, 1) ERA: 5.23	5.2		20	6	0	0	0	0	1	0	0	0	0	19	23	0.00	1.059
<b>Earl Wilson, R</b> (8, 1) ERA: 4.58	1.0	L	7	3	2	2	1	1	0	0	0	0	0	8	12	18.00	4.000
<b>Paul Doyle, L</b> (9, 1) ERA: 5.18	0.0		3	1	0	0	0	1	1	0	0	0	0	1	9	∞	∞

**BOTTOM**

**San Diego Padres @ Atlanta Braves**  
Atlanta Stadium, Atlanta, GA

Tue Sep 22 1970, 7:05 PM EDT  
Att. 2,293 - Unknown

livebaseballscorecards.com

<b>AB</b>	<b>32</b>
<b>R</b>	<b>3</b>
<b>H</b>	<b>13</b>
<b>RBI</b>	<b>3</b>
<b>BB</b>	<b>7</b>
<b>SO</b>	<b>2</b>
<b>LOB</b>	<b>23</b>



Batter	1	2	3	4	5	6	7	8	9	AB R H RBI BB SO LOB	TOP											
Rafael Robles, R (1, 6) OBP: 0.254, SLG: 0.210	0-3 K		0-0 F		0-0		0-0			4 0 0 0 0 1 3	<b>San Diego Padres @ Atlanta Braves</b> Atlanta Stadium, Atlanta, GA Wed Sep 23 1970, 7:05 PM EDT Att. 2,007 - Unknown											
Dave Robinson, S (1, 7) OBP: 0.412, SLG: 0.286	0-0		0-0			0-3 K		0-0	4 0 0 0 0 1 1													
Cito Gaston, R (1, 8) OBP: 0.362, SLG: 0.542	0-0			0-0 HR		0-0 1B		0-0 E6	4 1 3 1 0 0 0													
Ollie Brown, R (1, 9) OBP: 0.335, SLG: 0.495	0-0			0-0 WP S 1B		0-0 F		0-0 F	4 0 1 0 0 0 3													
Nate Colbert, R (1, 3) OBP: 0.321, SLG: 0.487		0-0		0-3 K		0-0		0-3 K	4 0 0 0 0 2 3													
Ed Spiezio, R (1, 5) OBP: 0.374, SLG: 0.474		0-0		4-0 BB		0-0 SH 1B 1B		0-0	3 0 1 0 1 0 0													
Jose Arcia, R (9, 5) OBP: 0.282, SLG: 0.288				1-3 BB					0 0 0 0 0 0 0													
Bob Barton, R (1, 2) OBP: 0.279, SLG: 0.320		0-0		0-0 G6-4-3 1-2f		0-0 SH 1B		0-3 K	4 0 1 0 0 1 2													
Dave Campbell, R (1, 4) OBP: 0.270, SLG: 0.342			0-0 E5		0-0	0-0 SH 1-2 2-3		0-0 HR	3 1 1 1 0 0 0													
Steve Arlin, R (1, 1)			0-3 K		0-0	0-0		0-0	4 0 0 0 0 1 3													
<b>Inning Stats</b>	R: 0 E: 0 K: 1 S: 6	H: 1 LOB: 1 BB: 0 P: 6	R: 0 E: 0 K: 0 S: 3	H: 0 LOB: 0 BB: 0 P: 3	R: 0 E: 1 K: 1 S: 6	H: 0 LOB: 1 BB: 0 P: 6	R: 1 E: 0 K: 1 S: 6	H: 2 LOB: 1 BB: 1 P: 10	R: 0 E: 0 K: 0 S: 3	H: 0 LOB: 0 BB: 0 P: 3	R: 0 E: 0 K: 1 S: 6	H: 1 LOB: 1 BB: 0 P: 6	R: 0 E: 0 K: 0 S: 5	H: 2 LOB: 2 BB: 0 P: 5	R: 0 E: 1 K: 1 S: 6	H: 0 LOB: 1 BB: 0 P: 6	R: 1 E: 0 K: 1 S: 6	H: 1 LOB: 0 BB: 0 P: 6	1B: 5 2B: 0 3B: 0 HR: 2	SF: 0 SAC: 1 DP: 1 HBP: 0	WP: 1 PB: 0 SB: 1 CS: 0	PA: 36
<b>PITCHER</b>	IP WLS BF H R ER SO BB IBB HBP BLK WP HR S P ERA WHIP												<b>PITCHER</b>	IP WLS BF H R ER SO BB IBB HBP BLK WP HR S P ERA WHIP								
Pat Jarvis, R (1, 1) ERA: 3.56	8.0 L 32 6 1 1 5 1 0 0 0 1 1 41 45 1.12 0.875																					
George Stone, L (9, 1) ERA: 3.79	1.0 4 1 1 1 1 0 0 0 0 0 1 6 6 9.00 1.000																					

livebaseballscorecards.com

<b>AB</b>	34
<b>R</b>	2
<b>H</b>	7
<b>RBI</b>	2
<b>BB</b>	1
<b>SO</b>	6
<b>LOB</b>	15





Batter	1	2	3	4	5	6	7	8	9	AB R H RBI BB SO LOB
<b>Felix Millan, R</b> OBP: 0.349, SLG: 0.381 (1, 4) X	0-0 ①		0-0 BB 1B		0-0 ③			0-0 ②		4 0 1 0 0 0 0
<b>Ralph Garr, L</b> OBP: 0.338, SLG: 0.347 (1, 8) X	0-0 CS 1B		0-0 BB 1B			0-0 ①		0-0 ③		4 0 2 0 0 0 0
<b>Hank Aaron, R</b> OBP: 0.388, SLG: 0.583 (1, 3) X	0-0 F ②		4-0 BB 1B			0-0 ②			0-0 ①	3 0 0 0 1 0 1
<b>Rico Carty, R</b> OBP: 0.456, SLG: 0.589 (1, 7) X	0-0 1-2	0-0 ①	0-0 4-3 ③			0-0 1B			0-0 FC 1B 1B	5 0 2 0 0 0 4
<b>Darrell Evans, L</b> OBP: 0.528, SLG: 0.517 (1, 5) X		0-0 1B		0-0 ①		0-0 ③			0-0 FC 1B	4 0 2 0 0 0 1
<b>Mike Lum, L</b> OBP: 0.306, SLG: 0.401 (1, 9) X		0-0 F ②		0-0 ②			0-0 ①		0-0 FC ②	4 0 0 0 0 0 3
<b>Bob Tillman, R</b> OBP: 0.294, SLG: 0.401 (1, 2) X		0-3 K ③		0-0 ③			0-3 K ②		0-0 FC ③	4 0 0 0 0 2 3
<b>Gil Garrido, R</b> OBP: 0.290, SLG: 0.308 (1, 6) X			0-0 ①		0-0 ①		0-0 ③			3 0 0 0 0 0 0
<b>Pat Jarvis, R</b> OBP: 0.198, SLG: 0.213 (1, 1) X			0-0 ②		0-0 ②			0-0 ①		2 0 0 0 0 0 0
<b>Hal King, L</b> OBP: 0.363, SLG: 0.465 (8, PH) X										1 0 0 0 0 0 0
<b>George Stone, L</b> OBP: 0.308, SLG: 0.243 (9, 1) X										0 0 0 0 0 0 0

Inning Stats	R: 0 E: 0 K: 0 S: 3	H: 1 LOB: 0 BB: 0 P: 3	R: 0 E: 0 K: 1 S: 6	H: 1 LOB: 1 BB: 0 P: 6	R: 0 E: 0 K: 0 S: 5	H: 2 LOB: 3 BB: 1 P: 9	R: 0 E: 0 K: 0 S: 3	H: 0 LOB: 0 BB: 0 P: 3	R: 0 E: 0 K: 0 S: 3	H: 0 LOB: 0 BB: 0 P: 3	R: 0 E: 0 K: 1 S: 4	H: 1 LOB: 1 BB: 0 P: 4	R: 0 E: 0 K: 1 S: 5	H: 0 LOB: 0 BB: 0 P: 5	R: 0 E: 0 K: 0 S: 3	H: 0 LOB: 0 BB: 0 P: 3	R: 0 E: 0 K: 0 S: 5	H: 2 LOB: 2 BB: 0 P: 5	1B: 7 2B: 0 3B: 0 HR: 0	SF: 0 SAC: 0 DP: 0 HBP: 0
--------------	------------------------------	---------------------------------	------------------------------	---------------------------------	------------------------------	---------------------------------	------------------------------	---------------------------------	------------------------------	---------------------------------	------------------------------	---------------------------------	------------------------------	---------------------------------	------------------------------	---------------------------------	------------------------------	---------------------------------	----------------------------------	------------------------------------

PITCHER	IP	WLS	BF	H	R	ER	SO	BB	IBB	HBP	BLK	WP	HR	S	P	ERA	WHIP
<b>Steve Arlin, R</b> ERA: 2.84 (1, 1)	9.0	W	35	7	0	0	2	1	0	0	0	0	0	37	41	0.00	0.889

**BOTTOM**

**San Diego Padres @ Atlanta Braves**  
Atlanta Stadium, Atlanta, GA

Wed Sep 23 1970, 7:05 PM EDT  
Att. 2,007 - Unknown

livebaseballscorecards.com

<b>AB</b>	<b>34</b>
<b>R</b>	<b>0</b>
<b>H</b>	<b>7</b>
<b>RBI</b>	<b>0</b>
<b>BB</b>	<b>1</b>
<b>SO</b>	<b>2</b>
<b>LOB</b>	<b>12</b>

**Braves**

WP: 0	PA: 35
PB: 0	
SB: 0	
CS: 1	

Batter	1	2	3	4	5	6	7	8	9	AB R H RBI BB SO LOB	TOP											
<b>Dave Campbell, R</b> (1, 4) OBP: 0.270, SLG: 0.341	0-0 		0-3 		0-0 		0-0 		0-0 	5 0 1 1 0 1 0												
<b>Rafael Robles, R</b> (1, 6) OBP: 0.250, SLG: 0.209	0-0 		0-0 			0-0 		0-0 	0-0 	5 0 1 0 0 0 0												
<b>Cito Gaston, R</b> (1, 8) OBP: 0.363, SLG: 0.546	0-3 		0-3 			0-0 		0-0 	0-0 	5 2 2 1 0 2 2												
<b>Nate Colbert, R</b> (1, 3) OBP: 0.323, SLG: 0.494		0-0 		0-0 		0-0 		0-0 	0-0 	5 2 3 1 0 0 2												
<b>Ed Spiezio, R</b> (1, 5) OBP: 0.379, SLG: 0.475		4-0 		0-0 		0-0 		4-0 		1 0 1 1 2 0 0												
<b>Jose Arcia, R</b> (8, PR) OBP: 0.282, SLG: 0.288					1-3 					0 0 0 0 0 0 0												
<b>Chris Cannizzaro, R</b> (1, 2) OBP: 0.371, SLG: 0.383		0-3 		0-0 		0-0 		0-0 	0-0 	3 0 1 1 1 1 3												
<b>Dave Robinson, S</b> (1, 7) OBP: 0.333, SLG: 0.222		0-0 		0-0 		0-0 		0-0 	0-0 	4 0 0 0 0 0 6												
<b>Jim Williams, R</b> (1, 9) OBP: 0.375, SLG: 0.375		0-0 		0-0 		0-0 		0-0 	0-0 	4 1 2 0 0 0 0												
<b>Dave Roberts, L</b> (1, 1) OBP: 0.172, SLG: 0.281		0-3 		0-0 		0-0 		0-3 	0-0 	3 0 0 0 0 2 2												
<b>Inning Stats</b>	R: 0 E: 0 K: 1 S: 5	H: 0 LOB: 0 BB: 0 P: 5	R: 1 E: 0 K: 2 S: 9	H: 2 LOB: 2 BB: 1 P: 13	R: 0 E: 0 K: 2 S: 7	H: 0 LOB: 0 BB: 0 P: 7	R: 0 E: 0 K: 0 S: 4	H: 2 LOB: 1 BB: 0 P: 4	R: 0 E: 0 K: 0 S: 3	H: 0 LOB: 0 BB: 0 P: 3	R: 2 E: 0 K: 0 S: 6	H: 3 LOB: 1 BB: 0 P: 6	R: 0 E: 0 K: 1 S: 5	H: 0 LOB: 0 BB: 0 P: 5	R: 1 E: 0 K: 0 S: 4	H: 1 LOB: 2 BB: 2 P: 12	R: 1 E: 0 K: 0 S: 6	H: 3 LOB: 2 BB: 0 P: 6	1B: 9 2B: 0 3B: 0 HR: 2	SF: 1 SAC: 1 DP: 1 HBP: 0	WP: 1 PB: 1 SB: 0 CS: 0	PA: 40
<b>PITCHER</b>	IP WLS BF H R ER SO BB IBB HBP BLK WP HR S P ERA WHIP																					
<b>Mike McQueen, L</b> (1, 1) ERA: 6.47	8.0 L 34 8 4 4 6 3 0 0 0 1 2 43 55 4.50 1.375																					
<b>Steve Barber, L</b> (9, 1) ERA: 5.06	1.0 6 3 1 1 0 0 0 0 0 0 0 6 6 9.00 3.000																					

**San Diego Padres @ Atlanta Braves**  
 Atlanta Stadium, Atlanta, GA  
 Thu Sep 24 1970, 7:05 PM EDT  
 Att. 2,068 - Unknown

[livebaseballscorecards.com](http://livebaseballscorecards.com)

<b>AB</b>	<b>35</b>
<b>R</b>	<b>5</b>
<b>H</b>	<b>11</b>
<b>RBI</b>	<b>5</b>
<b>BB</b>	<b>3</b>
<b>SO</b>	<b>6</b>
<b>LOB</b>	<b>15</b>



Batter	1	2	3	4	5	6	7	8	9	AB	R	H	RBI	BB	SO	LOB
Felix Millan, R (1, 4) OBP: 0.350, SLG: 0.380	0-0 1B		0-0 1B		0-0			4-0 1B BB		3	0	1	0	1	0	0
Oscar Brown, R (1, 8) OBP: 0.455, SLG: 0.522	0-0		0-0 G6-4-3 1-2f					0-0 1B FC		4	0	1	0	0	0	2
Hank Aaron, R (1, 3) OBP: 0.387, SLG: 0.580	0-0 1B							0-3 K		4	0	1	0	0	1	3
Rico Carty, R (1, 7) OBP: 0.454, SLG: 0.585	0-0							0-0 FC		3	0	0	0	1	0	4
Dusty Baker Jr., R (1, 9) OBP: 0.200, SLG: 0.083		0-0						0-0		4	0	0	0	0	1	1
Earl Williams, R (1, 5) OBP: 0.333, SLG: 0.333		0-0						0-3 K		4	0	1	0	0	2	0
Clete Boyer, R (1, 6) OBP: 0.301, SLG: 0.374		0-0						0-0		4	0	0	0	0	0	2
Bob Tillman, R (1, 2) OBP: 0.291, SLG: 0.395			0-0					0-3 K		3	0	0	0	0	2	0
Mike McQueen, L (1, 1) OBP: 0.353, SLG: 0.438			0-0					0-0		2	0	1	0	0	0	0
Bob Aspromonte, R (8, PH) OBP: 0.271, SLG: 0.233										1	0	1	0	0	0	0
Steve Barber, L (9, 1) OBP: 0.500, SLG: 0.500								1B BB		0	0	0	0	0	0	0

Inning Stats	R: 0	H: 1	E: 0	K: 0	S: 4	R: 0	H: 0	E: 0	K: 0	S: 3	R: 0	H: 2	E: 0	K: 0	S: 4	R: 0	H: 1	E: 0	K: 1	S: 6	R: 0	H: 0	E: 0	K: 1	S: 5	R: 0	H: 0	E: 0	K: 0	S: 3	R: 0	H: 2	E: 0	K: 2	S: 9	R: 0	H: 0	E: 0	K: 1	S: 5	R: 0	H: 0	E: 0	K: 1	S: 5	R: 0	H: 0	E: 0	K: 1	S: 5	1B: 5	2B: 1	3B: 0	HR: 0	SF: 0	SAC: 0	DP: 1	HBP: 0	WP: 0	PA: 34
--------------	------	------	------	------	------	------	------	------	------	------	------	------	------	------	------	------	------	------	------	------	------	------	------	------	------	------	------	------	------	------	------	------	------	------	------	------	------	------	------	------	------	------	------	------	------	------	------	------	------	------	-------	-------	-------	-------	-------	--------	-------	--------	-------	--------

PITCHER	IP	WLS	BF	H	R	ER	SO	BB	IBB	HBP	BLK	WP	HR	S	P	ERA	WHIP
Dave Roberts, L (1, 1) ERA: 3.72	9.0	W	34	6	0	0	6	2	0	0	0	0	0	44	52	0.00	0.889

**BOTTOM**

**San Diego Padres @ Atlanta Braves**  
Atlanta Stadium, Atlanta, GA

Thu Sep 24 1970, 7:05 PM EDT  
Att. 2,068 - Unknown

livebaseballscorecards.com

**AB 32**  
**R 0**  
**H 6**  
**RBI 0**  
**BB 2**  
**SO 6**  
**LOB 12**



Batter	1	2	3	4	5	6	7	8	9	10	11	12	AB R H RBI BB SO LOB	TOP						
Cesar Geronimo, L (1, 8) OBP: 0.333, SLG: 0.281	0-0 G4-6-3 1B		0-0 1B		4-0 1B BB		0-0 1B		0-0 G5-4-3 1-2f			0-0 1B	5 0 2 0 1 0 2							
Joe Morgan, L (1, 4) OBP: 0.386, SLG: 0.391	0-0 G4-6-3 1-2f		0-0 1B		0-3 K		0-0 1B		0-0 1B		0-0 1B	0-0 1B	6 1 1 0 0 1 3							
Jimmy Wynn, R (1, 7) OBP: 0.398, SLG: 0.499	0-0 1B		0-0 1B		0-0 1B		0-0 1B		4-0 BB		0-0 1B	0-0 1B	5 1 3 1 1 0 0							
Bob Watson, R (1, 3) OBP: 0.323, SLG: 0.435			0-3 K		0-0 K		0-0 F		0-0 F		0-0 2B	0-0 1B	6 1 2 0 0 1 4							
Denis Menke, R (1, 6) OBP: 0.390, SLG: 0.436			0-0 1B				0-0 F		0-0 F		0-0 2B	0-0 E7	3 0 0 0 0 0 1							
Hector Torres, R (6, 6) OBP: 0.292, SLG: 0.305												1-3 E	2 0 0 0 0 0 2							
Marty Martinez, S (12, PH) OBP: 0.269, SLG: 0.245												1-3 E	1 1 1 1 0 0 0							
Doug Rader, R (1, 5) OBP: 0.321, SLG: 0.433			0-0 1B		0-0 1B		0-0 1B		0-0 1B		0-3 K	0-0 E7	6 2 2 2 0 1 1							
Norm Miller, L (1, 9) OBP: 0.336, SLG: 0.321			1-H 2B		0-0 1B		0-0 1B		0-0 1B		0-0 2B	0-0 2B	6 1 2 2 0 0 0							
Larry Howard, R (1, 2) OBP: 0.388, SLG: 0.493			1-H 2B		0-0 2B		0-3 K		0-0 1B		0-0 1B	0-3 K	4 0 2 0 0 1 0							
Jack Dilauro, S (9, PR) OBP: 0.390, SLG: 0.250													0 0 0 0 0 0 0							
Denny Lemaster, R (9, 1) OBP: 0.399, SLG: 0.365													0 0 0 0 0 0 0							
Keith Lampard, L (11, PH) OBP: 0.399, SLG: 0.365													1 0 0 0 0 0 0							
Fred Gladding, L (11, 1) OBP: 0.399, SLG: 0.365													1 0 0 0 0 1 1							
Ron Cook, L (12, 1) OBP: 0.278, SLG: 0.471													0 0 0 0 0 0 0							
George Culver, R (12, 1) OBP: 0.174, SLG: 0.288													0 0 0 0 0 0 0							
Don Wilson, R (1, 1) OBP: 0.119, SLG: 0.149					0-0 1B		0-0 1B		0-0 1B		0-3 K		3 0 0 0 0 0 1							
Jim Ray, R (7, 1) OBP: 0.192, SLG: 0.192													0 0 0 0 0 0 0							
Johnny Edwards, L (9, PH) OBP: 0.298, SLG: 0.319									0-0 G5-4-3 1-2				2 0 1 0 0 1 1							
<b>Inning Stats</b>	R: 0 E: 0 K: 0 S: 3	H: 1 LOB: 0 BB: 0 P: 3	R: 2 E: 0 K: 0 S: 6	H: 3 LOB: 1 BB: 0 P: 6	R: 1 E: 0 K: 1 S: 7	H: 2 LOB: 1 BB: 0 P: 7	R: 0 E: 0 K: 0 S: 3	H: 0 LOB: 0 BB: 0 P: 3	R: 0 E: 0 K: 1 S: 6	H: 0 LOB: 2 BB: 1 P: 10	R: 0 E: 0 K: 0 S: 3	H: 0 LOB: 1 BB: 0 P: 7	R: 0 E: 0 K: 2 S: 8	H: 1 LOB: 1 BB: 0 P: 4	R: 0 E: 0 K: 1 S: 10	H: 5 LOB: 1 BB: 0 P: 10	1B: 14 2B: 3 3B: 0 HR: 0	SF: 0 SAC: 0 DP: 2 HBP: 0	WP: 0 PB: 0 SB: 3 CS: 0	PA: 53
<b>PITCHER</b>	IP WLS BF H R ER SO BB IBB HBP BLK WP HR S P ERA WHIP																			
Ron Reed, R (1, 1) ERA: 4.31	8.0 L 33 8 3 3 3 2 0 0 0 0 0 0 0 45 3.38 1.250																			
Pat Jarvis, R (9, 1) ERA: 3.64	4.0 L 20 9 4 4 3 0 0 0 0 0 0 0 0 26 9.00 2.250																			

Houston Astros @ Atlanta Braves  
Atlanta Stadium, Atlanta, GA  
Fri Sep 25 1970, 7:05 PM EDT  
Att: 2,902 - Unknown

AB	51
R	7
H	17
RBI	6
BB	2
SO	6
LOB	16



Batter	1	2	3	4	5	6	7	8	9	10	11	12	AB	R	H	RBI	BB	SO	LOB
Felix Millan, R OBP: 0.353, SLG: 0.382 (1, 4)	4-0 None E BB	0-0			0-0		0-0 1B SF 1-H 2B	0-0		4-0 1-2 2-3 IBB		0-0 None BB 2-3 1B	5	1	2	1	2	0	4
Ralph Garr, L OBP: 0.345, SLG: 0.346 (1, 8)	0-0 E3 None 1-2		0-0		0-0		0-0 None HBP 2-3 1B			0-0		4-0 None 1-2 BB	6	0	2	0	1	0	4
Mike Lum, L OBP: 0.306, SLG: 0.401 (1, 9)	0-0 F		0-0				0-0 F			0-0		0-0 1B L5 2B	7	0	2	1	0	0	6
Orlando Cepeda, R OBP: 0.370, SLG: 0.555 (1, 3)	0-0 1-2 2-3		0-0			0-0 None 1B 2B	0-0 SF 3-H			0-0 G2-4-3 1-2 1B		4-0 1B IBB	5	1	3	1	1	1	4
Darrell Evans, L OBP: 0.500, SLG: 0.469 Rico Carty, R OBP: 0.454, SLG: 0.584 Earl Williams, R OBP: 0.316, SLG: 0.313 (1, 5) (9, PH) (10, 5)	0-0		0-0			0-0 2-3	1-0 HBP 1-2			0-0 G2-4-3 1-2		0-3 K	3	0	0	0	0	0	4
Dusty Baker Jr., R OBP: 0.333, SLG: 0.278 (1, 7)		0-0 1B 1B		0-0		0-0 3-H 1B	0-0 2-3	0-0 SH 1B		0-0		0-0 1-2 2-3 1B	7	0	4	1	0	0	2
Clete Boyer, R OBP: 0.304, SLG: 0.377 (1, 6)		0-0 None 1B 1-3		0-0		0-0 1-2 1B		0-0 SH 1-2		0-0		0-0 WP BB 1B 3-H	5	0	3	0	0	0	3
Bob Didier, S OBP: 0.215, SLG: 0.177 Hal King, L OBP: 0.366, SLG: 0.465 Oscar Brown, R OBP: 0.455, SLG: 0.522 Bob Tillman, R OBP: 0.292, SLG: 0.396 (1, 2) (8, PH) (8, PR) (9, 2)	0-0		0-0		0-0	0-0	0-0	4-0 IBB		0-3 K		0-0 None None 1B	3	0	0	0	0	0	4
Ron Reed, R OBP: 0.111, SLG: 0.114 Hank Aaron, R OBP: 0.386, SLG: 0.579 Pat Jarvis, R OBP: 0.207, SLG: 0.213 Bob Aspromonte, R OBP: 0.269, SLG: 0.231 (1, 1) (8, PH) (9, 1) (12, PH)	0-3 K		0-0		0-0		0-0 E4 2B	0-0 F		4-0 WP BB		0-0 1-2	3	1	0	0	0	1	2

Inning Stats	R: 0	H: 0	E: 1	LOB: 2	K: 0	P: 8	R: 0	H: 2	E: 0	LOB: 2	K: 1	P: 7	R: 0	H: 2	E: 0	LOB: 1	K: 0	P: 4	R: 0	H: 0	E: 0	LOB: 0	K: 0	P: 3	R: 0	H: 0	E: 0	LOB: 0	K: 0	P: 3	R: 1	H: 3	E: 0	LOB: 2	K: 0	P: 6	R: 2	H: 2	E: 1	LOB: 1	K: 0	P: 6	R: 0	H: 1	E: 0	LOB: 2	K: 0	P: 8	R: 0	H: 2	E: 0	LOB: 1	K: 0	P: 4	R: 0	H: 1	E: 0	LOB: 3	K: 1	P: 14	R: 0	H: 2	E: 0	LOB: 2	K: 1	P: 10	R: 1	H: 2	E: 0	LOB: 2	K: 1	P: 11	1B: 14	2B: 4	3B: 0	HR: 0	SF: 1	SAC: 1	DP: 2	HBP: 1	WP: 1	PA: 59
--------------	------	------	------	--------	------	------	------	------	------	--------	------	------	------	------	------	--------	------	------	------	------	------	--------	------	------	------	------	------	--------	------	------	------	------	------	--------	------	------	------	------	------	--------	------	------	------	------	------	--------	------	------	------	------	------	--------	------	------	------	------	------	--------	------	-------	------	------	------	--------	------	-------	------	------	------	--------	------	-------	--------	-------	-------	-------	-------	--------	-------	--------	-------	--------

PITCHER	IP	WLS	BF	H	R	ER	SO	BB	IBB	HBP	BLK	WP	HR	S	P	ERA	WHIP
Don Wilson, R ERA: 4.02 (1, 1)	6.2		32	9	3	1	1	1	0	1	0	0	0	32	37	1.35	1.500
Jim Ray, R ERA: 3.39 (7, 1)	1.1		6	1	0	0	0	0	1	0	0	0	0	4	8	0.00	0.750
Denny Lemaster, L ERA: 4.6 (9, 1)	2.0		10	3	0	0	1	1	1	0	0	1	0	10	18	0.00	2.000
Fred Gladding, R ERA: 4.17 (11, 1)	1.1	W	8	4	1	1	1	0	1	0	0	0	0	9	13	6.75	3.000
Ron Cook, L ERA: 3.72 (12, 1)	0.1		2	0	0	0	0	1	0	0	0	0	0	1	5	0.00	3.000
PITCHER	IP	WLS	BF	H	R	ER	SO	BB	IBB	HBP	BLK	WP	HR	S	P	ERA	WHIP
George Culver, R ERA: 3.93 (12, 1)	0.1	S	1	0	0	0	1	0	0	0	0	0	0	3	3	0.00	0.000

**BOTTOM**

**Houston Astros @ Atlanta Braves**  
Atlanta Stadium, Atlanta, GA

Fri Sep 25 1970, 7:05 PM EDT  
Att. 2,902 - Unknown

[livebaseballscorecards.com](http://livebaseballscorecards.com)

AB	50
R	4
H	17
RBI	4
BB	6
SO	4
LOB	41



Batter	1	2	3	4	5	6	7	8	9	AB R H RBI BB SO LOB	TOP	
<b>Cesar Cedeno, R</b> (1, 8) OBP: 0.333, SLG: 0.443	0-0 None 2B		0-0			0-0		0-0 1-H HR		4 1 2 2 0 0 0	<b>Houston Astros @ Atlanta Braves</b> Atlanta Stadium, Atlanta, GA Sat Sep 26 1970, 7:05 PM EDT Att. 3,078 - Unknown	
<b>Joe Morgan, L</b> (1, 4) OBP: 0.384, SLG: 0.388	0-3 K			0-0		0-0	0-0	0-0		4 0 0 0 0 1 1		
<b>Jimmy Wynn, R</b> (1, 7) OBP: 0.395, SLG: 0.495	0-0			0-0		0-0	0-0	0-0		4 0 0 0 0 0 1		
<b>Bob Watson, R</b> (1, 3) OBP: 0.322, SLG: 0.436	0-0			0-3 K		0-0	0-0 HR		0-0	4 1 1 0 0 1 1		
<b>Denis Menke, R</b> (1, 6) OBP: 0.389, SLG: 0.440		0-0			0-0	0-0	0-0 2-H HR		0-0	4 1 1 2 0 0 0		
<b>Doug Rader, R</b> (1, 5) OBP: 0.321, SLG: 0.437		0-0			0-0	0-0	0-0 HR		0-3 K	4 1 1 1 0 1 0		
<b>Larry Howard, R</b> (1, 2) OBP: 0.384, SLG: 0.474		0-0			0-0	0-0	0-0			3 0 0 0 0 0 0		
<b>Jesus Alou, R</b> (1, 9) OBP: 0.335, SLG: 0.384			0-0			0-0		0-3		2 0 0 0 0 0 0		
<b>Cesar Geronimo, L</b> (7, 9) OBP: 0.324, SLG: 0.273										1 0 0 0 0 1 0		
<b>Larry Dierker, R</b> (1, 1) OBP: 0.165, SLG: 0.180			0-3 K			0-3 K		0-0 HR		3 1 1 0 0 2 0		
<b>Inning Stats</b>	R: 0 E: 0 K: 1 S: 6 H: 1 LOB: 1 BB: 0 P: 6	R: 0 E: 0 K: 0 S: 3 H: 0 LOB: 0 BB: 0 P: 3	R: 0 E: 0 K: 1 S: 5 H: 0 LOB: 0 BB: 0 P: 5	R: 0 E: 0 K: 1 S: 5 H: 0 LOB: 0 BB: 0 P: 5	R: 0 E: 0 K: 0 S: 3 H: 0 LOB: 0 BB: 0 P: 3	R: 0 E: 0 K: 1 S: 5 H: 0 LOB: 0 BB: 0 P: 5	R: 3 E: 0 K: 0 S: 6 H: 3 LOB: 0 BB: 0 P: 6	R: 2 E: 0 K: 1 S: 7 H: 2 LOB: 0 BB: 0 P: 7	R: 0 E: 0 K: 1 S: 5 H: 0 LOB: 0 BB: 0 P: 5	1B: 1 2B: 2 3B: 0 HR: 3 SF: 0 SAC: 0 DP: 0 HBP: 0	WP: 0 PB: 0 SB: 0 CS: 0 PA: 33	
<b>PITCHER</b>	IP WLS BF H R ER SO BB IBB HBP BLK WP HR S P ERA WHIP											
<b>George Stone, L</b> (1, 1) ERA: 3.86	8.0 L 30 6 5 5 5 0 0 0 0 0 0 3 40 40 5.62 0.750											
<b>Don Cardwell, R</b> (9, 1) ERA: 7.28	1.0 3 0 0 0 0 1 0 0 0 0 0 0 5 5 0.00 0.000											

livebaseballscorecards.com

<b>AB</b>	<b>33</b>
<b>R</b>	<b>5</b>
<b>H</b>	<b>6</b>
<b>RBI</b>	<b>5</b>
<b>BB</b>	<b>0</b>
<b>SO</b>	<b>6</b>
<b>LOB</b>	<b>3</b>



Batter	1	2	3	4	5	6	7	8	9	AB R H RBI BB SO LOB
Felix Milan, R OBP: 0.352, SLG: 0.381 (1, 4)	0-0 None 1B	0-3 K			0-0 K			0-0 K		4 1 1 0 0 1 1
Ralph Garr, L OBP: 0.341, SLG: 0.341 (1, 8)	0-0 1-2	0-0 K			0-0 K			0-0 1B		4 0 1 0 0 0 2
Hank Aaron, R OBP: 0.384, SLG: 0.574 (1, 9)	0-3 K		0-0 K		0-0 K			0-0 K		4 0 0 0 0 1 2
Don Cardwell, R OBP: 0.182, SLG: 0.200 (9, 1)										0 0 0 0 0 0 0
Orlando Cepeda, R OBP: 0.370, SLG: 0.553 (1, 3)	0-0 BB 1B 2-H 1B		0-0 E1 7-3					0-0 K		4 0 1 1 0 0 0
Darrell Evans, L OBP: 0.500, SLG: 0.472 (1, 5)	0-0 1-2 BB 1B		0-0 7-3 1-2f					0-0 K		4 1 2 0 0 0 1
Mike Lum, L OBP: 0.305, SLG: 0.397 (1, 7)	4-0 1-2 2-3 BB			0-0 K				0-0 K		3 0 0 0 1 0 1
Clete Boyer, R OBP: 0.303, SLG: 0.378 (1, 6)	0-0 K			0-0 K				0-0 K		4 0 1 1 0 1 3
Bob Didier, S OBP: 0.210, SLG: 0.173 (1, 2)		0-0 K		0-0 K				0-0 K		4 0 0 0 0 0 1
George Stone, L OBP: 0.313, SLG: 0.264 (1, 1)		0-0 K			0-0 K			0-3 K		2 0 1 0 0 0 0
Dusty Baker Jr., R OBP: 0.318, SLG: 0.263 (8, PH) (9, 9)										1 0 0 0 0 1 0

<b>Inning Stats</b>	R: 1 E: 0 K: 1 S: 8	H: 3 LOB: 3 BB: 1 P: 12	R: 0 E: 0 K: 1 S: 6	H: 1 LOB: 1 BB: 0 P: 6	R: 0 E: 1 K: 0 S: 3	H: 0 LOB: 0 BB: 0 P: 3	R: 0 E: 0 K: 0 S: 3	H: 0 LOB: 0 BB: 0 P: 3	R: 0 E: 0 K: 0 S: 3	H: 0 LOB: 0 BB: 0 P: 3	R: 0 E: 0 K: 1 S: 5	H: 0 LOB: 0 BB: 0 P: 5	R: 0 E: 0 K: 1 S: 6	H: 1 LOB: 1 BB: 0 P: 6	R: 1 E: 0 K: 0 S: 5	H: 2 LOB: 1 BB: 0 P: 5	1B: 5 2B: 3 3B: 0 HR: 0	SF: 0 SAC: 0 DP: 1 HBP: 0	WP: 0 PB: 0 SB: 0 CS: 0	PA: 35
<b>PITCHER</b> Larry Dierker, R ERA: 3.9 (1, 1)	IP 9.0	WLS W	BF 35	H 7	R 2	ER 2	SO 4	BB 1	IBB 0	HBP 0	BLK 0	WP 0	HR 0	S 42	P 46	ERA 2.00	WHIP 0.889			
<b>PITCHER</b>	IP	WLS	BF	H	R	ER	SO	BB	IBB	HBP	BLK	WP	HR	S	P	ERA	WHIP			

**BOTTOM**

**Houston Astros @ Atlanta Braves**  
Atlanta Stadium, Atlanta, GA

Sat Sep 26 1970, 7:05 PM EDT  
Att. 3,078 - Unknown

livebaseballscorecards.com

<b>AB</b>	<b>34</b>
<b>R</b>	<b>2</b>
<b>H</b>	<b>7</b>
<b>RBI</b>	<b>2</b>
<b>BB</b>	<b>1</b>
<b>SO</b>	<b>4</b>
<b>LOB</b>	<b>11</b>







Batter	1	2	3	4	5	6	7	8	9	AB R H RBI BB SO LOB
Felix Millan, R (1, 4) OBP: 0.351, SLG: 0.380	0-0 K	0-3 K		0-0 K		0-0 K			0-0 1B WP 2B 1B	5 1 1 0 0 1 3
Ralph Garr, L (1, 8) OBP: 0.333, SLG: 0.333	0-0 K		0-0 K		0-0 FC 1B SF 1B		0-0 K		0-3 K	5 1 1 0 0 1 1
Hank Aaron, R (1, 9) OBP: 0.382, SLG: 0.571	0-0 K		0-0 K		0-0 FC 1B		0-0 K		0-0 F	5 0 1 0 0 0 1
Orlando Cepeda, R (1, 3) OBP: 0.368, SLG: 0.550		0-0 K	0-0 K		0-0 FC 1B SF		0-0 K		0-0 2B 1B	5 1 1 0 0 0 2
Earl Williams, R (1, 5) OBP: 0.417, SLG: 0.579		0-0 1B 2B		0-0 2B 2B		0-0 SF		4-0 1B BB	0-0 1B 2B	3 2 3 2 1 0 0
Dusty Baker Jr., R (1, 7) OBP: 0.333, SLG: 0.292		0-0 BB 1B 1B		0-0 1B		0-0 1B		0-0 F	0-0 F	5 0 2 2 0 0 4
Clete Boyer, R (1, 6) OBP: 0.305, SLG: 0.381		0-0 BB 1B		0-0 WP HR 2B		0-0 K		0-0 F		4 1 2 1 0 0 2
Bob Tillman, R (1, 2) OBP: 0.300, SLG: 0.414		4-0 1-2 2-3 BB		0-0 2-H HR		0-0 K		0-0 1-2 1B		3 1 2 2 1 0 0
Steve Barber, L (1, 1) OBP: 0.250, SLG: 0.250		0-3 K		0-3 K		0-0 K		0-3 K		2 0 0 0 0 2 3
Jim Nash, R (5, 1) OBP: 0.110, SLG: 0.175										0 0 0 0 0 0 0
Rick Kester, R (6, 1)										1 0 0 0 0 0 0
Mike Lum, L (8, PH) OBP: 0.304, SLG: 0.396										1 0 0 0 0 1 2
Don Cardwell, R (9, 1) OBP: 0.182, SLG: 0.200										0 0 0 0 0 0 0

Inning Stats	R: 0	H: 0	E: 0	K: 0	S: 3	H: 0	LOB: 0	BB: 0	P: 3	R: 1	H: 3	E: 0	K: 2	S: 10	H: 0	LOB: 0	BB: 0	P: 3	R: 0	H: 0	E: 0	K: 0	S: 3	R: 3	H: 3	E: 0	K: 1	S: 8	R: 2	H: 3	E: 0	K: 0	S: 6	R: 0	H: 0	E: 0	K: 0	S: 3	R: 0	H: 1	E: 0	K: 1	S: 6	R: 1	H: 3	E: 0	K: 1	S: 8	1B: 8	SF: 1	2B: 4	3B: 0	HR: 1
--------------	------	------	------	------	------	------	--------	-------	------	------	------	------	------	-------	------	--------	-------	------	------	------	------	------	------	------	------	------	------	------	------	------	------	------	------	------	------	------	------	------	------	------	------	------	------	------	------	------	------	------	-------	-------	-------	-------	-------

PITCHER	IP	WLS	BF	H	R	ER	SO	BB	IBB	HBP	BLK	WP	HR	S	P	ERA	WHIP
Wade Blasingame, L (1, 1) ERA: 3.44	4.0		21	8	6	6	3	1	0	0	0	1	1	26	30	13.50	2.250
Jim Ray, R (5, 1) ERA: 3.26	4.0	W	15	2	0	0	1	1	0	0	0	0	0	16	20	0.00	0.750
George Culver, R (9, 1) ERA: 3.98	1.0	S	6	3	1	1	1	0	0	0	0	1	0	8	8	9.00	3.000


**BOTTOM**

**Houston Astros @ Atlanta Braves**  
Atlanta Stadium, Atlanta, GA

Sun Sep 27 1970, 7:05 PM EDT  
Att. 6,159 - Unknown

AB	39
R	7
H	13
RBI	7
BB	2
SO	5
LOB	18

WP: 2 PA: 42  
PB: 0 SB: 0 CS: 0



PITCHER	IP	WLS	BF	H	R	ER	SO	BB	IBB	HBP	BLK	WP	HR	S	P	ERA	WHIP
---------	----	-----	----	---	---	----	----	----	-----	-----	-----	----	----	---	---	-----	------

Batter	1	2	3	4	5	6	7	8	9	AB R H RBI BB SO LOB	TOP		
<b>Felix Millan, R</b> OBP: 0.351, SLG: 0.379 (1, 4) X	0-0 6-3		4-0 S BB		0-0 5-3		0-0 FC6-4 1-2 2-H 1B		0-0 FC5-4 1-2f 2-3	4 0 1 1 1 0 2			
<b>Ralph Garr, L</b> OBP: 0.327, SLG: 0.326 (1, 8) X	0-0 F8 BB 1B		0-0 F8 1-2		0-0 F8		0-0 F7		0-0 FC3-2-5 1-2 3-H	5 0 1 0 0 0 5			
<b>Hank Aaron, R</b> OBP: 0.384, SLG: 0.568 (1, 9) B B B	4-0 1-2 BB		4-0 G6-4-3 BB		4-0 G5-4-3 BB		0-0 FC6-4 1-2f		0-0 P3	2 0 0 0 3 0 4			
<b>Orlando Cepeda, R</b> OBP: 0.366, SLG: 0.546 (1, 3) X	0-0 F8 2-3		0-0 G6-4-3 1-2f		0-0 G5-4-3 1-2f				0-0 F8	4 0 0 0 0 0 5			
<b>Darrell Evans, L</b> OBP: 0.458, SLG: 0.425 <b>Gil Garrido, R</b> OBP: 0.290, SLG: 0.308 (1, 5) S S (9, 6)	0-3 K			0-0 G3		0-3 K			0-0 F8	4 0 0 0 0 2 2 0 0 0 0 0 0 0			
<b>Mike Lum, L</b> OBP: 0.306, SLG: 0.401 (1, 7)		0-0 P4		0-0 F9			0-0 3-1 1B 2B		0-0 1B	4 1 2 0 0 0 0			
<b>Hal King, L</b> OBP: 0.364, SLG: 0.461 (1, 2)		0-3 K		0-0 1B			0-0 3-1 2-3		0-0 4-3	4 0 1 0 0 1 2			
<b>Bob Aspromonte, R</b> OBP: 0.283, SLG: 0.242 (1, 6) (9, 5)		0-0 1B		0-3 K			4-0 1B 1B BB		0-0 FC5-4 FC3-2-5 1B	3 1 2 0 1 1 1			
<b>Mike McQueen, L</b> OBP: 0.333, SLG: 0.400 (1, 1)		0-3 K			0-0 F7		0-0 1-2 3-H 1B 1B		0-0 E1 FC5-4	4 0 1 1 0 1 2			
<b>Inning Stats</b>	R: 0 E: 0 K: 1 S: 6 H: 1 LOB: 2 BB: 1 P: 10	R: 0 E: 0 K: 2 S: 8 H: 1 LOB: 1 BB: 0 P: 8	R: 0 E: 0 K: 0 S: 2 H: 0 LOB: 1 BB: 2 P: 10	R: 0 E: 0 K: 1 S: 6 H: 1 LOB: 1 BB: 0 P: 6	R: 0 E: 0 K: 0 S: 3 H: 0 LOB: 0 BB: 0 P: 3	R: 0 E: 0 K: 1 S: 4 H: 0 LOB: 0 BB: 1 P: 8	R: 2 E: 0 K: 0 S: 6 H: 3 LOB: 2 BB: 1 P: 10	R: 0 E: 0 K: 0 S: 4 H: 1 LOB: 1 BB: 0 P: 4	R: 0 E: 1 K: 0 S: 5 H: 1 LOB: 2 BB: 0 P: 5	1B: 7 2B: 1 3B: 0 HR: 0 SF: 0 SAC: 0 DP: 2 HBP: 0	WP: 0 PB: 0 SB: 1 CS: 0 PA: 39		
<b>PITCHER</b>	IP WLS BF H R ER SO BB IBB HBP BLK WP HR S P ERA WHIP											<b>PITCHER</b>	IP WLS BF H R ER SO BB IBB HBP BLK WP HR S P ERA WHIP
<b>Tony Cloninger, R</b> ERA: 3.83 (1, 1)	7.0 L 30 6 2 2 5 5 0 0 0 0 0 0 35 55 2.57 1.571												
<b>Clay Carroll, R</b> ERA: 2.61 (8, 1)	1.0 4 1 0 0 0 0 0 0 0 0 0 0 4 4 0.00 1.000												
<b>Wayne Granger, R</b> ERA: 2.69 (9, 1)	1.0 5 1 0 0 0 0 0 0 0 0 0 0 5 5 0.00 1.000												

**Atlanta Braves @ Cincinnati Reds**  
Riverfront Stadium, Cincinnati, OH  
Tue Sep 29 1970, 7:05 PM EDT  
Att: 11,409 - Unknown

livebaseballscorecards.com

AB	34
R	2
H	8
RBI	2
BB	5
SO	5
LOB	23





Batter	1	2	3	4	5	6	7	8	9	AB R H RBI BB SO LOB	TOP																				
Felix Millan, R (1, 4) OBP: 0.352, SLG: 0.380	0-0 G3		0-0 S 1B		0-0 F9			0-0 E FC5 1B		4 0 2 0 0 0 1																					
Ralph Garr, L (1, 8) OBP: 0.314, SLG: 0.313	0-0 6-3		0-0 1-3		0-0 1-3			0-0 FC5 E 1B		4 0 0 0 0 0 4																					
Hank Aaron, R (1, 9) OBP: 0.385, SLG: 0.574 Ron Reed, R (8, 1) OBP: 0.111, SLG: 0.114	0-0 FC5-4 1B			0-0 HR		0-0 F8		0-0 E6		4 1 2 1 0 0 2 0 0 0 0 0 0 0																					
Orlando Cepeda, R (1, 3) OBP: 0.365, SLG: 0.543	0-0 FC5-4 1-2f			0-0 F9		4-0 G3-6-1 BB		0-3 K		3 0 0 0 1 1 4																					
Darrell Evans, L (1, 5) OBP: 0.423, SLG: 0.386		0-0 6-3		0-0 F7		0-0 G3-6-1 1-2f		0-3 K		4 0 0 0 0 1 4																					
Mike Lum, L (1, 7) OBP: 0.306, SLG: 0.399		0-0 F8		0-0 1B		0-0 4-3		0-3 K		4 0 1 0 0 1 0																					
Bob Aspromonte, R (1, 6) OBP: 0.282, SLG: 0.236		0-0 F7		0-0 F3		4-0 G5-4-3 BB		0-0 F9		3 0 0 0 1 0 1																					
Bob Tillman, R (1, 2) OBP: 0.299, SLG: 0.408			0-0 F9		4-0 FC1-6 BB		0-0 G5-4-3 1-2f		0-0 F2		3 0 0 0 1 0 1																				
Pat Jarvis, R (1, 1) OBP: 0.202, SLG: 0.207 Oscar Brown, R (8, PH) OBP: 0.464, SLG: 0.532 (8, 9)			0-0 F7		0-0 FC1-6 1-2f			0-0 FC5 1B 1B		2 0 0 0 0 0 1 1 0 1 0 0 0 0																					
<b>Inning Stats</b>	R: 0 E: 0 K: 0 S: 4	H: 1 LOB: 1 BB: 0 P: 4	R: 0 E: 0 K: 0 S: 3	H: 0 LOB: 0 BB: 0 P: 3	R: 0 E: 0 K: 0 S: 4	H: 1 LOB: 1 BB: 0 P: 4	R: 1 E: 0 K: 0 S: 5	H: 2 LOB: 1 BB: 0 P: 5	R: 0 E: 0 K: 0 S: 3	H: 0 LOB: 1 BB: 1 P: 7	R: 0 E: 0 K: 0 S: 2	H: 0 LOB: 0 BB: 1 P: 6	R: 0 E: 0 K: 0 S: 2	H: 0 LOB: 0 BB: 1 P: 6	R: 0 E: 1 K: 2 S: 10	H: 2 LOB: 3 BB: 0 P: 10	R: 0 E: 0 K: 1 S: 5	H: 0 LOB: 0 BB: 0 P: 5	1B: 5 2B: 0 3B: 0 HR: 1	SF: 0 SAC: 0 DP: 2 HBP: 0	WP: 0 PB: 0 SB: 1 CS: 0	PA: 35									
<b>PITCHER</b>	IP WLS BF H R ER SO BB IBB HBP BLK WP HR S P ERA WHIP																														
Jim McGlothlin, R (1, 1) ERA: 3.59	3.0		11	2	0	0	0	0	0	0	0	0	0	11	11	0.00	0.667														
Ray Washburn, R (4, 1) ERA: 6.92	3.0	W	12	2	1	1	0	2	0	0	0	0	1	10	18	3.00	1.333														
Clay Carroll, R (7, 1) ERA: 2.59	1.0		3	0	0	0	0	1	0	0	0	0	0	2	6	0.00	1.000														
Wayne Granger, R (8, 1) ERA: 2.66	1.0		6	2	0	0	2	0	0	0	0	0	0	10	10	0.00	2.000														
Don Gullett, L (9, 1) ERA: 2.43	1.0	S	3	0	0	0	1	0	0	0	0	0	0	5	5	0.00	0.000														

Atlanta Braves @ Cincinnati Reds  
Riverfront Stadium, Cincinnati, OH  
Thu Oct 01 1970, 7:05 PM EDT  
Att: 23,861 - Unknown

livebaseballscorecards.com

AB	32
R	1
H	6
RBI	1
BB	3
SO	3
LOB	18



Batter	1	2	3	4	5	6	7	8	9	AB	R	H	RBI	BB	SO	LOB
<b>Pete Rose, S</b> (1, 9) OBP: 0.385, SLG: 0.470	0-0 4-3		0-0 4-3		0-0 6-3		0-0 F9			4	0	0	0	0	0	2
<b>Bobby Tolan, L</b> (1, 8) OBP: 0.384, SLG: 0.475	0-0 5-3		0-0 2B			0-0 1B	0-0 P6			4	1	2	1	0	0	1
<b>Tony Perez, R</b> (1, 5) <b>Darrel Chaney, S</b> (8, PR) (9, 5)	0-3 K		0-3 K			0-0 F9		0-0 1B		4	0	1	0	0	2	2
<b>Johnny Bench, R</b> (1, 2) OBP: 0.345, SLG: 0.587		0-0 P3		0-0 P4		4-0 1B		0-0 1-3		3	0	0	0	1	0	1
<b>Lee May, R</b> (1, 3) OBP: 0.297, SLG: 0.484		0-0 1B		0-0 5-3		0-0 1B		4-0 2B		3	1	2	1	1	0	0
<b>Bernie Carbo, L</b> (1, 7) OBP: 0.454, SLG: 0.551		0-0 1-2		0-0 2B		0-3 K		0-0 1-6-3		4	0	1	0	0	1	5
<b>Tommy Helms, R</b> (1, 4) OBP: 0.262, SLG: 0.282		0-3 K		0-0 P4		0-0 F9		0-0 2B		4	0	1	2	0	1	4
<b>Woody Woodward, R</b> (1, 6) <b>Angel Bravo, L</b> (7, PH) <b>Dave Concepcion, R</b> (8, 6)			0-0 2B		0-0 F8		0-3 K	0-3 K		2	1	1	0	0	0	0
<b>Jim McClothlin, R</b> (1, 1) <b>Ray Washburn, R</b> (4, 1) <b>Clay Carroll, R</b> (7, 1) <b>Ty Cline, L</b> (7, PH) <b>Wayne Granger, R</b> (8, 1) <b>Don Gullett, R</b> (9, 1)			0-0 4-3		0-0 1-3		0-0 1B			1	0	0	0	0	0	1

Inning Stats	R: 0	H: 0	R: 0	H: 1	R: 1	H: 2	R: 0	H: 0	R: 1	H: 2	R: 0	H: 1	R: 2	H: 2	R: 0	H: 0
	E: 0	LOB: 0	E: 0	LOB: 1	E: 0	LOB: 1	E: 0	LOB: 0	E: 0	LOB: 2	E: 0	LOB: 1	E: 0	LOB: 2	E: 0	LOB: 0
	K: 1	BB: 0	K: 1	BB: 0	K: 1	BB: 0	K: 0	BB: 0	K: 1	BB: 1	K: 1	BB: 0	K: 1	BB: 1	K: 1	BB: 0
	S: 5	P: 5	S: 6	P: 6	S: 7	P: 7	S: 4	P: 4	S: 7	P: 11	S: 6	P: 6	S: 7	P: 11	S: 6	P: 3

PITCHER	IP	WLS	BF	H	R	ER	SO	BB	IBB	HBP	BLK	WP	HR	S	P	ERA	WHIP
<b>Pat Jarvis, R</b> (1, 1) ERA: 3.61	7.0	L	29	7	2	2	5	1	0	0	0	0	0	38	42	2.57	1.143
<b>Ron Reed, R</b> (8, 1) ERA: 4.41	1.0		6	2	2	2	1	1	0	0	0	0	0	7	11	18.00	3.000

**BOTTOM**

**Atlanta Braves @ Cincinnati Reds**  
Riverfront Stadium, Cincinnati, OH

Thu Oct 01 1970, 7:05 PM EDT  
Att. 23,861 - Unknown

<b>AB</b>	<b>33</b>
<b>R</b>	<b>4</b>
<b>H</b>	<b>9</b>
<b>RBI</b>	<b>4</b>
<b>BB</b>	<b>2</b>
<b>SO</b>	<b>6</b>
<b>LOB</b>	<b>18</b>



1B	2B	3B	SF	SAC	DP	HBP	WP	PA
5	3	1	0	0	0	0	0	35