

# Atlanta Braves - 1970



































Batter	1	2	3	4	5	6	7	8	9	AB	R	H	RBI	BB	SO	LOB	TOP		
Sonny Jackson, L (1.6) OBP: 0.411, SLG: 0.447	F9 4-3 1B		BB 1B BB	L9			L1-3 BB	SF8		2	1	1	1	2	0	1			
Felix Milan, R (1.4) OBP: 0.333, SLG: 0.394	4-3 1-2		K		F5		L1-3 1-2	F7		5	0	0	0	0	1	6			
Hank Aaron, R (1.9) OBP: 0.433, SLG: 0.700	F9 2-3		1B 1-2 2-3 BB		K		5-3		BB 1B	4	1	1	0	1	1	1			
Rico Carty, R (1.7) OBP: 0.478, SLG: 0.667 Ralph Garr, L (8, PR)	5-3							1B 1B BB	1B BB	3	0	2	2	1	0	1			
Mike Lum, L (8.7) OBP: 0.308, SLG: 0.182			1-3 2-H 3-H 1B		E	1B		1B 1B BB	1-2 1B BB	0	1	0	0	0	0	0			
Orlando Cepeda, R (1.3) OBP: 0.441, SLG: 0.726		G1-6-3 1B	K		E5	1-2		1B 1B BB	F8	5	1	2	0	0	1	5			
Tony Gonzalez, L (1.8) OBP: 0.329, SLG: 0.493	G1-6-3 1-2				1-3			BB 1B SF8	1-2 2-H 1B	5	3	3	3	0	0	3			
Clete Boyer, R (1.5) OBP: 0.190, SLG: 0.216	6-3			HR				1-2 2-3 1B	F6	5	0	1	0	0	1	2			
Hal King, L (1.2) OBP: 0.600, SLG: 0.571			BB 1B 2B		1B BB			1-2 2-3 3-H 1B	E9 1-2 2-H 1B	3	1	2	2	2	1	0			
Jim Nash, R (1.1) OBP: 0.182, SLG: 0.100			K			1-2		F7	5-3	5	0	1	0	0	1	5			
<b>Inning Stats</b>	R: 0 E: 0 K: 0 S: 4	H: 1 LOB: 1 BB: 0 P: 4	R: 0 E: 0 K: 0 S: 3	H: 1 LOB: 0 BB: 0 P: 3	R: 2 E: 0 K: 3 S: 11	H: 2 LOB: 2 BB: 2 P: 19	R: 1 E: 0 K: 0 S: 4	H: 2 LOB: 1 BB: 1 P: 8	R: 0 E: 1 K: 1 S: 7	H: 0 LOB: 2 BB: 0 P: 7	R: 0 E: 0 K: 0 S: 2	H: 0 LOB: 0 BB: 1 P: 6	R: 3 E: 0 K: 0 S: 6	H: 3 LOB: 2 BB: 2 P: 14	R: 3 E: 1 K: 0 S: 6	H: 3 LOB: 1 BB: 1 P: 10	1B: 11 2B: 2 3B: 0 HR: 1	SF: 1 SAC: 0 DP: 2 HBP: 0	WP: 0 PA: 45 PB: 0 SB: 0 CS: 0
<b>PITCHER</b>	IP	WLS	BF	H	R	ER	SO	BB	IBB	HBP	BLK	WP	HR	S	P	ERA	WHIP		
Bob Moose, R (1.1) ERA: 5.4	5.0	L	24	7	3	3	4	3	0	0	0	0	1	29	41	5.40	2.000		
Bruce Dal Canton, R (8.1) ERA: 1.29	2.0		6	0	0	2	1	0	0	0	0	0	0	9	13	0.00	0.500		
Al McBean, R (8.1) ERA: 27.0	0.0		5	3	3	3	0	2	0	0	0	0	0	3	11	∞	∞		
Chuck Hartenstein, R (8.1) ERA: 7.04	2.0		10	3	3	2	0	1	0	0	0	0	0	9	13	9.00	2.000		

Atlanta Braves @ Pittsburgh Pirates  
Forbes Field, Pittsburgh, PA  
Fri Apr 24 1970, 6:05 PM EST  
Att: 5,413 - Unknown

AB 37  
R 9  
H 13  
RBI 8  
BB 7  
SO 6  
LOB 24



Batter	1	2	3	4	5	6	7	8	9	AB	R	H	RBI	BB	SO	LOB	BOTTOM				
Matty Alou, L (1.8) OBP: 0.262, SLG: 0.283	S BB		FC6-4 1B 1-2			2B		3-1		3	0	1	0	1	0	1					
Richie Hebner, L (1.5) OBP: 0.324, SLG: 0.412	K 1-2		FC4-6 1B			G4-6-3 BB		4-3		3	0	1	0	1	1	1					
Roberto Clemente, R (1.9) OBP: 0.491, SLG: 0.622	K		FC4-6 1-2			F5			2B	4	0	1	0	0	1	5					
Willie Stargell, L (1.7) OBP: 0.180, SLG: 0.140	K				K	G4-6-3 1-2		F9		4	0	0	0	0	2	4					
Al Oliver, L (1.3) OBP: 0.260, SLG: 0.383		1-6-3			F8		F5		F7	4	0	0	0	0	0	0					
Manny Sanguillen, R (1.2) OBP: 0.368, SLG: 0.579		F8			5-3		K		F5	4	0	0	0	0	1	0					
Bill Mazerowski, R (1.4) OBP: 0.281, SLG: 0.327		F9			F4		1B		F9	4	0	1	0	0	0	0					
Freddie Patek, R (1.6) OBP: 0.417, SLG: 0.500			FC6-4 BB		4-3		1-3 1B			2	0	1	0	1	0	0					
Bob Moose, R (1.1) Jose Martinez, R (5, PH) Bruce Dal Canton, R (8.1) Bob Robertson, R (7, PH) Al McBean, R (8.1) Chuck Hartenstein, R (8.1)			K			K			K	1	0	0	0	0	1	1					
<b>Inning Stats</b>	R: 0 E: 0 K: 3 S: 9	H: 0 LOB: 1 BB: 1 P: 13	R: 0 E: 0 K: 0 S: 3	H: 0 LOB: 0 BB: 0 P: 3	R: 0 E: 0 K: 1 S: 6	H: 1 LOB: 2 BB: 1 P: 10	R: 0 E: 0 K: 1 S: 5	H: 0 LOB: 0 BB: 0 P: 5	R: 0 E: 0 K: 1 S: 5	H: 0 LOB: 0 BB: 0 P: 5	R: 0 E: 0 K: 0 S: 3	H: 1 LOB: 1 BB: 1 P: 7	R: 0 E: 0 K: 2 S: 9	H: 2 LOB: 2 BB: 0 P: 9	R: 0 E: 0 K: 0 S: 4	H: 1 LOB: 1 BB: 0 P: 4	R: 0 E: 0 K: 0 S: 3	H: 0 LOB: 0 BB: 0 P: 3	1B: 3 2B: 2 3B: 0 HR: 0	SF: 0 SAC: 0 DP: 1 HBP: 0	WP: 0 PA: 34 PB: 0 SB: 1 CS: 0
<b>PITCHER</b>	IP	WLS	BF	H	R	ER	SO	BB	IBB	HBP	BLK	WP	HR	S	P	ERA	WHIP				
Jim Nash, R (1.1) ERA: 3.91	9.0	W	34	5	0	0	8	3	0	0	0	0	0	47	59	0.00	0.889				

Atlanta Braves @ Pittsburgh Pirates  
Forbes Field, Pittsburgh, PA  
Fri Apr 24 1970, 6:05 PM EST  
Att: 5,413 - Unknown

AB 31  
R 0  
H 5  
RBI 0  
BB 3  
SO 8  
LOB 14



Batter	1	2	3	4	5	6	7	8	9	AB	R	H	RBI	BB	SO	LOB	TOP																	
Sonny Jackson, L (1,6) OBP: 0.410, SLG: 0.431	0-0 G1-6-3 1B		2-0 6-3	3-2 2-3		4-2 S BB	1-3 K			4	0	1	0	1	1	2																		
Felix Milan, R (1,4) OBP: 0.338, SLG: 0.394	1-2 G1-6-3 1-2f		0-0 1B 2B		1-0 F8	1-1 F9		1-0 G6-4-3 1B		5	1	2	0	0	0	2																		
Hank Aaron, R (1,9) OBP: 0.431, SLG: 0.672	1-0 4-3		1-2 F4		2-1 6-3		4-2 2B 1B BB	1-2 G6-4-3 1B		4	1	1	0	1	0	1																		
Rico Carty, R (1,7) OBP: 0.486, SLG: 0.726		2-3 K	0-0 2B E 1B		1-1 HR		3-1 1B 2B	1-0 G6-4-3 1B		5	3	3	1	0	1	2																		
Orlando Cepeda, R (1,3) OBP: 0.452, SLG: 0.723		1-1 F6	1-1 E9 1B		2-1 1B HBP		4-0 1B IBB	1-2 F4		3	0	1	1	1	0	1																		
Tony Gonzalez, L (1,8) OBP: 0.380, SLG: 0.507		2-1 WP 2B 1B	4-0 FC5-4 IBB		1-1 1B		1-0 1B		0-0 4-3	4	1	3	2	1	0	0																		
Clete Boyer, R (1,5) OBP: 0.222, SLG: 0.241	1-1 1-H 2B		1-0 FC5-4 1B		1-0 F7		4-1 1B BB	4-2 BB		3	1	1	1	2	0	4																		
Hal King, L (1,2) OBP: 0.538, SLG: 0.444	4-0 IBB				1-0 F6		3-1 FC5-2-5 1B	2-2 F6		2	0	0	0	1	1	0																		
Bob Aspromonte, R (7, PH) OBP: 0.154, SLG: 0.154										1	0	0	0	0	0	3																		
Bob Didier, S (7, 2) OBP: 0.227, SLG: 0.286										0	0	0	0	0	0	0																		
Mike Lum, L (9, PH) OBP: 0.286, SLG: 0.167										1	0	0	0	0	0	1																		
George Stone, L (1, 1) OBP: 0.167, SLG: 0.167	3-1 6-3				0-0 3-1		2-2 4-3	0-1 F8		3	0	0	0	0	0	2																		
Bob Priddy, R (6, 1) OBP: 0.500, SLG: 0.500										1	0	1	1	0	0	0																		
Hoyt Wilhelm, R (7, 1) OBP: 0.286, SLG: 0.167										0	0	0	0	0	0	0																		
Ralph Garr, L (9, PH)										1	0	0	0	0	0	1																		
<b>Inning Stats</b>	R: 0 E: 0 K: 0 S: 5	H: 1 LOB: 0 BB: 0 P: 7	R: 1 E: 0 K: 1 S: 12	H: 2 LOB: 2 BB: 1 P: 25	R: 2 E: 1 K: 0 S: 9	H: 3 LOB: 2 BB: 1 P: 18	R: 0 E: 0 K: 0 S: 5	H: 0 LOB: 0 BB: 0 P: 9	R: 1 E: 0 K: 0 S: 9	H: 2 LOB: 2 BB: 0 P: 17	R: 0 E: 0 K: 1 S: 13	H: 0 LOB: 1 BB: 3 P: 22	R: 3 E: 0 K: 1 S: 13	H: 3 LOB: 2 BB: 3 P: 33	R: 0 E: 0 K: 0 S: 10	H: 2 LOB: 1 BB: 0 P: 14	R: 0 E: 0 K: 0 S: 7	H: 0 LOB: 1 BB: 1 P: 14	1B: 9 2B: 4 3B: 0 HR: 1	SF: 0 SAC: 0 DP: 3 HBP: 1	WP: 1 PB: 0 SB: 1 CS: 0	PA: 45												
<b>PITCHER</b>	IP WLS BF H R ER SO BB IBB HBP BLK WP HR S P ERA WHIP																																	
Dock Ellis, R (1, 1) ERA: 3.12	6.0	31	9	6	5	2	2	2	1	0	0	1	1	57	109	7.50	1.833																	
Joe Gibbon, L (7, 1) ERA: 13.5	0.0	3	1	0	0	0	1	1	0	0	0	0	0	2	11	∞	∞																	
Dave Giusti, R (7, 1) ERA: 0.9	1.0	W	3	1	1	1	0	0	0	0	0	0	0	7	11	9.00	1.000																	
Al McBean, R (8, 1) ERA: 9.0	2.0	S	8	2	0	0	1	0	0	0	0	0	0	17	28	0.00	1.500																	

Atlanta Braves @ Pittsburgh Pirates  
Forbes Field, Pittsburgh, PA  
Sat Apr 25 1970, 3:33 AM EST  
Att: 7,125 - Sunny

AB 37  
R 7  
H 13  
RBI 6  
BB 7  
SO 3  
LOB 19



Batter	1	2	3	4	5	6	7	8	9	AB	R	H	RBI	BB	SO	LOB	BOTTOM																	
Matty Alou, L (1,8) OBP: 0.271, SLG: 0.286	4-1 1B 2B BB		1-2 6-3			1-1 2B 1B	0-0 SF7	1-0 6-3		3	2	1	1	1	0	0																		
Richie Hebner, L (1,5) OBP: 0.366, SLG: 0.500	1-1 2B 1B		0-0 F8			0-1 2B 2B	0-0 1B 2B			4	2	3	0	0	0	0																		
Roberto Clemente, R (1,9) OBP: 0.473, SLG: 0.673	2-2 1-3 3-H 2B		0-0 L4			2-1 F9 2B 2B	1-2 F2 HR 1B			4	2	3	4	0	0	0																		
Bob Robertson, R (1,3) OBP: 0.417, SLG: 0.524	3-3 K				1-3 K		0-2 F2			4	0	0	0	0	2	4																		
Al Oliver, L (9, 3) OBP: 0.260, SLG: 0.383										0	0	0	0	0	0	0																		
Willie Stargell, L (1,7) OBP: 0.185, SLG: 0.213	1-3 K				0-1 2-3		0-0 5-3			4	1	1	2	0	1	3																		
Manny Sanguillen, R (1,2) OBP: 0.391, SLG: 0.609	3-3 K				2-2 1-3		2-1 2B	0-0 E6 1B		4	0	2	1	0	1	2																		
Gene Alley, R (1,6) OBP: 0.170, SLG: 0.205		1-3 K				2-1 F9	4-1 BB	0-0 F4		3	0	0	0	1	1	1																		
Bill Mazerowski, R (1,4) OBP: 0.262, SLG: 0.304		0-0 6-3				0-0 6-3	1-1 L7	0-3 K		4	0	0	0	0	1	2																		
Dock Ellis, S (1, 1) Joe Gibbon, R (7, 1) Dave Giusti, R (7, 1) Freddie Patek, R (7, PH) Al McBean, R (8, 1)	2-3 K							1-0 6-3		2	0	0	0	0	1	0																		
<b>Inning Stats</b>	R: 1 E: 0 K: 3 S: 16	H: 2 LOB: 2 BB: 1 P: 30	R: 0 E: 0 K: 2 S: 9	H: 0 LOB: 0 BB: 0 P: 12	R: 0 E: 0 K: 0 S: 5	H: 0 LOB: 0 BB: 0 P: 6	R: 0 E: 0 K: 1 S: 9	H: 0 LOB: 0 BB: 0 P: 12	R: 0 E: 0 K: 0 S: 4	H: 0 LOB: 0 BB: 0 P: 6	R: 3 E: 0 K: 0 S: 13	H: 4 LOB: 2 BB: 1 P: 24	R: 4 E: 1 K: 0 S: 13	H: 5 LOB: 1 BB: 0 P: 15	R: 0 E: 0 K: 1 S: 5	H: 0 LOB: 0 BB: 0 P: 7	1B: 4 2B: 5 3B: 1 HR: 1	SF: 1 SAC: 0 DP: 0 HBP: 0	WP: 0 PB: 0 SB: 0 CS: 0	PA: 37														
<b>PITCHER</b>	IP WLS BF H R ER SO BB IBB HBP BLK WP HR S P ERA WHIP																																	
George Stone, L (1, 1) ERA: 3.14	5.2	24	6	4	4	6	1	0	0	0	0	0	0	53	82	6.35	1.235																	
Bob Priddy, R (6, 1) ERA: 5.79	0.2	6	3	3	3	0	1	0	0	0	0	0	0	9	16	40.50	6.000																	
Hoyt Wilhelm, R (7, 1) ERA: 4.63	1.2	L	7	2	1	1	1	0	0	0	0	0	1	12	14	5.40	1.200																	

Atlanta Braves @ Pittsburgh Pirates  
Forbes Field, Pittsburgh, PA  
Sat Apr 25 1970, 3:33 AM EST  
Att: 7,125 - Sunny

AB 34  
R 8  
H 11  
RBI 8  
BB 2  
SO 7  
LOB 12



Batter	1	2	3	4	5	6	7	8	9	AB	R	H	RBI	BB	SO	LOB	TOP					
Sonny Jackson, L (1, 6) OBP: 0.394, SLG: 0.411	1-3		K		K				F8	5	0	1	0	0	2	2	<b>Atlanta Braves @ Pittsburgh Pirates</b> Forbes Field, Pittsburgh, PA Sun Apr 26 1970, 3:33 AM EDT Att: 15,307 - Sunny					
Felix Milten, R (1, 4) OBP: 0.346, SLG: 0.400	G6-4-3 1B		L8			FC6-4 1B	4-3			4	0	2	0	0	0	2						
Hank Aaron, R (1, 9) OBP: 0.408, SLG: 0.632	G6-4-3 1-2		6-3			F9		4-3		4	0	0	0	0	0	2						
Rico Carty, R (1, 7) OBP: 0.513, SLG: 0.754		1B 2B		G6-4-3 BB		FC6-4 1B		CS 1B		3	1	3	0	1	0	0						
Mike Lum, L (8, 7) OBP: 0.296, SLG: 0.167										0	0	0	0	0	0	0						
Clete Boyer, R (1, 5) OBP: 0.209, SLG: 0.224	L8		G6-4-3 1-2			FC6-4 FC4-6		F8		4	0	0	0	0	0	5						
Tony Gonzalez, L (1, 8) OBP: 0.354, SLG: 0.493	2B G1-2-3 1B					FC4-6				4	0	1	0	0	0	2						
Tommie Aaron, R (1, 3) OBP: 0.667, SLG: 1.500										4	1	4	2	0	0	0						
Bob Didier, S (1, 2) OBP: 0.269, SLG: 0.292		3-H 4-0			6-3			SH5-4 1B		3	0	1	0	1	0	1						
Phil Niekro, R (1, 1) OBP: 0.354, SLG: 0.493	G1-2-3 3-H				K			SH5-4 1B		3	0	0	0	0	1	4						
<b>Inning Stats</b>	R: 0 E: 0 K: 0 S: 3	H: 1 LOB: 0 BB: 0 P: 3	R: 1 E: 0 K: 0 S: 5	H: 3 LOB: 2 BB: 1 P: 9	R: 0 E: 0 K: 1 S: 5	H: 0 LOB: 0 BB: 0 P: 5	R: 0 E: 0 K: 0 S: 2	H: 0 LOB: 0 BB: 1 P: 6	R: 1 E: 0 K: 2 S: 8	H: 1 LOB: 0 BB: 0 P: 8	R: 0 E: 0 K: 0 S: 5	H: 2 LOB: 2 BB: 0 P: 5	R: 0 E: 0 K: 0 S: 5	H: 2 LOB: 2 BB: 0 P: 5	R: 0 E: 0 K: 0 S: 3	H: 1 LOB: 0 BB: 0 P: 3	R: 0 E: 0 K: 0 S: 5	H: 2 LOB: 2 BB: 0 P: 5	1B: 8 2B: 3 3B: 0 HR: 1	SF: 0 SAC: 1 DP: 3 HBP: 0	WP: 0 PB: 0 SB: 0 CS: 1	PA: 37
<b>PITCHER</b>	IP	WLS	BF	H	R	ER	SO	BB	IBB	HBP	BLK	WP	HR	S	P	ERA	WHIP					
Bob Veale, L (1, 1) ERA: 3.42	8.0	L	32	10	2	2	3	1	1	0	0	0	1	36	44	2.25	1.375					
Dave Giusti, R (9, 1) ERA: 0.82	1.0		5	2	0	0	0	0	0	0	0	0	0	5	5	0.00	2.000					

AB	34
R	2
H	12
RBI	2
BB	2
SO	3
LOB	18



Batter	1	2	3	4	5	6	7	8	9	AB	R	H	RBI	BB	SO	LOB	BOTTOM					
Matty Alou, L (1, 8) OBP: 0.270, SLG: 0.284	L4		L9			5-3				4	0	1	0	0	0	0	<b>Atlanta Braves @ Pittsburgh Pirates</b> Forbes Field, Pittsburgh, PA Sun Apr 26 1970, 3:33 AM EDT Att: 15,307 - Sunny					
Richie Hebner, L (1, 5) OBP: 0.333, SLG: 0.452	K				E3	L8		5-3		4	0	0	0	0	1	1						
Roberto Clemente, R (1, 9) OBP: 0.499, SLG: 0.635					K					3	0	0	0	1	1	1						
Willie Stargell, L (1, 7) OBP: 0.172, SLG: 0.196	K2-3				F4					4	0	0	0	0	1	2						
Al Oliver, L (1, 3) OBP: 0.241, SLG: 0.353			6-3		L8			E4 1B		4	0	0	0	0	0	1						
Manny Sanguillen, R (1, 2) OBP: 0.389, SLG: 0.577			4-3			F9				3	0	1	0	0	0	0						
Gene Alley, R (1, 6) OBP: 0.160, SLG: 0.191			F9			F7		F3		3	0	0	0	0	0	2						
Bill Mazerowski, R (1, 4) OBP: 0.250, SLG: 0.288			F7			4-3		K		3	0	0	0	0	1	0						
Bob Veale, S (1, 1) ERA: 5.67			K					K		2	0	0	0	0	2	0						
Freddie Patek, R (8, PH) OBP: 0.429, SLG: 0.667								K		1	0	0	0	0	1	0						
Dave Giusti, R (9, 1) ERA: 0.82								K		0	0	0	0	0	0	0						
<b>Inning Stats</b>	R: 0 E: 0 K: 2 S: 7	H: 0 LOB: 1 BB: 1 P: 11	R: 0 E: 0 K: 0 S: 3	H: 0 LOB: 0 BB: 0 P: 3	R: 0 E: 0 K: 1 S: 5	H: 0 LOB: 0 BB: 0 P: 5	R: 0 E: 1 K: 1 S: 6	H: 0 LOB: 1 BB: 0 P: 6	R: 0 E: 0 K: 0 S: 3	H: 0 LOB: 0 BB: 0 P: 3	R: 0 E: 0 K: 1 S: 5	H: 0 LOB: 0 BB: 0 P: 5	R: 0 E: 1 K: 0 S: 5	H: 1 LOB: 2 BB: 0 P: 5	R: 0 E: 0 K: 2 S: 8	H: 1 LOB: 1 BB: 0 P: 8	R: 0 E: 0 K: 0 S: 3	H: 0 LOB: 0 BB: 0 P: 3	1B: 2 2B: 0 3B: 0 HR: 0	SF: 0 SAC: 0 DP: 0 HBP: 0	WP: 0 PB: 1 SB: 1 CS: 0	PA: 32
<b>PITCHER</b>	IP	WLS	BF	H	R	ER	SO	BB	IBB	HBP	BLK	WP	HR	S	P	ERA	WHIP					
Phil Niekro, R (1, 1) ERA: 5.67	9.0	W	32	2	0	0	7	1	0	0	0	0	0	45	49	0.00	0.333					



Batter	1	2	3	4	5	6	7	8	9	AB	R	H	RBI	BB	SO	LOB	TOP			
Sonny Jackson, L (1, 6) OBP: 0.408, SLG: 0.407	1-3		4-0 BB		0-0 1-2 1B			F7	4-0 1-2 BB	3	0	1	0	2	0	0	<b>Atlanta Braves @ St. Louis Cardinals</b> Busch Stadium, St. Louis, MO Tue Apr 28 1970, 7:05 PM CDT Att: 12,231 - Unknown <a href="http://livebaseballscores.com">livebaseballscores.com</a>			
Felix Milten, R (1, 4) OBP: 0.349, SLG: 0.392	6-3		6-3		G6-4-3 1-2 1B			WP BB	1-2 2-3 1B	4	0	1	0	1	0	3				
Hank Aaron, R (1, 9) OBP: 0.395, SLG: 0.644	HR				F9			K	F3	5	1	1	1	0	1	4				
Rico Carty, R (1, 7) OBP: 0.500, SLG: 0.725	F9				1B			6-3		4	0	1	0	0	0	1				
Orlando Cepeda, R (1, 3) OBP: 0.442, SLG: 0.696		F9			1B			5-3	F3	4	0	1	0	0	0	0				
Tony Gonzalez, L (1, 8) OBP: 0.349, SLG: 0.481		L4			P6			F8	HR	4	1	1	0	0	0	2				
Clete Boyer, R (1, 5) OBP: 0.225, SLG: 0.290		K			K			1B	HR	4	1	2	2	0	2	2				
Hal King, L (1, 2) OBP: 0.500, SLG: 0.417			G3					K	6-3	3	0	1	0	0	1	1				
Bob Didier, S (7, 2) OBP: 0.250, SLG: 0.280					1B			K	6-3	1	0	0	0	0	0	0				
Pat Jarvis, R (1, 1) OBP: 0.143, SLG: 0.143					F8			K	1B BB	2	0	0	0	0	0	1				
Mike Lum, L (7, PH) OBP: 0.287, SLG: 0.154					F8			K	1B BB	1	0	0	0	0	1	1				
Hoyt Wilhelm, R (7, 1)									BB	0	0	0	0	0	1	0				
<b>Inning Stats</b>	R: 1 E: 0 K: 0 S: 4	H: 1 LOB: 0 BB: 0 P: 4	R: 0 E: 0 K: 1 S: 5	H: 0 LOB: 0 BB: 0 P: 5	R: 0 E: 0 K: 0 S: 3	H: 0 LOB: 1 BB: 1 P: 7	R: 0 E: 0 K: 1 S: 7	H: 2 LOB: 2 BB: 0 P: 7	R: 0 E: 0 K: 0 S: 4	H: 0 LOB: 1 BB: 0 P: 3	R: 0 E: 0 K: 2 S: 8	H: 1 LOB: 1 BB: 0 P: 8	R: 0 E: 0 K: 1 S: 5	H: 0 LOB: 1 BB: 2 P: 9	R: 2 E: 0 K: 0 S: 6	H: 3 LOB: 3 BB: 2 P: 14	1B: 7 2B: 0 3B: 0 HR: 2	SF: 0 SAC: 0 DP: 1 HBP: 0	WP: 1 PB: 0 SB: 1 CS: 0	PA: 39
<b>PITCHER</b>	IP WLS BF H R ER SO BB IBB HBP BLK WP HR S P ERA WHIP																			
Mike Torrez, R (1, 1) ERA: 2.28	8.2 L 36 8 3 3 5 3 0 0 0 0 1 2 43 55 3.12 1.269																			
Tom Hilgendorf, L (9, 1) ERA:	0.0 1 0 0 0 0 1 0 0 0 0 0 0 4 ∞ ∞																			
Chuck Taylor, R (9, 1) ERA:	0.1 2 1 0 0 0 0 0 0 0 0 0 0 2 2 0.00 3.000																			

Batter	1	2	3	4	5	6	7	8	9	AB	R	H	RBI	BB	SO	LOB	BOTTOM					
Lou Brock, L (1, 7) OBP: 0.386, SLG: 0.438	K		6-3			HR		G5-4-3 1B		4	1	2	0	0	1	0	<b>Atlanta Braves @ St. Louis Cardinals</b> Busch Stadium, St. Louis, MO Tue Apr 28 1970, 7:05 PM CDT Att: 12,231 - Unknown <a href="http://livebaseballscores.com">livebaseballscores.com</a>					
Jose Cardenal, R (1, 8) OBP: 0.406, SLG: 0.547					5-3 1B			F9	G5-4-3 1-2 2-3	4	0	2	0	0	0	3						
Dick Allen, R (1, 5) OBP: 0.358, SLG: 0.593					P4			HR	F7	4	1	1	2	0	1	3						
Joe Torre, R (1, 2) OBP: 0.394, SLG: 0.517					5-3			K	6-3	4	0	0	0	0	2	2						
Leron Lee, L (1, 9) OBP: 0.281, SLG: 0.373					F6			4-3	K	4	0	0	0	0	2	1						
Joe Hague, L (1, 3) OBP: 0.471, SLG: 0.462								4-3		3	0	1	0	1	0	0						
Julian Javier, R (9, FR) OBP: 0.234, SLG: 0.239		5-3						4-3	BB	0	0	0	0	0	0	0						
Cookie Rojas, R (1, 4) OBP: 0.188, SLG: 0.133								5-3		3	0	0	0	0	0	1						
Vic Davalillo, L (9, PH) OBP: 0.286, SLG: 0.167								5-3	G3	1	0	0	0	0	0	1						
Dal Maxvill, R (1, 6) OBP: 0.268, SLG: 0.125					F8			6-3		3	0	0	0	0	1	1						
Mike Torrez, R (1, 1) OBP: 0.455, SLG: 0.400										3	0	1	0	0	1	1						
Tom Hilgendorf, S (9, 1) ERA:										0	0	0	0	0	0	0						
Chuck Taylor, R (9, 1) ERA:										0	0	0	0	0	0	0						
<b>Inning Stats</b>	R: 0 E: 0 K: 3 S: 10	H: 1 LOB: 1 BB: 0 P: 10	R: 0 E: 0 K: 1 S: 5	H: 0 LOB: 0 BB: 0 P: 5	R: 0 E: 0 K: 1 S: 5	H: 0 LOB: 0 BB: 0 P: 5	R: 0 E: 0 K: 0 S: 4	H: 1 LOB: 1 BB: 0 P: 4	R: 0 E: 0 K: 1 S: 6	H: 1 LOB: 1 BB: 0 P: 6	R: 2 E: 0 K: 1 S: 7	H: 2 LOB: 0 BB: 0 P: 7	R: 0 E: 0 K: 0 S: 3	H: 0 LOB: 0 BB: 0 P: 3	R: 0 E: 0 K: 0 S: 4	H: 2 LOB: 1 BB: 0 P: 4	R: 0 E: 0 K: 1 S: 5	H: 0 LOB: 1 BB: 1 P: 9	1B: 5 2B: 1 3B: 0 HR: 1	SF: 0 SAC: 0 DP: 1 HBP: 0	WP: 0 PB: 1 SB: 1 CS: 0	PA: 34
<b>PITCHER</b>	IP WLS BF H R ER SO BB IBB HBP BLK WP HR S P ERA WHIP																					
Pat Jarvis, R (1, 1) ERA: 3.78	6.0 5 2 2 2 7 0 0 0 0 0 0 0 12 16 0.00 1.000																					
Hoyt Wilhelm, R (7, 1) ERA: 3.66	3.0 W 11 2 0 0 1 1 0 0 0 0 0 0 12 16 0.00 1.000																					

Batter	1	2	3	4	5	6	7	8	9	AB	R	H	RBI	BB	SO	LOB	TOP										
Sonny Jackson, L (1.6) OBP: 0.416, SLG: 0.422	F8			6-3				1B	F7	5	1	2	0	1	0	0	<b>Atlanta Braves @ St. Louis Cardinals</b> Busch Stadium, St. Louis, MO Wed Apr 29 1970, 7:05 PM CDT Att: 10,562 - Unknown										
Tony Gonzalez, L (1.8) OBP: 0.348, SLG: 0.464	5-3			4-3				1B	BB	5	2	1	0	1	1	4											
Hank Aaron, R (1.9) OBP: 0.407, SLG: 0.636	P4			FC6-4 BB				1B	BB	4	2	2	1	1	0	1											
Rico Carty, R (1.7) OBP: 0.494, SLG: 0.712		4-3		FC6-4 1-2				1B	BB	4	2	1	1	1	0	2											
Orlando Cepeda, R (1.3) OBP: 0.463, SLG: 0.726		5-3			4-3			1B	BB	4	2	3	2	1	0	0											
Felix Milten, R (1.4) OBP: 0.341, SLG: 0.381		P4			4-3			1B	BB	5	1	1	2	0	0	4											
Clete Boyer, R (1.5) OBP: 0.224, SLG: 0.284			5-3			1B		1B	BB	5	0	1	1	0	2	5											
Hal King, L (1.2) OBP: 0.571, SLG: 0.467			1-3			1B		1B	BB	3	0	2	0	2	0	0											
Jim Nash, R (1.1) OBP: 0.167, SLG: 0.091								1B	BB	1	0	0	0	0	1	0											
Ralph Garri, L (5. PH) Gary Neibauer, R (5.1) Mike Lum, L (7. PH) Larry Jaster, L (7.1) Tommy Aaron, R (8. PH) Bob Priddy, R (8.1)								1B	BB	1	0	0	0	0	0	2											
<b>Inning Stats</b>	R: 0 E: 0 K: 0 S: 3	H: 0 LOB: 0 BB: 0 P: 3	R: 0 E: 0 K: 0 S: 3	H: 0 LOB: 0 BB: 0 P: 3	R: 0 E: 0 K: 1 S: 5	H: 0 LOB: 0 BB: 0 P: 5	R: 0 E: 0 K: 0 S: 3	H: 0 LOB: 1 BB: 1 P: 7	R: 1 E: 0 K: 0 S: 5	H: 3 LOB: 1 BB: 0 P: 5	R: 0 E: 0 K: 0 S: 4	H: 1 LOB: 1 BB: 0 P: 4	R: 0 E: 0 K: 1 S: 7	H: 2 LOB: 2 BB: 0 P: 7	R: 4 E: 0 K: 0 S: 7	H: 5 LOB: 2 BB: 2 P: 15	R: 5 E: 2 K: 2 S: 11	H: 3 LOB: 3 BB: 4 P: 27	1B: 10 2B: 4 3B: 0 HR: 0	SF: 0 SAC: 0 DP: 2 HBP: 0	WP: 1 PB: 0 SB: 0 CS: 0	PA: 47					
<b>PITCHER</b>	IP	WLS	BF	H	R	ER	SO	BB	IBB	HBP	BLK	WP	HR	S	P	ERA	WHIP										
George Culver, R (1.1) ERA: 2.2	7.0		30	9	4	4	2	1	0	0	0	0	0	33	37	5.14	1.429										
Santiago Guzman, R (8.1) ERA: 8.75	0.0		2	1	0	0	0	1	0	0	0	0	0	1	5	∞	∞										
Chuck Taylor, R (8.1) ERA: 2.16	1.1	L	8	3	4	3	0	1	1	0	0	0	0	6	14	20.25	3.000										
Nelson Briles, R (9.1) ERA: 5.79	0.1		5	1	2	0	1	0	2	0	0	1	0	5	13	0.00	3.000										
Rich Nye, L (9.1) ERA: 1.93	0.1		2	0	0	0	1	1	0	0	0	0	0	3	7	0.00	3.000										
<b>Batter</b>	<b>1</b>	<b>2</b>	<b>3</b>	<b>4</b>	<b>5</b>	<b>6</b>	<b>7</b>	<b>8</b>	<b>9</b>	<b>AB</b>	<b>R</b>	<b>H</b>	<b>RBI</b>	<b>BB</b>	<b>SO</b>	<b>LOB</b>	<b>BOTTOM</b>										
Lou Brock, L (1.7) OBP: 0.365, SLG: 0.412	5-3		F5	F7				5-3		4	0	0	0	0	0	2	<b>Atlanta Braves @ St. Louis Cardinals</b> Busch Stadium, St. Louis, MO Wed Apr 29 1970, 7:05 PM CDT Att: 10,562 - Unknown										
Jose Cardenal, R (1.8) OBP: 0.397, SLG: 0.529	E6 3B		1-3		1-6-3			1B		4	1	1	1	0	0	0											
Dick Allen, R (1.5) OBP: 0.366, SLG: 0.667	1B 3B			HR				5-3		4	2	2	2	0	0	1											
Joe Torre, R (1.2) OBP: 0.371, SLG: 0.484	6-3		6-3		K			1-3		4	0	0	0	0	1	1											
Leron Lee, L (1.9) OBP: 0.279, SLG: 0.365				F8				P4		4	0	1	1	0	0	0											
Joe Hague, L (1.3) OBP: 0.455, SLG: 0.512	3H K				HR			P6		4	1	1	1	0	1	1											
Julian Javier, R (1.4) OBP: 0.240, SLG: 0.245		5-3						F5		3	1	1	0	0	0	0											
Carl Taylor, R (9. PH) OBP: 0.294, SLG: 0.400				1B SF9					4-3	1	0	0	0	0	0	0											
Dal Maxvill, R (1.6) OBP: 0.295, SLG: 0.171		4-3							F8	3	1	2	0	0	0	0											
Jim Campbell, L (9. PH) OBP: 0.286, SLG: 0.286								SH1-3 1B		1	0	0	0	0	0	0											
George Culver, R (1.1) OBP: 0.167, SLG: 0.091									6-3	1	0	0	0	0	0	0											
Santiago Guzman, R (8.1) Chuck Taylor, R (8.1) Nelson Briles, R (9.1) Rich Nye, L (9.1) Vic Davalillo, L (9. PH) OBP: 0.250, SLG: 0.143										1	0	0	0	0	0	0											
<b>Inning Stats</b>	R: 2 E: 1 K: 1 S: 8	H: 2 LOB: 1 BB: 0 P: 8	R: 0 E: 0 K: 0 S: 3	H: 0 LOB: 0 BB: 0 P: 3	R: 1 E: 0 K: 0 S: 4	H: 1 LOB: 0 BB: 0 P: 4	R: 2 E: 0 K: 0 S: 6	H: 3 LOB: 1 BB: 0 P: 6	R: 0 E: 0 K: 0 S: 5	H: 0 LOB: 0 BB: 0 P: 5	R: 0 E: 0 K: 0 S: 3	H: 0 LOB: 0 BB: 0 P: 3	R: 1 E: 0 K: 0 S: 5	H: 2 LOB: 1 BB: 0 P: 5	R: 0 E: 0 K: 0 S: 3	H: 0 LOB: 0 BB: 0 P: 3	R: 0 E: 0 K: 0 S: 3	H: 0 LOB: 0 BB: 0 P: 3	1B: 5 2B: 0 3B: 1 HR: 2	SF: 1 SAC: 1 DP: 0 HBP: 0	WP: 1 PB: 0 SB: 1 CS: 0	PA: 36					
<b>PITCHER</b>	IP	WLS	BF	H	R	ER	SO	BB	IBB	HBP	BLK	WP	HR	S	P	ERA	WHIP										
Jim Nash, R (1.1) ERA: 4.33	4.0		19	6	5	3	1	0	0	0	0	0	0	8	8	0.00	0.000										
Gary Neibauer, R (5.1) ERA: 7.2	2.0		6	0	0	0	1	0	0	0	0	0	0	8	8	0.00	0.000										
Larry Jaster, L (7.1) ERA: 3.97	1.0		5	2	1	1	0	0	0	0	0	1	0	5	5	9.00	2.000										
Bob Priddy, R (8.1) ERA: 4.76	2.0	W	6	0	0	0	0	0	0	0	0	0	0	6	6	0.00	0.000										

AB 40  
R 10  
H 14  
RBI 9  
BB 7  
SO 4  
LOB 23



AB 34  
R 6  
H 8  
RBI 6  
BB 0  
SO 2  
LOB 5



Batter	1	2	3	4	5	6	7	8	9	AB	R	H	RBI	BB	SO	LOB	TOP					
Don Kessinger, S OBP: 0.425, SLG: 0.455	4-0 1B BB		0-0 6-3			0-0 FC4-6 1B		0-0 FC6 1B		3	1	2	0	1	0	0	<p>Chicago Cubs @ Atlanta Braves</p> <p>Atlanta Stadium, Atlanta, GA</p> <p>Thu Apr 30 1970, 7:05 PM EDT</p> <p>Att: 10,907 - Unknown - 80 F</p>					
Glenn Beckert, R OBP: 0.408, SLG: 0.449	0-0 1-3 1B		0-0 F9			0-0 FC4-6 1B		0-3 K		4	0	2	0	0	1	1						
Billy Williams, L OBP: 0.308, SLG: 0.575	0-3 K			0-3 K		0-0 FC4-6 1B		0-0 F6		4	0	0	0	0	2	5						
Ron Santo, R OBP: 0.338, SLG: 0.379	0-0 F3			0-3 K		0-0 1-3 1B		0-0 FC6		4	0	1	1	0	1	3						
14 Ernie Banks, R OBP: 0.324, SLG: 0.333	0-0 F7			4-0 BB		0-0 G6-4-3 1B		0-0 F8		3	0	0	0	1	0	4						
Johnny Callison, L OBP: 0.378, SLG: 0.567		0-0 4-3		0-0 F8			1-0 FC1-4 HBP		0-0 F6		3	0	0	0	0	1						
Jim Hickman, R OBP: 0.444, SLG: 0.580		0-3 K			0-3 K		0-0 FC1-4		0-0 HR		4	1	1	1	0	2						
Ken Rudolph, R OBP: 0.378, SLG: 0.580		0-3 K			0-3 K		0-0 F9		0-0 3-1		4	0	0	0	0	2						
Fergie Jenkins, R OBP: 0.077, SLG: 0.077			0-3 K				0-0 F9				0	0	0	0	0	0						
Jim Colborn, R OBP: 0.200, SLG: 0.200					0-3 K						2	0	0	0	0	2						
Cleo James, R OBP: 0.200, SLG: 0.200											1	0	0	0	0	1						
Jim Cosman, R OBP: 0.200, SLG: 0.200											0	0	0	0	0	0						
Larry Gura, S OBP: 0.200, SLG: 0.200											0	0	0	0	0	0						
<b>Inning Stats</b>	R: 0 E: 0 K: 1 S: 6	H: 1 LOB: 2 BB: 1 P: 10	R: 0 E: 0 K: 2 S: 7	H: 0 LOB: 0 BB: 0 P: 7	R: 0 E: 0 K: 1 S: 5	H: 0 LOB: 0 BB: 0 P: 5	R: 0 E: 0 K: 2 S: 7	H: 0 LOB: 1 BB: 1 P: 11	R: 0 E: 0 K: 3 S: 9	H: 0 LOB: 0 BB: 0 P: 9	R: 1 E: 0 K: 0 S: 5	H: 3 LOB: 1 BB: 0 P: 5	R: 0 E: 1 K: 0 S: 3	H: 0 LOB: 1 BB: 0 P: 4	R: 0 E: 0 K: 1 S: 6	H: 1 LOB: 1 BB: 0 P: 6	R: 1 E: 0 K: 0 S: 4	H: 1 LOB: 0 BB: 0 P: 4	1B: 5 2B: 0 3B: 0 HR: 1	SF: 0 SAC: 0 DP: 1 HBP: 1	WP: 0 PB: 0 SB: 0 CS: 0	PA: 35
<b>PITCHER</b> George Stone, L ERA: 2.87	IP: 9.0 WLS: W BF: 35 H: 6 R: 2 ER: 2 SO: 10 BB: 2 IBB: 0 HBP: 1 BLK: 0 WP: 0 HR: 1 S: 52 P: 61 ERA: 2.00 WHIP: 0.889															<b>PITCHER</b>	IP: 9.0 WLS: W BF: 35 H: 6 R: 2 ER: 2 SO: 10 BB: 2 IBB: 0 HBP: 1 BLK: 0 WP: 0 HR: 1 S: 52 P: 61 ERA: 2.00 WHIP: 0.889					

AB	32
R	2
H	6
RBI	2
BB	2
SO	10
LOB	17



Batter	1	2	3	4	5	6	7	8	9	AB	R	H	RBI	BB	SO	LOB	BOTTOM			
Sonny Jackson, L OBP: 0.427, SLG: 0.418	4-0 BB HR BB	0-0 5-3		0-0 1B		0-0 B3	4-0 BB			3	1	1	0	2	0	1	<p>Chicago Cubs @ Atlanta Braves</p> <p>Atlanta Stadium, Atlanta, GA</p> <p>Thu Apr 30 1970, 7:05 PM EDT</p> <p>Att: 10,907 - Unknown - 80 F</p>			
Tony Gonzalez, L OBP: 0.362, SLG: 0.483	0-0 1-2 HR BB	0-0 2B		0-0 FC6-4 1B		0-0 1-3	0-0 F8			5	1	3	0	0	0	4				
Hank Aaron, R OBP: 0.418, SLG: 0.663	4-0 1-2 HR BB	4-0 BB		0-0 FC6-4			0-0 HR		0-0 F2	3	2	1	1	2	0	2				
Mike Lum, L OBP: 0.250, SLG: 0.143	1-2 2-3 HR BB	0-0 BB		0-0 FC6-4			0-0 HR		0-0 F2	0	0	0	0	0	0	0				
Rico Carty, R OBP: 0.500, SLG: 0.782	0-0 1-3 HR	0-3 K			0-0 HR		0-0 F9		0-0 1B	5	2	3	5	0	1	2				
Orlando Cepeda, R OBP: 0.437, SLG: 0.679	0-0 F7		0-0 6-3		0-3 K		0-0 F2		0-0 F7	5	0	0	0	0	1	1				
Felix Milten, R OBP: 0.333, SLG: 0.371	0-0 F8		0-0 5-3		0-0 L6		0-0 2B 1B		0-0 F7	5	1	1	0	0	0	1				
Clete Boyer, R OBP: 0.238, SLG: 0.310	0-0 6-3		0-0 CS 1B		0-3 K		0-0 1-3 1B 2B			4	1	2	0	0	1	0				
Hal King, L OBP: 0.600, SLG: 0.647		0-0 HR	0-0 CS	4-0 G2-6-4 BB		0-3 K	4-0 BB 1B			2	1	1	1	2	1	0				
George Stone, L OBP: 0.250, SLG: 0.313		0-0 F8		0-0 G2-6-4		0-0 B3	0-0 1-2 2-H 3-H BB			4	0	2	2	0	0	1				
<b>Inning Stats</b>	R: 4 E: 0 K: 0 S: 5	H: 2 LOB: 2 BB: 2 P: 13	R: 1 E: 0 K: 1 S: 7	H: 2 LOB: 1 BB: 1 P: 11	R: 0 E: 0 K: 0 S: 3	H: 1 LOB: 0 BB: 0 P: 3	R: 0 E: 0 K: 0 S: 4	H: 2 LOB: 2 BB: 1 P: 8	R: 1 E: 0 K: 2 S: 8	H: 1 LOB: 0 BB: 0 P: 8	R: 0 E: 0 K: 1 S: 6	H: 1 LOB: 1 BB: 0 P: 6	R: 3 E: 0 K: 0 S: 7	H: 4 LOB: 3 BB: 2 P: 15	R: 0 E: 0 K: 0 S: 4	H: 1 LOB: 1 BB: 0 P: 4		1B: 7 2B: 3 3B: 0 HR: 4	SF: 0 SAC: 0 DP: 1 HBP: 0	WP: 0 PB: 0 SB: 0 CS: 1
<b>PITCHER</b> Fergie Jenkins, R ERA: 4.54	IP: 1.2 WLS: L BF: 11 H: 4 R: 5 ER: 5 SO: 0 BB: 2 IBB: 0 HBP: 0 BLK: 0 WP: 0 HR: 2 S: 9 P: 17 ERA: 27.00 WHIP: 3.600															<b>PITCHER</b>	IP: 1.2 WLS: L BF: 11 H: 4 R: 5 ER: 5 SO: 0 BB: 2 IBB: 0 HBP: 0 BLK: 0 WP: 0 HR: 2 S: 9 P: 17 ERA: 27.00 WHIP: 3.600			
Jim Colborn, R ERA: 1.85	4.1 5 1 1 4 2 0 0 0 0 1 24 32 2.08 1.615																			
Jim Cosman, R ERA: 40.5	0.2 6 3 3 3 0 1 0 0 0 1 5 9 40.50 4.500																			
Larry Gura, L ERA: 0.00	1.1 7 2 0 0 0 1 0 0 0 0 0 6 10 0.00 2.250																			

AB	36
R	9
H	14
RBI	9
BB	6
SO	4
LOB	12



Batter	1	2	3	4	5	6	7	8	9	AB	R	H	RBI	BB	SO	LOB	TOP			
Don Kessinger, S (1, 6) OBP: 0.417, SLG: 0.443	0-3 K		0-0 F9 5-3 1B		0-3 K			0-0 FC4-6 G5-4-3		4	0	1	0	0	2	1				
Glenn Beckert, R (1, 4) OBP: 0.400, SLG: 0.438	0-0 4-3		0-0 5-3			0-0 E8 1B		0-0 G5-4-3		4	0	1	0	0	0	2				
Billy Williams, L (1, 7) OBP: 0.317, SLG: 0.605	4-0 BB		0-0 F9			0-0 5-3				3	1	1	1	1	0	2				
Willie Smith, L (1, 3) OBP: 0.250, SLG: 0.583	0-0 F8		0-0 F9			0-3 K														
Johnny Callison, L (1, 9) OBP: 0.372, SLG: 0.549		0-0 CS 1B		0-0 1-4-3		0-3 K				4	0	1	0	0	1	1				
Ron Santo, R (1, 5) OBP: 0.321, SLG: 0.357		0-0 F9 1-2		0-0 P6			0-0 5-3			4	0	0	0	0	0	1				
Jimmie Hall, L (1, 8) OBP: 0.222, SLG: 0.125		0-0 1B		0-3 K			0-3 K			3	0	1	0	0	2	0				
J.C. Martin, L (1, 2) OBP: 0.175, SLG: 0.135		0-0 P4			0-0 F3		0-3 K			3	0	0	0	0	1	1				
Joe Decker, R (1, 1) OBP: 0.286, SLG: 0.714 (8, PH)					0-3 K			4-0 FC4-6 BB		2	1	1	1	0	1	0				
Paul Popovich, S (8, PH) OBP: 0.400, SLG: 0.250										0	0	0	0	1	0	0				
Cleo James, R (8, PR) OBP: 0.200, SLG: 0.200										0	0	0	0	0	0	0				
Phil Regan, R (8, 1)										0	0	0	0	0	0	0				
<b>Inning Stats</b>	R: 0 E: 0 K: 1 S: 5	H: 0 LOB: 1 BB: 1 P: 9	R: 0 E: 0 K: 0 S: 4	H: 2 LOB: 1 BB: 0 P: 4	R: 1 E: 0 K: 0 S: 5	H: 2 LOB: 1 BB: 0 P: 5	R: 0 E: 0 K: 1 S: 5	H: 0 LOB: 0 BB: 0 P: 5	R: 0 E: 1 K: 2 S: 8	H: 1 LOB: 1 BB: 0 P: 8	R: 0 E: 0 K: 2 S: 7	H: 0 LOB: 0 BB: 0 P: 7	R: 0 E: 0 K: 0 S: 2	H: 0 LOB: 1 BB: 1 P: 6	R: 1 E: 0 K: 1 S: 6	H: 1 LOB: 0 BB: 0 P: 6	1B: 4 2B: 0 3B: 0 HR: 2	SF: 0 SAC: 0 DP: 1 HBP: 0	WP: 0 PB: 0 SB: 0 CS: 1	PA: 33
<b>PITCHER</b> Phil Niekro, R (1, 1) ERA: 4.89	IP: 9.0 WLS: W BF: 33 H: 6 R: 2 ER: 2 SO: 9 BB: 2 IBB: 0 HBP: 0 BLK: 0 WP: 0 HR: 2 S: 49 P: 57 ERA: 2.00 WHIP: 0.889															<b>PITCHER</b>				

Chicago Cubs @ Atlanta Braves  
Atlanta Stadium, Atlanta, GA  
Fri May 01 1970, 7:05 PM EDT  
Att: 16,741 - Unknown - 80 F

AB 31  
R 2  
H 6  
RBI 2  
BB 2  
SO 9  
LOB 11



Batter	1	2	3	4	5	6	7	8	9	AB	R	H	RBI	BB	SO	LOB	BOTTOM			
Sonny Jackson, L (1, 6) OBP: 0.442, SLG: 0.420	4-0 G4-6-3 BB	4-0 BB			0-0 E SF7 1B			0-0 F7		2	1	1	0	2	0	0				
Tony Gonzalez, L (1, 8) OBP: 0.347, SLG: 0.467	0-0 G4-6-3 1-2	0-3 K			0-0 SF7 1-H			0-0 4-3		3	0	0	1	0	1	3				
Hank Aaron, R (1, 9) OBP: 0.432, SLG: 0.695	0-0 HR		4-0 FC6-5 5-3 BB		4-0 S BB			0-0 F3		2	1	1	1	2	0	0				
Rico Carty, R (1, 7) OBP: 0.500, SLG: 0.765	4-0 HBP 2B BB		0-0 F9		0-0 1-3			0-0 G5-4-3 1B		3	1	1	0	1	0	2				
Orlando Cepeda, R (1, 3) OBP: 0.429, SLG: 0.654	1-0 2B HBP		0-0 5-3		0-0 1-4-3			0-0 F8		3	0	0	0	0	0	3				
Felix Milan, R (1, 4) OBP: 0.340, SLG: 0.380	0-0 1-H 2-H 2B		0-0 FC6-5			4-0 BB		0-0 G5-4-3		3	0	1	1	1	0	2				
Clete Boyer, R (1, 5) OBP: 0.229, SLG: 0.297		0-0 5-3		0-0 F7		0-0 F8				3	0	0	0	0	0	1				
Bob Didier, S (1, 2) OBP: 0.250, SLG: 0.269		0-0 E6 SH1-4		0-3 K		0-3 K				1	0	0	0	0	0	0				
Bob Tillman, R (4, 2) OBP: 0.256, SLG: 0.421										2	0	0	0	0	2	1				
Phil Niekro, R (1, 1)		0-0 SH1-4		0-0 6-3		0-3 K				2	0	0	0	0	1	1				
<b>Inning Stats</b>	R: 2 E: 0 K: 0 S: 3	H: 2 LOB: 2 BB: 2 P: 12	R: 0 E: 1 K: 1 S: 6	H: 0 LOB: 2 BB: 1 P: 10	R: 0 E: 0 K: 0 S: 3	H: 0 LOB: 0 BB: 1 P: 7	R: 0 E: 0 K: 1 S: 5	H: 0 LOB: 0 BB: 0 P: 5	R: 1 E: 1 K: 0 S: 4	H: 1 LOB: 1 BB: 1 P: 8	R: 0 E: 0 K: 2 S: 7	H: 0 LOB: 1 BB: 1 P: 11	R: 0 E: 0 K: 0 S: 3	H: 0 LOB: 0 BB: 0 P: 3	R: 0 E: 0 K: 0 S: 3	H: 1 LOB: 0 BB: 0 P: 3	1B: 2 2B: 1 3B: 0 HR: 1	SF: 1 SAC: 1 DP: 2 HBP: 1	WP: 0 PB: 0 SB: 1 CS: 0	PA: 33
<b>PITCHER</b> Joe Decker, R (1, 1) ERA: 2.66	IP: 7.0 WLS: L BF: 30 H: 3 R: 3 ER: 2 SO: 3 BB: 6 IBB: 0 HBP: 1 BLK: 0 WP: 0 HR: 1 S: 31 P: 56 ERA: 2.57 WHIP: 1.286															<b>PITCHER</b>				
Phil Regan, R (8, 1) ERA: 3.0	IP: 1.0 WLS: L BF: 3 H: 1 R: 0 ER: 0 SO: 0 BB: 0 IBB: 0 HBP: 0 BLK: 0 WP: 0 HR: 3 S: 3 P: 3 ERA: 0.00 WHIP: 1.000															<b>PITCHER</b>				

Chicago Cubs @ Atlanta Braves  
Atlanta Stadium, Atlanta, GA  
Fri May 01 1970, 7:05 PM EDT  
Att: 16,741 - Unknown - 80 F

AB 24  
R 3  
H 4  
RBI 3  
BB 6  
SO 4  
LOB 13



Batter	1	2	3	4	5	6	7	8	9	AB	R	H	RBI	BB	SO	LOB	TOP			
<b>Don Kessinger, S</b> OBP: 0.398, SLG: 0.419 (1, 6)	F7		F7		F7			F7		4	0	0	0	0	0	1	<b>Chicago Cubs @ Atlanta Braves</b> Atlanta Stadium, Atlanta, GA Sat May 02 1970, 7:05 PM EDT Att: 16,154 - Unknown - 70 F			
<b>Glenn Beckert, R</b> OBP: 0.381, SLG: 0.416 (1, 4)	4-3		6-3		G4-6-3			F9		4	0	0	0	0	0	1				
<b>Billy Williams, L</b> OBP: 0.302, SLG: 0.575 (1, 7)	K		G3					F9		4	0	0	0	0	1	0				
<b>Willie Smith, L</b> OBP: 0.313, SLG: 0.500 (1, 3)		2B			WP			F8		2	1	0	0	2	0	0				
<b>Ron Santo, R</b> OBP: 0.329, SLG: 0.419 (1, 5)		F9			P4			F9		4	1	2	2	0	0	1				
<b>Johnny Callison, L</b> OBP: 0.354, SLG: 0.520 (1, 9)		F9			L4					4	0	0	0	0	0	2				
<b>Jim Hickman, R</b> OBP: 0.439, SLG: 0.558 (1, 8)		5-3						F7		2	0	0	0	1	0	1				
<b>J.C. Martin, L</b> OBP: 0.186, SLG: 0.128 (1, 2)					1-3			F5		2	0	0	0	1	0	2				
<b>Ken Holtzman, R</b> OBP: 0.222, SLG: 0.235 (1, 1)										2	0	1	0	0	1	2				
<b>Archie Reynolds, R</b> (6, 1)										0	0	0	0	0	0	0				
<b>Jimmie Hall, L</b> OBP: 0.200, SLG: 0.111 (8, PH)										1	0	0	0	0	1	0				
<b>Phil Regan, R</b> (8, 1)								K		0	0	0	0	0	0	0				
<b>Inning Stats</b>	R: 0 E: 0 K: 1 S: 5	H: 0 LOB: 0 BB: 0 P: 5	R: 1 E: 0 K: 1 S: 6	H: 1 LOB: 2 BB: 2 P: 14	R: 0 E: 0 K: 0 S: 3	H: 0 LOB: 0 BB: 0 P: 3	R: 0 E: 0 K: 0 S: 3	H: 0 LOB: 0 BB: 0 P: 11	R: 0 E: 0 K: 0 S: 3	H: 1 LOB: 0 BB: 0 P: 3	R: 0 E: 0 K: 0 S: 3	H: 0 LOB: 0 BB: 0 P: 3	R: 0 E: 0 K: 1 S: 5	H: 0 LOB: 0 BB: 0 P: 5	R: 1 E: 0 K: 0 S: 4	H: 1 LOB: 0 BB: 0 P: 4	1B: 1 2B: 1 3B: 0 HR: 1	SF: 0 SAC: 0 DP: 1 HBP: 0	WP: 1 PB: 0 SB: 0 CS: 0	PA: 33
<b>PITCHER</b> <b>Pat Jarvis, R</b> ERA: 3.4 (1, 1)	IP: 9.0 WLS: W BF: 33 H: 3 R: 2 ER: 2 SO: 3 BB: 3 IBB: 1 HBP: 0 BLK: 0 WP: 1 HR: 1 S: 35 P: 51 ERA: 2.00 WHIP: 0.667																			

AB	29
R	2
H	3
RBI	2
BB	4
SO	3
LOB	10



Batter	1	2	3	4	5	6	7	8	9	AB	R	H	RBI	BB	SO	LOB	BOTTOM			
<b>Sonny Jackson, L</b> OBP: 0.451, SLG: 0.431 (1, 6)	4-3	1-3		5-3		BB		BB		3	1	1	0	2	0	1	<b>Chicago Cubs @ Atlanta Braves</b> Atlanta Stadium, Atlanta, GA Sat May 02 1970, 7:05 PM EDT Att: 16,154 - Unknown - 70 F			
<b>Felix Milan, R</b> OBP: 0.343, SLG: 0.406 (1, 4)	4-3			F9		BB		4-3		4	1	1	1	1	0	3				
<b>Hank Aaron, R</b> OBP: 0.424, SLG: 0.671 (1, 9)	4-0		6-3		F8			G3		3	0	0	0	1	0	3				
<b>Rico Carty, R</b> OBP: 0.510, SLG: 0.812 (1, 7)				F9				6-3		4	2	3	1	0	0	0				
<b>Orlando Cepeda, R</b> OBP: 0.411, SLG: 0.624 (1, 3)				F9				F8		4	0	0	0	0	1	3				
<b>Tony Gonzalez, L</b> OBP: 0.343, SLG: 0.453 (1, 8)								K		3	0	0	0	1	2	2				
<b>Clete Boyer, R</b> OBP: 0.241, SLG: 0.308 (1, 5)								6-3		4	0	2	1	0	0	0				
<b>Bob Tillman, R</b> OBP: 0.256, SLG: 0.405 (1, 2)								6-3		4	0	1	0	0	1	3				
<b>Pat Jarvis, R</b> OBP: 0.176, SLG: 0.125 (1, 1)								SH2-4		2	0	0	0	1	2	1				
<b>Inning Stats</b>	R: 1 E: 0 K: 2 S: 9	H: 2 LOB: 2 BB: 1 P: 13	R: 0 E: 0 K: 1 S: 6	H: 1 LOB: 1 BB: 0 P: 6	R: 2 E: 0 K: 1 S: 8	H: 3 LOB: 2 BB: 1 P: 12	R: 0 E: 0 K: 1 S: 5	H: 0 LOB: 0 BB: 0 P: 5	R: 1 E: 0 K: 1 S: 6	H: 1 LOB: 0 BB: 0 P: 6	R: 0 E: 0 K: 0 S: 3	H: 0 LOB: 3 BB: 3 P: 15	R: 0 E: 0 K: 0 S: 3	H: 0 LOB: 0 BB: 0 P: 3	R: 0 E: 0 K: 0 S: 4	H: 1 LOB: 2 BB: 1 P: 8	1B: 4 2B: 2 3B: 0 HR: 2	SF: 0 SAC: 1 DP: 0 HBP: 0	WP: 2 PB: 0 SB: 0 CS: 0	PA: 38
<b>PITCHER</b> <b>Ken Holtzman, L</b> ERA: 3.89 (1, 1)	IP: 5.2 WLS: L BF: 27 H: 7 R: 4 ER: 4 SO: 6 BB: 3 IBB: 0 HBP: 0 BLK: 0 WP: 1 HR: 2 S: 36 P: 48 ERA: 6.35 WHIP: 1.765																			
<b>Archie Reynolds, R</b> ERA: (6, 1)	1.1 WLS: L BF: 6 H: 0 R: 0 ER: 0 SO: 0 BB: 2 IBB: 0 HBP: 0 BLK: 0 WP: 1 HR: 0 S: 4 P: 12 ERA: 0.00 WHIP: 1.500																			
<b>Phil Regan, R</b> ERA: 2.7 (8, 1)	1.0 WLS: L BF: 5 H: 1 R: 0 ER: 0 SO: 0 BB: 1 IBB: 0 HBP: 0 BLK: 0 WP: 0 HR: 0 S: 4 P: 8 ERA: 0.00 WHIP: 2.000																			





Batter	1	2	3	4	5	6	7	8	9	AB	R	H	RBI	BB	SO	LOB	TOP					
Matty Alou, L OBP: 0.252, SLG: 0.253 (1, 8)	0-0 6-3		0-0 6-3		0-0 1B 1-2 1B		0-0 1-3	0-0 F9		5	1	1	0	0	0	2						
Bill Mazerolski, R OBP: 0.273, SLG: 0.275 (1, 4)	0-0 6-3 1B		0-0 L9		0-0 1B 1-2 2-H 1B		0-0 E 1B 1B		0-0 6-3	5	1	3	1	0	0	0						
Roberto Clemente, R OBP: 0.424, SLG: 0.577 Bruce Dal Canton, R OBP: 0.273, SLG: 0.275 Bob Robertson, R OBP: 0.429, SLG: 0.581 (1, 9) (7, 1) (9, PH)	0-0 6-3 1-2		0-0 4-3		0-0 1-3 2-H 1B		0-0 E6 1B 1-3 1B		0-0 F7	4	0	2	1	0	0	1						
Willie Stargell, L OBP: 0.250, SLG: 0.310 (1, 7)	0-0 4-3			0-3 K	0-0 4-3		0-0 1-2 3-H 1B		0-3 K	5	0	1	1	0	2	3						
Al Oliver, L OBP: 0.215, SLG: 0.355 (1, 3)		0-0 L9		0-0 F5		0-0 L9	0-0 G3			4	0	0	0	0	0	2						
Manny Sanguillen, R OBP: 0.370, SLG: 0.593 (1, 2)		0-0 1B 1B		0-0 5-3		0-0 6-3		0-0 1-3		4	0	1	0	0	0	0						
Richie Hebner, L OBP: 0.380, SLG: 0.500 (1, 5)		0-0 1-2 1B			0-0 F6	0-0 1B		0-0 1B 1B		4	0	3	0	0	0	0						
Gene Alley, R OBP: 0.197, SLG: 0.211 Dave Ricketts, S OBP: 0.370, SLG: 0.593 Jose Martinez, R OBP: 0.370, SLG: 0.593 (1, 6) (8, PH) (8, 6)	0-3 K		0-3 K		0-0 F2	0-0 6-3		0-0 F8		3	0	0	0	0	1	3						
Luke Walker, L OBP: 0.111, SLG: 0.111 Johnny Jeter, R OBP: 0.438, SLG: 0.250 Chuck Hartenstein, R OBP: 0.265, SLG: 0.290 Jose Pagan, R OBP: 0.265, SLG: 0.290 (1, 1) (5, PH) (5, 1) (7, PH) (7, 9)	0-3 K		0-3 K		0-0 1B 1B		0-3 K	0-0 1-3 1B		1	0	0	0	0	1	2						
<b>Inning Stats</b>	R: 0 E: 0 K: 0 S: 4	H: 1 LOB: 1 BB: 0 P: 4	R: 0 E: 0 K: 2 S: 9	H: 2 LOB: 2 BB: 0 P: 9	R: 0 E: 0 K: 0 S: 3	H: 0 LOB: 0 BB: 0 P: 3	R: 0 E: 0 K: 1 S: 5	H: 0 LOB: 0 BB: 0 P: 5	R: 2 E: 0 K: 0 S: 7	H: 4 LOB: 2 BB: 0 P: 7	R: 0 E: 0 K: 0 S: 4	H: 1 LOB: 1 BB: 0 P: 4	R: 1 E: 1 K: 1 S: 8	H: 3 LOB: 2 BB: 0 P: 8	R: 0 E: 0 K: 0 S: 5	H: 2 LOB: 2 BB: 0 P: 5	R: 0 E: 0 K: 1 S: 5	H: 0 LOB: 0 BB: 0 P: 5	1B: 13 2B: 0 3B: 0 HR: 0	SF: 0 SAC: 0 DP: 0 HBP: 0	WP: 0 PB: 0 CS: 0	PA: 40
<b>PITCHER</b>	IP WLS BF H R ER SO BB IBB HBP BLK WP HR S P ERA WHIP	IP WLS BF H R ER SO BB IBB HBP BLK WP HR S P ERA WHIP																				
Jim Nash, R ERA: 4.28 Bob Priddy, R ERA: 3.95 (1, 1) (7, 1)	6.2 W 30 10 3 3 4 0 0 0 0 0 0 38 38 4.05 1.500	2.1 S 10 3 0 0 1 0 0 0 0 0 0 12 12 0.00 1.286																				

Pittsburgh Pirates @ Atlanta Braves  
Atlanta Stadium, Atlanta, GA  
Mon May 04 1970, 7:05 PM EDT  
Att: 7,457 - Unknown


AB 40  
R 3  
H 13  
RBI 3  
BB 0  
SO 5  
LOB 14



Batter	1	2	3	4	5	6	7	8	9	AB	R	H	RBI	BB	SO	LOB	BOTTOM					
Sonny Jackson, L OBP: 0.448, SLG: 0.413 (1, 6)	4-0 1B SF9 BB		4-0 1B 6-3 1B BB	0-0 F7		0-3 K		0-0 F7		3	2	0	0	2	1	2						
Felix Milten, R OBP: 0.348, SLG: 0.410 (1, 4)	0-0 WP 1-3 1B		0-0 6-3 1-2 1B	0-0 1B		0-0 F8				4	0	2	0	0	0	1						
Hank Aaron, R OBP: 0.417, SLG: 0.659 (1, 9)	0-0 SF9		0-0 2-3 1B 1B	0-0 5-3		0-3 K		0-3 K		3	1	1	1	0	1	1						
Rico Carty, R OBP: 0.510, SLG: 0.795 (1, 7)	4-0 FC6-4 BB		0-0 2B 1-2 3-H 1B	0-3 K		0-3 K		0-0 5-3		3	0	1	1	1	2	0						
Orlando Cepeda, R OBP: 0.404, SLG: 0.640 (1, 3)	0-3 K		0-3 K		0-0 HR		0-0 5-3			4	1	1	1	0	2	4						
Clete Boyer, R OBP: 0.242, SLG: 0.317 (1, 5)	0-0 FC6-4 1-2		0-0 1-3 2-H 2B	0-0 6-3		0-0 6-3		0-0 6-3		4	0	1	1	0	0	2						
Tony Gonzalez, L OBP: 0.340, SLG: 0.444 (1, 8)		0-0 G3	0-0 4-3		0-0 1B		0-3 K		0-3 K	4	0	1	0	0	1	2						
Bob Didier, S OBP: 0.250, SLG: 0.267 (1, 2)		0-3 K		0-0 4-3	0-0 5-3		0-0 S 1B			4	0	1	0	0	1	1						
Jim Nash, R OBP: 0.200, SLG: 0.357 Bob Priddy, R OBP: 0.750, SLG: 0.667 (1, 1) (7, 1)	0-3 K		0-3 K		0-0 HR		0-3 K		4-0 1-2 BB	3	1	1	1	0	2	0						
<b>Inning Stats</b>	R: 1 E: 0 K: 1 S: 6	H: 1 LOB: 2 BB: 2 P: 14	R: 0 E: 0 K: 2 S: 7	H: 0 LOB: 0 BB: 0 P: 7	R: 2 E: 0 K: 1 S: 8	H: 3 LOB: 1 BB: 1 P: 12	R: 1 E: 0 K: 0 S: 5	H: 2 LOB: 1 BB: 0 P: 5	R: 1 E: 0 K: 1 S: 7	H: 2 LOB: 1 BB: 0 P: 7	R: 0 E: 0 K: 2 S: 7	H: 0 LOB: 0 BB: 0 P: 7	R: 0 E: 0 K: 2 S: 7	H: 0 LOB: 0 BB: 0 P: 7	R: 0 E: 0 K: 1 S: 6	H: 1 LOB: 2 BB: 1 P: 10	R: 0 E: 0 K: 1 S: 6	H: 1 LOB: 2 BB: 1 P: 10	1B: 6 2B: 1 3B: 0 HR: 2	SF: 1 SAC: 0 DP: 0 HBP: 0	WP: 1 PB: 0 CS: 0	PA: 37
<b>PITCHER</b>	IP WLS BF H R ER SO BB IBB HBP BLK WP HR S P ERA WHIP	IP WLS BF H R ER SO BB IBB HBP BLK WP HR S P ERA WHIP																				
Luke Walker, L ERA: 4.03 Chuck Hartenstein, R ERA: 5.54 Bruce Dal Canton, R ERA: 0.62 (1, 1) (5, 1) (7, 1)	4.0 L 21 8 2 1 1 3 0 0 0 0 0 1 14 14 4.50 1.000	2.0 8 2 1 0 0 3 1 0 0 0 0 0 13 17 0.00 1.000																				

Pittsburgh Pirates @ Atlanta Braves  
Atlanta Stadium, Atlanta, GA  
Mon May 04 1970, 7:05 PM EDT  
Att: 7,457 - Unknown

AB 32  
R 5  
H 9  
RBI 5  
BB 4  
SO 10  
LOB 13



Batter	1	2	3	4	5	6	7	8	9	AB	R	H	RBI	BB	SO	LOB	TOP								
Matty Alou, L OBP: 0.250, SLG: 0.250 (1, 8)	L3		3-1			1B	F8		F7	5	1	1	1	0	0	2	<b>Pittsburgh Pirates @ Atlanta Braves</b> Atlanta Stadium, Atlanta, GA Tue May 05 1970, 7:05 PM EDT Att: 9,199 - Unknown								
Bill Mazerolski, R OBP: 0.281, SLG: 0.265 (1, 4)	5-3			F9		SF9	1-3			3	0	0	1	0	0	1									
Johnny Jeter, R OBP: 0.450, SLG: 0.313 (1, 7)	L7			K		1B				4	2	2	0	0	1	0									
Bob Robertson, R OBP: 0.436, SLG: 0.657 (1, 3)		F6		K		1B			HR	4	1	2	3	0	1	0									
Manny Sanguillen, R OBP: 0.351, SLG: 0.561 Joe Gibbon, R (6, 1)	4-3				F3	K			4-3	3	0	0	0	0	1	2									
Chuck Hartenstein, R (8, PH)										0	0	0	0	0	0	0									
Dave Ricketts, S (8, PH)										0	0	0	0	0	0	0									
Dave Giusti, R (8, 1)										0	0	0	0	0	0	0									
Willie Stargell, L OBP: 0.282, SLG: 0.320 (1, 9)	F9				G3-6	1B			4-3	4	0	2	1	0	0	0									
Richie Hebner, L OBP: 0.373, SLG: 0.478 (1, 5)				HBP			F4		G3	3	0	0	0	0	0	3									
Gene Alley, R OBP: 0.200, SLG: 0.213 (1, 6)			K			1B			3-1	4	1	1	0	0	2	1									
Bob Moose, R (1, 1)										1	0	0	0	0	0	1									
Al McBean, R (4, 1)										0	0	0	0	0	0	0									
Jerry May, R OBP: 0.314, SLG: 0.241 (6, 2)	F8					SF9			K	3	1	2	0	0	1	0									
<b>Inning Stats</b>	R: 0 E: 0 K: 0 S: 3	H: 0 LOB: 0 BB: 0 P: 3	R: 0 E: 0 K: 0 S: 3	H: 0 LOB: 0 BB: 0 P: 3	R: 0 E: 0 K: 1 S: 5	H: 0 LOB: 1 BB: 0 P: 6	R: 0 E: 0 K: 2 S: 7	H: 0 LOB: 0 BB: 0 P: 7	R: 0 E: 0 K: 0 S: 3	H: 1 LOB: 0 BB: 0 P: 3	R: 4 E: 0 K: 1 S: 11	H: 6 LOB: 2 BB: 0 P: 11	R: 0 E: 0 K: 1 S: 6	H: 1 LOB: 1 BB: 0 P: 6	R: 2 E: 0 K: 0 S: 5	H: 2 LOB: 2 BB: 0 P: 5	R: 0 E: 0 K: 1 S: 5	H: 0 LOB: 0 BB: 0 P: 5	1B: 9 2B: 0 3B: 0 HR: 1	SF: 1 SAC: 0 DP: 1 HBP: 1	WP: 0 PB: 0 SB: 0 CS: 0	PA: 37			
<b>PITCHER</b>	IP	WLS	BF	H	R	ER	SO	BB	IBB	HBP	BLK	WP	HR	S	P	ERA	WHIP								
George Stone, L ERA: 3.3 (1, 1)	6.0	W	25	7	4	4	4	0	0	1	0	0	0	32	33	6.00	1.167								
Hoyt Wilhelm, R ERA: 4.05 (7, 1)	3.0	S	12	3	2	2	2	0	0	0	0	0	1	16	16	6.00	1.000								

AB 35  
R 6  
H 10  
RBI 6  
BB 0  
SO 6  
LOB 10



Batter	1	2	3	4	5	6	7	8	9	AB	R	H	RBI	BB	SO	LOB	BOTTOM									
Sonny Jackson, L OBP: 0.436, SLG: 0.392 (1, 6)	6-3	2B		FC5-4		F6	6-3			4	1	0	1	1	0	2	<b>Pittsburgh Pirates @ Atlanta Braves</b> Atlanta Stadium, Atlanta, GA Tue May 05 1970, 7:05 PM EDT Att: 9,199 - Unknown									
Felix Milten, R OBP: 0.342, SLG: 0.410 (1, 4)	6-3	HR		FC6-4		F6			L8	5	1	1	3	0	0	1										
Hank Aaron, R OBP: 0.407, SLG: 0.667 (1, 9)	5-3	HR		L4		E6			F9	5	1	1	2	0	0	1										
Rico Carty, R OBP: 0.514, SLG: 0.783 Mike Lum, L OBP: 0.250, SLG: 0.143 (9, 7)		1B				HR			E5	4	3	2	0	1	0	0										
Orlando Cepeda, R OBP: 0.423, SLG: 0.652 (1, 3)		1B		6-3		HR			PB	3	2	2	0	2	0	0										
Clete Boyer, R OBP: 0.253, SLG: 0.395 (1, 5)		SH1-4		HR		HR			K	4	2	2	4	0	2	4										
Tony Gonzalez, L OBP: 0.342, SLG: 0.437 (1, 8)		2B		4-3		F7			F6	4	1	1	0	1	0	2										
Hal King, L OBP: 0.536, SLG: 0.550 Bob Didier, S OBP: 0.242, SLG: 0.258 (7, 2)		IBB		K		4-3			5-3	3	0	0	0	0	1	3										
George Stone, L OBP: 0.316, SLG: 0.333 Hoyt Wilhelm, R (7, 1)		2B		FC5-4		K			K	1	0	0	0	0	1	1										
<b>Inning Stats</b>	R: 0 E: 0 K: 0 S: 3	H: 4 LOB: 0 BB: 3 P: 21	R: 1 E: 0 K: 0 S: 4	H: 1 LOB: 0 BB: 0 P: 4	R: 0 E: 0 K: 0 S: 4	H: 1 LOB: 1 BB: 0 P: 4	R: 3 E: 0 K: 1 S: 6	H: 1 LOB: 0 BB: 2 P: 14	R: 0 E: 1 K: 1 S: 7	H: 1 LOB: 3 BB: 1 P: 11	R: 0 E: 0 K: 1 S: 6	H: 1 LOB: 1 BB: 0 P: 6	R: 1 E: 1 K: 1 S: 8	H: 1 LOB: 2 BB: 0 P: 8	1B: 5 2B: 2 3B: 0 HR: 3	SF: 0 SAC: 1 DP: 0 HBP: 0		WP: 1 PB: 1 SB: 0 CS: 0	PA: 43							
<b>PITCHER</b>	IP	WLS	BF	H	R	ER	SO	BB	IBB	HBP	BLK	WP	HR	S	P	ERA		WHIP								
Bob Moose, R ERA: 11.3 (1, 1)	3.0	L	17	5	8	8	1	2	0	0	0	0	1	10	18	13.50		2.000								
Al McBean, R ERA: 8.0 (4, 1)	2.0		10	2	3	3	1	2	0	0	0	0	1	0	4	8		0.00	1.500							
Joe Gibbon, L ERA: 0.53 (6, 1)	0.2		5	1	0	0	0	0	1	0	0	0	1	0	4	8	0.00	1.500								
Chuck Hartenstein, R ERA: 5.02 (6, 1)	1.1		5	1	0	0	2	0	0	0	0	0	0	0	9	9	0.00	0.750								
Dave Giusti, R ERA: 1.05 (8, 1)	1.0		6	1	1	0	1	0	0	0	0	0	0	0	8	8	0.00	1.000								



Batter	1	2	3	4	5	6	7	8	9	AB	R	H	RBI	BB	SO	LOB	TOP					
Matty Alou, L (1, 8) OBP: 0.250, SLG: 0.250	0-0 4-3		0-0 CS 1B			0-0 4-3		0-0 L7		4	0	1	0	0	0	1						
Bill Mazerolski, R (1, 4) OBP: 0.250, SLG: 0.253	0-3 K		0-0 CS 1-2	0-3 K		0-3 K		0-3 K		4	0	0	0	0	4	1						
Al Oliver, L (1, 9) OBP: 0.205, SLG: 0.338	0-3 K2-3			0-0 L9		0-0 1-3			0-0 4-3	4	0	0	0	0	1	0						
Willie Stargell, L (1, 7) OBP: 0.261, SLG: 0.308		0-0 G3		4-0 BB			0-0 3-1		0-3 K 1B	3	0	0	0	1	1	0						
Bob Robertson, R (1, 3) OBP: 0.442, SLG: 0.632		1-0 HBP		0-3 K			0-0 6-3 1B		0-0 F2	3	0	1	0	0	1	2						
Manny Sanguillen, R (1, 2) OBP: 0.344, SLG: 0.541		0-3 K			0-0 5-3		0-0 6-3		0-0 1-3 1B	4	0	1	0	0	1	2						
Richie Hebner, L (1, 5) OBP: 0.354, SLG: 0.452		0-0 F7			0-0 6-3		0-0 G3		0-3 K	4	0	0	0	0	1	4						
Gene Alley, R (1, 6) OBP: 0.217, SLG: 0.244			0-0 5-3		0-0 1B			0-0 PB 2B		3	0	2	0	0	0	0						
Dock Ellis, S (1, 1) Jose Pagan, R (8, PH) Dave Giusti, R (8, 1)			0-0 5-3		0-0 K			0-0 F6 2-3		2	0	0	0	0	1	1						
<b>Inning Stats</b>	R: 0 E: 0 K: 2 S: 7	H: 0 LOB: 0 BB: 0 P: 7	R: 0 E: 0 K: 1 S: 5	H: 0 LOB: 1 BB: 0 P: 6	R: 0 E: 0 K: 0 S: 3	H: 1 LOB: 0 BB: 0 P: 3	R: 0 E: 0 K: 2 S: 7	H: 0 LOB: 1 BB: 1 P: 11	R: 0 E: 0 K: 1 S: 6	H: 1 LOB: 1 BB: 0 P: 6	R: 0 E: 0 K: 0 S: 5	H: 0 LOB: 0 BB: 0 P: 5	R: 0 E: 0 K: 0 S: 4	H: 1 LOB: 1 BB: 0 P: 4	R: 0 E: 0 K: 1 S: 6	H: 1 LOB: 1 BB: 0 P: 6	R: 0 E: 0 K: 2 S: 9	H: 1 LOB: 2 BB: 0 P: 9	1B: 4 2B: 1 3B: 0 HR: 0	SF: 0 SAC: 0 DP: 0 HBP: 1	WP: 0 PB: 2 SB: 0 CS: 1	PA: 35
<b>PITCHER</b> Phil Niekro, R (1, 1) ERA: 4.03	IP: 9.0 WLS: W BF: 34 H: 5 R: 0 ER: 0 SO: 10 BB: 1 IBB: 0 HBP: 1 BLK: 0 WP: 0 HR: 0 S: 52 P: 57 ERA: 0.00 WHIP: 0.667															<b>PITCHER</b>	IP: 9.0 WLS: W BF: 34 H: 5 R: 0 ER: 0 SO: 10 BB: 1 IBB: 0 HBP: 1 BLK: 0 WP: 0 HR: 0 S: 52 P: 57 ERA: 0.00 WHIP: 0.667					

Pittsburgh Pirates @ Atlanta Braves  
Atlanta Stadium, Atlanta, GA  
Wed May 06 1970, 7:05 PM EDT  
Att: 9,782 - Unknown

AB	32
R	0
H	5
RBI	0
BB	1
SO	10
LOB	12



Batter	1	2	3	4	5	6	7	8	9	AB	R	H	RBI	BB	SO	LOB	BOTTOM			
Sonny Jackson, L (1, 6) OBP: 0.419, SLG: 0.373	0-0 5-3		0-0 6-3		0-0 F7		0-0 6-3			4	0	0	0	0	0	0				
Felix Milten, R (1, 4) OBP: 0.348, SLG: 0.402	4-0 HR BB		4-0 FC6-4 BB		0-0 6-3			0-0 6-3		2	1	0	0	2	0	0				
Hank Aaron, R (1, 9) OBP: 0.411, SLG: 0.691	0-0 1-H HR		0-0 FC6-4 1-2			0-0 S 2B 1B		0-0 F7		4	2	2	2	0	0	1				
Rico Carty, R (1, 7) OBP: 0.504, SLG: 0.771	0-0 L6			0-0 5-3		0-0 L4 1-H 2B		0-0 6-3		4	0	1	1	0	0	0				
Orlando Cepeda, R (1, 3) OBP: 0.421, SLG: 0.638	0-0 F8			1-0 S HBP		0-0 L4 2-3			0-0 L4	2	0	0	0	0	0	1				
Clete Boyer, R (1, 5) OBP: 0.285, SLG: 0.398		0-0 CS 1B		0-0 F5 1-2		4-0 BB			4-0 BB	2	0	1	0	1	0	1				
Tony Gonzalez, L (1, 8) OBP: 0.342, SLG: 0.429		0-3 K		4-0 FC5-4 IBB		0-0 1-3				2	0	0	0	1	1	2				
Bob Didier, S (1, 2) OBP: 0.222, SLG: 0.235		0-0 4-3 1-2		0-0 FC5-4 1-2			0-0 L6			3	0	0	0	0	0	3				
Phil Niekro, R (1, 1)			0-0 F9		0-3 K		0-0 6-3			3	0	0	0	0	1	0				
<b>Inning Stats</b>	R: 2 E: 0 K: 0 S: 4	H: 1 LOB: 0 BB: 1 P: 8	R: 0 E: 0 K: 1 S: 5	H: 1 LOB: 0 BB: 0 P: 5	R: 0 E: 0 K: 0 S: 3	H: 0 LOB: 1 BB: 1 P: 7	R: 0 E: 0 K: 0 S: 3	H: 0 LOB: 2 BB: 1 P: 8	R: 0 E: 0 K: 1 S: 5	H: 0 LOB: 0 BB: 0 P: 5	R: 1 E: 0 K: 0 S: 4	H: 2 LOB: 1 BB: 1 P: 8	R: 0 E: 0 K: 0 S: 3	H: 0 LOB: 0 BB: 0 P: 3	R: 0 E: 0 K: 0 S: 3	H: 0 LOB: 0 BB: 0 P: 3	1B: 2 2B: 2 3B: 0 HR: 1	SF: 0 SAC: 0 DP: 1 HBP: 1	WP: 0 PB: 0 SB: 2 CS: 1	PA: 31
<b>PITCHER</b> Dock Ellis, R (1, 1) Dave Giusti, R (8, 1) ERA: 4.06 ERA: 1.02	IP: 7.0 WLS: L BF: 28 H: 4 R: 3 ER: 3 SO: 2 BB: 3 IBB: 1 HBP: 1 BLK: 0 WP: 0 HR: 1 S: 27 P: 44 ERA: 3.86 WHIP: 1.000															<b>PITCHER</b>	IP: 1.0 WLS: L BF: 3 H: 0 R: 0 ER: 0 SO: 0 BB: 0 IBB: 0 HBP: 0 BLK: 0 WP: 0 HR: 0 S: 3 P: 3 ERA: 0.00 WHIP: 0.000			

Pittsburgh Pirates @ Atlanta Braves  
Atlanta Stadium, Atlanta, GA  
Wed May 06 1970, 7:05 PM EDT  
Att: 9,782 - Unknown

AB	26
R	3
H	4
RBI	3
BB	4
SO	2
LOB	8












Batter	1	2	3	4	5	6	7	8	9	10	11	AB	R	H	RBI	BB	SO	LOB							
<b>Sonny Jackson, L</b> OBP: 0.426, SLG: 0.350 (1, 6)	4-0 BB WP 1B BB	0-3 K	0-0	0-0	0-3 K	0-0	0-3 K2-3	0-0	0-0	0-0 4-3	0-0	4	1	0	0	1	0	1							
<b>Felix Milan, R</b> OBP: 0.360, SLG: 0.398 (1, 4)	0-0 BB 1B E	0-0	0-0 6-3	0-0	0-0 F4	0-0	0-0	0-0 4-3	0-0	0-0 F9	0-0	5	1	1	0	0	0	1							
<b>Hank Aaron, R</b> OBP: 0.407, SLG: 0.703 (1, 9)	0-0 F2	0-0	0-0 P2	0-0	0-0 F8	0-0	0-0	0-0 6-3	0-0	0-0 L5	0-0	4	0	0	0	1	0	2							
<b>Rico Carty, R</b> OBP: 0.507, SLG: 0.719 (1, 7)	4-0 WR 1B BB	0-0	0-0 P3	0-0	0-0 F9	0-0	0-0	0-0 F8	0-0	0-0	4-0	3	0	3	0	1	0	0							
<b>Hal King, L</b> OBP: 0.513, SLG: 0.607 (11, PH)	1-2 2-3 BB	0-0	0-0	0-0	0-0	0-0	0-0	0-0	0-0	0-0	0-0	0	0	0	0	0	0	0							
<b>Bob Priddy, R</b> OBP: 0.600, SLG: 0.500 (11, 1)	0-0 F2	0-0	0-0	0-0	0-0	0-0	0-0	0-0	0-0	0-0	0-0	4	0	0	0	0	0	6							
<b>Orlando Cepeda, R</b> OBP: 0.391, SLG: 0.614 (1, 3)	0-0 F2	0-0	0-0	0-0	0-0	0-0	0-0	0-0	0-0	0-0	0-0	4	0	0	0	0	0	6							
<b>Clete Boyer, R</b> OBP: 0.263, SLG: 0.380 (1, 5)	0-0 WP	0-0	0-0	0-0	0-0	0-0	0-0	0-0	0-0	0-0	0-0	5	1	2	0	0	0	3							
<b>Tony Gonzalez, L</b> OBP: 0.341, SLG: 0.423 (1, 8)	0-0	0-0	0-0	0-0	0-0	0-0	0-0	0-0	0-0	0-0	0-0	4	0	0	0	0	1	3							
<b>Bob Tillman, R</b> OBP: 0.261, SLG: 0.386 (1, 2)	0-0	0-0	0-0	0-0	0-0	0-0	0-0	0-0	0-0	0-0	0-0	2	0	0	0	1	0	0							
<b>Mike Lum, L</b> OBP: 0.235, SLG: 0.133 (9, 7)	0-0	0-0	0-0	0-0	0-0	0-0	0-0	0-0	0-0	0-0	0-0	1	0	0	0	0	0	0							
<b>Pat Jarvis, R</b> OBP: 0.095 (1, 1)	0-0	0-0	0-0	0-0	0-0	0-0	0-0	0-0	0-0	0-0	0-0	3	0	0	0	0	3	1							
<b>Bob Didier, S</b> OBP: 0.214, SLG: 0.225 (9, 2)	0-0	0-0	0-0	0-0	0-0	0-0	0-0	0-0	0-0	0-0	0-0	1	0	0	0	0	0	0							
<b>Inning Stats</b>	R: 2 E: 1 K: 0 S: 3	H: 1 LOB: 0 BB: 2 P: 11	R: 0 E: 0 K: 1 S: 5	H: 1 LOB: 1 BB: 1 P: 9	R: 0 E: 0 K: 1 S: 3	H: 0 LOB: 0 BB: 0 P: 3	R: 0 E: 0 K: 1 S: 6	H: 1 LOB: 1 BB: 0 P: 6	R: 0 E: 0 K: 0 S: 3	H: 1 LOB: 0 BB: 0 P: 3	R: 0 E: 0 K: 0 S: 3	H: 0 LOB: 0 BB: 1 P: 7	R: 0 E: 0 K: 0 S: 3	H: 0 LOB: 0 BB: 1 P: 7	R: 0 E: 0 K: 0 S: 3	H: 0 LOB: 1 BB: 1 P: 7	1B: 5 2B: 2 3B: 0 HR: 0	SF: 0 SAC: 0 DP: 2 HBP: 0	WP: 4 PB: 0 SB: 0 CS: 1	PA: 42					
<b>PITCHER</b>	IP ERA	WLS BF	H R	ER SO	BB IBB	HBP BLK	WP HR	S P	ERA WHIP																
<b>Ken Holtzman, L</b> ERA: 4.11 (1, 1)	8.0	31	5	3	4	3	0	35	47	2.25	1.000														
<b>Ted Abernathy, R</b> ERA: 1.23 (9, 1)	2.0	6	1	0	0	0	0	6	6	0.00	0.500														
<b>Phil Regan, R</b> ERA: 3.71 (11, 1)	1.0	W 4	0	0	0	0	0	3	7	0.00	0.000														

**Atlanta Braves @ Chicago Cubs**  
Wrigley Field, Chicago, IL  
Tue May 12 1970, 3:33 AM CDT  
Att. 5,264 - Cloudy - 65 F


AB	37
R	3
H	6
RBI	0
BB	4
SO	4
LOB	18



Batter	1	2	3	4	5	6	7	8	9	10	11	AB	R	H	RBI	BB	SO	LOB							
<b>Don Kessinger, S</b> OBP: 0.402, SLG: 0.445 (1, 6)	0-0 P6	0-0	0-3 K	0-0	0-0	0-0	0-0	0-0	0-0	0-0	0-0	5	1	3	0	0	1	0							
<b>Glenn Beckert, R</b> OBP: 0.344, SLG: 0.363 (1, 4)	0-0 5-3	0-0	0-0 F9	0-0	0-0	0-0	0-0	0-0	0-0	0-0	0-0	5	0	1	0	0	0	2							
<b>Billy Williams, L</b> OBP: 0.323, SLG: 0.595 (1, 7)	0-0 3-1	0-0	0-0	0-0	0-0	0-0	0-0	0-0	0-0	0-0	0-0	4	1	1	1	1	0	1							
<b>Ron Santo, R</b> OBP: 0.325, SLG: 0.439 (1, 5)	0-0	0-3 K	0-3 K	0-3 K	0-0	0-0	0-0	0-0	0-0	0-0	0-0	5	1	2	1	0	3	0							
<b>Johnny Callison, L</b> OBP: 0.349, SLG: 0.485 (1, 9)	0-0	0-0	0-0	0-0	0-0	0-0	0-0	0-0	0-0	0-0	0-0	4	0	0	0	0	0	1							
<b>14 Ernie Banks, R</b> OBP: 0.324, SLG: 0.433 (1, 3)	0-0	0-0	0-0	0-0	0-3 K	0-0	0-0	0-0	0-0	0-0	0-0	3	1	1	2	0	2	0							
<b>Jim Hickman, R</b> OBP: 0.396, SLG: 0.547 (1, 8)	0-0	0-0	0-0	0-0	0-0	0-0	0-0	0-0	0-0	0-0	0-0	3	0	0	0	1	0	0							
<b>J.C. Martin, L</b> OBP: 0.333, SLG: 0.232 (1, 2)	0-0	0-0	0-0	0-0	0-0	0-0	0-0	0-0	0-0	0-0	0-0	2	0	0	0	0	0	1							
<b>Jimmie Hall, L</b> OBP: 0.143, SLG: 0.077 (8, PH)	0-0	0-0	0-0	0-0	0-0	0-0	0-0	0-0	0-0	0-0	0-0	1	0	0	0	0	0	0							
<b>Jack Hiatt, R</b> OBP: 0.500, SLG: 0.386 (9, 2)	0-0	0-0	0-0	0-0	0-0	0-0	0-0	0-0	0-0	0-0	0-0	1	0	1	0	0	0	0							
<b>Ken Holtzman, R</b> OBP: 0.304, SLG: 0.318 (1, 1)	0-0	0-0	0-0	0-0	0-0	0-0	0-0	0-0	0-0	0-0	0-0	2	0	0	0	0	1	0							
<b>Willie Smith, L</b> OBP: 0.333, SLG: 0.526 (8, PH)	0-0	0-0	0-0	0-0	0-0	0-0	0-0	0-0	0-0	0-0	0-0	1	0	0	0	0	1	0							
<b>Ted Abernathy, R</b> (9, 1)	0-0	0-0	0-0	0-0	0-0	0-0	0-0	0-0	0-0	0-0	0-0	0	0	0	0	0	0	0							
<b>Paul Popovich, S</b> OBP: 0.182, SLG: 0.100 (10, PH)	0-0	0-0	0-0	0-0	0-0	0-0	0-0	0-0	0-0	0-0	0-0	1	0	0	0	0	0	1							
<b>Phil Regan, R</b> (11, 1)	0-0	0-0	0-0	0-0	0-0	0-0	0-0	0-0	0-0	0-0	0-0	0	0	0	0	0	0	0							
<b>Inning Stats</b>	R: 0 E: 0 K: 0 S: 3	H: 0 LOB: 0 BB: 0 P: 3	R: 1 E: 0 K: 1 S: 6	H: 1 LOB: 1 BB: 1 P: 10	R: 0 E: 0 K: 1 S: 5	H: 0 LOB: 0 BB: 0 P: 5	R: 0 E: 0 K: 1 S: 5	H: 0 LOB: 0 BB: 0 P: 5	R: 0 E: 0 K: 1 S: 6	H: 1 LOB: 1 BB: 0 P: 6	R: 1 E: 0 K: 0 S: 4	H: 1 LOB: 0 BB: 0 P: 4	R: 0 E: 0 K: 1 S: 6	H: 1 LOB: 1 BB: 1 P: 6	R: 1 E: 0 K: 2 S: 8	H: 1 LOB: 0 BB: 0 P: 8	R: 0 E: 0 K: 0 S: 3	H: 1 LOB: 0 BB: 0 P: 3	R: 1 E: 0 K: 0 S: 3	H: 3 LOB: 3 BB: 1 P: 7	1B: 6 2B: 2 3B: 0 HR: 2	SF: 1 SAC: 0 DP: 1 HBP: 0	WP: 0 PB: 0 SB: 0 CS: 0	PA: 40	
<b>PITCHER</b>	IP ERA	WLS BF	H R	ER SO	BB IBB	HBP BLK	WP HR	S P	ERA WHIP																
<b>Pat Jarvis, R</b> ERA: 3.99 (1, 1)	8.0	29	4	2	2	1	0	40	44	2.25	0.625														
<b>Hoyt Wilhelm, R</b> ERA: 3.42 (9, 1)	2.0	7	2	1	1	2	0	1	11	4.50	1.000														
<b>Bob Priddy, R</b> ERA: 4.86 (11, 1)	0.0	L 4	3	1	1	0	0	3	7	∞	∞														

**Atlanta Braves @ Chicago Cubs**  
Wrigley Field, Chicago, IL  
Tue May 12 1970, 3:33 AM CDT  
Att. 5,264 - Cloudy - 65 F

AB	37
R	4
H	9
RBI	4
BB	2
SO	8
LOB	6







Batter	1	2	3	4	5	6	7	8	9	AB	R	H	RBI	BB	SO	LOB	TOP		
<b>Sonny Jackson, L</b> (1, 6) OBP: 0.420, SLG: 0.336	4-0 BB		0-0 F8		0-0 6-3		0-0 1-3			3	0	0	0	1	0	3			
<b>Felix Milan, R</b> (1, 4) OBP: 0.336, SLG: 0.387	0-0 4-3		0-0 4-3			0-0 1-3		0-0 P4		4	0	0	0	0	0	1			
<b>Hank Aaron, R</b> (1, 9) OBP: 0.420, SLG: 0.744	4-0 FC5-4 BB			0-0 F7		0-0 F9 2B		0-0 1-4-3 2B		3	0	2	0	1	0	0			
<b>Rico Carty, R</b> (1, 7) OBP: 0.500, SLG: 0.694	0-0 F7			0-0 4-3		0-0 F9 2-3		0-0 1-4-3		4	0	0	0	0	0	4			
<b>Orlando Cepeda, R</b> (1, 3) OBP: 0.397, SLG: 0.612	0-0 FC5-4 1-2			4-0 BB		0-0 6-3		0-0 6-3		3	0	0	0	1	0	4			
<b>Tony Gonzalez, L</b> (1, 8) OBP: 0.336, SLG: 0.415		0-0 F5		0-3 K			0-0 G3		0-0 1-3	4	0	0	0	0	1	1			
<b>Clete Boyer, R</b> (1, 5) OBP: 0.262, SLG: 0.371		0-0 6-3			0-0 SH1-4 1B		0-0 1B 1B		0-0 F9	4	0	2	0	0	0	0			
<b>Bob Didier, S</b> (1, 2) OBP: 0.200, SLG: 0.209		0-0 4-3			0-0 SH1-4 1-2		0-0 F7		0-0 1-3	3	0	0	0	0	0	1			
<b>Phil Niekro, R</b> (1, 1) <b>Mike Lum, L</b> (7, PH) <b>Ron Kline, R</b> (7, 1)			0-3 K		0-3 K		0-0 1-3 1B			2	0	0	0	0	2	1			
<b>Inning Stats</b>	R: 0 E: 0 K: 0 S: 3	H: 0 LOB: 2 BB: 2 P: 11	R: 0 E: 0 K: 0 S: 3	H: 0 LOB: 0 BB: 0 P: 3	R: 0 E: 0 K: 1 S: 5	H: 0 LOB: 0 BB: 0 P: 5	R: 0 E: 0 K: 1 S: 5	H: 1 LOB: 1 BB: 1 P: 9	R: 0 E: 0 K: 0 S: 4	H: 1 LOB: 1 BB: 0 P: 4	R: 0 E: 0 K: 0 S: 5	H: 2 LOB: 2 BB: 0 P: 5	R: 0 E: 0 K: 0 S: 4	H: 1 LOB: 1 BB: 0 P: 3	R: 0 E: 0 K: 0 S: 3	H: 0 LOB: 0 BB: 0 P: 3	1B: 3 2B: 2 3B: 0 HR: 0	SF: 0 SAC: 1 DP: 0 HBP: 0	WP: 0 PA: 35 PB: 0 SB: 0 CS: 0
<b>PITCHER</b> <b>Jim McGlothlin, R</b> (1, 1) ERA: 2.72	IP: 9.0 WLS: W BF: 35 H: 5 R: 0 ER: 0 SO: 3 BB: 3 IBB: 0 HBP: 0 BLK: 0 WP: 0 HR: 0 S: 38 P: 50 ERA: 0.00 WHIP: 0.889															<b>PITCHER</b> <b>Jim McGlothlin, R</b> (1, 1) ERA: 2.72	IP: 9.0 WLS: W BF: 35 H: 5 R: 0 ER: 0 SO: 3 BB: 3 IBB: 0 HBP: 0 BLK: 0 WP: 0 HR: 0 S: 38 P: 50 ERA: 0.00 WHIP: 0.889		

Atlanta Braves @ Cincinnati Reds  
Crosley Field, Cincinnati, OH  
Sat May 16 1970, 3:33 AM EDT  
Att: 15,382 - Unknown

AB 31  
R 0  
H 5  
RBI 0  
BB 3  
SO 3  
LOB 15





Batter	1	2	3	4	5	6	7	8	9	AB	R	H	RBI	BB	SO	LOB	BOTTOM		
<b>Pete Rose, S</b> (1, 9) OBP: 0.335, SLG: 0.399	0-0 F8		0-0 1B 1B		0-0 L3		0-0 4-3			4	0	1	0	0	0	1			
<b>Bobby Tolan, L</b> (1, 8) OBP: 0.344, SLG: 0.507	0-0 1B 1B		0-0 1-3 1B		0-3 K		0-0 S 1B			4	0	3	0	0	1	1			
<b>Tony Perez, R</b> (1, 5) OBP: 0.474, SLG: 0.690	0-0 FC5-4 1-3 1B		0-3 K 1-2		0-0 PB 2H 1B		0-0 F8 1-2			4	0	2	1	0	1	3			
<b>Johnny Bench, R</b> (1, 2) OBP: 0.319, SLG: 0.585	0-3 K		0-3 K		4-0 BB		0-0 P4			3	0	0	0	1	2	5			
<b>Lee May, R</b> (1, 3) OBP: 0.347, SLG: 0.642	0-0 FC5-4 1-2			0-0 P3		0-3 K		0-0 HR		4	1	1	1	0	1	4			
<b>Bernie Carbo, L</b> (1, 7) <b>Jimmy Stewart, S</b> (9, 7)		4-0 BB		0-0 FC1-4 1B		0-0 4-3		0-3 K		3	0	1	0	1	1	0			
<b>Tommy Helms, R</b> (1, 4) OBP: 0.218, SLG: 0.227	0-0 6-3		0-0 FC1-4 FC6-4		0-3 K		0-0 K		4-0 G6-3 BB	3	0	0	0	1	1	2			
<b>Dave Concepcion, R</b> (1, 6) OBP: 0.342, SLG: 0.356	0-3 K		0-0 FC6-4		0-0 2B		0-0 2B		0-0 G6-3	4	0	1	0	0	1	2			
<b>Jim McGlothlin, R</b> (1, 1) OBP: 0.333, SLG: 0.400			0-3 K		0-0 1B 2B		0-0 5-3			3	1	1	0	0	1	1			
<b>Inning Stats</b>	R: 0 E: 0 K: 1 S: 7	H: 2 LOB: 2 BB: 0 P: 7	R: 0 E: 0 K: 1 S: 4	H: 0 LOB: 1 BB: 1 P: 8	R: 0 E: 0 K: 3 S: 11	H: 2 LOB: 2 BB: 0 P: 11	R: 0 E: 0 K: 0 S: 4	H: 1 LOB: 1 BB: 0 P: 4	R: 1 E: 0 K: 2 S: 9	H: 2 LOB: 2 BB: 1 P: 13	R: 0 E: 0 K: 1 S: 6	H: 1 LOB: 1 BB: 0 P: 6	R: 0 E: 0 K: 0 S: 4	H: 1 LOB: 1 BB: 0 P: 4	R: 1 E: 0 K: 1 S: 5	H: 1 LOB: 0 BB: 1 P: 9	1B: 7 2B: 3 3B: 0 HR: 1	SF: 0 SAC: 0 DP: 2 HBP: 0	WP: 0 PA: 35 PB: 1 SB: 3 CS: 0
<b>PITCHER</b> <b>Phil Niekro, R</b> (1, 1) <b>Ron Kline, R</b> (7, 1) ERA: 3.8 ERA: 3.0	IP: 6.0 WLS: L BF: 27 H: 8 R: 1 ER: 1 SO: 8 BB: 2 IBB: 0 HBP: 0 BLK: 0 WP: 0 HR: 0 S: 41 P: 49 ERA: 1.50 WHIP: 1.667															<b>PITCHER</b> <b>Phil Niekro, R</b> (1, 1) <b>Ron Kline, R</b> (7, 1) ERA: 3.8 ERA: 3.0	IP: 6.0 WLS: L BF: 27 H: 8 R: 1 ER: 1 SO: 8 BB: 2 IBB: 0 HBP: 0 BLK: 0 WP: 0 HR: 0 S: 41 P: 49 ERA: 1.50 WHIP: 1.667		

Atlanta Braves @ Cincinnati Reds  
Crosley Field, Cincinnati, OH  
Sat May 16 1970, 3:33 AM EDT  
Att: 15,382 - Unknown

AB 32  
R 2  
H 10  
RBI 2  
BB 3  
SO 9  
LOB 19



Batter	1	2	3	4	5	6	7	8	9	AB	R	H	RBI	BB	SO	LOB	TOP		
Sonny Jackson, L (1,6) OBP: 0.420, SLG: 0.333	0-0 2B 1B		0-0 F8	4-0 BB			0-0 1-3		0-0 4-3	4	0	1	0	1	0	1	<b>Atlanta Braves @ Cincinnati Reds</b> Crosley Field, Cincinnati, OH Sun May 17 1970, 3:33 AM EDT Unknown  <b>AB 33</b> <b>R 1</b> <b>H 7</b> <b>RBI 1</b> <b>BB 3</b> <b>SO 2</b> <b>LOB 17</b>  		
Felix Milán, R (1,4) OBP: 0.340, SLG: 0.397	0-0 1-3 2B		0-0 FC6-4 1B	0-0 F7			0-0 4-3			4	0	2	0	0	0	3			
Hank Aaron, R (1,9) OBP: 0.408, SLG: 0.721	0-0 5-3		0-3 K		0-0 F8			0-0 6-3		4	0	0	0	0	1	3			
Rico Carty, R (1,7) OBP: 0.500, SLG: 0.694	4-0 IBB		0-0 FC6-4 1-2		0-0 P3			0-0 2B		3	0	1	0	1	0	1			
Orlando Cepeda, R (1,3) OBP: 0.393, SLG: 0.600	0-0 P3			0-0 BB 1B	0-0 P6			0-0 F9		4	1	1	0	0	0	4			
Clete Boyer, R (1,5) OBP: 0.254, SLG: 0.358	0-0 P2			0-0 F7		0-0 F9		0-0 P2		4	0	0	0	0	0	5			
Tony Gonzalez, L (1,8) OBP: 0.333, SLG: 0.406		0-0 P4		4-0 SH1-4 1B 1-2	0-0 F9			0-0 4-3		3	0	0	0	1	0	0			
Bob Tillman, R (1,2) OBP: 0.260, SLG: 0.375		0-3 K		0-0 SH1-4 1B 1-2 2-H	0-0 6-3			0-0 F7		4	0	1	1	0	1	0			
Pat Jarvis, R (1,1) OBP: 0.130, SLG: 0.091 (7, PH)		0-0 P4		0-0 SH1-4		0-0 F7		0-0 1B		1	0	0	0	0	0	0			
Bob Aspromonte, R (7, PH) OBP: 0.200, SLG: 0.143										1	0	0	0	0	0	0			
Bob Priddy, R (7, 1) OBP: 0.600, SLG: 0.500										0	0	0	0	0	0	0			
Tommye Aaron, R (9, PH) OBP: 0.625, SLG: 1.250										1	0	1	0	0	0	0			
<b>Inning Stats</b>	R: 0 E: 0 K: 0 S: 5	H: 2 LOB: 3 BB: 1 P: 9	R: 0 E: 0 K: 1 S: 5	H: 0 LOB: 0 BB: 0 P: 5	R: 0 E: 0 K: 1 S: 6	H: 1 LOB: 1 BB: 0 P: 6	R: 1 E: 0 K: 0 S: 5	H: 2 LOB: 3 BB: 2 P: 13	R: 0 E: 0 K: 0 S: 3	H: 0 LOB: 0 BB: 0 P: 3	R: 0 E: 0 K: 0 S: 3	H: 0 LOB: 0 BB: 0 P: 3	R: 0 E: 0 K: 0 S: 4	H: 1 LOB: 1 BB: 0 P: 4	R: 0 E: 0 K: 0 S: 4	H: 1 LOB: 1 BB: 0 P: 4	1B: 5 2B: 2 3B: 0 HR: 0	SF: 0 SAC: 1 DP: 0 HBP: 0	WP: 0 PA: 37 PB: 0 SB: 0 CS: 0
<b>PITCHER</b> Jim Merritt, L (1,1) ERA: 2.67	IP: 9.0 WLS: W BF: 37 H: 7 R: 1 ER: 1 SO: 2 BB: 2 IBB: 1 HBP: 0 BLK: 0 WP: 0 HR: 0 S: 38 P: 50 ERA: 1.00 WHIP: 1.000															<b>PITCHER</b>			

Batter	1	2	3	4	5	6	7	8	9	AB	R	H	RBI	BB	SO	LOB	BOTTOM		
Pete Rose, S (1,9) OBP: 0.340, SLG: 0.421	4-0 BB BB		0-0 L3		0-0 SF8		0-0 HR			2	1	1	2	1	0	0	<b>Atlanta Braves @ Cincinnati Reds</b> Crosley Field, Cincinnati, OH Sun May 17 1970, 3:33 AM EDT Unknown  <b>AB 31</b> <b>R 5</b> <b>H 9</b> <b>RBI 5</b> <b>BB 4</b> <b>SO 6</b> <b>LOB 15</b>  		
Bobby Tolan, L (1,8) OBP: 0.348, SLG: 0.503	4-0 G5-4-3 BB		0-0 F8		0-0 1B 1B		0-0 G3			3	1	1	0	1	0	0			
Tony Perez, R (1,5) OBP: 0.474, SLG: 0.708	0-0 F3			0-0 L6	0-0 1B 1B		0-0 HR			4	1	2	2	0	0	2			
Johnny Bench, R (1,2) OBP: 0.318, SLG: 0.576	0-0 G5-4-3 1-2			0-0 4-3	0-0 1B 1B		0-3 K			4	0	1	1	0	1	2			
Lee May, R (1,3) OBP: 0.344, SLG: 0.625		0-3 K		4-0 BB	0-0 L6		0-0 F7			3	0	0	0	1	1	2			
Bernie Carbo, L (1,7) OBP: 0.451, SLG: 0.593		0-0		0-0 3-1		4-0 BB		0-0 G3		2	0	1	0	1	0	1			
Woody Woodward, R (7,4) OBP: 0.222, SLG: 0.125						0-0 6-3 BB		0-0 G3		1	0	0	0	0	0	0			
Jimmy Stewart, S (1,4) OBP: 0.333, SLG: 0.286 (7,7)		0-0 F9			0-0 1B SF8 2B	0-0 6-3		0-0 1B		4	1	2	0	0	0	2			
Darrel Chaney, S (1,6) OBP: 0.188, SLG: 0.250		0-0 G3			0-0 1-3	0-3 K		0-3 K		4	0	0	0	0	2	4			
Jim Merritt, L (1,1) OBP: 0.138, SLG: 0.107			0-3 K		0-0 1B 1B	0-3 K		0-0 4-3		4	1	1	0	0	2	2			
<b>Inning Stats</b>	R: 0 E: 0 K: 0 S: 2	H: 0 LOB: 1 BB: 2 P: 10	R: 0 E: 0 K: 1 S: 6	H: 1 LOB: 1 BB: 0 P: 6	R: 0 E: 0 K: 1 S: 5	H: 0 LOB: 0 BB: 0 P: 5	R: 0 E: 0 K: 0 S: 3	H: 0 LOB: 1 BB: 1 P: 7	R: 3 E: 0 K: 0 S: 8	H: 5 LOB: 2 BB: 0 P: 8	R: 0 E: 0 K: 2 S: 7	H: 0 LOB: 1 BB: 1 P: 11	R: 2 E: 0 K: 1 S: 7	H: 2 LOB: 0 BB: 0 P: 7	R: 0 E: 0 K: 1 S: 6	H: 1 LOB: 1 BB: 0 P: 6	1B: 6 2B: 1 3B: 0 HR: 2	SF: 1 SAC: 0 DP: 1 HBP: 0	WP: 0 PA: 36 PB: 0 SB: 1 CS: 0
<b>PITCHER</b> Pat Jarvis, R (1,1) ERA: 4.04	IP: 6.0 WLS: L BF: 27 H: 6 R: 3 ER: 3 SO: 4 BB: 4 IBB: 0 HBP: 0 BLK: 0 WP: 0 HR: 0 S: 31 P: 47 ERA: 4.50 WHIP: 1.667															<b>PITCHER</b>			
Bob Priddy, R (7, 1) ERA: 5.3	IP: 2.0 WLS: 9 BF: 3 H: 2 R: 2 ER: 2 SO: 2 BB: 0 IBB: 0 HBP: 0 BLK: 0 WP: 0 HR: 2 S: 13 P: 13 ERA: 9.00 WHIP: 1.500															<b>PITCHER</b>			

Batter	1	2	3	4	5	6	7	8	9	10	11	12	13	14	15	AB	R	H	RBI	BB	SO	LOB	TOP								
Sonny Jackson, L OBP: 0.407, SLG: 0.322 (1.9)	6-3		P6		F7			CS SH1-4 1B		6-3	F7			K		7	0	1	0	0	1	0									
Felix Millan, R OBP: 0.340, SLG: 0.395 (1.4)	E6 1B		HR 1B		5-3			SH1-4		BB 1B E 1B	6-3			P4		6	3	2	0	0	0	0									
Hank Aaron, R OBP: 0.422, SLG: 0.739 (1.9)	G1-6-3 1B		HR							BB E 1B		5-3				5	2	3	3	2	1	0									
Rico Carty, R OBP: 0.453, SLG: 0.677 (8. PH) Tony Gonzalez, L OBP: 0.333, SLG: 0.400 (8.7)	G1-6-3 1-2		6-3					IBB K		E BB		4-3		P5		2	0	0	0	1	0	1									
Orlando Cepeda, R OBP: 0.388, SLG: 0.580 (1.3)		1B HBP	1-3							FC6-4 1B	E4	6-3				6	0	1	1	0	1	2									
Mike Lum, L OBP: 0.240, SLG: 0.136 (1.8)		F9								FC6-4 1-3	E BB		1-3			6	0	0	0	1	2	3									
Clete Boyer, R OBP: 0.270, SLG: 0.360 (1.5)		1B						5-3		1-3	E5		6-3 1B			5	0	2	0	2	0	2									
Bob Didier, S OBP: 0.182, SLG: 0.184 (1.2)		F5			G3-6-3 1-2			6-3			F9		6-3			6	0	0	0	1	1	7									
George Stone, L Hoyt Wilhelm, R Ron Kline, R Larry Jaster, L Hal King, L Gary Neibauer, R	F8				1-3			6-3		F7			F8			3	0	0	0	0	0	2									
<b>Inning Stats</b>	R: 1 E: 1 K: 0 S: 4	H: 1 LOB: 0 BB: 0 P: 4	R: 0 E: 0 K: 0 S: 4	H: 1 LOB: 2 BB: 0 P: 5	R: 2 E: 0 K: 0 S: 5	H: 2 LOB: 0 BB: 0 P: 5	R: 0 E: 0 K: 1 S: 4	H: 0 LOB: 0 BB: 1 P: 8	R: 0 E: 0 K: 1 S: 3	H: 0 LOB: 0 BB: 0 P: 3	R: 0 E: 0 K: 0 S: 3	H: 0 LOB: 1 BB: 1 P: 9	R: 0 E: 0 K: 0 S: 5	H: 0 LOB: 0 BB: 0 P: 3	R: 0 E: 0 K: 0 S: 3	H: 0 LOB: 0 BB: 0 P: 3	R: 0 E: 0 K: 0 S: 4	H: 1 LOB: 0 BB: 0 P: 4	R: 0 E: 0 K: 1 S: 5	H: 0 LOB: 1 BB: 1 P: 9	R: 0 E: 0 K: 3 S: 9	H: 0 LOB: 1 BB: 1 P: 13	1B: 8 2B: 1 3B: 0 HR: 1	SF: 0 SAC: 1 DP: 3 HBP: 1	WP: 0 PB: 0 SB: 0 CS: 1	PA: 62					
<b>PITCHER</b>	IP WLS BF H R ER SO BB IBB HBP BLK WP HR S P ERA WHIP	Wayne Simpson, R ERA: 2.11	Wayne Granger, R ERA: 2.17	Clay Carroll, R ERA: 2.49	Don Gullett, L ERA: 1.93	<b>PITCHER</b>										IP WLS BF H R ER SO BB IBB HBP BLK WP HR S P ERA WHIP															

Atlanta Braves @ Cincinnati Reds  
Crosley Field, Cincinnati, OH  
Sun May 17 1970, 3:38 AM EDT  
Att: 33,217 - Unknown

AB 52  
R 6  
H 9  
RBI 4  
BB 8  
SO 7  
LOB 23



Batter	1	2	3	4	5	6	7	8	9	10	11	12	13	14	15	AB	R	H	RBI	BB	SO	LOB	BOTTOM								
Pete Rose, S OBP: 0.335, SLG: 0.429 (1.9)	P3		5-3			6-3		HR		P4	F8					7	1	1	1	1	0	1									
Woody Woodward, R OBP: 0.227, SLG: 0.150 (8. PH) Darrel Chaney, S OBP: 0.211, SLG: 0.283 (9.4)	F8			6-3		P4		E 1B		P6						4	0	1	0	0	0	0									
Don Gullett, R OBP: 0.800, SLG: 1.250 (14.1)								E 1B						1B		1	0	1	1	0	0	0									
Tony Perez, R OBP: 0.485, SLG: 0.715 (1.5)						1B		E3 S 1B			5-3					7	2	5	0	0	1	1									
Johnny Bench, R OBP: 0.316, SLG: 0.582 (9.2)	2B		5-3			1B		K								7	2	2	2	0	2	4									
Lee May, R OBP: 0.356, SLG: 0.653 (1.3)		F8														6	1	3	3	1	0	0									
Hal McRae, R OBP: 0.388, SLG: 0.674 (8. PH) Bobby Tolson, L OBP: 0.352, SLG: 0.507 (9.8)		K				K										3	0	0	0	0	3	3									
Pat Corrales, R OBP: 0.178, SLG: 0.125 (8. PH) Jimmy Stewart, S OBP: 0.321, SLG: 0.250 (14.4)			6-3													2	0	0	0	1	0	0									
Dave Concepcion, R OBP: 0.336, SLG: 0.370 (1.6)																7	1	2	0	0	2	3									
Wayne Simpson, R Jay Wertz, R Wayne Granger, R Ron King, R Clay Carroll, R Angel Bravo, L	K															2	0	0	0	0	2	0									
<b>Inning Stats</b>	R: 0 E: 0 K: 0 S: 4	H: 1 LOB: 1 BB: 0 P: 4	R: 0 E: 0 K: 1 S: 5	H: 0 LOB: 0 BB: 0 P: 5	R: 0 E: 0 K: 2 S: 7	H: 0 LOB: 0 BB: 0 P: 7	R: 0 E: 0 K: 2 S: 9	H: 2 LOB: 2 BB: 0 P: 9	R: 0 E: 0 K: 1 S: 4	H: 0 LOB: 0 BB: 1 P: 8	R: 0 E: 0 K: 2 S: 7	H: 0 LOB: 0 BB: 0 P: 7	R: 0 E: 0 K: 0 S: 5	H: 0 LOB: 2 BB: 1 P: 8	R: 0 E: 0 K: 0 S: 4	H: 1 LOB: 1 BB: 1 P: 6	R: 0 E: 0 K: 0 S: 3	H: 0 LOB: 1 BB: 1 P: 7	R: 1 E: 0 K: 3 S: 9	H: 2 LOB: 2 BB: 1 P: 7	1B: 10 2B: 3 3B: 1 HR: 3	SF: 0 SAC: 1 DP: 1 HBP: 0	WP: 0 PB: 0 SB: 0 CS: 0	PA: 65							
<b>PITCHER</b>	IP WLS BF H R ER SO BB IBB HBP BLK WP HR S P ERA WHIP	George Stone, L ERA: 3.53	Hoyt Wilhelm, R ERA: 3.24	Ron Kline, R ERA: 9.0	Larry Jaster, L ERA: 3.14	Gary Neibauer, R ERA: 6.14	<b>PITCHER</b>										IP WLS BF H R ER SO BB IBB HBP BLK WP HR S P ERA WHIP														

Atlanta Braves @ Cincinnati Reds  
Crosley Field, Cincinnati, OH  
Sun May 17 1970, 3:38 AM EDT  
Att: 33,217 - Unknown

AB 59  
R 7  
H 17  
RBI 7  
BB 5  
SO 13  
LOB 21



Batter	1	2	3	4	5	6	7	8	9	AB	R	H	RBI	BB	SO	LOB	TOP			
Sonny Jackson, L (1, 6) OBP: 0.403, SLG: 0.328										4	0	1	0	0	1	0	<p>Atlanta Braves @ San Francisco Giants Candlestick Park, San Francisco, CA Tue May 19 1970, 10:05 PM EDT Att: 5,254 - Unknown</p> <p>livebaseballscorecards.com</p>			
Felix Milten, R (1, 4) OBP: 0.331, SLG: 0.384										4	0	0	0	0	0	1				
Tony Gonzalez, L (1, 8) OBP: 0.325, SLG: 0.388										4	0	0	0	0	1	1				
Rico Carty, R (1, 7) OBP: 0.500, SLG: 0.700										3	2	2	1	1	0	0				
Orlando Cepeda, R (1, 3) OBP: 0.397, SLG: 0.593										4	1	3	0	0	1	2				
Mike Lum, L (1, 9) OBP: 0.250, SLG: 0.200										3	1	1	2	0	0	1				
Clete Boyer, R (1, 5) OBP: 0.277, SLG: 0.359										3	0	1	1	0	0	0				
Bob Didier, S (1, 2) OBP: 0.179, SLG: 0.170										4	0	0	0	0	0	2				
Milt Pappas, R (1, 1) OBP: 0.179, SLG: 0.170										4	0	0	0	0	0	2				
<b>Inning Stats</b>	R: 0 E: 0 K: 1 S: 6	H: 1 LOB: 2 BB: 1 P: 10	R: 0 E: 0 K: 0 S: 3	H: 0 LOB: 0 BB: 0 P: 3	R: 0 E: 0 K: 0 S: 3	H: 0 LOB: 0 BB: 0 P: 3	R: 3 E: 0 K: 0 S: 6	H: 4 LOB: 0 BB: 0 P: 6	R: 0 E: 0 K: 0 S: 4	H: 1 LOB: 1 BB: 0 P: 4	R: 0 E: 0 K: 0 S: 3	H: 0 LOB: 0 BB: 0 P: 3	R: 0 E: 0 K: 2 S: 7	H: 0 LOB: 0 BB: 0 P: 7	R: 1 E: 0 K: 0 S: 5	H: 2 LOB: 2 BB: 0 P: 6	1B: 4 2B: 3 3B: 0 HR: 1	SF: 0 SAC: 1 DP: 0 HBP: 1	WP: 0 PB: 0 SB: 0 CS: 0	PA: 36
<b>PITCHER</b> Juan Marichal, R (1, 1) ERA: 6.12	IP: 9.0 WLS: L BF: 36 H: 8 R: 4 ER: 4 SO: 3 BB: 1 IBB: 0 HBP: 1 BLK: 0 WP: 0 HR: 1 S: 40 P: 45 ERA: 4.00 WHIP: 1.000																			

Batter	1	2	3	4	5	6	7	8	9	AB	R	H	RBI	BB	SO	LOB	BOTTOM			
Bobby Bonds, R (1, 9) OBP: 0.410, SLG: 0.509										4	1	0	0	0	2	1	<p>Atlanta Braves @ San Francisco Giants Candlestick Park, San Francisco, CA Tue May 19 1970, 10:05 PM EDT Att: 5,254 - Unknown</p> <p>livebaseballscorecards.com</p>			
Ron Hunt, R (1, 4) OBP: 0.385, SLG: 0.393										3	0	0	0	0	0	0				
Willie Mays, R (1, 8) OBP: 0.396, SLG: 0.541										4	0	1	0	0	1	2				
Willie McCovey, L (1, 3) OBP: 0.425, SLG: 0.565										4	0	0	0	0	2	3				
Ken Henderson, S (1, 7) OBP: 0.458, SLG: 0.510										4	1	2	1	0	0	1				
Dick Dietz, R (1, 2) OBP: 0.441, SLG: 0.643										3	0	0	0	1	1	4				
Tito Fuentes, S (1, 5) OBP: 0.234, SLG: 0.375										3	0	0	0	0	1	2				
Don Mason, L (9, PH) OBP: 0.217, SLG: 0.100										1	0	0	0	0	0	0				
Hal Lanier, R (1, 6) OBP: 0.290, SLG: 0.337										3	0	2	1	0	0	0				
Bob Burdette, L (9, PH) OBP: 0.391, SLG: 0.222										1	0	0	0	0	0	0				
Juan Marichal, R (1, 1) OBP: 0.333, SLG: 0.231										3	0	0	0	0	1	3				
Jim Davenport, R (9, PH) OBP: 0.333, SLG: 0.231										1	0	0	0	0	1	0				
<b>Inning Stats</b>	R: 0 E: 0 K: 0 S: 3	H: 0 LOB: 0 BB: 0 P: 3	R: 1 E: 0 K: 1 S: 7	H: 2 LOB: 2 BB: 1 P: 11	R: 1 E: 1 K: 1 S: 7	H: 1 LOB: 2 BB: 0 P: 8	R: 0 E: 0 K: 1 S: 6	H: 1 LOB: 1 BB: 0 P: 6	R: 0 E: 0 K: 1 S: 5	H: 0 LOB: 0 BB: 0 P: 5	R: 0 E: 0 K: 1 S: 5	H: 0 LOB: 0 BB: 0 P: 5	R: 0 E: 1 K: 2 S: 9	H: 1 LOB: 2 BB: 0 P: 9	R: 0 E: 0 K: 1 S: 5	H: 0 LOB: 0 BB: 0 P: 5	1B: 4 2B: 0 3B: 1 HR: 0	SF: 0 SAC: 0 DP: 0 HBP: 1	WP: 0 PB: 0 SB: 0 CS: 0	PA: 36
<b>PITCHER</b> Milt Pappas, R (1, 1) ERA: 7.71	IP: 9.0 WLS: W BF: 36 H: 5 R: 2 ER: 1 SO: 9 BB: 1 IBB: 0 HBP: 1 BLK: 0 WP: 0 HR: 0 S: 52 P: 57 ERA: 1.00 WHIP: 0.667																			

Batter	1	2	3	4	5	6	7	8	9	10	11	AB	R	H	RBI	BB	SO	LOB	TOP					
Sonny Jackson, L OBP: 0.399, SLG: 0.341 Gil Gamido, R OBP: 0.143, SLG: 0.077			4-3			1-3			1-3			4	1	1	0	0	0	0						
Felix Millan, R OBP: 0.325, SLG: 0.382	4-3		F3			K						6	1	1	0	0	1	5						
Hank Aaron, R OBP: 0.428, SLG: 0.728	F6		F3									2	1	0	0	3	0	1						
Rico Carty, R OBP: 0.503, SLG: 0.733 Mike Lum, L OBP: 0.250, SLG: 0.200					F9	PO	F8					5	1	3	4	0	0	0						
Orlando Cepeda, R OBP: 0.391, SLG: 0.579	6-3		F8				F6		K			5	1	1	0	0	1	3						
Tony Gonzalez, L OBP: 0.321, SLG: 0.378			K		4-3		6-3			1-3		4	1	0	0	0	1	0						
Clete Boyer, R OBP: 0.281, SLG: 0.368						F5			K			5	0	2	1	0	2	0						
Bob Didier, S OBP: 0.200, SLG: 0.193 Ralph Garr, L OBP: 0.200, SLG: 0.111 Bob Tillman, R OBP: 0.275, SLG: 0.375			F8					6-3				4	0	2	0	0	0	1						
Jim Nash, R OBP: 0.120, SLG: 0.208 Hal King, L OBP: 0.444, SLG: 0.500 Hoyt Wilhelm, R OBP: 0.111, SLG: 0.000			K						K			3	0	0	0	0	2	2						
<b>Inning Stats</b>	R: 1 E: 0 K: 0 S: 5	H: 2 LOB: 1 BB: 0 P: 5	R: 0 E: 0 K: 2 S: 8	H: 1 LOB: 1 BB: 0 P: 8	R: 0 E: 0 K: 0 S: 3	H: 0 LOB: 0 BB: 0 P: 3	R: 0 E: 0 K: 0 S: 3	H: 0 LOB: 0 BB: 0 P: 3	R: 0 E: 0 K: 1 S: 4	H: 0 LOB: 0 BB: 1 P: 8	R: 0 E: 0 K: 0 S: 3	H: 0 LOB: 0 BB: 0 P: 7	R: 0 E: 0 K: 2 S: 7	H: 2 LOB: 2 BB: 1 P: 10	R: 0 E: 0 K: 1 S: 6	H: 1 LOB: 1 BB: 0 P: 6	R: 5 E: 0 K: 0 S: 7	H: 4 LOB: 3 BB: 3 P: 20	1B: 6 2B: 2 3B: 2 HR: 1	SF: 0 SAC: 0 DP: 1 HBP: 1	WP: 0 PB: 0 SB: 0 CS: 0	PA: 48		
<b>PITCHER</b>	IP 10.1	WLS L	BF 41	H 10	R 5	ER 5	SO 7	BB 2	IBB 1	HBP 1	BLK 0	WP 0	HR 1	S 52	P 64	ERA 4.84	WHIP 1.161							
Gaylord Perry, R ERA: 4.84																								
Mike McCormick, L ERA: 4.31	0.0		4	1	1	1	0	1	1	1	0	0	0	1	10	∞	∞							
Frank Reberger, R ERA: 6.32	0.2		2	0	0	0	0	0	0	0	0	0	0	2	2	0.00	0.000							

Atlanta Braves @ San Francisco Giants  
Candlestick Park, San Francisco, CA  
Wed May 20 1970, 6:33 AM EDT  
Att: 4,192 - Unknown

livebaseballscores.com  
AB 41  
R 6  
H 11  
RBI 6  
BB 5  
SO 7  
LOB 16



Batter	1	2	3	4	5	6	7	8	9	10	11	AB	R	H	RBI	BB	SO	LOB	BOTTOM					
Bobby Bonds, R OBP: 0.409, SLG: 0.500			F9			F7					K	3	0	0	0	2	1	0						
Ron Hunt, R OBP: 0.365, SLG: 0.402			F9			K			3-1		1-3	5	1	2	0	0	1	2						
Willie Mays, R OBP: 0.581, SLG: 0.517	F6		F9			F3			F8		5-3	5	0	0	0	0	0	3						
Willie McCovey, L OBP: 0.424, SLG: 0.566	F4								F3		F3	5	0	2	1	0	0	2						
Ken Henderson, S OBP: 0.451, SLG: 0.497			F5			K			F7		K	4	0	0	0	1	2	2						
Dick Dietz, R OBP: 0.433, SLG: 0.625	G3					K			K			5	0	1	0	0	2	4						
Tito Fuentes, S OBP: 0.283, SLG: 0.370			F8			6-3						4	0	1	0	0	1							
Hal Lanier, R OBP: 0.282, SLG: 0.327 Bob Burda, L OBP: 0.375, SLG: 0.211 Bob Heise, R OBP: 0.294, SLG: 0.255			4-3			F5			F9		K	3	0	0	0	0	1							
Gaylord Perry, R OBP: 0.091, SLG: 0.121 Mike McCormick, L OBP: 0.400, SLG: 0.600			4-3			F3			SH1-4		4-3	3	0	0	0	0	1							
<b>Inning Stats</b>	R: 0 E: 0 K: 0 S: 4	H: 1 LOB: 3 BB: 2 P: 12	R: 0 E: 0 K: 0 S: 3	H: 0 LOB: 0 BB: 0 P: 3	R: 1 E: 0 K: 0 S: 5	H: 2 LOB: 1 BB: 0 P: 5	R: 0 E: 0 K: 1 S: 5	H: 0 LOB: 0 BB: 0 P: 5	R: 0 E: 0 K: 1 S: 8	H: 1 LOB: 1 BB: 1 P: 8	R: 0 E: 0 K: 0 S: 3	H: 0 LOB: 0 BB: 0 P: 3	R: 0 E: 0 K: 0 S: 6	H: 1 LOB: 1 BB: 0 P: 6	R: 0 E: 0 K: 1 S: 5	H: 0 LOB: 0 BB: 0 P: 5	R: 0 E: 0 K: 1 S: 5	H: 0 LOB: 0 BB: 0 P: 5	1B: 4 2B: 2 3B: 0 HR: 0	SF: 0 SAC: 1 DP: 0 HBP: 0	WP: 0 PB: 0 SB: 1 CS: 0	PA: 42		
<b>PITCHER</b>	IP 9.0	WLS W	BF 36	H 6	R 1	ER 1	SO 5	BB 2	IBB 1	HBP 0	BLK 0	WP 0	HR 0	S 43	P 55	ERA 1.00	WHIP 0.889							
Jim Nash, R ERA: 3.3																								
Hoyt Wilhelm, R ERA: 3.0	2.0		6	0	0	0	2	0	0	0	0	0	0	10	10	0.00	0.000							

Atlanta Braves @ San Francisco Giants  
Candlestick Park, San Francisco, CA  
Wed May 20 1970, 6:33 AM EDT  
Att: 4,192 - Unknown

livebaseballscores.com  
AB 38  
R 1  
H 6  
RBI 1  
BB 3  
SO 7  
LOB 17



Batter	1	2	3	4	5	6	7	8	9	AB	R	H	RBI	BB	SO	LOB	TOP			
<b>Felix Millan, R</b> OBP: 0.318, SLG: 0.373 (1,4)	0-0 6-3		0-0 6-3		0-0 6-3			0-0 4-3		4	0	0	0	0	0	0	<b>Atlanta Braves @ Los Angeles Dodgers</b> Dodger Stadium, Los Angeles, CA Thu May 21 1970, 7:05 PM PDT Att: 16,183 - Unknown			
<b>Mike Lum, L</b> OBP: 0.250, SLG: 0.207 (1,8)	0-3 K		0-0 G3			0-0 1-3		0-0 G4-6-3 1B		4	0	1	0	0	1	0				
<b>Hank Aaron, R</b> OBP: 0.417, SLG: 0.707 (1,9)	0-0 6-3			0-3 K		0-0 6-3		0-0 G4-6-3 1-2		4	0	0	0	0	1	1				
<b>Rico Carty, R</b> OBP: 0.497, SLG: 0.727 (1,7)		0-0 6-3		0-0 HR		0-0 6-3			0-0 4-3	4	1	1	0	0	0	0				
<b>Orlando Cepeda, R</b> OBP: 0.406, SLG: 0.629 (1,3)		0-0 HR		0-0 2B			0-0 1B FC6-2		4-0 1B	3	2	3	3	1	0	0				
<b>Clete Boyer, R</b> OBP: 0.280, SLG: 0.365 (1,5)		0-0 5-3		0-0 2H HR			0-0 1B FC6-2		0-3 BB	4	0	1	0	0	1	1				
<b>Gil Garrido, R</b> OBP: 0.167, SLG: 0.118 (1,6)		0-0 E4		0-0 4-3			0-0 1-3		0-0 1B	4	0	1	0	0	0	2				
<b>Bob Didier, S</b> OBP: 0.190, SLG: 0.183 (9, PH)		0-3 K			0-0 3-1		0-0 FC6-2		0-3 K	3	0	0	0	0	1	3				
<b>Tommie Aaron, R</b> OBP: 0.556, SLG: 1.111 (9, PH)							0-0 2-3 3-H			1	0	0	0	0	1	2				
<b>Phil Niekro, R</b> Hoyt Wilhelm, R (8, 1)			0-0 6-3		0-3 K		0-0 F7			3	0	0	0	0	1	2				
<b>Inning Stats</b>	R: 0 E: 0 K: 1 S: 5	H: 0 LOB: 0 BB: 0 P: 5	R: 1 E: 1 K: 1 S: 7	H: 1 LOB: 1 BB: 0 P: 7	R: 0 E: 0 K: 0 S: 3	H: 0 LOB: 0 BB: 0 P: 3	R: 2 E: 0 K: 1 S: 7	H: 2 LOB: 0 BB: 0 P: 7	R: 0 E: 0 K: 0 S: 5	H: 0 LOB: 0 BB: 0 P: 3	R: 0 E: 0 K: 0 S: 5	H: 2 LOB: 2 BB: 0 P: 5	R: 0 E: 0 K: 0 S: 3	H: 1 LOB: 0 BB: 0 P: 3	R: 0 E: 0 K: 2 S: 8	H: 1 LOB: 2 BB: 1 P: 12	1B: 4 2B: 1 3B: 0 HR: 2	SF: 0 SAC: 0 DP: 1 HBP: 0	WP: 0 PB: 0 SB: 0 CS: 0	PA: 35
<b>PITCHER</b>	IP WLS BF H R ER SO BB IBB HBP BLK WP HR S P ERA WHIP	IP WLS BF H R ER SO BB IBB HBP BLK WP HR S P ERA WHIP																		
<b>Claude Osteen, L</b> ERA: 2.3	(1,1)	8.0	W	30	6	3	3	4	0	0	0	0	0	0	0	0	0	3.38	0.750	
<b>Jim Brewer, L</b> ERA: 2.29	(9,1)	1.0	S	5	1	0	0	2	1	0	0	0	0	0	0	8	12	0.00	2.000	

Batter	1	2	3	4	5	6	7	8	9	AB	R	H	RBI	BB	SO	LOB	BOTTOM			
<b>Von Joshua, L</b> OBP: 0.333, SLG: 0.267 (1,7)	0-0 L8		4-0 S BB			0-0 L5		0-0 SH1-3 1B E		3	1	1	0	1	0	0	<b>Atlanta Braves @ Los Angeles Dodgers</b> Dodger Stadium, Los Angeles, CA Thu May 21 1970, 7:05 PM PDT Att: 16,183 - Unknown			
<b>Maury Wills, S</b> OBP: 0.359, SLG: 0.318 (1,6)	0-0 6-3		0-3 K			0-0 6-3		0-0 SH1-3 E		4	1	1	1	0	1	1				
<b>Willie Davis, L</b> OBP: 0.284, SLG: 0.362 (1,8)	0-0 6-3			0-0 F8		0-0 F4		0-0 SH1-3		3	0	0	0	0	0	0				
<b>Wes Parker, S</b> OBP: 0.363, SLG: 0.487 (1,3)		0-3 K		0-0 1-3			0-0 K	0-0 E5 1B		4	1	0	1	0	2	0				
<b>Billy Grabarkewitz, R</b> OBP: 0.515, SLG: 0.599 (1,4)		0-0 4-3		0-3 K			0-0 BB	0-0 SH1-3 3B		4	1	2	0	0	1	0				
<b>Willie Crawford, L</b> OBP: 0.380, SLG: 0.433 (1,9)		0-0 PB 1B			0-0 G3		0-0 K	0-0 SH1-3 WP 3B		4	1	2	2	0	1	1				
<b>Bill Sudakis, S</b> OBP: 0.356, SLG: 0.426 (1,5)		0-3 K2-3			4-0 3-1 BB		4-0 BB	4-0 FC5 5-3 BB		1	0	0	0	3	1	1				
<b>Tom Haller, L</b> OBP: 0.354, SLG: 0.431 (1,2)			0-0 F5		0-0 3-1		0-0 4-3	0-0 5-3		4	0	0	0	0	0	4				
<b>Claude Osteen, L</b> OBP: 0.222, SLG: 0.240	(1,1)	7.1	L	33	7	6	5	8	0	0	0	0	0	0	0	0		6.14	1.364	
<b>Manny Mota, R</b> OBP: 0.394, SLG: 0.470	(8, PH)																			
<b>Jim Brewer, L</b> ERA: 2.93	(9,1)	0.2	3	0	0	0	0	0	1	0	0	2	6	0.00	1.500					
<b>Inning Stats</b>	R: 0 E: 0 K: 0 S: 3	H: 0 LOB: 0 BB: 0 P: 3	R: 0 E: 0 K: 2 S: 8	H: 1 LOB: 1 BB: 0 P: 8	R: 0 E: 0 K: 2 S: 7	H: 0 LOB: 1 BB: 1 P: 11	R: 0 E: 0 K: 1 S: 5	H: 0 LOB: 0 BB: 0 P: 5	R: 0 E: 0 K: 1 S: 5	H: 0 LOB: 1 BB: 1 P: 9	R: 0 E: 0 K: 0 S: 3	H: 0 LOB: 0 BB: 0 P: 3	R: 0 E: 0 K: 2 S: 8	H: 1 LOB: 2 BB: 1 P: 12	R: 6 E: 1 K: 0 S: 9	H: 5 LOB: 1 BB: 1 P: 13	1B: 6 2B: 0 3B: 1 HR: 0	SF: 0 SAC: 1 DP: 0 HBP: 0	WP: 1 PB: 1 SB: 1 CS: 0	PA: 36
<b>PITCHER</b>	IP WLS BF H R ER SO BB IBB HBP BLK WP HR S P ERA WHIP	IP WLS BF H R ER SO BB IBB HBP BLK WP HR S P ERA WHIP																		
<b>Phil Niekro, R</b> ERA: 4.03	(1,1)																			
<b>Hoyt Wilhelm, R</b> ERA: 2.93	(8,1)	0.2	3	0	0	0	0	0	1	0	0	2	6	0.00	1.500					

AB	34
R	3
H	7
RBI	3
BB	1
SO	6
LOB	11



AB	31
R	6
H	7
RBI	4
BB	4
SO	8
LOB	9



Batter	1	2	3	4	5	6	7	8	9	AB	R	H	RBI	BB	SO	LOB	TOP										
<b>Felix Millan, R</b> OBP: 0.314, SLG: 0.367 (1,4)	0-3 K		0-0 E S 1B		0-0 F9		0-0 6-3		0-3 K	5	1	1	0	0	2	0	<b>Atlanta Braves @ Los Angeles Dodgers</b> Dodger Stadium, Los Angeles, CA Fri May 22 1970, 7:05 PM PDT Att: 45,716 - Unknown										
<b>Mike Lum, L</b> OBP: 0.243, SLG: 0.182 (1,8)	0-0 6-3		0-0 E6 BB 1B		4-0 G6-4-3 BB		0-0 F8		0-0 F7	4	0	0	0	1	0	1											
<b>Hank Aaron, R</b> OBP: 0.419, SLG: 0.699 (1,9)	4-0 BB BB		0-0 BB 1B		0-0 G6-4-3 1-2		0-0 6-3			3	0	1	1	1	0	1											
<b>Rico Carty, R</b> OBP: 0.503, SLG: 0.723 (1,7)	4-0 BB BB		0-0 F8		4-0 FC5-2 BB		0-0 FC5-4 1B			2	0	1	0	2	0	2											
<b>Ralph Garr, L</b> OBP: 0.200, SLG: 0.111 (8, PR)	1-2 BB									0	0	0	0	0	0	0											
<b>Tony Gonzalez, L</b> OBP: 0.321, SLG: 0.378 (8,7)										0	0	0	0	0	0	0											
<b>Orlando Cepeda, R</b> OBP: 0.402, SLG: 0.616 (1,3)	0-0 F9		4-0 1-2 2-3 BB		0-0 E7 FC5-2 1-3		0-0 FC5-4 E			3	0	0	0	1	0	4											
<b>Clete Boyer, R</b> OBP: 0.279, SLG: 0.357 (1,5)		0-0 5-3	0-3 K		4-0 FC5-2 IBB		0-0 F8			3	0	0	0	1	1	4											
<b>Gil Garrido, R</b> OBP: 0.136, SLG: 0.095 (1,6)		0-0 5-3		0-0 F9		0-0 FC5-2 FC4-6 1-2 2-3 3-H		0-0 E5		4	0	0	0	0	0	4											
<b>Bob Didier, S</b> OBP: 0.179, SLG: 0.172 (1,2)		0-0 F8		0-0 4-3		0-0 F8		0-0 P6		4	0	0	0	0	0	5											
<b>Pat Jarvis, R</b> OBP: 0.111, SLG: 0.077 (1,1)			0-0 F5	0-3 K		0-0 FC4-6 1-2		0-0 P4		4	0	0	0	0	1	3											
<b>Inning Stats</b>	R: 0 E: 0 K: 1 S: 5	H: 0 LOB: 2 BB: 2 P: 13	R: 0 E: 0 K: 0 S: 3	H: 0 LOB: 0 BB: 0 P: 3	R: 1 E: 1 K: 1 S: 8	H: 2 LOB: 3 BB: 1 P: 12	R: 0 E: 0 K: 0 S: 5	H: 0 LOB: 0 BB: 1 P: 5	R: 0 E: 0 K: 0 S: 2	H: 0 LOB: 0 BB: 2 P: 6	R: 0 E: 0 K: 0 S: 3	H: 0 LOB: 0 BB: 0 P: 3	R: 0 E: 1 K: 0 S: 5	H: 1 LOB: 2 BB: 0 P: 5	R: 0 E: 0 K: 1 S: 5	H: 0 LOB: 0 BB: 0 P: 5	1B: 3 2B: 0 3B: 0 HR: 0	SF: 0 SAC: 0 DP: 1 HBP: 0	WP: 0 PB: 0 SB: 1 CS: 0	PA: 38							
<b>PITCHER</b>	IP	WLS	BF	H	R	ER	SO	BB	IBB	HBP	BLK	WP	HR	S	P	ERA	WHIP										
<b>Sandy Vance, R</b> ERA: 2.05 (1,1)	7.0	L	30	2	1	1	3	5	1	0	0	0	0	30	54	1.29	1.000										
<b>Joe Moeller, R</b> ERA: (8,1)	2.0		8	1	0	0	1	0	0	0	0	0	0	10	10	0.00	0.500										

Batter	1	2	3	4	5	6	7	8	9	AB	R	H	RBI	BB	SO	LOB	BOTTOM										
<b>Von Joshua, L</b> OBP: 0.351, SLG: 0.324 (1,7)	0-0 SH1 1B		0-0 1-3			0-0 2B		0-0 F7		4	0	2	0	0	0	0	<b>Atlanta Braves @ Los Angeles Dodgers</b> Dodger Stadium, Los Angeles, CA Fri May 22 1970, 7:05 PM PDT Att: 45,716 - Unknown										
<b>Maury Wills, S</b> OBP: 0.353, SLG: 0.312 (1,6)	0-0 SH1 1-2			0-0 4-3		0-3 K		0-0 4-3		3	0	0	0	0	1	1											
<b>Willie Davis, L</b> OBP: 0.283, SLG: 0.359 (1,8)	0-0 P4			0-0 S 1B		0-0 F5		0-0 F5		4	0	1	0	0	0	2											
<b>Wes Parker, S</b> OBP: 0.366, SLG: 0.481 (1,3)	0-0 6-3			4-0 1-2 BB		0-0 4-3				2	0	0	0	2	0	2											
<b>Billy Grabarkewitz, R</b> OBP: 0.507, SLG: 0.547 (1,4)		0-3 K		0-3 K		0-0 S 1B		0-0 P6		4	0	1	0	0	2	3											
<b>Willie Crawford, L</b> OBP: 0.376, SLG: 0.426 (1,9)		0-3 K		0-3 K		0-0 F7 1-2		0-0 1B		4	0	1	0	0	2	3											
<b>Bill Sudakis, S</b> OBP: 0.338, SLG: 0.490 (1,5)		0-3 K			0-0 F8		0-3 K		0-0 F2	4	0	0	0	0	2	3											
<b>Tom Haller, L</b> OBP: 0.348, SLG: 0.410 (1,2)			0-0 4-3		0-0 F9		4-0 BB		0-0 F2	3	0	0	0	1	0	2											
<b>Sandy Vance, R</b> OBP: 0.176, SLG: 0.125 (1,1)					0-0 4-3		0-3 K			2	0	0	0	0	0	0											
<b>Manny Mota, R</b> OBP: 0.389, SLG: 0.464 (7, PH)										1	0	0	0	0	1	2											
<b>Joe Moeller, R</b> OBP: 0.400, SLG: 0.250 (8,1)										0	0	0	0	0	0	0											
<b>Inning Stats</b>	R: 0 E: 0 K: 0 S: 4	H: 1 LOB: 1 BB: 0 P: 4	R: 0 E: 0 K: 3 S: 9	H: 0 LOB: 0 BB: 0 P: 9	R: 0 E: 0 K: 0 S: 3	H: 0 LOB: 0 BB: 0 P: 3	R: 0 E: 0 K: 2 S: 8	H: 1 LOB: 2 BB: 1 P: 12	R: 0 E: 0 K: 0 S: 3	H: 0 LOB: 0 BB: 0 P: 3	R: 0 E: 0 K: 0 S: 6	H: 1 LOB: 1 BB: 0 P: 6	R: 0 E: 0 K: 2 S: 8	H: 1 LOB: 2 BB: 1 P: 12	R: 0 E: 0 K: 0 S: 3	H: 0 LOB: 0 BB: 0 P: 3	R: 0 E: 0 K: 0 S: 4	H: 1 LOB: 2 BB: 1 P: 8	1B: 4 2B: 1 3B: 0 HR: 0	SF: 0 SAC: 1 DP: 0 HBP: 0	WP: 0 PB: 0 SB: 2 CS: 0	PA: 35					
<b>PITCHER</b>	IP	WLS	BF	H	R	ER	SO	BB	IBB	HBP	BLK	WP	HR	S	P	ERA	WHIP										
<b>Pat Jarvis, R</b> ERA: 3.53 (1,1)	9.0	W	35	5	0	0	8	3	0	0	0	0	0	48	60	0.00	0.889										



Batter	1	2	3	4	5	6	7	8	9	AB	R	H	RBI	BB	SO	LOB	TOP								
<b>Felix Millan, R</b> OBP: 0.313, SLG: 0.365 (1, 4)	0-3 K		0-0 5-3		0-0 SH5-3		0-0 F9		0-0 1B	4	0	1	0	0	1	2	<b>Atlanta Braves @ Los Angeles Dodgers</b> Dodger Stadium, Los Angeles, CA Sat May 23 1970, 7:05 PM PDT Att: 27,099 - Unknown								
<b>Mike Lum, L</b> OBP: 0.238, SLG: 0.162 (1, 8)	4-0 5-3 BB		0-0 4-3		0-0 G3		0-0 F8		0-0 F8	4	0	0	0	1	0	4									
<b>Hank Aaron, R</b> OBP: 0.413, SLG: 0.682 (1, 9)	0-0 5-3 1-2			0-0 F6		0-0 5-3		0-0 1B S 1B	5	1	1	0	0	0	2										
<b>Rico Carty, R</b> OBP: 0.503, SLG: 0.715 <b>Tony Gonzalez, L</b> OBP: 0.321, SLG: 0.378 (1, 7) (8, 7)	0-3 K			0-0 HR 1B		4-0 S HR BB		0-0 F8 1-2	3	2	1	0	1	1	2										
<b>Orlando Cepeda, R</b> OBP: 0.399, SLG: 0.604 (1, 3)		0-0 F4		0-3 K		0-3 S BB		4-0 1B 1B BB	3	0	0	0	1	2	2										
<b>Clete Boyer, R</b> OBP: 0.285, SLG: 0.403 (1, 5)		0-0 5-3		0-0 HR		0-0 HR		0-3 K	4	2	2	4	0	1	2										
<b>Bob Tillman, R</b> OBP: 0.273, SLG: 0.365 (1, 2)		0-0 5-3		0-0 F7		0-0 F9		0-0 1B 1-2 2-3	4	0	1	0	0	0	0										
<b>Gil Garrido, R</b> OBP: 0.269, SLG: 0.280 (1, 6)			0-0 2B		0-0 SH5-3 1B		0-0 SH2-4 1B	4	0	4	1	0	0	0	0										
<b>George Stone, L</b> OBP: 0.214, SLG: 0.222 (1, 1)			0-3 K		0-3 K		0-0 SH2-4 1-2	3	0	0	0	0	2	2	2										
<b>Inning Stats</b>	R: 0 E: 0 K: 2 S: 7	H: 0 LOB: 1 BB: 1 P: 11	R: 0 E: 0 K: 0 S: 3	H: 0 LOB: 0 BB: 0 P: 3	R: 0 E: 0 K: 1 S: 6	H: 1 LOB: 1 BB: 0 P: 6	R: 2 E: 0 K: 1 S: 7	H: 2 LOB: 0 BB: 0 P: 7	R: 0 E: 0 K: 1 S: 6	H: 1 LOB: 1 BB: 0 P: 6	R: 2 E: 0 K: 1 S: 6	H: 1 LOB: 0 BB: 1 P: 10	R: 0 E: 0 K: 0 S: 4	H: 1 LOB: 1 BB: 0 P: 4	R: 1 E: 0 K: 1 S: 7	H: 3 LOB: 2 BB: 1 P: 11		R: 0 E: 0 K: 0 S: 4	H: 1 LOB: 1 BB: 0 P: 4	1B: 7 2B: 1 3B: 0 HR: 2	SF: 0 SAC: 2 DP: 0 HBP: 0	WP: 0 PB: 0 SB: 2 CS: 0	PA: 39		
<b>PITCHER</b>	IP	WLS	BF	H	R	ER	SO	BB	IBB	HBP	BLK	WP	HR	S	P	ERA	WHIP								
<b>Don Sutton, R</b> ERA: 3.33 <b>Jose Pena, R</b> ERA: 0.79	(1, 1) (8, 1)	7.1 1.2	L 7	32 3	7 0	5 0	5 1	6 0	3 0	0 0	0 0	0 0	0 0	2 9	41 9	53 0.00	6.14 1.800								

Batter	1	2	3	4	5	6	7	8	9	AB	R	H	RBI	BB	SO	LOB	BOTTOM								
<b>Maury Wills, S</b> OBP: 0.345, SLG: 0.304 (1, 6)	0-0 1-3		0-0 F8		0-0 G6-4-3 1-2			0-0 6-3		4	0	0	0	0	0	1	<b>Atlanta Braves @ Los Angeles Dodgers</b> Dodger Stadium, Los Angeles, CA Sat May 23 1970, 7:05 PM PDT Att: 27,099 - Unknown								
<b>Manny Mota, R</b> OBP: 0.394, SLG: 0.460 (1, 7)	4-0 6-3 WP S BB		0-0 S 1B			0-0 1-3		0-0 F8	3	1	1	0	1	0	0										
<b>Willie Davis, L</b> OBP: 0.276, SLG: 0.350 (1, 8)	0-0 6-3 1-3		0-3 K			0-0 F7		0-0 3-1	4	0	0	0	0	1	2										
<b>Wes Parker, S</b> OBP: 0.363, SLG: 0.472 (1, 3)	4-0 FC6-4 3-H BB			0-0 L7		0-0 4-3		0-0 F4	3	0	0	0	1	0	0										
<b>Billy Grabarkewitz, R</b> OBP: 0.504, SLG: 0.550 (1, 4)	0-0 FC6-4 1-2			0-0 2B		0-0 F9			3	0	1	0	0	0	1										
<b>Bill Sudakis, S</b> OBP: 0.338, SLG: 0.388 <b>Jim Lefebvre, S</b> OBP: 0.270, SLG: 0.206 (1, 5) (8, 5)		0-0 6-3		1-0 G6-4-3 HBP		0-0 F7			2	0	0	0	0	0	0										
<b>Willie Crawford, L</b> OBP: 0.367, SLG: 0.414 <b>Jose Pena, R</b> (1, 9) (8, 1)		0-0 G3		0-0 G6-4-3 1-2		0-3 K			3	0	0	0	0	1	2										
<b>Jeff Torborg, R</b> OBP: 0.321, SLG: 0.347 (1, 2)		0-0 6-3			0-0 6-3			0-3 K	3	0	0	0	0	1	0										
<b>Don Sutton, R</b> OBP: 0.310, SLG: 0.321 <b>Gary Moore, R</b> OBP: 0.188, SLG: 0.438 (1, 1) (8, 9)			0-0 F7		0-0 G6-4-3 1B			0-0 1-3	2	0	1	0	0	0	0										
<b>Inning Stats</b>	R: 1 E: 0 K: 0 S: 3	H: 0 LOB: 1 BB: 2 P: 11	R: 0 E: 0 K: 0 S: 3	H: 0 LOB: 0 BB: 0 P: 3	R: 0 E: 0 K: 1 S: 6	H: 1 LOB: 1 BB: 0 P: 6	R: 0 E: 0 K: 0 S: 3	H: 1 LOB: 1 BB: 0 P: 4	R: 0 E: 0 K: 0 S: 3	H: 0 LOB: 0 BB: 0 P: 3	R: 0 E: 0 K: 1 S: 5	H: 0 LOB: 0 BB: 0 P: 5	R: 0 E: 0 K: 1 S: 5	H: 0 LOB: 0 BB: 0 P: 5	R: 0 E: 0 K: 0 S: 3	H: 0 LOB: 0 BB: 0 P: 3		1B: 2 2B: 1 3B: 0 HR: 0	SF: 0 SAC: 0 DP: 2 HBP: 1	WP: 1 PB: 0 SB: 2 CS: 0	PA: 31				
<b>PITCHER</b>	IP	WLS	BF	H	R	ER	SO	BB	IBB	HBP	BLK	WP	HR	S	P	ERA	WHIP								
<b>George Stone, L</b> ERA: 3.19	(1, 1)	9.0 W	31 31	3 3	1 1	1 1	3 3	2 2	0 0	1 1	0 0	1 1	0 0	34 43	43 1.00	0.556									



Batter	1	2	3	4	5	6	7	8	9	AB	R	H	RBI	BB	SO	LOB	TOP																
Felix Millan, R OBP: 0.321, SLG: 0.371 (1, 4)										5	1	3	0	0	0	0	<b>Atlanta Braves @ Los Angeles Dodgers</b> Dodger Stadium, Los Angeles, CA Sun May 24 1970, 3:33 AM PDT Att: 19,425 - Unknown																
Mike Lum, L OBP: 0.261, SLG: 0.195 (1, 8)										4	0	2	0	0	0	1																	
Hank Aaron, R OBP: 0.409, SLG: 0.675 (1, 9)										3	0	1	1	0	0	3																	
Rico Carty, R OBP: 0.509, SLG: 0.714 (1, 7)										3	0	2	0	1	0	1																	
Orlando Cepeda, R OBP: 0.390, SLG: 0.588 (1, 3)										4	0	0	0	0	1	4																	
Clete Boyer, R OBP: 0.284, SLG: 0.399 (1, 5)										4	0	1	0	0	0	2																	
Bob Tillman, R OBP: 0.271, SLG: 0.357 (1, 2)										4	0	1	0	0	0	2																	
Gil Garrido, R OBP: 0.267, SLG: 0.276 (1, 6)										4	0	1	0	0	0	0																	
Milt Pappas, R Ralph Garr, L Larry Jaster, L Hoyt Wilhelm, R Bob Priddy, R Gary Neibauer, R Tony Gonzalez, L (1, 1) (7, PH) (7, 1) (7, 1) (8, 1) (8, 1) (9, PH)										2	0	0	0	0	2	2																	
<b>Inning Stats</b>	R: 0 E: 0 K: 1 S: 7	H: 2 LOB: 2 P: 7	R: 0 E: 0 K: 0 S: 3	H: 0 LOB: 0 BB: 0 P: 3	R: 1 E: 0 K: 1 S: 7	H: 2 LOB: 1 BB: 0 P: 7	R: 0 E: 0 K: 1 S: 7	H: 3 LOB: 2 BB: 0 P: 7	R: 0 E: 0 K: 0 S: 4	H: 1 LOB: 1 BB: 0 P: 4	R: 0 E: 0 K: 0 S: 5	H: 2 LOB: 2 BB: 0 P: 5	R: 0 E: 0 K: 0 S: 3	H: 0 LOB: 1 BB: 1 P: 7	R: 0 E: 0 K: 0 S: 3	H: 0 LOB: 0 BB: 0 P: 3		1B: 11 2B: 0 3B: 0 HR: 0	SF: 1 SAC: 0 DP: 1 HBP: 0	WP: 0 PB: 0 SB: 0 CS: 0	PA: 37												
<b>PITCHER</b>	IP WLS BF H R ER SO BB IBB HBP BLK WP HR S P ERA WHIP																																
Alan Foster, R ERA: 3.7 Joe Moeller, R ERA:	(1, 1) (7, 1)	6.2 S	29 8	11 0	1 0	1 0	3 0	0 1	0 0	0 0	0 0	0 0	0 0	0 7	35 11	1.35 0.00	1.650 0.429																

Batter	1	2	3	4	5	6	7	8	9	AB	R	H	RBI	BB	SO	LOB	BOTTOM																
Von Joshua, L OBP: 0.357, SLG: 0.385 (1, 7)										5	1	2	1	0	0	1	<b>Atlanta Braves @ Los Angeles Dodgers</b> Dodger Stadium, Los Angeles, CA Sun May 24 1970, 3:33 AM PDT Att: 19,425 - Unknown																
Maury Wills, S OBP: 0.346, SLG: 0.313 (1, 6)										5	2	2	1	0	0	2																	
Willie Davis, L OBP: 0.286, SLG: 0.358 (1, 8)										5	1	3	0	0	0	0																	
Wes Parker, S OBP: 0.353, SLG: 0.458 (1, 3)										5	0	0	1	0	2	5																	
Billy Grabarkewitz, R OBP: 0.503, SLG: 0.549 (1, 5)										4	1	2	2	0	0	1																	
Willie Crawford, L OBP: 0.371, SLG: 0.412 (1, 9)										3	1	1	0	1	1	1																	
Jim Lefebvre, S OBP: 0.317, SLG: 0.263 (1, 4)										4	1	3	1	0	0	0																	
Tom Haller, L OBP: 0.342, SLG: 0.422 (1, 2)										3	1	1	1	0	0	2																	
Alan Foster, R OBP: 0.154, SLG: 0.120 Joe Moeller, R OBP: 0.333, SLG: 0.200 (1, 1) (7, 1)										3	0	1	1	0	0	1																	
<b>Inning Stats</b>	R: 0 E: 1 K: 1 S: 6	H: 0 LOB: 1 BB: 0 P: 6	R: 2 E: 0 K: 1 S: 9	H: 4 LOB: 2 BB: 0 P: 9	R: 0 E: 0 K: 0 S: 3	H: 1 LOB: 0 BB: 0 P: 3	R: 1 E: 0 K: 0 S: 5	H: 2 LOB: 1 BB: 0 P: 5	R: 1 E: 0 K: 0 S: 5	H: 2 LOB: 1 BB: 0 P: 5	R: 0 E: 0 K: 0 S: 3	H: 0 LOB: 0 BB: 0 P: 3	R: 4 E: 0 K: 2 S: 12	H: 5 LOB: 2 BB: 1 P: 16	R: 0 E: 0 K: 0 S: 4	H: 1 LOB: 1 BB: 0 P: 4		1B: 12 2B: 2 3B: 1 HR: 0	SF: 1 SAC: 0 DP: 0 HBP: 0	WP: 0 PB: 0 SB: 3 CS: 1	PA: 41												
<b>PITCHER</b>	IP WLS BF H R ER SO BB IBB HBP BLK WP HR S P ERA WHIP																																
Milt Pappas, R ERA: 7.2 Larry Jaster, L ERA: 4.4 Hoyt Wilhelm, R ERA: 3.54 Bob Priddy, R ERA: 5.12 Gary Neibauer, R ERA: 5.4	(1, 1) (7, 1) (7, 1) (7, 1) (8, 1)	6.0 L	27 2	9 2	4 2	4 2	0 0	0 0	0 0	0 0	0 0	0 5	31 5	0 5	0 9	6.00 27.00	1.500 6.000																



Batter	1	2	3	4	5	6	7	8	9	AB	R	H	RBI	BB	SO	LOB	TOP			
Joe Morgan, L OBP: 0.415, SLG: 0.410 (1, 4)	4-0 BB G5-4-3		0-0 E3 G6-4-3		0-0			0-0		3	0	0	0	1	0	0				
Jesus Aloy, R OBP: 0.316, SLG: 0.352 (1, 7)	0-0 G5-4-3 1-2f		0-0 G6-4-3 1-2f					0-0 FC 1B		4	0	1	0	0	0	2				
Jimmy Wynn, R OBP: 0.400, SLG: 0.553 (1, 8)	4-0 BB BB		0-0					0-0 FC 1B 1-2f		3	0	0	0	1	0	1				
Norm Miller, L OBP: 0.354, SLG: 0.407 (1, 9)	4-0 1-2 BB		0-0					0-0 G1-6-3 1B 1-2f		3	0	1	0	1	0	0				
Denis Menke, R OBP: 0.396, SLG: 0.468 (1, 6)	0-0		0-0					0-0 G1-6-3 1B 1-2f		4	0	0	0	0	0	4				
Joe Pappano, L OBP: 0.301, SLG: 0.518 (1, 3)		0-0						0-0 G4-6-3 1B		3	1	2	1	0	0	0				
Doug Rader, R OBP: 0.348, SLG: 0.500 (1, 5)		0-0						0-0 G4-6-3 1B 1-2f		3	0	0	0	0	0	1				
Johnny Edwards, L OBP: 0.234, SLG: 0.258 Jim Bouton, R OBP: 0.500, SLG: 0.417 (1, 2) (7, 1)		0-0 1B						0-0 K		3	0	1	0	0	1	0				
Denny Lemaster, R OBP: 0.200, SLG: 0.136 Jim Ray, R OBP: 0.250, SLG: 0.250 Jim Beauchamp, R OBP: 0.280, SLG: 0.348 Scipio Spinks, R OBP: 0.333, SLG: 0.333 (1, 1) (2, 1) (5, PH) (5, 1) Don Bryant, R OBP: 0.333, SLG: 0.333 (7, 2)		0-3 K						0-0 K		1	0	0	0	0	1	1				
<b>Inning Stats</b>	R: 0 E: 0 K: 0 S: 2	H: 0 LOB: 2 BB: 3 P: 14	R: 0 E: 0 K: 1 S: 6	H: 1 LOB: 1 BB: 0 P: 6	R: 0 E: 1 K: 0 S: 3	H: 0 LOB: 0 BB: 0 P: 3	R: 1 E: 0 K: 0 S: 4	H: 1 LOB: 0 BB: 0 P: 4	R: 0 E: 0 K: 0 S: 3	H: 0 LOB: 0 BB: 0 P: 3	R: 0 E: 0 K: 1 S: 5	H: 1 LOB: 0 BB: 0 P: 5	R: 0 E: 0 K: 0 S: 3	H: 0 LOB: 0 BB: 0 P: 3	R: 0 E: 0 K: 0 S: 3	H: 0 LOB: 0 BB: 0 P: 3	1B: 4 2B: 0 3B: 0 HR: 1	SF: 0 SAC: 0 DP: 4 HBP: 0	WP: 0 PB: 0 SB: 0 CS: 0	PA: 32
<b>PITCHER</b> Phil Niekro, R ERA: 3.7 (1, 1)	IP: 9.0 WLS: W BF: 32 H: 5 R: 1 ER: 1 SO: 2 BB: 3 IBB: 0 HBP: 0 BLK: 0 WP: 0 HR: 1 S: 33 P: 45 ERA: 1.00 WHIP: 0.889																			

Houston Astros @ Atlanta Braves  
Atlanta Stadium, Atlanta, GA  
Wed May 27 1970, 7:05 PM EDT  
Att: 11,025 - Unknown

AB 29  
R 1  
H 5  
RBI 1  
BB 3  
SO 2  
LOB 9



Batter	1	2	3	4	5	6	7	8	9	AB	R	H	RBI	BB	SO	LOB	BOTTOM			
Gil Garrido, R OBP: 0.308, SLG: 0.378 (1, 6)	0-0	0-0 HR	0-0 E5		0-0 FC			0-0		5	1	1	2	0	0	2				
Felix Milan, R OBP: 0.321, SLG: 0.386 (1, 4)	0-0	0-0 1B 2B	0-0					0-0		5	1	1	0	0	0	2				
Hank Aaron, R OBP: 0.411, SLG: 0.660 (1, 9)	0-0 1B 2B	0-0 1B HR	0-0					0-3 K		5	2	2	0	0	1	1				
Rico Carty, R OBP: 0.514, SLG: 0.716 (1, 7)	0-0 1-2 2B	0-0 1-2 HR	0-0					0-0 1B		4	1	3	1	0	0	0				
Orlando Cepeda, R OBP: 0.394, SLG: 0.615 (1, 3)	0-0 1-3 2H 2B	0-0 1-1 2H HR	0-0					0-0		4	1	2	4	0	0	1				
Clete Boyer, R OBP: 0.282, SLG: 0.387 (1, 5)	4-0 BB	0-3 K	0-0		0-0			0-0		3	0	0	0	1	1	0				
Mike Lum, L OBP: 0.278, SLG: 0.265 (1, 8)	0-3 K	0-0	0-0		0-0 1B 2B			0-3 K		4	1	1	0	0	2	3				
Bob Didier, S OBP: 0.169, SLG: 0.162 (1, 2)		0-0	0-0		0-0			0-0		4	0	0	0	0	0	1				
Phil Niekro, R OBP: 0.100, SLG: 0.069 (1, 1)		0-0 HR	0-0		0-0 2H 1B			4-0 PB BB		3	1	2	1	1	0	0				
<b>Inning Stats</b>	R: 1 E: 0 K: 1 S: 8	H: 3 LOB: 3 BB: 1 P: 12	R: 6 E: 0 K: 1 S: 11	H: 6 LOB: 0 BB: 0 P: 11	R: 0 E: 1 K: 0 S: 4	H: 0 LOB: 1 BB: 0 P: 4	R: 0 E: 0 K: 0 S: 3	H: 0 LOB: 0 BB: 0 P: 3	R: 1 E: 0 K: 0 S: 5	H: 2 LOB: 1 BB: 0 P: 5	R: 0 E: 0 K: 0 S: 4	H: 1 LOB: 1 BB: 0 P: 4	R: 0 E: 0 K: 1 S: 5	H: 0 LOB: 0 BB: 0 P: 5	R: 0 E: 0 K: 1 S: 5	H: 0 LOB: 1 BB: 1 P: 9	1B: 7 2B: 3 3B: 0 HR: 2	SF: 0 SAC: 0 DP: 0 HBP: 0	WP: 0 PB: 1 SB: 0 CS: 0	PA: 39
<b>PITCHER</b> Denny Lemaster, L ERA: 4.4 Jim Ray, R ERA: 3.74 Scipio Spinks, R ERA: 9.24 Jim Bouton, R ERA: 6.3 (1, 1) (2, 1) (5, 1) (7, 1)	IP: 1.1 WLS: L BF: 13 H: 1 R: 1 ER: 1 SO: 1 BB: 0 IBB: 0 HBP: 0 BLK: 0 WP: 0 HR: 1 S: 14 P: 18 ERA: 40.50 WHIP: 6.750																			

Houston Astros @ Atlanta Braves  
Atlanta Stadium, Atlanta, GA  
Wed May 27 1970, 7:05 PM EDT  
Att: 11,025 - Unknown

AB 37  
R 8  
H 12  
RBI 8  
BB 2  
SO 4  
LOB 10



Batter	1	2	3	4	5	6	7	8	9	AB	R	H	RBI	BB	SO	LOB	TOP			
Tony Taylor, R OBP: 0.319, SLG: 0.347 (1, 5)	0-0 6-3		0-0 1-2 1B			0-0 1B FC3-6 2B	0-0 G6-4-3			4	1	2	0	0	0	1	Philadelphia Phillies @ Atlanta Braves Atlanta Stadium, Atlanta, GA Fri May 29 1970, 7:05 PM EDT Att: 5,565 - Unknown			
Denny Doyle, L OBP: 0.283, SLG: 0.308 (1, 4)	0-3 K		0-3 K			0-0 FC3-6 1B		0-0 4-3		4	0	1	0	0	2	2				
Scott Reid, L OBP: 0.250, SLG: 0.273 (1, 8)	4-0 BB		0-0 5-3			0-0 FC3-6 2B		0-0 2B		3	1	1	1	1	0	3				
Deron Johnson, R OBP: 0.295, SLG: 0.429 (1, 3)	0-0 5-3			0-3 K		0-0 1B 2B		0-0 6-3		4	0	1	1	0	1	2				
Ron Stone, L OBP: 0.273, SLG: 0.381 (1, 7)		0-0 FC5-4 1B		0-3 K		0-3 K		0-0 F2		4	0	1	0	0	2	2				
Larry Hisle, R OBP: 0.313, SLG: 0.331 (1, 9)		0-0 FC5-4 G4-6-3 1-2f		0-0 F5		4-0 BB			0-3 K	3	0	0	0	1	1	1				
Del Bates, L OBP: 0.314, SLG: 0.214 (1, 2)		0-0 G4-6-3 1-2f		0-3 K		0-0 F2			0-3 K	4	0	0	0	0	2	3				
Larry Bowa, S OBP: 0.236, SLG: 0.201 (1, 6)			0-0 FC1-6 1B		0-0 P4		0-0 L8		0-0 F7	4	0	1	0	0	0	0				
Chris Short, R OBP: 0.059, SLG: 0.059 Bill Wilson, R (7, 1)			0-0 FC1-6 1B 1-2f		0-3 K		0-0 G6-4-3 1B			3	0	1	0	0	1	1				
										0	0	0	0	0	0	0				
<b>Inning Stats</b>	R: 0 E: 0 K: 1 S: 5	H: 0 LOB: 1 BB: 1 P: 9	R: 0 E: 0 K: 0 S: 3	H: 1 LOB: 0 BB: 0 P: 3	R: 0 E: 0 K: 1 S: 7	H: 2 LOB: 2 BB: 0 P: 7	R: 0 E: 0 K: 2 S: 7	H: 0 LOB: 0 BB: 0 P: 7	R: 0 E: 0 K: 1 S: 8	H: 3 LOB: 2 BB: 1 P: 12	R: 0 E: 0 K: 0 S: 3	H: 1 LOB: 0 BB: 0 P: 3	R: 0 E: 0 K: 0 S: 4	H: 1 LOB: 1 BB: 0 P: 4	R: 0 E: 0 K: 2 S: 7	H: 0 LOB: 0 BB: 0 P: 7	1B: 5 2B: 3 3B: 0 HR: 0	SF: 0 SAC: 0 DP: 2 HBP: 0	WP: 0 PB: 0 SB: 0 CS: 0	PA: 35
<b>PITCHER</b> Pat Jarvis, R ERA: 3.36 (1, 1)	IP: 9.0 WLS: W BF: 35 H: 8 R: 2 ER: 2 SO: 9 BB: 2 IBB: 0 HBP: 0 BLK: 0 WP: 0 HR: 0 S: 51 P: 59 ERA: 2.00 WHIP: 1.111																			

AB	33
R	2
H	8
RBI	2
BB	2
SO	9
LOB	15



Batter	1	2	3	4	5	6	7	8	9	AB	R	H	RBI	BB	SO	LOB	BOTTOM			
Gil Garrido, R OBP: 0.302, SLG: 0.366 (1, 6)	0-0 5-3		0-0 F9			0-0 6-3	0-0 2B 1B			4	1	1	0	0	0	0	Philadelphia Phillies @ Atlanta Braves Atlanta Stadium, Atlanta, GA Fri May 29 1970, 7:05 PM EDT Att: 5,565 - Unknown			
Felix Milan, R OBP: 0.320, SLG: 0.383 (1, 4)	0-0 F3		0-0 F5			0-0 2B WP 1B	0-0 F9			4	1	1	0	0	0	2				
Hank Aaron, R OBP: 0.413, SLG: 0.669 (1, 9)	0-3 K			0-0 5-3		0-0 WP 1-3 2B	0-0 1-H 2-H HR 2B			4	1	2	2	0	1	0				
Rico Carty, R OBP: 0.508, SLG: 0.723 Tony Gonzalez, L OBP: 0.319, SLG: 0.375 (8, 7)		0-0 F7		0-0 F9		0-3 K	0-0 HR			4	1	1	2	0	1	1				
Orlando Cepeda, R OBP: 0.397, SLG: 0.616 (1, 3)		0-3 K		0-0 2B		1-0 HBP	0-0 6-3			0	0	0	0	0	0	0				
Clete Boyer, R OBP: 0.287, SLG: 0.382 (1, 5)		4-0 2B BB		0-3 K		4-0 HBP		0-0 4-3		2	0	0	0	2	1	1				
Bob Tillman, R OBP: 0.269, SLG: 0.406 (1, 2)		0-0 2B			0-0 F3	0-0 F3		0-3 K		4	0	1	0	0	1	3				
Mike Lum, L OBP: 0.276, SLG: 0.264 (1, 8)		0-0 6-3			0-0 F5		0-0 FC1-6 1B	0-3 K		4	0	1	0	0	1	2				
Pat Jarvis, R OBP: 0.100, SLG: 0.069 (1, 1)			0-0 5-3		0-0 6-3		0-0 FC1-6 1B 2B 1-2f			3	1	0	0	0	0	1				
<b>Inning Stats</b>	R: 0 E: 0 K: 1 S: 5	H: 0 LOB: 0 BB: 0 P: 5	R: 0 E: 0 K: 1 S: 6	H: 1 LOB: 2 BB: 1 P: 10	R: 0 E: 0 K: 0 S: 3	H: 0 LOB: 0 BB: 0 P: 3	R: 0 E: 0 K: 1 S: 6	H: 1 LOB: 1 BB: 0 P: 6	R: 0 E: 0 K: 0 S: 3	H: 0 LOB: 0 BB: 0 P: 3	R: 1 E: 0 K: 1 S: 7	H: 2 LOB: 3 BB: 1 P: 12	R: 4 E: 0 K: 0 S: 7	H: 4 LOB: 0 BB: 0 P: 7	R: 0 E: 0 K: 2 S: 7	H: 0 LOB: 0 BB: 0 P: 7	1B: 3 2B: 4 3B: 0 HR: 1	SF: 0 SAC: 0 DP: 0 HBP: 1	WP: 1 PB: 0 SB: 0 CS: 0	PA: 35
<b>PITCHER</b> Chris Short, L ERA: 5.33 Bill Wilson, R ERA: 3.6 (7, 1)	IP: 6.2 WLS: L BF: 31 H: 8 R: 5 ER: 5 SO: 4 BB: 2 IBB: 0 HBP: 1 BLK: 0 WP: 1 HR: 1 S: 36 P: 45 ERA: 6.75 WHIP: 1.500																			



Batter	1	2	3	4	5	6	7	8	9	AB	R	H	RBI	BB	SO	LOB	TOP															
Tony Taylor, R OBP: 0.333, SLG: 0.388 (1, 5)										5	2	3	3	1	1	3	<b>Philadelphia Phillies @ Atlanta Braves</b> Atlanta Stadium, Atlanta, GA Sat May 30 1970, 7:05 PM EDT Att: 11,064 - Unknown															
Denny Doyle, L OBP: 0.296, SLG: 0.323 (1, 4)										5	0	2	1	0	0	4																
Larry Hisle, R OBP: 0.315, SLG: 0.353 (1, 9)										5	1	2	1	0	1	2																
Deron Johnson, R OBP: 0.293, SLG: 0.419 (1, 3)										4	0	0	0	1	0	3																
Jim Hutto, R OBP: 0.268, SLG: 0.316 Scott Reid, L OBP: 0.250, SLG: 0.273 (1, 7) (9, 7)										3	0	0	0	2	2	2																
Byron Browne, R OBP: 0.280, SLG: 0.424 (1, 8)										5	1	2	1	0	1	4																
Del Bates, L OBP: 0.321, SLG: 0.217 (1, 2)										4	0	1	0	0	0	2																
Larry Bowa, S OBP: 0.247, SLG: 0.216 (1, 6)										4	1	2	0	1	0	1																
Jim Bunning, R OBP: 0.150, SLG: 0.056 Ron Stone, L OBP: 0.284, SLG: 0.381 Dick Selma, R Joe Hoerner, R (8, PH) (8, 1) (8, 1)										2	1	1	1	0	0	1																
<b>Inning Stats</b>	R: 0 E: 0 K: 1 S: 7	H: 2 LOB: 2 BB: 0 P: 7	R: 0 E: 0 K: 0 S: 5	H: 2 LOB: 3 BB: 1 P: 9	R: 1 E: 0 K: 0 S: 4	H: 1 LOB: 1 BB: 1 P: 8	R: 3 E: 1 K: 1 S: 8	H: 4 LOB: 2 BB: 2 P: 16	R: 0 E: 0 K: 1 S: 6	H: 1 LOB: 1 BB: 0 P: 6	R: 0 E: 0 K: 0 S: 3	H: 0 LOB: 0 BB: 0 P: 3	R: 0 E: 0 K: 1 S: 5	H: 0 LOB: 0 BB: 0 P: 5	R: 2 E: 0 K: 0 S: 5	H: 2 LOB: 1 BB: 1 P: 9		R: 1 E: 0 K: 2 S: 8	H: 1 LOB: 2 BB: 1 P: 13	1B: 7 2B: 2 3B: 1 HR: 3	SF: 0 SAC: 1 DP: 1 HBP: 1	WP: 0 PB: 0 SB: 0 CS: 0	PA: 46									
<b>PITCHER</b>	IP WLS BF H R ER SO BB IBB HBP BLK WP HR S P ERA WHIP																															
George Stone, L ERA: 3.57 Gary Neibauer, R ERA: 4.97 Hoyt Wilhelm, R ERA: 3.41	(1, 1) (4, 1) (8, 1)	3.0 L 1.2	19 19 8	8 4 1	4 2 1	4 2 1	1 3 2	1 3 1	0 0 0	0 0 1	0 22 10	2 34 15	27 14 15	12.00 4.15 5.40	3.000 1.615 1.200																	

Batter	1	2	3	4	5	6	7	8	9	AB	R	H	RBI	BB	SO	LOB	BOTTOM																		
Gil Garrido, R OBP: 0.333, SLG: 0.391 (1, 6)										5	1	3	0	0	0	1	<b>Philadelphia Phillies @ Atlanta Braves</b> Atlanta Stadium, Atlanta, GA Sat May 30 1970, 7:05 PM EDT Att: 11,064 - Unknown																		
Felix Milten, R OBP: 0.332, SLG: 0.391 (1, 4)										4	1	3	0	1	1	0																			
Hank Aaron, R OBP: 0.404, SLG: 0.653 (1, 9)										4	1	0	0	0	1	7																			
Rico Carty, R OBP: 0.508, SLG: 0.714 (1, 7)										2	1	0	0	2	0	2																			
Orlando Cepeda, R OBP: 0.399, SLG: 0.617 (1, 3)										3	0	1	2	0	0	2																			
Tony Gonzalez, L OBP: 0.323, SLG: 0.395 (1, 8)										3	1	1	3	1	0	1																			
Clete Boyer, R OBP: 0.281, SLG: 0.373 (1, 5)										4	0	0	0	0	3	4																			
Bob Didier, S OBP: 0.157 Sonny Jackson, R OBP: 0.295, SLG: 0.341 Bob Tillman, R OBP: 0.292, SLG: 0.406 Mike Lum, L OBP: 0.295, SLG: 0.294 Bob Aspromonte, R OBP: 0.188, SLG: 0.133 Hal King, L OBP: 0.444, SLG: 0.500 (1, 2) (7, PH) (8, 2) (8, PH) (8, PH) (8, 2)										2	0	0	0	1	0	0																			
George Stone, L OBP: 0.207, SLG: 0.214 Gary Neibauer, R Hoyt Wilhelm, R Tommie Aaron, R (8, PH) (4, 1) (8, 1) (8, PH) (1, 1)	(1, 1) (4, 1) (8, 1) (8, PH) (1, 1)	7.0 0.2 1.1	W 6 S	28 2 4	H 1 0	R 4 0	ER 4 1 0	SO 4 1 1	BB 0 1 0	IBB 0 0 0	HBP 0 0 0	BLK 0 0 0	WP 1 0 0	HR 1 0 0	S 32 6 6	P 45 14 6		ERA 5.14 13.50 0.00	WHIP 1.286 4.500 0.000																
<b>PITCHER</b>	IP WLS BF H R ER SO BB IBB HBP BLK WP HR S P ERA WHIP																																		
Jim Bunning, R Dick Selma, R Joe Hoerner, L	(1, 1) (8, 1) (8, 1)	3.0 0.2 1.1	W 6 S	28 2 4	H 1 0	R 4 0	ER 4 1 0	SO 4 1 1	BB 0 1 0	IBB 0 0 0	HBP 0 0 0	BLK 0 0 0	WP 1 0 0	HR 1 0 0	S 32 6 6	P 45 14 6		ERA 5.14 13.50 0.00	WHIP 1.286 4.500 0.000																
<b>Inning Stats</b>	R: 0 E: 0 K: 0 S: 4	H: 2 LOB: 1 BB: 0 P: 4	R: 0 E: 0 K: 0 S: 2	H: 0 LOB: 0 BB: 0 P: 3	R: 0 E: 0 K: 1 S: 6	H: 1 LOB: 2 BB: 1 P: 10	R: 0 E: 0 K: 0 S: 3	H: 0 LOB: 0 BB: 0 P: 3	R: 0 E: 0 K: 2 S: 7	H: 0 LOB: 0 BB: 0 P: 7	R: 4 E: 0 K: 1 S: 8	H: 3 LOB: 0 BB: 1 P: 12	R: 0 E: 0 K: 0 S: 2	H: 0 LOB: 1 BB: 1 P: 6	R: 1 E: 0 K: 1 S: 7	H: 2 LOB: 3 BB: 2 P: 15		R: 0 E: 0 K: 1 S: 5	H: 0 LOB: 0 BB: 0 P: 5	1B: 6 2B: 2 3B: 0 HR: 1	SF: 0 SAC: 0 DP: 3 HBP: 1	WP: 1 PB: 0 SB: 0 CS: 0	PA: 38												

Batter	1	2	3	4	5	6	7	8	9	AB	R	H	RBI	BB	SO	LOB	TOP					
Tony Taylor, R (1.5) OBP: 0.331, SLG: 0.383	0-3 K		0-0 1B		0-0 FC4-6		0-0 F8			4	0	1	0	0	1	2						
Denny Doyle, L (1.4) OBP: 0.301, SLG: 0.319	0-0 5-3		0-0 F5			4-0 BB		4-0 BB		2	0	0	0	2	0	2						
Scott Reid, L (1.8) OBP: 0.250, SLG: 0.214	0-3 K			0-0 5-3		0-0 E4		4-0 BB		3	1	0	0	1	1	1						
Deron Johnson, R (1.3) OBP: 0.286, SLG: 0.409		0-3 K		0-0 5-3		0-3 K		0-0 BB		4	0	0	0	0	2	4						
Ron Stone, L (1.7) OBP: 0.296, SLG: 0.409		0-0 6-3			4-0 BB	0-3 K		0-0 BB		3	0	1	1	1	1	2						
Larry Hisle, R (1.9) OBP: 0.309, SLG: 0.344		0-0 F8		0-3 K		0-0 P4		0-3 K		4	0	0	0	0	2	4						
Del Bates, L (1.2) OBP: 0.300, SLG: 0.200			0-0 P6		0-0 F9		0-3 K		0-3 K	4	0	0	0	0	2	0	AB 32					
Larry Bowa, S (1.6) OBP: 0.253, SLG: 0.224			0-0 F8		0-0 FC6-4 1B		0-0 1B		0-0 6-3	4	0	2	0	0	0	0	R 1					
Rick Wise, R (1.1) OBP: 0.250, SLG: 0.182					0-0 FC6-4		0-3 K		0-3 K	2	0	1	0	0	0	1	H 5					
Barry Lersch, S (5.1)											0	0	0	0	0	0	RBI 1					
Byron Browne, R (7. PH) OBP: 0.277, SLG: 0.419					0-0 1B						1	0	0	0	0	1	BB 4					
Grant Jackson, S (7.1) OBP: 0.063, SLG: 0.063											0	0	0	0	0	0	SO 11					
Terry Harmon, R (9. PH) OBP: 0.226, SLG: 0.179					0-0 1B						1	0	0	0	0	1	LOB 17					
<b>Inning Stats</b>	R: 0 E: 0 K: 2 S: 7	H: 0 LOB: 0 BB: 0 P: 7	R: 0 E: 0 K: 1 S: 5	H: 0 LOB: 0 BB: 0 P: 5	R: 0 E: 0 K: 0 S: 5	H: 2 LOB: 2 BB: 0 P: 5	R: 0 E: 0 K: 1 S: 5	H: 0 LOB: 1 BB: 1 P: 9	R: 0 E: 0 K: 0 S: 4	H: 1 LOB: 0 BB: 0 P: 4	R: 0 E: 1 K: 2 S: 8	H: 0 LOB: 2 BB: 1 P: 12	R: 0 E: 0 K: 1 S: 8	H: 1 LOB: 1 BB: 0 P: 8	R: 1 E: 0 K: 1 S: 5	H: 1 LOB: 1 BB: 2 P: 13	R: 0 E: 0 K: 2 S: 7	H: 0 LOB: 0 BB: 0 P: 7	1B: 4 2B: 1 3B: 1 HR: 0	SF: 0 SAC: 0 DP: 1 HBP: 0	WP: 0 PB: 0 SB: 0 CS: 0	PA: 36
<b>PITCHER</b> Jim Nash, R (1.1) ERA: 3.07	IP: 9.0 WLS: W BF: 36 H: 5 R: 1 ER: 1 SO: 11 BB: 4 IBB: 0 HBP: 0 BLK: 0 WP: 0 HR: 0 S: 54 P: 70 ERA: 1.00 WHIP: 1.000															<b>PITCHER</b>	IP: 9.0 WLS: W BF: 36 H: 5 R: 1 ER: 1 SO: 11 BB: 4 IBB: 0 HBP: 0 BLK: 0 WP: 0 HR: 0 S: 54 P: 70 ERA: 1.00 WHIP: 1.000					

Philadelphia Phillies @ Atlanta Braves  
Atlanta Stadium, Atlanta, GA  
Sun May 31 1970, 3:33 AM EDT  
Att: 18,482 - Unknown

AB	32
R	1
H	5
RBI	1
BB	4
SO	11
LOB	17



Batter	1	2	3	4	5	6	7	8	9	AB	R	H	RBI	BB	SO	LOB	BOTTOM			
Gil Garrido, R (1.6) OBP: 0.340, SLG: 0.412	0-0 FC 2B		0-0 1-3		0-0 1B	0-0 P2	0-0 5-3			5	1	2	0	0	0	2				
Felix Milan, R (1.4) OBP: 0.333, SLG: 0.396	0-0 4-3				0-0 4-3	0-0 HR		0-0 4-3		5	2	2	0	0	0	2				
Tony Gonzalez, L (1.8) OBP: 0.320, SLG: 0.384	0-0 P5		0-0 L7		4-0 1B	0-3 K		0-0 F5		4	1	0	0	1	1	3				
Rico Carty, R (1.7) OBP: 0.520, SLG: 0.776	4-0 FC BB		0-0 HR		0-0 1B	0-0 HR		0-0 HR		4	4	4	6	1	0	0				
Orlando Cepeda, R (1.3) OBP: 0.404, SLG: 0.612	4-0 FC BB		0-0 6-3		0-0 1B	4-0 WP		0-0 F7		3	1	1	1	2	0	0				
Mike Lum, L (1.9) OBP: 0.258, SLG: 0.246	0-3 FC		0-0 F7		0-3 K	0-0 1-3				4	0	0	0	0	1	6				
Clete Boyer, R (1.5) OBP: 0.280, SLG: 0.366		0-0 F8		0-0 5-3	4-0 FC5 1B		0-0 F8			3	0	0	0	1	0	0	AB 35			
Bob Tillman, R (1.2) OBP: 0.296, SLG: 0.418		4-0 FC1-8 BB		0-0 F8	0-0 1B		0-0 1B			3	0	2	2	1	0	0	R 9			
Jim Nash, R (1.1) OBP: 0.094, SLG: 0.161		0-0 FC1-6		0-0 5-3	0-0 FC5		0-3 K			4	0	0	0	0	1	4	H 11			
<b>Inning Stats</b>	R: 0 E: 0 K: 0 S: 6	H: 1 LOB: 3 BB: 2 P: 14	R: 0 E: 0 K: 0 S: 3	H: 0 LOB: 1 BB: 1 P: 7	R: 2 E: 0 K: 0 S: 5	H: 2 LOB: 0 BB: 0 P: 5	R: 0 E: 0 K: 0 S: 3	H: 0 LOB: 0 BB: 0 P: 3	R: 4 E: 0 K: 1 S: 9	H: 4 LOB: 2 BB: 2 P: 17	R: 2 E: 0 K: 1 S: 7	H: 2 LOB: 1 BB: 1 P: 11	R: 0 E: 0 K: 1 S: 6	H: 1 LOB: 0 BB: 0 P: 6	R: 1 E: 0 K: 0 S: 4	H: 1 LOB: 0 BB: 0 P: 4	1B: 6 2B: 2 3B: 0 HR: 3	SF: 0 SAC: 0 DP: 0 HBP: 0	WP: 1 PB: 0 SB: 0 CS: 0	PA: 41
<b>PITCHER</b> Rick Wise, R (1.1) ERA: 4.03	IP: 4.1 WLS: L BF: 23 H: 6 R: 6 ER: 6 SO: 1 BB: 4 IBB: 0 HBP: 0 BLK: 0 WP: 1 HR: 1 S: 21 P: 37 ERA: 12.46 WHIP: 2.308															<b>PITCHER</b>	IP: 4.1 WLS: L BF: 23 H: 6 R: 6 ER: 6 SO: 1 BB: 4 IBB: 0 HBP: 0 BLK: 0 WP: 1 HR: 1 S: 21 P: 37 ERA: 12.46 WHIP: 2.308			
Barry Lersch, R (5.1) ERA: 4.08	1.2 10 3 2 2 2 2 0 0 0 0 1 1 12 20 10.80 3.000															<b>PITCHER</b>	1.2 10 3 2 2 2 2 0 0 0 0 1 1 12 20 10.80 3.000			
Grant Jackson, L (7.1) ERA: 6.75	2.0 8 2 1 1 1 0 0 0 0 0 0 1 10 10 4.50 1.000															<b>PITCHER</b>	2.0 8 2 1 1 1 0 0 0 0 0 0 1 10 10 4.50 1.000			

Philadelphia Phillies @ Atlanta Braves  
Atlanta Stadium, Atlanta, GA  
Sun May 31 1970, 3:33 AM EDT  
Att: 18,482 - Unknown

AB	35
R	9
H	11
RBI	9
BB	6
SO	3
LOB	17







Batter	1	2	3	4	5	6	7	8	9	AB	R	H	RBI	BB	SO	LOB	TOP				
<b>Tommie Agee, R</b> (1, 8) OBP: 0.330, SLG: 0.385	6-3		1B					6-3		4	1	1	0	0	0	0	<b>New York Mets @ Atlanta Braves</b> Atlanta Stadium, Atlanta, GA Thu Jun 04 1970, 7:05 PM EDT Att: 19,809 - Unknown				
<b>Bud Harrelson, S</b> (1, 6) OBP: 0.406, SLG: 0.397	1B		1B				1-3	FC6-4 1B		4	0	3	1	0	0	0					
<b>Cleon Jones, R</b> (1, 7) OBP: 0.306, SLG: 0.316	1B		1B				1-3	FC6-4 1-2		4	0	1	0	0	1	2					
<b>Art Shamsky, L</b> (1, 3) OBP: 0.410, SLG: 0.521	P3		F8				1B			4	0	2	0	0	0	3					
<b>Ken Boswell, L</b> (1, 4) OBP: 0.331, SLG: 0.352	F9						G3			4	0	0	0	0	1	4					
<b>Ron Swoboda, R</b> (1, 9) OBP: 0.346, SLG: 0.407		4-3					K			4	0	0	0	0	2	1					
<b>Joe Foy, R</b> (1, 5) OBP: 0.355, SLG: 0.296		F7					4-3			4	0	0	0	0	1	1					
<b>Jerry Grote, R</b> (1, 2) OBP: 0.205, SLG: 0.257		F9					4-3			3	0	0	0	0	0	0					
<b>Tom Seaver, R</b> (1, 1) OBP: 0.200, SLG: 0.184							6-3			2	0	0	0	0	0	0					
<b>Dave Marshall, L</b> (8, PH) OBP: 0.360, SLG: 0.609										1	0	0	0	0	0	0					
<b>Tug McGraw, R</b> (8, 1) OBP: 0.333, SLG: 0.333								P6		0	0	0	0	0	0	0					
<b>Inning Stats</b>	R: 0 E: 0 K: 0 S: 5	H: 2 LOB: 2 BB: 0 P: 5	R: 0 E: 0 K: 0 S: 3	H: 0 LOB: 0 BB: 0 P: 3	R: 1 E: 0 K: 1 S: 7	H: 2 LOB: 1 BB: 0 P: 7	R: 0 E: 0 K: 1 S: 5	H: 0 LOB: 0 BB: 0 P: 5	R: 0 E: 0 K: 0 S: 4	H: 1 LOB: 1 BB: 0 P: 4	R: 0 E: 0 K: 2 S: 7	H: 0 LOB: 0 BB: 0 P: 7	R: 0 E: 0 K: 0 S: 4	H: 1 LOB: 1 BB: 0 P: 4	R: 0 E: 0 K: 1 S: 6	H: 1 LOB: 1 BB: 0 P: 6	1B: 6 2B: 1 3B: 0 HR: 0	SF: 0 SAC: 0 DP: 0 HBP: 0	WP: 0 PB: 0 CS: 0	PA: 34	
<b>PITCHER</b>	IP	WLS	BF	H	R	ER	SO	BB	IBB	HBP	BLK	WP	HR	S	P	ERA	WHIP				
<b>Pat Jarvis, R</b> (1, 1) ERA: 3.12	9.0	W	34	7	1	1	5	0	0	0	0	0	0	44	44	1.00	0.778				

Batter	1	2	3	4	5	6	7	8	9	AB	R	H	RBI	BB	SO	LOB	BOTTOM				
<b>Gil Garrido, R</b> (1, 6) OBP: 0.377, SLG: 0.421	6-3				F7					3	0	1	0	1	0	0	<b>New York Mets @ Atlanta Braves</b> Atlanta Stadium, Atlanta, GA Thu Jun 04 1970, 7:05 PM EDT Att: 19,809 - Unknown				
<b>Felix Milten, R</b> (1, 4) OBP: 0.332, SLG: 0.392	1-3				FC6-4 1B					4	1	2	0	0	0	2					
<b>Hank Aaron, R</b> (1, 9) OBP: 0.398, SLG: 0.649	4-3				FC6-4 1B					4	0	0	0	0	1	4					
<b>Rico Carty, R</b> (1, 7) OBP: 0.525, SLG: 0.782					F8					2	1	1	1	2	0	0					
<b>Mike Lum, L</b> (8, PR) OBP: 0.295, SLG: 0.246					BB					0	0	0	0	0	0	0					
<b>Orlando Cepeda, R</b> (1, 3) OBP: 0.393, SLG: 0.590					BB					4	0	1	1	0	0	1					
<b>Tony Gonzalez, L</b> (1, 8) OBP: 0.322, SLG: 0.372					BB					2	0	0	0	2	1	0					
<b>Clete Boyer, R</b> (1, 5) OBP: 0.266, SLG: 0.349					BB					4	0	0	0	0	1	5					
<b>Bob Tillman, R</b> (1, 2) OBP: 0.293, SLG: 0.400					F8					4	0	0	0	0	1	5					
<b>Pat Jarvis, R</b> (1, 1) OBP: 0.091, SLG: 0.063					F7					3	0	0	0	1	0	2					
<b>Inning Stats</b>	R: 0 E: 0 K: 0 S: 3	H: 0 LOB: 0 BB: 0 P: 3	R: 0 E: 0 K: 1 S: 5	H: 0 LOB: 0 BB: 0 P: 5	R: 0 E: 0 K: 0 S: 3	H: 0 LOB: 0 BB: 0 P: 3	R: 1 E: 1 K: 0 S: 5	H: 2 LOB: 2 BB: 2 P: 13	R: 1 E: 0 K: 1 S: 6	H: 1 LOB: 1 BB: 1 P: 10	R: 1 E: 0 K: 1 S: 6	H: 1 LOB: 0 BB: 0 P: 6	R: 0 E: 0 K: 1 S: 6	H: 1 LOB: 2 BB: 1 P: 10	R: 0 E: 0 K: 0 S: 3	H: 0 LOB: 2 BB: 2 P: 11	1B: 4 2B: 0 3B: 0 HR: 1	SF: 0 SAC: 0 DP: 0 HBP: 0	WP: 1 PB: 1 CS: 0	PA: 35	
<b>PITCHER</b>	IP	WLS	BF	H	R	ER	SO	BB	IBB	HBP	BLK	WP	HR	S	P	ERA	WHIP				
<b>Tom Seaver, R</b> (1, 1) ERA: 2.31	7.0	L	30	5	3	2	4	3	1	0	0	0	0	34	50	2.57	1.143				
<b>Tug McGraw, L</b> (8, 1) ERA: 3.91	1.0		5	0	0	0	0	2	0	0	0	0	0	3	11	0.00	2.000				

AB	34
R	1
H	7
RBI	1
BB	0
SO	5
LOB	11





Batter	1	2	3	4	5	6	7	8	9	AB	R	H	RBI	BB	SO	LOB	TOP					
Gary Sutherland, R (1, 4) OBP: 0.263, SLG: 0.238	F9		6-3		SF8 2B		BB	HR BB		3	2	1	0	2	0	0	<b>Montreal Expos @ Atlanta Braves</b> Atlanta Stadium, Atlanta, GA Sat Jun 06 1970, 7:05 PM EDT Att: 14,981 - Unknown					
Jim Gosger, L (1, 3) OBP: 0.545, SLG: 0.625	F8 BB		2B		4-3		K	HR BB		3	1	1	0	2	1	2						
Rusty Staub, L (1, 9) OBP: 0.450, SLG: 0.520	BB		6-3		SF8		K	HR		3	1	1	5	1	1	2						
Mack Jones, L (1, 7) OBP: 0.394, SLG: 0.434	F8				G3			6-3		3	0	0	0	0	1	2						
Adolfo Phillips, R (8, PH) OBP: 0.325, SLG: 0.412										2	0	0	0	0	0	0						
Ron Fairly, L (8, 3) OBP: 0.395, SLG: 0.383	2-3				K					0	0	0	0	0	0	0						
Jim Fairey, L (1, 8) OBP: 0.337, SLG: 0.404	5-3									3	1	1	0	0	0	2						
Don Hahn, R (8, PH) OBP: 0.385, SLG: 0.341					E 2B			E 2B		2	1	2	0	0	0	0						
Coco Laboy, R (1, 5) OBP: 0.251, SLG: 0.322					E8 HR			E IBB		4	3	3	2	1	0	1						
John Boccabella, R (1, 2) OBP: 0.216, SLG: 0.405	K				2H HR			E4 SH3-4		5	2	1	2	0	1	4						
Bobby Wine, R (1, 6) OBP: 0.250, SLG: 0.272	G4-6-3				F8			E6 SH3-4		4	1	0	1	1	1	2						
Bill Stoneman, R (1, 1) OBP: 0.107, SLG: 0.179								1-2 2-3 3-H		2	0	0	0	0	2	0						
Bob Bailey, R (7, PH) OBP: 0.301, SLG: 0.241					K			HR		1	0	0	0	0	0	0						
Claude Raymond, R (7, 1)					K			K		1	0	0	1	0	1	2						
<b>Inning Stats</b>	R: 0 E: 0 K: 0 S: 3	H: 0 LOB: 2 BB: 2 P: 11	R: 0 E: 0 K: 1 S: 5	H: 1 LOB: 0 BB: 0 P: 5	R: 0 E: 0 K: 1 S: 6	H: 1 LOB: 1 BB: 0 P: 6	R: 3 E: 1 K: 1 S: 8	H: 3 LOB: 0 BB: 0 P: 8	R: 1 E: 0 K: 1 S: 6	H: 1 LOB: 0 BB: 0 P: 6	R: 1 E: 0 K: 2 S: 7	H: 1 LOB: 1 BB: 1 P: 11	R: 0 E: 0 K: 0 S: 7	H: 0 LOB: 0 BB: 1 P: 19	R: 7 E: 2 K: 0 S: 7	H: 2 LOB: 0 BB: 3 P: 19	R: 0 E: 0 K: 1 S: 6	H: 1 LOB: 2 BB: 1 P: 10	1B: 3 2B: 4 3B: 0 HR: 3	SF: 1 SAC: 1 DP: 1 HBP: 0	WP: 0 PB: 0 SB: 1 CS: 0	PA: 45
<b>PITCHER</b>	IP WLS BF H R ER SO BB IBB HBP BLK WP HR S P ERA WHIP																					
Jim Nash, R (1, 1) ERA: 3.4	6.0 L 26 7 5 5 5 2 0 0 0 0 0 2 34 42 7.50 1.500																					
Mike McQueen, L (7, 1) ERA	1.1 9 1 4 2 2 1 1 0 0 0 0 0 11 19 13.50 1.500																					
Bob Priddy, R (8, 1) ERA: 5.95	0.1 3 0 0 0 0 2 0 0 0 0 0 0 1 9 0.00 6.000																					
Ron Kline, R (8, 1) ERA: 8.44	1.1 7 2 3 1 1 1 0 0 0 0 0 1 8 12 6.75 2.250																					

Batter	1	2	3	4	5	6	7	8	9	AB	R	H	RBI	BB	SO	LOB	BOTTOM					
Gil Garrido, R (1, 6) OBP: 0.362, SLG: 0.400	L6		F7		F8		1-3			4	0	0	0	0	0	3	<b>Montreal Expos @ Atlanta Braves</b> Atlanta Stadium, Atlanta, GA Sat Jun 06 1970, 7:05 PM EDT Att: 14,981 - Unknown					
Felix Milten, R (1, 4) OBP: 0.325, SLG: 0.384	5-3		FC4-6		4-3		5-3			4	0	0	0	0	0	3						
Tony Gonzalez, L (1, 8) OBP: 0.324, SLG: 0.378	F7				G6-3 HR		4-3			4	2	2	0	0	0	0						
Rico Carty, R (1, 7) OBP: 0.514, SLG: 0.757			6-3		G6-3 1B		F9			4	0	1	0	0	1	1						
Orlando Cepeda, R (1, 3) OBP: 0.388, SLG: 0.573			K		G6-3		BB HBP			4	1	1	0	0	1	2						
Bob Aspromonte, R (9, 3) OBP: 0.188, SLG: 0.133					1-2 2-3		SF9 1B			0	0	0	0	0	0	0						
Mike Lum, L (1, 9) OBP: 0.273, SLG: 0.300	F7									2	1	1	2	0	0	0						
Tommie Aaron, R (8, 9) OBP: 0.455, SLG: 0.909					HR		SF9 HBP			1	0	0	0	0	0	0						
Clete Boyer, R (1, 5) OBP: 0.273, SLG: 0.339			BB BB		L6		1-2 2-3 3-H			2	0	0	1	2	0	0						
Bob Didier, S (1, 2) OBP: 0.199			F8				SF9			1	0	0	0	1	0	1						
Hank Aaron, R (8, PH) OBP: 0.388, SLG: 0.638										0	0	0	1	0	0	0						
Mike McQueen, L (7, 1) OBP: 0.325, SLG: 0.384										0	0	0	0	0	0	0						
Bob Priddy, R (8, 1) OBP: 0.325, SLG: 0.384										0	0	0	0	0	0	0						
Ron Kline, R (8, 1) OBP: 0.325, SLG: 0.384										0	0	0	0	0	0	0						
Sonny Jackson, L (8, PH) OBP: 0.396, SLG: 0.339										1	0	0	0	0	1	0						
Jim Nash, R (1, 1) OBP: 0.118, SLG: 0.156										1	0	0	0	1	1	1						
Hal King, L (6, PH) OBP: 0.426, SLG: 0.472					FC4-6 BB		K			2	0	0	0	0	1	2						
<b>Inning Stats</b>	R: 0 E: 0 K: 0 S: 3	H: 0 LOB: 0 BB: 0 P: 3	R: 0 E: 0 K: 1 S: 5	H: 0 LOB: 0 BB: 0 P: 5	R: 0 E: 0 K: 0 S: 3	H: 0 LOB: 2 BB: 2 P: 11	R: 2 E: 0 K: 0 S: 5	H: 3 LOB: 0 BB: 0 P: 5	R: 0 E: 0 K: 1 S: 5	H: 0 LOB: 1 BB: 1 P: 9	R: 2 E: 0 K: 1 S: 7	H: 2 LOB: 2 BB: 1 P: 12	R: 0 E: 0 K: 0 S: 3	H: 0 LOB: 0 BB: 0 P: 3	R: 0 E: 0 K: 1 S: 5	H: 0 LOB: 0 BB: 0 P: 5	R: 0 E: 0 K: 1 S: 5	H: 0 LOB: 0 BB: 0 P: 5	1B: 4 2B: 0 3B: 0 HR: 1	SF: 1 SAC: 0 DP: 1 HBP: 1	WP: 0 PB: 0 SB: 0 CS: 0	PA: 36
<b>PITCHER</b>	IP WLS BF H R ER SO BB IBB HBP BLK WP HR S P ERA WHIP																					
Bill Stoneman, R (1, 1) ERA: 4.61	6.0 W 27 7 4 4 4 3 4 0 1 0 0 0 1 28 45 6.00 1.500																					
Claude Raymond, R (7, 1) ERA: 3.51	3.0 S 9 0 0 0 2 0 0 0 0 0 0 0 13 13 0.00 0.000																					





AB	36
R	12
H	10
RBI	11
BB	7
SO	8
LOB	17

Batter	1	2	3	4	5	6	7	8	9	AB	R	H	RBI	BB	SO	LOB	TOP						
Gary Sutherland, R (1.4) OBP: 0.277, SLG: 0.248										4	2	2	1	1	0	1	<b>Montreal Expos @ Atlanta Braves</b> Atlanta Stadium, Atlanta, GA Sun Jun 07 1970, 3:33 AM EDT Att: 30,801 - Unknown						
Jim Gosger, L (1.8) OBP: 0.625, SLG: 0.667										4	2	3	1	1	0	0							
Rusty Staub, L (1.9) OBP: 0.449, SLG: 0.517										3	0	1	2	1	1	3							
Mack Jones, L (1.7) OBP: 0.394, SLG: 0.429										4	1	1	2	0	0	3							
Don Hahn, R (8.7) OBP: 0.395, SLG: 0.341										0	0	0	0	0	0	0							
Coco Laboy, R (1.5) OBP: 0.265, SLG: 0.340										4	1	1	2	1	1	2							
Bob Bailey, R (1.3) OBP: 0.316, SLG: 0.361										3	2	2	2	0	0	1							
John Boccabella, R (6.3) OBP: 0.231, SLG: 0.410										2	0	1	0	0	0	0							
John Bateman, R (1.2) OBP: 0.262, SLG: 0.294										5	0	1	0	0	1	1	<b>AB 39</b> <b>R 10</b> <b>H 15</b> <b>RBI 10</b> <b>BB 4</b> <b>SO 3</b> <b>LOB 14</b>						
Bobby Wine, R (1.6) OBP: 0.249, SLG: 0.270									5	1	1	0	0	0	2								
Carl Morton, R (1.1) OBP: 0.281, SLG: 0.286										5	1	2	0	0	0	1							
<b>Inning Stats</b>	R: 2 E: 1 K: 0 S: 3	H: 1 LOB: 1 BB: 3 P: 15	R: 0 E: 1 K: 0 S: 4	H: 1 LOB: 1 BB: 4	R: 0 E: 0 K: 1 S: 5	H: 0 LOB: 1 BB: 1 P: 9	R: 1 E: 0 K: 0 S: 4	H: 1 LOB: 0 BB: 0 P: 4	R: 0 E: 0 K: 1 S: 6	H: 1 LOB: 1 BB: 0 P: 6	R: 3 E: 0 K: 0 S: 8	H: 5 LOB: 2 BB: 0 P: 8	R: 2 E: 0 K: 0 S: 4	H: 2 LOB: 0 BB: 0 P: 5	R: 2 E: 0 K: 0 S: 6	H: 3 LOB: 1 BB: 0 P: 6		R: 0 E: 0 K: 1 S: 6	H: 1 LOB: 1 BB: 0 P: 6	1B: 12 2B: 0 3B: 0 HR: 3	SF: 1 SAC: 0 DP: 1 HBP: 1	WP: 0 PB: 0 SB: 3 CS: 1	PA: 45
<b>PITCHER</b>	IP WLS BF H R ER SO BB IBB HBP BLK WP HR S P ERA WHIP																						
Phil Niekro, R (1.1) ERA: 3.79	5.2 L 28 8 6 6 2 4 0 0 0 0 2 28 44 9.53 2.118																						
Milt Pappas, R (6.1) ERA: 7.59	1.1 7 3 2 2 0 0 0 1 0 0 1 6 7 13.50 2.250																						
Larry Jaster, L (8.1) ERA: 4.96	2.0 10 4 2 2 1 0 0 0 0 0 0 12 12 9.00 2.000																						

Batter	1	2	3	4	5	6	7	8	9	AB	R	H	RBI	BB	SO	LOB	BOTTOM					
Gil Garrido, R (1.6) OBP: 0.365, SLG: 0.400										5	0	2	0	0	0	4	<b>Montreal Expos @ Atlanta Braves</b> Atlanta Stadium, Atlanta, GA Sun Jun 07 1970, 3:33 AM EDT Att: 30,801 - Unknown					
Felix Milan, R (1.4) OBP: 0.335, SLG: 0.395										4	1	2	0	1	1	3						
Hank Aaron, R (1.9) OBP: 0.386, SLG: 0.626										4	0	1	0	0	0	3						
Rico Carty, R (1.7) OBP: 0.514, SLG: 0.750										3	0	1	0	1	0	3						
Orlando Cepeda, R (1.3) OBP: 0.380, SLG: 0.561										4	0	0	0	0	3	5						
Tony Gonzalez, L (1.8) OBP: 0.317, SLG: 0.369										4	0	0	0	0	0	5						
Clete Boyer, R (1.5) OBP: 0.269, SLG: 0.333										3	0	0	0	0	1	0						
Larry Jaster, L (8.1) OBP: 0.394, SLG: 0.336										0	0	0	0	0	0	0						
Sonny Jackson, L (9, PH) OBP: 0.394, SLG: 0.336										1	0	0	0	0	1	0						
Bob Didier, S (1.2) OBP: 0.207, SLG: 0.173										4	0	1	0	0	0	0						
Phil Niekro, R (1.1) OBP: 0.143, SLG: 0.118										2	0	2	0	0	0	0						
Milt Pappas, R (6.1) OBP: 0.222, SLG: 0.176										0	0	0	0	0	0	0						
Bob Aspromonte, R (7, PH) OBP: 0.222, SLG: 0.176										2	0	1	0	0	0	1						
<b>Inning Stats</b>	R: 0 E: 0 K: 1 S: 6	H: 1 LOB: 1 BB: 0 P: 6	R: 0 E: 0 K: 2 S: 7	H: 0 LOB: 0 BB: 0 P: 7	R: 0 E: 0 K: 0 S: 3	H: 1 LOB: 0 BB: 0 P: 3	R: 0 E: 0 K: 0 S: 5	H: 2 LOB: 2 BB: 0 P: 5	R: 0 E: 0 K: 0 S: 4	H: 2 LOB: 1 BB: 0 P: 4	R: 1 E: 1 K: 1 S: 7	H: 2 LOB: 1 BB: 0 P: 7	R: 0 E: 1 K: 0 S: 4	H: 0 LOB: 1 BB: 0 P: 4	R: 0 E: 0 K: 1 S: 5	H: 0 LOB: 2 BB: 2 P: 13	R: 0 E: 0 K: 1 S: 7	H: 2 LOB: 2 BB: 0 P: 7	1B: 8 2B: 2 3B: 0 HR: 0	SF: 0 SAC: 0 DP: 2 HBP: 0	WP: 0 PB: 1 SB: 0 CS: 0	PA: 38
<b>PITCHER</b>	IP WLS BF H R ER SO BB IBB HBP BLK WP HR S P ERA WHIP																					
Carl Morton, R (1.1) ERA: 2.78	9.0 W 38 10 1 0 6 2 0 0 0 0 0 48 56 0.00 1.333																					



Batter	1	2	3	4	5	6	7	8	9	AB	R	H	RBI	BB	SO	LOB	TOP								
<b>Gil Garrido, R</b> (1, 6) OBP: 0.359, SLG: 0.392 <b>Sonny Jackson, L</b> (9, PR) OBP: 0.394, SLG: 0.336	0-0 6-3			0-0 F8		0-3 K			0-0 1B	4	0	1	0	0	1	0	<b>Atlanta Braves @ Philadelphia Phillies</b> Shibe Park, Philadelphia, PA Tue Jun 09 1970, 7:05 PM EDT Att: 15,810 - Unknown  <b>AB 28</b> <b>R 1</b> <b>H 2</b> <b>RBI 1</b> <b>BB 1</b> <b>SO 10</b> <b>LOB 2</b>  								
<b>Felix Millan, R</b> (1, 4) OBP: 0.329, SLG: 0.388	0-3 K			0-0 5-3			0-0 3-1		0-0 4-3	4	0	0	0	0	1	1									
<b>Hank Aaron, R</b> (1, 9) OBP: 0.380, SLG: 0.616	0-3 K			0-0 F7			0-0 1-3			3	0	0	0	0	1	0									
<b>Rico Carty, R</b> (1, 7) OBP: 0.511, SLG: 0.742		0-0 F2			0-0 6-3		4-0 FC5-4 BB			2	0	0	0	1	0	0									
<b>Orlando Cepeda, R</b> (1, 3) OBP: 0.375, SLG: 0.552		0-0 F7			0-0 5-3		0-0 FC5-4			3	0	0	0	0	0	1									
<b>Tony Gonzalez, L</b> (1, 8) OBP: 0.313, SLG: 0.363		0-0 F8			0-0 F9			0-3 K		3	0	0	0	0	1	0									
<b>Clete Boyer, R</b> (1, 5) OBP: 0.270, SLG: 0.350			0-0 F2			0-0 HR		0-3 K		3	1	1	1	0	1	0									
<b>Bob Tillman, R</b> (1, 2) OBP: 0.282, SLG: 0.384			0-3 K			0-3 K		0-3 K		3	0	0	0	0	3	0									
<b>Pat Jarvis, R</b> (1, 1) OBP: 0.086, SLG: 0.059 <b>Hal King, L</b> (9, PH) OBP: 0.417, SLG: 0.459			0-3 K			0-3 K		0-0 F9		2	0	0	0	0	2	0									
<b>Inning Stats</b>	R: 0 E: 0 K: 2 S: 7	H: 0 LOB: 0 BB: 0 P: 7	R: 0 E: 0 K: 0 S: 3	H: 0 LOB: 0 BB: 0 P: 3	R: 0 E: 0 K: 0 S: 7	H: 0 LOB: 0 BB: 0 P: 7	R: 0 E: 0 K: 0 S: 3	H: 0 LOB: 0 BB: 0 P: 3	R: 1 E: 0 K: 3 S: 10	H: 1 LOB: 0 BB: 0 P: 10	R: 0 E: 0 K: 0 S: 3	H: 0 LOB: 1 BB: 1 P: 7	R: 0 E: 0 K: 3 S: 9	H: 0 LOB: 0 BB: 0 P: 9	R: 0 E: 0 K: 0 S: 3	H: 1 LOB: 1 BB: 0 P: 3	1B: 1 2B: 0 3B: 0 HR: 1	SF: 0 SAC: 0 DP: 0 HBP: 0	WP: 0 PB: 0 SB: 0 CS: 0	PA: 29					
<b>PITCHER</b>	IP	WLS	BF	H	R	ER	SO	BB	IBB	HBP	BLK	WP	HR	S	P	ERA	WHIP								
<b>Jim Bunning, R</b> (1, 1) ERA: 2.92 <b>Dick Selma, R</b> (6, 1) ERA: 3.49	5.1	W	17	1	1	1	5	0	0	0	0	0	1	27	27	1.69	0.188								

Batter	1	2	3	4	5	6	7	8	9	AB	R	H	RBI	BB	SO	LOB	BOTTOM								
<b>Tony Taylor, R</b> (1, 5) OBP: 0.347, SLG: 0.417	0-0 4-3		0-3 K		0-0 F9		0-0 G3			4	0	0	0	0	1	2	<b>Atlanta Braves @ Philadelphia Phillies</b> Shibe Park, Philadelphia, PA Tue Jun 09 1970, 7:05 PM EDT Att: 15,810 - Unknown  <b>AB 30</b> <b>R 2</b> <b>H 8</b> <b>RBI 2</b> <b>BB 2</b> <b>SO 9</b> <b>LOB 12</b>  								
<b>Denny Doyle, L</b> (1, 4) OBP: 0.285, SLG: 0.323	0-0 E9 1B		4-0 CS BB			0-0 F9		0-3 K		3	0	1	0	1	1	0									
<b>Ron Stone, L</b> (1, 7) OBP: 0.354, SLG: 0.466	0-0 4-3		0-3 K			0-0 1B		0-3 K		4	0	1	0	0	2	2									
<b>Deron Johnson, R</b> (1, 3) OBP: 0.310, SLG: 0.422		4-0 2B 1B BB		0-3 K		0-0 P4		0-0 1B		3	1	1	0	1	1	1									
<b>Byron Browne, R</b> (1, 8) OBP: 0.317, SLG: 0.468		0-0 F9		0-0 5-3		0-0 1B		0-3 K		4	0	1	0	0	1	2									
<b>Larry Hisle, R</b> (1, 9) OBP: 0.319, SLG: 0.368		0-0 F7		0-3 K		0-3 K				3	0	0	0	0	2	3									
<b>Larry Bowa, S</b> (1, 6) OBP: 0.279, SLG: 0.269		0-0 1B 2B			0-0 5-3		0-0 P6			3	1	1	0	0	0	0									
<b>Doc Edwards, R</b> (1, 2) OBP: 0.500, SLG: 0.455		0-0 2H 3H 1B			0-0 F5		0-0 1B			3	0	2	2	0	0	0									
<b>Jim Bunning, R</b> (1, 1) OBP: 0.167, SLG: 0.091 <b>Dick Selma, R</b> (6, 1)		0-0 1-3			0-0 1B		0-3 K			2	0	1	0	0	0	1									
<b>Inning Stats</b>	R: 0 E: 1 K: 0 S: 3	H: 1 LOB: 1 BB: 0 P: 3	R: 2 E: 0 K: 0 S: 5	H: 2 LOB: 1 BB: 1 P: 9	R: 0 E: 0 K: 2 S: 6	H: 0 LOB: 0 BB: 1 P: 10	R: 0 E: 0 K: 2 S: 7	H: 0 LOB: 0 BB: 0 P: 7	R: 0 E: 0 K: 0 S: 4	H: 1 LOB: 1 BB: 0 P: 4	R: 0 E: 0 K: 1 S: 7	H: 2 LOB: 2 BB: 0 P: 7	R: 0 E: 0 K: 1 S: 6	H: 1 LOB: 1 BB: 0 P: 6	R: 0 E: 0 K: 3 S: 10	H: 1 LOB: 1 BB: 0 P: 10	1B: 7 2B: 1 3B: 0 HR: 0	SF: 0 SAC: 0 DP: 0 HBP: 0	WP: 0 PB: 0 SB: 0 CS: 1	PA: 32					
<b>PITCHER</b>	IP	WLS	BF	H	R	ER	SO	BB	IBB	HBP	BLK	WP	HR	S	P	ERA	WHIP								
<b>Pat Jarvis, R</b> (1, 1) ERA: 3.05	8.0	L	32	8	2	2	9	2	0	0	0	0	0	48	56	2.25	1.250								

Batter	1	2	3	4	5	6	7	8	9	AB	R	H	RBI	BB	SO	LOB	TOP		
<b>Gil Garrido, R</b> OBP: 0.361, SLG: 0.392 (1, 6)										5	1	2	0	0	0	1			
<b>Felix Milan, R</b> OBP: 0.322, SLG: 0.381 (1, 4)										4	0	0	1	0	0	1			
<b>Hank Aaron, R</b> OBP: 0.381, SLG: 0.608 (1, 9)										4	0	1	0	1	0	2			
<b>Rico Carty, R</b> OBP: 0.500, SLG: 0.722 (1, 7)										5	0	0	0	0	0	5			
<b>Orlando Cepeda, R</b> OBP: 0.377, SLG: 0.549 (1, 3)										3	1	1	1	1	0	0			
<b>Tony Gonzalez, L</b> OBP: 0.311, SLG: 0.360 (1, 8)										4	1	1	0	0	1	2			
<b>Clete Boyer, R</b> OBP: 0.279, SLG: 0.351 (1, 5)										2	1	1	0	2	0	0			
<b>Bob Tillman, R</b> OBP: 0.293, SLG: 0.382 (1, 2)										3	1	1	2	1	1	1			
<b>George Stone, L</b> OBP: 0.306, SLG: 0.273 (1, 1)										4	0	2	1	0	0	2			
<b>Inning Stats</b>	R: 0 E: 0 K: 0 S: 4	H: 1 LOB: 1 BB: 0 P: 4	R: 4 E: 0 K: 0 S: 7	H: 4 LOB: 2 BB: 2 P: 15	R: 0 E: 0 K: 1 S: 5	H: 0 LOB: 1 BB: 1 P: 9	R: 0 E: 0 K: 0 S: 3	H: 0 LOB: 0 BB: 0 P: 3	R: 0 E: 0 K: 1 S: 5	H: 1 LOB: 1 BB: 1 P: 9	R: 1 E: 0 K: 0 S: 5	H: 2 LOB: 2 BB: 1 P: 9	R: 0 E: 0 K: 0 S: 4	H: 1 LOB: 1 BB: 0 P: 4	R: 0 E: 0 K: 0 S: 3	H: 0 LOB: 0 BB: 0 P: 3	1B: 9 2B: 0 3B: 0 HR: 0	SF: 1 SAC: 0 DP: 0 HBP: 0	WP: 0 PA: 41 CS: 1
<b>PITCHER</b>	IP	WLS	BF	H	R	ER	SO	BB	IBB	HBP	BLK	WP	HR	S	P	ERA	WHIP		
<b>Chris Short, L</b> ERA: 5.18 (1, 1)	6.0	L	27	6	4	4	2	4	0	0	0	0	0	27	43	6.00	1.667		
<b>Lowell Palmer, R</b> ERA: 4.0 (7, 1)	2.0		10	3	1	1	0	0	1	0	0	0	0	9	13	4.50	1.500		
<b>Barry Lersch, R</b> ERA: 3.66 (9, 1)	1.0		3	0	0	0	0	0	0	0	0	0	0	3	3	0.00	0.000		

Atlanta Braves @ Philadelphia Phillies  
 Shibe Park, Philadelphia, PA  
 Wed Jun 10 1970, 7:05 PM EDT  
 Att: 9,213 - Unknown

AB	34
R	5
H	9
RBI	5
BB	5
SO	2
LOB	14



Batter	1	2	3	4	5	6	7	8	9	AB	R	H	RBI	BB	SO	LOB	BOTTOM		
<b>Tony Taylor, R</b> OBP: 0.351, SLG: 0.425 (1, 5)										4	1	2	0	0	1	0			
<b>Larry Bowa, S</b> OBP: 0.275, SLG: 0.264 (1, 6)										3	0	0	0	0	0	1			
<b>Larry Hise, R</b> OBP: 0.313, SLG: 0.362 (1, 9)										3	0	0	1	0	1	1			
<b>Deron Johnson, R</b> OBP: 0.309, SLG: 0.416 (1, 3)										3	0	0	0	1	1	0			
<b>Rick Joseph, R</b> OBP: 0.231, SLG: 0.432 (1, 7)										4	0	0	0	0	0	2			
<b>Byron Browne, R</b> OBP: 0.317, SLG: 0.464 (1, 8)										3	0	1	0	0	0	0			
<b>Terry Harmon, R</b> OBP: 0.275, SLG: 0.200 (1, 4)										1	0	0	0	2	0	0			
<b>Doc Edwards, R</b> OBP: 0.400, SLG: 0.357 (1, 2)										3	0	0	0	0	0	3			
<b>Chris Short, R</b> OBP: 0.050, SLG: 0.053 (1, 1)										1	0	0	0	0	1	0			
<b>Scott Reid, L</b> OBP: 0.259, SLG: 0.136 (6, PH)										1	0	0	0	0	1	0			
<b>Lowell Palmer, R</b> OBP: 0.400, SLG: 0.556 (7, 1)										0	0	0	0	0	0	0			
<b>Jim Hutto, R</b> OBP: 0.261, SLG: 0.302 (8, PH)										1	0	0	0	0	0	1			
<b>Barry Lersch, S</b> OBP: 0.261, SLG: 0.302 (9, 1)										0	0	0	0	0	0	1			
<b>Inning Stats</b>	R: 1 E: 0 K: 0 S: 4	H: 1 LOB: 0 BB: 0 P: 4	R: 0 E: 0 K: 0 S: 3	H: 1 LOB: 1 BB: 1 P: 7	R: 0 E: 0 K: 1 S: 5	H: 0 LOB: 0 BB: 0 P: 5	R: 0 E: 0 K: 0 S: 3	H: 0 LOB: 0 BB: 0 P: 3	R: 0 E: 0 K: 2 S: 7	H: 0 LOB: 0 BB: 0 P: 7	R: 0 E: 0 K: 2 S: 7	H: 0 LOB: 0 BB: 0 P: 7	R: 0 E: 0 K: 0 S: 3	H: 0 LOB: 1 BB: 1 P: 7	R: 0 E: 0 K: 0 S: 4	H: 1 LOB: 2 BB: 1 P: 8	1B: 2 2B: 1 3B: 0 HR: 0	SF: 1 SAC: 1 DP: 1 HBP: 0	WP: 0 PA: 32 CS: 0
<b>PITCHER</b>	IP	WLS	BF	H	R	ER	SO	BB	IBB	HBP	BLK	WP	HR	S	P	ERA	WHIP		
<b>George Stone, L</b> ERA: 3.21 (1, 1)	9.0	W	32	3	1	1	5	3	0	0	0	0	0	39	51	1.00	0.667		


Atlanta Braves @ Philadelphia Phillies  
 Shibe Park, Philadelphia, PA  
 Wed Jun 10 1970, 7:05 PM EDT  
 Att: 9,213 - Unknown

AB	27
R	1
H	3
RBI	1
BB	3
SO	5
LOB	8




Batter	1	2	3	4	5	6	7	8	9	AB	R	H	RBI	BB	SO	LOB	TOP										
<b>Gil Garrido, R</b> OBP: 0.375, SLG: 0.405 (1, 6)										5	2	3	0	0	0	0	<b>Atlanta Braves @ Philadelphia Phillies</b> Shibe Park, Philadelphia, PA Thu Jun 11 1970, 7:05 PM EDT Att: 7,862 - Unknown										
<b>Felix Milan, R</b> OBP: 0.324, SLG: 0.386 (1, 4)										5	2	2	0	0	0	2											
<b>Hank Aaron, R</b> OBP: 0.381, SLG: 0.606 (1, 9)										4	0	1	0	1	0	2											
<b>Rico Carty, R</b> OBP: 0.493, SLG: 0.719 (1, 7)										5	1	1	1	0	0	3											
<b>Orlando Cepeda, R</b> OBP: 0.384, SLG: 0.553 (1, 3)										4	0	3	2	0	0	0											
<b>Tony Gonzalez, L</b> OBP: 0.305, SLG: 0.352 (1, 8)										4	0	0	0	0	0	3											
<b>Clete Boyer, R</b> OBP: 0.283, SLG: 0.348 (1, 5)										2	0	0	0	2	1	0											
<b>Bob Tillman, R</b> OBP: 0.302, SLG: 0.388 (1, 2)										4	1	2	0	0	0	1											
<b>Jim Nash, R</b> OBP: 0.111, SLG: 0.147 <b>Hoyt Wilhelm, R</b> (7, 1)										2	0	0	0	0	2	4											
<b>Bob Priddy, R</b> OBP: 0.600, SLG: 0.500 (8, 1)										1	0	0	0	0	0	0											
<b>Inning Stats</b>	R: 0 E: 0 K: 0 S: 3	H: 0 LOB: 0 BB: 0 P: 3	R: 0 E: 0 K: 1 S: 7	H: 2 LOB: 3 BB: 1 P: 11	R: 2 E: 0 K: 0 S: 6	H: 3 LOB: 1 BB: 0 P: 6	R: 0 E: 0 K: 1 S: 4	H: 0 LOB: 1 BB: 1 P: 8	R: 2 E: 0 K: 0 S: 5	H: 3 LOB: 1 BB: 1 P: 9	R: 0 E: 0 K: 0 S: 3	H: 0 LOB: 0 BB: 0 P: 3	R: 0 E: 0 K: 0 S: 3	H: 0 LOB: 0 BB: 0 P: 3	R: 0 E: 1 K: 0 S: 4	H: 1 LOB: 1 BB: 0 P: 4	1B: 9 2B: 4 3B: 1 HR: 0	SF: 0 SAC: 1 DP: 3 HBP: 0	WP: 0 PB: 0 CS: 1	PA: 40							
<b>PITCHER</b>	IP	WLS	BF	H	R	ER	SO	BB	IBB	HBP	BLK	WP	HR	S	P	ERA	WHIP										
<b>Rick Wise, R</b> ERA: 4.0 (1, 1)	7.0	L	33	11	6	4	3	2	1	0	0	0	0	36	48	5.14	1.857										
<b>Bill Wilson, R</b> ERA: 3.25 (8, 1)	2.0		7	1	0	0	0	0	0	0	0	0	0	7	7	0.00	0.500										

AB 36  
R 6  
H 12  
RBI 3  
BB 3  
SO 3  
LOB 15



Batter	1	2	3	4	5	6	7	8	9	AB	R	H	RBI	BB	SO	LOB	BOTTOM										
<b>Tony Taylor, R</b> OBP: 0.346, SLG: 0.415 (1, 5) (9, 4)										4	0	0	1	1	1	0	<b>Atlanta Braves @ Philadelphia Phillies</b> Shibe Park, Philadelphia, PA Thu Jun 11 1970, 7:05 PM EDT Att: 7,862 - Unknown										
<b>Oscar Gamble, L</b> OBP: 0.162, SLG: 0.167 (1, 9)										4	1	1	1	1	1	0											
<b>Ron Stone, L</b> OBP: 0.350, SLG: 0.457 (1, 7) (9, 3)										4	0	1	1	0	0	3											
<b>Deron Johnson, R</b> OBP: 0.317, SLG: 0.425 (1, 3) (9, 5)										3	0	2	0	1	0	1											
<b>Scott Reid, L</b> OBP: 0.226, SLG: 0.115 (1, 8)										4	0	0	0	0	1	3											
<b>Terry Harmon, R</b> OBP: 0.256, SLG: 0.184 <b>Byron Browne, R</b> (8, FH) OBP: 0.315, SLG: 0.460 (9, 7)										3	0	0	0	0	0	1											
<b>Larry Bowa, S</b> OBP: 0.279, SLG: 0.269 (1, 6)										4	1	2	0	0	0	1											
<b>Doc Edwards, R</b> OBP: 0.368, SLG: 0.333 (1, 2)										4	1	1	0	0	0	2											
<b>Rick Wise, R</b> OBP: 0.207, SLG: 0.148 <b>Rick Joseph, R</b> (7, FH) OBP: 0.250, SLG: 0.432 <b>Bill Wilson, R</b> (8, 1) <b>Jim Hutto, R</b> (8, FH) OBP: 0.277, SLG: 0.386 (9, 1)										2	0	0	0	0	1	0											
<b>Inning Stats</b>	R: 0 E: 0 K: 0 S: 3	H: 0 LOB: 0 BB: 0 P: 3	R: 0 E: 0 K: 1 S: 7	H: 2 LOB: 2 BB: 0 P: 7	R: 1 E: 0 K: 1 S: 7	H: 2 LOB: 1 BB: 0 P: 7	R: 0 E: 0 K: 0 S: 3	H: 0 LOB: 0 BB: 0 P: 3	R: 0 E: 0 K: 1 S: 5	H: 0 LOB: 1 BB: 1 P: 9	R: 2 E: 0 K: 0 S: 4	H: 2 LOB: 2 BB: 3 P: 16	R: 0 E: 0 K: 0 S: 4	H: 1 LOB: 1 BB: 0 P: 4	R: 1 E: 0 K: 1 S: 6	H: 1 LOB: 0 BB: 0 P: 6		1B: 5 2B: 2 3B: 0 HR: 1	SF: 0 SAC: 0 DP: 1 HBP: 0	WP: 0 PB: 0 CS: 0	PA: 38						
<b>PITCHER</b>	IP	WLS	BF	H	R	ER	SO	BB	IBB	HBP	BLK	WP	HR	S	P	ERA	WHIP										
<b>Jim Nash, R</b> ERA: 3.47 (1, 1)	6.1	W	28	6	3	3	3	3	0	0	0	0	0	31	43	4.26	1.421										
<b>Hoyt Wilhelm, R</b> ERA: 3.44 (7, 1)	0.2		3	1	0	0	0	1	0	0	0	0	0	2	6	0.00	3.000										
<b>Bob Priddy, R</b> ERA: 5.82 (8, 1)	2.0	S	7	1	1	1	1	0	0	0	0	0	1	9	9	4.50	0.500										

AB 34  
R 4  
H 8  
RBI 4  
BB 4  
SO 4  
LOB 12



Batter	1	2	3	4	5	6	7	8	9	AB	R	H	RBI	BB	SO	LOB	TOP					
<b>Gil Garrido, R</b> OBP: 0.359, SLG: 0.386 (1, 6)	5-3		E6		F8		G6-3			4	0	0	0	0	0	4	<b>Atlanta Braves @ New York Mets</b> Shea Stadium, Flushing, NY Fri Jun 12 1970, 7:05 PM EDT Att. 46,710 - Cloudy					
<b>Felix Milan, R</b> OBP: 0.322, SLG: 0.388 (1, 4)	2B		F3		P4		F8			4	0	1	0	0	0	4						
<b>Hank Aaron, R</b> OBP: 0.383, SLG: 0.609 (1, 9)	K		K			1B		2B		4	0	2	0	0	2	3						
<b>Rico Carty, R</b> OBP: 0.489, SLG: 0.708 (1, 7)	1-3			BB		G4-6-3		4-3		3	0	0	0	1	0	3						
<b>Orlando Cepeda, R</b> OBP: 0.382, SLG: 0.562 (1, 3)		5-3		P6		HR		5-3		4	1	1	1	0	0	2						
<b>Tony Gonzalez, L</b> OBP: 0.304, SLG: 0.350 (1, 8)	1-3		F8		F8		1B	F8		4	0	1	0	0	0	2						
<b>Clete Boyer, R</b> OBP: 0.278, SLG: 0.340 (1, 5)	F8		F8		F8		F2		K	4	0	0	0	0	1	2						
<b>Bob Tillman, R</b> OBP: 0.315, SLG: 0.390 (1, 2)					1-3			F8		2	0	1	0	1	0	0						
<b>Hal King, L</b> OBP: 0.408, SLG: 0.447 (7, 2)			FC4-6				G6-3	1B		1	0	0	0	0	0	0						
<b>Phil Niekro, R</b> OBP: 0.162, SLG: 0.114 <b>Sonny Jackson, L</b> OBP: 0.398, SLG: 0.341 <b>Larry Jaster, L</b> OBP: 0.211, SLG: 0.167 (7, 1)			FC4-6				G6-3	1B		1	0	0	0	1	0	1						
<b>Bob Aspromonte, R</b> OBP: 0.211, SLG: 0.167 (8, PH)							1-2	1B		1	0	0	0	0	0	0						
<b>Inning Stats</b>	R: 0 E: 0 K: 1 S: 6	H: 1 LOB: 1 BB: 0 P: 6	R: 0 E: 0 K: 0 S: 3	H: 0 LOB: 0 BB: 0 P: 3	R: 0 E: 1 K: 1 S: 7	H: 1 LOB: 2 BB: 0 P: 7	R: 0 E: 0 K: 0 S: 3	H: 0 LOB: 1 BB: 1 P: 7	R: 0 E: 0 K: 0 S: 3	H: 0 LOB: 1 BB: 0 P: 7	R: 1 E: 0 K: 0 S: 5	H: 3 LOB: 1 BB: 0 P: 5	R: 0 E: 0 K: 0 S: 3	H: 1 LOB: 1 BB: 0 P: 7	R: 0 E: 0 K: 0 S: 4	H: 1 LOB: 1 BB: 0 P: 4	R: 0 E: 0 K: 1 S: 5	H: 0 LOB: 0 BB: 0 P: 5	1B: 4 2B: 2 HR: 1	SF: 0 SAC: 0 DP: 2 HBP: 0	WP: 0 PB: 0 CS: 0	PA: 36
<b>PITCHER</b>	IP	WLS	BF	H	R	ER	SO	BB	IBB	HBP	BLK	WP	HR	S	P	ERA	WHIP					
<b>Gary Gentry, R</b> ERA: 3.31 <b>Ron Taylor, R</b> ERA: 2.16	(1, 1)	7.0	W	29	6	1	1	2	3	0	0	0	0	30	42	1.29	1.286					
<b>PITCHER</b>	IP	WLS	BF	H	R	ER	SO	BB	IBB	HBP	BLK	WP	HR	S	P	ERA	WHIP					

Batter	1	2	3	4	5	6	7	8	9	AB	R	H	RBI	BB	SO	LOB	BOTTOM				
<b>Tommie Agee, R</b> OBP: 0.332, SLG: 0.434 (1, 8)	F9			HR	PB		1B	HR		5	4	4	2	0	0	0	<b>Atlanta Braves @ New York Mets</b> Shea Stadium, Flushing, NY Fri Jun 12 1970, 7:05 PM EDT Att. 46,710 - Cloudy				
<b>Bud Harrelson, S</b> OBP: 0.399, SLG: 0.390 (1, 6)	F7			F8	1B		SH3-4	F8		4	1	1	1	0	0	0					
<b>Cleon Jones, R</b> OBP: 0.299, SLG: 0.314 (1, 7)	K			S	E5		1B			4	1	2	0	0	1	1					
<b>Art Shamsky, L</b> OBP: 0.392, SLG: 0.509 <b>Ron Taylor, R</b> ERA: 2.16 (8, 1)	K			6-3	1B		SF8			3	0	1	2	0	1	1					
<b>Dave Marshall, L</b> OBP: 0.324, SLG: 0.476 (1, 9)	3-1			1-2	1B		F9			0	0	0	0	0	0	0					
<b>Ken Boswell, L</b> OBP: 0.329, SLG: 0.362 (1, 4)	K			1B			2-3	1B		4	0	1	1	0	0	3					
<b>Wayne Garrett, L</b> OBP: 0.410, SLG: 0.438 (1, 5)				6-3			4-3	HR		4	1	2	0	0	0	3					
<b>Jerry Grote, R</b> OBP: 0.213, SLG: 0.246 (1, 2)				G1-6-3			1-6-3	F8		4	0	0	0	0	0	3					
<b>Gary Gentry, R</b> ERA: 3.83 <b>Mike Jorgensen, L</b> ERA: 6.39 (8, 3)	K			K			6-3	HR		3	0	0	0	0	2	1					
<b>Inning Stats</b>	R: 0 E: 0 K: 1 S: 5	H: 0 LOB: 0 BB: 0 P: 5	R: 0 E: 0 K: 2 S: 7	H: 0 LOB: 0 BB: 0 P: 7	R: 0 E: 0 K: 1 S: 5	H: 1 LOB: 0 BB: 0 P: 5	R: 2 E: 0 K: 0 S: 6	H: 3 LOB: 2 BB: 1 P: 10	R: 2 E: 1 K: 1 S: 9	H: 3 LOB: 2 BB: 0 P: 9	R: 0 E: 0 K: 0 S: 4	H: 1 LOB: 1 BB: 0 P: 4	R: 1 E: 0 K: 0 S: 5	H: 2 LOB: 1 BB: 0 P: 5	R: 3 E: 0 K: 1 S: 8	H: 3 LOB: 0 BB: 0 P: 8		1B: 9 2B: 1 3B: 0 HR: 3	SF: 1 SAC: 1 DP: 1 HBP: 0	WP: 1 PB: 1 CS: 0	PA: 38
<b>PITCHER</b>	IP	WLS	BF	H	R	ER	SO	BB	IBB	HBP	BLK	WP	HR	S	P	ERA	WHIP				
<b>Phil Niekro, R</b> ERA: 3.83 <b>Larry Jaster, L</b> ERA: 6.39	(1, 1)	6.0	L	27	8	4	3	5	1	0	0	0	0	36	40	4.50	1.500				
<b>PITCHER</b>	IP	WLS	BF	H	R	ER	SO	BB	IBB	HBP	BLK	WP	HR	S	P	ERA	WHIP				



livebaseballscores.com

livebaseballscores.com



Batter	1	2	3	4	5	6	7	8	9	AB	R	H	RBI	BB	SO	LOB	TOP		
<b>Gil Garrido, R</b> OBP: 0.354, SLG: 0.374 (1,6)	4-0 BB G6-3		0-0 F9			0-0 P3		0-0 F8		3	0	0	0	1	0	1			
<b>Felix Millan, R</b> OBP: 0.321, SLG: 0.386 (1,4)	0-0 G6-3 1-2			0-0 F9			0-0 F8		0-0 FC6-4 1B	4	0	1	0	0	0	1			
<b>Hank Aaron, R</b> OBP: 0.377, SLG: 0.597 (1,9)	0-3 K			0-0 P6			0-3 K		0-0 FC6-4 WP 1-2	4	0	0	0	0	2	1			
<b>Rico Carty, R</b> OBP: 0.489, SLG: 0.709 (1,7)		0-0 2B		0-0 F7			0-0 1B		0-3 K 1-2	4	0	2	0	0	1	1			
<b>Orlando Cepeda, R</b> OBP: 0.375, SLG: 0.551 (1,3)		0-0 P6			0-0 5-3		0-0 F8		0-0 P6	4	0	0	0	0	0	3			
<b>Tony Gonzalez, L</b> OBP: 0.304, SLG: 0.349 (1,8)		0-3 K			0-0 1-3			0-0 5-3 1B		3	1	1	0	0	1	1			
<b>Clete Boyer, R</b> OBP: 0.274, SLG: 0.335 (1,5)		0-0 6-3			0-0 F9			0-0 F8		3	0	0	0	0	0	2			
<b>Bob Tillman, R</b> OBP: 0.304, SLG: 0.376 (1,2)			0-0 F8			0-0 6-3		0-0 5-3		3	0	0	0	0	0	1			
<b>Mike McQueen, L</b> (1,1)				0-0 F5				0-0 1B		1	0	0	0	0	0	0			
<b>Mitt Pappas, R</b> (4,1)								0-0 1B		1	0	0	0	0	1	0			
<b>Bob Aspromonte, R</b> OBP: 0.250, SLG: 0.211 (8, PH)								0-0 1B		1	0	1	1	0	0	0			
<b>Ron Kline, R</b> (8,1)								2-H 1B		0	0	0	0	0	0	0			
<b>Inning Stats</b>	R: 0 E: 0 K: 1 S: 4	H: 0 LOB: 0 BB: 1 P: 8	R: 0 E: 0 K: 1 S: 6	H: 1 LOB: 1 BB: 0 P: 6	R: 0 E: 0 K: 0 S: 3	H: 0 LOB: 0 BB: 0 P: 3	R: 0 E: 0 K: 0 S: 3	H: 0 LOB: 0 BB: 0 P: 3	R: 0 E: 0 K: 1 S: 5	H: 0 LOB: 0 BB: 0 P: 5	R: 0 E: 0 K: 1 S: 6	H: 1 LOB: 1 BB: 0 P: 6	R: 1 E: 0 K: 0 S: 5	H: 2 LOB: 1 BB: 0 P: 5	R: 0 E: 0 K: 1 S: 6	H: 1 LOB: 1 BB: 0 P: 6	1B: 4 2B: 1 3B: 0 HR: 0	SF: 0 SAC: 0 DP: 1 HBP: 0	WP: 1 PA: 32
<b>PITCHER</b> <b>Ray Sadecki, L</b> ERA: 2.81 (1,1)	IP: 9.0 WLS: W BF: 32 H: 5 R: 1 ER: 1 SO: 5 BB: 1 IBB: 0 HBP: 0 BLK: 0 WP: 1 HR: 0 S: 41 P: 45 ERA: 1.00 WHIP: 0.667																		

Atlanta Braves @ New York Mets  
Shea Stadium, Flushing, NY  
Sat Jun 13 1970, 7:05 PM EDT  
Att: 41,515 - Unknown

AB	31
R	1
H	5
RBI	1
BB	1
SO	5
LOB	11



Batter	1	2	3	4	5	6	7	8	9	AB	R	H	RBI	BB	SO	LOB	BOTTOM		
<b>Tommie Agee, R</b> OBP: 0.335, SLG: 0.453 (1,8)	0-3 K		0-0 HR	0-0 1B 2B			0-0 P4			4	1	2	2	0	1	0			
<b>Bud Harrelson, S</b> OBP: 0.405, SLG: 0.394 (1,6)	4-0 F9-4 1B BB		0-0 2B 1B	0-0 L4-3 1B			0-3 K			3	0	2	1	1	1	0			
<b>Cleon Jones, R</b> OBP: 0.302, SLG: 0.323 (1,7)	0-0 1-2 1B		0-0 1-3 2B	0-0 L4-3 1-2			0-0 4-1			4	0	2	0	0	0	2			
<b>Donn Clendenon, R</b> OBP: 0.325, SLG: 0.505 (1,3)	0-0 F9-4 2-3		0-0 L6		0-3 K			0-0 2B		4	0	1	0	0	1	4			
<b>Ron Swoboda, R</b> OBP: 0.320, SLG: 0.361 (1,9)		0-0 5-3	0-0 F8		0-0 5-3			0-3 K		4	0	0	0	0	1	3			
<b>Joe Foy, R</b> OBP: 0.364, SLG: 0.320 (1,5)		0-0 P6		0-0 1B 1B		0-3 K		0-0 F8		4	1	1	0	0	1	1			
<b>Duffy Dyer, R</b> OBP: 0.322, SLG: 0.216 (1,2)		4-0 BB		0-0 1B 2B 1B		0-0 4-3		0-0 5-3		3	1	1	0	1	0	1			
<b>Al Weis, S</b> OBP: 0.288, SLG: 0.305 (1,4)		0-0 6-3		0-0 2B 1B 1B		0-0 P4				3	1	1	1	0	0	1			
<b>Ray Sadecki, L</b> OBP: 0.176, SLG: 0.125 (1,1)			0-0 F9	0-0 K		0-0 3-1				3	0	0	0	0	1	2			
<b>Inning Stats</b>	R: 0 E: 0 K: 1 S: 5	H: 1 LOB: 1 BB: 1 P: 9	R: 0 E: 0 K: 0 S: 3	H: 0 LOB: 1 BB: 1 P: 7	R: 1 E: 0 K: 0 S: 6	H: 3 LOB: 2 BB: 0 P: 6	R: 3 E: 0 K: 1 S: 9	H: 5 LOB: 1 BB: 0 P: 9	R: 0 E: 0 K: 2 S: 7	H: 0 LOB: 0 BB: 0 P: 7	R: 0 E: 0 K: 0 S: 3	H: 0 LOB: 0 BB: 0 P: 3	R: 0 E: 0 K: 1 S: 5	H: 0 LOB: 0 BB: 0 P: 5	R: 0 E: 0 K: 1 S: 6	H: 1 LOB: 1 BB: 0 P: 6	1B: 6 2B: 5 3B: 0 HR: 1	SF: 0 SAC: 0 DP: 2 HBP: 0	WP: 0 PA: 34
<b>PITCHER</b> <b>Mike McQueen, L</b> ERA: 7.71 (1,1)	IP: 3.1 WLS: L BF: 19 H: 8 R: 4 ER: 4 SO: 2 BB: 2 IBB: 0 HBP: 0 BLK: 0 WP: 0 HR: 1 S: 21 P: 29 ERA: 10.80 WHIP: 3.000																		
<b>Mitt Pappas, R</b> ERA: 6.49 (4,1)	3.2	11	1	0	0	3	0	0	0	0	0	0	17	17	0.00	0.273			
<b>Ron Kline, R</b> ERA: 7.11 (8,1)	1.0	4	1	0	0	1	0	0	0	0	0	0	6	6	0.00	1.000			

Atlanta Braves @ New York Mets  
Shea Stadium, Flushing, NY  
Sat Jun 13 1970, 7:05 PM EDT  
Att: 41,515 - Unknown

AB	32
R	4
H	10
RBI	4
BB	2
SO	6
LOB	14



Batter	1	2	3	4	5	6	7	8	9	AB	R	H	RBI	BB	SO	LOB	TOP					
<b>Gil Garrido, R</b> OBP: 0.350, SLG: 0.368 (1, 6)										4	1	1	0	0	1	1	<b>Atlanta Braves @ New York Mets</b> Shea Stadium, Flushing, NY Sun Jun 14 1970, 3:33 AM EDT Att: 52,674 - Sunny					
<b>Felix Milan, R</b> OBP: 0.324, SLG: 0.396 (1, 4)										4	2	2	0	0	0	0						
<b>Hank Aaron, R</b> OBP: 0.374, SLG: 0.594 (1, 9)										1	1	0	2	1	0	0						
<b>Rico Carty, R</b> OBP: 0.494, SLG: 0.709 (1, 7)										4	0	3	2	0	0	0						
<b>Orlando Cepeda, R</b> OBP: 0.369, SLG: 0.540 (1, 3)										4	0	0	0	0	0	3						
<b>Tony Gonzalez, L</b> OBP: 0.299, SLG: 0.342 (1, 8)										4	0	0	0	0	0	2						
<b>Clete Boyer, R</b> OBP: 0.299, SLG: 0.328 (1, 5)										4	0	0	0	0	1	0						
<b>Bob Tillman, R</b> OBP: 0.305, SLG: 0.409 (1, 2)										3	1	1	1	0	2	0						
<b>Bob Priddy, R</b> OBP: 0.500, SLG: 0.500 (6, 1)										0	0	0	0	0	0	0						
<b>Sonny Jackson, L</b> OBP: 0.395, SLG: 0.338 (9, FH)										1	0	0	0	0	0	0						
<b>Pat Jarvis, R</b> OBP: 0.108, SLG: 0.111 (1, 1)										2	0	1	0	0	0	0						
<b>Hal King, L</b> OBP: 0.400, SLG: 0.436 (6, 2)										1	0	0	0	0	0	0						
<b>Inning Stats</b>	R: 2 E: 0 K: 0 S: 6	H: 3 LOB: 1 BB: 0 P: 6	R: 1 E: 0 K: 0 S: 4	H: 1 LOB: 0 BB: 0 P: 4	R: 1 E: 1 K: 0 S: 4	H: 1 LOB: 1 BB: 0 P: 8	R: 0 E: 0 K: 1 S: 6	H: 1 LOB: 0 BB: 0 P: 6	R: 1 E: 0 K: 0 S: 4	H: 1 LOB: 0 BB: 0 P: 4	R: 0 E: 0 K: 2 S: 7	H: 0 LOB: 0 BB: 0 P: 7	R: 0 E: 0 K: 1 S: 5	H: 0 LOB: 0 BB: 0 P: 5	R: 0 E: 0 K: 0 S: 3	H: 1 LOB: 0 BB: 0 P: 3	R: 0 E: 0 K: 0 S: 3	H: 0 LOB: 0 BB: 0 P: 3	1B: 5 2B: 1 3B: 1 HR: 1	SF: 2 SAC: 0 DP: 1 HBP: 0	WP: 0 PB: 0 SB: 1 CS: 0	PA: 35
<b>PITCHER</b> <b>Tom Seaver, R</b> ERA: 2.41 (1, 1)	IP: 9.0 WLS: W BF: 35 H: 8 R: 5 ER: 5 SO: 4 BB: 1 IBB: 0 HBP: 0 BLK: 0 WP: 0 HR: 1 S: 42 P: 46 ERA: 5.00 WHIP: 1.000															<b>PITCHER</b>	IP: 9.0 WLS: W BF: 35 H: 8 R: 5 ER: 5 SO: 4 BB: 1 IBB: 0 HBP: 0 BLK: 0 WP: 0 HR: 1 S: 42 P: 46 ERA: 5.00 WHIP: 1.000					

AB	32
R	5
H	8
RBI	5
BB	1
SO	4
LOB	6



Batter	1	2	3	4	5	6	7	8	9	AB	R	H	RBI	BB	SO	LOB	BOTTOM			
<b>Tommie Agee, R</b> OBP: 0.336, SLG: 0.457 (1, 8)										5	2	2	0	0	1	5	<b>Atlanta Braves @ New York Mets</b> Shea Stadium, Flushing, NY Sun Jun 14 1970, 3:33 AM EDT Att: 52,674 - Sunny			
<b>Bud Harrelson, S</b> OBP: 0.406, SLG: 0.406 (1, 6)										4	1	2	1	0	0	1				
<b>Cleon Jones, R</b> OBP: 0.297, SLG: 0.316 (1, 7)										4	0	0	1	0	0	2				
<b>Art Shamsky, L</b> OBP: 0.400, SLG: 0.512 (1, 3)										3	1	2	1	1	0	1				
<b>Dave Marshall, L</b> OBP: 0.306, SLG: 0.448 (1, 9)										4	0	0	0	0	2	3				
<b>Wayne Garrett, L</b> OBP: 0.414, SLG: 0.478 (1, 4)										3	2	1	2	1	0	0				
<b>Joe Foy, R</b> OBP: 0.366, SLG: 0.327 (1, 5)										3	0	1	1	1	0	0				
<b>Duffy Dyer, R</b> OBP: 0.330, SLG: 0.221 (1, 2)										3	0	1	0	1	0	1				
<b>Tom Seaver, R</b> OBP: 0.191, SLG: 0.178 (1, 1)										4	1	1	0	0	0	2				
<b>Inning Stats</b>	R: 1 E: 0 K: 1 S: 7	H: 2 LOB: 1 BB: 0 P: 7	R: 0 E: 0 K: 1 S: 7	H: 2 LOB: 2 BB: 0 P: 7	R: 0 E: 0 K: 1 S: 5	H: 0 LOB: 1 BB: 1 P: 9	R: 1 E: 0 K: 0 S: 4	H: 1 LOB: 1 BB: 1 P: 8	R: 3 E: 0 K: 0 S: 6	H: 3 LOB: 0 BB: 0 P: 6	R: 2 E: 1 K: 0 S: 5	H: 1 LOB: 1 BB: 1 P: 9	R: 0 E: 0 K: 0 S: 2	H: 0 LOB: 0 BB: 1 P: 6	R: 0 E: 0 K: 0 S: 3	H: 1 LOB: 0 BB: 0 P: 3		1B: 6 2B: 2 3B: 1 HR: 1	SF: 0 SAC: 0 DP: 0 HBP: 0	WP: 0 PB: 1 SB: 0 CS: 2
<b>PITCHER</b> <b>Pat Jarvis, R</b> ERA: 3.33 (1, 1)	IP: 5.1 WLS: L BF: 29 H: 9 R: 7 ER: 5 SO: 3 BB: 3 IBB: 0 HBP: 0 BLK: 0 WP: 0 HR: 1 S: 32 P: 44 ERA: 8.44 WHIP: 2.250															<b>PITCHER</b>	IP: 5.1 WLS: L BF: 29 H: 9 R: 7 ER: 5 SO: 3 BB: 3 IBB: 0 HBP: 0 BLK: 0 WP: 0 HR: 1 S: 32 P: 44 ERA: 8.44 WHIP: 2.250			



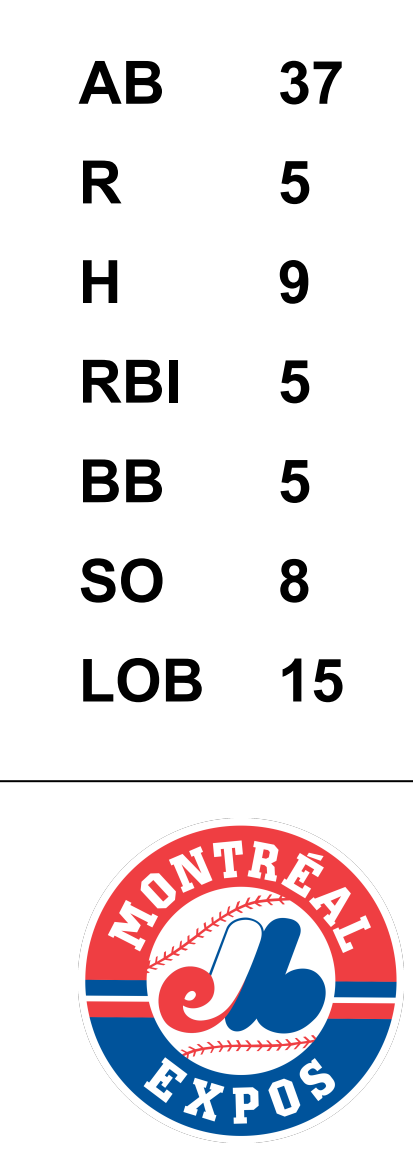


Batter	1	2	3	4	5	6	7	8	9	AB	R	H	RBI	BB	SO	LOB	TOP					
<b>Gil Garrido, R</b> OBP: 0.364, SLG: 0.419 (1, 6)	0-0 6-3			0-0 1-3		0-0 F7		0-0 1B 3B	0-0 1B	5	1	2	0	0	0	0	<b>Atlanta Braves @ Montreal Expos</b> Jarry Park, Montreal, QB Wed Jun 17 1970, 7:05 PM EDT Att: 10,694 - Unknown					
<b>Felix Milten, R</b> OBP: 0.323, SLG: 0.390 (1, 4)	0-0 4-3			0-0 F7		0-0 L4		0-0 F9	0-0 4-3	5	0	0	0	0	0	2						
<b>Hank Aaron, R</b> OBP: 0.381, SLG: 0.589 (1, 9)	0-0 6-3			0-0 F2			0-0 1B 1B	4-0 HBP 1B IBB		3	1	1	0	1	0	0						
<b>Rico Carty, R</b> OBP: 0.488, SLG: 0.698 (1, 7)		0-3 K			0-0 5-3		0-0 F8	0-0 HBP 1B		4	0	1	1	0	1	1						
<b>Orlando Cepeda, R</b> OBP: 0.363, SLG: 0.532 (1, 3)		0-3 K			0-3 K		0-0 1B 2B	0-3 K		4	1	1	0	0	3	2						
<b>Tony Gonzalez, L</b> OBP: 0.309, SLG: 0.345 (1, 8)		0-0 F8			0-0 F7		0-0 1B 2B	1-6 FC6-4 HBP		3	1	1	1	0	0	0						
<b>Bob Aspromonte, R</b> OBP: 0.208, SLG: 0.174 (1, 5)			0-0 6-3			0-0 E5 FC5-4	0-0 F8	0-0 FC6-4		4	0	0	0	0	0	5						
<b>Bob Didier, S</b> OBP: 0.213, SLG: 0.182 (1, 2)			0-0 F9			0-0 FC5-4 HR	0-0 2B		0-0 F9	2	1	0	0	0	0	1						
<b>Mike Lum, L</b> OBP: 0.294, SLG: 0.328 (7, PH)						1-2 HR	1-H 2-H			1	0	1	2	0	0	0						
<b>Hal King, L</b> OBP: 0.392, SLG: 0.425 (7, 2)										1	0	0	0	0	0	0						
<b>Jim Nash, R</b> OBP: 0.132, SLG: 0.250 (1, 1)				0-0 F7					0-0 1-3	2	1	1	2	0	0	0						
<b>Larry Jaster, L</b> (6, 1)										1	0	0	0	0	0	1						
<b>Hoyt Wilhelm, R</b> (8, 1)										1	0	0	0	0	0	0						
<b>Bob Priddy, R</b> OBP: 0.600, SLG: 0.500 (9, 1)						1-H HR				0	0	0	0	0	0	0						
<b>Inning Stats</b>	R: 0 E: 0 K: 0 S: 3	H: 0 LOB: 0 BB: 0 P: 3	R: 0 E: 0 K: 2 S: 7	H: 0 LOB: 0 BB: 0 P: 7	R: 0 E: 0 K: 0 S: 3	H: 0 LOB: 0 BB: 0 P: 3	R: 0 E: 0 K: 0 S: 3	H: 0 LOB: 0 BB: 0 P: 3	R: 0 E: 0 K: 1 S: 5	H: 0 LOB: 0 BB: 0 P: 5	R: 2 E: 1 K: 0 S: 5	H: 1 LOB: 0 BB: 0 P: 5	R: 3 E: 0 K: 0 S: 7	H: 4 LOB: 1 BB: 0 P: 7	R: 1 E: 0 K: 1 S: 7	H: 2 LOB: 3 BB: 1 P: 12	R: 0 E: 0 K: 0 S: 4	H: 1 LOB: 1 BB: 0 P: 4	1B: 5 2B: 1 3B: 1 HR: 1	SF: 0 SAC: 0 DP: 0 HBP: 1	WP: 0 PB: 0 SB: 0 CS: 0	PA: 38
<b>PITCHER</b>	IP WLS BF H R ER SO BB IBB HBP BLK WP HR S P ERA WHIP																					
<b>Mike Wegener, R</b> ERA: 3.86 (1, 1)	6.1		24	4	5	4	3	0	0	0	0	0	0	0	1	30	30	5.68	0.632			
<b>Claude Raymond, R</b> ERA: 3.15 (7, 1)	1.1	L	8	3	1	1	1	0	1	0	0	0	0	0	0	9	13	6.75	2.250			
<b>John O'Donoghue, L</b> ERA: 4.94 (8, 1)	0.1		2	0	0	0	0	0	0	1	0	0	0	0	0	1	2	0.00	0.000			
<b>Bill Stoneman, R</b> ERA: 4.74 (9, 1)	1.0		4	1	0	0	0	0	0	0	0	0	0	0	4	4	0.00	1.000				

AB 36  
R 6  
H 8  
RBI 6  
BB 1  
SO 4  
LOB 12




Batter	1	2	3	4	5	6	7	8	9	AB	R	H	RBI	BB	SO	LOB	BOTTOM					
<b>Mary Staehle, L</b> OBP: 0.346, SLG: 0.286 (1, 4)	0-3 K		0-0 SH1-4		0-0 HR	0-0 1B		4-0 1-3 BB		3	1	2	1	1	1	0	<b>Atlanta Braves @ Montreal Expos</b> Jarry Park, Montreal, QB Wed Jun 17 1970, 7:05 PM EDT Att: 10,694 - Unknown					
<b>Jim Gosger, L</b> OBP: 0.452, SLG: 0.559 (1, 8)	0-3 K		0-0 F7		0-0 HR	0-0 1-3		0-0 4-3		5	1	1	2	0	1	5						
<b>Bill Stoneman, R</b> OBP: 0.103, SLG: 0.172 (9, 1)										0	0	0	0	0	0	0						
<b>Rusty Staub, L</b> OBP: 0.435, SLG: 0.475 (1, 9)	0-0 E 2B		0-0 G3		0-0 F6		0-0 G3		0-0 L3	5	1	1	0	0	0	1						
<b>Ron Fairly, L</b> OBP: 0.396, SLG: 0.398 (1, 3)	0-0 E2			0-0 F8	0-0 2B		0-0 F6		0-3 K WP	5	0	2	1	0	1	0						
<b>Don Hahn, R</b> OBP: 0.409, SLG: 0.352 (9, PR)	2-H 1B									0	0	0	0	0	0	0						
<b>Jim Fairley, L</b> OBP: 0.348, SLG: 0.420 (1, 7)	0-0 F8								0-3 K	3	1	1	0	0	1	2						
<b>Bob Bailey, R</b> OBP: 0.341, SLG: 0.424 (7, PH)				0-0 4-3 1B	0-0 K		4-0 BB		0-3 K	1	0	0	0	1	1	1						
<b>Coco Laboy, R</b> OBP: 0.255, SLG: 0.321 (1, 5)			0-0 F9		0-0 4-3		0-0 E5 CS	0-0 1-3	4-0 BB	4	0	0	0	1	0	2						
<b>John Bateman, R</b> OBP: 0.253, SLG: 0.340 (1, 2)		0-3 K		0-0 2-H 1B		0-3 K		0-0 F8	0-0 4-3	5	0	1	1	0	2	3						
<b>Bobby Wine, R</b> OBP: 0.248, SLG: 0.260 (1, 6)										2	1	0	0	1	0	1						
<b>Adolfo Phillips, R</b> OBP: 0.300, SLG: 0.370 (8, PH)										1	0	0	0	0	1	0						
<b>Gary Sutherland, R</b> OBP: 0.274, SLG: 0.246 (9, 6)						0-0 1B BB		0-3 K		0	0	0	0	0	0	0						
<b>Mike Wegener, R</b> OBP: 0.143, SLG: 0.143 (1, 1)				0-0 E5				4-0 E S BB		3	0	1	0	0	0	0						
<b>Claude Raymond, R</b> (7, 1)					0-0 6-3					0	0	0	0	0	0	0						
<b>John O'Donoghue, R</b> (8, 1)				0-0 SH1-4						0	0	0	0	0	0	0						
<b>Mack Jones, L</b> OBP: 0.401, SLG: 0.421 (8, PH)						1-2 1B				0	0	0	0	1	0	0						
<b>Inning Stats</b>	R: 1 E: 1 K: 2 S: 9	H: 2 LOB: 1 BB: 0 P: 9	R: 0 E: 0 K: 1 S: 5	H: 0 LOB: 0 BB: 0 P: 5	R: 0 E: 1 K: 0 S: 4	H: 0 LOB: 1 BB: 0 P: 4	R: 1 E: 0 K: 0 S: 5	H: 2 LOB: 1 BB: 0 P: 5	R: 2 E: 0 K: 1 S: 8	H: 3 LOB: 1 BB: 0 P: 8	R: 1 E: 1 K: 1 S: 7	H: 2 LOB: 2 BB: 1 P: 11	R: 0 E: 0 K: 0 S: 3	H: 0 LOB: 1 BB: 1 P: 7	R: 0 E: 0 K: 1 S: 5	H: 0 LOB: 2 BB: 2 P: 13	R: 0 E: 0 K: 2 S: 8	H: 0 LOB: 2 BB: 1 P: 12	1B: 6 2B: 3 3B: 0 HR: 1	SF: 0 SAC: 1 DP: 1 HBP: 0	WP: 1 PB: 1 SB: 1 CS: 1	PA: 43
<b>PITCHER</b>	IP WLS BF H R ER SO BB IBB HBP BLK WP HR S P ERA WHIP																					
<b>Jim Nash, R</b> ERA: 3.74 (1, 1)	5.2		28	9	5	5	5	1	0	0	0	0	0	0	0	41	7.94	1.765				
<b>Larry Jaster, L</b> ERA: 5.95 (6, 1)	1.1	W	5	0	0	0	0	1	0	0	0	0	0	0	4	8	0.00	0.750				
<b>Hoyt Wilhelm, R</b> ERA: 3.28 (8, 1)	1.2		9	0	0	0	3	3	0	0	0	1	0	12	24	0.00	1.800					
<b>Bob Priddy, R</b> ERA: 4.97 (9, 1)	0.1	S	1	0	0	0	0	0	0	0	0	0	0	1	1	0.00	0.000					



Batter	1	2	3	4	5	6	7	8	9	AB	R	H	RBI	BB	SO	LOB	TOP	
<b>Gil Garrido, R</b> OBP: 0.393, SLG: 0.426 (1, 6)										3	2	2	0	2	0	1	<b>Atlanta Braves @ Montreal Expos</b> Jarry Park, Montreal, QB Thu Jun 18 1970, 7:05 PM EDT Att: 14,214 - Unknown	
<b>Felix Milten, R</b> OBP: 0.328, SLG: 0.394 (1, 4)										5	3	3	0	0	0	2		
<b>Hank Aaron, R</b> OBP: 0.386, SLG: 0.607 (1, 9)										5	2	3	4	0	0	2		
<b>Rico Carty, R</b> OBP: 0.484, SLG: 0.688 (1, 7)										3	0	0	1	1	0	1		
<b>Orlando Cepeda, R</b> OBP: 0.365, SLG: 0.531 (1, 3)										4	0	2	2	0	0	1		
<b>Tony Gonzalez, L</b> OBP: 0.304, SLG: 0.338 (1, 8)										4	0	0	0	0	2	4		
<b>Bob Aspromonte, R</b> OBP: 0.179, SLG: 0.148 (1, 5)										4	0	0	0	0	0	2		
<b>Bob Didier, S</b> OBP: 0.204, SLG: 0.174 (1, 2)										4	0	0	0	0	0	2		
<b>Phil Niekro, R</b> OBP: 0.171, SLG: 0.128 (1, 1)										4	0	1	0	0	1	0		
<b>Milt Pappas, R</b> (8, 1)										0	0	0	0	0	0	0		
<b>Larry Jaster, L</b> (8, 1)										0	0	0	0	0	0	0		
<b>Inning Stats</b>	R: 3 E: 0 K: 1 S: 8	H: 3 LOB: 2 BB: 2 P: 16	R: 0 E: 0 K: 0 S: 4	H: 2 LOB: 1 BB: 0 P: 4	R: 0 E: 0 K: 0 S: 3	H: 0 LOB: 0 BB: 0 P: 3	R: 0 E: 0 K: 0 S: 3	H: 0 LOB: 0 BB: 0 P: 3	R: 2 E: 0 K: 1 S: 7	H: 2 LOB: 1 BB: 1 P: 11	R: 0 E: 0 K: 1 S: 5	H: 0 LOB: 0 BB: 0 P: 5	R: 0 E: 0 K: 0 S: 3	H: 1 LOB: 0 BB: 0 P: 3	1B: 9 2B: 1 3B: 0 HR: 1	SF: 0 SAC: 0 DP: 2 HBP: 0	WP: 0 PA: 39 PB: 0 SB: 0 CS: 0	
<b>PITCHER</b>	IP WLS BF H R ER SO BB IBB HBP BLK WP HR S P ERA WHIP																	
<b>Steve Renko, R</b> ERA: 5.17 (1, 1)	5.0	24	8	5	5	1	1	1	0	0	0	0	0	1	24	32	9.00	1.800
<b>John Strohmayr, R</b> ERA: 6.0 (6, 1)	1.0	3	0	0	0	0	0	0	0	0	0	0	0	0	3	3	0.00	0.000
<b>Bill Stoneman, R</b> ERA: 4.82 (7, 1)	2.0	W	9	2	2	2	1	0	0	0	0	0	0	12	16	9.00	1.500	
<b>Howie Reed, R</b> ERA: 3.72 (9, 1)	1.0	S	3	1	0	0	0	0	0	0	0	0	0	3	3	0.00	1.000	

Batter	1	2	3	4	5	6	7	8	9	AB	R	H	RBI	BB	SO	LOB	BOTTOM		
<b>Bob Bailey, R</b> OBP: 0.356, SLG: 0.429 (1, 7)										4	3	2	1	1	0	0	<b>Atlanta Braves @ Montreal Expos</b> Jarry Park, Montreal, QB Thu Jun 18 1970, 7:05 PM EDT Att: 14,214 - Unknown		
<b>Jim Gosger, L</b> OBP: 0.500, SLG: 0.684 (1, 8)										4	2	4	2	0	0	0			
<b>Adolfo Phillips, R</b> OBP: 0.306, SLG: 0.370 (8, PH)										0	1	0	0	1	0	0			
<b>Rusty Staub, L</b> OBP: 0.438, SLG: 0.478 (1, 9)										3	1	1	2	2	1	1			
<b>Ron Fairly, L</b> OBP: 0.396, SLG: 0.413 (1, 3)										3	1	1	5	1	1	1			
<b>Coco Laboy, R</b> OBP: 0.254, SLG: 0.318 (1, 5)										5	0	1	0	0	1	6			
<b>Gary Sutherland, R</b> OBP: 0.285, SLG: 0.237 (1, 4)										5	0	0	0	0	0	2			
<b>John Bateman, R</b> OBP: 0.257, SLG: 0.338 (1, 2)										4	1	1	0	1	0	1			
<b>Bobby Wine, R</b> OBP: 0.249, SLG: 0.261 (1, 6)										3	0	1	0	0	1	1			
<b>Mary Staehle, L</b> OBP: 0.350, SLG: 0.291 (8, PH)										1	1	1	0	0	0	0			
<b>Steve Renko, R</b> OBP: 0.227, SLG: 0.227 (1, 1)										1	0	0	0	0	1	1			
<b>John Strohmayr, R</b> OBP: 0.245, SLG: 0.416 (5, PH)										1	0	0	0	0	0	0			
<b>John Strohmayr, R</b> OBP: 0.245, SLG: 0.416 (5, PH)										0	0	0	0	0	0	0			
<b>Mack Jones, R</b> OBP: 0.500, SLG: 0.500 (6, PH)										0	0	0	0	0	0	0			
<b>John Strohmayr, R</b> OBP: 0.245, SLG: 0.416 (5, PH)										0	0	0	0	0	0	0			
<b>Bill Stoneman, R</b> OBP: 0.325, SLG: 0.172 (7, 1)										0	0	0	0	0	0	0			
<b>Ron Brand, R</b> OBP: 0.325, SLG: 0.317 (8, PH)										0	0	0	0	0	0	0			
<b>Howie Reed, R</b> (9, 1)										0	0	0	0	0	0	0			
<b>Inning Stats</b>	R: 0 E: 0 K: 0 S: 4	H: 1 LOB: 1 BB: 1 P: 8	R: 0 E: 0 K: 1 S: 6	H: 1 LOB: 0 BB: 0 P: 6	R: 1 E: 0 K: 1 S: 7	H: 2 LOB: 1 BB: 0 P: 7	R: 0 E: 0 K: 1 S: 5	H: 0 LOB: 0 BB: 0 P: 5	R: 1 E: 0 K: 0 S: 4	H: 1 LOB: 2 BB: 2 P: 12	R: 0 E: 0 K: 0 S: 4	H: 1 LOB: 1 BB: 0 P: 4	R: 2 E: 1 K: 2 S: 10	H: 2 LOB: 1 BB: 0 P: 10	R: 6 E: 0 K: 0 S: 7	H: 4 LOB: 1 BB: 3 P: 19	1B: 9 2B: 1 3B: 0 HR: 2	SF: 1 SAC: 0 DP: 0 HBP: 0	WP: 1 PA: 43 PB: 0 SB: 0 CS: 0
<b>PITCHER</b>	IP WLS BF H R ER SO BB IBB HBP BLK WP HR S P ERA WHIP																		
<b>Phil Niekro, R</b> ERA: 4.0 (1, 1)	7.0	34	8	5	5	5	4	0	0	0	0	0	0	1	40	56	6.43	1.714	
<b>Milt Pappas, R</b> ERA: 6.52 (8, 1)	0.1	3	2	0	0	0	0	0	0	0	0	0	0	3	3	0.00	6.000		
<b>Larry Jaster, L</b> ERA: 7.08 (8, 1)	0.2	L	6	2	5	5	2	0	0	0	0	0	1	4	12	67.50	6.000		





Batter	1	2	3	4	5	6	7	8	9	AB	R	H	RBI	BB	SO	LOB	TOP			
Marty Martinez, S (1, 6) OBP: 0.298, SLG: 0.273	0-0 X		0-0 X		0-0 X			0-0 X	0-0 X	5	0	0	0	0	0	2	<b>Houston Astros @ Atlanta Braves</b> Atlanta Stadium, Atlanta, GA Fri Jun 19 1970, 7:05 PM EDT Att: 26,474 - Unknown			
Tommy Davis, R (1, 7) OBP: 0.313, SLG: 0.412	4-0 BB			0-0 X		0-0 X		0-0 X		3	0	0	0	1	0					
Jimmy Wynn, R (1, 8) OBP: 0.382, SLG: 0.508	0-0 F			0-0 X		0-0 X		4-0 BB		3	0	0	0	1	0					
Norm Miller, L (1, 9) OBP: 0.382, SLG: 0.404	0-3 K			0-0 X	1B	0-0 X	1B	0-0 X	1-3 1B	4	0	3	0	0	1					
Denis Menke, R (1, 4)		0-0 G5-4-3 1B		0-0 X		0-0 X		0-0 X		4	0	1	0	0	0	4				
Doug Radler, R (1, 5) OBP: 0.326, SLG: 0.447		0-0 G5-4-3 1-2		0-0 X		0-0 X	HR	4-0 BB	0-0 X	3	2	2	2	1	0	1				
Bob Watson, R (1, 3) OBP: 0.231, SLG: 0.347				0-0 X		0-0 X	1B	0-3 K	0-0 X	4	0	1	0	0	1					
Johnny Edwards, L (1, 2) OBP: 0.226, SLG: 0.243			0-0 X		0-0 X		F	0-0 X	0-0 X	4	0	1	0	0	0	2				
Denny Lemaster, R (1, 1) OBP: 0.216, SLG: 0.097			0-3 K		0-0 X		F	0-0 X	0-0 X	2	0	0	0	0	1	1				
Keith Lampard, L (7, PH) OBP: 0.288, SLG: 0.396					0-0 X		F	0-0 X	0-0 X	1	0	0	0	0	1	1				
George Culver, R (7, 1) OBP: 0.158, SLG: 0.294					0-0 X		F	0-0 X	0-0 X	0	0	0	0	0	0	0				
Fred Gladding, L (8, 1) OBP: 0.310, SLG: 0.341					0-0 X		F	0-0 X	0-0 X	1	0	0	0	0	0	1				
Jesus Alou, R (9, PH) OBP: 0.310, SLG: 0.341					0-0 X		F	0-0 X	0-0 X	1	0	0	0	0	0	1				
<b>Inning Stats</b>	R: 0 E: 0 K: 1 S: 5	H: 0 LOB: 1 BB: 1 P: 9	R: 0 E: 0 K: 0 S: 3	H: 1 LOB: 0 BB: 0 P: 3	R: 0 E: 0 K: 1 S: 5	H: 0 LOB: 0 BB: 0 P: 5	R: 0 E: 0 K: 0 S: 4	H: 1 LOB: 1 BB: 0 P: 4	R: 1 E: 0 K: 0 S: 5	H: 2 LOB: 1 BB: 0 P: 5	R: 0 E: 0 K: 2 S: 4	H: 0 LOB: 1 BB: 1 P: 11	R: 0 E: 0 K: 0 S: 4	H: 1 LOB: 2 BB: 1 P: 8	R: 1 E: 0 K: 0 S: 5	H: 2 LOB: 1 BB: 0 P: 5	1B: 6 2B: 0 3B: 0 HR: 2	SF: 0 SAC: 0 DP: 1 HBP: 0	WP: 0 PB: 0 SB: 0 CS: 0	PA: 37
<b>PITCHER</b> Pat Jarvis, R (1, 1) ERA: 3.22	IP: 9.0 WLS: W BF: 37 H: 8 R: 2 ER: 2 SO: 4 BB: 3 IBB: 0 HBP: 0 BLK: 0 WP: 0 HR: 2 S: 42 P: 54 ERA: 2.00 WHIP: 1.222															<b>PITCHER</b>	IP: 9.0 WLS: W BF: 37 H: 8 R: 2 ER: 2 SO: 4 BB: 3 IBB: 0 HBP: 0 BLK: 0 WP: 0 HR: 2 S: 42 P: 54 ERA: 2.00 WHIP: 1.222			

AB	34
R	2
H	8
RBI	2
BB	3
SO	4
LOB	15



Batter	1	2	3	4	5	6	7	8	9	AB	R	H	RBI	BB	SO	LOB	BOTTOM			
Gil Garrido, R (1, 6) OBP: 0.371, SLG: 0.410	0-0 X		0-0 X	FC		0-0 X	HR		0-0 X	4	1	1	1	0	0	2	<b>Houston Astros @ Atlanta Braves</b> Atlanta Stadium, Atlanta, GA Fri Jun 19 1970, 7:05 PM EDT Att: 26,474 - Unknown			
Felix Milian, R (1, 4) OBP: 0.329, SLG: 0.389	0-0 X		0-0 X	F		0-0 X	F		0-0 X	4	0	1	0	0	0	3				
Hank Aaron, R (1, 9) OBP: 0.384, SLG: 0.608	0-3 K		0-0 X			0-0 X	HR		0-0 X	4	1	1	2	0	1	3				
Rico Carty, R (1, 7) OBP: 0.483, SLG: 0.691		0-0 X		0-0 X	G4-6-3 1B	0-0 X	K		0-0 X	4	1	2	0	0	1	0				
Orlando Cepeda, R (1, 3) OBP: 0.374, SLG: 0.530		0-3 K		0-0 X	G4-6-3 1B	0-0 X	None		0-0 X	4	0	2	0	0	1	2				
Tony Gonzalez, L (1, 8) OBP: 0.310, SLG: 0.338		0-0 X		0-0 X	G4-6-3	0-0 X			0-0 X	3	0	0	0	0	0	3				
Clete Boyer, R (1, 5) OBP: 0.275, SLG: 0.330			0-0 X	1B FC	0-0 X	1B			0-0 X	4	1	2	1	0	0	3				
Bob Tillman, R (1, 2) OBP: 0.306, SLG: 0.407			0-0 X	FC 1B	0-0 X	1B			0-0 X	3	0	1	0	0	0	1				
Pat Jarvis, R (1, 1) OBP: 0.125, SLG: 0.128			0-0 X	FC 1B	0-0 X				0-3 K	3	0	1	0	0	1	0				
<b>Inning Stats</b>	R: 0 E: 0 K: 1 S: 5	H: 0 LOB: 0 BB: 0 P: 5	R: 0 E: 0 K: 1 S: 5	H: 0 LOB: 0 BB: 0 P: 5	R: 1 E: 0 K: 0 S: 6	H: 3 LOB: 2 BB: 0 P: 6	R: 1 E: 0 K: 0 S: 5	H: 3 LOB: 1 BB: 0 P: 5	R: 2 E: 0 K: 1 S: 7	H: 2 LOB: 0 BB: 0 P: 7	R: 0 E: 0 K: 0 S: 3	H: 1 LOB: 0 BB: 0 P: 3	R: 0 E: 0 K: 1 S: 5	H: 0 LOB: 0 BB: 0 P: 5	R: 0 E: 0 K: 0 S: 5	H: 2 LOB: 2 BB: 0 P: 6		1B: 10 2B: 0 3B: 0 HR: 1	SF: 0 SAC: 0 DP: 1 HBP: 1	WP: 0 PB: 0 SB: 0 CS: 0
<b>PITCHER</b> Denny Lemaster, L (1, 1) ERA: 4.57	IP: 6.0 WLS: L BF: 25 H: 9 R: 4 ER: 4 SO: 3 BB: 0 IBB: 0 HBP: 0 BLK: 0 WP: 0 HR: 1 S: 31 P: 31 ERA: 6.00 WHIP: 1.500															<b>PITCHER</b>	IP: 6.0 WLS: L BF: 25 H: 9 R: 4 ER: 4 SO: 3 BB: 0 IBB: 0 HBP: 0 BLK: 0 WP: 0 HR: 1 S: 31 P: 31 ERA: 6.00 WHIP: 1.500			
George Culver, R (7, 1) ERA: 4.47	1.2 8 2 0 0 1 0 0 0 0 0 0 9 10 0.00 1.200															<b>PITCHER</b>	1.2 8 2 0 0 1 0 0 0 0 0 0 9 10 0.00 1.200			
Fred Gladding, R (8, 1) ERA: 3.16	0.1 1 0 0 0 0 0 0 0 0 0 0 1 1 0.00 0.000															<b>PITCHER</b>	0.1 1 0 0 0 0 0 0 0 0 0 0 1 1 0.00 0.000			



Batter	1	2	3	4	5	6	7	8	9	AB	R	H	RBI	BB	SO	LOB	TOP					
Jesus Alou, R (1, 9) OBP: 0.324, SLG: 0.355 Jimmy Wynn, R (5, 8) OBP: 0.379, SLG: 0.504	0-0 CS 1B		0-0 1B		0-0 4-3 1B	0-0 F9 1B		0-0 G6-4-3 1-2f		3 1 3 2 0 0 0 2 0 0 0 0 0 1												
Marty Martinez, S (1, 6) OBP: 0.269, SLG: 0.245	0-3 K 1-2		0-0 F4		0-0 4-3	0-0 F7			0-0 1-6-3	5 0 0 1 0 1 2												
Cesar Cedeno, R (1, 8) OBP: 0.400, SLG: 0.400 (5, 9)	0-0 F7			0-0 FC5-4 1B	0-0 FC4-6 1B		0-0 3-1		0-3 K	5 0 2 0 0 1 0												
Tommy Davis, R (1, 7) OBP: 0.310, SLG: 0.407 Cesar Geronimo, L (9, 7)		0-0 F9		0-0 FC5-4 1-2f	0-0 FC4-6 3B		0-3 K		0-0 E7 1B	5 2 1 0 0 1 2 0 0 0 0 0 0 0												
Denis Menke, R (1, 4) OBP: 0.383, SLG: 0.445		0-0 E6 FC6-4		0-0 F8	0-0 3B		0-3 K		0-0 BB 1B	5 0 2 2 0 1 2												
Doug Ratier, R (1, 5) OBP: 0.323, SLG: 0.439		0-0 FC6-4 1-2f		0-0 FC5-4 1-2f	0-0 6-3		0-0 F9		4-0 FC6-4 BB	4 0 0 0 1 0 4												
Bob Watson, R (1, 3) OBP: 0.263, SLG: 0.444		0-0 F7			0-0 SH 1B	0-0 HR 1B		0-0 HR	0-0 FC6-4 1-2f	5 3 3 1 0 0 3												
Johnny Edwards, L (1, 2) OBP: 0.226, SLG: 0.257			0-0 F6		0-0 FC1 SH 1B	0-0 HR 1B		0-0 4-3		4 2 1 2 0 0 1												
Tom Griffin, R (1, 1) OBP: 0.091, SLG: 0.095 Jim Bouton, R (5, 1) OBP: 0.471, SLG: 0.400 Fred Gladding, L (9, 1)			0-0 F2		0-0 SH 1B	0-0 6-3		0-0 G6-4-3 1B		1 1 0 0 0 0 0 2 0 1 0 0 0 0 0 0 0 0 0 0 0												
<b>Inning Stats</b>	R: 0 E: 0 K: 1 S: 5	H: 1 LOB: 0 BB: 0 P: 5	R: 0 E: 1 K: 0 S: 4	H: 0 LOB: 1 BB: 0 P: 4	R: 0 E: 0 K: 0 S: 4	H: 1 LOB: 1 BB: 0 P: 4	R: 0 E: 0 K: 0 S: 4	H: 1 LOB: 1 BB: 0 P: 4	R: 5 E: 3 K: 0 S: 9	H: 4 LOB: 1 BB: 0 P: 9	R: 2 E: 0 K: 2 S: 5	H: 2 LOB: 0 BB: 0 P: 5	R: 0 E: 0 K: 2 S: 8	H: 0 LOB: 1 BB: 0 P: 8	R: 1 E: 0 K: 0 S: 4	H: 2 LOB: 0 BB: 0 P: 4	R: 1 E: 1 K: 1 S: 7	H: 2 LOB: 2 BB: 1 P: 11	1B: 9 2B: 2 3B: 1 HR: 2	SF: 0 SAC: 1 DP: 2 HBP: 0	WP: 1 PB: 0 SB: 0 CS: 1	PA: 43
<b>PITCHER</b>	IP WLS BF H R ER SO BB IBB HBP BLK WP HR S P ERA WHIP																					
George Stone, L (1, 1) ERA: 3.46	5.0 L 24 7 5 3 1 0 0 0 0 0 0 0 26 26 5.40 1.400																					
Milt Pappas, R (6, 1) ERA: 6.85	2.0 9 2 2 2 2 0 0 0 0 1 1 13 13 9.00 1.000																					
Larry Jaster, L (8, 1) ERA: 6.85	2.0 10 4 2 1 1 1 0 0 0 0 0 1 11 15 4.50 2.500																					

Houston Astros @ Atlanta Braves  
Atlanta Stadium, Atlanta, GA  
Sat Jun 20 1970, 7:05 PM EDT  
Att: 17,528 - Unknown

AB	41
R	9
H	13
RBI	8
BB	1
SO	4
LOB	15



Batter	1	2	3	4	5	6	7	8	9	AB	R	H	RBI	BB	SO	LOB	BOTTOM					
Gil Garrido, R (1, 6) OBP: 0.364, SLG: 0.397 (2, 4)	0-0 F7		0-0 5-3		4-0 1B BB		0-0 F7		0-0 6-3	4 0 0 0 1 0 1												
Felix Milan, R (1, 4) OBP: 0.331, SLG: 0.389 Sonny Jackson, L (1, PR) OBP: 0.404, SLG: 0.346 (2, 6)	1-0 S HBP		0-0 F4		0-0 1-2 2-3 3-H 1B		0-0 1-2 1B		4-0 1B BB	0 0 0 0 0 0 0 3 1 2 1 1 0 0												
Hank Aaron, R (1, 9) OBP: 0.384, SLG: 0.617	0-3 K 1-2			0-0 HR	0-0 F4		0-3 K		0-0 1-H 3B 1B	5 2 2 2 0 2 6												
Rico Carty, R (1, 7) OBP: 0.481, SLG: 0.692	0-0 5-3			4-0 BB	0-3 K		0-3 K		0-0 2-H 1B 3B	4 1 1 1 1 2 5												
Orlando Cepeda, R (1, 3) OBP: 0.374, SLG: 0.528		0-0 6-3		0-0 G5-4-3 1-2f		0-0 F6		0-0 1B	0-0 1B E	5 1 2 1 0 0 1												
Tony Gonzalez, L (1, 8) OBP: 0.304, SLG: 0.330		0-0 F4		0-0 G3		0-3 K		0-0 F8	0-0 E1 1B	5 0 0 0 0 1 2												
Clete Boyer, R (1, 5) OBP: 0.286, SLG: 0.341					0-0 2B 1B		0-3 K		0-0 1-2 1B	5 1 4 1 0 1 0												
Bob Didier, S (1, 2) OBP: 0.208, SLG: 0.182 Bob Aspromonte, R (9, PH) OBP: 0.172, SLG: 0.143		0-0 6-3			0-0 F6		4-0 1B BB		0-3 K	3 0 0 0 1 0 4 1 0 0 0 0 1 2												
George Stone, L (1, 1) Hal Kipnis, L (5, PH) Milt Pappas, R (5, 1) Tommy Aaron, R (7, PH) Jim Bouton, R (9, 1) Larry Jaster, L (9, 1) Mike Lum, L (9, PH)			0-3 K		0-0 1B 1-3 2B		0-0 P3		0-0 4-3	1 0 0 0 0 1 0 1 0 1 0 0 0 0 0 0 0 0 0 0 0 1 0 0 0 0 0 1 0 0 0 0 0 0 0 1 0 0 0 0 0 0												
<b>Inning Stats</b>	R: 0 E: 0 K: 1 S: 5	H: 0 LOB: 2 BB: 0 P: 6	R: 0 E: 0 K: 0 S: 4	H: 1 LOB: 1 BB: 0 P: 4	R: 0 E: 0 K: 1 S: 5	H: 0 LOB: 0 BB: 0 P: 5	R: 1 E: 0 K: 0 S: 3	H: 1 LOB: 0 BB: 1 P: 7	R: 1 E: 0 K: 1 S: 8	H: 3 LOB: 3 BB: 1 P: 12	R: 0 E: 0 K: 2 S: 7	H: 0 LOB: 0 BB: 0 P: 7	R: 0 E: 0 K: 1 S: 6	H: 1 LOB: 2 BB: 1 P: 10	R: 0 E: 0 K: 1 S: 7	H: 2 LOB: 2 BB: 0 P: 7	R: 4 E: 1 K: 1 S: 10	H: 4 LOB: 2 BB: 1 P: 14	1B: 9 2B: 1 3B: 1 HR: 1	SF: 0 SAC: 0 DP: 1 HBP: 1	WP: 0 PB: 0 SB: 1 CS: 0	PA: 44
<b>PITCHER</b>	IP WLS BF H R ER SO BB IBB HBP BLK WP HR S P ERA WHIP																					
Tom Griffin, R (1, 1) ERA: 4.38	4.1 W 19 4 2 2 2 2 0 0 0 0 0 29 37 4.15 1.385																					
Jim Bouton, R (5, 1) ERA: 6.14	4.1 W 21 6 3 3 5 2 0 0 0 0 0 0 29 37 6.23 1.846																					
Fred Gladding, R (9, 1) ERA: 3.13	0.1 S 4 2 1 0 1 0 0 0 0 0 0 6 6 0.00 6.000																					

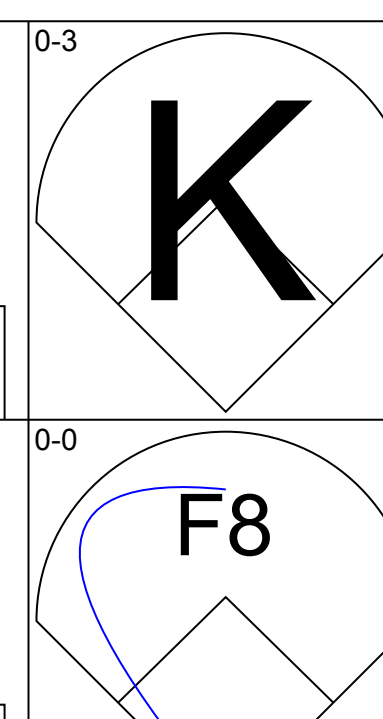
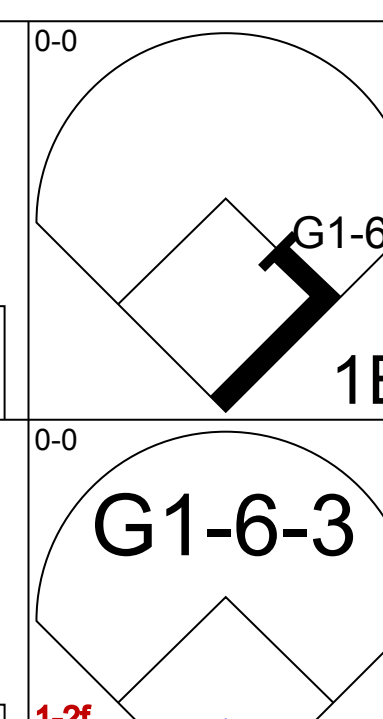
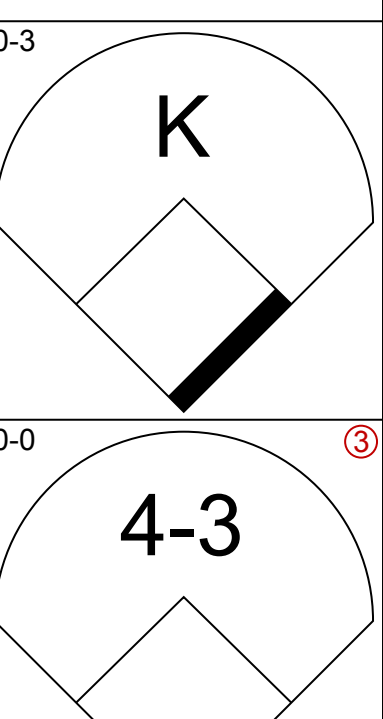
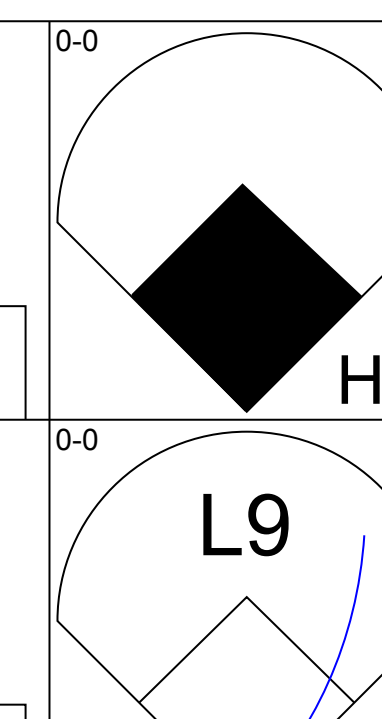
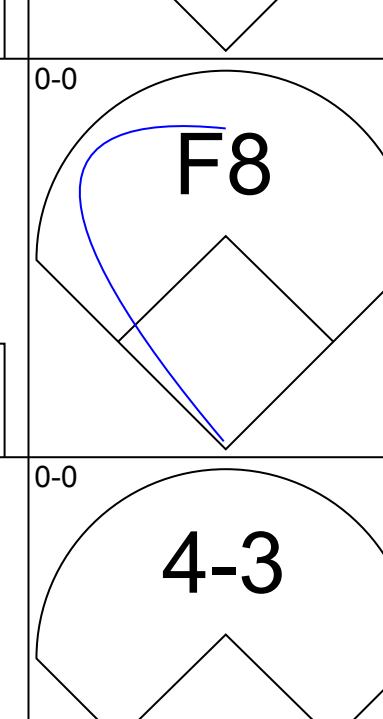
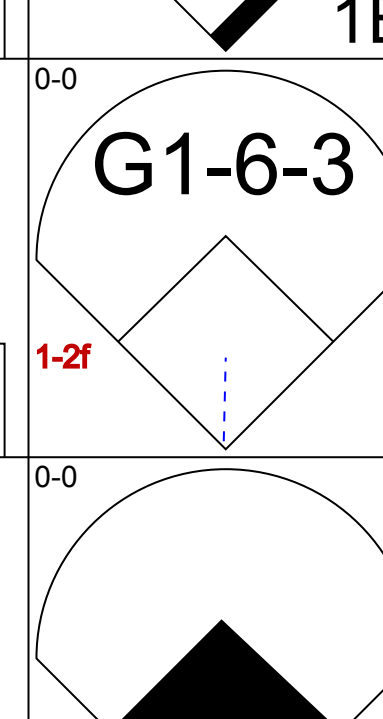
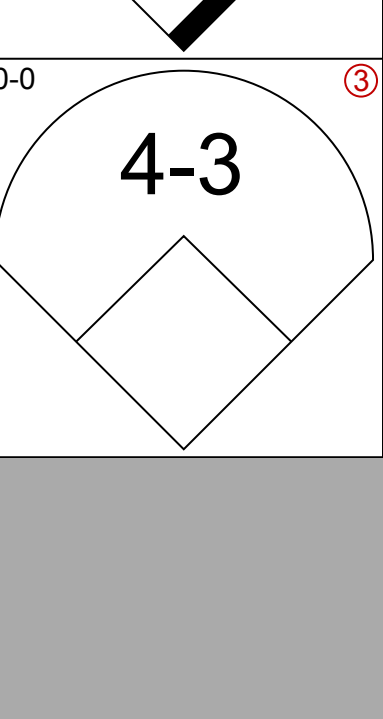
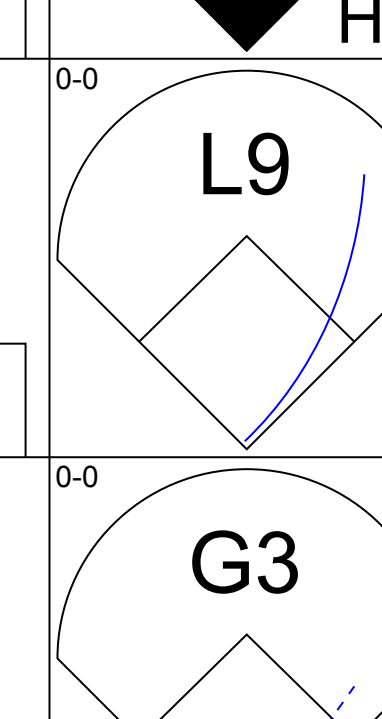
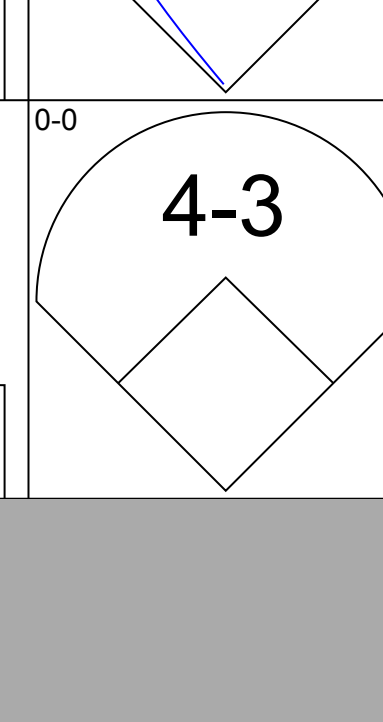
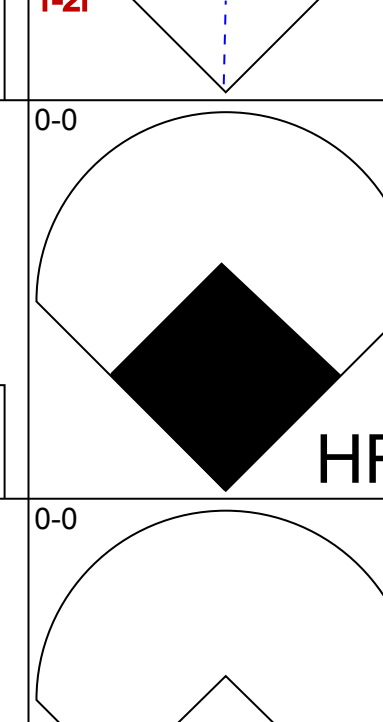
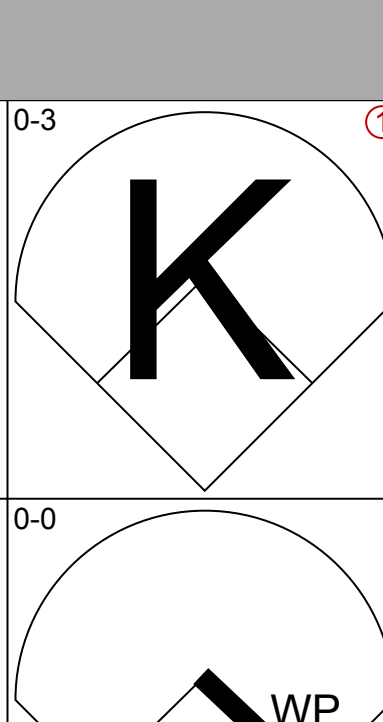
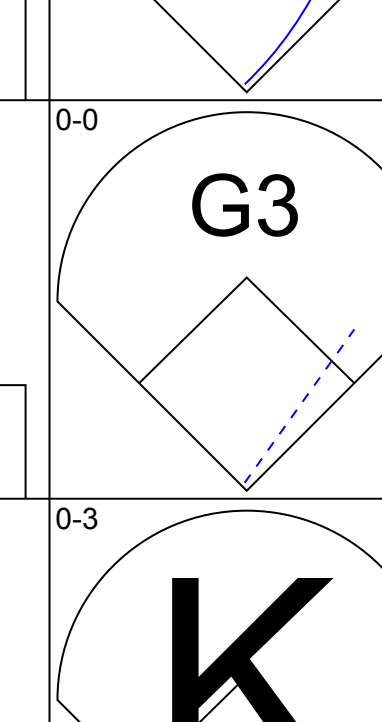
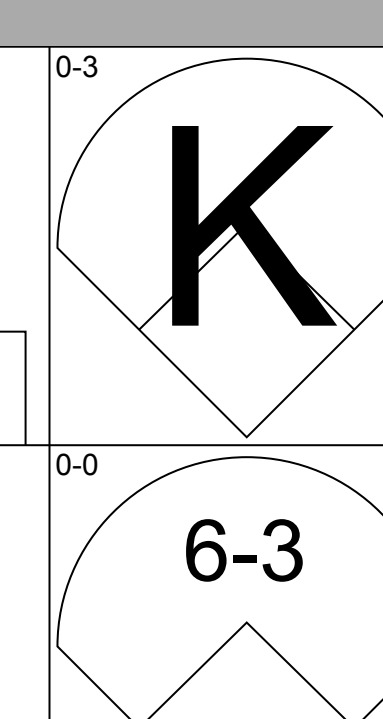
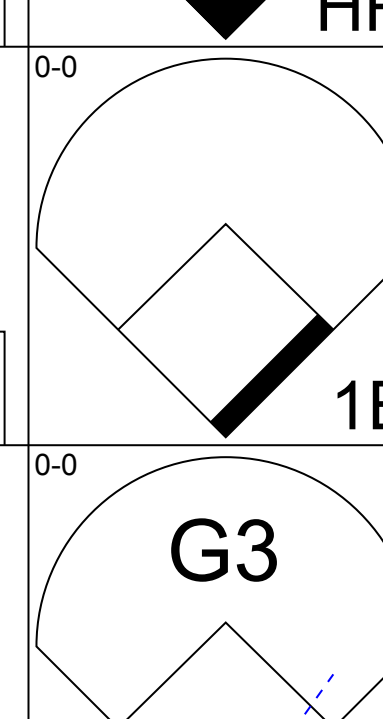
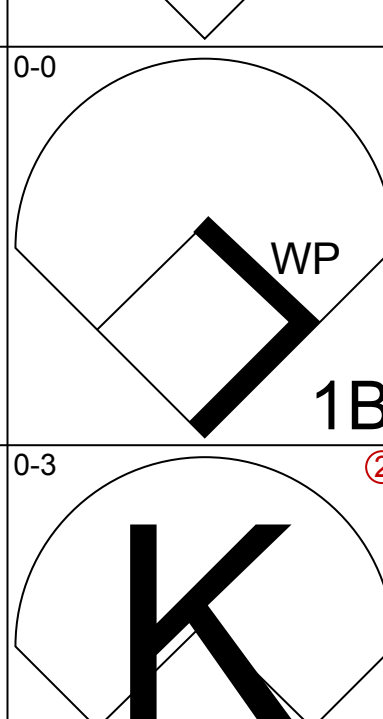
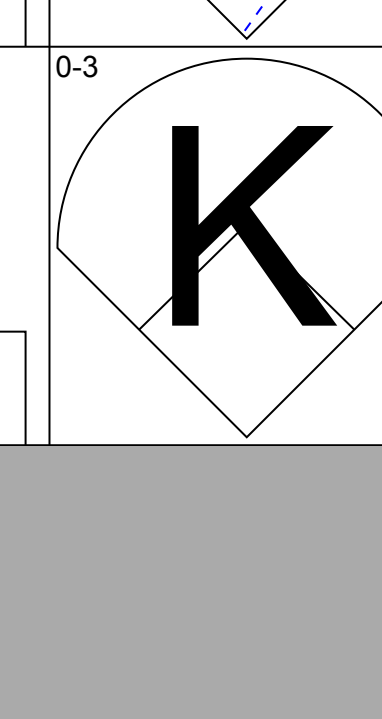
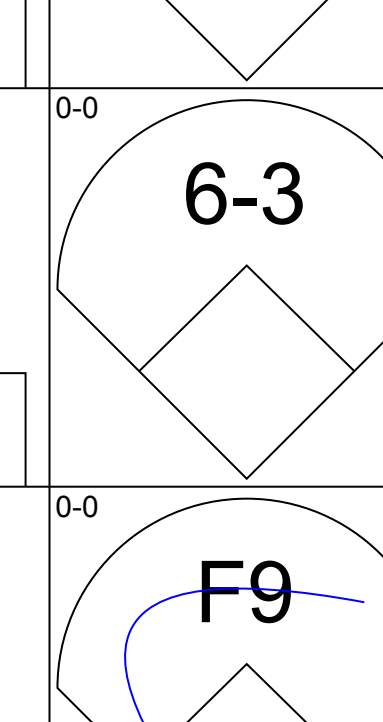
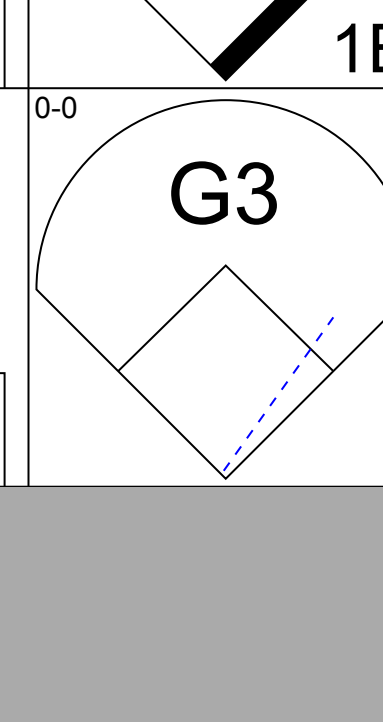
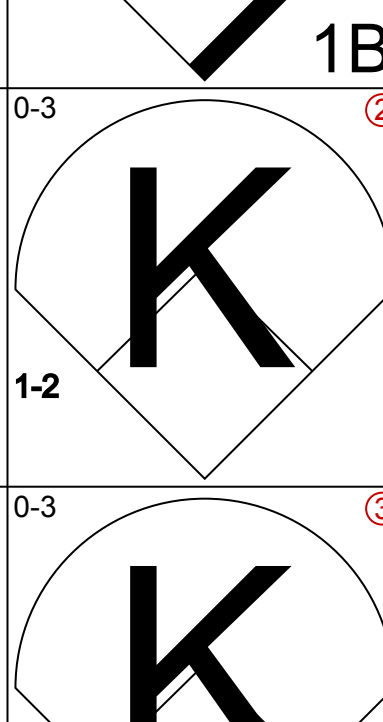
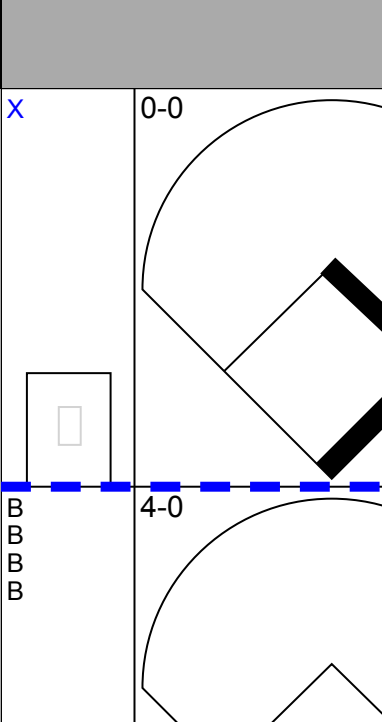
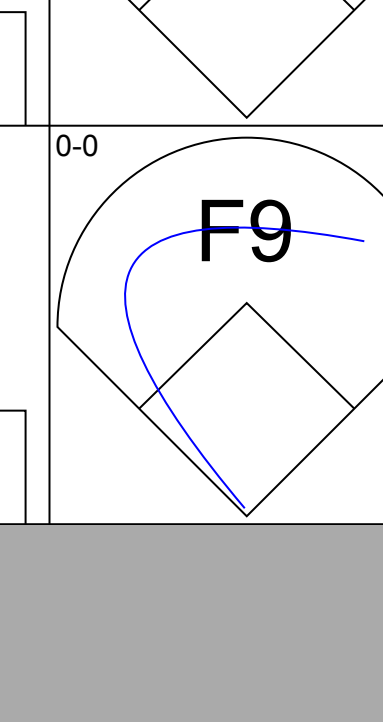
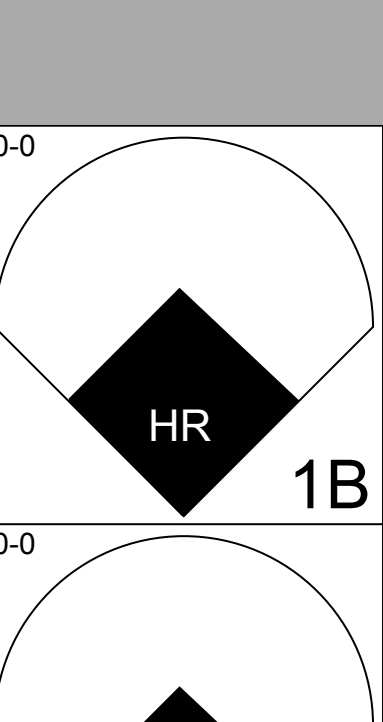
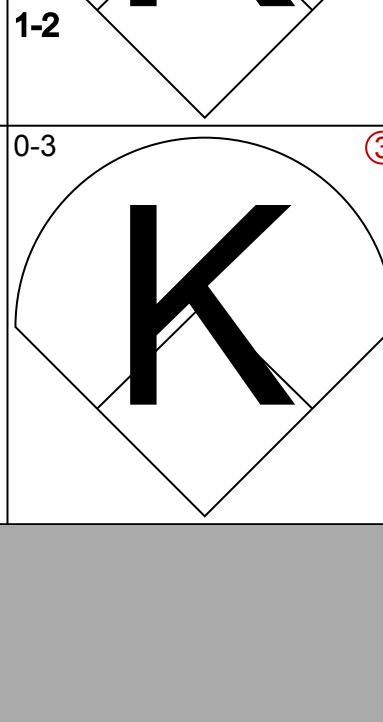
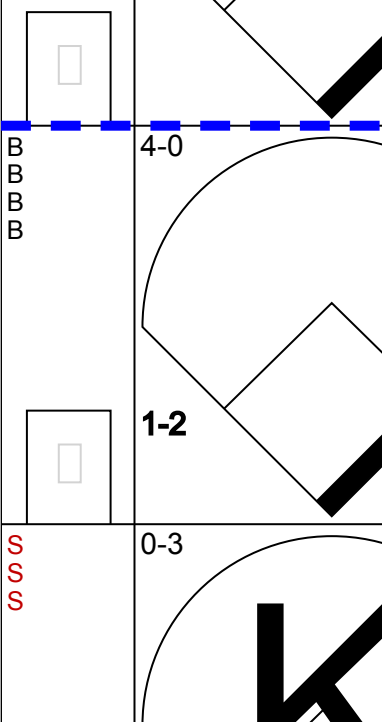
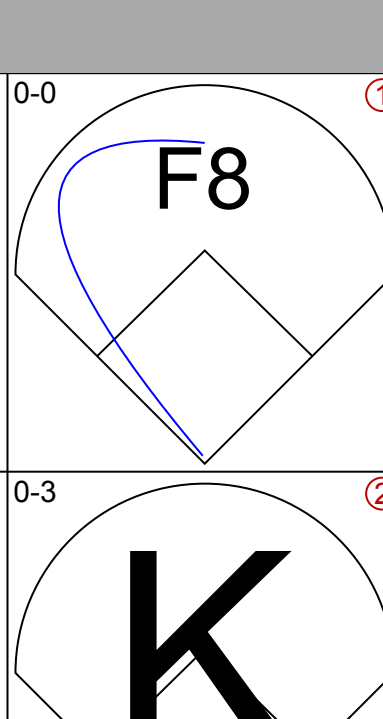
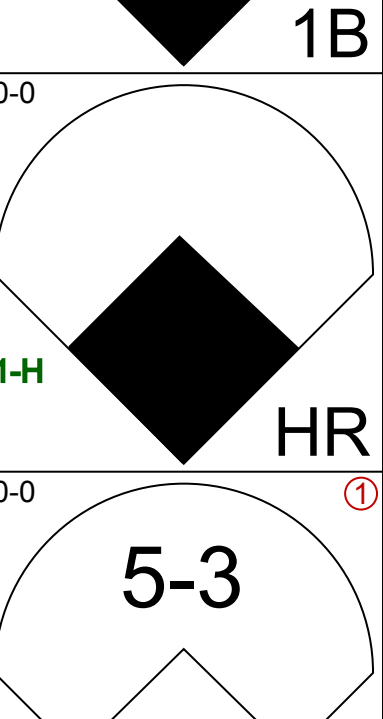
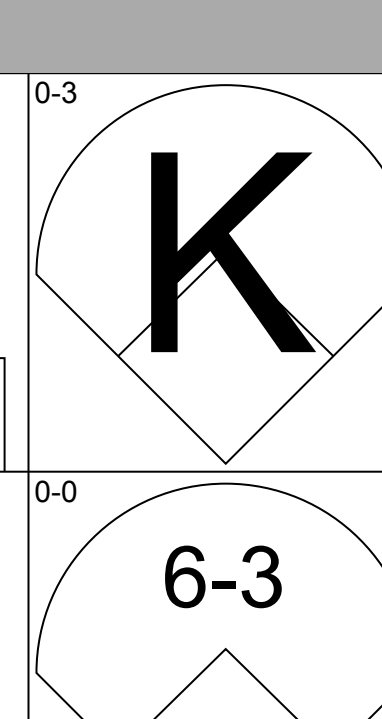
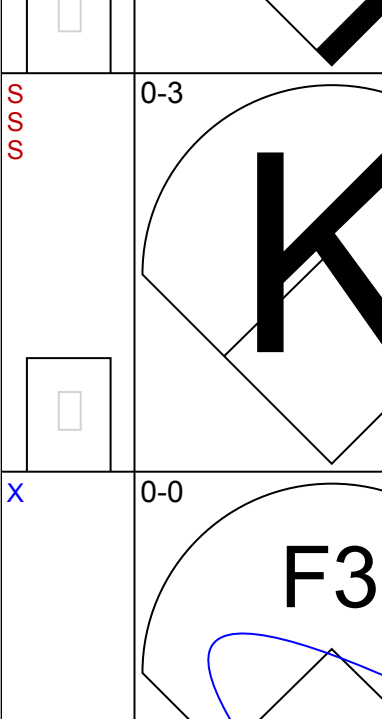
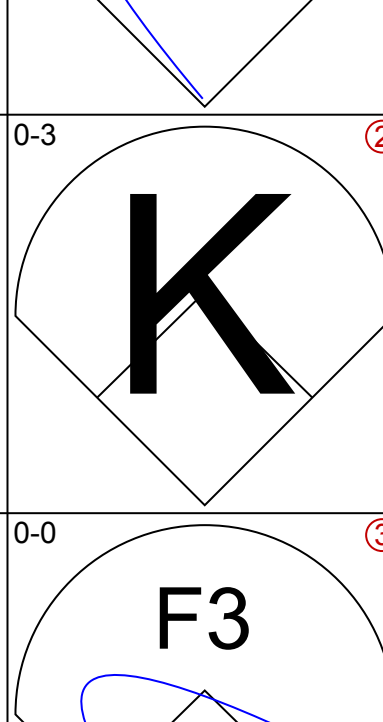
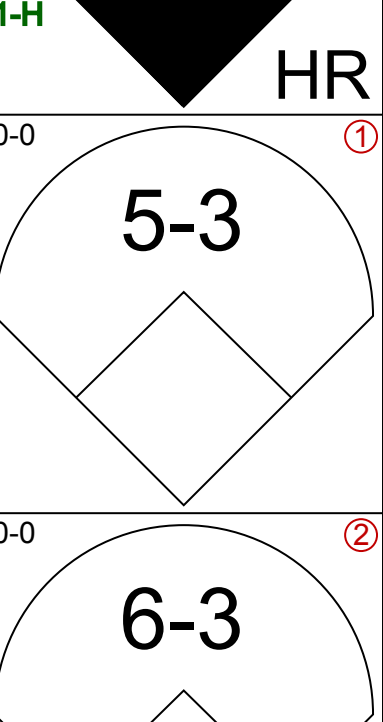
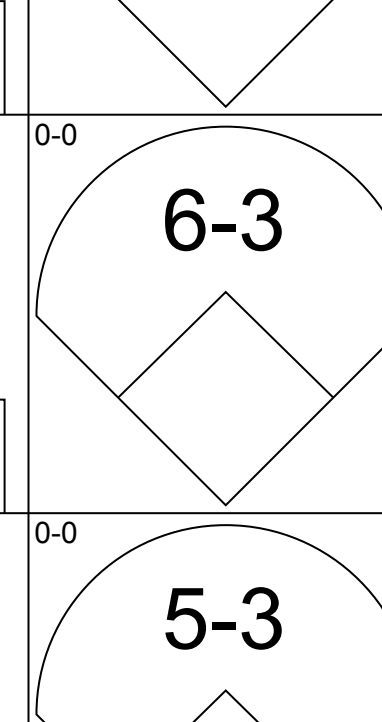
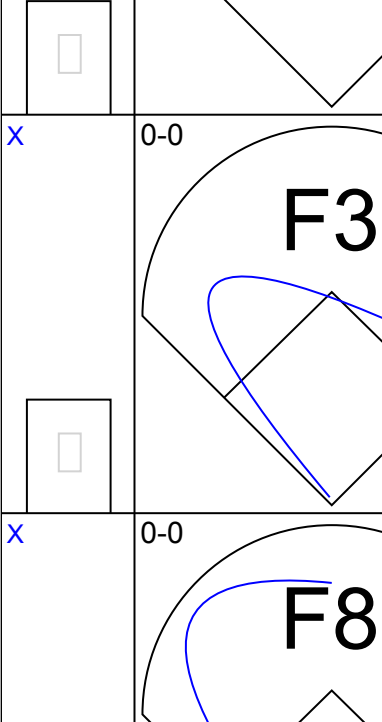
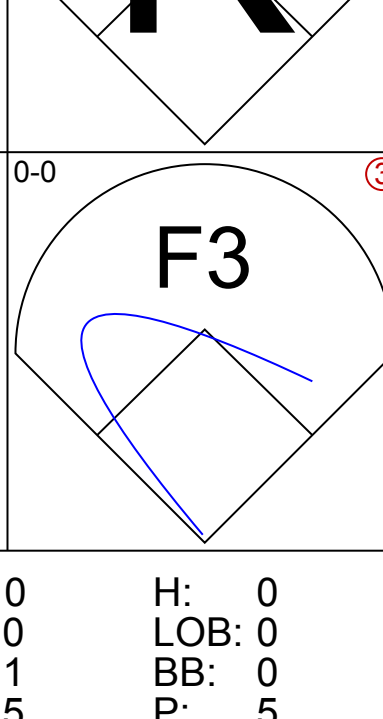
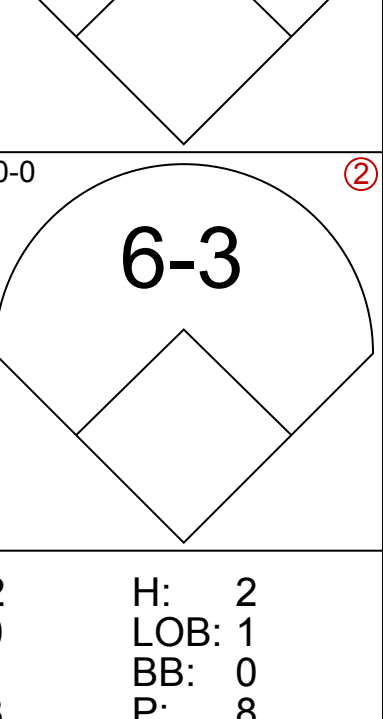
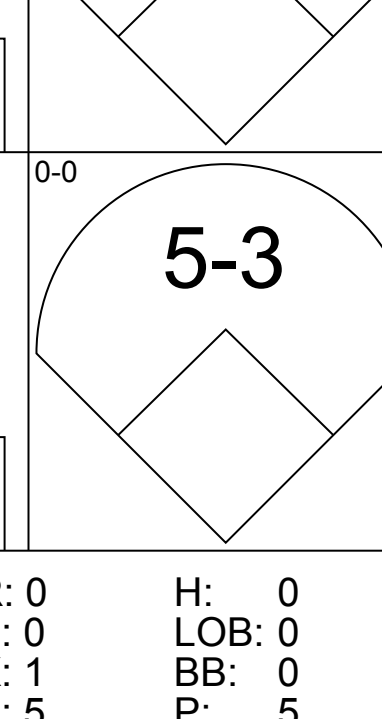
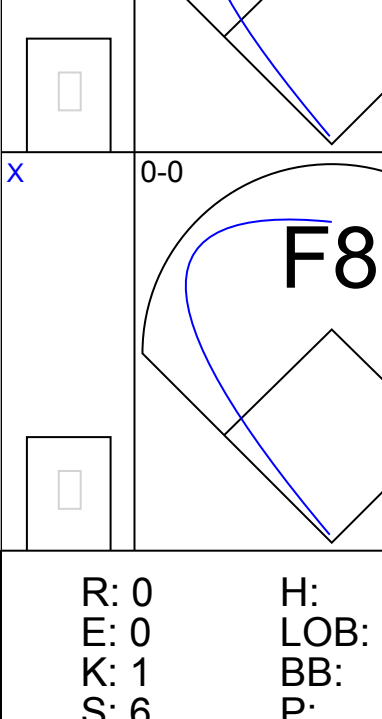
Houston Astros @ Atlanta Braves  
Atlanta Stadium, Atlanta, GA  
Sat Jun 20 1970, 7:05 PM EDT  
Att: 17,528 - Unknown

AB	39
R	6
H	12
RBI	6
BB	4
SO	8
LOB	22




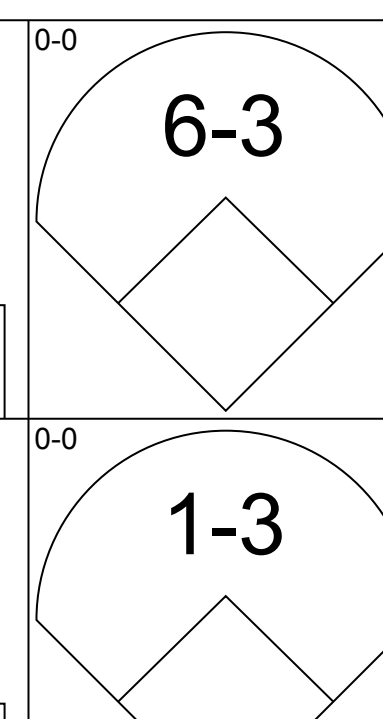
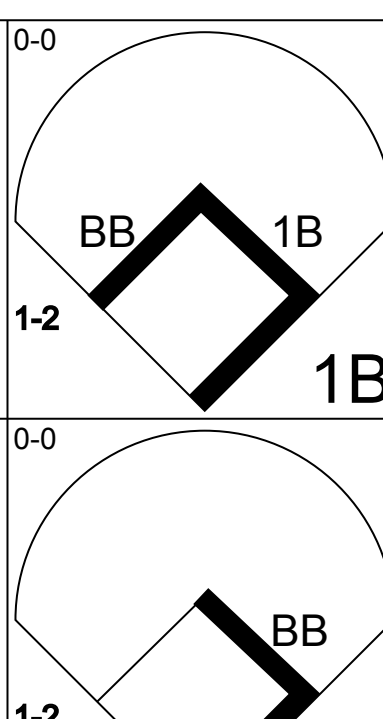
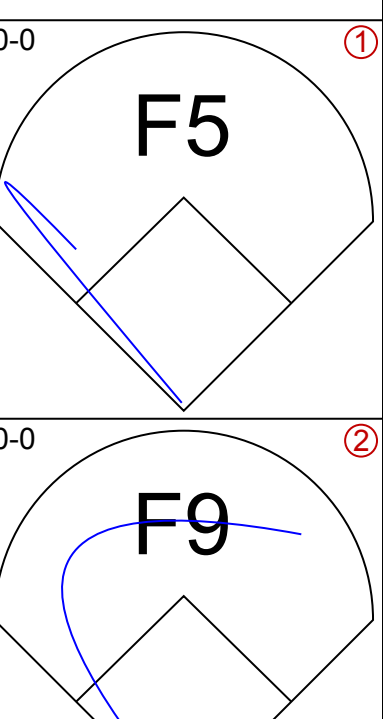
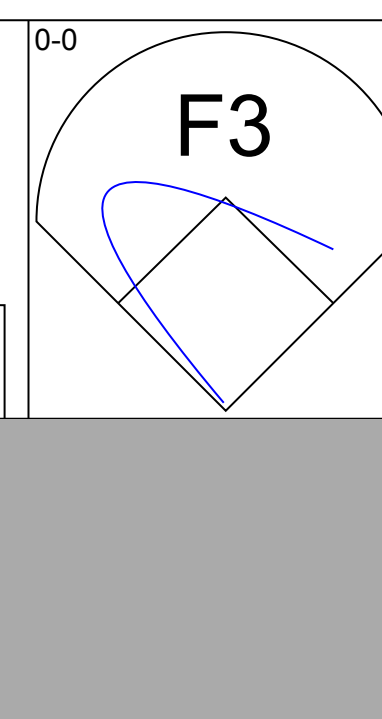
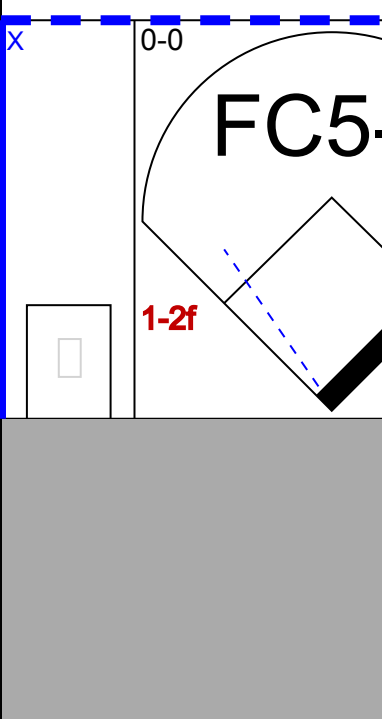
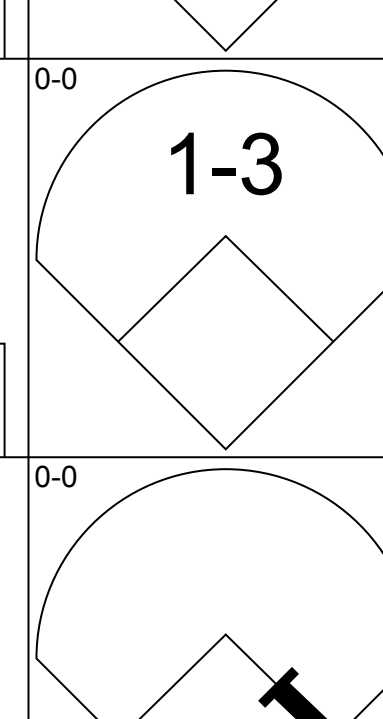
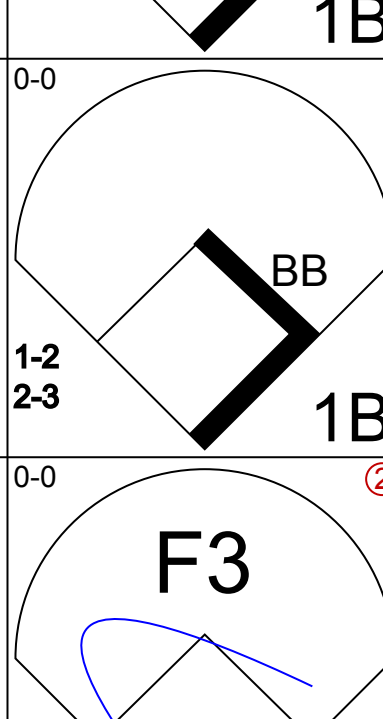
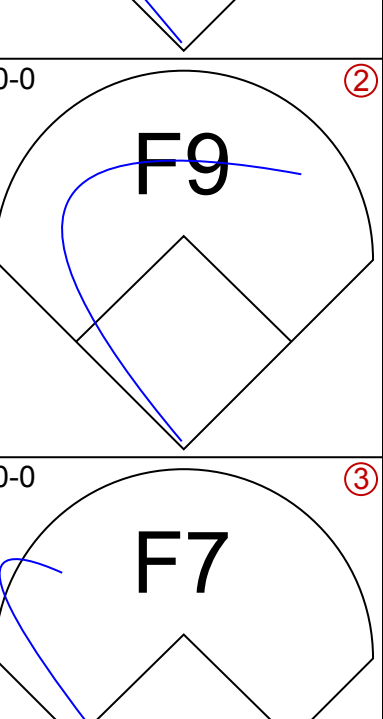
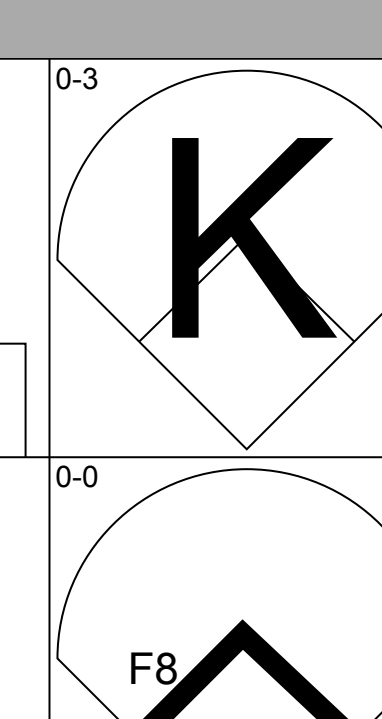
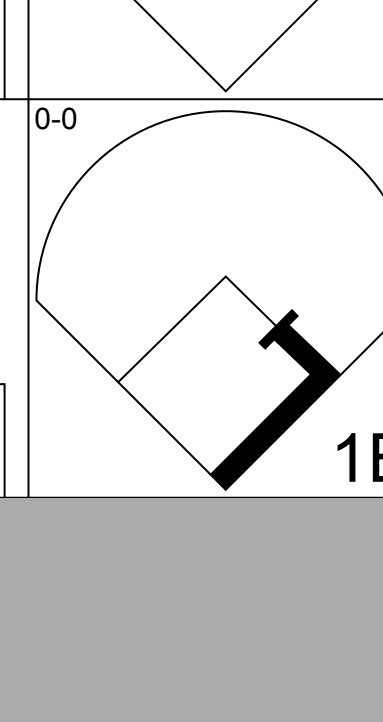
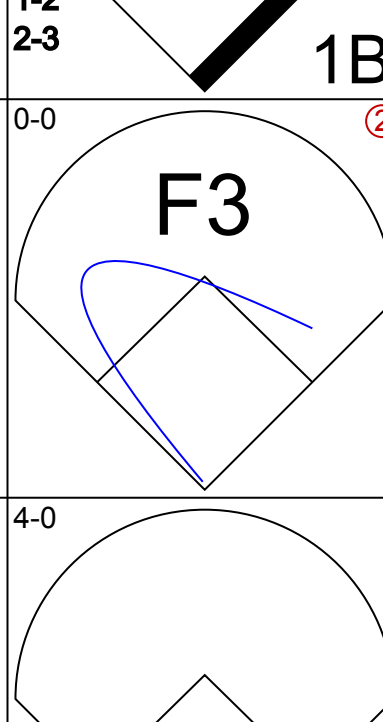
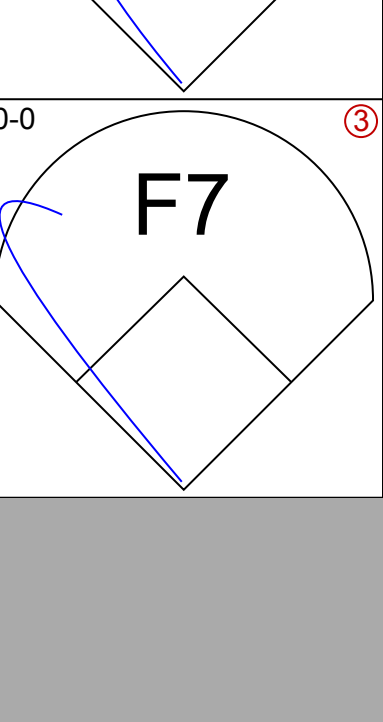
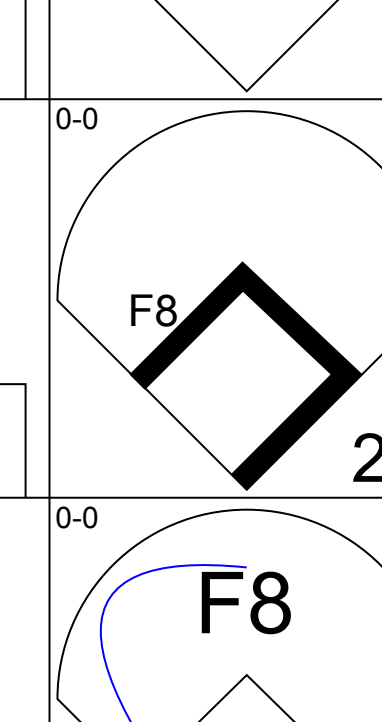
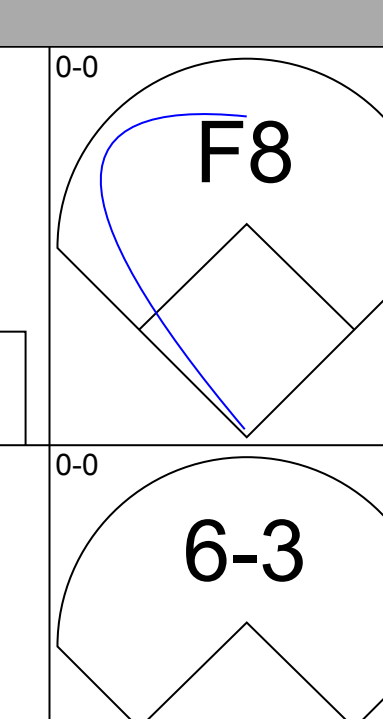
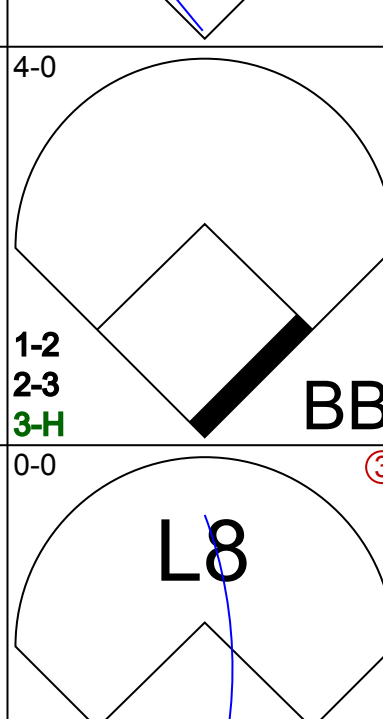
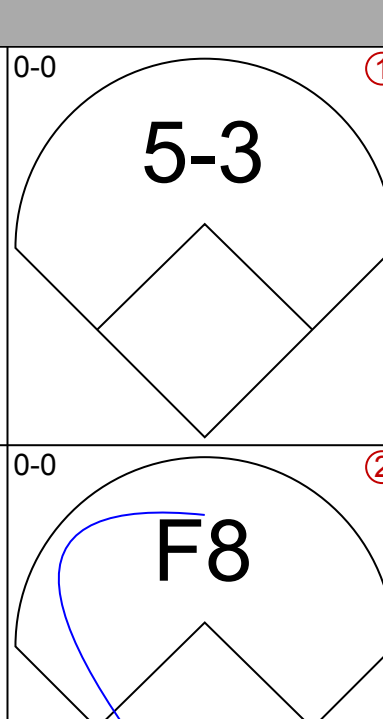
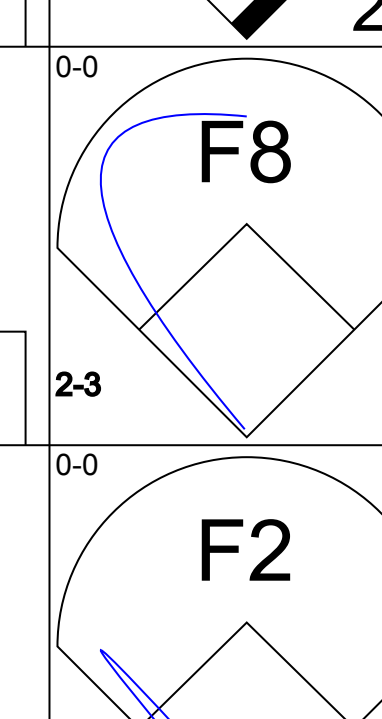
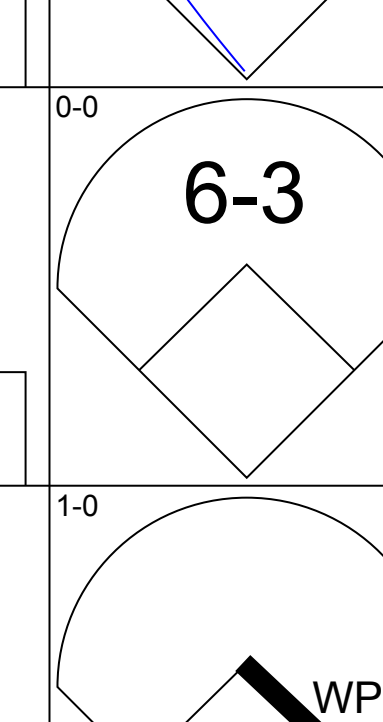
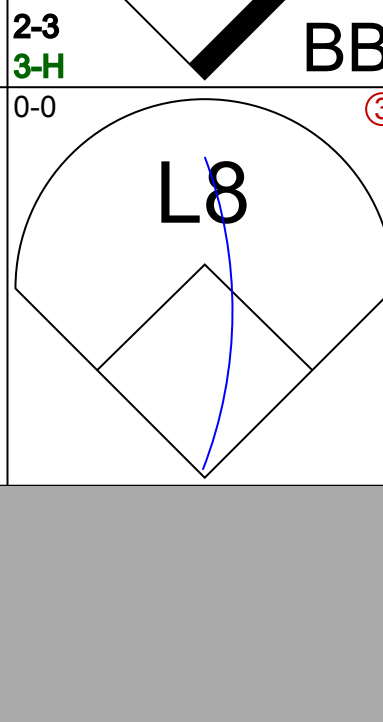
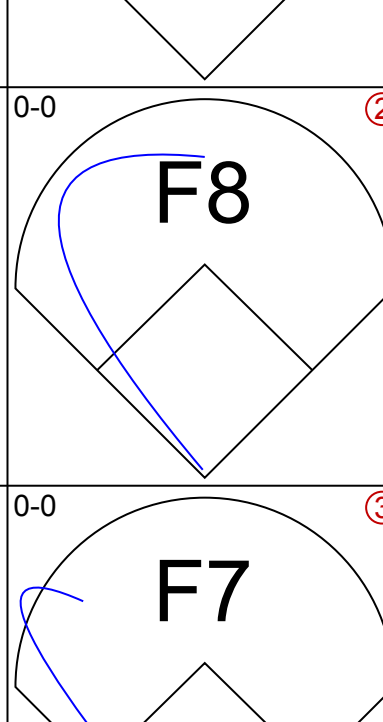
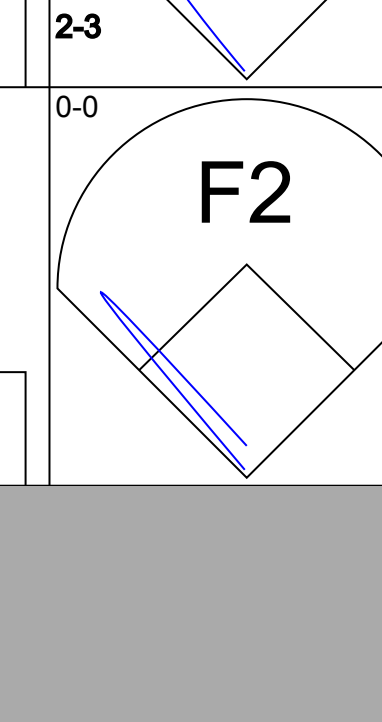
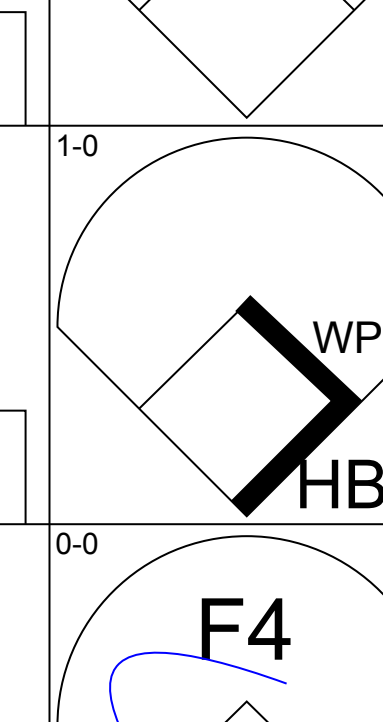
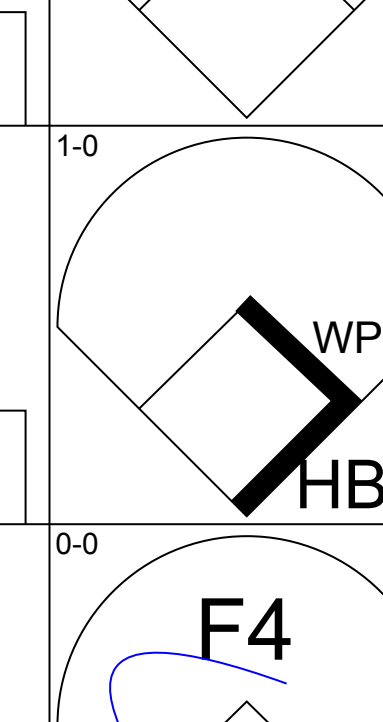
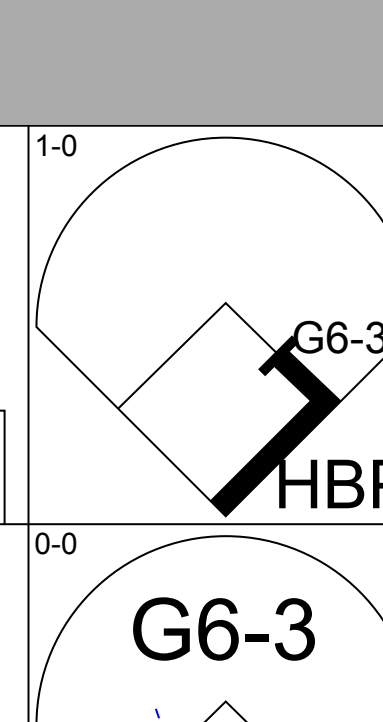
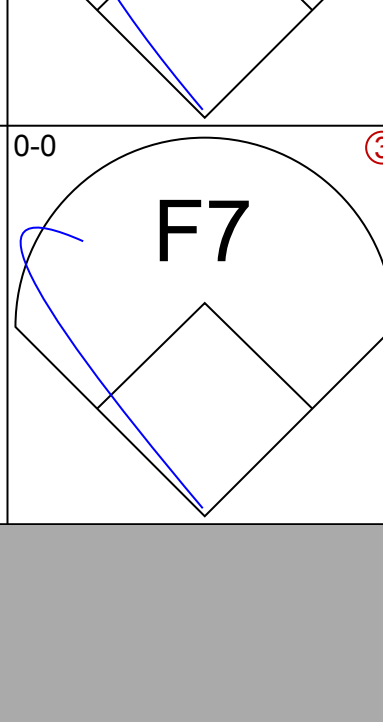
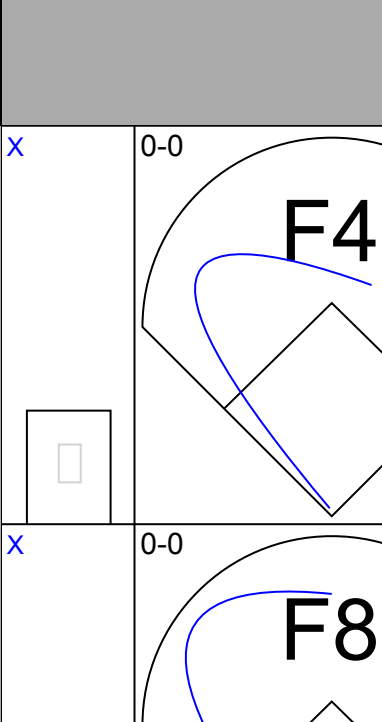
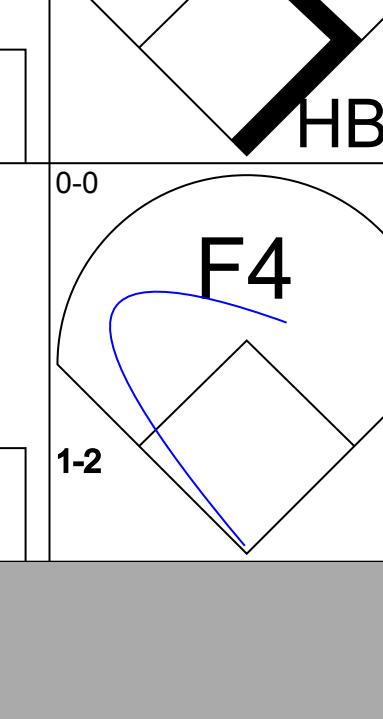
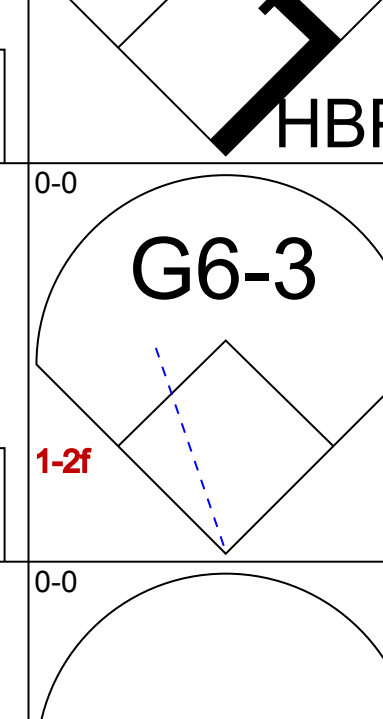
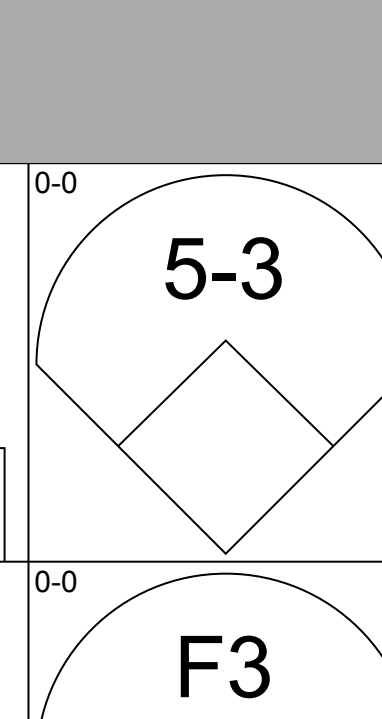
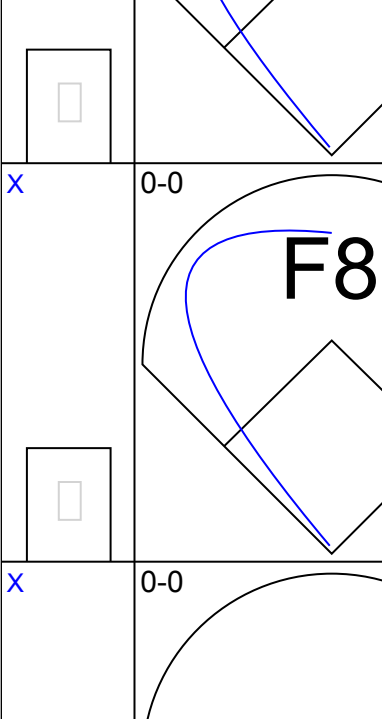
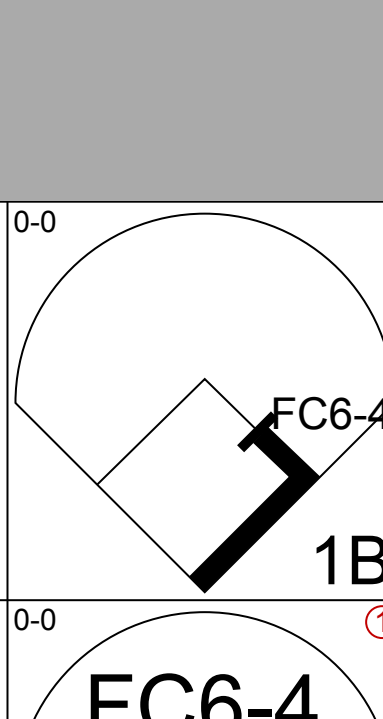

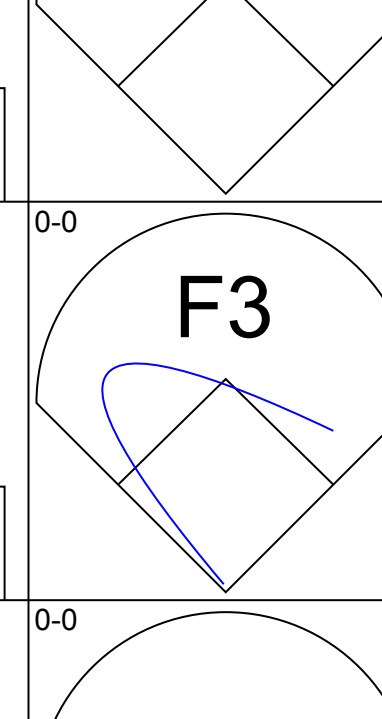
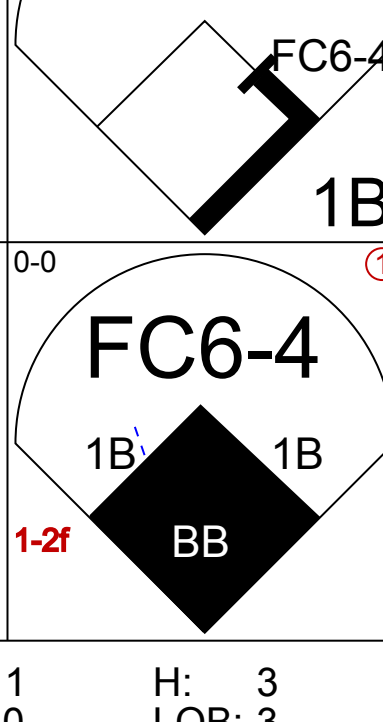
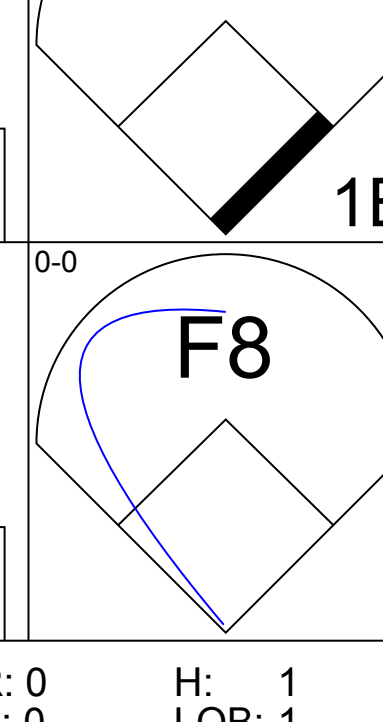
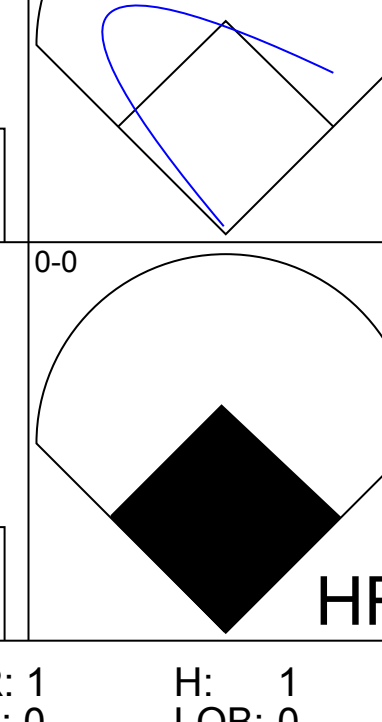
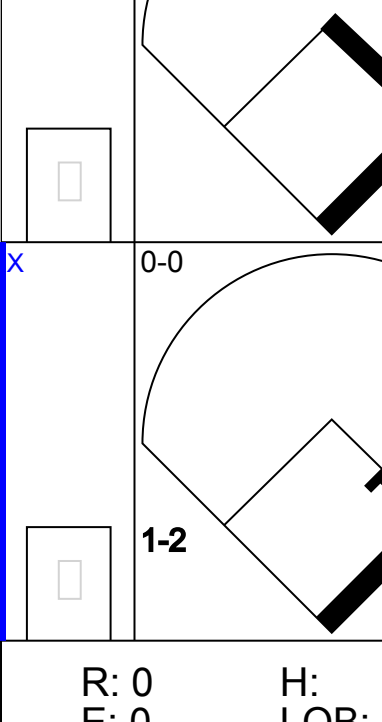





Batter	1	2	3	4	5	6	7	8	9	AB	R	H	RBI	BB	SO	LOB	TOP					
<b>Billy Grabarkewitz, R</b> OBP: 0.435, SLG: 0.505 (1, 6)										4	1	2	1	0	2	0	<b>Los Angeles Dodgers @ Atlanta Braves</b> Atlanta Stadium, Atlanta, GA Mon Jun 22 1970, 7:05 PM EDT Att: 12,162 - Unknown					
<b>Manny Mota, R</b> OBP: 0.373, SLG: 0.419 (1, 7)										4	0	0	0	0	0	2						
<b>Wes Parker, S</b> OBP: 0.376, SLG: 0.444 (1, 3)										4	1	1	1	0	1	0						
<b>Andy Kosco, R</b> OBP: 0.259, SLG: 0.421 <b>Willie Crawford, L</b> OBP: 0.330, SLG: 0.377 (8, PH) (8, 9)										3	0	2	0	0	1	0						
<b>Jim Lefebvre, S</b> OBP: 0.350, SLG: 0.336 (1, 4)										4	0	1	0	0	1	2						
<b>Tom Haller, L</b> OBP: 0.335, SLG: 0.406 (1, 2)										3	1	1	0	1	1	1						
<b>Bill Sudakis, S</b> OBP: 0.340, SLG: 0.435 (1, 5)										4	1	1	2	0	2	2						
<b>Bill Russell, R</b> OBP: 0.167, SLG: 0.136 (1, 8)										4	0	0	0	0	1	2						
<b>Alan Foster, R</b> OBP: 0.114, SLG: 0.088 <b>Jim Brewer, L</b> (9, 1)										4	0	0	0	0	0	2						
<b>Inning Stats</b>	R: 0 E: 0 K: 1 S: 5	H: 0 LOB: 0 BB: 0 P: 5	R: 0 E: 0 K: 1 S: 5	H: 0 LOB: 0 BB: 0 P: 5	R: 0 E: 0 K: 1 S: 5	H: 0 LOB: 0 BB: 0 P: 5	R: 1 E: 0 K: 0 S: 5	H: 3 LOB: 1 BB: 0 P: 5	R: 2 E: 0 K: 1 S: 8	H: 2 LOB: 1 BB: 0 P: 8	R: 0 E: 0 K: 3 S: 10	H: 1 LOB: 1 BB: 0 P: 10	R: 0 E: 0 K: 1 S: 5	H: 0 LOB: 0 BB: 0 P: 5	R: 1 E: 0 K: 1 S: 6	H: 1 LOB: 0 BB: 1 P: 6	R: 0 E: 0 K: 1 S: 6	H: 1 LOB: 2 BB: 1 P: 10	1B: 5 2B: 0 3B: 0 HR: 3	SF: 0 SAC: 0 DP: 1 HBP: 0	WP: 2 PB: 0 SB: 1 CS: 0	PA: 36
<b>PITCHER</b>	IP	WLS	BF	H	R	ER	SO	BB	IBB	HBP	BLK	WP	HR	S	P	ERA	WHIP					
<b>Phil Niekro, R</b> ERA: 4.03 <b>Hoyt Wilhelm, R</b> ERA: 3.19	(1, 1) (9, 1)	8.0 L	32	8	4	4	9	0	0	0	0	2	3	50	50	4.50	1.000					

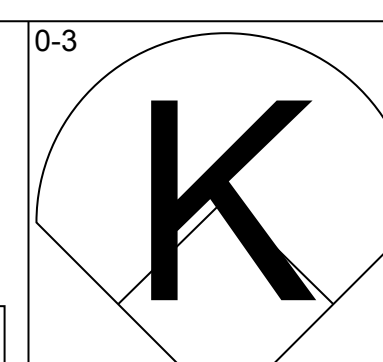
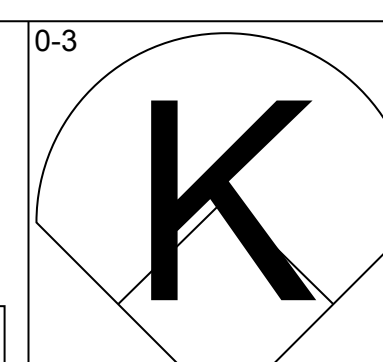
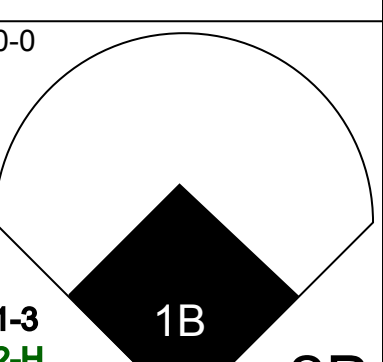
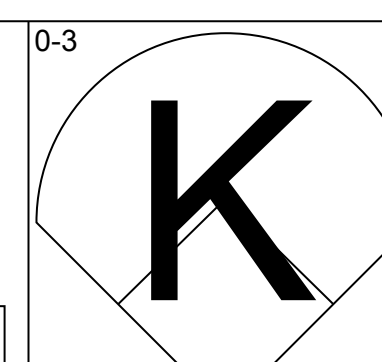
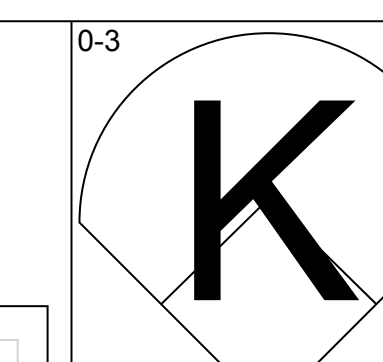
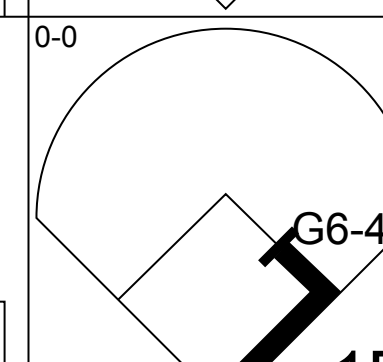
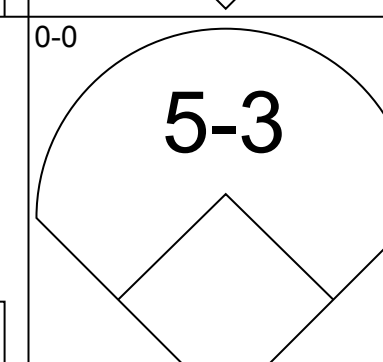
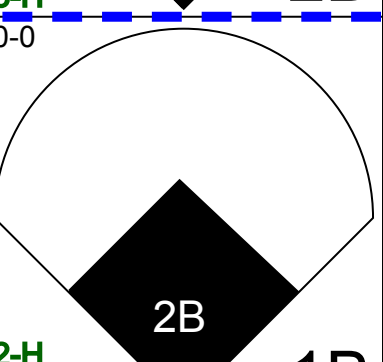
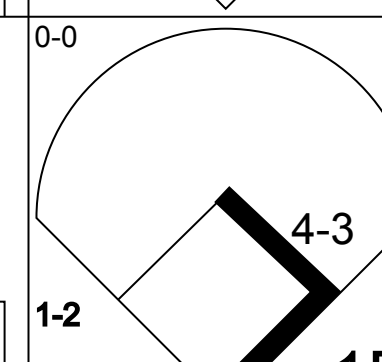
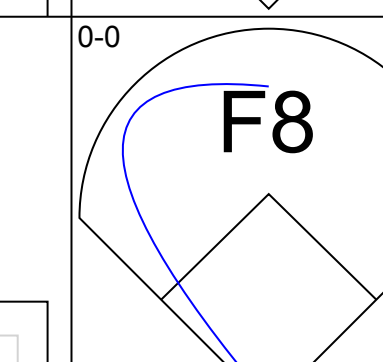
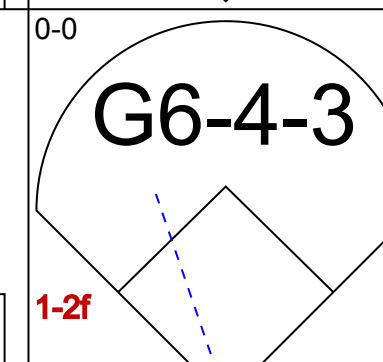
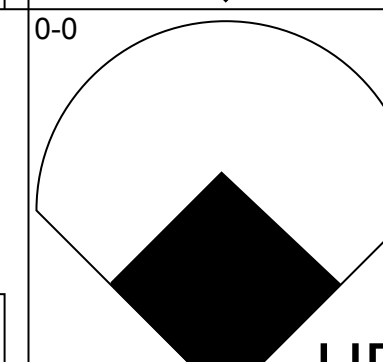
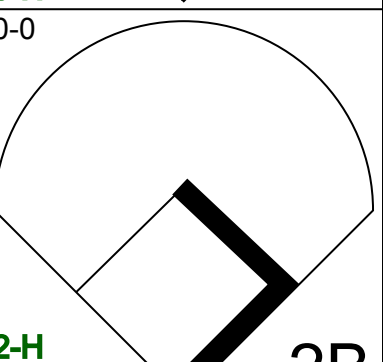
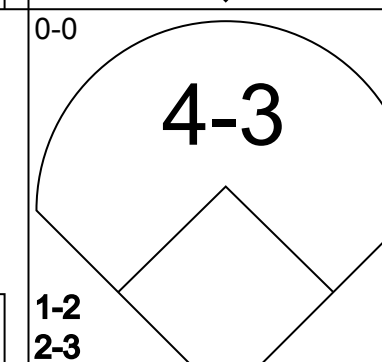

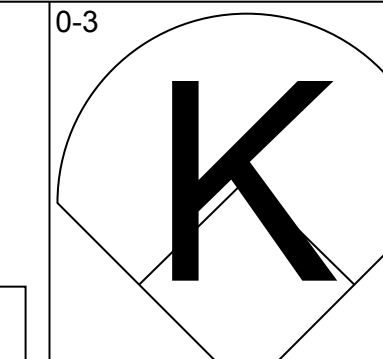
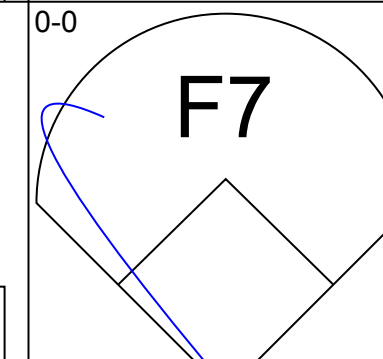
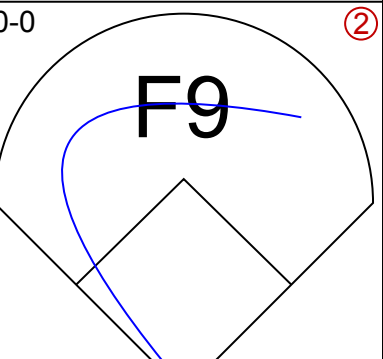
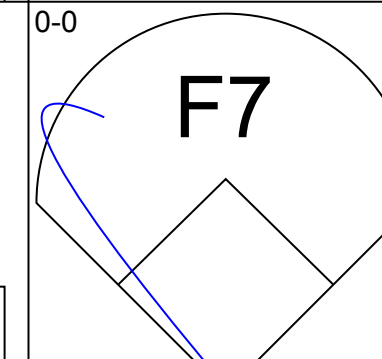

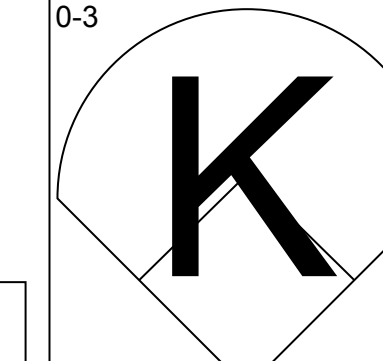

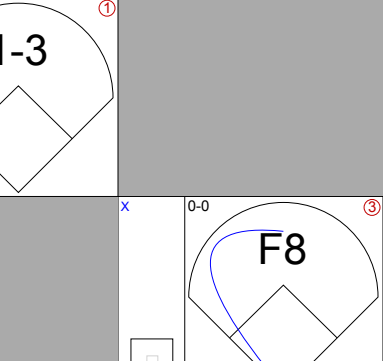


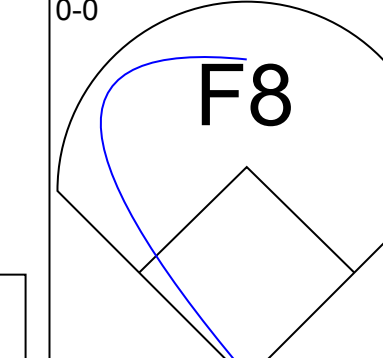

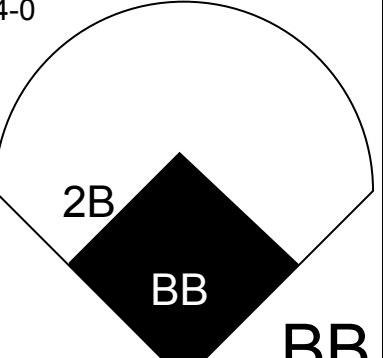




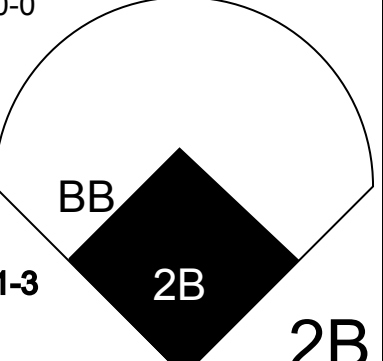


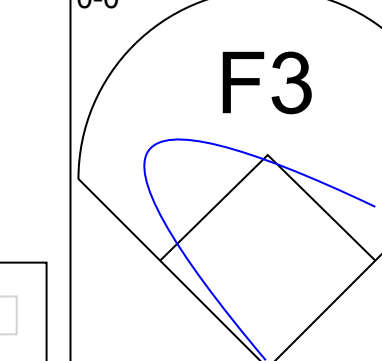

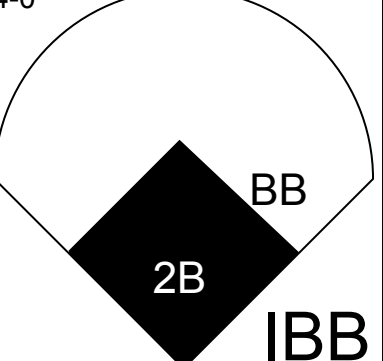


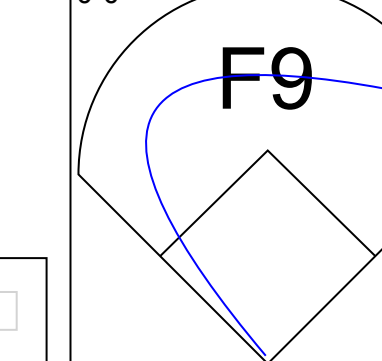

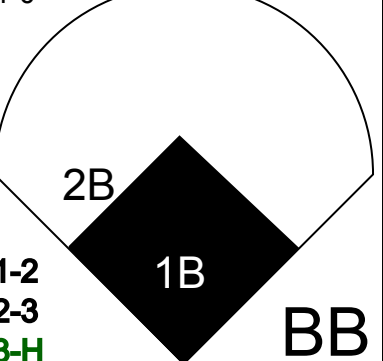
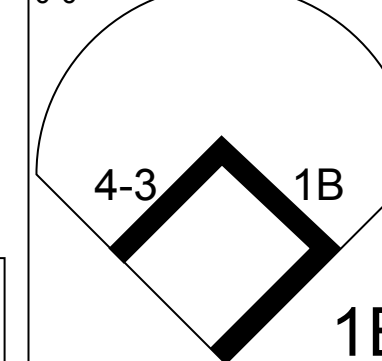
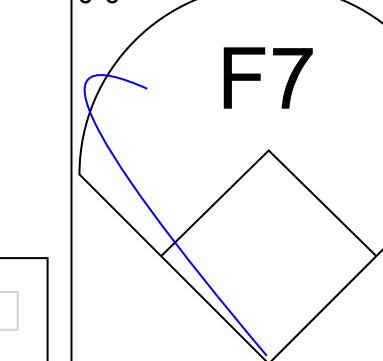
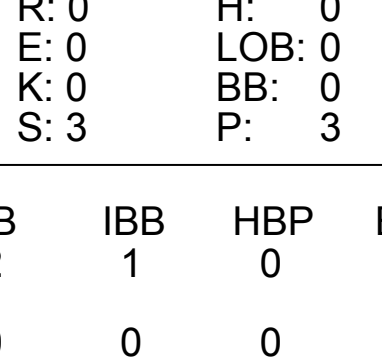
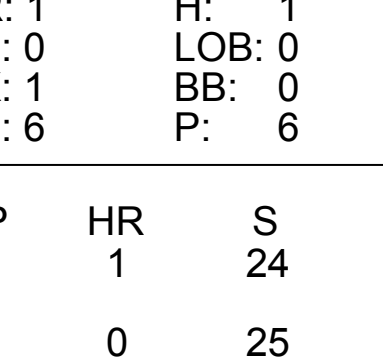
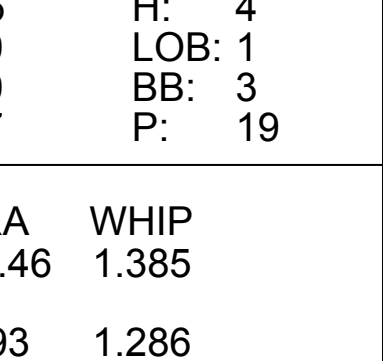
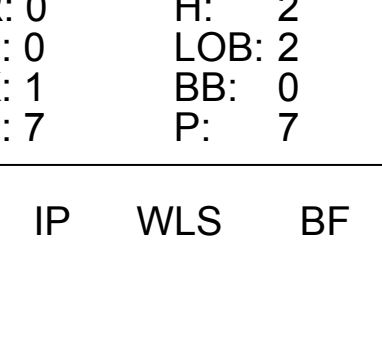
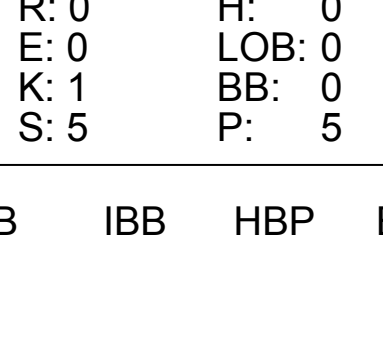






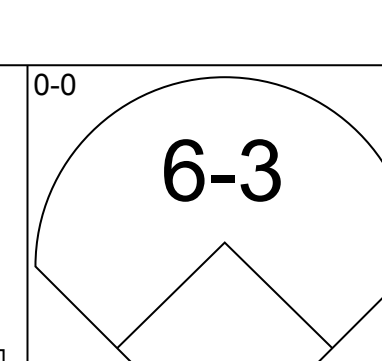


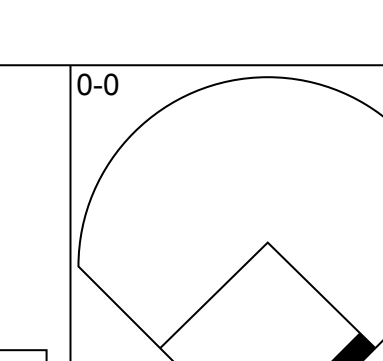
AB	35
R	4
H	8
RBI	4
BB	1
SO	10
LOB	11

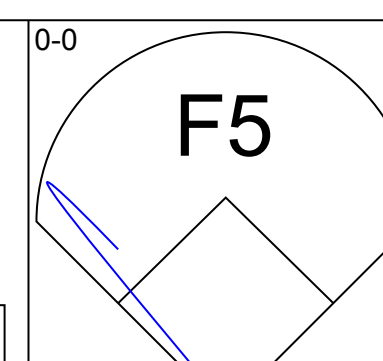
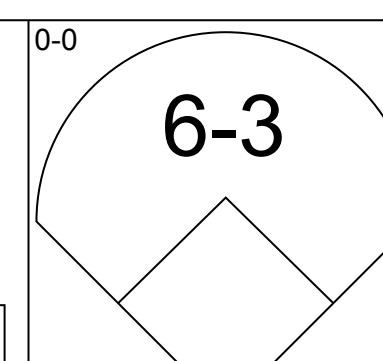
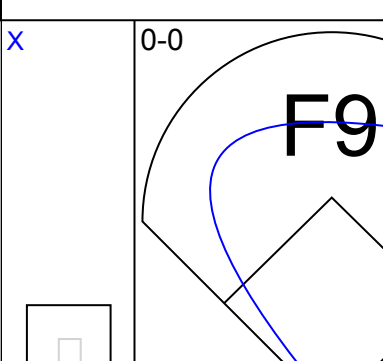
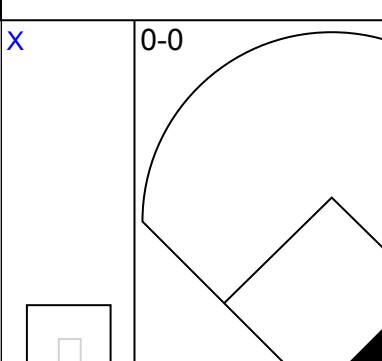
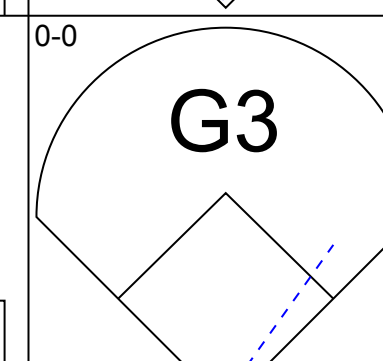
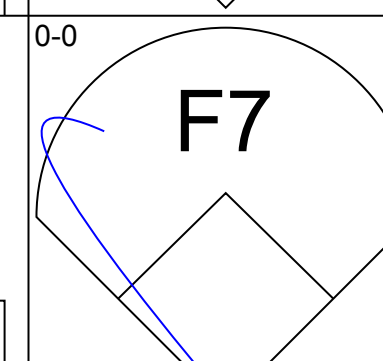

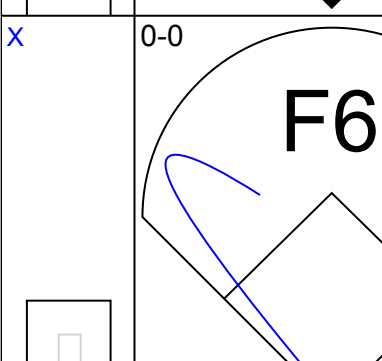
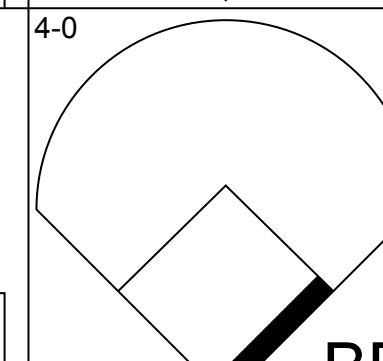

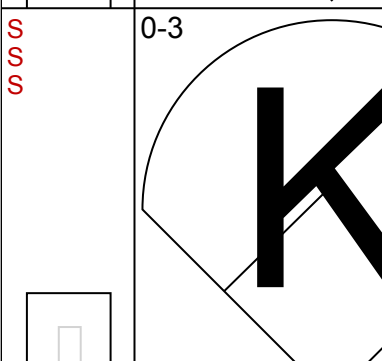
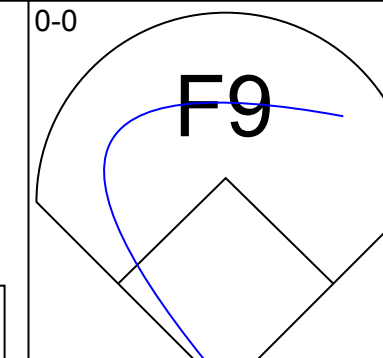


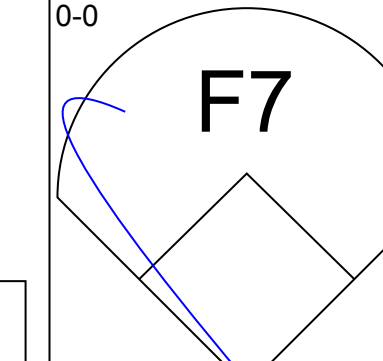



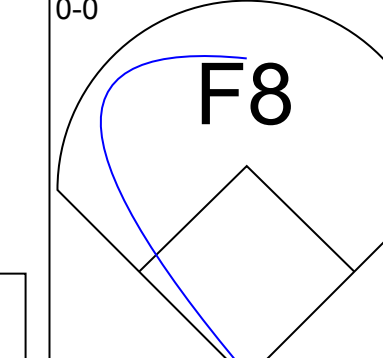


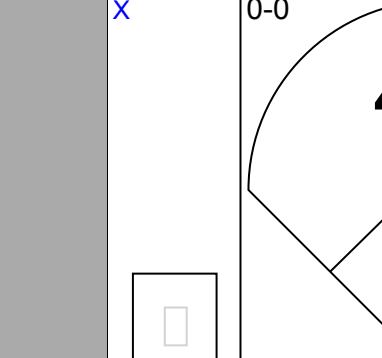




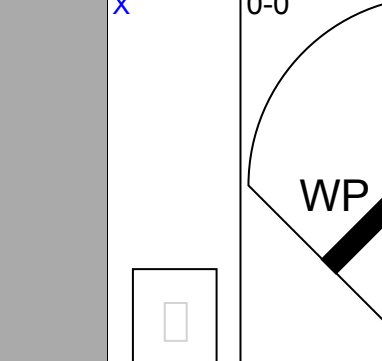

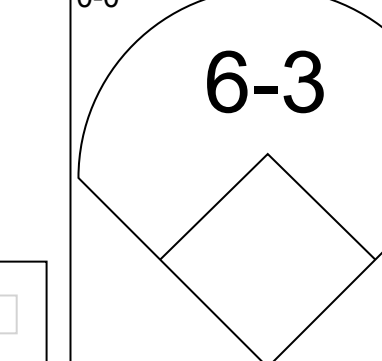




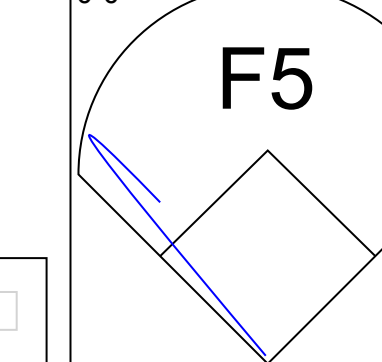



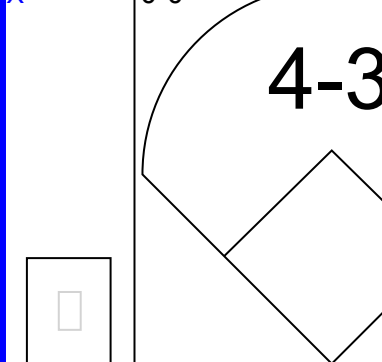
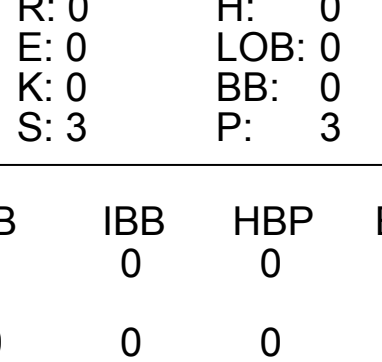
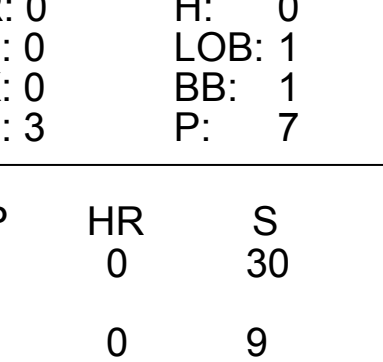
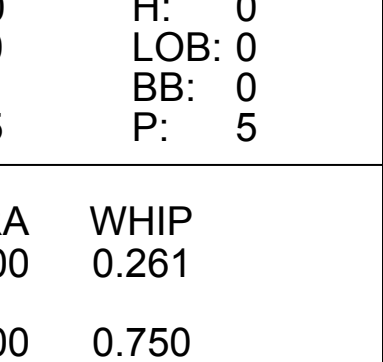
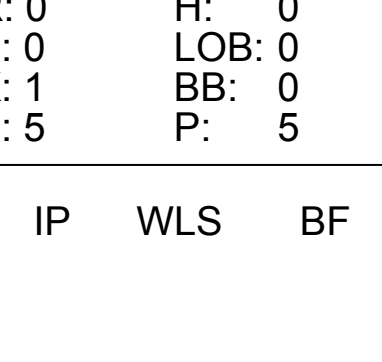
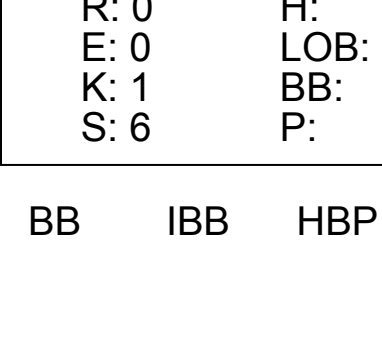







Batter	1	2	3	4	5	6	7	8	9	AB	R	H	RBI	BB	SO	LOB	BOTTOM				
<b>Gil Garrido, R</b> OBP: 0.362, SLG: 0.392 <b>Hal King, L</b> OBP: 0.429, SLG: 0.477 <b>Bob Aspromonte, R</b> OBP: 0.167, SLG: 0.138 (1, 4) (9, PH) (9, PH)										4	0	1	0	0	0	0	<b>Los Angeles Dodgers @ Atlanta Braves</b> Atlanta Stadium, Atlanta, GA Mon Jun 22 1970, 7:05 PM EDT Att: 12,162 - Unknown				
<b>Sonny Jackson, L</b> OBP: 0.402, SLG: 0.348 (1, 6)									4	0	1	0	0	1	0						
<b>Hank Aaron, R</b> OBP: 0.391, SLG: 0.647 (1, 9)									4	0	2	0	0	0	3						
<b>Rico Carty, R</b> OBP: 0.478, SLG: 0.692 (1, 7)									3	0	0	1	1	0	1						
<b>Orlando Cepeda, R</b> OBP: 0.367, SLG: 0.514 (1, 3)									4	0	0	0	0	0	4						
<b>Tony Gonzalez, L</b> OBP: 0.310, SLG: 0.327 (1, 8)										2	0	0	0	0	0	0					
<b>Clete Boyer, R</b> OBP: 0.277, SLG: 0.329 (1, 5)									4	0	0	0	0	0	2						
<b>Bob Didier, S</b> OBP: 0.227, SLG: 0.204 (1, 2)									4	0	3	0	0	0	0						
<b>Phil Niekro, R</b> OBP: 0.182, SLG: 0.214 <b>Hoyt Wilhelm, R</b> <b>Mike Lum, L</b> OBP: 0.290, SLG: 0.333 (1, 1) (9, 1) (9, PH)									3	2	1	1	0	0	2						
<b>Inning Stats</b>	R: 0 E: 0 K: 0 S: 3	H: 1 LOB: 1 BB: 0 P: 3	R: 0 E: 0 K: 0 S: 3	H: 0 LOB: 0 BB: 0 P: 4	R: 1 E: 0 K: 0 S: 6	H: 3 LOB: 3 BB: 1 P: 10	R: 0 E: 0 K: 0 S: 3	H: 1 LOB: 0 BB: 0 P: 4	R: 0 E: 0 K: 0 S: 3	H: 0 LOB: 0 BB: 0 P: 3	R: 1 E: 0 K: 0 S: 4	H: 1 LOB: 0 BB: 0 P: 4	R: 0 E: 0 K: 1 S: 6	H: 1 LOB: 1 BB: 0 P: 6	R: 0 E: 0 K: 0 S: 5	H: 2 LOB: 2 BB: 0 P: 5	1B: 7 2B: 1 3B: 0 HR: 1	SF: 0 SAC: 0 DP: 1 HBP: 2	WP: 1 PB: 0 SB: 0 CS: 0	PA: 37	
<b>PITCHER</b>	IP	WLS	BF	H	R	ER	SO	BB	IBB	HBP	BLK	WP	HR	S	P	ERA	WHIP				
<b>Alan Foster, R</b> ERA: 3.95 <b>Jim Brewer, L</b> ERA: 2.2	(1, 1) (9, 1)	8.2 W	36	9	2	2	1	1	0	0	0	0	0	1	1	0.00	0.000				

AB	34
R	2
H	9
RBI	2
BB	1
SO	1
LOB	14




Batter	1	2	3	4	5	6	7	8	9	AB	R	H	RBI	BB	SO	LOB	TOP									
<b>Billy Grabarkewitz, R</b> OBP: 0.431, SLG: 0.502 (1, 6)										5	1	1	2	0	4	1	<b>Los Angeles Dodgers @ Atlanta Braves</b> Atlanta Stadium, Atlanta, GA Tue Jun 23 1970, 7:05 PM EDT Att: 15,145 - Unknown									
<b>Manny Mota, R</b> OBP: 0.379, SLG: 0.424 (1, 7)										5	1	3	2	0	0	0										
<b>Wes Parker, S</b> OBP: 0.377, SLG: 0.460 (1, 3)										4	1	2	2	0	0	3										
<b>Andy Kosco, R</b> OBP: 0.254, SLG: 0.412 (1, 9)										3	0	0	0	0	1	1										
<b>Willie Davis, L</b> OBP: 0.299, SLG: 0.389 (7, PH) (7, 9)										1	0	0	0	0	0	2										
<b>Jim Lefebvre, S</b> OBP: 0.347, SLG: 0.333 (1, 4)										4	0	1	0	0	1	1										
<b>Bill Sudakis, S</b> OBP: 0.337, SLG: 0.420 (1, 5)										3	1	0	0	1	0	1										
<b>Bill Russell, R</b> OBP: 0.214, SLG: 0.231 (1, 8)										4	1	2	0	0	0	0										
<b>Jeff Torborg, R</b> OBP: 0.288, SLG: 0.297 (1, 2)										3	1	0	0	1	1	2										
<b>Pete Mikkelsen, R</b> (8, 1)										0	0	0	0	0	0	0										
<b>Bill Singer, R</b> OBP: 0.364, SLG: 0.400 (1, 1)										2	1	1	1	1	0	0										
<b>Tom Haller, L</b> OBP: 0.333, SLG: 0.403 (8, 2)										1	0	0	0	0	0	0										
<b>Inning Stats</b>	R: 0 E: 0 K: 1 S: 5	H: 1 LOB: 0 BB: 0 P: 5	R: 0 E: 0 K: 2 S: 7	H: 0 LOB: 0 BB: 0 P: 7	R: 0 E: 0 K: 0 S: 3	H: 0 LOB: 0 BB: 0 P: 3	R: 1 E: 0 K: 1 S: 6	H: 1 LOB: 0 BB: 0 P: 6	R: 6 E: 0 K: 0 S: 7	H: 4 LOB: 1 BB: 3 P: 19	R: 0 E: 0 K: 1 S: 5	H: 0 LOB: 0 BB: 0 P: 5	R: 0 E: 0 K: 1 S: 7	H: 2 LOB: 2 BB: 0 P: 7	R: 0 E: 0 K: 0 S: 4	H: 2 LOB: 1 BB: 0 P: 4	R: 0 E: 0 K: 1 S: 5	H: 0 LOB: 0 BB: 0 P: 5	1B: 6 2B: 3 3B: 0 HR: 1	SF: 0 SAC: 0 DP: 2 HBP: 0	WP: 0 PB: 0 SB: 0 CS: 0	PA: 38				
<b>PITCHER</b>	IP	WLS	BF	H	R	ER	SO	BB	IBB	HBP	BLK	WP	HR	S	P	ERA	WHIP									
<b>Mike McQueen, L</b> ERA: 10.95 (1, 1)	4.1	L	19	4	6	6	4	2	1	0	0	0	0	1	24	36	12.46	1.385								
<b>Milt Pappas, R</b> ERA: 6.05 (5, 1)	4.2		19	6	1	1	3	0	0	0	0	0	0	0	25	25	1.93	1.286								

Batter	1	2	3	4	5	6	7	8	9	AB	R	H	RBI	BB	SO	LOB	BOTTOM								
<b>Gil Garrido, R</b> OBP: 0.359, SLG: 0.388 (1, 4)										4	0	1	0	0	0	0	<b>Los Angeles Dodgers @ Atlanta Braves</b> Atlanta Stadium, Atlanta, GA Tue Jun 23 1970, 7:05 PM EDT Att: 15,145 - Unknown								
<b>Sonny Jackson, L</b> OBP: 0.393, SLG: 0.338 (1, 6)										4	0	0	0	0	0	1									
<b>Hank Aaron, R</b> OBP: 0.391, SLG: 0.641 (1, 9)										2	0	0	0	1	0	0									
<b>Tommie Aaron, R</b> OBP: 0.385, SLG: 0.769 (8, 9)										1	0	0	0	0	1	1									
<b>Rico Carty, R</b> OBP: 0.473, SLG: 0.684 (1, 7)										3	0	0	0	0	1	1									
<b>Orlando Cepeda, R</b> OBP: 0.363, SLG: 0.508 (1, 3)										3	0	0	0	0	0	0									
<b>Mike Lum, L</b> OBP: 0.276, SLG: 0.318 (1, 8)										3	0	0	0	0	0	0									
<b>Clete Boyer, R</b> OBP: 0.276, SLG: 0.329 (1, 5)										3	0	1	0	0	1	0									
<b>Bob Tillman, R</b> OBP: 0.297, SLG: 0.394 (1, 2)										3	0	0	0	0	2	1									
<b>Mike McQueen, L</b> OBP: 0.333, SLG: 0.333 (1, 1)										1	0	0	0	0	0	0									
<b>Milt Pappas, R</b> (5, 1)										1	0	0	0	0	0	0									
<b>Hal King, L</b> OBP: 0.421, SLG: 0.467 (9, PH)										1	0	0	0	0	0	0									
<b>Inning Stats</b>	R: 0 E: 0 K: 0 S: 3	H: 0 LOB: 0 BB: 0 P: 3	R: 0 E: 0 K: 0 S: 3	H: 0 LOB: 0 BB: 0 P: 3	R: 0 E: 0 K: 0 S: 3	H: 0 LOB: 0 BB: 0 P: 3	R: 0 E: 0 K: 0 S: 3	H: 0 LOB: 1 BB: 1 P: 7	R: 0 E: 0 K: 1 S: 5	H: 0 LOB: 0 BB: 0 P: 5	R: 0 E: 0 K: 1 S: 5	H: 0 LOB: 0 BB: 0 P: 5	R: 0 E: 0 K: 1 S: 6	H: 1 LOB: 1 BB: 0 P: 6	R: 0 E: 0 K: 1 S: 6	H: 1 LOB: 1 BB: 0 P: 6	1B: 2 2B: 0 3B: 0 HR: 0	SF: 0 SAC: 0 DP: 0 HBP: 0	WP: 2 PB: 0 SB: 0 CS: 0	PA: 30					
<b>PITCHER</b>	IP	WLS	BF	H	R	ER	SO	BB	IBB	HBP	BLK	WP	HR	S	P	ERA	WHIP								
<b>Bill Singer, R</b> ERA: 2.94 (1, 1)	7.2	W	25	1	0	0	3	1	0	0	0	0	0	30	34	0.00	0.261								
<b>Pete Mikkelsen, R</b> ERA: 1.95 (8, 1)	1.1	S	5	1	0	0	2	0	0	0	0	1	0	9	9	0.00	0.750								

Batter	1	2	3	4	5	6	7	8	9	AB	R	H	RBI	BB	SO	LOB	TOP											
<b>Billy Grabarkewitz, R</b> OBP: 0.430, SLG: 0.498	0-0 SH5-3 FC4-6 1B	0-0 5-3			0-0 F9			4-0 SH1-4 BB	0-0 E6 E	4	2	1	1	1	0	2												
<b>Manny Mota, R</b> OBP: 0.386, SLG: 0.443	0-0 FC4-6 SH5-3 1-2 1B		0-0 6-3			0-0 L9 SF8 2B		0-0 SH1-4	0-0 3-1 2B	4	1	3	0	0	0	0												
<b>Willie Davis, L</b> OBP: 0.295, SLG: 0.383	0-0 SH5-3 1-2 2-3		0-3 K			0-0 L9 2-3		0-0 F7	0-0 3-1	4	0	0	0	0	1	4												
<b>Wes Parker, S</b> OBP: 0.375, SLG: 0.455	4-0 FC4-6 IBB		0-0 1-3			0-0 SF8 3-H		0-0 1-3	0-0 4-3	3	0	0	1	1	0	3												
<b>Jim Lefebvre, S</b> OBP: 0.344, SLG: 0.339	0-0 FC4-6 1-2 2-3 3-H		0-0 4-3			0-0 3-1			0-0 6-3 WP 2B	4	1	1	1	0	0	2												
<b>Bill Sudakis, S</b> OBP: 0.324, SLG: 0.402	0-0 F5		0-0 3-1			0-0 6-3			0-0 6-3	4	0	0	0	0	0	3												
<b>Tom Haller, L</b> OBP: 0.344, SLG: 0.415		0-0			0-0 F9				4-0 1B BB	3	0	2	0	1	0	0												
<b>Von Joshua, L</b> OBP: 0.295, SLG: 0.316									0-0 1B BB	0	1	0	0	0	0	0												
<b>Jeff Torborg, R</b> OBP: 0.288, SLG: 0.297									0-0 1B E 1B	0	0	0	0	0	0	0												
<b>Bill Russell, R</b> OBP: 0.219, SLG: 0.233		0-3 K			0-0 F6			0-3 K	0-0 1B E 1B	4	1	1	0	0	2	2												
<b>Joe Moeller, R</b> OBP: 0.313, SLG: 0.267		0-3 K			0-3 K			0-3 K	0-0 E WP 1B	4	1	1	1	0	3	2												
<b>Inning Stats</b>	R: 1 E: 0 K: 0 S: 5	H: 2 LOB: 2 BB: 1 P: 9	R: 0 E: 0 K: 2 S: 8	H: 1 LOB: 1 BB: 0 P: 8	R: 0 E: 0 K: 1 S: 5	H: 0 LOB: 0 BB: 0 P: 5	R: 0 E: 0 K: 0 S: 3	H: 0 LOB: 0 BB: 0 P: 3	R: 0 E: 0 K: 1 S: 5	H: 0 LOB: 0 BB: 0 P: 5	R: 1 E: 0 K: 0 S: 4	H: 1 LOB: 0 BB: 0 P: 4	R: 0 E: 0 K: 2 S: 8	H: 1 LOB: 1 BB: 0 P: 8	R: 0 E: 0 K: 0 S: 3	H: 0 LOB: 1 BB: 1 P: 7	R: 5 E: 1 K: 0 S: 8	H: 4 LOB: 2 BB: 1 P: 12	1B: 5 2B: 4 3B: 0 HR: 0	SF: 1 SAC: 2 DP: 0 HBP: 0	WP: 2 PA: 40 PB: 0 SB: 0 CS: 0							
<b>PITCHER</b>	IP	WLS	BF	H	R	ER	SO	BB	IBB	HBP	BLK	WP	HR	S	P	ERA	WHIP											
<b>Pat Jarvis, R</b> ERA: 3.16	(1, 1)	8.0	L	31	5	2	2	6	1	1	0	0	0	41	49	2.25	0.750											
<b>Bob Priddy, R</b> ERA: 8.23	(9, 1)	0.1		6	3	5	4	0	1	0	0	0	1	0	5	9	108.00	12.000										
<b>Aubrey Gatewood, R</b> ERA:	(9, 1)	0.2		3	1	0	0	0	0	0	0	0	1	0	3	3	0.00	1.500										

Los Angeles Dodgers @ Atlanta Braves  
Atlanta Stadium, Atlanta, GA  
Wed Jun 24 1970, 7:05 PM EDT  
Att: 12,667 - Unknown


AB 34  
R 7  
H 9  
RBI 4  
BB 3  
SO 6  
LOB 18



Batter	1	2	3	4	5	6	7	8	9	AB	R	H	RBI	BB	SO	LOB	BOTTOM										
<b>Sonny Jackson, L</b> OBP: 0.390, SLG: 0.336	0-0 F8		0-0 1B 1B		0-0 4-3			0-0 4-3		4	0	1	0	0	0	1											
<b>Mike Lum, L</b> OBP: 0.289, SLG: 0.329	0-0 FC6-4 1B		0-0 S 1B			0-0 6-3		0-0 6-3		4	0	2	0	0	0	1											
<b>Hank Aaron, R</b> OBP: 0.388, SLG: 0.635	0-0 FC6-4 1-2 S		0-3 K			0-0 F4			0-0 FC6-4 1B	4	0	1	0	0	1	3											
<b>Rico Carty, R</b> OBP: 0.470, SLG: 0.676	0-0 F9 1-2		0-0 5-3			0-0 F9			0-0 FC6-4 1B	4	0	1	0	0	0	3											
<b>Orlando Cepeda, R</b> OBP: 0.357, SLG: 0.500		0-0 F7			0-0 F3			0-0 F8	0-0 F3	4	0	0	0	0	0	2											
<b>Clete Boyer, R</b> OBP: 0.273, SLG: 0.323		0-0 F5			0-0 6-3			0-3 K	0-0 FC6-4	4	0	0	0	0	1	2											
<b>Bob Tillman, R</b> OBP: 0.295, SLG: 0.388		0-0 FC4-6 1B			0-0 F2			0-3 K	0-3 K	4	0	1	0	0	2	2											
<b>Gil Garrido, R</b> OBP: 0.352, SLG: 0.380		0-0 FC4-6 1-2			0-0 5-3			0-0 E5 4-3		3	0	0	0	0	0	1											
<b>Pat Jarvis, R</b> OBP: 0.119, SLG: 0.122	(1, 1)				0-0 5-3			0-3 K		2	0	0	0	0	0	0											
<b>Hal King, L</b> OBP: 0.414, SLG: 0.457	(8, PH)									1	0	0	0	0	1	1											
<b>Bob Priddy, R</b> OBP: 0.600, SLG: 0.500	(9, 1)									0	0	0	0	0	0	0											
<b>Aubrey Gatewood, R</b> ERA:	(9, 1)									0	0	0	0	0	0	0											
<b>Inning Stats</b>	R: 0 E: 0 K: 0 S: 4	H: 1 LOB: 1 BB: 0 P: 4	R: 0 E: 0 K: 0 S: 4	H: 1 LOB: 1 BB: 0 P: 4	R: 0 E: 0 K: 1 S: 7	H: 2 LOB: 2 BB: 0 P: 7	R: 0 E: 0 K: 0 S: 3	H: 0 LOB: 0 BB: 0 P: 3	R: 0 E: 0 K: 0 S: 3	H: 0 LOB: 0 BB: 0 P: 3	R: 0 E: 0 K: 2 S: 7	H: 0 LOB: 0 BB: 0 P: 7	R: 0 E: 1 K: 1 S: 6	H: 0 LOB: 1 BB: 0 P: 6	R: 0 E: 0 K: 1 S: 7	H: 2 LOB: 2 BB: 0 P: 7	1B: 6 2B: 0 3B: 0 HR: 0	SF: 0 SAC: 0 DP: 0 HBP: 0	WP: 0 PA: 34 PB: 0 SB: 2 CS: 0								
<b>PITCHER</b>	IP	WLS	BF	H	R	ER	SO	BB	IBB	HBP	BLK	WP	HR	S	P	ERA	WHIP										
<b>Joe Moeller, R</b> ERA: 2.55	(1, 1)	9.0	W	34	6	0	0	5	0	0	0	0	0	44	44	0.00	0.667										

Los Angeles Dodgers @ Atlanta Braves  
Atlanta Stadium, Atlanta, GA  
Wed Jun 24 1970, 7:05 PM EDT  
Att: 12,667 - Unknown

AB 34  
R 0  
H 6  
RBI 0  
BB 0  
SO 5  
LOB 16



Batter	1	2	3	4	5	6	7	8	9	AB	R	H	RBI	BB	SO	LOB	TOP			
Sonny Jackson, L OBP: 0.382, SLG: 0.327	F6		F7			F4			1-3	4	0	0	0	0	0	0	<b>Atlanta Braves @ San Francisco Giants</b> Candlestick Park, San Francisco, CA Fri Jun 26 1970, 10:05 PM EDT Att: 7,790 - Unknown			
Tony Gonzalez, L OBP: 0.309, SLG: 0.326	3-1			1B		F5			4-3	4	0	1	0	0	0	0				
Hank Aaron, R OBP: 0.387, SLG: 0.629	FC6		F7			K			F6	4	0	1	0	0	1	1				
Rico Carty, R OBP: 0.465, SLG: 0.668	FC6		K			1-3				3	0	0	0	0	1	2				
Orlando Cepeda, R OBP: 0.354, SLG: 0.494		F2		F7						3	0	0	0	0	0	1				
Bob Aspromonte, R OBP: 0.152, SLG: 0.125		4-3				6-3			3-1	3	0	0	0	0	0	0				
Gil Garrido, R OBP: 0.345, SLG: 0.371		5-3				6-3			4-3	3	0	0	0	0	0	0				
Bob Didier, S OBP: 0.221, SLG: 0.198			F6			6-3			F2	3	0	0	0	0	0	0				
Rick Kester, R (8, 1)										0	0	0	0	0	0	0				
Ron Reed, R (1, 1)			K2-3			4-3				2	0	0	0	0	1	0				
Hal King, L OBP: 0.424, SLG: 0.532									HR	1	1	1	1	0	0	0				
<b>Inning Stats</b>	R: 0 E: 0 K: 0 S: 4	H: 1 LOB: 1 BB: 0 P: 4	R: 0 E: 0 K: 0 S: 3	H: 0 LOB: 0 BB: 0 P: 3	R: 0 E: 0 K: 1 S: 5	H: 0 LOB: 0 BB: 0 P: 5	R: 0 E: 0 K: 1 S: 6	H: 1 LOB: 1 BB: 0 P: 6	R: 0 E: 0 K: 0 S: 3	H: 0 LOB: 0 BB: 0 P: 3	R: 0 E: 0 K: 1 S: 5	H: 0 LOB: 0 BB: 0 P: 5	R: 0 E: 0 K: 0 S: 3	H: 0 LOB: 0 BB: 0 P: 3	R: 1 E: 0 K: 0 S: 4	H: 1 LOB: 0 BB: 0 P: 4	1B: 2 2B: 0 3B: 0 HR: 1	SF: 0 SAC: 0 DP: 0 HBP: 0	WP: 0 PB: 0 SB: 0 CS: 0	PA: 30
<b>PITCHER</b> Gaylord Perry, R ERA: 3.81	IP: 9.0 WLS: W BF: 30 H: 3 R: 1 ER: 1 SO: 3 BB: 0 IBB: 0 HBP: 0 BLK: 0 WP: 0 HR: 1 S: 36 P: 36 ERA: 1.00 WHIP: 0.333															<b>PITCHER</b>				

Batter	1	2	3	4	5	6	7	8	9	AB	R	H	RBI	BB	SO	LOB	BOTTOM			
Bobby Bonds, R OBP: 0.384, SLG: 0.491	HR		3B	1B		F9				3	2	2	1	1	0	0	<b>Atlanta Braves @ San Francisco Giants</b> Candlestick Park, San Francisco, CA Fri Jun 26 1970, 10:05 PM EDT Att: 7,790 - Unknown			
Bob Heise, R OBP: 0.283, SLG: 0.263	F3		1B	3B		F7			F9	4	1	1	1	0	0	1				
Willie Mays, R OBP: 0.388, SLG: 0.558			K						F9	2	0	0	0	2	1	1				
Willie McCovey, L OBP: 0.426, SLG: 0.577			BB			1B			F9	4	0	1	1	0	0	2				
Ken Henderson, S OBP: 0.415, SLG: 0.491			1B			F8				4	1	2	0	0	0	2				
Dick Dietz, R OBP: 0.432, SLG: 0.599			FC6-4	1B		1B			F3	4	0	2	0	0	0	3				
Al Gallagher, R OBP: 0.344, SLG: 0.393			F9			F9			F7	4	0	1	1	0	0	5				
Hal Lanier, R OBP: 0.292, SLG: 0.331			F7			F9			4-3	4	0	0	0	0	0	2				
Gaylord Perry, R OBP: 0.103, SLG: 0.121			FC6-4			K			K	4	0	0	0	0	3	2				
<b>Inning Stats</b>	R: 1 E: 0 K: 0 S: 4	H: 1 LOB: 1 BB: 1 P: 8	R: 0 E: 0 K: 0 S: 4	H: 1 LOB: 1 BB: 0 P: 4	R: 2 E: 0 K: 1 S: 9	H: 4 LOB: 2 BB: 0 P: 9	R: 0 E: 0 K: 1 S: 5	H: 0 LOB: 1 BB: 1 P: 9	R: 0 E: 0 K: 0 S: 4	H: 1 LOB: 2 BB: 1 P: 8	R: 0 E: 0 K: 1 S: 5	H: 0 LOB: 0 BB: 0 P: 5	R: 0 E: 0 K: 0 S: 3	H: 0 LOB: 0 BB: 0 P: 3	R: 1 E: 0 K: 1 S: 7	H: 2 LOB: 1 BB: 0 P: 7		1B: 6 2B: 1 3B: 1 HR: 1	SF: 0 SAC: 0 DP: 0 HBP: 0	WP: 1 PB: 0 SB: 2 CS: 0
<b>PITCHER</b> Ron Reed, R ERA: 2.77 Rick Kester, R ERA: 11.05	IP: 7.0 WLS: L BF: 31 H: 7 R: 3 ER: 3 SO: 3 BB: 3 IBB: 0 HBP: 0 BLK: 0 WP: 0 HR: 1 S: 34 P: 46 ERA: 3.86 WHIP: 1.429															<b>PITCHER</b>				

AB	30
R	1
H	3
RBI	1
BB	0
SO	3
LOB	4



AB	33
R	4
H	9
RBI	4
BB	3
SO	4
LOB	18



Batter	1	2	3	4	5	6	7	8	9	AB	R	H	RBI	BB	SO	LOB	TOP								
<b>Gil Garrido, R</b> (1, 6) OBP: 0.351, SLG: 0.373	0-3 <b>K</b>		0-0 1B		4-0 BB		4-0 BB		0-0 4-3	2	0	1	0	1	1	0	<b>Atlanta Braves @ San Francisco Giants</b> Candlestick Park, San Francisco, CA Sat Jun 27 1970, 6:33 AM EDT Att: 10,644 - Unknown								
<b>Mike Lum, L</b> (7, PH) OBP: 0.299, SLG: 0.329			1-2 1B		1-2 BB		1-2 BB			0	0	0	0	1	0	0									
<b>Sonny Jackson, L</b> (7, PH) OBP: 0.380, SLG: 0.325							1-2 BB			1	0	0	0	0	0	2									
<b>Felix Milten, R</b> (1, 4) OBP: 0.326, SLG: 0.383	0-0 1-3		0-0 L3		0-0 3-1		0-0 FC4-6			4	0	0	0	0	0	7									
<b>Hank Aaron, R</b> (1, 9) OBP: 0.385, SLG: 0.621	4-0 BB			0-0 F6		0-3 K		0-0 F7		3	0	0	0	1	1	0									
<b>Rico Carty, R</b> (1, 7) OBP: 0.462, SLG: 0.660	0-0 1-3			0-0 F9		0-0 1-3		4-0 BB		3	0	0	0	1	0	1									
<b>Orlando Cepeda, R</b> (1, 3) OBP: 0.352, SLG: 0.490		0-0 F9		0-0 1B		0-0 4-3		0-0 G6-4-3		4	0	1	0	0	0	1									
<b>Tony Gonzalez, L</b> (1, 8) OBP: 0.312, SLG: 0.326		0-0 4-3		0-3 K			0-0 BB	4-0 BB		3	0	1	0	1	1	1									
<b>Bob Aspromonte, R</b> (1, 5) OBP: 0.189, SLG: 0.118		0-0 6-3			0-0 5-3		4-0 BB	4-0 BB		2	0	0	0	2	0	0									
<b>Bob Tillman, R</b> (1, 2) OBP: 0.303, SLG: 0.392			0-0 FC1-6		0-0 FC4-6		0-3 K	0-3 K		4	0	2	0	0	2	4									
<b>George Stone, L</b> (1, 1) OBP: 0.286, SLG: 0.256			0-0 FC1-6		0-0 FC4-6		0-0 F9	0-0 F8		2	0	0	0	0	0	2									
<b>Hal King, L</b> (7, PH) OBP: 0.417, SLG: 0.521										1	0	0	0	0	0	2									
<b>Hoyt Wilhelm, R</b> (7, 1) OBP: 0.357, SLG: 0.714			1-2 1B		1-2 BB					0	0	0	0	0	0	0									
<b>Tommie Aaron, R</b> (9, PH) OBP: 0.357, SLG: 0.714										1	0	0	0	0	0	2									
<b>Inning Stats</b>	R: 0 E: 0 K: 1 S: 5	H: 0 LOB: 1 BB: 1 P: 9	R: 0 E: 0 K: 0 S: 3	H: 0 LOB: 0 BB: 0 P: 3	R: 0 E: 0 K: 0 S: 4	H: 2 LOB: 1 BB: 0 P: 4	R: 0 E: 0 K: 1 S: 6	H: 1 LOB: 1 BB: 0 P: 6	R: 0 E: 0 K: 0 S: 4	H: 1 LOB: 2 BB: 1 P: 8	R: 0 E: 0 K: 1 S: 5	H: 0 LOB: 0 BB: 0 P: 5	R: 0 E: 0 K: 1 S: 6	H: 1 LOB: 3 BB: 2 P: 14	R: 0 E: 0 K: 0 S: 2	H: 0 LOB: 0 BB: 1 P: 6	R: 0 E: 0 K: 1 S: 5	H: 0 LOB: 2 BB: 2 P: 13	1B: 5 2B: 1 3B: 0 HR: 0	SF: 0 SAC: 0 DP: 2 HBP: 0	WP: 0 PB: 0 SB: 1 CS: 0	PA: 37			
<b>PITCHER</b>	IP	WLS	BF	H	R	ER	SO	BB	IBB	HBP	BLK	WP	HR	S	P	ERA	WHIP								
<b>Skip Pitlock, L</b> (1, 1) ERA: 4.19	5.0	W	20	4	0	0	2	2	0	0	0	0	0	22	30	0.00	1.200								
<b>Frank Reberger, R</b> (6, 1) ERA: 6.85	3.0		14	1	0	0	2	5	0	0	0	0	0	13	33	0.00	2.000								
<b>Don McMahon, R</b> (9, 1) ERA: 4.21	1.0	S	3	0	0	0	1	0	0	0	0	0	0	5	5	0.00	0.000								

Batter	1	2	3	4	5	6	7	8	9	AB	R	H	RBI	BB	SO	LOB	BOTTOM								
<b>Bobby Bonds, R</b> (1, 9) OBP: 0.386, SLG: 0.489	0-3 <b>K</b>				0-0 L1-4		0-3 <b>K</b>			3	0	1	0	1	2	0	<b>Atlanta Braves @ San Francisco Giants</b> Candlestick Park, San Francisco, CA Sat Jun 27 1970, 6:33 AM EDT Att: 10,644 - Unknown								
<b>Bob Heise, R</b> (1, 4) OBP: 0.250, SLG: 0.250	0-0 6-3		0-0 4-3		0-0 L1-4		0-0 5-3			4	0	0	0	0	0	3									
<b>Willie Mays, R</b> (1, 8) OBP: 0.387, SLG: 0.559	0-0 5-3			0-0 3-1		0-0 2B		4-0 BB		3	0	1	0	0	0	0									
<b>Frank Johnson, R</b> (6, 7) OBP: 0.353, SLG: 0.386										0	0	0	0	1	0	0									
<b>Willie McCovey, L</b> (1, 3) OBP: 0.427, SLG: 0.576		0-0 E4		0-0 1B		0-3 <b>K</b>		0-0 1B		4	1	2	0	0	1	1									
<b>Ken Henderson, S</b> (1, 7) OBP: 0.413, SLG: 0.487		0-0 HR		0-3 <b>K</b>		0-0 F9		0-0 F9		4	1	1	0	0	1	3									
<b>Dick Dietz, R</b> (1, 2) OBP: 0.433, SLG: 0.609		1-2 HR		0-0 1B						3	1	1	3	1	1	1									
<b>Al Gallagher, R</b> (1, 5) OBP: 0.348, SLG: 0.396		0-3 <b>K</b>			0-0 G3		0-0 FC6-4		0-0 1B	4	0	2	0	0	1	0									
<b>Hal Lanier, R</b> (1, 6) OBP: 0.291, SLG: 0.330		0-0 SH1-4		0-0 F7		0-0 FC6-4		0-0 F8		4	0	1	0	0	0	3									
<b>Skip Pitlock, L</b> (1, 1) ERA: 3.43	6.0	L	27	7	3	2	6	1	0	0	0	0	0	37	45	3.00	1.333								
<b>Frank Reberger, L</b> (6, 1) ERA: 3.03	2.0		9	2	0	0	2	1	0	0	0	0	0	12	16	0.00	1.500								
<b>Don McMahon, R</b> (9, 1) ERA: 3.03										0	0	0	0	0	0	0									
<b>Inning Stats</b>	R: 0 E: 0 K: 1 S: 5	H: 0 LOB: 0 BB: 0 P: 5	R: 3 E: 1 K: 1 S: 9	H: 3 LOB: 2 BB: 1 P: 13	R: 0 E: 0 K: 1 S: 6	H: 1 LOB: 1 BB: 0 P: 6	R: 0 E: 0 K: 1 S: 5	H: 0 LOB: 0 BB: 0 P: 5	R: 0 E: 0 K: 1 S: 6	H: 2 LOB: 1 BB: 0 P: 6	R: 0 E: 0 K: 1 S: 6	H: 1 LOB: 2 BB: 1 P: 10	R: 0 E: 0 K: 1 S: 6	H: 1 LOB: 2 BB: 1 P: 10	R: 0 E: 0 K: 1 S: 6	H: 1 LOB: 1 BB: 0 P: 6	1B: 7 2B: 2 3B: 0 HR: 1	SF: 0 SAC: 1 DP: 1 HBP: 0	WP: 0 PB: 0 SB: 0 CS: 0	PA: 36					
<b>PITCHER</b>	IP	WLS	BF	H	R	ER	SO	BB	IBB	HBP	BLK	WP	HR	S	P	ERA	WHIP								



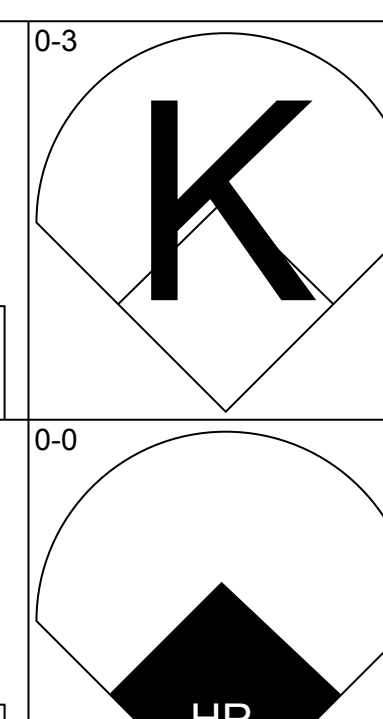
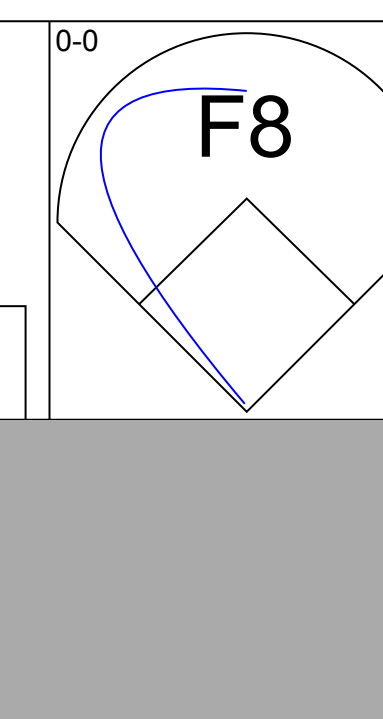
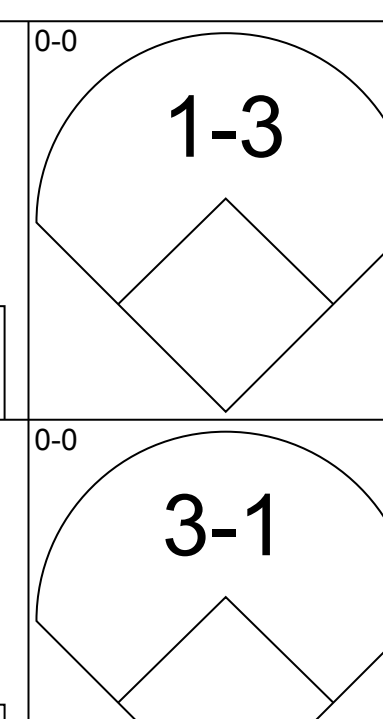
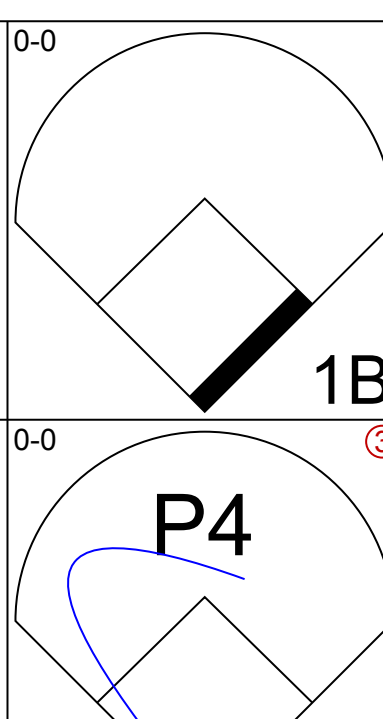
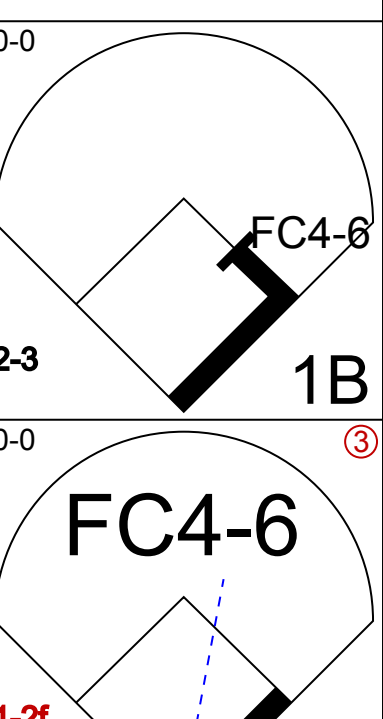
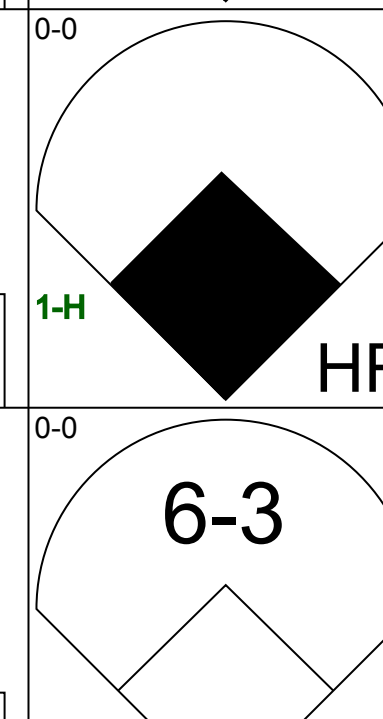
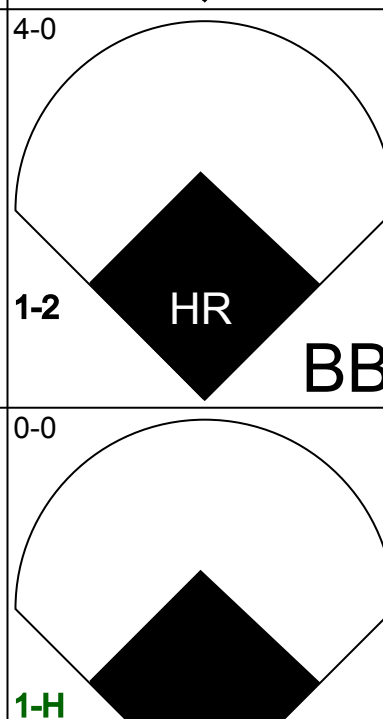
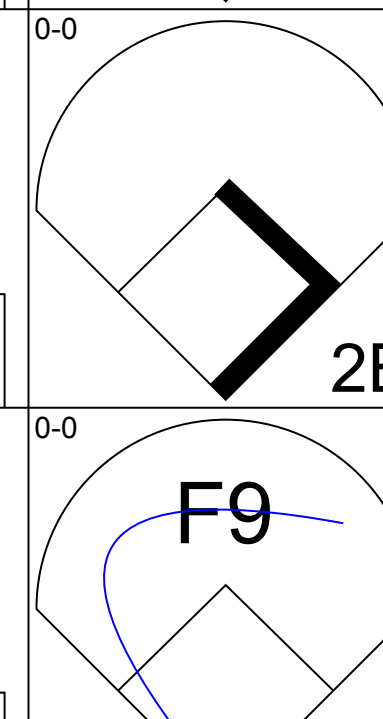


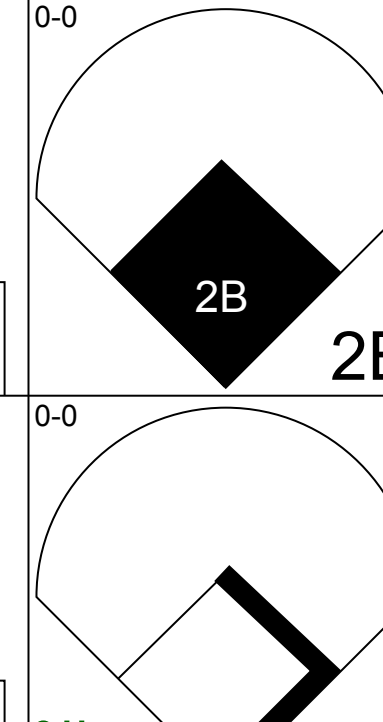
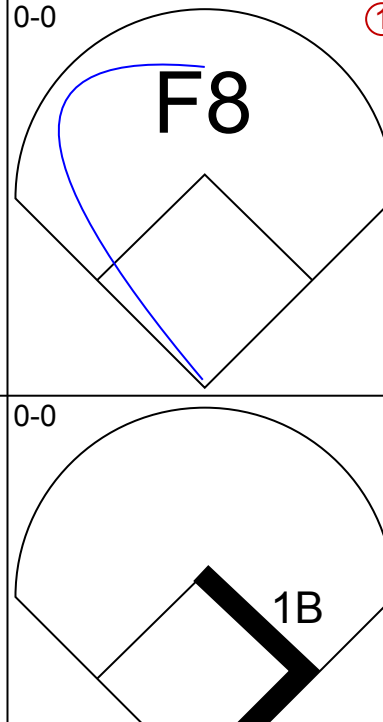

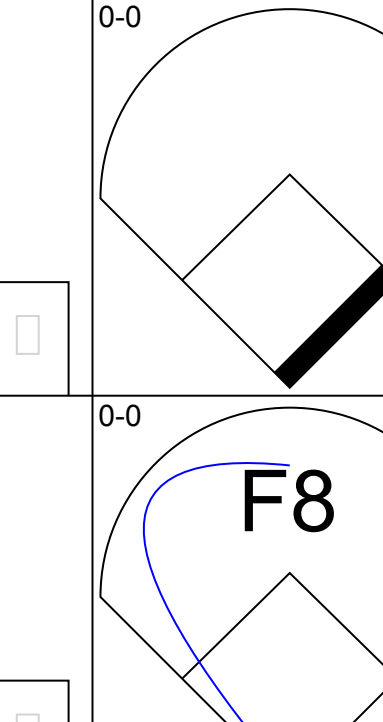
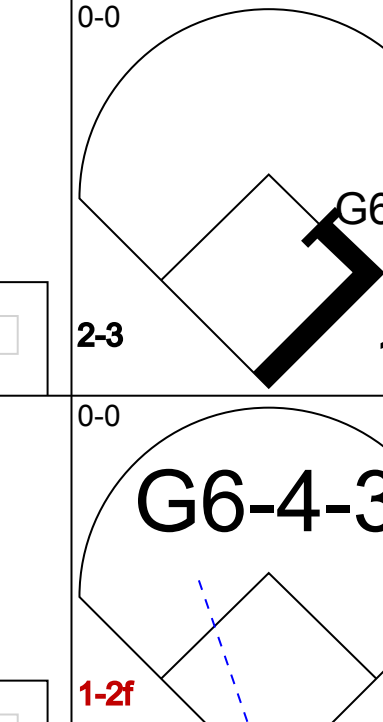
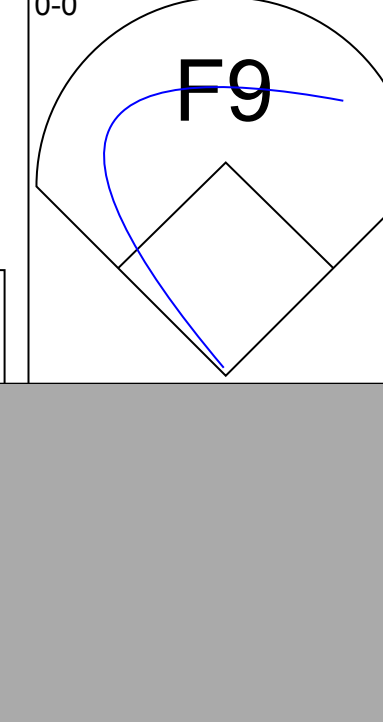
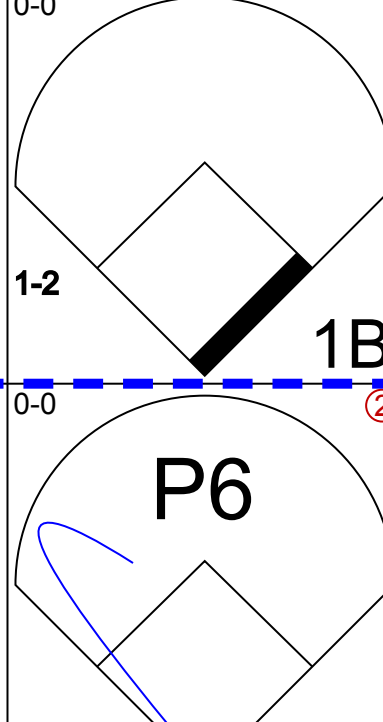


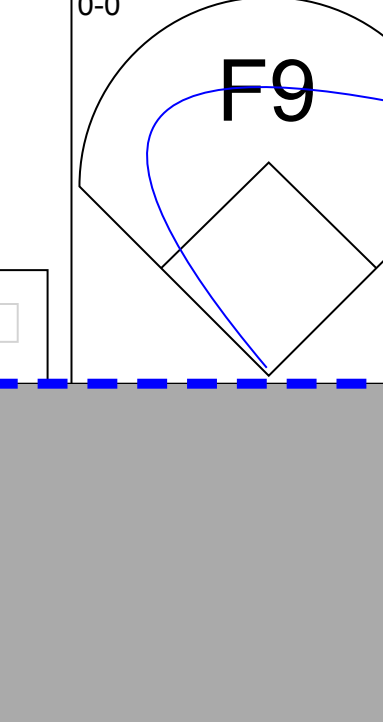

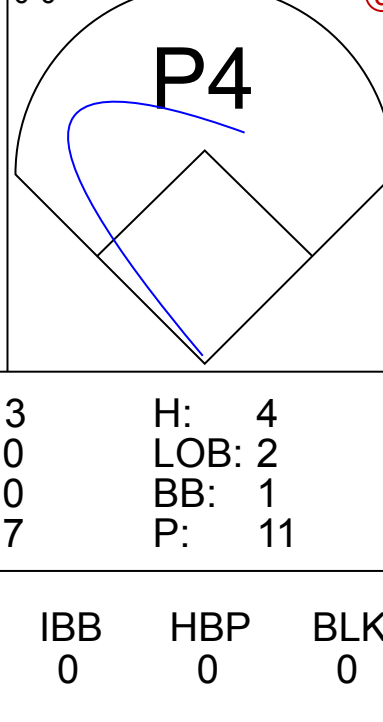
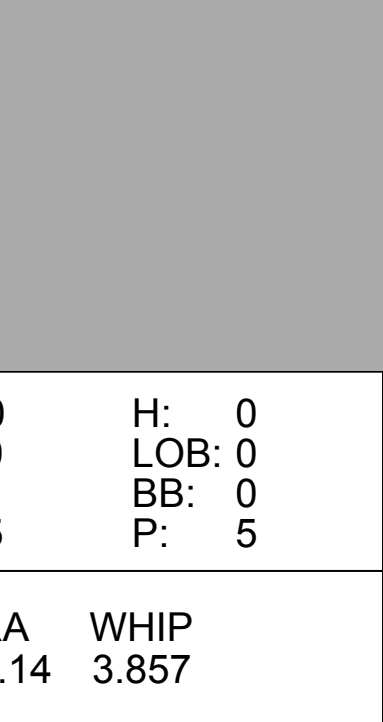
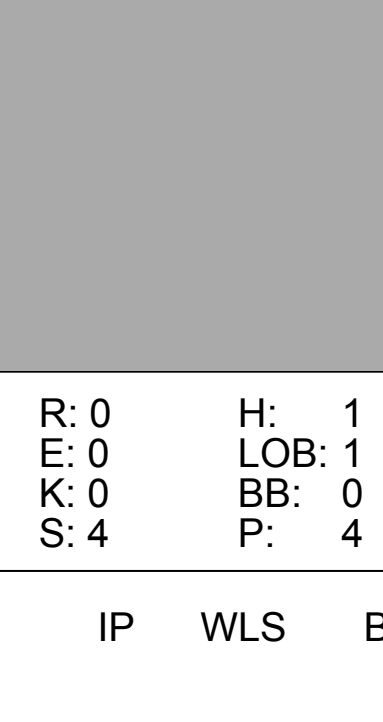
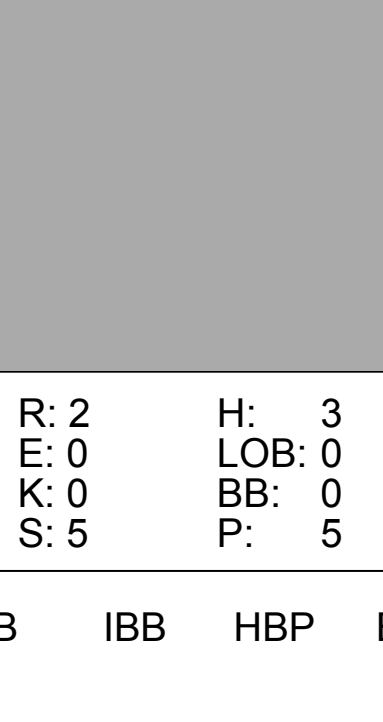
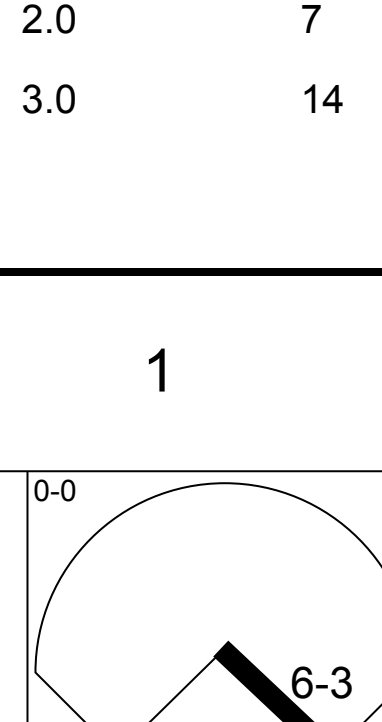
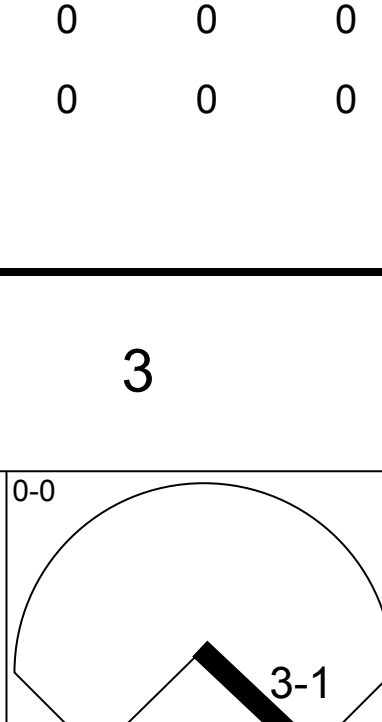
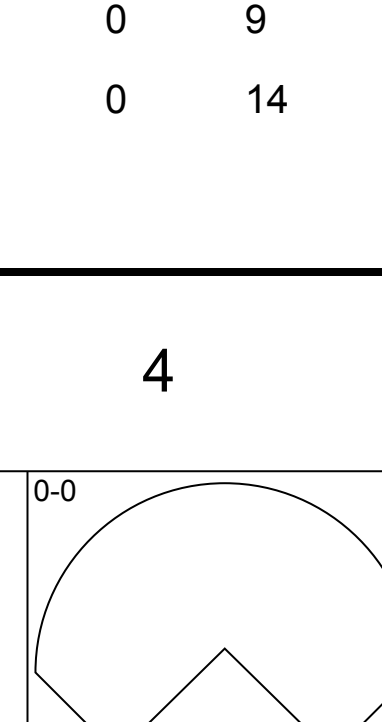
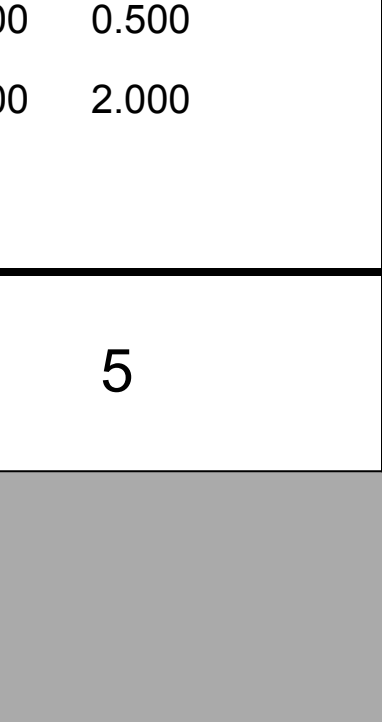
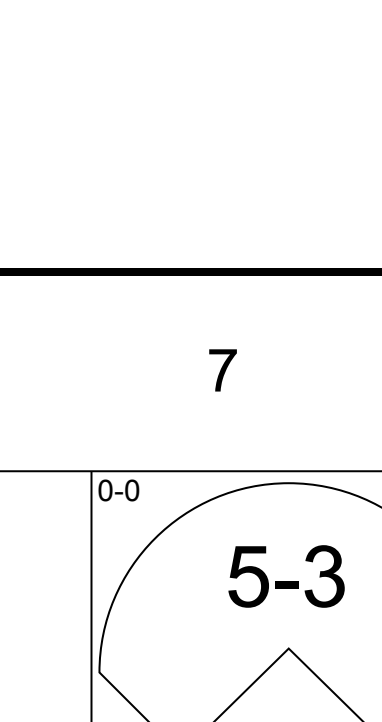
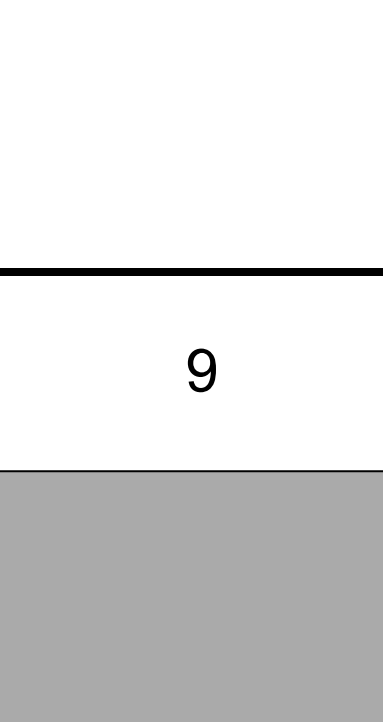
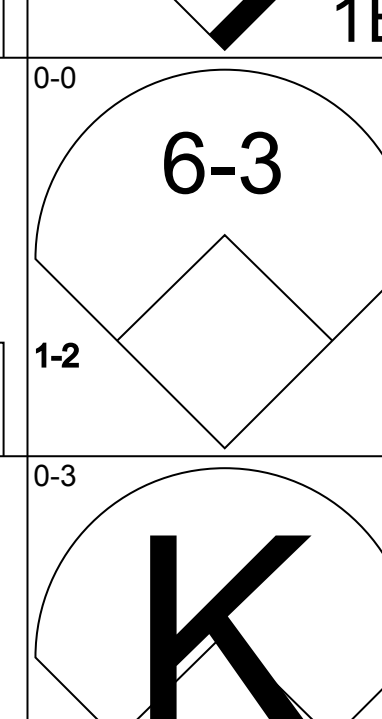
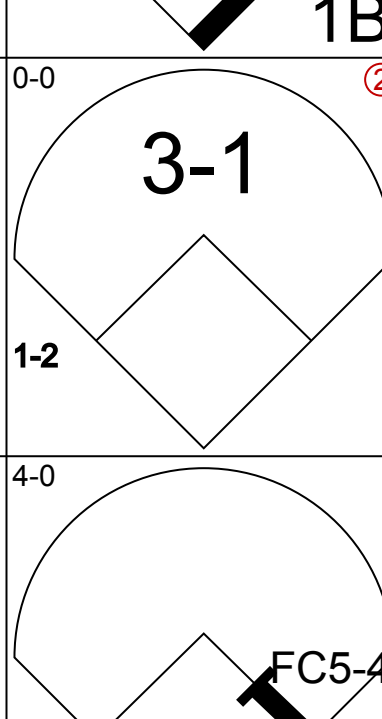
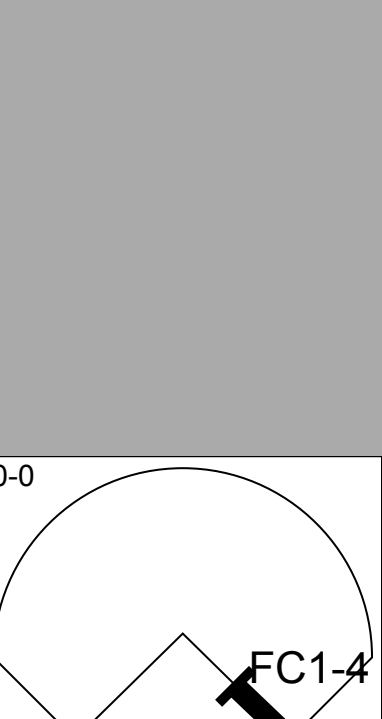


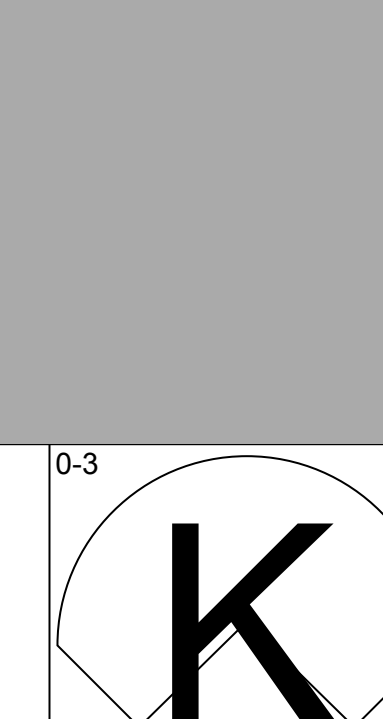
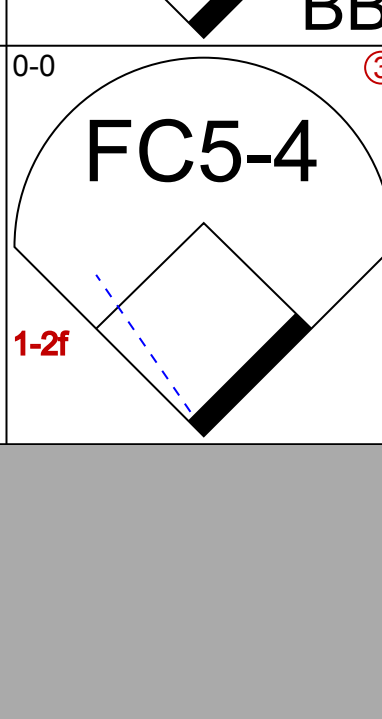

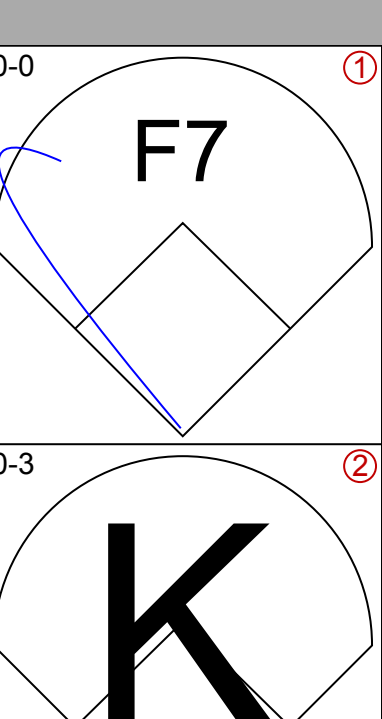



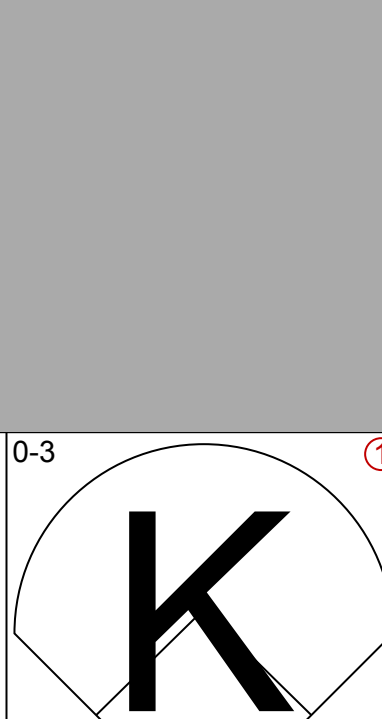
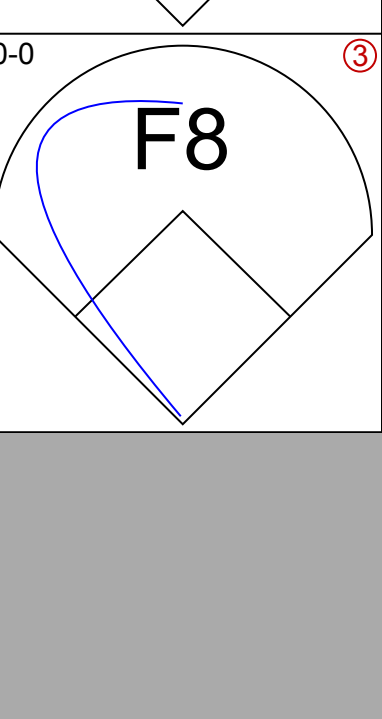
Batter	1	2	3	4	5	6	7	8	9	10	AB	R	H	RBI	BB	SO	LOB	TOP								
<b>Sonny Jackson, L</b> OBP: 0.370, SLG: 0.314 (1, 6)	K		5-3		F7		FC4-6 1B		F6		5	1	0	1	0	1	3	<b>Atlanta Braves @ San Francisco Giants</b> Candlestick Park, San Francisco, CA Sun Jun 28 1970, 6:33 AM EDT Unknown								
<b>Felix Millan, R</b> OBP: 0.331, SLG: 0.385 (1, 4)	1B		BB			F8			F5		4	0	2	1	1	0	1									
<b>Hank Aaron, R</b> OBP: 0.378, SLG: 0.609 (1, 9)	F8		F3			F5			F4		5	0	0	0	0	0	4									
<b>Rico Carty, R</b> OBP: 0.461, SLG: 0.653 (1, 7)	F7				6-3		WP 1B		FC5-4 BB		4	1	1	0	1	1	1									
<b>Orlando Cepeda, R</b> OBP: 0.353, SLG: 0.489 (1, 3)					6-3				FC5-4 G3		5	0	2	1	0	1	1									
<b>Tony Gonzalez, L</b> OBP: 0.307, SLG: 0.320 (1, 8)			F9-3 1B		F8		1B		G3		4	0	0	0	0	0	3									
<b>Hal King, L</b> OBP: 0.422, SLG: 0.577 (1, 2)					3-1		HR		6-3		4	2	2	1	0	0	1									
<b>Bob Aspromonte, R</b> OBP: 0.195, SLG: 0.158 (1, 5)					5-3 2B		F3		1-3		4	0	1	0	0	0	1									
<b>Jim Nash, R</b> OBP: 0.133, SLG: 0.233 (8, 1)					F7				SH2-4		3	0	1	0	0	0	1									
<b>Bob Priddy, R</b> OBP: 0.600, SLG: 0.500 (8, 1)							F9		SH2-4		0	0	0	0	0	0	0									
<b>Inning Stats</b>	R: 0 E: 0 K: 1 S: 6	H: 1 LOB: 1 BB: 0 P: 6	R: 0 E: 0 K: 0 S: 3	H: 1 LOB: 0 BB: 0 P: 3	R: 0 E: 0 K: 0 S: 4	H: 1 LOB: 2 BB: 1 P: 8	R: 0 E: 0 K: 0 S: 3	H: 0 LOB: 0 BB: 0 P: 3	R: 1 E: 0 K: 0 S: 4	H: 1 LOB: 0 BB: 0 P: 4	R: 1 E: 0 K: 0 S: 5	H: 2 LOB: 1 BB: 0 P: 5	R: 2 E: 0 K: 0 S: 6	H: 3 LOB: 1 BB: 0 P: 6	R: 0 E: 1 K: 0 S: 3	H: 0 LOB: 1 BB: 1 P: 7	R: 0 E: 1 K: 0 S: 4	H: 0 LOB: 1 BB: 0 P: 4	R: 0 E: 0 K: 2 S: 7	H: 0 LOB: 0 BB: 0 P: 7	1B: 7 2B: 2 3B: 0 HR: 1	SF: 0 SAC: 1 DP: 1 HBP: 0	WP: 1 PA: 41			
<b>PITCHER</b>	IP 6.0	WLS 24	H 6	R 2	ER 2	SO 1	BB 1	IBB 0	HBP 0	BLK 0	WP 1	HR 1	S 25	P 29	ERA 3.00	WHIP 1.167										
<b>Juan Marichal, R</b> ERA: 5.48 (1, 1)	1.1	8	3	2	2	0	1	0	0	0	0	0	7	11	13.50	3.000										
<b>Jerry Johnson, R</b> ERA: 5.99 (7, 1)	0.2	2	0	0	0	0	0	0	0	0	0	0	2	2	0.00	0.000										
<b>Mike Davison, L</b> ERA: 11.25 (8, 1)	2.0	W	7	0	0	0	2	0	0	0	0	0	11	11	0.00	0.000										
<b>Don McMahon, R</b> ERA: 3.99 (9, 1)																										

Batter	1	2	3	4	5	6	7	8	9	10	AB	R	H	RBI	BB	SO	LOB	BOTTOM									
<b>Bobby Bonds, R</b> OBP: 0.389, SLG: 0.491 (1, 9)	K		SH1 BB	2B BB			SH1-3 1B 2B		6-3		3	2	1	0	2	1	0	<b>Atlanta Braves @ San Francisco Giants</b> Candlestick Park, San Francisco, CA Sun Jun 28 1970, 6:33 AM EDT Unknown									
<b>Bob Heise, R</b> OBP: 0.256, SLG: 0.268 (1, 4)	F8		SH1			SH1-3			6-3		2	0	1	2	0	0	0										
<b>Tito Fuentes, S</b> OBP: 0.277, SLG: 0.318 (9, 4)				2B							1	0	0	0	0	0	0										
<b>Willie Mays, R</b> OBP: 0.380, SLG: 0.547 (1, 8)	K		K	K			F4		F4		5	0	0	0	0	3	3										
<b>Willie McCovey, L</b> OBP: 0.433, SLG: 0.588 (1, 3)				HR			1B IBB		3-1		2	1	1	1	3	0	0										
<b>Ken Henderson, S</b> OBP: 0.418, SLG: 0.491 (1, 7)				BB 1B			F6		HR 1B		4	1	3	1	1	0	1										
<b>Dick Dietz, R</b> OBP: 0.429, SLG: 0.598 (1, 2)				BB 1B			FC6-4 1B		FC6-4 1B		4	0	0	0	1	0	7										
<b>Al Gallagher, R</b> OBP: 0.343, SLG: 0.409 (1, 5)				1B BB			FC6-4		F6		5	1	1	2	0	1	2										
<b>Hal Lanier, R</b> OBP: 0.295, SLG: 0.333 (1, 6)				1B			F4		K		4	1	2	0	0	1	0										
<b>Juan Marichal, R</b> OBP: 0.129, SLG: 0.067 (8, PH)							K		HR		1	0	0	0	0	0	2										
<b>Don McMahon, L</b> OBP: 0.314, SLG: 0.120 (7, 1)							SH1 2B 1B				0	0	0	0	0	0	0										
<b>Jerry Johnson, R</b> ERA: 5.99 (7, 1)							SH1				0	0	0	0	0	0	0										
<b>Mike Davison, L</b> ERA: 11.25 (8, 1)											0	0	0	0	0	0	0										
<b>John Stephenson, L</b> ERA: 5.71, SLG: 0.400 (8, PH)											0	0	0	0	0	0	0										
<b>Don McMahon, R</b> ERA: 3.99 (9, 1)											0	0	0	0	0	0	0										
<b>Inning Stats</b>	R: 0 E: 0 K: 2 S: 7	H: 0 LOB: 0 BB: 0 P: 7	R: 1 E: 0 K: 1 S: 7	H: 3 LOB: 2 BB: 1 P: 11	R: 0 E: 0 K: 1 S: 5	H: 0 LOB: 3 BB: 3 P: 17	R: 2 E: 0 K: 1 S: 7	H: 2 LOB: 1 BB: 1 P: 11	R: 0 E: 0 K: 0 S: 2	H: 0 LOB: 0 BB: 1 P: 6	R: 0 E: 0 K: 1 S: 5	H: 0 LOB: 0 BB: 0 P: 5	R: 1 E: 0 K: 0 S: 5	H: 2 LOB: 2 BB: 1 P: 9	R: 0 E: 0 K: 1 S: 5	H: 0 LOB: 0 BB: 0 P: 5	R: 0 E: 0 K: 0 S: 3	H: 0 LOB: 0 BB: 0 P: 3	R: 2 E: 0 K: 0 S: 4	H: 2 LOB: 0 BB: 0 P: 4	1B: 5 2B: 2 3B: 0 HR: 2	SF: 0 SAC: 3 DP: 1 HBP: 0	WP: 0 PA: 43				
<b>PITCHER</b>	IP 7.2	WLS 35	H 7	R 4	ER 4	SO 7	BB 5	IBB 2	HBP 0	BLK 0	WP 0	HR 1	S 42	P 70	ERA 4.70	WHIP 1.565											
<b>Jim Nash, R</b> ERA: 3.76 (1, 1)	2.0	L	8	2	2	0	0	0	0	0	0	0	1	8	8	9.00	1.000										
<b>Bob Priddy, R</b> ERA: 6.43 (8, 1)																											





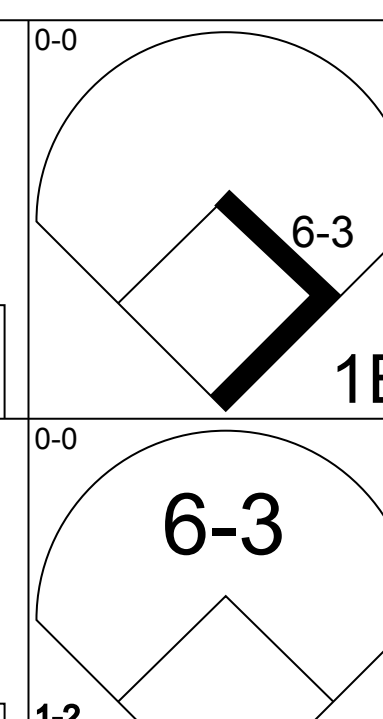
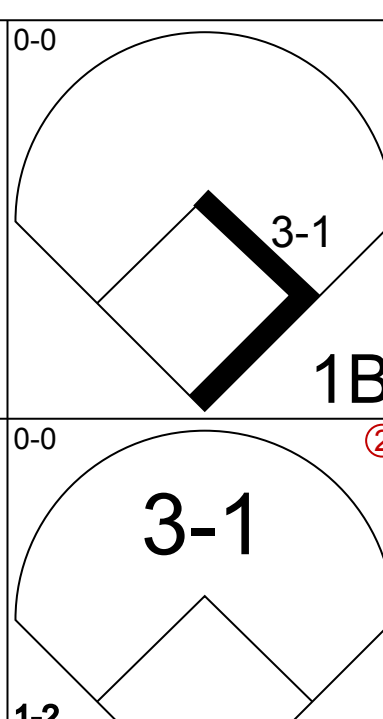
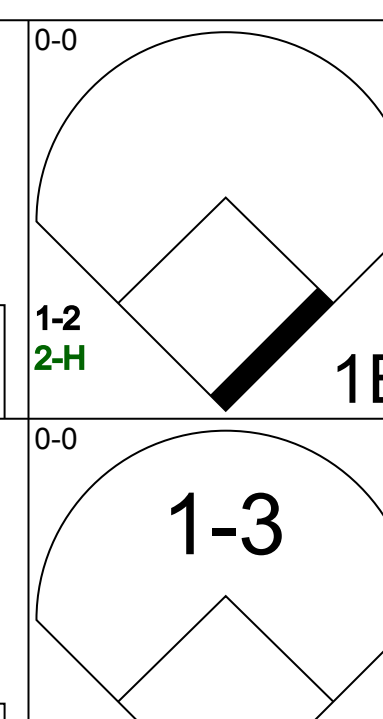

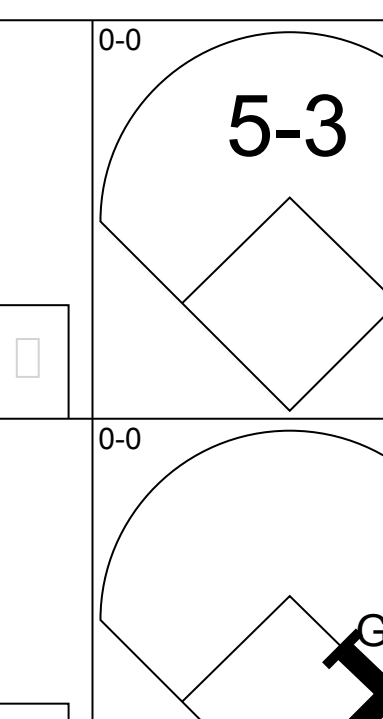
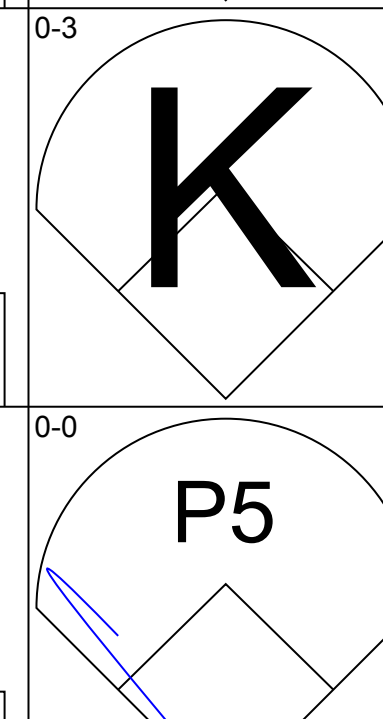
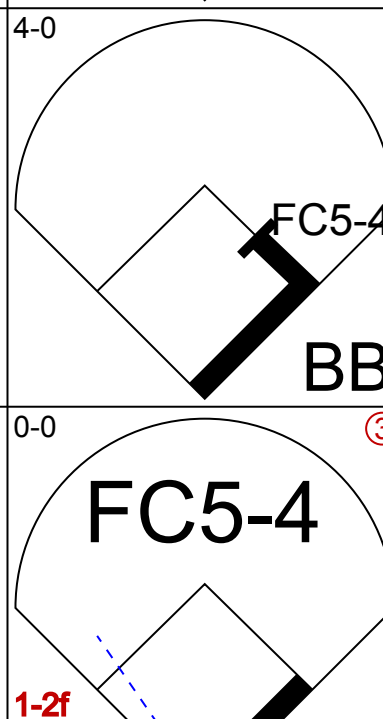

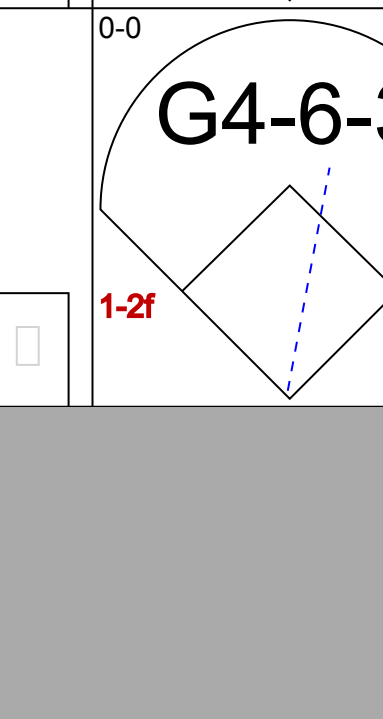
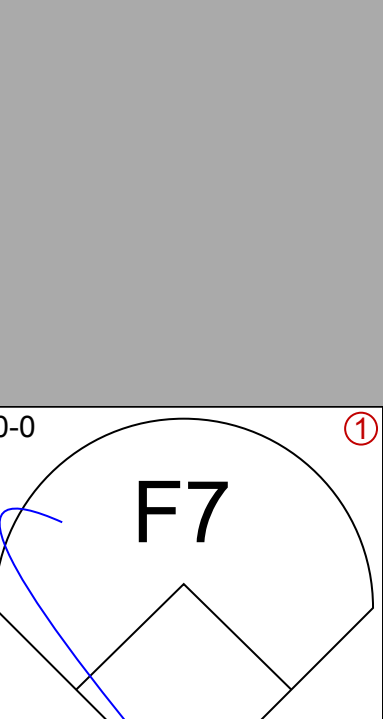


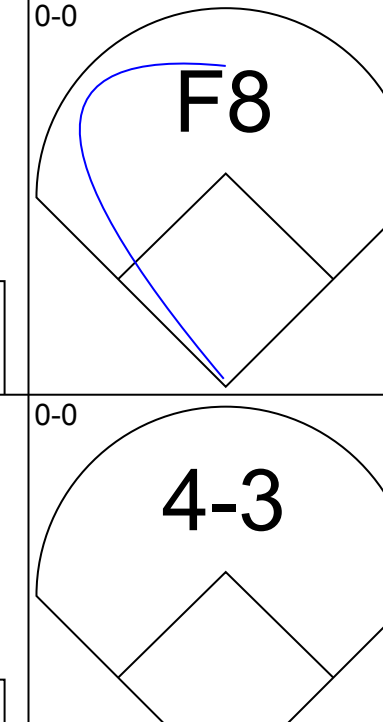

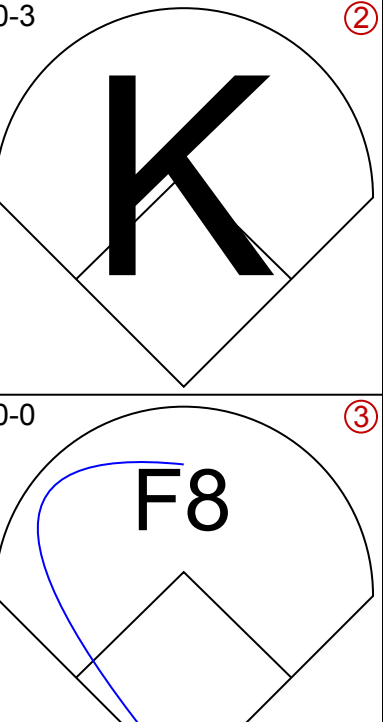


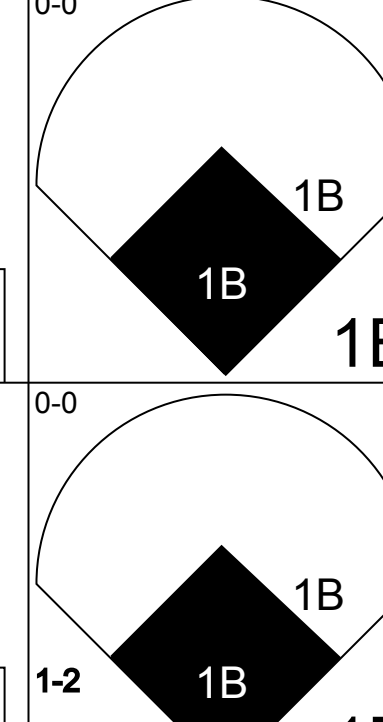

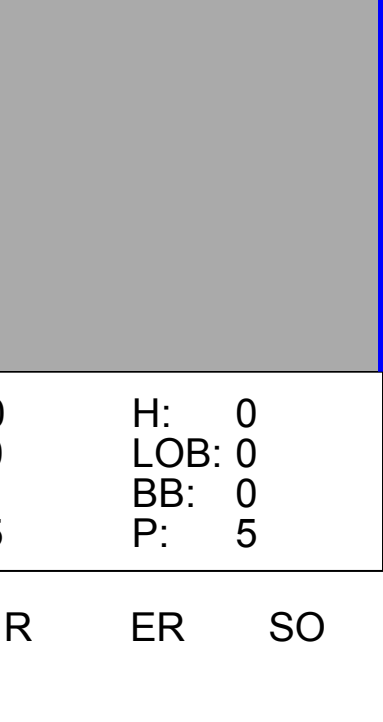
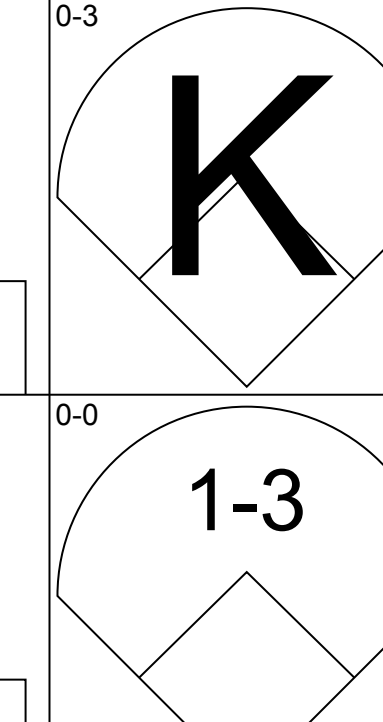
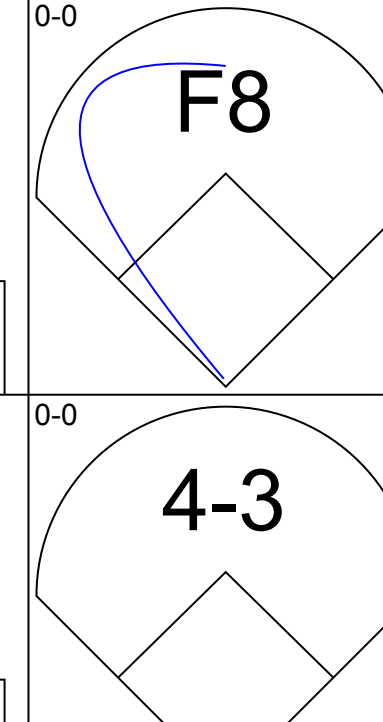
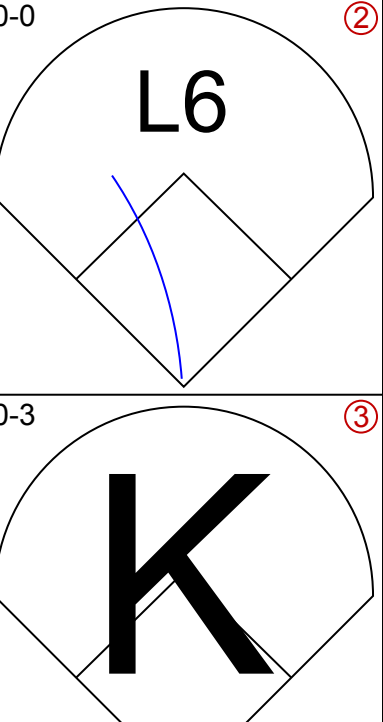
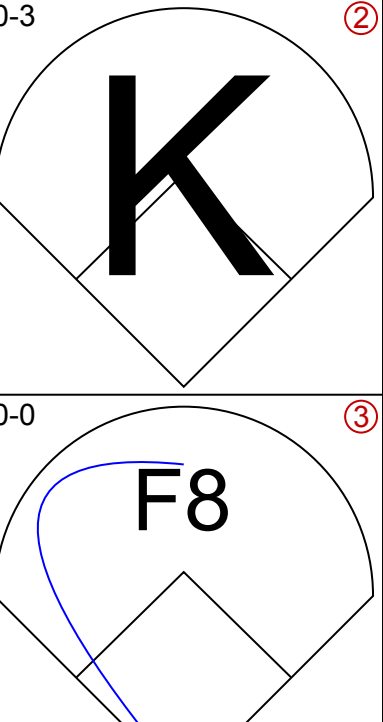
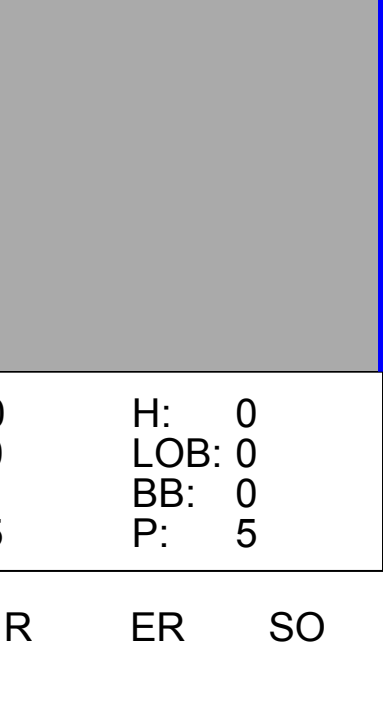


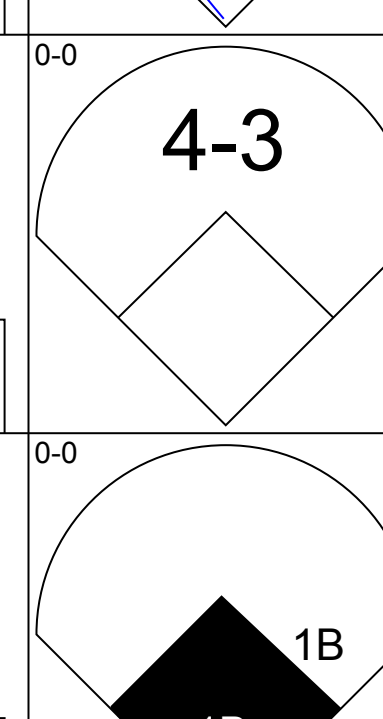
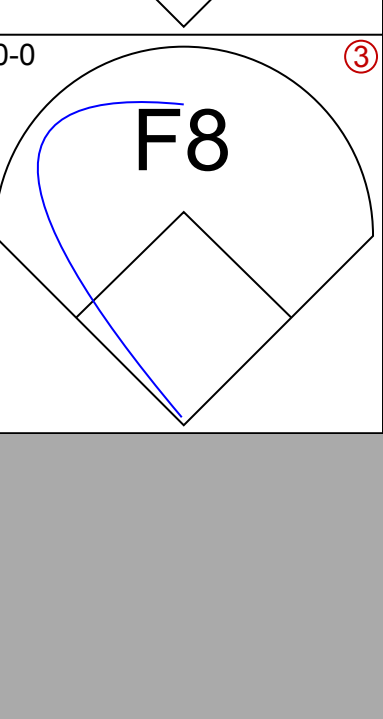
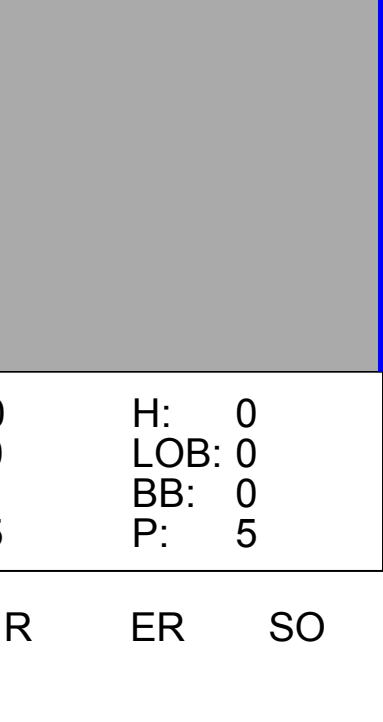


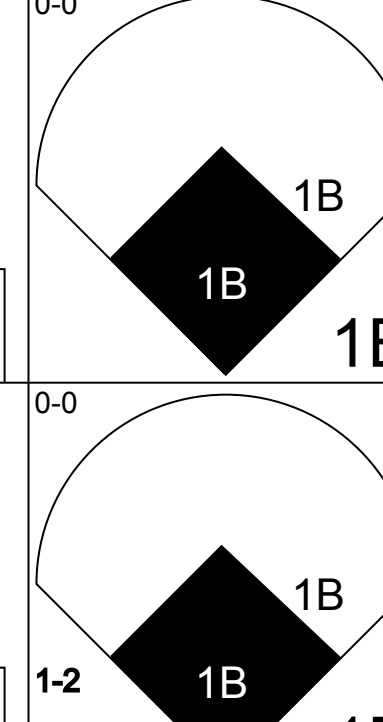
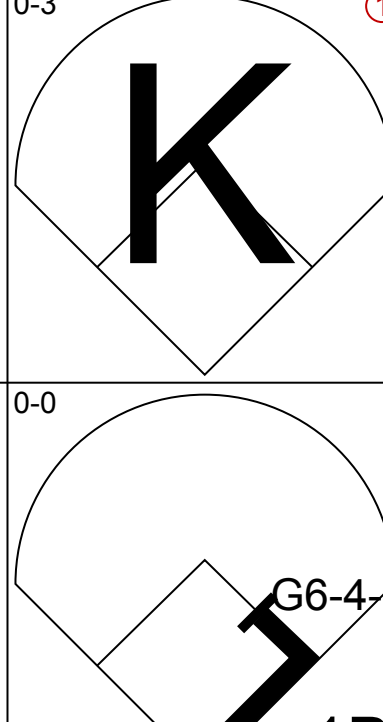
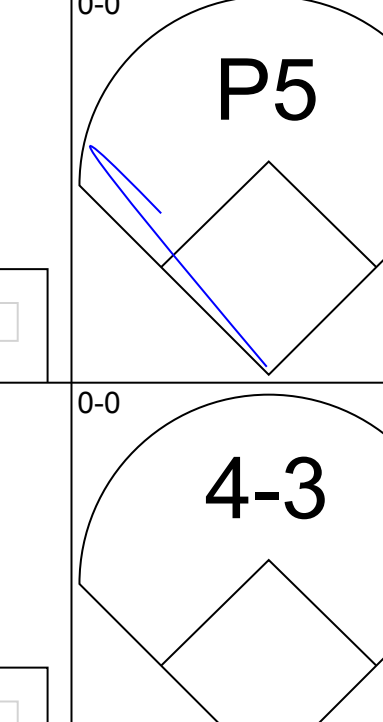

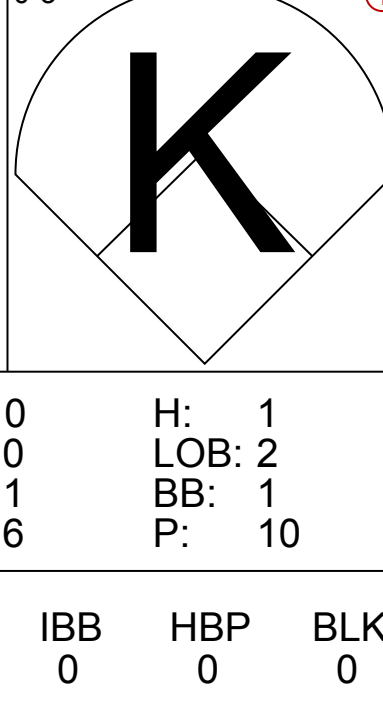
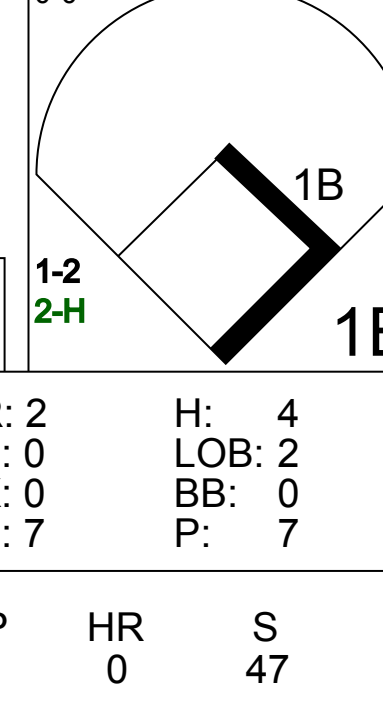
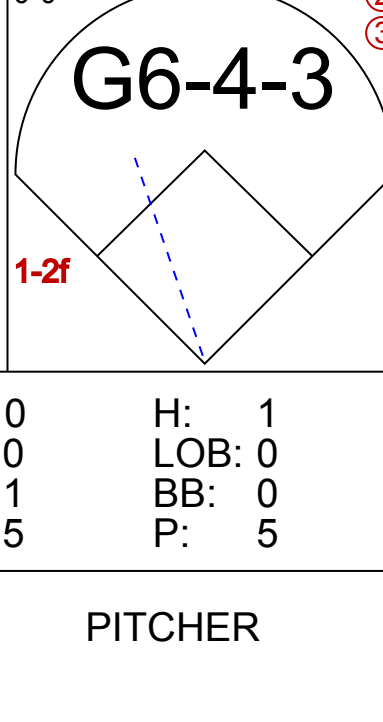
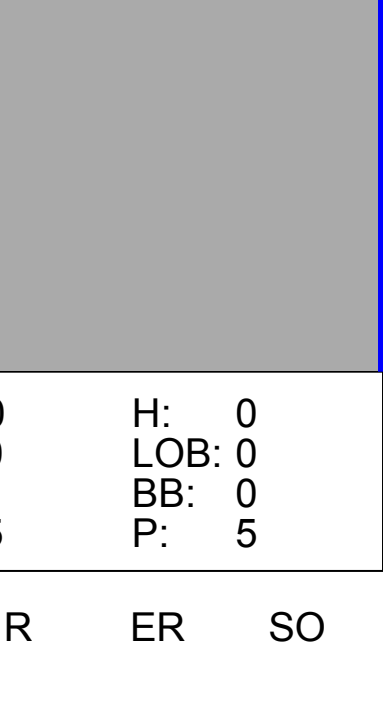
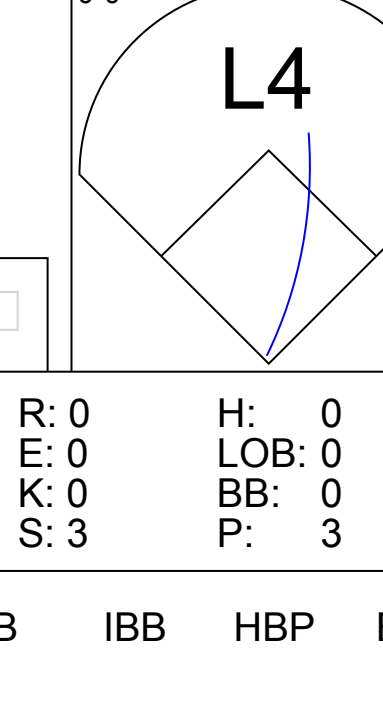
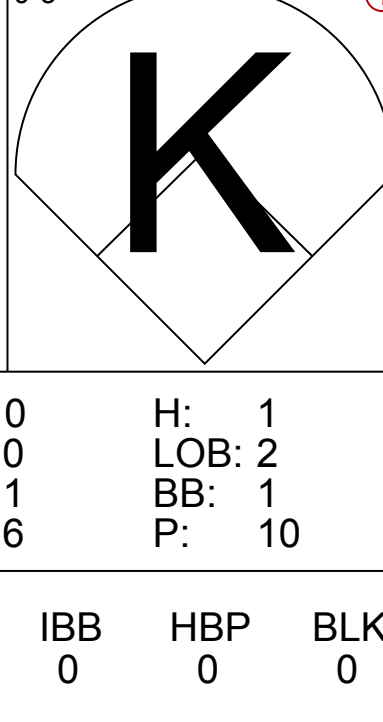
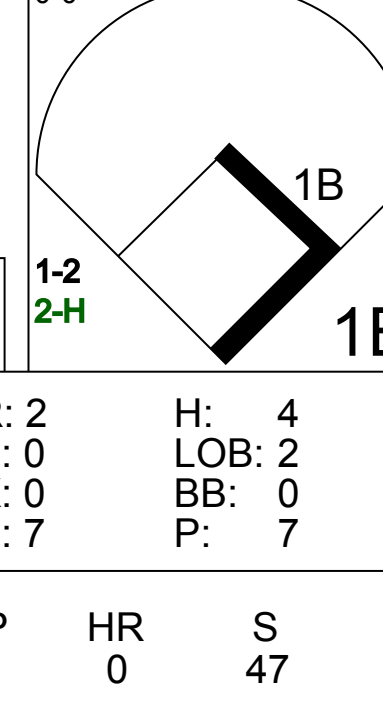
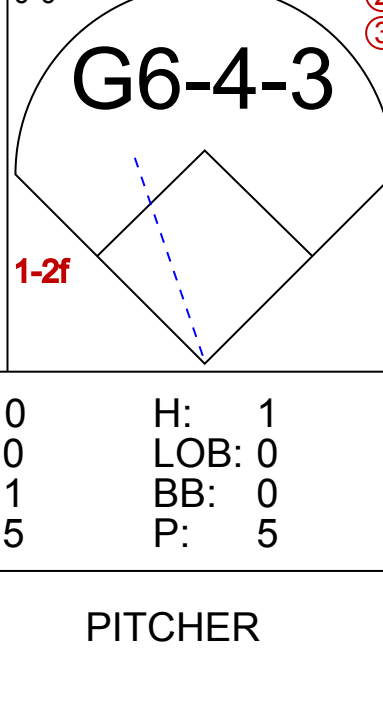
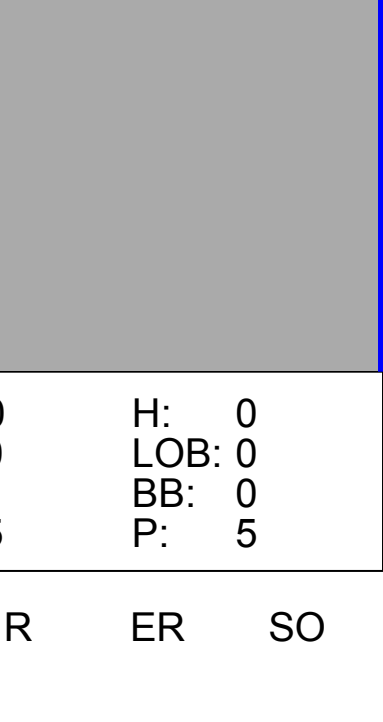
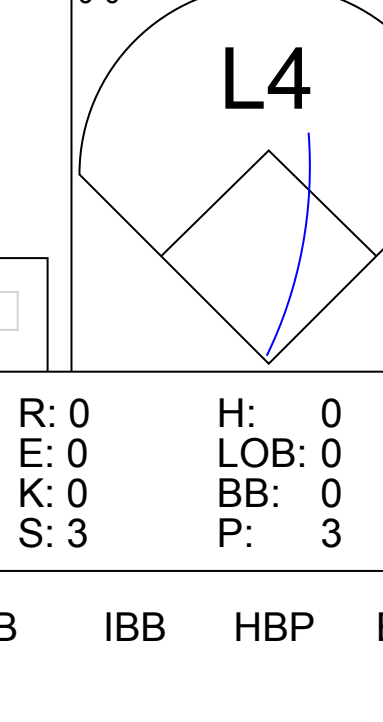
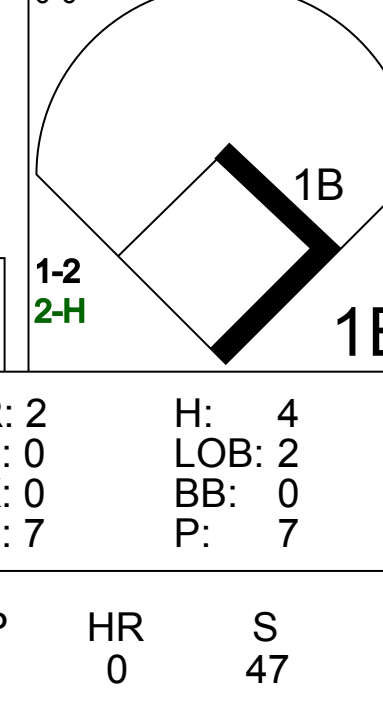


Batter	1	2	3	4	5	6	7	8	9	AB	R	H	RBI	BB	SO	LOB	TOP			
<b>Sonny Jackson, L</b> OBP: 0.371, SLG: 0.315 (1, 6)										5	0	2	0	0	1	0				
<b>Felix Milan, R</b> OBP: 0.333, SLG: 0.384 (1, 4)										5	2	2	0	0	0	3				
<b>Hank Aaron, R</b> OBP: 0.389, SLG: 0.632 (1, 9)										4	3	3	2	1	0	0				
<b>Rico Carty, R</b> OBP: 0.459, SLG: 0.658 (1, 7)										5	2	2	4	0	0	1				
<b>Orlando Cepeda, R</b> OBP: 0.365, SLG: 0.509 (1, 3)										5	1	3	0	0	1	0				
<b>Tony Gonzalez, L</b> OBP: 0.311, SLG: 0.322 (1, 8)											5	0	2	1	0	0	2			
<b>Bob Aspromonte, R</b> OBP: 0.220, SLG: 0.174 (1, 5)										5	0	1	0	0	0	1				
<b>Hal King, L</b> OBP: 0.406, SLG: 0.544 (1, 2)										4	0	1	0	0	0	2				
<b>Pat Jarvis, R</b> OBP: 0.111, SLG: 0.114 (1, 1)										3	0	0	0	0	1	2				
<b>Inning Stats</b>	R: 3 E: 0 K: 1 S: 9	H: 4 LOB: 1 BB: 0 P: 9	R: 0 E: 0 K: 1 S: 5	H: 0 LOB: 0 BB: 0 P: 5	R: 3 E: 0 K: 0 S: 7	H: 4 LOB: 2 BB: 1 P: 11	R: 0 E: 0 K: 0 S: 4	H: 1 LOB: 1 BB: 0 P: 4	R: 0 E: 0 K: 1 S: 5	H: 0 LOB: 0 BB: 0 P: 5	R: 0 E: 0 K: 0 S: 4	H: 1 LOB: 1 BB: 0 P: 4	R: 0 E: 0 K: 0 S: 4	H: 1 LOB: 2 BB: 0 P: 5	R: 2 E: 0 K: 0 S: 5	H: 3 LOB: 0 BB: 0 P: 5	1B: 9 2B: 5 3B: 0 HR: 2	SF: 0 SAC: 1 DP: 1 HBP: 0	WP: 0 PB: 0 SB: 0 CS: 0	PA: 43
<b>PITCHER</b>	IP	WLS	BF	H	R	ER	SO	BB	IBB	HBP	BLK	WP	HR	S	P	ERA	WHIP			
<b>Jim McGlothlin, R</b> ERA: 3.03 (1, 1)	2.1	L	16	8	6	6	2	1	0	0	0	0	2	19	23	23.14	3.857			
<b>Pedro Borbon, R</b> ERA: 8.44 (3, 1)	1.2		6	1	0	0	0	0	0	0	0	0	0	6	6	0.00	0.600			
<b>Ray Washburn, R</b> ERA: 8.17 (5, 1)	2.0		7	1	0	0	1	0	0	0	0	0	0	9	9	0.00	0.500			
<b>Don Gullett, L</b> ERA: 3.91 (7, 1)	3.0		14	6	2	2	0	0	0	0	0	0	0	14	14	6.00	2.000			

Atlanta Braves @ Cincinnati Reds  
Riverfront Stadium, Cincinnati, OH  
Tue Jun 30 1970, 7:05 PM EDT  
Att: 51,050 - Unknown

AB 41  
R 8  
H 16  
RBI 7  
BB 1  
SO 3  
LOB 11



Batter	1	2	3	4	5	6	7	8	9	AB	R	H	RBI	BB	SO	LOB	BOTTOM					
<b>Pete Rose, S</b> OBP: 0.391, SLG: 0.503 (1, 9)										4	0	3	1	0	0	0						
<b>Bobby Tolan, L</b> OBP: 0.399, SLG: 0.512 (1, 8)										4	0	1	0	0	0	4						
<b>Tony Perez, R</b> OBP: 0.439, SLG: 0.695 (1, 5)										3	0	1	0	1	1	2						
<b>Johnny Bench, R</b> OBP: 0.342, SLG: 0.644 (1, 2)										4	0	0	0	0	0	4						
<b>Lee May, R</b> OBP: 0.300, SLG: 0.531 (1, 3)										4	0	0	0	0	2	1						
<b>Bernie Carbo, L</b> OBP: 0.460, SLG: 0.583 (1, 7)										4	0	0	0	0	1	1						
<b>Tommy Helms, R</b> OBP: 0.236, SLG: 0.253 (1, 4)										4	1	1	0	0	1	0						
<b>Woody Woodward, R</b> OBP: 0.315, SLG: 0.296 (1, 6)										4	1	2	0	0	0	1						
<b>Jim McGlothlin, R</b> OBP: 0.236, SLG: 0.256 (3, 1)										0	0	0	0	0	0	0						
<b>Angel Bravo, L</b> OBP: 0.266, SLG: 0.298 (4, PH)										1	0	0	0	0	0	0						
<b>Ray Washburn, R</b> OBP: 0.266, SLG: 0.298 (5, 1)										1	0	1	1	0	0	0						
<b>Jimmy Stewart, S</b> OBP: 0.321, SLG: 0.320 (5, 1)										0	0	0	0	0	0	0						
<b>Don Gullett, R</b> OBP: 0.267, SLG: 0.320 (7, 1)										1	0	0	0	0	0	1						
<b>Ty Cline</b> OBP: 0.333, SLG: 0.200 (9, PH)										1	0	0	0	0	0	0						
<b>Inning Stats</b>	R: 0 E: 0 K: 1 S: 6	H: 1 LOB: 1 BB: 0 P: 6	R: 0 E: 1 K: 1 S: 6	H: 0 LOB: 1 BB: 0 P: 6	R: 0 E: 0 K: 1 S: 6	H: 1 LOB: 2 BB: 1 P: 10	R: 2 E: 0 K: 0 S: 7	H: 4 LOB: 2 BB: 0 P: 7	R: 0 E: 0 K: 1 S: 6	H: 1 LOB: 1 BB: 0 P: 6	R: 0 E: 0 K: 1 S: 5	H: 1 LOB: 0 BB: 0 P: 5	R: 0 E: 0 K: 0 S: 3	H: 1 LOB: 0 BB: 0 P: 3	R: 0 E: 0 K: 1 S: 5	H: 0 LOB: 0 BB: 0 P: 5	R: 0 E: 0 K: 0 S: 3	H: 0 LOB: 0 BB: 0 P: 3	1B: 9 2B: 0 3B: 0 HR: 0	SF: 0 SAC: 0 DP: 2 HBP: 0	WP: 0 PB: 0 SB: 0 CS: 0	PA: 36
<b>PITCHER</b>	IP	WLS	BF	H	R	ER	SO	BB	IBB	HBP	BLK	WP	HR	S	P	ERA	WHIP					
<b>Pat Jarvis, R</b> ERA: 3.08 (1, 1)	9.0	W	36	9	2	2	6	1	0	0	0	0	0	47	51	2.00	1.111					

Atlanta Braves @ Cincinnati Reds  
Riverfront Stadium, Cincinnati, OH  
Tue Jun 30 1970, 7:05 PM EDT  
Att: 51,050 - Unknown

AB 35  
R 2  
H 9  
RBI 2  
BB 1  
SO 6  
LOB 14



Batter	1	2	3	4	5	6	7	8	9	AB	R	H	RBI	BB	SO	LOB	TOP			
Sonny Jackson, L (1,6) OBP: 0.369, SLG: 0.314	F8		4-3		G4-6-3 1B			L4		4	0	1	0	0	0	0	<b>Atlanta Braves @ Cincinnati Reds</b> Riverfront Stadium, Cincinnati, OH Wed Jul 01 1970, 7:05 PM EDT Att: 12,693 - Unknown			
Felix Milten, R (1,4) OBP: 0.332, SLG: 0.382	F8		FC5-4 1B		G4-6-3 1-2			F8		4	0	1	0	0	0	2				
Tony Gonzalez, L (1,8) OBP: 0.306, SLG: 0.317	6-3		FC5-4 1-2					4-3		4	0	0	0	0	0	1				
Rico Carty, R (1,7) OBP: 0.460, SLG: 0.654		P4		BB				L7		3	0	1	0	1	0	0				
Orlando Cepeda, R (1,3) OBP: 0.360, SLG: 0.502		6-3		F8				P3		4	1	0	0	0	0	2				
Hal King, L (1,2) OBP: 0.411, SLG: 0.590		BB 1B		K				3-1		4	1	2	2	0	1	1				
Mike Lum, L (1,9) OBP: 0.293, SLG: 0.311		4-0 1-2 BB		F8				F8		3	0	0	0	1	0	1				
Bob Aspromonte, R (1,5) OBP: 0.241, SLG: 0.184		P6		1B SH3-4 1B				FC6-4 BB		3	0	1	0	1	0	2				
Ron Reed, R (1,1)			1-3		SH3-4			FC6-4 1-2		1	0	0	0	0	0	0				
Rick Kester, R (6,1)					1-2					1	0	0	0	0	0	1				
<b>Inning Stats</b>	R: 0 E: 0 K: 0 S: 3	H: 0 LOB: 0 BB: 0 P: 3	R: 0 E: 0 K: 0 S: 4	H: 1 LOB: 2 BB: 1 P: 8	R: 0 E: 0 K: 0 S: 4	H: 1 LOB: 1 BB: 0 P: 4	R: 0 E: 0 K: 1 S: 5	H: 0 LOB: 1 BB: 1 P: 9	R: 0 E: 0 K: 0 S: 4	H: 2 LOB: 1 BB: 0 P: 4	R: 0 E: 0 K: 0 S: 3	H: 0 LOB: 1 BB: 1 P: 7	R: 0 E: 0 K: 0 S: 3	H: 0 LOB: 0 BB: 0 P: 3	R: 2 E: 0 K: 0 S: 5	H: 2 LOB: 0 BB: 0 P: 5	1B: 5 2B: 0 3B: 0 HR: 1	SF: 0 SAC: 1 DP: 1 HBP: 0	WP: 0 PB: 0 SB: 0 CS: 0	PA: 35
<b>PITCHER</b> Wayne Simpson, R (1,1) ERA: 2.35	IP: 9.0 WLS: W BF: 35 H: 6 R: 2 ER: 2 SO: 1 BB: 3 IBB: 0 HBP: 0 BLK: 0 WP: 0 HR: 1 S: 34 P: 46 ERA: 2.00 WHIP: 1.000															<b>PITCHER</b>				

Batter	1	2	3	4	5	6	7	8	9	AB	R	H	RBI	BB	SO	LOB	BOTTOM			
Pete Rose, S (1,9) OBP: 0.391, SLG: 0.508	WP FC BB		FC6 1B 1-2		FC 3B	4-3		SF7		3	2	1	3	1	0	2	<b>Atlanta Braves @ Cincinnati Reds</b> Riverfront Stadium, Cincinnati, OH Wed Jul 01 1970, 7:05 PM EDT Att: 12,693 - Unknown			
Bobby Tolan, L (1,8) OBP: 0.390, SLG: 0.508	K		G5-4-3 1B		S FC BB	4-3		FC1-6 2B		4	1	1	0	1	1	4				
Tony Perez, R (1,5) OBP: 0.438, SLG: 0.694	FC		G5-4-3 1-2		FC S			FC6-4 1B		5	0	2	4	0	0	3				
Jimmy Stewart, S (9,5) OBP: 0.241, SLG: 0.240								1-2 3-H		0	0	0	0	0	0	0				
Johnny Bench, R (1,2) OBP: 0.336, SLG: 0.633	F9			5-3	P5			P3		5	0	0	0	0	0	5				
Lee May, R (1,3) OBP: 0.296, SLG: 0.523	F2			6-3	K			FC6-4		4	0	0	0	0	1	4				
Ty Cline, L (1,7) OBP: 0.300, SLG: 0.222		L4-3		L6-3				HR 1B		4	1	1	0	0	0	1				
Tommy Helms, R (1,4) OBP: 0.243, SLG: 0.271		K			E 3B 1B			HR 1B		4	3	3	2	0	1	0				
Woody Woodward, R (1,6) OBP: 0.323, SLG: 0.306					E6 3B			FC1-6 2B 1B		4	2	2	0	0	0	1				
Dave Concepcion, R (9,6) OBP: 0.350, SLG: 0.360		P6			1-2 3B			4-3 SH5-4 1B		0	0	0	0	0	0	0				
Wayne Simpson, R (1,1) OBP: 0.122, SLG: 0.104					K			SH5-4		3	0	2	0	0	1	2				
<b>Inning Stats</b>	R: 1 E: 0 K: 1 S: 6	H: 0 LOB: 1 BB: 1 P: 10	R: 0 E: 0 K: 1 S: 5	H: 0 LOB: 0 BB: 0 P: 5	R: 0 E: 0 K: 0 S: 4	H: 2 LOB: 1 BB: 0 P: 4	R: 0 E: 0 K: 0 S: 3	H: 0 LOB: 0 BB: 0 P: 3	R: 3 E: 1 K: 2 S: 11	H: 2 LOB: 2 BB: 1 P: 15	R: 2 E: 0 K: 0 S: 6	H: 3 LOB: 1 BB: 0 P: 6	R: 0 E: 0 K: 0 S: 4	H: 1 LOB: 1 BB: 0 P: 4	R: 3 E: 0 K: 0 S: 7	H: 4 LOB: 1 BB: 0 P: 7	1B: 9 2B: 1 3B: 1 HR: 1	SF: 1 SAC: 1 DP: 1 HBP: 0	WP: 2 PB: 0 SB: 2 CS: 0	PA: 40
<b>PITCHER</b> Ron Reed, R (1,1) ERA: 4.5	IP: 5.0 WLS: L BF: 26 H: 7 R: 6 ER: 5 SO: 4 BB: 2 IBB: 0 HBP: 0 BLK: 0 WP: 1 HR: 1 S: 32 P: 40 ERA: 9.00 WHIP: 1.800															<b>PITCHER</b>				
Rick Kester, R (6,1) ERA: 10.45	IP: 3.0 WLS: L BF: 14 H: 5 R: 3 ER: 3 SO: 0 BB: 0 IBB: 0 HBP: 0 BLK: 0 WP: 0 HR: 0 S: 14 P: 14 ERA: 9.00 WHIP: 1.667															<b>PITCHER</b>				



Batter	1	2	3	4	5	6	7	8	9	AB	R	H	RBI	BB	SO	LOB	TOP			
<b>Gil Garrido, R</b> OBP: 0.340, SLG: 0.361 (1,6)	6-3		5-3		F9		F9		F9	5	0	0	0	0	0	1	<b>Atlanta Braves @ Cincinnati Reds</b> Riverfront Stadium, Cincinnati, OH Thu Jul 02 1970, 7:05 PM EDT Att: 14,599 - Unknown			
<b>Felix Milten, R</b> OBP: 0.328, SLG: 0.376 (1,4)	5-3		F8		F9			F9		4	0	0	0	0	0	0				
<b>Hank Aaron, R</b> OBP: 0.390, SLG: 0.638 (1,9)	4-3							F8		4	0	2	0	0	0	0				
<b>Rico Carty, R</b> OBP: 0.457, SLG: 0.647 (1,7)			F9		F9					3	0	0	0	1	0	2				
<b>Orlando Cepeda, R</b> OBP: 0.362, SLG: 0.498 (1,3)					5-3			F8		2	1	0	0	2	0	0				
<b>Tony Gonzalez, L</b> OBP: 0.309, SLG: 0.321 (1,8)										3	0	1	0	1	0	2				
<b>Clete Boyer, R</b> OBP: 0.277, SLG: 0.330 (1,5)										4	0	2	1	0	0	0				
<b>Bob Tillman, R</b> OBP: 0.295, SLG: 0.381 (1,2)										3	0	0	0	0	2	4				
<b>Bob Aspromonte, R</b> OBP: 0.255, SLG: 0.200 (9, PH)										1	0	1	0	0	0	0				
<b>Sonny Jackson, L</b> OBP: 0.369, SLG: 0.314 (9, PR)										0	0	0	0	0	0	0				
<b>George Stone, L</b> OBP: 0.267, SLG: 0.238 (1,1)										3	0	0	0	0	1	4				
<b>Tommy Aaron, R</b> OBP: 0.333, SLG: 0.667 (9, PH)										1	0	0	0	0	0	1				
<b>Inning Stats</b>	R: 0 E: 0 K: 0 S: 3	H: 0 LOB: 0 BB: 0 P: 3	R: 1 E: 0 K: 2 S: 8	H: 1 LOB: 2 BB: 2 P: 16	R: 0 E: 0 K: 1 S: 4	H: 1 LOB: 1 BB: 0 P: 4	R: 0 E: 0 K: 1 S: 7	H: 2 LOB: 2 BB: 0 P: 7	R: 0 E: 0 K: 0 S: 4	H: 1 LOB: 1 BB: 0 P: 4	R: 0 E: 0 K: 0 S: 3	H: 0 LOB: 0 BB: 0 P: 3	R: 0 E: 0 K: 0 S: 3	H: 0 LOB: 2 BB: 2 P: 11	R: 0 E: 0 K: 0 S: 4	H: 1 LOB: 1 BB: 4 P: 4	1B: 3 2B: 2 3B: 1 HR: 0	SF: 0 SAC: 0 DP: 0 HBP: 0	WP: 0 PB: 0 SB: 0 CS: 0	PA: 37
<b>PITCHER</b> <b>Jim Merritt, L</b> ERA: 3.32 (1,1)	IP: 9.0 WLS: W BF: 37 H: 6 R: 1 ER: 1 SO: 3 BB: 4 IBB: 0 HBP: 0 BLK: 0 WP: 0 HR: 0 S: 39 P: 55 ERA: 1.00 WHIP: 1.111															<b>PITCHER</b>				

AB	33
R	1
H	6
RBI	1
BB	4
SO	3
LOB	14



Batter	1	2	3	4	5	6	7	8	9	AB	R	H	RBI	BB	SO	LOB	BOTTOM			
<b>Pete Rose, S</b> OBP: 0.389, SLG: 0.505 (1,9)	K		K		E9					4	0	1	0	0	2	0	<b>Atlanta Braves @ Cincinnati Reds</b> Riverfront Stadium, Cincinnati, OH Thu Jul 02 1970, 7:05 PM EDT Att: 14,599 - Unknown			
<b>Bobby Tolan, L</b> OBP: 0.403, SLG: 0.510 (1,8)					SH1-3					1	2	1	0	0	0	0				
<b>Tony Perez, R</b> OBP: 0.445, SLG: 0.695 (1,5)										1	0	1	0	3	0	0				
<b>Johnny Bench, R</b> OBP: 0.335, SLG: 0.628 (1,2)										4	0	1	2	0	0	5				
<b>Lee May, R</b> OBP: 0.292, SLG: 0.516 (1,3)										4	0	0	0	0	1	7				
<b>Hal McRae, R</b> OBP: 0.400, SLG: 0.679 (1,7)										3	0	0	0	1	1	2				
<b>Jimmy Stewart, S</b> OBP: 0.241, SLG: 0.240 (9,7)										0	0	0	0	0	0	0				
<b>Tommy Helms, R</b> OBP: 0.243, SLG: 0.271 (1,4)										4	0	1	0	0	0	1				
<b>Woody Woodward, R</b> OBP: 0.320, SLG: 0.303 (1,6)										4	0	1	0	0	0	1				
<b>Jim Merritt, L</b> OBP: 0.154, SLG: 0.137 (1,1)										3	0	0	0	0	1	2				
<b>Inning Stats</b>	R: 1 E: 0 K: 2 S: 9	H: 2 LOB: 1 BB: 0 P: 9	R: 0 E: 0 K: 0 S: 3	H: 1 LOB: 1 BB: 1 P: 7	R: 1 E: 0 K: 2 S: 8	H: 1 LOB: 2 BB: 1 P: 13	R: 0 E: 0 K: 1 S: 5	H: 0 LOB: 0 BB: 0 P: 5	R: 0 E: 1 K: 0 S: 4	H: 0 LOB: 2 BB: 1 P: 8	R: 0 E: 0 K: 0 S: 4	H: 1 LOB: 1 BB: 0 P: 4	R: 0 E: 0 K: 0 S: 4	H: 1 LOB: 2 BB: 1 P: 8	R: 0 E: 0 K: 0 S: 3	H: 0 LOB: 0 BB: 0 P: 3	1B: 6 2B: 0 3B: 0 HR: 0	SF: 0 SAC: 2 DP: 1 HBP: 1	WP: 0 PB: 0 SB: 2 CS: 0	PA: 35
<b>PITCHER</b> <b>George Stone, L</b> ERA: 3.34 (1,1)	IP: 8.0 WLS: L BF: 35 H: 6 R: 2 ER: 2 SO: 5 BB: 2 IBB: 2 HBP: 1 BLK: 0 WP: 0 HR: 0 S: 40 P: 57 ERA: 2.25 WHIP: 1.000															<b>PITCHER</b>				



Batter	1	2	3	4	5	6	7	8	9	AB	R	H	RBI	BB	SO	LOB	TOP			
Jose Arcia, R OBP: 0.227, SLG: 0.267 (1, 6)	0-0 4-3		0-0 4-3		0-0 6-3			0-0 6-3		4	0	0	0	0	0	0	<b>San Diego Padres @ Atlanta Braves</b> Atlanta Stadium, Atlanta, GA Fri Jul 03 1970, 7:05 PM EDT Unknown			
Dave Campbell, R OBP: 0.256, SLG: 0.332 (1, 4)	0-0 2B		0-0 1B			0-3 K		0-0 F6		4	0	2	0	0	1	0				
Cito Gaston, R OBP: 0.384, SLG: 0.554 (1, 8)	0-3 K		4-0 FC6-4 1-2 BB			0-0 1B 2B		0-0 HR		3	1	2	1	1	1	1				
Nate Colbert, R OBP: 0.320, SLG: 0.505 (1, 3)	0-0 F8		0-0 FC6-4 1-2			0-0 2-3 1B		0-0 E 1B		4	0	2	0	0	0	3				
Ollie Brown, R OBP: 0.315, SLG: 0.441 (1, 9)		0-0 5-3		0-0 5-3		4-0 BB		0-0 E5 FC6-4 1-2		3	0	0	0	1	0	1				
Larry Stahl, L OBP: 0.167, SLG: 0.167 (1, 7)	0-0 E5		0-3 K		0-0 4-3			0-0 FC6-4 1-2		4	0	0	0	0	1	4				
Steve Huntz, S OBP: 0.318, SLG: 0.365 (1, 5)	0-3 K		0-0 F8			0-3 K		0-0 F4		4	0	0	0	0	2	1				
Bob Barton, R OBP: 0.309, SLG: 0.394 (1, 2)	0-3 K			0-0 4-3		0-0 5-3		0-0 5-3		4	0	0	0	0	1	1				
Clay Kirby, R OBP: 0.172, SLG: 0.143 Ron Herbel, R (6, 1)			0-0 6-3		0-3 K		0-3 K		0-3 K	2	0	0	0	0	1	0				
Ray Webster, L OBP: 0.284, SLG: 0.224 Gary Ross, R OBP: 0.600, SLG: 0.600 Al Ferrara, R OBP: 0.351, SLG: 0.434 (9, PH)										0	0	0	0	0	0	0				
<b>Inning Stats</b>	R: 0 E: 0 K: 1 S: 6	H: 1 LOB: 1 BB: 0 P: 6	R: 0 E: 1 K: 2 S: 8	H: 0 LOB: 1 BB: 0 P: 8	R: 0 E: 0 K: 0 S: 4	H: 0 LOB: 0 BB: 1 P: 8	R: 0 E: 0 K: 1 S: 5	H: 0 LOB: 0 BB: 0 P: 5	R: 0 E: 0 K: 1 S: 5	H: 2 LOB: 2 BB: 1 P: 10	R: 0 E: 0 K: 0 S: 7	H: 0 LOB: 0 BB: 0 P: 7	R: 1 E: 1 K: 0 S: 6	H: 2 LOB: 2 BB: 0 P: 6	R: 0 E: 0 K: 1 S: 5	H: 0 LOB: 0 BB: 0 P: 5	1B: 3 2B: 2 3B: 0 HR: 1	SF: 0 SAC: 0 DP: 0 HBP: 0	WP: 0 PB: 0 SB: 1 CS: 0	PA: 36
<b>PITCHER</b> Jim Nash, R ERA: 3.55 (1, 1)	IP: 9.0 WLS: W BF: 36 H: 6 R: 1 ER: 1 SO: 9 BB: 2 IBB: 0 HBP: 0 BLK: 0 WP: 0 HR: 1 S: 52 P: 60 ERA: 1.00 WHIP: 0.889															<b>PITCHER</b>				

Batter	1	2	3	4	5	6	7	8	9	AB	R	H	RBI	BB	SO	LOB	BOTTOM			
Sonny Jackson, L OBP: 0.370, SLG: 0.316 (1, 6)	0-0 4-3	0-0 4-3		0-0 2B 1B		0-0 G4-6-3 E 1B		0-0 F7		5	1	2	0	0	0	1	<b>San Diego Padres @ Atlanta Braves</b> Atlanta Stadium, Atlanta, GA Fri Jul 03 1970, 7:05 PM EDT Unknown			
Felix Milan, R OBP: 0.326, SLG: 0.373 (1, 4)	0-0 6-3		0-0 1B BB 1B		0-0 F7		0-0 E1 G4-6-3 1-2 2-3		0-0 5-3		5	1	1	0	0	3				
Tony Gonzalez, L OBP: 0.311, SLG: 0.327 (1, 8)	0-3 K		0-0 BB BB 1B 1-3		0-0 1H 2B		0-0 G4-6-3 1-2 2-3 3-H 4-0		0-0 F3		5	0	2	1	0	1				
Rico Carty, R OBP: 0.457, SLG: 0.654 Jimmie Hall, L OBP: 0.194, SLG: 0.125 (7, 7)		0-0 HR	0-0 F6		0-3 K		0-0 BB		0-0 F7		3	1	1	1	1	3				
Orlando Cepeda, R OBP: 0.357, SLG: 0.491 Tommy Aaron, R OBP: 0.333, SLG: 0.667 (7, 3)		0-3 K	0-0 F9		0-0 6-3		0-0 F7		0-0 F7		4	0	0	0	0	1				
Hal King, L OBP: 0.416, SLG: 0.578 (1, 2)		0-0 HR 1B	4-0 BB 1-2 BB		0-0 6-3		0-3 K				3	1	1	0	1	0				
Mike Lum, L OBP: 0.326, SLG: 0.455 (1, 9)		0-0 1H HR	4-0 BB 1-2 2-3 3-H		0-0 HR		0-0 HR		0-0 HR		3	3	3	5	1	0				
Clete Boyer, R OBP: 0.273, SLG: 0.325 (1, 5)		0-0 F8	0-3 K		0-0 F5		0-0 F8		0-0 F8		4	0	0	0	0	1				
Jim Nash, R OBP: 0.143, SLG: 0.255 (1, 1)	0-3 K		0-0 F7		0-0 G4-6-3 E 2B		0-0 5-3				4	1	1	0	0	1				
<b>Inning Stats</b>	R: 0 E: 0 K: 1 S: 5	H: 0 LOB: 0 BB: 0 P: 5	R: 3 E: 0 K: 2 S: 11	H: 3 LOB: 1 BB: 0 P: 11	R: 1 E: 0 K: 1 S: 7	H: 2 LOB: 2 BB: 0 P: 15	R: 1 E: 0 K: 1 S: 7	H: 2 LOB: 1 BB: 0 P: 7	R: 1 E: 1 K: 0 S: 5	H: 1 LOB: 2 BB: 1 P: 9	R: 1 E: 0 K: 1 S: 6	H: 1 LOB: 0 BB: 0 P: 6	R: 1 E: 0 K: 0 S: 3	H: 0 LOB: 0 BB: 0 P: 3	R: 0 E: 0 K: 1 S: 3	H: 0 LOB: 0 BB: 0 P: 3		1B: 5 2B: 2 3B: 0 HR: 4	SF: 0 SAC: 0 DP: 1 HBP: 0	WP: 1 PB: 0 SB: 0 CS: 0
<b>PITCHER</b> Clay Kirby, R ERA: 5.76 Ron Herbel, R ERA: 3.77 Gary Ross, R ERA: 6.18 (1, 1)	IP: 5.0 WLS: L BF: 28 H: 10 R: 7 ER: 6 SO: 5 BB: 2 IBB: 0 HBP: 0 BLK: 0 WP: 0 HR: 3 S: 36 P: 44 ERA: 10.80 WHIP: 2.400															<b>PITCHER</b>				

AB 34  
R 1  
H 6  
RBI 1  
BB 2  
SO 9  
LOB 11



AB 36  
R 8  
H 11  
RBI 7  
BB 3  
SO 6  
LOB 16



Batter	1	2	3	4	5	6	7	8	9	AB	R	H	RBI	BB	SO	LOB	TOP										
<b>Dave Campbell, R</b> OBP: 0.294, SLG: 0.327 (1, 4)	0-0 1		0-0 1		0-0 1		0-0 2		0-0 2	5	0	0	0	0	0	0	<b>San Diego Padres @ Atlanta Braves</b> Atlanta Stadium, Atlanta, GA Fri Jul 03 1970, 7:05 PM EDT Att: 19,001 - Unknown										
<b>Steve Huntz, S</b> OBP: 0.320, SLG: 0.380 (1, 5)	0-0 HR		0-0 2		0-0 2		0-0 2		0-3 K	5	1	2	1	0	1	0											
<b>Cito Gaston, R</b> OBP: 0.380, SLG: 0.547 (1, 8)	0-3 K		0-0 3		0-3 K		0-0 3			4	0	0	0	0	2	1											
<b>Al Ferrara, R</b> OBP: 0.354, SLG: 0.425 (1, 7)	0-0 3			0-3 K		0-0 1		0-0 1		4	0	0	0	0	1	0											
<b>Nate Colbert, R</b> OBP: 0.323, SLG: 0.504 (1, 3)		4-0 1B BB		0-3 K		0-0 1B		0-0 2		3	0	1	0	1	1	0											
<b>Ollie Brown, R</b> OBP: 0.316, SLG: 0.453 (1, 9)		0-0 F		0-0 HR		0-3 K		0-0 1B		4	1	2	1	0	1	2											
<b>Chris Cannizzaro, R</b> OBP: 0.390, SLG: 0.451 <b>Ron Slocum, R</b> OBP: 0.250, SLG: 0.279 (8, PR) (8, 2)		0-0 1B		0-0 E6		0-0 3		0-0 1B		4	0	2	0	0	0	1											
<b>Tommy Dean, R</b> OBP: 0.297, SLG: 0.343 (8, PH) <b>Larry Stahl, L</b> OBP: 0.156, SLG: 0.158 <b>Jose Arcia, R</b> OBP: 0.227, SLG: 0.267 (8, 6)		0-3 K		0-0 3		0-0 3		0-0 1B		3	1	1	1	0	1	3											
<b>Pat Dobson, R</b> OBP: 0.216, SLG: 0.147 <b>Ray Webster, L</b> OBP: 0.274, SLG: 0.279 <b>Ron Herbel, R</b> OBP: 0.395, SLG: 0.404 <b>Ron Willis, R</b> OBP: 0.301, SLG: 0.379 (5, PH) (5, 1) (7, PH) (7, 1) (9, PH)		0-0 3				0-0 HR		0-0 1		1	0	0	0	0	0	2											
<b>Inning Stats</b>	R: 1 E: 0 K: 1 S: 6	H: 1 LOB: 0 BB: 0 P: 6	R: 0 E: 0 K: 1 S: 6	H: 1 LOB: 2 BB: 1 P: 10	R: 0 E: 0 K: 0 S: 3	H: 0 LOB: 0 BB: 0 P: 3	R: 1 E: 1 K: 2 S: 9	H: 1 LOB: 1 BB: 0 P: 9	R: 1 E: 0 K: 1 S: 6	H: 1 LOB: 0 BB: 0 P: 6	R: 0 E: 0 K: 0 S: 6	H: 1 LOB: 1 BB: 0 P: 6	R: 1 E: 0 K: 0 S: 5	H: 2 LOB: 1 BB: 0 P: 5	R: 0 E: 0 K: 0 S: 5	H: 2 LOB: 2 BB: 0 P: 5		R: 0 E: 0 K: 1 S: 5	H: 0 LOB: 0 BB: 0 P: 5	1B: 5 2B: 0 3B: 0 HR: 4	SF: 0 SAC: 0 DP: 0 HBP: 0	WP: 0 PB: 0 SB: 0 CS: 0	PA: 38				
<b>PITCHER</b>	IP	WLS	BF	H	R	ER	SO	BB	IBB	HBP	BLK	WP	HR	S	P	ERA	WHIP										
<b>Phil Niekro, R</b> ERA: 4.15 <b>Hoyt Wilhelm, R</b> ERA: 2.89 (1, 1) (8, 1)	7.0	W	30	7	4	4	6	1	0	0	0	0	4	41	45	5.14	1.143										

AB	37
R	4
H	9
RBI	4
BB	1
SO	7
LOB	11



Batter	1	2	3	4	5	6	7	8	9	AB	R	H	RBI	BB	SO	LOB	BOTTOM										
<b>Sonny Jackson, L</b> OBP: 0.366, SLG: 0.313 (1, 6)	0-0 E5	0-0 E5 SF 1B		0-3 K		0-0 1		0-0 3		5	1	1	0	0	1	1	<b>San Diego Padres @ Atlanta Braves</b> Atlanta Stadium, Atlanta, GA Fri Jul 03 1970, 7:05 PM EDT Att: 19,001 - Unknown										
<b>Felix Milten, R</b> OBP: 0.325, SLG: 0.373 (1, 4)	0-0 1B HR	0-0 SF HR		0-0 2		0-0 2		0-0 2		3	2	1	1	0	0	0											
<b>Hank Aaron, R</b> OBP: 0.392, SLG: 0.647 (1, 9)	0-0 1-3 HR	0-0 2H 3H HR		0-0 3		0-3 K				4	2	2	2	0	1	0											
<b>Rico Carty, R</b> OBP: 0.461, SLG: 0.665 <b>Hoyt Wilhelm, R</b> (8, 1)	0-0 1H 3H HR	0-0 CS 1B		4-0 HR BB		0-0 1		0-0 2		3	2	2	3	1	0	0											
<b>Orlando Cepeda, R</b> OBP: 0.359, SLG: 0.502 (1, 3)	0-0 2B 1B	0-3 K		0-0 1H HR		0-0 2		0-0 2		4	1	2	2	0	1	1											
<b>Mike Lum, L</b> OBP: 0.322, SLG: 0.457 (1, 8)	0-0 1-3 2B			0-0 1		0-0 1		0-0 3		4	0	1	0	0	0	0											
<b>Clete Boyer, R</b> OBP: 0.272, SLG: 0.328 (1, 5)	0-0 2			0-0 None 2B		0-0 1		0-0 1		4	0	1	0	0	0	2											
<b>Bob Didier, S</b> OBP: 0.208, SLG: 0.186 (1, 2)	0-0 3			0-3 K		0-0 2		0-0 2		4	0	0	0	0	1	3											
<b>Phil Niekro, R</b> OBP: 0.180, SLG: 0.208 <b>Jimmie Hall, L</b> OBP: 0.216, SLG: 0.182 (1, 1) (8, 7)		0-0 E 1B SF 1B		0-0 3		0-0 3		0-0 2B		3	1	1	0	0	0	1											
<b>Inning Stats</b>	R: 3 E: 1 K: 0 S: 8	H: 5 LOB: 2 BB: 0 P: 8	R: 4 E: 2 K: 1 S: 9	H: 4 LOB: 0 BB: 0 P: 9	R: 0 E: 0 K: 1 S: 5	H: 0 LOB: 0 BB: 0 P: 5	R: 0 E: 0 K: 1 S: 5	H: 0 LOB: 0 BB: 0 P: 5	R: 0 E: 0 K: 0 S: 3	H: 0 LOB: 0 BB: 0 P: 3	R: 0 E: 0 K: 0 S: 4	H: 1 LOB: 1 BB: 0 P: 4	R: 0 E: 0 K: 0 S: 4	H: 1 LOB: 1 BB: 0 P: 4	1B: 6 2B: 4 3B: 0 HR: 3	SF: 1 SAC: 0 DP: 1 HBP: 0		WP: 0 PB: 0 SB: 0 CS: 1	PA: 37								
<b>PITCHER</b>	IP	WLS	BF	H	R	ER	SO	BB	IBB	HBP	BLK	WP	HR	S	P	ERA	WHIP										
<b>Pat Dobson, R</b> ERA: 4.58 <b>Ron Herbel, R</b> ERA: 3.91 <b>Ron Willis, R</b> ERA: (1, 1) (5, 1) (7, 1)	4.0	L	21	9	7	6	3	0	0	0	0	0	1	10	14	9.00	1.500										




Batter	1	2	3	4	5	6	7	8	9	AB	R	H	RBI	BB	SO	LOB	TOP			
<b>Dave Campbell, R</b> (1, 4) OBP: 0.293, SLG: 0.324	4-0 BB		0-3 K		0-0 F9			0-0 F6		3	0	0	0	1	1	0	<b>San Diego Padres @ Atlanta Braves</b> Atlanta Stadium, Atlanta, GA Sat Jul 04 1970, 7:05 PM EDT Att: 18,229 - Unknown			
<b>Steve Huntz, S</b> (1, 5) OBP: 0.316, SLG: 0.375	0-3 K		0-0 F4		4-0 BB			0-0 F5		3	0	0	0	1	1	1				
<b>Cito Gaston, R</b> (1, 8) OBP: 0.378, SLG: 0.553	0-3 K		0-0 HR		0-0 5-3			0-0 F5		4	1	1	1	0	1	2				
<b>Nate Colbert, R</b> (1, 3) OBP: 0.319, SLG: 0.497	0-0 6-3		0-3 K			0-3 K			0-3 K	4	0	0	0	0	3	1				
<b>Ollie Brown, R</b> (1, 9) OBP: 0.313, SLG: 0.447		0-0 5-3		0-0 6-3		0-0 F9		0-0 4-3		4	0	0	0	0	0	0				
<b>Ivan Murrell, R</b> (1, 7) OBP: 0.286, SLG: 0.406		0-0 FC6-4 1B		0-0 CS 1B		0-3 K		0-0 F3		4	0	2	0	0	1	0				
<b>Chris Cannizzaro, R</b> (1, 2) OBP: 0.394, SLG: 0.455		0-0 FC6-4 1B		0-0 CS 1B			0-0 F8			3	0	2	0	0	0	0				
<b>Tommy Dean, R</b> (1, 6) OBP: 0.293, SLG: 0.338		0-0 FC6-4		0-0 6-3			0-0 F4			2	0	0	0	0	0	4				
<b>Ray Webster, L</b> (7, PH) OBP: 0.270, SLG: 0.275		1-2 2-3		1-2 2-3			0-3 K			1	0	0	0	0	0	0				
<b>Jose Arcia, R</b> (7, 6) OBP: 0.227, SLG: 0.267										0	0	0	0	0	0	0				
<b>Dave Roberts, L</b> (1, 1) OBP: 0.125, SLG: 0.261		0-3 K		0-0 1-3						2	0	0	0	0	1	2				
<b>Ron Willis, R</b> (6, 1)										0	0	0	0	0	0	0				
<b>Al Ferrara, R</b> (7, PH) OBP: 0.352, SLG: 0.422										1	0	0	0	0	1	0				
<b>Ron Herbel, R</b> (7, 1)										0	0	0	0	0	0	0				
<b>Inning Stats</b>	R: 0 E: 0 K: 2 S: 7	H: 0 LOB: 1 BB: 1 P: 11	R: 0 E: 0 K: 1 S: 7	H: 2 LOB: 2 BB: 0 P: 7	R: 1 E: 0 K: 2 S: 8	H: 1 LOB: 0 BB: 0 P: 8	R: 0 E: 0 K: 0 S: 4	H: 2 LOB: 1 BB: 0 P: 4	R: 0 E: 0 K: 0 S: 3	H: 0 LOB: 1 BB: 1 P: 7	R: 0 E: 0 K: 1 S: 5	H: 0 LOB: 0 BB: 0 P: 5	R: 0 E: 0 K: 0 S: 3	H: 0 LOB: 0 BB: 0 P: 3	R: 0 E: 0 K: 1 S: 5	H: 0 LOB: 0 BB: 0 P: 5	1B: 4 2B: 0 3B: 0 HR: 1	SF: 0 SAC: 0 DP: 0 HBP: 0	WP: 0 PB: 0 SB: 2 CS: 2	PA: 33
<b>PITCHER</b>	IP WLS BF H R ER SO BB IBB HBP BLK WP HR S P ERA WHIP																			
<b>Pat Jarvis, R</b> (1, 1) ERA: 2.94	9.0 W 33 5 1 1 9 2 0 0 0 0 1 49 57 1.00 0.778																			

AB	31
R	1
H	5
RBI	1
BB	2
SO	9
LOB	10



Batter	1	2	3	4	5	6	7	8	9	AB	R	H	RBI	BB	SO	LOB	BOTTOM			
<b>Gil Garrido, R</b> (1, 6) OBP: 0.340, SLG: 0.360	0-0 1B			0-0 6-3		0-0 F7				3	1	1	0	0	0	1	<b>San Diego Padres @ Atlanta Braves</b> Atlanta Stadium, Atlanta, GA Sat Jul 04 1970, 7:05 PM EDT Att: 18,229 - Unknown			
<b>Tony Gonzalez, L</b> (6, PH) OBP: 0.310, SLG: 0.325		0-0 F8								1	0	0	0	0	0	3				
<b>Sonny Jackson, L</b> (7, 6) OBP: 0.366, SLG: 0.313										0	0	0	0	0	0	0				
<b>Felix Milten, R</b> (1, 4) OBP: 0.324, SLG: 0.371	0-0 1B		0-0 6-3		0-0 F8	0-0 F3				4	0	1	0	0	0	3				
<b>Hank Aaron, R</b> (1, 9) OBP: 0.387, SLG: 0.637	0-0 1-3		0-0 6-3		0-0 1-3		0-0 F3			4	0	0	0	0	0	1				
<b>Rico Carty, R</b> (1, 7) OBP: 0.458, SLG: 0.659	0-0 2B		0-0 E4		0-0 F8		0-0 4-3			4	0	1	1	0	0	0				
<b>Jimmie Hall, L</b> (8, 7) OBP: 0.216, SLG: 0.182	3-H 1B		BB E4							0	0	0	0	0	0	0				
<b>Orlando Cepeda, R</b> (1, 3) OBP: 0.364, SLG: 0.510	0-0 1-3		4-0 BB			0-0 E	0-0 F9			3	1	2	0	1	0	0				
<b>Bob Aspromonte, R</b> (1, 5) OBP: 0.254, SLG: 0.189	0-0 4-3		4-0 BB		0-3 K			0-0 F8		3	0	0	0	1	1	3				
<b>Mike Lum, L</b> (1, 8) OBP: 0.309, SLG: 0.435		0-0 4-3	0-0 4-3		0-0 E4	0-3 K		0-3 K		4	0	0	0	0	1	3				
<b>Bob Tillman, R</b> (1, 2) OBP: 0.293, SLG: 0.370		0-0 F7		0-0 6-3		4-0 1B		0-0 F7		3	0	0	0	1	0	0				
<b>Pat Jarvis, R</b> (1, 1) OBP: 0.146, SLG: 0.149		0-0 1B		0-3 K		0-0 1-2 2-3				3	0	2	0	0	1	0				
<b>Inning Stats</b>	R: 1 E: 0 K: 0 S: 6	H: 4 LOB: 2 BB: 0 P: 6	R: 0 E: 0 K: 0 S: 4	H: 1 LOB: 1 BB: 0 P: 4	R: 0 E: 1 K: 0 S: 4	H: 0 LOB: 2 BB: 2 P: 12	R: 0 E: 0 K: 1 S: 5	H: 0 LOB: 0 BB: 0 P: 5	R: 0 E: 0 K: 0 S: 3	H: 0 LOB: 0 BB: 1 P: 3	R: 1 E: 1 K: 1 S: 8	H: 2 LOB: 3 BB: 1 P: 12	R: 0 E: 0 K: 0 S: 3	H: 0 LOB: 0 BB: 0 P: 3	R: 0 E: 0 K: 1 S: 5	H: 0 LOB: 0 BB: 0 P: 5	1B: 5 2B: 2 3B: 0 HR: 0	SF: 0 SAC: 0 DP: 0 HBP: 0	WP: 0 PB: 0 SB: 0 CS: 0	PA: 35
<b>PITCHER</b>	IP WLS BF H R ER SO BB IBB HBP BLK WP HR S P ERA WHIP																			
<b>Dave Roberts, L</b> (1, 1) ERA: 3.13	5.1 L 27 7 2 2 2 1 0 0 0 0 0 28 40 3.38 1.500																			
<b>Ron Willis, R</b> (6, 1) ERA:	0.2 2 0 0 0 0 0 0 0 0 0 0 2 2 0.00 0.000																			
<b>Ron Herbel, R</b> (7, 1) ERA: 3.81	2.0 6 0 0 0 0 1 0 0 0 0 0 8 8 0.00 0.000																			



Batter	1	2	3	4	5	6	7	8	9	AB	R	H	RBI	BB	SO	LOB	TOP								
<b>Dave Campbell, R</b> OBP: 0.295, SLG: 0.325 (1, 4)	0-0 		0-0 G 			0-0 1B HR 	0-3 K 		0-0 1B 	5	1	2	0	0	1	1	<b>San Diego Padres @ Atlanta Braves</b> Atlanta Stadium, Atlanta, GA Sun Jul 05 1970, 7:05 PM EDT Att: 22,002 - Unknown								
<b>Steve Huntz, S</b> OBP: 0.328, SLG: 0.382 (1, 5)	4-0 BB 		0-0 			0-0 1B HR 			0-0 1B 	4	1	3	2	1	0	0									
<b>Cito Gaston, R</b> OBP: 0.378, SLG: 0.558 (1, 8)	4-0 BB G4-6-3 		0-0 1B K 			0-0 1B HR 			0-0 1B 	4	1	1	3	1	1	4									
<b>Nate Colbert, R</b> OBP: 0.318, SLG: 0.493 (1, 3)	0-0 G4-6-3 			0-0 		0-3 K 			0-0 None 1B 	4	0	1	0	0	1	2									
<b>Ollie Brown, R</b> OBP: 0.313, SLG: 0.455 (1, 9)		0-0 		0-0 		0-0 HR 			0-0 1-2 	4	1	1	1	0	0	1									
<b>Ivan Murrell, R</b> OBP: 0.282, SLG: 0.398 (1, 7)		0-0 		0-3 K 		0-0 			0-0 	4	0	0	0	0	1	1									
<b>Bob Barton, R</b> OBP: 0.307, SLG: 0.388 (1, 2)		0-0 			0-0 	0-0 1B 			0-0 F 	4	0	1	0	0	0	0									
<b>Tommy Dean, R</b> OBP: 0.293, SLG: 0.338 (9, PH)			0-0 G SH 1B 		0-0 	0-3 K 			4-0 CS BB 	3	1	1	0	0	1	1									
<b>Ray Webster, L</b> OBP: 0.290, SLG: 0.275 (9, PH)					0-0 				0-0 1B 	0	0	0	0	1	0	0									
<b>Ron Herbel, R</b> (9, 1)					0-0 SH 				0-0 1B 2B 	0	0	0	0	0	0	0									
<b>Danny Coombs, R</b> OBP: 0.069, SLG: 0.071 (6, 1)			0-0 SH 		0-0 		0-0 		0-0 1-2 1B 2B 	1	0	0	0	0	0	0									
<b>Ron Willis, R</b> (9, PH)					0-0 SH 				0-0 1B 2B 	1	0	0	0	0	0	0									
<b>Al Ferrara, R</b> OBP: 0.355, SLG: 0.431 (9, PR)					1-2 				0-0 1B 2B 	0	1	0	0	0	0	0									
<b>Jose Arcia, R</b> OBP: 0.227, SLG: 0.267 (9, 6)									0-0 1B 2B 	0	1	0	0	0	0	0									
<b>Inning Stats</b>	R: 0 E: 0 K: 0 S: 2	H: 0 LOB: 1 BB: 2 P: 10	R: 0 E: 0 K: 0 S: 3	H: 0 LOB: 0 BB: 0 P: 3	R: 1 E: 0 K: 1 S: 7	H: 2 LOB: 1 BB: 0 P: 7	R: 0 E: 0 K: 1 S: 5	H: 0 LOB: 0 BB: 0 P: 5	R: 0 E: 0 K: 0 S: 3	H: 0 LOB: 0 BB: 0 P: 3	R: 4 E: 0 K: 2 S: 12	H: 5 LOB: 1 BB: 0 P: 12	R: 0 E: 0 K: 1 S: 5	H: 0 LOB: 0 BB: 0 P: 5	R: 0 E: 0 K: 0 S: 4	H: 1 LOB: 1 BB: 0 P: 4	R: 1 E: 0 K: 0 S: 5	H: 3 LOB: 3 BB: 1 P: 9	1B: 8 2B: 1 3B: 0 HR: 2	SF: 0 SAC: 1 DP: 1 HBP: 0	WP: 0 PB: 0 SB: 0 CS: 1	PA: 39			
<b>PITCHER</b>	IP	WLS	BF	H	R	ER	SO	BB	IBB	HBP	BLK	WP	HR	S	P	ERA	WHIP								
<b>Ron Reed, R</b> ERA: 5.4 (1, 1)	5.1		23	6	5	5	3	2	0	0	0	0	2	27	35	8.44	1.500								
<b>Bob Priddy, R</b> ERA: 5.87 (6, 1)	2.2	W	10	2	0	0	2	0	0	0	0	0	0	14	14	0.00	0.750								
<b>Hoyt Wilhelm, R</b> ERA: 3.02 (9, 1)	1.0	L	6	3	1	1	0	1	0	0	0	0	0	5	9	9.00	4.000								

AB	35
R	6
H	11
RBI	6
BB	3
SO	5
LOB	10



Batter	1	2	3	4	5	6	7	8	9	AB	R	H	RBI	BB	SO	LOB	BOTTOM								
<b>Gil Garrido, R</b> OBP: 0.335, SLG: 0.355 (1, 6)	0-0 		0-0 	0-0 		0-0 1B 			0-0 	5	0	1	0	0	0	1	<b>San Diego Padres @ Atlanta Braves</b> Atlanta Stadium, Atlanta, GA Sun Jul 05 1970, 7:05 PM EDT Att: 22,002 - Unknown								
<b>Felix Milten, R</b> OBP: 0.328, SLG: 0.373 (1, 4)	0-0 None 1B 		4-0 2B BB 		0-0 	0-0 1-2 1B 			0-0 	4	1	2	0	1	0	0									
<b>Hank Aaron, R</b> OBP: 0.387, SLG: 0.640 (1, 9)	0-0 1-2 		0-0 1H HR 2B 		0-0 None E 2B 	0-0 1-3 			0-0 	5	2	2	1	0	0	3									
<b>Rico Carty, R</b> OBP: 0.458, SLG: 0.664 (1, 7)	4-0 IBB 		0-0 2H HR 		0-0 2-3 				0-0 	4	1	1	2	1	0	1									
<b>Orlando Cepeda, R</b> OBP: 0.359, SLG: 0.503 (1, 3)	0-0 		0-0 		0-0 E7 				0-0 	4	0	0	0	0	0	2									
<b>Clete Boyer, R</b> OBP: 0.276, SLG: 0.325 (1, 5)		0-0 	4-0 BB 		0-0 3H IBB 				0-0 	2	0	0	0	2	0	0									
<b>Mike Lum, L</b> OBP: 0.366, SLG: 0.438 (6, PR)		0-3 K 		0-0 		0-3 K 			0-0 None SF 2B 	4	0	1	0	0	2	3									
<b>Sonny Jackson, L</b> OBP: 0.366, SLG: 0.313 (9, 2)									0-0 None SF 2B 	0	1	0	0	0	0	0									
<b>Bob Didier, S</b> OBP: 0.208, SLG: 0.186 (9, 2)									0-0 None SF 2B 	0	0	0	0	0	0	0									
<b>Bob Tillman, R</b> OBP: 0.294, SLG: 0.369 (9, PH)		0-0 WP 1B 		0-0 		0-0 			0-0 2-3 	3	0	1	0	0	0	0									
<b>Tony Gonzalez, L</b> OBP: 0.309, SLG: 0.324 (9, 8)									0-0 2-3 	1	0	0	0	0	1	0									
<b>Ron Reed, R</b> (1, 1)		0-0 		0-0 		0-3 K 			0-0 3H SF 	2	0	0	0	0	0	1									
<b>Bob Priddy, R</b> OBP: 0.500, SLG: 0.400 (6, 1)									0-0 SF 	1	0	0	0	0	1	0									
<b>Hal King, L</b> OBP: 0.410, SLG: 0.578 (9, PH)									0-0 3H 	0	0	0	1	0	0	0									
<b>Hoyt Wilhelm, R</b> (9, 1)									0-0 	0	0	0	0	0	0	0									
<b>Inning Stats</b>	R: 0 E: 0 K: 0 S: 4	H: 1 LOB: 2 BB: 1 P: 8	R: 0 E: 0 K: 1 S: 6	H: 1 LOB: 1 BB: 0 P: 6	R: 3 E: 0 K: 0 S: 5	H: 2 LOB: 1 BB: 2 P: 13	R: 0 E: 0 K: 0 S: 3	H: 0 LOB: 0 BB: 0 P: 3	R: 1 E: 0 K: 1 S: 7	H: 1 LOB: 2 BB: 1 P: 11	R: 0 E: 0 K: 1 S: 7	H: 2 LOB: 2 BB: 0 P: 7	R: 0 E: 0 K: 0 S: 3	H: 0 LOB: 0 BB: 0 P: 3	R: 1 E: 0 K: 0 S: 4	H: 1 LOB: 1 BB: 0 P: 4	R: 0 E: 0 K: 0 S: 3	H: 0 LOB: 0 BB: 0 P: 3	1B: 4 2B: 3 3B: 0 HR: 1	SF: 1 SAC: 0 DP: 0 HBP: 0	WP: 1 PB: 0 SB: 0 CS: 0	PA: 40			
<b>PITCHER</b>	IP	WLS	BF	H	R	ER	SO	BB	IBB	HBP	BLK	WP	HR	S	P	ERA	WHIP								
<b>Danny Coombs, L</b> ERA: 2.26 (1, 1)	5.2		29	7	4	3	3	2	2	0	0	0	1	31	47	4.76	1.588								
<b>Ron Willis, R</b> ERA: 0.5 (6, 1)	2.1	W	8	1	1	1	0	0	0	0	0	0	0	8	8	3.86	0.429								
<b>Ron Herbel, R</b> ERA: 3.76 (9, 1)	1.0	S	3	0	0	0	0	0	0	0	0	0	0	3	3	0.00	0.000								

AB	35
R	5
H	8
RBI	4
BB	4
SO	3
LOB	12



Batter	1	2	3	4	5	6	7	8	9	AB	R	H	RBI	BB	SO	LOB	TOP		
<b>Bobby Bonds, R</b> OBP: 0.387, SLG: 0.503 (1, 9)										5	0	1	0	0	1	0			
<b>Ron Hunt, R</b> OBP: 0.398, SLG: 0.384 (1, 4)										5	2	4	0	0	0	1			
<b>Willie Mays, R</b> OBP: 0.369, SLG: 0.522 (1, 8)										5	1	1	2	0	3	4			
<b>Dick Dietz, R</b> OBP: 0.434, SLG: 0.615 (1, 2)										5	1	3	2	0	0	1			
<b>Ken Henderson, S</b> OBP: 0.410, SLG: 0.484 (1, 7)										4	0	1	0	1	0	3			
<b>Frank Johnson, R</b> OBP: 0.365, SLG: 0.418 (1, 3)										4	0	2	0	0	0	2			
<b>Al Gallagher, R</b> OBP: 0.349, SLG: 0.422 (1, 5)										3	0	0	0	1	0	4			
<b>Hal Lanier, R</b> OBP: 0.289, SLG: 0.319 (1, 6)										4	0	0	0	0	0	4			
<b>Jerry Johnson, R</b> (1, 1)										2	0	0	0	0	0	0			
<b>Mike McCormick, L</b> OBP: 0.192, SLG: 0.200 (5, 1)										0	0	0	0	0	0	0			
<b>Frank Reberger, L</b> OBP: 0.167, SLG: 0.250 (5, 1)										1	0	0	0	0	0	0			
<b>Tito Fuentes, S</b> OBP: 0.276, SLG: 0.316 (8, PH)										1	0	0	0	0	0	0			
<b>Mike Davison, L</b> (8, 1)										0	0	0	0	0	0	0			
<b>Inning Stats</b>	R: 2 E: 0 K: 1 S: 8	H: 3 LOB: 2 BB: 1 P: 12	R: 0 E: 0 K: 0 S: 3	H: 0 LOB: 0 BB: 0 P: 3	R: 2 E: 0 K: 0 S: 6	H: 3 LOB: 2 BB: 1 P: 10	R: 0 E: 0 K: 0 S: 4	H: 1 LOB: 1 BB: 0 P: 4	R: 0 E: 0 K: 2 S: 5	H: 2 LOB: 2 BB: 0 P: 5	R: 0 E: 0 K: 0 S: 4	H: 1 LOB: 1 BB: 0 P: 4	R: 0 E: 0 K: 0 S: 3	H: 0 LOB: 0 BB: 0 P: 3	R: 0 E: 0 K: 1 S: 6	H: 1 LOB: 1 BB: 0 P: 6	1B: 6 2B: 3 3B: 1 HR: 2	SF: 0 SAC: 0 DP: 1 HBP: 0	WP: 0 PA: 41 PB: 0 SB: 0 CS: 0
<b>PITCHER</b> <b>George Stone, L</b> ERA: 3.39 (1, 1)	IP: 9.0 WLS: W BF: 41	H: 12 R: 4 ER: 4 SO: 4	BB: 2 IBB: 0 HBP: 0 BLK: 0	WP: 0 HR: 2 S: 47 P: 55	ERA: 4.00 WHIP: 1.556	<b>PITCHER</b>													

San Francisco Giants @ Atlanta Braves  
Atlanta Stadium, Atlanta, GA  
Mon Jul 06 1970, 7:05 PM EDT  
Att: 10,918 - Unknown


AB 39  
R 4  
H 12  
RBI 4  
BB 2  
SO 4  
LOB 19



Batter	1	2	3	4	5	6	7	8	9	AB	R	H	RBI	BB	SO	LOB	BOTTOM		
<b>Sonny Jackson, L</b> OBP: 0.365, SLG: 0.306 (1, 6)										4	0	0	2	2	0	4			
<b>Felix Milan, R</b> OBP: 0.340, SLG: 0.395 (1, 4)										6	2	6	4	0	0	0			
<b>Hank Aaron, R</b> OBP: 0.384, SLG: 0.631 (1, 9)										4	0	0	0	1	1	6			
<b>Rico Carty, R</b> OBP: 0.463, SLG: 0.676 (8, PR)										4	2	3	3	1	0	2			
<b>Jimmie Hall, L</b> OBP: 0.216, SLG: 0.182 (9, 7)										0	1	0	0	0	0	0			
<b>Orlando Cepeda, R</b> OBP: 0.363, SLG: 0.503 (9, 3)										4	2	2	0	1	0	2			
<b>Tommye Aaron, R</b> OBP: 0.333, SLG: 0.667 (9, 3)										0	0	0	0	0	0	0			
<b>Mike Lum, L</b> OBP: 0.294, SLG: 0.419 (7, 8)										4	0	0	0	0	1	5			
<b>Tony Gonzalez, L</b> OBP: 0.307, SLG: 0.323 (7, 8)										1	0	0	0	0	1	2			
<b>Hal King, L</b> OBP: 0.434, SLG: 0.603 (1, 2)										4	2	3	2	1	0	2			
<b>Clete Boyer, R</b> OBP: 0.282, SLG: 0.328 (1, 5)										4	2	2	0	1	1	4			
<b>George Stone, L</b> OBP: 0.286, SLG: 0.244 (1, 1)										3	1	1	1	1	0	3			
<b>Inning Stats</b>	R: 2 E: 0 K: 0 S: 5	H: 2 LOB: 2 BB: 0 P: 5	R: 0 E: 0 K: 0 S: 5	H: 2 LOB: 2 BB: 0 P: 5	R: 1 E: 0 K: 0 S: 5	H: 2 LOB: 1 BB: 1 P: 9	R: 1 E: 1 K: 0 S: 5	H: 2 LOB: 1 BB: 0 P: 5	R: 3 E: 0 K: 2 S: 9	H: 3 LOB: 2 BB: 3 P: 21	1B: 13 2B: 3 3B: 1 HR: 1	SF: 0 SAC: 1 DP: 1 HBP: 0	WP: 0 PA: 47 PB: 1 SB: 0 CS: 0						
<b>PITCHER</b> <b>Jerry Johnson, R</b> ERA: 6.34 (1, 1)	IP: 4.0 WLS: L	H: 23 R: 6 ER: 5 SO: 0	BB: 3 IBB: 0 HBP: 0 BLK: 0	WP: 0 HR: 1 S: 20 P: 32	ERA: 11.25 WHIP: 2.750	<b>PITCHER</b>													
<b>Mike McCormick, L</b> ERA: 6.29 (5, 1)	IP: 0.1	H: 5 R: 1 ER: 1 SO: 1	BB: 1 IBB: 0 HBP: 0 BLK: 0	WP: 0 HR: 0 S: 5 P: 13	ERA: 27.00 WHIP: 6.000	<b>PITCHER</b>													
<b>Frank Reberger, R</b> ERA: 6.28 (5, 1)	IP: 2.2	H: 11 R: 5 ER: 2 SO: 1	BB: 0 IBB: 0 HBP: 0 BLK: 0	WP: 0 HR: 0 S: 13 P: 13	ERA: 6.75 WHIP: 1.875	<b>PITCHER</b>													
<b>Mike Davison, L</b> ERA: 11.25 (8, 1)	IP: 1.0	H: 8 R: 3 ER: 3 SO: 2	BB: 3 IBB: 0 HBP: 0 BLK: 0	WP: 0 HR: 0 S: 9 P: 21	ERA: 27.00 WHIP: 6.000	<b>PITCHER</b>													

San Francisco Giants @ Atlanta Braves  
Atlanta Stadium, Atlanta, GA  
Mon Jul 06 1970, 7:05 PM EDT  
Att: 10,918 - Unknown

AB 38  
R 12  
H 17  
RBI 12  
BB 8  
SO 4  
LOB 30





Batter	1	2	3	4	5	6	7	8	9	AB	R	H	RBI	BB	SO	LOB	TOP										
<b>Bobby Bonds, R</b> OBP: 0.384, SLG: 0.497 (1, 8) (7, 9)	0-0 1-3	0-3 K			0-3 K		0-0 1B HBP	0-0 5-3		4	1	0	0	0	2	0											
<b>Ron Hunt, R</b> OBP: 0.396, SLG: 0.382 (1, 4) (7, FR)	0-0 E6 1B 2B		0-0 F8		0-0 6-3		0-0 SH1-3 1-H HR 1B	0-0 G3		4	1	1	1	0	0	0											
<b>Tito Fuentes, S</b> OBP: 0.275, SLG: 0.315 (7, 4)										1	1	0	0	0	0	0											
<b>Ken Henderson, S</b> OBP: 0.406, SLG: 0.477 (1, 9) (7, 7)	0-3 K		0-3 K		0-0 F5		0-0 SH1-3 1-3	0-0 F3		4	0	0	0	0	2	1											
<b>Willie McCovey, L</b> OBP: 0.424, SLG: 0.571 (1, 3)	0-0 2B 1B		4-0 1B BB		0-0 HR		4-0 HR IBB		0-0 F7	3	3	2	1	2	0	0											
<b>Dick Dietz, R</b> OBP: 0.440, SLG: 0.633 (1, 2)	0-0 1B 2B		0-0 1B		4-0 1B BB		0-0 1B HR		0-0 5-3	4	1	3	5	1	0	0											
<b>Jim Ray Hart, R</b> (1, 5)	0-0 F9		0-3 K		0-0 F8		0-0 FC4-6 1B BB		0-0 F8	4	0	0	0	1	1	4											
<b>Frank Johnson, R</b> OBP: 0.373, SLG: 0.424 (1, 7)			0-0 F3		0-0 6-3		0-0 1B FC4-6 1B			4	0	2	0	0	0	0											
<b>Willie Mays, R</b> OBP: 0.369, SLG: 0.522 (7, 8)										0	0	0	0	0	0	0											
<b>Hal Lanier, R</b> OBP: 0.286, SLG: 0.316 (6, PH)			0-0 F8		0-3 K		0-0 FC4-6			2	0	0	0	0	1	0											
<b>Bob Taylor, L</b> OBP: 0.322, SLG: 0.333 (6, PH)										1	0	0	0	0	1	2											
<b>Bob Heise, R</b> OBP: 0.267, SLG: 0.317 (6, 6)							0-0 FC4-6 1-2 2-3			1	0	0	0	0	0	2											
<b>Rich Robertson, R</b> OBP: 0.075, SLG: 0.250 (1, 1)			0-0 K		0-0 K		0-0 F9			2	1	1	1	0	1	0											
<b>Al Gallagher, R</b> OBP: 0.347, SLG: 0.420 (6, PH)										1	0	0	0	0	0	2											
<b>Jerry Johnson, R</b> (6, PH)										0	0	0	0	0	0	0											
<b>Don Mason, L</b> OBP: 0.207, SLG: 0.115 (7, PH)										1	0	0	0	0	0	2											
<b>Don McMahon, R</b> OBP: 0.444, SLG: 0.286 (7, 1)										0	0	0	0	0	0	0											
<b>Inning Stats</b>	R: 2 E: 1 K: 1 S: 8	H: 2 LOB: 1 BB: 0 P: 8	R: 1 E: 0 K: 1 S: 6	H: 1 LOB: 0 BB: 0 P: 6	R: 0 E: 0 K: 2 S: 8	H: 1 LOB: 2 BB: 1 P: 12	R: 0 E: 0 K: 2 S: 7	H: 0 LOB: 0 BB: 0 P: 7	R: 0 E: 0 K: 1 S: 5	H: 0 LOB: 0 BB: 0 P: 5	R: 1 E: 0 K: 1 S: 7	H: 2 LOB: 2 BB: 1 P: 11	R: 4 E: 0 K: 0 S: 6	H: 3 LOB: 2 BB: 2 P: 15	R: 0 E: 0 K: 0 S: 3	H: 0 LOB: 0 BB: 0 P: 3	R: 0 E: 0 K: 0 S: 3	H: 0 LOB: 0 BB: 0 P: 3	1B: 5 2B: 1 3B: 0 HR: 3	SF: 0 SAC: 1 DP: 0 HBP: 1	WP: 1 PB: 0 SB: 1 CS: 0	PA: 42					
<b>PITCHER</b>	IP	WLS	BF	H	R	ER	SO	BB	IBB	HBP	BLK	WP	HR	S	P	ERA	WHIP										
<b>Jim Nash, R</b> ERA: 3.52	(1, 1)	6.0	27	6	4	2	8	2	0	0	0	0	2	41	49	3.00	1.333										
<b>Bob Priddy, R</b> ERA: 6.46	(7, 1)	0.0	L	2	1	2	2	0	0	1	0	0	0	1	2	∞	∞										
<b>Hoyt Wilhelm, R</b> ERA: 3.3	(7, 1)	2.0		10	2	2	2	0	1	1	0	0	1	1	16	9.00	1.500										
<b>Rick Kester, R</b> ERA: 9.53	(9, 1)	1.0		3	0	0	0	0	0	0	0	0	0	3	3	0.00	0.000										
Batter	1	2	3	4	5	6	7	8	9	AB	R	H	RBI	BB	SO	LOB	BOTTOM										
<b>Sonny Jackson, L</b> OBP: 0.366, SLG: 0.309 (1, 6)	0-0 F7				0-0 FC6-4 1B				0-0 F3	5	0	2	0	0	0	0											
<b>Felix Milten, R</b> OBP: 0.335, SLG: 0.389 (1, 4)	0-0 4-3		0-0 6-3		0-0 FC6-4 1B 1-2				0-0 F3	5	0	0	0	0	0	2											
<b>Hank Aaron, R</b> OBP: 0.393, SLG: 0.627 (1, 9)	4-0 1B BB		0-0 F2		0-0 F8				0-3 K	2	1	0	0	1	0	1											
<b>Jimmie Hall, L</b> OBP: 0.205, SLG: 0.171 (5, 9)	0-0 1B BB									2	0	0	0	0	2	0											
<b>Rico Carty, R</b> OBP: 0.466, SLG: 0.688 (1, 7)	0-0 1B 1B		0-0 HR		0-0 1B				0-0 4-3	4	2	3	2	0	0	0											
<b>Orlando Cepeda, R</b> OBP: 0.364, SLG: 0.503 (1, 3)	0-0 FC5 1B		0-0 1B		0-3 K				0-3 K	4	1	2	0	0	2	2											
<b>Tony Gonzalez, L</b> OBP: 0.314, SLG: 0.333 (1, 8)	0-0 1B		0-0 2B 1B		0-0 G3 2B				0-0 F7	4	1	3	1	0	0	0											
<b>Hal King, L</b> OBP: 0.425, SLG: 0.597 (1, 2)	0-0 FC5		0-0 4-3 2B		0-0 G3				0-3 K	4	0	1	2	0	1	3											
<b>Clete Boyer, R</b> OBP: 0.278, SLG: 0.323 (1, 5)			0-0 6-3		0-3 K				0-3 K	4	0	0	0	0	2	2											
<b>Jim Nash, R</b> OBP: 0.135, SLG: 0.240 (1, 1)			0-0 5-3		0-3 K				0-0 F8	3	0	0	0	0	1	2											
<b>Bob Priddy, R</b> OBP: 0.500, SLG: 0.400 (7, 1)										0	0	0	0	0	0	0											
<b>Hoyt Wilhelm, R</b> (7, 1)										0	0	0	0	0	0	0											
<b>Mike Lum, L</b> OBP: 0.291, SLG: 0.415 (8, PH)										1	0	0	0	0	0	0											
<b>Rick Kester, R</b> (9, 1)										0	0	0	0	0	0	0											
<b>Inning Stats</b>	R: 2 E: 0 K: 0 S: 6	H: 3 LOB: 2 BB: 1 P: 10	R: 0 E: 0 K: 0 S: 4	H: 1 LOB: 1 BB: 0 P: 4	R: 3 E: 0 K: 0 S: 7	H: 4 LOB: 1 BB: 0 P: 7	R: 0 E: 0 K: 1 S: 7	H: 2 LOB: 2 BB: 0 P: 7	R: 0 E: 0 K: 2 S: 8	H: 1 LOB: 1 BB: 0 P: 8	R: 0 E: 0 K: 1 S: 5	H: 0 LOB: 0 BB: 0 P: 5	R: 0 E: 0 K: 1 S: 5	H: 0 LOB: 0 BB: 0 P: 5	R: 0 E: 0 K: 2 S: 7	H: 0 LOB: 0 BB: 0 P: 7	R: 0 E: 0 K: 1 S: 5	H: 0 LOB: 0 BB: 0 P: 5	1B: 8 2B: 2 3B: 0 HR: 1	SF: 0 SAC: 0 DP: 0 HBP: 0	WP: 1 PB: 0 SB: 1 CS: 0	PA: 39					
<b>PITCHER</b>	IP	WLS	BF	H	R	ER	SO	BB	IBB	HBP	BLK	WP	HR	S	P	ERA	WHIP										
<b>Rich Robertson, R</b> ERA: 5.08	(1, 1)	5.0		11	5	5	3	1	0	0	0	0	1	32	36	9.00	2.400										
<b>Jerry Johnson, R</b> ERA: 5.15	(6, 1)	1.0	W	3	0	0	0	1	0	0	0	0	0	5	5	0.00	0.000										
<b>Don McMahon, R</b> ERA: 3.42	(7, 1)	3.0	S	9	0	0	0	4	0	0	0	0	0	17	17	0.00	0.000										

San Francisco Giants @ Atlanta Braves  
Atlanta Stadium, Atlanta, GA  
Tue Jul 07 1970, 7:05 PM EDT  
Att: 12,158 - Unknown

AB 36  
R 8  
H 9  
RBI 8  
BB 4  
SO 8  
LOB 13



San Francisco Giants @ Atlanta Braves  
Atlanta Stadium, Atlanta, GA  
Tue Jul 07 1970, 7:05 PM EDT  
Att: 12,158 - Unknown

AB 38  
R 5  
H 11  
RBI 5  
BB 1  
SO 8  
LOB 12



Batter	1	2	3	4	5	6	7	8	9	AB	R	H	RBI	BB	SO	LOB	TOP								
<b>Bobby Bonds, R</b> OBP: 0.391, SLG: 0.498 (1, 8)										3	2	2	1	3	1	0	<b>San Francisco Giants @ Atlanta Braves</b> Atlanta Stadium, Atlanta, GA Wed Jul 08 1970, 7:05 PM EDT Att: 10,629 - Unknown								
<b>Ron Hunt, R</b> OBP: 0.393, SLG: 0.377 (1, 4)										3	1	0	0	0	0	3									
<b>Bob Heise, R</b> OBP: 0.262, SLG: 0.311 (6, FH)										2	0	0	0	0	0	2									
<b>Ken Henderson, S</b> OBP: 0.410, SLG: 0.477 (1, 9)										0	1	0	0	3	0	0									
<b>Willie Mays, R</b> OBP: 0.365, SLG: 0.516 (5, FH)										3	1	0	0	0	0	1									
<b>Willie McCovey, L</b> OBP: 0.425, SLG: 0.569 (1, 3)										3	2	1	0	1	1	5									
<b>Bob Taylor, L</b> OBP: 0.311, SLG: 0.321 (6, 7)										2	0	0	0	0	0	1									
<b>Dick Dietz, R</b> OBP: 0.446, SLG: 0.634 (1, 2)										3	2	2	2	2	0	0									
<b>Jim Ray Hart, R</b> OBP: 0.500, SLG: 1.111 (1, 5)										5	1	4	7	0	1	1									
<b>Al Gallagher, R</b> OBP: 0.347, SLG: 0.420 (7, 5)										0	0	0	0	0	0	0									
<b>Frank Johnson, R</b> OBP: 0.361, SLG: 0.406 (1, 7)										5	1	1	0	0	1	5									
<b>Hal Lanier, R</b> OBP: 0.284, SLG: 0.314 (1, 6)										5	1	1	0	0	1	1									
<b>Gaylord Perry, R</b> OBP: 0.101, SLG: 0.116 (1, 1)										5	1	1	1	0	2	1									
<b>Inning Stats</b>	R: 0 E: 0 K: 0 S: 2	H: 0 LOB: 1 BB: 2 P: 10	R: 0 E: 0 K: 1 S: 6	H: 1 LOB: 1 BB: 0 P: 6	R: 2 E: 1 K: 2 S: 11	H: 4 LOB: 3 BB: 1 P: 15	R: 0 E: 0 K: 2 S: 7	H: 0 LOB: 0 BB: 0 P: 7	R: 11 E: 1 K: 0 S: 11	H: 7 LOB: 1 BB: 3 P: 24	R: 0 E: 0 K: 1 S: 5	H: 0 LOB: 1 BB: 1 P: 9	R: 0 E: 0 K: 1 S: 5	H: 0 LOB: 1 BB: 1 P: 9	R: 0 E: 0 K: 0 S: 3	H: 0 LOB: 0 BB: 0 P: 3	R: 0 E: 0 K: 0 S: 3	H: 0 LOB: 1 BB: 1 P: 7	1B: 9 2B: 1 3B: 1 HR: 1	SF: 0 SAC: 0 DP: 1 HBP: 1	WP: 0 PB: 0 SB: 2 CS: 0	PA: 49			
<b>PITCHER</b>	IP	WLS	BF	H	R	ER	SO	BB	IBB	HBP	BLK	WP	HR	S	P	ERA	WHIP								
<b>Phil Niekro, R</b> ERA: 4.48	(1, 1)	4.1	L	25	9	7	5	4	0	0	0	0	1	31	47	14.54	3.000								
<b>Aubrey Gatewood, R</b> ERA: 4.5	(5, 1)	0.1		8	3	6	1	0	1	1	0	0	0	5	14	27.00	12.000								
<b>Rick Kester, R</b> ERA: 6.89	(5, 1)	4.1		16	0	0	2	3	0	0	0	0	0	17	29	0.00	0.692								

Batter	1	2	3	4	5	6	7	8	9	AB	R	H	RBI	BB	SO	LOB	BOTTOM								
<b>Sonny Jackson, L</b> OBP: 0.364, SLG: 0.308 (1, 6)										4	0	1	0	0	1	1	<b>San Francisco Giants @ Atlanta Braves</b> Atlanta Stadium, Atlanta, GA Wed Jul 08 1970, 7:05 PM EDT Att: 10,629 - Unknown								
<b>Felix Milan, R</b> OBP: 0.334, SLG: 0.387 (1, 4)										4	0	1	0	0	0	1									
<b>Tony Gonzalez, L</b> OBP: 0.313, SLG: 0.332 (1, 8)										4	0	1	0	0	0	1									
<b>Rico Carty, R</b> OBP: 0.463, SLG: 0.683 (1, 7)										2	0	0	0	0	2	2									
<b>Jimmie Hall, L</b> OBP: 0.195, SLG: 0.162 (7, 7)										2	0	0	0	0	1	0									
<b>Orlando Cepeda, R</b> OBP: 0.362, SLG: 0.500 (1, 3)										2	0	0	0	0	0	2									
<b>Tommie Aaron, R</b> OBP: 0.313, SLG: 0.625 (7, 3)										1	0	0	0	0	0	0									
<b>Mike Lum, L</b> OBP: 0.283, SLG: 0.402 (1, 9)										3	0	0	0	0	0	0									
<b>Bob Aspromonte, R</b> OBP: 0.274, SLG: 0.214 (1, 5)										3	0	2	0	0	0	0									
<b>Bob Didier, S</b> OBP: 0.203, SLG: 0.181 (1, 2)										3	0	0	0	0	0	2									
<b>Phil Niekro, R</b> OBP: 0.176, SLG: 0.204 (1, 1)										1	0	0	0	0	0	0									
<b>Aubrey Gatewood, R</b> (5, 1)										0	0	0	0	0	0	0									
<b>Rick Kester, R</b> (5, 1)										2	0	0	0	0	1	1									
<b>Inning Stats</b>	R: 0 E: 0 K: 1 S: 5	H: 0 LOB: 0 BB: 0 P: 5	R: 0 E: 0 K: 1 S: 5	H: 0 LOB: 0 BB: 0 P: 5	R: 0 E: 0 K: 0 S: 3	H: 0 LOB: 0 BB: 0 P: 3	R: 0 E: 0 K: 1 S: 7	H: 2 LOB: 2 BB: 0 P: 7	R: 0 E: 0 K: 0 S: 3	H: 1 LOB: 0 BB: 0 P: 3	R: 0 E: 0 K: 0 S: 4	H: 1 LOB: 1 BB: 0 P: 4	R: 0 E: 0 K: 1 S: 5	H: 0 LOB: 0 BB: 0 P: 5	R: 0 E: 0 K: 1 S: 6	H: 1 LOB: 0 BB: 0 P: 6	R: 0 E: 0 K: 0 S: 3	H: 0 LOB: 0 BB: 0 P: 3	1B: 5 2B: 0 3B: 0 HR: 0	SF: 0 SAC: 0 DP: 1 HBP: 0	WP: 0 PB: 0 SB: 0 CS: 0	PA: 31			
<b>PITCHER</b>	IP	WLS	BF	H	R	ER	SO	BB	IBB	HBP	BLK	WP	HR	S	P	ERA	WHIP								
<b>Gaylord Perry, R</b> ERA: 3.6	(1, 1)	9.0	W	31	5	0	5	0	0	0	0	0	0	41	41	0.00	0.556								



Batter	1	2	3	4	5	6	7	8	9	10	11	AB	R	H	RBI	BB	SO	LOB	TOP																	
<b>Bobby Bonds, R</b> OBP: 0.393, SLG: 0.495	(1, 9) WP 1B BB	6-3		1B		F8		F8		F8		4	1	1	0	2	0	1																		
<b>Ron Hunt, R</b> OBP: 0.362, SLG: 0.376	(1, 4) K			BB FC3-2 1B		F5		FC6-4 1B			6-3	6	0	2	0	0	1	3																		
<b>Willie Mays, R</b> OBP: 0.588, SLG: 0.512	(1, 8) WP 1B BB			F8		5-3		FC6-4 1B			WP 1-3 1B	4	3	1	0	2	0	3																		
<b>Willie McCovey, L</b> OBP: 0.423, SLG: 0.562	(1, 3) F2			FC3-2 BB 1B		F8		F9		4-3	1-3 BB	5	1	1	0	1	0	3																		
<b>Dick Dietz, R</b> OBP: 0.447, SLG: 0.629	(1, 2) 1B			1B FC3-2 BB		5-3		1B 1B		F5	1-2 3H	5	1	2	3	1	0	1																		
<b>Jim Ray Hart, R</b> OBP: 0.550, SLG: 0.929	(1, 5) F3			FC3-2 1B				F6			IBB	5	1	2	0	1	0	6																		
<b>Al Gallagher, R</b> OBP: 0.347, SLG: 0.420	(1, 5) F3			1-2 2-3 3-H						2B		0	0	0	0	0	0	0																		
<b>Frank Johnson, R</b> OBP: 0.372, SLG: 0.414				SH1-4 1B		4-3		FC4-6 1B		4-3	6-3	6	0	3	2	0	0	4																		
<b>Hal Lanier, R</b> OBP: 0.283, SLG: 0.311	(1, 6) F9			1-2 2-3 3-H				FC4-6 1B				5	0	1	2	0	0	3																		
<b>Juan Marichal, R</b> OBP: 0.100, SLG: 0.057	(1, 1) SH1-4					F5					6-3	3	0	0	0	0	0	0																		
<b>Don McMahon, R</b> OBP: 0.400, SLG: 0.250	(8, 1) 1-2					F5		P1				1	0	0	0	0	0	0																		
<b>Inning Stats</b>	R: 2 E: 0 K: 1 S: 6	H: 1 LOB: 1 BB: 2 P: 14	R: 0 E: 0 K: 0 S: 4	H: 1 LOB: 1 BB: 0 P: 4	R: 3 E: 0 K: 1 S: 6	H: 4 LOB: 2 BB: 1 P: 10	R: 0 E: 0 K: 0 S: 4	H: 1 LOB: 1 BB: 0 P: 4	R: 0 E: 0 K: 0 S: 3	H: 0 LOB: 1 BB: 1 P: 7	R: 1 E: 0 K: 0 S: 5	H: 2 LOB: 2 BB: 1 P: 9	R: 0 E: 0 K: 0 S: 4	H: 1 LOB: 1 BB: 0 P: 4	R: 0 E: 0 K: 0 S: 3	H: 0 LOB: 0 BB: 0 P: 3	R: 0 E: 0 K: 0 S: 4	H: 1 LOB: 2 BB: 2 P: 12	1B: 12 2B: 1 3B: 0 HR: 0	SF: 0 SAC: 1 DP: 0 HBP: 0	WP: 3 PB: 0 SB: 3 CS: 0	PA: 52														
<b>PITCHER</b>	IP WLS BF H R ER SO BB IBB HBP BLK WP HR S P ERA WHIP																																			
<b>Pat Jarvis, R</b> ERA: 3.17	(1, 1)																																			
<b>Bob Priddy, R</b> ERA: 5.97	(8, 1)	4.0	L	17	3	1	1	0	1	1	0	0	1	0	15	23	2.25	1.000																		

San Francisco Giants @ Atlanta Braves  
Atlanta Stadium, Atlanta, GA  
Thu Jul 09 1970, 7:05 PM EDT  
Att: 11,026 - Unknown

AB 44  
R 7  
H 13  
RBI 7  
BB 7  
SO 1  
LOB 24



Batter	1	2	3	4	5	6	7	8	9	10	11	AB	R	H	RBI	BB	SO	LOB	BOTTOM																		
<b>Gil Garrido, R</b> OBP: 0.325, SLG: 0.344	(1, 6) 5-3					F5		6-3				5	0	0	0	0	0	1																			
<b>Hank Aaron, R</b> OBP: 0.385, SLG: 0.627	(11, PH)			6-3				F9			BB HBP BB	0	0	0	0	1	0	0																			
<b>Tommie Aaron, R</b> OBP: 0.313, SLG: 0.625	(11, PR)											0	0	0	0	0	0	0																			
<b>Felix Millan, R</b> OBP: 0.334, SLG: 0.386	(1, 4) 6-3			1B 1B		6-3				F7	F4	6	0	2	0	0	0	1																			
<b>Tony Gonzalez, L</b> OBP: 0.323, SLG: 0.333	(1, 8) BB			FC4-6 1B		G4-6-3 1B		FC5-4 1B		BB	BB	2	1	1	0	3	0	1																			
<b>Orlando Cepeda, R</b> OBP: 0.368, SLG: 0.510	(1, 3) 6-3			FC4-6		G4-6-3 1B		HR		BB	BB	4	1	2	2	2	0	3																			
<b>Hal King, L</b> OBP: 0.419, SLG: 0.577	(1, 2) BB 1B			K		G4-6-3		2B 1B		G4-6-3	F3	6	1	2	0	0	1	9																			
<b>Jimmie Hall, L</b> OBP: 0.196, SLG: 0.146	(1, 7) K			P1		2-3		2B HR BB		K		4	1	0	0	1	2	2																			
<b>Mike Lum, L</b> OBP: 0.288, SLG: 0.412	(1, 9) F9			F9				1B		F3		5	1	2	1	0	0	1																			
<b>Clete Boyer, R</b> OBP: 0.280, SLG: 0.333	(1, 5) BB			F8		K		K		4-3		4	1	1	3	1	1	1																			
<b>Pat Jarvis, R</b> ERA: 5.37	(1, 1)																																				
<b>Sonny Jackson, L</b> OBP: 0.362, SLG: 0.306	(7, PH)			6-3		F7		K			6-3	2	0	0	0	0	0	2																			
<b>Bob Priddy, R</b> OBP: 0.463, SLG: 0.333	(8, 1)																																				
<b>Bob Aspromonte, R</b> OBP: 0.270, SLG: 0.211	(11, PH)																																				
<b>Inning Stats</b>	R: 0 E: 0 K: 0 S: 3	H: 0 LOB: 1 BB: 1 P: 7	R: 0 E: 0 K: 1 S: 6	H: 1 LOB: 2 BB: 1 P: 10	R: 0 E: 0 K: 1 S: 7	H: 2 LOB: 2 BB: 0 P: 7	R: 0 E: 0 K: 0 S: 3	H: 0 LOB: 0 BB: 0 P: 3	R: 0 E: 0 K: 0 S: 3	H: 1 LOB: 1 BB: 1 P: 7	R: 0 E: 0 K: 1 S: 6	H: 1 LOB: 1 BB: 0 P: 6	R: 6 E: 0 K: 1 S: 10	H: 5 LOB: 1 BB: 1 P: 14	R: 0 E: 0 K: 0 S: 5	H: 0 LOB: 0 BB: 2 P: 10	R: 0 E: 0 K: 1 S: 5	H: 0 LOB: 0 BB: 0 P: 5	R: 0 E: 0 K: 0 S: 3	H: 0 LOB: 3 BB: 2 P: 12	1B: 7 2B: 1 3B: 0 HR: 2	SF: 0 SAC: 0 DP: 2 HBP: 1	WP: 0 PB: 0 SB: 0 CS: 0	PA: 50													
<b>PITCHER</b>	IP WLS BF H R ER SO BB IBB HBP BLK WP HR S P ERA WHIP																																				
<b>Juan Marichal, R</b> ERA: 5.37	(1, 1)																																				
<b>Don McMahon, R</b> ERA: 3.53	(8, 1)	3.2	W	17	2	2	2	2	4	0	0	1	0	0	1	16	33	4.91	1.636																		

San Francisco Giants @ Atlanta Braves  
Atlanta Stadium, Atlanta, GA  
Thu Jul 09 1970, 7:05 PM EDT  
Att: 11,026 - Unknown

AB 41  
R 6  
H 10  
RBI 6  
BB 8  
SO 5  
LOB 22



Batter	1	2	3	4	5	6	7	8	9	AB	R	H	RBI	BB	SO	LOB	TOP				
<b>Pete Rose, S</b> OBP: 0.392, SLG: 0.501 (1, 9)										4	1	1	0	1	0	0	<b>Cincinnati Reds @ Atlanta Braves</b> Atlanta Stadium, Atlanta, GA Fri Jul 10 1970, 7:05 PM EDT Unknown				
<b>Bobby Tolan, L</b> OBP: 0.394, SLG: 0.495 (1, 8)										5	0	2	0	0	0	2					
<b>Tony Perez, R</b> OBP: 0.444, SLG: 0.685 (1, 5)										4	0	1	2	1	2	2					
<b>Johnny Bench, R</b> OBP: 0.337, SLG: 0.630 (1, 2)										5	0	1	0	0	3	5					
<b>Lee May, R</b> OBP: 0.283, SLG: 0.491 (1, 3)										5	1	1	0	0	0	3					
<b>Bernie Carbo, L</b> OBP: 0.470, SLG: 0.610 (1, 7)										3	2	2	2	2	0	0					
<b>Jimmy Stewart, S</b> OBP: 0.288, SLG: 0.267 (1, 4)										5	1	2	0	0	0	4					
<b>Woody Woodward, R</b> OBP: 0.333, SLG: 0.342 <b>Hal McRae, R</b> OBP: 0.376, SLG: 0.624 (9, PH)										4	2	3	3	0	0	1					
<b>Jim Merritt, L</b> OBP: 0.179, SLG: 0.200 <b>Clay Carroll, R</b> OBP: 0.269, SLG: 0.338 <b>Ty Cline, L</b> OBP: 0.269, SLG: 0.338 <b>Wayne Granger, R</b> OBP: 0.269, SLG: 0.338 <b>Angel Bravo, L</b> OBP: 0.269, SLG: 0.338 <b>Pedro Borbon, R</b> OBP: 0.269, SLG: 0.338 (1, 1)										2	1	1	2	0	1	0					
<b>Inning Stats</b>	R: 0 E: 0 K: 1 S: 6	H: 2 LOB: 1 BB: 0 P: 6	R: 4 E: 1 K: 0 S: 7	H: 4 LOB: 0 BB: 0 P: 7	R: 0 E: 0 K: 2 S: 7	H: 0 LOB: 0 BB: 0 P: 7	R: 1 E: 0 K: 1 S: 6	H: 2 LOB: 0 BB: 0 P: 6	R: 0 E: 0 K: 0 S: 3	H: 2 LOB: 3 BB: 1 P: 9	R: 0 E: 0 K: 1 S: 6	H: 1 LOB: 2 BB: 1 P: 10	R: 4 E: 0 K: 1 S: 8	H: 3 LOB: 1 BB: 2 P: 16	R: 0 E: 0 K: 0 S: 4	H: 1 LOB: 1 BB: 0 P: 4		1B: 10 2B: 2 3B: 1 HR: 3	SF: 0 SAC: 0 DP: 1 HBP: 0	WP: 1 PB: 0 SB: 1 CS: 3	PA: 44
<b>PITCHER</b>	IP WLS BF H R ER SO BB IBB HBP BLK WP HR S P ERA WHIP																				
<b>Ron Reed, R</b> ERA: 6.16 (1, 1)	7.1 W 35	12 7 7 5	3 0 0 0	1 3 42 54	8.59 2.045																
<b>Hoyt Wilhelm, R</b> ERA: 3.69 (8, 1)	0.1 S 5	1 0 0 1	0 0 0 0	0 0 7 7	0.00 0.750																
<b>Julio Navarro, R</b> ERA: (8, 1)																					

Batter	1	2	3	4	5	6	7	8	9	AB	R	H	RBI	BB	SO	LOB	BOTTOM				
<b>Felix Millan, R</b> OBP: 0.337, SLG: 0.391 <b>Sonny Jackson, L</b> OBP: 0.363, SLG: 0.305 (6, PH)										3	2	1	0	0	0	0	<b>Cincinnati Reds @ Atlanta Braves</b> Atlanta Stadium, Atlanta, GA Fri Jul 10 1970, 7:05 PM EDT Unknown				
<b>Clete Boyer, R</b> OBP: 0.285, SLG: 0.350 (1, 5)										5	3	3	3	0	0	2					
<b>Hank Aaron, R</b> OBP: 0.386, SLG: 0.623 (1, 9)										5	1	2	2	0	2	3					
<b>Orlando Cepeda, R</b> OBP: 0.374, SLG: 0.532 (1, 3)										4	2	3	4	1	0	0					
<b>Bob Aspromonte, R</b> OBP: 0.284, SLG: 0.217 <b>Hal King, L</b> OBP: 0.426, SLG: 0.582 (8, 2)										3	0	1	0	1	0	1					
<b>Tony Gonzalez, L</b> OBP: 0.321, SLG: 0.335 (1, 8)										5	0	1	0	0	1	5					
<b>Bob Tillman, R</b> OBP: 0.301, SLG: 0.368 <b>Jimmie Hall, L</b> OBP: 0.213, SLG: 0.146 (7, PR)										3	0	1	0	1	1	0					
<b>Gil Garrido, R</b> OBP: 0.328, SLG: 0.345 (7, 4)										5	0	2	1	0	1	2					
<b>Ron Reed, R</b> OBP: 0.091, SLG: 0.182 <b>Hoyt Wilhelm, R</b> <b>Julio Navarro, R</b> (8, 1)										3	1	1	0	0	0	0					
<b>Inning Stats</b>	R: 0 E: 0 K: 1 S: 6	H: 1 LOB: 3 BB: 2 P: 14	R: 3 E: 0 K: 1 S: 8	H: 3 LOB: 0 BB: 0 P: 8	R: 0 E: 0 K: 0 S: 4	H: 1 LOB: 2 BB: 1 P: 8	R: 4 E: 0 K: 0 S: 7	H: 4 LOB: 0 BB: 0 P: 7	R: 0 E: 0 K: 1 S: 5	H: 0 LOB: 0 BB: 0 P: 5	R: 2 E: 0 K: 1 S: 8	H: 3 LOB: 1 BB: 0 P: 8	R: 1 E: 0 K: 0 S: 5	H: 3 LOB: 2 BB: 1 P: 9	R: 0 E: 0 K: 0 S: 4	H: 1 LOB: 1 BB: 0 P: 4		1B: 11 2B: 3 3B: 0 HR: 3	SF: 0 SAC: 1 DP: 1 HBP: 0	WP: 1 PB: 0 SB: 1 CS: 0	PA: 45
<b>PITCHER</b>	IP WLS BF H R ER SO BB IBB HBP BLK WP HR S P ERA WHIP																				
<b>Jim Merritt, L</b> ERA: 3.46 (1, 1)	3.1 L 22	9 7 7 2	0 0 0 0	0 0 7 7	0.00 0.000																
<b>Clay Carroll, R</b> ERA: 2.33 (4, 1)	1.2 5	0 0 0 1	0 0 0 0	0 0 7 7	0.00 0.000																
<b>Wayne Granger, R</b> ERA: 2.79 (6, 1)	2.0 12	5 3 3 2	0 1 0 0	0 1 15 19	13.50 2.500																
<b>Pedro Borbon, R</b> ERA: 6.75 (8, 1)	1.0 6	3 1 1 0	0 1 0 0	0 0 5 9	9.00 3.000																
<b>Braves</b>																					

Batter	1	2	3	4	5	6	7	8	9	AB	R	H	RBI	BB	SO	LOB	TOP				
<b>Pete Rose, S</b> OBP: 0.399, SLG: 0.509 (1, 9)										5	0	5	0	0	0	0	<b>Cincinnati Reds @ Atlanta Braves</b> Atlanta Stadium, Atlanta, GA Fri Jul 10 1970, 7:05 PM EDT Att: 44,804 - Unknown				
<b>Bobby Tolan, L</b> OBP: 0.392, SLG: 0.492 (1, 8)										4	0	1	1	0	0	4					
<b>Tony Perez, R</b> OBP: 0.441, SLG: 0.677 (1, 5)										5	0	1	0	0	1	4					
<b>Lee May, R</b> OBP: 0.280, SLG: 0.485 (1, 3)										4	0	0	0	0	2						
<b>Hal McRae, R</b> OBP: 0.376, SLG: 0.625 <b>Johnny Bench, R</b> OBP: 0.336, SLG: 0.628 (1, 7) (6, 7)										3	0	1	0	0	1	0					
<b>Tommy Helms, R</b> OBP: 0.248, SLG: 0.275 (1, 4)										4	0	1	0	0	0	1					
<b>Dave Concepcion, R</b> OBP: 0.335, SLG: 0.343 <b>Clay Carroll, R</b> (1, 6) (9, 1)										4	1	0	0	0	2	1					
<b>Pat Corrales, R</b> OBP: 0.325, SLG: 0.405 (1, 2)										4	1	2	2	0	1	0					
<b>Tony Cloninger, R</b> OBP: 0.200, SLG: 0.200 <b>Woody Woodward, R</b> OBP: 0.339, SLG: 0.342 (1, 1) (9, PH) (9, 6)										3	0	1	0	0	1	1					
<b>Inning Stats</b>	R: 0 E: 0 K: 0 S: 3	H: 1 LOB: 0 BB: 0 P: 3	R: 0 E: 0 K: 1 S: 6	H: 1 LOB: 1 BB: 0 P: 6	R: 0 E: 0 K: 1 S: 6	H: 1 LOB: 1 BB: 0 P: 6	R: 0 E: 0 K: 0 S: 4	H: 2 LOB: 1 BB: 0 P: 4	R: 0 E: 0 K: 1 S: 7	H: 0 LOB: 0 BB: 0 P: 7	R: 0 E: 0 K: 1 S: 6	H: 1 LOB: 1 BB: 0 P: 6	R: 0 E: 0 K: 0 S: 4	H: 1 LOB: 1 BB: 0 P: 4	R: 0 E: 0 K: 0 S: 4	H: 3 LOB: 2 BB: 1 P: 13		1B: 10 2B: 1 3B: 0 HR: 1	SF: 0 SAC: 1 DP: 1 HBP: 0	WP: 0 PB: 0 SB: 0 CS: 1	PA: 39
<b>PITCHER</b>	IP	WLS	BF	H	R	ER	SO	BB	IBB	HBP	BLK	WP	HR	S	P	ERA	WHIP				
<b>George Stone, L</b> ERA: 3.16 (1, 1)	8.2	L	38	12	3	0	7	1	0	0	0	0	1	51	55	0.00	1.500				
<b>Julio Navarro, R</b> ERA: (9, 1)	0.1		1	0	0	0	0	0	0	0	0	0	0	1	1	0.00	0.000				

Batter	1	2	3	4	5	6	7	8	9	AB	R	H	RBI	BB	SO	LOB	BOTTOM				
<b>Sonny Jackson, L</b> OBP: 0.361, SLG: 0.303 (1, 6)										4	0	1	0	0	0	0	<b>Cincinnati Reds @ Atlanta Braves</b> Atlanta Stadium, Atlanta, GA Fri Jul 10 1970, 7:05 PM EDT Att: 44,804 - Unknown				
<b>Tony Gonzalez, L</b> OBP: 0.317, SLG: 0.330 (1, 8)										4	0	0	0	0	0	0					
<b>Hank Aaron, R</b> OBP: 0.387, SLG: 0.621 (1, 9)										4	0	2	0	0	0	0					
<b>Orlando Cepeda, R</b> OBP: 0.372, SLG: 0.529 (1, 3)										4	0	1	0	0	2	2					
<b>Hal King, L</b> OBP: 0.412, SLG: 0.561 (1, 2)										3	0	0	0	0	1	0					
<b>Bob Aspromonte, R</b> OBP: 0.286, SLG: 0.222 (1, 5)										3	0	1	0	0	0	0					
<b>Mike Lum, L</b> OBP: 0.289, SLG: 0.404 (1, 7)										2	0	0	0	1	0	0					
<b>Gil Garrido, R</b> OBP: 0.322, SLG: 0.339 (1, 4)										3	0	0	0	0	2						
<b>George Stone, L</b> OBP: 0.275, SLG: 0.234 <b>Julio Navarro, R</b> (1, 1) (9, 1)										2	0	0	0	0	0	0					
<b>Jimmie Hall, L</b> OBP: 0.229, SLG: 0.238 (9, PH)										1	1	1	1	0	0	0					
<b>Inning Stats</b>	R: 0 E: 0 K: 1 S: 6	H: 1 LOB: 1 BB: 0 P: 6	R: 0 E: 0 K: 1 S: 5	H: 0 LOB: 0 BB: 0 P: 5	R: 0 E: 0 K: 0 S: 3	H: 1 LOB: 0 BB: 0 P: 3	R: 0 E: 0 K: 0 S: 3	H: 0 LOB: 0 BB: 0 P: 3	R: 0 E: 0 K: 0 S: 3	H: 1 LOB: 1 BB: 0 P: 3	R: 0 E: 0 K: 0 S: 3	H: 1 LOB: 1 BB: 1 P: 7	R: 0 E: 0 K: 0 S: 3	H: 1 LOB: 1 BB: 1 P: 7	R: 1 E: 0 K: 1 S: 7	H: 2 LOB: 1 BB: 0 P: 7	1B: 5 2B: 0 3B: 0 HR: 1	SF: 0 SAC: 0 DP: 1 HBP: 0	WP: 0 PB: 0 SB: 0 CS: 2	PA: 33	
<b>PITCHER</b>	IP	WLS	BF	H	R	ER	SO	BB	IBB	HBP	BLK	WP	HR	S	P	ERA	WHIP				
<b>Tony Cloninger, R</b> ERA: 5.54 (1, 1)	8.0	W	26	4	0	0	2	1	0	0	0	0	1	29	33	0.00	0.625				
<b>Clay Carroll, R</b> ERA: 2.45 (9, 1)	1.0	S	5	2	1	1	1	0	0	0	0	0	1	7	7	9.00	2.000				

AB	37
R	3
H	12
RBI	3
BB	1
SO	7
LOB	13



Batter	1	2	3	4	5	6	7	8	9	AB	R	H	RBI	BB	SO	LOB	TOP											
<b>Pete Rose, S</b> OBP: 0.322, SLG: 0.507 (1, 9)										5	1	2	1	0	0	1	<b>Cincinnati Reds @ Atlanta Braves</b> Atlanta Stadium, Atlanta, GA Sat Jul 11 1970, 7:05 PM EDT Att: 36,059 - Unknown											
<b>Bobby Tolan, L</b> OBP: 0.332, SLG: 0.485 (1, 8)										4	0	0	0	1	0	1												
<b>Tony Perez, R</b> OBP: 0.439, SLG: 0.681 (1, 5)										4	1	1	1	0	1	2												
<b>Johnny Bench, R</b> OBP: 0.332, SLG: 0.622 (1, 2)										3	0	0	1	0	0	0												
<b>Lee May, R</b> OBP: 0.280, SLG: 0.482 (1, 3)										4	0	1	0	0	1	1												
<b>Bernie Carbo, L</b> OBP: 0.475, SLG: 0.627 (1, 7)										3	2	2	1	1	0	0												
<b>Tommy Helms, R</b> OBP: 0.248, SLG: 0.274 (1, 4)										4	2	1	0	0	0	3												
<b>Woody Woodward, R</b> OBP: 0.336, SLG: 0.351 (1, 6)										3	1	1	2	0	0	0												
<b>Gary Nolan, R</b> OBP: 0.167, SLG: 0.091 <b>Wayne Granger, R</b> (8, 1)										3	0	1	1	0	0	1												
<b>Inning Stats</b>	R: 1 E: 0 K: 1 S: 6	H: 1 LOB: 1 BB: 1 P: 10	R: 2 E: 0 K: 0 S: 6	H: 3 LOB: 1 BB: 0 P: 6	R: 1 E: 0 K: 0 S: 4	H: 1 LOB: 1 BB: 1 P: 8	R: 0 E: 0 K: 0 S: 3	H: 0 LOB: 0 BB: 0 P: 3	R: 0 E: 0 K: 0 S: 3	H: 0 LOB: 0 BB: 0 P: 3	R: 2 E: 0 K: 0 S: 6	H: 3 LOB: 1 BB: 0 P: 6	R: 0 E: 0 K: 0 S: 3	H: 0 LOB: 0 BB: 0 P: 3	R: 1 E: 0 K: 1 S: 6	H: 1 LOB: 0 BB: 0 P: 6	R: 0 E: 0 K: 1 S: 5	H: 0 LOB: 0 BB: 0 P: 5	1B: 6 2B: 1 3B: 0 HR: 2	SF: 2 SAC: 0 DP: 0 HBP: 0	WP: 0 PB: 0 SB: 4 CS: 0	PA: 38						
<b>PITCHER</b>	IP	WLS	BF	H	R	ER	SO	BB	IBB	HBP	BLK	WP	HR	S	P	ERA	WHIP											
<b>Phil Niekro, R</b> ERA: 4.62 <b>Mike McQueen, L</b> ERA: 9.52 <b>Bob Priddy, R</b> ERA: 5.8	(1, 1)	5.2	L	27	8	6	5	1	2	0	0	0	0	1	27	35	7.94	1.765										
	(6, 1)	2.1		8	1	1	1	1	0	0	0	0	0	1	10	10	3.86	0.429										
	(9, 1)	1.0		3	0	0	0	1	0	0	0	0	0	0	5	5	0.00	0.000										

Batter	1	2	3	4	5	6	7	8	9	AB	R	H	RBI	BB	SO	LOB	BOTTOM											
<b>Sonny Jackson, L</b> OBP: 0.360, SLG: 0.302 (1, 6)										4	0	1	0	0	0	1	<b>Cincinnati Reds @ Atlanta Braves</b> Atlanta Stadium, Atlanta, GA Sat Jul 11 1970, 7:05 PM EDT Att: 36,059 - Unknown											
<b>Tony Gonzalez, L</b> OBP: 0.316, SLG: 0.328 (1, 8)										4	0	1	2	0	0	2												
<b>Hank Aaron, R</b> OBP: 0.386, SLG: 0.618 <b>Mike Lum, L</b> OBP: 0.296, SLG: 0.410 (1, 9) (7, 9)										3	0	1	0	0	0	1												
<b>Rico Carty, R</b> OBP: 0.461, SLG: 0.677 (1, 7)										4	1	1	0	0	0	3												
<b>Orlando Cepeda, R</b> OBP: 0.377, SLG: 0.541 (1, 3)										4	2	3	2	0	0	0												
<b>Clete Boyer, R</b> OBP: 0.281, SLG: 0.345 (1, 5)											4	0	0	0	0	2												
<b>Gil Garrido, R</b> OBP: 0.322, SLG: 0.339 <b>Bob Aspromonte, R</b> OBP: 0.282, SLG: 0.219 (1, 4) (9, PH)										3	1	1	0	0	0	0												
<b>Bob Didier, S</b> OBP: 0.198, SLG: 0.176 <b>Bob Priddy, R</b> OBP: 0.429, SLG: 0.333 <b>Jimmie Hall, L</b> OBP: 0.245, SLG: 0.256 (1, 2) (9, 1) (9, PH)										3	0	0	0	0	0	1												
<b>Phil Niekro, R</b> OBP: 0.173, SLG: 0.200 <b>Mike McQueen, L</b> OBP: 0.300, SLG: 0.750 <b>Hal King, L</b> OBP: 0.414, SLG: 0.554 (1, 1) (6, 1) (9, PH) (9, 2)										1	0	0	0	0	0	0												
<b>Inning Stats</b>	R: 0 E: 0 K: 0 S: 3	H: 0 LOB: 0 BB: 0 P: 3	R: 2 E: 0 K: 0 S: 5	H: 2 LOB: 0 BB: 0 P: 5	R: 0 E: 0 K: 0 S: 3	H: 0 LOB: 0 BB: 0 P: 3	R: 0 E: 0 K: 0 S: 3	H: 1 LOB: 0 BB: 0 P: 3	R: 0 E: 0 K: 0 S: 4	H: 2 LOB: 0 BB: 0 P: 4	R: 0 E: 0 K: 0 S: 3	H: 1 LOB: 0 BB: 0 P: 3	R: 2 E: 0 K: 0 S: 6	H: 3 LOB: 2 BB: 1 P: 10	R: 0 E: 0 K: 0 S: 5	H: 2 LOB: 1 BB: 0 P: 5	1B: 9 2B: 1 3B: 0 HR: 1	SF: 0 SAC: 0 DP: 3 HBP: 0	WP: 1 PB: 0 SB: 0 CS: 0	PA: 36								
<b>PITCHER</b>	IP	WLS	BF	H	R	ER	SO	BB	IBB	HBP	BLK	WP	HR	S	P	ERA	WHIP											
<b>Gary Nolan, R</b> ERA: 3.72 <b>Wayne Granger, R</b> ERA: 2.9	(1, 1)	7.1	W	28	8	5	5	0	1	0	0	0	1	27	31	6.14	1.227											
	(8, 1)	1.2	S	8	3	1	1	0	0	0	0	0	1	0	8	8	5.40	1.800										



Batter	1	2	3	4	5	6	7	8	9	AB	R	H	RBI	BB	SO	LOB	TOP										
<b>Pete Rose, S</b> OBP: 0.395, SLG: 0.500 (1, 9)	F8		F8		K		3-1		F8	5	0	0	0	0	1	1	<b>Cincinnati Reds @ Atlanta Braves</b> Atlanta Stadium, Atlanta, GA Sun Jul 12 1970, 3:33 AM EDT Att: 26,912 - Unknown										
<b>Bobby Tolán, L</b> OBP: 0.388, SLG: 0.480 (1, 8)	F8		1-3		BB 1B BB		F8			3	1	0	0	1	0	0											
<b>Tony Pérez, R</b> OBP: 0.439, SLG: 0.678 (1, 5) (8, 3)	K		K		1B 1-2 2-3 BB			HR 1B		3	1	1	0	1	2	0											
<b>Johnny Bench, R</b> OBP: 0.332, SLG: 0.618 (1, 2)		F2		5-3	1B 1-3 2-H 3-H			F3		4	0	1	2	0	0	1											
<b>Lee May, R</b> OBP: 0.285, SLG: 0.500 <b>Dave Concepcion, R</b> OBP: 0.335, SLG: 0.343 (1, 3) (8, 6)		1B 1B		FC 3B	F8			HR		4	2	3	2	0	0	2											
<b>Bernie Carbo, L</b> OBP: 0.467, SLG: 0.614 (1, 7)	K			FC		F7		K		4	0	0	0	0	2	2											
<b>Tommy Helms, R</b> OBP: 0.248, SLG: 0.274 (1, 4)	1B PB 1B			F9		F8		K		4	1	1	0	0	1	1											
<b>Woody Woodward, R</b> OBP: 0.333, SLG: 0.347 (1, 6) (8, 5)		PB 1B 1-2 2-H		6-3		P3		4-3		4	0	1	1	0	0	0											
<b>Wayne Simpson, R</b> OBP: 0.130, SLG: 0.113 <b>Don Gullett, R</b> OBP: 0.667, SLG: 1.000 <b>Ty Cline, L</b> OBP: 0.250, SLG: 0.316 <b>Ray Washburn, R</b> (1, 1) (6, 1) (7, PH) (7, 1)	K			BB BB 1B 1B		K		5-3		2	1	1	0	0	1	1											
<b>Inning Stats</b>	R: 0 E: 0 K: 1 S: 5	H: 0 LOB: 0 BB: 0 P: 5	R: 2 E: 0 K: 2 S: 10	H: 3 LOB: 1 BB: 0 P: 10	R: 0 E: 0 K: 1 S: 5	H: 0 LOB: 0 BB: 0 P: 5	R: 0 E: 0 K: 0 S: 4	H: 1 LOB: 1 BB: 0 P: 4	R: 2 E: 0 K: 1 S: 7	H: 2 LOB: 2 BB: 2 P: 15	R: 0 E: 0 K: 0 S: 3	H: 0 LOB: 0 BB: 0 P: 3	R: 0 E: 0 K: 1 S: 5	H: 0 LOB: 0 BB: 0 P: 5	R: 2 E: 0 K: 2 S: 9	H: 2 LOB: 2 BB: 0 P: 9		R: 0 E: 0 K: 0 S: 3	H: 0 LOB: 0 BB: 0 P: 3	1B: 6 2B: 0 3B: 1 HR: 1	SF: 0 SAC: 0 DP: 0 HBP: 0	WP: 0 PB: 0 CS: 0	PA: 37				
<b>PITCHER</b>	IP	WLS	BF	H	R	ER	SO	BB	IBB	HBP	BLK	WP	HR	S	P	ERA	WHIP										
<b>Jim Nash, R</b> ERA: 3.57 (1, 1)	6.0		26	6	4	3	5	2	0	0	0	0	0	34	42	4.50	1.333										
<b>Pat Jarvis, R</b> ERA: 3.25 (7, 1)	2.0	L	8	2	2	2	3	0	0	0	0	0	1	14	14	9.00	1.000										
<b>Rick Kester, R</b> ERA: 6.48 (9, 1)	1.0		3	0	0	0	0	0	0	0	0	0	0	3	3	0.00	0.000										

AB	35
R	6
H	8
RBI	5
BB	2
SO	8
LOB	8



Batter	1	2	3	4	5	6	7	8	9	AB	R	H	RBI	BB	SO	LOB	BOTTOM										
<b>Sonny Jackson, L</b> OBP: 0.360, SLG: 0.305 (1, 6)	4-3	1B			E4 HR	FC3-6		K		5	1	2	1	0	1	2	<b>Cincinnati Reds @ Atlanta Braves</b> Atlanta Stadium, Atlanta, GA Sun Jul 12 1970, 3:33 AM EDT Att: 26,912 - Unknown										
<b>Tony González, L</b> OBP: 0.317, SLG: 0.341 (1, 8)	F3	1B			HR	K		F9		5	1	2	3	0	1	2											
<b>Hank Aaron, R</b> OBP: 0.368, SLG: 0.619 <b>Jimmie Hall, L</b> OBP: 0.240, SLG: 0.250 (1, 9) (7, PH) (8, 9)		3-1			1-3			1-3 2B		3	0	1	0	1	0	2											
<b>Rico Carty, R</b> OBP: 0.454, SLG: 0.666 (1, 7)	4-3			4-3	5-3		K		P6	5	0	0	0	0	1	2											
<b>Orlando Cepeda, R</b> OBP: 0.380, SLG: 0.540 (1, 3)		HBP 1B 1B		F9			1-3 IBB		K	4	1	2	0	1	1	0											
<b>Hal King, L</b> OBP: 0.408, SLG: 0.535 (1, 2)		1B 1B HBP		K	G3		1-3			3	1	0	0	0	1	3											
<b>Clete Boyer, R</b> OBP: 0.284, SLG: 0.345 (1, 5)		1B 1B 1B		F2		K		IBB		3	1	1	1	1	1	0											
<b>Gil Garrido, R</b> OBP: 0.321, SLG: 0.333 (1, 4)		F9		F9		FC3-6 HBP BB		F3		3	0	0	0	1	0	5											
<b>Jim Nash, R</b> OBP: 0.130, SLG: 0.231 <b>Mike Lum, L</b> OBP: 0.302, SLG: 0.410 <b>Pat Jarvis, R</b> OBP: 0.140, SLG: 0.143 <b>Bob Aspromonte, R</b> OBP: 0.278, SLG: 0.215 <b>Rick Kester, R</b> (1, 1) (6, PH) (7, 1) (8, PH) (9, 1)	K			1-3		FC3-6 HBP		6-3		2	0	0	0	0	1	2											
<b>Inning Stats</b>	R: 0 E: 0 K: 0 S: 3	H: 0 LOB: 1 BB: 1 P: 7	R: 3 E: 0 K: 1 S: 9	H: 4 LOB: 2 BB: 0 P: 10	R: 0 E: 0 K: 1 S: 5	H: 0 LOB: 0 BB: 0 P: 5	R: 0 E: 0 K: 0 S: 3	H: 0 LOB: 0 BB: 0 P: 3	R: 2 E: 1 K: 0 S: 6	H: 3 LOB: 1 BB: 0 P: 6	R: 0 E: 0 K: 2 S: 7	H: 0 LOB: 2 BB: 1 P: 12	R: 0 E: 0 K: 1 S: 6	H: 1 LOB: 3 BB: 2 P: 14	R: 0 E: 0 K: 1 S: 5	H: 0 LOB: 0 BB: 0 P: 5		R: 0 E: 0 K: 2 S: 7	H: 0 LOB: 0 BB: 0 P: 7	1B: 6 2B: 1 3B: 0 HR: 1	SF: 0 SAC: 0 DP: 0 HBP: 2	WP: 0 PB: 0 CS: 0	PA: 41				
<b>PITCHER</b>	IP	WLS	BF	H	R	ER	SO	BB	IBB	HBP	BLK	WP	HR	S	P	ERA	WHIP										
<b>Wayne Simpson, R</b> ERA: 2.69 (1, 1)	5.2		28	7	5	5	3	2	0	2	0	0	0	30	40	7.94	1.588										
<b>Don Gullett, L</b> ERA: 3.54 (6, 1)	0.1		1	0	0	0	1	0	0	0	0	0	0	3	3	0.00	0.000										
<b>Ray Washburn, R</b> ERA: 7.52 (7, 1)	3.0	W	12	1	0	0	4	0	2	0	0	0	0	18	26	0.00	0.333										



Batter	1	2	3	4	5	6	7	8	9	AB	R	H	RBI	BB	SO	LOB	TOP					
<b>Felix Millan, R</b> OBP: 0.338, SLG: 0.390 (1,4)										4	0	1	2	1	0	0	<b>Atlanta Braves @ St. Louis Cardinals</b> Busch Stadium, St. Louis, MO Thu Jul 16 1970, 7:05 PM CDT Att: 21,324 - Unknown  <b>AB 32</b> <b>R 7</b> <b>H 9</b> <b>RBI 7</b> <b>BB 7</b> <b>SO 7</b> <b>LOB 12</b> 					
<b>Tony Gonzalez, L</b> OBP: 0.319, SLG: 0.343 (1,8)										4	1	1	0	1	1	1						
<b>Hank Aaron, R</b> OBP: 0.388, SLG: 0.614 (1,9)										4	1	1	0	1	0	2						
<b>Rico Carty, R</b> OBP: 0.451, SLG: 0.657 (1,7)										4	0	0	0	1	0	2						
<b>Orlando Cepeda, R</b> OBP: 0.381, SLG: 0.538 (1,3)										3	1	1	2	1	0	0						
<b>Tommie Aaron, R</b> OBP: 0.313, SLG: 0.625 (8,3)										0	0	0	0	0	0	0						
<b>Clete Boyer, R</b> OBP: 0.290, SLG: 0.359 (1,5)										3	2	2	1	1	1	2						
<b>Hal King, L</b> OBP: 0.411, SLG: 0.539 (1,2)										3	1	1	0	1	2	2						
<b>Gil Garrido, R</b> OBP: 0.324, SLG: 0.337 (1,6)										4	1	2	2	0	0	1						
<b>Pat Jarvis, R</b> OBP: 0.132, SLG: 0.135 (1,1)										3	0	0	0	0	3	2						
<b>Inning Stats</b>	R: 0 E: 0 K: 0 S: 3	H: 0 LOB: 0 BB: 0 P: 3	R: 1 E: 1 K: 2 S: 9	H: 2 LOB: 2 BB: 1 P: 13	R: 0 E: 0 K: 0 S: 2	H: 0 LOB: 0 BB: 1 P: 6	R: 1 E: 0 K: 0 S: 4	H: 1 LOB: 1 BB: 1 P: 8	R: 0 E: 0 K: 1 S: 5	H: 0 LOB: 0 BB: 0 P: 5	R: 0 E: 0 K: 0 S: 3	H: 1 LOB: 0 BB: 0 P: 3	R: 5 E: 0 K: 1 S: 9	H: 5 LOB: 2 BB: 3 P: 21	R: 0 E: 0 K: 2 S: 7	H: 0 LOB: 0 BB: 0 P: 7	R: 0 E: 0 K: 1 S: 5	H: 0 LOB: 1 BB: 1 P: 9	1B: 6 2B: 2 3B: 0 HR: 1	SF: 0 SAC: 1 DP: 1 HBP: 0	WP: 0 PB: 0 SB: 0 CS: 1	PA: 40
<b>PITCHER</b>	IP WLS BF H R ER SO BB IBB HBP BLK WP HR S P ERA WHIP																					
<b>Steve Carlton, L</b> ERA: 3.7 (1,1)	6.2 L 29 8 6 6 3 4 0 0 0 0 0 1 31 47 8.10 1.800																					
<b>Chuck Taylor, R</b> ERA: 3.45 (7,1)	0.1 4 1 1 1 1 1 1 0 0 0 0 0 4 12 27.00 6.000																					
<b>Al Hrabosky, L</b> ERA: 3.45 (8,1)	1.0 3 0 0 0 2 0 0 0 0 0 0 0 7 7 0.00 0.000																					
<b>Bob Chlupsa, R</b> ERA: (9,1)	1.0 4 0 0 0 1 1 0 0 0 0 0 0 5 9 0.00 1.000																					

Batter	1	2	3	4	5	6	7	8	9	AB	R	H	RBI	BB	SO	LOB	BOTTOM					
<b>Lou Brock, L</b> OBP: 0.346, SLG: 0.384 (1,9)										4	0	2	0	1	0	0	<b>Atlanta Braves @ St. Louis Cardinals</b> Busch Stadium, St. Louis, MO Thu Jul 16 1970, 7:05 PM CDT Att: 21,324 - Unknown  <b>AB 34</b> <b>R 3</b> <b>H 7</b> <b>RBI 3</b> <b>BB 7</b> <b>SO 7</b> <b>LOB 18</b> 					
<b>Julian Javier, R</b> OBP: 0.277, SLG: 0.280 (1,4)										5	1	1	0	0	2	4						
<b>Carl Taylor, R</b> OBP: 0.366, SLG: 0.415 (1,3)										3	1	0	0	2	1	2						
<b>Dick Allen, R</b> OBP: 0.385, SLG: 0.568 (1,7)										4	1	1	0	1	2	2						
<b>Joe Torre, R</b> OBP: 0.379, SLG: 0.478 (1,2)										3	0	1	1	2	0	0						
<b>Jim Beauchamp, R</b> OBP: 0.294, SLG: 0.328 (1,8)										3	0	0	1	1	0	5						
<b>Mike Shannon, R</b> OBP: 0.225, SLG: 0.228 (1,5)										4	0	1	1	0	0	3						
<b>Ed Crosby, L</b> (1,6)										3	0	0	0	0	0	2						
<b>Joe Hague, L</b> OBP: 0.380, SLG: 0.438 (8,PH)										1	0	0	0	0	1	0						
<b>Bob Chlupsa, R</b> (9,1)										0	0	0	0	0	0	0						
<b>Steve Carlton, L</b> OBP: 0.271, SLG: 0.261 (1,1)										0	0	0	0	0	0	0						
<b>Chuck Taylor, R</b> OBP: 0.200, SLG: 0.214 (7,1)										0	0	0	0	0	0	0						
<b>Al Hrabosky, R</b> (8,1)										0	0	0	0	0	0	0						
<b>Leron Lee, L</b> OBP: 0.304, SLG: 0.379 (8,PH)										1	0	1	0	0	0	0						
<b>Dai Maxvill, R</b> OBP: 0.322, SLG: 0.199 (9,6)										0	0	0	0	0	0	0						
<b>Inning Stats</b>	R: 1 E: 0 K: 1 S: 7	H: 2 LOB: 3 BB: 2 P: 15	R: 0 E: 0 K: 0 S: 3	H: 0 LOB: 0 BB: 0 P: 3	R: 2 E: 0 K: 1 S: 7	H: 2 LOB: 2 BB: 2 P: 15	R: 0 E: 0 K: 1 S: 6	H: 1 LOB: 0 BB: 0 P: 6	R: 0 E: 0 K: 1 S: 5	H: 0 LOB: 0 BB: 0 P: 5	R: 0 E: 0 K: 0 S: 3	H: 0 LOB: 0 BB: 0 P: 3	R: 0 E: 0 K: 1 S: 6	H: 1 LOB: 3 BB: 2 P: 14	R: 0 E: 0 K: 2 S: 8	H: 1 LOB: 2 BB: 1 P: 12	R: 0 E: 0 K: 0 S: 3	H: 0 LOB: 0 BB: 0 P: 3	1B: 6 2B: 1 3B: 0 HR: 0	SF: 0 SAC: 0 DP: 0 HBP: 0	WP: 0 PB: 1 SB: 0 CS: 0	PA: 41
<b>PITCHER</b>	IP WLS BF H R ER SO BB IBB HBP BLK WP HR S P ERA WHIP																					
<b>Pat Jarvis, R</b> ERA: 3.24 (1,1)	9.0 W 41 7 3 3 7 7 0 0 0 0 0 0 48 76 3.00 1.556																					



Batter	1	2	3	4	5	6	7	8	9	AB	R	H	RBI	BB	SO	LOB	TOP					
<b>Felix Millan, R</b> OBP: 0.342, SLG: 0.393 (1, 4)										5	1	3	0	0	0	0	<b>Atlanta Braves @ St. Louis Cardinals</b> Busch Stadium, St. Louis, MO Fri Jul 17 1970, 7:05 PM CDT Att: 20,899 - Unknown					
<b>Tony Gonzalez, L</b> OBP: 0.320, SLG: 0.344 (1, 8)										5	2	2	0	0	0	3						
<b>Hank Aaron, R</b> OBP: 0.387, SLG: 0.623 (1, 9)										2	1	1	3	0	0	1						
<b>Mike Lum, L</b> OBP: 0.299, SLG: 0.406 (6, 9)										1	0	0	0	0	0	2						
<b>Rico Carty, R</b> OBP: 0.448, SLG: 0.651 (1, 7)										4	1	1	1	0	0	2						
<b>Orlando Cepeda, R</b> OBP: 0.381, SLG: 0.540 (1, 3)										3	0	1	0	0	0	0						
<b>Tommie Aaron, R</b> OBP: 0.353, SLG: 0.647 (6, 3)										1	0	1	1	0	0	0						
<b>Clete Boyer, R</b> OBP: 0.287, SLG: 0.354 (1, 5)										4	0	0	0	0	1	3						
<b>Hal King, L</b> OBP: 0.396, SLG: 0.516 (1, 2)										4	0	0	0	0	0	2						
<b>Gil Garrido, R</b> OBP: 0.319, SLG: 0.331 (1, 6)										3	0	0	0	0	2	1						
<b>Bob Aspromonte, R</b> OBP: 0.274, SLG: 0.212 (8, PH)										1	0	0	0	0	0	2						
<b>George Stone, L</b> OBP: 0.288, SLG: 0.250 (1, 1)										1	1	1	0	0	0	0						
<b>Rick Kester, R</b> (3, 1)										1	0	0	0	0	0	0						
<b>Bob Priddy, R</b> OBP: 0.375, SLG: 0.286 (5, 1)										1	0	0	0	0	0	0						
<b>Sonny Jackson, L</b> OBP: 0.359, SLG: 0.303 (9, PH)										1	0	0	0	0	0	0						
<b>Inning Stats</b>	R: 0 E: 0 K: 0 S: 4	H: 1 LOB: 1 BB: 0 P: 4	R: 0 E: 0 K: 2 S: 8	H: 1 LOB: 1 BB: 0 P: 8	R: 1 E: 0 K: 0 S: 5	H: 2 LOB: 1 BB: 0 P: 5	R: 0 E: 0 K: 0 S: 3	H: 0 LOB: 0 BB: 0 P: 3	R: 0 E: 0 K: 0 S: 3	H: 0 LOB: 0 BB: 0 P: 3	R: 2 E: 0 K: 0 S: 5	H: 2 LOB: 0 BB: 0 P: 5	R: 0 E: 0 K: 1 S: 5	H: 0 LOB: 0 BB: 0 P: 5	R: 3 E: 1 K: 0 S: 8	H: 4 LOB: 2 BB: 0 P: 8	R: 0 E: 0 K: 0 S: 3	H: 0 LOB: 0 BB: 0 P: 3	1B: 8 2B: 1 3B: 0 HR: 1	SF: 1 SAC: 0 DP: 0 HBP: 0	WP: 0 PB: 0 SB: 0 CS: 0	PA: 38
<b>PITCHER</b>	IP WLS BF H R ER SO BB IBB HBP BLK WP HR S P ERA WHIP																					
<b>Nelson Briles, R</b> ERA: 7.68 (1, 1)	7.1 W 31 9 6 5 3 0 0 0 0 0 0 1 37 37 6.14 1.227																					
<b>Frank Linzy, R</b> ERA: 4.5 (8, 1)	1.2 S 7 1 0 0 0 0 0 0 0 0 0 0 7 7 0.00 0.600																					

Batter	1	2	3	4	5	6	7	8	9	AB	R	H	RBI	BB	SO	LOB	BOTTOM					
<b>Lou Brock, L</b> OBP: 0.349, SLG: 0.387 (1, 9)										5	2	3	0	0	1	1	<b>Atlanta Braves @ St. Louis Cardinals</b> Busch Stadium, St. Louis, MO Fri Jul 17 1970, 7:05 PM CDT Att: 20,899 - Unknown					
<b>Julian Javier, R</b> OBP: 0.279, SLG: 0.282 (1, 4)										5	2	2	1	0	1	4						
<b>Carl Taylor, R</b> OBP: 0.387, SLG: 0.425 (1, 3)										4	2	1	1	1	0	4						
<b>Joe Haque, L</b> OBP: 0.380, SLG: 0.438 (9, 3)										0	0	0	0	0	0	0						
<b>Dick Allen, R</b> OBP: 0.388, SLG: 0.584 (1, 7)										5	4	3	4	0	1	1						
<b>Vic Davallillo, L</b> OBP: 0.392, SLG: 0.434 (9, 7)										0	0	0	0	0	0	0						
<b>Joe Torre, R</b> OBP: 0.379, SLG: 0.476 (1, 2)										5	0	2	2	0	0	0						
<b>Jose Cardenal, R</b> OBP: 0.363, SLG: 0.447 (1, 8)										4	0	2	1	1	0	0						
<b>Mike Shannon, R</b> OBP: 0.224, SLG: 0.219 (1, 5)										4	0	0	0	1	2	6						
<b>Dal Maxvill, R</b> OBP: 0.317, SLG: 0.194 (1, 6)										4	0	0	0	0	1	3						
<b>Nelson Briles, R</b> OBP: 0.214, SLG: 0.500 (1, 1)										4	1	2	0	0	1	1						
<b>Frank Linzy, R</b> (8, 1)										0	0	0	0	0	0	0						
<b>Inning Stats</b>	R: 3 E: 0 K: 0 S: 5	H: 2 LOB: 0 BB: 1 P: 9	R: 0 E: 0 K: 2 S: 7	H: 0 LOB: 1 BB: 1 P: 11	R: 3 E: 2 K: 1 S: 8	H: 2 LOB: 1 BB: 1 P: 12	R: 3 E: 1 K: 0 S: 8	H: 5 LOB: 2 BB: 0 P: 8	R: 0 E: 0 K: 1 S: 7	H: 2 LOB: 2 BB: 0 P: 7	R: 0 E: 0 K: 1 S: 5	H: 0 LOB: 0 BB: 0 P: 5	R: 0 E: 0 K: 1 S: 5	H: 0 LOB: 0 BB: 0 P: 5	R: 2 E: 1 K: 1 S: 9	H: 4 LOB: 2 BB: 0 P: 9	R: 0 E: 0 K: 0 S: 3	H: 0 LOB: 0 BB: 0 P: 3	1B: 10 2B: 2 3B: 2 HR: 1	SF: 0 SAC: 0 DP: 2 HBP: 0	WP: 0 PB: 0 SB: 1 CS: 0	PA: 43
<b>PITCHER</b>	IP WLS BF H R ER SO BB IBB HBP BLK WP HR S P ERA WHIP																					
<b>George Stone, L</b> ERA: 3.39 (1, 1)	2.0 L 14 4 6 4 2 1 0 0 0 0 0 0 16 24 18.00 3.000																					
<b>Rick Kester, R</b> ERA: 9.27 (3, 1)	2.0 11 5 3 1 1 1 0 0 0 0 0 0 12 16 4.50 3.000																					
<b>Bob Priddy, R</b> ERA: 5.45 (5, 1)	4.0 18 6 2 1 4 0 0 0 0 0 0 0 26 26 2.25 1.500																					



Batter	1	2	3	4	5	6	7	8	9	10	11	AB	R	H	RBI	BB	SO	LOB	TOP							
Felix Millan, R OBP: 0.342, SLG: 0.392 (1, 4)	E3 1B	4-3						6-3	F8			6	1	2	1	0	0	1								
Tony Gonzalez, L OBP: 0.323, SLG: 0.342 (1, 8)	1B 1B							3-1				4	1	1	0	2	0	3								
Hank Aaron, R OBP: 0.390, SLG: 0.626 (8, PR)	1B 1B											5	2	3	1	0	1	2								
Sonny Jackson, L OBP: 0.359, SLG: 0.303 (8, 9)	1B FC6-4											0	0	0	0	0	0	0								
Jimmie Hall, L OBP: 0.235, SLG: 0.244 (1, 7)	1B FC6-4											5	1	3	2	1	0	2								
Rico Carty, R OBP: 0.452, SLG: 0.651 (1, 3)	1B FC6-4											6	0	0	1	0	2	8								
Orlando Cepeda, R OBP: 0.375, SLG: 0.530 (1, 2)	FC6-4 6-3											4	1	1	0	2	1	1								
Hal King, L OBP: 0.402, SLG: 0.505 (1, 5)	6-3											5	2	3	0	1	1	2								
Clete Boyer, R OBP: 0.294, SLG: 0.358 (1, 6)	K											4	0	1	3	0	0	2								
Gil Garrido, R OBP: 0.315, SLG: 0.341 (1, 1)												2	0	0	0	0	1	1								
Jim Nash, R OBP: 0.123, SLG: 0.222 (6, PH)												1	0	1	0	0	0	0								
Mike Lum, L OBP: 0.305, SLG: 0.411 (6, 1)												2	0	1	0	0	1	2								
Julio Navarro, R OBP: 0.333, SLG: 0.333 (9, 1)												1	0	0	0	0	0	1								
Hoyt Wilhelm, R (9, 1)												1	0	0	0	0	0	1								
<b>Inning Stats</b>	R: 3 E: 1 K: 1 S: 8	H: 2 LOB: 1 BB: 1 P: 12	R: 0 E: 0 K: 1 S: 5	H: 0 LOB: 0 BB: 0 P: 5	R: 0 E: 0 K: 1 S: 6	H: 1 LOB: 1 BB: 0 P: 6	R: 0 E: 0 K: 0 S: 3	H: 0 LOB: 1 BB: 1 P: 7	R: 0 E: 0 K: 2 S: 8	H: 1 LOB: 2 BB: 1 P: 12	R: 1 E: 0 K: 1 S: 8	H: 3 LOB: 2 BB: 0 P: 8	R: 2 E: 0 K: 1 S: 5	H: 3 LOB: 2 BB: 0 P: 5	R: 0 E: 0 K: 0 S: 3	H: 0 LOB: 1 BB: 1 P: 7	R: 1 E: 0 K: 0 S: 4	H: 2 LOB: 1 BB: 1 P: 8	R: 0 E: 0 K: 0 S: 3	H: 0 LOB: 1 BB: 0 P: 4	1B: 14 2B: 2 3B: 1 HR: 0	SF: 2 SAC: 0 DP: 1 HBP: 0	WP: 0 PB: 0 SB: 2 CS: 0	PA: 54		
<b>PITCHER</b>	IP 9.0	WLS L	BF 8	H 2	R 1	ER 1	SO 0	BB 1	IBB 0	HBP 0	BLK 0	WP 0	HR 0	S 7	P 75	ERA 6.00	WHIP 2.111									
Bob Gibson, R ERA: 3.67 (1, 1)																										
Frank Linzy, R ERA: 4.5 (10, 1)																										

Atlanta Braves @ St. Louis Cardinals  
 Busch Stadium, St. Louis, MO  
 Sat Jul 18 1970, 7:05 PM CDT  
 Att: 32,593 - Unknown

livebaseballscorecards.com

AB 46  
 R 8  
 H 16  
 RBI 8  
 BB 6  
 SO 7  
 LOB 26



Batter	1	2	3	4	5	6	7	8	9	10	11	AB	R	H	RBI	BB	SO	LOB	BOTTOM							
Lou Brock, L OBP: 0.354, SLG: 0.395 (1, 9)	F7											6	1	4	2	0	0	0								
Julian Javier, R OBP: 0.261, SLG: 0.288 (1, 4)	F9											5	0	2	2	0	0	1								
Carl Taylor, R OBP: 0.362, SLG: 0.417 (1, 3)	5-3											5	1	1	0	0	1	2								
Frank Linzy, R (10, 1)												0	0	0	0	0	0	0								
Jim Beauchamp, R OBP: 0.304, SLG: 0.339 (11, PH)												1	0	1	0	0	0	0								
Dick Allen, R OBP: 0.385, SLG: 0.576 (1, 7)												6	0	1	0	0	2	4								
Joe Torre, R OBP: 0.362, SLG: 0.475 (1, 2)												3	1	1	0	2	0	1								
Jose Cardenal, R OBP: 0.367, SLG: 0.448 (1, 8)												4	2	2	0	1	0	2								
Mike Shannon, R OBP: 0.235, SLG: 0.224 (1, 5)												2	1	1	2	1	0	1								
Vic Davallio, L OBP: 0.368, SLG: 0.440 (9, PH)												1	1	1	0	0	0	0								
Milt Ramirez, R OBP: 0.262, SLG: 0.250 (10, 6)												1	0	0	0	0	0	2								
Dal Maxvill, R OBP: 0.317, SLG: 0.198 (9, PH)												2	0	1	1	0	0	1								
Leron Lee, L OBP: 0.302, SLG: 0.377 (10, 5)												1	0	0	0	0	1	2								
Ed Crosby, L (10, 5)												1	0	0	0	0	0	2								
Bob Gibson, R OBP: 0.412, SLG: 0.492 (1, 1)												3	0	0	0	0	1	3								
Joe Haque, L OBP: 0.377, SLG: 0.434 (10, 3)												2	0	0	0	0	0	2								
<b>Inning Stats</b>	R: 0 E: 0 K: 0 S: 3	H: 0 LOB: 0 BB: 0 P: 3	R: 0 E: 0 K: 0 S: 3	H: 1 LOB: 0 BB: 0 P: 3	R: 1 E: 0 K: 0 S: 4	H: 2 LOB: 1 BB: 1 P: 8	R: 3 E: 0 K: 1 S: 8	H: 3 LOB: 1 BB: 1 P: 12	R: 0 E: 0 K: 1 S: 6	H: 1 LOB: 1 BB: 0 P: 4	R: 0 E: 0 K: 0 S: 4	H: 0 LOB: 0 BB: 0 P: 5	R: 0 E: 0 K: 0 S: 3	H: 0 LOB: 0 BB: 0 P: 3	R: 3 E: 0 K: 1 S: 9	H: 4 LOB: 1 BB: 0 P: 9	R: 0 E: 0 K: 1 S: 5	H: 0 LOB: 2 BB: 2 P: 13	R: 0 E: 0 K: 0 S: 5	H: 3 LOB: 2 BB: 0 P: 5	1B: 13 2B: 2 3B: 0 HR: 0	SF: 1 SAC: 1 DP: 2 HBP: 0	WP: 1 PB: 0 SB: 1 CS: 0	PA: 49		
<b>PITCHER</b>	IP 5.0	WLS 3	BF 22	H 7	R 4	ER 3	SO 2	BB 0	IBB 0	HBP 0	BLK 0	WP 1	HR 0	S 24	P 32	ERA 7.20	WHIP 1.800									
Jim Nash, R ERA: 3.7 (1, 1)																										
Julio Navarro, R ERA: 5.06 (6, 1)																										
Hoyt Wilhelm, R ERA: 3.5 (9, 1)																										

Atlanta Braves @ St. Louis Cardinals  
 Busch Stadium, St. Louis, MO  
 Sat Jul 18 1970, 7:05 PM CDT  
 Att: 32,593 - Unknown

livebaseballscorecards.com

AB 43  
 R 7  
 H 15  
 RBI 7  
 BB 4  
 SO 5  
 LOB 23



Batter	1	2	3	4	5	6	7	8	9	AB	R	H	RBI	BB	SO	LOB	TOP					
Felix Millan, R (1,4) OBP: 0.339, SLG: 0.388 Sonny Jackson, L (5,6) OBP: 0.360, SLG: 0.305	P4		F9		4-3		1-3		1B	3	0	0	0	0	0	0	<b>Atlanta Braves @ St. Louis Cardinals</b> Busch Stadium, St. Louis, MO Sun Jul 19 1970, 3:33 AM CDT Att: 24,415 - Unknown <a href="http://livebaseballscorecards.com">livebaseballscorecards.com</a>					
Tony Gonzalez, L (1,8) OBP: 0.324, SLG: 0.343	P4		1B				6-3		L6	5	0	2	0	0	0	1						
Mike Lum, L (1,9) OBP: 0.295, SLG: 0.396	E4		P4		4-3		6-3			4	0	0	0	0	0	2						
Rico Carty, R (1,7) OBP: 0.453, SLG: 0.648	FC4-6									3	0	1	0	1	0	1						
Orlando Cepeda, R (1,3) OBP: 0.373, SLG: 0.527		E5	F3						BB	4	1	1	0	0	0	3						
Hal King, L (1,2) OBP: 0.405, SLG: 0.505					P6				F7	4	0	2	0	0	0	1						
Bob Aspromonte, R (1,5) OBP: 0.273, SLG: 0.232		SF9	F3						F7	3	0	1	1	0	0	1						
Gil Garrido, R (1,6) OBP: 0.313, SLG: 0.335		FC3-6	F9						F7	3	0	0	0	1	0	1						
Ron Reed, R (1,1) OBP: 0.071, SLG: 0.143 Mike McQueen, L (8,1) OBP: 0.500, SLG: 0.750 Hank Aaron, R (9, PH) OBP: 0.389, SLG: 0.624		F8			K		K		K	3	0	0	0	0	2	4						
<b>Inning Stats</b>	R: 0 E: 1 K: 0 S: 4	H: 0 LOB: 1 BB: 0 P: 4	R: 1 E: 1 K: 0 S: 5	H: 2 LOB: 1 BB: 0 P: 5	R: 0 E: 0 K: 0 S: 5	H: 2 LOB: 2 BB: 0 P: 5	R: 0 E: 0 K: 0 S: 3	H: 0 LOB: 0 BB: 0 P: 3	R: 0 E: 0 K: 1 S: 6	H: 1 LOB: 1 BB: 0 P: 6	R: 0 E: 0 K: 1 S: 7	H: 2 LOB: 3 BB: 1 P: 11	R: 0 E: 0 K: 0 S: 3	H: 0 LOB: 0 BB: 0 P: 3	R: 0 E: 0 K: 0 S: 3	H: 0 LOB: 1 BB: 1 P: 7		R: 0 E: 0 K: 1 S: 6	H: 1 LOB: 1 BB: 0 P: 6	1B: 7 2B: 1 3B: 0 HR: 0	SF: 1 SAC: 0 DP: 0 HBP: 0	WP: 0 PB: 0 SB: 0 CS: 0
<b>PITCHER</b> Mike Torrez, R (1,1) ERA: 3.57	IP: 9.0 WLS: W BF: 38	H: 8 R: 1 ER: 0 SO: 3	BB: 1 IBB: 1 HBP: 0 BLK: 0	WP: 0 HR: 0 S: 42 P: 50	ERA: 0.00 WHIP: 1.000																	

Batter	1	2	3	4	5	6	7	8	9	AB	R	H	RBI	BB	SO	LOB	BOTTOM					
Lou Brock, L (1,7) OBP: 0.358, SLG: 0.401	4-3		6-3							5	0	3	1	0	0	1	<b>Atlanta Braves @ St. Louis Cardinals</b> Busch Stadium, St. Louis, MO Sun Jul 19 1970, 3:33 AM CDT Att: 24,415 - Unknown <a href="http://livebaseballscorecards.com">livebaseballscorecards.com</a>					
Joe Hague, L (1,3) OBP: 0.372, SLG: 0.427	4-3		4-3		F9		E4			4	0	0	0	0	0	5						
Dick Allen, R (1,5) OBP: 0.388, SLG: 0.577							K			3	0	2	1	1	1	3						
Joe Torre, R (1,2) OBP: 0.378, SLG: 0.470	FC6-4		P4		G1-2-3		L4			4	0	0	0	0	0	8						
Leron Lee, L (1,9) OBP: 0.301, SLG: 0.373		P6			F8		5-3		F9	4	1	1	0	0	0	0						
Jose Cardenal, R (1,8) OBP: 0.365, SLG: 0.443		FC5-4			F5		5-3		F9	3	0	0	0	1	0	1						
Julian Javier, R (1,4) OBP: 0.281, SLG: 0.287		FC5-4					K		F7	4	0	1	0	0	1	2						
Dal Maxvill, R (1,6) OBP: 0.316, SLG: 0.199		FC6-4			F9				K	4	1	1	1	0	1	2						
Mike Torrez, R (1,1) OBP: 0.304, SLG: 0.333										4	1	4	0	0	0	0						
<b>Inning Stats</b>	R: 0 E: 0 K: 0 S: 4	H: 1 LOB: 1 BB: 0 P: 4	R: 0 E: 0 K: 0 S: 3	H: 0 LOB: 1 BB: 1 P: 7	R: 1 E: 0 K: 0 S: 5	H: 2 LOB: 1 BB: 0 P: 5	R: 0 E: 0 K: 0 S: 4	H: 1 LOB: 1 BB: 0 P: 4	R: 0 E: 0 K: 1 S: 5	H: 2 LOB: 2 BB: 1 P: 8	R: 0 E: 0 K: 1 S: 10	H: 0 LOB: 0 BB: 0 P: 5	R: 0 E: 1 K: 2 S: 10	H: 2 LOB: 3 BB: 0 P: 10	R: 2 E: 0 K: 0 S: 6	H: 4 LOB: 2 BB: 0 P: 6		R: 0 E: 0 K: 0 S: 6	H: 0 LOB: 0 BB: 0 P: 6	1B: 10 2B: 2 3B: 0 HR: 0	SF: 0 SAC: 0 DP: 1 HBP: 0	WP: 0 PB: 1 SB: 2 CS: 0
<b>PITCHER</b> Ron Reed, R (1,1) ERA: 5.63 Mike McQueen, L (8,1) ERA: 9.6	IP: 7.2 WLS: L BF: 36	H: 11 R: 3 ER: 3 SO: 3	BB: 1 IBB: 1 HBP: 0 BLK: 0	WP: 0 HR: 0 S: 40 P: 48	ERA: 3.52 WHIP: 1.565																	

Batter	1	2	3	4	5	6	7	8	9	AB	R	H	RBI	BB	SO	LOB	TOP			
<b>Don Kessinger, S</b> OBP: 0.337, SLG: 0.380 (1, 6)	F7		F7		G1			F7		4	0	0	0	0	0	0	<b>Chicago Cubs @ Atlanta Braves</b> Atlanta Stadium, Atlanta, GA Mon Jul 20 1970, 7:05 PM EDT Unknown			
<b>Glenn Beckert, R</b> OBP: 0.302, SLG: 0.321 (1, 4)	4-3		1B		P4			6-3		4	0	1	0	0	0	0				
<b>Billy Williams, L</b> OBP: 0.392, SLG: 0.606 (1, 7)	BB		1B		K			F3		3	0	1	0	1	1	0				
<b>Ron Santo, R</b> OBP: 0.340, SLG: 0.414 (1, 5)	5-3		K		FC4 14 BB 1B			F7		4	0	1	0	0	1	3				
<b>14 Ernie Banks, R</b> OBP: 0.301, SLG: 0.455 (1, 3)		6-3			FC4 1-2 BB			F7		3	0	0	0	1	1	0				
<b>Johnny Callison, L</b> OBP: 0.355, SLG: 0.404 (1, 9)		1B 2B			FC4 1B			K		4	1	2	0	0	1	2				
<b>Randy Hundley, R</b> OBP: 0.222, SLG: 0.206 (1, 2)		1B			FC4-6 1-2 1B			4-3		3	0	1	1	0	0	1				
<b>Cleo James, R</b> OBP: 0.285, SLG: 0.312 (1, 8)		K			K			6-3		3	0	0	0	0	2	1				
<b>Ken Holtzman, R</b> OBP: 0.281, SLG: 0.283 (1, 1)					F3			6-3		3	0	0	0	0	0	0				
<b>Inning Stats</b>	R: 0 E: 0 K: 0 S: 3	H: 0 LOB: 1 BB: 1 P: 7	R: 1 E: 0 K: 1 S: 6	H: 2 LOB: 0 BB: 0 P: 6	R: 0 E: 1 K: 1 S: 7	H: 2 LOB: 2 BB: 0 P: 7	R: 0 E: 0 K: 2 S: 8	H: 1 LOB: 3 BB: 0 P: 8	R: 0 E: 0 K: 0 S: 5	H: 0 LOB: 0 BB: 0 P: 9	R: 0 E: 0 K: 0 S: 3	H: 0 LOB: 0 BB: 0 P: 3	R: 0 E: 0 K: 0 S: 3	H: 0 LOB: 0 BB: 0 P: 5	R: 0 E: 0 K: 1 S: 5	H: 0 LOB: 0 BB: 0 P: 5	1B: 5 2B: 1 3B: 0 HR: 0	SF: 0 SAC: 0 DP: 0 HBP: 0	WP: 0 PB: 0 SB: 0 CS: 0	PA: 33
<b>PITCHER</b> <b>Phil Niekro, R</b> ERA: 4.4 (1, 1)	IP: 9.0 WLS: W BF: 33 H: 6 R: 1 ER: 1 SO: 6 BB: 2 IBB: 0 HBP: 0 BLK: 0 WP: 0 HR: 0 S: 43 P: 51 ERA: 1.00 WHIP: 0.889															<b>PITCHER</b> <b>Phil Niekro, R</b> ERA: 4.4 (1, 1)	IP: 9.0 WLS: W BF: 33 H: 6 R: 1 ER: 1 SO: 6 BB: 2 IBB: 0 HBP: 0 BLK: 0 WP: 0 HR: 0 S: 43 P: 51 ERA: 1.00 WHIP: 0.889			

AB 31  
R 1  
H 6  
RBI 1  
BB 2  
SO 6  
LOB 7




Batter	1	2	3	4	5	6	7	8	9	AB	R	H	RBI	BB	SO	LOB	BOTTOM					
<b>Gil Garrido, R</b> OBP: 0.317, SLG: 0.339 (1, 6)	F8				BB 2B 1B				6-3	4	1	2	0	0	0	0	<b>Chicago Cubs @ Atlanta Braves</b> Atlanta Stadium, Atlanta, GA Mon Jul 20 1970, 7:05 PM EDT Unknown					
<b>Felix Milan, R</b> OBP: 0.338, SLG: 0.387 (1, 4)	G6-4-3 1B				P3			G4-6-3 1-2 1B		4	0	1	0	0	0	2						
<b>Hank Aaron, R</b> OBP: 0.388, SLG: 0.618 (1, 3)	G6-4-3 1-2 1B				K			F9		3	1	0	0	1	1	2						
<b>Rico Carty, R</b> OBP: 0.453, SLG: 0.646 (1, 7)		5-3			2B 1-2 BB			K		1	0	0	0	1	0	0						
<b>Tommie Aaron, R</b> OBP: 0.398, SLG: 0.789 (4, PR) (5, 7)					2B 1-2 BB			K		2	1	1	2	0	1	0						
<b>Bob Aspromonte, R</b> OBP: 0.275, SLG: 0.250 (1, 5)		4-3			1-3 2-H 2B			6-3		3	0	1	1	0	0	0						
<b>Tony Gonzalez, L</b> OBP: 0.324, SLG: 0.341 (1, 8)		CS BB			6-3			F7		2	0	0	0	1	0	3						
<b>Mike Lum, L</b> OBP: 0.288, SLG: 0.386 (1, 9)		CS 1-2			K			K		3	0	0	0	0	3	0						
<b>Bob Tillman, R</b> OBP: 0.294, SLG: 0.359 (1, 2)					P4			F9		3	0	0	0	0	1	0						
<b>Phil Niekro, R</b> OBP: 0.164, SLG: 0.189 (1, 1)					1-3			K		3	0	0	0	0	1	0						
<b>Inning Stats</b>	R: 0 E: 0 K: 0 S: 3	H: 1 LOB: 0 BB: 0 P: 3	R: 0 E: 0 K: 0 S: 2	H: 0 LOB: 0 BB: 1 P: 6	R: 0 E: 0 K: 1 S: 5	H: 0 LOB: 0 BB: 0 P: 5	R: 1 E: 0 K: 1 S: 7	H: 2 LOB: 3 BB: 1 P: 11	R: 0 E: 0 K: 2 S: 7	H: 0 LOB: 0 BB: 0 P: 7	R: 0 E: 0 K: 0 S: 3	H: 1 LOB: 0 BB: 0 P: 3	R: 0 E: 0 K: 1 S: 5	H: 0 LOB: 0 BB: 0 P: 5	R: 0 E: 0 K: 2 S: 7	H: 0 LOB: 0 BB: 0 P: 7	R: 2 E: 0 K: 0 S: 3	H: 1 LOB: 0 BB: 1 P: 7	1B: 3 2B: 1 3B: 0 HR: 1	SF: 0 SAC: 0 DP: 2 HBP: 0	WP: 0 PB: 0 SB: 0 CS: 1	PA: 32
<b>PITCHER</b> <b>Ken Holtzman, L</b> ERA: 3.74 (1, 1)	IP: 8.2 WLS: L BF: 31 H: 5 R: 3 ER: 3 SO: 7 BB: 3 IBB: 0 HBP: 0 BLK: 0 WP: 0 HR: 1 S: 42 P: 54 ERA: 3.12 WHIP: 0.923															<b>PITCHER</b> <b>Ken Holtzman, L</b> ERA: 3.74 (1, 1)	IP: 8.2 WLS: L BF: 31 H: 5 R: 3 ER: 3 SO: 7 BB: 3 IBB: 0 HBP: 0 BLK: 0 WP: 0 HR: 1 S: 42 P: 54 ERA: 3.12 WHIP: 0.923					




Batter	1	2	3	4	5	6	7	8	9	AB	R	H	RBI	BB	SO	LOB	TOP			
Don Kessinger, S (1, 6) OBP: 0.337, SLG: 0.378	F8			FC4-6 BB		5-3				2	0	0	0	1	0	0	<b>Chicago Cubs @ Atlanta Braves</b> Atlanta Stadium, Atlanta, GA Mon Jul 20 1970, 7:05 PM EDT Att: 24,663 - Unknown  <a href="http://livebaseballscores.com">livebaseballscores.com</a>			
Glenn Beckert, R (1, 8) OBP: 0.295, SLG: 0.317	5-3			K		6-3				3	0	0	0	0	1	1				
Billy Williams, L (1, 7) OBP: 0.392, SLG: 0.603	F8			FC4-6 2B 1-2						3	0	1	0	0	0	1				
Willie Smith, L (1, 3) OBP: 0.313, SLG: 0.392										2	0	1	0	0	0	0				
Ron Santo, R (1, 5) OBP: 0.338, SLG: 0.412										2	0	0	0	0	1	2				
Johnny Callison, L (1, 9) OBP: 0.353, SLG: 0.401										2	0	0	0	0	0	0				
Paul Popovich, S (1, 4) OBP: 0.349, SLG: 0.383										2	0	0	0	0	0	0				
Jack Hiatt, R (1, 2) OBP: 0.385, SLG: 0.358										2	0	1	0	0	0	0				
Joe Decker, R (1, 1) OBP: 0.235, SLG: 0.313										1	0	0	0	0	1	0				
Jim Colborn, R (3, 1)										0	0	0	0	0	0	0				
Al Spangler, L (5, PH) OBP: 0.429, SLG: 0.400										1	0	0	0	0	0	1				
Roberto Rodriguez, R (5, 1)										0	0	0	0	0	0	0				
<b>Inning Stats</b>	R: 0 E: 0 K: 0 S: 3	H: 0 LOB: 0 BB: 0 P: 3	R: 0 E: 0 K: 0 S: 3	H: 0 LOB: 0 BB: 0 P: 3	R: 0 E: 0 K: 1 S: 5	H: 0 LOB: 0 BB: 0 P: 5	R: 0 E: 0 K: 2 S: 8	H: 1 LOB: 2 BB: 1 P: 12	R: 0 E: 0 K: 0 S: 4	H: 1 LOB: 1 BB: 0 P: 4	R: 0 E: 0 K: 0 S: 3	H: 1 LOB: 1 BB: 0 P: 3					1B: 2 2B: 1 3B: 0 HR: 0	SF: 0 SAC: 0 DP: 0 HBP: 0	WP: 0 PB: 0 CS: 0	PA: 21
<b>PITCHER</b> Don Cardwell, R (1, 1) ERA: 5.28	IP: 5.2 WLS: W BF: 21 H: 3 R: 0 ER: 0 SO: 3 BB: 1 IBB: 0 HBP: 0 BLK: 0 WP: 0 HR: 0 S: 26 P: 30 ERA: 0.00 WHIP: 0.706																			


Batter	1	2	3	4	5	6	7	8	9	AB	R	H	RBI	BB	SO	LOB	BOTTOM	
Felix Millan, R (1, 4) OBP: 0.339, SLG: 0.386	P4-3									1	0	0	0	0	0	0	<b>Chicago Cubs @ Atlanta Braves</b> Atlanta Stadium, Atlanta, GA Mon Jul 20 1970, 7:05 PM EDT Att: 24,663 - Unknown  <a href="http://livebaseballscores.com">livebaseballscores.com</a>	
Sonny Jackson, L (3, FR) OBP: 0.359, SLG: 0.304				HR HBP						1	1	0	0	0	0	0		
Tony Gonzalez, L (1, 8) OBP: 0.325, SLG: 0.351	L5									3	1	1	3	0	0	0		
Hank Aaron, R (1, 3) OBP: 0.387, SLG: 0.615	5-3									3	0	1	0	0	1	0		
Hal King, L (1, 2) OBP: 0.403, SLG: 0.500										3	1	1	0	0	1	1		
Bob Aspromonte, R (1, 5) OBP: 0.268, SLG: 0.243										2	1	0	0	0	0	2		
Mike Lum, L (1, 9) OBP: 0.299, SLG: 0.405										2	0	2	2	0	0	0		
Tommie Aaron, R (1, 7) OBP: 0.333, SLG: 0.714										2	0	0	0	0	1	3		
Gil Garrido, R (1, 6) OBP: 0.314, SLG: 0.335										2	0	0	0	0	0	0		
Don Cardwell, R (1, 1) OBP: 0.125, SLG: 0.143										2	1	1	0	0	1	0		
<b>Inning Stats</b>	R: 0 E: 0 K: 0 S: 3	H: 0 LOB: 0 BB: 0 P: 3	R: 2 E: 0 K: 0 S: 5	H: 2 LOB: 0 BB: 0 P: 5	R: 3 E: 0 K: 1 S: 9	H: 4 LOB: 2 BB: 0 P: 10	R: 0 E: 0 K: 2 S: 5	H: 0 LOB: 0 BB: 0 P: 5	R: 0 E: 0 K: 0 S: 7	H: 0 LOB: 0 BB: 0 P: 7					1B: 4 2B: 2 3B: 0 HR: 1	SF: 0 SAC: 0 DP: 1 HBP: 1	WP: 0 PB: 0 CS: 0	PA: 22
<b>PITCHER</b> Joe Decker, R (1, 1) ERA: 4.29	IP: 2.0 WLS: L BF: 12 H: 5 R: 5 ER: 5 SO: 0 BB: 0 IBB: 0 HBP: 0 BLK: 0 WP: 0 HR: 1 S: 11 P: 12 ERA: 22.50 WHIP: 2.500																	
Jim Colborn, R (3, 1) ERA: 2.94	IP: 2.0 WLS: W BF: 7 H: 1 R: 0 ER: 0 SO: 2 BB: 0 IBB: 0 HBP: 0 BLK: 0 WP: 0 HR: 0 S: 11 P: 11 ERA: 0.00 WHIP: 0.500																	
Roberto Rodriguez, R (5, 1) ERA: 5.56	IP: 1.0 WLS: W BF: 3 H: 0 R: 0 ER: 0 SO: 2 BB: 0 IBB: 0 HBP: 0 BLK: 0 WP: 0 HR: 0 S: 7 P: 7 ERA: 0.00 WHIP: 0.000																	


**AB** 20  
**R** 0  
**H** 3  
**RBI** 0  
**BB** 1  
**SO** 3  
**LOB** 5



**AB** 21  
**R** 5  
**H** 6  
**RBI** 5  
**BB** 0  
**SO** 4  
**LOB** 6



Batter	1	2	3	4	5	6	7	8	9	AB	R	H	RBI	BB	SO	LOB	TOP			
Don Kessinger, S OBP: 0.335, SLG: 0.373 (1, 6)	E5 WP 1B	K		L6				K		4	1	0	0	1	2	2	<b>Chicago Cubs @ Atlanta Braves</b> Atlanta Stadium, Atlanta, GA Tue Jul 21 1970, 7:05 PM EDT Att. 8,118 - Unknown - 84 F			
Glenn Beckert, R OBP: 0.304, SLG: 0.322 (1, 4)	K			G5-4-3 1B				F8		5	0	3	0	0	1	2				
Billy Williams, L OBP: 0.389, SLG: 0.597 (1, 7)	WP 1B			L8				F9		4	2	0	0	1	0	4				
Ron Santo, R OBP: 0.339, SLG: 0.423 (1, 5)	K			G5-4-3 1-2				HR		5	1	2	2	0	1	3				
Willie Smith, L OBP: 0.316, SLG: 0.402 (1, 3)	BLK 1B							G3		5	1	2	2	0	2	1				
Johnny Callison, L OBP: 0.354, SLG: 0.401 (1, 9)	F8							K		5	1	2	1	0	1	2				
Randy Hundley, R OBP: 0.225, SLG: 0.289 (1, 2)								F8		4	1	1	1	0	1	2				
Cleo James, R OBP: 0.290, SLG: 0.324 (1, 8)								FC1-5 2B		4	0	2	0	0	1	1				
Fergie Jenkins, R OBP: 0.097, SLG: 0.150 (1, 1)	K							FC1-5 2-3		4	1	1	2	0	2	2				
<b>Inning Stats</b>	R: 2 E: 1 K: 2 S: 9	H: 1 LOB: 1 BB: 1 P: 13	R: 0 E: 0 K: 2 S: 8	H: 1 LOB: 1 BB: 0 P: 8	R: 0 E: 0 K: 0 S: 3	H: 1 LOB: 0 BB: 0 P: 3	R: 3 E: 0 K: 1 S: 8	H: 3 LOB: 0 BB: 0 P: 8	R: 1 E: 0 K: 2 S: 9	H: 2 LOB: 1 BB: 1 P: 7	R: 0 E: 0 K: 1 S: 6	H: 1 LOB: 1 BB: 0 P: 6	R: 0 E: 0 K: 1 S: 6	H: 1 LOB: 0 BB: 0 P: 6	R: 1 E: 0 K: 1 S: 6	H: 1 LOB: 0 BB: 0 P: 6	1B: 7 2B: 3 3B: 0 HR: 3	SF: 0 SAC: 0 DP: 1 HBP: 0	WP: 1 PB: 0 SB: 2 CS: 0	PA: 42
<b>PITCHER</b>	IP WLS BF H R ER SO BB IBB HBP BLK WP HR S P ERA WHIP																			
Pat Jarvis, R ERA: 3.38 (1, 1)	4.1 L 22 8 6 4 5 1 0 0 1 1 1 31 35 8.31 2.077																			
Mike McQueen, L ERA: 8.24 (5, 1)	4.2 20 5 2 2 6 1 0 0 0 0 2 31 35 3.86 1.286																			

Batter	1	2	3	4	5	6	7	8	9	AB	R	H	RBI	BB	SO	LOB	BOTTOM					
Sonny Jackson, L OBP: 0.357, SLG: 0.300 (1, 6)	K							F8		3	0	0	0	1	1	0	<b>Chicago Cubs @ Atlanta Braves</b> Atlanta Stadium, Atlanta, GA Tue Jul 21 1970, 7:05 PM EDT Att. 8,118 - Unknown - 84 F					
Tony Gonzalez, L OBP: 0.321, SLG: 0.348 (1, 8)	1-4-3							F9		3	1	0	1	0	0	0						
Hank Aaron, R OBP: 0.387, SLG: 0.613 (1, 3)								4-3		3	0	1	1	0	2	2						
Jimmie Hall, L OBP: 0.231, SLG: 0.239 (6, PR) (7, 7)	K									1	0	0	0	0	0	0						
Hal King, L OBP: 0.406, SLG: 0.495 (1, 2)								K		3	0	1	0	1	2	0						
Mike Lum, L OBP: 0.290, SLG: 0.392 (1, 9)								P5		4	0	0	0	0	0	3						
Bob Aspromonte, R OBP: 0.256, SLG: 0.231 (1, 5)								P1		4	0	0	0	0	0	3						
Tommie Aaron, R OBP: 0.333, SLG: 0.667 (7, 3)										3	0	1	0	0	0	0						
Gil Garrido, R OBP: 0.314, SLG: 0.335 (1, 4)								G5-4-3 1B		3	1	1	0	0	0	1						
Pat Jarvis, R OBP: 0.132, SLG: 0.135 (1, 1)										0	0	0	0	0	0	0						
Mike McQueen, L OBP: 0.333, SLG: 0.500 (5, 1)								K		2	0	0	0	0	1	0						
<b>Inning Stats</b>	R: 0 E: 0 K: 2 S: 7	H: 0 LOB: 0 BB: 0 P: 7	R: 0 E: 0 K: 0 S: 3	H: 1 LOB: 0 BB: 0 P: 3	R: 1 E: 1 K: 1 S: 7	H: 1 LOB: 2 BB: 1 P: 11	R: 0 E: 0 K: 1 S: 5	H: 0 LOB: 0 BB: 0 P: 5	R: 0 E: 0 K: 0 S: 3	H: 0 LOB: 0 BB: 0 P: 3	R: 1 E: 1 K: 0 S: 5	H: 1 LOB: 2 BB: 1 P: 9	R: 0 E: 0 K: 1 S: 5	H: 1 LOB: 0 BB: 0 P: 5	R: 0 E: 0 K: 0 S: 3	H: 0 LOB: 0 BB: 0 P: 3	R: 0 E: 0 K: 1 S: 5	H: 0 LOB: 0 BB: 0 P: 5	1B: 4 2B: 0 3B: 0 HR: 0	SF: 1 SAC: 1 DP: 2 HBP: 0	WP: 0 PB: 0 SB: 0 CS: 0	PA: 33
<b>PITCHER</b>	IP WLS BF H R ER SO BB IBB HBP BLK WP HR S P ERA WHIP																					
Fergie Jenkins, R ERA: 3.88 (1, 1)	9.0 W 33 4 2 0 6 2 0 0 0 0 0 43 51 0.00 0.667																					



Batter	1	2	3	4	5	6	7	8	9	AB	R	H	RBI	BB	SO	LOB	TOP										
Felix Millan, R (1.4) OBP: 0.337, SLG: 0.385	L3			4-3		FC6-4 1B 1-3 2B	F3			4	1	1	0	0	0	0	<b>Atlanta Braves @ Pittsburgh Pirates</b> Three Rivers Stadium, Pittsburgh, PA Thu Jul 23 1970, 7:05 PM EDT Att: 14,377 - Unknown										
Tommie Aaron, R (1.7) OBP: 0.321, SLG: 0.607	4-3			L9		FC6-4 1B	K			4	0	1	1	0	1	0											
Hank Aaron, R (1.9) OBP: 0.384, SLG: 0.605	K			4-3		FC6-4 1B 1-2 2B	6-3			4	1	0	1	0	1	1											
Orlando Cepeda, R (1.3) OBP: 0.373, SLG: 0.522		F2			WP BB	2B 1B 1-2	K			3	1	1	0	1	1	0											
Clete Boyer, R (1.5) OBP: 0.290, SLG: 0.355	F9				F9	1B 2B 1-3 2-H	L6			4	1	1	1	0	0	1											
Tony Gonzalez, L (1.8) OBP: 0.328, SLG: 0.348	6-3				WP BB	1B IBB 4-6	5-3			2	0	0	0	2	0	0											
Bob Tillman, R (1.2) OBP: 0.290, SLG: 0.352			5-3		K	1B 1-2 2-3	6-3			4	0	1	2	0	1	2											
Gil Garrido, R (1.6) OBP: 0.309, SLG: 0.333			G3		6-3	F7	6-3			3	0	0	0	0	0	3											
Hal King, L (9, PH) OBP: 0.394, SLG: 0.477					6-3	F7	6-3			1	0	0	0	0	0	0											
Jim Nash, R (1.1) OBP: 0.136, SLG: 0.228			K			2B 1B	K			3	1	1	0	0	2	0											
Mike McQueen, L (8, 1) OBP: 0.333, SLG: 0.500										0	0	0	0	0	0	0											
Don Cardwell, R (8, 1) OBP: 0.125, SLG: 0.143										0	0	0	0	0	0	0											
<b>Inning Stats</b>	R: 0 E: 0 K: 1 S: 5	H: 0 LOB: 0 BB: 0 P: 5	R: 0 E: 0 K: 0 S: 3	H: 0 LOB: 0 BB: 0 P: 3	R: 0 E: 0 K: 1 S: 5	H: 0 LOB: 0 BB: 0 P: 5	R: 0 E: 0 K: 0 S: 3	H: 0 LOB: 0 BB: 0 P: 3	R: 0 E: 0 K: 1 S: 5	H: 0 LOB: 0 BB: 0 P: 13	R: 5 E: 0 K: 0 S: 8	H: 6 LOB: 1 BB: 1 P: 12	R: 0 E: 0 K: 2 S: 7	H: 0 LOB: 0 BB: 0 P: 7	R: 0 E: 0 K: 1 S: 5	H: 0 LOB: 0 BB: 0 P: 5	R: 0 E: 0 K: 0 S: 3	H: 0 LOB: 0 BB: 0 P: 3	1B: 4 2B: 2 3B: 0 HR: 0	SF: 0 SAC: 0 DP: 0 HBP: 0	WP: 1 PA: 35 CS: 0						
<b>PITCHER</b>	IP	WLS	BF	H	R	ER	SO	BB	IBB	HBP	BLK	WP	HR	S	P	ERA	WHIP										
Luke Walker, L (1, 1) ERA: 3.97	5.1		23	5	5	5	3	2	0	0	0	1	0	27	35	8.44	1.312										
Orlando Pena, R (8, 1) ERA: 2.09	1.2	6	1	0	0	2	0	1	0	0	0	0	0	9	13	0.00	0.600										
Dick Colpaert, R (8, 1) ERA:	1.0	W	3	0	0	0	1	0	0	0	0	0	0	5	5	0.00	0.000										
Dave Giusti, R (9, 1) ERA: 2.38	1.0	S	3	0	0	0	0	0	0	0	0	0	0	3	3	0.00	0.000										

Batter	1	2	3	4	5	6	7	8	9	AB	R	H	RBI	BB	SO	LOB	BOTTOM										
Matty Alou, L (1.8) OBP: 0.321, SLG: 0.344	F8		F5		E 1B		6-3			4	0	1	0	0	0	0	<b>Atlanta Braves @ Pittsburgh Pirates</b> Three Rivers Stadium, Pittsburgh, PA Thu Jul 23 1970, 7:05 PM EDT Att: 14,377 - Unknown										
Richie Hebner, L (1.5) OBP: 0.346, SLG: 0.437	F9		BB 1B		F6 1-3			E9 1B 1B		4	1	2	0	0	0	1											
Al Oliver, L (1.9) OBP: 0.317, SLG: 0.442 (9, 7)	5-3		F4		K			2B HBP 1B 2-H		4	1	1	1	0	1	2											
Willie Stargell, L (1, 7) OBP: 0.310, SLG: 0.480		F7		4-6	L9			HBP SF8 2B 1-3		2	0	0	0	1	0	1											
Roberto Clemente, R (8, PH) OBP: 0.406, SLG: 0.575 (9, 9)				1-2	BB			HBP SF8 2B		1	1	1	0	0	0	0											
Manny Sanguillen, R (1, 2) OBP: 0.332, SLG: 0.448		1B 3B	1-3			F7		SF8 HBP IBB		3	1	1	0	1	0	2											
Bob Robertson, R (1, 3) OBP: 0.366, SLG: 0.523		3B 1B		0-3	K		K	1-2 2-3 3-H		3	1	1	2	0	2	0											
Dave Cash, R (1, 4) OBP: 0.325, SLG: 0.459		3-H SF9 3B 1-H	6-3		6-3		G1	SF8 2-3 3-H		3	1	1	2	0	0	0											
Freddie Patek, R (1, 6) OBP: 0.329, SLG: 0.325		SF9					F9	K		3	0	1	1	0	1	2											
Luke Walker, L (1, 1) OBP: 0.116, SLG: 0.116 (8, 1)										2	0	0	0	0	1	1											
Orlando Pena, R (7, PH) OBP: 0.305, SLG: 0.311 (8, 1)										0	0	0	0	0	0	0											
Jose Pagan, R (8, 1) OBP: 0.294, SLG: 0.294 (9, 1)										0	0	0	0	0	0	0											
Dick Colpaert, R (8, PH) OBP: 0.336, SLG: 0.400 (9, 1)										0	0	0	0	0	0	0											
Bill Mazerowski, R (8, PH) OBP: 0.336, SLG: 0.400 (9, 1)										0	0	0	0	0	0	0											
<b>Inning Stats</b>	R: 0 E: 0 K: 0 S: 3	H: 3 LOB: 0 BB: 0 P: 8	R: 3 E: 0 K: 1 S: 8	H: 3 LOB: 0 BB: 0 P: 8	R: 0 E: 0 K: 0 S: 4	H: 1 LOB: 2 BB: 1 P: 8	R: 0 E: 0 K: 1 S: 6	H: 1 LOB: 1 BB: 0 P: 6	R: 0 E: 0 K: 1 S: 6	H: 1 LOB: 1 BB: 0 P: 6	R: 0 E: 0 K: 1 S: 5	H: 0 LOB: 0 BB: 0 P: 5	R: 0 E: 0 K: 1 S: 5	H: 0 LOB: 0 BB: 0 P: 5	R: 3 E: 1 K: 1 S: 8	H: 3 LOB: 2 BB: 1 P: 13	R: 0 E: 0 K: 0 S: 3	H: 0 LOB: 0 BB: 0 P: 3	1B: 5 2B: 1 3B: 3 HR: 0	SF: 2 SAC: 0 DP: 0 HBP: 1	WP: 0 PA: 36 CS: 0						
<b>PITCHER</b>	IP	WLS	BF	H	R	ER	SO	BB	IBB	HBP	BLK	WP	HR	S	P	ERA	WHIP										
Jim Nash, R (1, 1) ERA: 3.84	7.0		30	8	5	5	5	1	0	0	0	0	0	39	43	6.43	1.286										
Mike McQueen, L (8, 1) ERA: 8.69	0.0	L	1	1	0	0	0	0	0	0	0	0	0	1	1	∞	∞										
Don Cardwell, R (8, 1) ERA: 5.12	1.0		5	0	1	1	1	0	1	1	0	0	0	5	10	9.00	0.000										





Batter	1	2	3	4	5	6	7	8	9	AB	R	H	RBI	BB	SO	LOB	TOP		
<b>Felix Millan, R</b> OBP: 0.336, SLG: 0.384 (1, 4)	5-3		WP 1B		FC5-4			P4		4	0	1	0	0	0	1			
<b>Tommie Aaron, R</b> OBP: 0.313, SLG: 0.548 (1, 7)	FC5-4 BB		5-3			5-3			P6	3	0	0	0	1	0	1			
<b>Hank Aaron, R</b> OBP: 0.381, SLG: 0.599 <b>Mike Lum, L</b> OBP: 0.294, SLG: 0.416 (6, 9)	F9			F9		K			K	3	0	0	0	0	1	1			
<b>Orlando Cepeda, R</b> OBP: 0.372, SLG: 0.519 (1, 3)	FC5-4			P6		P4				4	1	1	0	0	0	1			
<b>Clete Boyer, R</b> OBP: 0.292, SLG: 0.357 (1, 5)		5-3					4-3			4	0	2	0	0	0	0			
<b>Tony Gonzalez, L</b> OBP: 0.327, SLG: 0.347 (1, 8)		P6		K			F7			4	0	1	1	0	1	1			
<b>Bob Tillman, R</b> OBP: 0.281, SLG: 0.341 (1, 2)										4	0	0	0	0	1	2			
<b>Gil Garrido, R</b> OBP: 0.309, SLG: 0.333 (1, 6)			1-3						P6-3	3	0	1	0	0	0	0			
<b>Ron Reed, R</b> OBP: 0.071, SLG: 0.143 <b>Rick Kester, R</b> (2, 1) <b>Bob Priddy, R</b> OBP: 0.333, SLG: 0.250 <b>Julio Navarro, R</b> OBP: 0.250, SLG: 0.250 (7, 1)			F9						K	0	0	0	0	0	0	0			
<b>Inning Stats</b>	R: 0 E: 0 K: 0 S: 3	H: 0 LOB: 1 BB: 1 P: 7	R: 0 E: 0 K: 1 S: 5	H: 0 LOB: 2 BB: 0 P: 5	R: 0 E: 0 K: 0 S: 4	H: 1 LOB: 1 BB: 0 P: 4	R: 0 E: 0 K: 1 S: 6	H: 1 LOB: 1 BB: 0 P: 6	R: 0 E: 0 K: 1 S: 6	H: 0 LOB: 0 BB: 0 P: 5	R: 0 E: 0 K: 0 S: 3	H: 0 LOB: 0 BB: 0 P: 3	R: 0 E: 0 K: 1 S: 5	H: 0 LOB: 2 BB: 0 P: 5	R: 1 E: 0 K: 1 S: 8	H: 3 LOB: 2 BB: 0 P: 8	1B: 6 2B: 0 3B: 0 HR: 0	SF: 0 SAC: 0 DP: 0 HBP: 0	WP: 1 PA: 34 PB: 0 SB: 0 CS: 0
<b>PITCHER</b> <b>Ken Holtzman, L</b> ERA: 3.6 (1, 1)	IP: 9.0 WLS: W BF: 34 H: 6 R: 1 ER: 1 SO: 6 BB: 1 IBB: 0 HBP: 0 BLK: 0 WP: 1 HR: 0 S: 45 P: 49 ERA: 1.00 WHIP: 0.778															<b>PITCHER</b> IP: WLS: BF: H: R: ER: SO: BB: IBB: HBP: BLK: WP: HR: S: P: ERA: WHIP			

Atlanta Braves @ Chicago Cubs  
Wrigley Field, Chicago, IL  
Fri Jul 24, 1970, 3:33 AM CDT  
Att: 26,224 - Cloudy - 75 F

AB 33  
R 1  
H 6  
RBI 1  
BB 1  
SO 6  
LOB 8



Batter	1	2	3	4	5	6	7	8	9	AB	R	H	RBI	BB	SO	LOB	BOTTOM		
<b>Don Kessinger, S</b> OBP: 0.333, SLG: 0.366 <b>Paul Popovich, S</b> OBP: 0.347, SLG: 0.381 (8, 6)	F7	FC5-4 3B	BB 1B			F8		P7		5	1	2	0	0	0	1			
<b>Glenn Beckert, R</b> OBP: 0.315, SLG: 0.332 <b>Phil Gagliano, R</b> OBP: 0.227, SLG: 0.164 (8, 4)	1-3 2B	3B BB	F7		FC6-4 HR			F5		4	4	2	0	1	0	3			
<b>Billy Williams, L</b> OBP: 0.388, SLG: 0.608 <b>Al Spangler, L</b> OBP: 0.429, SLG: 0.400 (8, 7)	1-3	1B 3B			F9			HR		4	2	2	4	1	0	2			
<b>Ron Santo, R</b> OBP: 0.340, SLG: 0.430 (1, 5)		1B 1B	5-3					HR		4	1	3	4	1	0	3			
<b>Jim Hickman, R</b> OBP: 0.449, SLG: 0.636 <b>Willie Smith, L</b> OBP: 0.311, SLG: 0.394 (6, 3)				HBP PB BB				K		1	1	1	0	3	0	0			
<b>Johnny Callison, L</b> OBP: 0.359, SLG: 0.404 (1, 9)	F5	P5		HBP BB				P6		4	0	1	1	1	0	5			
<b>Randy Hundley, R</b> OBP: 0.231, SLG: 0.327 (1, 2)			6-3					K		5	1	1	1	0	2	4			
<b>Cleo James, R</b> OBP: 0.295, SLG: 0.323 (1, 8)		FC5-4 SH2-4 1B	S 1B					P4		4	1	2	0	0	1	0			
<b>Ken Holtzman, R</b> OBP: 0.294, SLG: 0.313 (1, 1)		SH2-4	BB 1B		G6-4-3 HBP			K		4	0	2	1	0	1	3			
<b>Inning Stats</b>	R: 1 E: 0 K: 0 S: 5	H: 2 LOB: 2 BB: 1 P: 9	R: 4 E: 0 K: 0 S: 8	H: 5 LOB: 2 BB: 1 P: 12	R: 1 E: 0 K: 0 S: 6	H: 3 LOB: 3 BB: 1 P: 10	R: 0 E: 0 K: 1 S: 4	H: 0 LOB: 2 BB: 2 P: 13	R: 3 E: 0 K: 0 S: 6	H: 3 LOB: 1 BB: 1 P: 10	R: 0 E: 0 K: 1 S: 5	H: 0 LOB: 0 BB: 0 P: 5	R: 2 E: 0 K: 2 S: 9	H: 2 LOB: 1 BB: 1 P: 13	R: 0 E: 0 K: 1 S: 6	H: 1 LOB: 1 BB: 0 P: 6	1B: 9 2B: 3 3B: 1 HR: 3	SF: 0 SAC: 1 DP: 1 HBP: 1	WP: 0 PA: 47 PB: 1 SB: 2 CS: 0
<b>PITCHER</b> <b>Ron Reed, R</b> ERA: 6.53 <b>Rick Kester, R</b> ERA: 6.3 <b>Bob Priddy, R</b> ERA: 6.12 <b>Julio Navarro, R</b> ERA: 3.88 (1, 1)	IP: 1.2 WLS: L BF: 12 H: 5 R: 5 ER: 5 SO: 5 BB: 2 IBB: 0 HBP: 0 BLK: 0 WP: 0 HR: 1 S: 10 P: 18 ERA: 27.00 WHIP: 4.200															<b>PITCHER</b> IP: WLS: BF: H: R: ER: SO: BB: IBB: HBP: BLK: WP: HR: S: P: ERA: WHIP			

Atlanta Braves @ Chicago Cubs  
Wrigley Field, Chicago, IL  
Fri Jul 24, 1970, 3:33 AM CDT  
Att: 26,224 - Cloudy - 75 F

AB 38  
R 11  
H 16  
RBI 11  
BB 7  
SO 5  
LOB 24



Batter	1	2	3	4	5	6	7	8	9	AB	R	H	RBI	BB	SO	LOB	TOP					
Sonny Jackson, L (1,6) OBP: 0.364, SLG: 0.300	4-0 1B 4-3 BB		0-0 CS 1B			0-0 F8		4-0 BB 1B 2B BB	4-0 E 2B BB	2	2	1	0	3	0	0	<b>Atlanta Braves @ Chicago Cubs</b> Wrigley Field, Chicago, IL Sat Jul 25 1970, 3:33 AM CDT Att: 31,555 - Cloudy - 77 F					
Felix Milten, R (1,4) OBP: 0.337, SLG: 0.384	0-0 4-3		0-3 K			0-0 HR 1B		0-0 BB 2B 1B	0-0 P4	5	2	2	0	0	1	3						
Hank Aaron, R (1,9) OBP: 0.375, SLG: 0.607 Jimmie Hall, L (9, PR) OBP: 0.232, SLG: 0.260	0-0 2-3 1B			0-0 F2		0-0 HR 1-H		4-0 2B BB 1-2 2-3 1B BB	0-0 E5 2B 3-1	4	2	2	2	1	0	1						
Orlando Cepeda, R (1,3) Tommie Aaron, R (9,3) OBP: 0.313, SLG: 0.548	0-0 F2			0-0 FC6-3 2B		0-0 F8		0-0 BB 1B 2B	0-0 3-1 2B	5	1	3	3	0	0	2						
Tony Gonzalez, L (1,8) OBP: 0.325, SLG: 0.345	0-0 1-3			0-0 FC6-3 2-3		0-0 F8		0-0 1B 2-H 2-H 3-H 3-H	0-0 3-1 2B	5	0	1	3	0	0	5						
Mike Lum, L (1,7) OBP: 0.305, SLG: 0.426		0-0 4-3			0-0 6-3			0-0 BB BB 1-2 SF8-3-5 1B	0-0 HBP	4	1	2	0	0	0	0						
Clete Boyer, R (1,5) OBP: 0.294, SLG: 0.356		0-0 F9			0-0 1B			4-0 BB BB 1-2 SF8-3-5 BB	0-0 F9	4	0	1	0	1	0	3						
Bob Tillman, R (1,2) OBP: 0.281, SLG: 0.333		0-3 K			0-3 K			4-0 BB 1-2 2-3 BB		3	0	0	0	1	3	2						
Phil Niekro, R (1,1) OBP: 0.153, SLG: 0.179			0-0 6-3		0-0 4-3			0-0 SF8-3-5 2-3 3-H		3	0	0	1	0	0	2						
<b>Inning Stats</b>	R: 0 E: 0 K: 0 S: 4	H: 1 LOB: 2 BB: 1 P: 8	R: 0 E: 0 K: 1 S: 5	H: 0 LOB: 0 BB: 0 P: 5	R: 0 E: 0 K: 1 S: 5	H: 1 LOB: 0 BB: 0 P: 5	R: 0 E: 0 K: 0 S: 3	H: 1 LOB: 1 BB: 0 P: 3	R: 0 E: 0 K: 1 S: 6	H: 2 LOB: 0 BB: 0 P: 5	R: 0 E: 0 K: 1 S: 6	H: 1 LOB: 1 BB: 0 P: 6	R: 0 E: 0 K: 1 S: 6	H: 1 LOB: 1 BB: 0 P: 6	R: 5 E: 0 K: 0 S: 5	H: 4 LOB: 1 BB: 4 P: 21		R: 2 E: 1 K: 0 S: 5	H: 1 LOB: 2 BB: 1 P: 10	1B: 7 2B: 6 3B: 0 HR: 1	SF: 1 SAC: 0 DP: 2 HBP: 1	WP: 0 PB: 0 SB: 0 CS: 1
<b>PITCHER</b>	IP WLS BF H R ER SO BB IBB HBP BLK WP HR S P ERA WHIP																					
Fergie Jenkins, R (1,1) ERA: 4.03	7.0 L 31 9 6 6 4 3 0 0 0 0 0 1 36 48 7.71 1.714																					
Larry Gura, L (8,1) ERA: 3.0	0.1 3 2 0 0 0 1 0 0 0 0 0 0 2 6 0.00 9.000																					
Phil Regan, R (8,1) ERA: 4.61	1.2 9 1 3 2 0 2 0 1 0 0 0 0 6 15 10.80 1.800																					

Batter	1	2	3	4	5	6	7	8	9	AB	R	H	RBI	BB	SO	LOB	BOTTOM			
Don Kessinger, S (1,6) OBP: 0.330, SLG: 0.362	0-0 L8			0-0 6-3		0-0 F2			0-3 K	4	0	0	0	0	1	1	<b>Atlanta Braves @ Chicago Cubs</b> Wrigley Field, Chicago, IL Sat Jul 25 1970, 3:33 AM CDT Att: 31,555 - Cloudy - 77 F			
Glenn Beckert, R (1,4) Phil Gaetano, R (9,4) OBP: 0.224, SLG: 0.161	0-0 6-3			0-0 E6		0-0 5-3			0-3 K	3	0	0	0	0	1	1				
Billy Williams, L (1,7) OBP: 0.390, SLG: 0.608	0-0 3-1			0-0 FC5-4 1B						3	0	2	0	0	0	0				
Ron Santo, R (1,5) OBP: 0.338, SLG: 0.427		0-0 5-3		0-0 FC5-4 1-2						3	0	0	0	0	1	2				
Jim Hickman, R (1,3) OBP: 0.445, SLG: 0.630		0-3 K			0-3 K				0-0 G6-4-3	3	0	0	0	0	2	1				
Johnny Callison, L (1,9) OBP: 0.356, SLG: 0.400		0-0 F9			0-0 4-3				0-0 F7	3	0	0	0	0	0	0				
Randy Hundley, R (1,2) OBP: 0.218, SLG: 0.308			0-0 F5		0-0 F7				0-0 6-3	3	0	0	0	0	0	0				
Cleo James, R (1,8) OBP: 0.295, SLG: 0.318			0-3 K			1-0 HBP			0-0 5-3	2	0	0	0	0	1	0				
Fergie Jenkins, R (1,1) Larry Gura, S (8,1) Phil Regan, R (8,1) Willie Smith, L (9, PH) OBP: 0.308, SLG: 0.391			0-0 5-3			0-3 K				2	0	0	0	0	1	1				
<b>Inning Stats</b>	R: 0 E: 0 K: 0 S: 3	H: 0 LOB: 0 BB: 0 P: 3	R: 0 E: 0 K: 1 S: 5	H: 0 LOB: 0 BB: 0 P: 5	R: 0 E: 0 K: 1 S: 4	H: 1 LOB: 1 BB: 0 P: 4	R: 0 E: 0 K: 0 S: 5	H: 0 LOB: 0 BB: 0 P: 5	R: 0 E: 0 K: 1 S: 5	H: 0 LOB: 1 BB: 0 P: 6	R: 0 E: 0 K: 1 S: 5	H: 1 LOB: 0 BB: 0 P: 5	R: 0 E: 0 K: 0 S: 3	H: 0 LOB: 0 BB: 0 P: 3	R: 0 E: 0 K: 3 S: 9	H: 0 LOB: 0 BB: 0 P: 9		1B: 2 2B: 0 3B: 0 HR: 0	SF: 0 SAC: 0 DP: 1 HBP: 1	WP: 0 PB: 0 SB: 0 CS: 0
<b>PITCHER</b>	IP WLS BF H R ER SO BB IBB HBP BLK WP HR S P ERA WHIP																			
Phil Niekro, R (1,1) ERA: 4.15	9.0 W 29 2 0 0 8 0 0 1 0 0 0 0 44 45 0.00 0.222																			





Batter	1	2	3	4	5	6	7	8	9	AB	R	H	RBI	BB	SO	LOB	TOP										
<b>Sonny Jackson, L</b> (1, 6) OBP: 0.358, SLG: 0.301	0-0 6-3		0-0 FC4-6 1B		0-0 E 2B		0-0 L6		0-0 FC4 2B	5	2	2	0	0	0	2											
<b>Felix Milan, R</b> (1, 4) OBP: 0.338, SLG: 0.388	0-0 4-3		0-0 FC4-6 1-2		0-0 E4 2H		0-0 F8		0-0 1B 2B	5	1	1	1	0	0	2											
<b>Tony Gonzalez, L</b> (1, 8) OBP: 0.324, SLG: 0.343	0-0 6-3			0-0 HR 1B		0-0 P6		0-3 K	0-0 FC6-4 1B	5	1	2	1	0	1	1											
<b>Orlando Cepeda, R</b> (1, 3) OBP: 0.384, SLG: 0.562		0-0 FC6-4 1B		0-0 F7		0-0 1B		0-0 K	0-0 FC6-4	4	0	3	0	0	0	1											
<b>Tommie Aaron, R</b> (8, PR) OBP: 0.313, SLG: 0.548										0	1	0	0	0	0	0											
<b>Hank Aaron, R</b> (9, PH) OBP: 0.381, SLG: 0.598									1-2	1	0	0	0	0	0	1											
<b>Hal King, L</b> (1, 2) OBP: 0.390, SLG: 0.496		0-0 F8		0-0 HR		0-3 K		0-0 F7		4	1	1	2	0	1	3											
<b>Mike Lum, L</b> (1, 9) OBP: 0.309, SLG: 0.434		0-0 FC6-4 1-2		0-0 6-3		0-0 L7		0-0 K	2H	4	0	1	1	0	0	2											
<b>Jimmie Hall, L</b> (1, 7) OBP: 0.217, SLG: 0.241		0-0 F8		0-0 F7		0-0 F9		0-3 K		4	0	0	0	0	1	4											
<b>Bob Aspromonte, R</b> (1, 5) OBP: 0.267, SLG: 0.235			0-0 F8		4-0 L5-3 BB		0-0 1B		0-0 5-3	3	0	1	0	1	0	0											
<b>Don Cardwell, R</b> (1, 1) OBP: 0.125, SLG: 0.143			0-0 5-3		0-0 L5-3		0-0 L6		0-0 FC4 1B	0	0	0	0	0	0	0											
<b>George Stone, L</b> (1, 1) OBP: 0.288, SLG: 0.231										2	0	0	0	0	0	1											
<b>Clete Boyer, R</b> (7, PH) OBP: 0.293, SLG: 0.353										1	0	0	0	0	0	1											
<b>Julio Navarro, R</b> (7, 1) OBP: 0.250, SLG: 0.250										0	0	0	0	0	0	0											
<b>Gil Garrido, R</b> (9, PH) OBP: 0.312, SLG: 0.337										1	0	1	0	0	0	0											
<b>Inning Stats</b>	R: 0 E: 0 K: 0 S: 3	H: 0 LOB: 0 BB: 0 P: 3	R: 0 E: 0 K: 0 S: 4	H: 1 LOB: 1 BB: 0 P: 4	R: 0 E: 0 K: 0 S: 4	H: 1 LOB: 1 BB: 0 P: 4	R: 2 E: 0 K: 0 S: 5	H: 2 LOB: 0 BB: 0 P: 5	R: 1 E: 1 K: 0 S: 4	H: 1 LOB: 1 BB: 1 P: 8	R: 0 E: 0 K: 1 S: 6	H: 1 LOB: 1 BB: 0 P: 6	R: 0 E: 0 K: 0 S: 4	H: 1 LOB: 1 BB: 0 P: 4	R: 1 E: 0 K: 2 S: 9	H: 2 LOB: 2 BB: 0 P: 9	R: 2 E: 0 K: 0 S: 6	H: 3 LOB: 1 BB: 0 P: 6	1B: 7 2B: 4 3B: 1 HR: 1	SF: 0 SAC: 0 DP: 1 HBP: 0	WP: 0 PA: 40						
<b>PITCHER</b>	IP	WLS	BF	H	R	ER	SO	BB	IBB	HBP	BLK	WP	HR	S	P	ERA	WHIP										
<b>Jim Colborn, R</b> (1, 1) ERA: 2.89	7.0	W	29	7	3	2	1	1	0	0	0	0	1	30	34	2.57	1.143										
<b>Ken Holtzman, L</b> (8, 1) ERA: 3.72	1.2		10	5	3	3	2	0	0	0	0	0	0	14	14	16.20	3.000										
<b>Roberto Rodriguez, R</b> (9, 1) ERA: 5.25	0.1	S	1	0	0	0	0	0	0	0	0	0	0	1	1	0.00	0.000										

Atlanta Braves @ Chicago Cubs  
Wrigley Field, Chicago, IL  
Sun Jul 26 1970, 3:38 AM CDT  
Att: 39,189 - Unknown

AB 39  
R 6  
H 12  
RBI 5  
BB 1  
SO 3  
LOB 18



Batter	1	2	3	4	5	6	7	8	9	AB	R	H	RBI	BB	SO	LOB	BOTTOM										
<b>Don Kessinger, S</b> (1, 6) OBP: 0.327, SLG: 0.359				0-0 1B 2B		0-0 L5		0-0 F9		4	2	1	0	1	0	2											
<b>Glenn Beckert, R</b> (1, 4) OBP: 0.328, SLG: 0.349	0-0 HR 1B	0-0 3-1 2B		0-0 2H 1B		0-0 2B		0-0 1B		5	1	5	1	0	0	0											
<b>Billy Williams, L</b> (1, 7) OBP: 0.384, SLG: 0.605	0-0 HR 1B	0-0 3-1		0-0 P4		0-0 1-3		0-0 F9		5	1	1	3	0	0	3											
<b>Ron Santo, R</b> (1, 5) OBP: 0.338, SLG: 0.427	4-0 HR BB	0-3 K		0-0 P5		0-0 P4				3	1	0	0	1	1	2											
<b>Jim Hickman, R</b> (1, 8) OBP: 0.441, SLG: 0.639	0-0 HR 1B	0-0 6-3		0-0 5-3			0-3 K			4	1	1	2	0	1	1											
<b>Willie Smith, L</b> (1, 3) OBP: 0.320, SLG: 0.402	0-0 SH1-3 BB 1B		0-0 P5		4-0 WP 1B BB		0-0 S 2B			3	1	2	0	1	0	0											
<b>Johnny Callison, L</b> (1, 9) OBP: 0.353, SLG: 0.394	4-0 SH1-3 BB		0-0 3-1		0-0 HBP 1B		0-3 K			3	0	1	1	1	1	1											
<b>J.C. Martin, L</b> (1, 2) OBP: 0.323, SLG: 0.200	0-0 SH1-3		0-0 P5		1-0 HBP		0-0 F9			2	0	0	0	0	0	1											
<b>Jim Colborn, R</b> (1, 1) OBP: 0.250, SLG: 0.308	0-3 K			0-3 K				0-3 K		3	0	0	0	0	2	4											
<b>Ken Holtzman, R</b> (8, 1) OBP: 0.250, SLG: 0.308					6-3					1	0	0	0	0	1	0											
<b>Roberto Rodriguez, R</b> (9, 1) OBP: 0.222, SLG: 0.500										0	0	0	0	0	0	0											
<b>Inning Stats</b>	R: 5 E: 0 K: 1 S: 9	H: 4 LOB: 2 BB: 3 P: 21	R: 0 E: 0 K: 1 S: 6	H: 1 LOB: 1 BB: 0 P: 6	R: 0 E: 0 K: 0 S: 3	H: 0 LOB: 0 BB: 0 P: 3	R: 1 E: 0 K: 1 S: 6	H: 2 LOB: 0 BB: 0 P: 6	R: 1 E: 0 K: 0 S: 4	H: 1 LOB: 2 BB: 1 P: 9	R: 0 E: 0 K: 0 S: 4	H: 1 LOB: 1 BB: 0 P: 4	R: 0 E: 0 K: 2 S: 8	H: 1 LOB: 1 BB: 0 P: 8	R: 0 E: 0 K: 1 S: 6	H: 1 LOB: 1 BB: 0 P: 6	1B: 5 2B: 4 3B: 0 HR: 2	SF: 0 SAC: 1 DP: 0 HBP: 1	WP: 1 PA: 39								
<b>PITCHER</b>	IP	WLS	BF	H	R	ER	SO	BB	IBB	HBP	BLK	WP	HR	S	P	ERA	WHIP										
<b>Don Cardwell, R</b> (1, 1) ERA: 6.25	0.0	L	4	2	4	4	0	2	0	0	0	0	1	2	10												
<b>George Stone, L</b> (1, 1) ERA: 3.46	6.0		27	7	3	3	3	2	0	1	0	1	1	30	39	4.50	1.500										
<b>Julio Navarro, R</b> (7, 1) ERA: 2.89	2.0		8	2	0	0	3	0	0	0	0	0	0	14	14	0.00	1.000										

Atlanta Braves @ Chicago Cubs  
Wrigley Field, Chicago, IL  
Sun Jul 26 1970, 3:38 AM CDT  
Att: 39,189 - Unknown

AB 33  
R 7  
H 11  
RBI 7  
BB 4  
SO 6  
LOB 14



Batter	1	2	3	4	5	6	7	8	9	AB	R	H	RBI	BB	SO	LOB	TOP														
<b>Lou Brock, L</b> OBP: 0.362, SLG: 0.393 (1, 7)	4-0 S BB		4-0 FC 1B S BB	0-3 K		0-0 F9 1B 2B		0-3 K		3	2	1	0	2	2	0															
<b>Julian Javier, R</b> OBP: 0.284, SLG: 0.283 (1, 4)	0-0 F5		0-0 F9		0-0 F7	0-0 F9		0-0 F9		5	0	0	0	0	0	3															
<b>Carl Taylor, R</b> OBP: 0.364, SLG: 0.397 <b>Leron Lee, L</b> OBP: 0.284, SLG: 0.339 (8, 9)	4-0 BB		4-0 FC 1B S BB		0-0 BB 1B	4-0 1B BB		0-3 K		1	2	1	0	3	0	0															
<b>Dick Allen, R</b> OBP: 0.387, SLG: 0.576 <b>Joe Hague, L</b> OBP: 0.364, SLG: 0.405 (9, 3)	0-0 F5		0-3 K		4-0 1B BB	0-0 1B BB		0-3 K		4	1	1	1	1	2	4															
<b>Joe Torre, R</b> OBP: 0.382, SLG: 0.462 (1, 2)	0-0 F8		0-0 FC 1B		0-0 1B WP	0-0 P3		0-0 6-3		5	1	1	1	0	0	6															
<b>Vic Davallio, L</b> OBP: 0.364, SLG: 0.440 (1, 8)		0-0 6-3	0-0 1B		0-0 WP 1B		0-0 P6			4	0	2	3	0	0	0															
<b>Mike Shannon, R</b> OBP: 0.262, SLG: 0.261 (1, 5)		0-0 F8	0-0 F7		0-0 6-3		4-0 CS BB			3	0	0	0	1	0	3															
<b>Dal Maxvill, R</b> OBP: 0.307, SLG: 0.211 (1, 6)		0-0 E6		0-0 F9	0-0 F9		0-3 K			4	0	0	0	0	1	2															
<b>Bob Gibson, R</b> OBP: 0.373, SLG: 0.441 (1, 1)		0-0 F9		0-0 P6		0-0 5-3		0-0 3-1		4	0	0	0	0	0	1															
<b>Inning Stats</b>	R: 0 E: 0 K: 0 S: 3	H: 0 LOB: 2 BB: 2 P: 11	R: 0 E: 1 K: 0 S: 4	H: 0 LOB: 1 BB: 0 P: 4	R: 2 E: 0 K: 1 S: 7	H: 1 LOB: 2 BB: 2 P: 15	R: 0 E: 0 K: 1 S: 5	H: 0 LOB: 0 BB: 0 P: 5	R: 3 E: 0 K: 0 S: 6	H: 3 LOB: 1 BB: 1 P: 10	R: 1 E: 0 K: 0 S: 5	H: 2 LOB: 2 BB: 1 P: 9	R: 0 E: 0 K: 1 S: 4	H: 0 LOB: 0 BB: 1 P: 8	R: 0 E: 0 K: 2 S: 5	H: 0 LOB: 0 BB: 0 P: 5	R: 0 E: 0 K: 2 S: 7	H: 0 LOB: 0 BB: 0 P: 7	1B: 5 2B: 1 3B: 0 HR: 0	SF: 0 SAC: 0 DP: 0 HBP: 0	WP: 1 PB: 0 SB: 2 CS: 1	PA: 41									
<b>PITCHER</b>	IP	WLS	BF	H	R	ER	SO	BB	IBB	HBP	BLK	WP	HR	S	P	ERA	WHIP														
<b>Jim Nash, R</b> ERA: 4.02 <b>Bob Priddy, R</b> ERA: 6.04 <b>Julio Navarro, R</b> ERA: 2.61 <b>Hoyt Wilhelm, R</b> ERA: 3.16	(1, 1)		5.0	L	26	4	5	5	2	5	0	0	0	0	0	1	0	25	45	9.00	1.800										
	(6, 1)		2.0		9	2	1	1	1	2	0	0	0	0	0	0	0	9	17	4.50	2.000										
	(8, 1)		1.0		3	0	0	0	1	0	0	0	0	0	0	0	0	5	5	0.00	0.000										
	(9, 1)		1.0		3	0	0	0	2	0	0	0	0	0	0	0	0	7	7	0.00	0.000										

St. Louis Cardinals @ Atlanta Braves  
Atlanta Stadium, Atlanta, GA  
Tue Jul 28 1970, 7:05 PM EDT  
Att: 13,904 - Unknown

AB 34  
R 6  
H 6  
RBI 5  
BB 7  
SO 6  
LOB 19



Batter	1	2	3	4	5	6	7	8	9	AB	R	H	RBI	BB	SO	LOB	BOTTOM												
<b>Sonny Jackson, L</b> OBP: 0.355, SLG: 0.299 (1, 6)	0-0 F9		0-0 4-3			0-0 1B 1B	0-0 F8	0-0 P6		5	1	1	0	0	0	3													
<b>Felix Milten, R</b> OBP: 0.342, SLG: 0.391 (1, 4)	0-0 S 1B			0-0 6-3		0-0 2B 1B	0-0 1B 1B		0-0 6-3	5	1	3	0	0	0	0													
<b>Hank Aaron, R</b> OBP: 0.379, SLG: 0.592 (1, 9)	0-0 P4			0-0 4-3		0-0 2B 6-3 1B	0-0 P4		0-0 P4	5	1	1	1	0	0	3													
<b>Rico Carty, R</b> OBP: 0.449, SLG: 0.639 (1, 7)	0-3 K			0-3 K		0-0 F9	0-0 1B		0-3 K	5	0	1	1	0	3	3													
<b>Orlando Cepeda, R</b> OBP: 0.385, SLG: 0.564 (1, 3)		0-0 F3			0-0 1B 1B	0-0 1B 2B	0-0 F3			4	0	2	1	0	0	2													
<b>Tony Gonzalez, L</b> OBP: 0.321, SLG: 0.339 (1, 8)		0-0 6-3			0-0 F5	0-0 6-3		0-0 4-3		4	0	0	1	0	0	2													
<b>Hal King, L</b> OBP: 0.386, SLG: 0.483 (1, 2)		0-3 K			0-0 F5	0-0 BB		0-0 4-3		3	0	0	0	1	1	1													
<b>Clete Boyer, R</b> OBP: 0.295, SLG: 0.355 (1, 5)			0-0 F3		0-0 1B 1B	0-3 K		0-0 1B 1B		4	0	2	0	0	1	2													
<b>Jim Nash, R</b> OBP: 0.137, SLG: 0.224 <b>Jimmie Hall, L</b> OBP: 0.217, SLG: 0.236 <b>Bob Priddy, R</b> OBP: 0.333, SLG: 0.445 <b>Mike Lum, L</b> OBP: 0.333, SLG: 0.445 <b>Julio Navarro, R</b> OBP: 0.333, SLG: 0.445 <b>Tommy Aaron, R</b> OBP: 0.333, SLG: 0.445 <b>Hoyt Wilhelm, R</b> OBP: 0.333, SLG: 0.445 (1, 1) (5, PH) (6, 1) (7, PH) (8, PH) (9, 1)			0-3 K		0-3 K		0-0 1B 2B	0-0 1B		1	0	0	0	0	1	0													
<b>Inning Stats</b>	R: 0 E: 0 K: 1 S: 6	H: 1 LOB: 1 BB: 0 P: 6	R: 0 E: 0 K: 1 S: 5	H: 0 LOB: 0 BB: 0 P: 5	R: 0 E: 0 K: 1 S: 5	H: 0 LOB: 0 BB: 0 P: 5	R: 0 E: 0 K: 1 S: 7	H: 2 LOB: 2 BB: 0 P: 7	R: 3 E: 0 K: 1 S: 9	H: 4 LOB: 2 BB: 1 P: 13	R: 1 E: 0 K: 0 S: 6	H: 3 LOB: 0 BB: 0 P: 6	R: 0 E: 0 K: 0 S: 5	H: 2 LOB: 2 BB: 0 P: 5	R: 0 E: 0 K: 1 S: 5	H: 0 LOB: 0 BB: 0 P: 5	1B: 10 2B: 2 3B: 0 HR: 0	SF: 0 SAC: 0 DP: 0 HBP: 0	WP: 0 PB: 0 SB: 1 CS: 0	PA: 40									
<b>PITCHER</b>	IP	WLS	BF	H	R	ER	SO	BB	IBB	HBP	BLK	WP	HR	S	P	ERA	WHIP												
<b>Bob Gibson, R</b> ERA: 3.66	(1, 1)		9.0	W	40	12	4	4	7	1	0	0	0	0	0	53	57	4.00	1.444										

St. Louis Cardinals @ Atlanta Braves  
Atlanta Stadium, Atlanta, GA  
Tue Jul 28 1970, 7:05 PM EDT  
Att: 13,904 - Unknown

AB 39  
R 4  
H 12  
RBI 4  
BB 1  
SO 7  
LOB 18



Batter	1	2	3	4	5	6	7	8	9	AB	R	H	RBI	BB	SO	LOB	TOP										
Lou Brock, L OBP: 0.362, SLG: 0.401 (1, 7)	3-1	F8					WP 2B		F8	5	2	1	0	0	0	3											
Julian Javier, R OBP: 0.288, SLG: 0.301 (1, 4)	HR		K				4-3 2B		6-3	5	2	3	3	0	1	1											
Carl Taylor, R OBP: 0.356, SLG: 0.388 Leron Lee, L OBP: 0.284, SLG: 0.339 Jim Beauchamp, R OBP: 0.315, SLG: 0.328 (9, PH)	P4		4-3				6-3 1-2		4-3	4	0	0	0	0	0	2											
Dick Allen, R OBP: 0.388, SLG: 0.584 (1, 3)	2B		6-3				F8		F8	5	1	2	2	0	1	3											
Joe Torre, R OBP: 0.378, SLG: 0.458 (1, 2)	6-3						4-3		F9	4	0	0	0	0	0	1											
Vic Davalillo, L OBP: 0.353, SLG: 0.426 (1, 8)		F7					1-3		F7	4	0	0	0	0	0	0											
Mike Shannon, R OBP: 0.261, SLG: 0.261 (1, 5)		BB 1B					5-3		4-3	4	0	1	0	0	0	0											
Dal Maxvill, R OBP: 0.311, SLG: 0.214 Joe Hague, L OBP: 0.366, SLG: 0.419 (9, PH)		4-0 1-2 BB					1-3 3B 1B		4-3	2	1	1	0	1	0	0											
Mike Torrez, R OBP: 0.294, SLG: 0.320 Frank Linzy, R (7, 1) Jose Cardenal, R OBP: 0.366, SLG: 0.446 (9, PH)		0-3 K					1-3		E5 S 1B	3	0	0	0	0	2	3											
<b>Inning Stats</b>	R: 1 E: 0 K: 0 S: 5	H: 2 LOB: 1 BB: 0 P: 5	R: 0 E: 0 K: 1 S: 6	H: 1 LOB: 2 BB: 1 P: 10	R: 0 E: 0 K: 1 S: 5	H: 0 LOB: 0 BB: 0 P: 5	R: 0 E: 0 K: 0 S: 3	H: 0 LOB: 0 BB: 0 P: 3	R: 4 E: 0 K: 0 S: 7	H: 4 LOB: 0 BB: 0 P: 7	R: 0 E: 0 K: 0 S: 3	H: 0 LOB: 0 BB: 0 P: 3	R: 1 E: 0 K: 1 S: 7	H: 2 LOB: 1 BB: 0 P: 7	R: 0 E: 0 K: 0 S: 3	H: 0 LOB: 0 BB: 0 P: 3	R: 1 E: 1 K: 1 S: 7	H: 2 LOB: 2 BB: 1 P: 11	1B: 4 2B: 3 3B: 1 HR: 3	SF: 0 SAC: 0 DP: 0 HBP: 0	WP: 1 PB: 0 SB: 1 CS: 0	PA: 40					
<b>PITCHER</b>	IP	WLS	BF	H	R	ER	SO	BB	IBB	HBP	BLK	WP	HR	S	P	ERA	WHIP										
Ron Reed, R ERA: 6.7 (1, 1)	7.0	W	31	9	6	6	3	1	0	0	0	1	2	36	40	7.71	1.429										
Julio Navarro, R ERA: 3.18 (8, 1)	1.0		5	2	1	1	0	0	0	0	0	0	1	5	5	9.00	2.000										
George Stone, L ERA: 3.45 (9, 1)	0.2	S	3	0	0	0	0	1	0	0	0	0	0	2	6	0.00	1.500										
Hoyt Wilhelm, R ERA: 3.14 (9, 1)	0.1	S	1	0	0	0	1	0	0	0	0	0	0	3	3	0.00	0.000										

St. Louis Cardinals @ Atlanta Braves  
Atlanta Stadium, Atlanta, GA  
Wed Jul 29 1970, 7:05 PM EDT  
Att: 8,499 - Unknown


AB 38  
R 7  
H 11  
RBI 7  
BB 2  
SO 4  
LOB 13



Batter	1	2	3	4	5	6	7	8	9	AB	R	H	RBI	BB	SO	LOB	BOTTOM										
Felix Millan, R OBP: 0.343, SLG: 0.392 (1, 4)	G3		S 1B				E5 HR 1B			4	2	2	2	0	0	0											
Tony Gonzalez, L OBP: 0.325, SLG: 0.342 (1, 8)	6-3		S HR 1B				CS 1B		HR BB	3	2	2	1	1	0	0											
Hank Aaron, R OBP: 0.380, SLG: 0.609 (1, 9)	F8		1-H HR				F2 1-2		HR	4	2	2	5	0	0	1											
Rico Carty, R OBP: 0.450, SLG: 0.636 Julio Navarro, R OBP: 0.250, SLG: 0.250 George Stone, L OBP: 0.268, SLG: 0.231 Hoyt Wilhelm, R (9, 1)		1-3	P3				BB		FC4-6 1B	3	0	1	0	1	0	0											
Orlando Cepeda, R OBP: 0.381, SLG: 0.558 (1, 3)	6-3						K		FC4-6	4	0	0	0	0	1	2											
Hal King, L OBP: 0.389, SLG: 0.508 (1, 2)	F7						4-3		HR 1B	4	1	2	1	0	0	0											
Clete Boyer, R OBP: 0.297, SLG: 0.357 (1, 5)			CS 1B				6-3		HR 1B	4	1	2	0	0	0	1											
Gil Garrido, R OBP: 0.313, SLG: 0.341 (1, 6)							1-2 1B 2B		F9	3	1	1	0	0	0	0											
Ron Reed, R OBP: 0.063, SLG: 0.125 Mike Lum, L OBP: 0.311, SLG: 0.442 (7, PH)			L4				6-3		4-3	2	0	0	0	0	0	1											
<b>Inning Stats</b>	R: 0 E: 0 K: 0 S: 3	H: 0 LOB: 0 BB: 0 P: 3	R: 0 E: 0 K: 0 S: 3	H: 0 LOB: 0 BB: 0 P: 3	R: 4 E: 0 K: 0 S: 7	H: 5 LOB: 0 BB: 0 P: 7	R: 0 E: 0 K: 0 S: 3	H: 0 LOB: 0 BB: 0 P: 3	R: 0 E: 0 K: 1 S: 5	H: 1 LOB: 1 BB: 1 P: 9	R: 5 E: 1 K: 0 S: 8	H: 5 LOB: 1 BB: 1 P: 12	R: 0 E: 0 K: 0 S: 3	H: 1 LOB: 0 BB: 0 P: 3	1B: 8 2B: 2 3B: 0 HR: 3	SF: 0 SAC: 1 DP: 1 HBP: 0	WP: 0 PB: 0 SB: 0 CS: 2	PA: 35									
<b>PITCHER</b>	IP	WLS	BF	H	R	ER	SO	BB	IBB	HBP	BLK	WP	HR	S	P	ERA	WHIP										
Mike Torrez, R ERA: 3.88 (1, 1)	6.1		26	8	6	6	1	1	0	0	0	0	1	8	12	8.53	1.421										
Frank Linzy, R ERA: 4.5 (7, 1)	1.2	L	9	4	3	3	0	1	0	0	0	0	1	8	12	16.20	3.000										

St. Louis Cardinals @ Atlanta Braves  
Atlanta Stadium, Atlanta, GA  
Wed Jul 29 1970, 7:05 PM EDT  
Att: 8,499 - Unknown

AB 32  
R 9  
H 12  
RBI 9  
BB 2  
SO 1  
LOB 6





Batter	1	2	3	4	5	6	7	8	9	AB	R	H	RBI	BB	SO	LOB	TOP																			
Matty Alou, L OBP: 0.313, SLG: 0.343 (1, 8)	F3	6-3			F4		G6-3		F9	5	0	0	0	0	0	4	<b>Pittsburgh Pirates @ Atlanta Braves</b> Atlanta Stadium, Atlanta, GA Fri Jul 31 1970, 7:05 PM EDT Att: 12,196 - Unknown																			
Richie Hebner, L OBP: 0.337, SLG: 0.419 (1, 5)	G3		F2		BB		K		K	4	0	0	0	1	2	2																				
Al Oliver, L OBP: 0.314, SLG: 0.434 (1, 9)			G3		F5				4-3	4	0	1	0	0	0	1																				
Willie Stargell, L OBP: 0.316, SLG: 0.481 (1, 7)	6-3		K		K				BB	3	0	0	0	1	2	2																				
Manny Sanguillen, R OBP: 0.321, SLG: 0.431 (1, 2)		F6		4-3		F3		F9		4	0	0	0	0	0	1																				
Bob Robertson, R OBP: 0.364, SLG: 0.514 (1, 3)		HR		F2				5-3		4	1	2	1	0	0	1																				
Freddie Patek, R OBP: 0.370, SLG: 0.388 (1, 6)		1B SF8		2B		F8		F9		4	2	2	0	0	0	1																				
Bill Mazerowski, R OBP: 0.284, SLG: 0.325 Roberto Clemente, R OBP: 0.411, SLG: 0.574 (9, PR)						F4		E5		4	0	2	1	0	0	1																				
Jim Nelson, R OBP: 0.238, SLG: 0.211 Luke Walker, L OBP: 0.111, SLG: 0.111 Dave Cash, R OBP: 0.362, SLG: 0.478 Dick Colpaert, R OBP: 0.245 Joe Gibbon, R OBP: 0.337, SLG: 0.330 Johnny Jeter, R OBP: 0.301, SLG: 0.290 (7, PH) (7, PH) (8, PH) (9, PH)		SF8		K			G6-3		1-2	0	0	0	1	0	0	0																				
Inning Stats	R: 0 E: 0 K: 0 S: 4	H: 1 LOB: 1 BB: 0 P: 4	R: 2 E: 0 K: 0 S: 6	H: 3 LOB: 1 BB: 0 P: 6	R: 0 E: 0 K: 1 S: 5	H: 0 LOB: 0 BB: 0 P: 5	R: 1 E: 0 K: 1 S: 7	H: 2 LOB: 1 BB: 0 P: 7	R: 0 E: 0 K: 0 S: 5	H: 1 LOB: 1 BB: 0 P: 4	R: 0 E: 0 K: 1 S: 5	H: 1 LOB: 0 BB: 0 P: 5	R: 0 E: 0 K: 0 S: 3	H: 0 LOB: 1 BB: 1 P: 7	R: 0 E: 1 K: 1 S: 6	H: 0 LOB: 2 BB: 1 P: 10		1B: 4 2B: 3 3B: 0 HR: 1	SF: 1 SAC: 0 DP: 1 HBP: 0	WP: 0 PB: 0 SB: 0 CS: 0	PA: 38															
PITCHER	IP	WLS	BF	H	R	ER	SO	BB	IBB	HBP	BLK	WP	HR	S	P	ERA	WHIP	PITCHER		IP	WLS	BF	H	R	ER	SO	BB	IBB	HBP	BLK	WP	HR	S	P	ERA	WHIP
Pat Jarvis, R ERA: 3.41 (1, 1)	8.1	W	36	8	3	3	4	3	0	0	0	0	1	41	53	3.24	1.320																			
Hoyt Wilhelm, R ERA: 3.1 (9, 1)	0.2	S	2	0	0	0	1	0	0	0	0	0	0	4	4	0.00	0.000																			

AB 34  
R 3  
H 8  
RBI 3  
BB 3  
SO 5  
LOB 14



Batter	1	2	3	4	5	6	7	8	9	AB	R	H	RBI	BB	SO	LOB	BOTTOM																			
Felix Millan, R OBP: 0.340, SLG: 0.384 (1, 4)	F7	F7		K		6-3		G4-6-3		4	0	0	0	1	1	4	<b>Pittsburgh Pirates @ Atlanta Braves</b> Atlanta Stadium, Atlanta, GA Fri Jul 31 1970, 7:05 PM EDT Att: 12,196 - Unknown																			
Tony Gonzalez, L OBP: 0.326, SLG: 0.341 Rico Carty, R OBP: 0.450, SLG: 0.638 Jimmie Hall, L OBP: 0.213, SLG: 0.236 (1, 8) (8, PH) (9, 7)	3-1			K				G4-6-3		3	0	1	1	1	1	2																				
Hank Aaron, R OBP: 0.377, SLG: 0.599 (1, 9)	F2	5-3			HBP	5-3		5-3		4	0	1	0	0	0	3																				
Orlando Cepeda, R OBP: 0.384, SLG: 0.556 (1, 3)		SH		K		5-3		G3-6-3		3	1	1	0	1	1	1																				
Hal King, L OBP: 0.383, SLG: 0.496 (1, 2)		SH		F5		F8		G3-6-3		4	1	1	0	0	0	2																				
Clete Boyer, R OBP: 0.300, SLG: 0.366 (1, 5)		SH		6-3				F5		2	1	0	0	1	0	0																				
Mike Lum, L OBP: 0.333, SLG: 0.450 (9, 8)		SH				1B				2	1	2	2	1	0	0																				
Gil Garrido, R OBP: 0.312, SLG: 0.341 (1, 6)		SH				1B				3	0	2	1	0	0	3																				
Pat Jarvis, R OBP: 0.140, SLG: 0.143 Hoyt Wilhelm, R ERA: 5.31 (1, 1) (9, 1)		SH		F6		6-3		SH3		2	0	0	0	0	0	2																				
Inning Stats	R: 0 E: 0 K: 0 S: 3	H: 0 LOB: 0 BB: 0 P: 3	R: 4 E: 1 K: 0 S: 9	H: 4 LOB: 2 BB: 0 P: 9	R: 0 E: 0 K: 1 S: 5	H: 0 LOB: 0 BB: 0 P: 5	R: 0 E: 0 K: 2 S: 9	H: 2 LOB: 2 BB: 0 P: 9	R: 0 E: 0 K: 0 S: 4	H: 1 LOB: 3 BB: 1 P: 9	R: 0 E: 0 K: 0 S: 3	H: 0 LOB: 1 BB: 1 P: 7	R: 0 E: 0 K: 0 S: 2	H: 0 LOB: 0 BB: 1 P: 6	R: 0 E: 0 K: 0 S: 3	H: 1 LOB: 2 BB: 2 P: 11		1B: 8 2B: 0 3B: 0 HR: 0	SF: 1 SAC: 3 DP: 2 HBP: 1	WP: 0 PB: 0 SB: 0 CS: 0	PA: 38															
PITCHER	IP	WLS	BF	H	R	ER	SO	BB	IBB	HBP	BLK	WP	HR	S	P	ERA	WHIP	PITCHER		IP	WLS	BF	H	R	ER	SO	BB	IBB	HBP	BLK	WP	HR	S	P	ERA	WHIP
Jim Nelson, R ERA: 3.69 (1, 1)	1.2	L	11	4	4	2	0	0	0	0	0	0	0	22	31	0.00	0.923																			
Luke Walker, L ERA: 3.66 (2, 1)	4.1		19	3	0	0	3	1	1	1	0	0	0	4	16	0.00	2.250																			
Dick Colpaert, R ERA: 2.45 (7, 1)	1.1		7	1	0	0	0	2	1	0	0	0	0	4	1	0.00	0.000																			
Joe Gibbon, L ERA: 5.31 (8, 1)	0.2		1	0	0	0	0	0	0	0	0	0	0	1	1	0.00	0.000																			





Batter	1	2	3	4	5	6	7	8	9	AB	R	H	RBI	BB	SO	LOB	TOP										
<b>Johnny Jeter, R</b> OBP: 0.337, SLG: 0.349	1-1 6-3	1-0 3B			1-2 1-3		2-2 2B	1-1 F4		6	2	2	0	0	0	3	<b>Pittsburgh Pirates @ Atlanta Braves</b> Atlanta Stadium, Atlanta, GA Sat Aug 01 1970, 3:33 AM EDT Att: 28,333 - Unknown										
<b>Dave Cash, R</b> OBP: 0.385, SLG: 0.495	1-2 1B	0-0 F9	1-0 F9		4-2 BB		4-0 2B	4-1 G4-3-6		3	2	1	0	3	0	1											
<b>Al Oliver, L</b> OBP: 0.319, SLG: 0.438	1-0 1B	0-0 1B	4-0 FC5-4		1-3 K		2-0 1B	2-1 G4-3-6		4	3	2	2	1	1	2											
<b>Manny Sanguillen, R</b> OBP: 0.324, SLG: 0.432	1-0 1B	3-0 F9	1-3 K		0-0 F8		1-2 HR		0-2 2B	6	3	3	3	0	1	2											
<b>Bob Robertson, R</b> OBP: 0.375, SLG: 0.540	1-1 2B	0-1 HR	0-0 FC5-4		3-1 2B		2-1 1B		0-1 WP	6	4	5	3	0	0	1											
<b>Willie Stargell, L</b> OBP: 0.325, SLG: 0.518	2-0 2B	1-0 HR		3-1 F5		3-1 1B	1-1 HR		1-1 F8	6	5	5	6	0	0	0											
<b>Jose Pagan, R</b> OBP: 0.333, SLG: 0.388	1-0 2B	0-1 BB		1-0 F8		0-2 1B			0-2 F8	6	1	4	4	0	0	1											
<b>Gene Alley, R</b> OBP: 0.295, SLG: 0.367	0-1 F8	4-0 BB		2-0 6-3		0-2 F8	2-0 F5		0-3 K	5	0	0	0	1	1	3											
<b>Bruce Dal Canton, R</b> OBP: 0.357, SLG: 0.364	0-3 K	4-2 BB			0-1 F4				0-3 K	1	0	0	0	1	1	1											
<b>Inning Stats</b>	R: 5 E: 0 K: 1 S: 16	H: 5 LOB: 1 BB: 0 P: 24	R: 4 E: 0 K: 0 S: 15	H: 5 LOB: 3 BB: 2 P: 29	R: 0 E: 0 K: 1 S: 7	H: 0 LOB: 1 BB: 1 P: 13	R: 0 E: 0 K: 0 S: 4	H: 0 LOB: 0 BB: 0 P: 10	R: 0 E: 0 K: 1 S: 12	H: 0 LOB: 1 BB: 1 P: 18	R: 1 E: 0 K: 0 S: 11	H: 3 LOB: 1 BB: 0 P: 17	R: 7 E: 0 K: 1 S: 18	H: 6 LOB: 0 BB: 1 P: 33	R: 0 E: 0 K: 0 S: 5	H: 0 LOB: 0 BB: 1 P: 12	R: 3 E: 0 K: 2 S: 16	H: 3 LOB: 0 BB: 0 P: 17	1B: 8 2B: 7 3B: 3 HR: 4	SF: 0 SAC: 0 DP: 1 HBP: 1	WP: 1 PB: 0 SB: 0 CS: 0	PA: 54					
<b>PITCHER</b>	IP	WLS	BF	H	R	ER	SO	BB	IBB	HBP	BLK	WP	HR	S	P	ERA	WHIP										
<b>George Stone, L</b> ERA: 3.75	0.1	L	6	4	5	5	0	0	0	1	0	0	0	10	17	135.00	12.000										
<b>Don Cardwell, R</b> ERA: 7.09	1.1		12	6	4	4	1	1	1	0	0	0	1	19	33	27.00	5.250										
<b>Bob Priddy, R</b> ERA: 6.08	4.2		21	5	4	4	2	3	0	0	0	0	0	42	75	7.71	1.714										
<b>Julio Navarro, R</b> ERA: 6.0	0.2		6	4	4	4	1	0	0	0	0	0	3	12	19	54.00	6.000										
<b>Mike McQueen, L</b> ERA: 9.14	2.0		9	3	3	3	2	1	0	0	1	1	0	21	29	13.50	2.000										

Batter	1	2	3	4	5	6	7	8	9	AB	R	H	RBI	BB	SO	LOB	BOTTOM										
<b>Felix Millan, R</b> OBP: 0.343, SLG: 0.389	1-0 6-3	0-0 E7		0-1 FC4-6			0-0 E1			5	3	3	0	0	0	1	<b>Pittsburgh Pirates @ Atlanta Braves</b> Atlanta Stadium, Atlanta, GA Sat Aug 01 1970, 3:33 AM EDT Att: 28,333 - Unknown										
<b>Tony Gonzalez, L</b> OBP: 0.332, SLG: 0.354	4-1 HR	0-0 F9		2-1 HR			3-2 HR			4	3	3	3	1	0	1											
<b>Hank Aaron, R</b> OBP: 0.299, SLG: 0.618	1-0 HR	2-1 1B		0-1 F9			3-1 HR			4	2	3	5	0	0	0											
<b>Bob Aspromonte, R</b> OBP: 0.261, SLG: 0.229	1-0 HR	3-0 1B					1-1 HR			1	0	0	0	0	0	2											
<b>Rico Carty, R</b> OBP: 0.450, SLG: 0.644	0-0 BB	2-2 F2					0-0 HR			5	2	2	1	0	0	1											
<b>Orlando Cepeda, R</b> OBP: 0.382, SLG: 0.551	0-0 BB			1-3 K			2-3 K			5	0	1	0	0	2	0											
<b>Hal King, L</b> OBP: 0.383, SLG: 0.489	4-2 BB			0-0 F9			0-2 G5-4-3			4	0	1	0	1	0	0											
<b>Clete Boyer, R</b> OBP: 0.299, SLG: 0.366	1-0 SF8						0-1 G6-4-3			3	0	1	1	0	0	1											
<b>Mike McQueen, L</b> OBP: 0.333, SLG: 0.500							2-2 G5-4-3			0	0	0	0	0	0	0											
<b>Gil Garrido, R</b> OBP: 0.306, SLG: 0.335	1-2 F9			1-2 F8			0-0 G6-4-3			4	0	0	0	0	0	3											
<b>George Stone, L</b> OBP: 0.268, SLG: 0.231		2-3 K					0-3 K			0	0	0	0	0	0	0											
<b>Don Cardwell, R</b> OBP: 0.125, SLG: 0.143										0	0	0	0	0	0	0											
<b>Bob Priddy, R</b> OBP: 0.333, SLG: 0.273										3	0	1	0	0	2	0											
<b>Julio Navarro, R</b> OBP: 0.250, SLG: 0.250										0	0	0	0	0	0	0											
<b>Mike Lum, L</b> OBP: 0.331, SLG: 0.447										1	0	0	0	0	1	0											
<b>Inning Stats</b>	R: 3 E: 0 K: 0 S: 11	H: 3 LOB: 2 BB: 2 P: 23	R: 1 E: 1 K: 1 S: 11	H: 2 LOB: 1 BB: 0 P: 17	R: 0 E: 0 K: 0 S: 4	H: 0 LOB: 0 BB: 0 P: 4	R: 2 E: 0 K: 0 S: 13	H: 2 LOB: 0 BB: 0 P: 17	R: 0 E: 0 K: 1 S: 6	H: 1 LOB: 0 BB: 0 P: 6	R: 4 E: 1 K: 1 S: 16	H: 5 LOB: 0 BB: 0 P: 26	R: 0 E: 0 K: 1 S: 9	H: 2 LOB: 2 BB: 0 P: 11	R: 0 E: 0 K: 0 S: 8	H: 0 LOB: 0 BB: 0 P: 13	1B: 10 2B: 1 3B: 0 HR: 4	SF: 1 SAC: 0 DP: 2 HBP: 0	WP: 0 PB: 0 SB: 0 CS: 0	PA: 42							
<b>PITCHER</b>	IP	WLS	BF	H	R	ER	SO	BB	IBB	HBP	BLK	WP	HR	S	P	ERA	WHIP										
<b>Bruce Dal Canton, R</b> ERA: 3.77	2.0		13	5	4	3	1	2	0	0	0	0	0	22	40	13.50	3.500										
<b>Orlando Pena, R</b> ERA: 3.58	4.0	W	18	7	6	6	2	0	0	0	0	0	3	36	47	13.50	1.750										
<b>Dave Giusti, R</b> ERA: 2.43	3.0	S	11	3	0	0	2	0	0	0	0	0	0	26	37	0.00	1.000										

AB	47
R	20
H	22
RBI	18
BB	6
SO	6
LOB	14



Batter	1	2	3	4	5	6	7	8	9	AB	R	H	RBI	BB	SO	LOB	TOP					
<b>Johnny Jeter, R</b> OBP: 0.337, SLG: 0.382 (1.8)	5-3	HR	FC5			1B	F8		K	6	1	2	4	0	1	4	<b>Pittsburgh Pirates @ Atlanta Braves</b> Atlanta Stadium, Atlanta, GA Sun Aug 02 1970, 3:33 AM EDT Att: 15,227 - Unknown					
<b>Dave Cash, R</b> OBP: 0.382, SLG: 0.485 (1.4)	1B	6-3		K		1B	F7		F8	6	0	2	0	0	1	1						
<b>Al Oliver, L</b> OBP: 0.321, SLG: 0.440 (1.9)	F7	BB				G4-6-3	4-3			5	1	2	0	0	0	3						
<b>Willie Stargell, L</b> OBP: 0.332, SLG: 0.520 (1.7)	1B	BB		2B			F8			3	2	2	0	2	0	0						
<b>Manny Sanguillen, R</b> OBP: 0.322, SLG: 0.429 (1.2)	F3	F4		F4			HR		F7	5	1	1	0	0	0	6						
<b>Bob Robertson, R</b> OBP: 0.387, SLG: 0.576 (1.3)		HR	FC1-5	BB		2B	HR		G5-4-3	3	2	3	6	2	0	0						
<b>Jose Pagan, R</b> OBP: 0.336, SLG: 0.379 (1.5)		HR		F2		5-3			G5-4-3	3	1	0	0	2	0	3						
<b>Dave Giusti, R</b> OBP: 0.357, SLG: 0.364 (8.1)		BB					SH1-3			0	0	0	0	0	0	0						
<b>Gene Alley, R</b> OBP: 0.299, SLG: 0.369 (1.6)		F8		FC5	FC1-5		SH1-3		2-3	4	1	2	0	1	0	2						
<b>Dock Ellis, S</b> OBP: 0.148, SLG: 0.136 (1.1)				FC1-5		SH1-3			2-3	2	1	1	0	0	0	2						
<b>Joe Gibbon, R</b> OBP: 0.336, SLG: 0.418 (8.5)		HR				SH1-3				0	0	0	0	0	0	0						
<b>Richie Hebner, L</b> OBP: 0.336, SLG: 0.418 (8.5)		HR								1	0	0	0	0	0	1						
<b>Inning Stats</b>	R: 0 E: 0 K: 0 S: 5	H: 2 LOB: 2 BB: 0 P: 5	R: 4 E: 0 K: 0 S: 7	H: 4 LOB: 2 BB: 2 P: 15	R: 0 E: 0 K: 0 S: 3	H: 0 LOB: 2 BB: 2 P: 11	R: 2 E: 0 K: 1 S: 7	H: 2 LOB: 1 BB: 1 P: 11	R: 1 E: 0 K: 0 S: 5	H: 3 LOB: 1 BB: 0 P: 5	R: 3 E: 0 K: 0 S: 6	H: 3 LOB: 1 BB: 1 P: 10	R: 0 E: 0 K: 0 S: 3	H: 0 LOB: 0 BB: 0 P: 3	R: 0 E: 0 K: 0 S: 2	H: 0 LOB: 0 BB: 1 P: 6		R: 0 E: 0 K: 1 S: 6	H: 1 LOB: 1 BB: 0 P: 6	1B: 10 2B: 2 3B: 0 HR: 3	SF: 0 SAC: 2 DP: 2 HBP: 0	WP: 0 PB: 0 SB: 0 CS: 0
<b>PITCHER</b>	IP WLS BF H R ER SO BB IBB HBP BLK WP HR S P ERA WHIP																					
<b>Jim Nash, R</b> ERA: 4.28 (1.1)	3.2 L 24 8 6 6 1 4 1 0 0 0 0 2 21 41 14.73 3.273																					
<b>George Stone, L</b> ERA: 3.95 (4.1)	1.1 10 6 4 4 0 1 0 0 0 0 1 9 13 27.00 5.250																					
<b>Mike McQueen, L</b> ERA: 8.03 (6.1)	3.0 9 0 0 0 0 1 0 0 0 0 0 0 8 12 0.00 0.333																					
<b>Hoyt Wilhelm, R</b> ERA: 3.04 (9.1)	1.0 4 1 0 0 1 0 0 0 0 0 0 0 6 6 0.00 1.000																					

AB 38  
R 10  
H 15  
RBI 10  
BB 7  
SO 2  
LOB 22



Batter	1	2	3	4	5	6	7	8	9	AB	R	H	RBI	BB	SO	LOB	BOTTOM					
<b>Felix Millan, R</b> OBP: 0.346, SLG: 0.392 (1.4)	F9		1B				F9		HR	5	3	3	0	0	0	0	<b>Pittsburgh Pirates @ Atlanta Braves</b> Atlanta Stadium, Atlanta, GA Sun Aug 02 1970, 3:33 AM EDT Att: 15,227 - Unknown					
<b>Tony Gonzalez, L</b> OBP: 0.336, SLG: 0.356 (1.8)	FC6-4		HBP			HR	F8		F9	4	1	2	0	1	0	1						
<b>Hank Aaron, R</b> OBP: 0.382, SLG: 0.625 (1.9)							K			4	1	2	4	0	1	1						
<b>Jimmie Hall, L</b> OBP: 0.226, SLG: 0.304 (8.9)									HR	1	1	1	2	0	0	0						
<b>Rico Carty, R</b> OBP: 0.450, SLG: 0.642 (1.7)	FC6-4									1	0	0	0	0	0	1						
<b>Mike Lum, L</b> OBP: 0.336, SLG: 0.472 (3, PR) (4.7)										3	1	2	1	0	1	0						
<b>Orlando Cepeda, R</b> OBP: 0.383, SLG: 0.549 (1.3)										3	0	1	0	0	2	3						
<b>Hoyt Wilhelm, R</b> OBP: 0.258, SLG: 0.226 (9, PH)										0	0	0	0	0	0	0						
<b>Bob Aspromonte, R</b> OBP: 0.258, SLG: 0.226 (9, PH)										1	0	0	0	0	1	0						
<b>Hal King, L</b> OBP: 0.371, SLG: 0.471 (1.2)	G4-6-3						F7		4-3	5	0	0	0	0	1	3						
<b>Clete Boyer, R</b> OBP: 0.302, SLG: 0.368 (1.5)	6-3						F3			4	0	2	0	0	0	0						
<b>Gil Garrido, R</b> OBP: 0.301, SLG: 0.329 (1.6)							F4		F8	4	0	0	0	0	0	4						
<b>Jim Nash, R</b> OBP: 0.131, SLG: 0.220 (1.1)										1	0	0	0	0	1	0						
<b>George Stone, L</b> OBP: 0.263, SLG: 0.226 (4.1)										1	0	0	0	0	0	0						
<b>Mike McQueen, L</b> OBP: 0.286, SLG: 0.429 (6.1)										1	0	0	0	0	0	1						
<b>Tommie Aaron, R</b> OBP: 0.289, SLG: 0.486 (8, PH) (9.3)										1	0	0	0	0	0	3						
<b>Inning Stats</b>	R: 0 E: 0 K: 0 S: 4	H: 1 LOB: 1 BB: 0 P: 4	R: 0 E: 0 K: 0 S: 2	H: 0 LOB: 0 BB: 0 P: 3	R: 1 E: 0 K: 2 S: 10	H: 3 LOB: 3 BB: 0 P: 11	R: 0 E: 0 K: 0 S: 3	H: 0 LOB: 0 BB: 0 P: 3	R: 3 E: 0 K: 2 S: 9	H: 2 LOB: 0 BB: 1 P: 13	R: 0 E: 0 K: 0 S: 4	H: 1 LOB: 1 BB: 0 P: 4	R: 0 E: 0 K: 1 S: 5	H: 0 LOB: 0 BB: 0 P: 5	R: 0 E: 0 K: 1 S: 8	H: 3 LOB: 3 BB: 0 P: 8	R: 3 E: 0 K: 1 S: 8	H: 3 LOB: 0 BB: 0 P: 8	1B: 10 2B: 0 3B: 0 HR: 3	SF: 0 SAC: 0 DP: 1 HBP: 2	WP: 0 PB: 0 SB: 0 CS: 0	PA: 42
<b>PITCHER</b>	IP WLS BF H R ER SO BB IBB HBP BLK WP HR S P ERA WHIP																					
<b>Dock Ellis, R</b> ERA: 3.54 (1.1)	7.0 W 30 7 4 4 5 1 0 0 0 0 0 0 1 37 43 5.14 1.143																					
<b>Joe Gibbon, L</b> ERA: 5.23 (8.1)	0.1 4 3 0 0 1 0 0 0 0 0 0 0 6 6 0.00 9.000																					
<b>Dave Giusti, R</b> ERA: 2.74 (8.1)	1.2 S 8 3 3 3 1 0 0 0 0 0 0 2 10 10 16.20 1.800																					

AB 39  
R 7  
H 13  
RBI 7  
BB 1  
SO 7  
LOB 17



Batter	1	2	3	4	5	6	7	8	9	AB	R	H	RBI	BB	SO	LOB	TOP								
Oscar Brown, R OBP: 0.200, SLG: 0.400 (1, 8)	F7	4-3		1-3		4-3 2B		K		5	0	1	0	0	1	1	Atlanta Braves @ Houston Astros Astrodome, Houston, TX Mon Aug 03 1970, 8:05 PM EDT Unknown								
Felix Milan, R OBP: 0.346, SLG: 0.391 (1, 4)	E5 2B			6-3		4-3				4	1	1	1	1	0	1									
Hank Aaron, R OBP: 0.377, SLG: 0.616 (1, 9)	5-3	6-3 3H		K		F8		F7		5	0	0	0	0	1	4									
Orlando Cepeda, R OBP: 0.385, SLG: 0.559 (1, 3)	1B 2H		E9 1B					F7		4	3	2	2	1	0	1									
Clete Boyer, R OBP: 0.306, SLG: 0.369 (1, 5)	1B 2H		1B	1B 3H		5-3 BB		5-3		4	0	2	2	1	0	2									
Tommie Aaron, R OBP: 0.326, SLG: 0.488 (1, 7)	1-2 1B		1-2 1B		K			F9		4	0	2	0	1	1	1									
Bob Tillman, R OBP: 0.273, SLG: 0.321 (1, 2)	K		K		5-3			E5 FC6-4		4	0	0	0	0	2	5									
Hal King, L OBP: 0.375, SLG: 0.474 (9, PH)	K		K		1-2 1B			1-3 1B G6-4-3		1	0	1	0	0	0	0									
Gil Garrido, R OBP: 0.305, SLG: 0.332 (1, 6)		E 1B 1B	K		1-2 1B			FC6-4		4	1	2	0	0	1	3									
Bob Aspromonte, R OBP: 0.255, SLG: 0.224 (9, PH)			K		2-3 1B			1-2 1B G6-4-3		1	0	0	0	0	0	2									
Phil Niekro, R OBP: 0.154, SLG: 0.177 (1, 1)		P4 1-3	K		K			K		4	0	0	0	0	3	6									
Julio Navarro, R OBP: 0.250, SLG: 0.250 (7, 1)			K		K			K		0	0	0	0	0	0	0									
<b>Inning Stats</b>	R: 2 E: 1 K: 1 S: 9	H: 3 LOB: 2 BB: 0 P: 9	R: 1 E: 1 K: 0 S: 5	H: 2 LOB: 1 BB: 0 P: 5	R: 1 E: 1 K: 3 S: 12	H: 2 LOB: 2 BB: 0 P: 12	R: 0 E: 0 K: 1 S: 5	H: 0 LOB: 0 BB: 0 P: 5	R: 1 E: 0 K: 2 S: 9	H: 2 LOB: 2 BB: 1 P: 13	R: 0 E: 0 K: 0 S: 4	H: 1 LOB: 2 BB: 1 P: 8	R: 0 E: 1 K: 1 S: 6	H: 0 LOB: 1 BB: 0 P: 6	R: 0 E: 0 K: 1 S: 5	H: 0 LOB: 1 BB: 1 P: 9	R: 0 E: 0 K: 0 S: 3	H: 1 LOB: 1 BB: 1 P: 7	1B: 8 2B: 2 3B: 0 HR: 1	SF: 0 SAC: 0 DP: 1 HBP: 0	WP: 0 PB: 0 SB: 0 CS: 0	PA: 44			
<b>PITCHER</b>	IP WLS BF H R ER SO BB IBB HBP BLK WP HR S P ERA WHIP	IP WLS BF H R ER SO BB IBB HBP BLK WP HR S P ERA WHIP	IP WLS BF H R ER SO BB IBB HBP BLK WP HR S P ERA WHIP	IP WLS BF H R ER SO BB IBB HBP BLK WP HR S P ERA WHIP	IP WLS BF H R ER SO BB IBB HBP BLK WP HR S P ERA WHIP	IP WLS BF H R ER SO BB IBB HBP BLK WP HR S P ERA WHIP	IP WLS BF H R ER SO BB IBB HBP BLK WP HR S P ERA WHIP	IP WLS BF H R ER SO BB IBB HBP BLK WP HR S P ERA WHIP	IP WLS BF H R ER SO BB IBB HBP BLK WP HR S P ERA WHIP	IP WLS BF H R ER SO BB IBB HBP BLK WP HR S P ERA WHIP	IP WLS BF H R ER SO BB IBB HBP BLK WP HR S P ERA WHIP	IP WLS BF H R ER SO BB IBB HBP BLK WP HR S P ERA WHIP	IP WLS BF H R ER SO BB IBB HBP BLK WP HR S P ERA WHIP	IP WLS BF H R ER SO BB IBB HBP BLK WP HR S P ERA WHIP	IP WLS BF H R ER SO BB IBB HBP BLK WP HR S P ERA WHIP	IP WLS BF H R ER SO BB IBB HBP BLK WP HR S P ERA WHIP	IP WLS BF H R ER SO BB IBB HBP BLK WP HR S P ERA WHIP	IP WLS BF H R ER SO BB IBB HBP BLK WP HR S P ERA WHIP	IP WLS BF H R ER SO BB IBB HBP BLK WP HR S P ERA WHIP	IP WLS BF H R ER SO BB IBB HBP BLK WP HR S P ERA WHIP	IP WLS BF H R ER SO BB IBB HBP BLK WP HR S P ERA WHIP	IP WLS BF H R ER SO BB IBB HBP BLK WP HR S P ERA WHIP	IP WLS BF H R ER SO BB IBB HBP BLK WP HR S P ERA WHIP	IP WLS BF H R ER SO BB IBB HBP BLK WP HR S P ERA WHIP	IP WLS BF H R ER SO BB IBB HBP BLK WP HR S P ERA WHIP
Wade Blasingame, L ERA: 4.47 (1, 1)	2.0	15	7	4	0	1	0	0	0	0	0	0	0	0	17	17	0.00	3.500							
Jim Ray, R ERA: 3.89 (3, 1)	3.0	12	2	1	1	6	1	0	0	0	0	0	1	23	27	3.00	1.000								
George Culver, R ERA: 3.75 (6, 1)	3.1	W 15	1	0	0	2	3	0	0	0	0	0	0	16	28	0.00	1.200								
Denny Lemaster, L ERA: 4.47 (9, 1)	0.2	S 2	1	0	0	0	0	0	0	0	0	0	0	2	2	0.00	1.500								

Batter	1	2	3	4	5	6	7	8	9	AB	R	H	RBI	BB	SO	LOB	BOTTOM								
Jesus Alou, R OBP: 0.337, SLG: 0.383 (1, 9)	G3		5-3		1-3		SH2-5-3			3	0	0	0	0	0	0	Atlanta Braves @ Houston Astros Astrodome, Houston, TX Mon Aug 03 1970, 8:05 PM EDT Unknown								
Joe Morgan, L OBP: 0.412, SLG: 0.393 (1, 4)	P4		4-3			FC6-4 BB	S 1B			3	1	1	1	1	0	0									
Jimmy Wynn, R OBP: 0.400, SLG: 0.510 (1, 7)	F7		K			FC6-4 1B 1-2	1B BB			3	1	0	0	1	1	1									
Denis Menke, R OBP: 0.378, SLG: 0.421 (1, 6)		S HR HBP		G6-4-3 1B		1B	K			2	2	2	0	0	0	0									
Marty Martinez, S OBP: 0.294, SLG: 0.253 (7, 6)				G6-4-3 1B		1B	K			1	0	0	0	0	1	2									
Doug Rader, R OBP: 0.325, SLG: 0.435 (1, 5)		K		G6-4-3 1B		1B	E 1B			4	1	3	2	0	1	1									
Bob Watson, R OBP: 0.295, SLG: 0.428 (1, 3)		HR		G6-4-3		E 1B	1-3 2H 1B			4	1	2	3	0	0	4									
Cesar Cedeno, R OBP: 0.281, SLG: 0.490 (1, 8)		BLK S 1B		5-3		E6 G1-6-3	P6			4	0	1	1	0	0	2									
Johnny Edwards, L OBP: 0.265, SLG: 0.297 (1, 2)		K			K	G1-6-3	3-1			4	0	0	0	0	2	3									
Wade Blasingame, L ERA: 4.37 (1, 1)		P6			1-3		E5 1B			1	0	0	0	0	0	1									
Keith Lampard, L OBP: 0.281, SLG: 0.356 (5, PH)							4-3			1	0	0	0	0	0	0									
George Culver, R OBP: 0.190, SLG: 0.316 (6, 1)		1-3					1B			2	1	1	0	0	0	0									
Denny Lemaster, R OBP: 0.250, SLG: 0.238 (9, 1)							1B			0	0	0	0	0	0	0									
<b>Inning Stats</b>	R: 0 E: 0 K: 0 S: 3	H: 0 LOB: 0 BB: 0 P: 3	R: 2 E: 0 K: 2 S: 9	H: 2 LOB: 1 BB: 0 P: 10	R: 0 E: 0 K: 1 S: 5	H: 0 LOB: 0 BB: 0 P: 5	R: 0 E: 0 K: 0 S: 4	H: 2 LOB: 1 BB: 0 P: 4	R: 0 E: 0 K: 1 S: 5	H: 0 LOB: 0 BB: 0 P: 5	R: 3 E: 1 K: 0 S: 6	H: 3 LOB: 1 BB: 1 P: 10	R: 2 E: 1 K: 1 S: 8	H: 3 LOB: 2 BB: 1 P: 12	R: 0 E: 0 K: 0 S: 3	H: 0 LOB: 0 BB: 0 P: 3	R: 0 E: 0 K: 0 S: 3	H: 0 LOB: 0 BB: 0 P: 3	1B: 9 2B: 0 3B: 0 HR: 1	SF: 0 SAC: 1 DP: 2 HBP: 1	WP: 0 PB: 0 SB: 3 CS: 0	PA: 36			
<b>PITCHER</b>	IP WLS BF H R ER SO BB IBB HBP BLK WP HR S P ERA WHIP	IP WLS BF H R ER SO BB IBB HBP BLK WP HR S P ERA WHIP	IP WLS BF H R ER SO BB IBB HBP BLK WP HR S P ERA WHIP	IP WLS BF H R ER SO BB IBB HBP BLK WP HR S P ERA WHIP	IP WLS BF H R ER SO BB IBB HBP BLK WP HR S P ERA WHIP	IP WLS BF H R ER SO BB IBB HBP BLK WP HR S P ERA WHIP	IP WLS BF H R ER SO BB IBB HBP BLK WP HR S P ERA WHIP	IP WLS BF H R ER SO BB IBB HBP BLK WP HR S P ERA WHIP	IP WLS BF H R ER SO BB IBB HBP BLK WP HR S P ERA WHIP	IP WLS BF H R ER SO BB IBB HBP BLK WP HR S P ERA WHIP	IP WLS BF H R ER SO BB IBB HBP BLK WP HR S P ERA WHIP	IP WLS BF H R ER SO BB IBB HBP BLK WP HR S P ERA WHIP	IP WLS BF H R ER SO BB IBB HBP BLK WP HR S P ERA WHIP	IP WLS BF H R ER SO BB IBB HBP BLK WP HR S P ERA WHIP	IP WLS BF H R ER SO BB IBB HBP BLK WP HR S P ERA WHIP	IP WLS BF H R ER SO BB IBB HBP BLK WP HR S P ERA WHIP	IP WLS BF H R ER SO BB IBB HBP BLK WP HR S P ERA WHIP	IP WLS BF H R ER SO BB IBB HBP BLK WP HR S P ERA WHIP	IP WLS BF H R ER SO BB IBB HBP BLK WP HR S P ERA WHIP	IP WLS BF H R ER SO BB IBB HBP BLK WP HR S P ERA WHIP	IP WLS BF H R ER SO BB IBB HBP BLK WP HR S P ERA WHIP	IP WLS BF H R ER SO BB IBB HBP BLK WP HR S P ERA WHIP	IP WLS BF H R ER SO BB IBB HBP BLK WP HR S P ERA WHIP	IP WLS BF H R ER SO BB IBB HBP BLK WP HR S P ERA WHIP	IP WLS BF H R ER SO BB IBB HBP BLK WP HR S P ERA WHIP
Phil Niekro, R ERA: 4.37 (1, 1)	6.2	L 32	10	7	7	5	2	0	0	0	0	0	0	0	39	48	9.45	1.800							
Julio Navarro, R ERA: 5.4 (7, 1)	1.1	4	0	0	0	0	0	0	0	0	0	0	0	4	4	0.00	0.000								



Batter	1	2	3	4	5	6	7	8	9	AB	R	H	RBI	BB	SO	LOB	TOP									
<b>Felix Millan, R</b> OBP: 0.348, SLG: 0.393 (1,4)	0-0 K		0-0 SH 1B		0-0 2B 1B		0-0 K		0-0 1B 1B	5	1	3	0	0	0	0	<b>Atlanta Braves @ Houston Astros</b> Astrodome, Houston, TX Mon Aug 03 1970, 8:05 PM EDT Att: 23,443 - Unknown									
<b>Sonny Jackson, L</b> OBP: 0.357, SLG: 0.307 (1,6)	0-3 K		0-0 SH 1-2		0-0 None 1-H 2B		0-3 K		0-0 1-2 2-H 1B	4	0	2	1	0	2	0										
<b>Tony Gonzalez, L</b> OBP: 0.333, SLG: 0.352 (1,8)	0-0		0-0		0-0 2-3		0-0		0-0	4	0	0	0	0	0	2										
<b>Orlando Cepeda, R</b> OBP: 0.386, SLG: 0.565 (1,3)		0-0 HR	4-0 BB		0-0		0-0		0-0	3	1	1	1	1	0	1										
<b>Hal King, L</b> OBP: 0.378, SLG: 0.496 (1,2)	0-0 HR		0-3 K		0-0 1B 1B		0-0		0-0	4	1	2	1	0	1	2										
<b>Mike Lum, L</b> OBP: 0.335, SLG: 0.466 <b>Oscar Brown, R</b> OBP: 0.200, SLG: 0.400 (1,9) (8,9)	0-3 K			0-0 G4-6-3 1B		0-3 K		0-3 K		4	0	1	0	0	3	1										
<b>Clete Boyer, R</b> OBP: 0.305, SLG: 0.368 (1,5)	0-0		0-0 F		0-3 K		0-0 1B 1B		0-0 1B 1B	4	0	1	0	0	1	2										
<b>Jimmie Hall, L</b> OBP: 0.242, SLG: 0.317 (1,7)	0-0 1B		0-0 G4-6-3 1-2		0-0 1-2 1B		0-0 K		0-3 K	4	0	2	0	0	1	2										
<b>Ron Reed, R</b> OBP: 0.050, SLG: 0.100 (1,1)	0-3 K		0-0		0-0 1B		0-3 K		0-0 F	4	0	0	0	0	2	4										
<b>Inning Stats</b>	R: 0 E: 0 K: 1 S: 5	H: 0 LOB: 0 BB: 0 P: 5	R: 2 E: 0 K: 2 S: 10	H: 3 LOB: 1 BB: 0 P: 10	R: 0 E: 0 K: 1 S: 6	H: 1 LOB: 2 BB: 1 P: 10	R: 0 E: 0 K: 0 S: 3	H: 1 LOB: 0 BB: 0 P: 3	R: 1 E: 0 K: 0 S: 5	H: 2 LOB: 1 BB: 0 P: 5	R: 0 E: 0 K: 1 S: 5	H: 0 LOB: 0 BB: 0 P: 5	R: 0 E: 0 K: 1 S: 5	H: 0 LOB: 0 BB: 0 P: 5	R: 0 E: 0 K: 1 S: 7	H: 3 LOB: 2 BB: 0 P: 7		1B: 9 2B: 1 3B: 0 HR: 2	SF: 0 SAC: 1 DP: 1 HBP: 0	WP: 0 PB: 0 CS: 0	PA: 38					
<b>PITCHER</b> <b>Larry Dierker, R</b> ERA: 4.2 (1,1)	IP: 9.0 WLS: L BF: 38	H: 12 R: 3 ER: 3 SO: 10	BB: 1 IBB: 0 HBP: 0 BLK: 0	WP: 0 HR: 2 S: 57 P: 61	ERA: 3.00 WHIP: 1.444											ERA: 3.00 WHIP: 1.444										

Batter	1	2	3	4	5	6	7	8	9	AB	R	H	RBI	BB	SO	LOB	BOTTOM									
<b>Jesus Alou, R</b> OBP: 0.336, SLG: 0.381 <b>Cesar Geronimo, L</b> OBP: 0.500, SLG: 0.333 (1,9) (8, FR) (9, 9)	0-0 K		0-0		0-0		0-0		0-0 1B	4	0	1	0	0	0	0	<b>Atlanta Braves @ Houston Astros</b> Astrodome, Houston, TX Mon Aug 03 1970, 8:05 PM EDT Att: 23,443 - Unknown									
<b>Joe Morgan, L</b> OBP: 0.412, SLG: 0.392 (1,4)	0-0 S 1B		4-0 S BB		0-0		0-0		0-3 K	3	0	1	0	1	1	1										
<b>Jimmy Wynn, R</b> OBP: 0.399, SLG: 0.513 (1,7)	0-0 1-2		0-0 1-2		0-0 SF8 3B		0-0 K		0-3 K	4	1	1	0	0	1	3										
<b>Doug Rader, R</b> OBP: 0.321, SLG: 0.432 (1,5)	0-0		0-0		0-0 SF8		0-0 P		0-0 P	3	0	0	1	0	0	2										
<b>Bob Watson, R</b> OBP: 0.289, SLG: 0.420 (1,3)	0-0		0-0		0-0		0-0		0-0	4	0	0	0	0	0	0										
<b>Cesar Cedeno, R</b> OBP: 0.287, SLG: 0.409 (1,8)	0-0 E6		0-0 1B 2B		0-0 F8		0-0 1B		0-0 1B	4	0	2	0	0	0	0										
<b>Marty Martinez, S</b> OBP: 0.283, SLG: 0.253 (1,6)	0-3 K		0-0 2-3 1B		0-0 F9		0-0		0-0 F6	4	0	1	0	0	1	2										
<b>Johnny Edwards, L</b> OBP: 0.262, SLG: 0.293 (1,2)	0-0		0-0		0-0 K		0-0		0-0 F8	4	0	0	0	0	0	4										
<b>Larry Dierker, R</b> OBP: 0.145, SLG: 0.148 (1,1)	0-0		0-0		0-3 K		0-0		0-0	3	0	0	0	0	1	0										
<b>Inning Stats</b>	R: 0 E: 0 K: 0 S: 4	H: 1 LOB: 1 BB: 0 P: 4	R: 0 E: 1 K: 1 S: 6	H: 0 LOB: 1 BB: 0 P: 6	R: 0 E: 0 K: 0 S: 3	H: 0 LOB: 1 BB: 1 P: 7	R: 0 E: 0 K: 0 S: 5	H: 2 LOB: 2 BB: 0 P: 5	R: 0 E: 0 K: 1 S: 5	H: 0 LOB: 0 BB: 0 P: 5	R: 1 E: 0 K: 0 S: 4	H: 1 LOB: 0 BB: 0 P: 4	R: 0 E: 0 K: 2 S: 8	H: 0 LOB: 0 BB: 0 P: 8	R: 0 E: 0 K: 0 S: 4	H: 1 LOB: 1 BB: 0 P: 4		1B: 4 2B: 1 3B: 1 HR: 0	SF: 1 SAC: 0 DP: 0 HBP: 0	WP: 0 PB: 0 CS: 0	PA: 35					
<b>PITCHER</b> <b>Ron Reed, R</b> ERA: 5.79 (1,1)	IP: 9.0 WLS: W BF: 35	H: 6 R: 1 ER: 1 SO: 4	BB: 1 IBB: 0 HBP: 0 BLK: 0	WP: 0 HR: 0 S: 42 P: 46	ERA: 1.00 WHIP: 0.778											ERA: 1.00 WHIP: 0.778										





Batter	1	2	3	4	5	6	7	8	9	AB	R	H	RBI	BB	SO	LOB	TOP			
Felix Milan, R OBP: 0.350, SLG: 0.390 (1, 4)	L4		SH5-3		F5			6-3		3	0	0	0	0	0	1				
Tony Gonzalez, L OBP: 0.337, SLG: 0.363 (1, 8)	E6		F8			G5-4-3 1B			1B G4-6-3	4	1	2	0	0	0	1				
Hank Aaron, R OBP: 0.373, SLG: 0.570 Mike Lum, L OBP: 0.335, SLG: 0.464 (1, 9) (6, 9)	F9			F2		G5-4-3 1-2			1B G4-6-3	3	0	0	0	0	0	2				
Orlando Cepeda, R OBP: 0.386, SLG: 0.570 Tommie Aaron, R OBP: 0.319, SLG: 0.467 (1, 3) (6, 3)	4-3					3-1			1B G4-6-3	3	1	1	1	0	0	1				
Hal King, L OBP: 0.376, SLG: 0.476 (1, 2)		K		K					1B G4-6-3	3	0	0	0	1	2	0				
Jimmie Hall, L OBP: 0.229, SLG: 0.297 (1, 7)		G3		1-3					BB	4	0	0	0	0	0	1				
Bob Aspromonte, R OBP: 0.265, SLG: 0.237 (1, 5)		4-3							BB	3	0	1	0	0	0	0				
Gil Garrido, R OBP: 0.304, SLG: 0.331 (1, 6)			6-3			G5-4-3 1B			F9	3	0	0	0	0	0	1				
George Stone, L OBP: 0.276, SLG: 0.241 Don Cardwell, R OBP: 0.222, SLG: 0.250 Julio Navarro, R OBP: 0.200, SLG: 0.200 (1, 1) (4, 1) (5, 1)									K	1	0	1	0	0	0	0				
										1	0	1	0	0	0	0				
										1	0	0	0	0	1	0				
<b>Inning Stats</b>	R: 0 E: 1 K: 0 S: 4	H: 0 LOB: 1 BB: 0 P: 4	R: 0 E: 0 K: 1 S: 5	H: 0 LOB: 0 BB: 0 P: 5	R: 0 E: 0 K: 0 S: 4	H: 1 LOB: 1 BB: 0 P: 4	R: 1 E: 0 K: 1 S: 6	H: 1 LOB: 0 BB: 0 P: 6	R: 0 E: 0 K: 0 S: 4	H: 2 LOB: 1 BB: 0 P: 4	R: 0 E: 0 K: 0 S: 3	H: 0 LOB: 0 BB: 0 P: 3	R: 0 E: 0 K: 1 S: 5	H: 0 LOB: 0 BB: 0 P: 5	R: 1 E: 0 K: 0 S: 4	H: 2 LOB: 1 BB: 1 P: 8	1B: 6 2B: 0 3B: 0 HR: 1	SF: 0 SAC: 1 DP: 3 HBP: 0	WP: 0 PB: 0 SB: 0 CS: 0	PA: 33
<b>PITCHER</b> Alan Foster, R ERA: 3.77 (1, 1)	IP: 9.0 WLS: W BF: 33 H: 7 R: 2 ER: 2 SO: 3 BB: 1 IBB: 0 HBP: 0 BLK: 0 WP: 0 HR: 1 S: 38 P: 42 ERA: 2.00 WHIP: 0.889															<b>PITCHER</b>				

Atlanta Braves @ Los Angeles Dodgers  
Dodger Stadium, Los Angeles, CA  
Wed Aug 05 1970, 7:05 PM PDT  
Att: 18,094 - Unknown

AB 31  
R 2  
H 7  
RBI 1  
BB 1  
SO 3  
LOB 8



Batter	1	2	3	4	5	6	7	8	9	AB	R	H	RBI	BB	SO	LOB	BOTTOM			
Billy Grabarkewitz, R OBP: 0.424, SLG: 0.481 (1, 6)	F8			E4		5-3				3	2	1	0	2	0	1				
Manny Mota, R OBP: 0.388, SLG: 0.412 Len Gabrielson, L OBP: 0.207, SLG: 0.214 (1, 7) (7, 7)		BB		1-3					K	4	2	2	0	0	0	2				
Willie Davis, L OBP: 0.336, SLG: 0.438 Willie Crawford, L OBP: 0.307, SLG: 0.364 (1, 8) (6, 9)	1B			1-3					K	4	1	1	4	0	1	3				
Wes Parker, S OBP: 0.399, SLG: 0.490 Jim Lefebvre, S OBP: 0.325, SLG: 0.363 (1, 3) (4, PH) (5, 3)		BB							K	1	0	0	0	0	1	0				
Bill Sudakis, S OBP: 0.354, SLG: 0.459 (1, 5)									K	2	1	2	1	0	0	0				
Ted Sizemore, R OBP: 0.345, SLG: 0.324 (1, 4)									K	4	2	2	1	1	0	0				
Bill Russell, R OBP: 0.287, SLG: 0.400 (1, 9) (6, 8)									F7	5	1	1	2	0	0	3				
Jeff Torborg, R OBP: 0.305, SLG: 0.310 (1, 2)									F7	4	1	3	1	1	0	0				
Alan Foster, R OBP: 0.140, SLG: 0.104 (1, 1)									F6	4	1	3	1	1	0	0				
<b>Inning Stats</b>	R: 1 E: 0 K: 0 S: 6	H: 3 LOB: 2 BB: 0 P: 6	R: 1 E: 0 K: 0 S: 4	H: 1 LOB: 2 BB: 2 P: 12	R: 2 E: 0 K: 0 S: 6	H: 3 LOB: 1 BB: 0 P: 6	R: 4 E: 1 K: 1 S: 9	H: 4 LOB: 1 BB: 1 P: 13	R: 4 E: 0 K: 0 S: 6	H: 3 LOB: 0 BB: 1 P: 10	R: 0 E: 0 K: 1 S: 5	H: 0 LOB: 1 BB: 1 P: 9	R: 0 E: 0 K: 2 S: 7	H: 0 LOB: 0 BB: 0 P: 7	R: 0 E: 0 K: 0 S: 3	H: 0 LOB: 0 BB: 0 P: 3	1B: 8 2B: 2 3B: 3 HR: 1	SF: 2 SAC: 0 DP: 0 HBP: 0	WP: 0 PB: 0 SB: 1 CS: 0	PA: 43
<b>PITCHER</b> George Stone, L ERA: 4.19 Don Cardwell, R ERA: 8.74 Julio Navarro, R ERA: 4.15 (1, 1) (4, 1) (5, 1)	IP: 3.0 WLS: L BF: 19 H: 8 R: 7 ER: 7 SO: 1 BB: 2 IBB: 0 HBP: 0 BLK: 1 WP: 0 HR: 0 S: 17 P: 25 ERA: 15.00 WHIP: 3.333															<b>PITCHER</b>				

Atlanta Braves @ Los Angeles Dodgers  
Dodger Stadium, Los Angeles, CA  
Wed Aug 05 1970, 7:05 PM PDT  
Att: 18,094 - Unknown

AB 36  
R 12  
H 14  
RBI 11  
BB 5  
SO 4  
LOB 13



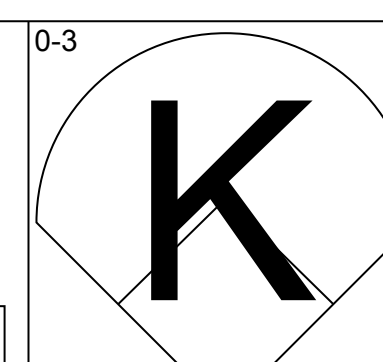
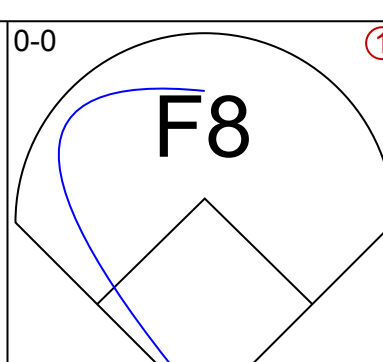
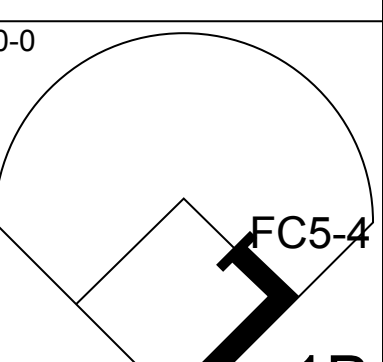
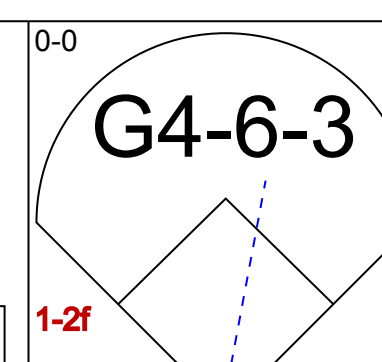
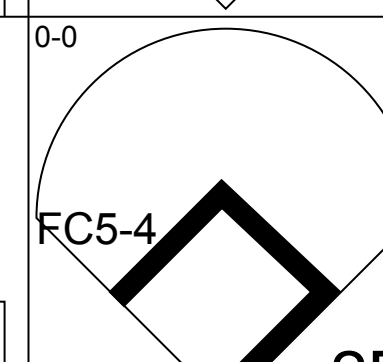
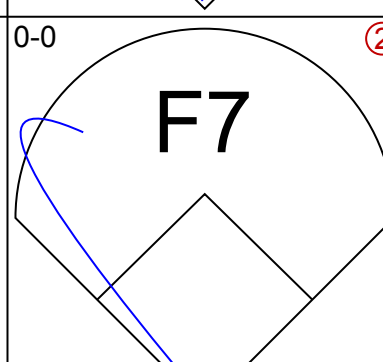
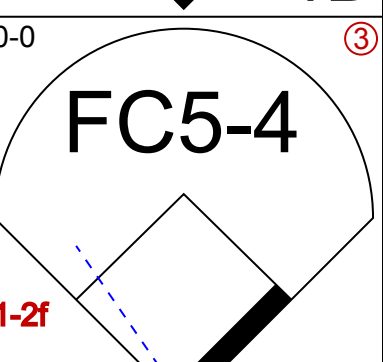
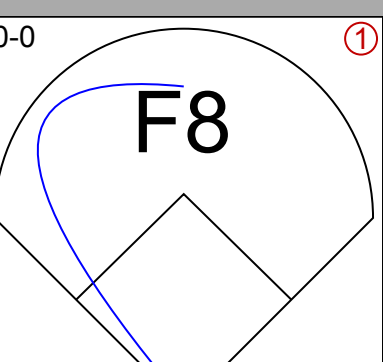
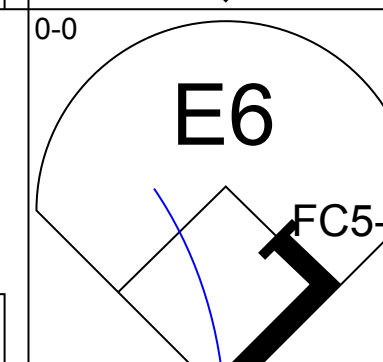
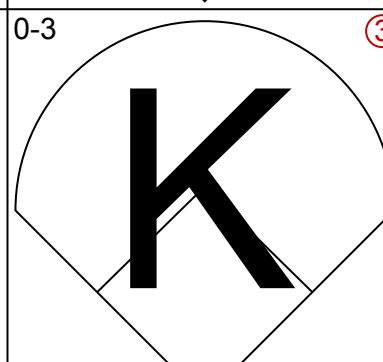
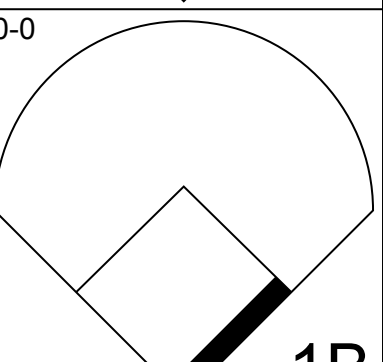
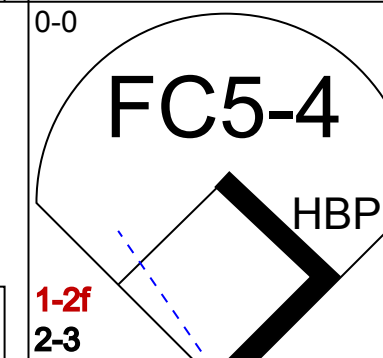
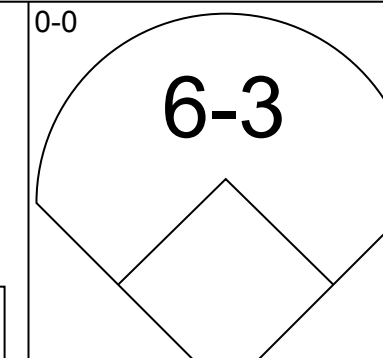
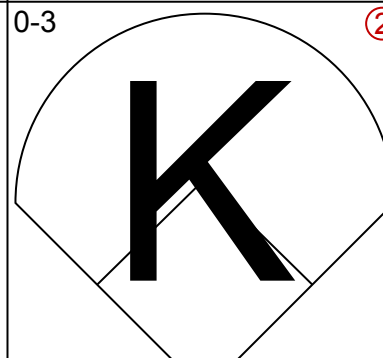
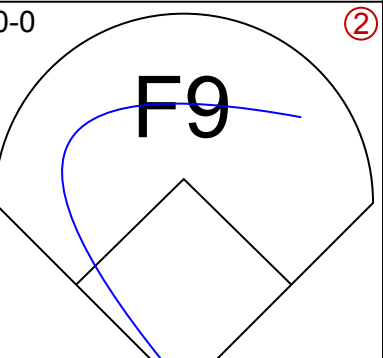
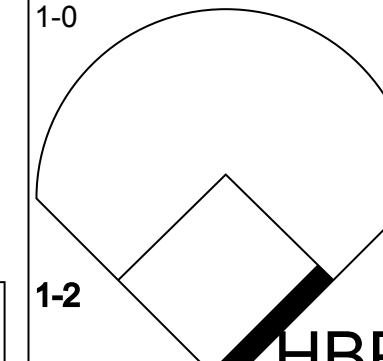
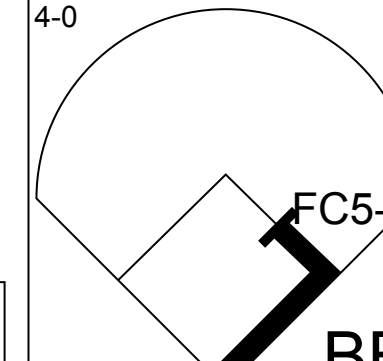
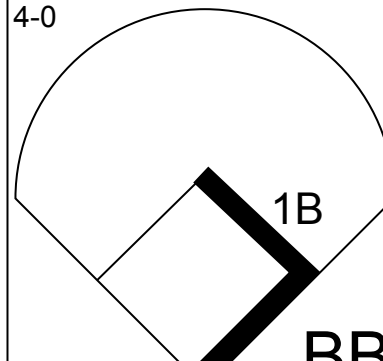
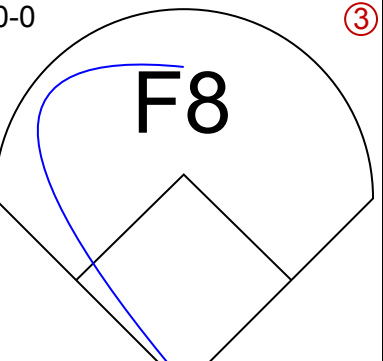
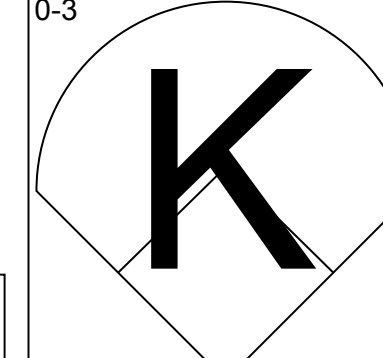
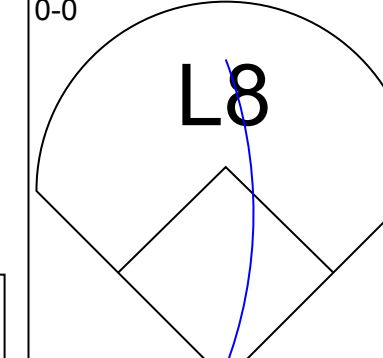
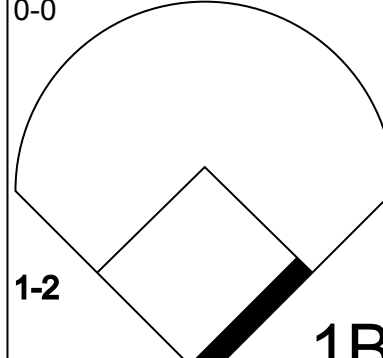
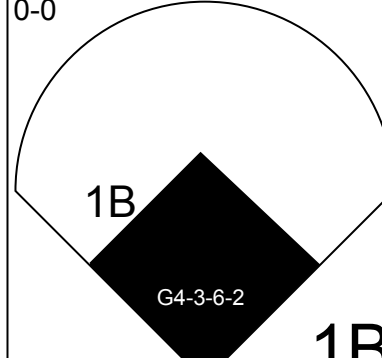
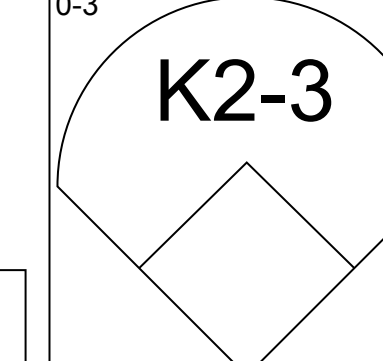
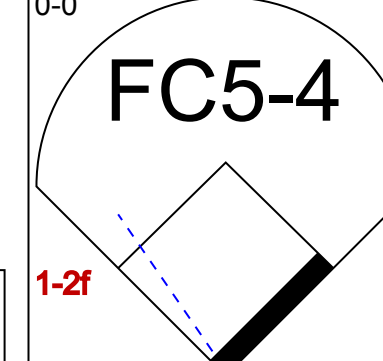
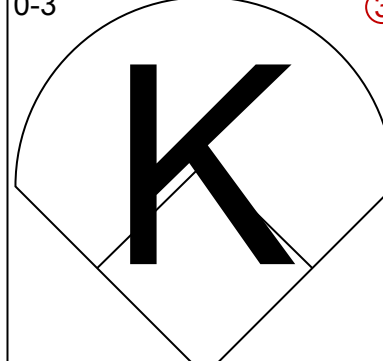
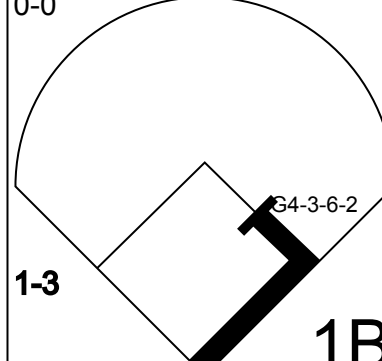
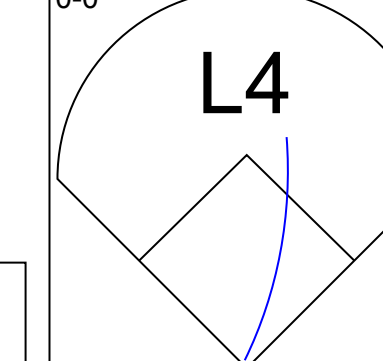
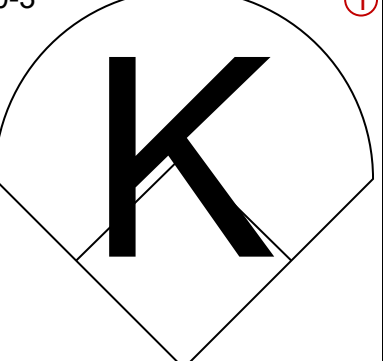
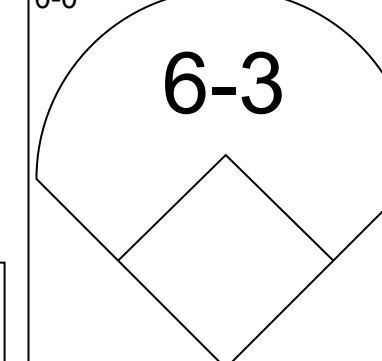
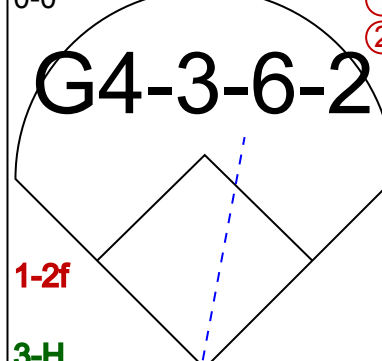
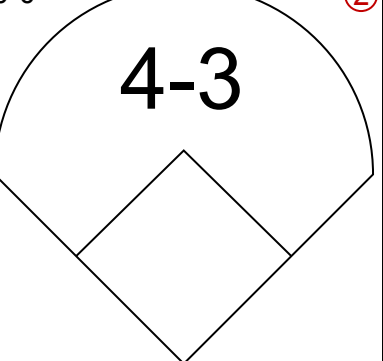
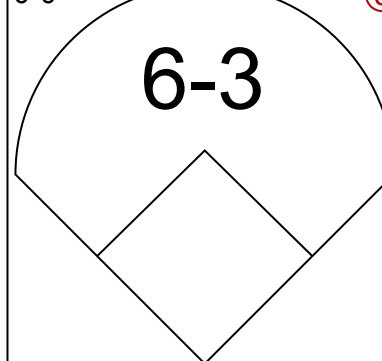
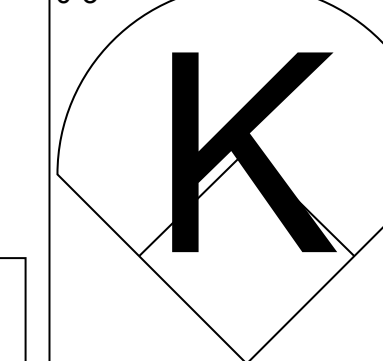
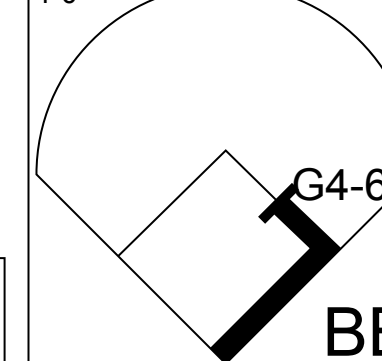
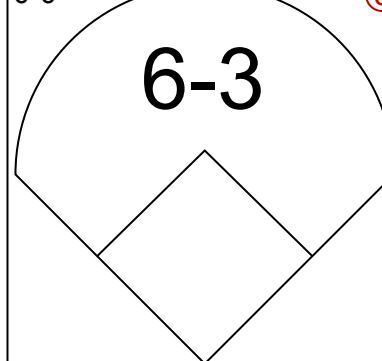
Batter	1	2	3	4	5	6	7	8	9	AB R H RBI BB SO LOB	TOP											
Oscar Brown, R (1, 8) OBP: 0.400, SLG: 0.500 Tony Gonzalez, L (4, FR) OBP: 0.335, SLG: 0.361 (4, 8)	0-0 1B 2B	0-0 SF9		0-0 BB 1B		0-0 5-3			0-3 K	2 1 2 1 0 0 0 2 0 0 0 0 1 0	<b>Atlanta Braves @ Los Angeles Dodgers</b> Dodger Stadium, Los Angeles, CA Thu Aug 06 1970, 7:05 PM PDT Att: 20,181 - Unknown											
Felix Milten, R (1, 4) OBP: 0.357, SLG: 0.402	0-0 1-2 2B 1B	0-0 1-3 2B		0-0 BB 1B			0-0 1-3 1B		0-0 2B	5 0 5 2 0 0 0												
Hank Aaron, R (1, 9) OBP: 0.373, SLG: 0.605	0-0 1-2 2B	0-0 F3		0-0 FC6-4 BB			0-0 F7		0-0 5-3	4 0 1 1 1 0 4												
Orlando Cepeda, R (1, 3) OBP: 0.386, SLG: 0.567	0-3 K		0-0 G6-3 1B		0-0 FC6-4		0-0 1-3		4-0 IBB	4 0 1 0 1 1 5												
Tommie Aaron, R (1, 7) OBP: 0.300, SLG: 0.438 Mike Lum, L (7, PH) OBP: 0.331, SLG: 0.458 (7, 7)	0-0 5-3		0-0 G6-3		0-0 5-3		0-0 G3		0-0 F7	3 0 0 0 0 0 2 2 0 0 0 0 0 3												
Clete Boyer, R (1, 5) OBP: 0.305, SLG: 0.366		0-3 K	0-0 6-3		0-0 6-3			0-0 1B 1B		4 0 1 0 0 1 0												
Bob Tillman, R (1, 2) OBP: 0.273, SLG: 0.319		0-0 1B E SF9 1B		0-3 K	0-0 4-3			0-3 K		4 1 1 0 0 2 1												
Gil Garrido, R (1, 6) OBP: 0.307, SLG: 0.333		0-0 E5 SF9 1B 2B		0-0 1B 1B		0-0 6-3		0-0 1B		4 2 2 0 0 0 1												
Jim Nash, R (1, 1) OBP: 0.141, SLG: 0.226 Hoyt Wilhelm, R (6, 1)		0-0 2B 1B		0-0 F5		0-3 K		0-3 K		3 0 1 0 0 1 1 1 0 0 0 0 1 1												
<b>Inning Stats</b>	R: 1 E: 0 K: 1 S: 7	H: 3 LOB: 1 BB: 0 P: 7	R: 2 E: 1 K: 1 S: 9	H: 3 LOB: 2 BB: 0 P: 9	R: 0 E: 0 K: 0 S: 3	H: 1 LOB: 0 BB: 0 P: 3	R: 1 E: 0 K: 1 S: 8	H: 3 LOB: 3 BB: 1 P: 12	R: 0 E: 0 K: 0 S: 3	H: 0 LOB: 0 BB: 0 P: 3		R: 0 E: 0 K: 1 S: 5	H: 0 LOB: 0 BB: 0 P: 5	R: 0 E: 0 K: 0 S: 4	H: 1 LOB: 1 BB: 0 P: 4	R: 0 E: 0 K: 2 S: 8	H: 2 LOB: 1 BB: 0 P: 8	R: 0 E: 0 K: 1 S: 6	H: 1 LOB: 2 BB: 1 P: 10	1B: 11 2B: 3 3B: 0 HR: 0	SF: 1 SAC: 0 DP: 1 HBP: 0	WP: 0 PB: 0 SB: 1 CS: 0
<b>PITCHER</b>	IP WLS BF H R ER SO BB IBB HBP BLK WP HR S P ERA WHIP											IP WLS BF H R ER SO BB IBB HBP BLK WP HR S P ERA WHIP										
Claude Osteen, L (1, 1) ERA: 3.42	3.2 L 20 10 4 2 3 0 0 0 0 0 0 0 26 26 4.91 2.727																					
Ray Lamb, R (4, 1) ERA: 3.31	2.1 8 0 0 0 1 1 0 0 0 0 0 0 9 13 0.00 0.429																					
Pete Mikkelsen, R (7, 1) ERA: 3.22	2.0 8 3 0 0 2 0 0 0 0 0 0 0 12 12 0.00 1.500																					
Jim Brewer, L (9, 1) ERA: 3.04	1.0 5 1 0 0 1 0 1 0 0 0 0 0 6 10 0.00 1.000																					

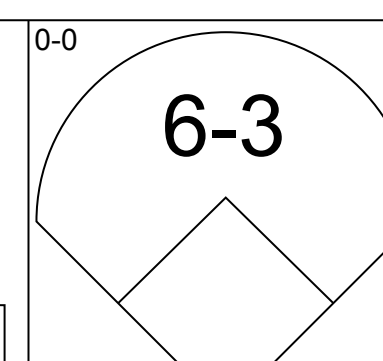
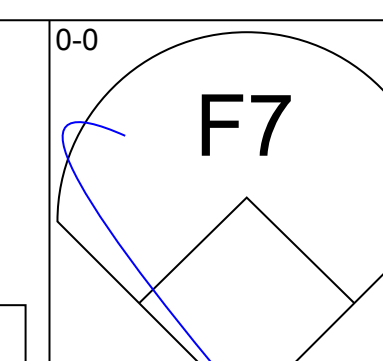
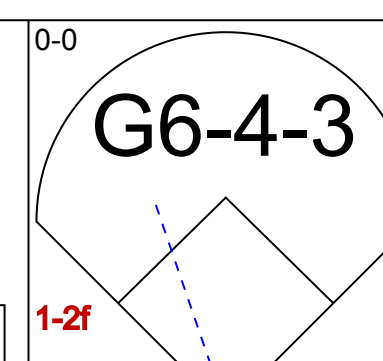
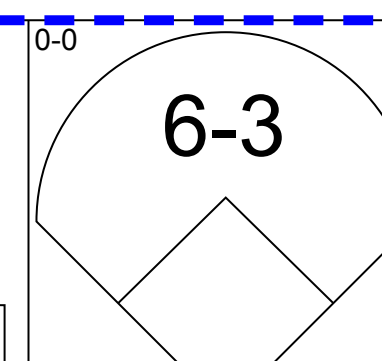
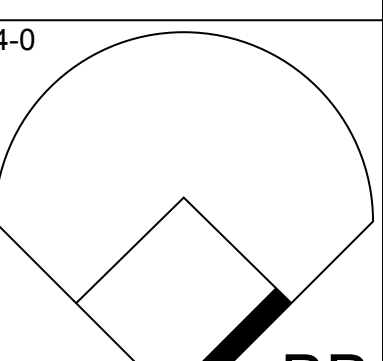
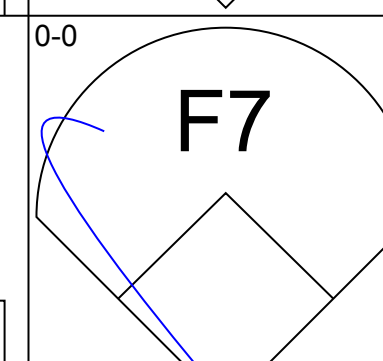
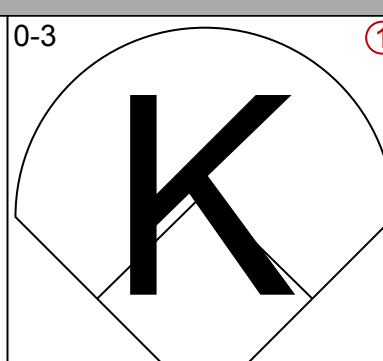
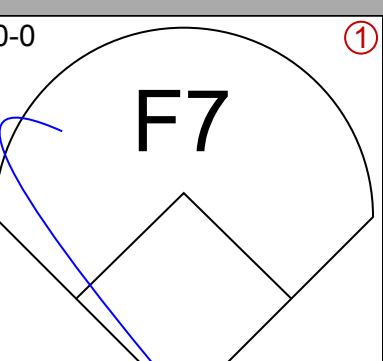
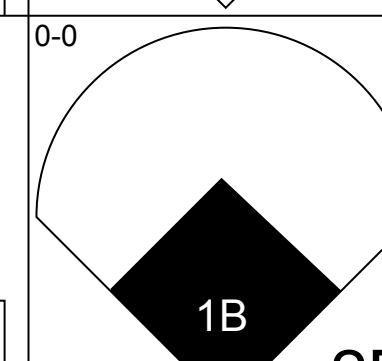
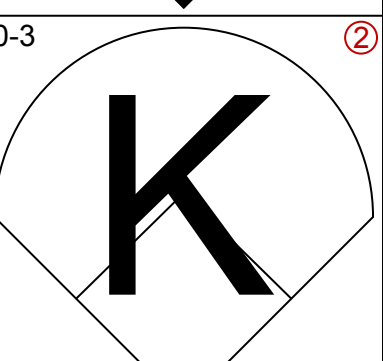
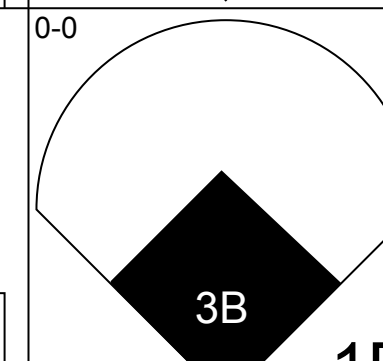
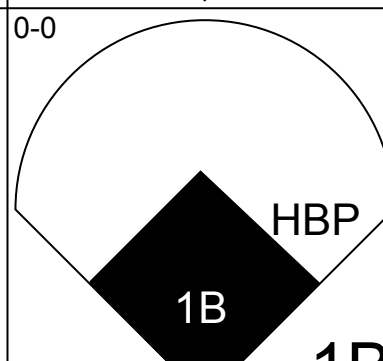
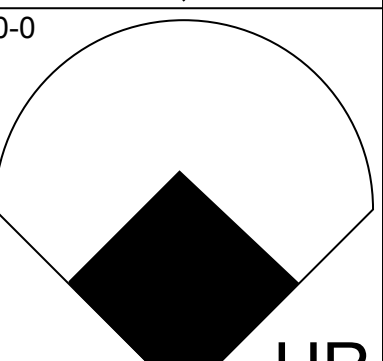
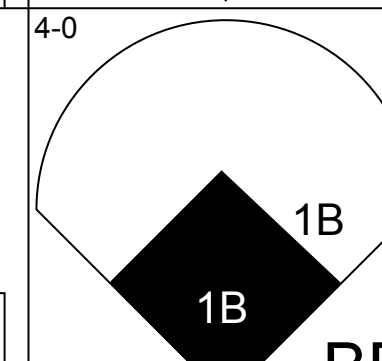
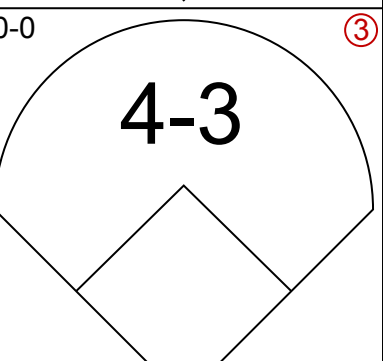
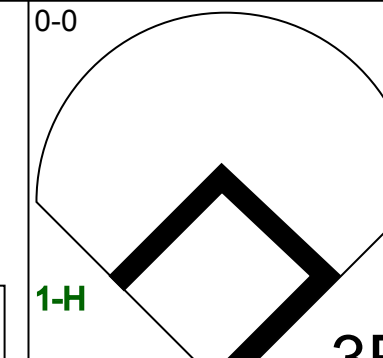
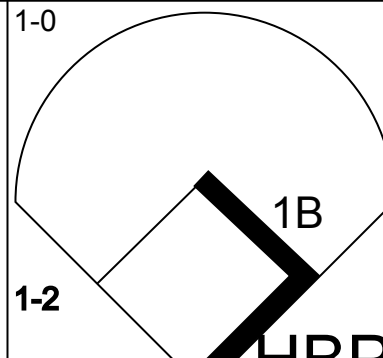
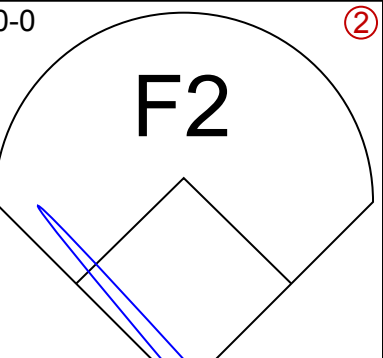
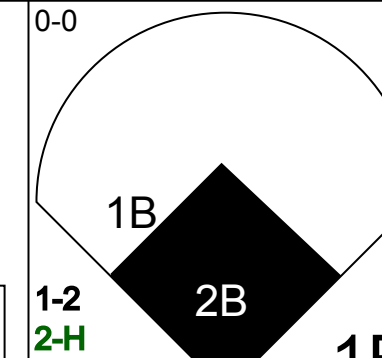
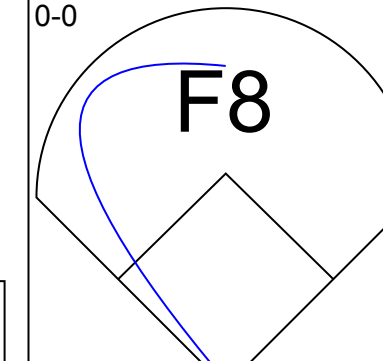
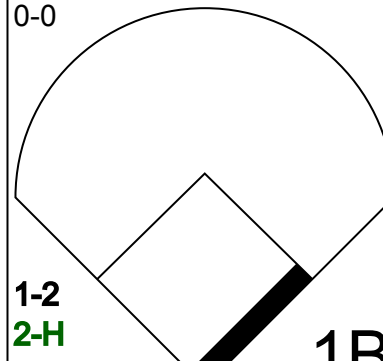
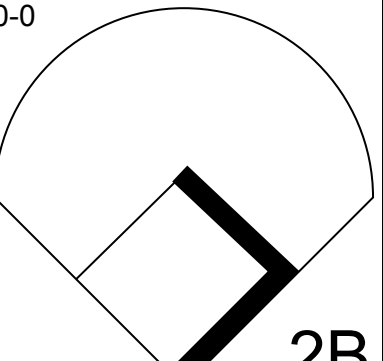
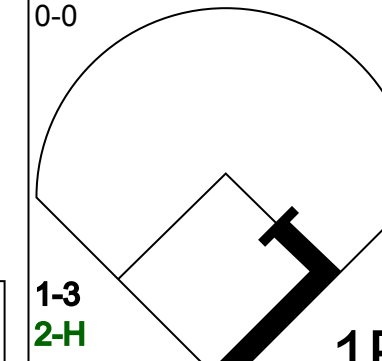


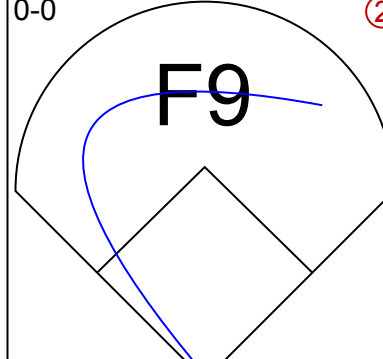
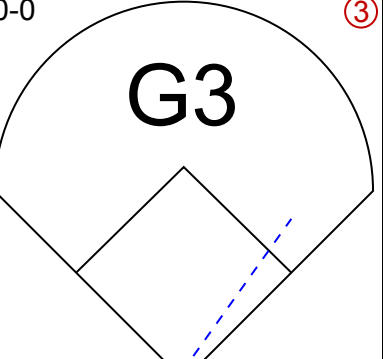
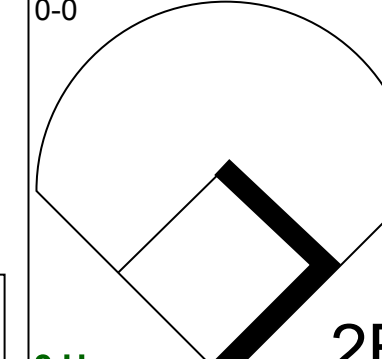
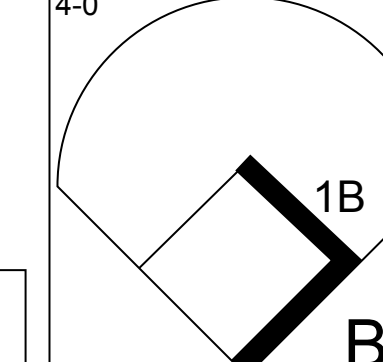
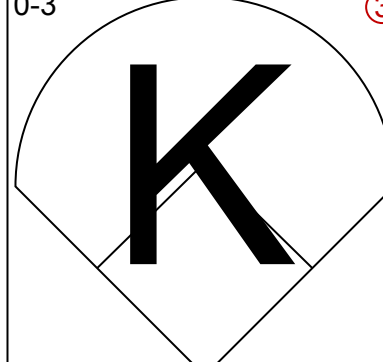

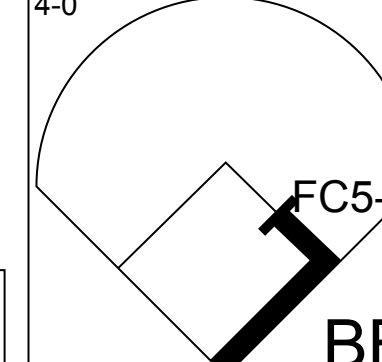
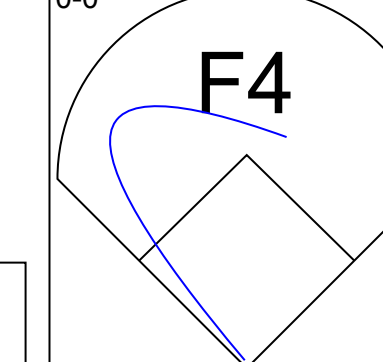

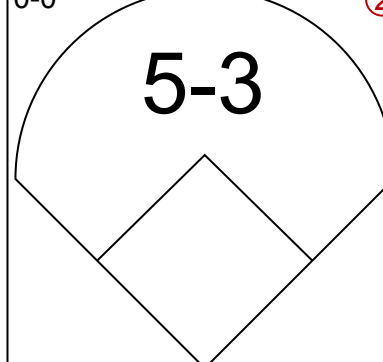
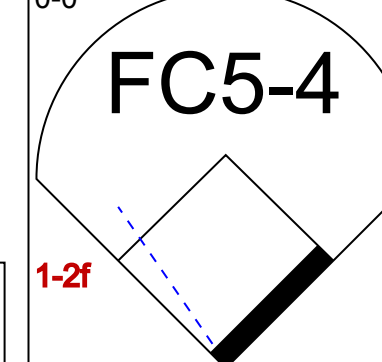
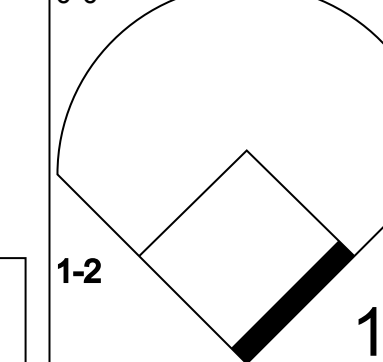
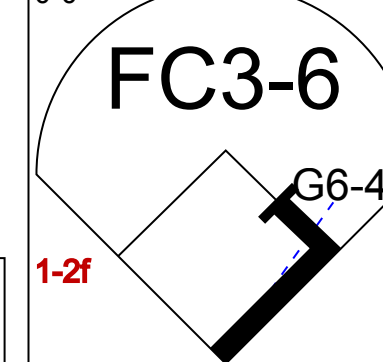
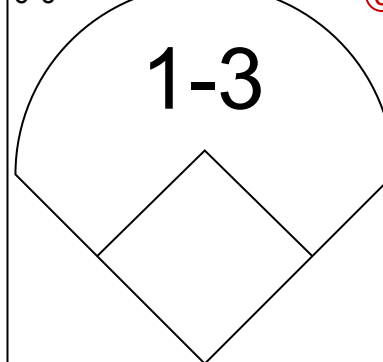

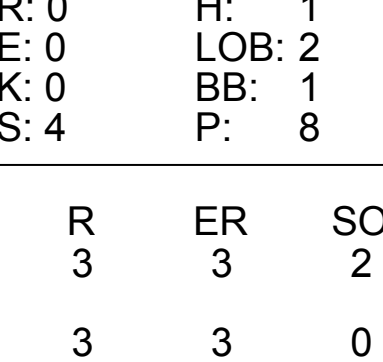
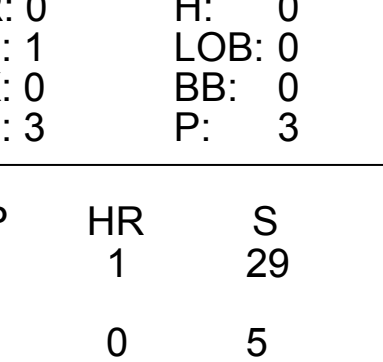
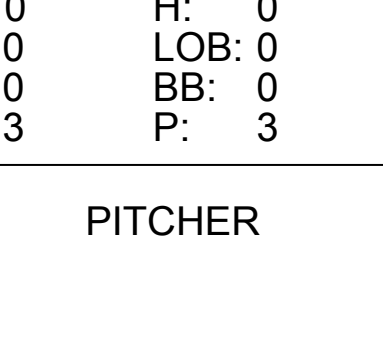
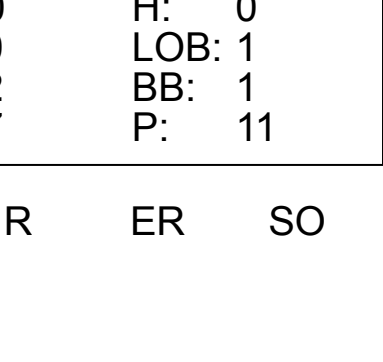
Batter	1	2	3	4	5	6	7	8	9	AB R H RBI BB SO LOB	BOTTOM											
Billy Grabarkewitz, R (1, 6) OBP: 0.423, SLG: 0.479	0-0 6-3		4-0 1B 1B BB		0-0 FC4-6 1B	0-0 FC5-2-6			0-3 K	4 0 1 0 1 1 2	<b>Atlanta Braves @ Los Angeles Dodgers</b> Dodger Stadium, Los Angeles, CA Thu Aug 06 1970, 7:05 PM PDT Att: 20,181 - Unknown											
Manny Mota, R (1, 7) OBP: 0.385, SLG: 0.409	0-0 5-3 1B		0-0 F8		0-0 FC4-6 1B	0-0 L6		0-0 F7		5 1 1 0 0 0 4												
Willie Davis, L (1, 8) OBP: 0.342, SLG: 0.447	0-0 1-2 5-3 1B		0-0 1-2 1B		0-0 1-3 1B		0-0 F2		0-0 3B	5 0 4 0 0 0 0												
Wes Parker, S (1, 3) OBP: 0.399, SLG: 0.489	0-0 1-2 2-3 5-3		0-0 1-2 2-3 1B		0-0 1-2 3-H 1B		0-0 4-3		0-0 F7	5 0 2 1 0 0 3												
Bill Sudakis, S (1, 5) OBP: 0.346, SLG: 0.447	0-0 4-3		0-3 K		0-0 F6		0-0 3-1			4 0 0 0 0 1 7												
Tom Haller, L (1, 2) OBP: 0.335, SLG: 0.434		0-3 K	0-0 F8		0-0 3-1			0-3 K2-3		4 0 0 0 0 2 5												
Ted Sizemore, R (1, 4) OBP: 0.347, SLG: 0.332		0-0 F8		0-0 5-3		0-0 F9 2B		0-0 FC6-4 1B		4 0 2 0 0 0 0												
Bill Russell, R (1, 9) OBP: 0.286, SLG: 0.388		4-0 S BB		0-3 K		0-0 F9		0-0 FC6-4		3 0 0 0 1 1 2												
Claude Osteen, L (1, 1) ERA: 3.28, SLG: 0.364 Ray Lamb, R (4, 1) ERA: 3.31 Jim Lefebvre, S (6, PH) OBP: 0.326, SLG: 0.360 Pete Mikkelsen, R (7, 1) ERA: 3.22 Willie Crawford, L (8, PH) OBP: 0.306, SLG: 0.363 Jim Brewer, L (9, 1) ERA: 3.04, SLG: 0.100	0-0 F5		0-3 K		0-3 K		4-0 FC5-2-6 BB		0-3 K	1 0 0 0 0 0 1 1 0 0 0 0 1 0 0 0 0 0 0 1 0 0 0 0 0 0 0 0 1 0 0 0 0 1 1 0 0 0 0 0 0 0												
<b>Inning Stats</b>	R: 0 E: 0 K: 0 S: 5	H: 2 LOB: 2 BB: 0 P: 5	R: 0 E: 0 K: 1 S: 5	H: 0 LOB: 1 BB: 1 P: 9	R: 0 E: 0 K: 1 S: 7	H: 2 LOB: 3 BB: 1 P: 11	R: 0 E: 0 K: 2 S: 7	H: 0 LOB: 0 BB: 0 P: 7	R: 1 E: 0 K: 0 S: 6	H: 3 LOB: 2 BB: 0 P: 6		R: 0 E: 0 K: 0 S: 4	H: 1 LOB: 2 BB: 1 P: 8	R: 0 E: 0 K: 0 S: 3	H: 0 LOB: 0 BB: 0 P: 3	R: 0 E: 0 K: 2 S: 8	H: 1 LOB: 1 BB: 0 P: 8	R: 0 E: 0 K: 1 S: 6	H: 1 LOB: 1 BB: 0 P: 6	1B: 8 2B: 1 3B: 1 HR: 0	SF: 0 SAC: 0 DP: 0 HBP: 0	WP: 0 PB: 0 SB: 1 CS: 0
<b>PITCHER</b>	IP WLS BF H R ER SO BB IBB HBP BLK WP HR S P ERA WHIP											IP WLS BF H R ER SO BB IBB HBP BLK WP HR S P ERA WHIP										
Jim Nash, R (1, 1) ERA: 4.19	5.1 W 27 8 1 1 4 3 0 0 0 0 0 0 32 44 1.69 2.062																					
Hoyt Wilhelm, R (6, 1) ERA: 2.79	3.2 S 13 2 0 0 3 0 0 0 0 0 0 0 19 19 0.00 0.545																					

Batter	1	2	3	4	5	6	7	8	9	AB	R	H	RBI	BB	SO	LOB	TOP					
<b>Gil Garrido, R</b> OBP: 0.309, SLG: 0.335 (1, 4)	5-3		G6-4-3			FC1-6		2B	1B	5	2	2	1	0	0	2	<b>Atlanta Braves @ San Diego Padres</b> San Diego Stadium, San Diego, CA Fri Aug 07 1970, 10:05 PM EDT Unknown					
<b>Tony Gonzalez, L</b> OBP: 0.336, SLG: 0.364 (1, 8)	6-3		L3			FC6-4		HR	1B	5	2	2	1	0	0	1						
<b>Hank Aaron, R</b> OBP: 0.378, SLG: 0.617 (1, 9)				5-3				HR	1B	4	2	3	3	1	0	0						
<b>Jimmie Hall, L</b> OBP: 0.229, SLG: 0.297 (9, PR) (9, 9)								HR	1B	0	0	0	0	0	0	0						
<b>Orlando Cepeda, R</b> OBP: 0.386, SLG: 0.571 (1, 3)				5-3				HR	1B	4	1	1	3	1	1	2						
<b>Clete Boyer, R</b> OBP: 0.301, SLG: 0.362 (1, 5)	FC5-4			5-3				HR		4	0	0	0	0	0	2						
<b>Tommie Aaron, R</b> OBP: 0.278, SLG: 0.404 (1, 7)		F3			5-3					4	0	0	0	0	1	0						
<b>Mike Lum, L</b> OBP: 0.331, SLG: 0.458 (8, 7)										0	0	0	0	0	0	0						
<b>Bob Tillman, R</b> OBP: 0.266, SLG: 0.311 (1, 2)				K	L7				5-3	4	0	0	0	0	1	0						
<b>Sonny Jackson, L</b> OBP: 0.356, SLG: 0.310 (1, 6)			1-3							4	1	1	0	0	1	1						
<b>Phil Niekro, R</b> OBP: 0.174, SLG: 0.197 (1, 1)								L7	6-3	4	0	2	0	0	0	1						
<b>Inning Stats</b>	R: 0 E: 0 K: 0 S: 4	H: 1 LOB: 2 BB: 1 P: 8	R: 0 E: 0 K: 1 S: 5	H: 0 LOB: 0 BB: 0 P: 5	R: 0 E: 0 K: 0 S: 3	H: 1 LOB: 0 BB: 0 P: 3	R: 0 E: 0 K: 0 S: 3	H: 0 LOB: 0 BB: 0 P: 3	R: 0 E: 0 K: 1 S: 5	H: 0 LOB: 0 BB: 0 P: 5	R: 2 E: 0 K: 1 S: 7	H: 2 LOB: 0 BB: 0 P: 7	R: 0 E: 1 K: 1 S: 6	H: 0 LOB: 1 BB: 0 P: 6	R: 4 E: 0 K: 0 S: 6	H: 3 LOB: 0 BB: 1 P: 10	R: 2 E: 0 K: 0 S: 7	H: 4 LOB: 2 BB: 0 P: 7	1B: 6 2B: 3 3B: 0 HR: 2	SF: 0 SAC: 0 DP: 1 HBP: 0	WP: 0 PB: 0 SB: 0 CS: 0	PA: 40
<b>PITCHER</b>	IP	WLS	BF	H	R	ER	SO	BB	IBB	HBP	BLK	WP	HR	S	P	ERA	WHIP					
<b>Dave Roberts, L</b> ERA: 3.86 (1, 1)	7.1	L	30	6	5	5	4	0	2	0	0	0	1	36	44	6.14	0.818					
<b>Pat Dobson, R</b> ERA: 4.17 (8, 1)	0.2		3	1	1	1	0	0	0	0	0	0	1	3	3	13.50	1.500					
<b>Jack Baldschun, R</b> ERA: 9.64 (9, 1)	1.0		7	4	2	2	0	0	0	0	0	0	0	7	7	18.00	4.000					

Batter	1	2	3	4	5	6	7	8	9	AB	R	H	RBI	BB	SO	LOB	BOTTOM					
<b>Jose Arcia, R</b> OBP: 0.294, SLG: 0.299 (1, 6)	6-3		L6							4	0	2	0	0	0	0	<b>Atlanta Braves @ San Diego Padres</b> San Diego Stadium, San Diego, CA Fri Aug 07 1970, 10:05 PM EDT Unknown					
<b>Dave Campbell, R</b> OBP: 0.279, SLG: 0.331 (1, 4)	K2-3		K							4	0	0	0	0	2	2						
<b>Cito Gaston, R</b> OBP: 0.367, SLG: 0.534 (1, 8)										4	2	2	0	0	0	3						
<b>Al Ferrara, R</b> OBP: 0.355, SLG: 0.442 (1, 7)										4	0	2	2	0	0	1						
<b>Ollie Brown, R</b> OBP: 0.319, SLG: 0.484 (1, 9)	F7									3	0	0	0	1	0	1						
<b>Nate Colbert, R</b> OBP: 0.324, SLG: 0.479 (1, 3)										4	0	0	0	0	2	2						
<b>Ed Spiezio, R</b> OBP: 0.388, SLG: 0.467 (1, 5)										3	0	0	0	1	1	0						
<b>Chris Cannizzaro, R</b> OBP: 0.395, SLG: 0.434 (1, 2)										4	0	1	0	0	2	1						
<b>Dave Roberts, L</b> OBP: 0.231, SLG: 0.395 (1, 1)										3	0	0	0	0	1	1						
<b>Pat Dobson, R</b> OBP: 0.212, SLG: 0.184 (8, 1)										0	0	0	0	0	0	0						
<b>Jack Baldschun, R</b> OBP: 0.307, SLG: 0.301 (9, PH)										1	0	0	0	0	0	0						
<b>Inning Stats</b>	R: 1 E: 0 K: 1 S: 7	H: 2 LOB: 1 BB: 0 P: 7	R: 0 E: 0 K: 0 S: 4	H: 1 LOB: 1 BB: 0 P: 4	R: 1 E: 0 K: 2 S: 9	H: 2 LOB: 2 BB: 1 P: 13	R: 0 E: 0 K: 0 S: 3	H: 0 LOB: 0 BB: 0 P: 3	R: 0 E: 0 K: 0 S: 4	H: 1 LOB: 1 BB: 0 P: 4	R: 0 E: 0 K: 1 S: 5	H: 0 LOB: 1 BB: 1 P: 9	R: 0 E: 0 K: 1 S: 6	H: 1 LOB: 1 BB: 0 P: 6	R: 0 E: 0 K: 1 S: 5	H: 0 LOB: 0 BB: 0 P: 5	R: 0 E: 0 K: 2 S: 7	H: 0 LOB: 0 BB: 0 P: 7	1B: 4 2B: 2 3B: 1 HR: 0	SF: 0 SAC: 0 DP: 1 HBP: 0	WP: 0 PB: 0 SB: 0 CS: 0	PA: 36
<b>PITCHER</b>	IP	WLS	BF	H	R	ER	SO	BB	IBB	HBP	BLK	WP	HR	S	P	ERA	WHIP					
<b>Phil Niekro, R</b> ERA: 4.26 (1, 1)	9.0	W	36	7	2	2	8	2	2	0	0	0	0	50	58	2.00	1.000					



Batter	1	2	3	4	5	6	7	8	9	AB	R	H	RBI	BB	SO	LOB	TOP		
Mike Lum, L OBP: 0.329, SLG: 0.452 (1, 9)										4	0	1	0	0	1	1	<b>Atlanta Braves @ San Diego Padres</b> San Diego Stadium, San Diego, CA Fri Aug 07 1970, 10:05 PM EDT Att: 9,620 - Unknown		
Sonny Jackson, L OBP: 0.354, SLG: 0.313 (1, 6)										4	0	1	0	0	0	1			
Tony Gonzalez, L OBP: 0.335, SLG: 0.363 (1, 8)										4	0	1	0	0	1	1			
Orlando Cepeda, R OBP: 0.383, SLG: 0.566 (1, 3)										4	0	0	0	0	1	3			
Hal King, L OBP: 0.384, SLG: 0.473 (1, 2)										1	0	0	0	2	0	1			
Jimmie Hall, L OBP: 0.243, SLG: 0.309 (1, 7)										4	1	2	0	0	1	4			
Clete Boyer, R OBP: 0.301, SLG: 0.361 (1, 5)										4	0	1	0	0	2	3			
Gil Garrido, R OBP: 0.304, SLG: 0.329 (1, 4)										4	0	0	0	0	1	1			
Ron Reed, R OBP: 0.045, SLG: 0.091 (1, 1)										2	0	0	0	0	1	0			
Tommie Aaron, R OBP: 0.291, SLG: 0.404 (7, PH)										0	0	0	0	1	0	0			
Bob Priddy, R OBP: 0.333, SLG: 0.273 (7, 1)										0	0	0	0	0	0	0			
Mike McQueen, L OBP: 0.286, SLG: 0.429 (7, 1)										0	0	0	0	0	0	0			
Bob Aspromonte, R OBP: 0.392, SLG: 0.234 (9, PH)										1	0	0	0	0	0	0			
<b>Inning Stats</b>	R: 0 E: 1 K: 2 S: 9	H: 1 LOB: 3 BB: 0 P: 10	R: 0 E: 0 K: 2 S: 7	H: 0 LOB: 0 BB: 0 P: 7	R: 0 E: 0 K: 1 S: 5	H: 0 LOB: 0 BB: 0 P: 5	R: 0 E: 0 K: 0 S: 3	H: 0 LOB: 1 BB: 1 P: 7	R: 0 E: 0 K: 2 S: 8	H: 1 LOB: 2 BB: 1 P: 12	R: 0 E: 0 K: 0 S: 2	H: 0 LOB: 0 BB: 1 P: 6	R: 0 E: 0 K: 0 S: 4	H: 1 LOB: 1 BB: 0 P: 4	R: 1 E: 0 K: 0 S: 4	H: 2 LOB: 0 BB: 0 P: 4	1B: 5 2B: 1 3B: 0 HR: 0	SF: 0 SAC: 0 DP: 2 HBP: 1	WP: 0 PA: 36 PB: 0 SB: 0 CS: 0
<b>PITCHER</b> Clay Kirby, R ERA: 4.35 (1, 1)	IP: 9.0 WLS: W BF: 36 H: 6 R: 1 ER: 1 SO: 8 BB: 3 IBB: 0 HBP: 1 BLK: 0 WP: 0 HR: 0 S: 48 P: 61 ERA: 1.00 WHIP: 1.000															<b>PITCHER</b>			

Batter	1	2	3	4	5	6	7	8	9	AB	R	H	RBI	BB	SO	LOB	BOTTOM		
Jose Arcia, R OBP: 0.290, SLG: 0.288 (1, 6)										4	0	0	0	1	0	3	<b>Atlanta Braves @ San Diego Padres</b> San Diego Stadium, San Diego, CA Fri Aug 07 1970, 10:05 PM EDT Att: 9,620 - Unknown		
Dave Campbell, R OBP: 0.276, SLG: 0.332 (1, 4)										5	1	1	0	0	2	1			
Cito Gaston, R OBP: 0.372, SLG: 0.544 (1, 8)										4	4	3	1	1	0	1			
Al Ferrara, R OBP: 0.360, SLG: 0.452 (1, 7)										3	0	2	2	0	0	0			
Ivan Murrell, R OBP: 0.297, SLG: 0.418 (7, PR) (8, 7)										0	1	0	0	0	0	0			
Ollie Brown, R OBP: 0.323, SLG: 0.489 (1, 9)										4	0	3	2	0	0	1			
Nate Colbert, R OBP: 0.323, SLG: 0.479 (1, 3)										4	0	1	1	0	0	3			
Ed Spiezio, R OBP: 0.390, SLG: 0.462 (1, 5)										2	0	0	0	2	1	2			
Bob Barton, R OBP: 0.271, SLG: 0.324 (1, 2)										4	0	0	0	0	0	3			
Clay Kirby, R OBP: 0.216, SLG: 0.204 (1, 1)										4	0	1	0	0	1	1			
<b>Inning Stats</b>	R: 1 E: 0 K: 0 S: 5	H: 2 LOB: 1 BB: 0 P: 5	R: 0 E: 0 K: 0 S: 4	H: 1 LOB: 2 BB: 1 P: 8	R: 1 E: 0 K: 2 S: 9	H: 2 LOB: 0 BB: 0 P: 10	R: 0 E: 1 K: 0 S: 3	H: 0 LOB: 0 BB: 0 P: 3	R: 1 E: 0 K: 0 S: 5	H: 2 LOB: 1 BB: 0 P: 5	R: 0 E: 0 K: 0 S: 3	H: 0 LOB: 0 BB: 0 P: 3	R: 3 E: 0 K: 0 S: 6	H: 4 LOB: 2 BB: 2 P: 14	R: 0 E: 0 K: 2 S: 7	H: 0 LOB: 1 BB: 1 P: 11	1B: 6 2B: 3 3B: 1 HR: 1	SF: 0 SAC: 0 DP: 1 HBP: 1	WP: 0 PA: 39 PB: 0 SB: 0 CS: 0
<b>PITCHER</b> Ron Reed, R ERA: 5.66 (1, 1)	IP: 6.0 WLS: L BF: 27 H: 7 R: 3 ER: 3 SO: 2 BB: 1 IBB: 0 HBP: 1 BLK: 0 WP: 0 HR: 1 S: 29 P: 34 ERA: 4.50 WHIP: 1.333															<b>PITCHER</b>			
Bob Priddy, R ERA: 6.53 (7, 1)	0.2 6 4 3 3 0 1 0 0 0 0 0 5 9 40.50 7.500																		
Mike McQueen, L ERA: 7.62 (7, 1)	1.1 6 0 0 0 2 2 0 0 0 0 0 8 16 0.00 1.500																		

Batter	1	2	3	4	5	6	7	8	9	AB	R	H	RBI	BB	SO	LOB	TOP										
Mike Lum, L OBP: 0.320, SLG: 0.438 (1, 7)										5	0	0	0	0	0	3											
Sonny Jackson, L OBP: 0.353, SLG: 0.312 (1, 6)	 1B									4	0	1	0	0	0	0											
Hank Aaron, R OBP: 0.377, SLG: 0.621 (1, 9)										4	1	1	1	0	1	1											
Orlando Cepeda, R OBP: 0.384, SLG: 0.564 (1, 3)	 BB									3	0	1	0	1	0	0											
Hal King, L OBP: 0.381, SLG: 0.474 (1, 2)					 SF7 2B					4	1	1	0	0	1	3											
Jimmie Hall, L OBP: 0.244, SLG: 0.306 (1, 8)						 2-3				4	0	1	0	0	1	0											
Clete Boyer, R OBP: 0.300, SLG: 0.366 (1, 5)						 3-H				3	0	1	1	0	0	0											
Gil Garrido, R OBP: 0.307, SLG: 0.332 (1, 4)		 1B								4	0	2	0	0	0	2											
Pat Jarvis, R OBP: 0.175, SLG: 0.177 (1, 1)										2	0	1	0	0	1	1											
Tommye Aaron, R OBP: 0.298, SLG: 0.396 (7, PH)										1	0	0	0	0	1	0											
Julio Navarro, R OBP: 0.200, SLG: 0.200 (7, 1)										0	0	0	0	0	0	0											
Bob Aspromonte, R OBP: 0.260, SLG: 0.232 (9, PH)	 1B									1	0	0	0	0	1	1											
<b>Inning Stats</b>	R: 0 E: 0 K: 0 S: 4	H: 1 LOB: 2 BB: 1 P: 8	R: 0 E: 0 K: 0 S: 5	H: 2 LOB: 2 BB: 0 P: 5	R: 0 E: 0 K: 2 S: 8	H: 1 LOB: 1 BB: 0 P: 8	R: 0 E: 0 K: 1 S: 6	H: 1 LOB: 1 BB: 0 P: 6	R: 0 E: 0 K: 0 S: 3	H: 0 LOB: 0 BB: 0 P: 3	R: 1 E: 0 K: 0 S: 5	H: 2 LOB: 1 BB: 0 P: 5	R: 0 E: 0 K: 1 S: 5	H: 0 LOB: 0 BB: 0 P: 5	R: 1 E: 0 K: 1 S: 6	H: 1 LOB: 0 BB: 0 P: 6	R: 0 E: 0 K: 1 S: 6	H: 1 LOB: 1 BB: 0 P: 6	1B: 6 2B: 1 3B: 1 HR: 1	SF: 1 SAC: 0 DP: 0 HBP: 0	WP: 0 PA: 37 PB: 0 SB: 0 CS: 0						
<b>PITCHER</b>	IP	WLS	BF	H	R	ER	SO	BB	IBB	HBP	BLK	WP	HR	S	P	ERA	WHIP										
Pat Dobson, R ERA: 4.08 (1, 1)	8.0	W	34	9	2	2	5	1	0	0	0	0	1	43	47	2.25	1.250										
Tom Dukes, R ERA: 1.91 (9, 1)	1.0	S	3	0	0	0	1	0	0	0	0	0	0	5	5	0.00	0.000										

Atlanta Braves @ San Diego Padres  
San Diego Stadium, San Diego, CA  
Sun Aug 09 1970, 6:33 AM EDT  
Att: 6,276 - Unknown

AB 35  
R 2  
H 9  
RBI 2  
BB 1  
SO 6  
LOB 11



Batter	1	2	3	4	5	6	7	8	9	AB	R	H	RBI	BB	SO	LOB	BOTTOM										
Jose Arcia, R OBP: 0.297, SLG: 0.304 (1, 6)	 2B		 2B 1B			 2-3				4	1	2	0	0	0	1											
Dave Campbell, R OBP: 0.281, SLG: 0.336 (1, 4)	 2-3		 1-3 1B							3	1	2	0	0	0	0											
Cito Gaston, R OBP: 0.371, SLG: 0.543 (1, 8)			 1-3 3-H 2B							4	0	1	1	0	1	2											
Al Ferrara, R OBP: 0.362, SLG: 0.451 (1, 7)			 IBB							3	0	1	0	1	0	2											
Ivan Murrell, R OBP: 0.297, SLG: 0.418 (8, 7)										0	0	0	0	0	0	0											
Ollie Brown, R OBP: 0.323, SLG: 0.487 (1, 9)			 2-3 3-H 1B							4	0	1	1	0	1	2											
Nate Colbert, R OBP: 0.323, SLG: 0.485 (1, 3)										4	1	1	1	0	3	3											
Ed Spiezio, R OBP: 0.388, SLG: 0.474 (1, 5)										4	1	1	1	0	0	3											
Chris Cannizzaro, R OBP: 0.396, SLG: 0.435 (1, 2)						 SH3-4 1B				4	0	2	0	0	1	0											
Pat Dobson, R OBP: 0.200, SLG: 0.173 (1, 1)							 1-2			3	0	0	0	0	1	1											
Tom Dukes, R ERA: 3.72 (9, 1)										0	0	0	0	0	0	0											
<b>Inning Stats</b>	R: 0 E: 0 K: 1 S: 6	H: 1 LOB: 0 BB: 0 P: 6	R: 1 E: 0 K: 1 S: 6	H: 1 LOB: 0 BB: 0 P: 6	R: 2 E: 0 K: 1 S: 9	H: 4 LOB: 3 BB: 1 P: 13	R: 0 E: 0 K: 1 S: 5	H: 0 LOB: 0 BB: 0 P: 5	R: 0 E: 0 K: 0 S: 4	H: 1 LOB: 1 BB: 0 P: 4	R: 1 E: 0 K: 0 S: 5	H: 2 LOB: 1 BB: 0 P: 5	R: 0 E: 0 K: 1 S: 6	H: 1 LOB: 1 BB: 0 P: 6	R: 0 E: 0 K: 2 S: 8	H: 1 LOB: 1 BB: 0 P: 8	1B: 6 2B: 3 3B: 0 HR: 2	SF: 0 SAC: 2 DP: 0 HBP: 0	WP: 0 PA: 36 PB: 1 SB: 0 CS: 0								
<b>PITCHER</b>	IP	WLS	BF	H	R	ER	SO	BB	IBB	HBP	BLK	WP	HR	S	P	ERA	WHIP										
Pat Jarvis, R ERA: 3.39 (1, 1)	6.0	L	28	9	4	4	4	0	0	0	0	0	2	35	39	6.00	1.500										
Julio Navarro, R ERA: 3.72 (7, 1)	2.0		8	2	0	0	3	0	0	0	0	0	0	14	14	0.00	1.000										

Atlanta Braves @ San Diego Padres  
San Diego Stadium, San Diego, CA  
Sun Aug 09 1970, 6:33 AM EDT  
Att: 6,276 - Unknown

AB 33  
R 4  
H 11  
RBI 4  
BB 1  
SO 7  
LOB 14



Batter	1	2	3	4	5	6	7	8	9	AB	R	H	RBI	BB	SO	LOB	TOP					
Mary Staehle, L (1,4) OBP: 0.323, SLG: 0.278	4-0 BB BB		X 0-0 CS 1B		X 0-0 F9			X 0-0 F5		3	0	1	0	1	0	0						
Jim Gosger, L (1,8) OBP: 0.368, SLG: 0.391	0-3 K		X 0-0 F7 1-2		X 0-0 F8			X 0-0 F8		4	0	0	0	0	1	2						
Rusty Staub, L (1,9) OBP: 0.415, SLG: 0.528	4-0 1-2 BB		X 0-0 F7		X 0-0 4-3			X 0-0 F4		3	0	0	0	1	0	0						
Bob Bailey, R (1,5) Adolfo Phillips, R (9, PR) OBP: 0.438, SLG: 0.685 OBP: 0.340, SLG: 0.365	0-3 K		X 0-0 F7		X 0-0 F8			X 0-0 1B		4	0	1	0	0	1	2						
Jim Fairey, L (1,7) OBP: 0.309, SLG: 0.380	0-3 K		X 0-0 K		X 0-0 K			X 0-0 F6		4	0	0	0	0	2	3						
Fred Whitfield, L (1,3) OBP: 0.125, SLG: 0.067		X 0-0 F8		X 4-0 BB		X 0-0 F3				2	0	0	0	1	0	0						
John Bateman, R (1,2) OBP: 0.257, SLG: 0.356		X 0-0 F2		X 0-0 6-3		X 0-0 F8				3	0	0	0	0	0	1						
Bobby Wine, R (1,6) OBP: 0.279, SLG: 0.288		X 0-0 1B		X 0-3 K		X 0-0 L1				3	0	1	0	0	1	0						
Carl Morton, R (1,1) Mack Jones, L (8, PH) Howie Reed, R (8,1) OBP: 0.229, SLG: 0.242 OBP: 0.401, SLG: 0.480	0-3 K		X 0-0 F2		X 0-0 F2			X 0-3 K		2	0	0	0	0	1	1						
<b>Inning Stats</b>	R: 0 E: 0 K: 3 S: 9	H: 0 LOB: 2 BB: 2 P: 17	R: 0 E: 0 K: 1 S: 6	H: 1 LOB: 1 BB: 0 P: 6	R: 0 E: 0 K: 0 S: 3	H: 1 LOB: 0 BB: 0 P: 3	R: 0 E: 0 K: 1 S: 5	H: 0 LOB: 1 BB: 1 P: 9	R: 0 E: 0 K: 1 S: 5	H: 0 LOB: 0 BB: 0 P: 5	R: 0 E: 0 K: 0 S: 3	H: 0 LOB: 0 BB: 0 P: 3	R: 0 E: 0 K: 0 S: 3	H: 0 LOB: 0 BB: 0 P: 3	R: 0 E: 0 K: 1 S: 5	H: 0 LOB: 0 BB: 0 P: 5	R: 0 E: 0 K: 0 S: 4	H: 1 LOB: 1 BB: 0 P: 4	1B: 3 2B: 0 3B: 0 HR: 0	SF: 0 SAC: 0 DP: 0 HBP: 0	WP: 0 PB: 0 SB: 0 CS: 1	PA: 32
<b>PITCHER</b> Jim Nash, R (1,1) ERA: 3.96	IP: 9.0 WLS: W BF: 32 H: 3 R: 0 ER: 0 SO: 7 BB: 3 IBB: 0 HBP: 0 BLK: 0 WP: 0 HR: 0 S: 43 P: 55 ERA: 0.00 WHIP: 0.667															<b>PITCHER</b>	IP: 9.0 WLS: W BF: 32 H: 3 R: 0 ER: 0 SO: 7 BB: 3 IBB: 0 HBP: 0 BLK: 0 WP: 0 HR: 0 S: 43 P: 55 ERA: 0.00 WHIP: 0.667					

Montreal Expos @ Atlanta Braves  
Atlanta Stadium, Atlanta, GA  
Tue Aug 11 1970, 7:05 PM EDT  
Att: 7,269 - Unknown

AB	29
R	0
H	3
RBI	0
BB	3
SO	7
LOB	9



Batter	1	2	3	4	5	6	7	8	9	AB	R	H	RBI	BB	SO	LOB	BOTTOM			
Felix Millan, R (1,4) OBP: 0.360, SLG: 0.406	0-0 FC6-4 1B		X 0-0 6-3 2-3		X 0-0 1B 2B		X 4-0 BB			3	1	2	0	1	0	1				
Tony Gonzalez, L (1,8) OBP: 0.334, SLG: 0.360	0-0 FC6-4 1-2		X 4-0 BB BB		X 0-0 F9		X 0-0 F8			3	0	0	0	1	0	3				
Hank Aaron, R (1,9) OBP: 0.378, SLG: 0.619	0-3 K		X 4-0 1-2 BB		X 0-0 2H 1B		X 0-3 K			3	0	1	1	1	2	1				
Orlando Cepeda, R (1,3) OBP: 0.381, SLG: 0.558	0-3 K		X 0-0 F4		X 0-3 K		X 0-0 4-3			4	0	0	0	0	2	5				
Hal King, L (1,2) OBP: 0.373, SLG: 0.462		X 0-0 3-1		X 0-0 4-3		X 0-0 F9		X 0-0 F5		4	0	0	0	0	0	0				
Mike Lum, L (1,7) OBP: 0.315, SLG: 0.430		X 0-0 F8		X 0-0 6-3		X 0-0 E4 CS				3	0	0	0	0	0	0				
Clete Boyer, R (1,5) OBP: 0.301, SLG: 0.364		X 0-0 F9		X 4-0 BB		X 0-0 4-3 1-2				2	0	0	0	1	0	1				
Gil Garrido, R (1,6) OBP: 0.307, SLG: 0.332			X 0-0 6-3 SH1-3 1B		X 0-0 F9		X 0-0 6-3			3	0	1	0	0	0	1				
Jim Nash, R (1,1) OBP: 0.136, SLG: 0.219			X 0-0 SH1-3 1-2		X 0-3 K		X 0-3 K			2	0	0	0	0	2	0				
<b>Inning Stats</b>	R: 0 E: 0 K: 2 S: 8	H: 1 LOB: 0 BB: 0 P: 8	R: 0 E: 0 K: 0 S: 3	H: 0 LOB: 0 BB: 0 P: 3	R: 0 E: 0 K: 0 S: 4	H: 1 LOB: 3 BB: 2 P: 12	R: 0 E: 0 K: 0 S: 3	H: 0 LOB: 1 BB: 1 P: 7	R: 1 E: 0 K: 2 S: 9	H: 2 LOB: 1 BB: 0 P: 9	R: 0 E: 1 K: 0 S: 3	H: 0 LOB: 0 BB: 0 P: 3	R: 0 E: 0 K: 1 S: 5	H: 0 LOB: 1 BB: 1 P: 9	R: 0 E: 0 K: 1 S: 5	H: 0 LOB: 0 BB: 0 P: 5	1B: 3 2B: 1 3B: 0 HR: 0	SF: 0 SAC: 1 DP: 0 HBP: 0	WP: 0 PB: 0 SB: 0 CS: 1	PA: 32
<b>PITCHER</b> Carl Morton, R (1,1) Howie Reed, R (8,1) ERA: 3.58 ERA: 3.63	IP: 7.0 WLS: L BF: 29 H: 4 R: 1 ER: 1 SO: 5 BB: 4 IBB: 0 HBP: 0 BLK: 0 WP: 0 HR: 0 S: 35 P: 51 ERA: 1.29 WHIP: 1.143															<b>PITCHER</b>	IP: 1.0 WLS: L BF: 3 H: 0 R: 0 ER: 0 SO: 1 BB: 0 IBB: 0 HBP: 0 BLK: 0 WP: 0 HR: 0 S: 5 P: 5 ERA: 0.00 WHIP: 0.000			

Montreal Expos @ Atlanta Braves  
Atlanta Stadium, Atlanta, GA  
Tue Aug 11 1970, 7:05 PM EDT  
Att: 7,269 - Unknown

AB	27
R	1
H	4
RBI	1
BB	4
SO	6
LOB	12



Batter	1	2	3	4	5	6	7	8	9	AB	R	H	RBI	BB	SO	LOB	TOP			
Mack Jones, L OBP: 0.401, SLG: 0.489										4	2	1	1	1	1	0	<b>Montreal Expos @ Atlanta Braves</b> Atlanta Stadium, Atlanta, GA Wed Aug 12 1970, 7:05 PM EDT Att: 8,067 - Unknown			
Jim Gosger, L OBP: 0.364, SLG: 0.382										4	1	0	0	1	1	1				
Rusty Staub, L OBP: 0.413, SLG: 0.523										4	1	0	0	1	3	2				
Bob Bailey, R OBP: 0.441, SLG: 0.681										4	1	2	2	1	0	1				
Coco Laboy, R OBP: 0.263, SLG: 0.321										5	0	0	0	0	0	6				
Gary Sutherland, R OBP: 0.278, SLG: 0.262										4	1	1	0	0	1	3				
John Bateman, R OBP: 0.260, SLG: 0.361										4	1	2	2	0	0	0				
Bobby Wine, R OBP: 0.281, SLG: 0.290										4	0	2	2	0	1	2				
Dan McGinn, L ERA: 3.21, SO: 2, BB: 1										0	0	0	0	0	0	0				
Jim Fairley, L ERA: 5.07, SO: 1, BB: 1										0	0	0	0	0	0	0				
Bill Stoneman, R ERA: 4.25, SO: 2, BB: 1										2	0	0	0	0	1	1				
John Strohmayr, R ERA: 4.71, SO: 1, BB: 1										0	0	0	0	0	0	0				
John Strohmayr, R ERA: 4.71, SO: 1, BB: 1										1	0	0	0	0	0	0				
Howie Reed, R ERA: 3.57, SO: 1, BB: 1										0	0	0	0	0	0	1				
<b>Inning Stats</b>	R: 3, E: 1, K: 2, S: 10	H: 2, LOB: 2, BB: 2, P: 18	R: 1, E: 0, K: 1, S: 7	H: 1, LOB: 2, BB: 1, P: 11	R: 2, E: 0, K: 0, S: 5	H: 3, LOB: 0, BB: 0, P: 5	R: 0, E: 0, K: 0, S: 3	H: 0, LOB: 0, BB: 0, P: 3	R: 0, E: 0, K: 1, S: 5	H: 0, LOB: 0, BB: 0, P: 5	R: 0, E: 0, K: 1, S: 5	H: 0, LOB: 1, BB: 1, P: 9	R: 0, E: 1, K: 0, S: 4	H: 1, LOB: 1, BB: 0, P: 4	R: 1, E: 0, K: 3, S: 11	H: 1, LOB: 1, BB: 0, P: 11	1B: 6, 2B: 2, 3B: 0, HR: 1	SF: 0, SAC: 0, DP: 1, HBP: 0	WP: 1, PB: 2, CS: 0	PA: 41
<b>PITCHER</b>	IP: 2.0, WLS: 0, BF: 17, H: 6, R: 6, ER: 4, SO: 3, BB: 3, IBB: 0, HBP: 0, BLK: 0, WP: 0, HR: 1, S: 20, P: 32, ERA: 18.00, WHIP: 4.500	IP: 6.0, WLS: 1, BF: 19, H: 1, R: 0, ER: 0, SO: 2, BB: 1, IBB: 0, HBP: 0, BLK: 0, WP: 0, HR: 0, S: 22, P: 26, ERA: 0.00, WHIP: 0.333	IP: 1.0, WLS: 0, BF: 5, H: 1, R: 1, ER: 0, SO: 3, BB: 0, IBB: 0, HBP: 0, BLK: 0, WP: 1, HR: 0, S: 11, P: 11, ERA: 0.00, WHIP: 1.000	<b>PITCHER</b>										IP: 2.0, WLS: 0, BF: 17, H: 6, R: 6, ER: 4, SO: 3, BB: 3, IBB: 0, HBP: 0, BLK: 0, WP: 0, HR: 1, S: 20, P: 32, ERA: 18.00, WHIP: 4.500	IP: 6.0, WLS: 1, BF: 19, H: 1, R: 0, ER: 0, SO: 2, BB: 1, IBB: 0, HBP: 0, BLK: 0, WP: 0, HR: 0, S: 22, P: 26, ERA: 0.00, WHIP: 0.333	IP: 1.0, WLS: 0, BF: 5, H: 1, R: 1, ER: 0, SO: 3, BB: 0, IBB: 0, HBP: 0, BLK: 0, WP: 1, HR: 0, S: 11, P: 11, ERA: 0.00, WHIP: 1.000				
<b>Batter</b>	<b>1</b>	<b>2</b>	<b>3</b>	<b>4</b>	<b>5</b>	<b>6</b>	<b>7</b>	<b>8</b>	<b>9</b>	<b>AB</b>	<b>R</b>	<b>H</b>	<b>RBI</b>	<b>BB</b>	<b>SO</b>	<b>LOB</b>	<b>BOTTOM</b>			
Gil Garrido, R OBP: 0.313, SLG: 0.345										5	2	3	1	0	0	0	<b>Montreal Expos @ Atlanta Braves</b> Atlanta Stadium, Atlanta, GA Wed Aug 12 1970, 7:05 PM EDT Att: 8,067 - Unknown			
Felix Milten, R OBP: 0.363, SLG: 0.408										5	2	3	0	0	0	2				
Hank Aaron, R OBP: 0.380, SLG: 0.625										4	2	2	3	1	0	2				
Orlando Cepeda, R OBP: 0.380, SLG: 0.556										4	0	1	2	0	0	1				
Rico Carty, R OBP: 0.455, SLG: 0.647										2	0	2	1	1	0	0				
Mike Lum, L OBP: 0.315, SLG: 0.430										0	1	0	0	0	0	0				
Tony Gonzalez, L OBP: 0.331, SLG: 0.356										4	0	0	0	0	1	5				
Clete Boyer, R OBP: 0.300, SLG: 0.363										4	0	1	1	0	0	3				
Bob Tillman, R OBP: 0.267, SLG: 0.307										2	0	0	0	1	1	2				
Sonny Jackson, L OBP: 0.353, SLG: 0.312										0	1	0	0	0	0	0				
Hal King, L OBP: 0.371, SLG: 0.459										1	0	0	0	0	0	2				
Phil Niekro, R OBP: 0.171, SLG: 0.194										1	0	0	0	0	0	0				
Bob Priddy, R OBP: 0.267, SLG: 0.214										3	0	0	0	0	3	2				
Hoyt Wilhelm, R ERA: 2.75, SO: 1, BB: 1										0	0	0	0	0	0	0				
<b>Inning Stats</b>	R: 3, E: 0, K: 1, S: 9	H: 4, LOB: 2, BB: 1, P: 13	R: 2, E: 0, K: 0, S: 5	H: 2, LOB: 0, BB: 0, P: 5	R: 0, E: 0, K: 2, S: 9	H: 2, LOB: 2, BB: 0, P: 9	R: 0, E: 0, K: 1, S: 7	H: 2, LOB: 1, BB: 1, P: 11	R: 1, E: 0, K: 1, S: 7	H: 2, LOB: 1, BB: 0, P: 7	R: 0, E: 0, K: 0, S: 3	H: 0, LOB: 0, BB: 0, P: 3	R: 0, E: 0, K: 0, S: 3	H: 0, LOB: 0, BB: 0, P: 3	R: 0, E: 0, K: 0, S: 3	H: 0, LOB: 0, BB: 0, P: 3	1B: 9, 2B: 1, 3B: 1, HR: 1	SF: 0, SAC: 0, DP: 1, HBP: 1	WP: 0, PB: 0, CS: 0	PA: 39
<b>PITCHER</b>	IP: 0.2, WLS: 0, BF: 4, H: 3, R: 3, ER: 3, SO: 1, BB: 1, IBB: 0, HBP: 0, BLK: 0, WP: 0, HR: 0, S: 8, P: 12, ERA: 40.50, WHIP: 7.500	IP: 0.1, WLS: 0, BF: 1, H: 0, R: 0, ER: 0, SO: 0, BB: 0, IBB: 0, HBP: 0, BLK: 0, WP: 0, HR: 0, S: 1, P: 1, ERA: 0.00, WHIP: 0.000	IP: 5.0, WLS: 1, BF: 24, H: 7, R: 5, ER: 5, SO: 3, BB: 2, IBB: 0, HBP: 1, BLK: 0, WP: 0, HR: 1, S: 27, P: 36, ERA: 9.00, WHIP: 1.800	IP: 1.0, WLS: 0, BF: 4, H: 1, R: 0, ER: 0, SO: 1, BB: 0, IBB: 0, HBP: 0, BLK: 0, WP: 0, HR: 0, S: 6, P: 6, ERA: 0.00, WHIP: 1.000	IP: 1.0, WLS: 0, BF: 3, H: 0, R: 0, ER: 0, SO: 0, BB: 0, IBB: 0, HBP: 0, BLK: 0, WP: 0, HR: 0, S: 3, P: 3, ERA: 0.00, WHIP: 0.000	<b>PITCHER</b>										IP: 0.2, WLS: 0, BF: 4, H: 3, R: 3, ER: 3, SO: 1, BB: 1, IBB: 0, HBP: 0, BLK: 0, WP: 0, HR: 0, S: 8, P: 12, ERA: 40.50, WHIP: 7.500	IP: 5.0, WLS: 1, BF: 24, H: 7, R: 5, ER: 5, SO: 3, BB: 2, IBB: 0, HBP: 1, BLK: 0, WP: 0, HR: 1, S: 27, P: 36, ERA: 9.00, WHIP: 1.800	IP: 1.0, WLS: 0, BF: 4, H: 1, R: 0, ER: 0, SO: 1, BB: 0, IBB: 0, HBP: 0, BLK: 0, WP: 0, HR: 0, S: 6, P: 6, ERA: 0.00, WHIP: 1.000	IP: 1.0, WLS: 0, BF: 3, H: 0, R: 0, ER: 0, SO: 0, BB: 0, IBB: 0, HBP: 0, BLK: 0, WP: 0, HR: 0, S: 3, P: 3, ERA: 0.00, WHIP: 0.000	

Batter	1	2	3	4	5	6	7	8	9	AB	R	H	RBI	BB	SO	LOB	TOP				
Gary Sutherland, R (1,4) OBP: 0.277, SLG: 0.262	4-3		F9			L1			FC6-4 1B	4	0	1	0	0	0	0	<b>Montreal Expos @ Atlanta Braves</b> Atlanta Stadium, Atlanta, GA Thu Aug 13 1970, 7:05 PM EDT Att: 6,199 - Unknown				
Adolfo Phillips, R (1,8) OBP: 0.336, SLG: 0.358	BB			F8		K			FC6-4 FC5-4 BB 1-2	3	0	0	0	1	1						
Rusty Staub, L (1,9) OBP: 0.411, SLG: 0.519	F7			K			F7		FC5-4 BB 1-2	3	0	0	0	1	1						
Bob Bailey, R (1,7) OBP: 0.442, SLG: 0.691	5-3			HR				FC6 BB	FC5-4 BB 1-2 2-3	3	1	1	1	1	0	3					
Coco Laboy, R (1,5) OBP: 0.260, SLG: 0.317		K		K				K	K	4	0	0	0	0	4	3					
John Bateman, R (1,2) OBP: 0.298, SLG: 0.358		F8				6-3			FC6 1-2	3	0	0	0	0	0	1					
John Boccabella, R (1,3) OBP: 0.310, SLG: 0.430		F3				5-3			G5-4-3 1B	3	0	1	0	0	0	0					
Bobby Wine, R (1,6) OBP: 0.279, SLG: 0.288			K			5-3			G5-4-3 1-2	3	0	0	0	0	1	1					
Mike Wegener, R (1,1) OBP: 0.083, SLG: 0.083										2	0	0	0	0	1	0					
Ron Brand, R (8,PH) OBP: 0.287, SLG: 0.299						4-3				1	0	0	0	0	0	0					
Howie Reed, R (8,1)									F9	0	0	0	0	0	0	0					
<b>Inning Stats</b>	R: 0 E: 0 K: 0 S: 3	H: 0 LOB: 1 BB: 1 P: 7	R: 0 E: 0 K: 1 S: 5	H: 0 LOB: 0 BB: 0 P: 5	R: 0 E: 0 K: 2 S: 7	H: 0 LOB: 0 BB: 0 P: 7	R: 1 E: 0 K: 2 S: 8	H: 1 LOB: 0 BB: 0 P: 8	R: 0 E: 0 K: 0 S: 3	H: 0 LOB: 0 BB: 0 P: 3	R: 0 E: 0 K: 1 S: 5	H: 0 LOB: 1 BB: 1 P: 9	R: 0 E: 0 K: 0 S: 3	H: 1 LOB: 2 BB: 1 P: 3	R: 0 E: 0 K: 1 S: 6	H: 1 LOB: 2 BB: 1 P: 10	1B: 2 2B: 0 3B: 0 HR: 1	SF: 0 SAC: 0 DP: 1 HBP: 0	WP: 0 PB: 0 SB: 0 CS: 0	PA: 32	
<b>PITCHER</b>	IP WLS BF H R ER SO BB IBB HBP BLK WP HR S P ERA WHIP	8.1 W 30 3 1 1 7 3 0 0 0 0 1 41 53 1.08 0.720	0.2 S 2 0 0 0 1 0 0 0 0 0 0 4 4 0.00 0.000																		

AB	29
R	1
H	3
RBI	1
BB	3
SO	8
LOB	10



Batter	1	2	3	4	5	6	7	8	9	AB	R	H	RBI	BB	SO	LOB	BOTTOM			
Gil Garrido, R (1,6) OBP: 0.308, SLG: 0.340	F4		FC6-4 1B 2B 1-2			F9			G4-6-3 1-2	4	1	0	0	0	0	2	<b>Montreal Expos @ Atlanta Braves</b> Atlanta Stadium, Atlanta, GA Thu Aug 13 1970, 7:05 PM EDT Att: 6,199 - Unknown			
Felix Milian, R (1,4) OBP: 0.362, SLG: 0.407	F8		2B 1B 1-2			4-3			F7	4	1	1	0	0	0	0				
Tony Gonzalez, L (1,8) OBP: 0.337, SLG: 0.364									G6-4-3 HBP	3	1	3	2	0	0	0				
Rico Carty, R (1,7) OBP: 0.453, SLG: 0.651										4	1	1	2	0	0	3				
Jimmie Hall, L (9,7) OBP: 0.244, SLG: 0.306	F3		F2						G6-4-3 1-2	0	0	0	0	0	0	0				
Mike Lum, L (1,9) OBP: 0.315, SLG: 0.429		F2				5-3				3	0	1	0	0	0	0				
Clete Boyer, R (1,5) OBP: 0.300, SLG: 0.361		F8				5-3			G4-6-3 IBB	2	0	0	0	1	0	0				
Tommie Aaron, R (1,3) OBP: 0.271, SLG: 0.375		5-3				F7			G4-6-3 1-2	3	0	0	0	0	0	2				
Bob Tillman, R (1,2) OBP: 0.262, SLG: 0.301			6-3							3	0	0	0	0	1	0				
George Stone, L (1,1) OBP: 0.295, SLG: 0.263										3	0	2	0	0	0	0				
Howie Reed, R (9,1)										0	0	0	0	0	0	0				
<b>Inning Stats</b>	R: 0 E: 0 K: 0 S: 4	H: 1 LOB: 1 BB: 0 P: 4	R: 0 E: 0 K: 0 S: 3	H: 0 LOB: 0 BB: 0 P: 3	R: 2 E: 0 K: 0 S: 6	H: 3 LOB: 1 BB: 0 P: 6	R: 0 E: 0 K: 0 S: 3	H: 0 LOB: 0 BB: 0 P: 3	R: 0 E: 0 K: 0 S: 3	H: 0 LOB: 0 BB: 0 P: 3	R: 2 E: 0 K: 0 S: 5	H: 3 LOB: 1 BB: 1 P: 9	R: 0 E: 0 K: 1 S: 5	H: 1 LOB: 0 BB: 0 P: 5	R: 0 E: 0 K: 0 S: 2	H: 0 LOB: 0 BB: 0 P: 3	1B: 6 2B: 1 3B: 0 HR: 1	SF: 0 SAC: 0 DP: 3 HBP: 1	WP: 1 PB: 0 SB: 0 CS: 0	PA: 31
<b>PITCHER</b>	IP WLS BF H R ER SO BB IBB HBP BLK WP HR S P ERA WHIP	7.0 L 28 8 4 4 1 0 0 0 0 0 0 2 3 0.00 0.000																		



Batter	1	2	3	4	5	6	7	8	9	AB	R	H	RBI	BB	SO	LOB	TOP			
Tommie Agee, R OBP: 0.340, SLG: 0.481 (1, 8)	0-0 4-3		0-0 4-3		0-0 F7			0-0 4-3		4	0	0	0	0	0	0	<b>New York Mets @ Atlanta Braves</b> Atlanta Stadium, Atlanta, GA Fri Aug 14 1970, 7:05 PM EDT Unknown			
Bud Harrelson, S OBP: 0.351, SLG: 0.332 Ed Kranepool, L OBP: 0.205, SLG: 0.114 Al Weis, S OBP: 0.252, SLG: 0.290 (1, 6)	0-0 F7		4-0 4-3 BB		0-0 F9			0-0 F9		2	0	0	0	1	0	0				
Ken Singleton, S OBP: 0.358, SLG: 0.401 (1, 9)	4-0 2B 1B BB		0-0 4-3		0-0 G3			0-0 4-3		3	1	0	0	1	0	1				
Art Shamsky, L OBP: 0.373, SLG: 0.426 (1, 3)	0-0 1B 2B		0-0 4-3		0-0 F2			0-0 FC6-4 1B		4	1	2	0	0	0	1				
Cleon Jones, R OBP: 0.325, SLG: 0.386 (1, 7)	0-0 2H 3H 1B				0-0 1B			0-0 FC6-4		4	0	2	2	0	0	1				
Wayne Garrett, L OBP: 0.374, SLG: 0.463 (1, 5)	0-0 F2				0-0 F9			0-0 4-3		3	0	0	0	1	0	3				
Ken Boswell, L OBP: 0.326, SLG: 0.323 (1, 4)			0-0 L8		0-0 F8			0-0 P4		3	0	0	0	0	0	2				
Jerry Grote, R OBP: 0.342, SLG: 0.337 (1, 2)			0-0 F7		0-0 4-3			0-0 L6-3		3	0	0	0	0	0	2				
Nolan Ryan, R OBP: 0.194, SLG: 0.194 Tug McGraw, R OBP: 0.299, SLG: 0.333 Dave Marshall, L OBP: 0.313, SLG: 0.420 Ron Taylor, R (8, 1)			0-0 6-3					0-0 F9		2	0	0	0	0	0	0				
<b>Inning Stats</b>	R: 2 E: 0 K: 0 S: 5	H: 2 LOB: 1 BB: 1 P: 9	R: 0 E: 0 K: 0 S: 3	H: 0 LOB: 0 BB: 0 P: 3	R: 0 E: 0 K: 0 S: 3	H: 1 LOB: 1 BB: 1 P: 7	R: 0 E: 0 K: 0 S: 4	H: 0 LOB: 0 BB: 0 P: 4	R: 0 E: 0 K: 0 S: 3	H: 0 LOB: 0 BB: 0 P: 3	R: 0 E: 0 K: 0 S: 2	H: 0 LOB: 0 BB: 1 P: 6	R: 0 E: 0 K: 0 S: 3	H: 0 LOB: 1 BB: 0 P: 3	R: 0 E: 0 K: 0 S: 4	H: 1 LOB: 1 BB: 0 P: 4		1B: 3 2B: 2 3B: 0 HR: 0	SF: 0 SAC: 0 DP: 1 HBP: 0	WP: 0 PB: 0 CS: 0
<b>PITCHER</b> Ron Reed, R ERA: 5.2 (1, 1)	IP: 9.0 WLS: W BF: 33	H: 4 R: 2 ER: 2 SO: 0	BB: 3 IBB: 0 HBP: 0 BLK: 0	WP: 0 HR: 0 S: 30 P: 42	ERA: 2.00 WHIP: 0.778	<b>PITCHER</b>										IP: 9.0 WLS: W BF: 33	H: 4 R: 2 ER: 2 SO: 0	BB: 3 IBB: 0 HBP: 0 BLK: 0	WP: 0 HR: 0 S: 30 P: 42	ERA: 2.00 WHIP: 0.778

AB 30  
R 2  
H 4  
RBI 2  
BB 3  
SO 0  
LOB 10



Batter	1	2	3	4	5	6	7	8	9	AB	R	H	RBI	BB	SO	LOB	BOTTOM			
Sonny Jackson, L OBP: 0.354, SLG: 0.311 (1, 6)	4-0 BB 1B SF8 BB		0-0 6-3		0-0 F8			0-0 4-3		4	2	1	0	1	0	4	<b>New York Mets @ Atlanta Braves</b> Atlanta Stadium, Atlanta, GA Fri Aug 14 1970, 7:05 PM EDT Unknown			
Felix Milan, R OBP: 0.360, SLG: 0.405 (1, 4)	0-3 K		0-0 5-3		0-0 FC6-4			0-0 5-3 1B		5	1	1	0	0	1	4				
Hank Aaron, R OBP: 0.454, SLG: 0.623 Jimmie Hall, L OBP: 0.244, SLG: 0.306 (1, 9)	0-0 SF8 BB 1B		0-0 F7		4-0 WP BB			0-0 F9 1B		3	1	1	0	2	0	1				
Orlando Cepeda, R OBP: 0.380, SLG: 0.560 (1, 3)	4-0 1-2 2-3 BB		0-0 F8		0-0 F9			0-0 F8 1B		4	1	1	3	1	0	2				
Rico Carty, R OBP: 0.454, SLG: 0.651 Mike Lum, L OBP: 0.314, SLG: 0.426 (1, 7)	0-0 SF8				0-0 1B 1B			0-0 E7 1B		3	2	2	1	0	1	1				
Mike Lum, L OBP: 0.314, SLG: 0.426 (8, 7)	0-0 2-3 3H 1B				0-0 K			0-0 F7		1	0	0	0	0	0	0				
Tony Gonzalez, L OBP: 0.339, SLG: 0.364 (1, 8)	0-0 4-3				0-0 4-3			0-0 HR IBB		3	2	1	0	1	0	3				
Hal King, L OBP: 0.379, SLG: 0.478 (1, 2)			4-0 BB		0-0 F2			4-0 SH2-4 BB HR		2	1	1	4	2	0	2				
Clete Boyer, R OBP: 0.300, SLG: 0.358 (1, 5)	0-3 K				4-0 1B BB			0-0 F3 4-3		3	0	0	0	1	1	2				
Ron Reed, R OBP: 0.080, SLG: 0.120 (1, 1)	0-3 K				0-0 FC6-4 1B			0-3 K		3	0	1	2	0	2	1				
<b>Inning Stats</b>	R: 1 E: 0 K: 1 S: 6	H: 1 LOB: 2 BB: 2 P: 14	R: 0 E: 0 K: 2 S: 7	H: 0 LOB: 1 BB: 1 P: 11	R: 0 E: 0 K: 0 S: 3	H: 0 LOB: 0 BB: 0 P: 3	R: 2 E: 0 K: 0 S: 6	H: 3 LOB: 2 BB: 1 P: 10	R: 0 E: 0 K: 1 S: 5	H: 0 LOB: 1 BB: 1 P: 9	R: 0 E: 0 K: 0 S: 3	H: 0 LOB: 1 BB: 1 P: 7	R: 4 E: 1 K: 0 S: 6	H: 3 LOB: 0 BB: 1 P: 10	R: 3 E: 0 K: 1 S: 7	H: 2 LOB: 0 BB: 1 P: 11	1B: 7 2B: 0 3B: 0 HR: 2	SF: 1 SAC: 1 DP: 0 HBP: 0	WP: 1 PB: 0 CS: 0	PA: 41
<b>PITCHER</b> Nolan Ryan, R ERA: 3.21 Tug McGraw, L ERA: 4.12 Ron Taylor, R ERA: 4.17 (1, 1)	IP: 4.0 WLS: L BF: 21	H: 4 R: 3 ER: 3 SO: 3	BB: 5 IBB: 0 HBP: 0 BLK: 0	WP: 0 HR: 0 S: 22 P: 42	ERA: 6.75 WHIP: 2.250	<b>PITCHER</b>										IP: 4.0 WLS: L BF: 21	H: 4 R: 3 ER: 3 SO: 3	BB: 5 IBB: 0 HBP: 0 BLK: 0	WP: 0 HR: 0 S: 22 P: 42	ERA: 6.75 WHIP: 2.250



Batter	1	2	3	4	5	6	7	8	9	AB	R	H	RBI	BB	SO	LOB	TOP					
Tommie Agee, R OBP: 0.341, SLG: 0.481 (1, 8)										4	1	2	0	0	0	0	<b>New York Mets @ Atlanta Braves</b> Atlanta Stadium, Atlanta, GA Fri Aug 14 1970, 7:05 PM EDT Att: 27,922 - Unknown					
Wayne Garrett, L OBP: 0.372, SLG: 0.473 (1, 5)										4	1	1	3	0	0	2						
Donn Clendenon, R OBP: 0.350, SLG: 0.553 (1, 3)										4	0	0	0	0	1	2						
Art Shamsky, L OBP: 0.372, SLG: 0.423 (1, 9)										4	0	1	0	0	0	0						
Ron Swoboda, R OBP: 0.367, SLG: 0.438 (8, 9)										0	0	0	0	0	0	0						
Cleon Jones, R OBP: 0.324, SLG: 0.387 (1, 7)										4	0	1	0	0	0	1						
Ken Boswell, L OBP: 0.324, SLG: 0.322 (1, 4)										4	0	1	0	0	0	1						
Duffy Dyer, R OBP: 0.307, SLG: 0.248 (1, 2)										4	1	1	1	0	1	2						
Bud Harrelson, S OBP: 0.349, SLG: 0.329 (1, 6)										4	0	0	0	0	0	0						
Jerry Koosman, R OBP: 0.185, SLG: 0.122 (1, 1)										1	0	0	0	1	0	0						
Dave Marshall, L OBP: 0.317, SLG: 0.424 (7, PH)										1	1	1	0	0	0	0						
Rich Folkers, L OBP: 0.333, SLG: 0.333 (7, 1)										1	0	0	0	0	1	0						
<b>Inning Stats</b>	R: 0 E: 0 K: 0 S: 3	H: 0 LOB: 0 BB: 0 P: 3	R: 0 E: 0 K: 1 S: 6	H: 1 LOB: 1 BB: 0 P: 6	R: 0 E: 0 K: 1 S: 6	H: 1 LOB: 2 BB: 1 P: 10	R: 0 E: 0 K: 0 S: 4	H: 1 LOB: 1 BB: 0 P: 4	R: 0 E: 0 K: 0 S: 3	H: 0 LOB: 0 BB: 0 P: 3	R: 0 E: 0 K: 0 S: 4	H: 1 LOB: 1 BB: 0 P: 4	R: 4 E: 0 K: 0 S: 7	H: 4 LOB: 0 BB: 0 P: 7	R: 0 E: 0 K: 0 S: 3	H: 0 LOB: 0 BB: 0 P: 3	R: 0 E: 0 K: 1 S: 5	H: 0 LOB: 0 BB: 0 P: 5	1B: 5 2B: 1 3B: 0 HR: 2	SF: 0 SAC: 0 DP: 0 HBP: 0	WP: 0 PB: 0 CS: 0	PA: 36
<b>PITCHER</b>	IP WLS BF H R ER SO BB IBB HBP BLK WP HR S P ERA WHIP																					
Pat Jarvis, R ERA: 3.42 (1, 1)	6.2 L 28 7 3 3 2 1 0 0 0 0 1 31 35 4.05 1.200																					
Julio Navarro, R ERA: 3.92 (7, 1)	1.1 5 1 1 1 0 0 0 0 0 0 1 5 5 6.75 0.750																					
Don Cardwell, R ERA: 8.49 (9, 1)	1.0 3 0 0 0 1 0 0 0 0 0 0 5 5 0.00 0.000																					

Batter	1	2	3	4	5	6	7	8	9	AB	R	H	RBI	BB	SO	LOB	BOTTOM							
Gil Garrido, R OBP: 0.306, SLG: 0.337 (1, 6)										5	1	1	0	0	0	6	<b>New York Mets @ Atlanta Braves</b> Atlanta Stadium, Atlanta, GA Fri Aug 14 1970, 7:05 PM EDT Att: 27,922 - Unknown							
Felix Milten, R OBP: 0.362, SLG: 0.406 (1, 4)										3	1	2	0	0	0	0								
Sonny Jackson, L OBP: 0.355, SLG: 0.310 (7, 6)										1	0	0	0	1	0	0								
Hank Aaron, R OBP: 0.379, SLG: 0.615 (1, 9)										5	0	0	0	0	0	4								
Orlando Cepeda, R OBP: 0.380, SLG: 0.558 (1, 3)										5	0	2	2	0	0	2								
Rico Carty, R OBP: 0.453, SLG: 0.645 (1, 7)										3	0	0	0	2	1	3								
Tony Gonzalez, L OBP: 0.342, SLG: 0.366 (1, 8)										3	0	2	0	1	0	2								
Clete Boyer, R OBP: 0.302, SLG: 0.358 (1, 5)										3	0	1	0	1	0	3								
Bob Tillman, R OBP: 0.263, SLG: 0.297 (1, 2)										2	0	0	0	1	1	2								
Pat Jarvis, R OBP: 0.167, SLG: 0.169 (1, 1)										3	0	0	0	0	2	5								
Julio Navarro, R OBP: 0.200, SLG: 0.200 (7, 1)										0	0	0	0	0	0	0								
Tommy Aaron, R OBP: 0.267, SLG: 0.368 (6, PH)										1	0	0	0	0	0	2								
Don Cardwell, R OBP: 0.222, SLG: 0.250 (9, 1)										0	0	0	0	0	0	0								
<b>Inning Stats</b>	R: 1 E: 0 K: 0 S: 5	H: 2 LOB: 1 BB: 0 P: 5	R: 0 E: 0 K: 2 S: 8	H: 1 LOB: 0 BB: 0 P: 8	R: 1 E: 0 K: 0 S: 5	H: 2 LOB: 2 BB: 1 P: 9	R: 0 E: 0 K: 0 S: 3	H: 0 LOB: 1 BB: 1 P: 7	R: 0 E: 0 K: 0 S: 3	H: 0 LOB: 0 BB: 0 P: 3	R: 0 E: 0 K: 1 S: 6	H: 1 LOB: 3 BB: 2 P: 14	R: 0 E: 0 K: 1 S: 5	H: 0 LOB: 1 BB: 1 P: 9	R: 0 E: 0 K: 0 S: 4	H: 1 LOB: 2 BB: 1 P: 8	R: 0 E: 0 K: 0 S: 4	H: 1 LOB: 1 BB: 0 P: 4	R: 0 E: 0 K: 0 S: 4	H: 1 LOB: 1 BB: 0 P: 4	1B: 8 2B: 0 3B: 0 HR: 0	SF: 0 SAC: 1 DP: 0 HBP: 0	WP: 0 PB: 0 CS: 0	PA: 41
<b>PITCHER</b>	IP WLS BF H R ER SO BB IBB HBP BLK WP HR S P ERA WHIP																							
Jerry Koosman, L ERA: 3.16 (7, 1)	6.0 W 28 2 0 0 3 2 0 0 1 0 0 0 13 21 0.00 1.333																							
Rich Folkers, L ERA: 5.61 (7, 1)	3.0 S 13 2 0 0 1 2 0 0 0 1 0 0 13 21 0.00 1.333																							

Batter	1	2	3	4	5	6	7	8	9	AB	R	H	RBI	BB	SO	LOB	TOP				
Tommie Agee, R OBP: 0.340, SLG: 0.479 (1, 8)	0-3 K			0-0 P6		0-0 F9		0-0 E 1B		4	0	1	0	0	1	1	<b>New York Mets @ Atlanta Braves</b> Atlanta Stadium, Atlanta, GA Sat Aug 15 1970, 7:05 PM EDT Att: 31,897 - Unknown				
Wayne Garrett, L OBP: 0.367, SLG: 0.465 (1, 5)	0-0 4-3			0-3 K		0-0 P6		0-0 E6 1-2		4	0	0	0	0	1	2					
Donn Clendenon, R OBP: 0.352, SLG: 0.564 (1, 3)	0-3 K			0-0 1B		0-0 HR		0-0 5-3		4	1	2	2	0	1	2					
Art Shamsky, L OBP: 0.368, SLG: 0.419 Ron Swoboda, R OBP: 0.365, SLG: 0.436 (1, 9) (8, 9)		0-0 G3		0-0 F5		0-0 F9		0-0 P6		3	0	0	0	0	0	1					
Cleon Jones, R OBP: 0.321, SLG: 0.383 (1, 7)		0-0 6-3			0-0 6-3		0-0 6-3		0-0 5-3	4	0	0	0	0	0	0					
Ken Boswell, L OBP: 0.320, SLG: 0.316 Al Weis, S OBP: 0.252, SLG: 0.290 (1, 4) (9, 4)		0-3 K2-3			0-0 4-3		0-0 F9		0-0 F9	4	0	0	0	0	1	0					
Jerry Grote, R OBP: 0.342, SLG: 0.335 (1, 2)			0-0 1-3		4-0 FC4 BB		0-0 6-3			2	0	0	0	1	0	0					
Bud Harrelson, S OBP: 0.347, SLG: 0.326 (1, 6)			0-0 5-3		0-0 FC4 1-2			0-0 4-3		3	0	0	0	0	0	1					
Tom Seaver, R OBP: 0.244, SLG: 0.238 (1, 1)			0-0 5-3			0-0 HR 1B		0-0 5-3		3	1	1	0	0	0	0					
<b>Inning Stats</b>	R: 0 E: 0 K: 2 S: 7	H: 0 LOB: 0 BB: 0 P: 7	R: 0 E: 0 K: 1 S: 5	H: 0 LOB: 0 BB: 0 P: 5	R: 0 E: 0 K: 0 S: 3	H: 1 LOB: 1 BB: 0 P: 6	R: 0 E: 0 K: 1 S: 6	H: 0 LOB: 1 BB: 1 P: 7	R: 2 E: 0 K: 0 S: 5	H: 2 LOB: 0 BB: 0 P: 5	R: 0 E: 0 K: 0 S: 3	H: 0 LOB: 0 BB: 0 P: 3	R: 0 E: 1 K: 0 S: 5	H: 1 LOB: 2 BB: 0 P: 5	R: 0 E: 0 K: 0 S: 3	H: 0 LOB: 0 BB: 0 P: 3	1B: 3 2B: 0 3B: 0 HR: 1	SF: 0 SAC: 0 DP: 0 HBP: 0	WP: 0 PB: 0 CS: 0	PA: 33	
<b>PITCHER</b>	IP	WLS	BF	H	R	ER	SO	BB	IBB	HBP	BLK	WP	HR	S	P	ERA	WHIP				
Phil Niekro, R ERA: 4.31 Hoyt Wilhelm, R ERA: 2.67 (1, 1) (9, 1)	8.0		30	4	2	2	4	1	0	0	0	0	1	37	41	2.25	0.625				

Batter	1	2	3	4	5	6	7	8	9	AB	R	H	RBI	BB	SO	LOB	BOTTOM				
Mike Lum, L OBP: 0.312, SLG: 0.419 (1, 9)	0-3 K		1-0 1B HBP		0-0 G6-4-3 1-2			0-0 F5		3	0	0	0	0	1	1	<b>New York Mets @ Atlanta Braves</b> Atlanta Stadium, Atlanta, GA Sat Aug 15 1970, 7:05 PM EDT Att: 31,897 - Unknown				
Sonny Jackson, L OBP: 0.353, SLG: 0.309 (1, 6)	0-0 5-3		0-0 1-2 1B		0-0 1-3		0-0 F8		4	0	1	0	0	0	0	0					
Tony Gonzalez, L OBP: 0.344, SLG: 0.367 (1, 8)	0-0 L6		0-3 K		0-0 G4-6-3 1B		0-0 BB WP 1B		4	1	2	0	0	1	2	0					
Orlando Cepeda, R OBP: 0.379, SLG: 0.555 (1, 3)		0-0 1B 1B	0-0 F9		0-0 G4-6-3 1-2		0-0 F8		4	1	1	0	0	0	4	0					
Rico Carty, R OBP: 0.454, SLG: 0.644 (1, 7)		0-0 1B 1-2 1B		0-0 F7		0-0 F9		0-0 BB E 1B		4	1	2	0	0	0	0					
Clete Boyer, R OBP: 0.304, SLG: 0.363 Hank Aaron, R OBP: 0.380, SLG: 0.615 Jimmie Hall, L OBP: 0.244, SLG: 0.306 (1, 5) (9, PH) (9, PR)		0-0 G4-6-3 1-2 2-H 1B		0-0 P4		0-0 2B		4-0 K BB		3	0	2	1	0	0	0					
Bob Tillman, R OBP: 0.257, SLG: 0.289 (1, 2)		0-0 B3		0-3 K		0-3 K		1-2 2-H 3-H K		4	0	0	0	0	3	4					
Gil Garrido, R OBP: 0.303, SLG: 0.333 (1, 4)		0-0 G4-6-3 1-2		0-0 F6		0-0 F9				3	0	0	0	0	3	0					
Phil Niekro, R OBP: 0.181, SLG: 0.203 Hal King, L OBP: 0.377, SLG: 0.475 Hoyt Wilhelm, R (1, 1) (8, PH) (9, 1)			0-0 5-3		0-0 G6-4-3 1B		0-3 K			2	0	1	0	0	0	0					
<b>Inning Stats</b>	R: 0 E: 0 K: 1 S: 5	H: 3 LOB: 1 BB: 0 P: 5	R: 0 E: 0 K: 0 S: 5	H: 1 LOB: 2 BB: 0 P: 7	R: 0 E: 0 K: 1 S: 5	H: 0 LOB: 0 BB: 0 P: 5	R: 0 E: 0 K: 0 S: 3	H: 1 LOB: 0 BB: 0 P: 3	R: 0 E: 0 K: 1 S: 5	H: 0 LOB: 0 BB: 0 P: 5	R: 2 E: 1 K: 1 S: 6	H: 2 LOB: 3 BB: 1 P: 10	1B: 8 2B: 1 3B: 0 HR: 0	SF: 0 SAC: 0 DP: 3 HBP: 1	WP: 1 PB: 0 CS: 0	PA: 34					
<b>PITCHER</b>	IP	WLS	BF	H	R	ER	SO	BB	IBB	HBP	BLK	WP	HR	S	P	ERA	WHIP				
Tom Seaver, R ERA: 2.41 (1, 1)	8.2	L	34	9	3	2	6	1	0	1	0	1	0	44	49	2.08	1.154				





Batter	1	2	3	4	5	6	7	8	9	AB R H RBI BB SO LOB	TOP												
<b>Tommie Agee, R</b> OBP: 0.339, SLG: 0.475 (1, 8)											4 0 0 0 1 2 2												
<b>Wayne Garrett, L</b> OBP: 0.372, SLG: 0.463 (1, 5)										1 0 0 0 3 0 1													
<b>Donn Clendenon, R</b> OBP: 0.347, SLG: 0.555 (1, 3)										4 0 0 0 0 1 4													
<b>Art Shamsky, L</b> OBP: 0.367, SLG: 0.420 (1, 9)										4 1 1 0 0 0 3													
<b>Ron Swoboda, R</b> OBP: 0.395, SLG: 0.436 (8, 9)										0 0 0 0 0 0 0													
<b>Cleon Jones, R</b> OBP: 0.326, SLG: 0.399 (1, 7)										4 1 3 1 0 0 0													
<b>Ken Boswell, L</b> OBP: 0.326, SLG: 0.323 (1, 4)										4 0 3 1 0 0 1													
<b>Jerry Grote, R</b> OBP: 0.339, SLG: 0.331 (1, 2)										3 0 0 0 0 1 3													
<b>Bud Harrelson, S</b> OBP: 0.344, SLG: 0.323 (1, 6)										4 0 0 0 0 0 4													
<b>Jim McAndrew, R</b> OBP: 0.211, SLG: 0.176 (1, 1)										3 0 0 0 1 1 2													
<b>Inning Stats</b>	R: 0 E: 0 K: 0 S: 3	H: 0 LOB: 1 BB: 1 P: 7	R: 0 E: 1 K: 0 S: 4	H: 1 LOB: 1 BB: 0 P: 4	R: 0 E: 0 K: 2 S: 7	H: 0 LOB: 1 BB: 1 P: 11	R: 1 E: 0 K: 1 S: 8	H: 3 LOB: 2 BB: 0 P: 8	R: 0 E: 0 K: 0 S: 3	H: 0 LOB: 1 BB: 1 P: 7	R: 1 E: 0 K: 1 S: 7	H: 2 LOB: 2 BB: 1 P: 11	R: 0 E: 0 K: 0 S: 2	H: 0 LOB: 0 BB: 1 P: 6	R: 0 E: 0 K: 0 S: 3	H: 1 LOB: 0 BB: 0 P: 3	R: 0 E: 0 K: 1 S: 5	H: 0 LOB: 0 BB: 0 P: 5	R: 0 E: 0 K: 1 S: 5	H: 0 LOB: 0 BB: 0 P: 5	1B: 4 2B: 2 3B: 0 HR: 1	SF: 0 SAC: 1 DP: 2 HBP: 0	WP: 0 PA: 37 CS: 1
<b>PITCHER</b>	IP WLS BF H R ER SO BB IBB HBP BLK WP HR S P ERA WHIP																						
<b>Jim Nash, R</b> ERA: 3.95 (1, 1)	5.0 L 24 6 2 2 3 3 0 0 0 0 1 27 39 3.60 1.800																						
<b>Bob Priddy, R</b> ERA: 5.55 (6, 1)	3.0 10 1 0 0 1 2 0 0 0 0 0 10 18 0.00 1.000																						
<b>Julio Navarro, R</b> ERA: 3.74 (9, 1)	1.0 3 0 0 0 1 0 0 0 0 0 0 5 5 0.00 0.000																						

**New York Mets @ Atlanta Braves**  
Atlanta Stadium, Atlanta, GA  
Sun Aug 16 1970, 3:33 AM EDT  
Att: 25,383 - Sunny

AB 31  
R 2  
H 7  
RBI 2  
BB 5  
SO 5  
LOB 20



Batter	1	2	3	4	5	6	7	8	9	AB R H RBI BB SO LOB	BOTTOM										
<b>Felix Millan, R</b> OBP: 0.359, SLG: 0.403 (1, 4)										4 0 0 0 0 0 1											
<b>Sonny Jackson, L</b> OBP: 0.355, SLG: 0.312 (1, 6)										4 1 2 0 0 0 0											
<b>Hank Aaron, R</b> OBP: 0.377, SLG: 0.609 (1, 9)										4 0 0 0 0 2 2											
<b>Orlando Cepeda, R</b> OBP: 0.380, SLG: 0.555 (1, 3)										4 0 2 0 0 0 0											
<b>Rico Carty, R</b> OBP: 0.452, SLG: 0.639 (1, 7)										4 0 1 0 0 0 2											
<b>Tony Gonzalez, L</b> OBP: 0.342, SLG: 0.365 (1, 8)										3 0 0 0 0 0 1											
<b>Hal King, L</b> OBP: 0.371, SLG: 0.466 (1, 2)										3 0 0 0 0 1 1											
<b>Clete Boyer, R</b> OBP: 0.305, SLG: 0.361 (1, 5)										2 0 0 0 1 0 0											
<b>Jim Nash, R</b> OBP: 0.134, SLG: 0.215 (1, 1)										1 0 0 0 0 1 1											
<b>Bob Priddy, R</b> OBP: 0.250, SLG: 0.200 (6, 1)										1 0 0 0 0 1 0											
<b>Jimmie Hall, L</b> OBP: 0.241, SLG: 0.301 (6, PH)										1 0 0 0 0 0 0											
<b>Julio Navarro, R</b> OBP: 0.200, SLG: 0.200 (9, 1)										0 0 0 0 0 0 0											
<b>Inning Stats</b>	R: 0 E: 1 K: 1 S: 5	H: 0 LOB: 0 BB: 0 P: 5	R: 0 E: 0 K: 0 S: 3	H: 0 LOB: 0 BB: 0 P: 3	R: 0 E: 0 K: 2 S: 7	H: 0 LOB: 1 BB: 1 P: 11	R: 1 E: 0 K: 0 S: 4	H: 2 LOB: 0 BB: 0 P: 4	R: 0 E: 0 K: 0 S: 3	H: 0 LOB: 0 BB: 0 P: 3	R: 0 E: 0 K: 1 S: 6	H: 1 LOB: 1 BB: 0 P: 6	R: 0 E: 0 K: 0 S: 4	H: 1 LOB: 1 BB: 0 P: 4	R: 0 E: 0 K: 0 S: 3	H: 0 LOB: 0 BB: 0 P: 3	R: 0 E: 0 K: 1 S: 6	H: 1 LOB: 1 BB: 0 P: 6	1B: 5 2B: 1 3B: 0 HR: 0	SF: 0 SAC: 0 DP: 1 HBP: 0	WP: 0 PA: 32 CS: 0
<b>PITCHER</b>	IP WLS BF H R ER SO BB IBB HBP BLK WP HR S P ERA WHIP																				
<b>Jim McAndrew, R</b> ERA: 4.3 (1, 1)	9.0 W 32 5 1 1 5 1 0 0 0 0 0 41 45 1.00 0.667																				


**New York Mets @ Atlanta Braves**  
Atlanta Stadium, Atlanta, GA  
Sun Aug 16 1970, 3:33 AM EDT  
Att: 25,383 - Sunny


AB 31  
R 1  
H 5  
RBI 0  
BB 1  
SO 5  
LOB 8



Batter	1	2	3	4	5	6	7	8	9	AB	R	H	RBI	BB	SO	LOB	TOP																	
Larry Hisle, R OBP: 0.296, SLG: 0.314 (1, 8)										4	1	1	0	0	1	1	Philadelphia Phillies @ Atlanta Braves Atlanta Stadium, Atlanta, GA Tue Aug 18 1970, 7:05 PM EDT Att: 9,560 - Unknown																	
Tony Taylor, R OBP: 0.361, SLG: 0.441 (1, 4)										3	0	1	0	1	1	0																		
Don Money, R OBP: 0.357, SLG: 0.465 (1, 5)										3	0	0	1	0	2	2																		
Deron Johnson, R OBP: 0.330, SLG: 0.461 (1, 3)										4	0	0	0	0	1	1																		
Byron Browne, R OBP: 0.329, SLG: 0.476 (1, 9)										4	1	1	1	0	1	0																		
John Briggs, L OBP: 0.336, SLG: 0.397 (1, 7)										4	0	1	0	0	1	0																		
Larry Bowa, S OBP: 0.273, SLG: 0.289 (1, 6)										3	0	1	0	0	0	1																		
Mike Compton, R OBP: 0.244, SLG: 0.241 (1, 2)										3	0	0	0	0	0	1																		
Chris Short, R OBP: 0.043, SLG: 0.044 (1, 1)										2	0	0	0	0	1	0																		
<b>Inning Stats</b>	R: 0 E: 0 K: 3 S: 9	H: 0 LOB: 0 BB: 0 P: 9	R: 0 E: 0 K: 0 S: 4	H: 1 LOB: 1 BB: 0 P: 4	R: 0 E: 0 K: 0 S: 3	H: 0 LOB: 0 BB: 0 P: 3	R: 0 E: 0 K: 0 S: 3	H: 0 LOB: 0 BB: 0 P: 3	R: 1 E: 0 K: 0 S: 4	H: 2 LOB: 0 BB: 0 P: 4	R: 1 E: 1 K: 0 S: 5	H: 1 LOB: 1 BB: 0 P: 5	R: 0 E: 0 K: 0 S: 3	H: 0 LOB: 0 BB: 0 P: 3	R: 0 E: 0 K: 2 S: 8	H: 1 LOB: 2 BB: 1 P: 12	R: 0 E: 0 K: 3 S: 9	H: 0 LOB: 0 BB: 0 P: 9	1B: 3 2B: 1 3B: 0 HR: 1	SF: 1 SAC: 0 DP: 0 HBP: 0	WP: 0 PB: 0 SB: 1 CS: 1	PA: 33												
<b>PITCHER</b>	IP WLS BF H R ER SO BB IBB HBP BLK WP HR S P ERA WHIP																																	
George Stone, L ERA: 3.9 (1, 1)	7.0	25	4	2	1	3	0	0	0	0	0	0	1	31	31	1.29	0.571																	
Hoyt Wilhelm, R ERA: 2.99 (8, 1)	2.0	W	8	1	0	0	5	1	0	0	0	0	0	0	17	21	0.00	1.000																

Batter	1	2	3	4	5	6	7	8	9	AB	R	H	RBI	BB	SO	LOB	BOTTOM																
Gil Garrido, R OBP: 0.306, SLG: 0.336 (1, 6)										4	0	2	0	0	0	0	Philadelphia Phillies @ Atlanta Braves Atlanta Stadium, Atlanta, GA Tue Aug 18 1970, 7:05 PM EDT Att: 9,560 - Unknown																
Felix Milan, R OBP: 0.358, SLG: 0.401 (1, 4)										4	0	1	1	0	0	3																	
Hank Aaron, R OBP: 0.376, SLG: 0.604 (1, 9)										3	0	0	0	1	1	2																	
Orlando Cepeda, R OBP: 0.377, SLG: 0.550 (1, 3)										4	0	0	0	0	1	1																	
Rico Carty, R OBP: 0.450, SLG: 0.635 (1, 7)										4	0	1	0	0	0	1																	
Tony Gonzalez, L OBP: 0.345, SLG: 0.371 (1, 8)										4	1	3	0	0	0	0																	
Clete Boyer, R OBP: 0.307, SLG: 0.371 (1, 5)										4	1	2	1	0	0	3																	
Bob Tillman, R OBP: 0.253, SLG: 0.286 (1, 2)										2	0	0	1	0	0	0																	
George Stone, L OBP: 0.286, SLG: 0.254 Bob Aspromonte, R (7, PH) OBP: 0.287, SLG: 0.240 Hoyt Wilhelm, R (8, 1)										2	0	0	0	0	1	1																	
<b>Inning Stats</b>	R: 0 E: 0 K: 0 S: 3	H: 1 LOB: 0 BB: 0 P: 3	R: 0 E: 0 K: 0 S: 4	H: 1 LOB: 1 BB: 0 P: 4	R: 0 E: 0 K: 0 S: 3	H: 0 LOB: 0 BB: 0 P: 3	R: 0 E: 0 K: 0 S: 3	H: 0 LOB: 1 BB: 1 P: 7	R: 1 E: 0 K: 1 S: 8	H: 3 LOB: 2 BB: 0 P: 8	R: 0 E: 0 K: 2 S: 9	H: 2 LOB: 2 BB: 0 P: 9	R: 1 E: 0 K: 0 S: 5	H: 2 LOB: 1 BB: 0 P: 5	R: 0 E: 0 K: 0 S: 3	H: 0 LOB: 0 BB: 0 P: 3	R: 1 E: 0 K: 0 S: 1	H: 1 LOB: 0 BB: 0 P: 1	1B: 8 2B: 2 3B: 0 HR: 1	SF: 1 SAC: 0 DP: 1 HBP: 0	WP: 0 PB: 0 SB: 0 CS: 0	PA: 34											
<b>PITCHER</b>	IP WLS BF H R ER SO BB IBB HBP BLK WP HR S P ERA WHIP																																
Chris Short, L ERA: 4.55 (1, 1)	8.0	L	34	10	3	3	3	1	0	0	0	0	1	39	43	3.38	1.375																

Batter	1	2	3	4	5	6	7	8	9	AB	R	H	RBI	BB	SO	LOB	TOP			
Denny Doyle, L (1,4) OBP: 0.295, SLG: 0.317	F2		6-3			1-3		4-3		4	0	0	0	0	0	2	Philadelphia Phillies @ Atlanta Braves Atlanta Stadium, Atlanta, GA Wed Aug 19 1970, 7:05 PM EDT Att: 8,129 - Unknown			
Oscar Gamble, L (1,8) OBP: 0.325, SLG: 0.335	3-1		K			4-3		F7	4	0	0	0	0	1	1					
John Briggs, L (1,7) OBP: 0.331, SLG: 0.391	4-3			L9		4-3		G3	4	0	0	0	0	0	1					
Deron Johnson, R (1,3)		HR		F7			F9	4	1	1	1	0	0	0	0					
Ron Stone, L (1,9) OBP: 0.345, SLG: 0.378	L8			K			1-3			3	0	0	0	0	1	0				
Don Money, R (1,5) OBP: 0.354, SLG: 0.460	F8				F8		F8			3	0	0	0	0	0	0				
Larry Bowa, S (1,6) OBP: 0.274, SLG: 0.290	5-3				P6			SH1-4 1B		3	0	1	0	0	0	0				
Mike Compton, R (1,2) OBP: 0.236, SLG: 0.232			P3		1-3			F5		3	0	0	0	0	0	1				
Rick Wise, R (1,1) OBP: 0.230, SLG: 0.328										1	1	1	1	1	0	0				
Dick Selma, R (8,1) OBP: 0.200, SLG: 0.143				HR			4-3 1-3 BB	SH1-4 1-2		0	0	0	0	0	0	0				
<b>Inning Stats</b>	R: 0 E: 0 K: 0 S: 3	H: 0 LOB: 0 BB: 0 P: 3	R: 1 E: 0 K: 0 S: 4	H: 1 LOB: 0 BB: 0 P: 4	R: 1 E: 0 K: 1 S: 6	H: 1 LOB: 0 BB: 0 P: 6	R: 0 E: 0 K: 1 S: 5	H: 0 LOB: 0 BB: 0 P: 5	R: 0 E: 0 K: 0 S: 3	H: 0 LOB: 0 BB: 0 P: 3	R: 0 E: 0 K: 0 S: 3	H: 0 LOB: 0 BB: 0 P: 3	R: 0 E: 0 K: 0 S: 4	H: 1 LOB: 1 BB: 0 P: 4	R: 0 E: 0 K: 0 S: 3	H: 0 LOB: 0 BB: 0 P: 3	1B: 1 2B: 0 3B: 0 HR: 2	SF: 0 SAC: 1 DP: 0 HBP: 0	WP: 0 PB: 0 SB: 0 CS: 0	PA: 31
<b>PITCHER</b>	IP	WLS	BF	H	R	ER	SO	BB	IBB	HBP	BLK	WP	HR	S	P	ERA	WHIP			
Pat Jarvis, R (1,1) ERA: 3.37	8.0	W	28	3	2	2	2	1	0	0	0	0	2	31	35	2.25	0.500			
Bob Priddy, R (9,1) ERA: 5.46	1.0	S	3	0	0	0	0	0	0	0	0	0	0	3	3	0.00	0.000			

Batter	1	2	3	4	5	6	7	8	9	AB	R	H	RBI	BB	SO	LOB	BOTTOM			
Sonny Jackson, L (1,6) OBP: 0.354, SLG: 0.315	K		1-3			6-3		1B 2B		4	1	1	1	0	1	1	Philadelphia Phillies @ Atlanta Braves Atlanta Stadium, Atlanta, GA Wed Aug 19 1970, 7:05 PM EDT Att: 8,129 - Unknown			
Felix Milan, R (1,4) OBP: 0.360, SLG: 0.401	6-3			2B 5-3 BB		F8		2H 1B		3	1	1	1	1	0	0				
Hank Aaron, R (1,9) OBP: 0.377, SLG: 0.605	F3				1-3 2B	6-3		FC4-6 IBB		3	0	1	0	1	0	0				
Orlando Cepeda, R (1,3) OBP: 0.374, SLG: 0.545		L4			5-3		F5	F9		4	0	0	1	0	0	3				
Rico Carty, R (1,7) OBP: 0.448, SLG: 0.631		5-3		3H						4	0	1	0	0	1	3				
Bob Priddy, R (9,1) OBP: 0.250, SLG: 0.200				K				FC4-6 1-2F		0	0	0	0	0	0	0				
Tony Gonzalez, L (1,8) OBP: 0.343, SLG: 0.368			K		4-3					3	0	0	0	0	1	2				
Hal King, L (1,2) OBP: 0.371, SLG: 0.461				SH1-4 BB				F5		2	0	0	0	1	1	1				
Clete Boyer, R (1,5) OBP: 0.307, SLG: 0.373				K				2B 2B		3	1	1	0	0	1	1				
Pat Jarvis, R (1,1) OBP: 0.164, SLG: 0.167					SH1-4					1	0	0	0	0	0	0				
Mike Lum, L (8,PH) OBP: 0.311, SLG: 0.416					1-2			K		1	0	0	0	0	1	1				
<b>Inning Stats</b>	R: 0 E: 0 K: 1 S: 5	H: 0 LOB: 0 BB: 0 P: 5	R: 0 E: 0 K: 1 S: 5	H: 0 LOB: 0 BB: 0 P: 5	R: 0 E: 0 K: 1 S: 5	H: 0 LOB: 1 BB: 1 P: 9	R: 1 E: 0 K: 1 S: 6	H: 1 LOB: 1 BB: 1 P: 10	R: 0 E: 0 K: 0 S: 3	H: 0 LOB: 0 BB: 0 P: 3	R: 0 E: 0 K: 0 S: 4	H: 1 LOB: 1 BB: 0 P: 4	R: 2 E: 0 K: 1 S: 8	H: 3 LOB: 2 BB: 1 P: 12	R: 0 E: 0 K: 0 S: 3	H: 0 LOB: 0 BB: 0 P: 3	1B: 2 2B: 3 3B: 0 HR: 0	SF: 0 SAC: 1 DP: 0 HBP: 0	WP: 0 PB: 0 SB: 0 CS: 0	PA: 32
<b>PITCHER</b>	IP	WLS	BF	H	R	ER	SO	BB	IBB	HBP	BLK	WP	HR	S	P	ERA	WHIP			
Rick Wise, R (1,1) ERA: 3.84	7.1	L	29	5	3	3	6	2	0	0	0	0	0	39	47	3.68	0.955			
Dick Selma, R (8,1) ERA: 2.82	0.2		3	0	0	0	0	0	1	0	0	0	0	2	6	0.00	0.000			

Batter	1	2	3	4	5	6	7	8	9	AB	R	H	RBI	BB	SO	LOB	TOP	
Tony Taylor, R OBP: 0.360, SLG: 0.444 (1, 5)	0-0 4-3		0-0 5-3			0-0 6-3 3B		0-3 K	4 1 1 0 0 1 0								<b>Philadelphia Phillies @ Atlanta Braves</b> Atlanta Stadium, Atlanta, GA Thu Aug 20 1970, 7:05 PM EDT Att: 9,868 - Unknown	
Denny Doyle, L OBP: 0.292, SLG: 0.313 (1, 4)	0-0 6-3			0-0 L7		0-0 6-3		0-0 1-3	4 0 0 1 0 0 0									
Ron Stone, L OBP: 0.343, SLG: 0.376 (1, 9)	0-0 4-3			0-0 G5-4-3 1B		0-0 F9		0-0 6-3	4 0 1 0 0 0 0									
Deron Johnson, R OBP: 0.327, SLG: 0.462 (1, 3)		0-0 5-3		0-0 G5-4-3 1-2				0-3 K	3 0 0 0 0 1 1									
John Briggs, L OBP: 0.335, SLG: 0.394 (1, 7)		0-0 1B 1B				0-3 K		0-0 G5-4-3 1B	3 1 2 0 0 1 0									
Oscar Gamble, L OBP: 0.328, SLG: 0.338 Byron Browne, R OBP: 0.327, SLG: 0.471 (3, 8)		0-0 1B 1-2 1B				0-3 K		0-0 G5-4-3 1-2	1 0 1 0 0 0 0 2 0 0 0 0 1 1									
Larry Bowa, S OBP: 0.277, SLG: 0.293 (1, 6)		0-0 1-3 2-H 1B				0-0 1B		0-0 3-1	3 0 2 1 0 0 0									
Mike Compton, R OBP: 0.228, SLG: 0.224 (1, 2)		0-0 CS 1-2	0-0 P4		0-0 F7			0-0 1-3	3 0 0 0 0 0 1									
Barry Lersch, S OBP: 0.133, SLG: 0.071 Rick Joseph, R OBP: 0.259, SLG: 0.350 Bill Wilson, R OBP: 0.353, SLG: 0.459 Don Money, R OBP: 0.353, SLG: 0.459 Fred Wenz, R (8, 1)			0-0 B1			0-0 P4		0-0 5-3	1 0 0 0 0 0 0 1 0 0 0 0 0 0 0 0 0 0 0 0 0 1 0 0 0 0 0 0 0 0 0 0 0 0 0									
<b>Inning Stats</b>	R: 0 E: 0 K: 0 S: 3	H: 0 LOB: 0 BB: 0 P: 3	R: 1 E: 0 K: 0 S: 4	H: 3 LOB: 0 BB: 0 P: 4	R: 0 E: 0 K: 0 S: 3	H: 0 LOB: 0 BB: 0 P: 3	R: 0 E: 0 K: 2 S: 8	H: 1 LOB: 1 BB: 0 P: 8	R: 0 E: 0 K: 1 S: 5	H: 1 LOB: 0 BB: 0 P: 5	R: 0 E: 0 K: 0 S: 3	H: 0 LOB: 0 BB: 0 P: 3	R: 0 E: 0 K: 1 S: 5	H: 0 LOB: 0 BB: 0 P: 5	1B: 6 2B: 0 3B: 1 HR: 0	SF: 0 SAC: 0 DP: 2 HBP: 0		WP: 0 PA: 31 CS: 1
<b>PITCHER</b> Ron Reed, R ERA: 4.84 (1, 1)	IP: 9.0 WLS: W BF: 30 H: 7 R: 2 ER: 2 SO: 4 BB: 0 IBB: 0 HBP: 0 BLK: 0 WP: 0 HR: 0 S: 38 P: 38 ERA: 2.00 WHIP: 0.778																	

Batter	1	2	3	4	5	6	7	8	9	AB	R	H	RBI	BB	SO	LOB	BOTTOM
Sonny Jackson, L OBP: 0.356, SLG: 0.315 (1, 6)	0-0 L5	4-0 1B BB			0-0 E SF7 1B		0-0 6-3		3 1 1 0 1 0 0								<b>Philadelphia Phillies @ Atlanta Braves</b> Atlanta Stadium, Atlanta, GA Thu Aug 20 1970, 7:05 PM EDT Att: 9,868 - Unknown
Felix Milan, R OBP: 0.356, SLG: 0.400 (1, 4)	0-0 6-3	0-0 1-2 2-3 1B			0-0 1-H SF7		0-0 4-3		3 0 1 2 0 0 0								
Hank Aaron, R OBP: 0.378, SLG: 0.605 (1, 9)	0-0 1-3	0-0 L7			0-0 2B		0-0 2B E BB		3 1 1 0 1 0 3								
Orlando Cepeda, R OBP: 0.373, SLG: 0.542 (1, 3)		0-0 PB E 1B	0-0 4-3		0-0 F5		0-0 F3		4 1 1 0 0 0 2								
Rico Carty, R OBP: 0.446, SLG: 0.629 Mike Lum, L OBP: 0.311, SLG: 0.416 (9, 7)		0-3 K	0-0 6-3		0-0 4-3		0-0 E4 1-H 2B		4 1 1 0 0 1 2 0 0 0 0 0 0 0								
Tony Gonzalez, L OBP: 0.342, SLG: 0.367 (1, 8)		0-0 E8 1-H 1B 1B	0-3 K		0-0 F7		0-0 F7		4 1 1 1 0 1 0								
Hal King, L OBP: 0.368, SLG: 0.456 (1, 2)		0-3 K		0-0 G3		0-3 K		0-0 1B	4 0 1 0 0 2 1								
Clete Boyer, R OBP: 0.306, SLG: 0.370 (1, 5)		4-0 BB 1B 1B IBB		0-0 F9		0-0 5-3		0-0 P6	3 1 0 0 1 0 1								
Ron Reed, R OBP: 0.107, SLG: 0.143 (1, 1)		0-0 1-2 3-H 1B 1B		0-3 K		0-0 F9			3 0 1 1 0 1 0								
<b>Inning Stats</b>	R: 0 E: 0 K: 0 S: 3	H: 0 LOB: 0 BB: 0 P: 3	R: 3 E: 1 K: 2 S: 11	H: 4 LOB: 3 BB: 2 P: 19	R: 0 E: 0 K: 1 S: 5	H: 0 LOB: 0 BB: 0 P: 5	R: 0 E: 0 K: 1 S: 5	H: 0 LOB: 0 BB: 0 P: 5	R: 0 E: 0 K: 0 S: 3	H: 0 LOB: 0 BB: 0 P: 3	R: 2 E: 1 K: 0 S: 5	H: 2 LOB: 1 BB: 1 P: 9	1B: 6 2B: 2 3B: 0 HR: 0	SF: 1 SAC: 0 DP: 0 HBP: 0	WP: 0 PA: 35 CS: 0		
<b>PITCHER</b> Barry Lersch, R ERA: 3.44 Bill Wilson, R ERA: 4.71 Fred Wenz, R ERA: 4.91	IP: 5.0 WLS: L BF: 23 H: 6 R: 4 ER: 4 SO: 4 BB: 1 IBB: 0 HBP: 0 BLK: 0 WP: 0 HR: 0 S: 29 P: 37 ERA: 7.20 WHIP: 1.400																

Batter	1	2	3	4	5	6	7	8	9	AB	R	H	RBI	BB	SO	LOB	TOP										
Sonny Jackson, L (1,6) OBP: 0.354, SLG: 0.314	3-1		F6			SH5-3		1B	G4-6-3	4	1	1	0	0	0	2											
Felix Milan, R (1,4) OBP: 0.357, SLG: 0.398	L4			F8		1-3		1B	K	5	0	1	0	0	1	2											
Hank Aaron, R (1,9) OBP: 0.379, SLG: 0.604	F7			K				1B		4	0	2	2	0	1	0											
Orlando Cepeda, R (1,3) OBP: 0.372, SLG: 0.539		F8		E6		K		F8		4	0	1	0	0	1	2											
Rico Carty, R (1,7) OBP: 0.447, SLG: 0.628	5-3			1-4-3						4	0	2	0	0	0	1											
Tony Gonzalez, L (1,8) OBP: 0.341, SLG: 0.364	6-3				F8		1-3	F4		3	0	0	0	1	0	2											
Clete Boyer, R (1,5) OBP: 0.306, SLG: 0.377			3-1		6-3		1-3			4	1	1	1	0	0	2											
Bob Tillman, R (1,2) OBP: 0.258, SLG: 0.309				K		K				4	1	2	1	0	2	2											
Phil Niekro, R (1,1) OBP: 0.189, SLG: 0.211				K						2	1	1	0	0	1	1											
Mike Lum, L (7,PH) OBP: 0.309, SLG: 0.414										1	0	0	0	0	0	2											
Julio Navarro, R (7,1) OBP: 0.200, SLG: 0.250										0	0	0	0	0	0	0											
Mike McClellan, R (8,1) OBP: 0.222, SLG: 0.250										0	0	0	0	0	0	0											
Don Cardwell, R (8,1) OBP: 0.222, SLG: 0.250										1	0	1	0	0	0	0											
Hal King, L (9,PH) OBP: 0.429, SLG: 0.429										1	0	1	0	0	0	0											
Oscar Brown, R (9,PH) OBP: 0.429, SLG: 0.500										0	0	0	0	0	0	0											
<b>Inning Stats</b>	R: 0 E: 0 K: 0 S: 3	H: 0 LOB: 0 BB: 0 P: 3	R: 0 E: 0 K: 0 S: 3	H: 0 LOB: 0 BB: 0 P: 3	R: 0 E: 0 K: 1 S: 6	H: 1 LOB: 1 BB: 0 P: 6	R: 0 E: 1 K: 1 S: 6	H: 1 LOB: 1 BB: 0 P: 6	R: 0 E: 0 K: 1 S: 5	H: 0 LOB: 0 BB: 0 P: 5	R: 1 E: 0 K: 1 S: 7	H: 2 LOB: 1 BB: 0 P: 7	R: 0 E: 0 K: 1 S: 6	H: 1 LOB: 2 BB: 1 P: 10	R: 1 E: 0 K: 0 S: 6	H: 4 LOB: 2 BB: 0 P: 6	R: 2 E: 0 K: 1 S: 7	H: 3 LOB: 1 BB: 0 P: 7	1B: 10 2B: 0 3B: 0 HR: 2	SF: 0 SAC: 1 DP: 1 HBP: 0	WP: 0 PA: 38 PB: 0 SB: 0 CS: 0						
<b>PITCHER</b>	IP	WLS	BF	H	R	ER	SO	BB	IBB	HBP	BLK	WP	HR	S	P	ERA	WHIP										
Carl Morton, R (1,1) ERA: 3.7	7.2	W	32	9	2	2	5	1	0	0	0	0	0	41	45	2.35	1.304										
Claude Raymond, R (8,1) ERA: 4.25	0.1		4	3	2	2	0	0	0	0	0	0	2	4	4	54.00	9.000										
Howie Reed, R (9,1) ERA: 3.41	1.0	S	2	0	0	0	1	0	0	0	0	0	0	4	4	0.00	0.000										

Atlanta Braves @ Montreal Expos  
Jarry Park, Montreal, QB  
Fri Aug 21 1970, 7:05 PM EDT  
Att: 25,237 - Unknown

AB 36  
R 4  
H 12  
RBI 4  
BB 1  
SO 6  
LOB 16



Batter	1	2	3	4	5	6	7	8	9	AB	R	H	RBI	BB	SO	LOB	BOTTOM										
Mack Jones, L (1,7) OBP: 0.405, SLG: 0.485	F5				6-3		F7			4	0	1	1	0	0	2											
Jim Gosger, L (1,8) OBP: 0.364, SLG: 0.396	F6		G3			F9		K		4	0	0	0	0	1	1											
Rusty Staub, L (1,9) OBP: 0.406, SLG: 0.531	K			6-3		HR		BB	BB	3	2	1	1	1	1	0											
Bob Bailey, R (1,3) OBP: 0.444, SLG: 0.708										3	2	1	1	1	2	0											
John Boccabella, R (9,3) OBP: 0.328, SLG: 0.427				HR		K		BB	BB	0	0	0	0	0	0	0											
Coco Laboy, R (1,5) OBP: 0.258, SLG: 0.313					6-3					3	0	0	0	1	2	0											
Ron Brand, R (1,6) OBP: 0.274, SLG: 0.302										3	0	0	0	0	0	0											
Bobby Wine, R (8,6) OBP: 0.284, SLG: 0.293	F7			5-3			1-3			1	0	1	2	0	0	0											
John Bateman, R (1,2) OBP: 0.287, SLG: 0.372					6-3				G5-4-3	4	2	2	1	0	0	2											
Gary Sutherland, R (1,4) OBP: 0.280, SLG: 0.264				SH1-4						1	0	0	0	0	1	0											
Carl Morton, R (1,1) OBP: 0.240, SLG: 0.254										3	0	1	0	0	0	2											
Claude Raymond, R (8,1) ERA: 3.97										0	0	0	0	0	0	0											
Howie Reed, R (9,1) ERA: 8.2										0	0	0	0	0	0	0											
<b>Inning Stats</b>	R: 0 E: 0 K: 1 S: 5	H: 0 LOB: 0 BB: 0 P: 5	R: 0 E: 0 K: 2 S: 7	H: 0 LOB: 0 BB: 0 P: 7	R: 1 E: 0 K: 0 S: 5	H: 2 LOB: 1 BB: 0 P: 5	R: 1 E: 0 K: 0 S: 4	H: 1 LOB: 0 BB: 0 P: 4	R: 0 E: 0 K: 1 S: 6	H: 1 LOB: 1 BB: 0 P: 6	R: 1 E: 0 K: 2 S: 8	H: 1 LOB: 0 BB: 0 P: 8	R: 1 E: 0 K: 0 S: 4	H: 1 LOB: 1 BB: 0 P: 5	R: 2 E: 0 K: 1 S: 5	H: 1 LOB: 1 BB: 3 P: 17	R: 2 E: 0 K: 1 S: 5	H: 1 LOB: 1 BB: 0 P: 7	1B: 4 2B: 0 3B: 0 HR: 3	SF: 0 SAC: 1 DP: 1 HBP: 1	WP: 0 PA: 34 PB: 0 SB: 0 CS: 0						
<b>PITCHER</b>	IP	WLS	BF	H	R	ER	SO	BB	IBB	HBP	BLK	WP	HR	S	P	ERA	WHIP										
Phil Niekro, R (1,1) ERA: 4.32	6.0	L	23	5	3	3	6	0	0	0	0	0	1	4	5	9.00	1.000										
Julio Navarro, R (7,1) ERA: 3.97	1.0		5	1	1	1	0	0	0	1	0	0	1	4	5	9.00	1.000										
Mike McQueen, L (8,1) ERA: 8.2	0.1		4	0	2	2	1	3	0	0	0	0	0	3	15	54.00	9.000										
Don Cardwell, R (8,1) ERA: 8.33	0.2		2	1	0	0	0	0	0	0	0	0	0	2	2	0.00	1.500										

Atlanta Braves @ Montreal Expos  
Jarry Park, Montreal, QB  
Fri Aug 21 1970, 7:05 PM EDT  
Att: 25,237 - Unknown

AB 29  
R 6  
H 7  
RBI 6  
BB 3  
SO 7  
LOB 7



Batter	1	2	3	4	5	6	7	8	9	AB	R	H	RBI	BB	SO	LOB	TOP											
Sonny Jackson, L OBP: 0.353, SLG: 0.317	1-3		F7			6-3			1B 2B	4	1	1	0	0	0	0												
Felix Milan, R OBP: 0.354, SLG: 0.395	5-3		6-3			F2			6-3	4	0	0	0	0	0	1												
Hank Aaron, R OBP: 0.382, SLG: 0.605	FC5-4 BB			G6-4-3 1B			F8		1B 1B 2H	3	0	2	1	1	0	0												
Rico Carty, R OBP: 0.442, SLG: 0.621	FC5-4 1-2			G6-4-3 1-2			F4		F8	4	0	0	0	0	0	3												
Tony Gonzalez, L OBP: 0.343, SLG: 0.366		F8		1-3			1B		1B 1-2	4	0	2	0	0	0	0												
Hal King, L OBP: 0.371, SLG: 0.453					F8				1-2 2-3	2	0	0	0	1	0	1												
Bob Aspromonte, R OBP: 0.274, SLG: 0.247		BB				F3			1B	1	0	1	0	0	0	0												
Clete Boyer, R OBP: 0.303, SLG: 0.373		K			4-3				F5	4	0	0	0	0	1	4	AB 32											
Tommye Aaron, R OBP: 0.254, SLG: 0.350		K			F7					3	0	0	0	0	1	1	R 1											
Jim Nash, R OBP: 0.130, SLG: 0.209					L6					2	0	0	0	0	0	0	H 6											
Mike Lum, L OBP: 0.307, SLG: 0.411						F4				1	0	0	0	0	0	0	RBI 1											
Mike McQueen, L OBP: 0.286, SLG: 0.429										0	0	0	0	0	0	0	BB 2											
Don Cardwell, R OBP: 0.222, SLG: 0.250										0	0	0	0	0	0	0	SO 2											
Braves										0	0	0	0	0	0	0	LOB 10											
Inning Stats	R: 0 E: 0 K: 0 S: 3	H: 0 LOB: 1 BB: 1 P: 7	R: 0 E: 0 K: 2 S: 7	H: 0 LOB: 1 BB: 1 P: 11	R: 0 E: 0 K: 0 S: 3	H: 0 LOB: 0 BB: 0 P: 3	R: 0 E: 0 K: 0 S: 3	H: 1 LOB: 0 BB: 0 P: 3	R: 0 E: 0 K: 0 S: 3	H: 0 LOB: 0 BB: 0 P: 3	R: 0 E: 0 K: 0 S: 4	H: 1 LOB: 1 BB: 0 P: 4	R: 0 E: 0 K: 0 S: 3	H: 0 LOB: 0 BB: 0 P: 3	R: 1 E: 0 K: 0 S: 7	H: 4 LOB: 3 BB: 0 P: 7	1B: 5 2B: 1 3B: 0 HR: 0	SF: 0 SAC: 0 DP: 1 HBP: 0	WP: 0 PB: 0 SB: 0 CS: 0	PA: 34								
PITCHER	IP	WLS	BF	H	R	ER	SO	BB	IBB	HBP	BLK	WP	HR	S	P	ERA	WHIP											
Steve Renko, R ERA: 4.38	(1, 1)	8.2	W	32	5	1	1	2	2	0	0	0	0	0	34	42	1.04	0.808										
Dan McGinn, L ERA: 5.04	(9, 1)	0.0		1	1	0	0	0	0	0	0	0	0	1	1	∞	∞											
Howie Reed, R ERA: 3.39	(9, 1)	0.1	S	1	0	0	0	0	0	0	0	0	0	1	1	0.00	0.000											

Atlanta Braves @ Montreal Expos  
Jarry Park, Montreal, QB  
Sat Aug 22 1970, 7:05 PM EDT  
Att: 27,037 - Unknown

AB 32  
R 1  
H 6  
RBI 1  
BB 2  
SO 2  
LOB 10



Batter	1	2	3	4	5	6	7	8	9	AB	R	H	RBI	BB	SO	LOB	BOTTOM											
Mary Staehle, L OBP: 0.314, SLG: 0.267	F9		F9			F9			G3	4	0	0	0	0	0	3												
Mack Jones, L OBP: 0.404, SLG: 0.481										2	0	0	0	1	1	0												
Adolfo Phillips, R OBP: 0.350, SLG: 0.397	K									1	1	1	0	0	0	0												
Rusty Staub, L OBP: 0.406, SLG: 0.530	F9		F8							4	1	2	1	0	0	2												
Bob Bailey, R OBP: 0.445, SLG: 0.708		5-3								3	0	1	1	1	1	1												
Coco Laboy, R OBP: 0.235, SLG: 0.313										0	0	0	0	0	0	0												
Jim Gosger, L OBP: 0.362, SLG: 0.390		F7								3	1	0	0	1	0	2												
Boots Day, L OBP: 0.321, SLG: 0.296		L1								3	0	0	0	0	1	2												
John Bateman, R OBP: 0.269, SLG: 0.376										4	1	2	1	0	1	2	AB 28											
Ron Brand, R OBP: 0.287, SLG: 0.308										1	0	1	0	1	0	0	R 4											
Bobby Wine, R OBP: 0.294, SLG: 0.293										0	0	0	0	0	0	0	H 8											
Steve Renko, R OBP: 0.203, SLG: 0.193										3	0	1	1	0	2	3	RBI 4											
Dan McGinn, L OBP: 0.114, SLG: 0.114										0	0	0	0	0	0	0	BB 4											
Howie Reed, R OBP: 0.306, SLG: 0.374										0	0	0	0	0	0	0	SO 6											
Jim Fairley, L OBP: 0.306, SLG: 0.374										0	0	0	0	0	0	0	LOB 15											
Inning Stats	R: 0 E: 0 K: 1 S: 5	H: 0 LOB: 0 BB: 0 P: 5	R: 0 E: 0 K: 0 S: 3	H: 0 LOB: 0 BB: 0 P: 3	R: 1 E: 0 K: 0 S: 5	H: 2 LOB: 2 BB: 1 P: 9	R: 0 E: 0 K: 0 S: 3	H: 0 LOB: 1 BB: 1 P: 7	R: 0 E: 0 K: 1 S: 5	H: 1 LOB: 0 BB: 0 P: 5	R: 0 E: 0 K: 1 S: 5	H: 1 LOB: 0 BB: 0 P: 5	R: 1 E: 0 K: 2 S: 10	H: 3 LOB: 1 BB: 0 P: 10	1B: 5 2B: 2 3B: 1 HR: 0	SF: 0 SAC: 2 DP: 0 HBP: 0	WP: 0 PB: 0 SB: 1 CS: 2	PA: 34										
PITCHER	IP	WLS	BF	H	R	ER	SO	BB	IBB	HBP	BLK	WP	HR	S	P	ERA	WHIP											
Jim Nash, R ERA: 3.89	(1, 1)	7.0	L	28	5	2	2	4	4	0	0	0	0	0	32	48	2.57	1.286										
Mike McQueen, L ERA: 8.67	(8, 1)	0.2		5	3	2	2	1	0	0	0	0	0	7	7	27.00	4.500											
Don Cardwell, R ERA: 8.25	(8, 1)	0.1		1	0	0	0	1	0	0	0	0	0	3	3	0.00	0.000											


Atlanta Braves @ Montreal Expos  
Jarry Park, Montreal, QB  
Sat Aug 22 1970, 7:05 PM EDT  
Att: 27,037 - Unknown

AB 28  
R 4  
H 8  
RBI 4  
BB 4  
SO 6  
LOB 15



Batter	1	2	3	4	5	6	7	8	9	AB	R	H	RBI	BB	SO	LOB	TOP			
Mike Lum, L OBP: 0.310, SLG: 0.428 (1,9)										5	1	2	1	0	2	2	<b>Atlanta Braves @ Montreal Expos</b> Jarry Park, Montreal, QB Mon Aug 24 1970, 7:05 PM EDT Att: 16,314 - Unknown			
Sonny Jackson, L OBP: 0.351, SLG: 0.318 (1,6)										5	1	1	0	0	0	2				
Hank Aaron, R OBP: 0.382, SLG: 0.601 (1,3)										4	1	1	0	0	0	2				
Rico Carty, R OBP: 0.444, SLG: 0.621 (8, PR)										5	1	3	1	0	0	2				
Jimmie Hall, L OBP: 0.241, SLG: 0.301 (8,7)										0	0	0	0	0	0	0				
Tony Gonzalez, L OBP: 0.345, SLG: 0.365 (1,8)										3	1	1	0	2	0	2				
Clete Boyer, R OBP: 0.302, SLG: 0.370 (1,5)										5	0	1	1	0	0	4				
Gil Garrido, R OBP: 0.307, SLG: 0.337 (1,4)										5	0	2	1	0	0	0				
Bob Tillman, R OBP: 0.262, SLG: 0.304 (1,2)										3	0	0	0	2	1	1				
George Stone, L OBP: 0.294, SLG: 0.242 (1,1)										3	1	0	0	2	0	4				
<b>Inning Stats</b>	R: 1 E: 0 K: 0 S: 6	H: 3 LOB: 2 BB: 0 P: 6	R: 0 E: 0 K: 0 S: 2	H: 0 LOB: 1 BB: 2 P: 10	R: 0 E: 0 K: 0 S: 4	H: 1 LOB: 2 BB: 1 P: 8	R: 0 E: 0 K: 0 S: 3	H: 0 LOB: 0 BB: 0 P: 3	R: 0 E: 0 K: 0 S: 3	H: 0 LOB: 0 BB: 0 P: 3	R: 5 E: 2 K: 0 S: 8	H: 4 LOB: 3 BB: 3 P: 20	R: 0 E: 0 K: 1 S: 6	H: 1 LOB: 2 BB: 0 P: 7	R: 0 E: 0 K: 1 S: 6	H: 1 LOB: 0 BB: 0 P: 6	1B: 9 2B: 1 3B: 0 HR: 1	SF: 0 SAC: 0 DP: 1 HBP: 1	WP: 1 PB: 0 SB: 0 CS: 0	PA: 45
<b>PITCHER</b>	IP WLS BF H R ER SO BB IBB HBP BLK WP HR S P ERA WHIP																			
Bill Stoneman, R ERA: 5.25 (1,1)	6.2 L 31 7 5 2 1 3 1 0 0 1 1 29 45 2.70 1.500																			
Dan McGinn, L ERA: 5.1 (7,1)	0.1 5 2 1 0 0 2 0 0 0 0 0 3 11 0.00 12.000																			
John Strohmayer, R ERA: 4.63 (8,1)	2.0 9 2 0 0 2 0 0 1 0 0 0 12 13 0.00 1.000																			

Batter	1	2	3	4	5	6	7	8	9	AB	R	H	RBI	BB	SO	LOB	BOTTOM			
Gary Sutherland, R OBP: 0.279, SLG: 0.261 (1,4)										3	0	0	0	1	1	1	<b>Atlanta Braves @ Montreal Expos</b> Jarry Park, Montreal, QB Mon Aug 24 1970, 7:05 PM EDT Att: 16,314 - Unknown			
Rusty Staub, L OBP: 0.405, SLG: 0.527 (1,9)										3	0	0	0	1	1	0				
Adolfo Phillips, R OBP: 0.348, SLG: 0.394 (1,8)										4	0	1	0	0	0	3				
Bob Bailey, R OBP: 0.439, SLG: 0.694 (1,7)										4	0	0	0	0	2	4				
John Bateman, R OBP: 0.267, SLG: 0.373 (1,2)										3	0	0	0	0	0	2				
Coco Laboy, R OBP: 0.257, SLG: 0.310 (1,5)										3	0	0	0	0	0	0				
Ron Brand, R OBP: 0.297, SLG: 0.318 (1,6)										3	0	2	0	0	0	0				
John Boccabella, R OBP: 0.320, SLG: 0.417 (1,3)										3	0	0	0	0	2	2				
Bill Stoneman, R OBP: 0.119, SLG: 0.146 (1,1)										2	0	0	0	0	1	1				
Dan McGinn, L OBP: 0.114, SLG: 0.114 (7,1)										0	0	0	0	0	0	0				
John Strohmayer, R OBP: 0.167, SLG: 0.167 (8,1)										0	0	0	0	0	0	0				
Don Hahn, R OBP: 0.372, SLG: 0.279 (8, PH)										1	0	0	0	0	0	0				
<b>Inning Stats</b>	R: 0 E: 0 K: 1 S: 5	H: 0 LOB: 0 BB: 0 P: 5	R: 0 E: 0 K: 0 S: 3	H: 0 LOB: 0 BB: 0 P: 3	R: 0 E: 0 K: 2 S: 8	H: 1 LOB: 1 BB: 0 P: 8	R: 0 E: 1 K: 1 S: 6	H: 0 LOB: 1 BB: 0 P: 6	R: 0 E: 0 K: 0 S: 3	H: 1 LOB: 0 BB: 0 P: 3	R: 0 E: 0 K: 1 S: 5	H: 0 LOB: 0 BB: 0 P: 5	R: 0 E: 0 K: 1 S: 5	H: 0 LOB: 0 BB: 0 P: 5	R: 0 E: 0 K: 1 S: 3	H: 0 LOB: 2 BB: 2 P: 11	1B: 3 2B: 0 3B: 0 HR: 0	SF: 0 SAC: 0 DP: 2 HBP: 0	WP: 0 PB: 0 SB: 1 CS: 0	PA: 31
<b>PITCHER</b>	IP WLS BF H R ER SO BB IBB HBP BLK WP HR S P ERA WHIP																			
George Stone, L ERA: 3.7 (1,1)	9.0 W 31 3 0 0 7 2 0 0 0 0 0 43 51 0.00 0.556																			



Batter	1	2	3	4	5	6	7	8	9	AB	R	H	RBI	BB	SO	LOB	TOP					
Mike Lum, L OBP: 0.317, SLG: 0.429 (1, 8)										4	1	2	0	1	1	1	Atlanta Braves @ New York Mets Shea Stadium, Flushing, NY Tue Aug 25 1970, 7:05 PM EDT Att: 48,561 - Unknown					
Sonny Jackson, L OBP: 0.348, SLG: 0.317 (1, 6)										4	1	1	1	0	0	2						
Hank Aaron, R OBP: 0.384, SLG: 0.600 (1, 9)										3	1	1	0	2	0	0						
Orlando Cepeda, R OBP: 0.372, SLG: 0.544 (1, 3)										5	1	2	1	0	1	7						
Rico Carty, R OBP: 0.446, SLG: 0.620 Jimmie Hall, L OBP: 0.241, SLG: 0.301 (9, 7)										5	1	3	2	0	1	2						
Hal King, L OBP: 0.367, SLG: 0.463 (1, 2)										0	0	0	0	0	0	0						
Clete Boyer, R OBP: 0.303, SLG: 0.370 (1, 5)										3	0	1	0	1	1	0						
Gil Garrido, R OBP: 0.307, SLG: 0.336 (1, 4)										4	1	1	0	0	0	2						
Pat Jarvis, R OBP: 0.171, SLG: 0.174 Hoyt Wilhelm, R OBP: 0.250, SLG: 0.200 (9, 1)										3	0	1	0	0	1	2						
<b>Inning Stats</b>	R: 0 E: 0 K: 1 S: 5	H: 0 LOB: 0 BB: 0 P: 5	R: 1 E: 0 K: 0 S: 5	H: 2 LOB: 2 BB: 1 P: 9	R: 0 E: 0 K: 0 S: 4	H: 1 LOB: 2 BB: 1 P: 8	R: 0 E: 0 K: 1 S: 5	H: 0 LOB: 0 BB: 0 P: 5	R: 5 E: 0 K: 1 S: 9	H: 5 LOB: 1 BB: 1 P: 13	R: 1 E: 0 K: 1 S: 7	H: 2 LOB: 2 BB: 1 P: 11	R: 0 E: 0 K: 1 S: 5	H: 0 LOB: 0 BB: 0 P: 5	R: 0 E: 0 K: 0 S: 4	H: 1 LOB: 1 BB: 0 P: 4		R: 0 E: 0 K: 0 S: 4	H: 2 LOB: 0 BB: 0 P: 4	1B: 11 2B: 0 3B: 0 HR: 2	SF: 1 SAC: 1 DP: 0 HBP: 0	WP: 0 PB: 1 SB: 0 CS: 1
<b>PITCHER</b>	IP WLS BF H R ER SO BB IBB HBP BLK WP HR S P ERA WHIP																					
Nolan Ryan, R ERA: 3.13 (1, 1)	5.0 L 25 8 6 1 3 3 0 0 0 0 2 28 40 1.80 2.200																					
Tug McGraw, L ERA: 4.03 (6, 1)	2.0 9 2 1 1 2 1 0 0 0 0 0 12 16 4.50 1.500																					
Ron Taylor, R ERA: 3.92 (8, 1)	2.0 8 3 0 0 0 0 0 0 0 0 0 8 8 0.00 1.500																					

Batter	1	2	3	4	5	6	7	8	9	AB	R	H	RBI	BB	SO	LOB	BOTTOM			
Tommie Agee, R OBP: 0.343, SLG: 0.483 (1, 9)										5	1	0	0	0	1	0	Atlanta Braves @ New York Mets Shea Stadium, Flushing, NY Tue Aug 25 1970, 7:05 PM EDT Att: 48,561 - Unknown			
Wayne Garrett, L OBP: 0.364, SLG: 0.442 (1, 5)										3	2	0	0	2	0	0				
Cleon Jones, R OBP: 0.337, SLG: 0.393 (1, 8)										4	1	3	1	1	1	0				
Art Shamsky, L OBP: 0.370, SLG: 0.419 Al Weis, S OBP: 0.256, SLG: 0.294 (9, PR)										4	1	1	0	1	0	3				
Donn Clendenon, R OBP: 0.357, SLG: 0.555 (1, 3)										5	1	3	5	0	0	2				
Ken Boswell, L OBP: 0.333, SLG: 0.333 (1, 4)										5	0	2	0	0	0	2				
Jerry Grote, R OBP: 0.322 Duffy Dyer, R OBP: 0.315, SLG: 0.254 (7, 2)										2	0	0	0	0	0	5				
Bud Harrelson, S OBP: 0.343, SLG: 0.320 (1, 6)										2	0	2	0	0	0	0				
Nolan Ryan, R OBP: 0.186, SLG: 0.189 Ed Kranepool, L OBP: 0.196, SLG: 0.106 Tug McGraw, L OBP: 0.296, SLG: 0.333 Ken Singleton, R OBP: 0.409 Ron Taylor, R OBP: 0.307, SLG: 0.419 (9, PH)										1	0	0	0	0	1	0				
<b>Inning Stats</b>	R: 0 E: 0 K: 0 S: 3	H: 0 LOB: 1 BB: 1 P: 7	R: 0 E: 0 K: 0 S: 4	H: 2 LOB: 0 BB: 0 P: 4	R: 0 E: 0 K: 2 S: 7	H: 0 LOB: 0 BB: 0 P: 7	R: 0 E: 0 K: 0 S: 6	H: 3 LOB: 3 BB: 0 P: 6	R: 0 E: 0 K: 1 S: 5	H: 0 LOB: 0 BB: 0 P: 5	R: 0 E: 0 K: 1 S: 6	H: 1 LOB: 1 BB: 0 P: 6	R: 4 E: 1 K: 0 S: 7	H: 3 LOB: 1 BB: 1 P: 11	R: 2 E: 0 K: 0 S: 5	H: 2 LOB: 2 BB: 2 P: 13		1B: 9 2B: 1 3B: 0 HR: 1	SF: 0 SAC: 0 DP: 1 HBP: 0	WP: 0 PB: 0 SB: 0 CS: 0
<b>PITCHER</b>	IP WLS BF H R ER SO BB IBB HBP BLK WP HR S P ERA WHIP																			
Pat Jarvis, R ERA: 3.38 (1, 1)	7.1 W 32 8 4 3 4 2 0 0 0 0 1 38 46 3.68 1.364																			
Hoyt Wilhelm, R ERA: 2.81 (8, 1)	1.1 8 2 2 2 0 2 0 0 0 0 0 6 14 13.50 3.000																			
Bob Priddy, R ERA: 5.43 (9, 1)	0.1 S 2 1 0 0 0 0 0 0 0 0 0 2 2 0.00 3.000																			





Batter	1	2	3	4	5	6	7	8	9	AB	R	H	RBI	BB	SO	LOB	TOP										
<b>Gil Garrido, R</b> OBP: 0.305, SLG: 0.333 (1, 4)										5	1	1	0	0	0	2											
<b>Oscar Brown, R</b> OBP: 0.571, SLG: 0.818 (1, 8)										3	1	3	0	1	0	0											
<b>Hank Aaron, R</b> OBP: 0.384, SLG: 0.604 (1, 9)										5	2	2	3	0	2	4											
<b>Orlando Cepeda, R</b> OBP: 0.374, SLG: 0.552 (1, 3)										5	2	3	2	0	0	0											
<b>Rico Carty, R</b> OBP: 0.448, SLG: 0.619 (1, 7)										4	0	2	0	1	1	2											
<b>Mike Lum, L</b> OBP: 0.317, SLG: 0.429 (9, 7)										0	0	0	0	0	0	0											
<b>Clete Boyer, R</b> OBP: 0.305, SLG: 0.378 (1, 5)										5	1	2	2	0	0	2											
<b>Bob Tillman, R</b> OBP: 0.271, SLG: 0.322 (1, 2)										3	2	1	1	1	2	3											
<b>Sonny Jackson, L</b> OBP: 0.349, SLG: 0.316 (1, 6)										4	0	1	0	1	0	3											
<b>Ron Reed, R</b> OBP: 0.138, SLG: 0.172 (1, 1)										1	0	1	0	0	0	0											
<b>Julio Navarro, R</b> OBP: 0.167, SLG: 0.167 (3, 1)										0	0	0	0	0	0	0											
<b>Don Cardwell, R</b> OBP: 0.222, SLG: 0.222 (5, 1)										0	0	0	0	0	0	0											
<b>Bob Aspinwall, R</b> OBP: 0.345, SLG: 0.345 (7, PH)										0	0	0	0	0	0	0											
<b>Mike McQueen, L</b> OBP: 0.345, SLG: 0.345 (7, 1)										0	0	0	0	0	0	0											
<b>Tony Gonzalez, R</b> OBP: 0.345, SLG: 0.345 (8, PH)										1	0	0	0	0	0	2											
<b>Bob Priddy, R</b> OBP: 0.200, SLG: 0.200 (8, 1)										0	0	0	0	0	0	0											
<b>Inning Stats</b>	R: 0 E: 0 K: 1 S: 5	H: 1 LOB: 0 BB: 0 P: 5	R: 0 E: 0 K: 1 S: 5	H: 0 LOB: 0 BB: 0 P: 5	R: 1 E: 0 K: 0 S: 6	H: 3 LOB: 0 BB: 0 P: 6	R: 0 E: 0 K: 0 S: 3	H: 1 LOB: 0 BB: 0 P: 3	R: 0 E: 0 K: 0 S: 2	H: 0 LOB: 0 BB: 1 P: 6	R: 0 E: 0 K: 1 S: 6	H: 1 LOB: 0 BB: 1 P: 10	R: 2 E: 0 K: 0 S: 4	H: 2 LOB: 0 BB: 1 P: 8	R: 3 E: 0 K: 1 S: 8	H: 3 LOB: 2 BB: 2 P: 16	R: 3 E: 0 K: 1 S: 10	H: 5 LOB: 2 BB: 0 P: 10	1B: 11 2B: 0 3B: 1 HR: 4	SF: 1 SAC: 1 DP: 3 HBP: 0	WP: 1 PA: 44 PB: 0 SB: 0 CS: 1						
<b>PITCHER</b>	IP	WLS	BF	H	R	ER	SO	BB	IBB	HBP	BLK	WP	HR	S	P	ERA	WHIP										
<b>Jerry Koosman, L</b> ERA: 3.13	7.0		30	10	5	5	3	3	0	0	0	1	2	33	45	6.43	1.857										
<b>Danny Frisella, R</b> ERA: 4.02	0.2		5	1	1	1	1	2	0	0	0	0	1	5	13	13.50	4.500										
<b>Ray Sadecki, L</b> ERA: 3.8	0.2		3	1	1	1	0	0	0	0	0	0	0	3	3	13.50	1.500										
<b>Gary Gentry, R</b> ERA: 3.35	0.0	L	3	3	1	1	0	0	0	0	0	0	1	3	3	∞	∞										
<b>Tug McCraw, L</b> ERA: 3.99	0.2		3	1	1	1	1	0	0	0	0	0	0	5	5	13.50	1.500										

Atlanta Braves @ New York Mets  
Shea Stadium, Flushing, NY  
Wed Aug 26 1970, 7:05 PM EDT  
Att: 45,567 - Unknown

AB 37  
R 9  
H 16  
RBI 9  
BB 5  
SO 5  
LOB 18



Batter	1	2	3	4	5	6	7	8	9	AB	R	H	RBI	BB	SO	LOB	BOTTOM										
<b>Tommie Agee, R</b> OBP: 0.345, SLG: 0.482 (1, 8)										3	1	1	0	2	0	2											
<b>Wayne Garrett, L</b> OBP: 0.362, SLG: 0.449 (1, 5)										5	1	1	2	0	0	4											
<b>Cleon Jones, R</b> OBP: 0.340, SLG: 0.399 (1, 7)										5	2	3	0	0	1	2											
<b>Art Shamsky, L</b> OBP: 0.374, SLG: 0.433 (1, 9)										4	2	3	2	0	0	2											
<b>Ron Swoboda, R</b> OBP: 0.355, SLG: 0.417 (8, 9)										1	0	0	0	0	0	0											
<b>Don Clendenon, R</b> OBP: 0.351, SLG: 0.545 (1, 3)										5	0	0	0	0	0	3											
<b>Ken Boswell, L</b> OBP: 0.338, SLG: 0.347 (1, 4)										5	0	3	2	0	1	0											
<b>Bud Harrelson, S</b> OBP: 0.344, SLG: 0.322 (1, 6)										4	1	2	0	0	1	1											
<b>Duffy Dyer, R</b> OBP: 0.320, SLG: 0.262 (1, 2)										4	0	2	0	0	1	3											
<b>Jerry Koosman, R</b> OBP: 0.183, SLG: 0.127 (1, 1)										3	0	1	1	0	2	3											
<b>Danny Frisella, L</b> OBP: 0.286, SLG: 0.286 (8, 1)										0	0	0	0	0	0	0											
<b>Ray Sadecki, L</b> OBP: 0.257, SLG: 0.235 (8, 1)										0	0	0	0	0	0	0											
<b>Gary Gentry, R</b> OBP: 0.125, SLG: 0.077 (9, 1)										0	0	0	0	0	0	0											
<b>Tug McCraw, R</b> OBP: 0.286, SLG: 0.333 (9, 1)										0	0	0	0	0	0	0											
<b>Inning Stats</b>	R: 2 E: 0 K: 1 S: 8	H: 4 LOB: 2 BB: 0 P: 8	R: 1 E: 1 K: 0 S: 4	H: 2 LOB: 0 BB: 0 P: 4	R: 2 E: 0 K: 0 S: 6	H: 3 LOB: 1 BB: 0 P: 6	R: 0 E: 0 K: 1 S: 6	H: 1 LOB: 1 BB: 0 P: 6	R: 2 E: 0 K: 2 S: 11	H: 4 LOB: 2 BB: 0 P: 11	R: 0 E: 0 K: 0 S: 3	H: 1 LOB: 1 BB: 1 P: 7	R: 0 E: 0 K: 2 S: 7	H: 0 LOB: 0 BB: 0 P: 7	R: 0 E: 0 K: 0 S: 4	H: 1 LOB: 2 BB: 1 P: 8	R: 0 E: 0 K: 0 S: 3	H: 0 LOB: 0 BB: 0 P: 3	1B: 11 2B: 3 3B: 0 HR: 2	SF: 0 SAC: 1 DP: 2 HBP: 0	WP: 0 PA: 42 PB: 0 SB: 1 CS: 0						
<b>PITCHER</b>	IP	WLS	BF	H	R	ER	SO	BB	IBB	HBP	BLK	WP	HR	S	P	ERA	WHIP										
<b>Ron Reed, R</b> ERA: 5.12	2.2		15	9	5	4	1	0	0	0	0	0	1	12	12	10.80	3.000										
<b>Julio Navarro, R</b> ERA: 4.44	1.2		10	5	2	2	1	0	0	0	0	0	0	9	13	0.00	1.200										
<b>Don Cardwell, R</b> ERA: 7.88	1.2		6	1	0	0	2	1	0	0	0	0	0	7	7	0.00	0.000										
<b>Mike McQueen, L</b> ERA: 8.36	1.0		3	0	0	0	2	0	0	0	0	0	0	7	7	0.00	0.000										
<b>Bob Priddy, R</b> ERA: 5.26	2.0	W	8	1	0	0	0	1	0	0	0	0	0	7	11	0.00	1.000										

Atlanta Braves @ New York Mets  
Shea Stadium, Flushing, NY  
Wed Aug 26 1970, 7:05 PM EDT  
Att: 45,567 - Unknown

AB 39  
R 7  
H 16  
RBI 7  
BB 2  
SO 6  
LOB 20



Batter	1	2	3	4	5	6	7	8	9	AB	R	H	RBI	BB	SO	LOB	TOP			
Felix Millan, R OBP: 0.391, SLG: 0.391 (1, 4)	F2		F9			F4		5-3		4	0	0	0	0	0	0				
Sonny Jackson, L OBP: 0.345, SLG: 0.312 (1, 6)	F8		K			6-3			P6	4	0	0	0	0	1	0				
Tony Gonzalez, L OBP: 0.346, SLG: 0.366 (1, 8)	1B			F7			F8		1B	4	0	2	0	0	0	0				
Orlando Cepeda, R OBP: 0.373, SLG: 0.549 (1, 3)	L9			F9		2B	1B		K	4	1	1	0	0	1	2				
Rico Carty, R OBP: 0.446, SLG: 0.618 (1, 7)		6-3		4-3			2B		F8	4	0	1	1	0	0	1				
Mike Lum, L OBP: 0.317, SLG: 0.428 (1, 9)	1B				3-1		F7			3	0	1	0	0	0	1				
Clete Boyer, R OBP: 0.302, SLG: 0.375 (1, 5)	K			4-3			F9			3	0	0	0	0	1	2				
Bob Tillman, R OBP: 0.267, SLG: 0.316 (1, 2)	L5				F7			5-3		3	0	0	0	0	0	1				
Phil Niekro, R OBP: 0.187, SLG: 0.208 (6, PH)			F7			K		P6		1	0	0	0	0	0	0				
Tommye Aaron, R OBP: 0.250, SLG: 0.344 (6, PH)										1	0	0	0	0	1	0				
Don Cardwell, R OBP: 0.222, SLG: 0.250 (8, PH)										0	0	0	0	0	0	0				
Hal King, L OBP: 0.365, SLG: 0.461 (8, PH)										1	0	0	0	0	0	0				
Julio Navarro, R OBP: 0.167, SLG: 0.167 (8, 1)										0	0	0	0	0	0	0				
<b>Inning Stats</b>	R: 0 E: 0 K: 0 S: 4	H: 1 LOB: 1 BB: 0 P: 4	R: 0 E: 0 K: 1 S: 6	H: 1 LOB: 1 BB: 0 P: 6	R: 0 E: 0 K: 1 S: 5	H: 0 LOB: 0 BB: 0 P: 5	R: 0 E: 0 K: 0 S: 3	H: 0 LOB: 0 BB: 0 P: 3	R: 0 E: 0 K: 1 S: 5	H: 0 LOB: 0 BB: 0 P: 5	R: 1 E: 0 K: 0 S: 5	H: 2 LOB: 1 BB: 0 P: 5	R: 0 E: 0 K: 1 S: 3	H: 0 LOB: 0 BB: 0 P: 3	R: 0 E: 0 K: 1 S: 6	H: 1 LOB: 1 BB: 0 P: 6	1B: 4 2B: 1 3B: 0 HR: 0	SF: 0 SAC: 0 DP: 0 HBP: 0	WP: 0 PB: 0 SB: 1 CS: 0	PA: 32
<b>PITCHER</b> Jim McAndrew, R ERA: 3.89 (1, 1)	IP: 9.0 WLS: W BF: 32 H: 5 R: 1 ER: 1 SO: 4 BB: 0 IBB: 0 HBP: 0 BLK: 0 WP: 0 HR: 0 S: 40 P: 40 ERA: 1.00 WHIP: 0.556															<b>PITCHER</b>				

Atlanta Braves @ New York Mets  
Shea Stadium, Flushing, NY  
Thu Aug 27 1970, 3:33 AM EDT  
Att: 39,810 - Unknown

AB 32  
R 1  
H 5  
RBI 1  
BB 0  
SO 4  
LOB 7



Batter	1	2	3	4	5	6	7	8	9	AB	R	H	RBI	BB	SO	LOB	BOTTOM			
Tommye Agee, R OBP: 0.348, SLG: 0.482 (1, 8)	FC3-6 BB		G3 1B	1B 2-3		FC4-5 2-3 S		K		4	1	2	0	1	1	1				
Wayne Garrett, L OBP: 0.363, SLG: 0.447 (1, 5)	FC3-6 2B 1-2		G3	1B 1-3		2-3 BB				3	1	1	1	1	0	2				
Cleon Jones, R OBP: 0.339, SLG: 0.397 (1, 7)	F8		1B 2-H	5-3		2-3				4	0	1	1	0	0	5				
Art Shamsky, L OBP: 0.375, SLG: 0.432 (9, 9)	2B BB		1B		E6 FC6-4 BB E	F9				3	2	1	0	1	0	2				
Ron Swoboda, R OBP: 0.355, SLG: 0.417 (9, 9)	1-2 2B BB		1B							0	0	0	0	0	0	0				
Donn Clendenon, R OBP: 0.353, SLG: 0.546 (1, 3)	1-H 2-H 2B		K		FC6-4 BB		K			3	0	1	2	1	2	2				
Ken Boswell, L OBP: 0.333, SLG: 0.341 (1, 4)	3-1		K		FC6-4 E	L7				4	0	0	0	0	1	5				
Bud Harrelson, S OBP: 0.343, SLG: 0.320 (1, 6)		6-3		1B 4-3 1B BB		E4 G6-3		K		3	1	0	1	1	1	1				
Duffy Dyer, R OBP: 0.311, SLG: 0.254 (1, 2)	F5			4-3		G6-3		F9		4	0	0	0	0	0	3				
Jim McAndrew, R OBP: 0.200, SLG: 0.195 (1, 1)	3-1			K		FC4-5 2B		K		4	0	1	0	0	2	1				
<b>Inning Stats</b>	R: 2 E: 0 K: 0 S: 4	H: 1 LOB: 2 BB: 2 P: 12	R: 0 E: 0 K: 0 S: 3	H: 0 LOB: 0 BB: 0 P: 3	R: 1 E: 0 K: 2 S: 10	H: 3 LOB: 2 BB: 0 P: 10	R: 1 E: 0 K: 1 S: 7	H: 2 LOB: 1 BB: 1 P: 11	R: 1 E: 2 K: 0 S: 4	H: 0 LOB: 2 BB: 1 P: 8	R: 0 E: 0 K: 2 S: 7	H: 0 LOB: 0 BB: 0 P: 7	R: 0 E: 0 K: 2 S: 7	H: 0 LOB: 0 BB: 0 P: 7	R: 0 E: 0 K: 2 S: 7	H: 0 LOB: 0 BB: 0 P: 7	1B: 5 2B: 2 3B: 0 HR: 0	SF: 0 SAC: 0 DP: 1 HBP: 0	WP: 0 PB: 0 SB: 1 CS: 0	PA: 37
<b>PITCHER</b> Phil Niekro, R ERA: 4.39 (1, 1)	IP: 5.0 WLS: L BF: 26 H: 6 R: 5 ER: 4 SO: 3 BB: 4 IBB: 0 HBP: 0 BLK: 0 WP: 0 HR: 0 S: 28 P: 44 ERA: 7.20 WHIP: 2.000															<b>PITCHER</b>				
Don Cardwell, R ERA: 7.49 (6, 1)	IP: 2.0 WLS: L BF: 8 H: 1 R: 0 ER: 0 SO: 2 BB: 1 IBB: 0 HBP: 0 BLK: 0 WP: 0 HR: 0 S: 11 P: 15 ERA: 0.00 WHIP: 1.000															<b>PITCHER</b>				
Julio Navarro, R ERA: 4.26 (8, 1)	IP: 1.0 WLS: L BF: 3 H: 0 R: 0 ER: 0 SO: 2 BB: 0 IBB: 0 HBP: 0 BLK: 0 WP: 0 HR: 0 S: 7 P: 7 ERA: 0.00 WHIP: 0.000															<b>PITCHER</b>				

Atlanta Braves @ New York Mets  
Shea Stadium, Flushing, NY  
Thu Aug 27 1970, 3:33 AM EDT  
Att: 39,810 - Unknown

AB 32  
R 5  
H 7  
RBI 5  
BB 5  
SO 7  
LOB 22



Batter	1	2	3	4	5	6	7	8	9	AB	R	H	RBI	BB	SO	LOB	TOP					
Oscar Brown, R OBP: 0.474, SLG: 0.688	(1, 8) K		(0, 0) F2			(0, 0) 1B SF8 2B	(0, 3) K		(0, 3) K	5	1	1	0	0	3	2	<b>Atlanta Braves @ Philadelphia Phillies</b> Shibe Park, Philadelphia, PA Fri Aug 28 1970, 7:05 PM EDT Att: 7,908 - Unknown					
Felix Milan, R OBP: 0.350, SLG: 0.389	(1, 4) 6-3			(0, 0) F8		(0, 0) 2B 1B	(0, 0) 1-3		(0, 0) G3	5	1	1	0	0	0	2						
Hank Aaron, R OBP: 0.383, SLG: 0.603	(1, 9) L8			(0, 0) F8		(0, 0) P4			(0, 0) 4-3 2B	4	0	1	0	0	0	2						
Orlando Cepeda, R OBP: 0.372, SLG: 0.548		(0, 0) F7		(0, 0) E7 1B		(0, 0) SF8			(0, 0) F8	3	0	1	1	0	0	1						
Rico Carty, R OBP: 0.449, SLG: 0.617		(0, 0) 5-3 1B		(0, 0) BB		(0, 0) 3-H 4-0 1B BB			(0, 0) 4-3	2	0	1	0	2	0	1						
Clete Boyer, R OBP: 0.303, SLG: 0.375	(1, 5) 5-3			(0, 0) F7		(0, 0) FC6-4 1B			(0, 0) BB	3	0	1	1	0	0	3						
Hoyt Wilhelm, R	(6, 1)									0	0	0	0	0	0	0						
Tony Gonzalez, L OBP: 0.347, SLG: 0.366	(8, PH)									0	0	0	0	1	0	0						
Mike McQueen, L OBP: 0.286, SLG: 0.429	(8, 1)									0	0	0	0	0	0	0						
Bob Tillman, R OBP: 0.263, SLG: 0.311	(1, 2)									3	0	0	0	0	1	3						
Hal King, L OBP: 0.363, SLG: 0.458	(8, PH)									1	0	0	0	0	1	2						
Gil Garrido, R OBP: 0.302, SLG: 0.330	(1, 6)									3	0	0	0	0	0	0						
Mike Lum, L OBP: 0.320, SLG: 0.431	(9, PH)									1	0	1	0	0	0	0						
Jim Nash, R OBP: 0.127, SLG: 0.203	(1, 1)									2	0	0	0	0	2	0						
Bob Aspromonte, R OBP: 0.275, SLG: 0.245	(6, 5)									1	0	0	0	1	0	1						
<b>Inning Stats</b>	R: 0 E: 0 K: 1 S: 5	H: 0 LOB: 0 BB: 0 P: 5	R: 0 E: 0 K: 0 S: 4	H: 1 LOB: 1 BB: 0 P: 4	R: 0 E: 0 K: 1 S: 5	H: 0 LOB: 0 BB: 1 P: 5	R: 0 E: 1 K: 0 S: 4	H: 1 LOB: 2 BB: 1 P: 8	R: 0 E: 0 K: 2 S: 7	H: 0 LOB: 0 BB: 0 P: 7	R: 2 E: 0 K: 0 S: 6	H: 3 LOB: 2 BB: 1 P: 10	R: 0 E: 0 K: 1 S: 5	H: 0 LOB: 1 BB: 1 P: 9	R: 0 E: 0 K: 1 S: 6	H: 1 LOB: 2 BB: 0 P: 10	R: 0 E: 0 K: 1 S: 6	H: 1 LOB: 1 BB: 0 P: 6	1B: 5 2B: 2 3B: 0 HR: 0	SF: 1 SAC: 0 DP: 0 HBP: 0	WP: 0 PB: 0 SB: 0 CS: 0	PA: 38
<b>PITCHER</b>	IP WLS BF H R ER SO BB IBB HBP BLK WP HR S P ERA WHIP																					
Chris Short, L ERA: 4.31	(1, 1) 5.2 W 24 5 2 2 4 2 0 0 0 0 0 0 30 38 3.18 1.235																					
Bill Wilson, R ERA: 4.5	(6, 1) 2.0 9 1 0 0 1 2 0 0 0 0 0 0 9 17 0.00 1.500																					
Dick Selma, R ERA: 2.72	(8, 1) 1.1 S 5 1 0 0 2 0 0 0 0 0 0 0 9 9 0.00 0.750																					

AB 33  
R 2  
H 7  
RBI 2  
BB 4  
SO 7  
LOB 17




Batter	1	2	3	4	5	6	7	8	9	AB	R	H	RBI	BB	SO	LOB	BOTTOM				
Larry Bowa, S OBP: 0.272, SLG: 0.287	(1, 6) S 2B	(0, 0) 5-3		(0, 0) F8		(0, 0) 4-3 S BB	(0, 0) F5			4	1	1	0	1	0	5	<b>Atlanta Braves @ Philadelphia Phillies</b> Shibe Park, Philadelphia, PA Fri Aug 28 1970, 7:05 PM EDT Att: 7,908 - Unknown				
Terry Harmon, R OBP: 0.313, SLG: 0.331	(1, 4) S HBP		(0, 0) 6-3		(0, 0) 1B 1B	(0, 3) K			(0, 0) 6-3	4	1	1	0	0	1	1					
Ron Stone, L OBP: 0.348, SLG: 0.371	(1, 9) F7		(0, 3) K		(0, 0) 1B 1B	(0, 0) 4-3			(0, 0) 2B BB	4	1	1	0	1	1	3					
Deron Johnson, R OBP: 0.337, SLG: 0.479	(1, 3) K		(0, 0) BB		(0, 0) 1B SF7 1B	(0, 0) BB			(0, 0) 1B	3	1	2	1	2	1	2					
John Briggs, L OBP: 0.333, SLG: 0.401	(1, 7) 4-3		(0, 0) P4		(0, 0) 1B	(0, 0) P4				5	0	1	1	0	1	5					
Don Money, R OBP: 0.361, SLG: 0.479		(0, 0) L9 2B		(1, 0) SH1-3 1B HBP		(0, 0) SF7			(0, 0) S 1B	2	1	2	1	0	0	0					
Larry Hise, R OBP: 0.298, SLG: 0.323	(1, 8) L9		(0, 0) SH1-3 1B		(0, 0) FC4 IBB	(0, 0) F3				3	0	1	0	1	0	2					
Mike Compton, R OBP: 0.243, SLG: 0.212		(1, 0) HBP		(0, 0) F7		(0, 3) K			(0, 0) P6	3	0	0	0	0	1	5					
Chris Short, R ERA: 3.98	(1, 1)									2	0	0	0	0	0	4					
Bill Wilson, R ERA: 2.98	(6, 1)									1	0	1	1	0	0	0					
Dick Selma, R ERA: 8.07	(8, 1)									0	0	0	0	0	0	0					
<b>Inning Stats</b>	R: 0 E: 0 K: 1 S: 6	H: 1 LOB: 2 BB: 0 P: 7	R: 0 E: 0 K: 0 S: 4	H: 1 LOB: 0 BB: 0 P: 5	R: 0 E: 0 K: 1 S: 5	H: 0 LOB: 1 BB: 1 P: 9	R: 0 E: 0 K: 0 S: 4	H: 1 LOB: 2 BB: 0 P: 5	R: 3 E: 0 K: 1 S: 9	H: 4 LOB: 2 BB: 1 P: 13	R: 1 E: 0 K: 0 S: 5	H: 0 LOB: 1 BB: 2 P: 13	R: 1 E: 0 K: 0 S: 5	H: 2 LOB: 1 BB: 0 P: 5	R: 0 E: 0 K: 1 S: 5	H: 1 LOB: 1 BB: 1 P: 9		1B: 7 2B: 3 3B: 0 HR: 0	SF: 1 SAC: 1 DP: 0 HBP: 3	WP: 0 PB: 0 SB: 0 CS: 0	PA: 41
<b>PITCHER</b>	IP WLS BF H R ER SO BB IBB HBP BLK WP HR S P ERA WHIP																				
Jim Nash, R	(1, 1) 5.1 L 29 7 4 4 4 2 1 3 0 0 0 0 7 11 6.75 1.688																				
Hoyt Wilhelm, R	(6, 1) 1.2 8 2 1 1 0 1 0 0 0 0 0 0 7 11 5.40 1.800																				
Mike McQueen, L	(8, 1) 1.0 4 1 0 0 1 1 0 0 0 0 0 0 5 9 0.00 2.000																				

AB 31  
R 5  
H 10  
RBI 4  
BB 5  
SO 5  
LOB 27



Batter	1	2	3	4	5	6	7	8	9	AB	R	H	RBI	BB	SO	LOB	TOP					
<b>Felix Millan, R</b> OBP: 0.350, SLG: 0.388 (1, 4)										4	1	1	0	1	0	1	<b>Atlanta Braves @ Philadelphia Phillies</b> Shibe Park, Philadelphia, PA Sat Aug 29 1970, 7:05 PM EDT Att: 9,747 - Unknown					
<b>Sonny Jackson, L</b> OBP: 0.342, SLG: 0.309 (1, 6)										6	1	1	0	0	1	4						
<b>Hank Aaron, R</b> OBP: 0.385, SLG: 0.604 <b>Mike Lum, L</b> OBP: 0.319, SLG: 0.429 (6, PH)										3	2	2	1	0	0	1						
<b>Oscar Brown, R</b> OBP: 0.500, SLG: 0.706 (8, PH)										1	0	1	0	0	0	0						
<b>Orlando Cepeda, R</b> OBP: 0.375, SLG: 0.553 (1, 3)										4	2	2	4	1	1	3						
<b>Rico Carty, R</b> OBP: 0.455, SLG: 0.619 (1, 7)										2	1	2	0	3	0	0						
<b>Tony Gonzalez, L</b> OBP: 0.346, SLG: 0.364 (1, 8)										5	0	1	0	0	1	8						
<b>Hal King, L</b> OBP: 0.383, SLG: 0.453 <b>Clete Boyer, R</b> OBP: 0.304, SLG: 0.377 <b>Bob Tillman, R</b> OBP: 0.267, SLG: 0.320 (7, PH)										2	0	0	0	1	1	2						
<b>Bob Aspromonte, R</b> OBP: 0.281, SLG: 0.245 (1, 5)										4	0	1	1	1	0	4						
<b>George Stone, L</b> OBP: 0.296, SLG: 0.246 <b>Bob Priddy, R</b> OBP: 0.250, SLG: 0.200 <b>Tommie Aaron, R</b> OBP: 0.246, SLG: 0.339 <b>Ron Reed, R</b> OBP: 0.138, SLG: 0.172 <b>Jimmie Hall, L</b> OBP: 0.233, SLG: 0.297 (9, PH)										3	1	1	0	0	1	1						
<b>Inning Stats</b>	R: 0 E: 0 K: 0 S: 4	H: 1 LOB: 1 BB: 0 P: 4	R: 0 E: 0 K: 1 S: 6	H: 2 LOB: 1 BB: 0 P: 6	R: 3 E: 0 K: 0 S: 7	H: 4 LOB: 1 BB: 0 P: 7	R: 0 E: 0 K: 1 S: 5	H: 0 LOB: 0 BB: 0 P: 5	R: 5 E: 2 K: 0 S: 6	H: 2 LOB: 1 BB: 3 P: 18	R: 0 E: 0 K: 1 S: 5	H: 0 LOB: 3 BB: 3 P: 17	R: 0 E: 0 K: 1 S: 7	H: 2 LOB: 3 BB: 1 P: 11	R: 1 E: 0 K: 1 S: 7	H: 2 LOB: 1 BB: 0 P: 7	1B: 12 2B: 2 3B: 0 HR: 1	SF: 0 SAC: 1 DP: 2 HBP: 0	WP: 3 PA: 47			
<b>PITCHER</b>	IP WLS BF H R ER SO BB IBB HBP BLK WP HR S P ERA WHIP	IP WLS BF H R ER SO BB IBB HBP BLK WP HR S P ERA WHIP																				
<b>Rick Wise, R</b> ERA: 3.86 <b>Lowell Palmer, R</b> ERA: 5.33 <b>Fred Wenz, R</b> ERA: 4.91 <b>Joe Hoerner, L</b> ERA: 2.82 <b>Dick Selma, R</b> ERA: 2.79 (8, 1)	4.0 22 9 7 5 2 1 0 0 0 0 1 25 29 11.25 2.500	2.0 8 0 1 0 1 2 0 0 0 0 1 0 8 16 0.00 1.000	0.0 2 0 0 0 0 2 0 0 0 0 0 0 0 8 ∞ ∞	1.1 W 7 3 0 0 1 1 0 0 0 0 0 0 8 12 0.00 3.000	1.2 S 8 2 1 1 2 1 0 0 0 0 2 0 11 15 5.40 1.800																	

AB 39  
R 9  
H 14  
RBI 6  
BB 7  
SO 6  
LOB 28



Batter	1	2	3	4	5	6	7	8	9	AB	R	H	RBI	BB	SO	LOB	BOTTOM			
<b>Larry Bowa, S</b> OBP: 0.271, SLG: 0.286 (1, 6)										5	1	1	1	0	0	3	<b>Atlanta Braves @ Philadelphia Phillies</b> Shibe Park, Philadelphia, PA Sat Aug 29 1970, 7:05 PM EDT Att: 9,747 - Unknown			
<b>Tony Taylor, R</b> OBP: 0.354, SLG: 0.433 (1, 4)										5	0	0	0	0	2	3				
<b>Ron Stone, L</b> OBP: 0.348, SLG: 0.380 (1, 9)										4	1	1	1	1	1	0				
<b>Deron Johnson, R</b> OBP: 0.333, SLG: 0.474 (1, 3)										5	0	0	0	0	0	1				
<b>Don Money, R</b> OBP: 0.365, SLG: 0.485 (1, 5)										4	3	3	0	0	0	0				
<b>John Briggs, L</b> OBP: 0.342, SLG: 0.412 (1, 7)										3	2	3	1	1	0	0				
<b>Larry Hise, R</b> OBP: 0.303, SLG: 0.331 (1, 8)										4	2	3	2	0	0	1				
<b>Mike Compton, R</b> OBP: 0.239, SLG: 0.208 <b>Rick Joseph, R</b> OBP: 0.279, SLG: 0.368 <b>Grant Jackson, S</b> OBP: 0.150, SLG: 0.105 <b>Doc Edwards, R</b> OBP: 0.313, SLG: 0.269 (7, 2)										2	0	0	1	0	0	2				
<b>Rick Wise, R</b> ERA: 3.89 <b>Lowell Palmer, R</b> ERA: 5.34 <b>Oscar Santo, R</b> ERA: 5.34 <b>Fred Wenz, R</b> ERA: 4.91 <b>Joe Hoerner, R</b> ERA: 2.82 <b>Dick Selma, R</b> ERA: 2.79 (8, 1)										2	0	1	1	0	0	1				
<b>Inning Stats</b>	R: 1 E: 0 K: 2 S: 8	H: 1 LOB: 0 BB: 0 P: 8	R: 2 E: 0 K: 0 S: 6	H: 3 LOB: 1 BB: 0 P: 6	R: 0 E: 0 K: 0 S: 3	H: 0 LOB: 0 BB: 0 P: 3	R: 1 E: 0 K: 0 S: 5	H: 2 LOB: 1 BB: 0 P: 5	R: 0 E: 0 K: 1 S: 5	H: 0 LOB: 0 BB: 0 P: 5	R: 4 E: 1 K: 0 S: 8	H: 5 LOB: 2 BB: 0 P: 8	R: 1 E: 0 K: 1 S: 6	H: 2 LOB: 3 BB: 3 P: 18	R: 1 E: 0 K: 0 S: 4	H: 1 LOB: 0 BB: 0 P: 4		1B: 9 2B: 4 3B: 0 HR: 1	SF: 0 SAC: 0 DP: 1 HBP: 0	WP: 0 PA: 40
<b>PITCHER</b>	IP WLS BF H R ER SO BB IBB HBP BLK WP HR S P ERA WHIP	IP WLS BF H R ER SO BB IBB HBP BLK WP HR S P ERA WHIP																		
<b>George Stone, L</b> ERA: 3.89 <b>Bob Priddy, R</b> ERA: 5.34 <b>Ron Reed, R</b> ERA: 5.21 (7, 1)	5.1 25 9 7 6 3 0 0 0 0 0 0 31 31 10.12 1.688	0.2 4 2 1 1 0 0 0 0 0 0 0 4 4 13.50 3.000	2.0 L 11 3 2 2 1 1 2 0 0 0 0 1 10 22 9.00 2.000																	

AB 37  
R 10  
H 14  
RBI 9  
BB 3  
SO 4  
LOB 14



Batter	1	2	3	4	5	6	7	8	9	AB	R	H	RBI	BB	SO	LOB	TOP									
<b>Felix Millan, R</b> OBP: 0.347, SLG: 0.384 (1, 4)										5	0	0	0	0	0	1	<b>Atlanta Braves @ Philadelphia Phillies</b> Shibe Park, Philadelphia, PA Sun Aug 30 1970, 3:33 AM EDT Att: 9,104 - Unknown  <b>AB 33</b> <b>R 2</b> <b>H 6</b> <b>RBI 2</b> <b>BB 4</b> <b>SO 6</b> <b>LOB 14</b>									
<b>Mike Lum, L</b> OBP: 0.318, SLG: 0.440 (1, 9)										4	1	1	1	0	0	0										
<b>Tony Gonzalez, L</b> OBP: 0.345, SLG: 0.365 (1, 8)										4	0	1	0	0	0	0										
<b>Orlando Cepeda, R</b> OBP: 0.374, SLG: 0.553 (1, 3)										4	0	1	0	0	2	2										
<b>Rico Carty, R</b> OBP: 0.459, SLG: 0.620 (1, 7)										1	0	1	0	3	0	0										
<b>Bob Aspromonte, R</b> OBP: 0.280, SLG: 0.238 (1, 5)										3	0	0	0	1	0	3										
<b>Gil Garrido, R</b> OBP: 0.302, SLG: 0.330 (1, 6)										3	0	1	0	0	1	2										
<b>Hal King, L</b> OBP: 0.361, SLG: 0.451 (8, PH)										1	0	0	0	0	0	3										
<b>Sonny Jackson, L</b> OBP: 0.342, SLG: 0.309 (8, 6)										0	0	0	0	0	0	0										
<b>Bob Tillman, R</b> OBP: 0.266, SLG: 0.335 (1, 2)										4	1	1	1	0	2	2										
<b>Pat Jarvis, R</b> OBP: 0.167, SLG: 0.169 (1, 1)										2	0	0	0	0	1	0										
<b>Hank Aaron, R</b> OBP: 0.384, SLG: 0.602 (7, PH)										1	0	0	0	0	0	1										
<b>Hoyt Wilhelm, R</b> OBP: 0.342, SLG: 0.293 (7, 1)										0	0	0	0	0	0	0										
<b>Jimmie Hall, L</b> OBP: 0.235, SLG: 0.293 (8, PH)										1	0	0	0	0	0	0										
<b>Inning Stats</b>	R: 0 E: 0 K: 1 S: 6	H: 1 LOB: 1 BB: 0 P: 6	R: 0 E: 0 K: 0 S: 2	H: 0 LOB: 0 BB: 1 P: 6	R: 2 E: 1 K: 1 S: 8	H: 2 LOB: 1 BB: 0 P: 8	R: 0 E: 0 K: 1 S: 6	H: 1 LOB: 1 BB: 0 P: 6	R: 0 E: 0 K: 1 S: 5	H: 0 LOB: 0 BB: 0 P: 5	R: 0 E: 0 K: 0 S: 3	H: 0 LOB: 1 BB: 1 P: 7	R: 0 E: 0 K: 1 S: 6	H: 1 LOB: 1 BB: 0 P: 6	R: 0 E: 0 K: 0 S: 4	H: 1 LOB: 3 BB: 2 P: 12	R: 0 E: 0 K: 1 S: 5	H: 0 LOB: 0 BB: 0 P: 5	1B: 2 2B: 2 3B: 0 HR: 2	SF: 0 SAC: 0 DP: 1 HBP: 0	WP: 0 PB: 0 SB: 0 CS: 0	PA: 37				
<b>PITCHER</b>	IP	WLS	BF	H	R	ER	SO	BB	IBB	HBP	BLK	WP	HR	S	P	ERA	WHIP									
<b>Barry Lersch, R</b> ERA: 3.23	(1, 1)	7.2	W	32	6	2	2	5	3	0	0	0	0	2	39	51	2.35	1.174								
<b>Dick Selma, R</b> ERA: 2.72	(8, 1)	1.1	S	5	0	0	0	1	1	0	0	0	0	0	6	10	0.00	0.750								

Batter	1	2	3	4	5	6	7	8	9	AB	R	H	RBI	BB	SO	LOB	BOTTOM									
<b>Larry Bowa, S</b> OBP: 0.271, SLG: 0.286 (1, 6)										4	1	1	0	0	0	1	<b>Atlanta Braves @ Philadelphia Phillies</b> Shibe Park, Philadelphia, PA Sun Aug 30 1970, 3:33 AM EDT Att: 9,104 - Unknown  <b>AB 32</b> <b>R 4</b> <b>H 8</b> <b>RBI 4</b> <b>BB 3</b> <b>SO 4</b> <b>LOB 18</b>									
<b>Tony Taylor, R</b> OBP: 0.358, SLG: 0.446 (1, 4)										3	2	2	1	1	0	0										
<b>Ron Stone, L</b> OBP: 0.344, SLG: 0.375 (1, 9)										4	0	0	1	0	1	3										
<b>Deron Johnson, R</b> OBP: 0.335, SLG: 0.473 (1, 3)										3	0	1	0	1	1	1										
<b>John Briggs, L</b> OBP: 0.341, SLG: 0.409 (1, 7)										4	0	1	1	0	0	4										
<b>Don Money, R</b> OBP: 0.364, SLG: 0.483 (1, 5)										4	1	1	0	0	0	2										
<b>Larry Hisle, R</b> OBP: 0.305, SLG: 0.334 (1, 8)										4	1	1	0	0	0	2										
<b>Mike Compton, R</b> OBP: 0.240, SLG: 0.209 (1, 2)										3	0	1	0	1	0	1										
<b>Barry Lersch, S</b> OBP: 0.095, SLG: 0.050 (1, 1)										4	0	1	1	0	1	2										
<b>Dick Selma, R</b> OBP: 0.235, SLG: 0.250 (8, 1)										3	0	0	0	0	1	4										
<b>Inning Stats</b>	R: 2 E: 0 K: 1 S: 8	H: 3 LOB: 1 BB: 0 P: 8	R: 0 E: 0 K: 0 S: 4	H: 1 LOB: 1 BB: 0 P: 4	R: 1 E: 0 K: 0 S: 4	H: 1 LOB: 0 BB: 0 P: 4	R: 0 E: 0 K: 2 S: 8	H: 1 LOB: 1 BB: 0 P: 8	R: 0 E: 0 K: 0 S: 3	H: 0 LOB: 0 BB: 0 P: 3	R: 1 E: 0 K: 0 S: 5	H: 2 LOB: 2 BB: 1 P: 9	R: 0 E: 1 K: 1 S: 5	H: 0 LOB: 2 BB: 2 P: 13	R: 0 E: 0 K: 0 S: 3	H: 0 LOB: 0 BB: 0 P: 3	1B: 5 2B: 1 3B: 2 HR: 0	SF: 0 SAC: 0 DP: 1 HBP: 0	WP: 0 PB: 1 SB: 2 CS: 0	PA: 35						
<b>PITCHER</b>	IP	WLS	BF	H	R	ER	SO	BB	IBB	HBP	BLK	WP	HR	S	P	ERA	WHIP									
<b>Pat Jarvis, R</b> ERA: 3.45	(1, 1)	6.0	L	27	8	4	4	3	1	0	0	0	0	0	32	36	6.00	1.500								
<b>Hoyt Wilhelm, R</b> ERA: 2.79	(7, 1)	2.0		8	0	0	0	1	1	1	0	0	0	8	16	0.00	0.500									

Batter	1	2	3	4	5	6	7	8	9	AB	R	H	RBI	BB	SO	LOB	TOP								
Maury Wills, S OBP: 0.336, SLG: 0.320	0-0 CS 1B		0-0 F8	0-0 1-3		0-0 1-3		0-0 FC5-6-5		5	0	1	0	0	0	4	<b>Los Angeles Dodgers @ Atlanta Braves</b> Atlanta Stadium, Atlanta, GA Tue Sep 01 1970, 7:05 PM EDT Unknown								
Bill Russell, R OBP: 0.301, SLG: 0.390	0-0 F4		0-0 F7		0-0 3B 1B	0-0 F7			0-0 SH1-3 1B	5	1	2	0	0	0	1									
Willie Davis, L OBP: 0.343, SLG: 0.457	0-0 3-1			0-3 K	0-0 E 3B		0-0 1-3		0-0 SH1-3	4	1	1	1	0	1	0									
Wes Parker, S OBP: 0.403, SLG: 0.475		0-0 F2		0-0 6-3	0-0 E3 4-3		0-0 F1		0-0 6-3	5	0	0	1	0	0	1									
Tom Haller, L OBP: 0.345, SLG: 0.443		0-0 PB 1B 1B		4-0 HR BB	0-0 4-3		0-3 K		0-0 F7	4	2	1	0	1	1	2									
Jim Lefebvre, S OBP: 0.336, SLG: 0.389		0-0 F2		0-0 HR	4-0 BB			0-0 F7		3	1	1	2	1	0	1									
Willie Crawford, L OBP: 0.308, SLG: 0.375				0-0 E	0-3 K			0-0 1B SF8 1B		2	0	2	1	0	0	0									
Manny Mota, R OBP: 0.373, SLG: 0.395				0-0 E	0-3 K					2	0	1	0	0	1	2									
Von Joshua, L OBP: 0.274, SLG: 0.325		2-H 1B		4-0 2B	0-3 K			0-0 1B		0	1	0	0	0	0	0									
Billy Grabarkewitz, R OBP: 0.404, SLG: 0.455		0-0 L5		4-0 E BB	0-3 K			0-0 1B		3	0	1	0	1	1	3									
Claude Osteen, L OBP: 0.256, SLG: 0.333			0-0 1-3	0-0 E6		0-3 K		0-0 SF8		2	0	0	0	0	0	2									
Ray Lamb, R OBP: 0.171, SLG: 0.182				1-2 2-3						1	0	0	0	0	1	0									
Len Gabrielson, L OBP: 0.500, SLG: 0.500										0	0	0	1	0	0	0									
Pete Mikkelsen, R OBP: 0.500, SLG: 0.500										0	0	0	1	0	0	0									
<b>Inning Stats</b>	R: 0 E: 0 K: 0 S: 3	H: 1 LOB: 0 BB: 0 P: 3	R: 1 E: 0 K: 0 S: 5	H: 2 LOB: 1 BB: 0 P: 5	R: 0 E: 0 K: 0 S: 3	H: 0 LOB: 0 BB: 0 P: 3	R: 2 E: 1 K: 1 S: 8	H: 2 LOB: 3 BB: 2 P: 16	R: 2 E: 1 K: 2 S: 10	H: 2 LOB: 2 BB: 1 P: 14	R: 0 E: 0 K: 1 S: 5	H: 0 LOB: 0 BB: 0 P: 5	R: 0 E: 0 K: 1 S: 5	H: 0 LOB: 0 BB: 0 P: 5	R: 1 E: 0 K: 0 S: 5	H: 2 LOB: 2 BB: 0 P: 5	R: 0 E: 0 K: 0 S: 4	H: 1 LOB: 1 BB: 0 P: 4	1B: 7 2B: 1 3B: 1 HR: 1	SF: 1 SAC: 1 DP: 0 HBP: 0	WP: 0 PB: 1 SB: 1 CS: 1	PA: 41			
<b>PITCHER</b>	IP	WLS	BF	H	R	ER	SO	BB	IBB	HBP	BLK	WP	HR	S	P	ERA	WHIP								
Phil Niekro, R ERA: 4.47	4.1	L	24	7	5	4	1	3	0	0	0	0	1	23	35	8.31	2.308								
Mike McQueen, L ERA: 7.53	1.2		5	0	0	0	3	0	0	0	0	0	0	11	11	0.00	0.000								
Bob Priddy, R ERA: 5.24	3.0		12	3	1	1	1	0	0	0	0	0	0	14	14	3.00	1.000								

AB	36
R	6
H	10
RBI	6
BB	3
SO	5
LOB	16



Batter	1	2	3	4	5	6	7	8	9	AB	R	H	RBI	BB	SO	LOB	BOTTOM								
Oscar Brown, R OBP: 0.520, SLG: 0.682	0-0 G4-6-3 1B		0-0 2-H 1B		0-0 5-3 1B		0-0 6-3		0-0 F3	5	0	3	1	0	0	1	<b>Los Angeles Dodgers @ Atlanta Braves</b> Atlanta Stadium, Atlanta, GA Tue Sep 01 1970, 7:05 PM EDT Unknown								
Felix Milten, R OBP: 0.344, SLG: 0.381	0-0 G4-6-3		0-0 F7		0-0 5-3		0-0 F3			4	0	0	0	0	0	3									
Hank Aaron, R OBP: 0.385, SLG: 0.603	0-0 2B		0-0 F3		4-0 G6-4-3 BB		0-0 F3			3	0	1	0	1	0	1									
Orlando Cepeda, R OBP: 0.373, SLG: 0.557	0-0 F7			0-0 HR	0-0 G6-4-3			0-0 6-3		4	1	1	1	0	0	3									
Rico Carty, R OBP: 0.457, SLG: 0.617		0-0 F9		0-0 1B SF8 1B		0-0 5-3		0-0 1-3		4	1	1	0	0	0	0									
Clete Boyer, R OBP: 0.306, SLG: 0.378		0-0 F8		0-0 1B		0-0 1B		0-3 K		4	0	2	0	0	1	0									
Bob Tillman, R OBP: 0.271, SLG: 0.339		0-3 K		0-3 K		0-0 1B		0-0 1B		4	0	2	0	0	2	2									
Gil Garrido, R OBP: 0.302, SLG: 0.328			4-0 SH3-4 1B BB	0-0 SF8	0-3 K		0-3 K		0-3 K	2	1	0	1	1	2	3									
Phil Niekro, R OBP: 0.184, SLG: 0.205			0-0 SH3-4	0-0 4-3		0-0 F5			0-0 4-3	1	0	0	0	0	0	1									
Mike McQueen, L OBP: 0.286, SLG: 0.429										0	0	0	0	0	0	0									
Mike Lum, L OBP: 0.316, SLG: 0.438										1	0	0	0	0	0	2									
Bob Priddy, R OBP: 0.250, SLG: 0.200										0	0	0	0	0	0	0									
Hai King, L OBP: 0.359, SLG: 0.448										1	0	0	0	0	0	1									
<b>Inning Stats</b>	R: 0 E: 0 K: 0 S: 4	H: 2 LOB: 1 BB: 0 P: 4	R: 0 E: 0 K: 1 S: 5	H: 0 LOB: 0 BB: 0 P: 5	R: 1 E: 0 K: 0 S: 4	H: 1 LOB: 1 BB: 1 P: 8	R: 2 E: 0 K: 1 S: 8	H: 3 LOB: 1 BB: 0 P: 8	R: 0 E: 0 K: 0 S: 3	H: 1 LOB: 1 BB: 1 P: 7	R: 0 E: 0 K: 1 S: 7	H: 2 LOB: 2 BB: 0 P: 7	R: 0 E: 0 K: 0 S: 3	H: 0 LOB: 0 BB: 0 P: 3	R: 0 E: 0 K: 1 S: 5	H: 0 LOB: 0 BB: 0 P: 5	R: 0 E: 0 K: 1 S: 6	H: 1 LOB: 1 BB: 0 P: 6	1B: 8 2B: 1 3B: 0 HR: 1	SF: 1 SAC: 1 DP: 2 HBP: 0	WP: 0 PB: 0 SB: 0 CS: 0	PA: 37			
<b>PITCHER</b>	IP	WLS	BF	H	R	ER	SO	BB	IBB	HBP	BLK	WP	HR	S	P	ERA	WHIP								
Claude Osteen, L ERA: 3.54	3.0		15	6	3	3	1	1	0	0	0	0	0	16	20	9.00	2.333								
Ray Lamb, R ERA: 2.53	4.0	W	15	3	0	0	2	1	0	0	0	0	0	18	22	0.00	1.000								
Pete Mikkelsen, R ERA: 2.51	2.0	S	7	1	0	0	2	0	0	0	0	0	0	11	11	0.00	0.500								



Batter	1	2	3	4	5	6	7	8	9	AB	R	H	RBI	BB	SO	LOB	TOP	
<b>Bill Russell, R</b> OBP: 0.300, SLG: 0.384 (1,9)	0-0 6-3		0-0 6-3		0-0 F6		4-0 BB			3	0	0	0	1	0	0	<b>Los Angeles Dodgers @ Atlanta Braves</b> Atlanta Stadium, Atlanta, GA Tue Sep 01 1970, 7:05 PM EDT Att: 12,078 - Unknown  livebaseballscores.com	
<b>Ted Sizemore, R</b> OBP: 0.375, SLG: 0.365 (1,4)	0-0 6-3		0-0 HR		0-0 1-3		0-0 F7			4	1	1	0	0	0	3		
<b>Willie Davis, L</b> OBP: 0.342, SLG: 0.462 (1,8)	0-0 4-3		0-0 HR		0-0 4-3		0-0 F7			4	1	1	2	0	0	0		
<b>Wes Parker, S</b> OBP: 0.402, SLG: 0.472 (1,3)		4-0 1B BB	0-0 5-3		0-0 1-3		0-0 F7			3	1	0	0	1	0	0		
<b>Bill Sudakis, S</b> OBP: 0.359, SLG: 0.448 (1,2)		0-0 F7	0-3 K		0-3 K		0-0 F9			4	0	0	0	0	2	1		
<b>Jim Brewer, L</b> OBP: 0.154, SLG: 0.083 (8,1)		0-0 F7	0-3 K		0-0 F8		0-0 4-3		0-0 F8	4	0	1	0	0	0	0		
<b>Jim Lefebvre, S</b> OBP: 0.337, SLG: 0.387 (1,5)		0-0 1B			0-0 1-3		0-0 1B		0-0 F8	4	0	3	1	0	1	0		
<b>Willie Crawford, L</b> OBP: 0.314, SLG: 0.389 (1,7)		0-0 1B			0-3 K		0-0 1B		0-0 CS	4	0	3	1	0	1	0		
<b>Billy Grabarkewitz, R</b> OBP: 0.405, SLG: 0.455 (1,6)		0-0 F4			0-0 5-3		0-0 BB		0-0 FC6-4	4	0	2	0	0	0	2		
<b>Joe Moeller, R</b> OBP: 0.194, SLG: 0.147 (1,1)		0-3 K			0-3 K		0-3 K		0-0 FC6-4	3	0	0	0	0	3	4		
<b>Tom Haller, L</b> OBP: 0.344, SLG: 0.442 (8,2)		0-0 K			0-0 K		0-0 K		0-0 FC6-4	1	0	0	0	0	0	1		
<b>Inning Stats</b>	R: 0 E: 0 K: 0 S: 3	H: 0 LOB: 0 BB: 0 P: 3	R: 1 E: 0 K: 1 S: 7	H: 2 LOB: 2 BB: 1 P: 11	R: 2 E: 0 K: 1 S: 7	H: 2 LOB: 0 BB: 0 P: 7	R: 0 E: 0 K: 1 S: 5	H: 0 LOB: 0 BB: 0 P: 5	R: 0 E: 0 K: 1 S: 5	H: 2 LOB: 3 BB: 1 P: 11	R: 0 E: 0 K: 0 S: 3	H: 0 LOB: 0 BB: 0 P: 3	R: 0 E: 0 K: 0 S: 4	H: 2 LOB: 1 BB: 0 P: 4	1B: 5 2B: 1 3B: 1 HR: 1	SF: 0 SAC: 0 DP: 0 HBP: 0	WP: 0 PB: 0 SB: 0 CS: 1	PA: 36
<b>PITCHER</b> <b>Ron Reed, R</b> ERA: 5.0 (1,1)	IP: 9.0 WLS: L BF: 36	H: 8 R: 3 ER: 3 SO: 6	BB: 2 IBB: 0 HBP: 0 BLK: 0	WP: 0 HR: 1 S: 46 P: 54	ERA: 3.00 WHIP: 1.111	<b>PITCHER</b>												

Batter	1	2	3	4	5	6	7	8	9	AB	R	H	RBI	BB	SO	LOB	BOTTOM			
<b>Oscar Brown, R</b> OBP: 0.483, SLG: 0.600 (1,8)	4-0 FC5-4 BB		0-0 F9		0-0 E1		0-0 F8			3	0	0	0	1	0	0	<b>Los Angeles Dodgers @ Atlanta Braves</b> Atlanta Stadium, Atlanta, GA Tue Sep 01 1970, 7:05 PM EDT Att: 12,078 - Unknown  livebaseballscores.com			
<b>Felix Milan, R</b> OBP: 0.344, SLG: 0.379 (1,4)	0-0 FC5-4		0-0 6-3		0-0 3-1		0-0 BB			3	0	0	0	1	0	2				
<b>Orlando Cepeda, R</b> OBP: 0.374, SLG: 0.561 (1,3)	0-0 F6				0-0 F5		4-0 BB			3	1	1	1	1	0	2				
<b>Rico Carty, R</b> OBP: 0.454, SLG: 0.610 (1,7)	0-3 K				0-0 F6		0-0 6-3		0-0 F8	4	0	0	0	0	1	3				
<b>Mike Lum, L</b> OBP: 0.312, SLG: 0.431 (1,9)		0-0 4-3			0-0 4-3		0-0 6-3		0-3 K	3	0	0	0	0	0	0				
<b>Hank Aaron, R</b> OBP: 0.384, SLG: 0.601 (8,PH)		0-0 4-3			0-0 4-3		0-0 6-3		0-0 K	1	0	0	0	0	1	2				
<b>Jimmie Hall, L</b> OBP: 0.235, SLG: 0.293 (9,9)		0-0 4-3			0-0 4-3		0-0 6-3		0-0 K	0	0	0	0	0	0	0				
<b>Hal King, L</b> OBP: 0.364, SLG: 0.452 (1,2)		0-0 E9			0-0 1B		0-3 K		0-0 1-3	3	0	2	0	0	1	0				
<b>Bob Aspromonte, R</b> OBP: 0.277, SLG: 0.236 (8,PH)		0-0 1B			0-0 1B		0-0 K		0-0 1-3	1	0	0	0	0	0	0				
<b>Clete Boyer, R</b> OBP: 0.305, SLG: 0.377 (1,5)		0-0 1-3			0-3 K		0-0 4-3		0-0 G5-4-3	4	0	1	0	0	1	2				
<b>Sonny Jackson, L</b> OBP: 0.342, SLG: 0.309 (1,6)		0-3 K			0-0 SH2-4		0-0 6-3		0-0 G5-4-3	3	1	1	0	0	1	1				
<b>Tommie Aaron, R</b> OBP: 0.242, SLG: 0.333 (9,PH)		0-0 K			0-0 SH2-4		0-0 6-3		0-0 G5-4-3	1	0	0	0	0	0	1				
<b>Ron Reed, R</b> OBP: 0.129, SLG: 0.161 (1,1)			0-3 K		0-0 SH2-4		0-0 6-3			2	0	0	0	0	1	0				
<b>Inning Stats</b>	R: 0 E: 0 K: 1 S: 5	H: 0 LOB: 1 BB: 1 P: 9	R: 0 E: 1 K: 1 S: 6	H: 1 LOB: 1 BB: 0 P: 6	R: 0 E: 0 K: 1 S: 5	H: 0 LOB: 0 BB: 0 P: 5	R: 1 E: 0 K: 0 S: 7	H: 2 LOB: 1 BB: 0 P: 7	R: 1 E: 1 K: 0 S: 5	H: 1 LOB: 1 BB: 0 P: 5	R: 0 E: 0 K: 1 S: 5	H: 0 LOB: 0 BB: 0 P: 5	R: 0 E: 0 K: 1 S: 3	H: 0 LOB: 2 BB: 2 P: 13	R: 0 E: 0 K: 0 S: 3	H: 1 LOB: 0 BB: 0 P: 3	1B: 4 2B: 0 3B: 0 HR: 1	SF: 0 SAC: 1 DP: 1 HBP: 0	WP: 0 PB: 0 SB: 1 CS: 0	PA: 35
<b>PITCHER</b> <b>Joe Moeller, R</b> ERA: 3.4 (1,1)	IP: 7.1 WLS: W BF: 30	H: 4 R: 2 ER: 1 SO: 5	BB: 3 IBB: 0 HBP: 0 BLK: 0	WP: 0 HR: 1 S: 37 P: 49	ERA: 1.23 WHIP: 0.955	<b>PITCHER</b>														
<b>Jim Brewer, L</b> ERA: 2.61 (8,1)	IP: 1.2 WLS: S BF: 5	H: 1 R: 0 ER: 0 SO: 1	BB: 0 IBB: 0 HBP: 0 BLK: 0	WP: 0 HR: 0 S: 7 P: 7	ERA: 0.00 WHIP: 0.600	<b>PITCHER</b>														



Batter	1	2	3	4	5	6	7	8	9	AB	R	H	RBI	BB	SO	LOB	TOP		
<b>Bill Russell, R</b> OBP: 0.298, SLG: 0.377 (1, 9)	F7		BLK HBP	F7			F4		4-3	4	0	0	0	0	0	2			
<b>Ted Sizemore, R</b> OBP: 0.373, SLG: 0.364 (1, 4)	F8		F2				6-3			4	0	1	0	0	0	1			
<b>Willie Davis, L</b> OBP: 0.342, SLG: 0.460 (1, 8)	K			1B HR	4-3-6-4-5		F8			4	1	1	0	0	1	1			
<b>Wes Parker, S</b> OBP: 0.404, SLG: 0.478 (1, 3)				1B HR	K					4	1	3	0	0	1	0			
<b>Tom Haller, L</b> OBP: 0.343, SLG: 0.450 (1, 2)	F8			1B HR		G3		F6		4	1	1	3	0	0	2			
<b>Jim Lefebvre, S</b> OBP: 0.336, SLG: 0.385 (1, 5)	F9			1B PB		3-1		F4		4	0	1	0	0	0	2			
<b>Willie Crawford, L</b> OBP: 0.317, SLG: 0.390 (1, 7)	F8			1B PB				1-3		4	0	2	0	0	0	2			
<b>Billy Grabarkewitz, R</b> OBP: 0.403, SLG: 0.453 (1, 6)			F8	1-3					K	4	0	1	0	0	1	2			
<b>Don Sutton, R</b> OBP: 0.244, SLG: 0.178 (1, 1)										3	0	0	0	0	0	4			
<b>Manny Mota, R</b> OBP: 0.372, SLG: 0.394 (9, PH)			6-3	5-3			F8		K	1	0	0	0	0	1	0			
<b>Inning Stats</b>	R: 0 E: 0 K: 1 S: 5	H: 0 LOB: 0 BB: 0 P: 5	R: 0 E: 0 K: 0 S: 4	H: 1 LOB: 1 BB: 0 P: 4	R: 0 E: 0 K: 0 S: 3	H: 0 LOB: 1 BB: 0 P: 4	R: 3 E: 0 K: 0 S: 8	H: 5 LOB: 2 BB: 0 P: 8	R: 0 E: 0 K: 0 S: 5	H: 1 LOB: 0 BB: 0 P: 5	R: 0 E: 0 K: 0 S: 3	H: 0 LOB: 0 BB: 0 P: 3	R: 0 E: 0 K: 0 S: 4	H: 1 LOB: 1 BB: 0 P: 4	R: 0 E: 0 K: 2 S: 7	H: 0 LOB: 0 BB: 0 P: 7	1B: 7 2B: 3 3B: 0 HR: 1	SF: 0 SAC: 0 DP: 1 HBP: 1	WP: 0 PA: 37 PB: 1 SB: 0 CS: 0
<b>PITCHER</b>	IP	WLS	BF	H	R	ER	SO	BB	IBB	HBP	BLK	WP	HR	S	P	ERA	WHIP		
<b>Jim Nash, R</b> ERA: 4.06 (1, 1)	3.0		16	6	3	3	1	0	0	1	1	0	1	17	18	9.00	2.000		
<b>Hoyt Wilhelm, R</b> ERA: 2.57 (4, 1)	6.0	W	21	4	0	0	3	0	0	0	0	0	0	27	27	0.00	0.667		

**Los Angeles Dodgers @ Atlanta Braves**  
Atlanta Stadium, Atlanta, GA  
Wed Sep 02 1970, 7:05 PM EDT  
Att: 4,719 - Unknown


**AB 36**  
**R 3**  
**H 10**  
**RBI 3**  
**BB 0**  
**SO 4**  
**LOB 16**



Batter	1	2	3	4	5	6	7	8	9	AB	R	H	RBI	BB	SO	LOB	BOTTOM		
<b>Mike Lum, L</b> OBP: 0.315, SLG: 0.433 (1, 8)	FC6-4 HR	F7		G5-4-3 1B			4-3			4	1	2	0	0	0	1			
<b>Felix Milan, R</b> OBP: 0.343, SLG: 0.378 (1, 4)	FC6-4 1B	1-3		G5-4-3 1B			5-3			4	0	1	0	0	0	3			
<b>Hank Aaron, R</b> OBP: 0.383, SLG: 0.598 (1, 9)	FC6-4 HR			1B			F8		F9	4	1	1	0	0	0	2			
<b>Orlando Cepeda, R</b> OBP: 0.371, SLG: 0.557 (1, 3)	F3		F7				6-3		5-3	4	0	0	0	0	0	3			
<b>Rico Carty, R</b> OBP: 0.454, SLG: 0.608 (1, 7)	HR BB			1B			F4		K	3	1	1	0	1	1	0			
<b>Hal King, L</b> OBP: 0.363, SLG: 0.466 (1, 2)	HR		K				3-1			3	1	1	4	0	1	2			
<b>Clete Boyer, R</b> OBP: 0.306, SLG: 0.376 (1, 5)	F3		5-3				G5-4-3 1B			3	0	1	0	0	0	2			
<b>Gil Garrido, R</b> OBP: 0.302, SLG: 0.328 (1, 6)							G5-4-3 1B		G5-4-3	3	0	1	0	0	0	1			
<b>Jim Nash, R</b> OBP: 0.125, SLG: 0.200 (1, 1)										1	0	0	0	0	0	1			
<b>Hoyt Wilhelm, R</b> OBP: 0.231, SLG: 0.091 (4, 1)			F2						K	2	0	1	0	0	1	0			
<b>Inning Stats</b>	R: 4 E: 0 K: 0 S: 6	H: 3 LOB: 0 BB: 1 P: 10	R: 0 E: 0 K: 0 S: 4	H: 1 LOB: 1 BB: 0 P: 4	R: 0 E: 0 K: 1 S: 7	H: 2 LOB: 2 BB: 0 P: 7	R: 0 E: 0 K: 0 S: 4	H: 2 LOB: 1 BB: 0 P: 4	R: 0 E: 0 K: 0 S: 3	H: 0 LOB: 0 BB: 0 P: 3	R: 0 E: 0 K: 0 S: 3	H: 1 LOB: 0 BB: 0 P: 3	R: 0 E: 0 K: 1 S: 5	H: 0 LOB: 0 BB: 0 P: 5	R: 0 E: 0 K: 1 S: 5	H: 0 LOB: 0 BB: 0 P: 5	1B: 8 2B: 0 3B: 0 HR: 1	SF: 0 SAC: 0 DP: 2 HBP: 0	WP: 0 PA: 32 PB: 0 SB: 0 CS: 0
<b>PITCHER</b>	IP	WLS	BF	H	R	ER	SO	BB	IBB	HBP	BLK	WP	HR	S	P	ERA	WHIP		
<b>Don Sutton, R</b> ERA: 4.07 (1, 1)	8.0	L	32	9	4	4	3	1	0	0	0	0	1	37	41	4.50	1.250		

**Los Angeles Dodgers @ Atlanta Braves**  
Atlanta Stadium, Atlanta, GA  
Wed Sep 02 1970, 7:05 PM EDT  
Att: 4,719 - Unknown

**AB 31**  
**R 4**  
**H 9**  
**RBI 4**  
**BB 1**  
**SO 3**  
**LOB 15**



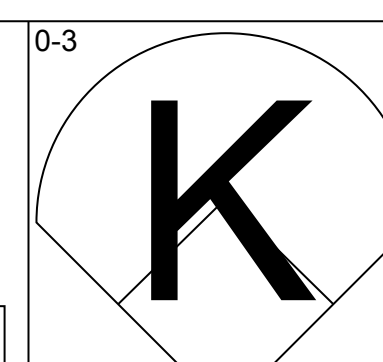
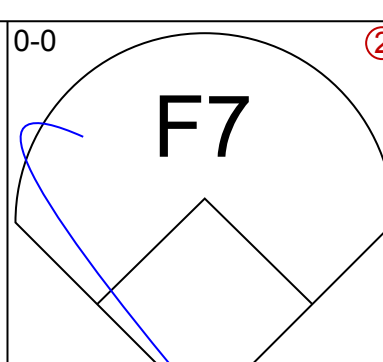
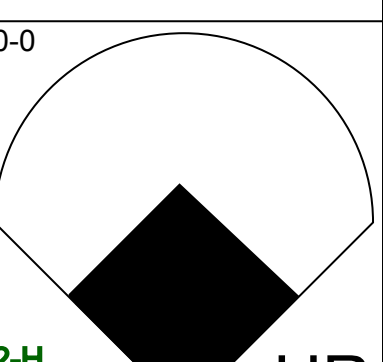
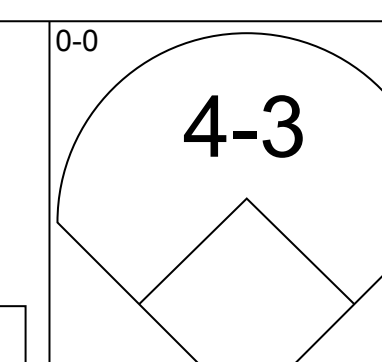
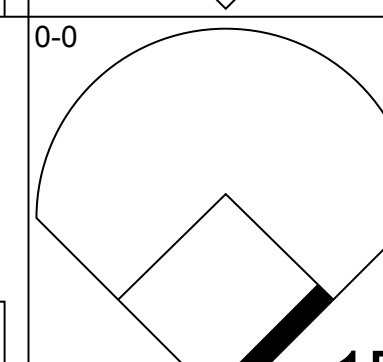
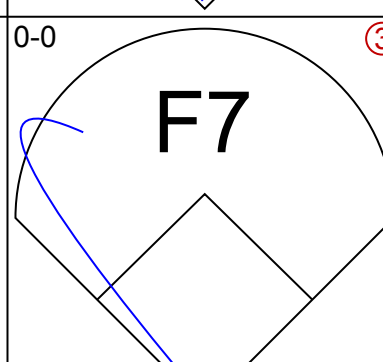
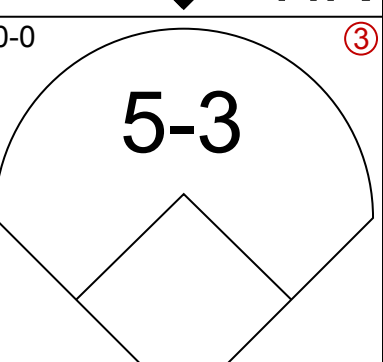
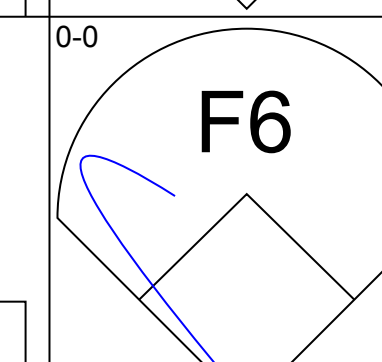
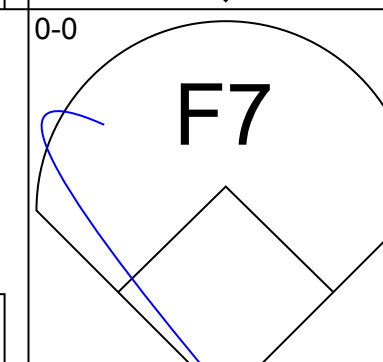
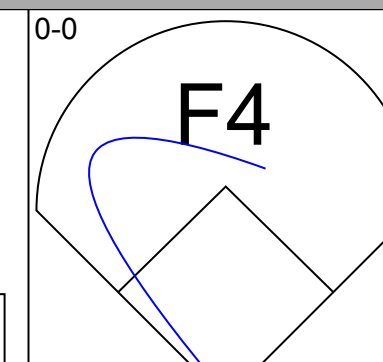
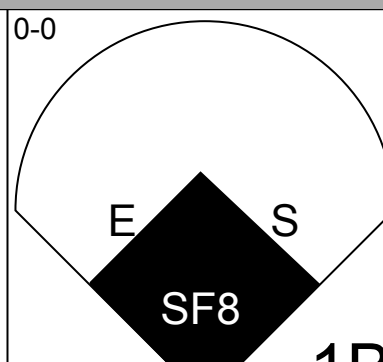
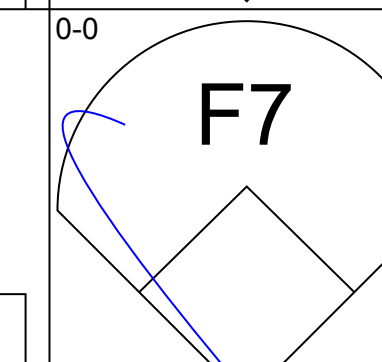
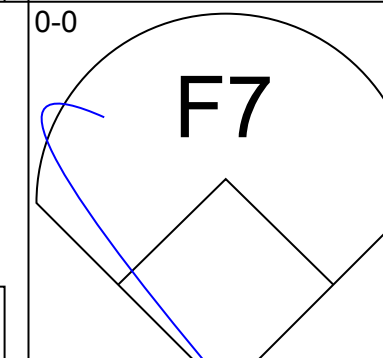
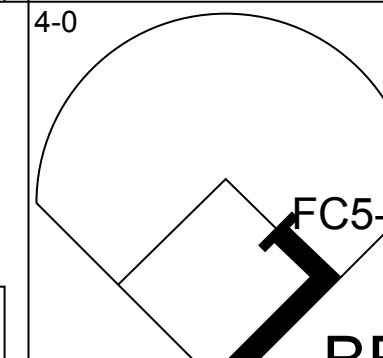
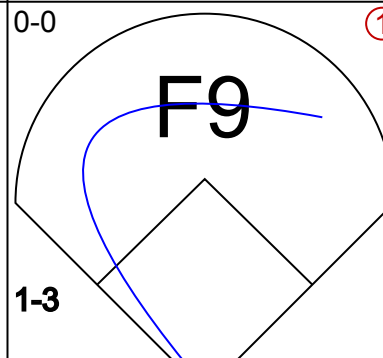
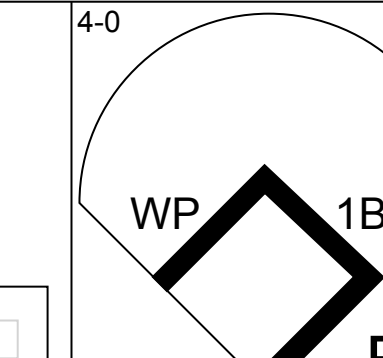
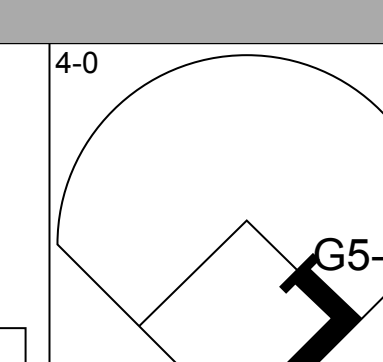
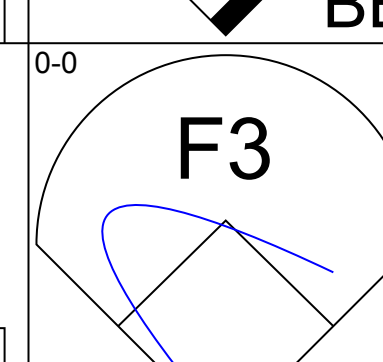
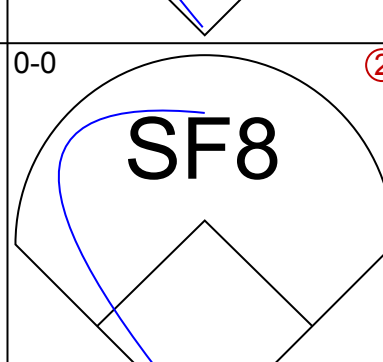
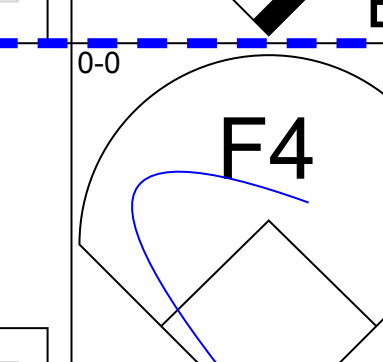
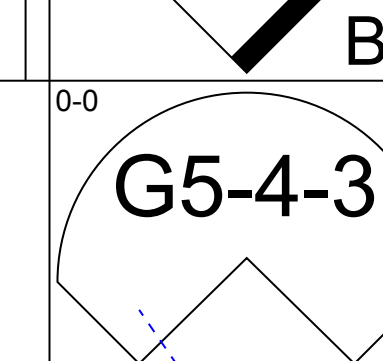
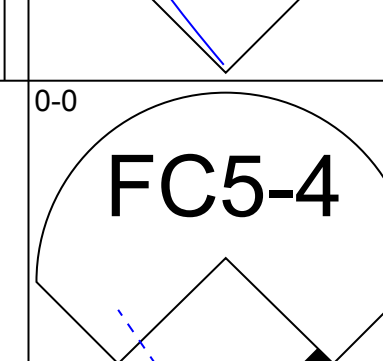
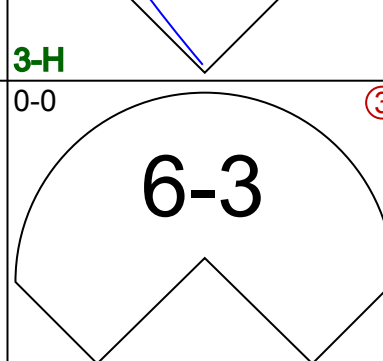
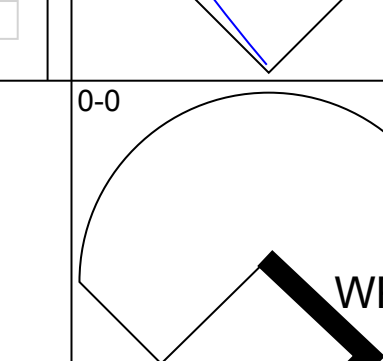
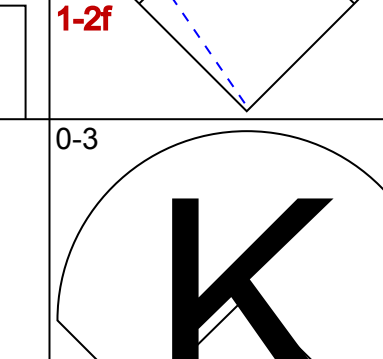
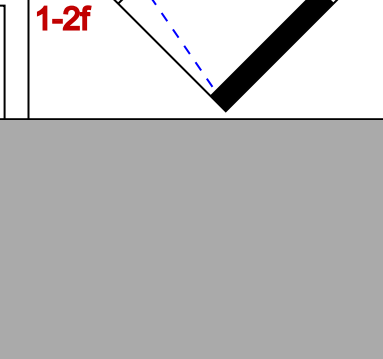
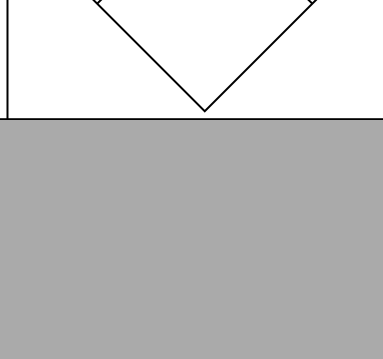
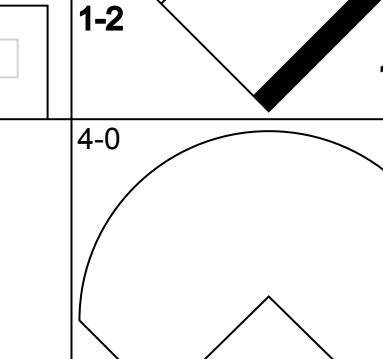
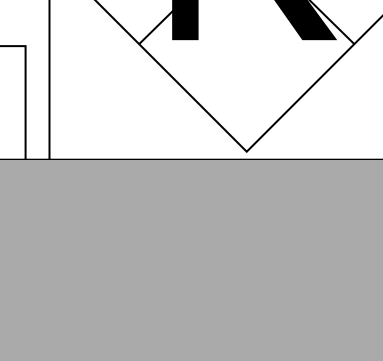
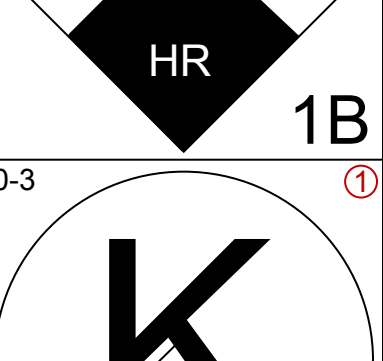
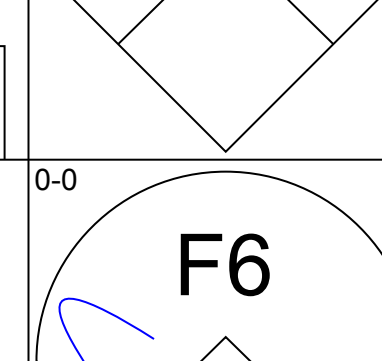
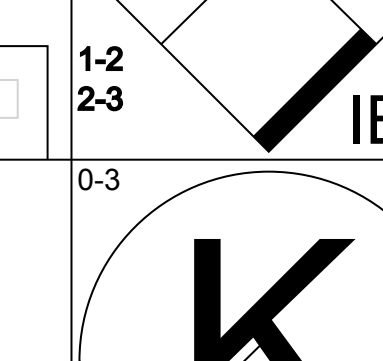

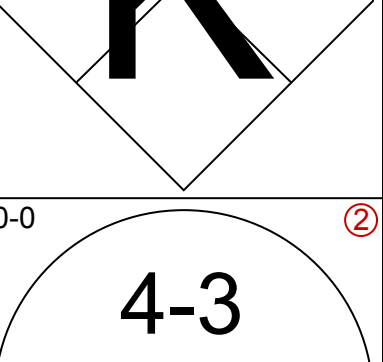
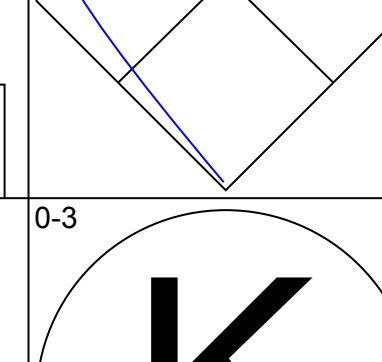
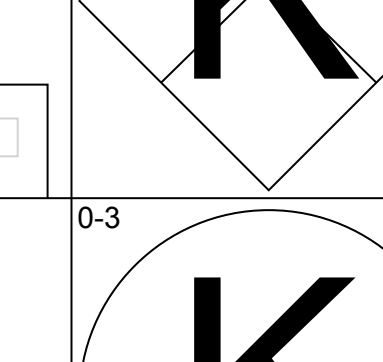
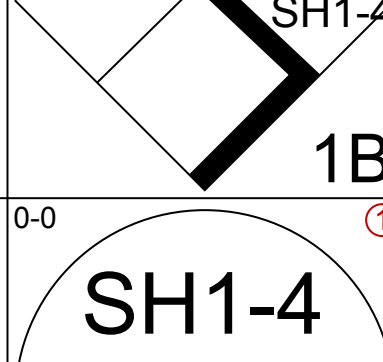
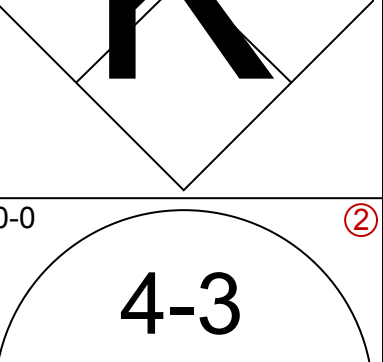
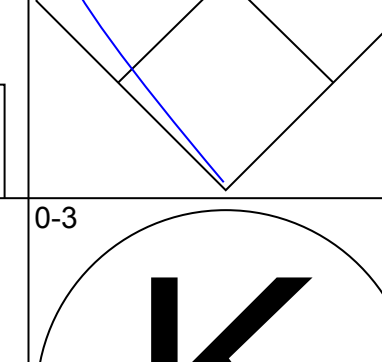
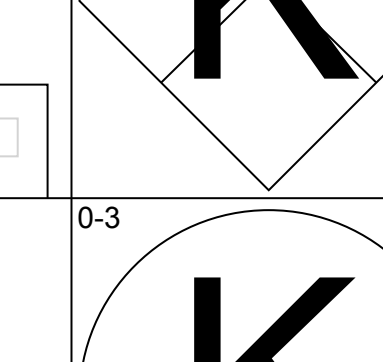
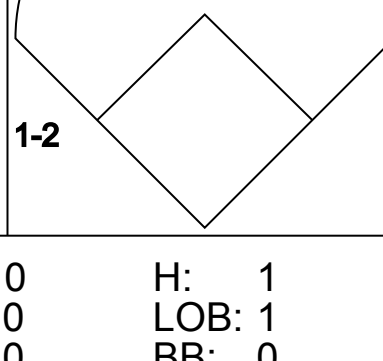
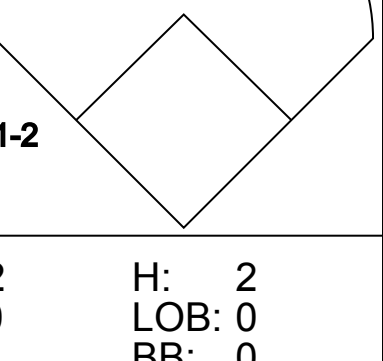
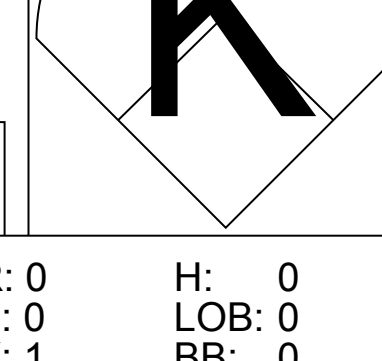
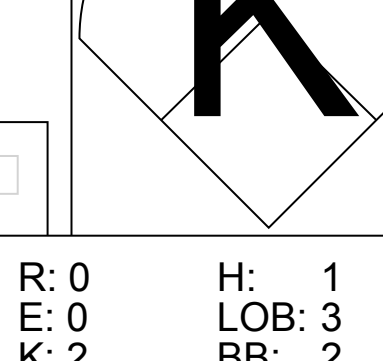
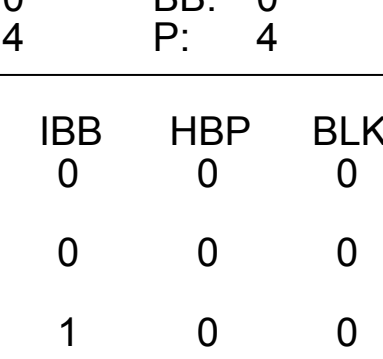
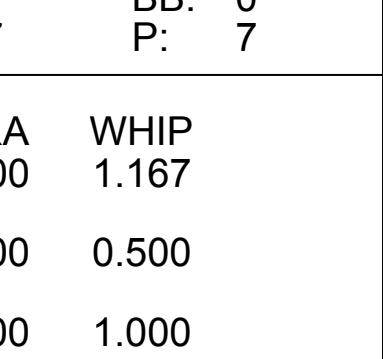
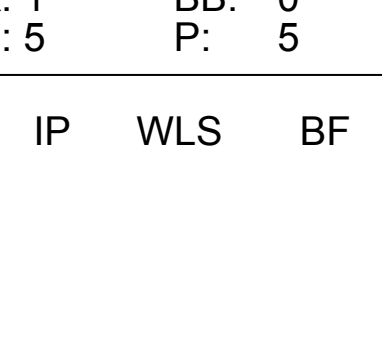
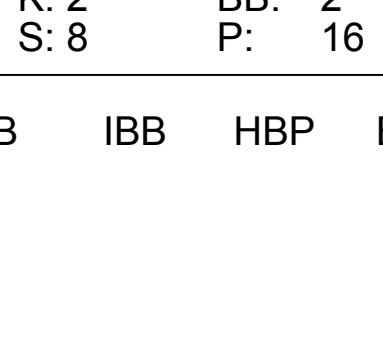






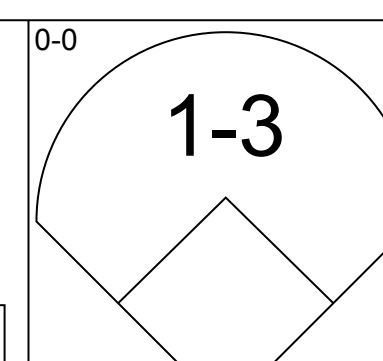
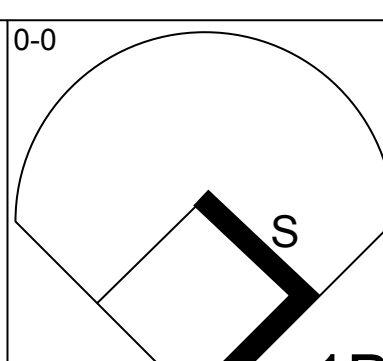
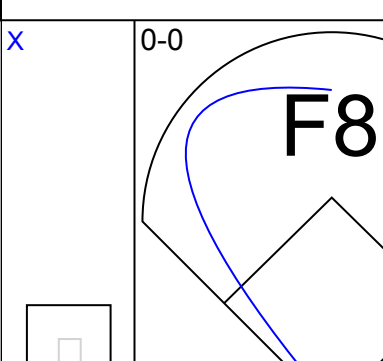
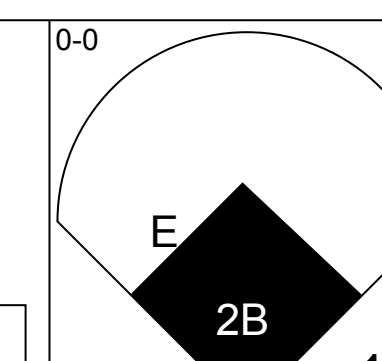
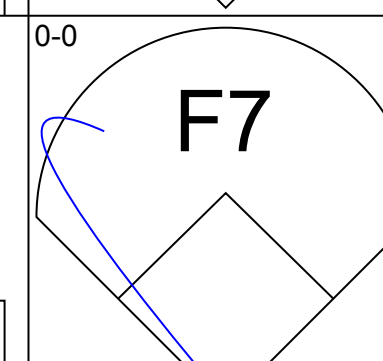
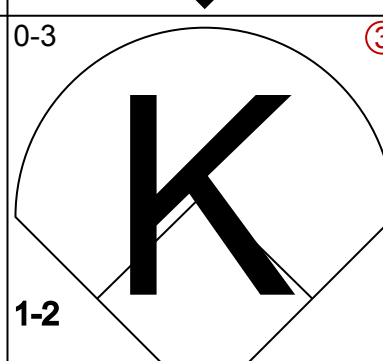
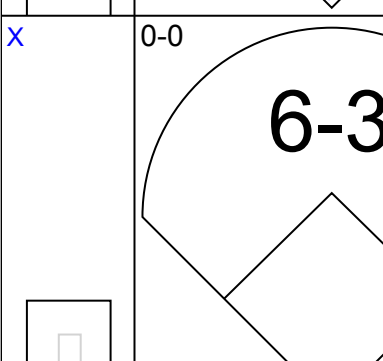
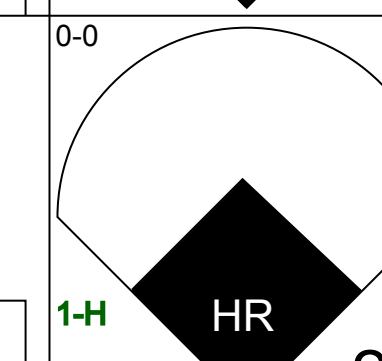
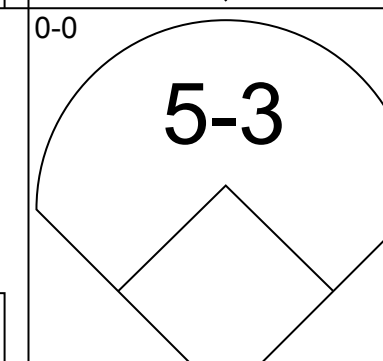
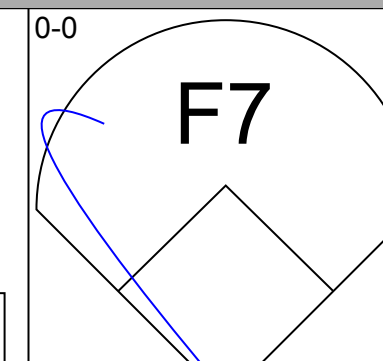
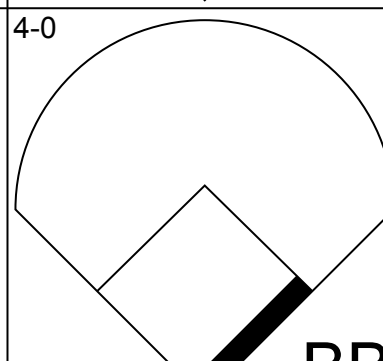
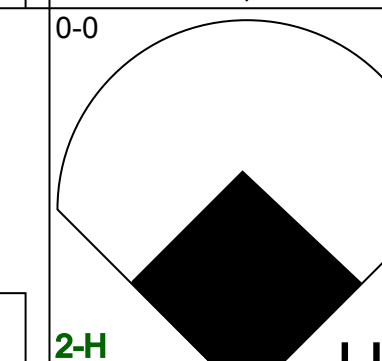
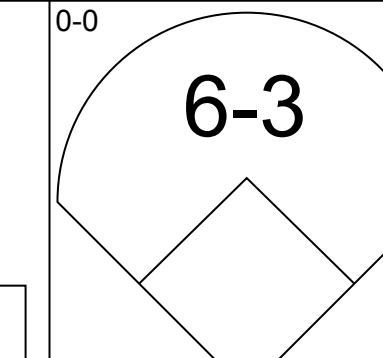
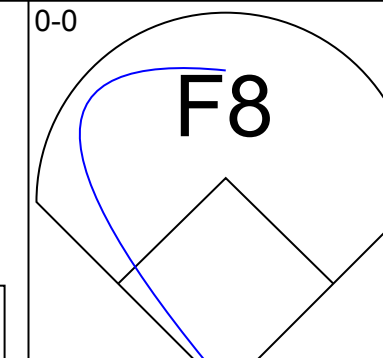
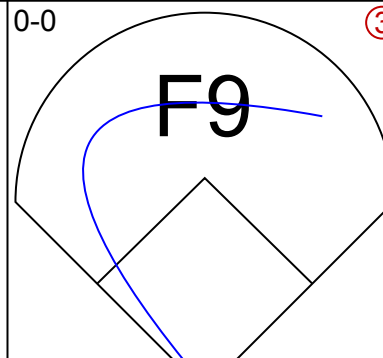
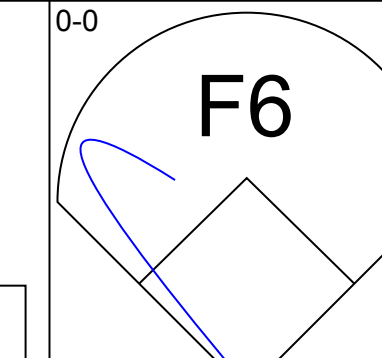
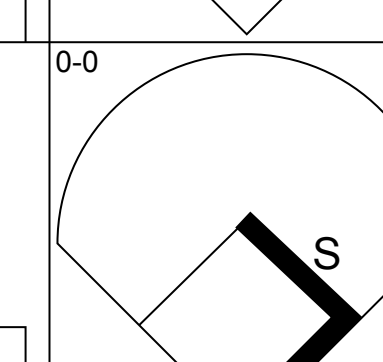
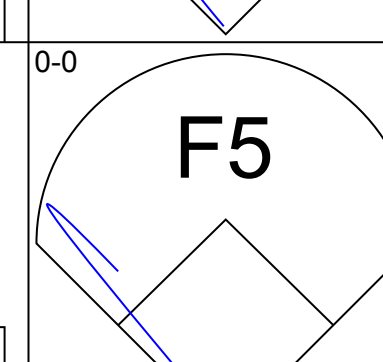
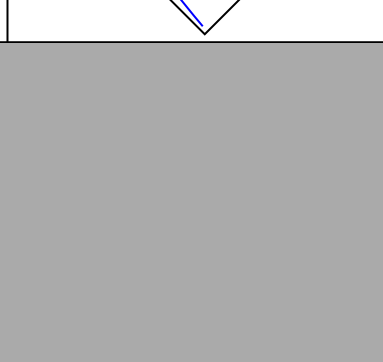
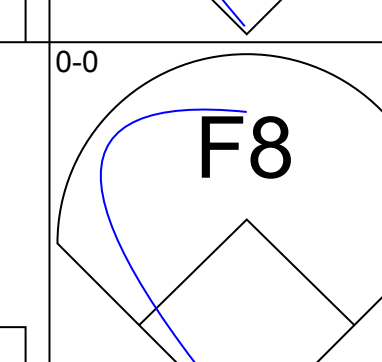
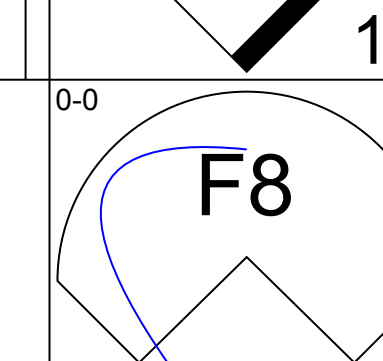
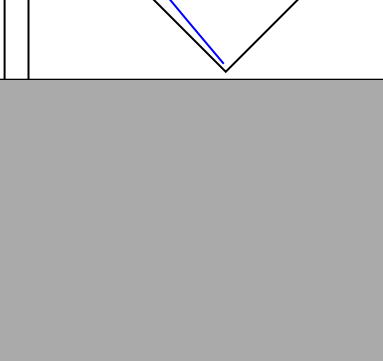
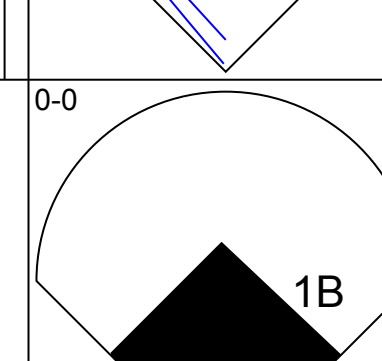
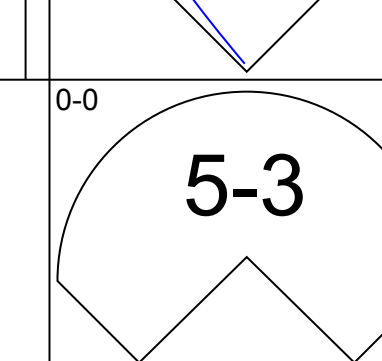
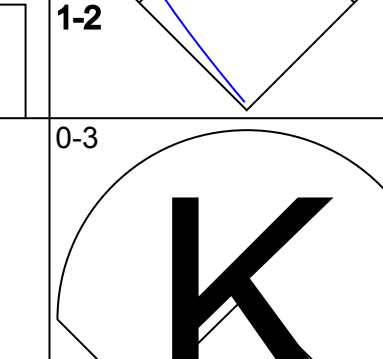
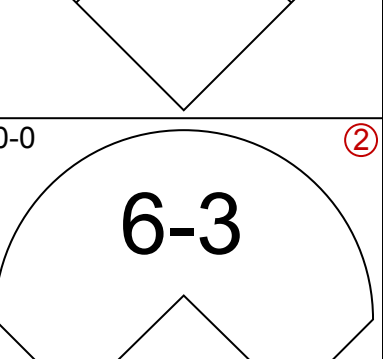
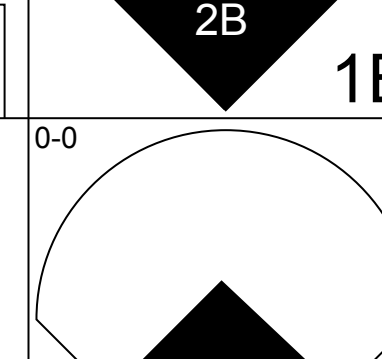
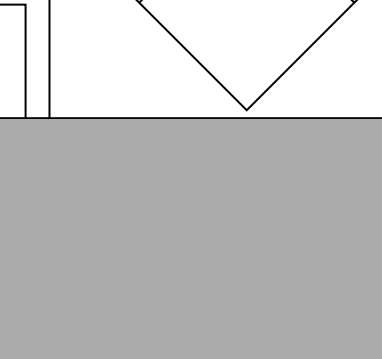
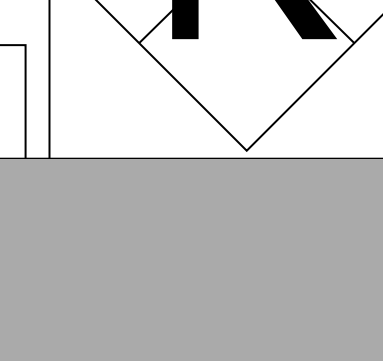
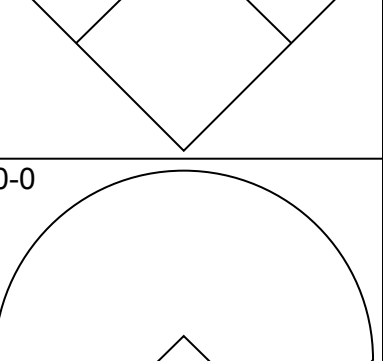
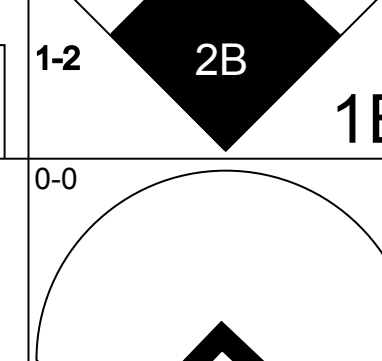

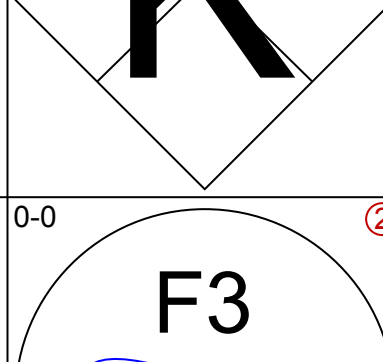
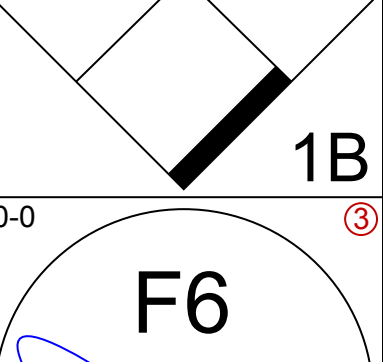
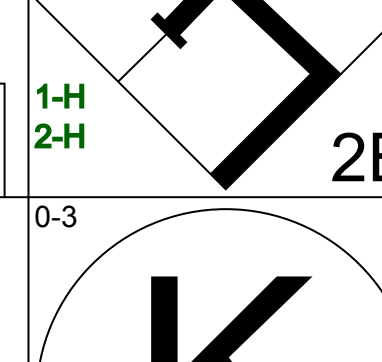

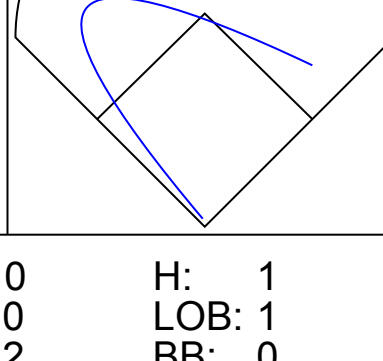
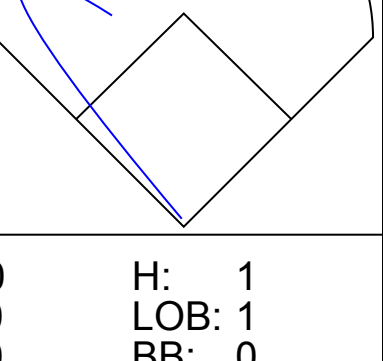
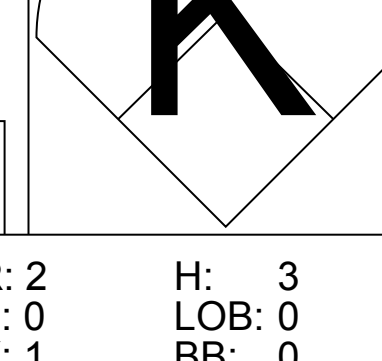

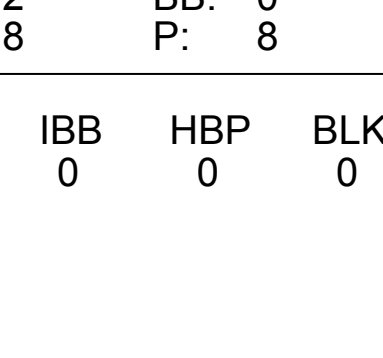
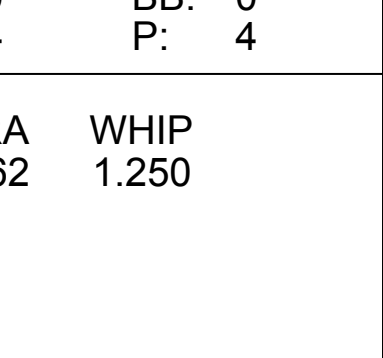
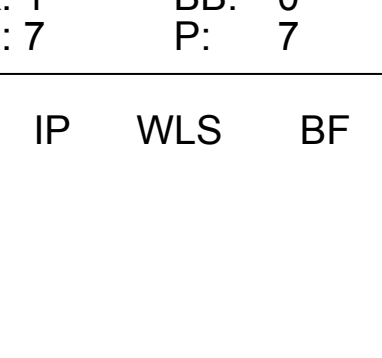
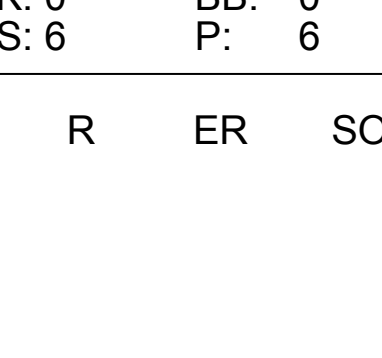




Batter	1	2	3	4	5	6	7	8	9	AB	R	H	RBI	BB	SO	LOB	TOP					
Bill Russell, R OBP: 0.297, SLG: 0.384 (1, 8)										4	1	1	1	0	0	2	<b>Los Angeles Dodgers @ Atlanta Braves</b> Atlanta Stadium, Atlanta, GA Thu Sep 03 1970, 7:05 PM EDT Att: 4,450 - Unknown					
Manny Mota, R OBP: 0.368, SLG: 0.389 (1, 7)										4	0	0	1	0	1	2						
Bill Sudakis, S OBP: 0.357, SLG: 0.459 (1, 2)										4	1	1	1	0	0	0						
Wes Parker, S OBP: 0.403, SLG: 0.476 (1, 3)										4	0	1	0	0	2	0						
Andy Kosco, R OBP: 0.234, SLG: 0.401 (1, 9)										4	1	1	1	0	1	1						
Jim Lefebvre, S OBP: 0.331, SLG: 0.379 (1, 5)										4	0	0	0	0	1	1						
Ted Sizemore, R OBP: 0.372, SLG: 0.360 (1, 4)										3	0	0	0	1	0	0						
Billy Grabarkewitz, R OBP: 0.405, SLG: 0.455 (1, 6)										3	1	2	0	0	1	1						
Alan Foster, R OBP: 0.136, SLG: 0.107 (1, 1)										1	0	0	0	0	0	1						
Charlie Hough, R OBP: 0.333, SLG: 0.333 (6, PH)										0	0	0	0	0	0	0						
Maury Wills, S OBP: 0.336, SLG: 0.319 (8, 1)										1	0	0	0	0	1	1						
Fred Norman, S OBP: 0.333, SLG: 0.143 (8, 1)										0	0	0	0	0	0	0						
<b>Inning Stats</b>	R: 0 E: 0 K: 1 S: 5	H: 0 LOB: 0 BB: 0 P: 5	R: 0 E: 0 K: 1 S: 5	H: 1 LOB: 0 BB: 0 P: 5	R: 0 E: 1 K: 0 S: 5	H: 1 LOB: 2 BB: 0 P: 5	R: 0 E: 0 K: 2 S: 7	H: 0 LOB: 0 BB: 0 P: 7	R: 0 E: 0 K: 1 S: 5	H: 0 LOB: 1 BB: 1 P: 9	R: 1 E: 0 K: 0 S: 4	H: 1 LOB: 0 BB: 0 P: 4	R: 0 E: 0 K: 0 S: 3	H: 0 LOB: 0 BB: 0 P: 3	R: 2 E: 0 K: 1 S: 7	H: 2 LOB: 0 BB: 0 P: 7	R: 1 E: 0 K: 1 S: 6	H: 1 LOB: 0 BB: 0 P: 6	1B: 3 2B: 0 3B: 1 HR: 2	SF: 0 SAC: 1 DP: 0 HBP: 0	WP: 0 PB: 0 SB: 1 CS: 0	PA: 34
<b>PITCHER</b> George Stone, L ERA: 3.9 (1, 1)	IP: 9.0 WLS: W BF: 34 H: 6 R: 4 ER: 4 SO: 7 BB: 1 IBB: 0 HBP: 0 BLK: 0 WP: 0 HR: 2 S: 47 P: 51 ERA: 4.00 WHIP: 0.778															<b>PITCHER</b>						

Batter	1	2	3	4	5	6	7	8	9	AB	R	H	RBI	BB	SO	LOB	BOTTOM					
Mike Lum, L OBP: 0.314, SLG: 0.434 (1, 8)										4	0	1	0	0	0	1	<b>Los Angeles Dodgers @ Atlanta Braves</b> Atlanta Stadium, Atlanta, GA Thu Sep 03 1970, 7:05 PM EDT Att: 4,450 - Unknown					
Felix Milten, R OBP: 0.343, SLG: 0.378 (1, 4)										5	2	2	1	0	0	1						
Hank Aaron, R OBP: 0.387, SLG: 0.605 (1, 9)										3	3	2	3	2	0	0						
Jimmie Hall, L OBP: 0.235, SLG: 0.293 (9, 9)										0	0	0	0	0	0	0						
Orlando Cepeda, R OBP: 0.375, SLG: 0.565 (1, 3)										4	2	3	2	1	1	2						
Rico Carty, R OBP: 0.454, SLG: 0.606 (1, 7)										3	1	1	0	1	0	1						
Oscar Brown, R OBP: 0.500, SLG: 0.615 (8, 7)										1	0	1	2	0	0	0						
Clete Boyer, R OBP: 0.305, SLG: 0.381 (1, 5)										5	1	1	2	0	1	5						
Bob Tillman, R OBP: 0.279, SLG: 0.351 (1, 2)										5	0	3	1	0	0	2						
Gil Garrido, R OBP: 0.298, SLG: 0.324 (1, 6)										4	0	0	0	0	0	3						
George Stone, L OBP: 0.307, SLG: 0.250 (1, 1)										3	2	1	0	1	0	0						
<b>Inning Stats</b>	R: 0 E: 0 K: 0 S: 3	H: 0 LOB: 0 BB: 0 P: 3	R: 1 E: 0 K: 1 S: 7	H: 2 LOB: 1 BB: 0 P: 7	R: 3 E: 0 K: 0 S: 7	H: 5 LOB: 1 BB: 0 P: 7	R: 0 E: 0 K: 0 S: 3	H: 0 LOB: 0 BB: 0 P: 3	R: 4 E: 0 K: 0 S: 7	H: 4 LOB: 1 BB: 1 P: 11	R: 0 E: 0 K: 1 S: 6	H: 1 LOB: 2 BB: 1 P: 10	R: 0 E: 0 K: 0 S: 4	H: 1 LOB: 1 BB: 0 P: 4	R: 3 E: 0 K: 0 S: 5	H: 2 LOB: 2 BB: 3 P: 17	R: 3 E: 0 K: 0 S: 5	H: 2 LOB: 2 BB: 3 P: 17	1B: 10 2B: 2 3B: 0 HR: 3	SF: 0 SAC: 1 DP: 1 HBP: 0	WP: 2 PB: 0 SB: 1 CS: 0	PA: 43
<b>PITCHER</b> Alan Foster, R ERA: 4.37 (1, 1)	IP: 2.1 WLS: L BF: 12 H: 4 R: 1 ER: 1 SO: 1 BB: 1 IBB: 0 HBP: 0 BLK: 0 WP: 0 HR: 1 S: 13 P: 17 ERA: 7.11 WHIP: 2.143															<b>PITCHER</b>						
Charlie Hough, R ERA: 7.11 (5, 1)	IP: 7.1 WLS: L BF: 23 H: 7 R: 4 ER: 4 SO: 7 BB: 1 IBB: 0 HBP: 0 BLK: 0 WP: 0 HR: 1 S: 24 P: 28 ERA: 3.86 WHIP: 2.143															<b>PITCHER</b>						
Fred Norman, L ERA: 4.58 (8, 1)	IP: 1.0 WLS: L BF: 8 H: 2 R: 3 ER: 3 SO: 0 BB: 3 IBB: 0 HBP: 0 BLK: 0 WP: 0 HR: 0 S: 5 P: 17 ERA: 27.00 WHIP: 5.000															<b>PITCHER</b>						

Batter	1	2	3	4	5	6	7	8	9	AB	R	H	RBI	BB	SO	LOB	TOP			
<b>Bobby Bonds, R</b> OBP: 0.386, SLG: 0.505 (1, 9)										5	1	3	1	0	0	1	<b>San Francisco Giants @ Atlanta Braves</b> Atlanta Stadium, Atlanta, GA Sat Sep 05 1970, 7:05 PM EDT Unknown			
<b>Tito Fuentes, S</b> OBP: 0.298, SLG: 0.330 (1, 4) (5, 6)										4	0	1	0	0	1	2				
<b>Willie Mays, R</b> OBP: 0.375, SLG: 0.493 (1, 8)										4	0	1	0	0	1	2				
<b>Willie McCovey, L</b> OBP: 0.435, SLG: 0.608 (1, 3)										3	0	0	0	1	1	0				
<b>Jim Ray Hart, R</b> OBP: 0.371, SLG: 0.478 <b>Don McMahon, R</b> OBP: 0.267, SLG: 0.154 (8, 1)										2	0	0	0	1	0	2				
<b>Ken Henderson, S</b> OBP: 0.398, SLG: 0.462 (1, 7)										4	0	1	0	0	1	5				
<b>Hal Lanier, R</b> OBP: 0.283, SLG: 0.279 <b>Ron Hunt, R</b> OBP: 0.396, SLG: 0.385 <b>Don Mason, L</b> OBP: 0.250, SLG: 0.143 (5, 4)										1	0	0	0	0	0	1				
<b>John Stephenson, L</b> OBP: 0.128, SLG: 0.111 (1, 2)										3	1	0	0	1	0	1				
<b>Ron Bryant, S</b> OBP: 0.091, SLG: 0.048 <b>Dick Dietz, R</b> OBP: 0.444, SLG: 0.559 <b>Jerry Johnson, R</b> OBP: 0.143, SLG: 0.077 <b>Al Gallagher, R</b> OBP: 0.340, SLG: 0.377 (5, 1)										1	0	0	0	0	0	0				
<b>Inning Stats</b>	R: 0 E: 0 K: 0 S: 3	H: 1 LOB: 0 BB: 0 P: 3	R: 0 E: 0 K: 0 S: 4	H: 1 LOB: 1 BB: 0 P: 4	R: 0 E: 0 K: 1 S: 4	H: 0 LOB: 1 BB: 0 P: 9	R: 0 E: 0 K: 0 S: 3	H: 0 LOB: 0 BB: 0 P: 3	R: 1 E: 1 K: 2 S: 9	H: 1 LOB: 2 BB: 0 P: 10	R: 0 E: 0 K: 1 S: 6	H: 1 LOB: 1 BB: 0 P: 6	R: 0 E: 0 K: 0 S: 4	H: 1 LOB: 2 BB: 1 P: 8	R: 1 E: 0 K: 1 S: 6	H: 1 LOB: 1 BB: 1 P: 10		1B: 7 2B: 0 3B: 0 HR: 0	SF: 0 SAC: 1 DP: 1 HBP: 1	WP: 0 PB: 1 SB: 1 CS: 0
<b>PITCHER</b> <b>Phil Niekro, R</b> ERA: 4.33 (1, 1)	IP: 9.0 WLS: W BF: 38 H: 7 R: 2 ER: 1 SO: 5 BB: 3 IBB: 0 HBP: 1 BLK: 0 WP: 0 HR: 0 S: 44 P: 57 ERA: 1.00 WHIP: 1.111															<b>PITCHER</b>				

Batter	1	2	3	4	5	6	7	8	9	AB	R	H	RBI	BB	SO	LOB	BOTTOM			
<b>Oscar Brown, R</b> OBP: 0.455, SLG: 0.552 <b>Mike Lum, L</b> OBP: 0.317, SLG: 0.437 (8, 8)										3	0	0	0	0	1	0	<b>San Francisco Giants @ Atlanta Braves</b> Atlanta Stadium, Atlanta, GA Sat Sep 05 1970, 7:05 PM EDT Unknown			
<b>Felix Milan, R</b> OBP: 0.343, SLG: 0.376 (1, 4)										3	0	0	0	1	0	1				
<b>Hank Aaron, R</b> OBP: 0.386, SLG: 0.601 (1, 9)										3	0	0	0	1	1	2				
<b>Orlando Cepeda, R</b> OBP: 0.374, SLG: 0.561 (1, 3)										3	0	0	0	1	0	2				
<b>Rico Carty, R</b> OBP: 0.455, SLG: 0.605 <b>Sonny Jackson, L</b> OBP: 0.342, SLG: 0.309 <b>Jimmie Hall, L</b> OBP: 0.235, SLG: 0.293 (9, 7)										4	0	2	0	0	0	0				
<b>Clete Boyer, R</b> OBP: 0.304, SLG: 0.380 (1, 5)										4	1	1	0	0	1	2				
<b>Bob Tillman, R</b> OBP: 0.288, SLG: 0.387 (1, 2)										3	2	2	4	1	0	0				
<b>Gil Garrido, R</b> OBP: 0.304, SLG: 0.330 (1, 6)										3	1	2	0	1	0	1				
<b>Phil Niekro, R</b> OBP: 0.177, SLG: 0.197 (1, 1)										3	0	0	0	0	0	5				
<b>Inning Stats</b>	R: 0 E: 0 K: 0 S: 3	H: 0 LOB: 1 BB: 1 P: 7	R: 1 E: 0 K: 0 S: 5	H: 2 LOB: 1 BB: 0 P: 5	R: 0 E: 0 K: 0 S: 3	H: 2 LOB: 3 BB: 2 P: 12	R: 0 E: 0 K: 1 S: 5	H: 0 LOB: 0 BB: 0 P: 5	R: 1 E: 0 K: 1 S: 6	H: 1 LOB: 1 BB: 1 P: 10	R: 3 E: 0 K: 0 S: 6	H: 3 LOB: 1 BB: 0 P: 6	R: 0 E: 0 K: 0 S: 4	H: 0 LOB: 0 BB: 0 P: 6	R: 0 E: 0 K: 0 S: 6	H: 0 LOB: 0 BB: 0 P: 6		1B: 5 2B: 1 3B: 0 HR: 2	SF: 0 SAC: 1 DP: 0 HBP: 0	WP: 0 PB: 0 SB: 0 CS: 0
<b>PITCHER</b> <b>Ron Bryant, L</b> ERA: 5.09 <b>Jerry Johnson, R</b> ERA: 4.73 <b>Don McMahon, R</b> ERA: 3.07 (8, 1)	IP: 4.0 WLS: L BF: 15 H: 3 R: 3 ER: 3 SO: 3 BB: 2 IBB: 0 HBP: 0 BLK: 0 WP: 0 HR: 0 S: 19 P: 27 ERA: 8.10 WHIP: 1.500															<b>PITCHER</b>				

Batter	1	2	3	4	5	6	7	8	9	AB	R	H	RBI	BB	SO	LOB	TOP			
<b>Bobby Bonds, R</b> OBP: 0.385, SLG: 0.509 (1, 9)										4	1	1	2	0	1	1	<b>San Francisco Giants @ Atlanta Braves</b> Atlanta Stadium, Atlanta, GA Sat Sep 05 1970, 7:05 PM EDT Att: 13,820 - Unknown			
<b>Tito Fuentes, S</b> OBP: 0.297, SLG: 0.329 (1, 4)										4	0	1	0	0	0	1				
<b>Ken Henderson, S</b> OBP: 0.397, SLG: 0.460 (1, 8)										4	1	1	0	0	0	1				
<b>Dick Dietz, R</b> OBP: 0.444, SLG: 0.556 (1, 2)										2	0	0	0	2	0	2				
<b>Jim Ray Hart, R</b> OBP: 0.369, SLG: 0.473 (1, 5)										2	0	0	1	1	0	2				
<b>George Foster, R</b> (1, 7)										3	0	0	0	0	0	2				
<b>Willie Mays, R</b> OBP: 0.377, SLG: 0.494 (9, PH)										1	0	1	0	0	0	0				
<b>Ed Goodson, L</b> OBP: 0.333, SLG: 0.333 (1, 3)										3	1	1	0	0	1	0				
<b>Willie McCovey, L</b> OBP: 0.436, SLG: 0.608 (9, PH)										3	0	1	0	0	1	1				
<b>Hal Lanier, R</b> OBP: 0.263, SLG: 0.279 (1, 6)										1	0	0	0	0	1	3				
<b>John Stephenson, L</b> OBP: 0.125, SLG: 0.108 (9, PH)										2	0	0	0	0	1	1				
<b>Rich Robertson, R</b> OBP: 0.111, SLG: 0.245 (1, 1)										1	0	0	0	0	1	3				
<b>Ron Hunt, R</b> OBP: 0.395, SLG: 0.384 (9, PH)										1	0	0	0	0	1	3				
<b>Inning Stats</b>	R: 0 E: 0 K: 1 S: 6	H: 1 LOB: 1 BB: 0 P: 6	R: 0 E: 0 K: 1 S: 4	H: 0 LOB: 0 BB: 1 P: 8	R: 0 E: 0 K: 0 S: 4	H: 1 LOB: 1 BB: 0 P: 4	R: 0 E: 0 K: 0 S: 3	H: 0 LOB: 1 BB: 1 P: 7	R: 2 E: 0 K: 1 S: 7	H: 2 LOB: 0 BB: 0 P: 7	R: 1 E: 0 K: 0 S: 4	H: 1 LOB: 0 BB: 0 P: 4	R: 0 E: 0 K: 1 S: 5	H: 0 LOB: 0 BB: 0 P: 5	R: 0 E: 0 K: 0 S: 3	H: 1 LOB: 3 BB: 2 P: 16	1B: 5 2B: 0 3B: 0 HR: 1	SF: 1 SAC: 1 DP: 1 HBP: 0	WP: 1 PB: 0 SB: 1 CS: 0	PA: 36
<b>PITCHER</b>	IP	WLS	BF	H	R	ER	SO	BB	IBB	HBP	BLK	WP	HR	S	P	ERA	WHIP			
<b>Mike McQueen, L</b> ERA: 6.87 (1, 1)	6.0		24	5	3	2	3	2	0	0	0	0	1	28	36	3.00	1.167			
<b>Don Cardwell, R</b> ERA: 7.13 (7, 1)	2.0	W	7	0	0	0	1	1	0	0	0	0	0	8	12	0.00	0.500			
<b>Hoyt Wilhelm, R</b> ERA: 2.53 (9, 1)	1.0	S	5	1	0	0	2	0	1	0	0	1	0	8	12	0.00	1.000			

Batter	1	2	3	4	5	6	7	8	9	AB	R	H	RBI	BB	SO	LOB	BOTTOM			
<b>Sonny Jackson, L</b> OBP: 0.344, SLG: 0.312 (1, 6)										4	1	2	0	0	0	0	<b>San Francisco Giants @ Atlanta Braves</b> Atlanta Stadium, Atlanta, GA Sat Sep 05 1970, 7:05 PM EDT Att: 13,820 - Unknown			
<b>Ralph Garr, L</b> OBP: 0.200, SLG: 0.214 (1, 9)										4	1	1	1	0	1	1				
<b>Hank Aaron, R</b> OBP: 0.387, SLG: 0.606 (1, 3)										3	1	1	2	1	0	0				
<b>Rico Carty, R</b> OBP: 0.451, SLG: 0.600 (1, 7)										4	0	0	0	0	0	1				
<b>Oscar Brown, R</b> OBP: 0.455, SLG: 0.552 (9, 7)										0	0	0	0	0	0	0				
<b>Mike Lum, L</b> OBP: 0.316, SLG: 0.433 (1, 8)										4	0	1	0	0	0	0				
<b>Felix Milán, R</b> OBP: 0.342, SLG: 0.375 (1, 4)										4	1	1	0	0	0	1				
<b>Bob Aspromonte, R</b> OBP: 0.279, SLG: 0.239 (1, 5)										3	1	1	0	0	1	1				
<b>Bob Tillman, R</b> OBP: 0.293, SLG: 0.396 (1, 2)										3	0	2	2	0	1	0				
<b>Mike McQueen, L</b> OBP: 0.222, SLG: 0.333 (1, 1)										2	0	0	0	0	0	1				
<b>Don Cardwell, R</b> OBP: 0.200, SLG: 0.222 (7, 1)										1	0	0	0	0	1	0				
<b>Hoyt Wilhelm, R</b> OBP: 0.231, SLG: 0.091 (9, 1)										0	0	0	0	0	0	0				
<b>Inning Stats</b>	R: 0 E: 0 K: 0 S: 3	H: 0 LOB: 0 BB: 0 P: 3	R: 0 E: 0 K: 1 S: 6	H: 1 LOB: 1 BB: 0 P: 6	R: 0 E: 0 K: 2 S: 8	H: 1 LOB: 0 BB: 0 P: 8	R: 0 E: 0 K: 0 S: 3	H: 0 LOB: 0 BB: 0 P: 3	R: 0 E: 0 K: 0 S: 4	H: 1 LOB: 1 BB: 0 P: 4	R: 0 E: 0 K: 0 S: 3	H: 0 LOB: 1 BB: 1 P: 7	R: 2 E: 0 K: 1 S: 7	H: 3 LOB: 0 BB: 0 P: 7	R: 3 E: 1 K: 0 S: 6	H: 3 LOB: 0 BB: 0 P: 6	1B: 6 2B: 2 3B: 0 HR: 1	SF: 0 SAC: 0 DP: 0 HBP: 0	WP: 0 PB: 0 SB: 2 CS: 0	PA: 33
<b>PITCHER</b>	IP	WLS	BF	H	R	ER	SO	BB	IBB	HBP	BLK	WP	HR	S	P	ERA	WHIP			
<b>Rich Robertson, R</b> ERA: 5.14 (1, 1)	8.0	L	33	9	5	5	4	1	0	0	0	0	1	40	44	5.62	1.250			

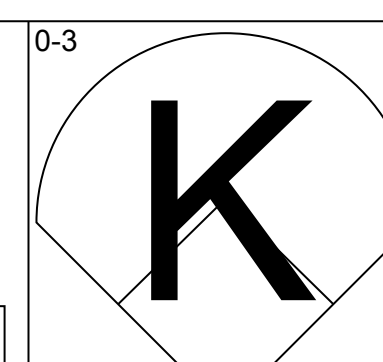
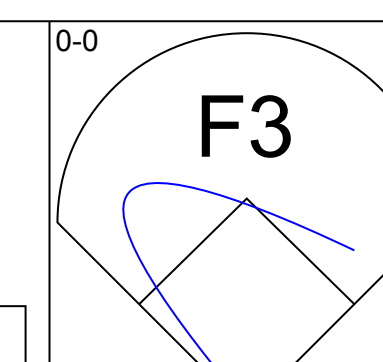
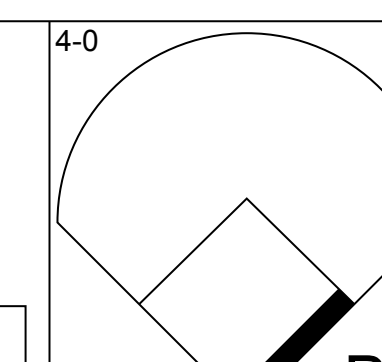
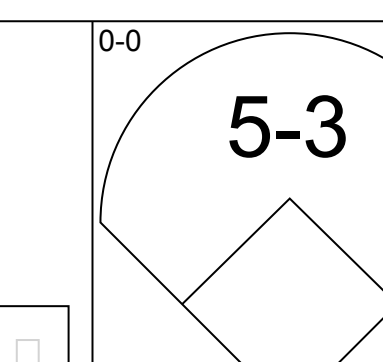
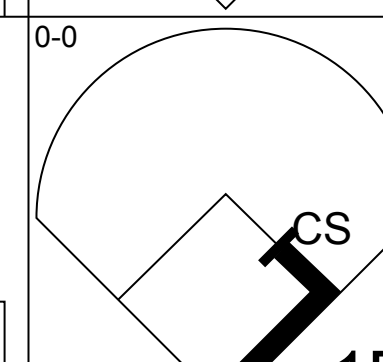
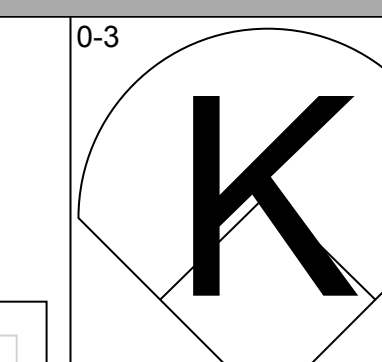
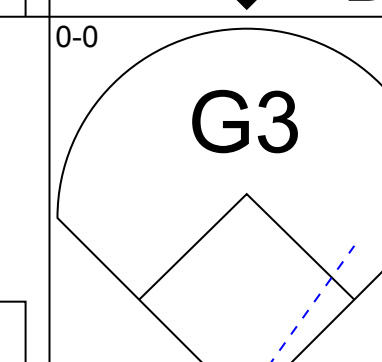
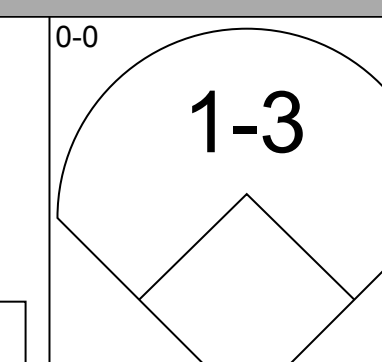
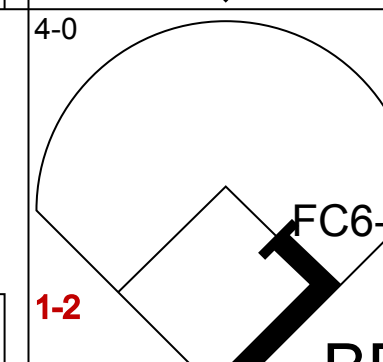
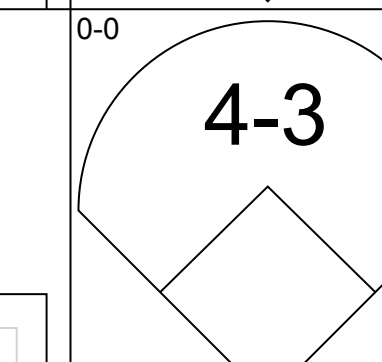


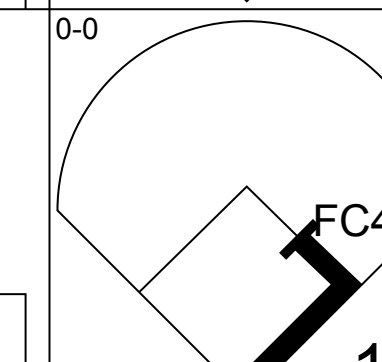
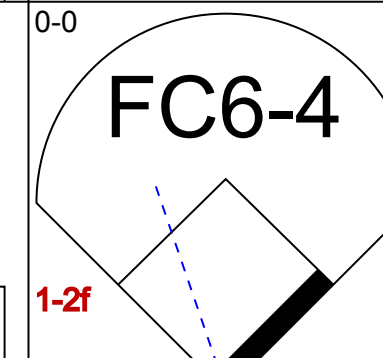
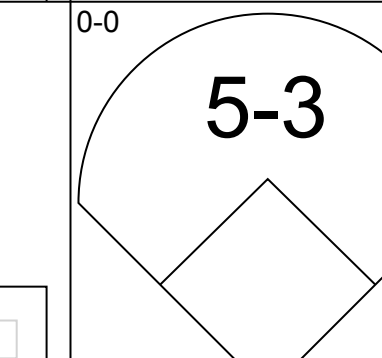

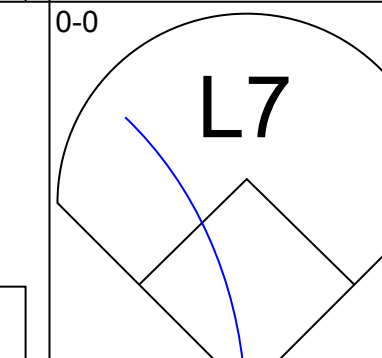
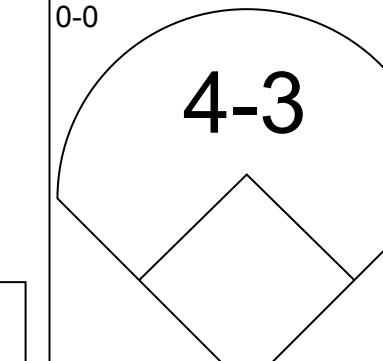
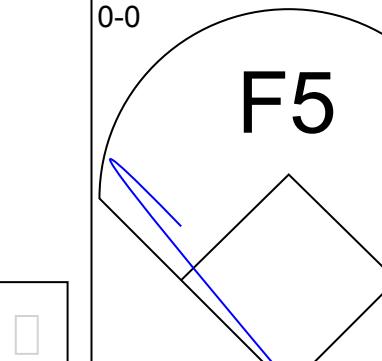
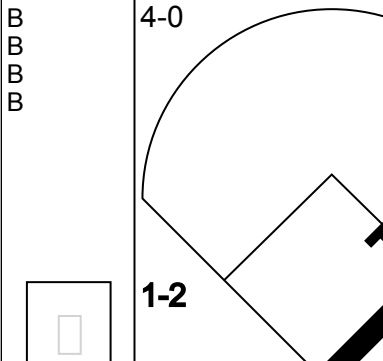
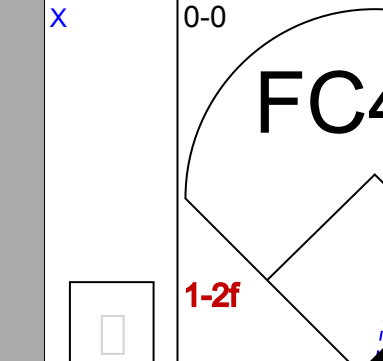
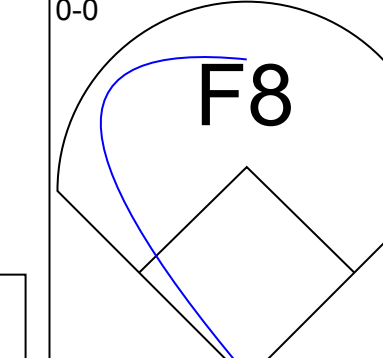
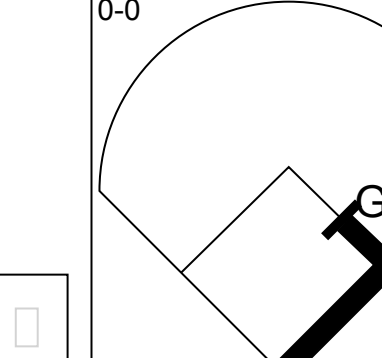
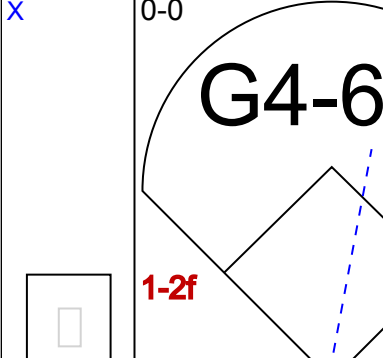

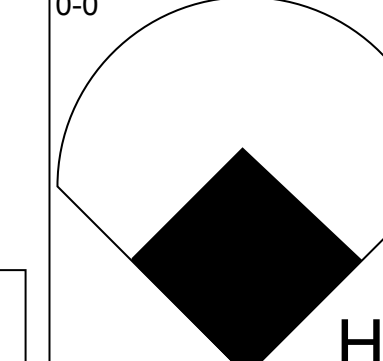
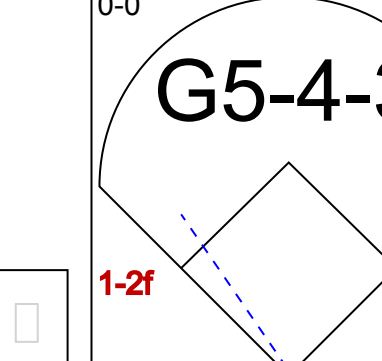
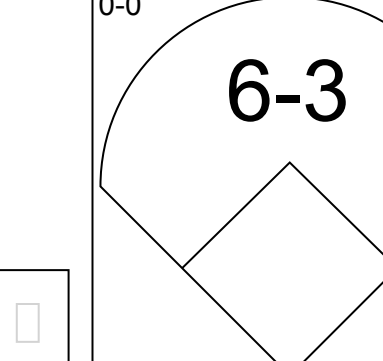

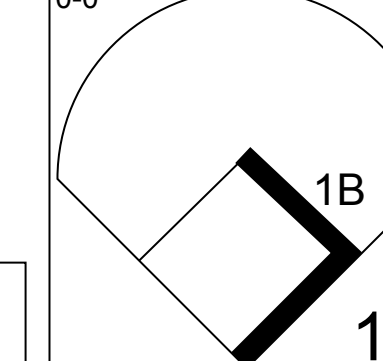
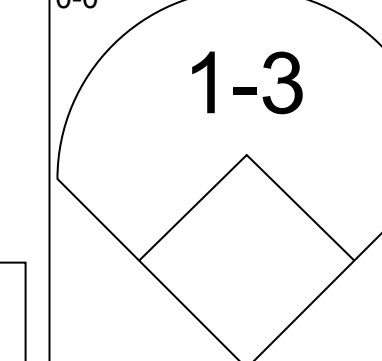
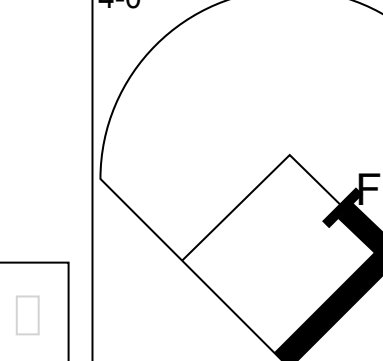

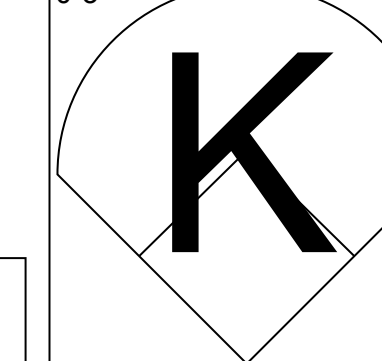
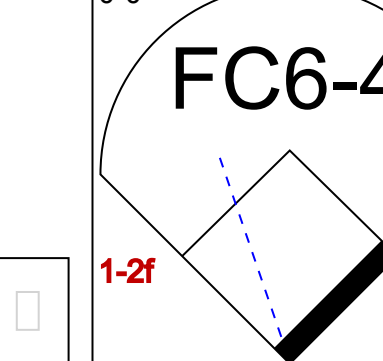

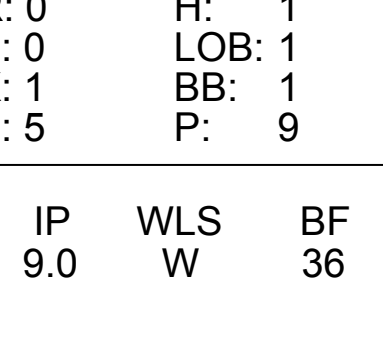
Batter	1	2	3	4	5	6	7	8	9	AB	R	H	RBI	BB	SO	LOB	TOP				
<b>Bobby Bonds, R</b> OBP: 0.385, SLG: 0.514 (1, 9)	0-3 K		0-0 HR		0-0 1B			0-3 K		4	1	2	1	0	2	0	<b>San Francisco Giants @ Atlanta Braves</b> Atlanta Stadium, Atlanta, GA Sun Sep 06 1970, 3:33 AM EDT Att: 11,418 - Unknown				
<b>Tito Fuentes, S</b> OBP: 0.302, SLG: 0.332 (1, 4)	0-0 1B		4-0 BB 1B		0-0 F7			0-0 FC3-6 BB		3	0	2	0	1	0	1					
<b>Willie Mays, R</b> OBP: 0.380, SLG: 0.495 (1, 8)	0-0 1B		0-0 BB		0-0 1B			4-0 FC3-6		3	0	2	0	1	0	1					
<b>Willie McCovey, L</b> OBP: 0.435, SLG: 0.604 (1, 3)	0-0 F6		4-0 BB		0-0 F7			0-0 FC3-6		3	0	0	0	1	0	4					
<b>Ken Henderson, S</b> OBP: 0.394, SLG: 0.456 (1, 7)	0-0 F8		0-3 K		0-0 3-1			0-3 K		4	0	0	0	0	2	7					
<b>Dick Dietz, R</b> OBP: 0.441, SLG: 0.551 (1, 2)		0-0 5-3	0-3 K		0-0 5-3			0-0 F9		4	0	0	0	0	1	3					
<b>Jim Ray Hart, R</b> OBP: 0.367, SLG: 0.469 (1, 5)		0-0 6-3		0-0 1B			0-0 4-3	0-0 6-3		4	0	1	0	0	0	0					
<b>Hal Lanier, R</b> OBP: 0.263, SLG: 0.279 (1, 6)		0-0 5-3		0-0 G6-4-3			0-0 5-3	0-0 FC5-4		4	0	1	0	0	0	1					
<b>Gaylord Perry, R</b> OBP: 0.106, SLG: 0.165 (1, 1)			0-0 6-3	0-0 4-3			0-3 K	0-0 FC5-4		4	0	0	0	0	1	1					
<b>Inning Stats</b>	R: 0 E: 0 K: 1 S: 7	H: 2 LOB: 2 BB: 0 P: 7	R: 0 E: 0 K: 0 S: 3	H: 0 LOB: 0 BB: 0 P: 3	R: 1 E: 0 K: 2 S: 9	H: 2 LOB: 3 BB: 2 P: 17	R: 0 E: 0 K: 0 S: 3	H: 1 LOB: 0 BB: 0 P: 3	R: 0 E: 0 K: 0 S: 3	H: 0 LOB: 0 BB: 0 P: 3	R: 0 E: 0 K: 1 S: 5	H: 0 LOB: 0 BB: 0 P: 5	R: 0 E: 0 K: 2 S: 8	H: 1 LOB: 2 BB: 1 P: 12	R: 0 E: 0 K: 0 S: 4	H: 1 LOB: 1 BB: 0 P: 4	1B: 7 2B: 0 3B: 0 HR: 1	SF: 0 SAC: 0 DP: 2 HBP: 0	WP: 0 PB: 0 SB: 0 CS: 0	PA: 36	
<b>PITCHER</b>	IP	WLS	BF	H	R	ER	SO	BB	IBB	HBP	BLK	WP	HR	S	P	ERA	WHIP				
<b>Ron Reed, R</b> ERA: 4.69 (1, 1)	8.0	L	32	7	1	1	6	3	0	0	0	0	1	41	53	1.12	1.250				
<b>Bob Priddy, R</b> ERA: 5.16 (9, 1)	1.0		4	1	0	0	0	0	0	0	0	0	0	4	4	0.00	1.000				

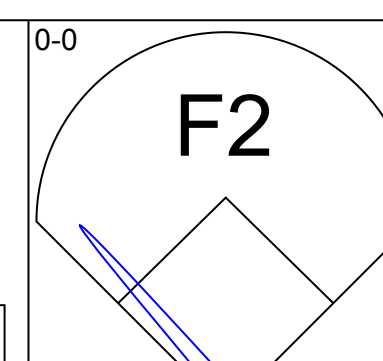
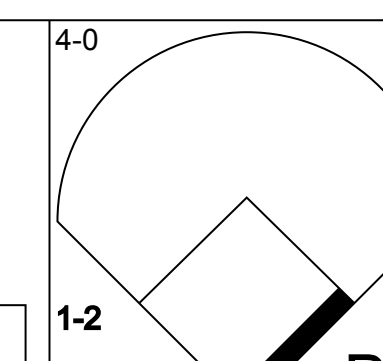
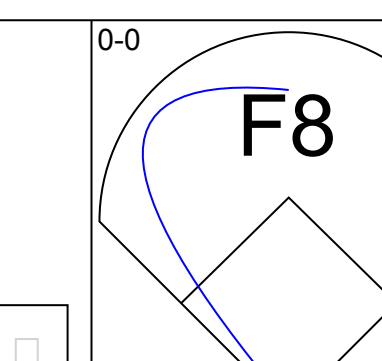
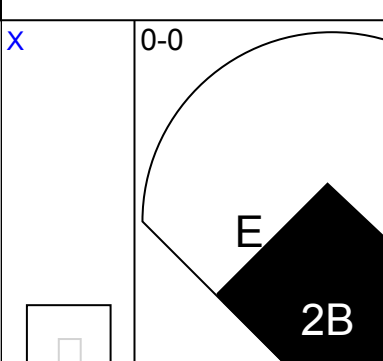
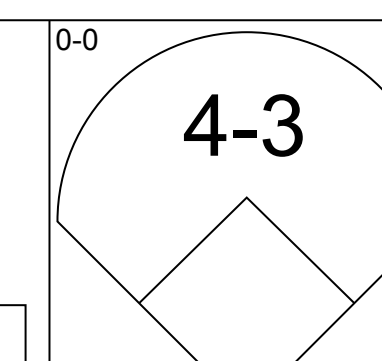
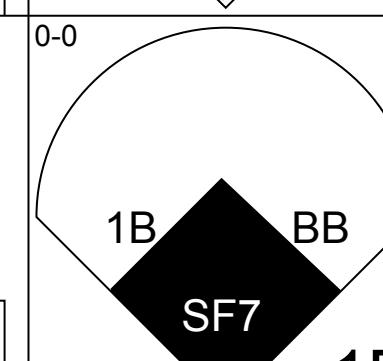
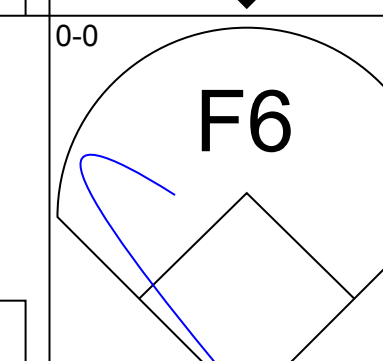
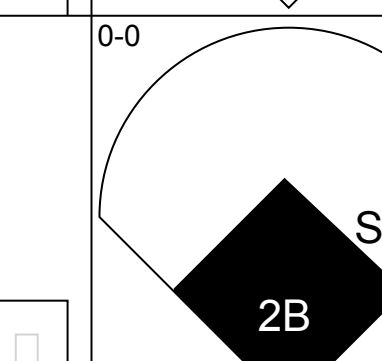
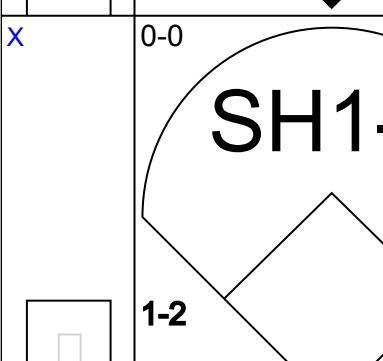
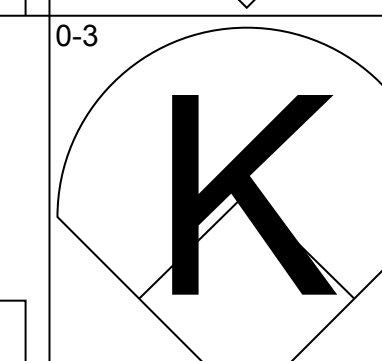
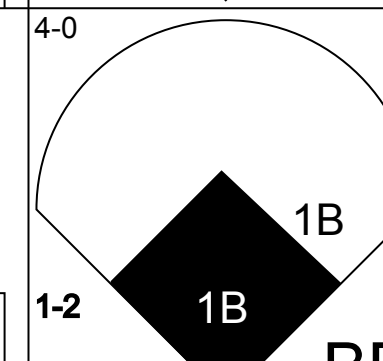
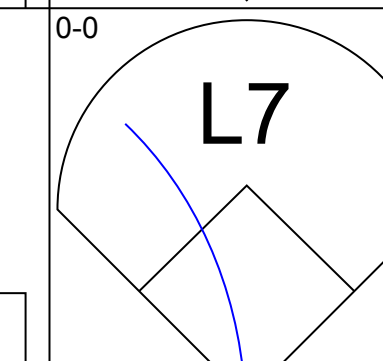
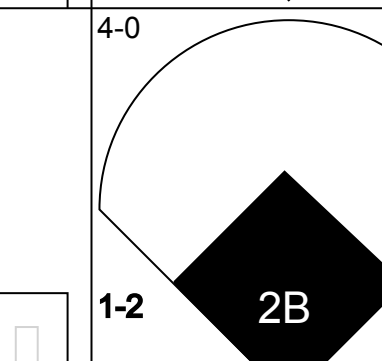
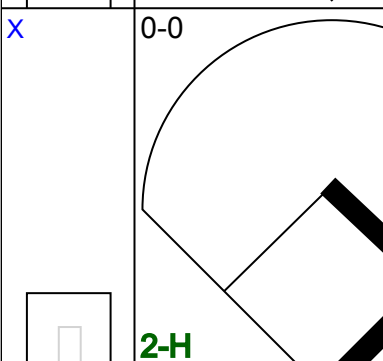
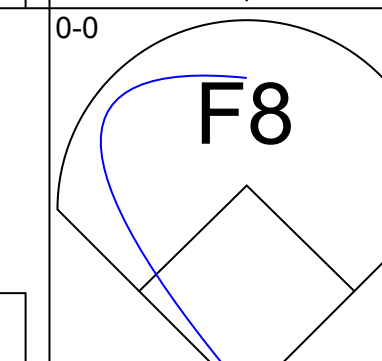
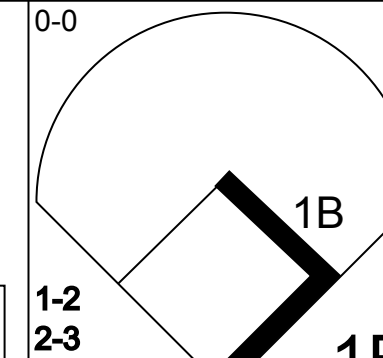
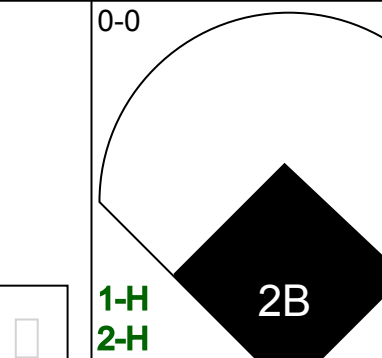
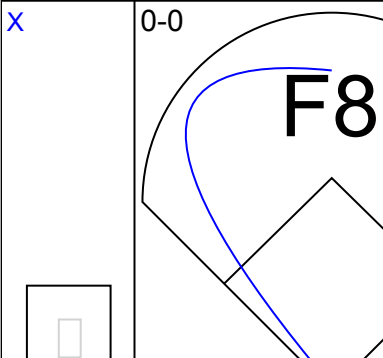
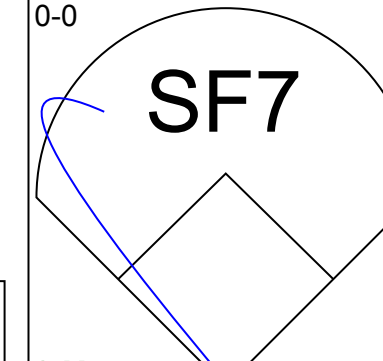
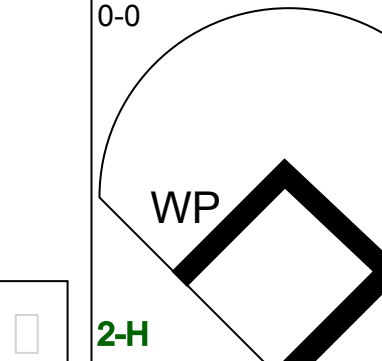
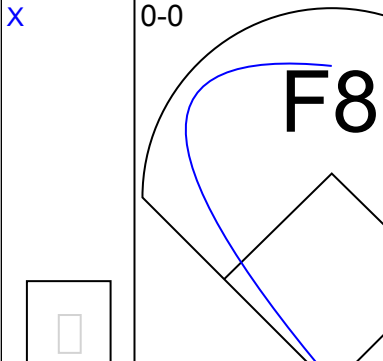
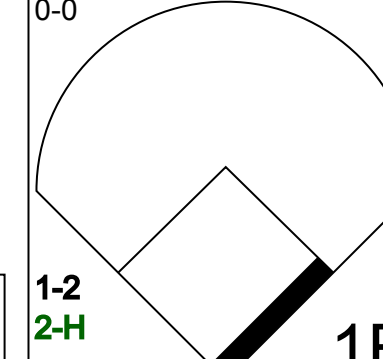
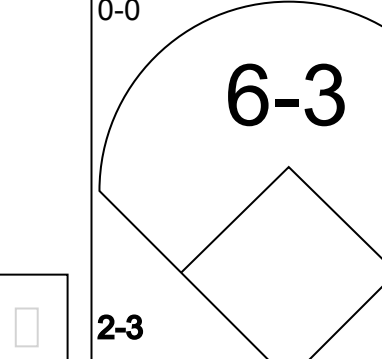
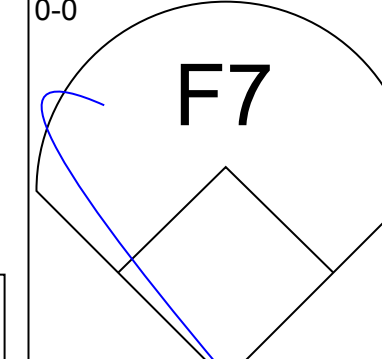
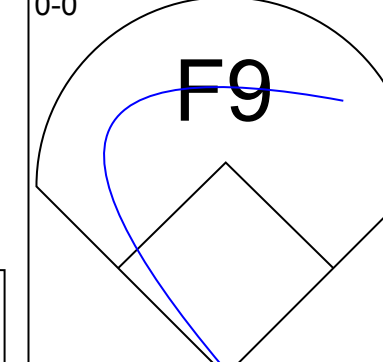

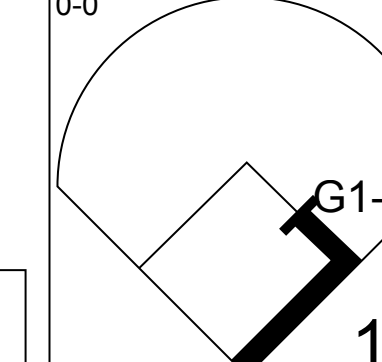
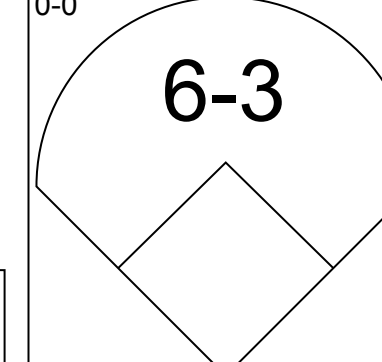
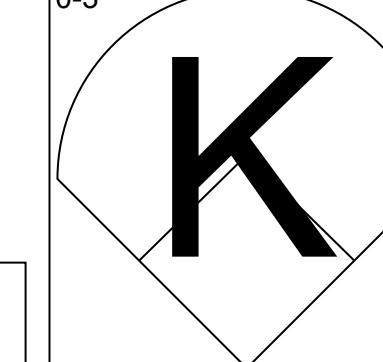
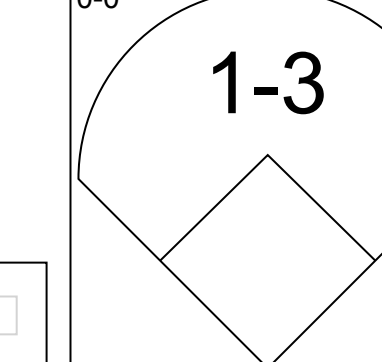
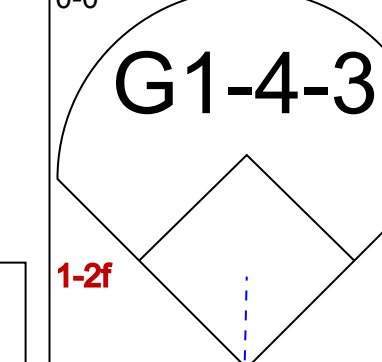
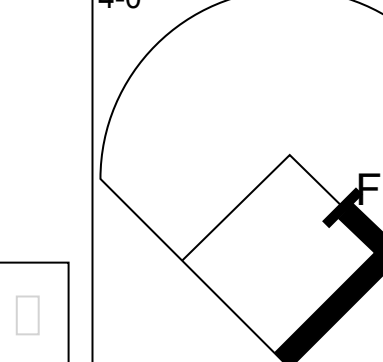

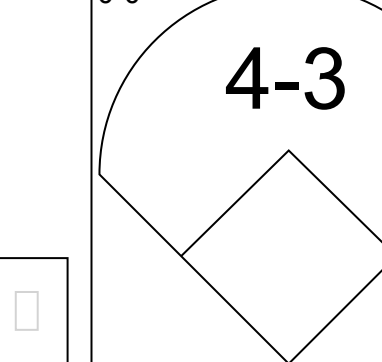
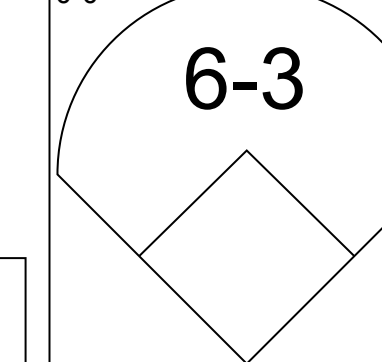
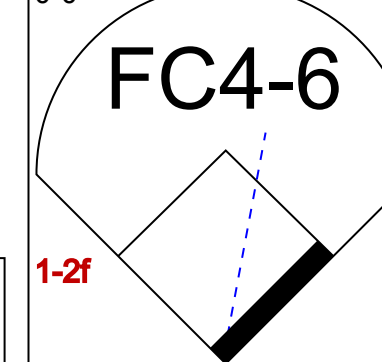
Batter	1	2	3	4	5	6	7	8	9	AB	R	H	RBI	BB	SO	LOB	BOTTOM				
<b>Felix Millan, R</b> OBP: 0.341, SLG: 0.374 (1, 4)	0-3 K		0-0 FC4-6			0-0 1B		0-0 5-3		4	0	1	0	0	1	2	<b>San Francisco Giants @ Atlanta Braves</b> Atlanta Stadium, Atlanta, GA Sun Sep 06 1970, 3:33 AM EDT Att: 11,418 - Unknown				
<b>Ralph Garr, L</b> OBP: 0.158, SLG: 0.167 (1, 9)	0-0 6-3		0-0 FC6-4			0-0 F6		0-0 4-3		4	0	0	0	0	0	3					
<b>Orlando Cepeda, R</b> OBP: 0.371, SLG: 0.557 (1, 3)	0-0 6-3			0-3 K		0-0 F6		0-0 G3		4	0	0	0	0	1	1					
<b>Rico Carty, R</b> OBP: 0.447, SLG: 0.594 (1, 7)		0-0 5-3		0-3 K		0-0 6-3		0-0 F8		4	0	0	0	0	1	1					
<b>Mike Lum, L</b> OBP: 0.316, SLG: 0.432 (1, 8)		0-0 CS		0-0 F6			0-0 F7			3	0	1	0	0	0	0					
<b>Clete Boyer, R</b> OBP: 0.302, SLG: 0.377 (1, 5)		0-0 6-3			0-3 K		0-0 F6			3	0	0	0	0	1	1					
<b>Bob Tillman, R</b> OBP: 0.298, SLG: 0.397 (1, 2)			4-0 FC1-5		0-0 1B			0-3 K		2	0	1	0	1	1	0					
<b>Gil Garrido, R</b> OBP: 0.304, SLG: 0.330 (1, 6)			0-0 FC4-6		0-0 F7			0-0 6-3		3	0	1	0	0	0	1					
<b>Ron Reed, R</b> OBP: 0.121, SLG: 0.152 (1, 1)			0-0 FC1-5		0-0 F8			0-0 F8		2	0	0	0	0	0	3					
<b>Hank Aaron, R</b> OBP: 0.396, SLG: 0.605 (8, PH)			0-0 FC1-5							1	0	0	0	0	0	0					
<b>Bob Priddy, R</b> OBP: 0.250, SLG: 0.200 (9, 1)			1-2 2-3							0	0	0	0	0	0	0					
<b>Inning Stats</b>	R: 0 E: 0 K: 1 S: 5	H: 0 LOB: 0 BB: 0 P: 5	R: 0 E: 0 K: 0 S: 3	H: 1 LOB: 0 BB: 0 P: 3	R: 0 E: 0 K: 2 S: 7	H: 0 LOB: 0 BB: 0 P: 7	R: 0 E: 0 K: 1 S: 6	H: 1 LOB: 1 BB: 0 P: 6	R: 0 E: 0 K: 0 S: 4	H: 1 LOB: 1 BB: 0 P: 4	R: 0 E: 0 K: 1 S: 5	H: 0 LOB: 0 BB: 0 P: 5	R: 0 E: 0 K: 0 S: 3	H: 0 LOB: 0 BB: 0 P: 3	R: 0 E: 0 K: 0 S: 3	H: 0 LOB: 0 BB: 0 P: 3	1B: 4 2B: 0 3B: 0 HR: 0	SF: 0 SAC: 0 DP: 0 HBP: 0	WP: 0 PB: 0 SB: 1 CS: 1	PA: 31	
<b>PITCHER</b>	IP	WLS	BF	H	R	ER	SO	BB	IBB	HBP	BLK	WP	HR	S	P	ERA	WHIP				
<b>Gaylord Perry, R</b> ERA: 3.5 (1, 1)	9.0	W	31	4	0	0	5	1	0	0	0	0	0	40	44	0.00	0.556				

Batter	1	2	3	4	5	6	7	8	9	AB	R	H	RBI	BB	SO	LOB	TOP				
Felix Millan, R OBP: 0.341, SLG: 0.373 (1, 4)										4	0	1	0	0	0	1	Atlanta Braves @ Los Angeles Dodgers Dodger Stadium, Los Angeles, CA Mon Sep 07 1970, 7:05 PM PDT Unknown				
Ralph Garr, L OBP: 0.174, SLG: 0.182 (1, 9)										4	1	1	1	0	0	1					
Mike Lum, L OBP: 0.315, SLG: 0.429 (1, 8)										4	0	1	0	0	1	1					
Orlando Cepeda, R OBP: 0.370, SLG: 0.560 (1, 3)										4	1	1	2	0	0	3					
Rico Carty, R OBP: 0.444, SLG: 0.588 (1, 7)										4	0	0	0	0	1	0					
Bob Aspromonte, R OBP: 0.270, SLG: 0.230 (1, 5)										4	0	0	0	0	3	0					
Sonny Jackson, L OBP: 0.344, SLG: 0.312 Hank Aaron, R OBP: 0.386, SLG: 0.603 (8, PH)										3	0	1	0	0	0	0					
Bob Didier, S OBP: 0.202, SLG: 0.189 (1, 2)										3	1	1	0	0	0	1					
Jim Nash, R OBP: 0.122, SLG: 0.194 Jimmie Hall, L OBP: 0.232, SLG: 0.289 Steve Barber, L (8, 1)										2	0	0	0	0	1	1					
										1	0	0	0	0	1	1					
										0	0	0	0	0	0	0					
<b>Inning Stats</b>	R: 2 E: 0 K: 0 S: 5	H: 2 LOB: 0 BB: 0 P: 5	R: 0 E: 0 K: 1 S: 5	H: 0 LOB: 0 BB: 0 P: 5	R: 0 E: 0 K: 1 S: 5	H: 0 LOB: 0 BB: 0 P: 5	R: 0 E: 0 K: 2 S: 8	H: 1 LOB: 1 BB: 0 P: 8	R: 0 E: 0 K: 1 S: 6	H: 0 LOB: 1 BB: 0 P: 6	R: 0 E: 0 K: 1 S: 5	H: 0 LOB: 0 BB: 0 P: 5	R: 1 E: 0 K: 1 S: 8	H: 3 LOB: 2 BB: 0 P: 8	R: 0 E: 0 K: 1 S: 5	H: 0 LOB: 0 BB: 0 P: 5	1B: 4 2B: 1 3B: 0 HR: 1	SF: 0 SAC: 0 DP: 0 HBP: 0	WP: 1 PB: 0 SB: 1 CS: 0	PA: 34	
<b>PITCHER</b>	IP WLS BF H R ER SO BB IBB HBP BLK WP HR S P ERA WHIP																				
Don Sutton, R ERA: 4.05 Jim Brewer, L ERA: 2.73	(1, 1) (8, 1)	7.2 S	30 4	6 0	3 0	3 0	7 1	0 0	0 0	0 0	0 0	1 0	0 0	0 0	0 0	0 6	44 6	44 0.00	3.52 0.000	0.783	

Batter	1	2	3	4	5	6	7	8	9	AB	R	H	RBI	BB	SO	LOB	BOTTOM			
Maury Wills, S OBP: 0.332, SLG: 0.316 (1, 6)										3	1	2	1	1	0	0	Atlanta Braves @ Los Angeles Dodgers Dodger Stadium, Los Angeles, CA Mon Sep 07 1970, 7:05 PM PDT Unknown			
Bill Russell, R OBP: 0.298, SLG: 0.376 (1, 9) (8, 8)										4	0	2	0	0	0	3				
Willie Davis, L OBP: 0.342, SLG: 0.454 Jim Brewer, L OBP: 0.154, SLG: 0.083 (8, 1)										4	0	1	1	0	0	2				
Wes Parker, S OBP: 0.399, SLG: 0.468 (1, 3)										3	0	0	0	1	2	2				
Tom Haller, L OBP: 0.343, SLG: 0.453 Andy Kosco, R OBP: 0.237, SLG: 0.404 Von Joshua, L OBP: 0.271, SLG: 0.321 Jeff Torborg, R OBP: 0.308, SLG: 0.323 (1, 2) (8, PH) (8, PR) (9, 2)										2	0	0	0	1	0	1				
Ted Sizemore, R OBP: 0.369, SLG: 0.356 (1, 4)										1	0	1	0	0	0	1				
Willie Crawford, L OBP: 0.318, SLG: 0.398 (1, 7) (8, 9)										4	1	1	2	0	2	3				
Billy Grabarkewitz, R OBP: 0.407, SLG: 0.457 (1, 5)										3	1	1	0	0	0	0				
Don Sutton, R OBP: 0.250, SLG: 0.187 Manny Mota, R OBP: 0.369, SLG: 0.387 (1, 1) (8, 7)										2	0	1	0	0	0	0				
										0	0	0	0	0	0	0				
<b>Inning Stats</b>	R: 0 E: 0 K: 0 S: 3	H: 1 LOB: 0 BB: 0 P: 3	R: 0 E: 0 K: 0 S: 2	H: 0 LOB: 0 BB: 1 P: 6	R: 0 E: 0 K: 1 S: 6	H: 1 LOB: 2 BB: 1 P: 10	R: 0 E: 0 K: 1 S: 5	H: 0 LOB: 2 BB: 2 P: 13	R: 2 E: 0 K: 0 S: 5	H: 3 LOB: 0 BB: 0 P: 5	R: 2 E: 0 K: 0 S: 5	H: 2 LOB: 0 BB: 0 P: 5	R: 0 E: 0 K: 1 S: 7	H: 2 LOB: 2 BB: 0 P: 7	R: 0 E: 0 K: 1 S: 5	H: 1 LOB: 1 BB: 0 P: 5	1B: 7 2B: 2 3B: 0 HR: 1	SF: 0 SAC: 1 DP: 2 HBP: 0	WP: 0 PB: 0 SB: 0 CS: 2	PA: 35
<b>PITCHER</b>	IP WLS BF H R ER SO BB IBB HBP BLK WP HR S P ERA WHIP																			
Jim Nash, R ERA: 4.1 Steve Barber, L ERA: 8.1	(1, 1) (8, 1)	7.0 L	31 3	9 1	4 0	4 0	3 1	0 0	0 0	0 0	0 0	0 0	0 5	33 5	49 0.00	1.857	1.000			



Batter	1	2	3	4	5	6	7	8	9	AB	R	H	RBI	BB	SO	LOB	TOP				
<b>Felix Millan, R</b> OBP: 0.340, SLG: 0.371 (1, 4)										3	0	0	0	1	1	3	<b>Atlanta Braves @ Los Angeles Dodgers</b> Dodger Stadium, Los Angeles, CA Mon Sep 07 1970, 7:05 PM PDT Att: 25,803 - Unknown				
<b>Ralph Garr, L</b> OBP: 0.185, SLG: 0.192 (1, 7)										4	0	1	0	0	1	1					
<b>Hank Aaron, R</b> OBP: 0.368, SLG: 0.604 <b>Oscar Brown, R</b> OBP: 0.455, SLG: 0.552 (6, PR) (8, 9)										3	0	2	0	1	0	0					
<b>Orlando Cepeda, R</b> OBP: 0.368, SLG: 0.556 <b>Tommie Aaron, R</b> OBP: 0.242, SLG: 0.333 (1, 3) (8, 3)										4	0	0	0	0	0	3					
<b>Mike Lum, L</b> OBP: 0.314, SLG: 0.423 (1, 8)										3	0	0	0	1	0	1					
<b>Hal King, L</b> OBP: 0.363, SLG: 0.464 <b>Bob Didier, S</b> OBP: 0.200, SLG: 0.187 (1, 2) (6, 2)										3	0	1	0	0	0	2					
<b>Clete Boyer, R</b> OBP: 0.304, SLG: 0.386 (1, 5)										4	1	2	1	0	0	1					
<b>Gil Garrido, R</b> OBP: 0.306, SLG: 0.330 (1, 6)										3	0	1	0	1	0	1					
<b>Pat Jarvis, R</b> OBP: 0.178, SLG: 0.181 <b>Don Cardwell, R</b> OBP: 0.162, SLG: 0.200 <b>Jimmie Hall, L</b> OBP: 0.229, SLG: 0.286 <b>Rick Kester, R</b> (7, PH) (7, 1)										1	0	1	0	0	0	0					
<b>Bob Aspromonte, R</b> OBP: 0.288, SLG: 0.228 (9, PH)										1	0	0	0	0	1						
<b>Inning Stats</b>	R: 0 E: 0 K: 1 S: 5	H: 1 LOB: 1 BB: 1 P: 9	R: 1 E: 0 K: 0 S: 6	H: 3 LOB: 2 BB: 0 P: 6	R: 0 E: 0 K: 1 S: 5	H: 0 LOB: 0 BB: 0 P: 5	R: 0 E: 0 K: 0 S: 3	H: 1 LOB: 1 BB: 1 P: 3	R: 0 E: 0 K: 1 S: 5	H: 0 LOB: 1 BB: 1 P: 9	R: 0 E: 0 K: 0 S: 3	H: 0 LOB: 1 BB: 1 P: 7	R: 0 E: 0 K: 0 S: 4	H: 1 LOB: 1 BB: 0 P: 4	R: 0 E: 0 K: 0 S: 4	H: 1 LOB: 1 BB: 0 P: 4		1B: 7 2B: 0 3B: 0 HR: 1	SF: 0 SAC: 0 DP: 2 HBP: 0	WP: 0 PB: 0 SB: 0 CS: 1	PA: 36
<b>PITCHER</b> <b>Alan Foster, R</b> ERA: 4.2 (1, 1)	IP: 9.0 WLS: W BF: 36 H: 8 R: 1 ER: 1 SO: 3 BB: 4 IBB: 0 HBP: 0 BLK: 0 WP: 0 HR: 1 S: 38 P: 54 ERA: 1.00 WHIP: 1.333																				

Batter	1	2	3	4	5	6	7	8	9	AB	R	H	RBI	BB	SO	LOB	BOTTOM		
<b>Maury Wills, S</b> OBP: 0.333, SLG: 0.316 (1, 6)										4	1	1	0	1	0	0	<b>Atlanta Braves @ Los Angeles Dodgers</b> Dodger Stadium, Los Angeles, CA Mon Sep 07 1970, 7:05 PM PDT Att: 25,803 - Unknown		
<b>Bill Russell, R</b> OBP: 0.301, SLG: 0.378 (1, 9)										4	2	2	0	0	1	2			
<b>Willie Davis, L</b> OBP: 0.344, SLG: 0.456 (1, 8)										3	2	1	1	2	0	2			
<b>Wes Parker, S</b> OBP: 0.402, SLG: 0.472 (1, 3)										4	1	3	2	0	0	1			
<b>Bill Sudakis, S</b> OBP: 0.354, SLG: 0.458 (1, 2)										3	0	1	2	0	0	2			
<b>Ted Sizemore, R</b> OBP: 0.368, SLG: 0.354 (1, 4)										4	0	1	1	0	0	2			
<b>Willie Crawford, L</b> OBP: 0.321, SLG: 0.397 (1, 7)										3	0	1	0	1	0	2			
<b>Billy Grabarkewitz, R</b> OBP: 0.406, SLG: 0.454 (1, 5)										3	0	0	0	1	1	3			
<b>Alan Foster, R</b> OBP: 0.143, SLG: 0.117 (1, 1)										4	0	1	0	0	0	1			
<b>Inning Stats</b>	R: 2 E: 0 K: 0 S: 6	H: 3 LOB: 2 BB: 1 P: 10	R: 0 E: 0 K: 1 S: 6	H: 1 LOB: 2 BB: 1 P: 10	R: 0 E: 0 K: 0 S: 4	H: 1 LOB: 2 BB: 1 P: 8	R: 3 E: 0 K: 0 S: 6	H: 3 LOB: 1 BB: 1 P: 10	R: 0 E: 1 K: 0 S: 5	H: 2 LOB: 1 BB: 0 P: 5	R: 0 E: 0 K: 0 S: 3	H: 0 LOB: 1 BB: 1 P: 7	R: 0 E: 0 K: 1 S: 5	H: 0 LOB: 0 BB: 0 P: 5	1B: 8 2B: 3 3B: 0 HR: 0	SF: 1 SAC: 1 DP: 1 HBP: 0		WP: 1 PB: 0 SB: 1 CS: 0	PA: 39
<b>PITCHER</b> <b>Pat Jarvis, R</b> ERA: 3.6 <b>Don Cardwell, R</b> ERA: 6.95 <b>Rick Kester, R</b> ERA: 5.73 (1, 1) (4, 1) (7, 1)	IP: 3.2 WLS: L BF: 23 H: 8 R: 5 ER: 5 SO: 1 BB: 4 IBB: 0 HBP: 0 BLK: 0 WP: 1 HR: 0 S: 21 P: 37 ERA: 12.27 WHIP: 3.273																		

Batter	1	2	3	4	5	6	7	8	9	AB	R	H	RBI	BB	SO	LOB	TOP		
<b>Felix Millan, R</b> (1,4) OBP: 0.342, SLG: 0.374 <b>Sonny Jackson, L</b> (4,6) OBP: 0.342, SLG: 0.310	0-0 4-3 HR 2B	0-0 1-2 1B		0-0 1-3		0-0 5-3			0-0 1-3	3	1	2	0	0	0	0			
<b>Mike Lum, L</b> (1,8) OBP: 0.316, SLG: 0.422	0-0 4-3 2-3	0-0 F2			0-0 4-3		0-0 1B 1B		0-0 4-3 1B	5	0	2	0	0	0	3			
<b>Hank Aaron, R</b> (1,9) OBP: 0.388, SLG: 0.603	4-0 HR BB		0-0 L5		0-0 FC1-6-5 2B		0-0 L7 1B		0-0 4-3 1-2 1B	4	1	1	0	1	0	2			
<b>Orlando Cepeda, R</b> (1,3) OBP: 0.371, SLG: 0.565	0-0 1-H 3-H HR		0-0 2B		0-0 2-3 5-3		0-0 G4-6-3 1B		4-0 BB F7	4	1	3	3	1	0	1			
<b>Rico Carty, R</b> (1,7) OBP: 0.441, SLG: 0.583 <b>Oscar Brown, R</b> (9,7) OBP: 0.455, SLG: 0.552	0-0 G3		0-0 BB		0-0 5-3		0-0 G4-6-3 1-2 1B		0-0 F7	4	0	0	0	1	0	5			
<b>Clete Boyer, R</b> (1,5) OBP: 0.305, SLG: 0.387	0-0 F5		0-0 F4			0-0 SH2-4 SH1-4 1B		0-0 4-3 SH1-4 1B	4	0	2	0	0	0	2				
<b>Gil Garrido, R</b> (1,6) OBP: 0.304, SLG: 0.328		0-0 6-3	0-0 6-3			0-0 SH1-4 1-2		0-0 SH1-4 1-2	2	0	0	0	0	0	2				
<b>Bob Didier, S</b> (1,2) OBP: 0.201, SLG: 0.183		0-0 4-3		0-0 L4		0-0 SH2-4 HBP		0-0 4-3 2-3	3	0	0	0	0	0	1				
<b>George Stone, L</b> (1,1) OBP: 0.308, SLG: 0.243		4-0 1B BB		0-0 F7		0-0 SH2-4 1-2 2-3		0-0 5-3	2	0	0	0	1	0	1				
<b>Inning Stats</b>	R: 3 E: 0 K: 0 S: 5	H: 2 LOB: 0 BB: 1 P: 9	R: 0 E: 0 K: 0 S: 4	H: 1 LOB: 2 BB: 1 P: 8	R: 0 E: 0 K: 0 S: 4	H: 1 LOB: 0 BB: 0 P: 3	R: 0 E: 0 K: 0 S: 3	H: 0 LOB: 0 BB: 0 P: 3	R: 0 E: 0 K: 0 S: 4	H: 1 LOB: 2 BB: 0 P: 5	R: 0 E: 0 K: 0 S: 4	H: 2 LOB: 1 BB: 0 P: 4	R: 0 E: 0 K: 0 S: 4	H: 1 LOB: 1 BB: 0 P: 4	R: 0 E: 0 K: 0 S: 4	H: 1 LOB: 2 BB: 1 P: 8	1B: 6 2B: 3 3B: 0 HR: 1	SF: 0 SAC: 3 DP: 1 HBP: 1	WP: 0 PA: 41 PB: 0 SB: 0 CS: 0
<b>PITCHER</b>	IP	WLS	BF	H	R	ER	SO	BB	IBB	HBP	BLK	WP	HR	S	P	ERA	WHIP		
<b>Sandy Vance, R</b> (1,1) ERA: 3.01	5.0	L	23	5	3	3	0	3	0	0	0	0	1	20	32	5.40	1.600		
<b>Ray Lamb, R</b> (6,1) ERA: 2.54	2.0		9	3	0	0	0	0	0	1	0	0	0	8	9	0.00	1.500		
<b>Pete Mikkelsen, R</b> (8,1) ERA: 2.54	2.0		9	2	0	0	0	1	0	0	0	0	0	8	12	0.00	1.500		

Atlanta Braves @ Los Angeles Dodgers  
Dodger Stadium, Los Angeles, CA  
Tue Sep 08 1970, 7:05 PM PDT  
Att: 13,192 - Unknown

AB 33  
R 3  
H 10  
RBI 3  
BB 4  
SO 0  
LOB 19



Batter	1	2	3	4	5	6	7	8	9	AB	R	H	RBI	BB	SO	LOB	BOTTOM		
<b>Maury Wills, S</b> (1,6) OBP: 0.334, SLG: 0.320	0-0 FC1-4 1B		0-0 G4-3 1-2		0-0 1-3 3-H 2B			0-0 1-3		4	0	2	1	0	0	1			
<b>Manny Mota, R</b> (1,7) OBP: 0.365, SLG: 0.383	0-0 FC1-4 1-2		0-0 F4		0-0 F8			0-0 F9		4	0	0	0	0	0	3			
<b>Bill Sudakis, S</b> (1,2) OBP: 0.348, SLG: 0.449	0-3 K			0-0 6-3		0-0 1-3		0-0 6-3		4	0	0	0	0	1	1			
<b>Wes Parker, S</b> (1,3) OBP: 0.401, SLG: 0.471	0-0 F8			0-0 4-3		0-0 6-3			0-0 1B	4	0	1	0	0	0	1			
<b>Andy Kosco, R</b> (1,9) OBP: 0.237, SLG: 0.401		0-0 1B		0-0 F8		0-0 5-3			0-0 F5	4	0	1	0	0	0	1			
<b>Ted Sizemore, R</b> (1,4) OBP: 0.386, SLG: 0.356		0-0 F9			0-0 FC6-4 2B 2B			0-0 6-3		4	1	1	0	0	0	2			
<b>Bill Russell, R</b> (1,8) OBP: 0.296, SLG: 0.372		0-3 K			0-0 F5			0-0 F7		4	0	0	0	0	1	3			
<b>Billy Grabarkewitz, R</b> (1,5) OBP: 0.408, SLG: 0.461		0-3 K			4-0 FC6-4 BB			0-0 HR		2	1	1	1	1	1	1			
<b>Sandy Vance, R</b> (1,1) OBP: 0.200, SLG: 0.172 <b>Jim Lefebvre, S</b> (5,PH) OBP: 0.330, SLG: 0.378 <b>Ray Lamb, R</b> (6,1) <b>Jeff Torborg, R</b> (7,PH) OBP: 0.306, SLG: 0.321 <b>Pete Mikkelsen, R</b> (8,1) OBP: 0.500, SLG: 0.500		0-0 G4-3 1B		0-0 FC6-4 2B 2-3		0-0 F9			0-0 F9	1	0	1	0	0	0	0			
<b>Inning Stats</b>	R: 0 E: 0 K: 1 S: 6	H: 1 LOB: 1 BB: 0 P: 6	R: 0 E: 0 K: 2 S: 8	H: 1 LOB: 1 BB: 0 P: 8	R: 0 E: 0 K: 0 S: 3	H: 1 LOB: 0 BB: 0 P: 3	R: 0 E: 0 K: 0 S: 3	H: 0 LOB: 0 BB: 0 P: 3	R: 1 E: 0 K: 0 S: 4	H: 1 LOB: 0 BB: 0 P: 4	R: 0 E: 0 K: 0 S: 3	H: 0 LOB: 0 BB: 0 P: 3	R: 0 E: 0 K: 0 S: 4	H: 1 LOB: 1 BB: 0 P: 4	R: 0 E: 0 K: 0 S: 4	H: 1 LOB: 1 BB: 0 P: 4	1B: 4 2B: 2 3B: 0 HR: 1	SF: 0 SAC: 0 DP: 1 HBP: 0	WP: 0 PA: 34 PB: 0 SB: 0 CS: 0
<b>PITCHER</b>	IP	WLS	BF	H	R	ER	SO	BB	IBB	HBP	BLK	WP	HR	S	P	ERA	WHIP		
<b>George Stone, L</b> (1,1) ERA: 3.81	9.0	W	34	7	2	2	3	1	0	0	0	0	1	39	43	2.00	0.889		

Atlanta Braves @ Los Angeles Dodgers  
Dodger Stadium, Los Angeles, CA  
Tue Sep 08 1970, 7:05 PM PDT  
Att: 13,192 - Unknown

AB 33  
R 2  
H 7  
RBI 2  
BB 1  
SO 3  
LOB 15



Batter	1	2	3	4	5	6	7	8	9	10	11	AB	R	H	RBI	BB	SO	LOB	TOP					
Felix Millan, R OBP: 0.345, SLG: 0.380 (1, 4)	E6 FC3-6 1B		2B 1B	1B		1B			K		SH3 1B 2B	6	2	4	0	0	1	0						
Ralph Garr, L OBP: 0.242, SLG: 0.226 (1, 9)			K					4-3			1B SH3 2B IBB	5	1	2	0	1	1	3						
Orlando Cepeda, R OBP: 0.370, SLG: 0.563 Bob Priddy, R OBP: 0.250, SLG: 0.200 (1, 3) (10, 1)	F8		1B 2B	F8				F8		F6	SH3	5	1	1	1	0	0	5						
Rico Carty, R OBP: 0.441, SLG: 0.580 Oscar Brown, R OBP: 0.471, SLG: 0.567 (1, 7) (10, PR) (10, 7)	FC3-6		1B					K		BB 1B BB	2B 1B	4	0	1	2	1	1	2						
Mike Lum, L OBP: 0.312, SLG: 0.420 (1, 8)	K		F9					G3		F9	1B 2B	6	0	1	1	0	1	4						
Bob Aspromonte, R OBP: 0.287, SLG: 0.229 Hoyt Wilhelm, R OBP: 0.231, SLG: 0.091 Hank Aaron, R OBP: 0.391, SLG: 0.603 (1, 5) (8, 1) (10, PH) (10, 3)		5-3	F6							6-3		4	0	1	0	0	0	1						
Gil Garrido, R OBP: 0.305, SLG: 0.328 (1, 6)	L7							4-3		L8	1B 1B	6	0	2	0	0	0	4						
Bob Tillman, R OBP: 0.296, SLG: 0.407 (1, 2)	K		G5-4-3					K		F9	HR	5	1	1	1	0	2	1						
Mike McQueen, L OBP: 0.333, SLG: 0.417 Clete Boyer, R OBP: 0.304, SLG: 0.385 (1, 1) (8, 5)			1B 2B 1B	1B 1B 1B				5-3		6-3		3	1	2	0	0	0	0						
<b>Inning Stats</b>	R: 0 E: 1 K: 1 S: 7	H: 1 LOB: 2 BB: 0 P: 7	R: 0 E: 0 K: 1 S: 5	H: 0 LOB: 0 BB: 0 P: 5	R: 3 E: 0 K: 1 S: 9	H: 4 LOB: 1 BB: 0 P: 9	R: 0 E: 0 K: 0 S: 6	H: 4 LOB: 3 BB: 0 P: 6	R: 0 E: 0 K: 1 S: 6	H: 1 LOB: 1 BB: 0 P: 6	R: 0 E: 0 K: 1 S: 5	H: 0 LOB: 0 BB: 0 P: 5	R: 0 E: 0 K: 0 S: 3	H: 0 LOB: 0 BB: 0 P: 3	R: 0 E: 0 K: 1 S: 5	H: 0 LOB: 0 BB: 0 P: 5	R: 0 E: 0 K: 0 S: 3	H: 1 LOB: 2 BB: 2 P: 11	R: 3 E: 0 K: 0 S: 7	H: 4 LOB: 3 BB: 2 P: 15	1B: 12 2B: 3 3B: 0 HR: 1	SF: 0 SAC: 1 DP: 1 HBP: 0	WP: 0 PB: 0 SB: 1 CS: 0	PA: 52
<b>PITCHER</b>	IP ERA WLS BF H R ER SO BB IBB HBP BLK WP HR S P ERA WHIP	<b>PITCHER</b>																			IP ERA WLS BF H R ER SO BB IBB HBP BLK WP HR S P ERA WHIP			
Mike Corkins, R ERA: 4.56 Tom Dukes, R ERA: 3.66 Ron Willis, R ERA: 3.93 (1, 1) (11, 1) (11, 1)	7.0 4.56 0.2 43 12 3 3 0 2 0 0 0 0 1 6 53 61 2.70 1.400																				7.0 4.56 0.1 42 12 0 0 0 0 1 0 0 0 0 0 1 5 0.00 0.000			

Atlanta Braves @ San Diego Padres  
San Diego Stadium, San Diego, CA  
Wed Sep 09 1970, 10:05 PM EDT  
Unknown

AB 47  
R 6  
H 16  
RBI 6  
BB 4  
SO 6  
LOB 20



Batter	1	2	3	4	5	6	7	8	9	10	11	AB	R	H	RBI	BB	SO	LOB	BOTTOM					
Jose Arcia, R OBP: 0.268, SLG: 0.295 Al Ferrara, R OBP: 0.377, SLG: 0.455 Jim Williams, R OBP: 0.332, SLG: 0.333 Chris Cannizzaro, R OBP: 0.376, SLG: 0.399 (1, 6) (8, PH) (8, PR) (9, 2)	F9		K			K		K		1-4-3		3	0	0	0	2	2							
Dave Campbell, R OBP: 0.274, SLG: 0.339 (1, 4)	K			K		HR 3B		FC1-6 S 1-2F		F8		5	1	1	1	0	2	2						
Cito Gaston, R OBP: 0.368, SLG: 0.540 (1, 8)	K			5-3		HR		K			1B	5	1	2	2	0	2	1						
Ollie Brown, R OBP: 0.335, SLG: 0.501 (1, 9)		F6		4-3		F8		K		K		5	0	0	0	0	1	3						
Nate Colbert, R OBP: 0.323, SLG: 0.479 (1, 3)		5-3			K		BB	F8		F8		4	0	0	0	1	1	1						
Ed Spiazio, R OBP: 0.381, SLG: 0.482 (1, 5)	F8				BB	F7		F8		F8		4	0	0	0	1	0	2						
Ivan Murrell, R OBP: 0.277, SLG: 0.377 (1, 7)			K		K			F7		K		4	0	0	0	0	3	1						
Ron Slocum, R OBP: 0.241, SLG: 0.271 (1, 2) (9, 6)					K			K				2	0	0	0	1	2	1						
Ray Webster, L OBP: 0.322, SLG: 0.343 Tom Dukes, R (11, 1) Ron Willis, R (11, 1)										1-4-3 1B		1	0	1	0	0	0	0						
Mike Corkins, R OBP: 0.278, SLG: 0.353 Steve Huntz, S OBP: 0.339, SLG: 0.344 (1, 1) (10, PH) (11, 6)	F4					3B 1B		4-3		F3		3	1	1	0	0	0	1						
<b>Inning Stats</b>	R: 0 E: 0 K: 2 S: 7	H: 0 LOB: 0 BB: 0 P: 7	R: 0 E: 0 K: 0 S: 3	H: 0 LOB: 0 BB: 0 P: 3	R: 0 E: 0 K: 2 S: 7	H: 0 LOB: 1 BB: 1 P: 11	R: 0 E: 0 K: 1 S: 5	H: 0 LOB: 0 BB: 0 P: 5	R: 3 E: 0 K: 1 S: 8	H: 3 LOB: 1 BB: 1 P: 12	R: 0 E: 0 K: 1 S: 5	H: 0 LOB: 0 BB: 0 P: 5	R: 0 E: 0 K: 2 S: 8	H: 1 LOB: 2 BB: 0 P: 8	R: 0 E: 0 K: 1 S: 5	H: 0 LOB: 0 BB: 0 P: 5	R: 0 E: 0 K: 0 S: 4	H: 1 LOB: 1 BB: 0 P: 4	R: 0 E: 0 K: 0 S: 4	H: 1 LOB: 1 BB: 0 P: 4	1B: 4 2B: 0 3B: 1 HR: 1	SF: 0 SAC: 0 DP: 0 HBP: 0	WP: 0 PB: 0 SB: 1 CS: 0	PA: 42
<b>PITCHER</b>	IP ERA WLS BF H R ER SO BB IBB HBP BLK WP HR S P ERA WHIP	<b>PITCHER</b>																			IP ERA WLS BF H R ER SO BB IBB HBP BLK WP HR S P ERA WHIP			
Mike McQueen, L ERA: 6.39 Hoyt Wilhelm, R ERA: 2.47 Bob Priddy, R ERA: 5.01 (1, 1) (8, 1) (10, 1)	7.0 6.39 2.0 27 3 1 0 3 3 0 0 0 0 0 1 44 56 3.86 0.857																				2.0 5.01 W 8 2 0 0 0 0 0 0 0 0 0 0 8 8 0.00 1.000			


Atlanta Braves @ San Diego Padres  
San Diego Stadium, San Diego, CA  
Wed Sep 09 1970, 10:05 PM EDT  
Unknown


AB 39  
R 3  
H 6  
RBI 3  
BB 3  
SO 13  
LOB 16








Batter	1	2	3	4	5	6	7	8	9	AB	R	H	RBI	BB	SO	LOB	TOP			
Oscar Brown, R OBP: 0.452, SLG: 0.595 (1,8)	L6-4 1B		2H HR		6-3			6-3		4	1	2	2	0	0	0	<p>Atlanta Braves @ San Diego Padres San Diego Stadium, San Diego, CA Thu Sep 10 1970, 10:05 PM EDT Att: 2,066 - Unknown</p> <p>livebaseballscores.com</p> <p>AB 34 R 2 H 10 RBI 2 BB 0 SO 4 LOB 12</p> 			
Felix Milan, R OBP: 0.350, SLG: 0.382 (1,4)	1-2 1B		4-3		1B			FC5-4 1B		4	0	3	0	0	0	0				
Hank Aaron, R OBP: 0.390, SLG: 0.598 (1,9)	F9		5-3		F7			FC5-4 1B		4	0	0	0	0	0	4				
Orlando Cepeda, R OBP: 0.369, SLG: 0.561 (1,3)	L6-4 2-3				F6			1-2 1B		4	0	1	0	0	0	2				
Rico Carty, R OBP: 0.439, SLG: 0.577 (1,7)					1B 1B			G3		4	0	1	0	0	0	2				
Clete Boyer, R OBP: 0.299, SLG: 0.378 (1,5)					L7					4	0	0	0	0	0	1				
Gil Garrido, R OBP: 0.305, SLG: 0.327 (1,6)										3	0	1	0	0	0	0				
Hal King, L (9, PH) OBP: 0.366, SLG: 0.466 (9, PH)	1-3				1-2 1B			1-3		1	0	1	0	0	0	0				
Sonny Jackson, L (9, PR) OBP: 0.342, SLG: 0.310 (9, PR)								CS 1B		0	0	0	0	0	0	0				
Bob Didier, S OBP: 0.213, SLG: 0.183 (9, PH)										3	1	1	0	0	1	2				
Mike Lum, L (9, PH) OBP: 0.313, SLG: 0.417 (9, PH)					SH1-4 HR 1B			1-2 K		1	0	0	0	0	1	1				
Ron Reed, R OBP: 0.114, SLG: 0.143 (1,1)					SH1-4 1-2			1-2 K		2	0	0	0	0	2	0				
<b>Inning Stats</b>	R: 0 E: 0 K: 0 S: 4	H: 2 LOB: 1 BB: 0 P: 4	R: 0 E: 0 K: 0 S: 3	H: 0 LOB: 0 BB: 0 P: 3	R: 2 E: 0 K: 0 S: 5	H: 2 LOB: 0 BB: 0 P: 5	R: 0 E: 0 K: 1 S: 7	H: 2 LOB: 2 BB: 0 P: 7	R: 0 E: 0 K: 1 S: 6	H: 1 LOB: 1 BB: 0 P: 6	R: 0 E: 0 K: 0 S: 3	H: 0 LOB: 0 BB: 0 P: 3	R: 0 E: 0 K: 0 S: 5	H: 2 LOB: 2 BB: 0 P: 5	R: 0 E: 0 K: 1 S: 5	H: 1 LOB: 1 BB: 0 P: 5	1B: 9 2B: 2 3B: 0 HR: 1	SF: 0 SAC: 1 DP: 2 HBP: 0	WP: 0 PB: 0 SB: 0 CS: 1	PA: 35
<b>PITCHER</b>	IP WLS BF H R ER SO BB IBB HBP BLK WP HR S P ERA WHIP																			
Dave Roberts, L ERA: 4.14 (1,1)	7.2 W 31 9 2 2 3 0 0 0 0 0 1 37 37 2.35 1.174																			
Gary Ross, R ERA: 5.75 (8,1)	1.1 S 4 1 0 0 1 0 0 0 0 0 0 6 6 0.00 0.750																			

Batter	1	2	3	4	5	6	7	8	9	AB	R	H	RBI	BB	SO	LOB	BOTTOM			
Dave Campbell, R OBP: 0.272, SLG: 0.335 (1,4)	5-3									2	1	0	0	1	0	0	<p>Atlanta Braves @ San Diego Padres San Diego Stadium, San Diego, CA Thu Sep 10 1970, 10:05 PM EDT Att: 2,066 - Unknown</p> <p>livebaseballscores.com</p> <p>AB 31 R 3 H 8 RBI 3 BB 4 SO 5 LOB 14</p> 			
Ray Webster, L (6, PH) OBP: 0.319, SLG: 0.339 (6, PH)			L9							1	0	0	0	0	0	3				
Jose Arcia, R OBP: 0.288, SLG: 0.295 (7,4)										0	0	0	0	0	0	0				
Steve Huntz, S OBP: 0.345, SLG: 0.345 (1,6)	L8									3	1	1	0	1	0	0				
Ollie Brown, R OBP: 0.337, SLG: 0.503 (1,9)										4	1	2	1	0	1	1				
Al Ferrara, R OBP: 0.375, SLG: 0.453 (1,7)	1-3									4	0	1	2	0	0	2				
Dave Robinson, S (8,7)										0	0	0	0	0	0	0				
Nate Colbert, R OBP: 0.319, SLG: 0.471 (1,3)										4	0	0	0	0	2	1				
Ed Spiezio, R OBP: 0.375, SLG: 0.472 (1,5)										4	0	1	0	0	1	0				
Ivan Murrell, R OBP: 0.283, SLG: 0.381 (1,8)										4	0	3	0	0	0	0				
Chris Cannizzaro, R OBP: 0.377, SLG: 0.395 (1,2)										1	0	0	0	2	1	0				
Dave Roberts, L OBP: 0.196, SLG: 0.320 (1,1)										3	0	0	0	0	0	5				
Gary Ross, R OBP: 0.429, SLG: 0.429 (8,1)										1	0	0	0	0	0	2				
<b>Inning Stats</b>	R: 0 E: 0 K: 0 S: 4	H: 1 LOB: 1 BB: 0 P: 4	R: 0 E: 0 K: 2 S: 8	H: 1 LOB: 2 BB: 1 P: 12	R: 0 E: 0 K: 1 S: 5	H: 0 LOB: 1 BB: 1 P: 9	R: 0 E: 0 K: 0 S: 3	H: 0 LOB: 0 BB: 0 P: 3	R: 3 E: 0 K: 1 S: 8	H: 3 LOB: 1 BB: 1 P: 12	R: 0 E: 0 K: 0 S: 5	H: 2 LOB: 2 BB: 0 P: 5	R: 0 E: 0 K: 0 S: 3	H: 0 LOB: 0 BB: 0 P: 3	R: 0 E: 0 K: 1 S: 6	H: 1 LOB: 2 BB: 1 P: 10	1B: 7 2B: 2 3B: 0 HR: 0	SF: 0 SAC: 1 DP: 1 HBP: 0	WP: 0 PB: 0 SB: 0 CS: 0	PA: 36
<b>PITCHER</b>	IP WLS BF H R ER SO BB IBB HBP BLK WP HR S P ERA WHIP																			
Ron Reed, R ERA: 4.6 (1,1)	8.0 L 36 8 3 3 5 3 1 0 0 0 0 0 42 58 3.38 1.375																			

Batter	1	2	3	4	5	6	7	8	9	AB	R	H	RBI	BB	SO	LOB	TOP			
<b>Felix Millan, R</b> (1,4) OBP: 0.350, SLG: 0.380	1-0 CS HBP		0-0 2			0-0 2		0-0 2		3	0	0	0	0	0	0				
<b>Ralph Carr, L</b> (1,9) OBP: 0.286, SLG: 0.256	0-3 K		0-3 K			0-0 3		0-0 3		4	0	1	0	0	2	1				
<b>Mike Lum, L</b> (1,8) OBP: 0.308, SLG: 0.410	0-0 3			0-3 K			0-0 1	0-0 3		4	0	0	0	0	1	1				
<b>Rico Carty, R</b> (1,7) OBP: 0.440, SLG: 0.578 <b>Dusty Baker Jr., R</b> (9, PR)		0-3 K		0-0 2			0-0 1B 1B	0-0 None 2B		4	1	2	0	0	1	0				
<b>Orlando Cepeda, R</b> (1,3) OBP: 0.368, SLG: 0.559		0-0 2		0-3 K			0-0 1B 1B	0-0 2		4	1	1	0	0	1	1				
<b>Darrell Evans, L</b> (1,5) OBP: 0.500, SLG: 1.000		0-0 3B			0-0 1		0-0 None 1B	0-0 2-3		4	0	2	2	0	0	1				
<b>Gil Garrido, R</b> (1,6) OBP: 0.305, SLG: 0.325 <b>Hank Aaron, R</b> (9, PH)		4-0 BB		0-3 K			0-0 1-2	0-3 K		2	0	0	0	1	1	1				
<b>Bob Didier, S</b> (1,2) OBP: 0.208, SLG: 0.179		0-0 3			0-0 3		0-0 3			3	0	0	0	0	0	3				
<b>Jim Nash, R</b> (1,1) OBP: 0.118, SLG: 0.189 <b>Hal King, L</b> (8, PH) <b>Hoyt Wilhelm, R</b> (8, 1) OBP: 0.231, SLG: 0.091			0-0 1			0-3 K		0-0 1		2	0	0	0	0	1	0				
										1	0	0	0	0	0	0				
										0	0	0	0	0	0	0				
<b>Inning Stats</b>	R: 0 E: 0 K: 1 S: 4	H: 0 LOB: 0 BB: 0 P: 5	R: 0 E: 0 K: 1 S: 6	H: 1 LOB: 2 BB: 1 P: 10	R: 0 E: 0 K: 1 S: 5	H: 0 LOB: 0 BB: 0 P: 5	R: 0 E: 0 K: 2 S: 7	H: 0 LOB: 0 BB: 0 P: 7	R: 0 E: 0 K: 1 S: 5	H: 0 LOB: 0 BB: 0 P: 5	R: 2 E: 0 K: 0 S: 6	H: 3 LOB: 1 BB: 0 P: 6	R: 0 E: 0 K: 0 S: 4	H: 1 LOB: 1 BB: 0 P: 4	R: 0 E: 0 K: 1 S: 6	H: 1 LOB: 2 BB: 0 P: 6	1B: 4 2B: 2 3B: 1 HR: 0	SF: 0 SAC: 0 DP: 1 HBP: 1	WP: 0 PB: 0 SB: 0 CS: 1	PA: 34
<b>PITCHER</b> <b>Jack Billingham, R</b> (1,1) ERA: 4.1	IP: 9.0 WLS: W BF: 34 H: 6 R: 2 ER: 2 SO: 8 BB: 1 IBB: 0 HBP: 1 BLK: 0 WP: 0 HR: 0 S: 48 P: 53 ERA: 2.00 WHIP: 0.778															<b>PITCHER</b>	IP: 9.0 WLS: W BF: 34 H: 6 R: 2 ER: 2 SO: 8 BB: 1 IBB: 0 HBP: 1 BLK: 0 WP: 0 HR: 0 S: 48 P: 53 ERA: 2.00 WHIP: 0.778			

Atlanta Braves @ Houston Astros  
Astrodome, Houston, TX  
Fri Sep 11 1970, 8:05 PM EDT  
Att: 7,928 - Unknown


AB 32  
R 2  
H 6  
RBI 2  
BB 1  
SO 8  
LOB 10



Batter	1	2	3	4	5	6	7	8	9	AB	R	H	RBI	BB	SO	LOB	BOTTOM	
<b>Jesus Alou, R</b> (1,9) OBP: 0.342, SLG: 0.394	0-0 1B 3B		0-0 1			0-3 K		0-0 1		4	1	1	0	0	1	0		
<b>Joe Morgan, L</b> (1,4) OBP: 0.401, SLG: 0.397	0-0 None S 3-H 1B		0-0 2			0-0 1B 3B		0-3 K		4	1	2	1	0	1	0		
<b>Jimmy Wynn, R</b> (1,7) OBP: 0.399, SLG: 0.511	0-3 K		0-0 3			0-0 2		0-0 S 1B		4	1	1	0	0	1	2		
<b>Bob Watson, R</b> (1,3) OBP: 0.321, SLG: 0.425	0-0 2			0-0 1		0-0 1B		4-0 1B BB		3	0	1	1	1	0	1		
<b>Denis Menke, R</b> (1,6) OBP: 0.392, SLG: 0.438	0-0 3			0-0 2		0-0 3		0-0 1-2 2-H 1B		4	0	1	1	0	0	2		
<b>Doug Radler, R</b> (1,5) OBP: 0.316, SLG: 0.421		0-0 1		0-0 3			0-0 1	0-3 K		4	0	0	0	0	1	2		
<b>Cesar Cedeno, R</b> (1,8) OBP: 0.323, SLG: 0.427		0-0 None S 1B			0-0 1		0-0 2			3	0	1	0	0	0	0		
<b>Johnny Edwards, L</b> (1,2) OBP: 0.296, SLG: 0.304		0-0 2		0-0 2			4-0 BB			2	0	0	0	1	0	1		
<b>Jack Billingham, R</b> (1,1) OBP: 0.143, SLG: 0.094		0-3 K		0-0 3		0-0 3		0-3 K		3	0	0	0	0	2	2		
<b>Inning Stats</b>	R: 1 E: 0 K: 1 S: 7	H: 2 LOB: 1 BB: 0 P: 7	R: 0 E: 0 K: 1 S: 6	H: 1 LOB: 1 BB: 0 P: 6	R: 0 E: 0 K: 0 S: 3	H: 0 LOB: 0 BB: 0 P: 3	R: 0 E: 0 K: 0 S: 3	H: 0 LOB: 0 BB: 0 P: 3	R: 1 E: 0 K: 1 S: 7	H: 2 LOB: 1 BB: 0 P: 7	R: 0 E: 0 K: 1 S: 5	H: 0 LOB: 1 BB: 1 P: 9	R: 1 E: 0 K: 2 S: 9	H: 2 LOB: 2 BB: 1 P: 13	1B: 5 2B: 0 3B: 2 HR: 0	SF: 0 SAC: 0 DP: 0 HBP: 0	WP: 0 PB: 0 SB: 3 CS: 0	PA: 33
<b>PITCHER</b> <b>Jim Nash, R</b> (1,1) ERA: 4.05 <b>Hoyt Wilhelm, R</b> (8, 1) ERA: 2.55	IP: 7.0 WLS: L BF: 27 H: 5 R: 2 ER: 2 SO: 4 BB: 1 IBB: 0 HBP: 0 BLK: 0 WP: 0 HR: 0 S: 34 P: 38 ERA: 2.57 WHIP: 0.857															<b>PITCHER</b>	IP: 7.0 WLS: L BF: 27 H: 5 R: 2 ER: 2 SO: 4 BB: 1 IBB: 0 HBP: 0 BLK: 0 WP: 0 HR: 0 S: 34 P: 38 ERA: 2.57 WHIP: 0.857	

Atlanta Braves @ Houston Astros  
Astrodome, Houston, TX  
Fri Sep 11 1970, 8:05 PM EDT  
Att: 7,928 - Unknown

AB 31  
R 3  
H 7  
RBI 3  
BB 2  
SO 6  
LOB 10



Batter	1	2	3	4	5	6	7	8	9	AB	R	H	RBI	BB	SO	LOB	TOP				
Mike Lum, L OBP: 0.302, SLG: 0.402 (1, 8)										5	0	0	0	0	1	2					
Sonny Jackson, L OBP: 0.348, SLG: 0.313 (1, 6)										3	2	2	0	2	0	0					
Hank Aaron, R OBP: 0.392, SLG: 0.600 (1, 9)										4	2	3	0	0	0	1					
Rico Carty, R OBP: 0.440, SLG: 0.578 Oscar Brown, R OBP: 0.452, SLG: 0.595 (8, PR) (8, 7)										4	0	2	2	0	1	3					
Orlando Cepeda, R OBP: 0.369, SLG: 0.560 (1, 3)										4	0	2	2	0	0	1					
Darrell Evans, L OBP: 0.290, SLG: 0.500 Clete Boyer, R OBP: 0.299, SLG: 0.378 (8, 5)										4	0	0	0	0	1	3					
Gil Garrido, R OBP: 0.301, SLG: 0.321 (1, 4)										4	0	0	0	0	1	0					
Bob Didier, S OBP: 0.209, SLG: 0.181 (1, 2)										4	1	1	0	0	0	0					
Pat Jarvis, R OBP: 0.195, SLG: 0.211 (1, 1)										4	0	2	1	0	2	0					
<b>Inning Stats</b>	R: 2 E: 0 K: 1 S: 7	H: 2 LOB: 1 BB: 1 P: 11	R: 0 E: 0 K: 2 S: 8	H: 1 LOB: 1 BB: 0 P: 8	R: 2 E: 0 K: 0 S: 4	H: 2 LOB: 0 BB: 1 P: 8	R: 0 E: 0 K: 1 S: 5	H: 0 LOB: 0 BB: 0 P: 5	R: 0 E: 0 K: 0 S: 4	H: 0 LOB: 0 BB: 0 P: 4	R: 0 E: 0 K: 1 S: 5	H: 0 LOB: 0 BB: 0 P: 5	R: 0 E: 0 K: 0 S: 5	H: 3 LOB: 2 BB: 0 P: 5	R: 1 E: 0 K: 0 S: 5	H: 3 LOB: 2 BB: 0 P: 5	1B: 9 2B: 3 3B: 0 HR: 0	SF: 0 SAC: 0 DP: 2 HBP: 0	WP: 1 PA: 38 PB: 0 SB: 0 CS: 0		
<b>PITCHER</b>	IP WLS BF H R ER SO BB IBB HBP BLK WP HR S P ERA WHIP																				
Ken Forsch, R ERA: 4.76 George Culver, R ERA: 3.84	(1, 1)	8.0 L 33 9 4 4 6 2 0 0 0 0 0 0 0 0 43 51 4.50 1.375	(9, 1)	1.0 5 3 1 1 0 0 0 0 0 0 1 0 5 5 9.00 3.000																	

Atlanta Braves @ Houston Astros  
Astrodome, Houston, TX  
Sat Sep 12 1970, 8:05 PM EDT  
Att: 9,821 - Dome

AB 36  
R 5  
H 12  
RBI 5  
BB 2  
SO 6  
LOB 10



Batter	1	2	3	4	5	6	7	8	9	AB	R	H	RBI	BB	SO	LOB	BOTTOM		
Jesus Alou, R OBP: 0.339, SLG: 0.391 (1, 9)										4	0	0	0	0	0	1			
Joe Morgan, L OBP: 0.398, SLG: 0.394 (1, 4)										4	0	0	0	0	0	1			
Jimmy Wynn, R OBP: 0.399, SLG: 0.509 Keith Lampard, L OBP: 0.280, SLG: 0.362 (7, 7)										2	0	0	0	1	1	0			
Bob Watson, R OBP: 0.316, SLG: 0.419 (1, 3)										4	0	0	0	0	0	1			
Denis Menke, R OBP: 0.393, SLG: 0.441 (1, 6)										4	2	2	0	0	0	0			
Doug Rader, R OBP: 0.318, SLG: 0.427 (1, 5)										2	1	1	2	1	1	1			
Cesar Cedeno, R OBP: 0.323, SLG: 0.426 (1, 8)										3	0	1	1	0	0	1			
Johnny Edwards, L OBP: 0.296, SLG: 0.304 (1, 2)										3	0	1	0	0	0	2			
Ken Forsch, R Norm Miller, L OBP: 0.348, SLG: 0.339 George Culver, R OBP: 0.182, SLG: 0.300 (8, PH) (9, 1)										1	0	0	0	0	0	0			
<b>Inning Stats</b>	R: 0 E: 0 K: 0 S: 3	H: 0 LOB: 1 BB: 1 P: 7	R: 1 E: 1 K: 1 S: 6	H: 2 LOB: 1 BB: 0 P: 6	R: 0 E: 0 K: 0 S: 3	H: 0 LOB: 0 BB: 0 P: 3	R: 2 E: 0 K: 1 S: 7	H: 2 LOB: 0 BB: 0 P: 7	R: 0 E: 0 K: 0 S: 4	H: 1 LOB: 1 BB: 0 P: 4	R: 0 E: 0 K: 0 S: 3	H: 0 LOB: 0 BB: 0 P: 3	R: 0 E: 0 K: 0 S: 3	H: 0 LOB: 0 BB: 0 P: 3	R: 0 E: 0 K: 0 S: 3	H: 0 LOB: 0 BB: 0 P: 3	1B: 3 2B: 1 3B: 0 HR: 1	SF: 0 SAC: 1 DP: 0 HBP: 0	WP: 1 PA: 32 PB: 0 SB: 0 CS: 0
<b>PITCHER</b>	IP WLS BF H R ER SO BB IBB HBP BLK WP HR S P ERA WHIP																		
Pat Jarvis, R ERA: 3.88	(1, 1)	9.0 W 32 5 3 3 2 2 0 0 0 0 1 1 34 42 3.00 0.778																	

Atlanta Braves @ Houston Astros  
Astrodome, Houston, TX  
Sat Sep 12 1970, 8:05 PM EDT  
Att: 9,821 - Dome

AB 29  
R 3  
H 5  
RBI 3  
BB 2  
SO 2  
LOB 7



Batter	1	2	3	4	5	6	7	8	9	AB	R	H	RBI	BB	SO	LOB	TOP																			
Mike Lum, L OBP: 0.300, SLG: 0.398 (1, 8)	0-0 1		0-0 1			0-0 1	0-0 1		0-0 1B	5	1	1	0	0	0	1	<b>Atlanta Braves @ Houston Astros</b> Astrodome, Houston, TX Sun Sep 13 1970, 8:05 PM EDT Att: 8,232 - Unknown																			
Sonny Jackson, L OBP: 0.349, SLG: 0.315 (1, 6)	0-0 2		0-0 2			0-0 1B	0-0 2B		0-0 1B	5	2	2	0	0	0	1																				
Hank Aaron, R OBP: 0.391, SLG: 0.598 Ralph Garr, L OBP: 0.295, SLG: 0.293 (6, PR) (6, 9)	0-0 3		0-0 3			4-0 1B	0-0 1B		0-3 K	2	0	0	0	1	0	0																				
Rico Carty, R OBP: 0.443, SLG: 0.579 Bob Priddy, R OBP: 0.250, SLG: 0.200 Earl Williams, R (9, PH)		0-0 WP 1B				0-0 1B	0-0 1B		0-0 F	4	1	3	2	0	0	0																				
Orlando Cepeda, R OBP: 0.368, SLG: 0.556 (1, 3)		0-3 K				0-0 F	0-0 1B		4-0 1B	4	0	0	0	1	1	5																				
Darrell Evans, L OBP: 0.482, SLG: 0.583 (1, 5)		0-0 1B				0-0 E			0-0 None	4	0	3	3	1	0	0																				
Gil Garrido, R OBP: 0.318, SLG: 0.318 Jimmie Hall, L OBP: 0.224, SLG: 0.278 (9, PH)		0-3 K				0-0 E1			0-0 1B	4	0	0	0	0	1	4																				
Bob Didier, S OBP: 0.211, SLG: 0.183 (1, 2)		0-0 1B				0-0 2-3			0-3 K	4	0	1	0	0	1	4																				
George Stone, L OBP: 0.308, SLG: 0.243 Rick Kester, R (1, 1)		0-0 1B				0-0 2B			0-0 1B	0	0	0	0	0	0	0																				
Hal King, L OBP: 0.367, SLG: 0.472 Dusty Baker Jr., R (7, PR) (7, 7)		0-0 1B							0-0 1B	2	0	0	0	0	0	2																				
Inning Stats	R: 0 E: 0 K: 0 S: 3	H: 0 LOB: 0 BB: 0 P: 3	R: 1 E: 0 K: 2 S: 10	H: 3 LOB: 2 BB: 0 P: 10	R: 0 E: 0 K: 0 S: 3	H: 0 LOB: 0 BB: 0 P: 3	R: 0 E: 0 K: 0 S: 3	H: 0 LOB: 0 BB: 0 P: 3	R: 2 E: 1 K: 0 S: 7	H: 3 LOB: 3 BB: 1 P: 11	R: 2 E: 0 K: 0 S: 6	H: 4 LOB: 0 BB: 0 P: 6	R: 0 E: 0 K: 1 S: 5	H: 0 LOB: 1 BB: 1 P: 9	R: 1 E: 1 K: 1 S: 8	H: 2 LOB: 3 BB: 1 P: 12	1B: 10 2B: 2 3B: 0 HR: 0	SF: 0 SAC: 0 DP: 0 HBP: 0	WP: 1 PB: 0 SB: 0 CS: 0	PA: 43																
PITCHER	IP	WLS	BF	H	R	ER	SO	BB	IBB	HBP	BLK	WP	HR	S	P	ERA	WHIP	PITCHER		IP	WLS	BF	H	R	ER	SO	BB	IBB	HBP	BLK	WP	HR	S	P	ERA	WHIP
Don Wilson, R ERA: 4.01 Jim Ray, R ERA: 3.61	(1, 1)	8.2	W	42	12	6	5	4	3	0	0	0	1	0	47	59	5.19	1.731																		

AB 40  
R 6  
H 12  
RBI 6  
BB 3  
SO 4  
LOB 25



Batter	1	2	3	4	5	6	7	8	9	AB	R	H	RBI	BB	SO	LOB	BOTTOM																			
Jesus Alou, R OBP: 0.338, SLG: 0.388 (1, 9)	E6 1B		0-0 FC			0-0 HR	0-0 FC			5	2	1	1	0	0	5	<b>Atlanta Braves @ Houston Astros</b> Astrodome, Houston, TX Sun Sep 13 1970, 8:05 PM EDT Att: 8,232 - Unknown																			
Joe Morgan, L OBP: 0.398, SLG: 0.400 (1, 4)	0-0 1B		0-0 K			0-0 HR	0-0 1B			5	2	2	2	0	1	5																				
Jimmy Wynn, R OBP: 0.396, SLG: 0.595 Cesar Geronimo, L OBP: 0.333, SLG: 0.316 (8, 7)	0-0 F		0-3 K			0-3 K			0-0 1B	4	0	0	0	0	2	2																				
Bob Watson, R OBP: 0.318, SLG: 0.419 (1, 3)	0-0 BB		0-3 K			0-0 S			0-0 1B	5	1	2	1	0	1	0																				
Denis Menke, R OBP: 0.391, SLG: 0.437 (1, 6)	0-0 E5		0-3 K			0-0 K			0-0 BB	4	1	0	1	1	1	2																				
Doug Rader, R OBP: 0.319, SLG: 0.432 (1, 5)	4-0 2B		0-3 K			0-3 K			4-0 1B	3	2	1	1	1	2	2																				
Cesar Cedeno, R OBP: 0.326, SLG: 0.433 (1, 8)	0-0 1B		0-0 1B			0-0 FC			0-0 2B	4	2	2	2	0	0	0																				
Larry Howard, R OBP: 0.403, SLG: 0.509 (1, 2)	4-0 1B		0-3 K			4-0 FC			4-0 SH	2	0	0	0	2	1	1																				
Don Wilson, R OBP: 0.131, SLG: 0.164 Jim Ray, R OBP: 0.200, SLG: 0.200 (9, 1)	0-0 1B		0-0 FC			0-0 SH			0-0 FC	3	0	2	2	0	0	0																				
Inning Stats	R: 6 E: 2 K: 1 S: 11	H: 4 LOB: 2 BB: 2 P: 19	R: 0 E: 0 K: 2 S: 7	H: 0 LOB: 1 BB: 1 P: 11	R: 1 E: 0 K: 1 S: 7	H: 2 LOB: 1 BB: 0 P: 7	R: 0 E: 0 K: 3 S: 10	H: 1 LOB: 1 BB: 0 P: 10	R: 0 E: 0 K: 0 S: 3	H: 0 LOB: 0 BB: 0 P: 3	R: 2 E: 0 K: 1 S: 7	H: 2 LOB: 0 BB: 0 P: 7	R: 1 E: 1 K: 0 S: 5	H: 1 LOB: 2 BB: 1 P: 9	R: 0 E: 0 K: 0 S: 3	H: 0 LOB: 0 BB: 0 P: 3		1B: 6 2B: 2 3B: 0 HR: 2	SF: 0 SAC: 1 DP: 0 HBP: 0	WP: 0 PB: 0 SB: 1 CS: 0	PA: 41															
PITCHER	IP	WLS	BF	H	R	ER	SO	BB	IBB	HBP	BLK	WP	HR	S	P	ERA	WHIP	PITCHER		IP	WLS	BF	H	R	ER	SO	BB	IBB	HBP	BLK	WP	HR	S	P	ERA	WHIP
George Stone, L ERA: 3.8 Rick Kester, R ERA: 5.53 Bob Priddy, R ERA: 5.0	(1, 1)	0.1	L	9	4	6	0	0	1	0	0	0	0	1	38	42	4.76	1.059																		



Batter	1	2	3	4	5	6	7	8	9	AB	R	H	RBI	BB	SO	LOB	TOP							
Mike Lum, L OBP: 0.302, SLG: 0.402 (1, 8)	3-1			FC3-2			G3 1B 2B	F7		5	1	2	0	0	0	3								
Ralph Carr, L OBP: 0.265, SLG: 0.261 (1, 9)	K		4-3	F7			F8	F8		5	0	0	0	0	1	5								
Hank Aaron, R Earl Williams, R (1, 3) (7, 3)	F2			E6 1B	F7		G3	F9		4	1	0	0	0	0	1								
Rico Carty, R Dusty Baker Jr., R (1, 7) (7, PR) (7, 8)		BB BB		K	G4-6-3 BB		1B 1B	E6		2	0	1	1	2	1	1								
Darrell Evans, L OBP: 0.500, SLG: 0.533 (1, 5)		BB BB		1B 1B	G4-6-3		1B	F8		3	1	1	0	2	0	2								
Clete Boyer, R OBP: 0.301, SLG: 0.379 (1, 6)	K			1B 1B			F7			4	1	2	2	0	1	2								
Gil Garrido, R OBP: 0.298, SLG: 0.317 (1, 4)	G5-4-3			BB 1B	1-3		1-3	F8		4	0	1	1	0	0	4								
Bob Tillman, R OBP: 0.300, SLG: 0.409 (1, 2)			1-3	FC3-2 1B			1B	F8		4	0	2	0	0	0	0								
Mike McQueen, L Phil Niekro, R Oscar Brown, R Don Cardwell, R (1, 1) (6, 1) (6, PH) (8, 1) (8, 1)			K	FC3-2 BB			4-3	K		2	0	0	1	1	1	1								
<b>Inning Stats</b>	R: 0 E: 0 K: 1 S: 5	H: 0 LOB: 0 BB: 0 P: 5	R: 0 E: 0 K: 1 S: 4	H: 0 LOB: 1 BB: 2 P: 12	R: 0 E: 0 K: 1 S: 6	H: 1 LOB: 1 BB: 0 P: 6	R: 3 E: 1 K: 1 S: 9	H: 3 LOB: 3 BB: 2 P: 17	R: 0 E: 0 K: 0 S: 2	H: 0 LOB: 0 BB: 1 P: 6	R: 0 E: 0 K: 0 S: 4	H: 1 LOB: 1 BB: 0 P: 4	R: 2 E: 0 K: 0 S: 7	H: 4 LOB: 2 BB: 0 P: 7	R: 0 E: 0 K: 1 S: 5	H: 0 LOB: 0 BB: 0 P: 5	R: 0 E: 1 K: 0 S: 4	H: 0 LOB: 1 BB: 0 P: 4	1B: 8 2B: 1 3B: 0 HR: 0	SF: 0 SAC: 0 DP: 2 HBP: 0	WP: 0 PB: 0 SB: 0 CS: 0	PA: 41		
<b>PITCHER</b>	IP WLS BF H R ER SO BB IBB HBP BLK WP HR S P ERA WHIP	IP WLS BF H R ER SO BB IBB HBP BLK WP HR S P ERA WHIP	IP WLS BF H R ER SO BB IBB HBP BLK WP HR S P ERA WHIP	IP WLS BF H R ER SO BB IBB HBP BLK WP HR S P ERA WHIP	IP WLS BF H R ER SO BB IBB HBP BLK WP HR S P ERA WHIP	IP WLS BF H R ER SO BB IBB HBP BLK WP HR S P ERA WHIP	IP WLS BF H R ER SO BB IBB HBP BLK WP HR S P ERA WHIP	IP WLS BF H R ER SO BB IBB HBP BLK WP HR S P ERA WHIP	IP WLS BF H R ER SO BB IBB HBP BLK WP HR S P ERA WHIP	IP WLS BF H R ER SO BB IBB HBP BLK WP HR S P ERA WHIP	IP WLS BF H R ER SO BB IBB HBP BLK WP HR S P ERA WHIP	IP WLS BF H R ER SO BB IBB HBP BLK WP HR S P ERA WHIP	IP WLS BF H R ER SO BB IBB HBP BLK WP HR S P ERA WHIP	IP WLS BF H R ER SO BB IBB HBP BLK WP HR S P ERA WHIP	IP WLS BF H R ER SO BB IBB HBP BLK WP HR S P ERA WHIP	IP WLS BF H R ER SO BB IBB HBP BLK WP HR S P ERA WHIP	IP WLS BF H R ER SO BB IBB HBP BLK WP HR S P ERA WHIP	IP WLS BF H R ER SO BB IBB HBP BLK WP HR S P ERA WHIP	IP WLS BF H R ER SO BB IBB HBP BLK WP HR S P ERA WHIP	IP WLS BF H R ER SO BB IBB HBP BLK WP HR S P ERA WHIP	IP WLS BF H R ER SO BB IBB HBP BLK WP HR S P ERA WHIP	IP WLS BF H R ER SO BB IBB HBP BLK WP HR S P ERA WHIP	IP WLS BF H R ER SO BB IBB HBP BLK WP HR S P ERA WHIP	IP WLS BF H R ER SO BB IBB HBP BLK WP HR S P ERA WHIP

Atlanta Braves @ San Francisco Giants  
Candlestick Park, San Francisco, CA  
Mon Sep 14 1970, 10:05 PM EDT  
Att: 2,735 - Unknown

AB 36  
R 5  
H 9  
RBI 5  
BB 5  
SO 5  
LOB 19



Batter	1	2	3	4	5	6	7	8	9	AB	R	H	RBI	BB	SO	LOB	BOTTOM								
Bobby Bonds, R OBP: 0.389, SLG: 0.518 (1, 9)	K	G3		1B BB		BB 1B	2B 1B			4	1	2	0	1	1	1									
Tito Fuentes, S OBP: 0.308, SLG: 0.342 (1, 4)	F8		4-3	1B		K	1B			5	0	2	0	0	1	3									
Willie Mays, R OBP: 0.395, SLG: 0.525 (1, 8)	2B		WP PB	F8		1B WP BB		6-3		4	2	2	1	1	0	3									
Willie McCovey, L Frank Johnson, R (1, 3) (5, 3)	F7		BB	PB		1B	FC6-2 1B	1B		1	0	0	0	1	0	1									
Dick Dietz, R OBP: 0.439, SLG: 0.539 (1, 2)		F4	6-3	K		WP BB		F2		4	0	0	0	1	1	3									
Jim Ray Hart, R Al Gallagher, R (1, 5) (7, 5)		2B HBP	5-3	F7		FC6-2		1B		3	1	0	0	0	0	4									
Bernie Williams, R OBP: 0.417, SLG: 0.500 (1, 7)		1B 2B		F5		F9		FC4-6		4	1	1	1	1	0	5									
Hal Lanier, R OBP: 0.264, SLG: 0.279 (1, 6)	F8			1B BB		1B BB		6-3		4	1	2	0	0	0	1									
Frank Reberger, L Don McMahon, R (1, 1) (7, 1)				F5		BB 1B		K2-3		3	1	2	1	0	0	1									
<b>Inning Stats</b>	R: 0 E: 0 K: 1 S: 6	H: 1 LOB: 1 BB: 0 P: 6	R: 2 E: 0 K: 0 S: 5	H: 2 LOB: 1 BB: 0 P: 6	R: 1 E: 0 K: 0 S: 4	H: 1 LOB: 1 BB: 1 P: 8	R: 0 E: 0 K: 0 S: 4	H: 2 LOB: 3 BB: 2 P: 12	R: 0 E: 0 K: 1 S: 6	H: 1 LOB: 1 BB: 0 P: 6	R: 4 E: 0 K: 1 S: 9	H: 4 LOB: 2 BB: 2 P: 17	R: 0 E: 0 K: 1 S: 6	H: 2 LOB: 2 BB: 0 P: 6	R: 0 E: 0 K: 0 S: 5	H: 2 LOB: 2 BB: 0 P: 5	R: 0 E: 0 K: 0 S: 4	H: 0 LOB: 1 BB: 0 P: 4	1B: 11 2B: 4 3B: 0 HR: 0	SF: 0 SAC: 0 DP: 0 HBP: 1	WP: 2 PB: 1 SB: 0 CS: 1	PA: 43			
<b>PITCHER</b>	IP WLS BF H R ER SO BB IBB HBP BLK WP HR S P ERA WHIP	IP WLS BF H R ER SO BB IBB HBP BLK WP HR S P ERA WHIP	IP WLS BF H R ER SO BB IBB HBP BLK WP HR S P ERA WHIP	IP WLS BF H R ER SO BB IBB HBP BLK WP HR S P ERA WHIP	IP WLS BF H R ER SO BB IBB HBP BLK WP HR S P ERA WHIP	IP WLS BF H R ER SO BB IBB HBP BLK WP HR S P ERA WHIP	IP WLS BF H R ER SO BB IBB HBP BLK WP HR S P ERA WHIP	IP WLS BF H R ER SO BB IBB HBP BLK WP HR S P ERA WHIP	IP WLS BF H R ER SO BB IBB HBP BLK WP HR S P ERA WHIP	IP WLS BF H R ER SO BB IBB HBP BLK WP HR S P ERA WHIP	IP WLS BF H R ER SO BB IBB HBP BLK WP HR S P ERA WHIP	IP WLS BF H R ER SO BB IBB HBP BLK WP HR S P ERA WHIP	IP WLS BF H R ER SO BB IBB HBP BLK WP HR S P ERA WHIP	IP WLS BF H R ER SO BB IBB HBP BLK WP HR S P ERA WHIP	IP WLS BF H R ER SO BB IBB HBP BLK WP HR S P ERA WHIP	IP WLS BF H R ER SO BB IBB HBP BLK WP HR S P ERA WHIP	IP WLS BF H R ER SO BB IBB HBP BLK WP HR S P ERA WHIP	IP WLS BF H R ER SO BB IBB HBP BLK WP HR S P ERA WHIP	IP WLS BF H R ER SO BB IBB HBP BLK WP HR S P ERA WHIP	IP WLS BF H R ER SO BB IBB HBP BLK WP HR S P ERA WHIP	IP WLS BF H R ER SO BB IBB HBP BLK WP HR S P ERA WHIP	IP WLS BF H R ER SO BB IBB HBP BLK WP HR S P ERA WHIP	IP WLS BF H R ER SO BB IBB HBP BLK WP HR S P ERA WHIP	IP WLS BF H R ER SO BB IBB HBP BLK WP HR S P ERA WHIP	IP WLS BF H R ER SO BB IBB HBP BLK WP HR S P ERA WHIP

Atlanta Braves @ San Francisco Giants  
Candlestick Park, San Francisco, CA  
Mon Sep 14 1970, 10:05 PM EDT  
Att: 2,735 - Unknown

AB 37  
R 7  
H 15  
RBI 5  
BB 5  
SO 4  
LOB 22



Batter	1	2	3	4	5	6	7	8	9	AB	R	H	RBI	BB	SO	LOB	TOP
Mike Lum, L OBP: 0.305, SLG: 0.403 (1, 8)										4	0	2	0	0	0	0	<b>Atlanta Braves @ San Francisco Giants</b> Candlestick Park, San Francisco, CA Tue Sep 15 1970, 10:05 PM EDT Att: 2,861 - Unknown
Ralph Garr, L OBP: 0.245, SLG: 0.240 (1, 9)										4	0	0	0	0	0	2	
Hank Aaron, R OBP: 0.386, SLG: 0.588 (1, 3)										4	0	0	0	0	0	2	
Rico Carty, R Dusty Baker Jr., R OBP: 0.446, SLG: 0.581 (7, 8)										3	0	2	0	0	0	0	
Hal King, L OBP: 0.362, SLG: 0.465 (1, 2)										3	0	0	0	0	0	2	
Clete Boyer, R OBP: 0.299, SLG: 0.376 (1, 5)										3	0	0	0	0	1	1	
Sonny Jackson, L OBP: 0.346, SLG: 0.312 (1, 6)										3	0	0	0	0	0	1	
Gil Garrido, R OBP: 0.295, SLG: 0.314 (1, 4)										3	0	0	0	0	1	0	
Ron Reed, R Earl Williams, R Bob Priddy, R OBP: 0.108, SLG: 0.135 (8, PH) (8, 1)										2	0	0	0	0	0	0	
<b>Inning Stats</b>	R: 0 E: 0 K: 0 S: 3	H: 0 LOB: 0 BB: 0 P: 3	R: 0 E: 0 K: 0 S: 4	H: 1 LOB: 1 BB: 0 P: 4	R: 0 E: 0 K: 1 S: 5	H: 0 LOB: 0 BB: 0 P: 5	R: 0 E: 0 K: 0 S: 4	H: 1 LOB: 1 BB: 0 P: 4	R: 0 E: 0 K: 0 S: 3	H: 0 LOB: 0 BB: 0 P: 3	R: 0 E: 0 K: 0 S: 3	H: 0 LOB: 0 BB: 0 P: 3	R: 0 E: 0 K: 0 S: 3	H: 1 LOB: 0 BB: 0 P: 3	1B: 3 2B: 1 3B: 0 HR: 0	SF: 0 SAC: 0 DP: 1 HBP: 0	
<b>PITCHER</b> Gaylord Perry, R ERA: 3.28 (1, 1)	IP: 9.0 WLS: W BF: 30 H: 4 R: 0 ER: 0 SO: 2 BB: 0 IBB: 0 HBP: 0 BLK: 0 WP: 1 HR: 0 S: 34 P: 34 ERA: 0.00 WHIP: 0.444											<b>PITCHER</b> IP: WLS: BF: H: R: ER: SO: BB: IBB: HBP: BLK: WP: HR: S: P: ERA: WHIP					

Batter	1	2	3	4	5	6	7	8	9	AB	R	H	RBI	BB	SO	LOB	BOTTOM
Bobby Bonds, R OBP: 0.388, SLG: 0.517 (1, 9)										4	0	1	2	0	1	0	<b>Atlanta Braves @ San Francisco Giants</b> Candlestick Park, San Francisco, CA Tue Sep 15 1970, 10:05 PM EDT Att: 2,861 - Unknown
Tito Fuentes, S OBP: 0.310, SLG: 0.345 (1, 4)										3	1	1	0	0	0	1	
Willie Mays, R George Foster, R OBP: 0.393, SLG: 0.523 (9, 7)										4	0	1	0	0	0	1	
Willie McCovey, L OBP: 0.436, SLG: 0.604 (1, 3)										4	0	1	0	0	1	3	
Dick Dietz, R OBP: 0.436, SLG: 0.535 (1, 2)										4	1	0	1	0	0	2	
Ken Henderson, S OBP: 0.394, SLG: 0.450 (9, 8)										4	2	2	1	0	0	1	
Al Gallagher, R OBP: 0.353, SLG: 0.493 (1, 5)										4	2	2	2	0	0	1	
Hal Lanier, R OBP: 0.266, SLG: 0.281 (1, 6)										4	1	2	0	0	2	0	
Gaylord Perry, R OBP: 0.107, SLG: 0.162 (1, 1)										4	1	1	1	0	1	1	
<b>Inning Stats</b>	R: 0 E: 0 K: 1 S: 6	H: 1 LOB: 1 BB: 0 P: 6	R: 3 E: 0 K: 0 S: 7	H: 4 LOB: 1 BB: 0 P: 7	R: 0 E: 0 K: 0 S: 4	H: 1 LOB: 1 BB: 0 P: 4	R: 1 E: 0 K: 1 S: 6	H: 1 LOB: 0 BB: 0 P: 6	R: 0 E: 0 K: 0 S: 3	H: 0 LOB: 0 BB: 0 P: 3	R: 0 E: 0 K: 2 S: 7	H: 0 LOB: 0 BB: 0 P: 7	R: 4 E: 0 K: 1 S: 9	H: 4 LOB: 1 BB: 0 P: 10	1B: 6 2B: 4 3B: 0 HR: 1	SF: 0 SAC: 0 DP: 0 HBP: 1	
<b>PITCHER</b> Ron Reed, R Bob Priddy, R ERA: 4.55 ERA: 5.42 (8, 1)	IP: 7.0 WLS: L BF: 28 H: 7 R: 4 ER: 3 SO: 4 BB: 0 IBB: 0 HBP: 0 BLK: 0 WP: 0 HR: 1 S: 36 P: 36 ERA: 3.86 WHIP: 1.000											<b>PITCHER</b> IP: WLS: BF: H: R: ER: SO: BB: IBB: HBP: BLK: WP: HR: S: P: ERA: WHIP					



Batter	1	2	3	4	5	6	7	8	9	AB	R	H	RBI	BB	SO	LOB	TOP								
<b>Felix Millan, R</b> OBP: 0.351, SLG: 0.381 (1, 4)	0-0 5-3		0-0 F8		0-0 1B 3-4-1 1B	0-0 1B SF9 1B		0-0 1B BB 1B	0-0 E4 BB SF8	6	4	3	0	0	0	0									
<b>Mike Lum, L</b> OBP: 0.309, SLG: 0.403 (1, 8) (8, 9)	0-0 1B		0-0 4-3		0-0 3-4-1 1-2	0-0 1B 1-3		0-0 P1 1-2	4-0 SF8 BB 1-2 BB	5	0	2	0	1	0	2									
<b>Ralph Carr, L</b> OBP: 0.263, SLG: 0.264 <b>Hank Aaron, R</b> OBP: 0.387, SLG: 0.588 <b>Oscar Brown, R</b> OBP: 0.455, SLG: 0.579 (1, 9) (8, PH) (8, 8)	0-3 K			0-0 1B SF7 1B	0-0 1B 2-3	0-0 SF9 3-H		4-0 1B BB 1-2	4-0 1B BB 1-2 2-3	3	2	2	1	0	1	1									
<b>Rico Carty, R</b> OBP: 0.450, SLG: 0.584 <b>Dusty Baker Jr., R</b> (8, PR) (8, 7)	0-0 F9			0-0 1B 1-3	0-0 1B 1-3	0-0 1B 1-2		0-0 1B 1B 1-2 H	0-0 SF8 2-3 3-H	5	2	4	2	0	0	1									
<b>Earl Williams, R</b> OBP: 0.143, SLG: 0.167 <b>Orlando Cepeda, R</b> OBP: 0.368, SLG: 0.556 (1, 3) (8, PH) (8, 3)		0-0 F6		0-0 SF7 3-H	0-0 IBB 1B 1-2	0-0 K 3-H		0-0 1B 1-2 H	0-0 F2 3-H	3	0	1	2	0	1	2									
<b>Clete Boyer, R</b> OBP: 0.302, SLG: 0.379 (1, 5)	0-0 4-3 1B			0-0 3B 1-2	0-0 F4 1-2	0-0 F8 3-H		0-0 1B 1-2 2-3		5	1	3	0	0	0	4									
<b>Sonny Jackson, L</b> OBP: 0.347, SLG: 0.320 <b>Bob Aspromonte, R</b> OBP: 0.265, SLG: 0.227 <b>Gil Garrido, R</b> OBP: 0.295, SLG: 0.314 (1, 6) (8, PH) (8, 6)	0-0 4-3 1-2			0-0 FC4-2 1-H 2-H 3B	0-0 IBB 1-2 2-H 1B		0-0 F5 3-H	0-3 K 2-3		4	0	2	3	0	0	1									
<b>Bob Didier, S</b> OBP: 0.210, SLG: 0.178 (1, 2)	0-0 4-3			0-0 FC4-2 3-H	4-0 1-2 2-3 IBB		0-0 G3 3-H	0-0 F6 3-H		4	0	0	0	1	0	5									
<b>Jim Nash, R</b> OBP: 0.114, SLG: 0.182 <b>Hoyt Wilhelm, R</b> OBP: 0.231, SLG: 0.091 <b>Phil Niekro, R</b> OBP: 0.171, SLG: 0.190 (1, 1) (5, 1) (6, 1)			0-3 K	0-0 F9 3-H	0-3 K 3-H		0-3 K 3-H	0-0 F2 3-H		3	0	0	0	0	2	4									
<b>Inning Stats</b>	R: 0 E: 0 K: 1 S: 6	H: 1 LOB: 1 BB: 0 P: 6	R: 0 E: 0 K: 0 S: 4	H: 1 LOB: 1 BB: 0 P: 4	R: 0 E: 0 K: 1 S: 5	H: 0 LOB: 0 BB: 0 P: 5	R: 3 E: 0 K: 0 S: 7	H: 4 LOB: 1 BB: 0 P: 7	R: 3 E: 0 K: 1 S: 10	H: 5 LOB: 3 BB: 1 P: 14	R: 1 E: 0 K: 1 S: 8	H: 3 LOB: 2 BB: 0 P: 8	R: 0 E: 0 K: 1 S: 5	H: 0 LOB: 0 BB: 0 P: 5	R: 2 E: 0 K: 1 S: 9	H: 4 LOB: 3 BB: 1 P: 13	R: 1 E: 1 K: 0 S: 4	H: 0 LOB: 2 BB: 2 P: 12	1B: 17 2B: 0 3B: 1 HR: 0	SF: 3 SAC: 0 DP: 0 HBP: 0	WP: 0 PB: 0 SB: 0 CS: 0	PA: 50			
<b>PITCHER</b>	IP	WLS	BF	H	R	ER	SO	BB	IBB	HBP	BLK	WP	HR	S	P	ERA	WHIP								
<b>Juan Marichal, R</b> ERA: 4.25 (1, 1)	6.0		33	14	7	7	4	0	1	0	0	0	0	40	44	10.50	2.333								
<b>Jerry Johnson, R</b> ERA: 4.54 (7, 1)	1.0	L	4	1	1	1	1	0	0	0	0	0	0	6	6	9.00	1.000								
<b>Mike Davison, L</b> ERA: 6.31 (8, 1)	0.1		3	1	0	0	0	1	0	0	0	0	0	2	6	0.00	6.000								
<b>Don Carrithers, R</b> ERA: 7.48 (8, 1)	0.0		2	2	1	1	0	0	0	0	0	0	0	2	2	∞	∞								
<b>John Cumberland, L</b> ERA: 3.63 (8, 1)	1.2		8	0	1	0	1	2	0	0	0	0	0	8	16	0.00	1.200								

Atlanta Braves @ San Francisco Giants  
Candlestick Park, San Francisco, CA  
Wed Sep 16 1970, 6:33 AM EDT  
Att: 3,166 - Unknown

AB 43  
R 10  
H 18  
RBI 10  
BB 4  
SO 6  
LOB 25



Batter	1	2	3	4	5	6	7	8	9	AB	R	H	RBI	BB	SO	LOB	BOTTOM								
<b>Bobby Bonds, R</b> OBP: 0.390, SLG: 0.523 (1, 9)	0-3 K	0-3 K			0-0 HR	0-0 F9 FC1-5 1B		0-0 4-3-6 1B		5	2	3	1	0	2	1									
<b>Tito Fuentes, S</b> OBP: 0.313, SLG: 0.346 (1, 4) (8, 6)	0-0 1B		4-0 BB		0-0 HR	0-0 FC1-5 1B 2-3f		0-0 4-3-6 1-2f		4	1	2	0	1	0	4									
<b>Ken Henderson, S</b> OBP: 0.393, SLG: 0.454 (1, 8)	0-0 F9		0-0 F9		0-0 HR	0-0 F9 1-H		0-0 G3 2-3		5	1	1	2	0	0	5									
<b>Willie McCovey, L</b> OBP: 0.439, SLG: 0.606 (1, 3)	0-0 G3		4-0 G1-4-3 BB		0-0 FC3-6 1B BB	0-0 FC6 1-3 3-H 1B		0-0 E 2B		3	1	2	1	2	0	1									
<b>Jim Ray Hart, R</b> OBP: 0.356, SLG: 0.426 <b>Al Gallagher, R</b> OBP: 0.353, SLG: 0.402 (1, 5) (4, 5)		0-0 F8	0-0 G1-4-3 1-2f		0-0 FC3-6 1B	0-0 FC6 1-2f		0-0 E6 G6-4-3 2-3		2	0	0	0	0	0	2									
<b>John Stephenson, L</b> OBP: 0.105, SLG: 0.093 <b>Dick Dietz, R</b> OBP: 0.435, SLG: 0.533 (1, 2) (8, PH)		0-0 6-3		0-0 F9	0-0 FC3-6 1B 1-2f 2-3		0-3 K2-3		0-3 K	4	0	0	0	0	1	2									
<b>George Foster, R</b> OBP: 0.354, SLG: 0.490 <b>Frank Johnson, R</b> OBP: 0.356, SLG: 0.364 (1, 7) (8, PH)		0-0 E 2B		0-0 F7	0-0 1B 1-2 3-H		0-3 K		0-0 G6-4-3 1-2f	4	1	2	1	0	1	0									
<b>Hal Lanier, R</b> OBP: 0.266, SLG: 0.279 (1, 6)		4-0 E BB		0-0 F3	0-0 F7 3-H		0-3 K			3	1	0	0	1	1	2									
<b>Juan Marichal, R</b> OBP: 0.271, SLG: 0.053 <b>Bob Taylor, L</b> OBP: 0.312, SLG: 0.259 <b>Don Messersmith, R</b> OBP: 0.256, SLG: 0.143 <b>Jerry Johnson, R</b> OBP: 0.256, SLG: 0.093 <b>Mike Davison, L</b> <b>Don Carrithers, R</b> <b>John Cumberland, R</b> OBP: 0.266, SLG: 0.329 <b>Bob Heise, R</b> OBP: 0.263, SLG: 0.311 (1, 1) (5, PH) (8, PR) (7, 1) (8, 1) (8, 1) (8, 1) (8, 4)		0-0 E6 1-H 2-H		0-0 F7	4-0 FC1-5 BB		0-0 E6 1B			2	0	0	0	0	0	0									
<b>Inning Stats</b>	R: 0 E: 0 K: 1 S: 6	H: 1 LOB: 1 BB: 0 P: 6	R: 2 E: 1 K: 1 S: 7	H: 1 LOB: 1 BB: 1 P: 11	R: 0 E: 0 K: 0 S: 2	H: 0 LOB: 1 BB: 2 P: 10	R: 0 E: 0 K: 0 S: 3	H: 0 LOB: 0 BB: 0 P: 3	R: 4 E: 0 K: 0 S: 8	H: 5 LOB: 2 BB: 1 P: 12	R: 1 E: 0 K: 0 S: 5	H: 2 LOB: 2 BB: 1 P: 9	R: 0 E: 0 K: 3 S: 9	H: 0 LOB: 0 BB: 0 P: 9	R: 0 E: 1 K: 0 S: 4	H: 1 LOB: 1 BB: 0 P: 4	R: 0 E: 1 K: 1 S: 6	H: 1 LOB: 1 BB: 0 P: 6	1B: 7 2B: 3 3B: 0 HR: 2	SF: 0 SAC: 0 DP: 3 HBP: 0	WP: 0 PB: 0 SB: 0 CS: 0	PA: 43			
<b>PITCHER</b>	IP	WLS	BF	H	R	ER	SO	BB	IBB	HBP	BLK	WP	HR	S	P	ERA	WHIP								
<b>Jim Nash, R</b> ERA: 4.09 (1, 1)	4.1		21	5	5	3	2	3	0	0	0	0	0	22	34	6.23	1.846								
<b>Hoyt Wilhelm, R</b> ERA: 2.75 (5, 1)	0.2		7	3	2	2	0	2	0	0	0	0	0	5	13	27.00	7.500								
<b>Phil Niekro, R</b> ERA: 4.27 (6, 1)	4.0	W	15	3	0	0	4	0	0	0	0	0	0	23	23	0.00	0.750								

Atlanta Braves @ San Francisco Giants  
Candlestick Park, San Francisco, CA  
Wed Sep 16 1970, 6:33 AM EDT  
Att: 3,166 - Unknown

AB 38  
R 7  
H 11  
RBI 5  
BB 5  
SO 6  
LOB 24





Batter	1	2	3	4	5	6	7	8	9	AB	R	H	RBI	BB	SO	LOB	TOP										
<b>Pete Rose, S</b> OBP: 0.397, SLG: 0.482 <b>Angel Bravo, L</b> OBP: 0.380, SLG: 0.339	F7		4-3		4-3		4-0 2B BB	6-3	1-0 HR	5	2	1	2	1	0	1	<b>Cincinnati Reds @ Atlanta Braves</b> Atlanta Stadium, Atlanta, GA Fri Sep 18 1970, 7:05 PM EDT Att: 11,664 - Unknown										
<b>Bobby Tolan, L</b> OBP: 0.397, SLG: 0.475	K		1B SF8 1B		F7		1-2 2-3 BB	G3	4-3	6	2	2	3	0	1	2											
<b>Tony Perez, R</b> OBP: 0.401, SLG: 0.597 <b>Woody Woodward, R</b> OBP: 0.287, SLG: 0.287	1B		1-3 1B		5-3		1-0 HR BB	BB	F8	4	1	3	0	1	0	1											
<b>Johnny Bench, R</b> OBP: 0.340, SLG: 0.598	P4		SF8				1-0 HR BB	1-2 BB		3	1	1	4	1	0	1											
<b>Bernie Carbo, L</b> OBP: 0.452, SLG: 0.551 <b>Wayne Granger, R</b> OBP: 0.100, SLG: 0.100	K		3-H K				1-0 HR BB	P6		4	0	1	0	0	3	1											
<b>Lee May, R</b> OBP: 0.294, SLG: 0.477 <b>Jimmy Stewart, S</b> OBP: 0.312, SLG: 0.333	1B BB				4-3		1-0 P6	F8	2B 1B BB	3	1	0	0	2	0	1											
<b>Tommy Helms, R</b> OBP: 0.278, SLG: 0.302 <b>Darrel Chaney, S</b> OBP: 0.278, SLG: 0.302	F4				F7		1-0 P4	1B	1-3 1B 2B	5	0	2	0	0	0	2											
<b>Dave Concepcion, R</b> OBP: 0.345, SLG: 0.344	1-2 1B				L3		BB BB 1B		HR 1B	5	2	4	2	0	0	0											
<b>Tony Cloninger, R</b> OBP: 0.190, SLG: 0.310 <b>Ty Cline, L</b> OBP: 0.379, SLG: 0.421 <b>Pat Corrales, R</b> OBP: 0.296, SLG: 0.330	K						1-2 BB BB		2-H 3-H K	2	0	1	0	0	1	2											
<b>Bill Plummer, R</b> OBP: 0.296, SLG: 0.330							1-2 BB BB		F8	0	0	0	0	0	0	0											
<b>Inning Stats</b>	R: 0 E: 0 K: 1 S: 6	H: 1 LOB: 1 BB: 0 P: 6	R: 0 E: 0 K: 2 S: 8	H: 1 LOB: 2 BB: 1 P: 12	R: 1 E: 0 K: 1 S: 7	H: 2 LOB: 1 BB: 0 P: 7	R: 0 E: 0 K: 0 S: 3	H: 0 LOB: 0 BB: 0 P: 3	R: 0 E: 0 K: 0 S: 4	H: 1 LOB: 1 BB: 0 P: 4	R: 0 E: 0 K: 0 S: 4	H: 1 LOB: 1 BB: 0 P: 4	R: 6 E: 0 K: 1 S: 10	H: 5 LOB: 2 BB: 3 P: 22	R: 0 E: 0 K: 0 S: 4	H: 1 LOB: 2 BB: 1 P: 8	R: 4 E: 0 K: 1 S: 8	H: 3 LOB: 1 BB: 1 P: 12	1B: 9 2B: 4 3B: 0 HR: 2	SF: 1 SAC: 0 DP: 0 HBP: 0	WP: 0 PB: 0 SB: 0 CS: 0	PA: 48					
<b>PITCHER</b>	IP	WLS	BF	H	R	ER	SO	BB	IBB	HBP	BLK	WP	HR	S	P	ERA	WHIP										
<b>Pat Jarvis, R</b> ERA: 3.64	6.0	L	28	7	4	4	4	3	0	0	0	0	0	33	45	6.00	1.667										
<b>Hoyt Wilhelm, R</b> ERA: 3.1	0.0		3	2	3	3	0	1	0	0	0	0	1	2	6	∞	∞										
<b>George Stone, L</b> ERA: 3.77	2.0		10	3	0	0	1	1	0	0	0	0	0	11	15	0.00	2.000										
<b>Don Cardwell, R</b> ERA: 7.43	1.0		7	3	4	4	1	1	0	0	0	0	1	8	12	36.00	4.000										

Batter	1	2	3	4	5	6	7	8	9	AB	R	H	RBI	BB	SO	LOB	BOTTOM										
<b>Felix Millan, R</b> OBP: 0.349, SLG: 0.378	K				6-3			6-3		4	0	0	0	0	1	1	<b>Cincinnati Reds @ Atlanta Braves</b> Atlanta Stadium, Atlanta, GA Fri Sep 18 1970, 7:05 PM EDT Att: 11,664 - Unknown										
<b>Mike Lum, L</b> OBP: 0.308, SLG: 0.404	4-3				F7			3-1		4	1	1	1	0	0	0											
<b>Hank Aaron, R</b> OBP: 0.388, SLG: 0.585 <b>Dusty Baker Jr., R</b> OBP: 0.467, SLG: 0.590	K				6-3				4-0 1B BB	2	1	0	0	2	1	0											
<b>Rico Carty, R</b> OBP: 0.453, SLG: 0.588 <b>Oscar Brown, R</b> OBP: 0.467, SLG: 0.590	G1-4-3 BB							1-0 1B	1-0 2B	2	0	2	2	1	0	0											
<b>Orlando Cepeda, R</b> OBP: 0.367, SLG: 0.555	G1-4-3							1-2 1B	1-0 1B	1	1	1	0	0	0	0											
<b>Clete Boyer, R</b> OBP: 0.302, SLG: 0.378	F7							1-3 2-H FC4-6	2B	4	0	1	1	0	0	1											
<b>Bob Didier, S</b> OBP: 0.211, SLG: 0.180					F9				FC4-6	4	0	1	1	0	0	2											
<b>Gil Garrido, R</b> OBP: 0.292, SLG: 0.311					F9				FC4-6	4	0	0	0	0	0	2											
<b>Pat Jarvis, R</b> OBP: 0.203, SLG: 0.218 <b>Hoyt Wilhelm, R</b> OBP: 0.231, SLG: 0.091 <b>George Stone, L</b> OBP: 0.308, SLG: 0.243 <b>Ralph Garr, L</b> OBP: 0.259, SLG: 0.259 <b>Don Cardwell, R</b> OBP: 0.182, SLG: 0.200	4-3								1-2 3-H G4-6-3	2	1	1	0	0	0	0											
<b>Inning Stats</b>	R: 0 E: 0 K: 2 S: 7	H: 0 LOB: 0 BB: 0 P: 7	R: 0 E: 0 K: 0 S: 2	H: 0 LOB: 0 BB: 1 P: 6	R: 0 E: 0 K: 0 S: 3	H: 0 LOB: 0 BB: 0 P: 3	R: 0 E: 0 K: 0 S: 3	H: 0 LOB: 0 BB: 0 P: 3	R: 0 E: 0 K: 0 S: 4	H: 1 LOB: 1 BB: 0 P: 4	R: 3 E: 0 K: 0 S: 5	H: 3 LOB: 1 BB: 1 P: 9	R: 0 E: 0 K: 0 S: 4	H: 1 LOB: 1 BB: 0 P: 4	R: 0 E: 0 K: 0 S: 3	H: 0 LOB: 0 BB: 0 P: 3		R: 3 E: 0 K: 0 S: 5	H: 3 LOB: 1 BB: 1 P: 9	1B: 5 2B: 3 3B: 0 HR: 0	SF: 0 SAC: 0 DP: 2 HBP: 0	WP: 0 PB: 0 SB: 0 CS: 0	PA: 35				
<b>PITCHER</b>	IP	WLS	BF	H	R	ER	SO	BB	IBB	HBP	BLK	WP	HR	S	P	ERA	WHIP										
<b>Tony Cloninger, R</b> ERA: 3.97	6.0	W	22	4	3	3	2	2	0	0	0	0	0	24	32	4.50	1.000										
<b>Wayne Granger, R</b> ERA: 2.93	3.0	S	13	4	3	3	0	1	0	0	0	0	0	12	16	9.00	1.667										

Batter	1	2	3	4	5	6	7	8	9	AB	R	H	RBI	BB	SO	LOB	TOP			
<b>Pete Rose, S</b> OBP: 0.388, SLG: 0.480 (1, 8)	4-0 WP BB		0-0 6-3		4-0 BB		0-0 4-3		4-0 FC1-6 BB	2	0	0	0	3	0	0	<b>Cincinnati Reds @ Atlanta Braves</b> Atlanta Stadium, Atlanta, GA Sat Sep 19 1970, 7:05 PM EDT Att: 11,246 - Unknown			
<b>Dave Concepcion, R</b> OBP: 0.338, SLG: 0.337 (1, 6)	0-3 K 1-2		0-0 1-3		0-3 K		0-0 6-3		0-0 FC1-6 BB 1-2 1B	5	1	0	0	0	2	3				
<b>Tony Perez, R</b> OBP: 0.401, SLG: 0.594 (1, 5)	0-0 4-3				0-0 P4				0-0 F8	4	1	1	0	1	0	1				
<b>Ty Cline, L</b> OBP: 0.379, SLG: 0.421 (9, 8)	2-3				E E 1B				1-2 1B BB	0	0	0	0	0	0	0				
<b>Johnny Bench, R</b> OBP: 0.343, SLG: 0.599 (9, 3)	0-3 K				0-0 E8 1B 1-H				0-0 WP 1B 1B	4	3	3	1	1	1	1				
<b>Lee May, R</b> OBP: 0.294, SLG: 0.480 <b>Clay Carroll, R</b> OBP: 0.143, SLG: 0.077 (8, 1)		0-0 4-3			0-0 6-3				0-0 FC6-4 1B 2-H	4	1	1	2	0	1	1				
<b>Hal McRae, R</b> OBP: 0.328, SLG: 0.473 <b>Bernie Carbo, L</b> OBP: 0.453, SLG: 0.556 (8, 7)		0-0 6-3			1-0 HBP				0-0 FC6-4 1B 1-2	2	0	1	1	0	0	0				
<b>Tommy Helms, R</b> OBP: 0.254, SLG: 0.273 (1, 4)		0-0 F7			0-0 F9				0-0 2B	4	0	0	0	0	0	3				
<b>Bill Plummer, R</b> <b>Woody Woodward, R</b> OBP: 0.287, SLG: 0.287 (8, 5)			0-3 K		0-0 6-3				0-0 F8	4	0	0	0	0	1	1				
<b>Jim McGlothlin, R</b> OBP: 0.214, SLG: 0.222 <b>Pat Corrales, R</b> OBP: 0.284, SLG: 0.327 (8, 2)			0-3 K		0-0 5-3				0-0 G3	3	1	1	1	0	1	0				
<b>Inning Stats</b>	R: 0 E: 0 K: 2 S: 7	H: 0 LOB: 1 BB: 1 P: 11	R: 0 E: 0 K: 0 S: 3	H: 0 LOB: 0 BB: 0 P: 3	R: 0 E: 0 K: 2 S: 7	H: 0 LOB: 0 BB: 0 P: 7	R: 2 E: 1 K: 0 S: 5	H: 2 LOB: 1 BB: 0 P: 6	R: 0 E: 0 K: 1 S: 5	H: 0 LOB: 0 BB: 1 P: 9	R: 1 E: 0 K: 0 S: 4	H: 2 LOB: 1 BB: 0 P: 4	R: 2 E: 0 K: 0 S: 5	H: 2 LOB: 1 BB: 1 P: 9	R: 1 E: 0 K: 0 S: 4	H: 1 LOB: 2 BB: 2 P: 12	1B: 5 2B: 1 3B: 0 HR: 2	SF: 0 SAC: 0 DP: 0 HBP: 1	WP: 2 PB: 0 SB: 0 CS: 0	PA: 41
<b>PITCHER</b>	IP 7.0	WLS L	BF 29	H 5	R 4	ER 2	SO 6	BB 2	IBB 0	HBP 1	BLK 0	WP 2	HR 1	S 38	P 47	ERA 2.57	WHIP 1.000			
<b>Steve Barber, L</b> ERA: 4.8																				
<b>Rick Kester, R</b> ERA: 6.07																				

Batter	1	2	3	4	5	6	7	8	9	AB	R	H	RBI	BB	SO	LOB	BOTTOM					
<b>Felix Millan, R</b> OBP: 0.346, SLG: 0.375 (1, 4)	0-0 F7		0-0 FC6-4 BB FC1-2 1-2 2-3		0-0 6-3				0-0 F9	5	0	0	0	0	0	5	<b>Cincinnati Reds @ Atlanta Braves</b> Atlanta Stadium, Atlanta, GA Sat Sep 19 1970, 7:05 PM EDT Att: 11,246 - Unknown					
<b>Ralph Garr, L</b> OBP: 0.286, SLG: 0.288 (1, 9)	0-0 S 1B		0-0 FC1-2 BB 1-2 3-H		0-0 5-3				0-0 1B 1-2 1B	5	1	3	2	0	0	2						
<b>Darrell Evans, L</b> OBP: 0.522, SLG: 0.526 (1, 5)	0-0 G6-4-3 1-H 1B		0-0 FC6-4 BB 1-2 2-3						0-0 1B 1-3 2-H 1B	4	0	2	2	1	1	1						
<b>Rico Carty, R</b> OBP: 0.453, SLG: 0.587 <b>Oscar Brown, R</b> OBP: 0.457, SLG: 0.575 (9, 7)	0-0 G6-4-3 1-2		0-0 FC6-4 1-2						0-0 FC6-4 1B	4	0	2	0	0	0	4						
<b>Orlando Cepeda, R</b> OBP: 0.368, SLG: 0.554 (1, 3)		0-0 4-3			4-0 BB BB				0-0 P4	3	0	1	0	1	0	1						
<b>Dusty Baker Jr., R</b> (1, 8)		0-3 K			4-0 G3-6-3 BB				0-0 FC6-4 1-2	3	0	0	0	1	1	3						
<b>Bob Didier, S</b> OBP: 0.206, SLG: 0.175 (1, 2)		0-0 4-3			0-0 F7				0-0 F8 4-3	4	0	0	0	0	0	3						
<b>Gil Garrido, R</b> OBP: 0.291, SLG: 0.310 (1, 6)			0-0 FC6-4 FC1-2 1B		0-0 G3-6-3 1-2				0-0 E6 2B 1B	4	1	1	0	0	0	2						
<b>Steve Barber, L</b> OBP: 0.500, SLG: 0.500 <b>Earl Williams, R</b> OBP: 0.250, SLG: 0.429 <b>Rick Kester, R</b> <b>Hal King, L</b> OBP: 0.365, SLG: 0.467 (8, 1)			0-0 FC6-4 1B		0-3 K				0-0 1B 1-3 1B 2B	2	0	1	0	0	1	0						
<b>Inning Stats</b>	R: 1 E: 0 K: 0 S: 4	H: 2 LOB: 0 BB: 0 P: 4	R: 0 E: 0 K: 1 S: 5	H: 0 LOB: 0 BB: 0 P: 5	R: 0 E: 0 K: 0 S: 5	H: 2 LOB: 3 BB: 1 P: 9	R: 0 E: 0 K: 0 S: 2	H: 0 LOB: 1 BB: 2 P: 10	R: 0 E: 0 K: 1 S: 5	H: 0 LOB: 0 BB: 0 P: 5	R: 0 E: 0 K: 0 S: 4	H: 2 LOB: 1 BB: 0 P: 4	R: 2 E: 1 K: 1 S: 8	H: 2 LOB: 1 BB: 0 P: 8	R: 0 E: 0 K: 0 S: 4	H: 1 LOB: 1 BB: 0 P: 4		R: 1 E: 0 K: 0 S: 6	H: 3 LOB: 2 BB: 0 P: 6	1B: 11 2B: 1 3B: 0 HR: 0	SF: 0 SAC: 0 DP: 3 HBP: 0	WP: 0 PB: 0 SB: 2 CS: 0
<b>PITCHER</b>	IP 7.0	WLS W	BF 30	H 8	R 3	ER 1	SO 3	BB 3	IBB 0	HBP 0	BLK 0	WP 0	HR 0	S 33	P 45	ERA 1.29	WHIP 1.571					
<b>Jim McGlothlin, R</b> ERA: 3.63																						
<b>Clay Carroll, R</b> ERA: 2.66																						

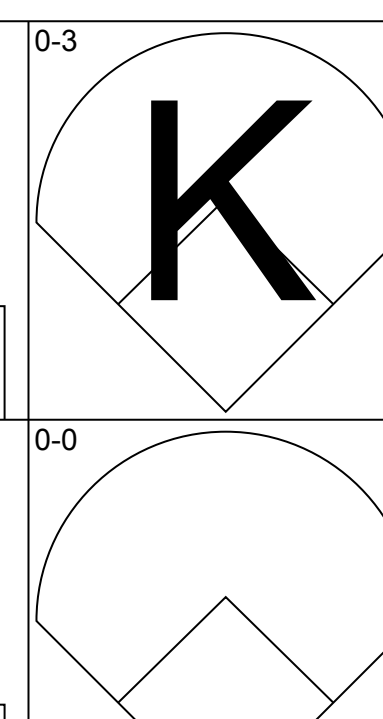
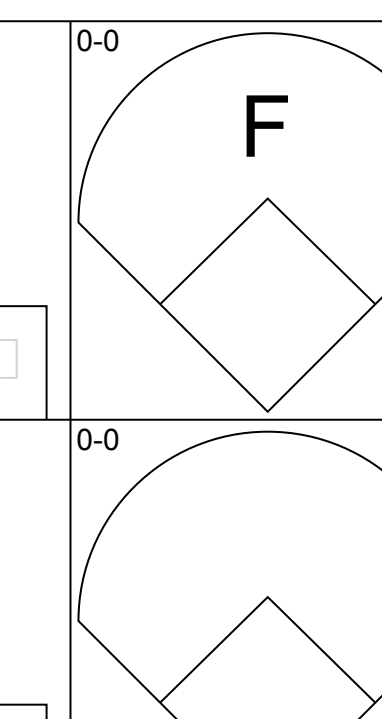
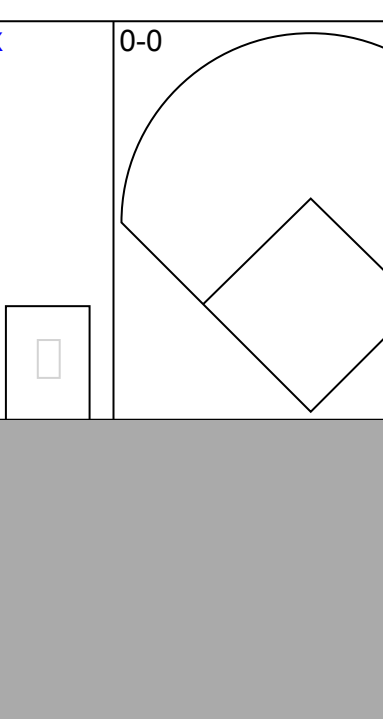
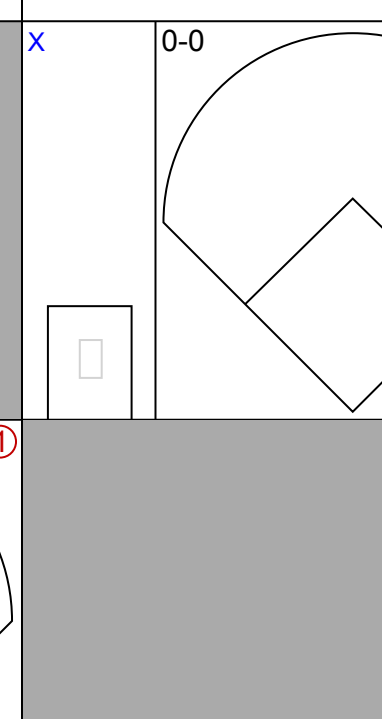
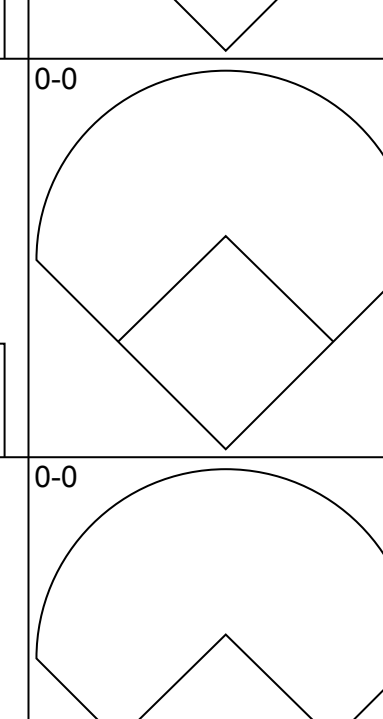
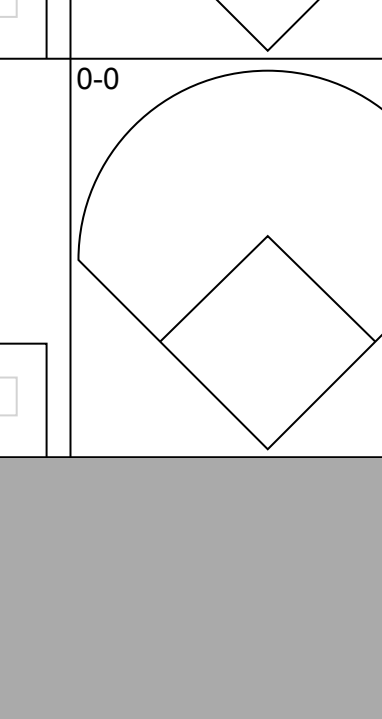
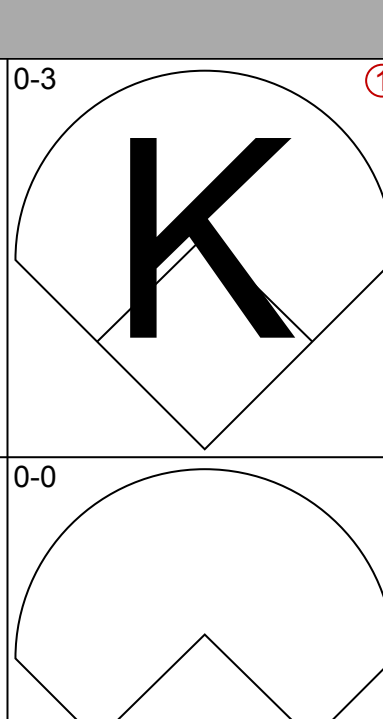
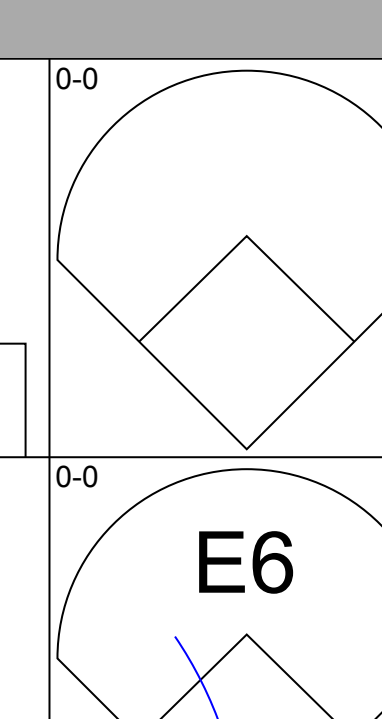
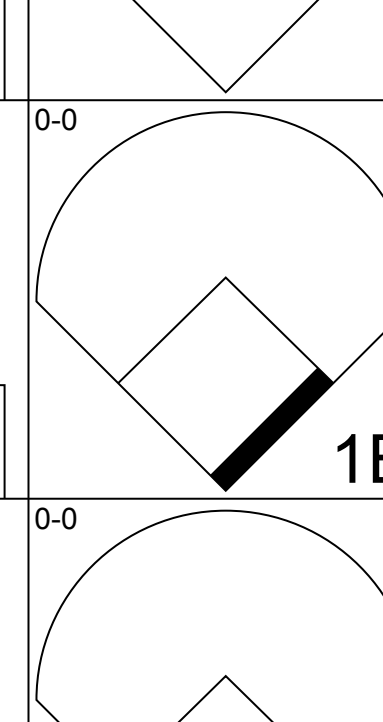
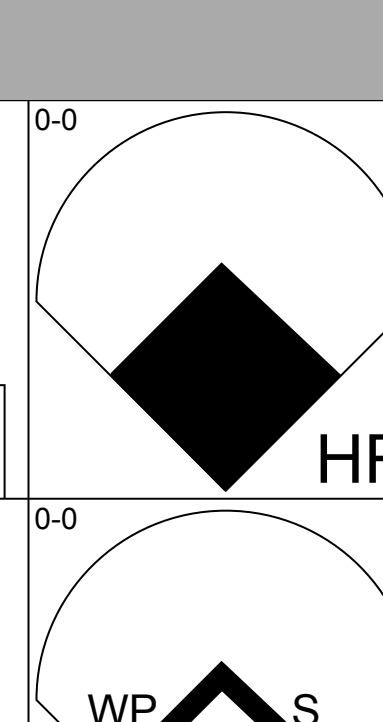
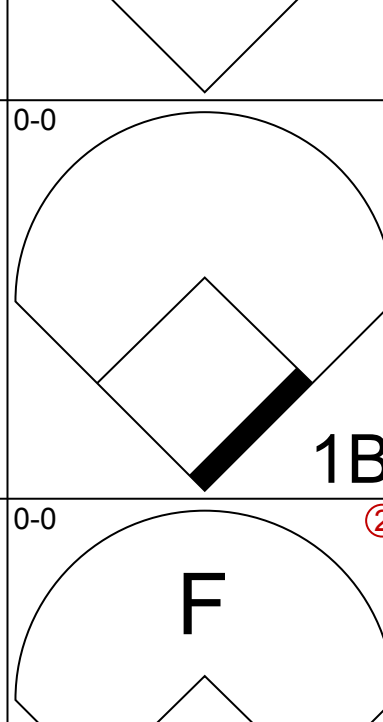
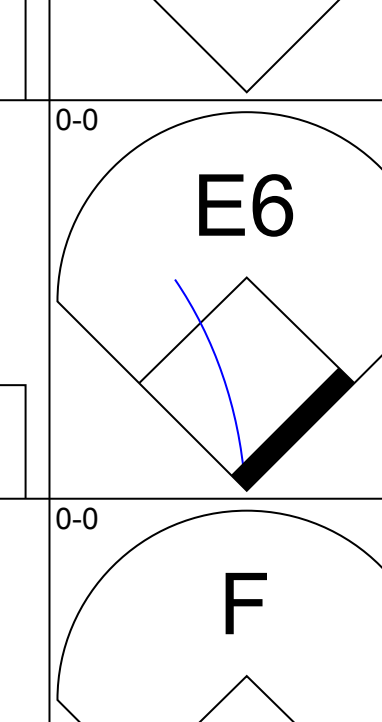
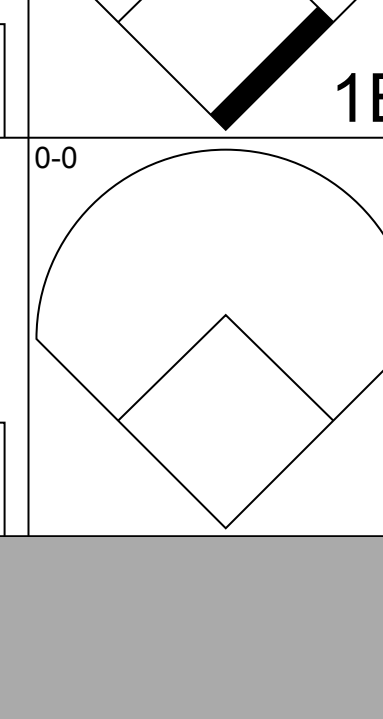
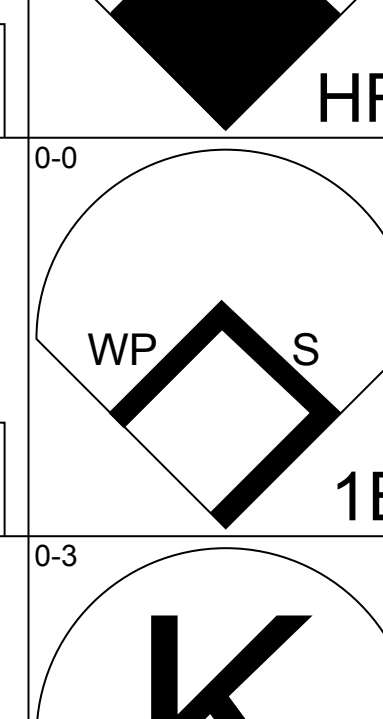
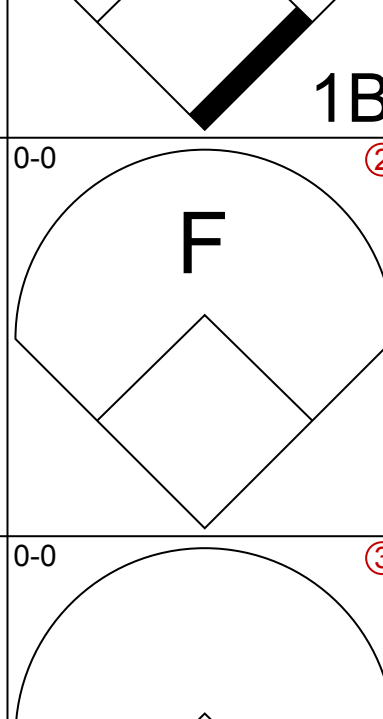
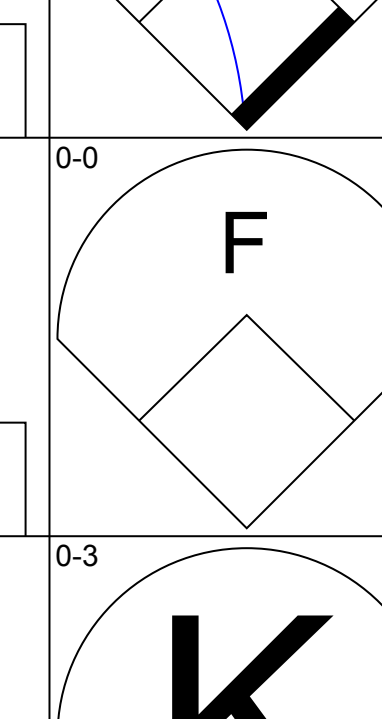
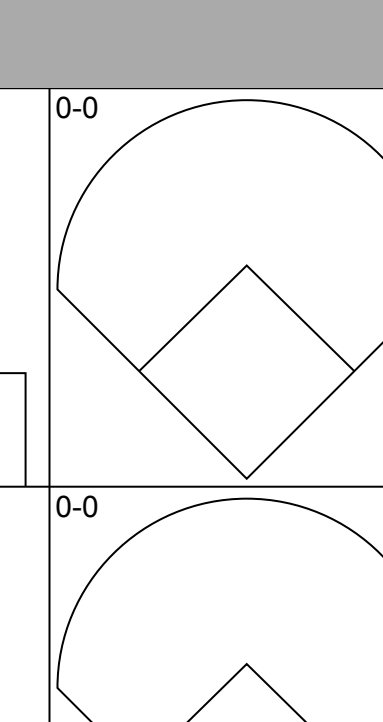
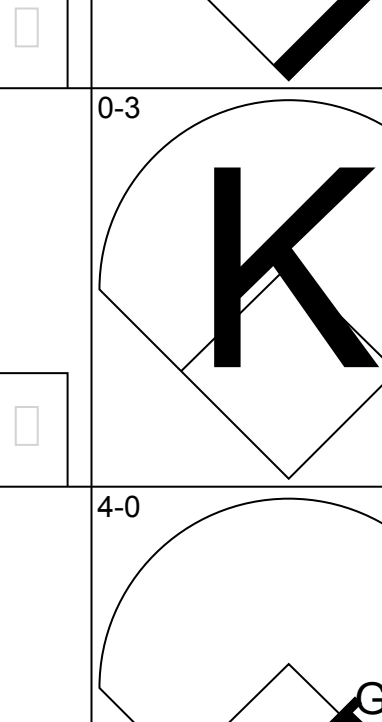
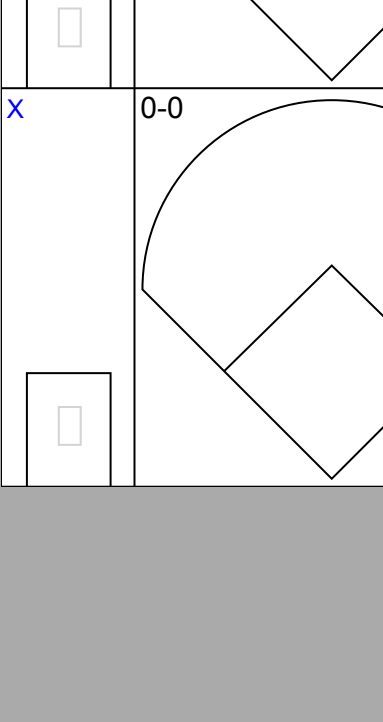
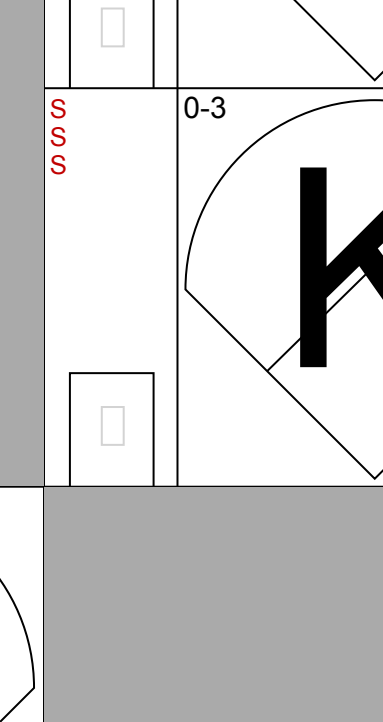
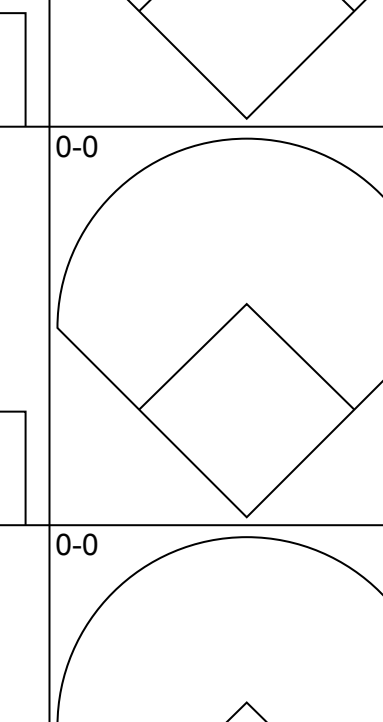
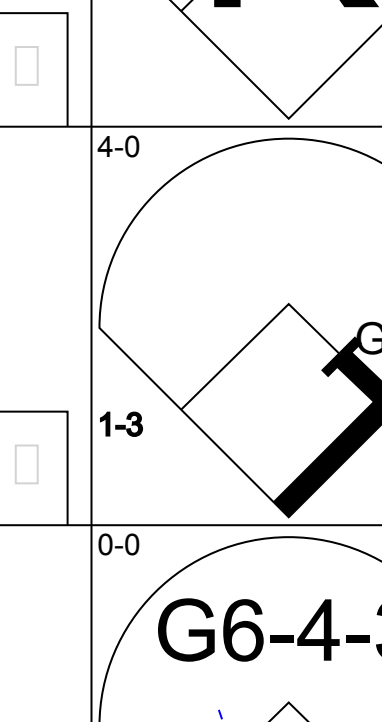
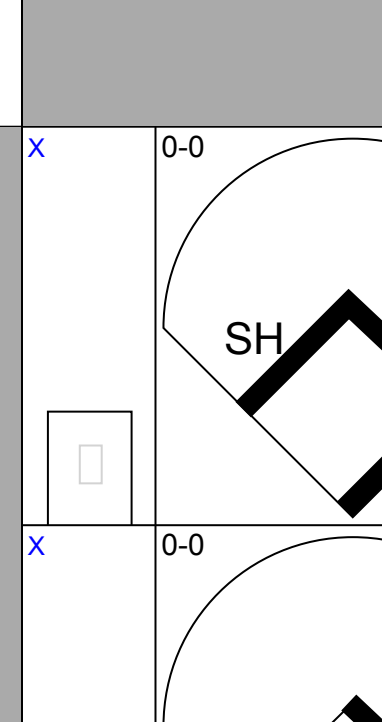
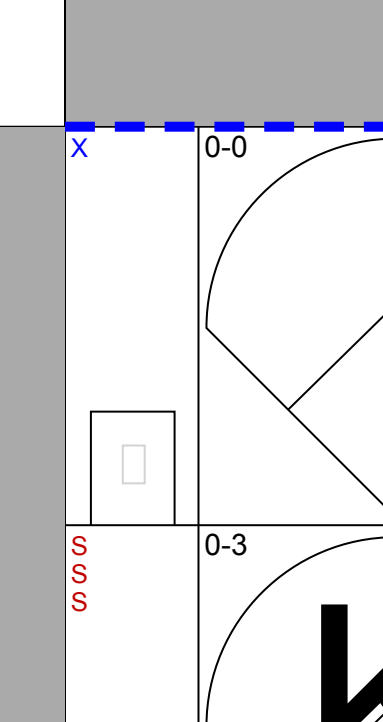
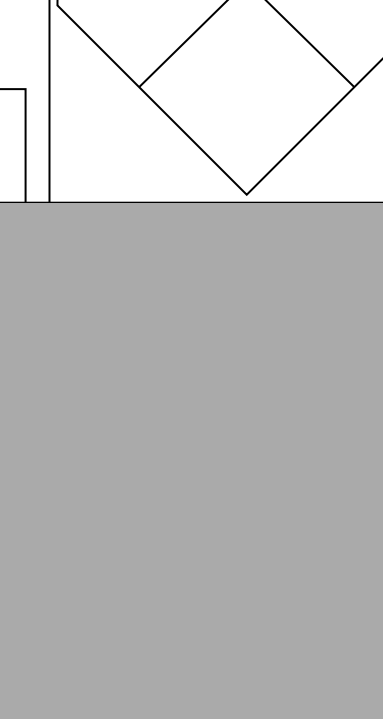
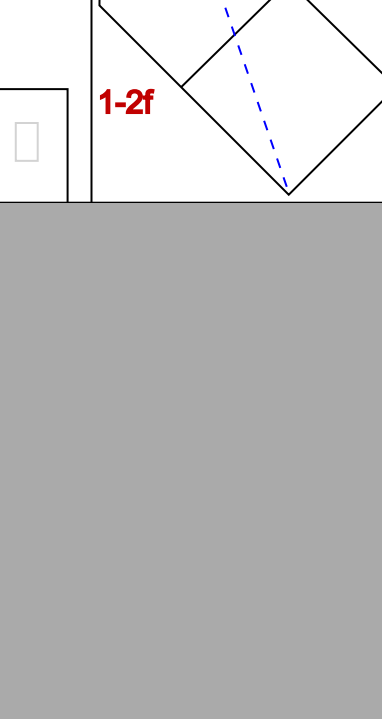
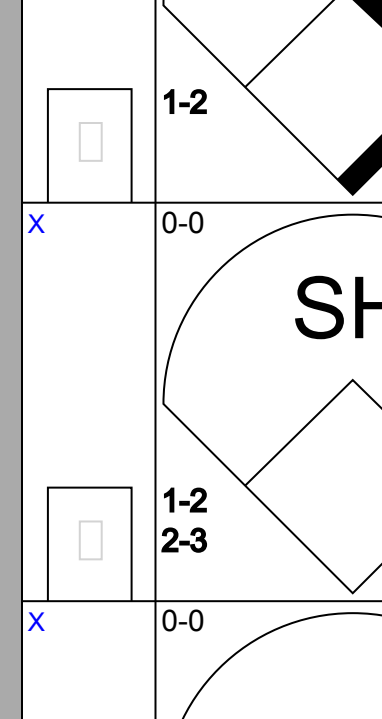
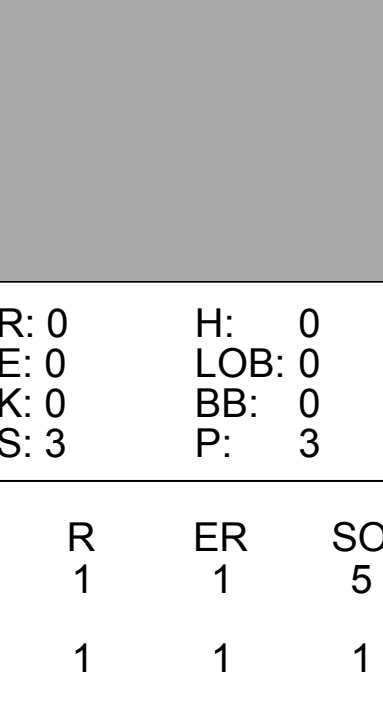
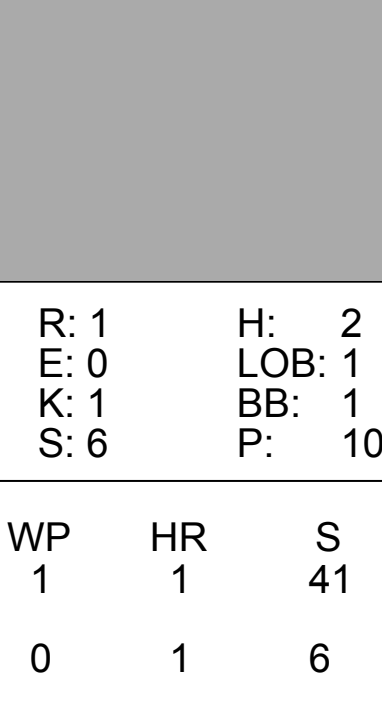
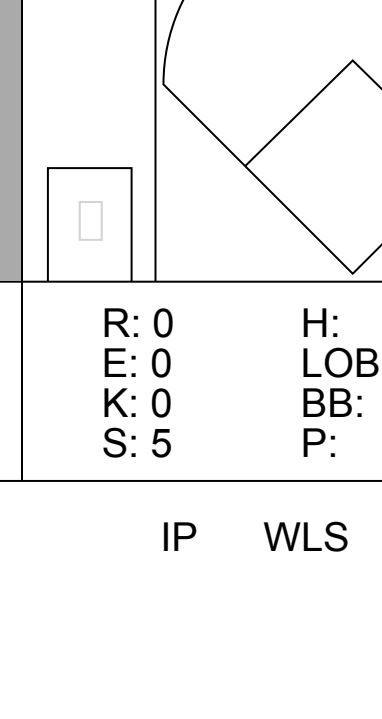
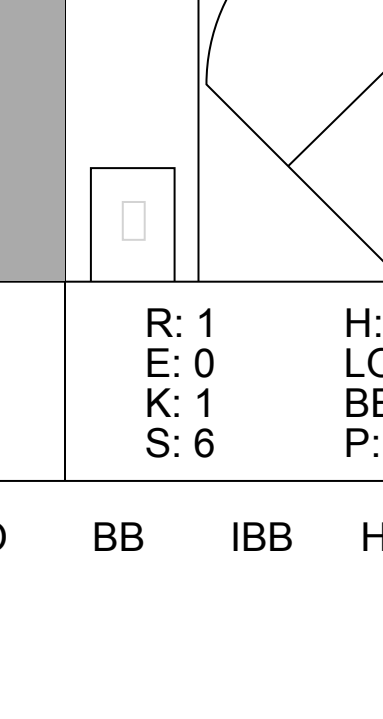
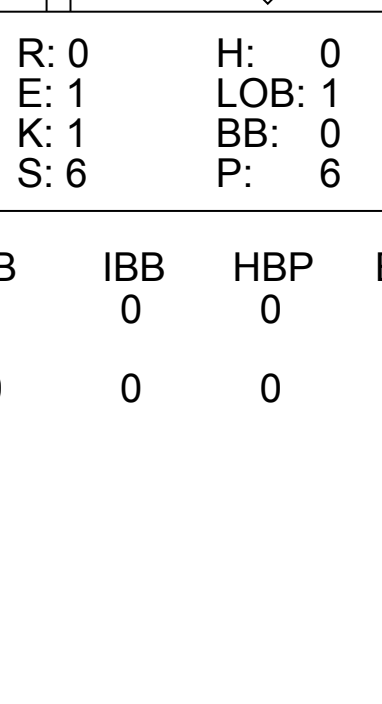
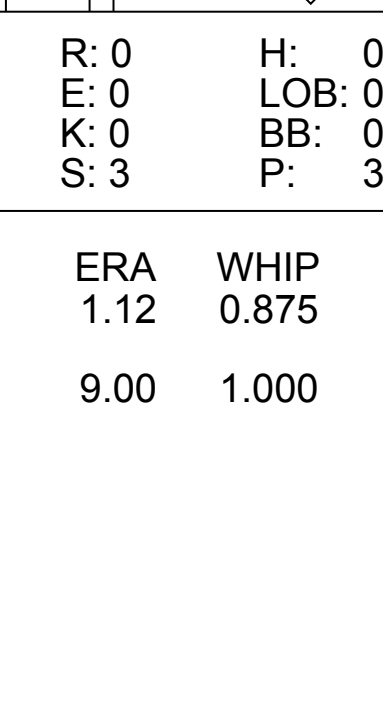
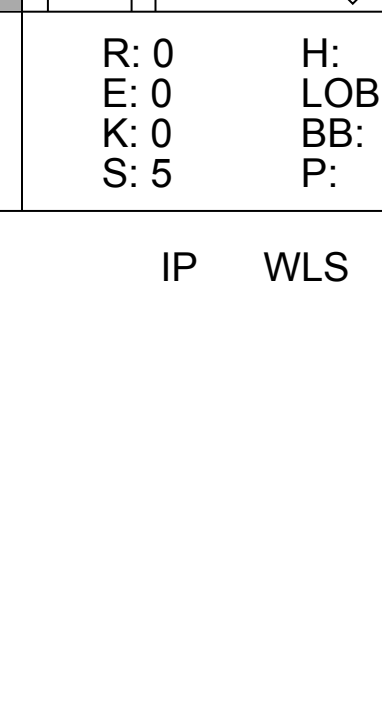
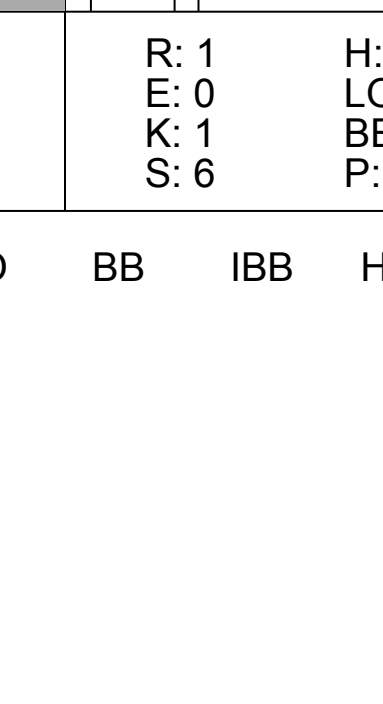
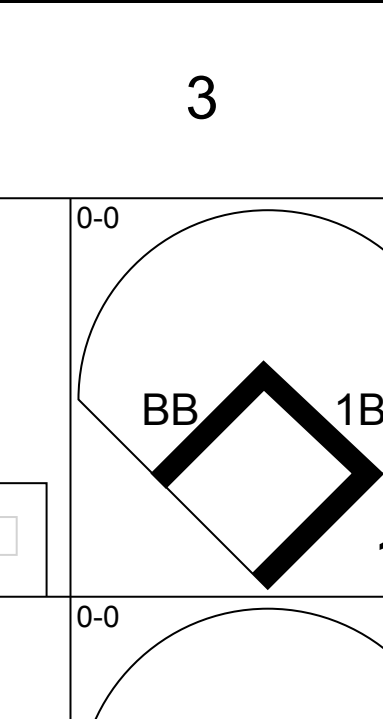
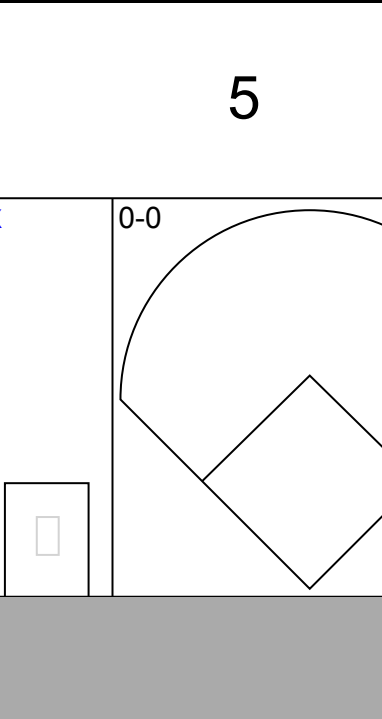

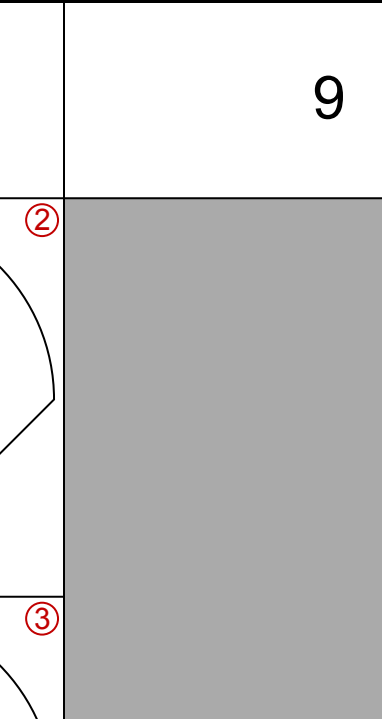


Batter	1	2	3	4	5	6	7	8	9	AB	R	H	RBI	BB	SO	LOB	TOP			
Pete Rose, S OBP: 0.388, SLG: 0.478 Mel Behney, L (7, 1) Wayne Granger, R OBP: 0.100, SLG: 0.100 (8, 1)	4-0 2B 1B BB	0-0 4-3	0-0 4-3		0-0 G3		0-0 F8			3	1	0	0	1	0	1	<b>Cincinnati Reds @ Atlanta Braves</b> Atlanta Stadium, Atlanta, GA Sun Sep 20 1970, 3:33 AM EDT Att: 9,922 - Unknown			
Ty Cline, L OBP: 0.386, SLG: 0.433 (1, 8)	0-0 1B 2B	4-0 CS BB			0-0 L4			0-3 K		3	1	1	0	1	1	0				
Bernie Carbo, L OBP: 0.449, SLG: 0.549 (1, 7)	0-3 K	0-0 L 1-2	0-0 6-3		0-3 K			0-0 6-3		5	0	0	0	0	2	4				
Johnny Bench, R OBP: 0.343, SLG: 0.597 Woody Woodward, R OBP: 0.296, SLG: 0.289 (6, 3)	4-0 FC5-4 1B IBB		0-3 K		0-0 F8			0-0 6-3		2	0	0	0	1	1	0				
Hal McRae, R OBP: 0.327, SLG: 0.468 (1, 5)	0-0 FC5-4 1-2 2-H 3-H 1B		0-0 F9		0-0 P6			0-3 K		4	0	1	2	0	1	0				
Dave Concepcion, R OBP: 0.333, SLG: 0.332 (1, 6)	0-0 FC5-4 HBP 1-2 2-3		0-0 6-3		0-0 F9			0-0 L4		4	0	0	0	0	0	2				
Bill Plummer, R OBP: 0.222, SLG: 0.125 (1, 2)	1-0 1-2 HBP		0-0 F3		0-0 F8			0-0 1B		3	0	1	0	0	0	0				
Darrel Chaney, S OBP: 0.266, SLG: 0.289 (1, 4)	0-3 K		0-0 4-3		0-0 G3			0-3 K		4	0	0	0	0	2	4				
Jim Maloney, L (1, 1) Angel Bravo, L OBP: 0.375, SLG: 0.333 Ray Washburn, R (5, PH) Jimmy Stewart, S OBP: 0.318, SLG: 0.340 (7, PH) (7, 9)		0-0 3-1			0-0 4-3					1	0	0	0	0	0	0				
<b>Inning Stats</b>	R: 2 E: 0 K: 2 S: 9	H: 2 LOB: 3 BB: 2 P: 18	R: 0 E: 0 K: 0 S: 2	H: 0 LOB: 0 BB: 1 P: 6	R: 0 E: 0 K: 1 S: 5	H: 0 LOB: 0 BB: 0 P: 5	R: 0 E: 0 K: 0 S: 3	H: 0 LOB: 0 BB: 0 P: 3	R: 0 E: 0 K: 0 S: 3	H: 0 LOB: 0 BB: 0 P: 3	R: 0 E: 0 K: 0 S: 4	H: 1 LOB: 1 BB: 0 P: 4	R: 0 E: 0 K: 1 S: 5	H: 0 LOB: 0 BB: 0 P: 5	R: 0 E: 0 K: 2 S: 8	H: 1 LOB: 1 BB: 0 P: 8		1B: 3 2B: 1 3B: 0 HR: 0	SF: 0 SAC: 0 DP: 0 HBP: 1	WP: 0 PB: 0 SB: 0 CS: 1
<b>PITCHER</b> Ron Reed, R ERA: 4.37 (1, 1)	IP: 9.0 WLS: W BF: 36 H: 4 R: 2 ER: 2 SO: 7 BB: 2 IBB: 1 HBP: 1 BLK: 0 WP: 0 HR: 0 S: 45 P: 58 ERA: 2.00 WHIP: 0.667																			

Batter	1	2	3	4	5	6	7	8	9	AB	R	H	RBI	BB	SO	LOB	BOTTOM			
Ralph Garr, L OBP: 0.324, SLG: 0.344 (1, 8)	0-0 BB 1B SF8	0-0 BB 2B SF9		0-0 E S FC 1B	0-0 P6	0-0 G1-6-3 1B				5	3	4	2	0	0	0	<b>Cincinnati Reds @ Atlanta Braves</b> Atlanta Stadium, Atlanta, GA Sun Sep 20 1970, 3:33 AM EDT Att: 9,922 - Unknown			
Felix Milten, R OBP: 0.346, SLG: 0.379 (1, 4)	0-0 G5-3 1-2 1B	0-0 6-3		0-0 1-3	0-0 1B	0-0 G1-6-3				5	1	2	0	0	0	4				
Darrell Evans, L OBP: 0.536, SLG: 0.500 Clete Boyer, R OBP: 0.302, SLG: 0.378 (8, 5)	4-0 1-2 2-3 BB	4-0 SF9 BB BB		0-0 FC HBP BB HBP 3-H	0-0 1B 1B		0-0 P6			3	2	1	2	2	0	0				
Rico Carty, R OBP: 0.453, SLG: 0.587 Dusty Baker Jr., R (5, PR) (6, 7)	0-0 SF8	4-0 FC3-6 BB		0-0 F9	0-0 BB 1B 1B		4-0 P6			2	0	1	2	1	0	1				
Orlando Cepeda, R OBP: 0.368, SLG: 0.553 Earl Williams, R OBP: 0.300, SLG: 0.444 (5, PH) (6, 3)	0-0 G5-3 2-3 3-H	0-0 SF9		1-0 BB HBP	0-0 BB BB 1B		0-0 L8			1	0	0	1	0	0	2				
Oscar Brown, R OBP: 0.471, SLG: 0.548 (1, 9)		0-0 BB FC3-6		1-0 BB HBP	4-0 BB BB		0-0 L4			2	1	0	0	2	0	3				
Bob Didier, S OBP: 0.218, SLG: 0.178 (1, 2)		0-0 BB 1B 1-2	0-0 4-3	4-0 1-2 2-3 3-H BB	4-0 BB BB		0-0 F9			3	1	1	2	2	0	0				
Gil Garrido, R OBP: 0.290, SLG: 0.308 (1, 6)		0-0 BB 2B 1-2 2-3 1B	0-0 F7	0-0 F3	0-0 F9		0-0 6-3			5	1	1	0	0	0	6				
Ron Reed, R OBP: 0.119, SLG: 0.122 (1, 1)		4-0 2B BB 1-2 2-3 3-H BB	0-3 K		0-0 6-3		0-0 F9			4	1	0	1	1	1	0				
<b>Inning Stats</b>	R: 1 E: 0 K: 0 S: 4	H: 2 LOB: 1 BB: 1 P: 8	R: 5 E: 0 K: 0 S: 6	H: 3 LOB: 2 BB: 4 P: 22	R: 0 E: 0 K: 1 S: 5	H: 0 LOB: 0 BB: 0 P: 5	R: 2 E: 0 K: 0 S: 5	H: 1 LOB: 3 BB: 1 P: 11	R: 3 E: 0 K: 0 S: 7	H: 4 LOB: 3 BB: 2 P: 15	R: 0 E: 0 K: 0 S: 3	H: 1 LOB: 0 BB: 1 P: 3	R: 0 E: 0 K: 0 S: 3	H: 0 LOB: 0 BB: 0 P: 7	R: 0 E: 0 K: 0 S: 3	H: 0 LOB: 0 BB: 0 P: 3		1B: 9 2B: 1 3B: 1 HR: 0	SF: 2 SAC: 0 DP: 2 HBP: 2	WP: 0 PB: 0 SB: 1 CS: 0
<b>PITCHER</b> Jim Maloney, R ERA: 11.34 Ray Washburn, R ERA: 7.11 Mel Behney, L ERA: 4.5 Wayne Granger, R ERA: 2.9	IP: 4.0 WLS: L BF: 26 H: 5 R: 3 ER: 3 SO: 0 BB: 2 IBB: 0 HBP: 0 BLK: 0 WP: 0 HR: 0 S: 20 P: 46 ERA: 18.00 WHIP: 3.000																			



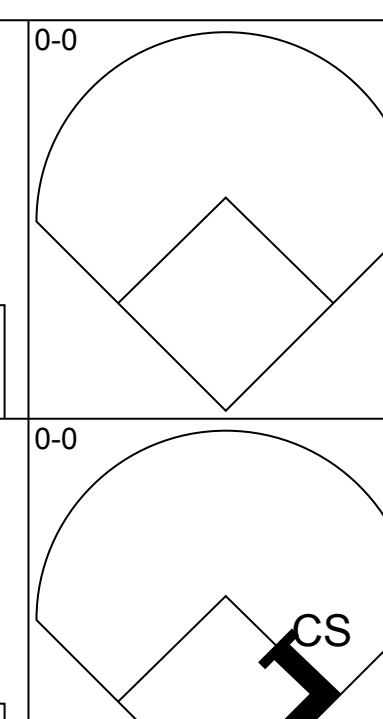
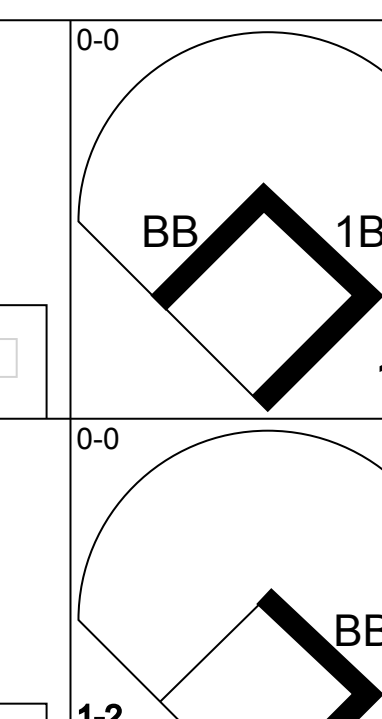
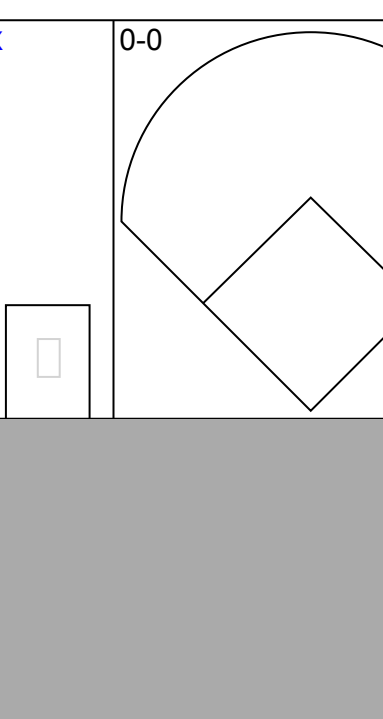
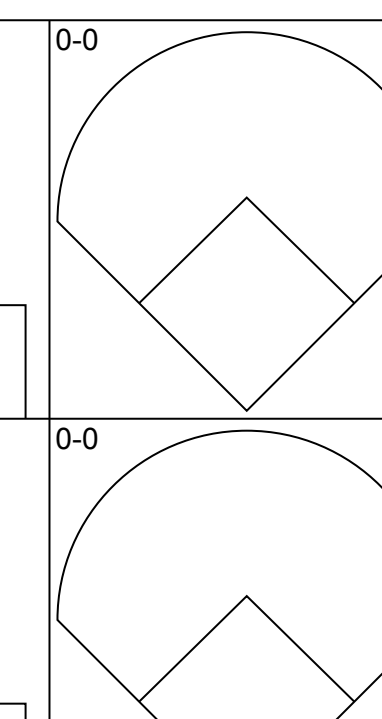
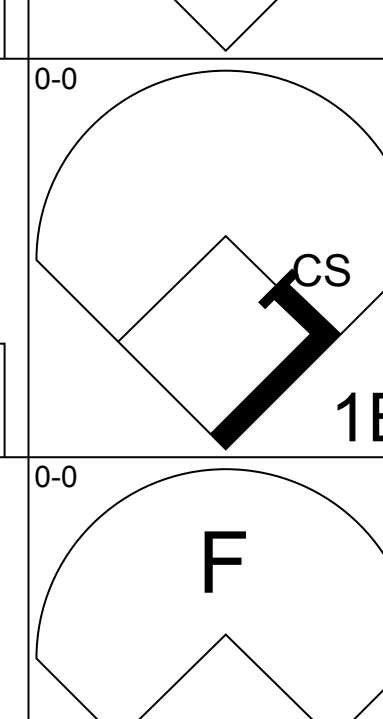
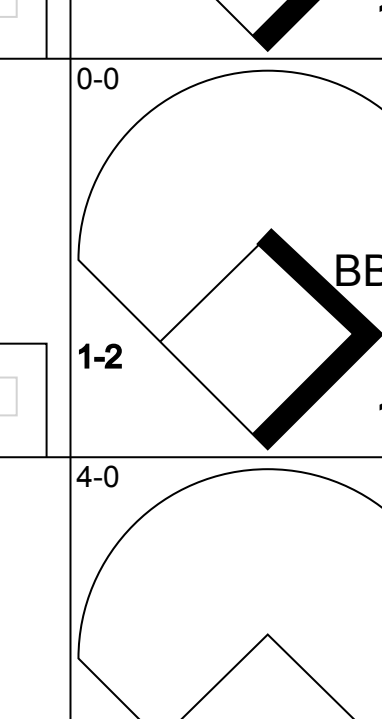
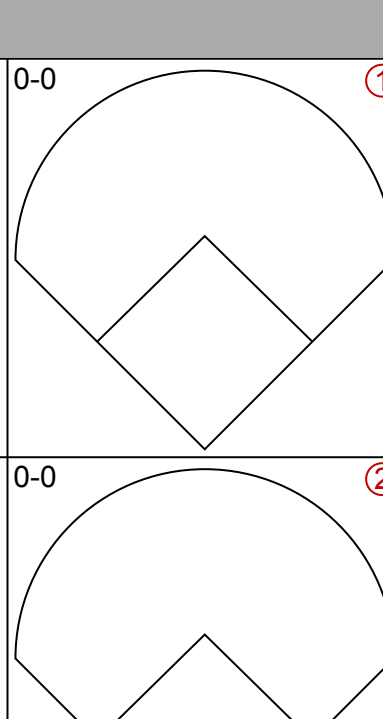
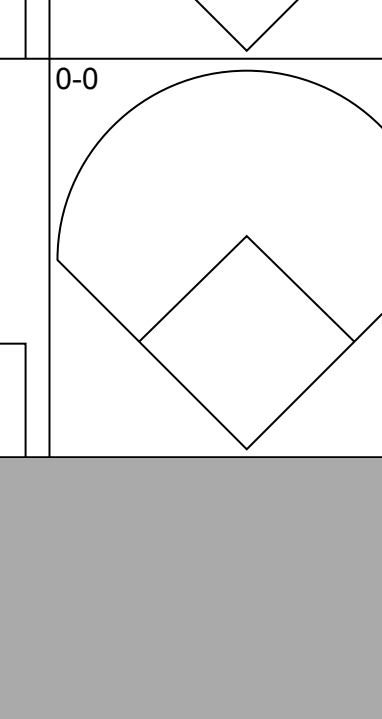
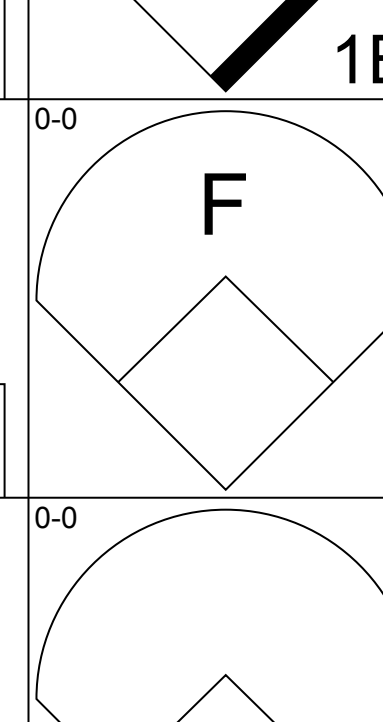
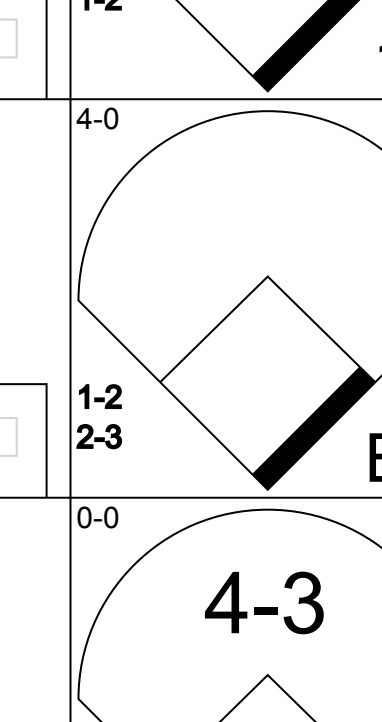
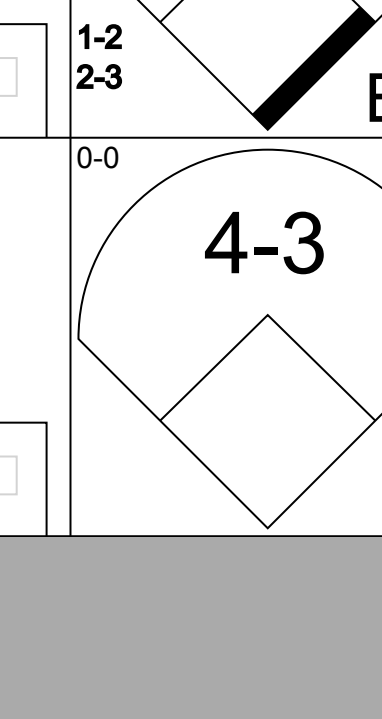
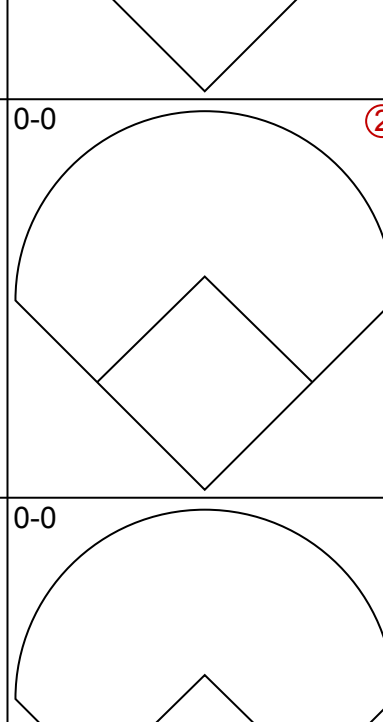
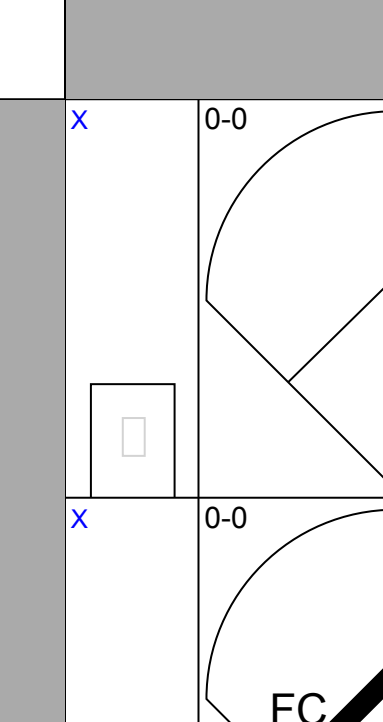
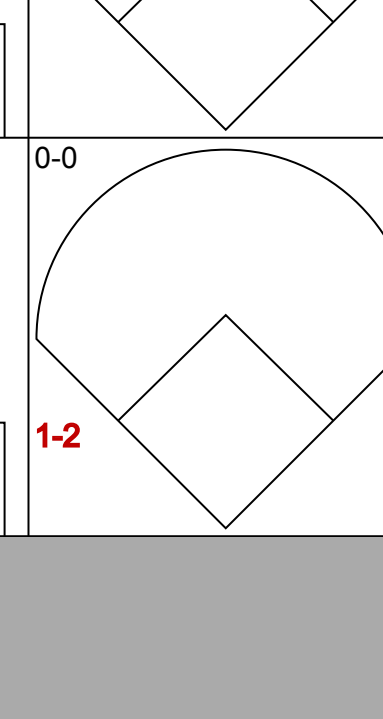
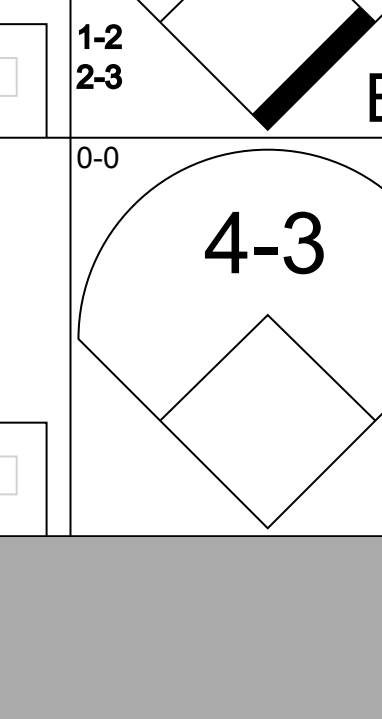

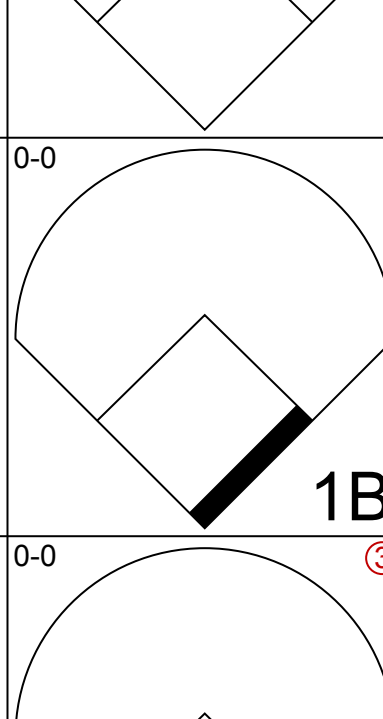
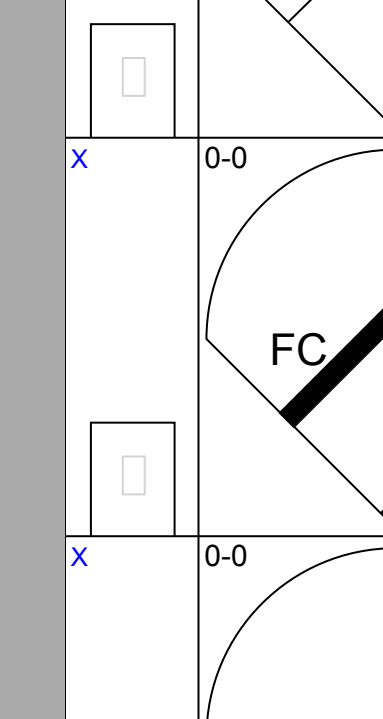
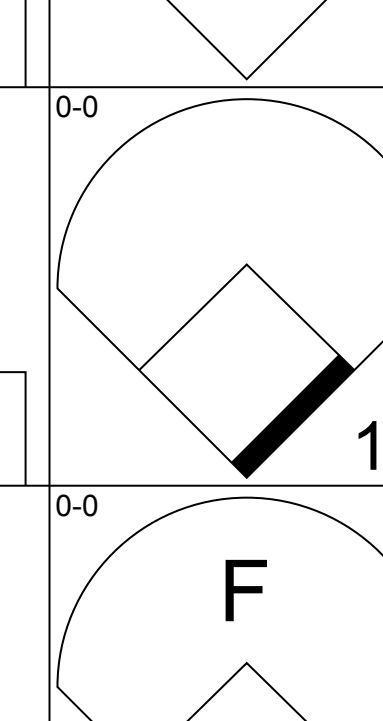
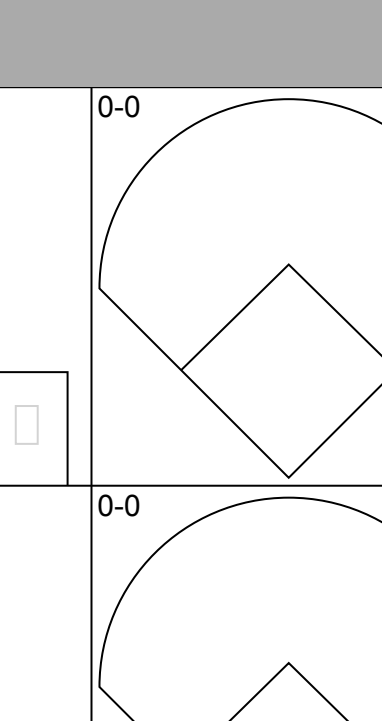
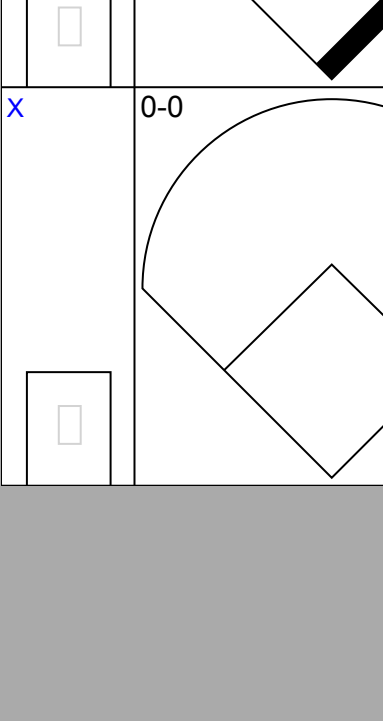
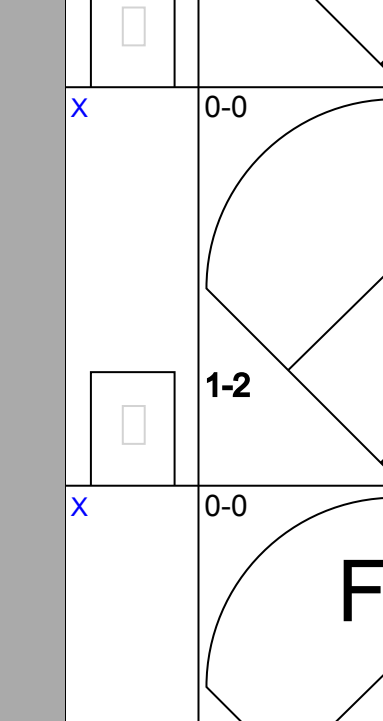
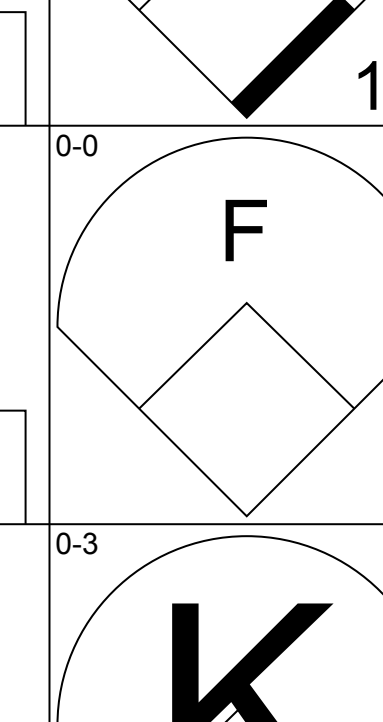
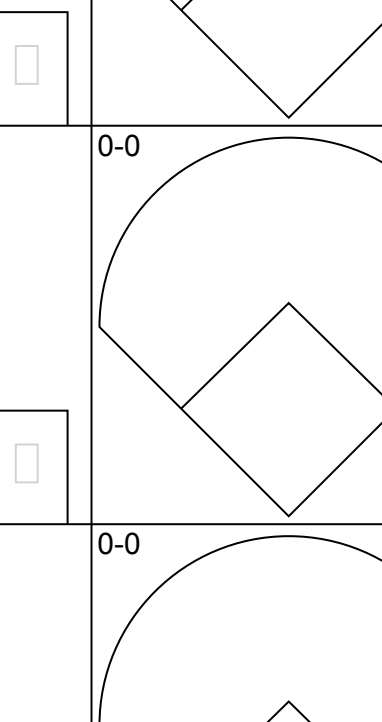

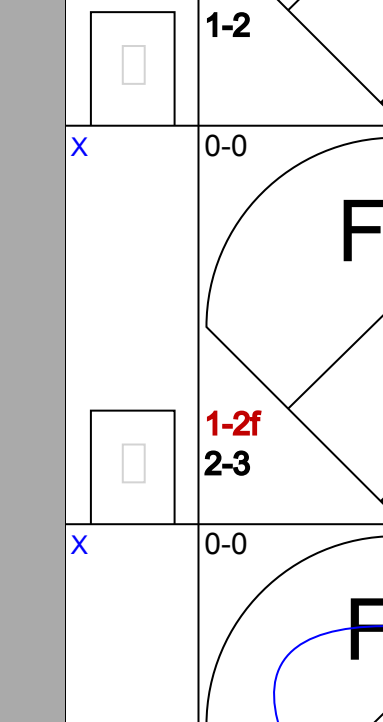
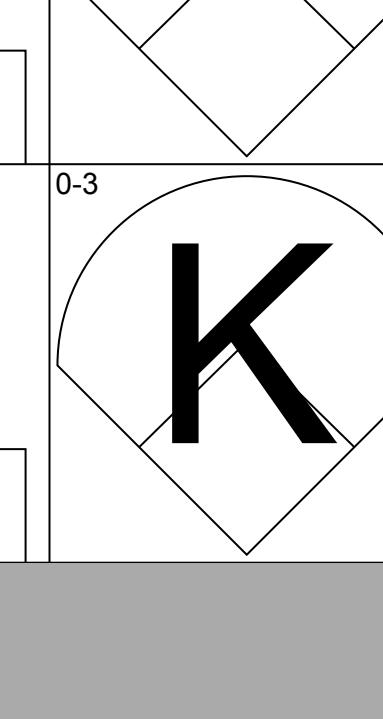
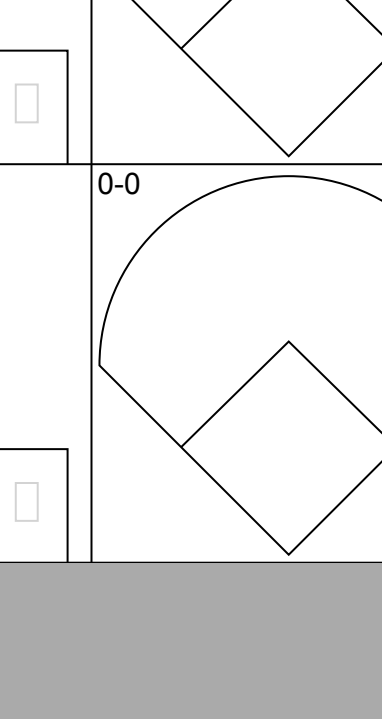

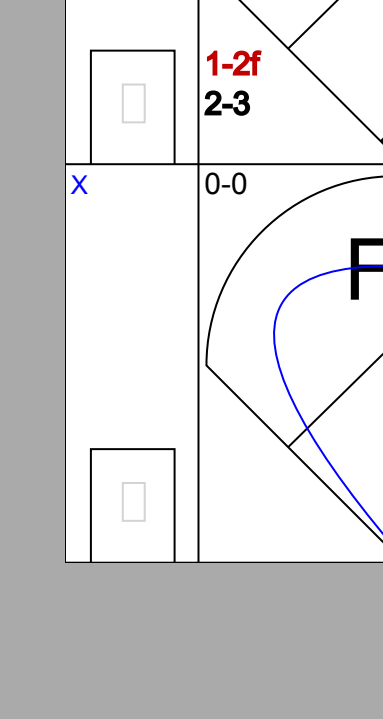
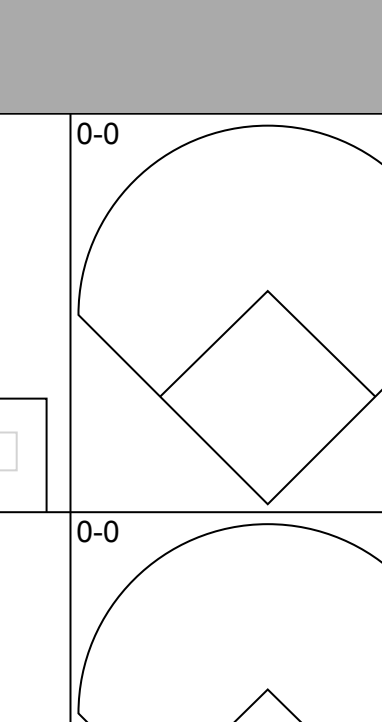
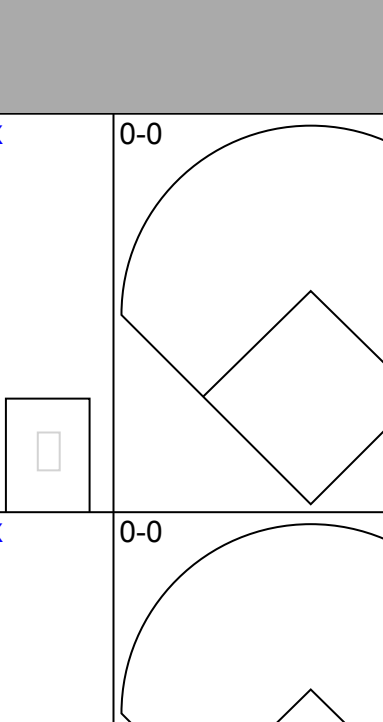
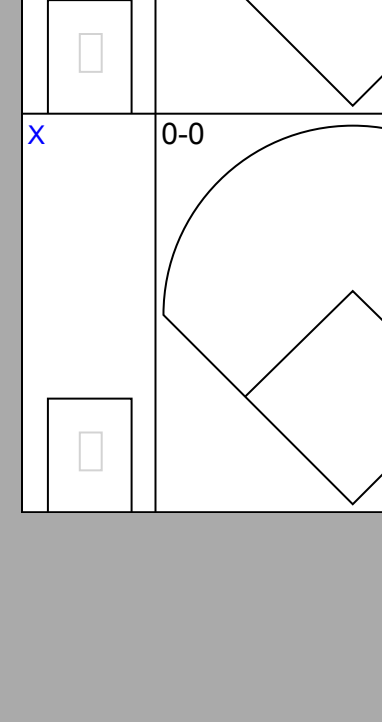



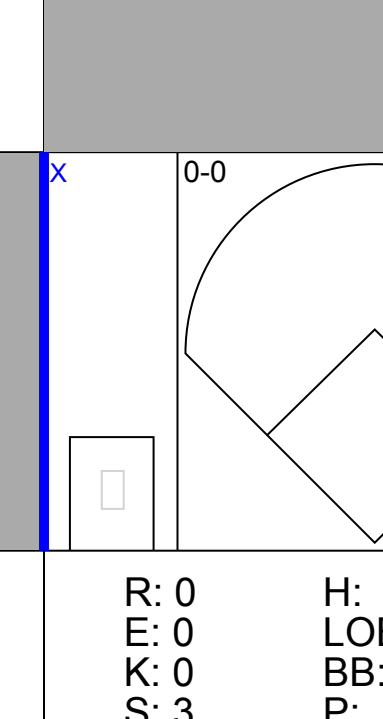
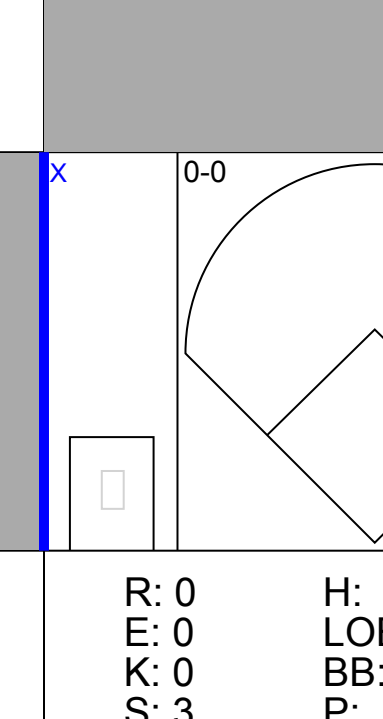
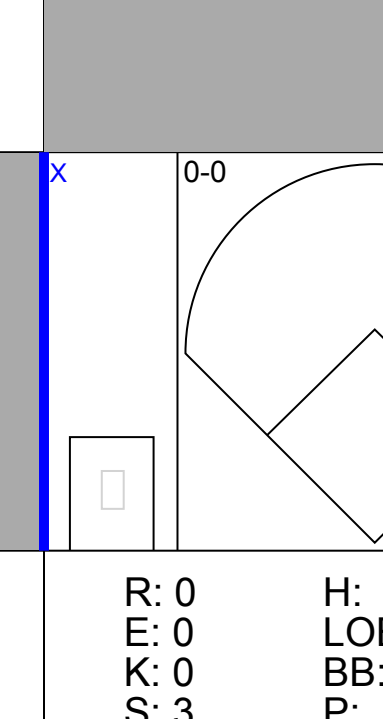
Batter	1	2	3	4	5	6	7	8	9	AB	R	H	RBI	BB	SO	LOB	TOP			
<b>Rafael Robles, R</b> OBP: 0.270, SLG: 0.224 (1, 6)										4	0	1	0	0	1	2	<b>San Diego Padres @ Atlanta Braves</b> Atlanta Stadium, Atlanta, GA Tue Sep 22 1970, 7:05 PM EDT Att: 2,293 - Unknown			
<b>Larry Stahl, L</b> OBP: 0.196, SLG: 0.204 (1, 7)										3	0	0	0	1	0	1				
<b>Cito Gaston, R</b> OBP: 0.360, SLG: 0.535 (1, 8)										1	0	0	0	0	1	0				
<b>Ivan Murrell, R</b> OBP: 0.287, SLG: 0.392 (1, 8)										3	1	1	0	0	0	2				
<b>Dave Robinson, S</b> OBP: 0.538, SLG: 0.400 (8, 9)										0	0	0	0	0	0	0				
<b>Ollie Brown, R</b> OBP: 0.336, SLG: 0.497 (1, 9)										4	0	0	0	0	0	1				
<b>Nate Colbert, R</b> OBP: 0.323, SLG: 0.491 (1, 3)										4	0	1	0	0	2	0				
<b>Ed Spiezio, R</b> OBP: 0.373, SLG: 0.475 (1, 5)										3	1	1	1	1	0	0				
<b>Chris Cannizzaro, R</b> OBP: 0.370, SLG: 0.364 (1, 2)										3	0	0	1	0	0	0				
<b>Dave Campbell, R</b> OBP: 0.270, SLG: 0.337 (1, 4)										2	0	0	0	1	0	0				
<b>Steve Hantz, S</b> OBP: 0.342, SLG: 0.338 (9, PH)										1	0	0	0	0	1	2				
<b>Jose Arcia, R</b> OBP: 0.282, SLG: 0.288 (9, 4)										0	0	0	0	0	0	0				
<b>Mike Corkins, R</b> OBP: 0.256, SLG: 0.324 (1, 1)										0	0	0	0	0	0	0				
<b>Gary Ross, R</b> OBP: 0.500, SLG: 0.625 (2, 1)										1	0	1	0	0	0	0				
<b>Ray Webster, L</b> OBP: 0.331, SLG: 0.345 (8, PH)										1	0	0	0	0	0	0				
<b>Earl Wilson, R</b> OBP: 0.208, SLG: 0.292 (8, 1)										0	0	0	0	0	0	0				
<b>Paul Doyle, L</b> OBP: 0.208, SLG: 0.292 (9, 1)										0	0	0	0	0	0	0				
<b>Inning Stats</b>	R: 0 E: 0 K: 1 S: 5	H: 0 LOB: 0 BB: 0 P: 5	R: 1 E: 0 K: 1 S: 6	H: 1 LOB: 0 BB: 0 P: 6	R: 0 E: 0 K: 1 S: 6	H: 1 LOB: 2 BB: 1 P: 10	R: 0 E: 0 K: 0 S: 3	H: 0 LOB: 0 BB: 0 P: 3	R: 0 E: 0 K: 0 S: 3	H: 0 LOB: 0 BB: 0 P: 3	R: 0 E: 0 K: 1 S: 5	H: 0 LOB: 0 BB: 0 P: 5	R: 0 E: 0 K: 0 S: 4	H: 1 LOB: 1 BB: 0 P: 4	R: 1 E: 0 K: 1 S: 7	H: 2 LOB: 2 BB: 1 P: 11	1B: 3 2B: 1 3B: 0 HR: 1	SF: 1 SAC: 1 DP: 0 HBP: 0	WP: 0 PB: 0 SB: 1 CS: 0	PA: 35
<b>PITCHER</b> <b>Jim Nash, R</b> ERA: 4.0 (1, 1)	IP: 9.0 WLS: W BF: 35 H: 5 R: 2 ER: 2 SO: 5 BB: 3 IBB: 0 HBP: 0 BLK: 0 WP: 0 HR: 1 S: 42 P: 54 ERA: 2.00 WHIP: 0.889											<b>PITCHER</b> <b>Jim Nash, R</b> ERA: 4.0 (1, 1)	IP: 9.0 WLS: W BF: 35 H: 5 R: 2 ER: 2 SO: 5 BB: 3 IBB: 0 HBP: 0 BLK: 0 WP: 0 HR: 1 S: 42 P: 54 ERA: 2.00 WHIP: 0.889							
<b>Felix Millan, R</b> OBP: 0.350, SLG: 0.381 (1, 4)										4	1	3	0	1	0	2	<b>San Diego Padres @ Atlanta Braves</b> Atlanta Stadium, Atlanta, GA Tue Sep 22 1970, 7:05 PM EDT Att: 2,293 - Unknown			
<b>Ralph Garr, L</b> OBP: 0.329, SLG: 0.338 (1, 8)										4	1	1	0	1	0	4				
<b>Darrell Evans, L</b> OBP: 0.531, SLG: 0.520 (1, 5)										3	0	1	0	1	0	1				
<b>Clete Boyer, R</b> OBP: 0.303, SLG: 0.378 (9, PH)										0	0	0	0	1	0	0				
<b>Rico Carty, R</b> OBP: 0.456, SLG: 0.589 (1, 7)										3	0	2	1	1	0	0				
<b>Mike Lum, L</b> OBP: 0.310, SLG: 0.407 (9, 9)										1	0	1	1	0	0	0				
<b>Earl Williams, R</b> OBP: 0.357, SLG: 0.364 (1, 3)										2	1	0	0	2	0	3				
<b>Dusty Baker Jr., R</b> OBP: 0.273, SLG: 0.125 (1, 9)										3	0	1	0	0	1	3				
<b>Hank Aaron, R</b> OBP: 0.389, SLG: 0.586 (8, PH)										1	0	1	0	0	0	0				
<b>Oscar Brown, R</b> OBP: 0.471, SLG: 0.548 (8, PR) (9, 7)										0	0	0	0	0	0	0				
<b>Bob Didier, S</b> OBP: 0.218, SLG: 0.180 (1, 2)										4	0	1	0	0	0	5				
<b>Gil Garrido, R</b> OBP: 0.292, SLG: 0.310 (1, 6)										4	0	2	1	0	0	2				
<b>Jim Nash, R</b> OBP: 0.110, SLG: 0.175 (1, 1)										3	0	0	0	0	1	3				
<b>Inning Stats</b>	R: 1 E: 0 K: 1 S: 7	H: 2 LOB: 3 BB: 2 P: 15	R: 0 E: 0 K: 0 S: 3	H: 1 LOB: 1 BB: 1 P: 7	R: 0 E: 0 K: 0 S: 3	H: 1 LOB: 0 BB: 0 P: 3	R: 0 E: 0 K: 0 S: 5	H: 2 LOB: 2 BB: 0 P: 5	R: 0 E: 0 K: 0 S: 3	H: 0 LOB: 0 BB: 0 P: 3	R: 0 E: 0 K: 0 S: 4	H: 1 LOB: 1 BB: 0 P: 4	R: 0 E: 0 K: 1 S: 7	H: 2 LOB: 2 BB: 1 P: 11	R: 1 E: 1 K: 0 S: 2	H: 2 LOB: 3 BB: 2 P: 10	1B: 11 2B: 3 3B: 0 HR: 0	SF: 0 SAC: 1 DP: 3 HBP: 0	WP: 0 PB: 0 SB: 1 CS: 0	PA: 40
<b>PITCHER</b> <b>Mike Corkins, R</b> ERA: 4.54 (1, 1)	IP: 1.1 WLS: 0 BF: 10 H: 3 R: 1 ER: 1 SO: 1 BB: 3 IBB: 1 HBP: 0 BLK: 0 WP: 0 HR: 0 S: 9 P: 21 ERA: 6.75 WHIP: 4.500											<b>PITCHER</b> <b>Mike Corkins, R</b> ERA: 4.54 (1, 1)	IP: 1.1 WLS: 0 BF: 10 H: 3 R: 1 ER: 1 SO: 1 BB: 3 IBB: 1 HBP: 0 BLK: 0 WP: 0 HR: 0 S: 9 P: 21 ERA: 6.75 WHIP: 4.500							
<b>Gary Ross, R</b> ERA: 5.23 (2, 1)	IP: 5.2 WLS: 0 BF: 20 H: 6 R: 0 ER: 0 SO: 0 BB: 0 IBB: 1 HBP: 0 BLK: 0 WP: 0 HR: 0 S: 19 P: 23 ERA: 0.00 WHIP: 1.059											<b>Gary Ross, R</b> ERA: 5.23 (2, 1)	IP: 5.2 WLS: 0 BF: 20 H: 6 R: 0 ER: 0 SO: 0 BB: 0 IBB: 1							

Batter	1	2	3	4	5	6	7	8	9	AB	R	H	RBI	BB	SO	LOB	TOP						
Rafael Robles, R OBP: 0.254, SLG: 0.210 (1, 6)										4	0	0	0	0	1	3							
Dave Robinson, S OBP: 0.412, SLG: 0.286 (1, 7)										4	0	0	0	0	1	1							
Cito Gaston, R OBP: 0.362, SLG: 0.542 (1, 8)										4	1	3	1	0	0	0							
Ollie Brown, R OBP: 0.335, SLG: 0.495 (1, 9)										4	0	1	0	0	0	3							
Nate Colbert, R OBP: 0.321, SLG: 0.487 (1, 3)										4	0	0	0	0	2	3							
Ed Spiezio, R OBP: 0.374, SLG: 0.474 (1, 5)										3	0	1	0	1	0	0							
Jose Arcia, R OBP: 0.282, SLG: 0.288 (9, 5)										0	0	0	0	0	0	0							
Bob Barton, R OBP: 0.279, SLG: 0.320 (1, 2)										4	0	1	0	0	1	2							
Dave Campbell, R OBP: 0.270, SLG: 0.342 (1, 4)										3	1	1	1	0	0	0							
Steve Arlin, R (1, 1)										4	0	0	0	0	1	3							
<b>Inning Stats</b>	R: 0 E: 0 K: 1 S: 6	H: 1 LOB: 1 BB: 0 P: 6	R: 0 E: 0 K: 0 S: 3	H: 0 LOB: 0 BB: 0 P: 3	R: 0 E: 1 K: 1 S: 6	H: 0 LOB: 1 BB: 0 P: 6	R: 1 E: 0 K: 1 S: 6	H: 2 LOB: 1 BB: 1 P: 10	R: 0 E: 0 K: 0 S: 3	H: 0 LOB: 0 BB: 0 P: 3	R: 0 E: 0 K: 1 S: 6	H: 1 LOB: 1 BB: 0 P: 6	R: 0 E: 0 K: 0 S: 5	H: 2 LOB: 2 BB: 0 P: 5	R: 0 E: 1 K: 1 S: 6	H: 0 LOB: 0 BB: 0 P: 6	R: 1 E: 0 K: 1 S: 6	H: 1 LOB: 0 BB: 0 P: 6	1B: 5 2B: 0 3B: 0 HR: 2	SF: 0 SAC: 1 DP: 1 HBP: 0	WP: 1 PB: 0 SB: 1 CS: 0	PA: 36	
<b>PITCHER</b>	IP	WLS	BF	H	R	ER	SO	BB	IBB	HBP	BLK	WP	HR	S	P	ERA	WHIP					ERA	WHIP
Pat Jarvis, R ERA: 3.56 (1, 1)	8.0	L	32	6	1	1	5	1	0	0	0	1	1	41	45	1.12	0.875						
George Stone, L ERA: 3.79 (9, 1)	1.0		4	1	1	1	1	0	0	0	0	0	1	6	6	9.00	1.000						

San Diego Padres @ Atlanta Braves  
Atlanta Stadium, Atlanta, GA  
Wed Sep 23 1970, 7:05 PM EDT  
Att: 2,007 - Unknown

AB 34  
R 2  
H 7  
RBI 2  
BB 1  
SO 6  
LOB 15



Batter	1	2	3	4	5	6	7	8	9	AB	R	H	RBI	BB	SO	LOB	BOTTOM						
Felix Millan, R OBP: 0.349, SLG: 0.381 (1, 4)										4	0	1	0	0	0	0							
Ralph Garr, L OBP: 0.338, SLG: 0.347 (1, 8)										4	0	2	0	0	0	0							
Hank Aaron, R OBP: 0.388, SLG: 0.583 (1, 3)										3	0	0	0	1	0	1							
Rico Carty, R OBP: 0.456, SLG: 0.589 (1, 7)										5	0	2	0	0	0	4							
Darrell Evans, L OBP: 0.528, SLG: 0.517 (1, 5)										4	0	2	0	0	0	1							
Mike Lum, L OBP: 0.306, SLG: 0.401 (1, 9)										4	0	0	0	0	0	3							
Bob Tillman, R OBP: 0.294, SLG: 0.401 (1, 2)										4	0	0	0	0	2	3							
Gil Garrido, R OBP: 0.290, SLG: 0.308 (1, 6)										3	0	0	0	0	0	0							
Pat Jarvis, R OBP: 0.198, SLG: 0.213 (1, 1)										2	0	0	0	0	0	0							
Hal King, L OBP: 0.363, SLG: 0.465 (8, PH)										1	0	0	0	0	0	0							
George Stone, L OBP: 0.308, SLG: 0.243 (9, 1)										0	0	0	0	0	0	0							
<b>Inning Stats</b>	R: 0 E: 0 K: 0 S: 3	H: 1 LOB: 1 BB: 0 P: 3	R: 0 E: 0 K: 1 S: 6	H: 1 LOB: 1 BB: 0 P: 6	R: 0 E: 0 K: 0 S: 5	H: 2 LOB: 3 BB: 1 P: 9	R: 0 E: 0 K: 0 S: 3	H: 0 LOB: 0 BB: 0 P: 3	R: 0 E: 0 K: 0 S: 4	H: 1 LOB: 1 BB: 0 P: 4	R: 0 E: 0 K: 1 S: 5	H: 0 LOB: 0 BB: 0 P: 5	R: 0 E: 0 K: 0 S: 3	H: 0 LOB: 0 BB: 0 P: 3	R: 0 E: 0 K: 1 S: 5	H: 2 LOB: 2 BB: 0 P: 5	1B: 7 2B: 0 3B: 0 HR: 0	SF: 0 SAC: 0 DP: 0 HBP: 0	WP: 0 PB: 0 SB: 0 CS: 1	PA: 35			
<b>PITCHER</b>	IP	WLS	BF	H	R	ER	SO	BB	IBB	HBP	BLK	WP	HR	S	P	ERA	WHIP					ERA	WHIP
Steve Arlin, R ERA: 2.84 (1, 1)	9.0	W	35	7	0	0	2	1	0	0	0	0	0	37	41	0.00	0.889						

San Diego Padres @ Atlanta Braves  
Atlanta Stadium, Atlanta, GA  
Wed Sep 23 1970, 7:05 PM EDT  
Att: 2,007 - Unknown


AB 34  
R 0  
H 7  
RBI 0  
BB 1  
SO 2  
LOB 12



Batter	1	2	3	4	5	6	7	8	9	AB	R	H	RBI	BB	SO	LOB	TOP								
Dave Campbell, R (1,4) OBP: 0.270, SLG: 0.341	0-0 K		0-3 K		0-0 K		0-0 K		0-0 1B 2H	5	0	1	1	0	1	0									
Rafael Robles, R (1,6) OBP: 0.250, SLG: 0.209	0-0 K		0-0 K		0-0 K		0-0 K		0-0 1B 1-2	5	0	1	0	0	0	0									
Cito Gaston, R (1,8) OBP: 0.363, SLG: 0.546	0-3 K		0-3 K		0-0 1B SF		0-0 1B SF		0-0 F	5	2	2	1	0	2	2									
Nate Colbert, R (1,3) OBP: 0.323, SLG: 0.494		0-0 HR		0-0 1B WP		0-0 1B SF		0-0 1B	5	2	3	1	0	0	2										
Ed Spiezio, R (1,5) OBP: 0.379, SLG: 0.475		4-0 PB 1B BB		0-0 G5-4-3 1B		0-0 SF		4-0 BB BB	1	0	1	1	2	0	0										
Jose Arcia, R (8, PR) OBP: 0.282, SLG: 0.288				1-3 1B		1-2 1B			0	0	0	0	0	0	0										
Chris Cannizzaro, R (1,2) OBP: 0.371, SLG: 0.383		0-3 K		0-0 F		0-0 3H 1B		4-0 BB BB	3	0	1	1	1	1	3										
Dave Robinson, S (1,7) OBP: 0.333, SLG: 0.222		0-0 F		0-0 G5-4-3		0-0 1B		0-0 BB	4	0	0	0	0	0	6										
Jim Williams, R (1,9) OBP: 0.375, SLG: 0.375		0-0 PB 1B		0-0 K		0-0 K		0-0 K	4	1	2	0	0	0	0										
Dave Roberts, L (1,1) OBP: 0.172, SLG: 0.281		0-3 K		0-0 K		0-0 K		0-0 SH	3	0	0	0	0	2	2										
<b>Inning Stats</b>	R: 0 E: 0 K: 1 S: 5	H: 0 LOB: 0 BB: 0 P: 5	R: 1 E: 0 K: 2 S: 9	H: 2 LOB: 2 BB: 1 P: 13	R: 0 E: 0 K: 2 S: 7	H: 0 LOB: 0 BB: 0 P: 7	R: 0 E: 0 K: 0 S: 4	H: 2 LOB: 1 BB: 0 P: 4	R: 0 E: 0 K: 0 S: 3	H: 0 LOB: 0 BB: 0 P: 3	R: 2 E: 0 K: 0 S: 6	H: 3 LOB: 1 BB: 0 P: 6	R: 0 E: 0 K: 1 S: 5	H: 0 LOB: 0 BB: 0 P: 5	R: 1 E: 0 K: 0 S: 4	H: 1 LOB: 2 BB: 2 P: 12	R: 1 E: 0 K: 0 S: 6	H: 3 LOB: 2 BB: 0 P: 6	1B: 9 2B: 0 3B: 0 HR: 2	SF: 1 SAC: 1 DP: 1 HBP: 0	WP: 1 PB: 1 SB: 0 CS: 0	PA: 40			
<b>PITCHER</b>	IP	WLS	BF	H	R	ER	SO	BB	IBB	HBP	BLK	WP	HR	S	P	ERA	WHIP								
Mike McQueen, L (1,1) ERA: 6.47	8.0	L	34	8	4	4	6	3	0	0	0	1	2	43	55	4.50	1.375								
Steve Barber, L (9,1) ERA: 5.06	1.0		6	3	1	1	0	0	0	0	0	0	0	6	6	9.00	3.000								

San Diego Padres @ Atlanta Braves  
 Atlanta Stadium, Atlanta, GA  
 Thu Sep 24 1970, 7:05 PM EDT  
 Att: 2,068 - Unknown


AB 35  
 R 5  
 H 11  
 RBI 5  
 BB 3  
 SO 6  
 LOB 15



Batter	1	2	3	4	5	6	7	8	9	AB	R	H	RBI	BB	SO	LOB	BOTTOM								
Felix Millan, R (1,4) OBP: 0.350, SLG: 0.380	0-0 K		0-0 G6-4-3 1B		0-0 K		0-0 K		4-0 1B BB	3	0	1	0	1	0	0									
Oscar Brown, R (1,8) OBP: 0.455, SLG: 0.522	0-0 K		0-0 G6-4-3		0-0 K		0-0 K		0-0 FC 1B	4	0	1	0	0	2										
Hank Aaron, R (1,3) OBP: 0.387, SLG: 0.580	0-0 1B		0-0 K		0-0 K		0-0 K		0-3 K	4	0	1	0	0	1	3									
Rico Carty, R (1,7) OBP: 0.454, SLG: 0.585	0-0 K		0-0 K		4-0 1B BB		0-0 K		0-0 FC	3	0	0	0	1	0	4									
Dusty Baker Jr., R (1,9) OBP: 0.200, SLG: 0.083		0-0 K		0-3 K		0-0 K		0-0 K	4	0	0	0	0	1	1										
Earl Williams, R (1,5) OBP: 0.333, SLG: 0.333		0-0 K		0-0 K		0-0 K		0-3 K	4	0	1	0	0	2	0										
Clete Boyer, R (1,6) OBP: 0.301, SLG: 0.374		0-0 K		0-0 K		0-0 K		0-0 K	4	0	0	0	0	2											
Bob Tillman, R (1,2) OBP: 0.291, SLG: 0.395		0-0 K		0-0 K		0-3 K		0-3 K	3	0	0	0	0	2	0										
Mike McQueen, L (1,1) OBP: 0.353, SLG: 0.438		0-0 K		0-0 K		0-0 K		0-0 K	2	0	1	0	0	0	0										
Bob Aspromonte, R (8, PH) OBP: 0.271, SLG: 0.233		0-0 K		0-0 K		0-0 K		0-0 K	1	0	1	0	0	0	0										
Steve Barber, L (9,1) OBP: 0.500, SLG: 0.500		0-0 K		0-0 2B		0-0 K		0-0 1B BB	0	0	0	0	0	0	0										
<b>Inning Stats</b>	R: 0 E: 0 K: 0 S: 4	H: 1 LOB: 1 BB: 0 P: 4	R: 0 E: 0 K: 0 S: 3	H: 0 LOB: 0 BB: 0 P: 3	R: 0 E: 0 K: 0 S: 4	H: 2 LOB: 1 BB: 0 P: 4	R: 0 E: 0 K: 1 S: 6	H: 1 LOB: 2 BB: 1 P: 10	R: 0 E: 0 K: 1 S: 5	H: 0 LOB: 0 BB: 0 P: 5	R: 0 E: 0 K: 0 S: 3	H: 0 LOB: 0 BB: 0 P: 3	R: 0 E: 0 K: 1 S: 5	H: 0 LOB: 0 BB: 0 P: 5	R: 0 E: 0 K: 2 S: 9	H: 2 LOB: 2 BB: 1 P: 13	R: 0 E: 0 K: 1 S: 5	H: 0 LOB: 0 BB: 0 P: 5	1B: 5 2B: 1 3B: 0 HR: 0	SF: 0 SAC: 0 DP: 1 HBP: 0	WP: 0 PB: 0 SB: 0 CS: 0	PA: 34			
<b>PITCHER</b>	IP	WLS	BF	H	R	ER	SO	BB	IBB	HBP	BLK	WP	HR	S	P	ERA	WHIP								
Dave Roberts, L (1,1) ERA: 3.72	9.0	W	34	6	0	0	6	2	0	0	0	0	0	44	52	0.00	0.889								

San Diego Padres @ Atlanta Braves  
 Atlanta Stadium, Atlanta, GA  
 Thu Sep 24 1970, 7:05 PM EDT  
 Att: 2,068 - Unknown

AB 32  
 R 0  
 H 6  
 RBI 0  
 BB 2  
 SO 6  
 LOB 12





Batter	1	2	3	4	5	6	7	8	9	AB	R	H	RBI	BB	SO	LOB	TOP								
<b>Cesar Cedeno, R</b> OBP: 0.333, SLG: 0.443 (1, 8)	0-0 None 2B		0-0 K			0-0 K		0-0 1-H HR		4	1	2	2	0	0	0	<b>Houston Astros @ Atlanta Braves</b> Atlanta Stadium, Atlanta, GA Sat Sep 26 1970, 7:05 PM EDT Att: 3,078 - Unknown								
<b>Joe Morgan, L</b> OBP: 0.394, SLG: 0.388 (1, 4)	0-3 K			0-0 K			0-0 K	0-0 K		4	0	0	0	0	1	1									
<b>Jimmy Wynn, R</b> OBP: 0.395, SLG: 0.495 (1, 7)	0-0 2-3			0-0 K			0-0 K	0-0 K		4	0	0	0	0	0	1									
<b>Bob Watson, R</b> OBP: 0.322, SLG: 0.436 (1, 3)	0-0 K			0-3 K			0-0 HR 2B		0-0 K	4	1	1	0	0	1	1									
<b>Denis Menke, R</b> OBP: 0.389, SLG: 0.440 (1, 6)		0-0 K			0-0 K		0-0 2-H HR		0-0 K	4	1	1	2	0	0	0									
<b>Doug Rader, R</b> OBP: 0.321, SLG: 0.437 (1, 5)		0-0 K			0-0 K		0-0 HR		0-3 K	4	1	1	1	0	1	0									
<b>Larry Howard, R</b> OBP: 0.384, SLG: 0.474 (1, 2)		0-0 K			0-0 K		0-0 K			3	0	0	0	0	0	0									
<b>Jesus Alou, R</b> OBP: 0.335, SLG: 0.384 (1, 9)			0-0 K			0-0 K			0-3 K	2	0	0	0	0	0	0									
<b>Cesar Geronimo, L</b> OBP: 0.324, SLG: 0.273 (7, 9)										1	0	0	0	0	1	0									
<b>Larry Dierker, R</b> OBP: 0.165, SLG: 0.180 (1, 1)			0-3 K						0-0 K	3	1	1	0	0	2	0									
<b>Inning Stats</b>	R: 0 E: 0 K: 1 S: 6	H: 1 LOB: 1 BB: 0 P: 6	R: 0 E: 0 K: 0 S: 3	H: 0 LOB: 0 BB: 0 P: 3	R: 0 E: 0 K: 1 S: 5	H: 0 LOB: 0 BB: 0 P: 5	R: 0 E: 0 K: 0 S: 3	H: 0 LOB: 0 BB: 0 P: 3	R: 0 E: 0 K: 1 S: 5	H: 0 LOB: 0 BB: 0 P: 5	R: 3 E: 0 K: 0 S: 6	H: 3 LOB: 0 BB: 0 P: 6	R: 2 E: 0 K: 1 S: 7	H: 2 LOB: 0 BB: 0 P: 7	R: 0 E: 0 K: 1 S: 5	H: 0 LOB: 0 BB: 0 P: 5	1B: 1 2B: 2 3B: 0 HR: 3	SF: 0 SAC: 0 DP: 0 HBP: 0	WP: 0 PB: 0 SB: 0 CS: 0	PA: 33					
<b>PITCHER</b>	IP	WLS	BF	H	R	ER	SO	BB	IBB	HBP	BLK	WP	HR	S	P	ERA	WHIP								
<b>George Stone, L</b> ERA: 3.86 (1, 1)	8.0	L	30	6	5	5	5	0	0	0	0	0	3	40	40	5.62	0.750								
<b>Don Cardwell, R</b> ERA: 7.28 (9, 1)	1.0		3	0	0	0	1	0	0	0	0	0	0	5	5	0.00	0.000								

AB	33
R	5
H	6
RBI	5
BB	0
SO	6
LOB	3



Batter	1	2	3	4	5	6	7	8	9	AB	R	H	RBI	BB	SO	LOB	BOTTOM								
<b>Felix Millan, R</b> OBP: 0.352, SLG: 0.381 (1, 4)	0-0 None 1B	0-3 K			0-0 K			0-0 K		4	1	1	0	0	1	1	<b>Houston Astros @ Atlanta Braves</b> Atlanta Stadium, Atlanta, GA Sat Sep 26 1970, 7:05 PM EDT Att: 3,078 - Unknown								
<b>Ralph Garr, L</b> OBP: 0.341, SLG: 0.341 (1, 8)	0-0 1-2	0-0 K			0-0 K			0-0 K		4	0	1	0	0	0	2									
<b>Hank Aaron, R</b> OBP: 0.384, SLG: 0.574 (1, 9)	0-3 K		0-0 K			0-0 K		0-0 K		4	0	0	0	0	1	2									
<b>Don Cardwell, R</b> OBP: 0.182, SLG: 0.200 (9, 1)										0	0	0	0	0	0	0									
<b>Orlando Cepeda, R</b> OBP: 0.370, SLG: 0.553 (1, 3)	0-0 BB 2-H 1B		0-0 E1 7-3			0-0 K		0-0 K		4	0	1	1	0	0	0									
<b>Darrell Evans, L</b> OBP: 0.500, SLG: 0.472 (1, 5)	0-0 BB 1-2 1B		0-0 7-3 1-2			0-0 K		0-0 K		4	1	2	0	0	0	1									
<b>Mike Lum, L</b> OBP: 0.305, SLG: 0.397 (1, 7)	4-0 BB 1-2 2-3 BB			0-0 K			0-0 K		0-0 K	3	0	0	0	1	0	1									
<b>Clete Boyer, R</b> OBP: 0.303, SLG: 0.378 (1, 6)	0-0 K					0-3 K			0-0 K	4	0	1	1	0	1	3									
<b>Bob Didier, S</b> OBP: 0.210, SLG: 0.173 (1, 2)		0-0 K			0-0 K			0-0 K		4	0	0	0	0	0	1									
<b>George Stone, L</b> OBP: 0.313, SLG: 0.264 (1, 1)		0-0 K						0-3 K		2	0	1	0	0	0	0									
<b>Dusty Baker Jr., R</b> OBP: 0.316, SLG: 0.263 (8, PH)										1	0	0	0	0	1	0									
<b>Inning Stats</b>	R: 1 E: 0 K: 1 S: 8	H: 3 LOB: 3 BB: 1 P: 12	R: 0 E: 0 K: 1 S: 6	H: 1 LOB: 1 BB: 0 P: 6	R: 0 E: 1 K: 0 S: 3	H: 0 LOB: 0 BB: 0 P: 3	R: 0 E: 0 K: 0 S: 3	H: 0 LOB: 0 BB: 0 P: 3	R: 0 E: 0 K: 1 S: 5	H: 0 LOB: 0 BB: 0 P: 5	R: 0 E: 0 K: 0 S: 6	H: 1 LOB: 1 BB: 0 P: 6	R: 1 E: 0 K: 0 S: 5	H: 2 LOB: 1 BB: 0 P: 5	R: 0 E: 0 K: 1 S: 5	H: 0 LOB: 0 BB: 0 P: 5	1B: 5 2B: 3 3B: 0 HR: 0	SF: 0 SAC: 0 DP: 1 HBP: 0	WP: 0 PB: 0 SB: 0 CS: 0	PA: 35					
<b>PITCHER</b>	IP	WLS	BF	H	R	ER	SO	BB	IBB	HBP	BLK	WP	HR	S	P	ERA	WHIP								
<b>Larry Dierker, R</b> ERA: 3.9 (1, 1)	9.0	W	35	7	2	2	4	1	0	0	0	0	0	42	46	2.00	0.889								

AB	34
R	2
H	7
RBI	2
BB	1
SO	4
LOB	11





Batter	1	2	3	4	5	6	7	8	9	AB	R	H	RBI	BB	SO	LOB	TOP				
Cesar Cedeno, R OBP: 0.331, SLG: 0.447 George Culver, R OBP: 0.174, SLG: 0.286	(1,8) X 0-0 1		(2) X 0-0	(2) X 0-0					(1,8) X 0-0 E6								6 1 1 3 0 0 4 0 0 0 0 0 0 0				
Hector Torres, R OBP: 0.310, SLG: 0.323	(1,6) X 0-0		(3) X 0-0						(1,6) X 0-0 1H 2H HR								6 2 3 0 0 0 3				
Jimmy Wynn, R OBP: 0.396, SLG: 0.499	(1,7) X 0-0		(3) X 4-0 2B 1B						(1,7) X 0-0 2B 1B								4 2 1 1 2 2 1				
Bob Watson, R OBP: 0.326, SLG: 0.451	(1,3) X 0-0		(1) X 0-0 K						(1,3) X 0-0 SH								5 1 3 2 0 1 1				
Denis Menke, R OBP: 0.391, SLG: 0.440	(1,4) X 0-0		(3) X 0-0 None 1B						(1,4) X 0-0 1B K IBB								3 0 1 0 2 0 2				
Doug Rader, R OBP: 0.323, SLG: 0.437	(1,5) X 0-0								(1,5) X 0-0 G5-4-3 BB								4 2 2 2 1 0 3				
Larry Howard, R OBP: 0.389, SLG: 0.469 Joe Morgan, L OBP: 0.383, SLG: 0.388 Cesar Geronimo, L OBP: 0.324, SLG: 0.273	(1,2) X 0-0		(3) X 4-0 BB						(1,2) X 0-0								3 0 1 0 1 1 3 1 0 0 0 0 0 0 0 0 0 0 0 0 0				
Norm Miller, L OBP: 0.337, SLG: 0.324	(1,9) X 0-0		(3) X 0-0						(1,9) X 0-0								4 1 1 0 1 1 4				
Wade Blasingame, L OBP: 0.231, SLG: 0.091 Jim Ray, R OBP: 0.185, SLG: 0.185 Johnny Edwards, L OBP: 0.299, SLG: 0.319	(1,1) X 0-0		(1) X 0-0 K						(1,1) X 0-0 HR BB								3 0 2 2 0 1 0 1 0 0 0 0 0 0 0 1 0 0 1 0 0				
<b>Inning Stats</b>	R: 0 E: 0 K: 0 S: 3	H: 0 LOB: 0 BB: 0 P: 3	R: 0 E: 0 K: 1 S: 6	H: 1 LOB: 2 BB: 1 P: 10	R: 1 E: 0 K: 1 S: 7	H: 2 LOB: 2 BB: 1 P: 11	R: 1 E: 0 K: 1 S: 7	H: 2 LOB: 2 BB: 1 P: 11	R: 3 E: 0 K: 0 S: 7	H: 4 LOB: 2 BB: 2 P: 11	R: 2 E: 0 K: 1 S: 6	H: 2 LOB: 2 BB: 2 P: 14	R: 0 E: 1 K: 0 S: 4	H: 0 LOB: 1 BB: 0 P: 4	R: 0 E: 0 K: 1 S: 5	H: 1 LOB: 1 BB: 1 P: 9	R: 3 E: 0 K: 1 S: 8	H: 3 LOB: 1 BB: 1 P: 12	1B: 10 2B: 2 3B: 0 HR: 3	SF: 0 SAC: 1 DP: 1 HBP: 0	WP: 0 PA: 49 PB: 0 SB: 1 CS: 0
<b>PITCHER</b>	IP WLS BF H R ER SO BB IBB HBP BLK WP HR S P ERA WHIP	IP WLS BF H R ER SO BB IBB HBP BLK WP HR S P ERA WHIP	IP WLS BF H R ER SO BB IBB HBP BLK WP HR S P ERA WHIP	IP WLS BF H R ER SO BB IBB HBP BLK WP HR S P ERA WHIP	IP WLS BF H R ER SO BB IBB HBP BLK WP HR S P ERA WHIP	IP WLS BF H R ER SO BB IBB HBP BLK WP HR S P ERA WHIP	IP WLS BF H R ER SO BB IBB HBP BLK WP HR S P ERA WHIP	IP WLS BF H R ER SO BB IBB HBP BLK WP HR S P ERA WHIP	IP WLS BF H R ER SO BB IBB HBP BLK WP HR S P ERA WHIP	IP WLS BF H R ER SO BB IBB HBP BLK WP HR S P ERA WHIP	IP WLS BF H R ER SO BB IBB HBP BLK WP HR S P ERA WHIP	IP WLS BF H R ER SO BB IBB HBP BLK WP HR S P ERA WHIP	IP WLS BF H R ER SO BB IBB HBP BLK WP HR S P ERA WHIP	IP WLS BF H R ER SO BB IBB HBP BLK WP HR S P ERA WHIP	IP WLS BF H R ER SO BB IBB HBP BLK WP HR S P ERA WHIP	IP WLS BF H R ER SO BB IBB HBP BLK WP HR S P ERA WHIP	IP WLS BF H R ER SO BB IBB HBP BLK WP HR S P ERA WHIP	IP WLS BF H R ER SO BB IBB HBP BLK WP HR S P ERA WHIP	IP WLS BF H R ER SO BB IBB HBP BLK WP HR S P ERA WHIP	IP WLS BF H R ER SO BB IBB HBP BLK WP HR S P ERA WHIP	IP WLS BF H R ER SO BB IBB HBP BLK WP HR S P ERA WHIP

Houston Astros @ Atlanta Braves  
Atlanta Stadium, Atlanta, GA  
Sun Sep 27 1970, 7:05 PM EDT  
Att: 6,159 - Unknown

AB 40  
R 10  
H 15  
RBI 10  
BB 8  
SO 6  
LOB 21



Batter	1	2	3	4	5	6	7	8	9	AB	R	H	RBI	BB	SO	LOB	BOTTOM				
Felix Millan, R OBP: 0.351, SLG: 0.380	(1,4) X 0-0		(3) X 0-0						(1,4) X 0-0 1B WP 2B 1B								5 1 1 0 0 1 3				
Ralph Garr, L OBP: 0.333, SLG: 0.333	(1,8) X 0-0		(1) X 0-0						(1,8) X 0-0 FC SF 1B K								5 1 1 0 0 1 1				
Hank Aaron, R OBP: 0.382, SLG: 0.571	(1,9) X 0-0		(2) X 0-0						(1,9) X 0-0 FC 1B F								5 0 1 0 0 0 1				
Orlando Cepeda, R OBP: 0.368, SLG: 0.550	(1,3) X 0-0		(3) X 0-0						(1,3) X 0-0 FC SF 1B 2B								5 1 1 0 0 0 2				
Earl Williams, R OBP: 0.417, SLG: 0.579	(1,5) X 0-0		(2) X 0-0 1B 2B						(1,5) X 0-0 SF 1B BB								3 2 3 2 1 0 0				
Dusty Baker Jr., R OBP: 0.333, SLG: 0.292	(1,7) X 0-0		(1) X 0-0 BB 1B						(1,7) X 0-0 F 1B								5 0 2 2 0 0 4				
Clete Boyer, R OBP: 0.305, SLG: 0.381	(1,6) X 0-0		(3) X 0-0 BB 1B						(1,6) X 0-0 F								4 1 2 1 0 0 2				
Bob Tillman, R OBP: 0.300, SLG: 0.414	(1,2) X 0-0		(3) X 4-0 BB						(1,2) X 0-0 1B								3 1 2 2 1 0 0				
Steve Barber, L OBP: 0.250, SLG: 0.250 Jim Nash, R OBP: 0.110, SLG: 0.175 Rick Kester, R	(1,1) X 0-0		(2) X 0-0 K						(1,1) X 0-0 K								2 0 0 0 0 2 3 0 0 0 0 0 0 0 1 0 0 0 0 0 0 0 0 0 0 0 0 0				
Mike Lum, L OBP: 0.304, SLG: 0.396 Don Cardwell, R OBP: 0.182, SLG: 0.200	(1,1) X 0-0		(3) X 0-0						(1,1) X 0-0 K								1 0 0 0 0 1 2 0 0 0 0 0 0 0				
<b>Inning Stats</b>	R: 0 E: 0 K: 0 S: 3	H: 0 LOB: 0 BB: 0 P: 3	R: 1 E: 0 K: 2 S: 10	H: 3 LOB: 3 BB: 1 P: 14	R: 0 E: 0 K: 0 S: 3	H: 0 LOB: 0 BB: 0 P: 3	R: 3 E: 0 K: 1 S: 8	H: 3 LOB: 0 BB: 0 P: 8	R: 2 E: 0 K: 0 S: 6	H: 3 LOB: 1 BB: 0 P: 6	R: 0 E: 0 K: 0 S: 3	H: 0 LOB: 0 BB: 0 P: 3	R: 0 E: 0 K: 0 S: 3	H: 0 LOB: 0 BB: 0 P: 3	R: 0 E: 0 K: 1 S: 6	H: 1 LOB: 2 BB: 1 P: 10	R: 1 E: 0 K: 1 S: 8	H: 3 LOB: 2 BB: 0 P: 8	1B: 8 2B: 4 3B: 0 HR: 1	SF: 1 SAC: 0 DP: 0 HBP: 0	WP: 2 PA: 42 PB: 0 SB: 0 CS: 0
<b>PITCHER</b>	IP WLS BF H R ER SO BB IBB HBP BLK WP HR S P ERA WHIP	IP WLS BF H R ER SO BB IBB HBP BLK WP HR S P ERA WHIP	IP WLS BF H R ER SO BB IBB HBP BLK WP HR S P ERA WHIP	IP WLS BF H R ER SO BB IBB HBP BLK WP HR S P ERA WHIP	IP WLS BF H R ER SO BB IBB HBP BLK WP HR S P ERA WHIP	IP WLS BF H R ER SO BB IBB HBP BLK WP HR S P ERA WHIP	IP WLS BF H R ER SO BB IBB HBP BLK WP HR S P ERA WHIP	IP WLS BF H R ER SO BB IBB HBP BLK WP HR S P ERA WHIP	IP WLS BF H R ER SO BB IBB HBP BLK WP HR S P ERA WHIP	IP WLS BF H R ER SO BB IBB HBP BLK WP HR S P ERA WHIP	IP WLS BF H R ER SO BB IBB HBP BLK WP HR S P ERA WHIP	IP WLS BF H R ER SO BB IBB HBP BLK WP HR S P ERA WHIP	IP WLS BF H R ER SO BB IBB HBP BLK WP HR S P ERA WHIP	IP WLS BF H R ER SO BB IBB HBP BLK WP HR S P ERA WHIP	IP WLS BF H R ER SO BB IBB HBP BLK WP HR S P ERA WHIP	IP WLS BF H R ER SO BB IBB HBP BLK WP HR S P ERA WHIP	IP WLS BF H R ER SO BB IBB HBP BLK WP HR S P ERA WHIP	IP WLS BF H R ER SO BB IBB HBP BLK WP HR S P ERA WHIP	IP WLS BF H R ER SO BB IBB HBP BLK WP HR S P ERA WHIP	IP WLS BF H R ER SO BB IBB HBP BLK WP HR S P ERA WHIP	IP WLS BF H R ER SO BB IBB HBP BLK WP HR S P ERA WHIP

Houston Astros @ Atlanta Braves  
Atlanta Stadium, Atlanta, GA  
Sun Sep 27 1970, 7:05 PM EDT  
Att: 6,159 - Unknown

AB 39  
R 7  
H 13  
RBI 7  
BB 2  
SO 5  
LOB 18




Batter	1	2	3	4	5	6	7	8	9	AB	R	H	RBI	BB	SO	LOB	TOP								
<b>Felix Millan, R</b> OBP: 0.351, SLG: 0.379 (1.4)	6-3		S BB		5-3		FC6-4 1-2 2-H 1B		FC5-4 FC3-2-6 1-2 2-3	4	0	1	1	1	0	2	<b>Atlanta Braves @ Cincinnati Reds</b> Riverfront Stadium, Cincinnati, OH Tue Sep 29 1970, 7:05 PM EDT Att: 11,409 - Unknown								
<b>Ralph Garr, L</b> OBP: 0.327, SLG: 0.326 (1.8)	F8 BB 1B		F8		F8		F7		FC3-2-5 1-2 3-H 0-0	5	0	1	0	0	0	5									
<b>Hank Aaron, R</b> OBP: 0.384, SLG: 0.568 (1.9)			G6-4-3 BB				FC6-4 1-2		P3	2	0	0	0	3	0	4									
<b>Orlando Cepeda, R</b> OBP: 0.366, SLG: 0.546 (1.3)	F8 2-3		G6-4-3				G5-4-3 BB		F8	4	0	0	0	0	0	5									
<b>Darrell Evans, L</b> OBP: 0.458, SLG: 0.425 (1.5)									F8	4	0	0	0	0	2	2									
<b>Gil Garrido, R</b> OBP: 0.290, SLG: 0.308 (9.6)	K						K		F8	0	0	0	0	0	0	0									
<b>Mike Lum, L</b> OBP: 0.306, SLG: 0.401 (1.7)										4	1	2	0	0	0	0									
<b>Hal King, L</b> OBP: 0.364, SLG: 0.461 (1.2)										4	0	1	0	0	1	2									
<b>Bob Aspromonte, R</b> OBP: 0.283, SLG: 0.242 (1.6)										3	1	2	0	1	1	1									
<b>Mike McQueen, L</b> OBP: 0.333, SLG: 0.400 (1.1)										4	0	1	1	0	1	2									
<b>Inning Stats</b>	R: 0 E: 0 K: 1 S: 6	H: 1 LOB: 2 BB: 1 P: 10	R: 0 E: 0 K: 2 S: 8	H: 1 LOB: 1 BB: 0 P: 8	R: 0 E: 0 K: 0 S: 2	H: 0 LOB: 1 BB: 2 P: 10	R: 0 E: 0 K: 1 S: 6	H: 1 LOB: 1 BB: 0 P: 6	R: 0 E: 0 K: 0 S: 3	H: 0 LOB: 0 BB: 0 P: 3	R: 0 E: 0 K: 1 S: 4	H: 0 LOB: 0 BB: 1 P: 8	R: 2 E: 0 K: 0 S: 6	H: 3 LOB: 2 BB: 1 P: 10	R: 0 E: 0 K: 0 S: 4	H: 1 LOB: 1 BB: 0 P: 4	R: 0 E: 1 K: 0 S: 5	H: 1 LOB: 2 BB: 0 P: 5	1B: 7 2B: 1 3B: 0 HR: 0	SF: 0 SAC: 0 DP: 2 HBP: 0	WP: 0 PB: 0 SB: 1 CS: 0	PA: 39			
<b>PITCHER</b>	IP	WLS	BF	H	R	ER	SO	BB	IBB	HBP	BLK	WP	HR	S	P	ERA	WHIP								
<b>Tony Cloninger, R</b> ERA: 3.83 (1.1)	7.0	L	30	6	2	2	5	5	0	0	0	0	0	35	55	2.57	1.571								
<b>Clay Carroll, R</b> ERA: 2.51 (8.1)	1.0		4	1	0	0	0	0	0	0	0	0	0	4	4	0.00	1.000								
<b>Wayne Granger, R</b> ERA: 2.69 (9.1)	1.0		5	1	0	0	0	0	0	0	0	0	0	5	5	0.00	1.000								



Batter	1	2	3	4	5	6	7	8	9	AB	R	H	RBI	BB	SO	LOB	BOTTOM								
<b>Pete Rose, S</b> OBP: 0.397, SLG: 0.473 (1.9)	6-3		F9							4	0	1	0	0	0	0	<b>Atlanta Braves @ Cincinnati Reds</b> Riverfront Stadium, Cincinnati, OH Tue Sep 29 1970, 7:05 PM EDT Att: 11,409 - Unknown								
<b>Bobby Tolan, L</b> OBP: 0.384, SLG: 0.474 (1.8)	F8									3	0	0	0	0	1	0									
<b>Tony Perez, R</b> OBP: 0.402, SLG: 0.592 (1.5)	F7									4	0	2	0	0	0	3									
<b>Johnny Bench, R</b> OBP: 0.345, SLG: 0.590 (1.2)										3	0	1	1	0	0	2									
<b>Wayne Granger, R</b> OBP: 0.100, SLG: 0.100 (9.1)										0	0	0	0	0	0	0									
<b>Lee May, R</b> OBP: 0.295, SLG: 0.483 (1.3)										4	0	0	0	0	1	4									
<b>Hal McRae, R</b> OBP: 0.313, SLG: 0.442 (1.7)	6-3									4	0	1	0	0	0	1									
<b>Tommy Helms, R</b> OBP: 0.262, SLG: 0.280 (1.4)										4	0	2	0	0	0	2									
<b>Jimmy Stewart, S</b> OBP: 0.322, SLG: 0.343 (9. PR)	F7									0	0	0	0	0	0	0									
<b>Woody Woodward, R</b> OBP: 0.279, SLG: 0.279 (1.6)										3	0	0	0	0	0	2									
<b>Clay Carroll, R</b> OBP: 0.133, SLG: 0.071 (8.1)										0	0	0	0	0	0	0									
<b>Pat Corrales, R</b> OBP: 0.289, SLG: 0.330 (9.2)										1	0	0	0	0	0	1									
<b>Tony Cloninger, R</b> OBP: 0.213, SLG: 0.383 (1.1)										2	0	0	0	0	1	1									
<b>Dave Concepcion, R</b> OBP: 0.325, SLG: 0.318 (8.6)										1	1	0	0	1	0	1									
<b>Inning Stats</b>	R: 0 E: 0 K: 0 S: 3	H: 0 LOB: 0 BB: 0 P: 3	R: 0 E: 0 K: 1 S: 6	H: 1 LOB: 1 BB: 0 P: 6	R: 0 E: 0 K: 1 S: 5	H: 0 LOB: 0 BB: 0 P: 5	R: 0 E: 0 K: 1 S: 6	H: 1 LOB: 1 BB: 0 P: 6	R: 0 E: 0 K: 0 S: 4	H: 1 LOB: 1 BB: 0 P: 4	R: 0 E: 0 K: 0 S: 4	H: 1 LOB: 1 BB: 0 P: 4	R: 0 E: 1 K: 0 S: 5	H: 1 LOB: 2 BB: 1 P: 9	R: 0 E: 0 K: 0 S: 4	H: 1 LOB: 1 BB: 0 P: 4	1B: 5 2B: 2 3B: 0 HR: 0	SF: 1 SAC: 1 DP: 0 HBP: 0	WP: 0 PB: 0 SB: 0 CS: 0	PA: 36					
<b>PITCHER</b>	IP	WLS	BF	H	R	ER	SO	BB	IBB	HBP	BLK	WP	HR	S	P	ERA	WHIP								
<b>Mike McQueen, L</b> ERA: 5.59 (1.1)	9.0	W	36	7	1	0	3	1	0	0	0	0	0	41	45	0.00	0.889								



Batter	1	2	3	4	5	6	7	8	9	AB	R	H	RBI	BB	SO	LOB	TOP																	
Felix Milan, R OBP: 0.352, SLG: 0.380	G3		S 1B		F9			E FC5 1B		4	0	2	0	0	0	1	<p>Atlanta Braves @ Cincinnati Reds</p> <p>Riverfront Stadium, Cincinnati, OH</p> <p>Thu Oct 01 1970, 7:05 PM EDT</p> <p>Att: 23,861 - Unknown</p>																	
Ralph Garr, L OBP: 0.314, SLG: 0.313	6-3		1-3		1-3			FC5		4	0	0	0	0	0	4																		
Hank Aaron, R OBP: 0.385, SLG: 0.574								E6		4	1	2	1	0	0	2																		
Ron Reed, R OBP: 0.111, SLG: 0.114	FC5-4 1B			HR				1-2 2-3		0	0	0	0	0	0	0																		
Orlando Cepeda, R OBP: 0.365, SLG: 0.543	FC5-4			F9		G3-6-1 BB		K		3	0	0	0	1	1	4																		
Darrell Evans, L OBP: 0.423, SLG: 0.386		6-3		F7		G3-6-1 BB		K		4	0	0	0	0	1	4																		
Mike Lum, L OBP: 0.306, SLG: 0.399		F8							K	4	0	1	0	0	1	0																		
Bob Aspromonte, R OBP: 0.282, SLG: 0.236		F7		F3					F9	3	0	0	0	1	0	1																		
Bob Tillman, R OBP: 0.299, SLG: 0.408				F9		G5-4-3 BB			F2	3	0	0	0	1	0	1																		
Pat Jarvis, R OBP: 0.202, SLG: 0.207				F7		FC1-6 BB				2	0	0	0	0	0	1																		
Oscar Brown, R OBP: 0.464, SLG: 0.532								FC5 1B		1	0	1	0	0	0	0																		
<b>Inning Stats</b>	R: 0 E: 0 K: 0 S: 4	H: 1 LOB: 1 BB: 0 P: 4	R: 0 E: 0 K: 0 S: 3	H: 0 LOB: 0 BB: 0 P: 3	R: 0 E: 0 K: 0 S: 4	H: 1 LOB: 1 BB: 0 P: 4	R: 1 E: 0 K: 0 S: 5	H: 2 LOB: 1 BB: 0 P: 5	R: 0 E: 0 K: 0 S: 2	H: 0 LOB: 0 BB: 1 P: 6	R: 0 E: 0 K: 0 S: 2	H: 0 LOB: 0 BB: 1 P: 6	R: 0 E: 1 K: 2 S: 10	H: 2 LOB: 3 BB: 0 P: 10	R: 0 E: 0 K: 1 S: 5	H: 0 LOB: 0 BB: 0 P: 5		1B: 5 2B: 0 3B: 0 HR: 1	SF: 0 SAC: 0 DP: 2 HBP: 0	WP: 0 PB: 0 SB: 1 CS: 0	PA: 35													
<b>PITCHER</b>	IP WLS BF H R ER SO BB IBB HBP BLK WP HR S P ERA WHIP																																	
Jim McGlothlin, R ERA: 3.59	3.0	W	11	2	0	0	0	0	0	0	0	0	0	11	11	0.00	0.667																	
Ray Washburn, R ERA: 6.92	3.0	W	12	2	1	1	0	2	0	0	0	0	0	1	10	18	3.00	1.333																
Clay Carroll, R ERA: 2.59	1.0		3	0	0	0	0	1	0	0	0	0	0	0	2	6	0.00	1.000																
Wayne Granger, R ERA: 2.66	1.0		6	2	0	0	2	0	0	0	0	0	0	0	10	10	0.00	2.000																
Don Gullett, L ERA: 2.43	1.0	S	3	0	0	0	1	0	0	0	0	0	0	0	5	5	0.00	0.000																

Batter	1	2	3	4	5	6	7	8	9	AB	R	H	RBI	BB	SO	LOB	BOTTOM																	
Pete Rose, S OBP: 0.385, SLG: 0.470	4-3		4-3		6-3			F9		4	0	0	0	0	0	2	<p>Atlanta Braves @ Cincinnati Reds</p> <p>Riverfront Stadium, Cincinnati, OH</p> <p>Thu Oct 01 1970, 7:05 PM EDT</p> <p>Att: 23,861 - Unknown</p>																	
Bobby Tolan, L OBP: 0.384, SLG: 0.475	5-3					S 1B		P6		4	1	2	1	0	0	1																		
Tony Perez, R OBP: 0.401, SLG: 0.589			3-H 2B							4	0	1	0	0	2	2																		
Darrel Chaney, S OBP: 0.263, SLG: 0.295	K		K					1-6-3 1-3 2B		0	1	0	0	0	0	0																		
Johnny Bench, R OBP: 0.345, SLG: 0.587		P3		P4		1B BB		1-3		3	0	0	0	1	0	1																		
Lee May, R OBP: 0.297, SLG: 0.484		G3 1B		5-3		1-3 2-H 1B		1-6-3 2B BB		3	1	2	1	1	0	0																		
Bernie Carbo, L OBP: 0.454, SLG: 0.551		G3				K		1-6-3		4	0	1	0	0	1	5																		
Tommy Helms, R OBP: 0.262, SLG: 0.282		K		P4				1-6-3		4	0	1	2	0	1	4																		
Woody Woodward, R OBP: 0.280, SLG: 0.288										2	1	1	0	0	0	0																		
Angel Bravo, L OBP: 0.365, SLG: 0.323								F8		1	0	0	0	0	1	0																		
Dave Concepcion, R OBP: 0.324, SLG: 0.317			2B 3B							1	0	0	0	0	1	2																		
Jim McGlothlin, R ERA: 3.59			4-3							1	0	0	0	0	0	1																		
Ray Washburn, R ERA: 6.92										1	0	0	0	0	0	0																		
Clay Carroll, R ERA: 2.59										0	0	0	0	0	0	0																		
Ty Cline, L OBP: 0.133, SLG: 0.071										0	0	0	0	0	0	0																		
Wayne Granger, R ERA: 2.66										0	0	0	0	0	0	0																		
Don Gullett, L ERA: 2.43										0	0	0	0	0	0	0																		
<b>Inning Stats</b>	R: 0 E: 0 K: 1 S: 5	H: 0 LOB: 0 BB: 0 P: 5	R: 0 E: 0 K: 1 S: 6	H: 1 LOB: 1 BB: 0 P: 6	R: 1 E: 0 K: 1 S: 7	H: 2 LOB: 1 BB: 0 P: 7	R: 0 E: 0 K: 0 S: 4	H: 1 LOB: 1 BB: 0 P: 4	R: 0 E: 0 K: 0 S: 3	H: 0 LOB: 0 BB: 0 P: 3	R: 1 E: 0 K: 1 S: 7	H: 2 LOB: 2 BB: 1 P: 11	R: 0 E: 0 K: 1 S: 6	H: 1 LOB: 1 BB: 0 P: 6	R: 2 E: 0 K: 1 S: 7	H: 2 LOB: 2 BB: 1 P: 11	1B: 5 2B: 3 3B: 1 HR: 0	SF: 0 SAC: 0 DP: 0 HBP: 0	WP: 0 PB: 0 SB: 1 CS: 0	PA: 35														
<b>PITCHER</b>	IP WLS BF H R ER SO BB IBB HBP BLK WP HR S P ERA WHIP																																	
Pat Jarvis, R ERA: 3.61	7.0	L	29	7	2	2	5	1	0	0	0	0	0	0	38	42	2.57	1.143																
Ron Reed, R ERA: 4.41	1.0		6	2	2	2	1	1	0	0	0	0	0	0	7	11	18.00	3.000																

