Atlanta Braves - 1971

Batter	1	2	3	4	5	6	7	8	9	AB	R	H	RBI	BB	SO	LOB
Sonny Jackson, L (1, 8) OBP: 0.600, SLG: 0.750	4-3	5-3 2-3 3-H 1B		BBBB FC6-4 1-2 BB		2B		F9		4	0	2	1	1	0	1
Ralph Garr, L (1, 7) OBP: 0.200, SLG: 0.200	F8	5-3 1-2		FC6-4 FC6-4 1-2f 2-3		1-3			E1 1B 1B	5	1	1	0	0	0	5
Mike Lum, L (9, 7)										0	0	0	0	0	0	0
Hank Aaron, R (1, 9)	F7	SSS K		FC6-4 1-2f			E5 G4-6-3		SH5-3 1B 1B IBB	4	1	0	0	1	1	4
Orlando Cepeda, R (1, 3) OBP: 0.200, SLG: 0.200		5-3	5-3		L3		G4-6-3 1-2f		1B SH5-3 1-2 2-H 1B	5	0	1	1	0	0	1
Hal King, L (1, 2) OBP: 0.500, SLG: 0.750		1B 2B	1B 1B		4-3		G3		SH5-3 1-2 2-3	4	1	2	0	0	0	0
Felix Millan, R (1, 4) OBP: 1.000, SLG: 1.500		BB 1B 2-H 1B	E6 1-2 1B		1B			E 3B	1B IBB	4	2	4	1	1	0	0
Clete Boyer, R (1, 5) OBP: 0.400, SLG: 0.250		BBBB 1B SF 1-2 BB	5-3		F8			E5 3-H	G4-6-3 1-2 2-3 3-H 1B	4	1	1	1	1	0	2
Marty Perez, R (1, 6) OBP: 0.200, SLG: 0.200		SF 1B 1-3 2-H 1B	SSS K			6-3		SSS K	G4-6-3 1-2f	5	1	1	1	0	2	4
Phil Niekro, R (1, 1)		SF 1B 1-3 3-H	E5 FC6-4 BB			F7		1-3		2	0	0	1	0	0	0
Cecil Upshaw, R (6, 1)										1	0	0	0	0	0	1
Inning Stats	R: 0 E: 0 K: 0 S: 3 H: 0 LOB: 0 BB: 0 P: 3	R: 4 E: 1 K: 1 S: 10 H: 4 LOB: 2 BB: 1 P: 14	R: 0 E: 1 K: 0 S: 4 H: 2 LOB: 1 BB: 0 P: 4	R: 0 E: 1 K: 1 S: 6 H: 0 LOB: 2 BB: 1 P: 10	R: 0 E: 0 K: 0 S: 4 H: 1 LOB: 1 BB: 0 P: 4	R: 0 E: 0 K: 0 S: 4 H: 1 LOB: 1 BB: 0 P: 4	R: 0 E: 1 K: 0 S: 3 H: 0 LOB: 0 BB: 0 P: 3	R: 1 E: 1 K: 1 S: 7 H: 1 LOB: 1 BB: 0 P: 7	R: 2 E: 1 K: 0 S: 5 H: 3 LOB: 2 BB: 2 P: 13	1B: 9 2B: 2 3B: 1 HR: 0 SF: 1 SAC: 1 DP: 2 HBP: 0						

PITCHER	IP	WLS	BF	H	R	ER	SO	BB	IBB	HBP	BLK	WP	HR	S	P	ERA	WHIP
Gary Nolan, R (1, 1) ERA: 4.5	6.0		29	8	4	3	2	2	0	0	0	0	0	31	39	4.50	1.667
Wayne Granger, R (7, 1) ERA:	1.2	L	7	1	1	0	1	0	0	0	0	0	0	9	9	0.00	0.600
Don Gullett, L (8, 1) ERA: 27.0	0.2		5	2	2	2	0	0	1	0	0	0	0	4	8	27.00	3.000
Clay Carroll, R (9, 1) ERA:	0.2		3	1	0	0	0	0	1	0	0	0	0	2	6	0.00	1.500

PITCHER	IP	WLS	BF	H	R	ER	SO	BB	IBB	HBP	BLK	WP	HR	S	P	ERA	WHIP

TOP

Atlanta Braves @ Cincinnati Reds

Riverfront Stadium, Cincinnati, OH

Mon Apr 05 1971, 3:33 AM EST

Att. 51,702 - Unknown

livebaseballscorecards.com

AB	38
R	7
H	12
RBI	6
BB	4
SO	3
LOB	18

PA: 44

WP: 0
PB: 0
SB: 0
CS: 0

Atlanta Braves @ Cincinnati Reds

Riverfront Stadium, Cincinnati, OH

Mon Apr 05 1971, 3:33 AM EST

Att. 51,702 - Unknown

BOTTOM

Batter	1	2	3	4	5	6	7	8	9	AB	R	H	RBI	BB	SO	LOB
Pete Rose, S (1, 9)	F7		G3		6-3		6-3		K	5	0	0	0	0	1	1
Tommy Helms, R (1, 4) OBP: 0.400, SLG: 0.400	5-3			6-3		HR 1B	3-1 1B		G6-4-3 1-2f	5	1	2	0	0	0	1
Tony Perez, R (1, 3) OBP: 0.500, SLG: 1.250	6-3			BB BB 6-3 1B		1-H HR	1-2 3-1			4	2	2	2	0	0	1
Johnny Bench, R (1, 2) OBP: 0.500, SLG: 0.333		5-3		B B B B 6-3 1-2 BB		WP 2B 1B	6-3			3	1	1	0	1	0	1
Bernie Carbo, L (1, 7) OBP: 0.500, SLG: 0.667		4-3		B B B B 6-3 1-2 2-3 BB		S S S K 1-2		2B		3	0	1	0	1	1	1
Hal McRae, R (1, 8) OBP: 0.250, SLG: 0.250		PB 1B		6-3 1-2 2-3 3-H		6-3		F4		4	0	1	1	0	0	4
Frank Duffy, R (1, 6) OBP: 0.333, SLG: 0.667		4-3 1-2		F7		2-H 2B		F9		3	0	1	1	0	0	3
Jimmy Stewart, S (8, PH) (9, 5)										1	0	0	0	0	0	1
Woody Woodward, R (1, 5) (9, 6)			F8		5-3	IBB		2-3		3	0	0	0	1	0	1
Gary Nolan, R (1, 1) Willie Smith, L (6, PH) Wayne Granger, R (7, 1) Don Gullett, R (8, 1) Clay Carroll, R (9, 1) Angel Bravo, L (9, PH) OBP: 1.000, SLG: 1.000			S S S K		F8	F4			G6-4-3 1B	2 1 0 0 0 1	0 0 0 0 0 0	0 0 0 0 0 1	0 0 0 0 0 0	0 0 0 0 0 0	1 0 0 0 0 0	0 2 0 0 0 0
Inning Stats	R: 0 E: 0 K: 0 S: 3 H: 0 LOB: 0 BB: 0 P: 3	R: 0 E: 0 K: 0 S: 4 H: 1 LOB: 1 BB: 0 P: 4	R: 0 E: 0 K: 1 S: 5 H: 0 LOB: 0 BB: 0 P: 5	R: 1 E: 0 K: 0 S: 4 H: 1 LOB: 2 BB: 2 P: 12	R: 0 E: 0 K: 0 S: 3 H: 0 LOB: 0 BB: 0 P: 3	R: 3 E: 0 K: 1 S: 9 H: 4 LOB: 2 BB: 1 P: 13	R: 0 E: 0 K: 0 S: 4 H: 1 LOB: 1 BB: 0 P: 4	R: 0 E: 0 K: 0 S: 4 H: 1 LOB: 1 BB: 0 P: 4	R: 0 E: 0 K: 1 S: 5 H: 1 LOB: 0 BB: 0 P: 5	1B: 6 2B: 2 3B: 0 HR: 1	SF: 0 SAC: 0 DP: 1 HBP: 0			WP: 1 PB: 1 SB: 0 CS: 0	PA: 38		

livebaseballscorecards.com

AB	35
R	4
H	9
RBI	4
BB	3
SO	3
LOB	16

PITCHER		IP	WLS	BF	H	R	ER	SO	BB	IBB	HBP	BLK	WP	HR	S	P	ERA	WHIP
Phil Niekro, R ERA: 7.2	(1, 1)	5.0		22	5	4	4	1	2	0	0	0	0	1	22	30	7.20	1.400
Cecil Upshaw, R ERA:	(6, 1)	4.0	W	16	4	0	0	2	0	1	0	0	1	0	19	23	0.00	1.000

Batter	1	2	3	4	5	6	7	8	9	AB	R	H	RBI	BB	SO	LOB
Sonny Jackson, L (1, 8) OBP: 0.500, SLG: 0.571	F8			5-3		1B		SH5-4 1-2		3	0	1	0	0	0	0
Ralph Garr, L (1, 7) OBP: 0.125, SLG: 0.125	F7			6-3		G3		F8		3	0	0	0	0	0	1
Dusty Baker Jr., R (8, PH) (8, 7)										1	0	0	0	0	0	1
Hank Aaron, R (1, 9) OBP: 0.222, SLG: 0.500	K			F8			HR	6-3		4	1	1	1	0	1	1
Orlando Cepeda, R (1, 3) OBP: 0.222, SLG: 0.222		F8			6-3		K		SH3-4 1B	4	0	1	0	0	1	0
Hal King, L (1, 2) OBP: 0.571, SLG: 0.833		F9			BB		1B 2B		SH3-4 1-2	2	1	1	0	1	0	0
Felix Millan, R (1, 4) OBP: 0.778, SLG: 1.000		G3			F6		1B IBB		FC5-4 IBB	2	0	0	0	2	0	1
Clete Boyer, R (1, 5) OBP: 0.333, SLG: 0.250			F5		F8		G6-4-3 1-2 2-H 1B		K	4	0	1	1	0	1	3
Marty Perez, R (1, 6) OBP: 0.125, SLG: 0.125			F8			6-3	G6-4-3 1-2f		FC5-4 1-2f	3	0	0	0	0	0	2
Mike Lum, L (9, PH)										1	0	0	0	0	0	2
Gil Garrido, R (9, 6)										0	0	0	0	0	0	0
Ron Reed, R (1, 1) OBP: 0.333, SLG: 0.333			F9			K		SH5-4 1B		3	0	1	0	0	1	0
Cecil Upshaw, R (9, 1)										0	0	0	0	0	0	0
Inning Stats	R: 0 E: 0 K: 1 S: 5 H: 0 LOB: 0 BB: 0 P: 5	R: 0 E: 0 K: 0 S: 3 H: 0 LOB: 0 BB: 0 P: 3	R: 0 E: 0 K: 0 S: 3 H: 0 LOB: 0 BB: 0 P: 3	R: 0 E: 0 K: 0 S: 3 H: 0 LOB: 0 BB: 0 P: 3	R: 0 E: 0 K: 0 S: 3 H: 0 LOB: 1 BB: 1 P: 7	R: 0 E: 0 K: 1 S: 6 H: 1 LOB: 1 BB: 0 P: 6	R: 2 E: 0 K: 1 S: 7 H: 3 LOB: 1 BB: 1 P: 11	R: 0 E: 0 K: 0 S: 4 H: 1 LOB: 1 BB: 0 P: 4	R: 0 E: 0 K: 1 S: 6 H: 1 LOB: 2 BB: 1 P: 10	1B: 4 2B: 1 3B: 0 HR: 1 SF: 0 SAC: 2 DP: 1 HBP: 0	WP: 0 PB: 0 SB: 0 CS: 0 PA: 35					

PITCHER	IP	WLS	BF	H	R	ER	SO	BB	IBB	HBP	BLK	WP	HR	S	P	ERA	WHIP
Jim McGlothlin, R (1, 1) ERA: 2.57	7.0	L	26	4	2	2	3	1	1	0	0	0	1	30	38	2.57	0.714
Joe Gibbon, L (8, 1) ERA:	1.1		7	2	0	0	0	0	1	0	0	0	0	6	10	0.00	1.500
Clay Carroll, R (9, 1) ERA:	0.2		2	0	0	0	1	0	0	0	0	0	0	4	4	0.00	0.000

PITCHER	IP	WLS	BF	H	R	ER	SO	BB	IBB	HBP	BLK	WP	HR	S	P	ERA	WHIP

TOP

Atlanta Braves @ Cincinnati Reds

Riverfront Stadium, Cincinnati, OH

Wed Apr 07 1971, 6:05 PM EST

Att. 10,452 - Unknown

livebaseballscorecards.com

AB	30
R	2
H	6
RBI	2
BB	3
SO	4
LOB	11

Atlanta Braves @ Cincinnati Reds

Riverfront Stadium, Cincinnati, OH

Wed Apr 07 1971, 6:05 PM EST

Att. 10,452 - Unknown

livebaseballscorecards.com

Batter	1	2	3	4	5	6	7	8	9	AB	R	H	RBI	BB	SO	LOB
Pete Rose, S (1, 9) OBP: 0.300, SLG: 0.222	G6-4-3 1B	F9			G4-3 1B		BB G3 1B		G3 2-3	4	0	2	0	1	0	2
Tommy Helms, R (1, 4) OBP: 0.300, SLG: 0.300	G6-4-3 1-2f		K		G4-3 1-2f		G3 1-2 1B		K	5	0	1	0	0	2	3
Tony Perez, R (1, 3) OBP: 0.375, SLG: 0.750	2B 1B		K			F7	G3 1-2 2-3			4	0	1	0	0	1	2
Johnny Bench, R (1, 2) OBP: 0.500, SLG: 0.714	1-3 2B		F7			1B 2B	F8			4	1	2	0	0	0	2
Bernie Carbo, L (1, 7) OBP: 0.500, SLG: 0.400	IBB			4-3		1B IBB		F2		2	0	0	0	2	0	0
Hal McRae, R (1, 8) OBP: 0.375, SLG: 0.375	F9			1B		FC6-4 1-2 2-H 1B		F8		4	0	2	1	0	0	3
Frank Duffy, R (1, 6) OBP: 0.143, SLG: 0.286		5-3		F7		F7		K		4	0	0	0	0	1	3
Woody Woodward, R (1, 5) OBP: 0.286, SLG: 0.167		SH1-4 1B		K		FC6-4 1-2f			G3 SH1-3 1B	3	0	1	0	0	1	3
Jimmy Stewart, S (9, PH) OBP: 0.500, SLG: 0.500										1	0	1	0	0	0	0
Jim McGlothlin, R (1, 1)		SH1-4 1-2			BB 1B		4-3		SH1-3 1-2	0	0	0	0	1	0	0
Angel Bravo, L (7, PH) OBP: 0.500, SLG: 0.500										1	0	0	0	0	0	0
Joe Gibbon, R (8, 1)										0	0	0	0	0	0	0
Clay Carroll, R (9, 1)										0	0	0	0	0	0	0
Ty Cline, L (9, PH)										0	0	0	0	0	0	0
Inning Stats	R: 0 E: 0 K: 0 S: 5 H: 3 LOB: 3 BB: 1 P: 9	R: 0 E: 0 K: 0 S: 4 H: 1 LOB: 1 BB: 0 P: 4	R: 0 E: 0 K: 2 S: 7 H: 0 LOB: 0 BB: 0 P: 7	R: 0 E: 0 K: 1 S: 6 H: 1 LOB: 1 BB: 0 P: 6	R: 0 E: 0 K: 0 S: 2 H: 1 LOB: 0 BB: 1 P: 6	R: 1 E: 0 K: 0 S: 5 H: 2 LOB: 2 BB: 1 P: 9	R: 0 E: 0 K: 0 S: 4 H: 1 LOB: 2 BB: 1 P: 8	R: 0 E: 0 K: 1 S: 5 H: 0 LOB: 0 BB: 0 P: 5	R: 0 E: 0 K: 1 S: 6 H: 1 LOB: 1 BB: 0 P: 6	1B: 8 2B: 2 3B: 0 HR: 0	SF: 0 SAC: 2 DP: 2 HBP: 0					

PITCHER	IP	WLS	BF	H	R	ER	SO	BB	IBB	HBP	BLK	WP	HR	S	P	ERA	WHIP
Ron Reed, R (1, 1) ERA: 1.08	8.1	W	36	10	1	1	4	2	2	0	0	0	0	40	56	1.08	1.440
Cecil Upshaw, R (9, 1) ERA:	0.2	S	2	0	0	0	1	0	0	0	0	0	0	4	4	0.00	0.000

PITCHER	IP	WLS	BF	H	R	ER	SO	BB	IBB	HBP	BLK	WP	HR	S	P	ERA	WHIP

AB	32
R	1
H	10
RBI	1
BB	4
SO	5
LOB	18

WP: 0 PB: 0 SB: 0 CS: 0 PA: 38

Batter	1	2	3	4	5	6	7	8	9	AB	R	H	RBI	BB	SO	LOB
Bill Mazeroski, R (1, 4) OBP: 0.357, SLG: 0.273	BBBB 4-0 2B BB		x 0-0 ① 6-3		x 0-0 1B 1B 1B	x 0-0 ① F9		x 0-0 FC6-4 1B		4	1	2	0	1	0	0
Richie Hebner, L (1, 5) OBP: 0.357, SLG: 0.462	x 0-0 ① F5		x 0-0 ② G3		x 0-0 FC1-6 1B 1-2 1B 1B	x 0-0 ② F7		x 0-0 ② F8		5	1	1	0	0	0	2
Roberto Clemente, R (1, 9) OBP: 0.385, SLG: 0.462	x 0-0 1-3 2B		x 0-0 ③ 6-3		x 0-0 FC1-6 1-2 2-H 1B	x 0-0 HR 1B		x 0-0 ③ FC6-4 1-2f		5	1	3	1	0	0	1
Willie Stargell, L (1, 7) OBP: 0.500, SLG: 0.818	BBBB 4-0 G4-6-3 BB			x 0-0 FC6-4 E 1B 1B	x 0-0 ① FC1-6 1B 1B 1-2f 2-3 2B	x 0-0 1-H HR			x 0-0 BB 1B	4	4	3	2	1	0	2
Al Oliver, L (1, 8) OBP: 0.333, SLG: 0.111	x 0-0 ② ③ G4-6-3 1-2f			x 0-0 E3 FC6-4 1-2	x 0-0 1B 1-2 3-H 2B 1B	H 1-0 CS HBP			BBBB 4-0 F9 1B 1-2 BB	3	1	1	1	1	0	4
Bob Robertson, R (1, 3) OBP: 0.231, SLG: 0.167		x 0-0 ① F8		x 0-0 ① FC6-4 1B 1-2f 2-3	x 0-0 ② F3	0-0 ③ CS 1-2	x 0-0 ① F8		x 0-0 G6-3 1-2 2-H 1B	5	0	1	1	0	0	4
Manny Sanguillen, R (1, 2) OBP: 0.308, SLG: 0.250		x 0-0 ② 3-1		x 0-0 1-2 3-H 1B	x 0-0 2B 1-2 2-3 1B		x 0-0 ② 4-3		x 0-0 ① F9 2-3	5	0	2	1	0	0	2
Jackie Hernandez, R (1, 6) OBP: 0.500, SLG: 0.545		x 0-0 1B	SSS 0-3 ② K	x 0-0 1-3 2-H 3-H 2B		x 0-0 ③ 6-3		x 0-0 ② G6-3 1-2f	5	0	2	2	0	1	4
Bob Moose, R (1, 1) Dave Giusti, R (9, 1)		x 0-0 ③ 1-3		x 0-0 ③ 6-3	x 0-0 ③ 3-1			x 0-0 ① 6-3		4 0	0 0	0 0	0 0	0 0	0 0	5 0
Inning Stats	R: 0 H: 1 E: 0 LOB: 2 K: 0 BB: 2 S: 3 P: 11	R: 0 H: 1 E: 0 LOB: 1 K: 0 BB: 0 S: 4 P: 4	R: 0 H: 0 E: 0 LOB: 0 K: 0 BB: 0 S: 3 P: 3	R: 1 H: 2 E: 1 LOB: 2 K: 1 BB: 0 S: 8 P: 8	R: 4 H: 6 E: 0 LOB: 2 K: 0 BB: 0 S: 9 P: 9	R: 2 H: 2 E: 0 LOB: 0 K: 0 BB: 0 S: 4 P: 5	R: 0 H: 0 E: 0 LOB: 0 K: 0 BB: 0 S: 3 P: 3	R: 0 H: 1 E: 0 LOB: 1 K: 0 BB: 0 S: 4 P: 4	R: 1 H: 2 E: 0 LOB: 1 K: 0 BB: 1 S: 4 P: 8	1B: 12 SF: 0 2B: 2 SAC: 0 3B: 0 DP: 2 HR: 1 HBP: 1						

PITCHER		IP	WLS	BF	H	R	ER	SO	BB	IBB	HBP	BLK	WP	HR	S	P	ERA	WHIP
Pat Jarvis, R ERA: 6.75	(1, 1)	4.0	L	21	7	4	3	1	2	0	0	0	0	0	21	29	6.75	2.250
Steve Barber, L ERA: 9.0	(5, 1)	1.0		6	3	1	1	0	0	0	0	0	0	0	6	6	9.00	3.000
Ron Herbel, R ERA: 6.0	(6, 1)	3.0		12	3	2	2	0	0	0	1	0	0	1	11	12	6.00	1.000
Tom Kelley, R ERA: 9.0	(9, 1)	1.0		5	2	1	1	0	1	0	0	0	0	0	4	8	9.00	3.000

PITCHER	IP	WLS	BF	H	R	ER	SO	BB	IBB	HBP	BLK	WP	HR	S	P	ERA	WHIP

TOP

Pittsburgh Pirates @ Atlanta Braves

Atlanta Stadium, Atlanta, GA

Fri Apr 09 1971, 6:05 PM EST

Att. 32,734 - Unknown

livebaseballscorecards.com

AB	40
R	8
H	15
RBI	8
BB	3
SO	1
LOB	24

PA: 45

WP: 0
PB: 0
SB: 0
CS: 1

Pittsburgh Pirates @ Atlanta Braves

Atlanta Stadium, Atlanta, GA

Fri Apr 09 1971, 6:05 PM EST

Att. 32,734 - Unknown

livebaseballscorecards.com

BOTTOM

Batter	1	2	3	4	5	6	7	8	9	AB	R	H	RBI	BB	SO	LOB
Sonny Jackson, L (1, 8) OBP: 0.385, SLG: 0.417	F7		F9		4-3			FC3-6 1-3 1B	1-3	5	0	1	0	0	0	2
Ralph Garr, L (1, 7) OBP: 0.333, SLG: 0.333	L4 1B		1B			1B		FC3-6 FC6-4 1-2f 3-H		4	0	3	1	0	0	1
Hank Aaron, R (1, 9) OBP: 0.154, SLG: 0.333 Tom Kelley, R (9, 1)	L4 1-2		6-3			F5		FC6-4 1-2f		4 0	0 0	0 0	0 0	0 0	0 0	4 0
Orlando Cepeda, R (1, 3) OBP: 0.231, SLG: 0.308		1B 2B		5-3		L6		F5		4	0	1	0	0	0	2
Hal King, L (1, 2) OBP: 0.545, SLG: 0.700		1-3 2-3 1B		F7		F4			1B 2B 1B	4	1	2	0	0	0	1
Felix Millan, R (1, 4) OBP: 0.615, SLG: 0.700		1-3 1-2		WP 1B			F8		F1	4	0	1	0	0	0	3
Clete Boyer, R (1, 5) OBP: 0.385, SLG: 0.273		G6-4-3 IBB		5-3 1-2			1-3		2B 1-3 1B	3	0	1	0	1	0	1
Marty Perez, R (1, 6) OBP: 0.083, SLG: 0.083		G6-4-3 1-2f			4-3		G3		F7	4	0	0	0	0	0	5
Pat Jarvis, R (1, 1) Steve Barber, L (5, 1) Marv Staehle, L (5, PH) Ron Herbel, R (6, 1) Earl Williams, R (8, PH) OBP: 1.000, SLG: 1.000 Dusty Baker Jr., R (9, 9) OBP: 0.500, SLG: 1.000			5-3		K			1B FC3-6 1B	1-3 3-H 2B	1 0 1 0 1 1 1	0 0 0 0 1 1 0	0 0 0 0 1 1 1	0 0 0 0 0 0 1	0 0 0 0 0 0 0	0 0 1 0 0 0 0	0 0 0 0 0 0 0
Inning Stats	R: 0 E: 0 K: 0 S: 3 H: 1 LOB: 0 BB: 0 P: 3	R: 0 E: 0 K: 0 S: 4 H: 2 LOB: 2 BB: 1 P: 8	R: 0 E: 0 K: 0 S: 4 H: 1 LOB: 1 BB: 0 P: 4	R: 0 E: 0 K: 0 S: 4 H: 1 LOB: 1 BB: 0 P: 4	R: 0 E: 0 K: 1 S: 5 H: 0 LOB: 0 BB: 0 P: 5	R: 0 E: 0 K: 0 S: 4 H: 1 LOB: 1 BB: 0 P: 4	R: 0 E: 0 K: 0 S: 3 H: 0 LOB: 0 BB: 0 P: 3	R: 1 E: 0 K: 0 S: 5 H: 2 LOB: 1 BB: 0 P: 5	R: 1 E: 0 K: 0 S: 6 H: 3 LOB: 2 BB: 0 P: 6	1B: 9 2B: 2 3B: 0 HR: 0	SF: 0 SAC: 0 DP: 1 HBP: 0						

PITCHER	IP	WLS	BF	H	R	ER	SO	BB	IBB	HBP	BLK	WP	HR	S	P	ERA	WHIP
Bob Moose, R (1, 1) ERA: 2.08	8.2	W	36	11	2	2	1	0	1	0	0	1	0	37	41	2.08	1.269
Dave Giusti, R (9, 1) ERA:	0.1	S	1	0	0	0	0	0	0	0	0	0	0	1	1	0.00	0.000

PITCHER	IP	WLS	BF	H	R	ER	SO	BB	IBB	HBP	BLK	WP	HR	S	P	ERA	WHIP

AB	36
R	2
H	11
RBI	2
BB	1
SO	1
LOB	19

WP: 1 PA: 37
PB: 0
SB: 0
CS: 0

Batter	1	2	3	4	5	6	7	8	9	10	11	12	AB	R	H	RBI	BB	SO	LOB
Bill Mazeroski, R (1, 4) OBP: 0.250, SLG: 0.176	4-3		F5		F7		5-3			F4		F8 2-3	6	0	0	0	0	0	2
Richie Hebner, L (1, 5) OBP: 0.250, SLG: 0.316	K		4-3		L3			F8		K		F7	6	0	0	0	0	2	2
Vic Davalillo, L (1, 9) OBP: 0.400, SLG: 0.400	K			K		HR 1B		K			1B 1B		5	1	2	0	0	3	0
Willie Stargell, L (1, 7) OBP: 0.529, SLG: 1.313		HR		K		1-H HR		HR			K		5	3	3	4	0	2	1
Al Oliver, L (1, 8) OBP: 0.412, SLG: 0.357		5-3 2B		BB 1B		G3-6 1B		6-3			K		5	0	3	0	0	1	1
Bob Robertson, R (1, 3) OBP: 0.278, SLG: 0.188		K		1-2 BB		F7			1-3		1-3 FC6 1B		4	0	1	0	1	1	2
Manny Sanguillen, R (1, 2) OBP: 0.222, SLG: 0.176		5-3 2-3		5-3		G3-6 1-2f			4-3		FC6 1-2f		5	0	0	0	0	0	6
Jackie Hernandez, R (1, 6) OBP: 0.438, SLG: 0.467		K			E6 1B		5-3		F9			F8 SH3-4 1B	4	0	1	0	0	1	1
Roberto Clemente, R (12, PH) OBP: 0.429, SLG: 0.500													1	0	1	0	0	0	0
Nelson Briles, R (12, 1)													0	0	0	0	0	0	0
Steve Blass, R (1, 1)			K		6-3		5-3			L6-3		SH3-4 1-2	3	0	0	0	0	1	1
Gene Clines, R (10, PH)													1	0	0	0	0	0	0
Mudcat Grant, R (10, 1)													0	0	0	0	0	0	0
Gene Alley, R (12, PH)													0	0	0	0	0	0	0
(12, 6)																			
Inning Stats	R: 0 E: 0 K: 2 S: 7 H: 0 LOB: 0 BB: 0 P: 7	R: 1 E: 0 K: 2 S: 9 H: 2 LOB: 1 BB: 0 P: 9	R: 0 E: 0 K: 1 S: 5 H: 0 LOB: 0 BB: 0 P: 5	R: 0 E: 0 K: 2 S: 8 H: 1 LOB: 2 BB: 1 P: 12	R: 0 E: 1 K: 0 S: 4 H: 1 LOB: 1 BB: 0 P: 4	R: 2 E: 0 K: 0 S: 5 H: 3 LOB: 0 BB: 0 P: 5	R: 0 E: 0 K: 0 S: 3 H: 0 LOB: 0 BB: 0 P: 3	R: 1 E: 0 K: 1 S: 6 H: 1 LOB: 0 BB: 0 P: 6	R: 0 E: 0 K: 0 S: 3 H: 0 LOB: 0 BB: 0 P: 3	R: 0 E: 0 K: 1 S: 5 H: 0 LOB: 0 BB: 0 P: 5	R: 0 E: 0 K: 2 S: 9 H: 2 LOB: 2 BB: 0 P: 9	R: 0 E: 0 K: 0 S: 4 H: 1 LOB: 1 BB: 0 P: 4	1B: 7 2B: 1 3B: 0 HR: 3	SF: 0 SAC: 1 DP: 1 HBP: 0		WP: 0 PB: 0 SB: 0 CS: 0		PA: 47

PITCHER		IP	WLS	BF	H	R	ER	SO	BB	IBB	HBP	BLK	WP	HR	S	P	ERA	WHIP
Phil Niekro, R ERA: 5.25	(1, 1)	7.0		28	7	3	3	7	1	0	0	0	0	2	41	45	3.86	1.143
George Stone, L ERA: 4.5	(8, 1)	2.0		7	1	1	1	1	0	0	0	0	0	1	9	9	4.50	0.500
Cecil Upshaw, R ERA:	(10, 1)	3.0	W	12	3	0	0	3	0	0	0	0	0	0	18	18	0.00	1.000

PITCHER	IP	WLS	BF	H	R	ER	SO	BB	IBB	HBP	BLK	WP	HR	S	P	ERA	WHIP

TOP

Pittsburgh Pirates @ Atlanta Braves

Atlanta Stadium, Atlanta, GA

Sat Apr 10 1971, 6:05 PM EST

Att. 13,079 - Unknown

livebaseballscorecards.com

AB	45
R	4
H	11
RBI	4
BB	1
SO	11
LOB	16

Pittsburgh Pirates @ Atlanta Braves

Atlanta Stadium, Atlanta, GA

Sat Apr 10 1971, 6:05 PM EST

Att. 13,079 - Unknown

livebaseballscorecards.com

BOTTOM

Batter	1	2	3	4	5	6	7	8	9	10	11	12	AB	R	H	RBI	BB	SO	LOB
Sonny Jackson, L (1, 8) OBP: 0.316, SLG: 0.294	BBBB 4-0 1B SF8 BB		x 0-0 ① 5-3	x 0-0 ③ F8			x 0-0 ① FC2-6 1B 1-2f		x 0-0 ② F8		x 0-0 ③ 6-3		5	1	0	0	1	0	3
Ralph Garr, L (1, 7) OBP: 0.500, SLG: 0.588	x 0-0 PO 1-3 1B	x 0-0 E 2B 1B		x 0-0 ① F7		x 0-0 1-2 1B		BBBB 4-0 HR BB			x 0-0 1B 3B	5	3	4	0	1	0	0
Hank Aaron, R (1, 9) OBP: 0.211, SLG: 0.471	x 0-0 ① F6	x 0-0 ② F5 1-2		x 0-0 6-3		x 0-0 L7		x 0-0 1-H HR			4-0 1B IBB IBB	5	1	1	2	1	0	5
Orlando Cepeda, R (1, 3) OBP: 0.263, SLG: 0.353	x 0-0 ② SF8 3-H	x 0-0 2-H 2B		x 0-0 ③ F7		x 0-0 ③ F3		x 0-0 ③ F9			4-0 1B 1-2 IBB	4	0	1	2	1	0	2
Hal King, L (1, 2) OBP: 0.471, SLG: 0.563	0-0 ③ PO 1-2	x 0-0 SH1-3 1B	x 0-0 ③ F8			x 0-0 ① F9		x 0-0 ① F7		x 0-0 ① F8		x 0-0 1-2 2-3 3-H 1B	6	0	2	1	0	0	1
Felix Millan, R (1, 4) OBP: 0.588, SLG: 0.615		x 0-0 ① SH1-3 1-2		x 0-0 ① F3		x 0-0 1B 1B		BBBB 4-0 FC6-4 BB		x 0-0 ② 5-3			3	0	1	0	1	0	0
Clete Boyer, R (1, 5) OBP: 0.389, SLG: 0.313		x 0-0 ② F6		x 0-0 SH4 BB 1B		x 0-0 G4-6-3 1-2 1B		x 0-0 ② FC6-4 1-2f		x 0-0 ③ F2			5	0	2	0	0	0	2
Marty Perez, R (1, 6) OBP: 0.214, SLG: 0.083 Mike Lum, L (6, PH) Gil Garrido, R (7, 6)	IIII 4-0 IBB	BBBB 4-0 SH4 1-2 BB		x 0-0 ② ③ G4-6-3 1-2f			x 0-0 ③ F4		BBBB 4-0 G1-6-4 BB				0 1 1	0 0 0	0 0 0	0 0 0	2 0 1	0 0 0	0 2 1
Phil Niekro, R (1, 1) Marv Staehle, L (7, PH) George Stone, L (8, 1) Dusty Baker Jr., R (9, PH) OBP: 0.333, SLG: 0.667 Cecil Upshaw, R (10, 1)		x 0-0 ③ F7		x 0-0 ② SH4 1-2 2-3			BBBB 4-0 FC2-6 BB		x 0-0 ① F8		x 0-0 ① ② G1-6-4 1-2f		1 0 0 1 1	0 0 0 0 0	0 0 0 0 0	0 1 0 0 0	0 0 0 0 1	0 0 0 0 0	2 0 0 0 1
Inning Stats	R: 1 H: 1 E: 0 LOB: 0 K: 0 BB: 1 S: 3 P: 7	R: 0 H: 1 E: 0 LOB: 2 K: 0 BB: 1 S: 4 P: 8	R: 1 H: 2 E: 1 LOB: 1 K: 0 BB: 0 S: 5 P: 5	R: 0 H: 1 E: 0 LOB: 2 K: 0 BB: 1 S: 4 P: 8	R: 0 H: 0 E: 0 LOB: 0 K: 0 BB: 0 S: 3 P: 3	R: 0 H: 2 E: 0 LOB: 1 K: 0 BB: 0 S: 4 P: 4	R: 0 H: 1 E: 0 LOB: 2 K: 0 BB: 1 S: 4 P: 8	R: 0 H: 0 E: 0 LOB: 1 K: 0 BB: 1 S: 3 P: 7	R: 2 H: 1 E: 0 LOB: 0 K: 0 BB: 1 S: 4 P: 8	R: 0 H: 0 E: 0 LOB: 0 K: 0 BB: 0 S: 3 P: 3	R: 0 H: 0 E: 0 LOB: 0 K: 0 BB: 1 S: 2 P: 6	R: 1 H: 2 E: 0 LOB: 3 K: 0 BB: 2 S: 2 P: 10	1B: 8 2B: 1 3B: 1 HR: 1	SF: 1 SAC: 2 DP: 2 HBP: 0		WP: 0 PB: 0 SB: 0 CS: 0	PA: 51		

	AB	38
	R	5
	H	11
	RBI	5
	BB	9
	SO	0
	LOB	19

PITCHER		IP	WLS	BF	H	R	ER	SO	BB	IBB	HBP	BLK	WP	HR	S	P	ERA	WHIP
Steve Blass, R ERA: 4.0	(1, 1)	9.0		40	9	4	4	0	5	1	0	0	0	1	34	58	4.00	1.556
Mudcat Grant, R ERA:	(10, 1)	2.0		6	0	0	0	0	1	0	0	0	0	0	5	9	0.00	0.500
Nelson Briles, R ERA:	(12, 1)	0.0	L	4	2	1	1	0	0	2	0	0	0	0	2	10	∞	∞

PITCHER	IP	WLS	BF	H	R	ER	SO	BB	IBB	HBP	BLK	WP	HR	S	P	ERA	WHIP

Pittsburgh Pirates @ Atlanta Braves

Atlanta Stadium, Atlanta, GA

Sun Apr 11 1971, 3:33 AM EST

Att. 10,220 - Sunny

TOP

livebaseballscorecards.com

Batter	1	2	3	4	5	6	7	8	9	AB	R	H	RBI	BB	SO	LOB
Dave Cash, R (1, 4) OBP: 0.500, SLG: 0.333	5-3		BB		1B		F4			3	0	1	1	1	0	0
Richie Hebner, L (1, 5) OBP: 0.250, SLG: 0.304	G3		L6-4		F7			G6-4-3		4	0	1	0	0	0	4
Roberto Clemente, R (1, 9) OBP: 0.389, SLG: 0.444	6-3			K	1B			G6-4-3		4	0	1	0	0	1	1
Willie Stargell, L (1, 7) OBP: 0.476, SLG: 1.105		K		4-3	K			BB		3	0	0	0	1	2	1
Al Oliver, L (1, 8) OBP: 0.381, SLG: 0.333		6-3		4-3	1B			4-3		4	0	1	0	0	0	1
Bob Robertson, R (1, 3) OBP: 0.273, SLG: 0.158		BB			F3	F2			F5	3	0	0	0	1	0	2
Manny Sanguillen, R (1, 2) OBP: 0.227, SLG: 0.190		FC4-6			FC4-6	F3			E6	4	0	1	0	0	0	3
Jackie Hernandez, R (1, 6) OBP: 0.421, SLG: 0.444 Vic Davalillo, L (9, PH) OBP: 0.333, SLG: 0.333			L6-4 SH1-4		FC4-6		F7		K	3 1	1 0	1 0	0 0	0 0	0 1	1 1
Dock Ellis, S (1, 1) OBP: 0.333, SLG: 0.333 Jose Pagan, R (9, PH)			SH1-4		1B		5-3		K	2 1	0 0	1 0	0 0	0 0	0 1	0 1
Inning Stats	R: 0 E: 0 K: 0 S: 3 H: 0 LOB: 0 BB: 0 P: 3	R: 0 E: 0 K: 1 S: 5 H: 0 LOB: 1 BB: 1 P: 9	R: 0 E: 0 K: 0 S: 3 H: 1 LOB: 1 BB: 1 P: 7	R: 0 E: 0 K: 1 S: 5 H: 0 LOB: 0 BB: 0 P: 5	R: 1 E: 0 K: 0 S: 6 H: 3 LOB: 2 BB: 0 P: 6	R: 0 E: 0 K: 1 S: 7 H: 2 LOB: 2 BB: 0 P: 7	R: 0 E: 0 K: 0 S: 3 H: 0 LOB: 0 BB: 0 P: 3	R: 0 E: 0 K: 0 S: 3 H: 1 LOB: 1 BB: 1 P: 7	R: 0 E: 1 K: 2 S: 8 H: 0 LOB: 1 BB: 0 P: 8	1B: 7 2B: 1 3B: 0 HR: 0 SF: 0 SAC: 1 DP: 2 HBP: 0	WP: 0 PB: 0 SB: 0 CS: 0 PA: 36					

PITCHER	IP	WLS	BF	H	R	ER	SO	BB	IBB	HBP	BLK	WP	HR	S	P	ERA	WHIP
Jim Nash, R (1, 1) ERA: 1.0	9.0	W	36	7	1	1	5	3	0	0	0	0	0	43	55	1.00	1.111

PITCHER	IP	WLS	BF	H	R	ER	SO	BB	IBB	HBP	BLK	WP	HR	S	P	ERA	WHIP

AB	32
R	1
H	7
RBI	1
BB	3
SO	5
LOB	15

Batter	1	2	3	4	5	6	7	8	9	AB	R	H	RBI	BB	SO	LOB
Sonny Jackson, L (1, 8) OBP: 0.348, SLG: 0.429	F6			FC3-6 1B		K		SF9 3B		4	1	2	1	0	1	0
Ralph Garr, L (1, 7) OBP: 0.409, SLG: 0.500	1-3			FC3-6 CS 1-2f			F4	SF9 3-H		3	0	0	1	0	0	1
Hank Aaron, R (1, 9) OBP: 0.217, SLG: 0.400	K			BB 1-2			F8	F5		3	0	0	0	1	1	0
Orlando Cepeda, R (1, 3) OBP: 0.273, SLG: 0.500		5-3		F5			HR			3	1	1	1	0	0	1
Hal King, L (1, 2) OBP: 0.450, SLG: 0.526		3-1			F9		E 1B			3	0	1	0	0	0	0
Felix Millan, R (1, 4) OBP: 0.500, SLG: 0.500		4-3			4-3		E6 1-2			3	0	0	0	0	0	1
Clete Boyer, R (1, 5) OBP: 0.333, SLG: 0.263			F9		F3		K			3	0	0	0	0	1	2
Marty Perez, R (1, 6) OBP: 0.176, SLG: 0.067			K			4-3		F8		3	0	0	0	0	1	0
Jim Nash, R (1, 1) OBP: 0.333, SLG: 0.333			F8			F2		3B 1B		3	1	1	0	0	0	0
Inning Stats	R: 0 E: 0 K: 1 S: 5 H: 0 LOB: 0 BB: 0 P: 5	R: 0 E: 0 K: 0 S: 3 H: 0 LOB: 0 BB: 0 P: 3	R: 0 E: 0 K: 1 S: 5 H: 0 LOB: 0 BB: 0 P: 5	R: 0 E: 0 K: 0 S: 3 H: 1 LOB: 1 BB: 1 P: 7	R: 0 E: 0 K: 0 S: 3 H: 0 LOB: 0 BB: 0 P: 3	R: 0 E: 0 K: 1 S: 5 H: 0 LOB: 0 BB: 0 P: 5	R: 1 E: 1 K: 1 S: 8 H: 2 LOB: 2 BB: 0 P: 8	R: 2 E: 0 K: 0 S: 5 H: 2 LOB: 0 BB: 0 P: 5		1B: 3 2B: 0 3B: 1 HR: 1	SF: 1 SAC: 0 DP: 0 HBP: 0					

PITCHER	IP	WLS	BF	H	R	ER	SO	BB	IBB	HBP	BLK	WP	HR	S	P	ERA	WHIP
Dock Ellis, R (1, 1) ERA: 2.65	8.0	L	30	5	3	3	4	1	0	0	0	0	1	37	41	3.38	0.750

PITCHER	IP	WLS	BF	H	R	ER	SO	BB	IBB	HBP	BLK	WP	HR	S	P	ERA	WHIP

BOTTOM

Pittsburgh Pirates @ Atlanta Braves

Atlanta Stadium, Atlanta, GA

Sun Apr 11 1971, 3:33 AM EST

Att. 10,220 - Sunny

livebaseballscorecards.com

AB	28
R	3
H	5
RBI	3
BB	1
SO	4
LOB	5

WP: 0 PA: 30
PB: 0
SB: 0
CS: 1

Batter	1	2	3	4	5	6	7	8	9	AB	R	H	RBI	BB	SO	LOB
Pete Rose, S (1, 9) OBP: 0.320, SLG: 0.391	G3		PB, SH1-3; 1-2; 1B		3-1		HR		5-3; BB	4	1	2	1	1	0	0
Bernie Carbo, L (1, 7) OBP: 0.429, SLG: 0.533	1B; HR; BB		SH1-3; 1-2; 2-3		G3		G6-4-3; BB		5-3; 1-2	2	1	0	0	2	0	1
Tony Perez, R (1, 5) OBP: 0.304, SLG: 0.455	1-3; 1B		K		HR; BB		F3		6-3	4	1	1	0	1	1	4
Frank Duffy, R (9, 6) OBP: 0.273, SLG: 0.300										0	0	0	0	0	0	0
Johnny Bench, R (1, 2) OBP: 0.364, SLG: 0.700	3-H; HR		6-3; 2-3; 3-H		1-H; HR		G6-4-3; 1-2f			4	2	2	4	0	0	2
Willie Smith, L (1, 3) OBP: 0.111, SLG: 0.111	6-3			4-3	WP; 1B			F7		4	0	1	0	0	0	0
Hal McRae, R (1, 8) OBP: 0.250, SLG: 0.300		P4		1B; 2B	F7; 1-2			F8		4	0	1	0	0	0	1
Tommy Helms, R (1, 4) OBP: 0.174, SLG: 0.174		F7		5-3	6-3			WP; 1B		4	0	1	0	0	0	1
Woody Woodward, R (1, 6) (9, 5) OBP: 0.375, SLG: 0.286		6-3		2-H; 1B	6-3			F7; 1-2		4	0	1	0	0	0	1
Jim McGlothlin, R (1, 1) OBP: 0.750, SLG: 1.667										3	2	2	1	0	0	0
Joe Gibbon, R (6, 1)			SH1-3, 1B; PB; 1B		HR		2-3		1-3	0	0	0	0	0	0	0
Clay Carroll, R (8, 1)										1	0	0	0	0	0	0
Inning Stats	R: 2 E: 0 K: 0 S: 4 H: 2 LOB: 0 BB: 1 P: 8	R: 0 E: 0 K: 0 S: 3 H: 0 LOB: 0 BB: 0 P: 3	R: 1 E: 0 K: 1 S: 7 H: 2 LOB: 0 BB: 0 P: 7	R: 0 E: 0 K: 0 S: 4 H: 2 LOB: 2 BB: 0 P: 4	R: 3 E: 0 K: 0 S: 6 H: 3 LOB: 1 BB: 1 P: 10	R: 0 E: 0 K: 0 S: 3 H: 0 LOB: 0 BB: 0 P: 3	R: 1 E: 0 K: 0 S: 3 H: 1 LOB: 0 BB: 1 P: 7	R: 0 E: 0 K: 0 S: 4 H: 1 LOB: 1 BB: 0 P: 4	R: 0 E: 0 K: 0 S: 3 H: 0 LOB: 1 BB: 1 P: 7	1B: 6 2B: 1 3B: 0 HR: 4 SF: 0 SAC: 1 DP: 1 HBP: 0						

PITCHER		IP	WLS	BF	H	R	ER	SO	BB	IBB	HBP	BLK	WP	HR	S	P	ERA	WHIP
Ron Reed, R ERA: 2.92	(1, 1)	4.0	L	18	7	4	3	1	1	0	0	0	0	2	19	23	6.75	2.000
Ron Herbel, R ERA: 7.2	(5, 1)	2.0		9	2	2	2	0	1	0	0	0	1	1	8	12	9.00	1.500
Bob Priddy, R ERA: 3.0	(7, 1)	3.0		12	2	1	1	0	2	0	0	0	1	1	10	18	3.00	1.333

PITCHER		IP	WLS	BF	H	R	ER	SO	BB	IBB	HBP	BLK	WP	HR	S	P	ERA	WHIP

TOP

Cincinnati Reds @ Atlanta Braves

Atlanta Stadium, Atlanta, GA

Mon Apr 12 1971, 6:05 PM EST

Att. 15,178 - Unknown

livebaseballscorecards.com

AB	34
R	7
H	11
RBI	6
BB	4
SO	1
LOB	10

WP: 2 PA: 39
PB: 1
SB: 0
CS: 0

Cincinnati Reds @ Atlanta Braves

Atlanta Stadium, Atlanta, GA

Mon Apr 12 1971, 6:05 PM EST

Att. 15,178 - Unknown

BOTTOM

Batter	1	2	3	4	5	6	7	8	9	AB	R	H	RBI	BB	SO	LOB
Sonny Jackson, L (1, 8) OBP: 0.357, SLG: 0.462	3-1		1B 1B 1B	1-H 2B			6-3		L6	5	1	2	0	0	0	1
Ralph Garr, L (1, 7) OBP: 0.407, SLG: 0.520	WP 1B		F3		4-3		L7		6-3 1-3 2B	5	0	2	0	0	0	1
Hank Aaron, R (1, 9) OBP: 0.214, SLG: 0.360	F3 1-2		FC5 1B 1-3 1B		5-3		F9		6-3 2-3 3-H	5	0	1	1	0	0	2
Orlando Cepeda, R (1, 3) OBP: 0.259, SLG: 0.560	G3		P3		5-3			HR	6-3	5	1	1	1	0	0	4
Hal King, L (1, 2) OBP: 0.417, SLG: 0.478		F7	FC5 1-2 3-H 1B			3-1		S S S K		4	0	1	1	0	1	0
Felix Millan, R (1, 4) OBP: 0.500, SLG: 0.474		6-3	FC5 1-2 2-3f			1B 1B		B B B B 4-0 BB		3	0	1	0	1	0	2
Clete Boyer, R (1, 5) OBP: 0.320, SLG: 0.261		1B 1B		6-3		F8		F8		4	0	1	0	0	0	2
Marty Perez, R (1, 6) OBP: 0.238, SLG: 0.158		1-2 1B		F9		1-2 1B		F9		4	0	2	0	0	0	1
Ron Reed, R (1, 1) OBP: 0.400, SLG: 0.400 Ron Herbel, R (5, 1) Mike Lum, L (6, PH) Earl Williams, R (6, PH) OBP: 0.500, SLG: 0.500 Bob Priddy, R (7, 1) Marv Staehle, L (9, PH)		S S S K		2B 1B		F9			B B B B 2-0 2B 6-3 BB	2 0 0 1 0 0	0 0 0 0 0 1	1 0 0 0 0 0	0 0 0 0 0 1	0 0 0 0 0 0	1 0 0 0 0 0	2 0 0 2 0 0
Inning Stats	R: 0 H: 1 E: 0 LOB: 1 K: 0 BB: 0 S: 4 P: 4	R: 0 H: 2 E: 0 LOB: 2 K: 1 BB: 0 S: 7 P: 7	R: 1 H: 3 E: 0 LOB: 2 K: 0 BB: 0 S: 6 P: 6	R: 0 H: 2 E: 0 LOB: 2 K: 0 BB: 0 S: 4 P: 4	R: 0 H: 0 E: 0 LOB: 0 K: 0 BB: 0 S: 3 P: 3	R: 0 H: 2 E: 0 LOB: 2 K: 0 BB: 0 S: 5 P: 5	R: 0 H: 0 E: 0 LOB: 0 K: 0 BB: 0 S: 3 P: 3	R: 1 H: 1 E: 0 LOB: 1 K: 1 BB: 1 S: 6 P: 10	R: 1 H: 1 E: 0 LOB: 1 K: 0 BB: 1 S: 4 P: 8	1B: 9 2B: 2 3B: 0 HR: 1	SF: 0 SAC: 0 DP: 0 HBP: 0			WP: 1 PB: 0 SB: 0 CS: 0	PA: 40		

livebaseballscorecards.com

AB	38
R	3
H	12
RBI	3
BB	2
SO	2
LOB	17

PITCHER		IP	WLS	BF	H	R	ER	SO	BB	IBB	HBP	BLK	WP	HR	S	P	ERA	WHIP
Jim McGlothlin, R ERA: 2.13	(1, 1)	5.2	W	26	10	1	1	1	0	0	0	0	1	0	28	28	1.59	1.765
Joe Gibbon, L ERA: 3.0	(6, 1)	1.2		7	1	1	1	1	1	0	0	0	0	1	8	12	5.40	1.200
Clay Carroll, R ERA: 1.29	(8, 1)	1.2	S	7	1	1	1	0	1	0	0	0	0	0	6	10	5.40	1.200

PITCHER	IP	WLS	BF	H	R	ER	SO	BB	IBB	HBP	BLK	WP	HR	S	P	ERA	WHIP

Batter	1	2	3	4	5	6	7	8	9	AB	R	H	RBI	BB	SO	LOB
Pete Rose, S (1, 9) OBP: 0.367, SLG: 0.444	BBBB; 4-0; 5-3 BB	x; 0-0; 3-H; 2B		x; 0-0; WP 1B		SSS; 0-3 ③; K			x; 0-0 ①; G3	4	0	2	1	1	1	2
Bernie Carbo, L (1, 7) OBP: 0.346, SLG: 0.400	x; 0-0 ①; F8	x; 0-0 ③; 4-3		SSS; 0-3 ③; K; 1-2			SSS; 0-3 ①; K		x; 0-0 ②; F7	5	0	0	0	0	2	3
Tony Perez, R (1, 5) OBP: 0.321, SLG: 0.423	x; 0-0 ②; 5-3; 1-2		x; 0-0 ①; 6-3		x; 0-0; G3-6-1 1B		BBBB; 4-0; 1B; 1B BB		SSS; 0-3 ③; K	4	1	1	0	1	1	1
Johnny Bench, R (1, 2) OBP: 0.385, SLG: 0.792	x; 0-0 ③; F8		x; 0-0; HR		x; 0-0 ①; F7		x; 0-0; 1B; 1-2 1B			4	1	2	1	0	0	2
Willie Smith, L (1, 3) OBP: 0.308, SLG: 0.333		BBBB; 4-0; SH6-3 1B; 2B BB	x; 0-0; 2B		x; 0-0 ②③; G3-6-1; 1-2f		x; 0-0 ②; 1-3 2-H 1B			3	1	2	1	1	0	1
Hal McRae, R (1, 8) OBP: 0.250, SLG: 0.292		x; 0-0; SH6-3; 1-2 2B 1B	x; 0-0 ②; F7			x; 0-0 ①; F7	x; 0-0 ③; F8			4	1	1	0	0	0	2
Tommy Helms, R (1, 4) OBP: 0.192, SLG: 0.192		x; 0-0 ①; SH6-3; 1-2 2-3	x; 0-0 ③; F7			x; 0-0; 1B; 1B		x; 0-0 ①; 6-3		3	0	1	0	0	0	1
Woody Woodward, R (1, 6) OBP: 0.400, SLG: 0.389		x; 0-0; 4-3; 2-H 3-H 2B 2B		x; 0-0 ①; 5-3		x; 0-0; 1-2 1B		x; 0-0 ②; 6-3		4	1	2	2	0	0	0
Don Gullett, R (1, 1)		x; 0-0 ②; 4-3; 2-3		SSS; 0-3 ②; K		SSS; 0-3 ②; K		x; 0-0 ③; 6-3		4	0	0	0	0	2	3
Wayne Granger, R (8, 1)										0	0	0	0	0	0	0
Joe Gibbon, R (8, 1)										0	0	0	0	0	0	0
Inning Stats	R: 0 E: 0 K: 0 S: 3 H: 0 LOB: 1 BB: 1 P: 7	R: 3 E: 0 K: 0 S: 6 H: 3 LOB: 1 BB: 1 P: 10	R: 1 E: 0 K: 0 S: 5 H: 2 LOB: 1 BB: 0 P: 5	R: 0 E: 0 K: 2 S: 8 H: 1 LOB: 1 BB: 0 P: 8	R: 0 E: 0 K: 0 S: 3 H: 1 LOB: 0 BB: 0 P: 3	R: 0 E: 0 K: 2 S: 9 H: 2 LOB: 2 BB: 0 P: 9	R: 1 E: 0 K: 1 S: 6 H: 2 LOB: 1 BB: 1 P: 10	R: 0 E: 0 K: 0 S: 3 H: 0 LOB: 0 BB: 0 P: 3	R: 0 E: 0 K: 1 S: 5 H: 0 LOB: 0 BB: 0 P: 5	1B: 7 2B: 3 3B: 0 HR: 1	SF: 0 SAC: 1 DP: 1 HBP: 0						

TOP

Cincinnati Reds @ Atlanta Braves

Atlanta Stadium, Atlanta, GA

Tue Apr 13 1971, 6:05 PM EST

Att. 8,870 - Unknown

livebaseballscorecards.com

AB	35
R	5
H	11
RBI	5
BB	3
SO	6
LOB	15

WP: 1	PA: 39
PB: 0	
SB: 0	
CS: 0	

PITCHER		IP	WLS	BF	H	R	ER	SO	BB	IBB	HBP	BLK	WP	HR	S	P	ERA	WHIP
Pat Jarvis, R (1, 1) ERA: 9.95		2.1	L	14	5	4	4	0	2	0	0	0	0	1	12	20	15.43	3.000
George Stone, L (3, 1) ERA: 2.35		5.2		22	6	1	1	5	1	0	0	0	1	0	31	35	1.59	1.235
Cecil Upshaw, R (9, 1) ERA:		1.0		3	0	0	0	1	0	0	0	0	0	0	5	5	0.00	0.000

PITCHER	IP	WLS	BF	H	R	ER	SO	BB	IBB	HBP	BLK	WP	HR	S	P	ERA	WHIP

Cincinnati Reds @ Atlanta Braves

Atlanta Stadium, Atlanta, GA

Tue Apr 13 1971, 6:05 PM EST

Att. 8,870 - Unknown

livebaseballscorecards.com

BOTTOM

Batter	1	2	3	4	5	6	7	8	9	AB	R	H	RBI	BB	SO	LOB
Felix Millan, R (1, 4) OBP: 0.448, SLG: 0.391	F3		F9			F8		BB 1B 1B 2B 1-2	1-3 1-2	4	1	0	0	1	0	2
Ralph Garr, L (1, 7) OBP: 0.406, SLG: 0.500	E7		2-3 1B			F7		1B 1-2 2B 2-3 1B	6-3	5	1	2	0	0	0	2
Hank Aaron, R (1, 9) OBP: 0.250, SLG: 0.483	P4		F8			HR		1B 2B 1-2 2-3 3-H		4	1	2	2	0	0	3
Orlando Cepeda, R (1, 3) OBP: 0.290, SLG: 0.586	F8			1-3		FC5-4 1B		2B 1-3 2-H 3-H		4	0	2	2	0	0	1
Clete Boyer, R (1, 5) OBP: 0.310, SLG: 0.231 Cecil Upshaw, R (9, 1)		F8		BB G5-4-3		FC5-4 1-2f		P4		3 0	0 0	0 0	0 0	1 0	0 0	3 0
Dusty Baker Jr., R (1, 8) OBP: 0.167, SLG: 0.333 Mike Lum, L (8, PH) (9, 8)	P4			G5-4-3 1-2f			5-3	IBB G4-6-3		3 0	0 0	0 0	0 0	0 1	0 0	1 0
Hal King, L (1, 2) OBP: 0.357, SLG: 0.407	K				3-1		K	G4-6-3 1-2f		4	0	0	0	0	2	3
Marty Perez, R (1, 6) OBP: 0.240, SLG: 0.217			1B 2B		F9		4-3		F8	4	0	1	0	0	0	0
Pat Jarvis, R (1, 1)					5-3			BB 1B 1B	1-3	0	0	0	0	0	0	0
George Stone, L (3, 1)										2	0	0	0	0	0	1
Earl Williams, R (8, PH) OBP: 0.750, SLG: 0.667 (9, 5)										1	1	1	0	1	0	0
Sonny Jackson, L (9, PR) OBP: 0.357, SLG: 0.462										0	0	0	0	0	0	0
Inning Stats	R: 0 E: 1 K: 0 S: 4 H: 0 LOB: 1 BB: 0 P: 4	R: 0 E: 0 K: 1 S: 5 H: 0 LOB: 0 BB: 0 P: 5	R: 0 E: 0 K: 0 S: 5 H: 2 LOB: 2 BB: 0 P: 5	R: 0 E: 0 K: 0 S: 2 H: 0 LOB: 0 BB: 1 P: 6	R: 0 E: 0 K: 0 S: 3 H: 0 LOB: 0 BB: 0 P: 3	R: 1 E: 0 K: 0 S: 5 H: 2 LOB: 1 BB: 0 P: 5	R: 0 E: 0 K: 1 S: 5 H: 0 LOB: 0 BB: 0 P: 5	R: 3 E: 0 K: 0 S: 6 H: 4 LOB: 2 BB: 2 P: 14	R: 0 E: 0 K: 0 S: 3 H: 0 LOB: 2 BB: 1 P: 7	1B: 5 2B: 2 3B: 0 HR: 1 SF: 0 SAC: 0 DP: 2 HBP: 0						

	AB	34
	R	4
	H	8
	RBI	4
	BB	4
	SO	2
	LOB	16

WP: 0 PB: 0 SB: 0 CS: 0 PA: 38

PITCHER		IP	WLS	BF	H	R	ER	SO	BB	IBB	HBP	BLK	WP	HR	S	P	ERA	WHIP
Don Gullett, L ERA: 7.04	(1, 1)	7.0	W	29	6	4	4	2	2	0	0	0	0	1	31	39	5.14	1.143
Wayne Granger, R ERA: 3.86	(8, 1)	0.1		3	2	0	0	0	0	0	0	0	0	0	3	3	0.00	6.000
Joe Gibbon, L ERA: 1.93	(8, 1)	1.2	S	6	0	0	0	0	1	1	0	0	0	0	4	12	0.00	0.600

PITCHER		IP	WLS	BF	H	R	ER	SO	BB	IBB	HBP	BLK	WP	HR	S	P	ERA	WHIP

Cincinnati Reds @ Atlanta Braves

Atlanta Stadium, Atlanta, GA

Wed Apr 14 1971, 6:05 PM EST

Att. 9,266 - Unknown

TOP

livebaseballscorecards.com

Batter	1	2	3	4	5	6	7	8	9	AB	R	H	RBI	BB	SO	LOB
Pete Rose, S (1, 9) OBP: 0.343, SLG: 0.387	6-3	BBB 1-2 2-3 BB	G6-4-3 1-2f			6-3		G3		4	0	0	0	1	0	3
Bernie Carbo, L (1, 7) OBP: 0.323, SLG: 0.333	F8	P5		BBB S BB		SSS K			6-3	4	0	0	0	1	1	3
Tony Perez, R (1, 5) OBP: 0.333, SLG: 0.400	SSS K		1B E 1B	P6			SSS K		BBB HR BB	4	2	1	0	1	2	1
Frank Duffy, R (9, 6) OBP: 0.273, SLG: 0.300										0	0	0	0	0	0	0
Johnny Bench, R (1, 2) OBP: 0.419, SLG: 0.862		1B 1B 1B	E 1-2 2B 1B	F5			F9		1-H HR	5	3	3	2	0	0	1
Willie Smith, L (1, 3) OBP: 0.389, SLG: 0.412		G5-4-3 1-3 1B	E1 1-3 2-H 2B	G3 1-2			1B		1B	5	1	3	0	0	0	2
Hal McRae, R (1, 8) OBP: 0.241, SLG: 0.310		G5-4-3 1-2f	FC6 1-H 3-H 2B		F7		F8		L5	5	1	1	2	0	0	4
Tommy Helms, R (1, 4) OBP: 0.200, SLG: 0.200		CI 1B 1B	FC6 1B 5-3 3-H		P6			CS 1B	F9	4	1	1	1	0	0	1
Woody Woodward, R (1, 6) (9, 5) OBP: 0.417, SLG: 0.381		BB 1B 1-2 3-H 1B	5-3 1-2		6-3			BBB SH1-4 1-2 BB		3	0	1	1	1	0	1
Tony Cloninger, R (1, 1) OBP: 0.667, SLG: 0.667		BB 1-2 2-H 1B	G6-4-3 2-3 1B			SSS K2-3		SH1-4 1-2		3	0	2	1	0	1	0
Clay Carroll, R (7, 1)										0	0	0	0	0	0	0

	AB	37
	R	8
	H	12
	RBI	7
	BB	4
	SO	4
	LOB	16

Inning Stats	1	2	3	4	5	6	7	8	9
	R: 0 E: 0 K: 1 S: 5	H: 0 LOB: 0 BB: 0 P: 5	R: 2 E: 1 K: 0 S: 7	H: 4 LOB: 3 BB: 1 P: 11	R: 4 E: 1 K: 0 S: 8	H: 4 LOB: 1 BB: 0 P: 8	R: 0 E: 0 K: 0 S: 3	H: 0 LOB: 1 BB: 1 P: 7	R: 0 E: 0 K: 0 S: 3	H: 0 LOB: 0 BB: 0 P: 3	R: 0 E: 0 K: 2 S: 7	H: 0 LOB: 0 BB: 0 P: 7	R: 0 E: 0 K: 1 S: 6	H: 1 LOB: 1 BB: 0 P: 6	R: 0 E: 0 K: 0 S: 3	H: 1 LOB: 1 BB: 1 P: 7	R: 2 E: 0 K: 0 S: 5	H: 2 LOB: 1 BB: 1 P: 9

1B: 10	SF: 0	WP: 0	PA: 43
2B: 1	SAC: 1	PB: 0	
3B: 0	DP: 2	SB: 1	
HR: 1	HBP: 0	CS: 1	

PITCHER		IP	WLS	BF	H	R	ER	SO	BB	IBB	HBP	BLK	WP	HR	S	P	ERA	WHIP
Phil Niekro, R ERA: 5.79	(1, 1)	2.0	L	14	6	5	3	1	1	0	0	0	0	0	15	19	13.50	3.500
Mike McQueen, L ERA: 1.8	(3, 1)	5.0		19	3	1	0	3	1	0	0	0	0	0	24	28	0.00	0.800
Bob Priddy, R ERA: 6.23	(8, 1)	1.1		7	2	2	2	0	2	0	0	0	0	1	5	13	13.50	3.000
Steve Barber, L ERA: 5.4	(9, 1)	0.2		3	1	0	0	0	0	0	0	0	0	0	3	3	0.00	1.500

PITCHER	IP	WLS	BF	H	R	ER	SO	BB	IBB	HBP	BLK	WP	HR	S	P	ERA	WHIP

Batter	1	2	3	4	5	6	7	8	9	AB	R	H	RBI	BB	SO	LOB
Sonny Jackson, L (1, 8) OBP: 0.344, SLG: 0.433	G3		5-3		2-3 1B		FC4 1-2f			4	0	1	0	0	0	2
Ralph Garr, L (1, 7) OBP: 0.389, SLG: 0.471	HR 1B		P6		G3			6-3		4	1	1	0	0	0	2
Hank Aaron, R (1, 9) OBP: 0.306, SLG: 0.697	1-H HR			HR		6-3		BB 1B		4	2	3	3	0	0	0
Orlando Cepeda, R (1, 3) OBP: 0.286, SLG: 0.531	F5			K		6-3		1-2 L1-3 BB		3	0	0	0	1	1	0
Hal King, L (1, 2) OBP: 0.313, SLG: 0.355	4-3			F8		K		L1-3 1-2		4	0	0	0	0	1	2
Felix Millan, R (1, 4) OBP: 0.455, SLG: 0.481		5-3		6-3			BB 1B		3B	4	0	2	0	0	0	0
Clete Boyer, R (1, 5) OBP: 0.273, SLG: 0.200		F8			F7		F7		L5	4	0	0	0	0	0	2
Marty Perez, R (1, 6) OBP: 0.276, SLG: 0.231		F9			1B SH2-3 1B		1-2 FC4 BB		P5	3	0	1	0	1	0	1
Phil Niekro, R (1, 1) Mike McQueen, L (3, 1) Mike Lum, L (7, PH) Bob Priddy, R (8, 1) Steve Barber, L (9, 1) Marv Staehle, L (9, PH)		F7			SH2-3 1-2		F5		F7	0 1 1 0 0 1	0 0 0 0 0 0	0 0 0 0 0 0	0 0 0 0 0 0	0 0 0 0 0 0	0 0 2 0 0 1	0 0 0 0 0 0
Inning Stats	R: 2 E: 0 K: 0 S: 5 H: 2 LOB: 0 BB: 0 P: 5	R: 0 E: 0 K: 0 S: 3 H: 0 LOB: 0 BB: 0 P: 3	R: 0 E: 0 K: 0 S: 3 H: 0 LOB: 0 BB: 0 P: 3	R: 1 E: 0 K: 1 S: 6 H: 1 LOB: 0 BB: 0 P: 6	R: 0 E: 0 K: 0 S: 5 H: 2 LOB: 2 BB: 0 P: 5	R: 0 E: 0 K: 1 S: 5 H: 0 LOB: 0 BB: 0 P: 5	R: 0 E: 0 K: 0 S: 4 H: 1 LOB: 2 BB: 1 P: 8	R: 0 E: 0 K: 0 S: 3 H: 1 LOB: 1 BB: 1 P: 7	R: 0 E: 0 K: 0 S: 4 H: 1 LOB: 1 BB: 0 P: 4	1B: 5 2B: 1 3B: 1 HR: 2	SF: 0 SAC: 1 DP: 1 HBP: 0			WP: 0 PB: 0 SB: 0 CS: 0	PA: 36		

PITCHER		IP	WLS	BF	H	R	ER	SO	BB	IBB	HBP	BLK	WP	HR	S	P	ERA	WHIP
Tony Cloninger, R ERA: 4.26	(1, 1)	6.1	W	26	6	3	3	2	1	0	0	0	0	2	29	33	4.26	1.105
Clay Carroll, R ERA: 0.93	(7, 1)	2.2	S	10	2	0	0	0	1	0	0	0	0	0	9	13	0.00	1.125

PITCHER	IP	WLS	BF	H	R	ER	SO	BB	IBB	HBP	BLK	WP	HR	S	P	ERA	WHIP

BOTTOM

Cincinnati Reds @ Atlanta Braves

Atlanta Stadium, Atlanta, GA

Wed Apr 14 1971, 6:05 PM EST

Att. 9,266 - Unknown

livebaseballscorecards.com

AB	33
R	3
H	8
RBI	3
BB	2
SO	2
LOB	12

Atlanta Braves @ Philadelphia Phillies

Veterans Stadium, Philadelphia, PA

Fri Apr 16 1971, 6:05 PM EST

Att. 15,099 - Unknown

TOP

livebaseballscorecards.com

Batter	1	2	3	4	5	6	7	8	9	AB	R	H	RBI	BB	SO	LOB
Sonny Jackson, L (1, 8) OBP: 0.297, SLG: 0.382	F9	SF8 3-H	F7			P4		L8		4	0	0	1	0	0	0
Ralph Garr, L (1, 7) OBP: 0.415, SLG: 0.487	F8	BB, 1B, 1B 1-2	F7			6-3, S WP		S		5	2	3	0	0	0	0
Mike Lum, L (9, 7)										0	0	0	0	0	0	0
Hank Aaron, R (1, 9) OBP: 0.317, SLG: 0.649	BB	1B, BB 1-2 2-H		F3		6-3 1-3		F9		4	1	1	1	1	0	2
Orlando Cepeda, R (1, 3) OBP: 0.275, SLG: 0.541	K	F8		6-3		3B 3-H		P5 1-2		5	0	1	0	0	1	4
Hal King, L (1, 2) OBP: 0.324, SLG: 0.324	BB BB			F8		F3			L6	3	1	0	0	2	0	1
Felix Millan, R (1, 4) OBP: 0.474, SLG: 0.500					G6-4-3		5-3		L4	5	1	3	1	0	0	0
Earl Williams, R (1, 5) OBP: 0.667, SLG: 0.571					G6-4-3 1-2f		4-3	CS BB		4	1	2	2	1	0	1
Marty Perez, R (1, 6) OBP: 0.333, SLG: 0.276		K					FC6-4 BB	CS 1-2		3	1	2	2	1	1	3
Jim Nash, R (1, 1) OBP: 0.333, SLG: 0.333		1B 2-3	F9		K		FC6-4 1-2f			3	1	1	0	0	1	1
George Stone, L (5, 1)										0	0	0	0	0	0	0
Cecil Upshaw, R (6, 1)										1	0	0	0	0	0	1

	AB	37
	R	8
	H	13
	RBI	7
	BB	5
	SO	3
	LOB	13

Inning Stats																		
	R: 0 E: 0 K: 1 S: 5	H: 0 LOB: 1 BB: 1 P: 9	R: 7 E: 0 K: 1 S: 13	H: 8 LOB: 3 BB: 2 P: 21	R: 0 E: 0 K: 0 S: 3	H: 0 LOB: 0 BB: 0 P: 3	R: 0 E: 0 K: 0 S: 3	H: 0 LOB: 0 BB: 0 P: 3	R: 0 E: 0 K: 1 S: 6	H: 2 LOB: 1 BB: 0 P: 6	R: 1 E: 0 K: 0 S: 5	H: 2 LOB: 1 BB: 0 P: 5	R: 0 E: 0 K: 0 S: 3	H: 0 LOB: 1 BB: 1 P: 7	R: 0 E: 0 K: 0 S: 4	H: 1 LOB: 1 BB: 0 P: 4	R: 0 E: 0 K: 0 S: 2	H: 0 LOB: 0 BB: 1 P: 6

	1B: 12	SF: 1	WP: 1	PA: 44
	2B: 0	SAC: 0	PB: 0	
	3B: 1	DP: 1	SB: 2	
	HR: 0	HBP: 0	CS: 1	

PITCHER		IP	WLS	BF	H	R	ER	SO	BB	IBB	HBP	BLK	WP	HR	S	P	ERA	WHIP
Jim Bunning, R ERA: 8.31	(1, 1)	1.1	L	12	6	7	7	1	2	0	0	0	0	0	12	20	47.25	6.000
Darrell Brandon, R ERA:	(2, 1)	3.2		15	4	0	0	2	1	0	0	0	0	0	18	22	0.00	1.364
Ken Reynolds, L ERA: 4.5	(6, 1)	2.0		9	2	1	1	0	1	0	0	0	1	0	8	12	4.50	1.500
Bill Champion, R ERA: 6.0	(8, 1)	2.0		7	1	0	0	0	1	0	0	0	0	0	6	10	0.00	1.000

PITCHER		IP	WLS	BF	H	R	ER	SO	BB	IBB	HBP	BLK	WP	HR	S	P	ERA	WHIP

BOTTOM

Atlanta Braves @ Philadelphia Phillies

Veterans Stadium, Philadelphia, PA

Fri Apr 16 1971, 6:05 PM EST

Att. 15,099 - Unknown

livebaseballscorecards.com

Batter	1	2	3	4	5	6	7	8	9	AB	R	H	RBI	BB	SO	LOB
Larry Bowa, S (1, 6) OBP: 0.405, SLG: 0.429	G3	BB		1B		BB E BB 1B	K			4	1	2	1	1	1	0
Don Money, R (1, 5) OBP: 0.194, SLG: 0.353	1B	K		P5		E6 BB BB 1-2 BLK		P5		5	1	1	0	0	1	6
Willie Montanez, L (1, 8) OBP: 0.407, SLG: 0.542 Larry Hisle, R (6, PH) OBP: 0.286, SLG: 0.167 (7, 8)	F7		1B WP 1B	F8		BLK BB 1-2 2-3 SF9 BB		6-3		3 1	0 1	1 1	0 0	0 1	0 0	3 0
Deron Johnson, R (1, 3) OBP: 0.229, SLG: 0.129	K		L5-4 BB 1-3 1B		E BB SF9 BB	K		K		4	1	1	0	1	3	4
John Briggs, L (1, 7) OBP: 0.346, SLG: 0.200		1B 1B BB BB	1-2 BB		SF9 E 1-2 BB	SF9 BLK 1-2 2-3 3-H BB			F9	1	1	0	1	4	0	0
Roger Freed, R (1, 9) OBP: 0.394, SLG: 0.481		BB 1B 1-2 1B	L5-4 2-3		K	SF9 1-3 2-H 3-H			HR 1B	4	1	2	1	0	1	5
Tim McCarver, L (1, 2) OBP: 0.345, SLG: 0.440		BB 1-2 2-3 1B	G3		E6 1-2 2-3	F7			1-H HR	5	1	2	2	0	0	5
Denny Doyle, L (1, 4) OBP: 0.300, SLG: 0.421 Tony Taylor, R (5, PH) OBP: 0.214, SLG: 0.231 (6, 4)		F8		F7		SF9 2-3 3-H			4-3	2 2	0 0	0 0	0 1	0 0	0 0	3 0
Jim Bunning, R (1, 1) Darrell Brandon, R (2, 1) OBP: 0.500, SLG: 0.500 Joe Lis, R (5, PH) OBP: 0.444, SLG: 0.500 Ken Reynolds, L (6, 1) Ron Stone, L (7, PH) OBP: 0.167, SLG: 0.167 Bill Champion, R (8, 1) Byron Browne, R (9, PH)		K		1B PB 1B		L8		4-3	K	0 2 1 0 1 0 1	0 0 0 0 0 0 0	0 1 0 0 0 0 0	0 0 0 0 0 0 0	0 1 0 0 0 0 1	0 0 2 0 0 0 0	0 3 0 0 0 0 0
Inning Stats	R: 0 H: 1 E: 0 LOB: 1 K: 1 BB: 0 S: 6 P: 6	R: 1 H: 2 E: 0 LOB: 3 K: 2 BB: 2 S: 9 P: 17	R: 0 H: 2 E: 0 LOB: 2 K: 0 BB: 1 S: 4 P: 8	R: 0 H: 2 E: 0 LOB: 2 K: 0 BB: 0 S: 5 P: 5	R: 1 H: 0 E: 1 LOB: 2 K: 1 BB: 2 S: 6 P: 14	R: 3 H: 1 E: 1 LOB: 1 K: 1 BB: 2 S: 7 P: 15	R: 0 H: 0 E: 0 LOB: 0 K: 1 BB: 0 S: 5 P: 5	R: 0 H: 0 E: 0 LOB: 0 K: 1 BB: 0 S: 5 P: 5	R: 2 H: 2 E: 0 LOB: 0 K: 1 BB: 0 S: 7 P: 7	1B: 9 2B: 1 3B: 0 HR: 1	SF: 2 SAC: 0 DP: 1 HBP: 0					

	AB	36
	R	7
	H	10
	RBI	6
	BB	7
	SO	8
	LOB	31

WP: 1 PA: 45
PB: 1
SB: 0
CS: 0

PITCHER		IP	WLS	BF	H	R	ER	SO	BB	IBB	HBP	BLK	WP	HR	S	P	ERA	WHIP
Jim Nash, R ERA: 1.38	(1, 1)	4.0		23	7	2	1	3	5	0	0	0	1	0	24	44	2.25	3.000
George Stone, L ERA: 3.12	(5, 1)	1.0		7	1	3	1	1	1	0	0	0	0	0	8	12	9.00	2.000
Cecil Upshaw, R ERA: 1.42	(6, 1)	4.0	W	15	2	2	2	4	1	0	0	1	0	1	22	26	4.50	0.750

PITCHER	IP	WLS	BF	H	R	ER	SO	BB	IBB	HBP	BLK	WP	HR	S	P	ERA	WHIP

Atlanta Braves @ Philadelphia Phillies

Veterans Stadium, Philadelphia, PA

Sat Apr 17 1971, 3:33 AM EST

Att. 10,686 - Unknown

TOP

livebaseballscorecards.com

Batter	1	2	3	4	5	6	7	8	9	AB	R	H	RBI	BB	SO	LOB
Sonny Jackson, L (1, 8) OBP: 0.286, SLG: 0.385	4-3		1-3			L3	1-6-3		1B 2B	5	1	1	0	0	0	1
Ralph Garr, L (1, 7) OBP: 0.435, SLG: 0.535	1-3			L7		3B		BBBB WP PB 1B BB	2-H S 1B	4	1	2	1	1	0	0
Hank Aaron, R (1, 9) OBP: 0.304, SLG: 0.585	SSS K			L7		L5		BBBB F7 1-2	FC5-4 1-2 BB	4	0	0	0	1	1	2
Mike Lum, L (9, PR)										0	0	0	0	0	0	0
(9, 9)																
Orlando Cepeda, R (1, 3) OBP: 0.289, SLG: 0.595		G4-6-3 1B		6-3			HR	P3	FC5-4 1-2f	5	1	2	1	0	0	3
Hal King, L (1, 2) OBP: 0.341, SLG: 0.405		G4-6-3 1-2f			F7		HR	BBBB WP 1B BB		3	1	1	1	1	0	1
Felix Millan, R (1, 4) OBP: 0.476, SLG: 0.500		S 1B			6-3		L8	1-H 2-H 1B		4	0	2	1	0	0	0
Earl Williams, R (1, 5) OBP: 0.692, SLG: 1.273		P6 1-2			2B		HR		HR	4	2	3	2	0	0	1
Marty Perez, R (1, 6) OBP: 0.351, SLG: 0.333			1B		1-3		4-3 2B		SSS K	4	0	2	0	0	1	1
Ron Reed, R (1, 1) OBP: 0.222, SLG: 0.222			6-3			SSS K	4-3 2-3		5-3	4	0	0	0	0	1	1
Inning Stats	R: 0 H: 0 E: 0 LOB: 0 K: 1 BB: 0 S: 5 P: 5	R: 0 H: 2 E: 0 LOB: 1 K: 0 BB: 0 S: 4 P: 4	R: 0 H: 1 E: 0 LOB: 0 K: 0 BB: 0 S: 3 P: 3	R: 0 H: 0 E: 0 LOB: 0 K: 0 BB: 0 S: 3 P: 3	R: 0 H: 1 E: 0 LOB: 1 K: 0 BB: 0 S: 4 P: 4	R: 0 H: 1 E: 0 LOB: 1 K: 1 BB: 0 S: 6 P: 6	R: 3 H: 4 E: 0 LOB: 1 K: 0 BB: 0 S: 7 P: 7	R: 1 H: 1 E: 0 LOB: 2 K: 0 BB: 2 S: 3 P: 11	R: 2 H: 3 E: 0 LOB: 2 K: 1 BB: 1 S: 8 P: 12	1B: 5 SF: 0 2B: 3 SAC: 0 3B: 1 DP: 1 HR: 4 HBP: 0						

	AB	37
	R	6
	H	13
	RBI	6
	BB	3
	SO	3
	LOB	10

WP: 1 PA: 40
PB: 1
SB: 2
CS: 0

PITCHER		IP	WLS	BF	H	R	ER	SO	BB	IBB	HBP	BLK	WP	HR	S	P	ERA	WHIP
Barry Lersch, R ERA: 4.5	(1, 1)	6.1	L	25	8	3	3	2	0	0	0	0	0	3	29	29	4.26	1.263
Joe Hoerner, L ERA: 1.17	(7, 1)	0.2		3	1	0	0	0	0	0	0	0	0	0	3	3	0.00	1.500
Dick Selma, R ERA: 6.0	(8, 1)	2.0		12	4	3	3	1	3	0	0	0	1	1	11	23	13.50	3.500

PITCHER	IP	WLS	BF	H	R	ER	SO	BB	IBB	HBP	BLK	WP	HR	S	P	ERA	WHIP

Batter	1	2	3	4	5	6	7	8	9	AB	R	H	RBI	BB	SO	LOB
Larry Bowa, S (1, 6) OBP: 0.390, SLG: 0.436	F2		F7			2B	F7			4	0	1	0	0	0	4
Don Money, R (1, 5) OBP: 0.200, SLG: 0.342	6-3		6-3			F3		SH5-4, 1B		4	0	1	0	0	0	3
Willie Montanez, L (1, 8) OBP: 0.452, SLG: 0.667	1-6-3			HR		G4-3, IBB		SH5-4 (1-2)		3	1	2	1	1	0	0
Deron Johnson, R (1, 3) OBP: 0.211, SLG: 0.118		K		P3		G4-3 (1-2f)		SH5-4 (1-2, 2-3)		3	0	0	0	0	1	2
Tim McCarver, L (1, 2) OBP: 0.333, SLG: 0.414		G5-4-3, 1B		F8			5-3	P4		4	0	1	0	0	0	2
Roger Freed, R (1, 9) OBP: 0.378, SLG: 0.452		G5-4-3 (1-2f)		K			2B, 1B	K		4	1	1	0	0	2	3
Ron Stone, L (1, 7) OBP: 0.200, SLG: 0.111			SH1-4, 1B, BB	F8		F8	F9			3	0	0	0	1	0	1
Denny Doyle, L (1, 4) OBP: 0.333, SLG: 0.478			SH1-4 (1-2)	P6			2B (1-3)	F7		4	0	2	0	0	0	0
Barry Lersch, S (1, 1) Joe Hoerner, R (7, 1) John Briggs, L (7, PH) OBP: 0.370, SLG: 0.238 Dick Selma, R (8, 1) Joe Lis, R (9, PH) OBP: 0.400, SLG: 0.444			SH1-4 (1-2, 2-3)	K			1B (3-H)	K		1 0 1 0 1	0 0 0 0 0	0 0 1 0 0	0 0 1 0 0	0 0 0 0 0	1 0 0 0 1	0 0 0 0 0
Inning Stats	R: 0 E: 0 K: 0 S: 3 H: 0 LOB: 0 BB: 0 P: 3	R: 0 E: 0 K: 1 S: 5 H: 1 LOB: 0 BB: 0 P: 5	R: 0 E: 0 K: 0 S: 4 H: 1 LOB: 2 BB: 1 P: 8	R: 1 E: 0 K: 1 S: 6 H: 1 LOB: 0 BB: 0 P: 6	R: 0 E: 0 K: 1 S: 5 H: 0 LOB: 0 BB: 0 P: 5	R: 0 E: 0 K: 0 S: 3 H: 1 LOB: 1 BB: 1 P: 7	R: 1 E: 0 K: 0 S: 6 H: 3 LOB: 2 BB: 0 P: 6	R: 0 E: 0 K: 1 S: 7 H: 2 LOB: 2 BB: 0 P: 7	R: 0 E: 0 K: 1 S: 5 H: 0 LOB: 0 BB: 0 P: 5	1B: 6 2B: 2 3B: 0 HR: 1	SF: 0 SAC: 2 DP: 2 HBP: 0			WP: 0 PB: 0 SB: 0 CS: 0		PA: 36	

PITCHER		IP	WLS	BF	H	R	ER	SO	BB	IBB	HBP	BLK	WP	HR	S	P	ERA	WHIP
Ron Reed, R ERA: 2.53	(1, 1)	9.0	W	36	9	2	2	5	1	1	0	0	0	1	44	52	2.00	1.111

PITCHER	IP	WLS	BF	H	R	ER	SO	BB	IBB	HBP	BLK	WP	HR	S	P	ERA	WHIP

BOTTOM

Atlanta Braves @ Philadelphia Phillies

Veterans Stadium, Philadelphia, PA

Sat Apr 17 1971, 3:33 AM EST

Att. 10,686 - Unknown

livebaseballscorecards.com

AB	32
R	2
H	9
RBI	2
BB	2
SO	5
LOB	15

TOP

Atlanta Braves @ Philadelphia Phillies

Veterans Stadium, Philadelphia, PA

Sun Apr 18 1971, 3:33 AM EST

Att. 29,583 - Unknown

livebaseballscorecards.com

Batter	1	2	3	4	5	6	7	8	9	10	AB	R	H	RBI	BB	SO	LOB
Sonny Jackson, L (1, 8) OBP: 0.298, SLG: 0.386	0-0 2B E 1B		0-0 ① F7		0-0 SH4-3 S 5-3-2-6 1B		0-0 ② 4-3		0-0 ② F8		5	1	2	0	0	0	0
Ralph Garr, L (1, 7) OBP: 0.440, SLG: 0.532	0-0 ① F3		0-0 ② F7		0-0 ① SH4-3 1-3		0-0 S 1B 1B		0-0 1B		4	1	2	0	0	0	1
Mike Lum, L (9, 7)											0	0	0	0	0	0	0
Hank Aaron, R (1, 9) OBP: 0.333, SLG: 0.591	0-0 1-3 1B 2B		1-0 H 1B HBP		0-0 ②③ 5-3-2-6 3-Hf		B B B 4-0 1B 1-2 BB		0-0 ③ L8		3	0	1	0	1	0	2
Orlando Cepeda, R (1, 3) OBP: 0.360, SLG: 0.723	0-0 ② E5 2-H 3-H 1B		0-0 1-2 1B			0-0 1B FC1-4 2B	0-0 1-2 2-H 1B			0-0 HR	5	2	5	3	0	0	0
Hal King, L (1, 2) OBP: 0.304, SLG: 0.357	0-0 ③ G3		0-0 ③ G1			0-0 ① 6-3	S S S 0-3 ③ K			S S S 0-3 ① K	5	0	0	0	0	2	6
Felix Millan, R (1, 4) OBP: 0.447, SLG: 0.463		0-0 ① P4		0-0 ① P3		0-0 FC1-4 2-3 1B		0-0 ① G3		0-0 ② 4-3	5	0	1	0	0	0	0
Earl Williams, R (1, 5) OBP: 0.611, SLG: 1.250	0-0 2B			0-0 HR		0-0 ② FC1-4 1-2f 3-H	S S S 0-3 ② K			S S S 0-3 ③ K	5	1	2	2	0	2	1
Marty Perez, R (1, 6) OBP: 0.317, SLG: 0.297		0-0 ② 5-3		0-0 ② P4		0-0 ③ L7	S S S 0-3 ③ K				4	0	0	0	0	1	2
Pat Jarvis, R (1, 1)		0-0 ③ F7		0-0 ③ F9			0-0 ① 1-3		S S S 0-3 ① K		3	0	0	0	0	0	1
Cecil Upshaw, R (8, 1)											1	0	0	0	0	1	0

	AB	40
	R	5
	H	13
	RBI	5
	BB	1
	SO	6
	LOB	13

| Inning Stats | | | | | | | | | | |

Batter	1	2	3	4	5	6	7	8	9	10	AB	R	H	RBI	BB	SO	LOB
Larry Bowa, S (1, 6) OBP: 0.364, SLG: 0.405	x 0-0 ① 1-3		x 0-0 ① P6		x 0-0 ② B1-3		x 0-0 ② 4-3		x 0-0 ② SF7 3-H		3	0	0	0	0	0	0
Terry Harmon, R (6, 6)											1	0	0	1	0	0	0
Ron Stone, L (1, 7) OBP: 0.267, SLG: 0.214	x 0-0 1B		x 0-0 CS 1B		x 0-0 ③ P6		x 0-0 ③ F8		x 0-0 ③ F7		5	0	2	0	0	0	2
Willie Montanez, L (1, 8) OBP: 0.417, SLG: 0.581	x 0-0 ② F7		S S S 0-3 ② K			B B B B 4-0 1B 1B BB		S S S 0-3 ① K		x 0-0 ① 4-3	4	1	0	0	1	2	2
Roger Freed, R (1, 9) OBP: 0.381, SLG: 0.429	S S S 0-3 ③ K		x 0-0 ③ P3 1-2			x 0-0 1B 1-2 1B		S S S 0-3 ② K		B B B B 4-0 BB	4	0	1	0	1	2	2
Larry Hisle, R (10, PR) OBP: 0.286, SLG: 0.167											0	0	0	0	0	0	0
Deron Johnson, R (1, 3) OBP: 0.256, SLG: 0.231		x 0-0 HR 2B		x 0-0 2B		x 0-0 1-2 2-H 1B		x 0-0 ③ F7		S S S 0-3 ② K	5	1	3	1	0	1	1
Tim McCarver, L (1, 2) OBP: 0.289, SLG: 0.353		x 0-0 ① 6-3		x 0-0 ① P6		x 0-0 ① P5			x 0-0 ① G3	x 0-0 ③ P6	5	0	0	0	0	0	5
Don Money, R (1, 5) OBP: 0.227, SLG: 0.415		x 0-0 2-H HR		x 0-0 ② P3		S S S 0-3 ② K			B B B B 4-0 PB HBP SF7 BB		3	2	1	2	1	1	3
Denny Doyle, L (1, 4) OBP: 0.321, SLG: 0.423		S S S 0-3 ② K		x 0-0 ③ P4		x 0-0 ③ P4			H 1-0 1-2 PB HBP		3	0	0	0	0	1	3
Rick Wise, R (1, 1) OBP: 0.250, SLG: 0.250		S S S 0-3 ③ K			S S S 0-3 ① K		x 0-0 ① P5		I I I I 4-0 1-2 2-3 IBB		2	0	0	0	0	2	0
Joe Hoerner, R (7, 1)											0	0	0	0	0	0	0
John Briggs, L (7, PH) OBP: 0.357, SLG: 0.227											1	0	0	0	0	0	0
Dick Selma, R (8, 1)											0	0	0	0	0	0	0
Tony Taylor, R (9, PH) OBP: 0.267, SLG: 0.231											0	0	0	1	0	0	0
Woodie Fryman, R (10, 1)											0	0	0	0	0	0	0
Inning Stats	R: 0 E: 0 K: 1 S: 6 H: 1 LOB: 1 BB: 0 P: 6	R: 2 E: 0 K: 2 S: 9 H: 2 LOB: 0 BB: 0 P: 9	R: 0 E: 0 K: 1 S: 6 H: 1 LOB: 1 BB: 0 P: 6	R: 0 E: 0 K: 0 S: 4 H: 1 LOB: 1 BB: 0 P: 4	R: 0 E: 0 K: 1 S: 5 H: 0 LOB: 0 BB: 0 P: 5	R: 1 E: 0 K: 1 S: 7 H: 2 LOB: 2 BB: 1 P: 11	R: 0 E: 0 K: 0 S: 3 H: 0 LOB: 0 BB: 0 P: 3	R: 0 E: 0 K: 2 S: 7 H: 0 LOB: 0 BB: 0 P: 7	R: 1 E: 0 K: 0 S: 3 H: 0 LOB: 2 BB: 2 P: 12	R: 0 E: 0 K: 1 S: 5 H: 0 LOB: 1 BB: 1 P: 9	1B: 4 2B: 2 3B: 0 HR: 1	SF: 1 SAC: 0 DP: 0 HBP: 1					

PITCHER		IP	WLS	BF	H	R	ER	SO	BB	IBB	HBP	BLK	WP	HR	S	P	ERA	WHIP
Pat Jarvis, R ERA: 6.75	(1, 1)	7.0		29	7	3	3	6	1	0	0	0	0	1	40	44	3.86	1.143
Cecil Upshaw, R ERA: 1.72	(8, 1)	3.0	W	13	0	1	1	3	2	1	1	0	0	0	15	28	3.00	0.667

PITCHER	IP	WLS	BF	H	R	ER	SO	BB	IBB	HBP	BLK	WP	HR	S	P	ERA	WHIP

BOTTOM

Atlanta Braves @ Philadelphia Phillies

Veterans Stadium, Philadelphia, PA

Sun Apr 18 1971, 3:33 AM EST
Att. 29,583 - Unknown

livebaseballscorecards.com

AB	36
R	4
H	7
RBI	4
BB	4
SO	9
LOB	18

WP: 0 PB: 1 SB: 0 CS: 1 PA: 42

Atlanta Braves @ Pittsburgh Pirates

Three Rivers Stadium, Pittsburgh, PA

Tue Apr 20 1971, 6:05 PM EST

Att. 8,755 - Unknown

TOP

livebaseballscorecards.com

Batter	1	2	3	4	5	6	7	8	9	AB	R	H	RBI	BB	SO	LOB
Sonny Jackson, L (1, 8) OBP: 0.314, SLG: 0.396	F6		3-1		1B			SH3-4 1B		4	0	2	0	0	0	0
Ralph Garr, L (1, 7) OBP: 0.434, SLG: 0.520	WP HR 1B		K		4-3			SH3-4 1-2		3	1	1	0	0	1	1
Hank Aaron, R (1, 9) OBP: 0.345, SLG: 0.638	1-H HR		F7			F8		IBB		3	1	1	2	1	0	0
Orlando Cepeda, R (1, 3) OBP: 0.370, SLG: 0.706	4-3 WP 1B			5-3 S 1B		F9		F6		4	0	2	0	0	0	2
Felix Millan, R (1, 4) OBP: 0.431, SLG: 0.444	4-3 1-3			6-3 1-2		1B		4-3		4	0	1	0	0	0	4
Earl Williams, R (1, 5) OBP: 0.500, SLG: 1.000	K			5-3 2-3		F7			F7	4	0	0	0	0	1	3
Marty Perez, R (1, 6) OBP: 0.311, SLG: 0.293		6-3		6-3			CS 1B		F4	4	0	1	0	0	0	1
Bob Didier, S (1, 2)		F8			F7		K 1-2		F6	4	0	0	0	0	1	1
Phil Niekro, R (1, 1)		K			F8		6-3			3	0	0	0	0	1	0

	AB	33
	R	2
	H	8
	RBI	2
	BB	1
	SO	4
	LOB	12

Inning Stats	1	2	3	4	5	6	7	8	9
	R: 2 E: 0 K: 1 S: 8 H: 3 LOB: 1 BB: 0 P: 8	R: 0 E: 0 K: 1 S: 5 H: 0 LOB: 0 BB: 0 P: 5	R: 0 E: 0 K: 1 S: 5 H: 0 LOB: 0 BB: 0 P: 5	R: 0 E: 0 K: 0 S: 4 H: 1 LOB: 1 BB: 0 P: 4	R: 0 E: 0 K: 0 S: 4 H: 1 LOB: 1 BB: 0 P: 4	R: 0 E: 0 K: 0 S: 4 H: 1 LOB: 1 BB: 0 P: 4	R: 0 E: 0 K: 1 S: 5 H: 1 LOB: 0 BB: 0 P: 5	R: 0 E: 0 K: 0 S: 4 H: 1 LOB: 2 BB: 1 P: 8	R: 0 E: 0 K: 0 S: 3 H: 0 LOB: 0 BB: 0 P: 3

	1B: 7	SF: 0	WP: 2	PA: 35
	2B: 0	SAC: 1	PB: 0	
	3B: 0	DP: 0	SB: 1	
	HR: 1	HBP: 0	CS: 1	

PITCHER		IP	WLS	BF	H	R	ER	SO	BB	IBB	HBP	BLK	WP	HR	S	P	ERA	WHIP
Bob Moose, R ERA: 3.13	(1, 1)	8.0	L	32	8	2	2	4	0	1	0	0	2	1	39	43	2.25	1.000
Dave Giusti, R ERA:	(9, 1)	1.0		3	0	0	0	0	0	0	0	0	0	0	3	3	0.00	0.000

PITCHER	IP	WLS	BF	H	R	ER	SO	BB	IBB	HBP	BLK	WP	HR	S	P	ERA	WHIP

Atlanta Braves @ Pittsburgh Pirates

Three Rivers Stadium, Pittsburgh, PA

Tue Apr 20 1971, 6:05 PM EST

Att. 8,755 - Unknown

BOTTOM

Batter	1	2	3	4	5	6	7	8	9	AB	R	H	RBI	BB	SO	LOB
Dave Cash, R (1, 4) OBP: 0.375, SLG: 0.351	S S S 0-3 ① K			x 0-0 1B 1B		x 0-0 G4-6-3 1B		x 0-0 ③ F6		4	0	2	0	0	1	1
Richie Hebner, L (1, 5) OBP: 0.263, SLG: 0.235	x 0-0 ② F7			x 0-0 ① L8		x 0-0 ①② G4-6-3 1-2f			x 0-0 ① F6	4	0	0	0	0	0	2
Vic Davalillo, L (1, 9) OBP: 0.313, SLG: 0.313	x 0-0 ③ F7			x 0-0 1-3 1B		x 0-0 ③ 6-3			x 0-0 WP 1B	4	0	2	0	0	0	0
Willie Stargell, L (1, 7) OBP: 0.352, SLG: 0.688 Gene Clines, R (9, PR) OBP: 0.333, SLG: 0.200		S S S 0-3 ① K		x 0-0 ② F5			S S S 0-3 ① K		B B B B 4-0 G4-6-3 1-2 BB	3 0	0 0	0 0	0 0	1 0	2 0	2 0
Al Oliver, L (1, 8) OBP: 0.255, SLG: 0.213		S S S 0-3 ② K		x 0-0 ③ F7			x 0-0 ② 3-1		x 0-0 ②③ G4-6-3 1-2f	4	0	0	0	0	1	4
Bob Robertson, R (1, 3) OBP: 0.358, SLG: 0.442		x 0-0 ③ F8			S S S 0-3 ① K		S S S 0-3 ③ K			3	0	0	0	0	2	0
Manny Sanguillen, R (1, 2) OBP: 0.235, SLG: 0.300			x 0-0 ① 4-3		x 0-0 ② F9			x 0-0 1B		3	0	1	0	0	0	0
Gene Alley, R (1, 6) OBP: 0.375, SLG: 1.000			x 0-0 ② F3		x 0-0 3B			x 0-0 ① F8		3	0	1	0	0	0	1
Bob Moose, R (1, 1) Roberto Clemente, R (8, PH) OBP: 0.271, SLG: 0.383 Dave Giusti, R (9, 1)			x 0-0 ③ 6-3		x 0-0 ③ F2			S S S 0-3 ② K		2 1 0	0 0 0	0 0 0	0 0 0	0 0 0	0 1 0	1 1 0

livebaseballscorecards.com

	AB	R	H	RBI	BB	SO	LOB
	31	0	6	0	1	7	12

Inning Stats	1	2	3	4	5	6	7	8	9	1B	SF	WP	PA
R	0	0	0	0	0	0	0	0	0	5	0	1	32
E	0	0	0	0	0	0	0	0	0	2B 0	SAC 0	PB 0	
K	1	2	0	0	1	0	2	1	0	3B 1	DP 2	SB 0	
S	5	7	3	5	6	3	7	6	3	HR 0	HBP 0	CS 0	
H	0	0	0	2	1	1	0	1	1				
LOB	0	0	0	0	1	0	0	1	2				
BB	0	0	0	0	0	0	0	0	1				
P	5	7	3	5	6	3	7	6	7				

PITCHER	IP	WLS	BF	H	R	ER	SO	BB	IBB	HBP	BLK	WP	HR	S	P	ERA	WHIP
Phil Niekro, R (1, 1) ERA: 3.52	9.0	W	32	6	0	0	7	1	0	0	0	1	0	45	49	0.00	0.778

Atlanta Braves @ Pittsburgh Pirates

Three Rivers Stadium, Pittsburgh, PA

Wed Apr 21 1971, 6:05 PM EST

Att. 7,992 - Cloudy

TOP

livebaseballscorecards.com

Batter	1	2	3	4	5	6	7	8	9	AB	R	H	RBI	BB	SO	LOB
Sonny Jackson, L (1, 8) OBP: 0.327, SLG: 0.404	F2		FC4-6 1-2f 2-3		E 1-3 1B		FC4-6 1B			4	0	2	0	0	0	2
Ralph Garr, L (1, 7) OBP: 0.404, SLG: 0.481	1-3		F6		E6 1-3 3-H		F8			4	0	0	0	0	0	4
Mike Lum, L (1, 9)	4-3			HBP	F9		FC4-6 1-2f			3	0	0	0	0	0	3
Orlando Cepeda, R (1, 3) OBP: 0.345, SLG: 0.655 Gil Garrido, R (8, 5)		F3		F7	E6			6-3		4 0	0 0	0 0	0 0	0 0	0 0	1 0
Hal King, L (1, 2) OBP: 0.280, SLG: 0.326		G3		F7	K			6-3		4	0	0	0	0	1	2
Felix Millan, R (1, 4) OBP: 0.400, SLG: 0.408		F3		4-3	F4			F8		4	0	0	0	0	0	2
Earl Williams, R (1, 5) OBP: 0.462, SLG: 0.875 (8, 3)			FC4-6 1B 1B		E5 FC1-6	F7			F3	4	0	1	0	0	0	1
Marty Perez, R (1, 6) OBP: 0.327, SLG: 0.333			FC4-6 1-2 1B		K		E9 SF8 2B		G3	4	1	2	0	0	1	1
Jim Nash, R (1, 1) OBP: 0.286, SLG: 0.286 Marv Staehle, L (5, PH) Tom Kelley, R (5, 1) Clete Boyer, R (7, PH) OBP: 0.265, SLG: 0.200 Steve Barber, L (7, 1) Bob Priddy, R (7, 1) Dusty Baker Jr., R (9, PH) OBP: 0.143, SLG: 0.286			K	FC1-6 1B 1-2f E			SF8 3-H		F5	1 1 0 0 0 0 0 1	0 1 0 0 0 0 0 0	0 0 0 1 0 0 0 0	0 0 0 0 0 0 0 0	1 0 0 0 0 0 0 0	0 0 0 0 0 0 0 0	2 1 0 0 0 0 0 0
Inning Stats	R: 0 E: 0 K: 0 S: 3 H: 0 LOB: 0 BB: 0 P: 3	R: 0 E: 0 K: 0 S: 3 H: 0 LOB: 0 BB: 0 P: 3	R: 0 E: 0 K: 1 S: 7 H: 2 LOB: 2 BB: 0 P: 7	R: 0 E: 0 K: 0 S: 3 H: 0 LOB: 1 BB: 0 P: 4	R: 1 E: 2 K: 1 S: 8 H: 1 LOB: 2 BB: 0 P: 8	R: 0 E: 1 K: 1 S: 6 H: 0 LOB: 1 BB: 0 P: 6	R: 1 E: 1 K: 0 S: 5 H: 2 LOB: 1 BB: 0 P: 5	R: 0 E: 0 K: 0 S: 3 H: 0 LOB: 0 BB: 0 P: 3	R: 0 E: 0 K: 0 S: 3 H: 0 LOB: 0 BB: 0 P: 3	1B: 4 2B: 1 3B: 0 HR: 0	SF: 1 SAC: 0 DP: 0 HBP: 1					

	AB	34
	R	2
	H	5
	RBI	1
	BB	0
	SO	3
	LOB	19

WP: 0 PB: 0 SB: 0 CS: 0 PA: 36

PITCHER	IP	WLS	BF	H	R	ER	SO	BB	IBB	HBP	BLK	WP	HR	S	P	ERA	WHIP
Dock Ellis, R (1, 1) ERA: 1.91	9.0	W	36	5	2	1	3	0	0	1	0	0	0	41	42	1.00	0.556

PITCHER	IP	WLS	BF	H	R	ER	SO	BB	IBB	HBP	BLK	WP	HR	S	P	ERA	WHIP

Batter	1	2	3	4	5	6	7	8	9	AB	R	H	RBI	BB	SO	LOB
Dave Cash, R (1, 4) OBP: 0.378, SLG: 0.357	E5 F8 HR 1B		5-3 1-2		6-3		E 1-2 1B 1B	F9		5	2	2	0	0	0	1
Richie Hebner, L (1, 5) OBP: 0.262, SLG: 0.236	F8 2-3		F7		3-1		1B E 1-H 2-H 1B			4	1	1	2	0	0	1
Roberto Clemente, R (1, 9) OBP: 0.288, SLG: 0.431	F7			1-3		HR 3B	E 1-3 1B			4	1	2	0	0	0	1
Willie Stargell, L (1, 7) OBP: 0.379, SLG: 0.865	HR 3-H			HR		HR 3-H	K			4	3	3	5	0	1	2
Al Oliver, L (1, 8) OBP: 0.273, SLG: 0.255	L7			5-3		1B 2B	E8 FC6 1-3 3-H 1B			4	1	2	1	0	0	0
Bob Robertson, R (1, 3) OBP: 0.368, SLG: 0.511		K		HR		G6-4-3 2-H 1B	FC6 FC4 2-3			4	1	2	2	0	1	2
Manny Sanguillen, R (1, 2) OBP: 0.236, SLG: 0.315		5-3		FC4 2B		G6-4-3 1-2f	FC4 1-2f			4	0	1	0	0	0	3
Gene Alley, R (1, 6) OBP: 0.250, SLG: 0.667		F4		FC4 2-3		6-3		6-3		4	0	0	0	0	0	1
Dock Ellis, S (1, 1) OBP: 0.333, SLG: 0.250			5-3 1B		5-3		BB E 1B 1B	1-3		3	1	1	0	1	0	0
Inning Stats	R: 2 E: 1 K: 0 S: 5 H: 2 LOB: 0 BB: 0 P: 5	R: 0 E: 0 K: 1 S: 5 H: 0 LOB: 0 BB: 0 P: 5	R: 0 E: 0 K: 0 S: 3 H: 1 LOB: 0 BB: 0 P: 3	R: 2 E: 0 K: 0 S: 6 H: 3 LOB: 1 BB: 0 P: 6	R: 0 E: 0 K: 0 S: 3 H: 0 LOB: 0 BB: 0 P: 3	R: 3 E: 0 K: 0 S: 6 H: 4 LOB: 0 BB: 0 P: 6	R: 3 E: 2 K: 1 S: 9 H: 4 LOB: 2 BB: 1 P: 13	R: 0 E: 0 K: 0 S: 3 H: 0 LOB: 0 BB: 0 P: 3		1B: 7 2B: 2 3B: 1 HR: 4 SF: 0 SAC: 0 DP: 1 HBP: 0						

PITCHER		IP	WLS	BF	H	R	ER	SO	BB	IBB	HBP	BLK	WP	HR	S	P	ERA	WHIP
Jim Nash, R ERA: 3.18	(1, 1)	4.0	L	17	6	4	4	1	0	0	0	0	0	3	19	19	9.00	1.500
Tom Kelley, R ERA: 12.0	(5, 1)	2.0		9	4	3	3	0	0	0	0	0	0	1	9	9	13.50	2.000
Steve Barber, L ERA: 18.0	(7, 1)	0.1		6	4	3	3	1	1	0	0	0	0	0	7	11	81.00	15.000
Bob Priddy, R ERA: 4.5	(7, 1)	1.2		5	0	0	0	0	0	0	0	0	0	0	5	5	0.00	0.000

PITCHER	IP	WLS	BF	H	R	ER	SO	BB	IBB	HBP	BLK	WP	HR	S	P	ERA	WHIP

BOTTOM

Atlanta Braves @ Pittsburgh Pirates

Three Rivers Stadium, Pittsburgh, PA

Wed Apr 21 1971, 6:05 PM EST

Att. 7,992 - Cloudy

AB	36
R	10
H	14
RBI	10
BB	1
SO	2
LOB	11

WP: 0 PB: 0 SB: 0 CS: 0 PA: 37

livebaseballscorecards.com

Atlanta Braves @ Pittsburgh Pirates

Three Rivers Stadium, Pittsburgh, PA

Thu Apr 22 1971, 6:05 PM EST

Att. 4,708 - Unknown

TOP

livebaseballscorecards.com

Batter	1	2	3	4	5	6	7	8	9	AB	R	H	RBI	BB	SO	LOB
Sonny Jackson, L (1, 8) OBP: 0.333, SLG: 0.404	F8		4-3		K			1B	1B	5	2	2	0	0	1	1
Ralph Garr, L (1, 7) OBP: 0.403, SLG: 0.475	F7		4-3			F6		1B, SF7, 1-3	1B, 1-2	5	1	2	0	0	0	0
Felix Millan, R (1, 4) OBP: 0.400, SLG: 0.407	F8		1-3			E5		SF7, BB, 1-3, 3-H	1-2, 2-H	5	0	2	2	0	0	0
Orlando Cepeda, R (1, 3) OBP: 0.333, SLG: 0.617		G1, 1B		F8		K		K	L8	5	0	1	0	0	2	5
Mike Lum, L (1, 9) OBP: 0.333, SLG: 0.111		G1, 1-2		3-1		G3		BB, 1-2		3	0	1	0	1	0	1
Earl Williams, R (1, 5) OBP: 0.433, SLG: 0.926		F8		1-3			HR	SF7, 2-3, 3-H		3	1	1	2	0	0	2
Marty Perez, R (1, 6) OBP: 0.308, SLG: 0.313		G1, 1-2, 2-3			6-3		1-3	K		3	0	0	0	0	0	2
Hal King, L (8, PH) OBP: 0.275, SLG: 0.319										1	0	0	0	0	1	2
Gil Garrido, R (8, 6)										0	0	0	0	0	0	0
Bob Didier, S (1, 2)		IBB			F5		F8		F7	3	0	0	0	1	0	0
Ron Reed, R (1, 1) OBP: 0.200, SLG: 0.200		F8			1B		6-3		K	1	0	0	0	0	0	3
Mike McQueen, L (4, 1) OBP: 0.500, SLG: 0.500										1	0	1	0	0	0	0
Marv Staehle, L (7, PH)										1	0	0	0	0	0	0
Ron Herbel, R (7, 1)										0	0	0	0	0	0	0
Dusty Baker Jr., R (9, PH) OBP: 0.125, SLG: 0.250										1	0	0	0	0	1	0
Inning Stats	R: 0 E: 0 K: 0 S: 3 H: 0 LOB: 0 BB: 0 P: 3	R: 0 E: 0 K: 0 S: 5 H: 2 LOB: 3 BB: 1 P: 9	R: 0 E: 0 K: 0 S: 3 H: 0 LOB: 0 BB: 0 P: 3	R: 0 E: 0 K: 0 S: 3 H: 0 LOB: 0 BB: 0 P: 3	R: 0 E: 0 K: 1 S: 6 H: 1 LOB: 1 BB: 0 P: 6	R: 0 E: 1 K: 1 S: 6 H: 0 LOB: 1 BB: 0 P: 6	R: 1 E: 0 K: 0 S: 4 H: 1 LOB: 0 BB: 0 P: 4	R: 2 E: 0 K: 2 S: 10 H: 3 LOB: 2 BB: 1 P: 14	R: 1 E: 0 K: 1 S: 8 H: 3 LOB: 2 BB: 0 P: 8	1B: 9 2B: 0 3B: 0 HR: 1 SF: 1 SAC: 0 DP: 0 HBP: 0						

PITCHER		IP	WLS	BF	H	R	ER	SO	BB	IBB	HBP	BLK	WP	HR	S	P	ERA	WHIP
Steve Blass, R ERA: 2.52	(1, 1)	7.0	W	30	7	3	3	2	0	1	0	0	0	1	33	37	3.86	1.000
Dave Giusti, R ERA: 1.42	(8, 1)	2.0	S	10	3	1	1	3	1	0	0	0	0	0	15	19	4.50	2.000

PITCHER		IP	WLS	BF	H	R	ER	SO	BB	IBB	HBP	BLK	WP	HR	S	P	ERA	WHIP

AB	37
R	4
H	10
RBI	4
BB	2
SO	5
LOB	16

WP: 0	PA: 40		
PB: 0			
SB: 0			
CS: 0			

BOTTOM

Atlanta Braves @ Pittsburgh Pirates

Three Rivers Stadium, Pittsburgh, PA

Thu Apr 22 1971, 6:05 PM EST

Att. 4,708 - Unknown

Batter	1	2	3	4	5	6	7	8	9	AB	R	H	RBI	BB	SO	LOB
Dave Cash, R (1, 4) OBP: 0.440, SLG: 0.386	BBBB 4-0 F7 S 1B BB	x 0-0 1B 2-H 1B		BBBB 4-0 3B BB		x 0-0 3B 1B		BBBB 4-0 E5 BB		2	4	2	1	3	0	0
Richie Hebner, L (1, 5) OBP: 0.288, SLG: 0.333	x 0-0 ① F7 1-3	x 0-0 FC4-6 2-H 1B		x 0-0 WP 1-H 3B		x 0-0 1-H 3B		x 0-0 ② F8		5	1	3	3	0	0	2
Roberto Clemente, R (1, 9) OBP: 0.281, SLG: 0.400	BBBB 4-0 1B BB	x 0-0 ③ FC4-6 1-2f		x 0-0 ② F9		SSS 0-3 ② K		x 0-0 ③ E5 1-H		4	0	0	0	1	1	4
Willie Stargell, L (1, 7) OBP: 0.387, SLG: 0.891	SSS 0-3 ② K	x 0-0 HR	SSS 0-3 ③ K 3-H			BBBB 4-0 FC6-4 BB				3	1	1	1	1	2	2
Al Oliver, L (1, 8) OBP: 0.271, SLG: 0.255	x 0-0 1-2 3-H 1B	x 0-0 ① F6			x 0-0 ① G3	x 0-0 ③ FC6-4 1-2f				4	0	1	1	0	0	2
Bob Robertson, R (1, 3) OBP: 0.361, SLG: 0.510	x 0-0 ③ F6	x 0-0 2B			SSS 0-3 ② K		x 0-0 ① 6-3			4	0	1	0	0	1	2
Manny Sanguillen, R (1, 2) OBP: 0.237, SLG: 0.310		x 0-0 ① F8	x 0-0 ② F8		x 0-0 1B		x 0-0 ② 1-3			4	0	1	0	0	0	1
Jackie Hernandez, R (1, 6) OBP: 0.386, SLG: 0.488		x 0-0 SH1-4 1B 1B	x 0-0 ③ F9		x 0-0 ③ F3		SSS 0-3 ③ K			4	1	1	0	0	1	2
Steve Blass, R (1, 1) Dave Giusti, R (8, 1)		x 0-0 ② SH1-4 1-2		x 0-0 ① F6		x 0-0 ① L8		x 0-0 ① F9		2 1	0 0	0 0	0 0	0 0	0 0	0 0
Inning Stats	R: 1 E: 0 K: 1 S: 6 H: 1 LOB: 2 BB: 2 P: 14	R: 2 E: 0 K: 0 S: 6 H: 3 LOB: 1 BB: 0 P: 6	R: 1 E: 0 K: 0 S: 5 H: 2 LOB: 1 BB: 0 P: 5	R: 2 E: 0 K: 1 S: 6 H: 1 LOB: 0 BB: 1 P: 10	R: 0 E: 0 K: 1 S: 6 H: 1 LOB: 1 BB: 0 P: 6	R: 1 E: 0 K: 1 S: 7 H: 2 LOB: 2 BB: 1 P: 11	R: 0 E: 0 K: 1 S: 5 H: 0 LOB: 0 BB: 0 P: 5	R: 0 E: 1 K: 0 S: 3 H: 0 LOB: 1 BB: 1 P: 7		1B: 6 2B: 1 3B: 2 HR: 1	SF: 0 SAC: 1 DP: 0 HBP: 0						

	AB	33
	R	7
	H	10
	RBI	6
	BB	5
	SO	5
	LOB	15

WP: 1 PB: 0 SB: 1 CS: 0 PA: 39

livebaseballscorecards.com

PITCHER		IP	WLS	BF	H	R	ER	SO	BB	IBB	HBP	BLK	WP	HR	S	P	ERA	WHIP
Ron Reed, R ERA: 4.32	(1, 1)	3.2	L	21	7	6	6	1	3	0	0	0	0	1	20	32	14.73	2.727
Mike McQueen, L ERA: 2.45	(4, 1)	2.1		11	3	1	1	3	1	0	0	0	1	0	16	20	3.86	1.714
Ron Herbel, R ERA: 5.14	(7, 1)	2.0		7	0	0	0	1	1	0	0	0	0	0	8	12	0.00	0.500

PITCHER	IP	WLS	BF	H	R	ER	SO	BB	IBB	HBP	BLK	WP	HR	S	P	ERA	WHIP

Batter	1	2	3	4	5	6	7	8	9	AB	R	H	RBI	BB	SO	LOB
Enzo Hernandez, R (1, 6) OBP: 0.522, SLG: 0.389	BBBB 4-0 G1-6-3 BB		BBBB 4-0 G4-3 1-2 BB			x 0-0 ① 4-3	SSS 0-3 K ③		x 0-0 ③ 5-3	3	0	0	0	2	1	3
Don Mason, L (1, 4) OBP: 0.222, SLG: 0.222	x 0-0 ①② G1-6-3 1-2f		x 0-0 ②③ G4-3 1-2f			x 0-0 1B		x 0-0 ① F7		4	0	1	0	0	0	3
Cito Gaston, R (1, 8) OBP: 0.258, SLG: 0.333	x 0-0 ③ 1-3			x 0-0 ① F8		SSS 0-3 ② K		x 0-0 1B 3B		4	1	1	0	0	1	1
Nate Colbert, R (1, 3) OBP: 0.435, SLG: 0.660		x 0-0 ① F9		BBBB 4-0 BB		x 0-0 ③ 5-3		x 0-0 ② 5-3		3	0	0	0	1	0	2
Ollie Brown, R (1, 9) OBP: 0.288, SLG: 0.264		x 0-0 ② 1-3		SSS 0-3 ② K			x 0-0 ① F8	x 0-0 3-H 1B		4	0	1	1	0	1	1
Dave Campbell, R (1, 5) OBP: 0.313, SLG: 0.345		SSS 0-3 ③ K		x 0-0 ③ 6-3			x 0-0 1B FC5-4 2B	SSS 0-3 ③ K		4	1	1	0	0	2	2
Ivan Murrell, R (1, 7) OBP: 0.188, SLG: 0.188			x 0-0 ① F3		SSS 0-3 ① K		x 0-0 2-3 FC5-4 1B		x 0-0 S 1B	4	0	2	0	0	1	0
Chris Cannizzaro, R (1, 2) OBP: 0.250, SLG: 0.257			x 0-0 HR		x 0-0 ② 4-3		x 0-0 ② FC5-4 1B 1-2f 3-H		SSS 0-3 ① K 1-2	4	1	1	2	0	1	2
Tom Phoebus, R (1, 1) OBP: 0.333, SLG: 0.375 Al Severinsen, R (8, 1)			BBBB 4-0 BB BB		x 0-0 ③ 6-3		x 0-0 1-3 1B		SSS 0-3 ② K	2	0	1	0	1	0	0
										1	0	0	0	0	1	1
Inning Stats	R: 0 E: 0 K: 0 S: 2 H: 0 LOB: 0 BB: 1 P: 6	R: 0 E: 0 K: 1 S: 5 H: 0 LOB: 0 BB: 0 P: 5	R: 1 E: 0 K: 0 S: 3 H: 1 LOB: 1 BB: 2 P: 11	R: 0 E: 0 K: 1 S: 5 H: 0 LOB: 1 BB: 1 P: 9	R: 0 E: 0 K: 1 S: 5 H: 0 LOB: 0 BB: 0 P: 5	R: 0 E: 0 K: 1 S: 6 H: 1 LOB: 1 BB: 0 P: 6	R: 1 E: 0 K: 1 S: 8 H: 3 LOB: 2 BB: 0 P: 8	R: 1 E: 0 K: 1 S: 7 H: 2 LOB: 1 BB: 0 P: 7	R: 0 E: 0 K: 2 S: 8 H: 1 LOB: 1 BB: 0 P: 8	1B: 5 2B: 1 3B: 1 HR: 1	SF: 0 SAC: 0 DP: 2 HBP: 0						

TOP

San Diego Padres @ Atlanta Braves

Atlanta Stadium, Atlanta, GA

Sat Apr 24 1971, 6:05 PM EST

Att. 8,115 - Unknown

livebaseballscorecards.com

AB	33
R	3
H	8
RBI	3
BB	4
SO	8
LOB	15

WP: 0 PB: 0 SB: 1 CS: 0 PA: 37

PITCHER	IP	WLS	BF	H	R	ER	SO	BB	IBB	HBP	BLK	WP	HR	S	P	ERA	WHIP
Pat Jarvis, R (1, 1) ERA: 5.4	6.2		27	5	2	2	4	4	0	0	0	0	1	31	47	2.70	1.350
Cecil Upshaw, R (7, 1) ERA: 2.0	2.1	L	10	3	1	1	4	0	0	0	0	0	0	18	18	3.86	1.286

PITCHER	IP	WLS	BF	H	R	ER	SO	BB	IBB	HBP	BLK	WP	HR	S	P	ERA	WHIP

Batter	1	2	3	4	5	6	7	8	9	AB	R	H	RBI	BB	SO	LOB
Sonny Jackson, L (1, 8) OBP: 0.359, SLG: 0.450	BBBB 4-0 G4-6-3 BB		x 0-0 ② 4-3		x 0-0 2B		x 0-0 2B			3	0	2	0	1	0	0
Ralph Garr, L (1, 7) OBP: 0.379, SLG: 0.444	x 0-0 ①② G4-6-3 1-2f		x 0-0 ③ 5-3		x 0-0 ② L7		x 0-0 ③ 1-3			4	0	0	0	0	0	3
Hank Aaron, R (1, 9) OBP: 0.339, SLG: 0.600	SSS 0-3 ③ K			x 0-0 ① F7	x 0-0 ③ 6-3			BBBB 4-0 1B BB		3	0	0	0	1	1	1
Orlando Cepeda, R (1, 3) OBP: 0.358, SLG: 0.672		x 0-0 HR		x 0-0 2B 1B		x 0-0 CS 1B		SSS 0-3 ① K		4	2	3	1	0	1	1
Felix Millan, R (1, 4) OBP: 0.406, SLG: 0.431		x 0-0 ① 6-3		x 0-0 FC5 1-H 2B		x 0-0 ①② L5 1-2		x 0-0 ② 1-2 1B		4	0	2	1	0	0	1
Earl Williams, R (1, 5) OBP: 0.412, SLG: 0.833		SSS 0-3 ② K		x 0-0 ② 5-3		BBBB 4-0 BB		x 0-0 ③ F8		3	0	0	0	1	1	2
Hal King, L (1, 2) OBP: 0.291, SLG: 0.320		x 0-0 E 1B		4-0 IBB		SSS 0-3 ③ K			x 0-0 ① L8	3	0	1	0	1	1	1
Marty Perez, R (1, 6) OBP: 0.291, SLG: 0.294 Mike Lum, L (9, PH) OBP: 0.385, SLG: 0.111		x 0-0 ③ F9 1-2		x 0-0 ③ FC5 2-3f			x 0-0 ① F7		BBBB 4-0 G6-4-3 BB	3 0	0 0	0 0	0 0	0 1	0 0	3 0
Pat Jarvis, R (1, 1) Cecil Upshaw, R (7, 1) Marv Staehle, L (9, PH)		x 0-0 ① F2			x 0-0 ① 5-3		x 0-0 ② F8		x 0-0 ②③ G6-4-3 1-2f	2 1 1	0 0 0	0 0 0	0 0 0	0 0 0	0 0 0	0 0 1
Inning Stats	R: 0 H: 0 E: 0 LOB: 0 K: 1 BB: 1 S: 4 P: 8	R: 1 H: 2 E: 1 LOB: 1 K: 1 BB: 0 S: 7 P: 7	R: 0 H: 0 E: 0 LOB: 0 K: 0 BB: 0 S: 3 P: 3	R: 1 H: 2 E: 0 LOB: 2 K: 0 BB: 1 S: 5 P: 9	R: 0 H: 1 E: 0 LOB: 1 K: 0 BB: 0 S: 4 P: 4	R: 0 H: 1 E: 0 LOB: 1 K: 1 BB: 1 S: 5 P: 9	R: 0 H: 1 E: 0 LOB: 1 K: 0 BB: 0 S: 4 P: 4	R: 0 H: 1 E: 0 LOB: 1 K: 1 BB: 1 S: 5 P: 9	R: 0 H: 0 E: 0 LOB: 0 K: 0 BB: 1 S: 2 P: 6	1B: 4 SF: 0 2B: 3 SAC: 0 3B: 0 DP: 2 HR: 1 HBP: 0						WP: 0 PA: 36 PB: 0 SB: 0 CS: 1	

BOTTOM

San Diego Padres @ Atlanta Braves

Atlanta Stadium, Atlanta, GA

Sat Apr 24 1971, 6:05 PM EST

Att. 8,115 - Unknown

livebaseballscorecards.com

AB	31
R	2
H	8
RBI	2
BB	5
SO	4
LOB	13

PITCHER		IP	WLS	BF	H	R	ER	SO	BB	IBB	HBP	BLK	WP	HR	S	P	ERA	WHIP
Tom Phoebus, R ERA: 4.32	(1, 1)	7.0	W	30	7	2	2	3	3	1	0	0	0	1	32	48	2.57	1.429
Al Severinsen, R ERA: 2.38	(8, 1)	2.0	S	6	1	0	0	1	1	0	0	0	0	0	7	11	0.00	1.000

PITCHER	IP	WLS	BF	H	R	ER	SO	BB	IBB	HBP	BLK	WP	HR	S	P	ERA	WHIP

Batter	1	2	3	4	5	6	7	8	9	AB	R	H	RBI	BB	SO	LOB
Enzo Hernandez, R (1, 6) OBP: 0.536, SLG: 0.409	P6		BB		1B		1B		L3	4	0	2	0	1	0	1
Don Mason, L (1, 4) OBP: 0.194, SLG: 0.194	4-3		G1-2-3 3-Hf		G1		F8			4	0	0	0	0	0	5
Cito Gaston, R (1, 8) OBP: 0.242, SLG: 0.311	K			4-3		E6 1B		6-3		4	1	0	0	0	1	0
Nate Colbert, R (1, 3) OBP: 0.439, SLG: 0.642		5-3		HR BB		F9		1B		3	1	1	0	1	0	1
Ollie Brown, R (1, 9) OBP: 0.302, SLG: 0.321		F3		1-H HR		1B BB		F9		3	1	1	2	1	0	1
Larry Stahl, L (1, 7) OBP: 0.298, SLG: 0.422		F9		4-3		PO 1-3 2-H 1B		F8		4	0	1	1	0	0	1
Dave Campbell, R (1, 5) OBP: 0.309, SLG: 0.339			SH1-4 E G1-2-3 1B	5-3		F8			K	4	0	1	0	0	1	2
Chris Cannizzaro, R (1, 2) OBP: 0.273, SLG: 0.282			E3 SH1-4 1-2		4-3 1B	PO 1-2	F3		SH3 1B	4	0	2	0	0	0	1
Dave Roberts, L (1, 1) OBP: 0.143, SLG: 0.143 Al Severinsen, R (9, 1)			SH1-4 1-2 2-3		4-3 1-2		F9		SH3 1-2	2 0	0 0	0 0	0 0	0 0	1 0	1 0
Inning Stats	R: 0 E: 0 K: 1 S: 5 H: 0 LOB: 0 BB: 0 P: 5	R: 0 E: 0 K: 0 S: 3 H: 0 LOB: 0 BB: 0 P: 3	R: 0 E: 1 K: 0 S: 4 H: 1 LOB: 2 BB: 1 P: 8	R: 2 E: 0 K: 0 S: 4 H: 1 LOB: 0 BB: 1 P: 8	R: 0 E: 0 K: 0 S: 4 H: 2 LOB: 1 BB: 0 P: 4	R: 1 E: 1 K: 0 S: 4 H: 1 LOB: 1 BB: 1 P: 8	R: 0 E: 0 K: 0 S: 4 H: 1 LOB: 1 BB: 0 P: 4	R: 0 E: 0 K: 0 S: 4 H: 1 LOB: 1 BB: 0 P: 4	R: 0 E: 0 K: 1 S: 6 H: 1 LOB: 1 BB: 0 P: 6	1B: 7 2B: 0 3B: 0 HR: 1 SF: 0 SAC: 2 DP: 1 HBP: 0	WP: 0 PB: 0 SB: 0 CS: 0 PA: 38					

PITCHER	IP	WLS	BF	H	R	ER	SO	BB	IBB	HBP	BLK	WP	HR	S	P	ERA	WHIP
Phil Niekro, R (1, 1) ERA: 3.19	8.0	L	33	7	3	2	1	3	0	0	0	0	1	32	44	2.25	1.250
Bob Priddy, R (9, 1) ERA: 3.86	1.0		4	1	0	0	1	0	0	0	0	0	0	6	6	0.00	1.000

PITCHER	IP	WLS	BF	H	R	ER	SO	BB	IBB	HBP	BLK	WP	HR	S	P	ERA	WHIP

TOP

San Diego Padres @ Atlanta Braves

Atlanta Stadium, Atlanta, GA

Sun Apr 25 1971, 3:33 AM EDT

Unknown

livebaseballscorecards.com

AB	32
R	3
H	8
RBI	3
BB	3
SO	2
LOB	13

Batter	1	2	3	4	5	6	7	8	9	AB	R	H	RBI	BB	SO	LOB
Sonny Jackson, L (1, 8) OBP: 0.353, SLG: 0.429	S S S 0-3 ① K		x 0-0 ③ 4-3			B B B B 4-0 1B BB		x 0-0 ② 6-3		3	0	0	0	1	1	0
Ralph Garr, L (1, 7) OBP: 0.386, SLG: 0.448	x 0-0 ② 1B			x 0-0 ① 6-3		x 0-0 1-3 1B		x 0-0 ③ 6-3		4	0	2	0	0	0	0
Hank Aaron, R (1, 9) OBP: 0.333, SLG: 0.630	x 0-0 ③ P5			x 0-0 ② 6-3		x 0-0 ② P4			x 0-0 HR	4	1	1	1	0	0	2
Orlando Cepeda, R (1, 3) OBP: 0.352, SLG: 0.691		x 0-0 ① 1-3		x 0-0 ③ F9		x 0-0 ③ 5-3			x 0-0 HR	4	1	1	1	0	0	2
Felix Millan, R (1, 4) OBP: 0.397, SLG: 0.419		x 0-0 ② F7			x 0-0 ① 4-3		x 0-0 FC5-4 1B		x 0-0 ① 6-3	4	0	1	0	0	0	0
Earl Williams, R (1, 5) OBP: 0.395, SLG: 0.765		x 0-0 1B			x 0-0 ② F8		x 0-0 ① F7		x 0-0 ② L6	4	0	1	0	0	0	1
Marty Perez, R (1, 6) OBP: 0.298, SLG: 0.302 Dusty Baker Jr., R (7, PH) OBP: 0.111, SLG: 0.222 Gil Garrido, R (8, 6)	S S S 0-3 ③ K				x 0-0 1B		S S S 0-3 ② K		x 0-0 ③ 6-3	2 1 1	0 0 0	1 0 0	0 0 0	0 0 0	1 1 0	1 1 0
Bob Didier, S (1, 2) Clete Boyer, R (7, PH) OBP: 0.257, SLG: 0.194 Hal King, L (8, 2) OBP: 0.291, SLG: 0.320			x 0-0 ① 3-1		x 0-0 ③ 1-3		x 0-0 ③ FC5-4 1-2f			2 1 0	0 0 0	0 0 0	0 0 0	0 0 0	0 0 0	1 1 0
Phil Niekro, R (1, 1) Mike Lum, L (8, PH) OBP: 0.357, SLG: 0.100 Bob Priddy, R (9, 1)			S S S 0-3 ② K			x 0-0 ① P6		S S S 0-3 ① K		2 1 0	0 0 0	0 0 0	0 0 0	0 0 0	1 1 0	0 0 0
Inning Stats	R: 0 H: 1 E: 0 LOB: 0 K: 1 BB: 0 S: 5 P: 5	R: 0 H: 1 E: 0 LOB: 1 K: 1 BB: 0 S: 6 P: 6	R: 0 H: 0 E: 0 LOB: 0 K: 1 BB: 0 S: 5 P: 5	R: 0 H: 0 E: 0 LOB: 0 K: 0 BB: 0 S: 3 P: 3	R: 0 H: 1 E: 0 LOB: 1 K: 0 BB: 0 S: 4 P: 4	R: 0 H: 1 E: 0 LOB: 2 K: 0 BB: 1 S: 4 P: 8	R: 0 H: 1 E: 0 LOB: 1 K: 1 BB: 0 S: 6 P: 6	R: 0 H: 0 E: 0 LOB: 0 K: 1 BB: 0 S: 5 P: 5	R: 2 H: 2 E: 0 LOB: 0 K: 0 BB: 0 S: 5 P: 5	1B: 5 2B: 0 3B: 0 HR: 2	SF: 0 SAC: 0 DP: 0 HBP: 0						

PITCHER		IP	WLS	BF	H	R	ER	SO	BB	IBB	HBP	BLK	WP	HR	S	P	ERA	WHIP
Dave Roberts, L ERA: 3.33	(1, 1)	8.0	W	31	7	2	2	5	1	0	0	0	0	2	40	44	2.25	1.000
Al Severinsen, R ERA: 2.19	(9, 1)	1.0	S	3	0	0	0	0	0	0	0	0	0	0	3	3	0.00	0.000

PITCHER	IP	WLS	BF	H	R	ER	SO	BB	IBB	HBP	BLK	WP	HR	S	P	ERA	WHIP

BOTTOM

San Diego Padres @ Atlanta Braves

Atlanta Stadium, Atlanta, GA

Sun Apr 25 1971, 3:33 AM EDT

Unknown

livebaseballscorecards.com

AB	33
R	2
H	7
RBI	2
BB	1
SO	5
LOB	9

PA: 34

WP: 0
PB: 0
SB: 0
CS: 0

Batter	1	2	3	4	5	6	7	8	9	10	AB	R	H	RBI	BB	SO	LOB
Enzo Hernandez, R (1, 6) OBP: 0.515, SLG: 0.444	F8		6-3		2B		FC4-6			1B	5	0	2	0	0	0	2
Don Mason, L (1, 4) OBP: 0.222, SLG: 0.222	HR 1B		4-3		K			F5		1B	5	1	2	0	0	1	2
Cito Gaston, R (1, 8) OBP: 0.225, SLG: 0.288	K		K			F9		6-3		F9	5	0	0	0	0	2	3
Nate Colbert, R (1, 3) OBP: 0.429, SLG: 0.667	HR			F9		K		P4			4	1	1	2	0	1	0
Ollie Brown, R (1, 9) OBP: 0.284, SLG: 0.300	1-3			F9		F7			F9		4	0	0	0	0	0	0
Ivan Murrell, R (1, 7) OBP: 0.200, SLG: 0.200		F8		K			F8 SH1-4 1B		K		4	0	1	0	0	2	0
Dave Campbell, R (1, 5) OBP: 0.310, SLG: 0.385		HR			F9		SH1-4		P4		3	1	1	1	0	0	0
Bob Barton, R (1, 2) OBP: 0.167, SLG: 0.208		F9			5-3		F8			K	4	0	0	0	0	1	1
Clay Kirby, R (1, 1) OBP: 0.500, SLG: 0.333		K			2B		FC4-6 IBB			4-3	2	0	1	0	0	1	0
Dick Kelley, R (5, 1)											0	0	0	0	0	0	0
Al Ferrara, R (7, PH)											0	0	0	0	1	0	0
Al Santorini, R (7, 1)											0	0	0	0	0	0	0
Bill Laxton, L (7, 1)											0	0	0	0	0	0	0
Larry Stahl, L (10, PH) OBP: 0.292, SLG: 0.413											1	0	0	0	0	0	0
Gary Ross, R (10, 1)											0	0	0	0	0	0	0
Al Severinsen, R (10, 1)											0	0	0	0	0	0	0
Inning Stats	R: 2 E: 0 K: 1 S: 7 H: 2 LOB: 0 BB: 0 P: 7	R: 1 E: 0 K: 1 S: 6 H: 1 LOB: 0 BB: 0 P: 6	R: 0 E: 0 K: 1 S: 5 H: 0 LOB: 0 BB: 0 P: 5	R: 0 E: 0 K: 1 S: 5 H: 0 LOB: 0 BB: 0 P: 5	R: 0 E: 0 K: 1 S: 7 H: 2 LOB: 2 BB: 0 P: 7	R: 0 E: 0 K: 1 S: 5 H: 0 LOB: 0 BB: 0 P: 5	R: 0 E: 0 K: 0 S: 4 H: 1 LOB: 2 BB: 1 P: 8	R: 0 E: 0 K: 0 S: 3 H: 0 LOB: 0 BB: 0 P: 3	R: 0 E: 0 K: 1 S: 5 H: 0 LOB: 0 BB: 0 P: 5	R: 0 E: 0 K: 1 S: 7 H: 2 LOB: 2 BB: 0 P: 7	1B: 5 2B: 1 3B: 0 HR: 2	SF: 0 SAC: 1 DP: 0 HBP: 0					

PITCHER	IP	WLS	BF	H	R	ER	SO	BB	IBB	HBP	BLK	WP	HR	S	P	ERA	WHIP
George Stone, L (1, 1) ERA: 3.06	9.0		34	6	3	3	7	0	1	0	0	0	2	47	51	3.00	0.667
Cecil Upshaw, R (10, 1) ERA: 1.89	1.0	W	5	2	0	0	1	0	0	0	0	0	0	7	7	0.00	2.000

San Diego Padres @ Atlanta Braves

Atlanta Stadium, Atlanta, GA

Sun Apr 25 1971, 3:38 AM EDT

Att. 25,922 - Unknown

TOP

AB	37
R	3
H	8
RBI	3
BB	1
SO	8
LOB	8

livebaseballscorecards.com

San Diego Padres @ Atlanta Braves

Atlanta Stadium, Atlanta, GA

Sun Apr 25 1971, 3:38 AM EDT

Att. 25,922 - Unknown

livebaseballscorecards.com

Batter	1	2	3	4	5	6	7	8	9	10	AB	R	H	RBI	BB	SO	LOB
Sonny Jackson, L (1, 8) OBP: 0.356, SLG: 0.426	E4 1B SF8		HR 1B		1B 1B G5-2-3 1B	F7			K		5	2	2	0	0	1	2
Ralph Garr, L (1, 7) OBP: 0.427, SLG: 0.521	BB 1-3 1B		1-H HR		G5-2-3 1B 1-2 1B		BBB S BB		CS 1B		4	1	4	2	1	0	0
Felix Millan, R (1, 4) OBP: 0.397, SLG: 0.418	F7		F9 BB 1B		G5-2-3 1-2 2-3 1B		F8		4-3 1-2		5	0	2	0	0	0	4
Orlando Cepeda, R (1, 3) OBP: 0.368, SLG: 0.690	BBBB 1-2 BB		BBBB G3-6-3 1-2 BB		G5-2-3 1-2 2-3 3-Hf		SSS K 1-2			1B E 2B	3	1	1	0	2	1	4
Mike Lum, L (1, 9) OBP: 0.368, SLG: 0.154	SF8 3-H		F9 2-3		F8		H HBP			E IBB 2-3 1B	3	0	1	1	0	0	4
Hal King, L (1, 2) OBP: 0.283, SLG: 0.296	F8		G3-6-3 1-2f			SSS K	SSS K			E 1-2 IBB	4	0	0	0	1	2	6
Earl Williams, R (1, 5) OBP: 0.381, SLG: 0.711 Hank Aaron, R (10, PH) OBP: 0.328, SLG: 0.618		G6-4-3 1B		SSS K		F7		SSS K		E6 1-2 2-3 3-H	4 1	0 0	1 0	0 0	0 0	2 0	0 2
Gil Garrido, R (1, 6) OBP: 0.286, SLG: 0.167		G6-4-3 1-2f		1-6-3		1B 1B		P3			4	0	1	0	0	0	1
George Stone, L (1, 1) OBP: 0.167, SLG: 0.167 Cecil Upshaw, R (10, 1)		G3		F7		1-2 1B		K			4 0	0 0	1 0	0 0	0 0	1 0	0 0
Inning Stats	R: 1 H: 1 E: 1 LOB: 2 K: 0 BB: 1 S: 5 P: 9	R: 0 H: 1 E: 0 LOB: 0 K: 0 BB: 0 S: 3 P: 3	R: 2 H: 3 E: 0 LOB: 1 K: 0 BB: 1 S: 5 P: 9	R: 0 H: 0 E: 0 LOB: 0 K: 1 BB: 0 S: 5 P: 5	R: 0 H: 3 E: 0 LOB: 2 K: 0 BB: 0 S: 5 P: 5	R: 0 H: 2 E: 0 LOB: 2 K: 1 BB: 0 S: 7 P: 7	R: 0 H: 0 E: 0 LOB: 2 K: 2 BB: 1 S: 7 P: 12	R: 0 H: 0 E: 0 LOB: 0 K: 2 BB: 0 S: 7 P: 7	R: 0 H: 1 E: 0 LOB: 0 K: 1 BB: 0 S: 5 P: 5	R: 1 H: 2 E: 1 LOB: 3 K: 0 BB: 1 S: 3 P: 7	1B: 11 SF: 1 2B: 1 SAC: 0 3B: 0 DP: 3 HR: 1 HBP: 1						

BOTTOM	
AB	37
R	4
H	13
RBI	3
BB	4
SO	7
LOB	23

WP: 0 PA: 43
PB: 0
SB: 1
CS: 1

PITCHER		IP	WLS	BF	H	R	ER	SO	BB	IBB	HBP	BLK	WP	HR	S	P	ERA	WHIP
Clay Kirby, R ERA: 6.05	(1, 1)	4.2		22	8	3	2	1	2	0	0	0	0	1	22	30	3.86	2.143
Dick Kelley, L ERA: 10.5	(5, 1)	1.1		6	2	0	0	1	0	0	0	0	0	0	8	8	0.00	1.500
Al Santorini, R ERA: 2.84	(7, 1)	0.2		3	0	0	0	1	1	0	0	0	0	0	4	8	0.00	1.500
Bill Laxton, L ERA: 2.08	(7, 1)	2.1		8	1	0	0	4	0	0	1	0	0	0	15	16	0.00	0.429
Gary Ross, R ERA: 2.35	(10, 1)	0.0	L	3	2	1	0	0	0	1	0	0	0	0	2	6	∞	∞

PITCHER		IP	WLS	BF	H	R	ER	SO	BB	IBB	HBP	BLK	WP	HR	S	P	ERA	WHIP
Al Severinsen, R ERA: 2.19	(10, 1)	0.0		1	0	0	0	0	0	0	0	0	0	0	1	1	∞	∞

Batter	1	2	3	4	5	6	7	8	9	10	AB	R	H	RBI	BB	SO	LOB
Bobby Bonds, R (1, 9) OBP: 0.425, SLG: 0.723	F8		1B 2B 1B	5-3		6-3		1B		K	5	1	2	0	0	0	0
George Foster, R (8, 9) OBP: 0.308, SLG: 0.447											1	0	0	0	0	1	1
Chris Speier, R (1, 6) OBP: 0.411, SLG: 0.380	5-3		2B 1B 1B 1-3	6-3			1B SF7 1B	F9		1B 1B 1-2	6	2	3	0	0	0	1
Willie Mays, R (1, 8) OBP: 0.456, SLG: 0.698	K		1B 2B 1-3 3-H	F3			5-3 1B 1-3		G3 1B	1B 1B 1-3 2-H	6	1	4	2	0	1	0
Willie McCovey, L (1, 3) OBP: 0.354, SLG: 0.475		K	FC4-6 1B IBB	HR			SF7 3-H		G3 1-2	K	4	1	1	2	1	2	3
Dick Dietz, R (1, 2) OBP: 0.449, SLG: 0.492	5-3		FC4-6 1B 1-2 2-H 3-H	FC6-4 1B			5-3 1-2		K		5	0	2	2	0	1	2
Ken Henderson, S (1, 7) OBP: 0.450, SLG: 0.532	BB 1B BB		FC4-6 FC4 S 1-2f 2-3	F7			IBB		IBB		2	0	0	0	3	0	3
Tito Fuentes, S (1, 4) OBP: 0.281, SLG: 0.321		BB 1B 1-2	FC4 1-3	FC6-4 1-2f			K		F7		4	0	1	0	0	1	5
Steve Hamilton, L (7, 1)											0	0	0	0	0	0	0
Don McMahon, R (8, 1)											0	0	0	0	0	0	0
Frank Johnson, R (9, PH) OBP: 0.227, SLG: 0.167											1	0	0	0	0	0	2
John Cumberland, R (9, 1)											0	0	0	0	0	0	0
Jerry Johnson, R (10, 1)											0	0	0	0	0	0	0
Hal Lanier, R (1, 5) OBP: 0.270, SLG: 0.182 (7, 4)		BB 1-2 2-3	F8			5-3		G3		1B 1B	4	1	1	0	1	0	2
Gaylord Perry, R (1, 1)		K		4-3		F9		F9		K	3	0	0	0	0	1	3
Al Gallagher, R (7, 5) OBP: 0.300, SLG: 0.324											2	0	0	0	0	1	1
Inning Stats	R: 0 E: 0 K: 1 S: 5 H: 0 LOB: 0 BB: 0 P: 5	R: 0 E: 0 K: 2 S: 8 H: 1 LOB: 3 BB: 2 P: 16	R: 3 E: 0 K: 0 S: 7 H: 4 LOB: 2 BB: 1 P: 11	R: 0 E: 0 K: 0 S: 3 H: 0 LOB: 0 BB: 0 P: 3	R: 1 E: 0 K: 0 S: 5 H: 2 LOB: 1 BB: 0 P: 5	R: 0 E: 0 K: 0 S: 3 H: 0 LOB: 0 BB: 0 P: 3	R: 1 E: 0 K: 1 S: 7 H: 2 LOB: 2 BB: 1 P: 11	R: 0 E: 0 K: 0 S: 4 H: 1 LOB: 1 BB: 0 P: 4	R: 0 E: 0 K: 1 S: 6 H: 1 LOB: 2 BB: 1 P: 10	R: 1 E: 0 K: 3 S: 12 H: 3 LOB: 2 BB: 0 P: 12	1B: 12 2B: 1 3B: 0 HR: 1 SF: 1 SAC: 0 DP: 0 HBP: 0						

PITCHER		IP	WLS	BF	H	R	ER	SO	BB	IBB	HBP	BLK	WP	HR	S	P	ERA	WHIP
Ron Reed, R ERA: 4.78	(1, 1)	7.0		34	9	5	5	4	2	2	0	0	0	1	38	54	6.43	1.571
Bob Priddy, R ERA: 3.72	(8, 1)	2.2	L	14	5	1	1	3	0	1	0	0	0	0	19	23	3.38	1.875
Steve Barber, L ERA: 15.43	(10, 1)	0.1		1	0	0	0	1	0	0	0	0	0	0	3	3	0.00	0.000

PITCHER	IP	WLS	BF	H	R	ER	SO	BB	IBB	HBP	BLK	WP	HR	S	P	ERA	WHIP

TOP

San Francisco Giants @ Atlanta Braves

Atlanta Stadium, Atlanta, GA

Tue Apr 27 1971, 7:05 PM EDT
Att. 13,494 - Unknown

livebaseballscorecards.com

AB	43
R	6
H	14
RBI	6
BB	5
SO	8
LOB	23

Batter	1	2	3	4	5	6	7	8	9	10	AB	R	H	RBI	BB	SO	LOB
Sonny Jackson, L (1, 8) OBP: 0.346, SLG: 0.411	4-3		F8	F7			F7		1B		5	0	1	0	0	0	1
Ralph Garr, L (1, 7) OBP: 0.450, SLG: 0.539	E 2B 1B		HR 1B		CS 1B		3-H 1B		F8		5	2	4	1	0	0	1
Hank Aaron, R (1, 9) OBP: 0.333, SLG: 0.667 (7, 3)	1-H 1B 2B		1-H HR		5-3 1-2		F6		F6		5	2	2	3	0	0	3
Orlando Cepeda, R (1, 3) OBP: 0.354, SLG: 0.662 Mike Lum, L (7, 9) OBP: 0.333, SLG: 0.133	K		4-3		F3			E3 FC5-4		F5	3 2	0 0	0 0	0 0	0 0	1 0	1 0
Felix Millan, R (1, 4) OBP: 0.410, SLG: 0.431	2-H 1B		S 1B			4-3		FC5-4 1-2f S		FC4-6 1B	5	0	3	1	0	0	1
Hal King, L (1, 2) OBP: 0.277, SLG: 0.276	F3		1-2 BB			K		K		FC4-6 FC4-6 1-2f	4	0	0	0	1	2	3
Earl Williams, R (1, 5) OBP: 0.362, SLG: 0.643		F7	G3			F8		1-2 IBB		FC4-6 1-2f	4	0	0	0	1	0	3
Marty Perez, R (1, 6) OBP: 0.295, SLG: 0.333		F3		6-3			1B 3B	F2			4	1	1	0	0	0	2
Ron Reed, R (1, 1) OBP: 0.167, SLG: 0.167 Gil Garrido, R (7, PH) OBP: 0.250, SLG: 0.143 Bob Priddy, R (8, 1) Steve Barber, L (10, 1)		K		K			K		6-3		2 1 1 0	0 0 0 0	0 0 0 0	0 0 0 0	0 0 0 0	2 1 0 0	0 1 0 0
Inning Stats	R: 2 H: 3 E: 1 LOB: 1 K: 1 BB: 0 S: 8 P: 8	R: 0 H: 0 E: 0 LOB: 0 K: 1 BB: 0 S: 5 P: 5	R: 2 H: 3 E: 0 LOB: 2 K: 0 BB: 1 S: 6 P: 10	R: 0 H: 0 E: 0 LOB: 0 K: 1 BB: 0 S: 5 P: 5	R: 0 H: 1 E: 0 LOB: 0 K: 0 BB: 0 S: 3 P: 3	R: 0 H: 0 E: 0 LOB: 0 K: 1 BB: 0 S: 5 P: 5	R: 1 H: 2 E: 0 LOB: 1 K: 1 BB: 0 S: 7 P: 7	R: 0 H: 0 E: 1 LOB: 2 K: 1 BB: 1 S: 6 P: 10	R: 0 H: 1 E: 0 LOB: 1 K: 0 BB: 0 S: 4 P: 4	R: 0 H: 1 E: 0 LOB: 1 K: 0 BB: 0 S: 4 P: 4	1B: 8 SF: 0 2B: 1 SAC: 0 3B: 1 DP: 0 HR: 1 HBP: 0						

PITCHER		IP	WLS	BF	H	R	ER	SO	BB	IBB	HBP	BLK	WP	HR	S	P	ERA	WHIP
Gaylord Perry, R ERA: 3.49	(1, 1)	6.2		28	8	5	5	5	1	0	0	0	0	1	37	41	6.75	1.350
Steve Hamilton, L ERA:	(7, 1)	1.0		5	1	0	0	1	0	0	0	0	0	0	7	7	0.00	1.000
Don McMahon, R ERA: 6.75	(8, 1)	0.1		2	0	0	0	0	0	1	0	0	0	0	1	5	0.00	0.000
John Cumberland, L ERA: 0.66	(9, 1)	1.2	W	7	2	0	0	0	0	0	0	0	0	0	7	7	0.00	1.200
Jerry Johnson, R ERA: 0.82	(10, 1)	0.1	S	1	0	0	0	0	0	0	0	0	0	0	1	1	0.00	0.000

PITCHER	IP	WLS	BF	H	R	ER	SO	BB	IBB	HBP	BLK	WP	HR	S	P	ERA	WHIP

BOTTOM

San Francisco Giants @ Atlanta Braves

Atlanta Stadium, Atlanta, GA

Tue Apr 27 1971, 7:05 PM EDT
Att. 13,494 - Unknown

livebaseballscorecards.com

AB	41
R	5
H	11
RBI	5
BB	2
SO	6
LOB	16

Batter	1	2	3	4	5	6	7	8	9	AB	R	H	RBI	BB	SO	LOB
Bobby Bonds, R (1, 9) OBP: 0.410, SLG: 0.729	HR	5-3			1-3		K		5-3	5	1	1	1	0	1	0
Chris Speier, R (1, 6) OBP: 0.404, SLG: 0.373	F9		FC4-6 1B		F8		K			4	0	1	0	0	1	0
Ken Henderson, S (1, 8) OBP: 0.422, SLG: 0.490	G3		F9		K		K			4	0	0	0	0	2	1
Willie McCovey, L (1, 3) OBP: 0.346, SLG: 0.477	1B 2B		FC4-6 1-2f 2B			F9		4-3		4	2	1	0	0	0	1
Dick Dietz, R (1, 2) OBP: 0.463, SLG: 0.508	1B BB		1-H 2B 2B			F3		1B BB		2	1	1	1	2	0	0
George Foster, R (1, 7) OBP: 0.357, SLG: 0.569	1-2 2-H 1B		2-H 2B			HR		G6-4-3 1-2 1B		4	1	4	3	0	0	0
Tito Fuentes, S (1, 4) OBP: 0.279, SLG: 0.333	K			4-3		2B		G6-4-3 1-2f		4	0	1	0	0	1	4
Al Gallagher, R (1, 5) OBP: 0.298, SLG: 0.312 Hal Lanier, R (9, 5) OBP: 0.270, SLG: 0.182		4-3		F9		IBB			5-3	3 0	0 0	0 0	0 0	1 0	0 0	0 0
Steve Stone, R (1, 1) Don McMahon, R (7, 1)		F4		K		K			K	3 1	0 0	0 0	0 0	0 0	2 1	2 0
Inning Stats	R: 2 E: 0 K: 1 S: 8 H: 3 LOB: 2 BB: 1 P: 12	R: 0 E: 0 K: 0 S: 3 H: 0 LOB: 0 BB: 0 P: 3	R: 2 E: 0 K: 0 S: 5 H: 3 LOB: 1 BB: 0 P: 5	R: 0 E: 0 K: 1 S: 5 H: 0 LOB: 0 BB: 0 P: 5	R: 0 E: 0 K: 1 S: 5 H: 0 LOB: 0 BB: 0 P: 5	R: 1 E: 0 K: 1 S: 7 H: 2 LOB: 2 BB: 1 P: 11	R: 0 E: 0 K: 3 S: 9 H: 0 LOB: 0 BB: 0 P: 9	R: 0 E: 0 K: 0 S: 3 H: 1 LOB: 1 BB: 1 P: 7	R: 0 E: 0 K: 1 S: 5 H: 0 LOB: 0 BB: 0 P: 5	1B: 3 2B: 4 3B: 0 HR: 2 SF: 0 SAC: 0 DP: 1 HBP: 0						

TOP

San Francisco Giants @ Atlanta Braves

Atlanta Stadium, Atlanta, GA

Wed Apr 28 1971, 7:05 PM EDT

Att. 7,250 - Unknown

livebaseballscorecards.com

AB	34
R	5
H	9
RBI	5
BB	3
SO	8
LOB	8

PITCHER		IP	WLS	BF	H	R	ER	SO	BB	IBB	HBP	BLK	WP	HR	S	P	ERA	WHIP
Jim Nash, R ERA: 4.5	(1, 1)	3.0	L	15	6	4	4	1	1	0	0	0	0	1	16	20	12.00	2.333
Mike McQueen, L ERA: 2.38	(4, 1)	4.0		15	2	1	1	6	0	1	0	0	0	1	26	30	2.25	0.500
Steve Barber, L ERA: 13.5	(8, 1)	0.1		1	0	0	0	0	0	0	0	0	0	0	1	1	0.00	0.000
Ron Herbel, R ERA: 4.15	(8, 1)	1.2		6	1	0	0	1	1	0	0	0	0	0	7	11	0.00	1.200

PITCHER	IP	WLS	BF	H	R	ER	SO	BB	IBB	HBP	BLK	WP	HR	S	P	ERA	WHIP

Batter	1	2	3	4	5	6	7	8	9	AB	R	H	RBI	BB	SO	LOB
Sonny Jackson, L (1, 8) OBP: 0.349, SLG: 0.416	K		SH1-3 6-3 2B		F4		FC1-5 1B 1-2 BB		F8	4	1	1	0	1	1	0
Ralph Garr, L (1, 7) OBP: 0.440, SLG: 0.525	FC5 BB 1B		SH1-3 2-3		6-3		F2		K	4	0	1	0	0	1	2
Hank Aaron, R (1, 3) OBP: 0.356, SLG: 0.661	BB 1-2		6-3 3-H		FC6-4 BB		FC1-5 1B 1-2 2-H			2	0	1	2	2	0	0
Earl Williams, R (1, 5) OBP: 0.333, SLG: 0.587	K		5-3		FC6-4 1-2f		FC1-5 1-2 2-3f			4	0	0	0	0	1	5
Ron Herbel, R (8, 1)										0	0	0	0	0	0	0
Felix Millan, R (1, 4) OBP: 0.402, SLG: 0.434	FC5 2-3f			4-3		4-3 2B	F8			4	0	1	0	0	0	4
Mike Lum, L (1, 9) OBP: 0.320, SLG: 0.111		F9		BB 1B FC4-6		4-3 2-3		G3		3	1	0	0	1	0	1
Hal King, L (1, 2) OBP: 0.275, SLG: 0.274		3-1		FC4-6 1-3 1B		K		4-3		4	0	1	0	0	1	1
Gil Garrido, R (1, 6) OBP: 0.250, SLG: 0.182		1B		FC4-6 1-2f 3-H		6-3		F8		4	0	1	1	0	0	2
Jim Nash, R (1, 1) OBP: 0.250, SLG: 0.250		F7		1-3			BB 1B BB		K	1	0	0	0	0	0	1
Mike McQueen, L (4, 1) OBP: 0.333, SLG: 0.333										1	0	0	0	0	0	1
Marv Staehle, L (7, PH)										0	1	0	0	1	0	0
Steve Barber, L (8, 1)										0	0	0	0	0	0	0
Clete Boyer, R (8, 5) OBP: 0.250, SLG: 0.188										1	0	0	0	0	1	0
Inning Stats	R: 0 E: 0 K: 2 S: 8 H: 1 LOB: 2 BB: 1 P: 12		R: 0 E: 0 K: 0 S: 4 H: 1 LOB: 1 BB: 0 P: 4	R: 1 E: 0 K: 0 S: 4 H: 1 LOB: 0 BB: 0 P: 4	R: 1 E: 1 K: 0 S: 4 H: 1 LOB: 1 BB: 1 P: 8	R: 0 E: 0 K: 0 S: 3 H: 0 LOB: 1 BB: 1 P: 7	R: 0 E: 0 K: 1 S: 6 H: 1 LOB: 1 BB: 0 P: 6	R: 1 E: 0 K: 0 S: 4 H: 1 LOB: 2 BB: 2 P: 12	R: 0 E: 0 K: 0 S: 3 H: 0 LOB: 0 BB: 0 P: 3	R: 0 E: 0 K: 2 S: 7 H: 0 LOB: 0 BB: 0 P: 7	1B: 4 2B: 2 3B: 0 HR: 0	SF: 0 SAC: 1 DP: 0 HBP: 0					

BOTTOM

San Francisco Giants @ Atlanta Braves

Atlanta Stadium, Atlanta, GA

Wed Apr 28 1971, 7:05 PM EDT

Att. 7,250 - Unknown

livebaseballscorecards.com

AB	32
R	3
H	6
RBI	3
BB	5
SO	5
LOB	17

WP: 0 PB: 0 SB: 0 CS: 0 PA: 38

PITCHER		IP	WLS	BF	H	R	ER	SO	BB	IBB	HBP	BLK	WP	HR	S	P	ERA	WHIP
Steve Stone, R ERA: 2.79	(1, 1)	6.0	W	28	5	3	3	3	5	0	0	0	0	0	29	49	4.50	1.667
Don McMahon, R ERA: 4.32	(7, 1)	3.0	S	10	1	0	0	2	0	0	0	0	0	0	14	14	0.00	0.333

PITCHER	IP	WLS	BF	H	R	ER	SO	BB	IBB	HBP	BLK	WP	HR	S	P	ERA	WHIP

Batter	1	2	3	4	5	6	7	8	9	10	11	12	13	AB	R	H	RBI	BB	SO	LOB
Bobby Bonds, R (1, 9) OBP: 0.405, SLG: 0.693	1-4-3		1B 2-H 1B		F9		G6-4-3 1-2f			S BB		F4		5	0	1	1	1	0	2
Chris Speier, R (1, 6) OBP: 0.410, SLG: 0.382	L3		G5-4-3 1-2 1B			BB 1B		F3		F4			1B 1B	6	1	3	0	0	0	1
Willie Mays, R (1, 8) OBP: 0.447, SLG: 0.667	F9		G5-4-3 1-2f			F6		G4-6-3 1B		F4 1-2			S 1-2 1B	6	1	2	0	0	0	4
Willie McCovey, L (1, 3) OBP: 0.345, SLG: 0.449		F5		FC1-6 1B		1B BB 1-2		G4-6-3 1-2f			F7		F8 1-2	5	0	1	0	1	0	2
Dick Dietz, R (1, 2) OBP: 0.477, SLG: 0.500		BB		F6		1B 1-2 2-H			FC5-6 BB		6-3		1B 1B BB	3	1	1	1	3	0	1
Ken Henderson, S (1, 7) OBP: 0.400, SLG: 0.456		F9		FC1-6 1-2f		K			FC5-6 1-2f		G3		1B 1B 1-3 2-H	6	1	1	1	0	1	5
Tito Fuentes, S (1, 4) OBP: 0.284, SLG: 0.333		6-3		4-3		F6			F9			5-3 SH3 1B	1B 1-3 3-H 1B	6	0	2	1	0	0	5
Hal Lanier, R (1, 5) OBP: 0.262, SLG: 0.184			F7		F7		F6		F6			SH3 1-2	1B 1-2 3-H 1B	5	0	1	1	0	0	1
Ron Bryant, S (1, 1) OBP: 0.200, SLG: 0.200			E9 1B 1B		1-3		G6-4-3 BB			F2		5-3 2-3	F7	2	1	1	0	0	0	0
Jimmy Rosario, S (7, PH) OBP: 0.349, SLG: 0.229														0	0	0	0	1	0	0
Jerry Johnson, R (7, 1)														1	0	0	0	0	0	0
Frank Johnson, R (12, PH) OBP: 0.158, SLG: 0.158														1	0	0	0	0	0	1
Don McMahon, R (12, 1)														0	0	0	0	0	0	0
George Foster, R (13, PH) OBP: 0.301, SLG: 0.558														1	0	0	0	0	0	2
John Cumberland, R (13, 1)														0	0	0	0	0	0	0
Inning Stats	R: 0 E: 0 K: 0 S: 3 H: 0 LOB: 0 BB: 0 P: 3	R: 0 E: 0 K: 0 S: 3 H: 0 LOB: 1 BB: 1 P: 7	R: 1 E: 1 K: 0 S: 5 H: 3 LOB: 1 BB: 0 P: 5	R: 0 E: 0 K: 0 S: 4 H: 1 LOB: 1 BB: 0 P: 4	R: 0 E: 0 K: 0 S: 3 H: 0 LOB: 0 BB: 0 P: 3	R: 1 E: 0 K: 1 S: 7 H: 2 LOB: 2 BB: 1 P: 11	R: 0 E: 0 K: 0 S: 2 H: 0 LOB: 0 BB: 1 P: 6	R: 0 E: 0 K: 0 S: 3 H: 1 LOB: 0 BB: 0 P: 3	R: 0 E: 0 K: 0 S: 3 H: 0 LOB: 1 BB: 1 P: 7	R: 0 E: 0 K: 0 S: 3 H: 0 LOB: 1 BB: 1 P: 7	R: 0 E: 0 K: 0 S: 3 H: 0 LOB: 0 BB: 0 P: 3	R: 0 E: 0 K: 0 S: 4 H: 1 LOB: 1 BB: 0 P: 4	R: 3 E: 0 K: 0 S: 7 H: 5 LOB: 2 BB: 1 P: 11	1B: 13 2B: 0 3B: 0 HR: 0 SF: 0 SAC: 1 DP: 3 HBP: 0	WP: 0 PB: 0 SB: 2 CS: 0 PA: 54

PITCHER		IP	WLS	BF	H	R	ER	SO	BB	IBB	HBP	BLK	WP	HR	S	P	ERA	WHIP
Pat Jarvis, R ERA: 3.94	(1, 1)	12.0		46	8	2	2	1	5	0	0	0	0	0	43	63	1.50	1.083
Cecil Upshaw, R ERA: 3.15	(13, 1)	1.0	L	8	5	3	3	0	1	0	0	0	0	0	7	11	27.00	6.000

PITCHER	IP	WLS	BF	H	R	ER	SO	BB	IBB	HBP	BLK	WP	HR	S	P	ERA	WHIP

TOP

San Francisco Giants @ Atlanta Braves

Atlanta Stadium, Atlanta, GA

Thu Apr 29 1971, 7:05 PM EDT

Att. 6,194 - Unknown

livebaseballscorecards.com

AB	47
R	5
H	13
RBI	5
BB	6
SO	1
LOB	24

Batter	1	2	3	4	5	6	7	8	9	10	11	12	13	AB	R	H	RBI	BB	SO	LOB
Felix Millan, R (1, 4) OBP: 0.409, SLG: 0.432	0-0 SH3 2B 1B		BBBB 4-0 FC1-6 BB		x 0-0 ① F8		x 0-0 ① 6-3		x 0-0 ③ 5-3			x 0-0 FC5-2 1B 1-2 1B		5	1	2	0	1	0	0
Ralph Garr, L (1, 7) OBP: 0.427, SLG: 0.506	x 0-0 ① SH3 1-2		x 0-0 ① FC1-6 1-2f		x 0-0 ② F8		x 0-0 ② 4-3			x 0-0 ① F7		x 0-0 1-2 2-3 1B		5	0	1	0	0	0	1
Hank Aaron, R (1, 9) OBP: 0.342, SLG: 0.612	x 0-0 ② F9		x 0-0 ② F8		BBBB 4-0 2B BB		x 0-0 ③ F5			x 0-0 ② F8		x 0-0 ② ③ FC5-2 2-3 3-H		5	1	0	0	1	0	5
Orlando Cepeda, R (1, 3) OBP: 0.353, SLG: 0.663	x 0-0 FC5 2-H 2B		x 0-0 F4		x 0-0 1-H 2B			x 0-0 ① F5		x 0-0 ③ F2			x 0-0 ① 4-3	6	0	2	2	0	0	1
Clete Boyer, R (1, 5) OBP: 0.262, SLG: 0.189	4-0 IBB			x 0-0 1B 1B	x 0-0 ③ F7			x 0-0 ② 6-3			x 0-0 ① F8		x 0-0 ② 6-3	5	0	1	0	1	0	1
Sonny Jackson, L (1, 8) OBP: 0.360, SLG: 0.407	x 0-0 ③ FC5 2-3f			x 0-0 ① F6		x 0-0 ① 4-3		x 0-0 FC4 1B			BBBB 4-0 G4-6-3 BB		BBBB 4-0 FC6 BB	4	0	1	0	2	0	3
Gil Garrido, R (1, 6) OBP: 0.250, SLG: 0.200		x 0-0 CS 1B		x 0-0 ② F8		x 0-0 ② 4-3		x 0-0 ③ FC4 1-2f			x 0-0 ② ③ G4-6-3 1-2f		x 0-0 ③ FC6 1-2f	4	0	1	0	0	0	2
Mike Lum, L (11, PH) OBP: 0.308, SLG: 0.105														1	0	0	0	0	0	1
Marty Perez, R (12, 6) OBP: 0.290, SLG: 0.328														1	0	0	0	0	0	1
Bob Didier, S (1, 2) OBP: 0.214, SLG: 0.154		x 0-0 ① ② 1-3 1-2		x 0-0 1-2 1B		x 0-0 E 1B			x 0-0 ① F4			SSS 0-3 K		4	0	2	0	0	0	1
Marv Staehle, L (12, PH)														1	0	0	0	0	1	0
Cecil Upshaw, R (13, 1)														0	0	0	0	0	0	0
Pat Jarvis, R (1, 1)		x 0-0 ③ F8		x 0-0 ③ F8		x 0-0 ③ F4 1-2			SSS 0-3 ② K			H 1-0 1B 1B FC5-2 HBP		4	0	0	0	0	1	3
Hal King, L (12, PH) OBP: 0.286, SLG: 0.274														0	0	0	0	0	0	0
(13, 2)																				
Inning Stats	R: 1 E: 0 K: 0 S: 5 H: 2 LOB: 2 BB: 1 P: 9		R: 0 E: 0 K: 0 S: 3 H: 1 LOB: 0 BB: 0 P: 3	R: 0 E: 0 K: 0 S: 3 H: 0 LOB: 1 BB: 1 P: 7	R: 0 E: 0 K: 0 S: 5 H: 2 LOB: 2 BB: 0 P: 5	R: 1 E: 0 K: 0 S: 4 H: 1 LOB: 1 BB: 1 P: 8	R: 0 E: 1 K: 0 S: 4 H: 1 LOB: 1 BB: 0 P: 4	R: 0 E: 0 K: 0 S: 3 H: 0 LOB: 0 BB: 0 P: 3	R: 0 E: 0 K: 0 S: 4 H: 1 LOB: 1 BB: 0 P: 4	R: 0 E: 0 K: 1 S: 5 H: 0 LOB: 0 BB: 0 P: 5	R: 0 E: 0 K: 0 S: 3 H: 0 LOB: 0 BB: 0 P: 3	R: 0 E: 0 K: 0 S: 2 H: 0 LOB: 0 BB: 1 P: 6	R: 0 E: 0 K: 1 S: 6 H: 2 LOB: 1 BB: 0 P: 7	R: 0 E: 0 K: 0 S: 3 H: 0 LOB: 1 BB: 1 P: 7	1B: 8 2B: 2 3B: 0 HR: 0 SF: 0 SAC: 1 DP: 2 HBP: 1						

PITCHER		IP	WLS	BF	H	R	ER	SO	BB	IBB	HBP	BLK	WP	HR	S	P	ERA	WHIP
Ron Bryant, L ERA: 1.03	(1, 1)	6.0		27	7	2	2	0	2	1	0	0	0	0	24	36	3.00	1.500
Jerry Johnson, R ERA: 0.56	(7, 1)	5.0		16	1	0	0	1	1	0	0	0	0	0	17	21	0.00	0.400
Don McMahon, R ERA: 3.86	(12, 1)	1.0	W	5	2	0	0	1	0	0	1	0	0	0	6	7	0.00	2.000
John Cumberland, L ERA: 0.61	(13, 1)	1.0	S	4	0	0	0	0	1	0	0	0	0	0	3	7	0.00	1.000

PITCHER	IP	WLS	BF	H	R	ER	SO	BB	IBB	HBP	BLK	WP	HR	S	P	ERA	WHIP

BOTTOM

San Francisco Giants @ Atlanta Braves

Atlanta Stadium, Atlanta, GA

Thu Apr 29 1971, 7:05 PM EDT

Att. 6,194 - Unknown

livebaseballscorecards.com

AB	45
R	2
H	10
RBI	2
BB	5
SO	2
LOB	19

Los Angeles Dodgers @ Atlanta Braves

Atlanta Stadium, Atlanta, GA

Fri Apr 30 1971, 7:05 PM EDT

Att. 7,759 - Unknown

TOP

livebaseballscorecards.com

Batter	1	2	3	4	5	6	7	8	9	AB	R	H	RBI	BB	SO	LOB
Maury Wills, S (1, 6) OBP: 0.263, SLG: 0.258	G1-4-3, 1B		F8		4-3		F2		F2	3	0	1	0	0	0	2
Billy Grabarkewitz, R (7, PH) (7, 4) OBP: 0.389, SLG: 0.357										2	0	0	0	0	0	2
Manny Mota, R (1, 9) OBP: 0.404, SLG: 0.392	G1-4-3 1-2f		G5-4-3 1-2f			F3	1-2 2-H, 1B			4	0	1	1	0	0	2
Willie Davis, L (1, 8) OBP: 0.341, SLG: 0.471	F8			K2-3		5-3	K			4	0	0	0	0	2	2
Charlie Hough, R (7, 1)										0	0	0	0	0	0	0
Dick Allen, R (1, 7) OBP: 0.338, SLG: 0.439		5-3		BB		BB		E5, FC6-4		2	0	0	0	2	0	0
Wes Parker, S (1, 3) OBP: 0.311, SLG: 0.319		F7		L9		K		F5		4	0	0	0	0	1	3
Tom Haller, L (1, 2) OBP: 0.462, SLG: 0.476		1B, PB, 1B		L7			1B, 1B, 1B	F8		4	1	2	0	0	0	2
Steve Garvey, R (1, 5) OBP: 0.330, SLG: 0.436		1-3, 1B			F4		1-2, 1B, 1B	FC6-4 1-2f		4	1	2	0	0	0	1
Bill Russell, R (1, 4) (7, 6) OBP: 0.333, SLG: 0.338		3-1			SH1-4, 1B		F7		F9	4	0	1	0	0	0	4
Bill Singer, R (1, 1) OBP: 0.125, SLG: 0.067			G5-4-3, 1B		SH1-4 1-2		1-2 2-H, 1B, 1B		F7	1	0	1	0	0	0	0
Joe Moeller, R (5, 1)										0	0	0	0	0	0	0
Willie Crawford, L (7, PH) (7, 8) OBP: 0.409, SLG: 0.526										2	0	1	1	0	0	0

AB	34	1B: 9	SF: 0	WP: 0	PA: 37
R	2	2B: 0	SAC: 1	PB: 1	
H	9	3B: 0	DP: 2	SB: 0	
RBI	2	HR: 0	HBP: 0	CS: 0	
BB	2				
SO	3				
LOB	18				

Inning Stats	1	2	3	4	5	6	7	8	9
	R: 0 E: 0 K: 0 S: 3	H: 1 LOB: 0 BB: 0 P: 3	R: 0 E: 0 K: 0 S: 5	H: 2 LOB: 2 BB: 0 P: 5	R: 0 E: 0 K: 0 S: 3	H: 1 LOB: 0 BB: 0 P: 3	R: 0 E: 0 K: 1 S: 5	H: 0 LOB: 1 BB: 1 P: 9	R: 0 E: 0 K: 0 S: 4	H: 1 LOB: 1 BB: 0 P: 4	R: 0 E: 0 K: 1 S: 5	H: 0 LOB: 1 BB: 1 P: 9	R: 2 E: 0 K: 1 S: 9	H: 4 LOB: 2 BB: 0 P: 9	R: 0 E: 1 K: 0 S: 4	H: 0 LOB: 1 BB: 0 P: 4	R: 0 E: 0 K: 0 S: 3	H: 0 LOB: 0 BB: 0 P: 3

PITCHER	IP	WLS	BF	H	R	ER	SO	BB	IBB	HBP	BLK	WP	HR	S	P	ERA	WHIP
Phil Niekro, R (1, 1) ERA: 2.93	9.0	W	37	9	2	2	3	2	0	0	0	0	0	41	49	2.00	1.222

PITCHER	IP	WLS	BF	H	R	ER	SO	BB	IBB	HBP	BLK	WP	HR	S	P	ERA	WHIP

BOTTOM

Los Angeles Dodgers @ Atlanta Braves

Atlanta Stadium, Atlanta, GA

Fri Apr 30 1971, 7:05 PM EDT

Att. 7,759 - Unknown

livebaseballscorecards.com

Batter	1	2	3	4	5	6	7	8	9	AB	R	H	RBI	BB	SO	LOB
Sonny Jackson, L (1, 8) OBP: 0.372, SLG: 0.430	E1 1B		F8		SF8 1B 1B 2B			F8		5	1	3	1	0	0	0
Ralph Garr, L (1, 7) OBP: 0.426, SLG: 0.511	L5		2B		SF8 1B 1-2 1B F7			F7		5	1	2	0	0	0	3
Hank Aaron, R (1, 9) OBP: 0.349, SLG: 0.600	BBBB FC6-4 BB		SSS K		1B 1-2 2-3 2B 1B	5-3				3	1	1	0	1	1	1
Orlando Cepeda, R (1, 3) OBP: 0.337, SLG: 0.639	F8		5-3		SF8 2-3 3-H	5-3				3	0	0	1	0	0	3
Felix Millan, R (1, 4) OBP: 0.413, SLG: 0.435	FC6-4 1-2f			SH 1B G6-4-3 1B	2B E 1-2 3-H 1B	F8				4	2	2	1	0	0	2
Clete Boyer, R (1, 5) OBP: 0.261, SLG: 0.195		L3		G6-4-3 SH 1-2 1B	F7		L6			4	0	1	0	0	0	2
Bob Didier, S (1, 2) OBP: 0.235, SLG: 0.250		4-3		SH G6-4-3 1-2 2-3	E 1-3 2-H 2B		SSS K			3	1	1	1	0	1	0
Gil Garrido, R (1, 6) OBP: 0.300, SLG: 0.222	1B			G6-4-3 1-2f 2-3 3-H	E 2B IBB		F4			3	1	1	0	1	0	2
Phil Niekro, R (1, 1)		L8		F5	E5 2B 1-3 2-H 3-H			SSS K		4	0	0	0	0	1	3
Inning Stats	R: 0 E: 1 K: 0 S: 4 H: 1 LOB: 2 BB: 1 P: 8	R: 0 E: 0 K: 0 S: 4 H: 1 LOB: 1 BB: 0 P: 4	R: 0 E: 0 K: 1 S: 6 H: 1 LOB: 1 BB: 0 P: 6	R: 1 E: 0 K: 0 S: 5 H: 2 LOB: 1 BB: 0 P: 5	R: 6 E: 1 K: 0 S: 10 H: 6 LOB: 2 BB: 1 P: 14	R: 0 E: 0 K: 0 S: 3 H: 0 LOB: 0 BB: 0 P: 3	R: 0 E: 0 K: 1 S: 5 H: 0 LOB: 0 BB: 0 P: 5	R: 0 E: 0 K: 1 S: 5 H: 0 LOB: 0 BB: 0 P: 5		1B: 8 2B: 3 3B: 0 HR: 0 SF: 1 SAC: 1 DP: 1 HBP: 0						

	AB	34
	R	7
	H	11
	RBI	4
	BB	2
	SO	3
	LOB	16

WP: 0 PB: 0 SB: 0 CS: 0 PA: 38

PITCHER		IP	WLS	BF	H	R	ER	SO	BB	IBB	HBP	BLK	WP	HR	S	P	ERA	WHIP
Bill Singer, R ERA: 4.34	(1, 1)	4.1	L	23	9	5	4	1	1	0	0	0	0	0	24	28	8.31	2.308
Joe Moeller, R ERA: 2.19	(5, 1)	1.2		9	2	2	0	0	0	1	0	0	0	0	8	12	0.00	1.200
Charlie Hough, R ERA: 5.4	(7, 1)	2.0		6	0	0	0	2	0	0	0	0	0	0	10	10	0.00	0.000

PITCHER	IP	WLS	BF	H	R	ER	SO	BB	IBB	HBP	BLK	WP	HR	S	P	ERA	WHIP

Batter	1	2	3	4	5	6	7	8	9	AB	R	H	RBI	BB	SO	LOB
Maury Wills, S (1, 6) OBP: 0.280, SLG: 0.287	F8		1B		K		1B 1-2 2-3		2B	5	1	3	0	0	1	0
Manny Mota, R (1, 9) OBP: 0.383, SLG: 0.370	F9		5-3		F9		1B 1-2 2-3 3-H		E BB 1-6-3 2-H 1B	3	0	0	0	0	0	1
Willie Davis, L (7, PH) (7, 8) OBP: 0.355, SLG: 0.483										2	1	2	2	0	0	0
Billy Grabarkewitz, R (1, 4) OBP: 0.435, SLG: 0.313	BB			6-3		G6-4-3 BB	6-3		1-6-3 E 1-2 BB	2	0	0	0	3	0	2
Dick Allen, R (1, 7) OBP: 0.341, SLG: 0.443	F6			1B 2B	G6-4-3 1-2f			1B SH1-3 FC3-2 HBP	E4 1-6-3 1-2 2-3	4	1	1	0	0	0	4
Sandy Vance, R (9, 1)										0	0	0	0	0	0	0
Wes Parker, S (1, 3) OBP: 0.318, SLG: 0.327		G6-4-3 1B		1B 2-H 1B		F3		SH1-3 1-2	1-6-3 1-2 2-3 3-H	4	0	2	2	0	0	2
Steve Garvey, R (1, 5) OBP: 0.344, SLG: 0.439		G6-4-3 1-2f		F2			1B 1B	FC5 FC3-2 2-3 1B	IBB	4	1	2	0	1	0	2
Bill Sudakis, S (1, 2) OBP: 0.304, SLG: 0.375	6-3			1-2 1B	K		K	FC3-2 1-2 3-H	F7	3	0	1	0	0	1	1
Duke Sims, L (7, 2) OBP: 0.362, SLG: 0.390										2	0	0	0	0	0	5
Bill Russell, R (1, 8) OBP: 0.330, SLG: 0.333			F7	F7			1B 1B 1B 1-2 1B	FC5 2-3f		4	1	1	0	0	0	4
(7, 9)																
Claude Osteen, L (1, 1) OBP: 0.133, SLG: 0.071			K		K		1B 1B 1B 1-2 2-H 1B		5-3	2	0	0	0	0	2	0
Jim Lefebvre, S (7, PH) OBP: 0.346, SLG: 0.400										1	0	1	1	0	0	0
Jim Brewer, L (7, 1)										0	0	0	0	0	0	0
Pete Mikkelsen, R (8, 1)										0	0	0	0	0	0	0
Bobby Valentine, R (9, PH) OBP: 0.222, SLG: 0.188										1	0	0	0	0	0	0
Willie Crawford, L (9, 7) OBP: 0.409, SLG: 0.526										0	0	0	0	0	0	0

TOP

Los Angeles Dodgers @ Atlanta Braves

Atlanta Stadium, Atlanta, GA

Sat May 01 1971, 7:05 PM EDT

Att. 16,726 - Unknown

livebaseballscorecards.com

AB	37
R	5
H	13
RBI	5
BB	4
SO	4
LOB	21

Inning Stats	1	2	3	4	5	6	7	8	9
	R: 0 E: 0 K: 0 S: 3	H: 0 LOB: 1 BB: 1 P: 7	R: 0 E: 0 K: 0 S: 3	H: 1 LOB: 0 BB: 0 P: 3	R: 0 E: 0 K: 1 S: 6	H: 1 LOB: 1 BB: 0 P: 6	R: 1 E: 0 K: 0 S: 6	H: 3 LOB: 2 BB: 0 P: 6	R: 0 E: 0 K: 2 S: 7	H: 0 LOB: 0 BB: 0 P: 7
	R: 0 E: 0 K: 0 S: 2	H: 0 LOB: 0 BB: 1 P: 6	R: 2 E: 0 K: 1 S: 9	H: 5 LOB: 2 BB: 0 P: 9	R: 0 E: 0 K: 0 S: 4	H: 1 LOB: 2 BB: 0 P: 5	R: 2 E: 1 K: 0 S: 6	H: 2 LOB: 3 BB: 2 P: 14	1B: 11 2B: 2 3B: 0 HR: 0	SF: 0 SAC: 1 DP: 2 HBP: 1	WP: 0 PB: 0 SB: 0 CS: 0	PA: 43

PITCHER		IP	WLS	BF	H	R	ER	SO	BB	IBB	HBP	BLK	WP	HR	S	P	ERA	WHIP
George Stone, L ERA: 3.38	(1, 1)	6.1		27	8	3	3	4	2	0	0	0	0	0	33	41	4.26	1.579
Bob Priddy, R ERA: 3.48	(7, 1)	0.2		3	2	0	0	0	0	0	0	0	0	0	3	3	0.00	3.000
Ron Herbel, R ERA: 4.0	(8, 1)	0.1		3	1	0	0	0	0	0	1	0	0	0	2	3	0.00	3.000
Steve Barber, L ERA: 12.27	(8, 1)	1.0		5	2	2	1	0	0	0	0	0	0	0	5	5	9.00	2.000
Cecil Upshaw, R ERA: 3.1	(9, 1)	0.1		3	0	0	0	0	1	0	0	0	0	0	2	6	0.00	3.000

PITCHER		IP	WLS	BF	H	R	ER	SO	BB	IBB	HBP	BLK	WP	HR	S	P	ERA	WHIP
Mike McQueen, L ERA: 2.31	(9, 1)	0.1	W	2	0	0	0	0	0	1	0	0	0	0	1	5	0.00	0.000

Batter	1	2	3	4	5	6	7	8	9	AB	R	H	RBI	BB	SO	LOB
Felix Millan, R (1, 4) OBP: 0.412, SLG: 0.478	SH5-3 HR 2B		6-3		6-3			F8	1-H HR	5	2	2	2	0	0	0
Ralph Garr, L (1, 7) OBP: 0.433, SLG: 0.511	SH5-3 2-3		1B			F1		BBBB HR BB		2	1	1	0	1	0	0
Hank Aaron, R (1, 9) OBP: 0.368, SLG: 0.685	3-H HR		F4			BBBB 1B BB		1-H HR		3	2	2	4	1	0	1
Orlando Cepeda, R (1, 3) OBP: 0.355, SLG: 0.644	G3			FC4-6 1B		G5-4-3 1-2 1B		CS 1B		4	0	3	0	0	0	0
Clete Boyer, R (1, 5) OBP: 0.240, SLG: 0.178	SSS K			F9		G5-4-3 1-2f		F3 1-2		4	0	0	0	0	1	4
Sonny Jackson, L (1, 8) OBP: 0.367, SLG: 0.416		4-1		FC4-6 1-2f			F8		BBBB 4-0 WP SH1-4 1B BB	3	1	0	0	1	0	1
Bob Didier, S (1, 2) OBP: 0.200, SLG: 0.211		1-3		F9			4-3		SH1-4 1-2	3	0	0	0	0	0	1
Gil Garrido, R (1, 6) OBP: 0.304, SLG: 0.238 Mike Lum, L (9, PH) OBP: 0.333, SLG: 0.150		F8			1-3		1B		FC2-6 2-H 1B	3 1	0 0	1 1	0 1	0 0	0 0	0 0
George Stone, L (1, 1) OBP: 0.125, SLG: 0.125 Bob Priddy, R (7, 1) Earl Williams, R (7, PH) OBP: 0.327, SLG: 0.574 Ron Herbel, R (8, 1) Steve Barber, L (8, 1) Cecil Upshaw, R (9, 1) Mike McQueen, L (9, 1) OBP: 0.250, SLG: 0.250			SSS K		SSS K		SSS K		FC2-6 1-2f HR	2 0 1 0 0 0 1	0 0 0 0 0 0 1	0 0 0 0 0 0 0	0 0 0 0 0 0 0	2 0 1 0 0 0 0	0 0 1 0 0 0 0	0 0 1 0 0 0 1
Inning Stats	R: 2 H: 2 E: 0 LOB: 0 K: 1 BB: 0 S: 7 P: 7	R: 0 H: 0 E: 0 LOB: 0 K: 0 BB: 0 S: 3 P: 3	R: 0 H: 1 E: 0 LOB: 1 K: 1 BB: 0 S: 6 P: 6	R: 0 H: 1 E: 0 LOB: 1 K: 0 BB: 0 S: 4 P: 4	R: 0 H: 0 E: 0 LOB: 0 K: 1 BB: 0 S: 5 P: 5	R: 0 H: 1 E: 0 LOB: 1 K: 0 BB: 1 S: 3 P: 7	R: 0 H: 1 E: 0 LOB: 1 K: 1 BB: 0 S: 6 P: 6	R: 2 H: 2 E: 0 LOB: 0 K: 0 BB: 1 S: 4 P: 8	R: 3 H: 2 E: 0 LOB: 0 K: 0 BB: 1 S: 4 P: 8	1B: 6 SF: 0 2B: 1 SAC: 2 3B: 0 DP: 1 HR: 3 HBP: 0						

PITCHER		IP	WLS	BF	H	R	ER	SO	BB	IBB	HBP	BLK	WP	HR	S	P	ERA	WHIP
Claude Osteen, L ERA: 2.89	(1, 1)	6.0		23	5	2	2	3	1	0	0	0	0	1	28	32	3.00	1.000
Jim Brewer, L ERA: 2.57	(7, 1)	1.1		6	1	1	1	1	1	0	0	0	0	0	7	11	6.75	1.500
Pete Mikkelsen, R ERA: 1.84	(8, 1)	0.2		3	2	1	1	0	0	0	0	0	0	1	3	3	13.50	3.000
Sandy Vance, R ERA: 7.2	(9, 1)	0.2	L	5	2	3	3	0	1	0	0	0	1	1	4	8	40.50	4.500

PITCHER	IP	WLS	BF	H	R	ER	SO	BB	IBB	HBP	BLK	WP	HR	S	P	ERA	WHIP

BOTTOM

Los Angeles Dodgers @ Atlanta Braves

Atlanta Stadium, Atlanta, GA

Sat May 01 1971, 7:05 PM EDT

Att. 16,726 - Unknown

livebaseballscorecards.com

AB	32
R	7
H	10
RBI	7
BB	3
SO	4
LOB	9

WP: 1 PA: 37
PB: 0
SB: 0
CS: 1

Batter	1	2	3	4	5	6	7	8	9	AB	R	H	RBI	BB	SO	LOB
Maury Wills, S (1, 6) OBP: 0.288, SLG: 0.327	3-1		6-3			HR		G6-4-3 1B		4	1	2	1	0	0	0
Billy Grabarkewitz, R (1, 4) OBP: 0.370, SLG: 0.250	6-3			K		K		G6-4-3 1-2f		4	0	0	0	0	2	1
Willie Davis, L (1, 8) OBP: 0.351, SLG: 0.473	CS 1B			4-3		F7			3-4-3	4	0	1	0	0	0	0
Dick Allen, R (1, 7) OBP: 0.337, SLG: 0.432	CS 1-2	1-4-3		1B		F9			5-3	4	0	1	0	0	0	0
Wes Parker, S (1, 3) OBP: 0.306, SLG: 0.314		F9		F7			F7		6-3	4	0	0	0	0	0	1
Duke Sims, L (1, 2) OBP: 0.380, SLG: 0.419		BB			2B		F8			2	0	1	0	1	0	0
Steve Garvey, R (1, 5) OBP: 0.344, SLG: 0.429		F4			F9		BB			2	0	0	0	1	0	2
Bill Russell, R (1, 9) OBP: 0.320, SLG: 0.322			G3		F7		F4			3	0	0	0	0	0	2
Don Sutton, R (1, 1) OBP: 0.250, SLG: 0.100			5-3		F6			K		2	0	0	0	0	0	1
Willie Crawford, L (8, PH) OBP: 0.391, SLG: 0.500										1	0	0	0	0	1	0
Jim Brewer, L (8, 1)										0	0	0	0	0	0	0
Inning Stats	R: 0 E: 0 K: 0 S: 3 H: 1 LOB: 0 BB: 0 P: 3	R: 0 E: 0 K: 0 S: 3 H: 0 LOB: 1 BB: 1 P: 7	R: 0 E: 0 K: 0 S: 3 H: 0 LOB: 0 BB: 0 P: 3	R: 0 E: 0 K: 1 S: 6 H: 1 LOB: 1 BB: 0 P: 6	R: 0 E: 0 K: 0 S: 4 H: 1 LOB: 1 BB: 0 P: 4	R: 1 E: 0 K: 1 S: 6 H: 1 LOB: 0 BB: 0 P: 6	R: 0 E: 0 K: 0 S: 3 H: 0 LOB: 1 BB: 1 P: 7	R: 0 E: 0 K: 1 S: 5 H: 1 LOB: 0 BB: 0 P: 5	R: 0 E: 0 K: 0 S: 3 H: 0 LOB: 0 BB: 0 P: 3	1B: 3 2B: 1 3B: 0 HR: 1 SF: 0 SAC: 0 DP: 1 HBP: 0						

PITCHER		IP	WLS	BF	H	R	ER	SO	BB	IBB	HBP	BLK	WP	HR	S	P	ERA	WHIP
Ron Reed, R ERA: 3.95	(1, 1)	9.0	W	32	5	1	1	3	2	0	0	0	0	1	36	44	1.00	0.778

PITCHER	IP	WLS	BF	H	R	ER	SO	BB	IBB	HBP	BLK	WP	HR	S	P	ERA	WHIP

TOP

Los Angeles Dodgers @ Atlanta Braves

Atlanta Stadium, Atlanta, GA

Sun May 02 1971, 3:33 AM EDT

Att. 34,906 - Unknown

livebaseballscorecards.com

AB	30
R	1
H	5
RBI	1
BB	2
SO	3
LOB	7

WP: 0 PB: 0 SB: 0 CS: 1 PA: 33

Batter	1	2	3	4	5	6	7	8	9	AB	R	H	RBI	BB	SO	LOB
Sonny Jackson, L (1, 8) OBP: 0.363, SLG: 0.430	4-3		4-3		SF7 3B		F5			4	1	1	0	0	0	2
Ralph Garr, L (1, 7) OBP: 0.416, SLG: 0.495	K			4-3	SF7 3-H			F7		3	0	0	1	0	1	0
Hank Aaron, R (1, 9) OBP: 0.374, SLG: 0.727	F2			HR 2B	F8			HR		4	2	2	1	0	0	0
Orlando Cepeda, R (1, 3) OBP: 0.351, SLG: 0.659		F3		HR 2-H		5-3		1-3		4	1	1	2	0	0	0
Felix Millan, R (1, 4) OBP: 0.406, SLG: 0.479		6-3		PB FC1-5 2B		6-3		6-3		4	0	1	0	0	0	0
Clete Boyer, R (1, 5) OBP: 0.245, SLG: 0.170		5-3		FC1-5 2-3 BB		F9				2	0	0	0	1	0	0
Gil Garrido, R (1, 6) OBP: 0.269, SLG: 0.208			K	FC1-5 1-2 3-H			6-3			3	0	0	0	0	1	2
Bob Didier, S (1, 2) OBP: 0.261, SLG: 0.273			4-3 1B	4-1			1B			3	0	2	0	0	0	2
Ron Reed, R (1, 1) OBP: 0.133, SLG: 0.133			4-3 1-2		5-3		K			3	0	0	0	0	1	2
Inning Stats	R: 0 H: 0 E: 0 LOB: 0 K: 1 BB: 0 S: 5 P: 5	R: 0 H: 0 E: 0 LOB: 0 K: 0 BB: 0 S: 3 P: 3	R: 0 H: 1 E: 0 LOB: 1 K: 1 BB: 0 S: 6 P: 6	R: 2 H: 3 E: 0 LOB: 2 K: 0 BB: 1 S: 6 P: 10	R: 1 H: 1 E: 0 LOB: 0 K: 0 BB: 0 S: 4 P: 4	R: 0 H: 0 E: 0 LOB: 0 K: 0 BB: 0 S: 3 P: 3	R: 0 H: 1 E: 0 LOB: 1 K: 1 BB: 0 S: 6 P: 6	R: 1 H: 1 E: 0 LOB: 0 K: 0 BB: 0 S: 4 P: 4		1B: 2 SF: 1 2B: 2 SAC: 0 3B: 1 DP: 0 HR: 2 HBP: 0						

BOTTOM

Los Angeles Dodgers @ Atlanta Braves

Atlanta Stadium, Atlanta, GA

Sun May 02 1971, 3:33 AM EDT

Att. 34,906 - Unknown

livebaseballscorecards.com

AB	30
R	4
H	7
RBI	4
BB	1
SO	3
LOB	8

PITCHER		IP	WLS	BF	H	R	ER	SO	BB	IBB	HBP	BLK	WP	HR	S	P	ERA	WHIP
Don Sutton, R ERA: 4.75	(1, 1)	7.0	L	28	6	3	3	3	1	0	0	0	0	1	33	37	3.86	1.000
Jim Brewer, L ERA: 3.38	(8, 1)	1.0		4	1	1	1	0	0	0	0	0	0	1	4	4	9.00	1.000

PITCHER	IP	WLS	BF	H	R	ER	SO	BB	IBB	HBP	BLK	WP	HR	S	P	ERA	WHIP

Atlanta Braves @ San Diego Padres

San Diego Stadium, San Diego, CA

Tue May 04 1971, 10:05 PM EDT

Att. 2,924 - Unknown

TOP

livebaseballscorecards.com

Batter	1	2	3	4	5	6	7	8	9	AB	R	H	RBI	BB	SO	LOB
Sonny Jackson, L (1, 8) OBP: 0.368, SLG: 0.427	F6		BBB, SH1-3, WP, BB		FC1-6, CS, 1-2f		E2, 1-3, 2-H, 1B			3	0	1	1	1	0	1
Ralph Garr, L (1, 7) OBP: 0.419, SLG: 0.495	4-3, WP, 1B		F7, 1-2		CS, 1-2	CS, 1B	F7			4	0	2	0	0	0	3
Felix Millan, R (1, 4) OBP: 0.413, SLG: 0.485	4-3, 1-3		SH1-3, 2-3			1-2, 1B		CS, 1B		3	0	2	0	0	0	1
Earl Williams, R (1, 3) OBP: 0.304, SLG: 0.529	SSS, K		F7			F5		F7, 1-2		4	0	0	0	0	1	4
Mike Lum, L (1, 9) OBP: 0.323, SLG: 0.292		HR		5-3		L4		F8		4	1	1	1	0	0	1
Clete Boyer, R (1, 5) OBP: 0.246, SLG: 0.160		BBBB, 4-3, WP, BB		F6			F5		6-3	3	0	0	0	1	0	0
Bob Didier, S (1, 2) OBP: 0.269, SLG: 0.280 Hal King, L (9, PH) OBP: 0.282, SLG: 0.270		F3, 1-2		L3			E, BB, 1B		4-3	3 1	1 0	1 0	0 0	0 0	0 0	1 0
Gil Garrido, R (1, 6) OBP: 0.241, SLG: 0.185 Hank Aaron, R (9, PH) OBP: 0.380, SLG: 0.744 Marty Perez, R (9, PR) OBP: 0.290, SLG: 0.328		4-3, 2-3			SSS, K		L7		2B	3 1 0	0 0 0	0 1 0	0 0 0	0 0 0	1 0 0	2 0 0
Pat Jarvis, R (1, 1) OBP: 0.154, SLG: 0.083 Cecil Upshaw, R (8, 1) Marv Staehle, L (9, PH)		SSS, K			FC1-6		BBBB, E, 1-2, BB		SSS, K	2 0 1	0 0 0	1 0 0	0 0 0	1 0 1	1 0 1	1 0 1
Inning Stats	R: 0 E: 0 K: 1 S: 6 H: 1 LOB: 1 BB: 0 P: 6	R: 1 E: 0 K: 1 S: 6 H: 1 LOB: 1 BB: 1 P: 10	R: 0 E: 0 K: 0 S: 3 H: 0 LOB: 1 BB: 1 P: 7	R: 0 E: 0 K: 0 S: 3 H: 0 LOB: 0 BB: 0 P: 3	R: 0 E: 0 K: 1 S: 5 H: 1 LOB: 0 BB: 0 P: 5	R: 0 E: 0 K: 0 S: 4 H: 2 LOB: 1 BB: 0 P: 4	R: 1 E: 1 K: 0 S: 5 H: 2 LOB: 2 BB: 1 P: 9	R: 0 E: 0 K: 0 S: 3 H: 1 LOB: 0 BB: 0 P: 3	R: 0 E: 0 K: 1 S: 6 H: 1 LOB: 1 BB: 0 P: 6	1B: 7 2B: 1 3B: 0 HR: 1 SF: 0 SAC: 1 DP: 0 HBP: 0						

AB	32
R	2
H	9
RBI	2
BB	3
SO	4
LOB	15

WP: 3 PA: 37
PB: 0
SB: 0
CS: 3

PITCHER		IP	WLS	BF	H	R	ER	SO	BB	IBB	HBP	BLK	WP	HR	S	P	ERA	WHIP
Tom Phoebus, R ERA: 4.38	(1, 1)	6.2		28	7	2	2	3	3	0	0	0	3	1	31	43	2.70	1.500
Bill Laxton, L ERA: 2.92	(7, 1)	0.1		1	0	0	0	0	0	0	0	0	0	0	1	1	0.00	0.000
Al Severinsen, R ERA: 1.56	(8, 1)	2.0	W	7	2	0	0	1	0	0	0	0	0	0	9	9	0.00	1.000

PITCHER	IP	WLS	BF	H	R	ER	SO	BB	IBB	HBP	BLK	WP	HR	S	P	ERA	WHIP

BOTTOM

Atlanta Braves @ San Diego Padres

San Diego Stadium, San Diego, CA

Tue May 04 1971, 10:05 PM EDT

Att. 2,924 - Unknown

Batter	1	2	3	4	5	6	7	8	9	AB	R	H	RBI	BB	SO	LOB
Enzo Hernandez, R (1, 6) OBP: 0.364, SLG: 0.328	5-3		G3		4-3		6-3			4	0	0	0	0	0	2
Dave Campbell, R (1, 4) OBP: 0.258, SLG: 0.300	L5		2-3		BB			6-3		3	0	0	0	1	0	0
Cito Gaston, R (1, 8) OBP: 0.230, SLG: 0.383	HR		K		F9			HR		4	2	2	2	0	1	2
Nate Colbert, R (1, 3) OBP: 0.414, SLG: 0.590	BB, 1B			F8, 1B		F8		HR		4	1	3	1	0	0	0
Ollie Brown, R (1, 9) OBP: 0.313, SLG: 0.345	BB			F8		6-3		1B		3	0	1	0	1	0	1
Ivan Murrell, R (1, 7) OBP: 0.289, SLG: 0.318	F4			F8		L4		K		4	0	0	0	0	1	4
Bob Barton, R (1, 2) OBP: 0.325, SLG: 0.462		K, 2B		5-3			SH1-4, 1B	6-3		4	0	2	0	0	0	2
Tommy Dean, R (1, 5) OBP: 0.107, SLG: 0.038		K			4-3, SH1-4, 1B		SH1-4			2	0	1	0	0	1	1
Tom Phoebus, R (1, 1) OBP: 0.250, SLG: 0.273		6-3			SH1-4		F5			1	0	0	0	0	0	0
Bill Laxton, L (7, 1)										0	0	0	0	0	0	0
Larry Stahl, L (7, PH) OBP: 0.309, SLG: 0.413										1	0	0	0	0	0	1
Al Severinsen, R (8, 1)										0	0	0	0	0	0	0
Inning Stats	R: 1 H: 2 E: 0 LOB: 2 K: 0 BB: 1 S: 5 P: 9	R: 0 H: 1 E: 0 LOB: 0 K: 1 BB: 0 S: 5 P: 5	R: 0 H: 0 E: 0 LOB: 0 K: 1 BB: 0 S: 5 P: 5	R: 0 H: 1 E: 0 LOB: 1 K: 0 BB: 0 S: 4 P: 4	R: 0 H: 1 E: 0 LOB: 2 K: 0 BB: 1 S: 4 P: 8	R: 0 H: 0 E: 0 LOB: 0 K: 0 BB: 0 S: 3 P: 3	R: 0 H: 1 E: 0 LOB: 1 K: 0 BB: 0 S: 4 P: 4	R: 2 H: 3 E: 0 LOB: 1 K: 1 BB: 0 S: 8 P: 8		1B: 5 SF: 0 2B: 1 SAC: 2 3B: 0 DP: 0 HR: 3 HBP: 0						

livebaseballscorecards.com

AB	30
R	3
H	9
RBI	3
BB	2
SO	3
LOB	13

WP: 0 PA: 34
PB: 0
SB: 0
CS: 0

PITCHER		IP	WLS	BF	H	R	ER	SO	BB	IBB	HBP	BLK	WP	HR	S	P	ERA	WHIP
Pat Jarvis, R ERA: 3.89	(1, 1)	7.1	L	31	8	3	3	2	2	0	0	0	0	3	33	41	3.68	1.364
Cecil Upshaw, R ERA: 3.0	(8, 1)	0.2		3	1	0	0	1	0	0	0	0	0	0	5	5	0.00	1.500

PITCHER		IP	WLS	BF	H	R	ER	SO	BB	IBB	HBP	BLK	WP	HR	S	P	ERA	WHIP

Batter	1	2	3	4	5	6	7	8	9	AB	R	H	RBI	BB	SO	LOB
Dusty Baker Jr., R (1, 9) OBP: 0.154, SLG: 0.231	K		F7		5-3			SH2-3 1B		4	0	1	0	0	1	0
Ralph Garr, L (1, 7) OBP: 0.417, SLG: 0.490	1-3		1B			L6		SH2-3		3	0	1	0	0	0	0
Felix Millan, R (1, 4) OBP: 0.426, SLG: 0.485	2B BB		5-3			1B		G5-4-3 IBB		2	1	1	0	2	0	1
Earl Williams, R (1, 3) OBP: 0.305, SLG: 0.537 Hank Aaron, R (8, PH) OBP: 0.376, SLG: 0.734 Bob Priddy, R (8, 1)	WP 2B			5-3		F7		G5-4-3		3 1 0	0 0 0	1 0 0	1 0 0	0 0 0	0 0 0	1 3 0
Clete Boyer, R (1, 5) OBP: 0.246, SLG: 0.167	L6			FC6-4 1B		F9			K	4	0	1	0	0	1	2
Sonny Jackson, L (1, 8) OBP: 0.355, SLG: 0.410		F9		F8			K		4-3	4	0	0	0	0	1	1
Bob Didier, S (1, 2) OBP: 0.233, SLG: 0.241		K		FC6-4			L9		K	4	0	0	0	0	2	1
Marty Perez, R (1, 6) OBP: 0.277, SLG: 0.311		1-3			F9		5-3			3	0	0	0	0	0	0
Phil Niekro, R (1, 1) Gil Garrido, R (8, PH) OBP: 0.267, SLG: 0.214 Mike Lum, L (8, 3) OBP: 0.323, SLG: 0.292			6-3		K			SH2-3 1B		2 1 0	0 0 0	0 1 0	0 0 0	0 0 0	1 0 0	0 0 0
Inning Stats	R: 1 E: 0 K: 1 S: 6 H: 1 LOB: 1 BB: 1 P: 10	R: 0 E: 0 K: 1 S: 5 H: 0 LOB: 0 BB: 0 P: 5	R: 0 E: 0 K: 0 S: 4 H: 1 LOB: 1 BB: 0 P: 4	R: 0 E: 0 K: 0 S: 4 H: 1 LOB: 1 BB: 0 P: 4	R: 0 E: 0 K: 1 S: 5 H: 0 LOB: 0 BB: 0 P: 5	R: 0 E: 0 K: 0 S: 4 H: 1 LOB: 1 BB: 0 P: 4	R: 0 E: 0 K: 1 S: 5 H: 0 LOB: 0 BB: 0 P: 5	R: 0 E: 0 K: 0 S: 4 H: 2 LOB: 2 BB: 1 P: 8	R: 0 E: 0 K: 2 S: 7 H: 0 LOB: 0 BB: 0 P: 7	1B: 5 2B: 1 3B: 0 HR: 0 SF: 0 SAC: 1 DP: 1 HBP: 0						

PITCHER		IP	WLS	BF	H	R	ER	SO	BB	IBB	HBP	BLK	WP	HR	S	P	ERA	WHIP
Dave Roberts, L ERA: 3.16	(1, 1)	7.1	W	30	6	1	1	4	1	1	0	0	1	0	36	44	1.23	0.955
Al Severinsen, R ERA: 1.42	(8, 1)	1.2	S	4	0	0	0	2	0	0	0	0	0	0	8	8	0.00	0.000

PITCHER	IP	WLS	BF	H	R	ER	SO	BB	IBB	HBP	BLK	WP	HR	S	P	ERA	WHIP

TOP

Atlanta Braves @ San Diego Padres

San Diego Stadium, San Diego, CA

Wed May 05 1971, 10:05 PM EDT

Unknown

livebaseballscorecards.com

AB	31
R	1
H	6
RBI	1
BB	2
SO	6
LOB	9

WP: 1 PA: 34
PB: 0
SB: 0
CS: 0

Atlanta Braves @ San Diego Padres

San Diego Stadium, San Diego, CA

Wed May 05 1971, 10:05 PM EDT

Unknown

BOTTOM

livebaseballscorecards.com

Batter	1	2	3	4	5	6	7	8	9	AB	R	H	RBI	BB	SO	LOB
Enzo Hernandez, R (1, 6) OBP: 0.357, SLG: 0.323	1-3		CS 1B		F4 1-2			5-3		4	0	1	0	0	0	1
Dave Campbell, R (1, 4) OBP: 0.257, SLG: 0.309	K		CS 1-2	K	5-3			WP 1B 2B		4	1	1	0	0	2	0
Cito Gaston, R (1, 8) OBP: 0.242, SLG: 0.388	6-3			E 1B 1B		5-3		2-H HR 1B		4	2	2	1	0	0	0
Nate Colbert, R (1, 3) OBP: 0.408, SLG: 0.609		K		E6 1B 1-2		K		1-H HR		4	1	1	2	0	2	1
Ollie Brown, R (1, 9) OBP: 0.320, SLG: 0.385		HR		K		1-3		FC3-6 1B		4	1	2	1	0	1	2
Larry Stahl, L (1, 7) OBP: 0.319, SLG: 0.418		L5-3 1B		BB 1-3 2-H 1B			L9	1-2f FC3-6		4	0	2	1	0	0	1
Chris Cannizzaro, R (1, 2) OBP: 0.317, SLG: 0.260		L5-3 1-2		BBBB 1-2 BB			SH1-3 1B	F8		3	0	1	0	1	0	2
Tommy Dean, R (1, 5) OBP: 0.100, SLG: 0.036			5-3	1-3			SH1-3 1-2			2	0	0	0	0	0	3
Dave Roberts, L (1, 1) OBP: 0.250, SLG: 0.250 Al Severinsen, R (8, 1)			K2-3		F4 1B		F6			3 0	0 0	1 0	0 0	0 0	1 0	1 0
Inning Stats	R: 0 E: 0 K: 1 S: 5 H: 0 LOB: 0 BB: 0 P: 5	R: 1 E: 0 K: 1 S: 6 H: 2 LOB: 0 BB: 0 P: 6	R: 0 E: 0 K: 1 S: 5 H: 1 LOB: 0 BB: 0 P: 5	R: 1 E: 1 K: 2 S: 10 H: 2 LOB: 3 BB: 1 P: 14	R: 0 E: 0 K: 0 S: 3 H: 1 LOB: 0 BB: 0 P: 3	R: 0 E: 0 K: 1 S: 5 H: 0 LOB: 0 BB: 0 P: 5	R: 0 E: 0 K: 0 S: 4 H: 1 LOB: 1 BB: 0 P: 4	R: 3 E: 0 K: 0 S: 7 H: 4 LOB: 1 BB: 0 P: 7		1B: 8 2B: 2 3B: 0 HR: 2	SF: 0 SAC: 1 DP: 1 HBP: 0						

	AB	32
	R	5
	H	11
	RBI	5
	BB	1
	SO	6
	LOB	11

WP: 1 PB: 0 SB: 0 CS: 1 PA: 35

PITCHER		IP	WLS	BF	H	R	ER	SO	BB	IBB	HBP	BLK	WP	HR	S	P	ERA	WHIP
Phil Niekro, R ERA: 2.68	(1, 1)	7.0	L	27	7	2	1	6	1	0	0	0	0	1	38	42	1.29	1.143
Bob Priddy, R ERA: 5.56	(8, 1)	1.0		7	4	3	3	0	0	0	0	0	1	1	7	7	27.00	4.000

PITCHER		IP	WLS	BF	H	R	ER	SO	BB	IBB	HBP	BLK	WP	HR	S	P	ERA	WHIP

Batter	1	2	3	4	5	6	7	8	9	AB	R	H	RBI	BB	SO	LOB
Sonny Jackson, L (1, 8) OBP: 0.357, SLG: 0.419	E 1B, 1B 1B		5-3		WP 2B	F7			K	5	0	2	0	0	1	3
Ralph Garr, L (1, 7) OBP: 0.416, SLG: 0.486	E5 1-3 1B 1B		K		4-3 2-3		CS 1B		5-3	5	1	2	0	0	1	2
Hank Aaron, R (1, 3) OBP: 0.381, SLG: 0.723	FC5-4 2-H 3-H 1B		1B 1B		F9		F4 1-2			4	0	2	1	0	0	2
Felix Millan, R (1, 4) OBP: 0.438, SLG: 0.490	FC5-4 BB 1-2f		1-2 1B			FC6-4 HBP 1B BB	CS 1B			3	1	2	0	1	0	1
Hal King, L (1, 2) OBP: 0.293, SLG: 0.262	1-2 BB		4-3			FC6-4 1-2 HBP	CS 1-2	G3		2	0	0	0	1	0	2
Mike Lum, L (1, 9) OBP: 0.286, SLG: 0.250	F9			4-3		FC6-4 1B 1-2f 2-3 1B		4-3		4	1	0	0	0	0	4
Earl Williams, R (1, 5) OBP: 0.286, SLG: 0.500		K		5-3		K		1-3		4	0	0	0	0	2	2
Gil Garrido, R (1, 6) OBP: 0.294, SLG: 0.226		6-3		F9		E 1B 1-2 3-H 1B			SH4-3 BB	3	0	1	1	1	0	0
Jim Nash, R (1, 1) OBP: 0.273, SLG: 0.273 Cecil Upshaw, R (7, 1)		F7			K	E7 1-3 2-H 1B			SH4-3 1-2	3 0	0 0	1 0	1 0	0 0	1 0	0 0
Inning Stats	R: 1 H: 3 E: 1 LOB: 2 K: 0 BB: 1 S: 5 P: 9	R: 0 H: 0 E: 0 LOB: 0 K: 1 BB: 0 S: 5 P: 5	R: 0 H: 2 E: 0 LOB: 2 K: 1 BB: 0 S: 7 P: 7	R: 0 H: 0 E: 0 LOB: 0 K: 0 BB: 0 S: 3 P: 3	R: 0 H: 1 E: 0 LOB: 1 K: 1 BB: 0 S: 6 P: 6	R: 2 H: 2 E: 1 LOB: 2 K: 1 BB: 1 S: 7 P: 12	R: 0 H: 2 E: 0 LOB: 0 K: 0 BB: 0 S: 3 P: 3	R: 0 H: 0 E: 0 LOB: 0 K: 0 BB: 0 S: 3 P: 3	R: 0 H: 0 E: 0 LOB: 1 K: 1 BB: 1 S: 5 P: 9	1B: 9 SF: 0 2B: 1 SAC: 1 3B: 0 DP: 0 HR: 0 HBP: 1						

PITCHER		IP	WLS	BF	H	R	ER	SO	BB	IBB	HBP	BLK	WP	HR	S	P	ERA	WHIP
Clay Kirby, R ERA: 5.29	(1, 1)	5.2	L	27	8	3	3	4	2	0	1	0	1	0	32	41	4.76	1.765
Bill Laxton, L ERA: 2.63	(6, 1)	1.1		4	2	0	0	0	0	0	0	0	0	0	4	4	0.00	1.500
Al Santorini, R ERA: 2.41	(8, 1)	2.0		7	0	0	0	1	1	0	0	0	0	0	8	12	0.00	0.500

PITCHER	IP	WLS	BF	H	R	ER	SO	BB	IBB	HBP	BLK	WP	HR	S	P	ERA	WHIP

Atlanta Braves @ San Diego Padres

San Diego Stadium, San Diego, CA

Wed May 05 1971, 10:05 PM EDT

Att. 4,973 - Unknown

TOP

livebaseballscorecards.com

AB	33
R	3
H	10
RBI	3
BB	3
SO	5
LOB	16

1B: 9 SF: 0
2B: 1 SAC: 1
3B: 0 DP: 0
HR: 0 HBP: 1

WP: 1 PA: 39
PB: 0
SB: 0
CS: 2

Atlanta Braves @ San Diego Padres

San Diego Stadium, San Diego, CA

Wed May 05 1971, 10:05 PM EDT

Att. 4,973 - Unknown

BOTTOM

livebaseballscorecards.com

Batter	1	2	3	4	5	6	7	8	9	AB	R	H	RBI	BB	SO	LOB
Enzo Hernandez, R (1, 6) OBP: 0.365, SLG: 0.333	0-0 1B		0-0 4-3 ①		0-0 FC5 BB 1B		0-3 K ③			4	0	2	0	0	1	0
Dave Campbell, R (1, 4) OBP: 0.257, SLG: 0.299	0-0 F9 ①		0-0 F7 ②		4-0 1-2 BB			0-0 4-3 ①		3	0	0	0	1	0	1
Cito Gaston, R (1, 8) OBP: 0.253, SLG: 0.386	0-0 1-3 1B ②		0-3 K ③		0-0 FC5 ③ 2-3f			4-0 1B BB		3	0	1	0	1	1	2
Nate Colbert, R (1, 3) OBP: 0.411, SLG: 0.600	0-0 F9 ③			0-0 5-3 ①		4-0 BB		0-0 1-2 1B		3	0	1	0	1	0	1
Ollie Brown, R (1, 9) OBP: 0.317, SLG: 0.372		4-0 FC4-6 1B BB		0-0 5-3 ②		0-3 K ①		0-0 F9 ②		3	0	0	0	1	1	3
Larry Stahl, L (1, 7) OBP: 0.316, SLG: 0.408		0-0 F7 ①		0-0 CS 1B		0-0 F9 ②		0-0 4-3 ③		4	0	1	0	0	0	4
Bob Barton, R (1, 2) OBP: 0.364, SLG: 0.558		0-0 1-2 FC4-6 1B		0-0 1-2 CS ③	0-0 HR	0-3 K ③		0-0 FC6-4 1B		4	1	3	1	0	1	1
Tommy Dean, R (1, 5) OBP: 0.091, SLG: 0.032		0-0 1-2f 2-3 FC4-6 S ②			0-0 5-3 ①		0-0 6-3 ①		0-0 1-2f FC6-4 G6-4-3 ①	3	0	0	0	0	0	2
Ray Webster, L (9, PH) OBP: 0.143, SLG: 0.143										1	0	0	0	0	0	1
Clay Kirby, R (1, 1) OBP: 0.300, SLG: 0.222		0-0 1-2 6-3 ③			0-0 F9 ②		0-0 4-3 ②		0-0 1-2f G6-4-3 ② ③	2	0	0	0	0	0	2
Bill Laxton, L (6, 1)										0	0	0	0	0	0	0
Fred Kendall, R (7, PH)										1	0	0	0	0	0	0
Al Santorini, R (8, 1)										0	0	0	0	0	0	0
Ivan Murrell, R (9, PH) OBP: 0.283, SLG: 0.311										1	0	0	0	0	0	1
Inning Stats	R: 0 E: 0 K: 0 S: 4 H: 2 LOB: 1 BB: 0 P: 4	R: 0 E: 0 K: 0 S: 4 H: 1 LOB: 2 BB: 1 P: 8	R: 0 E: 0 K: 1 S: 5 H: 0 LOB: 0 BB: 0 P: 5	R: 0 E: 0 K: 0 S: 3 H: 1 LOB: 0 BB: 0 P: 3	R: 1 E: 0 K: 0 S: 5 H: 2 LOB: 2 BB: 1 P: 9	R: 0 E: 0 K: 2 S: 7 H: 0 LOB: 1 BB: 1 P: 11	R: 0 E: 0 K: 1 S: 5 H: 0 LOB: 0 BB: 0 P: 5	R: 0 E: 0 K: 0 S: 4 H: 1 LOB: 2 BB: 1 P: 8	R: 0 E: 0 K: 0 S: 3 H: 1 LOB: 0 BB: 0 P: 3	1B: 7 2B: 0 3B: 0 HR: 1	SF: 0 SAC: 0 DP: 1 HBP: 0						

	AB	32
	R	1
	H	8
	RBI	1
	BB	4
	SO	4
	LOB	18

WP: 0 PB: 0 SB: 1 CS: 1 PA: 37

PITCHER		IP	WLS	BF	H	R	ER	SO	BB	IBB	HBP	BLK	WP	HR	S	P	ERA	WHIP
Jim Nash, R ERA: 3.81	(1, 1)	6.0	W	25	6	1	1	3	3	0	0	0	0	1	28	40	1.50	1.500
Cecil Upshaw, R ERA: 2.63	(7, 1)	3.0	S	11	2	0	0	1	1	0	0	0	0	0	12	16	0.00	1.000

PITCHER	IP	WLS	BF	H	R	ER	SO	BB	IBB	HBP	BLK	WP	HR	S	P	ERA	WHIP

Batter	1	2	3	4	5	6	7	8	9	10	AB	R	H	RBI	BB	SO	LOB
Sonny Jackson, L (1, 8) OBP: 0.358, SLG: 0.418	4-3		F5			2B 1B		G3		FC6-4 1B 1-2	5	1	2	0	0	0	0
Ralph Garr, L (1, 7) OBP: 0.415, SLG: 0.491	F8			FC5-4 1B		4-3 E 2B 1-H		F4		FC6-4 FC6-4 1-2f 2-3	5	1	2	1	0	0	2
Hank Aaron, R (1, 9) OBP: 0.363, SLG: 0.682	5-3			FC5-4 E 1-2f		4-3 2-3		5-3		FC6-4 1-2f	5	0	0	0	0	0	4
Orlando Cepeda, R (1, 3) OBP: 0.337, SLG: 0.632		4-3		K		5-3			6-3		4	0	0	0	0	1	2
Felix Millan, R (1, 4) OBP: 0.435, SLG: 0.486 Marty Perez, R (6, 4) OBP: 0.277, SLG: 0.311 Mike Lum, L (9, PH) OBP: 0.278, SLG: 0.241 Clete Boyer, R (9, 6) OBP: 0.246, SLG: 0.167		F4		E8 1B 1-3		E5 S 3-H			F8		3 0 1 0	0 0 0 0	1 0 0 0	0 0 0 0	0 0 0 0	0 0 0 0	0 0 0 0
Earl Williams, R (1, 5) OBP: 0.284, SLG: 0.532		E5		F7		K 1-2			HR		4	1	1	1	0	1	3
Bob Didier, S (1, 2) OBP: 0.206, SLG: 0.212		F3			F8		F7		F4		4	0	0	0	0	0	1
Gil Garrido, R (1, 6) OBP: 0.263, SLG: 0.200 (9, 4)			F8		F9		6-3			4-3	4	0	0	0	0	0	0
George Stone, L (1, 1) OBP: 0.167, SLG: 0.167 Cecil Upshaw, R (10, 1)			F7		K		4-3			FC6-4 1B 1B	4 0	0 0	1 0	0 0	0 0	1 0	0 0

Inning Stats	1	2	3	4	5	6	7	8	9	10
	R: 0 H: 0 E: 0 LOB: 0 K: 0 BB: 0 S: 3 P: 3	R: 0 H: 0 E: 1 LOB: 1 K: 0 BB: 0 S: 4 P: 4	R: 0 H: 0 E: 0 LOB: 0 K: 0 BB: 0 S: 3 P: 3	R: 0 H: 2 E: 1 LOB: 2 K: 1 BB: 0 S: 7 P: 7	R: 0 H: 0 E: 0 LOB: 0 K: 1 BB: 0 S: 5 P: 5	R: 2 H: 2 E: 1 LOB: 1 K: 1 BB: 0 S: 8 P: 8	R: 0 H: 0 E: 0 LOB: 0 K: 0 BB: 0 S: 3 P: 3	R: 0 H: 0 E: 0 LOB: 0 K: 0 BB: 0 S: 3 P: 3	R: 1 H: 1 E: 0 LOB: 0 K: 0 BB: 0 S: 4 P: 4	R: 0 H: 2 E: 0 LOB: 2 K: 0 BB: 0 S: 5 P: 5

PITCHER	IP	WLS	BF	H	R	ER	SO	BB	IBB	HBP	BLK	WP	HR	S	P	ERA	WHIP
Gaylord Perry, R (1, 1) ERA: 3.05	9.1		37	7	3	2	3	0	0	0	0	0	1	43	43	1.93	0.750
Jerry Johnson, R (10, 1) ERA: 0.46	0.2	W	2	0	0	0	0	0	0	0	0	0	0	2	2	0.00	0.000

PITCHER	IP	WLS	BF	H	R	ER	SO	BB	IBB	HBP	BLK	WP	HR	S	P	ERA	WHIP

TOP

Atlanta Braves @ San Francisco Giants

Candlestick Park, San Francisco, CA

Fri May 07 1971, 10:05 PM EDT
Att. 11,097 - Unknown

livebaseballscorecards.com

AB	39
R	3
H	7
RBI	2
BB	0
SO	3
LOB	12

1B: 5 SF: 0
2B: 1 SAC: 0
3B: 0 DP: 0
HR: 1 HBP: 0

WP: 0 PA: 39
PB: 0
SB: 1
CS: 0

Batter	1	2	3	4	5	6	7	8	9	10	AB	R	H	RBI	BB	SO	LOB
Bobby Bonds, R (1, 9) OBP: 0.407, SLG: 0.663	K		K			E SH1-3 1B	K			1B 2B	5	2	2	0	0	3	2
Chris Speier, R (1, 6) OBP: 0.378, SLG: 0.342	F8			FC6-4 1B		SH1-3 1-2	F9			1B 2-3 1B	4	0	2	0	0	0	1
Willie Mays, R (1, 8) OBP: 0.480, SLG: 0.667	K			FC6-4 1-2f 2B		E 1B		G1-6-3 1B		1-2 3-H 1B	5	2	3	1	0	1	1
Willie McCovey, L (1, 3) OBP: 0.345, SLG: 0.500		5-3		1B 1-H 2B		E4 1B 1-2 2-3		G1-6-3 1-2f			4	0	1	1	0	0	3
Dick Dietz, R (1, 2) OBP: 0.443, SLG: 0.440		F6		G6-4-3 2-3 1B		K		1-3			4	0	1	0	0	1	3
Ken Henderson, S (1, 7) OBP: 0.344, SLG: 0.402		F4		G6-4-3 1-2f		1-2 2-H 3-H 1B				F9	4	0	1	2	0	0	2
Tito Fuentes, S (1, 4) OBP: 0.290, SLG: 0.315			F4		F7	4-3				1B	4	0	1	0	0	0	2
Al Gallagher, R (1, 5) OBP: 0.307, SLG: 0.337 Hal Lanier, R (7, 5) OBP: 0.250, SLG: 0.182			K		4-3		F7			F9	2 2	0 0	0 0	0 0	0 0	1 0	0 1
Gaylord Perry, R (1, 1) OBP: 0.080, SLG: 0.080 Jerry Johnson, R (10, 1)			1B		F8		1B			6-3	4 0	0 0	2 0	0 0	0 0	1 0	1 0
Inning Stats	R: 0 E: 0 K: 2 S: 7 / H: 0 LOB: 0 BB: 0 P: 7	R: 0 E: 0 K: 0 S: 3 / H: 0 LOB: 0 BB: 0 P: 3	R: 0 E: 0 K: 2 S: 8 / H: 1 LOB: 1 BB: 0 P: 8	R: 1 E: 0 K: 0 S: 5 / H: 3 LOB: 1 BB: 0 P: 5	R: 0 E: 0 K: 0 S: 3 / H: 0 LOB: 0 BB: 0 P: 3	R: 2 E: 1 K: 1 S: 9 / H: 3 LOB: 2 BB: 0 P: 9	R: 0 E: 0 K: 1 S: 6 / H: 1 LOB: 1 BB: 0 P: 6	R: 0 E: 0 K: 0 S: 3 / H: 1 LOB: 0 BB: 0 P: 3	R: 0 E: 0 K: 0 S: 4 / H: 1 LOB: 1 BB: 0 P: 4	R: 1 E: 0 K: 0 S: 3 / H: 3 LOB: 2 BB: 0 P: 3	1B: 11 2B: 2 3B: 0 HR: 0	SF: 0 SAC: 1 DP: 2 HBP: 0						

PITCHER	IP	WLS	BF	H	R	ER	SO	BB	IBB	HBP	BLK	WP	HR	S	P	ERA	WHIP
George Stone, L (1, 1) ERA: 3.0	9.0	L	38	12	4	2	6	0	0	0	0	0	0	50	50	2.00	1.333
Cecil Upshaw, R (10, 1) ERA: 2.63	0.0		1	1	0	0	0	0	0	0	0	0	0	1	1	∞	∞

PITCHER	IP	WLS	BF	H	R	ER	SO	BB	IBB	HBP	BLK	WP	HR	S	P	ERA	WHIP

BOTTOM

Atlanta Braves @ San Francisco Giants

Candlestick Park, San Francisco, CA

Fri May 07 1971, 10:05 PM EDT

Att. 11,097 - Unknown

livebaseballscorecards.com

AB	38
R	4
H	13
RBI	4
BB	0
SO	6
LOB	16

1B: 11	SF: 0	WP: 0	PA: 39
2B: 2	SAC: 1	PB: 0	
3B: 0	DP: 2	SB: 0	
HR: 0	HBP: 0	CS: 0	

Atlanta Braves @ San Francisco Giants

Candlestick Park, San Francisco, CA

Sat May 08 1971, 6:33 AM EDT

Att. 10,751 - Unknown

TOP

livebaseballscorecards.com

Batter	1	2	3	4	5	6	7	8	9	AB	R	H	RBI	BB	SO	LOB
Dusty Baker Jr., R (1, 8) (8, 9) OBP: 0.176, SLG: 0.235	F8		K			5-3		HR 1B		4	1	1	0	0	1	0
Ralph Garr, L (1, 7) OBP: 0.418, SLG: 0.491	1B			F3		6-3		1-2 HR		4	1	2	0	0	0	0
Hank Aaron, R (1, 9) OBP: 0.368, SLG: 0.707	G5-4-3 1-3			F5		6-3		HR 1-H 2-H		4	1	2	3	0	0	0
Cecil Upshaw, R (8, 1)										0	0	0	0	0	0	0
Orlando Cepeda, R (1, 3) OBP: 0.324, SLG: 0.606	G5-4-3 1-2f			F9			F7	F7		4	0	0	0	0	0	2
Earl Williams, R (1, 5) OBP: 0.282, SLG: 0.515		6-3			FC3-6 1B		F3	4-3		4	0	1	0	0	0	0
Gil Garrido, R (1, 4) OBP: 0.286, SLG: 0.211		5-3			FC3-6 1-2		F9		BBBB G3-6-3	3	0	1	0	1	0	0
Marty Perez, R (1, 6) OBP: 0.275, SLG: 0.297		1-3			FC3-6 1-2f 2-3			BBBB HR	G3-6-3 1-2f	3	1	0	0	1	0	3
Bob Didier, S (1, 2) OBP: 0.211, SLG: 0.216			1-3		K			F9	1B	4	0	1	0	0	1	3
Ron Reed, R (1, 1) OBP: 0.118, SLG: 0.118			K		K			HR 1-H	F6	2	0	0	0	0	2	2
Clete Boyer, R (8, PH) OBP: 0.258, SLG: 0.236										1	1	1	2	0	0	0
Sonny Jackson, L (8, 8) OBP: 0.355, SLG: 0.414										1	0	0	0	0	0	1
Inning Stats	R: 0 E: 0 K: 0 S: 4 H: 2 LOB: 1 BB: 0 P: 4	R: 0 E: 0 K: 0 S: 3 H: 0 LOB: 0 BB: 0 P: 3	R: 0 E: 0 K: 2 S: 7 H: 0 LOB: 0 BB: 0 P: 7	R: 0 E: 0 K: 0 S: 3 H: 0 LOB: 0 BB: 0 P: 3	R: 0 E: 0 K: 2 S: 9 H: 2 LOB: 2 BB: 0 P: 9	R: 0 E: 0 K: 0 S: 3 H: 0 LOB: 0 BB: 0 P: 3	R: 0 E: 0 K: 0 S: 3 H: 0 LOB: 0 BB: 0 P: 3	R: 5 E: 0 K: 0 S: 7 H: 4 LOB: 0 BB: 1 P: 11	R: 0 E: 0 K: 0 S: 3 H: 1 LOB: 1 BB: 1 P: 7	1B: 7 2B: 0 3B: 0 HR: 2	SF: 0 SAC: 0 DP: 2 HBP: 0						

	AB	34
	R	5
	H	9
	RBI	5
	BB	2
	SO	4
	LOB	11

WP: 0 PB: 0 SB: 0 CS: 0 PA: 36

PITCHER	IP	WLS	BF	H	R	ER	SO	BB	IBB	HBP	BLK	WP	HR	S	P	ERA	WHIP
Ron Bryant, L (1, 1) ERA: 1.73	7.1	L	29	7	4	4	4	1	0	0	0	0	1	36	40	4.91	1.091
Jerry Johnson, R (8, 1) ERA: 0.84	1.2		7	2	1	1	0	1	0	0	0	0	1	6	10	5.40	1.800

PITCHER	IP	WLS	BF	H	R	ER	SO	BB	IBB	HBP	BLK	WP	HR	S	P	ERA	WHIP

Batter	1	2	3	4	5	6	7	8	9	AB	R	H	RBI	BB	SO	LOB
Bobby Bonds, R (1, 9) OBP: 0.393, SLG: 0.638	E5 5-3		F3 ①		F4 ②			6-3 ①		4	0	0	0	0	0	2
Chris Speier, R (1, 6) OBP: 0.366, SLG: 0.331	5-3 ① 1-2		6-3 ②		FC6-4 ③ 1-2f			6-3 ②		4	0	0	0	0	0	3
Willie Mays, R (1, 8) OBP: 0.481, SLG: 0.694	F7 ②		6-3 ③			HR		1B		4	1	2	1	0	0	1
Willie McCovey, L (1, 3) OBP: 0.341, SLG: 0.481	FC5-4 IBB			F8 ①		F8 ①		G3 ③		3	0	0	0	1	0	1
Dick Dietz, R (1, 2) OBP: 0.429, SLG: 0.421	FC5-4 ③ 1-2f			F8 ②		4-3 ②			6-3 ①	4	0	0	0	0	0	2
Ken Henderson, S (1, 7) OBP: 0.350, SLG: 0.442		4-3 1B		F9 ③		4-3 ③			HR	4	1	2	1	0	0	0
Tito Fuentes, S (1, 4) OBP: 0.289, SLG: 0.323		4-3 ① 1-2			1B 2B		F7 ①		4-3 ②	4	0	1	0	0	0	1
Hal Lanier, R (1, 5) OBP: 0.255, SLG: 0.191		5-3 ②			FC6-4 2-3 1B		4-3 ②		K ③	3	0	1	0	0	0	1
Jimmy Rosario, S (9, PH) OBP: 0.348, SLG: 0.216										1	0	0	0	0	1	0
Ron Bryant, S (1, 1) OBP: 0.154, SLG: 0.154		G3 ③			K ①		6-3 ③			3	0	0	0	0	1	3
Jerry Johnson, R (8, 1)										0	0	0	0	0	0	0
Inning Stats	R: 0 E: 1 K: 0 S: 4 H: 0 LOB: 2 BB: 1 P: 8	R: 0 E: 0 K: 0 S: 4 H: 1 LOB: 1 BB: 0 P: 4	R: 0 E: 0 K: 0 S: 3 H: 0 LOB: 0 BB: 0 P: 3	R: 0 E: 0 K: 0 S: 3 H: 0 LOB: 0 BB: 0 P: 3	R: 0 E: 0 K: 1 S: 7 H: 2 LOB: 2 BB: 0 P: 7	R: 1 E: 0 K: 0 S: 4 H: 1 LOB: 0 BB: 0 P: 4	R: 0 E: 0 K: 0 S: 3 H: 0 LOB: 0 BB: 0 P: 3	R: 0 E: 0 K: 0 S: 4 H: 1 LOB: 1 BB: 0 P: 4	R: 1 E: 0 K: 1 S: 6 H: 1 LOB: 0 BB: 0 P: 6	1B: 3 2B: 1 3B: 0 HR: 2	SF: 0 SAC: 0 DP: 0 HBP: 0						

PITCHER	IP	WLS	BF	H	R	ER	SO	BB	IBB	HBP	BLK	WP	HR	S	P	ERA	WHIP
Ron Reed, R (1, 1) ERA: 3.56	7.0	W	27	4	1	1	1	0	1	0	0	0	1	28	32	1.29	0.571
Cecil Upshaw, R (8, 1) ERA: 2.77	2.0	S	8	2	1	1	1	0	0	0	0	0	1	10	10	4.50	1.000

PITCHER	IP	WLS	BF	H	R	ER	SO	BB	IBB	HBP	BLK	WP	HR	S	P	ERA	WHIP

BOTTOM

Atlanta Braves @ San Francisco Giants

Candlestick Park, San Francisco, CA

Sat May 08 1971, 6:33 AM EDT

Att. 10,751 - Unknown

livebaseballscorecards.com

AB	34
R	2
H	6
RBI	2
BB	1
SO	2
LOB	14

Batter	1	2	3	4	5	6	7	8	9	AB	R	H	RBI	BB	SO	LOB
Sonny Jackson, L (1, 8) OBP: 0.344, SLG: 0.400	G3	G4-6-3 1-2f			6-3			F5		4	0	0	0	0	0	1
Ralph Garr, L (1, 7) OBP: 0.413, SLG: 0.492	1B 2B		F7			F8		1-3		4	1	1	0	0	0	0
Hank Aaron, R (1, 9) OBP: 0.364, SLG: 0.688	2-H 1B 1B		6-3			K		F6		4	1	1	1	0	1	0
Orlando Cepeda, R (1, 3) OBP: 0.321, SLG: 0.588	F3		F9			6-3			BB	3	0	0	0	1	0	1
Felix Millan, R (1, 4) OBP: 0.437, SLG: 0.486	1-2 1B			F2			FC5 BB 1B		F8	4	0	2	0	0	0	1
Earl Williams, R (1, 5) OBP: 0.280, SLG: 0.500	1-2 2-H 1B			F3			F3		F7	4	0	1	1	0	0	2
Hal King, L (1, 2) OBP: 0.278, SLG: 0.246	1-3			F2			K		K	4	0	0	0	0	2	4
Gil Garrido, R (1, 6) OBP: 0.273, SLG: 0.200		K			1-3		BB 1-2			2	0	0	0	0	1	0
Mike Lum, L (7, PH) OBP: 0.297, SLG: 0.241										0	0	0	0	1	0	0
Marty Perez, R (7, 6) OBP: 0.275, SLG: 0.297										0	0	0	0	0	0	0
Pat Jarvis, R (1, 1) OBP: 0.214, SLG: 0.083		BB G4-6-3			K		FC5 2-3f			0	0	0	0	1	0	0
Mike McQueen, L (2, 1) OBP: 0.200, SLG: 0.200										1	0	0	0	0	1	0
Dusty Baker Jr., R (7, PH) OBP: 0.167, SLG: 0.222										1	0	0	0	0	0	2
Bob Priddy, R (7, 1)										0	0	0	0	0	0	0
Inning Stats	R: 2 E: 0 K: 0 S: 7 H: 4 LOB: 2 BB: 0 P: 7	R: 0 E: 0 K: 1 S: 4 H: 0 LOB: 0 BB: 1 P: 8	R: 0 E: 0 K: 0 S: 3 H: 0 LOB: 0 BB: 0 P: 3	R: 0 E: 0 K: 0 S: 3 H: 0 LOB: 0 BB: 0 P: 3	R: 0 E: 0 K: 1 S: 5 H: 0 LOB: 0 BB: 0 P: 5	R: 0 E: 0 K: 1 S: 5 H: 0 LOB: 0 BB: 0 P: 5	R: 0 E: 0 K: 1 S: 6 H: 1 LOB: 2 BB: 1 P: 10	R: 0 E: 0 K: 0 S: 3 H: 0 LOB: 0 BB: 0 P: 3	R: 0 E: 0 K: 1 S: 5 H: 0 LOB: 1 BB: 1 P: 9	1B: 4 2B: 1 3B: 0 HR: 0 SF: 0 SAC: 0 DP: 1 HBP: 0						

PITCHER		IP	WLS	BF	H	R	ER	SO	BB	IBB	HBP	BLK	WP	HR	S	P	ERA	WHIP
Steve Stone, R ERA: 2.91	(1, 1)	8.0	W	31	5	2	2	4	3	0	0	0	0	0	36	48	2.25	1.000
Don McMahon, R ERA: 8.44	(9, 1)	1.0	S	3	0	0	0	1	0	0	0	0	0	0	5	5	0.00	0.000

PITCHER	IP	WLS	BF	H	R	ER	SO	BB	IBB	HBP	BLK	WP	HR	S	P	ERA	WHIP

TOP

Atlanta Braves @ San Francisco Giants

Candlestick Park, San Francisco, CA

Sun May 09 1971, 6:33 AM EDT

Unknown

livebaseballscorecards.com

AB	31
R	2
H	5
RBI	2
BB	3
SO	5
LOB	11

PA: 34

WP: 0
PB: 0
SB: 0
CS: 0

Batter	1	2	3	4	5	6	7	8	9	AB	R	H	RBI	BB	SO	LOB
Bobby Bonds, R (1, 9) OBP: 0.385, SLG: 0.615	F4 BB	1B		6-3		K		6-3		4	0	0	0	1	1	0
Chris Speier, R (1, 6) OBP: 0.375, SLG: 0.350	WP 1B 2B	1-2 2-H 1B		K		F7		E 1B		5	1	3	1	0	1	0
Willie Mays, R (1, 8) OBP: 0.477, SLG: 0.722	F4	K		1B 2B		HR		E1 G3-6-1 1-2		5	1	2	1	0	1	4
Willie McCovey, L (1, 3) OBP: 0.344, SLG: 0.469	1B 2B 2-3 IBB	K		2-3 1B		F8		G3-6-1 1-2f		4	1	1	0	1	1	4
Ken Henderson, S (1, 7) OBP: 0.365, SLG: 0.461	2B 1-2 3-H 1B	WP 2B		F5			WP 1B BB			3	1	2	1	1	0	2
Dick Dietz, R (1, 2) OBP: 0.439, SLG: 0.433	1-3 2-H 2B	WP BB			L1-6 4-3 BB		F3 1-3			2	0	1	1	2	0	1
Tito Fuentes, S (1, 4) OBP: 0.287, SLG: 0.320	F7	6-3 1-2 2-3		4-3 1-2			6-3 3-H 1B			4	0	1	1	0	0	5
Hal Lanier, R (1, 5) OBP: 0.273, SLG: 0.200		SH3-4 1B 1B	F2		BB		6-3 1-2			3	1	1	0	1	0	3
Steve Stone, R (1, 1) Don McMahon, R (9, 1)		SH3-4 1-2	K		L1-6 2-3		K			3 0	0 0	0 0	0 0	0 0	2 0	5 0
Inning Stats	R: 2 E: 0 K: 0 S: 6 H: 3 LOB: 2 BB: 1 P: 10	R: 1 E: 0 K: 2 S: 9 H: 2 LOB: 2 BB: 1 P: 13	R: 0 E: 0 K: 1 S: 6 H: 1 LOB: 2 BB: 1 P: 10	R: 0 E: 0 K: 1 S: 7 H: 2 LOB: 2 BB: 0 P: 7	R: 0 E: 0 K: 0 S: 2 H: 0 LOB: 1 BB: 2 P: 10	R: 1 E: 0 K: 1 S: 6 H: 1 LOB: 0 BB: 0 P: 6	R: 1 E: 0 K: 1 S: 6 H: 1 LOB: 1 BB: 1 P: 10	R: 0 E: 1 K: 0 S: 4 H: 1 LOB: 1 BB: 0 P: 4		1B: 6 2B: 5 3B: 0 HR: 1 SF: 0 SAC: 1 DP: 2 HBP: 0						

PITCHER	IP	WLS	BF	H	R	ER	SO	BB	IBB	HBP	BLK	WP	HR	S	P	ERA	WHIP
Pat Jarvis, R (1, 1) ERA: 4.43	1.1	L	11	5	3	3	0	1	1	0	0	1	0	9	17	20.25	4.500
Mike McQueen, L (2, 1) ERA: 2.2	4.2		20	4	1	1	5	3	0	0	0	1	1	27	39	1.93	1.500
Bob Priddy, R (7, 1) ERA: 5.4	2.0		9	2	1	1	1	1	0	0	0	1	0	10	14	4.50	1.500

PITCHER	IP	WLS	BF	H	R	ER	SO	BB	IBB	HBP	BLK	WP	HR	S	P	ERA	WHIP

BOTTOM

Atlanta Braves @ San Francisco Giants

Candlestick Park, San Francisco, CA

Sun May 09 1971, 6:33 AM EDT

Unknown

livebaseballscorecards.com

AB	33
R	5
H	11
RBI	5
BB	6
SO	6
LOB	24

Batter	1	2	3	4	5	6	7	8	9	10	AB	R	H	RBI	BB	SO	LOB
Sonny Jackson, L (1, 8) OBP: 0.338, SLG: 0.387	4-3		2B HR BB		F5		4-3		K		4	1	0	0	1	1	0
Ralph Garr, L (1, 7) OBP: 0.427, SLG: 0.512	4-3		1-3 HR 2B		CS 1B			HBP SH5-4 1B		1B 1B	5	2	4	0	0	0	0
Felix Millan, R (1, 4) OBP: 0.447, SLG: 0.500	2B		HR BB		CS 1-2	K		SH5-4 1-2		1B 1-2 1B	3	1	2	0	1	1	0
Orlando Cepeda, R (1, 3) OBP: 0.333, SLG: 0.642	G3		1-H 2-H 3-H HR			HR		HBP IBB		F8	4	2	2	5	1	0	3
Earl Williams, R (1, 5) OBP: 0.275, SLG: 0.480		F8	4-3			F6		F4		1-2 1B 2-H	5	0	1	1	0	0	2
Mike Lum, L (1, 9) OBP: 0.317, SLG: 0.226		F7		3-1		BB		1-2 HBP 2-3		K	2	0	0	0	1	0	0
Bob Priddy, R (8, 1)											1	0	0	0	0	1	2
Cecil Upshaw, R (10, 1)											0	0	0	0	0	0	0
Bob Didier, S (1, 2) OBP: 0.195, SLG: 0.200											3	0	0	0	0	1	1
Hank Aaron, R (8, PH) OBP: 0.360, SLG: 0.680	4-3			G3		K		F7		G3	1	0	0	0	0	0	3
Hal King, L (8, 2) OBP: 0.275, SLG: 0.243											1	0	0	0	0	0	2
Marty Perez, R (1, 6) OBP: 0.260, SLG: 0.279			F3	6-3			5-3		F9		4	0	0	0	0	0	0
Phil Niekro, R (1, 1)			5-3		K		5-3		3-1		1	0	0	0	0	0	0
Ron Herbel, R (4, 1)											2	0	0	0	0	1	0
Dusty Baker Jr., R (8, 9) OBP: 0.158, SLG: 0.211											1	0	0	0	0	0	0
Inning Stats	R: 0 E: 0 K: 0 S: 4 H: 1 LOB: 1 BB: 0 P: 4	R: 0 E: 0 K: 0 S: 3 H: 0 LOB: 0 BB: 0 P: 3	R: 4 E: 0 K: 0 S: 5 H: 2 LOB: 0 BB: 2 P: 13	R: 0 E: 0 K: 0 S: 3 H: 0 LOB: 0 BB: 0 P: 3	R: 0 E: 0 K: 1 S: 5 H: 1 LOB: 0 BB: 0 P: 5	R: 1 E: 0 K: 2 S: 8 H: 1 LOB: 1 BB: 1 P: 12	R: 0 E: 0 K: 0 S: 3 H: 0 LOB: 0 BB: 0 P: 3	R: 0 E: 0 K: 0 S: 4 H: 1 LOB: 3 BB: 1 P: 9	R: 0 E: 0 K: 1 S: 5 H: 0 LOB: 0 BB: 0 P: 5	R: 1 E: 0 K: 1 S: 8 H: 3 LOB: 2 BB: 0 P: 8	1B: 5 2B: 2 3B: 0 HR: 2 SF: 0 SAC: 1 DP: 0 HBP: 1						

PITCHER	IP	WLS	BF	H	R	ER	SO	BB	IBB	HBP	BLK	WP	HR	S	P	ERA	WHIP
Rich Robertson, R (1, 1) ERA: 4.07	4.0		17	3	4	4	0	2	0	0	0	0	1	15	23	9.00	1.250
John Cumberland, L (5, 1) ERA: 1.02	3.0		11	2	1	1	3	1	0	0	0	0	1	16	20	3.00	1.000
Don McMahon, R (8, 1) ERA: 7.11	2.0		9	1	0	0	1	0	1	1	0	0	0	9	14	0.00	0.500
Jerry Johnson, R (10, 1) ERA: 1.21	1.0	L	6	3	1	1	1	0	0	0	0	0	0	8	8	9.00	3.000

PITCHER	IP	WLS	BF	H	R	ER	SO	BB	IBB	HBP	BLK	WP	HR	S	P	ERA	WHIP

TOP

Atlanta Braves @ San Francisco Giants

Candlestick Park, San Francisco, CA

Sun May 09 1971, 6:38 AM EDT

Att. 28,744 - Unknown

livebaseballscorecards.com

AB	37
R	6
H	9
RBI	6
BB	4
SO	5
LOB	13

WP: 0	PB: 0	SB: 0	CS: 1
PA: 44			

Atlanta Braves @ San Francisco Giants

Candlestick Park, San Francisco, CA

Sun May 09 1971, 6:38 AM EDT

Att. 28,744 - Unknown

BOTTOM

Batter	1	2	3	4	5	6	7	8	9	10	AB	R	H	RBI	BB	SO	LOB
Bobby Bonds, R (1, 9) OBP: 0.370, SLG: 0.588	K		5-3	5-3			F6		K		5	0	0	0	0	2	1
Chris Speier, R (1, 6) OBP: 0.369, SLG: 0.339	5-3			HR, E, HBP	5-3		G3			F8	4	1	0	0	0	0	0
Ken Henderson, S (1, 8) OBP: 0.358, SLG: 0.441	F7			E6, 1-2, HR	3-1			F8		BB	4	1	0	0	1	0	1
Willie McCovey, L (1, 3) OBP: 0.371, SLG: 0.529		1B, WP, 1B		1-H, 2-H, HR	1B			F9, 1B, 1B		K	4	1	4	3	0	0	0
Bob Heise, R (8, PR)											0	0	0	0	0	0	0
Hal Lanier, R (9, 5) OBP: 0.273, SLG: 0.200											0	0	0	0	0	0	0
Dick Dietz, R (10, PH) OBP: 0.435, SLG: 0.429											1	0	0	0	0	1	1
George Foster, R (1, 7) OBP: 0.351, SLG: 0.507		F2, 1-2		1B, 3B, 2B	K			1-2, 1B		4-3	5	1	2	0	0	1	3
Al Gallagher, R (1, 5) OBP: 0.317, SLG: 0.347		G1-6-3, 2-3, 1B		F7		FC6-4, 1B		F9, 2-3			3	0	2	0	0	0	1
Willie Mays, R (8, PH) OBP: 0.473, SLG: 0.714											1	0	0	0	0	0	2
(9, 3)																	
Tito Fuentes, S (1, 4) OBP: 0.286, SLG: 0.317		G1-6-3, 1-2f		3B, 2-3, 1B		FC6-4, FC1-5-6-4, S, 1-2f		4-3			4	1	1	0	0	0	5
Russ Gibson, R (1, 2) OBP: 0.111, SLG: 0.333			5-3	1-H, 3-H, 3B		FC1-5-6-4, 1-3			4-3		4	0	1	2	0	0	1
Rich Robertson, R (1, 1) OBP: 0.100, SLG: 0.100			K	F5			4-3		K		1	0	0	0	0	1	0
Frank Johnson, R (4, PH) OBP: 0.188, SLG: 0.192											1	0	0	0	0	0	1
John Cumberland, R (5, 1)											0	0	0	0	0	0	0
Jimmy Rosario, S (7, PH) OBP: 0.340, SLG: 0.211											1	0	0	0	0	0	0
Don McMahon, R (8, 1)											0	0	0	0	0	0	0
Gaylord Perry, R (9, PH) OBP: 0.077, SLG: 0.077											1	0	0	0	0	1	0
Jerry Johnson, R (10, 1)											0	0	0	0	0	0	0
Inning Stats	R: 0 E: 0 K: 1 S: 5	R: 0 E: 0 K: 0 S: 4	R: 0 E: 0 K: 1 S: 5	R: 5 E: 1 K: 0 S: 8	R: 0 E: 0 K: 1 S: 6	R: 0 E: 0 K: 0 S: 3	R: 0 E: 0 K: 0 S: 3	R: 0 E: 0 K: 0 S: 5	R: 0 E: 0 K: 2 S: 7	R: 0 E: 0 K: 1 S: 5							

	H: 0 LOB: 0 BB: 0 P: 5	H: 2 LOB: 1 BB: 0 P: 4	H: 0 LOB: 0 BB: 0 P: 5	H: 4 LOB: 1 BB: 0 P: 9	H: 1 LOB: 1 BB: 0 P: 6	H: 1 LOB: 0 BB: 0 P: 3	H: 0 LOB: 0 BB: 0 P: 3	H: 2 LOB: 2 BB: 0 P: 5	H: 0 LOB: 0 BB: 0 P: 7	H: 0 LOB: 1 BB: 1 P: 9	1B: 7 2B: 2 3B: 1 HR: 1	SF: 0 SAC: 0 DP: 2 HBP: 1	WP: 1 PB: 0 SB: 1 CS: 0	PA: 41

PITCHER	IP	WLS	BF	H	R	ER	SO	BB	IBB	HBP	BLK	WP	HR	S	P	ERA	WHIP
Phil Niekro, R (1, 1) ERA: 3.22	3.1		17	6	5	4	2	0	0	1	0	1	1	20	21	10.80	1.800
Ron Herbel, R (4, 1) ERA: 2.77	4.0		15	4	0	0	1	0	0	0	0	0	0	17	17	0.00	1.000
Bob Priddy, R (8, 1) ERA: 4.7	2.0	W	7	0	0	0	2	1	0	0	0	0	0	10	14	0.00	0.500
Cecil Upshaw, R (10, 1) ERA: 2.7	0.2	S	2	0	0	0	1	0	0	0	0	0	0	4	4	0.00	0.000

PITCHER	IP	WLS	BF	H	R	ER	SO	BB	IBB	HBP	BLK	WP	HR	S	P	ERA	WHIP

AB	39
R	5
H	10
RBI	5
BB	1
SO	6
LOB	16

livebaseballscorecards.com

Atlanta Braves @ Los Angeles Dodgers

Dodger Stadium, Los Angeles, CA

Tue May 11 1971, 7:05 PM PDT

Att. 32,959 - Unknown

TOP

livebaseballscorecards.com

Batter	1	2	3	4	5	6	7	8	9	AB	R	H	RBI	BB	SO	LOB
Dusty Baker Jr., R (1, 8) (7, 9) OBP: 0.130, SLG: 0.174	K			K		G3		E6		4	0	0	0	0	2	1
Ralph Garr, L (1, 7) OBP: 0.422, SLG: 0.500	BB G6-4-3			K			F7	F9		3	0	0	0	1	1	1
Hank Aaron, R (1, 9) OBP: 0.360, SLG: 0.680	G6-4-3 1-2f			5-3			1B SF9 2B		G6-4-3 1B	3	0	1	0	0	0	1
Sonny Jackson, L (7, PR) (7, 8) OBP: 0.344, SLG: 0.392										1	1	1	0	0	0	0
Orlando Cepeda, R (1, 3) OBP: 0.339, SLG: 0.636		CS 1B			F8		1B 2-3 1B		G6-4-3 1-2f	4	0	2	0	0	0	1
Felix Millan, R (1, 4) OBP: 0.433, SLG: 0.487		5-3 1-2			K		SF9 3-H		6-3	3	0	0	1	0	1	1
Earl Williams, R (1, 5) OBP: 0.277, SLG: 0.474		F7			F8		1B 1-2 1B			3	0	1	0	0	0	0
Gil Garrido, R (1, 6) OBP: 0.255, SLG: 0.186			F8			5-3	K			3	0	0	0	0	1	2
Bob Didier, S (1, 2) OBP: 0.205, SLG: 0.209			5-3			1B		4-3		3	0	1	0	0	0	0
Jim Nash, R (1, 1) OBP: 0.250, SLG: 0.250			K			F7		F2		1	0	0	0	0	1	0
Pat Jarvis, R (4, 1) OBP: 0.214, SLG: 0.083										0	0	0	0	0	0	0
Clete Boyer, R (6, PH) OBP: 0.254, SLG: 0.232										1	0	0	0	0	0	1
Tom Kelley, R (6, 1)										0	0	0	0	0	0	0
Mike Lum, L (8, PH) OBP: 0.310, SLG: 0.219										1	0	0	0	0	0	0
Steve Barber, L (8, 1)										0	0	0	0	0	0	0

	AB	R	H	RBI	BB	SO	LOB
	30	1	6	1	1	6	8

Inning Stats	1	2	3	4	5	6	7	8	9
R	0	0	0	0	0	0	1	0	0
E	0	0	0	0	0	0	0	1	0
K	1	0	1	2	1	0	1	0	0
S	4	3	5	7	5	4	8	4	3
H	0	1	0	0	0	1	3	0	1
LOB	0	0	0	0	0	1	2	1	0
BB	1	0	0	0	0	0	0	0	0
P	8	3	5	7	5	4	8	4	3

	1B	SF	WP	PA
	5	1	0	32
	2B	SAC	PB	
	1	0	0	
	3B	DP	SB	
	0	2	0	
	HR	HBP	CS	
	0	0	1	

PITCHER	IP	WLS	BF	H	R	ER	SO	BB	IBB	HBP	BLK	WP	HR	S	P	ERA	WHIP
Claude Osteen, L (1, 1) ERA: 2.51	9.0	W	32	6	1	1	6	1	0	0	0	0	0	43	47	1.00	0.778

PITCHER	IP	WLS	BF	H	R	ER	SO	BB	IBB	HBP	BLK	WP	HR	S	P	ERA	WHIP

Batter	1	2	3	4	5	6	7	8	9	AB	R	H	RBI	BB	SO	LOB
Billy Grabarkewitz, R (1, 5) OBP: 0.397, SLG: 0.340	6-3	BB		K		G3		K		4	0	0	0	1	2	3
Bill Buckner, L (1, 9) OBP: 0.333, SLG: 0.393	4-1	5-3		HR		F9				4	1	1	3	0	0	2
Willie Davis, L (1, 8) OBP: 0.398, SLG: 0.508	BB		G4-6-3	1B			4-3 4-3			4	2	4	0	0	0	0
Dick Allen, R (1, 7) OBP: 0.342, SLG: 0.371	BB		G4-6-3	1B			4-3			3	1	1	1	1	0	2
Wes Parker, S (1, 3) OBP: 0.324, SLG: 0.349	2B		1B	F6			4-3			4	0	2	2	0	0	2
Tom Haller, L (1, 2) OBP: 0.400, SLG: 0.364	G3		F7		6-3		F3			4	0	0	0	0	0	3
Jim Lefebvre, S (1, 4) OBP: 0.319, SLG: 0.435		4-3 PB 1B		K	5-3			F3		4	0	1	0	0	1	0
Bill Russell, R (1, 6) OBP: 0.311, SLG: 0.333		K		HR	F6			K		4	1	1	0	0	2	1
Claude Osteen, L (1, 1) OBP: 0.174, SLG: 0.100		4-3		HR		K		WP 1B		3	1	1	0	1	1	1
Inning Stats	R: 2 E: 0 K: 0 S: 5 H: 2 LOB: 1 BB: 1 P: 9	R: 0 E: 0 K: 1 S: 6 H: 1 LOB: 2 BB: 1 P: 10	R: 0 E: 0 K: 0 S: 4 H: 2 LOB: 1 BB: 0 P: 4	R: 4 E: 0 K: 2 S: 11 H: 4 LOB: 1 BB: 1 P: 15	R: 0 E: 0 K: 0 S: 3 H: 0 LOB: 0 BB: 0 P: 3	R: 0 E: 0 K: 1 S: 5 H: 0 LOB: 0 BB: 0 P: 5	R: 0 E: 0 K: 0 S: 4 H: 1 LOB: 1 BB: 0 P: 4	R: 0 E: 0 K: 2 S: 8 H: 1 LOB: 1 BB: 0 P: 8		1B: 7 2B: 1 3B: 2 HR: 1 SF: 0 SAC: 0 DP: 1 HBP: 0						

PITCHER		IP	WLS	BF	H	R	ER	SO	BB	IBB	HBP	BLK	WP	HR	S	P	ERA	WHIP
Jim Nash, R ERA: 4.85	(1, 1)	3.2	L	20	7	5	5	3	3	0	0	0	0	1	23	35	12.27	2.727
Pat Jarvis, R ERA: 4.5	(4, 1)	1.1		6	2	1	1	0	0	0	0	0	0	0	6	6	6.75	1.500
Tom Kelley, R ERA: 7.2	(6, 1)	2.0		7	1	0	0	1	0	0	0	0	0	0	9	9	0.00	0.500
Steve Barber, L ERA: 9.64	(8, 1)	1.0		4	1	0	0	2	0	0	0	0	1	0	8	8	0.00	1.000

PITCHER	IP	WLS	BF	H	R	ER	SO	BB	IBB	HBP	BLK	WP	HR	S	P	ERA	WHIP

BOTTOM

Atlanta Braves @ Los Angeles Dodgers

Dodger Stadium, Los Angeles, CA

Tue May 11 1971, 7:05 PM PDT

Att. 32,959 - Unknown

livebaseballscorecards.com

AB	34
R	6
H	11
RBI	6
BB	3
SO	6
LOB	14

1B: 7	SF: 0	WP: 1	PA: 37
2B: 1	SAC: 0	PB: 1	
3B: 2	DP: 1	SB: 0	
HR: 1	HBP: 0	CS: 0	

Atlanta Braves @ Los Angeles Dodgers

Dodger Stadium, Los Angeles, CA

Wed May 12 1971, 7:05 PM PDT

Att. 15,702 - Unknown

livebaseballscorecards.com

TOP

Batter	1	2	3	4	5	6	7	8	9	AB	R	H	RBI	BB	SO	LOB
Sonny Jackson, L (1, 8) OBP: 0.348, SLG: 0.403	K		1-3 2B			1B 1B		F9		4	0	2	0	0	1	1
Ralph Garr, L (1, 7) OBP: 0.417, SLG: 0.492	6-3		F8			1-3 CS 1B		F2		4	0	1	0	0	0	3
Hank Aaron, R (1, 9) OBP: 0.356, SLG: 0.660	P6		P3			1-2 FC6-4 BB			F7	3	0	0	0	1	0	0
Orlando Cepeda, R (1, 3) OBP: 0.328, SLG: 0.614		P5	P4			FC6-4 1-2f			6-3	4	0	0	0	0	0	2
Felix Millan, R (1, 4) OBP: 0.420, SLG: 0.471		5-3	6-3				5-3		6-3	4	0	0	0	0	0	0
Hal King, L (1, 2) OBP: 0.265, SLG: 0.233		K			K		F9			3	0	0	0	0	2	0
Earl Williams, R (1, 5) OBP: 0.267, SLG: 0.457			K		5-3		K			3	0	0	0	0	2	0
Gil Garrido, R (1, 6) OBP: 0.240, SLG: 0.174			F9		6-3			5-3		3	0	0	0	0	0	0
George Stone, L (1, 1) OBP: 0.214, SLG: 0.214			2B 1B			F8		1B		2	0	1	0	0	0	0
Mike Lum, L (8, PH) OBP: 0.326, SLG: 0.242										1	0	1	0	0	0	0
Mike McQueen, L (8, 1) OBP: 0.200, SLG: 0.200										0	0	0	0	0	0	0

	AB	31
	R	0
	H	5
	RBI	0
	BB	1
	SO	5
	LOB	6

Inning Stats	1	2	3	4	5	6	7	8	9
	R: 0 E: 0 K: 1 S: 5	R: 0 E: 0 K: 1 S: 5	R: 0 E: 0 K: 1 S: 7	R: 0 E: 0 K: 0 S: 3	R: 0 E: 0 K: 1 S: 5	R: 0 E: 0 K: 0 S: 4	R: 0 E: 0 K: 1 S: 5	R: 0 E: 0 K: 0 S: 4	R: 0 E: 0 K: 0 S: 3
	H: 0 LOB: 0 BB: 0 P: 5	H: 0 LOB: 0 BB: 0 P: 5	H: 2 LOB: 2 BB: 0 P: 7	H: 0 LOB: 0 BB: 0 P: 3	H: 0 LOB: 0 BB: 0 P: 5	H: 2 LOB: 2 BB: 1 P: 8	H: 0 LOB: 0 BB: 0 P: 5	H: 1 LOB: 1 BB: 0 P: 4	H: 0 LOB: 0 BB: 0 P: 3

	1B: 4	SF: 0	WP: 0	PA: 32
	2B: 1	SAC: 0	PB: 0	
	3B: 0	DP: 0	SB: 0	
	HR: 0	HBP: 0	CS: 1	

PITCHER	IP	WLS	BF	H	R	ER	SO	BB	IBB	HBP	BLK	WP	HR	S	P	ERA	WHIP
Don Sutton, R (1, 1) ERA: 3.81	9.0	W	32	5	0	0	5	1	0	0	0	0	0	41	45	0.00	0.667

PITCHER	IP	WLS	BF	H	R	ER	SO	BB	IBB	HBP	BLK	WP	HR	S	P	ERA	WHIP

Batter	1	2	3	4	5	6	7	8	9	AB	R	H	RBI	BB	SO	LOB
Maury Wills, S (1, 6) OBP: 0.356, SLG: 0.363	G6-4-3 1B		5-3 1B 1-2 1B		SH1-4 1B		K			4	1	3	0	0	1	0
Manny Mota, R (1, 9) OBP: 0.362, SLG: 0.365	G6-4-3 1-2f		5-3 1-2 2-3		SH1-4 1-2		F9 2B			3	0	1	0	0	0	3
Willie Davis, L (1, 8) OBP: 0.394, SLG: 0.500	5-3		1B 2-H 3-H		F9		F9 2-3			4	0	1	2	0	0	2
Dick Allen, R (1, 7) OBP: 0.339, SLG: 0.396		HR	K		K		5-3			4	1	1	1	0	2	3
Wes Parker, S (1, 3) OBP: 0.322, SLG: 0.346		K		F8		HR 1B		F9		4	1	1	0	0	1	0
Jim Lefebvre, S (1, 4) OBP: 0.314, SLG: 0.480		F8		F9		1-H HR		F7		4	1	1	2	0	0	0
Bill Sudakis, S (1, 2) OBP: 0.316, SLG: 0.333		K		1B BB		F9		F7		3	0	0	0	1	1	0
Steve Garvey, R (1, 5) OBP: 0.336, SLG: 0.404			F9	1B		K				3	0	1	0	0	1	0
Don Sutton, R (1, 1) OBP: 0.235, SLG: 0.071			5-3 1B 1B BB	K		1-3				2	1	0	0	1	1	2
Inning Stats	R: 0 E: 0 K: 0 S: 3 H: 1 LOB: 0 BB: 0 P: 3	R: 1 E: 0 K: 2 S: 8 H: 1 LOB: 0 BB: 0 P: 8	R: 2 E: 0 K: 1 S: 7 H: 2 LOB: 1 BB: 1 P: 11	R: 0 E: 0 K: 1 S: 6 H: 1 LOB: 2 BB: 1 P: 10	R: 0 E: 0 K: 1 S: 6 H: 1 LOB: 1 BB: 0 P: 6	R: 2 E: 0 K: 1 S: 7 H: 2 LOB: 0 BB: 0 P: 7	R: 0 E: 0 K: 1 S: 6 H: 1 LOB: 1 BB: 0 P: 6	R: 0 E: 0 K: 0 S: 3 H: 0 LOB: 0 BB: 0 P: 3		1B: 6 2B: 1 3B: 0 HR: 2 SF: 0 SAC: 1 DP: 1 HBP: 0					WP: 0 PB: 0 SB: 0 CS: 0 PA: 34	

PITCHER		IP	WLS	BF	H	R	ER	SO	BB	IBB	HBP	BLK	WP	HR	S	P	ERA	WHIP
George Stone, L ERA: 3.6	(1, 1)	7.0	L	31	9	5	5	7	2	0	0	0	0	2	43	51	6.43	1.571
Mike McQueen, L ERA: 2.08	(8, 1)	1.0		3	0	0	0	0	0	0	0	0	0	0	3	3	0.00	0.000

PITCHER	IP	WLS	BF	H	R	ER	SO	BB	IBB	HBP	BLK	WP	HR	S	P	ERA	WHIP

BOTTOM

Atlanta Braves @ Los Angeles Dodgers

Dodger Stadium, Los Angeles, CA

Wed May 12 1971, 7:05 PM PDT

Att. 15,702 - Unknown

livebaseballscorecards.com

AB	31
R	5
H	9
RBI	5
BB	2
SO	7
LOB	10

Philadelphia Phillies @ Atlanta Braves

Atlanta Stadium, Atlanta, GA

Fri May 14 1971, 7:05 PM EDT

Att. 10,164 - Unknown

livebaseballscorecards.com

Batter	1	2	3	4	5	6	7	8	9	AB	R	H	RBI	BB	SO	LOB
Larry Bowa, S (1, 6) OBP: 0.281, SLG: 0.281	F7		FC8-4 (E, S, SF8; 1-2f)		FC4-6 (1-2; 1B)			E4 (L3)		4	1	1	0	0	0	1
Denny Doyle, L (1, 4) OBP: 0.308, SLG: 0.366	P5		SF8 (1-H)		FC4-6 (1-2f, 2-3)			L3 (1-2)		3	0	0	1	0	0	3
Willie Montanez, L (1, 8) OBP: 0.394, SLG: 0.567	HR		K		K			FC4-6 (1B)		4	1	2	1	0	2	2
Tim McCarver, L (1, 2) OBP: 0.291, SLG: 0.305	1B			1B		P1		FC4-6 (1-2f)		4	0	2	0	0	0	1
Deron Johnson, R (1, 3) OBP: 0.265, SLG: 0.294	4-3			K		6-3			5-3	4	0	0	0	0	1	2
Roger Freed, R (1, 9) OBP: 0.316, SLG: 0.323		K		F9		P6			P3	4	0	0	0	0	1	1
Don Money, R (1, 5) OBP: 0.248, SLG: 0.330		5-3		K			K		1B	4	0	1	0	0	2	1
Joe Lis, R (1, 7) OBP: 0.347, SLG: 0.450 Byron Browne, R (7, 7) OBP: 0.176, SLG: 0.067 Ron Stone, L (9, PH) OBP: 0.333, SLG: 0.343		K			FC4-6 (1B)		F8		1B (1-2)	3 0 1	0 0 0	1 0 1	0 0 0	0 0 0	1 0 0	0 0 0
Barry Lersch, S (1, 1) OBP: 0.250, SLG: 0.077 Darrell Brandon, R (7, 1) OBP: 0.333, SLG: 0.333 Joe Hoerner, R (7, 1) Tony Taylor, R (9, PH) OBP: 0.286, SLG: 0.341			FC8-4 (1B)		P6		K		P4	3 0 0 1	0 0 0 0	1 0 0 0	0 0 0 0	1 0 0 0	1 0 0 2	1 0 0 0
Inning Stats	R: 1 E: 0 K: 0 S: 5 H: 2 LOB: 1 BB: 0 P: 5	R: 0 E: 0 K: 2 S: 7 H: 0 LOB: 0 BB: 0 P: 7	R: 1 E: 0 K: 1 S: 6 H: 1 LOB: 0 BB: 0 P: 6	R: 0 E: 0 K: 2 S: 8 H: 1 LOB: 1 BB: 0 P: 8	R: 0 E: 0 K: 1 S: 7 H: 2 LOB: 2 BB: 0 P: 7	R: 0 E: 0 K: 0 S: 3 H: 0 LOB: 0 BB: 0 P: 3	R: 0 E: 0 K: 2 S: 7 H: 0 LOB: 0 BB: 0 P: 7	R: 0 E: 1 K: 0 S: 4 H: 1 LOB: 1 BB: 0 P: 4	R: 0 E: 0 K: 0 S: 5 H: 2 LOB: 2 BB: 0 P: 5	1B: 8 2B: 1 3B: 0 HR: 1	SF: 1 SAC: 0 DP: 1 HBP: 0			WP: 0 PB: 0 SB: 1 CS: 0	PA: 36		

TOP	
AB	35
R	2
H	9
RBI	2
BB	0
SO	8
LOB	14

PITCHER		IP	WLS	BF	H	R	ER	SO	BB	IBB	HBP	BLK	WP	HR	S	P	ERA	WHIP
Ron Reed, R ERA: 3.27	(1, 1)	7.0	W	27	6	2	1	8	0	0	0	0	0	1	43	43	1.29	0.857
Cecil Upshaw, R ERA: 2.51	(8, 1)	2.0	S	9	3	0	0	0	0	0	0	0	0	0	9	9	0.00	1.500

PITCHER	IP	WLS	BF	H	R	ER	SO	BB	IBB	HBP	BLK	WP	HR	S	P	ERA	WHIP

BOTTOM

Philadelphia Phillies @ Atlanta Braves

Atlanta Stadium, Atlanta, GA

Fri May 14 1971, 7:05 PM EDT

Att. 10,164 - Unknown

Batter	1	2	3	4	5	6	7	8	9	AB	R	H	RBI	BB	SO	LOB
Sonny Jackson, L (1, 8) OBP: 0.345, SLG: 0.394	4-3		G3			4-3	BB 1-2 2-3			3	0	0	0	1	0	2
Ralph Garr, L (1, 7) OBP: 0.413, SLG: 0.485	5-3		6-3			4-3	1B 1-2 2-H 3-H			4	0	1	1	0	0	2
Hank Aaron, R (1, 9) OBP: 0.352, SLG: 0.645	5-3			FC5-4		5-3		K		4	0	1	0	0	1	0
Orlando Cepeda, R (1, 3) OBP: 0.325, SLG: 0.627		4-3		FC5-4 1-2f			HR	L4		4	1	1	1	0	0	1
Felix Millan, R (1, 4) OBP: 0.430, SLG: 0.475		L5-3		F8			BB SH 1B	1B		3	1	2	0	1	0	1
Clete Boyer, R (1, 5) OBP: 0.242, SLG: 0.220		L5-3 1-2		L8			SH BB 1B 1B 1-3	F3		3	1	0	0	0	0	3
Bob Didier, S (1, 2) OBP: 0.234, SLG: 0.239			SH2-4 BB 1B		G3		BB 1B 1B 1-2 3-H			3	0	2	1	0	0	0
Gil Garrido, R (1, 6) OBP: 0.250, SLG: 0.170 Mike Lum, L (7, PH) OBP: 0.318, SLG: 0.235 Marty Perez, R (8, 6) OBP: 0.260, SLG: 0.279			SH2-4 BB 1-2		6-3		K			1 1 0	0 0 0	0 0 0	0 0 0	1 0 0	0 1 0	0 2 0
Ron Reed, R (1, 1) OBP: 0.111, SLG: 0.111 Earl Williams, R (7, PH) OBP: 0.264, SLG: 0.451 Cecil Upshaw, R (8, 1)			SH2-4 1-2 2-3		5-3		F9			1 1 0	0 0 0	0 0 0	0 0 0	0 0 0	0 0 0	0 2 0
Inning Stats	R: 0 E: 0 K: 0 S: 3 H: 0 LOB: 0 BB: 0 P: 3	R: 0 E: 0 K: 0 S: 3 H: 1 LOB: 0 BB: 0 P: 3	R: 0 E: 0 K: 0 S: 4 H: 1 LOB: 2 BB: 1 P: 8	R: 0 E: 0 K: 0 S: 4 H: 1 LOB: 1 BB: 0 P: 4	R: 0 E: 0 K: 0 S: 3 H: 0 LOB: 0 BB: 0 P: 3	R: 0 E: 0 K: 0 S: 3 H: 0 LOB: 0 BB: 0 P: 3	R: 3 E: 1 K: 1 S: 8 H: 3 LOB: 2 BB: 2 P: 16	R: 0 E: 0 K: 1 S: 6 H: 1 LOB: 1 BB: 0 P: 6		1B: 6 2B: 1 3B: 0 HR: 1 SF: 0 SAC: 2 DP: 1 HBP: 0					

PITCHER	IP	WLS	BF	H	R	ER	SO	BB	IBB	HBP	BLK	WP	HR	S	P	ERA	WHIP
Barry Lersch, R (1, 1) ERA: 3.78	6.0	L	25	5	3	2	0	2	0	0	0	0	1	23	31	3.00	1.167
Darrell Brandon, R (7, 1) ERA: 1.2	0.2		3	0	0	0	1	1	0	0	0	0	0	4	8	0.00	1.500
Joe Hoerner, L (7, 1) ERA: 3.31	1.1		5	2	0	0	1	0	0	0	0	0	0	7	7	0.00	1.500

PITCHER	IP	WLS	BF	H	R	ER	SO	BB	IBB	HBP	BLK	WP	HR	S	P	ERA	WHIP

AB	28
R	3
H	7
RBI	3
BB	3
SO	2
LOB	13

WP: 0 PA: 33
PB: 0
SB: 0
CS: 0

livebaseballscorecards.com

Batter	1	2	3	4	5	6	7	8	9	AB	R	H	RBI	BB	SO	LOB
Larry Bowa, S (1, 6) OBP: 0.273, SLG: 0.272	4-3			G3		F9		K		4	0	0	0	0	1	3
Tim McCarver, L (1, 2) OBP: 0.299, SLG: 0.343	G3			P6		1-3 S 2-H 1B			HR	4	1	2	2	0	0	0
Willie Montanez, L (1, 8) OBP: 0.381, SLG: 0.545	F9			F8		K 1-2			4-3	4	0	0	0	0	1	2
Joe Lis, R (1, 7) OBP: 0.321, SLG: 0.409		6-3			L5		K		K	4	0	0	0	0	2	0
Don Money, R (1, 5) OBP: 0.240, SLG: 0.319		6-3			F7		5-3		6-3	4	0	0	0	0	0	0
Deron Johnson, R (1, 3) OBP: 0.258, SLG: 0.286		F7			P3		6-3			3	0	0	0	0	0	0
Roger Freed, R (1, 9) OBP: 0.333, SLG: 0.337			BBBBB 4-0 L6-3 BB			1B 1B 1B		1B		2	1	2	0	1	0	0
Denny Doyle, L (1, 4) OBP: 0.298, SLG: 0.353			L6-3 1-2			K		F8		3	0	0	0	0	1	3
Chris Short, R (1, 1)			5-3			1B 1-2 1B		K		1	0	0	0	0	0	0
Byron Browne, R (6, PH) OBP: 0.222, SLG: 0.125										1	0	1	0	0	0	0
Bill Champion, R (6, 1) OBP: 1.000, SLG: 1.000										0	0	0	0	0	0	0
Ron Stone, L (8, PH) OBP: 0.325, SLG: 0.333										1	0	0	0	0	1	1
Ken Reynolds, L (8, 1)										0	0	0	0	0	0	0
Inning Stats	R: 0 E: 0 K: 0 S: 3 H: 0 LOB: 0 BB: 0 P: 3	R: 0 E: 0 K: 0 S: 3 H: 0 LOB: 0 BB: 0 P: 3	R: 0 E: 0 K: 0 S: 2 H: 0 LOB: 0 BB: 1 P: 6	R: 0 E: 0 K: 0 S: 3 H: 0 LOB: 0 BB: 0 P: 3	R: 0 E: 0 K: 0 S: 3 H: 0 LOB: 0 BB: 0 P: 3	R: 1 E: 0 K: 2 S: 10 H: 3 LOB: 2 BB: 0 P: 10	R: 0 E: 0 K: 1 S: 5 H: 0 LOB: 0 BB: 0 P: 5	R: 0 E: 0 K: 2 S: 8 H: 1 LOB: 1 BB: 0 P: 8	R: 1 E: 0 K: 1 S: 6 H: 1 LOB: 0 BB: 0 P: 6	1B: 4 2B: 1 3B: 0 HR: 1 SF: 0 SAC: 0 DP: 1 HBP: 0							WP: 0 PB: 0 SB: 1 CS: 0 PA: 32

PITCHER		IP	WLS	BF	H	R	ER	SO	BB	IBB	HBP	BLK	WP	HR	S	P	ERA	WHIP
Phil Niekro, R ERA: 3.03	(1, 1)	9.0	W	32	5	2	2	6	1	0	0	0	0	1	43	47	2.00	0.667

PITCHER	IP	WLS	BF	H	R	ER	SO	BB	IBB	HBP	BLK	WP	HR	S	P	ERA	WHIP

TOP

Philadelphia Phillies @ Atlanta Braves

Atlanta Stadium, Atlanta, GA

Sat May 15 1971, 7:05 PM EDT

Att. 4,976 - Unknown

livebaseballscorecards.com

AB	31
R	2
H	5
RBI	2
BB	1
SO	6
LOB	9

BOTTOM

Philadelphia Phillies @ Atlanta Braves

Atlanta Stadium, Atlanta, GA

Sat May 15 1971, 7:05 PM EDT

Att. 4,976 - Unknown

Batter	1	2	3	4	5	6	7	8	9	AB	R	H	RBI	BB	SO	LOB
Felix Millan, R (1, 4) OBP: 0.429, SLG: 0.472	FC6-4 1B		E 1B	4-3		6-3		FC4-6 1-2f 2-3		5	1	2	0	0	0	4
Ralph Garr, L (1, 7) OBP: 0.412, SLG: 0.504	FC6-4 1B 1-2f		E4 HR 1B 1-H	1-3			HR	6-3		5	3	2	1	0	0	4
Hank Aaron, R (1, 9) OBP: 0.357, SLG: 0.649 Sonny Jackson, L (7, PR) OBP: 0.345, SLG: 0.394 (8, 8)	1B 1-H		K		P4		6-3 2B			4 0	0 0	2 0	1 0	0 0	1 0	1 0
Orlando Cepeda, R (1, 3) OBP: 0.331, SLG: 0.620	F9		HR IBB		S 1B		6-3 2-3			3	1	1	0	1	0	2
Clete Boyer, R (1, 5) OBP: 0.243, SLG: 0.270	4-3		HR 1-H 3-H		L6		K			4	1	1	3	0	1	4
Dusty Baker Jr., R (1, 8) OBP: 0.111, SLG: 0.148 (8, 9)		K	F7		K 1-2		6-3			4	0	0	0	0	2	3
Bob Didier, S (1, 2) OBP: 0.275, SLG: 0.265		6-3 1B	1-3			F8 SH1-4 1B		FC4-6 HBP BB		3	0	2	0	1	0	0
Marty Perez, R (1, 6) OBP: 0.250, SLG: 0.268		6-3 1-2		L7		SH1-4 1-2		F7		3	0	0	0	0	0	2
Phil Niekro, R (1, 1) OBP: 0.100, SLG: 0.111		F8		4-3 2B		F8 2-3		FC4-6 HBP 1-2		3	0	1	0	0	0	2
Inning Stats	R: 1 H: 2 E: 0 LOB: 1 K: 0 BB: 0 S: 5 P: 5	R: 0 H: 1 E: 0 LOB: 1 K: 1 BB: 0 S: 6 P: 6	R: 4 H: 3 E: 1 LOB: 0 K: 1 BB: 1 S: 8 P: 12	R: 0 H: 1 E: 0 LOB: 1 K: 0 BB: 0 S: 4 P: 4	R: 0 H: 1 E: 0 LOB: 1 K: 1 BB: 0 S: 6 P: 6	R: 0 H: 1 E: 0 LOB: 1 K: 0 BB: 0 S: 4 P: 4	R: 1 H: 2 E: 0 LOB: 2 K: 1 BB: 0 S: 7 P: 7	R: 0 H: 0 E: 0 LOB: 2 K: 0 BB: 1 S: 3 P: 8		1B: 7 SF: 0 2B: 2 SAC: 1 3B: 0 DP: 0 HR: 2 HBP: 1						

livebaseballscorecards.com

	AB	34
	R	6
	H	11
	RBI	5
	BB	2
	SO	4
	LOB	22

WP: 0 PA: 38
PB: 0
SB: 1
CS: 0

PITCHER		IP	WLS	BF	H	R	ER	SO	BB	IBB	HBP	BLK	WP	HR	S	P	ERA	WHIP
Chris Short, L ERA: 3.23	(1, 1)	5.0	L	24	8	5	5	3	0	1	0	0	0	1	29	33	9.00	1.600
Bill Champion, R ERA: 6.19	(6, 1)	2.0		9	3	1	1	1	0	0	0	0	0	1	11	11	4.50	1.500
Ken Reynolds, L ERA: 3.18	(8, 1)	1.0		5	0	0	0	0	1	0	1	0	0	0	3	8	0.00	1.000

PITCHER	IP	WLS	BF	H	R	ER	SO	BB	IBB	HBP	BLK	WP	HR	S	P	ERA	WHIP

Philadelphia Phillies @ Atlanta Braves

Atlanta Stadium, Atlanta, GA

Sun May 16 1971, 3:33 AM EDT

Att. 16,990 - Unknown

TOP

Batter	1	2	3	4	5	6	7	8	9	AB	R	H	RBI	BB	SO	LOB
Larry Hisle, R (1, 7) OBP: 0.310, SLG: 0.263	F9		F8		K		P6	P4		5	0	0	0	0	1	5
Tony Taylor, R (1, 4) OBP: 0.278, SLG: 0.327	4-3		K		4-3		HR 1B		L3	5	1	1	0	0	1	2
Denny Doyle, L (9, 4) OBP: 0.298, SLG: 0.353										0	0	0	0	0	0	0
Willie Montanez, L (1, 8) OBP: 0.398, SLG: 0.619	L7			HR		F8 1B BB	1-H HR		1B 2B	4	3	3	3	1	0	0
Tim McCarver, L (1, 2) OBP: 0.295, SLG: 0.337		2B 1B		F7		F7	F7		F8	5	0	1	0	0	0	2
Don Money, R (1, 5) OBP: 0.246, SLG: 0.322		P6		6-3		1-2 F8 1B		F3	2-H 1B	5	0	2	1	0	0	1
Ron Stone, L (1, 3) OBP: 0.295, SLG: 0.300		K		F9		F8 1-2 2-3		F9	P4	4	0	0	0	0	1	3
Deron Johnson, R (9, PH) OBP: 0.256, SLG: 0.283 (9, 3)										1	0	0	0	0	0	1
Roger Freed, R (1, 9) OBP: 0.355, SLG: 0.376		1-3 2B			1B 2B	IBB		BB BB 1B		3	0	3	0	1	0	0
Terry Harmon, R (1, 6) OBP: 0.300, SLG: 0.250		L8			2-3 1B	P4		1-2 BB BB		3	0	1	0	1	0	5
Larry Bowa, S (9, 6) OBP: 0.273, SLG: 0.272										0	0	0	0	0	0	0
Rick Wise, R (1, 1) OBP: 0.235, SLG: 0.375			F7		F8		5-3	1-2 2-3 BB		3	0	0	0	1	0	2
Woodie Fryman, R (9, 1)										0	0	0	0	0	0	0
Inning Stats	R: 0 E: 0 K: 0 S: 3 H: 0 LOB: 0 BB: 0 P: 3	R: 0 E: 0 K: 1 S: 7 H: 2 LOB: 2 BB: 0 P: 7	R: 0 E: 0 K: 1 S: 5 H: 0 LOB: 0 BB: 0 P: 5	R: 1 E: 0 K: 0 S: 4 H: 1 LOB: 0 BB: 0 P: 4	R: 0 E: 0 K: 1 S: 7 H: 2 LOB: 2 BB: 0 P: 7	R: 0 E: 0 K: 0 S: 4 H: 1 LOB: 3 BB: 2 P: 12	R: 2 E: 0 K: 0 S: 5 H: 2 LOB: 0 BB: 0 P: 5	R: 0 E: 0 K: 0 S: 4 H: 1 LOB: 3 BB: 2 P: 12	R: 1 E: 0 K: 0 S: 5 H: 2 LOB: 1 BB: 0 P: 5	1B: 6 2B: 3 3B: 0 HR: 2	SF: 0 SAC: 0 DP: 0 HBP: 0						

PITCHER		IP	WLS	BF	H	R	ER	SO	BB	IBB	HBP	BLK	WP	HR	S	P	ERA	WHIP
Pat Jarvis, R ERA: 4.35	(1, 1)	7.2	L	36	9	3	3	3	3	1	0	0	0	2	38	54	3.52	1.565
Ron Herbel, R ERA: 2.7	(8, 1)	0.1		1	0	0	0	0	0	0	0	0	0	0	1	1	0.00	0.000
Steve Barber, L ERA: 10.13	(9, 1)	0.2		4	2	1	1	0	0	0	0	0	0	0	4	4	13.50	3.000
Bob Priddy, R ERA: 4.6	(9, 1)	0.1		1	0	0	0	0	0	0	0	0	0	0	1	1	0.00	0.000

PITCHER	IP	WLS	BF	H	R	ER	SO	BB	IBB	HBP	BLK	WP	HR	S	P	ERA	WHIP

AB	38
R	4
H	11
RBI	4
BB	4
SO	3
LOB	21

WP: 0 PA: 42
PB: 0
SB: 0
CS: 0

livebaseballscorecards.com

Philadelphia Phillies @ Atlanta Braves

Atlanta Stadium, Atlanta, GA

Sun May 16 1971, 3:33 AM EDT

Att. 16,990 - Unknown

BOTTOM

Batter	1	2	3	4	5	6	7	8	9	AB	R	H	RBI	BB	SO	LOB
Felix Millan, R (1, 4) OBP: 0.421, SLG: 0.462	1-3		L7		6-3			4-3 1B	L8	5	0	1	0	0	0	2
Ralph Garr, L (1, 7) OBP: 0.414, SLG: 0.517	P4-3 1B		1B 3B			P6		4-3 1-2		4	1	2	0	0	0	1
Hank Aaron, R (1, 9) OBP: 0.354, SLG: 0.635	P4-3 1-2f		G1-4-3 3-H 1B			E6 F7 S		F9		4	0	1	1	0	0	2
Orlando Cepeda, R (1, 3) OBP: 0.336, SLG: 0.613		BBBB BB 1B BB	G1-4-3 1-2f			F7 1-3			1B 1B 1B	3	1	1	0	1	0	2
Clete Boyer, R (1, 5) OBP: 0.243, SLG: 0.269		F9		SSS K		1-3			SH3-4 1-2 1B 1B	4	1	1	0	0	1	2
Sonny Jackson, L (1, 8) OBP: 0.343, SLG: 0.389		F8		F9			P5		1B SH3-4 1-2 2-H 1B	4	0	1	0	0	0	1
Bob Didier, S (1, 2) OBP: 0.278, SLG: 0.269		BB 1-2 1B		F8			4-3		SH3-4 1-2 2-3	3	0	1	0	0	0	0
Marty Perez, R (1, 6) OBP: 0.253, SLG: 0.260		BBBB 1-2 2-3 BB			F3		F7		2-3 3-H 1B	2	0	0	0	1	0	0
Dusty Baker Jr., R (9, PH) OBP: 0.143, SLG: 0.179										1	0	1	1	0	0	0
Pat Jarvis, R (1, 1) OBP: 0.188, SLG: 0.071		SSS K			SSS K			F7	SSS K	2	0	0	0	0	2	3
Ron Herbel, R (8, 1)										0	0	0	0	0	0	0
Earl Williams, R (8, PH) OBP: 0.261, SLG: 0.446										1	0	0	0	0	0	0
Steve Barber, L (9, 1)										0	0	0	0	0	0	0
Bob Priddy, R (9, 1)										0	0	0	0	0	0	0
Gil Garrido, R (9, PH) OBP: 0.245, SLG: 0.167										1	0	0	0	0	1	2

Inning Stats	1	2	3	4	5	6	7	8	9	1B: 8	SF: 0	WP: 0	PA: 37
R:	0	0	1	0	0	0	0	0	2	2B: 1	SAC: 1	PB: 0	
E:	0	0	0	0	0	1	0	0	0	3B: 1	DP: 2	SB: 1	
K:	0	1	0	1	0	0	0	1	1	HR: 0	HBP: 0	CS: 0	
S:	3	6	4	5	5	4	3	4	9				
H:	1	1	2	0	0	0	0	1	4				
LOB:	0	3	0	0	0	1	0	1	2				
BB:	0	2	0	0	0	0	0	0	0				
P:	3	14	4	5	5	4	3	4	9				

PITCHER		IP	WLS	BF	H	R	ER	SO	BB	IBB	HBP	BLK	WP	HR	S	P	ERA	WHIP
Rick Wise, R (1, 1) ERA: 4.53		8.0	W	33	8	3	3	3	2	0	0	0	0	0	37	45	3.38	1.250
Woodie Fryman, L (9, 1) ERA: 2.73		1.0	S	4	1	0	0	1	0	0	0	0	0	0	6	6	0.00	1.000

PITCHER	IP	WLS	BF	H	R	ER	SO	BB	IBB	HBP	BLK	WP	HR	S	P	ERA	WHIP

livebaseballscorecards.com

AB	34
R	3
H	9
RBI	2
BB	2
SO	4
LOB	15

Batter	1	2	3	4	5	6	7	8	9	10	11	12	AB	R	H	RBI	BB	SO	LOB
Don Hahn, R (1, 8) OBP: 0.351, SLG: 0.281	P3	K		BB			1B		K		G3		4	0	1	0	1	2	2
Ken Boswell, L (11, PH) OBP: 0.307, SLG: 0.407 (11, 4)													1	0	0	0	0	0	2
Bud Harrelson, S (1, 6) OBP: 0.412, SLG: 0.408	K	F7		F7			F2			F7		G6-4-3 1B	6	0	1	0	0	1	3
Tommie Agee, R (1, 9) OBP: 0.344, SLG: 0.425 (11, 8)	HR 1B		K		1-3		K			K		G6-4-3 1-2f	6	1	1	0	0	3	2
Donn Clendenon, R (1, 3) OBP: 0.356, SLG: 0.567	1-H HR		2B		5-3			K		HR		1B BB	5	2	3	3	1	1	0
Cleon Jones, R (1, 7) OBP: 0.324, SLG: 0.427	1B HBP		BB		F8			6-3		K		1-2 1B	4	0	1	0	1	1	0
Bob Aspromonte, R (1, 5) OBP: 0.309, SLG: 0.414	1-3 FC6-4 1B		F9			F8		6-3			3-1 SH3-4 1B	K	5	0	2	0	0	0	2
Al Weis, S (11, PR) (11, 5)													1	0	0	0	0	1	2
Jerry Grote, R (1, 2) OBP: 0.392, SLG: 0.444	1-2f FC6-4		F8			4-3			K		SH3-4 1-2		4	0	0	0	0	1	4
Tim Foli, R (1, 4) OBP: 0.333, SLG: 0.441		F2		F8		K				4-3	3-1 2-3		4	0	0	0	0	1	0
Art Shamsky, L (11, PH) OBP: 0.296, SLG: 0.095													1	0	0	0	0	0	2
Ron Taylor, R (11, 1)													0	0	0	0	0	0	0
Tom Seaver, R (1, 1) OBP: 0.269, SLG: 0.250		1B		K			K		1B		IBB		4	0	2	0	0	2	0
Danny Frisella, L (10, 1)													0	0	0	0	0	0	0
Dave Marshall, L (11, PH) OBP: 0.443, SLG: 0.492 (11, 9)													0	0	0	0	1	0	0
Inning Stats	R: 2 H: 3 E: 0 LOB: 2 K: 1 BB: 0 S: 8 P: 9	R: 0 H: 1 E: 0 LOB: 1 K: 1 BB: 0 S: 6 P: 6	R: 0 H: 1 E: 0 LOB: 2 K: 1 BB: 1 S: 6 P: 10	R: 0 H: 0 E: 0 LOB: 1 K: 1 BB: 1 S: 5 P: 9	R: 0 H: 0 E: 0 LOB: 0 K: 0 BB: 0 S: 3 P: 3	R: 0 H: 0 E: 0 LOB: 0 K: 1 BB: 0 S: 5 P: 5	R: 0 H: 1 E: 0 LOB: 1 K: 2 BB: 0 S: 8 P: 8	R: 0 H: 0 E: 0 LOB: 0 K: 1 BB: 0 S: 5 P: 5	R: 0 H: 1 E: 0 LOB: 1 K: 2 BB: 0 S: 8 P: 8	R: 1 H: 1 E: 0 LOB: 0 K: 2 BB: 0 S: 8 P: 8	R: 0 H: 1 E: 0 LOB: 2 K: 0 BB: 1 S: 4 P: 8	R: 0 H: 2 E: 0 LOB: 2 K: 1 BB: 1 S: 6 P: 10	1B: 8 SF: 0 2B: 1 SAC: 1 3B: 0 DP: 1 HR: 2 HBP: 1						

PITCHER	IP	WLS	BF	H	R	ER	SO	BB	IBB	HBP	BLK	WP	HR	S	P	ERA	WHIP
George Stone, L (1, 1) ERA: 3.45	7.0		30	6	2	2	7	2	0	1	0	0	1	41	50	2.57	1.143
Cecil Upshaw, R (8, 1) ERA: 2.56	3.0		11	2	1	1	5	0	0	0	0	0	1	21	21	3.00	0.667
Bob Priddy, R (11, 1) ERA: 4.08	2.0	W	10	3	0	0	1	1	1	0	0	0	0	10	18	0.00	2.000

PITCHER	IP	WLS	BF	H	R	ER	SO	BB	IBB	HBP	BLK	WP	HR	S	P	ERA	WHIP

TOP

New York Mets @ Atlanta Braves

Atlanta Stadium, Atlanta, GA

Mon May 17 1971, 7:05 PM EDT

Att. 16,051 - Unknown

livebaseballscorecards.com

AB	45
R	3
H	11
RBI	3
BB	4
SO	13
LOB	19

Batter	1	2	3	4	5	6	7	8	9	10	11	12	AB	R	H	RBI	BB	SO	LOB
Felix Millan, R (1, 4) OBP: 0.404, SLG: 0.442	4-3		6-3		F9			F8		F8		F8	6	0	0	0	0	0	1
Ralph Garr, L (1, 7) OBP: 0.418, SLG: 0.556	5-3 1B		5-3			4-3		P5		HR		HR	6	2	3	2	0	0	0
Hank Aaron, R (1, 9) OBP: 0.348, SLG: 0.613	5-3 1-2		F8			BBBBB 4-0 E BB		F8		SSS 0-3 K			4	0	0	0	1	1	1
Orlando Cepeda, R (1, 3) OBP: 0.338, SLG: 0.628	6-3			SSS 0-3 K		L4			HR		4-3 1B		5	1	2	1	0	1	2
Clete Boyer, R (1, 5) OBP: 0.253, SLG: 0.319		HR		SSS 0-3 K		E4 1-3			FC5-4 1B		F8		5	1	2	1	0	1	2
Sonny Jackson, L (1, 8) OBP: 0.331, SLG: 0.375		SSS 0-3 K		P5		F9			FC5-4 1-2f		4-3 1-2		5	0	0	0	0	1	4
Bob Didier, S (1, 2) OBP: 0.288, SLG: 0.268		F9			SH3-4 1B		F7		SSS 0-3 K		IBB		4	0	1	0	1	1	1
Marty Perez, R (1, 6) OBP: 0.256, SLG: 0.263 Dusty Baker Jr., R (11, PH) OBP: 0.138, SLG: 0.172 Gil Garrido, R (12, 6) OBP: 0.245, SLG: 0.167		1B			SH3-4 1-2		SSS 0-3 K		F7		P5		3 1 0	0 0 0	1 0 0	0 0 0	0 0 0	1 0 0	1 2 0
George Stone, L (1, 1) OBP: 0.188, SLG: 0.188 Hal King, L (7, PH) OBP: 0.262, SLG: 0.230 Cecil Upshaw, R (8, 1) Mike Lum, L (10, PH) OBP: 0.311, SLG: 0.229 Bob Priddy, R (11, 1)		G3			F7		3-1			F7		F2	2 1 0 1 1	0 0 0 0 0	0 0 0 0 0	0 0 0 0 0	0 0 0 0 0	0 0 0 0 0	2 0 0 0 0
Inning Stats	R: 0 H: 1 E: 0 LOB: 1 K: 0 BB: 0 S: 4 P: 4	R: 1 H: 2 E: 0 LOB: 1 K: 1 BB: 0 S: 7 P: 7	R: 0 H: 0 E: 0 LOB: 0 K: 0 BB: 0 S: 3 P: 3	R: 0 H: 0 E: 0 LOB: 0 K: 2 BB: 0 S: 7 P: 7	R: 0 H: 1 E: 0 LOB: 1 K: 0 BB: 0 S: 4 P: 4	R: 0 H: 0 E: 1 LOB: 2 K: 0 BB: 1 S: 4 P: 8	R: 0 H: 0 E: 0 LOB: 0 K: 1 BB: 0 S: 5 P: 5	R: 0 H: 0 E: 0 LOB: 0 K: 0 BB: 0 S: 3 P: 3	R: 1 H: 2 E: 0 LOB: 1 K: 1 BB: 0 S: 7 P: 7	R: 1 H: 1 E: 0 LOB: 0 K: 1 BB: 0 S: 6 P: 6	R: 0 H: 1 E: 0 LOB: 2 K: 0 BB: 1 S: 4 P: 8	R: 1 H: 1 E: 0 LOB: 0 K: 0 BB: 0 S: 3 P: 3	1B: 5 2B: 0 3B: 0 HR: 4	SF: 0 SAC: 1 DP: 0 HBP: 0	WP: 0 PB: 0 SB: 0 CS: 0	PA: 47			

PITCHER		IP	WLS	BF	H	R	ER	SO	BB	IBB	HBP	BLK	WP	HR	S	P	ERA	WHIP
Tom Seaver, R ERA: 2.1	(1, 1)	9.2		38	7	3	3	5	1	0	0	0	0	3	47	51	2.79	0.828
Danny Frisella, R ERA: 3.07	(10, 1)	0.1		1	0	0	0	1	0	0	0	0	0	0	3	3	0.00	0.000
Ron Taylor, R ERA: 2.31	(11, 1)	1.2	L	8	2	1	1	0	0	1	0	0	0	1	7	11	5.40	1.200

PITCHER	IP	WLS	BF	H	R	ER	SO	BB	IBB	HBP	BLK	WP	HR	S	P	ERA	WHIP

BOTTOM

New York Mets @ Atlanta Braves

Atlanta Stadium, Atlanta, GA

Mon May 17 1971, 7:05 PM EDT

Att. 16,051 - Unknown

livebaseballscorecards.com

AB	44
R	4
H	9
RBI	4
BB	2
SO	6
LOB	16

New York Mets @ Atlanta Braves

Atlanta Stadium, Atlanta, GA

Tue May 18 1971, 7:05 PM EDT

Att. 9,264 - Unknown

TOP

livebaseballscorecards.com

Batter	1	2	3	4	5	6	7	8	9	AB	R	H	RBI	BB	SO	LOB
Don Hahn, R (1, 8) OBP: 0.350, SLG: 0.265	K		F8		6-3 BB		FC4-6 1B	F9		2	0	0	0	1	1	0
Ed Kranepool, L (7, PH) OBP: 0.366, SLG: 0.500										1	0	1	0	0	0	0
Ken Boswell, L (7, 4) OBP: 0.303, SLG: 0.402										1	0	0	0	0	0	1
Bud Harrelson, S (1, 6) OBP: 0.401, SLG: 0.396	F8		F7		6-3 1-2		FC4-6 1-2f		F7	4	0	0	0	0	0	2
Ron Taylor, R (7, 1)										0	0	0	0	0	0	0
Dave Marshall, L (9, PH) OBP: 0.438, SLG: 0.485										1	0	0	0	0	0	0
Tommie Agee, R (1, 9) OBP: 0.346, SLG: 0.444	F8		BB 1B		F2			HR	F6	4	1	1	1	1	0	1
(7, 8)																
Donn Clendenon, R (1, 3) OBP: 0.346, SLG: 0.542		F9	1B 1-3			F8		5-3	3-1	5	0	1	0	0	0	0
Cleon Jones, R (1, 7) OBP: 0.315, SLG: 0.415		K	5-3			6-3		5-3		4	0	0	0	0	1	2
Bob Aspromonte, R (1, 5) OBP: 0.323, SLG: 0.475		HR		6-3		HR		1B 1B 2B 1B		4	3	3	2	0	0	0
Jerry Grote, R (1, 2) OBP: 0.395, SLG: 0.446		1B 1B		6-3		5-3		1B 2B 1B 1-2		4	1	2	0	0	0	0
Tim Foli, R (1, 4) OBP: 0.357, SLG: 0.460		1B 1-2		5-3			G4-6-3 1B	2B 1B 1-2 2-3		4	1	3	0	0	0	0
(7, 6)																
Jim McAndrew, R (1, 1) OBP: 0.250, SLG: 0.286	4-3				K		G4-6-3 1-2f	2B 1-H 2-H 3-H		1	0	0	0	0	0	2
Charlie Williams, R (4, 1)										1	0	0	0	0	1	0
Art Shamsky, L (7, PH) OBP: 0.310, SLG: 0.174										2	0	1	3	0	0	1
(7, 9)																
Inning Stats	R: 0 E: 0 K: 1 S: 5 H: 0 LOB: 0 BB: 0 P: 5	R: 1 E: 0 K: 1 S: 8 H: 3 LOB: 2 BB: 0 P: 8	R: 0 E: 0 K: 0 S: 4 H: 1 LOB: 2 BB: 1 P: 8	R: 0 E: 0 K: 0 S: 3 H: 0 LOB: 0 BB: 0 P: 3	R: 0 E: 0 K: 1 S: 5 H: 0 LOB: 1 BB: 1 P: 9	R: 1 E: 0 K: 0 S: 4 H: 1 LOB: 0 BB: 0 P: 4	R: 0 E: 0 K: 0 S: 4 H: 2 LOB: 1 BB: 0 P: 4	R: 4 E: 0 K: 0 S: 8 H: 5 LOB: 1 BB: 0 P: 8	R: 0 E: 0 K: 0 S: 3 H: 0 LOB: 0 BB: 0 P: 3	1B: 8 2B: 1 3B: 0 HR: 3 SF: 0 SAC: 0 DP: 1 HBP: 0						

	AB	38
	R	6
	H	12
	RBI	6
	BB	2
	SO	3
	LOB	9

WP: 0 PB: 0 SB: 0 CS: 0 PA: 40

PITCHER		IP	WLS	BF	H	R	ER	SO	BB	IBB	HBP	BLK	WP	HR	S	P	ERA	WHIP
Mike McQueen, L ERA: 2.31	(1, 1)	6.0	W	25	5	2	2	3	2	0	0	0	0	2	29	37	3.00	1.167
Cecil Upshaw, R ERA: 3.51	(7, 1)	1.2		11	7	4	4	0	0	0	0	0	0	1	11	11	21.60	4.200
Bob Priddy, R ERA: 3.79	(8, 1)	1.1	S	4	0	0	0	0	0	0	0	0	0	0	4	4	0.00	0.000

PITCHER	IP	WLS	BF	H	R	ER	SO	BB	IBB	HBP	BLK	WP	HR	S	P	ERA	WHIP

New York Mets @ Atlanta Braves

Atlanta Stadium, Atlanta, GA

Tue May 18 1971, 7:05 PM EDT

Att. 9,264 - Unknown

BOTTOM

Batter	1	2	3	4	5	6	7	8	9	AB	R	H	RBI	BB	SO	LOB
Felix Millan, R (1, 4) OBP: 0.400, SLG: 0.437	HR 1B		F8	F4		F8				4	1	1	0	0	0	1
Ralph Garr, L (1, 7) OBP: 0.414, SLG: 0.568	F5		HR	4-3			1-3			4	1	1	1	0	0	2
Hank Aaron, R (1, 9) OBP: 0.360, SLG: 0.639	1-H HR		BB HR 1B		G3-6-3 BB		K			3	2	2	2	1	1	0
Dusty Baker Jr., R (8, 9) OBP: 0.138, SLG: 0.172										0	0	0	0	0	0	0
Orlando Cepeda, R (1, 3) OBP: 0.336, SLG: 0.614	K		1-2 HR BB		G3-6-3 1-2f		F9			3	1	0	0	1	1	1
Clete Boyer, R (1, 5) OBP: 0.253, SLG: 0.355	6-3		1-H 2-H HR		6-3			F8		4	1	1	3	0	0	0
Sonny Jackson, L (1, 8) OBP: 0.329, SLG: 0.371		F8	E2			SH1-3 WP 3B 1B		F8		4	1	1	0	0	0	0
Bob Didier, S (1, 2) OBP: 0.274, SLG: 0.254		F8	F7			SH1-3 1-3		L6		3	0	0	0	0	0	1
Marty Perez, R (1, 6) OBP: 0.271, SLG: 0.304		1-3		1B		SF7 3-H 3B				3	1	2	1	0	0	0
Mike McQueen, L (1, 1) OBP: 0.143, SLG: 0.143			F8	K		SF7 3-H				2	0	0	0	0	1	1
Mike Lum, L (6, PH) OBP: 0.304, SLG: 0.229										0	0	0	1	0	0	0
Cecil Upshaw, R (7, 1)										0	0	0	0	0	0	0
Bob Priddy, R (8, 1)										0	0	0	0	0	0	0
Inning Stats	R: 2 E: 0 K: 1 S: 7 H: 2 LOB: 0 BB: 0 P: 7	R: 0 E: 0 K: 0 S: 3 H: 0 LOB: 0 BB: 0 P: 3	R: 4 E: 1 K: 0 S: 7 H: 3 LOB: 1 BB: 1 P: 11	R: 0 E: 0 K: 1 S: 6 H: 1 LOB: 1 BB: 0 P: 6	R: 0 E: 0 K: 0 S: 2 H: 0 LOB: 0 BB: 1 P: 6	R: 2 E: 0 K: 0 S: 5 H: 2 LOB: 0 BB: 0 P: 5	R: 0 E: 0 K: 1 S: 5 H: 0 LOB: 0 BB: 0 P: 5	R: 0 E: 0 K: 0 S: 3 H: 0 LOB: 0 BB: 0 P: 3		1B: 4 2B: 0 3B: 1 HR: 3 SF: 1 SAC: 1 DP: 1 HBP: 0						

livebaseballscorecards.com

	AB	30
	R	8
	H	8
	RBI	8
	BB	2
	SO	3
	LOB	6

WP: 1 PB: 0 SB: 0 CS: 0 PA: 34

PITCHER		IP	WLS	BF	H	R	ER	SO	BB	IBB	HBP	BLK	WP	HR	S	P	ERA	WHIP
Jim McAndrew, R ERA: 6.23	(1, 1)	3.0	L	17	6	6	6	1	1	0	0	0	0	3	18	22	18.00	2.333
Charlie Williams, R ERA: 6.23	(4, 1)	3.0		11	2	2	2	1	1	0	0	0	1	0	12	16	6.00	1.000
Ron Taylor, R ERA: 1.98	(7, 1)	2.0		6	0	0	0	1	0	0	0	0	0	0	8	8	0.00	0.000

PITCHER	IP	WLS	BF	H	R	ER	SO	BB	IBB	HBP	BLK	WP	HR	S	P	ERA	WHIP

Batter	1	2	3	4	5	6	7	8	9	AB	R	H	RBI	BB	SO	LOB
Ron Hunt, R (1, 4) OBP: 0.414, SLG: 0.358	6-3		L6		F9		L4-6 2-3		WP BB BB	4	0	0	0	1	0	3
Jim Gosger, L (1, 7) OBP: 0.286, SLG: 0.357	6-3		G3			HR 1B	1-H 2B		1-2 WP BB	3	1	1	0	0	0	0
Coco Laboy, R (7, PH) OBP: 0.370, SLG: 0.354										1	0	1	1	1	0	0
(7, 5)																
Rusty Staub, L (1, 9) OBP: 0.427, SLG: 0.500	BBBB FC6-4 BB			E 1B		1-H HR	F8		F7 1-2 2-3	4	1	2	2	1	0	3
Bob Bailey, R (1, 5) OBP: 0.350, SLG: 0.313	FC6-4 1-2f			6-3 1-2		6-3		E5 G3 1B	SSS K	5	0	1	0	0	1	4
(7, 7)																
Ron Fairly, L (1, 3) OBP: 0.442, SLG: 0.394		BBBB 1B BB		BBBB G4-6-3 BB		BBBB 1B BB		G3 2-3		1	0	0	0	3	0	1
Boots Day, L (1, 8) OBP: 0.278, SLG: 0.278		F6		G4-6-3 1-2f		G5-4-3 1-2 1B		L9		3	0	1	0	0	0	3
Ron Brand, R (7, 6) OBP: 0.273, SLG: 0.200										1	0	0	0	0	0	1
John Bateman, R (1, 2) OBP: 0.313, SLG: 0.390		1-3 1B			4-3 1B	G5-4-3 1-2f		F8		4	0	2	0	0	0	3
Bobby Wine, R (1, 6) OBP: 0.235, SLG: 0.215		F9			K		L4-6 1B 1B		F9	2	0	0	0	0	1	2
Ron Swoboda, R (7, PH) OBP: 0.347, SLG: 0.442										2	0	1	0	0	0	0
(7, 8)																
Ernie McAnally, R (1, 1)			1-3		4-3 1-2		S 1-2 2B 1B		HR	1	0	0	0	0	0	0
John O'Donoghue, R (3, 1)										0	0	0	0	0	0	0
Mack Jones, L (5, PH) OBP: 0.282, SLG: 0.412										1	0	0	0	0	0	1
Howie Reed, R (5, 1)										0	0	0	0	0	0	0
Jim Fairey, L (7, PH) OBP: 0.270, SLG: 0.286										1	1	1	0	0	0	0
Claude Raymond, R (7, 1)										0	0	0	0	0	0	0
Clyde Mashore, R (9, PH) OBP: 0.421, SLG: 0.579										1	1	1	1	0	0	0
Inning Stats	R: 0 E: 0 K: 0 S: 3 H: 0 LOB: 1 BB: 1 P: 7	R: 0 E: 0 K: 0 S: 3 H: 1 LOB: 1 BB: 1 P: 7	R: 0 E: 0 K: 0 S: 3 H: 0 LOB: 0 BB: 0 P: 3	R: 0 E: 1 K: 0 S: 3 H: 1 LOB: 1 BB: 1 P: 7	R: 0 E: 0 K: 1 S: 6 H: 1 LOB: 1 BB: 0 P: 6	R: 2 E: 0 K: 0 S: 5 H: 3 LOB: 1 BB: 1 P: 9	R: 1 E: 0 K: 0 S: 5 H: 3 LOB: 1 BB: 0 P: 5	R: 0 E: 1 K: 0 S: 4 H: 1 LOB: 1 BB: 0 P: 4	R: 1 E: 0 K: 1 S: 6 H: 1 LOB: 2 BB: 2 P: 14	1B: 8 2B: 2 3B: 0 HR: 2	SF: 0 SAC: 0 DP: 3 HBP: 0			WP: 1 PB: 0 SB: 1 CS: 0	PA: 40		

PITCHER		IP	WLS	BF	H	R	ER	SO	BB	IBB	HBP	BLK	WP	HR	S	P	ERA	WHIP
Jim Nash, R ERA: 4.79	(1, 1)	6.0	W	27	8	3	3	1	4	0	0	0	0	1	25	41	4.50	2.000
Steve Barber, L ERA: 7.56	(7, 1)	3.0	S	13	3	1	1	1	2	0	0	0	1	1	13	21	3.00	1.667

PITCHER	IP	WLS	BF	H	R	ER	SO	BB	IBB	HBP	BLK	WP	HR	S	P	ERA	WHIP

TOP

Montreal Expos @ Atlanta Braves

Atlanta Stadium, Atlanta, GA

Wed May 19 1971, 7:05 PM EDT

Att. 4,686 - Unknown

livebaseballscorecards.com

AB	34
R	4
H	11
RBI	4
BB	6
SO	2
LOB	21

Montreal Expos @ Atlanta Braves

Atlanta Stadium, Atlanta, GA

Wed May 19 1971, 7:05 PM EDT

Att. 4,686 - Unknown

BOTTOM

Batter	1	2	3	4	5	6	7	8	9	AB	R	H	RBI	BB	SO	LOB
Sonny Jackson, L (1, 8) OBP: 0.340, SLG: 0.378	BBBB 4-0 1B BB		x 0-0 1B E 2-3 1B	x 0-0 ③ 3-1			x 0-0 1B E 1B			3	2	2	0	1	0	1
Ralph Garr, L (1, 7) OBP: 0.416, SLG: 0.566	x 0-0 ① F6		x 0-0 E E 1-2 3-H 1B		x 0-0 ① F9		x 0-0 E9 F9 1-H 1B			4	1	2	1	0	0	1
Felix Millan, R (1, 4) OBP: 0.403, SLG: 0.438	x 0-0 G6-4-3 1-3 1B		x 0-0 E7 HR 1-H 2-H 1B		x 0-0 ② F8		x 0-0 ①② F9 2-3			4	1	2	2	0	0	1
Orlando Cepeda, R (1, 3) OBP: 0.333, SLG: 0.603	x 0-0 ②③ G6-4-3 1-2f		x 0-0 ② 5-3		x 0-0 ③ F8		x 0-0 CS 1B			4	0	1	0	0	0	3
Clete Boyer, R (1, 5) OBP: 0.276, SLG: 0.450		SSS 0-3 ① K	x 0-0 HR 2-H			x 0-0 HR	0-0 ③ CS 1-2	x 0-0 E9 HR 1B		4	3	3	3	0	1	0
Mike Lum, L (1, 9) OBP: 0.320, SLG: 0.410		x 0-0 ② 4-3	x 0-0 ③ 6-3			x 0-0 HR		x 0-0 HR 2-H HR		4	2	2	3	0	0	0
Bob Didier, S (1, 2) OBP: 0.273, SLG: 0.254		x 0-0 ③ G3		x 0-0 ① 6-3		x 0-0 G4-6-3 1B		x 0-0 ① F9		4	0	1	0	0	0	0
Marty Perez, R (1, 6) OBP: 0.281, SLG: 0.325			SSS 0-3 ① K	x 0-0 2B		x 0-0 ① F9		x 0-0 L1-3 1B		4	0	2	0	0	1	1
Jim Nash, R (1, 1) OBP: 0.267, SLG: 0.333 Steve Barber, L (7, 1)			x 0-0 1B 1B 2B	x 0-0 ② 5-3		x 0-0 ②③ G4-6-3 1-2f		x 0-0 ②③ L1-3 1-2		3 1	1 0	1 0	0 0	0 0	0 0	2 1
Inning Stats	R: 0 H: 1 E: 0 LOB: 1 K: 0 BB: 1 S: 3 P: 7	R: 0 H: 0 E: 0 LOB: 0 K: 1 BB: 0 S: 5 P: 5	R: 5 H: 5 E: 1 LOB: 0 K: 1 BB: 0 S: 10 P: 10	R: 0 H: 1 E: 0 LOB: 1 K: 0 BB: 0 S: 4 P: 4	R: 0 H: 0 E: 0 LOB: 0 K: 0 BB: 0 S: 3 P: 3	R: 2 H: 3 E: 0 LOB: 0 K: 0 BB: 0 S: 5 P: 5	R: 1 H: 3 E: 1 LOB: 0 K: 0 BB: 0 S: 4 P: 4	R: 2 H: 3 E: 1 LOB: 0 K: 0 BB: 0 S: 5 P: 5		1B: 10 SF: 0 2B: 3 SAC: 0 3B: 0 DP: 3 HR: 4 HBP: 0						

livebaseballscorecards.com

AB	35
R	10
H	16
RBI	9
BB	1
SO	2
LOB	10

WP: 0 PA: 37
PB: 0
SB: 0
CS: 1

PITCHER		IP	WLS	BF	H	R	ER	SO	BB	IBB	HBP	BLK	WP	HR	S	P	ERA	WHIP
Ernie McAnally, R ERA: 6.52	(1, 1)	2.2	L	14	6	5	5	2	1	0	0	0	0	1	17	21	16.88	2.625
John O'Donoghue, L ERA: 5.4	(3, 1)	1.1		5	1	0	0	0	0	0	0	0	0	0	5	5	0.00	0.750
Howie Reed, R ERA: 2.57	(5, 1)	2.0		8	3	2	2	0	0	0	0	0	0	2	8	8	9.00	1.500
Claude Raymond, R ERA: 5.4	(7, 1)	2.0		9	6	3	3	0	0	0	0	0	0	1	9	9	13.50	3.000

PITCHER	IP	WLS	BF	H	R	ER	SO	BB	IBB	HBP	BLK	WP	HR	S	P	ERA	WHIP

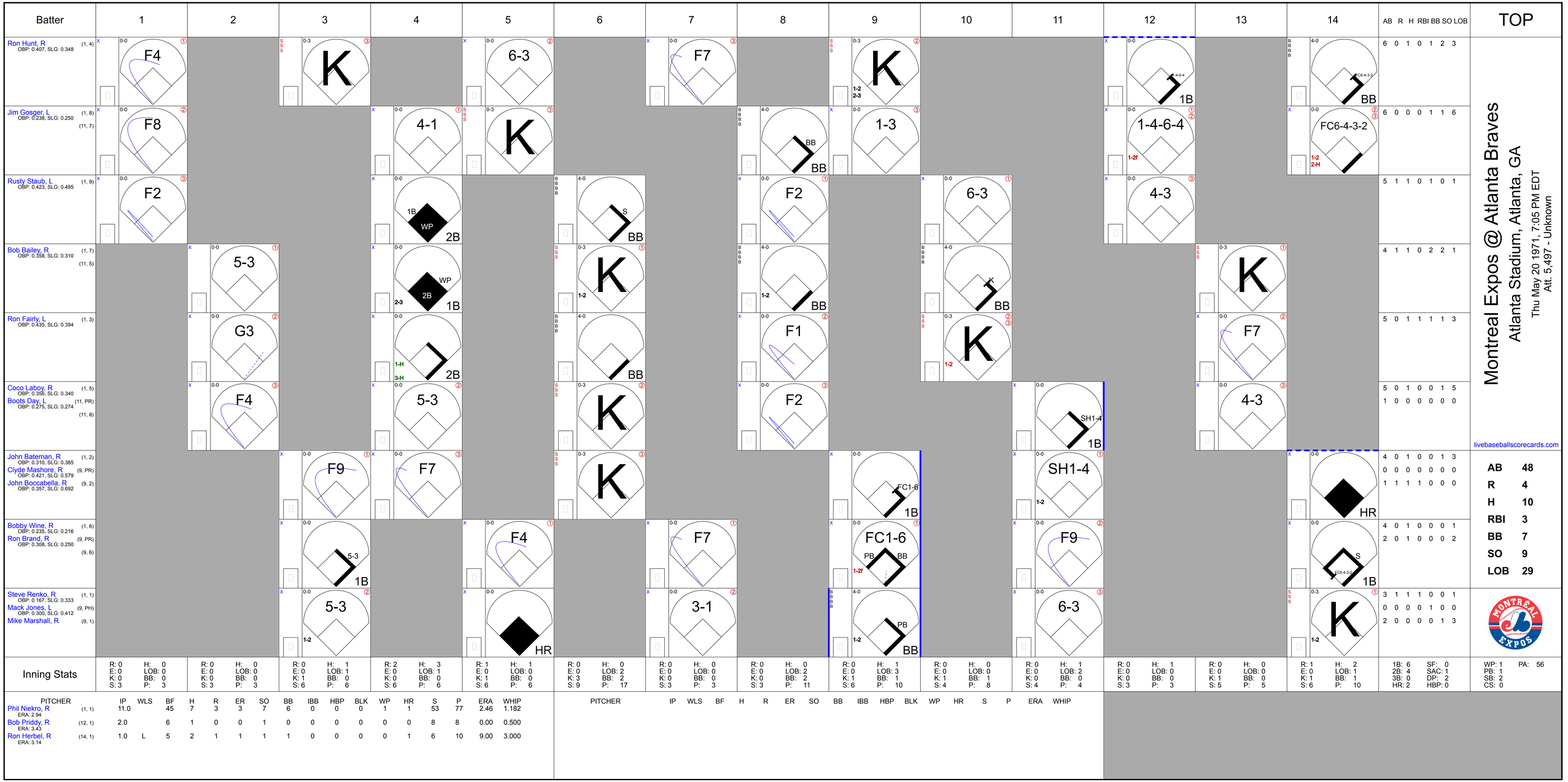
Batter
1
2
3
4
5
6
7
8
9
10
11
12
13
14
AB R H RBI BB SO LOB
TOP
Ron Hunt, R (1, 4) OBP: 0.407, SLG: 0.348
F4
K
6-3
F7
K
1-4-6-4 1B
FC6-4-3-2 BB
6 0 1 0 1 2 3
Jim Gosger, L (1, 8) OBP: 0.238, SLG: 0.250
F8
4-1
K
BB
1-3
1-4-6-4
FC6-4-3-2
1-2f
1-2 2-H
6 0 0 0 1 1 6
Rusty Staub, L (1, 9) OBP: 0.423, SLG: 0.495
F2
1B WP 2B
S BB
F2
6-3
4-3
5 1 1 0 1 0 1
Bob Bailey, R (1, 7) OBP: 0.358, SLG: 0.310
5-3
WP 2B 2-3 1B
K 1-2
BB
K BB
K
4 1 1 0 2 2 1
Ron Fairly, L (1, 3) OBP: 0.435, SLG: 0.394
G3
1-H 3-H 2B
BB
F1
K 1-2
F7
5 0 1 1 1 1 3
Coco Laboy, R (1, 5) OBP: 0.356, SLG: 0.340
Boots Day, L (11, PR) OBP: 0.275, SLG: 0.274 (11, 8)
F4
5-3
K
F2
SH1-4 1B
4-3
5 0 1 0 0 1 5
1 0 0 0 0 0 0
John Bateman, R (1, 2) OBP: 0.310, SLG: 0.385
Clyde Mashore, R (9, PR) OBP: 0.421, SLG: 0.579
John Boccabella, R (9, 2) OBP: 0.357, SLG: 0.692
F9
F7
K
FC1-6 1B
SH1-4 1-2
HR
4 0 1 0 0 1 3
0 0 0 0 0 0 0
1 1 1 1 0 0 0
Bobby Wine, R (1, 6) OBP: 0.235, SLG: 0.216
Ron Brand, R (9, PR) OBP: 0.308, SLG: 0.250 (9, 6)
5-3 1B
F4
F7
FC1-6 PB BB 1-2f
F9
S FC6-4-3-2 1B
4 0 1 0 0 0 1
2 0 1 0 0 0 2
Steve Renko, R (1, 1) OBP: 0.167, SLG: 0.333
Mack Jones, L (9, PH) OBP: 0.300, SLG: 0.412
Mike Marshall, R (9, 1)
5-3 1-2
3-1
PB 1-2 BB
6-3
K 1-2
3 1 1 1 0 0 1
0 0 0 0 1 0 0
2 0 0 0 0 1 3
Inning Stats
R: 0 E: 0 K: 0 S: 3 H: 0 LOB: 0 BB: 0 P: 3
R: 0 E: 0 K: 0 S: 3 H: 0 LOB: 0 BB: 0 P: 3
R: 0 E: 0 K: 1 S: 6 H: 1 LOB: 1 BB: 0 P: 6
R: 2 E: 0 K: 0 S: 6 H: 3 LOB: 1 BB: 0 P: 6
R: 1 E: 0 K: 1 S: 6 H: 1 LOB: 0 BB: 0 P: 6
R: 0 E: 0 K: 3 S: 9 H: 0 LOB: 2 BB: 2 P: 17
R: 0 E: 0 K: 0 S: 3 H: 0 LOB: 0 BB: 0 P: 3
R: 0 E: 0 K: 0 S: 3 H: 0 LOB: 2 BB: 2 P: 11
R: 0 E: 0 K: 1 S: 6 H: 1 LOB: 3 BB: 1 P: 10
R: 0 E: 0 K: 1 S: 4 H: 0 LOB: 0 BB: 1 P: 8
R: 0 E: 0 K: 0 S: 4 H: 1 LOB: 2 BB: 0 P: 4
R: 0 E: 0 K: 0 S: 3 H: 1 LOB: 0 BB: 0 P: 3
R: 0 E: 0 K: 1 S: 5 H: 0 LOB: 0 BB: 0 P: 5
R: 1 E: 0 K: 1 S: 6 H: 2 LOB: 1 BB: 1 P: 10
1B: 6 2B: 4 3B: 0 HR: 2
SF: 0 SAC: 1 DP: 2 HBP: 0
WP: 1 PB: 1 SB: 2 CS: 0
PA: 56
PITCHER IP WLS BF H R ER SO BB IBB HBP BLK WP HR S P ERA WHIP
Phil Niekro, R (1, 1) ERA: 2.94 11.0 45 7 3 3 7 6 0 0 0 1 1 53 77 2.46 1.182
Bob Priddy, R (12, 1) ERA: 3.43 2.0 6 1 0 0 1 0 0 0 0 0 0 8 8 0.00 0.500
Ron Herbel, R (14, 1) ERA: 3.14 1.0 L 5 2 1 1 1 1 0 0 0 0 1 6 10 9.00 3.000
PITCHER IP WLS BF H R ER SO BB IBB HBP BLK WP HR S P ERA WHIP
AB 48
R 4
H 10
RBI 3
BB 7
SO 9
LOB 29
Montreal Expos @ Atlanta Braves
Atlanta Stadium, Atlanta, GA
Thu May 20 1971, 7:05 PM EDT
Att. 5,497 - Unknown
livebaseballscorecards.com

BOTTOM

Montreal Expos @ Atlanta Braves

Atlanta Stadium, Atlanta, GA

Thu May 20 1971, 7:05 PM EDT

Att. 5,497 - Unknown

livebaseballscorecards.com

Batter	1	2	3	4	5	6	7	8	9	10	11	12	13	14	AB	R	H	RBI	BB	SO	LOB
Sonny Jackson, L (1, 8) OBP: 0.331, SLG: 0.362	BBBB 4-0 1B SF8 BB	x 0-0 ② F9		x 0-0 ③ 4-3		SSS 0-3 ③ K			SSS 0-3 ① K		x 0-0 ② 6-3			SSS 0-3 ① K	6	1	0	0	1	3	2
Ralph Garr, L (1, 7) OBP: 0.416, SLG: 0.564	x 0-0 FC1-6 1-3 1B	x 0-0 ③ F9			x 0-0 G3 1B 2B		x 0-0 ① F9		BBBB 4-0 G3-6-1 BB		x 0-0 ③ F3			SSS 0-3 ② K	6	1	2	0	1	1	1
Felix Millan, R (1, 4) OBP: 0.392, SLG: 0.428	x 0-0 ① SF8 3-H		x 0-0 ① 5-3		x 0-0 ① F7		x 0-0 ② 6-3		x 0-0 ② ③ G3-6-1 1-2f			x 0-0 G6-4-3 1B		x 0-0 ③ F8	6	0	1	1	0	0	2
Orlando Cepeda, R (1, 3) OBP: 0.327, SLG: 0.585	x 0-0 ② FC1-6 S 1B 1-2f		x 0-0 ② F9 1B 1B		x 0-0 ② G3 2-3		x 0-0 BB 1B			x 0-0 ① 6-3		x 0-0 ① ② G6-4-3 1-2f			6	1	1	0	0	0	3
Clete Boyer, R (1, 5) OBP: 0.301, SLG: 0.459	x 0-0 HBP 1-H 1B		x 0-0 1B 1B		x 0-0 3-H 1B		BBBB 4-0 1-2 BB			SSS 0-3 ② K		x 0-0 ③ 6-3			5	0	3	2	1	1	0
Mike Lum, L (1, 9) OBP: 0.345, SLG: 0.405	H 1-0 1-2 HBP	x 0-0 1-2 1B			SSS 0-3 ③ K		x 0-0 ③ 3-1			BBBB 4-0 1B BB			x 0-0 SH3-4 1B		3	0	1	0	1	1	3
Dusty Baker Jr., R (10, PR) (11, 9) OBP: 0.167, SLG: 0.200															1	0	1	0	0	0	0
Bob Didier, S (1, 2) OBP: 0.268, SLG: 0.250	x 0-0 ③ G3	SSS 0-3 ③ K				x 0-0 ① F9		x 0-0 ① G3		x 0-0 1-2 1B			x 0-0 ① SH3-4 1-2		5	0	1	0	0	1	4
Marty Perez, R (1, 6) OBP: 0.280, SLG: 0.322		x 0-0 ① 1-3		x 0-0 ① F9		x 0-0 ① F9 FC1-6 1B		x 0-0 ② 6-3		x 0-0 ③ F8			x 0-0 ② 6-3		4	0	1	0	0	0	0
Hank Aaron, R (10, PH) OBP: 0.357, SLG: 0.634															1	0	0	0	0	0	2
Gil Garrido, R (11, 6) OBP: 0.241, SLG: 0.163															1	0	0	0	0	0	1
Phil Niekro, R (1, 1) OBP: 0.125, SLG: 0.136		x 0-0 1B		x 0-0 ② F7		x 0-0 ② FC1-6 1-2f		x 0-0 ③ F7			x 0-0 ① 1-3		x 0-0 ③ G3		4	0	1	0	0	0	1
Earl Williams, R (11, PH) OBP: 0.258, SLG: 0.440															1	0	0	0	0	0	0
Bob Priddy, R (12, 1)															0	0	0	0	0	0	0
Marv Staehle, L (13, PH)															1	0	0	0	0	0	1
Ron Herbel, R (14, 1)															0	0	0	0	0	0	0
Inning Stats	R: 2 E: 0 K: 0 S: 5 H: 2 LOB: 2 BB: 1 P: 10	R: 0 E: 0 K: 0 S: 4 H: 1 LOB: 1 BB: 0 P: 4	R: 0 E: 0 K: 1 S: 7 H: 2 LOB: 2 BB: 0 P: 7	R: 0 E: 0 K: 0 S: 3 H: 0 LOB: 0 BB: 0 P: 3	R: 1 E: 0 K: 1 S: 7 H: 2 LOB: 1 BB: 0 P: 7	R: 0 E: 0 K: 1 S: 6 H: 1 LOB: 1 BB: 0 P: 6	R: 0 E: 0 K: 0 S: 4 H: 1 LOB: 2 BB: 1 P: 8	R: 0 E: 0 K: 0 S: 3 H: 0 LOB: 0 BB: 0 P: 3	R: 0 E: 0 K: 1 S: 4 H: 0 LOB: 0 BB: 1 P: 8	R: 0 E: 0 K: 1 S: 6 H: 1 LOB: 2 BB: 1 P: 10	R: 0 E: 0 K: 0 S: 3 H: 0 LOB: 0 BB: 0 P: 3	R: 0 E: 0 K: 0 S: 3 H: 1 LOB: 0 BB: 0 P: 3	R: 0 E: 0 K: 0 S: 4 H: 1 LOB: 1 BB: 0 P: 4	R: 0 E: 0 K: 2 S: 7 H: 0 LOB: 0 BB: 0 P: 7	1B: 11 2B: 1 3B: 0 HR: 0	SF: 1 SAC: 1 DP: 2 HBP: 1					

	AB	50
	R	3
	H	12
	RBI	3
	BB	4
	SO	7
	LOB	20

WP: 0 PB: 0 SB: 1 CS: 0 PA: 57

PITCHER		IP	WLS	BF	H	R	ER	SO	BB	IBB	HBP	BLK	WP	HR	S	P	ERA	WHIP
Steve Renko, R ERA: 3.22	(1, 1)	8.0		36	9	3	3	3	2	0	1	0	0	0	39	48	3.38	1.375
Mike Marshall, R ERA: 3.26	(9, 1)	6.0	W	21	3	0	0	4	2	0	0	0	0	0	27	35	0.00	0.833

PITCHER	IP	WLS	BF	H	R	ER	SO	BB	IBB	HBP	BLK	WP	HR	S	P	ERA	WHIP

Atlanta Braves @ New York Mets

Shea Stadium, Flushing, NY

Fri May 21 1971, 7:05 PM EDT

Att. 36,843 - Unknown

TOP

livebaseballscorecards.com

Batter	1	2	3	4	5	6	7	8	9	AB	R	H	RBI	BB	SO	LOB
Sonny Jackson, L (1, 8) OBP: 0.321, SLG: 0.351	S S S 0-3 ① K		x 0-0 ① F8		x 0-0 ③ F7		x 0-0 ③ FC4-6 1-2f		x 0-0 ② F3	5	0	0	0	0	1	4
Ralph Garr, L (1, 7) OBP: 0.410, SLG: 0.550	x 0-0 ② F6		S S S 0-3 ② K			x 0-0 ① F6		x 0-0 ① 6-3	H 1-0 WP 1-2 HBP	4	0	0	0	0	1	0
Hank Aaron, R (1, 9) OBP: 0.372, SLG: 0.661	x 0-0 BB 1B		S S S 0-3 ③ K			x 0-0 HR		x 0-0 E 1B 1B	B B B B 4-0 1-2 2-3 BB	4	2	3	1	1	1	0
Orlando Cepeda, R (1, 3) OBP: 0.323, SLG: 0.568	B B B B 4-0 1-2 BB			x 0-0 ① 1-3		x 0-0 ② F6		x 0-0 ② F2	x 0-0 ③ 1-3	4	0	0	0	1	0	4
Felix Millan, R (1, 4) OBP: 0.382, SLG: 0.417	x 0-0 ③ F3			x 0-0 ② 4-3		x 0-0 ③ G3		x 0-0 E1 1B 1-2		4	0	0	0	0	0	3
Clete Boyer, R (1, 5) OBP: 0.299, SLG: 0.449		x 0-0 ① 6-3		x 0-0 ③ 5-3			S S S 0-3 ① K	x 0-0 1-3 2-H 1B		4	0	1	1	0	1	0
Hal King, L (1, 2) OBP: 0.284, SLG: 0.227		H 1-0 HBP	B B B B 4-0 BB				B B B B 4-0 FC4-3 BB	x 0-0 ③ G3		1	0	0	0	2	0	2
Marty Perez, R (1, 6) OBP: 0.268, SLG: 0.308		S S S 0-3 ② K			S S S 0-3 ① K		x 0-0 ② FC4-3 BB 1-2f		x 0-0 ① F8	4	0	0	0	0	2	3
Pat Jarvis, R (1, 1) OBP: 0.167, SLG: 0.063		x 0-0 ③ F3			S S S 0-3 ② K		B B B B 4-0 FC4-6 1-2 BB		H 1-0 WP HBP HBP	2	0	0	0	0	1	2
Tom Kelley, R (6, 1)										0	0	0	0	0	0	0
Mike Lum, L (7, PH) OBP: 0.357, SLG: 0.405										0	0	0	0	1	0	0
Steve Barber, L (7, 1)										0	0	0	0	0	0	0
Earl Williams, R (9, PH) OBP: 0.267, SLG: 0.440										0	0	0	0	0	0	0
Inning Stats	R: 0 E: 0 K: 1 S: 6 H: 1 LOB: 2 BB: 1 P: 10	R: 0 E: 0 K: 1 S: 5 H: 0 LOB: 1 BB: 0 P: 6	R: 0 E: 0 K: 2 S: 7 H: 0 LOB: 0 BB: 0 P: 7	R: 0 E: 0 K: 0 S: 3 H: 0 LOB: 0 BB: 0 P: 3	R: 0 E: 0 K: 2 S: 7 H: 0 LOB: 1 BB: 1 P: 11	R: 1 E: 0 K: 0 S: 4 H: 1 LOB: 0 BB: 0 P: 4	R: 0 E: 0 K: 1 S: 5 H: 0 LOB: 2 BB: 2 P: 13	R: 1 E: 1 K: 0 S: 6 H: 2 LOB: 2 BB: 0 P: 6	R: 0 E: 0 K: 0 S: 3 H: 0 LOB: 3 BB: 1 P: 9	1B: 3 2B: 0 3B: 0 HR: 1 SF: 0 SAC: 0 DP: 0 HBP: 3	WP: 1 PB: 0 SB: 0 CS: 0 PA: 40					

	AB	32
	R	2
	H	4
	RBI	2
	BB	5
	SO	7
	LOB	18

PITCHER		IP	WLS	BF	H	R	ER	SO	BB	IBB	HBP	BLK	WP	HR	S	P	ERA	WHIP
Nolan Ryan, R ERA: 1.32	(1, 1)	8.2	W	39	4	2	1	7	5	0	3	0	1	1	45	68	1.04	1.038
Danny Frisella, R ERA: 2.81	(9, 1)	0.1	S	1	0	0	0	0	0	0	0	0	0	0	1	1	0.00	0.000

PITCHER	IP	WLS	BF	H	R	ER	SO	BB	IBB	HBP	BLK	WP	HR	S	P	ERA	WHIP

Batter	1	2	3	4	5	6	7	8	9	AB	R	H	RBI	BB	SO	LOB
Tommie Agee, R (1, 8) OBP: 0.338, SLG: 0.430	F9		F4		1-3	G3				4	0	0	0	0	0	2
Bud Harrelson, S (1, 6) OBP: 0.391, SLG: 0.384	F9		F7		F8		6-3			4	0	0	0	0	0	0
Danny Frisella, L (9, 1)										0	0	0	0	0	0	0
Dave Marshall, L (1, 9) OBP: 0.398, SLG: 0.432	K		K		4-3		F8			4	0	0	0	0	2	0
Cleon Jones, R (1, 7) OBP: 0.323, SLG: 0.422		2B 3B 1B		6-3		F9	K			4	1	1	0	0	1	0
Ed Kranepool, L (1, 3) OBP: 0.367, SLG: 0.512		1-3 3B 2B		G3 1B 1B		BB 1B 2B		4-3		4	3	3	0	0	0	0
Ken Boswell, L (1, 4) OBP: 0.320, SLG: 0.420		6-3 2-H 3-H 3B		G3 1-2		BB 1B IBB		4-1		3	2	1	2	1	0	1
Bob Aspromonte, R (1, 5) OBP: 0.317, SLG: 0.450		6-3 3-H		2B 2-H 1B		1B 1-2 2-3 BB		F4		3	0	1	2	1	0	0
Jerry Grote, R (1, 2) OBP: 0.381, SLG: 0.434		6-3		1-3 2B		1-2 2-H 3-H 1B				3	0	2	2	0	0	0
Nolan Ryan, R (1, 1) OBP: 0.091, SLG: 0.091		K		K		K				3	0	0	0	0	3	4
Tim Foli, R (9, 6) OBP: 0.351, SLG: 0.448										0	0	0	0	0	0	0
Inning Stats	R: 0 H: 0 E: 0 LOB: 0 K: 1 BB: 0 S: 5 P: 5	R: 3 H: 3 E: 0 LOB: 0 K: 1 BB: 0 S: 8 P: 8	R: 0 H: 0 E: 0 LOB: 0 K: 1 BB: 0 S: 5 P: 5	R: 1 H: 3 E: 0 LOB: 2 K: 1 BB: 0 S: 8 P: 8	R: 0 H: 0 E: 0 LOB: 0 K: 0 BB: 0 S: 3 P: 3	R: 2 H: 2 E: 0 LOB: 2 K: 1 BB: 2 S: 7 P: 15	R: 0 H: 0 E: 0 LOB: 0 K: 1 BB: 0 S: 5 P: 5	R: 0 H: 0 E: 0 LOB: 0 K: 0 BB: 0 S: 3 P: 3		1B: 4 SF: 0 2B: 3 SAC: 0 3B: 1 DP: 0 HR: 0 HBP: 0						

BOTTOM

Atlanta Braves @ New York Mets

Shea Stadium, Flushing, NY

Fri May 21 1971, 7:05 PM EDT

Att. 36,843 - Unknown

livebaseballscorecards.com

AB	32
R	6
H	8
RBI	6
BB	2
SO	6
LOB	7

WP: 0 PA: 34
PB: 0
SB: 0
CS: 0

PITCHER		IP	WLS	BF	H	R	ER	SO	BB	IBB	HBP	BLK	WP	HR	S	P	ERA	WHIP
Pat Jarvis, R ERA: 4.91	(1, 1)	5.1	L	26	8	6	6	4	1	1	0	0	0	0	32	40	10.12	1.688
Tom Kelley, R ERA: 6.35	(6, 1)	0.2		2	0	0	0	1	0	0	0	0	0	0	4	4	0.00	0.000
Steve Barber, L ERA: 6.1	(7, 1)	2.0		6	0	0	0	1	0	0	0	0	0	0	8	8	0.00	0.000

PITCHER	IP	WLS	BF	H	R	ER	SO	BB	IBB	HBP	BLK	WP	HR	S	P	ERA	WHIP

Batter	1	2	3	4	5	6	7	8	9	10	11	AB	R	H	RBI	BB	SO	LOB
Sonny Jackson, L (1, 8) OBP: 0.341, SLG: 0.373	FC4 1B		BBB CS BB		1B 2B		SH 1-3		2B 1B	BB SH1-4 SF9 1B		4	3	4	0	1	0	0
Ralph Garr, L (1, 7) OBP: 0.410, SLG: 0.552	FC4 S 1B 1-2f ①		S 1B 1-2 ②		SSS K ②		SSS K ①		1B 2B 1-3	SH1-4 1-2 ①		5	2	2	0	0	2	4
Hank Aaron, R (1, 9) OBP: 0.384, SLG: 0.651	F2 1-2 ②		5-3 1-2 ③		BBB 1B BB		G4-6-3 IBB		1B IBB	BB IBB		2	1	0	0	4	0	2
Orlando Cepeda, R (1, 3) OBP: 0.341, SLG: 0.576	2-H 1B			FC3-5 1B 1B	1-3 2-H 1B		G4-6-3 1-2f ②③		1B 1-2 2-H 3-H 1B	BBB BB 1-2 2-3		5	0	4	4	1	0	3
Felix Millan, R (1, 4) OBP: 0.375, SLG: 0.410	SSS K ③			1-2 FC3-5 1B 1B	5-3 ③			SSS K ①	F2 ①	SF9 3-H ②		5	1	1	1	0	2	5
Clete Boyer, R (1, 5) OBP: 0.301, SLG: 0.436		BBBB BB G6-4-3		FC3-5 1B 1-2 2-3f ①		F2 ①		F9 ②	1-3 2-H 1B	L7 ③		5	0	1	1	1	0	4
Hal King, L (1, 2) OBP: 0.293, SLG: 0.231		G6-4-3 1-2f ①②		1-3 2-H 1B ②		P3 ②		BBB BB ④	SSS K ②		F8 ①	3	0	1	1	1	0	1
Gil Garrido, R (8, PR) OBP: 0.232, SLG: 0.157 (8, 6)												2	0	0	0	0	1	2
Marty Perez, R (1, 6) OBP: 0.260, SLG: 0.298	SSS K ③			F7 ③	4-3 ③			BBB 1-2 BB ④	FC5-4 IBB		F8 ②	3	0	0	0	0	1	1
Mike Lum, L (8, PH) OBP: 0.368, SLG: 0.405												0	0	0	0	1	0	0
Bob Didier, S (8, 2) OBP: 0.274, SLG: 0.246												1	0	0	0	1	0	0
George Stone, L (1, 1) OBP: 0.167, SLG: 0.167			3-1 ①		1-3 ①		H SH 1-0 HBP	SSS K ③	FC5-4 1-2f ③		4-3 ③	2	0	0	0	0	0	0
Darrell Evans, L (7, PH)												0	0	0	0	0	0	0
Tom Kelley, R (7, 1)												0	0	0	0	0	0	0
Earl Williams, R (8, PH) OBP: 0.264, SLG: 0.435												1	0	0	0	0	1	2
Bob Priddy, R (8, 1)												1	0	0	0	0	0	3
Cecil Upshaw, R (9, 1)												1	0	0	0	0	0	0
Inning Stats	R: 1 E: 0 K: 1 S: 7 H: 2 LOB: 1 BB: 0 P: 7	R: 0 E: 0 K: 1 S: 4 H: 0 LOB: 0 BB: 1 P: 8	R: 0 E: 0 K: 0 S: 3 H: 1 LOB: 1 BB: 1 P: 7	R: 1 E: 0 K: 0 S: 5 H: 3 LOB: 1 BB: 0 P: 5	R: 1 E: 0 K: 1 S: 7 H: 2 LOB: 2 BB: 1 P: 11	R: 0 E: 0 K: 0 S: 3 H: 0 LOB: 0 BB: 0 P: 3	R: 0 E: 1 K: 1 S: 5 H: 0 LOB: 2 BB: 1 P: 10	R: 0 E: 0 K: 2 S: 7 H: 0 LOB: 2 BB: 2 P: 15	R: 3 E: 0 K: 1 S: 9 H: 4 LOB: 3 BB: 2 P: 17	R: 1 E: 0 K: 0 S: 4 H: 1 LOB: 2 BB: 2 P: 12	R: 0 E: 0 K: 0 S: 3 H: 0 LOB: 0 BB: 0 P: 3	1B: 11 2B: 2 3B: 0 HR: 0	SF: 1 SAC: 2 DP: 2 HBP: 1	WP: 0 PB: 0 SB: 2 CS: 1	PA: 54			

PITCHER		IP	WLS	BF	H	R	ER	SO	BB	IBB	HBP	BLK	WP	HR	S	P	ERA	WHIP
Tom Seaver, R ERA: 2.23	(1, 1)	7.2		35	8	3	3	5	5	1	1	0	0	0	38	63	3.52	1.696
Tug McGraw, L ERA: 2.16	(8, 1)	0.1		4	2	3	3	1	0	1	0	0	0	0	5	9	81.00	6.000
Danny Frisella, R ERA: 2.65	(9, 1)	1.0		6	2	0	0	1	0	1	0	0	0	0	7	11	0.00	2.000
Charlie Williams, R ERA: 6.52	(10, 1)	1.0		6	1	1	1	0	1	1	0	0	0	0	4	12	9.00	2.000
Ron Taylor, R ERA: 1.84	(11, 1)	1.0	W	3	0	0	0	0	0	0	0	0	0	0	3	3	0.00	0.000

PITCHER	IP	WLS	BF	H	R	ER	SO	BB	IBB	HBP	BLK	WP	HR	S	P	ERA	WHIP

TOP

Atlanta Braves @ New York Mets

Shea Stadium, Flushing, NY

Sat May 22 1971, 3:33 AM EDT

Att. 43,649 - Unknown

livebaseballscorecards.com

AB	40
R	7
H	13
RBI	7
BB	10
SO	7
LOB	27

Batter	1	2	3	4	5	6	7	8	9	10	11	AB	R	H	RBI	BB	SO	LOB
Bud Harrelson, S (1, 6) OBP: 0.385, SLG: 0.377	6-3	F9			SH2-4 1-2		K		1B 3-H		6-3	5	0	1	1	0	1	1
Tim Foli, R (1, 4) (7, 5) OBP: 0.338, SLG: 0.425	F3		F3		K			P3	F9		1B S	6	1	1	0	0	1	2
Tommie Agee, R (1, 9) (10, 8) OBP: 0.345, SLG: 0.451	1B 2B		K		HR 2-H			S BB		F9	F7 1-2	5	2	2	2	1	1	1
Donn Clendenon, R (1, 3) OBP: 0.341, SLG: 0.524	E 2B 1-H		P4		P4			K 1-2		E6 1B 1B	1B 2-H	6	1	3	2	0	1	1
Cleon Jones, R (1, 7) OBP: 0.325, SLG: 0.421	E5 2-3			CS PB 1B		L6		P6		1B 2-3		5	0	2	0	0	0	2
Bob Aspromonte, R (1, 5) OBP: 0.310, SLG: 0.440	F7			K 1-3		5-3			2B G3 BB	IBB 1-3 3-H		3	0	0	0	0	1	3
Ken Boswell, L (7, 4) OBP: 0.333, SLG: 0.427										1B		1	1	1	1	0	0	
Jerry Grote, R (1, 2) OBP: 0.372, SLG: 0.424		F9		4-3		5-3			F8			3	0	0	0	0	0	0
Dave Marshall, L (9, PH) (10, 9) OBP: 0.400, SLG: 0.427										IBB 1-2		1	0	0	0	1	0	1
Don Hahn, R (1, 8) OBP: 0.370, SLG: 0.325		SH1-4 1B			1B 2B		F8		G3 1B 1-3	K		3	1	2	0	0	0	0
Ed Kranepool, L (9, PH) OBP: 0.374, SLG: 0.529												1	1	1	0	0	0	0
Duffy Dyer, R (10, 2) OBP: 0.300, SLG: 0.125												1	0	0	0	0	1	3
Tom Seaver, R (1, 1) OBP: 0.286, SLG: 0.269		SH1-4 1-2			SH2-4 HR 2-H		F3		G3 2-3 3-H	4-3		2	1	1	1	0	0	0
Tug McGraw, R (8, 1) OBP: 0.667, SLG: 1.000												0	0	0	0	0	0	0
Danny Frisella, L (9, 1)												0	0	0	0	0	0	0
Art Shamsky, L (9, PH) OBP: 0.200, SLG: 0.160												1	0	0	1	0	0	1
Charlie Williams, R (10, 1)												0	0	0	0	0	0	0
Ken Singleton, S (10, PH) OBP: 0.323, SLG: 0.224												1	0	0	0	0	0	3
Ron Taylor, R (11, 1)												0	0	0	0	0	0	0
Inning Stats	R: 1 H: 2 E: 1 LOB: 2 K: 0 BB: 0 S: 6 P: 6	R: 0 H: 1 E: 0 LOB: 1 K: 0 BB: 0 S: 4 P: 4	R: 0 H: 0 E: 0 LOB: 0 K: 1 BB: 0 S: 5 P: 5	R: 0 H: 1 E: 0 LOB: 0 K: 1 BB: 0 S: 5 P: 5	R: 3 H: 3 E: 0 LOB: 0 K: 1 BB: 0 S: 8 P: 8	R: 0 H: 0 E: 0 LOB: 0 K: 0 BB: 0 S: 3 P: 3	R: 0 H: 0 E: 0 LOB: 0 K: 1 BB: 0 S: 5 P: 5	R: 0 H: 0 E: 0 LOB: 1 K: 1 BB: 1 S: 5 P: 9	R: 2 H: 2 E: 0 LOB: 1 K: 0 BB: 1 S: 5 P: 9	R: 1 H: 3 E: 1 LOB: 3 K: 1 BB: 1 S: 8 P: 12	R: 1 H: 2 E: 0 LOB: 1 K: 0 BB: 0 S: 4 P: 4						

PITCHER		IP	WLS	BF	H	R	ER	SO	BB	IBB	HBP	BLK	WP	HR	S	P	ERA	WHIP
George Stone, L ERA: 3.74	(1, 1)	6.0		25	7	4	4	3	0	0	0	0	0	1	31	31	6.00	1.167
Tom Kelley, R ERA: 5.4	(7, 1)	1.0		3	0	0	0	1	0	0	0	0	0	0	5	5	0.00	0.000
Bob Priddy, R ERA: 3.68	(8, 1)	1.0		5	0	1	1	1	2	0	0	0	0	0	5	13	9.00	2.000
Cecil Upshaw, R ERA: 4.0	(9, 1)	2.2	L	16	7	3	3	1	0	1	0	0	0	0	17	21	10.12	2.625

PITCHER	IP	WLS	BF	H	R	ER	SO	BB	IBB	HBP	BLK	WP	HR	S	P	ERA	WHIP

BOTTOM

Atlanta Braves @ New York Mets

Shea Stadium, Flushing, NY

Sat May 22 1971, 3:33 AM EDT

Att. 43,649 - Unknown

livebaseballscorecards.com

AB	44
R	8
H	14
RBI	8
BB	3
SO	6
LOB	18

1B: 10	SF: 0	WP: 0	PA: 49
2B: 3	SAC: 2	PB: 1	
3B: 0	DP: 0	SB: 2	
HR: 1	HBP: 0	CS: 1	

Batter	1	2	3	4	5	6	7	8	9	AB	R	H	RBI	BB	SO	LOB
Felix Millan, R (1, 4) OBP: 0.372, SLG: 0.406	F8		6-3			4-3		1B		4	0	1	0	0	0	0
Ralph Garr, L (1, 7) OBP: 0.406, SLG: 0.542	BB			2-3		K		F8		3	0	0	0	1	1	1
Hank Aaron, R (1, 9) OBP: 0.381, SLG: 0.639	K			F9		5-3			1B	4	0	1	0	0	1	1
Orlando Cepeda, R (1, 3) OBP: 0.339, SLG: 0.568	K			1B			5-3		F8	4	0	1	0	0	1	2
Clete Boyer, R (1, 5) OBP: 0.299, SLG: 0.439		5-3		1-3			2B		L4	4	0	1	0	0	0	2
Sonny Jackson, L (1, 8) OBP: 0.333, SLG: 0.364		6-3			4-3		F7		P6	4	0	0	0	0	0	2
Bob Didier, S (1, 2) OBP: 0.263, SLG: 0.236		K			E3		K			3	0	0	0	0	2	1
Ron Herbel, R (8, 1)										0	0	0	0	0	0	0
Marty Perez, R (1, 6) OBP: 0.262, SLG: 0.309			K 2B		F7			F7		3	0	1	0	0	0	1
Mike McQueen, L (1, 1) OBP: 0.111, SLG: 0.111			K		K			P3		2	0	0	0	0	2	2
Earl Williams, R (8, PH) OBP: 0.261, SLG: 0.430										1	0	0	0	0	0	0
(8, 2)																

TOP

Atlanta Braves @ New York Mets

Shea Stadium, Flushing, NY

Sun May 23 1971, 3:33 AM EDT

Att. 50,999 - Unknown

livebaseballscorecards.com

AB	32
R	0
H	5
RBI	0
BB	1
SO	7
LOB	12

Inning Stats	1	2	3	4	5	6	7	8	9
R	0	0	0	0	0	0	0	0	0
E	0	0	0	0	1	0	0	0	0
K	2	1	1	0	1	1	1	0	0
S	7	5	5	4	6	5	6	4	4
H	0	0	1	1	0	0	1	1	1
LOB	1	0	1	1	1	0	1	1	1
BB	1	0	0	0	0	0	0	0	0
P	11	5	5	4	6	5	6	4	4

	1B	SF	WP	PA
	3	0	0	33
	2B	SAC	PB	
	2	0	0	
	3B	DP	SB	
	0	0	1	
	HR	HBP	CS	
	0	0	0	

PITCHER	IP	WLS	BF	H	R	ER	SO	BB	IBB	HBP	BLK	WP	HR	S	P	ERA	WHIP
Ray Sadecki, L (1, 1) ERA: 1.82	9.0	W	33	5	0	0	7	1	0	0	0	0	0	46	50	0.00	0.667

PITCHER	IP	WLS	BF	H	R	ER	SO	BB	IBB	HBP	BLK	WP	HR	S	P	ERA	WHIP

Atlanta Braves @ New York Mets

Shea Stadium, Flushing, NY

Sun May 23 1971, 3:33 AM EDT

Att. 50,999 - Unknown

BOTTOM

livebaseballscorecards.com

Batter	1	2	3	4	5	6	7	8	9	AB	R	H	RBI	BB	SO	LOB
Don Hahn, R (1, 8) OBP: 0.383, SLG: 0.325	H 1-0 HBP		x 0-0 F8 1-3 1B 1B	x 0-0 ② F7		x 0-0 ②③ G5-4-3 1-2f				0	0	0	0	0	0	0
Ken Singleton, S (3, PH) (4, 9) OBP: 0.323, SLG: 0.231										3	1	1	0	0	0	2
Bud Harrelson, S (1, 6) OBP: 0.376, SLG: 0.368	S S S 0-3 ① K		x 0-0 ① 1-3 1-2	x 0-0 ③ FC6-4 1-2f			x 0-0 ① F2			4	0	0	0	0	1	3
Tommie Agee, R (1, 9) (4, 8) OBP: 0.342, SLG: 0.467	S S S 0-3 ② K		x 0-0 ② F8 2-3		x 0-0 HR		x 0-0 ② F8			4	1	1	1	0	1	2
Donn Clendenon, R (1, 3) OBP: 0.337, SLG: 0.506	x 0-0 ③ F8		B B B B 4-0 1B 1B BB		x 0-0 ① 4-3		x 0-0 ③ F9			3	1	0	0	1	0	1
Cleon Jones, R (1, 7) OBP: 0.323, SLG: 0.417		x 0-0 E3 FC5-4 1B SF7	x 0-0 1B 1-3 3-H 1B		x 0-0 ② F8			x 0-0 ① F8		4	1	1	1	0	0	0
Jerry Grote, R (1, 2) OBP: 0.383, SLG: 0.430		x 0-0 FC5-4 1-2 1B	x 0-0 1-2 3-H 1B		B B B B 4-0 BB			x 0-0 ② 4-3		3	0	2	1	1	0	0
Tim Foli, R (1, 5) OBP: 0.321, SLG: 0.403		x 0-0 ① FC5-4 1-2f 2-3	S S S 0-3 ③ K		x 0-0 ③ 6-3			x 0-0 ③ F7		4	0	0	0	0	1	5
Al Weis, S (1, 4)		x 0-0 ② SF7 3-H		x 0-0 ① F7		x 0-0 ① F8				2	0	0	1	0	0	0
Ray Sadecki, L (1, 1) OBP: 0.375, SLG: 0.375		x 0-0 ③ P4		x 0-0 FC6-4 1B		x 0-0 G5-4-3 1B				3	0	2	0	0	0	1
Inning Stats	R: 0 H: 0 E: 0 LOB: 1 K: 2 BB: 0 S: 7 P: 8	R: 1 H: 1 E: 1 LOB: 1 K: 0 BB: 0 S: 5 P: 5	R: 2 H: 3 E: 0 LOB: 2 K: 1 BB: 1 S: 8 P: 12	R: 0 H: 1 E: 0 LOB: 1 K: 0 BB: 0 S: 4 P: 4	R: 1 H: 1 E: 0 LOB: 1 K: 0 BB: 1 S: 4 P: 8	R: 0 H: 1 E: 0 LOB: 0 K: 0 BB: 0 S: 3 P: 3	R: 0 H: 0 E: 0 LOB: 0 K: 0 BB: 0 S: 3 P: 3	R: 0 H: 0 E: 0 LOB: 0 K: 0 BB: 0 S: 3 P: 3		1B: 6 SF: 1 2B: 0 SAC: 0 3B: 0 DP: 1 HR: 1 HBP: 1						

	AB	30
	R	4
	H	7
	RBI	4
	BB	2
	SO	3
	LOB	14

PITCHER	IP	WLS	BF	H	R	ER	SO	BB	IBB	HBP	BLK	WP	HR	S	P	ERA	WHIP
Mike McQueen, L (1, 1) ERA: 2.67	7.0	L	31	7	4	3	3	2	0	1	0	0	1	34	43	3.86	1.286
Ron Herbel, R (8, 1) ERA: 2.93	1.0		3	0	0	0	0	0	0	0	0	0	0	3	3	0.00	0.000

PITCHER	IP	WLS	BF	H	R	ER	SO	BB	IBB	HBP	BLK	WP	HR	S	P	ERA	WHIP

Atlanta Braves @ Montreal Expos

Jarry Park, Montreal, QB

Mon May 24 1971, 3:33 AM EDT

Att. 23,018 - Unknown

TOP

livebaseballscorecards.com

Batter	1	2	3	4	5	6	7	8	9	AB	R	H	RBI	BB	SO	LOB
Sonny Jackson, L (1, 8) OBP: 0.335, SLG: 0.365	F9		K		6-3 HR 1B		K		FC6 1B	5	1	2	0	0	2	0
Ralph Garr, L (1, 7) OBP: 0.401, SLG: 0.533	K		4-3		F8		1B S 1B		FC6 2B E 1-2f	5	1	1	0	0	1	2
Hank Aaron, R (1, 9) OBP: 0.388, SLG: 0.642	2B BB			F3	6-3 1-2		BB 1-3 1B		E 1-3 2B	4	1	2	0	1	0	1
Orlando Cepeda, R (1, 3) OBP: 0.358, SLG: 0.599	1-3 2B			2B BB BB	2-H HR		FC6-4 1-2 BB		E IBB	2	3	2	2	3	0	0
Felix Millan, R (1, 4) OBP: 0.373, SLG: 0.418	F7			BB FC6-4 1-3 2B	K		FC6-4 1-2f		E6 1B 1-H 2-H 3-H 2B	5	2	2	3	0	1	5
Darrell Evans, L (1, 5) OBP: 0.600, SLG: 0.333 Gil Garrido, R (8, 5) OBP: 0.246, SLG: 0.173		CS 1B		BB E IBB		E3 G3-6-3		G3	FC4-6 BB 3-H 1B	3 1	1 0	1 1	0 1	1 0	0 0	0 0
Hal King, L (1, 2) OBP: 0.309, SLG: 0.225	K 1-2			FC6-4 1-2 2-3 3-H BB	G3-6-3 1-2f			FC5-4 BB	FC4-6 1-2 BB	2	0	0	1	3	1	2
Marty Perez, R (1, 6) OBP: 0.250, SLG: 0.294	6-3			FC6-4 1-2f 2-H 3-H	F8			FC5-4 1-2f	FC4-6 1-2f 2-3	5	0	0	1	0	0	4
Jim Nash, R (1, 1) OBP: 0.211, SLG: 0.263 Bob Priddy, R (8, 1)			F7	K			F6	F7	1-3	4 1	0 0	0 0	0 0	1 0	2 0	2 2

	AB	R	H	RBI	BB	SO	LOB
	37	9	11	8	8	6	18

Inning Stats	1	2	3	4	5	6	7	8	9	1B	SF	WP	PA
R	0	0	0	3	2	0	0	0	4	6	0	0	45
H	1	1	0	1	2	0	2	0	4	2B 5	SAC 0	PB 0	
E	0	0	0	1	0	1	0	0	1	3B 0	DP 2	SB 1	
LOB	2	0	0	1	0	0	3	1	2	HR 1	HBP 0	CS 1	
K	1	1	1	1	1	0	1	3	0				
BB	1	0	0	3	0	0	1	1	2				
P	10	5	5	18	7	3	11	7	15				
S	6	5	5	6	7	3	7	3	7				

PITCHER		IP	WLS	BF	H	R	ER	SO	BB	IBB	HBP	BLK	WP	HR	S	P	ERA	WHIP
Steve Renko, R ERA: 3.41	(1, 1)	7.0	L	32	7	5	4	6	4	1	0	0	0	1	39	59	5.14	1.571
John O'Donoghue, L ERA: 9.64	(8, 1)	1.1		6	1	1	1	0	1	0	0	0	0	0	5	9	6.75	1.500
Mike Marshall, R ERA: 4.29	(9, 1)	0.2		7	3	3	3	0	1	1	0	0	0	0	5	13	40.50	6.000

PITCHER	IP	WLS	BF	H	R	ER	SO	BB	IBB	HBP	BLK	WP	HR	S	P	ERA	WHIP

Atlanta Braves @ Montreal Expos

Jarry Park, Montreal, QB

Mon May 24 1971, 3:33 AM EDT

Att. 23,018 - Unknown

BOTTOM

Batter	1	2	3	4	5	6	7	8	9	AB	R	H	RBI	BB	SO	LOB
Gary Sutherland, R (1, 4) OBP: 0.211, SLG: 0.368	5-3			F6	1-2 1B			HR		4	1	2	1	0	0	0
Jim Gosger, L (1, 8) OBP: 0.233, SLG: 0.321	K			1B 3B	F2			CS 1B		4	1	2	0	0	1	2
Rusty Staub, L (1, 9) OBP: 0.432, SLG: 0.520	4-3			F5	F5			1-2 F6		4	0	0	0	0	0	4
Bob Bailey, R (1, 5) OBP: 0.357, SLG: 0.353		G4-6-3 1B		3-H HR 1B		5-3		K		4	1	2	1	0	1	0
Ron Fairly, L (1, 3) OBP: 0.429, SLG: 0.434		1-2f G4-6-3		1-H HR		K			1-3	4	1	1	2	0	1	1
Jim Fairey, L (1, 7) OBP: 0.280, SLG: 0.261		F7		FC6-4 1B		F7			6-3	4	0	1	0	0	0	0
John Bateman, R (1, 2) OBP: 0.295, SLG: 0.385		F8		1-2f FC6-4			L8		5-3	4	0	0	0	0	0	1
Bobby Wine, R (1, 6) OBP: 0.248, SLG: 0.217		F9			6-3		6-3			2	0	0	0	0	0	0
Ron Swoboda, R (7, PH) OBP: 0.333, SLG: 0.422										1	0	0	0	0	0	0
John O'Donoghue, R (8, 1)										0	0	0	0	0	0	0
Mike Marshall, R (9, 1)										0	0	0	0	0	0	0
Steve Renko, R (1, 1) OBP: 0.192, SLG: 0.346		K			1B		K			2	0	1	0	0	1	0
Mack Jones, L (7, PH) OBP: 0.286, SLG: 0.389										1	0	0	0	0	1	0
Ron Brand, R (8, 6) OBP: 0.333, SLG: 0.286										0	0	0	0	0	0	0
Inning Stats	R: 0 E: 0 K: 1 S: 5 H: 0 LOB: 0 BB: 0 P: 5	R: 0 E: 0 K: 0 S: 3 H: 1 LOB: 0 BB: 0 P: 3	R: 0 E: 0 K: 1 S: 5 H: 0 LOB: 0 BB: 0 P: 5	R: 3 E: 0 K: 0 S: 7 H: 4 LOB: 1 BB: 0 P: 7	R: 0 E: 0 K: 0 S: 5 H: 2 LOB: 2 BB: 0 P: 5	R: 0 E: 0 K: 1 S: 5 H: 0 LOB: 0 BB: 0 P: 5	R: 0 E: 0 K: 1 S: 5 H: 0 LOB: 0 BB: 0 P: 5	R: 1 E: 0 K: 1 S: 6 H: 2 LOB: 0 BB: 0 P: 6	R: 0 E: 0 K: 0 S: 3 H: 0 LOB: 0 BB: 0 P: 3	1B: 6 2B: 0 3B: 1 HR: 2	SF: 0 SAC: 0 DP: 1 HBP: 0						

livebaseballscorecards.com

AB	34
R	4
H	9
RBI	4
BB	0
SO	5
LOB	8

WP: 0 PB: 0 SB: 0 CS: 1 PA: 34

PITCHER		IP	WLS	BF	H	R	ER	SO	BB	IBB	HBP	BLK	WP	HR	S	P	ERA	WHIP
Jim Nash, R ERA: 4.85	(1, 1)	7.0	W	29	9	4	4	4	0	0	0	0	0	2	37	37	5.14	1.286
Bob Priddy, R ERA: 3.38	(8, 1)	2.0	S	5	0	0	0	1	0	0	0	0	0	0	7	7	0.00	0.000

PITCHER	IP	WLS	BF	H	R	ER	SO	BB	IBB	HBP	BLK	WP	HR	S	P	ERA	WHIP

Batter	1	2	3	4	5	6	7	8	9	AB	R	H	RBI	BB	SO	LOB
Sonny Jackson, L (1, 8) OBP: 0.337, SLG: 0.368	BBBB 4-0 9-3 BB		x 0-0 2B	x 0-0 F9 ③			x 0-0 6-3 ①		x 0-0 F6 ③	4	0	1	0	1	0	2
Ralph Garr, L (1, 7) OBP: 0.393, SLG: 0.522	x 0-0 9-3 ①② 1-2f		x 0-0 1-3 ①		x 0-0 4-3 ①		SSS 0-3 K ②			4	0	0	0	0	1	2
Hank Aaron, R (1, 9) OBP: 0.390, SLG: 0.633	BBBB 4-0 2B BB		SSS 0-3 K ②		BBBB 4-0 1B BB		x 0-0 4-3 ③			2	1	0	0	2	1	1
Orlando Cepeda, R (1, 3) OBP: 0.367, SLG: 0.606	x 0-0 1B 1-H 2B		IIII 4-0 IBB		x 0-0 1-2 1B			x 0-0 5-3 ①		3	0	2	1	1	0	0
Felix Millan, R (1, 4) OBP: 0.370, SLG: 0.414	x 0-0 2-3 1B		SSS 0-3 K ③		x 0-0 F9 ②			x 0-0 6-3 ②		4	0	1	0	0	1	4
Darrell Evans, L (1, 5) OBP: 0.333, SLG: 0.143	x 0-0 G3 ③			x 0-0 G3 ①	x 0-0 4-3 ③			x 0-0 F8 ③		4	0	0	0	0	0	4
Bob Didier, S (1, 2) OBP: 0.266, SLG: 0.240		SSS 0-3 K ①		x 0-0 1B 1B		x 0-0 G3 ①			BBBB 4-0 BB	3	1	1	0	0	1	0
Hal King, L (9, PH) OBP: 0.316, SLG: 0.225										0	0	0	0	1	0	0
Marty Perez, R (1, 6) OBP: 0.252, SLG: 0.295		x 0-0 F8 ②		x 0-0 1B 1-2 1B		x 0-0 F3 ②			x 0-0 F5 ①	3	0	1	0	0	0	0
Mike Lum, L (9, PH) OBP: 0.362, SLG: 0.395										1	0	0	0	0	0	1
Phil Niekro, R (1, 1) OBP: 0.148, SLG: 0.160		x 0-0 5-3 ③		x 0-0 1-3 2-H 1B ②		x 0-0 F5 ③			SSS 0-3 K ②	3	0	1	1	0	0	0
Earl Williams, R (9, PH) OBP: 0.258, SLG: 0.425										1	0	0	0	0	1	1
Inning Stats	R: 1 E: 0 K: 0 S: 4 H: 2 LOB: 2 BB: 2 P: 12	R: 0 E: 0 K: 1 S: 5 H: 0 LOB: 0 BB: 0 P: 5	R: 0 E: 0 K: 2 S: 8 H: 1 LOB: 2 BB: 1 P: 12	R: 1 E: 0 K: 0 S: 5 H: 3 LOB: 1 BB: 0 P: 5	R: 0 E: 0 K: 0 S: 4 H: 1 LOB: 2 BB: 1 P: 8	R: 0 E: 0 K: 0 S: 3 H: 0 LOB: 0 BB: 0 P: 3	R: 0 E: 0 K: 1 S: 5 H: 0 LOB: 0 BB: 0 P: 5	R: 0 E: 0 K: 0 S: 3 H: 0 LOB: 0 BB: 0 P: 3	R: 0 E: 0 K: 1 S: 5 H: 0 LOB: 1 BB: 1 P: 9	1B: 5 2B: 3 3B: 0 HR: 0	SF: 0 SAC: 0 DP: 1 HBP: 0						

PITCHER	IP	WLS	BF	H	R	ER	SO	BB	IBB	HBP	BLK	WP	HR	S	P	ERA	WHIP
Carl Morton, R (1, 1) ERA: 3.22	9.0	W	37	7	2	2	5	4	1	0	0	0	0	42	62	2.00	1.222

PITCHER	IP	WLS	BF	H	R	ER	SO	BB	IBB	HBP	BLK	WP	HR	S	P	ERA	WHIP

TOP

Atlanta Braves @ Montreal Expos

Jarry Park, Montreal, QB

Tue May 25 1971, 7:05 PM EDT

Att. 8,426 - Unknown

livebaseballscorecards.com

AB	32
R	2
H	7
RBI	2
BB	5
SO	5
LOB	15

1B: 5	SF: 0	WP: 0	PA: 37
2B: 3	SAC: 0	PB: 0	
3B: 0	DP: 1	SB: 0	
HR: 0	HBP: 0	CS: 0	

Atlanta Braves @ Montreal Expos

Jarry Park, Montreal, QB

Tue May 25 1971, 7:05 PM EDT

Att. 8,426 - Unknown

BOTTOM

Batter	1	2	3	4	5	6	7	8	9	AB	R	H	RBI	BB	SO	LOB
Gary Sutherland, R (1, 4) OBP: 0.208, SLG: 0.333	4-3	WP 1B 1-2 2-3		G1-4-3 1-2f			5-3	K2-3		5	0	1	0	0	1	1
Rusty Staub, L (1, 9) OBP: 0.433, SLG: 0.523	F8	G3 1-2 2-3 3-H			1B 2B		E BB BB BB			3	2	1	0	1	0	2
Bob Bailey, R (1, 7) OBP: 0.369, SLG: 0.362 Clyde Mashore, R (9, 8) OBP: 0.320, SLG: 0.440	1B 1B		1B 1-4-3 1B		5-3		BB E 1-2 BB			3 0	0 0	2 0	0 0	1 0	0 0	1 0
Ron Fairly, L (1, 3) OBP: 0.431, SLG: 0.437	1-3 1B		1-4-3 1-2		PB 1B 2-H		E4 BB 1-2 2-3			4	0	2	1	0	0	3
Coco Laboy, R (1, 5) OBP: 0.358, SLG: 0.344	K		K		K 2-3		K			4	0	0	0	0	4	7
Ron Swoboda, R (1, 8) OBP: 0.345, SLG: 0.417 (9, 7)		5-3	1B 2-3		5-3		BB 1-2 2-3 3-H			3	0	1	1	1	0	1
John Bateman, R (1, 2) OBP: 0.293, SLG: 0.376		1B 1B WP BB	F2				K	K		3	1	0	0	1	2	5
Bobby Wine, R (1, 6) OBP: 0.248, SLG: 0.218		WP 1B 1-2 1B		5-3			5-3	5-3		4	0	1	0	0	0	0
Carl Morton, R (1, 1) OBP: 0.161, SLG: 0.133		F8		G1-4-3 BB			K	K		3	0	0	0	1	2	2
Inning Stats	R: 0 H: 2 E: 0 LOB: 2 K: 1 BB: 0 S: 7 P: 7	R: 1 H: 2 E: 0 LOB: 2 K: 0 BB: 1 S: 5 P: 9	R: 0 H: 2 E: 0 LOB: 2 K: 1 BB: 0 S: 7 P: 7	R: 0 H: 0 E: 0 LOB: 0 K: 0 BB: 1 S: 2 P: 6	R: 1 H: 2 E: 0 LOB: 1 K: 1 BB: 0 S: 7 P: 7		R: 0 H: 0 E: 0 LOB: 0 K: 2 BB: 0 S: 7 P: 7	R: 1 H: 0 E: 1 LOB: 3 K: 2 BB: 3 S: 8 P: 20	R: 0 H: 0 E: 0 LOB: 0 K: 2 BB: 0 S: 7 P: 7							

livebaseballscorecards.com

AB	32
R	3
H	8
RBI	2
BB	5
SO	9
LOB	22

PITCHER		IP	WLS	BF	H	R	ER	SO	BB	IBB	HBP	BLK	WP	HR	S	P	ERA	WHIP	PITCHER	IP	WLS	BF	H	R	ER	SO	BB	IBB	HBP	BLK	WP	HR	S	P	ERA	WHIP
Phil Niekro, R ERA: 2.87	(1, 1)	8.0	L	37	8	3	2	9	5	0	0	0	1	0	50	70	2.25	1.625																		

1B: 7	SF: 0	WP: 1	PA: 37
2B: 1	SAC: 0	PB: 1	
3B: 0	DP: 1	SB: 0	
HR: 0	HBP: 0	CS: 0	

Batter	1	2	3	4	5	6	7	8	9	AB	R	H	RBI	BB	SO	LOB
Ralph Garr, L (1, 7) OBP: 0.385, SLG: 0.511	K		K			K		F8		4	0	0	0	0	3	1
Felix Millan, R (1, 4) OBP: 0.373, SLG: 0.409	FC6-4 BB		BB			6-3		K		2	0	0	0	2	1	1
Hank Aaron, R (1, 9) OBP: 0.383, SLG: 0.620	FC6-4 1-2f		5-3			4-3			K	3	0	0	0	0	0	2
Mike Lum, L (6, 9) OBP: 0.356, SLG: 0.386										1	0	0	0	0	1	0
Orlando Cepeda, R (1, 3) OBP: 0.361, SLG: 0.595	1-6-3			L5			4-3		4-3 HBP	3	0	0	0	0	0	1
Earl Williams, R (7, 3) OBP: 0.266, SLG: 0.425										0	0	0	0	0	0	0
Darrell Evans, L (1, 5) OBP: 0.231, SLG: 0.091		K		K			4-3		4-3 1-2	4	0	0	0	0	2	1
Sonny Jackson, L (1, 8) OBP: 0.340, SLG: 0.389		E S 1B		5-3			HR		F5	4	1	2	1	0	0	1
Hal King, L (1, 2) OBP: 0.307, SLG: 0.217		K 1-3			F7		L4			3	0	0	0	0	1	1
Marty Perez, R (1, 6) OBP: 0.254, SLG: 0.290		5-3			K			BB		2	0	0	0	1	1	1
Pat Jarvis, R (1, 1) OBP: 0.158, SLG: 0.059			F7		K			F4		1	0	0	0	0	0	0
Steve Barber, L (3, 1)										1	0	0	0	0	1	0
Marv Staehle, L (8, PH)										1	0	0	0	0	0	1
Ron Herbel, R (8, 1)										0	0	0	0	0	0	0
Inning Stats	R: 0 E: 1 K: 1 S: 5 H: 0 LOB: 1 BB: 1 P: 9	R: 0 E: 0 K: 2 S: 8 H: 1 LOB: 1 BB: 0 P: 8	R: 0 E: 0 K: 1 S: 5 H: 0 LOB: 1 BB: 1 P: 9	R: 0 E: 0 K: 1 S: 5 H: 0 LOB: 0 BB: 0 P: 5	R: 0 E: 0 K: 2 S: 7 H: 0 LOB: 0 BB: 0 P: 7	R: 0 E: 0 K: 1 S: 5 H: 0 LOB: 0 BB: 0 P: 5	R: 1 E: 0 K: 0 S: 4 H: 1 LOB: 0 BB: 0 P: 4	R: 0 E: 0 K: 1 S: 5 H: 0 LOB: 1 BB: 1 P: 9	R: 0 E: 0 K: 1 S: 5 H: 0 LOB: 1 BB: 0 P: 6	1B: 1 2B: 0 3B: 0 HR: 1	SF: 0 SAC: 0 DP: 0 HBP: 1					

PITCHER	IP	WLS	BF	H	R	ER	SO	BB	IBB	HBP	BLK	WP	HR	S	P	ERA	WHIP
Bill Stoneman, R (1, 1) ERA: 2.39	9.0	W	33	2	1	1	10	3	0	1	0	0	1	49	62	1.00	0.556

PITCHER	IP	WLS	BF	H	R	ER	SO	BB	IBB	HBP	BLK	WP	HR	S	P	ERA	WHIP

TOP

Atlanta Braves @ Montreal Expos

Jarry Park, Montreal, QB

Wed May 26 1971, 7:05 PM EDT

Att. 6,263 - Unknown - 46 F

livebaseballscorecards.com

AB	29
R	1
H	2
RBI	1
BB	3
SO	10
LOB	10

PA: 33

WP: 0 PB: 0 SB: 1 CS: 0

Atlanta Braves @ Montreal Expos

Jarry Park, Montreal, QB

Wed May 26 1971, 7:05 PM EDT

Att. 6,263 - Unknown - 46 F

BOTTOM

livebaseballscorecards.com

Batter	1	2	3	4	5	6	7	8	9	AB	R	H	RBI	BB	SO	LOB
Ron Hunt, R (1, 4) OBP: 0.403, SLG: 0.352	F6		2B 2B HBP 1-2	HBP E 1B		BBBB FC1-6 BB		BB 1B HBP 1-2		2	3	1	0	1	0	0
Rusty Staub, L (1, 9) OBP: 0.439, SLG: 0.527	F8		2B 2B 1-3 2-H	FC6-4 HBP 1-2		FC1-6 G6-4-3 1-2f		BBBB 1B WP BB 1-2 2-3		3	2	1	1	1	0	1
Bob Bailey, R (1, 5) OBP: 0.370, SLG: 0.373 Coco Laboy, R (9, 5) OBP: 0.358, SLG: 0.344	K		2B 2B 2-H 3-H	FC6-4 F9 1-2f 2-H		G6-4-3 1-2f		WP 4-3 1B 1-2 2-H 3-H		5 0	2 0	2 0	4 0	0 0	1 0	2 0
Ron Fairly, L (1, 3) OBP: 0.430, SLG: 0.429		SH1-3 1B	2B 1B IBB	F9 2-3			F9	4-3 1-H 2-H		4	1	1	1	1	0	1
Jim Gosger, L (1, 8) OBP: 0.250, SLG: 0.367 (4, 7) Ron Swoboda, R (7, PH) OBP: 0.368, SLG: 0.429 (8, 7)		SH1-3 1-2	1B 2B 1-3 2-H	1-3			BBBB WP BB	1B		2 1	1 0	1 1	1 0	0 1	0 0	1 0
Jim Fairey, L (1, 7) OBP: 0.275, SLG: 0.255 Clyde Mashore, R (3, PH) OBP: 0.345, SLG: 0.429 (4, 8)		F5	WP 1B IBB		1B 1B		1-3 1-2	K		1 3	0 0	0 1	0 0	0 1	0 1	1 2
John Bateman, R (1, 2) OBP: 0.292, SLG: 0.372		K	WP 1-2 2-H 3-H		F7		5-3			4	0	1	2	0	1	3
Bobby Wine, R (1, 6) OBP: 0.248, SLG: 0.219		F9 1-2 2-3	F6		1-2 1B			F9		4	0	1	0	0	0	2
Bill Stoneman, R (1, 1) OBP: 0.222, SLG: 0.160		K	HBP 2B 1B		K			BB HBP 1B 1B		4	2	2	0	0	2	3
Inning Stats	R: 0 H: 0 E: 0 LOB: 0 K: 1 BB: 0 S: 5 P: 5	R: 0 H: 1 E: 0 LOB: 1 K: 1 BB: 0 S: 6 P: 6	R: 6 H: 5 E: 0 LOB: 2 K: 1 BB: 2 S: 10 P: 19	R: 1 H: 1 E: 1 LOB: 1 K: 0 BB: 0 S: 4 P: 5	R: 0 H: 2 E: 0 LOB: 1 K: 1 BB: 0 S: 6 P: 6	R: 0 H: 0 E: 0 LOB: 0 K: 0 BB: 1 S: 2 P: 6	R: 0 H: 0 E: 0 LOB: 1 K: 0 BB: 1 S: 3 P: 7	R: 4 H: 3 E: 0 LOB: 1 K: 1 BB: 1 S: 8 P: 13		1B: 9 SF: 0 2B: 3 SAC: 1 3B: 0 DP: 1 HR: 0 HBP: 3						

	AB	33
	R	11
	H	12
	RBI	9
	BB	5
	SO	5
	LOB	16

WP: 4 PA: 42
PB: 0
SB: 0
CS: 0

PITCHER		IP	WLS	BF	H	R	ER	SO	BB	IBB	HBP	BLK	WP	HR	S	P	ERA	WHIP
Pat Jarvis, R ERA: 5.65	(1, 1)	2.1	L	14	5	6	6	2	0	1	1	0	0	0	16	21	23.14	2.143
Steve Barber, L ERA: 4.8	(3, 1)	4.2		20	4	1	1	2	2	1	1	0	2	0	20	33	1.93	1.286
Ron Herbel, R ERA: 4.96	(8, 1)	1.0		8	3	4	4	1	1	0	1	0	1	0	8	13	36.00	4.000

PITCHER	IP	WLS	BF	H	R	ER	SO	BB	IBB	HBP	BLK	WP	HR	S	P	ERA	WHIP

Atlanta Braves @ Montreal Expos

Jarry Park, Montreal, QB

Thu May 27 1971, 7:05 PM EDT

Att. 13,156 - Unknown

TOP

livebaseballscorecards.com

Batter	1	2	3	4	5	6	7	8	9	AB	R	H	RBI	BB	SO	LOB
Ralph Garr, L (1, 7) OBP: 0.377, SLG: 0.500	1-3	6-3			F8		1-3			4	0	0	0	0	0	0
Felix Millan, R (1, 4) OBP: 0.365, SLG: 0.400	4-3		6-3		6-3			F7		4	0	0	0	0	0	0
Hank Aaron, R (1, 9) OBP: 0.386, SLG: 0.637	BB 1B 1B		F9			HR		F8		4	2	2	1	0	0	0
Orlando Cepeda, R (1, 3) OBP: 0.370, SLG: 0.594	WP 1B 1B 1-2 BB		BB			1B		K		2	1	1	0	2	1	0
Darrell Evans, L (1, 5) OBP: 0.235, SLG: 0.133	WP 1B 1-2 2-H 1B		F8			F8			K	4	1	1	1	0	1	2
Earl Williams, R (9, 5) OBP: 0.266, SLG: 0.425										0	0	0	0	0	0	0
Sonny Jackson, L (1, 8) OBP: 0.338, SLG: 0.385	1-H 2-H 1B			G3		F8			K	4	0	1	2	0	1	1
Bob Didier, S (1, 2) OBP: 0.253, SLG: 0.228	F4			F6		G3			F9	4	0	0	0	0	0	2
Gil Garrido, R (1, 6) OBP: 0.233, SLG: 0.164		L3		K			5-3			3	0	0	0	0	1	0
Tom Kelley, R (1, 1)		K			K		K			3	0	0	0	0	3	0

	AB	32
	R	4
	H	5
	RBI	4
	BB	2
	SO	7
	LOB	5

Inning Stats										
	R: 3 E: 0 K: 0 S: 6	H: 3 LOB: 1 BB: 1 P: 10	R: 0 E: 0 K: 1 S: 5	H: 0 LOB: 0 BB: 0 P: 5	R: 0 E: 0 K: 0 S: 3	H: 0 LOB: 1 BB: 1 P: 7	R: 0 E: 0 K: 1 S: 5	H: 0 LOB: 0 BB: 0 P: 5	R: 0 E: 0 K: 1 S: 5	H: 0 LOB: 0 BB: 0 P: 5
	R: 1 E: 0 K: 0 S: 5	H: 2 LOB: 1 BB: 0 P: 5	R: 0 E: 0 K: 1 S: 5	H: 0 LOB: 0 BB: 0 P: 5	R: 0 E: 0 K: 1 S: 5	H: 0 LOB: 0 BB: 0 P: 5	R: 0 E: 0 K: 2 S: 7	H: 0 LOB: 0 BB: 0 P: 7	1B: 4 2B: 0 3B: 0 HR: 1	SF: 0 SAC: 0 DP: 0 HBP: 0
	WP: 1 PB: 0 SB: 0 CS: 0	PA: 34								

PITCHER		IP	WLS	BF	H	R	ER	SO	BB	IBB	HBP	BLK	WP	HR	S	P	ERA	WHIP
Ernie McAnally, R ERA: 5.44	(1, 1)	7.0	L	28	5	4	4	4	2	0	0	0	1	1	34	42	5.14	1.000
Claude Raymond, R ERA: 3.38	(8, 1)	2.0		6	0	0	0	3	0	0	0	0	0	0	12	12	0.00	0.000

PITCHER	IP	WLS	BF	H	R	ER	SO	BB	IBB	HBP	BLK	WP	HR	S	P	ERA	WHIP

BOTTOM

Atlanta Braves @ Montreal Expos

Jarry Park, Montreal, QB

Thu May 27 1971, 7:05 PM EDT

Att. 13,156 - Unknown

Batter	1	2	3	4	5	6	7	8	9	AB	R	H	RBI	BB	SO	LOB
Ron Hunt, R (1, 4) OBP: 0.399, SLG: 0.349	F7		F6		K			FC3-6 1B		4	0	1	0	0	1	1
Rusty Staub, L (1, 9) OBP: 0.428, SLG: 0.511	K			5-3	F8			FC3-6 1-2f		4	0	0	0	0	1	2
Bob Bailey, R (1, 5) OBP: 0.374, SLG: 0.372	BB			K		3-1-3 1B		K		3	0	1	0	1	2	1
Ron Fairly, L (1, 3) OBP: 0.424, SLG: 0.432	F7			1B 2B		3-1-3 1-2		4-3		4	1	1	0	0	0	3
Jim Gosger, L (1, 8) OBP: 0.250, SLG: 0.333		K		1B BB		3-1			5-3	3	0	0	0	1	1	1
Jim Fairey, L (1, 7) OBP: 0.273, SLG: 0.255		4-3		1-2 2-H 1B		6-3			4-3	4	0	1	1	0	0	1
John Boccabella, R (1, 2) OBP: 0.244, SLG: 0.462		K		K2-3			F8		6-3	4	0	0	0	0	2	2
Bobby Wine, R (1, 6) OBP: 0.252, SLG: 0.217			4-3		BB		G3			1	0	0	0	1	0	0
Boots Day, L (7, PH) OBP: 0.267, SLG: 0.266										1	0	0	0	0	0	0
Claude Raymond, R (8, 1)										0	0	0	0	0	0	0
Ernie McAnally, R (1, 1)			F7		K		K			2	0	0	0	0	1	1
Ron Brand, R (7, PH) OBP: 0.313, SLG: 0.267 (8, 6)										1	0	0	0	0	1	0

Inning Stats	1	2	3	4	5	6	7	8	9
	R: 0 H: 0 E: 0 LOB: 1 K: 1 BB: 1 S: 5 P: 9	R: 0 H: 0 E: 0 LOB: 0 K: 2 BB: 0 S: 7 P: 7	R: 0 H: 0 E: 0 LOB: 0 K: 0 BB: 0 S: 3 P: 3	R: 1 H: 2 E: 0 LOB: 2 K: 2 BB: 1 S: 9 P: 13	R: 0 H: 0 E: 0 LOB: 1 K: 2 BB: 1 S: 7 P: 11	R: 0 H: 1 E: 0 LOB: 1 K: 0 BB: 0 S: 4 P: 4	R: 0 H: 0 E: 0 LOB: 0 K: 1 BB: 0 S: 5 P: 5	R: 0 H: 1 E: 0 LOB: 1 K: 1 BB: 0 S: 6 P: 6	R: 0 H: 0 E: 0 LOB: 0 K: 0 BB: 0 S: 3 P: 3

1B: 3	SF: 0	WP: 0	PA: 34
2B: 1	SAC: 0	PB: 0	
3B: 0	DP: 0	SB: 0	
HR: 0	HBP: 0	CS: 0	

livebaseballscorecards.com

AB	31
R	1
H	4
RBI	1
BB	3
SO	9
LOB	12

PITCHER	IP	WLS	BF	H	R	ER	SO	BB	IBB	HBP	BLK	WP	HR	S	P	ERA	WHIP
Tom Kelley, R (1, 1) ERA: 2.87	9.0	W	34	4	1	1	9	3	0	0	0	0	0	49	61	1.00	0.778

PITCHER	IP	WLS	BF	H	R	ER	SO	BB	IBB	HBP	BLK	WP	HR	S	P	ERA	WHIP

Batter	1	2	3	4	5	6	7	8	9	AB	R	H	RBI	BB	SO	LOB
Sonny Jackson, L (1, 8) OBP: 0.337, SLG: 0.388	K		F9			3-1		2B		4	0	1	0	0	1	0
Ralph Garr, L (1, 7) OBP: 0.375, SLG: 0.500	2B			1-3		4-3		F5		4	0	1	0	0	0	1
Felix Millan, R (1, 4) OBP: 0.358, SLG: 0.391	F4			F8		E6		6-3		4	0	0	0	0	0	2
Earl Williams, R (1, 3) OBP: 0.265, SLG: 0.418	6-3			1B		K		F8		4	0	1	0	0	1	3
Darrell Evans, L (1, 5) OBP: 0.238, SLG: 0.111		F8		K			BB 1B		F5	3	0	0	0	1	1	1
Mike Lum, L (1, 9) OBP: 0.349, SLG: 0.362		K			BB FC4-6		F8		F8	3	0	0	0	1	1	1
Bob Didier, S (1, 2) OBP: 0.253, SLG: 0.229		P6			L9		FC6 1-2 1B		F9	4	0	1	0	0	0	1
Gil Garrido, R (1, 6) OBP: 0.226, SLG: 0.158			6-3		F2		F2			2	0	0	0	0	0	1
Orlando Cepeda, R (7, PH) OBP: 0.368, SLG: 0.590										1	0	0	0	0	0	2
Marty Perez, R (7, 6) OBP: 0.254, SLG: 0.290										0	0	0	0	0	0	0
Ron Reed, R (1, 1) OBP: 0.095, SLG: 0.095			K		FC4-6		FC6			3	0	0	0	0	1	3
Pat Jarvis, R (7, 1) OBP: 0.158, SLG: 0.059										0	0	0	0	0	0	0

TOP

Atlanta Braves @ St. Louis Cardinals

Busch Stadium, St. Louis, MO

Fri May 28 1971, 7:05 PM CDT

Att. 14,537 - Unknown

livebaseballscorecards.com

AB	32
R	0
H	4
RBI	0
BB	2
SO	5
LOB	15

Inning Stats	1	2	3	4	5	6	7	8	9
	R: 0 E: 0 K: 1 S: 6	H: 1 LOB: 1 BB: 0 P: 6	R: 0 E: 0 K: 1 S: 5	H: 0 LOB: 0 BB: 0 P: 5	R: 0 E: 0 K: 1 S: 5	H: 0 LOB: 0 BB: 0 P: 5	R: 0 E: 0 K: 1 S: 6	H: 1 LOB: 1 BB: 0 P: 6	R: 0 E: 0 K: 0 S: 3	H: 0 LOB: 1 BB: 1 P: 7	R: 0 E: 1 K: 1 S: 6	H: 0 LOB: 1 BB: 0 P: 6	R: 0 E: 0 K: 0 S: 4	H: 1 LOB: 2 BB: 1 P: 8	R: 0 E: 0 K: 0 S: 4	H: 1 LOB: 1 BB: 0 P: 4	R: 0 E: 0 K: 0 S: 3	H: 0 LOB: 0 BB: 0 P: 3

| | | | | | | | | | |

Batter	1	2	3	4	5	6	7	8	9	AB	R	H	RBI	BB	SO	LOB
Lou Brock, L (1, 7) OBP: 0.421, SLG: 0.495	F7		5-3		2B		HR, 1B, 2-3			4	1	2	0	0	0	0
Matty Alou, L (1, 8) OBP: 0.358, SLG: 0.420	E, 1B		6-3		P4		HR, 1B, 1-2, 3-H			4	1	2	1	0	0	1
Ted Simmons, S (1, 2) OBP: 0.393, SLG: 0.472	L6		F8			4-3	HR, 1-H, 2-H			4	1	1	3	0	0	1
Joe Torre, R (1, 5) OBP: 0.405, SLG: 0.517	E6, 1-2			S, 1B		5-3	F8			4	0	1	0	0	0	1
Jose Cardenal, R (1, 9) OBP: 0.311, SLG: 0.420	F6			K		3B	1B			4	0	2	0	0	1	3
Joe Hague, L (1, 3) OBP: 0.353, SLG: 0.405		K		G6-4-3, BB, 1-2		BB	F2			2	0	0	0	2	1	1
Julian Javier, R (1, 4) OBP: 0.355, SLG: 0.449		F8		G6-4-3, 1-2f		F8		6-3		4	0	0	0	0	0	4
Dick Schofield, S (1, 6) OBP: 0.341, SLG: 0.353		BB			K		1B, SH1-4, 1B, BB	5-3		1	1	0	0	2	1	0
Dal Maxvill, R (8, 6) OBP: 0.260, SLG: 0.182										1	0	0	0	0	0	0
Reggie Cleveland, R (1, 1) OBP: 0.077, SLG: 0.115		K			F8		SH1-4, 1-2	6-3		3	0	0	0	0	1	1
Inning Stats	R: 0 E: 1 K: 0 S: 5 H: 1 LOB: 2 BB: 0 P: 5	R: 0 E: 0 K: 2 S: 7 H: 0 LOB: 1 BB: 1 P: 11	R: 0 E: 0 K: 0 S: 3 H: 0 LOB: 0 BB: 0 P: 3	R: 0 E: 0 K: 1 S: 5 H: 1 LOB: 1 BB: 1 P: 9	R: 0 E: 0 K: 1 S: 6 H: 1 LOB: 1 BB: 0 P: 6	R: 0 E: 0 K: 0 S: 4 H: 1 LOB: 2 BB: 1 P: 8	R: 4 E: 0 K: 0 S: 7 H: 4 LOB: 1 BB: 1 P: 11	R: 0 E: 0 K: 0 S: 3 H: 0 LOB: 0 BB: 0 P: 3		1B: 5 2B: 1 3B: 1 HR: 1	SF: 0 SAC: 1 DP: 1 HBP: 0					

BOTTOM

Atlanta Braves @ St. Louis Cardinals

Busch Stadium, St. Louis, MO

Fri May 28 1971, 7:05 PM CDT

Att. 14,537 - Unknown

livebaseballscorecards.com

AB	31
R	4
H	8
RBI	4
BB	4
SO	4
LOB	12

WP: 0 PB: 0 SB: 1 CS: 0 PA: 36

PITCHER		IP	WLS	BF	H	R	ER	SO	BB	IBB	HBP	BLK	WP	HR	S	P	ERA	WHIP
Ron Reed, R ERA: 3.52	(1, 1)	6.1	L	30	7	4	4	4	4	0	0	0	0	1	34	50	5.68	1.737
Pat Jarvis, R ERA: 5.49	(7, 1)	1.2		6	1	0	0	0	0	0	0	0	0	0	6	6	0.00	0.600

PITCHER	IP	WLS	BF	H	R	ER	SO	BB	IBB	HBP	BLK	WP	HR	S	P	ERA	WHIP

Atlanta Braves @ St. Louis Cardinals

Busch Stadium, St. Louis, MO

Sat May 29 1971, 7:05 PM CDT

Att. 47,598 - Unknown

TOP

livebaseballscorecards.com

Batter	1	2	3	4	5	6	7	8	9	AB	R	H	RBI	BB	SO	LOB
Sonny Jackson, L (1, 8) OBP: 0.328, SLG: 0.378	F8		4-3	F7			F8		E1 BB 1B 1-3 2-H	5	0	0	0	0	0	1
Ralph Garr, L (1, 7) OBP: 0.380, SLG: 0.502	6-3		BB 1B 1B		CS 1B		F7		BB 1-2 3-H 1B	5	1	3	1	0	0	0
Hank Aaron, R (1, 9) OBP: 0.398, SLG: 0.635 Cecil Upshaw, R (9, 1)	1B BB		1B 3B 1-2 BB		F9 1-2			G6-4-3 1B	1-2 2-3 BB	2 0	1 0	1 0	0 0	3 0	0 0	1 0
Earl Williams, R (1, 3) OBP: 0.282, SLG: 0.421	1-2 1B		3B 1-2 2-H 1B		BB			G6-4-3 1-2f	F7	4	1	2	1	1	0	4
Felix Millan, R (1, 4) OBP: 0.356, SLG: 0.399	L4		HR 1-H 2-H 3B		4-3			K		4	1	1	2	0	1	3
Darrell Evans, L (1, 5) OBP: 0.320, SLG: 0.364		G6-4-3 1B	HR 3-H			P6			SH3-4 E 1B	4	2	3	2	0	0	0
Bob Didier, S (1, 2) OBP: 0.244, SLG: 0.221		G6-4-3 1-2f	F7			4-1			SH3-4 1-2	3	0	0	0	0	0	1
Marty Perez, R (1, 6) OBP: 0.248, SLG: 0.282 Mike Lum, L (9, PH) OBP: 0.344, SLG: 0.354 (9, 9)	F7		6-3		6-3				F8	3 1	0 0	0 0	0 0	0 0	0 0	0 1
Jim Nash, R (1, 1) OBP: 0.182, SLG: 0.227 Bob Priddy, R (7, 1) Steve Barber, L (7, 1) Gil Garrido, R (9, PH) OBP: 0.238, SLG: 0.158 (9, 6)		K	6-3				K		E 1B BB	3 0 0 0	0 0 0 1	0 0 0 0	0 0 0 0	2 0 0 1	0 0 0 0	0 0 0 0
Inning Stats	R: 0 E: 0 K: 0 S: 4 H: 1 LOB: 2 BB: 1 P: 8	R: 0 E: 0 K: 0 S: 3 H: 1 LOB: 0 BB: 0 P: 3	R: 5 E: 0 K: 1 S: 9 H: 4 LOB: 0 BB: 1 P: 13	R: 0 E: 0 K: 0 S: 3 H: 0 LOB: 0 BB: 0 P: 3	R: 0 E: 0 K: 0 S: 3 H: 1 LOB: 1 BB: 1 P: 7	R: 0 E: 0 K: 0 S: 3 H: 0 LOB: 0 BB: 0 P: 3	R: 0 E: 0 K: 1 S: 5 H: 0 LOB: 0 BB: 0 P: 5	R: 0 E: 0 K: 1 S: 5 H: 1 LOB: 0 BB: 0 P: 5	R: 2 E: 1 K: 0 S: 6 H: 2 LOB: 3 BB: 2 P: 14	1B: 8 2B: 0 3B: 1 HR: 1 SF: 0 SAC: 1 DP: 2 HBP: 0						

	AB	34
	R	7
	H	10
	RBI	6
	BB	5
	SO	3
	LOB	11

WP: 0 PB: 0 SB: 0 CS: 1 PA: 40

PITCHER		IP	WLS	BF	H	R	ER	SO	BB	IBB	HBP	BLK	WP	HR	S	P	ERA	WHIP
Bob Gibson, R ERA: 4.27	(1, 1)	3.0		16	6	5	5	1	2	0	0	0	0	1	16	24	15.00	2.667
Chuck Taylor, R ERA: 3.76	(4, 1)	4.0		13	1	0	0	1	1	0	0	0	0	0	14	18	0.00	0.500
Frank Linzy, R ERA: 1.25	(8, 1)	1.1		5	2	1	0	1	0	0	0	0	0	0	7	7	0.00	1.500
Don Shaw, L ERA:	(9, 1)	0.1		4	1	1	0	0	1	0	0	0	0	0	3	7	0.00	6.000
Moe Drabowsky, R ERA: 3.38	(9, 1)	0.1	W	2	0	0	0	0	1	0	0	0	0	0	1	5	0.00	3.000

PITCHER	IP	WLS	BF	H	R	ER	SO	BB	IBB	HBP	BLK	WP	HR	S	P	ERA	WHIP

Batter	1	2	3	4	5	6	7	8	9	AB	R	H	RBI	BB	SO	LOB
Lou Brock, L (1, 7) OBP: 0.425, SLG: 0.495	L7		BBB 4-0 G3 1-2 2-3 BB		F7		1B 4-3 1-2 1B		SH 1B 3B 1B	4	2	2	0	1	0	0
Matty Alou, L (1, 8) OBP: 0.359, SLG: 0.419	4-3		G3 1-2 2-3 3-H		F9		4-3 1B 1-3 2-H 1B		SH 3B 1-2 1B	5	2	2	2	0	0	2
Ted Simmons, S (1, 2) OBP: 0.383, SLG: 0.459	F8		F5		6-3		4-3 1-2 3-H		SH 3B 1-2 2-3	4	1	0	1	0	0	4
Joe Torre, R (1, 5) OBP: 0.410, SLG: 0.531		SSS K	SSS K			G5-4-3 1B	BB 1B 2-H		3B 1-H 2-H 3-H	5	0	3	4	0	2	3
Jose Cardenal, R (1, 9) OBP: 0.315, SLG: 0.419		1B 1B		5-3		G5-4-3 1-2f	BB 1-2			3	0	1	0	1	0	1
Joe Hague, L (1, 3) OBP: 0.366, SLG: 0.429		1-3 1B		4-3 1B 2B		1B	F9			3	1	3	0	0	0	0
Jim Beauchamp, R (7, PH) OBP: 0.328, SLG: 0.367 (8, 3)										1	0	0	0	0	0	2
Julian Javier, R (1, 4) OBP: 0.342, SLG: 0.431	F3			4-3 2-3		SSS K		P4		4	0	0	0	0	1	3
Dick Schofield, S (1, 6) OBP: 0.356, SLG: 0.351			BBB 4-0 BB 1B G3 BB	FC5-4 3-H 1B			F9	P4		3	1	1	1	1	0	0
Dal Maxvill, R (9, 6) OBP: 0.260, SLG: 0.182										0	0	0	0	0	0	0
Bob Gibson, R (1, 1) OBP: 0.286, SLG: 0.370			G3 BB 1-2 1B	FC5-4 1-2f			1B 1B	K		1	0	1	0	0	0	0
Chris Zachary, L (3, PR) OBP: 0.308, SLG: 0.308										0	0	0	0	0	0	0
Chuck Taylor, R (4, 1)										1	0	0	0	0	0	1
Leron Lee, L (7, PH) OBP: 0.333, SLG: 0.429										1	1	1	0	0	0	0
Frank Linzy, R (8, 1) OBP: 0.500, SLG: 0.500										1	0	0	0	0	1	0
Don Shaw, L (9, 1)										0	0	0	0	0	0	0
Moe Drabowsky, R (9, 1)										0	0	0	0	0	0	0
Inning Stats	R: 0 E: 0 K: 0 S: 3 H: 0 LOB: 0 BB: 0 P: 3	R: 0 E: 0 K: 1 S: 6 H: 2 LOB: 1 BB: 0 P: 6	R: 1 E: 0 K: 1 S: 6 H: 1 LOB: 3 BB: 2 P: 14	R: 1 E: 0 K: 0 S: 5 H: 2 LOB: 1 BB: 0 P: 5	R: 0 E: 0 K: 0 S: 3 H: 0 LOB: 0 BB: 0 P: 3	R: 0 E: 0 K: 1 S: 6 H: 2 LOB: 1 BB: 0 P: 6	R: 3 E: 0 K: 0 S: 7 H: 4 LOB: 2 BB: 1 P: 11	R: 0 E: 0 K: 1 S: 5 H: 0 LOB: 0 BB: 0 P: 5	R: 3 E: 1 K: 0 S: 4 H: 3 LOB: 1 BB: 0 P: 4	1B: 12 2B: 1 3B: 1 HR: 0	SF: 0 SAC: 1 DP: 1 HBP: 0						

PITCHER		IP	WLS	BF	H	R	ER	SO	BB	IBB	HBP	BLK	WP	HR	S	P	ERA	WHIP
Jim Nash, R ERA: 4.96	(1, 1)	6.1		28	9	4	4	3	2	0	0	0	0	0	32	40	5.68	1.737
Bob Priddy, R ERA: 3.7	(7, 1)	0.1		4	2	1	1	0	1	0	0	0	0	0	3	7	27.00	9.000
Steve Barber, L ERA: 4.41	(7, 1)	1.1		4	0	0	0	1	0	0	0	0	0	0	6	6	0.00	0.000
Cecil Upshaw, R ERA: 4.5	(9, 1)	0.0	L	4	3	3	2	0	0	0	0	0	0	0	4	4	∞	∞

PITCHER	IP	WLS	BF	H	R	ER	SO	BB	IBB	HBP	BLK	WP	HR	S	P	ERA	WHIP

BOTTOM

Atlanta Braves @ St. Louis Cardinals

Busch Stadium, St. Louis, MO

Sat May 29 1971, 7:05 PM CDT

Att. 47,598 - Unknown

livebaseballscorecards.com

AB	36
R	8
H	14
RBI	8
BB	3
SO	4
LOB	16

Batter	1	2	3	4	5	6	7	8	9	AB	R	H	RBI	BB	SO	LOB
Felix Millan, R (1, 4) OBP: 0.357, SLG: 0.406	FC5 WP 1B		PB 6-3 2B		F8		SF9 2-3 3-H		6-3	4	1	2	1	0	0	2
Ralph Garr, L (1, 7) OBP: 0.373, SLG: 0.493	K 1-2		K 2-3		4-3		K			4	0	0	0	0	3	5
Hank Aaron, R (1, 9) OBP: 0.389, SLG: 0.618	K		6-3 3-H			5-3	FC6-4 1-2f			4	0	0	1	0	1	3
Orlando Cepeda, R (1, 3) OBP: 0.365, SLG: 0.580	BB		F8			F9		4-3		3	0	0	0	1	0	0
Earl Williams, R (1, 5) OBP: 0.271, SLG: 0.404	FC5 2-3f			6-3		5-3		K		4	0	0	0	0	1	2
Sonny Jackson, L (1, 8) OBP: 0.332, SLG: 0.380		1B		6-3			2B 1B	G3		4	1	2	0	0	0	0
Bob Didier, S (1, 2) OBP: 0.245, SLG: 0.233		F7		6-3			1B SF9 1-3		F8	4	1	1	0	0	0	1
Marty Perez, R (1, 6) OBP: 0.264, SLG: 0.310		F9			1B		SF9 1B BB		3B	3	0	2	0	1	0	1
Phil Niekro, R (1, 1) OBP: 0.158, SLG: 0.148 Pat Jarvis, R (6, 1) OBP: 0.158, SLG: 0.059 Gil Garrido, R (7, PH) OBP: 0.250, SLG: 0.172 Ron Herbel, R (7, 1) Steve Barber, L (7, 1) Darrell Evans, L (9, PH) OBP: 0.308, SLG: 0.348		K			P6		FC6-4 1-2 2-3 3-H		F9	2 0 1 0 0 1	0 0 0 0 0 0	0 0 1 0 0 0	0 0 1 0 0 0	0 0 0 0 0 0	1 0 0 0 0 0	2 0 0 0 0 1
Inning Stats	R: 0 E: 0 K: 2 S: 8 H: 1 LOB: 2 BB: 1 P: 12	R: 0 E: 0 K: 1 S: 6 H: 1 LOB: 1 BB: 0 P: 6	R: 1 E: 0 K: 1 S: 6 H: 1 LOB: 0 BB: 0 P: 6	R: 0 E: 0 K: 0 S: 3 H: 0 LOB: 0 BB: 0 P: 3	R: 0 E: 0 K: 0 S: 4 H: 1 LOB: 1 BB: 0 P: 4	R: 0 E: 0 K: 0 S: 3 H: 0 LOB: 0 BB: 0 P: 3	R: 2 E: 0 K: 1 S: 8 H: 3 LOB: 2 BB: 1 P: 12	R: 0 E: 0 K: 1 S: 5 H: 0 LOB: 0 BB: 0 P: 5	R: 0 E: 0 K: 0 S: 4 H: 1 LOB: 1 BB: 0 P: 4	1B: 5 2B: 2 3B: 1 HR: 0 SF: 1 SAC: 0 DP: 0 HBP: 0						

PITCHER		IP	WLS	BF	H	R	ER	SO	BB	IBB	HBP	BLK	WP	HR	S	P	ERA	WHIP
Steve Carlton, L ERA: 2.47	(1, 1)	9.0	W	37	8	3	2	6	2	0	0	0	1	0	47	55	2.00	1.111

PITCHER	IP	WLS	BF	H	R	ER	SO	BB	IBB	HBP	BLK	WP	HR	S	P	ERA	WHIP

TOP

Atlanta Braves @ St. Louis Cardinals

Busch Stadium, St. Louis, MO

Sun May 30 1971, 7:05 PM CDT

Att. 24,380 - Unknown

livebaseballscorecards.com

AB	34
R	3
H	8
RBI	3
BB	2
SO	6
LOB	17

WP: 1	PA: 37
PB: 1	
SB: 0	
CS: 0	

BOTTOM

Atlanta Braves @ St. Louis Cardinals

Busch Stadium, St. Louis, MO

Sun May 30 1971, 7:05 PM CDT

Att. 24,380 - Unknown

Batter	1	2	3	4	5	6	7	8	9	AB	R	H	RBI	BB	SO	LOB
Lou Brock, L (1, 7) OBP: 0.425, SLG: 0.503	K2-3		1-3		1B 3B	G5-4-3 1-2f 2-3		FC4-6 1B		5	1	2	0	0	1	2
Matty Alou, L (1, 8) OBP: 0.360, SLG: 0.424	1-3		E 1B 2B		S 4-3 SF7 1B 3-H	3-1		FC4-6 3-6 1-2f		5	2	2	1	0	0	2
Ted Simmons, S (1, 2) OBP: 0.378, SLG: 0.447	6-3		E6 1B 2-3		4-3 1-2		HR BB	3-6 1-2f		4	1	0	0	1	0	3
Joe Torre, R (1, 5) OBP: 0.417, SLG: 0.533		HR 1B 1B	1-2 1B 3-H		SF7 1B BB 2-3		P4			3	1	2	1	1	0	1
Jose Cardenal, R (1, 9) OBP: 0.319, SLG: 0.440		1-2 HR 1B	F8		SF7 1-2 3-H		1-H HR			3	2	2	3	0	0	2
Joe Hague, L (1, 3) OBP: 0.370, SLG: 0.451		1-H 2-H HR	4-3		1B IBB		K			3	1	1	3	1	1	2
Julian Javier, R (1, 4) OBP: 0.348, SLG: 0.434		F2	K		1-2 2-H 1B		BB 1B			4	0	2	0	0	1	0
Dick Schofield, S (1, 6) OBP: 0.375, SLG: 0.342 Dal Maxvill, R (7, 6) OBP: 0.269, SLG: 0.182		G1-6-3 BB	3-1		G5-4-3 1B BB		1-2 BB			1 0	0 0	0 0	0 0	2 1	0 0	0 0
Steve Carlton, L (1, 1) OBP: 0.200, SLG: 0.276		G1-6-3 1-2f	4-3		G5-4-3 1-2 1B		P6			4	0	1	0	0	0	3
Inning Stats	R: 0 E: 0 K: 1 S: 5 H: 0 LOB: 0 BB: 0 P: 5	R: 3 E: 0 K: 0 S: 5 H: 3 LOB: 0 BB: 1 P: 9	R: 1 E: 1 K: 0 S: 6 H: 2 LOB: 2 BB: 0 P: 6	R: 0 E: 0 K: 1 S: 5 H: 0 LOB: 0 BB: 0 P: 5	R: 2 E: 0 K: 0 S: 5 H: 3 LOB: 3 BB: 2 P: 13	R: 0 E: 0 K: 0 S: 3 H: 1 LOB: 1 BB: 1 P: 7	R: 2 E: 0 K: 1 S: 7 H: 2 LOB: 2 BB: 2 P: 15	R: 0 E: 0 K: 0 S: 3 H: 1 LOB: 0 BB: 0 P: 3		1B: 8 2B: 2 3B: 1 HR: 2 SF: 1 SAC: 0 DP: 3 HBP: 0						

livebaseballscorecards.com

AB	32
R	8
H	12
RBI	8
BB	6
SO	3
LOB	15

WP: 0 PB: 0 SB: 1 CS: 0 PA: 39

PITCHER		IP	WLS	BF	H	R	ER	SO	BB	IBB	HBP	BLK	WP	HR	S	P	ERA	WHIP
Phil Niekro, R ERA: 3.35	(1, 1)	5.0	L	25	8	6	6	2	2	1	0	0	0	1	26	38	10.80	2.000
Pat Jarvis, R ERA: 5.4	(6, 1)	1.0		4	1	0	0	0	1	0	0	0	0	0	3	7	0.00	2.000
Ron Herbel, R ERA: 5.82	(7, 1)	0.2		6	2	2	2	1	2	0	0	0	0	1	6	14	27.00	6.000
Steve Barber, L ERA: 4.08	(7, 1)	1.1		4	1	0	0	0	0	0	0	0	0	0	4	4	0.00	0.750

PITCHER	IP	WLS	BF	H	R	ER	SO	BB	IBB	HBP	BLK	WP	HR	S	P	ERA	WHIP

Atlanta Braves @ St. Louis Cardinals

Busch Stadium, St. Louis, MO

Mon May 31 1971, 7:05 PM CDT

Att. 20,349 - Unknown

TOP

livebaseballscorecards.com

Batter	1	2	3	4	5	6	7	8	9	AB	R	H	RBI	BB	SO	LOB
Felix Millan, R (1, 4) OBP: 0.350, SLG: 0.398	5-3			5-3		F9		F8		4	0	0	0	0	0	1
Ralph Garr, L (1, 7) OBP: 0.380, SLG: 0.498	F7			HBP, 1B		E, 1B; 1-2; 1B, 1B		G6-3, 1B		4	1	3	0	0	0	0
Hank Aaron, R (1, 9) OBP: 0.391, SLG: 0.613	6-3			G4-6-3; 1-2; HBP		E7; 1B; 1-3; 2-H, 1B		G6-3; 1-2f		3	0	1	1	0	0	1
Orlando Cepeda, R (1, 3) OBP: 0.368, SLG: 0.578		F9		G4-6-3; 1-2f		FC6-4; 1-2; 3-H, 1B			B5-3, 1B	4	0	2	1	0	0	2
Earl Williams, R (1, 5) OBP: 0.261, SLG: 0.388		F8			L6	P6			F8	4	0	0	0	0	0	3
Sonny Jackson, L (1, 8) OBP: 0.330, SLG: 0.374		F8			B, B, B, B; 4-0; 1B, BB	FC6-4; 1-2f			B5-3; 1-2	3	0	0	0	1	0	3
Marty Perez, R (1, 6) OBP: 0.264, SLG: 0.308			6-3		G6-4-3; 1-2; 1B		F8		4-3	4	0	1	0	0	0	1
Bob Didier, S (1, 2) OBP: 0.237, SLG: 0.226			6-3		G6-4-3; 1-2f		F9			3	0	0	0	0	0	2
George Stone, L (1, 1) OBP: 0.190, SLG: 0.190			5-3			1B, 1B	4-3			3	1	1	0	0	0	0

AB	32
R	2
H	8
RBI	2
BB	1
SO	0
LOB	13

Inning Stats	1	2	3	4	5	6	7	8	9
	R: 0 E: 0 K: 0 S: 3	H: 0 LOB: 0 BB: 0 P: 3	R: 0 E: 0 K: 0 S: 3	H: 0 LOB: 0 BB: 0 P: 3	R: 0 E: 0 K: 0 S: 3	H: 0 LOB: 0 BB: 0 P: 3	R: 0 E: 0 K: 0 S: 3	H: 1 LOB: 1 BB: 0 P: 4	R: 0 E: 0 K: 0 S: 3	H: 1 LOB: 1 BB: 1 P: 7	R: 2 E: 1 K: 0 S: 7	H: 4 LOB: 2 BB: 0 P: 7	R: 0 E: 0 K: 0 S: 3	H: 0 LOB: 0 BB: 0 P: 3	R: 0 E: 0 K: 0 S: 3	H: 1 LOB: 0 BB: 0 P: 3	R: 0 E: 0 K: 0 S: 4	H: 1 LOB: 1 BB: 0 P: 4

1B: 8	SF: 0
2B: 0	SAC: 0
3B: 0	DP: 3
HR: 0	HBP: 1

WP: 0	PA: 34
PB: 0	
SB: 0	
CS: 0	

PITCHER	IP	WLS	BF	H	R	ER	SO	BB	IBB	HBP	BLK	WP	HR	S	P	ERA	WHIP
Jerry Reuss, L (1, 1) ERA: 4.71	9.0	W	34	8	2	2	0	1	0	1	0	0	0	32	37	2.00	1.000

PITCHER	IP	WLS	BF	H	R	ER	SO	BB	IBB	HBP	BLK	WP	HR	S	P	ERA	WHIP

Batter	1	2	3	4	5	6	7	8	9	AB	R	H	RBI	BB	SO	LOB
Lou Brock, L (1, 7) OBP: 0.417, SLG: 0.492	S S S 0-3 K ①		x 0-0 1-3 ① 1-2 2-3		S S S 0-3 K ②		x 0-0 6-3 ③			4	0	0	0	0	2	3
Matty Alou, L (1, 8) OBP: 0.353, SLG: 0.415	x 0-0 3-1 ②		x 0-0 P6 ②		x 0-0 6-3 ③			x 0-0 F7 ①		4	0	0	0	0	0	3
Ted Simmons, S (1, 2) OBP: 0.375, SLG: 0.442	x 0-0 F9 ③		x 0-0 2-H 3-H 1B			x 0-0 6-3 ①		x 0-0 6-3 ②		4	0	1	2	0	0	0
Joe Torre, R (1, 5) OBP: 0.418, SLG: 0.538		x 0-0 4-3 ①	x 0-0 P6 ③			x 0-0 FC6-4 1B		x 0-0 1B 2B		4	1	2	0	0	0	1
Jose Cardenal, R (1, 9) OBP: 0.317, SLG: 0.435		x 0-0 E5		x 0-0 F7 ①		x 0-0 FC6-4 ② E S 1-2f		x 0-0 2-H 1B		4	0	1	1	0	0	1
Julian Javier, R (1, 4) OBP: 0.336, SLG: 0.418		x 0-0 F9 ②		x 0-0 F7 ②		x 0-0 E6 1-3		x 0-0 P4 ③		4	0	0	0	0	0	3
Jim Beauchamp, R (1, 3) OBP: 0.314, SLG: 0.349		x 0-0 F9 ③		x 0-0 F5 ③		x 0-0 F8 ③				3	0	0	0	0	0	3
Ted Sizemore, R (1, 6) OBP: 0.329, SLG: 0.301			x 0-0 1-3 SH 1B 1B		x 0-0 SH1-4 1B		x 0-0 F9 ①			3	1	2	0	0	0	0
Dal Maxvill, R (9, 6) OBP: 0.269, SLG: 0.182										0	0	0	0	0	0	0
Jerry Reuss, L (1, 1) OBP: 0.154, SLG: 0.160			x 0-0 SH 1-3 1B 1-2		x 0-0 SH1-4 ① 1-2		S S S 0-3 K ②			1	1	0	0	0	1	0
Inning Stats	R: 0 H: 0 E: 0 LOB: 0 K: 1 BB: 0 S: 5 P: 5	R: 0 H: 0 E: 1 LOB: 1 K: 0 BB: 0 S: 4 P: 4	R: 2 H: 2 E: 0 LOB: 1 K: 0 BB: 0 S: 6 P: 6	R: 0 H: 0 E: 0 LOB: 0 K: 0 BB: 0 S: 3 P: 3	R: 0 H: 1 E: 0 LOB: 1 K: 1 BB: 0 S: 6 P: 6	R: 0 H: 1 E: 1 LOB: 2 K: 0 BB: 0 S: 5 P: 5	R: 0 H: 0 E: 0 LOB: 0 K: 1 BB: 0 S: 5 P: 5	R: 1 H: 2 E: 0 LOB: 1 K: 0 BB: 0 S: 5 P: 5		1B: 5 SF: 0 2B: 1 SAC: 2 3B: 0 DP: 0 HR: 0 HBP: 0						WP: 0 PA: 33 PB: 0 SB: 1 CS: 0	

PITCHER	IP	WLS	BF	H	R	ER	SO	BB	IBB	HBP	BLK	WP	HR	S	P	ERA	WHIP
George Stone, L (1, 1) ERA: 3.69	8.0	L	33	6	3	3	3	0	0	0	0	0	0	39	39	3.38	0.750

PITCHER	IP	WLS	BF	H	R	ER	SO	BB	IBB	HBP	BLK	WP	HR	S	P	ERA	WHIP

Atlanta Braves @ St. Louis Cardinals

Busch Stadium, St. Louis, MO

Mon May 31 1971, 7:05 PM CDT

Att. 20,349 - Unknown

BOTTOM

livebaseballscorecards.com

AB	31
R	3
H	6
RBI	3
BB	0
SO	3
LOB	14

Houston Astros @ Atlanta Braves

Atlanta Stadium, Atlanta, GA

Tue Jun 01 1971, 7:05 PM EDT

Att. 6,754 - Unknown

livebaseballscorecards.com

Batter	1	2	3	4	5	6	7	8	9	AB	R	H	RBI	BB	SO	LOB
Roger Metzger, S (1, 6) OBP: 0.273, SLG: 0.284	6-3		G3-6-3 1-2 1B	HBP		P5		1B		4	0	2	0	0	0	0
Joe Morgan, L (1, 4) OBP: 0.333, SLG: 0.380	1-3		G3-6-3 1-2f 2-3	P5			BBBB 2B BB	P5		4	1	0	0	1	0	4
Cesar Cedeno, R (1, 8) OBP: 0.258, SLG: 0.372	FC6-4 1B		HR 3-H		1B 2B 1B		4-3 1-H SF9 2B		K SSS	5	3	4	3	0	1	0
Bob Watson, R (1, 7) OBP: 0.330, SLG: 0.368 Cesar Geronimo, L (7, 7) OBP: 0.278, SLG: 0.353	FC6-4 1-2f		E5 BB 1B		1-2 2B 1B		4-3 2-3		K SSS	4 1	2 0	1 0	0 0	0 0	0 1	2 0
John Mayberry, L (1, 3) OBP: 0.267, SLG: 0.289 Denis Menke, R (9, 3) OBP: 0.347, SLG: 0.313		K SSS	1B 1-2 BB BBBB	F9			SF9 3-H		BB 1B BB BBBB	2 0	0 0	0 0	1 0	2 0	1 0	2 0
Jesus Alou, R (1, 9) OBP: 0.387, SLG: 0.431		1-3	1-2 2-H 1B	L4-6 1-H 2-H 2B			1B		BB 1-2 1B	5	0	4	3	0	0	0
Doug Rader, R (1, 5) OBP: 0.263, SLG: 0.285	2B	K SSS	L4-6 2-2				K SSS	BB 1-2 2-3 BB BBBB		4	0	1	0	1	2	4
Johnny Edwards, L (1, 2) OBP: 0.280, SLG: 0.325	4-3	P6		4-3	G6-4-3 1B	F8				5	0	1	0	0	0	4
Wade Blasingame, L (1, 1) OBP: 0.333, SLG: 0.389 George Culver, R (7, 1) Denny Lemaster, R (8, 1) Fred Gladding, L (9, 1)			G3-6-3 HR 1B BB BBBB	K SSS		K SSS		G6-4-3 1-2f		2 1 0 0	1 0 0 0	0 0 0 0	0 0 0 0	1 0 0 0	2 0 0 0	0 1 0 0

TOP	
AB	37
R	7
H	13
RBI	7
BB	5
SO	7
LOB	17

Inning Stats	1	2	3	4	5	6	7	8	9
	R: 0 E: 0 K: 0 S: 4	R: 0 E: 0 K: 1 S: 6	R: 3 E: 1 K: 1 S: 8	R: 0 E: 0 K: 1 S: 5	R: 2 E: 0 K: 0 S: 5	R: 0 E: 0 K: 1 S: 5	R: 2 E: 0 K: 1 S: 7	R: 0 E: 0 K: 0 S: 4	R: 0 E: 0 K: 2 S: 8
	H: 1 LOB: 1 BB: 0 P: 4	H: 1 LOB: 1 BB: 0 P: 6	H: 3 LOB: 2 BB: 2 P: 16	H: 0 LOB: 1 BB: 0 P: 6	H: 3 LOB: 0 BB: 0 P: 5	H: 0 LOB: 0 BB: 0 P: 5	H: 2 LOB: 1 BB: 1 P: 11	H: 2 LOB: 1 BB: 0 P: 4	H: 1 LOB: 3 BB: 2 P: 16

| | | | |

Batter	1	2	3	4	5	6	7	8	9	AB	R	H	RBI	BB	SO	LOB
Felix Millan, R (1, 4) OBP: 0.347, SLG: 0.393	6-3		F9		G5-4-3 1-2f		1-3 1-2 2-3		6-3	5	0	1	0	0	0	1
Ralph Garr, L (1, 7) OBP: 0.385, SLG: 0.502	HR BB		2B			1B	1-3 1-2 2-3 3-H		F7	4	1	2	1	1	0	2
Hank Aaron, R (1, 9) OBP: 0.392, SLG: 0.625	1-H HR		F9			F7	1-4-3		HR 1B	5	2	2	2	0	0	4
Orlando Cepeda, R (1, 3) OBP: 0.364, SLG: 0.584	K			5-3		K		K	1-H HR	5	1	1	2	0	3	1
Earl Williams, R (1, 5) OBP: 0.276, SLG: 0.398	F7			FC4 1B		1-2 1B		1B 1B 1B	F8	5	1	3	0	0	0	0
Sonny Jackson, L (1, 8) OBP: 0.329, SLG: 0.372		F6		K		G3		1-2 1B		4	0	1	0	0	1	3
Marty Perez, R (1, 6) OBP: 0.266, SLG: 0.308		5-3		FC4 1-2f			1B 1B 1-3 1B	1-2 2-H 1B		3	1	1	0	0	0	1
Darrell Evans, L (8, PH) OBP: 0.333, SLG: 0.375										1	0	1	1	0	0	0
Gil Garrido, R (9, 6) OBP: 0.250, SLG: 0.172										0	0	0	0	0	0	0
Bob Didier, S (1, 2) OBP: 0.238, SLG: 0.227		G3			F9		1-3 1-2 1B	F7		4	0	1	0	0	0	2
Tom Kelley, R (1, 1) Pat Jarvis, R (3, 1) OBP: 0.000, SLG: 0.000 Marv Staehle, L (3, PH) Mike McQueen, L (4, 1) OBP: 0.143, SLG: 0.231 Bob Priddy, R (5, 1) OBP: 0.400, SLG: 0.467 Zoilo Versalles, R (7, PH) Steve Barber, L (8, 1) Mike Lum, L (8, PH) OBP: 0.308, SLG: 0.347 Cecil Upshaw, R (9, 1)			1-3		G5-4-3 1B		K	F8		0 0 1 0 1 1 0 1 0	0 0 0 0 0 0 0 0 0	0 0 0 0 1 0 0 0 0	0 0 0 0 0 0 0 1 0	0 0 0 0 0 0 0 0 0	0 0 0 0 0 0 0 1 0	0 0 0 0 0 0 0 2 0
Inning Stats	R: 2 E: 0 K: 1 S: 6 H: 1 LOB: 0 BB: 1 P: 10	R: 0 E: 0 K: 0 S: 3 H: 0 LOB: 0 BB: 0 P: 3	R: 0 E: 0 K: 0 S: 4 H: 1 LOB: 1 BB: 0 P: 4	R: 0 E: 0 K: 1 S: 6 H: 1 LOB: 1 BB: 0 P: 6	R: 0 E: 0 K: 0 S: 3 H: 1 LOB: 0 BB: 0 P: 3	R: 0 E: 0 K: 1 S: 7 H: 2 LOB: 2 BB: 0 P: 7	R: 1 E: 0 K: 1 S: 8 H: 3 LOB: 2 BB: 0 P: 8	R: 1 E: 0 K: 1 S: 8 H: 3 LOB: 2 BB: 0 P: 8	R: 2 E: 0 K: 0 S: 5 H: 2 LOB: 0 BB: 0 P: 5	1B: 11 2B: 1 3B: 0 HR: 2	SF: 0 SAC: 0 DP: 1 HBP: 0		WP: 0 PB: 0 SB: 0 CS: 0	PA: 41			

PITCHER		IP	WLS	BF	H	R	ER	SO	BB	IBB	HBP	BLK	WP	HR	S	P	ERA	WHIP
Wade Blasingame, L ERA: 3.28	(1, 1)	6.2	W	29	9	3	3	4	1	0	0	0	0	1	36	40	4.05	1.500
George Culver, R ERA: 2.36	(7, 1)	0.2		4	2	1	1	1	0	0	0	0	0	0	6	6	13.50	3.000
Denny Lemaster, L ERA: 1.98	(8, 1)	1.1		7	3	2	2	0	0	0	0	0	0	1	7	7	13.50	2.250
Fred Gladding, R ERA: 1.5	(9, 1)	0.1	S	1	0	0	0	0	0	0	0	0	0	0	1	1	0.00	0.000

PITCHER	IP	WLS	BF	H	R	ER	SO	BB	IBB	HBP	BLK	WP	HR	S	P	ERA	WHIP

BOTTOM

Houston Astros @ Atlanta Braves

Atlanta Stadium, Atlanta, GA

Tue Jun 01 1971, 7:05 PM EDT

Att. 6,754 - Unknown

livebaseballscorecards.com

AB	40
R	6
H	14
RBI	6
BB	1
SO	5
LOB	18

Batter	1	2	3	4	5	6	7	8	9	AB	R	H	RBI	BB	SO	LOB
Roger Metzger, S (1, 6) OBP: 0.268, SLG: 0.278	1-3		F8			5-3			P4	4	0	0	0	0	0	1
Joe Morgan, L (1, 4) OBP: 0.336, SLG: 0.395	6-3			HR		F7			BB, FC5-4	3	1	1	1	1	0	0
Cesar Cedeno, R (1, 8) OBP: 0.258, SLG: 0.368	K			5-3			SH1, 1B		FC5-4, 2B, 1-2f	4	0	1	0	0	1	1
Bob Watson, R (1, 7) OBP: 0.330, SLG: 0.373		5-3		6-3			SH1, 1-2		2B, 1-3	3	0	1	0	0	0	0
John Mayberry, L (1, 3) OBP: 0.265, SLG: 0.268		6-3		G3			F7		HBP	3	0	0	0	0	0	1
Cesar Geronimo, L (9, PR) OBP: 0.278, SLG: 0.353										0	0	0	0	0	0	0
Jesus Alou, R (1, 9) OBP: 0.383, SLG: 0.425		6-3			L5-3, 1B		5-3		F9	4	0	1	0	0	0	4
Doug Rader, R (1, 5) OBP: 0.259, SLG: 0.280			K		L5-3, 1-1			G3		3	0	0	0	0	1	1
Johnny Edwards, L (1, 2) OBP: 0.273, SLG: 0.317			K		F8			P5		3	0	0	0	0	1	0
Don Wilson, R (1, 1) OBP: 0.125, SLG: 0.156			1B			1-3		4-3		2	0	1	0	0	0	0
Rich Chiles, L (8, PH) OBP: 0.450, SLG: 0.611										1	0	0	0	0	0	0
Buddy Harris, R (8, 1)										0	0	0	0	0	0	0
Inning Stats	R: 0 E: 0 K: 1 S: 5 H: 0 LOB: 0 BB: 0 P: 5	R: 0 E: 0 K: 0 S: 3 H: 0 LOB: 0 BB: 0 P: 3	R: 0 E: 0 K: 2 S: 8 H: 1 LOB: 1 BB: 0 P: 8	R: 1 E: 0 K: 0 S: 4 H: 1 LOB: 0 BB: 0 P: 4	R: 0 E: 0 K: 0 S: 3 H: 1 LOB: 0 BB: 0 P: 3	R: 0 E: 0 K: 0 S: 3 H: 0 LOB: 0 BB: 0 P: 3	R: 0 E: 0 K: 0 S: 4 H: 1 LOB: 1 BB: 0 P: 4	R: 0 E: 0 K: 0 S: 3 H: 0 LOB: 0 BB: 0 P: 3	R: 0 E: 0 K: 0 S: 4 H: 1 LOB: 3 BB: 1 P: 9	1B: 3 2B: 2 3B: 0 HR: 1 SF: 0 SAC: 1 DP: 1 HBP: 1						

PITCHER	IP	WLS	BF	H	R	ER	SO	BB	IBB	HBP	BLK	WP	HR	S	P	ERA	WHIP
Ron Reed, R (1, 1) ERA: 3.23	8.1	W	29	4	1	1	3	1	0	0	0	0	1	34	38	1.08	0.600
Cecil Upshaw, R (9, 1) ERA: 4.3	0.2	S	4	1	0	0	0	0	0	1	0	0	0	3	4	0.00	1.500

PITCHER	IP	WLS	BF	H	R	ER	SO	BB	IBB	HBP	BLK	WP	HR	S	P	ERA	WHIP

TOP

Houston Astros @ Atlanta Braves

Atlanta Stadium, Atlanta, GA

Wed Jun 02 1971, 7:05 PM EDT

Att. 4,586 - Unknown

livebaseballscorecards.com

AB	30
R	1
H	5
RBI	1
BB	1
SO	3
LOB	8

WP: 0 PB: 0 SB: 0 CS: 0 PA: 33

Houston Astros @ Atlanta Braves

Atlanta Stadium, Atlanta, GA

Wed Jun 02 1971, 7:05 PM EDT

Att. 4,586 - Unknown

BOTTOM

Batter	1	2	3	4	5	6	7	8	9	AB	R	H	RBI	BB	SO	LOB
Sonny Jackson, L (1, 8) OBP: 0.323, SLG: 0.365	F8		F9			F8	F8			4	0	0	0	0	0	0
Ralph Garr, L (1, 7) OBP: 0.387, SLG: 0.507	4-3			F8		1B SF9 1B		CS 2B		4	1	2	0	0	0	0
Hank Aaron, R (1, 9) OBP: 0.394, SLG: 0.622	P6			1B		1-3 1B		SSS 2-3 K		4	0	2	0	0	1	1
Orlando Cepeda, R (1, 3) OBP: 0.361, SLG: 0.578		BBBB BB BB		F8		SF9 3-H		SSS K		2	0	0	1	1	1	1
Felix Millan, R (1, 4) OBP: 0.342, SLG: 0.387		P4		F8		F8				3	0	0	0	0	0	3
Darrell Evans, L (1, 5) OBP: 0.400, SLG: 0.400		BBBB G6-3 1-2 BB			BBBB BB		HR 1B			1	1	1	0	2	0	0
Hal King, L (1, 2) OBP: 0.308, SLG: 0.256		G6-3 1-2f			F8		1-H HR			3	1	1	2	0	0	3
Zoilo Versalles, R (1, 6)			F7		F8		F8			3	0	0	0	0	0	1
Ron Reed, R (1, 1) OBP: 0.083, SLG: 0.083			5-3		5-3		4-3			3	0	0	0	0	0	1
Cecil Upshaw, R (9, 1)										0	0	0	0	0	0	0
Inning Stats	R: 0 E: 0 K: 0 S: 3 H: 0 LOB: 0 BB: 0 P: 3	R: 0 E: 0 K: 0 S: 2 H: 0 LOB: 1 BB: 2 P: 10	R: 0 E: 0 K: 0 S: 3 H: 0 LOB: 0 BB: 0 P: 3	R: 0 E: 0 K: 0 S: 4 H: 1 LOB: 1 BB: 0 P: 4	R: 0 E: 0 K: 0 S: 3 H: 0 LOB: 1 BB: 1 P: 7	R: 1 E: 0 K: 0 S: 5 H: 2 LOB: 1 BB: 0 P: 5	R: 2 E: 0 K: 0 S: 5 H: 2 LOB: 0 BB: 0 P: 5	R: 0 E: 0 K: 2 S: 7 H: 1 LOB: 0 BB: 0 P: 7		1B: 4 2B: 1 3B: 0 HR: 1	SF: 1 SAC: 0 DP: 1 HBP: 0						

livebaseballscorecards.com

AB	27
R	3
H	6
RBI	3
BB	3
SO	2
LOB	10

WP: 0 PB: 0 SB: 0 CS: 1 PA: 31

PITCHER		IP	WLS	BF	H	R	ER	SO	BB	IBB	HBP	BLK	WP	HR	S	P	ERA	WHIP
Don Wilson, R ERA: 2.89	(1, 1)	7.0	L	28	5	3	3	0	3	0	0	0	0	1	25	37	3.86	1.143
Buddy Harris, R ERA:	(8, 1)	1.0		3	1	0	0	2	0	0	0	0	0	0	7	7	0.00	1.000

PITCHER		IP	WLS	BF	H	R	ER	SO	BB	IBB	HBP	BLK	WP	HR	S	P	ERA	WHIP

Batter	1	2	3	4	5	6	7	8	9	AB	R	H	RBI	BB	SO	LOB
Don Kessinger, S (1, 6) OBP: 0.329, SLG: 0.319	1B	1B	FC4-6 1-2f		F7		4-3		1B 2-3 3-H	6	3	3	1	0	0	2
Glenn Beckert, R (1, 4) OBP: 0.381, SLG: 0.408	1B E 1-2	1B 1-2	F9		FC6-4 1-2f		F5		1B 2-3 3-H	4	1	2	0	0	0	2
Paul Popovich, S (6, 4) OBP: 0.125, SLG: 0.156										2	0	1	1	0	0	0
Billy Williams, L (1, 7) OBP: 0.367, SLG: 0.520	E 1B 1-3 2-H	F7		E 1B SF7	6-3			5-3	1-2 3-H	4	2	2	1	0	0	3
Hal Breeden, R (7, 3) OBP: 0.200, SLG: 0.273										2	0	1	1	0	0	0
Ron Santo, R (1, 5) OBP: 0.367, SLG: 0.513	E6 SH5-3 1-2 3-H	F2		K		F9		F2	F9	6	1	0	1	0	1	6
Joe Pepitone, L (1, 3) OBP: 0.348, SLG: 0.488 (7, 7)	SH5-3 1-2 2-H	FC6-4 1-3 2-H		SF7 E 1-2		HR		F5		5	1	4	3	0	0	0
Brock Davis, L (1, 8) OBP: 0.256, SLG: 0.293	SH5-3 1-2 2-3	FC6-4 1-2f		E6 1-2 2-3		6-3			FC3-6	4	0	1	0	0	0	4
Johnny Callison, L (1, 9) OBP: 0.310, SLG: 0.315	1B IBB		SH1-3 1B	SF7 2-3 3-H		2B			FC3-6 SH1-3 1B 1-2f	3	2	2	1	1	0	1
Danny Breeden, R (1, 2) OBP: 0.292, SLG: 0.220	SF7 3-H		SH1-3 1-2	F9		5-3			1B SH1-3 1-2	3	1	1	1	0	0	3
Fergie Jenkins, R (1, 1) OBP: 0.304, SLG: 0.442	1-2 2-H		FC4-6 2-H		E5 FC6-4		P6		SH1-3 1-2 2-3	4	0	2	1	0	0	0
Inning Stats	R: 4 E: 1 K: 0 S: 8 H: 5 LOB: 3 BB: 1 P: 12	R: 1 E: 0 K: 0 S: 6 H: 3 LOB: 2 BB: 0 P: 6	R: 1 E: 0 K: 0 S: 5 H: 2 LOB: 0 BB: 0 P: 5	R: 1 E: 1 K: 1 S: 8 H: 2 LOB: 2 BB: 0 P: 8	R: 0 E: 1 K: 0 S: 4 H: 0 LOB: 1 BB: 0 P: 4	R: 1 E: 0 K: 0 S: 5 H: 2 LOB: 1 BB: 0 P: 5	R: 0 E: 0 K: 0 S: 3 H: 0 LOB: 0 BB: 0 P: 3	R: 0 E: 0 K: 0 S: 3 H: 0 LOB: 0 BB: 0 P: 3	R: 3 E: 0 K: 0 S: 8 H: 5 LOB: 2 BB: 0 P: 8	1B: 17 2B: 1 3B: 0 HR: 1 SF: 2 SAC: 3 DP: 0 HBP: 0						

TOP

Chicago Cubs @ Atlanta Braves

Atlanta Stadium, Atlanta, GA

Fri Jun 04 1971, 7:05 PM EDT

Att. 10,761 - Unknown - 85 F

livebaseballscorecards.com

AB	43
R	11
H	19
RBI	11
BB	1
SO	1
LOB	21

WP: 0 PB: 0 SB: 0 CS: 0 PA: 49

PITCHER		IP	WLS	BF	H	R	ER	SO	BB	IBB	HBP	BLK	WP	HR	S	P	ERA	WHIP
Phil Niekro, R ERA: 3.52	(1, 1)	1.0	L	9	5	4	2	0	0	1	0	0	0	0	8	12	18.00	5.000
Ron Herbel, R ERA: 5.57	(2, 1)	4.0		21	7	3	2	1	0	0	0	0	0	0	23	23	4.50	1.750
Tom Kelley, R ERA: 3.38	(6, 1)	3.0		11	2	1	1	0	0	0	0	0	0	1	11	11	3.00	0.667
Steve Barber, L ERA: 5.03	(9, 1)	1.0		8	5	3	3	0	0	0	0	0	0	0	8	8	27.00	5.000

PITCHER	IP	WLS	BF	H	R	ER	SO	BB	IBB	HBP	BLK	WP	HR	S	P	ERA	WHIP

BOTTOM

Chicago Cubs @ Atlanta Braves

Atlanta Stadium, Atlanta, GA

Fri Jun 04 1971, 7:05 PM EDT
Att. 10,761 - Unknown - 85 F

Batter	1	2	3	4	5	6	7	8	9	AB	R	H	RBI	BB	SO	LOB
Sonny Jackson, L (1, 8) OBP: 0.316, SLG: 0.355	1B		F7			3-1		F7		4	0	1	0	0	0	1
Ralph Garr, L (1, 7) OBP: 0.378, SLG: 0.491	F5			4-3		B1-3			P4-3	4	0	0	0	0	0	1
Darrell Evans, L (1, 5) OBP: 0.342, SLG: 0.333	K			4-3		3-1			F8	4	0	0	0	0	1	1
Orlando Cepeda, R (1, 3) OBP: 0.354, SLG: 0.561 Earl Williams, R (8, 3) OBP: 0.280, SLG: 0.394	K			K			6-3		F9	3 1	0 0	0 0	0 0	0 0	2 0	1 0
Mike Lum, L (1, 9) OBP: 0.319, SLG: 0.321		F9			3-1		P5			3	0	0	0	0	0	0
Zoilo Versalles, R (1, 4)		K			B1-3		F9			3	0	0	0	0	1	0
Marty Perez, R (1, 6) OBP: 0.263, SLG: 0.298		6-3			BB 1B			6-3		2	0	0	0	1	0	0
Bob Didier, S (1, 2) OBP: 0.250, SLG: 0.240			F8		1-2 1B			1B		3	0	2	0	0	0	0
Phil Niekro, R (1, 1) OBP: 0.138, SLG: 0.148 Ron Herbel, R (2, 1) Marv Staehle, L (5, PH) Tom Kelley, R (6, 1) Hal King, L (8, PH) OBP: 0.312, SLG: 0.267 Steve Barber, L (9, 1)			K		P6			K		0 1 1 0 1 0	0 0 0 0 0 0	0 0 0 0 0 0	0 1 0 0 1 0	0 0 0 0 0 0	0 1 2 0 1 0	0 0 0 0 1 0
Inning Stats	R: 0 E: 0 K: 2 S: 8 H: 1 LOB: 1 BB: 0 P: 8	R: 0 E: 0 K: 1 S: 5 H: 0 LOB: 0 BB: 0 P: 5	R: 0 E: 0 K: 1 S: 5 H: 0 LOB: 0 BB: 0 P: 5	R: 0 E: 0 K: 1 S: 5 H: 0 LOB: 0 BB: 0 P: 5	R: 0 E: 0 K: 0 S: 4 H: 1 LOB: 2 BB: 1 P: 8	R: 0 E: 0 K: 0 S: 3 H: 0 LOB: 0 BB: 0 P: 3	R: 0 E: 0 K: 0 S: 3 H: 0 LOB: 0 BB: 0 P: 3	R: 0 E: 0 K: 1 S: 6 H: 1 LOB: 1 BB: 0 P: 6	R: 0 E: 0 K: 0 S: 3 H: 0 LOB: 0 BB: 0 P: 3	1B: 3 2B: 0 3B: 0 HR: 0 SF: 0 SAC: 0 DP: 0 HBP: 0						

livebaseballscorecards.com

AB	30
R	0
H	3
RBI	0
BB	1
SO	6
LOB	7

WP: 0 PA: 31
PB: 0
SB: 0
CS: 0

PITCHER	IP	WLS	BF	H	R	ER	SO	BB	IBB	HBP	BLK	WP	HR	S	P	ERA	WHIP
Fergie Jenkins, R (1, 1) ERA: 3.19	9.0	W	31	3	0	0	6	1	0	0	0	0	0	42	46	0.00	0.444

PITCHER	IP	WLS	BF	H	R	ER	SO	BB	IBB	HBP	BLK	WP	HR	S	P	ERA	WHIP

Batter	1	2	3	4	5	6	7	8	9	10	11	AB	R	H	RBI	BB	SO	LOB
Don Kessinger, S (1, 6) OBP: 0.338, SLG: 0.325	0-0 1B E 1B		0-0 4-3 E 1B		0-0 P3 ①		0-0 1B 1-H 1B		0-0 F3 ③		4-0 IBB	5	1	3	1	1	0	1
Paul Popovich, S (1, 4) OBP: 0.184, SLG: 0.216	0-0 E8 1B 1-H G5-4-3 1B		0-0 P5 4-3 1-2		0-0 P5-3 ②		0-0 1-3 1B			0-0 FC4-6 1B	0-0 SF9 ② 2-3 3-H	5	1	3	1	0	0	1
Billy Williams, L (1, 7) OBP: 0.362, SLG: 0.510	0-0 G5-4-3 2-3 1B		S S S 0-3 K ①		0-0 3-1 ③		0-0 P4 ③			0-0 FC4-6 ① 4-3 1-2f	0-0 L4 ③	6	0	1	0	0	1	7
Ron Santo, R (1, 5) OBP: 0.359, SLG: 0.500	0-0 G5-4-3 ① ② 1-2f 3-H		0-0 4-3 ② 1-2 2-3			0-0 6-3 ①		0-0 F8 ①		0-0 4-3 ② 1-2		5	0	0	0	0	0	4
Joe Pepitone, L (1, 3) OBP: 0.350, SLG: 0.496	0-0 3B		0-0 G3 ③			S S S 0-3 K ②		0-0 1-3 ②		4-0 IBB		4	0	1	0	1	1	2
Jim Hickman, R (1, 9) OBP: 0.321, SLG: 0.396	0-0 5-3 ③			0-0 1-3 ①		0-0 1-3 ③		0-0 P5 ③		S S S 0-3 K ③		5	0	0	0	0	1	3
Brock Davis, L (1, 8) OBP: 0.271, SLG: 0.304		0-0 6-3 ①		0-0 F9 ②			0-0 B5-3 ①		0-0 SH1-4 1B		0-0 SH1-4 1B SF9 1B	5	1	2	0	0	0	0
Danny Breeden, R (1, 2) OBP: 0.327, SLG: 0.250	S S S 0-3 K ②			0-0 1B			B B B B 4-0 FC5-4 BB		0-0 SH1-4 ① 1-2		0-0 SF9 SH1-4 1-2 1B	3	0	2	0	1	1	0
Bill Bonham, R (1, 1) Ron Tompkins, R (5, 1) Ray Newman, L (6, 1) Glenn Beckert, R (7, PH) OBP: 0.379, SLG: 0.407 Jose Ortiz, R (7, PR) OBP: 0.344, SLG: 0.395 Earl Stephenson, L (7, 1) Phil Regan, R (8, 1) Ken Holtzman, R (11, 1) OBP: 0.143, SLG: 0.182	S S S 0-3 K ③		S S S 0-3 K ③				0-0 FC5-4 S ② 1-2f 1B		0-0 F8 ②		0-0 SH1-4 ① 1-2 2-3	2 0 0 1 0 0 0 1 0	0 0 0 0 1 0 0 0 0	0 0 0 0 0 0 0 0 0	0 0 0 0 0 0 0 0 0	0 0 0 0 0 0 0 0 0	2 0 0 0 0 0 0 1 0	1 0 0 1 0 0 0 1 0
Inning Stats	R: 2 E: 1 K: 0 S: 6 H: 4 LOB: 1 BB: 0 P: 6	R: 0 E: 0 K: 2 S: 7 H: 0 LOB: 0 BB: 0 P: 7	R: 0 E: 1 K: 1 S: 7 H: 1 LOB: 2 BB: 0 P: 7	R: 0 E: 0 K: 1 S: 6 H: 1 LOB: 1 BB: 0 P: 6	R: 0 E: 0 K: 0 S: 3 H: 0 LOB: 0 BB: 0 P: 3	R: 0 E: 0 K: 1 S: 5 H: 0 LOB: 0 BB: 0 P: 5	R: 1 E: 0 K: 0 S: 5 H: 2 LOB: 2 BB: 1 P: 9	R: 0 E: 0 K: 0 S: 3 H: 0 LOB: 0 BB: 0 P: 3	R: 0 E: 0 K: 0 S: 4 H: 1 LOB: 1 BB: 0 P: 4	R: 0 E: 0 K: 1 S: 6 H: 1 LOB: 2 BB: 1 P: 10	R: 1 E: 0 K: 0 S: 5 H: 2 LOB: 2 BB: 1 P: 9	1B: 11 2B: 0 3B: 1 HR: 0	SF: 1 SAC: 2 DP: 1 HBP: 0		WP: 0 PB: 0 SB: 1 CS: 0	PA: 48		

PITCHER		IP	WLS	BF	H	R	ER	SO	BB	IBB	HBP	BLK	WP	HR	S	P	ERA	WHIP
George Stone, L ERA: 3.6	(1, 1)	9.0		37	9	3	3	5	1	0	0	0	0	0	46	50	3.00	1.111
Cecil Upshaw, R ERA: 4.31	(10, 1)	2.0	W	11	3	1	1	1	0	2	0	0	0	0	11	19	4.50	1.500

PITCHER	IP	WLS	BF	H	R	ER	SO	BB	IBB	HBP	BLK	WP	HR	S	P	ERA	WHIP

TOP

Chicago Cubs @ Atlanta Braves

Atlanta Stadium, Atlanta, GA

Sat Jun 05 1971, 7:05 PM EDT

Att. 14,024 - Unknown - 87 F

livebaseballscorecards.com

AB	42
R	4
H	12
RBI	2
BB	3
SO	6
LOB	21

Batter	1	2	3	4	5	6	7	8	9	10	11	AB	R	H	RBI	BB	SO	LOB
Sonny Jackson, L (1, 8) OBP: 0.316, SLG: 0.369	F7		P4-3		1-3 2-3		F8		HR		HR 1-2 1B	6	2	2	1	0	0	1
Ralph Garr, L (1, 7) OBP: 0.381, SLG: 0.491	PB 1B 1B		P4-6-3 1B		S 3-H 1B		K		F8		L4	6	0	3	1	0	1	2
Mike Lum, L (1, 9) OBP: 0.333, SLG: 0.377	PB 1-2 1B		P4-6-3 1-2f		BB 1-2		6-3		K		HR 1-H 2-H	5	1	2	3	1	1	1
Orlando Cepeda, R (1, 3) OBP: 0.346, SLG: 0.547	F2 1-2 2-3			P4-3	K			F9		6-3		5	0	0	0	0	1	4
Hal King, L (1, 2) OBP: 0.333, SLG: 0.272	BB			6-3		P4-3 BB		FC6-4 BB		FC4-6 1B		2	0	1	0	3	0	0
Earl Williams, R (1, 5) OBP: 0.268, SLG: 0.377	K			F3		K		FC6-4 1-2f BB		FC4-6 1-2f		5	0	0	0	0	2	6
Marv Staehle, L (1, 4) OBP: 0.263, SLG: 0.067		G1-6-3 1B			6-3	P4-3 1-2		BB 1-2		G3		4	0	1	0	1	0	2
Zoilo Versalles, R (1, 6) OBP: 0.182, SLG: 0.200 Darrell Evans, L (8, PH) OBP: 0.333, SLG: 0.324 Marty Perez, R (9, 6) OBP: 0.269, SLG: 0.304		G1-6-3 1-2f			2B 2B	IBB	F7				HR 1B 1B	2 1 1	1 0 1	1 0 1	0 0 0	1 0 0	0 2 0	1 2 0
George Stone, L (1, 1) OBP: 0.208, SLG: 0.250 Gil Garrido, R (9, PH) OBP: 0.246, SLG: 0.169 Cecil Upshaw, R (10, 1) Hank Aaron, R (11, PH) OBP: 0.395, SLG: 0.627		1-3			1-3 1B 2-H 2B	P3			F2		F8	3 1 0 1	1 0 0 0	1 0 0 0	0 0 0 0	0 0 0 0	0 0 0 0	2 0 0 1
Inning Stats	R: 0 H: 2 E: 0 LOB: 3 K: 1 BB: 1 S: 7 P: 11	R: 0 H: 1 E: 0 LOB: 0 K: 0 BB: 0 S: 3 P: 3	R: 0 H: 1 E: 0 LOB: 0 K: 0 BB: 0 S: 3 P: 3	R: 0 H: 0 E: 0 LOB: 0 K: 0 BB: 0 S: 3 P: 3	R: 2 H: 3 E: 0 LOB: 2 K: 1 BB: 1 S: 8 P: 12	R: 0 H: 0 E: 0 LOB: 2 K: 1 BB: 2 S: 5 P: 13	R: 0 H: 0 E: 0 LOB: 0 K: 1 BB: 0 S: 5 P: 5	R: 0 H: 0 E: 0 LOB: 2 K: 0 BB: 2 S: 3 P: 11	R: 1 H: 1 E: 0 LOB: 0 K: 1 BB: 0 S: 6 P: 6	R: 0 H: 1 E: 0 LOB: 1 K: 0 BB: 0 S: 4 P: 4	R: 3 H: 3 E: 0 LOB: 0 K: 0 BB: 0 S: 5 P: 5	1B: 8 SF: 0 2B: 2 SAC: 0 3B: 0 DP: 2 HR: 2 HBP: 0						

PITCHER		IP	WLS	BF	H	R	ER	SO	BB	IBB	HBP	BLK	WP	HR	S	P	ERA	WHIP
Bill Bonham, R ERA: 7.2	(1, 1)	4.1		18	6	2	2	1	1	0	0	0	0	0	19	23	4.15	1.615
Ron Tompkins, R ERA: 3.0	(5, 1)	1.1		8	1	0	0	2	2	1	0	0	0	0	9	21	0.00	2.250
Ray Newman, L ERA: 2.35	(6, 1)	0.1		1	0	0	0	0	0	0	0	0	0	0	1	1	0.00	0.000
Earl Stephenson, L ERA: 4.5	(7, 1)	1.2		7	0	0	0	1	2	0	0	0	0	0	7	15	0.00	1.200
Phil Regan, R ERA: 4.4	(8, 1)	2.2	L	12	4	3	3	1	0	0	0	0	0	1	14	14	10.12	1.500

PITCHER		IP	WLS	BF	H	R	ER	SO	BB	IBB	HBP	BLK	WP	HR	S	P	ERA	WHIP
Ken Holtzman, L ERA: 4.87	(11, 1)	0.1		2	1	1	1	0	0	0	0	0	0	1	2	2	27.00	3.000

BOTTOM

Chicago Cubs @ Atlanta Braves

Atlanta Stadium, Atlanta, GA

Sat Jun 05 1971, 7:05 PM EDT

Att. 14,024 - Unknown - 87 F

livebaseballscorecards.com

AB	42
R	6
H	12
RBI	6
BB	6
SO	5
LOB	22

WP: 0	PA: 48				
PB: 1					
SB: 1					
CS: 0					

Chicago Cubs @ Atlanta Braves

Atlanta Stadium, Atlanta, GA

Sun Jun 06 1971, 3:33 AM EDT

Att. 21,533 - Sunny - 90 F

livebaseballscorecards.com

Batter	1	2	3	4	5	6	7	8	9	AB	R	H	RBI	BB	SO	LOB
Don Kessinger, S (1, 6) OBP: 0.335, SLG: 0.323	0-0 BB 1B 1B	0-0 F9 ③			0-0 E6 HR	0-0 P6 ②			0-0 F8 ①	5	2	1	0	0	0	3
Paul Popovich, S (1, 4) OBP: 0.233, SLG: 0.317	BBBB 4-0 1B SF8 1-2 BB		0-0 P4 ①		0-0 HR 1-H	SSS 0-3 K ③			0-0 1B 1B	4	3	2	2	1	1	2
Billy Williams, L (1, 7) OBP: 0.358, SLG: 0.502	0-0 F9 ①		0-0 4-3 ②		0-0 2-3 ①		0-0 F2 ①		0-0 1B 1-3 1B	5	0	1	0	0	0	2
Ron Santo, R (1, 5) OBP: 0.364, SLG: 0.503	0-0 1-3 2-H 1B		0-0 4-3 ③		0-0 FC4-6 1B		SSS 0-3 K ②		0-0 2-3 3-H 1B	5	0	3	2	0	1	0
Joe Pepitone, L (1, 3) OBP: 0.352, SLG: 0.519	0-0 SF8 ② 3-H			0-0 HR	0-0 FC4-6 ② 1-2f		0-0 1B		SSS 0-3 K ②	4	1	2	2	0	1	3
Johnny Callison, L (1, 9) OBP: 0.302, SLG: 0.305	0-0 3-1 ③			0-0 4-3 ①	0-0 L4 ③		0-0 F9 ③		0-0 F8 ③	5	0	0	0	0	0	5
Brock Davis, L (1, 8) OBP: 0.308, SLG: 0.313		0-0 SH1-4 1B		BBBB 4-0 BB		BBBB 4-0 SH2-4 PB BB		0-0 F7 ①		2	0	1	0	2	0	0
Danny Breeden, R (1, 2) OBP: 0.321, SLG: 0.234		0-0 F9 ①		SSS 0-3 K ②		BBBB 4-0 SH2-4 1-2 BB		0-0 5-3 ②		3	0	0	0	1	1	2
Bill Hands, R (1, 1) OBP: 0.133, SLG: 0.107		0-0 SH1-4 ② 1-2		0-0 F5 ③		0-0 SH2-4 ① 1-2 2-3		SSS 0-3 K ③		2	0	0	0	0	1	1
Inning Stats	R: 2 E: 0 K: 0 S: 5 H: 2 LOB: 1 BB: 1 P: 9	R: 0 E: 0 K: 0 S: 4 H: 1 LOB: 1 BB: 0 P: 4	R: 0 E: 0 K: 0 S: 3 H: 0 LOB: 0 BB: 0 P: 3	R: 1 E: 0 K: 1 S: 6 H: 1 LOB: 1 BB: 1 P: 10	R: 2 E: 1 K: 0 S: 6 H: 2 LOB: 1 BB: 0 P: 6	R: 0 E: 0 K: 1 S: 5 H: 0 LOB: 2 BB: 2 P: 13	R: 0 E: 0 K: 1 S: 6 H: 1 LOB: 1 BB: 0 P: 6	R: 0 E: 0 K: 1 S: 5 H: 0 LOB: 0 BB: 0 P: 5	R: 1 E: 0 K: 1 S: 8 H: 3 LOB: 2 BB: 0 P: 8	1B: 8 2B: 0 3B: 0 HR: 2	SF: 1 SAC: 2 DP: 0 HBP: 0						

AB	35
R	6
H	10
RBI	6
BB	4
SO	5
LOB	18

WP: 0 PB: 1 SB: 0 CS: 0 PA: 42

PITCHER		IP	WLS	BF	H	R	ER	SO	BB	IBB	HBP	BLK	WP	HR	S	P	ERA	WHIP
Jim Nash, R ERA: 5.37	(1, 1)	4.1	L	22	6	5	4	1	2	0	0	0	0	2	22	30	8.31	1.846
Mike McQueen, L ERA: 2.97	(5, 1)	1.2		7	0	0	0	1	2	0	0	0	0	0	7	15	0.00	1.200
Tom Kelley, R ERA: 3.09	(7, 1)	2.0		7	1	0	0	2	0	0	0	0	0	0	11	11	0.00	0.500
Phil Niekro, R ERA: 3.59	(9, 1)	1.0		6	3	1	1	1	0	0	0	0	0	0	8	8	9.00	3.000

PITCHER	IP	WLS	BF	H	R	ER	SO	BB	IBB	HBP	BLK	WP	HR	S	P	ERA	WHIP

BOTTOM

Batter	1	2	3	4	5	6	7	8	9	AB	R	H	RBI	BB	SO	LOB
Sonny Jackson, L (1, 8) OBP: 0.315, SLG: 0.367	F8		1B			P6		F9		4	0	1	0	0	0	0
Ralph Garr, L (1, 7) OBP: 0.375, SLG: 0.483	K		P4-3			G3		K		4	0	0	0	0	2	1
Hank Aaron, R (1, 3) OBP: 0.397, SLG: 0.641	P4			K		1B			HR	4	1	2	1	0	1	0
Earl Williams, R (1, 5) OBP: 0.276, SLG: 0.385		5-3		FC4-6 HBP		F7			HR 2B	3	1	1	0	0	0	1
Hal King, L (1, 2) OBP: 0.347, SLG: 0.316		1B		F9			BB G6-3 1B		2-H HR	3	1	2	2	1	0	1
Mike Lum, L (1, 9) OBP: 0.329, SLG: 0.369		F5		FC4-6 1-2f			G6-3 1-2 1B		F9	4	0	1	0	0	0	2
Marv Staehle, L (1, 4) OBP: 0.217, SLG: 0.053		P4-3			1-3		G6-3 1-2f 2-3		P5	4	0	0	0	0	0	3
Zoilo Versalles, R (1, 6) OBP: 0.133, SLG: 0.143			K		5-3		F9		F9	4	0	0	0	0	1	1
Jim Nash, R (1, 1) OBP: 0.174, SLG: 0.217			6-3		B5-3			F5		1	0	0	0	0	0	0
Mike McQueen, L (5, 1) OBP: 0.100, SLG: 0.100										1	0	0	0	0	0	0
Tom Kelley, R (7, 1)										0	0	0	0	0	0	0
Darrell Evans, L (8, PH) OBP: 0.325, SLG: 0.314										1	0	0	0	0	0	0
Phil Niekro, R (9, 1) OBP: 0.138, SLG: 0.148										0	0	0	0	0	0	0
Inning Stats	R: 0 E: 0 K: 1 S: 5 H: 0 LOB: 0 BB: 0 P: 5	R: 0 E: 0 K: 0 S: 4 H: 1 LOB: 1 BB: 0 P: 4	R: 0 E: 0 K: 1 S: 6 H: 1 LOB: 1 BB: 0 P: 6	R: 0 E: 0 K: 1 S: 5 H: 0 LOB: 1 BB: 0 P: 6	R: 0 E: 0 K: 0 S: 3 H: 0 LOB: 0 BB: 0 P: 3	R: 0 E: 0 K: 0 S: 4 H: 1 LOB: 1 BB: 0 P: 4	R: 0 E: 0 K: 0 S: 3 H: 1 LOB: 1 BB: 1 P: 7	R: 0 E: 0 K: 1 S: 5 H: 0 LOB: 0 BB: 0 P: 5	R: 3 E: 0 K: 0 S: 6 H: 3 LOB: 0 BB: 0 P: 6	1B: 4 2B: 1 3B: 0 HR: 2 SF: 0 SAC: 0 DP: 1 HBP: 1						

PITCHER	IP	WLS	BF	H	R	ER	SO	BB	IBB	HBP	BLK	WP	HR	S	P	ERA	WHIP
Bill Hands, R (1, 1) ERA: 3.9	9.0	W	35	7	3	3	4	1	0	1	0	0	2	41	46	3.00	0.889

PITCHER	IP	WLS	BF	H	R	ER	SO	BB	IBB	HBP	BLK	WP	HR	S	P	ERA	WHIP

Chicago Cubs @ Atlanta Braves

Atlanta Stadium, Atlanta, GA

Sun Jun 06 1971, 3:33 AM EDT

Att. 21,533 - Sunny - 90 F

livebaseballscorecards.com

AB	33
R	3
H	7
RBI	3
BB	1
SO	4
LOB	9

Batter	1	2	3	4	5	6	7	8	9	10	AB	R	H	RBI	BB	SO	LOB
Lou Brock, L (1, 7) OBP: 0.402, SLG: 0.476	F7		F8		F8			4-3	F8		5	0	0	0	0	0	2
Matty Alou, L (1, 8) OBP: 0.353, SLG: 0.414	BLK BB 1B		1-3			E6 F8 1B 1B		P1		1-0 S 1B HBP	4	2	2	0	0	0	0
Ted Simmons, S (1, 2) OBP: 0.360, SLG: 0.411	4-0 BLK 1-2 BB			K		F8 2-3			1B 1B 2B 1B	1-H 1B 1B	4	1	2	1	1	1	1
Joe Torre, R (1, 5) OBP: 0.414, SLG: 0.516	F9 1-2 2-3			K		FC6-4 3-H 1B			1B 1-2 2B 1B	K	5	1	2	1	0	2	3
Jose Cardenal, R (1, 9) OBP: 0.318, SLG: 0.413	K			3-1		FC6-4 CS 1-2f			P6	1-2 1B	5	0	1	0	0	1	5
Joe Hague, L (1, 3) OBP: 0.372, SLG: 0.474		K			F8	CS 1-2	F8		2B 1-2 2-3 2B 1B	K	5	1	1	0	0	2	2
Julian Javier, R (1, 4) OBP: 0.298, SLG: 0.364		6-3			K		K		K	K	3	0	0	0	0	2	0
Leron Lee, L (9, PH) OBP: 0.300, SLG: 0.346											1	0	0	0	0	1	3
Moe Drabowsky, R (9, 1)											1	0	0	0	0	1	2
Ted Sizemore, R (1, 6) OBP: 0.318, SLG: 0.301		F7			2B 1B		F8		1-3 2-H 3-H 2B 2B		4	1	2	2	0	0	0
Luis Melendez, R (9, PR) OBP: 0.238, SLG: 0.225											0	1	0	0	0	0	0
Dal Maxvill, R (9, 6) OBP: 0.268, SLG: 0.186											0	0	0	0	0	0	0
Mike Torrez, R (1, 1) OBP: 0.444, SLG: 0.333			K		1-H 2B			F3	2-H 3-H 2B		2	0	1	1	0	1	0
Frank Linzy, R (7, 1) OBP: 0.500, SLG: 0.500											0	0	0	0	0	0	0
Don Shaw, L (7, 1)											0	0	0	0	0	0	0
Bob Burda, L (8, PH) OBP: 0.480, SLG: 0.350											1	0	0	0	0	0	0
Rudy Arroyo, L (8, 1)											0	0	0	0	0	0	0
Jerry McNertney, R (9, PH) OBP: 0.436, SLG: 0.765											1	0	1	2	0	0	0
Dick Schofield, S (9, PR) OBP: 0.365, SLG: 0.333											0	0	0	0	0	0	0
(9, 4)																	

TOP

St. Louis Cardinals @ Atlanta Braves

Atlanta Stadium, Atlanta, GA

Mon Jun 07 1971, 7:05 PM EDT

Att. 10,354 - Unknown

livebaseballscorecards.com

AB	41
R	7
H	12
RBI	7
BB	1
SO	11
LOB	18

Inning Stats	1	2	3	4	5	6	7	8	9	10
	R: 0 E: 0 K: 1 S: 6	H: 1 LOB: 2 BB: 1 P: 10	R: 0 E: 0 K: 1 S: 5	H: 0 LOB: 0 BB: 0 P: 5	R: 0 E: 0 K: 1 S: 5	H: 0 LOB: 0 BB: 0 P: 5	R: 0 E: 0 K: 2 S: 7	H: 0 LOB: 0 BB: 0 P: 7	R: 1 E: 0 K: 1 S: 7	H: 2 LOB: 1 BB: 0 P: 7
	R: 1 E: 1 K: 0 S: 4	H: 2 LOB: 0 BB: 0 P: 4	R: 0 E: 0 K: 1 S: 5	H: 0 LOB: 0 BB: 0 P: 5	R: 0 E: 0 K: 0 S: 3	H: 0 LOB: 0 BB: 0 P: 3	R: 4 E: 0 K: 1 S: 10	H: 5 LOB: 1 BB: 0 P: 10	R: 1 E: 0 K: 3 S: 11	H: 2 LOB: 2 BB: 0 P: 12

1B: 9	2B: 3	3B: 0	HR: 0	SF: 0	SAC: 0	DP: 0	HBP: 1	WP: 0	PB: 0	SB: 1	CS: 1	PA: 44												

PITCHER		IP	WLS	BF	H	R	ER	SO	BB	IBB	HBP	BLK	WP	HR	S	P	ERA	WHIP
Ron Reed, R ERA: 3.56	(1, 1)	8.2		35	9	6	6	8	1	0	0	1	0	0	50	54	6.23	1.154
Bob Priddy, R ERA: 3.82	(9, 1)	0.2	L	6	3	1	1	1	0	0	1	0	0	0	7	8	13.50	4.500
Steve Barber, L ERA: 4.87	(10, 1)	0.2		2	0	0	0	2	0	0	0	0	0	0	6	6	0.00	0.000

PITCHER	IP	WLS	BF	H	R	ER	SO	BB	IBB	HBP	BLK	WP	HR	S	P	ERA	WHIP

Batter	1	2	3	4	5	6	7	8	9	10	AB	R	H	RBI	BB	SO	LOB
Felix Millan, R (1, 4) OBP: 0.345, SLG: 0.385	P5		4-3		F3		F7	1B WP IBB		F8	5	0	0	0	1	0	1
Ralph Garr, L (1, 7) OBP: 0.382, SLG: 0.496	2B 2B		F7			1B SF9 2B	WP 2B 1B 2-3	G4-6-3 1B 1-3 2-H		P6	6	3	4	1	0	0	0
Hank Aaron, R (1, 9) OBP: 0.409, SLG: 0.661											4	0	4	2	0	0	0
Sonny Jackson, L (7, PR) OBP: 0.314, SLG: 0.365 (8, 8)	F9 2B 2-H		1B			E 1B 2-3	WP 2B 1-H 3-H	G4-6-3 1-2f			1	0	0	0	0	0	2
Orlando Cepeda, R (1, 3) OBP: 0.342, SLG: 0.538	F9 2-3		L5			SF9 1-3 3-H	WP IBB		6-3		3	0	0	1	1	0	2
Steve Barber, L (10, 1)											0	0	0	0	0	0	0
Hal King, L (1, 2) OBP: 0.350, SLG: 0.306	6-3			BB G6-4-3		IBB	K 1-2 2-3		F7		3	0	0	0	2	1	3
Earl Williams, R (1, 5) OBP: 0.280, SLG: 0.380 (10, 3)		P4		G6-4-3 1-2f		P4	IBB		WP 1B		4	0	1	0	1	0	3
Mike Lum, L (1, 8) OBP: 0.322, SLG: 0.348 (8, 9)		F7		F7		P6	1-3		1-2 IBB		4	0	0	0	1	0	5
Zoilo Versalles, R (1, 6) OBP: 0.300, SLG: 0.421		1B			2B		SH 2B	WP SH1-4 1B 1B	K		5	2	4	0	0	1	2
Ron Reed, R (1, 1) OBP: 0.077, SLG: 0.077											2	1	0	0	0	0	1
Bob Priddy, R (9, 1) OBP: 0.167, SLG: 0.167											0	0	0	0	0	0	0
Darrell Evans, L (10, 5) OBP: 0.317, SLG: 0.306		6-3			6-3		SH 1B WP 2-H	SH1-4 1-2		K	1	0	0	0	0	1	0
Inning Stats	R: 1 H: 2 E: 0 LOB: 1 K: 0 BB: 0 S: 5 P: 5	R: 0 H: 1 E: 0 LOB: 1 K: 0 BB: 0 S: 4 P: 4	R: 0 H: 1 E: 0 LOB: 1 K: 0 BB: 0 S: 4 P: 4	R: 0 H: 0 E: 0 LOB: 0 K: 0 BB: 1 S: 2 P: 6	R: 0 H: 1 E: 0 LOB: 0 K: 0 BB: 0 S: 3 P: 3	R: 1 H: 2 E: 1 LOB: 2 K: 0 BB: 1 S: 5 P: 9	R: 3 H: 3 E: 1 LOB: 3 K: 1 BB: 2 S: 9 P: 17	R: 1 H: 2 E: 0 LOB: 1 K: 0 BB: 1 S: 4 P: 8	R: 0 H: 1 E: 0 LOB: 2 K: 1 BB: 1 S: 6 P: 10	R: 0 H: 0 E: 0 LOB: 0 K: 1 BB: 0 S: 5 P: 5	1B: 7 SF: 1 2B: 6 SAC: 2 3B: 0 DP: 2 HR: 0 HBP: 0						

PITCHER		IP	WLS	BF	H	R	ER	SO	BB	IBB	HBP	BLK	WP	HR	S	P	ERA	WHIP
Mike Torrez, R ERA: 5.56	(1, 1)	6.1		29	9	5	5	0	1	1	0	0	0	0	27	35	7.11	1.579
Frank Linzy, R ERA: 1.78	(7, 1)	0.0		2	1	0	0	0	0	1	0	0	1	0	1	5	∞	∞
Don Shaw, L ERA: 1.69	(7, 1)	0.2		3	0	0	0	1	0	1	0	0	1	0	4	8	0.00	0.000
Rudy Arroyo, L ERA: 5.06	(8, 1)	1.0		5	2	1	1	0	0	1	0	0	1	0	4	8	9.00	2.000
Moe Drabowsky, R ERA: 2.63	(9, 1)	2.0	W	8	1	0	0	2	0	1	0	0	1	0	11	15	0.00	0.500

PITCHER	IP	WLS	BF	H	R	ER	SO	BB	IBB	HBP	BLK	WP	HR	S	P	ERA	WHIP

BOTTOM

St. Louis Cardinals @ Atlanta Braves

Atlanta Stadium, Atlanta, GA

Mon Jun 07 1971, 7:05 PM EDT
Att. 10,354 - Unknown

livebaseballscorecards.com

AB	38
R	6
H	13
RBI	4
BB	6
SO	3
LOB	19

WP: 4 PA: 47
PB: 0
SB: 0
CS: 0

Batter	1	2	3	4	5	6	7	8	9	10	AB	R	H	RBI	BB	SO	LOB
Lou Brock, L (1, 7) OBP: 0.402, SLG: 0.478	F7		F8		1-3 2-H 1B			1B 1B 2B	4-3		5	1	2	1	0	0	2
Matty Alou, L (1, 8) OBP: 0.354, SLG: 0.413	F9		G3			F3		1B E 1B 2-3 1B		FC6-4 1B	5	1	2	0	0	0	0
Ted Simmons, S (1, 2) OBP: 0.361, SLG: 0.427	HR			L3		F7		E E 1-2 3-H 1B		FC6-4 2B 1-2f	5	2	2	2	0	0	1
Joe Torre, R (1, 5) OBP: 0.413, SLG: 0.518	F9			4-3		6-3		E5 1-H 2-H 1B		1-3 2B	5	1	2	0	0	0	0
Jose Cardenal, R (1, 9) OBP: 0.312, SLG: 0.405		F5		F9			6-3	P4		4-0 IBB	4	0	0	0	0	0	0
Don Shaw, L (8, 1)											0	0	0	0	0	0	0
Moe Drabowsky, R (9, 1)											0	0	0	0	0	0	0
Dal Maxvill, R (10, PH) OBP: 0.277, SLG: 0.186											0	0	0	0	1	0	0
(10, 6)																	
Joe Hague, L (1, 3) OBP: 0.365, SLG: 0.464		S S S 0-3 K			F7		F3		WP PB 1B	P4	3	0	0	0	0	1	0
Jim Beauchamp, R (9, PH) OBP: 0.301, SLG: 0.333											2	0	1	0	0	0	3
(9, 3)																	
Julian Javier, R (1, 4) OBP: 0.301, SLG: 0.366		F9			1B 1B 1B		P6		5-3 1-3	S S S K	2	1	1	0	0	0	0
Dick Schofield, S (6, 4) OBP: 0.345, SLG: 0.311											3	0	0	0	0	1	4
Frank Linzy, R (10, 1) OBP: 0.500, SLG: 0.500											0	0	0	0	0	0	0
Rudy Arroyo, L (10, 1)											0	0	0	0	0	0	0
Ted Sizemore, R (1, 6) OBP: 0.328, SLG: 0.327			HR		1B 1-2 1B			1-3	IBB		3	1	2	1	1	0	0
(10, 4)																	
Steve Carlton, L (1, 1) OBP: 0.200, SLG: 0.294		S S S K			S S S K			S S S P5	S S S K		1	0	0	0	0	1	0
Bob Burda, L (5, PH) OBP: 0.462, SLG: 0.333											1	0	0	0	0	1	2
Chuck Taylor, R (5, 1)											0	0	0	0	0	0	0
Leron Lee, L (8, PH) OBP: 0.290, SLG: 0.333											1	0	0	0	0	0	0
(8, 9)																	
Jerry McNertney, R (9, PH) OBP: 0.425, SLG: 0.743											1	0	0	0	0	1	2
Luis Melendez, R (9, 9) OBP: 0.238, SLG: 0.225											0	0	0	0	0	0	0
Inning Stats	R: 1 E: 0 K: 0 S: 4 H: 1 LOB: 0 BB: 0 P: 4	R: 0 E: 0 K: 1 S: 5 H: 0 LOB: 0 BB: 0 P: 5	R: 1 E: 0 K: 1 S: 6 H: 1 LOB: 0 BB: 0 P: 6	R: 0 E: 0 K: 0 S: 3 H: 0 LOB: 0 BB: 0 P: 3	R: 1 E: 0 K: 1 S: 7 H: 3 LOB: 2 BB: 0 P: 7	R: 0 E: 0 K: 0 S: 3 H: 0 LOB: 0 BB: 0 P: 3	R: 0 E: 0 K: 0 S: 3 H: 0 LOB: 0 BB: 0 P: 3	R: 4 E: 1 K: 0 S: 7 H: 4 LOB: 0 BB: 0 P: 7	R: 0 E: 0 K: 1 S: 6 H: 1 LOB: 2 BB: 1 P: 10	R: 0 E: 0 K: 1 S: 7 H: 2 LOB: 3 BB: 1 P: 11	1B: 8 2B: 2 3B: 0 HR: 2 SF: 0 SAC: 0 DP: 0 HBP: 0	WP: 1 PB: 1 SB: 0 CS: 0 PA: 43					

PITCHER		IP	WLS	BF	H	R	ER	SO	BB	IBB	HBP	BLK	WP	HR	S	P	ERA	WHIP
Pat Jarvis, R ERA: 4.89	(1, 1)	7.2		30	8	6	4	3	0	0	0	0	0	2	36	36	4.70	1.043
Hoyt Wilhelm, R ERA:	(8, 1)	0.1		2	1	1	0	0	0	0	0	0	0	0	2	2	0.00	3.000
Steve Barber, L ERA: 4.57	(9, 1)	1.1		8	3	0	0	1	0	1	0	0	1	0	9	13	0.00	2.250
Cecil Upshaw, R ERA: 4.24	(10, 1)	0.2	W	3	0	0	0	1	0	1	0	0	0	0	4	8	0.00	0.000

PITCHER	IP	WLS	BF	H	R	ER	SO	BB	IBB	HBP	BLK	WP	HR	S	P	ERA	WHIP

TOP

St. Louis Cardinals @ Atlanta Braves

Atlanta Stadium, Atlanta, GA

Tue Jun 08 1971, 7:05 PM EDT

Att. 8,518 - Unknown

livebaseballscorecards.com

AB	41
R	7
H	12
RBI	4
BB	2
SO	5
LOB	14

Batter	1	2	3	4	5	6	7	8	9	10	AB	R	H	RBI	BB	SO	LOB
Felix Millan, R (1, 4) OBP: 0.346, SLG: 0.386	P5		1B	6-3		4-3			BB		2	1	1	0	0	0	0
Marv Staehle, L (4, 4) OBP: 0.231, SLG: 0.048			1B								2	0	0	0	1	0	1
Ralph Garr, L (1, 7) OBP: 0.382, SLG: 0.494	HR 1B		1-2 HR 1B	F7		K			L9		5	2	2	0	0	1	2
Hank Aaron, R (1, 9) OBP: 0.409, SLG: 0.670	1-H HR		1-2 2-H HR 1B		1-3	4-3			P6		5	2	2	3	0	0	1
Orlando Cepeda, R (1, 3) OBP: 0.344, SLG: 0.550	F9		1-H 2-H HR		CS 1B		4-1		P4		5	1	2	3	0	0	1
Earl Williams, R (1, 5) OBP: 0.292, SLG: 0.421			F7		1-2 HR		K			SH1-4 SF7 2B	5	1	3	1	0	1	0
Sonny Jackson, L (10, PR) OBP: 0.314, SLG: 0.365	1B										0	1	0	0	0	0	0
Zoilo Versalles, R (1, 6) OBP: 0.292, SLG: 0.391	P4		K		2B 1B		K			SH1-4 2-3	4	0	1	0	0	2	1
Mike Lum, L (1, 8) OBP: 0.326, SLG: 0.356		4-3	4-3		1-3 2B			K		IBB	4	0	1	0	1	1	0
Bob Didier, S (1, 2) OBP: 0.259, SLG: 0.243		K		SH1-4 1B	FC6-4 IBB			K		SF7 3-H	3	0	1	0	1	2	0
Darrell Evans, L (10, PH) OBP: 0.310, SLG: 0.306											0	0	0	1	0	0	0
Pat Jarvis, R (1, 1) OBP: 0.130, SLG: 0.048											2	0	0	0	0	0	3
Hoyt Wilhelm, R (8, 1)		F8		SH1-4 1-2	FC6-4 1-2f			F7			0	0	0	0	0	0	0
Marty Perez, R (8, PH) OBP: 0.267, SLG: 0.302											1	0	0	0	0	0	0
Steve Barber, L (9, 1)											0	0	0	0	0	0	0
Cecil Upshaw, R (10, 1)											0	0	0	0	0	0	0
Inning Stats	R: 2 E: 0 K: 0 S: 6 H: 3 LOB: 1 BB: 0 P: 6	R: 0 E: 0 K: 1 S: 5 H: 0 LOB: 0 BB: 0 P: 5	R: 4 E: 0 K: 1 S: 9 H: 4 LOB: 0 BB: 0 P: 9	R: 0 E: 0 K: 0 S: 4 H: 1 LOB: 1 BB: 0 P: 4	R: 1 E: 0 K: 0 S: 6 H: 4 LOB: 3 BB: 1 P: 10	R: 0 E: 0 K: 1 S: 5 H: 0 LOB: 0 BB: 0 P: 5	R: 0 E: 0 K: 2 S: 7 H: 0 LOB: 0 BB: 0 P: 7	R: 0 E: 0 K: 2 S: 7 H: 0 LOB: 0 BB: 0 P: 7	R: 0 E: 0 K: 0 S: 3 H: 0 LOB: 1 BB: 1 P: 7	R: 1 E: 0 K: 0 S: 3 H: 1 LOB: 2 BB: 1 P: 7	1B: 8 2B: 2 3B: 0 HR: 3	SF: 1 SAC: 2 DP: 0 HBP: 0		WP: 0 PB: 0 SB: 0 CS: 1		PA: 44	

PITCHER		IP	WLS	BF	H	R	ER	SO	BB	IBB	HBP	BLK	WP	HR	S	P	ERA	WHIP
Steve Carlton, L ERA: 2.79	(1, 1)	4.0		20	8	6	6	2	0	0	0	0	0	2	24	24	13.50	2.000
Chuck Taylor, R ERA: 4.6	(5, 1)	3.0		13	4	1	1	3	0	1	0	0	0	1	18	22	3.00	1.333
Don Shaw, L ERA: 1.56	(8, 1)	1.1		5	0	0	0	2	1	0	0	0	0	0	8	12	0.00	0.750
Moe Drabowsky, R ERA: 2.55	(9, 1)	0.2		2	0	0	0	0	0	0	0	0	0	0	2	2	0.00	0.000
Frank Linzy, R ERA: 2.1	(10, 1)	0.1	L	3	1	1	1	0	0	1	0	0	0	0	2	6	27.00	3.000

PITCHER		IP	WLS	BF	H	R	ER	SO	BB	IBB	HBP	BLK	WP	HR	S	P	ERA	WHIP
Rudy Arroyo, L ERA: 4.76	(10, 1)	0.1		1	0	0	0	0	0	0	0	0	0	0	1	1	0.00	0.000

BOTTOM

St. Louis Cardinals @ Atlanta Braves

Atlanta Stadium, Atlanta, GA

Tue Jun 08 1971, 7:05 PM EDT

Att. 8,518 - Unknown

livebaseballscorecards.com

AB	38
R	8
H	13
RBI	8
BB	3
SO	7
LOB	9

St. Louis Cardinals @ Atlanta Braves

Atlanta Stadium, Atlanta, GA

Wed Jun 09 1971, 7:05 PM EDT

Att. 7,506 - Unknown

TOP

Batter	1	2	3	4	5	6	7	8	9	AB	R	H	RBI	BB	SO	LOB
Lou Brock, L (1, 7) OBP: 0.404, SLG: 0.479	F7		E8, SF9, 1-3, 3-H, 1B		4-3		1-3, 1B			4	0	2	1	0	0	0
Matty Alou, L (1, 8) (6, 3) OBP: 0.348, SLG: 0.408	4-3		SF9, 2-3, 3-H		L9		S S S, K			3	0	0	1	0	1	2
Ted Simmons, S (1, 2) OBP: 0.358, SLG: 0.420	4-3		B B B B, BB		6-3			F8		3	0	0	0	1	0	0
Joe Torre, R (1, 5) OBP: 0.415, SLG: 0.518		5-3	S S S, K2-3			G5-4-3, 1B		G5-4-3, 1B		4	0	2	0	0	1	2
Jose Cardenal, R (1, 9) OBP: 0.307, SLG: 0.397		F8	F8			G5-4-3, 1-2f		G5-4-3, 1-2f		4	0	0	0	0	0	2
Joe Hague, L (1, 3) OBP: 0.365, SLG: 0.458		P5	B B B B, 1B, E, BB			4-3			5-3	2	1	0	0	1	0	0
Frank Linzy, R (6, 1) OBP: 0.500, SLG: 0.500										0	0	0	0	0	0	0
Chuck Taylor, R (6, 1)										0	0	0	0	0	0	0
Leron Lee, L (9, PH) OBP: 0.281, SLG: 0.321										1	0	0	0	0	0	0
Ted Sizemore, R (1, 6) OBP: 0.331, SLG: 0.331			FC6-4, 1B	S S S, K			G4-6-3, 1B		5-3	4	0	2	0	0	1	1
Dick Schofield, S (1, 4) OBP: 0.339, SLG: 0.306			FC6-4, E, 1B, 1B, 1-2f	E8, 1-H, 1B			G4-6-3, 1-2f		F7	4	1	1	0	0	0	2
Chris Zachary, L (1, 1) OBP: 0.313, SLG: 0.313			E9, E, 1B, SF9, 1-3, 1B	L4			1B, 1B			2	1	1	0	0	0	1
Moe Drabowsky, R (5, 1)										0	0	0	0	0	0	0
Don Shaw, L (5, 1)										0	0	0	0	0	0	0
Bob Burda, L (6, 3) OBP: 0.462, SLG: 0.333										0	0	0	0	0	0	0
Luis Melendez, R (6, 8) OBP: 0.256, SLG: 0.244										1	0	1	0	0	0	0

Inning Stats	1	2	3	4	5	6	7	8	9
R:	0	0	2	1	0	0	0	0	0
E:	0	0	2	0	0	0	0	0	0
K:	0	0	1	1	0	0	1	0	0
S:	3	3	8	6	3	3	7	3	3
H:	0	0	3	1	0	1	3	1	0
LOB:	0	0	2	1	0	0	0	0	0
BB:	0	0	1	1	0	0	0	0	0
P:	3	3	12	10	3	3	7	3	3

1B:	9
2B:	0
3B:	0
HR:	0
SF:	1
SAC:	0
DP:	3
HBP:	0
WP:	0
PB:	0
SB:	0
CS:	0
PA:	35

PITCHER	IP	WLS	BF	H	R	ER	SO	BB	IBB	HBP	BLK	WP	HR	S	P	ERA	WHIP
Phil Niekro, R (1, 1) ERA: 3.34	9.0	W	35	9	3	1	3	2	0	0	0	0	0	39	47	1.00	1.222

PITCHER	IP	WLS	BF	H	R	ER	SO	BB	IBB	HBP	BLK	WP	HR	S	P	ERA	WHIP

livebaseballscorecards.com

AB	32
R	3
H	9
RBI	2
BB	2
SO	3
LOB	10

Batter	1	2	3	4	5	6	7	8	9	AB	R	H	RBI	BB	SO	LOB
Marv Staehle, L (1, 4) OBP: 0.258, SLG: 0.080	H 1-0 FC1-6 HBP	X 0-0 ③ 4-3			X 0-0 2B 1B 1B X 0-0 4-3			X 0-0 ③ G3		4	1	1	0	0	0	2
Ralph Garr, L (1, 7) OBP: 0.384, SLG: 0.492	X 0-0 ① FC1-6 1B 1-2f K2-6-5-2		B B B B 4-0 FC6-5-6 WP BB		X 0-0 2B 1-2 HBP 1B	S S S 0-3 ① K				3	1	1	0	1	1	1
Hank Aaron, R (1, 9) OBP: 0.410, SLG: 0.672	X 0-0 1-3 1B		X 0-0 ① FC6-5-6 L5-4 1B 1-3		X 0-0 HBP 1-3 2-H 1B 2B	X 0-0 ② F7				4	1	2	1	0	0	1
Orlando Cepeda, R (1, 3) OBP: 0.346, SLG: 0.547 Gil Garrido, R (8, 5) OBP: 0.246, SLG: 0.169	S S S 0-3 ② ③ K2-6-5-2 3-3		X 0-0 1-2 1B		4-0 1B HBP 1B IBB	S S S 0-3 ③ K				3 0	1 0	1 0	0 0	1 0	2 0	2 0
Earl Williams, R (1, 5) OBP: 0.298, SLG: 0.419 (8, 3)		X 0-0 1B SF9 1B X 0-0 ② ③ L5-4 2-3			H 1-0 1B 1-2 2-3 3-H 1B HBP		X 0-0 ① 2-3			3	2	1	1	0	0	2
Mike Lum, L (1, 8) OBP: 0.344, SLG: 0.368		X 0-0 6-3 1-3 1B 1B	B B B 4-0 G6-4-3 BB		X 0-0 SH1-4 1B E5 1-2 2-3 3-H 1B		X 0-0 ② L4			3	1	2	1	1	0	0
Zoilo Versalles, R (1, 6) OBP: 0.286, SLG: 0.385		X 0-0 ① SF9 3-H	X 0-0 ① ② G6-4-3 1-2f		X 0-0 E5 SH1-4 E 1-2 2-H 3-H 1B		S S S 0-3 ③ K			3	1	1	3	0	1	1
Bob Didier, S (1, 2) OBP: 0.261, SLG: 0.245		X 0-0 ② 6-3 1-2	X 0-0 FC6-4 1B		X 0-0 ① SH1-4 1-2 2-3			X 0-0 ① 4-3		3	0	1	0	0	0	1
Phil Niekro, R (1, 1) OBP: 0.152, SLG: 0.161		X 0-0 2-H 1B	X 0-0 ③ FC6-4 1-2f		X 0-0 ② E5 2-H 3-H			S S S 0-3 ② K		4	0	1	1	0	1	2
Inning Stats	R: 0 H: 1 E: 0 LOB: 2 K: 1 BB: 0 S: 5 P: 6	R: 2 H: 3 E: 0 LOB: 1 K: 0 BB: 0 S: 6 P: 6	R: 0 H: 1 E: 0 LOB: 1 K: 0 BB: 1 S: 3 P: 7	R: 0 H: 1 E: 0 LOB: 1 K: 0 BB: 1 S: 3 P: 7	R: 6 H: 5 E: 1 LOB: 1 K: 0 BB: 1 S: 8 P: 13	R: 0 H: 0 E: 0 LOB: 0 K: 2 BB: 0 S: 7 P: 7	R: 0 H: 0 E: 0 LOB: 0 K: 1 BB: 0 S: 5 P: 5	R: 0 H: 0 E: 0 LOB: 0 K: 1 BB: 0 S: 5 P: 5		1B: 10 SF: 1 2B: 3 SAC: 1 3B: 0 DP: 3 HR: 0 HBP: 2						

PITCHER		IP	WLS	BF	H	R	ER	SO	BB	IBB	HBP	BLK	WP	HR	S	P	ERA	WHIP
Chris Zachary, R ERA: 7.36	(1, 1)	4.0	L	21	9	5	5	1	2	0	1	0	1	0	20	29	11.25	2.750
Moe Drabowsky, R ERA: 3.28	(5, 1)	0.0		2	0	0	0	0	0	1	1	0	0	0	0	5	∞	∞
Don Shaw, L ERA: 1.47	(5, 1)	1.0		5	2	3	2	0	0	0	0	0	0	0	5	5	18.00	2.000
Frank Linzy, R ERA: 2.1	(6, 1)	0.0		0	0	0	0	0	0	0	0	0	0	0	0	0	∞	∞
Chuck Taylor, R ERA: 4.19	(6, 1)	3.0		9	0	0	0	4	0	0	0	0	0	0	17	17	0.00	0.000

PITCHER	IP	WLS	BF	H	R	ER	SO	BB	IBB	HBP	BLK	WP	HR	S	P	ERA	WHIP

BOTTOM

St. Louis Cardinals @ Atlanta Braves

Atlanta Stadium, Atlanta, GA

Wed Jun 09 1971, 7:05 PM EDT

Att. 7,506 - Unknown

St.

livebaseballscorecards.com

AB	30
R	8
H	11
RBI	7
BB	3
SO	5
LOB	12

WP: 1 PA: 37
PB: 0
SB: 0
CS: 0

Batter	1	2	3	4	5	6	7	8	9	AB	R	H	RBI	BB	SO	LOB
Marv Staehle, L (1, 4) OBP: 0.257, SLG: 0.103	SH5-3 3B 1B	4-3			F8		F9			4	1	1	0	0	0	1
Ralph Garr, L (1, 7) OBP: 0.380, SLG: 0.486	SH5-3 1-2		F8		6-3		L6			3	0	0	0	0	0	0
Hank Aaron, R (1, 9) OBP: 0.412, SLG: 0.679	1B 2-H 3B		6-3			HBP 1B		K		4	1	2	1	0	1	0
Orlando Cepeda, R (1, 3) OBP: 0.349, SLG: 0.546	3-H 1B		3-1			HBP 1-2 1B		6-3		4	0	2	1	0	0	0
Hal King, L (1, 2) OBP: 0.357, SLG: 0.320 Bob Didier, S (7, 2) OBP: 0.259, SLG: 0.243	2B			F8		1-2 2-3 HBP		4-3		2 1	0 0	1 0	0 0	0 0	0 0	0 0
Mike Lum, L (1, 8) OBP: 0.330, SLG: 0.350	G3			F9	K				F7	4	0	0	0	0	1	4
Earl Williams, R (1, 5) OBP: 0.303, SLG: 0.412 Gil Garrido, R (9, 5) OBP: 0.246, SLG: 0.169		B2-6-4 1B BB		FC5-4 HBP		F4			F6	2 0	0 0	0 0	0 0	1 0	0 0	3 0
Zoilo Versalles, R (1, 6) OBP: 0.281, SLG: 0.367		B2-6-4 1-2 1B		FC5-4 1-2f		K			5-3	4	0	1	0	0	1	4
Tom Kelley, R (1, 1) Cecil Upshaw, R (9, 1)		B2-6-4 1-2 2-3f			K		K			3 0	0 0	0 0	0 0	0 0	2 0	2 0
Inning Stats	R: 2 E: 0 K: 0 S: 6 H: 4 LOB: 1 BB: 0 P: 6	R: 0 E: 0 K: 0 S: 3 H: 1 LOB: 1 BB: 1 P: 7	R: 0 E: 0 K: 0 S: 3 H: 0 LOB: 0 BB: 0 P: 3	R: 0 E: 0 K: 0 S: 3 H: 0 LOB: 1 BB: 0 P: 4	R: 0 E: 0 K: 1 S: 5 H: 0 LOB: 0 BB: 0 P: 5	R: 0 E: 0 K: 2 S: 9 H: 2 LOB: 3 BB: 0 P: 10	R: 0 E: 0 K: 1 S: 5 H: 0 LOB: 0 BB: 0 P: 5	R: 0 E: 0 K: 1 S: 5 H: 0 LOB: 0 BB: 0 P: 5	R: 0 E: 0 K: 0 S: 3 H: 0 LOB: 0 BB: 0 P: 3	1B: 5 2B: 1 3B: 1 HR: 0	SF: 0 SAC: 1 DP: 1 HBP: 2						

TOP

Atlanta Braves @ Houston Astros

Astrodome, Houston, TX

Thu Jun 10 1971, 8:05 PM EDT

Att. 14,591 - Unknown

livebaseballscorecards.com

AB	31
R	2
H	7
RBI	2
BB	1
SO	5
LOB	14

PITCHER		IP	WLS	BF	H	R	ER	SO	BB	IBB	HBP	BLK	WP	HR	S	P	ERA	WHIP
Larry Dierker, R ERA: 1.83	(1, 1)	8.0	L	32	7	2	2	5	1	0	2	0	0	0	39	45	2.25	1.000
George Culver, R ERA: 2.1	(9, 1)	1.0		3	0	0	0	0	0	0	0	0	0	0	3	3	0.00	0.000

PITCHER	IP	WLS	BF	H	R	ER	SO	BB	IBB	HBP	BLK	WP	HR	S	P	ERA	WHIP

BOTTOM

Batter	1	2	3	4	5	6	7	8	9	AB	R	H	RBI	BB	SO	LOB
Jesus Alou, R (1, 9) OBP: 0.360, SLG: 0.412	F8		1-3			5-3		F9		4	0	0	0	0	0	1
George Culver, R (9, 1)										0	0	0	0	0	0	0
Joe Morgan, L (1, 4) OBP: 0.341, SLG: 0.384	BB, WP			BB, FC5-4		F9			1B, BB	1	1	0	0	3	0	0
Jimmy Wynn, R (1, 7) OBP: 0.317, SLG: 0.317	F8, 1-2			F7			F6		F8	4	0	0	0	0	0	3
Cesar Cedeno, R (1, 8) OBP: 0.275, SLG: 0.374	K			FC5-4, 1-2f			E5, 1B		G3, 1B, 1-3	4	0	2	0	0	1	2
Denis Menke, R (1, 6) OBP: 0.323, SLG: 0.292		6-3		4-3			F8		G3, 1-2, 3-H	4	0	1	1	0	0	2
Roger Metzger, S (9, PR) OBP: 0.269, SLG: 0.279										0	0	0	0	0	0	0
John Mayberry, L (1, 3) OBP: 0.277, SLG: 0.309		4-3			4-3		F6		G3, 1-2, 2-3	4	0	0	0	0	0	3
Doug Rader, R (1, 5) OBP: 0.267, SLG: 0.307	K				K			K	G3	4	0	0	0	0	3	3
Johnny Edwards, L (1, 2) OBP: 0.277, SLG: 0.320			4-3		4-3			F8		3	0	0	0	0	0	0
Larry Dierker, R (1, 1) OBP: 0.125, SLG: 0.128			F8			4-1		2B		2	0	0	0	0	0	0
Norm Miller, L (8, PH) OBP: 0.311, SLG: 0.393										1	0	1	0	0	0	0
(9, 9)																
Inning Stats	R: 0 E: 0 K: 1 S: 5 H: 0 LOB: 1 BB: 1 P: 9	R: 0 E: 0 K: 1 S: 5 H: 0 LOB: 0 BB: 0 P: 5	R: 0 E: 0 K: 0 S: 3 H: 0 LOB: 0 BB: 0 P: 3	R: 0 E: 0 K: 0 S: 3 H: 0 LOB: 1 BB: 1 P: 7	R: 0 E: 0 K: 1 S: 5 H: 0 LOB: 0 BB: 0 P: 5	R: 0 E: 0 K: 0 S: 3 H: 0 LOB: 0 BB: 0 P: 3	R: 0 E: 1 K: 0 S: 4 H: 1 LOB: 1 BB: 0 P: 4	R: 0 E: 0 K: 1 S: 6 H: 1 LOB: 1 BB: 0 P: 6	R: 1 E: 0 K: 0 S: 5 H: 2 LOB: 3 BB: 1 P: 9	1B: 3 2B: 1 3B: 0 HR: 0 SF: 0 SAC: 0 DP: 0 HBP: 0	WP: 1 PB: 0 SB: 0 CS: 0 PA: 34					

PITCHER		IP	WLS	BF	H	R	ER	SO	BB	IBB	HBP	BLK	WP	HR	S	P	ERA	WHIP
Tom Kelley, R ERA: 2.56	(1, 1)	8.1	W	32	4	1	1	4	3	0	0	0	1	0	37	49	1.08	0.840
Cecil Upshaw, R ERA: 4.17	(9, 1)	0.2	S	2	0	0	0	0	0	0	0	0	0	0	2	2	0.00	0.000

PITCHER	IP	WLS	BF	H	R	ER	SO	BB	IBB	HBP	BLK	WP	HR	S	P	ERA	WHIP

Atlanta Braves @ Houston Astros

Astrodome, Houston, TX

Thu Jun 10 1971, 8:05 PM EDT

Att. 14,591 - Unknown

livebaseballscorecards.com

AB	31
R	1
H	4
RBI	1
BB	3
SO	4
LOB	14

Batter	1	2	3	4	5	6	7	8	9	AB	R	H	RBI	BB	SO	LOB
Zoilo Versalles, R (1, 6) OBP: 0.324, SLG: 0.382	x 0-0 PB E 1B		x 0-0 ② F3			B B B B 4-0 1B BB BB		x 0-0 ② F9	x 0-0 FC6-4 1-2 3-H 1B	4	1	2	1	1	0	0
Ralph Garr, L (1, 7) OBP: 0.384, SLG: 0.484	B B B B 4-0 E 1-2 FC8-2 BB		x 0-0 ③ 6-3			B B B B 4-0 1B 1-2 BB		x 0-0 1B	x 0-0 ③ FC6-4 1-2f	3	0	1	0	2	0	2
Hank Aaron, R (1, 9) OBP: 0.405, SLG: 0.665	x 0-0 ① F3			x 0-0 ① F7		x 0-0 ② F3		S S S 0-3 ③ K		4	0	0	0	0	1	5
Orlando Cepeda, R (1, 3) OBP: 0.352, SLG: 0.545	x 0-0 E5 1-3 2-H			x 0-0 ② F9		x 0-0 1-2 2-3 1B			x 0-0 1B 2B 1B	4	1	2	0	0	0	1
Earl Williams, R (1, 5) OBP: 0.302, SLG: 0.407	x 0-0 ② ③ FC8-2 3-H			x 0-0 ③ 5-3		x 0-0 ③ F7			x 0-0 2B 1-2 1B 1B	4	1	1	0	0	0	5
Mike Lum, L (1, 8) OBP: 0.327, SLG: 0.345		S S S 0-3 ① K			S S S 0-3 ① K		x 0-0 G6-4-3 1B		x 0-0 ① F8	4	0	1	0	0	2	2
Marv Staehle, L (1, 4) OBP: 0.231, SLG: 0.091		S S S 0-3 ② K			x 0-0 ② 4-3		x 0-0 ① F6		x 0-0 ② F8	4	0	0	0	0	1	3
Bob Didier, S (1, 2) OBP: 0.259, SLG: 0.252		S S S 0-3 ③ K			x 0-0 ③ 4-3		x 0-0 ② ③ G6-4-3 1-2f		x 0-0 1B 1-3 2-H 1B 2B	4	1	1	1	0	1	1
Jim Nash, R (1, 1) OBP: 0.160, SLG: 0.200			S S S 0-3 ① K			S S S 0-3 ① K		x 0-0 ① F4	x 0-0 1B 2-3 3-H 1B	2	0	0	0	0	2	0
Marty Perez, R (8, PH) OBP: 0.265, SLG: 0.299										1	0	0	0	0	0	0
Hoyt Wilhelm, R (8, 1)										0	0	0	0	0	0	0
Gil Garrido, R (9, PH) OBP: 0.258, SLG: 0.183										1	0	1	1	0	0	0
Bob Priddy, R (9, 1) OBP: 0.167, SLG: 0.167										0	0	0	0	0	0	0
Inning Stats	R: 1 E: 1 K: 0 S: 4 H: 1 LOB: 1 BB: 1 P: 8	R: 0 E: 0 K: 3 S: 9 H: 0 LOB: 0 BB: 0 P: 9	R: 0 E: 0 K: 1 S: 5 H: 0 LOB: 0 BB: 0 P: 5	R: 0 E: 0 K: 0 S: 3 H: 0 LOB: 0 BB: 0 P: 3	R: 0 E: 0 K: 1 S: 5 H: 0 LOB: 0 BB: 0 P: 5	R: 0 E: 0 K: 1 S: 6 H: 1 LOB: 3 BB: 2 P: 14	R: 0 E: 0 K: 0 S: 3 H: 1 LOB: 0 BB: 0 P: 3	R: 0 E: 0 K: 1 S: 6 H: 1 LOB: 1 BB: 0 P: 6	R: 3 E: 0 K: 0 S: 8 H: 5 LOB: 2 BB: 0 P: 8	1B: 8 2B: 2 3B: 0 HR: 0	SF: 0 SAC: 0 DP: 2 HBP: 0						

PITCHER	IP	WLS	BF	H	R	ER	SO	BB	IBB	HBP	BLK	WP	HR	S	P	ERA	WHIP
Wade Blasingame, L (1, 1) ERA: 3.53	8.2		36	8	4	3	7	3	0	0	0	0	0	47	59	3.12	1.269
Fred Gladding, R (9, 1) ERA: 1.4	0.1	W	2	1	0	0	0	0	0	0	0	0	0	2	2	0.00	3.000

PITCHER	IP	WLS	BF	H	R	ER	SO	BB	IBB	HBP	BLK	WP	HR	S	P	ERA	WHIP

TOP

Atlanta Braves @ Houston Astros

Astrodome, Houston, TX

Fri Jun 11 1971, 8:05 PM EDT

Att. 14,885 - Unknown

livebaseballscorecards.com

AB	35
R	4
H	9
RBI	3
BB	3
SO	7
LOB	19

1B: 8	SF: 0	WP: 0
2B: 2	SAC: 0	PB: 1
3B: 0	DP: 2	SB: 0
HR: 0	HBP: 0	CS: 0

PA: 38

Atlanta Braves @ Houston Astros

Astrodome, Houston, TX

Fri Jun 11 1971, 8:05 PM EDT

Att. 14,885 - Unknown

BOTTOM

Batter	1	2	3	4	5	6	7	8	9	AB	R	H	RBI	BB	SO	LOB
Jesus Alou, R (1, 9) OBP: 0.364, SLG: 0.414	6-3		2B 1B 3-H		1B 2-H		F5			4	1	2	2	0	0	1
Joe Morgan, L (1, 4) OBP: 0.340, SLG: 0.381	F7		F5		F3			6-3 1B		4	0	1	0	0	0	2
Cesar Cedeno, R (1, 7) OBP: 0.279, SLG: 0.387	2B		2B 1-H		F9			6-3 1-2		4	0	2	1	0	0	2
Bob Watson, R (1, 3) OBP: 0.338, SLG: 0.401	F3			1B G5-4-3 1B		L8		K S S S		3	1	1	0	0	0	1
Doug Rader, R (7, 5) OBP: 0.266, SLG: 0.305										1	0	0	0	0	1	0
Denis Menke, R (1, 5) OBP: 0.322, SLG: 0.291 (7, 3)		F8		G5-4-3 1B 1-3		F7			F7	4	0	1	0	0	0	0
Jimmy Wynn, R (1, 8) OBP: 0.315, SLG: 0.315		F8		G5-4-3 1-2f 3-H		F7			1B FC 1B	4	1	1	0	0	0	1
Johnny Edwards, L (1, 2) OBP: 0.277, SLG: 0.318		F7		F8			3-1		FC 1-3 1B	4	0	1	0	0	0	0
Cesar Geronimo, L (9, PR) OBP: 0.278, SLG: 0.353										0	0	0	0	0	0	0
Roger Metzger, S (1, 6) OBP: 0.273, SLG: 0.296			1B 3B		1B 2B		F8		K S S S	4	2	2	0	0	1	2
Wade Blasingame, L (1, 1) OBP: 0.320, SLG: 0.333			4-3		F8		B B B B 4-0 BB		FC 1-2 3-H	2	0	0	0	1	0	2
Fred Gladding, L (9, 1)										0	0	0	0	0	0	0
Norm Miller, L (9, PH) OBP: 0.306, SLG: 0.386										1	0	0	1	0	0	1
Inning Stats	R: 0 E: 0 K: 0 S: 4 H: 1 LOB: 1 BB: 0 P: 4	R: 0 E: 0 K: 0 S: 3 H: 0 LOB: 0 BB: 0 P: 3	R: 2 E: 0 K: 0 S: 5 H: 3 LOB: 1 BB: 0 P: 5	R: 1 E: 0 K: 0 S: 4 H: 2 LOB: 0 BB: 0 P: 4	R: 1 E: 0 K: 0 S: 5 H: 2 LOB: 1 BB: 0 P: 5	R: 0 E: 0 K: 0 S: 3 H: 0 LOB: 0 BB: 0 P: 3	R: 0 E: 0 K: 0 S: 3 H: 0 LOB: 1 BB: 1 P: 7	R: 0 E: 0 K: 1 S: 5 H: 1 LOB: 0 BB: 0 P: 5	R: 1 E: 0 K: 1 S: 7 H: 2 LOB: 2 BB: 0 P: 7	1B: 7 2B: 3 3B: 1 HR: 0	SF: 0 SAC: 0 DP: 1 HBP: 0						

livebaseballscorecards.com

	AB	35
	R	5
	H	11
	RBI	4
	BB	1
	SO	2
	LOB	12

WP: 0 PB: 0 SB: 0 CS: 0 PA: 36

PITCHER		IP	WLS	BF	H	R	ER	SO	BB	IBB	HBP	BLK	WP	HR	S	P	ERA	WHIP
Jim Nash, R ERA: 5.34	(1, 1)	7.0		28	8	4	4	0	1	0	0	0	0	0	27	31	5.14	1.286
Hoyt Wilhelm, R ERA:	(8, 1)	1.0		3	1	0	0	1	0	0	0	0	0	0	5	5	0.00	1.000
Bob Priddy, R ERA: 4.02	(9, 1)	0.2	L	5	2	1	1	1	0	0	0	0	0	0	7	7	13.50	3.000

PITCHER	IP	WLS	BF	H	R	ER	SO	BB	IBB	HBP	BLK	WP	HR	S	P	ERA	WHIP

Batter	1	2	3	4	5	6	7	8	9	AB	R	H	RBI	BB	SO	LOB
Felix Millan, R (1, 4) OBP: 0.349, SLG: 0.397	F8		3B			5-3		5-3 1B		4	0	2	0	0	0	0
Sonny Jackson, L (1, 8) OBP: 0.309, SLG: 0.358	4-3		4-3			F6		5-3 1-2		4	0	0	0	0	0	2
Hank Aaron, R (1, 9) OBP: 0.402, SLG: 0.656	5-3			K			3-1 1B 1B 1B	F8		4	1	1	0	0	1	1
Hal King, L (1, 2) OBP: 0.354, SLG: 0.317		FC4-6 1B		K			F9		G3	4	0	1	0	0	1	1
Mike Lum, L (1, 7) OBP: 0.333, SLG: 0.364		FC4-6 1-2f		F6			1B 3-1 1-2 1B		F8 PB 2B	4	1	2	0	0	0	1
Earl Williams, R (1, 3) OBP: 0.294, SLG: 0.396		F9			F8		3-1 1-2 2-3		F8 2-3	4	0	0	0	0	0	4
Marv Staehle, L (1, 5) OBP: 0.238, SLG: 0.111 Orlando Cepeda, R (9, PH) OBP: 0.350, SLG: 0.542		G3			6-3		2-3 3-H 1B		K 3-H	3 1	0 0	1 0	1 0	0 0	0 1	1 0
Zoilo Versalles, R (1, 6) OBP: 0.300, SLG: 0.351			F3		F5		5-3			3	0	0	0	0	0	2
Ron Reed, R (1, 1) OBP: 0.071, SLG: 0.071 Gil Garrido, R (8, PH) OBP: 0.254, SLG: 0.180 Steve Barber, L (8, 1)			K			5-3		K		2 1 0	0 0 0	0 0 0	0 0 0	0 0 0	1 1 0	0 0 0
Inning Stats	R: 0 E: 0 K: 0 S: 3 H: 0 LOB: 0 BB: 0 P: 3	R: 0 E: 0 K: 0 S: 4 H: 1 LOB: 1 BB: 0 P: 4	R: 0 E: 0 K: 1 S: 6 H: 1 LOB: 1 BB: 0 P: 6	R: 0 E: 0 K: 2 S: 7 H: 0 LOB: 0 BB: 0 P: 7	R: 0 E: 0 K: 0 S: 3 H: 0 LOB: 0 BB: 0 P: 3	R: 0 E: 0 K: 0 S: 3 H: 0 LOB: 0 BB: 0 P: 3	R: 1 E: 0 K: 0 S: 6 H: 3 LOB: 2 BB: 0 P: 6	R: 0 E: 0 K: 1 S: 6 H: 1 LOB: 1 BB: 0 P: 6	R: 1 E: 0 K: 1 S: 6 H: 1 LOB: 0 BB: 0 P: 6	1B: 5 2B: 1 3B: 1 HR: 0	SF: 0 SAC: 0 DP: 0 HBP: 0			WP: 0 PB: 1 SB: 0 CS: 0	PA: 34		

PITCHER	IP	WLS	BF	H	R	ER	SO	BB	IBB	HBP	BLK	WP	HR	S	P	ERA	WHIP
Ken Forsch, R (1, 1) ERA: 2.2	9.0	W	34	7	2	1	5	0	0	0	0	0	0	44	44	1.00	0.778

PITCHER	IP	WLS	BF	H	R	ER	SO	BB	IBB	HBP	BLK	WP	HR	S	P	ERA	WHIP

TOP

Atlanta Braves @ Houston Astros

Astrodome, Houston, TX

Sat Jun 12 1971, 8:05 PM EDT

Att. 23,876 - Unknown

livebaseballscorecards.com

AB	34
R	2
H	7
RBI	1
BB	0
SO	5
LOB	12

Atlanta Braves @ Houston Astros

Astrodome, Houston, TX

Sat Jun 12 1971, 8:05 PM EDT

Att. 23,876 - Unknown

BOTTOM

Batter	1	2	3	4	5	6	7	8	9	AB	R	H	RBI	BB	SO	LOB
Jesus Alou, R (1, 9) OBP: 0.367, SLG: 0.416	E8	F7		6-3			SH1			4	1	2	0	0	0	1
Joe Morgan, L (1, 4) OBP: 0.340, SLG: 0.378	K	BB			F6		SH1			2	0	0	0	1	1	1
Cesar Cedeno, R (1, 7) OBP: 0.279, SLG: 0.384	WP	6-3			K		6-3			4	1	1	1	0	1	3
Bob Watson, R (1, 3) OBP: 0.341, SLG: 0.413	BB		SF7		5-3		6-3			4	1	2	1	0	0	1
Doug Rader, R (8, 5) OBP: 0.266, SLG: 0.305										0	0	0	0	0	0	0
Denis Menke, R (1, 5) OBP: 0.325, SLG: 0.294 (8, 3)	BB	SF7				1B		4-3		2	0	1	1	1	0	0
Jimmy Wynn, R (1, 8) OBP: 0.307, SLG: 0.306	F7	K				F7		5-3		4	0	0	0	0	1	3
Johnny Edwards, L (1, 2) OBP: 0.283, SLG: 0.324	5-3	3-1				1B		E 1B		4	0	2	0	0	0	2
Roger Metzger, S (1, 6) OBP: 0.268, SLG: 0.291		E4 SH1-3		G3		F4		E6		4	0	0	0	0	0	3
Ken Forsch, R (1, 1) OBP: 0.083, SLG: 0.083		SH1-3		K		F9		K		3	0	0	0	0	2	4
Inning Stats	R: 2 E: 1 K: 1 S: 8 H: 3 LOB: 2 BB: 1 P: 12	R: 0 E: 1 K: 0 S: 4 H: 0 LOB: 2 BB: 1 P: 8	R: 1 E: 0 K: 1 S: 6 H: 1 LOB: 0 BB: 0 P: 6	R: 0 E: 0 K: 1 S: 5 H: 0 LOB: 0 BB: 0 P: 5	R: 0 E: 0 K: 1 S: 5 H: 0 LOB: 0 BB: 0 P: 5	R: 0 E: 0 K: 0 S: 5 H: 2 LOB: 2 BB: 0 P: 5	R: 0 E: 0 K: 0 S: 4 H: 1 LOB: 1 BB: 0 P: 4	R: 0 E: 1 K: 1 S: 7 H: 1 LOB: 2 BB: 0 P: 7		1B: 7 2B: 0 3B: 1 HR: 0	SF: 1 SAC: 2 DP: 0 HBP: 0					

PITCHER		IP	WLS	BF	H	R	ER	SO	BB	IBB	HBP	BLK	WP	HR	S	P	ERA	WHIP
Ron Reed, R ERA: 3.59	(1, 1)	7.0	L	31	7	3	3	4	2	0	0	0	1	0	37	45	3.86	1.286
Steve Barber, L ERA: 4.37	(8, 1)	1.0		5	1	0	0	1	0	0	0	0	0	0	7	7	0.00	1.000

PITCHER	IP	WLS	BF	H	R	ER	SO	BB	IBB	HBP	BLK	WP	HR	S	P	ERA	WHIP

livebaseballscorecards.com

AB	31
R	3
H	8
RBI	3
BB	2
SO	5
LOB	18

WP: 1 PB: 0 SB: 0 CS: 0 PA: 36

Atlanta Braves @ Houston Astros

Astrodome, Houston, TX

Sun Jun 13 1971, 4:33 AM EDT

Att. 19,646 - Unknown

livebaseballscorecards.com

Batter	1	2	3	4	5	6	7	8	9	AB	R	H	RBI	BB	SO	LOB
Felix Millan, R (1, 4) OBP: 0.354, SLG: 0.402	1B	6-3		WP 4-3 1B		F3		WP 1B		5	0	3	0	0	0	0
Marv Staehle, L (9, 4) OBP: 0.238, SLG: 0.111										0	0	0	0	0	0	0
Ralph Garr, L (1, 7) OBP: 0.377, SLG: 0.475	F8		1-3	4-3 1-2		K		F7 1-2		5	0	0	0	0	1	3
Hank Aaron, R (1, 9) OBP: 0.402, SLG: 0.665	F4		HR	K 2-3			FC5-4 1B	F3		5	1	2	1	0	1	3
Sonny Jackson, L (8, 8) OBP: 0.309, SLG: 0.358										0	0	0	0	0	0	0
Orlando Cepeda, R (1, 3) OBP: 0.347, SLG: 0.532	F9		2B BB	L7			FC5-4 BB 1-2f HR	6-3		4	2	0	0	1	0	4
Hal King, L (1, 2) OBP: 0.363, SLG: 0.333		1B HR 1B	K		K		1-2 HR BB		2B	4	2	2	0	1	2	1
Mike Lum, L (1, 8) OBP: 0.336, SLG: 0.376		1-2 HR 1B	1-H 1B 2B		G3		F3		F6	5	2	2	1	0	0	3
(8, 9)																
Earl Williams, R (1, 5) OBP: 0.316, SLG: 0.451		1-H 2-H HR	BB 1B		1B		1-H 2-H HR		BB	3	2	3	6	2	0	0
Zoilo Versalles, R (1, 6) OBP: 0.311, SLG: 0.381		F5	1-2 2-H 1B		K		2B		F3	5	0	2	1	0	1	3
Pat Jarvis, R (1, 1) OBP: 0.107, SLG: 0.038		K	6-3			K	5-3		K	5	0	0	0	0	3	5
Inning Stats	R: 0 E: 0 K: 0 S: 4 H: 1 LOB: 1 BB: 0 P: 4	R: 3 E: 0 K: 1 S: 8 H: 3 LOB: 0 BB: 0 P: 8	R: 3 E: 0 K: 1 S: 8 H: 3 LOB: 2 BB: 2 P: 16	R: 0 E: 0 K: 1 S: 6 H: 1 LOB: 1 BB: 0 P: 6	R: 0 E: 0 K: 2 S: 8 H: 1 LOB: 1 BB: 0 P: 8	R: 0 E: 0 K: 2 S: 7 H: 0 LOB: 0 BB: 0 P: 7	R: 3 E: 0 K: 0 S: 6 H: 3 LOB: 1 BB: 1 P: 10	R: 0 E: 0 K: 0 S: 4 H: 1 LOB: 1 BB: 0 P: 4	R: 0 E: 0 K: 1 S: 6 H: 1 LOB: 2 BB: 1 P: 10	1B: 8 2B: 3 3B: 0 HR: 3 SF: 0 SAC: 0 DP: 0 HBP: 0	WP: 2 PB: 0 SB: 0 CS: 0 PA: 45					

PITCHER		IP	WLS	BF	H	R	ER	SO	BB	IBB	HBP	BLK	WP	HR	S	P	ERA	WHIP
Don Wilson, R ERA: 3.09	(1, 1)	2.2	L	15	6	6	6	2	1	0	0	0	0	2	18	22	20.25	2.625
Jim Ray, R ERA: 2.66	(3, 1)	1.1		7	2	0	0	1	1	0	0	0	1	0	8	12	0.00	2.250
Buddy Harris, R ERA: 5.59	(5, 1)	3.0		14	4	3	3	4	1	0	0	0	0	1	21	25	9.00	1.667
Denny Lemaster, L ERA: 1.83	(8, 1)	2.0		9	2	0	0	1	1	0	0	0	1	0	10	14	0.00	1.500

PITCHER	IP	WLS	BF	H	R	ER	SO	BB	IBB	HBP	BLK	WP	HR	S	P	ERA	WHIP

TOP	
AB	41
R	9
H	14
RBI	9
BB	4
SO	8
LOB	22

Atlanta Braves @ Houston Astros

Astrodome, Houston, TX

Sun Jun 13 1971, 4:33 AM EDT

Att. 19,646 - Unknown

BOTTOM

Batter	1	2	3	4	5	6	7	8	9	AB	R	H	RBI	BB	SO	LOB
Jesus Alou, R (1, 9) OBP: 0.359, SLG: 0.407	F9		6-3	F2			F5			4	0	0	0	0	0	2
Denny Lemaster, R (8, 1)										0	0	0	0	0	0	0
Joe Morgan, L (1, 4) OBP: 0.338, SLG: 0.373	BBBB S BB		F3		F9			3-1		3	0	0	0	1	0	0
Cesar Cedeno, R (1, 7) OBP: 0.283, SLG: 0.389	F9 1-2		BBBB 2B BB		5-3			2B		3	0	1	0	1	0	1
Bob Watson, R (1, 3) OBP: 0.344, SLG: 0.417	H HBP		1-3 2B		6-3			4-3		3	0	1	0	0	0	1
Denis Menke, R (1, 5) OBP: 0.319, SLG: 0.287	F8		4-3			6-3		F2		4	0	0	0	0	0	5
Jimmy Wynn, R (1, 8) OBP: 0.299, SLG: 0.297		F7		F6		F4			F7	4	0	0	0	0	0	0
Johnny Edwards, L (1, 2) OBP: 0.275, SLG: 0.314		F8		4-3		3-1			3-1	4	0	0	0	0	0	0
Roger Metzger, S (1, 6) OBP: 0.272, SLG: 0.295		FC4 1B		1B 1B			F8		4-3	4	0	2	0	0	0	0
Don Wilson, R (1, 1) OBP: 0.111, SLG: 0.139		FC4 1-2f		1-2 1B			F8			1	0	0	0	0	0	1
Jim Ray, R (3, 1)										0	0	0	0	0	0	0
John Mayberry, L (4, PH) OBP: 0.288, SLG: 0.321										1	0	1	0	0	0	0
Buddy Harris, R (5, 1)										0	0	0	0	0	0	0
Rich Chiles, L (7, PH) OBP: 0.409, SLG: 0.550										1	0	0	0	0	0	0
(8, 9)																

livebaseballscorecards.com

	AB	32
	R	0
	H	5
	RBI	0
	BB	2
	SO	0
	LOB	10

Inning Stats	1	2	3	4	5	6	7	8	9
	R: 0 H: 0 E: 0 LOB: 2 K: 0 BB: 1 S: 3 P: 8	R: 0 H: 1 E: 0 LOB: 1 K: 0 BB: 0 S: 4 P: 4	R: 0 H: 1 E: 0 LOB: 2 K: 0 BB: 1 S: 4 P: 8	R: 0 H: 2 E: 0 LOB: 2 K: 0 BB: 0 S: 5 P: 5	R: 0 H: 0 E: 0 LOB: 0 K: 0 BB: 0 S: 3 P: 3	R: 0 H: 0 E: 0 LOB: 0 K: 0 BB: 0 S: 3 P: 3	R: 0 H: 0 E: 0 LOB: 0 K: 0 BB: 0 S: 3 P: 3	R: 0 H: 1 E: 0 LOB: 1 K: 0 BB: 0 S: 4 P: 4	R: 0 H: 0 E: 0 LOB: 0 K: 0 BB: 0 S: 3 P: 3

	1B: 3	SF: 0	WP: 0	PA: 35
	2B: 2	SAC: 0	PB: 0	
	3B: 0	DP: 0	SB: 1	
	HR: 0	HBP: 1	CS: 0	

PITCHER	IP	WLS	BF	H	R	ER	SO	BB	IBB	HBP	BLK	WP	HR	S	P	ERA	WHIP
Pat Jarvis, R (1, 1) ERA: 4.35	9.0	W	35	5	0	0	0	2	0	1	0	0	0	32	41	0.00	0.778

PITCHER	IP	WLS	BF	H	R	ER	SO	BB	IBB	HBP	BLK	WP	HR	S	P	ERA	WHIP

Batter	1	2	3	4	5	6	7	8	9	AB	R	H	RBI	BB	SO	LOB
Felix Millan, R (1, 4) OBP: 0.359, SLG: 0.415	1B		E 4-3 3-H 1B		SF8 3B		F7		G3	5	1	3	1	0	0	1
Ralph Garr, L (1, 7) OBP: 0.371, SLG: 0.468	6-3		4-3 1-2		6-3		1-3			4	0	0	0	0	0	2
Hank Aaron, R (1, 9) OBP: 0.399, SLG: 0.660	1B		E6 2-3		SF8 3-H		F9			3	0	1	1	0	0	1
Orlando Cepeda, R (1, 3) OBP: 0.346, SLG: 0.527	F8		4-3		CS 1B			F9		4	0	1	0	0	0	3
Mike Lum, L (1, 8) OBP: 0.325, SLG: 0.361		F2		P4	CS 1-2	B1-3		1-3		4	0	0	0	0	0	0
Earl Williams, R (1, 5) OBP: 0.315, SLG: 0.445		L3		P5		1B		SSS K		4	0	1	0	0	1	0
Zoilo Versalles, R (1, 6) OBP: 0.313, SLG: 0.400		F5		2B		F9			L4	3	0	1	0	0	0	1
Sonny Jackson, L (9, PH) OBP: 0.307, SLG: 0.357										1	0	0	0	0	0	0
Bob Didier, S (1, 2) OBP: 0.277, SLG: 0.283			1B 3B	IBB		1-2 1B			5-3	2	1	2	0	1	0	0
Hal King, L (9, PH) OBP: 0.360, SLG: 0.330										1	0	0	0	0	0	0
Phil Niekro, R (1, 1) OBP: 0.139, SLG: 0.147			5-3	1-3		1-3			BB	3	0	0	0	0	0	5
Darrell Evans, L (9, PH) OBP: 0.326, SLG: 0.306										0	0	0	0	1	0	0
Inning Stats	R: 0 E: 0 K: 0 S: 4 H: 2 LOB: 1 BB: 0 P: 4	R: 0 E: 0 K: 0 S: 3 H: 0 LOB: 0 BB: 0 P: 3	R: 1 E: 1 K: 0 S: 6 H: 2 LOB: 2 BB: 0 P: 6	R: 0 E: 0 K: 0 S: 4 H: 1 LOB: 2 BB: 1 P: 8	R: 1 E: 0 K: 0 S: 4 H: 2 LOB: 0 BB: 0 P: 4	R: 0 E: 0 K: 0 S: 5 H: 2 LOB: 2 BB: 0 P: 5	R: 0 E: 0 K: 0 S: 3 H: 0 LOB: 0 BB: 0 P: 3	R: 0 E: 0 K: 1 S: 5 H: 0 LOB: 0 BB: 0 P: 5	R: 0 E: 0 K: 0 S: 3 H: 0 LOB: 1 BB: 1 P: 7	1B: 6 2B: 1 3B: 2 HR: 0	SF: 1 SAC: 0 DP: 0 HBP: 0						

TOP

Atlanta Braves @ Chicago Cubs

Wrigley Field, Chicago, IL

Mon Jun 14 1971, 3:33 AM CDT

Att. 14,381 - Sunny - 73 F

livebaseballscorecards.com

AB	34
R	2
H	9
RBI	2
BB	2
SO	1
LOB	13

PITCHER		IP	WLS	BF	H	R	ER	SO	BB	IBB	HBP	BLK	WP	HR	S	P	ERA	WHIP
Phil Regan, R ERA: 3.82	(1, 1)	8.0	W	33	9	2	2	1	0	1	0	0	0	0	34	38	2.25	1.125
Ron Tompkins, R ERA: 2.7	(9, 1)	1.0	S	4	0	0	0	0	1	0	0	0	0	0	3	7	0.00	1.000

PITCHER		IP	WLS	BF	H	R	ER	SO	BB	IBB	HBP	BLK	WP	HR	S	P	ERA	WHIP

Batter	1	2	3	4	5	6	7	8	9	AB	R	H	RBI	BB	SO	LOB
Don Kessinger, S (1, 6) OBP: 0.336, SLG: 0.335	H 1-0 4-3 HBP		x 0-0 ③ 5-3			x 0-0 ① 4-3		B B B B 4-0 FC3-4 1B HR BB		2	1	0	0	1	0	0
Glenn Beckert, R (1, 4) OBP: 0.372, SLG: 0.404	S S S 0-3 ① K			x 0-0 ① 5-3		x 0-0 ② 5-3		x 0-0 FC3-4 1-2 1B		4	0	1	0	0	1	1
Billy Williams, L (1, 7) OBP: 0.360, SLG: 0.494	x 0-0 ② 4-3 1-2			x 0-0 ② F8		x 0-0 ③ 3-1		x 0-0 ② FC3-4 1-2f 2-3 HR		4	1	0	0	0	0	3
Joe Pepitone, L (1, 3) OBP: 0.356, SLG: 0.553	S S S 0-3 ③ K			S S S 0-3 ③ K			x 0-0 ① F8	x 0-0 1-H 3-H HR		4	1	1	3	0	2	1
Ron Santo, R (1, 5) OBP: 0.358, SLG: 0.489		x 0-0 ① F9			x 0-0 ① F8		x 0-0 ② F9	x 0-0 ③ 5-3		4	0	0	0	0	0	0
Johnny Callison, L (1, 9) OBP: 0.310, SLG: 0.306		H 1-0 G6-4-3 HBP			x 0-0 ② 1-4-3		x 0-0 1B 1B			2	0	1	0	0	0	0
Chris Cannizzaro, R (1, 2) OBP: 0.328, SLG: 0.286		x 0-0 ② ③ G6-4-3 1-2f			B B B B 4-0 1B BB		x 0-0 1-3 1B			2	0	1	0	1	0	1
Jose Ortiz, R (1, 8) OBP: 0.347, SLG: 0.398 Jim Hickman, R (7, PH) OBP: 0.328, SLG: 0.403 (8, 8)			S S S 0-3 ① K		x 0-0 1-2 1B		x 0-0 ③ F8			2 1	0 0	1 0	0 0	0 0	1 0	0 2
Phil Regan, R (1, 1) Paul Popovich, S (8, PH) OBP: 0.279, SLG: 0.351 Ron Tompkins, R (9, 1)			S S S 0-3 ② K		x 0-0 ③ F8			x 0-0 ① P4-1		2 1 0	0 0 0	0 0 0	0 0 0	0 0 0	1 0 0	2 0 0
Inning Stats	R: 0 H: 0 E: 0 LOB: 1 K: 2 BB: 0 S: 7 P: 8	R: 0 H: 0 E: 0 LOB: 0 K: 0 BB: 0 S: 2 P: 3	R: 0 H: 0 E: 0 LOB: 0 K: 2 BB: 0 S: 7 P: 7	R: 0 H: 0 E: 0 LOB: 0 K: 1 BB: 0 S: 5 P: 5	R: 0 H: 1 E: 0 LOB: 2 K: 0 BB: 1 S: 4 P: 8	R: 0 H: 0 E: 0 LOB: 0 K: 0 BB: 0 S: 3 P: 3	R: 0 H: 2 E: 0 LOB: 2 K: 0 BB: 0 S: 5 P: 5	R: 3 H: 2 E: 0 LOB: 0 K: 0 BB: 1 S: 5 P: 9		1B: 4 SF: 0 2B: 0 SAC: 0 3B: 0 DP: 1 HR: 1 HBP: 2						WP: 0 PA: 32 PB: 0 SB: 0 CS: 0

BOTTOM

Atlanta Braves @ Chicago Cubs

Wrigley Field, Chicago, IL

Mon Jun 14 1971, 3:33 AM CDT

Att. 14,381 - Sunny - 73 F

livebaseballscorecards.com

AB	28
R	3
H	5
RBI	3
BB	2
SO	5
LOB	10

PITCHER		IP	WLS	BF	H	R	ER	SO	BB	IBB	HBP	BLK	WP	HR	S	P	ERA	WHIP
Phil Niekro, R ERA: 3.34	(1, 1)	8.0	L	32	5	3	3	5	2	0	2	0	0	1	38	48	3.38	0.875

PITCHER	IP	WLS	BF	H	R	ER	SO	BB	IBB	HBP	BLK	WP	HR	S	P	ERA	WHIP

Batter	1	2	3	4	5	6	7	8	9	AB	R	H	RBI	BB	SO	LOB
Felix Millan, R (1, 4) OBP: 0.353, SLG: 0.408	F8		6-3			6-3			K	4	0	0	0	0	1	0
Sonny Jackson, L (1, 8) OBP: 0.302, SLG: 0.351	F8		F8			4-3			G3	4	0	0	0	0	0	0
Hank Aaron, R (1, 9) OBP: 0.394, SLG: 0.650	5-3			K			F3			3	0	0	0	0	1	0
Orlando Cepeda, R (1, 3) OBP: 0.345, SLG: 0.525		1B 1B G5-4-3 1B		F7			K			3	1	1	0	0	1	0
Mike Lum, L (1, 7) OBP: 0.325, SLG: 0.360		G5-4-3 1B 1-2 1B		P6			K			3	0	1	0	0	1	0
Hal King, L (1, 2) OBP: 0.360, SLG: 0.330		G5-4-3 1-2 2-3 1B			4-3			K		3	0	1	0	0	1	0
Earl Williams, R (1, 5) OBP: 0.309, SLG: 0.436		G5-4-3 1-2f 2-3 3-H			4-3			4-3		3	0	0	0	0	0	2
Zoilo Versalles, R (1, 6) OBP: 0.294, SLG: 0.375		F7			F8			1-3		3	0	0	0	0	0	1
Tom Kelley, R (1, 1)			4-3			K				2	0	0	0	0	1	0
Darrell Evans, L (9, PH) OBP: 0.318, SLG: 0.297									F9	1	0	0	0	0	0	0
Inning Stats	R: 0 H: 0 E: 0 LOB: 0 K: 0 BB: 0 S: 3 P: 3	R: 1 H: 3 E: 0 LOB: 1 K: 0 BB: 0 S: 5 P: 5	R: 0 H: 0 E: 0 LOB: 0 K: 0 BB: 0 S: 3 P: 3	R: 0 H: 0 E: 0 LOB: 0 K: 1 BB: 0 S: 5 P: 5	R: 0 H: 0 E: 0 LOB: 0 K: 0 BB: 0 S: 3 P: 3	R: 0 H: 0 E: 0 LOB: 0 K: 1 BB: 0 S: 5 P: 5	R: 0 H: 0 E: 0 LOB: 0 K: 2 BB: 0 S: 7 P: 7	R: 0 H: 0 E: 0 LOB: 0 K: 1 BB: 0 S: 5 P: 5	R: 0 H: 0 E: 0 LOB: 0 K: 1 BB: 0 S: 5 P: 5	1B: 3 SF: 0 2B: 0 SAC: 0 3B: 0 DP: 1 HR: 0 HBP: 0						

TOP

Atlanta Braves @ Chicago Cubs

Wrigley Field, Chicago, IL

Tue Jun 15 1971, 3:33 AM CDT

Att. 18,758 - Unknown

livebaseballscorecards.com

AB	29
R	1
H	3
RBI	0
BB	0
SO	6
LOB	3

PITCHER		IP	WLS	BF	H	R	ER	SO	BB	IBB	HBP	BLK	WP	HR	S	P	ERA	WHIP
Bill Hands, R ERA: 3.7	(1, 1)	9.0	W	29	3	1	1	6	0	0	0	0	0	0	41	41	1.00	0.333

PITCHER	IP	WLS	BF	H	R	ER	SO	BB	IBB	HBP	BLK	WP	HR	S	P	ERA	WHIP

Atlanta Braves @ Chicago Cubs

Wrigley Field, Chicago, IL

Tue Jun 15 1971, 3:33 AM CDT

Att. 18,758 - Unknown

livebaseballscorecards.com

Batter	1	2	3	4	5	6	7	8	9	AB	R	H	RBI	BB	SO	LOB
Don Kessinger, S (1, 6) OBP: 0.342, SLG: 0.339	B B B B 4-0 BB 1B 1B BB		x 0-0 ① 4-3		x 0-0 4-3 1B 1B		x 0-0 1B			3	1	2	0	1	0	0
Glenn Beckert, R (1, 4) OBP: 0.374, SLG: 0.406	x 0-0 BB 1B 1-2 1B		x 0-0 ② 6-3		x 0-0 4-3 1-2 1B		x 0-0 ① F7			4	1	2	0	0	0	1
Billy Williams, L (1, 7) OBP: 0.358, SLG: 0.487	B B B B 4-0 L4-6 1B 1-2 2-3 BB		x 0-0 ③ 6-3		x 0-0 ① P3		x 0-0 ② F9			3	0	0	0	1	0	3
Joe Pepitone, L (1, 3) OBP: 0.354, SLG: 0.545	x 0-0 1-2 2-H 3-H 1B			x 0-0 ① F8	x 0-0 ② 4-3 1-2 2-3		x 0-0 ③ P6			4	0	1	2	0	0	3
Ron Santo, R (1, 5) OBP: 0.356, SLG: 0.485	S S S 0-3 ① K			x 0-0 FC4-6 1B 1B 1B	x 0-0 ③ F9			x 0-0 ① P4		4	1	1	0	0	1	4
Johnny Callison, L (1, 9) OBP: 0.309, SLG: 0.304	x 0-0 ② ③ L4-6 2-3			x 0-0 FC4-6 1-2 1B		x 0-0 ① 4-3		x 0-0 ② P4		4	0	1	0	0	0	2
Jim Hickman, R (1, 8) OBP: 0.322, SLG: 0.395 Brock Davis, L (6, PR) OBP: 0.359, SLG: 0.408 (7, 8)		S S S 0-3 ① K		x 0-0 ② FC4-6 1B 1-2f 2-3		x 0-0 E3 6-3		x 0-0 ③ 4-3		3 1	0 0	0 0	0 0	0 0	1 0	2 0
Chris Cannizzaro, R (1, 2) OBP: 0.328, SLG: 0.287		x 0-0 ② F8		x 0-0 1-2 3-H 1B		x 0-0 ② 6-3 1-2				3	0	1	1	0	0	1
Bill Hands, R (1, 1) OBP: 0.111, SLG: 0.088		x 0-0 ③ 6-3		x 0-0 ③ F3		x 0-0 ③ P4				3	0	0	0	0	0	4
Inning Stats	R: 2 H: 2 E: 0 LOB: 1 K: 1 BB: 2 S: 6 P: 14	R: 0 H: 0 E: 0 LOB: 0 K: 1 BB: 0 S: 5 P: 5	R: 0 H: 0 E: 0 LOB: 0 K: 0 BB: 0 S: 3 P: 3	R: 1 H: 3 E: 0 LOB: 2 K: 0 BB: 0 S: 6 P: 6	R: 0 H: 2 E: 0 LOB: 2 K: 0 BB: 0 S: 5 P: 5	R: 0 H: 0 E: 1 LOB: 2 K: 0 BB: 0 S: 4 P: 4	R: 0 H: 1 E: 0 LOB: 1 K: 0 BB: 0 S: 4 P: 4	R: 0 H: 0 E: 0 LOB: 0 K: 0 BB: 0 S: 3 P: 3		1B: 8 SF: 0 2B: 1 SAC: 0 3B: 0 DP: 1 HR: 0 HBP: 0				WP: 0 PA: 34 PB: 0 SB: 0 CS: 0		

	AB	32
	R	3
	H	8
	RBI	3
	BB	2
	SO	2
	LOB	20

PITCHER	IP	WLS	BF	H	R	ER	SO	BB	IBB	HBP	BLK	WP	HR	S	P	ERA	WHIP
Tom Kelley, R (1, 1) ERA: 2.72	8.0	L	34	8	3	3	2	2	0	0	0	0	0	36	44	3.38	1.250

PITCHER	IP	WLS	BF	H	R	ER	SO	BB	IBB	HBP	BLK	WP	HR	S	P	ERA	WHIP

Atlanta Braves @ Chicago Cubs

Wrigley Field, Chicago, IL

Wed Jun 16 1971, 3:33 AM CDT

Att. 19,204 - Unknown

TOP

livebaseballscorecards.com

Batter	1	2	3	4	5	6	7	8	9	AB	R	H	RBI	BB	SO	LOB
Felix Millan, R (1, 4) OBP: 0.350, SLG: 0.405	5-3		G6-4-3 1-2 1B		SF7 3-H	P5			6-3	4	0	1	1	0	0	2
Sonny Jackson, L (1, 8) OBP: 0.304, SLG: 0.360	K		G6-4-3 1-2f		2B 1-2 2-H 1B		1B 3B		K	5	2	2	1	0	2	2
Hank Aaron, R (1, 9) OBP: 0.398, SLG: 0.652	BB			F7	2B 1-H 2-H 2B		G6-4-3 3-H 1B		K	4	1	2	3	1	1	0
Orlando Cepeda, R (1, 3) OBP: 0.344, SLG: 0.524	5-3			F8	2-H 2B		G6-4-3 1-2f			4	0	1	1	0	0	2
Earl Williams, R (1, 5) OBP: 0.302, SLG: 0.425 Gil Garrido, R (9, 5) OBP: 0.254, SLG: 0.180		F8		K	K		F2			4 0	0 0	0 0	0 0	0 0	2 0	1 0
Zoilo Versalles, R (1, 6) OBP: 0.291, SLG: 0.365		5-3			SH 1B SF7 1B	K		K		4	1	1	0	0	2	0
Mike Lum, L (1, 7) OBP: 0.339, SLG: 0.385		4-3			SH 1B 1-2 1B	2B 1B		6-3 2B		4	1	3	0	0	0	0
Bob Didier, S (1, 2) OBP: 0.279, SLG: 0.293			4-3		SH 1B 1-2 2-3 2B	1-3 2B		6-3 2-3		3	1	1	0	0	0	1
Jim Nash, R (1, 1) OBP: 0.179, SLG: 0.214 Bob Priddy, R (6, 1) OBP: 0.143, SLG: 0.143 Phil Niekro, R (9, 1) OBP: 0.139, SLG: 0.147			1B 1B		F7	K		1-3		3 1 0	0 0 0	1 0 0	0 0 0	0 0 0	1 0 0	5 1 0

| Inning Stats | | |

Atlanta Braves @ Chicago Cubs

Wrigley Field, Chicago, IL

Wed Jun 16 1971, 3:33 AM CDT

Att. 19,204 - Unknown

BOTTOM

Batter	1	2	3	4	5	6	7	8	9	AB	R	H	RBI	BB	SO	LOB
Don Kessinger, S (1, 6) OBP: 0.339, SLG: 0.340	3-1	4-3		5-3		2B 1-3 3-H			1-3	5	0	1	1	0	0	4
Glenn Beckert, R (1, 4) OBP: 0.370, SLG: 0.399	BB 2B		6-3		5-3	P6			4-3	4	1	0	0	1	0	3
Billy Williams, L (1, 7) OBP: 0.359, SLG: 0.490	2B 1B 1-H		6-3		F3	L4			1B WP S	5	1	2	1	0	0	3
Joe Pepitone, L (1, 3) OBP: 0.361, SLG: 0.553	1B G6-4-3 2-3		2B		P6		P4		1B 1-H	5	0	3	1	0	0	0
Ron Santo, R (1, 5) OBP: 0.353, SLG: 0.476	G6-4-3 1-2f		L5			BB 1B 1B	K		K	4	1	0	0	1	2	4
Johnny Callison, L (1, 9) OBP: 0.313, SLG: 0.309		F8		SH1-4 1B		E 1B SF8 1-2	K			4	1	2	0	0	1	0
Brock Davis, L (1, 8) OBP: 0.366, SLG: 0.413		B1-3		SH1-4 1-2		E7 SF8 2B 1-3 2-H		F7		4	1	2	1	0	0	0
Chris Cannizzaro, R (1, 2) OBP: 0.339, SLG: 0.304 Jose Ortiz, R (6, PR) OBP: 0.347, SLG: 0.398 Danny Breeden, R (7, 2) OBP: 0.263, SLG: 0.169 J.C. Martin, L (8, 2) OBP: 0.341, SLG: 0.463		2B		SH1-4 1-2 2-3		2B BB		G3		1 0 0 1	0 0 0 0	1 0 0 0	0 0 0 0	1 0 0 0	0 0 0 0	0 0 0 0
Ken Holtzman, R (1, 1) OBP: 0.159, SLG: 0.244 Bill Bonham, R (5, 1) Paul Popovich, S (6, PH) OBP: 0.274, SLG: 0.351 Ron Tompkins, R (7, 1) Hal Breeden, R (8, PH) OBP: 0.194, SLG: 0.265 Ray Newman, L (9, 1)		BB		F9		SF8 2-3 3-H		K		1 0 0 0 1 0	0 0 0 0 0 0	0 0 0 0 0 0	0 0 1 0 0 0	1 0 0 0 0 1	0 0 0 0 0 0	2 0 0 0 0 0
Inning Stats	R: 1 E: 0 K: 0 S: 4 H: 2 LOB: 1 BB: 1 P: 8	R: 0 E: 0 K: 0 S: 4 H: 1 LOB: 2 BB: 1 P: 8	R: 0 E: 0 K: 0 S: 4 H: 1 LOB: 1 BB: 0 P: 4	R: 0 E: 0 K: 0 S: 5 H: 2 LOB: 2 BB: 0 P: 5	R: 0 E: 0 K: 0 S: 3 H: 0 LOB: 0 BB: 0 P: 3	R: 3 E: 1 K: 0 S: 6 H: 3 LOB: 3 BB: 2 P: 14	R: 0 E: 0 K: 2 S: 7 H: 0 LOB: 0 BB: 0 P: 7	R: 0 E: 0 K: 1 S: 5 H: 0 LOB: 0 BB: 0 P: 5	R: 1 E: 0 K: 1 S: 7 H: 2 LOB: 1 BB: 0 P: 7	1B: 7 2B: 4 3B: 0 HR: 0 SF: 1 SAC: 1 DP: 1 HBP: 0						

livebaseballscorecards.com

AB	35
R	5
H	11
RBI	5
BB	4
SO	4
LOB	16

WP: 1 PB: 0 SB: 1 CS: 0 PA: 41

PITCHER		IP	WLS	BF	H	R	ER	SO	BB	IBB	HBP	BLK	WP	HR	S	P	ERA	WHIP
Jim Nash, R ERA: 5.48	(1, 1)	5.0	W	25	8	4	4	0	3	0	0	0	0	0	22	34	7.20	2.200
Bob Priddy, R ERA: 3.86	(6, 1)	3.2		15	3	1	1	3	1	0	0	0	1	0	20	24	2.46	1.091
Phil Niekro, R ERA: 3.33	(9, 1)	0.1	S	1	0	0	0	1	0	0	0	0	0	0	3	3	0.00	0.000

PITCHER	IP	WLS	BF	H	R	ER	SO	BB	IBB	HBP	BLK	WP	HR	S	P	ERA	WHIP

Atlanta Braves @ Cincinnati Reds

Riverfront Stadium, Cincinnati, OH

Thu Jun 17 1971, 7:05 PM EDT

Att. 19,068 - Unknown

TOP

livebaseballscorecards.com

Batter	1	2	3	4	5	6	7	8	9	AB	R	H	RBI	BB	SO	LOB
Sonny Jackson, L (1, 8) OBP: 0.304, SLG: 0.358	G6-4-3, 1B 1B		4-3			K		FC4-6 1-2f 2-3		4	1	1	0	0	1	2
Ralph Garr, L (1, 7) OBP: 0.373, SLG: 0.468	G6-4-3 1-2 1B		1-3			1B		K		4	0	2	0	0	1	2
Hank Aaron, R (1, 3) OBP: 0.392, SLG: 0.640	G6-4-3 1-2f 2-3			F3		5-3			F9	4	0	0	0	0	0	3
Darrell Evans, L (1, 5) OBP: 0.333, SLG: 0.317	3-H 1B			4-3			G1-6-4 1B		4-3	4	0	2	1	0	0	0
Felix Millan, R (1, 4) OBP: 0.345, SLG: 0.398	1-3			F9			G1-6-4 1-2f		4-3	4	0	0	0	0	0	2
Mike Lum, L (1, 9) OBP: 0.331, SLG: 0.374		P4			F5		4-3			3	0	0	0	0	0	0
Hal King, L (1, 2) OBP: 0.352, SLG: 0.322		1-3			P6			F7		3	0	0	0	0	0	0
Zoilo Versalles, R (1, 6) OBP: 0.293, SLG: 0.364		K			K			FC4-6 1B 1B		3	0	1	0	0	2	0
Ron Reed, R (1, 1) OBP: 0.067, SLG: 0.067			K			5-3				2	0	0	0	0	1	0
Earl Williams, R (8, PH) OBP: 0.306, SLG: 0.429										1	0	1	0	0	0	0
Steve Barber, L (8, 1)								FC4-6 1-2 1B		0	0	0	0	0	0	0
Inning Stats	R: 1 E: 0 K: 0 S: 5 H: 3 LOB: 1 BB: 0 P: 5	R: 0 E: 0 K: 1 S: 5 H: 0 LOB: 0 BB: 0 P: 5	R: 0 E: 0 K: 1 S: 5 H: 0 LOB: 0 BB: 0 P: 5	R: 0 E: 0 K: 0 S: 3 H: 0 LOB: 0 BB: 0 P: 3	R: 0 E: 0 K: 1 S: 5 H: 0 LOB: 0 BB: 0 P: 5	R: 0 E: 0 K: 1 S: 6 H: 1 LOB: 1 BB: 0 P: 6	R: 0 E: 0 K: 0 S: 3 H: 1 LOB: 0 BB: 0 P: 3	R: 0 E: 0 K: 1 S: 7 H: 2 LOB: 2 BB: 0 P: 7	R: 0 E: 0 K: 0 S: 3 H: 0 LOB: 0 BB: 0 P: 3	1B: 7 2B: 0 3B: 0 HR: 0	SF: 0 SAC: 0 DP: 2 HBP: 0						

	AB	32
	R	1
	H	7
	RBI	1
	BB	0
	SO	5
	LOB	9

WP: 0 PB: 0 SB: 0 CS: 0 PA: 32

PITCHER	IP	WLS	BF	H	R	ER	SO	BB	IBB	HBP	BLK	WP	HR	S	P	ERA	WHIP
Jim McGlothlin, R (1, 1) ERA: 4.25	9.0	W	32	7	1	1	5	0	0	0	0	0	0	42	42	1.00	0.778

PITCHER	IP	WLS	BF	H	R	ER	SO	BB	IBB	HBP	BLK	WP	HR	S	P	ERA	WHIP

Atlanta Braves @ Cincinnati Reds

Riverfront Stadium, Cincinnati, OH

Thu Jun 17 1971, 7:05 PM EDT

Att. 19,068 - Unknown

livebaseballscorecards.com

BOTTOM

Batter	1	2	3	4	5	6	7	8	9	AB	R	H	RBI	BB	SO	LOB
Pete Rose, S (1, 9) OBP: 0.373, SLG: 0.389	5-3		SF8 1B 1-2 2-3 1B		4-3		E7 F7 1B			4	1	1	0	0	0	0
Hal McRae, R (1, 7) OBP: 0.290, SLG: 0.356 Buddy Bradford, R (8, 7) OBP: 0.309, SLG: 0.286	K		1-2 2-3 3-H 1B		2B 2B		F7 2-3			4 0	1 0	2 0	1 0	0 0	1 0	1 0
Lee May, R (1, 3) OBP: 0.363, SLG: 0.589 Woody Woodward, R (7, PR) OBP: 0.324, SLG: 0.290 (8, 5)	F3		SF8 2-3 3-H		2-H 2B		3-H 1B			3 0	0 0	2 0	3 0	0 0	0 0	0 0
Johnny Bench, R (1, 5) OBP: 0.275, SLG: 0.472 (8, 3)	F3	F7		6-3		P4				4	0	0	0	0	0	4
George Foster, R (1, 8) OBP: 0.341, SLG: 0.433	BBBB L3-6 S BB		6-3 3B	F7				5-3		3	1	1	0	1	0	1
Tommy Helms, R (1, 4) OBP: 0.266, SLG: 0.303	L3-6 1-3	6-3		SH2-4 S CS 1B				5-3		4	0	1	0	0	0	2
Pat Corrales, R (1, 2) OBP: 0.148, SLG: 0.148		1B 1B 1B 1B	6-3 3-H	SH2-4 1-3				5-3		3	1	1	1	0	0	0
Dave Concepcion, R (1, 6) OBP: 0.246, SLG: 0.267		1B 1B 1-2 SF8 1B	1B	6-3 3-H						3	1	2	0	0	0	1
Jim McGlothlin, R (1, 1) OBP: 0.200, SLG: 0.357		SSS K	SSS K				SSS K			3	0	0	0	0	3	3

Inning Stats	R: 0	H: 0	E: 0	LOB: 0	K: 1	BB: 0	S: 5	P: 5	R: 0	H: 0	E: 0	LOB: 0	K: 0	BB: 1	S: 2	P: 6	R: 2	H: 4	E: 0	LOB: 2	K: 1	BB: 0	S: 9	P: 9	R: 1	H: 2	E: 0	LOB: 1	K: 1	BB: 0	S: 7	P: 7	R: 1	H: 2	E: 0	LOB: 1	K: 0	BB: 0	S: 5	P: 5	R: 0	H: 1	E: 0	LOB: 0	K: 0	BB: 0	S: 3	P: 3	R: 1	H: 1	E: 1	LOB: 1	K: 1	BB: 0	S: 7	P: 7	R: 0	H: 0	E: 0	LOB: 0	K: 0	BB: 0	S: 3	P: 3

	1B: 7	SF: 1	WP: 0	PA: 34
	2B: 3	SAC: 1	PB: 0	
	3B: 1	DP: 1	SB: 2	
	HR: 0	HBP: 0	CS: 1	

PITCHER		IP	WLS	BF	H	R	ER	SO	BB	IBB	HBP	BLK	WP	HR	S	P	ERA	WHIP
Ron Reed, R ERA: 3.7	(1, 1)	7.0	L	31	10	5	4	4	1	0	0	0	0	0	38	42	5.14	1.571
Steve Barber, L ERA: 4.18	(8, 1)	1.0		3	0	0	0	0	0	0	0	0	0	0	3	3	0.00	0.000

PITCHER	IP	WLS	BF	H	R	ER	SO	BB	IBB	HBP	BLK	WP	HR	S	P	ERA	WHIP

Atlanta Braves @ Cincinnati Reds

Riverfront Stadium, Cincinnati, OH

Fri Jun 18 1971, 7:05 PM EDT

Att. 20,600 - Unknown

TOP

livebaseballscorecards.com

Batter	1	2	3	4	5	6	7	8	9	AB	R	H	RBI	BB	SO	LOB
Sonny Jackson, L (1, 8) OBP: 0.307, SLG: 0.369	G3		BB 1B		FC1-6 (1-2f)		3B			4	0	2	0	0	0	1
Ralph Garr, L (1, 7) OBP: 0.372, SLG: 0.463	F7		F6		6-3		BB			3	0	0	0	1	0	2
Hank Aaron, R (1, 3) OBP: 0.398, SLG: 0.644	1B BB		1-2 BB			E 2B	G3			2	1	1	0	2	0	2
Darrell Evans, L (1, 5) OBP: 0.346, SLG: 0.333	1-2 1B		3-1			E4 FC6-4 (2-H) 1B		3-4-1		4	0	2	0	0	0	2
Felix Millan, R (1, 4) OBP: 0.340, SLG: 0.392	F9			F3		FC6-4 6-3 (1-2f)		F8		4	0	0	0	0	0	3
Mike Lum, L (1, 9) OBP: 0.321, SLG: 0.360		6-3		F8		6-3 (1-2)		1-3		4	0	0	0	0	0	1
Bob Didier, S (1, 2) OBP: 0.270, SLG: 0.283		5-3		F8	SSS K				6-3	4	0	0	0	0	1	1
Marty Perez, R (1, 6) OBP: 0.271, SLG: 0.305		F3			FC1-6 1B		5-3		G6-4-3 1B	4	0	2	0	0	0	0
Pat Jarvis, R (1, 1) OBP: 0.100, SLG: 0.036			F2		FC1-6 FC1-6 (1-2f)		F8		G6-4-3 (1-2f)	2	0	0	0	0	0	1
Hal King, L (7, PH) OBP: 0.350, SLG: 0.319										1	0	0	0	0	0	0
Hoyt Wilhelm, R (7, 1)										0	0	0	0	0	0	0
Ron Herbel, R (8, 1)										0	0	0	0	0	0	0
Earl Williams, R (9, PH) OBP: 0.304, SLG: 0.426										1	0	0	0	0	0	1
Inning Stats	R: 0 E: 0 K: 0 S: 4 H: 1 LOB: 2 BB: 1 P: 8	R: 0 E: 0 K: 0 S: 3 H: 0 LOB: 0 BB: 0 P: 3	R: 0 E: 0 K: 0 S: 4 H: 1 LOB: 2 BB: 1 P: 8	R: 0 E: 0 K: 0 S: 3 H: 0 LOB: 0 BB: 0 P: 3	R: 0 E: 0 K: 0 S: 4 H: 1 LOB: 1 BB: 0 P: 4	R: 1 E: 1 K: 1 S: 7 H: 2 LOB: 1 BB: 0 P: 7	R: 0 E: 0 K: 0 S: 4 H: 1 LOB: 2 BB: 1 P: 8	R: 0 E: 0 K: 0 S: 3 H: 0 LOB: 0 BB: 0 P: 3	R: 0 E: 0 K: 0 S: 3 H: 1 LOB: 0 BB: 0 P: 3	1B: 5 2B: 1 3B: 1 HR: 0 SF: 0 SAC: 0 DP: 1 HBP: 0							

	AB	33
	R	1
	H	7
	RBI	0
	BB	3
	SO	1
	LOB	14

WP: 0 PB: 0 SB: 0 CS: 0 PA: 36

PITCHER	IP	WLS	BF	H	R	ER	SO	BB	IBB	HBP	BLK	WP	HR	S	P	ERA	WHIP
Gary Nolan, R (1, 1) ERA: 2.93	9.0	W	36	7	1	1	1	3	0	0	0	0	0	35	47	1.00	1.111

PITCHER	IP	WLS	BF	H	R	ER	SO	BB	IBB	HBP	BLK	WP	HR	S	P	ERA	WHIP

Batter	1	2	3	4	5	6	7	8	9	AB	R	H	RBI	BB	SO	LOB
Pete Rose, S (1, 9) OBP: 0.375, SLG: 0.403	G5-4-3 1B		4-3		4-3			HR		4	1	2	1	0	0	0
Hal McRae, R (1, 7) OBP: 0.289, SLG: 0.360	G5-4-3 1-2f		F7		F8			HR 2B		4	0	1	0	0	0	1
Buddy Bradford, R (8, PR) OBP: 0.309, SLG: 0.286 (9, 7)										0	1	0	0	0	0	0
Lee May, R (1, 3) OBP: 0.366, SLG: 0.619	K			HR		K		2-H HR		4	2	2	3	0	2	0
Woody Woodward, R (9, 5) OBP: 0.324, SLG: 0.290										0	0	0	0	0	0	0
Johnny Bench, R (1, 5) OBP: 0.286, SLG: 0.489 (9, 3)		2B 3B		2B 1B		G6-4-3 1B		2B 1B		4	2	4	0	0	0	0
George Foster, R (1, 8) OBP: 0.345, SLG: 0.448		G3 FC6-2-5 3-H		F3		G6-4-3 1-2f		1-3 1-H 2B		4	0	2	2	0	0	2
Tommy Helms, R (1, 4) OBP: 0.266, SLG: 0.307	G3 2-3			1-3 2B			G3	5-3		4	0	1	0	0	0	2
Pat Corrales, R (1, 2) OBP: 0.194, SLG: 0.138	FC6-2-5 FC6 3-H			G6-4-3 IBB			5-3	1-3 BB		2	0	0	0	2	0	1
Dave Concepcion, R (1, 6) OBP: 0.246, SLG: 0.262	FC6 1-2f			G6-4-3 1-2f			BB	1-3 1-2 2-3		3	0	0	0	1	0	6
Gary Nolan, R (1, 1) OBP: 0.059, SLG: 0.030			K		K		1-3	F9		4	0	0	0	0	2	3
Inning Stats	R: 0 E: 0 K: 1 S: 5 / H: 1 LOB: 0 BB: 0 P: 5	R: 1 E: 0 K: 0 S: 5 / H: 2 LOB: 1 BB: 0 P: 5	R: 0 E: 0 K: 1 S: 5 / H: 0 LOB: 0 BB: 0 P: 5	R: 1 E: 0 K: 0 S: 5 / H: 3 LOB: 2 BB: 1 P: 9	R: 0 E: 0 K: 1 S: 5 / H: 0 LOB: 0 BB: 0 P: 5	R: 0 E: 0 K: 1 S: 5 / H: 1 LOB: 0 BB: 0 P: 5	R: 0 E: 0 K: 0 S: 3 / H: 0 LOB: 1 BB: 1 P: 7	R: 4 E: 0 K: 0 S: 8 / H: 5 LOB: 2 BB: 1 P: 12		1B: 4 2B: 4 3B: 1 HR: 3	SF: 0 SAC: 0 DP: 3 HBP: 0						

BOTTOM

Atlanta Braves @ Cincinnati Reds

Riverfront Stadium, Cincinnati, OH

Fri Jun 18 1971, 7:05 PM EDT

Att. 20,600 - Unknown

livebaseballscorecards.com

AB	33
R	6
H	12
RBI	6
BB	3
SO	4
LOB	15

WP: 0 PB: 0 SB: 0 CS: 0 PA: 36

PITCHER		IP	WLS	BF	H	R	ER	SO	BB	IBB	HBP	BLK	WP	HR	S	P	ERA	WHIP
Pat Jarvis, R ERA: 4.26	(1, 1)	6.0	L	23	7	2	2	4	0	1	0	0	0	1	30	34	3.00	1.167
Hoyt Wilhelm, R ERA: 15.43	(7, 1)	1.0		8	4	4	4	0	1	0	0	0	0	2	7	11	36.00	5.000
Ron Herbel, R ERA: 5.32	(8, 1)	1.0		5	1	0	0	0	1	0	0	0	0	0	4	8	0.00	2.000

PITCHER	IP	WLS	BF	H	R	ER	SO	BB	IBB	HBP	BLK	WP	HR	S	P	ERA	WHIP

Batter	1	2	3	4	5	6	7	8	9	AB	R	H	RBI	BB	SO	LOB
Felix Millan, R (1, 4) OBP: 0.344, SLG: 0.394	F9			5-3	BB, 1B				BB, CS	4	1	2	0	1	0	0
Ralph Garr, L (1, 7) OBP: 0.372, SLG: 0.460	K				1B, 1-2, BB	F8			K, 1-2	4	2	1	0	1	2	2
Hank Aaron, R (1, 3) OBP: 0.398, SLG: 0.638	4-3			1B, 1-2, 2B	1B, 1-3, 2-H, E	P5			F8	5	2	2	1	0	0	1
Earl Williams, R (1, 5) OBP: 0.309, SLG: 0.428		K		2B, 1-2, 2-H, PB	FC4-6, 1-2, 3-H		6-3			4	1	2	2	0	1	0
Mike Lum, L (1, 9) OBP: 0.319, SLG: 0.365		P4		PB, 1-3, 2-H	FC4-6, 4-3, 1-2f, 2-H, HR		F7			4	2	1	1	0	0	1
Sonny Jackson, L (1, 8) OBP: 0.302, SLG: 0.363		L9		K	4-3, 2-3		P5			4	0	0	0	0	1	3
Marty Perez, R (1, 6) OBP: 0.278, SLG: 0.328			F5	1B, 2-3, 3-H, BB	HR, 3-H			P4		3	1	1	2	1	0	0
Bob Didier, S (1, 2) OBP: 0.269, SLG: 0.282			F9	FC5-4, 1-2, 3-H, 1B	P3			6-3		4	0	1	1	0	0	0
Phil Niekro, R (1, 1) OBP: 0.125, SLG: 0.132			P3	FC5-4, 1-2f		F8		5-3		4	0	0	0	0	0	2
Inning Stats	R: 0 E: 0 K: 1 S: 5 H: 0 LOB: 0 BB: 0 P: 5	R: 0 E: 0 K: 1 S: 5 H: 0 LOB: 0 BB: 0 P: 5	R: 0 E: 0 K: 0 S: 3 H: 0 LOB: 0 BB: 0 P: 3	R: 4 E: 0 K: 1 S: 10 H: 5 LOB: 2 BB: 1 P: 14	R: 5 E: 1 K: 0 S: 7 H: 4 LOB: 0 BB: 1 P: 11	R: 0 E: 0 K: 0 S: 4 H: 1 LOB: 1 BB: 0 P: 4	R: 0 E: 0 K: 0 S: 3 H: 0 LOB: 0 BB: 0 P: 3	R: 0 E: 0 K: 0 S: 3 H: 0 LOB: 0 BB: 0 P: 3	R: 0 E: 0 K: 1 S: 4 H: 0 LOB: 0 BB: 1 P: 8	1B: 8 2B: 2 3B: 0 HR: 1 SF: 0 SAC: 0 DP: 1 HBP: 0						

TOP

Atlanta Braves @ Cincinnati Reds

Riverfront Stadium, Cincinnati, OH

Sat Jun 19 1971, 3:33 AM EDT

Att. 34,009 - Unknown

livebaseballscorecards.com

AB	36
R	9
H	10
RBI	7
BB	3
SO	4
LOB	9

WP: 0 PB: 1 SB: 0 CS: 1 PA: 39

PITCHER		IP	WLS	BF	H	R	ER	SO	BB	IBB	HBP	BLK	WP	HR	S	P	ERA	WHIP
Ross Grimsley, L ERA: 3.51	(1, 1)	4.0	L	21	7	7	7	3	2	0	0	0	0	0	25	33	15.75	2.250
Jim Merritt, L ERA: 4.92	(5, 1)	4.0		15	3	2	2	0	0	0	0	0	0	1	15	15	4.50	0.750
Joe Gibbon, L ERA: 2.31	(9, 1)	1.0		3	0	0	0	1	1	0	0	0	0	0	4	8	0.00	1.000

PITCHER	IP	WLS	BF	H	R	ER	SO	BB	IBB	HBP	BLK	WP	HR	S	P	ERA	WHIP

Atlanta Braves @ Cincinnati Reds

Riverfront Stadium, Cincinnati, OH

Sat Jun 19 1971, 3:33 AM EDT

Att. 34,009 - Unknown

BOTTOM

Batter	1	2	3	4	5	6	7	8	9	AB	R	H	RBI	BB	SO	LOB
Pete Rose, S (1, 9) OBP: 0.377, SLG: 0.402	F9		4-3 3-H		1B			PB 1-2 BB		3	0	1	1	1	0	0
Hal McRae, R (1, 7) OBP: 0.288, SLG: 0.353	G5-4-3 BB		5-3		K			F9		3	0	0	0	1	1	3
Lee May, R (1, 3) OBP: 0.359, SLG: 0.606	G5-4-3 1-2f			F2		K2-3		K2-3 1-2 2-3		4	0	0	0	0	2	3
Johnny Bench, R (1, 5) (5, 2) OBP: 0.290, SLG: 0.502		HR		E5 2B FC5-2		G6-4-3 1B		K		4	1	2	1	0	1	2
George Foster, R (1, 8) OBP: 0.343, SLG: 0.449		P2		FC5-2 1-3 PB 2B		G6-4-3 1-2f			K	4	1	1	0	0	1	1
Tommy Helms, R (1, 4) OBP: 0.266, SLG: 0.306		6-3		FC5-2 2-3 3-H PB			F7		PB 1B	4	0	1	0	0	0	2
Pat Corrales, R (1, 2) OBP: 0.188, SLG: 0.133 Tony Perez, R (4, PH) OBP: 0.284, SLG: 0.367 (5, 5)		5-3		K 1-2 3-H			F8		1-3 1-2	1 3	0 0	0 0	0 0	0 0	0 1	0 2
Dave Concepcion, R (1, 6) OBP: 0.247, SLG: 0.263 Bernie Carbo, L (9, PH) OBP: 0.355, SLG: 0.329			E7 4-3 1B		5-3		K		K	3 1	1 0	1 0	0 0	0 0	1 1	0 1
Ross Grimsley, L (1, 1) OBP: 0.125, SLG: 0.067 Jim Merritt, L (5, 1) OBP: 0.188, SLG: 0.200 Ty Cline, L (8, PH) OBP: 0.397, SLG: 0.246 Joe Gibbon, R (9, 1)			6-3		G3			PB BB 1B		1 1 1 0	0 0 0 0	0 0 1 0	0 0 0 0	0 0 0 0	0 0 0 0	1 0 0 0
Inning Stats	R: 0 E: 0 K: 0 S: 2 H: 0 LOB: 0 BB: 1 P: 6	R: 1 E: 0 K: 0 S: 4 H: 1 LOB: 0 BB: 0 P: 4	R: 1 E: 1 K: 0 S: 4 H: 1 LOB: 0 BB: 0 P: 4	R: 1 E: 1 K: 1 S: 7 H: 1 LOB: 1 BB: 0 P: 7	R: 0 E: 0 K: 1 S: 6 H: 1 LOB: 1 BB: 0 P: 6	R: 0 E: 0 K: 1 S: 5 H: 1 LOB: 0 BB: 0 P: 5	R: 0 E: 0 K: 1 S: 5 H: 0 LOB: 0 BB: 0 P: 5	R: 0 E: 0 K: 2 S: 8 H: 1 LOB: 2 BB: 1 P: 12	R: 0 E: 0 K: 2 S: 8 H: 1 LOB: 1 BB: 0 P: 8	1B: 5 2B: 1 3B: 0 HR: 1	SF: 0 SAC: 0 DP: 2 HBP: 0			WP: 0 PB: 3 SB: 0 CS: 0	PA: 35		

livebaseballscorecards.com

AB	33
R	3
H	7
RBI	2
BB	2
SO	8
LOB	15

PITCHER		IP	WLS	BF	H	R	ER	SO	BB	IBB	HBP	BLK	WP	HR	S	P	ERA	WHIP
Phil Niekro, R ERA: 3.14	(1, 1)	9.0	W	35	7	3	1	8	2	0	0	0	0	1	49	57	1.00	1.000

PITCHER	IP	WLS	BF	H	R	ER	SO	BB	IBB	HBP	BLK	WP	HR	S	P	ERA	WHIP

Atlanta Braves @ Cincinnati Reds

Riverfront Stadium, Cincinnati, OH

Sun Jun 20 1971, 3:33 AM EDT

Unknown

TOP

Batter	1	2	3	4	5	6	7	8	9	AB	R	H	RBI	BB	SO	LOB
Sonny Jackson, L (1, 8) OBP: 0.301, SLG: 0.365	x 0-0 SH5-3 2B		x 0-0 ① 1-3		x 0-0 ③ P4		SSS 0-3 ② K			4	0	1	0	0	1	0
Ralph Garr, L (1, 7) OBP: 0.368, SLG: 0.455	x 0-0 ① SH5-3 2-3		x 0-0 ② 4-3			x 0-0 ① 6-3	x 0-0 ③ 4-3			3	0	0	0	0	0	0
Felix Millan, R (1, 4) OBP: 0.343, SLG: 0.391	x 0-0 ② P4		x 0-0 ③ F9			x 0-0 1B BB HR 1B		x 0-0 ① 1-3		4	1	1	0	0	0	1
Darrell Evans, L (1, 5) OBP: 0.357, SLG: 0.319 Marty Perez, R (8, 6) OBP: 0.278, SLG: 0.328	SSS 0-3 ③ K			BBBB 4-0 8-4-3 BB BB		BBBB 4-0 1B 1-2 HR BB		SSS 0-3 ② K		2 0	1 0	0 0	0 0	2 0	2 0	1 0
Mike Lum, L (1, 9) OBP: 0.331, SLG: 0.373		x 0-0 ① F7		BBBB 4-0 8-4-3 1-2 BB		x 0-0 1-2 2-3 HR 1B		x 0-0 FC5-4 1B		3	1	2	0	1	0	0
Earl Williams, R (1, 3) OBP: 0.313, SLG: 0.444		BBBB 4-0 1B BB		x 0-0 ① ② 8-4-3 1-2f 2-3		x 0-0 1-H 2-H 3-H HR		x 0-0 ③ FC5-4 1-2f		3	1	1	4	1	0	3
Hal King, L (1, 2) OBP: 0.347, SLG: 0.317		x 0-0 1-2 1B		SSS 0-3 ③ K		x 0-0 ② P6			SSS 0-3 ① K	4	0	1	0	0	2	1
Gil Garrido, R (1, 6) (8, 5) OBP: 0.239, SLG: 0.169		x 0-0 ② P9			x 0-0 ① L7	x 0-0 ③ 6-3			x 0-0 ② P9	4	0	0	0	0	0	2
George Stone, L (1, 1) OBP: 0.185, SLG: 0.222 Bob Priddy, R (7, 1) OBP: 0.125, SLG: 0.125		x 0-0 ③ 1-3			x 0-0 ② 5-3		x 0-0 ① 4-3		x 0-0 ③ P6	3 1	0 0	0 0	0 0	0 0	0 0	2 0
Inning Stats	R: 0 E: 0 K: 1 S: 6 H: 1 LOB: 1 BB: 0 P: 6	R: 0 E: 0 K: 0 S: 4 H: 1 LOB: 2 BB: 1 P: 8	R: 0 E: 0 K: 0 S: 3 H: 0 LOB: 0 BB: 0 P: 3	R: 0 E: 0 K: 1 S: 4 H: 0 LOB: 1 BB: 2 P: 12	R: 0 E: 0 K: 0 S: 3 H: 0 LOB: 0 BB: 0 P: 3	R: 4 E: 0 K: 0 S: 6 H: 3 LOB: 0 BB: 1 P: 10	R: 0 E: 0 K: 1 S: 5 H: 0 LOB: 0 BB: 0 P: 5	R: 0 E: 0 K: 1 S: 6 H: 1 LOB: 1 BB: 0 P: 6	R: 0 E: 0 K: 1 S: 5 H: 0 LOB: 0 BB: 0 P: 5	1B: 4 2B: 2 3B: 0 HR: 1	SF: 0 SAC: 1 DP: 1 HBP: 0						

	AB	31
	R	4
	H	6
	RBI	4
	BB	4
	SO	5
	LOB	10

PITCHER		IP	WLS	BF	H	R	ER	SO	BB	IBB	HBP	BLK	WP	HR	S	P	ERA	WHIP
Wayne Simpson, R ERA: 5.33	(1, 1)	6.0		26	5	4	4	2	4	0	0	0	0	1	26	42	6.00	1.500
Tony Cloninger, R ERA: 3.12	(7, 1)	2.0		7	1	0	0	2	0	0	0	0	0	0	11	11	0.00	0.500
Joe Gibbon, L ERA: 2.25	(9, 1)	1.0	W	3	0	0	0	1	0	0	0	0	0	0	5	5	0.00	0.000

PITCHER	IP	WLS	BF	H	R	ER	SO	BB	IBB	HBP	BLK	WP	HR	S	P	ERA	WHIP

WP: 0 PB: 0 SB: 0 CS: 0 PA: 36

livebaseballscorecards.com

Atlanta Braves @ Cincinnati Reds

Riverfront Stadium, Cincinnati, OH

Sun Jun 20 1971, 3:33 AM EDT

Unknown

BOTTOM

livebaseballscorecards.com

Batter	1	2	3	4	5	6	7	8	9	AB	R	H	RBI	BB	SO	LOB
Pete Rose, S (1, 9) OBP: 0.381, SLG: 0.402	F9		HR 1B		F7		S BB	S IBB		3	1	1	0	2	0	1
George Foster, R (1, 8) OBP: 0.339, SLG: 0.442	6-3		K		BB 1B		K	1-3		5	0	1	1	0	2	5
Lee May, R (1, 3) OBP: 0.369, SLG: 0.622	FC5-4 1B		1-H HR		1-2 BB		5-3		S 1B BB	3	1	2	2	2	0	1
Jimmy Stewart, S (9, PR) OBP: 0.263, SLG: 0.250										0	1	0	0	0	0	0
Johnny Bench, R (1, 2) OBP: 0.292, SLG: 0.498	FC5-4 1-2f		F8		F8		BB		1-H 1B	4	0	1	1	1	0	3
Tony Perez, R (1, 5) OBP: 0.283, SLG: 0.365		4-3		F8		1B 1B	F9			4	0	1	0	0	0	2
Hal McRae, R (1, 7) OBP: 0.280, SLG: 0.343		F9		P6		F8		K		4	0	0	0	0	1	1
Tommy Helms, R (1, 4) OBP: 0.273, SLG: 0.317		1B		L9		1-2 1B		2B		4	1	3	0	0	0	0
Woody Woodward, R (1, 6) OBP: 0.324, SLG: 0.292		L5			SH1-4 1B	F8		L3 2-H 2B		3	1	1	0	0	0	3
Bernie Carbo, L (8, PH) OBP: 0.358, SLG: 0.340										1	0	1	1	0	0	0
Buddy Bradford, R (8, PR) OBP: 0.309, SLG: 0.286										0	0	0	0	0	0	0
Dave Concepcion, R (9, 6) OBP: 0.247, SLG: 0.263										0	0	0	0	0	0	0
Wayne Simpson, R (1, 1) OBP: 0.143, SLG: 0.143			K		SH1-4 1-2	F8		L3 2-3		1	0	0	0	0	1	0
Al Ferrara, R (6, PH) OBP: 0.293, SLG: 0.152										1	0	0	0	0	0	2
Tony Cloninger, R (7, 1) OBP: 0.333, SLG: 0.400										0	0	0	0	0	0	0
Ty Cline, L (8, PH) OBP: 0.392, SLG: 0.242										1	0	0	0	0	0	1
Joe Gibbon, R (9, 1)										0	0	0	0	0	0	0
Inning Stats	R: 0 E: 0 K: 0 S: 4 H: 1 LOB: 1 BB: 0 P: 4	R: 0 E: 0 K: 0 S: 4 H: 1 LOB: 1 BB: 0 P: 4	R: 2 E: 0 K: 2 S: 9 H: 2 LOB: 0 BB: 0 P: 9	R: 0 E: 0 K: 0 S: 3 H: 0 LOB: 0 BB: 0 P: 3	R: 1 E: 0 K: 0 S: 5 H: 2 LOB: 2 BB: 1 P: 9	R: 0 E: 0 K: 0 S: 5 H: 2 LOB: 2 BB: 0 P: 5	R: 0 E: 0 K: 1 S: 5 H: 0 LOB: 2 BB: 2 P: 13	R: 1 E: 0 K: 1 S: 7 H: 2 LOB: 2 BB: 1 P: 11	R: 1 E: 0 K: 0 S: 1 H: 1 LOB: 1 BB: 1 P: 5	1B: 8 2B: 2 3B: 0 HR: 1	SF: 0 SAC: 1 DP: 0 HBP: 0						

	AB	34
	R	5
	H	11
	RBI	5
	BB	5
	SO	4
	LOB	19

PITCHER		IP	WLS	BF	H	R	ER	SO	BB	IBB	HBP	BLK	WP	HR	S	P	ERA	WHIP
George Stone, L ERA: 3.67	(1, 1)	6.0		28	8	3	3	2	2	0	0	0	0	1	30	38	4.50	1.667
Bob Priddy, R ERA: 4.14	(7, 1)	2.0	L	12	3	2	2	2	2	1	0	0	0	0	13	25	9.00	2.500

PITCHER	IP	WLS	BF	H	R	ER	SO	BB	IBB	HBP	BLK	WP	HR	S	P	ERA	WHIP

WP: 0 PB: 0 SB: 3 CS: 0 PA: 40

Atlanta Braves @ Cincinnati Reds

Riverfront Stadium, Cincinnati, OH

Sun Jun 20 1971, 3:38 AM EDT

Att. 37,488 - Unknown

TOP

livebaseballscorecards.com

Batter	1	2	3	4	5	6	7	8	9	AB	R	H	RBI	BB	SO	LOB
Felix Millan, R (1, 4) OBP: 0.342, SLG: 0.389	G4-3 1B		6-3		F8			F3		4	0	1	0	0	0	0
Ralph Garr, L (1, 7) OBP: 0.367, SLG: 0.452	G4-3 1-2f		6-3		6-3			1B		4	0	1	0	0	0	1
Hank Aaron, R (1, 3) OBP: 0.403, SLG: 0.637	BB		BB			K		1-2		2	0	1	0	2	1	0
Earl Williams, R (1, 2) OBP: 0.317, SLG: 0.442 (8, 5)	1-2 BB		F9			1B		K		3	0	1	0	1	1	3
Zoilo Versalles, R (1, 5) OBP: 0.279, SLG: 0.345	K			1-3		F8		K		3	0	0	0	0	1	3
Hal King, L (8, PH) OBP: 0.345, SLG: 0.314 (8, 2)										1	0	0	0	0	1	2
Mike Lum, L (1, 9) OBP: 0.329, SLG: 0.364		F8		F7		P5			G3 4-3 BB	3	0	0	0	1	0	1
Sonny Jackson, L (1, 8) OBP: 0.300, SLG: 0.363		1-3		FC6-4 1B			F9		4-3 1-2	4	0	1	0	0	0	1
Gil Garrido, R (1, 6) OBP: 0.243, SLG: 0.164		FC6-4 BB		FC6-4 1-2f			6-3		G3 2-3	2	0	0	0	1	0	1
Darrell Evans, L (9, PH) OBP: 0.351, SLG: 0.313										1	0	0	0	0	0	1
Tom Kelley, R (1, 1)										3	0	0	0	0	2	1
Orlando Cepeda, R (9, PH) OBP: 0.343, SLG: 0.522		FC6-4 1-2f			K		K		6-3	1	0	0	0	0	0	1
Inning Stats	R: 0 E: 0 K: 1 S: 5 H: 1 LOB: 2 BB: 2 P: 13	R: 0 E: 0 K: 0 S: 3 H: 0 LOB: 1 BB: 1 P: 7	R: 0 E: 0 K: 0 S: 3 H: 0 LOB: 1 BB: 1 P: 7	R: 0 E: 0 K: 0 S: 4 H: 1 LOB: 1 BB: 0 P: 4	R: 0 E: 0 K: 1 S: 5 H: 0 LOB: 0 BB: 0 P: 5	R: 0 E: 0 K: 1 S: 6 H: 1 LOB: 1 BB: 0 P: 6	R: 0 E: 0 K: 1 S: 5 H: 0 LOB: 0 BB: 0 P: 5	R: 0 E: 0 K: 2 S: 9 H: 2 LOB: 2 BB: 0 P: 9	R: 0 E: 0 K: 0 S: 3 H: 0 LOB: 1 BB: 1 P: 7	1B: 5 2B: 0 3B: 0 HR: 0	SF: 0 SAC: 0 DP: 1 HBP: 0						

	AB	31
	R	0
	H	5
	RBI	0
	BB	5
	SO	6
	LOB	15

WP: 0 PB: 0 SB: 0 CS: 0 PA: 36

PITCHER	IP	WLS	BF	H	R	ER	SO	BB	IBB	HBP	BLK	WP	HR	S	P	ERA	WHIP
Don Gullett, L (1, 1) ERA: 2.76	7.1	W	30	5	0	0	4	4	0	0	0	0	0	34	50	0.00	1.227
Clay Carroll, R (8, 1) ERA: 2.11	1.2	S	6	0	0	0	2	1	0	0	0	0	0	9	13	0.00	0.600

PITCHER	IP	WLS	BF	H	R	ER	SO	BB	IBB	HBP	BLK	WP	HR	S	P	ERA	WHIP

Atlanta Braves @ Cincinnati Reds

Riverfront Stadium, Cincinnati, OH

Sun Jun 20 1971, 3:38 AM EDT

Att. 37,488 - Unknown

livebaseballscorecards.com

BOTTOM

Batter	1	2	3	4	5	6	7	8	9	AB	R	H	RBI	BB	SO	LOB
Pete Rose, S (1, 9) OBP: 0.379, SLG: 0.397	K	4-3			CS BB		7-2 3-Hf			3	0	0	0	1	1	3
Dave Concepcion, R (1, 6) OBP: 0.253, SLG: 0.269	BB 1B		F8		BLK 1B 1-2			K		4	0	2	0	0	1	0
Lee May, R (1, 3) OBP: 0.372, SLG: 0.618	BB 1-2		S 1B		L7 1-2			5-3		3	0	1	0	1	0	1
Woody Woodward, R (9, 5) OBP: 0.324, SLG: 0.292										0	0	0	0	0	0	0
Johnny Bench, R (1, 7) OBP: 0.291, SLG: 0.494	K		K 1-2		F9			FC4-6 1B		4	0	1	0	0	2	4
(8, 2)																
Tony Perez, R (1, 5) OBP: 0.279, SLG: 0.359	K		K			F9		FC4-6 1-2f		4	0	0	0	0	2	4
(9, 3)																
George Foster, R (1, 8) OBP: 0.344, SLG: 0.464		E S S 1B		HR		F9				3	2	2	1	0	0	0
Tommy Helms, R (1, 4) OBP: 0.270, SLG: 0.313		5-3 1-H		K		F9				3	0	0	0	0	1	0
Pat Corrales, R (1, 2) OBP: 0.229, SLG: 0.188		FC1-6 BB		F3			SH1-4 7-2 2B			2	0	1	0	1	0	0
Buddy Bradford, R (7, PR) OBP: 0.309, SLG: 0.286										0	0	0	0	0	0	0
(8, 7)																
Don Gullett, R (1, 1) OBP: 0.100, SLG: 0.069		FC1-6 1-2f		K			SH1-4 2-3			2	0	0	0	0	1	1
Clay Carroll, R (8, 1)										0	0	0	0	0	0	0

	AB	28
	R	2
	H	7
	RBI	1
	BB	3
	SO	8
	LOB	13

Inning Stats	1	2	3	4	5	6	7	8	9
	R: 0 E: 0 K: 3 S: 10	H: 1 LOB: 2 BB: 1 P: 14	R: 1 E: 0 K: 0 S: 4	H: 1 LOB: 1 BB: 1 P: 8	R: 0 E: 0 K: 2 S: 8	H: 1 LOB: 1 BB: 0 P: 8	R: 1 E: 0 K: 2 S: 8	H: 1 LOB: 0 BB: 0 P: 8	R: 0 E: 0 K: 0 S: 3	H: 1 LOB: 1 BB: 0 P: 7	R: 0 E: 0 K: 0 S: 3	H: 0 LOB: 0 BB: 0 P: 3	R: 0 E: 0 K: 0 S: 3	H: 1 LOB: 1 BB: 0 P: 3	R: 0 E: 0 K: 1 S: 6	H: 1 LOB: 1 BB: 0 P: 6

	1B: 5	SF: 0	WP: 0	PA: 32
	2B: 2	SAC: 1	PB: 0	
	3B: 0	DP: 1	SB: 3	
	HR: 1	HBP: 0	CS: 1	

PITCHER		IP	WLS	BF	H	R	ER	SO	BB	IBB	HBP	BLK	WP	HR	S	P	ERA	WHIP
Tom Kelley, R ERA: 2.45	(1, 1)	8.0	L	32	7	2	1	8	3	0	0	1	0	1	45	57	1.12	1.250

PITCHER	IP	WLS	BF	H	R	ER	SO	BB	IBB	HBP	BLK	WP	HR	S	P	ERA	WHIP

Batter	1	2	3	4	5	6	7	8	9	AB	R	H	RBI	BB	SO	LOB
Ron Hunt, R (1, 4) OBP: 0.369, SLG: 0.319	S S S 0-3 ① K		x 0-0 ③ F8		x 0-0 ② F7			x 0-0 1B 1B 1B		4	1	1	0	0	1	1
Mack Jones, L (1, 7) OBP: 0.310, SLG: 0.321 Clyde Mashore, R (8, PH) OBP: 0.237, SLG: 0.250 Jim Fairey, L (8, PH) OBP: 0.307, SLG: 0.310 (8, 7)	x 0-0 ② F2			B B B B 4-0 L3 BB	x 0-0 ③ F5			x 0-0 ① F8		2 0 1	0 0 0	0 0 0	0 0 0	1 0 0	0 0 0	1 0 1
Rusty Staub, L (1, 9) OBP: 0.413, SLG: 0.480	B B B B 4-0 CS BB			x 0-0 ① ② L3 1-2		x 0-0 ① F8		x 0-0 1B PB 1-2 1B		3	1	1	0	1	0	1
Ron Fairly, L (1, 3) OBP: 0.399, SLG: 0.438	0-0 ③ CS 1-2	x 0-0 ① F9		x 0-0 1B 1B		x 0-0 ② 3-4-1		x 0-0 PB 1-3 2-H 1B		4	0	2	1	0	0	0
Bob Bailey, R (1, 5) OBP: 0.368, SLG: 0.402 Coco Laboy, R (8, 5) OBP: 0.310, SLG: 0.301		x 0-0 ② 6-3		x 0-0 FC4-6 1-2 1B		S S S 0-3 ③ K		S S S 0-3 ② K		4 0	0 0	1 0	0 0	0 0	2 0	2 0
John Bateman, R (1, 2) OBP: 0.288, SLG: 0.398 Claude Raymond, R (8, 1) Howie Reed, R (8, 1)		x 0-0 ③ F3		x 0-0 ③ FC4-6 1-2f			x 0-0 ① 6-3	S S S 0-3 ③ K 1-3 3-H		4 0 0	0 0 0	0 0 0	0 0 0	0 0 0	1 0 0	3 0 0
Boots Day, L (1, 8) OBP: 0.307, SLG: 0.297			x 0-0 ① F7		x 0-0 1B 3B		x 0-0 PB E 1B		x 0-0 ① F4	4	1	2	0	0	0	0
Gary Sutherland, R (1, 6) OBP: 0.348, SLG: 0.422			x 0-0 HR		x 0-0 SH3-4 3-H 1B		S S S 0-3 ② K 1-3		x 0-0 ② 6-3	4	1	2	2	0	1	1
John Strohmayer, R (1, 1) OBP: 0.286, SLG: 0.286 Mike Marshall, R (8, 1) John Boccabella, R (8, 2) OBP: 0.269, SLG: 0.429 Jim Gosger, L (9, PH) OBP: 0.222, SLG: 0.245			S S S 0-3 ② K		x 0-0 ① SH3-4 1-2		x 0-0 ③ 4-3		x 0-0 ③ F8	2 0 0 1	0 0 0 0	0 0 0 0	0 0 0 0	1 0 0 0	1 0 0 0	1 0 0 0
Inning Stats	R: 0 E: 0 K: 1 S: 4 H: 0 LOB: 0 BB: 1 P: 8	R: 0 E: 0 K: 0 S: 3 H: 0 LOB: 0 BB: 0 P: 3	R: 1 E: 0 K: 1 S: 6 H: 1 LOB: 0 BB: 0 P: 6	R: 0 E: 0 K: 0 S: 4 H: 2 LOB: 2 BB: 1 P: 8	R: 1 E: 0 K: 0 S: 5 H: 2 LOB: 1 BB: 0 P: 5	R: 0 E: 0 K: 1 S: 5 H: 0 LOB: 0 BB: 0 P: 5	R: 0 E: 1 K: 1 S: 6 H: 1 LOB: 1 BB: 0 P: 6	R: 2 E: 0 K: 2 S: 10 H: 3 LOB: 1 BB: 0 P: 10	R: 0 E: 0 K: 0 S: 3 H: 0 LOB: 0 BB: 0 P: 3	1B: 7 2B: 1 3B: 1 HR: 1 SF: 0 SAC: 1 DP: 1 HBP: 0						

PITCHER		IP	WLS	BF	H	R	ER	SO	BB	IBB	HBP	BLK	WP	HR	S	P	ERA	WHIP
Jim Nash, R ERA: 5.3	(1, 1)	7.1		31	9	4	3	4	2	0	0	0	0	1	37	45	3.68	1.500
Cecil Upshaw, R ERA: 4.01	(8, 1)	1.2	W	5	0	0	0	2	0	0	0	0	0	0	9	9	0.00	0.000

PITCHER	IP	WLS	BF	H	R	ER	SO	BB	IBB	HBP	BLK	WP	HR	S	P	ERA	WHIP

TOP

Montreal Expos @ Atlanta Braves

Atlanta Stadium, Atlanta, GA

Mon Jun 21 1971, 7:05 PM EDT

Unknown

livebaseballscorecards.com

AB	33
R	4
H	9
RBI	3
BB	2
SO	6
LOB	11

WP: 0 PB: 3 SB: 0 CS: 1 PA: 37

Batter	1	2	3	4	5	6	7	8	9	AB	R	H	RBI	BB	SO	LOB
Ralph Garr, L (1, 7) OBP: 0.368, SLG: 0.462	6-3			HR		F3		BB HR		3	2	1	1	1	0	0
Sonny Jackson, L (1, 8) OBP: 0.296, SLG: 0.358	P4			4-3		F4		P4		4	0	0	0	0	0	1
Hank Aaron, R (1, 3) OBP: 0.405, SLG: 0.648	6-3			5-3			1B	1-H HR		4	1	2	2	0	0	0
Darrell Evans, L (1, 5) OBP: 0.361, SLG: 0.373 Gil Garrido, R (9, 5) OBP: 0.243, SLG: 0.164		BB CS		K			F2	HR		3 0	1 0	1 0	1 0	1 0	1 0	1 0
Felix Millan, R (1, 4) OBP: 0.340, SLG: 0.387		F8 1-2			1B		L6	4-3		4	0	1	0	0	0	2
Earl Williams, R (1, 2) OBP: 0.312, SLG: 0.435 Cecil Upshaw, R (8, 1)		K			F7		G3			3 0	0 0	0 0	0 0	0 0	1 0	2 0
Mike Lum, L (1, 9) OBP: 0.329, SLG: 0.387			K		F9			HR		3	1	1	1	0	1	1
Marty Perez, R (1, 6) OBP: 0.272, SLG: 0.321			5-3		6-3			4-3		3	0	0	0	0	0	1
Jim Nash, R (1, 1) OBP: 0.167, SLG: 0.200 Hal King, L (8, 2) OBP: 0.349, SLG: 0.344			6-3			K		HR		2 1	0 1	0 1	0 1	1 0	0 0	1 0
Inning Stats	R: 0 E: 0 K: 0 S: 3 H: 0 LOB: 0 BB: 0 P: 3	R: 0 E: 0 K: 1 S: 4 H: 0 LOB: 0 BB: 1 P: 8	R: 0 E: 0 K: 1 S: 5 H: 0 LOB: 0 BB: 0 P: 5	R: 1 E: 0 K: 1 S: 6 H: 1 LOB: 0 BB: 0 P: 6	R: 0 E: 0 K: 0 S: 4 H: 1 LOB: 1 BB: 0 P: 4	R: 0 E: 0 K: 1 S: 5 H: 0 LOB: 0 BB: 0 P: 5	R: 0 E: 0 K: 0 S: 4 H: 1 LOB: 1 BB: 0 P: 4	R: 5 E: 0 K: 0 S: 7 H: 4 LOB: 0 BB: 1 P: 11		1B: 2 2B: 0 3B: 0 HR: 5 SF: 0 SAC: 0 DP: 0 HBP: 0						

PITCHER		IP	WLS	BF	H	R	ER	SO	BB	IBB	HBP	BLK	WP	HR	S	P	ERA	WHIP
John Strohmayer, R ERA: 5.54	(1, 1)	7.0		25	4	2	2	4	1	0	0	0	0	2	32	36	2.57	0.714
Mike Marshall, R ERA: 6.39	(8, 1)	0.1		3	1	1	1	0	1	0	0	0	0	1	2	6	27.00	6.000
Claude Raymond, R ERA: 4.5	(8, 1)	0.1	L	3	2	3	3	0	0	0	0	0	0	2	3	3	81.00	6.000
Howie Reed, R ERA: 3.75	(8, 1)	0.1		1	0	0	0	0	0	0	0	0	0	0	1	1	0.00	0.000

PITCHER	IP	WLS	BF	H	R	ER	SO	BB	IBB	HBP	BLK	WP	HR	S	P	ERA	WHIP

BOTTOM

Montreal Expos @ Atlanta Braves

Atlanta Stadium, Atlanta, GA

Mon Jun 21 1971, 7:05 PM EDT

Unknown

livebaseballscorecards.com

AB	30
R	6
H	7
RBI	6
BB	2
SO	4
LOB	8

Batter	1	2	3	4	5	6	7	8	9	AB	R	H	RBI	BB	SO	LOB
Ron Hunt, R (1, 4) OBP: 0.378, SLG: 0.332	F4		5-3 HBP		FC5-4 1B		FC5-4 1B	2B		4	0	3	2	0	0	0
Gary Sutherland, R (1, 6) OBP: 0.324, SLG: 0.391	6-3		5-3		FC5-4		FC5-4 FC6-4	F3		5	0	0	0	0	0	6
Bob Bailey, R (1, 7) OBP: 0.377, SLG: 0.421	1B		FC4-6 BB			HR	K	IBB		3	1	2	1	2	1	1
(6, 5)										0	0	0	0	0	0	0
John O'Donoghue, R (8, 1)										0	0	0	0	0	0	0
Boots Day, L (9, 8) OBP: 0.307, SLG: 0.297																
John Bateman, R (1, 2) OBP: 0.282, SLG: 0.389	L5		FC4-6			F9	FC6-4	K		5	0	0	0	0	1	8
Clyde Mashore, R (1, 9) OBP: 0.241, SLG: 0.253		6-3		5-3		5-3 1B		5-3	K	3	1	1	0	0	0	0
(6, 7)										1	0	0	0	0	0	0
Mack Jones, L (8, PH) OBP: 0.307, SLG: 0.318										1	0	0	0	0	1	0
Ron Brand, R (8, 5) OBP: 0.313, SLG: 0.267																
Ron Swoboda, R (1, 8) OBP: 0.364, SLG: 0.387		4-3		6-3		5-3		2B	K	3	0	0	0	0	0	1
Jim Fairey, L (8, PH) OBP: 0.312, SLG: 0.329										2	1	1	0	0	1	0
(8, 7)																
Coco Laboy, R (1, 5) OBP: 0.311, SLG: 0.302		6-3		F4		1B		2B 1B	BB	3	0	1	1	0	0	0
Howie Reed, R (6, 1)										0	0	0	0	0	0	0
Jim Gosger, L (8, PH) OBP: 0.250, SLG: 0.260										1	1	1	1	1	0	0
(8, 8)																
Carl Morton, R (9, 1) OBP: 0.188, SLG: 0.156										0	0	0	0	0	0	0
John Boccabella, R (1, 3) OBP: 0.259, SLG: 0.412			K		6-3	1B		2B	K	2	0	0	0	0	1	0
Ron Fairly, L (6, PH) OBP: 0.403, SLG: 0.448										3	1	2	0	0	1	1
(6, 3)																
Dan McGinn, L (1, 1) OBP: 0.500, SLG: 0.500			5-3 HBP 1B		5-3	K		IBB		2	0	1	0	0	0	0
Rusty Staub, L (6, PH) OBP: 0.414, SLG: 0.478										1	0	0	0	1	1	2
(6, 9)																

Inning Stats	1	2	3	4	5	6	7	8	9	1B: 8	SF: 0	WP: 0	PA: 44
R:	0	0	0	0	0	2	0	3	0	2B: 3	SAC: 0	PB: 0	
E:	0	0	0	0	0	0	0	0	0	3B: 0	DP: 0	SB: 1	
K:	0	0	1	0	0	1	1	1	3	HR: 1	HBP: 1	CS: 0	
S:	4	3	6	3	4	9	6	9	9				
H:	1	0	1	0	1	4	1	4	0				
LOB:	1	0	3	0	1	2	1	3	1				
BB:	0	0	1	0	0	0	0	2	1				
P:	4	3	11	3	4	9	6	17	13				

PITCHER		IP	WLS	BF	H	R	ER	SO	BB	IBB	HBP	BLK	WP	HR	S	P	ERA	WHIP
Steve Barber, L ERA: 3.99	(1, 1)	5.2		25	6	2	2	1	1	0	1	0	0	1	25	30	3.18	1.235
Cecil Upshaw, R ERA: 4.47	(6, 1)	1.2	L	12	6	3	3	2	0	1	0	0	0	0	15	19	16.20	3.600
Phil Niekro, R ERA: 3.1	(8, 1)	1.2		7	0	0	0	4	1	1	0	0	0	0	13	21	0.00	0.600

PITCHER		IP	WLS	BF	H	R	ER	SO	BB	IBB	HBP	BLK	WP	HR	S	P	ERA	WHIP

TOP

Montreal Expos @ Atlanta Braves

Atlanta Stadium, Atlanta, GA

Mon Jun 21 1971, 7:05 PM EDT

Att. 8,203 - Unknown

livebaseballscorecards.com

AB	39
R	5
H	12
RBI	5
BB	4
SO	7
LOB	19

Montreal Expos @ Atlanta Braves

Atlanta Stadium, Atlanta, GA

Mon Jun 21 1971, 7:05 PM EDT

Att. 8,203 - Unknown

BOTTOM

Batter	1	2	3	4	5	6	7	8	9	AB	R	H	RBI	BB	SO	LOB
Ralph Garr, L (1, 7) OBP: 0.366, SLG: 0.457	1-3		K	F7			FC1-6, SH3-4, 1B		F8	5	0	1	0	0	1	1
Felix Millan, R (1, 4) OBP: 0.346, SLG: 0.390	E, S, 1B, 1B		FC5-2, BB, 1B, 1-2, 1B		G5-4-3, BB		SH3-4, 1-2		F8	3	2	2	0	1	0	0
Hank Aaron, R (1, 3) OBP: 0.406, SLG: 0.642	F7, 1-3		FC5-2, 1B, 1-2, 2-3, BB		F9		FC1-6, IBB			2	1	0	0	2	0	2
Earl Williams, R (1, 2) OBP: 0.311, SLG: 0.430	3-H, 1B		FC5-2, BB, 1B, 1-2, 2-3, 3-Hf		G5-4-3, 1-2f		FC1-6, 1-2f, 2-3			4	0	1	1	0	0	6
Zoilo Versalles, R (1, 5) Darrell Evans, L (7, PH) Gil Garrido, R (8, 5) OBP: 0.281, SLG: 0.344 OBP: 0.355, SLG: 0.365 OBP: 0.243, SLG: 0.164	F5		BB, 1B, 1-2, 2-H, 3-H			G2	F7			3 1 0	0 0 0	1 0 0	2 0 0	0 0 0	0 0 0	1 2 0
Mike Lum, L (1, 9) OBP: 0.340, SLG: 0.402		6-3	FC4, BB, 1-2, 2-3			2B		FC3-6, 1B		3	0	2	0	1	0	0
Sonny Jackson, L (1, 8) OBP: 0.295, SLG: 0.354		6-3	FC4, 1-2f			IBB		FC3-6, G6-4-3, 1-2f		3	0	0	0	1	0	4
Marty Perez, R (1, 6) OBP: 0.265, SLG: 0.312		6-3		1-3		L5		G6-4-3, 1-2f		4	0	0	0	0	0	3
Steve Barber, L (1, 1) Cecil Upshaw, R (6, 1) Phil Niekro, R (8, 1) Bob Didier, S (9, PH) OBP: 0.125, SLG: 0.132 OBP: 0.267, SLG: 0.280			BB, 1B, FC5-2, BB	K		K			G3	1 1 0 1	0 0 0 0	0 0 0 0	0 0 0 0	1 0 0 0	1 1 0 0	0 2 0 0
Inning Stats	R: 1 E: 0 K: 0 S: 5 H: 2 LOB: 1 BB: 0 P: 5	R: 0 E: 0 K: 0 S: 3 H: 0 LOB: 0 BB: 0 P: 3	R: 2 E: 0 K: 1 S: 7 H: 2 LOB: 3 BB: 3 P: 19	R: 0 E: 0 K: 1 S: 5 H: 0 LOB: 0 BB: 0 P: 5	R: 0 E: 0 K: 0 S: 2 H: 0 LOB: 0 BB: 1 P: 6	R: 0 E: 0 K: 1 S: 6 H: 1 LOB: 2 BB: 1 P: 10	R: 0 E: 0 K: 0 S: 4 H: 1 LOB: 2 BB: 1 P: 8	R: 0 E: 0 K: 0 S: 3 H: 1 LOB: 0 BB: 0 P: 3	R: 0 E: 0 K: 0 S: 3 H: 0 LOB: 0 BB: 0 P: 3	1B: 6 2B: 1 3B: 0 HR: 0	SF: 0 SAC: 1 DP: 2 HBP: 0						

livebaseballscorecards.com

AB	31
R	3
H	7
RBI	3
BB	6
SO	3
LOB	21

PITCHER		IP	WLS	BF	H	R	ER	SO	BB	IBB	HBP	BLK	WP	HR	S	P	ERA	WHIP
Dan McGinn, L ERA: 4.76	(1, 1)	5.0		22	4	3	3	2	4	0	0	0	0	0	22	38	5.40	1.600
Howie Reed, R ERA: 3.46	(6, 1)	2.0	W	10	2	0	0	1	0	2	0	0	0	0	10	18	0.00	1.000
John O'Donoghue, L ERA: 4.96	(8, 1)	1.2		5	1	0	0	0	0	0	0	0	0	0	5	5	0.00	0.600
Carl Morton, R ERA: 3.61	(9, 1)	0.1	S	1	0	0	0	0	0	0	0	0	0	0	1	1	0.00	0.000

PITCHER	IP	WLS	BF	H	R	ER	SO	BB	IBB	HBP	BLK	WP	HR	S	P	ERA	WHIP

Batter	1	2	3	4	5	6	7	8	9	AB	R	H	RBI	BB	SO	LOB
Ron Hunt, R (1, 4) OBP: 0.376, SLG: 0.327	F9		BB, HBP		FC6-4 (1-2f)			F2		3	0	0	0	0	0	1
Mack Jones, L (1, 7) OBP: 0.305, SLG: 0.307	1-3		BB (1-2)			L6			4-3	3	0	0	0	1	0	0
Rusty Staub, L (1, 9) OBP: 0.415, SLG: 0.476	BB		F8			F9			BB, 1B	3	0	1	0	1	0	2
Ron Fairly, L (1, 3) OBP: 0.400, SLG: 0.444	K			G3		4-3			BB (1-2)	4	0	1	0	0	1	1
Bob Bailey, R (1, 5) OBP: 0.375, SLG: 0.415		6-3		E6, G6-4-3			2-3		BB (1-2, 2-3)	3	0	0	0	1	0	0
John Bateman, R (1, 2) OBP: 0.279, SLG: 0.386 John Boccabella, R (4, 2) OBP: 0.250, SLG: 0.396		F8		G6-4-3 (1-2f)			6-3		K	2 2	0 0	0 0	0 0	0 0	0 1	1 3
Boots Day, L (1, 8) OBP: 0.299, SLG: 0.288		F7			F7		1-3		F9	4	0	0	0	0	0	3
Gary Sutherland, R (1, 6) OBP: 0.311, SLG: 0.375			6-3		5-3			F8		3	0	0	0	0	0	0
Steve Renko, R (1, 1) OBP: 0.222, SLG: 0.333 Jim Fairey, L (8, PH) OBP: 0.308, SLG: 0.324 John O'Donoghue, R (8, 1)			K		FC6-4, 1B			F6		2 1 0	0 0 0	1 0 0	0 0 0	0 0 0	1 0 0	0 0 0
Inning Stats	R: 0 H: 0 E: 0 LOB: 1 K: 1 BB: 1 S: 5 P: 9	R: 0 H: 0 E: 0 LOB: 0 K: 0 BB: 0 S: 3 P: 3	R: 0 H: 0 E: 0 LOB: 2 K: 1 BB: 1 S: 5 P: 10	R: 0 H: 0 E: 1 LOB: 0 K: 0 BB: 0 S: 3 P: 3	R: 0 H: 1 E: 0 LOB: 1 K: 0 BB: 0 S: 4 P: 4	R: 0 H: 0 E: 0 LOB: 0 K: 0 BB: 0 S: 3 P: 3	R: 0 H: 0 E: 0 LOB: 0 K: 0 BB: 0 S: 3 P: 3	R: 0 H: 0 E: 0 LOB: 0 K: 0 BB: 0 S: 3 P: 3	R: 0 H: 2 E: 0 LOB: 3 K: 1 BB: 1 S: 7 P: 11	1B: 3 SF: 0 2B: 0 SAC: 0 3B: 0 DP: 1 HR: 0 HBP: 1						

PITCHER	IP	WLS	BF	H	R	ER	SO	BB	IBB	HBP	BLK	WP	HR	S	P	ERA	WHIP
Ron Reed, R (1, 1) ERA: 3.38	9.0	W	34	3	0	0	3	3	0	1	0	0	0	36	49	0.00	0.667

PITCHER	IP	WLS	BF	H	R	ER	SO	BB	IBB	HBP	BLK	WP	HR	S	P	ERA	WHIP

TOP

Montreal Expos @ Atlanta Braves

Atlanta Stadium, Atlanta, GA

Tue Jun 22 1971, 7:05 PM EDT

Att. 5,567 - Unknown

livebaseballscorecards.com

AB	30
R	0
H	3
RBI	0
BB	3
SO	3
LOB	11

Montreal Expos @ Atlanta Braves

Atlanta Stadium, Atlanta, GA

Tue Jun 22 1971, 7:05 PM EDT

Att. 5,567 - Unknown

BOTTOM

Batter	1	2	3	4	5	6	7	8	9	AB	R	H	RBI	BB	SO	LOB
Ralph Garr, L (1, 7) OBP: 0.360, SLG: 0.449	1-3	4-3	1-3			F5		F8		5	0	0	0	0	0	5
Sonny Jackson, L (1, 8) OBP: 0.302, SLG: 0.357	BB, 1B		2B, 1B	BBBB, CS, BB		F8				3	1	2	0	1	0	1
Felix Millan, R (1, 4) OBP: 0.345, SLG: 0.386	BBBB, FC5-4, 1-2, BB		F5	F8, 1-2		FC4-6, 1-2f				3	0	0	0	1	0	3
Darrell Evans, L (1, 5) OBP: 0.348, SLG: 0.375	F5		WP, 1-H, 2B	F8			SSS, K			4	1	1	1	0	1	2
Earl Williams, R (1, 3) OBP: 0.309, SLG: 0.423	FC5-4, 1-2f		BBBB, WP, BB, 1B, 2-H, BB		F9		SSS, K			3	1	0	0	1	1	2
Mike Lum, L (1, 9) OBP: 0.357, SLG: 0.411		FC5-6, BB, 1B	BBBB, 1B, WP, 1-2, FC6-4, BB		1B		BBBB, BB			2	1	2	0	2	0	0
Hal King, L (1, 2) OBP: 0.353, SLG: 0.339		BBBB, FC5-6, 1-2, BB	IIII, FC6-4, 1B, 1-2, 2-3, IBB		F9		4-3			2	0	0	0	2	0	2
Marty Perez, R (1, 6) OBP: 0.265, SLG: 0.310		FC5-6, 1-2, 2-3f	FC6-4, 1-2, 2-3, 3-H, 1B		5-3			F8		4	0	1	1	0	0	3
Ron Reed, R (1, 1) OBP: 0.088, SLG: 0.088		F7	FC6-4, 1-2f, 2-3, 3-H			FC4-6, 1B		6-3		4	0	1	1	0	0	4
Inning Stats	R: 0, E: 0, K: 0, S: 4; H: 1, LOB: 2, BB: 1, P: 8	R: 0, E: 0, K: 0, S: 4; H: 1, LOB: 2, BB: 1, P: 8	R: 4, E: 0, K: 0, S: 6; H: 3, LOB: 2, BB: 3, P: 18	R: 0, E: 0, K: 0, S: 2; H: 0, LOB: 0, BB: 1, P: 6	R: 0, E: 0, K: 0, S: 4; H: 1, LOB: 1, BB: 0, P: 4	R: 0, E: 0, K: 0, S: 4; H: 1, LOB: 1, BB: 0, P: 4	R: 0, E: 0, K: 2, S: 7; H: 0, LOB: 1, BB: 1, P: 11	R: 0, E: 0, K: 0, S: 3; H: 0, LOB: 0, BB: 0, P: 3		1B: 6, 2B: 1, 3B: 0, HR: 0	SF: 0, SAC: 0, DP: 0, HBP: 0			WP: 3, PB: 0, SB: 0, CS: 1	PA: 37		

livebaseballscorecards.com

AB	30
R	4
H	7
RBI	3
BB	7
SO	2
LOB	22

PITCHER		IP	WLS	BF	H	R	ER	SO	BB	IBB	HBP	BLK	WP	HR	S	P	ERA	WHIP
Steve Renko, R ERA: 3.27	(1, 1)	7.0	L	34	7	4	4	2	6	1	0	0	2	0	31	59	5.14	1.857
John O'Donoghue, L ERA: 4.67	(8, 1)	1.0		3	0	0	0	0	0	0	0	0	0	0	3	3	0.00	0.000

PITCHER	IP	WLS	BF	H	R	ER	SO	BB	IBB	HBP	BLK	WP	HR	S	P	ERA	WHIP

Batter	1	2	3	4	5	6	7	8	9	AB	R	H	RBI	BB	SO	LOB
Boots Day, L (1, 8) OBP: 0.309, SLG: 0.314	0-0 2B 1B 1B	0-0 2B		0-3 K			0-0 WP 1B 2B	0-0 4-3		5	2	3	0	0	1	2
Stan Swanson, R (1, 7) OBP: 0.400, SLG: 0.800	0-0 1-3 1B 2B	0-0 3-1			0-0 F8		0-0 F5 2-3		0-0 BB FC6-2 2B	5	1	2	0	0	0	2
Rusty Staub, L (1, 9) OBP: 0.418, SLG: 0.477	0-0 6-3 2-H 3-H 1B		0-0 F1		0-0 6-3		0-0 3-H 1B		4-0 FC6-2 BB 1B IBB	4	1	2	3	1	0	0
Ron Fairly, L (1, 3) OBP: 0.395, SLG: 0.434	0-0 F5		0-0 G3		0-0 3-1		0-3 K		4-0 FC6-2 1B 1-2 2-3 BB	4	1	0	0	1	1	2
Bob Bailey, R (1, 5) OBP: 0.379, SLG: 0.428 Coco Laboy, R (9, 5) OBP: 0.311, SLG: 0.302	4-0 6-3 IBB		0-0 HR			B B B B 4-0 SH1-3 BB	S S S 0-3 K		0-0 FC6-2 1B 1-2 2-3 3-Hf	3 0	1 0	1 0	1 0	2 0	1 0	4 0
John Bateman, R (1, 2) OBP: 0.287, SLG: 0.392	0-0 6-3 1-2 2-3		0-0 FC6-4 1B			0-0 SH1-3 1-2		0-0 FC6-5-4 SH1-4 1B	0-0 1-3 2-H 3-H 1B	4	0	3	2	0	0	2
Ron Hunt, R (1, 4) OBP: 0.370, SLG: 0.321	0-0 5-3		0-0 FC6-4 1-2f			0-0 F8		0-0 SH1-4 1-2	S S S 0-3 K	4	0	0	0	0	1	5
Gary Sutherland, R (1, 6) OBP: 0.308, SLG: 0.360		0-0 6-3		0-0 F3		4-0 IBB		0-0 FC6-5-4 1B 2-3		3	0	0	0	1	0	1
Carl Morton, R (1, 1) OBP: 0.176, SLG: 0.146 Dan McGinn, L (7, 1) OBP: 0.500, SLG: 0.500 John Strohmayer, R (7, 1) OBP: 0.375, SLG: 0.375		S S S 0-3 K		0-0 3-1		0-0 4-3		0-0 1-2 1B		3 0 1	0 0 0	0 0 1	0 0 0	0 0 0	1 0 0	2 0 0
Inning Stats	R: 2 E: 0 K: 0 S: 6 H: 3 LOB: 2 BB: 1 P: 10	R: 0 E: 0 K: 1 S: 6 H: 1 LOB: 1 BB: 0 P: 6	R: 1 E: 0 K: 0 S: 5 H: 2 LOB: 1 BB: 0 P: 5	R: 0 E: 0 K: 1 S: 5 H: 0 LOB: 0 BB: 0 P: 5	R: 0 E: 0 K: 0 S: 3 H: 0 LOB: 0 BB: 0 P: 3	R: 0 E: 0 K: 0 S: 3 H: 0 LOB: 2 BB: 2 P: 11	R: 1 E: 0 K: 2 S: 9 H: 2 LOB: 1 BB: 0 P: 9	R: 0 E: 0 K: 0 S: 5 H: 2 LOB: 2 BB: 0 P: 5	R: 2 E: 0 K: 1 S: 6 H: 2 LOB: 1 BB: 2 P: 14	1B: 7 2B: 4 3B: 0 HR: 1 SF: 0 SAC: 2 DP: 0 HBP: 0							WP: 1 PB: 0 SB: 0 CS: 0 PA: 43

PITCHER		IP	WLS	BF	H	R	ER	SO	BB	IBB	HBP	BLK	WP	HR	S	P	ERA	WHIP
Pat Jarvis, R ERA: 4.28	(1, 1)	6.0	L	27	6	3	3	2	1	2	0	0	0	1	28	40	4.50	1.167
Tom House, L ERA: 9.0	(7, 1)	1.0		5	2	1	1	2	0	0	0	0	1	0	9	9	9.00	2.000
Cecil Upshaw, R ERA: 4.66	(8, 1)	2.0		11	4	2	2	1	1	1	0	0	0	0	11	19	9.00	2.500

PITCHER	IP	WLS	BF	H	R	ER	SO	BB	IBB	HBP	BLK	WP	HR	S	P	ERA	WHIP

TOP

Montreal Expos @ Atlanta Braves

Atlanta Stadium, Atlanta, GA

Wed Jun 23 1971, 7:05 PM EDT

Att. 5,262 - Unknown

livebaseballscorecards.com

AB	36
R	6
H	12
RBI	6
BB	5
SO	5
LOB	20

Batter	1	2	3	4	5	6	7	8	9	AB	R	H	RBI	BB	SO	LOB
Ralph Garr, L (1, 7) OBP: 0.361, SLG: 0.445	6-3			4-3		BBBB SH5-4 BB	BBBB FC3-2 1-2 2-3		F7	3	0	0	0	2	0	1
Sonny Jackson, L (1, 8) OBP: 0.302, SLG: 0.357	4-3			4-3 HR 1B		SH5-4 1-2	FC3-2 1-2 2-3 3-H[f]			3	1	1	0	0	0	3
Hank Aaron, R (1, 3) OBP: 0.400, SLG: 0.631	F9			4-3 1-2		F9	F8			4	0	0	0	0	0	5
Darrell Evans, L (1, 5) OBP: 0.357, SLG: 0.424		3-1		2-H HR		BBBB BB		F8		3	1	1	2	1	0	0
Mike Lum, L (1, 9) OBP: 0.354, SLG: 0.402		F9		BBBB FC4-6 BB		5-3		4-3		3	0	0	0	1	0	2
Felix Millan, R (1, 4) OBP: 0.344, SLG: 0.384		F8		FC4-6 1-2f			1B 1B 1B	4-3		4	1	1	0	0	0	1
Earl Williams, R (1, 2) OBP: 0.308, SLG: 0.416			6-3		5-3		F2		BBBB FC4-6 BB	3	0	0	0	1	0	1
Marty Perez, R (1, 6) OBP: 0.264, SLG: 0.309			1-3		F3		BB 1B 1-2 FC3-2 1B		F8	4	0	1	0	0	0	1
Pat Jarvis, R (1, 1) OBP: 0.094, SLG: 0.033 Tom House, L (7, 1) Hal King, L (7, PH) OBP: 0.357, SLG: 0.344 George Stone, L (7, PR) OBP: 0.185, SLG: 0.222 Cecil Upshaw, R (8, 1) Oscar Brown, R (9, PH)			5-3		4-3		FC3-2 BB 1-2 2-H 1B		FC4-6 1-2f	2 0 1 0 0 1	0 0 0 0 0 0	0 0 1 0 0 0	0 0 1 0 0 0	0 0 0 0 0 0	0 0 0 0 0 0	0 0 0 0 0 1
Inning Stats	R: 0 H: 0 E: 0 LOB: 0 K: 0 BB: 0 S: 3 P: 3	R: 0 H: 0 E: 0 LOB: 0 K: 0 BB: 0 S: 3 P: 3	R: 0 H: 0 E: 0 LOB: 0 K: 0 BB: 0 S: 3 P: 3	R: 2 H: 2 E: 0 LOB: 1 K: 0 BB: 1 S: 5 P: 9	R: 0 H: 0 E: 0 LOB: 0 K: 0 BB: 0 S: 3 P: 3	R: 0 H: 0 E: 0 LOB: 2 K: 0 BB: 2 S: 3 P: 11	R: 1 H: 3 E: 0 LOB: 3 K: 0 BB: 1 S: 6 P: 10	R: 0 H: 0 E: 0 LOB: 0 K: 0 BB: 0 S: 3 P: 3	R: 0 H: 0 E: 0 LOB: 1 K: 0 BB: 1 S: 3 P: 7	1B: 4 2B: 0 3B: 0 HR: 1	SF: 0 SAC: 1 DP: 0 HBP: 0			WP: 0 PB: 0 SB: 0 CS: 0	PA: 37		

PITCHER		IP	WLS	BF	H	R	ER	SO	BB	IBB	HBP	BLK	WP	HR	S	P	ERA	WHIP
Carl Morton, R ERA: 3.65	(1, 1)	6.1	W	27	5	3	3	0	3	0	0	0	0	1	24	36	4.26	1.263
Dan McGinn, L ERA: 4.5	(7, 1)	0.1		2	0	0	0	0	1	0	0	0	0	0	1	5	0.00	3.000
John Strohmayer, R ERA: 5.08	(7, 1)	2.1	S	8	0	0	0	0	1	0	0	0	0	0	7	11	0.00	0.429

PITCHER	IP	WLS	BF	H	R	ER	SO	BB	IBB	HBP	BLK	WP	HR	S	P	ERA	WHIP

BOTTOM

Montreal Expos @ Atlanta Braves

Atlanta Stadium, Atlanta, GA

Wed Jun 23 1971, 7:05 PM EDT

Att. 5,262 - Unknown

livebaseballscorecards.com

AB	31
R	3
H	5
RBI	3
BB	5
SO	0
LOB	15

Batter	1	2	3	4	5	6	7	8	9	AB	R	H	RBI	BB	SO	LOB
Pete Rose, S (1, 9) OBP: 0.375, SLG: 0.404	FC4 1B		1B	WP 1B 1-H 2-H 3-H 2B		F7		BB FC4 BB		4	1	3	3	1	0	0
George Foster, R (1, 8) OBP: 0.340, SLG: 0.453	P3		P3	BBBB 1B 2-3 BB		F8		FC4 1-2f		4	0	0	0	1	0	3
Lee May, R (1, 3) OBP: 0.354, SLG: 0.571	K		F7	1-2 3-H 1B		K			L5	5	0	1	1	0	2	2
Johnny Bench, R (1, 2) OBP: 0.294, SLG: 0.479	FC4 1-2f			P4 F2			F9 2B		1B	5	0	2	0	0	0	3
Tony Perez, R (1, 5) OBP: 0.286, SLG: 0.375		1B		BB 1B 1B	HR		F9 2-3		K	5	2	3	1	0	1	2
Bernie Carbo, L (1, 7) OBP: 0.349, SLG: 0.329		P6		BBBB 1B 1-2 2B BB	G3		P4		K	4	1	0	0	1	1	3
Tommy Helms, R (1, 4) OBP: 0.263, SLG: 0.300		F8		BB 1-3 2-H 2B 1B	F8		F9			4	1	1	1	0	0	2
Woody Woodward, R (1, 6) OBP: 0.330, SLG: 0.286		F9		BBBB 1-2 2B BB	BBBB BB			K		2	1	0	0	2	1	1
Wayne Simpson, R (1, 1) OBP: 0.100, SLG: 0.100			5-3	K	K			K		3	0	0	0	0	2	4
Jim Merritt, L (7, 1) OBP: 0.176, SLG: 0.188										1	0	0	0	0	1	0
Wayne Granger, R (8, 1)										0	0	0	0	0	0	0
Joe Gibbon, R (8, 1)										0	0	0	0	0	0	0
Inning Stats	R: 0 E: 0 K: 1 S: 6 H: 1 LOB: 1 BB: 0 P: 6	R: 0 E: 0 K: 0 S: 4 H: 1 LOB: 1 BB: 0 P: 4	R: 0 E: 0 K: 0 S: 4 H: 1 LOB: 1 BB: 0 P: 4	R: 5 E: 0 K: 1 S: 9 H: 4 LOB: 2 BB: 3 P: 21	R: 1 E: 0 K: 1 S: 6 H: 1 LOB: 1 BB: 1 P: 10	R: 0 E: 0 K: 1 S: 5 H: 0 LOB: 0 BB: 0 P: 5	R: 0 E: 0 K: 0 S: 4 H: 1 LOB: 1 BB: 0 P: 4	R: 0 E: 0 K: 2 S: 7 H: 0 LOB: 1 BB: 1 P: 11	R: 0 E: 0 K: 2 S: 8 H: 1 LOB: 1 BB: 0 P: 8	1B: 7 2B: 2 3B: 0 HR: 1 SF: 0 SAC: 0 DP: 0 HBP: 0				WP: 1 PB: 0 SB: 0 CS: 0		PA: 42

PITCHER		IP	WLS	BF	H	R	ER	SO	BB	IBB	HBP	BLK	WP	HR	S	P	ERA	WHIP
Tom Kelley, R ERA: 3.16	(1, 1)	3.2		19	6	5	5	2	2	0	0	0	0	0	21	29	12.27	2.182
Bob Priddy, R ERA: 3.92	(4, 1)	4.1	W	19	3	1	1	4	3	0	0	0	1	1	24	36	2.08	1.385
Cecil Upshaw, R ERA: 4.56	(9, 1)	1.0	S	4	1	0	0	2	0	0	0	0	0	0	8	8	0.00	1.000

PITCHER	IP	WLS	BF	H	R	ER	SO	BB	IBB	HBP	BLK	WP	HR	S	P	ERA	WHIP

TOP

Cincinnati Reds @ Atlanta Braves

Atlanta Stadium, Atlanta, GA

Fri Jun 25 1971, 7:05 PM EDT

Unknown

livebaseballscorecards.com

AB	37
R	6
H	10
RBI	6
BB	5
SO	8
LOB	20

Cincinnati Reds @ Atlanta Braves

Atlanta Stadium, Atlanta, GA

Fri Jun 25 1971, 7:05 PM EDT

Unknown

livebaseballscorecards.com

BOTTOM

Batter	1	2	3	4	5	6	7	8	9	AB	R	H	RBI	BB	SO	LOB
Ralph Garr, L (1, 7) OBP: 0.361, SLG: 0.447	F8		SH1-3 S HR 1B	E3 S 1B		F8		4-3 1B 2-H 2B		5	3	2	1	0	0	0
Felix Millan, R (1, 4) OBP: 0.346, SLG: 0.385	1B 1B		SH1-3 1-3	1-H 1B			P5	4-3 2-3		4	0	2	1	0	0	1
Mike Lum, L (1, 9) OBP: 0.352, SLG: 0.393 Oscar Brown, R (8, PH) OBP: 0.500, SLG: 0.500 (9, 9)	F8		HR BB	4-3			G3	BB 3-H 1B		3 1	1 0	0 1	0 1	1 0	0 0	2 0
Darrell Evans, L (1, 5) OBP: 0.387, SLG: 0.484	1-3 1B		1-H 3-H HR		FC5-4 BB		E3 2B	FC6-4 1-2 BB		3	2	2	3	2	0	0
Earl Williams, R (1, 3) OBP: 0.310, SLG: 0.421	F7		1B		FC5-4 1-2f		2B 2-H 2B	FC6-4 1-2f		5	1	2	1	0	0	5
Hal King, L (1, 2) OBP: 0.354, SLG: 0.349		K	F5		K		2-H 2B			4	0	1	1	0	2	2
Sonny Jackson, L (1, 8) OBP: 0.301, SLG: 0.353		BB	4-3		F9		F8			3	0	0	0	1	0	3
Marty Perez, R (1, 6) OBP: 0.264, SLG: 0.307		F9		F8		F5		SH3 2B 1B		4	1	1	0	0	0	1
Tom Kelley, R (1, 1) Bob Priddy, R (4, 1) OBP: 0.100, SLG: 0.100 Zoilo Versalles, R (8, PH) OBP: 0.281, SLG: 0.344 Cecil Upshaw, R (9, 1)		K		K		F7		SH3 1-2		1 2 0 0	0 0 0 0	0 0 0 0	0 0 0 0	1 1 0 0	1 0 0 0	1 0 0 0
Inning Stats	R: 0 E: 0 K: 0 S: 5 H: 2 LOB: 2 BB: 0 P: 5	R: 0 E: 0 K: 2 S: 7 H: 0 LOB: 1 BB: 1 P: 11	R: 3 E: 0 K: 0 S: 6 H: 3 LOB: 1 BB: 1 P: 10	R: 1 E: 1 K: 1 S: 7 H: 1 LOB: 1 BB: 0 P: 7	R: 0 E: 1 K: 1 S: 5 H: 0 LOB: 1 BB: 1 P: 9	R: 0 E: 0 K: 0 S: 3 H: 0 LOB: 0 BB: 0 P: 3	R: 2 E: 1 K: 0 S: 6 H: 2 LOB: 1 BB: 0 P: 6	R: 2 E: 0 K: 0 S: 6 H: 3 LOB: 2 BB: 1 P: 10		1B: 7 2B: 3 3B: 0 HR: 1 SF: 0 SAC: 2 DP: 0 HBP: 0						

	AB	35
	R	8
	H	11
	RBI	8
	BB	4
	SO	4
	LOB	15

WP: 0 PB: 0 SB: 2 CS: 0 PA: 41

PITCHER		IP	WLS	BF	H	R	ER	SO	BB	IBB	HBP	BLK	WP	HR	S	P	ERA	WHIP
Wayne Simpson, R ERA: 5.06	(1, 1)	6.2		33	8	6	3	4	3	0	0	0	0	1	38	50	4.05	1.650
Jim Merritt, L ERA: 5.4	(7, 1)	0.2	L	4	2	2	2	0	0	0	0	0	0	0	4	4	27.00	3.000
Wayne Granger, R ERA: 3.0	(8, 1)	0.1		1	0	0	0	0	0	0	0	0	0	0	1	1	0.00	0.000
Joe Gibbon, L ERA: 2.61	(8, 1)	0.1		3	1	0	0	0	1	0	0	0	0	0	2	6	0.00	6.000

PITCHER	IP	WLS	BF	H	R	ER	SO	BB	IBB	HBP	BLK	WP	HR	S	P	ERA	WHIP

Cincinnati Reds @ Atlanta Braves

Atlanta Stadium, Atlanta, GA

Fri Jun 25 1971, 7:05 PM EDT

Att. 25,903 - Unknown

livebaseballscorecards.com

TOP

Batter	1	2	3	4	5	6	7	8	9	AB	R	H	RBI	BB	SO	LOB
Pete Rose, S (1, 9) OBP: 0.374, SLG: 0.399	6-3		BBBB 4-0 G6-4-3 BB		F2		6-3			3	0	0	0	1	0	1
George Foster, R (1, 8) OBP: 0.333, SLG: 0.443	F7		P3		SSS 0-3 K2-3			F8		4	0	0	0	0	1	1
Lee May, R (1, 3) OBP: 0.355, SLG: 0.570	1B		G6-4-3 1-2f			G4-3 1B		SSS 0-3 K		2	0	1	0	0	0	1
Buddy Bradford, R (4, 7) OBP: 0.307, SLG: 0.284										2	0	1	0	0	1	0
Johnny Bench, R (1, 7) (4, 3) OBP: 0.294, SLG: 0.487	5-3			F7		G4-3 1-2f		HR		4	1	1	1	0	0	2
Tony Perez, R (1, 5) OBP: 0.296, SLG: 0.394		HR		6-3 1B		1B		1B		4	1	4	1	0	0	0
Tommy Helms, R (1, 4) OBP: 0.266, SLG: 0.314		HR		6-3 1-2		5-3		P4		4	1	2	1	0	0	2
Pat Corrales, R (1, 2) OBP: 0.205, SLG: 0.167		L9		6-3 1-2 2-3			F8		F9	4	0	0	0	0	0	2
Dave Concepcion, R (1, 6) OBP: 0.255, SLG: 0.262		SSS 0-3 K		5-3			SSS 0-3 K		3-1	3	0	0	0	0	2	2
Jimmy Stewart, S (9, PH) OBP: 0.268, SLG: 0.237										1	0	0	0	0	0	0
Tony Cloninger, R (1, 1) OBP: 0.313, SLG: 0.375		SSS 0-3 K			F7		3B		SSS 0-3 K	1	0	0	0	0	1	0
Wayne Granger, R (2, 1)										0	0	0	0	0	0	0
Jim Merritt, L (3, 1) OBP: 0.211, SLG: 0.333										2	0	1	0	0	0	0
Al Ferrara, R (9, PH) OBP: 0.273, SLG: 0.139										1	0	0	0	0	1	0

Inning Stats	1	2	3	4	5	6	7	8	9
	R: 0 E: 0 K: 0 S: 4 H: 1 LOB: 1 BB: 0 P: 4	R: 2 E: 0 K: 2 S: 9 H: 2 LOB: 0 BB: 0 P: 9	R: 0 E: 0 K: 0 S: 2 H: 0 LOB: 0 BB: 1 P: 6	R: 0 E: 0 K: 0 S: 5 H: 2 LOB: 2 BB: 0 P: 5	R: 0 E: 0 K: 1 S: 5 H: 0 LOB: 0 BB: 0 P: 5	R: 0 E: 0 K: 0 S: 4 H: 2 LOB: 1 BB: 0 P: 4	R: 0 E: 0 K: 1 S: 6 H: 1 LOB: 1 BB: 0 P: 6	R: 1 E: 0 K: 1 S: 7 H: 2 LOB: 1 BB: 0 P: 7	R: 0 E: 0 K: 1 S: 5 H: 0 LOB: 0 BB: 0 P: 5

| | | | | | | | | | |

Batter	1	2	3	4	5	6	7	8	9	AB	R	H	RBI	BB	SO	LOB
Ralph Garr, L (1, 7) OBP: 0.365, SLG: 0.453	F7	BB, BB, 2-H, 2B	4-3		G4-6-3, 1-2, 1B		PB, 1B, 1B			5	1	3	1	0	0	0
Felix Millan, R (1, 4) OBP: 0.350, SLG: 0.387	E, S, 1B, 1B	BB, BB, 1B, HBP	2B, 9-2, 1B		G4-6-3, 1-2f, 2-3		F8			4	2	2	0	0	0	3
Mike Lum, L (1, 9) OBP: 0.371, SLG: 0.413	BB, HR, 1-H, 1B	B B B, 1B, BB, 1-2, 2-3, BB	1-3, 2B		B B B, BB		PB, 1-2, 1B			3	2	3	1	2	0	0
Darrell Evans, L (1, 5) OBP: 0.388, SLG: 0.462	B B B B, HR, 1-2, BB	B B B, 1B, 1-2, 2-3, 3-H, BB	9-2, 3-Hf		F8		S S S, K, 1-2, 2-3			3	2	0	1	2	1	6
Earl Williams, R (1, 3) OBP: 0.313, SLG: 0.436	HR, 1-H, 2-H	1B, 1B, 6-3, 1-2, 2-3, 3-H, 1B		4-3		6-3	F7			5	2	2	4	0	0	3
Sonny Jackson, L (1, 8) OBP: 0.306, SLG: 0.361	G3	6-3, 1B, 1-2, 2-H, 3-H, 1B		F8		FC4-6, 1B		2B		5	0	3	2	0	0	0
Bob Didier, S (1, 2) OBP: 0.265, SLG: 0.277	P6	6-3, 1-2, 2-3, 1B		E3		FC4-6, FC6-4, 1-2f		F3		5	0	1	0	0	0	2
Marty Perez, R (1, 6) OBP: 0.262, SLG: 0.304		SH1-4, 2B, 1B, 6-3, 1-2, 2-3, 3-H		P5		FC6-4, 1-2f		F2		5	1	1	1	0	0	5
Phil Niekro, R (1, 1) OBP: 0.136, SLG: 0.143		SH1-4, 1-2, 5-3			G4-6-3, 1B, 1B		5-3	F7		4	0	1	0	0	0	3
Inning Stats	R: 4 E: 0 K: 0 S: 6 H: 3 LOB: 0 BB: 1 P: 10	R: 6 E: 0 K: 0 S: 8 H: 5 LOB: 2 BB: 2 P: 17	R: 0 E: 0 K: 0 S: 4 H: 2 LOB: 1 BB: 0 P: 4	R: 0 E: 1 K: 0 S: 4 H: 0 LOB: 1 BB: 0 P: 4	R: 0 E: 0 K: 0 S: 4 H: 2 LOB: 2 BB: 1 P: 8	R: 0 E: 0 K: 0 S: 4 H: 1 LOB: 1 BB: 0 P: 4	R: 0 E: 0 K: 1 S: 8 H: 2 LOB: 3 BB: 0 P: 8	R: 0 E: 0 K: 0 S: 4 H: 1 LOB: 1 BB: 0 P: 4		1B: 12 2B: 4 3B: 0 HR: 1 SF: 0 SAC: 1 DP: 2 HBP: 1						

PITCHER		IP	WLS	BF	H	R	ER	SO	BB	IBB	HBP	BLK	WP	HR	S	P	ERA	WHIP
Tony Cloninger, R ERA: 4.42	(1, 1)	1.1	L	13	5	9	9	0	3	0	1	0	0	1	9	22	60.75	6.000
Wayne Granger, R ERA: 3.14	(2, 1)	0.2		5	3	1	1	0	0	0	0	0	0	0	5	5	13.50	4.500
Jim Merritt, L ERA: 4.9	(3, 1)	6.0		27	8	0	0	1	1	0	0	0	0	0	28	32	0.00	1.500

PITCHER	IP	WLS	BF	H	R	ER	SO	BB	IBB	HBP	BLK	WP	HR	S	P	ERA	WHIP

BOTTOM

Cincinnati Reds @ Atlanta Braves

Atlanta Stadium, Atlanta, GA

Fri Jun 25 1971, 7:05 PM EDT

Att. 25,903 - Unknown

livebaseballscorecards.com

AB	39
R	10
H	16
RBI	10
BB	4
SO	1
LOB	22

Cincinnati Reds @ Atlanta Braves

Atlanta Stadium, Atlanta, GA

Sat Jun 26 1971, 7:05 PM EDT

Att. 20,436 - Unknown

TOP

livebaseballscorecards.com

Batter	1	2	3	4	5	6	7	8	9	AB	R	H	RBI	BB	SO	LOB
Pete Rose, S (1, 9) OBP: 0.375, SLG: 0.401	F9		1B		1-2 1B		6-3			4	0	2	0	0	0	0
George Foster, R (1, 8) OBP: 0.332, SLG: 0.439	2B 1B		F9		K		5-3			4	0	1	0	0	1	3
Lee May, R (1, 3) OBP: 0.354, SLG: 0.564	F9			F9	F7			1B		4	0	1	0	0	0	3
Dave Concepcion, R (8, PR) (8, 6) OBP: 0.255, SLG: 0.262										0	0	0	0	0	0	0
Johnny Bench, R (1, 2) OBP: 0.296, SLG: 0.491	1-H 2B			1B 1B		F7		F8		4	0	2	0	0	0	1
Tony Perez, R (1, 5) (8, 3) OBP: 0.298, SLG: 0.394		K		1-2 1B		B B B B 1B BB		F5 1-2		3	0	1	0	1	1	1
Hal McRae, R (1, 7) OBP: 0.257, SLG: 0.319		F8		F7		F7		5-3		4	0	0	0	0	0	4
Tommy Helms, R (1, 4) OBP: 0.266, SLG: 0.313		P6		P3		1-2 FC6-4 1B			S S S K	4	0	1	0	0	1	2
Woody Woodward, R (1, 6) (8, 5) OBP: 0.321, SLG: 0.277			F8	F8		1-2f FC6-4			S S S K	3	0	0	0	0	0	2
Al Ferrara, R (9, PH) OBP: 0.267, SLG: 0.135										1	0	0	0	0	1	0
Jim McGlothlin, R (1, 1) OBP: 0.238, SLG: 0.350			S S S K		1B 1B		F8		P4	3	0	1	0	0	1	0
Buddy Bradford, R (9, PH) OBP: 0.305, SLG: 0.282										1	0	0	0	0	0	0

Inning Stats	1	2	3	4	5	6	7	8	9	1B	SF	WP	PA
R	0	0	0	0	0	0	0	0	0	8	0	0	36
E	0	0	0	0	0	0	0	0	0	2B 1	SAC 0	PB 1	
K	0	1	1	0	1	0	0	0	2	3B 0	DP 0	SB 0	
S	4	5	6	5	7	8	3	4	7	HR 0	HBP 0	CS 0	
H	2	0	1	2	2	1	0	1	0				
LOB	2	0	0	2	2	2	0	1	0				
BB	0	0	0	0	0	1	0	0	0				
P	4	5	6	5	7	8	3	4	7				

PITCHER	IP	WLS	BF	H	R	ER	SO	BB	IBB	HBP	BLK	WP	HR	S	P	ERA	WHIP
George Stone, L (1, 1) ERA: 3.28	9.0	W	36	9	0	0	5	1	0	0	0	0	0	45	49	0.00	1.111

PITCHER	IP	WLS	BF	H	R	ER	SO	BB	IBB	HBP	BLK	WP	HR	S	P	ERA	WHIP

AB	35
R	0
H	9
RBI	0
BB	1
SO	5
LOB	16

Batter	1	2	3	4	5	6	7	8	9	AB	R	H	RBI	BB	SO	LOB
Ralph Garr, L (1, 7) OBP: 0.369, SLG: 0.455	G6-4-3 1B		K		1B 2-H 1B		IBB			3	0	2	1	1	1	0
Felix Millan, R (1, 4) OBP: 0.349, SLG: 0.385	G6-4-3 1-2f		5-3		1-2 1B		F9			4	0	1	0	0	0	3
Hank Aaron, R (1, 9) OBP: 0.394, SLG: 0.620	K			5-3	K			5-3		4	0	0	0	0	2	2
Orlando Cepeda, R (1, 3) OBP: 0.337, SLG: 0.513		5-3		F8		K		5-3		4	0	0	0	0	1	0
Darrell Evans, L (1, 5) OBP: 0.393, SLG: 0.464		WP 1B		FC5-4 1B		1-3		K		4	0	2	0	0	1	0
Earl Williams, R (1, 2) OBP: 0.313, SLG: 0.432		1-2 BB		FC5-4 1-2f		K				2	0	0	0	1	1	1
Mike Lum, L (1, 8) OBP: 0.376, SLG: 0.418		P6			4-3 1B 1B		SH5-4 1B			3	1	2	0	0	0	2
Marty Perez, R (1, 6) OBP: 0.259, SLG: 0.300		5-3			4-3 1-2		SH5-4 1-2			2	0	0	0	0	0	3
George Stone, L (1, 1) OBP: 0.167, SLG: 0.200			P6		F8		K			3	0	0	0	0	1	2
Inning Stats	R: 0 E: 0 K: 1 S: 5 H: 1 LOB: 0 BB: 0 P: 5	R: 0 E: 0 K: 0 S: 4 H: 1 LOB: 2 BB: 1 P: 8	R: 0 E: 0 K: 1 S: 5 H: 0 LOB: 0 BB: 0 P: 5	R: 0 E: 0 K: 0 S: 4 H: 1 LOB: 1 BB: 0 P: 4	R: 1 E: 0 K: 1 S: 8 H: 3 LOB: 2 BB: 0 P: 8	R: 0 E: 0 K: 2 S: 7 H: 0 LOB: 0 BB: 0 P: 7	R: 0 E: 0 K: 1 S: 6 H: 1 LOB: 2 BB: 1 P: 10	R: 0 E: 0 K: 1 S: 5 H: 0 LOB: 0 BB: 0 P: 5		1B: 7 2B: 0 3B: 0 HR: 0 SF: 0 SAC: 1 DP: 1 HBP: 0						

PITCHER	IP	WLS	BF	H	R	ER	SO	BB	IBB	HBP	BLK	WP	HR	S	P	ERA	WHIP
Jim McGlothlin, R (1, 1) ERA: 3.86	8.0	L	32	7	1	1	7	1	1	0	0	1	0	44	52	1.12	1.000

PITCHER	IP	WLS	BF	H	R	ER	SO	BB	IBB	HBP	BLK	WP	HR	S	P	ERA	WHIP

BOTTOM

Cincinnati Reds @ Atlanta Braves

Atlanta Stadium, Atlanta, GA

Sat Jun 26 1971, 7:05 PM EDT

Att. 20,436 - Unknown

livebaseballscorecards.com

AB	29
R	1
H	7
RBI	1
BB	2
SO	7
LOB	13

WP: 1 PA: 32
PB: 0
SB: 0
CS: 0

Cincinnati Reds @ Atlanta Braves

Atlanta Stadium, Atlanta, GA

Sun Jun 27 1971, 3:33 AM EDT

Att. 15,937 - Unknown

TOP

Batter	1	2	3	4	5	6	7	8	9	AB	R	H	RBI	BB	SO	LOB
Pete Rose, S (1, 9) OBP: 0.376, SLG: 0.396	6-3		F7	IBB		2B BB		L8		3	0	0	0	2	0	0
George Foster, R (1, 8) OBP: 0.338, SLG: 0.443	K		P6	1-2 2-3 3-H BB		1-3 2-H 2B			WP HR HBP	3	1	1	2	1	1	0
Lee May, R (1, 3) OBP: 0.355, SLG: 0.574	WP 1B		6-3	F8		6-3			1-H HR	5	1	2	2	0	0	5
Johnny Bench, R (1, 2) OBP: 0.291, SLG: 0.482	L1 1-2			E5 1B 2B	F7	F8			6-3	5	1	0	0	0	0	3
Tony Perez, R (1, 5) OBP: 0.301, SLG: 0.395		L9		1-2 2B 1B	1B		4-3		K	4	1	2	0	0	0	0
Dave Concepcion, R (7, 6) OBP: 0.254, SLG: 0.261										1	0	0	0	0	1	0
Bernie Carbo, L (1, 7) OBP: 0.353, SLG: 0.358		HR		SH2-4 1-H 2-H BB 2B	F8		4-3		F7	4	2	2	3	0	0	1
Buddy Bradford, R (9, PH) (9, 7) OBP: 0.302, SLG: 0.279										1	0	0	0	0	0	0
Tommy Helms, R (1, 4) OBP: 0.266, SLG: 0.315		6-3 2B		6-3	F9		5-3			4	0	1	0	0	0	2
Woody Woodward, R (1, 6) (7, 5) OBP: 0.328, SLG: 0.286		6-3 2-3		BB SH2-4 1B		SH1 2B 1B		6-3		4	1	2	0	0	0	1
Gary Nolan, R (1, 1) OBP: 0.100, SLG: 0.079		4-3		SH2-4 1-2 2-3		SH1 1-2		6-3		2	0	0	0	0	0	1
Wayne Granger, R (9, 1)										0	0	0	0	0	0	0
Inning Stats	R: 0 E: 0 K: 1 S: 6 H: 1 LOB: 1 BB: 0 P: 6	R: 1 E: 0 K: 0 S: 5 H: 2 LOB: 1 BB: 0 P: 5	R: 0 E: 0 K: 0 S: 3 H: 0 LOB: 0 BB: 0 P: 3	R: 3 E: 1 K: 0 S: 7 H: 3 LOB: 3 BB: 2 P: 15	R: 0 E: 0 K: 0 S: 4 H: 1 LOB: 1 BB: 0 P: 4	R: 1 E: 0 K: 0 S: 5 H: 2 LOB: 2 BB: 1 P: 9	R: 0 E: 0 K: 0 S: 3 H: 0 LOB: 0 BB: 0 P: 3	R: 0 E: 0 K: 0 S: 3 H: 0 LOB: 0 BB: 0 P: 3	R: 2 E: 0 K: 1 S: 6 H: 1 LOB: 0 BB: 0 P: 7	1B: 5 2B: 3 3B: 0 HR: 2 SF: 0 SAC: 2 DP: 0 HBP: 1							

PITCHER		IP	WLS	BF	H	R	ER	SO	BB	IBB	HBP	BLK	WP	HR	S	P	ERA	WHIP
Ron Reed, R ERA: 3.43	(1, 1)	3.2	L	20	6	4	2	1	1	1	0	0	1	1	20	28	4.91	1.909
Ron Herbel, R ERA: 4.78	(4, 1)	4.1		17	3	1	1	0	1	0	0	0	0	0	16	20	2.08	0.923
Tom House, L ERA: 13.5	(9, 1)	1.0		5	1	2	2	1	0	0	1	0	1	1	6	7	18.00	1.000

PITCHER	IP	WLS	BF	H	R	ER	SO	BB	IBB	HBP	BLK	WP	HR	S	P	ERA	WHIP

AB	36
R	7
H	10
RBI	7
BB	3
SO	2
LOB	13

1B: 5	SF: 0	WP: 2	PA: 42
2B: 3	SAC: 2	PB: 0	
3B: 0	DP: 0	SB: 0	
HR: 2	HBP: 1	CS: 0	

livebaseballscorecards.com

Batter	1	2	3	4	5	6	7	8	9	AB	R	H	RBI	BB	SO	LOB
Ralph Garr, L (1, 7) OBP: 0.368, SLG: 0.453	6-3			F7			2-3		2B 1B	4	1	1	0	0	0	0
Felix Millan, R (1, 4) OBP: 0.350, SLG: 0.390	F9			P4			HR 1B		1-H HR 2B	4	2	2	1	0	0	0
Hank Aaron, R (1, 9) OBP: 0.396, SLG: 0.643	K			P4			1-H HR		2-H HR	4	2	2	4	0	1	0
Orlando Cepeda, R (1, 3) OBP: 0.335, SLG: 0.509		K			P3		F9		4-3	2	0	0	0	0	1	0
Hal King, L (6, 2) OBP: 0.350, SLG: 0.344										2	0	0	0	0	0	0
Darrell Evans, L (1, 5) OBP: 0.386, SLG: 0.444		K			4-3		BB		4-3	3	0	0	0	1	1	0
Earl Williams, R (1, 2) OBP: 0.307, SLG: 0.423 (6, 3)		F7			P3		F7		K	4	0	0	0	0	1	1
Mike Lum, L (1, 8) OBP: 0.370, SLG: 0.410			F9			F9		F8		3	0	0	0	0	0	0
Marty Perez, R (1, 6) OBP: 0.254, SLG: 0.294			F7			F5		L7		3	0	0	0	0	0	0
Ron Reed, R (1, 1) OBP: 0.086, SLG: 0.086			F8			K		K		1	0	0	0	0	0	0
Ron Herbel, R (4, 1)										1	0	0	0	0	1	0
Sonny Jackson, L (8, PH) OBP: 0.305, SLG: 0.360										1	0	0	0	0	1	0
Tom House, L (9, 1)										0	0	0	0	0	0	0
Inning Stats	R: 0 E: 0 K: 1 S: 5 H: 0 LOB: 0 BB: 0 P: 5	R: 0 E: 0 K: 2 S: 7 H: 0 LOB: 0 BB: 0 P: 7	R: 0 E: 0 K: 0 S: 3 H: 0 LOB: 0 BB: 0 P: 3	R: 0 E: 0 K: 0 S: 3 H: 0 LOB: 0 BB: 0 P: 3	R: 0 E: 0 K: 0 S: 3 H: 0 LOB: 0 BB: 0 P: 3	R: 0 E: 0 K: 1 S: 5 H: 0 LOB: 0 BB: 0 P: 5	R: 2 E: 0 K: 0 S: 5 H: 2 LOB: 1 BB: 1 P: 9	R: 0 E: 0 K: 1 S: 5 H: 0 LOB: 0 BB: 0 P: 5	R: 3 E: 0 K: 1 S: 8 H: 3 LOB: 0 BB: 0 P: 8	1B: 2 2B: 1 3B: 0 HR: 2	SF: 0 SAC: 0 DP: 0 HBP: 0						

PITCHER		IP	WLS	BF	H	R	ER	SO	BB	IBB	HBP	BLK	WP	HR	S	P	ERA	WHIP
Gary Nolan, R ERA: 2.82	(1, 1)	8.0	W	29	4	4	4	5	1	0	0	0	0	1	38	42	4.50	0.625
Wayne Granger, R ERA: 3.26	(9, 1)	1.0	S	4	1	1	1	1	0	0	0	0	0	1	6	6	9.00	1.000

PITCHER	IP	WLS	BF	H	R	ER	SO	BB	IBB	HBP	BLK	WP	HR	S	P	ERA	WHIP

BOTTOM

Cincinnati Reds @ Atlanta Braves

Atlanta Stadium, Atlanta, GA

Sun Jun 27 1971, 3:33 AM EDT

Att. 15,937 - Unknown

livebaseballscorecards.com

AB	32
R	5
H	5
RBI	5
BB	1
SO	6
LOB	1

1B: 2	SF: 0	WP: 0	PA: 33
2B: 1	SAC: 0	PB: 0	
3B: 0	DP: 0	SB: 0	
HR: 2	HBP: 0	CS: 0	

Atlanta Braves @ Houston Astros

Astrodome, Houston, TX

Mon Jun 28 1971, 8:05 PM EDT

Dome

TOP

livebaseballscorecards.com

Batter	1	2	3	4	5	6	7	8	9	AB	R	H	RBI	BB	SO	LOB
Ralph Garr, L (1, 7) OBP: 0.368, SLG: 0.450	4-3		4-3 SH2-3 1B		4-3			BBB 4-0 1B 3B BB	4-3	4	1	1	0	1	0	1
Sonny Jackson, L (1, 8) OBP: 0.309, SLG: 0.363	6-3		SH2-3 1-2		G6-4-3 1B			0-0 1-2 3B 1B		3	1	2	0	0	0	0
Felix Millan, R (1, 4) OBP: 0.346, SLG: 0.385	5-3		4-3 2-3		G6-4-3 1-2f			F6		4	0	0	0	0	0	4
Darrell Evans, L (1, 5) OBP: 0.391, SLG: 0.474		BB 2B 1B	SSS K			F8		6-3 1-H 2-H 3B		4	2	2	2	0	1	1
Mike Lum, L (1, 9) OBP: 0.367, SLG: 0.401		BBBB 1-2 2B BB		F9		4-3		6-3 3-H		3	1	0	1	1	0	0
Earl Williams, R (1, 3) OBP: 0.306, SLG: 0.419		F3		1B 1B		5-3		6-3		4	0	1	0	0	0	2
Hal King, L (1, 2) OBP: 0.354, SLG: 0.356		1-H 2-H 2B		1-2 1B			F6		SSS K	4	0	2	2	0	1	0
Marty Perez, R (1, 6) OBP: 0.250, SLG: 0.289		SSS K		SSS K			SSS K		SSS K	3	0	0	0	0	3	3
Oscar Brown, R (9, PH) OBP: 0.333, SLG: 0.333										1	0	0	0	0	1	0
Steve Barber, L (1, 1)		SSS K		SSS K			SSS K		BBB BB	3	0	0	0	0	3	3
Cecil Upshaw, R (8, 1)										0	0	0	0	0	0	0
Hank Aaron, R (9, PH) OBP: 0.398, SLG: 0.643										0	0	0	0	1	0	0

AB	33
R	5
H	8
RBI	5
BB	3
SO	9
LOB	14

Inning Stats										
	R: 0 E: 0 K: 0 S: 3	H: 0 LOB: 0 BB: 0 P: 3	R: 2 E: 0 K: 2 S: 9	H: 2 LOB: 1 BB: 1 P: 13	R: 0 E: 0 K: 1 S: 6	H: 1 LOB: 1 BB: 0 P: 6	R: 0 E: 0 K: 2 S: 9	H: 2 LOB: 2 BB: 0 P: 9	R: 0 E: 0 K: 3 S: 3	H: 1 LOB: 0 BB: 0 P: 3
	R: 0 E: 0 K: 0 S: 3	H: 0 LOB: 0 BB: 0 P: 3	R: 0 E: 0 K: 2 S: 7	H: 0 LOB: 0 BB: 0 P: 7	R: 3 E: 0 K: 0 S: 5	H: 2 LOB: 0 BB: 1 P: 9	R: 0 E: 0 K: 2 S: 7	H: 0 LOB: 1 BB: 1 P: 11	1B: 6 2B: 1 3B: 1 HR: 0	SF: 0 SAC: 1 DP: 1 HBP: 0

WP: 0 PB: 0 SB: 0 CS: 0 PA: 37

PITCHER	IP	WLS	BF	H	R	ER	SO	BB	IBB	HBP	BLK	WP	HR	S	P	ERA	WHIP
Don Wilson, R (1, 1) ERA: 3.31	9.0	W	37	8	5	5	9	3	0	0	0	0	0	52	64	5.00	1.222

PITCHER	IP	WLS	BF	H	R	ER	SO	BB	IBB	HBP	BLK	WP	HR	S	P	ERA	WHIP

Batter	1	2	3	4	5	6	7	8	9	AB	R	H	RBI	BB	SO	LOB
Roger Metzger, S (1, 6) OBP: 0.269, SLG: 0.284	FC5-2 3B	F3		E5 1B		E4				4	0	1	0	0	0	1
Cesar Cedeno, R (1, 8) OBP: 0.266, SLG: 0.357	FC5-2 PB 1B 3-H		F8	G5-4-3 1B 1-2		F9				4	1	1	0	0	0	2
Jimmy Wynn, R (1, 9) OBP: 0.300, SLG: 0.284	1B SF8 BB 1-2		1B 1B BB	F3		F4				2	2	0	0	2	0	3
Bob Watson, R (1, 7) OBP: 0.351, SLG: 0.398	1B 1-3 2-H		F9	G5-4-3 1-2f			K			4	0	1	1	0	1	3
Cesar Geronimo, L (8, 7) OBP: 0.286, SLG: 0.350										0	0	0	0	0	0	0
Denis Menke, R (1, 3) OBP: 0.328, SLG: 0.306	SF8 3-H		1B 2B 1B 1-2		5-3		5-3			3	1	1	1	0	0	0
Doug Rader, R (1, 5) OBP: 0.288, SLG: 0.315	F8		2B E 1B 1-3 2-H		4-3 1B		F8			4	1	2	1	0	0	1
Jack Hiatt, R (1, 2) OBP: 0.473, SLG: 0.429		F5	E7 1B 2B 1-H 3-H		4-3 1-2			F8		4	1	1	1	0	0	1
Marty Martinez, S (1, 4) OBP: 0.357, SLG: 0.385		SH1-3 1B	2-H 1B		F8			F2		4	0	2	1	0	0	1
Don Wilson, R (1, 1) OBP: 0.133, SLG: 0.156		SH1-3 1-2	F8			K		K		3	0	0	0	0	2	1
Inning Stats	R: 2 H: 2 E: 0 LOB: 1 K: 0 BB: 1 S: 5 P: 9	R: 0 H: 1 E: 0 LOB: 1 K: 0 BB: 0 S: 4 P: 4	R: 4 H: 4 E: 1 LOB: 1 K: 0 BB: 1 S: 7 P: 11	R: 0 H: 1 E: 1 LOB: 1 K: 0 BB: 0 S: 4 P: 4	R: 0 H: 1 E: 0 LOB: 1 K: 0 BB: 0 S: 4 P: 4	R: 0 H: 0 E: 1 LOB: 1 K: 1 BB: 0 S: 6 P: 6	R: 0 H: 0 E: 0 LOB: 0 K: 1 BB: 0 S: 5 P: 5	R: 0 H: 0 E: 0 LOB: 0 K: 1 BB: 0 S: 5 P: 5		1B: 7 SF: 1 2B: 1 SAC: 1 3B: 1 DP: 1 HR: 0 HBP: 0						

PITCHER		IP	WLS	BF	H	R	ER	SO	BB	IBB	HBP	BLK	WP	HR	S	P	ERA	WHIP
Steve Barber, L ERA: 4.71	(1, 1)	7.0	L	33	9	6	6	2	2	0	0	0	0	0	35	43	7.71	1.571
Cecil Upshaw, R ERA: 4.47	(8, 1)	1.0		3	0	0	0	1	0	0	0	0	0	0	5	5	0.00	0.000

PITCHER	IP	WLS	BF	H	R	ER	SO	BB	IBB	HBP	BLK	WP	HR	S	P	ERA	WHIP

Atlanta Braves @ Houston Astros

Astrodome, Houston, TX

Mon Jun 28 1971, 8:05 PM EDT

Dome

BOTTOM

livebaseballscorecards.com

AB	32
R	6
H	9
RBI	5
BB	2
SO	3
LOB	13

Atlanta Braves @ Houston Astros

Astrodome, Houston, TX

Mon Jun 28 1971, 8:05 PM EDT

Att. 18,908 - Dome

TOP

livebaseballscorecards.com

Batter	1	2	3	4	5	6	7	8	9	AB	R	H	RBI	BB	SO	LOB
Ralph Garr, L (1, 7) OBP: 0.370, SLG: 0.447	BBBB 4-0 BB 1B BB	x 0-0 ③ 6-3		x 0-0 ② 1-3		BBBB 4-0 G6-4-3 BB			x 0-0 FC6 1B	2	1	0	0	2	0	3
Sonny Jackson, L (8, 8) OBP: 0.311, SLG: 0.365										1	0	1	0	0	0	0
Felix Millan, R (1, 4) OBP: 0.347, SLG: 0.383	BBBB 4-0 1B 1-2 FC5-2-5 BB		SSS 0-3 ① K	x 0-0 1-3 2-H 1B		x 0-0 ②③ G6-4-3 1-2f			x 0-0 ① FC6 1-2f	4	0	1	1	1	1	2
Hank Aaron, R (1, 3) OBP: 0.394, SLG: 0.634	SSS 0-3 ① K		x 0-0 WP 2B 1B	x 0-0 ③ F7			x 0-0 ① F4		x 0-0 ② F9	5	1	1	0	0	1	5
Earl Williams, R (1, 2) OBP: 0.304, SLG: 0.414	x 0-0 FC5-2-5 1-3 2-H 1B		x 0-0 ② F7 1-2		x 0-0 ① F8		x 0-0 ② F8		x 0-0 ③ 4-3	5	0	1	1	0	0	2
Zoilo Versalles, R (1, 5) OBP: 0.294, SLG: 0.385	x 0-0 ② FC5-2-5 1-2 3-H		x 0-0 2-H 2B		x 0-0 E 2B		SSS 0-3 ③ K			4	1	2	1	0	1	2
Bob Priddy, R (7, 1) OBP: 0.100, SLG: 0.100										0	0	0	0	0	0	0
Oscar Brown, R (1, 8) OBP: 0.143, SLG: 0.143	SSS 0-3 ③ K		x 0-0 ③ F9		x 0-0 E9 2-H			x 0-0 ① F9		4	0	0	0	0	1	3
(8, 7)																
Mike Lum, L (1, 9) OBP: 0.365, SLG: 0.397		x 0-0 ① F9		x 0-0 1B 1B	x 0-0 ② F9			x 0-0 ② F3		4	1	1	0	0	0	1
Marty Perez, R (1, 6) OBP: 0.250, SLG: 0.284		x 0-0 E5		x 0-0 ① F9	x 0-0 ③ F8			BBBB 4-0 BB		3	0	0	0	1	0	2
Jim Nash, R (1, 1) OBP: 0.182, SLG: 0.212		SSS 0-3 ② K		x 0-0 1B 1-2 1B		SSS 0-3 ① K		SSS 0-3 ③ K		3	0	1	0	0	2	1
Darrell Evans, L (7, 5) OBP: 0.387, SLG: 0.468										1	0	0	0	0	1	1
Inning Stats	R: 1 E: 0 K: 2 S: 8 H: 1 LOB: 2 BB: 2 P: 16	R: 0 E: 1 K: 1 S: 6 H: 0 LOB: 1 BB: 0 P: 6	R: 1 E: 0 K: 1 S: 7 H: 2 LOB: 1 BB: 0 P: 7	R: 1 E: 0 K: 0 S: 6 H: 3 LOB: 2 BB: 0 P: 6	R: 1 E: 1 K: 0 S: 5 H: 1 LOB: 1 BB: 0 P: 5	R: 0 E: 0 K: 1 S: 4 H: 0 LOB: 0 BB: 1 P: 8	R: 0 E: 0 K: 1 S: 5 H: 0 LOB: 0 BB: 0 P: 5	R: 0 E: 0 K: 1 S: 5 H: 0 LOB: 1 BB: 1 P: 9	R: 0 E: 0 K: 0 S: 4 H: 1 LOB: 1 BB: 0 P: 4	1B: 6 2B: 2 3B: 0 HR: 0 SF: 0 SAC: 0 DP: 1 HBP: 0						

	AB	36
	R	4
	H	8
	RBI	3
	BB	4
	SO	7
	LOB	22

WP: 1 PB: 0 SB: 0 CS: 0 PA: 40

PITCHER		IP	WLS	BF	H	R	ER	SO	BB	IBB	HBP	BLK	WP	HR	S	P	ERA	WHIP
Wade Blasingame, L ERA: 3.91	(1, 1)	3.2		20	6	3	3	4	2	0	0	0	1	0	26	34	7.36	2.182
Jim Ray, R ERA: 2.39	(4, 1)	3.1	W	12	1	1	0	2	1	0	0	0	0	0	15	19	0.00	0.600
George Culver, R ERA: 2.03	(8, 1)	2.0	S	8	1	0	0	1	1	0	0	0	0	0	9	13	0.00	1.000

PITCHER	IP	WLS	BF	H	R	ER	SO	BB	IBB	HBP	BLK	WP	HR	S	P	ERA	WHIP

Atlanta Braves @ Houston Astros

Astrodome, Houston, TX

Mon Jun 28 1971, 8:05 PM EDT

Att. 18,908 - Dome

BOTTOM

Batter	1	2	3	4	5	6	7	8	9	AB	R	H	RBI	BB	SO	LOB
Roger Metzger, S (1, 6) OBP: 0.269, SLG: 0.283	F9		2-H 1B		F5		SH3-4 1-2	G3		4	0	1	0	0	0	3
Joe Morgan, L (1, 4) OBP: 0.328, SLG: 0.365	F7			F9	K		F9 2-3			4	0	0	0	0	1	3
Cesar Cedeno, R (1, 8) OBP: 0.273, SLG: 0.383	5-3			HR	1-2 3-H 1B		1B 3-H 3B			4	2	3	3	0	0	0
Bob Watson, R (1, 7) OBP: 0.349, SLG: 0.395 Cesar Geronimo, L (7, PR) OBP: 0.286, SLG: 0.350 (8, 7)		K		6-3	4-3		2B 3-H 1B			4 0	0 1	1 0	1 0	0 0	1 0	2 0
Denis Menke, R (1, 3) OBP: 0.335, SLG: 0.318		K		2B 1B		1B	1-H 2B			4	1	3	1	0	1	0
Doug Rader, R (1, 5) OBP: 0.288, SLG: 0.318		K		1-H 2B		F7	F4			4	0	1	1	0	1	3
Jimmy Wynn, R (1, 9) OBP: 0.304, SLG: 0.281			BBBB 1B S BB	F5		F4		SH1-3 BB		2	0	0	0	2	0	2
Johnny Edwards, L (1, 2) OBP: 0.280, SLG: 0.304			K 1-2		1B 1B 2B	K		F5		4	1	1	0	0	2	3
Wade Blasingame, L (1, 1) OBP: 0.258, SLG: 0.259 Jim Ray, R (4, 1) OBP: 0.286, SLG: 0.286 Rich Chiles, L (7, PH) OBP: 0.440, SLG: 0.545 George Culver, R (8, 1)			K		1B 2-3 1B		WP SH3-4 3B BB	SH1-3 1-2		1 1 0 0	0 0 1 0	0 1 0 0	0 0 0 0	1 0 1 0	1 0 0 0	1 0 0 0
Inning Stats	R: 0 E: 0 K: 0 S: 3 H: 0 LOB: 0 BB: 0 P: 3	R: 0 E: 0 K: 3 S: 9 H: 0 LOB: 0 BB: 0 P: 9	R: 0 E: 0 K: 2 S: 7 H: 1 LOB: 2 BB: 1 P: 11	R: 2 E: 0 K: 0 S: 6 H: 3 LOB: 1 BB: 0 P: 6	R: 1 E: 0 K: 1 S: 8 H: 3 LOB: 2 BB: 0 P: 8	R: 0 E: 0 K: 1 S: 6 H: 1 LOB: 1 BB: 0 P: 6	R: 3 E: 0 K: 0 S: 6 H: 3 LOB: 2 BB: 1 P: 10	R: 0 E: 0 K: 0 S: 3 H: 0 LOB: 1 BB: 1 P: 7		1B: 6 2B: 3 3B: 1 HR: 1	SF: 0 SAC: 2 DP: 0 HBP: 0						

livebaseballscorecards.com

AB	32
R	6
H	11
RBI	6
BB	3
SO	7
LOB	17

PITCHER	IP	WLS	BF	H	R	ER	SO	BB	IBB	HBP	BLK	WP	HR	S	P	ERA	WHIP
Jim Nash, R (1, 1) ERA: 5.54	6.2	L	31	10	6	6	7	2	0	0	0	1	1	43	51	8.10	1.800
Bob Priddy, R (7, 1) ERA: 3.8	1.1		6	1	0	0	0	1	0	0	0	0	0	5	9	0.00	1.500

PITCHER	IP	WLS	BF	H	R	ER	SO	BB	IBB	HBP	BLK	WP	HR	S	P	ERA	WHIP

Atlanta Braves @ Houston Astros

Astrodome, Houston, TX

Tue Jun 29 1971, 8:05 PM EDT

Att. 14,855 - Dome

TOP

livebaseballscorecards.com

Batter	1	2	3	4	5	6	7	8	9	AB	R	H	RBI	BB	SO	LOB
Felix Millan, R (1, 4) OBP: 0.350, SLG: 0.384	F3	S 1B		HBP		F7			5-3	2	0	1	0	0	0	0
Gil Garrido, R (4, 4) OBP: 0.237, SLG: 0.159										2	0	0	0	0	0	0
Sonny Jackson, L (1, 8) OBP: 0.313, SLG: 0.364	1B 1B 1B	BBBB 1-2 BB		K		K			4-3	4	1	1	0	1	2	1
Hank Aaron, R (1, 3) OBP: 0.396, SLG: 0.632	1B 1-2 FC1-2 1B	K			2B 1B 1B		F5			4	1	2	0	0	1	2
Darrell Evans, L (1, 5) OBP: 0.392, SLG: 0.481	FC1-2 2B 1B 1-3 2-H	F9 2B			F6		4-3			4	1	2	1	0	0	1
Mike Lum, L (1, 9) OBP: 0.368, SLG: 0.403	FC1-2 2B IBB	F9 2-3			1B 2B 1-3		K			3	2	1	0	1	1	1
Oscar Brown, R (1, 7) OBP: 0.182, SLG: 0.182	FC1-2 2B 1-2 2-3 3-Hf	F9			1B 2-H 3-H				1-3	4	0	1	2	0	0	4
Zoilo Versalles, R (1, 6) OBP: 0.292, SLG: 0.391	2B 1-H 2-H 3-H	K			6-3				5-3	4	0	1	2	0	1	2
Bob Didier, S (1, 2) OBP: 0.257, SLG: 0.269	F6		F9		F6				6-3	4	0	0	0	0	0	1
Phil Niekro, R (1, 1) OBP: 0.128, SLG: 0.133	6-3		K			6-3			6-3	3	0	0	0	0	1	0
Cecil Upshaw, R (7, 1)										1	0	0	0	0	0	0
Inning Stats	R: 3 E: 0 K: 0 S: 6 H: 4 LOB: 2 BB: 1 P: 10	R: 0 E: 0 K: 1 S: 6 H: 1 LOB: 2 BB: 1 P: 10	R: 0 E: 0 K: 1 S: 6 H: 1 LOB: 1 BB: 0 P: 6	R: 0 E: 0 K: 2 S: 7 H: 0 LOB: 1 BB: 0 P: 8	R: 2 E: 0 K: 0 S: 6 H: 3 LOB: 1 BB: 0 P: 6	R: 0 E: 0 K: 1 S: 5 H: 0 LOB: 0 BB: 0 P: 5	R: 0 E: 0 K: 1 S: 5 H: 0 LOB: 0 BB: 0 P: 5	R: 0 E: 0 K: 0 S: 3 H: 0 LOB: 0 BB: 0 P: 3	R: 0 E: 0 K: 0 S: 3 H: 0 LOB: 0 BB: 0 P: 3	1B: 6 2B: 3 3B: 0 HR: 0 SF: 0 SAC: 0 DP: 0 HBP: 1							

	AB	35
	R	5
	H	9
	RBI	5
	BB	2
	SO	6
	LOB	12

WP: 0 PB: 0 SB: 1 CS: 0 PA: 38

PITCHER		IP	WLS	BF	H	R	ER	SO	BB	IBB	HBP	BLK	WP	HR	S	P	ERA	WHIP
Jack Billingham, R ERA: 3.45	(1, 1)	4.1	L	24	9	5	5	4	1	1	1	0	0	0	29	38	10.38	2.308
Buddy Harris, R ERA: 5.23	(5, 1)	0.2		2	0	0	0	0	0	0	0	0	0	0	2	2	0.00	0.000
Denny Lemaster, L ERA: 1.88	(6, 1)	2.0		6	0	0	0	2	0	0	0	0	0	0	10	10	0.00	0.000
Fred Gladding, R ERA: 1.35	(8, 1)	2.0		6	0	0	0	0	0	0	0	0	0	0	6	6	0.00	0.000

PITCHER	IP	WLS	BF	H	R	ER	SO	BB	IBB	HBP	BLK	WP	HR	S	P	ERA	WHIP

Atlanta Braves @ Houston Astros

Astrodome, Houston, TX

Tue Jun 29 1971, 8:05 PM EDT

Att. 14,855 - Dome

BOTTOM

Batter	1	2	3	4	5	6	7	8	9	AB	R	H	RBI	BB	SO	LOB
Roger Metzger, S (1, 6) OBP: 0.266, SLG: 0.280	5-3		G3			K	6-3			3	0	0	0	0	1	0
Johnny Edwards, L (7, PH) (8, 2) OBP: 0.278, SLG: 0.302										1	0	0	0	0	0	2
Joe Morgan, L (1, 4) OBP: 0.327, SLG: 0.361	F9			F2		1-3		BB		3	0	0	0	1	0	0
Cesar Cedeno, R (1, 8) OBP: 0.273, SLG: 0.393	HR			K		4-3		F9 1-2		4	1	1	1	0	1	1
Bob Watson, R (1, 7) (8, 3) OBP: 0.348, SLG: 0.405	F9			HR			K	5-3		4	1	1	1	0	1	1
Denis Menke, R (1, 3) (8, 6) OBP: 0.333, SLG: 0.321		F6		6-3			1B 2B	1-3		4	1	1	0	0	0	1
Doug Rader, R (1, 5) OBP: 0.291, SLG: 0.325		G5-4-3 1B			F7		F4		2B	4	0	2	0	0	0	1
Jimmy Wynn, R (1, 9) OBP: 0.303, SLG: 0.280		G5-4-3 1-2f			F8		S 1B 2-H		F7	4	1	1	1	0	0	2
Jack Hiatt, R (1, 2) OBP: 0.479, SLG: 0.430			5-3		1B		1B 1-2		K	2	0	1	0	1	0	0
Cesar Geronimo, L (7, PR) (8, 7) OBP: 0.273, SLG: 0.333							BB			1	0	0	0	0	1	1
Jack Billingham, R (1, 1) OBP: 0.147, SLG: 0.121			5-3		4-3		1B 1-3 2-H		K	1	0	0	0	0	0	0
Buddy Harris, R (5, 1)										0	0	0	0	0	0	0
John Mayberry, L (5, PH) OBP: 0.296, SLG: 0.328										1	0	0	0	0	0	1
Denny Lemaster, R (6, 1)										0	0	0	0	0	0	0
Rich Chiles, L (7, PH) OBP: 0.462, SLG: 0.565										1	0	1	1	0	0	0
Fred Gladding, L (8, 1)										0	0	0	0	0	0	0
Norm Miller, L (9, PH) OBP: 0.304, SLG: 0.375										1	0	0	0	0	1	1
Inning Stats	R: 1 E: 0 K: 0 S: 4 H: 1 LOB: 0 BB: 0 P: 4	R: 0 E: 0 K: 0 S: 3 H: 1 LOB: 0 BB: 0 P: 3	R: 0 E: 0 K: 0 S: 3 H: 0 LOB: 0 BB: 0 P: 3	R: 1 E: 0 K: 1 S: 6 H: 1 LOB: 0 BB: 0 P: 6	R: 0 E: 0 K: 0 S: 4 H: 1 LOB: 1 BB: 0 P: 4	R: 0 E: 0 K: 1 S: 5 H: 0 LOB: 0 BB: 0 P: 5	R: 2 E: 0 K: 1 S: 8 H: 3 LOB: 2 BB: 1 P: 12	R: 0 E: 0 K: 0 S: 3 H: 0 LOB: 1 BB: 1 P: 7	R: 0 E: 0 K: 2 S: 8 H: 1 LOB: 1 BB: 0 P: 8	1B: 4 2B: 2 3B: 0 HR: 2	SF: 0 SAC: 0 DP: 1 HBP: 0						

livebaseballscorecards.com

AB	34
R	4
H	8
RBI	4
BB	2
SO	5
LOB	11

WP: 0 PB: 0 SB: 2 CS: 0 PA: 36

PITCHER		IP	WLS	BF	H	R	ER	SO	BB	IBB	HBP	BLK	WP	HR	S	P	ERA	WHIP
Phil Niekro, R ERA: 3.21	(1, 1)	6.2	W	27	7	4	4	3	1	0	0	0	0	2	32	36	5.40	1.200
Cecil Upshaw, R ERA: 4.26	(7, 1)	2.1	S	9	1	0	0	2	1	0	0	0	0	0	12	16	0.00	0.857

PITCHER	IP	WLS	BF	H	R	ER	SO	BB	IBB	HBP	BLK	WP	HR	S	P	ERA	WHIP

Batter	1	2	3	4	5	6	7	8	9	AB	R	H	RBI	BB	SO	LOB
Felix Millan, R (1, 4) OBP: 0.357, SLG: 0.392	0-0 2B		0-0 5-3 ①		0-0 G3 1B		0-0 1B		4-0 1B BB	4	1	3	0	1	0	0
Ralph Garr, L (1, 7) OBP: 0.365, SLG: 0.440	0-0 F7 ①		0-0 4-3 ②		0-0 ①② G3 1-2f		0-0 F9 ②		0-0 F7 ②	5	0	0	0	0	0	4
Hank Aaron, R (1, 9) OBP: 0.399, SLG: 0.634	0-0 1B 2-H 2B		0-0 F8 ③		4-0 BB		0-0 F6 ③		0-0 1-2 1B	4	1	2	1	1	0	1
Darrell Evans, L (1, 5) OBP: 0.382, SLG: 0.477	0-0 F5 ②			0-0 1B 2B 2B	0-3 K ③			0-3 K ①	0-0 F8 ③	5	1	1	0	0	2	4
Mike Lum, L (1, 8) OBP: 0.381, SLG: 0.433	0-0 2-H 1B ③			0-0 2B 2-3 1B		4-0 FC5-4 BB		0-0 HR		3	2	3	2	1	0	0
Hal King, L (1, 2) OBP: 0.345, SLG: 0.345		0-3 K ①		0-0 F2 ①		0-0 FC5-4 FC3-4 ① 1-2f		0-0 F6 ②		4	0	0	0	0	1	3
Earl Williams, R (1, 3) OBP: 0.307, SLG: 0.430		0-0 1B		0-0 F4 ②		0-0 FC3-4 ② 1-2f		0-0 HR		4	1	2	1	0	0	3
Zoilo Versalles, R (1, 6) OBP: 0.289, SLG: 0.397		0-0 F6 ②		0-0 1-H 3-H 2B		0-3 K ③		0-0 F8 ③		4	0	1	2	0	1	2
Tom Kelley, R (1, 1) Bob Priddy, R (8, 1) OBP: 0.100, SLG: 0.100 Tom House, L (8, 1) Ron Herbel, R (9, 1)		0-3 K ③		0-0 4-3 ③			0-0 F8 ①		0-0 1-3 ①	3 0 1 0	0 0 0 0	0 0 0 0	0 0 0 0	0 0 0 0	1 0 0 0	2 0 0 0
Inning Stats	R: 2 E: 0 K: 0 S: 5 H: 3 LOB: 1 BB: 0 P: 5	R: 0 E: 0 K: 2 S: 8 H: 1 LOB: 1 BB: 0 P: 8	R: 0 E: 0 K: 0 S: 3 H: 0 LOB: 0 BB: 0 P: 3	R: 2 E: 0 K: 0 S: 6 H: 3 LOB: 1 BB: 0 P: 6	R: 0 E: 0 K: 1 S: 5 H: 1 LOB: 1 BB: 1 P: 9	R: 0 E: 0 K: 1 S: 5 H: 0 LOB: 1 BB: 1 P: 9	R: 0 E: 0 K: 0 S: 4 H: 1 LOB: 1 BB: 0 P: 4	R: 2 E: 0 K: 1 S: 7 H: 2 LOB: 0 BB: 0 P: 7	R: 0 E: 0 K: 0 S: 4 H: 1 LOB: 2 BB: 1 P: 8	1B: 6 2B: 4 3B: 0 HR: 2 SF: 0 SAC: 0 DP: 1 HBP: 0							

PITCHER		IP	WLS	BF	H	R	ER	SO	BB	IBB	HBP	BLK	WP	HR	S	P	ERA	WHIP
Steve Renko, R ERA: 3.41	(1, 1)	8.0	L	35	11	6	6	5	2	0	0	0	0	2	43	51	6.75	1.625
Mike Marshall, R ERA: 5.73	(9, 1)	1.0		5	1	0	0	0	1	0	0	0	0	0	4	8	0.00	2.000

PITCHER	IP	WLS	BF	H	R	ER	SO	BB	IBB	HBP	BLK	WP	HR	S	P	ERA	WHIP

TOP

Atlanta Braves @ Montreal Expos

Jarry Park, Montreal, QB

Wed Jun 30 1971, 7:05 PM EDT

Att. 13,906 - Unknown

livebaseballscorecards.com

AB	37
R	6
H	12
RBI	6
BB	3
SO	5
LOB	19

1B: 6 SF: 0
2B: 4 SAC: 0
3B: 0 DP: 1
HR: 2 HBP: 0

WP: 0 PA: 40
PB: 0
SB: 0
CS: 0

BOTTOM

Atlanta Braves @ Montreal Expos

Jarry Park, Montreal, QB

Wed Jun 30 1971, 7:05 PM EDT

Att. 13,906 - Unknown

Batter	1	2	3	4	5	6	7	8	9	AB	R	H	RBI	BB	SO	LOB
Rusty Staub, L (1, 9) OBP: 0.394, SLG: 0.444	4-3	BB, 1B 1B		CS 1B			F8		F7	5	1	2	0	0	0	0
Ron Hunt, R (1, 4) OBP: 0.389, SLG: 0.353	6-3	1-2 CS, 1B BB		1-2 1B			4-3		1B 1B	4	1	2	0	1	0	0
Ron Fairly, L (1, 7) OBP: 0.387, SLG: 0.427 Clyde Mashore, R (9, PR) OBP: 0.261, SLG: 0.291	BB, BB BB	1-2 2-H CS 1B		F8			G3		1-3 G5-4-3 1B	4 0	0 0	2 0	1 0	1 0	0 0	1 0
Bob Bailey, R (1, 5) OBP: 0.374, SLG: 0.417	1-2 BB BB	K 1-2 2-H			G4-6-3 1B			G6-4-3, WP 2B 1B	1-2f G5-4-3	4	1	2	0	1	1	3
Dave McDonald, L (1, 3)	1-2 2-3 BB	G3			1-2f G4-6-3			1-2 G6-4-3 BB		2	0	0	0	2	0	1
John Bateman, R (1, 2) OBP: 0.279, SLG: 0.371	F9	FC6 1B			F5			1-2f 2-3 G6-4-3		4	0	1	0	0	0	5
Boots Day, L (1, 8) OBP: 0.322, SLG: 0.350		HR					K	3-H 2B		4	2	2	2	0	1	1
Gary Sutherland, R (1, 6) OBP: 0.288, SLG: 0.343		6-3	1-2f FC6				3-1	2-H 2B		4	0	1	1	0	0	1
Steve Renko, R (1, 1) OBP: 0.196, SLG: 0.294 Jim Fairey, L (8, PH) OBP: 0.310, SLG: 0.325 Coco Laboy, R (8, PH) OBP: 0.333, SLG: 0.343 Mike Marshall, R (9, 1)		K		4-3			K	K		3 0 1 0	0 0 0 0	0 0 0 0	0 0 0 0	0 0 1 0	2 0 0 0	0 0 1 0
Inning Stats	R: 0 E: 0 K: 0 S: 3 H: 0 LOB: 3 BB: 3 P: 15	R: 3 E: 0 K: 2 S: 10 H: 3 LOB: 1 BB: 1 P: 14	R: 0 E: 0 K: 0 S: 4 H: 1 LOB: 1 BB: 0 P: 4	R: 0 E: 0 K: 0 S: 4 H: 2 LOB: 1 BB: 0 P: 4	R: 0 E: 0 K: 0 S: 3 H: 1 LOB: 0 BB: 0 P: 3	R: 0 E: 0 K: 2 S: 7 H: 0 LOB: 0 BB: 0 P: 7	R: 0 E: 0 K: 0 S: 3 H: 0 LOB: 0 BB: 0 P: 3	R: 2 E: 0 K: 1 S: 7 H: 3 LOB: 1 BB: 1 P: 11	R: 0 E: 0 K: 0 S: 4 H: 2 LOB: 2 BB: 0 P: 4	1B: 9 2B: 2 3B: 0 HR: 1 SF: 0 SAC: 0 DP: 3 HBP: 0						

	AB	35
	R	5
	H	12
	RBI	4
	BB	5
	SO	5
	LOB	13

WP: 1 PA: 40
PB: 0
SB: 0
CS: 3

livebaseballscorecards.com

PITCHER	IP	WLS	BF	H	R	ER	SO	BB	IBB	HBP	BLK	WP	HR	S	P	ERA	WHIP
Tom Kelley, R (1, 1) ERA: 3.24	7.0	W	32	8	5	4	4	5	0	0	0	1	1	35	55	5.14	1.857
Bob Priddy, R (8, 1) ERA: 3.95	0.2		3	2	0	0	0	0	0	0	0	0	0	3	3	0.00	3.000
Tom House, L (8, 1) ERA: 10.13	0.2		4	2	0	0	1	0	0	0	0	0	0	6	6	0.00	3.000
Ron Herbel, R (9, 1) ERA: 4.67	0.2	S	1	0	0	0	0	0	0	0	0	0	0	1	1	0.00	0.000

PITCHER	IP	WLS	BF	H	R	ER	SO	BB	IBB	HBP	BLK	WP	HR	S	P	ERA	WHIP

Atlanta Braves @ Montreal Expos

Jarry Park, Montreal, QB

Thu Jul 01 1971, 3:33 AM EDT

Att. 11,176 - Unknown

TOP

livebaseballscorecards.com

Batter	1	2	3	4	5	6	7	8	9	AB	R	H	RBI	BB	SO	LOB
Felix Millan, R (1, 4) OBP: 0.360, SLG: 0.395	G6-3 1B		E 1B		E3 E		L7		1-2 3-H 3B 1B	5	3	3	1	0	0	0
Ralph Garr, L (1, 7) OBP: 0.371, SLG: 0.458	G6-3 1-2f		E6 1-H 3B		E9 2-H 1B		CS 1B		1-H 2-H 2B 3B	5	2	4	3	0	0	1
Mike Lum, L (1, 9) OBP: 0.387, SLG: 0.444	1B		F6		F4		CS 1-2	CS 1B	3-H 2B	5	0	3	1	0	0	1
Darrell Evans, L (1, 5) OBP: 0.374, SLG: 0.473	F7			2B	4-3			F9 1-2	S S S K	5	0	1	0	0	1	5
Earl Williams, R (1, 3) OBP: 0.306, SLG: 0.424		L6		E5 FC6-4		B B B B BB		6-3		3	0	0	0	1	0	1
Sonny Jackson, L (1, 8) OBP: 0.312, SLG: 0.360		3-1		F5		F6			B B B B 3-1 SH3-4 1B BB	3	1	0	0	1	0	3
Zoilo Versalles, R (1, 6) OBP: 0.278, SLG: 0.382		F9		S S S K		L9			SH3-4 1-2	3	0	0	0	0	1	3
Bob Didier, S (1, 2) OBP: 0.252, SLG: 0.263			4-3	FC6-4 1-2f		S S S K			3-1 2-3	3	0	0	0	0	1	3
Hal King, L (6, 2) OBP: 0.343, SLG: 0.343										1	0	0	0	0	0	1
George Stone, L (1, 1) OBP: 0.152, SLG: 0.182			5-3		S S S K		G3		B B B B 1B 3B BB	3	0	0	0	0	1	0
Phil Niekro, R (8, 1) OBP: 0.128, SLG: 0.133										0	0	0	0	0	0	0
Hank Aaron, R (9, PH) OBP: 0.401, SLG: 0.634										0	0	0	0	1	0	0
Jim Nash, R (9, PR) OBP: 0.182, SLG: 0.212										0	1	0	0	0	0	0
Cecil Upshaw, R (9, 1)										0	0	0	0	0	0	0
Inning Stats	R: 0 E: 0 K: 0 S: 4 H: 2 LOB: 1 BB: 0 P: 4	R: 0 E: 0 K: 0 S: 3 H: 0 LOB: 0 BB: 0 P: 3	R: 2 E: 1 K: 0 S: 5 H: 2 LOB: 0 BB: 0 P: 5	R: 0 E: 1 K: 1 S: 7 H: 1 LOB: 2 BB: 0 P: 7	R: 1 E: 2 K: 1 S: 7 H: 1 LOB: 1 BB: 0 P: 7	R: 0 E: 0 K: 1 S: 5 H: 0 LOB: 1 BB: 1 P: 9	R: 0 E: 0 K: 0 S: 3 H: 1 LOB: 0 BB: 0 P: 3	R: 0 E: 0 K: 0 S: 3 H: 1 LOB: 0 BB: 0 P: 3	R: 4 E: 0 K: 1 S: 8 H: 3 LOB: 2 BB: 2 P: 16	1B: 7 2B: 2 3B: 2 HR: 0 SF: 0 SAC: 1 DP: 1 HBP: 0						

AB	36
R	7
H	11
RBI	5
BB	3
SO	4
LOB	18

WP: 0 PB: 0 SB: 0 CS: 2 PA: 41

PITCHER		IP	WLS	BF	H	R	ER	SO	BB	IBB	HBP	BLK	WP	HR	S	P	ERA	WHIP
John Strohmayer, R ERA: 4.26	(1, 1)	7.0		29	7	3	1	3	1	0	0	0	0	0	34	38	1.29	1.143
Mike Marshall, R ERA: 6.31	(8, 1)	1.2	L	10	4	4	4	0	2	0	0	0	0	0	8	16	21.60	3.600
Howie Reed, R ERA: 3.27	(9, 1)	0.1		1	0	0	0	1	0	0	0	0	0	0	3	3	0.00	0.000

PITCHER	IP	WLS	BF	H	R	ER	SO	BB	IBB	HBP	BLK	WP	HR	S	P	ERA	WHIP

Batter	1	2	3	4	5	6	7	8	9	AB	R	H	RBI	BB	SO	LOB
Ron Hunt, R (1, 4) OBP: 0.387, SLG: 0.349	5-3		BBBB 4-0 FC1-6 BB		F7		F9			3	0	0	0	1	0	0
Rusty Staub, L (1, 9) OBP: 0.392, SLG: 0.440	F7		0-0 FC1-6 1-2f		H 1-0 HBP			F4		3	0	0	0	0	0	1
Clyde Mashore, R (1, 8) OBP: 0.260, SLG: 0.289	SSS 0-3 K		SSS 0-3 K		SSS 0-3 K			E7 1B 1B		4	1	1	0	0	3	2
Bob Bailey, R (1, 7) OBP: 0.379, SLG: 0.434		0-0 HR		0-0 1B 1B 1B	0-0 L9			0-0 FC5-4 2-H 1B		4	2	3	2	0	0	1
Coco Laboy, R (1, 5) OBP: 0.331, SLG: 0.339		0-0 1B 1B		0-0 L9		SSS 0-3 K		0-0 F8		4	0	1	0	0	1	2
John Bateman, R (1, 2) OBP: 0.279, SLG: 0.369		0-0 F9		0-0 1B 1-2 1B		0-0 6-3		0-0 FC5-4 1-2f		4	0	1	0	0	0	2
Ron Fairly, L (1, 3) OBP: 0.384, SLG: 0.424		0-0 G6-3 1-3 1B		SSS 0-3 K		SSS 0-3 K			SSS 0-3 K	4	0	1	0	0	3	2
Gary Sutherland, R (1, 6) OBP: 0.289, SLG: 0.343 Boots Day, L (9, PH) OBP: 0.320, SLG: 0.348		0-0 G6-3 1-2f		0-0 1-2 2-H 1B			0-0 F9		0-0 4-3	3 1	0 0	1 0	1 0	0 0	0 0	2 0
John Strohmayer, R (1, 1) OBP: 0.357, SLG: 0.357 John Boccabella, R (7, PH) OBP: 0.266, SLG: 0.393 Mike Marshall, R (8, 1) Howie Reed, R (9, 1) Mack Jones, L (9, PH) OBP: 0.296, SLG: 0.297			0-0 L8	0-0 6-3			0-0 5-3		0-0 F4	2 1 0 0 1	0 0 0 0 0	0 0 0 0 0	0 0 0 0 0	0 0 0 0 0	0 0 0 0 0	2 0 0 0 0
Inning Stats	R: 0 H: 0 E: 0 LOB: 0 K: 1 BB: 0 S: 5 P: 5	R: 1 H: 3 E: 0 LOB: 1 K: 0 BB: 0 S: 5 P: 5	R: 0 H: 0 E: 0 LOB: 1 K: 1 BB: 1 S: 5 P: 9	R: 1 H: 3 E: 0 LOB: 2 K: 1 BB: 0 S: 8 P: 8	R: 0 H: 0 E: 0 LOB: 1 K: 1 BB: 0 S: 5 P: 6	R: 0 H: 0 E: 0 LOB: 0 K: 2 BB: 0 S: 7 P: 7	R: 0 H: 0 E: 0 LOB: 0 K: 0 BB: 0 S: 3 P: 3	R: 1 H: 2 E: 1 LOB: 1 K: 0 BB: 0 S: 5 P: 5	R: 0 H: 0 E: 0 LOB: 0 K: 1 BB: 0 S: 5 P: 5	1B: 7 2B: 0 3B: 0 HR: 1	SF: 0 SAC: 0 DP: 1 HBP: 1			WP: 0 PB: 0 SB: 0 CS: 0	PA: 36		

PITCHER	IP	WLS	BF	H	R	ER	SO	BB	IBB	HBP	BLK	WP	HR	S	P	ERA	WHIP
George Stone, L (1, 1) ERA: 3.22	7.1		31	8	3	2	6	1	0	1	0	0	1	41	46	2.46	1.227
Phil Niekro, R (8, 1) ERA: 3.19	0.2	W	2	0	0	0	0	0	0	0	0	0	0	2	2	0.00	0.000
Cecil Upshaw, R (9, 1) ERA: 4.18	1.0	S	3	0	0	0	1	0	0	0	0	0	0	5	5	0.00	0.000

PITCHER	IP	WLS	BF	H	R	ER	SO	BB	IBB	HBP	BLK	WP	HR	S	P	ERA	WHIP

BOTTOM

Atlanta Braves @ Montreal Expos

Jarry Park, Montreal, QB

Thu Jul 01 1971, 3:33 AM EDT

Att. 11,176 - Unknown

livebaseballscorecards.com

AB	34
R	3
H	8
RBI	3
BB	1
SO	7
LOB	14

Batter	1	2	3	4	5	6	7	8	9	AB	R	H	RBI	BB	SO	LOB
Felix Millan, R (1, 4) OBP: 0.358, SLG: 0.395	F9			2B		K	FC5-2 2B		6-3	5	0	1	0	0	1	2
Ralph Garr, L (1, 7) OBP: 0.371, SLG: 0.460	CS 1B			F8		3-1	2B		K	5	0	2	1	0	1	1
Hank Aaron, R (1, 3) OBP: 0.403, SLG: 0.630	F9			6-3		BB 1B	IBB			3	1	1	0	1	0	2
Darrell Evans, L (1, 5) OBP: 0.378, SLG: 0.462		4-3		BB		1B BB	K			2	0	0	0	2	1	3
Mike Lum, L (1, 9) OBP: 0.384, SLG: 0.440		F7		4-3		FC4 1B		L9		4	0	1	1	0	0	2
Earl Williams, R (1, 2) OBP: 0.305, SLG: 0.435		F8			F7	FC4		HR		4	1	1	1	0	0	2
Sonny Jackson, L (1, 8) OBP: 0.317, SLG: 0.363			G6-4-3 1B		BB	5-3 PB FC5-2 1B		F8		3	0	2	0	1	0	0
Zoilo Versalles, R (1, 6) OBP: 0.277, SLG: 0.367			G6-4-3		F5	FC5-2 5-3 2B BB		L5		3	1	0	0	1	0	2
Ron Reed, R (1, 1) OBP: 0.077, SLG: 0.077			F9		5-3	5-3			K	4	0	0	0	0	1	3
Inning Stats	R: 0 E: 0 K: 0 S: 3 H: 1 LOB: 0 BB: 0 P: 3	R: 0 E: 0 K: 0 S: 3 H: 0 LOB: 0 BB: 0 P: 3	R: 0 E: 0 K: 0 S: 3 H: 1 LOB: 0 BB: 0 P: 3	R: 0 E: 0 K: 0 S: 4 H: 1 LOB: 2 BB: 1 P: 8	R: 0 E: 0 K: 0 S: 3 H: 0 LOB: 1 BB: 1 P: 7	R: 1 E: 0 K: 1 S: 7 H: 2 LOB: 2 BB: 1 P: 11	R: 1 E: 0 K: 1 S: 7 H: 2 LOB: 3 BB: 2 P: 15	R: 1 E: 0 K: 0 S: 4 H: 1 LOB: 0 BB: 0 P: 4	R: 0 E: 0 K: 2 S: 7 H: 0 LOB: 0 BB: 0 P: 7	1B: 5 2B: 2 3B: 0 HR: 1	SF: 0 SAC: 0 DP: 1 HBP: 0						

Atlanta Braves @ New York Mets

Shea Stadium, Flushing, NY

Fri Jul 02 1971, 7:05 PM EDT

Att. 37,146 - Unknown

TOP

livebaseballscorecards.com

AB	33
R	3
H	8
RBI	3
BB	5
SO	4
LOB	17

WP: 0 PB: 1 SB: 0 CS: 1 PA: 38

PITCHER		IP	WLS	BF	H	R	ER	SO	BB	IBB	HBP	BLK	WP	HR	S	P	ERA	WHIP
Charlie Williams, R ERA: 4.01	(1, 1)	6.2		30	7	2	2	1	4	1	0	0	0	0	27	47	2.70	1.650
Danny Frisella, R ERA: 1.47	(7, 1)	2.1	L	8	1	1	1	3	0	0	0	0	0	1	14	14	3.86	0.429

PITCHER	IP	WLS	BF	H	R	ER	SO	BB	IBB	HBP	BLK	WP	HR	S	P	ERA	WHIP

Batter	1	2	3	4	5	6	7	8	9	AB	R	H	RBI	BB	SO	LOB
Tommie Agee, R (1, 8) OBP: 0.365, SLG: 0.435	P4	1B 1-2 3-H 1B		FC4-2 S 2-3 1B		F7			F8	5	0	2	1	0	0	0
Bud Harrelson, S (1, 6) OBP: 0.338, SLG: 0.344	E6 1B 1B	1-3 2-H 1B		FC4-2 1-3 3-H			5-3			4	1	1	0	0	0	2
Cleon Jones, R (1, 7) OBP: 0.364, SLG: 0.428	1B 1-3 1B	F9		K			5-3			4	0	1	0	0	1	4
Ed Kranepool, L (1, 3) OBP: 0.352, SLG: 0.508	1-2 3-H 1B		F9		F7		K			4	0	1	1	0	1	0
Art Shamsky, L (1, 9) OBP: 0.306, SLG: 0.457 Dave Marshall, L (2, 9) OBP: 0.381, SLG: 0.373	F7		L6		K			4-3		1 3	0 0	0 0	0 0	0 0	0 1	2 0
Ken Boswell, L (1, 4) OBP: 0.320, SLG: 0.342	3-1		2B		2B			G3		4	0	2	0	0	0	2
Jerry Grote, R (1, 2) OBP: 0.366, SLG: 0.405		FC5-4 1B 1B 1B	5-3		6-3			K		4	1	1	0	0	1	2
Bob Aspromonte, R (1, 5) OBP: 0.290, SLG: 0.339		FC5-4 1-2 1B		1B SH1-4 FC4-2 1B		P4			6-3	4	0	2	0	0	0	0
Charlie Williams, R (1, 1) OBP: 0.200, SLG: 0.077 Danny Frisella, L (7, 1) OBP: 0.167, SLG: 0.167 Mike Jorgensen, L (9, PH) OBP: 0.333, SLG: 0.488		FC5-4 1-2f 2-3 1B 1B		SH1-4 1-2		K			K	2 0 1	0 0 0	0 0 0	0 0 0	0 0 0	1 0 1	2 0 0
Inning Stats	R: 1 E: 1 K: 0 S: 6 H: 2 LOB: 2 BB: 0 P: 6	R: 1 E: 0 K: 0 S: 6 H: 4 LOB: 2 BB: 0 P: 6	R: 0 E: 0 K: 0 S: 4 H: 1 LOB: 1 BB: 0 P: 4	R: 0 E: 0 K: 1 S: 7 H: 2 LOB: 2 BB: 0 P: 7	R: 0 E: 0 K: 1 S: 6 H: 1 LOB: 1 BB: 0 P: 6	R: 0 E: 0 K: 1 S: 5 H: 0 LOB: 0 BB: 0 P: 5	R: 0 E: 0 K: 1 S: 5 H: 0 LOB: 0 BB: 0 P: 5	R: 0 E: 0 K: 1 S: 5 H: 0 LOB: 0 BB: 0 P: 5	R: 0 E: 0 K: 1 S: 5 H: 0 LOB: 0 BB: 0 P: 5	1B: 8 2B: 2 3B: 0 HR: 0 SF: 0 SAC: 1 DP: 0 HBP: 0				WP: 0 PB: 0 SB: 1 CS: 0	PA: 37	

PITCHER	IP	WLS	BF	H	R	ER	SO	BB	IBB	HBP	BLK	WP	HR	S	P	ERA	WHIP
Ron Reed, R (1, 1) ERA: 3.24	9.0	W	37	10	2	1	6	0	0	0	0	0	0	49	49	1.00	1.111

PITCHER	IP	WLS	BF	H	R	ER	SO	BB	IBB	HBP	BLK	WP	HR	S	P	ERA	WHIP

BOTTOM

Atlanta Braves @ New York Mets

Shea Stadium, Flushing, NY

Fri Jul 02 1971, 7:05 PM EDT

Att. 37,146 - Unknown

livebaseballscorecards.com

AB	36
R	2
H	10
RBI	2
BB	0
SO	6
LOB	14

Atlanta Braves @ New York Mets

Shea Stadium, Flushing, NY

Sat Jul 03 1971, 3:33 AM EDT

Att. 30,249 - Unknown

Batter	1	2	3	4	5	6	7	8	9	AB	R	H	RBI	BB	SO	LOB
Ralph Garr, L (1, 7) OBP: 0.374, SLG: 0.460	1B, 1B, HBP	6-3			S, 1B		K		SH1-3, 2B, 1B	4	2	2	0	0	1	0
Felix Millan, R (1, 4) OBP: 0.360, SLG: 0.395	1B, HR, 1B	5-3			F9		BB		SH1-3	3	1	1	0	1	0	1
Hank Aaron, R (1, 3) OBP: 0.403, SLG: 0.625	HR, 1B		P5		F7		P4		2B, IBB	4	2	1	1	1	0	2
Darrell Evans, L (1, 5) OBP: 0.371, SLG: 0.459	K		F9		F8		F8		1B, 2B	5	1	1	2	0	1	4
Mike Lum, L (1, 9) OBP: 0.394, SLG: 0.465	HR		BB			P3		1B	1B	4	1	3	4	1	0	0
Earl Williams, R (1, 2) OBP: 0.307, SLG: 0.429	FC3-6, BB		F9			4-3, BB, BB		P4	P6	3	0	0	0	2	0	3
Sonny Jackson, L (1, 8) OBP: 0.317, SLG: 0.359	FC3-6			K		4-3, BB		P6		3	0	0	0	1	1	2
Marty Perez, R (1, 6) OBP: 0.245, SLG: 0.277	5-3			6-3		4-3		K		4	0	0	0	0	1	4
Jim Nash, R (1, 1) OBP: 0.162, SLG: 0.189		L9		P3		5-3			5-3	4	0	0	0	0	0	2

TOP

AB	34
R	7
H	8
RBI	7
BB	6
SO	4
LOB	18

livebaseballscorecards.com

Inning Stats	1	2	3	4	5	6	7	8	9	
	R: 4, E: 0, K: 1, S: 8	R: 0, E: 0, K: 0, S: 3	R: 0, E: 0, K: 0, S: 3	R: 0, E: 0, K: 1, S: 5	R: 0, E: 0, K: 0, S: 4	R: 0, E: 0, K: 0, S: 3	R: 0, E: 0, K: 1, S: 5	R: 0, E: 0, K: 1, S: 6	R: 3, E: 0, K: 0, S: 6	
	H: 3, LOB: 1, BB: 1, P: 13	H: 0, LOB: 0, BB: 0, P: 3	H: 0, LOB: 1, BB: 1, P: 7	H: 0, LOB: 0, BB: 0, P: 5	H: 1, LOB: 1, BB: 0, P: 4	H: 0, LOB: 2, BB: 2, P: 11	H: 0, LOB: 1, BB: 1, P: 9	H: 1, LOB: 1, BB: 0, P: 6	H: 3, LOB: 1, BB: 1, P: 10	1B: 6, 2B: 1, 3B: 0, HR: 1
										SF: 0, SAC: 1, DP: 0, HBP: 1
										WP: 0, PB: 0, SB: 1, CS: 0
										PA: 42

PITCHER		IP	WLS	BF	H	R	ER	SO	BB	IBB	HBP	BLK	WP	HR	S	P	ERA	WHIP
Gary Gentry, R ERA: 3.06	(1, 1)	0.1	L	6	3	4	4	1	1	0	1	0	0	1	6	11	108.00	12.000
Jim McAndrew, R ERA: 4.6	(1, 1)	4.2		16	1	0	0	1	1	0	0	0	0	0	17	21	0.00	0.429
Tug McGraw, L ERA: 2.01	(6, 1)	2.0		9	0	0	0	1	3	0	0	0	0	0	8	20	0.00	1.500
Ron Taylor, R ERA: 3.71	(8, 1)	2.0		11	4	3	3	1	0	1	0	0	0	0	12	16	13.50	2.000

PITCHER	IP	WLS	BF	H	R	ER	SO	BB	IBB	HBP	BLK	WP	HR	S	P	ERA	WHIP

Batter	1	2	3	4	5	6	7	8	9	AB	R	H	RBI	BB	SO	LOB
Tommie Agee, R (1, 8) OBP: 0.363, SLG: 0.432	SSS 0-3 ① K		x 0-0 ③ FC6-4 1-2f		SSS 0-3 ② K			x 0-0 G3-6 1B		4	0	1	0	0	2	4
Bud Harrelson, S (1, 6) OBP: 0.334, SLG: 0.339	x 0-0 ② F9			x 0-0 ① F8	x 0-0 ③ FC6-4 1-2f			x 0-0 ①② G3-6 1-2f		4	0	0	0	0	0	4
Cleon Jones, R (1, 7) OBP: 0.362, SLG: 0.429	x 0-0 ③ 6-3			x 0-0 ② F9		x 0-0 WP SF7 2B		x 0-0 ③ F8		4	1	1	0	0	0	0
Ed Kranepool, L (1, 3) OBP: 0.350, SLG: 0.500		x 0-0 ① 4-3		BBBB 4-0 FC4-6 BB		x 0-0 ① F8 2-3			x 0-0 ① P5	3	0	0	0	1	0	1
Dave Marshall, L (1, 9) OBP: 0.370, SLG: 0.363		x 0-0 ② L5		x 0-0 ③ FC4-6 1-2f		x 0-0 ② SF7 3-H			x 0-0 ② 4-3	3	0	0	1	0	0	1
Ken Boswell, L (1, 4) OBP: 0.323, SLG: 0.342		x 0-0 ③ 6-3			x 0-0 2B 1B	x 0-0 ③ F7			BBBB 4-0 BB	3	0	1	0	1	0	0
Bob Aspromonte, R (1, 5) OBP: 0.294, SLG: 0.346			x 0-0 FC6-4 1B		x 0-0 1-3 2B		x 0-0 ① F8		x 0-0 ③ P6	4	0	2	0	0	0	1
Duffy Dyer, R (1, 2) OBP: 0.345, SLG: 0.383			SSS 0-3 ① K		BBBB 4-0 FC6-4 BB		x 0-0 ② P6			2	0	0	0	1	1	1
Gary Gentry, R (1, 1) OBP: 0.086, SLG: 0.088 Jim McAndrew, R (1, 1) OBP: 0.143, SLG: 0.154 Mike Jorgensen, L (5, PH) OBP: 0.326, SLG: 0.476 Tug McGraw, R (6, 1) OBP: 0.333, SLG: 0.500 Donn Clendenon, R (7, PH) OBP: 0.284, SLG: 0.412 Ron Taylor, R (8, 1)			SSS 0-3 ② K		SSS 0-3 ① K		x 0-0 ③ F8			0 1 1 0 1 0	0 0 0 0 0 0	0 0 0 0 0 0	0 1 0 0 0 0	0 1 0 0 0 0	0 1 1 0 0 0	0 1 3 0 0 0
Inning Stats	R: 0 E: 0 K: 1 S: 5 H: 0 LOB: 0 BB: 0 P: 5	R: 0 E: 0 K: 0 S: 3 H: 0 LOB: 0 BB: 0 P: 3	R: 0 E: 0 K: 2 S: 8 H: 1 LOB: 1 BB: 0 P: 8	R: 0 E: 0 K: 0 S: 3 H: 0 LOB: 1 BB: 1 P: 7	R: 0 E: 0 K: 2 S: 9 H: 2 LOB: 3 BB: 1 P: 13	R: 1 E: 0 K: 0 S: 4 H: 1 LOB: 0 BB: 0 P: 4	R: 0 E: 0 K: 0 S: 3 H: 0 LOB: 0 BB: 0 P: 3	R: 0 E: 0 K: 0 S: 3 H: 1 LOB: 0 BB: 0 P: 3	R: 0 E: 0 K: 0 S: 3 H: 0 LOB: 1 BB: 1 P: 7	1B: 3 2B: 2 3B: 0 HR: 0 SF: 1 SAC: 0 DP: 1 HBP: 0						

PITCHER	IP	WLS	BF	H	R	ER	SO	BB	IBB	HBP	BLK	WP	HR	S	P	ERA	WHIP
Jim Nash, R (1, 1) ERA: 5.08	9.0	W	34	5	1	1	5	3	0	0	0	1	0	41	53	1.00	0.889

PITCHER	IP	WLS	BF	H	R	ER	SO	BB	IBB	HBP	BLK	WP	HR	S	P	ERA	WHIP

Atlanta Braves @ New York Mets

Shea Stadium, Flushing, NY

Sat Jul 03 1971, 3:33 AM EDT

Att. 30,249 - Unknown

BOTTOM

livebaseballscorecards.com

AB	30
R	1
H	5
RBI	1
BB	3
SO	5
LOB	16

WP: 1 PA: 34
PB: 0
SB: 0
CS: 0

Atlanta Braves @ New York Mets

Shea Stadium, Flushing, NY

Sun Jul 04 1971, 3:33 AM EDT

Att. 27,451 - Unknown

TOP

livebaseballscorecards.com

Batter	1	2	3	4	5	6	7	8	9	AB	R	H	RBI	BB	SO	LOB
Ralph Garr, L (1, 7) OBP: 0.370, SLG: 0.455	4-3		FC4-6 1-2f		FC4-6 1-2f		1-3			4	0	0	0	0	0	2
Felix Millan, R (1, 4) OBP: 0.355, SLG: 0.390	K			F9	1-3		F7			4	0	0	0	0	1	1
Hank Aaron, R (1, 3) OBP: 0.404, SLG: 0.634 Earl Williams, R (9, 3) OBP: 0.307, SLG: 0.429	K			HR		1B 1B 1B		K		4 0	1 0	2 0	1 0	0 0	2 0	0 0
Darrell Evans, L (1, 5) OBP: 0.367, SLG: 0.451		P4		1B 1B 1B		K		K		4	1	1	0	0	2	1
Mike Lum, L (1, 9) OBP: 0.391, SLG: 0.460		F8		1B 1-2 K 1B		F5		F3		4	0	1	0	0	0	1
Sonny Jackson, L (1, 8) OBP: 0.319, SLG: 0.361		F7		1-3 2-H 1B		1B 1-2 1B			4-3	4	0	2	1	0	0	0
Marty Perez, R (1, 6) OBP: 0.245, SLG: 0.277			K K 3-H			1-2 2-3 1B			6-3	4	0	1	0	0	2	2
Bob Didier, S (1, 2) OBP: 0.252, SLG: 0.262			F7		F8	F7			BLK 1B	4	0	1	0	0	0	3
Phil Niekro, R (1, 1) OBP: 0.157, SLG: 0.163							K		6-3 1-2	4	0	2	0	0	1	1
Inning Stats	R: 0 E: 0 K: 2 S: 7 H: 0 LOB: 0 BB: 0 P: 7	R: 0 E: 0 K: 0 S: 3 H: 0 LOB: 0 BB: 0 P: 3	R: 0 E: 0 K: 1 S: 6 H: 1 LOB: 1 BB: 0 P: 6	R: 2 E: 0 K: 1 S: 8 H: 4 LOB: 1 BB: 0 P: 8	R: 0 E: 0 K: 0 S: 4 H: 1 LOB: 1 BB: 0 P: 4	R: 0 E: 0 K: 1 S: 8 H: 3 LOB: 3 BB: 0 P: 8	R: 0 E: 0 K: 1 S: 5 H: 0 LOB: 0 BB: 0 P: 5	R: 0 E: 0 K: 2 S: 7 H: 0 LOB: 0 BB: 0 P: 7	R: 0 E: 0 K: 0 S: 4 H: 1 LOB: 1 BB: 0 P: 4	1B: 9 2B: 0 3B: 0 HR: 1 SF: 0 SAC: 0 DP: 0 HBP: 0						

	AB	36
	R	2
	H	10
	RBI	2
	BB	0
	SO	8
	LOB	11

WP: 0 PB: 0 SB: 0 CS: 0 PA: 36

PITCHER		IP	WLS	BF	H	R	ER	SO	BB	IBB	HBP	BLK	WP	HR	S	P	ERA	WHIP
Tom Seaver, R ERA: 2.07	(1, 1)	6.0	L	26	9	2	2	5	0	0	0	0	0	1	36	36	3.00	1.500
Danny Frisella, R ERA: 1.37	(7, 1)	3.0		10	1	0	0	3	0	0	0	1	0	0	16	16	0.00	0.333

PITCHER	IP	WLS	BF	H	R	ER	SO	BB	IBB	HBP	BLK	WP	HR	S	P	ERA	WHIP

Atlanta Braves @ New York Mets

Shea Stadium, Flushing, NY

Sun Jul 04 1971, 3:33 AM EDT

Att. 27,451 - Unknown

BOTTOM

Batter	1	2	3	4	5	6	7	8	9	AB	R	H	RBI	BB	SO	LOB
Bud Harrelson, S (1, 6) OBP: 0.338, SLG: 0.339	BBBB 4-0 1B 4-3 BB		x 0-0 ② F8		BBBB 4-0 1-2 BB		x 0-0 1B 1B		x 0-0 ① F7	3	0	1	0	2	0	1
Dave Marshall, L (1, 9) OBP: 0.364, SLG: 0.356	x 0-0 ① 4-3 1-2		x 0-0 FC5-4 1B		x 0-0 ② F7		x 0-0 ① F8		x 0-0 ② F7	5	0	1	0	0	0	5
Tommie Agee, R (1, 8) OBP: 0.364, SLG: 0.431	x 0-0 1-3 2-3 1B		x 0-0 ③ FC5-4 1-2f		x 0-0 ③ F8		x 0-0 1-2 1B		x 0-0 ③ F7	5	0	2	0	0	0	4
Ed Kranepool, L (1, 3) OBP: 0.344, SLG: 0.490	x 0-0 ② 1-3 1-2			x 0-0 ① 5-3		x 0-0 ① P6	SSS 0-3 ② K			4	0	0	0	0	1	4
Cleon Jones, R (1, 7) OBP: 0.361, SLG: 0.426	x 0-0 ③ 6-3			x 0-0 1-3 1B 1B		SSS 0-3 ② K	x 0-0 ③ F7			4	0	1	0	0	1	4
Ken Boswell, L (1, 4) OBP: 0.322, SLG: 0.337		x 0-0 ① F5		x 0-0 ② 1-3 1-2		BBBB 4-0 1B BB		x 0-0 ① 6-3		3	0	0	0	1	0	1
Bob Aspromonte, R (1, 5) OBP: 0.297, SLG: 0.349		x 0-0 ② 5-3		x 0-0 ③ 2-H 1B		x 0-0 1-3 1B		x 0-0 ② P4		4	0	2	0	0	0	0
Jerry Grote, R (1, 2) OBP: 0.364, SLG: 0.400		x 0-0 ③ L9			x 0-0 ① 1-3	BBBB 4-0 FC4 BB		x 0-0 ③ F8		3	0	0	0	1	0	0
Tom Seaver, R (1, 1) OBP: 0.265, SLG: 0.319			SSS 0-3 ① K		x 0-0 BB 1B	x 0-0 ③ FC4 1-2f			x 0-0 1B	2	0	1	0	0	1	0
Donn Clendenon, R (6, PH) OBP: 0.282, SLG: 0.409										1	0	0	0	0	0	3
Danny Frisella, L (7, 1) OBP: 0.167, SLG: 0.167										0	0	0	0	0	0	0
Mike Jorgensen, L (9, PH) OBP: 0.340, SLG: 0.488										1	0	1	0	0	0	0
Inning Stats	R: 0 E: 0 K: 0 S: 4 H: 1 LOB: 2 BB: 1 P: 8	R: 0 E: 0 K: 0 S: 3 H: 0 LOB: 0 BB: 0 P: 3	R: 0 E: 0 K: 1 S: 6 H: 1 LOB: 1 BB: 0 P: 6	R: 0 E: 0 K: 0 S: 4 H: 2 LOB: 2 BB: 0 P: 4	R: 0 E: 0 K: 0 S: 4 H: 1 LOB: 2 BB: 1 P: 8	R: 0 E: 0 K: 1 S: 6 H: 1 LOB: 3 BB: 2 P: 14	R: 0 E: 0 K: 1 S: 7 H: 2 LOB: 2 BB: 0 P: 7	R: 0 E: 0 K: 0 S: 3 H: 0 LOB: 0 BB: 0 P: 3	R: 0 E: 0 K: 0 S: 4 H: 1 LOB: 1 BB: 0 P: 4	1B: 9 2B: 0 3B: 0 HR: 0	SF: 0 SAC: 0 DP: 0 HBP: 0						

AB	35
R	0
H	9
RBI	0
BB	4
SO	3
LOB	22

WP: 0 PB: 0 SB: 0 CS: 0 PA: 39

livebaseballscorecards.com

PITCHER	IP	WLS	BF	H	R	ER	SO	BB	IBB	HBP	BLK	WP	HR	S	P	ERA	WHIP
Phil Niekro, R (1, 1) ERA: 2.99	9.0	W	39	9	0	0	3	4	0	0	0	0	0	41	57	0.00	1.444

PITCHER	IP	WLS	BF	H	R	ER	SO	BB	IBB	HBP	BLK	WP	HR	S	P	ERA	WHIP

Batter	1	2	3	4	5	6	7	8	9	AB	R	H	RBI	BB	SO	LOB
Denny Doyle, L (1, 4) OBP: 0.290, SLG: 0.325	2B 1B	L8	L8	FC4-6 E 1-2f		E SF8 BB				4	2	1	0	1	0	1
Larry Bowa, S (1, 6) OBP: 0.275, SLG: 0.274	P4	P3	6-3	K		SF8 E 1-2 BB				4	0	0	0	1	1	2
Tim McCarver, L (1, 2) OBP: 0.316, SLG: 0.407	P5	F8	6-3	E8 1-3		E3 S 1-2 2-3				5	0	0	0	0	0	4
Willie Montanez, L (1, 8) OBP: 0.347, SLG: 0.525	E 1B 1-H 2B	WP 2B 1B	G3	L3		SF8 2-3 3-H				4	2	2	2	0	0	2
Deron Johnson, R (1, 3) OBP: 0.350, SLG: 0.440	E 1B BB	P6 1-2	3B 1B			CS BB		FC6-4 1-2 BB		2	2	1	0	3	0	1
Don Money, R (1, 7) OBP: 0.263, SLG: 0.352	E6 HBP 1B 1-2 2-3	FC5-4 2-H 2B	1-H 3B			K 1-2		FC6-4 1-2f		5	0	2	2	0	1	6
Roger Freed, R (1, 9) OBP: 0.314, SLG: 0.300	HBP 1-2 2-H 3-H 1B	FC5-4 BB	L5			1B			5-3	4	0	2	2	1	0	1
John Vukovich, R (1, 5) OBP: 0.227, SLG: 0.198	FC6-4 1-2 2-3 HBP	FC5-4 FC6-4 1-2f 2-3	P4			P3			L5	4	0	0	0	0	0	4
Bill Champion, R (1, 1) OBP: 0.125, SLG: 0.125 Jim Bunning, R (3, 1) OBP: 0.154, SLG: 0.250 Joe Lis, R (6, PH) OBP: 0.312, SLG: 0.383 Barry Lersch, S (6, PR) OBP: 0.300, SLG: 0.176 Woodie Fryman, R (6, 1) OBP: 0.150, SLG: 0.100 Oscar Gamble, L (8, PH) OBP: 0.302, SLG: 0.421 Darrell Brandon, R (8, 1) OBP: 0.167, SLG: 0.167 Joe Hoerner, R (9, 1) OBP: 0.143, SLG: 0.143	FC6-4 1-2f	FC6-4 1-2f				FC4-6 BB		P5	4-3	2 0 0 0 0 1 1 0	0 0 0 0 0 0 0 0	0 0 0 0 1 0 0 0	0 0 0 0 0 0 0 0	0 0 0 0 0 0 0 0	0 0 0 0 0 0 0 0	5 0 0 0 0 0 0 0
Inning Stats	R: 3 H: 3 E: 1 LOB: 3 K: 0 BB: 1 S: 15 P: 26	R: 0 H: 0 E: 0 LOB: 0 K: 0 BB: 0 S: 3 P: 5	R: 1 H: 2 E: 0 LOB: 2 K: 0 BB: 1 S: 14 P: 23	R: 0 H: 0 E: 0 LOB: 0 K: 0 BB: 0 S: 5 P: 7	R: 1 H: 2 E: 0 LOB: 1 K: 0 BB: 0 S: 7 P: 9	R: 0 H: 0 E: 1 LOB: 2 K: 1 BB: 1 S: 10 P: 17	R: 0 H: 1 E: 0 LOB: 1 K: 1 BB: 1 S: 10 P: 21	R: 1 H: 0 E: 1 LOB: 3 K: 0 BB: 3 S: 15 P: 32	R: 0 H: 0 E: 0 LOB: 0 K: 0 BB: 0 S: 5 P: 6	1B: 5 SF: 1 2B: 3 SAC: 0 3B: 1 DP: 1 HR: 0 HBP: 1						

PITCHER		IP	WLS	BF	H	R	ER	SO	BB	IBB	HBP	BLK	WP	HR	S	P	ERA	WHIP
Tom Kelley, R ERA: 3.36	(1, 1)	0.2		8	3	3	1	0	1	0	1	0	0	0	13	23	13.50	6.000
Steve Barber, L ERA: 4.54	(1, 1)	5.1		23	4	2	2	1	2	0	0	0	1	0	41	64	3.38	1.125
Bob Priddy, R ERA: 3.83	(7, 1)	1.1	L	7	1	1	0	1	3	0	0	0	0	0	13	32	0.00	3.000
Tom House, L ERA: 9.0	(8, 1)	0.1		2	0	0	0	0	0	0	0	0	0	0	6	9	0.00	0.000
Cecil Upshaw, R ERA: 4.15	(8, 1)	0.1		2	0	0	0	0	1	0	0	0	0	0	6	12	0.00	3.000

PITCHER		IP	WLS	BF	H	R	ER	SO	BB	IBB	HBP	BLK	WP	HR	S	P	ERA	WHIP
Ron Herbel, R ERA: 4.5	(9, 1)	1.0		3	0	0	0	0	0	0	0	0	0	0	5	6	0.00	0.000

TOP

Philadelphia Phillies @ Atlanta Braves

Atlanta Stadium, Atlanta, GA

Mon Jul 05 1971, 7:05 PM EDT

Att. 33,353 - Unknown

livebaseballscorecards.com

AB	36
R	6
H	8
RBI	6
BB	7
SO	2
LOB	26

1B: 5 SF: 1
2B: 3 SAC: 0
3B: 1 DP: 1
HR: 0 HBP: 1

WP: 1 PA: 45
PB: 0
SB: 1
CS: 1

BOTTOM

Philadelphia Phillies @ Atlanta Braves

Atlanta Stadium, Atlanta, GA

Mon Jul 05 1971, 7:05 PM EDT

Att. 33,353 - Unknown

livebaseballscorecards.com

Batter	1	2	3	4	5	6	7	8	9	AB	R	H	RBI	BB	SO	LOB
Ralph Garr, L (1, 7) OBP: 0.371, SLG: 0.453	4-1 3B BB	2-0 4-3		0-0 P2		1-0 5-3			1-0 FC6-4 1B	4	1	1	0	1	0	1
Felix Millan, R (1, 4) OBP: 0.359, SLG: 0.398	2-0 SF9 3B 1-H		4-0 HR 1B BB		0-0 P4 ①		1-1 1B		1-2 FC6-4 FC5-4 ① 1-2f	4	2	2	1	1	0	1
Hank Aaron, R (1, 3) OBP: 0.401, SLG: 0.628	0-0 SF9 ① 3-H		2-0 P3 ①		0-0 4-3 1B 1B		3-2 P5 ①		1-2 FC5-4 BB ② 1-2f	4	0	1	1	0	0	3
Darrell Evans, L (1, 5) OBP: 0.376, SLG: 0.448	4-2 S BB		1-3 K ②		0-0 4-3 1B 1-2		0-0 P6 ②		4-2 BB 1-2	3	0	1	0	2	1	2
Mike Lum, L (1, 9) OBP: 0.387, SLG: 0.453	1-1 F7 ②		1-0 HR 1B 1-2		2-2 4-3 ② 1-2 2-3		1-0 F7 ③		0-0 4-3 ③	5	1	1	0	0	0	6
Earl Williams, R (1, 2) OBP: 0.310, SLG: 0.441	3-2 F7 ③ 1-2		0-0 HR 1-H 2-H		4-1 BB			1-1 P6 ①		3	1	1	3	1	0	1
Sonny Jackson, L (1, 8) OBP: 0.318, SLG: 0.363		0-0 4-3 2B	0-0 P3 ③		3-1 4-3 ③			1-3 K ②		4	0	1	0	0	1	3
Marty Perez, R (1, 6) OBP: 0.245, SLG: 0.272		0-0 4-3 ① 2-3		0-0 5-3 ①		1-2 L1 ①		4-2 BB		3	0	0	0	1	0	1
Tom Kelley, R (1, 1)										0	0	0	0	0	0	0
Steve Barber, L (1, 1)										2	0	0	0	0	2	1
Zoilo Versalles, R (6, PH) OBP: 0.274, SLG: 0.363										1	0	0	0	0	0	0
Bob Priddy, R (7, 1) OBP: 0.100, SLG: 0.100										0	0	0	0	0	0	0
Tom House, L (8, 1)										0	0	0	0	0	0	0
Cecil Upshaw, R (8, 1)										0	0	0	0	0	0	0
Hal King, L (8, PH) OBP: 0.341, SLG: 0.340										1	0	0	0	0	0	1
Ron Herbel, R (9, 1)		3-3 K ②			0-3 K ②	2-1 P3 ②		1-0 4-3 ③		0	0	0	0	0	0	0
Inning Stats	R: 2 E: 0 K: 0 S: 10 H: 1 LOB: 1 BB: 2 P: 24	R: 0 E: 0 K: 1 S: 6 H: 1 LOB: 1 BB: 0 P: 11	R: 3 E: 0 K: 1 S: 7 H: 2 LOB: 0 BB: 1 P: 15	R: 0 E: 0 K: 1 S: 5 H: 0 LOB: 0 BB: 0 P: 5	R: 0 E: 0 K: 0 S: 9 H: 2 LOB: 3 BB: 1 P: 18	R: 0 E: 0 K: 0 S: 6 H: 0 LOB: 0 BB: 0 P: 10	R: 0 E: 0 K: 0 S: 7 H: 1 LOB: 1 BB: 0 P: 12	R: 0 E: 0 K: 1 S: 10 H: 0 LOB: 1 BB: 1 P: 17	R: 0 E: 0 K: 0 S: 12 H: 1 LOB: 2 BB: 1 P: 19	1B: 5 2B: 1 3B: 1 HR: 1	SF: 1 SAC: 0 DP: 0 HBP: 0						

AB	34
R	5
H	8
RBI	5
BB	6
SO	4
LOB	20

WP: 0 PB: 0 SB: 1 CS: 0 PA: 41

PITCHER		IP	WLS	BF	H	R	ER	SO	BB	IBB	HBP	BLK	WP	HR	S	P	ERA	WHIP
Bill Champion, R (1, 1) ERA: 4.68		2.2		14	3	4	4	2	3	0	0	0	0	0	21	48	13.50	2.250
Jim Bunning, R (3, 1) ERA: 5.3		2.1		11	3	1	1	1	1	0	0	0	0	1	16	25	3.86	1.714
Woodie Fryman, L (6, 1) ERA: 3.02		2.0	W	7	1	0	0	0	0	0	0	0	0	0	13	22	0.00	0.500
Darrell Brandon, R (8, 1) ERA: 2.31		1.2		7	1	0	0	1	1	0	0	0	0	0	18	28	0.00	1.200
Joe Hoerner, L (9, 1) ERA: 2.14		0.1	S	2	0	0	0	0	1	0	0	0	0	0	4	8	0.00	3.000

PITCHER	IP	WLS	BF	H	R	ER	SO	BB	IBB	HBP	BLK	WP	HR	S	P	ERA	WHIP

Batter	1	2	3	4	5	6	7	8	9	AB	R	H	RBI	BB	SO	LOB
Terry Harmon, R (1, 4) OBP: 0.314, SLG: 0.293	F8		FC5-4, 1B, PB, 1B	L5			6-3		PB, 1B, BB	4	1	1	0	1	0	2
Larry Bowa, S (1, 6) OBP: 0.283, SLG: 0.282	HBP, 1B		FC5-4, 1B		5-3		E, 1B		PB, 1B	5	0	4	0	0	0	0
Don Money, R (1, 7) OBP: 0.266, SLG: 0.346	HBP		FC5-4, PB		K		E5		BB	3	0	0	0	1	1	3
Deron Johnson, R (1, 3) OBP: 0.348, SLG: 0.446	K		K		HR		L8		L9	5	1	1	1	0	2	8
Roger Freed, R (1, 9) OBP: 0.310, SLG: 0.296	K		L4		F9			5-3		4	0	0	0	0	1	3
Willie Montanez, L (1, 8) OBP: 0.346, SLG: 0.521		L8		1B, 1B		P2		F7		4	0	1	0	0	0	0
John Vukovich, R (1, 5) OBP: 0.218, SLG: 0.189		E6		L9		K		K		4	0	0	0	0	2	1
Mike Ryan, R (1, 2) OBP: 0.225, SLG: 0.360		L7		1-2, 1B		K			K	4	0	1	0	0	2	1
Rick Wise, R (1, 1) OBP: 0.235, SLG: 0.520		5-3		K			P3		K	2	0	0	0	0	1	3
Bobby Pfeil, R (7, PH) OBP: 0.356, SLG: 0.381										1	0	0	0	0	0	0
Bill Wilson, R (7, 1)										0	0	0	0	0	0	0
Byron Browne, R (9, PH) OBP: 0.302, SLG: 0.378										1	0	0	0	0	1	0
Inning Stats	R: 0 E: 0 K: 2 S: 12 H: 1 LOB: 2 BB: 0 P: 17	R: 0 E: 1 K: 0 S: 14 H: 0 LOB: 1 BB: 0 P: 21	R: 1 E: 0 K: 1 S: 9 H: 2 LOB: 1 BB: 0 P: 11	R: 0 E: 0 K: 1 S: 13 H: 2 LOB: 2 BB: 0 P: 17	R: 1 E: 0 K: 1 S: 12 H: 1 LOB: 0 BB: 0 P: 19	R: 0 E: 0 K: 2 S: 7 H: 0 LOB: 0 BB: 0 P: 7	R: 0 E: 1 K: 0 S: 8 H: 1 LOB: 2 BB: 0 P: 10	R: 0 E: 0 K: 1 S: 5 H: 0 LOB: 0 BB: 0 P: 5	R: 0 E: 0 K: 2 S: 13 H: 1 LOB: 3 BB: 2 P: 25	1B: 7 2B: 0 3B: 0 HR: 1 SF: 0 SAC: 0 DP: 0 HBP: 1						

PITCHER	IP	WLS	BF	H	R	ER	SO	BB	IBB	HBP	BLK	WP	HR	S	P	ERA	WHIP
George Stone, L (1, 1) ERA: 3.03	8.2	W	38	8	2	1	10	1	0	1	0	0	1	91	126	1.04	1.038
Cecil Upshaw, R (9, 1) ERA: 4.13	0.1	S	2	0	0	0	0	1	0	0	0	0	0	2	6	0.00	3.000

PITCHER	IP	WLS	BF	H	R	ER	SO	BB	IBB	HBP	BLK	WP	HR	S	P	ERA	WHIP

TOP

Philadelphia Phillies @ Atlanta Braves

Atlanta Stadium, Atlanta, GA

Tue Jul 06 1971, 7:05 PM EDT

Att. 7,950 - Unknown

livebaseballscorecards.com

AB	37
R	2
H	8
RBI	1
BB	2
SO	10
LOB	21

Philadelphia Phillies @ Atlanta Braves

Atlanta Stadium, Atlanta, GA

Tue Jul 06 1971, 7:05 PM EDT

Att. 7,950 - Unknown

BOTTOM

Batter	1	2	3	4	5	6	7	8	9	AB	R	H	RBI	BB	SO	LOB
Ralph Garr, L (1, 7) OBP: 0.367, SLG: 0.448	F9		K		K		L9			4	0	0	0	0	2	1
Felix Millan, R (1, 4) OBP: 0.361, SLG: 0.399	4-3 1B		6-3		2B 1B		5-3			4	1	2	0	0	0	0
Mike Lum, L (1, 9) OBP: 0.389, SLG: 0.459	4-3			G3-6-1 1B 1B			P3			4	1	2	2	0	0	1
Darrell Evans, L (1, 5) OBP: 0.372, SLG: 0.440	6-3			G3-6-1 1B	F8			K		4	0	1	0	0	1	2
Hal King, L (1, 2) OBP: 0.339, SLG: 0.359		HR		G3-6-1		K		K		4	1	1	1	0	2	2
Earl Williams, R (1, 3) OBP: 0.309, SLG: 0.438		6-3		3-H 1B		6-3		K		4	0	1	1	0	1	0
Sonny Jackson, L (1, 8) OBP: 0.318, SLG: 0.363		K		4-3		2B 1B				3	1	1	0	0	1	1
Zoilo Versalles, R (1, 6) OBP: 0.276, SLG: 0.373		5-3			F9	1-H 2B				3	0	1	1	0	0	0
George Stone, L (1, 1) OBP: 0.167, SLG: 0.194 Cecil Upshaw, R (9, 1)			L6		1B 2B 1B	3-1				3 0	1 0	1 0	0 0	0 0	0 0	1 0
Inning Stats	R: 0 E: 0 K: 0 S: 9 H: 1 LOB: 1 BB: 0 P: 18	R: 1 E: 0 K: 1 S: 12 H: 1 LOB: 0 BB: 0 P: 14	R: 0 E: 0 K: 1 S: 6 H: 0 LOB: 0 BB: 0 P: 10	R: 1 E: 0 K: 0 S: 5 H: 3 LOB: 1 BB: 0 P: 9	R: 2 E: 0 K: 1 S: 10 H: 3 LOB: 1 BB: 0 P: 17	R: 1 E: 0 K: 1 S: 9 H: 2 LOB: 1 BB: 0 P: 14	R: 0 E: 0 K: 0 S: 3 H: 0 LOB: 0 BB: 0 P: 3	R: 0 E: 0 K: 3 S: 9 H: 0 LOB: 0 BB: 0 P: 9		1B: 7 2B: 2 3B: 0 HR: 1	SF: 0 SAC: 0 DP: 1 HBP: 0						

PITCHER		IP	WLS	BF	H	R	ER	SO	BB	IBB	HBP	BLK	WP	HR	S	P	ERA	WHIP
Rick Wise, R ERA: 3.04	(1, 1)	6.0	L	27	10	5	5	4	0	0	0	0	0	1	51	82	7.50	1.667
Bill Wilson, R ERA: 3.31	(7, 1)	2.0		6	0	0	0	3	0	0	0	0	0	0	12	12	0.00	0.000

PITCHER	IP	WLS	BF	H	R	ER	SO	BB	IBB	HBP	BLK	WP	HR	S	P	ERA	WHIP

AB	33
R	5
H	10
RBI	5
BB	0
SO	7
LOB	8

WP: 0 PB: 0 SB: 0 CS: 0 PA: 33

livebaseballscorecards.com

Batter	1	2	3	4	5	6	7	8	9	AB	R	H	RBI	BB	SO	LOB
Denny Doyle, L (1, 4) OBP: 0.284, SLG: 0.319	S B X 1-1 ① P6		X 0-0 ② F9		S S S 0-3 ③ K			X 0-0 ②③ G4-6-3 1-2f		4	0	0	0	0	1	1
Larry Bowa, S (1, 6) OBP: 0.285, SLG: 0.282	X 0-0 1B FC4-6 1B		B C B F B B 4-2 2B BB			X 0-0 ① 4-3			S S C 0-3 ① K	3	2	1	0	1	1	0
Tim McCarver, L (1, 2) OBP: 0.322, SLG: 0.420	C B X 1-1 FC4-6 1-3 1B		C X 0-1 1-H 2B			C F F X 0-2 ② P2			X 0-0 4-3 2B	4	0	3	1	0	0	0
Willie Montanez, L (1, 8) OBP: 0.342, SLG: 0.515	F B X 1-1 ② FC4-6 1-2f 3-H		X 0-0 ③ F9			B S X 1-1 ③ L7			X 0-0 ② 4-3 2-3	4	0	0	1	0	0	3
Deron Johnson, R (1, 3) OBP: 0.344, SLG: 0.440	B B X 2-0 ③ L7			X 0-0 ① 6-3			F B S B X 2-2 ① 4-3		B B B F C S 3-3 ③ K	4	0	0	0	0	1	2
Don Money, R (1, 7) (8, 5) OBP: 0.262, SLG: 0.340		F B X 1-1 ① 6-3		B F B S C 2-3 ② K			F C X 0-2 ② 6-3			3	0	0	0	0	1	0
Roger Freed, R (1, 9) OBP: 0.306, SLG: 0.292		B C B B S F S 3-3 ② K		X 0-0 ③ P4			B B B C X 3-1 ③ 4-3			3	0	0	0	0	1	0
John Vukovich, R (1, 5) OBP: 0.214, SLG: 0.186 Ron Stone, L (8, PH) OBP: 0.323, SLG: 0.256 (8, 7)		B S F B C 2-3 ③ K			X 0-0 ① F9			B C X 1-1 ① F8		2 1	0 0	0 0	0 0	0 0	1 0	0 0
Barry Lersch, S (1, 1) OBP: 0.286, SLG: 0.167 Oscar Gamble, L (8, PH) OBP: 0.308, SLG: 0.421 Darrell Brandon, R (8, 1) OBP: 0.167, SLG: 0.167			B B C F S 2-3 ① K		B B S S S 2-3 ② K			B B B S B 4-1 G4-6-3 BB		2 0 0	0 0 0	0 0 0	0 0 0	0 1 0	2 0 0	0 0 0
Inning Stats	R: 1 H: 2 E: 0 LOB: 1 K: 0 BB: 0 S: 8 P: 13	R: 0 H: 0 E: 0 LOB: 0 K: 2 BB: 0 S: 9 P: 15	R: 1 H: 1 E: 0 LOB: 1 K: 1 BB: 1 S: 9 P: 15	R: 0 H: 0 E: 0 LOB: 0 K: 1 BB: 0 S: 5 P: 7	R: 0 H: 0 E: 0 LOB: 0 K: 2 BB: 0 S: 7 P: 9	R: 0 H: 0 E: 0 LOB: 0 K: 0 BB: 0 S: 7 P: 8	R: 0 H: 0 E: 0 LOB: 0 K: 0 BB: 0 S: 8 P: 13	R: 0 H: 0 E: 0 LOB: 0 K: 0 BB: 1 S: 4 P: 9	R: 0 H: 1 E: 0 LOB: 1 K: 2 BB: 0 S: 8 P: 11	1B: 2 SF: 0 2B: 2 SAC: 0 3B: 0 DP: 1 HR: 0 HBP: 0						WP: 0 PA: 32 PB: 0 SB: 0 CS: 0

Philadelphia Phillies @ Atlanta Braves

Atlanta Stadium, Atlanta, GA

Wed Jul 07 1971, 7:05 PM EDT

Att. 12,268 - Unknown

TOP

livebaseballscorecards.com

AB	30
R	2
H	4
RBI	2
BB	2
SO	8
LOB	6

PITCHER	IP	WLS	BF	H	R	ER	SO	BB	IBB	HBP	BLK	WP	HR	S	P	ERA	WHIP
Ron Reed, R (1, 1) ERA: 3.15	9.0	W	32	4	2	2	8	2	0	0	0	0	0	65	100	2.00	0.667

PITCHER	IP	WLS	BF	H	R	ER	SO	BB	IBB	HBP	BLK	WP	HR	S	P	ERA	WHIP

Batter	1	2	3	4	5	6	7	8	9	AB	R	H	RBI	BB	SO	LOB
Ralph Garr, L (1, 7) OBP: 0.363, SLG: 0.443	K		L7		F8			G4-3-6 1-2f		4	0	0	0	0	1	1
Felix Millan, R (1, 4) OBP: 0.357, SLG: 0.394	L7		5-3			6-3		1-3		4	0	0	0	0	0	0
Mike Lum, L (1, 9) OBP: 0.384, SLG: 0.452	F7			4-3		4-3				3	0	0	0	0	0	0
Darrell Evans, L (1, 5) OBP: 0.379, SLG: 0.455		F7		HR 1B		2B				3	1	2	0	0	0	0
Hal King, L (1, 2) OBP: 0.333, SLG: 0.351		3-1		P5		K				3	0	0	0	0	1	2
Earl Williams, R (1, 3) OBP: 0.313, SLG: 0.467		HR		HR			F8			3	2	2	3	0	0	0
Sonny Jackson, L (1, 8) OBP: 0.315, SLG: 0.359		L7		F8			6-3			3	0	0	0	0	0	0
Zoilo Versalles, R (1, 6) OBP: 0.278, SLG: 0.407			HR		K		4-3			3	1	1	1	0	1	0
Ron Reed, R (1, 1) OBP: 0.095, SLG: 0.095			K		4-3			G4-3-6 1B		3	0	1	0	0	1	0
Inning Stats	R: 0 E: 0 K: 1 S: 8 H: 0 LOB: 0 BB: 0 P: 11	R: 1 E: 0 K: 0 S: 8 H: 1 LOB: 0 BB: 0 P: 15	R: 1 E: 0 K: 1 S: 11 H: 1 LOB: 0 BB: 0 P: 13	R: 2 E: 0 K: 0 S: 8 H: 2 LOB: 0 BB: 0 P: 12	R: 0 E: 0 K: 1 S: 5 H: 0 LOB: 0 BB: 0 P: 5	R: 0 E: 0 K: 1 S: 7 H: 1 LOB: 1 BB: 0 P: 9	R: 0 E: 0 K: 0 S: 4 H: 0 LOB: 0 BB: 0 P: 5	R: 0 E: 0 K: 0 S: 3 H: 1 LOB: 0 BB: 0 P: 3		1B: 2 2B: 1 3B: 0 HR: 3	SF: 0 SAC: 0 DP: 1 HBP: 0						

PITCHER		IP	WLS	BF	H	R	ER	SO	BB	IBB	HBP	BLK	WP	HR	S	P	ERA	WHIP
Barry Lersch, R ERA: 3.8	(1, 1)	7.0	L	26	5	4	4	4	0	0	0	0	0	3	51	70	5.14	0.714
Darrell Brandon, R ERA: 2.25	(8, 1)	1.0		3	1	0	0	0	0	0	0	0	0	0	3	3	0.00	1.000

PITCHER	IP	WLS	BF	H	R	ER	SO	BB	IBB	HBP	BLK	WP	HR	S	P	ERA	WHIP

BOTTOM

Philadelphia Phillies @ Atlanta Braves

Atlanta Stadium, Atlanta, GA

Wed Jul 07 1971, 7:05 PM EDT

Att. 12,268 - Unknown

livebaseballscorecards.com

AB	29
R	4
H	6
RBI	4
BB	0
SO	4
LOB	3

1B: 2	SF: 0	WP: 0	PA: 29
2B: 1	SAC: 0	PB: 0	
3B: 0	DP: 1	SB: 0	
HR: 3	HBP: 0	CS: 0	

Batter	1	2	3	4	5	6	7	8	9	AB	R	H	RBI	BB	SO	LOB
Ralph Garr, L (1, 7) OBP: 0.362, SLG: 0.440	4-3		K			WP, 1B; 1B		FC3-6; G6-3		4	1	1	0	0	1	1
Felix Millan, R (1, 4) OBP: 0.353, SLG: 0.389	5-3			6-3		F3		G6-3		4	0	0	0	0	0	3
Hank Aaron, R (1, 3) OBP: 0.400, SLG: 0.625	F7			6-3		1B			S	3	0	1	1	0	0	0
Zoilo Versalles, R (7, 5) OBP: 0.286, SLG: 0.414										1	0	1	0	0	0	0
Earl Williams, R (1, 5) (7, 3) OBP: 0.313, SLG: 0.463		F3		K		G4-6-3			F8	4	0	1	1	0	1	1
Mike Lum, L (1, 9) OBP: 0.381, SLG: 0.447		L6			1B	G4-6-3			F2	4	0	1	0	0	0	3
Hal King, L (1, 2) OBP: 0.337, SLG: 0.355		1B			F4		G5-4-3; 1B		L9	4	0	2	0	0	0	2
Sonny Jackson, L (1, 8) OBP: 0.318, SLG: 0.362		3-1			G6-4-3; 1B		G5-4-3; 1B			3	0	2	0	0	0	1
Leo Foster, R (1, 6)			F8		G6-4-3		G5-4-3			3	0	0	0	0	0	4
Jim Nash, R (1, 1) OBP: 0.158, SLG: 0.184			K			WP, 1B; 1B		FC3-6; 1B		1	0	0	0	0	1	0
Tom House, L (5, 1) OBP: 0.500, SLG: 0.500										1	1	1	0	0	0	0
Steve Barber, L (6, 1) OBP: 0.200, SLG: 0.111										1	0	1	0	0	0	0
Inning Stats	R: 0 E: 0 K: 0 S: 3	H: 0 LOB: 0 BB: 0 P: 3	R: 0 E: 0 K: 0 S: 4	H: 1 LOB: 1 BB: 0 P: 4	R: 0 E: 0 K: 2 S: 7	H: 0 LOB: 0 BB: 0 P: 7	R: 0 E: 0 K: 1 S: 5	H: 0 LOB: 0 BB: 0 P: 5	R: 0 E: 0 K: 0 S: 4	H: 2 LOB: 1 BB: 0 P: 4	R: 2 E: 0 K: 0 S: 6	H: 4 LOB: 1 BB: 0 P: 6	R: 0 E: 0 K: 0 S: 3	H: 2 LOB: 0 BB: 0 P: 3	R: 0 E: 0 K: 0 S: 3	H: 1 LOB: 0 BB: 0 P: 3	R: 0 E: 0 K: 0 S: 4	H: 1 LOB: 1 BB: 0 P: 4	1B: 11 2B: 0 3B: 1 HR: 0	SF: 0 SAC: 0 DP: 3 HBP: 0	WP: 1 PB: 0 SB: 1 CS: 0	PA: 33

PITCHER	IP	WLS	BF	H	R	ER	SO	BB	IBB	HBP	BLK	WP	HR	S	P	ERA	WHIP
Nelson Briles, R (1, 1) ERA: 3.97	9.0	W	33	11	2	2	3	0	0	0	0	1	0	39	39	2.00	1.222

PITCHER	IP	WLS	BF	H	R	ER	SO	BB	IBB	HBP	BLK	WP	HR	S	P	ERA	WHIP

TOP

Atlanta Braves @ Pittsburgh Pirates

Three Rivers Stadium, Pittsburgh, PA

Fri Jul 09 1971, 7:05 PM EDT

Att. 29,678 - Unknown

livebaseballscorecards.com

AB	33
R	2
H	11
RBI	2
BB	0
SO	3
LOB	15

Atlanta Braves @ Pittsburgh Pirates

Three Rivers Stadium, Pittsburgh, PA

Fri Jul 09 1971, 7:05 PM EDT

Att. 29,678 - Unknown

BOTTOM

Batter	1	2	3	4	5	6	7	8	9	AB	R	H	RBI	BB	SO	LOB
Dave Cash, R (1, 4) OBP: 0.387, SLG: 0.403	E6 F9 S 1B	4-3 2-3		F8		1B HR 2B	BBBB 4-0 1-2 G4-3 BB			4	2	1	0	1	0	1
Al Oliver, L (1, 8) OBP: 0.313, SLG: 0.400	F9 1-3	4-3		F5		F5	G4-3 1-2f			5	0	0	0	0	0	5
Roberto Clemente, R (1, 9) OBP: 0.366, SLG: 0.520	SSS 0-3 K		F9		1B 3B 2B	2-3 HR 1B		BBBB 4-0 FC4-6 BB		4	2	2	0	1	1	1
Willie Stargell, L (1, 7) OBP: 0.392, SLG: 0.691	FC6-4 3-H 1B		HR 1B		BBBB 4-0 1B 3B BB	1-H HR 3-H		FC4-6 BB 1B 1-2f		4	3	3	4	1	0	1
Richie Hebner, L (1, 5) OBP: 0.356, SLG: 0.536	FC6-4 1-2f		1-H HR		1-2 2-3 3B 1B	4-3		BB 1-2 1B		5	2	3	2	0	0	1
Bob Robertson, R (1, 3) OBP: 0.356, SLG: 0.486		1B 2B	K	K	1B			G6-4-3 1-2 2-3 BB		4	1	2	0	1	2	3
Manny Sanguillen, R (1, 2) OBP: 0.347, SLG: 0.425		FC1-6 2-H 1B	1B		1-H 2-H 3-H 3B	F9		G6-4-3 1-2f		5	0	3	4	0	0	4
Gene Alley, R (1, 6) OBP: 0.304, SLG: 0.333		FC1-6 1-2f 2B	F7		F4		BB 1B			4	1	1	0	0	0	3
Nelson Briles, R (1, 1) OBP: 0.300, SLG: 0.474		4-3 1-H 2B		SSS 0-3 K	SSS 0-3 K		F3			4	0	1	1	0	2	2
Inning Stats	R: 1 E: 1 K: 1 S: 7 H: 1 LOB: 1 BB: 0 P: 7	R: 2 E: 0 K: 0 S: 6 H: 3 LOB: 1 BB: 0 P: 6	R: 2 E: 0 K: 1 S: 8 H: 3 LOB: 1 BB: 0 P: 8	R: 0 E: 0 K: 1 S: 5 H: 0 LOB: 0 BB: 0 P: 5	R: 3 E: 0 K: 2 S: 10 H: 3 LOB: 1 BB: 1 P: 14	R: 3 E: 0 K: 0 S: 7 H: 4 LOB: 1 BB: 0 P: 7	R: 0 E: 0 K: 0 S: 3 H: 1 LOB: 1 BB: 1 P: 7	R: 0 E: 0 K: 0 S: 3 H: 1 LOB: 2 BB: 2 P: 11		1B: 9 2B: 4 3B: 1 HR: 2 SF: 0 SAC: 0 DP: 2 HBP: 0						

livebaseballscorecards.com

AB	39
R	11
H	16
RBI	11
BB	4
SO	5
LOB	21

PITCHER		IP	WLS	BF	H	R	ER	SO	BB	IBB	HBP	BLK	WP	HR	S	P	ERA	WHIP
Jim Nash, R ERA: 5.52	(1, 1)	4.1	L	25	10	8	7	4	1	0	0	0	0	1	32	36	14.54	2.538
Tom House, L ERA: 11.25	(5, 1)	1.0		5	2	2	2	1	0	0	0	0	0	0	7	7	18.00	2.000
Steve Barber, L ERA: 4.47	(6, 1)	2.2		13	4	1	1	0	3	0	0	0	0	1	10	22	3.38	2.625

PITCHER	IP	WLS	BF	H	R	ER	SO	BB	IBB	HBP	BLK	WP	HR	S	P	ERA	WHIP

Atlanta Braves @ Pittsburgh Pirates

Three Rivers Stadium, Pittsburgh, PA

Sat Jul 10 1971, 3:33 AM EDT

Att. 18,955 - Unknown

livebaseballscorecards.com

TOP

Batter	1	2	3	4	5	6	7	8	9	AB	R	H	RBI	BB	SO	LOB
Felix Millan, R (1, 4) OBP: 0.356, SLG: 0.391	K		SF9 1B 4-3 1B		FC6-4 1B	BB		FC6-4 E S 2B		4	2	2	0	1	1	1
Ralph Garr, L (1, 7) OBP: 0.365, SLG: 0.445	1-3		4-3 1B		FC6-4 1B	K		1-H 2B		5	0	3	1	0	1	3
Hank Aaron, R (1, 3) OBP: 0.403, SLG: 0.635	1B BB		SF9		F9		HR	IBB		2	1	1	2	2	0	2
Mike Lum, L (1, 9) OBP: 0.382, SLG: 0.446	FC5-4 1B		4-3		FC6-4		1B	F8		5	0	2	1	0	0	5
Earl Williams, R (1, 5) OBP: 0.310, SLG: 0.458	FC5-4		6-3		G3		K		FC5-4 1B	5	0	1	0	0	1	6
Sonny Jackson, L (1, 8) OBP: 0.317, SLG: 0.360		F8		F7		SH4-3 E 1B	F9		F5	5	0	1	0	0	0	2
Zoilo Versalles, R (1, 6) OBP: 0.271, SLG: 0.391		F6		E6 FC1-6		E3 SH4-3	K		FC5-4	5	0	0	0	0	1	3
Bob Didier, S (1, 2) OBP: 0.253, SLG: 0.264		3-1		FC1-6		SH4-3		FC1-6 1B	F7	3	0	1	0	0	0	1
Hal King, L (9, PH) OBP: 0.335, SLG: 0.353										1	0	0	0	0	0	1
Phil Niekro, R (1, 1) OBP: 0.145, SLG: 0.151			E6 1B 1B SF9	F6		K		FC1-6 FC6-4		4	1	0	0	0	1	4

	AB	39
	R	4
	H	11
	RBI	4
	BB	3
	SO	5
	LOB	28



Inning Stats	1	2	3	4	5	6	7	8	9
	R: 0 E: 0 K: 1 S: 6	R: 0 E: 0 K: 0 S: 3	R: 2 E: 1 K: 0 S: 6	R: 0 E: 1 K: 0 S: 4	R: 0 E: 0 K: 0 S: 5	R: 0 E: 1 K: 2 S: 9	R: 1 E: 0 K: 2 S: 9	R: 1 E: 0 K: 0 S: 5	R: 0 E: 0 K: 0 S: 4
	H: 1 LOB: 2 BB: 1 P: 10	H: 0 LOB: 0 BB: 0 P: 3	H: 2 LOB: 1 BB: 0 P: 6	H: 0 LOB: 1 BB: 0 P: 4	H: 2 LOB: 2 BB: 0 P: 5	H: 1 LOB: 3 BB: 1 P: 13	H: 2 LOB: 1 BB: 0 P: 9	H: 2 LOB: 2 BB: 1 P: 9	H: 1 LOB: 1 BB: 0 P: 4

	1B	9	SF:	1	WP:	0	PA:	44
	2B:	1	SAC:	1	PB:	0		
	3B:	0	DP:	0	SB:	1		
	HR:	1	HBP:	0	CS:	0		

PITCHER		IP	WLS	BF	H	R	ER	SO	BB	IBB	HBP	BLK	WP	HR	S	P	ERA	WHIP
Steve Blass, R ERA: 2.9	(1, 1)	7.0		34	8	3	1	5	2	0	0	0	0	1	42	50	1.29	1.429
Mudcat Grant, R ERA: 3.09	(8, 1)	1.0	W	6	2	1	1	0	0	1	0	0	0	0	5	9	9.00	2.000
Dave Giusti, R ERA: 2.2	(9, 1)	1.0	S	4	1	0	0	0	0	0	0	0	0	0	4	4	0.00	1.000

PITCHER	IP	WLS	BF	H	R	ER	SO	BB	IBB	HBP	BLK	WP	HR	S	P	ERA	WHIP

BOTTOM

Atlanta Braves @ Pittsburgh Pirates

Three Rivers Stadium, Pittsburgh, PA

Sat Jul 10 1971, 3:33 AM EDT

Att. 18,955 - Unknown

Batter	1	2	3	4	5	6	7	8	9	AB	R	H	RBI	BB	SO	LOB
Rennie Stennett, R (1, 4)	K2-3		F8		2-3		L7			4	0	0	0	0	1	2
Mudcat Grant, R (8, 1)										0	0	0	0	0	0	0
Dave Giusti, R (9, 1)										0	0	0	0	0	0	0
Vic Davalillo, L (1, 9)	F7		E4 1-3 1B		6-3			HR SH3		4	2	2	0	0	0	0
Al Oliver, L (1, 8)	F7		2-H 3-H			4-3		SH3 1-2		3	0	1	2	0	0	0
Willie Stargell, L (1, 7)		1B	IBB			K		2-H		3	2	2	2	1	1	0
Bob Robertson, R (1, 3)		CS 2-H	F7					F6		4	0	2	1	0	0	2
Manny Sanguillen, R (1, 2)	F8			L6-3		K		F8		4	0	1	0	0	1	2
Jose Pagan, R (1, 5)	L5		L6-3 1-2				G3 SH1-4			3	0	1	0	0	0	2
Gene Alley, R (1, 6)	CS 1-2		5-3				SH1-4 1-2			2	0	0	0	0	0	0
Steve Blass, R (1, 1)			E 1B		L5		G3 2-3			2	1	1	0	0	0	0
Milt May, L (7, PH)										1	0	0	0	0	0	1
Bill Mazeroski, R (8, 4)										0	0	0	0	0	0	0
Inning Stats	R: 0 E: 0 K: 1 S: 5 H: 0 LOB: 0 BB: 0 P: 5	R: 1 E: 0 K: 0 S: 4 H: 2 LOB: 0 BB: 0 P: 4	R: 2 E: 1 K: 0 S: 6 H: 3 LOB: 2 BB: 1 P: 10	R: 0 E: 0 K: 0 S: 3 H: 1 LOB: 0 BB: 0 P: 3	R: 0 E: 0 K: 0 S: 3 H: 0 LOB: 0 BB: 0 P: 3	R: 0 E: 0 K: 2 S: 8 H: 1 LOB: 1 BB: 0 P: 8	R: 0 E: 0 K: 0 S: 4 H: 1 LOB: 1 BB: 0 P: 4	R: 2 E: 0 K: 0 S: 5 H: 2 LOB: 0 BB: 0 P: 5		1B: 8 2B: 2 3B: 0 HR: 1	SF: 0 SAC: 2 DP: 1 HBP: 0						

PITCHER	IP	WLS	BF	H	R	ER	SO	BB	IBB	HBP	BLK	WP	HR	S	P	ERA	WHIP
Phil Niekro, R (1, 1) ERA: 3.07	8.0	L	33	10	5	4	3	0	1	0	0	0	1	38	42	4.50	1.250

PITCHER	IP	WLS	BF	H	R	ER	SO	BB	IBB	HBP	BLK	WP	HR	S	P	ERA	WHIP

AB	30
R	5
H	10
RBI	5
BB	1
SO	3
LOB	9

WP: 0 PB: 0 SB: 0 CS: 1 PA: 34

livebaseballscorecards.com

Batter	1	2	3	4	5	6	7	8	9	AB	R	H	RBI	BB	SO	LOB
Maury Wills, S (1, 6) OBP: 0.328, SLG: 0.332	F8		F7		4-3			SH1 3B 1B	2-3 1B	5	1	2	0	0	0	0
Bill Buckner, L (1, 9) OBP: 0.337, SLG: 0.407	F8			F7	4-5 2B			SH1 1-2	4-3	4	0	1	0	0	0	2
Willie Davis, L (1, 8) OBP: 0.367, SLG: 0.505	1B			HR	4-5 2-3	L8		1B 2-H 3B		4	2	3	2	0	0	0
Dick Allen, R (1, 5) OBP: 0.375, SLG: 0.447	K			HR		K		1-4-3 3-H 1B		4	1	2	2	0	2	1
Wes Parker, S (1, 3) OBP: 0.369, SLG: 0.370		4-3		K		F6		1-4-3 1-2		4	0	0	0	0	1	1
Willie Crawford, L (1, 7) OBP: 0.365, SLG: 0.503		F5		HR 1B			BB S	6-3		3	1	1	0	1	0	1
Jim Lefebvre, S (1, 4) OBP: 0.331, SLG: 0.426		F5		HR 1-H			F6 1-2		BB 1B 6-3	3	1	1	2	1	0	1
Duke Sims, L (1, 2) OBP: 0.343, SLG: 0.346		K	K				F8		F7	4	0	0	0	0	2	2
Claude Osteen, L (1, 1) OBP: 0.169, SLG: 0.164		K		K			F8		6-3 1-2	4	0	0	0	0	2	2
Inning Stats	R: 0 E: 0 K: 1 S: 6 H: 1 LOB: 1 BB: 0 P: 6	R: 0 E: 0 K: 0 S: 3 H: 0 LOB: 0 BB: 0 P: 3	R: 0 E: 0 K: 2 S: 7 H: 0 LOB: 0 BB: 0 P: 7	R: 4 E: 0 K: 2 S: 11 H: 4 LOB: 0 BB: 0 P: 11	R: 0 E: 0 K: 1 S: 5 H: 1 LOB: 1 BB: 0 P: 5	R: 0 E: 0 K: 1 S: 5 H: 0 LOB: 0 BB: 0 P: 5	R: 0 E: 0 K: 0 S: 3 H: 0 LOB: 1 BB: 1 P: 7	R: 2 E: 0 K: 0 S: 6 H: 3 LOB: 1 BB: 0 P: 6	R: 0 E: 0 K: 0 S: 4 H: 1 LOB: 2 BB: 1 P: 8	1B: 5 2B: 1 3B: 1 HR: 3 SF: 0 SAC: 1 DP: 0 HBP: 0	WP: 0 PB: 0 SB: 1 CS: 0 PA: 38					

PITCHER		IP	WLS	BF	H	R	ER	SO	BB	IBB	HBP	BLK	WP	HR	S	P	ERA	WHIP
Ron Reed, R ERA: 3.37	(1, 1)	8.0	L	34	9	6	6	7	1	0	0	0	0	3	46	50	6.75	1.250
Bob Priddy, R ERA: 3.74	(9, 1)	1.0		5	1	0	0	0	1	0	0	0	0	0	4	8	0.00	2.000

PITCHER		IP	WLS	BF	H	R	ER	SO	BB	IBB	HBP	BLK	WP	HR	S	P	ERA	WHIP

TOP

Los Angeles Dodgers @ Atlanta Braves

Atlanta Stadium, Atlanta, GA

Thu Jul 15 1971, 7:05 PM EDT

Att. 11,431 - Unknown

livebaseballscorecards.com

AB	35
R	6
H	10
RBI	6
BB	2
SO	7
LOB	10

Batter	1	2	3	4	5	6	7	8	9	AB	R	H	RBI	BB	SO	LOB
Felix Millan, R (1, 4) OBP: 0.355, SLG: 0.389	G6-4-3 1B			F7			6-3		F8	4	0	1	0	0	0	0
Ralph Garr, L (1, 7) OBP: 0.364, SLG: 0.443	G6-4-3 1-2f			G3			1B		K	4	0	1	0	0	1	1
Hank Aaron, R (1, 3) OBP: 0.398, SLG: 0.626	F9			2-3			F4		F8	4	0	0	0	0	0	1
Earl Williams, R (1, 2) OBP: 0.311, SLG: 0.456		G4-3 1B			P3		K			3	0	1	0	0	1	1
Darrell Evans, L (1, 5) OBP: 0.378, SLG: 0.452		G4-3 1-2f			4-3			FC3-6 1B L1-5 1B		3	0	1	0	0	0	1
Zoilo Versalles, R (1, 6) OBP: 0.273, SLG: 0.389		K			F9			FC3-6 1-2 1B		3	0	1	0	0	1	0
Mike Lum, L (1, 9) OBP: 0.377, SLG: 0.439			F9			5-3		FC3-6 BB 1-2f 2-3		3	0	0	0	0	0	2
Sonny Jackson, L (1, 8) OBP: 0.320, SLG: 0.361			CS 1B			F9		BB 1-2		2	0	1	0	1	0	0
Ron Reed, R (1, 1) OBP: 0.091, SLG: 0.091			K 1-2			F9		L1-5 3-H		2	0	0	0	0	1	1
Leo Foster, R (8, PH)										1	0	0	0	0	0	3
Bob Priddy, R (9, 1) OBP: 0.100, SLG: 0.100										0	0	0	0	0	0	0
Inning Stats	R: 0 E: 0 K: 0 S: 3 H: 1 LOB: 0 BB: 0 P: 3	R: 0 E: 0 K: 1 S: 5 H: 1 LOB: 0 BB: 0 P: 5	R: 0 E: 0 K: 1 S: 5 H: 1 LOB: 0 BB: 0 P: 5	R: 0 E: 0 K: 0 S: 3 H: 0 LOB: 0 BB: 0 P: 3	R: 0 E: 0 K: 0 S: 3 H: 0 LOB: 0 BB: 0 P: 3	R: 0 E: 0 K: 0 S: 3 H: 0 LOB: 0 BB: 0 P: 3	R: 0 E: 0 K: 1 S: 6 H: 1 LOB: 1 BB: 0 P: 6	R: 0 E: 0 K: 0 S: 4 H: 2 LOB: 2 BB: 1 P: 8	R: 0 E: 0 K: 1 S: 5 H: 0 LOB: 0 BB: 0 P: 5	1B: 6 2B: 1 3B: 0 HR: 0	SF: 0 SAC: 0 DP: 3 HBP: 0					WP: 0 PB: 0 SB: 0 CS: 1	PA: 30

PITCHER	IP	WLS	BF	H	R	ER	SO	BB	IBB	HBP	BLK	WP	HR	S	P	ERA	WHIP
Claude Osteen, L (1, 1) ERA: 3.28	9.0	W	30	6	0	0	4	1	0	0	0	0	0	37	41	0.00	0.778

PITCHER	IP	WLS	BF	H	R	ER	SO	BB	IBB	HBP	BLK	WP	HR	S	P	ERA	WHIP

BOTTOM

Los Angeles Dodgers @ Atlanta Braves

Atlanta Stadium, Atlanta, GA

Thu Jul 15 1971, 7:05 PM EDT

Att. 11,431 - Unknown

livebaseballscorecards.com

AB	29
R	0
H	6
RBI	0
BB	1
SO	4
LOB	10

Batter	1	2	3	4	5	6	7	8	9	AB	R	H	RBI	BB	SO	LOB
Maury Wills, S (1, 6) OBP: 0.332, SLG: 0.337	0-0 1B S 1B		0-0 CS 1B 1B		0-0 3-H 1B			0-3 K ②		4	0	3	1	0	1	0
Bill Buckner, L (1, 9) OBP: 0.335, SLG: 0.403	0-3 K ① 1-2		0-0 CS 1-2 1B		0-3 K ③			0-0 F3 ③		4	0	1	0	0	2	2
Willie Davis, L (1, 8) OBP: 0.366, SLG: 0.503	0-3 K ②		0-0 3-1 ②③ 1-2 2-3			0-0 F7 ①			0-0 1-3 1B	4	0	1	0	0	1	3
Dick Allen, R (1, 5) OBP: 0.374, SLG: 0.445	0-0 2-3 1B			0-0 F8 ①		0-0 5-3 ②			0-3 K ①	4	0	1	0	0	1	1
Wes Parker, S (1, 3) OBP: 0.366, SLG: 0.366	0-0 F8 ③			0-0 F8 ②		0-0 G3 ③			0-0 1-3 ② 1-2	4	0	0	0	0	0	3
Willie Crawford, L (1, 7) OBP: 0.356, SLG: 0.491		0-0 4-3 ①		0-0 F8 ③			0-0 F7 ①		0-3 K2-3 ③	4	0	0	0	0	1	1
Jim Lefebvre, S (1, 4) OBP: 0.327, SLG: 0.421		0-0 G3 ②			0-0 F8 ①		0-0 F5 ②			3	0	0	0	0	0	0
Tom Haller, L (1, 2) OBP: 0.301, SLG: 0.310		0-0 L4 ③			0-0 E8 4-3 1B 1B		0-0 F8 ③			3	1	1	0	0	0	0
Don Sutton, R (1, 1) OBP: 0.260, SLG: 0.234			0-0 4-3 ①		0-0 4-3 ② 2-3			0-0 3-1 ①		2	0	0	0	0	0	1
Bobby Valentine, R (8, PH) OBP: 0.296, SLG: 0.340										1	0	0	0	0	0	0
Pete Mikkelsen, R (8, 1) OBP: 0.250, SLG: 0.143										0	0	0	0	0	0	0
Inning Stats	R: 0 E: 0 K: 2 S: 9 H: 2 LOB: 2 BB: 0 P: 9	R: 0 E: 0 K: 0 S: 3 H: 0 LOB: 0 BB: 0 P: 3	R: 0 E: 0 K: 0 S: 4 H: 2 LOB: 1 BB: 0 P: 4	R: 0 E: 0 K: 0 S: 3 H: 0 LOB: 0 BB: 0 P: 3	R: 1 E: 1 K: 1 S: 7 H: 2 LOB: 1 BB: 0 P: 7	R: 0 E: 0 K: 0 S: 3 H: 0 LOB: 0 BB: 0 P: 3	R: 0 E: 0 K: 0 S: 3 H: 0 LOB: 0 BB: 0 P: 3	R: 0 E: 0 K: 1 S: 5 H: 0 LOB: 0 BB: 0 P: 5	R: 0 E: 0 K: 2 S: 8 H: 1 LOB: 1 BB: 0 P: 8	1B: 7 2B: 0 3B: 0 HR: 0	SF: 0 SAC: 0 DP: 0 HBP: 0						

PITCHER	IP	WLS	BF	H	R	ER	SO	BB	IBB	HBP	BLK	WP	HR	S	P	ERA	WHIP
Phil Niekro, R (1, 1) ERA: 2.89	9.0	W	33	7	1	0	6	0	0	0	0	0	0	45	45	0.00	0.778

PITCHER	IP	WLS	BF	H	R	ER	SO	BB	IBB	HBP	BLK	WP	HR	S	P	ERA	WHIP

TOP

Los Angeles Dodgers @ Atlanta Braves

Atlanta Stadium, Atlanta, GA

Fri Jul 16 1971, 7:05 PM EDT

Att. 15,884 - Unknown

livebaseballscorecards.com

AB	33
R	1
H	7
RBI	1
BB	0
SO	6
LOB	11

1B: 7 2B: 0 3B: 0 HR: 0 SF: 0 SAC: 0 DP: 0 HBP: 0

WP: 0 PB: 0 SB: 1 CS: 2 PA: 33

Batter	1	2	3	4	5	6	7	8	9	AB	R	H	RBI	BB	SO	LOB
Felix Millan, R (1, 4) OBP: 0.354, SLG: 0.387	0-0 1B SF9 1B		0-0 6-3 ①		0-0 F4 ①		0-0 5-3 ①			4	1	1	0	0	0	1
Ralph Garr, L (1, 7) OBP: 0.368, SLG: 0.447	0-0 SF9 1B 1-2 1B		0-0 1B 1B		0-0 E S SF9 2-H 1B		SSS 0-3 K ②			4	1	3	1	0	1	0
Bob Didier, S (8, 2) OBP: 0.253, SLG: 0.264										0	0	0	0	0	0	0
Hank Aaron, R (1, 3) OBP: 0.399, SLG: 0.626	0-0 FC6-4 1-2 2-3 1B		0-0 BB ② 1-3 1B		0-0 SF9 ② 1-H		0-0 E6			3	0	2	1	0	0	0
(8, 9)																
Darrell Evans, L (1, 5) OBP: 0.381, SLG: 0.449	SSS 0-3 K ①		BBB 4-0 1-2 BB		0-0 CS 1B		0-0 F8 ③			3	0	1	0	1	1	4
Mike Lum, L (1, 9) OBP: 0.374, SLG: 0.438	0-0 SF9 ② 2-3 3-H		0-0 3-1 ③		0-0 CS ③ 1-2	0-0 FC6-4 1B		0-0 F7 ①		3	0	1	1	0	0	2
(8, 7)																
Earl Williams, R (1, 2) OBP: 0.306, SLG: 0.449	0-0 FC6-4 ③ 1-2f			0-0 F9 ①		0-0 FC6-4 ① PB 1B 1-2f		0-0 F7 ②		4	0	0	0	0	0	3
(8, 3)																
Sonny Jackson, L (1, 8) OBP: 0.325, SLG: 0.365		0-0 6-3 ①		0-0 E S 1-5 1B		0-0 PB 1-2 1B		0-0 1B		4	0	3	0	0	0	0
Marty Perez, R (1, 6) OBP: 0.240, SLG: 0.266		0-0 F4 ②		0-0 1-5 ② ③ 1-Hf		0-0 F8 ② 1-2 2-3		SSS 0-3 K2-3 ③		4	0	0	0	0	1	4
Phil Niekro, R (1, 1) OBP: 0.155, SLG: 0.161		0-0 F8 ③			0-0 E6 1B 1B	SSS 0-3 K ③				3	1	1	0	0	1	2
Inning Stats	R: 1 E: 0 K: 1 S: 8 H: 3 LOB: 2 BB: 0 P: 8	R: 0 E: 0 K: 0 S: 3 H: 0 LOB: 0 BB: 0 P: 3	R: 0 E: 0 K: 0 S: 4 H: 2 LOB: 2 BB: 1 P: 8	R: 0 E: 0 K: 0 S: 3 H: 1 LOB: 0 BB: 0 P: 3	R: 2 E: 1 K: 0 S: 5 H: 3 LOB: 0 BB: 0 P: 5	R: 0 E: 0 K: 1 S: 7 H: 2 LOB: 2 BB: 0 P: 7	R: 0 E: 1 K: 1 S: 6 H: 0 LOB: 1 BB: 0 P: 6	R: 0 E: 0 K: 1 S: 6 H: 1 LOB: 1 BB: 0 P: 6		1B: 12 2B: 1 3B: 0 HR: 0	SF: 2 SAC: 0 DP: 1 HBP: 0					

PITCHER	IP	WLS	BF	H	R	ER	SO	BB	IBB	HBP	BLK	WP	HR	S	P	ERA	WHIP
Don Sutton, R (1, 1) ERA: 2.8	7.0	L	31	11	3	3	3	1	0	0	0	0	0	36	40	3.86	1.714
Pete Mikkelsen, R (8, 1) ERA: 2.52	1.0		4	1	0	0	1	0	0	0	0	0	0	6	6	0.00	1.000

PITCHER	IP	WLS	BF	H	R	ER	SO	BB	IBB	HBP	BLK	WP	HR	S	P	ERA	WHIP

BOTTOM

Los Angeles Dodgers @ Atlanta Braves

Atlanta Stadium, Atlanta, GA

Fri Jul 16 1971, 7:05 PM EDT

Att. 15,884 - Unknown

livebaseballscorecards.com

AB	32
R	3
H	12
RBI	3
BB	1
SO	4
LOB	16

WP: 0 PB: 1 SB: 2 CS: 1 PA: 36

Batter	1	2	3	4	5	6	7	8	9	AB	R	H	RBI	BB	SO	LOB
Maury Wills, S (1, 6) OBP: 0.330, SLG: 0.334	G3		K		6-3			F8		3	0	0	0	0	1	0
Bill Russell, R (8, PH) OBP: 0.277, SLG: 0.308										1	0	0	0	0	0	0
(8, 6)																
Manny Mota, R (1, 7) OBP: 0.372, SLG: 0.389	F9		5-3		6-3			F9		4	0	0	0	0	0	0
Willie Davis, L (1, 8) OBP: 0.362, SLG: 0.497	G3		6-3			F7		F8		4	0	0	0	0	0	0
Dick Allen, R (1, 5) OBP: 0.375, SLG: 0.446		1B		F7		1B			F3	4	0	2	0	0	0	0
Wes Parker, S (1, 3) OBP: 0.367, SLG: 0.371		1-3 2B		F9		G6-4-3 1-2 1B			E5	4	0	2	0	0	0	0
Jim Lefebvre, S (1, 4) OBP: 0.326, SLG: 0.416		BB		K 2B		G6-4-3 1-2f			F9	3	0	0	0	1	1	3
Bobby Darwin, R (1, 9) OBP: 0.412, SLG: 0.600		F4		1-3 2B			K		F7	4	0	1	0	0	1	4
Joe Ferguson, R (1, 2) OBP: 0.233, SLG: 0.262		F4		F7			F9			3	0	0	0	0	0	5
Doyle Alexander, R (1, 1) OBP: 0.250, SLG: 0.100		K			K		K			2	0	0	0	0	2	3
Jose Pena, R (6, 1) OBP: 0.500, SLG: 0.500										0	0	0	0	0	0	0
Bobby Valentine, R (7, PH) OBP: 0.294, SLG: 0.338										1	0	0	0	0	1	0
Mike Strahler, R (7, 1)										0	0	0	0	0	0	0
Inning Stats	R: 0 E: 0 K: 0 S: 3 H: 0 LOB: 0 BB: 0 P: 3	R: 0 E: 0 K: 1 S: 7 H: 2 LOB: 3 BB: 1 P: 11	R: 0 E: 0 K: 1 S: 5 H: 0 LOB: 0 BB: 0 P: 5	R: 0 E: 1 K: 1 S: 7 H: 1 LOB: 2 BB: 0 P: 7	R: 0 E: 0 K: 1 S: 5 H: 0 LOB: 0 BB: 0 P: 5	R: 0 E: 0 K: 0 S: 4 H: 2 LOB: 1 BB: 0 P: 4	R: 0 E: 0 K: 2 S: 7 H: 0 LOB: 0 BB: 0 P: 7	R: 0 E: 0 K: 0 S: 3 H: 0 LOB: 0 BB: 0 P: 3	R: 0 E: 1 K: 0 S: 4 H: 0 LOB: 1 BB: 0 P: 4	1B: 3 2B: 2 3B: 0 HR: 0 SF: 0 SAC: 0 DP: 1 HBP: 0						

PITCHER		IP	WLS	BF	H	R	ER	SO	BB	IBB	HBP	BLK	WP	HR	S	P	ERA	WHIP
George Stone, L ERA: 2.78	(1, 1)	9.0	W	34	5	0	0	6	1	0	0	0	0	0	45	49	0.00	0.667

PITCHER	IP	WLS	BF	H	R	ER	SO	BB	IBB	HBP	BLK	WP	HR	S	P	ERA	WHIP

TOP

Los Angeles Dodgers @ Atlanta Braves

Atlanta Stadium, Atlanta, GA

Sat Jul 17 1971, 3:33 AM EDT

Att. 21,698 - Unknown

livebaseballscorecards.com

AB	33
R	0
H	5
RBI	0
BB	1
SO	6
LOB	15

WP: 0	PA: 34
PB: 0	
SB: 0	
CS: 0	

Batter	1	2	3	4	5	6	7	8	9	AB	R	H	RBI	BB	SO	LOB
Felix Millan, R (1, 4) OBP: 0.354, SLG: 0.386	3-1	6-3			4-3	HR, 1B 1-2 2-H 3-H		BB, BB BBBB		4	1	1	2	1	0	1
Ralph Garr, L (1, 7) OBP: 0.365, SLG: 0.451	5-3		6-3		SSS, K	HR 1-H 2-H		F8		5	1	1	3	0	1	2
Hank Aaron, R (1, 3) OBP: 0.399, SLG: 0.633 Bob Didier, S (9, 2) OBP: 0.253, SLG: 0.264	1B		HR		F8	SSS, K		F5		5 0	1 0	2 0	1 0	0 0	1 0	2 0
Darrell Evans, L (1, 5) OBP: 0.382, SLG: 0.467	F2		4-3			F9, HR BBBB, BB 1-2 2-3				4	1	1	1	1	0	1
Mike Lum, L (1, 9) OBP: 0.371, SLG: 0.429		BBBB, 1B, 2B, BB	F2			4-3, 4-3, 4-3				4	1	0	0	1	0	3
Earl Williams, R (1, 2) OBP: 0.309, SLG: 0.449 (9, 3)		F3		F9		1B, BB, 1B 1B, 1B				4	1	2	0	0	0	1
Sonny Jackson, L (1, 8) OBP: 0.327, SLG: 0.367		2B, 1B 1-2		F6		1B, BB, 1B 1-2		F9		4	2	2	0	0	0	1
Marty Perez, R (1, 6) OBP: 0.245, SLG: 0.271		F8		FC4-6, 1B		1B, BB 1-2 2-3		F7		4	1	2	0	0	0	3
George Stone, L (1, 1) OBP: 0.225, SLG: 0.256		2B 1-H 2-H		FC4-6 1-2f		BBBB, HR, BB, 1B 1-2 2-3 3-H		E7, BB, 1B		3	1	2	3	1	0	1
Inning Stats	R: 0 H: 1 E: 0 LOB: 1 K: 0 BB: 0 S: 4 P: 4	R: 2 H: 2 E: 0 LOB: 1 K: 0 BB: 1 S: 5 P: 9	R: 1 H: 1 E: 0 LOB: 0 K: 0 BB: 0 S: 4 P: 4	R: 0 H: 1 E: 0 LOB: 1 K: 0 BB: 0 S: 4 P: 4	R: 0 H: 0 E: 0 LOB: 0 K: 1 BB: 0 S: 5 P: 5	R: 6 H: 5 E: 0 LOB: 0 K: 1 BB: 1 S: 10 P: 14	R: 1 H: 2 E: 0 LOB: 1 K: 0 BB: 0 S: 5 P: 5	R: 0 H: 1 E: 1 LOB: 3 K: 0 BB: 2 S: 4 P: 12		1B: 9 SF: 0 2B: 1 SAC: 0 3B: 0 DP: 0 HR: 3 HBP: 0					WP: 0 PA: 41 PB: 0 SB: 0 CS: 0	

BOTTOM

Los Angeles Dodgers @ Atlanta Braves

Atlanta Stadium, Atlanta, GA

Sat Jul 17 1971, 3:33 AM EDT

Att. 21,698 - Unknown

livebaseballscorecards.com

AB	37
R	10
H	13
RBI	10
BB	4
SO	2
LOB	15

PITCHER		IP	WLS	BF	H	R	ER	SO	BB	IBB	HBP	BLK	WP	HR	S	P	ERA	WHIP
Doyle Alexander, R ERA: 3.94	(1, 1)	5.2	L	26	8	6	6	1	1	0	0	0	0	1	27	31	9.53	1.588
Jose Pena, R ERA: 3.92	(6, 1)	0.1		4	2	3	3	1	1	0	0	0	0	1	5	9	81.00	9.000
Mike Strahler, R ERA: 4.5	(7, 1)	2.0		11	3	1	1	0	2	0	0	0	0	1	9	17	4.50	2.500

PITCHER	IP	WLS	BF	H	R	ER	SO	BB	IBB	HBP	BLK	WP	HR	S	P	ERA	WHIP

Batter	1	2	3	4	5	6	7	8	9	10	11	12	AB	R	H	RBI	BB	SO	LOB
Chris Speier, R (1, 6) OBP: 0.322, SLG: 0.338	4-3		F5		K		6-3		F7		F8		6	0	0	0	0	1	5
Tito Fuentes, S (1, 4) OBP: 0.296, SLG: 0.343	2B		F7		1B S 2-H 3-H 1B			F4	L1			F9	6	0	2	2	0	0	1
Bobby Bonds, R (1, 9) OBP: 0.389, SLG: 0.557	G4-6-3 BB		K		S 1-3 1B			K		1-3		F8	5	0	1	0	1	2	0
Dick Dietz, R (1, 2) OBP: 0.424, SLG: 0.440	G4-6-3 1-2f			1-3	K 1-2			2B		5-3		HR	6	2	2	1	0	1	4
Ken Henderson, S (1, 7) OBP: 0.361, SLG: 0.409		F4		4-1		F3		2B 2-H		4-3		F8	6	0	1	1	0	0	0
Ed Goodson, L (1, 3) OBP: 0.257, SLG: 0.242		BB 1B BB		4-3		F7		IBB			F8		2	1	0	0	1	0	0
Willie Mays, R (8, PH) OBP: 0.420, SLG: 0.519 (8, 3)													1	0	0	0	1	0	0
Jimmy Rosario, S (1, 8) OBP: 0.369, SLG: 0.293		BB 1B 1-2 FC9-3-5			4-3	F9		5-3			BB 1B		3	0	0	0	2	0	2
Al Gallagher, R (1, 5) OBP: 0.324, SLG: 0.335		1-3 2-H 1B			E 1B 1B 1B		L3	4-3	4-3		S 1-3 1B		5	1	3	1	0	0	0
Don Carrithers, R (1, 1) Frank Duffy, R (8, PH) Rich Robertson, R (8, 1) Fran Healy, R (2, PH) Steve Hamilton, L (7, 1) Bernie Williams, R (9, PH) Don McMahon, R (8, 1) Hal Lanier, R (11, PH) Jerry Johnson, R (11, 1)		FC9-3-5 3-H			E7 1-3 1B 1B			4-3	E6 1B		K 1-2		1 1 0 1 0 0 1 0 0	0 1 0 0 0 1 0 0 0	0 1 0 0 0 0 0 0 0	0 0 0 0 0 0 0 1 0	0 0 0 0 0 0 0 0 0	0 0 0 0 0 0 0 1 0	2 0 0 0 0 0 0 2 0
Inning Stats	R: 0 H: 1 E: 0 LOB: 1 K: 0 BB: 1 S: 3 P: 7	R: 1 H: 1 E: 0 LOB: 1 K: 0 BB: 2 S: 3 P: 11	R: 0 H: 0 E: 0 LOB: 0 K: 1 BB: 0 S: 5 P: 5	R: 0 H: 0 E: 0 LOB: 0 K: 0 BB: 0 S: 3 P: 3	R: 2 H: 4 E: 1 LOB: 2 K: 2 BB: 0 S: 11 P: 11	R: 0 H: 0 E: 0 LOB: 0 K: 0 BB: 0 S: 3 P: 3	R: 0 H: 0 E: 0 LOB: 0 K: 0 BB: 0 S: 3 P: 3	R: 1 H: 2 E: 0 LOB: 2 K: 1 BB: 1 S: 7 P: 11	R: 0 H: 1 E: 1 LOB: 1 K: 0 BB: 0 S: 4 P: 4	R: 0 H: 0 E: 0 LOB: 0 K: 0 BB: 0 S: 3 P: 3	R: 0 H: 1 E: 0 LOB: 2 K: 1 BB: 1 S: 6 P: 10	R: 1 H: 1 E: 0 LOB: 0 K: 0 BB: 0 S: 4 P: 4	1B: 7 2B: 4 3B: 0 HR: 1	SF: 0 SAC: 0 DP: 2 HBP: 0	WP: 0 PB: 0 SB: 3 CS: 0	PA: 50		

PITCHER		IP	WLS	BF	H	R	ER	SO	BB	IBB	HBP	BLK	WP	HR	S	P	ERA	WHIP
Jim Nash, R ERA: 5.53	(1, 1)	4.2		21	6	3	3	2	3	0	0	0	0	0	22	34	5.79	1.929
Cecil Upshaw, R ERA: 3.9	(5, 1)	5.1		20	3	1	1	2	0	1	0	0	0	0	23	27	1.69	0.562
Bob Priddy, R ERA: 3.78	(11, 1)	2.0	L	9	2	1	1	1	1	0	0	0	0	1	10	14	4.50	1.500

PITCHER	IP	WLS	BF	H	R	ER	SO	BB	IBB	HBP	BLK	WP	HR	S	P	ERA	WHIP

TOP

San Francisco Giants @ Atlanta Braves

Atlanta Stadium, Atlanta, GA

Sun Jul 18 1971, 3:33 AM EDT

Unknown

livebaseballscorecards.com

AB	45
R	5
H	11
RBI	5
BB	5
SO	5
LOB	16

Batter	1	2	3	4	5	6	7	8	9	10	11	12	AB	R	H	RBI	BB	SO	LOB
Felix Millan, R (1, 4) OBP: 0.352, SLG: 0.383	4-3		F8		G3 1B		F8			F3			5	0	1	0	0	0	1
Ralph Garr, L (1, 7) OBP: 0.361, SLG: 0.445	6-3		4-3		G3 1-2		K			F4			5	0	0	0	0	1	2
Hank Aaron, R (1, 3) OBP: 0.399, SLG: 0.626	6-3			BB 2B E	IBB		F3			5-3			3	1	0	0	2	0	0
Darrell Evans, L (1, 5) OBP: 0.376, SLG: 0.465		F2		E6 1-H 3B 2B	F9			K			K		5	1	1	0	0	2	2
Mike Lum, L (1, 9) OBP: 0.371, SLG: 0.435		G3		SF9 2-H 3B		BB E 1B		K2-3			F9		4	1	1	1	1	1	0
Earl Williams, R (1, 2) OBP: 0.303, SLG: 0.440		F6		F9		F9		K			5-3		5	0	0	0	0	1	2
Sonny Jackson, L (1, 8) OBP: 0.325, SLG: 0.366			G3 1B 1B	SF9 3-H		F7			F3			K2-3	4	1	1	1	0	1	1
Marty Perez, R (1, 6) OBP: 0.245, SLG: 0.271 Hal King, L (12, PH) OBP: 0.333, SLG: 0.351			G3 1-2	F9		E6 1-3 1B			F9			F9	4 1	0 0	1 0	0 0	0 0	0 0	1 0
Jim Nash, R (1, 1) OBP: 0.179, SLG: 0.205 Cecil Upshaw, R (5, 1) Bob Priddy, R (11, 1) OBP: 0.100, SLG: 0.100 Orlando Cepeda, R (12, PH) OBP: 0.333, SLG: 0.506			2-H 1B		K	F9			K			6-3	1 3 0 1	0 0 0 0	1 0 0 0	1 0 0 0	0 2 0 0	0 2 0 0	0 2 0 0
Inning Stats	R: 0 E: 0 K: 0 S: 3 H: 0 LOB: 0 BB: 0 P: 3	R: 0 E: 0 K: 0 S: 3 H: 0 LOB: 0 BB: 0 P: 3	R: 1 E: 0 K: 0 S: 5 H: 2 LOB: 1 BB: 0 P: 5	R: 3 E: 1 K: 0 S: 5 H: 2 LOB: 0 BB: 1 P: 9	R: 0 E: 0 K: 1 S: 6 H: 1 LOB: 2 BB: 1 P: 10	R: 0 E: 1 K: 0 S: 4 H: 1 LOB: 2 BB: 1 P: 8	R: 0 E: 0 K: 1 S: 5 H: 0 LOB: 0 BB: 0 P: 5	R: 0 E: 0 K: 3 S: 9 H: 0 LOB: 0 BB: 0 P: 9	R: 0 E: 0 K: 1 S: 5 H: 0 LOB: 0 BB: 0 P: 5	R: 0 E: 0 K: 0 S: 3 H: 0 LOB: 0 BB: 0 P: 3	R: 0 E: 0 K: 1 S: 5 H: 0 LOB: 0 BB: 0 P: 5	R: 0 E: 0 K: 1 S: 5 H: 0 LOB: 0 BB: 0 P: 5	1B: 4 2B: 1 3B: 1 HR: 0 SF: 1 SAC: 0 DP: 0 HBP: 0			WP: 0 PB: 0 SB: 0 CS: 0	PA: 45		

PITCHER		IP	WLS	BF	H	R	ER	SO	BB	IBB	HBP	BLK	WP	HR	S	P	ERA	WHIP
Don Carrithers, R ERA: 4.82	(1, 1)	4.0		17	4	4	4	0	1	0	0	0	0	0	16	20	9.00	1.250
Rich Robertson, R ERA: 4.45	(5, 1)	2.0		10	2	0	0	1	1	1	0	0	0	0	10	18	0.00	1.500
Steve Hamilton, L ERA: 3.14	(7, 1)	2.0		6	0	0	0	4	0	0	0	0	0	0	14	14	0.00	0.000
Don McMahon, R ERA: 4.08	(9, 1)	2.0		6	0	0	0	1	0	0	0	0	0	0	8	8	0.00	0.000
Jerry Johnson, R ERA: 2.53	(11, 1)	2.0	W	6	0	0	0	2	0	0	0	0	0	0	10	10	0.00	0.000

PITCHER	IP	WLS	BF	H	R	ER	SO	BB	IBB	HBP	BLK	WP	HR	S	P	ERA	WHIP

San Francisco Giants @ Atlanta Braves

Atlanta Stadium, Atlanta, GA

Sun Jul 18 1971, 3:33 AM EDT

Unknown

BOTTOM

livebaseballscorecards.com

AB	41
R	4
H	6
RBI	3
BB	3
SO	8
LOB	11

Batter	1	2	3	4	5	6	7	8	9	AB	R	H	RBI	BB	SO	LOB
Chris Speier, R (1, 6) OBP: 0.320, SLG: 0.336	4-3		1B		G5-4-3 1-2f		6-3		F9	5	0	1	0	0	0	4
Tito Fuentes, S (1, 4) OBP: 0.296, SLG: 0.342	S 1B		F9			G3	F3			4	0	1	0	0	0	2
Ken Henderson, S (1, 9) OBP: 0.366, SLG: 0.415 (5, 7) (6, 8)	BBBB L5-3 1-2 BB			F7		HR 2B		1B		3	1	2	0	1	0	0
Willie Mays, R (1, 8) OBP: 0.418, SLG: 0.526 (6, 3)	L5-3 1-2			6-3		2-H HR		SSS K		4	1	1	2	0	1	3
Fran Healy, R (1, 2) OBP: 0.431, SLG: 0.476		1-3		BBBB BB		1B		F2		3	0	1	0	1	0	1
Ed Goodson, L (1, 3) OBP: 0.237, SLG: 0.222		4-3		F4		F7		F3		3	0	0	0	0	0	2
Bernie Williams, R (6, 7) OBP: 0.303, SLG: 0.246										1	0	0	0	0	0	1
Jimmy Rosario, S (1, 7) OBP: 0.371, SLG: 0.297	SSS K				1B	SSS K			1B	2	0	1	0	0	1	0
Don Carrithers, R (5, 1)										0	0	0	0	0	0	0
Frank Duffy, R (6, PH) OBP: 0.161, SLG: 0.167										1	0	0	0	0	1	1
Rich Robertson, R (6, 1) OBP: 0.067, SLG: 0.067										0	0	0	0	0	0	0
Dick Dietz, R (9, PH) OBP: 0.426, SLG: 0.442										1	0	1	0	0	0	0
Al Gallagher, R (1, 5) OBP: 0.323, SLG: 0.333			4-3		F9	F9 1B			F3	4	0	1	0	0	0	2
Steve Stone, R (1, 1)			SSS K		G5-4-3 1-2 1B	F9 1-2			F9	1	0	0	0	0	1	0
Bobby Bonds, R (5, PH) OBP: 0.389, SLG: 0.556 (5, 9)										3	0	1	0	0	0	2
Inning Stats	R: 0 E: 0 K: 0 S: 3 H: 1 LOB: 1 BB: 1 P: 7	R: 0 E: 0 K: 1 S: 5 H: 0 LOB: 0 BB: 0 P: 5	R: 0 E: 0 K: 1 S: 6 H: 1 LOB: 1 BB: 0 P: 6	R: 0 E: 0 K: 0 S: 3 H: 0 LOB: 1 BB: 1 P: 7	R: 0 E: 0 K: 0 S: 4 H: 2 LOB: 1 BB: 0 P: 4	R: 2 E: 0 K: 1 S: 8 H: 3 LOB: 1 BB: 0 P: 8	R: 0 E: 0 K: 0 S: 4 H: 1 LOB: 1 BB: 0 P: 4	R: 0 E: 0 K: 1 S: 6 H: 1 LOB: 1 BB: 0 P: 6	R: 0 E: 0 K: 0 S: 4 H: 1 LOB: 1 BB: 0 P: 4	1B: 8 2B: 2 3B: 0 HR: 1 SF: 0 SAC: 0 DP: 2 HBP: 0						

PITCHER		IP	WLS	BF	H	R	ER	SO	BB	IBB	HBP	BLK	WP	HR	S	P	ERA	WHIP
Tom Kelley, R ERA: 3.32	(1, 1)	6.0	W	25	7	2	2	3	2	0	0	0	0	1	29	37	3.00	1.500
Pat Jarvis, R ERA: 4.15	(7, 1)	3.0	S	12	3	0	0	1	0	0	0	0	0	0	14	14	0.00	1.000

PITCHER	IP	WLS	BF	H	R	ER	SO	BB	IBB	HBP	BLK	WP	HR	S	P	ERA	WHIP

TOP

San Francisco Giants @ Atlanta Braves

Atlanta Stadium, Atlanta, GA

Sun Jul 18 1971, 3:38 AM EDT

Att. 46,489 - Unknown

AB	35
R	2
H	10
RBI	2
BB	2
SO	4
LOB	18

WP: 0 PB: 0 SB: 1 CS: 0 PA: 37

livebaseballscorecards.com

Batter	1	2	3	4	5	6	7	8	9	AB	R	H	RBI	BB	SO	LOB
Felix Millan, R (1, 4) OBP: 0.354, SLG: 0.384	E6 SH5-3 1B		CS 1B	F7		6-3				4	0	2	0	0	0	1
Ralph Garr, L (1, 7) OBP: 0.361, SLG: 0.444	SH5-3 2-3		F8		F8 E SF 1B		G3			3	1	1	0	0	0	1
Mike Lum, L (1, 9) OBP: 0.369, SLG: 0.432	F5		1B 1-2 1B 1B		F8 1-3		3-1			4	1	1	0	0	0	2
Darrell Evans, L (1, 5) OBP: 0.373, SLG: 0.462	K		1B 1-3 1B		SF 1B 3-H		F4			3	1	1	1	0	1	1
Earl Williams, R (1, 3) OBP: 0.310, SLG: 0.445		3-1 1B 1B	1-2 3-H 1B		F5			FC5-6 1B		4	1	3	1	0	0	1
Hal King, L (1, 2) OBP: 0.332, SLG: 0.348		3-1 1-2	G3		3-H 1B			FC5-6 G4-6-3 1-2f		4	0	1	1	0	0	4
Sonny Jackson, L (1, 8) OBP: 0.327, SLG: 0.365		2-H 1B	B B B 6-3 BB		4-3			G4-6-3 1-2f		3	0	1	1	1	0	2
Gil Garrido, R (1, 6) OBP: 0.241, SLG: 0.155		B B B B BB	6-3 1-2			6-3				2	0	0	0	1	0	1
Tom Kelley, R (1, 1) Leo Foster, R (6, PH) Pat Jarvis, R (7, 1) OBP: 0.094, SLG: 0.033		4-3	F8			K				2 1 0	0 0 0	0 0 0	0 0 0	0 1 0	0 0 0	2 0 0
Inning Stats	R: 0 E: 1 K: 1 S: 6 H: 1 LOB: 1 BB: 0 P: 6	R: 1 E: 0 K: 0 S: 4 H: 2 LOB: 1 BB: 1 P: 8	R: 1 E: 0 K: 0 S: 6 H: 4 LOB: 2 BB: 0 P: 6	R: 0 E: 0 K: 0 S: 3 H: 0 LOB: 1 BB: 1 P: 7	R: 2 E: 2 K: 0 S: 6 H: 2 LOB: 1 BB: 0 P: 6	R: 0 E: 0 K: 1 S: 5 H: 0 LOB: 0 BB: 0 P: 5	R: 0 E: 0 K: 0 S: 3 H: 0 LOB: 0 BB: 0 P: 3	R: 0 E: 0 K: 0 S: 3 H: 1 LOB: 0 BB: 0 P: 3		1B: 10 2B: 0 3B: 0 HR: 0 SF: 1 SAC: 1 DP: 1 HBP: 0				WP: 0 PB: 0 SB: 0 CS: 1 PA: 34		

PITCHER		IP	WLS	BF	H	R	ER	SO	BB	IBB	HBP	BLK	WP	HR	S	P	ERA	WHIP
Steve Stone, R ERA: 4.05	(1, 1)	4.0	L	19	7	2	2	1	2	0	0	0	0	0	19	27	4.50	2.250
Don Carrithers, R ERA: 4.58	(5, 1)	1.0		6	2	2	0	0	0	0	0	0	0	0	6	6	0.00	2.000
Rich Robertson, R ERA: 4.22	(6, 1)	3.0		9	1	0	0	1	0	0	0	0	0	0	11	11	0.00	0.333

PITCHER	IP	WLS	BF	H	R	ER	SO	BB	IBB	HBP	BLK	WP	HR	S	P	ERA	WHIP

BOTTOM

San Francisco Giants @ Atlanta Braves

Atlanta Stadium, Atlanta, GA

Sun Jul 18 1971, 3:38 AM EDT

Att. 46,489 - Unknown

livebaseballscorecards.com

AB	30
R	4
H	10
RBI	4
BB	2
SO	2
LOB	15

San Francisco Giants @ Atlanta Braves

Atlanta Stadium, Atlanta, GA

Mon Jul 19 1971, 7:05 PM EDT

Att. 13,361 - Unknown

TOP

livebaseballscorecards.com

Batter	1	2	3	4	5	6	7	8	9	AB	R	H	RBI	BB	SO	LOB
Chris Speier, R (1, 6) OBP: 0.323, SLG: 0.339	0-0 PB WP 1B 1B	0-0 F9 ①		S S S 0-3 K ③		0-0 1B 1-2 2-3 1B	0-0 G5-4-3 ② ③ 1-2f		0-0 1B 1B	6	2	3	0	0	1	2
Tito Fuentes, S (1, 4) OBP: 0.296, SLG: 0.341	0-0 ① 5-3 1-3	0-0 F9 ②			0-0 ① F3	0-0 1-2 2-3 3-H 1B		0-0 ① F5	0-0 1B 1-3 1B	6	0	2	1	0	0	2
Willie Mays, R (1, 3) OBP: 0.423, SLG: 0.524	B B B B 4-0 1B S 1B BB	B B B 4-0 1-2 BB			B B B 4-0 CS BB	S S S 0-3 K ②		S S S 0-3 K ②	0-0 1-3 3-H 1B	3	1	1	1	3	2	3
Bobby Bonds, R (1, 9) OBP: 0.391, SLG: 0.557	0-0 1B 1-3 FC5-2-6-2 3-H 1B	S S S 0-3 K ③			0-0 ② BB 1-2 1B	S S S 0-3 K ③		0-0 E 2B	S S S 0-3 K ②	6	1	3	1	0	3	7
Dick Dietz, R (1, 2) OBP: 0.427, SLG: 0.442	0-0 FC5-2-6-2 1-3 3-H 1B 1B		0-0 ① F8		B B B B 4-0 1-2 BB		0-0 BB 1B 1B 1B	0-0 E5 2-H 1B	0-0 ③ 1-3	5	3	2	1	1	0	2
Ken Henderson, S (1, 8) OBP: 0.366, SLG: 0.413	0-0 ② FC5-2-6-2 1-3 3-H 1B	0-0 ② F5			0-0 ③ F3		0-0 BB 1-2 1B 1B	4-0 1B IBB		4	2	1	0	1	0	4
Al Gallagher, R (1, 5) OBP: 0.325, SLG: 0.333 Hal Lanier, R (7, 5) OBP: 0.275, SLG: 0.275	0-0 2-H 3-H 1B	0-0 ③ 5-3				0-0 ① 4-3	B B B 4-0 1B 1-2 2-3 BB	0-0 1-2 2-H 1B		3	0	1	2	1	0	0
										1	0	1	1	0	0	0
Bernie Williams, R (1, 7) OBP: 0.309, SLG: 0.246 Steve Hamilton, L (8, 1)	S S S 0-3 K ③			0-0 F7 ①		B B B 4-0 1B 1B 1B BB	0-0 ① 1-H 2-H 3-H 1B 1B	S S S 0-3 K ③		4	2	1	2	1	2	3
										0	0	0	0	0	0	0
John Cumberland, R (1, 1) OBP: 0.263, SLG: 0.222 Don McMahon, R (7, 1) Jimmy Rosario, S (8, 7) OBP: 0.368, SLG: 0.294		0-0 BB 1B		0-0 4-3 ②		0-0 1B 1B 1-2 1B	0-0 G5-4-3 2-H 1B		S S S 0-3 K ①	4	0	3	1	0	0	0
										0	0	0	0	0	0	0
										1	0	0	0	0	1	0

Inning Stats																								
	R: 4	H: 4	R: 0	H: 1	R: 0	H: 0	R: 0	H: 0	R: 0	H: 1	R: 1	H: 3	R: 3	H: 4	R: 2	H: 2	R: 1	H: 3	1B: 17	SF: 0	WP: 1	PA: 50
	E: 0	LOB: 1	E: 0	LOB: 2	E: 0	LOB: 0	E: 0	LOB: 0	E: 0	LOB: 2	E: 0	LOB: 3	E: 0	LOB: 0	E: 1	LOB: 2	E: 0	LOB: 2	2B: 1	SAC: 0	PB: 1	
	K: 1	BB: 1	K: 1	BB: 1	K: 0	BB: 0	K: 1	BB: 0	K: 0	BB: 2	K: 2	BB: 1	K: 0	BB: 1	K: 2	BB: 1	K: 2	BB: 0	3B: 0	DP: 1	SB: 1	
	S: 9	P: 13	S: 6	P: 10	S: 3	P: 3	S: 5	P: 5	S: 3	P: 11	S: 10	P: 14	S: 5	P: 9	S: 10	P: 14	S: 10	P: 10	HR: 0	HBP: 0	CS: 1	

	AB	43
	R	11
	H	18
	RBI	10
	BB	7
	SO	9
	LOB	23

PITCHER		IP	WLS	BF	H	R	ER	SO	BB	IBB	HBP	BLK	WP	HR	S	P	ERA	WHIP
Steve Barber, L ERA: 5.2	(1, 1)	0.2		7	4	4	4	0	1	0	0	0	1	0	6	10	54.00	7.500
Ron Herbel, R ERA: 4.81	(1, 1)	5.2		29	9	4	4	5	5	0	0	0	0	0	34	54	6.35	2.471
Tom House, L ERA: 9.64	(7, 1)	0.2		1	0	0	0	0	0	0	0	0	0	0	1	1	0.00	0.000
Bob Priddy, R ERA: 3.81	(8, 1)	2.0	L	13	5	3	1	4	0	1	0	0	0	0	20	24	4.50	2.500

PITCHER		IP	WLS	BF	H	R	ER	SO	BB	IBB	HBP	BLK	WP	HR	S	P	ERA	WHIP

Batter	1	2	3	4	5	6	7	8	9	AB	R	H	RBI	BB	SO	LOB
Felix Millan, R (1, 4) OBP: 0.352, SLG: 0.380	F8		F3		F8		2B 6-3 BB	6-3		4	1	0	0	1	0	1
Ralph Garr, L (1, 7) OBP: 0.368, SLG: 0.453	FC5-4 1B		E 1B		FC6-4 1B 1-2		1B 2B 1-3	1B WP BB		4	2	4	0	1	0	0
Hank Aaron, R (1, 3) OBP: 0.397, SLG: 0.619	FC5-4 1-2f		F3		K		6-3 3-H	1-3 1B		5	0	1	1	0	1	5
Earl Williams, R (1, 2) OBP: 0.308, SLG: 0.441	F8		E6 1-H		FC6-4 1-2f		BB WP BB 1B 2-H	K		5	1	1	1	0	1	5
Darrell Evans, L (1, 5) OBP: 0.367, SLG: 0.448		F8	K			F8	WP BB E BB 1-2	F5		4	1	0	0	1	1	3
Mike Lum, L (1, 9) OBP: 0.370, SLG: 0.442		K		4-3		HR	E WP 1B BB 1-2 2-3		4-3	4	2	1	1	1	1	0
Sonny Jackson, L (1, 8) OBP: 0.328, SLG: 0.369		1B 2B		1-3		4-3	E1 1B 1B 1B 1-3 2-H 3-H		F8	5	1	2	0	0	0	0
Gil Garrido, R (1, 6) OBP: 0.244, SLG: 0.162 Tom House, L (7, 1) OBP: 0.500, SLG: 0.500 Zoilo Versalles, R (7, PH) OBP: 0.273, SLG: 0.389 Hal King, L (7, PH) OBP: 0.335, SLG: 0.352 Leo Foster, R (7, PR) (8, 6)	2-3 1B		F7		6-3	1B 1B 1B 1-3 3-H		5-3		3 0 0 1 1	0 0 0 0 0	1 0 0 1 0	0 0 0 1 0	0 0 0 0 0	0 0 0 0 0	0 0 0 0 0
Steve Barber, L (1, 1) OBP: 0.200, SLG: 0.111 Ron Herbel, R (1, 1) OBP: 0.167, SLG: 0.167 Marty Perez, R (7, 6) OBP: 0.244, SLG: 0.269 Orlando Cepeda, R (7, PH) OBP: 0.336, SLG: 0.508 Bob Priddy, R (8, 1) OBP: 0.100, SLG: 0.100	K			1B			F7 1B 1B 1B 1-3 3-H			0 2 1 1 0	0 0 0 0 0	0 1 0 0 0	0 0 0 0 0	0 1 0 0 0	0 2 0 0 0	0 2 0 0 0
Inning Stats	R: 0 E: 0 K: 0 S: 4 H: 1 LOB: 1 BB: 0 P: 4	R: 0 E: 0 K: 2 S: 9 H: 2 LOB: 2 BB: 0 P: 9	R: 1 E: 1 K: 1 S: 7 H: 1 LOB: 1 BB: 0 P: 7	R: 0 E: 0 K: 0 S: 3 H: 0 LOB: 0 BB: 0 P: 3	R: 0 E: 0 K: 1 S: 7 H: 2 LOB: 2 BB: 0 P: 7	R: 1 E: 0 K: 0 S: 4 H: 1 LOB: 0 BB: 0 P: 4	R: 6 E: 1 K: 0 S: 7 H: 5 LOB: 2 BB: 3 P: 19	R: 0 E: 0 K: 1 S: 6 H: 1 LOB: 2 BB: 1 P: 10	R: 0 E: 0 K: 0 S: 3 H: 0 LOB: 0 BB: 0 P: 3	1B: 10 2B: 2 3B: 0 HR: 1 SF: 0 SAC: 0 DP: 0 HBP: 0						

PITCHER		IP	WLS	BF	H	R	ER	SO	BB	IBB	HBP	BLK	WP	HR	S	P	ERA	WHIP
John Cumberland, L ERA: 2.39	(1, 1)	6.2		34	10	8	7	4	3	0	0	0	1	1	39	51	9.45	1.950
Don McMahon, R ERA: 3.99	(7, 1)	1.0	W	6	3	0	0	1	1	0	0	0	1	0	7	11	0.00	4.000
Steve Hamilton, L ERA: 3.0	(8, 1)	1.1	S	4	0	0	0	0	0	0	0	0	0	0	4	4	0.00	0.000

PITCHER	IP	WLS	BF	H	R	ER	SO	BB	IBB	HBP	BLK	WP	HR	S	P	ERA	WHIP

BOTTOM

San Francisco Giants @ Atlanta Braves

Atlanta Stadium, Atlanta, GA

Mon Jul 19 1971, 7:05 PM EDT

Att. 13,361 - Unknown

livebaseballscorecards.com

AB	40
R	8
H	13
RBI	5
BB	4
SO	5
LOB	16

WP: 2	PA: 44				
PB: 0					
SB: 0					
CS: 0					

Batter	1	2	3	4	5	6	7	8	9	AB	R	H	RBI	BB	SO	LOB
Enzo Hernandez, R (1, 6) OBP: 0.311, SLG: 0.277	1-4-3	6-3			G3			6-3		4	0	0	0	0	0	4
Leron Lee, L (1, 7) OBP: 0.338, SLG: 0.379	K		3-1		F9			5-3		4	0	0	0	0	1	1
Cito Gaston, R (1, 8) OBP: 0.283, SLG: 0.411	1B		F8			K		5-3		4	0	1	0	0	1	0
Larry Stahl, L (1, 3) OBP: 0.300, SLG: 0.390	P4		4-3			F7			6-3	4	0	0	0	0	0	1
Ed Spiezio, R (1, 5) OBP: 0.295, SLG: 0.360		BB		F8		F9			L6	3	0	0	0	1	0	0
Ollie Brown, R (1, 9) OBP: 0.352, SLG: 0.353		K		F8			HR		P6	4	1	1	1	0	1	1
Fred Kendall, R (1, 2) OBP: 0.191, SLG: 0.203		E5		4-3			5-3			3	0	0	0	0	0	1
Dave Campbell, R (1, 4) OBP: 0.286, SLG: 0.313		BB			G3 S 1B		6-3			2	0	1	0	1	0	0
Dave Roberts, L (1, 1) OBP: 0.140, SLG: 0.160		K			F7		K			3	0	0	0	0	2	4
Inning Stats	R: 0 E: 0 K: 1 S: 6 H: 1 LOB: 1 BB: 0 P: 6	R: 0 E: 1 K: 2 S: 8 H: 0 LOB: 3 BB: 2 P: 16	R: 0 E: 0 K: 0 S: 3 H: 0 LOB: 0 BB: 0 P: 3	R: 0 E: 0 K: 0 S: 3 H: 0 LOB: 0 BB: 0 P: 3	R: 0 E: 0 K: 0 S: 4 H: 1 LOB: 1 BB: 0 P: 4	R: 0 E: 0 K: 1 S: 5 H: 0 LOB: 0 BB: 0 P: 5	R: 1 E: 0 K: 1 S: 6 H: 1 LOB: 0 BB: 0 P: 6	R: 0 E: 0 K: 0 S: 3 H: 0 LOB: 0 BB: 0 P: 3	R: 0 E: 0 K: 0 S: 3 H: 0 LOB: 0 BB: 0 P: 3	1B: 2 2B: 0 3B: 0 HR: 1	SF: 0 SAC: 0 DP: 0 HBP: 0						

PITCHER	IP	WLS	BF	H	R	ER	SO	BB	IBB	HBP	BLK	WP	HR	S	P	ERA	WHIP
Ron Reed, R (1, 1) ERA: 3.21	9.0	W	33	3	1	1	5	2	0	0	0	0	1	41	49	1.00	0.556

PITCHER	IP	WLS	BF	H	R	ER	SO	BB	IBB	HBP	BLK	WP	HR	S	P	ERA	WHIP

TOP

San Diego Padres @ Atlanta Braves

Atlanta Stadium, Atlanta, GA

Tue Jul 20 1971, 7:05 PM EDT

Att. 5,127 - Unknown

livebaseballscorecards.com

AB	31
R	1
H	3
RBI	1
BB	2
SO	5
LOB	12

PA: 33

WP: 0 PB: 0 SB: 1 CS: 0

Batter	1	2	3	4	5	6	7	8	9	AB	R	H	RBI	BB	SO	LOB
Felix Millan, R (1, 4) OBP: 0.355, SLG: 0.383	L6		WP, 1-3, 1B		1B		1-3, 1B		6-3	5	0	3	0	0	0	0
Ralph Garr, L (1, 7) OBP: 0.374, SLG: 0.456	F9, BB, 1B		1-3			BBBB, 1B, S, E, BB	1-2, 1-3, 1B		HR	4	2	3	0	1	0	1
Hank Aaron, R (1, 3) OBP: 0.397, SLG: 0.624	BBBB, 1-2, BB		F8			F7	1-2, 2-3, 1-3		1-H, HR	4	1	1	2	1	0	4
Earl Williams, R (1, 2) OBP: 0.314, SLG: 0.441	F9			G5-4-3, 1B		BBBB, 1-2, E, 1B, BB	IBB			2	0	1	0	2	0	2
Zoilo Versalles, R (1, 5) OBP: 0.265, SLG: 0.378	F8			G5-4-3, 1-2f		SSS, K	1-3			3	0	0	0	0	1	5
Orlando Cepeda, R (7, PH) OBP: 0.335, SLG: 0.506										1	0	0	0	0	0	3
Marty Perez, R (8, 6) OBP: 0.244, SLG: 0.269										0	0	0	0	0	0	0
Mike Lum, L (1, 9) OBP: 0.372, SLG: 0.443		SSS, K		1B		FC5, E, 1B, 1-2, 2-3		SSS, K		4	0	2	0	0	2	0
Sonny Jackson, L (1, 8) OBP: 0.324, SLG: 0.364		4-3		6-3		E6, 1-2, 2-3, 3-H		G3		4	0	0	0	0	0	3
Gil Garrido, R (1, 6) OBP: 0.244, SLG: 0.156 (8, 5)		5-3			2-3	FC5, 2-3f		BBBB, FC6-4, BB		3	0	0	0	1	0	3
Ron Reed, R (1, 1) OBP: 0.083, SLG: 0.083			SSS, K		5-3		6-3		FC6-4, 1-2f	4	0	0	0	0	1	1
Inning Stats	R: 0 E: 0 K: 0 S: 4 H: 1 LOB: 2 BB: 1 P: 8	R: 0 E: 0 K: 1 S: 5 H: 0 LOB: 0 BB: 0 P: 5	R: 0 E: 0 K: 1 S: 6 H: 1 LOB: 1 BB: 0 P: 6	R: 0 E: 0 K: 0 S: 4 H: 2 LOB: 1 BB: 0 P: 4	R: 0 E: 0 K: 0 S: 3 H: 1 LOB: 1 BB: 0 P: 3	R: 1 E: 1 K: 1 S: 7 H: 1 LOB: 3 BB: 2 P: 15	R: 0 E: 0 K: 0 S: 5 H: 2 LOB: 3 BB: 1 P: 9	R: 0 E: 0 K: 1 S: 5 H: 0 LOB: 1 BB: 1 P: 9	R: 2 E: 0 K: 0 S: 3 H: 2 LOB: 0 BB: 0 P: 3	1B: 9 2B: 0 3B: 0 HR: 1	SF: 0 SAC: 0 DP: 1 HBP: 0						

PITCHER	IP	WLS	BF	H	R	ER	SO	BB	IBB	HBP	BLK	WP	HR	S	P	ERA	WHIP
Dave Roberts, L (1, 1) ERA: 2.18	8.1	L	39	10	3	2	4	4	1	0	0	1	1	42	62	2.16	1.680

PITCHER	IP	WLS	BF	H	R	ER	SO	BB	IBB	HBP	BLK	WP	HR	S	P	ERA	WHIP

BOTTOM

San Diego Padres @ Atlanta Braves

Atlanta Stadium, Atlanta, GA

Tue Jul 20 1971, 7:05 PM EDT

Att. 5,127 - Unknown

livebaseballscorecards.com

AB	34
R	3
H	10
RBI	2
BB	5
SO	4
LOB	22

1B: 9	SF: 0	WP: 1	PA: 39
2B: 0	SAC: 0	PB: 0	
3B: 0	DP: 1	SB: 1	
HR: 1	HBP: 0	CS: 0	

San Diego Padres @ Atlanta Braves

Atlanta Stadium, Atlanta, GA

Wed Jul 21 1971, 7:05 PM EDT

Unknown

TOP

livebaseballscorecards.com

Batter	1	2	3	4	5	6	7	8	9	10	11	AB	R	H	RBI	BB	SO	LOB
Enzo Hernandez, R (1, 6) OBP: 0.313, SLG: 0.276	6-3		SH1-4 (1-2)		4-3			BBBB 4-0 (3-1, 6-3) BB	1-3 BB 1B		1-3	4	0	1	0	1	0	1
Leron Lee, L (1, 7) OBP: 0.333, SLG: 0.367	K		4-3 (2-3)		K			6-3 (1-2)	BBBB 4-0 (1-2) BB		F3	4	0	0	0	1	2	2
Bob Miller, R (9, 1)												0	0	0	0	0	0	0
Ivan Murrell, R (11, PH) OBP: 0.279, SLG: 0.406												1	0	0	0	0	0	1
Al Severinsen, R (11, 1)												0	0	0	0	0	0	0
Cito Gaston, R (1, 8) OBP: 0.279, SLG: 0.405	F7		E5 (3-H)		K			3-1 (2-3)	P5			5	0	0	0	0	1	4
Nate Colbert, R (1, 3) OBP: 0.361, SLG: 0.508		6-3	L5			5-3		BBBB 4-0 BB	K			4	0	0	0	1	1	4
Ed Spiezio, R (1, 5) OBP: 0.297, SLG: 0.361		FC6-4 1B		HR 1B		K		K		F8		5	1	2	0	0	2	2
Ollie Brown, R (1, 9) OBP: 0.352, SLG: 0.361		FC6-4 (1-2f) PB HR		1-H HR		5-3			BBBB 4-0 (2B) 1B BB	6-3		4	3	1	2	1	0	1
Bob Barton, R (1, 2) OBP: 0.318, SLG: 0.385		1-H HR		6-3			6-3		1-3 1B 2B	L7		4	1	2	2	0	0	0
Don Mason, L (9, PR) OBP: 0.272, SLG: 0.247												0	1	0	0	0	0	0
Fred Kendall, R (9, 2) OBP: 0.188, SLG: 0.200												1	0	0	0	0	0	0
Dave Campbell, R (1, 4) OBP: 0.284, SLG: 0.311		5-3		K			K		K		SH1-4 1B	5	0	1	0	0	3	2
Steve Arlin, R (1, 1) OBP: 0.174, SLG: 0.156			4-3 SH1-4 E 1B	K			6-3		1B 1B (2-H, 3-H)		SH1-4 (1-2)	2	1	1	0	0	1	0
Danny Coombs, R (4, 1) OBP: 0.267, SLG: 0.286												0	0	0	0	0	0	0
Angel Bravo, L (7, PH) OBP: 0.273, SLG: 0.229												1	0	0	0	0	0	0
Dick Kelley, R (7, 1) OBP: 0.333, SLG: 0.333												0	0	0	0	0	0	0
Larry Stahl, L (9, PH) OBP: 0.304, SLG: 0.393												1	0	1	2	0	0	0
(9, 7)																		

	AB	41
	R	7
	H	9
	RBI	6
	BB	4
	SO	10
	LOB	17

| Inning Stats | | | | | | | | | | | | | | | | | |

Batter	1	2	3	4	5	6	7	8	9	10	11	AB	R	H	RBI	BB	SO	LOB
Felix Millan, R (1, 4) OBP: 0.360, SLG: 0.383	F9	L5 HBP		E 1B 1B		L9			SH1 1B BB	IBB		3	1	1	0	2	0	0
Ralph Garr, L (1, 7) OBP: 0.374, SLG: 0.456	S HR 1B	L5		E9 WP 1B		F9			SH1	3-1		2	1	1	0	0	0	2
Bob Didier, S (4, PH) OBP: 0.255, SLG: 0.265 (5, 2)												3	1	1	1	0	0	2
Hank Aaron, R (1, 3) OBP: 0.401, SLG: 0.642	HR		HR	4-3 WP IBB		F9			BB 1B IBB		6-3	4	2	2	3	2	0	0
Darrell Evans, L (1, 5) (5, 7) OBP: 0.372, SLG: 0.468	1B SF8 BB		K	4-3			F7		BB		HR	5	2	2	1	1	1	1
Mike Lum, L (1, 9) OBP: 0.376, SLG: 0.442	SF8 1B		P2	BB			F7					3	0	1	0	2	0	0
Earl Williams, R (1, 2) OBP: 0.313, SLG: 0.440 (5, 5)	SF8		1B	F3			5-3		1-3			3	0	1	1	0	0	2
Marty Perez, R (9, 6) OBP: 0.244, SLG: 0.269												0	0	0	0	0	0	0
Orlando Cepeda, R (9, PH) OBP: 0.333, SLG: 0.504												1	0	0	0	0	0	3
Zoilo Versalles, R (10, 6) OBP: 0.265, SLG: 0.378												0	0	0	0	0	0	0
Sonny Jackson, L (1, 8) OBP: 0.320, SLG: 0.359	4-3	F8		4-3			5-3			4-3		5	0	0	0	0	0	2
Gil Garrido, R (1, 6) (9, 5) OBP: 0.264, SLG: 0.163		L5 SH3-4 BB		1B SH3-4 1B			6-3			SH1 BB		3	1	1	0	2	1	0
Phil Niekro, R (1, 1) OBP: 0.150, SLG: 0.155		SH3-4		SH3-4			F8			SH1		2	0	0	0	0	0	0
Cecil Upshaw, R (9, 1)												0	0	0	0	0	0	0
Inning Stats	R: 3 E: 0 K: 0 S: 6 H: 3 LOB: 1 BB: 1 P: 10	R: 0 E: 0 K: 0 S: 2 H: 0 LOB: 1 BB: 1 P: 7	R: 1 E: 0 K: 1 S: 7 H: 2 LOB: 1 BB: 0 P: 7	R: 3 E: 1 K: 0 S: 6 H: 3 LOB: 2 BB: 2 P: 14	R: 0 E: 0 K: 1 S: 5 H: 0 LOB: 0 BB: 0 P: 5	R: 0 E: 0 K: 0 S: 3 H: 0 LOB: 0 BB: 0 P: 3	R: 0 E: 0 K: 0 S: 3 H: 0 LOB: 0 BB: 0 P: 3	R: 0 E: 0 K: 0 S: 3 H: 0 LOB: 0 BB: 0 P: 3	R: 0 E: 0 K: 0 S: 3 H: 1 LOB: 3 BB: 3 P: 15	R: 0 E: 0 K: 0 S: 3 H: 0 LOB: 2 BB: 2 P: 11	R: 1 E: 0 K: 0 S: 2 H: 1 LOB: 0 BB: 0 P: 2	1B: 7 2B: 0 3B: 0 HR: 3	SF: 1 SAC: 4 DP: 0 HBP: 1					

PITCHER		IP	WLS	BF	H	R	ER	SO	BB	IBB	HBP	BLK	WP	HR	S	P	ERA	WHIP
Steve Arlin, R ERA: 3.86	(1, 1)	3.1		19	7	6	6	1	2	0	1	0	0	2	18	27	16.20	2.700
Danny Coombs, L ERA: 6.47	(4, 1)	2.2		11	1	1	1	1	1	1	0	0	1	0	11	19	3.38	0.750
Dick Kelley, L ERA: 3.98	(7, 1)	2.0		6	0	0	0	0	0	0	0	0	0	0	6	6	0.00	0.000
Bob Miller, R ERA: 1.71	(9, 1)	2.0		11	1	0	0	0	3	2	0	0	0	0	6	26	0.00	2.000
Al Severinsen, R ERA: 3.74	(11, 1)	0.1	L	2	1	1	1	0	0	0	0	0	0	1	2	2	27.00	3.000

PITCHER	IP	WLS	BF	H	R	ER	SO	BB	IBB	HBP	BLK	WP	HR	S	P	ERA	WHIP

BOTTOM

San Diego Padres @ Atlanta Braves

Atlanta Stadium, Atlanta, GA

Wed Jul 21 1971, 7:05 PM EDT

Unknown

livebaseballscorecards.com

AB	34
R	8
H	10
RBI	6
BB	9
SO	2
LOB	12

1B: 7	SF: 1	WP: 1	PA: 49
2B: 0	SAC: 4	PB: 0	
3B: 0	DP: 0	SB: 1	
HR: 3	HBP: 1	CS: 0	

Batter	1	2	3	4	5	6	7	8	9	AB	R	H	RBI	BB	SO	LOB
Don Mason, L (1, 4) OBP: 0.272, SLG: 0.247	3-1		1B			P5		P5		4	0	1	0	0	0	1
Angel Bravo, L (1, 7) OBP: 0.271, SLG: 0.216	BB		4-3			4-3			L7	3	0	0	0	1	0	1
Cito Gaston, R (1, 8) OBP: 0.276, SLG: 0.400	F9			F9		6-3			4-3	4	0	0	0	0	0	1
Nate Colbert, R (1, 3) OBP: 0.360, SLG: 0.504	K			1B			F3		5-3	4	0	1	0	0	1	1
Larry Stahl, L (1, 9) OBP: 0.300, SLG: 0.387		3-1		F9			K			3	0	0	0	0	1	1
Ed Spiezio, R (1, 5) OBP: 0.298, SLG: 0.361		CS 1B		K			F8			3	0	1	0	0	1	1
Bob Barton, R (1, 2) OBP: 0.314, SLG: 0.379		P4 1-2			5-3			L6		3	0	0	0	0	0	1
Tommy Dean, R (1, 6) OBP: 0.151, SLG: 0.100			F7		G1			L6		2	0	0	0	0	0	0
Leron Lee, L (8, PH) OBP: 0.331, SLG: 0.364										1	0	0	0	0	0	0
Enzo Hernandez, R (8, 6) OBP: 0.313, SLG: 0.276										0	0	0	0	0	0	0
Fred Norman, S (1, 1) OBP: 0.222, SLG: 0.176			6-3		1-3			BB		2	0	0	0	1	0	0

TOP

San Diego Padres @ Atlanta Braves

Atlanta Stadium, Atlanta, GA

Wed Jul 21 1971, 7:05 PM EDT

Att. 11,585 - Unknown

livebaseballscorecards.com

AB	29
R	0
H	3
RBI	0
BB	2
SO	3
LOB	7

Inning Stats	1	2	3	4	5	6	7	8	9
R	0	0	0	0	0	0	0	0	0
E	0	0	0	0	0	0	0	0	0
K	1	0	0	1	0	0	1	0	0
S	5	3	4	6	3	3	5	3	3
H	0	1	1	1	0	0	0	0	0
LOB	1	0	1	1	0	0	0	1	0
BB	1	0	0	0	0	0	0	1	0
P	9	3	4	6	3	3	5	7	3

1B	3
2B	0
3B	0
HR	0
SF	0
SAC	0
DP	0
HBP	0
PA	31
WP	0
PB	0
SB	0
CS	1

PITCHER	IP	WLS	BF	H	R	ER	SO	BB	IBB	HBP	BLK	WP	HR	S	P	ERA	WHIP
Pat Jarvis, R (1, 1) ERA: 3.8	9.0	W	31	3	0	0	3	2	0	0	0	0	0	35	43	0.00	0.556

PITCHER	IP	WLS	BF	H	R	ER	SO	BB	IBB	HBP	BLK	WP	HR	S	P	ERA	WHIP

BOTTOM

Batter	1	2	3	4	5	6	7	8	9	AB	R	H	RBI	BB	SO	LOB
Felix Millan, R (1, 4) OBP: 0.359, SLG: 0.381	5-3		F9			G3			E8 1-H	4	0	1	0	0	0	1
Sonny Jackson, L (1, 8) OBP: 0.317, SLG: 0.356	G3		F9			5-3				3	0	0	0	0	0	1
Mike Lum, L (1, 9) OBP: 0.380, SLG: 0.442	1B			L8			G4-6-3 BB			2	0	1	0	1	0	0
Orlando Cepeda, R (1, 3) OBP: 0.330, SLG: 0.498	F8			L9			G4-6-3 1-2f			3	0	0	0	0	0	2
Earl Williams, R (1, 2) OBP: 0.310, SLG: 0.435		4-3		5-3			F3			3	0	0	0	0	0	0
Darrell Evans, L (1, 7) OBP: 0.371, SLG: 0.461		F8			L4-3 BB			L4		2	0	0	0	1	0	0
Zoilo Versalles, R (1, 5) OBP: 0.257, SLG: 0.366		K			K			P4		3	0	0	0	0	2	1
Marty Perez, R (1, 6) OBP: 0.245, SLG: 0.270			SH2-4 1B		L4-3 1-2			P5		3	0	1	0	0	0	1
Pat Jarvis, R (1, 1) OBP: 0.118, SLG: 0.063			SH2-4 1-2			5-3			1B E 1B	2	1	1	0	0	0	0
Inning Stats	R: 0 E: 0 K: 0 S: 4 H: 1 LOB: 1 BB: 0 P: 4	R: 0 E: 0 K: 1 S: 5 H: 0 LOB: 0 BB: 0 P: 5	R: 0 E: 0 K: 0 S: 4 H: 1 LOB: 1 BB: 0 P: 4	R: 0 E: 0 K: 0 S: 3 H: 0 LOB: 0 BB: 0 P: 3	R: 0 E: 0 K: 1 S: 4 H: 0 LOB: 0 BB: 1 P: 8	R: 0 E: 0 K: 0 S: 3 H: 0 LOB: 0 BB: 0 P: 3	R: 0 E: 0 K: 0 S: 2 H: 0 LOB: 0 BB: 1 P: 6	R: 0 E: 0 K: 0 S: 3 H: 0 LOB: 0 BB: 0 P: 3	R: 1 E: 1 K: 0 S: 2 H: 2 LOB: 1 BB: 0 P: 2	1B: 4 2B: 1 3B: 0 HR: 0	SF: 0 SAC: 1 DP: 2 HBP: 0						

PITCHER	IP	WLS	BF	H	R	ER	SO	BB	IBB	HBP	BLK	WP	HR	S	P	ERA	WHIP
Fred Norman, L (1, 1) ERA: 4.08	8.0	L	28	4	1	0	2	2	0	0	0	0	0	30	38	0.00	0.750

PITCHER	IP	WLS	BF	H	R	ER	SO	BB	IBB	HBP	BLK	WP	HR	S	P	ERA	WHIP

San Diego Padres @ Atlanta Braves

Atlanta Stadium, Atlanta, GA

Wed Jul 21 1971, 7:05 PM EDT

Att. 11,585 - Unknown

livebaseballscorecards.com

AB	25
R	1
H	4
RBI	0
BB	2
SO	2
LOB	6

WP: 0 PA: 28
PB: 0
SB: 0
CS: 0

1B: 4 SF: 0
2B: 1 SAC: 1
3B: 0 DP: 2
HR: 0 HBP: 0

Batter	1	2	3	4	5	6	7	8	9	AB	R	H	RBI	BB	SO	LOB
Enzo Hernandez, R (1, 6) OBP: 0.309, SLG: 0.273	4-3		F2			4-3		F7		4	0	0	0	0	0	1
Leron Lee, L (1, 7) OBP: 0.329, SLG: 0.360	1-3			G6-4-3 1B		1-3			P6	4	0	1	0	0	0	0
Cito Gaston, R (1, 8) OBP: 0.276, SLG: 0.398	4-3			G6-4-3 1-2f		K			1B	4	0	1	0	0	1	1
Nate Colbert, R (1, 3) OBP: 0.362, SLG: 0.507		P2		1B 2B			FC6-4 1B		F9	4	0	2	0	0	0	1
Ollie Brown, R (1, 9) OBP: 0.357, SLG: 0.369		2B		FC5-4 2-3			FC6-4 1-2f		1B 1-2	4	0	3	0	0	0	1
Ed Spiezio, R (1, 5) OBP: 0.293, SLG: 0.354		K		FC5-4 1-2f			L6-3 1-2		F7	4	0	0	0	0	1	6
Bob Barton, R (1, 2) OBP: 0.310, SLG: 0.374		L7			6-3			F8		3	0	0	0	0	0	1
Dave Campbell, R (1, 4) OBP: 0.283, SLG: 0.309			6-3		P4			F8		2	0	0	0	0	0	0
Ivan Murrell, R (8, PH) OBP: 0.277, SLG: 0.404										1	0	0	0	0	0	0
Don Mason, L (8, 4) OBP: 0.272, SLG: 0.247										0	0	0	0	0	0	0
Tom Phoebus, R (1, 1) OBP: 0.231, SLG: 0.222			1-3		K			1B		3	0	1	0	0	1	0
Inning Stats	R: 0 E: 0 K: 0 S: 3	H: 0 LOB: 0 BB: 0 P: 3	R: 0 E: 0 K: 1 S: 6	H: 1 LOB: 1 BB: 0 P: 6	R: 0 E: 0 K: 0 S: 3	H: 0 LOB: 0 BB: 0 P: 3	R: 0 E: 0 K: 0 S: 5	H: 3 LOB: 2 BB: 0 P: 5	R: 0 E: 0 K: 1 S: 5	H: 0 LOB: 0 BB: 0 P: 5	R: 0 E: 0 K: 1 S: 5	H: 0 LOB: 0 BB: 0 P: 5	R: 0 E: 0 K: 0 S: 3	H: 1 LOB: 0 BB: 0 P: 3	R: 0 E: 0 K: 0 S: 4	H: 1 LOB: 1 BB: 0 P: 4	R: 0 E: 0 K: 0 S: 5	H: 2 LOB: 2 BB: 0 P: 5	1B: 6 2B: 3 3B: 0 HR: 0	SF: 0 SAC: 0 DP: 2 HBP: 0	WP: 0 PB: 0 SB: 0 CS: 0	PA: 33

TOP

San Diego Padres @ Atlanta Braves

Atlanta Stadium, Atlanta, GA

Thu Jul 22 1971, 7:05 PM EDT

Att. 7,533 - Unknown

livebaseballscorecards.com

AB	33
R	0
H	8
RBI	0
BB	0
SO	3
LOB	11

PITCHER		IP	WLS	BF	H	R	ER	SO	BB	IBB	HBP	BLK	WP	HR	S	P	ERA	WHIP
Tom Kelley, R ERA: 2.96	(1, 1)	8.0	W	28	6	0	0	3	0	0	0	0	0	0	34	34	0.00	0.750
Bob Priddy, R ERA: 3.73	(9, 1)	1.0	S	5	2	0	0	0	0	0	0	0	0	0	5	5	0.00	2.000

PITCHER		IP	WLS	BF	H	R	ER	SO	BB	IBB	HBP	BLK	WP	HR	S	P	ERA	WHIP

San Diego Padres @ Atlanta Braves

Atlanta Stadium, Atlanta, GA

Thu Jul 22 1971, 7:05 PM EDT

Att. 7,533 - Unknown

BOTTOM

livebaseballscorecards.com

Batter	1	2	3	4	5	6	7	8	9	AB	R	H	RBI	BB	SO	LOB
Felix Millan, R (1, 4) OBP: 0.360, SLG: 0.381	CS 1B			BBBB 4-0 SH1-3 BB		L7		SSS 0-3 K		3	0	1	0	1	1	4
Sonny Jackson, L (1, 8) OBP: 0.315, SLG: 0.353	SSS 0-3 K 1-2			0-0 SH1-3 1-2		4-3		0-0 3-1		3	0	0	0	0	1	5
Mike Lum, L (1, 9) OBP: 0.375, SLG: 0.437	0-0 F9			0-0 F9			0-0 3-1			3	0	0	0	0	0	1
Orlando Cepeda, R (1, 3) OBP: 0.326, SLG: 0.492		0-0 F7		0-0 5-3			0-0 L9			3	0	0	0	0	0	1
Darrell Evans, L (1, 7) OBP: 0.365, SLG: 0.451		0-0 G3			SSS 0-3 K		0-0 P6			3	0	0	0	0	1	0
Earl Williams, R (1, 5) OBP: 0.307, SLG: 0.430		0-0 P4			0-0 6-3			0-0 F8		3	0	0	0	0	0	0
Hal King, L (1, 2) OBP: 0.335, SLG: 0.348 George Stone, L (8, PR) OBP: 0.225, SLG: 0.256 Bob Didier, S (9, 2) OBP: 0.255, SLG: 0.265		SSS 0-3 K			0-0 F5			BBBB 4-0 1B 1B BB		2 0 0	0 1 0	0 0 0	0 0 0	1 0 0	1 0 0	0 0 0
Marty Perez, R (1, 6) OBP: 0.251, SLG: 0.273		0-0 6-3				BBBB 4-0 SH4-3 BB		0-0 1B 1-3 1B		2	0	1	0	1	0	0
Tom Kelley, R (1, 1) Ralph Garr, L (8, PH) OBP: 0.376, SLG: 0.457 Bob Priddy, R (9, 1) OBP: 0.100, SLG: 0.100		SSS 0-3 K				0-0 SH4-3 1-2		0-0 1B 1-2 3-H		1 1 0	0 0 0	0 1 0	0 1 0	0 0 0	1 0 0	0 0 0
Inning Stats	R: 0 H: 1 E: 0 LOB: 0 K: 1 BB: 0 S: 5 P: 5	R: 0 H: 0 E: 0 LOB: 0 K: 0 BB: 0 S: 3 P: 3	R: 0 H: 0 E: 0 LOB: 0 K: 2 BB: 0 S: 7 P: 7	R: 0 H: 0 E: 0 LOB: 1 K: 0 BB: 1 S: 3 P: 7	R: 0 H: 0 E: 0 LOB: 0 K: 1 BB: 0 S: 5 P: 5	R: 0 H: 0 E: 0 LOB: 1 K: 0 BB: 1 S: 3 P: 7	R: 0 H: 0 E: 0 LOB: 0 K: 0 BB: 0 S: 3 P: 3	R: 1 H: 2 E: 0 LOB: 3 K: 1 BB: 1 S: 7 P: 11		1B: 3 SF: 0 2B: 0 SAC: 2 3B: 0 DP: 0 HR: 0 HBP: 0						

	AB	24
	R	1
	H	3
	RBI	1
	BB	3
	SO	5
	LOB	11

WP: 0 PA: 29
PB: 0
SB: 0
CS: 1

PITCHER	IP	WLS	BF	H	R	ER	SO	BB	IBB	HBP	BLK	WP	HR	S	P	ERA	WHIP
Tom Phoebus, R (1, 1) ERA: 4.4	8.0	L	29	3	1	1	5	3	0	0	0	0	0	36	48	1.12	0.750

PITCHER	IP	WLS	BF	H	R	ER	SO	BB	IBB	HBP	BLK	WP	HR	S	P	ERA	WHIP

Batter	1	2	3	4	5	6	7	8	9	AB	R	H	RBI	BB	SO	LOB
Felix Millan, R (1, 4) OBP: 0.363, SLG: 0.382	L9		6-3		4-3 G3 1B	BB 1-2 2-3		E S 1B 3-H		4	1	2	1	1	0	0
Ralph Garr, L (1, 7) OBP: 0.371, SLG: 0.452	F7		K		G3 1-2	F9		K 1-3		5	0	0	0	0	2	5
Mike Lum, L (1, 9) OBP: 0.372, SLG: 0.429	BB			F3	4-3 2-3		F8	F6		4	0	0	0	1	0	2
Orlando Cepeda, R (1, 3) OBP: 0.331, SLG: 0.494	F6			HR 1B	1B 3-H		K	1B		5	1	3	1	0	1	1
Darrell Evans, L (1, 5) OBP: 0.354, SLG: 0.436 Gil Garrido, R (9, 5) OBP: 0.264, SLG: 0.163		K	K	K	K		E3		F8	5 0	0 0	0 0	0 0	0 0	3 0	3 0
Earl Williams, R (1, 2) OBP: 0.315, SLG: 0.455		HR	HR 1-H			BB 1B	BB		F8	3	2	2	3	2	0	1
Sonny Jackson, L (1, 8) OBP: 0.313, SLG: 0.351		L4	E S 1B			F6	3-1		K	5	0	1	0	0	1	4
Marty Perez, R (1, 6) OBP: 0.256, SLG: 0.282		K	E5 1-3			BB 1-2 1B		G4 1B 2B		4	1	2	0	0	1	1
George Stone, L (1, 1) OBP: 0.205, SLG: 0.233 Cecil Upshaw, R (9, 1)			6-3	K		K		G4 2-3		4 0	0 0	0 0	0 0	0 0	2 0	5 0
Inning Stats	R: 0 E: 0 K: 0 S: 3 H: 0 LOB: 1 BB: 1 P: 7	R: 1 E: 0 K: 2 S: 8 H: 1 LOB: 0 BB: 0 P: 8	R: 0 E: 0 K: 1 S: 5 H: 0 LOB: 0 BB: 0 P: 5	R: 2 E: 1 K: 2 S: 11 H: 3 LOB: 2 BB: 0 P: 11	R: 1 E: 0 K: 1 S: 7 H: 2 LOB: 1 BB: 0 P: 7	R: 0 E: 0 K: 1 S: 6 H: 1 LOB: 3 BB: 2 P: 14	R: 0 E: 1 K: 1 S: 6 H: 0 LOB: 2 BB: 1 P: 10	R: 1 E: 0 K: 1 S: 7 H: 2 LOB: 1 BB: 0 P: 7	R: 0 E: 0 K: 1 S: 6 H: 1 LOB: 1 BB: 0 P: 6	1B: 7 2B: 1 3B: 0 HR: 2	SF: 0 SAC: 0 DP: 0 HBP: 0						

TOP

Atlanta Braves @ Los Angeles Dodgers

Dodger Stadium, Los Angeles, CA

Fri Jul 23 1971, 7:05 PM PDT

Att. 21,705 - Unknown

livebaseballscorecards.com

AB	39
R	5
H	10
RBI	5
BB	4
SO	10
LOB	22

WP: 0 PB: 0 SB: 2 CS: 0 PA: 43

PITCHER	IP	WLS	BF	H	R	ER	SO	BB	IBB	HBP	BLK	WP	HR	S	P	ERA	WHIP
Bill Singer, R (1, 1) ERA: 4.8	5.0	L	23	6	4	4	6	1	0	0	0	0	2	34	38	7.20	1.400
Mike Strahler, R (6, 1) ERA: 3.6	2.0		11	1	0	0	2	3	0	0	0	0	0	12	24	0.00	2.000
Joe Moeller, R (8, 1) ERA: 3.09	2.0		9	3	1	1	2	0	0	0	0	0	0	13	13	4.50	1.500

PITCHER	IP	WLS	BF	H	R	ER	SO	BB	IBB	HBP	BLK	WP	HR	S	P	ERA	WHIP

Batter	1	2	3	4	5	6	7	8	9	AB	R	H	RBI	BB	SO	LOB
Maury Wills, S (1, 6) OBP: 0.327, SLG: 0.333	F7		1B		F7			3-1 2-3 2B 1B	G3	5	1	2	0	0	0	1
Bill Buckner, L (1, 9) OBP: 0.324, SLG: 0.404	6-3		1-2 G3-6-1 1B		5-3			1-2 2-3		4	0	1	0	0	0	1
Willie Davis, L (1, 8) OBP: 0.353, SLG: 0.479	5-3		1-2f G3-6-1			6-3		2-3 3-1		4	0	0	0	0	0	3
Dick Allen, R (1, 5) OBP: 0.382, SLG: 0.470		L9		S S S K		F8		3-H 2B		4	0	1	1	0	1	0
Wes Parker, S (1, 3) OBP: 0.355, SLG: 0.358		F9		4-3		F8		6-3		4	0	0	0	0	0	1
Willie Crawford, L (1, 7) OBP: 0.367, SLG: 0.525		S 1B		HBP 1B					1B 2B	4	2	4	1	0	0	0
Joe Ferguson, R (1, 2) OBP: 0.264, SLG: 0.306		B B B B 1-2 BB		H 1-2 HBP					F7	2	0	0	0	1	0	1
Bill Russell, R (1, 4) OBP: 0.280, SLG: 0.320 Manny Mota, R (9, PH) OBP: 0.369, SLG: 0.386		F3		4-3					2-H 1B	3 1	0 0	0 1	0 1	0 0	0 0	4 0
Bill Singer, R (1, 1) OBP: 0.194, SLG: 0.094 Bobby Valentine, R (5, PH) OBP: 0.280, SLG: 0.321 Mike Strahler, R (6, 1) Bobby Darwin, R (7, PH) OBP: 0.318, SLG: 0.450 Joe Moeller, R (8, 1) Jim Lefebvre, S (9, PH) OBP: 0.327, SLG: 0.410			S S S K		4-3		S S S K		F5	1 1 0 1 0 1	0 0 0 0 0 0	0 0 0 0 0 0	0 0 0 0 0 0	1 0 0 1 0 0	0 0 0 0 0 0	0 0 0 0 0 1
Inning Stats	R: 0 H: 0 E: 0 LOB: 0 K: 0 BB: 0 S: 3 P: 3	R: 0 H: 1 E: 0 LOB: 2 K: 0 BB: 1 S: 4 P: 8	R: 0 H: 2 E: 0 LOB: 1 K: 1 BB: 0 S: 6 P: 6	R: 0 H: 1 E: 0 LOB: 2 K: 1 BB: 0 S: 6 P: 7	R: 0 H: 0 E: 0 LOB: 0 K: 0 BB: 0 S: 3 P: 3	R: 0 H: 0 E: 0 LOB: 0 K: 0 BB: 0 S: 3 P: 3	R: 1 H: 1 E: 0 LOB: 0 K: 1 BB: 0 S: 6 P: 6	R: 1 H: 2 E: 0 LOB: 1 K: 0 BB: 0 S: 5 P: 5	R: 1 H: 2 E: 0 LOB: 1 K: 0 BB: 0 S: 5 P: 5	1B: 6 2B: 2 3B: 0 HR: 1	SF: 0 SAC: 0 DP: 1 HBP: 1						

PITCHER	IP	WLS	BF	H	R	ER	SO	BB	IBB	HBP	BLK	WP	HR	S	P	ERA	WHIP
George Stone, L (1, 1) ERA: 2.81	8.1	W	35	9	3	3	3	1	0	1	0	0	1	39	44	3.24	1.200
Cecil Upshaw, R (9, 1) ERA: 3.67	0.2	S	2	0	0	0	0	0	0	0	0	0	0	2	2	0.00	0.000

PITCHER	IP	WLS	BF	H	R	ER	SO	BB	IBB	HBP	BLK	WP	HR	S	P	ERA	WHIP

BOTTOM

Atlanta Braves @ Los Angeles Dodgers

Dodger Stadium, Los Angeles, CA

Fri Jul 23 1971, 7:05 PM PDT

Att. 21,705 - Unknown

livebaseballscorecards.com

AB	35
R	3
H	9
RBI	3
BB	1
SO	3
LOB	12

WP: 0 PA: 37
PB: 0
SB: 1
CS: 0

Batter	1	2	3	4	5	6	7	8	9	10	11	12	13	AB	R	H	RBI	BB	SO	LOB
Felix Millan, R (1, 4) OBP: 0.362, SLG: 0.381	SH1-3 1B		F7		6-3			5-3		S 1B		K		6	0	2	0	0	1	3
Ralph Garr, L (1, 7) OBP: 0.372, SLG: 0.451	SH1-3 1-2		CS 1B			1-3		BB		4-3 1-2			K	3	0	1	0	1	0	1
Oscar Brown, R (10, 7) OBP: 0.167, SLG: 0.167														1	0	0	0	0	1	0
Hank Aaron, R (1, 3) OBP: 0.406, SLG: 0.651	G6-4-3 BB		CS 1-2	FC5-4 1B		HR		G4-3 1-2 1B			K	K	K	5	1	3	1	1	2	0
Earl Williams, R (1, 2) OBP: 0.309, SLG: 0.445	G6-4-3 1-2f			F9		5-3		G4-3 1-2f			K	K	K	6	0	0	0	0	2	5
Mike Lum, L (1, 9) OBP: 0.369, SLG: 0.424		1B 1B		F6		4-3			L9		F6			5	0	1	0	0	0	1
Zoilo Versalles, R (1, 5) OBP: 0.255, SLG: 0.358		L4		FC5-4 1-2f			3-1 G1 1B		F8			5-3		5	0	1	0	0	0	2
Sonny Jackson, L (1, 8) OBP: 0.315, SLG: 0.352		G5-4-3 1-3 1B			4-3		G1 1-2		K			BB 1B		5	0	2	0	0	1	1
Marty Perez, R (1, 6) OBP: 0.259, SLG: 0.282		G5-4-3 1-2f			SH1-4 1B		3-1 2-3			F7		BB 1-2		4	0	1	0	1	0	3
Ron Reed, R (1, 1) OBP: 0.078, SLG: 0.078			4-3		SH1-4 1-2		6-3			K		K		3	0	0	0	0	1	1
Jim Nash, R (11, 1) OBP: 0.179, SLG: 0.205														0	0	0	0	0	0	0
Orlando Cepeda, R (12, PH) OBP: 0.330, SLG: 0.492														1	0	0	0	0	1	2
Bob Priddy, R (12, 1) OBP: 0.100, SLG: 0.100														0	0	0	0	0	0	0
Inning Stats	R: 0 E: 0 K: 0 S: 3 H: 1 LOB: 1 BB: 1 P: 7	R: 0 E: 0 K: 0 S: 4 H: 2 LOB: 1 BB: 0 P: 4	R: 0 E: 0 K: 0 S: 3 H: 1 LOB: 0 BB: 0 P: 3	R: 0 E: 0 K: 0 S: 4 H: 1 LOB: 1 BB: 0 P: 4	R: 0 E: 0 K: 0 S: 4 H: 1 LOB: 1 BB: 0 P: 4	R: 1 E: 0 K: 0 S: 4 H: 1 LOB: 0 BB: 0 P: 4	R: 0 E: 0 K: 0 S: 4 H: 1 LOB: 1 BB: 0 P: 4	R: 0 E: 0 K: 0 S: 3 H: 1 LOB: 1 BB: 1 P: 7	R: 0 E: 0 K: 1 S: 5 H: 0 LOB: 0 BB: 0 P: 5	R: 0 E: 0 K: 1 S: 6 H: 1 LOB: 1 BB: 0 P: 6	R: 0 E: 0 K: 2 S: 7 H: 0 LOB: 0 BB: 0 P: 7	R: 0 E: 0 K: 2 S: 8 H: 1 LOB: 2 BB: 1 P: 12	R: 0 E: 0 K: 3 S: 9 H: 0 LOB: 0 BB: 0 P: 9	1B: 10 2B: 0 3B: 0 HR: 1 SF: 0 SAC: 2 DP: 3 HBP: 0	WP: 0 PB: 0 SB: 1 CS: 1 PA: 50						

PITCHER		IP	WLS	BF	H	R	ER	SO	BB	IBB	HBP	BLK	WP	HR	S	P	ERA	WHIP
Claude Osteen, L ERA: 3.23	(1, 1)	7.1		30	9	1	1	0	2	0	0	0	0	1	28	36	1.23	1.500
Jim Brewer, L ERA: 2.14	(8, 1)	5.2	W	19	2	0	0	9	1	0	0	0	0	0	36	40	0.00	0.529

PITCHER	IP	WLS	BF	H	R	ER	SO	BB	IBB	HBP	BLK	WP	HR	S	P	ERA	WHIP

Atlanta Braves @ Los Angeles Dodgers

Dodger Stadium, Los Angeles, CA

Sat Jul 24 1971, 7:05 PM PDT

Att. 45,260 - Unknown

TOP

livebaseballscorecards.com

AB	44
R	1
H	11
RBI	1
BB	3
SO	9
LOB	19

Batter	1	2	3	4	5	6	7	8	9	10	11	12	13	AB	R	H	RBI	BB	SO	LOB
Maury Wills, S (1, 6) OBP: 0.322, SLG: 0.328	F7		G3			6-3		G3			K		E4 2-3 3-H	6	0	0	0	0	1	3
Bill Buckner, L (1, 9) (8, 3) OBP: 0.321, SLG: 0.399	4-3			G3		F7			1B		F4			5	0	1	0	0	0	0
Willie Davis, L (1, 8) OBP: 0.349, SLG: 0.473	F6			F7		F8			K		5-3			5	0	0	0	0	1	1
Dick Allen, R (1, 5) OBP: 0.379, SLG: 0.466		6-3		1B			E6 FC5-6		K			F9		5	0	1	0	0	1	1
Willie Crawford, L (1, 7) (8, 9) OBP: 0.358, SLG: 0.511		F7		F5			FC5-6 G3 1-2f		F9			3-1		5	0	0	0	0	0	3
Jim Lefebvre, S (1, 4) OBP: 0.325, SLG: 0.417		4-3			HR		G3 1-2			F8		6-3		5	1	1	1	0	0	1
Wes Parker, S (1, 3) OBP: 0.353, SLG: 0.355 Jim Brewer, L (8, 1) OBP: 0.400, SLG: 0.400 Tom Haller, L (13, PH) OBP: 0.292, SLG: 0.292 Bill Russell, R (13, PR) OBP: 0.280, SLG: 0.320			F7		G3		F7			FC6-4 1B			SH1-4 E BB BB	3 1 0 0	0 0 0 1	0 1 0 0	0 0 0 0	0 0 1 0	1 0 0 0
Duke Sims, L (1, 2) OBP: 0.340, SLG: 0.339			5-6-3 1B		3-1			3-1		F5			E SH1-4 1-2 BB	4	0	1	0	1	0	1
Claude Osteen, L (1, 1) OBP: 0.185, SLG: 0.180 Manny Mota, R (8, 7) OBP: 0.365, SLG: 0.380			5-6-3 1-2		K			F8		FC6-4 1-2f			SH1-4 1-2 2-3	2 2	0 0	0 0	0 0	0 0	1 1	1 1
Inning Stats	R: 0 H: 0 E: 0 LOB: 0 K: 0 BB: 0 S: 3 P: 3	R: 0 H: 0 E: 0 LOB: 0 K: 0 BB: 0 S: 3 P: 3	R: 0 H: 1 E: 0 LOB: 1 K: 0 BB: 0 S: 4 P: 4	R: 0 H: 1 E: 0 LOB: 1 K: 0 BB: 0 S: 4 P: 4	R: 1 H: 1 E: 0 LOB: 0 K: 1 BB: 0 S: 6 P: 6	R: 0 H: 0 E: 0 LOB: 0 K: 0 BB: 0 S: 3 P: 3	R: 0 H: 0 E: 1 LOB: 1 K: 0 BB: 0 S: 4 P: 4	R: 0 H: 0 E: 0 LOB: 0 K: 0 BB: 0 S: 3 P: 3	R: 0 H: 1 E: 0 LOB: 1 K: 2 BB: 0 S: 8 P: 8	R: 0 H: 1 E: 0 LOB: 1 K: 0 BB: 0 S: 4 P: 4	R: 0 H: 0 E: 0 LOB: 0 K: 1 BB: 0 S: 5 P: 5	R: 0 H: 0 E: 0 LOB: 0 K: 0 BB: 0 S: 3 P: 3	R: 1 H: 0 E: 1 LOB: 2 K: 0 BB: 2 S: 2 P: 10	1B: 4 SF: 0 2B: 0 SAC: 1 3B: 0 DP: 0 HR: 1 HBP: 0					WP: 0 PA: 46 PB: 0 SB: 0 CS: 0	

PITCHER		IP	WLS	BF	H	R	ER	SO	BB	IBB	HBP	BLK	WP	HR	S	P	ERA	WHIP
Ron Reed, R ERA: 3.06	(1, 1)	10.0		36	5	1	1	3	0	0	0	0	0	1	42	42	0.90	0.500
Jim Nash, R ERA: 5.47	(11, 1)	1.0		3	0	0	0	1	0	0	0	0	0	0	5	5	0.00	0.000
Bob Priddy, R ERA: 3.63	(12, 1)	1.1	L	7	0	1	0	0	2	0	0	0	0	0	5	13	0.00	1.500

PITCHER	IP	WLS	BF	H	R	ER	SO	BB	IBB	HBP	BLK	WP	HR	S	P	ERA	WHIP

BOTTOM

Atlanta Braves @ Los Angeles Dodgers

Dodger Stadium, Los Angeles, CA

Sat Jul 24 1971, 7:05 PM PDT

Att. 45,260 - Unknown

livebaseballscorecards.com

AB	43
R	2
H	5
RBI	1
BB	2
SO	4
LOB	13

Atlanta Braves @ Los Angeles Dodgers

Dodger Stadium, Los Angeles, CA

Sun Jul 25 1971, 3:33 AM PDT

Att. 20,271 - Unknown

TOP

livebaseballscorecards.com

Batter	1	2	3	4	5	6	7	8	9	AB	R	H	RBI	BB	SO	LOB
Felix Millan, R (1, 4) OBP: 0.363, SLG: 0.382	0-0 2B 1B		0-0 CS 1-3 3-H 1B		0-0 F8		0-0 F8		0-0 5-3	5	0	2	1	0	0	4
Ralph Garr, L (1, 7) OBP: 0.374, SLG: 0.455	0-0 1-H 2B		0-0 SF9 3-H			0-0 F7		0-0 BB 1B		3	0	2	1	0	0	0
Hank Aaron, R (1, 3) OBP: 0.407, SLG: 0.648	0-0 L4		0-3 K 1-2			0-0 G3-6-3 1B		4-0 E BB 1-2		3	0	1	0	1	1	2
Darrell Evans, L (1, 5) OBP: 0.346, SLG: 0.425 Gil Garrido, R (8, 5) OBP: 0.264, SLG: 0.163	0-3 K			0-3 K		0-0 G3-6-3 1-2f		0-0 E3 FC5-4 1-3		4 0	0 0	0 0	0 0	0 0	2 0	3 0
Mike Lum, L (1, 9) OBP: 0.367, SLG: 0.421		0-0 F8		0-0 6-3			0-0 1B SH 1B	0-0 F8		4	1	1	0	0	0	2
Earl Williams, R (1, 2) OBP: 0.308, SLG: 0.442		0-0 F3		0-0 F7			0-0 SH 1-3 1B	0-0 FC5-4 1-2f		4	0	1	0	0	0	2
Sonny Jackson, L (1, 8) OBP: 0.314, SLG: 0.351		0-0 4-3			0-0 4-3 1B		0-0 F7		0-0 G3	4	0	1	0	0	0	2
Marty Perez, R (1, 6) OBP: 0.265, SLG: 0.292			0-0 SH 1B 2B		0-0 4-3 1-2		0-0 SH 1-2 3-H		0-0 SH2-4 1B	3	1	2	1	0	0	1
Phil Niekro, R (1, 1) OBP: 0.145, SLG: 0.150			0-0 SH 1B SF9 2-3		0-0 5-3		0-0 F4		0-0 SH2-4 1-2	2	1	0	0	0	0	3
Inning Stats	R: 0 E: 0 K: 1 S: 6 H: 2 LOB: 1 BB: 0 P: 6	R: 0 E: 0 K: 0 S: 3 H: 0 LOB: 0 BB: 0 P: 3	R: 2 E: 1 K: 1 S: 7 H: 2 LOB: 1 BB: 0 P: 7	R: 0 E: 0 K: 1 S: 5 H: 0 LOB: 0 BB: 0 P: 5	R: 0 E: 0 K: 0 S: 4 H: 1 LOB: 1 BB: 0 P: 4	R: 0 E: 0 K: 0 S: 3 H: 1 LOB: 0 BB: 0 P: 3	R: 1 E: 1 K: 0 S: 6 H: 2 LOB: 2 BB: 0 P: 6	R: 0 E: 1 K: 0 S: 4 H: 1 LOB: 2 BB: 1 P: 8	R: 0 E: 0 K: 0 S: 4 H: 1 LOB: 1 BB: 0 P: 4	1B: 8 2B: 3 3B: 0 HR: 0	SF: 1 SAC: 3 DP: 2 HBP: 0						

	AB	32
	R	3
	H	10
	RBI	3
	BB	1
	SO	3
	LOB	19

WP: 0 PB: 0 SB: 0 CS: 1 PA: 37

PITCHER		IP	WLS	BF	H	R	ER	SO	BB	IBB	HBP	BLK	WP	HR	S	P	ERA	WHIP
Don Sutton, R ERA: 3.02	(1, 1)	7.0	L	28	8	3	2	3	0	0	0	0	0	0	34	34	2.57	1.143
Pete Mikkelsen, R ERA: 2.33	(8, 1)	2.0		9	2	0	0	0	1	0	0	0	0	0	8	12	0.00	1.500

PITCHER	IP	WLS	BF	H	R	ER	SO	BB	IBB	HBP	BLK	WP	HR	S	P	ERA	WHIP

Atlanta Braves @ Los Angeles Dodgers

Dodger Stadium, Los Angeles, CA

Sun Jul 25 1971, 3:33 AM PDT

Att. 20,271 - Unknown

BOTTOM

livebaseballscorecards.com

Batter	1	2	3	4	5	6	7	8	9	AB	R	H	RBI	BB	SO	LOB
Bobby Valentine, R (1, 6) OBP: 0.279, SLG: 0.319	1B 1B		6-3		1-3			K		4	0	1	0	0	1	1
Bill Buckner, L (1, 9) OBP: 0.319, SLG: 0.396	1-3 1B			4-3		F8		6-3		4	0	1	0	0	0	0
Willie Davis, L (1, 8) OBP: 0.348, SLG: 0.471	F5			G3		K		1B		4	0	1	0	0	1	1
Dick Allen, R (1, 5) OBP: 0.378, SLG: 0.464	4-3			BB 1B		4-3		F9		4	0	1	0	0	0	2
Willie Crawford, L (1, 7) OBP: 0.361, SLG: 0.519		F9		1-2 BB			G3 3B		K	3	1	1	0	1	1	0
Jim Lefebvre, S (1, 4) OBP: 0.324, SLG: 0.412		G3		F5			3-H G3		BB	3	0	0	1	1	0	2
Wes Parker, S (1, 3) OBP: 0.354, SLG: 0.359		6-3			1B		4-3 2B		K	4	0	2	0	0	1	1
Duke Sims, L (1, 2) OBP: 0.333, SLG: 0.331			4-3		K		2-3 4-3		K	4	0	0	0	0	2	3
Don Sutton, R (1, 1) OBP: 0.245, SLG: 0.220			G3		F9		F8			2	0	0	0	0	0	1
Tom Haller, L (7, PH) OBP: 0.289, SLG: 0.290										1	0	0	0	0	0	1
Pete Mikkelsen, R (8, 1) OBP: 0.250, SLG: 0.143										0	0	0	0	0	0	0
Inning Stats	R: 0 E: 0 K: 0 S: 4 H: 2 LOB: 1 BB: 0 P: 4	R: 0 E: 0 K: 0 S: 3 H: 0 LOB: 0 BB: 0 P: 3	R: 0 E: 0 K: 0 S: 3 H: 0 LOB: 0 BB: 0 P: 3	R: 0 E: 0 K: 0 S: 4 H: 1 LOB: 2 BB: 1 P: 8	R: 0 E: 0 K: 1 S: 6 H: 1 LOB: 1 BB: 0 P: 6	R: 0 E: 0 K: 1 S: 5 H: 0 LOB: 0 BB: 0 P: 5	R: 1 E: 0 K: 0 S: 5 H: 2 LOB: 1 BB: 0 P: 5	R: 0 E: 0 K: 1 S: 6 H: 1 LOB: 1 BB: 0 P: 6	R: 0 E: 0 K: 3 S: 9 H: 0 LOB: 1 BB: 1 P: 13	1B: 5 2B: 1 3B: 1 HR: 0 SF: 0 SAC: 0 DP: 0 HBP: 0	WP: 0 PB: 0 SB: 0 CS: 0 PA: 35					

	AB	33
	R	1
	H	7
	RBI	1
	BB	2
	SO	6
	LOB	12

PITCHER		IP	WLS	BF	H	R	ER	SO	BB	IBB	HBP	BLK	WP	HR	S	P	ERA	WHIP
Phil Niekro, R ERA: 2.97	(1, 1)	9.0	W	35	7	1	1	6	2	0	0	0	0	0	45	53	1.00	1.000

PITCHER	IP	WLS	BF	H	R	ER	SO	BB	IBB	HBP	BLK	WP	HR	S	P	ERA	WHIP

Batter	1	2	3	4	5	6	7	8	9	AB	R	H	RBI	BB	SO	LOB
Felix Millan, R (1, 4) OBP: 0.363, SLG: 0.382	5-3		1B SF8 1B	2-H 1B		5-3		F8		5	1	2	1	0	0	1
Ralph Garr, L (1, 7) OBP: 0.376, SLG: 0.457	F8		1-2 1B	1-3			1B BB FC5-2 1B		S 1B	5	0	3	0	0	0	1
Hank Aaron, R (1, 3) OBP: 0.409, SLG: 0.645	BB		F7		1B		FC5-2 1B SF8 1-2 BB		K	3	1	1	0	2	1	3
Mike Lum, L (1, 9) OBP: 0.372, SLG: 0.423	F5		1-2 2-3 1B		F9		FC5-2 1-2 2-3 1B		1-2 IBB	4	0	2	0	1	0	2
Darrell Evans, L (1, 5) OBP: 0.341, SLG: 0.419		K	SF8 3-H		F7		FC5-2 1-2 2-3 3-Hf		K	2	0	0	1	0	1	1
Oscar Brown, R (7, PH) OBP: 0.154, SLG: 0.154										1	0	0	0	0	0	3
Gil Garrido, R (7, 5) OBP: 0.261, SLG: 0.160										1	0	0	0	0	1	2
Earl Williams, R (1, 2) OBP: 0.306, SLG: 0.439		2B 1B	F8		K		SF8 3-H		K	4	1	1	1	0	2	5
Sonny Jackson, L (1, 8) OBP: 0.313, SLG: 0.348		F9		E 1B BB		K	4-3			3	1	0	0	1	1	3
Marty Perez, R (1, 6) OBP: 0.269, SLG: 0.300		1-H 2B		6-3 1-2		SH1-4 1B		F8		4	0	2	1	0	0	1
Pat Jarvis, R (1, 1) OBP: 0.108, SLG: 0.057		K		6-3		SH1-4 1-2		F3		3	0	0	0	0	1	2
Cecil Upshaw, R (8, 1)										0	0	0	0	0	0	0
Inning Stats	R: 0 E: 0 K: 0 S: 3 H: 0 LOB: 1 BB: 1 P: 7	R: 1 E: 0 K: 2 S: 9 H: 2 LOB: 1 BB: 0 P: 9	R: 1 E: 0 K: 0 S: 6 H: 3 LOB: 2 BB: 0 P: 6	R: 1 E: 1 K: 0 S: 4 H: 1 LOB: 1 BB: 1 P: 8	R: 0 E: 0 K: 1 S: 6 H: 1 LOB: 1 BB: 0 P: 6	R: 0 E: 0 K: 1 S: 6 H: 1 LOB: 1 BB: 0 P: 6	R: 1 E: 0 K: 0 S: 5 H: 2 LOB: 1 BB: 1 P: 9	R: 0 E: 0 K: 0 S: 3 H: 0 LOB: 0 BB: 0 P: 3	R: 0 E: 0 K: 3 S: 10 H: 1 LOB: 2 BB: 1 P: 14	1B: 10 2B: 1 3B: 0 HR: 0	SF: 2 SAC: 1 DP: 0 HBP: 0					

TOP

Atlanta Braves @ San Francisco Giants

Candlestick Park, San Francisco, CA

Tue Jul 27 1971, 10:05 PM EDT

Att. 9,021 - Unknown

livebaseballscorecards.com

AB	35
R	4
H	11
RBI	4
BB	4
SO	7
LOB	24

PITCHER		IP	WLS	BF	H	R	ER	SO	BB	IBB	HBP	BLK	WP	HR	S	P	ERA	WHIP
Juan Marichal, R ERA: 2.91	(1, 1)	6.0	L	30	9	4	3	4	3	0	0	0	0	0	35	47	4.50	2.000
Steve Hamilton, L ERA: 2.7	(7, 1)	2.0		7	1	0	0	0	0	0	0	0	0	0	7	7	0.00	0.500
Don McMahon, R ERA: 3.71	(9, 1)	1.0		5	1	0	0	3	0	1	0	0	0	0	10	14	0.00	1.000

PITCHER	IP	WLS	BF	H	R	ER	SO	BB	IBB	HBP	BLK	WP	HR	S	P	ERA	WHIP

BOTTOM

Atlanta Braves @ San Francisco Giants

Candlestick Park, San Francisco, CA

Tue Jul 27 1971, 10:05 PM EDT

Att. 9,021 - Unknown

livebaseballscorecards.com

Batter	1	2	3	4	5	6	7	8	9	AB	R	H	RBI	BB	SO	LOB
Chris Speier, R (1, 6) OBP: 0.319, SLG: 0.328	0-0 F9-4-3 1B		0-0 F8 ③			0-0 F6 ①		0-0 FC6-5 ② 1-2 2-3f		4	0	1	0	0	0	2
Tito Fuentes, S (1, 4) OBP: 0.295, SLG: 0.336	0-0 F9-4-3 ①② 1-2			0-0 3-1 ①		0-0 F6 ②		0-0 F7 ③		4	0	0	0	0	0	3
Bobby Bonds, R (1, 9) OBP: 0.389, SLG: 0.541	0-0 5-3 ③			SSS 0-3 K ②		SSS 0-3 K ③			0-0 HR 1B	4	1	1	0	0	2	0
Willie McCovey, L (1, 3) OBP: 0.403, SLG: 0.500		0-0 1B		0-0 4-3 ③			0-0 F4 ①		0-0 1-H HR	4	1	2	2	0	0	0
Dick Dietz, R (1, 2) OBP: 0.414, SLG: 0.430		0-0 F5 ①			0-0 HR		0-0 5-3 ②		0-0 6-3 ①	4	1	1	1	0	0	1
Ken Henderson, S (1, 7) OBP: 0.371, SLG: 0.451		0-0 F2 ②			0-0 F9 ①		SSS 0-3 K ③		0-0 F8 ②	4	0	0	0	0	1	1
Jimmy Rosario, S (1, 8) OBP: 0.385, SLG: 0.319	0-0 F5 ③				BBB 4-0 FC4-6 BB			0-0 FC6-5 5-3 1B	0-0 1B	3	0	2	0	1	0	1
Al Gallagher, R (1, 5) OBP: 0.319, SLG: 0.332			0-0 4-3 ①		0-0 FC4-6 ② 1-2f			0-0 5-3 ① 1-2	0-0 4-3 ③	4	0	0	0	0	0	3
Juan Marichal, R (1, 1) OBP: 0.152, SLG: 0.262 Steve Hamilton, L (7, 1) Willie Mays, R (8, PH) OBP: 0.422, SLG: 0.511 Don McMahon, R (9, 1)			0-0 F7 ②		0-0 F2 ③			BBB 4-0 FC6-5 BB		2	0	0	0	0	0	1
										0	0	0	0	0	0	0
										0	0	0	0	1	0	0
										0	0	0	0	0	0	0
Inning Stats	R: 0 E: 0 K: 0 S: 3 H: 1 LOB: 0 BB: 0 P: 3	R: 0 E: 0 K: 0 S: 4 H: 1 LOB: 1 BB: 0 P: 4	R: 0 E: 0 K: 0 S: 3 H: 0 LOB: 0 BB: 0 P: 3	R: 0 E: 0 K: 1 S: 5 H: 0 LOB: 0 BB: 0 P: 5	R: 1 E: 0 K: 0 S: 4 H: 1 LOB: 1 BB: 1 P: 8	R: 0 E: 0 K: 1 S: 5 H: 0 LOB: 0 BB: 0 P: 5	R: 0 E: 0 K: 1 S: 5 H: 0 LOB: 0 BB: 0 P: 5	R: 0 E: 0 K: 0 S: 4 H: 1 LOB: 2 BB: 1 P: 8	R: 2 E: 0 K: 0 S: 6 H: 3 LOB: 1 BB: 0 P: 6	1B: 5 2B: 1 3B: 0 HR: 2	SF: 0 SAC: 0 DP: 1 HBP: 0						

	AB	33
	R	3
	H	7
	RBI	3
	BB	2
	SO	3
	LOB	12

PITCHER		IP	WLS	BF	H	R	ER	SO	BB	IBB	HBP	BLK	WP	HR	S	P	ERA	WHIP
Pat Jarvis, R ERA: 3.63	(1, 1)	7.1	W	27	4	1	1	3	2	0	0	0	0	1	31	39	1.23	0.818
Cecil Upshaw, R ERA: 3.86	(8, 1)	1.2	S	8	3	2	2	0	0	0	0	0	0	1	8	8	10.80	1.800

PITCHER	IP	WLS	BF	H	R	ER	SO	BB	IBB	HBP	BLK	WP	HR	S	P	ERA	WHIP

Batter	1	2	3	4	5	6	7	8	9	AB	R	H	RBI	BB	SO	LOB
Felix Millan, R (1, 4) OBP: 0.364, SLG: 0.381	x 0-0 ① F9		x 0-0 ① F9		B B B B 4-0 1B 1B BB	x 0-0 1B 1B		x 0-0 ③ 6-3		4	1	1	0	1	0	1
Ralph Garr, L (1, 7) OBP: 0.376, SLG: 0.455	x 0-0 ② F7		x 0-0 ② F7		S S S 0-3 ① K	x 0-0 1-2 1B			B B B B 4-0 FC4-6 BB BB	4	0	1	0	1	1	1
Oscar Brown, R (1, 8) OBP: 0.235, SLG: 0.188	x 0-0 ③ G3		B B B B 4-0 1B BB		x 0-0 BB 1B 1-2 1B	x 0-0 ③ F9			B B B B 4-0 FC4-6 1-2 BB	3	0	1	0	1	0	2
Darrell Evans, L (9, PH) OBP: 0.344, SLG: 0.419										0	0	0	0	1	0	0
Earl Williams, R (1, 3) OBP: 0.311, SLG: 0.442		x 0-0 SH1-3 1B 1B	x 0-0 1-2 1B		x 0-0 BB 1-2 2-H 1B		x 0-0 ① 6-3		S S S 0-3 ① K	5	0	3	1	0	1	2
Mike Lum, L (1, 9) OBP: 0.369, SLG: 0.418		x 0-0 SH1-3 1-2 1B	x 0-0 ③ 4-3		S S S 0-3 ② K		x 0-0 ② 4-3		x 0-0 ② FC4-6 1-2f 2-3	5	0	1	0	0	1	6
Zoilo Versalles, R (1, 5) OBP: 0.257, SLG: 0.352		x 0-0 ① SH1-3 1-2 2-3		x 0-0 ① F4	B B B B 4-0 1-2 2-3 BB		x 0-0 ③ 5-3		x 0-0 ③ F8	2	0	0	0	1	0	0
Hal King, L (9, PH) OBP: 0.333, SLG: 0.346										1	0	0	0	0	0	2
Bob Didier, S (1, 2) OBP: 0.248, SLG: 0.258		x 0-0 ② F3		x 0-0 ② 6-3	S S S 0-3 ③ K			x 0-0 ① F9		4	0	0	0	0	1	5
Marty Perez, R (1, 6) OBP: 0.277, SLG: 0.306		I I I I 4-0 FC4-6 IBB		x 0-0 1B		x 0-0 ① 6-3		x 0-0 SH5-4 1B		3	0	2	0	1	0	0
George Stone, L (1, 1) OBP: 0.191, SLG: 0.217		x 0-0 ③ FC4-6 1-2f		x 0-0 ③ 1-3		x 0-0 ② 6-3		x 0-0 ② SH5-4 1-2		3	0	0	0	0	0	4
Jim Nash, R (8, 1) OBP: 0.179, SLG: 0.205										0	0	0	0	0	0	0
Inning Stats	R: 0 E: 0 K: 0 S: 3 H: 0 LOB: 0 BB: 0 P: 3	R: 0 E: 0 K: 0 S: 5 H: 2 LOB: 3 BB: 1 P: 9	R: 0 E: 0 K: 0 S: 4 H: 1 LOB: 2 BB: 1 P: 8	R: 0 E: 0 K: 0 S: 4 H: 1 LOB: 1 BB: 0 P: 4	R: 1 E: 0 K: 3 S: 11 H: 2 LOB: 3 BB: 2 P: 19	R: 0 E: 0 K: 0 S: 5 H: 2 LOB: 2 BB: 0 P: 5	R: 0 E: 0 K: 0 S: 3 H: 0 LOB: 0 BB: 0 P: 3	R: 0 E: 0 K: 0 S: 4 H: 1 LOB: 1 BB: 0 P: 4	R: 0 E: 0 K: 1 S: 5 H: 0 LOB: 2 BB: 2 P: 13	1B: 9 2B: 0 3B: 0 HR: 0		SF: 0 SAC: 2 DP: 0 HBP: 0			WP: 0 PB: 0 SB: 0 CS: 0		PA: 42

PITCHER		IP	WLS	BF	H	R	ER	SO	BB	IBB	HBP	BLK	WP	HR	S	P	ERA	WHIP
John Cumberland, L ERA: 2.39	(1, 1)	8.0	W	38	9	1	1	3	4	1	0	0	0	0	39	59	1.12	1.625
Jerry Johnson, R ERA: 2.63	(9, 1)	1.0	S	4	0	0	0	1	1	0	0	0	0	0	5	9	0.00	1.000

PITCHER	IP	WLS	BF	H	R	ER	SO	BB	IBB	HBP	BLK	WP	HR	S	P	ERA	WHIP

Atlanta Braves @ San Francisco Giants

Candlestick Park, San Francisco, CA

Wed Jul 28 1971, 6:33 AM EDT

Att. 7,580 - Unknown

TOP

livebaseballscorecards.com

AB	34
R	1
H	9
RBI	1
BB	6
SO	4
LOB	23

Batter	1	2	3	4	5	6	7	8	9	AB	R	H	RBI	BB	SO	LOB
Chris Speier, R (1, 6) OBP: 0.318, SLG: 0.328	F4		1B SH2-3 1B		F9		6-3			4	0	1	0	0	0	0
Tito Fuentes, S (1, 4) OBP: 0.295, SLG: 0.338	F4		SH2-3 1-2		2B		F2			3	0	1	0	0	0	0
Willie Mays, R (1, 3) OBP: 0.425, SLG: 0.519	3B		2-3 1B		BB		F6			3	0	2	0	1	0	0
Bobby Bonds, R (1, 9) OBP: 0.386, SLG: 0.536	F8		K		K			F4		4	0	0	0	0	2	5
Dick Dietz, R (1, 2) OBP: 0.415, SLG: 0.432		E6 G3	F2			CS 2B BB		1B 2B		3	2	1	0	1	0	2
Ken Henderson, S (1, 7) OBP: 0.372, SLG: 0.450		F4	1B		K 1-2			1B BB		3	0	1	0	1	1	2
Jimmy Rosario, S (1, 8) OBP: 0.376, SLG: 0.311		G3 1-2		5-3	5-3			F9		4	0	0	0	0	0	4
Al Gallagher, R (1, 5) OBP: 0.325, SLG: 0.340		IBB		4-3	2-H 2B			1-3 2-H 1B		3	0	2	2	1	0	0
Hal Lanier, R (9, 5) OBP: 0.273, SLG: 0.274										0	0	0	0	0	0	0
John Cumberland, R (1, 1) OBP: 0.192, SLG: 0.160		1-3			F9	4-3		F8		4	0	0	0	0	0	5
Jerry Johnson, R (9, 1)										0	0	0	0	0	0	0
Inning Stats	R: 0 E: 0 K: 0 S: 4 H: 1 LOB: 1 BB: 0 P: 4	R: 0 E: 1 K: 0 S: 4 H: 0 LOB: 2 BB: 1 P: 8	R: 0 E: 0 K: 1 S: 7 H: 2 LOB: 2 BB: 0 P: 7	R: 0 E: 0 K: 0 S: 3 H: 1 LOB: 0 BB: 0 P: 3	R: 0 E: 0 K: 1 S: 6 H: 1 LOB: 2 BB: 1 P: 10	R: 1 E: 0 K: 1 S: 6 H: 1 LOB: 1 BB: 1 P: 10	R: 0 E: 0 K: 0 S: 3 H: 0 LOB: 0 BB: 0 P: 3	R: 1 E: 0 K: 0 S: 5 H: 2 LOB: 2 BB: 1 P: 9		1B: 4 2B: 3 3B: 1 HR: 0	SF: 0 SAC: 1 DP: 0 HBP: 0					

PITCHER		IP	WLS	BF	H	R	ER	SO	BB	IBB	HBP	BLK	WP	HR	S	P	ERA	WHIP
George Stone, L ERA: 2.66	(1, 1)	7.0		30	6	1	0	3	2	1	0	0	0	0	33	45	0.00	1.143
Jim Nash, R ERA: 5.51	(8, 1)	1.0	L	6	2	1	1	0	1	0	0	0	0	0	5	9	9.00	3.000

PITCHER		IP	WLS	BF	H	R	ER	SO	BB	IBB	HBP	BLK	WP	HR	S	P	ERA	WHIP

BOTTOM

Atlanta Braves @ San Francisco Giants

Candlestick Park, San Francisco, CA

Wed Jul 28 1971, 6:33 AM EDT

Att. 7,580 - Unknown

livebaseballscorecards.com

AB	31
R	2
H	8
RBI	2
BB	4
SO	3
LOB	18

1B: 4	SF: 0	WP: 0	PA: 36
2B: 3	SAC: 1	PB: 0	
3B: 1	DP: 0	SB: 0	
HR: 0	HBP: 0	CS: 1	

Atlanta Braves @ San Francisco Giants

Candlestick Park, San Francisco, CA

Thu Jul 29 1971, 6:33 AM EDT

Att. 7,829 - Unknown

TOP

livebaseballscorecards.com

Batter	1	2	3	4	5	6	7	8	9	AB	R	H	RBI	BB	SO	LOB
Felix Millan, R (1, 4) OBP: 0.363, SLG: 0.379	S S S 0-3 ① K		x 0-0 SH SH4-3 1-2		x 0-0 ② F4		x 0-0 FC4-6 1-2 1B		x 0-0 E7 1B	4	0	1	0	0	1	0
Ralph Garr, L (1, 7) OBP: 0.375, SLG: 0.453	x 0-0 ② 1-3		x 0-0 ① SH4-3 1-2 2-3		x 0-0 ③ F6		x 0-0 ② FC4-6 1B 1-2f 2-3		x 0-0 FC5-4 1-2 1B	4	0	1	0	0	0	2
Hank Aaron, R (1, 3) OBP: 0.412, SLG: 0.642	B B B B 4-0 BB		I I I I 4-0 G6-4-3 IBB			x 0-0 ① F8	x 0-0 FC4 1-2 3-H 1B		S S S 0-3 ② K	3	0	1	1	2	1	2
Earl Williams, R (1, 2) OBP: 0.306, SLG: 0.435	S S S 0-3 ③ K		x 0-0 ② ③ G6-4-3 1-2f			x 0-0 ② F8	x 0-0 ③ FC4 1-2f		x 0-0 ③ FC5-4 1-2f	5	0	0	0	0	1	8
Oscar Brown, R (1, 8) OBP: 0.286, SLG: 0.350 Sonny Jackson, L (8, 8) OBP: 0.313, SLG: 0.348		x 0-0 ① 1-3		x 0-0 1B G6-4-3 2B		x 0-0 FC5 2B		x 0-0 ① F3		4 0	1 0	2 0	0 0	0 0	0 0	0 0
Mike Lum, L (1, 9) OBP: 0.370, SLG: 0.420		x 0-0 1B		x 0-0 G6-4-3 2-3 1B		x 0-0 ③ FC5 2-3		x 0-0 ② 6-3		4	0	2	0	0	0	1
Zoilo Versalles, R (1, 5) OBP: 0.265, SLG: 0.411 Gil Garrido, R (8, 5) OBP: 0.261, SLG: 0.160		x 0-0 ② F6		x 0-0 ① ② G6-4-3 1-2f 3-H			x 0-0 HR	x 0-0 HR		4 0	2 0	2 0	2 0	0 0	0 0	2 0
Marty Perez, R (1, 6) OBP: 0.272, SLG: 0.300		x 0-0 ③ F9		x 0-0 ③ 5-3			x 0-0 ① F7	x 0-0 ③ F9		4	0	0	0	0	0	1
Ron Reed, R (1, 1) OBP: 0.109, SLG: 0.109			x 0-0 SH4-3 SH 1B		x 0-0 ① F8		x 0-0 FC4-6 1B 1B 1B		x 0-0 ① 1-3	4	1	2	0	0	0	0
Inning Stats	R: 0 E: 0 K: 2 S: 7 H: 0 LOB: 1 BB: 1 P: 11	R: 0 E: 0 K: 0 S: 4 H: 1 LOB: 1 BB: 0 P: 4	R: 0 E: 1 K: 0 S: 4 H: 1 LOB: 2 BB: 1 P: 8	R: 1 E: 0 K: 0 S: 4 H: 2 LOB: 0 BB: 0 P: 4	R: 0 E: 0 K: 0 S: 3 H: 0 LOB: 0 BB: 0 P: 3	R: 0 E: 0 K: 0 S: 4 H: 1 LOB: 1 BB: 0 P: 4	R: 2 E: 0 K: 0 S: 7 H: 4 LOB: 2 BB: 0 P: 7	R: 1 E: 0 K: 0 S: 4 H: 1 LOB: 0 BB: 0 P: 4	R: 0 E: 1 K: 1 S: 7 H: 1 LOB: 2 BB: 0 P: 7	1B: 7 2B: 2 3B: 0 HR: 2 SF: 0 SAC: 2 DP: 2 HBP: 0						

	AB	36
	R	4
	H	11
	RBI	3
	BB	2
	SO	3
	LOB	16

WP: 0 PB: 0 SB: 0 CS: 0 PA: 40

PITCHER		IP	WLS	BF	H	R	ER	SO	BB	IBB	HBP	BLK	WP	HR	S	P	ERA	WHIP
Ron Bryant, L ERA: 3.37	(1, 1)	6.2	L	29	8	3	3	2	1	1	0	0	0	1	31	39	4.05	1.350
Jerry Johnson, R ERA: 2.71	(7, 1)	1.1		6	2	1	1	0	0	0	0	0	0	1	6	6	6.75	1.500
Don McMahon, R ERA: 3.63	(9, 1)	1.0		5	1	0	0	1	0	0	0	0	0	0	7	7	0.00	1.000

PITCHER		IP	WLS	BF	H	R	ER	SO	BB	IBB	HBP	BLK	WP	HR	S	P	ERA	WHIP

Atlanta Braves @ San Francisco Giants

Candlestick Park, San Francisco, CA

Thu Jul 29 1971, 6:33 AM EDT
Att. 7,829 - Unknown

livebaseballscorecards.com

Batter	1	2	3	4	5	6	7	8	9	AB	R	H	RBI	BB	SO	LOB
Chris Speier, R (1, 6) OBP: 0.318, SLG: 0.334	6-3		FC4-6 1B 1-2f 3-H			HR		F9		4	1	1	2	0	0	1
Tito Fuentes, S (1, 4) OBP: 0.297, SLG: 0.340	F4		1-2 1B			G3		1B		4	0	2	0	0	0	0
Willie Mays, R (1, 8) OBP: 0.423, SLG: 0.514	F9		K			BB		F3		3	0	0	0	1	1	3
Willie McCovey, L (1, 3) OBP: 0.397, SLG: 0.491		4-3		1-3		F8			G3	4	0	0	0	0	0	1
Bobby Bonds, R (1, 9) OBP: 0.384, SLG: 0.533		F9		K		K			1B	4	0	1	0	0	2	1
Dick Dietz, R (1, 2) OBP: 0.411, SLG: 0.427		F7		5-3			6-3		F3	4	0	0	0	0	0	1
Ken Henderson, S (1, 7) OBP: 0.368, SLG: 0.444			K		K		1-3		4-3	4	0	0	0	0	2	1
Al Gallagher, R (1, 5) OBP: 0.325, SLG: 0.340			1B S FC4-6 1B		F9		6-3			3	1	1	0	0	0	0
Hal Lanier, R (8, 5) OBP: 0.273, SLG: 0.274										0	0	0	0	0	0	0
Ron Bryant, S (1, 1) OBP: 0.216, SLG: 0.224			FC4-6 1-3 1B		G3			4-3		2	0	1	0	0	0	0
Jerry Johnson, R (7, 1)										0	0	0	0	0	0	0
Jimmy Rosario, S (8, PH) OBP: 0.374, SLG: 0.309										1	0	0	0	0	0	0
Don McMahon, R (9, 1)										0	0	0	0	0	0	0

Inning Stats	1	2	3	4	5	6	7	8	9	1B	SF	WP	PA
	R: 0 H: 0	R: 0 H: 0	R: 1 H: 3	R: 0 H: 0	R: 0 H: 0	R: 1 H: 1	R: 0 H: 0	R: 0 H: 1	R: 0 H: 1	1B: 5	SF: 0	WP: 0	PA: 34
	E: 0 LOB: 0	E: 0 LOB: 0	E: 0 LOB: 2	E: 0 LOB: 0	E: 0 LOB: 0	E: 0 LOB: 1	E: 0 LOB: 0	E: 0 LOB: 1	E: 0 LOB: 1	2B: 0	SAC: 0	PB: 0	
	K: 0 BB: 0	K: 0 BB: 0	K: 2 BB: 0	K: 1 BB: 0	K: 1 BB: 0	K: 1 BB: 1	K: 0 BB: 0	K: 0 BB: 0	K: 0 BB: 0	3B: 0	DP: 0	SB: 1	
	S: 3 P: 3	S: 3 P: 3	S: 10 P: 10	S: 5 P: 5	S: 5 P: 5	S: 6 P: 10	S: 3 P: 3	S: 4 P: 4	S: 4 P: 4	HR: 1	HBP: 0	CS: 0	

PITCHER	IP	WLS	BF	H	R	ER	SO	BB	IBB	HBP	BLK	WP	HR	S	P	ERA	WHIP
Ron Reed, R (1, 1) ERA: 3.0	9.0	W	34	6	2	2	5	1	0	0	0	0	1	43	47	2.00	0.778

PITCHER	IP	WLS	BF	H	R	ER	SO	BB	IBB	HBP	BLK	WP	HR	S	P	ERA	WHIP

AB	33
R	2
H	6
RBI	2
BB	1
SO	5
LOB	8

Batter	1	2	3	4	5	6	7	8	9	10	AB	R	H	RBI	BB	SO	LOB
Felix Millan, R (1, 4) OBP: 0.360, SLG: 0.377	F1		P2			F9		SH1-4 1-2		SH1-4 2-3	3	0	0	0	0	0	1
Ralph Garr, L (1, 7) OBP: 0.376, SLG: 0.452	2-3			4-3		1B		F8		S 1B 3-H 1B	5	1	2	1	0	0	2
Hank Aaron, R (1, 3) OBP: 0.409, SLG: 0.636	K			F8		K		1B 2-H 1B		F8 1-2	5	0	1	1	0	2	3
Mike Lum, L (1, 9) OBP: 0.371, SLG: 0.419		F8		4-3		K		1B 1-3 1B		CS 2-H 1B	5	0	2	1	0	1	1
Earl Williams, R (1, 2) OBP: 0.305, SLG: 0.432		6-3			K		SH5-3 1B	L6		CS 1-2	4	0	1	0	0	1	2
Sonny Jackson, L (1, 8) OBP: 0.313, SLG: 0.348		L4			CS 1B		SH5-3 1-2		F6		3	0	1	0	0	0	0
Zoilo Versalles, R (1, 5) OBP: 0.264, SLG: 0.405			F9		E 1B 1-2 1B		K		4-3		4	0	1	0	0	1	1
Marty Perez, R (1, 6) OBP: 0.272, SLG: 0.299			K		E6 1-3 1B		P2		K		4	0	1	0	0	2	1
Phil Niekro, R (1, 1) OBP: 0.156, SLG: 0.161 Hal King, L (8, PH) OBP: 0.337, SLG: 0.350 George Stone, L (8, PR) OBP: 0.191, SLG: 0.217 Bob Priddy, R (8, 1) OBP: 0.162, SLG: 0.273 Oscar Brown, R (10, PR) OBP: 0.296, SLG: 0.350 Cecil Upshaw, R (10, 1)			1B		K			SH1-4 1B 1B		SH1-4 1B 2B	2 1 0 1 0 0	0 0 1 0 1 0	1 1 0 1 0 0	0 0 0 0 0 0	0 0 0 0 0 0	1 0 0 0 0 0	2 0 0 0 0 0
Inning Stats	R: 0 E: 0 K: 1 S: 5 H: 0 LOB: 0 BB: 0 P: 5	R: 0 E: 0 K: 0 S: 3 H: 0 LOB: 0 BB: 0 P: 3	R: 0 E: 0 K: 1 S: 6 H: 1 LOB: 1 BB: 0 P: 6	R: 0 E: 0 K: 0 S: 3 H: 0 LOB: 0 BB: 0 P: 3	R: 0 E: 1 K: 2 S: 9 H: 3 LOB: 2 BB: 0 P: 9	R: 0 E: 0 K: 2 S: 8 H: 1 LOB: 1 BB: 0 P: 8	R: 0 E: 0 K: 1 S: 6 H: 1 LOB: 1 BB: 0 P: 6	R: 1 E: 0 K: 0 S: 6 H: 3 LOB: 2 BB: 0 P: 6	R: 0 E: 0 K: 1 S: 5 H: 0 LOB: 0 BB: 0 P: 5	R: 2 E: 0 K: 0 S: 5 H: 3 LOB: 1 BB: 0 P: 5	1B: 11 2B: 1 3B: 0 HR: 0 SF: 0 SAC: 3 DP: 0 HBP: 0						

PITCHER		IP	WLS	BF	H	R	ER	SO	BB	IBB	HBP	BLK	WP	HR	S	P	ERA	WHIP
Steve Arlin, R ERA: 3.49	(1, 1)	7.2		31	9	1	1	7	0	0	0	0	0	0	45	45	1.17	1.174
Bob Miller, R ERA: 1.89	(8, 1)	2.1	L	9	3	2	2	1	0	0	0	0	0	0	11	11	7.71	1.286

PITCHER	IP	WLS	BF	H	R	ER	SO	BB	IBB	HBP	BLK	WP	HR	S	P	ERA	WHIP

TOP

Atlanta Braves @ San Diego Padres

San Diego Stadium, San Diego, CA

Fri Jul 30 1971, 10:05 PM EDT

Att. 6,669 - Unknown

livebaseballscorecards.com

AB	37
R	3
H	12
RBI	3
BB	0
SO	8
LOB	13

WP: 0	PA: 41					
PB: 0						
SB: 1						
CS: 2						

Atlanta Braves @ San Diego Padres

San Diego Stadium, San Diego, CA

Fri Jul 30 1971, 10:05 PM EDT

Att. 6,669 - Unknown

livebaseballscorecards.com

Batter	1	2	3	4	5	6	7	8	9	10	AB	R	H	RBI	BB	SO	LOB
Enzo Hernandez, R (1, 6) OBP: 0.305, SLG: 0.267	6-3			F8		K		FC6-4 BB		6-3	4	0	0	0	1	1	0
Dave Campbell, R (1, 4) OBP: 0.291, SLG: 0.334	F7			E S 1B			HR	P5			4	1	2	1	0	0	2
Cito Gaston, R (1, 8) OBP: 0.273, SLG: 0.385	K			K 1-3			K	FC6-4 1-2f			4	0	0	0	0	3	3
Nate Colbert, R (1, 3) OBP: 0.356, SLG: 0.496		F9		6-3			G3 2B		F8		4	0	1	0	0	0	1
Leron Lee, L (1, 7) OBP: 0.329, SLG: 0.388 Ivan Murrell, R (8, 7) OBP: 0.271, SLG: 0.390		F6			F9		G3 2-3		5-3		3 1	0 0	0 0	0 0	0 0	0 0	1 0
Ollie Brown, R (1, 9) OBP: 0.359, SLG: 0.369		CS BB			K		BB		BB		1	0	0	0	3	1	0
Ed Spiezio, R (1, 5) OBP: 0.277, SLG: 0.339 Garry Jestadt, R (8, 5) OBP: 0.239, SLG: 0.258	CS 1-2	5-3			6-3		F7		K		3 1	0 0	0 0	0 0	0 0	0 1	2 1
Bob Barton, R (1, 2) OBP: 0.312, SLG: 0.363 Don Mason, L (8, PR) OBP: 0.262, SLG: 0.237 Fred Kendall, R (9, 2) OBP: 0.216, SLG: 0.206		P3				6-3		PB 1B		4-3	3 0 1	0 0 0	1 0 0	0 0 0	0 0 0	0 0 0	0 0 0
Steve Arlin, R (1, 1) OBP: 0.176, SLG: 0.143 Bob Miller, R (8, 1) Angel Bravo, L (10, PH) OBP: 0.286, SLG: 0.222		6-3				F7		1-4 1-2		1-3	2 1 1	0 0 0	0 0 0	0 0 0	0 0 0	0 0 0	0 1 0
Inning Stats	R: 0 E: 0 K: 1 S: 5 H: 0 LOB: 0 BB: 0 P: 5	R: 0 E: 0 K: 0 S: 2 H: 0 LOB: 0 BB: 1 P: 6	R: 0 E: 0 K: 0 S: 3 H: 0 LOB: 0 BB: 0 P: 3	R: 0 E: 0 K: 1 S: 6 H: 1 LOB: 1 BB: 0 P: 6	R: 0 E: 0 K: 1 S: 5 H: 0 LOB: 0 BB: 0 P: 5	R: 0 E: 0 K: 1 S: 5 H: 0 LOB: 0 BB: 0 P: 5	R: 1 E: 0 K: 1 S: 7 H: 2 LOB: 2 BB: 1 P: 11	R: 0 E: 0 K: 0 S: 4 H: 1 LOB: 2 BB: 1 P: 8	R: 0 E: 0 K: 1 S: 5 H: 0 LOB: 1 BB: 1 P: 9	R: 0 E: 0 K: 0 S: 3 H: 0 LOB: 0 BB: 0 P: 3	1B: 2 2B: 1 3B: 0 HR: 1	SF: 0 SAC: 0 DP: 0 HBP: 0						

PITCHER		IP	WLS	BF	H	R	ER	SO	BB	IBB	HBP	BLK	WP	HR	S	P	ERA	WHIP
Phil Niekro, R ERA: 2.91	(1, 1)	7.0		25	3	1	1	5	2	0	0	0	0	1	33	41	1.29	0.714
Bob Priddy, R ERA: 3.5	(8, 1)	2.0	W	9	1	0	0	1	2	0	0	0	0	0	9	17	0.00	1.500
Cecil Upshaw, R ERA: 3.8	(10, 1)	1.0	S	3	0	0	0	0	0	0	0	0	0	0	3	3	0.00	0.000

PITCHER	IP	WLS	BF	H	R	ER	SO	BB	IBB	HBP	BLK	WP	HR	S	P	ERA	WHIP

AB	33
R	1
H	4
RBI	1
BB	4
SO	6
LOB	11

WP: 0 PB: 1 SB: 1 CS: 1 PA: 38

Atlanta Braves @ San Diego Padres

San Diego Stadium, San Diego, CA

Sun Aug 01 1971, 6:33 AM EDT

Att. 4,327 - Unknown

TOP

livebaseballscorecards.com

Batter	1	2	3	4	5	6	7	8	9	AB	R	H	RBI	BB	SO	LOB
Felix Millan, R (1, 4) OBP: 0.358, SLG: 0.374	F9		1-3			K		FC4-6 (1-2f)		4	0	0	0	0	1	1
Ralph Garr, L (1, 7) OBP: 0.372, SLG: 0.447	K			S 1B		4-3		K		4	0	1	0	0	2	1
Hank Aaron, R (1, 3) OBP: 0.406, SLG: 0.635	K			P6 (1-2)		1B			4-3	4	0	1	0	0	1	1
Mike Lum, L (1, 9) OBP: 0.365, SLG: 0.408		1-3		K		F9			6-3	4	0	0	0	0	1	2
Earl Williams, R (1, 5) OBP: 0.307, SLG: 0.444		2B		F8			L4-3-6 WP 1B		E5	4	0	2	0	0	0	1
Hal King, L (1, 2) OBP: 0.335, SLG: 0.343		6-3			K		L4-3-6 (1-2) BB		3-1	3	0	0	0	1	1	2
Sonny Jackson, L (1, 8) OBP: 0.314, SLG: 0.347		F9			HBP		L4-3-6 (1-1, 2-2)			1	0	0	0	0	0	1
Oscar Brown, R (5, PR) OBP: 0.269, SLG: 0.292 (5, 8)										1	0	0	0	0	0	2
Marty Perez, R (1, 6) OBP: 0.269, SLG: 0.296			P6		K			FC4-6 1B		3	0	1	0	0	1	1
Pat Jarvis, R (1, 1) OBP: 0.103, SLG: 0.054			4-3		4-3			K		2	0	0	0	0	0	1
Zoilo Versalles, R (8, PH) OBP: 0.262, SLG: 0.397										1	0	0	0	0	1	1
Ron Herbel, R (8, 1) OBP: 0.167, SLG: 0.167										0	0	0	0	0	0	0

	AB	31
	R	0
	H	5
	RBI	0
	BB	1
	SO	8
	LOB	14

Inning Stats	1	2	3	4	5	6	7	8	9
	R: 0 E: 0 K: 2 S: 7	H: 0 LOB: 0 BB: 0 P: 7	R: 0 E: 0 K: 0 S: 4	H: 1 LOB: 1 BB: 0 P: 4	R: 0 E: 0 K: 0 S: 3	H: 0 LOB: 0 BB: 0 P: 3	R: 0 E: 0 K: 1 S: 6	H: 1 LOB: 1 BB: 0 P: 6	R: 0 E: 0 K: 2 S: 7	H: 0 LOB: 1 BB: 0 P: 8	R: 0 E: 0 K: 1 S: 6	H: 1 LOB: 1 BB: 0 P: 6	R: 0 E: 0 K: 0 S: 2	H: 1 LOB: 0 BB: 1 P: 6	R: 0 E: 0 K: 2 S: 8	H: 1 LOB: 1 BB: 0 P: 8	R: 0 E: 1 K: 0 S: 4	H: 0 LOB: 1 BB: 0 P: 4

	1B: 4	SF: 0	WP: 1	PA: 33
	2B: 1	SAC: 0	PB: 0	
	3B: 1	DP: 0	SB: 1	
	HR: 0	HBP: 1	CS: 0	

PITCHER	IP	WLS	BF	H	R	ER	SO	BB	IBB	HBP	BLK	WP	HR	S	P	ERA	WHIP
Clay Kirby, R (1, 1) ERA: 3.24	9.0	W	33	5	0	0	8	1	0	1	0	1	0	47	52	0.00	0.667

PITCHER	IP	WLS	BF	H	R	ER	SO	BB	IBB	HBP	BLK	WP	HR	S	P	ERA	WHIP

Batter	1	2	3	4	5	6	7	8	9	AB	R	H	RBI	BB	SO	LOB
Enzo Hernandez, R (1, 6) OBP: 0.305, SLG: 0.267	F8		P4		5-3 1B		F8			4	0	1	0	0	0	0
Don Mason, L (1, 4) OBP: 0.261, SLG: 0.239	1-3		1-3		P6			4-3		4	0	0	0	0	0	1
Cito Gaston, R (1, 8) OBP: 0.272, SLG: 0.383	F8		1-3		5-3 1-2			G5-4-3 1B		4	0	1	0	0	0	1
Nate Colbert, R (1, 3) OBP: 0.357, SLG: 0.496		4-3		3B 2B	5-3			G5-4-3 1-2f		4	1	1	0	0	0	2
Leron Lee, L (1, 7) OBP: 0.345, SLG: 0.418 Ivan Murrell, R (7, 7) OBP: 0.266, SLG: 0.382		1B 1B 1B		2-H 2B 3B		4-3				3 0	1 0	2 0	1 0	0 0	0 0	0 0
Ollie Brown, R (1, 9) OBP: 0.361, SLG: 0.373		S S S K		G3 3-H 2B		F9				3	0	1	1	0	1	1
Bob Barton, R (1, 2) OBP: 0.313, SLG: 0.363		1B 1-2 1B		G3 2-3		L3				3	0	1	0	0	0	1
Dave Campbell, R (1, 5) OBP: 0.294, SLG: 0.335		1-2 2-3 1B		B B B CS BB			P4			2	0	1	0	1	0	0
Clay Kirby, R (1, 1) OBP: 0.211, SLG: 0.135		G3		F8 1-2			F7			3	0	0	0	0	0	5
Inning Stats	R: 0 E: 0 K: 0 S: 3 H: 0 LOB: 0 BB: 0 P: 3	R: 0 E: 0 K: 1 S: 8 H: 3 LOB: 3 BB: 0 P: 8	R: 0 E: 0 K: 0 S: 3 H: 0 LOB: 0 BB: 0 P: 3	R: 2 E: 0 K: 0 S: 5 H: 3 LOB: 1 BB: 1 P: 9	R: 0 E: 0 K: 0 S: 4 H: 1 LOB: 1 BB: 0 P: 4	R: 0 E: 0 K: 0 S: 3 H: 0 LOB: 0 BB: 0 P: 3	R: 0 E: 0 K: 0 S: 3 H: 0 LOB: 0 BB: 0 P: 3	R: 0 E: 0 K: 0 S: 3 H: 1 LOB: 0 BB: 0 P: 3		1B: 5 2B: 2 3B: 1 HR: 0	SF: 0 SAC: 0 DP: 1 HBP: 0						

PITCHER		IP	WLS	BF	H	R	ER	SO	BB	IBB	HBP	BLK	WP	HR	S	P	ERA	WHIP
Pat Jarvis, R ERA: 3.57	(1, 1)	7.0	L	28	7	2	2	1	1	0	0	0	0	0	29	33	2.57	1.143
Ron Herbel, R ERA: 4.67	(8, 1)	1.0		3	1	0	0	0	0	0	0	0	0	0	3	3	0.00	1.000

PITCHER	IP	WLS	BF	H	R	ER	SO	BB	IBB	HBP	BLK	WP	HR	S	P	ERA	WHIP

BOTTOM

Atlanta Braves @ San Diego Padres

San Diego Stadium, San Diego, CA

Sun Aug 01 1971, 6:33 AM EDT

Att. 4,327 - Unknown

livebaseballscorecards.com

AB	30
R	2
H	8
RBI	2
BB	1
SO	1
LOB	11

1B: 5 2B: 2 3B: 1 HR: 0 SF: 0 SAC: 0 DP: 1 HBP: 0

WP: 0 PB: 0 SB: 0 CS: 1 PA: 31

Batter	1	2	3	4	5	6	7	8	9	AB	R	H	RBI	BB	SO	LOB
Felix Millan, R (1, 4) OBP: 0.355, SLG: 0.371	C X 0-1 ① 4-3		B X 1-0 ③ L7		C B X 1-1 ② FC4 1B 1-2f		X 0-0 ② F8			4	0	0	0	0	0	1
Ralph Garr, L (1, 7) OBP: 0.373, SLG: 0.447	C C B X 1-2 ② 6-3			X 0-0 1B 1B	C X 0-1 1-3 1B		B X 1-0 ③ 5-3			4	0	2	0	0	0	0
Hank Aaron, R (1, 3) OBP: 0.404, SLG: 0.631	B B B X 3-0 ③ F3			B X 1-0 ① F9	B X 1-0 ③ F3			B B X 2-0 G3-6-1 1B		4	0	1	0	0	0	3
Mike Lum, L (1, 9) OBP: 0.369, SLG: 0.413		B F X 1-1 1B 1B		X 0-0 BB 1-3 1B		X 0-0 1B 1B		B C X 1-1 ① ② G3-6-1 1-2f		4	0	3	0	0	0	1
Earl Williams, R (1, 2) OBP: 0.309, SLG: 0.444		F X 0-1 G4-6-3 1-3 1B		S S B C 1-3 ② K		S B S B X 2-2 ① F8		B X 1-0 PB 1B		4	0	2	0	0	1	3
Darrell Evans, L (1, 5) OBP: 0.348, SLG: 0.418		B B C B S S 3-3 ① K		C B F B B B 4-2 1-2 BB		X 0-0 1-2 1B		C B B X 2-1 ③ G3 1-2		3	0	1	0	1	1	3
Sonny Jackson, L (1, 8) OBP: 0.314, SLG: 0.346		B B C F X 2-2 ② ③ G4-6-3 1-2f		C X 0-1 ③ L9		S X 0-1 ② F8			X 0-0 G6-3 1B	4	0	1	0	0	0	7
Marty Perez, R (1, 6) OBP: 0.269, SLG: 0.295			C C B F B B X 3-2 ① F3		B B C B C X 3-2 FC4 1B		C F B X 1-2 ③ 4-3		C B B X 2-1 ① ② G6-3 1-2f	4	0	1	0	0	0	3
George Stone, L (1, 1) OBP: 0.180, SLG: 0.204 Mike McQueen, L (8, 1) OBP: 0.100, SLG: 0.100 Hal King, L (9, PH) OBP: 0.333, SLG: 0.341			B S S B S 2-3 ② K		B S L S 1-3 ① K		F F B B C 2-3 ① K		X 0-0 ③ 6-3	3 0 1	0 0 0	0 0 0	0 0 0	3 0 0	1 0 0	1 0 0
Inning Stats	R: 0 H: 0 E: 0 LOB: 0 K: 0 BB: 0 S: 6 P: 10	R: 0 H: 2 E: 0 LOB: 1 K: 1 BB: 0 S: 10 P: 16	R: 0 H: 0 E: 0 LOB: 0 K: 1 BB: 0 S: 8 P: 14	R: 0 H: 2 E: 0 LOB: 3 K: 1 BB: 1 S: 10 P: 16	R: 0 H: 2 E: 0 LOB: 2 K: 1 BB: 0 S: 11 P: 17	R: 0 H: 2 E: 0 LOB: 2 K: 0 BB: 0 S: 10 P: 13	R: 0 H: 0 E: 0 LOB: 0 K: 1 BB: 0 S: 5 P: 8	R: 0 H: 2 E: 0 LOB: 1 K: 0 BB: 0 S: 6 P: 12	R: 0 H: 1 E: 0 LOB: 0 K: 0 BB: 0 S: 4 P: 6	1B: 11 SF: 0 2B: 0 SAC: 0 3B: 0 DP: 3 HR: 0 HBP: 0						WP: 0 PA: 36 PB: 1 SB: 0 CS: 0

TOP

Atlanta Braves @ Philadelphia Phillies

Veterans Stadium, Philadelphia, PA

Mon Aug 02 1971, 7:05 PM EDT

Att. 12,104 - Unknown

livebaseballscorecards.com

AB	35
R	0
H	11
RBI	0
BB	1
SO	5
LOB	22

PITCHER		IP	WLS	BF	H	R	ER	SO	BB	IBB	HBP	BLK	WP	HR	S	P	ERA	WHIP
Rick Wise, R ERA: 3.09	(1, 1)	9.0	W	36	11	0	0	5	1	0	0	0	0	0	70	112	0.00	1.333

PITCHER	IP	WLS	BF	H	R	ER	SO	BB	IBB	HBP	BLK	WP	HR	S	P	ERA	WHIP

Batter	1	2	3	4	5	6	7	8	9	AB	R	H	RBI	BB	SO	LOB
Terry Harmon, R (1, 4) OBP: 0.290, SLG: 0.258	C B S C 1-3 K ①		B B S H 3-1 CS K HBP		F S B X 1-2 F7 ①		B B F X 2-1 1B 1-2 1B			3	0	1	0	0	1	0
Larry Bowa, S (1, 6) OBP: 0.288, SLG: 0.293	X 0-0 P4 ②		L B B B C X 3-2 5-3 ②③ 1-2		B B C C B X 3-2 F8 ②		F X 0-1 1-2 2-3 1B			4	0	1	0	0	0	1
Tim McCarver, L (1, 2) OBP: 0.336, SLG: 0.445	B F X 1-1 G3 ③			B B X 2-0 F8 ①	S F B X 1-2 1B		B B B C X 3-1 SF8 ② 3-H			3	0	1	1	0	0	0
Deron Johnson, R (1, 3) OBP: 0.349, SLG: 0.506		B X 1-0 5-3 ①		B X 1-0 HR	C B B C C 2-3 K ③		B X 1-0 P4 ③			4	1	1	1	0	1	3
Roger Freed, R (1, 9) OBP: 0.307, SLG: 0.306		S X 0-1 F9 ②		B B S S X 2-2 HR		X 0-0 P3 ①		X 0-0 1B		4	1	2	1	0	0	0
Willie Montanez, L (1, 8) OBP: 0.325, SLG: 0.478		B S X 1-1 BB 1B		S B S S 1-3 K ②		B S X 1-1 6-3 ②		X 0-0 F8 ①		4	0	1	0	0	1	1
Don Money, R (1, 7) OBP: 0.287, SLG: 0.352		B C B B B 4-1 1-2 BB		X 0-0 S 1B 1B		X 0-0 F8 ③		S B S S 1-3 K ②		3	1	1	0	1	1	1
John Vukovich, R (1, 5) OBP: 0.201, SLG: 0.182		X 0-0 5-3 ③		B S S S B X 2-2 1-H 1B			X 0-0 L8 ①	C F X 0-2 F9 ③		4	0	1	1	0	0	3
Rick Wise, R (1, 1) OBP: 0.262, SLG: 0.476			B S S S 1-3 K ①	B B C F S 2-3 K ③			S X 0-1 1B 1B SF8 1B			3	1	1	0	0	2	1
Inning Stats	R: 0 H: 0 E: 0 LOB: 0 K: 1 BB: 0 S: 6 P: 8	R: 0 H: 1 E: 0 LOB: 2 K: 0 BB: 1 S: 7 P: 13	R: 0 H: 0 E: 0 LOB: 0 K: 1 BB: 0 S: 7 P: 14	R: 3 H: 4 E: 0 LOB: 1 K: 2 BB: 0 S: 15 P: 25	R: 0 H: 1 E: 0 LOB: 1 K: 1 BB: 0 S: 12 P: 19	R: 0 H: 0 E: 0 LOB: 0 K: 0 BB: 0 S: 4 P: 5	R: 1 H: 3 E: 0 LOB: 2 K: 0 BB: 0 S: 10 P: 16	R: 0 H: 1 E: 0 LOB: 1 K: 1 BB: 0 S: 8 P: 9		1B: 8 SF: 1 2B: 0 SAC: 0 3B: 0 DP: 0 HR: 2 HBP: 1						WP: 0 PA: 35 PB: 0 SB: 1 CS: 1

PITCHER		IP	WLS	BF	H	R	ER	SO	BB	IBB	HBP	BLK	WP	HR	S	P	ERA	WHIP
George Stone, L ERA: 2.79	(1, 1)	7.0	L	31	9	4	4	5	1	0	1	0	0	2	61	100	5.14	1.429
Mike McQueen, L ERA: 2.88	(8, 1)	1.0		4	1	0	0	1	0	0	0	0	0	0	8	9	0.00	1.000

PITCHER	IP	WLS	BF	H	R	ER	SO	BB	IBB	HBP	BLK	WP	HR	S	P	ERA	WHIP

BOTTOM

Atlanta Braves @ Philadelphia Phillies

Veterans Stadium, Philadelphia, PA

Mon Aug 02 1971, 7:05 PM EDT

Att. 12,104 - Unknown

livebaseballscorecards.com

AB	32
R	4
H	10
RBI	4
BB	1
SO	6
LOB	10

Batter	1	2	3	4	5	6	7	8	9	AB	R	H	RBI	BB	SO	LOB
Oscar Brown, R (1, 8) OBP: 0.267, SLG: 0.259	B B C B B 4-1 SH1-3 BB		X 0-0 ② 6-3			M X 0-1 ② P6		X 0-0 ③ G3		3	0	0	0	1	0	1
Ralph Garr, L (1, 7) OBP: 0.371, SLG: 0.444	X 0-0 ① SH1-3 1-2		C X 0-1 ③ 4-3			F X 0-1 ③ B1			B B C F S 2-3 ① K	3	0	0	0	0	1	1
Hank Aaron, R (1, 3) OBP: 0.403, SLG: 0.635	C B B F B X 3-2 ② 4-3			X 0-0 ① F8			B X 1-0 HR		C X 0-1 ② L9	4	1	1	1	0	0	1
Earl Williams, R (1, 2) OBP: 0.309, SLG: 0.451	X 0-0 ③ F8			B B C S S 2-3 ② K			X 0-0 ① F9		B B B X 3-0 HR	4	1	1	1	0	1	1
Zoilo Versalles, R (1, 5) OBP: 0.262, SLG: 0.387		C F C 0-3 ① K		B S B X 2-1 ③ F9			F S B B F C 1-3 ② K		B B F F F F F F F F 4-2 WP S BB	3	0	0	0	1	2	0
Mike Lum, L (1, 9) OBP: 0.368, SLG: 0.411		B B C X 2-1 ② 6-3			C X 0-1 ① L4		C B X 1-1 1B		B C S X 1-2 ③ L8 1-3	4	0	1	0	0	0	1
Gil Garrido, R (1, 4) OBP: 0.263, SLG: 0.167		C S X 0-2 ③ F8			B B C F B X 3-2 G4-6-3 1B		X 0-0 ③ 6-3			3	0	1	0	0	0	1
Marty Perez, R (1, 6) OBP: 0.270, SLG: 0.295			X 0-0 SH3-4 1B		B F X 1-1 ② ③ G4-6-3 1-2f			B B C X 2-1 ① L4		3	0	1	0	0	0	1
Ron Reed, R (1, 1) OBP: 0.107, SLG: 0.107 Darrell Evans, L (8, PH) OBP: 0.346, SLG: 0.415 Bob Priddy, R (8, 1) OBP: 0.182, SLG: 0.273			X 0-0 ① SH3-4 1-2			B C X 1-1 ① F4		C S S 0-3 ② K		1 1 0	0 0 0	0 0 0	0 0 0	0 0 0	0 1 0	0 0 0
Inning Stats	R: 0 H: 0 E: 0 LOB: 1 K: 0 BB: 1 S: 6 P: 13	R: 0 H: 0 E: 0 LOB: 0 K: 1 BB: 0 S: 8 P: 10	R: 0 H: 1 E: 0 LOB: 1 K: 0 BB: 0 S: 5 P: 5	R: 0 H: 0 E: 0 LOB: 0 K: 1 BB: 0 S: 6 P: 10	R: 0 H: 1 E: 0 LOB: 0 K: 0 BB: 0 S: 7 P: 11	R: 0 H: 0 E: 0 LOB: 0 K: 0 BB: 0 S: 6 P: 7	R: 1 H: 2 E: 0 LOB: 1 K: 1 BB: 0 S: 9 P: 12	R: 0 H: 0 E: 0 LOB: 0 K: 1 BB: 0 S: 6 P: 8	R: 1 H: 1 E: 0 LOB: 1 K: 1 BB: 1 S: 17 P: 27	1B: 3 SF: 0 2B: 0 SAC: 2 3B: 0 DP: 1 HR: 2 HBP: 0						

TOP

Atlanta Braves @ Philadelphia Phillies

Veterans Stadium, Philadelphia, PA

Tue Aug 03 1971, 7:05 PM EDT

Att. 17,703 - Unknown

livebaseballscorecards.com

AB	29
R	2
H	5
RBI	2
BB	2
SO	5
LOB	7

WP: 1 PA: 33
PB: 0
SB: 1
CS: 0

PITCHER		IP	WLS	BF	H	R	ER	SO	BB	IBB	HBP	BLK	WP	HR	S	P	ERA	WHIP
Chris Short, L ERA: 3.91	(1, 1)	9.0	W	33	5	2	2	5	2	0	0	0	1	2	70	103	2.00	0.778

PITCHER	IP	WLS	BF	H	R	ER	SO	BB	IBB	HBP	BLK	WP	HR	S	P	ERA	WHIP

BOTTOM

Atlanta Braves @ Philadelphia Phillies

Veterans Stadium, Philadelphia, PA

Tue Aug 03 1971, 7:05 PM EDT

Att. 17,703 - Unknown

livebaseballscorecards.com

Batter	1	2	3	4	5	6	7	8	9	AB	R	H	RBI	BB	SO	LOB
Terry Harmon, R (1, 6) OBP: 0.289, SLG: 0.258	F2		FC4-6 1-2f			K		3-1 1B		4	0	1	0	0	1	2
Denny Doyle, L (1, 4) OBP: 0.284, SLG: 0.313	F9		F9			WP 1-2 1B		3-1 1-2		4	0	1	0	0	0	2
Tim McCarver, L (1, 2) OBP: 0.338, SLG: 0.444	F8			G4-6-3 1B		F8		IBB		3	0	1	0	1	0	2
Deron Johnson, R (1, 3) OBP: 0.346, SLG: 0.501		K		K		K 1-2 2-3		K		4	0	0	0	0	4	5
Willie Montanez, L (1, 8) OBP: 0.324, SLG: 0.483		HR		G4-6-3 1-2f			F8	6-3		4	1	1	1	0	0	3
Don Money, R (1, 7) OBP: 0.287, SLG: 0.354		P4	1-3				1B 2B		L5 1B	4	1	1	0	0	0	0
Roger Freed, R (1, 9) OBP: 0.307, SLG: 0.306 Larry Bowa, S (9, PR) OBP: 0.288, SLG: 0.293		P4	F9				L5		2B 1B	4 0	0 1	1 0	0 0	0 0	0 0	1 0
John Vukovich, R (1, 5) OBP: 0.208, SLG: 0.196			F7		F8		2-H 1B		1-H 2B	4	0	2	2	0	0	0
Chris Short, R (1, 1) OBP: 0.204, SLG: 0.093			FC4-6 1B			WP 1B BB				2	0	1	0	1	1	1
Inning Stats	R: 0 E: 0 K: 0 S: 6 H: 0 LOB: 0 BB: 0 P: 9	R: 1 E: 0 K: 1 S: 10 H: 1 LOB: 0 BB: 0 P: 16	R: 0 E: 0 K: 0 S: 5 H: 1 LOB: 1 BB: 0 P: 7	R: 0 E: 0 K: 1 S: 6 H: 1 LOB: 0 BB: 0 P: 10	R: 0 E: 0 K: 0 S: 5 H: 0 LOB: 0 BB: 0 P: 9	R: 0 E: 0 K: 2 S: 15 H: 1 LOB: 2 BB: 1 P: 26	R: 1 E: 0 K: 1 S: 8 H: 2 LOB: 1 BB: 0 P: 12	R: 0 E: 0 K: 1 S: 8 H: 1 LOB: 2 BB: 1 P: 15	R: 1 E: 0 K: 0 S: 6 H: 2 LOB: 2 BB: 0 P: 11	1B: 6 2B: 2 3B: 0 HR: 1 SF: 0 SAC: 0 DP: 1 HBP: 0	WP: 1 PB: 0 SB: 0 CS: 0 PA: 35					

	AB	33
	R	3
	H	9
	RBI	3
	BB	2
	SO	6
	LOB	16

PITCHER		IP	WLS	BF	H	R	ER	SO	BB	IBB	HBP	BLK	WP	HR	S	P	ERA	WHIP
Ron Reed, R ERA: 2.98	(1, 1)	7.0		27	6	2	2	5	1	0	0	0	1	1	55	89	2.57	1.000
Bob Priddy, R ERA: 3.58	(8, 1)	1.1	L	8	3	1	1	1	0	1	0	0	0	0	14	26	6.75	2.250

PITCHER	IP	WLS	BF	H	R	ER	SO	BB	IBB	HBP	BLK	WP	HR	S	P	ERA	WHIP

Batter	1	2	3	4	5	6	7	8	9	AB	R	H	RBI	BB	SO	LOB
Felix Millan, R (1, 4) OBP: 0.356, SLG: 0.376	F F S 0-3 ① K2-3		X 0-0 E4 CS			X 0-0 1B 2B	B F F X 1-2 1-H 2-H 2B		F X 0-1 ② B5-3 1-2	5	1	2	2	0	1	1
Ralph Garr, L (1, 7) OBP: 0.373, SLG: 0.444	C S F X 0-2 ② 1-3		F B 1-1 ③ CS 1-2	X 0-0 ① F5		B B B C X 3-1 E 2-H 1B	B B B B 4-0 BB		B B C B B 4-1 BB 1B BB	3	1	1	1	2	0	0
Hank Aaron, R (1, 3) OBP: 0.405, SLG: 0.635	S B B C B B 4-2 BB			B X 1-0 2B		C F B B B B X 3-2 E5 1-2	B F F S 1-3 ③ K		B B F S B B 4-2 1B 1-2 2-3 BB	3	0	1	0	2	1	3
Mike Lum, L (1, 9) OBP: 0.365, SLG: 0.407	B S B S S S 2-3 ③ K			B S F B B X 3-2 ② F5		C B B S X 2-2 ② F9		C B F X 1-2 ① 4-3	B B B C C F F X 3-2 1-2 2-H 3-H 1B	5	0	1	2	0	1	4
Earl Williams, R (1, 2) OBP: 0.307, SLG: 0.446		B S X 1-1 ① F8		B S F S 1-3 ③ K		X 0-0 ③ F8		B B B B 4-0 E BB	X 0-0 ③ P4	4	0	0	0	1	1	5
Darrell Evans, L (1, 5) OBP: 0.339, SLG: 0.405		B B X 2-0 ② P5			X 0-0 ① P4		X 0-0 ① F8	X 0-0 ② P4 1-2		4	0	0	0	0	0	1
Sonny Jackson, L (1, 8) OBP: 0.311, SLG: 0.342		F C B F F B B F F 3-2 ③ X F7			B X 1-0 ② P6		S S X 0-2 ② P6	C F B S 1-3 ③ K		4	0	0	0	0	1	1
Marty Perez, R (1, 6) OBP: 0.270, SLG: 0.295			C X 0-1 ① 6-3		S S C 0-3 ③ K		B B X 2-0 BB 2B 1B		S S X 0-2 ① 1-3	4	1	1	0	0	1	0
Phil Niekro, R (1, 1) OBP: 0.152, SLG: 0.156 Hal King, L (7, PH) OBP: 0.337, SLG: 0.341 Ron Herbel, R (7, 1) OBP: 0.167, SLG: 0.167 Mike McQueen, L (7, 1) OBP: 0.182, SLG: 0.182			X 0-0 ② 5-3			X 0-0 ① L7	B B B B 4-0 1-2 2B BB		F X 0-1 BB B5-3 1B 1B	2 0 0 1	0 1 0 1	0 0 0 1	0 0 0 1	0 1 0 0	0 0 0 0	0 0 0 0

Inning Stats	1	2	3	4	5	6	7	8	9
	R: 0 E: 0 K: 2 S: 12	H: 0 LOB: 1 BB: 1 P: 18	R: 0 E: 0 K: 0 S: 10	H: 0 LOB: 0 BB: 0 P: 16	R: 0 E: 1 K: 0 S: 5	H: 0 LOB: 0 BB: 0 P: 6	R: 0 E: 0 K: 1 S: 8	H: 1 LOB: 1 BB: 0 P: 13	R: 0 E: 0 K: 1 S: 5	H: 0 LOB: 0 BB: 0 P: 6	R: 1 E: 1 K: 0 S: 11	H: 2 LOB: 2 BB: 0 P: 19	R: 2 E: 0 K: 1 S: 11	H: 2 LOB: 2 BB: 2 P: 23	R: 0 E: 1 K: 1 S: 7	H: 0 LOB: 1 BB: 1 P: 13	R: 2 E: 0 K: 0 S: 16	H: 2 LOB: 2 BB: 2 P: 27

	1B	SF	WP	PA
	4	0	0	42
	2B	SAC	PB	
	3	0	0	
	3B	DP	SB	
	0	0	0	
	HR	HBP	CS	
	0	0	1	

PITCHER		IP	WLS	BF	H	R	ER	SO	BB	IBB	HBP	BLK	WP	HR	S	P	ERA	WHIP
Barry Lersch, R ERA: 4.03	(1, 1)	8.0		34	5	3	3	6	4	0	0	0	0	0	69	114	3.38	1.125
Darrell Brandon, R ERA: 3.7	(9, 1)	0.2	L	5	1	2	2	0	2	0	0	0	0	0	10	18	27.00	4.500
Joe Hoerner, L ERA: 2.03	(9, 1)	0.1		2	1	0	0	0	0	0	0	0	0	0	6	9	0.00	3.000

PITCHER	IP	WLS	BF	H	R	ER	SO	BB	IBB	HBP	BLK	WP	HR	S	P	ERA	WHIP

TOP

Atlanta Braves @ Philadelphia Phillies

Veterans Stadium, Philadelphia, PA

Wed Aug 04 1971, 7:05 PM EDT

Att. 19,086 - Unknown

livebaseballscorecards.com

AB	35
R	5
H	7
RBI	5
BB	6
SO	6
LOB	15

BOTTOM

Atlanta Braves @ Philadelphia Phillies

Veterans Stadium, Philadelphia, PA

Wed Aug 04 1971, 7:05 PM EDT

Att. 19,086 - Unknown

Batter	1	2	3	4	5	6	7	8	9	AB	R	H	RBI	BB	SO	LOB
Denny Doyle, L (1, 4) OBP: 0.283, SLG: 0.312	S S S 0-3 ① K		B S S S 1-3 ② K2-3	C S S 0-3 ③ K			B F B X 2-1 F9 SH5-4 1B	B B B 4-0 1-2 2-3 BB		4	0	1	0	0	3	2
Terry Harmon, R (8, PH) OBP: 0.293, SLG: 0.258										0	0	0	0	1	0	0
(9, 4)																
Larry Bowa, S (1, 6) OBP: 0.288, SLG: 0.291	B S B F B B 4-2 CS BB		B X 1-0 ③ 1-3		B X 1-0 ① P4		L B B X 2-1 ① SH5-4 1-2	F F B S 1-3 ③ K		3	0	0	0	1	1	3
Tim McCarver, L (1, 2) OBP: 0.339, SLG: 0.443	C B B F B B X 3-2 ② 1B 1-2 1B			X 0-0 FC1-6 1B	X 0-0 ② F7		B B X 2-0 ② F9 2-3		C S B X 1-2 ① P4	5	0	2	0	0	0	1
Deron Johnson, R (1, 3) OBP: 0.346, SLG: 0.499	X 0-0 1-2 1B			X 0-0 ① P4	B S S S 1-3 ③ K		I I I I 4-0 IBB		F S X 0-2 ② 6-3	4	0	1	0	1	1	1
Willie Montanez, L (1, 8) OBP: 0.323, SLG: 0.478	X 0-0 ③ F5			X 0-0 ② FC1-6 1-2f 2B		B B B B 4-0 1B BB	B S S B X 2-2 ③ P4		S B F S 1-3 ③ K	4	1	0	0	1	1	5
Don Money, R (1, 7) OBP: 0.293, SLG: 0.363		S B B S B T X 3-2 ① 5-3		B X 1-0 1-H HR 2B		B B X 2-0 1-2 1B		X 0-0 BB SH1-3 1B		4	1	3	1	0	0	0
Roger Freed, R (1, 9) OBP: 0.307, SLG: 0.316		B S S T B S 2-3 K CS		B X 1-0 2-H HR		X 0-0 ① F8		X 0-0 ① SH1-3 1-2		3	1	1	2	0	1	2
John Vukovich, R (1, 5) OBP: 0.209, SLG: 0.193		S C S 0-3 ② ③ K 1-2		B B B B 4-0 1B BB		X 0-0 ② F3		B B F F C 2-3 ② K		3	0	0	0	1	2	4
Barry Lersch, S (1, 1) OBP: 0.286, SLG: 0.209			S S C 0-3 ① K	X 0-0 1-2 1B		F X 0-1 ③ P5		I I I I 4-0 BB IBB		3	0	1	0	0	1	2
Bobby Pfeil, R (8, PH) OBP: 0.365, SLG: 0.456										0	0	0	0	1	0	0
Darrell Brandon, R (9, 1) OBP: 0.125, SLG: 0.125										0	0	0	0	0	0	0
Joe Hoerner, R (9, 1) OBP: 0.111, SLG: 0.111										0	0	0	0	0	0	0
Inning Stats	R: 0 E: 0 K: 1 S: 10 H: 2 LOB: 2 BB: 1 P: 17	R: 0 E: 0 K: 2 S: 11 H: 0 LOB: 1 BB: 0 P: 16	R: 0 E: 0 K: 2 S: 7 H: 0 LOB: 0 BB: 0 P: 9	R: 3 E: 0 K: 1 S: 9 H: 4 LOB: 2 BB: 1 P: 15	R: 0 E: 0 K: 1 S: 5 H: 0 LOB: 0 BB: 0 P: 7	R: 0 E: 0 K: 0 S: 5 H: 1 LOB: 2 BB: 1 P: 11	R: 0 E: 0 K: 0 S: 8 H: 1 LOB: 2 BB: 1 P: 20	R: 0 E: 0 K: 2 S: 8 H: 1 LOB: 3 BB: 2 P: 19	R: 0 E: 0 K: 1 S: 9 H: 0 LOB: 0 BB: 0 P: 11	1B: 7 2B: 2 3B: 0 HR: 1	SF: 0 SAC: 2 DP: 1 HBP: 0						

PITCHER		IP	WLS	BF	H	R	ER	SO	BB	IBB	HBP	BLK	WP	HR	S	P	ERA	WHIP
Phil Niekro, R ERA: 2.96	(1, 1)	6.0		27	7	3	3	7	3	0	0	0	1	1	47	75	4.50	1.667
Ron Herbel, R ERA: 4.63	(7, 1)	0.1		2	1	0	0	0	0	0	0	0	0	0	4	8	0.00	3.000
Mike McQueen, L ERA: 2.68	(7, 1)	2.2	W	12	1	0	0	3	1	2	0	0	0	0	21	42	0.00	0.750

PITCHER	IP	WLS	BF	H	R	ER	SO	BB	IBB	HBP	BLK	WP	HR	S	P	ERA	WHIP

AB	33
R	3
H	9
RBI	3
BB	6
SO	10
LOB	20

WP: 1 PB: 0 SB: 0 CS: 2 PA: 41

livebaseballscorecards.com

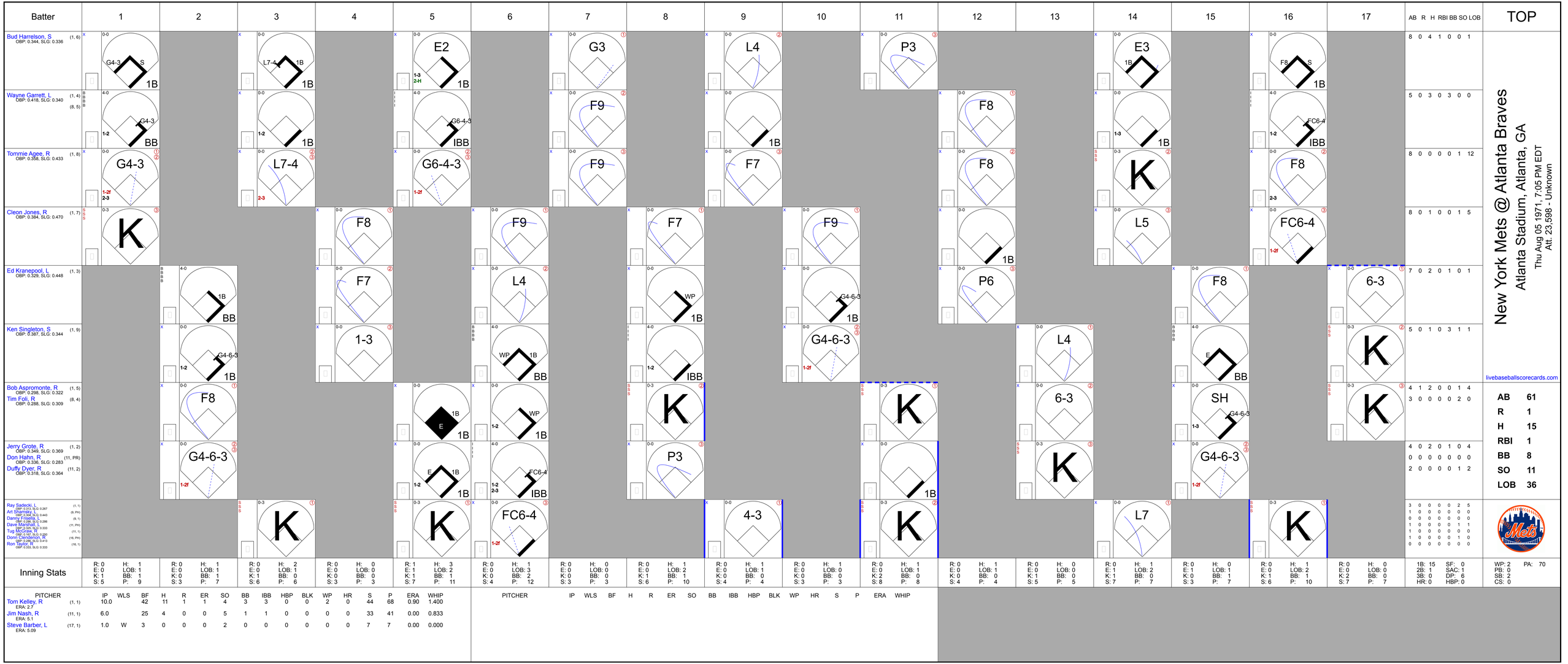
Batter
1
2
3
4
5
6
7
8
9
10
11
12
13
14
15
16
17
AB R H RBI BB SO LOB
TOP
Bud Harrelson, S (1, 6) OBP: 0.344, SLG: 0.336
8 0 4 1 0 0 1
Wayne Garrett, L (1, 4) (8, 5) OBP: 0.418, SLG: 0.340
5 0 3 0 3 0 0
Tommie Agee, R (1, 8) OBP: 0.358, SLG: 0.433
8 0 0 0 0 1 12
Cleon Jones, R (1, 7) OBP: 0.384, SLG: 0.470
8 0 1 0 0 1 5
Ed Kranepool, L (1, 3) OBP: 0.329, SLG: 0.448
7 0 2 0 1 0 1
Ken Singleton, S (1, 9) OBP: 0.387, SLG: 0.344
5 0 1 0 3 1 1
Bob Aspromonte, R (1, 5) OBP: 0.298, SLG: 0.322
Tim Foli, R (8, 4) OBP: 0.288, SLG: 0.309
4 1 2 0 0 1 4
3 0 0 0 0 2 0
Jerry Grote, R (1, 2) OBP: 0.349, SLG: 0.369
Don Hahn, R (11, PR) OBP: 0.336, SLG: 0.283
Duffy Dyer, R (11, 2) OBP: 0.318, SLG: 0.364
4 0 2 0 1 0 4
0 0 0 0 0 0 0
2 0 0 0 0 1 2
Ray Sadecki, L (1, 1) OBP: 0.233, SLG: 0.267
Art Shamsky, L (9, PH) OBP: 0.333, SLG: 0.443
Danny Frisella, L (8, 1) OBP: 0.286, SLG: 0.286
Dave Marshall, L (11, PH) OBP: 0.333, SLG: 0.333
Tug McGraw, RP (11, 1) OBP: 0.167, SLG: 0.200
Donn Clendenon, R (16, PH) OBP: 0.333, SLG: 0.413
Ron Taylor, R (16, 1) OBP: 0.333, SLG: 0.333
3 0 0 0 0 2 5
1 0 0 0 0 0 0
0 0 0 0 0 0 0
1 0 0 0 0 1 1
1 0 0 0 0 0 0
1 0 0 0 0 1 0
0 0 0 0 0 0 0
New York Mets @ Atlanta Braves
Atlanta Stadium, Atlanta, GA
Thu Aug 05 1971, 7:05 PM EDT
Att. 23,598 - Unknown
livebaseballscorecards.com
AB 61
R 1
H 15
RBI 1
BB 8
SO 11
LOB 36
1B: 15 SF: 0
2B: 1 SAC: 1
3B: 0 DP: 6
HR: 0 HBP: 0
WP: 2 PA: 70
PB: 0
SB: 2
CS: 0
Inning Stats
PITCHER IP WLS BF H R ER SO BB IBB HBP BLK WP HR S P ERA WHIP
Tom Kelley, R (1, 1) ERA: 2.7 10.0 42 11 1 1 4 3 3 0 0 2 0 44 68 0.90 1.400
Jim Nash, R (11, 1) ERA: 5.1 6.0 25 4 0 0 5 1 1 0 0 0 0 33 41 0.00 0.833
Steve Barber, L (17, 1) ERA: 5.09 1.0 W 3 0 0 0 2 0 0 0 0 0 0 7 7 0.00 0.000

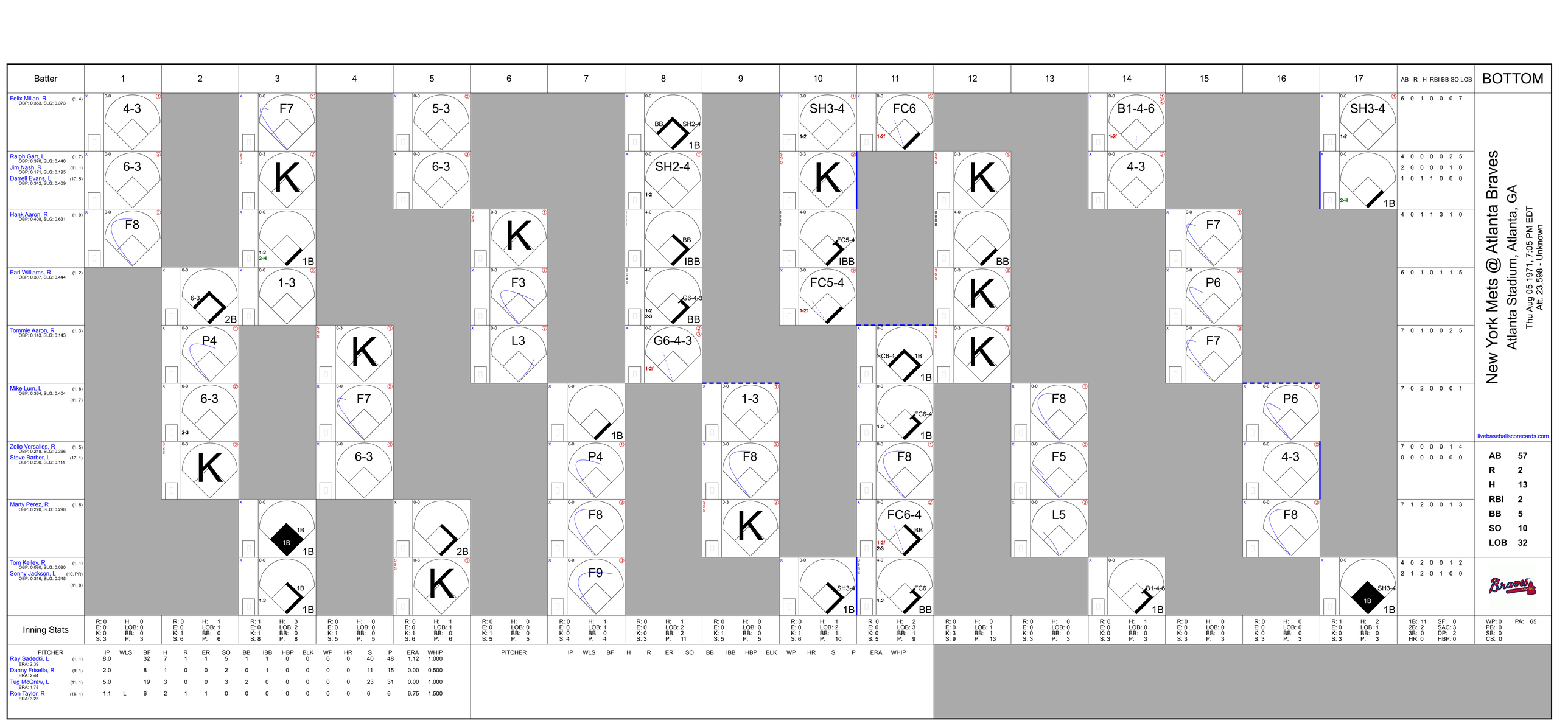
Batter
1
2
3
4
5
6
7
8
9
10
11
12
13
14
15
16
17
AB R H RBI BB SO LOB
BOTTOM
Felix Millan, R (1, 4)
OBP: 0.353, SLG: 0.373
4-3
F7
5-3
BB SH2-4 1B
SH3-4 1-2
FC6 1-2f
B1-4-6 1-2f
SH3-4 1-2 2-H 1B
6 0 1 0 0 0 7
Ralph Garr, L (1, 7)
OBP: 0.370, SLG: 0.440
Jim Nash, R (11, 1)
OBP: 0.171, SLG: 0.195
Darrell Evans, L (17, 5)
OBP: 0.342, SLG: 0.409
6-3
K
6-3
SH2-4 1-2
K
K
4-3
4 0 0 0 0 2 5
2 0 0 0 0 1 0
1 0 1 1 0 0 0
Hank Aaron, R (1, 9)
OBP: 0.408, SLG: 0.631
F8
1-2 2-H 1B
K
IBB
FC5-4 IBB
BB
F7
4 0 1 1 3 1 0
Earl Williams, R (1, 2)
OBP: 0.307, SLG: 0.444
6-3 2B
1-3
F3
G6-4-3 1-2 2-3 BB
FC5-4 1-2f
K
P6
6 0 1 0 1 1 5
Tommie Aaron, R (1, 3)
OBP: 0.143, SLG: 0.143
P4
K
L3
G6-4-3 1-2f
FC6-4 1B 1B
K
F7
7 0 1 0 0 2 5
Mike Lum, L (1, 8)
OBP: 0.364, SLG: 0.404
(11, 7)
6-3 2-3
F7
1B
1-3
FC6-4 1-2 1B
F8
P6
7 0 2 0 0 0 1
Zoilo Versalles, R (1, 5)
OBP: 0.248, SLG: 0.366
Steve Barber, L (17, 1)
OBP: 0.200, SLG: 0.111
K
6-3
P4
F8
F8
F5
4-3
7 0 0 0 0 1 4
0 0 0 0 0 0 0
Marty Perez, R (1, 6)
OBP: 0.270, SLG: 0.298
1B 1B 1B
2B
F8
K
FC6-4 BB 1-2f 2-3
L5
F8
7 1 2 0 0 1 3
Tom Kelley, R (1, 1)
OBP: 0.080, SLG: 0.080
Sonny Jackson, L (10, PR) (11, 8)
OBP: 0.316, SLG: 0.345
1B 1-2 1B
K
F9
SH3-4 1B
FC6 BB 1-2
B1-4-6 1B
SH3-4 1B 1B
4 0 2 0 0 1 2
2 1 2 0 1 0 0
Inning Stats
R: 0 E: 0 K: 0 S: 3
H: 0 LOB: 0 BB: 0 P: 3
R: 0 E: 0 K: 1 S: 6
H: 1 LOB: 1 BB: 0 P: 6
R: 1 E: 0 K: 1 S: 8
H: 3 LOB: 2 BB: 0 P: 8
R: 0 E: 0 K: 1 S: 5
H: 0 LOB: 0 BB: 0 P: 5
R: 0 E: 0 K: 1 S: 6
H: 1 LOB: 1 BB: 0 P: 6
R: 0 E: 0 K: 1 S: 5
H: 0 LOB: 0 BB: 0 P: 5
R: 0 E: 0 K: 0 S: 4
H: 1 LOB: 1 BB: 0 P: 4
R: 0 E: 0 K: 0 S: 3
H: 1 LOB: 2 BB: 2 P: 11
R: 0 E: 0 K: 1 S: 5
H: 0 LOB: 0 BB: 0 P: 5
R: 0 E: 0 K: 1 S: 6
H: 2 LOB: 2 BB: 1 P: 10
R: 0 E: 0 K: 1 S: 5
H: 2 LOB: 3 BB: 1 P: 9
R: 0 E: 0 K: 3 S: 9
H: 0 LOB: 1 BB: 1 P: 13
R: 0 E: 0 K: 0 S: 3
H: 0 LOB: 0 BB: 0 P: 3
R: 0 E: 0 K: 0 S: 3
H: 1 LOB: 0 BB: 0 P: 3
R: 0 E: 0 K: 0 S: 3
H: 0 LOB: 0 BB: 0 P: 3
R: 0 E: 0 K: 0 S: 3
H: 0 LOB: 0 BB: 0 P: 3
R: 1 E: 0 K: 0 S: 3
H: 2 LOB: 1 BB: 0 P: 3
1B: 11 2B: 2 3B: 0 HR: 0
SF: 0 SAC: 3 DP: 2 HBP: 0
WP: 0 PB: 0 SB: 0 CS: 0
PA: 65
PITCHER IP WLS BF H R ER SO BB IBB HBP BLK WP HR S P ERA WHIP
Ray Sadecki, L (1, 1) ERA: 2.39 8.0 32 7 1 1 5 1 1 0 0 0 0 40 48 1.12 1.000
Danny Frisella, R (9, 1) ERA: 2.44 2.0 8 1 0 0 2 0 1 0 0 0 0 11 15 0.00 0.500
Tug McGraw, L (11, 1) ERA: 1.78 5.0 19 3 0 0 3 2 0 0 0 0 0 23 31 0.00 1.000
Ron Taylor, R (16, 1) ERA: 3.23 1.1 L 6 2 1 1 0 0 0 0 0 0 0 6 6 6.75 1.500
PITCHER IP WLS BF H R ER SO BB IBB HBP BLK WP HR S P ERA WHIP
New York Mets @ Atlanta Braves
Atlanta Stadium, Atlanta, GA
Thu Aug 05 1971, 7:05 PM EDT
Att. 23,598 - Unknown
livebaseballscorecards.com
AB 57
R 2
H 13
RBI 2
BB 5
SO 10
LOB 32

Batter	1	2	3	4	5	6	7	8	9	AB	R	H	RBI	BB	SO	LOB
Bud Harrelson, S (1, 6) OBP: 0.345, SLG: 0.337	5-3		1B	K		2-H 1B		FC4-6 1-2f 2-3		5	1	2	1	0	1	2
Wayne Garrett, L (1, 5) OBP: 0.417, SLG: 0.346	P5		1-3 1B	4-3		K		FC6-4 1-3 3-H		5	1	2	1	0	1	1
Tommie Agee, R (1, 8) OBP: 0.357, SLG: 0.431 Don Hahn, R (7, 8) OBP: 0.333, SLG: 0.281	F9		1-H 1B 3-H	F5			6-3	FC6-4 1-2f		4 1	1 0	1 0	2 0	0 0	0 0	0 2
Cleon Jones, R (1, 7) OBP: 0.385, SLG: 0.479 Dave Marshall, L (8, 7) OBP: 0.323, SLG: 0.331		5-3	1-3 1B	4-3			HR		F7	4 1	1 0	2 0	1 0	0 0	0 0	0 0
Ed Kranepool, L (1, 3) OBP: 0.336, SLG: 0.452		L1	1-2 3-H 1B			1B SF9 1B	G1-6-3 1B		BB	4	1	3	1	1	0	0
Ken Boswell, L (1, 4) OBP: 0.331, SLG: 0.348 Tim Foli, R (7, 4) OBP: 0.286, SLG: 0.308	1B		P4			SF9 1-3 SH1-3 1B	G1-6-3 1-2f		F8	4 1	1 0	2 0	0 0	0 0	0 0	3 1
Ken Singleton, S (1, 9) OBP: 0.391, SLG: 0.370		F7		HR		4-0 SH1-3 1B IBB		FC4-6 1B 2B	3-1	4	3	2	1	1	0	2
Jerry Grote, R (1, 2) OBP: 0.345, SLG: 0.365			P6	K		SF9 2-3 3-H		F9		3	0	0	1	0	1	1
Tom Seaver, R (1, 1) OBP: 0.266, SLG: 0.311			K	6-3		SH1-3 1-2 3-H		FC4-6 BB		2	0	0	1	1	1	0
Inning Stats	R: 0 E: 0 K: 0 S: 3 H: 0 LOB: 0 BB: 0 P: 3	R: 0 E: 0 K: 0 S: 4 H: 1 LOB: 1 BB: 0 P: 4	R: 3 E: 0 K: 1 S: 10 H: 5 LOB: 2 BB: 0 P: 10	R: 1 E: 0 K: 2 S: 8 H: 1 LOB: 0 BB: 0 P: 8	R: 0 E: 0 K: 0 S: 3 H: 0 LOB: 0 BB: 0 P: 3	R: 3 E: 0 K: 1 S: 8 H: 3 LOB: 1 BB: 1 P: 12	R: 1 E: 0 K: 0 S: 4 H: 2 LOB: 0 BB: 0 P: 4	R: 1 E: 0 K: 0 S: 5 H: 2 LOB: 2 BB: 1 P: 9	R: 0 E: 0 K: 0 S: 3 H: 0 LOB: 1 BB: 1 P: 7	1B: 11 2B: 1 3B: 0 HR: 2 SF: 1 SAC: 1 DP: 1 HBP: 0						

PITCHER		IP	WLS	BF	H	R	ER	SO	BB	IBB	HBP	BLK	WP	HR	S	P	ERA	WHIP
Pat Jarvis, R ERA: 3.91	(1, 1)	5.2	L	28	10	7	7	3	0	1	0	0	0	1	33	37	11.12	1.765
Ron Herbel, R ERA: 4.82	(6, 1)	2.1		11	4	2	2	1	1	0	0	0	0	1	12	16	7.71	2.143
Bob Priddy, R ERA: 3.51	(9, 1)	1.0		4	0	0	0	0	1	0	0	0	0	0	3	7	0.00	1.000

PITCHER	IP	WLS	BF	H	R	ER	SO	BB	IBB	HBP	BLK	WP	HR	S	P	ERA	WHIP

TOP

New York Mets @ Atlanta Braves

Atlanta Stadium, Atlanta, GA

Fri Aug 06 1971, 7:05 PM EDT

Att. 21,008 - Unknown

livebaseballscorecards.com

AB	38
R	9
H	14
RBI	9
BB	3
SO	4
LOB	12

WP: 0	PB: 0	SB: 0	CS: 0
PA: 43			

New York Mets @ Atlanta Braves

Atlanta Stadium, Atlanta, GA

Fri Aug 06 1971, 7:05 PM EDT

Att. 21,008 - Unknown

BOTTOM

Batter	1	2	3	4	5	6	7	8	9	AB	R	H	RBI	BB	SO	LOB
Felix Millan, R (1, 4) OBP: 0.352, SLG: 0.370	F9		F7			BBBB FC4-6 BB		P4		3	0	0	0	1	0	1
Ralph Garr, L (1, 7) OBP: 0.369, SLG: 0.438	6-3		SSS K			FC4-6 1-2f			FC4-6 1B	4	0	1	0	0	1	1
Mike Lum, L (1, 9) OBP: 0.362, SLG: 0.405	2B 2B			SSS K		4-3			FC4-6 G4-6-3 1-2f	4	1	1	0	0	1	2
Darrell Evans, L (1, 5) OBP: 0.340, SLG: 0.411	2-H 2B			SSS K			SSS K		G4-6-3 1-2f	4	0	1	1	0	2	1
Earl Williams, R (1, 3) OBP: 0.304, SLG: 0.440	SSS K			F7			F9			3	0	0	0	0	1	1
Hal King, L (1, 2) OBP: 0.332, SLG: 0.335		F8			SSS K		P6			3	0	0	0	0	1	0
Sonny Jackson, L (1, 8) OBP: 0.316, SLG: 0.345		G3-6-3 1B			SSS K			4-3		3	0	1	0	0	1	0
Marty Perez, R (1, 6) OBP: 0.271, SLG: 0.296		G3-6-3 1-2f			SSS K			BBBB 4-0 BB		2	0	0	0	1	1	1
Pat Jarvis, R (1, 1) OBP: 0.100, SLG: 0.053			SSS K			SSS K		SSS K		1	0	0	0	0	1	0
Ron Herbel, R (6, 1) OBP: 0.143, SLG: 0.143										1	0	0	0	0	1	0
Zoilo Versalles, R (8, PH) OBP: 0.246, SLG: 0.364										1	0	0	0	0	1	1
Bob Priddy, R (9, 1) OBP: 0.182, SLG: 0.273										0	0	0	0	0	0	0
Inning Stats	R: 1 E: 0 K: 1 S: 7 H: 2 LOB: 1 BB: 0 P: 7	R: 0 E: 0 K: 0 S: 3 H: 1 LOB: 0 BB: 0 P: 3	R: 0 E: 0 K: 2 S: 7 H: 0 LOB: 0 BB: 0 P: 7	R: 0 E: 0 K: 2 S: 7 H: 0 LOB: 0 BB: 0 P: 7	R: 0 E: 0 K: 3 S: 9 H: 0 LOB: 0 BB: 0 P: 9	R: 0 E: 0 K: 1 S: 5 H: 0 LOB: 1 BB: 1 P: 9	R: 0 E: 0 K: 1 S: 5 H: 0 LOB: 0 BB: 0 P: 5	R: 0 E: 0 K: 1 S: 5 H: 0 LOB: 1 BB: 1 P: 9	R: 0 E: 0 K: 0 S: 3 H: 1 LOB: 0 BB: 0 P: 3	1B: 2 2B: 2 3B: 0 HR: 0 SF: 0 SAC: 0 DP: 2 HBP: 0						

livebaseballscorecards.com

AB	29
R	1
H	4
RBI	1
BB	2
SO	11
LOB	8

WP: 0 PB: 0 SB: 0 CS: 0 PA: 31

PITCHER	IP	WLS	BF	H	R	ER	SO	BB	IBB	HBP	BLK	WP	HR	S	P	ERA	WHIP
Tom Seaver, R (1, 1) ERA: 2.2	9.0	W	31	4	1	1	11	2	0	0	0	0	0	51	59	1.00	0.667

PITCHER	IP	WLS	BF	H	R	ER	SO	BB	IBB	HBP	BLK	WP	HR	S	P	ERA	WHIP

New York Mets @ Atlanta Braves

Atlanta Stadium, Atlanta, GA

Sat Aug 07 1971, 7:05 PM EDT

Att. 20,827 - Unknown

TOP

livebaseballscorecards.com

Batter	1	2	3	4	5	6	7	8	9	AB	R	H	RBI	BB	SO	LOB
Bud Harrelson, S (1, 6) OBP: 0.347, SLG: 0.337	E6	F8			BB	1B		F4	F7	3	3	1	0	1	0	0
Tim Foli, R (5, 6) OBP: 0.287, SLG: 0.308		SF8 1B BB 1B								3	0	1	2	0	0	4
Wayne Garrett, L (1, 5) OBP: 0.394, SLG: 0.333	F7	SF8	L3		1B	3-1		G4-3		5	0	1	3	0	0	3
Tommie Agee, R (1, 8) OBP: 0.363, SLG: 0.436	1B S SF8 1B	BB 1B HR IBB		G6-4-3 1B	1B		F7		K	3	2	3	1	1	0	0
Don Hahn, R (5, PR) OBP: 0.329, SLG: 0.277 (5, 8)										2	0	0	0	0	1	0
Cleon Jones, R (1, 7) OBP: 0.386, SLG: 0.479	2B 1B	BB HR 1B		F9	4-3		HR 1B		G3	4	2	2	2	0	0	3
Dave Marshall, L (5, 7) OBP: 0.325, SLG: 0.333										2	1	1	0	0	0	0
Ed Kranepool, L (1, 3) OBP: 0.335, SLG: 0.452	SF8	HR BB		G6-4-3		K	HR		BB E 1B BB	0	0	0	1	0	0	0
Donn Clendenon, R (2, PH) OBP: 0.294, SLG: 0.427 (2, 3)										3	3	1	3	2	1	1
Ken Boswell, L (1, 4) OBP: 0.340, SLG: 0.369	2B	HR			G3	E 1B BB	1B 1B		E BB 1B	5	3	4	5	1	0	0
Ken Singleton, S (1, 9) OBP: 0.394, SLG: 0.370	K	F7			F3	E 1B	G6-4-3 1B		E BB	5	1	2	0	1	1	1
Jerry Grote, R (1, 2) OBP: 0.347, SLG: 0.368		SH SF8 1B 1B			BB 1B 1B	E8 1B	G6-4-3		E5	6	3	3	1	0	0	3
		F9														
Nolan Ryan, R (1, 1) OBP: 0.186, SLG: 0.175										4	2	2	0	0	1	2
Art Shamsky, L (9, PH) OBP: 0.310, SLG: 0.443		SH SF8 1B 1B	F4		BB 1B	K		G4-3 1B	BB	0	0	0	0	1	0	0
Ron Taylor, R (9, 1) OBP: 0.333, SLG: 0.333										0	0	0	0	0	0	0
Inning Stats	R: 3 E: 1 K: 1 S: 9 H: 3 LOB: 1 BB: 0 P: 9	R: 7 E: 0 K: 0 S: 8 H: 4 LOB: 0 BB: 2 P: 16	R: 0 E: 0 K: 0 S: 3 H: 0 LOB: 0 BB: 0 P: 3	R: 0 E: 0 K: 0 S: 3 H: 1 LOB: 0 BB: 0 P: 3	R: 3 E: 0 K: 0 S: 7 H: 4 LOB: 2 BB: 1 P: 11	R: 3 E: 1 K: 2 S: 10 H: 3 LOB: 1 BB: 1 P: 14	R: 2 E: 0 K: 0 S: 6 H: 4 LOB: 1 BB: 0 P: 6	R: 0 E: 0 K: 0 S: 3 H: 1 LOB: 0 BB: 0 P: 3	R: 2 E: 1 K: 1 S: 7 H: 1 LOB: 3 BB: 3 P: 19	1B: 18 2B: 1 3B: 0 HR: 2 SF: 2 SAC: 1 DP: 3 HBP: 0							

	AB	45
	R	20
	H	21
	RBI	18
	BB	7
	SO	4
	LOB	17

WP: 0 PB: 0 SB: 1 CS: 0 PA: 55

PITCHER		IP	WLS	BF	H	R	ER	SO	BB	IBB	HBP	BLK	WP	HR	S	P	ERA	WHIP
Ron Reed, R ERA: 3.23	(1, 1)	1.1	L	13	6	8	5	1	0	1	0	0	0	0	14	18	33.75	4.500
Mike McQueen, L ERA: 3.57	(2, 1)	3.1		16	5	5	5	0	2	0	0	0	0	1	14	22	13.50	2.100
Steve Barber, L ERA: 5.59	(5, 1)	2.1		15	8	5	4	2	1	0	0	0	0	1	18	22	15.43	3.857
Bob Priddy, R ERA: 3.39	(8, 1)	2.0		11	2	2	0	1	3	0	0	0	0	0	10	22	0.00	2.500

PITCHER	IP	WLS	BF	H	R	ER	SO	BB	IBB	HBP	BLK	WP	HR	S	P	ERA	WHIP

New York Mets @ Atlanta Braves

Atlanta Stadium, Atlanta, GA

Sat Aug 07 1971, 7:05 PM EDT

Att. 20,827 - Unknown

BOTTOM

Batter	1	2	3	4	5	6	7	8	9	AB	R	H	RBI	BB	SO	LOB
Felix Millan, R (1, 4) OBP: 0.353, SLG: 0.369	0-0 6-3	0-0 FC6-4 1B 1-2		0-0 6-3		0-0 L5		4-0 G4-6-3 BB		4	0	1	0	1	0	0
Gil Garrido, R (8, PR) OBP: 0.263, SLG: 0.167 (9, 4)										0	0	0	0	0	0	0
Ralph Garr, L (1, 7) OBP: 0.369, SLG: 0.436	4-0 PB 1B BB	0-0 FC6-4 1-2f 2-3		0-0 4-3		0-0 5-3 1B 1B		0-3 K		4	2	1	0	1	1	3
Hank Aaron, R (1, 3) OBP: 0.407, SLG: 0.628	0-0 F5 1-2	0-0 F6			0-0 WP 1B 1B	0-0 5-3 1-2		0-0 G4-6-3 1-2f		3	1	1	0	0	0	3
Hal King, L (6, 2) OBP: 0.328, SLG: 0.331										2	0	0	0	0	0	2
Mike Lum, L (1, 9) OBP: 0.363, SLG: 0.405	0-0 BB HBP 1B 2-H		0-3 K		0-0 F6 1-2	0-0 1B 2-H			0-0 F8	5	0	2	2	0	1	1
Earl Williams, R (1, 2) OBP: 0.305, SLG: 0.438 (6, 3)	1-0 BB HBP 1-2		0-0 F8		0-0 1B HR 1B 2-H	0-0 5-3			0-0 F8	4	1	1	1	0	0	1
Sonny Jackson, L (1, 8) OBP: 0.317, SLG: 0.344	4-0 BB 1-2 2-3		0-0 E6 FC5 BB		0-0 HR 1B 1-2		0-0 F5		0-0 F7	4	1	1	0	1	0	0
Zoilo Versalles, R (1, 5) OBP: 0.254, SLG: 0.385	0-3 K		4-0 BB 1-2		0-0 HR 1-H 2-H		0-0 F8			3	1	1	3	1	1	3
Marty Perez, R (1, 6) OBP: 0.270, SLG: 0.292		4-0 FC6-4 1B BB	0-0 FC5 2-3f		0-0 6-3		0-0 E4			3	0	0	0	1	0	2
Ron Reed, R (1, 1) OBP: 0.107, SLG: 0.107	0-3 K			0-3 K	0-3 K		0-3 K			0	0	0	0	0	0	0
Mike McQueen, L (2, 1) OBP: 0.154, SLG: 0.154										2	0	0	0	0	2	1
Steve Barber, L (5, 1) OBP: 0.182, SLG: 0.100										1	0	0	0	0	1	0
Oscar Brown, R (7, PH) OBP: 0.258, SLG: 0.250										1	0	0	0	0	1	1
Bob Priddy, R (8, 1) OBP: 0.182, SLG: 0.273										0	0	0	0	0	0	0
Inning Stats	R: 1 H: 1 E: 0 LOB: 3 K: 1 BB: 2 S: 6 P: 15	R: 0 H: 1 E: 0 LOB: 2 K: 1 BB: 1 S: 6 P: 10	R: 0 H: 0 E: 1 LOB: 2 K: 1 BB: 1 S: 6 P: 10	R: 0 H: 0 E: 0 LOB: 0 K: 1 BB: 0 S: 5 P: 5	R: 4 H: 4 E: 0 LOB: 0 K: 1 BB: 0 S: 9 P: 9	R: 1 H: 2 E: 0 LOB: 1 K: 0 BB: 0 S: 5 P: 5	R: 0 H: 0 E: 1 LOB: 1 K: 1 BB: 0 S: 6 P: 6	R: 0 H: 0 E: 0 LOB: 1 K: 1 BB: 1 S: 4 P: 8	R: 0 H: 0 E: 0 LOB: 0 K: 0 BB: 0 S: 3 P: 3	1B: 7 SF: 0 2B: 0 SAC: 0 3B: 0 DP: 1 HR: 1 HBP: 1						

livebaseballscorecards.com

AB	36
R	6
H	8
RBI	6
BB	5
SO	7
LOB	17

WP: 1 PA: 42
PB: 1
SB: 0
CS: 0

PITCHER		IP	WLS	BF	H	R	ER	SO	BB	IBB	HBP	BLK	WP	HR	S	P	ERA	WHIP
Nolan Ryan, R ERA: 2.98	(1, 1)	8.0	W	39	8	6	6	7	5	0	1	0	1	1	47	68	6.75	1.625
Ron Taylor, R ERA: 3.17	(9, 1)	1.0	S	3	0	0	0	0	0	0	0	0	0	0	3	3	0.00	0.000

PITCHER	IP	WLS	BF	H	R	ER	SO	BB	IBB	HBP	BLK	WP	HR	S	P	ERA	WHIP

Batter	1	2	3	4	5	6	7	8	9	AB	R	H	RBI	BB	SO	LOB
Bud Harrelson, S (1, 6) OBP: 0.348, SLG: 0.337	4-3		FC6 1-2f			BB 1B		BB BB		3	0	1	0	1	0	1
Wayne Garrett, L (1, 5) OBP: 0.400, SLG: 0.322	6-3			G3		FC6 1-2 BB		BB 1-2 BB		2	0	0	0	2	0	0
Tommie Agee, R (1, 8) OBP: 0.360, SLG: 0.431	K			K		K		K		4	0	0	0	0	4	4
Cleon Jones, R (1, 7) OBP: 0.383, SLG: 0.474		5-3		P4		FC6 1-2f			6-3	4	0	0	0	0	0	2
Ed Kranepool, L (1, 3) OBP: 0.334, SLG: 0.449		K			F7		G4-3 1B		L7	4	0	1	0	0	1	0
Ken Boswell, L (1, 4) OBP: 0.339, SLG: 0.368		K			FC4-6 1B		F8		F8	4	0	1	0	0	1	1
Ken Singleton, S (1, 9) OBP: 0.389, SLG: 0.365			4-3		FC4-6 1-2f		G4-3 1-2f			3	0	0	0	0	0	2
Duffy Dyer, R (1, 2) OBP: 0.319, SLG: 0.363			FC6-4 1B		F7			5-3		3	0	1	0	0	0	1
Charlie Williams, R (1, 1) OBP: 0.190, SLG: 0.105 Danny Frisella, L (2, 1) OBP: 0.250, SLG: 0.250 Art Shamsky, L (6, PH) OBP: 0.307, SLG: 0.439 Ray Sadecki, L (6, 1) OBP: 0.313, SLG: 0.267 Bob Aspromonte, R (8, PH) OBP: 0.297, SLG: 0.321 Jim McAndrew, R (8, 1) OBP: 0.143, SLG: 0.154			FC6-4 FC6 1-2f			K		6-3		0 1 1 0 1	0 0 0 0 0	0 0 0 0 0	0 0 0 0 0	0 0 1 0 0	0 0 0 0 0	0 1 0 0 0
Inning Stats	R: 0 E: 0 K: 1 S: 5 H: 0 LOB: 0 BB: 0 P: 5	R: 0 E: 0 K: 2 S: 7 H: 0 LOB: 0 BB: 0 P: 7	R: 0 E: 0 K: 0 S: 4 H: 1 LOB: 1 BB: 0 P: 4	R: 0 E: 0 K: 1 S: 5 H: 0 LOB: 0 BB: 0 P: 5	R: 0 E: 0 K: 0 S: 4 H: 1 LOB: 1 BB: 0 P: 4	R: 0 E: 0 K: 2 S: 8 H: 1 LOB: 2 BB: 1 P: 12	R: 0 E: 0 K: 0 S: 3 H: 1 LOB: 0 BB: 0 P: 3	R: 0 E: 0 K: 1 S: 5 H: 0 LOB: 2 BB: 2 P: 13	R: 0 E: 0 K: 0 S: 3 H: 0 LOB: 0 BB: 0 P: 3	1B: 4 2B: 0 3B: 0 HR: 0 SF: 0 SAC: 0 DP: 1 HBP: 0						

PITCHER	IP	WLS	BF	H	R	ER	SO	BB	IBB	HBP	BLK	WP	HR	S	P	ERA	WHIP
Phil Niekro, R (1, 1) ERA: 2.82	9.0	W	33	4	0	0	7	3	0	0	0	0	0	44	56	0.00	0.778

PITCHER	IP	WLS	BF	H	R	ER	SO	BB	IBB	HBP	BLK	WP	HR	S	P	ERA	WHIP

TOP

New York Mets @ Atlanta Braves

Atlanta Stadium, Atlanta, GA

Sun Aug 08 1971, 3:33 AM EDT

Att. 15,664 - Unknown

livebaseballscorecards.com

AB	30
R	0
H	4
RBI	0
BB	3
SO	7
LOB	12

WP: 0 PA: 33
PB: 0
SB: 0
CS: 0

New York Mets @ Atlanta Braves

Atlanta Stadium, Atlanta, GA

Sun Aug 08 1971, 3:33 AM EDT

Att. 15,664 - Unknown

BOTTOM

livebaseballscorecards.com

Batter	1	2	3	4	5	6	7	8	9	AB	R	H	RBI	BB	SO	LOB
Felix Millan, R (1, 4) OBP: 0.354, SLG: 0.375	SF8 3B	1B 1B 1-3 2-H 3-H		5-3			4-3			4	2	2	2	0	0	1
Ralph Garr, L (1, 7) OBP: 0.368, SLG: 0.436	SF8 3-H	S 1B 1-3 1B		2-3			4-3			3	1	1	1	0	0	1
Hank Aaron, R (1, 3) OBP: 0.408, SLG: 0.630	1B 2B	1-H 3-H 1B			6-3		F9			4	0	2	2	0	0	0
Mike Lum, L (1, 9) OBP: 0.362, SLG: 0.403	G6-3 2-3 1B	4-3			K			P5		4	0	1	0	0	1	1
Earl Williams, R (1, 2) OBP: 0.310, SLG: 0.438	G6-3 1-2f		G5-4-3 1B		FC6-4 BB			G5-4-3 BB		2	0	1	0	2	0	2
Tommie Aaron, R (1, 5) OBP: 0.091, SLG: 0.091		P5	G5-4-3 1-2f		FC6-4 1-2f			G5-4-3 1-2f		4	0	0	0	0	0	3
Sonny Jackson, L (1, 8) OBP: 0.319, SLG: 0.347		1B CS 1B 1B	2-4 1B				F8			3	1	2	0	0	0	0
Marty Perez, R (1, 6) OBP: 0.275, SLG: 0.294		1B 1B 1-2 BB	2-4 1-2	SH3-4 1B			6-3			2	1	1	0	1	0	0
Phil Niekro, R (1, 1) OBP: 0.162, SLG: 0.167		1B 1-2 2-3 1B		SH3-4 1-2			K			2	0	1	0	0	1	0
Inning Stats	R: 1 E: 0 K: 0 S: 5 H: 3 LOB: 1 BB: 0 P: 5	R: 4 E: 0 K: 0 S: 7 H: 5 LOB: 1 BB: 1 P: 11	R: 0 E: 0 K: 0 S: 3 H: 2 LOB: 1 BB: 0 P: 3	R: 0 E: 0 K: 0 S: 4 H: 1 LOB: 1 BB: 0 P: 4	R: 0 E: 0 K: 1 S: 5 H: 0 LOB: 1 BB: 1 P: 9	R: 0 E: 0 K: 1 S: 5 H: 0 LOB: 0 BB: 0 P: 5	R: 0 E: 0 K: 0 S: 3 H: 0 LOB: 0 BB: 0 P: 3	R: 0 E: 0 K: 0 S: 2 H: 0 LOB: 0 BB: 1 P: 6		1B: 9 2B: 1 3B: 1 HR: 0	SF: 1 SAC: 1 DP: 3 HBP: 0			WP: 0 PB: 0 SB: 1 CS: 1	PA: 33		

	AB	28
	R	5
	H	11
	RBI	5
	BB	3
	SO	2
	LOB	8

PITCHER		IP	WLS	BF	H	R	ER	SO	BB	IBB	HBP	BLK	WP	HR	S	P	ERA	WHIP
Charlie Williams, R ERA: 5.68	(1, 1)	1.2	L	11	7	5	5	0	1	0	0	0	0	0	10	14	27.00	4.800
Danny Frisella, R ERA: 2.31	(2, 1)	3.1		14	4	0	0	1	1	0	0	0	0	0	14	18	0.00	1.500
Ray Sadecki, L ERA: 2.34	(6, 1)	2.0		6	0	0	0	1	0	0	0	0	0	0	8	8	0.00	0.000
Jim McAndrew, R ERA: 5.02	(8, 1)	1.0		3	0	0	0	0	1	0	0	0	0	0	2	6	0.00	1.000

PITCHER	IP	WLS	BF	H	R	ER	SO	BB	IBB	HBP	BLK	WP	HR	S	P	ERA	WHIP

Atlanta Braves @ St. Louis Cardinals

Busch Stadium, St. Louis, MO

Tue Aug 10 1971, 7:05 PM CDT

Att. 20,921 - Unknown

TOP

livebaseballscorecards.com

Batter	1	2	3	4	5	6	7	8	9	AB	R	H	RBI	BB	SO	LOB
Felix Millan, R (1, 4) OBP: 0.352, SLG: 0.374	F7		F7		FC5-2, E, 1-2, 1B		SF8, 2-3, 3-H		F9	4	0	1	1	0	0	1
Ralph Garr, L (1, 7) OBP: 0.367, SLG: 0.434	6-3, 1B			F8	E4, FC5-2, 1-2, 2-3		6-3			4	0	1	0	0	0	3
Hank Aaron, R (1, 3) OBP: 0.409, SLG: 0.627	6-3, 1-2			1B, 1B	FC5-2, 1-2, 2-3, 3-Hf		FC6-4, IBB			3	0	1	0	1	0	4
Mike Lum, L (1, 9) OBP: 0.360, SLG: 0.401		F7		1-2, 1B	F8		FC6-4, 1-2f			4	0	1	0	0	0	5
Earl Williams, R (1, 2) OBP: 0.307, SLG: 0.433		F8		K		K		4-3		4	0	0	0	0	2	2
Sonny Jackson, L (1, 8) OBP: 0.316, SLG: 0.343		K		F9		6-3		B1		4	0	0	0	0	1	2
Zoilo Versalles, R (1, 5) OBP: 0.253, SLG: 0.381			6-3		SH5-4, 1B, 1B	5-3		1-3		4	1	1	0	0	0	0
Gil Garrido, R (8, 5) OBP: 0.263, SLG: 0.167										0	0	0	0	0	0	0
Marty Perez, R (1, 6) OBP: 0.275, SLG: 0.295			F7		SH5-4, 1-2		SH, SF8, 1B		6-3	3	1	1	0	0	0	0
George Stone, L (1, 1) OBP: 0.212, SLG: 0.235										2	0	2	1	0	0	0
Cecil Upshaw, R (8, 1)			1B		E, 1B, FC5-2, 2-H, 1B		SH, SF8, 1-3		6-3	1	0	0	0	0	0	0
Inning Stats	R: 0 E: 0 K: 0 S: 3 H: 1 LOB: 0 BB: 0 P: 3	R: 0 E: 0 K: 1 S: 5 H: 0 LOB: 0 BB: 0 P: 5	R: 0 E: 0 K: 0 S: 4 H: 1 LOB: 1 BB: 0 P: 4	R: 0 E: 0 K: 1 S: 7 H: 2 LOB: 2 BB: 0 P: 7	R: 1 E: 1 K: 0 S: 7 H: 3 LOB: 3 BB: 0 P: 7	R: 0 E: 0 K: 1 S: 5 H: 0 LOB: 0 BB: 0 P: 5	R: 1 E: 1 K: 0 S: 5 H: 1 LOB: 2 BB: 1 P: 9	R: 0 E: 0 K: 0 S: 3 H: 0 LOB: 0 BB: 0 P: 3	R: 0 E: 0 K: 0 S: 3 H: 0 LOB: 0 BB: 0 P: 3	1B: 8 2B: 0 3B: 0 HR: 0 SF: 1 SAC: 2 DP: 0 HBP: 0						

	AB	33
	R	2
	H	8
	RBI	2
	BB	1
	SO	3
	LOB	17

WP: 0 PB: 0 SB: 0 CS: 0 PA: 37

PITCHER		IP	WLS	BF	H	R	ER	SO	BB	IBB	HBP	BLK	WP	HR	S	P	ERA	WHIP
Reggie Cleveland, R ERA: 3.76	(1, 1)	8.0	L	34	8	2	1	3	0	1	0	0	0	0	39	43	1.12	1.000
Frank Linzy, R ERA: 1.9	(9, 1)	1.0		3	0	0	0	0	0	0	0	0	0	0	3	3	0.00	0.000

PITCHER	IP	WLS	BF	H	R	ER	SO	BB	IBB	HBP	BLK	WP	HR	S	P	ERA	WHIP

Batter	1	2	3	4	5	6	7	8	9	AB	R	H	RBI	BB	SO	LOB
Lou Brock, L (1, 7) OBP: 0.387, SLG: 0.433	F8		4-3			4-3		FC1-6 S 1-2f		4	0	0	0	0	0	1
Ted Sizemore, R (1, 9) (8, 4) OBP: 0.319, SLG: 0.335	F7			1B G6-4-3 1B		P4		1-3 1-3		4	1	1	0	0	0	1
Matty Alou, L (1, 3) OBP: 0.353, SLG: 0.419	K			G6-4-3 1-3 1B		FC6-4 1B		F8		4	0	2	0	0	1	1
Joe Torre, R (1, 5) OBP: 0.416, SLG: 0.537		5-3		G6-4-3 1-2f 3-H		FC6-4 1-2f			4-3	4	0	0	0	0	0	2
Ted Simmons, S (1, 2) OBP: 0.358, SLG: 0.410		F8 2B		5-3			5-3		BBBB G4-6-3 BB	3	0	1	0	1	0	0
Jose Cruz, L (1, 8) OBP: 0.396, SLG: 0.405		F8 2-3			S 1B		G5-3 2B		G4-6-3 1-2f	4	0	2	0	0	0	2
Ted Kubiak, S (1, 4) OBP: 0.326, SLG: 0.341 Jerry McNertney, R (7, PH) OBP: 0.344, SLG: 0.473 Bob Stinson, S (7, PR) OBP: 0.200, SLG: 0.200 (8, 9)		4-3			E4 G6-4-3 1-2		BBBB BB			2 0 0	0 0 0	0 0 0	0 0 0	0 1 0	0 0 0	2 0 0
Dal Maxvill, R (1, 6) OBP: 0.299, SLG: 0.268			6-3		L5		G5-3 2-3f			3	0	0	0	0	0	4
Reggie Cleveland, R (1, 1) OBP: 0.159, SLG: 0.194 Jim Beauchamp, R (8, PH) OBP: 0.283, SLG: 0.381 Frank Linzy, R (9, 1) OBP: 0.333, SLG: 0.333			SSS K		G6-4-3 1-2f			FC1-6 1B		2 1 0	0 0 0	0 1 0	0 0 0	0 0 0	1 0 0	2 0 0
Inning Stats	R: 0 E: 0 K: 1 S: 5 H: 0 LOB: 0 BB: 0 P: 5	R: 0 E: 0 K: 0 S: 4 H: 1 LOB: 1 BB: 0 P: 4	R: 0 E: 0 K: 1 S: 5 H: 0 LOB: 0 BB: 0 P: 5	R: 1 E: 0 K: 0 S: 4 H: 2 LOB: 0 BB: 0 P: 4	R: 0 E: 1 K: 0 S: 4 H: 1 LOB: 1 BB: 0 P: 4	R: 0 E: 0 K: 0 S: 4 H: 1 LOB: 1 BB: 0 P: 4	R: 0 E: 0 K: 0 S: 3 H: 1 LOB: 1 BB: 1 P: 7	R: 0 E: 0 K: 0 S: 4 H: 1 LOB: 1 BB: 0 P: 4	R: 0 E: 0 K: 0 S: 2 H: 0 LOB: 0 BB: 1 P: 6	1B: 5 2B: 2 3B: 0 HR: 0	SF: 0 SAC: 0 DP: 4 HBP: 0						

PITCHER		IP	WLS	BF	H	R	ER	SO	BB	IBB	HBP	BLK	WP	HR	S	P	ERA	WHIP
George Stone, L ERA: 2.71	(1, 1)	7.1	W	28	7	1	1	2	1	0	0	0	0	0	31	35	1.23	1.091
Cecil Upshaw, R ERA: 3.7	(8, 1)	1.2	S	5	0	0	0	0	1	0	0	0	0	0	4	8	0.00	0.600

PITCHER	IP	WLS	BF	H	R	ER	SO	BB	IBB	HBP	BLK	WP	HR	S	P	ERA	WHIP

BOTTOM

Atlanta Braves @ St. Louis Cardinals

Busch Stadium, St. Louis, MO

Tue Aug 10 1971, 7:05 PM CDT

Att. 20,921 - Unknown

livebaseballscorecards.com

AB	31
R	1
H	7
RBI	0
BB	2
SO	2
LOB	15

Batter	1	2	3	4	5	6	7	8	9	AB	R	H	RBI	BB	SO	LOB
Sonny Jackson, L (1, 8) OBP: 0.320, SLG: 0.351	S S S 0-3 ① K			x 0-0 1B SF9 1B		x 0-0 ③ 5-3		x 0-0 1B 1B	x 0-0 2B 3B	5	3	3	0	0	1	0
Ralph Garr, L (1, 7) OBP: 0.369, SLG: 0.435 Oscar Brown, R (8, 7) OBP: 0.281, SLG: 0.310	x 0-0 ② F8			x 0-0 ① F2			x 0-0 1B 1B	x 0-0 1B 1-3 BB 1B	x 0-0 3-H 2B	4 1	2 0	2 1	0 1	0 0	0 0	1 0
Hank Aaron, R (1, 3) OBP: 0.409, SLG: 0.624	x 0-0 ③ F8			x 0-0 CS 1-3 1B			x 0-0 ① F5	x 0-0 BB BB 2B 1-3 3-H 1B	x 0-0 ② F3	5	1	2	1	0	0	2
Mike Lum, L (1, 9) OBP: 0.361, SLG: 0.401		x 0-0 ① 4-3		x 0-0 ② SF9 3-H			x 0-0 1B 2B 1-3 1B	x 0-0 ② P6	B B B B 4-0 BB	3	1	1	1	1	0	2
Earl Williams, R (1, 2) OBP: 0.308, SLG: 0.431		x 0-0 ② F8		0-0 ③ CS 1-2	x 0-0 G4-3 1B		S S S 0-3 ② K	B B B B 4-0 BB 1-2 2B BB	x 0-0 ③ F3	4	1	1	0	1	1	4
Zoilo Versalles, R (1, 5) OBP: 0.260, SLG: 0.380		S S S 0-3 ③ K			x 0-0 ① F9		x 0-0 2B 1-2 3-H 1B	B B B B 4-0 1-2 2-3 3-H 2B BB		3	1	1	2	1	1	1
Gil Garrido, R (1, 4) OBP: 0.273, SLG: 0.205			x 0-0 ① 5-3		x 0-0 ② ③ G4-3 1-2f		x 0-0 1-3 2-H 2B	x 0-0 1-H 2-H 3-H 2B		4	0	2	4	0	0	1
Marty Perez, R (1, 6) OBP: 0.271, SLG: 0.290			x 0-0 ② G3			x 0-0 ① 5-3	x 0-0 ③ 6-3	x 0-0 ③ 1-3		4	0	0	0	0	0	3
Tom Kelley, R (1, 1) OBP: 0.071, SLG: 0.071 Mike McQueen, L (8, 1) OBP: 0.143, SLG: 0.143			S S S 0-3 ③ K			x 0-0 ② F9		S S S 0-3 ① K	S S S 0-3 ① K	3 1	0 0	0 0	0 0	0 0	2 1	0 0
Inning Stats	R: 0 E: 0 K: 1 S: 5 H: 0 LOB: 0 BB: 0 P: 5	R: 0 E: 0 K: 1 S: 5 H: 0 LOB: 0 BB: 0 P: 5	R: 0 E: 0 K: 1 S: 5 H: 0 LOB: 0 BB: 0 P: 5	R: 1 E: 0 K: 0 S: 4 H: 2 LOB: 0 BB: 0 P: 4	R: 0 E: 0 K: 0 S: 3 H: 1 LOB: 0 BB: 0 P: 3	R: 0 E: 0 K: 0 S: 3 H: 0 LOB: 0 BB: 0 P: 3	R: 2 E: 0 K: 1 S: 9 H: 4 LOB: 2 BB: 0 P: 9	R: 5 E: 0 K: 1 S: 9 H: 4 LOB: 1 BB: 2 P: 17	R: 1 E: 0 K: 1 S: 7 H: 2 LOB: 2 BB: 1 P: 11	1B: 9 2B: 3 3B: 1 HR: 0 SF: 1 SAC: 0 DP: 1 HBP: 0						WP: 0 PB: 0 SB: 0 CS: 1 PA: 42	

TOP

Atlanta Braves @ St. Louis Cardinals

Busch Stadium, St. Louis, MO

Wed Aug 11 1971, 7:05 PM CDT

Att. 21,906 - Unknown

livebaseballscorecards.com

AB	37
R	9
H	13
RBI	9
BB	3
SO	6
LOB	14

PITCHER		IP	WLS	BF	H	R	ER	SO	BB	IBB	HBP	BLK	WP	HR	S	P	ERA	WHIP
Chris Zachary, R ERA: 5.4	(1, 1)	7.1	L	29	9	5	5	5	0	0	0	0	0	0	39	39	6.14	1.227
Moe Drabowsky, R ERA: 3.53	(8, 1)	0.2		6	2	3	3	0	2	0	0	0	0	0	4	12	40.50	6.000
Daryl Patterson, R ERA: 5.72	(9, 1)	1.0		6	2	1	1	1	1	0	0	0	0	0	7	11	9.00	3.000

PITCHER	IP	WLS	BF	H	R	ER	SO	BB	IBB	HBP	BLK	WP	HR	S	P	ERA	WHIP

Batter	1	2	3	4	5	6	7	8	9	AB	R	H	RBI	BB	SO	LOB
Lou Brock, L (1, 7) OBP: 0.387, SLG: 0.430	BBBB 4-0 CS BB	SSS 0-3 ② K		x 0-0 ③ F7		BBBB 4-0 1B G3 BB		SSS 0-3 ② K		3	0	0	0	2	2	2
Jose Cruz, L (1, 8) OBP: 0.396, SLG: 0.400	x 0-0 ① BB 1B 1-2 1B	SSS 0-3 ③ K			BBBB 4-0 1B 1B BB	x 0-0 ② G3 1-2		x 0-0 ③ F9		4	2	1	0	1	1	3
Matty Alou, L (1, 3) OBP: 0.356, SLG: 0.419	BBBB 4-0 1B 1-2 1B BB	x 0-0 ① F9		x 0-0 1B 1-2 1B	x 0-0 1B 2-3 1B		x 0-0 ① F8		4	0	2	0	1	0	0
Joe Torre, R (1, 5) OBP: 0.416, SLG: 0.536	x 0-0 1B 1-2 2-H 1B	SSS 0-3 ② K		x 0-0 ① 1B 1-3 2-H 1B	x 0-0 ③ F8		x 0-0 ② F8		5	1	2	2	0	1	2
Ted Simmons, S (1, 2) OBP: 0.363, SLG: 0.414	SSS 0-3 ② K	BBBB 4-0 BB BB		x 0-0 2-H 1B		x 0-0 G4-3 1B		x 0-0 1B		4	0	3	1	1	1	2
Joe Hague, L (1, 9) OBP: 0.325, SLG: 0.365	x 0-0 ③ 1-2 2-H 1B	BBBB 4-0 1-2 BB		4-0 IBB		x 0-0 ①② G4-3 1-2f		SSS 0-3 ③ K2-3		3	0	1	0	2	1	2
Ted Sizemore, R (1, 4) OBP: 0.321, SLG: 0.341	x 0-0 1B 1B	x 0-0 ③ F8		x 0-0 ② F9		x 0-0 2B				4	0	2	0	0	0	4
Ted Kubiak, S (1, 6) OBP: 0.322, SLG: 0.336	SSS 0-3 ① K	x 0-0 ① F8		x 0-0 ③ 1-4-3		x 0-0 ③ F7				4	0	0	0	0	1	4
Chris Zachary, L (1, 1) OBP: 0.267, SLG: 0.267 Moe Drabowsky, R (8, 1) Jim Beauchamp, R (8, PH) OBP: 0.281, SLG: 0.378 Daryl Patterson, L (9, 1)	x 0-0 1-2 1B	x 0-0 ② P5		x 0-0 ① G3		x 0-0 ① F8				3 0 1 0	0 0 0 0	1 0 0 0	0 0 0 0	0 0 0 0	0 0 0 0	0 0 0 0
Inning Stats	R: 1 H: 3 E: 0 LOB: 3 K: 1 BB: 2 S: 6 P: 14	R: 0 H: 2 E: 0 LOB: 2 K: 3 BB: 0 S: 11 P: 11	R: 0 H: 0 E: 0 LOB: 2 K: 1 BB: 2 S: 5 P: 13	R: 0 H: 0 E: 0 LOB: 0 K: 0 BB: 0 S: 3 P: 3	R: 2 H: 3 E: 0 LOB: 2 K: 0 BB: 2 S: 5 P: 13	R: 0 H: 1 E: 0 LOB: 2 K: 0 BB: 1 S: 4 P: 8	R: 0 H: 2 E: 0 LOB: 1 K: 0 BB: 0 S: 4 P: 4	R: 0 H: 0 E: 0 LOB: 0 K: 1 BB: 0 S: 5 P: 5	R: 0 H: 1 E: 0 LOB: 1 K: 1 BB: 0 S: 6 P: 6	1B: 11 2B: 1 3B: 0 HR: 0	SF: 0 SAC: 0 DP: 1 HBP: 0					

PITCHER		IP	WLS	BF	H	R	ER	SO	BB	IBB	HBP	BLK	WP	HR	S	P	ERA	WHIP
Tom Kelley, R ERA: 2.78	(1, 1)	7.0	W	35	11	3	3	5	6	1	0	0	0	0	38	66	3.86	2.429
Mike McQueen, L ERA: 3.4	(8, 1)	2.0	S	7	1	0	0	2	0	0	0	0	0	0	11	11	0.00	0.500

PITCHER	IP	WLS	BF	H	R	ER	SO	BB	IBB	HBP	BLK	WP	HR	S	P	ERA	WHIP

BOTTOM

Atlanta Braves @ St. Louis Cardinals

Busch Stadium, St. Louis, MO

Wed Aug 11 1971, 7:05 PM CDT

Att. 21,906 - Unknown

livebaseballscorecards.com

AB	35
R	3
H	12
RBI	3
BB	7
SO	7
LOB	19

WP: 0 PA: 42
PB: 0
SB: 0
CS: 1

Houston Astros @ Atlanta Braves

Atlanta Stadium, Atlanta, GA

Thu Aug 12 1971, 7:05 PM EDT

Att. 10,430 - Unknown

TOP

livebaseballscorecards.com

Batter	1	2	3	4	5	6	7	8	9	AB	R	H	RBI	BB	SO	LOB
Jesus Alou, R (1, 7) OBP: 0.336, SLG: 0.402	0-0 1B 1B	0-0 L4 ③			1-3 ② 1-2			WP 1B 2B 1B	0-0 HR	2	1	1	0	0	0	1
Rich Chiles, L (5, PH) OBP: 0.407, SLG: 0.511 (5, 7)										3	2	2	1	0	0	1
Joe Morgan, L (1, 4) OBP: 0.354, SLG: 0.404	0-3 K ①		0-3 K ①		0-0 F7 ③			0-0 2B WP 1-2 6-3 1B	0-0 L9 ③	5	1	1	0	0	2	2
Cesar Cedeno, R (1, 8) OBP: 0.289, SLG: 0.403	0-0 1B 1-2 1B		0-3 5-3 ②			0-0 3B		0-0 6-3 1B 1-3 2-H 2B		4	1	3	1	0	0	0
Bob Watson, R (1, 3) OBP: 0.348, SLG: 0.387	0-0 1-3 2-H 1B		0-3 K ③			0-3 K ①		0-0 6-3 ① 2-3 3-H		4	0	1	2	0	2	2
Doug Rader, R (1, 5) OBP: 0.306, SLG: 0.377	0-3 K ②			0-0 5-3 ①		0-3 K ②		0-0 S 3-H 1B		4	0	1	1	0	2	3
Denis Menke, R (1, 6) OBP: 0.338, SLG: 0.332	0-0 6-3 ③			0-0 F8 ②		0-0 F8 ③		0-0 F3 ②		4	0	0	0	0	0	4
Jimmy Wynn, R (1, 9) OBP: 0.316, SLG: 0.319		0-0 2B		0-0 6-3 ③			0-0 4-3 ①	0-0 F7 ③ 1-2		4	0	1	0	0	0	1
Jack Hiatt, R (1, 2) OBP: 0.406, SLG: 0.344		0-3 K ①			0-0 1-3 1B		0-0 F8 ②		0-3 K ①	1	0	0	0	0	1	1
Johnny Edwards, L (5, PH) OBP: 0.278, SLG: 0.307 (5, 2)										3	0	1	0	0	1	0
Wade Blasingame, L (1, 1) OBP: 0.300, SLG: 0.333		0-0 6-3 ②			0-3 K ①		0-0 4-3 ③		0-0 F8 ②	1	0	0	0	0	0	1
Buddy Harris, R (2, 1)										0	0	0	0	0	0	0
Denny Lemaster, R (4, 1) OBP: 0.167, SLG: 0.167										2	0	0	0	0	1	1
Cesar Geronimo, L (9, PH) OBP: 0.296, SLG: 0.320										1	0	0	0	0	0	0

	AB	38
	R	5
	H	11
	RBI	5
	BB	0
	SO	9
	LOB	17

Inning Stats	1	2	3	4	5	6	7	8	9	1B: 7	SF: 0	WP: 1	PA: 38
R	1	0	0	0	0	0	0	3	1	2B: 2	SAC: 0	PB: 0	
E	0	0	0	0	0	0	0	0	0	3B: 1	DP: 0	SB: 1	
K	2	1	2	0	1	2	3	0	1	HR: 1	HBP: 0	CS: 0	
S	10	6	7	3	6	8	3	7	6				
H	3	1	0	0	1	1	0	4	1				
LOB	2	1	0	0	1	1	0	1	1				
BB	0	0	0	0	0	0	0	0	0				
P	10	6	7	3	6	8	3	7	6				

PITCHER	IP	WLS	BF	H	R	ER	SO	BB	IBB	HBP	BLK	WP	HR	S	P	ERA	WHIP
Ron Reed, R (1, 1) ERA: 3.32	9.0	W	38	11	5	5	9	0	0	0	0	1	1	56	56	5.00	1.222

PITCHER	IP	WLS	BF	H	R	ER	SO	BB	IBB	HBP	BLK	WP	HR	S	P	ERA	WHIP

Batter	1	2	3	4	5	6	7	8	9	AB	R	H	RBI	BB	SO	LOB
Sonny Jackson, L (1, 8) OBP: 0.318, SLG: 0.350	0-0 1B SF9 1B	0-0 ① F7	0-0 ② FC4-6 1-2f 3-H	0-0 ③ P6			0-0 ① F7			5	1	1	1	0	0	5
Tommie Aaron, R (1, 3) OBP: 0.250, SLG: 0.250	0-0 1B 1B 6-3 1-3 1B	0-0 BB 1B 1B	0-0 ③ 5-3		0-0 ① 6-3		0-0 HBP 1-2 1B			5	2	3	0	0	0	1
Hank Aaron, R (1, 9) OBP: 0.409, SLG: 0.622 Oscar Brown, R (8, 9) OBP: 0.281, SLG: 0.310	0-0 ① SF9 3-H B B B B	4-0 1B 1-2 BB		0-0 WP HR 1B	0-0 ② F8		0-0 ② F8			3 0	1 0	1 0	1 0	1 0	0 0	2 0
Earl Williams, R (1, 2) OBP: 0.317, SLG: 0.454	0-0 6-3 1B 2B 1-2 1B	0-0 1-2 2-H 1B		0-0 1-H HR	0-0 HR		H 1-0 1-2 2-3 HBP			4	3	4	4	0	0	0
Zoilo Versalles, R (1, 5) OBP: 0.258, SLG: 0.374	0-0 6-3 2B 1-2 2-3 1B S S S	0-3 ② K		0-0 ① 6-3	0-0 ③ F3		0-0 ③ F4			5	1	1	0	0	1	5
Mike Lum, L (1, 7) OBP: 0.359, SLG: 0.397	0-0 ② 6-3 1-2 2-3 3-H	0-0 ③ G3		0-0 2B 1B		0-0 ① F7		0-0 ① P5		5	0	1	1	0	0	4
Gil Garrido, R (1, 4) OBP: 0.279, SLG: 0.217	B B B B 4-0 2B BB		0-0 ① F8	0-0 1-3 2B		0-0 ② 5-3		0-0 ② P6		4	1	1	0	1	0	0
Marty Perez, R (1, 6) OBP: 0.277, SLG: 0.301	0-0 1-H 2-H 3-H 2B		0-0 1B FC4-6 2B	4-0 IBB		0-0 ③ 2-3		0-0 ③ F5		4	1	2	3	1	0	0
Ron Reed, R (1, 1) OBP: 0.133, SLG: 0.133	0-0 ③ F8		0-0 FC4-6 2-3 1B S S S	0-3 ② K			0-0 HBP 1B 1B			4	0	2	0	0	1	4
Inning Stats	R: 5 E: 0 K: 0 S: 8 H: 5 LOB: 1 BB: 1 P: 12	R: 1 E: 0 K: 1 S: 7 H: 2 LOB: 2 BB: 1 P: 11	R: 1 E: 0 K: 0 S: 5 H: 2 LOB: 1 BB: 0 P: 5	R: 2 E: 0 K: 1 S: 9 H: 4 LOB: 3 BB: 1 P: 13	R: 1 E: 0 K: 0 S: 4 H: 1 LOB: 0 BB: 0 P: 4	R: 0 E: 0 K: 0 S: 3 H: 0 LOB: 0 BB: 0 P: 3	R: 0 E: 0 K: 0 S: 5 H: 2 LOB: 3 BB: 0 P: 6	R: 0 E: 0 K: 0 S: 3 H: 0 LOB: 0 BB: 0 P: 3		1B: 11 2B: 3 3B: 0 HR: 2	SF: 1 SAC: 0 DP: 0 HBP: 1					

PITCHER		IP	WLS	BF	H	R	ER	SO	BB	IBB	HBP	BLK	WP	HR	S	P	ERA	WHIP
Wade Blasingame, L ERA: 4.15	(1, 1)	1.1	L	12	6	6	6	0	2	0	0	0	0	0	10	18	40.50	6.000
Buddy Harris, R ERA: 6.23	(2, 1)	2.0		13	7	3	3	1	0	0	0	0	1	1	15	15	13.50	3.500
Denny Lemaster, L ERA: 2.89	(4, 1)	4.2		19	3	1	1	1	0	1	1	0	0	1	19	24	1.93	0.643

PITCHER	IP	WLS	BF	H	R	ER	SO	BB	IBB	HBP	BLK	WP	HR	S	P	ERA	WHIP

BOTTOM

Houston Astros @ Atlanta Braves

Atlanta Stadium, Atlanta, GA

Thu Aug 12 1971, 7:05 PM EDT

Att. 10,430 - Unknown

livebaseballscorecards.com

AB	39
R	10
H	16
RBI	10
BB	3
SO	2
LOB	21

Houston Astros @ Atlanta Braves

Atlanta Stadium, Atlanta, GA

Fri Aug 13 1971, 7:05 PM EDT

Att. 11,568 - Unknown

TOP

livebaseballscorecards.com

Batter	1	2	3	4	5	6	7	8	9	AB	R	H	RBI	BB	SO	LOB
Jimmy Wynn, R (1, 9) OBP: 0.317, SLG: 0.320	S S S 0-3 ① K		x 0-0 1B HR 1B	x 0-0 ②③ G6-4-3 1-2f			x 0-0 HR 1B		S S S 0-3 ① K	5	2	2	0	0	2	2
Cesar Geronimo, L (9, 9) OBP: 0.296, SLG: 0.320										0	0	0	0	0	0	0
Joe Morgan, L (1, 4) OBP: 0.358, SLG: 0.414	x 0-0 ② F8		x 0-0 1-3 HR 1B		B B B 4-0 G6-4-3 BB		x 0-0 1-H HR		x 0-0 FC6 1-3 1B	4	2	3	2	1	0	0
Cesar Cedeno, R (1, 8) OBP: 0.288, SLG: 0.408	S S S 0-3 ③ K		x 0-0 1-H 3-H HR		S S S 0-3 ① K		x 0-0 ① F7		x 0-0 ② FC6 1-2f 3-H	5	1	1	4	0	2	2
Bob Watson, R (1, 3) OBP: 0.346, SLG: 0.390		S S S 0-3 ① K	x 0-0 1B 3B		x 0-0 ②③ G6-4-3 1-2f		S S S 0-3 ② K		x 0-0 ③ 4-3	5	1	1	0	0	2	2
Denis Menke, R (1, 6) OBP: 0.339, SLG: 0.331		B B B 4-0 1-3 1B BB	x 0-0 ① 5-3			B B B 4-0 1B BB	S S S 0-3 ③ K			2	1	0	0	2	1	1
Doug Rader, R (1, 5) OBP: 0.308, SLG: 0.378	x 0-0 ② 1-3 1-2		x 0-0 G3-6-3 3-H 1B			x 0-0 1-2 1B		x 0-0 ① F8		4	0	2	1	0	0	1
Rich Chiles, L (1, 7) OBP: 0.397, SLG: 0.490	x 0-0 1B 2-H 1B		x 0-0 ②③ G3-6-3 1-2f			x 0-0 ① P5		x 0-0 ② F9		4	0	1	1	0	0	3
Johnny Edwards, L (1, 2) OBP: 0.278, SLG: 0.306	x 0-0 1-2 1B			x 0-0 ① 4-3		x 0-0 ② P6		x 0-0 ③ G3		4	0	1	0	0	0	2
Don Wilson, R (1, 1) OBP: 0.176, SLG: 0.179		S S S 0-3 ③ K2-3		x 0-0 G6-4-3 1B		S S S 0-3 ③ K			x 0-0 1B FC6 1B	4	1	2	0	0	2	4
Inning Stats	R: 0 H: 0 E: 0 LOB: 0 K: 2 BB: 0 S: 7 P: 7	R: 1 H: 2 E: 0 LOB: 2 K: 2 BB: 1 S: 9 P: 13	R: 4 H: 5 E: 0 LOB: 0 K: 0 BB: 0 S: 7 P: 7	R: 0 H: 1 E: 0 LOB: 0 K: 0 BB: 0 S: 3 P: 3	R: 0 H: 0 E: 0 LOB: 0 K: 1 BB: 1 S: 4 P: 8	R: 0 H: 1 E: 0 LOB: 2 K: 1 BB: 1 S: 6 P: 10	R: 2 H: 2 E: 0 LOB: 0 K: 2 BB: 0 S: 9 P: 9	R: 0 H: 0 E: 0 LOB: 0 K: 0 BB: 0 S: 3 P: 3	R: 1 H: 2 E: 1 LOB: 1 K: 1 BB: 0 S: 7 P: 7	1B: 10 SF: 0 2B: 0 SAC: 0 3B: 1 DP: 3 HR: 2 HBP: 0						

	AB	37
	R	8
	H	13
	RBI	8
	BB	3
	SO	9
	LOB	17

WP: 0 PA: 40
PB: 0
SB: 0
CS: 0

PITCHER		IP	WLS	BF	H	R	ER	SO	BB	IBB	HBP	BLK	WP	HR	S	P	ERA	WHIP
Phil Niekro, R ERA: 3.02	(1, 1)	2.1	L	15	7	5	5	4	1	0	0	0	0	1	22	26	19.29	3.429
Mike McQueen, L ERA: 3.38	(3, 1)	5.2		20	4	2	2	4	2	0	0	0	0	1	26	34	3.18	1.059
Bob Priddy, R ERA: 3.49	(9, 1)	1.0		5	2	1	1	1	0	0	0	0	0	0	7	7	9.00	2.000

PITCHER	IP	WLS	BF	H	R	ER	SO	BB	IBB	HBP	BLK	WP	HR	S	P	ERA	WHIP

BOTTOM

Houston Astros @ Atlanta Braves

Atlanta Stadium, Atlanta, GA

Fri Aug 13 1971, 7:05 PM EDT

Att. 11,568 - Unknown

Batter	1	2	3	4	5	6	7	8	9	AB	R	H	RBI	BB	SO	LOB
Marty Perez, R (1, 6) OBP: 0.277, SLG: 0.311	F7		6-3		F8			HR		4	1	1	1	0	0	1
Sonny Jackson, L (1, 8) OBP: 0.315, SLG: 0.346	4-3		F2			F2		F8		4	0	0	0	0	0	0
Hank Aaron, R (1, 9) OBP: 0.407, SLG: 0.620	2B			K		K			L4	4	0	1	0	0	2	0
Mike Lum, L (1, 7) OBP: 0.357, SLG: 0.394	F8			BB		4-3			F9	3	0	0	0	1	0	1
Earl Williams, R (1, 2) OBP: 0.319, SLG: 0.463		HR		K			F2		1B	4	1	2	1	0	1	1
Tommie Aaron, R (1, 3) OBP: 0.200, SLG: 0.200		6-3		4-3			F9		K	4	0	0	0	0	1	2
Zoilo Versalles, R (1, 5) OBP: 0.253, SLG: 0.367		K			F7		F5			3	0	0	0	0	1	0
Gil Garrido, R (1, 4) OBP: 0.271, SLG: 0.211		5-3			F2			F7		3	0	0	0	0	0	0
Phil Niekro, R (1, 1) OBP: 0.162, SLG: 0.167			F2		2B			F8		0	0	0	0	0	0	0
Mike McQueen, L (3, 1) OBP: 0.188, SLG: 0.250										2	0	1	0	0	0	0
Darrell Evans, L (8, PH) OBP: 0.338, SLG: 0.408										1	0	0	0	0	0	0
Bob Priddy, R (9, 1) OBP: 0.182, SLG: 0.273										0	0	0	0	0	0	0
Inning Stats	R: 0 E: 0 K: 0 S: 4 H: 1 LOB: 1 BB: 0 P: 4	R: 1 E: 0 K: 1 S: 6 H: 1 LOB: 0 BB: 0 P: 6	R: 0 E: 0 K: 0 S: 3 H: 0 LOB: 0 BB: 0 P: 3	R: 0 E: 0 K: 2 S: 7 H: 0 LOB: 1 BB: 1 P: 11	R: 0 E: 0 K: 0 S: 4 H: 1 LOB: 1 BB: 0 P: 4	R: 0 E: 0 K: 1 S: 5 H: 0 LOB: 0 BB: 0 P: 5	R: 0 E: 0 K: 0 S: 3 H: 0 LOB: 0 BB: 0 P: 3	R: 1 E: 0 K: 0 S: 4 H: 1 LOB: 0 BB: 0 P: 4	R: 0 E: 0 K: 1 S: 6 H: 1 LOB: 1 BB: 0 P: 6	1B: 1 2B: 2 3B: 0 HR: 2	SF: 0 SAC: 0 DP: 0 HBP: 0						

PITCHER	IP	WLS	BF	H	R	ER	SO	BB	IBB	HBP	BLK	WP	HR	S	P	ERA	WHIP
Don Wilson, R (1, 1) ERA: 2.91	9.0	W	33	5	2	2	5	1	0	0	0	0	2	42	46	2.00	0.667

PITCHER	IP	WLS	BF	H	R	ER	SO	BB	IBB	HBP	BLK	WP	HR	S	P	ERA	WHIP

AB	32
R	2
H	5
RBI	2
BB	1
SO	5
LOB	5

1B: 1 2B: 2 3B: 0 HR: 2 SF: 0 SAC: 0 DP: 0 HBP: 0

WP: 0 PB: 0 SB: 0 CS: 0 PA: 33

livebaseballscorecards.com

Batter	1	2	3	4	5	6	7	8	9	AB	R	H	RBI	BB	SO	LOB
Jimmy Wynn, R (1, 9) OBP: 0.314, SLG: 0.316	5-3		F3		4-3			F7		4	0	0	0	0	0	0
Joe Morgan, L (1, 4) OBP: 0.355, SLG: 0.410	6-3		F5		F8			F9		4	0	0	0	0	0	0
Cesar Cedeno, R (1, 8) OBP: 0.290, SLG: 0.407	1-3		BBBB, 4-0, E S, BB			F3		1B		3	0	1	0	1	0	0
Bob Watson, R (1, 3) OBP: 0.345, SLG: 0.389		0-0, HBP BB, 7-2, 1B	5-3 1-3			SSS, 0-3, K		L9		4	0	1	0	0	1	2
Denis Menke, R (1, 6) OBP: 0.343, SLG: 0.334		BBBB, 4-0, 7-2 HBP, 1-2, BB		5-3, 2B		BBBB, 4-0, BB			5-3	2	0	1	0	2	0	0
Doug Rader, R (1, 5) OBP: 0.307, SLG: 0.375		H, 1-0, 7-2, 1-2, 2-3, HBP		F3		F9			SSS, 0-3, K	3	0	0	0	0	1	2
Rich Chiles, L (1, 7) OBP: 0.371, SLG: 0.455		7-2 1-2 2-3 3-Hf		5-3 2-3			F8		F8	4	0	0	0	0	0	4
Johnny Edwards, L (1, 2) OBP: 0.278, SLG: 0.304		IIII, 4-0, IBB		3-1			4-3			2	0	0	0	1	0	1
Ron Cook, L (1, 1)		SSS, 0-3, K			SSS, 0-3, K					2	0	0	0	0	2	3
Fred Gladding, L (6, 1)							F9			0	0	0	0	0	0	0
Marty Martinez, S (7, PH) OBP: 0.286, SLG: 0.308										1	0	0	0	0	0	0
Jim Ray, R (7, 1) OBP: 0.250, SLG: 0.143										0	0	0	0	0	0	0
Buddy Harris, R (8, 1)										0	0	0	0	0	0	0
Inning Stats	R: 0 E: 0 K: 0 S: 3 H: 0 LOB: 0 BB: 0 P: 3	R: 0 E: 0 K: 1 S: 5 H: 1 LOB: 3 BB: 2 P: 14	R: 0 E: 0 K: 0 S: 3 H: 0 LOB: 1 BB: 1 P: 7	R: 0 E: 0 K: 0 S: 4 H: 1 LOB: 1 BB: 0 P: 4	R: 0 E: 0 K: 1 S: 5 H: 0 LOB: 0 BB: 0 P: 5	R: 0 E: 0 K: 1 S: 5 H: 0 LOB: 1 BB: 1 P: 9	R: 0 E: 0 K: 0 S: 3 H: 0 LOB: 0 BB: 0 P: 3	R: 0 E: 0 K: 0 S: 4 H: 1 LOB: 1 BB: 0 P: 4	R: 0 E: 0 K: 1 S: 5 H: 0 LOB: 0 BB: 0 P: 5	1B: 2 2B: 2 3B: 0 HR: 0 SF: 0 SAC: 0 DP: 1 HBP: 1	WP: 0 PB: 0 SB: 1 CS: 0 PA: 34					

PITCHER	IP	WLS	BF	H	R	ER	SO	BB	IBB	HBP	BLK	WP	HR	S	P	ERA	WHIP
Pat Jarvis, R (1, 1) ERA: 3.65	9.0	W	34	3	0	0	4	3	1	1	0	0	0	37	54	0.00	0.667

PITCHER	IP	WLS	BF	H	R	ER	SO	BB	IBB	HBP	BLK	WP	HR	S	P	ERA	WHIP

TOP

Houston Astros @ Atlanta Braves

Atlanta Stadium, Atlanta, GA

Sat Aug 14 1971, 7:05 PM EDT

Att. 25,188 - Unknown

livebaseballscorecards.com

AB	29
R	0
H	3
RBI	0
BB	4
SO	4
LOB	12

Batter	1	2	3	4	5	6	7	8	9	AB	R	H	RBI	BB	SO	LOB
Marty Perez, R (1, 6) OBP: 0.272, SLG: 0.305	F2		F9 1-2		F3	FC6-4 1-2f 2-3		F7		5	0	0	0	0	0	4
Ralph Garr, L (1, 7) OBP: 0.367, SLG: 0.432	5-3		F8		4-3		BB 2B 1B	4-3		5	1	1	0	0	0	2
Hank Aaron, R (1, 9) OBP: 0.408, SLG: 0.618	F8			6-3		1B BB HBP 1B	1-2 2B BB	6-3		3	2	1	0	1	0	0
Sonny Jackson, L (8, 8) OBP: 0.315, SLG: 0.345										1	0	0	0	0	0	0
Earl Williams, R (1, 2) OBP: 0.321, SLG: 0.469		P3		FC1 FC6-4 2B		P6	1-H 2-H 4-3 2B 2B			4	2	2	2	0	0	1
Zoilo Versalles, R (1, 5) OBP: 0.255, SLG: 0.362		F7		FC1 FC6-4 2-3		HBP 1B 1-2 SF7 BB	4-3 2-3			2	1	0	0	1	0	1
Tony La Russa, R (7, 4)										1	0	0	0	0	0	1
Tommie Aaron, R (1, 3) OBP: 0.292, SLG: 0.333	1B			FC6-4 1-2f 3-H		1-2 2-3 HBP 1B 1B	3-H 2B			4	1	3	2	0	0	1
Mike Lum, L (1, 8) OBP: 0.356, SLG: 0.390	4-3			K		WP 1B 1-2 2-3 3-H HBP	P4			3	0	0	1	0	1	3
(8, 9)																
Gil Garrido, R (1, 4) OBP: 0.284, SLG: 0.219			WP 1B		SH1-4 BB	SF7 3-H	IBB			1	0	1	0	1	0	0
Darrell Evans, L (6, PH) OBP: 0.340, SLG: 0.408										0	0	0	1	1	0	0
(7, 5)																
Pat Jarvis, R (1, 1) OBP: 0.116, SLG: 0.073			L9		SH1-4 1-2	FC6-4 1-2 2-H 1B	5-3			3	0	1	1	0	0	3
Inning Stats	R: 0 E: 0 K: 0 S: 3 H: 0 LOB: 0 BB: 0 P: 3	R: 0 E: 0 K: 0 S: 4 H: 1 LOB: 1 BB: 0 P: 4	R: 0 E: 0 K: 0 S: 4 H: 1 LOB: 1 BB: 0 P: 4	R: 1 E: 0 K: 1 S: 7 H: 1 LOB: 1 BB: 0 P: 7	R: 0 E: 0 K: 0 S: 3 H: 0 LOB: 1 BB: 1 P: 7	R: 3 E: 0 K: 0 S: 6 H: 3 LOB: 2 BB: 1 P: 11	R: 3 E: 0 K: 0 S: 6 H: 3 LOB: 2 BB: 2 P: 14	R: 0 E: 0 K: 0 S: 3 H: 0 LOB: 0 BB: 0 P: 3		1B: 6 2B: 3 3B: 0 HR: 0 SF: 1 SAC: 1 DP: 0 HBP: 1				WP: 2 PB: 0 SB: 0 CS: 0		PA: 39

PITCHER		IP	WLS	BF	H	R	ER	SO	BB	IBB	HBP	BLK	WP	HR	S	P	ERA	WHIP
Ron Cook, L ERA: 6.75	(1, 1)	5.1	L	25	5	4	4	1	2	0	1	0	1	0	24	33	6.75	1.312
Fred Gladding, R ERA: 1.99	(6, 1)	0.2		3	1	0	0	0	0	0	0	0	1	0	3	3	0.00	1.500
Jim Ray, R ERA: 2.47	(7, 1)	1.0		8	3	3	3	0	1	1	0	0	0	0	6	14	27.00	4.000
Buddy Harris, R ERA: 5.96	(8, 1)	1.0		3	0	0	0	0	0	0	0	0	0	0	3	3	0.00	0.000

PITCHER	IP	WLS	BF	H	R	ER	SO	BB	IBB	HBP	BLK	WP	HR	S	P	ERA	WHIP

BOTTOM

Houston Astros @ Atlanta Braves

Atlanta Stadium, Atlanta, GA

Sat Aug 14 1971, 7:05 PM EDT

Att. 25,188 - Unknown

livebaseballscorecards.com

AB	32
R	7
H	9
RBI	7
BB	4
SO	1
LOB	16

Batter	1	2	3	4	5	6	7	8	9	AB	R	H	RBI	BB	SO	LOB
Jesus Alou, R (1, 7) OBP: 0.334, SLG: 0.399	6-3		F7		F9		1-3 1B		4-3	5	0	1	0	0	0	0
Joe Morgan, L (1, 4) OBP: 0.354, SLG: 0.410	F8		F9		1-3		4-3		2B	5	0	1	0	0	0	2
Cesar Cedeno, R (1, 8) OBP: 0.289, SLG: 0.405	F8		1B 1B			F3		K	1-3	5	0	1	0	0	1	1
Bob Watson, R (1, 3) OBP: 0.350, SLG: 0.393		HR 1B	1-3 1B			G3		2B 1B 1B		4	2	3	0	0	0	0
Roger Metzger, S (8, 6) OBP: 0.291, SLG: 0.296										0	0	0	0	0	0	0
Doug Rader, R (1, 5) OBP: 0.307, SLG: 0.381		1-H HR	K			P4		K		4	1	1	2	0	2	3
Denis Menke, R (1, 6) (8, 3) OBP: 0.345, SLG: 0.341		F8		F9			4-3 SF8 2B	1-3 1B 2B		4	2	2	0	0	0	0
Jimmy Wynn, R (1, 9) OBP: 0.316, SLG: 0.316		E BB		F2			4-3 2-3	2-H 3-H 1B		3	0	1	2	1	0	1
Jack Hiatt, R (1, 2) OBP: 0.405, SLG: 0.340		K 1-2	K				1B BB	P4		2	0	0	0	1	2	1
Cesar Geronimo, L (7, PR) OBP: 0.296, SLG: 0.320										0	0	0	0	0	0	0
George Culver, R (7, 1) OBP: 0.125, SLG: 0.125										1	0	0	0	0	0	1
Ken Forsch, R (1, 1) OBP: 0.079, SLG: 0.054		K			K		SF8 3-H		K	2	0	0	0	0	2	1
Jim Ray, R (6, 1) OBP: 0.250, SLG: 0.143										0	0	0	0	0	0	0
Denny Lemaster, R (6, 1) OBP: 0.167, SLG: 0.167										0	0	0	0	0	0	0
Larry Howard, R (7, PH) (7, 2) OBP: 0.188, SLG: 0.400										1	0	0	1	0	1	0
Inning Stats	R: 0 E: 0 K: 0 S: 3 H: 0 LOB: 0 BB: 0 P: 3	R: 2 E: 0 K: 2 S: 9 H: 2 LOB: 1 BB: 1 P: 13	R: 0 E: 0 K: 1 S: 7 H: 2 LOB: 2 BB: 0 P: 7	R: 0 E: 0 K: 1 S: 5 H: 0 LOB: 0 BB: 0 P: 5	R: 0 E: 0 K: 1 S: 5 H: 0 LOB: 0 BB: 0 P: 5	R: 0 E: 0 K: 0 S: 3 H: 0 LOB: 0 BB: 0 P: 3	R: 1 E: 0 K: 0 S: 5 H: 2 LOB: 2 BB: 1 P: 9	R: 2 E: 0 K: 2 S: 10 H: 3 LOB: 1 BB: 0 P: 10	R: 0 E: 0 K: 1 S: 6 H: 1 LOB: 1 BB: 0 P: 6	1B: 6 2B: 3 3B: 0 HR: 1 SF: 1 SAC: 0 DP: 0 HBP: 0						

PITCHER		IP	WLS	BF	H	R	ER	SO	BB	IBB	HBP	BLK	WP	HR	S	P	ERA	WHIP
George Stone, L ERA: 2.76	(1, 1)	7.0		29	6	3	3	5	2	0	0	0	0	1	37	45	3.86	1.143
Cecil Upshaw, R ERA: 3.86	(8, 1)	2.0	L	10	4	2	2	3	0	0	0	0	0	0	16	16	9.00	2.000

PITCHER	IP	WLS	BF	H	R	ER	SO	BB	IBB	HBP	BLK	WP	HR	S	P	ERA	WHIP

TOP

Houston Astros @ Atlanta Braves

Atlanta Stadium, Atlanta, GA

Sun Aug 15 1971, 3:33 AM EDT

Att. 12,895 - Unknown

livebaseballscorecards.com

AB	36
R	5
H	10
RBI	5
BB	2
SO	8
LOB	10

Houston Astros @ Atlanta Braves

Atlanta Stadium, Atlanta, GA

Sun Aug 15 1971, 3:33 AM EDT

Att. 12,895 - Unknown

BOTTOM

Batter	1	2	3	4	5	6	7	8	9	AB	R	H	RBI	BB	SO	LOB
Sonny Jackson, L (1, 8) OBP: 0.316, SLG: 0.348	G4-6-3 1B		1-3		2-H 2B	4-3			P4	5	0	2	1	0	0	3
Ralph Garr, L (1, 7) OBP: 0.367, SLG: 0.432	G4-6-3 1-2f			E1 F9 1B	L6		6-3 1B		F5	5	1	2	0	0	0	2
Hank Aaron, R (1, 3) OBP: 0.408, SLG: 0.623	P3			6-3		HR	6-3 1-2		1B	5	1	2	1	0	0	2
Darrell Evans, L (1, 5) OBP: 0.333, SLG: 0.399 Cecil Upshaw, R (8, 1) Tommie Aaron, R (9, PH) OBP: 0.280, SLG: 0.320		K		F9 2-3		F7	6-3		F9	4 0 1	0 0 0	0 0 0	0 0 0	0 0 0	1 0 0	2 0 1
Earl Williams, R (1, 2) (9, 5) OBP: 0.325, SLG: 0.479		BB		3-H 1B		HR	6-3			3	1	2	2	1	0	1
Mike Lum, L (1, 9) OBP: 0.355, SLG: 0.388		F5		F9		BB 1B			F5	4	0	1	0	0	0	2
Marty Perez, R (1, 6) OBP: 0.275, SLG: 0.306		F9			SH1-4 2B BB	1-2 BB 1B			P5	3	1	1	0	1	0	1
Gil Garrido, R (1, 4) (8, 5) (9, 4) OBP: 0.295, SLG: 0.224			6-3		SH1-4 1-2	1-2 2-3 BB			1B	2	0	1	0	1	0	0
George Stone, L (1, 1) OBP: 0.200, SLG: 0.222 Tony La Russa, R (8, 4) Hal King, L (8, PH) OBP: 0.327, SLG: 0.329 (9, 2)			K		5-3	K			3-1	3 0 1	0 0 0	0 0 0	0 0 0	2 0 0	0 0 0	4 0 1
Inning Stats	R: 0 E: 0 K: 0 S: 3 H: 1 LOB: 0 BB: 0 P: 3	R: 0 E: 0 K: 1 S: 5 H: 0 LOB: 1 BB: 1 P: 9	R: 0 E: 0 K: 1 S: 5 H: 0 LOB: 0 BB: 0 P: 5	R: 1 E: 1 K: 0 S: 5 H: 2 LOB: 1 BB: 0 P: 5	R: 1 E: 0 K: 0 S: 4 H: 1 LOB: 1 BB: 1 P: 8	R: 2 E: 0 K: 1 S: 9 H: 4 LOB: 3 BB: 1 P: 13	R: 0 E: 0 K: 0 S: 4 H: 1 LOB: 1 BB: 0 P: 4	R: 0 E: 0 K: 0 S: 4 H: 1 LOB: 1 BB: 0 P: 4	R: 0 E: 0 K: 0 S: 4 H: 1 LOB: 1 BB: 0 P: 4	1B: 8 2B: 1 3B: 0 HR: 2 SF: 0 SAC: 1 DP: 1 HBP: 0	WP: 0 PB: 0 SB: 0 CS: 0 PA: 40					

livebaseballscorecards.com

	AB	36
	R	4
	H	11
	RBI	4
	BB	3
	SO	3
	LOB	19

PITCHER		IP	WLS	BF	H	R	ER	SO	BB	IBB	HBP	BLK	WP	HR	S	P	ERA	WHIP
Ken Forsch, R ERA: 2.9	(1, 1)	5.1		24	7	4	3	2	2	0	0	0	0	2	26	34	5.06	1.688
Jim Ray, R ERA: 2.47	(6, 1)	0.0		2	1	0	0	0	1	0	0	0	0	0	1	5	∞	∞
Denny Lemaster, L ERA: 2.86	(6, 1)	0.2		2	0	0	0	1	0	0	0	0	0	0	4	4	0.00	0.000
George Culver, R ERA: 2.14	(7, 1)	3.0	W	12	3	0	0	0	0	0	0	0	0	0	12	12	0.00	1.000

PITCHER	IP	WLS	BF	H	R	ER	SO	BB	IBB	HBP	BLK	WP	HR	S	P	ERA	WHIP

Batter	1	2	3	4	5	6	7	8	9	AB	R	H	RBI	BB	SO	LOB
Don Kessinger, S (1, 6) OBP: 0.335, SLG: 0.338	L9		F5		G3		4-3 2-3		SH5-3 2-3	4	0	0	0	0	0	1
Glenn Beckert, R (1, 4) OBP: 0.380, SLG: 0.411	F9		1B 2B		G3-6 1B		F8		6-3	5	1	2	0	0	0	2
Billy Williams, L (1, 7) OBP: 0.384, SLG: 0.511	F3		2-H 1B		G3-6 1-2f			4-3		4	0	1	1	0	0	1
Joe Pepitone, L (1, 3) OBP: 0.350, SLG: 0.497		SH5-3 1B 1B	F9			G3		3-1		4	0	1	0	0	0	1
Ron Santo, R (1, 5) OBP: 0.359, SLG: 0.432		1-2 SH5-3 1B	L5			F9 2B		F7		4	0	2	0	0	0	1
Johnny Callison, L (1, 9) OBP: 0.290, SLG: 0.297		SH5-3 1-2 2-3		F2		F9 2-3			B B B B 1B FC4-1 BB	2	0	0	0	1	0	1
Brock Davis, L (1, 8) OBP: 0.338, SLG: 0.329		1-3		F2	S S S K				FC4-1 1-3 2B 1B	4	1	1	0	0	1	3
J.C. Martin, L (1, 2) OBP: 0.328, SLG: 0.340		I I I I IBB		B B B B BB			B B B B 4-3 SH2-4 BB		FC4-1 1-3 2B 3-H	1	1	0	0	3	0	2
Fergie Jenkins, R (1, 1) OBP: 0.277, SLG: 0.391		F8		S S S K			SH2-4 1-2		SH5-3 2-H 2B 3-H	3	0	1	2	0	1	4
Inning Stats	R: 0 H: 0 E: 0 LOB: 0 K: 0 BB: 0 S: 3 P: 3	R: 0 H: 2 E: 0 LOB: 3 K: 0 BB: 1 S: 5 P: 9	R: 1 H: 2 E: 0 LOB: 1 K: 0 BB: 0 S: 5 P: 5	R: 0 H: 0 E: 0 LOB: 1 K: 1 BB: 1 S: 5 P: 9	R: 0 H: 1 E: 0 LOB: 1 K: 0 BB: 0 S: 3 P: 3	R: 0 H: 1 E: 0 LOB: 1 K: 1 BB: 0 S: 6 P: 6	R: 0 H: 0 E: 0 LOB: 1 K: 0 BB: 1 S: 3 P: 7	R: 0 H: 0 E: 0 LOB: 0 K: 0 BB: 0 S: 3 P: 3	R: 2 H: 2 E: 0 LOB: 1 K: 0 BB: 1 S: 5 P: 9	1B: 5 SF: 0 2B: 3 SAC: 3 3B: 0 DP: 1 HR: 0 HBP: 0				WP: 0 PA: 38 PB: 0 SB: 0 CS: 0		

PITCHER		IP	WLS	BF	H	R	ER	SO	BB	IBB	HBP	BLK	WP	HR	S	P	ERA	WHIP
Tom Kelley, R ERA: 2.8	(1, 1)	9.0	L	38	8	3	3	2	3	1	0	0	0	0	38	54	3.00	1.222

PITCHER	IP	WLS	BF	H	R	ER	SO	BB	IBB	HBP	BLK	WP	HR	S	P	ERA	WHIP

TOP

Chicago Cubs @ Atlanta Braves

Atlanta Stadium, Atlanta, GA

Mon Aug 16 1971, 7:05 PM EDT

Att. 12,282 - Unknown - 75 F

livebaseballscorecards.com

AB	31
R	3
H	8
RBI	3
BB	4
SO	2
LOB	16

Chicago Cubs @ Atlanta Braves

Atlanta Stadium, Atlanta, GA

Mon Aug 16 1971, 7:05 PM EDT

Att. 12,282 - Unknown - 75 F

BOTTOM

Batter	1	2	3	4	5	6	7	8	9	AB	R	H	RBI	BB	SO	LOB
Sonny Jackson, L (1, 8) OBP: 0.313, SLG: 0.345	L3			F9		4-3			F9	4	0	0	0	0	0	0
Ralph Garr, L (1, 7) OBP: 0.366, SLG: 0.430	1-3			CS 1B		4-3			F7	4	0	1	0	0	0	0
Hank Aaron, R (1, 3) OBP: 0.405, SLG: 0.618	G3			F2			K			3	0	0	0	0	1	1
Mike Lum, L (1, 9) OBP: 0.352, SLG: 0.385		K		CS 1-2	E3 1B		K			3	0	0	0	0	2	0
Earl Williams, R (1, 2) OBP: 0.325, SLG: 0.478		4-3			FC6-4 1B 1-3		P3			3	0	1	0	0	0	0
Tommie Aaron, R (1, 5) OBP: 0.250, SLG: 0.286		K			K			F3		3	0	0	0	0	2	2
Marty Perez, R (1, 6) OBP: 0.276, SLG: 0.304			F2		F3			G6-4-3 BB		2	0	0	0	1	0	2
Gil Garrido, R (1, 4) OBP: 0.289, SLG: 0.220			5-3		FC6-4 1-2f			G6-4-3 1-2f		2	0	0	0	0	0	2
Hal King, L (8, PH) OBP: 0.325, SLG: 0.328										1	0	0	0	0	0	1
Tony La Russa, R (9, 4)										0	0	0	0	0	0	0
Tom Kelley, R (1, 1) OBP: 0.067, SLG: 0.067			K			K			F7	2	0	0	0	0	2	0
Oscar Brown, R (9, PH) OBP: 0.273, SLG: 0.300										1	0	0	0	0	0	0

livebaseballscorecards.com

AB	28
R	0
H	2
RBI	0
BB	1
SO	7
LOB	8

Inning Stats	1	2	3	4	5	6	7	8	9
	R: 0 E: 0 K: 0 S: 3	H: 0 LOB: 0 BB: 0 P: 3	R: 0 E: 0 K: 2 S: 7	H: 0 LOB: 0 BB: 0 P: 7	R: 0 E: 0 K: 1 S: 5	H: 0 LOB: 0 BB: 0 P: 5	R: 0 E: 0 K: 0 S: 3	H: 1 LOB: 0 BB: 0 P: 3	R: 0 E: 1 K: 1 S: 7	H: 1 LOB: 2 BB: 0 P: 7	R: 0 E: 0 K: 1 S: 5	H: 0 LOB: 0 BB: 0 P: 5	R: 0 E: 0 K: 2 S: 7	H: 0 LOB: 0 BB: 0 P: 7	R: 0 E: 0 K: 0 S: 2	H: 0 LOB: 0 BB: 1 P: 6	R: 0 E: 0 K: 0 S: 3	H: 0 LOB: 0 BB: 0 P: 3

1B: 2	SF: 0
2B: 0	SAC: 0
3B: 0	DP: 1
HR: 0	HBP: 0

WP: 0	PA: 30
PB: 0	
SB: 0	
CS: 1	

PITCHER	IP	WLS	BF	H	R	ER	SO	BB	IBB	HBP	BLK	WP	HR	S	P	ERA	WHIP
Fergie Jenkins, R (1, 1) ERA: 2.62	9.0	W	29	2	0	0	7	1	0	0	0	0	0	42	46	0.00	0.333

PITCHER	IP	WLS	BF	H	R	ER	SO	BB	IBB	HBP	BLK	WP	HR	S	P	ERA	WHIP

Batter	1	2	3	4	5	6	7	8	9	AB	R	H	RBI	BB	SO	LOB
Don Kessinger, S (1, 6) OBP: 0.333, SLG: 0.336	0-0 1B G6-3 1B		0-0 ① F7			0-0 ① 4-3	0-0 ③ F7		0-0 ③ 4-3	5	1	1	0	0	0	3
Glenn Beckert, R (1, 4) OBP: 0.379, SLG: 0.410	0-0 G6-3 1-3 1B		0-0 ② L4			0-0 ② F9		0-0 ① 4-3		4	0	1	0	0	0	0
Billy Williams, L (1, 7) OBP: 0.385, SLG: 0.511	0-0 ①② G6-3 1-2f 3-H		0-0 ③ 4-3			0-0 1B HR 1B		0-0 1B 1B		4	1	2	0	0	0	1
Joe Pepitone, L (1, 3) OBP: 0.351, SLG: 0.497	0-0 FC6-4 1B			0-0 ① P5		0-0 1-2 HR 1B		0-0 ② P6		4	1	2	0	0	0	1
Ron Santo, R (1, 5) OBP: 0.360, SLG: 0.440	0-0 ③ FC6-4 1-2f			0-0 ② F9		0-0 1-H 2-H HR		0-0 1-3 1B		4	1	2	3	0	0	1
Johnny Callison, L (1, 9) OBP: 0.285, SLG: 0.291		S S S 0-3 ① K		0-0 ③ P4		0-0 ③ 3-1		0-0 ③ G3		4	0	0	0	0	1	2
Brock Davis, L (1, 8) OBP: 0.345, SLG: 0.333		B B B 4-0 4-3 BB			0-0 ① G3		0-0 SH1-4 1B		0-0 SH1-4 1B	3	0	2	0	1	0	0
Cleo James, R (9, PR) OBP: 0.271, SLG: 0.227 (9, 8)										0	0	0	0	0	0	0
J.C. Martin, L (1, 2) OBP: 0.322, SLG: 0.333		0-0 ② 4-3 1-2			0-0 ② F9		0-0 ① SH1-4 1-2		0-0 ① SH1-4 1-2	2	0	0	0	0	0	1
Bill Hands, R (1, 1) OBP: 0.152, SLG: 0.083		0-0 ③ 6-3			S S S 0-3 ③ K		S S S 0-3 ② K		0-0 ② P7	3	0	0	0	0	2	2
Paul Popovich, S (9, PH) OBP: 0.254, SLG: 0.284										1	0	0	0	0	0	2
Ray Newman, L (9, 1)										0	0	0	0	0	0	0
Inning Stats	R: 1 E: 0 K: 0 S: 5 H: 3 LOB: 1 BB: 0 P: 5	R: 0 E: 0 K: 1 S: 5 H: 0 LOB: 1 BB: 1 P: 9	R: 0 E: 0 K: 0 S: 3 H: 0 LOB: 0 BB: 0 P: 3	R: 0 E: 0 K: 0 S: 3 H: 0 LOB: 0 BB: 0 P: 3	R: 0 E: 0 K: 1 S: 5 H: 0 LOB: 0 BB: 0 P: 5	R: 3 E: 0 K: 0 S: 6 H: 3 LOB: 0 BB: 0 P: 6	R: 0 E: 0 K: 1 S: 6 H: 1 LOB: 1 BB: 0 P: 6	R: 0 E: 0 K: 0 S: 5 H: 2 LOB: 2 BB: 0 P: 5	R: 0 E: 0 K: 0 S: 4 H: 1 LOB: 2 BB: 0 P: 4	1B: 9 2B: 0 3B: 0 HR: 1	SF: 0 SAC: 2 DP: 1 HBP: 0						

PITCHER	IP	WLS	BF	H	R	ER	SO	BB	IBB	HBP	BLK	WP	HR	S	P	ERA	WHIP
Ron Reed, R (1, 1) ERA: 3.41	6.0		24	6	4	4	2	1	0	0	0	0	1	27	31	6.00	1.167
Jim Nash, R (7, 1) ERA: 4.96	3.0	W	13	4	0	0	1	0	0	0	0	0	0	15	15	0.00	1.333

PITCHER	IP	WLS	BF	H	R	ER	SO	BB	IBB	HBP	BLK	WP	HR	S	P	ERA	WHIP

Chicago Cubs @ Atlanta Braves

Atlanta Stadium, Atlanta, GA

Tue Aug 17 1971, 7:05 PM EDT

Att. 10,070 - Unknown - 70 F

TOP

livebaseballscorecards.com

AB	34
R	4
H	10
RBI	3
BB	1
SO	3
LOB	13

1B: 9	SF: 0	WP: 0	PA: 37			
2B: 0	SAC: 2	PB: 0				
3B: 0	DP: 1	SB: 0				
HR: 1	HBP: 0	CS: 0				

Batter	1	2	3	4	5	6	7	8	9	AB	R	H	RBI	BB	SO	LOB
Sonny Jackson, L (1, 8) OBP: 0.312, SLG: 0.344	F7	BB, 1B, 1B 3-H		FC4-6 1-2f		F7				4	0	1	1	0	0	2
Ralph Garr, L (1, 7) OBP: 0.365, SLG: 0.429	6-3	BB 1-2		4-3			G3			4	0	1	0	0	0	1
Hank Aaron, R (1, 3) OBP: 0.406, SLG: 0.621	E, 3B	B B B 1-2 2-3, BB			6-3		P6			3	1	1	0	1	0	0
Mike Lum, L (1, 9) OBP: 0.351, SLG: 0.383	E9, E, 1B 3-H	P5			F6		F5			4	1	1	1	0	0	3
Earl Williams, R (1, 2) OBP: 0.327, SLG: 0.486	E8, FC6-4 2-H		S S S, K		HR			FC3-6, 1B		4	1	2	1	0	1	0
Tommie Aaron, R (1, 5) OBP: 0.219, SLG: 0.250	FC6-4 1-2f		P4		3-1			FC3-6 1-2f		4	0	0	0	0	0	2
Marty Perez, R (1, 6) OBP: 0.279, SLG: 0.306		1-3, S, 1B, 1B	F2			SH3-4, 1B		S S S, K		4	1	2	0	0	1	1
Gil Garrido, R (1, 4) OBP: 0.282, SLG: 0.214		1-3 1-3		G3		SH3-4 1-2		6-3		3	0	0	0	0	0	2
Ron Reed, R (1, 1) OBP: 0.145, SLG: 0.145 Hal King, L (6, PH) OBP: 0.324, SLG: 0.326 Jim Nash, R (7, 1) OBP: 0.171, SLG: 0.195 Zoilo Versalles, R (9, PH) OBP: 0.259, SLG: 0.386		6-3		FC4-6, 1B		S S S, K			HR	2 1 0 1	0 0 0 1	1 0 0 1	0 0 0 1	0 1 0 0	0 1 0 0	1 1 0 0
Inning Stats	R: 2 E: 2 K: 0 S: 6 H: 2 LOB: 1 BB: 0 P: 6	R: 1 E: 0 K: 0 S: 6 H: 3 LOB: 3 BB: 1 P: 10	R: 0 E: 0 K: 1 S: 5 H: 0 LOB: 0 BB: 0 P: 5	R: 0 E: 0 K: 0 S: 4 H: 1 LOB: 1 BB: 0 P: 4	R: 1 E: 0 K: 0 S: 4 H: 1 LOB: 0 BB: 0 P: 4	R: 0 E: 0 K: 1 S: 6 H: 1 LOB: 1 BB: 0 P: 6	R: 0 E: 0 K: 0 S: 3 H: 0 LOB: 0 BB: 0 P: 3	R: 0 E: 0 K: 1 S: 6 H: 1 LOB: 1 BB: 0 P: 6	R: 1 E: 0 K: 0 S: 1 H: 1 LOB: 0 BB: 0 P: 1	1B: 7 2B: 0 3B: 1 HR: 2 SF: 0 SAC: 1 DP: 0 HBP: 0						

PITCHER	IP	WLS	BF	H	R	ER	SO	BB	IBB	HBP	BLK	WP	HR	S	P	ERA	WHIP
Bill Hands, R (1, 1) ERA: 3.34	8.0		35	9	4	3	3	1	0	0	0	0	1	40	44	3.38	1.250
Ray Newman, L (9, 1) ERA: 2.3	0.0	L	1	1	1	1	0	0	0	0	0	0	1	1	1	∞	∞

PITCHER	IP	WLS	BF	H	R	ER	SO	BB	IBB	HBP	BLK	WP	HR	S	P	ERA	WHIP

BOTTOM

Chicago Cubs @ Atlanta Braves

Atlanta Stadium, Atlanta, GA

Tue Aug 17 1971, 7:05 PM EDT

Att. 10,070 - Unknown - 70 F

livebaseballscorecards.com

AB	34
R	5
H	10
RBI	4
BB	1
SO	3
LOB	13

Batter	1	2	3	4	5	6	7	8	9	AB	R	H	RBI	BB	SO	LOB
Don Kessinger, S (1, 6) OBP: 0.330, SLG: 0.333	F7	K		P5		G4-6-3 1-2f		5-3		5	0	0	0	0	1	4
Glenn Beckert, R (1, 4) OBP: 0.381, SLG: 0.410	PB 1B		G4-6-3 1B	F8				F9 BBBB	BB	4	0	2	0	1	0	0
Billy Williams, L (1, 7) OBP: 0.385, SLG: 0.516	P3 1-2		G4-6-3 1-2f			HR		1B 1B	L9	5	2	2	1	0	0	3
Joe Pepitone, L (1, 3) OBP: 0.355, SLG: 0.501	K		2B			G6-4-3 1B		1B HR 1-3	K	5	1	3	0	0	2	2
Ron Santo, R (1, 5) OBP: 0.359, SLG: 0.436		P2	K			G6-4-3 1-2f		1B HR	IBB	3	1	0	0	1	1	2
Cleo James, R (1, 8) OBP: 0.288, SLG: 0.250		6-3		F7		PB S BLK 1B		1-2 2-3 3-H HR 1B		4	2	2	1	0	0	0
Johnny Callison, L (1, 9) OBP: 0.285, SLG: 0.304		E3 1B 1B		K		P4 1-H		1-H 2-H 3-H HR		4	1	1	4	0	1	0
Chris Cannizzaro, R (1, 2) OBP: 0.320, SLG: 0.320		1B 1-2 1B		F3			3-1	F3		4	0	1	0	0	0	0
Milt Pappas, R (1, 1) OBP: 0.205, SLG: 0.162		1-2 2-3 1B			K		E5 G4-6-3	6-3		4	0	1	0	0	1	0
Inning Stats	R: 0 H: 1 E: 0 LOB: 1 K: 1 BB: 0 S: 6 P: 6	R: 0 H: 2 E: 1 LOB: 3 K: 1 BB: 0 S: 8 P: 8	R: 0 H: 2 E: 0 LOB: 1 K: 1 BB: 0 S: 6 P: 6	R: 0 H: 0 E: 0 LOB: 0 K: 1 BB: 0 S: 5 P: 5	R: 0 H: 0 E: 0 LOB: 0 K: 1 BB: 0 S: 5 P: 5	R: 2 H: 3 E: 0 LOB: 0 K: 0 BB: 0 S: 5 P: 5	R: 0 H: 0 E: 1 LOB: 0 K: 0 BB: 0 S: 3 P: 3	R: 5 H: 4 E: 0 LOB: 0 K: 0 BB: 1 S: 7 P: 11	R: 0 H: 0 E: 0 LOB: 1 K: 1 BB: 1 S: 5 P: 9	1B: 9 SF: 0 2B: 1 SAC: 0 3B: 0 DP: 3 HR: 2 HBP: 0						

TOP

Chicago Cubs @ Atlanta Braves

Atlanta Stadium, Atlanta, GA

Wed Aug 18 1971, 7:05 PM EDT

Att. 13,432 - Unknown - 84 F

livebaseballscorecards.com

AB	38
R	7
H	12
RBI	6
BB	2
SO	6
LOB	11

WP: 0 PA: 40
PB: 2
SB: 1
CS: 0

PITCHER		IP	WLS	BF	H	R	ER	SO	BB	IBB	HBP	BLK	WP	HR	S	P	ERA	WHIP
Phil Niekro, R ERA: 3.17	(1, 1)	7.1	L	34	12	7	6	5	0	1	0	1	0	2	43	47	7.36	1.636
Mike McQueen, L ERA: 3.26	(8, 1)	1.2		6	0	0	0	1	1	0	0	0	0	0	7	11	0.00	0.600

PITCHER	IP	WLS	BF	H	R	ER	SO	BB	IBB	HBP	BLK	WP	HR	S	P	ERA	WHIP

Chicago Cubs @ Atlanta Braves

Atlanta Stadium, Atlanta, GA

Wed Aug 18 1971, 7:05 PM EDT

Att. 13,432 - Unknown - 84 F

BOTTOM

Batter	1	2	3	4	5	6	7	8	9	AB	R	H	RBI	BB	SO	LOB
Sonny Jackson, L (1, 8) OBP: 0.312, SLG: 0.343	0-0 2B SF8 1B		0-0 G3-6 1-2f			0-0 G3		0-0 F9		4	1	1	0	0	0	1
Ralph Garr, L (1, 7) OBP: 0.368, SLG: 0.434	0-0 SF8 1-3 8-2 2B			0-0 1B		0-0 G3-6-3 1B		0-0 4-3		4	0	3	0	0	0	0
Mike Lum, L (1, 9) OBP: 0.350, SLG: 0.383	0-0 SF8 2-3 3-H			0-0 4-3		0-0 G3-6-3 1-2f		0-0 1B		3	0	1	1	0	0	1
Earl Williams, R (1, 2) OBP: 0.328, SLG: 0.495	0-0 8-2 3-Hf			0-0 1B WP 1B			0-0 HR	S S 0-3 K		4	1	2	1	0	1	2
Tommie Aaron, R (1, 3) OBP: 0.250, SLG: 0.278		0-0 6-3		0-0 FC6-4 1-3 1B			0-0 1-3		0-0 G5-4-3 1B	4	0	2	0	0	0	0
Zoilo Versalles, R (1, 5) OBP: 0.253, SLG: 0.376		0-0 6-3		0-0 FC6-4 1-2f			0-0 F2		0-0 G5-4-3 1-2f	4	0	0	0	0	0	3
Marty Perez, R (1, 6) OBP: 0.278, SLG: 0.306		0-0 F9			0-0 5-3		0-0 1B 1B		0-0 5-3	4	0	1	0	0	0	0
Gil Garrido, R (1, 4) OBP: 0.283, SLG: 0.217			0-0 5-3		0-0 F2		0-0 1-2 1B			3	0	1	0	0	0	0
Phil Niekro, R (1, 1) OBP: 0.169, SLG: 0.174			0-0 G3-6 1B		0-0 6-3		0-0 F7			3	0	1	0	0	0	2
Mike McQueen, L (8, 1) OBP: 0.188, SLG: 0.250										0	0	0	0	0	0	0

Inning Stats	1	2	3	4	5	6	7	8	9
	R: 1 H: 2 E: 0 LOB: 0 K: 0 BB: 0 S: 4 P: 4	R: 0 H: 0 E: 0 LOB: 0 K: 0 BB: 0 S: 3 P: 3	R: 0 H: 1 E: 0 LOB: 0 K: 0 BB: 0 S: 3 P: 3	R: 0 H: 3 E: 0 LOB: 2 K: 0 BB: 0 S: 5 P: 5	R: 0 H: 0 E: 0 LOB: 0 K: 0 BB: 0 S: 3 P: 3	R: 0 H: 1 E: 0 LOB: 0 K: 0 BB: 0 S: 3 P: 3	R: 1 H: 3 E: 0 LOB: 2 K: 0 BB: 0 S: 6 P: 6	R: 0 H: 1 E: 0 LOB: 1 K: 1 BB: 0 S: 6 P: 6	R: 0 H: 1 E: 0 LOB: 0 K: 0 BB: 0 S: 3 P: 3

AB	33	
R	2	
H	12	
RBI	2	
BB	0	
SO	1	
LOB	9	

1B: 10 SF: 1
2B: 2 SAC: 0
3B: 0 DP: 4
HR: 1 HBP: 0

WP: 1 PA: 34
PB: 0
SB: 0
CS: 0

livebaseballscorecards.com

PITCHER	IP	WLS	BF	H	R	ER	SO	BB	IBB	HBP	BLK	WP	HR	S	P	ERA	WHIP
Milt Pappas, R (1, 1) ERA: 3.39	9.0	W	34	12	2	2	1	0	0	0	0	1	1	36	36	2.00	1.333

PITCHER	IP	WLS	BF	H	R	ER	SO	BB	IBB	HBP	BLK	WP	HR	S	P	ERA	WHIP

Batter	1	2	3	4	5	6	7	8	9	10	11	12	AB	R	H	RBI	BB	SO	LOB
Lou Brock, L (1, 7) OBP: 0.386, SLG: 0.429	1-4-3 2B		F2			K	F8		E BB		F7		5	0	1	0	1	1	3
Jose Cruz, L (1, 8) OBP: 0.366, SLG: 0.368	F4		F5			4-3		G4-6-3 BB 1B	E6 1-2 2-3			1-3	6	0	1	0	0	0	3
Matty Alou, L (1, 3) OBP: 0.351, SLG: 0.411	1-4-3 2-3		F5			1-3		BBB 4-0 G4-6-3 BB 1-2	F3			G3	5	0	0	0	1	0	4
Joe Torre, R (1, 5) OBP: 0.413, SLG: 0.540	F2			F3			HR	G4-6-3 1-2f 2-3		K		6-3	6	1	1	1	0	1	3
Ted Simmons, S (1, 2) OBP: 0.358, SLG: 0.409		F7		F9			3B 2B	4-3		F4			5	1	1	0	0	0	1
Joe Hague, L (1, 9) OBP: 0.338, SLG: 0.410		SH1-3 1B 1B		F6			6-3		SH2-4 2B 1B	K			5	2	2	0	0	1	1
Ted Sizemore, R (1, 4) OBP: 0.312, SLG: 0.334		SH1-3 1-2			F9		1B 3B 2-H		SH2-4 1-2		F7		3	1	1	1	0	0	0
Dal Maxvill, R (1, 6) OBP: 0.256, SLG: 0.297 Bob Burda, S (7, PH) OBP: 0.000, SLG: 0.000 Julian Javier, R (7, PH) OBP: 0.333, SLG: 0.556 Frank Lucchesi, R (7, 1) OBP: 0.000, SLG: 0.000 Jerry McNertney, R (8, PH) OBP: 0.000, SLG: 0.000 Chuck Taylor, R (8, 1) OBP: 0.000, SLG: 0.000 Jim Beauchamp, R (11, PH) OBP: 0.000, SLG: 0.000 Chris Zachary, L (11, 1) OBP: 0.000, SLG: 0.000 Don Shaw, L (11, 1)		2-H 1B			6-3		4-1 3-H 1B		K		5-3		2 1 0 0 1 0 0 1	0 0 0 0 0 0 0 0	1 1 0 0 0 0 0 0	0 0 0 0 0 0 0 0	0 0 0 0 1 0 0 0	0 0 0 0 1 0 0 0	0 0 0 0 1 0 0 0
Reggie Cleveland, R (1, 1) OBP: 0.152, SLG: 0.185 Al Santorini, R (2, 1) OBP: 0.286, SLG: 0.286 Ted Kubiak, S (7, PH) OBP: 0.336, SLG: 0.347 (7, 6)	K		K		K		4-1 1-2		E 2B 2-H		BB		1 1 2	0 0 0	0 0 1	0 0 1	0 0 1	1 1 0	1 0 1
Inning Stats	R: 0 H: 1 E: 0 LOB: 1 K: 0 BB: 0 S: 4 P: 4	R: 1 H: 2 E: 0 LOB: 1 K: 1 BB: 0 S: 7 P: 7	R: 0 H: 0 E: 0 LOB: 0 K: 0 BB: 0 S: 3 P: 3	R: 0 H: 0 E: 0 LOB: 0 K: 0 BB: 0 S: 3 P: 3	R: 0 H: 0 E: 0 LOB: 0 K: 1 BB: 0 S: 5 P: 5	R: 0 H: 0 E: 0 LOB: 0 K: 1 BB: 0 S: 5 P: 5	R: 3 H: 4 E: 0 LOB: 2 K: 0 BB: 0 S: 7 P: 7	R: 0 H: 1 E: 0 LOB: 1 K: 0 BB: 1 S: 3 P: 7	R: 1 H: 2 E: 1 LOB: 3 K: 1 BB: 1 S: 8 P: 12	R: 0 H: 0 E: 0 LOB: 0 K: 2 BB: 0 S: 7 P: 7	R: 0 H: 0 E: 0 LOB: 1 K: 0 BB: 1 S: 3 P: 7	R: 0 H: 0 E: 0 LOB: 0 K: 0 BB: 0 S: 3 P: 3	1B: 5 2B: 3 3B: 1 HR: 1	SF: 0 SAC: 2 DP: 1 HBP: 0		WP: 0 PB: 0 SB: 0 CS: 0	PA: 49	

PITCHER		IP	WLS	BF	H	R	ER	SO	BB	IBB	HBP	BLK	WP	HR	S	P	ERA	WHIP
Pat Jarvis, R ERA: 3.74	(1, 1)	6.1		25	6	4	4	3	0	0	0	0	0	1	31	31	5.68	0.947
Cecil Upshaw, R ERA: 3.86	(7, 1)	2.1		13	4	1	1	1	2	0	0	0	0	0	13	21	3.86	2.571
Phil Niekro, R ERA: 3.14	(9, 1)	2.1		8	0	0	0	2	1	0	0	0	0	0	11	15	0.00	0.429
Steve Barber, L ERA: 5.47	(12, 1)	1.0	W	3	0	0	0	0	0	0	0	0	0	0	3	3	0.00	0.000

PITCHER	IP	WLS	BF	H	R	ER	SO	BB	IBB	HBP	BLK	WP	HR	S	P	ERA	WHIP

St. Louis Cardinals @ Atlanta Braves

Atlanta Stadium, Atlanta, GA

Fri Aug 20 1971, 7:05 PM EDT

Att. 16,099 - Unknown

TOP

livebaseballscorecards.com

AB	44
R	5
H	10
RBI	5
BB	3
SO	6
LOB	18

St. Louis Cardinals @ Atlanta Braves

Atlanta Stadium, Atlanta, GA

Fri Aug 20 1971, 7:05 PM EDT

Att. 16,099 - Unknown

BOTTOM

livebaseballscorecards.com

Batter	1	2	3	4	5	6	7	8	9	10	11	12	AB	R	H	RBI	BB	SO	LOB
Sonny Jackson, L (1, 8) OBP: 0.312, SLG: 0.343	1-3	6-3 1B 1-2 1B		L6			1-3		S 1B		F7		6	0	2	0	0	0	2
Ralph Garr, L (1, 7) OBP: 0.368, SLG: 0.432	F7	PB 1-2 2-3 1B		L6			S 1B		4-3 1-2		F8		6	0	2	0	0	0	3
Hank Aaron, R (1, 3) OBP: 0.407, SLG: 0.625	HR	6-3 1-3 2-3 3-H			F8		IBB 1-2			F7		FC2-5 E BB	4	1	1	1	2	0	2
Earl Williams, R (1, 2) OBP: 0.326, SLG: 0.488	BB		6-3		F8		4-3			F3		E1 WP FC2-5 1-2 SF7	5	1	0	0	1	0	3
Mike Lum, L (1, 9) OBP: 0.347, SLG: 0.379	4-3		F6		F2			2-3		1B		FC2-5 1-2 2-3f WP	6	0	1	0	0	0	3
Zoilo Versalles, R (1, 5) OBP: 0.259, SLG: 0.381 Tony La Russa, R (9, 4)		E 2B	2B BB			6-3		F6		K		IBB	3 1 0	2 0 0	1 0 0	0 0 0	1 0 1	0 1 0	0 1 0
Marty Perez, R (1, 6) OBP: 0.279, SLG: 0.311		F9	2B 1-H			F8		4-3			WP 1B	SF7 3-H	5	0	2	2	0	0	1
Gil Garrido, R (1, 4) OBP: 0.280, SLG: 0.216 (9, 5)		E8 1B 2-H 1B	5-3			F3			4-3		1-4 1-2		5	1	1	1	0	0	2
Pat Jarvis, R (1, 1) OBP: 0.133, SLG: 0.093 Cecil Upshaw, R (7, 1) Phil Niekro, R (9, 1) OBP: 0.167, SLG: 0.171 Hal King, L (11, PH) OBP: 0.324, SLG: 0.326 Felix Millan, R (11, PH) OBP: 0.304, SLG: 0.374 Steve Barber, L (12, 1) OBP: 0.182, SLG: 0.100		1B 1B PB 3-H 1B		6-3			K		K		IBB		2 1 1 0 0 0	1 0 0 0 0 0	1 0 0 0 0 0	1 0 0 0 0 0	0 1 1 0 0 0	0 0 0 0 0 0	0 0 0 0 0 0
Inning Stats	R: 1 E: 0 K: 0 S: 4 H: 1 LOB: 1 BB: 1 P: 8	R: 3 E: 1 K: 0 S: 7 H: 5 LOB: 2 BB: 0 P: 7	R: 1 E: 0 K: 0 S: 4 H: 1 LOB: 1 BB: 1 P: 8	R: 0 E: 0 K: 0 S: 3 H: 0 LOB: 0 BB: 0 P: 3	R: 0 E: 0 K: 0 S: 3 H: 0 LOB: 0 BB: 0 P: 3	R: 0 E: 0 K: 0 S: 3 H: 0 LOB: 0 BB: 0 P: 3	R: 0 E: 0 K: 1 S: 6 H: 1 LOB: 2 BB: 1 P: 10	R: 0 E: 0 K: 0 S: 3 H: 0 LOB: 0 BB: 0 P: 3	R: 0 E: 0 K: 1 S: 6 H: 1 LOB: 1 BB: 0 P: 6	R: 0 E: 0 K: 1 S: 6 H: 1 LOB: 1 BB: 0 P: 6	R: 0 E: 0 K: 0 S: 4 H: 1 LOB: 2 BB: 1 P: 8	R: 1 E: 1 K: 0 S: 3 H: 0 LOB: 2 BB: 2 P: 11	1B: 8 2B: 2 3B: 0 HR: 1 SF: 1 SAC: 0 DP: 0 HBP: 0	WP: 2 PB: 3 SB: 2 CS: 0 PA: 52					

PITCHER		IP	WLS	BF	H	R	ER	SO	BB	IBB	HBP	BLK	WP	HR	S	P	ERA	WHIP
Reggie Cleveland, R ERA: 3.97	(1, 1)	1.1		11	6	4	3	0	1	0	0	0	0	1	10	14	20.25	5.250
Al Santorini, R ERA: 4.0	(2, 1)	4.2		15	1	1	1	0	1	0	0	0	0	0	14	18	1.93	0.429
Frank Linzy, R ERA: 1.93	(7, 1)	2.0		8	1	0	0	1	0	1	0	0	0	0	9	13	0.00	0.500
Chuck Taylor, R ERA: 4.15	(9, 1)	2.0		8	2	0	0	2	0	0	0	0	0	0	12	12	0.00	1.000
Chris Zachary, R ERA: 5.23	(11, 1)	0.1		2	1	0	0	0	0	0	0	0	1	0	2	2	0.00	3.000

PITCHER		IP	WLS	BF	H	R	ER	SO	BB	IBB	HBP	BLK	WP	HR	S	P	ERA	WHIP
Don Shaw, L ERA: 3.26	(11, 1)	1.1	L	8	0	1	0	0	1	2	0	0	1	0	5	17	0.00	0.750

AB	45
R	6
H	11
RBI	5
BB	6
SO	3
LOB	17

St. Louis Cardinals @ Atlanta Braves

Atlanta Stadium, Atlanta, GA

Sat Aug 21 1971, 7:05 PM EDT

Att. 22,451 - Unknown

TOP

livebaseballscorecards.com

Batter	1	2	3	4	5	6	7	8	9	AB	R	H	RBI	BB	SO	LOB
Lou Brock, L (1, 7) OBP: 0.385, SLG: 0.427	4-3		CS 1B		1-3			K		4	0	1	0	0	1	0
Ted Sizemore, R (1, 4) OBP: 0.312, SLG: 0.333	6-3		CS 1-2	4-3	1B			6-3		4	0	1	0	0	0	0
Matty Alou, L (1, 3) OBP: 0.350, SLG: 0.410	1-3			1B 1B 1B	F9			1-3		4	1	1	0	0	0	1
Joe Torre, R (1, 5) OBP: 0.414, SLG: 0.539		S 1B		E 1B 3B 1-2 1B		6-3			5-3	4	1	2	0	0	0	0
Ted Simmons, S (1, 2) OBP: 0.357, SLG: 0.407		K 1-2		E7 3B 1-3 2-H 1B		K			F8	4	1	1	1	0	2	1
Joe Hague, L (1, 9) OBP: 0.340, SLG: 0.419		K		2-H 3-H 3B		6-3			HR 1B	4	1	2	2	0	1	1
Jose Cruz, L (1, 8) OBP: 0.364, SLG: 0.383		F8		6-3			4-3		HR 1-H	4	1	1	2	0	0	2
Dal Maxvill, R (1, 6) OBP: 0.293, SLG: 0.254			F9	4-3			F9		K	3	0	0	0	0	0	1
Jim Beauchamp, R (9, PH) OBP: 0.278, SLG: 0.365										1	0	0	0	0	1	0
Steve Carlton, L (1, 1) OBP: 0.205, SLG: 0.227			K		L3		4-3			3	0	0	0	0	1	0
Frank Linzy, R (7, 1) OBP: 0.333, SLG: 0.333										0	0	0	0	0	0	0
Daryl Patterson, L (8, 1)										0	0	0	0	0	0	0
Inning Stats	R: 0 E: 0 K: 0 S: 3 H: 0 LOB: 0 BB: 0 P: 3	R: 0 E: 0 K: 2 S: 8 H: 1 LOB: 1 BB: 0 P: 8	R: 0 E: 0 K: 1 S: 5 H: 1 LOB: 0 BB: 0 P: 5	R: 3 E: 1 K: 0 S: 7 H: 4 LOB: 1 BB: 0 P: 7	R: 0 E: 0 K: 0 S: 4 H: 1 LOB: 1 BB: 0 P: 4	R: 0 E: 0 K: 1 S: 5 H: 0 LOB: 0 BB: 0 P: 5	R: 0 E: 0 K: 0 S: 3 H: 0 LOB: 0 BB: 0 P: 3	R: 0 E: 0 K: 1 S: 5 H: 0 LOB: 0 BB: 0 P: 5	R: 2 E: 0 K: 1 S: 7 H: 2 LOB: 0 BB: 0 P: 7	1B: 7 2B: 0 3B: 1 HR: 1 SF: 0 SAC: 0 DP: 0 HBP: 0						

PITCHER	IP	WLS	BF	H	R	ER	SO	BB	IBB	HBP	BLK	WP	HR	S	P	ERA	WHIP
George Stone, L (1, 1) ERA: 2.89	9.0	W	35	9	5	5	6	0	0	0	0	0	1	47	47	5.00	1.000

PITCHER	IP	WLS	BF	H	R	ER	SO	BB	IBB	HBP	BLK	WP	HR	S	P	ERA	WHIP

AB	35
R	5
H	9
RBI	5
BB	0
SO	6
LOB	6

WP: 0 PA: 36
PB: 0
SB: 1
CS: 1

Batter	1	2	3	4	5	6	7	8	9	AB	R	H	RBI	BB	SO	LOB
Marty Perez, R (1, 6) OBP: 0.277, SLG: 0.307	F7		F9			F9	SH1-4 1-2 3-H			3	0	0	1	0	0	1
Ralph Garr, L (1, 7) OBP: 0.371, SLG: 0.437	K			1B 2B		HR 1B	HR 2-3			4	3	3	0	0	1	0
Hank Aaron, R (1, 3) OBP: 0.410, SLG: 0.642	6-3			FC5-4 1B 2-H		HR 1-H	HR 1-H 3-H			4	2	3	6	0	0	0
Earl Williams, R (1, 2) OBP: 0.325, SLG: 0.488		4-3		FC5-4 1-2f		6-3	2B			4	0	1	0	0	0	1
Zoilo Versalles, R (1, 5) OBP: 0.253, SLG: 0.372 Tony La Russa, R (8, 4)		F4		K		F8	F8			4 0	0 0	0 0	0 0	0 0	1 0	2 0
Mike Lum, L (1, 9) OBP: 0.346, SLG: 0.377		G1		5-3			6-3	G4-3-6 1B		4	0	1	0	0	0	1
Sonny Jackson, L (1, 8) OBP: 0.311, SLG: 0.342			6-3		5-3		1B E 1B	G4-3-6 1-2f		4	1	1	0	0	0	1
Gil Garrido, R (1, 4) OBP: 0.279, SLG: 0.217 (8, 5)			F8		F8		E SH1-4 1B 1-3	6-3		4	1	1	0	0	0	0
George Stone, L (1, 1) OBP: 0.207, SLG: 0.228			1B		4-3		E3 1B SH1-4 HR 1-3 3-H			3	1	1	1	0	0	1
Inning Stats	R: 0 E: 0 K: 1 S: 5 H: 0 LOB: 0 BB: 0 P: 5	R: 0 E: 0 K: 0 S: 3 H: 0 LOB: 0 BB: 0 P: 3	R: 0 E: 0 K: 0 S: 4 H: 1 LOB: 1 BB: 0 P: 4	R: 1 E: 0 K: 1 S: 7 H: 2 LOB: 1 BB: 0 P: 7	R: 0 E: 0 K: 0 S: 3 H: 0 LOB: 0 BB: 0 P: 3	R: 2 E: 0 K: 0 S: 5 H: 2 LOB: 0 BB: 0 P: 5	R: 5 E: 1 K: 0 S: 9 H: 5 LOB: 1 BB: 0 P: 9	R: 0 E: 0 K: 0 S: 3 H: 1 LOB: 0 BB: 0 P: 3		1B: 7 2B: 2 3B: 0 HR: 2 SF: 0 SAC: 1 DP: 1 HBP: 0						

PITCHER		IP	WLS	BF	H	R	ER	SO	BB	IBB	HBP	BLK	WP	HR	S	P	ERA	WHIP
Steve Carlton, L ERA: 3.52	(1, 1)	6.2	L	31	10	8	4	2	0	0	0	0	0	2	35	35	5.40	1.500
Frank Linzy, R ERA: 1.91	(7, 1)	0.1		1	0	0	0	0	0	0	0	0	0	0	1	1	0.00	0.000
Daryl Patterson, R ERA: 5.52	(8, 1)	1.0		3	1	0	0	0	0	0	0	0	0	0	3	3	0.00	1.000

PITCHER	IP	WLS	BF	H	R	ER	SO	BB	IBB	HBP	BLK	WP	HR	S	P	ERA	WHIP

BOTTOM

St. Louis Cardinals @ Atlanta Braves

Atlanta Stadium, Atlanta, GA

Sat Aug 21 1971, 7:05 PM EDT

Att. 22,451 - Unknown

St.

livebaseballscorecards.com

AB	34
R	8
H	11
RBI	8
BB	0
SO	2
LOB	7

1B: 7	SF: 0	WP: 0	PA: 35
2B: 2	SAC: 1	PB: 0	
3B: 0	DP: 1	SB: 0	
HR: 2	HBP: 0	CS: 0	

TOP

St. Louis Cardinals @ Atlanta Braves

Atlanta Stadium, Atlanta, GA

Sun Aug 22 1971, 3:33 AM EDT

Att. 19,650 - Unknown

Batter	1	2	3	4	5	6	7	8	9	AB	R	H	RBI	BB	SO	LOB
Lou Brock, L (1, 7) OBP: 0.390, SLG: 0.431 Jim Beauchamp, R (9, 7) OBP: 0.278, SLG: 0.365	BBBB 4-0 G3 S HR BB		x 0-0 E WP 1-2 2B 1B	x 0-0 S 1-H 2-H 1B 2B	BBBB 4-0 1B 1B BB		x 0-0 ① F9		BBBB 4-0 HR BB	3 5 2 2 3 0 1 0 0 0 0 0 0 0						
Jose Cruz, L (1, 8) OBP: 0.363, SLG: 0.398	x 0-0 ① G3 1-3		x 0-0 ① F6 1-2 2-3	x 0-0 ② F8 2-3	x 0-0 HBP 1B 1-3 1B		x 0-0 ② ③ G3-6 1-2f		x 0-0 1-H HR	6 1 2 2 0 0 5						
Matty Alou, L (1, 3) OBP: 0.350, SLG: 0.409	x 0-0 ② 4-3		x 0-0 E6 S 2B 2-3 3-H	x 0-0 BB 1B 3-H 1B	x 0-0 HBP 1-2 3-H 1B			x 0-0 ① F8	x 0-0 ③ F9	6 2 2 2 0 0 2						
Joe Torre, R (1, 5) OBP: 0.418, SLG: 0.549 Ted Kubiak, S (7, 4) OBP: 0.335, SLG: 0.346	x 0-0 3-H HR		x 0-0 1-H 3-H 2B	BBBB 4-0 BB 1B 1-2 BB	H 1-0 1-2 2-3 HBP			x 0-0 ② F8		2 1 2 4 1 0 0 1 0 0 0 0 0 0						
Ted Simmons, S (1, 2) OBP: 0.358, SLG: 0.407	x 0-0 ③ 1-3		SSS 0-3 ② K	x 0-0 BB 1-2 2-H 1B	x 0-0 ③ L6			x 0-0 2B 1B		5 1 2 1 0 1 4						
Joe Hague, L (1, 9) OBP: 0.340, SLG: 0.417 Bob Stinson, S (4, PH) OBP: 0.375, SLG: 0.429 (4, 9)		BBBB 4-0 CS BB	SSS 0-3 ③ K	BBBB 4-0 1-2 2-3 BB		SSS 0-3 ① K		x 0-0 1-H 2B		1 0 0 0 1 1 1 2 0 1 1 1 1 0						
Ted Sizemore, R (1, 4) OBP: 0.313, SLG: 0.334 (7, 5)	x 0-0 ① G6-4-3 1-2 1B			x FC1-5 1B 1B x 0-0 ③ F8		x 0-0 ② F4		x 0-0 ③ 4-2		5 0 2 0 0 0 4						
Dal Maxvill, R (1, 6) OBP: 0.291, SLG: 0.253	x 0-0 ② ③ G6-4-3 1-2f			x 0-0 FC1-5 1-2 2B 1B	SSS 0-3 ① K	x 0-0 ③ F7			x 0-0 ① F3	5 1 1 0 0 1 1						
Jerry Reuss, L (1, 1) OBP: 0.226, SLG: 0.113 Chuck Taylor, R (8, 1) OBP: 0.167, SLG: 0.333			BBBB 4-0 WP 1B E BB	x 0-0 ① FC1-5 1-2 2-3f 2B	SSS 0-3 ② K		x 0-0 G3-6 1B		x 0-0 ② 6-3	3 2 1 0 1 1 2 1 0 0 0 0 0 0						
Inning Stats	R: 2 E: 0 K: 0 S: 4 H: 1 LOB: 0 BB: 1 P: 8	R: 0 E: 0 K: 0 S: 2 H: 1 LOB: 0 BB: 1 P: 6	R: 3 E: 1 K: 2 S: 10 H: 2 LOB: 1 BB: 1 P: 14	R: 4 E: 0 K: 0 S: 8 H: 5 LOB: 3 BB: 2 P: 16	R: 1 E: 0 K: 2 S: 9 H: 2 LOB: 3 BB: 1 P: 14	R: 0 E: 0 K: 1 S: 5 H: 0 LOB: 0 BB: 0 P: 5	R: 0 E: 0 K: 0 S: 3 H: 1 LOB: 0 BB: 0 P: 3	R: 1 E: 0 K: 0 S: 5 H: 2 LOB: 1 BB: 0 P: 5	R: 2 E: 0 K: 0 S: 4 H: 1 LOB: 0 BB: 1 P: 8	1B: 10 2B: 3 3B: 0 HR: 2	SF: 0 SAC: 0 DP: 2 HBP: 1						

	AB	40
	R	13
	H	15
	RBI	12
	BB	7
	SO	5
	LOB	20

WP: 1 PB: 0 SB: 3 CS: 1 PA: 48

PITCHER		IP	WLS	BF	H	R	ER	SO	BB	IBB	HBP	BLK	WP	HR	S	P	ERA	WHIP
Ron Reed, R ERA: 3.56	(1, 1)	2.1	L	13	4	5	4	0	3	0	0	0	1	1	10	22	15.43	3.000
Steve Barber, L ERA: 6.0	(3, 1)	1.2		12	5	4	4	2	2	0	0	0	0	0	14	22	21.60	4.200
Ron Herbel, R ERA: 4.79	(5, 1)	4.0		18	5	2	2	3	1	0	1	0	0	0	22	27	4.50	1.500
Bob Priddy, R ERA: 3.73	(9, 1)	1.0		5	1	2	2	0	1	0	0	0	0	1	4	8	18.00	2.000

PITCHER		IP	WLS	BF	H	R	ER	SO	BB	IBB	HBP	BLK	WP	HR	S	P	ERA	WHIP

livebaseballscorecards.com

BOTTOM

Batter	1	2	3	4	5	6	7	8	9	AB	R	H	RBI	BB	SO	LOB
Marty Perez, R (1, 6) OBP: 0.279, SLG: 0.309	FC5-4, SH, 1B		5-3		G4-3 1-2f		G4-6-3 1-2f 2-3 3-H		5-3, 1B	5	0	2	0	0	0	3
Ralph Garr, L (1, 7) OBP: 0.370, SLG: 0.435	SH, FC5-4 1-2		1B, 1B		K		K		5-3 1-2	4	0	1	0	0	2	2
Hank Aaron, R (1, 3) OBP: 0.410, SLG: 0.639 Tommie Aaron, R (7, 3) OBP: 0.282, SLG: 0.270	F5		FC6-4 1-2			K		2B, 1B, BB	F2	3 1	0 1	1 1	0 0	0 1	1 0	2 1
Earl Williams, R (1, 2) OBP: 0.325, SLG: 0.487 Hal King, L (7, 2) OBP: 0.325, SLG: 0.333	FC5-4, FC6-4 1-2f 2-3		F3			1B		1B, G6-3 1-3 2B	K	3 2	0 1	1 1	0 0	0 1	0 1	4 1
Zoilo Versalles, R (1, 5) OBP: 0.253, SLG: 0.365	FC6-4 1-2f		FC6-4 1-2f			K		G6-3, 1B, 1B, BB		3	1	0	0	1	1	5
Mike Lum, L (1, 9) OBP: 0.344, SLG: 0.375 Ron Herbel, R (5, 1) OBP: 0.125, SLG: 0.125 Felix Millan, R (8, PH) OBP: 0.355, SLG: 0.375 Bob Priddy, R (9, 1) OBP: 0.182, SLG: 0.273		1-4-3		F9		F3		G6-3 1-2 2-3 3-H		2 1 1 0	0 0 0 0	0 0 1 0	0 0 1 0	0 0 0 0	0 0 0 0	0 1 0 0
Sonny Jackson, L (1, 8) OBP: 0.311, SLG: 0.342		6-3		F7			1B, 1B, G4-6-3, 1B	G6-3 1-2f 2-3 3-H		4	1	1	0	0	0	2
Gil Garrido, R (1, 4) OBP: 0.293, SLG: 0.235		1B		6-3			G4-6-3, 1B 1-2	1B 3-H		4	0	3	1	0	0	0
Ron Reed, R (1, 1) OBP: 0.143, SLG: 0.143 Steve Barber, L (3, 1) OBP: 0.182, SLG: 0.100 Oscar Brown, R (5, 9) OBP: 0.306, SLG: 0.333		F8			G4-3, 1B		G4-6-3 1-2 2-3	K		1 0 3	0 0 0	0 0 2	0 0 0	0 0 1	0 0 1	1 0 1
Inning Stats	R: 0, E: 1, K: 0, S: 5 H: 1, LOB: 2, BB: 0, P: 5	R: 0, E: 0, K: 0, S: 4 H: 1, LOB: 1, BB: 0, P: 4	R: 0, E: 0, K: 0, S: 5 H: 2, LOB: 2, BB: 0, P: 5	R: 0, E: 0, K: 0, S: 3 H: 0, LOB: 0, BB: 0, P: 3	R: 0, E: 0, K: 1, S: 5 H: 1, LOB: 0, BB: 0, P: 5	R: 0, E: 0, K: 2, S: 8 H: 1, LOB: 1, BB: 0, P: 8	R: 1, E: 0, K: 1, S: 7 H: 3, LOB: 1, BB: 0, P: 7	R: 3, E: 0, K: 1, S: 7 H: 3, LOB: 1, BB: 2, P: 15	R: 0, E: 0, K: 1, S: 6 H: 1, LOB: 1, BB: 0, P: 6	1B: 12 2B: 1 3B: 0 HR: 0	SF: 0 SAC: 1 DP: 3 HBP: 0					

PITCHER		IP	WLS	BF	H	R	ER	SO	BB	IBB	HBP	BLK	WP	HR	S	P	ERA	WHIP
Jerry Reuss, L ERA: 4.79	(1, 1)	7.0	W	33	11	4	4	4	2	0	0	0	0	0	39	47	5.14	1.857
Chuck Taylor, R ERA: 4.02	(8, 1)	2.0	S	7	2	0	0	2	0	0	0	0	0	0	11	11	0.00	1.000

PITCHER	IP	WLS	BF	H	R	ER	SO	BB	IBB	HBP	BLK	WP	HR	S	P	ERA	WHIP

St. Louis Cardinals @ Atlanta Braves

Atlanta Stadium, Atlanta, GA

Sun Aug 22 1971, 3:33 AM EDT

Att. 19,650 - Unknown

livebaseballscorecards.com

AB	37
R	4
H	13
RBI	2
BB	2
SO	6
LOB	23

Batter	1	2	3	4	5	6	7	8	9	AB	R	H	RBI	BB	SO	LOB
Rennie Stennett, R (1, 4) OBP: 0.313, SLG: 0.348	F9		F9		6-3		1B		1B	5	0	2	0	0	0	0
Al Oliver, L (1, 8) OBP: 0.308, SLG: 0.393	FC5-4 1B		K			3-1	K		4-3	5	0	1	0	0	2	2
Roberto Clemente, R (1, 9) OBP: 0.354, SLG: 0.505	FC5-4 1-2f		1B			K		WP BB 1B		4	0	2	0	0	1	1
Willie Stargell, L (1, 7) OBP: 0.395, SLG: 0.652	1-3		G3			E 3B BB		WP 1-2 BB		2	1	0	0	2	0	2
Bob Robertson, R (1, 3) OBP: 0.357, SLG: 0.494		FC9-6 1B		F3		E5 1-2 3B		F3 1-2 2-3		4	1	1	0	0	0	3
Manny Sanguillen, R (1, 2) OBP: 0.355, SLG: 0.435		FC9-6 1B 1-2f 2B		6-3		PB 1-H 2-H 3B		K		4	2	1	2	0	1	3
Dave Cash, R (1, 5) OBP: 0.365, SLG: 0.373		1-3 1B		F7		5-3 3-H		F3		4	0	1	0	0	0	2
Jackie Hernandez, R (1, 6) OBP: 0.255, SLG: 0.316		3-H 2B			F8	F3			6-3	4	0	1	1	0	0	0
Steve Blass, R (1, 1) OBP: 0.119, SLG: 0.149		K			F8	3-1			F5	3	0	0	0	0	1	1
Dave Giusti, R (7, 1) OBP: 0.125, SLG: 0.067										1	0	0	0	0	0	0
Inning Stats	R: 0 E: 1 K: 0 S: 4 H: 1 LOB: 1 BB: 0 P: 4	R: 1 E: 0 K: 1 S: 7 H: 3 LOB: 1 BB: 0 P: 7	R: 0 E: 0 K: 1 S: 6 H: 1 LOB: 1 BB: 0 P: 6	R: 0 E: 0 K: 0 S: 3 H: 0 LOB: 0 BB: 0 P: 3	R: 0 E: 0 K: 0 S: 3 H: 0 LOB: 0 BB: 0 P: 3	R: 3 E: 1 K: 1 S: 7 H: 1 LOB: 0 BB: 1 P: 11	R: 0 E: 0 K: 1 S: 6 H: 1 LOB: 1 BB: 0 P: 6	R: 0 E: 0 K: 1 S: 6 H: 1 LOB: 2 BB: 1 P: 10	R: 0 E: 0 K: 0 S: 4 H: 1 LOB: 1 BB: 0 P: 4	1B: 7 2B: 1 3B: 1 HR: 0 SF: 0 SAC: 0 DP: 0 HBP: 0						

PITCHER	IP	WLS	BF	H	R	ER	SO	BB	IBB	HBP	BLK	WP	HR	S	P	ERA	WHIP
Phil Niekro, R (1, 1) ERA: 3.05	9.0	L	38	9	4	1	5	2	0	0	0	1	0	46	54	1.00	1.222

PITCHER	IP	WLS	BF	H	R	ER	SO	BB	IBB	HBP	BLK	WP	HR	S	P	ERA	WHIP

TOP

Pittsburgh Pirates @ Atlanta Braves

Atlanta Stadium, Atlanta, GA

Mon Aug 23 1971, 7:05 PM EDT

Unknown

livebaseballscorecards.com

AB	36
R	4
H	9
RBI	3
BB	2
SO	5
LOB	14

WP: 1 PA: 38
PB: 1
SB: 0
CS: 0

Pittsburgh Pirates @ Atlanta Braves

Atlanta Stadium, Atlanta, GA

Mon Aug 23 1971, 7:05 PM EDT

Unknown

BOTTOM

Batter	1	2	3	4	5	6	7	8	9	AB	R	H	RBI	BB	SO	LOB
Sonny Jackson, L (1, 8) OBP: 0.310, SLG: 0.343	4-3		4-3 2B 1-3		F3			K		4	0	1	0	0	1	0
Ralph Garr, L (1, 7) OBP: 0.367, SLG: 0.432	4-3		4-3 2-3 3-H			K		F7		4	0	0	1	0	1	1
Hank Aaron, R (1, 3) OBP: 0.411, SLG: 0.645	6-3		IBB			HR		F6		3	1	1	1	1	0	0
Earl Williams, R (1, 2) OBP: 0.325, SLG: 0.483		K	K			BB F5			K	3	0	0	0	1	3	2
Mike Lum, L (1, 9) OBP: 0.343, SLG: 0.374		1B		3-1		F5 1-2			6-3	4	0	1	0	0	0	1
Darrell Evans, L (1, 5) OBP: 0.332, SLG: 0.412		F3		F8			HR		G3	4	1	1	1	0	0	1
Marty Perez, R (1, 6) OBP: 0.279, SLG: 0.309		F4		F6			1B 9-5 SH3-4			3	0	1	0	0	0	1
Gil Garrido, R (1, 4) OBP: 0.296, SLG: 0.233			BB 2B 4-3		3-1		SH3-4 1-2			1	1	0	0	1	0	0
Phil Niekro, R (1, 1) OBP: 0.160, SLG: 0.164			F5		F7		9-5 2-3f			3	0	0	0	0	0	2
Inning Stats	R: 0 H: 0 E: 0 LOB: 0 K: 0 BB: 0 S: 3 P: 3	R: 0 H: 1 E: 0 LOB: 1 K: 1 BB: 0 S: 6 P: 6	R: 1 H: 1 E: 0 LOB: 2 K: 1 BB: 2 S: 6 P: 14	R: 0 H: 0 E: 0 LOB: 0 K: 0 BB: 0 S: 3 P: 3	R: 0 H: 0 E: 0 LOB: 0 K: 0 BB: 0 S: 3 P: 3	R: 1 H: 1 E: 0 LOB: 0 K: 1 BB: 1 S: 5 P: 9	R: 1 H: 2 E: 0 LOB: 0 K: 0 BB: 0 S: 4 P: 4	R: 0 H: 0 E: 0 LOB: 0 K: 1 BB: 0 S: 5 P: 5	R: 0 H: 0 E: 0 LOB: 0 K: 1 BB: 0 S: 5 P: 5	1B: 2 SF: 0 2B: 2 SAC: 1 3B: 0 DP: 1 HR: 2 HBP: 0							

livebaseballscorecards.com

AB	29
R	3
H	5
RBI	3
BB	3
SO	5
LOB	8

WP: 0 PA: 33
PB: 0
SB: 0
CS: 0

PITCHER		IP	WLS	BF	H	R	ER	SO	BB	IBB	HBP	BLK	WP	HR	S	P	ERA	WHIP
Steve Blass, R ERA: 3.02	(1, 1)	6.1	W	26	5	3	3	3	2	1	0	0	0	2	29	41	4.26	1.105
Dave Giusti, R ERA: 3.16	(7, 1)	2.2	S	7	0	0	0	2	0	0	0	0	0	0	11	11	0.00	0.000

PITCHER	IP	WLS	BF	H	R	ER	SO	BB	IBB	HBP	BLK	WP	HR	S	P	ERA	WHIP

Batter	1	2	3	4	5	6	7	8	9	AB	R	H	RBI	BB	SO	LOB
Rennie Stennett, R (1, 4) OBP: 0.315, SLG: 0.353	SSS 0-3 ① K		BBB 4-0 3B BB	x 0-0 HR 2B	x 0-0 ③ 1-3		x 0-0 ② F4		x 0-0 ② 4-3 2-3	5	2	1	0	1	1	2
Al Oliver, L (1, 8) OBP: 0.315, SLG: 0.418	x 0-0 G1-4-6-3 1B		x 0-0 1-H HR 3B	x 0-0 2-H HR		x 0-0 HR 1B	x 0-0 ③ F8		x 0-0 3-H HR	6	4	5	5	0	0	1
Roberto Clemente, R (1, 9) OBP: 0.357, SLG: 0.513 Vic Davalillo, L (8, 9) OBP: 0.315, SLG: 0.370	x 0-0 ② ③ G1-4-6-3 1-2f		x 0-0 3-H HR	x 0-0 1B E 1B		x 0-0 ① F7		x 0-0 BB 1B	x 0-0 ③ F7	5 1	2 0	3 0	2 0	0 0	0 0	2 0
Willie Stargell, L (1, 7) OBP: 0.395, SLG: 0.649		x 0-0 ① F5	x 0-0 1B 1B	SSS 0-3 ① K		x 0-0 1-2 HR 1B		SSS 0-3 ① K		5	2	2	0	0	2	2
Bob Robertson, R (1, 3) OBP: 0.362, SLG: 0.503		BBBB 4-0 FC5-4 BB	SSS 0-3 ① K	x 0-0 E 1-3 1B		x 0-0 1-H 2-H HR		BBBB 4-0 G4-6-3 1-2 BB		3	1	2	3	2	1	1
Manny Sanguillen, R (1, 2) OBP: 0.353, SLG: 0.433		x 0-0 ② FC5-4 BB 1-2f 1B	x 0-0 1B SH1-3 1-2 1B	x 0-0 E4 G5-4-3 1-2 3-H		x 0-0 ② 5-3		x 0-0 ② ③ G4-6-3 1-2f		5	2	1	1	0	0	4
Dave Cash, R (1, 5) OBP: 0.366, SLG: 0.372		BBBB 4-0 1B 1-2 BB	x 0-0 SH1-3 1-3 2-H 1B	x 0-0 ② ③ G5-4-3 1-2f		SSS 0-3 ③ K			x 0-0 ① 1-3	4	0	1	1	1	1	2
Jackie Hernandez, R (1, 6) OBP: 0.261, SLG: 0.320		x 0-0 1-2 2-H 1B	x 0-0 ② SH1-3 1-2 3-H		SSS 0-3 ① K		x 0-0 ① 4-3		x 0-0 2B 1B	4	1	2	2	0	1	0
Bob Moose, R (1, 1) OBP: 0.154, SLG: 0.108 Nelson Briles, R (6, 1) OBP: 0.296, SLG: 0.462		x 0-0 ③ F7	x 0-0 ③ 1-3		x 0-0 ② 5-3		x 0-0 E5 1B		x 0-0 4-3 1-H HR 2B	3 2	0 1	0 2	0 1	0 0	0 0	3 0
Inning Stats	R: 0 E: 0 K: 1 S: 5 H: 1 LOB: 0 BB: 0 P: 5	R: 1 E: 0 K: 0 S: 4 H: 1 LOB: 2 BB: 2 P: 12	R: 5 E: 0 K: 1 S: 10 H: 5 LOB: 1 BB: 1 P: 14	R: 3 E: 1 K: 1 S: 9 H: 4 LOB: 1 BB: 0 P: 9	R: 0 E: 0 K: 1 S: 5 H: 0 LOB: 0 BB: 0 P: 5	R: 3 E: 0 K: 1 S: 8 H: 3 LOB: 0 BB: 0 P: 8	R: 0 E: 1 K: 0 S: 4 H: 1 LOB: 1 BB: 0 P: 4	R: 0 E: 0 K: 1 S: 5 H: 1 LOB: 1 BB: 1 P: 9	R: 3 E: 0 K: 0 S: 6 H: 3 LOB: 0 BB: 0 P: 6	1B: 12 2B: 2 3B: 1 HR: 4 SF: 0 SAC: 1 DP: 3 HBP: 0						

PITCHER		IP	WLS	BF	H	R	ER	SO	BB	IBB	HBP	BLK	WP	HR	S	P	ERA	WHIP
Tom Kelley, R ERA: 3.17	(1, 1)	2.0	L	13	5	5	5	1	3	0	0	0	0	1	12	24	22.50	4.000
Jim Nash, R ERA: 5.19	(3, 1)	2.0		12	6	4	4	2	0	0	0	0	0	1	16	16	18.00	3.000
Steve Barber, L ERA: 6.43	(5, 1)	5.0		23	8	6	6	3	1	0	0	0	0	2	28	32	10.80	1.800

PITCHER	IP	WLS	BF	H	R	ER	SO	BB	IBB	HBP	BLK	WP	HR	S	P	ERA	WHIP

TOP

Pittsburgh Pirates @ Atlanta Braves

Atlanta Stadium, Atlanta, GA

Mon Aug 23 1971, 7:05 PM EDT

Att. 16,163 - Unknown

livebaseballscorecards.com

AB	43
R	15
H	19
RBI	15
BB	4
SO	6
LOB	17

PA: 48

WP: 0
PB: 0
SB: 0
CS: 0

Batter	1	2	3	4	5	6	7	8	9	AB	R	H	RBI	BB	SO	LOB
Sonny Jackson, L (1, 8) OBP: 0.308, SLG: 0.340	4-3	F7		1-3			4-3		F9	4	0	0	0	0	0	3
Oscar Brown, R (8, 8) OBP: 0.297, SLG: 0.324										1	0	0	0	0	0	1
Ralph Garr, L (1, 7) OBP: 0.364, SLG: 0.429	3-1		G3		F7		4-3			4	0	0	0	0	0	0
Darrell Evans, L (1, 5) OBP: 0.330, SLG: 0.409	K		BB, 1B		F7		K			4	0	1	0	0	2	0
Earl Williams, R (1, 3) OBP: 0.329, SLG: 0.492		HR	BB		HR, 1B			K		3	2	2	1	1	1	0
Mike Lum, L (1, 9) OBP: 0.345, SLG: 0.384		E, 1B, 1B	F4		1-H, HR			E6, G6-4-3		4	2	2	2	0	0	2
Felix Millan, R (1, 4) OBP: 0.353, SLG: 0.373		E4, S, 1B	1-3		6-3			G6-4-3		3	0	0	0	0	0	3
Tony La Russa, R (7, 4)										1	0	0	0	0	0	1
Hal King, L (1, 2) OBP: 0.324, SLG: 0.331	F9			G6-4-3, BB, 1B		6-3			F3	4	0	1	0	0	0	2
Marty Perez, R (1, 6) OBP: 0.282, SLG: 0.309	1-2, 2-H, 1B			1-2, G6-4-3, BB		F9			F7	3	0	1	1	1	0	0
Tom Kelley, R (1, 1) OBP: 0.065, SLG: 0.065	K			G6-4-3		K			1B	1	0	0	0	0	1	2
Jim Nash, R (3, 1) OBP: 0.171, SLG: 0.195										0	0	0	0	0	0	0
Zoilo Versalles, R (4, PH) OBP: 0.251, SLG: 0.363										1	0	0	0	0	0	2
Steve Barber, L (5, 1) OBP: 0.167, SLG: 0.091										1	0	0	0	0	1	0
Tommie Aaron, R (9, PH) OBP: 0.300, SLG: 0.289										1	0	1	0	0	0	0
Inning Stats	R: 0 E: 0 K: 1 S: 5 H: 0 LOB: 0 BB: 0 P: 5	R: 2 E: 1 K: 1 S: 9 H: 3 LOB: 2 BB: 0 P: 9	R: 0 E: 0 K: 0 S: 4 H: 1 LOB: 2 BB: 1 P: 8	R: 0 E: 0 K: 0 S: 3 H: 1 LOB: 1 BB: 1 P: 7	R: 2 E: 0 K: 0 S: 5 H: 2 LOB: 0 BB: 0 P: 5	R: 0 E: 0 K: 1 S: 5 H: 0 LOB: 0 BB: 0 P: 5	R: 0 E: 0 K: 1 S: 5 H: 0 LOB: 0 BB: 0 P: 5	R: 0 E: 1 K: 1 S: 5 H: 0 LOB: 0 BB: 0 P: 5	R: 0 E: 0 K: 0 S: 4 H: 1 LOB: 1 BB: 0 P: 4	1B: 6 2B: 0 3B: 0 HR: 2 SF: 0 SAC: 0 DP: 2 HBP: 0						

PITCHER	IP	WLS	BF	H	R	ER	SO	BB	IBB	HBP	BLK	WP	HR	S	P	ERA	WHIP
Bob Moose, R (1, 1) ERA: 4.3	5.0	W	24	7	4	3	2	2	0	0	0	0	2	26	34	5.40	1.800
Nelson Briles, R (6, 1) ERA: 3.61	4.0	S	13	1	0	0	3	0	0	0	0	0	0	19	19	0.00	0.250

PITCHER	IP	WLS	BF	H	R	ER	SO	BB	IBB	HBP	BLK	WP	HR	S	P	ERA	WHIP

BOTTOM

Pittsburgh Pirates @ Atlanta Braves

Atlanta Stadium, Atlanta, GA

Mon Aug 23 1971, 7:05 PM EDT

Att. 16,163 - Unknown

livebaseballscorecards.com

AB	35
R	4
H	8
RBI	4
BB	2
SO	5
LOB	16

WP: 0 PB: 0 SB: 1 CS: 0 PA: 37

Pittsburgh Pirates @ Atlanta Braves

Atlanta Stadium, Atlanta, GA

Tue Aug 24 1971, 7:05 PM EDT

Att. 8,478 - Unknown

TOP

livebaseballscorecards.com

Batter	1	2	3	4	5	6	7	8	9	AB	R	H	RBI	BB	SO	LOB
Rennie Stennett, R (1, 4) OBP: 0.322, SLG: 0.364	F9		F8		SF8 3-H		1-3 3B 1B		BB 1B	4	1	2	1	0	0	0
Al Oliver, L (1, 8) OBP: 0.316, SLG: 0.421	F7		F9		G3-6-3 1-2f		1-H 3-H 4-3 3B		G4-6-3 1-2 BB	4	1	1	2	1	0	1
Roberto Clemente, R (1, 9) OBP: 0.355, SLG: 0.512	K			F9 1B 2B		F8	3-H 4-3		G4-6-3 1-2f	5	1	1	1	0	1	2
Willie Stargell, L (1, 7) OBP: 0.394, SLG: 0.645		F7		F9 2-3		FC5-4 1B BB	4-3			3	0	0	0	1	0	1
Bob Robertson, R (1, 3) OBP: 0.368, SLG: 0.506		1B BB		FC6-4 3-H 1B		FC5-4 1-2 1B		FC6-4 1B		3	0	3	1	1	0	0
Manny Sanguillen, R (1, 2) OBP: 0.352, SLG: 0.431		1-2 1B		F8		FC5-4 1-2f 2-3		FC6-4 1-2f		4	0	1	0	0	0	4
Dave Cash, R (1, 5) OBP: 0.364, SLG: 0.370	F3			FC6-4 1-2f		F9		F7		2	0	0	0	0	0	3
Bob Miller, R (8, 1)										0	0	0	0	0	0	0
Jackie Hernandez, R (1, 6) OBP: 0.260, SLG: 0.318	K				E SF8 1B		F9	F9		4	1	1	0	0	1	3
Bob Johnson, L (1, 1) OBP: 0.176, SLG: 0.051			F7		E2 G3-6-3 1-3		1B WP 3B 1B		F9	0	0	0	0	0	0	0
Bill Mazeroski, R (3, PH) OBP: 0.299, SLG: 0.290										1	0	0	0	0	0	0
Bob Veale, S (3, 1) OBP: 0.375, SLG: 0.375										0	0	0	0	0	0	0
Luke Walker, L (4, 1) OBP: 0.093, SLG: 0.025										1	0	0	0	0	0	2
Gene Alley, R (4, 5) OBP: 0.306, SLG: 0.367										3	1	1	0	0	0	1
Milt May, L (8, PH) OBP: 0.286, SLG: 0.411										1	0	0	0	0	0	1
Inning Stats	R: 0 E: 0 K: 1 S: 5 H: 0 LOB: 0 BB: 0 P: 5	R: 0 E: 0 K: 1 S: 6 H: 1 LOB: 2 BB: 1 P: 10	R: 0 E: 0 K: 0 S: 3 H: 0 LOB: 0 BB: 0 P: 3	R: 1 E: 0 K: 0 S: 5 H: 2 LOB: 1 BB: 0 P: 5	R: 1 E: 1 K: 0 S: 4 H: 1 LOB: 0 BB: 0 P: 4	R: 0 E: 0 K: 0 S: 4 H: 1 LOB: 2 BB: 1 P: 8	R: 3 E: 0 K: 0 S: 6 H: 3 LOB: 0 BB: 0 P: 6	R: 0 E: 0 K: 0 S: 4 H: 1 LOB: 1 BB: 0 P: 4	R: 0 E: 0 K: 0 S: 3 H: 1 LOB: 1 BB: 1 P: 7	1B: 8 2B: 1 3B: 1 HR: 0 SF: 1 SAC: 0 DP: 2 HBP: 0						

	AB	35
	R	5
	H	10
	RBI	5
	BB	3
	SO	2
	LOB	18

WP: 1 PA: 39
PB: 0
SB: 0
CS: 0

PITCHER		IP	WLS	BF	H	R	ER	SO	BB	IBB	HBP	BLK	WP	HR	S	P	ERA	WHIP
Mike McQueen, L ERA: 3.54	(1, 1)	6.1	W	29	8	5	4	2	2	0	0	0	1	0	31	39	5.68	1.579
Cecil Upshaw, R ERA: 3.72	(7, 1)	2.2	S	10	2	0	0	0	1	0	0	0	0	0	9	13	0.00	1.125

PITCHER	IP	WLS	BF	H	R	ER	SO	BB	IBB	HBP	BLK	WP	HR	S	P	ERA	WHIP

Batter	1	2	3	4	5	6	7	8	9	AB	R	H	RBI	BB	SO	LOB
Felix Millan, R (1, 4) OBP: 0.355, SLG: 0.380	6-3	SF9 2-3 3-H	1B		1B 1B 1-2 1B		WP 3B			4	2	3	1	0	0	0
Ralph Garr, L (1, 7) OBP: 0.365, SLG: 0.430	F7	E S 3-H 1B	SSS K		F7 2-3		1B 3-H 2B			5	1	2	1	0	1	3
Hank Aaron, R (1, 3) OBP: 0.414, SLG: 0.653 Tommie Aaron, R (7, 3) OBP: 0.293, SLG: 0.282	BB HR 1B	F2 1-3		HR	FC6-4 1B 1-3 3-H 1B		6-3			4 1	2 0	3 0	2 0	0 0	0 0	1 1
Darrell Evans, L (1, 5) OBP: 0.346, SLG: 0.432	BBBB HR 1-2 BB	1B 1B 2B		2B	FC6-4 1-2 3-H 1B		2B 8-2 2-H 1B			4	3	4	2	1	0	0
Mike Lum, L (1, 9) OBP: 0.351, SLG: 0.401	HR 1-H 2-H	1B HR 2-3 1B		BB 2-H 1B	FC6-4 1-2f 2-3		1-3 2B			5	2	4	4	0	0	2
Hal King, L (1, 2) OBP: 0.321, SLG: 0.324	G3	F3	BBBB G4-3 1-2 BB		G3		8-2 3-Hf			4	0	0	0	1	0	6
Sonny Jackson, L (1, 8) OBP: 0.309, SLG: 0.341		SH1-4 1B SF9 1B	HR 1-2 3-H 1B	F7		F6		6-3		5	2	2	1	0	0	2
Marty Perez, R (1, 6) OBP: 0.284, SLG: 0.321		SF9 SH1-4 1-2 1B 1B	1-H 2-H HR	G4-3 1-2f		SSS K		6-3		5	2	2	3	0	1	2
Mike McQueen, L (1, 1) OBP: 0.211, SLG: 0.263 Cecil Upshaw, R (7, 1)		SH1-4 1-2 2-3 1B	SSS K		F7 1B 1B 1B	SSS K		6-3		3 1	1 0	1 0	0 0	0 0	2 0	0 0
Inning Stats	R: 3 H: 2 E: 0 LOB: 0 K: 0 BB: 1 S: 5 P: 9	R: 2 H: 3 E: 0 LOB: 1 K: 0 BB: 0 S: 6 P: 6	R: 4 H: 5 E: 0 LOB: 1 K: 2 BB: 0 S: 12 P: 12	R: 2 H: 3 E: 0 LOB: 1 K: 0 BB: 1 S: 5 P: 9	R: 2 H: 4 E: 0 LOB: 2 K: 0 BB: 0 S: 7 P: 7	R: 0 H: 0 E: 0 LOB: 0 K: 2 BB: 0 S: 7 P: 7	R: 2 H: 4 E: 0 LOB: 1 K: 0 BB: 0 S: 6 P: 6	R: 0 H: 0 E: 0 LOB: 0 K: 0 BB: 0 S: 3 P: 3		1B: 13 SF: 1 2B: 5 SAC: 1 3B: 1 DP: 2 HR: 3 HBP: 0						

PITCHER		IP	WLS	BF	H	R	ER	SO	BB	IBB	HBP	BLK	WP	HR	S	P	ERA	WHIP
Bob Johnson, R ERA: 3.67	(1, 1)	2.0	L	12	5	5	5	0	1	0	0	0	0	1	11	15	22.50	3.000
Bob Veale, L ERA: 8.74	(3, 1)	1.0		12	8	6	6	2	1	0	0	0	0	2	15	19	54.00	9.000
Luke Walker, L ERA: 3.78	(4, 1)	4.0		18	8	4	4	2	0	0	0	0	1	0	22	22	9.00	2.000
Bob Miller, R ERA: 1.97	(8, 1)	1.0		3	0	0	0	0	0	0	0	0	0	0	3	3	0.00	0.000

PITCHER	IP	WLS	BF	H	R	ER	SO	BB	IBB	HBP	BLK	WP	HR	S	P	ERA	WHIP

BOTTOM

Pittsburgh Pirates @ Atlanta Braves

Atlanta Stadium, Atlanta, GA

Tue Aug 24 1971, 7:05 PM EDT

Att. 8,478 - Unknown

livebaseballscorecards.com

AB	41
R	15
H	21
RBI	14
BB	2
SO	4
LOB	17

1B: 13 SF: 1
2B: 5 SAC: 1
3B: 1 DP: 2
HR: 3 HBP: 0

WP: 1 PA: 45
PB: 0
SB: 1
CS: 0

Pittsburgh Pirates @ Atlanta Braves

Atlanta Stadium, Atlanta, GA

Wed Aug 25 1971, 7:05 PM EDT

Att. 8,365 - Unknown

TOP

livebaseballscorecards.com

Batter	1	2	3	4	5	6	7	8	9	AB	R	H	RBI	BB	SO	LOB
Rennie Stennett, R (1, 4) OBP: 0.328, SLG: 0.367	1B 1B 1B 1B 1-2 2-H		5-3	4-3		4-3			SH1-3 1-2 2-3	5	1	2	1	0	0	1
Al Oliver, L (1, 8) OBP: 0.314, SLG: 0.419	1B 1B 1-2 1B 4-3		F7		F8		F5		SF7 3-H	5	1	1	1	0	0	2
Roberto Clemente, R (1, 9) OBP: 0.361, SLG: 0.516	1B 1-2 2-3 1B	HR 1B	WP 1B		1B E 1B		F8		2-3 1B	6	3	5	0	0	0	0
Willie Stargell, L (1, 7) OBP: 0.395, SLG: 0.649	K	1-H HR	B B B 1-2 BB		E8 1-H 1B		K		K	5	2	2	2	1	3	5
Bob Robertson, R (1, 3) OBP: 0.366, SLG: 0.510	K	HR	F5		K			K		5	1	1	1	0	3	6
Milt May, L (1, 2) OBP: 0.301, SLG: 0.421	1B 1-2 2-H 3-H 1B	F7 HR		F6 1B	2-H 1B			G5-4-3 1B		5	1	3	3	0	0	0
Dave Cash, R (1, 5) OBP: 0.367, SLG: 0.380	1B 1-2 2-H 1B	2B		1B 3B	F7			G5-4-3 1-2f		5	2	3	1	0	0	2
Jackie Hernandez, R (1, 6) OBP: 0.269, SLG: 0.326	1B 1-2 2-H 1B	F9		SH3-4 3-H 1B		F8			SH1-3 PB SF7 1B	5	2	3	2	0	0	1
Bruce Kison, R (1, 1) OBP: 0.115, SLG: 0.120 Bob Moose, R (3, 1) OBP: 0.154, SLG: 0.108 Bill Mazeroski, R (6, PH) OBP: 0.297, SLG: 0.288 Bob Miller, R (6, 1)	1B 1-2 2-H 1B	4-3		SH3-4 1-2		4-3			1B SH1-3 1-2 BB	2 0 1 0	0 0 0 0	1 0 0 0	1 0 0 0	0 0 0 1	0 0 0 0	1 0 0 0
Inning Stats	R: 6 E: 0 K: 2 S: 15 H: 8 LOB: 2 BB: 0 P: 15	R: 3 E: 0 K: 0 S: 7 H: 4 LOB: 1 BB: 0 P: 7	R: 0 E: 0 K: 0 S: 4 H: 1 LOB: 2 BB: 1 P: 8	R: 1 E: 0 K: 0 S: 5 H: 2 LOB: 1 BB: 0 P: 5	R: 2 E: 1 K: 1 S: 8 H: 3 LOB: 1 BB: 0 P: 8	R: 0 E: 0 K: 0 S: 3 H: 0 LOB: 0 BB: 0 P: 3	R: 0 E: 0 K: 1 S: 5 H: 0 LOB: 0 BB: 0 P: 5	R: 0 E: 0 K: 1 S: 5 H: 1 LOB: 0 BB: 0 P: 5	R: 1 E: 0 K: 1 S: 7 H: 2 LOB: 2 BB: 1 P: 11	1B: 17 2B: 1 3B: 1 HR: 2 SF: 1 SAC: 2 DP: 1 HBP: 0						

AB	44
R	13
H	21
RBI	12
BB	2
SO	6
LOB	18

WP: 1 PB: 1 SB: 0 CS: 0 PA: 49

PITCHER		IP	WLS	BF	H	R	ER	SO	BB	IBB	HBP	BLK	WP	HR	S	P	ERA	WHIP
Pat Jarvis, R ERA: 4.1	(1, 1)	0.2	L	9	7	6	6	2	0	0	0	0	0	0	13	13	81.00	10.500
Bob Priddy, R ERA: 4.13	(1, 1)	0.2		7	5	3	3	0	0	0	0	0	0	2	7	7	40.50	7.500
Ron Herbel, R ERA: 4.7	(2, 1)	2.2		12	3	1	1	0	1	0	0	0	1	0	11	15	3.38	1.500
Jim Nash, R ERA: 5.18	(5, 1)	2.0		9	3	2	1	1	0	0	0	0	0	0	11	11	4.50	1.500
Steve Barber, L ERA: 6.21	(7, 1)	2.0		6	1	0	0	2	0	0	0	0	0	0	10	10	0.00	0.500

PITCHER		IP	WLS	BF	H	R	ER	SO	BB	IBB	HBP	BLK	WP	HR	S	P	ERA	WHIP
Tom Kelley, R ERA: 3.22	(9, 1)	1.0		6	2	1	1	1	1	0	0	0	0	0	7	11	9.00	3.000

BOTTOM

Pittsburgh Pirates @ Atlanta Braves

Atlanta Stadium, Atlanta, GA

Wed Aug 25 1971, 7:05 PM EDT

Att. 8,365 - Unknown

Batter	1	2	3	4	5	6	7	8	9	AB	R	H	RBI	BB	SO	LOB
Felix Millan, R (1, 4) OBP: 0.355, SLG: 0.379	4-3	6-3		FC3-6 1B		4-3		3-1		4	0	1	0	0	0	1
Steve Barber, L (7, 1) OBP: 0.167, SLG: 0.091										0	0	0	0	0	0	0
Hal King, L (8, PH) OBP: 0.320, SLG: 0.323										1	0	0	0	0	0	0
Tom Kelley, R (9, 1) OBP: 0.065, SLG: 0.065										0	0	0	0	0	0	0
Ralph Garr, L (1, 7) OBP: 0.367, SLG: 0.432	HR 1B		1B 2B 1B	FC3-6 1-2f		FC6-4 1B			F7	5	2	3	0	0	0	1
Hank Aaron, R (1, 3) OBP: 0.414, SLG: 0.659	1-H HR		2B SF8 1-2 1B	F7		FC6-4 1-2f			F4	4	2	2	2	0	0	2
Tommie Aaron, R (8, 3) OBP: 0.286, SLG: 0.275										1	0	0	0	0	0	0
Earl Williams, R (1, 2) OBP: 0.330, SLG: 0.494	L5		SF8 1B 1-3 2-H 2B		5-3		5-3		1B	5	1	2	1	0	0	0
Darrell Evans, L (1, 5) OBP: 0.338, SLG: 0.423	3-1		SF8 2-3 3-H		F5		S S S K		3-1	4	0	0	1	0	1	1
Mike Lum, L (1, 9) OBP: 0.355, SLG: 0.404		FC6-4 1B BLK 1B	F5		1B 1B		FC6-4 1B			4	1	3	0	0	0	1
Sonny Jackson, L (1, 8) OBP: 0.312, SLG: 0.344		FC6-4 1-2 1B	3-H 1B		FC6-4 1-3 1B		FC6-4 1-2f			4	0	3	1	0	0	1
Marty Perez, R (1, 6) OBP: 0.280, SLG: 0.316		FC6-4 BLK 1-2f 2-3	F8		FC6-4 1-2f			E5 G6-4-3		4	0	0	0	0	0	5
Pat Jarvis, R (1, 1) OBP: 0.133, SLG: 0.093		S S S K 1-2 3-H		5-3		F3		G6-4-3 1-2f		0	0	0	0	0	0	0
Bob Priddy, R (1, 1) OBP: 0.162, SLG: 0.273										0	0	0	0	0	0	0
Ron Herbel, R (2, 1) OBP: 0.111, SLG: 0.111										1	0	0	0	0	1	1
Zoilo Versalles, R (4, PH) OBP: 0.250, SLG: 0.361										1	0	0	0	0	0	0
Jim Nash, R (5, 1) OBP: 0.171, SLG: 0.195										0	0	0	0	0	0	0
Oscar Brown, R (6, PH) OBP: 0.286, SLG: 0.314										1	0	0	0	0	0	0
Tony La Russa, R (7, 4)										1	0	0	0	0	0	1
Inning Stats	R: 2 E: 0 K: 0 S: 5 H: 2 LOB: 0 BB: 0 P: 5	R: 1 E: 0 K: 1 S: 7 H: 2 LOB: 1 BB: 0 P: 7	R: 3 E: 0 K: 0 S: 7 H: 4 LOB: 1 BB: 0 P: 7	R: 0 E: 0 K: 0 S: 4 H: 1 LOB: 1 BB: 0 P: 4	R: 0 E: 0 K: 0 S: 5 H: 2 LOB: 2 BB: 0 P: 5	R: 0 E: 0 K: 0 S: 4 H: 1 LOB: 1 BB: 0 P: 4	R: 0 E: 0 K: 1 S: 6 H: 1 LOB: 1 BB: 0 P: 6	R: 0 E: 1 K: 0 S: 3 H: 0 LOB: 0 BB: 0 P: 3	R: 0 E: 0 K: 0 S: 4 H: 1 LOB: 1 BB: 0 P: 4	1B: 12 2B: 1 3B: 0 HR: 1	SF: 1 SAC: 0 DP: 1 HBP: 0			WP: 0 PB: 0 SB: 0 CS: 0	PA: 41		

livebaseballscorecards.com

	AB	R	H	RBI	BB	SO	LOB
	40	6	14	5	0	2	14

PITCHER		IP	WLS	BF	H	R	ER	SO	BB	IBB	HBP	BLK	WP	HR	S	P	ERA	WHIP
Bruce Kison, R ERA: 3.65	(1, 1)	2.0		12	6	5	5	1	0	0	0	1	0	1	14	14	22.50	3.000
Bob Moose, R ERA: 4.27	(3, 1)	3.0	W	14	5	1	1	0	0	0	0	0	0	0	14	14	3.00	1.667
Bob Miller, R ERA: 1.88	(6, 1)	4.0	S	15	3	0	0	1	0	0	0	0	0	0	17	17	0.00	0.750

PITCHER	IP	WLS	BF	H	R	ER	SO	BB	IBB	HBP	BLK	WP	HR	S	P	ERA	WHIP

Batter	1	2	3	4	5	6	7	8	9	AB	R	H	RBI	BB	SO	LOB
Felix Millan, R (1, 4) OBP: 0.352, SLG: 0.376	6-3		F8			F8		FC6-4 1-2f		4	0	0	0	0	0	2
Ralph Garr, L (1, 7) OBP: 0.368, SLG: 0.432	G4-3 1B			4-3		L7			FC6-4 1B	4	0	2	0	0	0	0
Hank Aaron, R (1, 3) OBP: 0.413, SLG: 0.655	G4-3 1-2f			1B		L6			FC6-4 B5-3 1-2f	4	0	1	0	0	0	2
Oscar Brown, R (9, PR) OBP: 0.289, SLG: 0.314										0	0	0	0	0	0	0
Earl Williams, R (1, 2) OBP: 0.329, SLG: 0.490		F7		F3			BBB G6-3 BB		B5-3 1-2	3	0	0	0	1	0	2
Mike Lum, L (1, 9) OBP: 0.351, SLG: 0.400		6-3		F8			G6-3 1-2f		L5	4	0	0	0	0	0	4
Darrell Evans, L (1, 5) OBP: 0.333, SLG: 0.417		P6			SSS K		F7			3	0	0	0	0	1	0
Sonny Jackson, L (1, 8) OBP: 0.315, SLG: 0.347			BBBB S BB		2B			4-3		2	0	1	0	1	0	0
Marty Perez, R (1, 6) OBP: 0.281, SLG: 0.317			6-3 1-2		6-3			FC6-4 1B		3	0	1	0	0	0	2
Ron Reed, R (1, 1) OBP: 0.138, SLG: 0.138			SSS K		6-3			F8		2	0	0	0	0	1	2
Hal King, L (8, PH) OBP: 0.318, SLG: 0.321										1	0	0	0	0	0	1
Cecil Upshaw, R (8, 1)										0	0	0	0	0	0	0
Inning Stats	R: 0 E: 0 K: 0 S: 3 H: 1 LOB: 0 BB: 0 P: 3	R: 0 E: 0 K: 0 S: 3 H: 0 LOB: 0 BB: 0 P: 3	R: 0 E: 0 K: 1 S: 5 H: 0 LOB: 1 BB: 1 P: 9	R: 0 E: 0 K: 0 S: 4 H: 1 LOB: 1 BB: 0 P: 4	R: 0 E: 0 K: 1 S: 6 H: 1 LOB: 1 BB: 0 P: 6	R: 0 E: 0 K: 0 S: 3 H: 0 LOB: 0 BB: 0 P: 3	R: 0 E: 0 K: 0 S: 2 H: 0 LOB: 0 BB: 1 P: 6	R: 0 E: 0 K: 0 S: 4 H: 1 LOB: 1 BB: 0 P: 4	R: 0 E: 0 K: 0 S: 4 H: 1 LOB: 2 BB: 0 P: 4	1B: 4 2B: 1 3B: 0 HR: 0 SF: 0 SAC: 0 DP: 2 HBP: 0						

PITCHER	IP	WLS	BF	H	R	ER	SO	BB	IBB	HBP	BLK	WP	HR	S	P	ERA	WHIP
Milt Pappas, R (1, 1) ERA: 3.28	9.0	W	32	5	0	0	2	2	0	0	0	0	0	34	42	0.00	0.778

PITCHER	IP	WLS	BF	H	R	ER	SO	BB	IBB	HBP	BLK	WP	HR	S	P	ERA	WHIP

TOP

Atlanta Braves @ Chicago Cubs

Wrigley Field, Chicago, IL

Fri Aug 27 1971, 3:33 AM CDT

Att. 23,150 - Sunny - 65 F

livebaseballscorecards.com

AB	30
R	0
H	5
RBI	0
BB	2
SO	2
LOB	15

WP: 0 PB: 0 SB: 1 CS: 0 PA: 32

Batter	1	2	3	4	5	6	7	8	9	AB	R	H	RBI	BB	SO	LOB
Don Kessinger, S (1, 6) OBP: 0.321, SLG: 0.318	F8		K		F8		FC6-4 1-2f			4	0	0	0	0	1	3
Glenn Beckert, R (1, 4) OBP: 0.379, SLG: 0.408	5-3		1-2 3B 1B			L6		F2		4	1	1	0	0	0	0
Billy Williams, L (1, 7) OBP: 0.389, SLG: 0.527	BB		1-H 2-H 3B			HR		F8		3	1	2	3	1	0	0
Joe Pepitone, L (1, 3) OBP: 0.347, SLG: 0.484	F5		1-3			F9		E4		4	0	0	0	0	0	2
Ron Santo, R (1, 5) OBP: 0.356, SLG: 0.436		F3		9-6 2B		K		K		4	0	1	0	0	2	1
Johnny Callison, L (1, 9) OBP: 0.291, SLG: 0.321		K		9-6 2-3f			4-3			3	0	0	0	0	1	1
Brock Davis, L (1, 8) OBP: 0.343, SLG: 0.337		6-3		F7			3B			3	0	1	0	0	0	0
Chris Cannizzaro, R (1, 2) OBP: 0.311, SLG: 0.308			6-3		F7		FC6-4 IBB			2	0	0	0	1	0	0
Milt Pappas, R (1, 1) OBP: 0.228, SLG: 0.178			1B 3B 1B		K		K			3	1	1	0	0	2	2
Inning Stats	R: 0 E: 0 K: 0 S: 3 H: 0 LOB: 1 BB: 1 P: 7	R: 0 E: 0 K: 1 S: 5 H: 0 LOB: 0 BB: 0 P: 5	R: 2 E: 0 K: 1 S: 8 H: 3 LOB: 1 BB: 0 P: 8	R: 0 E: 0 K: 0 S: 3 H: 1 LOB: 0 BB: 0 P: 3	R: 0 E: 0 K: 1 S: 5 H: 0 LOB: 0 BB: 0 P: 5	R: 1 E: 0 K: 1 S: 6 H: 1 LOB: 0 BB: 0 P: 6	R: 0 E: 0 K: 1 S: 6 H: 1 LOB: 2 BB: 1 P: 10	R: 0 E: 1 K: 1 S: 6 H: 0 LOB: 1 BB: 0 P: 6		1B: 2 2B: 2 3B: 2 HR: 1	SF: 0 SAC: 0 DP: 1 HBP: 0					

BOTTOM

Atlanta Braves @ Chicago Cubs

Wrigley Field, Chicago, IL

Fri Aug 27 1971, 3:33 AM CDT

Att. 23,150 - Sunny - 65 F

livebaseballscorecards.com

AB	30
R	3
H	6
RBI	3
BB	2
SO	6
LOB	9

PITCHER		IP	WLS	BF	H	R	ER	SO	BB	IBB	HBP	BLK	WP	HR	S	P	ERA	WHIP
Ron Reed, R ERA: 3.57	(1, 1)	7.0	L	28	6	3	3	5	1	1	0	0	0	1	36	44	3.86	1.000
Cecil Upshaw, R ERA: 3.67	(8, 1)	1.0		4	0	0	0	1	0	0	0	0	0	0	6	6	0.00	0.000

PITCHER		IP	WLS	BF	H	R	ER	SO	BB	IBB	HBP	BLK	WP	HR	S	P	ERA	WHIP

Batter	1	2	3	4	5	6	7	8	9	AB	R	H	RBI	BB	SO	LOB
Felix Millan, R (1, 4) OBP: 0.349, SLG: 0.373	F8		5-3			6-3		F9		4	0	0	0	0	0	0
Ralph Garr, L (1, 7) OBP: 0.369, SLG: 0.437	FC6-4 1B		K			HR 3B		P4		4	1	2	0	0	1	0
Hank Aaron, R (1, 3) OBP: 0.410, SLG: 0.649	FC6-4 1B 1-2f		F9			K		F7		4	0	0	0	0	1	2
Earl Williams, R (1, 2) OBP: 0.333, SLG: 0.500	1B 1-2			F2		HR 3-H			FC2-6 1B	4	1	3	2	0	0	0
Mike Lum, L (1, 9) OBP: 0.348, SLG: 0.396	K			F7		4-1			FC2-6 1B 1-2f	4	1	0	0	0	1	3
Darrell Evans, L (1, 5) OBP: 0.336, SLG: 0.431 Gil Garrido, R (9, 5) OBP: 0.296, SLG: 0.233		HR		4-3			BB		K	3 0	1 0	1 0	1 0	1 0	1 0	1 0
Sonny Jackson, L (1, 8) OBP: 0.317, SLG: 0.349		P6			G6-3 1B		SH1-4 1-2		1B 1B 1-2	3	0	2	0	0	0	0
Marty Perez, R (1, 6) OBP: 0.280, SLG: 0.316		K			G6-3 1-2f		6-3		1B 1-3 2-H	4	0	1	1	0	1	2
Phil Niekro, R (1, 1) OBP: 0.154, SLG: 0.158		K			P3		F7			3	0	0	0	0	1	1
Inning Stats	R: 0 E: 0 K: 1 S: 7 H: 2 LOB: 2 BB: 0 P: 7	R: 1 E: 0 K: 2 S: 8 H: 1 LOB: 0 BB: 0 P: 8	R: 0 E: 0 K: 1 S: 5 H: 0 LOB: 0 BB: 0 P: 5	R: 0 E: 0 K: 0 S: 3 H: 0 LOB: 0 BB: 0 P: 3	R: 0 E: 0 K: 0 S: 3 H: 1 LOB: 0 BB: 0 P: 3	R: 2 E: 0 K: 1 S: 7 H: 2 LOB: 0 BB: 0 P: 7	R: 0 E: 0 K: 0 S: 3 H: 0 LOB: 1 BB: 1 P: 7	R: 0 E: 0 K: 0 S: 3 H: 0 LOB: 0 BB: 0 P: 3	R: 1 E: 0 K: 1 S: 7 H: 3 LOB: 2 BB: 0 P: 7	1B: 6 2B: 0 3B: 1 HR: 2 SF: 0 SAC: 1 DP: 1 HBP: 0							WP: 0 PB: 0 SB: 0 CS: 0 PA: 35

PITCHER	IP	WLS	BF	H	R	ER	SO	BB	IBB	HBP	BLK	WP	HR	S	P	ERA	WHIP
Fergie Jenkins, R (1, 1) ERA: 2.71	9.0	L	35	9	4	4	6	1	0	0	0	0	2	46	50	4.00	1.111

PITCHER	IP	WLS	BF	H	R	ER	SO	BB	IBB	HBP	BLK	WP	HR	S	P	ERA	WHIP

TOP

Atlanta Braves @ Chicago Cubs

Wrigley Field, Chicago, IL

Sat Aug 28 1971, 3:33 AM CDT

Att. 34,988 - Unknown

livebaseballscorecards.com

AB	33
R	4
H	9
RBI	4
BB	1
SO	6
LOB	9

Batter	1	2	3	4	5	6	7	8	9	AB	R	H	RBI	BB	SO	LOB
Don Kessinger, S (1, 6) OBP: 0.320, SLG: 0.318	4-3		G3		L7		SH1-4 1-2		G6-4-3 1B	4	0	1	0	0	0	0
Glenn Beckert, R (1, 4) OBP: 0.377, SLG: 0.410	L8		5-3		3B		K		G6-4-3 1-2f	5	0	1	0	0	1	2
Billy Williams, L (1, 7) OBP: 0.389, SLG: 0.525	P4		1B		6-3		K		1B	5	0	2	0	0	1	2
Joe Pepitone, L (1, 3) OBP: 0.347, SLG: 0.488		1B 2B 1B	F9			4-3		1B 3B	F8	5	2	2	0	0	0	2
Ron Santo, R (1, 5) OBP: 0.357, SLG: 0.435		1-3 2B 1B		P5		1B BB		K		3	1	1	0	1	1	1
Johnny Callison, L (1, 9) OBP: 0.294, SLG: 0.325		WP 1-H 3-H 2B		F9		F7		1B BB		3	0	1	2	1	0	1
Brock Davis, L (1, 8) OBP: 0.345, SLG: 0.340		K2-3 2-3		K		1-2 1B		1-2 3-H 1B		4	0	2	1	0	2	1
Chris Cannizzaro, R (1, 2) OBP: 0.307, SLG: 0.303		F7		5-3		K		F8		4	0	0	0	0	1	6
Fergie Jenkins, R (1, 1) OBP: 0.275, SLG: 0.372		F8			F7		SH1-4 1B	5-3		4	0	1	0	0	0	3
Inning Stats	R: 0 H: 0 E: 0 LOB: 0 K: 0 BB: 0 S: 3 P: 3	R: 2 H: 3 E: 0 LOB: 1 K: 1 BB: 0 S: 8 P: 8	R: 0 H: 1 E: 0 LOB: 1 K: 0 BB: 0 S: 4 P: 4	R: 0 H: 0 E: 0 LOB: 1 K: 1 BB: 0 S: 6 P: 6	R: 0 H: 1 E: 0 LOB: 1 K: 0 BB: 0 S: 4 P: 4	R: 0 H: 1 E: 0 LOB: 2 K: 1 BB: 1 S: 6 P: 10	R: 0 H: 1 E: 0 LOB: 1 K: 2 BB: 0 S: 8 P: 8	R: 1 H: 2 E: 0 LOB: 2 K: 1 BB: 1 S: 7 P: 11	R: 0 H: 2 E: 0 LOB: 1 K: 0 BB: 0 S: 4 P: 4	1B: 8 SF: 0 2B: 1 SAC: 1 3B: 2 DP: 1 HR: 0 HBP: 0						

PITCHER		IP	WLS	BF	H	R	ER	SO	BB	IBB	HBP	BLK	WP	HR	S	P	ERA	WHIP
Phil Niekro, R ERA: 3.04	(1, 1)	9.0	W	40	11	3	3	6	2	0	0	0	1	0	50	58	3.00	1.444

PITCHER	IP	WLS	BF	H	R	ER	SO	BB	IBB	HBP	BLK	WP	HR	S	P	ERA	WHIP

BOTTOM

Atlanta Braves @ Chicago Cubs

Wrigley Field, Chicago, IL

Sat Aug 28 1971, 3:33 AM CDT

Att. 34,988 - Unknown

livebaseballscorecards.com

AB	37
R	3
H	11
RBI	3
BB	2
SO	6
LOB	18

WP: 1 PA: 40
PB: 1
SB: 0
CS: 0

Batter	1	2	3	4	5	6	7	8	9	AB	R	H	RBI	BB	SO	LOB
Felix Millan, R (1, 4) OBP: 0.350, SLG: 0.373	HR 1B		4-3 1B		6-3		FC5-6 1-2f		4-3	5	1	2	0	0	0	2
Ralph Garr, L (1, 7) OBP: 0.368, SLG: 0.435	F5		4-3 1-2			2B BB 1B	K			4	1	1	0	0	1	3
Hank Aaron, R (1, 3) OBP: 0.410, SLG: 0.657	1-H HR		K			BB BB 1-3 2B	F9			4	2	2	2	0	1	2
Earl Williams, R (1, 2) OBP: 0.334, SLG: 0.506	HR		K			BB BB FC6-2 BB		K		3	1	1	1	1	2	1
Zoilo Versalles, R (1, 5) OBP: 0.253, SLG: 0.359	K			CS BB		FC6-2 BB 1-2 2-3 3-H FC5-2 BB		F7		1	0	0	0	1	1	0
Darrell Evans, L (6, PH) OBP: 0.336, SLG: 0.431										0	0	0	0	0	0	0
Tommie Aaron, R (6, PH) OBP: 0.295, SLG: 0.268 (6, 5)										1	0	0	1	1	0	0
Mike Lum, L (1, 9) OBP: 0.347, SLG: 0.392	F8			F8		FC5-2 FC6-2 1-2 2-3 3-H BB		3-1		3	0	0	1	1	0	1
Sonny Jackson, L (1, 8) OBP: 0.314, SLG: 0.346		F8		F7		FC6-2 1-2 2-3 3-Hf			4-3	4	0	0	0	0	0	4
Marty Perez, R (1, 6) OBP: 0.280, SLG: 0.315		P4		CS 1-2	F8	FC5-2 2-3 3-H			FC1-6 1B	4	0	1	0	0	0	3
Tom Kelley, R (1, 1) OBP: 0.063, SLG: 0.063										1	0	0	0	0	1	0
Steve Barber, L (4, 1) OBP: 0.214, SLG: 0.154										2	0	1	0	0	1	0
Cecil Upshaw, R (8, 1)										0	0	0	0	0	0	0
Jim Nash, R (8, 1) OBP: 0.167, SLG: 0.190		K			K		FC5-6 1B		FC1-6 1-2f	1	0	0	0	0	0	1
Inning Stats	R: 3 H: 3 E: 0 LOB: 0 K: 1 BB: 0 S: 8 P: 8	R: 0 H: 0 E: 0 LOB: 0 K: 1 BB: 0 S: 5 P: 5	R: 0 H: 1 E: 0 LOB: 1 K: 2 BB: 0 S: 8 P: 8	R: 0 H: 0 E: 0 LOB: 0 K: 0 BB: 1 S: 2 P: 6	R: 0 H: 0 E: 0 LOB: 0 K: 1 BB: 0 S: 5 P: 5	R: 2 H: 2 E: 0 LOB: 1 K: 0 BB: 3 S: 4 P: 16	R: 0 H: 1 E: 0 LOB: 1 K: 1 BB: 0 S: 6 P: 6	R: 0 H: 0 E: 0 LOB: 0 K: 1 BB: 0 S: 5 P: 5	R: 0 H: 1 E: 0 LOB: 1 K: 0 BB: 0 S: 4 P: 4	1B: 5 2B: 1 3B: 0 HR: 2	SF: 0 SAC: 0 DP: 1 HBP: 0					

PITCHER		IP	WLS	BF	H	R	ER	SO	BB	IBB	HBP	BLK	WP	HR	S	P	ERA	WHIP
Juan Pizarro, L ERA: 3.23	(1, 1)	5.0	L	21	6	5	5	5	1	0	0	0	0	2	30	34	9.00	1.400
Joe Decker, R ERA: 3.72	(6, 1)	0.0		1	0	0	0	0	1	0	0	0	0	0	0	4	∞	∞
Ray Newman, L ERA: 2.3	(6, 1)	0.0		2	0	0	0	0	2	0	0	0	0	0	0	8	∞	∞
Bill Bonham, R ERA: 5.28	(6, 1)	1.0		2	0	0	0	0	0	0	0	0	0	0	2	2	0.00	0.000
Phil Regan, R ERA: 3.45	(7, 1)	2.0		7	1	0	0	2	0	0	0	0	0	0	11	11	0.00	0.500

PITCHER		IP	WLS	BF	H	R	ER	SO	BB	IBB	HBP	BLK	WP	HR	S	P	ERA	WHIP
Ron Tompkins, R ERA: 4.15	(9, 1)	1.0		4	1	0	0	0	0	0	0	0	0	0	4	4	0.00	1.000

TOP

Atlanta Braves @ Chicago Cubs

Wrigley Field, Chicago, IL

Sun Aug 29 1971, 3:33 AM CDT

Att. 29,685 - Sunny - 71 F

livebaseballscorecards.com

AB	33
R	5
H	8
RBI	5
BB	4
SO	7
LOB	17

1B: 5	SF: 0	WP: 0	PA: 38
2B: 1	SAC: 0	PB: 0	
3B: 0	DP: 1	SB: 0	
HR: 2	HBP: 0	CS: 1	

Batter	1	2	3	4	5	6	7	8	9	AB	R	H	RBI	BB	SO	LOB
Don Kessinger, S (1, 6) OBP: 0.319, SLG: 0.317	BB 1B		4-3 ①	FC6-4 ③ 1-2f		P3 ③		F9 ① 2-3		5	0	1	0	0	0	5
Glenn Beckert, R (1, 4) OBP: 0.375, SLG: 0.408	F7 ①		1B 1B		6-3 ①		4-3 ①	FC4 ② 1-2f 3-H		5	0	1	1	0	0	2
Billy Williams, L (1, 7) OBP: 0.391, SLG: 0.525	B B B B 4-0 G4-6-3 1-2 BB		S S S 0-3 K ②		0-0 L9 ②		0-0 FC5-4 1B	0-0 1-2 1B		4	0	2	0	1	1	1
Joe Pepitone, L (1, 3) OBP: 0.348, SLG: 0.487	0-0 G4-6-3 ② ③ 1-2f		0-0 1-3 1B		0-0 BB 1B		0-0 FC5-4 ② 1B 1-2f	0-0 G3 ③		5	0	2	0	0	0	5
Ron Santo, R (1, 5) OBP: 0.359, SLG: 0.435		B B B B 4-0 BB 1B BB	0-0 F6 ③		B B B B 4-0 1-2 BB		0-0 1-2 1B		S S S 0-3 K ①	3	1	1	0	2	1	2
Johnny Callison, L (1, 9) OBP: 0.292, SLG: 0.323 Jim Hickman, R (5, PH) (6, 9) OBP: 0.350, SLG: 0.470		S S S 0-3 K ①		0-0 P5 ①	S S S 0-3 K ③		0-0 L6 ③		0-0 HR	2 3	0 1	0 1	0 1	0 0	1 1	1 4
Brock Davis, L (1, 8) OBP: 0.350, SLG: 0.340 Cleo James, R (6, PH) (7, 8) OBP: 0.341, SLG: 0.378	B B B B 4-0 1-2 1B BB		B B B B 4-0 BB			S S S 0-3 K ①		0-0 1B 1B 1B	0-0 5-3 ②	0 3	0 1	0 1	0 0	2 1	0 0	0 0
J.C. Martin, L (1, 2) OBP: 0.338, SLG: 0.355		0-0 G4-6-3 1-2 2-H 1B	0-0 L4 ②			0-0 1B		0-0 F9 1B 1-2 FC4 1B	0-0 P6 ③	5	1	3	1	0	0	1
Juan Pizarro, L (1, 1) OBP: 0.136, SLG: 0.053 Joe Decker, R (6, 1) OBP: 0.750, SLG: 1.000 Ray Newman, L (6, 1) Bill Bonham, R (6, 1) OBP: 0.200, SLG: 0.200 14 Ernie Banks, R (6, PH) OBP: 0.208, SLG: 0.299 Phil Regan, R (7, 1) Paul Popovich, S (8, PH) OBP: 0.262, SLG: 0.286 Ron Tompkins, R (9, 1)		0-0 G4-6-3 ② ③ 1-2f		B B B B 4-0 FC6-4 1-2 BB		0-0 F8 ②		0-0 FC4 1-2 2-H 1B		1 0 0 0 1 0 1 0	0 0 0 0 0 0 0 0	0 0 0 0 0 0 1 0	0 0 0 0 0 0 1 0	1 0 0 0 0 0 0 0	0 0 0 0 1 0 0 0	2 0 0 0 0 0 0 0
Inning Stats	R: 0 H: 1 E: 0 LOB: 1 K: 0 BB: 1 S: 3 P: 7	R: 1 H: 1 E: 0 LOB: 1 K: 1 BB: 2 S: 5 P: 13	R: 0 H: 2 E: 0 LOB: 2 K: 1 BB: 0 S: 7 P: 7	R: 0 H: 0 E: 0 LOB: 2 K: 0 BB: 2 S: 3 P: 11	R: 0 H: 1 E: 0 LOB: 2 K: 1 BB: 1 S: 6 P: 10	R: 0 H: 1 E: 0 LOB: 1 K: 1 BB: 0 S: 6 P: 6	R: 0 H: 2 E: 0 LOB: 2 K: 0 BB: 0 S: 5 P: 5	R: 2 H: 4 E: 0 LOB: 2 K: 0 BB: 0 S: 7 P: 7	R: 1 H: 1 E: 0 LOB: 0 K: 1 BB: 0 S: 6 P: 6	1B: 12 SF: 0 2B: 0 SAC: 0 3B: 0 DP: 2 HR: 1 HBP: 0						

PITCHER		IP	WLS	BF	H	R	ER	SO	BB	IBB	HBP	BLK	WP	HR	S	P	ERA	WHIP
Tom Kelley, R ERA: 3.2	(1, 1)	3.2		18	4	1	1	2	5	0	0	0	0	0	17	37	2.46	2.455
Steve Barber, L ERA: 5.87	(4, 1)	3.1	W	15	4	0	0	2	1	0	0	0	0	0	18	22	0.00	1.500
Cecil Upshaw, R ERA: 3.87	(8, 1)	0.2		6	4	2	2	0	0	0	0	0	0	0	6	6	27.00	6.000
Jim Nash, R ERA: 5.2	(8, 1)	1.1	S	5	1	1	1	1	0	0	0	0	0	1	7	7	6.75	0.750

PITCHER	IP	WLS	BF	H	R	ER	SO	BB	IBB	HBP	BLK	WP	HR	S	P	ERA	WHIP

BOTTOM

Atlanta Braves @ Chicago Cubs

Wrigley Field, Chicago, IL

Sun Aug 29 1971, 3:33 AM CDT

Att. 29,685 - Sunny - 71 F

livebaseballscorecards.com

AB	38
R	4
H	13
RBI	4
BB	6
SO	5
LOB	24

WP: 0 PA: 44
PB: 0
SB: 0
CS: 0

Atlanta Braves @ San Francisco Giants

Candlestick Park, San Francisco, CA

Tue Aug 31 1971, 10:05 PM EDT

Att. 13,615 - Unknown

TOP

livebaseballscorecards.com

Batter	1	2	3	4	5	6	7	8	9	AB	R	H	RBI	BB	SO	LOB
Felix Millan, R (1, 4) OBP: 0.347, SLG: 0.370	S S S 0-3 ① K		x 0-0 ② 5-3 2-3			x 0-0 ① 6-3		x 0-0 ① F8		4	0	0	0	0	1	1
Tony La Russa, R (8, 4)										0	0	0	0	0	0	0
Ralph Garr, L (1, 7) OBP: 0.367, SLG: 0.434	x 0-0 ② 1-3		x 0-0 ③ F6			x 0-0 ② F8		x 0-0 WP 1B 1B		4	0	1	0	0	0	1
Hank Aaron, R (1, 3) OBP: 0.412, SLG: 0.656	B B B B 4-0 BB			x 0-0 ① F9		x 0-0 1B		x 0-0 ② F7		2	0	1	0	1	0	0
Hal King, L (6, 2) OBP: 0.317, SLG: 0.319										1	0	0	0	0	0	1
Earl Williams, R (1, 2) OBP: 0.333, SLG: 0.504	S S S 0-3 ③ K			x 0-0 ② F3		S S S 0-3 ③ K		x 0-0 WP 1-2 1B		4	0	1	0	0	2	2
(6, 3)																
Mike Lum, L (1, 9) OBP: 0.346, SLG: 0.391		x 0-0 ① F7		x 0-0 ③ 6-3			x 0-0 1B 1B	x 0-0 ③ G3 1-2 2-3		4	0	1	0	0	0	2
Darrell Evans, L (1, 5) OBP: 0.335, SLG: 0.427		x 0-0 ② F7			x 0-0 ① F8		x 0-0 1-2 1B		x 0-0 ① F8	4	0	1	0	0	0	0
Sonny Jackson, L (1, 8) OBP: 0.314, SLG: 0.345		x 0-0 ③ F4			x 0-0 1B		x 0-0 ① F8		x 0-0 ② 6-3	4	0	1	0	0	0	2
Marty Perez, R (1, 6) OBP: 0.280, SLG: 0.314			x 0-0 5-3 SH2-3 1B		S S S 0-3 ② K		S S S 0-3 ② K		x 0-0 ③ 1-3	4	0	1	0	0	2	3
George Stone, L (1, 1) OBP: 0.203, SLG: 0.224			x 0-0 ① SH2-3 1-2		x 0-0 ③ G1		x 0-0 ③ 6-3			1	0	0	0	0	0	1
Ron Herbel, R (5, 1) OBP: 0.111, SLG: 0.111										0	0	0	0	0	0	0
Zoilo Versalles, R (7, PH) OBP: 0.251, SLG: 0.357										1	0	0	0	0	0	2
Bob Priddy, R (7, 1) OBP: 0.182, SLG: 0.273										0	0	0	0	0	0	0
Inning Stats	R: 0 H: 0 E: 0 LOB: 1 K: 2 BB: 1 S: 7 P: 11	R: 0 H: 0 E: 0 LOB: 0 K: 0 BB: 0 S: 3 P: 3	R: 0 H: 1 E: 0 LOB: 1 K: 0 BB: 0 S: 4 P: 4	R: 0 H: 0 E: 0 LOB: 0 K: 0 BB: 0 S: 3 P: 3	R: 0 H: 1 E: 0 LOB: 1 K: 1 BB: 0 S: 6 P: 6	R: 0 H: 1 E: 0 LOB: 1 K: 1 BB: 0 S: 6 P: 6	R: 0 H: 2 E: 0 LOB: 2 K: 1 BB: 0 S: 7 P: 7	R: 0 H: 2 E: 0 LOB: 2 K: 0 BB: 0 S: 5 P: 5	R: 0 H: 0 E: 0 LOB: 0 K: 0 BB: 0 S: 3 P: 3	1B: 7 SF: 0 2B: 0 SAC: 1 3B: 0 DP: 0 HR: 0 HBP: 0						

	AB	33
	R	0
	H	7
	RBI	0
	BB	1
	SO	5
	LOB	15

PITCHER	IP	WLS	BF	H	R	ER	SO	BB	IBB	HBP	BLK	WP	HR	S	P	ERA	WHIP
Gaylord Perry, R (1, 1) ERA: 3.12	9.0	W	35	7	0	0	5	1	0	0	0	1	0	44	48	0.00	0.889

PITCHER	IP	WLS	BF	H	R	ER	SO	BB	IBB	HBP	BLK	WP	HR	S	P	ERA	WHIP

WP: 1	PA: 35
PB: 0	
SB: 0	
CS: 0	

Batter	1	2	3	4	5	6	7	8	9	AB	R	H	RBI	BB	SO	LOB
Ken Henderson, S (1, 7) OBP: 0.384, SLG: 0.467	K		F7	FC5-2-6 1B	HR		G3-6-3 BB			4	1	2	3	1	1	1
Tito Fuentes, S (1, 4) OBP: 0.296, SLG: 0.341	F7		E6 FC1-2 BB	FC5-2-6 BB	F9		K			5	1	0	0	0	1	4
Willie Mays, R (1, 8) OBP: 0.430, SLG: 0.506	K		BB FC1-2 1B IBB	BB	K FC5-4		G3-6-3			2	1	0	0	2	2	0
Jimmy Rosario, S (5, PR) OBP: 0.358, SLG: 0.288 (6, 8)										1	0	0	0	0	0	1
Bobby Bonds, R (1, 9) OBP: 0.371, SLG: 0.517		G4-6-3 1B	FC1-2 BB 1B	F8	FC5-4			4-3		5	1	1	0	0	0	7
Dick Dietz, R (1, 2) OBP: 0.390, SLG: 0.410		G4-6-3	1B BB		BB 1B 1B	F3		WP 1B BB		3	1	1	1	2	0	1
Dave Kingman, R (1, 3) OBP: 0.316, SLG: 0.569		1B 2B	1B		BB 1B	FC5-4 BB		K		4	2	3	2	1	1	1
Al Gallagher, R (1, 5) OBP: 0.361, SLG: 0.413		1B	F8	FC1-5 1B BB		FC5-4 BB		1B BB		2	0	1	1	2	0	2
Hal Lanier, R (7, 5) OBP: 0.292, SLG: 0.292										0	0	0	0	1	0	0
Chris Speier, R (1, 6) OBP: 0.312, SLG: 0.331	F9			1B SH3-4 1B	FC1-5 HR 1B	FC5-4		1B		5	1	3	2	0	0	3
Gaylord Perry, R (1, 1) OBP: 0.141, SLG: 0.159			E FC1-2 BB	SH3-4	FC1-5 HR	K				2	1	0	0	1	1	4
Inning Stats	R: 0 E: 0 K: 2 S: 7 H: 0 LOB: 0 BB: 0 P: 7	R: 1 E: 0 K: 0 S: 5 H: 3 LOB: 1 BB: 0 P: 5	R: 3 E: 1 K: 0 S: 5 H: 1 LOB: 2 BB: 3 P: 17	R: 0 E: 0 K: 0 S: 5 H: 2 LOB: 3 BB: 1 P: 9	R: 5 E: 0 K: 1 S: 10 H: 4 LOB: 1 BB: 1 P: 14	R: 0 E: 0 K: 1 S: 5 H: 0 LOB: 2 BB: 2 P: 13	R: 0 E: 0 K: 1 S: 4 H: 0 LOB: 0 BB: 1 P: 8	R: 0 E: 0 K: 1 S: 5 H: 1 LOB: 3 BB: 2 P: 13		1B: 9 2B: 1 3B: 0 HR: 1 SF: 0 SAC: 1 DP: 2 HBP: 0				WP: 2 PB: 0 SB: 0 CS: 0 PA: 44		

PITCHER		IP	WLS	BF	H	R	ER	SO	BB	IBB	HBP	BLK	WP	HR	S	P	ERA	WHIP
George Stone, L ERA: 3.04	(1, 1)	4.0	L	25	8	7	4	2	4	1	0	0	0	0	24	44	9.00	3.000
Ron Herbel, R ERA: 4.89	(5, 1)	2.0		11	2	2	2	2	2	0	0	0	1	1	13	21	9.00	2.000
Bob Priddy, R ERA: 4.0	(7, 1)	2.0		8	1	0	0	2	3	0	0	0	1	0	9	21	0.00	2.000

PITCHER	IP	WLS	BF	H	R	ER	SO	BB	IBB	HBP	BLK	WP	HR	S	P	ERA	WHIP

BOTTOM

Atlanta Braves @ San Francisco Giants

Candlestick Park, San Francisco, CA

Tue Aug 31 1971, 10:05 PM EDT

Att. 13,615 - Unknown

livebaseballscorecards.com

AB	33
R	9
H	11
RBI	9
BB	10
SO	6
LOB	24

Batter	1	2	3	4	5	6	7	8	9	AB	R	H	RBI	BB	SO	LOB
Felix Millan, R (1, 4) OBP: 0.344, SLG: 0.367	F8		6-3			F4		6-3		4	0	0	0	0	0	2
Ralph Garr, L (1, 7) OBP: 0.365, SLG: 0.431	G3			4-3		FC4 1-2f			1-3	4	0	0	0	0	0	1
Hank Aaron, R (1, 9) OBP: 0.409, SLG: 0.650	F8			5-3			F8		K	4	0	0	0	0	1	0
Earl Williams, R (1, 2) OBP: 0.335, SLG: 0.502		F7		K			FC5-4 1B		FC6-4 BB	3	0	1	0	1	1	0
Zoilo Versalles, R (1, 5) OBP: 0.246, SLG: 0.349		F3			5-3		F7		FC6-4 1-2f	4	0	0	0	0	0	2
Tommie Aaron, R (1, 3) OBP: 0.298, SLG: 0.273		1B			F4		FC5-4 1-2f			3	0	1	0	0	0	1
Mike Lum, L (1, 8) OBP: 0.343, SLG: 0.388		F9			F4			F3		3	0	0	0	0	0	1
Marty Perez, R (1, 6) OBP: 0.280, SLG: 0.317			5-3			K		2B		3	0	1	0	0	1	0
Ron Reed, R (1, 1) OBP: 0.149, SLG: 0.149			6-3			FC4 1B		K		2	0	1	0	0	0	0
Oscar Brown, R (8, PH) OBP: 0.282, SLG: 0.306										1	0	0	0	0	1	1
Steve Barber, L (8, 1) OBP: 0.214, SLG: 0.154										0	0	0	0	0	0	0
Inning Stats	R: 0 E: 0 K: 0 S: 3 H: 0 LOB: 0 BB: 0 P: 3	R: 0 E: 0 K: 0 S: 4 H: 1 LOB: 1 BB: 0 P: 4	R: 0 E: 0 K: 0 S: 3 H: 0 LOB: 0 BB: 0 P: 3	R: 0 E: 0 K: 1 S: 5 H: 0 LOB: 0 BB: 0 P: 5	R: 0 E: 0 K: 0 S: 3 H: 0 LOB: 0 BB: 0 P: 3	R: 0 E: 0 K: 1 S: 6 H: 1 LOB: 1 BB: 0 P: 6	R: 0 E: 0 K: 0 S: 4 H: 1 LOB: 1 BB: 0 P: 4	R: 0 E: 0 K: 1 S: 6 H: 1 LOB: 1 BB: 0 P: 6	R: 0 E: 0 K: 1 S: 5 H: 0 LOB: 1 BB: 1 P: 9	1B: 3 2B: 1 3B: 0 HR: 0	SF: 0 SAC: 0 DP: 0 HBP: 0					

PITCHER	IP	WLS	BF	H	R	ER	SO	BB	IBB	HBP	BLK	WP	HR	S	P	ERA	WHIP
John Cumberland, L (1, 1) ERA: 2.9	9.0	W	32	4	0	0	4	1	0	0	0	0	0	39	43	0.00	0.556

PITCHER	IP	WLS	BF	H	R	ER	SO	BB	IBB	HBP	BLK	WP	HR	S	P	ERA	WHIP

TOP

Atlanta Braves @ San Francisco Giants

Candlestick Park, San Francisco, CA

Wed Sep 01 1971, 6:33 AM EDT

Att. 10,760 - Unknown

livebaseballscorecards.com

AB	31
R	0
H	4
RBI	0
BB	1
SO	4
LOB	8

PA: 32

WP: 0 PB: 0 SB: 0 CS: 0

BOTTOM

Atlanta Braves @ San Francisco Giants

Candlestick Park, San Francisco, CA

Wed Sep 01 1971, 6:33 AM EDT

Att. 10,760 - Unknown

livebaseballscorecards.com

Batter	1	2	3	4	5	6	7	8	9	AB	R	H	RBI	BB	SO	LOB
Ken Henderson, S (1, 7) OBP: 0.383, SLG: 0.464	K	BB 1-2 2-3		G1-6-3 1-2f			K			3	0	0	0	1	2	1
Tito Fuentes, S (1, 4) OBP: 0.298, SLG: 0.342	E7 E 1B	4-3			F9		S 1B			4	1	2	0	0	0	3
Bobby Bonds, R (1, 9) OBP: 0.370, SLG: 0.515	E7 SF8 2-H 1B		6-3		K		1-3 1-2			4	1	1	1	0	1	1
Willie McCovey, L (1, 3) OBP: 0.383, SLG: 0.450	SF8 3-H		E 2B		FC6-4 1B		FC6-4 IBB			2	1	2	1	1	0	0
Al Gallagher, R (1, 5) OBP: 0.360, SLG: 0.411 Hal Lanier, R (8, 5) OBP: 0.292, SLG: 0.292	K		E2 1B 2-H 1B		FC6-4 1-2f		FC6-4 1-2f			4 0	1 0	1 0	1 0	0 0	1 0	3 0
Chris Speier, R (1, 6) OBP: 0.315, SLG: 0.331		4-0 CS BB	0-0 2-H 1B			4-0 4-3 BB		K FC1-4		2	0	1	1	2	1	0
Jimmy Rosario, S (1, 8) OBP: 0.356, SLG: 0.283		4-0 BB 1B 1-2 BB	K			F8		FC1-4 G4-6-3 1-2f		3	0	0	0	1	1	2
Russ Gibson, R (1, 2) OBP: 0.239, SLG: 0.356		F9		G1-6-3 1B		4-3 1-2		G4-6-3 1-2f		4	0	1	0	0	0	3
John Cumberland, R (1, 1) OBP: 0.152, SLG: 0.133		BB 1-2 1B		F9		5-3				3	0	1	0	0	0	2

	AB	29
	R	4
	H	9
	RBI	4
	BB	5
	SO	6
	LOB	15

Inning Stats	1	2	3	4	5	6	7	8	9
	R: 2 E: 2 K: 2 S: 9	H: 2 LOB: 0 BB: 0 P: 9	R: 0 E: 0 K: 0 S: 3	H: 1 LOB: 3 BB: 3 P: 15	R: 2 E: 1 K: 1 S: 7	H: 3 LOB: 0 BB: 0 P: 7	R: 0 E: 0 K: 0 S: 3	H: 1 LOB: 0 BB: 0 P: 3	R: 0 E: 0 K: 1 S: 6	H: 1 LOB: 1 BB: 0 P: 6	R: 0 E: 0 K: 0 S: 3	H: 0 LOB: 1 BB: 1 P: 7	R: 0 E: 0 K: 1 S: 6	H: 1 LOB: 2 BB: 1 P: 10	R: 0 E: 0 K: 1 S: 5	H: 0 LOB: 0 BB: 0 P: 5

	1B: 8	SF: 1
	2B: 1	SAC: 0
	3B: 0	DP: 2
	HR: 0	HBP: 0

	WP: 0	PA: 35
	PB: 1	
	SB: 1	
	CS: 1	

PITCHER		IP	WLS	BF	H	R	ER	SO	BB	IBB	HBP	BLK	WP	HR	S	P	ERA	WHIP
Ron Reed, R ERA: 3.49	(1, 1)	7.0	L	32	9	4	1	5	4	1	0	0	0	0	37	57	1.29	1.857
Steve Barber, L ERA: 5.78	(8, 1)	1.0		3	0	0	0	1	0	0	0	0	0	0	5	5	0.00	0.000

PITCHER	IP	WLS	BF	H	R	ER	SO	BB	IBB	HBP	BLK	WP	HR	S	P	ERA	WHIP

Atlanta Braves @ San Diego Padres

San Diego Stadium, San Diego, CA

Fri Sep 03 1971, 10:05 PM EDT

Att. 4,169 - Unknown

TOP

livebaseballscorecards.com

Batter	1	2	3	4	5	6	7	8	9	AB	R	H	RBI	BB	SO	LOB
Felix Millan, R (1, 4) OBP: 0.342, SLG: 0.364	P6		F8			6-3		4-3		4	0	0	0	0	0	0
Ralph Garr, L (1, 7) OBP: 0.366, SLG: 0.431	CS 1B		K			WP 1B		L6		4	0	2	0	0	1	0
Hank Aaron, R (1, 3) OBP: 0.405, SLG: 0.644	F7			K		5-3 (1-2)		P4		4	0	0	0	0	1	2
Earl Williams, R (1, 2) OBP: 0.336, SLG: 0.506	CS (1-2)	5-3 1B BB		F3		K			4-3 3B	3	1	1	0	1	1	1
Darrell Evans, L (1, 5) OBP: 0.333, SLG: 0.424		5-3 1B (1-2)		F7			4-3		4-3 (3-H)	4	0	1	1	0	0	0
Mike Lum, L (1, 9) OBP: 0.345, SLG: 0.392		K			6-3 6-3 2B		BB 1B		F7	4	1	2	0	0	1	2
Sonny Jackson, L (1, 8) OBP: 0.311, SLG: 0.342		5-3 (1-2 2-3)			6-3 (2-3)		F8		1-3	4	0	0	0	0	0	4
Marty Perez, R (1, 6) OBP: 0.281, SLG: 0.315		K			6-3 (3-H)		FC6-4 BB (1-2)			2	0	0	1	1	1	2
Phil Niekro, R (1, 1) OBP: 0.148, SLG: 0.152			6-3		6-3		FC6-4 (1-2f)			3	0	0	0	0	0	2

AB	32
R	2
H	6
RBI	2
BB	2
SO	5
LOB	13

Inning Stats																																		
	R: 0	H: 1		R: 0	H: 1		R: 0	H: 0		R: 0	H: 0		R: 1	H: 1		R: 0	H: 1		R: 0	H: 1		R: 0	H: 0		R: 1	H: 1		1B: 4	SF: 0		WP: 1	PA: 35	
	E: 0	LOB: 0		E: 0	LOB: 2		E: 0	LOB: 0		E: 0	LOB: 0		E: 0	LOB: 0		E: 0	LOB: 1		E: 0	LOB: 2		E: 0	LOB: 0		E: 0	LOB: 0		2B: 1	SAC: 0		PB: 0		
	K: 0	BB: 0		K: 2	BB: 1		K: 1	BB: 0		K: 1	BB: 0		S: 0	BB: 0		K: 1	BB: 0		K: 0	BB: 1		K: 0	BB: 0		K: 0	BB: 0		3B: 1	DP: 0		SB: 0		
	S: 3	P: 3		S: 8	P: 12		S: 5	P: 5		S: 5	P: 5		S: 4	P: 4		S: 6	P: 6		S: 4	P: 8		S: 3	P: 3		S: 4	P: 4		HR: 0	HBP: 0		CS: 1		

PITCHER		IP	WLS	BF	H	R	ER	SO	BB	IBB	HBP	BLK	WP	HR	S	P	ERA	WHIP
Steve Arlin, R ERA: 3.33	(1, 1)	9.0	W	34	6	2	2	5	2	0	0	0	1	0	42	50	2.00	0.889

PITCHER	IP	WLS	BF	H	R	ER	SO	BB	IBB	HBP	BLK	WP	HR	S	P	ERA	WHIP

Batter	1	2	3	4	5	6	7	8	9	AB	R	H	RBI	BB	SO	LOB
Enzo Hernandez, R (1, 6) OBP: 0.296, SLG: 0.257	E4 PB 4-3 E		G6-4-3 1-2f			5-3		F8		4	1	0	0	0	0	1
Don Mason, L (1, 4) OBP: 0.265, SLG: 0.263	4-3 1-2			F8		K		4-3		4	0	0	0	0	1	1
Cito Gaston, R (1, 8) OBP: 0.269, SLG: 0.394	1-3 2-H			BB 2B 1B		6-3		K		4	1	1	0	0	1	0
Nate Colbert, R (1, 3) OBP: 0.347, SLG: 0.476	F9			1-2 2B BB			K 4-3 1B			2	1	0	0	1	1	0
Leron Lee, L (1, 7) OBP: 0.323, SLG: 0.401 Ivan Murrell, R (8, 7) OBP: 0.263, SLG: 0.375		F8		1-H 2-H 2B			4-3 1-2			3 0	0 0	1 0	1 0	0 0	0 0	1 0
Ollie Brown, R (1, 9) OBP: 0.338, SLG: 0.358		F9		K			K			3	0	0	0	0	2	2
Bob Barton, R (1, 2) OBP: 0.307, SLG: 0.338		F8			P1		BB 2-H 1B			3	0	1	1	0	0	0
Garry Jestadt, R (1, 5) OBP: 0.298, SLG: 0.336			FC5-4 1B		CS 1B		1-2 BB			2	0	2	0	1	0	0
Steve Arlin, R (1, 1) OBP: 0.171, SLG: 0.167			FC5-4 G6-4-3 1-2f		5-3 1-2		K			3	0	0	0	0	1	4
Inning Stats	R: 1 E: 2 K: 0 S: 4 H: 0 LOB: 0 BB: 0 P: 4	R: 0 E: 0 K: 0 S: 3 H: 0 LOB: 0 BB: 0 P: 3	R: 0 E: 0 K: 0 S: 3 H: 1 LOB: 0 BB: 0 P: 3	R: 1 E: 0 K: 1 S: 6 H: 2 LOB: 1 BB: 1 P: 10	R: 0 E: 0 K: 0 S: 3 H: 1 LOB: 0 BB: 0 P: 3	R: 0 E: 0 K: 1 S: 5 H: 0 LOB: 0 BB: 0 P: 5	R: 1 E: 0 K: 3 S: 11 H: 1 LOB: 2 BB: 1 P: 15	R: 0 E: 0 K: 1 S: 5 H: 0 LOB: 0 BB: 0 P: 5		1B: 4 2B: 1 3B: 0 HR: 0 SF: 0 SAC: 0 DP: 1 HBP: 0						

PITCHER	IP	WLS	BF	H	R	ER	SO	BB	IBB	HBP	BLK	WP	HR	S	P	ERA	WHIP
Phil Niekro, R (1, 1) ERA: 2.98	8.0	L	30	5	3	1	6	2	0	0	0	0	0	40	48	1.12	0.875

PITCHER	IP	WLS	BF	H	R	ER	SO	BB	IBB	HBP	BLK	WP	HR	S	P	ERA	WHIP

BOTTOM

Atlanta Braves @ San Diego Padres

San Diego Stadium, San Diego, CA

Fri Sep 03 1971, 10:05 PM EDT

Att. 4,169 - Unknown

livebaseballscorecards.com

AB	28
R	3
H	5
RBI	2
BB	2
SO	6
LOB	9

Batter	1	2	3	4	5	6	7	8	9	AB	R	H	RBI	BB	SO	LOB
Felix Millan, R (1, 4) OBP: 0.341, SLG: 0.367	F9		5-3 2B			5-3	5-3		2B	6	0	2	2	0	0	0
Ralph Garr, L (1, 7) OBP: 0.365, SLG: 0.430	4-3		BB 6-3 1B 1B	1B 1B		G1	K		F5	6	1	2	0	0	1	1
Hank Aaron, R (1, 3) OBP: 0.407, SLG: 0.648	F7		6-3 1-2	G4-6-3 1-2 1B		HR 1B	3B			5	1	3	0	0	0	1
Earl Williams, R (1, 2) OBP: 0.337, SLG: 0.511		P4	BB 1B BB	K		1-H HR	F3			4	2	1	2	1	1	3
Darrell Evans, L (1, 5) OBP: 0.339, SLG: 0.422 Gil Garrido, R (8, 5) OBP: 0.296, SLG: 0.233	B B B B	E FC4 BB BB	B B B B 1B 1-2 2-3 2B BB	G4-6-3 1-2f		BB 1B 1B		F5		3 0	3 0	1 0	0 0	2 0	0 0	2 0
Mike Lum, L (1, 9) OBP: 0.348, SLG: 0.393	B B B B FC4 E 1-2 BB		2B 1-3 2-H 3-H 1B		1-3	BB 1-2 1B		F5		4	2	2	2	1	0	0
Sonny Jackson, L (1, 8) OBP: 0.312, SLG: 0.344	E4 FC4 1-2 2-3		1B 1-3 2B 3-H 2B		4-3	B B B B 1B 1-2 2-3 BB		S S S K		4	1	1	1	1	1	2
Marty Perez, R (1, 6) OBP: 0.285, SLG: 0.318	FC4 1-2f 2-3 3-H		1B 2B IBB		WP 1B	1-3 2-H 3-H 1B			6-3	4	1	2	3	1	0	2
Pat Jarvis, R (1, 1) OBP: 0.149, SLG: 0.111 Jim Nash, R (4, 1) OBP: 0.156, SLG: 0.178	5-3		1-2 2-3 3-H 2B 1B		S S S K 1-2	4-3			S S S K	2 3	0 0	1 0	1 0	0 0	0 2	2 3
Inning Stats	R: 0 E: 0 K: 0 S: 3 H: 0 LOB: 0 BB: 0 P: 3	R: 1 E: 1 K: 0 S: 4 H: 0 LOB: 2 BB: 2 P: 12	R: 6 E: 0 K: 0 S: 7 H: 5 LOB: 2 BB: 3 P: 19	R: 0 E: 0 K: 1 S: 6 H: 2 LOB: 1 BB: 0 P: 6	R: 0 E: 0 K: 1 S: 6 H: 1 LOB: 1 BB: 0 P: 6	R: 4 E: 0 K: 0 S: 8 H: 5 LOB: 2 BB: 1 P: 12	R: 0 E: 0 K: 1 S: 6 H: 1 LOB: 1 BB: 0 P: 6	R: 0 E: 0 K: 1 S: 5 H: 0 LOB: 0 BB: 0 P: 5	R: 0 E: 0 K: 1 S: 6 H: 1 LOB: 1 BB: 0 P: 6	1B: 10 2B: 3 3B: 1 HR: 1 SF: 0 SAC: 0 DP: 1 HBP: 0				WP: 1 PB: 0 SB: 0 CS: 0	PA: 47	

PITCHER		IP	WLS	BF	H	R	ER	SO	BB	IBB	HBP	BLK	WP	HR	S	P	ERA	WHIP
Clay Kirby, R ERA: 3.11	(1, 1)	2.2	L	16	3	6	5	0	4	0	0	0	0	0	12	28	16.88	2.625
Fred Norman, L ERA: 3.72	(3, 1)	1.1		7	4	1	1	1	0	1	0	0	0	0	8	12	6.75	3.000
Mike Caldwell, L ERA:	(5, 1)	1.0		4	1	0	0	1	0	0	0	0	1	0	6	6	0.00	1.000
Mike Corkins, R ERA: 54.0	(6, 1)	0.2		7	4	4	4	0	1	0	0	0	0	1	6	10	54.00	7.500
Al Severinsen, R ERA: 3.43	(6, 1)	1.1		6	2	0	0	1	0	0	0	0	0	0	8	8	0.00	1.500

PITCHER		IP	WLS	BF	H	R	ER	SO	BB	IBB	HBP	BLK	WP	HR	S	P	ERA	WHIP
Jay Franklin, R ERA:	(8, 1)	2.0		7	1	0	0	2	0	0	0	0	0	0	11	11	0.00	0.500

Atlanta Braves @ San Diego Padres

San Diego Stadium, San Diego, CA

Sat Sep 04 1971, 10:05 PM EDT

Att. 4,498 - Unknown

TOP

livebaseballscorecards.com

AB	41
R	11
H	15
RBI	11
BB	6
SO	5
LOB	16

BOTTOM

Atlanta Braves @ San Diego Padres

San Diego Stadium, San Diego, CA

Sat Sep 04 1971, 10:05 PM EDT

Att. 4,498 - Unknown

livebaseballscorecards.com

Batter	1	2	3	4	5	6	7	8	9	AB	R	H	RBI	BB	SO	LOB
Enzo Hernandez, R (1, 6) OBP: 0.299, SLG: 0.260	0-0 E S 1B 1B	0-0 G4-6-3 1-2 2-3 1B		0-0 L9 ①		0-0 1B		0-0 F8 ①		5	1	3	0	0	0	2
Don Mason, L (1, 4) OBP: 0.268, SLG: 0.263	0-0 1B 1B 1-H 1B	0-0 ①② G4-6-3 1-2f 2-3 3-H		B B B B 4-0 E SF7 1-2 2-3 BB		0-0 ① F8		0-0 ② G3		4	2	1	1	1	0	3
Cito Gaston, R (1, 8) OBP: 0.268, SLG: 0.392	S S S 0-3 ① K	0-0 ③ 6-3		0-0 E5 SF7 1-3 2-H 3-H		0-0 ② F9		0-0 2B 1B		5	0	1	1	0	1	4
Nate Colbert, R (1, 3) OBP: 0.349, SLG: 0.480	0-0 1B 1-3 1B	0-0 FC6-4 1B		0-0 ② SF7 2-3 3-H		S S S 0-3 ③ K		0-0 1-3 2B		4	0	3	1	0	1	1
Leron Lee, L (1, 7) OBP: 0.317, SLG: 0.393	S S S 0-3 ② K	S S S 0-3 ① K		0-0 ③ F8			0-0 ① 4-3	S S S 0-3 ③ K		5	0	0	0	0	3	6
Ollie Brown, R (1, 9) OBP: 0.341, SLG: 0.361	0-0 1-2 3-H 1B	0-0 ② FC6-4 1-2f		0-0 G1-6-4 1B			0-0 ② F8		0-0 G5-4-3 1B	5	0	3	1	0	0	1
Bob Barton, R (1, 2) OBP: 0.306, SLG: 0.340 Mike Ivie, R (8, 2)	0-0 ③ 1-3	0-0 ③ F8		0-0 ①② G1-6-4 1-2f			0-0 WP 1B 2B		0-0 ①② G5-4-3 1-2f	4 1	1 0	1 0	0 0	0 0	0 0	4 1
Garry Jestadt, R (1, 5) OBP: 0.328, SLG: 0.355		B B B B 4-0 1B 1B G4-6-3 BB		0-0 BB BB E 1B		B B B B 4-0 BB		0-0 2-H 1B		3	2	3	1	2	0	0
Clay Kirby, R (1, 1) Fred Norman, S (3, 1) Rod Gaspar, S (4, PH) Mike Caldwell, R (5, 1) Angel Bravo, L (5, PH) Mike Corkins, R (6, 1) Al Severinsen, R (6, 1) Larry Stahl, L (7, PH) Jay Franklin, R (8, 1) Jerry Morales, R (9, PH)		0-0 G4-6-3 1-2 1B		B B B B 4-0 BB E 1-2 BB		0-0 ③ 5-3		0-0 ③ 6-3		0-0 ③ F8						
Inning Stats	R: 2 E: 1 K: 2 S: 11 H: 4 LOB: 2 BB: 0 P: 11	R: 1 E: 0 K: 0 S: 4 H: 2 LOB: 1 BB: 1 P: 8	R: 0 E: 0 K: 1 S: 6 H: 1 LOB: 1 BB: 0 P: 6	R: 3 E: 1 K: 0 S: 5 H: 1 LOB: 1 BB: 2 P: 13	R: 0 E: 0 K: 0 S: 3 H: 1 LOB: 1 BB: 1 P: 7	R: 0 E: 0 K: 1 S: 6 H: 1 LOB: 1 BB: 0 P: 6	R: 1 E: 0 K: 0 S: 5 H: 2 LOB: 1 BB: 0 P: 5	R: 0 E: 0 K: 1 S: 7 H: 2 LOB: 2 BB: 0 P: 7	R: 0 E: 0 K: 0 S: 4 H: 2 LOB: 1 BB: 0 P: 4	1B: 14 2B: 2 3B: 0 HR: 0 SF: 1 SAC: 0 DP: 3 HBP: 0						

	AB	40
	R	7
	H	16
	RBI	5
	BB	4
	SO	5
	LOB	25

WP: 1 PB: 0 SB: 1 CS: 0 PA: 45

PITCHER		IP	WLS	BF	H	R	ER	SO	BB	IBB	HBP	BLK	WP	HR	S	P	ERA	WHIP
Pat Jarvis, R ERA: 4.25	(1, 1)	3.1		20	8	6	4	3	3	0	0	0	0	0	23	35	10.80	3.300
Jim Nash, R ERA: 5.03	(4, 1)	5.2	W	25	8	1	1	2	1	0	0	0	1	0	28	32	1.59	1.588

PITCHER	IP	WLS	BF	H	R	ER	SO	BB	IBB	HBP	BLK	WP	HR	S	P	ERA	WHIP

Atlanta Braves @ San Diego Padres

San Diego Stadium, San Diego, CA

Sun Sep 05 1971, 6:33 AM EDT

Att. 4,339 - Unknown

TOP

livebaseballscorecards.com

Batter	1	2	3	4	5	6	7	8	9	AB	R	H	RBI	BB	SO	LOB
Felix Millan, R (1, 4) OBP: 0.342, SLG: 0.374	4-3		1B		HR		5-3		5-3	5	1	2	1	0	0	0
Ralph Garr, L (1, 7) OBP: 0.367, SLG: 0.431	F5		F3		S 1B		S 1B		BBBB FC6-4	4	2	2	0	1	0	1
Hank Aaron, R (1, 3) OBP: 0.407, SLG: 0.645	1B		1-2 1B		SSS K 1-2		F7		1-2f FC6-4	5	0	2	0	0	1	3
Earl Williams, R (1, 2) OBP: 0.338, SLG: 0.511	F2		SSS K		2-H 1B		1-H 1B			4	0	2	2	0	1	3
Darrell Evans, L (1, 5) OBP: 0.337, SLG: 0.419 Gil Garrido, R (8, 5) OBP: 0.296, SLG: 0.233		HR 1B	F9		G3		G3			4 0	1 0	1 0	0 0	0 0	0 0	4 0
Mike Lum, L (1, 9) OBP: 0.349, SLG: 0.400		1-H HR		F8		BBBB 5-3 1-3 BB		SSS K		3	1	1	2	1	1	0
Sonny Jackson, L (1, 8) OBP: 0.310, SLG: 0.341		F9		F7		1-3 1-2		F8		4	0	0	0	0	0	1
Marty Perez, R (1, 6) OBP: 0.282, SLG: 0.314		4-3		F7		5-3 2-3		P4		4	0	0	0	0	0	1
Tom Kelley, R (1, 1) OBP: 0.056, SLG: 0.056 Phil Niekro, R (9, 1) OBP: 0.148, SLG: 0.152		F9			SSS K		4-3		F9	4 0	0 0	0 0	0 0	0 0	1 0	1 0
Inning Stats	R: 0 E: 0 K: 0 S: 4 H: 1 LOB: 1 BB: 0 P: 4	R: 2 E: 0 K: 0 S: 5 H: 2 LOB: 0 BB: 0 P: 5	R: 0 E: 0 K: 1 S: 7 H: 2 LOB: 2 BB: 0 P: 7	R: 0 E: 0 K: 0 S: 3 H: 0 LOB: 0 BB: 0 P: 3	R: 2 E: 0 K: 2 S: 10 H: 3 LOB: 1 BB: 0 P: 10	R: 0 E: 0 K: 0 S: 3 H: 0 LOB: 1 BB: 1 P: 7	R: 1 E: 0 K: 0 S: 5 H: 2 LOB: 1 BB: 0 P: 5	R: 0 E: 0 K: 1 S: 5 H: 0 LOB: 0 BB: 0 P: 5	R: 0 E: 0 K: 0 S: 3 H: 0 LOB: 1 BB: 1 P: 7	1B: 8 2B: 0 3B: 0 HR: 2 SF: 0 SAC: 0 DP: 0 HBP: 0						

	AB	37
	R	5
	H	10
	RBI	5
	BB	2
	SO	4
	LOB	14

WP: 0 PB: 0 SB: 2 CS: 0 PA: 39

PITCHER	IP	WLS	BF	H	R	ER	SO	BB	IBB	HBP	BLK	WP	HR	S	P	ERA	WHIP
Ed Acosta, R (1, 1) ERA: 2.25	5.0	L	23	8	4	4	3	0	0	0	0	0	2	29	29	7.20	1.600
Tom Phoebus, R (6, 1) ERA: 4.55	2.0		9	2	1	1	0	1	0	0	0	0	0	8	12	4.50	1.500
Dick Kelley, L (8, 1) ERA: 3.32	2.0		7	0	0	0	1	1	0	0	0	0	0	8	12	0.00	0.500

PITCHER	IP	WLS	BF	H	R	ER	SO	BB	IBB	HBP	BLK	WP	HR	S	P	ERA	WHIP

Atlanta Braves @ San Diego Padres

San Diego Stadium, San Diego, CA

Sun Sep 05 1971, 6:33 AM EDT

Att. 4,339 - Unknown

livebaseballscorecards.com

BOTTOM

Batter	1	2	3	4	5	6	7	8	9	AB	R	H	RBI	BB	SO	LOB
Enzo Hernandez, R (1, 6) OBP: 0.301, SLG: 0.259 Ivan Murrell, R (9, PH) OBP: 0.262, SLG: 0.373	5-3		BB S		P4			BB 5-3	F2	2 1	0 0	0 0	0 0	2 0	0 0	0 2
Don Mason, L (1, 4) OBP: 0.267, SLG: 0.263	4-3		F7 1-2		1B			5-3 1-2		4	0	1	0	0	0	2
Larry Stahl, L (1, 9) OBP: 0.315, SLG: 0.395	3-1			K	F8			BB		3	0	0	0	1	1	1
Nate Colbert, R (1, 3) OBP: 0.349, SLG: 0.480		E7 4-3		HR 2B		P4		K		4	1	1	0	0	1	2
Leron Lee, L (1, 7) OBP: 0.316, SLG: 0.402		4-3 2-3		2-H HR		F9		K		4	1	1	2	0	1	3
Jerry Morales, R (1, 8) OBP: 0.400, SLG: 0.250		K		5-3 1B		P5			G5-4-3 BB	3	0	1	0	1	1	1
Garry Jestadt, R (1, 5) OBP: 0.317, SLG: 0.342		4-3		5-3 1-2			5-3		G5-4-3 1-2f	4	0	0	0	0	0	3
Mike Ivie, R (1, 2) OBP: 0.400, SLG: 0.400			K	6-3			G5-4-3 1B		1B 1B	4	0	2	0	0	1	1
Ed Acosta, S (1, 1) Rod Gaspar, S (5, PH) Tom Phoebus, R (6, 1) OBP: 0.231, SLG: 0.222 Ollie Brown, R (7, PH) OBP: 0.340, SLG: 0.360 Dick Kelley, R (8, 1) OBP: 0.333, SLG: 0.333 Cito Gaston, R (9, PH) OBP: 0.269, SLG: 0.393 Dave Campbell, R (9, PR) OBP: 0.299, SLG: 0.334			K	4-3			G5-4-3 1-2f		1-2 1B	1 1 0 1 0 1 0 0	0 0 0 0 0 0 0 0	0 0 0 0 0 0 1 0	0 0 0 0 0 0 0 0	0 0 0 0 0 0 0 0	1 0 0 0 0 0 0 0	0 0 0 1 0 1 0 0
Inning Stats	R: 0 E: 0 K: 0 S: 3 H: 0 LOB: 0 BB: 0 P: 3	R: 0 E: 1 K: 1 S: 6 H: 0 LOB: 1 BB: 0 P: 6	R: 0 E: 0 K: 2 S: 7 H: 0 LOB: 1 BB: 1 P: 11	R: 2 E: 0 K: 1 S: 8 H: 3 LOB: 1 BB: 0 P: 8	R: 0 E: 0 K: 0 S: 4 H: 1 LOB: 1 BB: 0 P: 4	R: 0 E: 0 K: 0 S: 3 H: 0 LOB: 0 BB: 0 P: 3	R: 0 E: 0 K: 0 S: 3 H: 1 LOB: 0 BB: 0 P: 3	R: 0 E: 0 K: 2 S: 7 H: 0 LOB: 2 BB: 2 P: 15	R: 0 E: 0 K: 0 S: 4 H: 2 LOB: 2 BB: 1 P: 8	1B: 5 2B: 1 3B: 0 HR: 1 SF: 0 SAC: 0 DP: 2 HBP: 0						

	AB	33
	R	2
	H	7
	RBI	2
	BB	4
	SO	6
	LOB	16

WP: 0 PB: 0 SB: 1 CS: 0 PA: 37

PITCHER		IP	WLS	BF	H	R	ER	SO	BB	IBB	HBP	BLK	WP	HR	S	P	ERA	WHIP
Tom Kelley, R ERA: 3.12	(1, 1)	8.2	W	36	7	2	2	6	4	0	0	0	0	1	44	60	2.08	1.269
Phil Niekro, R ERA: 2.97	(9, 1)	0.1	S	1	0	0	0	0	0	0	0	0	0	0	1	1	0.00	0.000

PITCHER	IP	WLS	BF	H	R	ER	SO	BB	IBB	HBP	BLK	WP	HR	S	P	ERA	WHIP

Batter	1	2	3	4	5	6	7	8	9	AB	R	H	RBI	BB	SO	LOB
Cesar Geronimo, L (1, 9) OBP: 0.321, SLG: 0.453	S S S 0-3 ① K		x 0-0 ② 4-3		x 0-0 1-H HR		x 0-0 ① F7		x 0-0 ① F8	5	1	1	2	0	1	0
Joe Morgan, L (1, 4) OBP: 0.352, SLG: 0.410	x 0-0 ② F8		x 0-0 ③ F6		x 0-0 HR		x 0-0 ② F9		x 0-0 ② 4-3	5	1	1	1	0	0	0
Cesar Cedeno, R (1, 8) OBP: 0.295, SLG: 0.403	x 0-0 ③ 5-3			x 0-0 ① 5-3	x 0-0 PB 2B 2B		x 0-0 ③ F8		x 0-0 ③ F3	5	1	1	0	0	0	0
Bob Watson, R (1, 7) OBP: 0.357, SLG: 0.410		x 0-0 ① F8		x 0-0 3-1 1B 1B	S S S 0-3 ② K 2-3			x 0-0 ① 4-3		4	0	1	0	0	1	1
Doug Rader, R (1, 5) OBP: 0.306, SLG: 0.383		x 0-0 ② F8		x 0-0 3-1 1-2 1B	x 0-0 3-H 2B			B B B B 4-0 1B 1B BB		3	1	2	1	1	0	0
Johnny Edwards, L (1, 2) OBP: 0.281, SLG: 0.303		B B B B 4-0 1B BB		x 0-0 ② 3-1 1-2 2-3	x 0-0 ③ 4-3			x 0-0 ② F8		3	0	0	0	1	0	4
John Mayberry, L (1, 3) OBP: 0.272, SLG: 0.303		x 0-0 1-3 1B	S S S 0-3 ③ K			x 0-0 ① G3		x 0-0 1-3 1B		4	0	2	0	0	1	2
Ray Busse, R (1, 6) OBP: 0.143, SLG: 0.238		x 0-0 ③ 4-3			x 0-0 ① F7	x 0-0 ② F7		x 0-0 1-2 3-H 1B		4	0	1	1	0	0	2
Don Wilson, R (1, 1) OBP: 0.171, SLG: 0.163			x 0-0 ① F5		x 0-0 HR 1B	S S S 0-3 ③ K		S S S 0-3 ③ K		4	1	1	0	0	2	2
Inning Stats	R: 0 H: 0 E: 0 LOB: 0 K: 1 BB: 0 S: 5 P: 5	R: 0 H: 1 E: 0 LOB: 2 K: 0 BB: 1 S: 4 P: 8	R: 0 H: 0 E: 0 LOB: 0 K: 0 BB: 0 S: 3 P: 3	R: 0 H: 2 E: 0 LOB: 2 K: 1 BB: 0 S: 7 P: 7	R: 4 H: 5 E: 0 LOB: 1 K: 1 BB: 0 S: 10 P: 10	R: 0 H: 0 E: 0 LOB: 0 K: 1 BB: 0 S: 5 P: 5	R: 0 H: 0 E: 0 LOB: 0 K: 0 BB: 0 S: 3 P: 3	R: 1 H: 2 E: 0 LOB: 2 K: 1 BB: 1 S: 7 P: 11	R: 0 H: 0 E: 0 LOB: 0 K: 0 BB: 0 S: 3 P: 3	1B: 6 SF: 0 2B: 2 SAC: 0 3B: 0 DP: 0 HR: 2 HBP: 0						WP: 0 PA: 39 PB: 1 SB: 0 CS: 0	

TOP

Houston Astros @ Atlanta Braves

Atlanta Stadium, Atlanta, GA

Tue Sep 07 1971, 7:05 PM EDT

Att. 5,753 - Unknown

livebaseballscorecards.com

AB	37
R	5
H	10
RBI	5
BB	2
SO	5
LOB	11

PITCHER		IP	WLS	BF	H	R	ER	SO	BB	IBB	HBP	BLK	WP	HR	S	P	ERA	WHIP
Ron Reed, R ERA: 3.59	(1, 1)	4.2	L	23	8	4	4	3	1	0	0	0	0	2	28	32	7.71	1.929
Pat Jarvis, R ERA: 4.22	(5, 1)	3.1		13	2	1	1	2	1	0	0	0	0	0	16	20	2.70	0.900
Jim Nash, R ERA: 4.99	(9, 1)	1.0		3	0	0	0	0	0	0	0	0	0	0	3	3	0.00	0.000

PITCHER	IP	WLS	BF	H	R	ER	SO	BB	IBB	HBP	BLK	WP	HR	S	P	ERA	WHIP

Batter	1	2	3	4	5	6	7	8	9	AB	R	H	RBI	BB	SO	LOB
Sonny Jackson, L (1, 8) OBP: 0.307, SLG: 0.336	F8		F5			F8			G3	4	0	0	0	0	0	0
Ralph Garr, L (1, 7) OBP: 0.368, SLG: 0.433	K2-3		K			3-1			FC6-4 1B	4	0	1	0	0	2	0
Felix Millan, R (1, 4) OBP: 0.338, SLG: 0.369	1B		F8			F3			FC6-4 1-2f	4	0	1	0	0	0	1
Earl Williams, R (1, 2) OBP: 0.337, SLG: 0.513	K			F8			F9		1-3	4	0	0	0	0	1	2
Mike Lum, L (1, 9) OBP: 0.348, SLG: 0.395		F8 BB SF9 BB		K			K			2	1	0	0	1	2	0
Darrell Evans, L (1, 5) OBP: 0.336, SLG: 0.409		1-2 BB		F7			F8			2	0	0	0	1	0	0
Jim Breazeale, L (1, 3)		F8 2-3			L4			F6		3	0	0	0	0	0	2
Marty Perez, R (1, 6) OBP: 0.277, SLG: 0.309		SF9 3-H			F8			F2		2	0	0	1	0	0	0
Ron Reed, R (1, 1) OBP: 0.147, SLG: 0.147 Pat Jarvis, R (5, 1) OBP: 0.146, SLG: 0.109 Dusty Baker Jr., R (8, PH) OBP: 0.161, SLG: 0.194 Jim Nash, R (9, 1) OBP: 0.156, SLG: 0.178		6-3			F9			K		1 1 1 0	0 0 0 0	0 0 0 0	0 0 0 0	0 0 1 0	0 0 0 0	1 0 0 0
Inning Stats	R: 0 H: 1 E: 0 LOB: 1 K: 2 BB: 0 S: 8 P: 8	R: 1 H: 0 E: 0 LOB: 1 K: 0 BB: 2 S: 3 P: 11	R: 0 H: 0 E: 0 LOB: 0 K: 1 BB: 0 S: 5 P: 5	R: 0 H: 0 E: 0 LOB: 0 K: 1 BB: 0 S: 5 P: 5	R: 0 H: 0 E: 0 LOB: 0 K: 0 BB: 0 S: 3 P: 3	R: 0 H: 0 E: 0 LOB: 0 K: 0 BB: 0 S: 3 P: 3	R: 0 H: 0 E: 0 LOB: 0 K: 1 BB: 0 S: 5 P: 5	R: 0 H: 0 E: 0 LOB: 0 K: 1 BB: 0 S: 5 P: 5	R: 0 H: 1 E: 0 LOB: 1 K: 0 BB: 0 S: 4 P: 4	1B: 2 SF: 1 2B: 0 SAC: 0 3B: 0 DP: 0 HR: 0 HBP: 0						

PITCHER	IP	WLS	BF	H	R	ER	SO	BB	IBB	HBP	BLK	WP	HR	S	P	ERA	WHIP
Don Wilson, R (1, 1) ERA: 2.65	9.0	W	31	2	1	1	6	2	0	0	0	0	0	41	49	1.00	0.444

PITCHER	IP	WLS	BF	H	R	ER	SO	BB	IBB	HBP	BLK	WP	HR	S	P	ERA	WHIP

BOTTOM

Houston Astros @ Atlanta Braves

Atlanta Stadium, Atlanta, GA

Tue Sep 07 1971, 7:05 PM EDT

Att. 5,753 - Unknown

livebaseballscorecards.com

AB	28
R	1
H	2
RBI	1
BB	2
SO	6
LOB	6

San Francisco Giants @ Atlanta Braves

Atlanta Stadium, Atlanta, GA

Fri Sep 10 1971, 7:05 PM EDT

Att. 8,403 - Unknown

TOP

livebaseballscorecards.com

Batter	1	2	3	4	5	6	7	8	9	10	11	AB	R	H	RBI	BB	SO	LOB
Ken Henderson, S (1, 9) (9, 7) OBP: 0.378, SLG: 0.453	K		4-3 3B		4-3		F7		F7		E S BLK BB	5	2	1	0	1	1	1
Jim Howarth, L (1, 7) OBP: 0.125, SLG: 0.250	F8		4-3 3-H		K		2B		K		F1	5	0	1	1	0	2	1
Jerry Johnson, R (9, 1) OBP: 0.091, SLG: 0.100												1	0	0	0	0	0	1
Willie Mays, R (1, 3) OBP: 0.430, SLG: 0.501	BB		F9		F9		K			F4	K 1-H	5	0	0	0	1	2	1
Bobby Bonds, R (1, 8) (9, 9) (10, 8) OBP: 0.363, SLG: 0.509	K		K S			F7 1B BB	F7			1B CI BB		3	1	0	0	2	2	2
Al Gallagher, R (1, 5) OBP: 0.359, SLG: 0.409		6-3	F3 1-3			F7 1-2 1B		F6		CI 1B 1-2		4	0	1	0	0	0	1
Dick Dietz, R (1, 2) OBP: 0.383, SLG: 0.401		FC4 BB		F8		F7 1-2 2-3		F3		1B 1-2 2-H		3	0	0	0	1	0	2
Steve Hamilton, L (8, 1)												0	0	0	0	0	0	0
Jimmy Rosario, S (9, 8) OBP: 0.338, SLG: 0.266												0	0	0	0	0	0	0
Jim Ray Hart, R (10, PH) OBP: 0.355, SLG: 0.370												1	0	1	1	0	0	0
Bernie Williams, R (10, PR) OBP: 0.294, SLG: 0.233												0	0	0	0	0	0	0
Chris Speier, R (10, 9)																		
Chris Speier, R (1, 6) OBP: 0.308, SLG: 0.320		FC4 1-2f HR		6-3 1B		IBB		F7		F8		4	1	1	0	1	0	3
Chris Arnold, R (1, 4) OBP: 0.429, SLG: 0.833		HR 1-H		6-3 1-2		K			BB	F7		4	1	1	2	1	1	6
Hal Lanier, R (10, 4) OBP: 0.286, SLG: 0.285												0	0	0	0	0	0	0
Gaylord Perry, R (1, 1) OBP: 0.133, SLG: 0.149		K		6-3		6-3			K		K	3	0	0	0	0	1	4
Russ Gibson, R (8, 2) OBP: 0.226, SLG: 0.314												2	0	0	0	0	2	1

Inning Stats	1	2	3	4	5	6	7	8	9	10	11
	R: 0 E: 0 K: 2 S: 7 H: 0 LOB: 1 BB: 1 P: 11	R: 2 E: 0 K: 1 S: 6 H: 1 LOB: 0 BB: 1 P: 10	R: 1 E: 0 K: 1 S: 7 H: 1 LOB: 1 BB: 0 P: 7	R: 0 E: 0 K: 0 S: 4 H: 1 LOB: 1 BB: 0 P: 4	R: 0 E: 0 K: 1 S: 5 H: 0 LOB: 0 BB: 0 P: 5	R: 0 E: 0 K: 1 S: 6 H: 1 LOB: 3 BB: 2 P: 14	R: 0 E: 0 K: 1 S: 6 H: 1 LOB: 1 BB: 0 P: 6	R: 0 E: 0 K: 0 S: 3 H: 0 LOB: 0 BB: 0 P: 3	R: 0 E: 0 K: 2 S: 7 H: 0 LOB: 1 BB: 1 P: 11	R: 1 E: 1 K: 0 S: 5 H: 1 LOB: 2 BB: 1 P: 9	R: 1 E: 0 K: 2 S: 7 H: 0 LOB: 0 BB: 1 P: 11

AB	40
R	5
H	6
RBI	4
BB	7
SO	11
LOB	23

1B: 3	SF: 0
2B: 1	SAC: 0
3B: 1	DP: 0
HR: 1	HBP: 0
WP: 1	PA: 48
PB: 0	
SB: 3	
CS: 0	

PITCHER		IP	WLS	BF	H	R	ER	SO	BB	IBB	HBP	BLK	WP	HR	S	P	ERA	WHIP
Phil Niekro, R ERA: 3.0	(1, 1)	7.0		31	5	3	3	7	3	1	0	0	1	1	41	57	3.86	1.143
Pat Jarvis, R ERA: 4.16	(8, 1)	2.0		7	0	0	0	2	1	0	0	0	0	0	10	14	0.00	0.500
Jim Nash, R ERA: 4.91	(10, 1)	2.0	W	10	1	2	0	2	2	0	0	1	0	0	12	20	0.00	1.500

PITCHER	IP	WLS	BF	H	R	ER	SO	BB	IBB	HBP	BLK	WP	HR	S	P	ERA	WHIP

Batter	1	2	3	4	5	6	7	8	9	10	11	AB	R	H	RBI	BB	SO	LOB
Felix Millan, R (1, 4) OBP: 0.338, SLG: 0.367	F7		1B		4-3		G6-3 1-2f		FC5-4 1-2f		HR 1-2 BB	5	1	1	0	1	0	3
Ralph Garr, L (1, 7) OBP: 0.366, SLG: 0.430	5-3		F9			F7		2B 1B		K	K	6	1	1	0	0	2	3
Hank Aaron, R (1, 3) OBP: 0.411, SLG: 0.655	E4 FC6-4		F8			F7		WP 1-H SF8 2B		1B 2B	1-H 2-H HR	6	3	3	4	0	0	1
Earl Williams, R (1, 2) OBP: 0.337, SLG: 0.518	FC6-4 1-2f			6-3		HR		SF8 2-H		1B FC4-2 BB		3	1	1	2	1	0	1
Mike Lum, L (1, 9) OBP: 0.351, SLG: 0.398		FC3-6 1B		F5		E 1B		F7		FC4-2 IBB 1-3 2-H 1B		5	0	3	1	0	0	0
Darrell Evans, L (1, 5) OBP: 0.333, SLG: 0.402		FC3-6 1-2f		E3		K 1-3		F8		FC4-2 IBB 1-2		4	0	0	0	1	1	2
Sonny Jackson, L (1, 8) OBP: 0.306, SLG: 0.335	F7			F9			FC4-6 1B		F8	FC4-2 1-2 2-3 3-Hf		5	0	1	0	0	0	5
Marty Perez, R (1, 6) OBP: 0.273, SLG: 0.304	G3				F8		FC4-6 1-2f 1B		G3	F8		5	0	0	0	0	0	5
Phil Niekro, R (1, 1) OBP: 0.145, SLG: 0.148			K		1-3		G6-3 1-2 1B		FC5-4 1B		BB HR 1B	2	0	0	0	0	1	0
Hal King, L (7, PH) OBP: 0.318, SLG: 0.321												1	0	1	0	0	0	0
Leo Foster, R (7, PR)												0	0	0	0	0	0	0
Pat Jarvis, R (8, 1) OBP: 0.146, SLG: 0.109												0	0	0	0	0	0	0
Dusty Baker Jr., R (9, PH) OBP: 0.188, SLG: 0.219												1	0	1	0	0	0	0
Jim Nash, R (10, 1) OBP: 0.156, SLG: 0.178												0	0	0	0	0	0	0
Jim Breazeale, L (11, PH) OBP: 0.200, SLG: 0.200												1	0	1	0	0	0	0
Oscar Brown, R (11, PR) OBP: 0.262, SLG: 0.306												0	1	0	0	0	0	0
Inning Stats	R: 0 E: 1 K: 0 S: 4 H: 0 LOB: 1 BB: 0 P: 4	R: 0 E: 0 K: 0 S: 4 H: 1 LOB: 1 BB: 0 P: 4	R: 0 E: 0 K: 1 S: 6 H: 1 LOB: 1 BB: 0 P: 6	R: 0 E: 1 K: 0 S: 4 H: 0 LOB: 1 BB: 0 P: 4	R: 0 E: 0 K: 0 S: 3 H: 0 LOB: 0 BB: 0 P: 3	R: 1 E: 1 K: 1 S: 7 H: 2 LOB: 1 BB: 0 P: 7	R: 0 E: 0 K: 0 S: 4 H: 2 LOB: 2 BB: 0 P: 4	R: 2 E: 0 K: 0 S: 5 H: 2 LOB: 0 BB: 0 P: 5	R: 0 E: 0 K: 0 S: 4 H: 1 LOB: 1 BB: 0 P: 4	R: 1 E: 0 K: 1 S: 7 H: 2 LOB: 3 BB: 2 P: 15	R: 3 E: 0 K: 1 S: 5 H: 2 LOB: 1 BB: 1 P: 9						

PITCHER		IP	WLS	BF	H	R	ER	SO	BB	IBB	HBP	BLK	WP	HR	S	P	ERA	WHIP
Gaylord Perry, R ERA: 3.04	(1, 1)	7.1		31	8	3	3	2	0	0	0	0	1	1	35	35	3.68	1.091
Steve Hamilton, L ERA: 3.05	(8, 1)	1.1		5	1	0	0	0	0	0	0	0	0	0	5	5	0.00	0.750
Jerry Johnson, R ERA: 2.82	(9, 1)	1.2	L	12	4	4	4	2	2	1	0	0	0	1	13	25	21.60	3.600

PITCHER	IP	WLS	BF	H	R	ER	SO	BB	IBB	HBP	BLK	WP	HR	S	P	ERA	WHIP

BOTTOM

San Francisco Giants @ Atlanta Braves

Atlanta Stadium, Atlanta, GA

Fri Sep 10 1971, 7:05 PM EDT

Att. 8,403 - Unknown

livebaseballscorecards.com

AB	44
R	7
H	13
RBI	7
BB	3
SO	4
LOB	20

1B: 9	SF: 1	WP: 1	PA: 48
2B: 2	SAC: 0	PB: 0	
3B: 0	DP: 1	SB: 0	
HR: 2	HBP: 0	CS: 0	

Batter	1	2	3	4	5	6	7	8	9	AB	R	H	RBI	BB	SO	LOB
Ken Henderson, S (1, 9) (7, 3) (8, 7) OBP: 0.376, SLG: 0.449	3-1	BBB 4-0 BB			F7		4-3 1-2 2-3	F8 1-2		4	0	0	0	1	0	4
Chris Arnold, R (1, 4) OBP: 0.333, SLG: 0.545	1B 1B 1B	F8			F9		6-3		1-3	5	1	1	0	0	0	3
Al Gallagher, R (1, 5) OBP: 0.357, SLG: 0.406	BB 1B 1-3 1B		6-3		4-3			SSS K	SSS K	5	0	1	0	0	2	0
Bobby Bonds, R (1, 8) OBP: 0.362, SLG: 0.506	BB 1-2 3-H 1B		4-3			F4		E5 BB 1B	SSS K	5	1	1	1	0	1	0
Jim Ray Hart, R (1, 7) OBP: 0.400, SLG: 0.379 Don McMahon, R (8, 1)	BBBB 4-0 1-2 2-3 BB		FC5-4 1B			F8		BBBB 4-0 1-2 E 1B BB		2 0	1 0	1 0	0 0	2 0	0 0	0 0
Chris Speier, R (1, 6) OBP: 0.306, SLG: 0.317	F6		FC5-4 1-2f			SSS K		F5		4	0	0	0	0	1	6
Hal Lanier, R (1, 3) OBP: 0.283, SLG: 0.282 Jim Howarth, L (7, PH) (7, 9) OBP: 0.300, SLG: 0.333	F9			4-3			BBBB 4-0 4-3 BB BB	0-0 E 1B 1-2 2-H 1B		2 1	0 1	0 1	0 1	0 1	0 0	3 0
Russ Gibson, R (1, 2) OBP: 0.218, SLG: 0.302 Dave Rader, L (7, PH) (7, 2)		6-3		F7			F9	E6 1B 1-2 2-H		2 2	0 0	0 0	0 0	0 0	0 0	0 2
Don Carrithers, R (1, 1) OBP: 0.167, SLG: 0.250 Jim Barr, R (1, 1) Fran Healy, R (7, PH) OBP: 0.411, SLG: 0.427 Steve Stone, R (7, 1) Willie Mays, R (8, PH) OBP: 0.432, SLG: 0.503 (8, 3)		1-3		4-3			BBBB 4-0 4-3 1-2 BB	0-0 S 1-3 2-H 1B		0 2 0 0 1	0 0 0 0 0	0 0 0 0 1	0 0 0 0 0	0 0 1 0 0	0 0 0 0 0	0 0 0 0 0
Inning Stats	R: 1 E: 0 K: 0 S: 6 H: 3 LOB: 3 BB: 1 P: 10	R: 0 E: 0 K: 0 S: 3 H: 0 LOB: 1 BB: 1 P: 7	R: 0 E: 0 K: 0 S: 4 H: 1 LOB: 1 BB: 0 P: 4	R: 0 E: 0 K: 0 S: 3 H: 0 LOB: 0 BB: 0 P: 3	R: 0 E: 0 K: 0 S: 3 H: 0 LOB: 0 BB: 0 P: 3	R: 0 E: 0 K: 1 S: 5 H: 0 LOB: 0 BB: 0 P: 5	R: 0 E: 0 K: 0 S: 3 H: 0 LOB: 2 BB: 2 P: 11	R: 3 E: 2 K: 1 S: 9 H: 2 LOB: 2 BB: 1 P: 13	R: 0 E: 0 K: 2 S: 7 H: 0 LOB: 0 BB: 0 P: 7	1B: 6 2B: 0 3B: 0 HR: 0	SF: 0 SAC: 0 DP: 0 HBP: 0						

PITCHER		IP	WLS	BF	H	R	ER	SO	BB	IBB	HBP	BLK	WP	HR	S	P	ERA	WHIP
Tom Kelley, R ERA: 3.0	(1, 1)	7.2		35	5	4	1	2	5	0	0	0	0	0	34	54	1.17	1.304
Cecil Upshaw, R ERA: 3.81	(8, 1)	1.1	W	5	1	0	0	2	0	0	0	0	0	0	9	9	0.00	0.750

PITCHER	IP	WLS	BF	H	R	ER	SO	BB	IBB	HBP	BLK	WP	HR	S	P	ERA	WHIP

San Francisco Giants @ Atlanta Braves

Atlanta Stadium, Atlanta, GA

Sat Sep 11 1971, 7:05 PM EDT

Att. 11,365 - Unknown

TOP

livebaseballscorecards.com

AB	35
R	4
H	6
RBI	3
BB	5
SO	4
LOB	18

1B: 6	SF: 0	WP: 0	PA: 40
2B: 0	SAC: 0	PB: 0	
3B: 0	DP: 0	SB: 1	
HR: 0	HBP: 0	CS: 0	

San Francisco Giants @ Atlanta Braves

Atlanta Stadium, Atlanta, GA

Sat Sep 11 1971, 7:05 PM EDT

Att. 11,365 - Unknown

livebaseballscorecards.com

BOTTOM

Batter	1	2	3	4	5	6	7	8	9	AB	R	H	RBI	BB	SO	LOB
Felix Millan, R (1, 4) OBP: 0.336, SLG: 0.365	F6	K		4-3			F4			4	0	0	0	0	1	2
Ralph Garr, L (1, 7) OBP: 0.366, SLG: 0.429	HR 1B	1-3			F9			1-3		4	1	1	0	0	0	0
Hank Aaron, R (1, 3) OBP: 0.412, SLG: 0.662	1-H HR		6-3		F9			1B 2B		4	2	2	2	0	0	0
Earl Williams, R (1, 2) OBP: 0.339, SLG: 0.518	1B 1B 1B		4-3		6-3			BB 2-H 1B		4	1	2	1	0	0	0
Darrell Evans, L (1, 5) OBP: 0.336, SLG: 0.401 Gil Garrido, R (9, 5) OBP: 0.296, SLG: 0.233	1B WP 1-3 SF7 1B		4-3			F4		BBBB 4-0 1-2 BB		3 0	1 0	1 0	0 0	1 0	0 0	0 0
Dusty Baker Jr., R (1, 9) OBP: 0.194, SLG: 0.222	1-3 3-H 1B			6-3		4-3		F7		4	0	1	1	0	0	2
Sonny Jackson, L (1, 8) OBP: 0.305, SLG: 0.333	SF7 3-H			BBBB 4-0 FC3-5 HBP BB		F8		F3		2	0	0	1	1	0	2
Marty Perez, R (1, 6) OBP: 0.273, SLG: 0.303	5-3			H 1-0 FC3-5 1-2 HBP			F7			2	0	0	0	0	0	1
Tom Kelley, R (1, 1) OBP: 0.051, SLG: 0.051 Cecil Upshaw, R (8, 1)		4-3		FC3-5 1-2 2-3f			SSS K			3 0	0 0	0 0	0 0	0 0	1 0	2 0
Inning Stats	R: 4 H: 5 E: 0 LOB: 1 K: 0 BB: 0 S: 8 P: 8	R: 0 H: 0 E: 0 LOB: 0 K: 1 BB: 0 S: 5 P: 5	R: 0 H: 0 E: 0 LOB: 0 K: 0 BB: 0 S: 3 P: 3	R: 0 H: 0 E: 0 LOB: 2 K: 0 BB: 1 S: 3 P: 8	R: 0 H: 0 E: 0 LOB: 0 K: 0 BB: 0 S: 3 P: 3	R: 0 H: 0 E: 0 LOB: 0 K: 0 BB: 0 S: 3 P: 3	R: 0 H: 0 E: 0 LOB: 0 K: 1 BB: 0 S: 5 P: 5	R: 1 H: 2 E: 0 LOB: 2 K: 0 BB: 1 S: 5 P: 9		1B: 5 SF: 1 2B: 1 SAC: 0 3B: 0 DP: 0 HR: 1 HBP: 1						

AB	30
R	5
H	7
RBI	5
BB	2
SO	2
LOB	9

WP: 1 PA: 34
PB: 0
SB: 0
CS: 0

PITCHER		IP	WLS	BF	H	R	ER	SO	BB	IBB	HBP	BLK	WP	HR	S	P	ERA	WHIP
Don Carrithers, R ERA: 4.06	(1, 1)	0.1		6	5	4	4	0	0	0	0	0	1	1	6	6	108.00	15.000
Jim Barr, R ERA: 4.03	(1, 1)	5.2		19	0	0	0	1	1	0	1	0	0	0	19	24	0.00	0.176
Steve Stone, R ERA: 4.1	(7, 1)	1.0		3	0	0	0	1	0	0	0	0	0	0	5	5	0.00	0.000
Don McMahon, R ERA: 3.66	(8, 1)	1.0	L	6	2	1	1	0	1	0	0	0	0	0	5	9	9.00	3.000

PITCHER	IP	WLS	BF	H	R	ER	SO	BB	IBB	HBP	BLK	WP	HR	S	P	ERA	WHIP

San Francisco Giants @ Atlanta Braves

Atlanta Stadium, Atlanta, GA

Sun Sep 12 1971, 3:33 AM EDT

Att. 15,584 - Unknown

TOP

livebaseballscorecards.com

Batter	1	2	3	4	5	6	7	8	9	AB	R	H	RBI	BB	SO	LOB
Ken Henderson, S (1, 9) (5, 7) OBP: 0.374, SLG: 0.445	F9	F9		F3		F8			BB	4	1	0	0	1	0	3
Tito Fuentes, S (1, 4) OBP: 0.299, SLG: 0.352	HR	4-3		1B			4-3		SH1-4	4	1	2	1	0	0	0
Willie Mays, R (1, 3) (5, 8) OBP: 0.433, SLG: 0.500	HR BB	WP BB		K			K		2B BB	2	2	0	0	3	2	1
Bobby Bonds, R (1, 8) (5, 9) OBP: 0.364, SLG: 0.514	HR	E5 CS			6-3		S 1B		2B	5	1	3	3	0	0	1
Dick Dietz, R (1, 2) OBP: 0.383, SLG: 0.399	WP 1B 1B BB	5-3			F8		K		L4-3 BB	3	1	0	0	2	1	3
Al Gallagher, R (1, 5) OBP: 0.358, SLG: 0.406	1B WP 1B		F4		E5			F9 SH1-4 1B	L4-3	5	0	2	0	0	0	2
Jim Ray Hart, R (1, 7) OBP: 0.368, SLG: 0.344	F5		E6 G1-4-3		K			SH1-4		3	0	0	0	0	1	3
Hal Lanier, R (5, 3) OBP: 0.283, SLG: 0.282										0	0	0	0	0	0	0
Chris Speier, R (1, 6) OBP: 0.305, SLG: 0.316	1B IBB		G1-4-3			6-3		F9		3	0	0	0	1	0	2
John Cumberland, R (1, 1) OBP: 0.154, SLG: 0.137	1B			K		K		1-3		4	0	1	1	0	2	1
Inning Stats	R: 4 E: 0 K: 0 S: 7 H: 4 LOB: 3 BB: 3 P: 19	R: 0 E: 1 K: 0 S: 3 H: 0 LOB: 1 BB: 1 P: 7	R: 0 E: 1 K: 0 S: 3 H: 0 LOB: 0 BB: 0 P: 3	R: 0 E: 0 K: 2 S: 8 H: 1 LOB: 1 BB: 0 P: 8	R: 0 E: 1 K: 1 S: 6 H: 0 LOB: 1 BB: 0 P: 6	R: 0 E: 0 K: 1 S: 5 H: 0 LOB: 0 BB: 0 P: 5	R: 0 E: 0 K: 2 S: 8 H: 1 LOB: 1 BB: 0 P: 8	R: 0 E: 0 K: 0 S: 4 H: 1 LOB: 1 BB: 0 P: 4	R: 2 E: 0 K: 0 S: 3 H: 1 LOB: 1 BB: 3 P: 15	1B: 5 2B: 2 3B: 0 HR: 2 SF: 0 SAC: 2 DP: 2 HBP: 0							

	AB	33
	R	6
	H	8
	RBI	5
	BB	7
	SO	6
	LOB	16

WP: 5 PB: 0 SB: 1 CS: 1 PA: 42

PITCHER		IP	WLS	BF	H	R	ER	SO	BB	IBB	HBP	BLK	WP	HR	S	P	ERA	WHIP
George Stone, L ERA: 3.49	(1, 1)	0.2	L	9	4	4	4	0	2	1	0	0	1	2	6	18	54.00	9.000
Ron Herbel, R ERA: 4.47	(1, 1)	4.1		16	1	0	0	3	1	0	0	0	1	0	21	25	0.00	0.462
Steve Barber, L ERA: 5.35	(6, 1)	3.0		11	2	0	0	3	0	0	0	0	0	0	17	17	0.00	0.667
Bob Priddy, R ERA: 4.22	(9, 1)	1.0		6	1	2	2	0	3	0	0	0	1	0	3	15	18.00	4.000

PITCHER	IP	WLS	BF	H	R	ER	SO	BB	IBB	HBP	BLK	WP	HR	S	P	ERA	WHIP

Batter	1	2	3	4	5	6	7	8	9	AB	R	H	RBI	BB	SO	LOB
Felix Millan, R (1, 4) OBP: 0.337, SLG: 0.366	F4		1B		G4-6-3 1-2f			1B		4	0	2	0	0	0	2
Ralph Garr, L (1, 7) OBP: 0.365, SLG: 0.427	G5-4-3 1B		F6			F6		K		4	0	1	0	0	1	2
Hank Aaron, R (1, 3) OBP: 0.408, SLG: 0.656	G5-4-3 1-2f			5-3		F7			F7	4	0	0	0	0	0	1
Earl Williams, R (1, 2) OBP: 0.336, SLG: 0.514		F2		F3		F7			6-3	4	0	0	0	0	0	0
Dusty Baker Jr., R (1, 9) OBP: 0.200, SLG: 0.225		F9		1B			5-3		F8	4	0	1	0	0	0	0
Zoilo Versalles, R (1, 5) OBP: 0.241, SLG: 0.341		F8		F8			6-3			3	0	0	0	0	0	1
Sonny Jackson, L (1, 8) OBP: 0.306, SLG: 0.333			K		1B 1B		F6			3	0	1	0	0	1	0
Marty Perez, R (1, 6) OBP: 0.276, SLG: 0.314			HR		G4-6-3 1-2 1B			F8		3	1	2	1	0	0	0
George Stone, L (1, 1) OBP: 0.200, SLG: 0.220 Ron Herbel, R (1, 1) OBP: 0.100, SLG: 0.100 Oscar Brown, R (5, PH) OBP: 0.275, SLG: 0.297 Steve Barber, L (6, 1) OBP: 0.214, SLG: 0.154 Tommie Aaron, R (8, PH) OBP: 0.292, SLG: 0.267 Bob Priddy, R (9, 1) OBP: 0.182, SLG: 0.273			K		K			6-3		0 1 1 0 1 0	0 0 0 0 0 0	0 0 0 0 0 0	0 0 0 0 0 0	0 1 1 0 0 0	0 0 2 0 0 0	0 0 0 0 0 0
Inning Stats	R: 0 E: 0 K: 0 S: 3 H: 1 LOB: 0 BB: 0 P: 3	R: 0 E: 0 K: 0 S: 3 H: 0 LOB: 0 BB: 0 P: 3	R: 1 E: 0 K: 2 S: 9 H: 2 LOB: 1 BB: 0 P: 9	R: 0 E: 0 K: 0 S: 4 H: 1 LOB: 1 BB: 0 P: 4	R: 0 E: 0 K: 1 S: 6 H: 2 LOB: 1 BB: 0 P: 6	R: 0 E: 0 K: 0 S: 3 H: 0 LOB: 0 BB: 0 P: 3	R: 0 E: 0 K: 0 S: 3 H: 0 LOB: 0 BB: 0 P: 3	R: 0 E: 0 K: 1 S: 6 H: 1 LOB: 1 BB: 0 P: 6	R: 0 E: 0 K: 0 S: 3 H: 0 LOB: 0 BB: 0 P: 3	1B: 6 2B: 0 3B: 0 HR: 1	SF: 0 SAC: 0 DP: 2 HBP: 0					WP: 0 PB: 0 SB: 0 CS: 0	PA: 32

PITCHER	IP	WLS	BF	H	R	ER	SO	BB	IBB	HBP	BLK	WP	HR	S	P	ERA	WHIP
John Cumberland, L (1, 1) ERA: 2.85	9.0	W	32	7	1	1	4	0	0	0	0	0	1	40	40	1.00	0.778

PITCHER	IP	WLS	BF	H	R	ER	SO	BB	IBB	HBP	BLK	WP	HR	S	P	ERA	WHIP

BOTTOM

San Francisco Giants @ Atlanta Braves

Atlanta Stadium, Atlanta, GA

Sun Sep 12 1971, 3:33 AM EDT

Att. 15,584 - Unknown

livebaseballscorecards.com

AB	32
R	1
H	7
RBI	1
BB	0
SO	4
LOB	8

Atlanta Braves @ Cincinnati Reds

Riverfront Stadium, Cincinnati, OH

Mon Sep 13 1971, 7:05 PM EDT

Att. 7,144 - Unknown

TOP

livebaseballscorecards.com

Batter	1	2	3	4	5	6	7	8	9	10	11	12	13	AB	R	H	RBI	BB	SO	LOB
Sonny Jackson, L (1, 8) OBP: 0.304, SLG: 0.331	F8		F3			L8		L9			SH2-4 1B		6-3	6	0	1	0	0	0	0
Pat Jarvis, R (13, 1) OBP: 0.146, SLG: 0.109														0	0	0	0	0	0	0
Ralph Garr, L (1, 7) OBP: 0.363, SLG: 0.427	6-3		F8			2B		5-3			SH2-4 1-2		6-3	5	0	1	0	0	0	0
Mike Lum, L (1, 9) OBP: 0.352, SLG: 0.398 (13, 8)	1B			F3		P4			FC3-6 1B		F7			5	0	2	0	0	0	2
Earl Williams, R (1, 2) OBP: 0.337, SLG: 0.518	F8			HR		5-3			F5		IBB			4	1	1	1	1	0	3
Darrell Evans, L (1, 5) OBP: 0.335, SLG: 0.398		K		1-3			1B		FC3-6 1-2f		3-1			4	0	1	0	0	1	1
Hank Aaron, R (11, PH) OBP: 0.408, SLG: 0.655														1	0	0	0	0	0	2
Gil Garrido, R (11, 5) OBP: 0.296, SLG: 0.233														0	0	0	0	0	0	0
Felix Millan, R (1, 4) OBP: 0.336, SLG: 0.364		1B		6-3			F9		F9			E1 FC3-6		5	0	1	0	0	0	2
Jim Breazeale, L (1, 3) OBP: 0.100, SLG: 0.100		K			F8		F8			K		FC3-6 G5-4-3 1-2f		5	0	0	0	0	2	3
Leo Foster, R (12, PR)														0	0	0	0	0	0	0
Tommie Aaron, R (12, 3) OBP: 0.292, SLG: 0.267														0	0	0	0	0	0	0
Marty Perez, R (1, 6) OBP: 0.273, SLG: 0.310		1-3			K		4-3			P6		G5-4-3 1-2f		5	0	0	0	0	1	3
Gary Neibauer, R (1, 1)			K		K			P4		K			5-3	2	0	0	0	0	2	0
Hal King, L (8, PH) OBP: 0.317, SLG: 0.319														1	0	0	0	0	0	0
Jim Nash, R (8, 1) OBP: 0.152, SLG: 0.174														1	0	0	0	0	1	0
Dusty Baker Jr., R (13, PH) OBP: 0.195, SLG: 0.220 (13, 9)														1	0	0	0	0	0	0
Inning Stats	R: 0 E: 0 K: 0 S: 4 H: 1 LOB: 1 BB: 0 P: 4	R: 0 E: 0 K: 2 S: 8 H: 1 LOB: 1 BB: 0 P: 8	R: 0 E: 0 K: 1 S: 5 H: 0 LOB: 0 BB: 0 P: 5	R: 1 E: 0 K: 0 S: 4 H: 1 LOB: 0 BB: 0 P: 4	R: 0 E: 0 K: 2 S: 7 H: 0 LOB: 0 BB: 0 P: 7	R: 0 E: 0 K: 0 S: 4 H: 1 LOB: 1 BB: 0 P: 4	R: 0 E: 0 K: 0 S: 4 H: 1 LOB: 1 BB: 0 P: 4	R: 0 E: 0 K: 0 S: 3 H: 0 LOB: 0 BB: 0 P: 3	R: 0 E: 0 K: 0 S: 4 H: 1 LOB: 1 BB: 0 P: 4	R: 0 E: 0 K: 2 S: 7 H: 0 LOB: 0 BB: 0 P: 7	R: 0 E: 0 K: 0 S: 4 H: 1 LOB: 2 BB: 1 P: 8	R: 0 E: 1 K: 0 S: 3 H: 0 LOB: 1 BB: 0 P: 3	R: 0 E: 0 K: 0 S: 3 H: 0 LOB: 0 BB: 0 P: 3	1B: 5 2B: 1 3B: 0 HR: 1	SF: 0 SAC: 1 DP: 1 HBP: 0	WP: 0 PB: 0 SB: 0 CS: 0	PA: 47			

PITCHER		IP	WLS	BF	H	R	ER	SO	BB	IBB	HBP	BLK	WP	HR	S	P	ERA	WHIP
Gary Nolan, R ERA: 3.18	(1, 1)	10.0		36	6	1	1	7	0	0	0	0	0	1	50	50	0.90	0.600
Jim Merritt, L ERA: 4.49	(11, 1)	0.2		4	1	0	0	0	0	1	0	0	0	0	3	7	0.00	1.500
Clay Carroll, R ERA: 2.42	(11, 1)	1.1		4	0	0	0	0	0	0	0	0	0	0	4	4	0.00	0.000
Joe Gibbon, L ERA: 2.94	(13, 1)	1.0	W	3	0	0	0	0	0	0	0	0	0	0	3	3	0.00	0.000

PITCHER	IP	WLS	BF	H	R	ER	SO	BB	IBB	HBP	BLK	WP	HR	S	P	ERA	WHIP

AB	45
R	1
H	7
RBI	1
BB	1
SO	7
LOB	16

Batter	1	2	3	4	5	6	7	8	9	10	11	12	13	AB	R	H	RBI	BB	SO	LOB
Pete Rose, S (1, 9) OBP: 0.367, SLG: 0.409	F8		F7		1-3			4-3			L7		S SH3-4 E 1B	6	1	1	0	0	0	0
Woody Woodward, R (1, 4) (13, 6) OBP: 0.314, SLG: 0.288	L4		2B		L7			G6-4-3 1B			BBBB FC5-4 BB		1-2 SH3-4	4	0	2	0	1	0	0
Lee May, R (1, 3) OBP: 0.335, SLG: 0.535	FC5-4 1B		H 1-0 HBP			L5		1-2f G6-4-3			1-2f FC5-4		S IBB	4	0	1	0	1	0	2
Tony Perez, R (1, 5) OBP: 0.324, SLG: 0.438	1-2f FC5-4		P6			6-3			F9		F8		S S S K	6	0	0	0	0	1	6
Johnny Bench, R (1, 2) OBP: 0.303, SLG: 0.423		1B 2B	F7			5-3			6-3			SH1-4 1B	1-2 2-H S	6	1	2	0	0	0	3
Bernie Carbo, L (1, 7) OBP: 0.338, SLG: 0.349		L5		S S S K			L9		5-3			SH1-4 1-2		4	0	0	0	0	1	1
George Foster, R (1, 8) OBP: 0.298, SLG: 0.383		F8		F7			WP 1B			S S S K		IBB		4	0	1	0	1	1	1
Darrel Chaney, S (1, 6) Willie Smith, L (10, PH) OBP: 0.216, SLG: 0.286 Dave Concepcion, R (11, 6) OBP: 0.251, SLG: 0.256 Ty Cline, L (12, PH) OBP: 0.333, SLG: 0.211 Joe Gibbon, R (13, 1)	2-H 1B			4-3			F9			F9		F3		3	0	1	1	0	0	1
														1	0	0	0	0	0	0
														0	0	0	0	0	0	0
														1	0	0	0	0	0	2
														0	0	0	0	0	0	0
Gary Nolan, R (1, 1) OBP: 0.133, SLG: 0.143 Jimmy Stewart, S (10, PH) OBP: 0.000, SLG: 0.000 Jim Merritt, L (11, 1) OBP: 0.185, SLG: 0.269 Clay Carroll, R (11, 1) OBP: 0.100, SLG: 0.100 Tommy Helms, R (12, PH) OBP: 0.291, SLG: 0.335 (13, 4)	4-3				F3		F8 1-2			P6		F7		3	0	0	0	0	0	2
														1	0	0	0	0	0	0
														0	0	0	0	0	0	0
														0	0	0	0	0	0	0
														1	0	0	0	0	0	2
Inning Stats	R: 0 E: 0 K: 0 S: 4 H: 1 LOB: 1 BB: 0 P: 4	R: 1 E: 0 K: 0 S: 5 H: 2 LOB: 1 BB: 1 P: 5	R: 0 E: 0 K: 0 S: 4 H: 1 LOB: 2 BB: 0 P: 5	R: 0 E: 0 K: 1 S: 5 H: 0 LOB: 0 BB: 0 P: 5	R: 0 E: 0 K: 0 S: 3 H: 0 LOB: 0 BB: 0 P: 3	R: 0 E: 0 K: 0 S: 3 H: 0 LOB: 0 BB: 0 P: 3	R: 0 E: 0 K: 0 S: 4 H: 1 LOB: 1 BB: 0 P: 4	R: 0 E: 0 K: 0 S: 3 H: 1 LOB: 0 BB: 0 P: 3	R: 0 E: 0 K: 0 S: 3 H: 0 LOB: 0 BB: 0 P: 3	R: 0 E: 0 K: 1 S: 5 H: 0 LOB: 0 BB: 0 P: 5	R: 0 E: 0 K: 0 S: 3 H: 0 LOB: 1 BB: 1 P: 7	R: 0 E: 0 K: 1 S: 4 H: 1 LOB: 2 BB: 1 P: 8	R: 1 E: 1 K: 1 S: 5 H: 1 LOB: 1 BB: 1 P: 9	1B: 6 2B: 2 3B: 0 HR: 0	SF: 0 SAC: 2 DP: 1 HBP: 1	WP: 1 PB: 0 SB: 2 CS: 0	PA: 50			

PITCHER		IP	WLS	BF	H	R	ER	SO	BB	IBB	HBP	BLK	WP	HR	S	P	ERA	WHIP
Gary Neibauer, R ERA: 1.86	(1, 1)	7.0		27	5	1	1	1	0	0	1	0	1	0	28	29	1.29	0.714
Jim Nash, R ERA: 4.72	(8, 1)	5.0		18	2	0	0	1	1	1	0	0	0	0	18	26	0.00	0.600
Pat Jarvis, R ERA: 4.14	(13, 1)	0.2	L	5	1	1	0	1	0	1	0	0	0	0	5	9	0.00	1.500

PITCHER	IP	WLS	BF	H	R	ER	SO	BB	IBB	HBP	BLK	WP	HR	S	P	ERA	WHIP

BOTTOM

Atlanta Braves @ Cincinnati Reds

Riverfront Stadium, Cincinnati, OH

Mon Sep 13 1971, 7:05 PM EDT

Att. 7,144 - Unknown

livebaseballscorecards.com

AB	44
R	2
H	8
RBI	1
BB	3
SO	3
LOB	20

Batter	1	2	3	4	5	6	7	8	9	AB	R	H	RBI	BB	SO	LOB
Felix Millan, R (1, 4) OBP: 0.335, SLG: 0.363	HR 1B 1B	5-3			F9		6-3 1-2			4	1	1	0	0	0	2
Ralph Garr, L (1, 7) OBP: 0.364, SLG: 0.428	HR 1-2 1B		K		F8			G6-4-3 1B		4	1	2	0	0	1	1
Hank Aaron, R (1, 3) OBP: 0.410, SLG: 0.671	HR 1-H 2-H		2B		HR 1-H			G6-4-3 1-2f		4	2	3	5	0	0	1
Earl Williams, R (1, 2) OBP: 0.336, SLG: 0.514	L7		F8		5-3			BB		3	0	0	0	1	0	1
Dusty Baker Jr., R (1, 9) OBP: 0.200, SLG: 0.222	1B		F8			P3		K		4	0	1	0	0	1	2
Tommie Aaron, R (1, 5) OBP: 0.269, SLG: 0.245	P5			6-3		P4			L9	4	0	0	0	0	0	1
Mike Lum, L (1, 8) OBP: 0.348, SLG: 0.394	4-3			4-3		F9			K	4	0	0	0	0	1	1
Marty Perez, R (1, 6) OBP: 0.275, SLG: 0.312		P6		P4			CS 1B		1B	4	0	2	0	0	0	0
Ron Reed, R (1, 1) OBP: 0.155, SLG: 0.155 Cecil Upshaw, R (8, 1)		F9			HR 1B		K		L8	3 1	1 0	1 0	0 0	0 0	1 0	1 1
Inning Stats	R: 3 H: 4 E: 0 LOB: 1 K: 0 BB: 0 S: 7 P: 7	R: 0 H: 0 E: 0 LOB: 0 K: 0 BB: 0 S: 3 P: 3	R: 0 H: 1 E: 0 LOB: 1 K: 1 BB: 0 S: 6 P: 6	R: 0 H: 0 E: 0 LOB: 0 K: 0 BB: 0 S: 3 P: 3	R: 2 H: 2 E: 0 LOB: 0 K: 0 BB: 0 S: 5 P: 5	R: 0 H: 0 E: 0 LOB: 0 K: 0 BB: 0 S: 3 P: 3	R: 0 H: 1 E: 0 LOB: 0 K: 1 BB: 0 S: 5 P: 5	R: 0 H: 1 E: 0 LOB: 1 K: 1 BB: 1 S: 5 P: 9	R: 0 H: 1 E: 0 LOB: 1 K: 1 BB: 0 S: 6 P: 6	1B: 7 SF: 0 2B: 1 SAC: 0 3B: 0 DP: 1 HR: 2 HBP: 0						WP: 0 PA: 36 PB: 0 SB: 0 CS: 1	

TOP

Atlanta Braves @ Cincinnati Reds

Riverfront Stadium, Cincinnati, OH

Tue Sep 14 1971, 7:05 PM EDT

Att. 8,385 - Unknown

livebaseballscorecards.com

AB	35
R	5
H	10
RBI	5
BB	1
SO	4
LOB	11

PITCHER		IP	WLS	BF	H	R	ER	SO	BB	IBB	HBP	BLK	WP	HR	S	P	ERA	WHIP
Don Gullett, L ERA: 2.62	(1, 1)	5.0	L	22	7	5	5	1	0	0	0	0	0	2	24	24	9.00	1.400
Ed Sprague, R ERA:	(6, 1)	2.0		6	1	0	0	1	0	0	0	0	0	0	8	8	0.00	0.500
Milt Wilcox, R ERA: 3.78	(8, 1)	2.0		8	2	0	0	2	1	0	0	0	0	0	11	15	0.00	1.500

PITCHER	IP	WLS	BF	H	R	ER	SO	BB	IBB	HBP	BLK	WP	HR	S	P	ERA	WHIP

Atlanta Braves @ Cincinnati Reds

Riverfront Stadium, Cincinnati, OH

Tue Sep 14 1971, 7:05 PM EDT

Att. 8,385 - Unknown

livebaseballscorecards.com

BOTTOM

Batter	1	2	3	4	5	6	7	8	9	AB	R	H	RBI	BB	SO	LOB
Pete Rose, S (1, 9) OBP: 0.370, SLG: 0.412	F7 BB 1B		SH5-3 1B 1-2		G5-4-3 1B		4-3 1-2 2-3		1B	5	0	4	0	0	0	2
Tommy Helms, R (1, 4) OBP: 0.293, SLG: 0.335	FC6-4 BB 1-2		SH5-3 1-2 2-3		P5		2-H 3-H 1B		5-3	3	0	1	2	1	0	2
Lee May, R (1, 3) OBP: 0.332, SLG: 0.531	K		K		G5-4-3 1-2f		1-3			4	0	0	0	0	2	6
Tony Perez, R (1, 5) OBP: 0.324, SLG: 0.436	F7 2-3		4-3			G5-4-3 1B		F9		4	0	1	0	0	0	4
Johnny Bench, R (1, 2) OBP: 0.301, SLG: 0.420	FC6-4 1-2f			E6 FC6-4		G5-4-3 1-2f		5-3		4	0	0	0	0	0	3
Bernie Carbo, L (1, 7) OBP: 0.337, SLG: 0.347		4-3		P6		G3		1B		4	0	1	0	0	0	1
George Foster, R (1, 8) OBP: 0.298, SLG: 0.382		6-3		FC6-4 1B 1-2f			4-3 1B 1B	P6		4	1	1	0	0	0	2
Darrel Chaney, S (1, 6) OBP: 0.333, SLG: 0.273		6-3		1-2 1B			4-3 1-2 1B		F6	4	1	2	0	0	0	0
Don Gullett, R (1, 1) OBP: 0.139, SLG: 0.129 Ed Sprague, R (6, 1) Ty Cline, L (7, PH) OBP: 0.330, SLG: 0.208 Milt Wilcox, R (8, 1) Willie Smith, L (9, PH) OBP: 0.212, SLG: 0.280			SH5-3 1B HBP	K			K		F8	1 0 1 0 1	0 0 0 0 0	0 0 0 0 0	0 0 0 0 0	0 0 0 0 0	1 0 1 0 0	2 0 2 0 0
Inning Stats	R: 0 H: 1 E: 0 LOB: 2 K: 1 BB: 1 S: 6 P: 10	R: 0 H: 0 E: 0 LOB: 0 K: 0 BB: 0 S: 3 P: 3	R: 0 H: 1 E: 0 LOB: 2 K: 1 BB: 0 S: 6 P: 7	R: 0 H: 1 E: 1 LOB: 2 K: 1 BB: 0 S: 7 P: 7	R: 0 H: 1 E: 0 LOB: 0 K: 0 BB: 0 S: 3 P: 3	R: 0 H: 1 E: 0 LOB: 0 K: 0 BB: 0 S: 3 P: 3	R: 2 H: 3 E: 0 LOB: 1 K: 1 BB: 0 S: 8 P: 8	R: 0 H: 1 E: 0 LOB: 1 K: 0 BB: 0 S: 4 P: 4	R: 0 H: 1 E: 0 LOB: 1 K: 0 BB: 0 S: 4 P: 4	1B: 10 2B: 0 3B: 0 HR: 0	SF: 0 SAC: 1 DP: 2 HBP: 1					

	AB	35
	R	2
	H	10
	RBI	2
	BB	1
	SO	4
	LOB	24

PITCHER		IP	WLS	BF	H	R	ER	SO	BB	IBB	HBP	BLK	WP	HR	S	P	ERA	WHIP
Ron Reed, R ERA: 3.54	(1, 1)	7.2	W	33	9	2	2	4	1	0	1	0	0	0	39	44	2.35	1.304
Cecil Upshaw, R ERA: 3.74	(8, 1)	1.1	S	5	1	0	0	0	0	0	0	0	0	0	5	5	0.00	0.750

PITCHER	IP	WLS	BF	H	R	ER	SO	BB	IBB	HBP	BLK	WP	HR	S	P	ERA	WHIP

Batter	1	2	3	4	5	6	7	8	9	AB	R	H	RBI	BB	SO	LOB
Felix Millan, R (1, 4) OBP: 0.336, SLG: 0.364	F6		2B	FC6-4 1-2f			BB FC6-4		6-3	4	0	1	0	1	0	2
Ralph Garr, L (1, 7) OBP: 0.363, SLG: 0.426	3-1		6-3		G3		FC6-4 1-2f		1B	5	0	1	0	0	0	2
Hank Aaron, R (1, 3) OBP: 0.408, SLG: 0.672	K		5-3		HR		F8		F8	5	1	1	1	0	1	3
Earl Williams, R (1, 2) OBP: 0.333, SLG: 0.509		G3		K	K		F4		F9	5	0	0	0	0	2	2
Mike Lum, L (1, 9) OBP: 0.348, SLG: 0.391		BB 2B 4-3		4-3	4-3			K		3	1	0	0	1	1	0
Darrell Evans, L (1, 5) OBP: 0.341, SLG: 0.406 Tommie Aaron, R (8, 5) OBP: 0.269, SLG: 0.245		2B 4-3 1-3		1B 1B		F7		BB FC5 3-1		3 0	1 0	2 0	0 0	1 0	0 0	0 0
Sonny Jackson, L (1, 8) OBP: 0.304, SLG: 0.331		4-3 2-3 3-H		1B 1-2 1B		F9		3-1 1-2		4	1	1	1	0	0	2
Marty Perez, R (1, 6) OBP: 0.280, SLG: 0.315		K		1B 1-2 2-H		1B		IBB		3	0	2	1	1	1	1
Phil Niekro, R (1, 1) OBP: 0.149, SLG: 0.153			K	FC6-4 1-3 2-H		F3		FC5 2-3f		4	0	1	1	0	1	3
Inning Stats	R: 0 E: 0 K: 1 S: 5 H: 0 LOB: 0 BB: 0 P: 5	R: 1 E: 0 K: 1 S: 6 H: 1 LOB: 1 BB: 1 P: 10	R: 0 E: 0 K: 1 S: 6 H: 1 LOB: 1 BB: 0 P: 6	R: 2 E: 0 K: 1 S: 9 H: 4 LOB: 2 BB: 0 P: 9	R: 1 E: 0 K: 1 S: 6 H: 1 LOB: 0 BB: 0 P: 6	R: 0 E: 0 K: 0 S: 4 H: 1 LOB: 1 BB: 0 P: 4	R: 0 E: 0 K: 0 S: 3 H: 0 LOB: 1 BB: 1 P: 7	R: 0 E: 0 K: 1 S: 5 H: 0 LOB: 2 BB: 2 P: 13	R: 0 E: 0 K: 0 S: 4 H: 1 LOB: 1 BB: 0 P: 4	1B: 6 2B: 2 3B: 0 HR: 1 SF: 0 SAC: 0 DP: 0 HBP: 0	WP: 0 PB: 0 SB: 0 CS: 0 PA: 40					

PITCHER	IP	WLS	BF	H	R	ER	SO	BB	IBB	HBP	BLK	WP	HR	S	P	ERA	WHIP
Jack Billingham, R (1, 1) ERA: 3.69	5.0	L	23	7	4	4	5	1	0	0	0	0	1	32	36	7.20	1.600
Skip Guinn, L (6, 1) ERA:	3.0		13	1	0	0	1	2	1	0	0	0	0	12	24	0.00	1.000
Larry Yount, R (9, 1) ERA:	0.0		0	0	0	0	0	0	0	0	0	0	0	0	0	∞	∞
Jim Ray, R (9, 1) ERA: 2.34	1.0		4	1	0	0	0	0	0	0	0	0	0	4	4	0.00	1.000

PITCHER	IP	WLS	BF	H	R	ER	SO	BB	IBB	HBP	BLK	WP	HR	S	P	ERA	WHIP

Atlanta Braves @ Houston Astros

Astrodome, Houston, TX

Wed Sep 15 1971, 8:05 PM EDT

Att. 6,513 - Dome

TOP

livebaseballscorecards.com

AB	36
R	4
H	9
RBI	4
BB	4
SO	6
LOB	15

Batter	1	2	3	4	5	6	7	8	9	AB	R	H	RBI	BB	SO	LOB
Roger Metzger, S (1, 6) OBP: 0.300, SLG: 0.312	E6 SH1-3 1B 6-3		F8 ①		K ②			F9 ②		4	1	0	0	0	1	0
Joe Morgan, L (1, 4) OBP: 0.351, SLG: 0.410	6-3 SH1-3 1-2 1B		S E4 1B		G3 ③			G3 ③		4	0	2	0	0	0	0
Cesar Cedeno, R (1, 8) OBP: 0.294, SLG: 0.405	SH1-3 ① 1-2 2-3		1-3 ② 1-2			6-3 ①			F9 4-3 2B	3	1	1	0	0	0	1
Bob Watson, R (1, 7) OBP: 0.355, SLG: 0.401	6-3 ② 2-3 3-H		BBBB E4 BB			6-3 ②			F9 ① 2-3	3	0	0	1	1	0	2
John Mayberry, L (1, 3) OBP: 0.268, SLG: 0.366	SSS K ③		E4 ③ 1-2 2-H			F8 ③			4-3 ② 3-H	4	0	0	1	0	1	3
Cesar Geronimo, L (1, 9) OBP: 0.276, SLG: 0.361		6-3 ①		1-3 ①			F7 ①		SSS K ③	4	0	0	0	0	1	0
Denis Menke, R (1, 5) OBP: 0.335, SLG: 0.334		5-3 ②		F7 ②			SSS K ②			3	0	0	0	0	1	0
Johnny Edwards, L (1, 2) OBP: 0.289, SLG: 0.306		1B		1-3 ③			F7 ③			3	0	1	0	0	0	0
Jack Billingham, R (1, 1) OBP: 0.154, SLG: 0.123 Marty Martinez, S (5, PH) OBP: 0.245, SLG: 0.300 Skip Guinn, R (6, 1) Rich Chiles, L (8, PH) OBP: 0.273, SLG: 0.314 Larry Yount, R (9, 1) Jim Ray, R (9, 1) OBP: 0.263, SLG: 0.176		5-3 ③			4-3 ①			F8 ①		1 1 0 1 0 0 0	0 0 0 0 0 0 0	0 0 0 0 0 0 0	0 0 0 0 0 0 0	0 0 0 0 0 0 0	0 0 0 0 0 0 0	1 0 0 0 0 0 0
Inning Stats	R: 1 H: 1 E: 1 LOB: 1 K: 1 BB: 0 S: 7 P: 7	R: 0 H: 1 E: 0 LOB: 1 K: 0 BB: 0 S: 4 P: 4	R: 0 H: 1 E: 1 LOB: 2 K: 0 BB: 1 S: 4 P: 8	R: 0 H: 0 E: 0 LOB: 0 K: 0 BB: 0 S: 3 P: 3	R: 0 H: 0 E: 0 LOB: 0 K: 1 BB: 0 S: 5 P: 5	R: 0 H: 0 E: 0 LOB: 0 K: 0 BB: 0 S: 3 P: 3	R: 0 H: 0 E: 0 LOB: 0 K: 1 BB: 0 S: 5 P: 5	R: 0 H: 0 E: 0 LOB: 0 K: 0 BB: 0 S: 3 P: 3	R: 1 H: 1 E: 0 LOB: 0 K: 1 BB: 0 S: 6 P: 6	1B: 3 SF: 0 2B: 1 SAC: 1 3B: 0 DP: 0 HR: 0 HBP: 0						WP: 0 PA: 33 PB: 0 SB: 1 CS: 0

PITCHER	IP	WLS	BF	H	R	ER	SO	BB	IBB	HBP	BLK	WP	HR	S	P	ERA	WHIP
Phil Niekro, R (1, 1) ERA: 2.93	9.0	W	33	4	2	1	4	1	0	0	0	0	0	40	44	1.00	0.556

PITCHER	IP	WLS	BF	H	R	ER	SO	BB	IBB	HBP	BLK	WP	HR	S	P	ERA	WHIP

Atlanta Braves @ Houston Astros

Astrodome, Houston, TX

Wed Sep 15 1971, 8:05 PM EDT

Att. 6,513 - Dome

BOTTOM

livebaseballscorecards.com

AB	31
R	2
H	4
RBI	2
BB	1
SO	4
LOB	7

Atlanta Braves @ Houston Astros

Astrodome, Houston, TX

Thu Sep 16 1971, 8:05 PM EDT

Att. 7,906 - Unknown

TOP

livebaseballscorecards.com

Batter	1	2	3	4	5	6	7	8	9	AB	R	H	RBI	BB	SO	LOB
Felix Millan, R (1, 4) OBP: 0.334, SLG: 0.363	WP 1B 1B		6-3 ①		K 4-3	FC6-4 ③ 1-2f		F9 ③		5	0	1	0	0	1	4
Ralph Garr, L (1, 7) OBP: 0.365, SLG: 0.427	WP 1-2 1B		S 1B 1B		4-3 ② 2-3		F7 ①		S 1B	5	1	3	0	0	0	1
Hank Aaron, R (1, 3) OBP: 0.410, SLG: 0.670	BB 1-2 2-3		1-H 1B		K ③		6-3 ②		FC4-6 1-2 IBB	3	0	1	1	2	1	1
Earl Williams, R (1, 2) OBP: 0.331, SLG: 0.505	K ①		F9 ②			BB 1B SF9 1B	6-3 ③		F2 ①	5	1	1	0	0	1	6
Mike Lum, L (1, 9) OBP: 0.348, SLG: 0.389	K ②		F6 ③			BB 1-2 1B 1B		PB 1B BB	K ②	4	2	1	0	1	2	6
Darrell Evans, L (1, 5) OBP: 0.338, SLG: 0.399 Tommie Aaron, R (9, 5) OBP: 0.269, SLG: 0.245	K ③			F8 ①		K ①		1B 1-2 BB	FC4-6 ③ 1-2f	4 0	0 0	0 0	0 0	1 0	2 0	7 0
Sonny Jackson, L (1, 8) OBP: 0.305, SLG: 0.331		6-3 ① ERA: 3.0		4-3 ②		1B 1-2 2-3 BB		1-2 2-H 1B		3	0	1	1	1	0	0
Marty Perez, R (1, 6) OBP: 0.279, SLG: 0.313 Jim Breazeale, L (6, PH) OBP: 0.091, SLG: 0.100 Gil Garrido, R (6, 6) OBP: 0.294, SLG: 0.231		K ② ERA: 4.6		F9 ③		SF9 ② 3-H		K ①		2 0 1	0 0 0	0 0 0	0 1 0	0 0 0	1 0 1	0 0 2
Tom Kelley, R (1, 1) OBP: 0.049, SLG: 0.049 Hal King, L (6, PH) OBP: 0.320, SLG: 0.323 Leo Foster, R (6, PR) Pat Jarvis, R (6, 1) OBP: 0.143, SLG: 0.106		K ③ ERA: 2.85			K ① ERA: 4.91	FC6-4 1-3 2-H 1B		F3 ②		2 1 0 1	0 0 0 0	0 1 0 0	0 1 0 0	2 0 0 0	0 0 0 2	0 0 0 2

	AB	36
	R	4
	H	9
	RBI	4
	BB	5
	SO	11
	LOB	29

Inning Stats	1	2	3	4	5	6	7	8	9	1B: 9	SF: 1	WP: 2	PA: 42
	R: 0 H: 2 E: 0 LOB: 3 K: 3 BB: 1 S: 11 P: 15	R: 0 H: 0 E: 0 LOB: 0 K: 2 BB: 0 S: 7 P: 7	R: 1 H: 2 E: 0 LOB: 1 K: 0 BB: 0 S: 5 P: 5	R: 0 H: 0 E: 0 LOB: 0 K: 0 BB: 0 S: 3 P: 3	R: 0 H: 0 E: 1 LOB: 1 K: 3 BB: 0 S: 10 P: 10	R: 2 H: 3 E: 0 LOB: 2 K: 1 BB: 1 S: 8 P: 12	R: 0 H: 0 E: 0 LOB: 0 K: 0 BB: 0 S: 3 P: 3	R: 1 H: 1 E: 0 LOB: 2 K: 1 BB: 2 S: 6 P: 14	R: 0 H: 1 E: 0 LOB: 2 K: 1 BB: 1 S: 6 P: 10	2B: 0 3B: 0 HR: 0	SAC: 0 DP: 0 HBP: 0	PB: 1 SB: 2 CS: 0	

PITCHER		IP	WLS	BF	H	R	ER	SO	BB	IBB	HBP	BLK	WP	HR	S	P	ERA	WHIP
J.R. Richard, R ERA: 3.0	(1, 1)	7.0	L	33	7	4	4	9	4	0	0	0	2	0	47	63	5.14	1.571
Wade Blasingame, L ERA: 4.6	(8, 1)	0.0		1	1	0	0	0	0	0	0	0	0	0	1	1	∞	∞
George Culver, R ERA: 2.85	(8, 1)	1.1		6	1	0	0	1	0	1	0	0	0	0	7	11	0.00	0.750
Ron Cook, L ERA: 4.91	(9, 1)	0.2		2	0	0	0	1	0	0	0	0	0	0	4	4	0.00	0.000

PITCHER		IP	WLS	BF	H	R	ER	SO	BB	IBB	HBP	BLK	WP	HR	S	P	ERA	WHIP

Batter	1	2	3	4	5	6	7	8	9	AB	R	H	RBI	BB	SO	LOB
Roger Metzger, S (1, 6) OBP: 0.302, SLG: 0.312	6-3		1B 2-3 1B		BBB S 1B BB			4-3		3	1	1	0	1	0	0
Joe Morgan, L (1, 4) OBP: 0.350, SLG: 0.409	F8		1-3 3-H 1B		SSS K 1-2			F7		4	0	1	1	0	1	1
Cesar Cedeno, R (1, 8) OBP: 0.297, SLG: 0.408	1B			BB 1B FC6-4 1B	CS 2-H 1B			F4		4	1	3	1	0	0	0
Bob Watson, R (1, 7) OBP: 0.356, SLG: 0.404 Derrel Thomas, S (9, PR)		4-3		FC6-4 BB 1-2 1B	CS 1-2	6-3			4-3 2B	4 0	0 0	2 0	0 0	0 0	0 0	0 0
John Mayberry, L (1, 3) OBP: 0.267, SLG: 0.362		FC4-6 1B		SSS K		3-1			4-3 2-3	4	0	1	0	0	1	3
Cesar Geronimo, L (1, 9) OBP: 0.275, SLG: 0.347		FC4-6 CS 1-2f		BBB FC6-4 1-2 2-3 BB		SSS K			SSS K	3	0	0	0	1	2	3
Denis Menke, R (1, 5) OBP: 0.335, SLG: 0.333		CS 1-2	1B SH3 1B 1B	FC6-4 1-2f 2-3 3-H		F6			5-3	4	1	1	1	0	0	4
Johnny Edwards, L (1, 2) OBP: 0.286, SLG: 0.303			F9	F7		4-3				3	0	0	0	0	0	3
J.R. Richard, R (1, 1) Wade Blasingame, L (8, 1) OBP: 0.298, SLG: 0.327 George Culver, R (8, 1) OBP: 0.091, SLG: 0.091 Ron Cook, L (9, 1) OBP: 0.250, SLG: 0.250			SH3 1-2		F4			K		2 0 0 0	0 0 0 0	0 0 0 0	0 0 0 0	0 0 0 0	1 0 0 0	0 0 0 0
Inning Stats	R: 0 E: 0 K: 0 S: 3 H: 1 LOB: 1 BB: 0 P: 3	R: 0 E: 0 K: 0 S: 3 H: 1 LOB: 0 BB: 0 P: 3	R: 1 E: 0 K: 0 S: 5 H: 3 LOB: 2 BB: 0 P: 5	R: 1 E: 0 K: 1 S: 7 H: 2 LOB: 2 BB: 1 P: 11	R: 1 E: 0 K: 1 S: 5 H: 1 LOB: 0 BB: 1 P: 9	R: 0 E: 0 K: 1 S: 5 H: 0 LOB: 0 BB: 0 P: 5	R: 0 E: 0 K: 1 S: 5 H: 0 LOB: 0 BB: 0 P: 5	R: 0 E: 0 K: 0 S: 3 H: 0 LOB: 0 BB: 0 P: 3	R: 0 E: 0 K: 1 S: 6 H: 1 LOB: 2 BB: 0 P: 6	1B: 8 2B: 1 3B: 0 HR: 0 SF: 0 SAC: 1 DP: 0 HBP: 0						

PITCHER	IP	WLS	BF	H	R	ER	SO	BB	IBB	HBP	BLK	WP	HR	S	P	ERA	WHIP
Tom Kelley, R (1, 1) ERA: 3.09	5.0		21	8	3	3	2	2	0	0	0	0	0	23	31	5.40	2.000
Pat Jarvis, R (6, 1) ERA: 4.04	4.0	W	13	1	0	0	3	0	0	0	0	0	0	19	19	0.00	0.250

PITCHER	IP	WLS	BF	H	R	ER	SO	BB	IBB	HBP	BLK	WP	HR	S	P	ERA	WHIP

BOTTOM

Atlanta Braves @ Houston Astros

Astrodome, Houston, TX

Thu Sep 16 1971, 8:05 PM EDT

Att. 7,906 - Unknown

livebaseballscorecards.com

AB	31
R	3
H	9
RBI	3
BB	2
SO	5
LOB	14

WP: 0 PA: 36
PB: 0
SB: 1
CS: 2

Batter	1	2	3	4	5	6	7	8	9	10	11	AB	R	H	RBI	BB	SO	LOB
Felix Millan, R (1, 4) OBP: 0.332, SLG: 0.359	F9		6-3		5-3			L6	1-3			5	0	0	0	0	0	2
Ralph Garr, L (1, 7) OBP: 0.367, SLG: 0.429	L4-3			FC4-6, 1B		G5-4-3		6-3		1-3		5	0	3	0	0	0	0
Hank Aaron, R (1, 3) OBP: 0.410, SLG: 0.674	L4-3 1-2			FC4-6 1-2		G5-4-3 1-2f		HR		K		5	1	2	1	0	1	2
Earl Williams, R (1, 2) OBP: 0.328, SLG: 0.500		6-3		K		F7		E5		4-3		5	0	0	0	0	1	2
Dusty Baker Jr., R (1, 9) OBP: 0.220, SLG: 0.240		1B		FC4-6 1-2f 2-3			FC5-4, 1B	K			6-3	5	0	2	0	0	1	3
Zoilo Versalles, R (1, 5) OBP: 0.235, SLG: 0.332		K		1-3			F8		5-3		F8	5	0	0	0	0	1	4
Gil Garrido, R (11, 5) OBP: 0.294, SLG: 0.231												0	0	0	0	0	0	0
Mike Lum, L (1, 8) OBP: 0.351, SLG: 0.406		K			F4		FC5-4 1-2		HR		HR	5	2	3	2	0	1	1
Marty Perez, R (1, 6) OBP: 0.278, SLG: 0.314			5-3		E5, FC5-6		FC5-4 1-2f 2-3		2B		K	5	0	1	0	0	1	2
George Stone, L (1, 1) OBP: 0.194, SLG: 0.213			5-3		FC5-6 1-2f		F4		F7			2	0	0	0	0	0	1
Tommie Aaron, R (7, PH) OBP: 0.264, SLG: 0.240												1	0	0	0	0	0	2
Steve Barber, L (7, 1) OBP: 0.214, SLG: 0.154												0	0	0	0	0	0	0
Darrell Evans, L (9, PH) OBP: 0.337, SLG: 0.397												1	0	0	0	0	0	1
Cecil Upshaw, R (9, 1)												0	0	0	0	0	0	0
Inning Stats	R: 0 E: 0 K: 0 S: 3 H: 1 LOB: 0 BB: 0 P: 3	R: 0 E: 0 K: 2 S: 8 H: 1 LOB: 1 BB: 0 P: 8	R: 0 E: 0 K: 0 S: 3 H: 0 LOB: 0 BB: 0 P: 3	R: 0 E: 0 K: 1 S: 7 H: 2 LOB: 2 BB: 0 P: 7	R: 0 E: 1 K: 0 S: 4 H: 0 LOB: 1 BB: 0 P: 4	R: 0 E: 0 K: 0 S: 3 H: 1 LOB: 0 BB: 0 P: 3	R: 0 E: 0 K: 0 S: 5 H: 2 LOB: 2 BB: 0 P: 5	R: 1 E: 1 K: 1 S: 7 H: 1 LOB: 1 BB: 0 P: 7	R: 1 E: 0 K: 0 S: 5 H: 2 LOB: 1 BB: 0 P: 5	R: 0 E: 0 K: 1 S: 5 H: 0 LOB: 0 BB: 0 P: 5	R: 1 E: 0 K: 1 S: 6 H: 1 LOB: 0 BB: 0 P: 6	1B: 7 2B: 2 3B: 0 HR: 3 SF: 0 SAC: 0 DP: 2 HBP: 0						

PITCHER		IP	WLS	BF	H	R	ER	SO	BB	IBB	HBP	BLK	WP	HR	S	P	ERA	WHIP
Claude Osteen, L ERA: 3.45	(1, 1)	7.2		30	8	1	1	3	0	0	0	0	0	1	36	36	1.17	1.043
Jim Brewer, L ERA: 2.04	(8, 1)	1.1		7	2	1	1	1	0	0	0	0	0	1	9	9	6.75	1.500
Hoyt Wilhelm, R ERA: 2.95	(10, 1)	2.0	L	7	1	1	1	2	0	0	0	0	0	1	11	11	4.50	0.500

PITCHER	IP	WLS	BF	H	R	ER	SO	BB	IBB	HBP	BLK	WP	HR	S	P	ERA	WHIP

Atlanta Braves @ Los Angeles Dodgers

Dodger Stadium, Los Angeles, CA

Fri Sep 17 1971, 7:05 PM PDT

Att. 32,952 - Unknown

TOP

livebaseballscorecards.com

AB	44
R	3
H	11
RBI	3
BB	0
SO	6
LOB	20

PA: 44

WP: 0
PB: 0
SB: 0
CS: 0

Batter	1	2	3	4	5	6	7	8	9	10	11	AB	R	H	RBI	BB	SO	LOB
Maury Wills, S (1, 6) OBP: 0.322, SLG: 0.326	K		BB		9-1-5 SH1-4 1B		L3			4-3		4	0	1	0	1	1	1
Bobby Valentine, R (1, 4) OBP: 0.296, SLG: 0.327	5-3		F9		SH1-4			FC6 1B		1B		4	0	2	0	0	0	2
Willie Davis, L (1, 8) OBP: 0.334, SLG: 0.425	F8			2B 1B	9-1-5			FC6		IBB		5	1	2	0	0	0	2
Dick Allen, R (1, 3) OBP: 0.394, SLG: 0.466 Willie Crawford, L (9, 7) OBP: 0.340, SLG: 0.459		K		1B 2B		F9		F8		IBB		4 0	1 0	1 0	0 0	0 0	1 1	1 0
Manny Mota, R (1, 7) OBP: 0.375, SLG: 0.407 Bill Russell, R (7, 7) OBP: 0.262, SLG: 0.325 (9, 9) Bill Buckner, L (10, PH) OBP: 0.317, SLG: 0.370 (11, 9)		6-3		S 1B		FC4-6 HBP		1-3		F3		2 1 1	0 0 0	1 0 0	2 0 0	0 0 0	0 0 0	0 1 3
Wes Parker, S (1, 9) OBP: 0.353, SLG: 0.362 (9, 3)		6-3		F9		FC4-6 2B			F5 WP 1B	K		5	0	1	0	0	1	5
Jim Lefebvre, S (1, 5) OBP: 0.311, SLG: 0.389			BB 1B	K		2B			IBB	6-3		4	0	2	0	1	1	1
Tom Haller, L (1, 2) OBP: 0.347, SLG: 0.380 Billy Grabarkewitz, R (11, PR) OBP: 0.386, SLG: 0.290			L9	BB			FC5-6 1B		F5	G3-6 1B		4 0	0 0	2 0	0 0	1 0	0 0	3 0
Claude Osteen, L (1, 1) OBP: 0.218, SLG: 0.220 Jim Brewer, L (8, 1) OBP: 0.375, SLG: 0.375 Duke Sims, L (9, PH) OBP: 0.340, SLG: 0.343 Hoyt Wilhelm, R (10, 1) Bill Sudakis, S (11, PH) OBP: 0.298, SLG: 0.333			F7	K			FC5-6 L3		F8	G3-6		3 0 1 0 1	0 0 0 0 0	0 0 0 0 1	0 0 0 0 0	0 0 0 0 0	1 0 0 0 1	4 0 1 0 1
Inning Stats	R: 0 H: 0 E: 0 LOB: 0 K: 1 BB: 0 S: 5 P: 5	R: 0 H: 0 E: 0 LOB: 0 K: 1 BB: 0 S: 5 P: 5	R: 0 H: 1 E: 0 LOB: 2 K: 0 BB: 1 S: 4 P: 8	R: 2 H: 3 E: 0 LOB: 2 K: 2 BB: 1 S: 10 P: 14	R: 0 H: 1 E: 0 LOB: 0 K: 0 BB: 0 S: 3 P: 3	R: 0 H: 1 E: 0 LOB: 0 K: 0 BB: 0 S: 3 P: 4	R: 0 H: 1 E: 0 LOB: 1 K: 0 BB: 0 S: 3 P: 3	R: 0 H: 1 E: 0 LOB: 1 K: 0 BB: 0 S: 4 P: 4	R: 0 H: 1 E: 0 LOB: 1 K: 0 BB: 1 S: 3 P: 7	R: 0 H: 2 E: 0 LOB: 3 K: 1 BB: 1 S: 7 P: 11	R: 0 H: 1 E: 0 LOB: 1 K: 0 BB: 0 S: 3 P: 3	1B: 10 2B: 4 3B: 0 HR: 0	SF: 0 SAC: 1 DP: 3 HBP: 1					WP: 1 PB: 0 SB: 1 CS: 0	PA: 45

PITCHER		IP	WLS	BF	H	R	ER	SO	BB	IBB	HBP	BLK	WP	HR	S	P	ERA	WHIP
George Stone, L ERA: 3.47	(1, 1)	6.0		25	6	2	2	4	2	0	1	0	0	0	30	39	3.00	1.333
Steve Barber, L ERA: 5.19	(7, 1)	2.0		7	2	0	0	0	0	0	0	0	0	0	7	7	0.00	1.000
Cecil Upshaw, R ERA: 3.6	(9, 1)	3.0	W	13	4	0	0	1	0	2	0	0	1	0	13	21	0.00	1.333

PITCHER	IP	WLS	BF	H	R	ER	SO	BB	IBB	HBP	BLK	WP	HR	S	P	ERA	WHIP

BOTTOM

Atlanta Braves @ Los Angeles Dodgers

Dodger Stadium, Los Angeles, CA

Fri Sep 17 1971, 7:05 PM PDT

Att. 32,952 - Unknown

livebaseballscorecards.com

AB	39
R	2
H	12
RBI	2
BB	4
SO	5
LOB	25

Atlanta Braves @ Los Angeles Dodgers

Dodger Stadium, Los Angeles, CA

Sat Sep 18 1971, 3:33 AM PDT

Att. 25,482 - Unknown

TOP

livebaseballscorecards.com

Batter	1	2	3	4	5	6	7	8	9	AB	R	H	RBI	BB	SO	LOB
Felix Millan, R (1, 4) OBP: 0.334, SLG: 0.365	L4-3 1B		F7	F8		1B SF8 2B 2-H		6-3 1B 2B		5	2	3	1	0	0	1
Ralph Garr, L (1, 7) OBP: 0.369, SLG: 0.430	L4-3 1-2		1B 1B		2B 1B 1B	SF8 S 1B 2-3		6-3 2-3		5	1	3	0	0	0	2
Hank Aaron, R (1, 3) OBP: 0.413, SLG: 0.674	K		1-3 1B		2B 4-3 1B 1-2	FC5-4 IBB 1-2		G4-6-3 1B 3-H		4	1	3	1	1	1	0
Mike Lum, L (1, 9) OBP: 0.347, SLG: 0.402		4-3	F7		F9	SF8 2-3 3-H		G4-6-3 1-2f		4	0	0	1	0	0	5
Earl Williams, R (1, 2) OBP: 0.329, SLG: 0.507		HR	F9		4-3 2B 1-3 2-H	FC5-4 1-2f			K	5	1	2	2	0	1	4
Darrell Evans, L (1, 5) OBP: 0.342, SLG: 0.427 Gil Garrido, R (9, 5) OBP: 0.294, SLG: 0.231	S 1B 1B			HR	4-3 2-3 3-H	HR			F5	5 0	3 0	3 0	3 0	0 0	0 0	1 0
Sonny Jackson, L (1, 8) OBP: 0.304, SLG: 0.330	F6 1-2			1B	4-3	G3			1-3	5	0	1	0	0	0	2
Marty Perez, R (1, 6) OBP: 0.280, SLG: 0.316	2-H 1B			F8		SH3-4 2B 1B		5-3		4	1	2	1	0	0	1
Jim Nash, R (1, 1) OBP: 0.149, SLG: 0.170 Gary Neibauer, R (2, 1) Steve Barber, L (8, 1) OBP: 0.214, SLG: 0.154	1-3			K		SH3-4 1-2		K		1 2 0	0 0 0	0 0 0	0 0 0	0 0 0	0 2 0	1 1 0
Inning Stats	R: 0 H: 1 E: 0 LOB: 0 K: 1 BB: 0 S: 5 P: 5	R: 2 H: 3 E: 0 LOB: 1 K: 0 BB: 0 S: 6 P: 6	R: 0 H: 2 E: 0 LOB: 2 K: 0 BB: 0 S: 5 P: 5	R: 1 H: 2 E: 0 LOB: 1 K: 1 BB: 0 S: 7 P: 7	R: 2 H: 3 E: 0 LOB: 1 K: 0 BB: 0 S: 6 P: 6	R: 2 H: 3 E: 0 LOB: 2 K: 0 BB: 1 S: 6 P: 10	R: 1 H: 1 E: 0 LOB: 0 K: 1 BB: 0 S: 6 P: 6	R: 1 H: 2 E: 0 LOB: 0 K: 0 BB: 0 S: 4 P: 4	R: 0 H: 0 E: 0 LOB: 0 K: 1 BB: 0 S: 5 P: 5	1B: 11 SF: 1 2B: 4 SAC: 1 3B: 0 DP: 2 HR: 3 HBP: 0						WP: 0 PA: 43 PB: 0 SB: 2 CS: 0	

	AB	40
	R	9
	H	17
	RBI	9
	BB	1
	SO	4
	LOB	18

PITCHER		IP	WLS	BF	H	R	ER	SO	BB	IBB	HBP	BLK	WP	HR	S	P	ERA	WHIP
Bill Singer, R ERA: 4.24	(1, 1)	4.0		21	10	5	5	2	0	0	0	0	0	2	25	25	11.25	2.500
Joe Moeller, R ERA: 3.36	(5, 1)	2.0	L	11	4	2	2	0	0	1	0	0	0	0	10	14	9.00	2.000
Pete Mikkelsen, R ERA: 3.7	(7, 1)	2.0		8	3	2	2	1	0	0	0	0	0	1	10	10	9.00	1.500
Jose Pena, R ERA: 3.56	(9, 1)	1.0		3	0	0	0	1	0	0	0	0	0	0	5	5	0.00	0.000

PITCHER	IP	WLS	BF	H	R	ER	SO	BB	IBB	HBP	BLK	WP	HR	S	P	ERA	WHIP

Batter	1	2	3	4	5	6	7	8	9	AB	R	H	RBI	BB	SO	LOB
Maury Wills, S (1, 6) OBP: 0.324, SLG: 0.329	0-0 1-3 HR 1B	0-0 BB 1B 1-2 BB 2-3 1B		0-0 4-3 ①		0-0 F8 ②		1-2 1B		5	2	3	0	0	0	0
Bill Buckner, L (1, 9) OBP: 0.313, SLG: 0.366	0-0 1-3 ① 1-2	0-0 SF8 ② 3-H		0-0 F7 ②		0-0 F6 ③		0-0 4-3 ③		3	0	0	1	0	0	1
Jim Lefebvre, S (8, PH) OBP: 0.310, SLG: 0.388										1	0	0	0	0	0	2
Jose Pena, R (9, 1) OBP: 0.667, SLG: 0.667										0	0	0	0	0	0	0
Willie Davis, L (1, 8) OBP: 0.334, SLG: 0.430	0-0 2-H HR	0-0 BB BB 1-2 2-H 1B		0-0 4-3 ③			0-0 4-3 ①		0-0 6-3 ①	5	1	2	3	0	0	0
Dick Allen, R (1, 5) OBP: 0.397, SLG: 0.473	0-0 1B	B B B B 4-0 BB 1-2 2-3 BB			0-0 F7 ①		0-0 HR		B B B B 4-0 BB	3	1	2	1	2	0	0
Willie Crawford, L (1, 7) OBP: 0.339, SLG: 0.455	0-0 F7 ②	B B B B 4-0 1-2 2-3 3-H BB			0-0 L4 ②		0-0 L7 ②		0-0 F3 ②	3	0	0	1	1	0	1
Billy Grabarkewitz, R (9, PH) OBP: 0.382, SLG: 0.286										1	0	0	0	0	0	1
Wes Parker, S (1, 3) OBP: 0.351, SLG: 0.363	0-0 4-3 ③	0-0 F7 ③			0-0 2B		S S S 0-3 K ③		S S S 0-3 K ③	5	0	1	0	0	2	5
Tom Haller, L (1, 2) OBP: 0.355, SLG: 0.378		B B B B 4-0 1B 4-3 SF8 BB	B B B B 4-0 B1-6-4 BB		I I I I 4-0 IBB			0-0 F4 ①		1	1	0	0	3	0	0
Bobby Valentine, R (1, 4) OBP: 0.292, SLG: 0.321		0-0 4-3 ① 1-2	S S S 0-3 K ①		0-0 F8 ③			0-0 F8 ②		4	0	0	0	0	1	4
Bill Singer, R (1, 1) OBP: 0.210, SLG: 0.093		B B B B 4-0 1B 1B BB	0-0 B1-6-4 ② ③ 1-2f			0-0 6-3 ①		0-0 1B 1B		1	1	0	0	1	0	1
Joe Moeller, R (5, 1)										0	0	0	0	0	0	0
Steve Garvey, R (6, PH) OBP: 0.287, SLG: 0.382										1	0	0	0	0	0	0
Pete Mikkelsen, R (7, 1) OBP: 0.273, SLG: 0.200										0	0	0	0	0	0	0
Bill Sudakis, S (8, PH) OBP: 0.305, SLG: 0.341										1	0	1	0	0	0	0
Bill Russell, R (8, PR) OBP: 0.262, SLG: 0.325										0	0	0	0	0	0	0
(9, 9)																
Inning Stats	R: 2 E: 0 K: 0 S: 6 H: 3 LOB: 1 BB: 0 P: 6	R: 3 E: 0 K: 0 S: 5 H: 2 LOB: 3 BB: 4 P: 21	R: 0 E: 0 K: 1 S: 4 H: 0 LOB: 0 BB: 1 P: 8	R: 0 E: 0 K: 0 S: 3 H: 0 LOB: 0 BB: 0 P: 3	R: 0 E: 0 K: 0 S: 4 H: 1 LOB: 2 BB: 1 P: 8	R: 0 E: 0 K: 0 S: 3 H: 0 LOB: 0 BB: 0 P: 3	R: 1 E: 0 K: 1 S: 6 H: 1 LOB: 0 BB: 0 P: 6	R: 0 E: 0 K: 0 S: 5 H: 2 LOB: 2 BB: 0 P: 5	R: 0 E: 0 K: 1 S: 5 H: 0 LOB: 1 BB: 1 P: 9	1B: 6 2B: 1 3B: 0 HR: 2	SF: 1 SAC: 0 DP: 1 HBP: 0						

PITCHER		IP	WLS	BF	H	R	ER	SO	BB	IBB	HBP	BLK	WP	HR	S	P	ERA	WHIP
Jim Nash, R ERA: 5.0	(1, 1)	1.2		12	5	5	5	0	2	0	0	0	0	1	10	18	27.00	4.200
Gary Neibauer, R ERA: 1.72	(2, 1)	6.0	W	25	4	1	1	2	3	1	0	0	0	1	25	41	1.50	1.167
Steve Barber, L ERA: 5.09	(8, 1)	1.1	S	5	0	0	0	1	1	0	0	0	0	0	6	10	0.00	0.750

PITCHER	IP	WLS	BF	H	R	ER	SO	BB	IBB	HBP	BLK	WP	HR	S	P	ERA	WHIP

BOTTOM

Atlanta Braves @ Los Angeles Dodgers

Dodger Stadium, Los Angeles, CA

Sat Sep 18 1971, 3:33 AM PDT

Att. 25,482 - Unknown

livebaseballscorecards.com

AB	34
R	6
H	9
RBI	6
BB	7
SO	3
LOB	15

1B: 6 SF: 1
2B: 1 SAC: 0
3B: 0 DP: 1
HR: 2 HBP: 0

WP: 0 PA: 42
PB: 0
SB: 0
CS: 0

Batter	1	2	3	4	5	6	7	8	9	AB	R	H	RBI	BB	SO	LOB
Felix Millan, R (1, 4) OBP: 0.333, SLG: 0.364	FC5-4 1B		F7			6-3		F2		4	0	1	0	0	0	0
Gil Garrido, R (8, 4) OBP: 0.294, SLG: 0.231										0	0	0	0	0	0	0
Ralph Garr, L (1, 7) OBP: 0.368, SLG: 0.430	G3			G3		5-3 1B			5-3	3	0	1	0	0	0	1
Oscar Brown, R (6, 7) OBP: 0.268, SLG: 0.289										1	0	0	0	0	0	0
Hank Aaron, R (1, 3) OBP: 0.411, SLG: 0.670	F7			L7		5-3 1-2			F9	3	0	0	0	0	0	2
Tommie Aaron, R (7, 3) OBP: 0.259, SLG: 0.235										1	0	0	0	0	0	0
Earl Williams, R (1, 2) OBP: 0.329, SLG: 0.506	FC5-4 1-2f			1B		F6			5-3	3	0	1	0	0	0	2
Bob Didier, S (7, 2) OBP: 0.247, SLG: 0.257										1	0	0	0	0	0	0
Dusty Baker Jr., R (1, 9) OBP: 0.208, SLG: 0.226		1-6-3	K				5-3			3	0	0	0	0	1	1
Mike Lum, L (1, 8) OBP: 0.345, SLG: 0.400		F8			4-3		1-3			3	0	0	0	0	0	0
Darrell Evans, L (1, 5) OBP: 0.342, SLG: 0.423		F8			BB		1-3			2	0	0	0	1	0	0
Marty Perez, R (1, 6) OBP: 0.278, SLG: 0.313			6-3		K			F7		3	0	0	0	0	1	1
Phil Niekro, R (1, 1) OBP: 0.148, SLG: 0.151			K		K			F9		1	0	0	0	0	1	0
Ron Herbel, R (4, 1) OBP: 0.091, SLG: 0.091										1	0	0	0	0	1	1
Tom House, L (6, 1) OBP: 0.333, SLG: 0.333										1	0	0	0	0	0	0
Inning Stats	R: 0 E: 0 K: 0 S: 4 H: 1 LOB: 1 BB: 0 P: 4	R: 0 E: 0 K: 0 S: 3 H: 0 LOB: 0 BB: 0 P: 3	R: 0 E: 0 K: 1 S: 5 H: 0 LOB: 0 BB: 0 P: 5	R: 0 E: 0 K: 1 S: 6 H: 1 LOB: 1 BB: 0 P: 6	R: 0 E: 0 K: 2 S: 7 H: 0 LOB: 1 BB: 1 P: 11	R: 0 E: 0 K: 0 S: 4 H: 1 LOB: 1 BB: 0 P: 4	R: 0 E: 0 K: 0 S: 3 H: 0 LOB: 0 BB: 0 P: 3	R: 0 E: 0 K: 0 S: 3 H: 0 LOB: 0 BB: 0 P: 3	R: 0 E: 0 K: 0 S: 3 H: 0 LOB: 0 BB: 0 P: 3	1B: 3 2B: 0 3B: 0 HR: 0	SF: 0 SAC: 0 DP: 0 HBP: 0						

PITCHER	IP	WLS	BF	H	R	ER	SO	BB	IBB	HBP	BLK	WP	HR	S	P	ERA	WHIP
Al Downing, L (1, 1) ERA: 2.64	9.0	W	31	3	0	0	4	1	0	0	0	0	0	38	42	0.00	0.444

PITCHER	IP	WLS	BF	H	R	ER	SO	BB	IBB	HBP	BLK	WP	HR	S	P	ERA	WHIP

TOP

Atlanta Braves @ Los Angeles Dodgers

Dodger Stadium, Los Angeles, CA

Sun Sep 19 1971, 3:33 AM PDT

Unknown

livebaseballscorecards.com

AB	30
R	0
H	3
RBI	0
BB	1
SO	4
LOB	8

PA: 31

WP: 0 PB: 0 SB: 0 CS: 0

BOTTOM

Atlanta Braves @ Los Angeles Dodgers

Dodger Stadium, Los Angeles, CA

Sun Sep 19 1971, 3:33 AM PDT

Unknown

livebaseballscorecards.com

Batter	1	2	3	4	5	6	7	8	9	AB	R	H	RBI	BB	SO	LOB
Maury Wills, S (1, 6) OBP: 0.325, SLG: 0.329	1-3	F8		E 2B 2-H 1B		BBB 1B 4-0 1B BB	2-3 1B 1B	FC6-4 1-2f		3	2	1	1	1	0	2
Bill Russell, R (7, 6) OBP: 0.265, SLG: 0.327										2	1	1	0	0	0	2
Bill Buckner, L (1, 9) OBP: 0.314, SLG: 0.370	1-3		F2 1-H 1B 2B			1B 1-2 1B 0-0	2-3 1-2			5	2	2	1	0	0	1
Willie Davis, L (1, 8) OBP: 0.339, SLG: 0.440	2B		HR	1B 2-H 1B 0-0		1B IBB 1-3 BB 2-H 1B 0-0	FC6-4 2-H 1B 0-0			4	2	4	3	0	0	0
Tom Paciorek, R (7, PH) OBP: 0.500, SLG: 0.500										1	0	1	1	0	0	0
Dick Allen, R (1, 3) OBP: 0.398, SLG: 0.472	6-3		L7	1-3 1B 0-0		BB 1B 4-0 1-2 1B IBB	FC6-4 1-2f			3	1	1	0	1	0	1
Wes Parker, S (7, 3) OBP: 0.351, SLG: 0.362										1	0	0	0	0	0	1
Willie Crawford, L (1, 7) OBP: 0.340, SLG: 0.452		1B SF7 BB 4-0	G3 0-0	K2-3 0-3		BB 1-2 1B 0-0 2-3 3-H 1B	F8 0-0			4	2	1	1	1	1	3
(8, 8)																
Jim Lefebvre, S (1, 5) OBP: 0.317, SLG: 0.391		1B 1-3 1B 0-0		1B FC6-4 1B 0-0		G3-6 BB 4-0	1B 1-2 BB 4-0 2-3 3-H	K BB 4-0		2	1	2	1	2	0	0
Steve Garvey, R (8, PH) OBP: 0.290, SLG: 0.382										0	0	0	0	1	0	0
(9, 5)																
Tom Haller, L (1, 2) OBP: 0.356, SLG: 0.378		K 0-3		FC6-4 1-3 1B 0-0		G3-6 1-2f 0-0	G4-6-3 1-2 BB 2-H 3-H 1B 0-0	K 1-2 0-3		5	0	2	2	0	2	4
Bobby Valentine, R (1, 4) OBP: 0.293, SLG: 0.324		SF7 3-H 0-0		FC6-4 SH1-4 1-2f 1B 0-0		1B 0-0	F9 0-0	1B 0-0		4	1	2	2	0	0	3
Al Downing, R (1, 1) OBP: 0.232, SLG: 0.202	1B 1-2 0-0			SH1-4 1-2 0-0		4-3 0-0	G4-6-3 1-2f 0-0	FC6-4 1-2 1B 0-0		4	0	2	0	0	0	3

Inning Stats																							
	R: 0	H: 1		R: 1	H: 2		R: 1	H: 1		R: 4	H: 6		R: 0	H: 1		R: 5	H: 4		R: 1	H: 2		R: 0	H: 2	
	E: 0	LOB: 1		E: 0	LOB: 2		E: 0	LOB: 0		E: 1	LOB: 2		E: 0	LOB: 1		E: 0	LOB: 1		E: 0	LOB: 1		E: 0	LOB: 2	
	K: 0	BB: 0		K: 1	BB: 1		K: 0	BB: 0		K: 1	BB: 0		K: 0	BB: 1		K: 0	BB: 3		K: 0	BB: 0		K: 1	BB: 1	
	S: 4	P: 4		S: 7	P: 11		S: 4	P: 4		S: 11	P: 11		S: 3	P: 7		S: 6	P: 18		S: 5	P: 5		S: 6	P: 10	

1B: 16	SF: 1		WP: 0	PA: 46
2B: 2	SAC: 1		PB: 0	
3B: 0	DP: 2		SB: 0	
HR: 1	HBP: 0		CS: 0	

PITCHER		IP	WLS	BF	H	R	ER	SO	BB	IBB	HBP	BLK	WP	HR	S	P	ERA	WHIP
Phil Niekro, R	(1, 1)	3.2	L	20	8	6	6	1	1	0	0	0	0	1	21	25	14.73	2.455
ERA: 3.1																		
Ron Herbel, R	(4, 1)	1.1		12	6	5	5	1	2	1	0	0	0	0	11	23	33.75	6.000
ERA: 5.23																		
Tom House, L	(6, 1)	3.0		14	5	1	1	1	2	0	0	0	0	0	14	22	3.00	2.333
ERA: 5.59																		

PITCHER	IP	WLS	BF	H	R	ER	SO	BB	IBB	HBP	BLK	WP	HR	S	P	ERA	WHIP

Atlanta Braves @ Los Angeles Dodgers

Dodger Stadium, Los Angeles, CA

Sun Sep 19 1971, 3:38 AM PDT

Att. 46,735 - Unknown

TOP

livebaseballscorecards.com

Batter	1	2	3	4	5	6	7	8	9	AB	R	H	RBI	BB	SO	LOB
Sonny Jackson, L (1, 8) OBP: 0.306, SLG: 0.331	4-3		1B		1B			F9		4	0	2	0	0	0	0
Ralph Garr, L (1, 7) OBP: 0.368, SLG: 0.428	4-3		F9		1-3 1B			6-3		4	0	1	0	0	0	1
Felix Millan, R (1, 4) OBP: 0.333, SLG: 0.365	K2-3			2B	F6			F7		4	0	1	0	0	1	2
Earl Williams, R (1, 2) OBP: 0.327, SLG: 0.503		K		F9		F9			4-3 2B	3	0	0	0	0	1	1
Hal King, L (6, 2) OBP: 0.323, SLG: 0.332										1	0	1	0	0	0	0
Mike Lum, L (1, 9) OBP: 0.346, SLG: 0.399		FC4-6 1B		BB		K			4-3 2-3	3	0	1	0	1	1	1
Darrell Evans, L (1, 5) OBP: 0.337, SLG: 0.416		FC4-6 1-2f		K		F9			G3	4	0	0	0	0	1	4
Jim Breazeale, L (1, 3) OBP: 0.067, SLG: 0.071		F9		F7			F4		F7	4	0	0	0	0	0	4
Marty Perez, R (1, 6) OBP: 0.276, SLG: 0.311			L3		F5		L8			3	0	0	0	0	0	0
Ron Reed, R (1, 1) OBP: 0.151, SLG: 0.151			K		F7		L7			2	0	0	0	0	1	0
Dusty Baker Jr., R (7, PH) OBP: 0.204, SLG: 0.222										1	0	0	0	0	0	0
Pat Jarvis, R (7, 1) OBP: 0.143, SLG: 0.106										0	0	0	0	0	0	0
Inning Stats	R: 0 E: 0 K: 1 S: 5 H: 0 LOB: 0 BB: 0 P: 5	R: 0 E: 0 K: 1 S: 6 H: 1 LOB: 1 BB: 0 P: 6	R: 0 E: 0 K: 1 S: 6 H: 1 LOB: 1 BB: 0 P: 6	R: 0 E: 0 K: 1 S: 6 H: 1 LOB: 2 BB: 1 P: 10	R: 0 E: 0 K: 0 S: 5 H: 2 LOB: 2 BB: 0 P: 5	R: 0 E: 0 K: 1 S: 5 H: 0 LOB: 0 BB: 0 P: 5	R: 0 E: 0 K: 0 S: 3 H: 0 LOB: 0 BB: 0 P: 3	R: 0 E: 0 K: 0 S: 3 H: 0 LOB: 0 BB: 0 P: 3	R: 0 E: 0 K: 0 S: 4 H: 1 LOB: 1 BB: 0 P: 4	1B: 4 2B: 2 3B: 0 HR: 0	SF: 0 SAC: 0 DP: 0 HBP: 0						

	AB	33
	R	0
	H	6
	RBI	0
	BB	1
	SO	5
	LOB	13

PITCHER	IP	WLS	BF	H	R	ER	SO	BB	IBB	HBP	BLK	WP	HR	S	P	ERA	WHIP
Don Sutton, R (1, 1) ERA: 2.52	9.0	W	34	6	0	0	5	1	0	0	0	0	0	43	47	0.00	0.778

PITCHER	IP	WLS	BF	H	R	ER	SO	BB	IBB	HBP	BLK	WP	HR	S	P	ERA	WHIP

Batter	1	2	3	4	5	6	7	8	9	AB	R	H	RBI	BB	SO	LOB
Maury Wills, S (1, 6) OBP: 0.323, SLG: 0.326	4-3		G4-6-3 1-2f		F7		6-3			4	0	0	0	0	0	2
Bill Buckner, L (1, 9) OBP: 0.313, SLG: 0.368	F8		1B		K			F9		4	0	1	0	0	1	1
Willie Davis, L (1, 8) OBP: 0.338, SLG: 0.441	6-3		K			F8		2B		4	0	1	0	0	1	1
Dick Allen, R (1, 3) OBP: 0.399, SLG: 0.472 Wes Parker, S (9, 3) OBP: 0.351, SLG: 0.362		2B G3 1B		G4-6-3 1B		F9		F4		4 0	1 0	2 0	0 0	0 0	0 0	1 0
Willie Crawford, L (1, 7) OBP: 0.342, SLG: 0.456		G3 1-3 S 2B		G4-6-3 1-2f		1B 1B 1B		F4		4	2	2	0	0	0	2
Jim Lefebvre, S (1, 5) OBP: 0.317, SLG: 0.391		G3 2-3 3-H		F3		1-H 1B				3	0	1	2	0	0	1
Duke Sims, L (1, 2) OBP: 0.340, SLG: 0.356		K 3-H				HR				3	1	1	1	0	2	1
Bobby Valentine, R (1, 4) OBP: 0.294, SLG: 0.324		F2				S 1B				3	0	1	0	0	0	0
Don Sutton, R (1, 1) OBP: 0.247, SLG: 0.244			G4-6-3 1B			K 1-2				3	0	1	0	0	1	1
Inning Stats	R: 0 E: 0 K: 0 S: 3 H: 0 LOB: 0 BB: 0 P: 3	R: 2 E: 0 K: 1 S: 7 H: 2 LOB: 0 BB: 0 P: 7	R: 0 E: 0 K: 1 S: 6 H: 2 LOB: 1 BB: 0 P: 6	R: 0 E: 0 K: 0 S: 3 H: 1 LOB: 0 BB: 0 P: 3	R: 1 E: 0 K: 2 S: 9 H: 2 LOB: 1 BB: 0 P: 9	R: 1 E: 0 K: 1 S: 7 H: 2 LOB: 1 BB: 0 P: 7	R: 0 E: 0 K: 0 S: 3 H: 0 LOB: 0 BB: 0 P: 3	R: 0 E: 0 K: 0 S: 4 H: 1 LOB: 1 BB: 0 P: 4		1B: 7 2B: 2 3B: 0 HR: 1 SF: 0 SAC: 0 DP: 2 HBP: 0				WP: 0 PB: 0 SB: 2 CS: 0 PA: 32		

PITCHER		IP	WLS	BF	H	R	ER	SO	BB	IBB	HBP	BLK	WP	HR	S	P	ERA	WHIP
Ron Reed, R ERA: 3.61	(1, 1)	6.0	L	25	9	4	4	5	0	0	0	0	0	1	35	35	6.00	1.500
Pat Jarvis, R ERA: 3.99	(7, 1)	2.0		7	1	0	0	0	0	0	0	0	0	0	7	7	0.00	0.500

PITCHER	IP	WLS	BF	H	R	ER	SO	BB	IBB	HBP	BLK	WP	HR	S	P	ERA	WHIP

BOTTOM

Atlanta Braves @ Los Angeles Dodgers

Dodger Stadium, Los Angeles, CA

Sun Sep 19 1971, 3:38 AM PDT

Att. 46,735 - Unknown

livebaseballscorecards.com

AB	32
R	4
H	10
RBI	3
BB	0
SO	5
LOB	10

San Diego Padres @ Atlanta Braves

Atlanta Stadium, Atlanta, GA

Tue Sep 21 1971, 7:05 PM EDT

Att. 3,504 - Unknown

TOP

livebaseballscorecards.com

Batter	1	2	3	4	5	6	7	8	9	AB	R	H	RBI	BB	SO	LOB
Enzo Hernandez, R (1, 6) OBP: 0.297, SLG: 0.253	6-3		F9	6-3			6-3			4	0	0	0	0	0	1
Don Mason, L (1, 4) OBP: 0.263, SLG: 0.264	1B		S E 1B		4-3		BB			3	1	2	0	1	0	0
Johnny Jeter, R (1, 8) OBP: 0.366, SLG: 0.462	F7		BBBB 4-0 E 1-2 BB		5-3		F9			3	0	0	0	1	0	2
Nate Colbert, R (1, 3) OBP: 0.343, SLG: 0.464	5-3		E5 1-3 2-H		BBBB 4-0 BB			F8		3	0	0	0	1	0	2
Larry Stahl, L (1, 9) OBP: 0.323, SLG: 0.410		4-3	4-0 G6-4-3 IBB		G3			G3		3	0	0	0	1	0	1
Jerry Morales, R (1, 7) OBP: 0.211, SLG: 0.118		F8	G6-4-3 1-2f			P5		5-3		4	0	0	0	0	0	3
Garry Jestadt, R (1, 5) OBP: 0.326, SLG: 0.354		1B 2B		F7		6-3			G6-4-3 1B	4	1	2	0	0	0	0
Mike Ivie, R (1, 2) OBP: 0.526, SLG: 0.471		2-H 1B		6-3		6-3			G6-4-3 1-2f	4	0	1	1	0	0	1
Jay Franklin, R (1, 1)		6-3					F9		6-3	1	0	0	0	0	0	1
Mike Caldwell, R (3, 1) OBP: 1.000, SLG: 2.000										1	0	1	0	0	0	0
Rod Gaspar, S (7, PH)										1	0	0	0	0	0	0
Mike Corkins, R (7, 1)										0	0	0	0	0	0	0
Ollie Brown, R (9, PH) OBP: 0.345, SLG: 0.363				2B						1	0	0	0	0	0	0
Inning Stats	R: 0 E: 0 K: 0 S: 4 H: 1 LOB: 1 BB: 0 P: 4	R: 1 E: 0 K: 0 S: 5 H: 2 LOB: 1 BB: 0 P: 5	R: 1 E: 1 K: 0 S: 4 H: 1 LOB: 2 BB: 2 P: 12	R: 0 E: 0 K: 0 S: 4 H: 1 LOB: 1 BB: 0 P: 4	R: 0 E: 0 K: 0 S: 3 H: 0 LOB: 1 BB: 1 P: 7	R: 0 E: 0 K: 0 S: 3 H: 0 LOB: 0 BB: 0 P: 3	R: 0 E: 0 K: 0 S: 3 H: 0 LOB: 1 BB: 1 P: 7	R: 0 E: 0 K: 0 S: 3 H: 0 LOB: 0 BB: 0 P: 3	R: 0 E: 0 K: 0 S: 3 H: 1 LOB: 0 BB: 0 P: 3	1B: 4 2B: 2 3B: 0 HR: 0	SF: 0 SAC: 0 DP: 2 HBP: 0					

	AB	32
	R	2
	H	6
	RBI	1
	BB	4
	SO	0
	LOB	11

WP: 0 PB: 0 SB: 1 CS: 0 PA: 36

PITCHER	IP	WLS	BF	H	R	ER	SO	BB	IBB	HBP	BLK	WP	HR	S	P	ERA	WHIP
Tom Kelley, R (1, 1) ERA: 2.96	9.0	W	36	6	2	1	0	3	1	0	0	0	0	32	48	1.00	1.000

PITCHER	IP	WLS	BF	H	R	ER	SO	BB	IBB	HBP	BLK	WP	HR	S	P	ERA	WHIP

Batter	1	2	3	4	5	6	7	8	9	AB	R	H	RBI	BB	SO	LOB
Felix Millan, R (1, 4) OBP: 0.331, SLG: 0.363	F3	F3		5-3			F8			4	0	0	0	0	0	1
Ralph Garr, L (1, 7) OBP: 0.369, SLG: 0.434	6-3		HR	3-1			S 1B 1B			4	2	2	1	0	0	0
Hank Aaron, R (1, 3) OBP: 0.414, SLG: 0.676	HR		BBB 2B BB		1-3		1-H G6-4-3 1B			3	1	2	2	1	0	0
Earl Williams, R (1, 2) OBP: 0.325, SLG: 0.499	5-3		SSS K		SSS K		1-2f G6-4-3			4	0	0	0	0	2	2
Mike Lum, L (1, 9) OBP: 0.350, SLG: 0.403		BBBB HR BB	1-3 2B		G3			CS 1B		3	1	2	0	1	0	0
Darrell Evans, L (1, 5) OBP: 0.339, SLG: 0.427 Gil Garrido, R (9, 5) OBP: 0.294, SLG: 0.231		1-H HR	IIII IBB			F9		SSS K		3 0	1 0	1 0	2 0	1 0	1 0	1 0
Sonny Jackson, L (1, 8) OBP: 0.307, SLG: 0.330		BBBB SH1-4 BB	L6			L4		BBBB 1-2 BB		2	0	0	0	2	0	3
Marty Perez, R (1, 6) OBP: 0.276, SLG: 0.310		F9	6-3			1B		6-3		4	0	1	0	0	0	5
Tom Kelley, R (1, 1) OBP: 0.047, SLG: 0.047		1-2 SH1-4		SSS K		6-3				2	0	0	0	0	1	1
Inning Stats	R: 1 H: 1 E: 0 LOB: 0 K: 0 BB: 0 S: 4 P: 4	R: 2 H: 1 E: 0 LOB: 1 K: 0 BB: 2 S: 4 P: 12	R: 1 H: 2 E: 0 LOB: 3 K: 1 BB: 2 S: 7 P: 15	R: 0 H: 0 E: 0 LOB: 0 K: 1 BB: 0 S: 5 P: 5	R: 0 H: 0 E: 0 LOB: 0 K: 1 BB: 0 S: 5 P: 5	R: 0 H: 1 E: 0 LOB: 1 K: 0 BB: 0 S: 4 P: 4	R: 1 H: 2 E: 0 LOB: 0 K: 0 BB: 0 S: 4 P: 4	R: 0 H: 1 E: 0 LOB: 1 K: 1 BB: 1 S: 5 P: 9		1B: 4 SF: 0 2B: 1 SAC: 1 3B: 0 DP: 1 HR: 3 HBP: 0						

BOTTOM

San Diego Padres @ Atlanta Braves

Atlanta Stadium, Atlanta, GA

Tue Sep 21 1971, 7:05 PM EDT

Att. 3,504 - Unknown

livebaseballscorecards.com

AB	29
R	5
H	8
RBI	5
BB	5
SO	4
LOB	13

PITCHER		IP	WLS	BF	H	R	ER	SO	BB	IBB	HBP	BLK	WP	HR	S	P	ERA	WHIP
Jay Franklin, R ERA: 6.35	(1, 1)	2.1	L	14	4	4	4	1	3	0	0	0	0	3	13	25	15.43	3.000
Mike Caldwell, L ERA:	(3, 1)	3.2		13	1	0	0	2	0	1	0	0	0	0	16	20	0.00	0.273
Mike Corkins, R ERA: 4.5	(7, 1)	2.0		8	3	1	1	1	1	0	0	0	0	0	9	13	4.50	2.000

PITCHER	IP	WLS	BF	H	R	ER	SO	BB	IBB	HBP	BLK	WP	HR	S	P	ERA	WHIP

Batter	1	2	3	4	5	6	7	8	9	AB	R	H	RBI	BB	SO	LOB
Enzo Hernandez, R (1, 6) OBP: 0.295, SLG: 0.250	L4		6-3	F9		6-3			P3	5	0	0	0	0	0	1
Don Mason, L (1, 4) OBP: 0.268, SLG: 0.280	E 2B		BBBB FC4-6 BB		HR	6-3			E6	4	2	2	1	1	0	1
Johnny Jeter, R (1, 8) OBP: 0.348, SLG: 0.432	E2 2-H 1B		FC4-6 BLK WP 1-2f 1B		5-3		F3		5-3	5	1	1	0	0	0	2
Nate Colbert, R (1, 3) OBP: 0.346, SLG: 0.470	BBBB S BB		1B 1-H HR 1B		HR		F8			3	2	2	2	1	0	0
Ollie Brown, R (1, 9) OBP: 0.346, SLG: 0.363	SSS K 1-2		1-2 HR 1B		5-3		BBBB PO BB			3	1	1	0	1	1	2
Cito Gaston, R (1, 7) OBP: 0.266, SLG: 0.389	4-3		1-H 2-H HR		E3 FC6-4		PO 1-2		G6-4-3 1B	4	1	2	3	0	0	2
Garry Jestadt, R (1, 5) OBP: 0.318, SLG: 0.345		P4	P5		FC6-4 1-2f			SSS K		4	0	0	0	0	1	2
Bob Barton, R (1, 2) OBP: 0.314, SLG: 0.347		L9		E6 CS		WP 1B		G6-4-3 1-2f		4	0	1	0	0	0	1
Ed Acosta, S (1, 1)		F8		F2 1-2		F2 1-2			4-3	4	0	0	0	0	0	2
Inning Stats	R: 1 E: 1 K: 1 S: 7 H: 2 LOB: 2 BB: 1 P: 11	R: 0 E: 0 K: 0 S: 3 H: 0 LOB: 0 BB: 0 P: 3	R: 4 E: 0 K: 0 S: 6 H: 3 LOB: 0 BB: 1 P: 10	R: 0 E: 1 K: 0 S: 3 H: 0 LOB: 0 BB: 0 P: 3	R: 2 E: 1 K: 0 S: 6 H: 2 LOB: 1 BB: 0 P: 6	R: 0 E: 0 K: 0 S: 4 H: 1 LOB: 1 BB: 0 P: 4	R: 0 E: 0 K: 0 S: 2 H: 0 LOB: 0 BB: 1 P: 6	R: 0 E: 0 K: 1 S: 5 H: 1 LOB: 0 BB: 0 P: 5	R: 0 E: 1 K: 0 S: 4 H: 0 LOB: 1 BB: 0 P: 4	1B: 5 2B: 1 3B: 0 HR: 3 SF: 0 SAC: 0 DP: 1 HBP: 0						

PITCHER		IP	WLS	BF	H	R	ER	SO	BB	IBB	HBP	BLK	WP	HR	S	P	ERA	WHIP
Pat Jarvis, R ERA: 4.15	(1, 1)	2.2	L	15	5	5	4	1	2	0	0	1	1	1	15	23	13.50	2.625
Gary Neibauer, R ERA: 2.5	(3, 1)	2.1		10	2	2	2	0	0	0	0	0	0	2	10	10	7.71	0.857
Tom House, L ERA: 4.63	(6, 1)	2.0		7	1	0	0	0	1	0	0	0	1	0	6	10	0.00	1.000
Steve Barber, L ERA: 4.95	(8, 1)	2.0		7	1	0	0	1	0	0	0	0	0	0	9	9	0.00	0.500

PITCHER	IP	WLS	BF	H	R	ER	SO	BB	IBB	HBP	BLK	WP	HR	S	P	ERA	WHIP

TOP

San Diego Padres @ Atlanta Braves

Atlanta Stadium, Atlanta, GA

Wed Sep 22 1971, 7:05 PM EDT

Att. 4,474 - Unknown

livebaseballscorecards.com

AB	36
R	7
H	9
RBI	6
BB	3
SO	2
LOB	13

Batter	1	2	3	4	5	6	7	8	9	AB	R	H	RBI	BB	SO	LOB
Felix Millan, R (1, 4) OBP: 0.328, SLG: 0.360	4-3		6-3			P3		F8		4	0	0	0	0	0	2
Ralph Garr, L (1, 7) OBP: 0.369, SLG: 0.439	4-3			FC6-4 1B		1-H HR		G3		4	1	2	2	0	0	0
Darrell Evans, L (1, 5) OBP: 0.338, SLG: 0.425	F8			F7		1B			3-1	4	0	1	0	0	0	1
Earl Williams, R (1, 3) OBP: 0.324, SLG: 0.497		G1		F8		K			FC4-6 1B 1B	4	1	1	0	0	1	2
Mike Lum, L (1, 9) (8, 8) OBP: 0.349, SLG: 0.402		F9		FC6-4 1-2f		K			FC4-6 1-2 1B	4	0	1	0	0	1	2
Hal King, L (1, 2) OBP: 0.317, SLG: 0.325		3-1			G3		F7		FC4-6 1B 1-2f 2-3	4	0	0	0	0	0	2
Sonny Jackson, L (1, 8) OBP: 0.305, SLG: 0.328 Steve Barber, L (8, 1) OBP: 0.214, SLG: 0.154 Jim Breazeale, L (9, PH) OBP: 0.125, SLG: 0.133			6-3		F9		F9		1-2 1B 3-H	3 0 1	0 0 0	0 0 1	0 0 1	0 0 0	0 0 0	0 0 0
Marty Perez, R (1, 6) OBP: 0.277, SLG: 0.314 Tom House, L (6, 1) OBP: 0.333, SLG: 0.333 Dusty Baker Jr., R (7, PH) (8, 9) OBP: 0.196, SLG: 0.214			2B		6-3		1-3		L6	2 0 2	0 0 0	1 0 0	0 0 0	0 0 0	0 0 0	0 0 2
Pat Jarvis, R (1, 1) OBP: 0.143, SLG: 0.106 Gary Neibauer, R (3, 1) Gil Garrido, R (6, 6) OBP: 0.297, SLG: 0.236			1-3			HR 1B		4-3		0 1 2	0 0 1	0 0 1	0 0 1	0 0 0	0 0 0	0 1 0
Inning Stats	R: 0 E: 0 K: 0 S: 3 H: 0 LOB: 0 BB: 0 P: 3	R: 0 E: 0 K: 0 S: 3 H: 0 LOB: 0 BB: 0 P: 3	R: 0 E: 0 K: 0 S: 4 H: 1 LOB: 1 BB: 0 P: 4	R: 0 E: 0 K: 0 S: 4 H: 1 LOB: 1 BB: 0 P: 4	R: 0 E: 0 K: 0 S: 3 H: 0 LOB: 0 BB: 0 P: 3	R: 2 E: 0 K: 2 S: 10 H: 3 LOB: 1 BB: 0 P: 10	R: 0 E: 0 K: 0 S: 3 H: 0 LOB: 0 BB: 0 P: 3	R: 0 E: 0 K: 0 S: 3 H: 0 LOB: 0 BB: 0 P: 3	R: 1 E: 0 K: 0 S: 6 H: 3 LOB: 2 BB: 0 P: 6	1B: 6 2B: 1 3B: 0 HR: 1	SF: 0 SAC: 0 DP: 0 HBP: 0						

PITCHER	IP	WLS	BF	H	R	ER	SO	BB	IBB	HBP	BLK	WP	HR	S	P	ERA	WHIP
Ed Acosta, R (1, 1) ERA: 2.01	9.0	W	35	8	3	3	2	0	0	0	0	0	1	39	39	3.00	0.889

PITCHER	IP	WLS	BF	H	R	ER	SO	BB	IBB	HBP	BLK	WP	HR	S	P	ERA	WHIP

San Diego Padres @ Atlanta Braves

Atlanta Stadium, Atlanta, GA

Wed Sep 22 1971, 7:05 PM EDT

Att. 4,474 - Unknown

BOTTOM

livebaseballscorecards.com

AB	35
R	3
H	8
RBI	3
BB	0
SO	2
LOB	12

WP: 0 PB: 0 SB: 0 CS: 0 PA: 35

Batter	1	2	3	4	5	6	7	8	9	AB	R	H	RBI	BB	SO	LOB
Maury Wills, S (1, 6) OBP: 0.322, SLG: 0.328	F9			F8		G3			G4-6-3 1B	4	0	1	0	0	0	0
Bill Buckner, L (1, 3) Bill Russell, R (9, 9) OBP: 0.265, SLG: 0.327	F8			3-1		K			G4-6-3 1-2f	4 0	0 0	0 0	0 0	0 0	1 0	1 0
Willie Davis, L (1, 8) OBP: 0.338, SLG: 0.450	F6			HR			1B G6-4-3 1B		2B	4	2	3	1	0	0	0
Dick Allen, R (1, 5) Wes Parker, S (9, 3) OBP: 0.348, SLG: 0.358		6-3		F8			G6-4-3 1-3		IBB	3 0	0 0	1 0	0 0	1 0	0 0	0 0
Manny Mota, R (1, 7) Steve Garvey, R (9, 5) OBP: 0.290, SLG: 0.382		6-3			F5		G6-4-3 1-2f 3-H		F3	4 0	0 0	0 0	0 0	0 0	0 0	3 0
Willie Crawford, L (1, 9) (9, 7) OBP: 0.335, SLG: 0.446		1-3			E3 PB		L9			3	0	0	0	0	0	0
Bobby Valentine, R (1, 4) OBP: 0.289, SLG: 0.318			B1-6-4 1B		5-3 1-2			L4		3	0	1	0	0	0	1
Tom Haller, L (1, 2) OBP: 0.343, SLG: 0.363			F7		K			4-3		3	0	0	0	0	1	2
Al Downing, R (1, 1) OBP: 0.224, SLG: 0.196			B1-6-4 1-2f			F9		4-3		3	0	0	0	0	0	1
Inning Stats	R: 0 E: 0 K: 0 S: 3 H: 0 LOB: 0 BB: 0 P: 3	R: 0 E: 0 K: 0 S: 3 H: 0 LOB: 0 BB: 0 P: 3	R: 0 E: 0 K: 0 S: 3 H: 1 LOB: 0 BB: 0 P: 3	R: 1 E: 0 K: 0 S: 4 H: 1 LOB: 0 BB: 0 P: 4	R: 0 E: 1 K: 1 S: 6 H: 0 LOB: 1 BB: 0 P: 6	R: 0 E: 0 K: 1 S: 5 H: 0 LOB: 0 BB: 0 P: 5	R: 1 E: 0 K: 0 S: 4 H: 2 LOB: 0 BB: 0 P: 4	R: 0 E: 0 K: 0 S: 3 H: 0 LOB: 0 BB: 0 P: 3	R: 0 E: 0 K: 0 S: 4 H: 2 LOB: 2 BB: 1 P: 8	1B: 4 2B: 1 3B: 0 HR: 1 SF: 0 SAC: 0 DP: 3 HBP: 0						

PITCHER	IP	WLS	BF	H	R	ER	SO	BB	IBB	HBP	BLK	WP	HR	S	P	ERA	WHIP
Phil Niekro, R (1, 1) ERA: 3.08	7.0	L	24	4	2	2	2	0	0	0	0	0	1	28	28	2.57	0.571
Cecil Upshaw, R (8, 1) ERA: 3.51	2.0		8	2	0	0	0	0	1	0	0	0	0	7	11	0.00	1.000

PITCHER	IP	WLS	BF	H	R	ER	SO	BB	IBB	HBP	BLK	WP	HR	S	P	ERA	WHIP

TOP

Los Angeles Dodgers @ Atlanta Braves

Atlanta Stadium, Atlanta, GA

Fri Sep 24 1971, 7:05 PM EDT

Att. 9,183 - Unknown

livebaseballscorecards.com

AB	31
R	2
H	6
RBI	1
BB	1
SO	2
LOB	8

PA: 32

WP: 0
PB: 1
SB: 0
CS: 0

Batter	1	2	3	4	5	6	7	8	9	AB	R	H	RBI	BB	SO	LOB
Felix Millan, R (1, 4) OBP: 0.330, SLG: 0.361	G3 1B		F2		F5			1B 4-3 1B		4	0	2	0	0	0	1
Ralph Garr, L (1, 7) OBP: 0.369, SLG: 0.438	G3 1-2		1B			4-3		4-3 1-2		4	0	1	0	0	0	2
Hank Aaron, R (1, 3) OBP: 0.413, SLG: 0.673	F6		L8			5-3		L3-6 BB 2-3 1B		4	0	1	0	0	0	2
Earl Williams, R (1, 2) OBP: 0.325, SLG: 0.496	F8			K		1B		BBB 1-2 BB		3	0	1	0	1	1	1
Mike Lum, L (1, 9) OBP: 0.346, SLG: 0.398		L9		G3		G3		L3-6 2-3		4	0	0	0	0	0	4
Zoilo Versalles, R (1, 5) OBP: 0.230, SLG: 0.324		SSS K		5-3			F9		F7	4	0	0	0	0	1	0
Sonny Jackson, L (1, 8) OBP: 0.307, SLG: 0.329		FC6-4 1B			L9		1B		G3	4	0	2	0	0	0	0
Marty Perez, R (1, 6) OBP: 0.274, SLG: 0.311		FC6-4 1-2f			F8		F8		L5	4	0	0	0	0	0	2
Phil Niekro, R (1, 1) OBP: 0.156, SLG: 0.159			6-3		1B		6-3			2	0	1	0	0	0	0
Tommie Aaron, R (7, PH) OBP: 0.255, SLG: 0.231										1	0	0	0	0	0	1
Cecil Upshaw, R (8, 1)										0	0	0	0	0	0	0
Inning Stats	R: 0 E: 0 K: 0 S: 4 H: 1 LOB: 1 BB: 0 P: 4	R: 0 E: 0 K: 1 S: 6 H: 1 LOB: 1 BB: 0 P: 6	R: 0 E: 0 K: 0 S: 4 H: 1 LOB: 1 BB: 0 P: 4	R: 0 E: 0 K: 1 S: 5 H: 0 LOB: 0 BB: 0 P: 5	R: 0 E: 0 K: 0 S: 4 H: 1 LOB: 1 BB: 0 P: 4	R: 0 E: 0 K: 0 S: 4 H: 1 LOB: 1 BB: 0 P: 4	R: 0 E: 0 K: 0 S: 4 H: 1 LOB: 1 BB: 0 P: 4	R: 0 E: 0 K: 0 S: 4 H: 2 LOB: 2 BB: 1 P: 8	R: 0 E: 0 K: 0 S: 3 H: 0 LOB: 0 BB: 0 P: 3	1B: 8 2B: 1 3B: 0 HR: 0	SF: 0 SAC: 0 DP: 1 HBP: 0						

PITCHER	IP	WLS	BF	H	R	ER	SO	BB	IBB	HBP	BLK	WP	HR	S	P	ERA	WHIP
Al Downing, L (1, 1) ERA: 2.55	9.0	W	35	8	0	0	2	1	0	0	0	0	0	38	42	0.00	1.000

PITCHER	IP	WLS	BF	H	R	ER	SO	BB	IBB	HBP	BLK	WP	HR	S	P	ERA	WHIP

BOTTOM

Los Angeles Dodgers @ Atlanta Braves

Atlanta Stadium, Atlanta, GA

Fri Sep 24 1971, 7:05 PM EDT

Att. 9,183 - Unknown

livebaseballscorecards.com

AB	34
R	0
H	8
RBI	0
BB	1
SO	2
LOB	13

Braves

1B: 8	SF: 0	WP: 0	PA: 35		
2B: 1	SAC: 0	PB: 0			
3B: 0	DP: 1	SB: 0			
HR: 0	HBP: 0	CS: 0			

Batter	1	2	3	4	5	6	7	8	9	AB	R	H	RBI	BB	SO	LOB
Maury Wills, S (1, 6) OBP: 0.322, SLG: 0.329	6-3		1B		F8		6-3 SH3-4 1B		4-3	5	0	2	0	0	0	0
Bill Buckner, L (1, 3) OBP: 0.308, SLG: 0.366	6-3		F5		F8		SH3-4 1-2		K	4	0	0	0	0	1	1
Wes Parker, S (9, 3) OBP: 0.348, SLG: 0.358										0	0	0	0	0	0	0
Willie Davis, L (1, 8) OBP: 0.337, SLG: 0.448	1B		3-1			F9	6-3 2-3		K	5	0	1	0	0	1	2
Dick Allen, R (1, 5) OBP: 0.400, SLG: 0.471	K			FC6-4 BB		1B 2B	6-3			3	1	1	0	1	1	2
Willie Crawford, L (1, 9) OBP: 0.337, SLG: 0.446		4-1		FC6-4 1-2f 3B		1B HR 1B 2-H		S 1B		4	2	2	1	0	0	1
Manny Mota, R (1, 7) OBP: 0.367, SLG: 0.405		K		1-H 3B		HR 1B 1-3		6-3 1-2		4	1	2	1	0	1	1
Duke Sims, L (1, 2) OBP: 0.345, SLG: 0.370		FC4-6 BB		G3		1-H HR 3-H		BB		2	1	1	3	2	0	1
Bobby Valentine, R (1, 4) OBP: 0.285, SLG: 0.314		FC4-6 1-2f		F4		F3		F3		4	0	0	0	0	0	4
Don Sutton, R (1, 1) OBP: 0.239, SLG: 0.235			F4		4-3	L9		F8		3	0	0	0	0	0	0
Jim Brewer, L (7, 1) OBP: 0.333, SLG: 0.333										1	0	0	0	0	0	2

TOP

Los Angeles Dodgers @ Atlanta Braves

Atlanta Stadium, Atlanta, GA

Sat Sep 25 1971, 3:33 AM EDT

Att. 7,887 - Unknown

livebaseballscorecards.com

AB	35
R	5
H	9
RBI	5
BB	3
SO	4
LOB	14

Inning Stats	1	2	3	4	5	6	7	8	9				
	R: 0 E: 0 K: 1 S: 6	H: 1 LOB: 1 BB: 0 P: 6	R: 0 E: 0 K: 1 S: 5	H: 0 LOB: 1 BB: 1 P: 9	R: 0 E: 0 K: 0 S: 4	H: 1 LOB: 1 BB: 0 P: 4	R: 1 E: 0 K: 0 S: 4	H: 1 LOB: 1 BB: 1 P: 8	R: 0 E: 0 K: 0 S: 3	H: 0 LOB: 0 BB: 0 P: 3	R: 4 E: 0 K: 0 S: 7	H: 4 LOB: 0 BB: 0 P: 7	R: 0 E: 0 K: 0 S: 4	H: 1 LOB: 1 BB: 0 P: 4	R: 0 E: 0 K: 0 S: 4	H: 1 LOB: 2 BB: 1 P: 8	R: 0 E: 0 K: 2 S: 7	H: 0 LOB: 0 BB: 0 P: 7

PITCHER		IP	WLS	BF	H	R	ER	SO	BB	IBB	HBP	BLK	WP	HR	S	P	ERA	WHIP	PITCHER		IP	WLS	BF	H	R	ER	SO	BB	IBB	HBP	BLK	WP	HR	S	P	ERA	WHIP
Ron Reed, R ERA: 3.72	(1, 1)	5.1	L	25	7	5	5	2	2	0	0	0	0	1	27	35	8.44	1.688																			
Jim Nash, R ERA: 4.94	(6, 1)	1.2		6	1	0	0	0	0	0	0	0	0	0	6	6	0.00	0.600																			
Steve Barber, L ERA: 4.93	(8, 1)	0.1		3	1	0	0	0	1	0	0	0	0	0	2	6	0.00	6.000																			
Pat Jarvis, R ERA: 4.1	(8, 1)	1.2		5	0	0	0	2	0	0	0	0	0	0	9	9	0.00	0.000																			

PITCHER		IP	WLS	BF	H	R	ER	SO	BB	IBB	HBP	BLK	WP	HR	S	P	ERA	WHIP	PITCHER		IP	WLS	BF	H	R	ER	SO	BB	IBB	HBP	BLK	WP	HR	S	P	ERA	WHIP

1B: 6	SF: 0	WP: 0	PA: 39
2B: 1	SAC: 1	PB: 0	
3B: 1	DP: 0	SB: 1	
HR: 1	HBP: 0	CS: 0	

Batter	1	2	3	4	5	6	7	8	9	AB	R	H	RBI	BB	SO	LOB
Felix Millan, R (1, 4) OBP: 0.332, SLG: 0.365	F3		E7, 1B, 2-H: 1B		1B: 2B		1B: 1B		G2-6-4, 1-2f	5	1	3	1	0	0	1
Ralph Garr, L (1, 7) OBP: 0.370, SLG: 0.439	L8		3-H: 1B		FC6-4, 2-3: 1B		1-3: 1B		F7	5	0	3	1	0	0	1
Hank Aaron, R (1, 3) OBP: 0.410, SLG: 0.667	K		L7		FC6-4, 1-2f		F5			4	0	0	0	0	1	5
Earl Williams, R (1, 2) OBP: 0.323, SLG: 0.492		F8		6-3		K	F8			4	0	0	0	0	1	2
Mike Lum, L (1, 9) OBP: 0.345, SLG: 0.397		K		K		1B: G3		5-3		4	1	1	0	0	2	0
Darrell Evans, L (1, 5) OBP: 0.340, SLG: 0.438		K		HR		G3, 1-3: 1B		3-1		4	1	2	1	0	1	0
Sonny Jackson, L (1, 8) OBP: 0.306, SLG: 0.328			SH3, E: 1B	F6		G3, 1-2, 3-H		E6, S		4	1	1	1	0	0	1
Marty Perez, R (1, 6) OBP: 0.271, SLG: 0.308			K		F7	K		F7, 1-2		4	0	0	0	0	2	3
Ron Reed, R (1, 1) OBP: 0.149, SLG: 0.149 Jim Nash, R (6, 1) OBP: 0.149, SLG: 0.170 Jim Breazeale, L (7, PH) OBP: 0.118, SLG: 0.125 Steve Barber, L (8, 1) OBP: 0.214, SLG: 0.154 Pat Jarvis, R (8, 1) OBP: 0.143, SLG: 0.106 Hal King, L (9, PH) OBP: 0.320, SLG: 0.328 Leo Foster, R (9, PR)			SH3, 1-2		F8		F3		G2-6-4, 1B	1 0 1 0 0 1 0	0 0 0 0 0 0 0	0 0 0 0 0 1 0	0 0 0 0 0 0 0	0 0 0 0 0 0 0	0 0 0 0 0 0 0	0 0 0 0 0 0 0
Inning Stats	R: 0 E: 0 K: 1 S: 5 H: 0 LOB: 0 BB: 0 P: 5	R: 0 E: 0 K: 2 S: 7 H: 0 LOB: 0 BB: 0 P: 7	R: 2 E: 1 K: 1 S: 8 H: 3 LOB: 1 BB: 0 P: 8	R: 1 E: 0 K: 1 S: 6 H: 1 LOB: 0 BB: 0 P: 6	R: 0 E: 0 K: 0 S: 5 H: 2 LOB: 2 BB: 0 P: 5	R: 1 E: 0 K: 2 S: 9 H: 2 LOB: 1 BB: 0 P: 9	R: 0 E: 0 K: 0 S: 5 H: 2 LOB: 2 BB: 0 P: 5	R: 0 E: 1 K: 0 S: 4 H: 0 LOB: 1 BB: 0 P: 4	R: 0 E: 0 K: 0 S: 3 H: 1 LOB: 1 BB: 0 P: 3	1B: 9 2B: 1 3B: 0 HR: 1 SF: 0 SAC: 1 DP: 1 HBP: 0	WP: 0 PB: 0 SB: 1 CS: 0 PA: 38					

PITCHER		IP	WLS	BF	H	R	ER	SO	BB	IBB	HBP	BLK	WP	HR	S	P	ERA	WHIP
Don Sutton, R ERA: 2.6	(1, 1)	6.1	W	28	9	4	4	7	0	0	0	0	0	1	42	42	5.68	1.421
Jim Brewer, L ERA: 1.9	(7, 1)	2.2	S	10	2	0	0	0	0	0	0	0	0	0	10	10	0.00	0.750

PITCHER	IP	WLS	BF	H	R	ER	SO	BB	IBB	HBP	BLK	WP	HR	S	P	ERA	WHIP

BOTTOM

Los Angeles Dodgers @ Atlanta Braves

Atlanta Stadium, Atlanta, GA

Sat Sep 25 1971, 3:33 AM EDT

Att. 7,887 - Unknown

livebaseballscorecards.com

AB	37
R	4
H	11
RBI	4
BB	0
SO	7
LOB	13

Batter	1	2	3	4	5	6	7	8	9	AB	R	H	RBI	BB	SO	LOB
Maury Wills, S (1, 6) OBP: 0.322, SLG: 0.328	F2		6-3		SH1-4 1-2 2-3		S 1B		F9	4	0	1	0	0	0	0
Bobby Valentine, R (1, 4) OBP: 0.291, SLG: 0.316	1B		F8		L3 2-3 3-H 1B		F8 1-2		FC4-6 BB	4	0	2	1	1	0	1
Willie Davis, L (1, 8) OBP: 0.334, SLG: 0.444	K			F7	L3 1-2		4-3		FC4-6 1-2f	5	0	0	0	0	1	4
Dick Allen, R (1, 5) OBP: 0.399, SLG: 0.475		HR		F8		E5 FC1-6 SH1-3		K		4	1	1	1	0	1	0
Manny Mota, R (1, 7) OBP: 0.367, SLG: 0.408		F9		E 2B		SH1-3 1-2		E1 1B		3	1	1	0	0	0	0
Wes Parker, S (1, 3) OBP: 0.348, SLG: 0.357		F5		F8 2-H		FC1-6 1B 2-3		S 1-3 1B		4	0	1	0	0	0	1
Willie Crawford, L (1, 9) OBP: 0.339, SLG: 0.450		K			1B 1B 2B			K 1-2		4	1	2	0	0	2	2
Duke Sims, L (1, 2) OBP: 0.348, SLG: 0.386			HR		SH1-4 1B 1B 2-3 1B		G3	K		4	2	2	1	0	1	4
Claude Osteen, L (1, 1) OBP: 0.220, SLG: 0.221			4-3		1B SH1-4 1-2 3-H 1B					3	0	1	1	0	0	0
Hoyt Wilhelm, R (7, 1)							4-3		4-3	1	0	0	0	0	0	0
Jim Brewer, L (9, 1) OBP: 0.333, SLG: 0.333										0	0	0	0	0	0	0
Inning Stats	R: 0 E: 0 K: 1 S: 5 H: 1 LOB: 0 BB: 0 P: 5	R: 1 E: 0 K: 1 S: 6 H: 1 LOB: 0 BB: 0 P: 6	R: 1 E: 0 K: 0 S: 4 H: 1 LOB: 0 BB: 0 P: 4	R: 1 E: 0 K: 0 S: 4 H: 1 LOB: 0 BB: 0 P: 4	R: 2 E: 0 K: 0 S: 6 H: 4 LOB: 1 BB: 0 P: 6	R: 0 E: 1 K: 0 S: 5 H: 1 LOB: 2 BB: 0 P: 5	R: 0 E: 0 K: 0 S: 4 H: 1 LOB: 1 BB: 0 P: 4	R: 0 E: 1 K: 3 S: 11 H: 1 LOB: 2 BB: 0 P: 11	R: 0 E: 0 K: 0 S: 3 H: 0 LOB: 1 BB: 1 P: 7	1B: 7 2B: 3 3B: 0 HR: 2 SF: 0 SAC: 2 DP: 1 HBP: 0	WP: 0 PB: 0 SB: 2 CS: 0 PA: 39					

PITCHER		IP	WLS	BF	H	R	ER	SO	BB	IBB	HBP	BLK	WP	HR	S	P	ERA	WHIP
George Stone, L ERA: 3.6	(1, 1)	4.0	L	18	7	5	4	2	0	0	0	0	0	2	22	22	9.00	1.750
Gary Neibauer, R ERA: 2.37	(5, 1)	1.0		3	1	0	0	0	0	0	0	0	0	0	3	3	0.00	1.000
Tom House, L ERA: 3.95	(6, 1)	2.0		9	2	0	0	0	0	0	0	0	0	0	9	9	0.00	1.000
Steve Barber, L ERA: 4.8	(8, 1)	2.0		9	1	0	0	3	1	0	0	0	0	0	14	18	0.00	1.000

PITCHER	IP	WLS	BF	H	R	ER	SO	BB	IBB	HBP	BLK	WP	HR	S	P	ERA	WHIP

TOP

Los Angeles Dodgers @ Atlanta Braves

Atlanta Stadium, Atlanta, GA

Sun Sep 26 1971, 3:33 AM EDT

Att. 18,923 - Unknown

livebaseballscorecards.com

AB	36
R	5
H	11
RBI	4
BB	1
SO	5
LOB	12

Batter	1	2	3	4	5	6	7	8	9	AB	R	H	RBI	BB	SO	LOB
Felix Millan, R (1, 4) OBP: 0.331, SLG: 0.362	5-3		F7		BB 1-2		F3		F3	4	0	0	0	1	0	3
Ralph Garr, L (1, 7) OBP: 0.371, SLG: 0.439	F8 BB 1B		6-3		G1		S 2-3 3-H 1B		FC4 1-2f	5	0	2	1	0	0	3
Hank Aaron, R (1, 3) OBP: 0.409, SLG: 0.670	BB 1-2			L7		HR	K 1-2		F6	4	1	1	1	1	1	3
Earl Williams, R (1, 2) OBP: 0.322, SLG: 0.490	F8 2-3			6-3		F9		PB BB 1B		4	0	1	0	0	0	2
Zoilo Versalles, R (1, 5) OBP: 0.232, SLG: 0.325	F4			1B		6-3				3	0	1	0	0	0	2
Darrell Evans, L (8, PH) OBP: 0.342, SLG: 0.438 (9, 5)								PB 1-2 BB		0	0	0	0	1	0	0
Mike Lum, L (1, 9) OBP: 0.343, SLG: 0.393		F9		F7		F7		F5 1-2 2-3		4	0	0	0	0	0	3
Sonny Jackson, L (1, 8) OBP: 0.304, SLG: 0.326		3-1			F8 1B		3-1	K		4	0	0	0	0	1	2
Marty Perez, R (1, 6) OBP: 0.274, SLG: 0.310		F9			BB 1B		2B 1B 1B	K		4	1	2	0	0	1	2
George Stone, L (1, 1) OBP: 0.190, SLG: 0.210			3-1		F9		1B 1-3 2B		FC4 1B	1	0	0	0	0	0	0
Gary Neibauer, R (5, 1)										0	0	0	0	0	0	0
Oscar Brown, R (5, PH) OBP: 0.262, SLG: 0.282										1	0	0	0	0	0	1
Tom House, L (6, 1) OBP: 0.333, SLG: 0.333										0	0	0	0	0	0	0
Tommie Aaron, R (7, PH) OBP: 0.268, SLG: 0.264										1	0	1	0	0	0	0
Steve Barber, L (8, 1) OBP: 0.214, SLG: 0.154										0	0	0	0	0	0	0
Jim Breazeale, L (9, PH) OBP: 0.167, SLG: 0.176										1	0	1	0	0	0	0
Inning Stats	R: 0 H: 1 E: 0 LOB: 2 K: 0 BB: 1 S: 4 P: 8	R: 0 H: 0 E: 0 LOB: 0 K: 0 BB: 0 S: 3 P: 3	R: 0 H: 0 E: 0 LOB: 0 K: 0 BB: 0 S: 3 P: 3	R: 0 H: 1 E: 0 LOB: 1 K: 0 BB: 0 S: 4 P: 4	R: 0 H: 1 E: 0 LOB: 2 K: 0 BB: 1 S: 4 P: 8	R: 1 H: 1 E: 0 LOB: 0 K: 0 BB: 0 S: 4 P: 4	R: 1 H: 3 E: 0 LOB: 2 K: 1 BB: 0 S: 8 P: 8	R: 0 H: 1 E: 0 LOB: 2 K: 2 BB: 1 S: 8 P: 12	R: 0 H: 1 E: 1 LOB: 1 K: 0 BB: 0 S: 4 P: 4	1B: 7 SF: 0 2B: 1 SAC: 0 3B: 0 DP: 0 HR: 1 HBP: 0						

PITCHER		IP	WLS	BF	H	R	ER	SO	BB	IBB	HBP	BLK	WP	HR	S	P	ERA	WHIP
Claude Osteen, L ERA: 3.54	(1, 1)	6.1	W	27	6	2	2	0	2	0	0	0	0	1	25	33	2.84	1.263
Hoyt Wilhelm, R ERA: 2.7	(7, 1)	1.2		8	2	0	0	3	1	0	0	0	0	0	13	17	0.00	1.800
Jim Brewer, L ERA: 1.88	(9, 1)	1.0	S	4	1	0	0	0	0	0	0	0	0	0	4	4	0.00	1.000

PITCHER	IP	WLS	BF	H	R	ER	SO	BB	IBB	HBP	BLK	WP	HR	S	P	ERA	WHIP

BOTTOM

Los Angeles Dodgers @ Atlanta Braves

Atlanta Stadium, Atlanta, GA

Sun Sep 26 1971, 3:33 AM EDT

Att. 18,923 - Unknown

livebaseballscorecards.com

AB	36
R	2
H	9
RBI	2
BB	3
SO	3
LOB	21

Batter	1	2	3	4	5	6	7	8	9	AB	R	H	RBI	BB	SO	LOB
Pete Rose, S (1, 9) OBP: 0.373, SLG: 0.422	6-3		F7			G3				4	0	0	0	0	0	2
Tommy Helms, R (1, 4) OBP: 0.289, SLG: 0.325	F7			P6			P4			4	0	0	0	0	0	1
Lee May, R (1, 3) OBP: 0.334, SLG: 0.536	K			F8			6-3			3	0	0	0	0	1	0
Tony Perez, R (1, 5) OBP: 0.324, SLG: 0.432		F8		5-3			K			3	0	0	0	0	1	0
Johnny Bench, R (1, 2) OBP: 0.299, SLG: 0.423		6-3			6-3			G6-4-3 1B		3	0	1	0	0	0	0
Bernie Carbo, L (1, 7) OBP: 0.338, SLG: 0.339		F7			G6-4-3 1B			K		3	0	1	0	0	1	1
George Foster, R (1, 8) OBP: 0.295, SLG: 0.392			F5		G6-4-3 1-2f			G6-4-3 1-2f		3	0	0	0	0	0	2
Woody Woodward, R (1, 6) OBP: 0.309, SLG: 0.282			F8			5-3			E7	3	0	0	0	0	0	0
Ross Grimsley, L (1, 1) OBP: 0.167, SLG: 0.118			1B			5-3				2	0	1	0	0	0	0
Clay Carroll, R (8, 1) OBP: 0.100, SLG: 0.100										0	0	0	0	0	0	0
Willie Smith, L (9, PH) OBP: 0.193, SLG: 0.255										1	0	0	0	0	0	1
Inning Stats	R: 0 E: 0 K: 1 S: 5 H: 0 LOB: 0 BB: 0 P: 5	R: 0 E: 0 K: 0 S: 3 H: 0 LOB: 0 BB: 0 P: 3	R: 0 E: 0 K: 0 S: 4 H: 1 LOB: 1 BB: 0 P: 4	R: 0 E: 0 K: 0 S: 3 H: 0 LOB: 0 BB: 0 P: 3	R: 0 E: 0 K: 0 S: 3 H: 1 LOB: 0 BB: 0 P: 3	R: 0 E: 0 K: 0 S: 3 H: 0 LOB: 0 BB: 0 P: 3	R: 0 E: 0 K: 1 S: 5 H: 0 LOB: 0 BB: 0 P: 5	R: 0 E: 0 K: 1 S: 5 H: 1 LOB: 0 BB: 0 P: 5	R: 0 E: 1 K: 0 S: 4 H: 0 LOB: 1 BB: 0 P: 4	1B: 3 2B: 0 3B: 0 HR: 0 SF: 0 SAC: 0 DP: 2 HBP: 0						

PITCHER	IP	WLS	BF	H	R	ER	SO	BB	IBB	HBP	BLK	WP	HR	S	P	ERA	WHIP
Phil Niekro, R (1, 1) ERA: 2.98	9.0	W	29	3	0	0	3	0	0	0	0	0	0	35	35	0.00	0.333

PITCHER	IP	WLS	BF	H	R	ER	SO	BB	IBB	HBP	BLK	WP	HR	S	P	ERA	WHIP

TOP

Cincinnati Reds @ Atlanta Braves

Atlanta Stadium, Atlanta, GA

Tue Sep 28 1971, 7:05 PM EDT

Att. 4,992 - Unknown

livebaseballscorecards.com

AB	29
R	0
H	3
RBI	0
BB	0
SO	3
LOB	7

WP: 0 PA: 29
PB: 0
SB: 0
CS: 0

Batter	1	2	3	4	5	6	7	8	9	AB	R	H	RBI	BB	SO	LOB
Felix Millan, R (1, 4) OBP: 0.332, SLG: 0.362	SH5-3 1B		BBBB 4-0 2B BB		F9		FC5-4 1-2f			3	1	1	0	1	0	2
Ralph Garr, L (1, 7) OBP: 0.372, SLG: 0.441	0-0 SH5-3 1-2		0-0 1-H 2B			SSS 0-3 K		0-0 1B 2B 1B		3	1	2	1	0	1	0
Hank Aaron, R (1, 3) OBP: 0.410, SLG: 0.669	0-0 P6		0-0 5-3			0-0 5-3 1B		0-0 1-3 2B 1B		4	1	2	0	0	0	2
Earl Williams, R (1, 2) OBP: 0.324, SLG: 0.491	0-0 F7			BBBB 4-0 L4-6 SH3 BB		0-0 5-3 1-2		0-0 1-H 3-H 2B 2B		3	1	1	2	1	0	2
Dusty Baker Jr., R (1, 9) OBP: 0.220, SLG: 0.241		SSS 0-3 K		0-0 SH3 1-2		4-0 IBB		0-0 1B 3-H 2B		2	0	1	1	1	1	0
Mike Lum, L (1, 8) OBP: 0.340, SLG: 0.390		0-0 F7		0-0 L4-6 2-3		0-0 F8		0-0		4	0	0	0	0	0	4
Zoilo Versalles, R (1, 5) OBP: 0.233, SLG: 0.325 Gil Garrido, R (8, PH) (9, 5) OBP: 0.302, SLG: 0.242		0-0 F8			0-0 SH3-4 1B		0-0 F7	0-0 2-3 1B		3 1	0 0	1 1	0 0	0 0	0 0	0 0
Marty Perez, R (1, 6) OBP: 0.272, SLG: 0.307			0-0 F3		0-0 SH3-4 1-2		0-0 F7	0-0		3	0	0	0	0	0	2
Phil Niekro, R (1, 1) OBP: 0.160, SLG: 0.163			SSS 0-3 K		SSS 0-3 K		0-0 FC5-4 1B	SSS 0-3 K		4	0	1	0	0	3	3
Inning Stats	R: 0 H: 1 E: 0 LOB: 1 K: 0 BB: 0 S: 4 P: 4	R: 0 H: 0 E: 0 LOB: 0 K: 1 BB: 0 S: 5 P: 5	R: 1 H: 1 E: 0 LOB: 1 K: 1 BB: 1 S: 6 P: 10	R: 0 H: 0 E: 0 LOB: 0 K: 0 BB: 1 S: 2 P: 6	R: 0 H: 1 E: 0 LOB: 1 K: 1 BB: 0 S: 6 P: 6	R: 0 H: 1 E: 0 LOB: 2 K: 1 BB: 1 S: 6 P: 10	R: 0 H: 1 E: 0 LOB: 1 K: 0 BB: 0 S: 4 P: 4	R: 3 H: 5 E: 0 LOB: 2 K: 1 BB: 0 S: 10 P: 10		1B: 7 SF: 0 2B: 4 SAC: 3 3B: 0 DP: 1 HR: 0 HBP: 0						

PITCHER		IP	WLS	BF	H	R	ER	SO	BB	IBB	HBP	BLK	WP	HR	S	P	ERA	WHIP
Ross Grimsley, L ERA: 3.57	(1, 1)	7.0	L	30	7	3	3	4	2	1	0	0	0	0	35	47	3.86	1.286
Clay Carroll, R ERA: 2.5	(8, 1)	1.0		6	3	1	1	1	0	0	0	0	0	0	8	8	9.00	3.000

PITCHER	IP	WLS	BF	H	R	ER	SO	BB	IBB	HBP	BLK	WP	HR	S	P	ERA	WHIP

Cincinnati Reds @ Atlanta Braves

Atlanta Stadium, Atlanta, GA

Tue Sep 28 1971, 7:05 PM EDT

Att. 4,992 - Unknown

BOTTOM

livebaseballscorecards.com

AB	30
R	4
H	10
RBI	4
BB	3
SO	5
LOB	15

WP: 0 PA: 36
PB: 0
SB: 0
CS: 0

Batter	1	2	3	4	5	6	7	8	9	AB	R	H	RBI	BB	SO	LOB
Pete Rose, S (1, 9) OBP: 0.373, SLG: 0.421	6-3		3-H 1B			F8		G3		4	0	1	1	0	0	1
Hal McRae, R (1, 7) OBP: 0.291, SLG: 0.427	F7		6-3			F7			F7	4	0	0	0	0	0	1
Lee May, R (1, 3) OBP: 0.332, SLG: 0.532	K			F8		6-3			F5	4	0	0	0	0	1	0
Tony Perez, R (1, 5) OBP: 0.325, SLG: 0.438 Jimmy Stewart, S (7, 5) OBP: 0.308, SLG: 0.305		G6-4-3 1B		F5			HR		BBBB FC6-4 BB	3 0	1 0	2 0	1 0	0 1	0 0	0 0
George Foster, R (1, 8) OBP: 0.292, SLG: 0.389	F9			F9			SSS K		FC6-4 1-2f	4	0	0	0	0	1	2
Bill Plummer, R (1, 2)	G6-4-3 1-2f				F9		F8			3	0	0	0	0	0	1
Dave Concepcion, R (1, 6) OBP: 0.246, SLG: 0.251			FC5-4 1B		5-3			F8		3	0	1	0	0	0	0
Darrel Chaney, S (1, 4) OBP: 0.160, SLG: 0.125			FC5-4 6-3 1B 1-2f		F9			SSS K		3	1	0	0	0	1	1
Milt Wilcox, R (1, 1)			6-3 2-3			F7		BBBB BB		2	0	0	0	0	0	1
Willie Smith, L (8, PH) OBP: 0.207, SLG: 0.255										0	0	0	0	1	0	0
Pedro Borbon, R (8, 1)										0	0	0	0	0	0	0

TOP

Cincinnati Reds @ Atlanta Braves

Atlanta Stadium, Atlanta, GA

Thu Sep 30 1971, 7:05 PM EDT

Att. 5,317 - Unknown

livebaseballscorecards.com

AB	30
R	2
H	4
RBI	2
BB	2
SO	3
LOB	7

Inning Stats	1	2	3	4	5	6	7	8	9
	R: 0 E: 0 K: 1 S: 5	H: 0 LOB: 0 BB: 0 P: 5	R: 0 E: 0 K: 0 S: 3	H: 1 LOB: 0 BB: 0 P: 3	R: 1 E: 1 K: 0 S: 5	H: 2 LOB: 1 BB: 0 P: 5	R: 0 E: 0 K: 0 S: 3	H: 0 LOB: 0 BB: 0 P: 3	R: 0 E: 0 K: 0 S: 3	H: 0 LOB: 0 BB: 0 P: 3	R: 0 E: 0 K: 0 S: 3	H: 0 LOB: 0 BB: 0 P: 3	R: 1 E: 0 K: 1 S: 6	H: 1 LOB: 0 BB: 0 P: 6	R: 0 E: 0 K: 1 S: 5	H: 0 LOB: 1 BB: 1 P: 9	R: 0 E: 0 K: 0 S: 3	H: 0 LOB: 1 BB: 1 P: 7

1B: 3	SF: 0	WP: 0	PA: 32
2B: 0	SAC: 0	PB: 0	
3B: 0	DP: 1	SB: 0	
HR: 1	HBP: 0	CS: 0	

PITCHER		IP	WLS	BF	H	R	ER	SO	BB	IBB	HBP	BLK	WP	HR	S	P	ERA	WHIP
Tom House, L ERA: 3.05	(1, 1)	7.0	W	24	4	2	1	2	0	0	0	0	0	1	28	28	1.29	0.571
Gary Neibauer, R ERA: 2.14	(8, 1)	2.0	S	8	0	0	0	1	2	0	0	0	0	0	8	16	0.00	1.000

PITCHER		IP	WLS	BF	H	R	ER	SO	BB	IBB	HBP	BLK	WP	HR	S	P	ERA	WHIP

Cincinnati Reds @ Atlanta Braves

Atlanta Stadium, Atlanta, GA

Thu Sep 30 1971, 7:05 PM EDT

Att. 5,317 - Unknown

livebaseballscorecards.com

BOTTOM

Batter	1	2	3	4	5	6	7	8	9	AB	R	H	RBI	BB	SO	LOB
Leo Foster, R (1, 6)	1-3		5-3			P3	FC6-4 2B E 1-2f 2-3			4	1	0	0	0	0	3
Oscar Brown, R (1, 7) OBP: 0.261, SLG: 0.302	5-3			L3		K	E 1-3 3-H 2B			4	1	1	1	0	1	1
Darrell Evans, L (1, 5) OBP: 0.338, SLG: 0.431	F8			3-1		4-3	E3 2-H 3-H			4	0	0	0	0	0	1
Jim Breazeale, L (1, 3) OBP: 0.182, SLG: 0.333		4-3		F8			HR 3-1			4	1	1	1	0	0	1
Dusty Baker Jr., R (1, 9) OBP: 0.238, SLG: 0.258		1B 1B			CS 1B		E5 1B 1B E	K		4	1	2	0	0	1	0
Sonny Jackson, L (1, 8) OBP: 0.302, SLG: 0.324		F9			P5 1-2		F9	K		4	0	0	0	0	1	3
Tony La Russa, R (1, 4) OBP: 0.188, SLG: 0.133		1-3 1B			BB		1B 1-2 E 1B	6-3		3	1	2	0	1	0	0
Bob Didier, S (1, 2) OBP: 0.248, SLG: 0.258			F8		F8		FC6-4 E 2B 1-2 2-3 1B			3	1	1	0	0	0	1
Tom House, L (1, 1) OBP: 0.400, SLG: 0.400 Gil Garrido, R (7, PH) OBP: 0.300, SLG: 0.240 Gary Neibauer, R (8, 1)			G3			1B	E5 FC6-4 1-2 2-H 3-H			2 1 0	0 0 0	1 0 0	0 1 0	0 0 0	0 0 0	0 1 0
Inning Stats	R: 0 E: 0 K: 0 S: 3 H: 0 LOB: 0 BB: 0 P: 3	R: 0 E: 0 K: 0 S: 4 H: 2 LOB: 2 BB: 0 P: 4	R: 0 E: 0 K: 0 S: 3 H: 0 LOB: 0 BB: 0 P: 3	R: 0 E: 0 K: 0 S: 3 H: 0 LOB: 0 BB: 0 P: 3	R: 0 E: 0 K: 0 S: 3 H: 1 LOB: 1 BB: 1 P: 7	R: 0 E: 0 K: 1 S: 6 H: 1 LOB: 1 BB: 0 P: 6	R: 6 E: 3 K: 0 S: 10 H: 4 LOB: 1 BB: 0 P: 10	R: 0 E: 0 K: 2 S: 7 H: 0 LOB: 0 BB: 0 P: 7		1B: 6 2B: 1 3B: 0 HR: 1 SF: 0 SAC: 0 DP: 0 HBP: 0						

	AB	33
	R	6
	H	8
	RBI	3
	BB	1
	SO	3
	LOB	11

PITCHER		IP	WLS	BF	H	R	ER	SO	BB	IBB	HBP	BLK	WP	HR	S	P	ERA	WHIP
Milt Wilcox, R ERA: 3.32	(1, 1)	7.0	L	31	8	6	1	1	1	0	0	0	0	1	32	36	1.29	1.286
Pedro Borbon, R ERA: 4.15	(8, 1)	1.0		3	0	0	0	2	0	0	0	0	0	0	7	7	0.00	0.000

PITCHER	IP	WLS	BF	H	R	ER	SO	BB	IBB	HBP	BLK	WP	HR	S	P	ERA	WHIP