

Atlanta Braves - 1971

| Batter | 1 | 2 | 3 | 4 | 5 | 6 | 7 | 8 | 9 | AB | R | H | RBI | BB | SO | LOB | TOP | | | | | | | | | | |
|---|------------------------------|---------------------------------|-------------------------------|----------------------------------|------------------------------|---------------------------------|------------------------------|----------------------------------|------------------------------|---------------------------------|------------------------------|---------------------------------|------------------------------|---------------------------------|------------------------------|----------------------------------|----------------------------------|------------------------------------|--|--|--|--|--|--|--|--|--|
| Sonny Jackson, L OBP: 0.600, SLG: 0.750 (1, 8) | 4-3 | 5-3 1B | | FC6-4 BB | | 2B | | F9 | | 4 | 0 | 2 | 1 | 1 | 0 | 1 | | | | | | | | | | | |
| Ralph Garr, L OBP: 0.200, SLG: 0.200 Mike Lum, L (9, 7) | F8 | 5-3 | | FC6-4 | | 1-3 | | | E1 1B | 5 | 1 | 1 | 0 | 0 | 0 | 5 | | | | | | | | | | | |
| Hank Aaron, R (1, 9) | F7 | K | | FC6-4 | | | | E5 | SH5-3 1B 1B | 4 | 1 | 0 | 0 | 1 | 1 | 4 | | | | | | | | | | | |
| Orlando Cepeda, R OBP: 0.200, SLG: 0.200 (1, 3) | | 5-3 | 5-3 | | L3 | | | G4-6-3 | 1B SH5-3 1B | 5 | 0 | 1 | 1 | 0 | 0 | 1 | | | | | | | | | | | |
| Hal King, L OBP: 0.500, SLG: 0.750 (1, 2) | | 1B 2B | 1B | | 4-3 | | | G3 | SH5-3 | 4 | 1 | 2 | 0 | 0 | 0 | 0 | | | | | | | | | | | |
| Felix Milan, R OBP: 1.000, SLG: 1.500 (1, 4) | | 1B BB 1B | E6 1B | | | | | | 1B IBB | 4 | 2 | 4 | 1 | 1 | 0 | 0 | | | | | | | | | | | |
| Clete Boyer, R OBP: 0.400, SLG: 0.250 (1, 5) | | 1B SF BB | 5-3 | | F8 | | | E5 | G4-6-3 1B | 4 | 1 | 1 | 1 | 1 | 0 | 2 | | | | | | | | | | | |
| Marty Perez, R OBP: 0.200, SLG: 0.200 (1, 6) | | SF 1B 1B | | K | | 6-3 | | K | G4-6-3 | 5 | 1 | 1 | 1 | 0 | 2 | 4 | | | | | | | | | | | |
| Phil Niekro, R Cecil Upshaw, R (6, 1) | SF 1B | | E5 FC6-4 BB | | F7 | | | 1-3 | | 2 | 0 | 0 | 1 | 0 | 0 | 0 | | | | | | | | | | | |
| Inning Stats | R: 0 E: 0 K: 0 S: 3 | H: 0 LOB: 0 BB: 0 P: 3 | R: 4 E: 1 K: 1 S: 10 | H: 4 LOB: 2 BB: 1 P: 14 | R: 0 E: 1 K: 0 S: 4 | H: 2 LOB: 1 BB: 1 P: 4 | R: 0 E: 1 K: 1 S: 6 | H: 0 LOB: 2 BB: 1 P: 10 | R: 0 E: 0 K: 0 S: 4 | H: 1 LOB: 1 BB: 0 P: 4 | R: 0 E: 0 K: 0 S: 3 | H: 0 LOB: 0 BB: 0 P: 3 | R: 1 E: 1 K: 1 S: 7 | H: 1 LOB: 1 BB: 0 P: 7 | R: 2 E: 1 K: 0 S: 5 | H: 3 LOB: 2 BB: 2 P: 13 | 1B: 9 2B: 2 3B: 1 HR: 0 | SF: 1 SAC: 1 DP: 2 HBP: 0 | WP: 0 PA: 44 PB: 0 SB: 0 CS: 0 | | | | | | | | |
| PITCHER | IP | WLS | BF | H | R | ER | SO | BB | IBB | HBP | BLK | WP | HR | S | P | ERA | WHIP | | | | | | | | | | |
| Gary Nolan, R ERA: 4.5 Wayne Granger, R ERA: Don Gullett, L ERA: 27.0 Clay Carroll, R ERA: | 6.0 | L | 29 | 8 | 4 | 3 | 2 | 2 | 0 | 0 | 0 | 0 | 0 | 31 | 39 | 4.50 | 1.667 | | | | | | | | | | |

Atlanta Braves @ Cincinnati Reds
Riverfront Stadium, Cincinnati, OH
Mon Apr 05 1971, 3:33 AM EST
Att: 51,702 - Unknown

AB 38
R 7
H 12
RBI 6
BB 4
SO 3
LOB 18



| Batter | 1 | 2 | 3 | 4 | 5 | 6 | 7 | 8 | 9 | AB | R | H | RBI | BB | SO | LOB | BOTTOM | | | | | | | | | | |
|---|------------------------------|---------------------------------|------------------------------|---------------------------------|------------------------------|---------------------------------|------------------------------|----------------------------------|------------------------------|---------------------------------|------------------------------|----------------------------------|------------------------------|---------------------------------|------------------------------|---------------------------------|------------------------------|---------------------------------|----------------------------------|------------------------------------|--|--|--|--|--|--|--|
| Pete Rose, S (1, 9) | F7 | | G3 | | 6-3 | | 6-3 | | K | 5 | 0 | 0 | 0 | 0 | 1 | 1 | | | | | | | | | | | |
| Tommy Helms, R OBP: 0.400, SLG: 0.400 (1, 4) | 5-3 | | | 6-3 | | HR 1B | 3-1 1B | | G6-4-3 | 5 | 1 | 2 | 0 | 0 | 0 | 1 | | | | | | | | | | | |
| Tony Perez, R OBP: 0.500, SLG: 1.250 (1, 3) | 6-3 | | | BB 6-3 1B | | HR | 3-1 | | | 4 | 2 | 2 | 2 | 0 | 0 | 1 | | | | | | | | | | | |
| Johnny Bench, R OBP: 0.500, SLG: 0.333 (1, 2) | | 5-3 | | 6-3 BB | | WP 2B 1B | 6-3 | | | 3 | 1 | 1 | 0 | 1 | 0 | 1 | | | | | | | | | | | |
| Bernie Carbo, L OBP: 0.500, SLG: 0.667 (1, 7) | 4-3 | | | 6-3 BB | | K | | | 2B | 3 | 0 | 1 | 0 | 1 | 1 | 1 | | | | | | | | | | | |
| Hal McRae, R OBP: 0.250, SLG: 0.250 (1, 8) | | PB 1B | | 6-3 | | 6-3 | | | F4 | 4 | 0 | 1 | 1 | 0 | 0 | 4 | | | | | | | | | | | |
| Frank Duffy, R OBP: 0.333, SLG: 0.667 Jimmy Stewart, S (8, PH) (9, 5) | 4-3 | | | F7 | | | | | F9 | 3 | 0 | 1 | 1 | 0 | 0 | 3 | | | | | | | | | | | |
| Woody Woodward, R (9, 6) | | | F8 | | 5-3 | | | | 2-3 | 3 | 0 | 0 | 0 | 1 | 0 | 1 | | | | | | | | | | | |
| Gary Nolan, R Willie Smith, L Wayne Granger, R Don Gullett, R Clay Carroll, R Angel Bravo, L OBP: 1.000, SLG: 1.000 (1, 1) (6, PH) (7, 1) (8, 1) (9, 1) (9, PH) | | | K | | F8 | | F4 | | G6-4-3 1B | 2 | 0 | 0 | 0 | 0 | 1 | 0 | | | | | | | | | | | |
| Inning Stats | R: 0 E: 0 K: 0 S: 3 | H: 0 LOB: 0 BB: 0 P: 3 | R: 0 E: 0 K: 0 S: 4 | H: 1 LOB: 1 BB: 0 P: 4 | R: 0 E: 0 K: 1 S: 5 | H: 0 LOB: 0 BB: 0 P: 5 | R: 1 E: 0 K: 0 S: 4 | H: 1 LOB: 2 BB: 2 P: 12 | R: 0 E: 0 K: 0 S: 3 | H: 0 LOB: 0 BB: 0 P: 3 | R: 3 E: 0 K: 1 S: 9 | H: 4 LOB: 2 BB: 1 P: 13 | R: 0 E: 0 K: 0 S: 4 | H: 1 LOB: 1 BB: 0 P: 4 | R: 0 E: 0 K: 0 S: 4 | H: 1 LOB: 0 BB: 0 P: 4 | R: 0 E: 0 K: 1 S: 5 | H: 1 LOB: 0 BB: 0 P: 5 | 1B: 6 2B: 2 3B: 0 HR: 1 | SF: 0 SAC: 0 DP: 1 HBP: 0 | WP: 1 PA: 38 PB: 1 SB: 0 CS: 0 | | | | | | |
| PITCHER | IP | WLS | BF | H | R | ER | SO | BB | IBB | HBP | BLK | WP | HR | S | P | ERA | WHIP | | | | | | | | | | |
| Phil Niekro, R ERA: 7.2 Cecil Upshaw, R ERA: | 5.0 | W | 16 | 4 | 0 | 0 | 2 | 0 | 1 | 0 | 0 | 1 | 0 | 19 | 23 | 0.00 | 1.000 | | | | | | | | | | |

Atlanta Braves @ Cincinnati Reds
Riverfront Stadium, Cincinnati, OH
Mon Apr 05 1971, 3:33 AM EST
Att: 51,702 - Unknown

AB 35
R 4
H 9
RBI 4
BB 3
SO 3
LOB 16



| Batter | 1 | 2 | 3 | 4 | 5 | 6 | 7 | 8 | 9 | AB | R | H | RBI | BB | SO | LOB | TOP |
|---|---|---------------------------------|------------------------------|---------------------------------|------------------------------|---------------------------------|------------------------------|---------------------------------|------------------------------|----------------------------------|------------------------------|---------------------------------|------------------------------|----------------------------------|----------------------------------|------------------------------------|--|
| Sonny Jackson, L (1, 8) OBP: 0.500, SLG: 0.571 | F8 | | | 5-3 | | 1B | | SH5-4 | | 3 | 0 | 1 | 0 | 0 | 0 | 0 | Atlanta Braves @ Cincinnati Reds Riverfront Stadium, Cincinnati, OH Wed Apr 07 1971, 6:05 PM EST Att: 10,452 - Unknown |
| Ralph Carr, L (1, 7) OBP: 0.125, SLG: 0.125 Dusty Baker Jr., R (8, PH) (8, 7) | F7 | | | 6-3 | | G3 | | F8 | | 3 | 0 | 0 | 0 | 0 | 0 | 1 | |
| Hank Aaron, R (1, 9) OBP: 0.222, SLG: 0.500 | K | | | F8 | | | HR | 6-3 | | 4 | 1 | 1 | 1 | 0 | 1 | 1 | |
| Orlando Cepeda, R (1, 3) OBP: 0.222, SLG: 0.222 | | F8 | | | 6-3 | | | K | | 4 | 0 | 1 | 0 | 0 | 1 | 0 | |
| Hal King, L (1, 2) OBP: 0.571, SLG: 0.833 | F9 | | | | | | | SH3-4 1B | | 2 | 1 | 1 | 0 | 1 | 0 | 0 | |
| Felix Milten, R (1, 4) OBP: 0.778, SLG: 1.000 | G3 | | | | F6 | | | FC5-4 IBB | | 2 | 0 | 0 | 0 | 2 | 0 | 1 | |
| Clete Boyer, R (1, 5) OBP: 0.333, SLG: 0.250 | | | F5 | | F8 | | | G6-4-3 1B | | 4 | 0 | 1 | 1 | 0 | 1 | 3 | |
| Marty Perez, R (1, 6) OBP: 0.125, SLG: 0.125 Mike Lum, L (9, PH) Gil Garrido, R (9, 6) | F8 | | | | 6-3 | | | FC5-4 | | 3 | 0 | 0 | 0 | 0 | 0 | 2 | |
| Ron Reed, R (1, 1) OBP: 0.333, SLG: 0.333 Cecil Upshaw, R (9, 1) | F9 | | | | | K | | SH5-4 1B | | 3 | 0 | 1 | 0 | 0 | 1 | 0 | |
| | | | | | | | | | | 0 | 0 | 0 | 0 | 0 | 0 | 0 | |
| Inning Stats | R: 0 E: 0 K: 1 S: 5 | H: 0 LOB: 0 BB: 0 P: 5 | R: 0 E: 0 K: 0 S: 3 | H: 0 LOB: 0 BB: 0 P: 3 | R: 0 E: 0 K: 0 S: 3 | H: 0 LOB: 0 BB: 0 P: 3 | R: 0 E: 0 K: 0 S: 3 | H: 0 LOB: 1 BB: 0 P: 7 | R: 2 E: 0 K: 1 S: 7 | H: 3 LOB: 1 BB: 1 P: 11 | R: 0 E: 0 K: 0 S: 4 | H: 1 LOB: 2 BB: 0 P: 4 | R: 0 E: 0 K: 1 S: 6 | H: 1 LOB: 2 BB: 1 P: 10 | 1B: 4 2B: 1 3B: 0 HR: 1 | SF: 0 SAC: 2 DP: 1 HBP: 0 | WP: 0 PA: 35 PB: 0 SB: 0 CS: 0 |
| PITCHER | IP WLS BF H R ER SO BB IBB HBP BLK WP HR S P ERA WHIP | | | | | | | | | | | | | | | | |
| Jim McGlothlin, R (1, 1) ERA: 2.57 | 7.0 L 26 4 2 2 3 1 1 0 0 0 1 30 38 2.57 0.714 | | | | | | | | | | | | | | | | |
| Joe Gibbon, L (8, 1) ERA: | 1.1 7 2 0 0 0 0 1 0 0 0 0 6 10 0.00 1.500 | | | | | | | | | | | | | | | | |
| Clay Carroll, R (9, 1) ERA: | 0.2 2 0 0 0 1 0 0 0 0 0 0 4 4 0.00 0.000 | | | | | | | | | | | | | | | | |

| | |
|-----|----|
| AB | 30 |
| R | 2 |
| H | 6 |
| RBI | 2 |
| BB | 3 |
| SO | 4 |
| LOB | 11 |



| Batter | 1 | 2 | 3 | 4 | 5 | 6 | 7 | 8 | 9 | AB | R | H | RBI | BB | SO | LOB | BOTTOM | | | | |
|---|---|---------------------------------|------------------------------|---------------------------------|------------------------------|---------------------------------|------------------------------|---------------------------------|------------------------------|---------------------------------|------------------------------|---------------------------------|------------------------------|---------------------------------|------------------------------|---------------------------------|--|---------------------------------|----------------------------------|------------------------------------|--|
| Pete Rose, S (1, 9) OBP: 0.300, SLG: 0.222 | G6-4-3 1B | F9 | | | G4-3 1B | | G3 1B | | G3 | 4 | 0 | 2 | 0 | 1 | 0 | 2 | Atlanta Braves @ Cincinnati Reds Riverfront Stadium, Cincinnati, OH Wed Apr 07 1971, 6:05 PM EST Att: 10,452 - Unknown | | | | |
| Tommy Helms, R (1, 4) OBP: 0.300, SLG: 0.300 | G6-4-3 1-2 | | K | | G4-3 1-2 | | G3 1B | | K | 5 | 0 | 1 | 0 | 0 | 2 | 3 | | | | | |
| Tony Perez, R (1, 3) OBP: 0.375, SLG: 0.750 | 2B 1B | | K | | | | F7 G3 | | | 4 | 0 | 1 | 0 | 0 | 1 | 2 | | | | | |
| Johnny Bench, R (1, 2) OBP: 0.500, SLG: 0.714 | 1-3 2B | | F7 | | | | 1B 2B | | F8 | 4 | 1 | 2 | 0 | 0 | 0 | 2 | | | | | |
| Bernie Carbo, L (1, 7) OBP: 0.500, SLG: 0.400 | 4-0 IBB | | | | 4-3 | | 1B IBB | | F2 | 2 | 0 | 0 | 0 | 2 | 0 | 0 | | | | | |
| Hal McRae, R (1, 8) OBP: 0.375, SLG: 0.375 | F9 | | | | | | 1-2 2-H 1B | | F8 | 4 | 0 | 2 | 1 | 0 | 0 | 3 | | | | | |
| Frank Duffy, R (1, 6) OBP: 0.143, SLG: 0.286 | | | 5-3 | | F7 | | F7 | | K | 4 | 0 | 0 | 0 | 0 | 1 | 3 | | | | | |
| Woody Woodward, R (1, 5) OBP: 0.286, SLG: 0.167 Jimmy Stewart, S (9, PH) OBP: 0.500, SLG: 0.500 | | | | | | | FC6-4 1-2 | | G3 SH1-3 1B | 3 | 0 | 1 | 0 | 0 | 1 | 3 | | | | | |
| Jim McGlothlin, R (1, 1) Angel Bravo, L (7, PH) Joe Gibbon, R (8, 1) Clay Carroll, R (9, 1) Ty Cline, L (9, PH) | | | | | | | 4-0 1B | | SH1-3 | 0 | 0 | 0 | 0 | 1 | 0 | 0 | | | | | |
| | | | | | | | | | | 0 | 0 | 0 | 0 | 0 | 0 | 0 | | | | | |
| Inning Stats | R: 0 E: 0 K: 0 S: 5 | H: 3 LOB: 3 BB: 1 P: 9 | R: 0 E: 0 K: 0 S: 4 | H: 1 LOB: 1 BB: 0 P: 4 | R: 0 E: 0 K: 2 S: 7 | H: 0 LOB: 0 BB: 0 P: 7 | R: 0 E: 0 K: 1 S: 6 | H: 1 LOB: 1 BB: 0 P: 6 | R: 0 E: 0 K: 0 S: 2 | H: 1 LOB: 0 BB: 1 P: 6 | R: 1 E: 0 K: 0 S: 5 | H: 2 LOB: 2 BB: 1 P: 9 | R: 0 E: 0 K: 0 S: 4 | H: 1 LOB: 2 BB: 1 P: 8 | R: 0 E: 0 K: 1 S: 5 | H: 0 LOB: 0 BB: 0 P: 5 | R: 0 E: 0 K: 1 S: 6 | H: 1 LOB: 1 BB: 0 P: 6 | 1B: 8 2B: 2 3B: 0 HR: 0 | SF: 0 SAC: 2 DP: 2 HBP: 0 | WP: 0 PA: 38 PB: 0 SB: 0 CS: 0 |
| PITCHER | IP WLS BF H R ER SO BB IBB HBP BLK WP HR S P ERA WHIP | | | | | | | | | | | | | | | | | | | | |
| Ron Reed, R (1, 1) ERA: 1.08 | 8.1 W 36 10 1 1 4 2 2 0 0 0 0 40 56 1.08 1.440 | | | | | | | | | | | | | | | | | | | | |
| Cecil Upshaw, R (9, 1) ERA: | 0.2 S 2 0 0 0 1 0 0 0 0 0 0 4 4 0.00 0.000 | | | | | | | | | | | | | | | | | | | | |



| Batter | 1 | 2 | 3 | 4 | 5 | 6 | 7 | 8 | 9 | AB | R | H | RBI | BB | SO | LOB | TOP | | | | | |
|---|---|----------------------------------|------------------------------|---------------------------------|------------------------------|---------------------------------|------------------------------|---------------------------------|------------------------------|---------------------------------|------------------------------|---------------------------------|------------------------------|---------------------------------|------------------------------|---------------------------------|---|---------------------------------|-----------------------------------|------------------------------------|----------------------------------|--------|
| Bill Mazerolski, R OBP: 0.357, SLG: 0.273 (1, 4) | | | | | | | | | | 4 | 1 | 2 | 0 | 1 | 0 | 0 | Pittsburgh Pirates @ Atlanta Braves Atlanta Stadium, Atlanta, GA Fri Apr 09 1971, 6:05 PM EST Att: 32,734 - Unknown | | | | | |
| Richie Hebner, L OBP: 0.337, SLG: 0.462 (1, 5) | | | | | | | | | | 5 | 1 | 1 | 0 | 0 | 0 | 2 | | | | | | |
| Roberto Clemente, R OBP: 0.385, SLG: 0.462 (1, 9) | | | | | | | | | | 5 | 1 | 3 | 1 | 0 | 0 | 1 | | | | | | |
| Willie Stargell, L OBP: 0.500, SLG: 0.818 (1, 7) | | | | | | | | | | 4 | 4 | 3 | 2 | 1 | 0 | 2 | | | | | | |
| Al Oliver, L OBP: 0.333, SLG: 0.111 (1, 8) | | | | | | | | | | 3 | 1 | 1 | 1 | 1 | 0 | 4 | | | | | | |
| Bob Robertson, R OBP: 0.231, SLG: 0.167 (1, 3) | | | | | | | | | | 5 | 0 | 1 | 1 | 0 | 0 | 4 | | | | | | |
| Manny Sanguillen, R OBP: 0.308, SLG: 0.250 (1, 2) | | | | | | | | | | 5 | 0 | 2 | 1 | 0 | 0 | 2 | | | | | | |
| Jackie Hernandez, R OBP: 0.500, SLG: 0.545 (1, 6) | | | | | | | | | | 5 | 0 | 2 | 2 | 0 | 1 | 4 | | | | | | |
| Bob Moose, R Dave Giusti, R (9, 1) | | | | | | | | | | 4 | 0 | 0 | 0 | 0 | 0 | 5 | | | | | | |
| Inning Stats | R: 0 E: 0 K: 0 S: 3 | H: 1 LOB: 2 BB: 2 P: 11 | R: 0 E: 0 K: 0 S: 4 | H: 1 LOB: 1 BB: 0 P: 4 | R: 0 E: 0 K: 0 S: 3 | H: 0 LOB: 0 BB: 0 P: 3 | R: 1 E: 1 K: 1 S: 8 | H: 2 LOB: 2 BB: 0 P: 8 | R: 4 E: 0 K: 0 S: 9 | H: 6 LOB: 2 BB: 0 P: 9 | R: 2 E: 0 K: 0 S: 4 | H: 2 LOB: 0 BB: 0 P: 5 | R: 0 E: 0 K: 0 S: 3 | H: 0 LOB: 0 BB: 0 P: 3 | R: 0 E: 0 K: 0 S: 4 | H: 1 LOB: 1 BB: 1 P: 4 | R: 1 E: 0 K: 0 S: 4 | H: 2 LOB: 1 BB: 1 P: 8 | 1B: 12 2B: 2 3B: 0 HR: 1 | SF: 0 SAC: 0 DP: 2 HBP: 1 | WP: 0 PB: 0 SB: 0 CS: 1 | PA: 45 |
| PITCHER | IP WLS BF H R ER SO BB IBB HBP BLK WP HR S P ERA WHIP | | | | | | | | | | | | | | | | | | | | | |
| Pat Jarvis, R ERA: 6.75 (1, 1) | 4.0 L 21 7 4 3 1 2 0 0 0 0 0 0 0 29 6.75 2.250 | | | | | | | | | | | | | | | | | | | | | |
| Steve Barber, L ERA: 9.0 (5, 1) | 1.0 6 3 1 1 0 0 0 0 0 0 0 0 6 9.00 3.000 | | | | | | | | | | | | | | | | | | | | | |
| Ron Herbel, R ERA: 6.0 (6, 1) | 3.0 12 3 2 2 0 0 0 0 1 0 0 0 11 6.00 1.000 | | | | | | | | | | | | | | | | | | | | | |
| Tom Kelley, R ERA: 9.0 (9, 1) | 1.0 5 2 1 1 0 1 0 0 0 0 0 0 4 9.00 3.000 | | | | | | | | | | | | | | | | | | | | | |

| Batter | 1 | 2 | 3 | 4 | 5 | 6 | 7 | 8 | 9 | AB | R | H | RBI | BB | SO | LOB | BOTTOM | |
|--|---|---------------------------------|------------------------------|---------------------------------|------------------------------|---------------------------------|------------------------------|---------------------------------|------------------------------|---------------------------------|------------------------------|---------------------------------|------------------------------|---------------------------------|----------------------------------|------------------------------------|---|--------|
| Sonny Jackson, L OBP: 0.385, SLG: 0.417 (1, 8) | | | | | | | | | | 5 | 0 | 1 | 0 | 0 | 0 | 2 | Pittsburgh Pirates @ Atlanta Braves Atlanta Stadium, Atlanta, GA Fri Apr 09 1971, 6:05 PM EST Att: 32,734 - Unknown | |
| Ralph Garr, L OBP: 0.333, SLG: 0.333 (1, 7) | | | | | | | | | | 4 | 0 | 3 | 1 | 0 | 0 | 1 | | |
| Hank Aaron, R OBP: 0.154, SLG: 0.333 Tom Kelley, R (9, 1) | | | | | | | | | | 4 | 0 | 0 | 0 | 0 | 0 | 4 | | |
| Orlando Cepeda, R OBP: 0.231, SLG: 0.308 (1, 3) | | | | | | | | | | 4 | 0 | 1 | 0 | 0 | 0 | 2 | | |
| Hal King, L OBP: 0.545, SLG: 0.700 (1, 2) | | | | | | | | | | 4 | 1 | 2 | 0 | 0 | 0 | 1 | | |
| Felix Milten, R OBP: 0.615, SLG: 0.700 (1, 4) | | | | | | | | | | 4 | 0 | 1 | 0 | 0 | 0 | 3 | | |
| Clete Boyer, R OBP: 0.385, SLG: 0.273 (1, 5) | | | | | | | | | | 3 | 0 | 1 | 0 | 1 | 0 | 1 | | |
| Marty Perez, R OBP: 0.083, SLG: 0.083 (1, 6) | | | | | | | | | | 4 | 0 | 0 | 0 | 0 | 0 | 5 | | |
| Pat Jarvis, R Steve Barber, L Marv Stahlie, L Ron Herbel, R Earl Williams, R Dusty Baker Jr., R (1, 1) (5, 1) (6, 1) (8, 1) (9, 9) | | | | | | | | | | 1 | 0 | 0 | 0 | 0 | 0 | 0 | | |
| Inning Stats | R: 0 E: 0 K: 0 S: 3 | H: 1 LOB: 0 BB: 0 P: 3 | R: 0 E: 0 K: 0 S: 4 | H: 2 LOB: 2 BB: 1 P: 8 | R: 0 E: 0 K: 0 S: 4 | H: 1 LOB: 1 BB: 0 P: 4 | R: 0 E: 0 K: 0 S: 4 | H: 1 LOB: 1 BB: 0 P: 4 | R: 0 E: 0 K: 0 S: 3 | H: 0 LOB: 0 BB: 0 P: 3 | R: 1 E: 0 K: 0 S: 5 | H: 2 LOB: 1 BB: 0 P: 5 | R: 0 E: 0 K: 0 S: 6 | H: 3 LOB: 2 BB: 0 P: 6 | 1B: 9 2B: 2 3B: 0 HR: 0 | SF: 0 SAC: 0 DP: 1 HBP: 0 | WP: 1 PB: 0 SB: 0 CS: 0 | PA: 37 |
| PITCHER | IP WLS BF H R ER SO BB IBB HBP BLK WP HR S P ERA WHIP | | | | | | | | | | | | | | | | | |
| Bob Moose, R ERA: 2.08 (1, 1) | 8.2 W 36 11 2 2 1 0 0 0 0 0 0 1 41 2.08 1.269 | | | | | | | | | | | | | | | | | |
| Dave Giusti, R ERA: (9, 1) | 0.1 S 1 0 0 0 0 0 0 0 0 0 0 0 1 0.00 0.000 | | | | | | | | | | | | | | | | | |

| Batter | 1 | 2 | 3 | 4 | 5 | 6 | 7 | 8 | 9 | AB | R | H | RBI | BB | SO | LOB | TOP | | | | | |
|--|--|---------------------------------|------------------------------|---------------------------------|------------------------------|---------------------------------|------------------------------|---------------------------------|------------------------------|---------------------------------|------------------------------|---------------------------------|------------------------------|---------------------------------|------------------------------|---------------------------------|---|---------------------------------|----------------------------------|------------------------------------|----------------------------------|--------|
| Dave Cash, R OBP: 0.500, SLG: 0.333 (1, 4) | 5-3 | | BB | | | | F4 | | | 3 | 0 | 1 | 1 | 1 | 0 | 0 | Pittsburgh Pirates @ Atlanta Braves Atlanta Stadium, Atlanta, GA Sun Apr 11 1971, 3:33 AM EST Att: 10,220 - Sunny | | | | | |
| Richie Hebner, L OBP: 0.250, SLG: 0.304 (1, 5) | G3 | | L6-4 | | | | F7 | | | 4 | 0 | 1 | 0 | 0 | 0 | 4 | | | | | | |
| Roberto Clemente, R OBP: 0.389, SLG: 0.444 (1, 9) | 6-3 | | 2-3 | | | | | | | 4 | 0 | 1 | 0 | 0 | 1 | 1 | | | | | | |
| Willie Stargell, L OBP: 0.476, SLG: 1.105 (1, 7) | | K | | | | | | | | 3 | 0 | 0 | 0 | 1 | 2 | 1 | | | | | | |
| Al Oliver, L OBP: 0.381, SLG: 0.333 (1, 8) | 6-3 | | | | | | | | | 4 | 0 | 1 | 0 | 0 | 0 | 1 | | | | | | |
| Bob Robertson, R OBP: 0.273, SLG: 0.158 (1, 3) | | | | | | | F3 | | | 3 | 0 | 0 | 0 | 1 | 0 | 2 | | | | | | |
| Manny Sanguillen, R OBP: 0.227, SLG: 0.190 (1, 2) | | | | | | | F3 | | | 4 | 0 | 1 | 0 | 0 | 0 | 3 | | | | | | |
| Jackie Hernandez, R OBP: 0.421, SLG: 0.444 (1, 6) | | | | | | | | | | 3 | 1 | 1 | 0 | 0 | 0 | 1 | | | | | | |
| Vic Davalillo, L OBP: 0.333, SLG: 0.333 (9, PH) | | | | | | | | | | 1 | 0 | 0 | 0 | 0 | 1 | 1 | | | | | | |
| Dock Ellis, S OBP: 0.333, SLG: 0.333 (1, 1) | | | | | | | | | | 2 | 0 | 1 | 0 | 0 | 0 | 0 | | | | | | |
| Jose Pagan, R (9, PH) | | | | | | | | | | 1 | 0 | 0 | 0 | 0 | 1 | 1 | | | | | | |
| Inning Stats | R: 0 E: 0 K: 0 S: 3 | H: 0 LOB: 0 BB: 0 P: 3 | R: 0 E: 0 K: 1 S: 5 | H: 0 LOB: 1 BB: 1 P: 9 | R: 0 E: 0 K: 0 S: 3 | H: 1 LOB: 1 BB: 1 P: 7 | R: 0 E: 0 K: 1 S: 5 | H: 0 LOB: 0 BB: 0 P: 5 | R: 1 E: 0 K: 0 S: 6 | H: 3 LOB: 2 BB: 0 P: 6 | R: 0 E: 0 K: 1 S: 7 | H: 2 LOB: 2 BB: 0 P: 7 | R: 0 E: 0 K: 0 S: 3 | H: 0 LOB: 0 BB: 0 P: 3 | R: 0 E: 0 K: 0 S: 3 | H: 1 LOB: 1 BB: 1 P: 7 | R: 0 E: 1 K: 2 S: 8 | H: 0 LOB: 1 BB: 0 P: 8 | 1B: 7 2B: 1 3B: 0 HR: 0 | SF: 0 SAC: 1 DP: 2 HBP: 0 | WP: 0 PB: 0 SB: 0 CS: 0 | PA: 36 |
| PITCHER Jim Nash, R ERA: 1.0 (1, 1) | IP: 9.0 WLS: W BF: 36 H: 7 R: 1 ER: 1 SO: 5 BB: 3 IBB: 0 HBP: 0 BLK: 0 WP: 0 HR: 0 S: 43 P: 55 ERA: 1.00 WHIP: 1.111 | | | | | | | | | | | | | | | | | | | | | |

| | |
|-----|----|
| AB | 32 |
| R | 1 |
| H | 7 |
| RBI | 1 |
| BB | 3 |
| SO | 5 |
| LOB | 15 |



| Batter | 1 | 2 | 3 | 4 | 5 | 6 | 7 | 8 | 9 | AB | R | H | RBI | BB | SO | LOB | BOTTOM | | | |
|---|--|---------------------------------|------------------------------|---------------------------------|------------------------------|---------------------------------|------------------------------|---------------------------------|------------------------------|---------------------------------|------------------------------|---------------------------------|------------------------------|---------------------------------|------------------------------|---------------------------------|---|----------------------------------|------------------------------------|----------------------------------|
| Sonny Jackson, L OBP: 0.348, SLG: 0.429 (1, 8) | F6 | | | | | | | | | 4 | 1 | 2 | 1 | 0 | 1 | 0 | Pittsburgh Pirates @ Atlanta Braves Atlanta Stadium, Atlanta, GA Sun Apr 11 1971, 3:33 AM EST Att: 10,220 - Sunny | | | |
| Ralph Garr, L OBP: 0.409, SLG: 0.500 (1, 7) | 1-3 | | | | | | | | | 3 | 0 | 0 | 1 | 0 | 0 | 1 | | | | |
| Hank Aaron, R OBP: 0.217, SLG: 0.400 (1, 9) | K | | | | | | | | | 3 | 0 | 0 | 0 | 1 | 1 | 0 | | | | |
| Orlando Cepeda, R OBP: 0.273, SLG: 0.500 (1, 3) | | | | | | | | | | 3 | 1 | 1 | 1 | 0 | 0 | 1 | | | | |
| Hal King, L OBP: 0.450, SLG: 0.526 (1, 2) | | | | | | | | | | 3 | 0 | 1 | 0 | 0 | 0 | 0 | | | | |
| Felix Milan, R OBP: 0.500, SLG: 0.500 (1, 4) | | | | | | | | | | 3 | 0 | 0 | 0 | 0 | 0 | 1 | | | | |
| Clete Boyer, R OBP: 0.333, SLG: 0.263 (1, 5) | | | | | | | | | | 3 | 0 | 0 | 0 | 0 | 1 | 2 | | | | |
| Marty Perez, R OBP: 0.176, SLG: 0.067 (1, 6) | | | | | | | | | | 3 | 0 | 0 | 0 | 0 | 1 | 0 | | | | |
| Jim Nash, R OBP: 0.333, SLG: 0.333 (1, 1) | | | | | | | | | | 3 | 1 | 1 | 0 | 0 | 0 | 0 | | | | |
| Inning Stats | R: 0 E: 0 K: 1 S: 5 | H: 0 LOB: 0 BB: 0 P: 5 | R: 0 E: 0 K: 0 S: 3 | H: 0 LOB: 0 BB: 0 P: 3 | R: 0 E: 0 K: 1 S: 5 | H: 0 LOB: 0 BB: 0 P: 5 | R: 0 E: 0 K: 0 S: 3 | H: 1 LOB: 1 BB: 1 P: 7 | R: 0 E: 0 K: 0 S: 3 | H: 0 LOB: 0 BB: 0 P: 3 | R: 0 E: 0 K: 1 S: 5 | H: 0 LOB: 0 BB: 0 P: 5 | R: 1 E: 1 K: 1 S: 8 | H: 2 LOB: 2 BB: 0 P: 8 | R: 2 E: 0 K: 0 S: 5 | H: 2 LOB: 0 BB: 0 P: 5 | | 1B: 3 2B: 0 3B: 1 HR: 1 | SF: 1 SAC: 0 DP: 0 HBP: 0 | WP: 0 PB: 0 SB: 0 CS: 1 |
| PITCHER Dock Ellis, R ERA: 2.65 (1, 1) | IP: 8.0 WLS: L BF: 30 H: 5 R: 3 ER: 3 SO: 4 BB: 1 IBB: 0 HBP: 0 BLK: 0 WP: 0 HR: 1 S: 37 P: 41 ERA: 3.38 WHIP: 0.750 | | | | | | | | | | | | | | | | | | | |



| Batter | 1 | 2 | 3 | 4 | 5 | 6 | 7 | 8 | 9 | AB | R | H | RBI | BB | SO | LOB | TOP | | | | | | | | |
|--|------------------------------|---------------------------------|------------------------------|---------------------------------|------------------------------|---------------------------------|------------------------------|---------------------------------|------------------------------|----------------------------------|------------------------------|---------------------------------|------------------------------|---------------------------------|------------------------------|---------------------------------|--|---------------------------------|----------------------------------|------------------------------------|----------------------------------|--------|--|--|--|
| Pete Rose, S OBP: 0.320, SLG: 0.391 (1, 9) | G3 | | SH1-3 PB 1-2 1B | | 3-1 | | HR | | 5-3 BB | 4 | 1 | 2 | 1 | 1 | 0 | 0 | Cincinnati Reds @ Atlanta Braves Atlanta Stadium, Atlanta, GA Mon Apr 12 1971, 6:05 PM EST Att: 15,178 - Unknown | | | | | | | | |
| Bernie Carbo, L OBP: 0.429, SLG: 0.533 (1, 7) | 1B HR BB | | SH1-3 | | G3 | | G6-4-3 BB | | 5-3 | 2 | 1 | 0 | 0 | 2 | 0 | 1 | | | | | | | | | |
| Tony Perez, R OBP: 0.304, SLG: 0.455 Frank Duffy, R OBP: 0.273, SLG: 0.300 (1, 5) (9, 6) | 1-3 1B | | K | | HR BB | | F3 | | 6-3 | 4 | 1 | 1 | 0 | 1 | 1 | 4 | | | | | | | | | |
| Johnny Bench, R OBP: 0.364, SLG: 0.700 (1, 2) | HR | | 6-3 | | HR BB | | G6-4-3 | | | 4 | 2 | 2 | 4 | 0 | 0 | 2 | | | | | | | | | |
| Willie Smith, L OBP: 0.111, SLG: 0.111 (1, 3) | 6-3 | | | | HR | | | | F7 | 4 | 0 | 1 | 0 | 0 | 0 | 0 | | | | | | | | | |
| Hal McRae, R OBP: 0.250, SLG: 0.300 (1, 8) | | P4 | | | F7 1B | | F7 | | F8 | 4 | 0 | 1 | 0 | 0 | 0 | 1 | | | | | | | | | |
| Tommy Helms, R OBP: 0.174, SLG: 0.174 (1, 4) | | F7 | | | 5-3 | | 6-3 | | WP 1B | 4 | 0 | 1 | 0 | 0 | 0 | 1 | | | | | | | | | |
| Woody Woodward, R OBP: 0.375, SLG: 0.286 (1, 6) (9, 5) | | 6-3 | | | 1B | | 6-3 | | F7 | 4 | 0 | 1 | 0 | 0 | 0 | 1 | | | | | | | | | |
| Jim McGlothlin, R OBP: 0.750, SLG: 1.667 Joe Gibbon, R (6, 1) Clay Carroll, R (8, 1) | | | SH1-3 PB 1B | | HR | | 2-3 | | 1-3 | 3 | 2 | 2 | 1 | 0 | 0 | 0 | | | | | | | | | |
| Inning Stats | R: 2 E: 0 K: 0 S: 4 | H: 2 LOB: 0 BB: 1 P: 8 | R: 0 E: 0 K: 0 S: 3 | H: 0 LOB: 0 BB: 0 P: 3 | R: 1 E: 0 K: 1 S: 7 | H: 2 LOB: 1 BB: 0 P: 7 | R: 0 E: 0 K: 0 S: 4 | H: 2 LOB: 2 BB: 0 P: 4 | R: 3 E: 0 K: 0 S: 6 | H: 3 LOB: 1 BB: 1 P: 10 | R: 0 E: 0 K: 0 S: 3 | H: 0 LOB: 0 BB: 0 P: 3 | R: 1 E: 0 K: 0 S: 3 | H: 1 LOB: 0 BB: 1 P: 7 | R: 0 E: 0 K: 0 S: 4 | H: 1 LOB: 1 BB: 0 P: 4 | R: 0 E: 0 K: 0 S: 3 | H: 0 LOB: 0 BB: 1 P: 7 | 1B: 6 2B: 1 3B: 0 HR: 4 | SF: 0 SAC: 1 DP: 1 HBP: 0 | WP: 2 PB: 1 SB: 0 CS: 0 | PA: 39 | | | |
| PITCHER | IP | WLS | BF | H | R | ER | SO | BB | IBB | HBP | BLK | WP | HR | S | P | ERA | WHIP | | | | | | | | |
| Ron Reed, R ERA: 2.92 (1, 1) | 4.0 | L | 18 | 7 | 4 | 3 | 1 | 1 | 0 | 0 | 0 | 0 | 2 | 19 | 23 | 6.75 | 2.000 | | | | | | | | |
| Ron Herbel, R ERA: 7.2 (5, 1) | 2.0 | | 9 | 2 | 2 | 2 | 0 | 1 | 0 | 0 | 0 | 1 | 1 | 8 | 12 | 9.00 | 1.500 | | | | | | | | |
| Bob Priddy, R ERA: 3.0 (7, 1) | 3.0 | | 12 | 2 | 1 | 1 | 0 | 2 | 0 | 0 | 0 | 1 | 1 | 10 | 18 | 3.00 | 1.333 | | | | | | | | |

| Batter | 1 | 2 | 3 | 4 | 5 | 6 | 7 | 8 | 9 | AB | R | H | RBI | BB | SO | LOB | BOTTOM | | | | | | | | |
|--|------------------------------|---------------------------------|------------------------------|---------------------------------|------------------------------|---------------------------------|------------------------------|---------------------------------|------------------------------|---------------------------------|------------------------------|---------------------------------|------------------------------|----------------------------------|------------------------------|---------------------------------|--|------------------------------------|----------------------------------|--------|--|--|--|--|--|
| Sonny Jackson, L OBP: 0.357, SLG: 0.462 (1, 8) | 3-1 | | 1B 1B | 1-1 2B | | | 6-3 | | L6 | 5 | 1 | 2 | 0 | 0 | 0 | 1 | Cincinnati Reds @ Atlanta Braves Atlanta Stadium, Atlanta, GA Mon Apr 12 1971, 6:05 PM EST Att: 15,178 - Unknown | | | | | | | | |
| Ralph Carr, L OBP: 0.407, SLG: 0.520 (1, 7) | WP 1B | | F3 | | 4-3 | | L7 | | 6-3 2B | 5 | 0 | 2 | 0 | 0 | 0 | 1 | | | | | | | | | |
| Hank Aaron, R OBP: 0.214, SLG: 0.360 (1, 9) | F3 | | FC5 1B | | 5-3 | | F9 | | 6-3 | 5 | 0 | 1 | 1 | 0 | 0 | 2 | | | | | | | | | |
| Orlando Cepeda, R OBP: 0.259, SLG: 0.560 (1, 3) | G3 | | P3 | | 5-3 | | | | 6-3 | 5 | 1 | 1 | 1 | 0 | 0 | 4 | | | | | | | | | |
| Hal King, L OBP: 0.417, SLG: 0.478 (1, 2) | | F7 | FC5 1B | | 3-1 | | K | | | 4 | 0 | 1 | 1 | 0 | 1 | 0 | | | | | | | | | |
| Felix Milten, R OBP: 0.500, SLG: 0.474 (1, 4) | 6-3 | | FC5 | | 1B | | 1B | | BB | 3 | 0 | 1 | 0 | 1 | 0 | 2 | | | | | | | | | |
| Clete Boyer, R OBP: 0.320, SLG: 0.261 (1, 5) | 1B 1B | | | | 6-3 | | F8 | | F8 | 4 | 0 | 1 | 0 | 0 | 0 | 2 | | | | | | | | | |
| Marty Perez, R OBP: 0.238, SLG: 0.158 (1, 6) | | | | | F9 | | 1B | | F9 | 4 | 0 | 2 | 0 | 0 | 0 | 1 | | | | | | | | | |
| Ron Reed, R OBP: 0.420, SLG: 0.400 (5, 1) Mike Lum, L (5, PH) Earl Williams, R OBP: 0.300, SLG: 0.500 (7, 1) Bob Priddy, R (9, PH) Marv Staehle, L (9, PH) | | | K | | 2B 1B | | F9 | | 2B 6-3 BB | 2 | 0 | 1 | 0 | 0 | 1 | 2 | | | | | | | | | |
| Inning Stats | R: 0 E: 0 K: 0 S: 4 | H: 1 LOB: 1 BB: 0 P: 4 | R: 0 E: 0 K: 1 S: 7 | H: 2 LOB: 2 BB: 0 P: 7 | R: 1 E: 0 K: 0 S: 6 | H: 3 LOB: 2 BB: 0 P: 6 | R: 0 E: 0 K: 0 S: 4 | H: 2 LOB: 2 BB: 0 P: 4 | R: 0 E: 0 K: 0 S: 5 | H: 0 LOB: 0 BB: 0 P: 5 | R: 0 E: 0 K: 0 S: 3 | H: 0 LOB: 0 BB: 0 P: 3 | R: 1 E: 0 K: 1 S: 6 | H: 1 LOB: 1 BB: 1 P: 10 | R: 0 E: 0 K: 0 S: 4 | H: 1 LOB: 1 BB: 1 P: 8 | 1B: 9 2B: 2 3B: 0 HR: 1 | SF: 0 SAC: 0 DP: 0 HBP: 0 | WP: 1 PB: 0 SB: 0 CS: 0 | PA: 40 | | | | | |
| PITCHER | IP | WLS | BF | H | R | ER | SO | BB | IBB | HBP | BLK | WP | HR | S | P | ERA | WHIP | | | | | | | | |
| Jim McGlothlin, R ERA: 2.13 (1, 1) | 5.2 | W | 26 | 10 | 1 | 1 | 1 | 0 | 0 | 0 | 0 | 0 | 0 | 28 | 28 | 1.59 | 1.765 | | | | | | | | |
| Joe Gibbon, L ERA: 3.0 (6, 1) | 1.2 | | 7 | 1 | 1 | 1 | 1 | 1 | 0 | 0 | 0 | 0 | 1 | 8 | 12 | 5.40 | 1.200 | | | | | | | | |
| Clay Carroll, R ERA: 1.29 (8, 1) | 1.2 | S | 7 | 1 | 1 | 1 | 0 | 1 | 0 | 0 | 0 | 0 | 0 | 6 | 10 | 5.40 | 1.200 | | | | | | | | |

| Batter | 1 | 2 | 3 | 4 | 5 | 6 | 7 | 8 | 9 | AB | R | H | RBI | BB | SO | LOB | TOP | | | | | | | | |
|--|------------------------------|---------------------------------|------------------------------|----------------------------------|------------------------------|---------------------------------|------------------------------|---------------------------------|------------------------------|---------------------------------|------------------------------|---------------------------------|------------------------------|----------------------------------|------------------------------|---------------------------------|------------------------------|---------------------------------|----------------------------------|------------------------------------|----------------------------------|--------|--|--|--|
| Pete Rose, S OBP: 0.367, SLG: 0.444 (1, 9) | 4-0 5-3 BB | 0-0 2B | | 0-0 WP 1B | | 0-3 K | | | 0-0 G3 | 4 | 0 | 2 | 1 | 1 | 1 | 2 | | | | | | | | | |
| Bernie Carbo, L OBP: 0.346, SLG: 0.400 (1, 7) | 0-0 F8 | 0-0 4-3 | | 0-3 K | | | 0-3 K | | 0-0 F7 | 5 | 0 | 0 | 0 | 0 | 0 | 2 | 3 | | | | | | | | |
| Tony Perez, R OBP: 0.321, SLG: 0.423 (1, 5) | 0-0 5-3 | | 0-0 6-3 | | 0-0 G3-6-1 1B | | 4-0 1B BB | | 0-3 K | 4 | 1 | 1 | 0 | 1 | 1 | 1 | | | | | | | | | |
| Johnny Bench, R OBP: 0.385, SLG: 0.792 (1, 2) | 0-0 F8 | | 0-0 HR | | 0-0 F7 | | 0-0 1B 1B | | 0-0 K | 4 | 1 | 2 | 1 | 0 | 0 | 2 | | | | | | | | | |
| Willie Smith, L OBP: 0.308, SLG: 0.333 (1, 3) | | 4-0 SH6-3 1B BB | 0-0 2B | | 0-0 G3-6-1 | | 0-0 1-3 2-H 1B | | 0-0 K | 3 | 1 | 2 | 1 | 1 | 0 | 1 | | | | | | | | | |
| Hal McRae, R OBP: 0.250, SLG: 0.292 (1, 8) | | 0-0 SH6-3 2B | 0-0 F7 | | 0-0 F7 | | 0-0 F8 | | 0-0 K | 4 | 1 | 1 | 0 | 0 | 0 | 2 | | | | | | | | | |
| Tommy Helms, R OBP: 0.192, SLG: 0.192 (1, 4) | | 0-0 SH6-3 | 0-0 F7 | | 0-0 1B 1B | | 0-0 6-3 | | 0-0 K | 3 | 0 | 1 | 0 | 0 | 0 | 1 | | | | | | | | | |
| Woody Woodward, R OBP: 0.400, SLG: 0.389 (1, 6) | | 0-0 4-3 2B 2B | | 0-0 5-3 | | 0-0 1B | | 0-0 6-3 | | 4 | 1 | 2 | 2 | 0 | 0 | 0 | | | | | | | | | |
| Don Gullett, R (1, 1) | | 0-0 4-3 | | 0-3 K | | 0-3 K | | 0-0 6-3 | | 4 | 0 | 0 | 0 | 0 | 0 | 2 | 3 | | | | | | | | |
| Wayne Granger, R (8, 1) | | 2-3 | | | | | | | | 0 | 0 | 0 | 0 | 0 | 0 | 0 | 0 | | | | | | | | |
| Joe Gibbon, R (8, 1) | | | | | | | | | | 0 | 0 | 0 | 0 | 0 | 0 | 0 | 0 | | | | | | | | |
| Inning Stats | R: 0 E: 0 K: 0 S: 3 | H: 0 LOB: 1 BB: 1 P: 7 | R: 3 E: 0 K: 0 S: 6 | H: 3 LOB: 1 BB: 1 P: 10 | R: 1 E: 0 K: 0 S: 5 | H: 2 LOB: 1 BB: 0 P: 5 | R: 0 E: 0 K: 2 S: 8 | H: 1 LOB: 1 BB: 0 P: 8 | R: 0 E: 0 K: 0 S: 3 | H: 1 LOB: 0 BB: 0 P: 3 | R: 0 E: 0 K: 2 S: 9 | H: 2 LOB: 2 BB: 0 P: 9 | R: 1 E: 0 K: 1 S: 6 | H: 2 LOB: 1 BB: 1 P: 10 | R: 0 E: 0 K: 0 S: 3 | H: 0 LOB: 0 BB: 0 P: 3 | R: 0 E: 0 K: 1 S: 5 | H: 0 LOB: 0 BB: 0 P: 5 | 1B: 7 2B: 3 3B: 0 HR: 1 | SF: 0 SAC: 1 DP: 1 HBP: 0 | WP: 1 PB: 0 SB: 0 CS: 0 | PA: 39 | | | |
| PITCHER | IP | WLS | BF | H | R | ER | SO | BB | IBB | HBP | BLK | WP | HR | S | P | ERA | WHIP | | | | | | | | |
| Pat Jarvis, R ERA: 9.95 (1, 1) | 2.1 | L | 14 | 5 | 4 | 4 | 0 | 2 | 0 | 0 | 0 | 0 | 1 | 12 | 20 | 15.43 | 3.000 | | | | | | | | |
| George Stone, L ERA: 2.35 (3, 1) | 5.2 | | 22 | 6 | 1 | 1 | 5 | 1 | 0 | 0 | 0 | 1 | 0 | 31 | 35 | 1.59 | 1.235 | | | | | | | | |
| Cecil Upshaw, R ERA: (9, 1) | 1.0 | | 3 | 0 | 0 | 0 | 1 | 0 | 0 | 0 | 0 | 0 | 0 | 5 | 5 | 0.00 | 0.000 | | | | | | | | |

Cincinnati Reds @ Atlanta Braves
Atlanta Stadium, Atlanta, GA
Tue Apr 13 1971, 6:05 PM EST
Att: 8,870 - Unknown

| | |
|-----|----|
| AB | 35 |
| R | 5 |
| H | 11 |
| RBI | 5 |
| BB | 3 |
| SO | 6 |
| LOB | 15 |



| Batter | 1 | 2 | 3 | 4 | 5 | 6 | 7 | 8 | 9 | AB | R | H | RBI | BB | SO | LOB | BOTTOM | | | | | | | | |
|--|------------------------------|---------------------------------|------------------------------|---------------------------------|------------------------------|---------------------------------|------------------------------|---------------------------------|------------------------------|---------------------------------|------------------------------|---------------------------------|------------------------------|---------------------------------|------------------------------|----------------------------------|------------------------------|---------------------------------|----------------------------------|------------------------------------|----------------------------------|--------|--|--|--|
| Felix Millan, R OBP: 0.448, SLG: 0.391 (1, 4) | 0-0 F3 | | 0-0 F9 | | | 0-0 F8 | | 4-0 1B 1B 2B BB | 0-0 1-3 | 4 | 1 | 0 | 0 | 1 | 0 | 2 | | | | | | | | | |
| Ralph Garr, L OBP: 0.406, SLG: 0.500 (1, 7) | 0-0 E7 | | 0-0 1B | | | 0-0 F7 | | 0-0 1B 1B | 0-0 6-3 | 5 | 1 | 2 | 0 | 0 | 0 | 2 | | | | | | | | | |
| Hank Aaron, R OBP: 0.250, SLG: 0.483 (1, 9) | 0-0 P4 | | 0-0 F8 | | | 0-0 HR | | 0-0 2B 1B | | 4 | 1 | 2 | 2 | 0 | 0 | 3 | | | | | | | | | |
| Orlando Cepeda, R OBP: 0.290, SLG: 0.586 (1, 3) | 0-0 F8 | | | 0-0 1-3 | | 0-0 FC5-4 1B | | 0-0 2B 2B | | 4 | 0 | 2 | 2 | 0 | 0 | 1 | | | | | | | | | |
| Clete Boyer, R OBP: 0.310, SLG: 0.231 (1, 5) | | 0-0 F8 | | 4-0 G5-4-3 BB | | 0-0 FC5-4 | | 0-0 P4 | | 3 | 0 | 0 | 0 | 1 | 0 | 3 | | | | | | | | | |
| Cecil Upshaw, R (9, 1) | | | | | | | | | | 0 | 0 | 0 | 0 | 0 | 0 | 0 | | | | | | | | | |
| Dusty Baker Jr., R OBP: 0.167, SLG: 0.333 (1, 8) | | 0-0 P4 | | 0-0 G5-4-3 | | 0-0 5-3 | | 4-0 G4-6-3 1B | | 3 | 0 | 0 | 0 | 0 | 0 | 1 | | | | | | | | | |
| Mike Lum, L (8, FH) (9, 8) | | | | | | | | | | 0 | 0 | 0 | 0 | 1 | 0 | 0 | | | | | | | | | |
| Hal King, L OBP: 0.357, SLG: 0.407 (1, 2) | | 0-3 K | | | 0-0 3-1 | | 0-3 K | | 0-0 G4-6-3 | 4 | 0 | 0 | 0 | 0 | 0 | 2 | 3 | | | | | | | | |
| Marty Perez, R OBP: 0.240, SLG: 0.217 (1, 6) | | | 0-0 1B 2B | | 0-0 F9 | | 0-0 4-3 | | 0-0 F8 | 4 | 0 | 1 | 0 | 0 | 0 | 0 | | | | | | | | | |
| Pat Jarvis, R (1, 1) | | | | | 0-0 5-3 | | | | 4-0 1B BB 1B | 0 | 0 | 0 | 0 | 0 | 0 | 0 | | | | | | | | | |
| George Stone, L (3, 1) | | | | | | | | | | 2 | 0 | 0 | 0 | 0 | 0 | 1 | | | | | | | | | |
| Earl Williams, R OBP: 0.750, SLG: 0.667 (8, PH) (9, 5) | | | | | | | | | | 1 | 1 | 1 | 0 | 1 | 0 | 0 | | | | | | | | | |
| Sonny Jackson, L OBP: 0.357, SLG: 0.462 (9, PR) | | | | | | | | | | 0 | 0 | 0 | 0 | 0 | 0 | 0 | | | | | | | | | |
| Inning Stats | R: 0 E: 1 K: 0 S: 4 | H: 0 LOB: 1 BB: 0 P: 4 | R: 0 E: 0 K: 1 S: 5 | H: 0 LOB: 0 BB: 0 P: 5 | R: 0 E: 0 K: 0 S: 5 | H: 2 LOB: 2 BB: 0 P: 5 | R: 0 E: 0 K: 0 S: 2 | H: 0 LOB: 0 BB: 1 P: 6 | R: 0 E: 0 K: 0 S: 3 | H: 0 LOB: 0 BB: 0 P: 3 | R: 1 E: 0 K: 0 S: 5 | H: 2 LOB: 1 BB: 0 P: 5 | R: 0 E: 0 K: 1 S: 5 | H: 0 LOB: 0 BB: 0 P: 5 | R: 3 E: 0 K: 0 S: 6 | H: 4 LOB: 2 BB: 2 P: 14 | R: 0 E: 0 K: 0 S: 3 | H: 0 LOB: 2 BB: 1 P: 7 | 1B: 5 2B: 2 3B: 0 HR: 1 | SF: 0 SAC: 0 DP: 2 HBP: 0 | WP: 0 PB: 0 SB: 0 CS: 0 | PA: 38 | | | |
| PITCHER | IP | WLS | BF | H | R | ER | SO | BB | IBB | HBP | BLK | WP | HR | S | P | ERA | WHIP | | | | | | | | |
| Don Gullett, L ERA: 7.04 (1, 1) | 7.0 | W | 29 | 6 | 4 | 4 | 2 | 2 | 0 | 0 | 0 | 0 | 1 | 31 | 39 | 5.14 | 1.143 | | | | | | | | |
| Wayne Granger, R ERA: 3.69 (8, 1) | 0.1 | | 3 | 2 | 0 | 0 | 0 | 0 | 0 | 0 | 0 | 0 | 0 | 3 | 3 | 0.00 | 6.000 | | | | | | | | |
| Joe Gibbon, L ERA: 1.93 (8, 1) | 1.2 | S | 6 | 0 | 0 | 0 | 0 | 1 | 1 | 0 | 0 | 0 | 0 | 4 | 12 | 0.00 | 0.600 | | | | | | | | |

Cincinnati Reds @ Atlanta Braves
Atlanta Stadium, Atlanta, GA
Tue Apr 13 1971, 6:05 PM EST
Att: 8,870 - Unknown

| | |
|-----|----|
| AB | 34 |
| R | 4 |
| H | 8 |
| RBI | 4 |
| BB | 4 |
| SO | 2 |
| LOB | 16 |



| Batter | 1 | 2 | 3 | 4 | 5 | 6 | 7 | 8 | 9 | AB | R | H | RBI | BB | SO | LOB | TOP | | | | | | | | | | | |
|---|------------------------------|---------------------------------|------------------------------|----------------------------------|------------------------------|---------------------------------|------------------------------|---------------------------------|------------------------------|---------------------------------|------------------------------|---------------------------------|------------------------------|---------------------------------|-----------------------------------|------------------------------------|---|----------------------------------|--------|--|--|--|--|--|--|--|--|--|
| Pete Rose, S OBP: 0.343, SLG: 0.387 (1, 9) | 0-0 6-3 | 4-0 BB | 0-0 G6-4-3 | | | 0-0 6-3 | | 0-0 G3 | | 4 | 0 | 0 | 0 | 1 | 0 | 3 | Cincinnati Reds @ Atlanta Braves Atlanta Stadium, Atlanta, GA Wed Apr 14 1971, 6:05 PM EST Att: 9,266 - Unknown | | | | | | | | | | | |
| Bernie Carbo, L OBP: 0.323, SLG: 0.333 (1, 7) | 0-0 F8 | 0-0 P5 | | 4-0 BB | | 0-3 K | | | 0-0 6-3 | 4 | 0 | 0 | 0 | 1 | 1 | 3 | | | | | | | | | | | | |
| Tony Perez, R OBP: 0.333, SLG: 0.400 Frank Duffy, R OBP: 0.273, SLG: 0.300 (9, 6) | 0-3 K | | 0-0 E | 0-0 1B | | | 0-3 K | | 4-0 HR | 4 | 2 | 1 | 0 | 1 | 2 | 1 | | | | | | | | | | | | |
| Johnny Bench, R OBP: 0.419, SLG: 0.862 (1, 2) | | 0-0 1B | 0-0 E | 0-0 1B | | | 0-0 F9 | | 0-0 HR | 5 | 3 | 3 | 2 | 0 | 0 | 1 | | | | | | | | | | | | |
| Willie Smith, L OBP: 0.389, SLG: 0.412 (1, 3) | | 0-0 1B | 0-0 E1 | 0-0 G3 | | | | | 0-0 1B | 5 | 1 | 3 | 0 | 0 | 0 | 2 | | | | | | | | | | | | |
| Hal McRae, R OBP: 0.241, SLG: 0.310 (1, 8) | | 0-0 G5-4-3 | 0-0 FC6 | | | 0-0 F7 | | | 0-0 L5 | 5 | 1 | 1 | 2 | 0 | 0 | 4 | | | | | | | | | | | | |
| Tommy Helms, R OBP: 0.200, SLG: 0.200 (1, 4) | 0-1 CI | | 0-0 FC6 | | | 0-0 P6 | | | 0-0 F9 | 4 | 1 | 1 | 1 | 0 | 0 | 1 | | | | | | | | | | | | |
| Woody Woodward, R OBP: 0.417, SLG: 0.381 (9, 5) | 0-0 BB | | 0-0 5-3 | | | 0-0 6-3 | | 4-0 SH1-4 | | 3 | 0 | 1 | 1 | 1 | 0 | 1 | | | | | | | | | | | | |
| Tony Cloninger, R OBP: 0.667, SLG: 0.667 Clay Carroll, R (7, 1) | 0-0 BB | | 0-0 G6-4-3 | | | 0-3 K2-3 | | 0-0 SH1-4 | | 3 | 0 | 2 | 1 | 0 | 1 | 0 | | | | | | | | | | | | |
| Inning Stats | R: 0 E: 0 K: 1 S: 5 | H: 0 LOB: 0 BB: 0 P: 5 | R: 2 E: 1 K: 0 S: 7 | H: 4 LOB: 3 BB: 1 P: 11 | R: 4 E: 1 K: 0 S: 8 | H: 4 LOB: 1 BB: 0 P: 8 | R: 0 E: 0 K: 0 S: 3 | H: 0 LOB: 1 BB: 1 P: 7 | R: 0 E: 0 K: 1 S: 6 | H: 1 LOB: 1 BB: 0 P: 6 | R: 0 E: 0 K: 0 S: 3 | H: 1 LOB: 1 BB: 1 P: 7 | R: 2 E: 0 K: 0 S: 5 | H: 2 LOB: 1 BB: 1 P: 9 | 1B: 10 2B: 1 3B: 0 HR: 1 | SF: 0 SAC: 1 DP: 2 HBP: 0 | | WP: 0 PB: 0 SB: 1 CS: 1 | PA: 43 | | | | | | | | | |
| PITCHER | IP | WLS | BF | H | R | ER | SO | BB | IBB | HBP | BLK | WP | HR | S | P | ERA | WHIP | | | | | | | | | | | |
| Phil Niekro, R ERA: 5.79 Mike McQueen, L ERA: 1.5 Bob Priddy, R ERA: 6.23 Steve Barber, L ERA: 5.4 | (1, 1) | 2.0 | L | 14 | 6 | 5 | 3 | 1 | 1 | 0 | 0 | 0 | 0 | 0 | 15 | 19 | 13.50 | 3.500 | | | | | | | | | | |
| | (3, 1) | 5.0 | | 19 | 3 | 1 | 0 | 3 | 1 | 0 | 0 | 0 | 0 | 0 | 24 | 28 | 0.00 | 0.800 | | | | | | | | | | |
| | (8, 1) | 1.1 | | 7 | 2 | 2 | 0 | 2 | 0 | 0 | 0 | 0 | 0 | 1 | 5 | 13 | 13.50 | 3.000 | | | | | | | | | | |
| | (9, 1) | 0.2 | | 3 | 1 | 0 | 0 | 0 | 0 | 0 | 0 | 0 | 0 | 0 | 3 | 3 | 0.00 | 1.500 | | | | | | | | | | |

| | |
|-----|----|
| AB | 37 |
| R | 8 |
| H | 12 |
| RBI | 7 |
| BB | 4 |
| SO | 4 |
| LOB | 16 |



| Batter | 1 | 2 | 3 | 4 | 5 | 6 | 7 | 8 | 9 | AB | R | H | RBI | BB | SO | LOB | BOTTOM | | | | | | | | | | | |
|---|------------------------------|---------------------------------|------------------------------|---------------------------------|------------------------------|---------------------------------|------------------------------|---------------------------------|------------------------------|---------------------------------|------------------------------|---------------------------------|------------------------------|---------------------------------|------------------------------|---------------------------------|---|----------------------------------|------------------------------------|----------------------------------|--------|--|--|--|--|--|--|--|
| Sonny Jackson, L OBP: 0.344, SLG: 0.433 (1, 8) | 0-0 G3 | | 0-0 5-3 | | | | 0-0 FC4 | | | 4 | 0 | 1 | 0 | 0 | 0 | 2 | Cincinnati Reds @ Atlanta Braves Atlanta Stadium, Atlanta, GA Wed Apr 14 1971, 6:05 PM EST Att: 9,266 - Unknown | | | | | | | | | | | |
| Ralph Garr, L OBP: 0.389, SLG: 0.471 (1, 7) | 0-0 HR | | 0-0 P6 | | 0-0 G3 | | | 0-0 6-3 | | 4 | 1 | 1 | 0 | 0 | 0 | 2 | | | | | | | | | | | | |
| Hank Aaron, R OBP: 0.306, SLG: 0.697 (1, 9) | 0-0 1B | | | 0-0 HR | | 0-0 6-3 | | 0-0 BB | | 4 | 2 | 3 | 3 | 0 | 0 | 0 | | | | | | | | | | | | |
| Orlando Cepeda, R OBP: 0.286, SLG: 0.531 (1, 3) | 0-0 F5 | | | 0-3 K | | 0-0 6-3 | | 4-0 L1-3 | | 3 | 0 | 0 | 0 | 1 | 1 | 0 | | | | | | | | | | | | |
| Hal King, L OBP: 0.313, SLG: 0.355 (1, 2) | 0-0 4-3 | | | 0-0 F8 | | 0-3 K | | 0-0 L1-3 | | 4 | 0 | 0 | 0 | 0 | 1 | 2 | | | | | | | | | | | | |
| Felix Milten, R OBP: 0.455, SLG: 0.481 (1, 4) | | 0-0 5-3 | | 0-0 6-3 | | | 0-0 BB | | 0-0 3B | 4 | 0 | 2 | 0 | 0 | 0 | 0 | | | | | | | | | | | | |
| Clete Boyer, R OBP: 0.273, SLG: 0.200 (1, 5) | | 0-0 F8 | | | 0-0 F7 | | 0-0 F7 | | 0-0 L5 | 4 | 0 | 0 | 0 | 0 | 0 | 2 | | | | | | | | | | | | |
| Marty Perez, R OBP: 0.276, SLG: 0.231 (1, 6) | | 0-0 F9 | | | 0-0 1B | | 4-0 FC4 | | 0-0 P5 | 3 | 0 | 1 | 0 | 1 | 0 | 1 | | | | | | | | | | | | |
| Phil Niekro, R Mike McQueen, L Mike Lum, L Bob Priddy, R Steve Barber, L Marv Staehle, L (1, 1) (3, 1) (7, 9) (8, 1) (9, 1) (9, 9) | | | 0-0 F7 | | 0-0 SH2-3 | | 0-0 F5 | | 0-0 F7 | 0 | 0 | 0 | 0 | 0 | 0 | 0 | | | | | | | | | | | | |
| Inning Stats | R: 2 E: 0 K: 0 S: 5 | H: 2 LOB: 0 BB: 0 P: 5 | R: 0 E: 0 K: 0 S: 3 | H: 0 LOB: 0 BB: 0 P: 3 | R: 0 E: 0 K: 0 S: 3 | H: 0 LOB: 0 BB: 0 P: 3 | R: 1 E: 0 K: 1 S: 6 | H: 1 LOB: 0 BB: 0 P: 6 | R: 0 E: 0 K: 0 S: 5 | H: 2 LOB: 2 BB: 0 P: 5 | R: 0 E: 0 K: 1 S: 4 | H: 1 LOB: 2 BB: 1 P: 8 | R: 0 E: 0 K: 0 S: 3 | H: 1 LOB: 1 BB: 1 P: 7 | R: 0 E: 0 K: 0 S: 4 | H: 1 LOB: 1 BB: 0 P: 4 | | 1B: 5 2B: 1 3B: 1 HR: 2 | SF: 0 SAC: 1 DP: 1 HBP: 0 | WP: 0 PB: 0 SB: 0 CS: 0 | PA: 36 | | | | | | | |
| PITCHER | IP | WLS | BF | H | R | ER | SO | BB | IBB | HBP | BLK | WP | HR | S | P | ERA | WHIP | | | | | | | | | | | |
| Tony Cloninger, R ERA: 4.26 Clay Carroll, R ERA: 0.93 | (1, 1) | 6.1 | W | 26 | 6 | 3 | 3 | 2 | 1 | 0 | 0 | 0 | 0 | 0 | 29 | 33 | 4.26 | 1.105 | | | | | | | | | | |
| | (7, 1) | 2.2 | S | 10 | 2 | 0 | 0 | 0 | 1 | 0 | 0 | 0 | 0 | 0 | 9 | 13 | 0.00 | 1.125 | | | | | | | | | | |



| Batter | 1 | 2 | 3 | 4 | 5 | 6 | 7 | 8 | 9 | AB | R | H | RBI | BB | SO | LOB | TOP | | | | | |
|--|---|---------------------------------|------------------------------|---------------------------------|------------------------------|---------------------------------|------------------------------|---------------------------------|------------------------------|---------------------------------|------------------------------|---------------------------------|------------------------------|---------------------------------|------------------------------|----------------------------------|------------------------------|----------------------------------|----------------------------------|------------------------------------|-------------------------|--------|
| Sonny Jackson, L (1, 8) OBP: 0.286, SLG: 0.385 | 4-3 | | 1-3 | | | L3 | 1-6-3 | | 1B | 5 | 1 | 1 | 0 | 0 | 0 | 1 | | | | | | |
| Ralph Garr, L (1, 7) OBP: 0.435, SLG: 0.535 | 1-3 | | | L7 | | | | WP 1B BB | | 4 | 1 | 2 | 1 | 1 | 0 | 0 | | | | | | |
| Hank Aaron, R (1, 9) Mike Lum, L (9, PR) (9, 9) | K | | | L7 | | L5 | | F7 | FC5-4 | 4 | 0 | 0 | 0 | 1 | 1 | 2 | | | | | | |
| Orlando Cepeda, R (1, 3) OBP: 0.289, SLG: 0.595 | | G4-6-3 | | 6-3 | | | | P3 | FC5-4 | 5 | 1 | 2 | 1 | 0 | 0 | 3 | | | | | | |
| Hal King, L (1, 2) OBP: 0.341, SLG: 0.405 | | G4-6-3 | | | F7 | | | WP 1B BB | | 3 | 1 | 1 | 1 | 1 | 0 | 1 | | | | | | |
| Felix Milten, R (1, 4) OBP: 0.476, SLG: 0.500 | | | | | 6-3 | | L8 | | | 4 | 0 | 2 | 1 | 0 | 0 | 0 | | | | | | |
| Earl Williams, R (1, 5) OBP: 0.692, SLG: 1.273 | | | | | | | | | | 4 | 2 | 3 | 2 | 0 | 0 | 1 | | | | | | |
| Marty Perez, R (1, 6) OBP: 0.351, SLG: 0.333 | | | | | 1-3 | | | | | 4 | 0 | 2 | 0 | 0 | 1 | 1 | | | | | | |
| Ron Reed, R (1, 1) OBP: 0.222, SLG: 0.222 | | | | 6-3 | | K | 4-3 | | | 4 | 0 | 0 | 0 | 0 | 1 | 1 | | | | | | |
| Inning Stats | R: 0 E: 0 K: 1 S: 5 | H: 0 LOB: 0 BB: 0 P: 5 | R: 0 E: 0 K: 0 S: 4 | H: 2 LOB: 1 BB: 0 P: 4 | R: 0 E: 0 K: 0 S: 3 | H: 1 LOB: 0 BB: 0 P: 3 | R: 0 E: 0 K: 0 S: 3 | H: 0 LOB: 0 BB: 0 P: 3 | R: 0 E: 0 K: 0 S: 4 | H: 1 LOB: 1 BB: 0 P: 4 | R: 0 E: 0 K: 1 S: 6 | H: 1 LOB: 1 BB: 0 P: 6 | R: 3 E: 0 K: 0 S: 7 | H: 4 LOB: 1 BB: 0 P: 7 | R: 1 E: 0 K: 0 S: 3 | H: 1 LOB: 2 BB: 2 P: 11 | R: 2 E: 0 K: 1 S: 8 | H: 3 LOB: 2 BB: 1 P: 12 | 1B: 5 2B: 3 3B: 1 HR: 4 | SF: 0 SAC: 0 DP: 1 HBP: 0 | WP: 1 PB: 1 CS: 2 | PA: 40 |
| PITCHER | IP WLS BF H R ER SO BB IBB HBP BLK WP HR S P ERA WHIP | | | | | | | | | | | | | | | | | | | | | |
| Barry Lersch, R (1, 1) ERA: 4.5 | 6.1 L 25 8 3 3 2 0 0 0 0 0 3 29 29 4.26 1.263 | | | | | | | | | | | | | | | | | | | | | |
| Joe Hoerner, L (7, 1) ERA: 1.17 | 0.2 3 1 0 0 0 0 0 0 0 0 0 3 3 0.00 1.500 | | | | | | | | | | | | | | | | | | | | | |
| Dick Selma, R (8, 1) ERA: 6.0 | 2.0 12 4 3 3 1 3 0 0 0 1 1 11 23 13.50 3.500 | | | | | | | | | | | | | | | | | | | | | |

Atlanta Braves @ Philadelphia Phillies
Veterans Stadium, Philadelphia, PA
Sat Apr 17 1971, 3:33 AM EST
Att: 10,686 - Unknown

AB 37
R 6
H 13
RBI 6
BB 3
SO 3
LOB 10



| Batter | 1 | 2 | 3 | 4 | 5 | 6 | 7 | 8 | 9 | AB | R | H | RBI | BB | SO | LOB | BOTTOM | | | | | |
|---|---|---------------------------------|------------------------------|---------------------------------|------------------------------|---------------------------------|------------------------------|---------------------------------|------------------------------|---------------------------------|------------------------------|---------------------------------|------------------------------|---------------------------------|------------------------------|---------------------------------|------------------------------|---------------------------------|----------------------------------|------------------------------------|-------------------------|--------|
| Larry Bowa, S (1, 6) OBP: 0.390, SLG: 0.436 | F2 | | F7 | | | | F7 | | | 4 | 0 | 1 | 0 | 0 | 0 | 4 | | | | | | |
| Don Money, R (1, 5) OBP: 0.200, SLG: 0.342 | 6-3 | | 6-3 | | | F3 | | SH5-4 | | 4 | 0 | 1 | 0 | 0 | 0 | 3 | | | | | | |
| Willie Montanez, L (1, 8) OBP: 0.452, SLG: 0.667 | 1-6-3 | | | | | | | | | 3 | 1 | 2 | 1 | 1 | 0 | 0 | | | | | | |
| Deron Johnson, R (1, 3) OBP: 0.211, SLG: 0.118 | | K | | | | | | | | 3 | 0 | 0 | 0 | 0 | 1 | 2 | | | | | | |
| Tim McCarver, L (1, 2) OBP: 0.333, SLG: 0.414 | | | | | | | | | | 4 | 0 | 1 | 0 | 0 | 0 | 2 | | | | | | |
| Roger Freed, R (1, 9) OBP: 0.378, SLG: 0.452 | | | | | | | | | | 4 | 1 | 1 | 0 | 0 | 2 | 3 | | | | | | |
| Ron Stone, L (1, 7) OBP: 0.200, SLG: 0.111 | | | | | | | | | | 3 | 0 | 0 | 0 | 1 | 0 | 1 | | | | | | |
| Denny Doyle, L (1, 4) OBP: 0.333, SLG: 0.478 | | | | | | | | | | 4 | 0 | 2 | 0 | 0 | 0 | 0 | | | | | | |
| Barry Lersch, S (1, 1) Joe Hoerner, R (7, 1) John Briggs, L (7, PH) Dick Selma, R (8, 1) Joe Lis, R (9, PH) OBP: 0.400, SLG: 0.444 | | | | | | | | | | 1 | 0 | 0 | 0 | 0 | 1 | 0 | | | | | | |
| Inning Stats | R: 0 E: 0 K: 0 S: 3 | H: 0 LOB: 0 BB: 0 P: 3 | R: 0 E: 0 K: 1 S: 5 | H: 1 LOB: 0 BB: 0 P: 5 | R: 0 E: 0 K: 0 S: 4 | H: 1 LOB: 2 BB: 1 P: 8 | R: 1 E: 0 K: 1 S: 6 | H: 1 LOB: 0 BB: 0 P: 6 | R: 0 E: 0 K: 1 S: 5 | H: 0 LOB: 0 BB: 0 P: 5 | R: 0 E: 0 K: 0 S: 3 | H: 1 LOB: 1 BB: 1 P: 7 | R: 1 E: 0 K: 0 S: 6 | H: 3 LOB: 2 BB: 0 P: 6 | R: 0 E: 0 K: 1 S: 7 | H: 2 LOB: 2 BB: 0 P: 7 | R: 0 E: 0 K: 1 S: 5 | H: 0 LOB: 0 BB: 0 P: 5 | 1B: 6 2B: 2 3B: 0 HR: 1 | SF: 0 SAC: 2 DP: 2 HBP: 0 | WP: 0 PB: 0 CS: 0 | PA: 36 |
| PITCHER | IP WLS BF H R ER SO BB IBB HBP BLK WP HR S P ERA WHIP | | | | | | | | | | | | | | | | | | | | | |
| Ron Reed, R (1, 1) ERA: 2.53 | 9.0 W 36 9 2 2 5 1 1 0 0 0 1 44 52 2.00 1.111 | | | | | | | | | | | | | | | | | | | | | |

Atlanta Braves @ Philadelphia Phillies
Veterans Stadium, Philadelphia, PA
Sat Apr 17 1971, 3:33 AM EST
Att: 10,686 - Unknown

AB 32
R 2
H 9
RBI 2
BB 2
SO 5
LOB 15



| Batter | 1 | 2 | 3 | 4 | 5 | 6 | 7 | 8 | 9 | AB | R | H | RBI | BB | SO | LOB | TOP | |
|---|---|---------------------------------|------------------------------|---------------------------------|------------------------------|---------------------------------|------------------------------|---------------------------------|------------------------------|---------------------------------|------------------------------|---------------------------------|------------------------------|---------------------------------|----------------------------------|------------------------------------|--|--------|
| Sonny Jackson, L (1,8) OBP: 0.314, SLG: 0.396 | F6 | | 3-1 | | | | | SH3-4 1B | | 4 | 0 | 2 | 0 | 0 | 0 | 0 | Atlanta Braves @ Pittsburgh Pirates Three Rivers Stadium, Pittsburgh, PA Tue Apr 20 1971, 6:05 PM EST Att: 8,755 - Unknown | |
| Ralph Garr, L (1,7) OBP: 0.434, SLG: 0.520 | WP HR 1B | | K | | | | 4-3 | SH3-4 | | 3 | 1 | 1 | 0 | 0 | 1 | 1 | | |
| Hank Aaron, R (1,9) OBP: 0.345, SLG: 0.638 | 1-H HR | | F7 | | | | | | | 3 | 1 | 1 | 2 | 1 | 0 | 0 | | |
| Orlando Cepeda, R (1,3) OBP: 0.370, SLG: 0.706 | 4-3 WP 1B | | | 5-3 S 1B | | | | F6 | | 4 | 0 | 2 | 0 | 0 | 0 | 2 | | |
| Felix Millan, R (1,4) OBP: 0.431, SLG: 0.444 | 4-3 1-3 | | | 6-3 | | | | 4-3 | | 4 | 0 | 1 | 0 | 0 | 0 | 4 | | |
| Earl Williams, R (1,5) OBP: 0.500, SLG: 1.000 | K | | | 5-3 2-3 | | | | F7 | | 4 | 0 | 0 | 0 | 0 | 1 | 3 | | |
| Marty Perez, R (1,6) OBP: 0.311, SLG: 0.293 | | 6-3 | | 6-3 | | | | F4 CS 1B | | 4 | 0 | 1 | 0 | 0 | 0 | 1 | | |
| Bob Didier, S (1,2) | | F8 | | | | | | F7 | | 4 | 0 | 0 | 0 | 0 | 1 | 1 | | |
| Phil Niekro, R (1,1) | | K | | | | | | F8 | | 3 | 0 | 0 | 0 | 0 | 1 | 0 | | |
| Inning Stats | R: 2 E: 0 K: 1 S: 8 | H: 3 LOB: 1 BB: 0 P: 8 | R: 0 E: 0 K: 1 S: 5 | H: 0 LOB: 0 BB: 0 P: 5 | R: 0 E: 0 K: 1 S: 5 | H: 0 LOB: 0 BB: 0 P: 5 | R: 0 E: 0 K: 0 S: 4 | H: 1 LOB: 1 BB: 0 P: 4 | R: 0 E: 0 K: 0 S: 4 | H: 1 LOB: 1 BB: 0 P: 4 | R: 0 E: 0 K: 1 S: 5 | H: 1 LOB: 2 BB: 1 P: 8 | R: 0 E: 0 K: 0 S: 3 | H: 0 LOB: 0 BB: 0 P: 3 | 1B: 7 2B: 0 3B: 0 HR: 1 | SF: 0 SAC: 1 DP: 0 HBP: 0 | WP: 2 PB: 0 SB: 1 CS: 1 | PA: 35 |
| PITCHER | IP WLS BF H R ER SO BB IBB HBP BLK WP HR S P ERA WHIP | | | | | | | | | | | | | | | | | |
| Bob Moose, R (1,1) ERA: 3.13 | 8.0 L 32 8 2 2 4 0 0 0 0 0 2 1 39 43 2.25 1.000 | | | | | | | | | | | | | | | | | |
| Dave Giusti, R (9,1) ERA: | 1.0 3 0 0 0 0 0 0 0 0 0 0 0 3 3 0.00 0.000 | | | | | | | | | | | | | | | | | |

| Batter | 1 | 2 | 3 | 4 | 5 | 6 | 7 | 8 | 9 | AB | R | H | RBI | BB | SO | LOB | BOTTOM | | | | | |
|---|---|---------------------------------|------------------------------|---------------------------------|------------------------------|---------------------------------|------------------------------|---------------------------------|------------------------------|---------------------------------|------------------------------|---------------------------------|------------------------------|---------------------------------|------------------------------|---------------------------------|--|---------------------------------|----------------------------------|------------------------------------|----------------------------------|--------|
| Dave Cash, R (1,4) OBP: 0.375, SLG: 0.351 | K | | | 1B | | | | F6 | | 4 | 0 | 2 | 0 | 0 | 1 | 1 | Atlanta Braves @ Pittsburgh Pirates Three Rivers Stadium, Pittsburgh, PA Tue Apr 20 1971, 6:05 PM EST Att: 8,755 - Unknown | | | | | |
| Richie Hebner, L (1,5) OBP: 0.283, SLG: 0.235 | F7 | | | L8 | | | | G4-6-3 | | 4 | 0 | 0 | 0 | 0 | 0 | 2 | | | | | | |
| Vic Davallilo, L (1,9) OBP: 0.313, SLG: 0.313 | F7 | | | | | | | 6-3 | | 4 | 0 | 2 | 0 | 0 | 0 | 0 | | | | | | |
| Willie Stargell, L (1,7) OBP: 0.352, SLG: 0.688 | | K | | F5 | | | | | | 3 | 0 | 0 | 0 | 1 | 2 | 2 | | | | | | |
| Gene Clines, R (9, PR) OBP: 0.333, SLG: 0.200 | | | | | | | | | | 0 | 0 | 0 | 0 | 0 | 0 | 0 | | | | | | |
| Al Oliver, L (1,8) OBP: 0.255, SLG: 0.213 | | K | | F7 | | | | | | 4 | 0 | 0 | 0 | 0 | 1 | 4 | | | | | | |
| Bob Robertson, R (1,3) OBP: 0.358, SLG: 0.442 | | F8 | | | | | | | | 3 | 0 | 0 | 0 | 0 | 2 | 0 | | | | | | |
| Manny Sanguillen, R (1,2) OBP: 0.235, SLG: 0.300 | | | | 4-3 | | | | | | 3 | 0 | 1 | 0 | 0 | 0 | 0 | | | | | | |
| Gene Alley, R (1,6) OBP: 0.375, SLG: 1.000 | | | | F3 | | | | | | 3 | 0 | 1 | 0 | 0 | 0 | 1 | | | | | | |
| Bob Moose, R (1,1) Roberto Clemente, R (8, PH) Dave Giusti, R (9,1) | | | | 6-3 | | | | | | 2 | 0 | 0 | 0 | 0 | 0 | 1 | | | | | | |
| Inning Stats | R: 0 E: 0 K: 1 S: 5 | H: 0 LOB: 0 BB: 0 P: 5 | R: 0 E: 0 K: 2 S: 7 | H: 0 LOB: 0 BB: 0 P: 7 | R: 0 E: 0 K: 0 S: 3 | H: 0 LOB: 0 BB: 0 P: 3 | R: 0 E: 0 K: 0 S: 5 | H: 2 LOB: 2 BB: 0 P: 5 | R: 0 E: 0 K: 1 S: 6 | H: 1 LOB: 1 BB: 0 P: 6 | R: 0 E: 0 K: 0 S: 3 | H: 1 LOB: 0 BB: 0 P: 3 | R: 0 E: 0 K: 2 S: 7 | H: 0 LOB: 0 BB: 0 P: 7 | R: 0 E: 0 K: 1 S: 6 | H: 1 LOB: 1 BB: 0 P: 6 | R: 0 E: 0 K: 0 S: 3 | H: 1 LOB: 2 BB: 1 P: 7 | 1B: 5 2B: 0 3B: 1 HR: 0 | SF: 0 SAC: 0 DP: 2 HBP: 0 | WP: 1 PB: 0 SB: 0 CS: 0 | PA: 32 |
| PITCHER | IP WLS BF H R ER SO BB IBB HBP BLK WP HR S P ERA WHIP | | | | | | | | | | | | | | | | | | | | | |
| Phil Niekro, R (1,1) ERA: 3.52 | 9.0 W 32 6 0 0 7 1 0 0 0 1 0 0 45 49 0.00 0.778 | | | | | | | | | | | | | | | | | | | | | |

| Batter | 1 | 2 | 3 | 4 | 5 | 6 | 7 | 8 | 9 | AB | R | H | RBI | BB | SO | LOB | TOP | | | | | |
|--|--|---------------------------------|------------------------------|---------------------------------|------------------------------|---------------------------------|------------------------------|---------------------------------|------------------------------|---------------------------------|------------------------------|---------------------------------|------------------------------|---------------------------------|------------------------------|---------------------------------|---|------------------------------|---------------------------------|----------------------------------|------------------------------------|----------------------------------|
| Sonny Jackson, L (1.8) OBP: 0.327, SLG: 0.404 | F2 | | FC4-6 | | E | | FC4-6 | | | 4 | 0 | 2 | 0 | 0 | 0 | 2 | Atlanta Braves @ Pittsburgh Pirates Three Rivers Stadium, Pittsburgh, PA Wed Apr 21 1971, 6:05 PM EST Att: 7,992 - Cloudy | | | | | |
| Ralph Garr, L (1.7) OBP: 0.404, SLG: 0.481 | 1-3 | | F6 | | E6 | | F8 | | | 4 | 0 | 0 | 0 | 0 | 0 | 4 | | | | | | |
| Mike Lum, L (1.9) OBP: 0.404, SLG: 0.481 | 4-3 | | | | F9 | | FC4-6 | | | 3 | 0 | 0 | 0 | 0 | 0 | 3 | | | | | | |
| Orlando Cepeda, R (1.3) OBP: 0.345, SLG: 0.655 Gil Garrido, R (8.5) | | F3 | | | F7 | | E6 | | 6-3 | 4 | 0 | 0 | 0 | 0 | 0 | 1 | | | | | | |
| Hal King, L (1.2) OBP: 0.280, SLG: 0.326 | | G3 | | | F7 | | K | | 6-3 | 4 | 0 | 0 | 0 | 0 | 1 | 2 | | | | | | |
| Felix Milten, R (1.4) OBP: 0.400, SLG: 0.408 | | F3 | | | 4-3 | | F4 | | F8 | 4 | 0 | 0 | 0 | 0 | 0 | 2 | | | | | | |
| Earl Williams, R (1.5) OBP: 0.462, SLG: 0.875 | | | | | E5 | | F7 | | F3 | 4 | 0 | 1 | 0 | 0 | 0 | 1 | | | | | | |
| Marty Perez, R (1.6) OBP: 0.327, SLG: 0.333 | | | | | K | | E9 | | G3 | 4 | 1 | 2 | 0 | 0 | 1 | 1 | | | | | | |
| Jim Nash, R (1.1) OBP: 0.286, SLG: 0.286 Marv Schapiro, L (5. PH) Tom Kelley, R (5.1) Clete Boyer, R (7. PH) Steve Barber, L (7.1) Bob Priddy, R (7.1) Dusty Baker Jr., R (9. PH) | | | | | FC1-6 | | SF8 | | F5 | 1 | 0 | 0 | 0 | 0 | 1 | 2 | | | | | | |
| Inning Stats | R: 0 E: 0 K: 0 S: 3 | H: 0 LOB: 0 BB: 0 P: 3 | R: 0 E: 0 K: 0 S: 3 | H: 0 LOB: 0 BB: 0 P: 3 | R: 0 E: 0 K: 1 S: 7 | H: 2 LOB: 2 BB: 0 P: 7 | R: 0 E: 0 K: 0 S: 3 | H: 0 LOB: 1 BB: 0 P: 4 | R: 1 E: 2 K: 1 S: 8 | H: 1 LOB: 2 BB: 0 P: 8 | R: 0 E: 1 K: 1 S: 6 | H: 0 LOB: 1 BB: 0 P: 6 | R: 1 E: 1 K: 0 S: 5 | H: 2 LOB: 1 BB: 0 P: 5 | R: 0 E: 0 K: 0 S: 3 | H: 0 LOB: 0 BB: 0 P: 3 | | R: 0 E: 0 K: 0 S: 3 | H: 0 LOB: 0 BB: 0 P: 3 | 1B: 4 2B: 1 3B: 0 HR: 0 | SF: 1 SAC: 0 DP: 0 HBP: 1 | WP: 0 PB: 0 SB: 0 CS: 0 |
| PITCHER Dock Ellis, R (1.1) ERA: 1.91 | IP: 9.0 WLS: W BF: 36 H: 5 R: 2 ER: 1 SO: 3 BB: 0 IBB: 0 HBP: 1 BLK: 0 WP: 0 HR: 0 S: 41 P: 42 ERA: 1.00 WHIP: 0.556 | | | | | | | | | | | | | | | PITCHER | | | | | | |

| Batter | 1 | 2 | 3 | 4 | 5 | 6 | 7 | 8 | 9 | AB | R | H | RBI | BB | SO | LOB | BOTTOM | | | |
|---|--|---------------------------------|------------------------------|---------------------------------|------------------------------|---------------------------------|------------------------------|---------------------------------|------------------------------|---------------------------------|------------------------------|---------------------------------|------------------------------|----------------------------------|------------------------------|---------------------------------|---|----------------------------------|------------------------------------|----------------------------------|
| Dave Cash, R (1.4) OBP: 0.378, SLG: 0.357 | E5 F8 HR | | 5-3 | | 6-3 | | E | | F9 | 5 | 2 | 2 | 0 | 0 | 0 | 1 | Atlanta Braves @ Pittsburgh Pirates Three Rivers Stadium, Pittsburgh, PA Wed Apr 21 1971, 6:05 PM EST Att: 7,992 - Cloudy | | | |
| Richie Hebner, L (1.5) OBP: 0.282, SLG: 0.236 | F8 | | F7 | | 3-1 | | E | | | 4 | 1 | 1 | 2 | 0 | 0 | 1 | | | | |
| Roberto Clemente, R (1.9) OBP: 0.289, SLG: 0.431 | F7 | | | | 1-3 | | HR | | E | 4 | 1 | 2 | 0 | 0 | 0 | 1 | | | | |
| Willie Stargell, L (1.7) OBP: 0.379, SLG: 0.865 | | | | | HR | | HR | | K | 4 | 3 | 3 | 5 | 0 | 1 | 2 | | | | |
| Al Oliver, L (1.8) OBP: 0.273, SLG: 0.255 | L7 | | | | 5-3 | | HR | | E8 | 4 | 1 | 2 | 1 | 0 | 0 | 0 | | | | |
| Bob Robertson, R (1.3) OBP: 0.368, SLG: 0.511 | | | | | HR | | HR | | FC6 | 4 | 1 | 2 | 2 | 0 | 1 | 2 | | | | |
| Manny Sanguillen, R (1.2) OBP: 0.299, SLG: 0.315 | | | | | HR | | HR | | FC4 | 4 | 0 | 1 | 0 | 0 | 0 | 3 | | | | |
| Gene Alley, R (1.6) OBP: 0.250, SLG: 0.667 | | | | | FC4 | | FC4 | | FC4 | 4 | 0 | 0 | 0 | 0 | 0 | 1 | | | | |
| Dock Ellis, S (1.1) OBP: 0.333, SLG: 0.250 | | | | | 5-3 | | HR | | 1-3 | 3 | 1 | 1 | 0 | 1 | 0 | 0 | | | | |
| Inning Stats | R: 2 E: 1 K: 0 S: 5 | H: 2 LOB: 0 BB: 0 P: 5 | R: 0 E: 0 K: 1 S: 5 | H: 0 LOB: 0 BB: 0 P: 5 | R: 0 E: 0 K: 0 S: 3 | H: 1 LOB: 0 BB: 0 P: 3 | R: 2 E: 0 K: 0 S: 6 | H: 3 LOB: 1 BB: 0 P: 6 | R: 0 E: 0 K: 0 S: 3 | H: 0 LOB: 0 BB: 0 P: 3 | R: 3 E: 0 K: 0 S: 6 | H: 4 LOB: 0 BB: 0 P: 6 | R: 3 E: 2 K: 1 S: 9 | H: 4 LOB: 2 BB: 1 P: 13 | R: 0 E: 0 K: 0 S: 3 | H: 0 LOB: 0 BB: 0 P: 3 | | 1B: 7 2B: 2 3B: 1 HR: 4 | SF: 0 SAC: 0 DP: 1 HBP: 0 | WP: 0 PB: 0 SB: 0 CS: 0 |
| PITCHER Jim Nash, R (1.1) ERA: 3.18 Tom Kelley, R (5.1) ERA: 12.0 Steve Barber, L (7.1) ERA: 18.0 Bob Priddy, R (7.1) ERA: 4.5 | IP: 4.0 WLS: L BF: 17 H: 6 R: 4 ER: 4 SO: 1 BB: 0 IBB: 0 HBP: 0 BLK: 0 WP: 0 HR: 3 S: 19 P: 19 ERA: 9.00 WHIP: 1.500 | | | | | | | | | | | | | | | PITCHER | | | | |



| Batter | 1 | 2 | 3 | 4 | 5 | 6 | 7 | 8 | 9 | AB | R | H | RBI | BB | SO | LOB | TOP | | |
|--|------------------------------|---------------------------------|------------------------------|---------------------------------|------------------------------|---------------------------------|------------------------------|---------------------------------|------------------------------|---------------------------------|------------------------------|---------------------------------|-------------------------------|----------------------------------|------------------------------|---------------------------------|--|----------------------------------|------------------------------------|
| Sonny Jackson, L (1,8) OBP: 0.333, SLG: 0.404 | F8 | | 4-3 | | K | | | 1B | 1B | 5 | 2 | 2 | 0 | 0 | 1 | 1 | Atlanta Braves @ Pittsburgh Pirates Three Rivers Stadium, Pittsburgh, PA Thu Apr 22 1971, 6:05 PM EST Att: 4,708 - Unknown | | |
| Ralph Garr, L (1,7) OBP: 0.403, SLG: 0.475 | F7 | | 4-3 | | | F6 | | 1B | 1B | 5 | 1 | 2 | 0 | 0 | 0 | 0 | | | |
| Felix Millan, R (1,4) OBP: 0.400, SLG: 0.407 | F8 | | 1-3 | | | E5 | | SF7 | 1B | 5 | 0 | 2 | 2 | 0 | 0 | 0 | | | |
| Orlando Cepeda, R (1,3) OBP: 0.333, SLG: 0.617 | | G1 | | F8 | | K | | K | L8 | 5 | 0 | 1 | 0 | 0 | 2 | 5 | | | |
| Mike Lum, L (1,9) OBP: 0.333, SLG: 0.111 | | G1 | | 3-1 | | G3 | | | | 3 | 0 | 1 | 0 | 1 | 0 | 1 | | | |
| Earl Williams, R (1,5) OBP: 0.433, SLG: 0.926 | F8 | | 1-3 | | | | | | | 3 | 1 | 1 | 2 | 0 | 0 | 2 | | | |
| Marty Perez, R (1,6) Hal King, L (8, PH) Gil Garrido, R (8, 6) | G1 | | 6-3 | | 1-3 | | | K | | 3 | 0 | 0 | 0 | 0 | 0 | 2 | | | |
| Bob Didier, S (1,2) | | | | | F5 | | | F8 | | 3 | 0 | 0 | 0 | 1 | 0 | 0 | | | |
| Ron Reed, R (1,1) Mike McQueen, L (4,1) Mary Staehle, L (7, PH) Ron Herbel, R (7,1) Dusty Baker Jr., R (9, PH) | F8 | | | | | | | 6-3 | K | 1 | 0 | 0 | 0 | 0 | 0 | 3 | | | |
| Inning Stats | R: 0 E: 0 K: 0 S: 3 | H: 0 LOB: 0 BB: 0 P: 3 | R: 0 E: 0 K: 0 S: 5 | H: 2 LOB: 3 BB: 1 P: 9 | R: 0 E: 0 K: 0 S: 3 | H: 0 LOB: 0 BB: 0 P: 3 | R: 0 E: 0 K: 1 S: 6 | H: 1 LOB: 1 BB: 0 P: 6 | R: 0 E: 1 K: 1 S: 6 | H: 0 LOB: 1 BB: 0 P: 6 | R: 1 E: 0 K: 0 S: 4 | H: 1 LOB: 0 BB: 0 P: 4 | R: 2 E: 0 K: 2 S: 10 | H: 3 LOB: 2 BB: 1 P: 14 | R: 1 E: 0 K: 1 S: 8 | H: 3 LOB: 2 BB: 0 P: 8 | | 1B: 9 2B: 0 3B: 0 HR: 1 | SF: 1 SAC: 0 DP: 0 HBP: 0 |
| PITCHER | IP | WLS | BF | H | R | ER | SO | BB | IBB | HBP | BLK | WP | HR | S | P | ERA | WHIP | | |
| Steve Blass, R (1,1) ERA: 2.52 | 7.0 | W | 30 | 7 | 3 | 3 | 2 | 0 | 1 | 0 | 0 | 0 | 1 | 33 | 37 | 3.86 | 1.000 | | |
| Dave Giusti, R (8,1) ERA: 1.42 | 2.0 | S | 10 | 3 | 1 | 1 | 3 | 1 | 0 | 0 | 0 | 0 | 0 | 15 | 19 | 4.50 | 2.000 | | |

| Batter | 1 | 2 | 3 | 4 | 5 | 6 | 7 | 8 | 9 | AB | R | H | RBI | BB | SO | LOB | BOTTOM | | |
|---|------------------------------|----------------------------------|------------------------------|---------------------------------|------------------------------|---------------------------------|------------------------------|----------------------------------|------------------------------|---------------------------------|------------------------------|----------------------------------|------------------------------|---------------------------------|------------------------------|---------------------------------|--|----------------------------------|------------------------------------|
| Dave Cash, R (1,4) OBP: 0.440, SLG: 0.386 | F7 | | | | | | | | | 2 | 4 | 2 | 1 | 3 | 0 | 0 | Atlanta Braves @ Pittsburgh Pirates Three Rivers Stadium, Pittsburgh, PA Thu Apr 22 1971, 6:05 PM EST Att: 4,708 - Unknown | | |
| Richie Hebner, L (1,5) OBP: 0.288, SLG: 0.333 | F7 | | | | | | | | | 5 | 1 | 3 | 3 | 0 | 0 | 2 | | | |
| Roberto Clemente, R (1,9) OBP: 0.291, SLG: 0.490 | | FC4-6 | | | | | | | | 4 | 0 | 0 | 0 | 1 | 1 | 4 | | | |
| Willie Stargell, L (1,7) OBP: 0.387, SLG: 0.891 | K | | | | | | | | | 3 | 1 | 1 | 1 | 1 | 2 | 2 | | | |
| Al Oliver, L (1,8) OBP: 0.271, SLG: 0.255 | | | | | | | | | | 4 | 0 | 1 | 1 | 0 | 0 | 2 | | | |
| Bob Robertson, R (1,3) OBP: 0.361, SLG: 0.510 | F6 | | | | | | | | | 4 | 0 | 1 | 0 | 0 | 1 | 2 | | | |
| Manny Sanguillen, R (1,2) OBP: 0.297, SLG: 0.310 | | F8 | | F8 | | | | | | 4 | 0 | 1 | 0 | 0 | 0 | 1 | | | |
| Jackie Hernandez, R (1,6) OBP: 0.386, SLG: 0.488 | | | | | | | | | | 4 | 1 | 1 | 0 | 0 | 1 | 2 | | | |
| Steve Blass, R (1,1) Dave Giusti, R (8,1) | | SH1-4 | | | | | | | | 2 | 0 | 0 | 0 | 0 | 0 | 0 | | | |
| Inning Stats | R: 1 E: 0 K: 1 S: 6 | H: 1 LOB: 2 BB: 2 P: 14 | R: 2 E: 0 K: 0 S: 6 | H: 3 LOB: 0 BB: 0 P: 6 | R: 1 E: 0 K: 0 S: 5 | H: 2 LOB: 1 BB: 0 P: 5 | R: 2 E: 0 K: 1 S: 6 | H: 1 LOB: 0 BB: 1 P: 10 | R: 0 E: 0 K: 1 S: 6 | H: 1 LOB: 1 BB: 0 P: 6 | R: 1 E: 0 K: 1 S: 7 | H: 2 LOB: 2 BB: 1 P: 11 | R: 0 E: 0 K: 1 S: 5 | H: 0 LOB: 1 BB: 1 P: 7 | R: 0 E: 1 K: 0 S: 3 | H: 0 LOB: 1 BB: 1 P: 7 | | 1B: 6 2B: 1 3B: 2 HR: 1 | SF: 0 SAC: 1 DP: 0 HBP: 0 |
| PITCHER | IP | WLS | BF | H | R | ER | SO | BB | IBB | HBP | BLK | WP | HR | S | P | ERA | WHIP | | |
| Ron Reed, R (1,1) ERA: 4.32 | 3.2 | L | 21 | 7 | 6 | 6 | 1 | 3 | 0 | 0 | 0 | 0 | 1 | 20 | 32 | 14.73 | 2.727 | | |
| Mike McQueen, L (4,1) ERA: 2.45 | 2.1 | | 11 | 3 | 1 | 1 | 3 | 1 | 0 | 0 | 0 | 1 | 0 | 16 | 20 | 3.86 | 1.714 | | |
| Ron Herbel, R (7,1) ERA: 5.14 | 2.0 | | 7 | 0 | 0 | 0 | 1 | 1 | 0 | 0 | 0 | 0 | 0 | 8 | 12 | 0.00 | 0.500 | | |

| Batter | 1 | 2 | 3 | 4 | 5 | 6 | 7 | 8 | 9 | AB | R | H | RBI | BB | SO | LOB | TOP | | | |
|--|---|---------------------------------|------------------------------|---------------------------------|------------------------------|---------------------------------|------------------------------|---------------------------------|------------------------------|---------------------------------|------------------------------|---------------------------------|------------------------------|---------------------------------|------------------------------|---------------------------------|---|------------------------------------|----------------------------------|--------|
| Enzo Hernandez, R (1, 6) OBP: 0.536, SLG: 0.409 | | | | | | | | | | 4 | 0 | 2 | 0 | 1 | 0 | 1 | San Diego Padres @ Atlanta Braves Atlanta Stadium, Atlanta, GA Sun Apr 25 1971, 3:33 AM EDT Unknown | | | |
| Don Mason, L (1, 4) OBP: 0.194, SLG: 0.194 | | | | | | | | | | 4 | 0 | 0 | 0 | 0 | 0 | 5 | | | | |
| Cito Gaston, R (1, 8) OBP: 0.242, SLG: 0.311 | | | | | | | | | | 4 | 1 | 0 | 0 | 0 | 1 | 0 | | | | |
| Nate Colbert, R (1, 3) OBP: 0.439, SLG: 0.642 | | | | | | | | | | 3 | 1 | 1 | 0 | 1 | 0 | 1 | | | | |
| Ollie Brown, R (1, 9) OBP: 0.302, SLG: 0.321 | | | | | | | | | | 3 | 1 | 1 | 2 | 1 | 0 | 1 | | | | |
| Larry Stahl, L (1, 7) OBP: 0.298, SLG: 0.422 | | | | | | | | | | 4 | 0 | 1 | 1 | 0 | 0 | 1 | | | | |
| Dave Campbell, R (1, 5) OBP: 0.309, SLG: 0.339 | | | | | | | | | | 4 | 0 | 1 | 0 | 0 | 1 | 2 | | | | |
| Chris Cannizzaro, R (1, 2) OBP: 0.273, SLG: 0.282 | | | | | | | | | | 4 | 0 | 2 | 0 | 0 | 0 | 1 | | | | |
| Dave Roberts, L (1, 1) OBP: 0.143, SLG: 0.143 | | | | | | | | | | 2 | 0 | 0 | 0 | 0 | 0 | 1 | | | | |
| Al Severinsen, R (9, 1) | | | | | | | | | | 0 | 0 | 0 | 0 | 0 | 0 | 0 | | | | |
| Inning Stats | R: 0 E: 0 K: 1 S: 5 | H: 0 LOB: 0 BB: 0 P: 5 | R: 0 E: 0 K: 0 S: 3 | H: 0 LOB: 0 BB: 0 P: 3 | R: 0 E: 1 K: 0 S: 4 | H: 1 LOB: 2 BB: 1 P: 8 | R: 2 E: 0 K: 0 S: 4 | H: 1 LOB: 0 BB: 1 P: 8 | R: 0 E: 0 K: 0 S: 4 | H: 1 LOB: 1 BB: 0 P: 4 | R: 1 E: 1 K: 0 S: 4 | H: 1 LOB: 1 BB: 1 P: 8 | R: 0 E: 0 K: 0 S: 4 | H: 1 LOB: 1 BB: 0 P: 4 | R: 0 E: 0 K: 1 S: 6 | H: 1 LOB: 1 BB: 0 P: 6 | 1B: 7 2B: 0 3B: 0 HR: 1 | SF: 0 SAC: 2 DP: 1 HBP: 0 | WP: 0 PB: 0 SB: 0 CS: 0 | PA: 38 |
| PITCHER | IP WLS BF H R ER SO BB IBB HBP BLK WP HR S P ERA WHIP | | | | | | | | | | | | | | | | | | | |
| Phil Niekro, R (1, 1) ERA: 3.19 | 8.0 L 33 7 3 2 1 3 0 0 0 0 0 1 32 44 2.25 1.250 | | | | | | | | | | | | | | | | | | | |
| Bob Priddy, R (9, 1) ERA: 3.95 | 1.0 4 1 0 0 1 0 0 0 0 0 0 0 6 6 0.00 1.000 | | | | | | | | | | | | | | | | | | | |

| | |
|-----|----|
| AB | 32 |
| R | 3 |
| H | 8 |
| RBI | 3 |
| BB | 3 |
| SO | 2 |
| LOB | 13 |



| Batter | 1 | 2 | 3 | 4 | 5 | 6 | 7 | 8 | 9 | AB | R | H | RBI | BB | SO | LOB | BOTTOM | | | |
|--|---|---------------------------------|------------------------------|---------------------------------|------------------------------|---------------------------------|------------------------------|---------------------------------|------------------------------|---------------------------------|------------------------------|---------------------------------|------------------------------|---------------------------------|------------------------------|---------------------------------|---|------------------------------------|----------------------------------|--------|
| Sonny Jackson, L (1, 8) OBP: 0.353, SLG: 0.429 | | | | | | | | | | 3 | 0 | 0 | 0 | 1 | 1 | 0 | San Diego Padres @ Atlanta Braves Atlanta Stadium, Atlanta, GA Sun Apr 25 1971, 3:33 AM EDT Unknown | | | |
| Ralph Garr, L (1, 7) OBP: 0.386, SLG: 0.448 | | | | | | | | | | 4 | 0 | 2 | 0 | 0 | 0 | 0 | | | | |
| Hank Aaron, R (1, 9) OBP: 0.333, SLG: 0.630 | | | | | | | | | | 4 | 1 | 1 | 1 | 0 | 0 | 2 | | | | |
| Orlando Cepeda, R (1, 3) OBP: 0.352, SLG: 0.691 | | | | | | | | | | 4 | 1 | 1 | 1 | 0 | 0 | 2 | | | | |
| Felix Millan, R (1, 4) OBP: 0.397, SLG: 0.419 | | | | | | | | | | 4 | 0 | 1 | 0 | 0 | 0 | 0 | | | | |
| Earl Williams, R (1, 5) OBP: 0.395, SLG: 0.765 | | | | | | | | | | 4 | 0 | 1 | 0 | 0 | 0 | 1 | | | | |
| Marty Perez, R (1, 6) OBP: 0.299, SLG: 0.302 | | | | | | | | | | 2 | 0 | 1 | 0 | 0 | 1 | 1 | | | | |
| Dusty Baker Jr., R (7, PH) OBP: 0.111, SLG: 0.222 | | | | | | | | | | 1 | 0 | 0 | 0 | 0 | 1 | 1 | | | | |
| Gil Garrido, R (8, 6) | | | | | | | | | | 1 | 0 | 0 | 0 | 0 | 0 | 0 | | | | |
| Bob Didier, S (1, 2) | | | | | | | | | | 2 | 0 | 0 | 0 | 0 | 0 | 1 | | | | |
| Clete Boyer, R (7, PH) OBP: 0.257, SLG: 0.194 | | | | | | | | | | 1 | 0 | 0 | 0 | 0 | 0 | 1 | | | | |
| Hal King, L (8, 2) OBP: 0.291, SLG: 0.320 | | | | | | | | | | 0 | 0 | 0 | 0 | 0 | 0 | 0 | | | | |
| Phil Niekro, R (1, 1) ERA: 3.33 | | | | | | | | | | 2 | 0 | 0 | 0 | 0 | 1 | 0 | | | | |
| Mike Lum, L (8, PH) OBP: 0.357, SLG: 0.100 | | | | | | | | | | 1 | 0 | 0 | 0 | 0 | 1 | 0 | | | | |
| Bob Priddy, R (9, 1) | | | | | | | | | | 0 | 0 | 0 | 0 | 0 | 0 | 0 | | | | |
| Inning Stats | R: 0 E: 0 K: 1 S: 5 | H: 1 LOB: 0 BB: 0 P: 5 | R: 0 E: 0 K: 1 S: 6 | H: 1 LOB: 1 BB: 0 P: 6 | R: 0 E: 0 K: 1 S: 5 | H: 0 LOB: 0 BB: 0 P: 5 | R: 0 E: 0 K: 0 S: 3 | H: 0 LOB: 0 BB: 0 P: 3 | R: 0 E: 0 K: 0 S: 4 | H: 1 LOB: 1 BB: 0 P: 4 | R: 0 E: 0 K: 0 S: 4 | H: 1 LOB: 2 BB: 1 P: 8 | R: 0 E: 0 K: 1 S: 6 | H: 1 LOB: 1 BB: 0 P: 6 | R: 0 E: 0 K: 1 S: 5 | H: 0 LOB: 0 BB: 0 P: 5 | 1B: 5 2B: 0 3B: 0 HR: 2 | SF: 0 SAC: 0 DP: 0 HBP: 0 | WP: 0 PB: 0 SB: 0 CS: 0 | PA: 34 |
| PITCHER | IP WLS BF H R ER SO BB IBB HBP BLK WP HR S P ERA WHIP | | | | | | | | | | | | | | | | | | | |
| Dave Roberts, L (1, 1) ERA: 3.33 | 8.0 W 31 7 2 2 5 1 0 0 0 0 0 2 40 44 2.25 1.000 | | | | | | | | | | | | | | | | | | | |
| Al Severinsen, R (9, 1) ERA: 2.19 | 1.0 S 3 0 0 0 0 0 0 0 0 0 0 0 3 3 0.00 0.000 | | | | | | | | | | | | | | | | | | | |

| | |
|-----|----|
| AB | 33 |
| R | 2 |
| H | 7 |
| RBI | 2 |
| BB | 1 |
| SO | 5 |
| LOB | 9 |



| Batter | 1 | 2 | 3 | 4 | 5 | 6 | 7 | 8 | 9 | 10 | AB | R | H | RBI | BB | SO | LOB | TOP | | | | | | | | | |
|---|------------------------------|---------------------------------|------------------------------|---------------------------------|------------------------------|---------------------------------|------------------------------|---------------------------------|------------------------------|---------------------------------|------------------------------|---------------------------------|------------------------------|---------------------------------|------------------------------|---------------------------------|----------------------------------|------------------------------------|-----------------|---|---|---|---|---|--|--|--|
| Enzo Hernandez, R OBP: 0.515, SLG: 0.444 (1, 6) | F8 | | 6-3 | | | | FC4-6 | | | | | | | | | | | 5 | 0 | 2 | 0 | 0 | 0 | 2 | | | |
| Don Mason, L OBP: 0.222, SLG: 0.222 (1, 4) | HR | | 4-3 | | | | | F5 | | | | | | | | | | 5 | 1 | 2 | 0 | 0 | 1 | 2 | | | |
| Cito Gaston, R OBP: 0.225, SLG: 0.288 (1, 8) | K | | K | | | | | 6-3 | | | | | | | | | | 5 | 0 | 0 | 0 | 0 | 2 | 3 | | | |
| Nate Colbert, R OBP: 0.429, SLG: 0.667 (1, 3) | HR | | | | | | F9 | K | | | | | | | | | | 4 | 1 | 1 | 2 | 0 | 1 | 0 | | | |
| Ollie Brown, R OBP: 0.167, SLG: 0.300 (1, 9) | 1-3 | | | | | | F9 | F7 | | | | | | | | | | 4 | 0 | 0 | 0 | 0 | 0 | 0 | | | |
| Ivan Murrell, R OBP: 0.200, SLG: 0.200 (1, 7) | | | | | | | | | | | | | | | | | | 4 | 0 | 1 | 0 | 0 | 2 | 0 | | | |
| Dave Campbell, R OBP: 0.310, SLG: 0.385 (1, 5) | | | | | | | | | | | | | | | | | | 3 | 1 | 1 | 1 | 0 | 0 | 0 | | | |
| Bob Barton, R OBP: 0.167, SLG: 0.208 (1, 2) | | | | | | | | | | | | | | | | | | 4 | 0 | 0 | 0 | 0 | 1 | 1 | | | |
| Clay Kirby, R OBP: 0.200, SLG: 0.333 (1, 11) | | | | | | | | | | | | | | | | | | 2 | 0 | 1 | 0 | 0 | 1 | 0 | | | |
| Dick Kelley, L OBP: 0.100, SLG: 0.100 (5, 1) | | | | | | | | | | | | | | | | | | 0 | 0 | 0 | 0 | 0 | 0 | 0 | | | |
| Al Ferrara, R OBP: 0.100, SLG: 0.100 (7, 9) | | | | | | | | | | | | | | | | | | 0 | 0 | 0 | 0 | 0 | 1 | 0 | | | |
| Al Santorini, R OBP: 0.100, SLG: 0.100 (7, 1) | | | | | | | | | | | | | | | | | | 0 | 0 | 0 | 0 | 0 | 0 | 0 | | | |
| Bill Laxton, L OBP: 0.100, SLG: 0.100 (7, 1) | | | | | | | | | | | | | | | | | | 0 | 0 | 0 | 0 | 0 | 0 | 0 | | | |
| Larry Spill, L OBP: 0.100, SLG: 0.100 (10, 9) | | | | | | | | | | | | | | | | | | 1 | 0 | 0 | 0 | 0 | 0 | 0 | | | |
| Gary Ross, R OBP: 0.100, SLG: 0.100 (10, 1) | | | | | | | | | | | | | | | | | | 0 | 0 | 0 | 0 | 0 | 0 | 0 | | | |
| Al Severinsen, R OBP: 0.100, SLG: 0.100 (10, 1) | | | | | | | | | | | | | | | | | | 0 | 0 | 0 | 0 | 0 | 0 | 0 | | | |
| Inning Stats | R: 2 E: 0 K: 1 S: 7 | H: 2 LOB: 0 BB: 0 P: 7 | R: 1 E: 0 K: 1 S: 6 | H: 1 LOB: 0 BB: 0 P: 6 | R: 0 E: 0 K: 1 S: 5 | H: 0 LOB: 0 BB: 0 P: 5 | R: 0 E: 0 K: 1 S: 5 | H: 0 LOB: 2 BB: 0 P: 7 | R: 0 E: 0 K: 0 S: 3 | H: 1 LOB: 2 BB: 1 P: 8 | R: 0 E: 0 K: 0 S: 5 | H: 0 LOB: 0 BB: 0 P: 3 | R: 0 E: 0 K: 1 S: 5 | H: 0 LOB: 0 BB: 0 P: 5 | R: 0 E: 0 K: 1 S: 7 | H: 2 LOB: 2 BB: 0 P: 7 | 1B: 5 2B: 1 3B: 0 HR: 2 | SF: 0 SAC: 1 DP: 0 HBP: 0 | WP: 0 PA: 39 | | | | | | | | |
| PITCHER | IP 9.0 | WLS 34 | BF 6 | H 3 | R 3 | ER 3 | SO 7 | BB 0 | IBB 1 | HBP 0 | BLK 0 | WP 0 | HR 2 | S 47 | P 51 | ERA 3.00 | WHIP 0.667 | | | | | | | | | | |
| George Stone, L ERA: 3.08 (1, 1) | 1.0 | W | 5 | 2 | 0 | 0 | 1 | 0 | 0 | 0 | 0 | 0 | 0 | 7 | 7 | 0.00 | 2.000 | | | | | | | | | | |
| Cecil Upshaw, R ERA: 1.89 (10, 1) | | | | | | | | | | | | | | | | | | | | | | | | | | | |

San Diego Padres @ Atlanta Braves
Atlanta Stadium, Atlanta, GA
Sun Apr 25 1971, 3:38 AM EDT
Att: 25,922 - Unknown

AB 37
R 3
H 8
RBI 3
BB 1
SO 8
LOB 8

WP: 0 PA: 39
PB: 0
SB: 0
CS: 0

| Batter | 1 | 2 | 3 | 4 | 5 | 6 | 7 | 8 | 9 | 10 | AB | R | H | RBI | BB | SO | LOB | BOTTOM | | | | | | | | | |
|---|------------------------------|---------------------------------|------------------------------|---------------------------------|------------------------------|---------------------------------|------------------------------|---------------------------------|------------------------------|---------------------------------|------------------------------|---------------------------------|------------------------------|----------------------------------|------------------------------|---------------------------------|------------------------------|---------------------------------|------------------------------|---------------------------------|-----------------------------------|------------------------------------|-----------------|---|--|--|--|
| Sonny Jackson, L OBP: 0.356, SLG: 0.426 (1, 8) | E4 | | | | | | | | | | | | | | | | | 5 | 2 | 2 | 0 | 0 | 1 | 2 | | | |
| Ralph Garr, L OBP: 0.427, SLG: 0.521 (1, 7) | BB | | | | | | | | | | | | | | | | | 4 | 1 | 4 | 2 | 1 | 0 | 0 | | | |
| Felix Millan, R OBP: 0.397, SLG: 0.416 (1, 4) | F7 | | | | | | | | | | | | | | | | | 5 | 0 | 2 | 0 | 0 | 0 | 4 | | | |
| Orlando Cepeda, R OBP: 0.366, SLG: 0.690 (1, 3) | BB | | | | | | | | | | | | | | | | | 3 | 1 | 1 | 0 | 2 | 1 | 4 | | | |
| Mike Lum, L OBP: 0.366, SLG: 0.154 (1, 9) | SF8 | | | | | | | | | | | | | | | | | 3 | 0 | 1 | 1 | 0 | 0 | 4 | | | |
| Hal King, L OBP: 0.283, SLG: 0.296 (1, 2) | F8 | | | | | | | | | | | | | | | | | 4 | 0 | 0 | 0 | 1 | 2 | 6 | | | |
| Earl Williams, R OBP: 0.381, SLG: 0.711 ERA: 10.5 (1, 5) | | | | | | | | | | | | | | | | | | 4 | 0 | 1 | 0 | 0 | 2 | 0 | | | |
| Hank Aaron, R OBP: 0.328, SLG: 0.618 (10, PH) | | | | | | | | | | | | | | | | | | 1 | 0 | 0 | 0 | 0 | 0 | 2 | | | |
| Gil Garrido, R OBP: 0.286, SLG: 0.167 (1, 6) | | | | | | | | | | | | | | | | | | 4 | 0 | 1 | 0 | 0 | 0 | 1 | | | |
| George Stone, L OBP: 0.167, SLG: 0.167 (1, 1) | | | | | | | | | | | | | | | | | | 4 | 0 | 1 | 0 | 0 | 1 | 0 | | | |
| Cecil Upshaw, R (10, 1) | | | | | | | | | | | | | | | | | | | | | | | | | | | |
| Inning Stats | R: 1 E: 1 K: 0 S: 5 | H: 1 LOB: 2 BB: 1 P: 9 | R: 0 E: 0 K: 0 S: 3 | H: 1 LOB: 0 BB: 0 P: 3 | R: 2 E: 0 K: 0 S: 5 | H: 3 LOB: 1 BB: 1 P: 9 | R: 0 E: 0 K: 1 S: 5 | H: 0 LOB: 0 BB: 0 P: 5 | R: 0 E: 0 K: 0 S: 5 | H: 3 LOB: 2 BB: 2 P: 5 | R: 0 E: 0 K: 1 S: 7 | H: 2 LOB: 2 BB: 0 P: 7 | R: 0 E: 0 K: 2 S: 7 | H: 0 LOB: 2 BB: 1 P: 12 | R: 0 E: 0 K: 2 S: 7 | H: 0 LOB: 0 BB: 0 P: 7 | R: 0 E: 0 K: 1 S: 5 | H: 1 LOB: 0 BB: 0 P: 5 | R: 1 E: 1 K: 0 S: 3 | H: 2 LOB: 3 BB: 1 P: 7 | 1B: 11 2B: 1 3B: 0 HR: 1 | SF: 1 SAC: 0 DP: 3 HBP: 1 | WP: 0 PA: 43 | | | | |
| PITCHER | IP 4.2 | WLS 8 | BF 22 | H 3 | R 3 | ER 2 | SO 1 | BB 2 | IBB 0 | HBP 0 | BLK 0 | WP 0 | HR 1 | S 22 | P 30 | ERA 3.86 | WHIP 2.143 | | | | | | | | | | |
| Clay Kirby, R ERA: 6.05 (1, 1) | 1.1 | | 6 | 2 | 0 | 0 | 1 | 0 | 0 | 0 | 0 | 0 | 0 | 8 | 8 | 0.00 | 1.500 | | | | | | | | | | |
| Dick Kelley, L ERA: 10.5 (5, 1) | 0.2 | | 3 | 0 | 0 | 0 | 1 | 1 | 0 | 0 | 0 | 0 | 0 | 4 | 8 | 0.00 | 1.500 | | | | | | | | | | |
| Al Santorini, R ERA: 2.84 (7, 1) | 2.1 | | 8 | 1 | 0 | 0 | 4 | 0 | 0 | 1 | 0 | 0 | 0 | 15 | 16 | 0.00 | 0.429 | | | | | | | | | | |
| Bill Laxton, L ERA: 2.08 (7, 1) | 0.0 | L | 3 | 2 | 1 | 0 | 0 | 0 | 1 | 0 | 0 | 0 | 0 | 2 | 6 | ∞ | ∞ | | | | | | | | | | |
| Gary Ross, R ERA: 2.35 (10, 1) | | | | | | | | | | | | | | | | | | | | | | | | | | | |

San Diego Padres @ Atlanta Braves
Atlanta Stadium, Atlanta, GA
Sun Apr 25 1971, 3:38 AM EDT
Att: 25,922 - Unknown

AB 37
R 4
H 13
RBI 3
BB 4
SO 7
LOB 23

WP: 0 PA: 43
PB: 0
SB: 1
CS: 1



| Batter | 1 | 2 | 3 | 4 | 5 | 6 | 7 | 8 | 9 | 10 | AB | R | H | RBI | BB | SO | LOB | TOP | |
|--|---|---------------------------------|------------------------------|----------------------------------|------------------------------|----------------------------------|------------------------------|---------------------------------|------------------------------|----------------------------------|------------------------------|---------------------------------|------------------------------|----------------------------------|-------------------------------|----------------------------------|-----------------------------------|------------------------------------|-----------------|
| Bobby Bonds, R OBP: 0.425, SLG: 0.723 George Foster, R OBP: 0.308, SLG: 0.447 | (1, 9) X 0-0 F8 ① | | X 0-0 1B 2B 1B | X 0-0 5-3 ② | | X 0-0 6-3 ③ | | X 0-0 1B | | X 0-3 K ② | 5 | 1 | 2 | 0 | 0 | 0 | 0 | | |
| Chris Speier, R OBP: 0.411, SLG: 0.380 | (1, 6) X 0-0 5-3 ② | | X 0-0 1B 2B 1B | X 0-0 6-3 ③ | | X 0-0 1B SF7 1B | | X 0-0 F9 ③ | | X 0-0 1B 1B | 6 | 2 | 3 | 0 | 0 | 0 | 1 | | |
| Willie Mays, R OBP: 0.456, SLG: 0.698 | (1, 8) S 0-3 K ③ | | X 0-0 1B 2B | | X 0-0 F3 ① | | X 0-0 1B 5-3 1B | | X 0-0 G3 1B | X 0-0 1B 1B | 6 | 1 | 4 | 2 | 0 | 1 | 0 | | |
| Willie McCovey, L OBP: 0.354, SLG: 0.475 | (1, 3) | 0-3 K ① | X 4-0 FC4-6 1B IBB | | X 0-0 HR | | X 0-0 SF7 ① | | X 0-0 G3 ① | X 0-3 K ③ | 4 | 1 | 1 | 2 | 1 | 2 | 3 | | |
| Dick Dietz, R OBP: 0.449, SLG: 0.492 | (1, 2) | X 0-0 5-3 ② | X 0-0 FC4-6 1B | | X 0-0 FC6-4 1B | | X 0-0 5-3 ② | | X 0-3 K ② | | 5 | 0 | 2 | 2 | 0 | 1 | 2 | | |
| Ken Henderson, S OBP: 0.450, SLG: 0.532 | (1, 7) | X 4-0 BB 1B BB | X 0-0 FC4-6 FC4 S 1B | | X 0-0 F7 ② | | X 0-0 IBB | | X 0-0 IBB ③ | | 2 | 0 | 0 | 0 | 3 | 0 | 3 | | |
| Tito Fuentes, S OBP: 0.281, SLG: 0.321 Steve Hamilton, L OBP: 0.272, SLG: 0.317 Don McMahon, R OBP: 0.297, SLG: 0.387 Frank Johnson, R OBP: 0.297, SLG: 0.387 John Cumberland, L OBP: 0.297, SLG: 0.387 Jerry Johnson, R OBP: 0.297, SLG: 0.387 | (1, 4) X 0-0 BB 1B | X 0-0 BB 1B | X 0-0 FC4 1B | | X 0-0 FC6-4 1-2 2-H 3-H | | X 0-0 K | | X 0-0 F7 ③ | | 4 | 0 | 1 | 0 | 0 | 1 | 5 | AB 43 | |
| Hal Lanier, R OBP: 0.270, SLG: 0.182 | (1, 5) X 4-0 BB 1B | X 0-0 F8 ③ | | | X 0-0 5-3 ① | | X 0-0 G3 ① | | X 0-0 1B 1B | | 4 | 1 | 1 | 0 | 1 | 0 | 2 | | |
| Gaylord Perry, R Al Gallagher, R OBP: 0.300, SLG: 0.324 | (1, 1) X 0-3 K ③ | | X 0-0 4-3 ① | | X 0-0 F9 ② | | X 0-0 F9 ② | | X 0-3 K | | 3 | 0 | 0 | 0 | 0 | 1 | 3 | | |
| Inning Stats | R: 0 E: 0 K: 1 S: 5 | H: 0 LOB: 0 BB: 0 P: 5 | R: 0 E: 0 K: 2 S: 8 | H: 1 LOB: 3 BB: 2 P: 16 | R: 3 E: 0 K: 0 S: 7 | H: 4 LOB: 2 BB: 1 P: 11 | R: 0 E: 0 K: 0 S: 3 | H: 0 LOB: 0 BB: 0 P: 3 | R: 1 E: 0 K: 1 S: 7 | H: 2 LOB: 2 BB: 1 P: 11 | R: 0 E: 0 K: 0 S: 4 | H: 1 LOB: 1 BB: 0 P: 4 | R: 0 E: 0 K: 1 S: 6 | H: 1 LOB: 2 BB: 1 P: 10 | R: 1 E: 0 K: 3 S: 12 | H: 3 LOB: 2 BB: 0 P: 12 | 1B: 12 2B: 1 3B: 0 HR: 1 | SF: 1 SAC: 0 DP: 0 HBP: 0 | WP: 0 PA: 49 |
| PITCHER | IP WLS BF H R ER SO BB IBB HBP BLK WP HR S P ERA WHIP | | | | | | | | | | | | | | | | | | |
| Ron Reed, R ERA: 4.78 | (1, 1) 7.0 | WLS 34 | H 9 | R 5 | ER 5 | SO 4 | BB 2 | IBB 0 | HBP 0 | BLK 0 | WP 0 | HR 1 | S 38 | P 54 | ERA 6.43 | WHIP 1.571 | | | |
| Bob Priddy, R ERA: 3.72 | (8, 1) 2.2 | L 14 | 5 | 1 | 1 | 3 | 0 | 1 | 0 | 0 | 0 | 0 | 19 | 23 | 3.38 | 1.875 | | | |
| Steve Barber, L ERA: 15.43 | (10, 1) 0.1 | 1 | 0 | 0 | 0 | 1 | 0 | 0 | 0 | 0 | 0 | 0 | 3 | 3 | 0.00 | 0.000 | | | |

San Francisco Giants @ Atlanta Braves
Atlanta Stadium, Atlanta, GA
Tue Apr 27 1971, 7:05 PM EDT
Att: 13,494 - Unknown

| | |
|-----|----|
| AB | 43 |
| R | 6 |
| H | 14 |
| RBI | 6 |
| BB | 5 |
| SO | 8 |
| LOB | 23 |



| Batter | 1 | 2 | 3 | 4 | 5 | 6 | 7 | 8 | 9 | 10 | AB | R | H | RBI | BB | SO | LOB | BOTTOM | | | |
|---|---|---------------------------------|------------------------------|---------------------------------|------------------------------|----------------------------------|------------------------------|---------------------------------|------------------------------|---------------------------------|------------------------------|---------------------------------|------------------------------|----------------------------------|------------------------------|---------------------------------|------------------------------|---------------------------------|----------------------------------|------------------------------------|-----------------|
| Sonny Jackson, L OBP: 0.346, SLG: 0.411 | (1, 8) X 0-0 4-3 ① | | X 0-0 F8 ① | X 0-0 F7 ③ | | X 0-0 1B | | X 0-0 F7 ② | | X 0-0 1B | 5 | 0 | 1 | 0 | 0 | 0 | 1 | | | | |
| Ralph Garr, L OBP: 0.450, SLG: 0.539 | (1, 7) X 0-0 2B 1B | | X 0-0 HR 1B | | X 0-0 CS 1B | | X 0-0 1B | | X 0-0 F8 ② | | 5 | 2 | 4 | 1 | 0 | 0 | 1 | | | | |
| Hank Aaron, R OBP: 0.333, SLG: 0.667 | (1, 9) X 0-0 1B 2B | | X 0-0 HR | | X 0-0 5-3 ③ | | X 0-0 F6 ③ | | X 0-0 F6 ③ | | 5 | 2 | 2 | 3 | 0 | 0 | 3 | | | | |
| Orlando Cepeda, R OBP: 0.354, SLG: 0.662 Mike Lum, L OBP: 0.333, SLG: 0.133 | (1, 3) X 0-3 K ② | | X 0-0 4-3 ② | | X 0-0 F3 ③ | | X 0-0 E3 FC5-4 | | X 0-0 F5 ① | | 3 | 0 | 0 | 0 | 0 | 1 | 1 | | | | |
| Felix Millan, R OBP: 0.410, SLG: 0.431 | (1, 4) X 0-0 1B | | X 0-0 S 1B | | X 0-0 4-3 ① | | X 0-0 FC5-4 S 1-2 | | X 0-0 FC4-6 1B | | 5 | 0 | 3 | 1 | 0 | 0 | 1 | | | | |
| Hal King, L OBP: 0.277, SLG: 0.276 | (1, 2) X 0-0 F3 ③ | | X 4-0 1-2 BB | | X 0-3 K ② | | X 0-3 K ② | | X 0-0 FC4-6 1-2 | | 4 | 0 | 0 | 0 | 1 | 2 | 3 | | | | |
| Earl Williams, R OBP: 0.362, SLG: 0.643 | (1, 5) | X 0-0 F7 ① | X 0-0 G3 ③ | | X 0-0 F8 ③ | | X 0-0 F8 ③ | | X 0-0 FC4-6 1-2 IBB | | 4 | 0 | 0 | 0 | 1 | 0 | 3 | | | | |
| Marty Perez, R OBP: 0.295, SLG: 0.333 | (1, 6) | X 0-0 F3 ② | | X 0-0 6-3 ① | | X 0-0 1B 3B | | X 0-0 F2 ③ | | | 4 | 1 | 1 | 0 | 0 | 0 | 2 | | | | |
| Ron Reed, R OBP: 0.167, SLG: 0.167 Gil Garrido, R OBP: 0.250, SLG: 0.143 Bob Priddy, R OBP: 0.295, SLG: 0.333 Steve Barber, L ERA: 15.43 | (1, 1) 6.2 | WLS 28 | H 8 | R 5 | ER 5 | SO 5 | BB 1 | IBB 0 | HBP 0 | BLK 0 | WP 0 | HR 1 | S 37 | P 41 | ERA 6.75 | WHIP 1.350 | | | | | |
| Steve Hamilton, L ERA: 6.75 | (7, 1) 1.0 | 5 | 1 | 0 | 0 | 1 | 0 | 0 | 0 | 0 | 0 | 0 | 7 | 7 | 0.00 | 1.000 | | | | | |
| Don McMahon, R ERA: 6.75 | (8, 1) 0.1 | 2 | 0 | 0 | 0 | 0 | 0 | 1 | 0 | 0 | 0 | 0 | 1 | 5 | 0.00 | 0.000 | | | | | |
| John Cumberland, L ERA: 0.66 | (9, 1) 1.2 | W 7 | 2 | 0 | 0 | 0 | 0 | 0 | 0 | 0 | 0 | 0 | 7 | 7 | 0.00 | 1.200 | | | | | |
| Jerry Johnson, R ERA: 0.62 | (10, 1) 0.1 | S 1 | 0 | 0 | 0 | 0 | 0 | 0 | 0 | 0 | 0 | 0 | 1 | 1 | 0.00 | 0.000 | | | | | |
| Inning Stats | R: 2 E: 1 K: 1 S: 8 | H: 3 LOB: 1 BB: 0 P: 8 | R: 0 E: 0 K: 1 S: 5 | H: 0 LOB: 0 BB: 0 P: 5 | R: 2 E: 0 K: 0 S: 6 | H: 3 LOB: 2 BB: 1 P: 10 | R: 0 E: 0 K: 1 S: 5 | H: 0 LOB: 0 BB: 0 P: 5 | R: 0 E: 0 K: 0 S: 3 | H: 1 LOB: 0 BB: 0 P: 3 | R: 0 E: 0 K: 1 S: 5 | H: 0 LOB: 1 BB: 0 P: 7 | R: 0 E: 1 K: 1 S: 6 | H: 0 LOB: 2 BB: 1 P: 10 | R: 0 E: 0 K: 0 S: 4 | H: 1 LOB: 1 BB: 0 P: 4 | R: 0 E: 0 K: 0 S: 4 | H: 1 LOB: 1 BB: 0 P: 4 | 1B: 8 2B: 1 3B: 1 HR: 1 | SF: 0 SAC: 0 DP: 0 HBP: 0 | WP: 0 PA: 43 |
| PITCHER | IP WLS BF H R ER SO BB IBB HBP BLK WP HR S P ERA WHIP | | | | | | | | | | | | | | | | | | | | |

San Francisco Giants @ Atlanta Braves
Atlanta Stadium, Atlanta, GA
Tue Apr 27 1971, 7:05 PM EDT
Att: 13,494 - Unknown

| | |
|-----|----|
| AB | 41 |
| R | 5 |
| H | 11 |
| RBI | 5 |
| BB | 2 |
| SO | 6 |
| LOB | 16 |



| Batter | 1 | 2 | 3 | 4 | 5 | 6 | 7 | 8 | 9 | AB | R | H | RBI | BB | SO | LOB | TOP | | | | | | | | | | |
|--|------------------------------|----------------------------------|------------------------------|---------------------------------|------------------------------|---------------------------------|------------------------------|---------------------------------|------------------------------|----------------------------------|------------------------------|---------------------------------|------------------------------|---------------------------------|------------------------------|---------------------------------|--|------------------------------------|----------------------------------|--------|--|--|--|--|--|--|--|
| Bobby Bonds, R OBP: 0.410, SLG: 0.729 (1, 9) | | | | | | | | | | 5 | 1 | 1 | 1 | 0 | 1 | 0 | San Francisco Giants @ Atlanta Braves Atlanta Stadium, Atlanta, GA Wed Apr 28 1971, 7:05 PM EDT Att: 7,250 - Unknown | | | | | | | | | | |
| Chris Speier, R OBP: 0.404, SLG: 0.373 (1, 6) | | | | | | | | | | 4 | 0 | 1 | 0 | 0 | 1 | 0 | | | | | | | | | | | |
| Ken Henderson, S OBP: 0.422, SLG: 0.490 (1, 8) | | | | | | | | | | 4 | 0 | 0 | 0 | 0 | 2 | 1 | | | | | | | | | | | |
| Willie McCovey, L OBP: 0.346, SLG: 0.477 (1, 3) | | | | | | | | | | 4 | 2 | 1 | 0 | 0 | 0 | 1 | | | | | | | | | | | |
| Dick Dietz, R OBP: 0.463, SLG: 0.508 (1, 2) | | | | | | | | | | 2 | 1 | 1 | 1 | 2 | 0 | 0 | | | | | | | | | | | |
| George Foster, R OBP: 0.357, SLG: 0.569 (1, 7) | | | | | | | | | | 4 | 1 | 4 | 3 | 0 | 0 | 0 | | | | | | | | | | | |
| Tito Fuentes, S OBP: 0.279, SLG: 0.333 (1, 4) | | | | | | | | | | 4 | 0 | 1 | 0 | 0 | 1 | 4 | | | | | | | | | | | |
| Al Gallagher, R OBP: 0.298, SLG: 0.312 (1, 5) | | | | | | | | | | 3 | 0 | 0 | 0 | 1 | 0 | 0 | | | | | | | | | | | |
| Hal Lanier, R OBP: 0.270, SLG: 0.182 (9, 5) | | | | | | | | | | 0 | 0 | 0 | 0 | 0 | 0 | 0 | | | | | | | | | | | |
| Steve Stone, R (1, 1) | | | | | | | | | | 3 | 0 | 0 | 0 | 0 | 2 | 2 | | | | | | | | | | | |
| Don McMahon, R (7, 1) | | | | | | | | | | 1 | 0 | 0 | 0 | 0 | 1 | 0 | | | | | | | | | | | |
| Inning Stats | R: 2 E: 0 K: 1 S: 8 | H: 3 LOB: 2 BB: 1 P: 12 | R: 0 E: 0 K: 0 S: 3 | H: 0 LOB: 0 BB: 0 P: 3 | R: 2 E: 0 K: 0 S: 5 | H: 3 LOB: 1 BB: 0 P: 5 | R: 0 E: 0 K: 1 S: 5 | H: 0 LOB: 0 BB: 0 P: 5 | R: 0 E: 0 K: 1 S: 7 | H: 2 LOB: 2 BB: 1 P: 11 | R: 0 E: 0 K: 3 S: 9 | H: 0 LOB: 1 BB: 1 P: 9 | R: 0 E: 0 K: 0 S: 3 | H: 1 LOB: 1 BB: 1 P: 7 | R: 0 E: 0 K: 1 S: 5 | H: 0 LOB: 0 BB: 0 P: 5 | 1B: 3 2B: 4 3B: 0 HR: 2 | SF: 0 SAC: 0 DP: 1 HBP: 0 | WP: 0 PB: 0 SB: 0 CS: 0 | PA: 37 | | | | | | | |
| PITCHER | IP | WLS | BF | H | R | ER | SO | BB | IBB | HBP | BLK | WP | HR | S | P | ERA | WHIP | | | | | | | | | | |
| Jim Nash, R ERA: 4.5 (1, 1) | 3.0 | L | 15 | 6 | 4 | 4 | 1 | 1 | 0 | 0 | 0 | 0 | 1 | 16 | 20 | 12.00 | 2.333 | | | | | | | | | | |
| Mike McQueen, L ERA: 2.39 (4, 1) | 4.0 | | 15 | 2 | 1 | 1 | 6 | 0 | 1 | 0 | 0 | 0 | 1 | 26 | 30 | 2.25 | 0.500 | | | | | | | | | | |
| Steve Barber, L ERA: 13.5 (8, 1) | 0.1 | | 1 | 0 | 0 | 0 | 0 | 0 | 0 | 0 | 0 | 0 | 0 | 1 | 1 | 0.00 | 0.000 | | | | | | | | | | |
| Ron Herbel, R ERA: 4.15 (8, 1) | 1.2 | | 6 | 1 | 0 | 0 | 1 | 1 | 0 | 0 | 0 | 0 | 0 | 7 | 11 | 0.00 | 1.200 | | | | | | | | | | |

| | |
|-----|----|
| AB | 34 |
| R | 5 |
| H | 9 |
| RBI | 5 |
| BB | 3 |
| SO | 8 |
| LOB | 8 |



| Batter | 1 | 2 | 3 | 4 | 5 | 6 | 7 | 8 | 9 | AB | R | H | RBI | BB | SO | LOB | BOTTOM | | | | | | | | | | |
|---|------------------------------|----------------------------------|------------------------------|---------------------------------|------------------------------|---------------------------------|------------------------------|---------------------------------|------------------------------|---------------------------------|------------------------------|---------------------------------|------------------------------|----------------------------------|------------------------------|---------------------------------|--|---------------------------------|----------------------------------|------------------------------------|----------------------------------|--------|--|--|--|--|--|
| Sonny Jackson, L OBP: 0.349, SLG: 0.416 (1, 8) | | | | | | | | | | 4 | 1 | 1 | 0 | 1 | 1 | 0 | San Francisco Giants @ Atlanta Braves Atlanta Stadium, Atlanta, GA Wed Apr 28 1971, 7:05 PM EDT Att: 7,250 - Unknown | | | | | | | | | | |
| Ralph Garr, L OBP: 0.440, SLG: 0.525 (1, 7) | | | | | | | | | | 4 | 0 | 1 | 0 | 0 | 1 | 2 | | | | | | | | | | | |
| Hank Aaron, R OBP: 0.356, SLG: 0.661 (1, 3) | | | | | | | | | | 2 | 0 | 1 | 2 | 2 | 0 | 0 | | | | | | | | | | | |
| Earl Williams, R OBP: 0.333, SLG: 0.587 (1, 5) | | | | | | | | | | 4 | 0 | 0 | 0 | 0 | 1 | 5 | | | | | | | | | | | |
| Ron Herbel, R (8, 1) | | | | | | | | | | 0 | 0 | 0 | 0 | 0 | 0 | 0 | | | | | | | | | | | |
| Felix Millan, R OBP: 0.402, SLG: 0.434 (1, 4) | | | | | | | | | | 4 | 0 | 1 | 0 | 0 | 0 | 4 | | | | | | | | | | | |
| Mike Lum, L OBP: 0.320, SLG: 0.111 (1, 9) | | | | | | | | | | 3 | 1 | 0 | 0 | 1 | 0 | 1 | | | | | | | | | | | |
| Hal King, L OBP: 0.275, SLG: 0.274 (1, 2) | | | | | | | | | | 4 | 0 | 1 | 0 | 0 | 1 | 1 | | | | | | | | | | | |
| Gil Garrido, R OBP: 0.250, SLG: 0.182 (1, 6) | | | | | | | | | | 4 | 0 | 1 | 1 | 0 | 0 | 2 | | | | | | | | | | | |
| Jim Nash, R OBP: 0.250, SLG: 0.250 (1, 1) | | | | | | | | | | 1 | 0 | 0 | 0 | 0 | 0 | 1 | | | | | | | | | | | |
| Mike McQueen, L OBP: 0.333, SLG: 0.333 (4, 1) | | | | | | | | | | 1 | 0 | 0 | 0 | 0 | 0 | 1 | | | | | | | | | | | |
| Mary Staehle, L (7, PH) | | | | | | | | | | 0 | 1 | 0 | 0 | 1 | 0 | 0 | | | | | | | | | | | |
| Steve Barber, L (8, 1) | | | | | | | | | | 0 | 0 | 0 | 0 | 0 | 0 | 0 | | | | | | | | | | | |
| Clete Boyer, R OBP: 0.250, SLG: 0.188 (8, 5) | | | | | | | | | | 1 | 0 | 0 | 0 | 0 | 1 | 0 | | | | | | | | | | | |
| Inning Stats | R: 0 E: 0 K: 2 S: 8 | H: 1 LOB: 2 BB: 1 P: 12 | R: 0 E: 0 K: 0 S: 4 | H: 1 LOB: 1 BB: 0 P: 4 | R: 1 E: 0 K: 0 S: 4 | H: 1 LOB: 0 BB: 0 P: 4 | R: 1 E: 1 K: 0 S: 4 | H: 1 LOB: 1 BB: 1 P: 8 | R: 0 E: 0 K: 1 S: 3 | H: 1 LOB: 1 BB: 1 P: 7 | R: 0 E: 0 K: 1 S: 6 | H: 1 LOB: 2 BB: 2 P: 6 | R: 1 E: 0 K: 0 S: 4 | H: 1 LOB: 2 BB: 2 P: 12 | R: 0 E: 0 K: 0 S: 3 | H: 0 LOB: 0 BB: 0 P: 3 | R: 0 E: 0 K: 2 S: 7 | H: 0 LOB: 0 BB: 0 P: 7 | 1B: 4 2B: 2 3B: 0 HR: 0 | SF: 0 SAC: 1 DP: 0 HBP: 0 | WP: 0 PB: 0 SB: 0 CS: 0 | PA: 38 | | | | | |
| PITCHER | IP | WLS | BF | H | R | ER | SO | BB | IBB | HBP | BLK | WP | HR | S | P | ERA | WHIP | | | | | | | | | | |
| Steve Stone, R ERA: 2.79 (1, 1) | 6.0 | W | 28 | 5 | 3 | 3 | 3 | 5 | 0 | 0 | 0 | 0 | 0 | 29 | 49 | 4.50 | 1.667 | | | | | | | | | | |
| Don McMahon, R ERA: 4.32 (7, 1) | 3.0 | S | 10 | 1 | 0 | 0 | 2 | 0 | 0 | 0 | 0 | 0 | 0 | 14 | 14 | 0.00 | 0.333 | | | | | | | | | | |



| Batter | 1 | 2 | 3 | 4 | 5 | 6 | 7 | 8 | 9 | AB | R | H | RBI | BB | SO | LOB | TOP | | | | | |
|---|----------------------------------|----------------------------------|----------------------------------|-------------------------------------|----------------------------------|-----------------------------------|------------------------------------|---------------------------------|--------------------------------|-------------------------------------|----------------------------------|---------------------------------|----------------------------------|------------------------------------|----------------------------------|---------------------------------|---|---------------------------------|----------------------------------|------------------------------------|----------------------------------|--------|
| Maury Wills, S OBP: 0.263, SLG: 0.258 Billy Grabarkewitz, R OBP: 0.369, SLG: 0.357 | (1,6) X 0-0 G1-4-3 1B | | (1,6) X 0-0 F8 | | (1,6) X 0-0 4-3 | | (1,6) X 0-0 F2 | | (1,6) X 0-0 F2 | 3 | 0 | 1 | 0 | 0 | 0 | 2 | Los Angeles Dodgers @ Atlanta Braves Atlanta Stadium, Atlanta, GA Fri Apr 30 1971, 7:05 PM EDT Att: 7,759 - Unknown | | | | | |
| Manny Mota, R OBP: 0.404, SLG: 0.392 | (1,9) X 0-0 G1-4-3 1-2f | | (1,9) X 0-0 G5-4-3 1-2f | | (1,9) X 0-0 F3 | | (1,9) X 0-0 1-2 2-H 1B | | | 4 | 0 | 1 | 1 | 0 | 0 | 2 | | | | | | |
| Willie Davis, L OBP: 0.341, SLG: 0.471 Charlie Hough, R | (1,8) X 0-0 F8 | | (1,8) X 0-0 F8 | | (1,8) X 0-3 K2-3 | | (1,8) X 0-0 5-3 | | (1,8) X 0-3 K | 4 | 0 | 0 | 0 | 0 | 2 | 2 | | | | | | |
| Dick Allen, R OBP: 0.338, SLG: 0.439 | (1,7) | (1,7) X 0-0 5-3 | | (1,7) X 4-0 BB | | (1,7) X 4-0 BB | | (1,7) X 0-0 E5 FC6-4 | | 2 | 0 | 0 | 0 | 2 | 0 | 0 | | | | | | |
| Wes Parker, S OBP: 0.311, SLG: 0.319 | (1,3) | (1,3) X 0-0 F7 | | (1,3) X 0-0 L9 | | (1,3) X 0-3 K | | (1,3) X 0-0 F5 | | 4 | 0 | 0 | 0 | 0 | 1 | 3 | | | | | | |
| Tom Haller, L OBP: 0.462, SLG: 0.476 | (1,2) | (1,2) X 0-0 1B PB 1B | | (1,2) X 0-0 L7 | | | | (1,2) X 0-0 1B 1B | | (1,2) X 0-0 F8 | 4 | 1 | 2 | 0 | 0 | 2 | | | | | | |
| Steve Garvey, R OBP: 0.330, SLG: 0.436 | (1,5) | (1,5) X 0-0 1-3 1B | | (1,5) X 0-0 F4 | | (1,5) X 0-0 1-2 1B 1B | | (1,5) X 0-0 FC6-4 1-2f | | 4 | 1 | 2 | 0 | 0 | 0 | 1 | | | | | | |
| Bill Russell, R OBP: 0.333, SLG: 0.338 | (1,4) (7,6) | (1,4) X 0-0 3-1 | | (1,4) X 0-0 SH1-4 1B | | (1,4) X 0-0 F7 | | (1,4) X 0-0 F9 | | 4 | 0 | 1 | 0 | 0 | 0 | 4 | | | | | | |
| Bill Singer, R OBP: 0.125, SLG: 0.067 Joe Moeller, R | (1,1) (5,1) | | (1,1) X 0-0 G5-4-3 1B | | (1,1) X 0-0 SH1-4 | | (1,1) X 0-0 1-2 1B 1B | | (1,1) X 0-0 F7 | 1 | 0 | 1 | 0 | 0 | 0 | 0 | | | | | | |
| Willie Crawford, L OBP: 0.409, SLG: 0.526 | (7,8) (7,8) | | | | | | | | | 2 | 0 | 1 | 1 | 0 | 0 | 0 | | | | | | |
| Inning Stats | R: 0 E: 0 K: 0 S: 3 | H: 1 LOB: 0 BB: 0 P: 3 | R: 0 E: 0 K: 0 S: 5 | H: 2 LOB: 2 BB: 0 P: 5 | R: 0 E: 0 K: 0 S: 3 | H: 1 LOB: 0 BB: 0 P: 3 | R: 0 E: 0 K: 1 S: 5 | H: 0 LOB: 1 BB: 1 P: 9 | R: 0 E: 0 K: 0 S: 4 | H: 1 LOB: 1 BB: 0 P: 4 | R: 0 E: 0 K: 1 S: 5 | H: 0 LOB: 1 BB: 1 P: 9 | R: 2 E: 0 K: 1 S: 9 | H: 4 LOB: 2 BB: 0 P: 9 | R: 0 E: 1 K: 0 S: 4 | H: 0 LOB: 1 BB: 0 P: 4 | R: 0 E: 0 K: 0 S: 3 | H: 0 LOB: 0 BB: 0 P: 3 | 1B: 9 2B: 0 3B: 0 HR: 0 | SF: 0 SAC: 1 DP: 2 HBP: 0 | WP: 0 PB: 1 SB: 0 CS: 0 | PA: 37 |
| PITCHER Phil Niekro, R ERA: 2.93 | (1,1) | IP: 9.0 WLS: W BF: 37 | H: 9 R: 2 ER: 2 SO: 3 | BB: 2 IBB: 0 HBP: 0 BLK: 0 | WP: 0 HR: 0 S: 41 P: 49 | ERA: 2.00 WHIP: 1.222 | PITCHER | IP: 9.0 WLS: W BF: 37 | H: 9 R: 2 ER: 2 SO: 3 | BB: 2 IBB: 0 HBP: 0 BLK: 0 | WP: 0 HR: 0 S: 41 P: 49 | ERA: 2.00 WHIP: 1.222 | 1B: 9 2B: 0 3B: 0 HR: 0 | SF: 0 SAC: 1 DP: 2 HBP: 0 | WP: 0 PB: 1 SB: 0 CS: 0 | PA: 37 | | | | | | |

| Batter | 1 | 2 | 3 | 4 | 5 | 6 | 7 | 8 | 9 | AB | R | H | RBI | BB | SO | LOB | BOTTOM | | | | |
|--|---------------------------------|---------------------------------|--------------------------------------|--|--|----------------------------------|------------------------------|---------------------------------|--------------------------------|-------------------------------------|---------------------------------|---------------------------------|------------------------------|---------------------------------|-------------------------------------|----------------------------------|---|----------------------------------|------------------------------------|----------------------------------|--------|
| Sonny Jackson, L OBP: 0.372, SLG: 0.430 | (1,8) X 0-0 E1 1B | | (1,8) X 0-0 F8 | | | | | (1,8) X 0-0 F8 | | 5 | 1 | 3 | 1 | 0 | 0 | 0 | Los Angeles Dodgers @ Atlanta Braves Atlanta Stadium, Atlanta, GA Fri Apr 30 1971, 7:05 PM EDT Att: 7,759 - Unknown | | | | |
| Ralph Garr, L OBP: 0.426, SLG: 0.511 | (1,7) X 0-0 L5 | | (1,7) X 0-0 2B | | | | (1,7) X 0-0 F7 | | | 5 | 1 | 2 | 0 | 0 | 0 | 3 | | | | | |
| Hank Aaron, R OBP: 0.349, SLG: 0.600 | (1,9) X 4-0 FC6-4 BB | | (1,9) X 0-3 K | | (1,9) X 0-0 1-2 2-3 2B 1B | | (1,9) X 0-0 5-3 | | | 3 | 1 | 1 | 0 | 1 | 1 | 1 | | | | | |
| Orlando Cepeda, R OBP: 0.337, SLG: 0.639 | (1,3) X 0-0 F8 | | (1,3) X 0-0 5-3 | | (1,3) X 0-0 SF8 | | (1,3) X 0-0 5-3 | | | 3 | 0 | 0 | 1 | 0 | 0 | 3 | | | | | |
| Felix Millan, R OBP: 0.413, SLG: 0.435 | (1,4) X 0-0 FC6-4 1-2f | | (1,4) X 0-0 SH G6-4-3 1B | | (1,4) X 0-0 2B E 1B | | (1,4) X 0-0 F8 | | | 4 | 2 | 2 | 1 | 0 | 0 | 2 | | | | | |
| Clete Boyer, R OBP: 0.261, SLG: 0.195 | (1,5) | (1,5) X 0-0 L3 | | (1,5) X 0-0 G6-4-3 SH 1B | | (1,5) X 0-0 F7 | | (1,5) X 0-0 L6 | | 4 | 0 | 1 | 0 | 0 | 0 | 2 | | | | | |
| Bob Didier, S OBP: 0.235, SLG: 0.250 | (1,2) | (1,2) X 0-0 4-3 | | (1,2) X 0-0 SH G6-4-3 1B | | (1,2) X 0-0 E 2B | | (1,2) X 0-3 K | | 3 | 1 | 1 | 1 | 0 | 1 | 0 | | | | | |
| Gil Garrido, R OBP: 0.300, SLG: 0.222 | (1,6) | (1,6) X 0-0 1B | | (1,6) X 0-0 G6-4-3 1-2f 2-3 3-H | | (1,6) X 4-0 E 2B IBB | | (1,6) X 0-0 F4 | | 3 | 1 | 1 | 0 | 1 | 0 | 2 | | | | | |
| Phil Niekro, R | (1,1) | (1,1) X 0-0 L8 | | (1,1) X 0-0 F5 | | (1,1) X 0-0 E5 2B | | (1,1) X 0-3 K | | 4 | 0 | 0 | 0 | 0 | 1 | 3 | | | | | |
| Inning Stats | R: 0 E: 1 K: 0 S: 4 | H: 1 LOB: 2 BB: 1 P: 8 | R: 0 E: 0 K: 0 S: 4 | H: 1 LOB: 1 BB: 0 P: 4 | R: 0 E: 0 K: 1 S: 6 | H: 1 LOB: 1 BB: 0 P: 6 | R: 1 E: 0 K: 0 S: 5 | H: 2 LOB: 1 BB: 0 P: 5 | R: 6 E: 1 K: 0 S: 10 | H: 6 LOB: 2 BB: 1 P: 14 | R: 0 E: 0 K: 0 S: 3 | H: 0 LOB: 0 BB: 0 P: 3 | R: 0 E: 0 K: 1 S: 5 | H: 0 LOB: 0 BB: 0 P: 5 | R: 0 E: 0 K: 1 S: 5 | H: 0 LOB: 0 BB: 0 P: 5 | | 1B: 8 2B: 3 3B: 0 HR: 0 | SF: 1 SAC: 1 DP: 1 HBP: 0 | WP: 0 PB: 0 SB: 0 CS: 0 | PA: 38 |
| PITCHER Bill Singer, R ERA: 4.34 Joe Moeller, R ERA: 2.19 Charlie Hough, R ERA: 5.4 | (1,1) (5,1) (7,1) | IP: 4.1 WLS: L BF: 23 | H: 9 R: 5 ER: 4 SO: 1 | BB: 1 IBB: 0 HBP: 0 BLK: 0 | WP: 0 HR: 0 S: 24 P: 28 | ERA: 8.31 WHIP: 2.308 | PITCHER | IP: 1.2 WLS: 9 BF: 2 | H: 2 R: 2 ER: 0 SO: 0 | BB: 0 IBB: 1 HBP: 0 BLK: 0 | WP: 0 HR: 0 S: 8 P: 12 | ERA: 0.00 WHIP: 1.200 | IP: 2.0 WLS: 6 BF: 0 | H: 0 R: 0 ER: 0 SO: 2 | BB: 0 IBB: 0 HBP: 0 BLK: 0 | WP: 0 HR: 0 S: 10 P: 10 | ERA: 0.00 WHIP: 0.000 | 1B: 8 2B: 3 3B: 0 HR: 0 | SF: 1 SAC: 1 DP: 1 HBP: 0 | WP: 0 PB: 0 SB: 0 CS: 0 | PA: 38 |

| Batter | 1 | 2 | 3 | 4 | 5 | 6 | 7 | 8 | 9 | AB | R | H | RBI | BB | SO | LOB | TOP | | | | | |
|---|------------------------------|---------------------------------|------------------------------|---------------------------------|------------------------------|---------------------------------|------------------------------|---------------------------------|------------------------------|---------------------------------|------------------------------|---------------------------------|------------------------------|---------------------------------|------------------------------|---------------------------------|--|------------------------------|----------------------------------|-----------------------------------|------------------------------------|----------------------------------|
| Maury Wills, S OBP: 0.280, SLG: 0.287 (1, 6) | | | | | | | | | | 5 | 1 | 3 | 0 | 0 | 1 | 0 | Los Angeles Dodgers @ Atlanta Braves Atlanta Stadium, Atlanta, GA Sat May 01 1971, 7:05 PM EDT Att: 16,726 - Unknown | | | | | |
| Manny Mota, R OBP: 0.383, SLG: 0.370 Willie Davis, L OBP: 0.355, SLG: 0.483 (7, PH) | | | | | | | | | | 3 | 0 | 0 | 0 | 0 | 0 | 1 | | | | | | |
| Billy Grabarkewitz, R OBP: 0.435, SLG: 0.313 (1, 4) | | | | | | | | | | 2 | 0 | 0 | 0 | 3 | 0 | 2 | | | | | | |
| Dick Allen, R OBP: 0.341, SLG: 0.443 Sandy Vance, R (9, 1) | | | | | | | | | | 4 | 1 | 1 | 0 | 0 | 0 | 4 | | | | | | |
| Wes Parker, S OBP: 0.318, SLG: 0.327 (1, 3) | | | | | | | | | | 4 | 0 | 2 | 2 | 0 | 0 | 2 | | | | | | |
| Steve Garvey, R OBP: 0.344, SLG: 0.439 (1, 5) | | | | | | | | | | 4 | 1 | 2 | 0 | 1 | 0 | 2 | | | | | | |
| Bill Sudakis, S OBP: 0.133, SLG: 0.375 Duke Sims, L OBP: 0.362, SLG: 0.390 (7, 2) | | | | | | | | | | 3 | 0 | 1 | 0 | 0 | 1 | 1 | | | | | | |
| Bill Russell, R OBP: 0.330, SLG: 0.333 (7, 9) | | | | | | | | | | 4 | 1 | 1 | 0 | 0 | 0 | 4 | | | | | | |
| Claude Osteen, L OBP: 0.133, SLG: 0.071 Jim Ledford, S OBP: 0.346, SLG: 0.400 Pete Mikkelsen, R OBP: 0.327, SLG: 0.184 Bobby Valentine, R OBP: 0.400, SLG: 0.528 (8, 1) | | | | | | | | | | 2 | 0 | 0 | 0 | 0 | 2 | 0 | | | | | | |
| Inning Stats | R: 0 E: 0 K: 0 S: 3 | H: 0 LOB: 1 BB: 1 P: 7 | R: 0 E: 0 K: 0 S: 3 | H: 1 LOB: 0 BB: 0 P: 3 | R: 0 E: 0 K: 1 S: 6 | H: 1 LOB: 1 BB: 0 P: 6 | R: 1 E: 0 K: 0 S: 6 | H: 3 LOB: 2 BB: 0 P: 6 | R: 0 E: 0 K: 2 S: 7 | H: 0 LOB: 0 BB: 0 P: 7 | R: 0 E: 0 K: 0 S: 2 | H: 0 LOB: 2 BB: 0 P: 6 | R: 2 E: 0 K: 1 S: 9 | H: 5 LOB: 2 BB: 0 P: 9 | R: 0 E: 0 K: 0 S: 4 | H: 1 LOB: 2 BB: 0 P: 5 | | R: 2 E: 1 K: 0 S: 6 | H: 2 LOB: 3 BB: 2 P: 14 | 1B: 11 2B: 2 3B: 0 HR: 0 | SF: 0 SAC: 1 DP: 2 HBP: 1 | WP: 0 PB: 0 SB: 0 CS: 0 |
| PITCHER | IP | WLS | BF | H | R | ER | SO | BB | IBB | HBP | BLK | WP | HR | S | P | ERA | WHIP | | | | | |
| George Stone, L ERA: 3.38 Bob Priddy, R ERA: 3.49 Ron Herbel, R ERA: 4.0 Steve Barber, L ERA: 12.27 Cecil Upshaw, R ERA: 3.1 | (1, 1) | 6.1 | 27 | 8 | 3 | 3 | 4 | 2 | 0 | 0 | 0 | 0 | 0 | 33 | 41 | 4.26 | 1.579 | | | | | |
| Mike McQueen, L ERA: 2.31 (9, 1) | 0.1 | W | 2 | 0 | 0 | 0 | 0 | 0 | 0 | 0 | 0 | 0 | 0 | 0 | 0 | 0.00 | 3.000 | | | | | |

| | |
|-----|----|
| AB | 37 |
| R | 5 |
| H | 13 |
| RBI | 5 |
| BB | 4 |
| SO | 4 |
| LOB | 21 |



| Batter | 1 | 2 | 3 | 4 | 5 | 6 | 7 | 8 | 9 | AB | R | H | RBI | BB | SO | LOB | BOTTOM | | | | | |
|---|------------------------------|---------------------------------|------------------------------|---------------------------------|------------------------------|---------------------------------|------------------------------|---------------------------------|------------------------------|---------------------------------|------------------------------|---------------------------------|------------------------------|---------------------------------|------------------------------|---------------------------------|--|------------------------------|---------------------------------|----------------------------------|------------------------------------|----------------------------------|
| Felix Millan, R OBP: 0.412, SLG: 0.478 (1, 4) | | | | | | | | | | 5 | 2 | 2 | 2 | 0 | 0 | 0 | Los Angeles Dodgers @ Atlanta Braves Atlanta Stadium, Atlanta, GA Sat May 01 1971, 7:05 PM EDT Att: 16,726 - Unknown | | | | | |
| Ralph Garr, L OBP: 0.433, SLG: 0.511 (1, 7) | | | | | | | | | | 2 | 1 | 1 | 0 | 1 | 0 | 0 | | | | | | |
| Hank Aaron, R OBP: 0.368, SLG: 0.685 (1, 9) | | | | | | | | | | 3 | 2 | 2 | 4 | 1 | 0 | 1 | | | | | | |
| Orlando Cepeda, R OBP: 0.355, SLG: 0.644 (1, 3) | | | | | | | | | | 4 | 0 | 3 | 0 | 0 | 0 | 0 | | | | | | |
| Clete Boyer, R OBP: 0.240, SLG: 0.178 (1, 5) | | | | | | | | | | 4 | 0 | 0 | 0 | 0 | 1 | 4 | | | | | | |
| Sonny Jackson, L OBP: 0.367, SLG: 0.416 (1, 8) | | | | | | | | | | 3 | 1 | 0 | 0 | 1 | 0 | 1 | | | | | | |
| Bob Didier, S OBP: 0.200, SLG: 0.211 (1, 2) | | | | | | | | | | 3 | 0 | 0 | 0 | 0 | 0 | 1 | | | | | | |
| Gil Garrido, R OBP: 0.304, SLG: 0.238 Mike Lum, L OBP: 0.333, SLG: 0.150 (9, PH) | | | | | | | | | | 3 | 0 | 1 | 0 | 0 | 0 | 0 | | | | | | |
| George Stone, L ERA: 2.89 Bob Priddy, R ERA: 2.57 Earl Williams, R ERA: 0.574 Ron Herbel, R ERA: 4.0 Steve Barber, L ERA: 12.27 Cecil Upshaw, R ERA: 3.1 Mike McQueen, L ERA: 2.31 (8, 1) | | | | | | | | | | 2 | 0 | 0 | 0 | 0 | 2 | 0 | | | | | | |
| Inning Stats | R: 2 E: 0 K: 1 S: 7 | H: 2 LOB: 0 BB: 0 P: 7 | R: 0 E: 0 K: 0 S: 3 | H: 0 LOB: 0 BB: 0 P: 3 | R: 0 E: 0 K: 1 S: 6 | H: 1 LOB: 1 BB: 0 P: 6 | R: 0 E: 0 K: 0 S: 4 | H: 1 LOB: 1 BB: 0 P: 4 | R: 0 E: 0 K: 1 S: 5 | H: 0 LOB: 0 BB: 0 P: 5 | R: 0 E: 0 K: 0 S: 3 | H: 1 LOB: 1 BB: 1 P: 7 | R: 0 E: 0 K: 1 S: 6 | H: 1 LOB: 1 BB: 0 P: 6 | R: 2 E: 0 K: 0 S: 4 | H: 2 LOB: 0 BB: 1 P: 8 | | R: 3 E: 0 K: 0 S: 4 | H: 2 LOB: 0 BB: 1 P: 8 | 1B: 6 2B: 1 3B: 0 HR: 3 | SF: 0 SAC: 2 DP: 1 HBP: 0 | WP: 1 PB: 0 SB: 0 CS: 1 |
| PITCHER | IP | WLS | BF | H | R | ER | SO | BB | IBB | HBP | BLK | WP | HR | S | P | ERA | WHIP | | | | | |
| Claude Osteen, L ERA: 2.89 Jim Brewer, L ERA: 2.57 Pete Mikkelsen, R ERA: 1.84 Sandy Vance, R ERA: 7.2 | (1, 1) | 6.0 | 23 | 5 | 2 | 2 | 3 | 1 | 0 | 0 | 0 | 0 | 0 | 7 | 11 | 6.75 | 1.500 | | | | | |
| Mike McQueen, L ERA: 2.31 (9, 1) | 0.2 | L | 5 | 2 | 3 | 3 | 0 | 1 | 0 | 0 | 0 | 1 | 1 | 4 | 8 | 40.50 | 4.500 | | | | | |

| | |
|-----|----|
| AB | 32 |
| R | 7 |
| H | 10 |
| RBI | 7 |
| BB | 3 |
| SO | 4 |
| LOB | 9 |



| Batter | 1 | 2 | 3 | 4 | 5 | 6 | 7 | 8 | 9 | AB | R | H | RBI | BB | SO | LOB | TOP | | | | | |
|---|--|---------------------------------|------------------------------|---------------------------------|------------------------------|---------------------------------|------------------------------|---------------------------------|------------------------------|---------------------------------|------------------------------|---------------------------------|------------------------------|---------------------------------|------------------------------|---------------------------------|--|---------------------------------|----------------------------------|------------------------------------|----------------------------------|--------|
| Maury Wills, S OBP: 0.288, SLG: 0.327 (1, 6) | 0-0 3-1 ① | | 0-0 6-3 ③ | | | 0-0 HR ① | | 0-0 G6-4-3 1B ③ | | 4 | 1 | 2 | 1 | 0 | 0 | 0 | Los Angeles Dodgers @ Atlanta Braves Atlanta Stadium, Atlanta, GA Sun May 02 1971, 3:33 AM EDT Att: 34,906 - Unknown | | | | | |
| Billy Grabarkewitz, R OBP: 0.370, SLG: 0.250 (1, 4) | 0-0 6-3 ② | | | 0-3 K ① | | 0-3 K ① | | 0-0 G6-4-3 ③ | | 4 | 0 | 0 | 0 | 0 | 2 | 1 | | | | | | |
| Willie Davis, L OBP: 0.351, SLG: 0.473 (1, 8) | 0-0 CS 1B ③ | | | 0-0 4-3 ② | | 0-0 F7 ② | | | 0-0 3-4-3 ① | 4 | 0 | 1 | 0 | 0 | 0 | 0 | | | | | | |
| Dick Allen, R OBP: 0.337, SLG: 0.432 (1, 7) | 0-0 CS 1-2 ③ | 0-0 1-4-3 ① | | 0-0 1B ③ | | 0-0 F9 ③ | | | 0-0 5-3 ② | 4 | 0 | 1 | 0 | 0 | 0 | 0 | | | | | | |
| Wes Parker, S OBP: 0.306, SLG: 0.314 (1, 3) | | 0-0 F9 ② | | 0-0 F7 ③ | | | 0-0 F7 ① | | 0-0 6-3 ③ | 4 | 0 | 0 | 0 | 0 | 0 | 1 | | | | | | |
| Duke Sims, L OBP: 0.380, SLG: 0.419 (1, 2) | | 4-0 BB ③ | | | 0-0 2B ① | | 0-0 F8 ② | | | 2 | 0 | 1 | 0 | 1 | 0 | 0 | | | | | | |
| Steve Garvey, R OBP: 0.344, SLG: 0.429 (1, 5) | | 0-0 F4 ③ | | | 0-0 F9 ① | | 4-0 BB ③ | | | 2 | 0 | 0 | 0 | 1 | 0 | 2 | | | | | | |
| Bill Russell, R OBP: 0.320, SLG: 0.322 (1, 9) | | | 0-0 G3 ① | | 0-0 F7 ② | | 0-0 F4 ③ | | | 3 | 0 | 0 | 0 | 0 | 0 | 2 | | | | | | |
| Don Sutton, R OBP: 0.250, SLG: 0.100 (8, PH) | | | 0-0 5-3 ② | | 0-0 F6 ③ | | | 0-3 K ① | | 2 | 0 | 0 | 0 | 0 | 0 | 1 | | | | | | |
| Willie Crawford, L OBP: 0.391, SLG: 0.500 Jim Brewer, L (8, 1) | | | | | | | | | | 1 | 0 | 0 | 0 | 0 | 1 | 0 | | | | | | |
| | | | | | | | | | | 0 | 0 | 0 | 0 | 0 | 0 | 0 | | | | | | |
| Inning Stats | R: 0 E: 0 K: 0 S: 3 | H: 1 LOB: 0 BB: 0 P: 3 | R: 0 E: 0 K: 0 S: 3 | H: 0 LOB: 1 BB: 1 P: 7 | R: 0 E: 0 K: 0 S: 3 | H: 0 LOB: 0 BB: 0 P: 3 | R: 0 E: 0 K: 1 S: 6 | H: 1 LOB: 1 BB: 0 P: 6 | R: 0 E: 0 K: 0 S: 4 | H: 1 LOB: 0 BB: 0 P: 4 | R: 1 E: 0 K: 0 S: 6 | H: 1 LOB: 0 BB: 0 P: 6 | R: 0 E: 0 K: 0 S: 3 | H: 0 LOB: 1 BB: 1 P: 7 | R: 0 E: 0 K: 1 S: 5 | H: 1 LOB: 0 BB: 0 P: 5 | R: 0 E: 0 K: 0 S: 3 | H: 0 LOB: 0 BB: 0 P: 3 | 1B: 3 2B: 1 3B: 0 HR: 1 | SF: 0 SAC: 0 DP: 1 HBP: 0 | WP: 0 PB: 0 SB: 0 CS: 1 | PA: 33 |
| PITCHER Ron Reed, R ERA: 3.95 (1, 1) | IP: 9.0 WLS: W BF: 32 H: 5 R: 1 ER: 1 SO: 3 BB: 2 IBB: 0 HBP: 0 BLK: 0 WP: 0 HR: 1 S: 36 P: 44 ERA: 1.00 WHIP: 0.778 | | | | | | | | | | | | | | | PITCHER | IP: 9.0 WLS: W BF: 32 H: 5 R: 1 ER: 1 SO: 3 BB: 2 IBB: 0 HBP: 0 BLK: 0 WP: 0 HR: 1 S: 36 P: 44 ERA: 1.00 WHIP: 0.778 | | | | | |

| Batter | 1 | 2 | 3 | 4 | 5 | 6 | 7 | 8 | 9 | AB | R | H | RBI | BB | SO | LOB | BOTTOM | | | | | |
|--|--|---------------------------------|------------------------------|---------------------------------|------------------------------|---------------------------------|------------------------------|----------------------------------|------------------------------|---------------------------------|------------------------------|---------------------------------|------------------------------|---------------------------------|------------------------------|---------------------------------|--|------------------------------|---------------------------------|----------------------------------|------------------------------------|----------------------------------|
| Sonny Jackson, L OBP: 0.363, SLG: 0.430 (1, 8) | 0-0 4-3 ① | | 0-0 4-3 ③ | | 0-0 SF7 3B ① | | 0-0 F5 ③ | | | 4 | 1 | 1 | 0 | 0 | 0 | 2 | Los Angeles Dodgers @ Atlanta Braves Atlanta Stadium, Atlanta, GA Sun May 02 1971, 3:33 AM EDT Att: 34,906 - Unknown | | | | | |
| Ralph Garr, L OBP: 0.416, SLG: 0.495 (1, 7) | 0-3 K ② | | | 0-0 4-3 ① | 0-0 SF7 ② | | 0-0 F7 ① | | | 3 | 0 | 0 | 1 | 0 | 1 | 0 | | | | | | |
| Hank Aaron, R OBP: 0.374, SLG: 0.727 (1, 9) | 0-0 F2 ③ | | | 0-0 HR 2B ③ | 0-0 F8 ③ | | 0-0 HR ③ | | | 4 | 2 | 2 | 1 | 0 | 0 | 0 | | | | | | |
| Orlando Cepeda, R OBP: 0.351, SLG: 0.659 (1, 3) | | 0-0 F3 ① | | 0-0 HR 2B ② | | 0-0 5-3 ① | | 0-0 1-3 ② | | 4 | 1 | 1 | 2 | 0 | 0 | 0 | | | | | | |
| Felix Milan, R OBP: 0.406, SLG: 0.479 (1, 4) | | 0-0 6-3 ② | | 0-0 PB FC1-5 2B ② | | 0-0 6-3 ② | | 0-0 6-3 ③ | | 4 | 0 | 1 | 0 | 0 | 0 | 0 | | | | | | |
| Clete Boyer, R OBP: 0.245, SLG: 0.170 (1, 5) | | 0-0 5-3 ③ | | 4-0 FC1-5 BB ③ | | 0-0 F9 ③ | | | | 2 | 0 | 0 | 0 | 1 | 0 | 0 | | | | | | |
| Gil Garrido, R OBP: 0.269, SLG: 0.208 (1, 6) | | | 0-3 K ① | 0-0 FC1-5 ② | | 0-0 6-3 ① | | | | 3 | 0 | 0 | 0 | 0 | 1 | 2 | | | | | | |
| Bob Didier, S OBP: 0.261, SLG: 0.273 (1, 2) | | | 0-0 4-3 1B ③ | 0-0 4-1 ③ | | 0-0 K ② | | | | 3 | 0 | 2 | 0 | 0 | 0 | 2 | | | | | | |
| Ron Reed, R OBP: 0.133, SLG: 0.133 (1, 1) | | | 0-0 4-3 1-2 ② | | 0-0 5-3 ① | | 0-3 K ② | | | 3 | 0 | 0 | 0 | 0 | 1 | 2 | | | | | | |
| Inning Stats | R: 0 E: 0 K: 1 S: 5 | H: 0 LOB: 0 BB: 0 P: 5 | R: 0 E: 0 K: 0 S: 3 | H: 0 LOB: 0 BB: 0 P: 3 | R: 0 E: 0 K: 1 S: 6 | H: 1 LOB: 0 BB: 0 P: 6 | R: 2 E: 0 K: 0 S: 6 | H: 3 LOB: 2 BB: 1 P: 10 | R: 1 E: 0 K: 0 S: 4 | H: 1 LOB: 0 BB: 0 P: 4 | R: 0 E: 0 K: 0 S: 3 | H: 0 LOB: 0 BB: 0 P: 3 | R: 0 E: 0 K: 1 S: 6 | H: 1 LOB: 1 BB: 0 P: 6 | R: 1 E: 0 K: 0 S: 4 | H: 1 LOB: 0 BB: 0 P: 4 | | R: 0 E: 0 K: 0 S: 3 | H: 0 LOB: 0 BB: 0 P: 3 | 1B: 2 2B: 2 3B: 1 HR: 2 | SF: 1 SAC: 0 DP: 0 HBP: 0 | WP: 0 PB: 1 SB: 0 CS: 0 |
| PITCHER Don Sutton, R ERA: 4.75 Jim Brewer, L ERA: 3.35 (8, 1) | IP: 7.0 WLS: L BF: 28 H: 6 R: 3 ER: 3 SO: 3 BB: 1 IBB: 0 HBP: 0 BLK: 0 WP: 0 HR: 1 S: 33 P: 37 ERA: 3.86 WHIP: 1.000 | | | | | | | | | | | | | | | PITCHER | IP: 7.0 WLS: L BF: 28 H: 6 R: 3 ER: 3 SO: 3 BB: 1 IBB: 0 HBP: 0 BLK: 0 WP: 0 HR: 1 S: 33 P: 37 ERA: 3.86 WHIP: 1.000 | | | | | |

| Batter | 1 | 2 | 3 | 4 | 5 | 6 | 7 | 8 | 9 | AB | R | H | RBI | BB | SO | LOB | TOP | | | | | | | | | | | | | | | | |
|--|---|---------------------------------|------------------------------|----------------------------------|------------------------------|---------------------------------|------------------------------|---------------------------------|------------------------------|---------------------------------|------------------------------|---------------------------------|------------------------------|---------------------------------|------------------------------|---------------------------------|---|---------------------------------|----------------------------------|------------------------------------|----------------------------------|--------|--|--|--|--|--|--|--|--|--|--|--|
| Sonny Jackson, L (1, 8) OBP: 0.368, SLG: 0.427 | F6 | | SH1-3 WP BB | | FC1-6 CS | | E2 1B | | | 3 | 0 | 1 | 1 | 1 | 0 | 1 | Atlanta Braves @ San Diego Padres San Diego Stadium, San Diego, CA Tue May 04 1971, 10:05 PM EDT Att: 2,924 - Unknown | | | | | | | | | | | | | | | | |
| Ralph Garr, L (1, 7) OBP: 0.419, SLG: 0.495 | 4-3 WP 1B | | F7 | | CS | | F7 | | | 4 | 0 | 2 | 0 | 0 | 0 | 3 | | | | | | | | | | | | | | | | | |
| Felix Millan, R (1, 4) OBP: 0.413, SLG: 0.485 | 4-3 | | SH1-3 | | | | | | | 3 | 0 | 2 | 0 | 0 | 0 | 1 | | | | | | | | | | | | | | | | | |
| Earl Williams, R (1, 3) OBP: 0.304, SLG: 0.529 | K | | F7 | | | | | | | 4 | 0 | 0 | 0 | 0 | 1 | 4 | | | | | | | | | | | | | | | | | |
| Mike Lum, L (1, 9) OBP: 0.323, SLG: 0.292 | | | | | 5-3 | | | | | 4 | 1 | 1 | 1 | 0 | 0 | 1 | | | | | | | | | | | | | | | | | |
| Clete Boyer, R (1, 5) OBP: 0.246, SLG: 0.160 | | HR | | | | | | | | 3 | 0 | 0 | 0 | 1 | 0 | 0 | | | | | | | | | | | | | | | | | |
| Bob Didier, S (1, 2) Hal King, L (9, PH) OBP: 0.289, SLG: 0.280 OBP: 0.282, SLG: 0.270 | | 4-3 WP BB | | | F6 | | F5 | | | 3 | 1 | 1 | 0 | 0 | 0 | 1 | | | | | | | | | | | | | | | | | |
| Gil Garrido, R (1, 6) Hank Aaron, R (9, PH) Marty Perez, R (9, FR) OBP: 0.241, SLG: 0.185 OBP: 0.390, SLG: 0.744 OBP: 0.290, SLG: 0.328 | | F3 | | | L3 | | BB 1B | | | 1 | 0 | 0 | 0 | 0 | 0 | 0 | | | | | | | | | | | | | | | | | |
| Pat Jarvis, R (1, 1) Cecil Upshaw, R (8, 1) Mary Staehle, L (9, PH) OBP: 0.154, SLG: 0.083 | | 4-3 | | | K | | L7 | | | 3 | 0 | 0 | 0 | 0 | 1 | 2 | | | | | | | | | | | | | | | | | |
| | | 2-3 | | | | | BB 2B | | | 1 | 0 | 1 | 0 | 0 | 0 | 0 | | | | | | | | | | | | | | | | | |
| | | K | | | | | FC1-6 1B | | | 2 | 0 | 1 | 0 | 1 | 1 | 1 | | | | | | | | | | | | | | | | | |
| | | | | | | | E BB | | | 0 | 0 | 0 | 0 | 0 | 0 | 0 | | | | | | | | | | | | | | | | | |
| | | | | | | | | | | 1 | 0 | 0 | 0 | 0 | 1 | 1 | | | | | | | | | | | | | | | | | |
| Inning Stats | R: 0 E: 0 K: 1 S: 6 | H: 1 LOB: 1 BB: 0 P: 6 | R: 1 E: 0 K: 1 S: 6 | H: 1 LOB: 1 BB: 1 P: 10 | R: 0 E: 0 K: 0 S: 3 | H: 0 LOB: 1 BB: 1 P: 7 | R: 0 E: 0 K: 0 S: 3 | H: 0 LOB: 0 BB: 0 P: 3 | R: 0 E: 0 K: 1 S: 5 | H: 1 LOB: 0 BB: 0 P: 5 | R: 0 E: 0 K: 0 S: 4 | H: 2 LOB: 1 BB: 0 P: 4 | R: 1 E: 1 K: 0 S: 5 | H: 2 LOB: 2 BB: 1 P: 9 | R: 0 E: 0 K: 0 S: 3 | H: 1 LOB: 1 BB: 0 P: 6 | R: 0 E: 0 K: 1 S: 6 | H: 1 LOB: 1 BB: 0 P: 6 | 1B: 7 2B: 1 3B: 0 HR: 1 | SF: 0 SAC: 1 DP: 0 HBP: 0 | WP: 3 PB: 0 SB: 0 CS: 3 | PA: 37 | | | | | | | | | | | |
| PITCHER | IP WLS BF H R ER SO BB IBB HBP BLK WP HR S P ERA WHIP | | | | | | | | | | | | | | | | | | | | | | | | | | | | | | | | |
| Tom Phoebus, R (1, 1) ERA: 4.38 | 6.2 | 28 | 7 | 2 | 2 | 3 | 3 | 0 | 0 | 0 | 0 | 3 | 1 | 31 | 43 | 2.70 | 1.500 | | | | | | | | | | | | | | | | |
| Bill Laxton, L (7, 1) ERA: 2.92 | 0.1 | 1 | 0 | 0 | 0 | 0 | 0 | 0 | 0 | 0 | 0 | 0 | 0 | 1 | 1 | 0.00 | 0.000 | | | | | | | | | | | | | | | | |
| Al Severinsen, R (8, 1) ERA: 1.56 | 2.0 | W 7 | 2 | 0 | 0 | 1 | 0 | 0 | 0 | 0 | 0 | 0 | 0 | 9 | 9 | 0.00 | 1.000 | | | | | | | | | | | | | | | | |

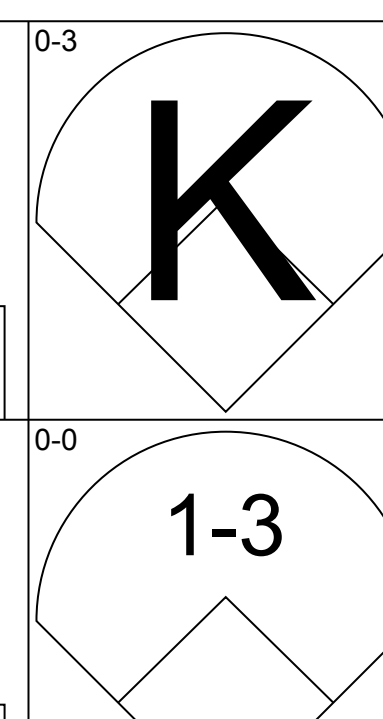
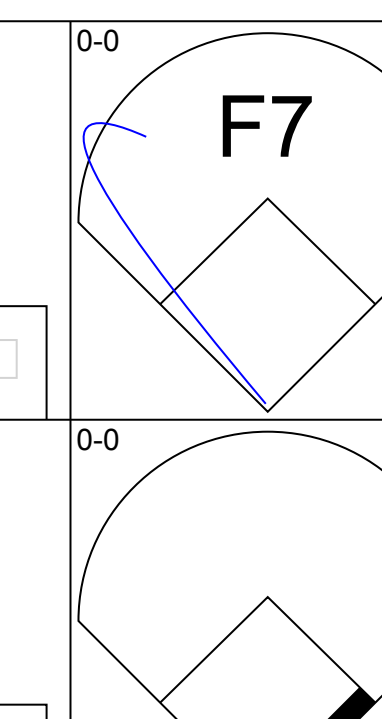
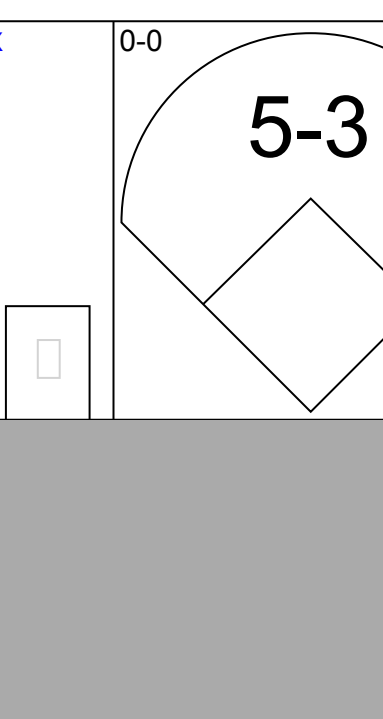
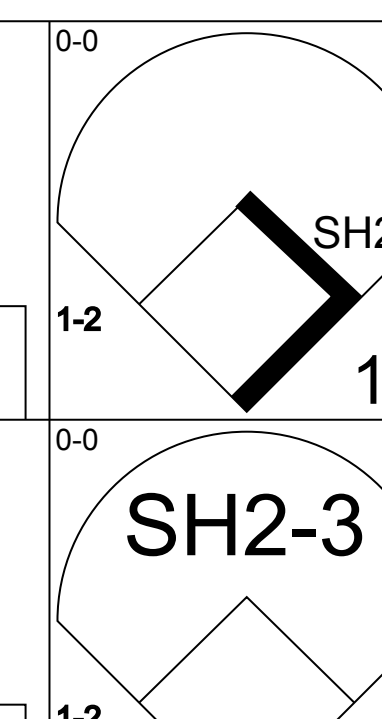
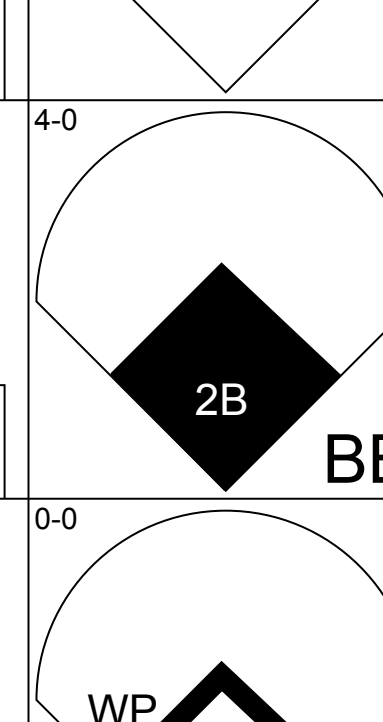
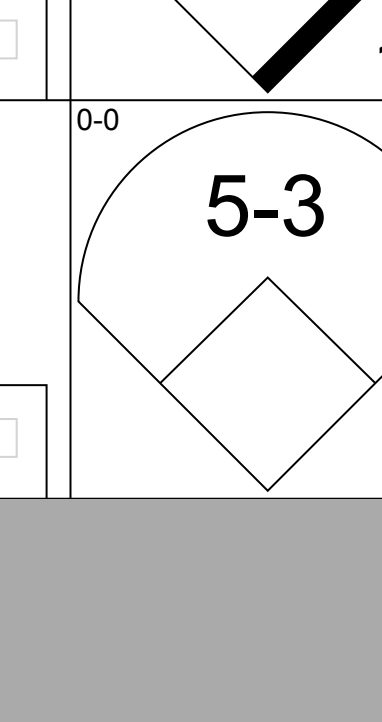
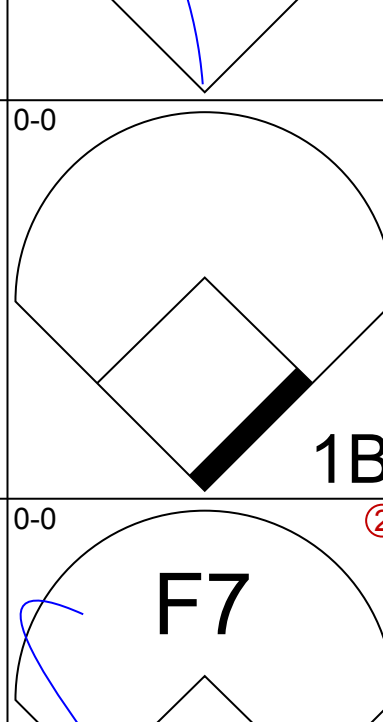
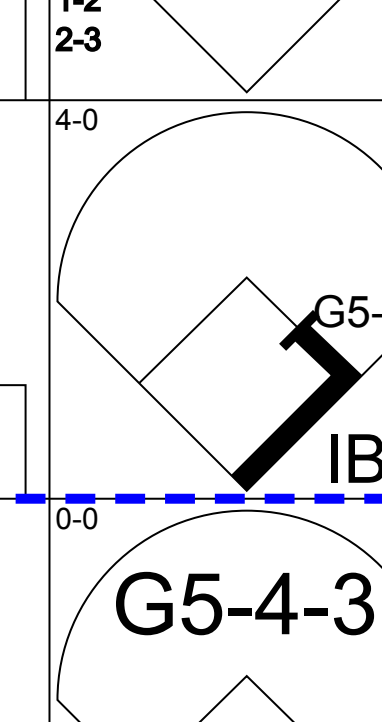
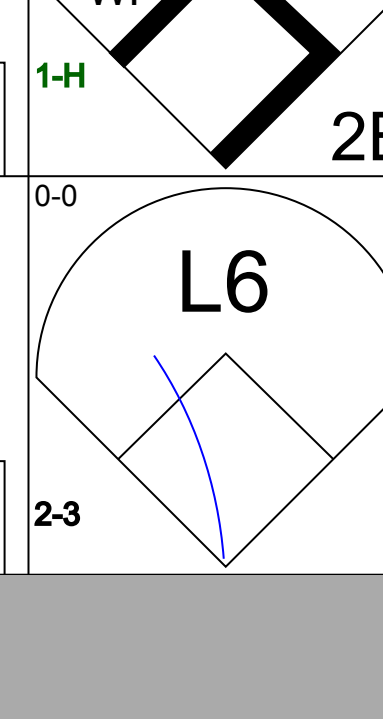

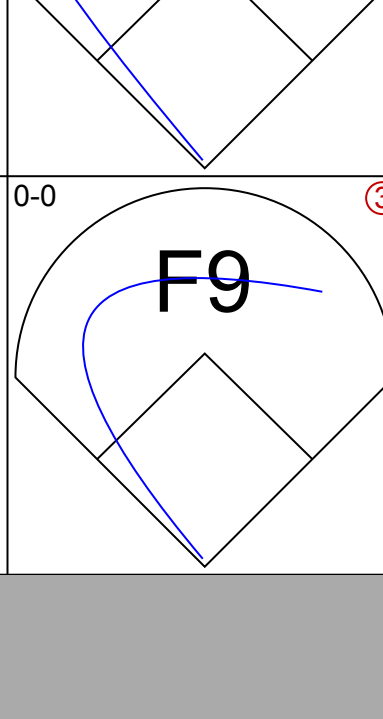


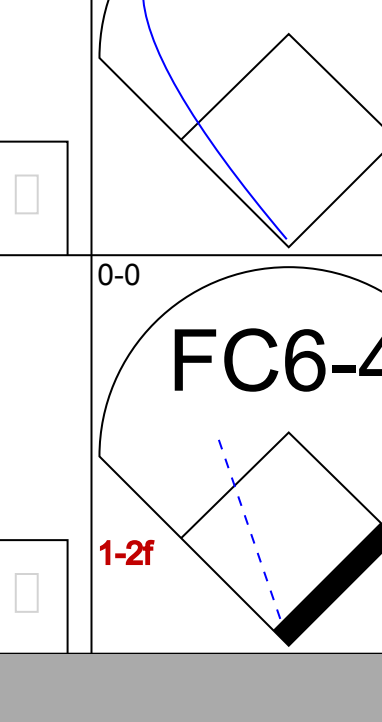



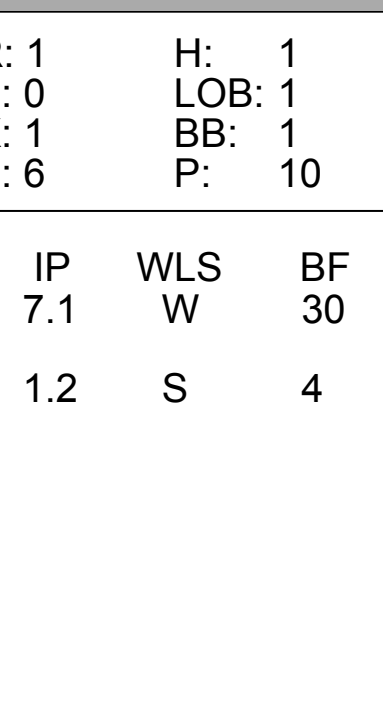
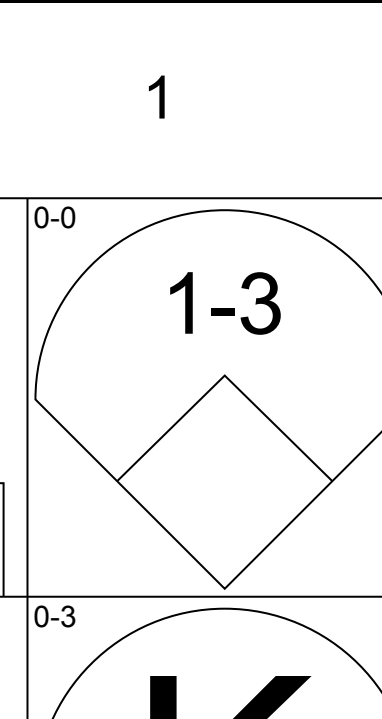


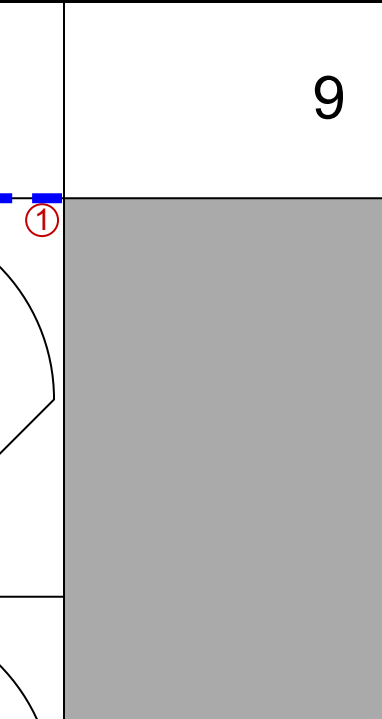

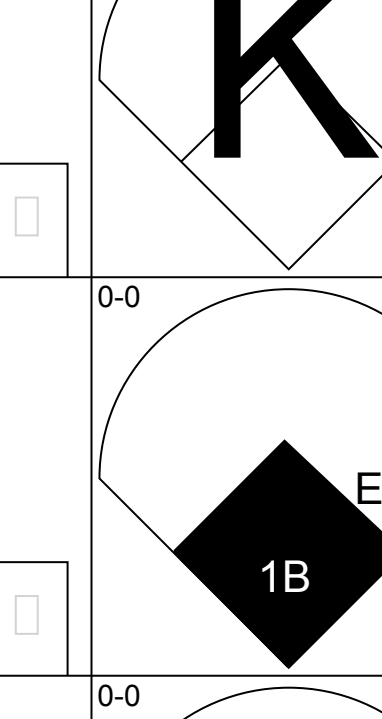

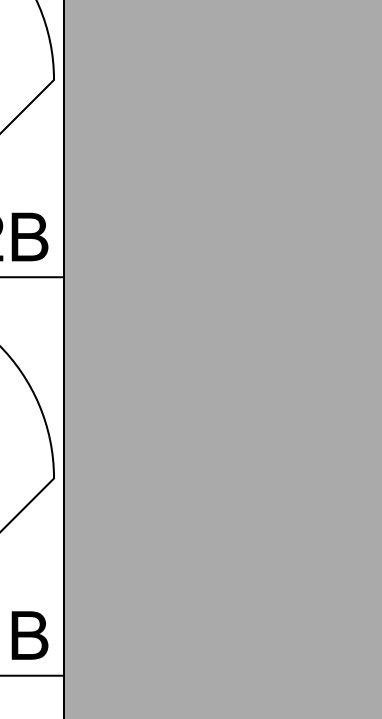
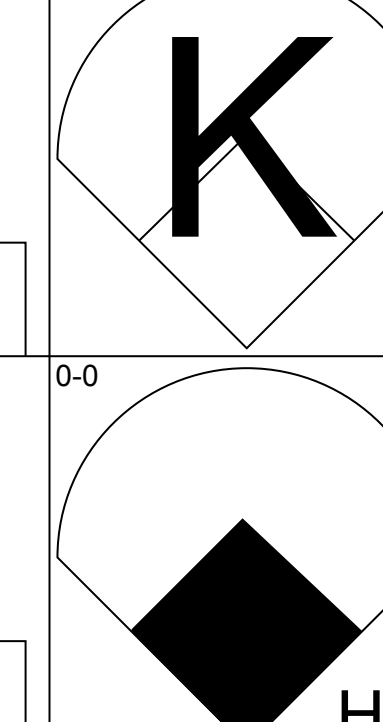
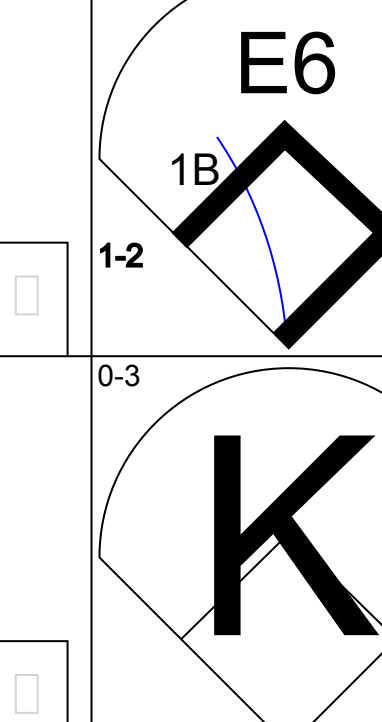


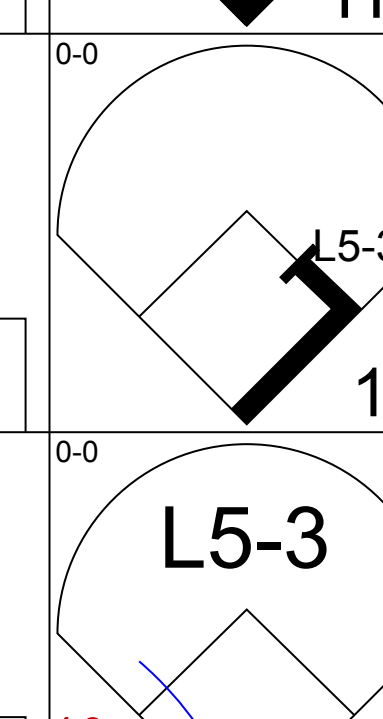

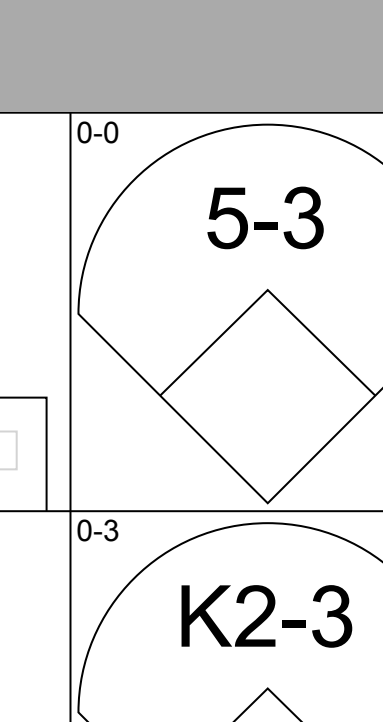
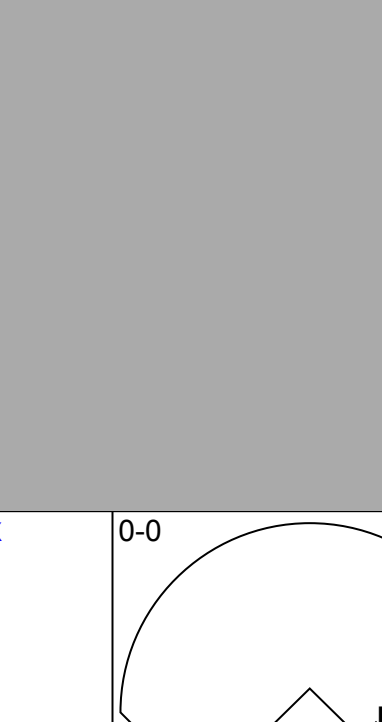

AB 32
R 2
H 9
RBI 2
BB 3
SO 4
LOB 15

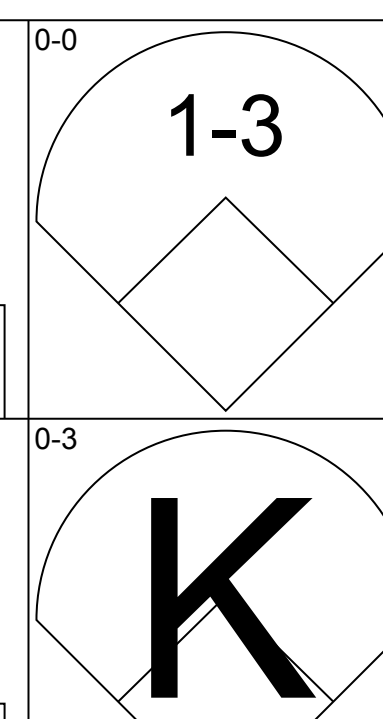
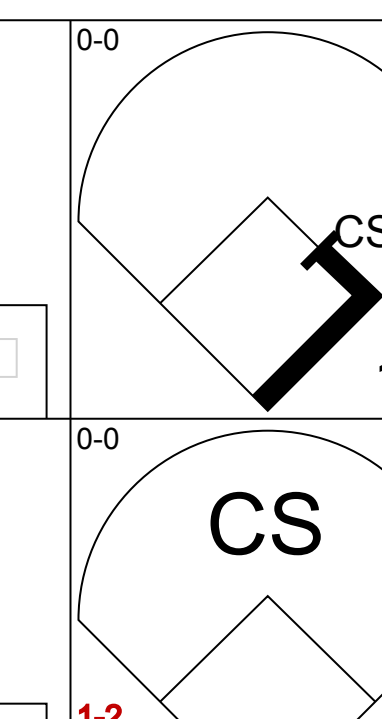
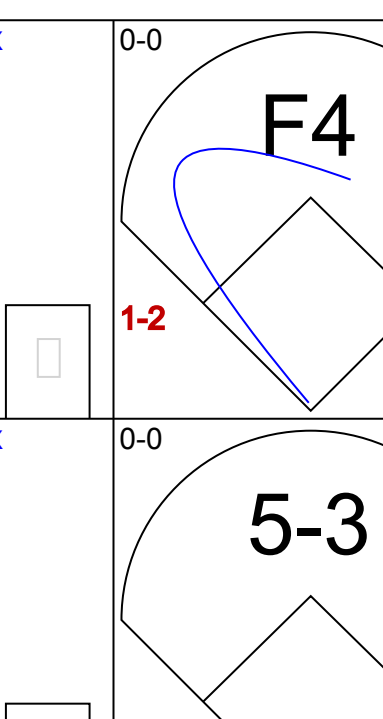
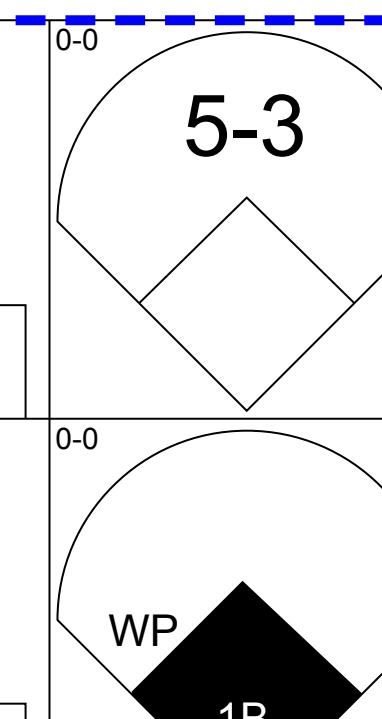
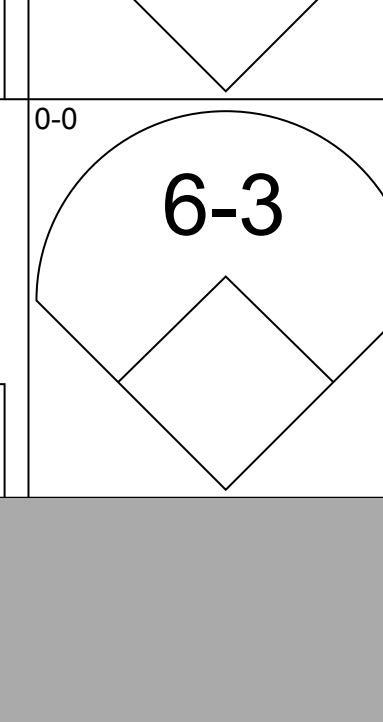

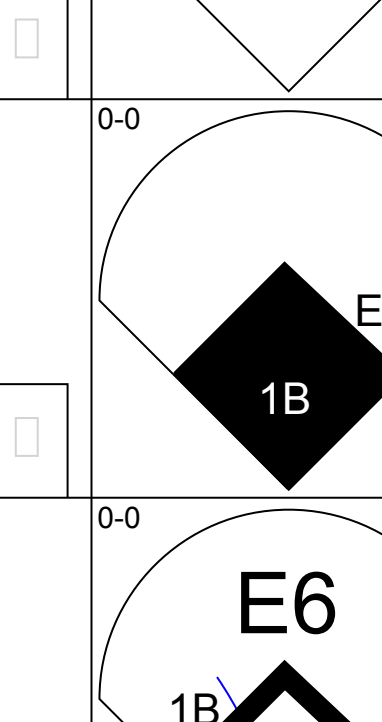

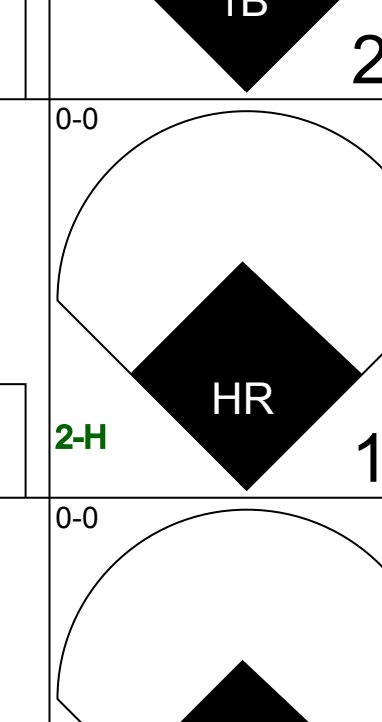

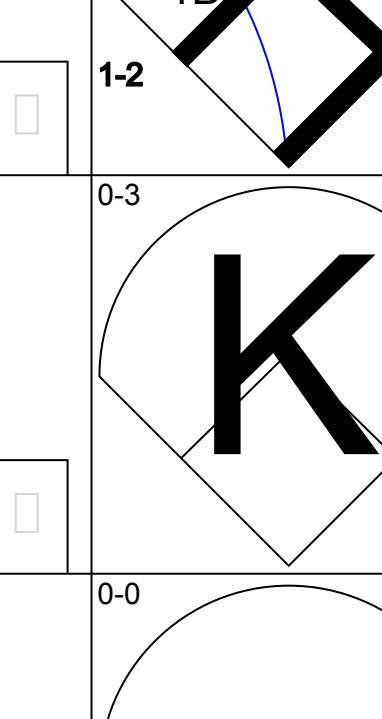
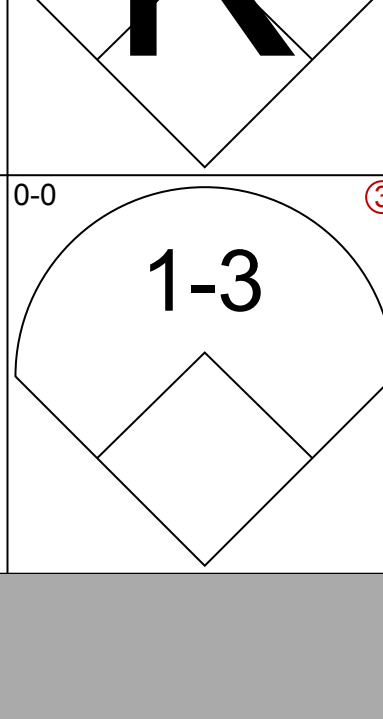
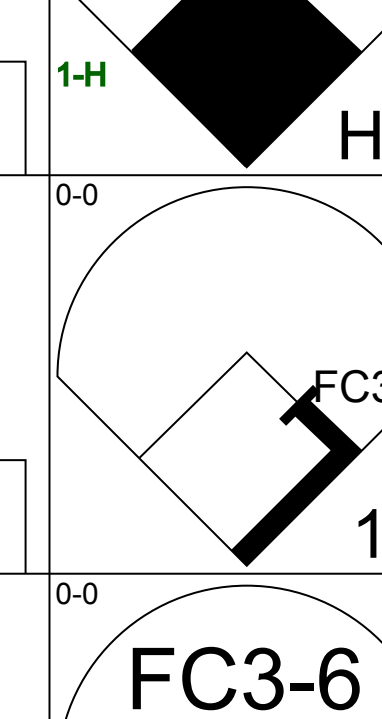
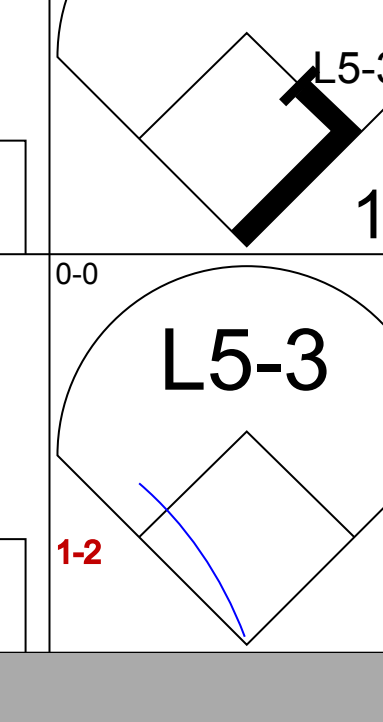
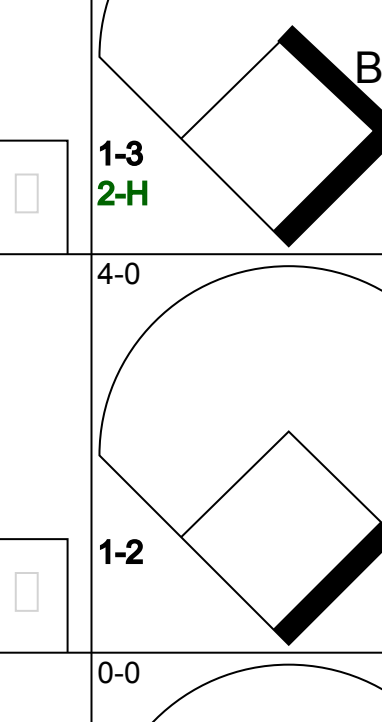

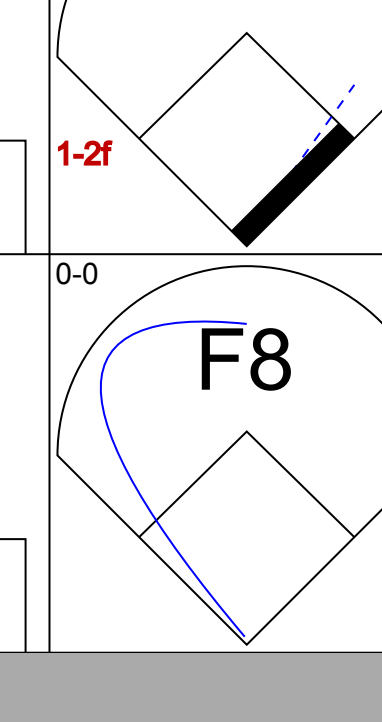

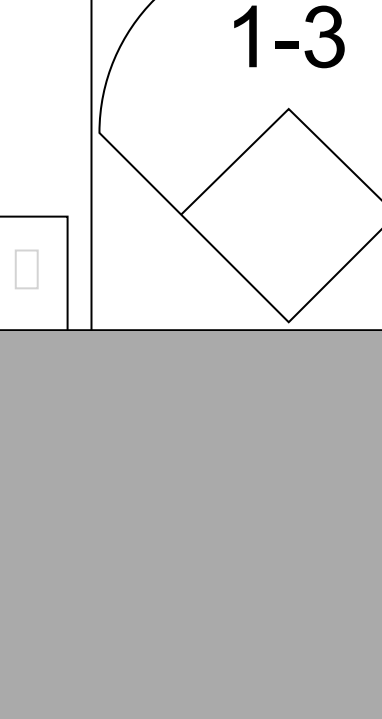


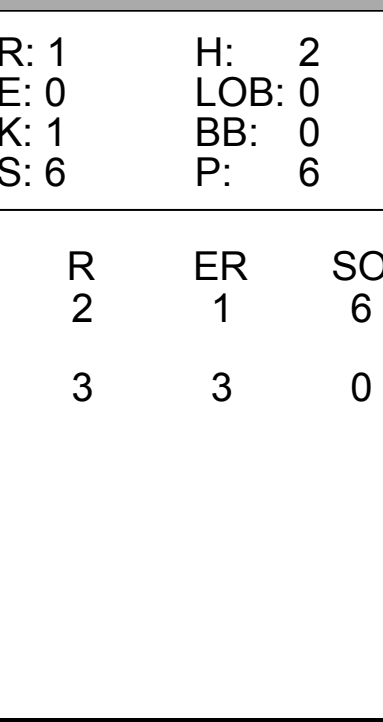
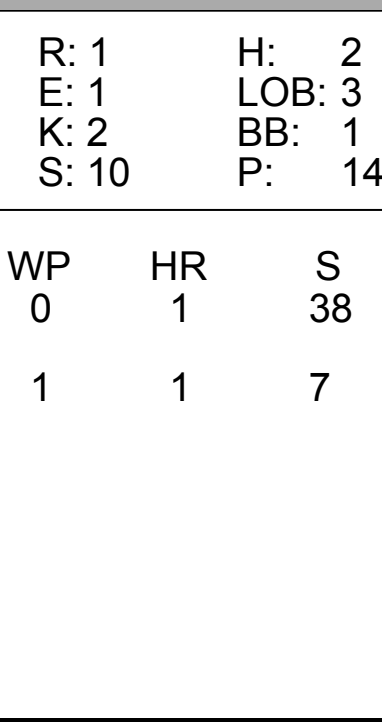
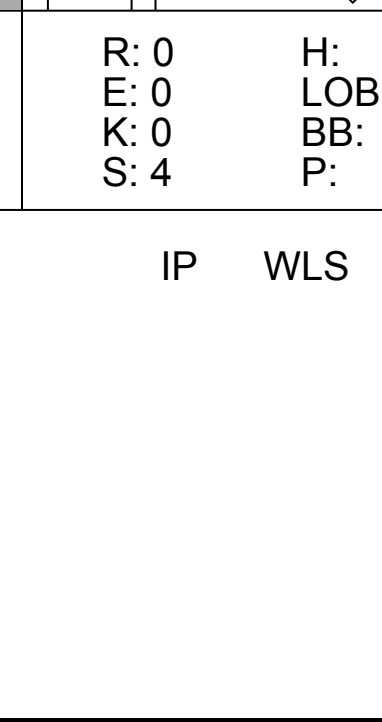
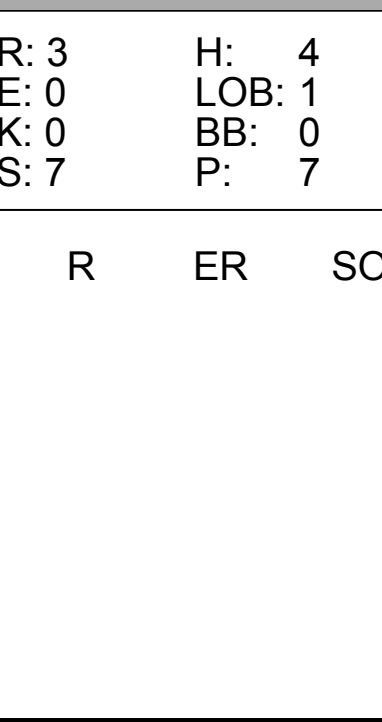


| Batter | 1 | 2 | 3 | 4 | 5 | 6 | 7 | 8 | 9 | AB | R | H | RBI | BB | SO | LOB | BOTTOM | | | | | | | | | | | | | | | | | |
|---|---|---------------------------------|------------------------------|---------------------------------|------------------------------|---------------------------------|------------------------------|---------------------------------|------------------------------|---------------------------------|------------------------------|---------------------------------|------------------------------|---------------------------------|------------------------------|---------------------------------|---|------------------------------------|----------------------------------|--------|--|--|--|--|--|--|--|--|--|--|--|--|--|--|
| Enzo Hernandez, R (1, 6) OBP: 0.364, SLG: 0.328 | 5-3 | | G3 | | 4-3 | | 6-3 | | | 4 | 0 | 0 | 0 | 0 | 0 | 2 | Atlanta Braves @ San Diego Padres San Diego Stadium, San Diego, CA Tue May 04 1971, 10:05 PM EDT Att: 2,924 - Unknown | | | | | | | | | | | | | | | | | |
| Dave Campbell, R (1, 4) OBP: 0.256, SLG: 0.300 | L5 | | 2-3 | | BB | | 6-3 | | | 3 | 0 | 0 | 0 | 1 | 0 | 0 | | | | | | | | | | | | | | | | | | |
| Cito Gaston, R (1, 8) OBP: 0.230, SLG: 0.383 | HR | | K | | F9 | | HR | | | 4 | 2 | 2 | 2 | 0 | 1 | 2 | | | | | | | | | | | | | | | | | | |
| Nate Colbert, R (1, 3) OBP: 0.414, SLG: 0.590 | BB 1B | | | | F8 1B | | HR | | | 4 | 1 | 3 | 1 | 0 | 0 | 0 | | | | | | | | | | | | | | | | | | |
| Ollie Brown, R (1, 9) OBP: 0.313, SLG: 0.345 | BB | | | | F8 | | 6-3 | | | 3 | 0 | 1 | 0 | 1 | 0 | 1 | | | | | | | | | | | | | | | | | | |
| Ivan Murrell, R (1, 7) OBP: 0.289, SLG: 0.318 | F4 | | | | F8 | | L4 | | | 4 | 0 | 0 | 0 | 0 | 1 | 4 | | | | | | | | | | | | | | | | | | |
| Bob Barton, R (1, 2) OBP: 0.325, SLG: 0.462 | | | | | 5-3 | | SH1-4 1B | | | 4 | 0 | 2 | 0 | 0 | 0 | 2 | | | | | | | | | | | | | | | | | | |
| Tommy Dean, R (1, 5) OBP: 0.107, SLG: 0.038 | | | | | | | SH1-4 | | | 2 | 0 | 1 | 0 | 0 | 1 | 1 | | | | | | | | | | | | | | | | | | |
| Tom Phoebus, R (1, 1) Bill Laxton, L (7, 1) Larry Stahl, L (7, PH) Al Severinsen, R (8, 1) OBP: 0.250, SLG: 0.273 OBP: 0.309, SLG: 0.413 | | | | | 6-3 | | F5 | | | 1 | 0 | 0 | 0 | 0 | 0 | 0 | | | | | | | | | | | | | | | | | | |
| | | | | | | | | | | 1 | 0 | 0 | 0 | 0 | 0 | 1 | | | | | | | | | | | | | | | | | | |
| | | | | | | | | | | 0 | 0 | 0 | 0 | 0 | 0 | 0 | | | | | | | | | | | | | | | | | | |
| Inning Stats | R: 1 E: 0 K: 0 S: 5 | H: 2 LOB: 2 BB: 1 P: 9 | R: 0 E: 0 K: 1 S: 5 | H: 1 LOB: 0 BB: 0 P: 5 | R: 0 E: 0 K: 1 S: 5 | H: 0 LOB: 0 BB: 0 P: 5 | R: 0 E: 0 K: 0 S: 4 | H: 1 LOB: 1 BB: 0 P: 4 | R: 0 E: 0 K: 0 S: 3 | H: 0 LOB: 0 BB: 0 P: 3 | R: 0 E: 0 K: 0 S: 4 | H: 1 LOB: 1 BB: 0 P: 4 | R: 2 E: 0 K: 1 S: 8 | H: 3 LOB: 1 BB: 0 P: 8 | R: 0 E: 0 K: 1 S: 6 | H: 1 LOB: 1 BB: 0 P: 6 | 1B: 5 2B: 1 3B: 0 HR: 3 | SF: 0 SAC: 2 DP: 0 HBP: 0 | WP: 0 PB: 0 SB: 0 CS: 0 | PA: 34 | | | | | | | | | | | | | | |
| PITCHER | IP WLS BF H R ER SO BB IBB HBP BLK WP HR S P ERA WHIP | | | | | | | | | | | | | | | | | | | | | | | | | | | | | | | | | |
| Pat Jarvis, R (1, 1) ERA: 3.89 | 7.1 | L 31 | 8 | 3 | 3 | 2 | 2 | 0 | 0 | 0 | 0 | 0 | 0 | 3 | 33 | 41 | 3.68 | 1.364 | | | | | | | | | | | | | | | | |
| Cecil Upshaw, R (8, 1) ERA: 3.0 | 0.2 | 3 | 1 | 0 | 0 | 1 | 0 | 0 | 0 | 0 | 0 | 0 | 0 | 5 | 5 | 0.00 | 1.500 | | | | | | | | | | | | | | | | | |

AB 30
R 3
H 9
RBI 3
BB 2
SO 3
LOB 13



| Batter | 1 | 2 | 3 | 4 | 5 | 6 | 7 | 8 | 9 | AB | R | H | RBI | BB | SO | LOB | TOP | | | | | |
|--|---|---|---|---|---|---|---|---|---|---------------------------------|------------------------------|---------------------------------|------------------------------|---------------------------------|------------------------------|---------------------------------|---|---------------------------------|----------------------------------|------------------------------------|----------------------------------|--------|
| Dusty Baker Jr., R OBP: 0.154, SLG: 0.231 |  | |  | |  | | |  | | 4 | 0 | 1 | 0 | 0 | 1 | 0 | <p>Atlanta Braves @ San Diego Padres San Diego Stadium, San Diego, CA Wed May 05 1971, 10:05 PM EDT Unknown</p> | | | | | |
| Ralph Garr, L OBP: 0.417, SLG: 0.490 |  | |  | | |  | |  | | 3 | 0 | 1 | 0 | 0 | 0 | 0 | | | | | | |
| Felix Millan, R OBP: 0.426, SLG: 0.485 |  | |  | | |  | |  | | 2 | 1 | 1 | 0 | 2 | 0 | 1 | | | | | | |
| Earl Williams, R OBP: 0.305, SLG: 0.537 |  | | |  | | |  |  | | 3 | 0 | 1 | 1 | 0 | 0 | 1 | | | | | | |
| Hank Aaron, R OBP: 0.376, SLG: 0.734 |  | | | | | | | | | 1 | 0 | 0 | 0 | 0 | 0 | 3 | | | | | | |
| Bob Priddy, R OBP: 0.376, SLG: 0.734 |  | | | | | | | | | 0 | 0 | 0 | 0 | 0 | 0 | 0 | | | | | | |
| Clete Boyer, R OBP: 0.246, SLG: 0.167 |  | | |  | | |  | |  | 4 | 0 | 1 | 0 | 0 | 1 | 2 | | | | | | |
| Sonny Jackson, L OBP: 0.355, SLG: 0.410 | |  | |  | | |  | |  | 4 | 0 | 0 | 0 | 0 | 1 | 1 | | | | | | |
| Bob Didier, S OBP: 0.233, SLG: 0.241 |  | | |  | | |  | |  | 4 | 0 | 0 | 0 | 0 | 2 | 1 | | | | | | |
| Marty Perez, R OBP: 0.277, SLG: 0.311 |  | | | | | |  | | | 3 | 0 | 0 | 0 | 0 | 0 | 0 | | | | | | |
| Phil Niekro, R OBP: 0.267, SLG: 0.214 | | |  | | | |  | | | 2 | 0 | 0 | 0 | 0 | 1 | 0 | | | | | | |
| Mike Lum, L OBP: 0.323, SLG: 0.292 | | | | | | | |  | | 1 | 0 | 1 | 0 | 0 | 0 | 0 | | | | | | |
| Inning Stats | R: 1 E: 0 K: 1 S: 6 | H: 1 LOB: 1 BB: 1 P: 10 | R: 0 E: 0 K: 1 S: 5 | H: 0 LOB: 0 BB: 0 P: 5 | R: 0 E: 0 K: 0 S: 4 | H: 1 LOB: 1 BB: 0 P: 4 | R: 0 E: 0 K: 0 S: 4 | H: 1 LOB: 0 BB: 0 P: 4 | R: 0 E: 0 K: 1 S: 5 | H: 0 LOB: 0 BB: 0 P: 5 | R: 0 E: 0 K: 0 S: 4 | H: 1 LOB: 1 BB: 0 P: 4 | R: 0 E: 0 K: 1 S: 5 | H: 0 LOB: 0 BB: 0 P: 5 | R: 0 E: 0 K: 0 S: 4 | H: 2 LOB: 2 BB: 1 P: 8 | R: 0 E: 0 K: 2 S: 7 | H: 0 LOB: 0 BB: 0 P: 7 | 1B: 5 2B: 1 3B: 0 HR: 0 | SF: 0 SAC: 1 DP: 1 HBP: 0 | WP: 1 PB: 0 SB: 0 CS: 0 | PA: 34 |
| PITCHER | IP WLS BF H R ER SO BB IBB HBP BLK WP HR S P ERA WHIP | | | | | | | | | | | | | | | | | | | | | |
| Dave Roberts, L ERA: 3.16 | (1, 1) 7.1 W 30 6 1 1 4 1 1 0 0 1 0 36 44 1.23 0.955 | | | | | | | | | | | | | | | | | | | | | |
| Al Severinsen, R ERA: 1.42 | (8, 1) 1.2 S 4 0 0 0 2 0 0 0 0 0 0 8 8 0.00 0.000 | | | | | | | | | | | | | | | | | | | | | |

| Batter | 1 | 2 | 3 | 4 | 5 | 6 | 7 | 8 | 9 | AB | R | H | RBI | BB | SO | LOB | BOTTOM | | | |
|---|---|---|---|---|--|---|---|---|------------------------------|---------------------------------|------------------------------|---------------------------------|------------------------------|---------------------------------|------------------------------|---------------------------------|---|------------------------------------|----------------------------------|--------|
| Enzo Hernandez, R OBP: 0.357, SLG: 0.323 |  | |  | |  | | |  | | 4 | 0 | 1 | 0 | 0 | 0 | 1 | <p>Atlanta Braves @ San Diego Padres San Diego Stadium, San Diego, CA Wed May 05 1971, 10:05 PM EDT Unknown</p> | | | |
| Dave Campbell, R OBP: 0.257, SLG: 0.309 |  | |  |  |  | | |  | | 4 | 1 | 1 | 0 | 0 | 2 | 0 | | | | |
| Cito Gaston, R OBP: 0.242, SLG: 0.388 |  | | |  | |  | |  | | 4 | 2 | 2 | 1 | 0 | 0 | 0 | | | | |
| Nate Colbert, R OBP: 0.408, SLG: 0.609 | |  | |  | |  | |  | | 4 | 1 | 1 | 2 | 0 | 2 | 1 | | | | |
| Ollie Brown, R OBP: 0.320, SLG: 0.385 | |  | |  | |  | |  | | 4 | 1 | 2 | 1 | 0 | 1 | 2 | | | | |
| Larry Stahl, L OBP: 0.319, SLG: 0.418 | |  | |  | | |  |  | | 4 | 0 | 2 | 1 | 0 | 0 | 1 | | | | |
| Chris Cannizzaro, R OBP: 0.317, SLG: 0.260 | | | | | | | | | | 3 | 0 | 1 | 0 | 1 | 0 | 2 | | | | |
| Tommy Dean, R OBP: 0.100, SLG: 0.036 | | | | | | | | | | 2 | 0 | 0 | 0 | 0 | 0 | 3 | | | | |
| Dave Roberts, L OBP: 0.250, SLG: 0.250 | | | | | | | | | | 3 | 0 | 1 | 0 | 0 | 1 | 1 | | | | |
| Al Severinsen, R ERA: 5.56 | (8, 1) 1.0 L 7 4 3 3 0 0 0 0 0 0 1 1 7 7 27.00 4.000 | | | | | | | | | | | | | | | | | | | |
| Inning Stats | R: 0 E: 0 K: 1 S: 5 | H: 0 LOB: 0 BB: 0 P: 5 | R: 1 E: 0 K: 1 S: 6 | H: 2 LOB: 0 BB: 0 P: 6 | R: 0 E: 0 K: 1 S: 5 | H: 1 LOB: 0 BB: 0 P: 5 | R: 1 E: 1 K: 2 S: 10 | H: 2 LOB: 3 BB: 1 P: 14 | R: 0 E: 0 K: 0 S: 3 | H: 1 LOB: 0 BB: 0 P: 3 | R: 0 E: 0 K: 1 S: 5 | H: 0 LOB: 0 BB: 0 P: 5 | R: 0 E: 0 K: 0 S: 4 | H: 1 LOB: 1 BB: 0 P: 4 | R: 3 E: 0 K: 0 S: 7 | H: 4 LOB: 1 BB: 0 P: 7 | 1B: 8 2B: 2 3B: 0 HR: 2 | SF: 0 SAC: 1 DP: 1 HBP: 0 | WP: 1 PB: 0 SB: 0 CS: 1 | PA: 35 |
| PITCHER | IP WLS BF H R ER SO BB IBB HBP BLK WP HR S P ERA WHIP | | | | | | | | | | | | | | | | | | | |
| Phil Niekro, R ERA: 2.68 | (1, 1) 7.0 L 27 7 2 1 6 1 0 0 0 0 0 1 38 42 1.29 1.143 | | | | | | | | | | | | | | | | | | | |
| Bob Priddy, R ERA: 5.56 | (8, 1) 1.0 7 4 3 3 0 0 0 0 0 0 1 1 7 7 27.00 4.000 | | | | | | | | | | | | | | | | | | | |

| | |
|-----|----|
| AB | 31 |
| R | 1 |
| H | 6 |
| RBI | 1 |
| BB | 2 |
| SO | 6 |
| LOB | 9 |



| Batter | 1 | 2 | 3 | 4 | 5 | 6 | 7 | 8 | 9 | AB | R | H | RBI | BB | SO | LOB | TOP | | | |
|---|---|---------------------------------|------------------------------|---------------------------------|------------------------------|---------------------------------|------------------------------|---------------------------------|------------------------------|---------------------------------|------------------------------|----------------------------------|------------------------------|---------------------------------|------------------------------|---------------------------------|---|------------------------------------|----------------------------------|--------|
| Sonny Jackson, L (1, 8) OBP: 0.357, SLG: 0.419 | | | 5-3 | | WP | F7 | | | K | 5 | 0 | 2 | 0 | 0 | 1 | 3 | Atlanta Braves @ San Diego Padres San Diego Stadium, San Diego, CA Wed May 05 1971, 10:05 PM EDT Att: 4,973 - Unknown livebaseballscorecards.com | | | |
| Ralph Garr, L (1, 7) OBP: 0.416, SLG: 0.486 | E5 1B | | K | | 4-3 | | | | 5-3 | 5 | 1 | 2 | 0 | 0 | 1 | 2 | | | | |
| Hank Aaron, R (1, 3) OBP: 0.381, SLG: 0.723 | FC5-4 1B | | 1B | | F9 | | | | F4 | 4 | 0 | 2 | 1 | 0 | 0 | 2 | | | | |
| Felix Millan, R (1, 4) OBP: 0.438, SLG: 0.490 | FC5-4 BB | | 1B | | | FC6-4 HBP 1B BB | | | CS | 3 | 1 | 2 | 0 | 1 | 0 | 1 | | | | |
| Hal King, L (1, 2) OBP: 0.293, SLG: 0.262 | 1-2 BB | | 4-3 | | | FC6-4 HBP | | | CS | 2 | 0 | 0 | 0 | 1 | 0 | 2 | | | | |
| Mike Lum, L (1, 9) OBP: 0.286, SLG: 0.250 | F9 | | | | 4-3 | | | | 4-3 | 4 | 1 | 0 | 0 | 0 | 0 | 4 | | | | |
| Earl Williams, R (1, 5) OBP: 0.296, SLG: 0.500 | | | | | 4-3 | | | | 4-3 | 4 | 0 | 0 | 0 | 0 | 2 | 2 | | | | |
| Gil Garrido, R (1, 6) OBP: 0.294, SLG: 0.226 | | | 6-3 | | F9 | | | | SH4-3 BB | 3 | 0 | 1 | 1 | 1 | 0 | 0 | | | | |
| Jim Nash, R (1, 1) OBP: 0.273, SLG: 0.273 | | | F7 | | | K | | | SH4-3 | 3 | 0 | 1 | 1 | 0 | 1 | 0 | | | | |
| Cecil Upshaw, R (7, 1) | | | | | | E7 1B | | | | 0 | 0 | 0 | 0 | 0 | 0 | 0 | | | | |
| Inning Stats | R: 1 E: 1 K: 0 S: 5 | H: 3 LOB: 2 BB: 1 P: 9 | R: 0 E: 0 K: 1 S: 5 | H: 0 LOB: 0 BB: 0 P: 5 | R: 0 E: 0 K: 1 S: 7 | H: 2 LOB: 2 BB: 0 P: 7 | R: 0 E: 0 K: 0 S: 3 | H: 0 LOB: 0 BB: 0 P: 3 | R: 0 E: 0 K: 1 S: 6 | H: 1 LOB: 1 BB: 0 P: 6 | R: 2 E: 1 K: 1 S: 7 | H: 2 LOB: 2 BB: 1 P: 12 | R: 0 E: 0 K: 0 S: 3 | H: 0 LOB: 0 BB: 0 P: 3 | R: 0 E: 0 K: 1 S: 5 | H: 0 LOB: 1 BB: 1 P: 9 | 1B: 9 2B: 1 3B: 0 HR: 0 | SF: 0 SAC: 1 DP: 0 HBP: 1 | WP: 1 PB: 0 SB: 0 CS: 2 | PA: 39 |
| PITCHER | IP WLS BF H R ER SO BB IBB HBP BLK WP HR S P ERA WHIP | | | | | | | | | | | | | | | | | | | |
| Clay Kirby, R (1, 1) ERA: 5.29 | 5.2 L 27 8 3 3 4 2 0 1 0 1 0 32 41 4.76 1.765 | | | | | | | | | | | | | | | | | | | |
| Bill Laxton, L (6, 1) ERA: 2.53 | 1.1 4 2 0 0 0 0 0 0 0 0 0 4 4 0.00 1.500 | | | | | | | | | | | | | | | | | | | |
| Al Santorini, R (8, 1) ERA: 2.41 | 2.0 7 0 0 0 1 1 0 0 0 0 0 8 12 0.00 0.500 | | | | | | | | | | | | | | | | | | | |

| Batter | 1 | 2 | 3 | 4 | 5 | 6 | 7 | 8 | 9 | AB | R | H | RBI | BB | SO | LOB | BOTTOM | | | | | |
|--|---|---------------------------------|------------------------------|---------------------------------|------------------------------|---------------------------------|------------------------------|---------------------------------|------------------------------|---------------------------------|------------------------------|----------------------------------|------------------------------|---------------------------------|------------------------------|---------------------------------|---|---------------------------------|----------------------------------|------------------------------------|----------------------------------|--------|
| Enzo Hernandez, R (1, 6) OBP: 0.365, SLG: 0.333 | 1B | | 4-3 | | FC5 BB 1B | | | | K | 4 | 0 | 2 | 0 | 0 | 1 | 0 | Atlanta Braves @ San Diego Padres San Diego Stadium, San Diego, CA Wed May 05 1971, 10:05 PM EDT Att: 4,973 - Unknown livebaseballscorecards.com | | | | | |
| Dave Campbell, R (1, 4) OBP: 0.257, SLG: 0.299 | F9 | | F7 | | 1-2 BB | | | | 4-3 | 3 | 0 | 0 | 0 | 1 | 0 | 1 | | | | | | |
| Cito Gaston, R (1, 8) OBP: 0.253, SLG: 0.386 | 1-3 1B | | K | | FC5 2-3f | | | | 1B BB | 3 | 0 | 1 | 0 | 1 | 1 | 2 | | | | | | |
| Nate Colbert, R (1, 3) OBP: 0.411, SLG: 0.600 | F9 | | | | 5-3 | | | | BB | 3 | 0 | 1 | 0 | 1 | 0 | 1 | | | | | | |
| Ollie Brown, R (1, 9) OBP: 0.317, SLG: 0.372 | | | | | 5-3 | | | | F9 | 3 | 0 | 0 | 0 | 1 | 1 | 3 | | | | | | |
| Larry Stahl, L (1, 7) OBP: 0.316, SLG: 0.408 | F7 | | | | CS 1B | | | | 4-3 | 4 | 0 | 1 | 0 | 0 | 0 | 4 | | | | | | |
| Bob Barton, R (1, 2) OBP: 0.364, SLG: 0.558 | | | | | CS | | | | K | 4 | 1 | 3 | 1 | 0 | 1 | 1 | | | | | | |
| Tommy Dean, R (1, 5) OBP: 0.091, SLG: 0.032 | | | | | | | | | FC6-4 1B | 3 | 0 | 0 | 0 | 0 | 0 | 2 | | | | | | |
| Ray Webster, L (9, PH) OBP: 0.143, SLG: 0.143 | FC4-6 S | | | | 5-3 | | | | FC6-4 G6-4-3 | 1 | 0 | 0 | 0 | 0 | 0 | 1 | | | | | | |
| Clay Kirby, R (1, 1) OBP: 0.300, SLG: 0.222 | | | | | | | | | G6-4-3 | 2 | 0 | 0 | 0 | 0 | 0 | 2 | | | | | | |
| Bill Laxton, L (6, 1) | 6-3 | | | | F9 | | | | 4-3 | 0 | 0 | 0 | 0 | 0 | 0 | 0 | | | | | | |
| Fred Kendall, R (7, PH) | | | | | | | | | | 1 | 0 | 0 | 0 | 0 | 0 | 0 | | | | | | |
| Al Santorini, R (8, 1) | | | | | | | | | | 0 | 0 | 0 | 0 | 0 | 0 | 0 | | | | | | |
| Ivan Murrell, R (9, PH) OBP: 0.283, SLG: 0.311 | | | | | | | | | | 1 | 0 | 0 | 0 | 0 | 0 | 1 | | | | | | |
| Inning Stats | R: 0 E: 0 K: 0 S: 4 | H: 2 LOB: 1 BB: 0 P: 4 | R: 0 E: 0 K: 0 S: 4 | H: 1 LOB: 2 BB: 1 P: 8 | R: 0 E: 0 K: 1 S: 5 | H: 0 LOB: 0 BB: 0 P: 5 | R: 0 E: 0 K: 0 S: 3 | H: 1 LOB: 0 BB: 0 P: 3 | R: 1 E: 0 K: 0 S: 5 | H: 2 LOB: 2 BB: 1 P: 9 | R: 0 E: 0 K: 2 S: 7 | H: 0 LOB: 1 BB: 1 P: 11 | R: 0 E: 0 K: 1 S: 5 | H: 0 LOB: 0 BB: 0 P: 5 | R: 0 E: 0 K: 0 S: 4 | H: 1 LOB: 2 BB: 1 P: 8 | R: 0 E: 0 K: 0 S: 3 | H: 1 LOB: 0 BB: 0 P: 3 | 1B: 7 2B: 0 3B: 0 HR: 1 | SF: 0 SAC: 0 DP: 1 HBP: 0 | WP: 0 PB: 0 SB: 1 CS: 1 | PA: 37 |
| PITCHER | IP WLS BF H R ER SO BB IBB HBP BLK WP HR S P ERA WHIP | | | | | | | | | | | | | | | | | | | | | |
| Jim Nash, R (1, 1) ERA: 3.81 | 6.0 W 25 6 1 1 3 3 0 0 0 0 0 28 40 1.50 1.500 | | | | | | | | | | | | | | | | | | | | | |
| Cecil Upshaw, R (7, 1) ERA: 2.63 | 3.0 S 11 2 0 0 1 1 0 0 0 0 0 0 12 16 0.00 1.000 | | | | | | | | | | | | | | | | | | | | | |

| Batter | 1 | 2 | 3 | 4 | 5 | 6 | 7 | 8 | 9 | 10 | AB | R | H | RBI | BB | SO | LOB | TOP | | | |
|--|------------------------------|---------------------------------|------------------------------|---------------------------------|------------------------------|---------------------------------|------------------------------|---------------------------------|------------------------------|---------------------------------|------------------------------|---------------------------------|------------------------------|---------------------------------|------------------------------|---------------------------------|------------------------------|---------------------------------|----------------------------------|------------------------------------|-----------------|
| Sonny Jackson, L OBP: 0.358, SLG: 0.418 (1, 8) | 4-3 | | F5 | | | 2B 1B | | G3 | | FC6-4 1B | 5 | 1 | 2 | 0 | 0 | 0 | 0 | | | | |
| Ralph Garr, L OBP: 0.415, SLG: 0.491 (1, 7) | F8 | | | FC5-4 1B | | 4-3 1-H E 2B | | F4 | | FC6-4 FC6-4 | 5 | 1 | 2 | 1 | 0 | 0 | 2 | | | | |
| Hank Aaron, R OBP: 0.363, SLG: 0.682 (1, 9) | 5-3 | | | FC5-4 E 1-2f | | 4-3 2-3 | | 5-3 | | FC6-4 | 5 | 0 | 0 | 0 | 0 | 0 | 4 | | | | |
| Orlando Cepeda, R OBP: 0.357, SLG: 0.632 (1, 3) | | 4-3 | | K | | 5-3 | | | 6-3 | | 4 | 0 | 0 | 0 | 0 | 1 | 2 | | | | |
| Felix Milian, R OBP: 0.435, SLG: 0.486 (1, 4) | | F4 | | | | | | | F8 | | 3 | 0 | 1 | 0 | 0 | 0 | 0 | | | | |
| Marty Perez, R OBP: 0.277, SLG: 0.311 (6, 4) | | | | E8 1B | | E5 S | | | | | 0 | 0 | 0 | 0 | 0 | 0 | 0 | | | | |
| Mike Lum, L OBP: 0.278, SLG: 0.241 (9, PH) | | | | | | | | | | | 1 | 0 | 0 | 0 | 0 | 0 | 0 | | | | |
| Clete Boyer, R OBP: 0.246, SLG: 0.167 (9, 6) | | | | | | | | | | | 0 | 0 | 0 | 0 | 0 | 0 | 0 | | | | |
| Earl Williams, R OBP: 0.284, SLG: 0.532 (1, 5) | | E5 | | F7 1B | | K 1-2 | | | | HR | 4 | 1 | 1 | 1 | 0 | 1 | 3 | | | | |
| Bob Didier, S OBP: 0.206, SLG: 0.212 (1, 2) | | F3 | | | | F8 | | F7 | | F4 | 4 | 0 | 0 | 0 | 0 | 0 | 1 | | | | |
| Gil Garrido, R OBP: 0.263, SLG: 0.200 (9, 4) | | | F8 | | F9 | | 6-3 | | | 4-3 | 4 | 0 | 0 | 0 | 0 | 0 | 0 | | | | |
| George Stone, L OBP: 0.167, SLG: 0.167 (10, 1) | | | F7 | | K | | 4-3 | | | FC6-4 1B | 4 | 0 | 1 | 0 | 0 | 1 | 0 | | | | |
| Cecil Upshaw, R (10, 1) | | | | | | | | | | 1B | 0 | 0 | 0 | 0 | 0 | 0 | 0 | | | | |
| Inning Stats | R: 0 E: 0 K: 0 S: 3 | H: 0 LOB: 0 BB: 0 P: 3 | R: 0 E: 1 K: 0 S: 4 | H: 0 LOB: 1 BB: 0 P: 4 | R: 0 E: 0 K: 0 S: 3 | H: 0 LOB: 0 BB: 0 P: 3 | R: 0 E: 1 K: 1 S: 7 | H: 2 LOB: 2 BB: 0 P: 7 | R: 0 E: 0 K: 1 S: 5 | H: 0 LOB: 0 BB: 0 P: 5 | R: 2 E: 1 K: 1 S: 8 | H: 2 LOB: 1 BB: 0 P: 8 | R: 0 E: 0 K: 0 S: 3 | H: 0 LOB: 0 BB: 0 P: 3 | R: 1 E: 0 K: 0 S: 4 | H: 1 LOB: 0 BB: 0 P: 4 | R: 0 E: 0 K: 0 S: 5 | H: 2 LOB: 2 BB: 0 P: 5 | 1B: 5 2B: 1 3B: 0 HR: 1 | SF: 0 SAC: 0 DP: 0 HBP: 0 | WP: 0 PA: 39 |
| PITCHER | IP | WLS | BF | H | R | ER | SO | BB | IBB | HBP | BLK | WP | HR | S | P | ERA | WHIP | | | | |
| Gaylord Perry, R ERA: 3.05 | (1, 1) | 9.1 | 37 | 7 | 3 | 2 | 3 | 0 | 0 | 0 | 0 | 0 | 1 | 43 | 43 | 1.93 | 0.750 | | | | |
| Jerry Johnson, R ERA: 0.46 | (10, 1) | 0.2 | 2 | 0 | 0 | 0 | 0 | 0 | 0 | 0 | 0 | 0 | 0 | 2 | 2 | 0.00 | 0.000 | | | | |

Atlanta Braves @ San Francisco Giants
Candlestick Park, San Francisco, CA
Fri May 07 1971, 10:05 PM EDT
Att. 11,097 - Unknown

AB 39
R 3
H 7
RBI 2
BB 0
SO 3
LOB 12

WP: 0 PA: 39
PB: 0
SB: 1
CS: 0

| Batter | 1 | 2 | 3 | 4 | 5 | 6 | 7 | 8 | 9 | 10 | AB | R | H | RBI | BB | SO | LOB | BOTTOM | | | |
|--|------------------------------|---------------------------------|------------------------------|---------------------------------|------------------------------|---------------------------------|------------------------------|---------------------------------|------------------------------|---------------------------------|------------------------------|---------------------------------|------------------------------|---------------------------------|------------------------------|---------------------------------|------------------------------|---------------------------------|-----------------------------------|------------------------------------|-----------------|
| Bobby Bonds, R OBP: 0.407, SLG: 0.663 (1, 9) | K | | K | | | E SH1-3 1B 1B | K | | | 1B 2B | 5 | 2 | 2 | 0 | 0 | 3 | 2 | | | | |
| Chris Speier, R OBP: 0.378, SLG: 0.342 (1, 6) | F8 | | | FC6-4 1B | | SH1-3 1-2 | F9 | | | 1B 1B | 4 | 0 | 2 | 0 | 0 | 0 | 1 | | | | |
| Willie Mays, R OBP: 0.480, SLG: 0.667 (1, 8) | K | | | FC6-4 2B | | E 1B 1B | | G1-6-3 1B | | 1B | 5 | 2 | 3 | 1 | 0 | 1 | 1 | | | | |
| Willie McCovey, L OBP: 0.345, SLG: 0.500 (1, 3) | | 5-3 | | 1B 2B | | E4 1B | | G1-6-3 1-2f | | 1B | 4 | 0 | 1 | 1 | 0 | 0 | 3 | | | | |
| Dick Dietz, R OBP: 0.443, SLG: 0.440 (1, 2) | | F6 | | G6-4-3 1B | | K | | 1-3 | | | 4 | 0 | 1 | 0 | 0 | 1 | 3 | | | | |
| Ken Henderson, S OBP: 0.344, SLG: 0.402 (1, 7) | | F4 | | G6-4-3 1-2f | | | | | | F9 | 4 | 0 | 1 | 2 | 0 | 0 | 2 | | | | |
| Tito Fuentes, S OBP: 0.290, SLG: 0.315 (1, 4) | | | F4 | | F7 | 4-3 | | | | 1B | 4 | 0 | 1 | 0 | 0 | 0 | 2 | | | | |
| Al Gallagher, R OBP: 0.307, SLG: 0.337 (1, 5) | | | | K | | 4-3 | | | | F7 | 2 | 0 | 0 | 0 | 0 | 1 | 0 | | | | |
| Hal Lanier, R OBP: 0.250, SLG: 0.182 (7, 5) | | | | | | | | | | F9 | 2 | 0 | 0 | 0 | 0 | 0 | 1 | | | | |
| Gaylord Perry, R OBP: 0.080, SLG: 0.080 (1, 1) | | | | | | F8 | | | | 6-3 | 4 | 0 | 2 | 0 | 0 | 0 | 1 | | | | |
| Jerry Johnson, R (10, 1) | | | | | | 1B | | | | | 0 | 0 | 0 | 0 | 0 | 0 | 0 | | | | |
| Inning Stats | R: 0 E: 0 K: 2 S: 7 | H: 0 LOB: 0 BB: 0 P: 7 | R: 0 E: 0 K: 0 S: 3 | H: 0 LOB: 0 BB: 0 P: 3 | R: 0 E: 0 K: 2 S: 8 | H: 1 LOB: 1 BB: 0 P: 8 | R: 1 E: 0 K: 0 S: 5 | H: 3 LOB: 1 BB: 0 P: 5 | R: 0 E: 0 K: 0 S: 3 | H: 0 LOB: 0 BB: 0 P: 3 | R: 2 E: 1 K: 1 S: 9 | H: 3 LOB: 2 BB: 0 P: 9 | R: 0 E: 0 K: 0 S: 3 | H: 1 LOB: 0 BB: 0 P: 6 | R: 0 E: 0 K: 0 S: 4 | H: 1 LOB: 1 BB: 0 P: 4 | R: 1 E: 0 K: 0 S: 3 | H: 3 LOB: 2 BB: 0 P: 3 | 1B: 11 2B: 2 3B: 0 HR: 0 | SF: 0 SAC: 1 DP: 2 HBP: 0 | WP: 0 PA: 39 |
| PITCHER | IP | WLS | BF | H | R | ER | SO | BB | IBB | HBP | BLK | WP | HR | S | P | ERA | WHIP | | | | |
| George Stone, L ERA: 3.0 | (1, 1) | 9.0 | 38 | 12 | 4 | 2 | 6 | 0 | 0 | 0 | 0 | 0 | 0 | 50 | 50 | 2.00 | 1.333 | | | | |
| Cecil Upshaw, R ERA: 2.63 | (10, 1) | 0.0 | 1 | 1 | 0 | 0 | 0 | 0 | 0 | 0 | 0 | 0 | 0 | 1 | 1 | ∞ | ∞ | | | | |

Atlanta Braves @ San Francisco Giants
Candlestick Park, San Francisco, CA
Fri May 07 1971, 10:05 PM EDT
Att. 11,097 - Unknown

AB 38
R 4
H 13
RBI 4
BB 0
SO 6
LOB 16

WP: 0 PA: 39
PB: 0
SB: 0
CS: 0

| Batter | 1 | 2 | 3 | 4 | 5 | 6 | 7 | 8 | 9 | AB | R | H | RBI | BB | SO | LOB | TOP | | | | | | | | | | | | | | | | |
|--|---|---------------------------------|------------------------------|---------------------------------|------------------------------|---------------------------------|------------------------------|---------------------------------|------------------------------|---------------------------------|------------------------------|---------------------------------|------------------------------|---------------------------------|------------------------------|----------------------------------|--|------------------------------|---------------------------------|----------------------------------|------------------------------------|----------------------------------|--------|--|--|--|--|--|--|--|--|--|--|
| Dusty Baker Jr., R OBP: 0.176, SLG: 0.235 (1, 8) | | | | | | | | | | 4 | 1 | 1 | 0 | 0 | 1 | 0 | Atlanta Braves @ San Francisco Giants Candlestick Park, San Francisco, CA Sat May 08 1971, 6:33 AM EDT Att: 10,751 - Unknown | | | | | | | | | | | | | | | | |
| Ralph Garr, L OBP: 0.418, SLG: 0.491 (1, 7) | | | | | | | | | | 4 | 1 | 2 | 0 | 0 | 0 | 0 | | | | | | | | | | | | | | | | | |
| Hank Aaron, R Cecil Upshaw, R OBP: 0.368, SLG: 0.707 (1, 9) (8, 1) | | | | | | | | | | 4 | 1 | 2 | 3 | 0 | 0 | 0 | | | | | | | | | | | | | | | | | |
| Orlando Cepeda, R OBP: 0.324, SLG: 0.606 (1, 3) | | | | | | | | | | 4 | 0 | 0 | 0 | 0 | 0 | 2 | | | | | | | | | | | | | | | | | |
| Earl Williams, R OBP: 0.282, SLG: 0.515 (1, 5) | | | | | | | | | | 4 | 0 | 1 | 0 | 0 | 0 | 0 | | | | | | | | | | | | | | | | | |
| Gil Garrido, R OBP: 0.286, SLG: 0.211 (1, 4) | | | | | | | | | | 3 | 0 | 1 | 0 | 1 | 0 | 0 | | | | | | | | | | | | | | | | | |
| Marty Perez, R OBP: 0.275, SLG: 0.297 (1, 6) | | | | | | | | | | 3 | 1 | 0 | 0 | 1 | 0 | 3 | | | | | | | | | | | | | | | | | |
| Bob Didier, S OBP: 0.211, SLG: 0.216 (1, 2) | | | | | | | | | | 4 | 0 | 1 | 0 | 0 | 1 | 3 | | | | | | | | | | | | | | | | | |
| Ron Reed, R Clete Boyer, R Sonny Jackson, L OBP: 0.118, SLG: 0.118 (1, 1) (8, PH) (8, 8) | | | | | | | | | | 2 | 0 | 0 | 0 | 0 | 2 | 2 | | | | | | | | | | | | | | | | | |
| Inning Stats | R: 0 E: 0 K: 0 S: 4 | H: 2 LOB: 1 BB: 0 P: 4 | R: 0 E: 0 K: 0 S: 3 | H: 0 LOB: 0 BB: 0 P: 3 | R: 0 E: 0 K: 2 S: 7 | H: 0 LOB: 0 BB: 0 P: 7 | R: 0 E: 0 K: 0 S: 3 | H: 0 LOB: 0 BB: 0 P: 3 | R: 0 E: 0 K: 2 S: 9 | H: 2 LOB: 2 BB: 0 P: 9 | R: 0 E: 0 K: 0 S: 3 | H: 0 LOB: 0 BB: 0 P: 3 | R: 0 E: 0 K: 0 S: 3 | H: 0 LOB: 0 BB: 0 P: 3 | R: 5 E: 0 K: 0 S: 7 | H: 4 LOB: 0 BB: 1 P: 11 | | R: 0 E: 0 K: 0 S: 3 | H: 1 LOB: 1 BB: 1 P: 7 | 1B: 7 2B: 0 3B: 0 HR: 2 | SF: 0 SAC: 0 DP: 2 HBP: 0 | WP: 0 PB: 0 SB: 0 CS: 0 | PA: 36 | | | | | | | | | | |
| PITCHER | IP WLS BF H R ER SO BB IBB HBP BLK WP HR S P ERA WHIP | | | | | | | | | | | | | | | | | | | | | | | | | | | | | | | | |
| Ron Bryant, L ERA: 1.73 Jerry Johnson, R ERA: 0.64 | (1, 1) (8, 1) | 7.1 7 | L 29 | 7 4 | 4 4 | 4 4 | 1 0 | 0 0 | 0 0 | 0 0 | 0 0 | 0 1 | 1 6 | 36 10 | 40 | 4.91 5.40 | 1.091 1.800 | | | | | | | | | | | | | | | | |

| Batter | 1 | 2 | 3 | 4 | 5 | 6 | 7 | 8 | 9 | AB | R | H | RBI | BB | SO | LOB | BOTTOM | | | | | | | | | | | | | | | | |
|--|---|---------------------------------|------------------------------|---------------------------------|------------------------------|---------------------------------|------------------------------|---------------------------------|------------------------------|---------------------------------|------------------------------|---------------------------------|------------------------------|---------------------------------|------------------------------|---------------------------------|--|----------------------------------|------------------------------------|----------------------------------|--------|--|--|--|--|--|--|--|--|--|--|--|--|
| Bobby Bonds, R OBP: 0.393, SLG: 0.638 (1, 9) | | | | | | | | | | 4 | 0 | 0 | 0 | 0 | 0 | 2 | Atlanta Braves @ San Francisco Giants Candlestick Park, San Francisco, CA Sat May 08 1971, 6:33 AM EDT Att: 10,751 - Unknown | | | | | | | | | | | | | | | | |
| Chris Speier, R OBP: 0.386, SLG: 0.331 (1, 6) | | | | | | | | | | 4 | 0 | 0 | 0 | 0 | 3 | | | | | | | | | | | | | | | | | | |
| Willie Mays, R OBP: 0.481, SLG: 0.694 (1, 8) | | | | | | | | | | 4 | 1 | 2 | 1 | 0 | 1 | | | | | | | | | | | | | | | | | | |
| Willie McCovey, L OBP: 0.341, SLG: 0.481 (1, 3) | | | | | | | | | | 3 | 0 | 0 | 0 | 1 | 1 | | | | | | | | | | | | | | | | | | |
| Dick Dietz, R OBP: 0.429, SLG: 0.421 (1, 2) | | | | | | | | | | 4 | 0 | 0 | 0 | 0 | 2 | | | | | | | | | | | | | | | | | | |
| Ken Henderson, S OBP: 0.350, SLG: 0.442 (1, 7) | | | | | | | | | | 4 | 1 | 2 | 1 | 0 | 0 | | | | | | | | | | | | | | | | | | |
| Tito Fuentes, S OBP: 0.289, SLG: 0.323 (1, 4) | | | | | | | | | | 4 | 0 | 1 | 0 | 0 | 1 | | | | | | | | | | | | | | | | | | |
| Hal Lanier, R Jimmy Rosario, S OBP: 0.255, SLG: 0.191 (1, 5) (9, PH) | | | | | | | | | | 3 | 0 | 1 | 0 | 0 | 1 | | | | | | | | | | | | | | | | | | |
| Ron Bryant, S Jerry Johnson, R OBP: 0.154, SLG: 0.154 (1, 1) (8, 1) | | | | | | | | | | 3 | 0 | 0 | 0 | 0 | 1 | | | | | | | | | | | | | | | | | | |
| Inning Stats | R: 0 E: 1 K: 0 S: 4 | H: 0 LOB: 2 BB: 1 P: 8 | R: 0 E: 0 K: 0 S: 4 | H: 1 LOB: 1 BB: 0 P: 4 | R: 0 E: 0 K: 0 S: 3 | H: 0 LOB: 0 BB: 0 P: 3 | R: 0 E: 0 K: 0 S: 3 | H: 0 LOB: 0 BB: 0 P: 3 | R: 0 E: 0 K: 0 S: 4 | H: 1 LOB: 0 BB: 0 P: 4 | R: 0 E: 0 K: 0 S: 3 | H: 0 LOB: 0 BB: 0 P: 3 | R: 0 E: 0 K: 0 S: 4 | H: 1 LOB: 1 BB: 0 P: 4 | R: 1 E: 0 K: 0 S: 6 | H: 1 LOB: 0 BB: 0 P: 6 | | 1B: 3 2B: 1 3B: 0 HR: 2 | SF: 0 SAC: 0 DP: 0 HBP: 0 | WP: 0 PB: 0 SB: 0 CS: 0 | PA: 35 | | | | | | | | | | | | |
| PITCHER | IP WLS BF H R ER SO BB IBB HBP BLK WP HR S P ERA WHIP | | | | | | | | | | | | | | | | | | | | | | | | | | | | | | | | |
| Ron Reed, R ERA: 3.56 Cecil Upshaw, R ERA: 2.77 | (1, 1) (8, 1) | 7.0 2.0 | W S | 27 8 | 4 2 | 1 1 | 1 1 | 1 1 | 0 0 | 0 0 | 0 0 | 0 0 | 0 1 | 28 10 | 32 | 1.29 4.50 | 0.571 1.000 | | | | | | | | | | | | | | | | |



| Batter | 1 | 2 | 3 | 4 | 5 | 6 | 7 | 8 | 9 | AB | R | H | RBI | BB | SO | LOB | TOP |
|---|---|---------------------------------|------------------------------|---------------------------------|------------------------------|---------------------------------|------------------------------|---------------------------------|------------------------------|----------------------------------|------------------------------|---------------------------------|------------------------------|---------------------------------|----------------------------------|------------------------------------|---|
| Sonny Jackson, L (1, 8) OBP: 0.344, SLG: 0.400 | G3 | G4-6-3 | | | 6-3 | | | F5 | | 4 | 0 | 0 | 0 | 0 | 0 | 1 | Atlanta Braves @ San Francisco Giants Candlestick Park, San Francisco, CA Sun May 09 1971, 6:33 AM EDT Unknown |
| Ralph Garr, L (1, 7) OBP: 0.413, SLG: 0.492 | 1B | | F7 | | | F8 | | 1-3 | | 4 | 1 | 1 | 0 | 0 | 0 | | |
| Hank Aaron, R (1, 9) OBP: 0.364, SLG: 0.688 | 1B | | 6-3 | | | K | | F6 | | 4 | 1 | 1 | 1 | 0 | 1 | | |
| Orlando Cepeda, R (1, 3) OBP: 0.321, SLG: 0.588 | F3 | | F9 | | | 6-3 | | | BB | 3 | 0 | 0 | 0 | 1 | 0 | | |
| Felix Millan, R (1, 4) OBP: 0.437, SLG: 0.486 | 1B | | F2 | | | FC5 | BB | F8 | | 4 | 0 | 2 | 0 | 0 | 0 | | |
| Earl Williams, R (1, 5) OBP: 0.280, SLG: 0.500 | 1B | | F3 | | | F3 | | F7 | | 4 | 0 | 1 | 1 | 0 | 0 | | |
| Hal King, L (1, 2) OBP: 0.278, SLG: 0.246 | 1-3 | | F2 | | | K | | K | | 4 | 0 | 0 | 0 | 0 | 2 | | |
| Gil Garrido, R (1, 6) OBP: 0.273, SLG: 0.200 | | | K | | | 1-3 | | | | 2 | 0 | 0 | 0 | 0 | 1 | | |
| Mike Lum, L (7, PH) OBP: 0.297, SLG: 0.241 | | | | | | | | | | 0 | 0 | 0 | 0 | 1 | 0 | | |
| Marty Perez, R (7, 6) OBP: 0.275, SLG: 0.297 | | | | | | | | | | 0 | 0 | 0 | 0 | 0 | 0 | | |
| Pat Jarvis, R (1, 1) OBP: 0.214, SLG: 0.083 | | | | | | | | | | 0 | 0 | 0 | 0 | 1 | 0 | | |
| Mike McQueen, L (2, 1) OBP: 0.200, SLG: 0.200 | | | | | | | | | | 1 | 0 | 0 | 0 | 0 | 1 | | |
| Dusty Baker Jr., R (7, PH) OBP: 0.167, SLG: 0.222 | | | | | | | | | | 1 | 0 | 0 | 0 | 0 | 0 | | |
| Bob Priddy, R (7, 1) OBP: 0.167, SLG: 0.222 | | | | | | | | | | 0 | 0 | 0 | 0 | 0 | 0 | | |
| Inning Stats | R: 2 E: 0 K: 0 S: 7 | H: 4 LOB: 2 BB: 0 P: 7 | R: 0 E: 0 K: 1 S: 4 | H: 0 LOB: 0 BB: 1 P: 8 | R: 0 E: 0 K: 0 S: 3 | H: 0 LOB: 0 BB: 0 P: 3 | R: 0 E: 0 K: 0 S: 5 | H: 0 LOB: 0 BB: 0 P: 5 | R: 0 E: 0 K: 1 S: 6 | H: 1 LOB: 2 BB: 1 P: 10 | R: 0 E: 0 K: 0 S: 3 | H: 0 LOB: 0 BB: 0 P: 9 | R: 0 E: 0 K: 1 S: 5 | H: 0 LOB: 1 BB: 1 P: 9 | 1B: 4 2B: 1 3B: 0 HR: 0 | SF: 0 SAC: 0 DP: 1 HBP: 0 | WP: 0 PA: 34 PB: 0 SB: 0 CS: 0 |
| PITCHER | IP WLS BF H R ER SO BB IBB HBP BLK WP HR S P ERA WHIP | | | | | | | | | | | | | | | | |
| Steve Stone, R (1, 1) ERA: 2.91 | 8.0 W 31 5 2 2 4 3 0 0 0 0 0 0 36 48 2.25 1.000 | | | | | | | | | | | | | | | | |
| Don McMahon, R (9, 1) ERA: 8.44 | 1.0 S 3 0 0 0 1 0 0 0 0 0 0 0 5 5 0.00 0.000 | | | | | | | | | | | | | | | | |

| Batter | 1 | 2 | 3 | 4 | 5 | 6 | 7 | 8 | 9 | AB | R | H | RBI | BB | SO | LOB | BOTTOM | | |
|---|---|----------------------------------|------------------------------|----------------------------------|------------------------------|----------------------------------|------------------------------|---------------------------------|------------------------------|----------------------------------|------------------------------|---------------------------------|------------------------------|----------------------------------|------------------------------|---------------------------------|---|------------------------------------|--|
| Bobby Bonds, R (1, 9) OBP: 0.385, SLG: 0.615 | F4 | 1B | | 6-3 | | K | | 6-3 | | 4 | 0 | 0 | 0 | 1 | 1 | | Atlanta Braves @ San Francisco Giants Candlestick Park, San Francisco, CA Sun May 09 1971, 6:33 AM EDT Unknown | | |
| Chris Speier, R (1, 6) OBP: 0.375, SLG: 0.350 | WP | 1B | | K | | F7 | | E | 1B | 5 | 1 | 3 | 1 | 0 | 1 | | | | |
| Willie Mays, R (1, 8) OBP: 0.477, SLG: 0.722 | F4 | 1B | | 1B | 2B | | HR | E1 | G3-6-1 | 5 | 1 | 2 | 1 | 0 | 1 | | | | |
| Willie McCovey, L (1, 3) OBP: 0.344, SLG: 0.469 | 1B | K | | | 1B | | F8 | G3-6-1 | | 4 | 1 | 1 | 0 | 1 | 1 | | | | |
| Ken Henderson, S (1, 7) OBP: 0.365, SLG: 0.461 | 2B | 1B | | F5 | | WP | 1B | BB | | 3 | 1 | 2 | 1 | 1 | 0 | | | | |
| Dick Dietz, R (1, 2) OBP: 0.436, SLG: 0.433 | 1B | | | WP | BB | | L1-6 | 4-3 | BB | 2 | 0 | 1 | 1 | 2 | 0 | | | | |
| Tito Fuentes, S (1, 4) OBP: 0.287, SLG: 0.320 | F7 | | | 6-3 | | | 6-3 | 1B | | 4 | 0 | 1 | 1 | 0 | 0 | | | | |
| Hal Lanier, R (1, 5) OBP: 0.273, SLG: 0.200 | | SH3-4 | | F2 | | | 6-3 | BB | | 3 | 1 | 1 | 0 | 1 | 0 | | | | |
| Steve Stone, R (1, 1) ERA: 4.43 | | SH3-4 | | | | | L1-6 | | | 3 | 0 | 0 | 0 | 0 | 2 | | | | |
| Don McMahon, R (9, 1) ERA: 5.4 | | | | K | | | | K | | 0 | 0 | 0 | 0 | 0 | 0 | | | | |
| Inning Stats | R: 2 E: 0 K: 0 S: 6 | H: 3 LOB: 1 BB: 1 P: 10 | R: 1 E: 0 K: 2 S: 9 | H: 2 LOB: 1 BB: 1 P: 13 | R: 0 E: 0 K: 1 S: 6 | H: 1 LOB: 2 BB: 1 P: 10 | R: 0 E: 0 K: 1 S: 7 | H: 2 LOB: 2 BB: 0 P: 7 | R: 0 E: 0 K: 0 S: 2 | H: 0 LOB: 1 BB: 2 P: 10 | R: 1 E: 0 K: 1 S: 6 | H: 1 LOB: 0 BB: 1 P: 6 | R: 1 E: 0 K: 1 S: 6 | H: 1 LOB: 1 BB: 1 P: 10 | R: 0 E: 1 K: 0 S: 4 | H: 1 LOB: 1 BB: 0 P: 4 | 1B: 6 2B: 5 3B: 0 HR: 1 | SF: 0 SAC: 1 DP: 2 HBP: 0 | WP: 4 PA: 40 PB: 0 SB: 0 CS: 0 |
| PITCHER | IP WLS BF H R ER SO BB IBB HBP BLK WP HR S P ERA WHIP | | | | | | | | | | | | | | | | | | |
| Pat Jarvis, R (1, 1) ERA: 4.43 | 1.1 L 11 5 3 3 0 1 1 0 0 0 1 1 27 39 1.93 1.500 | | | | | | | | | | | | | | | | | | |
| Mike McQueen, L (2, 1) ERA: 2.2 | 4.2 20 4 1 1 5 3 0 0 0 0 1 1 27 39 1.93 1.500 | | | | | | | | | | | | | | | | | | |
| Bob Priddy, R (7, 1) ERA: 5.4 | 2.0 9 2 1 1 1 1 0 0 0 0 1 0 10 14 4.50 1.500 | | | | | | | | | | | | | | | | | | |

| Batter | 1 | 2 | 3 | 4 | 5 | 6 | 7 | 8 | 9 | 10 | AB | R | H | RBI | BB | SO | LOB | | | | | |
|---|------------------------------|---------------------------------|------------------------------|---------------------------------|------------------------------|----------------------------------|------------------------------|---------------------------------|------------------------------|----------------------------------|------------------------------|---------------------------------|------------------------------|---------------------------------|------------------------------|---------------------------------|------------------------------|---------------------------------|----------------------------------|------------------------------------|----------------------------------|--------|
| Sonny Jackson, L OBP: 0.338, SLG: 0.387 (1, 8) | 4-3 | | 2B HR BB | | F5 | | 4-3 | | K | | 4 | 1 | 0 | 0 | 1 | 1 | 0 | | | | | |
| Ralph Garr, L OBP: 0.427, SLG: 0.512 (1, 7) | 4-3 | | HR 2B | | CS 1B | | | HBP SH5-4 1B | | 1B 1B | 5 | 2 | 4 | 0 | 0 | 0 | 0 | | | | | |
| Felix Millan, R OBP: 0.447, SLG: 0.500 (1, 4) | | | HR BB | | CS | | | SH5-4 | | 1B 1B | 3 | 1 | 2 | 0 | 1 | 1 | 0 | | | | | |
| Orlando Cepeda, R OBP: 0.333, SLG: 0.642 (1, 3) | G3 | | HR | | | | | HBP IBB | | F8 | 4 | 2 | 2 | 5 | 1 | 0 | 3 | | | | | |
| Earl Williams, R OBP: 0.275, SLG: 0.480 (1, 5) | | F8 | 4-3 | | | | | F4 | | 1B | 5 | 0 | 1 | 1 | 0 | 0 | 2 | | | | | |
| Mike Lum, L OBP: 0.317, SLG: 0.226 (8, 1) | | F7 | | | | | | | | 1B | 2 | 0 | 0 | 0 | 1 | 0 | 0 | | | | | |
| Bob Priddy, R (8, 1) | | | | | | | | | | K | 1 | 0 | 0 | 0 | 0 | 1 | 2 | | | | | |
| Cecil Upshaw, R (10, 1) | | | | | | | | | | | 0 | 0 | 0 | 0 | 0 | 0 | 0 | | | | | |
| Bob Didier, S OBP: 0.195, SLG: 0.200 (8, PH) | | | | | | | | | | | 3 | 0 | 0 | 0 | 0 | 1 | 1 | | | | | |
| Hank Aaron, R OBP: 0.360, SLG: 0.680 (8, 2) | 4-3 | | | | G3 | | | F7 | | G3 | 1 | 0 | 0 | 0 | 0 | 0 | 3 | | | | | |
| Hal King, L OBP: 0.275, SLG: 0.243 (8, 2) | | | | | | | | | | | 1 | 0 | 0 | 0 | 0 | 0 | 2 | | | | | |
| Marty Perez, R OBP: 0.260, SLG: 0.279 (1, 6) | | | F3 | | 6-3 | | | | | F9 | 4 | 0 | 0 | 0 | 0 | 0 | 0 | | | | | |
| Phil Niekro, R (1, 1) | | | | | | | | | | | 1 | 0 | 0 | 0 | 0 | 0 | 0 | | | | | |
| Ron Herbel, R (4, 1) | | | | | | | | | | | 2 | 0 | 0 | 0 | 0 | 1 | 0 | | | | | |
| Dusty Baker Jr., R OBP: 0.158, SLG: 0.211 (8, 9) | | | | | | | | | | | 1 | 0 | 0 | 0 | 0 | 0 | 0 | | | | | |
| Inning Stats | R: 0 E: 0 K: 0 S: 4 | H: 1 LOB: 1 BB: 0 P: 4 | R: 0 E: 0 K: 0 S: 3 | H: 0 LOB: 0 BB: 0 P: 3 | R: 4 E: 0 K: 0 S: 5 | H: 2 LOB: 0 BB: 2 P: 13 | R: 0 E: 0 K: 1 S: 5 | H: 1 LOB: 0 BB: 0 P: 5 | R: 1 E: 0 K: 2 S: 8 | H: 1 LOB: 1 BB: 1 P: 12 | R: 0 E: 0 K: 0 S: 3 | H: 0 LOB: 0 BB: 0 P: 3 | R: 0 E: 0 K: 0 S: 4 | H: 1 LOB: 3 BB: 1 P: 9 | R: 0 E: 0 K: 1 S: 5 | H: 0 LOB: 0 BB: 0 P: 5 | R: 1 E: 0 K: 1 S: 8 | H: 3 LOB: 2 BB: 0 P: 8 | 1B: 5 2B: 2 3B: 0 HR: 2 | SF: 0 SAC: 1 DP: 0 HBP: 1 | WP: 0 PB: 0 SB: 0 CS: 1 | PA: 44 |
| PITCHER | IP | WLS | BF | H | R | ER | SO | BB | IBB | HBP | BLK | WP | HR | S | P | ERA | WHIP | | | | | |
| Rich Robertson, R ERA: 4.07 (1, 1) | 4.0 | | 17 | 3 | 4 | 4 | 0 | 2 | 0 | 0 | 0 | 0 | 1 | 15 | 23 | 9.00 | 1.250 | | | | | |
| John Cumberland, L ERA: 1.02 (5, 1) | 3.0 | | 11 | 2 | 1 | 1 | 3 | 1 | 0 | 0 | 0 | 0 | 1 | 16 | 20 | 3.00 | 1.000 | | | | | |
| Don McMahon, R ERA: 7.11 (8, 1) | 2.0 | | 9 | 1 | 0 | 0 | 1 | 0 | 1 | 1 | 0 | 0 | 0 | 9 | 14 | 0.00 | 0.500 | | | | | |
| Jerry Johnson, R ERA: 1.21 (10, 1) | 1.0 | L | 6 | 3 | 1 | 1 | 1 | 0 | 0 | 0 | 0 | 0 | 0 | 8 | 8 | 9.00 | 3.000 | | | | | |

Atlanta Braves @ San Francisco Giants
Candlestick Park, San Francisco, CA
Sun May 09 1971, 6:38 AM EDT
Att: 28,744 - Unknown

| | |
|-----|----|
| AB | 37 |
| R | 6 |
| H | 9 |
| RBI | 6 |
| BB | 4 |
| SO | 5 |
| LOB | 13 |

Braves

| Batter | 1 | 2 | 3 | 4 | 5 | 6 | 7 | 8 | 9 | 10 | AB | R | H | RBI | BB | SO | LOB | | | | | |
|---|------------------------------|---------------------------------|------------------------------|---------------------------------|------------------------------|---------------------------------|------------------------------|---------------------------------|------------------------------|---------------------------------|------------------------------|---------------------------------|------------------------------|---------------------------------|------------------------------|---------------------------------|------------------------------|---------------------------------|----------------------------------|------------------------------------|----------------------------------|--------|
| Bobby Bonds, R OBP: 0.370, SLG: 0.588 (1, 9) | K | | 5-3 | 5-3 | | | F6 | | K | | 5 | 0 | 0 | 0 | 2 | 1 | | | | | | |
| Chris Speier, R OBP: 0.369, SLG: 0.339 (1, 6) | 5-3 | | | E HR HBP | 5-3 | | G3 | | | F8 | 4 | 1 | 0 | 0 | 0 | 0 | | | | | | |
| Ken Henderson, S OBP: 0.358, SLG: 0.441 (1, 8) | F7 | | | E6 HR | 3-1 | | | F8 | | | 4 | 1 | 0 | 0 | 1 | 0 | | | | | | |
| Wille McCovey, L OBP: 0.371, SLG: 0.529 (8, PR) | | | | | | | | | | | 4 | 1 | 4 | 3 | 0 | 0 | | | | | | |
| Bob Heise, R (8, PH) | | | | | | | | | | | 0 | 0 | 0 | 0 | 0 | 0 | | | | | | |
| Hal Lanier, R OBP: 0.273, SLG: 0.200 (9, 5) | | 1B WP | | | | | | F9 1B | | | 0 | 0 | 0 | 0 | 0 | 0 | | | | | | |
| Dick Dietz, R OBP: 0.435, SLG: 0.429 (10, PH) | | 1B | | 1H 2H | HR | | | 1B | | | 1 | 0 | 0 | 0 | 1 | 1 | | | | | | |
| George Foster, R OBP: 0.351, SLG: 0.507 (1, 7) | | F2 | | | | | | | | | 5 | 1 | 2 | 0 | 0 | 1 | | | | | | |
| Al Gallagher, R OBP: 0.317, SLG: 0.347 (1, 5) | | | | | | | | | | | 3 | 0 | 2 | 0 | 0 | 1 | | | | | | |
| Willie Mays, R OBP: 0.473, SLG: 0.714 (8, PH) | | | | | | | | | | | 1 | 0 | 0 | 0 | 0 | 2 | | | | | | |
| Tito Fuentes, S OBP: 0.286, SLG: 0.317 (1, 4) | | | | | | | | | | | 4 | 1 | 1 | 0 | 0 | 5 | | | | | | |
| Russ Gibson, R OBP: 0.111, SLG: 0.333 (1, 2) | | | | | | | | | | | 4 | 0 | 1 | 2 | 0 | 1 | | | | | | |
| Rich Robertson, R OBP: 0.108, SLG: 0.100 (1, 11) | | | | | | | | | | | 1 | 0 | 0 | 0 | 0 | 1 | | | | | | |
| Frank Johnson, R OBP: 0.182, SLG: 0.100 (5, 1) | | | | | | | | | | | 0 | 0 | 0 | 0 | 0 | 0 | | | | | | |
| John Cumberland, R (7, PH) | | | | | | | | | | | 0 | 0 | 0 | 0 | 0 | 0 | | | | | | |
| Jimmy Rosario, S OBP: 0.303, SLG: 0.211 (8, 1) | | | | | | | | | | | 1 | 0 | 0 | 0 | 0 | 0 | | | | | | |
| Don McMahon, R (8, PH) | | | | | | | | | | | 0 | 0 | 0 | 0 | 0 | 0 | | | | | | |
| Gaylord Perry, R OBP: 0.156, SLG: 0.077 (10, 1) | | | | | | | | | | | 1 | 0 | 0 | 0 | 0 | 1 | | | | | | |
| Jerry Johnson, R (10, 1) | | | | | | | | | | | 0 | 0 | 0 | 0 | 0 | 0 | | | | | | |
| Inning Stats | R: 0 E: 0 K: 1 S: 5 | H: 0 LOB: 0 BB: 0 P: 5 | R: 0 E: 0 K: 0 S: 4 | H: 2 LOB: 1 BB: 0 P: 4 | R: 0 E: 0 K: 1 S: 5 | H: 0 LOB: 0 BB: 0 P: 5 | R: 5 E: 1 K: 0 S: 8 | H: 4 LOB: 1 BB: 0 P: 9 | R: 0 E: 0 K: 1 S: 6 | H: 1 LOB: 1 BB: 0 P: 6 | R: 0 E: 0 K: 0 S: 3 | H: 0 LOB: 0 BB: 0 P: 3 | R: 0 E: 0 K: 0 S: 5 | H: 2 LOB: 2 BB: 0 P: 5 | R: 0 E: 0 K: 2 S: 7 | H: 0 LOB: 0 BB: 0 P: 7 | R: 0 E: 0 K: 1 S: 5 | H: 0 LOB: 1 BB: 1 P: 9 | 1B: 7 2B: 2 3B: 1 HR: 1 | SF: 0 SAC: 0 DP: 2 HBP: 1 | WP: 1 PB: 0 SB: 1 CS: 0 | PA: 41 |
| PITCHER | IP | WLS | BF | H | R | ER | SO | BB | IBB | HBP | BLK | WP | HR | S | P | ERA | WHIP | | | | | |
| Phil Niekro, R ERA: 3.22 (1, 1) | 3.1 | | 17 | 6 | 5 | 4 | 2 | 0 | 0 | 0 | 0 | 1 | 1 | 20 | 21 | 10.80 | 1.800 | | | | | |
| Ron Herbel, R ERA: 2.77 (4, 1) | 4.0 | | 15 | 4 | 0 | 0 | 1 | 0 | 0 | 0 | 0 | 0 | 0 | 17 | 17 | 0.00 | 1.000 | | | | | |
| Bob Priddy, R ERA: 4.7 (8, 1) | 2.0 | W | 7 | 0 | 0 | 0 | 2 | 1 | 0 | 0 | 0 | 0 | 0 | 10 | 14 | 0.00 | 0.500 | | | | | |
| Cecil Upshaw, R ERA: 2.7 (10, 1) | 0.2 | S | 2 | 0 | 0 | 0 | 1 | 0 | 0 | 0 | 0 | 0 | 0 | 4 | 4 | 0.00 | 0.000 | | | | | |

Atlanta Braves @ San Francisco Giants
Candlestick Park, San Francisco, CA
Sun May 09 1971, 6:38 AM EDT
Att: 28,744 - Unknown

| | |
|-----|----|
| AB | 39 |
| R | 5 |
| H | 10 |
| RBI | 5 |
| BB | 1 |
| SO | 6 |
| LOB | 16 |

GIANTS

| Batter | 1 | 2 | 3 | 4 | 5 | 6 | 7 | 8 | 9 | AB | R | H | RBI | BB | SO | LOB | TOP | | | | | | | | | | |
|---|------------------------------|---------------------------------|------------------------------|---------------------------------|------------------------------|---------------------------------|------------------------------|---------------------------------|------------------------------|---------------------------------|------------------------------|---------------------------------|------------------------------|---------------------------------|------------------------------|---------------------------------|---|---------------------------------|----------------------------------|------------------------------------|----------------------------------|--------|--|--|--|--|--|
| Dusty Baker Jr. R OBP: 0.130, SLG: 0.174 (1, 8) | 0-3 K | | | 0-3 K | | 0-0 G3 | | 0-0 E6 | | 4 | 0 | 0 | 0 | 0 | 2 | 1 | Atlanta Braves @ Los Angeles Dodgers Dodger Stadium, Los Angeles, CA Tue May 11 1971, 7:05 PM PDT Att: 32,959 - Unknown | | | | | | | | | | |
| Ralph Garr L OBP: 0.422, SLG: 0.500 (1, 7) | 4-0 BB | | | 0-3 K | | | 0-0 F7 | 0-0 F9 | | 3 | 0 | 0 | 0 | 1 | 1 | | | | | | | | | | | | |
| Hank Aaron R OBP: 0.360, SLG: 0.680 Sonny Jackson L OBP: 0.344, SLG: 0.392 (7, PR) (7, 8) | 0-0 G6-4-3 | | | 0-0 5-3 | | | 0-0 1B SF9 2B | | 0-0 G6-4-3 1B | 3 | 0 | 1 | 0 | 0 | 0 | 1 | | | | | | | | | | | |
| Orlando Cepeda R OBP: 0.339, SLG: 0.636 (1, 3) | | 0-0 CS 1B | | | 0-0 F8 | | 0-0 1B 2-3 1B | | 0-0 G6-4-3 1-2 | 4 | 0 | 2 | 0 | 0 | 0 | 1 | | | | | | | | | | | |
| Felix Millan R OBP: 0.433, SLG: 0.487 (1, 4) | | 0-0 5-3 1-2 | | | 0-3 K | | 0-0 SF9 | | 0-0 6-3 | 3 | 0 | 0 | 1 | 0 | 1 | 1 | | | | | | | | | | | |
| Earl Williams R OBP: 0.277, SLG: 0.474 (1, 5) | | 0-0 F7 | | | 0-0 F8 | | 0-0 1-2 1B | | | 3 | 0 | 1 | 0 | 0 | 0 | 0 | | | | | | | | | | | |
| Gil Garrido R OBP: 0.295, SLG: 0.186 (1, 6) | | | 0-0 F8 | | | 0-0 5-3 | 0-3 K | | | 3 | 0 | 0 | 0 | 0 | 1 | 2 | | | | | | | | | | | |
| Bob Didier S OBP: 0.205, SLG: 0.209 (1, 2) | | | 0-0 5-3 | | | 0-0 1B | | 0-0 4-3 | | 3 | 0 | 1 | 0 | 0 | 0 | 0 | | | | | | | | | | | |
| Jim Nash R OBP: 0.293, SLG: 0.250 Pat Jarvis R OBP: 0.214, SLG: 0.083 Clete Boyer R OBP: 0.224, SLG: 0.232 Tom Kelley R OBP: 0.330, SLG: 0.219 Mike Lum L OBP: 0.330, SLG: 0.219 Steve Barber L OBP: 0.330, SLG: 0.219 (1, 1) (4, 1) (6, PH) (6, 1) (8, PH) (8, 1) | | | 0-3 K | | | 0-0 F7 | | 0-0 F2 | | 1 | 0 | 0 | 0 | 0 | 0 | 0 | | | | | | | | | | | |
| Inning Stats | R: 0 E: 0 K: 1 S: 4 | H: 0 LOB: 0 BB: 1 P: 8 | R: 0 E: 0 K: 0 S: 3 | H: 1 LOB: 0 BB: 0 P: 3 | R: 0 E: 0 K: 1 S: 5 | H: 0 LOB: 0 BB: 0 P: 5 | R: 0 E: 0 K: 2 S: 7 | H: 0 LOB: 0 BB: 0 P: 7 | R: 0 E: 0 K: 1 S: 5 | H: 0 LOB: 0 BB: 0 P: 5 | R: 0 E: 0 K: 0 S: 4 | H: 1 LOB: 1 BB: 0 P: 4 | R: 1 E: 0 K: 1 S: 8 | H: 3 LOB: 2 BB: 0 P: 8 | R: 0 E: 1 K: 0 S: 4 | H: 0 LOB: 1 BB: 0 P: 4 | R: 0 E: 0 K: 0 S: 3 | H: 1 LOB: 0 BB: 0 P: 3 | 1B: 5 2B: 1 3B: 0 HR: 0 | SF: 1 SAC: 0 DP: 2 HBP: 0 | WP: 0 PB: 0 SB: 0 CS: 1 | PA: 32 | | | | | |
| PITCHER Claude Osteen L ERA: 2.51 (1, 1) | IP 9.0 | WLS W | BF 32 | H 6 | R 1 | ER 1 | SO 6 | BB 1 | IBB 0 | HBP 0 | BLK 0 | WP 0 | HR 0 | S 43 | P 47 | ERA 1.00 | WHIP 0.778 | | | | | | | | | | |

| Batter | 1 | 2 | 3 | 4 | 5 | 6 | 7 | 8 | 9 | AB | R | H | RBI | BB | SO | LOB | BOTTOM | | | | | | | | | | |
|--|------------------------------|---------------------------------|------------------------------|----------------------------------|------------------------------|---------------------------------|-------------------------------|----------------------------------|------------------------------|---------------------------------|------------------------------|---------------------------------|------------------------------|---------------------------------|------------------------------|---------------------------------|---|---------------------------------|----------------------------------|------------------------------------|----------------------------------|--------|--|--|--|--|--|
| Billy Grabarkewitz R OBP: 0.397, SLG: 0.340 (1, 5) | 0-0 6-3 | | | 0-3 K | | 0-0 G3 | | 0-3 K | | 4 | 0 | 0 | 0 | 1 | 2 | 3 | Atlanta Braves @ Los Angeles Dodgers Dodger Stadium, Los Angeles, CA Tue May 11 1971, 7:05 PM PDT Att: 32,959 - Unknown | | | | | | | | | | |
| Bill Buckner L OBP: 0.333, SLG: 0.393 (1, 9) | 0-0 4-1 | 0-0 5-3 BB | | 0-0 HR | | 0-0 F9 | | | | 4 | 1 | 1 | 3 | 0 | 0 | 2 | | | | | | | | | | | |
| Willie Davis L OBP: 0.398, SLG: 0.508 (1, 8) | 0-0 BB 2B 1B | | 0-0 G4-6-3 1B | 0-0 1B 3B | | | 0-0 4-3 4-3 1B | | | 4 | 2 | 4 | 0 | 0 | 0 | 0 | | | | | | | | | | | |
| Dick Allen R OBP: 0.342, SLG: 0.371 (1, 7) | 4-0 BB 2B BB | | 0-0 G4-6-3 1-2 | 0-0 1B | | 0-0 4-3 | | 0-0 4-3 1-2 | | 3 | 1 | 1 | 1 | 1 | 0 | 2 | | | | | | | | | | | |
| Wes Parker S OBP: 0.324, SLG: 0.349 (1, 3) | 0-0 1-2 2B | | 0-0 1B | 0-0 F6 | | 0-0 4-3 | | 0-0 4-3 2-3 | | 4 | 0 | 2 | 2 | 0 | 0 | 2 | | | | | | | | | | | |
| Tom Haller L OBP: 0.400, SLG: 0.364 (1, 2) | 0-0 G3 | | 0-0 F7 | | 0-0 6-3 | | 0-0 F3 | | | 4 | 0 | 0 | 0 | 0 | 0 | 3 | | | | | | | | | | | |
| Jim Lefebvre S OBP: 0.319, SLG: 0.435 (1, 4) | | 0-0 4-3 PB 1B | | 0-3 K | 0-0 5-3 | | 0-0 F3 | | | 4 | 0 | 1 | 0 | 0 | 1 | 0 | | | | | | | | | | | |
| Bill Russell R OBP: 0.311, SLG: 0.333 (1, 6) | | 0-3 K | | 0-0 HR 3B | | 0-0 F6 | | 0-3 K | | 4 | 1 | 1 | 0 | 0 | 2 | 1 | | | | | | | | | | | |
| Claude Osteen L OBP: 0.174, SLG: 0.100 (1, 1) | | 0-0 4-3 2-3 | | 4-0 HR BB | | 0-3 K | | 0-0 WP 1B | | 3 | 1 | 1 | 0 | 1 | 1 | 1 | | | | | | | | | | | |
| Inning Stats | R: 2 E: 0 K: 0 S: 5 | H: 2 LOB: 1 BB: 1 P: 9 | R: 0 E: 0 K: 1 S: 6 | H: 1 LOB: 2 BB: 1 P: 10 | R: 0 E: 0 K: 0 S: 4 | H: 2 LOB: 1 BB: 0 P: 4 | R: 4 E: 0 K: 2 S: 11 | H: 4 LOB: 1 BB: 1 P: 15 | R: 0 E: 0 K: 0 S: 3 | H: 0 LOB: 0 BB: 0 P: 3 | R: 0 E: 0 K: 1 S: 5 | H: 0 LOB: 0 BB: 0 P: 5 | R: 0 E: 0 K: 0 S: 4 | H: 1 LOB: 1 BB: 0 P: 4 | R: 0 E: 0 K: 2 S: 8 | H: 1 LOB: 1 BB: 0 P: 8 | R: 0 E: 0 K: 0 S: 3 | H: 1 LOB: 0 BB: 0 P: 8 | 1B: 7 2B: 1 3B: 2 HR: 1 | SF: 0 SAC: 0 DP: 1 HBP: 0 | WP: 1 PB: 1 SB: 0 CS: 0 | PA: 37 | | | | | |
| PITCHER Jim Nash R ERA: 4.85 Pat Jarvis R ERA: 4.5 Tom Kelley R ERA: 7.2 Steve Barber L ERA: 9.64 (1, 1) (4, 1) (6, 1) (8, 1) | IP 3.2 | WLS L | BF 20 | H 7 | R 5 | ER 5 | SO 3 | BB 3 | IBB 0 | HBP 0 | BLK 0 | WP 0 | HR 1 | S 23 | P 35 | ERA 12.27 | WHIP 2.727 | | | | | | | | | | |

| | |
|-----|----|
| AB | 30 |
| R | 1 |
| H | 6 |
| RBI | 1 |
| BB | 1 |
| SO | 6 |
| LOB | 8 |

| | |
|-----|----|
| AB | 34 |
| R | 6 |
| H | 11 |
| RBI | 6 |
| BB | 3 |
| SO | 6 |
| LOB | 14 |

| Batter | 1 | 2 | 3 | 4 | 5 | 6 | 7 | 8 | 9 | AB | R | H | RBI | BB | SO | LOB | TOP | | | | | |
|--|--|---------------------------------|------------------------------|---------------------------------|------------------------------|---------------------------------|------------------------------|---------------------------------|------------------------------|---------------------------------|------------------------------|---------------------------------|------------------------------|---------------------------------|------------------------------|---------------------------------|--|---------------------------------|----------------------------------|------------------------------------|----------------------------------|--------|
| Sonny Jackson, L (1,8) OBP: 0.348, SLG: 0.403 | | | | | | | | | | 4 | 0 | 2 | 0 | 0 | 1 | 1 | Atlanta Braves @ Los Angeles Dodgers Dodger Stadium, Los Angeles, CA Wed May 12 1971, 7:05 PM PDT Att: 15,702 - Unknown | | | | | |
| Ralph Garr, L (1,7) OBP: 0.417, SLG: 0.492 | | | | | | | | | | 4 | 0 | 1 | 0 | 0 | 0 | 3 | | | | | | |
| Hank Aaron, R (1,9) OBP: 0.356, SLG: 0.660 | | | | | | | | | | 3 | 0 | 0 | 0 | 1 | 0 | 0 | | | | | | |
| Orlando Cepeda, R (1,3) | | | | | | | | | | 4 | 0 | 0 | 0 | 0 | 0 | 2 | | | | | | |
| Felix Millan, R (1,4) OBP: 0.420, SLG: 0.471 | | | | | | | | | | 4 | 0 | 0 | 0 | 0 | 0 | 0 | | | | | | |
| Hal King, L (1,2) OBP: 0.265, SLG: 0.233 | | | | | | | | | | 3 | 0 | 0 | 0 | 0 | 2 | 0 | | | | | | |
| Earl Williams, R (1,5) OBP: 0.267, SLG: 0.457 | | | | | | | | | | 3 | 0 | 0 | 0 | 0 | 2 | 0 | | | | | | |
| Gil Garrido, R (1,6) OBP: 0.240, SLG: 0.174 | | | | | | | | | | 3 | 0 | 0 | 0 | 0 | 0 | 0 | | | | | | |
| George Stone, L (1,1) OBP: 0.214, SLG: 0.214 | | | | | | | | | | 2 | 0 | 1 | 0 | 0 | 0 | 0 | | | | | | |
| Mike Lum, L (8, PH) OBP: 0.326, SLG: 0.242 | | | | | | | | | | 1 | 0 | 1 | 0 | 0 | 0 | 0 | | | | | | |
| Mike McQueen, L (8, 1) OBP: 0.200, SLG: 0.200 | | | | | | | | | | 0 | 0 | 0 | 0 | 0 | 0 | 0 | | | | | | |
| Inning Stats | R: 0 E: 0 K: 1 S: 5 | H: 0 LOB: 0 BB: 0 P: 5 | R: 0 E: 0 K: 1 S: 5 | H: 0 LOB: 0 BB: 0 P: 5 | R: 0 E: 0 K: 1 S: 7 | H: 2 LOB: 2 BB: 0 P: 7 | R: 0 E: 0 K: 0 S: 3 | H: 0 LOB: 0 BB: 0 P: 3 | R: 0 E: 0 K: 1 S: 5 | H: 0 LOB: 0 BB: 0 P: 5 | R: 0 E: 0 K: 0 S: 4 | H: 2 LOB: 2 BB: 1 P: 8 | R: 0 E: 0 K: 1 S: 5 | H: 0 LOB: 0 BB: 0 P: 5 | R: 0 E: 0 K: 0 S: 4 | H: 1 LOB: 1 BB: 0 P: 4 | R: 0 E: 0 K: 0 S: 3 | H: 0 LOB: 0 BB: 0 P: 3 | 1B: 4 2B: 1 3B: 0 HR: 0 | SF: 0 SAC: 0 DP: 0 HBP: 0 | WP: 0 PB: 0 SB: 0 CS: 1 | PA: 32 |
| PITCHER Don Sutton, R (1,1) ERA: 3.81 | IP: 9.0 WLS: W BF: 32 H: 5 R: 0 ER: 0 SO: 5 BB: 1 IBB: 0 HBP: 0 BLK: 0 WP: 0 HR: 0 S: 41 P: 45 ERA: 0.00 WHIP: 0.667 | | | | | | | | | | | | | | | PITCHER | | | | | | |

| Batter | 1 | 2 | 3 | 4 | 5 | 6 | 7 | 8 | 9 | AB | R | H | RBI | BB | SO | LOB | BOTTOM | | | |
|---|--|---------------------------------|------------------------------|---------------------------------|------------------------------|----------------------------------|------------------------------|----------------------------------|------------------------------|---------------------------------|------------------------------|---------------------------------|------------------------------|---------------------------------|------------------------------|---------------------------------|--|------------------------------------|----------------------------------|--------|
| Maury Wills, S (1,6) OBP: 0.356, SLG: 0.363 | | | | | | | | | | 4 | 1 | 3 | 0 | 0 | 1 | 0 | Atlanta Braves @ Los Angeles Dodgers Dodger Stadium, Los Angeles, CA Wed May 12 1971, 7:05 PM PDT Att: 15,702 - Unknown | | | |
| Manny Mota, R (1,9) OBP: 0.362, SLG: 0.365 | | | | | | | | | | 3 | 0 | 1 | 0 | 0 | 0 | 3 | | | | |
| Willie Davis, L (1,8) OBP: 0.394, SLG: 0.500 | | | | | | | | | | 4 | 0 | 1 | 2 | 0 | 0 | 2 | | | | |
| Dick Allen, R (1,7) OBP: 0.339, SLG: 0.396 | | | | | | | | | | 4 | 1 | 1 | 1 | 0 | 2 | 3 | | | | |
| Wes Parker, S (1,3) OBP: 0.322, SLG: 0.346 | | | | | | | | | | 4 | 1 | 1 | 0 | 0 | 1 | 0 | | | | |
| Jim Lefebvre, S (1,4) OBP: 0.314, SLG: 0.480 | | | | | | | | | | 4 | 1 | 1 | 2 | 0 | 0 | 0 | | | | |
| Bill Sudakis, S (1,2) OBP: 0.316, SLG: 0.333 | | | | | | | | | | 3 | 0 | 0 | 0 | 1 | 1 | 0 | | | | |
| Steve Garvey, R (1,5) OBP: 0.336, SLG: 0.404 | | | | | | | | | | 3 | 0 | 1 | 0 | 0 | 1 | 0 | | | | |
| Don Sutton, R (1,1) OBP: 0.235, SLG: 0.071 | | | | | | | | | | 2 | 1 | 0 | 0 | 1 | 1 | 2 | | | | |
| Inning Stats | R: 0 E: 0 K: 0 S: 3 | H: 1 LOB: 0 BB: 0 P: 3 | R: 1 E: 0 K: 2 S: 8 | H: 1 LOB: 0 BB: 0 P: 8 | R: 2 E: 0 K: 1 S: 7 | H: 2 LOB: 1 BB: 1 P: 11 | R: 0 E: 0 K: 1 S: 6 | H: 1 LOB: 2 BB: 1 P: 10 | R: 0 E: 0 K: 1 S: 6 | H: 1 LOB: 1 BB: 0 P: 6 | R: 2 E: 0 K: 1 S: 7 | H: 2 LOB: 0 BB: 0 P: 7 | R: 0 E: 0 K: 1 S: 6 | H: 1 LOB: 0 BB: 0 P: 6 | R: 0 E: 0 K: 0 S: 3 | H: 0 LOB: 0 BB: 0 P: 3 | 1B: 6 2B: 1 3B: 0 HR: 2 | SF: 0 SAC: 1 DP: 1 HBP: 0 | WP: 0 PB: 0 SB: 0 CS: 0 | PA: 34 |
| PITCHER George Stone, L (1,1) ERA: 3.6 | IP: 7.0 WLS: L BF: 31 H: 9 R: 5 ER: 5 SO: 7 BB: 2 IBB: 0 HBP: 0 BLK: 0 WP: 0 HR: 2 S: 43 P: 51 ERA: 6.43 WHIP: 1.571 | | | | | | | | | | | | | | | PITCHER | | | | |
| Mike McQueen, L (8, 1) ERA: 2.06 | IP: 1.0 WLS: L BF: 3 H: 0 R: 0 ER: 0 SO: 0 BB: 0 IBB: 0 HBP: 0 BLK: 0 WP: 0 HR: 0 S: 3 P: 3 ERA: 0.00 WHIP: 0.000 | | | | | | | | | | | | | | | PITCHER | | | | |



| Batter | 1 | 2 | 3 | 4 | 5 | 6 | 7 | 8 | 9 | AB | R | H | RBI | BB | SO | LOB | TOP | | | | | |
|--|---|---------------------------------|------------------------------|---------------------------------|------------------------------|---------------------------------|------------------------------|---------------------------------|------------------------------|---------------------------------|------------------------------|---------------------------------|------------------------------|---------------------------------|------------------------------|---------------------------------|--|---------------------------------|----------------------------------|------------------------------------|----------------------------------|--------|
| Larry Bowa, S OBP: 0.281, SLG: 0.281 | F7 | | FC8-4 SF8 | | | | | E4 | | 4 | 1 | 1 | 0 | 0 | 0 | 1 | Philadelphia Phillies @ Atlanta Braves Atlanta Stadium, Atlanta, GA Fri May 14 1971, 7:05 PM EDT Att: 10,164 - Unknown | | | | | |
| Denny Doyle, L OBP: 0.308, SLG: 0.366 | P5 | | SF8 | | | | FC4-6 | L3 | | 3 | 0 | 0 | 1 | 0 | 0 | 3 | | | | | | |
| Willie Montanez, L OBP: 0.394, SLG: 0.567 | HR | | K | | | | | FC4-6 1B | | 4 | 1 | 2 | 1 | 0 | 2 | 2 | | | | | | |
| Tim McCarver, L OBP: 0.291, SLG: 0.305 | 1B | | | | | | | FC4-6 1B | | 4 | 0 | 2 | 0 | 0 | 0 | 1 | | | | | | |
| Deron Johnson, R OBP: 0.265, SLG: 0.294 | 4-3 | | | | | | | | 5-3 | 4 | 0 | 0 | 0 | 0 | 1 | 2 | | | | | | |
| Roger Freed, R OBP: 0.316, SLG: 0.323 | | K | | | | | | | P3 | 4 | 0 | 0 | 0 | 0 | 1 | 1 | | | | | | |
| Don Money, R OBP: 0.248, SLG: 0.330 | | 5-3 | | | | | | | | 4 | 0 | 1 | 0 | 0 | 2 | 1 | | | | | | |
| Joe Lis, R OBP: 0.347, SLG: 0.450 | | | | | | | | | | 3 | 0 | 1 | 0 | 0 | 1 | 0 | | | | | | |
| Byron Browne, R OBP: 0.176, SLG: 0.067 | | | | | | | | | | 0 | 0 | 0 | 0 | 0 | 0 | 0 | | | | | | |
| Ron Stone, L OBP: 0.333, SLG: 0.343 | | | | | | | | | | 1 | 0 | 1 | 0 | 0 | 0 | 0 | | | | | | |
| Barry Lersch, S OBP: 0.250, SLG: 0.077 | | | | | | | | | | 3 | 0 | 1 | 0 | 0 | 1 | 1 | | | | | | |
| Darrell Brandon, R OBP: 0.333, SLG: 0.333 | | | | | | | | | | 0 | 0 | 0 | 0 | 0 | 0 | 0 | | | | | | |
| Joe Hoerner, R OBP: 0.333, SLG: 0.343 | | | | | | | | | | 0 | 0 | 0 | 0 | 0 | 0 | 0 | | | | | | |
| Tony Taylor, R OBP: 0.286, SLG: 0.341 | | | | | | | | | | 1 | 0 | 0 | 0 | 0 | 0 | 2 | | | | | | |
| Inning Stats | R: 1 E: 0 K: 0 S: 5 | H: 2 LOB: 1 BB: 0 P: 5 | R: 0 E: 0 K: 2 S: 7 | H: 0 LOB: 0 BB: 0 P: 7 | R: 1 E: 0 K: 1 S: 6 | H: 1 LOB: 0 BB: 0 P: 6 | R: 0 E: 0 K: 2 S: 8 | H: 1 LOB: 1 BB: 0 P: 8 | R: 0 E: 0 K: 1 S: 7 | H: 2 LOB: 2 BB: 0 P: 7 | R: 0 E: 0 K: 0 S: 3 | H: 0 LOB: 0 BB: 0 P: 3 | R: 0 E: 0 K: 2 S: 7 | H: 0 LOB: 0 BB: 0 P: 7 | R: 0 E: 1 K: 0 S: 4 | H: 1 LOB: 1 BB: 0 P: 4 | R: 0 E: 0 K: 0 S: 5 | H: 2 LOB: 2 BB: 0 P: 5 | 1B: 8 2B: 1 3B: 0 HR: 1 | SF: 1 SAC: 0 DP: 1 HBP: 0 | WP: 0 PB: 0 SB: 1 CS: 0 | PA: 36 |
| PITCHER | IP WLS BF H R ER SO BB IBB HBP BLK WP HR S P ERA WHIP | | | | | | | | | | | | | | | | | | | | | |
| Ron Reed, R ERA: 3.27 | (1, 1) 7.0 W 27 6 2 1 8 0 0 0 0 0 1 43 43 1.29 0.857 | | | | | | | | | | | | | | | | | | | | | |
| Cecil Upshaw, R ERA: 2.51 | (8, 1) 2.0 S 9 3 0 0 0 0 0 0 0 0 0 9 9 0.00 1.500 | | | | | | | | | | | | | | | | | | | | | |

| Batter | 1 | 2 | 3 | 4 | 5 | 6 | 7 | 8 | 9 | AB | R | H | RBI | BB | SO | LOB | BOTTOM | | | |
|---|--|---------------------------------|------------------------------|---------------------------------|------------------------------|---------------------------------|------------------------------|---------------------------------|------------------------------|---------------------------------|------------------------------|---------------------------------|------------------------------|----------------------------------|------------------------------|---------------------------------|--|------------------------------------|----------------------------------|--------|
| Sonny Jackson, L OBP: 0.345, SLG: 0.394 | 4-3 | | G3 | | | | | | | 3 | 0 | 0 | 0 | 1 | 0 | 2 | Philadelphia Phillies @ Atlanta Braves Atlanta Stadium, Atlanta, GA Fri May 14 1971, 7:05 PM EDT Att: 10,164 - Unknown | | | |
| Ralph Carr, L OBP: 0.413, SLG: 0.485 | 5-3 | | 6-3 | | | | | | | 4 | 0 | 1 | 1 | 0 | 0 | 2 | | | | |
| Hank Aaron, R OBP: 0.352, SLG: 0.645 | 5-3 | | | | | | | | | 4 | 0 | 1 | 0 | 0 | 1 | 0 | | | | |
| Orlando Cepeda, R OBP: 0.325, SLG: 0.627 | | 4-3 | | | | | | | | 4 | 1 | 1 | 1 | 0 | 0 | 1 | | | | |
| Felix Milan, R OBP: 0.430, SLG: 0.475 | | | | | | | | | | 3 | 1 | 2 | 0 | 1 | 0 | 1 | | | | |
| Clete Boyer, R OBP: 0.242, SLG: 0.220 | | | | | | | | | | 3 | 1 | 0 | 0 | 0 | 0 | 3 | | | | |
| Bob Didier, S OBP: 0.234, SLG: 0.239 | | | | | | | | | | 3 | 0 | 2 | 1 | 0 | 0 | 0 | | | | |
| Gil Garrido, R OBP: 0.250, SLG: 0.170 | | | | | | | | | | 1 | 0 | 0 | 0 | 1 | 0 | 0 | | | | |
| Mike Lum, L OBP: 0.318, SLG: 0.235 | | | | | | | | | | 1 | 0 | 0 | 0 | 0 | 1 | 2 | | | | |
| Marty Perez, R OBP: 0.260, SLG: 0.279 | | | | | | | | | | 0 | 0 | 0 | 0 | 0 | 0 | 0 | | | | |
| Ron Reed, R OBP: 0.111, SLG: 0.111 | | | | | | | | | | 1 | 0 | 0 | 0 | 0 | 0 | 0 | | | | |
| Earl Williams, R OBP: 0.284, SLG: 0.451 | | | | | | | | | | 1 | 0 | 0 | 0 | 0 | 0 | 2 | | | | |
| Cecil Upshaw, R ERA: 3.31 | | | | | | | | | | 0 | 0 | 0 | 0 | 0 | 0 | 0 | | | | |
| Inning Stats | R: 0 E: 0 K: 0 S: 3 | H: 0 LOB: 0 BB: 0 P: 3 | R: 0 E: 0 K: 0 S: 3 | H: 1 LOB: 0 BB: 0 P: 3 | R: 0 E: 0 K: 0 S: 4 | H: 1 LOB: 2 BB: 1 P: 8 | R: 0 E: 0 K: 0 S: 4 | H: 1 LOB: 1 BB: 0 P: 4 | R: 0 E: 0 K: 0 S: 3 | H: 0 LOB: 0 BB: 0 P: 3 | R: 0 E: 0 K: 0 S: 3 | H: 0 LOB: 0 BB: 0 P: 3 | R: 3 E: 1 K: 1 S: 8 | H: 3 LOB: 2 BB: 2 P: 16 | R: 0 E: 0 K: 1 S: 6 | H: 1 LOB: 1 BB: 0 P: 6 | 1B: 6 2B: 1 3B: 0 HR: 1 | SF: 0 SAC: 2 DP: 1 HBP: 0 | WP: 0 PB: 0 SB: 0 CS: 0 | PA: 33 |
| PITCHER | IP WLS BF H R ER SO BB IBB HBP BLK WP HR S P ERA WHIP | | | | | | | | | | | | | | | | | | | |
| Barry Lersch, R ERA: 3.78 | (1, 1) 6.0 L 25 5 3 2 0 2 0 0 0 0 0 0 23 31 3.00 1.167 | | | | | | | | | | | | | | | | | | | |
| Darrell Brandon, R ERA: 1.2 | (7, 1) 0.2 3 0 0 0 1 1 0 0 0 0 0 4 8 0.00 1.500 | | | | | | | | | | | | | | | | | | | |
| Joe Hoerner, L ERA: 3.31 | (7, 1) 1.1 5 2 0 0 1 0 0 0 0 0 0 7 7 0.00 1.500 | | | | | | | | | | | | | | | | | | | |

| Batter | 1 | 2 | 3 | 4 | 5 | 6 | 7 | 8 | 9 | AB | R | H | RBI | BB | SO | LOB | TOP | |
|---|--|---------------------------------|------------------------------|---------------------------------|------------------------------|---------------------------------|------------------------------|---------------------------------|------------------------------|---------------------------------|------------------------------|---------------------------------|------------------------------|---------------------------------|----------------------------------|------------------------------------|----------------------------------|--------|
| Larry Bowa, S OBP: 0.273, SLG: 0.272 (1, 6) | 0-0 4-3 | | | 0-0 G3 | | 0-0 F9 | | 0-3 K | | 4 | 0 | 0 | 0 | 0 | 1 | 3 | | |
| Tim McCarver, L OBP: 0.299, SLG: 0.343 (1, 2) | 0-0 G3 | | | 0-0 P6 | | 0-0 1B | | | | 4 | 1 | 2 | 2 | 0 | 0 | 0 | | |
| Willie Montanez, L OBP: 0.381, SLG: 0.545 (1, 8) | 0-0 F9 | | | 0-0 F8 | | 0-3 K | | | | 4 | 0 | 0 | 0 | 0 | 1 | 2 | | |
| Joe Lis, R OBP: 0.321, SLG: 0.409 (1, 7) | | 0-0 6-3 | | | 0-0 L5 | | 0-3 K | | 0-3 K | 4 | 0 | 0 | 0 | 0 | 2 | 0 | | |
| Don Money, R OBP: 0.240, SLG: 0.319 (1, 5) | | 0-0 6-3 | | | 0-0 F7 | | 0-0 5-3 | | 0-0 6-3 | 4 | 0 | 0 | 0 | 0 | 0 | 0 | | |
| Deron Johnson, R OBP: 0.258, SLG: 0.286 (1, 3) | | 0-0 F7 | | | 0-0 P3 | | 0-0 6-3 | | | 3 | 0 | 0 | 0 | 0 | 0 | 0 | | |
| Roger Freed, R OBP: 0.333, SLG: 0.337 (1, 9) | | | 4-0 BB | 0-0 L6-3 BB | | 0-0 1B | | 0-0 1B | | 2 | 1 | 2 | 0 | 1 | 0 | 0 | | |
| Denny Doyle, L OBP: 0.298, SLG: 0.353 (1, 4) | | | 0-0 L6-3 | 0-0 1-2 | | 0-3 K | | 0-0 F8 | | 3 | 0 | 0 | 0 | 0 | 1 | 3 | | |
| Chris Short, R (1, 1) | | | 0-0 5-3 | | | 0-0 1B | | 0-3 K | | 1 | 0 | 0 | 0 | 0 | 0 | 0 | | |
| Byron Browne, R OBP: 0.222, SLG: 0.125 (6, PH) | | | | | | 0-0 1B | | | | 1 | 0 | 1 | 0 | 0 | 0 | 0 | | |
| Bill Champion, R OBP: 1.000, SLG: 1.000 (6, 1) | | | | | | | | | | 0 | 0 | 0 | 0 | 0 | 0 | 0 | | |
| Ron Stone, L OBP: 0.325, SLG: 0.333 (8, PH) | | | | | | | | | | 1 | 0 | 0 | 0 | 0 | 1 | 1 | | |
| Ken Reynolds, L (8, 1) | | | | | | | | | | 0 | 0 | 0 | 0 | 0 | 0 | 0 | | |
| Inning Stats | R: 0 E: 0 K: 0 S: 3 | H: 0 LOB: 0 BB: 0 P: 3 | R: 0 E: 0 K: 0 S: 3 | H: 0 LOB: 0 BB: 0 P: 3 | R: 0 E: 0 K: 0 S: 2 | H: 0 LOB: 0 BB: 1 P: 6 | R: 0 E: 0 K: 0 S: 3 | H: 0 LOB: 0 BB: 0 P: 3 | R: 0 E: 0 K: 1 S: 5 | H: 1 LOB: 0 BB: 0 P: 5 | R: 0 E: 0 K: 2 S: 8 | H: 1 LOB: 1 BB: 0 P: 8 | R: 1 E: 0 K: 1 S: 6 | H: 1 LOB: 0 BB: 0 P: 6 | 1B: 4 2B: 1 3B: 0 HR: 1 | SF: 0 SAC: 0 DP: 1 HBP: 0 | WP: 0 PB: 0 SB: 1 CS: 0 | PA: 32 |
| PITCHER Phil Niekro, R ERA: 3.03 (1, 1) | IP: 9.0 WLS: W BF: 32 H: 5 R: 2 ER: 2 SO: 6 BB: 1 IBB: 0 HBP: 0 BLK: 0 WP: 0 HR: 1 S: 43 P: 47 ERA: 2.00 WHIP: 0.667 | | | | | | | | | | | | | | | PITCHER | | |

Philadelphia Phillies @ Atlanta Braves
Atlanta Stadium, Atlanta, GA
Sat May 15 1971, 7:05 PM EDT
Att. 4,976 - Unknown

| | |
|-----|----|
| AB | 31 |
| R | 2 |
| H | 5 |
| RBI | 2 |
| BB | 1 |
| SO | 6 |
| LOB | 9 |



| Batter | 1 | 2 | 3 | 4 | 5 | 6 | 7 | 8 | 9 | AB | R | H | RBI | BB | SO | LOB | BOTTOM | |
|--|--|---------------------------------|------------------------------|---------------------------------|------------------------------|----------------------------------|------------------------------|---------------------------------|------------------------------|---------------------------------|------------------------------|---------------------------------|------------------------------|---------------------------------|----------------------------------|------------------------------------|----------------------------------|--------|
| Felix Millan, R OBP: 0.428, SLG: 0.472 (1, 4) | 0-0 FC6-4 1B | | 0-0 1B | 0-0 4-3 | | 0-0 6-3 | | 0-0 FC4-6 | | 5 | 1 | 2 | 0 | 0 | 0 | 4 | | |
| Ralph Garr, L OBP: 0.412, SLG: 0.504 (1, 7) | 0-0 FC6-4 1B | | 0-0 E4 HR | 0-0 1-3 | | | 0-0 HR | 0-0 6-3 | | 5 | 3 | 2 | 1 | 0 | 0 | 4 | | |
| Hank Aaron, R OBP: 0.357, SLG: 0.649 (1, 9) | 0-0 1B | | 0-3 K | | 0-0 P4 | | 0-0 6-3 2B | | | 4 | 0 | 2 | 1 | 0 | 1 | 1 | | |
| Sonny Jackson, L OBP: 0.345, SLG: 0.394 (7, PR) (8, 8) | 0-0 1B | | | | | | | | | 0 | 0 | 0 | 0 | 0 | 0 | 0 | | |
| Orlando Cepeda, R OBP: 0.331, SLG: 0.620 (1, 3) | 0-0 F9 | | 4-0 HR IBB | | 0-0 S 1B | | 0-0 6-3 | | | 3 | 1 | 1 | 0 | 1 | 0 | 2 | | |
| Clete Boyer, R OBP: 0.243, SLG: 0.270 (1, 5) | 0-0 4-3 | | 0-0 HR | | 0-0 L6 | | 0-3 K | | | 4 | 1 | 1 | 3 | 0 | 1 | 4 | | |
| Dusty Baker Jr., R OBP: 0.111, SLG: 0.148 (1, 8) (8, 9) | | 0-3 K | 0-0 F7 | | 0-3 K | | 0-0 6-3 | | | 4 | 0 | 0 | 0 | 0 | 2 | 3 | | |
| Bob Didier, S OBP: 0.275, SLG: 0.265 (1, 2) | | 0-0 6-3 1B | 0-0 1-3 | | | 0-0 F8 SH1-4 1B | | 4-0 FC4-6 HBP BB | | 3 | 0 | 2 | 0 | 1 | 0 | 0 | | |
| Marty Perez, R OBP: 0.250, SLG: 0.268 (1, 6) | | 0-0 6-3 | | 0-0 L7 | | 0-0 SH1-4 | | 0-0 F7 | | 3 | 0 | 0 | 0 | 0 | 0 | 2 | | |
| Phil Niekro, R OBP: 0.100, SLG: 0.111 (1, 1) | | 0-0 F8 | | 0-0 4-3 2B | | 0-0 F8 | | 1-0 FC4-6 HBP | | 3 | 0 | 1 | 0 | 0 | 0 | 2 | | |
| Inning Stats | R: 1 E: 0 K: 0 S: 5 | H: 2 LOB: 1 BB: 0 P: 5 | R: 0 E: 0 K: 1 S: 6 | H: 1 LOB: 0 BB: 0 P: 6 | R: 4 E: 1 K: 1 S: 8 | H: 3 LOB: 0 BB: 1 P: 12 | R: 0 E: 0 K: 0 S: 4 | H: 1 LOB: 1 BB: 0 P: 4 | R: 0 E: 0 K: 0 S: 4 | H: 1 LOB: 1 BB: 0 P: 4 | R: 1 E: 0 K: 1 S: 7 | H: 2 LOB: 2 BB: 0 P: 7 | R: 0 E: 0 K: 0 S: 3 | H: 0 LOB: 2 BB: 1 P: 8 | 1B: 7 2B: 2 3B: 0 HR: 2 | SF: 0 SAC: 1 DP: 0 HBP: 1 | WP: 0 PB: 0 SB: 1 CS: 0 | PA: 38 |
| PITCHER Chris Short, L ERA: 3.23 (1, 1) | IP: 5.0 WLS: L BF: 24 H: 8 R: 5 ER: 5 SO: 3 BB: 0 IBB: 0 HBP: 0 BLK: 0 WP: 0 HR: 1 S: 29 P: 33 ERA: 9.00 WHIP: 1.600 | | | | | | | | | | | | | | | PITCHER | | |
| Bill Champion, R ERA: 8.19 (6, 1) | IP: 2.0 WLS: L BF: 9 H: 3 R: 1 ER: 1 SO: 1 BB: 0 IBB: 0 HBP: 0 BLK: 0 WP: 0 HR: 1 S: 11 P: 11 ERA: 4.50 WHIP: 1.500 | | | | | | | | | | | | | | | | | |
| Ken Reynolds, L ERA: 3.18 (8, 1) | IP: 1.0 WLS: L BF: 5 H: 0 R: 0 ER: 0 SO: 0 BB: 0 IBB: 0 HBP: 0 BLK: 0 WP: 0 HR: 0 S: 3 P: 8 ERA: 0.00 WHIP: 1.000 | | | | | | | | | | | | | | | | | |

Philadelphia Phillies @ Atlanta Braves
Atlanta Stadium, Atlanta, GA
Sat May 15 1971, 7:05 PM EDT
Att. 4,976 - Unknown

| | |
|-----|----|
| AB | 34 |
| R | 6 |
| H | 11 |
| RBI | 5 |
| BB | 2 |
| SO | 4 |
| LOB | 22 |



| Batter | 1 | 2 | 3 | 4 | 5 | 6 | 7 | 8 | 9 | 10 | 11 | 12 | AB | R | H | RBI | BB | SO | LOB | TOP | | |
|---|---|---------------------------------|------------------------------|---------------------------------|------------------------------|----------------------------------|------------------------------|---------------------------------|------------------------------|---------------------------------|------------------------------|---------------------------------|------------------------------|---------------------------------|------------------------------|---------------------------------|------------------------------|----------------------------------|----------------------------------|------------------------------------|----------------------------------|--------|
| Don Hahn, R Ken Boswell, L OBP: 0.281, SLG: 0.407 (11, PH) | P3 | K | | BB | | | 1B | | K | | G3 | | 4 | 0 | 1 | 0 | 1 | 2 | 2 | | | |
| Bud Harrelson, S OBP: 0.412, SLG: 0.408 | K | F7 | | F7 | | | F2 | | | F7 | | G6-4-3 1B | 6 | 0 | 1 | 0 | 0 | 1 | 3 | | | |
| Tommie Agee, R OBP: 0.344, SLG: 0.425 (11, 8) | HR 1B | | K | | 1-3 | | K | | | K | | G6-4-3 1-2 1B | 6 | 1 | 1 | 0 | 0 | 3 | 2 | | | |
| Donn Clendenon, R OBP: 0.356, SLG: 0.567 | HR | | | 2B | | 5-3 | | K | | HR | | 1B BB | 5 | 2 | 3 | 3 | 1 | 1 | 0 | | | |
| Cleon Jones, R OBP: 0.324, SLG: 0.427 | 1B HBP | | | BB | | | F8 | | | K | | 1-2 1B | 4 | 0 | 1 | 0 | 1 | 1 | 0 | | | |
| Bob Aspromonte, R Al Weis, S OBP: 0.309, SLG: 0.414 (11, PR) | FC6-4 1B | | F9 | | | | F8 | | | 6-3 | | 3-1 SH3-4 1B | 5 | 0 | 2 | 0 | 0 | 0 | 2 | | | |
| Jerry Grote, R OBP: 0.392, SLG: 0.444 | FC6-4 1-2 1B | | F8 | | | | 4-3 | | | K | | SH3-4 1-2 | 4 | 0 | 0 | 0 | 0 | 1 | 4 | | | |
| Tim Foli, R Art Shamsky, L Ron Taylor, R OBP: 0.333, SLG: 0.441 (11, PH) | | F2 | | F8 | | | K | | | 4-3 | | 3-1 | 4 | 0 | 0 | 0 | 0 | 1 | 0 | | | |
| Tom Seaver, R Danny Frisella, L Dave Marshall, L OBP: 0.250, SLG: 0.250 (10, 1) | | | | K | | | K | | | | | 1B IBB | 4 | 0 | 2 | 0 | 0 | 2 | 0 | | | |
| Inning Stats | R: 2 E: 0 K: 1 S: 8 | H: 3 LOB: 2 BB: 0 P: 9 | R: 0 E: 0 K: 1 S: 6 | H: 1 LOB: 1 BB: 0 P: 6 | R: 0 E: 0 K: 1 S: 6 | H: 1 LOB: 2 BB: 1 P: 10 | R: 0 E: 0 K: 1 S: 5 | H: 0 LOB: 0 BB: 1 P: 3 | R: 0 E: 0 K: 2 S: 5 | H: 0 LOB: 0 BB: 0 P: 5 | R: 0 E: 0 K: 1 S: 5 | H: 1 LOB: 1 BB: 0 P: 8 | R: 1 E: 0 K: 2 S: 8 | H: 1 LOB: 0 BB: 0 P: 8 | R: 0 E: 0 K: 0 S: 4 | H: 1 LOB: 2 BB: 1 P: 8 | R: 0 E: 0 K: 1 S: 6 | H: 2 LOB: 2 BB: 1 P: 10 | 1B: 8 2B: 1 3B: 0 HR: 2 | SF: 0 SAC: 1 DP: 1 HBP: 1 | WP: 0 PB: 0 SB: 0 CS: 0 | PA: 51 |
| PITCHER | IP WLS BF H R ER SO BB IBB HBP BLK WP HR S P ERA WHIP | George Stone, L ERA: 3.45 | Cecil Upshaw, R ERA: 2.56 | Bob Priddy, R ERA: 4.08 | PITCHER | | | | | | | | | | | | | | | | | |

New York Mets @ Atlanta Braves
Atlanta Stadium, Atlanta, GA
Mon May 17 1971, 7:05 PM EDT
Att. 16,051 - Unknown

| | |
|-----|----|
| AB | 45 |
| R | 3 |
| H | 11 |
| RBI | 3 |
| BB | 4 |
| SO | 13 |
| LOB | 19 |



| Batter | 1 | 2 | 3 | 4 | 5 | 6 | 7 | 8 | 9 | 10 | 11 | 12 | AB | R | H | RBI | BB | SO | LOB | BOTTOM | | |
|--|---|---------------------------------|--------------------------------|---------------------------------|------------------------------|---------------------------------|------------------------------|---------------------------------|------------------------------|---------------------------------|------------------------------|---------------------------------|------------------------------|---------------------------------|------------------------------|---------------------------------|------------------------------|---------------------------------|----------------------------------|------------------------------------|----------------------------------|--------|
| Felix Millan, R OBP: 0.404, SLG: 0.442 | 4-3 | | 6-3 | | F9 | | | F8 | | F8 | | F8 | 6 | 0 | 0 | 0 | 0 | 0 | 1 | | | |
| Ralph Garr, L OBP: 0.418, SLG: 0.556 | 5-3 1B | | 5-3 | | | 4-3 | | P5 | | HR | | HR | 6 | 2 | 3 | 2 | 0 | 0 | 0 | | | |
| Hank Aaron, R OBP: 0.348, SLG: 0.613 | 5-3 1-2 | | F8 | | | BB | | F8 | | K | | | 4 | 0 | 0 | 0 | 1 | 1 | | | | |
| Orlando Cepeda, R OBP: 0.338, SLG: 0.828 | 6-3 | | | K | | L4 | | HR | | HR | | 4-3 1B | 5 | 1 | 2 | 1 | 0 | 1 | 2 | | | |
| Clete Boyer, R OBP: 0.253, SLG: 0.319 | | HR | | K | | E4 | | FC5-4 1B | | F8 | | F8 | 5 | 1 | 2 | 1 | 0 | 1 | 2 | | | |
| Sonny Jackson, L OBP: 0.331, SLG: 0.375 | K | | | P5 | | | F9 | | FC5-4 1-2 | | 4-3 | | 5 | 0 | 0 | 0 | 0 | 1 | 4 | | | |
| Bob Didier, S OBP: 0.288, SLG: 0.288 | | F9 | | | SH3-4 1B | | F7 | | K | | IBB | | 4 | 0 | 1 | 0 | 1 | 1 | | | | |
| Marty Perez, R Dusty Baker Jr., R Gi Garrido, R OBP: 0.256, SLG: 0.263 (11, PH) | | | SH3-4 | | | | K | | F7 | | P5 | | 3 | 0 | 1 | 0 | 0 | 1 | 1 | | | |
| George Stone, L Hal King, L Cecil Upshaw, R Mike Lum, L Bob Priddy, R OBP: 0.188, SLG: 0.188 (7, PH) | | G3 | | F7 | | | 3-1 | | | F7 | | F2 | 2 | 0 | 0 | 0 | 0 | 0 | 2 | | | |
| Inning Stats | R: 0 E: 0 K: 0 S: 4 | H: 1 LOB: 1 BB: 0 P: 7 | R: 1 E: 0 K: 1 S: 7 | H: 2 LOB: 1 BB: 0 P: 7 | R: 0 E: 0 K: 0 S: 3 | H: 0 LOB: 0 BB: 0 P: 3 | R: 0 E: 0 K: 2 S: 7 | H: 0 LOB: 0 BB: 0 P: 7 | R: 0 E: 0 K: 0 S: 4 | H: 0 LOB: 2 BB: 1 P: 8 | R: 0 E: 0 K: 1 S: 5 | H: 0 LOB: 0 BB: 0 P: 3 | R: 0 E: 0 K: 1 S: 6 | H: 1 LOB: 0 BB: 0 P: 6 | R: 0 E: 0 K: 0 S: 4 | H: 1 LOB: 2 BB: 1 P: 8 | R: 1 E: 0 K: 0 S: 3 | H: 1 LOB: 0 BB: 0 P: 3 | 1B: 5 2B: 0 3B: 0 HR: 4 | SF: 0 SAC: 1 DP: 0 HBP: 0 | WP: 0 PB: 0 SB: 0 CS: 0 | PA: 47 |
| PITCHER | IP WLS BF H R ER SO BB IBB HBP BLK WP HR S P ERA WHIP | Tom Seaver, R ERA: 2.1 | Danny Frisella, R ERA: 3.07 | Ron Taylor, R ERA: 2.31 | PITCHER | | | | | | | | | | | | | | | | | |

New York Mets @ Atlanta Braves
Atlanta Stadium, Atlanta, GA
Mon May 17 1971, 7:05 PM EDT
Att. 16,051 - Unknown

| | |
|-----|----|
| AB | 44 |
| R | 4 |
| H | 9 |
| RBI | 4 |
| BB | 2 |
| SO | 6 |
| LOB | 16 |



| Batter | 1 | 2 | 3 | 4 | 5 | 6 | 7 | 8 | 9 | AB | R | H | RBI | BB | SO | LOB | TOP | | | | |
|--|---|---------------------------------|------------------------------|---------------------------------|------------------------------|---------------------------------|------------------------------|---------------------------------|------------------------------|---------------------------------|------------------------------|---------------------------------|------------------------------|---------------------------------|------------------------------|---------------------------------|---|---------------------------------|----------------------------------|------------------------------------|-----------------|
| Don Hahn, R OBP: 0.350, SLG: 0.265 (1, 8) | | | | | | | | | | 2 | 0 | 0 | 0 | 1 | 1 | 0 | New York Mets @ Atlanta Braves Atlanta Stadium, Atlanta, GA Tue May 18 1971, 7:05 PM EDT Att: 9,264 - Unknown | | | | |
| Ed Kranepool, L OBP: 0.366, SLG: 0.500 (7, 4) | | | | | | | | | | 1 | 0 | 1 | 0 | 0 | 0 | 0 | | | | | |
| Ken Boswell, L OBP: 0.303, SLG: 0.402 (7, 4) | | | | | | | | | | 1 | 0 | 0 | 0 | 0 | 0 | 1 | | | | | |
| Bud Harrelson, S OBP: 0.401, SLG: 0.396 (1, 6) | | | | | | | | | | 4 | 0 | 0 | 0 | 0 | 0 | 2 | | | | | |
| Ron Taylor, R (7, 1) | | | | | | | | | | 0 | 0 | 0 | 0 | 0 | 0 | 0 | | | | | |
| Dave Marshall, L OBP: 0.438, SLG: 0.485 (9, PH) | | | | | | | | | | 1 | 0 | 0 | 0 | 0 | 0 | 0 | | | | | |
| Tommie Agee, R OBP: 0.346, SLG: 0.444 (1, 9) | | | | | | | | | | 4 | 1 | 1 | 1 | 1 | 0 | 1 | | | | | |
| Donn Clendenon, R OBP: 0.346, SLG: 0.542 (1, 3) | | | | | | | | | | 5 | 0 | 1 | 0 | 0 | 0 | 0 | | | | | |
| Cleon Jones, R OBP: 0.315, SLG: 0.415 (1, 7) | | | | | | | | | | 4 | 0 | 0 | 0 | 0 | 1 | 2 | | | | | |
| Bob Aspromonte, R OBP: 0.323, SLG: 0.475 (1, 5) | | | | | | | | | | 4 | 3 | 3 | 2 | 0 | 0 | 0 | | | | | |
| Jerry Grote, R OBP: 0.395, SLG: 0.446 (1, 2) | | | | | | | | | | 4 | 1 | 2 | 0 | 0 | 0 | 0 | | | | | |
| Tim Foli, R OBP: 0.357, SLG: 0.460 (1, 4) | | | | | | | | | | 4 | 1 | 3 | 0 | 0 | 0 | 0 | | | | | |
| Jim McAndrew, R OBP: 0.250, SLG: 0.296 Charlie Williams, R Art Shamsky, L OBP: 0.310, SLG: 0.174 (7, 9) | | | | | | | | | | 1 | 0 | 0 | 0 | 0 | 0 | 2 | | | | | |
| Inning Stats | R: 0 E: 0 K: 1 S: 5 | H: 0 LOB: 0 BB: 0 P: 5 | R: 1 E: 0 K: 1 S: 8 | H: 3 LOB: 2 BB: 0 P: 8 | R: 0 E: 0 K: 0 S: 4 | H: 1 LOB: 2 BB: 1 P: 8 | R: 0 E: 0 K: 0 S: 3 | H: 0 LOB: 0 BB: 0 P: 3 | R: 0 E: 0 K: 1 S: 5 | H: 0 LOB: 1 BB: 1 P: 9 | R: 1 E: 0 K: 0 S: 4 | H: 1 LOB: 0 BB: 0 P: 4 | R: 0 E: 0 K: 0 S: 4 | H: 2 LOB: 1 BB: 0 P: 4 | R: 4 E: 0 K: 0 S: 8 | H: 5 LOB: 1 BB: 0 P: 8 | R: 0 E: 0 K: 0 S: 3 | H: 0 LOB: 0 BB: 0 P: 3 | 1B: 8 2B: 1 3B: 0 HR: 3 | SF: 0 SAC: 0 DP: 1 HBP: 0 | WP: 0 PA: 40 |
| PITCHER | IP WLS BF H R ER SO BB IBB HBP BLK WP HR S P ERA WHIP | | | | | | | | | | | | | | | | | | | | |
| Mike McQueen, L ERA: 2.31 (1, 1) | 6.0 W 25 5 2 2 3 2 0 0 0 0 0 2 29 37 3.00 1.167 | | | | | | | | | | | | | | | | | | | | |
| Cecil Upshaw, R ERA: 3.51 (7, 1) | 1.2 11 7 4 4 0 0 0 0 0 0 0 1 11 11 21.60 4.200 | | | | | | | | | | | | | | | | | | | | |
| Bob Priddy, R ERA: 3.79 (8, 1) | 1.1 S 4 0 0 0 0 0 0 0 0 0 0 0 4 4 0.00 0.000 | | | | | | | | | | | | | | | | | | | | |

| Batter | 1 | 2 | 3 | 4 | 5 | 6 | 7 | 8 | 9 | AB | R | H | RBI | BB | SO | LOB | BOTTOM | | |
|--|---|---------------------------------|------------------------------|---------------------------------|------------------------------|----------------------------------|------------------------------|---------------------------------|------------------------------|---------------------------------|------------------------------|---------------------------------|------------------------------|---------------------------------|------------------------------|---------------------------------|---|----------------------------------|------------------------------------|
| Felix Millan, R OBP: 0.400, SLG: 0.437 (1, 4) | | | | | | | | | | 4 | 1 | 1 | 0 | 0 | 0 | 1 | New York Mets @ Atlanta Braves Atlanta Stadium, Atlanta, GA Tue May 18 1971, 7:05 PM EDT Att: 9,264 - Unknown | | |
| Ralph Garr, L OBP: 0.414, SLG: 0.568 (1, 7) | | | | | | | | | | 4 | 1 | 1 | 1 | 0 | 0 | 2 | | | |
| Hank Aaron, R OBP: 0.360, SLG: 0.639 Dusty Baker Jr., R OBP: 0.138, SLG: 0.172 (1, 9) | | | | | | | | | | 3 | 2 | 2 | 2 | 1 | 1 | 0 | | | |
| Orlando Cepeda, R OBP: 0.336, SLG: 0.614 (1, 3) | | | | | | | | | | 3 | 1 | 0 | 0 | 1 | 1 | 1 | | | |
| Clete Boyer, R OBP: 0.253, SLG: 0.355 (1, 5) | | | | | | | | | | 4 | 1 | 1 | 3 | 0 | 0 | 0 | | | |
| Sonny Jackson, L OBP: 0.329, SLG: 0.371 (1, 8) | | | | | | | | | | 4 | 1 | 1 | 0 | 0 | 0 | 0 | | | |
| Bob Didier, S OBP: 0.274, SLG: 0.254 (1, 2) | | | | | | | | | | 3 | 0 | 0 | 0 | 0 | 0 | 1 | | | |
| Marty Perez, R OBP: 0.271, SLG: 0.304 (1, 6) | | | | | | | | | | 3 | 1 | 2 | 1 | 0 | 0 | 0 | | | |
| Mike McQueen, L OBP: 0.143, SLG: 0.143 Mike Lum, L OBP: 0.304, SLG: 0.229 Cecil Upshaw, R Bob Priddy, R (8, 1) | | | | | | | | | | 2 | 0 | 0 | 0 | 0 | 1 | 1 | | | |
| Inning Stats | R: 2 E: 0 K: 1 S: 7 | H: 2 LOB: 0 BB: 0 P: 7 | R: 0 E: 0 K: 0 S: 3 | H: 0 LOB: 0 BB: 0 P: 3 | R: 4 E: 1 K: 0 S: 7 | H: 3 LOB: 1 BB: 1 P: 11 | R: 0 E: 0 K: 1 S: 6 | H: 1 LOB: 1 BB: 0 P: 6 | R: 0 E: 0 K: 0 S: 2 | H: 0 LOB: 0 BB: 1 P: 6 | R: 2 E: 0 K: 0 S: 5 | H: 2 LOB: 0 BB: 0 P: 5 | R: 0 E: 0 K: 1 S: 5 | H: 0 LOB: 0 BB: 0 P: 5 | R: 0 E: 0 K: 0 S: 3 | H: 0 LOB: 0 BB: 0 P: 3 | | 1B: 4 2B: 0 3B: 1 HR: 3 | SF: 1 SAC: 1 DP: 1 HBP: 0 |
| PITCHER | IP WLS BF H R ER SO BB IBB HBP BLK WP HR S P ERA WHIP | | | | | | | | | | | | | | | | | | |
| Jim McAndrew, R ERA: 6.23 (1, 1) | 3.0 L 17 6 6 6 1 1 0 0 0 0 0 1 0 18 22 18.00 2.333 | | | | | | | | | | | | | | | | | | |
| Charlie Williams, R ERA: 6.23 (4, 1) | 3.0 11 2 2 2 1 1 0 0 0 0 1 0 12 16 6.00 1.000 | | | | | | | | | | | | | | | | | | |
| Ron Taylor, R ERA: 1.98 (7, 1) | 2.0 6 0 0 0 0 1 0 0 0 0 0 0 0 8 8 0.00 0.000 | | | | | | | | | | | | | | | | | | |

| Batter | 1 | 2 | 3 | 4 | 5 | 6 | 7 | 8 | 9 | AB | R | H | RBI | BB | SO | LOB | TOP | | | | | | | | |
|---|------------------------------|---------------------------------|------------------------------|---------------------------------|------------------------------|---------------------------------|------------------------------|---------------------------------|------------------------------|---------------------------------|------------------------------|---------------------------------|------------------------------|---------------------------------|------------------------------|---------------------------------|------------------------------|----------------------------------|----------------------------------|------------------------------------|----------------------------------|--------|--|--|--|
| Ron Hunt, R OBP: 0.414, SLG: 0.358 (1, 4) | 6-3 | | L6 | | F9 | | L4-6 | | WP BB BB | 4 | 0 | 0 | 0 | 1 | 0 | 3 | | | | | | | | | |
| Jim Gosger, L OBP: 0.286, SLG: 0.357 Coco Laboy, R OBP: 0.370, SLG: 0.354 (7, PH) (7, 5) | 6-3 | | G3 | | | HR | | | WP BB | 3 | 1 | 1 | 0 | 0 | 0 | 0 | | | | | | | | | |
| Rusty Staub, L OBP: 0.427, SLG: 0.500 (1, 9) | FC6-4 | | | | | HR | | | 1-2 BB | 4 | 1 | 2 | 2 | 1 | 0 | 3 | | | | | | | | | |
| Bob Bailey, R OBP: 0.350, SLG: 0.313 (1, 5) (7, 7) | FC6-4 | | | | | | | | | 4 | 1 | 2 | 2 | 1 | 0 | 3 | | | | | | | | | |
| Ron Fairly, L OBP: 0.442, SLG: 0.394 (1, 3) | | | | | | | | | | 5 | 0 | 1 | 0 | 0 | 1 | 4 | | | | | | | | | |
| Boots Day, L OBP: 0.276, SLG: 0.278 Ron Brand, R OBP: 0.273, SLG: 0.200 (1, 8) (7, 6) | F6 | | | | | | | | | 1 | 0 | 0 | 0 | 3 | 0 | 1 | | | | | | | | | |
| John Bateman, R OBP: 0.313, SLG: 0.390 (1, 2) | | | | | | | | | | 1 | 0 | 0 | 0 | 3 | 0 | 1 | | | | | | | | | |
| Bobby Wine, R OBP: 0.235, SLG: 0.215 Ron Svoboda, R OBP: 0.347, SLG: 0.442 (1, 6) (7, PH) (7, 8) | F9 | | | | | | | | | 2 | 0 | 0 | 0 | 0 | 1 | 2 | | | | | | | | | |
| Ernie McAnally, R John O'Donoghue, R Mack Jones, L Howie Reed, R Jim Fairley, L Claude Raymond, R Clyde Mashore, R (1, 1) (3, 1) (5, PH) (5, 1) (7, PH) (7, 1) (9, PH) | 1-3 | | | | | | | | | 1 | 0 | 0 | 0 | 0 | 0 | 0 | | | | | | | | | |
| Inning Stats | R: 0 E: 0 K: 0 S: 3 | H: 0 LOB: 1 BB: 1 P: 7 | R: 0 E: 0 K: 0 S: 3 | H: 1 LOB: 1 BB: 1 P: 7 | R: 0 E: 0 K: 0 S: 3 | H: 0 LOB: 0 BB: 0 P: 3 | R: 0 E: 1 K: 0 S: 3 | H: 1 LOB: 1 BB: 1 P: 7 | R: 0 E: 0 K: 1 S: 6 | H: 1 LOB: 1 BB: 0 P: 6 | R: 2 E: 0 K: 0 S: 5 | H: 3 LOB: 1 BB: 1 P: 9 | R: 1 E: 0 K: 0 S: 5 | H: 3 LOB: 1 BB: 0 P: 5 | R: 0 E: 1 K: 0 S: 4 | H: 1 LOB: 1 BB: 0 P: 4 | R: 1 E: 0 K: 1 S: 6 | H: 1 LOB: 2 BB: 2 P: 14 | 1B: 8 2B: 2 3B: 0 HR: 2 | SF: 0 SAC: 0 DP: 3 HBP: 0 | WP: 1 PB: 0 SB: 1 CS: 0 | PA: 40 | | | |
| PITCHER | IP | WLS | BF | H | R | ER | SO | BB | IBB | HBP | BLK | WP | HR | S | P | ERA | WHIP | | | | | | | | |
| Jim Nash, R ERA: 4.79 Steve Barber, L ERA: 7.96 (1, 1) (7, 1) | 6.0 | W | 27 | 8 | 3 | 3 | 1 | 4 | 0 | 0 | 0 | 0 | 1 | 25 | 41 | 4.50 | 2.000 | | | | | | | | |
| Steve Barber, L ERA: 7.96 (7, 1) | 3.0 | S | 13 | 3 | 1 | 1 | 1 | 2 | 0 | 0 | 0 | 1 | 1 | 13 | 21 | 3.00 | 1.667 | | | | | | | | |

Montreal Expos @ Atlanta Braves
Atlanta Stadium, Atlanta, GA
Wed May 19 1971, 7:05 PM EDT
Att: 4,686 - Unknown

AB 34
R 4
H 11
RBI 4
BB 6
SO 2
LOB 21



| Batter | 1 | 2 | 3 | 4 | 5 | 6 | 7 | 8 | 9 | AB | R | H | RBI | BB | SO | LOB | BOTTOM | | | | | | | | |
|---|------------------------------|---------------------------------|------------------------------|---------------------------------|-------------------------------|----------------------------------|------------------------------|---------------------------------|------------------------------|---------------------------------|------------------------------|---------------------------------|------------------------------|---------------------------------|------------------------------|---------------------------------|-----------------------------------|------------------------------------|----------------------------------|--------|--|--|--|--|--|
| Sonny Jackson, L OBP: 0.340, SLG: 0.378 (1, 8) | 1B BB | | | | 3-1 | | | | | 3 | 2 | 0 | 1 | 0 | 1 | | | | | | | | | | |
| Ralph Garr, L OBP: 0.416, SLG: 0.566 (1, 7) | F6 | | | | | | | | | 4 | 1 | 2 | 1 | 0 | 0 | 1 | | | | | | | | | |
| Felix Millan, R OBP: 0.403, SLG: 0.438 (1, 4) | G6-4-3 | | | | | | | | | 4 | 1 | 2 | 2 | 0 | 0 | 1 | | | | | | | | | |
| Orlando Cepeda, R OBP: 0.333, SLG: 0.603 (1, 3) | G6-4-3 | | | | | | | | | 4 | 0 | 1 | 0 | 0 | 0 | 3 | | | | | | | | | |
| Clete Boyer, R OBP: 0.276, SLG: 0.450 (1, 5) | | | | | | | | | | 4 | 3 | 3 | 3 | 0 | 1 | 0 | | | | | | | | | |
| Mike Lum, L OBP: 0.320, SLG: 0.410 (1, 9) | 4-3 | | | | | | | | | 4 | 2 | 2 | 3 | 0 | 0 | 0 | | | | | | | | | |
| Bob Didier, S OBP: 0.273, SLG: 0.254 (1, 2) | G3 | | | | | | | | | 4 | 0 | 1 | 0 | 0 | 0 | 0 | | | | | | | | | |
| Marty Perez, R OBP: 0.281, SLG: 0.325 (1, 6) | | | | | | | | | | 4 | 0 | 2 | 0 | 0 | 1 | 1 | | | | | | | | | |
| Jim Nash, R OBP: 0.267, SLG: 0.333 Steve Barber, L (1, 1) (7, 1) | | | | | | | | | | 3 | 1 | 1 | 0 | 0 | 0 | 2 | | | | | | | | | |
| Inning Stats | R: 0 E: 0 K: 0 S: 3 | H: 1 LOB: 1 BB: 1 P: 7 | R: 0 E: 0 K: 1 S: 5 | H: 0 LOB: 0 BB: 0 P: 5 | R: 5 E: 1 K: 1 S: 10 | H: 5 LOB: 0 BB: 0 P: 10 | R: 0 E: 0 K: 0 S: 4 | H: 1 LOB: 0 BB: 0 P: 4 | R: 0 E: 0 K: 0 S: 3 | H: 0 LOB: 0 BB: 0 P: 3 | R: 2 E: 0 K: 0 S: 5 | H: 3 LOB: 0 BB: 0 P: 5 | R: 1 E: 1 K: 0 S: 4 | H: 3 LOB: 0 BB: 0 P: 4 | R: 2 E: 1 K: 0 S: 5 | H: 3 LOB: 0 BB: 0 P: 5 | 1B: 10 2B: 3 3B: 0 HR: 4 | SF: 0 SAC: 0 DP: 3 HBP: 0 | WP: 0 PB: 0 SB: 0 CS: 1 | PA: 37 | | | | | |
| PITCHER | IP | WLS | BF | H | R | ER | SO | BB | IBB | HBP | BLK | WP | HR | S | P | ERA | WHIP | | | | | | | | |
| Ernie McAnally, R ERA: 6.52 John O'Donoghue, L ERA: 5.4 Howie Reed, R ERA: 2.57 Claude Raymond, R ERA: 5.4 (1, 1) (3, 1) (5, 1) (7, 1) | 2.2 | L | 14 | 6 | 5 | 5 | 2 | 1 | 0 | 0 | 0 | 0 | 0 | 5 | 5 | 0.00 | 0.750 | | | | | | | | |
| Howie Reed, R ERA: 2.57 Claude Raymond, R ERA: 5.4 (5, 1) (7, 1) | 2.0 | | 8 | 3 | 2 | 2 | 0 | 0 | 0 | 0 | 0 | 0 | 2 | 8 | 8 | 9.00 | 1.500 | | | | | | | | |
| Clyde Mashore, R ERA: 5.4 (9, PH) | 2.0 | | 9 | 6 | 3 | 3 | 0 | 0 | 0 | 0 | 0 | 0 | 1 | 9 | 9 | 13.50 | 3.000 | | | | | | | | |

Montreal Expos @ Atlanta Braves
Atlanta Stadium, Atlanta, GA
Wed May 19 1971, 7:05 PM EDT
Att: 4,686 - Unknown

AB 35
R 10
H 16
RBI 9
BB 1
SO 2
LOB 10



| Batter | 1 | 2 | 3 | 4 | 5 | 6 | 7 | 8 | 9 | 10 | 11 | 12 | 13 | 14 | AB | R | H | RBI | BB | SO | LOB | TOP | | | | | | | | |
|--|------------------------------|---------------------------------|------------------------------|---------------------------------|------------------------------|---------------------------------|------------------------------|---------------------------------|------------------------------|---------------------------------|------------------------------|----------------------------------|------------------------------|---------------------------------|------------------------------|----------------------------------|------------------------------|---------------------------------|------------------------------|---------------------------------|------------------------------|---------------------------------|------------------------------|---------------------------------|------------------------------|----------------------------------|----------------------------------|------------------------------------|-------------------------|--------|
| Ron Hunt, R OBP: 0.407, SLG: 0.348 (1, 4) | F4 | | K | | 6-3 | | F7 | | K | | | 1B | | BB | 6 | 0 | 1 | 0 | 1 | 2 | 3 | | | | | | | | | |
| Jim Gosger, L OBP: 0.238, SLG: 0.250 (1, 8) (11, 7) | F8 | | | 4-1 | K | | | BB | 1-3 | | | 1-4-6-4 | | FC6-4-3-2 | 6 | 0 | 0 | 0 | 1 | 1 | 6 | | | | | | | | | |
| Rusty Staub, L OBP: 0.423, SLG: 0.495 (1, 9) | F2 | | | 1B WP | 2B | | S | BB | F2 | | 6-3 | | 4-3 | | 5 | 1 | 1 | 0 | 1 | 0 | 1 | | | | | | | | | |
| Bob Bailey, R OBP: 0.358, SLG: 0.310 (1, 7) (11, 5) | | 5-3 | | WP | 2B | 1B | | K | | BB | | | | K | 4 | 1 | 1 | 0 | 2 | 2 | 1 | | | | | | | | | |
| Ron Fairly, L OBP: 0.435, SLG: 0.394 (1, 3) | | G3 | | | | | | | F1 | | BB | | | F7 | 5 | 0 | 1 | 1 | 1 | 1 | 3 | | | | | | | | | |
| Coco Laboy, R OBP: 0.358, SLG: 0.340 Boots Day, L OBP: 0.275, SLG: 0.274 (11, 8) | F4 | | | | 5-3 | | | K | F2 | | | | | 4-3 | 5 | 0 | 1 | 0 | 0 | 1 | 5 | | | | | | | | | |
| John Bateman, R OBP: 0.310, SLG: 0.385 Clyde Mashore, R OBP: 0.421, SLG: 0.579 John Boccabella, R OBP: 0.357, SLG: 0.692 (1, 2) (9, PR) (9, 2) | | | F9 | F7 | | K | | | | FC1-6 | 1B | | | SH1-4 | 4 | 0 | 1 | 0 | 0 | 1 | 3 | | | | | | | | | |
| Bobby Wine, R OBP: 0.235, SLG: 0.216 Ron Brand, R OBP: 0.308, SLG: 0.250 (1, 6) (9, PR) (9, 6) | | | | F4 | | | F7 | | | FC1-6 | BB | | | F9 | 4 | 0 | 1 | 0 | 0 | 0 | 1 | | | | | | | | | |
| Steve Renko, R OBP: 0.167, SLG: 0.333 Mack Jones, L OBP: 0.300, SLG: 0.412 Mike Marshall, R (9, 1) | | 5-3 | | | | | | | | | BB | | | 6-3 | 3 | 1 | 1 | 1 | 0 | 0 | 1 | | | | | | | | | |
| | | | | | | HR | | | | | | | | | 2 | 0 | 0 | 0 | 0 | 1 | 3 | | | | | | | | | |
| Inning Stats | R: 0 E: 0 K: 0 S: 3 | H: 0 LOB: 0 BB: 0 P: 3 | R: 0 E: 0 K: 0 S: 3 | H: 0 LOB: 0 BB: 0 P: 3 | R: 0 E: 0 K: 1 S: 6 | H: 1 LOB: 1 BB: 0 P: 6 | R: 2 E: 0 K: 3 S: 6 | H: 3 LOB: 1 BB: 0 P: 6 | R: 1 E: 0 K: 1 S: 6 | H: 1 LOB: 0 BB: 0 P: 6 | R: 0 E: 0 K: 0 S: 9 | H: 0 LOB: 2 BB: 2 P: 17 | R: 0 E: 0 K: 0 S: 3 | H: 0 LOB: 0 BB: 0 P: 3 | R: 0 E: 0 K: 1 S: 6 | H: 1 LOB: 3 BB: 1 P: 10 | R: 0 E: 0 K: 1 S: 4 | H: 0 LOB: 0 BB: 1 P: 8 | R: 0 E: 0 K: 0 S: 4 | H: 1 LOB: 2 BB: 2 P: 4 | R: 0 E: 0 K: 0 S: 3 | H: 1 LOB: 0 BB: 0 P: 3 | R: 0 E: 0 K: 1 S: 5 | H: 0 LOB: 0 BB: 0 P: 5 | R: 1 E: 0 K: 1 S: 6 | H: 2 LOB: 1 BB: 1 P: 10 | 1B: 6 2B: 4 3B: 0 HR: 2 | SF: 0 SAC: 1 DP: 2 HBP: 0 | WP: 1 PB: 1 CS: 0 | PA: 56 |
| PITCHER | IP ERA WHIP | WLS 2.94 | BF 6 | H 1 | R 0 | ER 0 | SO 1 | BB 0 | IBB 0 | HBP 0 | BLK 0 | WP 0 | HR 0 | S 8 | P 8 | ERA 0.00 | WHIP 0.500 | | | | | | | | | | | | | |
| Phil Niekro, R ERA: 2.94 | (1, 1) | 11.0 | 45 | 7 | 3 | 0 | 3 | 0 | 0 | 0 | 0 | 0 | 0 | 8 | 8 | 0.00 | 0.500 | | | | | | | | | | | | | |
| Bob Priddy, R ERA: 3.43 | (12, 1) | 2.0 | 6 | 1 | 0 | 0 | 1 | 0 | 0 | 0 | 0 | 0 | 0 | 1 | 6 | 9.00 | 3.000 | | | | | | | | | | | | | |
| Ron Herbel, R ERA: 3.14 | (14, 1) | 1.0 | 5 | 2 | 1 | 1 | 1 | 1 | 0 | 0 | 0 | 0 | 0 | 1 | 6 | 10 | 9.00 | 3.000 | | | | | | | | | | | | |

Montreal Expos @ Atlanta Braves
Atlanta Stadium, Atlanta, GA
Thu May 20 1971, 7:05 PM EDT
Att. 5,497 - Unknown

| | |
|-----|----|
| AB | 48 |
| R | 10 |
| H | 14 |
| RBI | 3 |
| BB | 7 |
| SO | 9 |
| LOB | 29 |



| Batter | 1 | 2 | 3 | 4 | 5 | 6 | 7 | 8 | 9 | 10 | 11 | 12 | 13 | 14 | AB | R | H | RBI | BB | SO | LOB | BOTTOM | | | | | | |
|--|------------------------------|----------------------------------|------------------------------|---------------------------------|------------------------------|---------------------------------|------------------------------|---------------------------------|------------------------------|---------------------------------|------------------------------|---------------------------------|------------------------------|---------------------------------|------------------------------|---------------------------------|------------------------------|---------------------------------|------------------------------|---------------------------------|------------------------------|---------------------------------|------------------------------|---------------------------------|-----------------------------------|------------------------------------|----------------------------------|--------|
| Sonny Jackson, L OBP: 0.331, SLG: 0.362 (1, 8) | 1B SF8 | BB | | F9 | | 4-3 | | K | | | | | | 6-3 | 6 | 1 | 0 | 0 | 1 | 3 | 2 | | | | | | | |
| Ralph Garr, L OBP: 0.416, SLG: 0.564 (1, 7) | | | F9 | | | | | | F9 | | | | | F3 | 6 | 1 | 2 | 0 | 1 | 1 | 1 | | | | | | | |
| Felix Millan, R OBP: 0.392, SLG: 0.428 (1, 4) | | | | | | | | | | | | | | | | | | | | | | | | | | | | |
| Orlando Cepeda, R OBP: 0.327, SLG: 0.585 (1, 3) | | | | | | | | | | | | | | | | | | | | | | | | | | | | |
| Clete Boyer, R OBP: 0.301, SLG: 0.459 (1, 5) | | | | | | | | | | | | | | | | | | | | | | | | | | | | |
| Mike Lum, L OBP: 0.345, SLG: 0.405 Dusty Baker, Jr., R OBP: 0.167, SLG: 0.200 (10, PR) (11, 9) | | | | | | | | | | | | | | | | | | | | | | | | | | | | |
| Bob Didier, S OBP: 0.268, SLG: 0.250 (1, 2) | | | | | | | | | | | | | | | | | | | | | | | | | | | | |
| Marty Perez, R OBP: 0.280, SLG: 0.322 Hank Aaron, R OBP: 0.357, SLG: 0.634 Gil Garrido, R OBP: 0.241, SLG: 0.163 (1, 6) (10, PH) (11, 6) | | | | | | | | | | | | | | | | | | | | | | | | | | | | |
| Phil Niekro, R OBP: 0.125, SLG: 0.136 Earl Williams, R OBP: 0.258, SLG: 0.440 Bob Priddy, L Marv Staehle, L (13, PH) Ron Herbel, R (14, 1) | | | | | | | | | | | | | | | | | | | | | | | | | | | | |
| | | | | | | | | | | | | | | | | | | | | | | | | | | | | |
| Inning Stats | R: 2 E: 0 K: 0 S: 5 | H: 2 LOB: 2 BB: 1 P: 10 | R: 0 E: 0 K: 0 S: 4 | H: 1 LOB: 1 BB: 0 P: 4 | R: 0 E: 0 K: 1 S: 7 | H: 2 LOB: 2 BB: 0 P: 7 | R: 0 E: 0 K: 1 S: 6 | H: 1 LOB: 1 BB: 0 P: 6 | R: 0 E: 0 K: 0 S: 3 | H: 0 LOB: 2 BB: 1 P: 8 | R: 0 E: 0 K: 1 S: 4 | H: 0 LOB: 0 BB: 1 P: 8 | R: 0 E: 0 K: 0 S: 3 | H: 0 LOB: 0 BB: 0 P: 3 | R: 0 E: 0 K: 0 S: 3 | H: 1 LOB: 0 BB: 0 P: 3 | R: 0 E: 0 K: 0 S: 3 | H: 1 LOB: 0 BB: 0 P: 3 | R: 0 E: 0 K: 1 S: 4 | H: 1 LOB: 1 BB: 0 P: 4 | R: 0 E: 0 K: 2 S: 7 | H: 0 LOB: 0 BB: 0 P: 7 | R: 0 E: 0 K: 2 S: 7 | H: 0 LOB: 0 BB: 0 P: 7 | 1B: 11 2B: 4 3B: 0 HR: 0 | SF: 1 SAC: 1 DP: 2 HBP: 1 | WP: 0 PB: 0 SB: 1 CS: 0 | PA: 57 |
| PITCHER | IP ERA WHIP | WLS 3.22 | BF 21 | H 3 | R 0 | ER 0 | SO 4 | BB 2 | IBB 0 | HBP 0 | BLK 0 | WP 0 | HR 0 | S 27 | P 35 | ERA 0.00 | WHIP 0.833 | | | | | | | | | | | |
| Steve Renko, R ERA: 3.22 | (1, 1) | 8.0 | 36 | 9 | 3 | 3 | 3 | 2 | 0 | 0 | 0 | 0 | 0 | 27 | 35 | 0.00 | 0.833 | | | | | | | | | | | |
| Mike Marshall, R ERA: 3.26 | (9, 1) | 6.0 | 21 | 3 | 0 | 0 | 4 | 2 | 0 | 0 | 0 | 0 | 0 | 27 | 35 | 0.00 | 0.833 | | | | | | | | | | | |

Montreal Expos @ Atlanta Braves
Atlanta Stadium, Atlanta, GA
Thu May 20 1971, 7:05 PM EDT
Att. 5,497 - Unknown

| | |
|-----|----|
| AB | 50 |
| R | 3 |
| H | 12 |
| RBI | 3 |
| BB | 4 |
| SO | 7 |
| LOB | 20 |



| Batter | 1 | 2 | 3 | 4 | 5 | 6 | 7 | 8 | 9 | AB | R | H | RBI | BB | SO | LOB | TOP | | | | |
|--|---|----------------------------------|------------------------------|---------------------------------|------------------------------|---------------------------------|------------------------------|---------------------------------|------------------------------|----------------------------------|------------------------------|---------------------------------|------------------------------|----------------------------------|------------------------------|---------------------------------|--|---------------------------------|----------------------------------|------------------------------------|--------------------------|
| Sonny Jackson, L (1, 8) OBP: 0.321, SLG: 0.351 | | | | | | | | | | 5 | 0 | 0 | 0 | 0 | 1 | 4 | Atlanta Braves @ New York Mets Shea Stadium, Flushing, NY Fri May 21 1971, 7:05 PM EDT Att: 36,843 - Unknown | | | | |
| Ralph Garr, L (1, 7) OBP: 0.410, SLG: 0.550 | | | | | | | | | | 4 | 0 | 0 | 0 | 0 | 1 | 0 | | | | | |
| Hank Aaron, R (1, 9) OBP: 0.372, SLG: 0.661 | | | | | | | | | | 4 | 2 | 3 | 1 | 1 | 1 | 0 | | | | | |
| Orlando Cepeda, R (1, 3) OBP: 0.323, SLG: 0.568 | | | | | | | | | | 4 | 0 | 0 | 0 | 1 | 0 | 4 | | | | | |
| Felix Millan, R (1, 4) OBP: 0.382, SLG: 0.417 | | | | | | | | | | 4 | 0 | 0 | 0 | 0 | 0 | 3 | | | | | |
| Clete Boyer, R (1, 5) OBP: 0.299, SLG: 0.449 | | | | | | | | | | 4 | 0 | 1 | 1 | 0 | 1 | 0 | | | | | |
| Hal King, L (1, 2) OBP: 0.284, SLG: 0.227 | | | | | | | | | | 1 | 0 | 0 | 0 | 2 | 0 | 2 | | | | | |
| Marty Perez, R (1, 6) OBP: 0.268, SLG: 0.308 | | | | | | | | | | 4 | 0 | 0 | 0 | 0 | 2 | 3 | | | | | |
| Pat Jarvis, R (1, 1) OBP: 0.167, SLG: 0.063 | | | | | | | | | | 2 | 0 | 0 | 0 | 0 | 1 | 2 | | | | | |
| Tom Kelley, R (6, 1) | | | | | | | | | | 0 | 0 | 0 | 0 | 0 | 0 | 0 | | | | | |
| Mike Lum, L (7, PH) OBP: 0.357, SLG: 0.405 | | | | | | | | | | 0 | 0 | 0 | 0 | 1 | 0 | 0 | | | | | |
| Steve Barber, L (7, 1) | | | | | | | | | | 0 | 0 | 0 | 0 | 0 | 0 | 0 | | | | | |
| Earl Williams, R (9, PH) OBP: 0.287, SLG: 0.440 | | | | | | | | | | 0 | 0 | 0 | 0 | 0 | 0 | 0 | | | | | |
| Inning Stats | R: 0 E: 0 K: 1 S: 6 | H: 1 LOB: 2 BB: 1 P: 10 | R: 0 E: 0 K: 1 S: 5 | H: 0 LOB: 1 BB: 0 P: 6 | R: 0 E: 0 K: 2 S: 7 | H: 0 LOB: 0 BB: 0 P: 7 | R: 0 E: 0 K: 0 S: 3 | H: 0 LOB: 0 BB: 0 P: 3 | R: 0 E: 0 K: 0 S: 3 | H: 0 LOB: 1 BB: 1 P: 11 | R: 1 E: 0 K: 0 S: 4 | H: 1 LOB: 0 BB: 0 P: 4 | R: 0 E: 0 K: 1 S: 5 | H: 0 LOB: 2 BB: 2 P: 13 | R: 1 E: 1 K: 0 S: 6 | H: 2 LOB: 2 BB: 0 P: 6 | R: 0 E: 0 K: 0 S: 3 | H: 0 LOB: 3 BB: 1 P: 9 | 1B: 3 2B: 0 3B: 0 HR: 1 | SF: 0 SAC: 0 DP: 0 HBP: 3 | WP: 1 PA: 40 CS: 0 |
| PITCHER | IP WLS BF H R ER SO BB IBB HBP BLK WP HR S P ERA WHIP | | | | | | | | | | | | | | | | | | | | |
| Nolan Ryan, R (1, 1) ERA: 1.32 | 8.2 W 39 4 2 1 7 5 0 3 0 1 1 45 68 1.04 1.038 | | | | | | | | | | | | | | | | | | | | |
| Danny Frisella, R (9, 1) ERA: 2.81 | 0.1 S 1 0 0 0 0 0 0 0 0 0 0 0 1 1 0.00 0.000 | | | | | | | | | | | | | | | | | | | | |

| | |
|-----|----|
| AB | 32 |
| R | 2 |
| H | 4 |
| RBI | 2 |
| BB | 5 |
| SO | 7 |
| LOB | 18 |



| Batter | 1 | 2 | 3 | 4 | 5 | 6 | 7 | 8 | 9 | AB | R | H | RBI | BB | SO | LOB | BOTTOM | | |
|--|---|---------------------------------|------------------------------|---------------------------------|------------------------------|---------------------------------|------------------------------|---------------------------------|------------------------------|---------------------------------|------------------------------|----------------------------------|------------------------------|---------------------------------|------------------------------|---------------------------------|--|------------------------------------|--------------------------|
| Tommie Agee, R (1, 8) OBP: 0.338, SLG: 0.430 | | | | | | | | | | 4 | 0 | 0 | 0 | 0 | 0 | 2 | Atlanta Braves @ New York Mets Shea Stadium, Flushing, NY Fri May 21 1971, 7:05 PM EDT Att: 36,843 - Unknown | | |
| Bud Harrelson, S (1, 6) OBP: 0.391, SLG: 0.384 | | | | | | | | | | 4 | 0 | 0 | 0 | 0 | 0 | 0 | | | |
| Danny Frisella, L (9, 1) | | | | | | | | | | 0 | 0 | 0 | 0 | 0 | 0 | 0 | | | |
| Dave Marshall, L (1, 9) OBP: 0.398, SLG: 0.432 | | | | | | | | | | 4 | 0 | 0 | 0 | 0 | 2 | 0 | | | |
| Cleon Jones, R (1, 7) OBP: 0.323, SLG: 0.422 | | | | | | | | | | 4 | 1 | 1 | 0 | 0 | 1 | 0 | | | |
| Ed Kranepool, L (1, 3) OBP: 0.367, SLG: 0.512 | | | | | | | | | | 4 | 3 | 3 | 0 | 0 | 0 | 0 | | | |
| Ken Boswell, L (1, 4) OBP: 0.320, SLG: 0.420 | | | | | | | | | | 3 | 2 | 1 | 2 | 1 | 0 | 1 | | | |
| Bob Aspromonte, R (1, 5) OBP: 0.317, SLG: 0.450 | | | | | | | | | | 3 | 0 | 1 | 2 | 1 | 0 | 0 | | | |
| Jerry Grote, R (1, 2) OBP: 0.381, SLG: 0.434 | | | | | | | | | | 3 | 0 | 2 | 2 | 0 | 0 | 0 | | | |
| Nolan Ryan, R (1, 1) OBP: 0.091, SLG: 0.091 | | | | | | | | | | 3 | 0 | 0 | 0 | 0 | 3 | 4 | | | |
| Tim Foli, R (9, 6) OBP: 0.351, SLG: 0.448 | | | | | | | | | | 0 | 0 | 0 | 0 | 0 | 0 | 0 | | | |
| Inning Stats | R: 0 E: 0 K: 1 S: 5 | H: 0 LOB: 0 BB: 0 P: 5 | R: 3 E: 0 K: 1 S: 8 | H: 3 LOB: 0 BB: 0 P: 8 | R: 0 E: 0 K: 1 S: 5 | H: 0 LOB: 0 BB: 0 P: 5 | R: 1 E: 0 K: 1 S: 8 | H: 3 LOB: 2 BB: 0 P: 8 | R: 0 E: 0 K: 0 S: 3 | H: 0 LOB: 0 BB: 0 P: 3 | R: 2 E: 0 K: 1 S: 7 | H: 2 LOB: 2 BB: 2 P: 15 | R: 0 E: 0 K: 1 S: 5 | H: 0 LOB: 0 BB: 0 P: 5 | R: 0 E: 0 K: 0 S: 3 | H: 0 LOB: 0 BB: 0 P: 3 | 1B: 4 2B: 3 3B: 1 HR: 0 | SF: 0 SAC: 0 DP: 0 HBP: 0 | WP: 0 PA: 34 CS: 0 |
| PITCHER | IP WLS BF H R ER SO BB IBB HBP BLK WP HR S P ERA WHIP | | | | | | | | | | | | | | | | | | |
| Pat Jarvis, R (1, 1) ERA: 4.91 | 5.1 L 26 8 6 0 4 1 0 0 0 0 0 0 4 4 10.12 1.688 | | | | | | | | | | | | | | | | | | |
| Tom Kelley, R (6, 1) ERA: 6.35 | 0.2 2 0 0 0 1 0 0 0 0 0 0 0 4 4 0.00 0.000 | | | | | | | | | | | | | | | | | | |
| Steve Barber, L (7, 1) ERA: 6.1 | 2.0 6 0 0 0 1 0 0 0 0 0 0 0 8 8 0.00 0.000 | | | | | | | | | | | | | | | | | | |

| | |
|-----|----|
| AB | 32 |
| R | 6 |
| H | 8 |
| RBI | 6 |
| BB | 2 |
| SO | 6 |
| LOB | 7 |




| Batter | 1 | 2 | 3 | 4 | 5 | 6 | 7 | 8 | 9 | AB | R | H | RBI | BB | SO | LOB | TOP | | | |
|--|--|----------------------------------|------------------------------|---------------------------------|------------------------------|---------------------------------|------------------------------|---------------------------------|------------------------------|---------------------------------|------------------------------|---------------------------------|------------------------------|---------------------------------|------------------------------|---------------------------------|--|----------------------------------|------------------------------------|----------------------------------|
| Felix Millan, R OBP: 0.372, SLG: 0.406 (1, 4) | | | | | | | | | | 4 | 0 | 1 | 0 | 0 | 0 | 0 | Atlanta Braves @ New York Mets Shea Stadium, Flushing, NY Sun May 23 1971, 3:33 AM EDT Att: 50,999 - Unknown | | | |
| Ralph Garr, L OBP: 0.406, SLG: 0.542 (1, 7) | | | | | | | | | | 3 | 0 | 0 | 0 | 1 | 1 | | | | | |
| Hank Aaron, R OBP: 0.381, SLG: 0.639 (1, 9) | | | | | | | | | | 4 | 0 | 1 | 0 | 0 | 1 | | | | | |
| Orlando Cepeda, R OBP: 0.339, SLG: 0.568 (1, 3) | | | | | | | | | | 4 | 0 | 1 | 0 | 0 | 1 | | | | | |
| Clete Boyer, R OBP: 0.299, SLG: 0.439 (1, 5) | | | | | | | | | | 4 | 0 | 1 | 0 | 0 | 2 | | | | | |
| Sonny Jackson, L OBP: 0.333, SLG: 0.364 (1, 8) | | | | | | | | | | 4 | 0 | 0 | 0 | 0 | 2 | | | | | |
| Bob Didier, S OBP: 0.263, SLG: 0.236 Ron Herbel, R (8, 1) | | | | | | | | | | 3 | 0 | 0 | 0 | 0 | 2 | 1 | | | | |
| Marty Perez, R OBP: 0.262, SLG: 0.309 (1, 6) | | | | | | | | | | 3 | 0 | 1 | 0 | 0 | 0 | 1 | | | | |
| Mike McQueen, L OBP: 0.111, SLG: 0.111 Earl Williams, R OBP: 0.261, SLG: 0.430 (8, PH) (8, 2) | | | | | | | | | | 2 | 0 | 0 | 0 | 0 | 2 | 2 | | | | |
| Inning Stats | R: 0 E: 0 K: 2 S: 7 | H: 0 LOB: 1 BB: 1 P: 11 | R: 0 E: 0 K: 1 S: 5 | H: 0 LOB: 0 BB: 0 P: 5 | R: 0 E: 0 K: 1 S: 5 | H: 1 LOB: 0 BB: 0 P: 5 | R: 0 E: 0 K: 0 S: 4 | H: 1 LOB: 1 BB: 0 P: 4 | R: 0 E: 1 K: 1 S: 6 | H: 0 LOB: 1 BB: 0 P: 6 | R: 0 E: 0 K: 1 S: 5 | H: 0 LOB: 0 BB: 0 P: 5 | R: 0 E: 0 K: 1 S: 6 | H: 1 LOB: 1 BB: 0 P: 6 | R: 0 E: 0 K: 0 S: 4 | H: 1 LOB: 1 BB: 0 P: 4 | | 1B: 3 2B: 2 3B: 0 HR: 0 | SF: 0 SAC: 0 DP: 0 HBP: 0 | WP: 0 PB: 0 SB: 1 CS: 0 |
| PITCHER Ray Sadecki, L ERA: 1.82 (1, 1) | IP: 9.0 WLS: W BF: 33 H: 5 R: 0 ER: 0 SO: 7 BB: 1 IBB: 0 HBP: 0 BLK: 0 WP: 0 HR: 0 S: 46 P: 50 ERA: 0.00 WHIP: 0.667 | | | | | | | | | | | | | | | PITCHER | IP: 9.0 WLS: W BF: 33 H: 5 R: 0 ER: 0 SO: 7 BB: 1 IBB: 0 HBP: 0 BLK: 0 WP: 0 HR: 0 S: 46 P: 50 ERA: 0.00 WHIP: 0.667 | | | |


| Batter | 1 | 2 | 3 | 4 | 5 | 6 | 7 | 8 | 9 | AB | R | H | RBI | BB | SO | LOB | BOTTOM | | | | |
|--|--|---------------------------------|------------------------------|---------------------------------|------------------------------|----------------------------------|------------------------------|---------------------------------|------------------------------|---------------------------------|------------------------------|---------------------------------|------------------------------|---------------------------------|------------------------------|---------------------------------|--|--|------------------------------------|----------------------------------|--------|
| Don Hahn, R OBP: 0.383, SLG: 0.325 Ken Singleton, S OBP: 0.323, SLG: 0.231 (3, PH) (4, 9) | | | | | | | | | | 0 | 0 | 0 | 0 | 0 | 0 | 0 | Atlanta Braves @ New York Mets Shea Stadium, Flushing, NY Sun May 23 1971, 3:33 AM EDT Att: 50,999 - Unknown | | | | |
| Bud Harrelson, S OBP: 0.376, SLG: 0.368 (1, 6) | | | | | | | | | | 4 | 0 | 0 | 0 | 0 | 1 | 3 | | | | | |
| Tommie Agee, R OBP: 0.342, SLG: 0.467 (1, 9) (4, 8) | | | | | | | | | | 4 | 1 | 1 | 1 | 0 | 1 | 2 | | | | | |
| Donn Clendenon, R OBP: 0.337, SLG: 0.506 (1, 3) | | | | | | | | | | 3 | 1 | 0 | 0 | 1 | 0 | 1 | | | | | |
| Cleon Jones, R OBP: 0.323, SLG: 0.417 (1, 7) | | | | | | | | | | 4 | 1 | 1 | 1 | 0 | 0 | 0 | | | | | |
| Jerry Grote, R OBP: 0.383, SLG: 0.430 (1, 2) | | | | | | | | | | 3 | 0 | 2 | 1 | 1 | 0 | 0 | | | | | |
| Tim Foli, R OBP: 0.321, SLG: 0.403 (1, 5) | | | | | | | | | | 4 | 0 | 0 | 0 | 0 | 1 | 5 | | | | | |
| Al Weis, S (1, 4) | | | | | | | | | | 2 | 0 | 0 | 1 | 0 | 0 | 0 | | | | | |
| Ray Sadecki, L OBP: 0.375, SLG: 0.375 (1, 1) | | | | | | | | | | 3 | 0 | 2 | 0 | 0 | 0 | 1 | | | | | |
| Inning Stats | R: 0 E: 0 K: 2 S: 7 | H: 0 LOB: 1 BB: 0 P: 8 | R: 1 E: 1 K: 0 S: 5 | H: 1 LOB: 1 BB: 0 P: 5 | R: 2 E: 0 K: 1 S: 8 | H: 3 LOB: 2 BB: 1 P: 12 | R: 0 E: 0 K: 0 S: 4 | H: 1 LOB: 1 BB: 0 P: 4 | R: 1 E: 0 K: 0 S: 4 | H: 1 LOB: 1 BB: 1 P: 8 | R: 0 E: 0 K: 0 S: 3 | H: 1 LOB: 0 BB: 0 P: 3 | R: 0 E: 0 K: 0 S: 3 | H: 0 LOB: 0 BB: 0 P: 3 | R: 0 E: 0 K: 0 S: 3 | H: 0 LOB: 0 BB: 0 P: 3 | | 1B: 6 2B: 0 3B: 0 HR: 1 | SF: 1 SAC: 0 DP: 1 HBP: 1 | WP: 0 PB: 0 SB: 0 CS: 0 | PA: 34 |
| PITCHER Mike McQueen, L ERA: 2.67 Ron Herbel, R ERA: 2.93 (8, 1) | IP: 7.0 WLS: L BF: 31 H: 7 R: 4 ER: 3 SO: 3 BB: 2 IBB: 0 HBP: 1 BLK: 0 WP: 0 HR: 1 S: 34 P: 43 ERA: 3.86 WHIP: 1.286 | | | | | | | | | | | | | | | PITCHER | | IP: 7.0 WLS: L BF: 31 H: 7 R: 4 ER: 3 SO: 3 BB: 2 IBB: 0 HBP: 1 BLK: 0 WP: 0 HR: 1 S: 34 P: 43 ERA: 3.86 WHIP: 1.286 | | | |

| Batter | 1 | 2 | 3 | 4 | 5 | 6 | 7 | 8 | 9 | AB | R | H | RBI | BB | SO | LOB | TOP | | | |
|---|------------------------------|----------------------------------|------------------------------|---------------------------------|------------------------------|---------------------------------|------------------------------|----------------------------------|------------------------------|---------------------------------|------------------------------|---------------------------------|------------------------------|----------------------------------|------------------------------|----------------------------------|---|------------------------------------|----------------------------------|--------|
| Sonny Jackson, L (1, 8) OBP: 0.335, SLG: 0.365 | F9 | | K | | 6-3 HR 1B | | K | | FC6 1B | 5 | 1 | 2 | 0 | 0 | 2 | 0 | Atlanta Braves @ Montreal Expos Jarry Park, Montreal, QB Mon May 24 1971, 3:33 AM EDT Att: 23,018 - Unknown | | | |
| Ralph Garr, L (1, 7) OBP: 0.401, SLG: 0.533 | K | | 4-3 | | F8 | | 1B S 1B | | FC6 2B E 1-2 | 5 | 1 | 1 | 0 | 0 | 1 | 2 | | | | |
| Hank Aaron, R (1, 9) OBP: 0.388, SLG: 0.642 | 2B BB | | | F3 | 6-3 | | BB 1B | | E 2B | 4 | 1 | 2 | 0 | 1 | 0 | 1 | | | | |
| Orlando Cepeda, R (1, 3) OBP: 0.358, SLG: 0.599 | 2B | | | 2B BB | HR | | FC6-4 BB | | E IBB | 2 | 3 | 2 | 2 | 3 | 0 | 0 | | | | |
| Felix Millan, R (1, 4) OBP: 0.373, SLG: 0.418 | F7 | | | BB FC6-4 2B | K | | FC6-4 | | E6 1B 2B | 5 | 2 | 2 | 3 | 0 | 1 | 5 | | | | |
| Darrell Evans, L (1, 5) OBP: 0.690, SLG: 0.333 | | | | CS 1B | BB E IBB | | E3 G3-6-3 | | G3 FC4-6 BB 1B | 3 | 1 | 1 | 0 | 1 | 0 | 0 | | | | |
| Gil Garrido, R (8, 5) OBP: 0.246, SLG: 0.173 | | | | | | | | | | 1 | 0 | 1 | 1 | 0 | 0 | 0 | | | | |
| Hal King, L (1, 2) OBP: 0.309, SLG: 0.225 | K | | | FC6-4 BB | G3-6-3 | | 1-2 | | FC4-6 BB 1B | 2 | 0 | 0 | 1 | 3 | 1 | 2 | | | | |
| Marty Perez, R (1, 6) OBP: 0.250, SLG: 0.294 | 6-3 | | | FC6-4 | F8 | | F8 | | FC4-6 BB | 5 | 0 | 0 | 1 | 0 | 0 | 4 | | | | |
| Jim Nash, R (1, 1) OBP: 0.211, SLG: 0.263 | | | | F7 | K | | F6 | | F7 | 4 | 0 | 0 | 0 | 0 | 1 | 2 | | | | |
| Bob Priddy, R (8, 1) | | | | | | | | | 1-3 | 1 | 0 | 0 | 0 | 0 | 0 | 2 | | | | |
| Inning Stats | R: 0 E: 0 K: 1 S: 6 | H: 1 LOB: 2 BB: 1 P: 10 | R: 0 E: 0 K: 1 S: 5 | H: 1 LOB: 0 BB: 0 P: 5 | R: 0 E: 0 K: 1 S: 5 | H: 0 LOB: 0 BB: 0 P: 5 | R: 3 E: 0 K: 1 S: 6 | H: 1 LOB: 1 BB: 3 P: 18 | R: 2 E: 0 K: 1 S: 7 | H: 2 LOB: 0 BB: 0 P: 7 | R: 0 E: 1 K: 0 S: 3 | H: 0 LOB: 0 BB: 0 P: 3 | R: 0 E: 0 K: 0 S: 3 | H: 0 LOB: 1 BB: 1 P: 11 | R: 4 E: 1 K: 0 S: 7 | H: 4 LOB: 2 BB: 2 P: 15 | 1B: 6 2B: 5 3B: 0 HR: 1 | SF: 0 SAC: 0 DP: 2 HBP: 0 | WP: 0 PB: 0 SB: 1 CS: 1 | PA: 45 |
| PITCHER | IP | WLS | BF | H | R | ER | SO | BB | IBB | HBP | BLK | WP | HR | S | P | ERA | WHIP | | | |
| Steve Renko, R (1, 1) ERA: 3.41 | 7.0 | L | 32 | 7 | 5 | 4 | 6 | 4 | 1 | 0 | 0 | 0 | 1 | 39 | 59 | 5.14 | 1.571 | | | |
| John O'Donoghue, L (8, 1) ERA: 9.64 | 1.1 | | 6 | 1 | 1 | 1 | 0 | 1 | 0 | 0 | 0 | 0 | 0 | 5 | 9 | 6.75 | 1.500 | | | |
| Mike Marshall, R (9, 1) ERA: 4.29 | 0.2 | | 7 | 3 | 3 | 3 | 0 | 1 | 1 | 0 | 0 | 0 | 0 | 5 | 13 | 40.50 | 6.000 | | | |

| Batter | 1 | 2 | 3 | 4 | 5 | 6 | 7 | 8 | 9 | AB | R | H | RBI | BB | SO | LOB | BOTTOM | | | |
|--|------------------------------|---------------------------------|------------------------------|---------------------------------|------------------------------|---------------------------------|------------------------------|---------------------------------|------------------------------|---------------------------------|------------------------------|---------------------------------|------------------------------|---------------------------------|------------------------------|---------------------------------|---|------------------------------------|----------------------------------|--------|
| Gary Sutherland, R (1, 4) OBP: 0.211, SLG: 0.368 | 5-3 | | | F6 | 1-2 1B | | | HR | | 4 | 1 | 2 | 1 | 0 | 0 | 0 | Atlanta Braves @ Montreal Expos Jarry Park, Montreal, QB Mon May 24 1971, 3:33 AM EDT Att: 23,018 - Unknown | | | |
| Jim Gosger, L (1, 8) OBP: 0.233, SLG: 0.321 | K | | | 1B 3B | F2 | | CS 1B | | | 4 | 1 | 2 | 0 | 0 | 1 | 2 | | | | |
| Rusty Staub, L (1, 9) OBP: 0.432, SLG: 0.520 | 4-3 | | | F5 | F5 | | F6 1-2 | | | 4 | 0 | 0 | 0 | 0 | 0 | 4 | | | | |
| Bob Bailey, R (1, 5) OBP: 0.357, SLG: 0.353 | | | | G4-6-3 1B | HR 1B | | 5-3 | | K | 4 | 1 | 2 | 1 | 0 | 1 | 0 | | | | |
| Ron Fairly, L (1, 3) OBP: 0.429, SLG: 0.434 | | | | G4-6-3 1-2 | 1-H HR | | K | | 1-3 | 4 | 1 | 1 | 2 | 0 | 1 | 1 | | | | |
| Jim Fairley, L (1, 7) OBP: 0.280, SLG: 0.261 | | | | F7 | FC6-4 1B | | F7 | | 6-3 | 4 | 0 | 1 | 0 | 0 | 0 | 0 | | | | |
| John Bateman, R (1, 2) OBP: 0.295, SLG: 0.385 | | | | F8 | FC6-4 | | L8 | | 5-3 | 4 | 0 | 0 | 0 | 0 | 0 | 1 | | | | |
| Bobby Wine, R (1, 6) OBP: 0.248, SLG: 0.217 | | | | F9 | | | 6-3 | | | 2 | 0 | 0 | 0 | 0 | 0 | 0 | | | | |
| Ron Sivotoda, R (7, PH) OBP: 0.333, SLG: 0.422 | | | | | | | 6-3 | | | 1 | 0 | 0 | 0 | 0 | 0 | 0 | | | | |
| John O'Donoghue, R (8, 1) | | | | | | | | | | 0 | 0 | 0 | 0 | 0 | 0 | 0 | | | | |
| Mike Marshall, R (9, 1) | | | | | | | | | | 0 | 0 | 0 | 0 | 0 | 0 | 0 | | | | |
| Steve Renko, R (1, 1) OBP: 0.192, SLG: 0.346 | | | | K | | | K | | | 2 | 0 | 1 | 0 | 0 | 1 | 0 | | | | |
| Mack Jones, L (7, PH) OBP: 0.286, SLG: 0.389 | | | | | | | | | | 1 | 0 | 0 | 0 | 0 | 1 | 0 | | | | |
| Ron Brandt, R (8, 6) OBP: 0.333, SLG: 0.286 | | | | | | | | | | 0 | 0 | 0 | 0 | 0 | 0 | 0 | | | | |
| Inning Stats | R: 0 E: 0 K: 1 S: 5 | H: 0 LOB: 0 BB: 0 P: 5 | R: 0 E: 0 K: 0 S: 3 | H: 1 LOB: 0 BB: 0 P: 3 | R: 0 E: 0 K: 1 S: 5 | H: 0 LOB: 0 BB: 0 P: 5 | R: 3 E: 0 K: 0 S: 7 | H: 4 LOB: 1 BB: 0 P: 7 | R: 0 E: 0 K: 0 S: 5 | H: 2 LOB: 2 BB: 0 P: 5 | R: 0 E: 0 K: 1 S: 5 | H: 0 LOB: 0 BB: 0 P: 5 | R: 1 E: 0 K: 1 S: 6 | H: 2 LOB: 0 BB: 0 P: 6 | R: 0 E: 0 K: 0 S: 3 | H: 0 LOB: 0 BB: 0 P: 3 | 1B: 6 2B: 0 3B: 1 HR: 2 | SF: 0 SAC: 0 DP: 1 HBP: 0 | WP: 0 PB: 0 SB: 0 CS: 1 | PA: 34 |
| PITCHER | IP | WLS | BF | H | R | ER | SO | BB | IBB | HBP | BLK | WP | HR | S | P | ERA | WHIP | | | |
| Jim Nash, R (1, 1) ERA: 4.85 | 7.0 | | 29 | 9 | 4 | 4 | 4 | 0 | 0 | 0 | 0 | 0 | 0 | 7 | 37 | 5.14 | 1.286 | | | |
| Bob Priddy, R (8, 1) ERA: 3.35 | 2.0 | S | 5 | 0 | 0 | 0 | 1 | 0 | 0 | 0 | 0 | 0 | 0 | 7 | 7 | 0.00 | 0.000 | | | |



| Batter | 1 | 2 | 3 | 4 | 5 | 6 | 7 | 8 | 9 | AB | R | H | RBI | BB | SO | LOB | TOP | | | |
|---|--|----------------------------------|------------------------------|---------------------------------|------------------------------|----------------------------------|------------------------------|---------------------------------|------------------------------|---------------------------------|------------------------------|---------------------------------|------------------------------|---------------------------------|------------------------------|--|--|------------------------------------|----------------------------------|--------|
| Sonny Jackson, L (1, 8) OBP: 0.337, SLG: 0.368 | 4-0 BB | | X 0-0 2B | X 0-0 F9 | | | X 0-0 6-3 | | X 0-0 F6 | 4 | 0 | 1 | 0 | 1 | 0 | 2 | Atlanta Braves @ Montreal Expos Jarry Park, Montreal, QB Tue May 25 1971, 7:05 PM EDT Att: 8,426 - Unknown AB 32 R 2 H 7 RBI 2 BB 5 SO 5 LOB 15  | | | |
| Ralph Garr, L (1, 7) OBP: 0.393, SLG: 0.522 | 0-0 9-3 | | X 0-0 1-3 | | X 0-0 4-3 | | X 0-3 K | | | 4 | 0 | 0 | 0 | 0 | 1 | 2 | | | | |
| Hank Aaron, R (1, 9) OBP: 0.390, SLG: 0.633 | 4-0 2B BB | | X 0-3 K | | X 4-0 1B BB | | X 0-0 4-3 | | | 2 | 1 | 0 | 0 | 2 | 1 | 1 | | | | |
| Orlando Cepeda, R (1, 3) OBP: 0.367, SLG: 0.606 | 0-0 1B 2B | | X 4-0 IBB | | X 0-0 1-2 1B | | | X 0-0 5-3 | | 3 | 0 | 2 | 1 | 1 | 0 | 0 | | | | |
| Felix Millan, R (1, 4) OBP: 0.370, SLG: 0.414 | 0-0 2-3 1B | | X 0-3 K | | X 0-0 F9 | | | X 0-0 6-3 | | 4 | 0 | 1 | 0 | 0 | 1 | 4 | | | | |
| Darrell Evans, L (1, 5) OBP: 0.333, SLG: 0.143 | 0-0 G3 | | | X 0-0 G3 | | X 0-0 4-3 | | | X 0-0 F8 | 4 | 0 | 0 | 0 | 0 | 0 | 4 | | | | |
| Bob Didier, S (1, 2) OBP: 0.266, SLG: 0.240 | | X 0-3 K | | X 0-0 1B 1B | | X 0-0 G3 | | X 4-0 BB | | 3 | 1 | 1 | 0 | 0 | 1 | 0 | | | | |
| Hal King, L (9, PH) OBP: 0.316, SLG: 0.225 | | | | | | | | | | 0 | 0 | 0 | 0 | 1 | 0 | 0 | | | | |
| Marty Perez, R (1, 6) OBP: 0.252, SLG: 0.295 | | X 0-0 F8 | | X 0-0 1B 1B | | X 0-0 F3 | | X 0-0 F5 | | 3 | 0 | 1 | 0 | 0 | 0 | 0 | | | | |
| Mike Lum, L (9, PH) OBP: 0.362, SLG: 0.395 | | | | | | | | | | 1 | 0 | 0 | 0 | 0 | 0 | 1 | | | | |
| Phil Niekro, R (1, 1) OBP: 0.148, SLG: 0.160 | | X 0-0 5-3 | | X 0-0 1-3 2-H 1B | | X 0-0 F5 | | X 0-3 K | | 3 | 0 | 1 | 1 | 0 | 0 | 0 | | | | |
| Earl Williams, R (9, PH) OBP: 0.258, SLG: 0.425 | | | | | | | | | | 1 | 0 | 0 | 0 | 0 | 1 | 1 | | | | |
| Inning Stats | R: 1 E: 0 K: 0 S: 4 | H: 2 LOB: 2 BB: 2 P: 12 | R: 0 E: 0 K: 1 S: 5 | H: 0 LOB: 0 BB: 0 P: 5 | R: 0 E: 0 K: 2 S: 8 | H: 1 LOB: 2 BB: 1 P: 12 | R: 1 E: 0 K: 0 S: 5 | H: 3 LOB: 1 BB: 0 P: 5 | R: 0 E: 0 K: 0 S: 4 | H: 0 LOB: 0 BB: 0 P: 3 | R: 0 E: 0 K: 1 S: 5 | H: 0 LOB: 0 BB: 0 P: 5 | R: 0 E: 0 K: 0 S: 3 | H: 0 LOB: 0 BB: 0 P: 3 | R: 0 E: 0 K: 1 S: 5 | H: 0 LOB: 1 BB: 1 P: 9 | 1B: 5 2B: 3 3B: 0 HR: 0 | SF: 0 SAC: 0 DP: 1 HBP: 0 | WP: 0 PB: 0 SB: 0 CS: 0 | PA: 37 |
| PITCHER Carl Morton, R (1, 1) ERA: 3.22 | IP: 9.0 WLS: W BF: 37 H: 7 R: 2 ER: 2 SO: 5 BB: 4 IBB: 1 HBP: 0 BLK: 0 WP: 0 HR: 0 S: 42 P: 62 ERA: 2.00 WHIP: 1.222 | | | | | | | | | | | | | | | PITCHER IP: WLS: BF: H: R: ER: SO: BB: IBB: HBP: BLK: WP: HR: S: P: ERA: WHIP: | | | | |

| Batter | 1 | 2 | 3 | 4 | 5 | 6 | 7 | 8 | 9 | AB | R | H | RBI | BB | SO | LOB | BOTTOM | | | |
|---|--|---------------------------------|------------------------------|---------------------------------|------------------------------|---------------------------------|------------------------------|----------------------------------|------------------------------|---------------------------------|------------------------------|---------------------------------|------------------------------|----------------------------------|------------------------------|--|--|------------------------------------|----------------------------------|--------|
| Gary Sutherland, R (1, 4) OBP: 0.208, SLG: 0.333 | 0-0 4-3 | | X 0-0 WP 1B | X 0-0 G1-4-3 | | | X 0-0 5-3 | X 0-3 K2-3 | | 5 | 0 | 1 | 0 | 0 | 1 | 1 | Atlanta Braves @ Montreal Expos Jarry Park, Montreal, QB Tue May 25 1971, 7:05 PM EDT Att: 8,426 - Unknown AB 32 R 3 H 8 RBI 2 BB 5 SO 9 LOB 22  | | | |
| Rusty Staub, L (1, 9) OBP: 0.433, SLG: 0.523 | 0-0 F8 | | X 0-0 G3 | | X 0-0 1B 2B | | X 4-0 E BB BB | | | 3 | 2 | 1 | 0 | 1 | 0 | 2 | | | | |
| Bob Bailey, R (1, 7) OBP: 0.369, SLG: 0.362 | | | | | X 0-0 5-3 | | X 4-0 BB E BB | | | 3 | 0 | 2 | 0 | 1 | 0 | 1 | | | | |
| Clyde Mashore, R (9, 8) OBP: 0.320, SLG: 0.440 | | | | | | | X 1-2 BB BB | | | 0 | 0 | 0 | 0 | 0 | 0 | 0 | | | | |
| Ron Fairly, L (1, 3) OBP: 0.431, SLG: 0.437 | | | | | X 0-0 1-4-3 | | X 0-0 E4 BB | | | 4 | 0 | 2 | 1 | 0 | 0 | 3 | | | | |
| Coco Laboy, R (1, 5) OBP: 0.358, SLG: 0.344 | 0-3 K | | X 0-3 K | | X 0-3 K | | X 0-3 K | | | 4 | 0 | 0 | 0 | 0 | 4 | 7 | | | | |
| Ron Swoboda, R (1, 8) OBP: 0.345, SLG: 0.417 | | X 0-0 5-3 | | X 0-0 2-3 1B | | X 0-0 5-3 | | X 4-0 1-2 2-3 3-H BB | | 3 | 0 | 1 | 1 | 1 | 0 | 1 | | | | |
| John Bateman, R (1, 2) OBP: 0.293, SLG: 0.376 | | X 4-0 1B 1B WP BB | | X 0-0 F2 | | X 0-3 K | | X 0-3 K | | 3 | 1 | 0 | 0 | 1 | 2 | 5 | | | | |
| Bobby Wine, R (1, 6) OBP: 0.248, SLG: 0.218 | | X 0-0 WP 1B 1B | | X 0-0 5-3 | | X 0-0 5-3 | | X 0-0 5-3 | | 4 | 0 | 1 | 0 | 0 | 0 | 0 | | | | |
| Carl Morton, R (1, 1) OBP: 0.161, SLG: 0.133 | | X 0-0 F8 | | X 4-0 G1-4-3 BB | | X 0-3 K | | X 0-3 K | | 3 | 0 | 0 | 0 | 1 | 2 | 2 | | | | |
| Inning Stats | R: 0 E: 0 K: 1 S: 7 | H: 2 LOB: 2 BB: 0 P: 7 | R: 1 E: 0 K: 0 S: 5 | H: 2 LOB: 2 BB: 1 P: 9 | R: 0 E: 0 K: 1 S: 7 | H: 2 LOB: 0 BB: 0 P: 7 | R: 0 E: 0 K: 0 S: 2 | H: 0 LOB: 0 BB: 1 P: 6 | R: 1 E: 0 K: 1 S: 7 | H: 2 LOB: 1 BB: 0 P: 7 | R: 0 E: 0 K: 2 S: 7 | H: 0 LOB: 0 BB: 0 P: 7 | R: 1 E: 1 K: 2 S: 8 | H: 0 LOB: 3 BB: 3 P: 20 | R: 0 E: 0 K: 2 S: 7 | H: 0 LOB: 0 BB: 0 P: 7 | 1B: 7 2B: 1 3B: 0 HR: 0 | SF: 0 SAC: 0 DP: 1 HBP: 0 | WP: 1 PB: 1 SB: 0 CS: 0 | PA: 37 |
| PITCHER Phil Niekro, R (1, 1) ERA: 2.87 | IP: 8.0 WLS: L BF: 37 H: 8 R: 3 ER: 2 SO: 9 BB: 5 IBB: 0 HBP: 0 BLK: 0 WP: 1 HR: 0 S: 50 P: 70 ERA: 2.25 WHIP: 1.625 | | | | | | | | | | | | | | | PITCHER IP: WLS: BF: H: R: ER: SO: BB: IBB: HBP: BLK: WP: HR: S: P: ERA: WHIP: | | | | |

| Batter | 1 | 2 | 3 | 4 | 5 | 6 | 7 | 8 | 9 | AB | R | H | RBI | BB | SO | LOB | TOP | | | | |
|---|------------------------------|---------------------------------|------------------------------|---------------------------------|------------------------------|---------------------------------|------------------------------|---------------------------------|------------------------------|---------------------------------|------------------------------|---------------------------------|------------------------------|---------------------------------|------------------------------|---------------------------------|--|----------------------------------|------------------------------------|----------------------------------|--------|
| Ralph Garr, L OBP: 0.385, SLG: 0.511 (1, 7) | 0-3 K | | 0-3 K | | | 0-3 K | | 0-0 F8 | | 4 | 0 | 0 | 0 | 0 | 3 | 1 | Atlanta Braves @ Montreal Expos Jarry Park, Montreal, QB Wed May 26 1971, 7:05 PM EDT Att. 6,263 - Unknown - 46 F | | | | |
| Felix Milan, R OBP: 0.373, SLG: 0.409 (1, 4) | 4-0 FC6-4 BB | | 4-0 BB | | | 0-0 6-3 | | 0-3 K | | 2 | 0 | 0 | 0 | 2 | 1 | 1 | | | | | |
| Hank Aaron, R OBP: 0.361, SLG: 0.620 Mike Lum, L OBP: 0.356, SLG: 0.386 (6, 9) | 0-0 FC6-4 1-2 | | 0-0 5-3 | | | 0-0 4-3 | | 0-3 K | | 3 | 0 | 0 | 0 | 0 | 0 | 2 | | | | | |
| Orlando Cepeda, R Earl Williams, R OBP: 0.256, SLG: 0.425 (1, 3) (7, 3) | 0-0 1-6-3 | | | | 0-0 L5 | | | 0-0 4-3 | | 3 | 0 | 0 | 0 | 0 | 0 | 1 | | | | | |
| Darrell Evans, L OBP: 0.231, SLG: 0.091 (1, 5) | | 0-3 K | | 0-3 K | | | | 0-0 4-3 | | 4 | 0 | 0 | 0 | 0 | 2 | 1 | | | | | |
| Sonny Jackson, L OBP: 0.340, SLG: 0.389 (1, 8) | | 0-0 E S 1B | | 0-0 5-3 | | | | 0-0 HR | | 4 | 1 | 2 | 1 | 0 | 0 | 1 | | | | | |
| Hal King, L OBP: 0.307, SLG: 0.217 (1, 2) | | 0-3 K | | | | 0-0 F7 | | 0-0 L4 | | 3 | 0 | 0 | 0 | 0 | 1 | 1 | | | | | |
| Marty Perez, R OBP: 0.254, SLG: 0.290 (1, 6) | | 0-0 5-3 | | | | 0-3 K | | 4-0 BB | | 2 | 0 | 0 | 0 | 1 | 1 | 1 | | | | | |
| Pat Jarvis, R Steve Barber, L Mary Staehle, L Ron Herbel, R (1, 1) (3, 1) (8, PH) (8, 1) | | | | 0-0 F7 | | 0-3 K | | 0-0 F4 | | 1 | 0 | 0 | 0 | 0 | 0 | 0 | | | | | |
| Inning Stats | R: 0 E: 1 K: 1 S: 5 | H: 0 LOB: 1 BB: 1 P: 9 | R: 0 E: 0 K: 2 S: 8 | H: 1 LOB: 1 BB: 0 P: 8 | R: 0 E: 0 K: 1 S: 5 | H: 0 LOB: 0 BB: 1 P: 9 | R: 0 E: 0 K: 1 S: 5 | H: 0 LOB: 0 BB: 0 P: 5 | R: 0 E: 0 K: 2 S: 7 | H: 0 LOB: 0 BB: 0 P: 7 | R: 1 E: 0 K: 0 S: 4 | H: 1 LOB: 0 BB: 0 P: 4 | R: 0 E: 0 K: 1 S: 5 | H: 0 LOB: 1 BB: 0 P: 9 | R: 0 E: 0 K: 1 S: 5 | H: 0 LOB: 1 BB: 0 P: 6 | | 1B: 1 2B: 0 3B: 0 HR: 1 | SF: 0 SAC: 0 DP: 0 HBP: 1 | WP: 0 PB: 0 SB: 1 CS: 0 | PA: 33 |
| PITCHER Bill Stoneman, R ERA: 2.39 (1, 1) | IP 9.0 | WLS W | BF 33 | H 2 | R 1 | ER 1 | SO 10 | BB 3 | IBB 0 | HBP 1 | BLK 0 | WP 0 | HR 1 | S 49 | P 62 | ERA 1.00 | WHIP 0.556 | | | | |

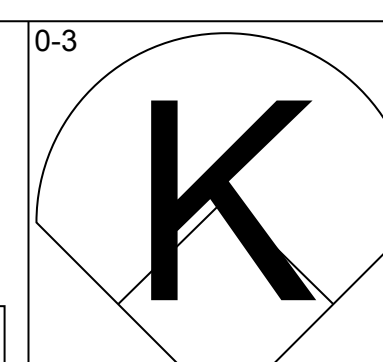
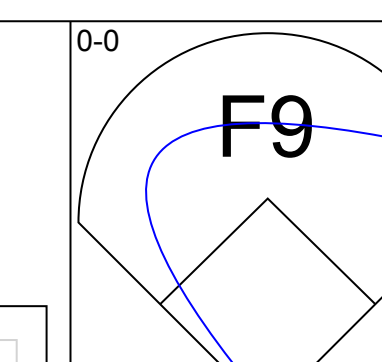
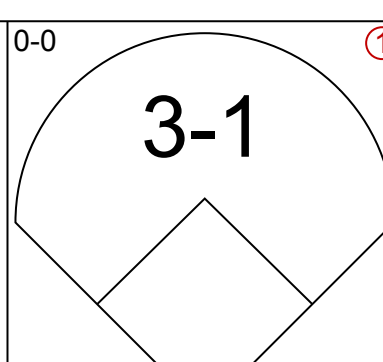
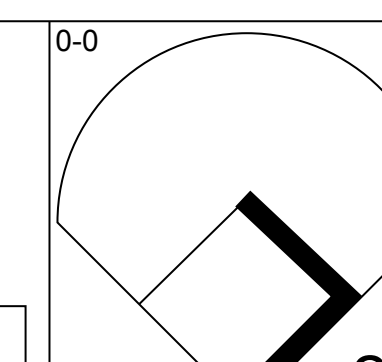
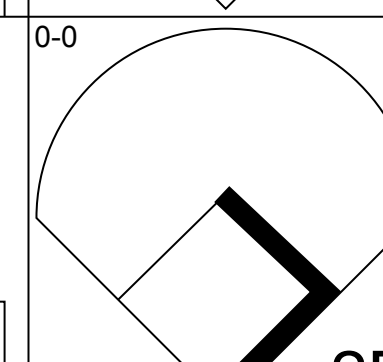
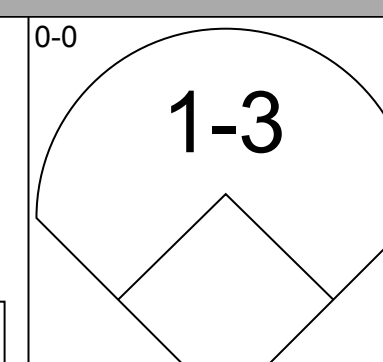
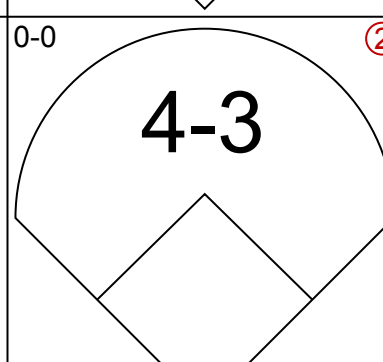
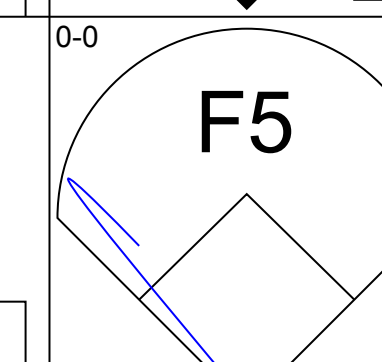
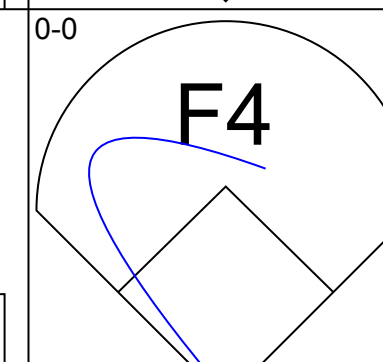
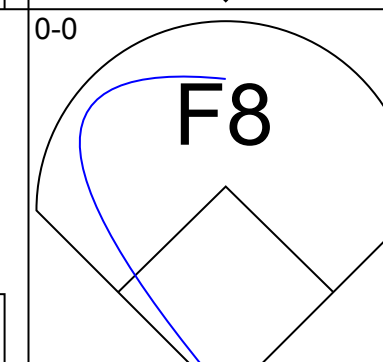
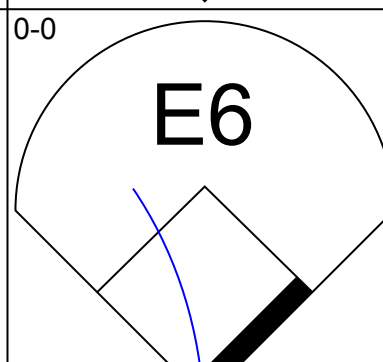
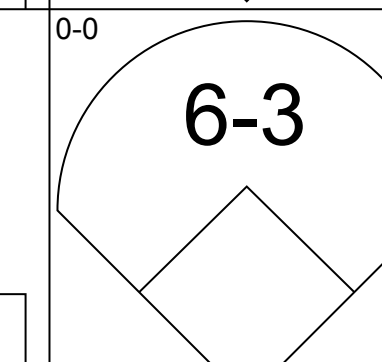
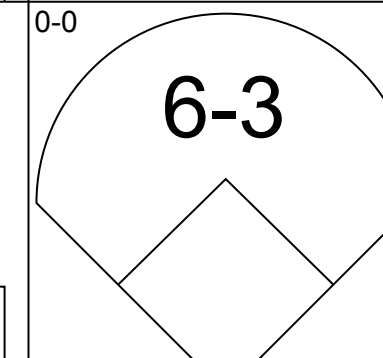
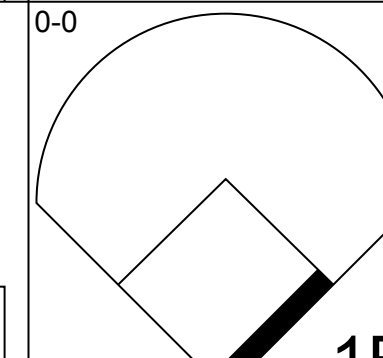
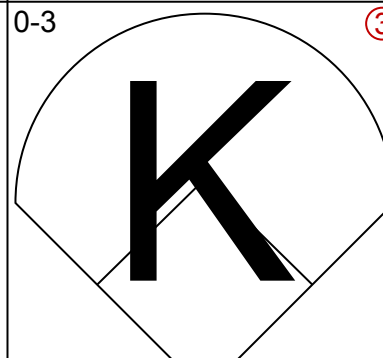
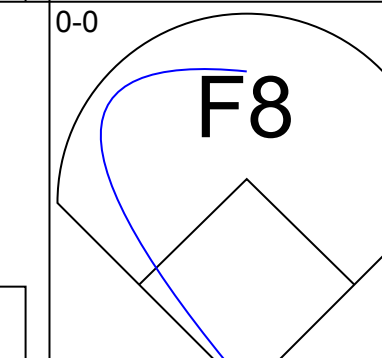
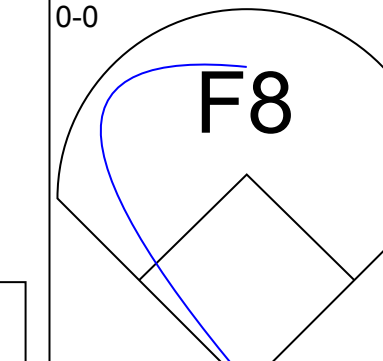
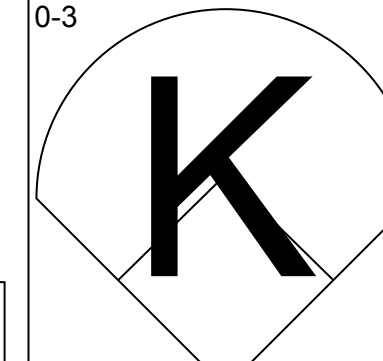
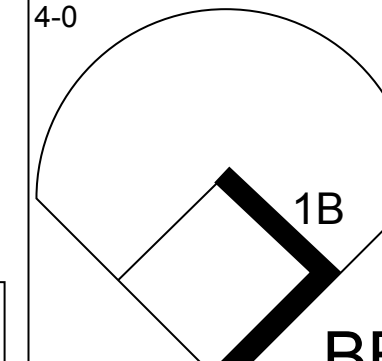
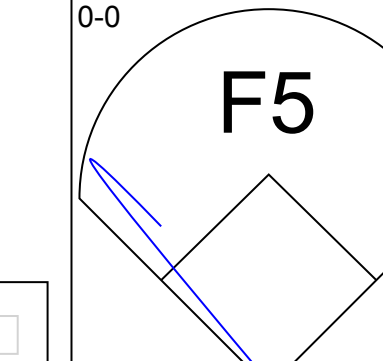
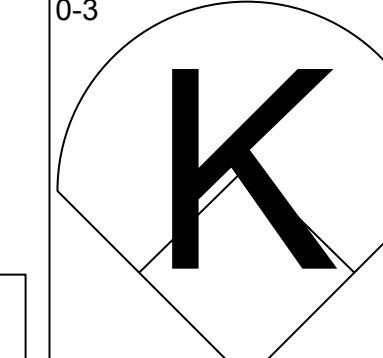
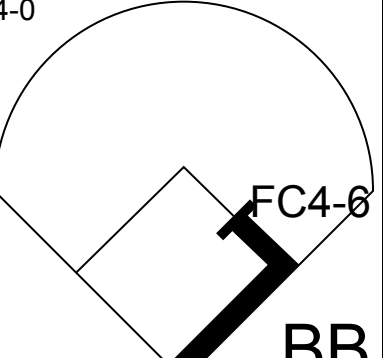
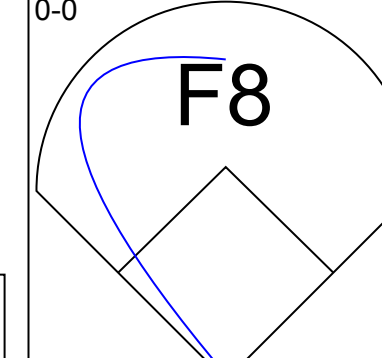
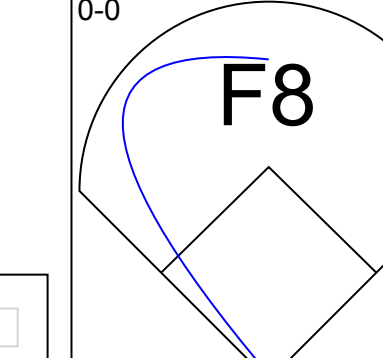
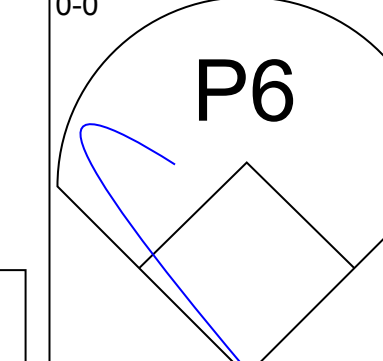
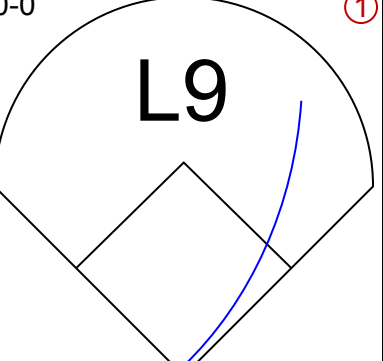
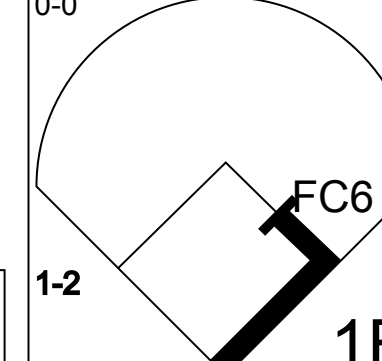
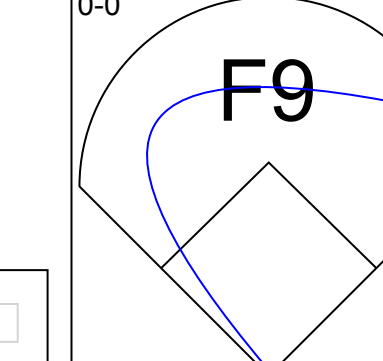
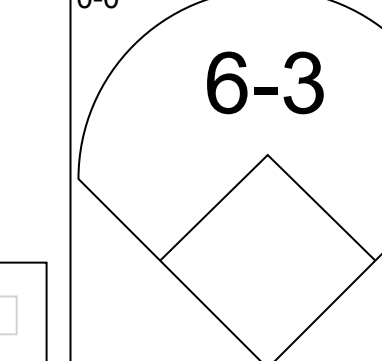
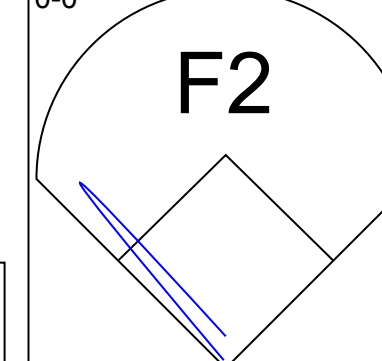
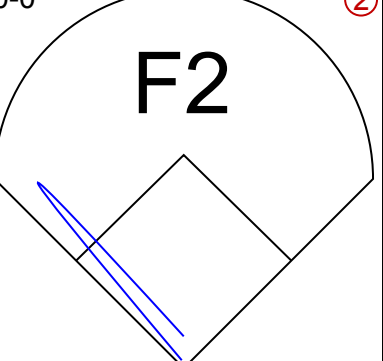
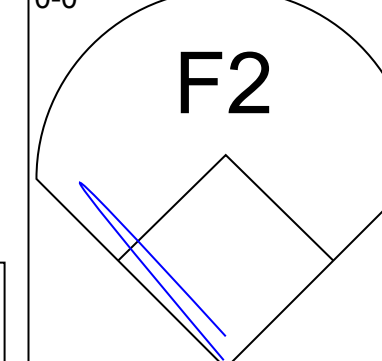
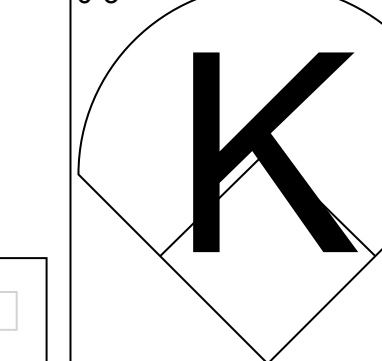
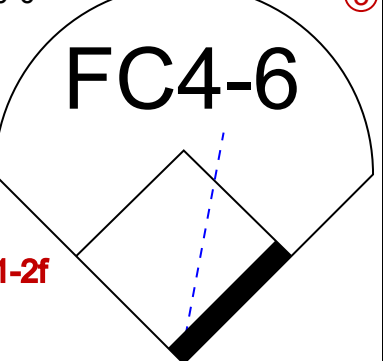
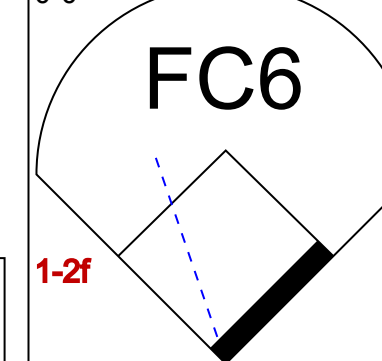
| Batter | 1 | 2 | 3 | 4 | 5 | 6 | 7 | 8 | 9 | AB | R | H | RBI | BB | SO | LOB | BOTTOM | | | | |
|---|------------------------------|---------------------------------|-------------------------------|---------------------------------|-------------------------------|----------------------------------|------------------------------|---------------------------------|------------------------------|---------------------------------|------------------------------|---------------------------------|------------------------------|---------------------------------|------------------------------|----------------------------------|--|------------------------------------|----------------------------------|--------|--|
| Ron Hunt, R OBP: 0.403, SLG: 0.352 (1, 4) | 0-0 F6 | | 1-0 2B 1-2 2B HBP | 0-0 HBP 1B | | 4-0 FC1-6 BB | | 1-0 BB 1B HBP | | 2 | 3 | 1 | 0 | 1 | 0 | 0 | Atlanta Braves @ Montreal Expos Jarry Park, Montreal, QB Wed May 26 1971, 7:05 PM EDT Att. 6,263 - Unknown - 46 F | | | | |
| Rusty Staub, L OBP: 0.439, SLG: 0.527 (1, 9) | 0-0 F8 | | 0-0 2B 1-3 2H | 1-0 FC6-4 HBP | | 0-0 FC1-6 G6-4-3 1-2 | | 4-0 1B WP BB | | 3 | 2 | 1 | 1 | 1 | 0 | 1 | | | | | |
| Bob Bailey, R Coco Laboy, R OBP: 0.370, SLG: 0.373 OBP: 0.358, SLG: 0.344 (1, 5) (9, 5) | 0-3 K | | 0-0 2B 2H 3H | 0-0 FC6-4 F9 1-2 2H | | 0-0 G6-4-3 1-2 | | 0-0 WP 4-3 1B | | 5 | 2 | 2 | 4 | 0 | 1 | 2 | | | | | |
| Ron Fairly, L OBP: 0.430, SLG: 0.429 (1, 3) | | 0-0 SH1-3 1B | 4-0 2B 1B IBB | 0-0 F9 2-3 | | 0-0 F9 | | 0-0 4-3 1H 2H | | 4 | 1 | 1 | 1 | 1 | 0 | 1 | | | | | |
| Jim Gosger, L OBP: 0.250, SLG: 0.367 (4, 7) | | 0-0 SH1-3 | 0-0 1B IBB | 0-0 1-3 | | 4-0 WP BB | | 0-0 1B | | 2 | 1 | 1 | 1 | 0 | 0 | 1 | | | | | |
| Ron Swoboda, R OBP: 0.368, SLG: 0.429 (7, PH) (8, 7) | | 1-2 | 1-3 2H | 1B 2B | | 0-0 WP BB | | 0-3 1B | | 1 | 0 | 1 | 0 | 1 | 0 | 0 | | | | | |
| Jim Fairley, L Clyde Mashore, R OBP: 0.275, SLG: 0.255 OBP: 0.345, SLG: 0.429 (1, 7) (3, PH) (4, 8) | | 0-0 F5 | 4-0 WP 1B IBB | | 0-0 1B 1B | | 0-0 1-3 | 0-3 K | | 1 | 0 | 0 | 0 | 0 | 0 | 1 | | | | | |
| John Bateman, R OBP: 0.292, SLG: 0.372 (1, 2) | | 0-3 K | 0-0 WP 1B | | 0-0 F7 | | 0-0 5-3 | | | 4 | 0 | 1 | 2 | 0 | 1 | 3 | | | | | |
| Bobby Wine, R OBP: 0.248, SLG: 0.219 (1, 6) | | | 0-0 F6 F9 | | 0-0 1B | | | 0-0 F9 | | 4 | 0 | 1 | 0 | 0 | 0 | 2 | | | | | |
| Bill Stoneman, R OBP: 0.222, SLG: 0.160 (1, 1) | | | HBP 1B K | | 0-3 K | | | 0-0 BB HBP 1B | | 4 | 2 | 2 | 0 | 0 | 2 | 3 | | | | | |
| Inning Stats | R: 0 E: 0 K: 1 S: 5 | H: 0 LOB: 0 BB: 0 P: 5 | R: 0 E: 0 K: 1 S: 6 | H: 1 LOB: 1 BB: 0 P: 6 | R: 6 E: 0 K: 1 S: 10 | H: 5 LOB: 2 BB: 2 P: 19 | R: 1 E: 1 K: 0 S: 4 | H: 1 LOB: 1 BB: 0 P: 5 | R: 0 E: 0 K: 1 S: 6 | H: 2 LOB: 1 BB: 0 P: 6 | R: 0 E: 0 K: 0 S: 2 | H: 0 LOB: 0 BB: 1 P: 6 | R: 0 E: 0 K: 0 S: 3 | H: 0 LOB: 1 BB: 1 P: 7 | R: 4 E: 0 K: 1 S: 8 | H: 3 LOB: 1 BB: 1 P: 13 | 1B: 9 2B: 3 3B: 0 HR: 0 | SF: 0 SAC: 1 DP: 1 HBP: 3 | WP: 4 PB: 0 SB: 0 CS: 0 | PA: 42 | |
| PITCHER Pat Jarvis, R Steve Barber, L Ron Herbel, R ERA: 5.65 ERA: 4.8 ERA: 4.96 (1, 1) (3, 1) (8, 1) | IP 2.1 | WLS L | BF 14 | H 5 | R 6 | ER 6 | SO 2 | BB 0 | IBB 1 | HBP 1 | BLK 0 | WP 0 | HR 0 | S 16 | P 21 | ERA 23.14 | WHIP 2.143 | | | | |

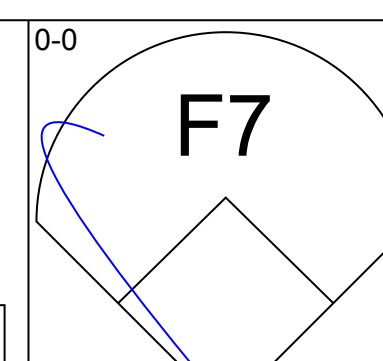
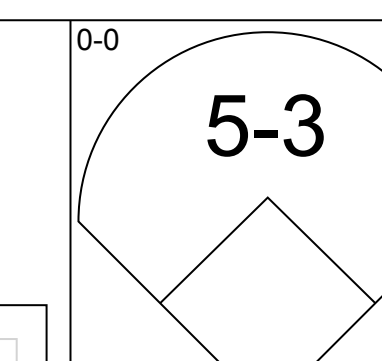
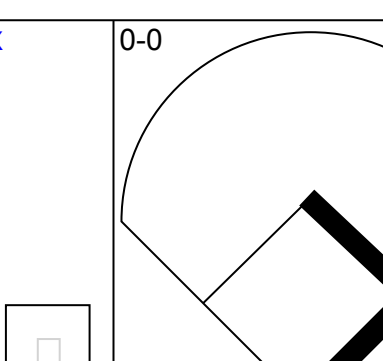
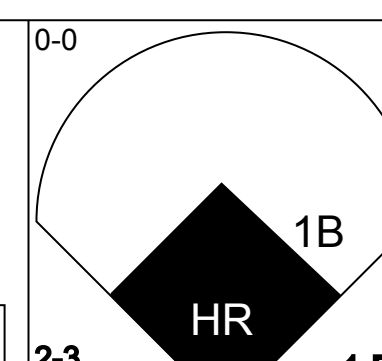
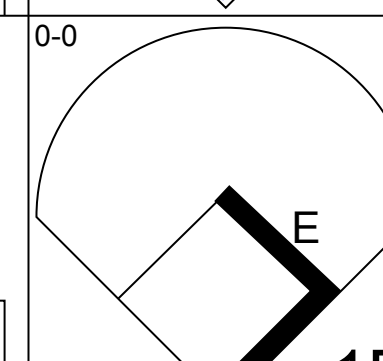
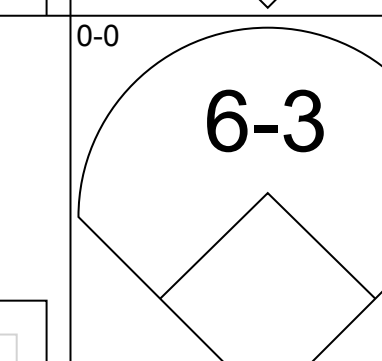
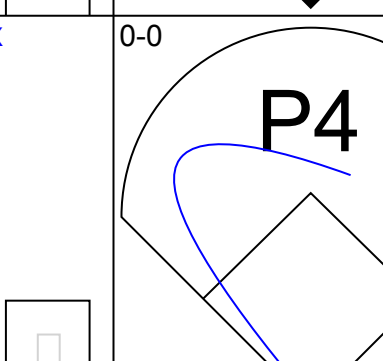
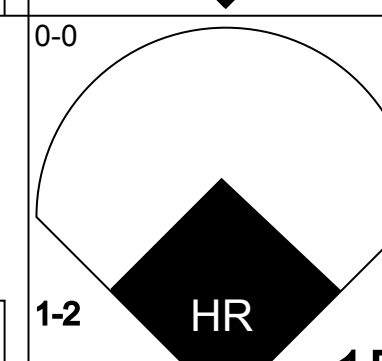
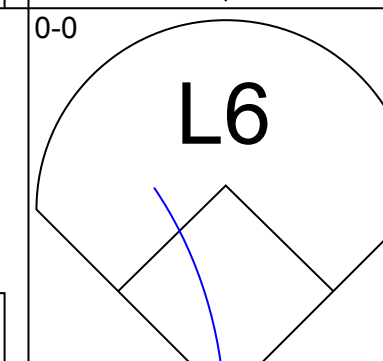
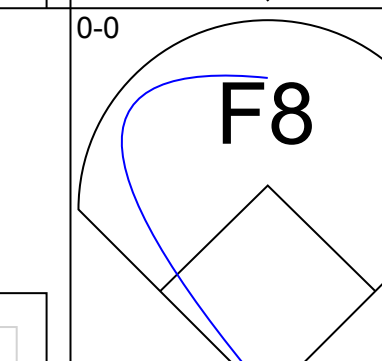
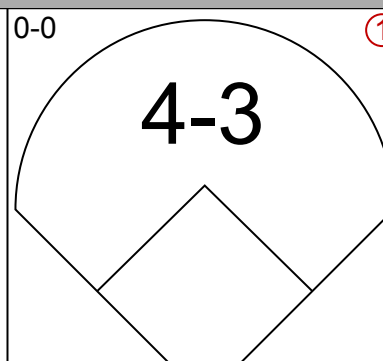
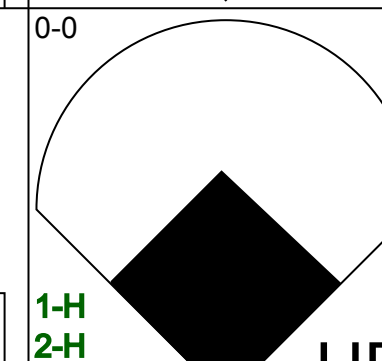
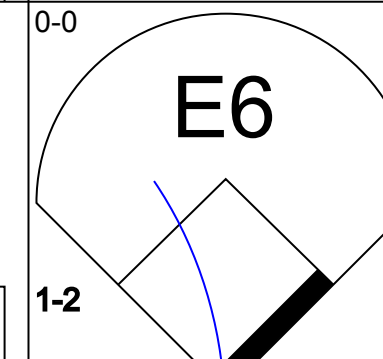
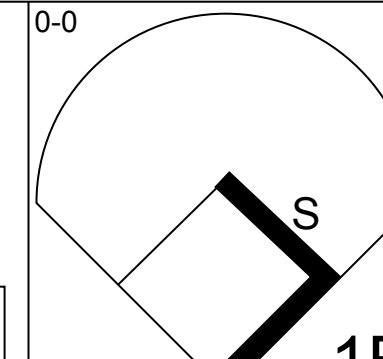
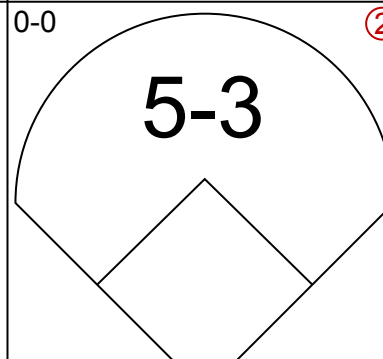
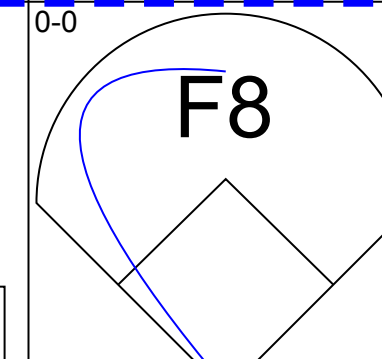
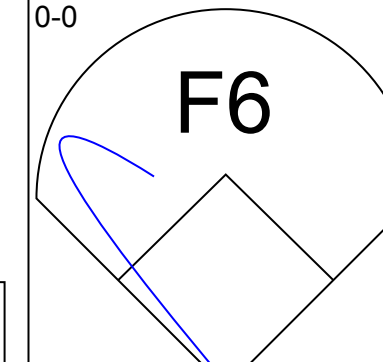
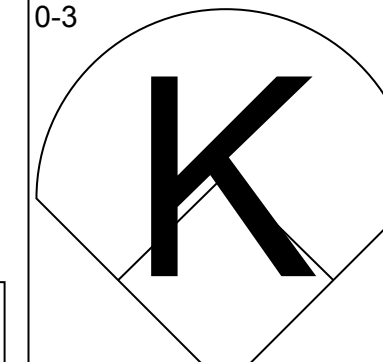
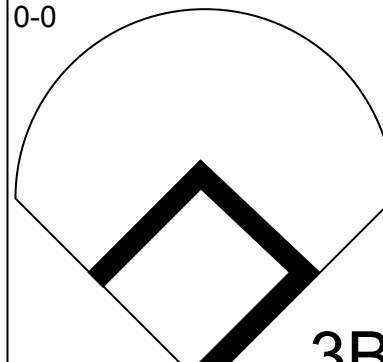
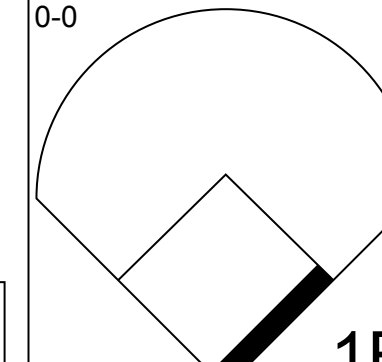
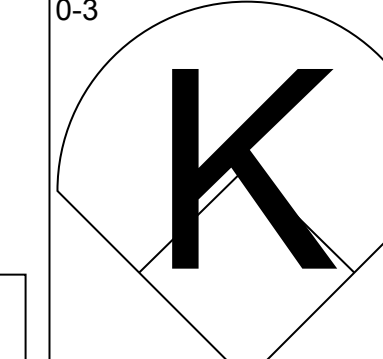
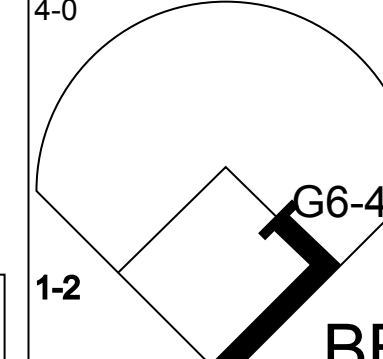
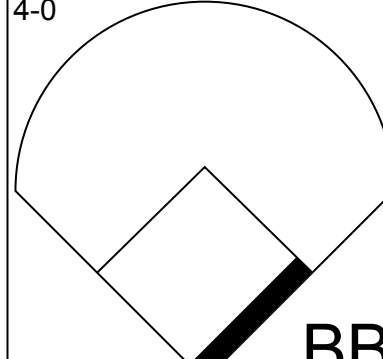
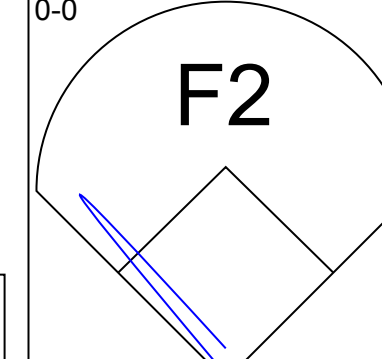
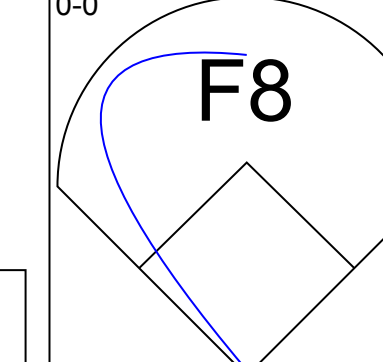
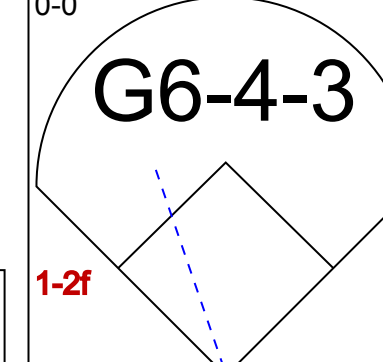
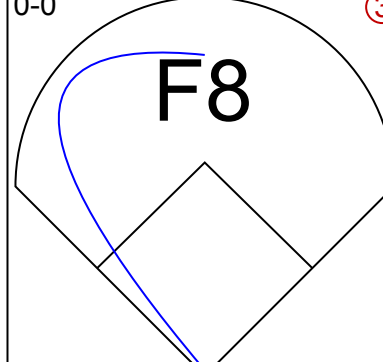
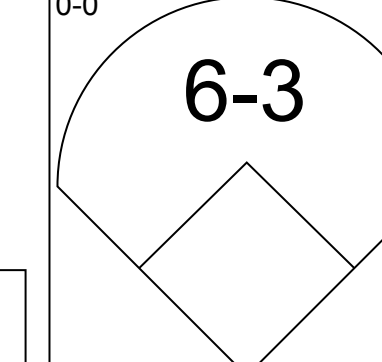
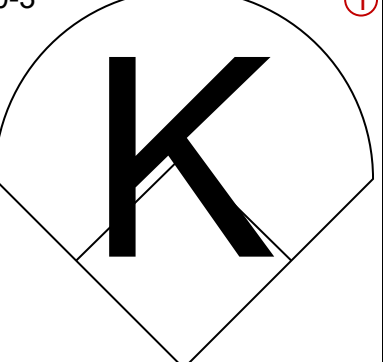
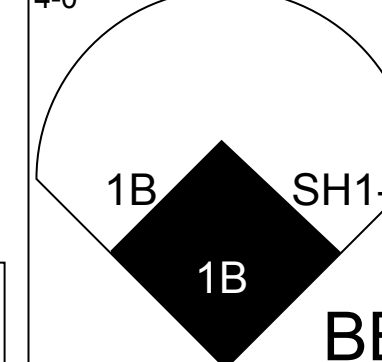
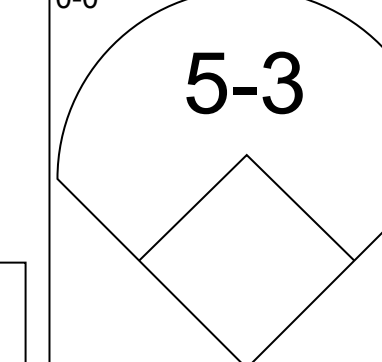
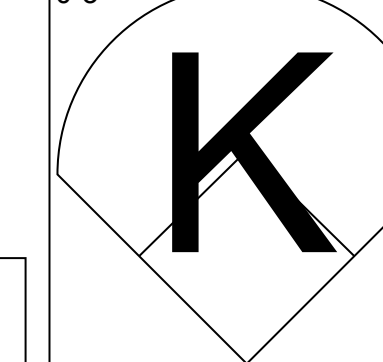
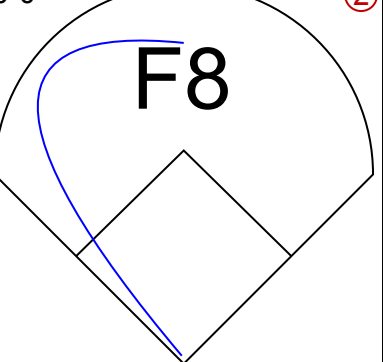
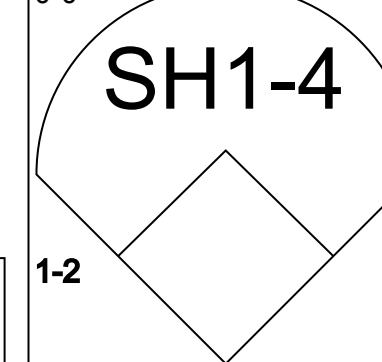
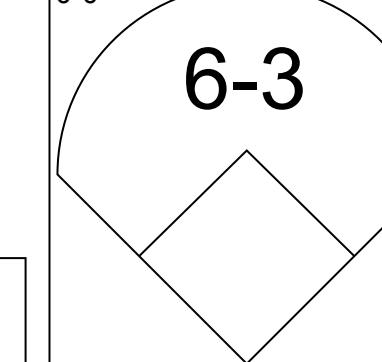


| Batter | 1 | 2 | 3 | 4 | 5 | 6 | 7 | 8 | 9 | AB | R | H | RBI | BB | SO | LOB | TOP | |
|--|------------------------------|----------------------------------|-------------------------------------|----------------------------------|------------------------------|---------------------------------|--------------------------------|-------------------------------------|----------------------------------|---------------------------------|------------------------------|---------------------------------|------------------------------|---------------------------------|----------------------------------|------------------------------------|---|----------------------------------|
| Ralph Garr, L OBP: 0.377, SLG: 0.500 (1, 7) | 1-3 | 6-3 | | | F8 | | 1-3 | | | 4 | 0 | 0 | 0 | 0 | 0 | 0 | Atlanta Braves @ Montreal Expos Jarry Park, Montreal, QB Thu May 27 1971, 7:05 PM EDT Att: 13,156 - Unknown | |
| Felix Milten, R OBP: 0.365, SLG: 0.400 (1, 4) | 4-3 | | 6-3 | | 6-3 | | | F7 | | 4 | 0 | 0 | 0 | 0 | 0 | 0 | | |
| Hank Aaron, R OBP: 0.386, SLG: 0.637 (1, 9) | BB 1B | | F9 | | | HR | | F8 | | 4 | 2 | 2 | 1 | 0 | 0 | 0 | | |
| Orlando Cepeda, R OBP: 0.370, SLG: 0.594 (1, 3) | WP 1B 1B BB | | | | | | | K | | 2 | 1 | 1 | 0 | 2 | 1 | 0 | | |
| Darrell Evans, L OBP: 0.235, SLG: 0.133 Earl Williams, R OBP: 0.266, SLG: 0.425 (1, 5) (9, 5) | WP 1B 1B | | F8 | | F8 | | | K | | 4 | 1 | 1 | 1 | 0 | 1 | 2 | | |
| Sony Jackson, L OBP: 0.338, SLG: 0.385 (1, 8) | 1-2 2-H 1B | | | | G3 | | | K | | 4 | 0 | 1 | 2 | 0 | 1 | 1 | | |
| Bob Didier, S OBP: 0.253, SLG: 0.228 (1, 2) | F4 | | | | F6 | | | G3 | | 4 | 0 | 0 | 0 | 0 | 0 | 2 | | |
| Gil Garrido, R OBP: 0.233, SLG: 0.164 (1, 6) | | L3 | | | K | | | 5-3 | | 3 | 0 | 0 | 0 | 0 | 1 | 0 | | |
| Tom Kelley, R (1, 1) | | K | | | | | | K | | 3 | 0 | 0 | 0 | 0 | 3 | 0 | | |
| Inning Stats | R: 3 E: 0 K: 0 S: 6 | H: 3 LOB: 1 BB: 1 P: 10 | R: 0 E: 0 K: 1 S: 5 | H: 0 LOB: 0 BB: 0 P: 5 | R: 0 E: 0 K: 0 S: 3 | H: 0 LOB: 1 BB: 1 P: 7 | R: 0 E: 0 K: 1 S: 5 | H: 0 LOB: 0 BB: 0 P: 5 | R: 0 E: 0 K: 0 S: 5 | H: 2 LOB: 1 BB: 0 P: 5 | R: 0 E: 0 K: 1 S: 5 | H: 0 LOB: 0 BB: 0 P: 5 | R: 0 E: 0 K: 2 S: 7 | H: 0 LOB: 0 BB: 0 P: 7 | 1B: 4 2B: 0 3B: 0 HR: 1 | SF: 0 SAC: 0 DP: 0 HBP: 0 | | WP: 1 PB: 0 SB: 0 CS: 0 |
| PITCHER Ernie McAnally, R ERA: 5.44 Claude Raymond, R ERA: 3.35 (1, 1) (8, 1) | IP: 7.0 WLS: L BF: 28 | H: 5 R: 4 ER: 4 SO: 4 | BB: 2 IBB: 0 HBP: 0 BLK: 0 | WP: 1 HR: 1 S: 34 P: 42 | ERA: 5.14 WHIP: 1.000 | IP: 2.0 WLS: L BF: 6 | H: 0 R: 0 ER: 0 SO: 3 | BB: 0 IBB: 0 HBP: 0 BLK: 0 | WP: 0 HR: 0 S: 12 P: 12 | ERA: 0.00 WHIP: 0.000 | | | | | | | | |

| Batter | 1 | 2 | 3 | 4 | 5 | 6 | 7 | 8 | 9 | AB | R | H | RBI | BB | SO | LOB | BOTTOM | | | | | |
|---|------------------------------|---------------------------------|-------------------------------------|----------------------------------|------------------------------|---------------------------------|--------------------------------|-------------------------------------|----------------------------------|----------------------------------|------------------------------|---------------------------------|------------------------------|---------------------------------|------------------------------|---------------------------------|---|------------------------------|---------------------------------|----------------------------------|------------------------------------|----------------------------------|
| Ron Hunt, R OBP: 0.399, SLG: 0.349 (1, 4) | F7 | | F6 | | K | | | FC3-6 1B | | 4 | 0 | 1 | 0 | 0 | 1 | 1 | Atlanta Braves @ Montreal Expos Jarry Park, Montreal, QB Thu May 27 1971, 7:05 PM EDT Att: 13,156 - Unknown | | | | | |
| Rusty Staub, L OBP: 0.428, SLG: 0.511 (1, 9) | K | | | 5-3 | F8 | | | FC3-6 1-2 | | 4 | 0 | 0 | 0 | 0 | 1 | 2 | | | | | | |
| Bob Bailey, R OBP: 0.374, SLG: 0.372 (1, 5) | | | | K | | | 3-1-3 1B | K | | 3 | 0 | 1 | 0 | 1 | 2 | 1 | | | | | | |
| Ron Fairly, L OBP: 0.424, SLG: 0.432 (1, 3) | F7 | | | | 1B 2B | | 3-1-3 | 4-3 | | 4 | 1 | 1 | 0 | 0 | 0 | 3 | | | | | | |
| Jim Gosger, L OBP: 0.250, SLG: 0.333 (1, 8) | | K | | | 1B BB | | 3-1 | 5-3 | | 3 | 0 | 0 | 0 | 1 | 1 | 1 | | | | | | |
| Jim Fairey, L OBP: 0.273, SLG: 0.255 (1, 7) | | 4-3 | | | 1-2 2-H 1B | | 6-3 | 4-3 | | 4 | 0 | 1 | 1 | 0 | 0 | 1 | | | | | | |
| John Boccabella, R OBP: 0.244, SLG: 0.462 (1, 2) | | K | | | K2-3 | | | 6-3 | | 4 | 0 | 0 | 0 | 0 | 2 | 2 | | | | | | |
| Bobby Wine, R OBP: 0.252, SLG: 0.217 Boots Day, L OBP: 0.237, SLG: 0.266 Claude Raymond, R (7, PH) (8, 1) | | | 4-3 | | | | | G3 | | 1 | 0 | 0 | 0 | 1 | 0 | 0 | | | | | | |
| Ernie McAnally, R Ron Brand, R (7, PH) (8, 6) | | | F7 | | | | | K | | 2 | 0 | 0 | 0 | 0 | 1 | 1 | | | | | | |
| Inning Stats | R: 0 E: 0 K: 1 S: 5 | H: 0 LOB: 1 BB: 1 P: 9 | R: 0 E: 0 K: 2 S: 7 | H: 0 LOB: 0 BB: 0 P: 7 | R: 0 E: 0 K: 0 S: 3 | H: 0 LOB: 0 BB: 0 P: 3 | R: 1 E: 0 K: 2 S: 9 | H: 2 LOB: 2 BB: 1 P: 13 | R: 0 E: 0 K: 2 S: 7 | H: 0 LOB: 1 BB: 1 P: 11 | R: 0 E: 0 K: 0 S: 4 | H: 1 LOB: 1 BB: 0 P: 4 | R: 0 E: 0 K: 1 S: 5 | H: 0 LOB: 0 BB: 0 P: 5 | R: 0 E: 0 K: 1 S: 6 | H: 1 LOB: 1 BB: 0 P: 6 | | R: 0 E: 0 K: 0 S: 3 | H: 0 LOB: 0 BB: 0 P: 3 | 1B: 3 2B: 1 3B: 0 HR: 0 | SF: 0 SAC: 0 DP: 0 HBP: 0 | WP: 0 PB: 0 SB: 0 CS: 0 |
| PITCHER Tom Kelley, R ERA: 2.87 (1, 1) | IP: 9.0 WLS: W BF: 34 | H: 4 R: 1 ER: 1 SO: 9 | BB: 3 IBB: 0 HBP: 0 BLK: 0 | WP: 0 HR: 0 S: 49 P: 61 | ERA: 1.00 WHIP: 0.778 | IP: 0.0 WLS: L BF: 6 | H: 0 R: 0 ER: 0 SO: 3 | BB: 0 IBB: 0 HBP: 0 BLK: 0 | WP: 0 HR: 0 S: 12 P: 12 | ERA: 0.00 WHIP: 0.000 | | | | | | | | | | | | |





| Batter | 1 | 2 | 3 | 4 | 5 | 6 | 7 | 8 | 9 | AB | R | H | RBI | BB | SO | LOB | TOP | | | | | |
|---|--|---|---|---|---|--|--|---|---|---------------------------------|------------------------------|---------------------------------|------------------------------|---------------------------------|------------------------------|---------------------------------|--|---------------------------------|----------------------------------|------------------------------------|----------------------------------|--------|
| Sonny Jackson, L (1, 8) OBP: 0.337, SLG: 0.388 |  | |  | | |  | |  | | 4 | 0 | 1 | 0 | 0 | 1 | 0 | Atlanta Braves @ St. Louis Cardinals Busch Stadium, St. Louis, MO Fri May 28 1971, 7:05 PM CDT Att: 14,537 - Unknown | | | | | |
| Ralph Carr, L (1, 7) OBP: 0.375, SLG: 0.500 |  | | |  | |  | |  | | 4 | 0 | 1 | 0 | 0 | 0 | 1 | | | | | | |
| Felix Millan, R (1, 4) OBP: 0.358, SLG: 0.391 |  | | |  | |  | |  | | 4 | 0 | 0 | 0 | 0 | 0 | 2 | | | | | | |
| Earl Williams, R (1, 3) OBP: 0.265, SLG: 0.418 |  | | |  | |  | |  | | 4 | 0 | 1 | 0 | 0 | 1 | 3 | | | | | | |
| Darrell Evans, L (1, 5) OBP: 0.238, SLG: 0.111 | |  | |  | | |  | |  | 3 | 0 | 0 | 0 | 1 | 1 | 1 | | | | | | |
| Mike Lum, L (1, 9) OBP: 0.349, SLG: 0.362 |  | | | |  | |  | |  | 3 | 0 | 0 | 0 | 1 | 1 | 1 | | | | | | |
| Bob Didier, S (1, 2) OBP: 0.253, SLG: 0.229 |  | | | |  | |  | |  | 4 | 0 | 1 | 0 | 0 | 0 | 1 | | | | | | |
| Gil Garrido, R (1, 6) OBP: 0.226, SLG: 0.158 | | |  | | | |  | | | 2 | 0 | 0 | 0 | 0 | 0 | 1 | | | | | | |
| Orlando Cepeda, R (7, PH) OBP: 0.365, SLG: 0.590 | | | | |  | | | | | 1 | 0 | 0 | 0 | 0 | 0 | 2 | | | | | | |
| Marty Perez, R (7, 6) OBP: 0.254, SLG: 0.290 | | | | | | |  | | | 0 | 0 | 0 | 0 | 0 | 0 | 0 | | | | | | |
| Ron Reed, R (1, 1) OBP: 0.095, SLG: 0.095 | | |  | | |  | |  | | 3 | 0 | 0 | 0 | 0 | 1 | 3 | | | | | | |
| Pat Jarvis, R (7, 1) OBP: 0.158, SLG: 0.059 | | | | | | | | | | 0 | 0 | 0 | 0 | 0 | 0 | 0 | | | | | | |
| Inning Stats | R: 0 E: 0 K: 1 S: 6 | H: 1 LOB: 1 BB: 0 P: 6 | R: 0 E: 0 K: 1 S: 5 | H: 0 LOB: 0 BB: 0 P: 5 | R: 0 E: 0 K: 1 S: 5 | H: 0 LOB: 0 BB: 0 P: 5 | R: 0 E: 0 K: 1 S: 6 | H: 1 LOB: 1 BB: 0 P: 6 | R: 0 E: 0 K: 0 S: 3 | H: 0 LOB: 1 BB: 1 P: 7 | R: 0 E: 1 K: 1 S: 6 | H: 0 LOB: 1 BB: 0 P: 6 | R: 0 E: 0 K: 0 S: 4 | H: 1 LOB: 2 BB: 1 P: 8 | R: 0 E: 0 K: 0 S: 4 | H: 1 LOB: 1 BB: 0 P: 4 | R: 0 E: 0 K: 0 S: 3 | H: 0 LOB: 0 BB: 0 P: 3 | 1B: 2 2B: 2 3B: 0 HR: 0 | SF: 0 SAC: 0 DP: 0 HBP: 0 | WP: 0 PB: 0 SB: 0 CS: 0 | PA: 34 |
| PITCHER Reggie Cleveland, R (1, 1) ERA: 2.94 | IP: 9.0 WLS: W BF: 34 H: 4 R: 0 ER: 0 SO: 5 BB: 2 IBB: 0 HBP: 0 BLK: 0 WP: 0 HR: 0 S: 42 P: 50 ERA: 0.00 WHIP: 0.667 | | | | | | | | | | | | | | | | | | | | | |

| Batter | 1 | 2 | 3 | 4 | 5 | 6 | 7 | 8 | 9 | AB | R | H | RBI | BB | SO | LOB | BOTTOM | | | |
|--|--|---|---|---|--|---|---|---|------------------------------|---------------------------------|------------------------------|---------------------------------|------------------------------|----------------------------------|------------------------------|---------------------------------|--|------------------------------------|----------------------------------|--------|
| Lou Brock, L (1, 7) OBP: 0.421, SLG: 0.495 |  | |  | |  | |  | | | 4 | 1 | 2 | 0 | 0 | 0 | 0 | Atlanta Braves @ St. Louis Cardinals Busch Stadium, St. Louis, MO Fri May 28 1971, 7:05 PM CDT Att: 14,537 - Unknown | | | |
| Matty Alou, L (1, 8) OBP: 0.358, SLG: 0.420 |  | |  | |  | |  | | | 4 | 1 | 2 | 1 | 0 | 0 | 1 | | | | |
| Ted Simmons, S (1, 2) OBP: 0.393, SLG: 0.472 |  | |  | | |  |  | | | 4 | 1 | 1 | 3 | 0 | 0 | 1 | | | | |
| Joe Torre, R (1, 5) OBP: 0.405, SLG: 0.517 |  | | |  | |  |  | | | 4 | 0 | 1 | 0 | 0 | 0 | 1 | | | | |
| Jose Cardenal, R (1, 9) OBP: 0.311, SLG: 0.420 |  | | |  | |  |  | | | 4 | 0 | 2 | 0 | 0 | 1 | 3 | | | | |
| Joe Hague, L (1, 3) OBP: 0.353, SLG: 0.405 |  | | |  | |  |  | | | 2 | 0 | 0 | 0 | 2 | 1 | 1 | | | | |
| Julian Javier, R (1, 4) OBP: 0.355, SLG: 0.449 | |  | |  | |  | |  | | 4 | 0 | 0 | 0 | 0 | 0 | 4 | | | | |
| Dick Schofield, S (1, 6) OBP: 0.341, SLG: 0.353 | | | | |  | |  |  | | 1 | 1 | 0 | 0 | 2 | 1 | 0 | | | | |
| Dal Maxvill, R (8, 6) OBP: 0.260, SLG: 0.182 | | | | | | | | | | 1 | 0 | 0 | 0 | 0 | 0 | 0 | | | | |
| Reggie Cleveland, R (1, 1) OBP: 0.077, SLG: 0.115 |  | | | |  | |  |  | | 3 | 0 | 0 | 0 | 0 | 1 | 1 | | | | |
| Inning Stats | R: 0 E: 1 K: 0 S: 5 | H: 1 LOB: 2 BB: 0 P: 5 | R: 0 E: 0 K: 2 S: 7 | H: 0 LOB: 1 BB: 1 P: 11 | R: 0 E: 0 K: 0 S: 3 | H: 0 LOB: 0 BB: 0 P: 3 | R: 0 E: 0 K: 1 S: 5 | H: 1 LOB: 1 BB: 1 P: 9 | R: 0 E: 0 K: 1 S: 6 | H: 1 LOB: 1 BB: 0 P: 6 | R: 0 E: 0 K: 0 S: 4 | H: 1 LOB: 2 BB: 1 P: 8 | R: 4 E: 0 K: 0 S: 7 | H: 4 LOB: 1 BB: 1 P: 11 | R: 0 E: 0 K: 0 S: 3 | H: 0 LOB: 0 BB: 0 P: 3 | 1B: 5 2B: 1 3B: 1 HR: 1 | SF: 0 SAC: 1 DP: 1 HBP: 0 | WP: 0 PB: 0 SB: 1 CS: 0 | PA: 36 |
| PITCHER Ron Reed, R (1, 1) ERA: 3.52 | IP: 6.1 WLS: L BF: 30 H: 7 R: 4 ER: 4 SO: 4 BB: 4 IBB: 0 HBP: 0 BLK: 0 WP: 0 HR: 1 S: 34 P: 50 ERA: 5.68 WHIP: 1.737 | | | | | | | | | | | | | | | | | | | |
| PITCHER Pat Jarvis, R (7, 1) ERA: 5.49 | IP: 1.2 WLS: L BF: 6 H: 1 R: 0 ER: 0 SO: 0 BB: 0 IBB: 0 HBP: 0 BLK: 0 WP: 0 HR: 0 S: 6 P: 6 ERA: 0.00 WHIP: 0.600 | | | | | | | | | | | | | | | | | | | |

| Batter | 1 | 2 | 3 | 4 | 5 | 6 | 7 | 8 | 9 | AB | R | H | RBI | BB | SO | LOB | TOP | | | | |
|--|------------------------------|---------------------------------|------------------------------|---------------------------------|------------------------------|----------------------------------|------------------------------|---------------------------------|------------------------------|---------------------------------|------------------------------|---------------------------------|------------------------------|---------------------------------|------------------------------|----------------------------------|--|----------------------------------|------------------------------------|----------------------------------|--------|
| Sonny Jackson, L (1, 8) OBP: 0.328, SLG: 0.378 | F8 | | 4-3 | F7 | | | F8 | | E1 | 5 | 0 | 0 | 0 | 0 | 0 | 1 | Atlanta Braves @ St. Louis Cardinals Busch Stadium, St. Louis, MO Sat May 29 1971, 7:05 PM CDT Att: 47,598 - Unknown | | | | |
| Ralph Carr, L (1, 7) OBP: 0.380, SLG: 0.502 | 6-3 | | BB 1B | | | | F7 | | BB 1B | 5 | 1 | 3 | 1 | 0 | 0 | 0 | | | | | |
| Hank Aaron, R (1, 9) OBP: 0.399, SLG: 0.635 Cecil Upshaw, R (9, 1) | BB 1B | | BB 1B | | | | F9 | | G6-4-3 1B | 2 | 1 | 1 | 0 | 3 | 0 | 1 | | | | | |
| Earl Williams, R (1, 3) OBP: 0.282, SLG: 0.421 | BB 1B | | BB 1B | | | | BB | | BB | 0 | 0 | 0 | 0 | 0 | 0 | 0 | | | | | |
| Felix Millan, R (1, 4) OBP: 0.356, SLG: 0.399 | BB 1B | | BB 1B | | | | BB | | BB | 4 | 1 | 2 | 1 | 1 | 0 | 4 | | | | | |
| Darrell Evans, L (1, 5) OBP: 0.320, SLG: 0.364 | | | HR | | | | | | | 4 | 2 | 3 | 2 | 0 | 0 | 0 | | | | | |
| Bob Didier, S (1, 2) OBP: 0.244, SLG: 0.221 | | | HR | | | | | | | 3 | 0 | 0 | 0 | 0 | 0 | 1 | | | | | |
| Marty Perez, R (1, 6) OBP: 0.248, SLG: 0.282 Mike Lum, L (9, PH) (9, 9) | | | | | | | | | | 3 | 0 | 0 | 0 | 0 | 0 | 0 | | | | | |
| Jim Nash, R (1, 1) OBP: 0.182, SLG: 0.227 Bob Priddy, R (7, 1) Steve Barber, L (7, 1) Gil Garrido, R (9, PH) (9, 6) | | | | | | | | | | 0 | 0 | 0 | 0 | 0 | 0 | 0 | | | | | |
| Inning Stats | R: 0 E: 0 K: 0 S: 4 | H: 1 LOB: 2 BB: 1 P: 8 | R: 0 E: 0 K: 0 S: 3 | H: 1 LOB: 0 BB: 0 P: 3 | R: 5 E: 0 K: 1 S: 9 | H: 4 LOB: 0 BB: 1 P: 13 | R: 0 E: 0 K: 0 S: 3 | H: 0 LOB: 0 BB: 0 P: 3 | R: 0 E: 0 K: 0 S: 3 | H: 0 LOB: 1 BB: 1 P: 7 | R: 0 E: 0 K: 0 S: 3 | H: 0 LOB: 0 BB: 0 P: 3 | R: 0 E: 0 K: 1 S: 5 | H: 1 LOB: 0 BB: 0 P: 5 | R: 0 E: 0 K: 0 S: 6 | H: 2 LOB: 3 BB: 2 P: 14 | | 1B: 8 2B: 0 3B: 1 HR: 1 | SF: 0 SAC: 1 DP: 2 HBP: 0 | WP: 0 PB: 0 SB: 0 CS: 1 | PA: 40 |
| PITCHER | IP | WLS | BF | H | R | ER | SO | BB | IBB | HBP | BLK | WP | HR | S | P | ERA | WHIP | | | | |
| Bob Gibson, R (1, 1) ERA: 4.27 | 3.0 | | 16 | 6 | 5 | 5 | 1 | 2 | 0 | 0 | 0 | 0 | 1 | 16 | 24 | 15.00 | 2.667 | | | | |
| Chuck Taylor, R (4, 1) ERA: 3.75 | 4.0 | | 13 | 1 | 0 | 0 | 1 | 1 | 0 | 0 | 0 | 0 | 0 | 14 | 18 | 0.00 | 0.500 | | | | |
| Frank Linzy, R (8, 1) ERA: 1.25 | 1.1 | | 5 | 2 | 1 | 0 | 1 | 0 | 0 | 0 | 0 | 0 | 0 | 7 | 7 | 0.00 | 1.500 | | | | |
| Don Shaw, L (9, 1) ERA: 3.38 | 0.1 | W | 2 | 0 | 0 | 0 | 0 | 1 | 0 | 0 | 0 | 0 | 0 | 3 | 7 | 0.00 | 6.000 | | | | |
| Moe Drabowsky, R (9, 1) ERA: 3.38 | 0.1 | | 2 | 0 | 0 | 0 | 0 | 1 | 0 | 0 | 0 | 0 | 0 | 1 | 5 | 0.00 | 3.000 | | | | |

| Batter | 1 | 2 | 3 | 4 | 5 | 6 | 7 | 8 | 9 | AB | R | H | RBI | BB | SO | LOB | BOTTOM | | | | | |
|--|------------------------------|---------------------------------|------------------------------|---------------------------------|------------------------------|----------------------------------|------------------------------|---------------------------------|------------------------------|---------------------------------|------------------------------|---------------------------------|------------------------------|----------------------------------|------------------------------|---------------------------------|--|------------------------------|---------------------------------|-----------------------------------|------------------------------------|----------------------------------|
| Lou Brock, L (1, 7) OBP: 0.425, SLG: 0.495 | L7 | | G3 | | | | F7 | | SH 1B | 4 | 2 | 2 | 0 | 1 | 0 | 0 | Atlanta Braves @ St. Louis Cardinals Busch Stadium, St. Louis, MO Sat May 29 1971, 7:05 PM CDT Att: 47,598 - Unknown | | | | | |
| Matty Alou, L (1, 8) OBP: 0.359, SLG: 0.419 | 4-3 | | G3 | | | | F9 | | SH 1B | 5 | 2 | 2 | 2 | 0 | 0 | 2 | | | | | | |
| Ted Simmons, S (1, 2) OBP: 0.383, SLG: 0.459 | F8 | | F5 | | | | 6-3 | | SH 1B | 4 | 1 | 0 | 1 | 0 | 0 | 4 | | | | | | |
| Joe Torre, R (1, 5) OBP: 0.410, SLG: 0.531 | | | K | | | | | | SH 1B | 5 | 0 | 3 | 4 | 0 | 2 | 3 | | | | | | |
| Jose Cardenal, R (1, 9) OBP: 0.315, SLG: 0.419 | | | 1B | | | | 5-3 | | SH 1B | 3 | 0 | 1 | 0 | 1 | 0 | 1 | | | | | | |
| Joe Hague, L (1, 3) OBP: 0.396, SLG: 0.429 Jim Beauchamp, R (7, PH) (8, 3) | | | 1B | | | | | | SH 1B | 3 | 1 | 3 | 0 | 0 | 0 | 0 | | | | | | |
| Julian Javier, R (1, 4) OBP: 0.342, SLG: 0.431 | | | 1B | | | | 4-3 | | SH 1B | 1 | 0 | 0 | 0 | 0 | 0 | 2 | | | | | | |
| Dick Schofield, S (1, 6) OBP: 0.356, SLG: 0.351 Dal Maxvill, R (9, 6) OBP: 0.260, SLG: 0.182 | | | 1B | | | | | | SH 1B | 4 | 0 | 0 | 0 | 0 | 1 | 3 | | | | | | |
| Bob Gibson, R (1, 1) ERA: 4.27 Chris Zachary, L (3, PH) (4, 1) Chuck Taylor, R (4, 1) ERA: 3.75 Leron Lee, L (7, PH) (8, 1) Frank Linzy, R (8, 1) ERA: 1.25 Don Shaw, L (9, 1) ERA: 3.38 Moe Drabowsky, R (9, 1) ERA: 3.38 | | | G3 | | | | | | SH 1B | 1 | 0 | 1 | 0 | 0 | 0 | 0 | | | | | | |
| Inning Stats | R: 0 E: 0 K: 0 S: 3 | H: 0 LOB: 0 BB: 0 P: 3 | R: 0 E: 0 K: 1 S: 6 | H: 2 LOB: 1 BB: 0 P: 6 | R: 1 E: 0 K: 1 S: 6 | H: 1 LOB: 3 BB: 2 P: 14 | R: 1 E: 0 K: 0 S: 5 | H: 2 LOB: 1 BB: 0 P: 5 | R: 0 E: 0 K: 0 S: 3 | H: 0 LOB: 0 BB: 0 P: 3 | R: 0 E: 0 K: 1 S: 6 | H: 2 LOB: 1 BB: 0 P: 6 | R: 3 E: 0 K: 0 S: 7 | H: 4 LOB: 2 BB: 1 P: 11 | R: 0 E: 0 K: 1 S: 5 | H: 0 LOB: 0 BB: 0 P: 5 | | R: 3 E: 1 K: 0 S: 4 | H: 3 LOB: 1 BB: 0 P: 4 | 1B: 12 2B: 1 3B: 1 HR: 0 | SF: 0 SAC: 1 DP: 1 HBP: 0 | WP: 0 PB: 0 SB: 0 CS: 0 |
| PITCHER | IP | WLS | BF | H | R | ER | SO | BB | IBB | HBP | BLK | WP | HR | S | P | ERA | WHIP | | | | | |
| Jim Nash, R (1, 1) ERA: 4.96 | 6.1 | | 28 | 9 | 4 | 4 | 3 | 2 | 0 | 0 | 0 | 0 | 0 | 32 | 40 | 5.68 | 1.737 | | | | | |
| Bob Priddy, R (7, 1) ERA: 3.7 | 0.1 | | 4 | 2 | 1 | 1 | 0 | 1 | 0 | 0 | 0 | 0 | 0 | 3 | 7 | 27.00 | 9.000 | | | | | |
| Steve Barber, L (7, 1) ERA: 4.41 | 1.1 | | 4 | 0 | 0 | 0 | 1 | 0 | 0 | 0 | 0 | 0 | 0 | 6 | 6 | 0.00 | 0.000 | | | | | |
| Cecil Upshaw, R (9, 1) ERA: 4.5 | 0.0 | L | 4 | 3 | 3 | 2 | 0 | 0 | 0 | 0 | 0 | 0 | 0 | 4 | 4 | ∞ | ∞ | | | | | |

| Batter | 1 | 2 | 3 | 4 | 5 | 6 | 7 | 8 | 9 | AB | R | H | RBI | BB | SO | LOB | TOP | | | | | |
|---|--|----------------------------------|------------------------------|---------------------------------|---|---------------------------------|------------------------------|---------------------------------|------------------------------|---------------------------------|------------------------------|---------------------------------|------------------------------|----------------------------------|------------------------------|---------------------------------|--|---------------------------------|----------------------------------|------------------------------------|----------------------------------|--------|
| Felix Millan, R OBP: 0.357, SLG: 0.406 (1, 4) | 0-0 FC5 WP 1B | | 0-0 PB 6-3 2B | | 0-0 F8 | | 0-0 SF9 | | 0-0 6-3 | 4 | 1 | 2 | 1 | 0 | 0 | 2 | Atlanta Braves @ St. Louis Cardinals Busch Stadium, St. Louis, MO Sun May 30 1971, 7:05 PM CDT Att: 24,380 - Unknown AB 34 R 3 H 8 RBI 3 BB 2 SO 6 LOB 17  | | | | | |
| Ralph Garr, L OBP: 0.373, SLG: 0.493 (1, 7) | 0-3 K 1-2 | | 0-3 K 2-3 | | 0-0 4-3 | | 2-3 3-H 0-3 K | | | 4 | 0 | 0 | 0 | 0 | 3 | 5 | | | | | | |
| Hank Aaron, R OBP: 0.389, SLG: 0.618 (1, 9) | 0-3 K | | 0-0 6-3 | | 0-0 5-3 | | 0-0 FC6-4 1-2 | | | 4 | 0 | 0 | 1 | 0 | 1 | 3 | | | | | | |
| Orlando Cepeda, R OBP: 0.365, SLG: 0.580 (1, 3) | 4-0 BB | | 0-0 F8 3-H | | 0-0 F9 | | 0-0 4-3 | | | 3 | 0 | 0 | 0 | 1 | 0 | 0 | | | | | | |
| Earl Williams, R OBP: 0.271, SLG: 0.404 (1, 5) | 0-0 FC5 2-3f | | 0-0 6-3 | | 0-0 5-3 | | 0-0 K | | | 4 | 0 | 0 | 0 | 0 | 1 | 2 | | | | | | |
| Sonny Jackson, L OBP: 0.332, SLG: 0.380 (1, 8) | | 0-0 1B | 0-0 6-3 | | 0-0 2B 1B | | 0-0 G3 | | | 4 | 1 | 2 | 0 | 0 | 0 | 0 | | | | | | |
| Bob Didier, S OBP: 0.245, SLG: 0.233 (1, 2) | 0-0 F7 | | 0-0 6-3 | | 0-0 1B 1-3 SF9 2B | | 0-0 F8 | | | 4 | 1 | 1 | 0 | 0 | 0 | 1 | | | | | | |
| Marty Perez, R OBP: 0.264, SLG: 0.310 (1, 6) | 0-0 F9 | | 0-0 1B | | 0-0 SF9 1B BB | | 0-0 3B | | | 3 | 0 | 2 | 0 | 1 | 0 | 1 | | | | | | |
| Phil Niekro, R OBP: 0.139, SLG: 0.148 (6, 1) Pat Jarvis, R OBP: 0.159, SLG: 0.059 (7, PH) Gil Garrido, R OBP: 0.229, SLG: 0.172 (7, 1) Ron Herbel, R OBP: 0.172, SLG: 0.172 (7, 1) Steve Barber, L OBP: 0.208, SLG: 0.348 (8, PH) | 0-3 K | | 0-0 P6 | | 0-0 FC6-4 1-2 2-3 3-H 1B | | 0-0 F9 | | | 2 | 0 | 0 | 0 | 0 | 1 | 2 | | | | | | |
| Inning Stats | R: 0 E: 0 K: 2 S: 8 | H: 1 LOB: 2 BB: 1 P: 12 | R: 0 E: 0 K: 1 S: 6 | H: 1 LOB: 1 BB: 0 P: 6 | R: 1 E: 0 K: 1 S: 6 | H: 1 LOB: 0 BB: 0 P: 6 | R: 0 E: 0 K: 0 S: 3 | H: 0 LOB: 0 BB: 0 P: 3 | R: 0 E: 0 K: 0 S: 4 | H: 1 LOB: 1 BB: 0 P: 4 | R: 0 E: 0 K: 0 S: 3 | H: 0 LOB: 0 BB: 0 P: 3 | R: 2 E: 0 K: 1 S: 8 | H: 3 LOB: 2 BB: 1 P: 12 | R: 0 E: 0 K: 1 S: 5 | H: 0 LOB: 0 BB: 0 P: 5 | R: 0 E: 0 K: 0 S: 4 | H: 1 LOB: 1 BB: 0 P: 4 | 1B: 5 2B: 2 3B: 1 HR: 0 | SF: 1 SAC: 0 DP: 0 HBP: 0 | WP: 1 PB: 1 SB: 0 CS: 0 | PA: 37 |
| PITCHER Steve Carlton, L ERA: 2.47 (1, 1) | IP: 9.0 WLS: W BF: 37 H: 8 R: 3 ER: 2 SO: 6 BB: 2 IBB: 0 HBP: 0 BLK: 0 WP: 1 HR: 0 S: 47 P: 55 ERA: 2.00 WHIP: 1.111 | | | | | | | | | | | | | | | PITCHER | | | | | | |

| Batter | 1 | 2 | 3 | 4 | 5 | 6 | 7 | 8 | 9 | AB | R | H | RBI | BB | SO | LOB | BOTTOM | | | |
|--|---|---------------------------------|------------------------------|---------------------------------|------------------------------|---------------------------------|------------------------------|---------------------------------|------------------------------|----------------------------------|------------------------------|---------------------------------|------------------------------|----------------------------------|------------------------------|---------------------------------|---|------------------------------------|----------------------------------|--------|
| Lou Brock, L OBP: 0.425, SLG: 0.503 (1, 7) | 0-3 K2-3 | | 0-0 1-3 | | 0-0 1B 3B | | 0-0 G5-4-3 1-2f 2-3 | | 0-0 FC4-6 1B | 5 | 1 | 2 | 0 | 0 | 1 | 2 | Atlanta Braves @ St. Louis Cardinals Busch Stadium, St. Louis, MO Sun May 30 1971, 7:05 PM CDT Att: 24,380 - Unknown AB 32 R 8 H 12 RBI 8 BB 6 SO 3 LOB 15  | | | |
| Matty Alou, L OBP: 0.360, SLG: 0.424 (1, 8) | 0-0 1-3 | | 0-0 E 1B 2B | | 0-0 S SF7 4-3 1B | | 0-0 3-1 | | 0-0 FC4-6 3-6 1-2f | 5 | 2 | 2 | 1 | 0 | 0 | 2 | | | | |
| Ted Simmons, S OBP: 0.378, SLG: 0.447 (1, 2) | 0-0 6-3 | | 0-0 E6 1B 2-3 | | 0-0 4-3 1-2 | | 4-0 HR BB | | 0-0 3-6 1-2f | 4 | 1 | 0 | 0 | 1 | 0 | 3 | | | | |
| Joe Torre, R OBP: 0.417, SLG: 0.533 (1, 5) | | 0-0 1B HR 1B | 0-0 1-2 3-H 1B | | 4-0 SF7 1B BB | | 0-0 P4 | | | 3 | 1 | 2 | 1 | 1 | 0 | 1 | | | | |
| Jose Cardenal, R OBP: 0.319, SLG: 0.440 (1, 9) | | 0-0 HR 1B | 0-0 F8 | | 0-0 SF7 | | 0-0 HR | | | 3 | 2 | 2 | 3 | 0 | 0 | 2 | | | | |
| Joe Hague, L OBP: 0.370, SLG: 0.451 (1, 3) | | 0-0 HR | 0-0 4-3 | | 0-0 1B IBB | | 0-3 K | | | 3 | 1 | 1 | 3 | 1 | 1 | 2 | | | | |
| Julian Javier, R OBP: 0.348, SLG: 0.434 (1, 4) | | 0-0 F2 | | 0-3 K | | 0-0 1-2 2-H 1B | | 0-0 BB 1B | | 4 | 0 | 2 | 0 | 0 | 1 | 0 | | | | |
| Dick Schofield, S OBP: 0.375, SLG: 0.342 (1, 6) Dal Maxvill, R OBP: 0.269, SLG: 0.182 (7, 6) | 4-0 BB | | 0-0 G1-6-3 BB | | 0-0 3-1 | | 4-0 G5-4-3 1B BB | | 0-0 1-2 BB | 1 | 0 | 0 | 0 | 2 | 0 | 0 | | | | |
| Steve Carlton, L OBP: 0.200, SLG: 0.276 (1, 1) | 0-0 G1-6-3 1-2f | | 0-0 4-3 | | 0-0 4-3 | | 0-0 G5-4-3 1B | | 0-0 P6 | 4 | 0 | 1 | 0 | 0 | 0 | 3 | | | | |
| Inning Stats | R: 0 E: 0 K: 1 S: 5 | H: 0 LOB: 0 BB: 0 P: 5 | R: 3 E: 0 K: 0 S: 5 | H: 3 LOB: 1 BB: 1 P: 9 | R: 1 E: 1 K: 0 S: 6 | H: 2 LOB: 2 BB: 0 P: 6 | R: 0 E: 0 K: 1 S: 5 | H: 0 LOB: 0 BB: 0 P: 5 | R: 2 E: 0 K: 0 S: 3 | H: 3 LOB: 3 BB: 2 P: 13 | R: 0 E: 0 K: 0 S: 3 | H: 1 LOB: 1 BB: 1 P: 7 | R: 2 E: 0 K: 1 S: 7 | H: 2 LOB: 2 BB: 2 P: 15 | R: 0 E: 0 K: 0 S: 3 | H: 1 LOB: 0 BB: 0 P: 3 | 1B: 8 2B: 2 3B: 1 HR: 2 | SF: 1 SAC: 0 DP: 3 HBP: 0 | WP: 0 PB: 0 SB: 1 CS: 0 | PA: 39 |
| PITCHER Phil Niekro, R ERA: 3.35 Pat Jarvis, R ERA: 5.4 Ron Herbel, R ERA: 5.82 Steve Barber, L ERA: 4.08 (1, 1) | IP: 5.0 WLS: L BF: 25 H: 6 R: 6 ER: 6 SO: 2 BB: 2 IBB: 0 HBP: 0 BLK: 0 WP: 0 HR: 1 S: 26 P: 38 ERA: 10.80 WHIP: 2.000 | | | | | | | | | | | | | | | PITCHER | | | | |

| Batter | 1 | 2 | 3 | 4 | 5 | 6 | 7 | 8 | 9 | AB | R | H | RBI | BB | SO | LOB | TOP |
|---|--|---------------------------------|------------------------------|---------------------------------|------------------------------|----------------------------------|------------------------------|---------------------------------|------------------------------|---------------------------------|------------------------------|---------------------------------|------------------------------|---------------------------------|----------------------------------|------------------------------------|--|
| Felix Millan, R (1.4) OBP: 0.350, SLG: 0.398 | 0-0 5-3 | | | 0-0 5-3 | | 0-0 F9 | | 0-0 F8 | | 4 | 0 | 0 | 0 | 0 | 0 | 1 | Atlanta Braves @ St. Louis Cardinals Busch Stadium, St. Louis, MO Mon May 31 1971, 7:05 PM CDT Att: 20,349 - Unknown |
| Ralph Garr, L (1.7) OBP: 0.380, SLG: 0.498 | 0-0 F7 | | | 0-0 HBP 1B | | 0-0 E 1B 1-2 1B | | 0-0 G6-3 1B | | 4 | 1 | 3 | 0 | 0 | 0 | 0 | |
| Hank Aaron, R (1.9) OBP: 0.391, SLG: 0.613 | 0-0 6-3 | | | 1-0 G4-6-3 HBP 1-2 | | 0-0 E7 1B 1-3 2-H | | 0-0 G6-3 1-2 | | 3 | 0 | 1 | 1 | 0 | 0 | 1 | |
| Orlando Cepeda, R (1.3) OBP: 0.368, SLG: 0.578 | | 0-0 F9 | | 0-0 G4-6-3 1-2 | | 0-0 FC6-4 1B 1-2 3-H | | | 0-0 B5-3 1B | 4 | 0 | 2 | 1 | 0 | 0 | 2 | |
| Earl Williams, R (1.5) OBP: 0.261, SLG: 0.388 | | 0-0 F8 | | | 0-0 L6 | 0-0 P6 | | 0-0 F8 | | 4 | 0 | 0 | 0 | 0 | 0 | 3 | |
| Sonny Jackson, L (1.8) OBP: 0.330, SLG: 0.374 | | 0-0 F8 | | | 4-0 1B BB | 0-0 FC6-4 1-2 | | 0-0 B5-3 1-2 | | 3 | 0 | 0 | 0 | 1 | 0 | 3 | |
| Marty Perez, R (1.6) OBP: 0.264, SLG: 0.308 | | | 0-0 6-3 | | 0-0 G6-4-3 1-2 1B | | 0-0 F8 | | 0-0 4-3 | 4 | 0 | 1 | 0 | 0 | 0 | 1 | |
| Bob Didier, S (1.2) OBP: 0.237, SLG: 0.226 | | | 0-0 6-3 | | 0-0 G6-4-3 1-2 | | 0-0 F9 | | | 3 | 0 | 0 | 0 | 0 | 0 | 2 | |
| George Stone, L (1.1) OBP: 0.190, SLG: 0.190 | | | 0-0 5-3 | | | 0-0 1B 1B | | 0-0 4-3 | | 3 | 1 | 1 | 0 | 0 | 0 | 0 | |
| Inning Stats | R: 0 E: 0 K: 0 S: 3 | H: 0 LOB: 0 BB: 0 P: 3 | R: 0 E: 0 K: 0 S: 3 | H: 0 LOB: 0 BB: 0 P: 3 | R: 0 E: 0 K: 0 S: 3 | H: 1 LOB: 1 BB: 0 P: 4 | R: 0 E: 0 K: 0 S: 3 | H: 1 LOB: 1 BB: 1 P: 7 | R: 2 E: 1 K: 0 S: 7 | H: 4 LOB: 2 BB: 0 P: 7 | R: 0 E: 0 K: 0 S: 3 | H: 0 LOB: 0 BB: 0 P: 3 | R: 0 E: 0 K: 0 S: 4 | H: 1 LOB: 1 BB: 0 P: 4 | 1B: 8 2B: 0 3B: 0 HR: 0 | SF: 0 SAC: 0 DP: 3 HBP: 1 | WP: 0 PA: 34 PB: 0 SB: 0 CS: 0 |
| PITCHER Jerry Reuss, L (1.1) ERA: 4.71 | IP: 9.0 WLS: W BF: 34 H: 8 R: 2 ER: 2 SO: 0 BB: 1 IBB: 0 HBP: 1 BLK: 0 WP: 0 HR: 0 S: 32 P: 37 ERA: 2.00 WHIP: 1.000 | | | | | | | | | | | | | | | | |



| Batter | 1 | 2 | 3 | 4 | 5 | 6 | 7 | 8 | 9 | AB | R | H | RBI | BB | SO | LOB | BOTTOM |
|--|--|---------------------------------|------------------------------|---------------------------------|------------------------------|---------------------------------|------------------------------|---------------------------------|------------------------------|---------------------------------|------------------------------|---------------------------------|------------------------------|---------------------------------|----------------------------------|------------------------------------|--|
| Lou Brock, L (1.7) OBP: 0.417, SLG: 0.492 | 0-3 K | | 0-0 1-3 | | 0-3 K | | 0-0 6-3 | | | 4 | 0 | 0 | 0 | 0 | 2 | 3 | Atlanta Braves @ St. Louis Cardinals Busch Stadium, St. Louis, MO Mon May 31 1971, 7:05 PM CDT Att: 20,349 - Unknown |
| Matty Alou, L (1.8) OBP: 0.353, SLG: 0.415 | 0-0 3-1 | | 0-0 P6 | | 0-0 6-3 | | | 0-0 F7 | | 4 | 0 | 0 | 0 | 0 | 0 | 3 | |
| Ted Simmons, S (1.2) OBP: 0.375, SLG: 0.442 | 0-0 F9 | | 0-0 1B | | | 0-0 6-3 | | 0-0 6-3 | | 4 | 0 | 1 | 2 | 0 | 0 | 0 | |
| Joe Torre, R (1.5) OBP: 0.418, SLG: 0.538 | | 0-0 4-3 | 0-0 P6 | | | 0-0 FC6-4 1B | | 0-0 1B 2B | | 4 | 1 | 2 | 0 | 0 | 0 | 1 | |
| Jose Cardenal, R (1.9) OBP: 0.317, SLG: 0.435 | | 0-0 E5 | | 0-0 F7 | | 0-0 FC6-4 E S 1-2 | | 0-0 1B | | 4 | 0 | 1 | 1 | 0 | 0 | 1 | |
| Julian Javier, R (1.4) OBP: 0.336, SLG: 0.418 | | 0-0 F9 | | 0-0 F7 | | 0-0 E6 1-3 | | 0-0 P4 | | 4 | 0 | 0 | 0 | 0 | 0 | 3 | |
| Jim Beauchamp, R (1.3) OBP: 0.314, SLG: 0.349 | | 0-0 F9 | | 0-0 F5 | | 0-0 F8 | | | | 3 | 0 | 0 | 0 | 0 | 0 | 3 | |
| Ted Sizemore, R (1.6) OBP: 0.329, SLG: 0.301 | | | 0-0 1-3 SH 1B | | 0-0 SH1-4 1B | | 0-0 F9 | | | 3 | 1 | 2 | 0 | 0 | 0 | 0 | |
| Dal Maxwell, R (9.6) OBP: 0.269, SLG: 0.182 | | | 0-0 SH 1B | | 0-0 SH1-4 1B | | 0-3 K | | | 0 | 0 | 0 | 0 | 0 | 0 | 0 | |
| Jerry Reuss, L (1.1) OBP: 0.154, SLG: 0.160 | | | 0-0 SH 1-2 1B | | 0-0 SH1-4 1-2 | | | | | 1 | 1 | 0 | 0 | 0 | 1 | 0 | |
| Inning Stats | R: 0 E: 0 K: 1 S: 5 | H: 0 LOB: 0 BB: 0 P: 5 | R: 0 E: 1 K: 0 S: 4 | H: 0 LOB: 1 BB: 0 P: 4 | R: 2 E: 0 K: 0 S: 6 | H: 2 LOB: 1 BB: 0 P: 6 | R: 0 E: 0 K: 0 S: 3 | H: 0 LOB: 0 BB: 0 P: 3 | R: 0 E: 1 K: 0 S: 5 | H: 1 LOB: 2 BB: 0 P: 5 | R: 0 E: 0 K: 1 S: 5 | H: 0 LOB: 0 BB: 0 P: 5 | R: 1 E: 0 K: 0 S: 5 | H: 2 LOB: 1 BB: 0 P: 5 | 1B: 5 2B: 1 3B: 0 HR: 0 | SF: 0 SAC: 2 DP: 0 HBP: 0 | WP: 0 PA: 33 PB: 0 SB: 1 CS: 0 |
| PITCHER George Stone, L (1.1) ERA: 3.69 | IP: 8.0 WLS: L BF: 33 H: 6 R: 3 ER: 3 SO: 3 BB: 0 IBB: 0 HBP: 0 BLK: 0 WP: 0 HR: 0 S: 39 P: 39 ERA: 3.38 WHIP: 0.750 | | | | | | | | | | | | | | | | |



| Batter | 1 | 2 | 3 | 4 | 5 | 6 | 7 | 8 | 9 | AB | R | H | RBI | BB | SO | LOB | TOP | | | | | | | | | | |
|---|------------------------------|---------------------------------|------------------------------|---------------------------------|------------------------------|---------------------------------|------------------------------|---------------------------------|------------------------------|---------------------------------|------------------------------|---------------------------------|------------------------------|---------------------------------|------------------------------|---------------------------------|----------------------------------|------------------------------------|--|--|--|--|--|--|--|--|--|
| Roger Metzger, S (1,6) OBP: 0.268, SLG: 0.278 | 1-3 | | F8 | | | 5-3 | | | P4 | 4 | 0 | 0 | 0 | 0 | 0 | 1 | | | | | | | | | | | |
| Joe Morgan, L (1,4) OBP: 0.336, SLG: 0.395 | 6-3 | | | HR | | F7 | | | FC5-4 BB | 3 | 1 | 1 | 1 | 1 | 0 | 0 | | | | | | | | | | | |
| Cesar Cedeno, R (1,8) OBP: 0.258, SLG: 0.368 | K | | | 5-3 | | | SH1 1B | | FC5-4 2B 1-2 | 4 | 0 | 1 | 0 | 0 | 1 | 1 | | | | | | | | | | | |
| Bob Watson, R (1,7) OBP: 0.330, SLG: 0.373 | | 5-3 | | | 6-3 | | SH1 1-2 | | 2B 1-3 | 3 | 0 | 1 | 0 | 0 | 0 | 0 | | | | | | | | | | | |
| John Mayberry, L (1,3) OBP: 0.265, SLG: 0.268 Cesar Geronimo, L (9, PR) OBP: 0.278, SLG: 0.353 | 6-3 | | | G3 | | F7 | | | HBP | 3 | 0 | 0 | 0 | 0 | 0 | 1 | | | | | | | | | | | |
| Jesus Alou, R (1,9) OBP: 0.383, SLG: 0.425 | 6-3 | | | | L5-3 1B | | 5-3 | | F9 | 4 | 0 | 1 | 0 | 0 | 0 | 4 | | | | | | | | | | | |
| Doug Rader, R (1,5) OBP: 0.259, SLG: 0.280 | | | K | | L5-3 1-1 | | G3 | | | 3 | 0 | 0 | 0 | 0 | 1 | 1 | | | | | | | | | | | |
| Johnny Edwards, L (1,2) OBP: 0.273, SLG: 0.317 | | | K | | F8 | | P5 | | | 3 | 0 | 0 | 0 | 0 | 1 | 0 | | | | | | | | | | | |
| Don Wilson, R (1,1) OBP: 0.125, SLG: 0.156 Rich Chiles, L (8, PH) OBP: 0.450, SLG: 0.611 Buddy Harris, R (8, 1) | | | | | | 1-3 | | 4-3 | | 2 | 0 | 1 | 0 | 0 | 0 | 0 | | | | | | | | | | | |
| | | | | | | | | | | 1 | 0 | 0 | 0 | 0 | 0 | 0 | | | | | | | | | | | |
| | | | | | | | | | | 0 | 0 | 0 | 0 | 0 | 0 | 0 | | | | | | | | | | | |
| Inning Stats | R: 0 E: 0 K: 1 S: 5 | H: 0 LOB: 0 BB: 0 P: 5 | R: 0 E: 0 K: 0 S: 3 | H: 0 LOB: 0 BB: 0 P: 3 | R: 0 E: 0 K: 2 S: 8 | H: 1 LOB: 1 BB: 0 P: 8 | R: 1 E: 0 K: 0 S: 4 | H: 1 LOB: 0 BB: 0 P: 4 | R: 0 E: 0 K: 0 S: 3 | H: 0 LOB: 0 BB: 0 P: 3 | R: 0 E: 0 K: 0 S: 4 | H: 1 LOB: 1 BB: 0 P: 4 | R: 0 E: 0 K: 0 S: 3 | H: 0 LOB: 0 BB: 0 P: 3 | R: 0 E: 0 K: 0 S: 4 | H: 1 LOB: 3 BB: 1 P: 9 | 1B: 3 2B: 2 3B: 0 HR: 1 | SF: 0 SAC: 1 DP: 1 HBP: 1 | WP: 0 PA: 33 PB: 0 SB: 0 CS: 0 | | | | | | | | |
| PITCHER | IP | WLS | BF | H | R | ER | SO | BB | IBB | HBP | BLK | WP | HR | S | P | ERA | WHIP | | | | | | | | | | |
| Ron Reed, R (1,1) ERA: 3.23 | 8.1 | W | 29 | 4 | 1 | 1 | 3 | 1 | 0 | 0 | 0 | 0 | 1 | 34 | 38 | 1.08 | 0.600 | | | | | | | | | | |
| Cecil Upshaw, R (9,1) ERA: 4.3 | 0.2 | S | 4 | 1 | 0 | 0 | 0 | 0 | 0 | 1 | 0 | 0 | 0 | 3 | 4 | 0.00 | 1.500 | | | | | | | | | | |

Houston Astros @ Atlanta Braves
Atlanta Stadium, Atlanta, GA
Wed Jun 02 1971, 7:05 PM EDT
Att: 4,586 - Unknown

| | |
|-----|----|
| AB | 30 |
| R | 1 |
| H | 5 |
| RBI | 1 |
| BB | 1 |
| SO | 3 |
| LOB | 8 |



| Batter | 1 | 2 | 3 | 4 | 5 | 6 | 7 | 8 | 9 | AB | R | H | RBI | BB | SO | LOB | BOTTOM | | | | | | | | | | |
|--|------------------------------|---------------------------------|------------------------------|----------------------------------|------------------------------|---------------------------------|------------------------------|---------------------------------|------------------------------|---------------------------------|------------------------------|---------------------------------|------------------------------|---------------------------------|------------------------------|---------------------------------|----------------------------------|------------------------------------|--|--|--|--|--|--|--|--|--|
| Sonny Jackson, L (1,8) OBP: 0.323, SLG: 0.365 | F8 | | F9 | | | F8 | F8 | | | 4 | 0 | 0 | 0 | 0 | 0 | 0 | | | | | | | | | | | |
| Ralph Garr, L (1,7) OBP: 0.387, SLG: 0.507 | 4-3 | | | F8 | | 1B SF9 1B | | CS 2B | | 4 | 1 | 2 | 0 | 0 | 0 | 0 | | | | | | | | | | | |
| Hank Aaron, R (1,9) OBP: 0.394, SLG: 0.622 | P6 | | | | 1B | | 1-3 1B | | K 2-3 | 4 | 0 | 2 | 0 | 0 | 1 | 1 | | | | | | | | | | | |
| Orlando Cepeda, R (1,3) OBP: 0.361, SLG: 0.578 | | | | | F8 | SF9 | | | K | 2 | 0 | 0 | 1 | 1 | 1 | 1 | | | | | | | | | | | |
| Felix Milan, R (1,4) OBP: 0.342, SLG: 0.387 | | P4 | | | F8 | | F8 | | | 3 | 0 | 0 | 0 | 0 | 0 | 3 | | | | | | | | | | | |
| Darrell Evans, L (1,5) OBP: 0.400, SLG: 0.400 | | | | | | | | | | 1 | 1 | 1 | 0 | 2 | 0 | 0 | | | | | | | | | | | |
| Hal King, L (1,2) OBP: 0.308, SLG: 0.256 | | | | | | | | | | 3 | 1 | 1 | 2 | 0 | 0 | 3 | | | | | | | | | | | |
| Zoilo Versalles, R (1,6) | | | | | F7 | | F8 | | F8 | 3 | 0 | 0 | 0 | 0 | 0 | 1 | | | | | | | | | | | |
| Ron Reed, R (1,1) OBP: 0.083, SLG: 0.083 Cecil Upshaw, R (9,1) | | | | | 5-3 | | 5-3 | | 4-3 | 3 | 0 | 0 | 0 | 0 | 0 | 1 | | | | | | | | | | | |
| | | | | | | | | | | 0 | 0 | 0 | 0 | 0 | 0 | 0 | | | | | | | | | | | |
| Inning Stats | R: 0 E: 0 K: 0 S: 3 | H: 0 LOB: 0 BB: 0 P: 3 | R: 0 E: 0 K: 0 S: 2 | H: 0 LOB: 1 BB: 2 P: 10 | R: 0 E: 0 K: 0 S: 3 | H: 0 LOB: 0 BB: 0 P: 3 | R: 0 E: 0 K: 0 S: 4 | H: 1 LOB: 1 BB: 0 P: 4 | R: 0 E: 0 K: 0 S: 3 | H: 0 LOB: 1 BB: 1 P: 7 | R: 1 E: 0 K: 0 S: 5 | H: 2 LOB: 0 BB: 0 P: 5 | R: 2 E: 0 K: 0 S: 5 | H: 2 LOB: 0 BB: 0 P: 5 | R: 0 E: 0 K: 2 S: 7 | H: 1 LOB: 0 BB: 0 P: 7 | 1B: 4 2B: 1 3B: 0 HR: 1 | SF: 1 SAC: 0 DP: 1 HBP: 0 | WP: 0 PA: 31 PB: 0 SB: 0 CS: 1 | | | | | | | | |
| PITCHER | IP | WLS | BF | H | R | ER | SO | BB | IBB | HBP | BLK | WP | HR | S | P | ERA | WHIP | | | | | | | | | | |
| Don Wilson, R (1,1) ERA: 2.89 | 7.0 | L | 28 | 5 | 3 | 3 | 0 | 3 | 0 | 0 | 0 | 0 | 1 | 25 | 37 | 3.86 | 1.143 | | | | | | | | | | |
| Buddy Harris, R (8,1) ERA: | 1.0 | | 3 | 1 | 0 | 0 | 2 | 0 | 0 | 0 | 0 | 0 | 0 | 7 | 7 | 0.00 | 1.000 | | | | | | | | | | |

Houston Astros @ Atlanta Braves
Atlanta Stadium, Atlanta, GA
Wed Jun 02 1971, 7:05 PM EDT
Att: 4,586 - Unknown

| | |
|-----|----|
| AB | 27 |
| R | 3 |
| H | 6 |
| RBI | 3 |
| BB | 3 |
| SO | 2 |
| LOB | 10 |



| Batter | 1 | 2 | 3 | 4 | 5 | 6 | 7 | 8 | 9 | AB | R | H | RBI | BB | SO | LOB | TOP | | | | | |
|---|--|----------------------------------|---------------------------------|---------------------------------|---------------------------------|---------------------------------|---------------------------------|---------------------------------|---------------------------------|---------------------------------|---------------------------------|---------------------------------|---------------------------------|---------------------------------|---------------------------------|---------------------------------|--|----------------------------------|------------------------------------|------------------------------------|----------------------------------|--------|
| Don Kessinger, S OBP: 0.325, SLG: 0.319 | | | | | | | | | | 6 | 3 | 3 | 1 | 0 | 0 | 2 | Chicago Cubs @ Atlanta Braves Atlanta Stadium, Atlanta, GA Fri Jun 04 1971, 7:05 PM EDT Att: 10,761 - Unknown - 85 F | | | | | |
| Glenn Beckert, R OBP: 0.381, SLG: 0.408 Paul Popovich, S OBP: 0.125, SLG: 0.156 | | | | | | | | | | 4 | 1 | 2 | 0 | 0 | 0 | 2 | | | | | | |
| Billy Williams, L OBP: 0.367, SLG: 0.520 Hal Breeden, R OBP: 0.200, SLG: 0.273 | | | | | | | | | | 4 | 2 | 2 | 1 | 0 | 0 | 3 | | | | | | |
| Ron Santo, R OBP: 0.367, SLG: 0.513 | | | | | | | | | | 6 | 1 | 0 | 1 | 0 | 1 | 6 | | | | | | |
| Joe Pepitone, L OBP: 0.348, SLG: 0.488 | | | | | | | | | | 5 | 1 | 4 | 3 | 0 | 0 | 0 | | | | | | |
| Brock Davis, L OBP: 0.256, SLG: 0.293 | | | | | | | | | | 4 | 0 | 1 | 0 | 0 | 0 | 4 | | | | | | |
| Johnny Callison, L OBP: 0.310, SLG: 0.315 | | | | | | | | | | 3 | 2 | 2 | 1 | 1 | 0 | 1 | | | | | | |
| Danny Breeden, R OBP: 0.292, SLG: 0.220 | | | | | | | | | | 3 | 1 | 1 | 1 | 0 | 0 | 3 | | | | | | |
| Fergie Jenkins, R OBP: 0.304, SLG: 0.442 | | | | | | | | | | 4 | 0 | 2 | 1 | 0 | 0 | 0 | | | | | | |
| Inning Stats | R: 4 E: 1 K: 0 S: 8 | H: 5 LOB: 3 BB: 1 P: 12 | R: 1 E: 0 K: 0 S: 6 | H: 3 LOB: 2 BB: 0 P: 6 | R: 1 E: 0 K: 0 S: 5 | H: 2 LOB: 1 BB: 0 P: 5 | R: 1 E: 1 K: 1 S: 8 | H: 2 LOB: 2 BB: 0 P: 8 | R: 0 E: 1 K: 0 S: 4 | H: 0 LOB: 1 BB: 0 P: 4 | R: 1 E: 0 K: 0 S: 5 | H: 2 LOB: 1 BB: 0 P: 5 | R: 0 E: 0 K: 0 S: 3 | H: 0 LOB: 0 BB: 0 P: 3 | R: 0 E: 0 K: 0 S: 3 | H: 0 LOB: 0 BB: 0 P: 3 | R: 3 E: 0 K: 0 S: 8 | H: 5 LOB: 2 BB: 0 P: 8 | 1B: 17 2B: 1 3B: 0 HR: 1 | SF: 2 SAC: 3 DP: 0 HBP: 0 | WP: 0 PB: 0 SB: 0 CS: 0 | PA: 49 |
| PITCHER | IP WLS BF H R ER SO BB IBB HBP BLK WP HR S P ERA WHIP | | | | | | | | | | | | | | | | | | | | | |
| Phil Niekro, R ERA: 3.52 | (1, 1) 1.0 L 9 5 4 2 0 0 0 1 0 0 0 0 0 8 12 18.00 5.000 | | | | | | | | | | | | | | | | | | | | | |
| Ron Herbel, R ERA: 5.57 | (2, 1) 4.0 21 7 3 2 1 0 0 0 0 0 0 0 1 11 11 4.50 1.750 | | | | | | | | | | | | | | | | | | | | | |
| Tom Kelley, R ERA: 3.38 | (6, 1) 3.0 11 2 1 1 0 0 0 0 0 0 0 0 1 11 11 3.00 0.667 | | | | | | | | | | | | | | | | | | | | | |
| Steve Barber, L ERA: 5.03 | (9, 1) 1.0 8 5 3 3 0 0 0 0 0 0 0 0 0 8 8 27.00 5.000 | | | | | | | | | | | | | | | | | | | | | |
| Batter | 1 | 2 | 3 | 4 | 5 | 6 | 7 | 8 | 9 | AB | R | H | RBI | BB | SO | LOB | BOTTOM | | | | | |
| Sonny Jackson, L OBP: 0.316, SLG: 0.355 | | | | | | | | | | 4 | 0 | 1 | 0 | 0 | 0 | 1 | Chicago Cubs @ Atlanta Braves Atlanta Stadium, Atlanta, GA Fri Jun 04 1971, 7:05 PM EDT Att: 10,761 - Unknown - 85 F | | | | | |
| Ralph Garr, L OBP: 0.378, SLG: 0.491 | | | | | | | | | | 4 | 0 | 0 | 0 | 0 | 0 | 1 | | | | | | |
| Darrell Evans, L OBP: 0.342, SLG: 0.333 | | | | | | | | | | 4 | 0 | 0 | 0 | 0 | 1 | 1 | | | | | | |
| Orlando Cepeda, R OBP: 0.354, SLG: 0.561 Earl Williams, R OBP: 0.290, SLG: 0.394 | | | | | | | | | | 3 | 0 | 0 | 0 | 0 | 2 | 1 | | | | | | |
| Mike Lum, L OBP: 0.319, SLG: 0.321 | | | | | | | | | | 3 | 0 | 0 | 0 | 0 | 0 | 0 | | | | | | |
| Zoilo Versalles, R | | | | | | | | | | 3 | 0 | 0 | 0 | 0 | 1 | 0 | | | | | | |
| Marty Perez, R OBP: 0.283, SLG: 0.298 | | | | | | | | | | 2 | 0 | 0 | 0 | 1 | 0 | 0 | | | | | | |
| Bob Didier, S OBP: 0.250, SLG: 0.240 | | | | | | | | | | 3 | 0 | 2 | 0 | 0 | 0 | 0 | | | | | | |
| Phil Niekro, R Ron Herbel, R Marv Staehle, L Tom Kelley, R Hal King, L Steve Barber, L | (1, 1) (2, 1) (5, PH) (6, 1) (8, PH) (9, 1) | R: 0 E: 0 K: 2 S: 8 | H: 1 LOB: 1 BB: 0 P: 8 | R: 0 E: 0 K: 1 S: 5 | H: 0 LOB: 0 BB: 0 P: 5 | R: 0 E: 0 K: 1 S: 5 | H: 0 LOB: 0 BB: 0 P: 5 | R: 0 E: 0 K: 1 S: 5 | H: 0 LOB: 0 BB: 0 P: 5 | R: 0 E: 0 K: 0 S: 4 | H: 1 LOB: 2 BB: 1 P: 8 | R: 0 E: 0 K: 0 S: 3 | H: 0 LOB: 0 BB: 0 P: 3 | R: 0 E: 0 K: 1 S: 6 | H: 1 LOB: 1 BB: 0 P: 6 | R: 0 E: 0 K: 0 S: 3 | H: 0 LOB: 0 BB: 0 P: 3 | 1B: 3 2B: 0 3B: 0 HR: 0 | SF: 0 SAC: 0 DP: 0 HBP: 0 | WP: 0 PB: 0 SB: 0 CS: 0 | PA: 31 | |
| PITCHER | IP WLS BF H R ER SO BB IBB HBP BLK WP HR S P ERA WHIP | | | | | | | | | | | | | | | | | | | | | |
| Fergie Jenkins, R ERA: 3.19 | (1, 1) 9.0 W 31 3 0 0 6 1 0 0 0 0 0 0 42 46 0.00 0.444 | | | | | | | | | | | | | | | | | | | | | |

| | |
|-----|----|
| AB | 43 |
| R | 11 |
| H | 19 |
| RBI | 11 |
| BB | 1 |
| SO | 1 |
| LOB | 21 |




| | |
|-----|----|
| AB | 30 |
| R | 0 |
| H | 3 |
| RBI | 0 |
| BB | 1 |
| SO | 6 |
| LOB | 7 |



| Batter | 1 | 2 | 3 | 4 | 5 | 6 | 7 | 8 | 9 | 10 | 11 | AB | R | H | RBI | BB | SO | LOB | TOP | | | | | |
|---|------------------------------|---------------------------------|--------------------------------|-------------------------------------|----------------------------------|---------------------------------|------------------------------|---------------------------------|------------------------------|---------------------------------|-------------------------------------|---------------------------------|------------------------------|---------------------------------|------------------------------|---------------------------------|------------------------------|----------------------------------|------------------------------|---------------------------------|-----------------------------------|------------------------------------|----------------------------------|--------|
| Don Kessinger, S OBP: 0.338, SLG: 0.325 | | | | | | | | | | | | 5 | 1 | 3 | 1 | 1 | 0 | 1 | | | | | | |
| Paul Popovich, S OBP: 0.184, SLG: 0.216 | | | | | | | | | | | | 5 | 1 | 3 | 1 | 0 | 0 | 1 | | | | | | |
| Billy Williams, L OBP: 0.362, SLG: 0.510 | | | | | | | | | | | | 6 | 0 | 1 | 0 | 0 | 1 | 7 | | | | | | |
| Ron Santo, R OBP: 0.359, SLG: 0.500 | | | | | | | | | | | | 5 | 0 | 0 | 0 | 0 | 0 | 4 | | | | | | |
| Joe Pepitone, L OBP: 0.350, SLG: 0.496 | | | | | | | | | | | | 4 | 0 | 1 | 0 | 1 | 1 | 2 | | | | | | |
| Jim Hickman, R OBP: 0.321, SLG: 0.396 | | | | | | | | | | | | 5 | 0 | 0 | 0 | 0 | 1 | 3 | | | | | | |
| Brock Davis, L OBP: 0.271, SLG: 0.304 | | | | | | | | | | | | 5 | 1 | 2 | 0 | 0 | 0 | 0 | | | | | | |
| Danny Breeden, R OBP: 0.327, SLG: 0.250 | | | | | | | | | | | | 3 | 0 | 2 | 0 | 1 | 1 | 0 | | | | | | |
| Bill Bonham, R Ron Tompkins, R Ray Newman, L Glenn Beckert, R Jose Ortiz, R Earl Stephenson, L Phil Regan, R Ken Holtzman, R | | | | | | | | | | | | 2 | 0 | 0 | 0 | 0 | 2 | 1 | | | | | | |
| Inning Stats | R: 2 E: 1 K: 0 S: 6 | H: 4 LOB: 1 BB: 0 P: 6 | R: 0 E: 0 K: 2 S: 7 | H: 0 LOB: 0 BB: 0 P: 7 | R: 0 E: 1 K: 1 S: 7 | H: 1 LOB: 2 BB: 0 P: 7 | R: 0 E: 0 K: 1 S: 6 | H: 1 LOB: 1 BB: 0 P: 6 | R: 0 E: 0 K: 1 S: 5 | H: 0 LOB: 0 BB: 0 P: 5 | R: 1 E: 0 K: 0 S: 5 | H: 2 LOB: 2 BB: 1 P: 9 | R: 0 E: 0 K: 0 S: 3 | H: 0 LOB: 0 BB: 0 P: 3 | R: 0 E: 0 K: 0 S: 4 | H: 1 LOB: 1 BB: 0 P: 4 | R: 0 E: 0 K: 1 S: 6 | H: 1 LOB: 2 BB: 1 P: 10 | R: 1 E: 0 K: 0 S: 5 | H: 2 LOB: 2 BB: 1 P: 9 | 1B: 11 2B: 0 3B: 1 HR: 0 | SF: 1 SAC: 2 DP: 1 HBP: 0 | WP: 0 PB: 0 SB: 1 CS: 0 | PA: 48 |
| PITCHER | George Stone, L ERA: 3.6 | IP: 9.0 WLS: 9.0 BF: 37 | H: 9 R: 3 ER: 3 SO: 5 | BB: 1 IBB: 0 HBP: 0 BLK: 0 | WP: 0 HR: 0 S: 46 P: 50 | ERA: 3.00 WHIP: 1.111 | PITCHER | Ken Holtzman, L ERA: 4.87 | IP: 0.1 WLS: 0.1 BF: 2 | H: 1 R: 1 ER: 1 SO: 0 | BB: 0 IBB: 0 HBP: 0 BLK: 0 | WP: 0 HR: 1 S: 2 P: 2 | ERA: 27.00 WHIP: 3.000 | | | | | | | | | | | |

Chicago Cubs @ Atlanta Braves
Atlanta Stadium, Atlanta, GA
Sat Jun 05 1971, 7:05 PM EDT
Att. 14,024 - Unknown - 87 F


AB 42
R 4
H 12
RBI 2
BB 3
SO 6
LOB 21



| Batter | 1 | 2 | 3 | 4 | 5 | 6 | 7 | 8 | 9 | 10 | 11 | AB | R | H | RBI | BB | SO | LOB | BOTTOM | | | | |
|---|------------------------------|----------------------------------|--------------------------------|-------------------------------------|----------------------------------|---------------------------------|------------------------------|----------------------------------|------------------------------|---------------------------------|-------------------------------------|----------------------------------|------------------------------|---------------------------------|------------------------------|---------------------------------|------------------------------|---------------------------------|----------------------------------|------------------------------------|----------------------------------|--------|--|
| Sonny Jackson, L OBP: 0.316, SLG: 0.369 | | | | | | | | | | | | 6 | 2 | 2 | 1 | 0 | 0 | 1 | | | | | |
| Ralph Garr, L OBP: 0.381, SLG: 0.491 | | | | | | | | | | | | 6 | 0 | 3 | 1 | 0 | 1 | 2 | | | | | |
| Mike Lum, L OBP: 0.333, SLG: 0.377 | | | | | | | | | | | | 5 | 1 | 2 | 3 | 1 | 1 | 1 | | | | | |
| Orlando Cepeda, R OBP: 0.346, SLG: 0.547 | | | | | | | | | | | | 5 | 0 | 0 | 0 | 0 | 1 | 4 | | | | | |
| Hal King, L OBP: 0.333, SLG: 0.272 | | | | | | | | | | | | 2 | 0 | 1 | 0 | 3 | 0 | 0 | | | | | |
| Earl Williams, R OBP: 0.288, SLG: 0.377 | | | | | | | | | | | | 5 | 0 | 0 | 0 | 0 | 2 | 6 | | | | | |
| Mary Staehle, L OBP: 0.283, SLG: 0.067 | | | | | | | | | | | 4 | 0 | 1 | 0 | 1 | 0 | 2 | | | | | | |
| Zolo Versalles, R OBP: 0.182, SLG: 0.200 | | | | | | | | | | | | 2 | 1 | 1 | 0 | 1 | 0 | 1 | | | | | |
| Darrell Evans, L OBP: 0.333, SLG: 0.324 | | | | | | | | | | | 1 | 0 | 0 | 0 | 0 | 0 | 0 | 0 | | | | | |
| Marty Perez, R OBP: 0.289, SLG: 0.304 | | | | | | | | | | | | 1 | 1 | 1 | 0 | 0 | 0 | 0 | | | | | |
| George Stone, L OBP: 0.208, SLG: 0.250 | | | | | | | | | | | | 3 | 1 | 1 | 1 | 0 | 0 | 2 | | | | | |
| Gil Garrido, R OBP: 0.246, SLG: 0.169 | | | | | | | | | | | | 1 | 0 | 0 | 0 | 0 | 0 | 0 | | | | | |
| Cecil Upshaw, R | | | | | | | | | | | | 0 | 0 | 0 | 0 | 0 | 0 | 0 | | | | | |
| Hank Aaron, R OBP: 0.395, SLG: 0.627 | | | | | | | | | | | | 1 | 0 | 0 | 0 | 0 | 0 | 1 | | | | | |
| Inning Stats | R: 0 E: 0 K: 1 S: 7 | H: 2 LOB: 3 BB: 1 P: 11 | R: 0 E: 0 K: 0 S: 3 | H: 1 LOB: 0 BB: 0 P: 3 | R: 0 E: 0 K: 0 S: 3 | H: 1 LOB: 0 BB: 0 P: 3 | R: 2 E: 0 K: 1 S: 8 | H: 3 LOB: 2 BB: 1 P: 12 | R: 0 E: 0 K: 1 S: 5 | H: 0 LOB: 0 BB: 0 P: 5 | R: 0 E: 0 K: 0 S: 3 | H: 0 LOB: 2 BB: 2 P: 11 | R: 1 E: 0 K: 1 S: 6 | H: 1 LOB: 0 BB: 0 P: 6 | R: 0 E: 0 K: 0 S: 4 | H: 1 LOB: 1 BB: 0 P: 4 | R: 3 E: 0 K: 0 S: 5 | H: 3 LOB: 0 BB: 0 P: 5 | 1B: 8 2B: 2 3B: 0 HR: 2 | SF: 0 SAC: 0 DP: 2 HBP: 0 | WP: 0 PB: 1 SB: 1 CS: 0 | PA: 48 | |
| PITCHER | Bill Bonham, R ERA: 7.2 | IP: 4.1 WLS: 1.1 BF: 18 | H: 6 R: 2 ER: 2 SO: 1 | BB: 1 IBB: 0 HBP: 0 BLK: 0 | WP: 0 HR: 0 S: 19 P: 23 | ERA: 4.15 WHIP: 1.615 | PITCHER | Ken Holtzman, L ERA: 4.87 | IP: 0.1 WLS: 0.1 BF: 2 | H: 1 R: 1 ER: 1 SO: 0 | BB: 0 IBB: 0 HBP: 0 BLK: 0 | WP: 0 HR: 1 S: 2 P: 2 | ERA: 27.00 WHIP: 3.000 | | | | | | | | | | |

Chicago Cubs @ Atlanta Braves
Atlanta Stadium, Atlanta, GA
Sat Jun 05 1971, 7:05 PM EDT
Att. 14,024 - Unknown - 87 F

AB 42
R 6
H 12
RBI 6
BB 6
SO 5
LOB 22



| Batter | 1 | 2 | 3 | 4 | 5 | 6 | 7 | 8 | 9 | AB | R | H | RBI | BB | SO | LOB | TOP | | | |
|---|---|---------------------------------|------------------------------|---------------------------------|------------------------------|---------------------------------|------------------------------|----------------------------------|------------------------------|---------------------------------|------------------------------|---------------------------------|------------------------------|---------------------------------|------------------------------|---------------------------------|---|------------------------------------|----------------------------------|--------|
| Don Kessinger, S (1, 6) OBP: 0.335, SLG: 0.323 | | | | | | | | | | 5 | 2 | 1 | 0 | 0 | 0 | 3 | Chicago Cubs @ Atlanta Braves Atlanta Stadium, Atlanta, GA Sun Jun 06 1971, 3:33 AM EDT Att: 21,533 - Sunny - 90 F | | | |
| Paul Popovich, S (1, 4) OBP: 0.233, SLG: 0.317 | | | | | | | | | | 4 | 3 | 2 | 2 | 1 | 1 | 2 | | | | |
| Billy Williams, L (1, 7) OBP: 0.358, SLG: 0.502 | | | | | | | | | | 5 | 0 | 1 | 0 | 0 | 0 | 2 | | | | |
| Ron Santo, R (1, 5) OBP: 0.364, SLG: 0.503 | | | | | | | | | | 5 | 0 | 3 | 2 | 0 | 1 | 0 | | | | |
| Joe Peppone, L (1, 3) OBP: 0.352, SLG: 0.519 | | | | | | | | | | 4 | 1 | 2 | 2 | 0 | 1 | 3 | | | | |
| Johnny Callison, L (1, 9) OBP: 0.302, SLG: 0.305 | | | | | | | | | | 5 | 0 | 0 | 0 | 0 | 0 | 5 | | | | |
| Brock Davis, L (1, 8) OBP: 0.308, SLG: 0.313 | | | | | | | | | | 2 | 0 | 1 | 0 | 2 | 0 | 0 | | | | |
| Danny Breeden, R (1, 2) OBP: 0.321, SLG: 0.234 | | | | | | | | | | 3 | 0 | 0 | 0 | 1 | 1 | 2 | | | | |
| Bill Hands, R (1, 1) OBP: 0.133, SLG: 0.107 | | | | | | | | | | 2 | 0 | 0 | 0 | 0 | 1 | 1 | | | | |
| Inning Stats | R: 2 E: 0 K: 0 S: 5 | H: 2 LOB: 1 BB: 1 P: 9 | R: 0 E: 0 K: 0 S: 4 | H: 1 LOB: 1 BB: 0 P: 4 | R: 0 E: 0 K: 0 S: 3 | H: 0 LOB: 0 BB: 0 P: 3 | R: 1 E: 0 K: 1 S: 6 | H: 1 LOB: 1 BB: 1 P: 10 | R: 2 E: 1 K: 0 S: 6 | H: 2 LOB: 1 BB: 0 P: 6 | R: 0 E: 0 K: 1 S: 6 | H: 1 LOB: 1 BB: 0 P: 6 | R: 0 E: 0 K: 1 S: 5 | H: 0 LOB: 0 BB: 0 P: 5 | R: 1 E: 0 K: 1 S: 8 | H: 3 LOB: 2 BB: 0 P: 8 | 1B: 8 2B: 0 3B: 0 HR: 2 | SF: 1 SAC: 2 DP: 0 HBP: 0 | WP: 0 PB: 1 SB: 0 CS: 0 | PA: 42 |
| PITCHER | IP WLS BF H R ER SO BB IBB HBP BLK WP HR S P ERA WHIP | | | | | | | | | | | | | | | | | | | |
| Jim Nash, R (1, 1) ERA: 5.37 | 4.1 L 22 6 5 4 1 2 0 0 0 0 0 2 22 30 8.31 1.846 | | | | | | | | | | | | | | | | | | | |
| Mike McQueen, L (5, 1) ERA: 2.97 | 1.2 7 0 0 0 0 1 2 0 0 0 0 0 7 15 0.00 1.200 | | | | | | | | | | | | | | | | | | | |
| Tom Kelley, R (7, 1) ERA: 3.09 | 2.0 7 1 0 0 2 0 0 0 0 0 0 0 11 11 0.00 0.500 | | | | | | | | | | | | | | | | | | | |
| Phil Niekro, R (9, 1) ERA: 3.59 | 1.0 6 3 1 1 1 0 0 0 0 0 0 0 8 8 9.00 3.000 | | | | | | | | | | | | | | | | | | | |
| Batter | 1 | 2 | 3 | 4 | 5 | 6 | 7 | 8 | 9 | AB | R | H | RBI | BB | SO | LOB | BOTTOM | | | |
| Sonny Jackson, L (1, 8) OBP: 0.315, SLG: 0.367 | | | | | | | | | | 4 | 0 | 1 | 0 | 0 | 0 | 0 | Chicago Cubs @ Atlanta Braves Atlanta Stadium, Atlanta, GA Sun Jun 06 1971, 3:33 AM EDT Att: 21,533 - Sunny - 90 F | | | |
| Ralph Carr, L (1, 7) OBP: 0.375, SLG: 0.483 | | | | | | | | | | 4 | 0 | 0 | 0 | 0 | 2 | 1 | | | | |
| Hank Aaron, R (1, 3) OBP: 0.397, SLG: 0.641 | | | | | | | | | | 4 | 1 | 2 | 1 | 0 | 1 | 0 | | | | |
| Earl Williams, R (1, 5) OBP: 0.276, SLG: 0.385 | | | | | | | | | | 3 | 1 | 1 | 0 | 0 | 0 | 1 | | | | |
| Hal King, L (1, 2) OBP: 0.347, SLG: 0.316 | | | | | | | | | | 3 | 1 | 2 | 2 | 1 | 0 | 1 | | | | |
| Mike Lum, L (1, 9) OBP: 0.325, SLG: 0.369 | | | | | | | | | | 4 | 0 | 1 | 0 | 0 | 0 | 2 | | | | |
| Mary Staehle, L (1, 4) OBP: 0.217, SLG: 0.053 | | | | | | | | | | 4 | 0 | 0 | 0 | 0 | 0 | 3 | | | | |
| Zoilo Versalles, R (1, 6) OBP: 0.133, SLG: 0.143 | | | | | | | | | | 4 | 0 | 0 | 0 | 0 | 1 | 1 | | | | |
| Jim Nash, R (1, 1) OBP: 0.174, SLG: 0.217 | | | | | | | | | | 1 | 0 | 0 | 0 | 0 | 0 | 0 | | | | |
| Mike McQueen, L (5, 1) OBP: 0.100, SLG: 0.100 | | | | | | | | | | 1 | 0 | 0 | 0 | 0 | 0 | 0 | | | | |
| Tom Kelley, R (7, 1) ERA: 3.09 | | | | | | | | | | 0 | 0 | 0 | 0 | 0 | 0 | 0 | | | | |
| Darrell Evans, L (8, PH) OBP: 0.325, SLG: 0.314 | | | | | | | | | | 1 | 0 | 0 | 0 | 0 | 0 | 0 | | | | |
| Phil Niekro, R (9, 1) OBP: 0.138, SLG: 0.148 | | | | | | | | | | 0 | 0 | 0 | 0 | 0 | 0 | 0 | | | | |
| Inning Stats | R: 0 E: 0 K: 1 S: 5 | H: 0 LOB: 0 BB: 0 P: 5 | R: 0 E: 0 K: 0 S: 4 | H: 1 LOB: 1 BB: 0 P: 4 | R: 0 E: 0 K: 1 S: 6 | H: 1 LOB: 1 BB: 0 P: 6 | R: 0 E: 0 K: 1 S: 5 | H: 0 LOB: 0 BB: 0 P: 6 | R: 0 E: 0 K: 0 S: 4 | H: 1 LOB: 1 BB: 0 P: 4 | R: 0 E: 0 K: 0 S: 3 | H: 1 LOB: 1 BB: 0 P: 7 | R: 0 E: 0 K: 1 S: 5 | H: 0 LOB: 0 BB: 0 P: 5 | R: 3 E: 0 K: 0 S: 6 | H: 3 LOB: 0 BB: 0 P: 6 | 1B: 4 2B: 1 3B: 0 HR: 2 | SF: 0 SAC: 0 DP: 1 HBP: 1 | WP: 0 PB: 0 SB: 0 CS: 0 | PA: 35 |
| PITCHER | IP WLS BF H R ER SO BB IBB HBP BLK WP HR S P ERA WHIP | | | | | | | | | | | | | | | | | | | |
| Bill Hands, R (1, 1) ERA: 3.9 | 9.0 W 35 7 3 3 4 1 0 1 0 0 2 41 46 3.00 0.889 | | | | | | | | | | | | | | | | | | | |

| | |
|-----|----|
| AB | 35 |
| R | 6 |
| H | 10 |
| RBI | 6 |
| BB | 4 |
| SO | 5 |
| LOB | 18 |



| | |
|-----|----|
| AB | 33 |
| R | 3 |
| H | 7 |
| RBI | 3 |
| BB | 1 |
| SO | 4 |
| LOB | 9 |



| Batter | 1 | 2 | 3 | 4 | 5 | 6 | 7 | 8 | 9 | 10 | AB | R | H | RBI | BB | SO | LOB | TOP | | | | | | | | |
|---|------------------------------|---------------------------------|------------------------------|---------------------------------|------------------------------|---------------------------------|------------------------------|---------------------------------|------------------------------|---------------------------------|------------------------------|---------------------------------|------------------------------|---------------------------------|------------------------------|---------------------------------|------------------------------|----------------------------------|------------------------------|----------------------------------|----------------------------------|------------------------------------|----------------------------------|--------|--|--|
| Lou Brock, L OBP: 0.402, SLG: 0.478 (1, 7) | F7 | | F8 | | 1-3 2-H 1B | | | 1B 2B | 4-3 | | 5 | 1 | 2 | 1 | 0 | 0 | 2 | | | | | | | | | |
| Matty Alou, L OBP: 0.354, SLG: 0.413 (1, 8) | F9 | | G3 | | | F3 | | 1B 1B E | | FC6-4 1B | 5 | 1 | 2 | 0 | 0 | 0 | 0 | | | | | | | | | |
| Ted Simmons, S OBP: 0.351, SLG: 0.427 (1, 2) | HR | | | L3 | | F7 | | 1B E | | FC6-4 2B 1-2f | 5 | 2 | 2 | 2 | 0 | 0 | 1 | | | | | | | | | |
| Joe Torre, R OBP: 0.413, SLG: 0.518 (1, 5) | F9 | | | 4-3 | | 6-3 | | E5 1B | | | 5 | 1 | 2 | 0 | 0 | 0 | 0 | | | | | | | | | |
| Jose Cardenal, R OBP: 0.312, SLG: 0.405 Don Shaw, L (8, 1) | | F5 | | F9 | | 6-3 | | P4 | | | 4 | 0 | 0 | 0 | 0 | 0 | 0 | | | | | | | | | |
| Moe Drabowsky, R (9, 1) | | | | | | | | | | | 0 | 0 | 0 | 0 | 0 | 0 | 0 | | | | | | | | | |
| Dal Maxvill, R OBP: 0.277, SLG: 0.186 (10, PH) (10, 6) | | | | | | | | | | | 0 | 0 | 0 | 0 | 1 | 0 | 0 | | | | | | | | | |
| Joe Hague, L OBP: 0.365, SLG: 0.464 Jim Beauchamp, R OBP: 0.301, SLG: 0.333 (9, PH) (9, 3) | | K | | | F7 | | F3 | | WP PB 1B | P4 | 3 | 0 | 0 | 0 | 0 | 1 | 0 | | | | | | | | | |
| Julian Javier, R OBP: 0.301, SLG: 0.366 Dick Schofield, S OBP: 0.345, SLG: 0.311 Frank Linzy, R OBP: 0.500, SLG: 0.500 Rudy Arroyo, L (10, 1) | | F9 | | | 1B 1B | | P6 | | 5-3 | K | 2 | 1 | 1 | 0 | 0 | 0 | 0 | | | | | | | | | |
| Ted Sizemore, R OBP: 0.328, SLG: 0.327 (10, 4) | | | | HR | | 1B 1-2 1B | | 1-3 | | IBB | 3 | 1 | 2 | 1 | 1 | 0 | 0 | | | | | | | | | |
| Steve Carlton, L OBP: 0.209, SLG: 0.294 Bob Feller, L OBP: 0.302, SLG: 0.333 Chuck Taylor, R OBP: 0.302, SLG: 0.333 Leron Lee, L OBP: 0.291, SLG: 0.333 Jerry Matterney, R OBP: 0.292, SLG: 0.343 Luis Rivera, R OBP: 0.238, SLG: 0.225 (5, PH) (5, 1) (5, 1) (5, PH) (5, 5) (5, PH) (5, 9) | | | K | | | | | | | | 1 | 0 | 0 | 0 | 0 | 1 | 0 | | | | | | | | | |
| | | | | | | | | | | | 1 | 0 | 0 | 0 | 0 | 1 | 2 | | | | | | | | | |
| | | | | | | | | | | | 1 | 0 | 0 | 0 | 0 | 1 | 2 | | | | | | | | | |
| | | | | | | | | | | | 1 | 0 | 0 | 0 | 0 | 1 | 2 | | | | | | | | | |
| | | | | | | | | | | | 0 | 0 | 0 | 0 | 0 | 0 | 0 | | | | | | | | | |
| | | | | | | | | | | | 1 | 0 | 0 | 0 | 0 | 1 | 2 | | | | | | | | | |
| | | | | | | | | | | | 0 | 0 | 0 | 0 | 0 | 0 | 0 | | | | | | | | | |
| Inning Stats | R: 1 E: 0 K: 0 S: 4 | H: 1 LOB: 0 BB: 0 P: 4 | R: 0 E: 0 K: 1 S: 5 | H: 0 LOB: 0 BB: 0 P: 5 | R: 1 E: 0 K: 1 S: 6 | H: 1 LOB: 0 BB: 0 P: 6 | R: 0 E: 0 K: 0 S: 3 | H: 0 LOB: 0 BB: 0 P: 3 | R: 1 E: 0 K: 1 S: 7 | H: 3 LOB: 2 BB: 0 P: 7 | R: 0 E: 0 K: 0 S: 3 | H: 0 LOB: 0 BB: 0 P: 3 | R: 0 E: 0 K: 0 S: 3 | H: 0 LOB: 0 BB: 0 P: 3 | R: 4 E: 1 K: 0 S: 7 | H: 4 LOB: 0 BB: 0 P: 7 | R: 0 E: 0 K: 1 S: 6 | H: 1 LOB: 2 BB: 1 P: 10 | R: 0 E: 0 K: 1 S: 7 | H: 2 LOB: 3 BB: 1 P: 11 | 1B: 8 2B: 2 3B: 0 HR: 2 | SF: 0 SAC: 0 DP: 0 HBP: 0 | WP: 1 PB: 1 SB: 0 CS: 0 | PA: 43 | | |
| PITCHER | IP 7.2 | WLS 30 | BF 8 | H 6 | R 4 | ER 3 | SO 3 | BB 0 | IBB 0 | HBP 0 | BLK 0 | WP 0 | HR 2 | S 36 | P 36 | ERA 4.70 | WHIP 1.043 | | | | | | | | | |
| Pat Jarvis, R ERA: 4.89 (1, 1) | 0.1 | 2 | 1 | 1 | 0 | 0 | 0 | 0 | 0 | 0 | 0 | 0 | 0 | 2 | 2 | 0.00 | 3.000 | | | | | | | | | |
| Hoyt Wilhelm, R ERA: (8, 1) | 1.1 | 8 | 3 | 0 | 0 | 1 | 0 | 1 | 0 | 0 | 1 | 0 | 9 | 13 | 0.00 | 2.250 | | | | | | | | | | |
| Steve Barber, L ERA: 4.57 (9, 1) | 0.2 | W | 3 | 0 | 0 | 0 | 1 | 0 | 1 | 0 | 0 | 0 | 0 | 4 | 8 | 0.00 | 0.000 | | | | | | | | | |
| Cecil Upshaw, R ERA: 4.24 (10, 1) | | | | | | | | | | | | | | | | | | | | | | | | | | |

St. Louis Cardinals @ Atlanta Braves
 Atlanta Stadium, Atlanta, GA
 Tue Jun 08 1971, 7:05 PM EDT
 Att: 8,518 - Unknown


| | |
|-----|----|
| AB | 41 |
| R | 7 |
| H | 12 |
| RBI | 4 |
| BB | 2 |
| SO | 5 |
| LOB | 14 |





| Batter | 1 | 2 | 3 | 4 | 5 | 6 | 7 | 8 | 9 | 10 | AB | R | H | RBI | BB | SO | LOB | BOTTOM | | | | | | | |
|--|------------------------------|---------------------------------|------------------------------|---------------------------------|------------------------------|---------------------------------|------------------------------|---------------------------------|------------------------------|----------------------------------|------------------------------|---------------------------------|------------------------------|---------------------------------|------------------------------|---------------------------------|------------------------------|---------------------------------|----------------------------------|------------------------------------|----------------------------------|--------|--|--|--|
| Felix Millan, R OBP: 0.346, SLG: 0.386 Marty Stachle, L OBP: 0.231, SLG: 0.048 (4, 4) | P5 | | 1B 1B | 6-3 | | 4-3 | | | 4-0 BB | | 2 | 1 | 1 | 0 | 0 | 0 | 0 | | | | | | | | |
| Ralph Garr, L OBP: 0.382, SLG: 0.494 (1, 7) | HR 1B | | 1B HR | F7 | | K | | | L9 | | 5 | 2 | 2 | 0 | 0 | 1 | 2 | | | | | | | | |
| Hank Aaron, R OBP: 0.409, SLG: 0.670 (1, 9) | HR | | 1B HR | 1-3 | | 4-3 | | | P6 | | 5 | 2 | 2 | 3 | 0 | 0 | 1 | | | | | | | | |
| Orlando Cepeda, R OBP: 0.344, SLG: 0.550 (1, 3) | F9 | | 1B HR | CS 1B | | 4-1 | | | P4 | | 5 | 1 | 2 | 3 | 0 | 0 | 1 | | | | | | | | |
| Earl Williams, R OBP: 0.292, SLG: 0.421 Sonny Jackson, L OBP: 0.314, SLG: 0.365 (10, PR) (1, 5) | 1B | | F7 | 1-2 HR | | K | | | | SH1-4 SF7 2B | 5 | 1 | 3 | 1 | 0 | 1 | 0 | | | | | | | | |
| Zoilo Versalles, R OBP: 0.282, SLG: 0.391 (1, 6) | P4 | | K | 2B 1B | | K | | | | SH1-4 | 4 | 0 | 1 | 0 | 0 | 2 | 1 | | | | | | | | |
| Mike Lum, L OBP: 0.326, SLG: 0.356 (1, 8) | | 4-3 | 4-3 | | 1-3 2B | | | K | | IBB | 4 | 0 | 1 | 0 | 1 | 1 | 0 | | | | | | | | |
| Bob Didier, S OBP: 0.259, SLG: 0.243 Darrell Evans, L OBP: 0.310, SLG: 0.306 (10, PH) (1, 2) | K | | | SH1-4 1B | | FC6-4 IBB | | K | | SF7 | 3 | 0 | 1 | 0 | 1 | 2 | 0 | | | | | | | | |
| Pat Jarvis, R OBP: 0.130, SLG: 0.048 Hoyt Wilhelm, R ERA: 4.6 (8, 1) | F8 | | | SH1-4 | | FC6-4 | | F7 | | | 2 | 0 | 0 | 0 | 0 | 0 | 3 | | | | | | | | |
| Marty Perez, R OBP: 0.267, SLG: 0.302 Steve Barber, L (9, 1) | | | | 1-2 | | | | | | | 0 | 0 | 0 | 0 | 0 | 0 | 0 | | | | | | | | |
| Cecil Upshaw, R (10, 1) | | | | | | | | | | | 0 | 0 | 0 | 0 | 0 | 0 | 0 | | | | | | | | |
| Inning Stats | R: 2 E: 0 K: 0 S: 6 | H: 3 LOB: 1 BB: 0 P: 6 | R: 0 E: 0 K: 1 S: 5 | H: 0 LOB: 0 BB: 0 P: 5 | R: 4 E: 0 K: 1 S: 9 | H: 4 LOB: 0 BB: 0 P: 9 | R: 0 E: 0 K: 0 S: 4 | H: 1 LOB: 1 BB: 0 P: 4 | R: 1 E: 0 K: 0 S: 6 | H: 4 LOB: 3 BB: 1 P: 10 | R: 0 E: 0 K: 1 S: 5 | H: 0 LOB: 0 BB: 0 P: 5 | R: 0 E: 0 K: 2 S: 7 | H: 0 LOB: 0 BB: 0 P: 7 | R: 0 E: 0 K: 0 S: 3 | H: 0 LOB: 1 BB: 1 P: 7 | R: 1 E: 0 K: 0 S: 3 | H: 1 LOB: 2 BB: 1 P: 7 | 1B: 8 2B: 2 3B: 0 HR: 3 | SF: 1 SAC: 2 DP: 0 HBP: 0 | WP: 0 PB: 0 SB: 0 CS: 1 | PA: 44 | | | |
| PITCHER | IP 4.0 | WLS 20 | BF 8 | H 6 | R 6 | ER 6 | SO 2 | BB 0 | IBB 0 | HBP 0 | BLK 0 | WP 0 | HR 2 | S 24 | P 24 | ERA 13.50 | WHIP 2.000 | | | | | | | | |
| Steve Carlton, L ERA: 2.79 (5, 1) | 3.0 | 13 | 4 | 1 | 1 | 3 | 0 | 1 | 0 | 0 | 0 | 0 | 1 | 18 | 22 | 3.00 | 1.333 | | | | | | | | |
| Chuck Taylor, R ERA: 4.6 (8, 1) | 1.1 | 5 | 0 | 0 | 0 | 2 | 1 | 0 | 0 | 0 | 0 | 0 | 8 | 12 | 0.00 | 0.750 | | | | | | | | | |
| Don Shaw, L ERA: 1.56 (9, 1) | 0.2 | 2 | 0 | 0 | 0 | 0 | 0 | 0 | 0 | 0 | 0 | 0 | 2 | 2 | 0.00 | 0.000 | | | | | | | | | |
| Moe Drabowsky, R ERA: 2.55 (10, 1) | 0.1 | L | 3 | 1 | 1 | 1 | 0 | 1 | 0 | 0 | 0 | 0 | 2 | 6 | 27.00 | 3.000 | | | | | | | | | |
| PITCHER | IP 10.1 | WLS 1 | BF 10 | H 0 | R 0 | ER 0 | SO 0 | BB 0 | IBB 0 | HBP 0 | BLK 0 | WP 0 | HR 0 | S 1 | P 1 | ERA 0.00 | WHIP 0.000 | | | | | | | | |
| Rudy Arroyo, L ERA: 4.76 (10, 1) | 0.1 | | | | | | | | | | | | | | | | | | | | | | | | |

St. Louis Cardinals @ Atlanta Braves
 Atlanta Stadium, Atlanta, GA
 Tue Jun 08 1971, 7:05 PM EDT
 Att: 8,518 - Unknown

| | |
|-----|----|
| AB | 38 |
| R | 8 |
| H | 13 |
| RBI | 8 |
| BB | 3 |
| SO | 7 |
| LOB | 9 |



| Batter | 1 | 2 | 3 | 4 | 5 | 6 | 7 | 8 | 9 | AB | R | H | RBI | BB | SO | LOB | TOP | | | | | |
|--|--|---------------------------------|-------------------------------|---------------------------------|------------------------------|----------------------------------|------------------------------|----------------------------------|------------------------------|---------------------------------|------------------------------|---------------------------------|------------------------------|---------------------------------|------------------------------|---------------------------------|---|---------------------------------|----------------------------------|------------------------------------|----------------------------------|--------|
| Lou Brock, L OBP: 0.404, SLG: 0.479 (1, 7) | F7 | | E8 SF9 1-3 3-H 1B | | 4-3 | | | | | 4 | 0 | 2 | 1 | 0 | 0 | 0 | St. Louis Cardinals @ Atlanta Braves Atlanta Stadium, Atlanta, GA Wed Jun 09 1971, 7:05 PM EDT Att: 7,506 - Unknown AB 32 R 3 H 9 RBI 2 BB 2 SO 3 LOB 10  | | | | | |
| Matty Alou, L OBP: 0.348, SLG: 0.408 (1, 8) (6, 3) | 4-3 | | SF9 | | L9 | | K | | | 3 | 0 | 0 | 1 | 0 | 1 | 2 | | | | | | |
| Ted Simmons, S OBP: 0.358, SLG: 0.420 (1, 2) | 4-3 | | | | 6-3 | | | F8 | | 3 | 0 | 0 | 0 | 1 | 0 | 0 | | | | | | |
| Joe Torre, R OBP: 0.415, SLG: 0.518 (1, 5) | | 5-3 | K2-3 | | | | | | | 4 | 0 | 2 | 0 | 0 | 1 | 2 | | | | | | |
| Jose Cardenal, R OBP: 0.307, SLG: 0.397 (1, 9) | F8 | | | | F8 | | | | | 4 | 0 | 0 | 0 | 0 | 0 | 2 | | | | | | |
| Joe Hague, L OBP: 0.385, SLG: 0.458 (1, 3) | | | | | | | | | | 2 | 1 | 0 | 0 | 1 | 0 | 0 | | | | | | |
| Frank Linzy, R OBP: 0.500, SLG: 0.500 (6, 1) | | | | | | | | | | 0 | 0 | 0 | 0 | 0 | 0 | 0 | | | | | | |
| Chuck Taylor, R OBP: 0.281, SLG: 0.321 (9, FH) | | | | | | | | | | 0 | 0 | 0 | 0 | 0 | 0 | 0 | | | | | | |
| Leron Lee, L OBP: 0.281, SLG: 0.321 (9, FH) | | | | | | | | | | 1 | 0 | 0 | 0 | 0 | 0 | 0 | | | | | | |
| Ted Sizemore, R OBP: 0.331, SLG: 0.331 (1, 6) | | | | | | | | | | 4 | 0 | 2 | 0 | 0 | 1 | 1 | | | | | | |
| Dick Schofield, S OBP: 0.339, SLG: 0.306 (1, 4) | | | | | | | | | | 4 | 1 | 1 | 0 | 0 | 0 | 2 | | | | | | |
| Chris Zachary, L OBP: 0.313, SLG: 0.313 (1, 1) | | | | | | | | | | 2 | 1 | 1 | 0 | 0 | 0 | 1 | | | | | | |
| Moe Drabowsky, R OBP: 0.462, SLG: 0.333 (5, 1) | | | | | | | | | | 0 | 0 | 0 | 0 | 0 | 0 | 0 | | | | | | |
| Don Shaw, L OBP: 0.462, SLG: 0.333 (5, 1) | | | | | | | | | | 0 | 0 | 0 | 0 | 0 | 0 | 0 | | | | | | |
| Bob Burda, L OBP: 0.296, SLG: 0.244 (6, 8) | | | | | | | | | | 1 | 0 | 1 | 0 | 0 | 0 | 0 | | | | | | |
| Luis Melendez, R OBP: 0.296, SLG: 0.244 (6, 8) | | | | | | | | | | 1 | 0 | 1 | 0 | 0 | 0 | 0 | | | | | | |
| Inning Stats | R: 0 E: 0 K: 0 S: 3 | H: 0 LOB: 0 BB: 0 P: 3 | R: 0 E: 0 K: 0 S: 3 | H: 0 LOB: 0 BB: 0 P: 3 | R: 2 E: 2 K: 1 S: 8 | H: 3 LOB: 2 BB: 1 P: 12 | R: 1 E: 1 K: 1 S: 6 | H: 1 LOB: 1 BB: 1 P: 10 | R: 0 E: 0 K: 0 S: 3 | H: 0 LOB: 0 BB: 0 P: 3 | R: 0 E: 0 K: 0 S: 3 | H: 1 LOB: 0 BB: 0 P: 3 | R: 0 E: 0 K: 1 S: 7 | H: 3 LOB: 2 BB: 0 P: 7 | R: 0 E: 0 K: 0 S: 3 | H: 0 LOB: 0 BB: 0 P: 3 | R: 0 E: 0 K: 0 S: 3 | H: 0 LOB: 0 BB: 0 P: 3 | 1B: 9 2B: 0 3B: 0 HR: 0 | SF: 1 SAC: 0 DP: 3 HBP: 0 | WP: 0 PB: 0 SB: 0 CS: 0 | PA: 35 |
| PITCHER Phil Niekro, R ERA: 3.34 (1, 1) | IP: 9.0 WLS: W BF: 35 H: 9 R: 3 ER: 1 SO: 3 BB: 2 IBB: 0 HBP: 0 BLK: 0 WP: 0 HR: 0 S: 39 P: 47 ERA: 1.00 WHIP: 1.222 | | | | | | | | | | | | | | | PITCHER | | | | | | |


| Batter | 1 | 2 | 3 | 4 | 5 | 6 | 7 | 8 | 9 | AB | R | H | RBI | BB | SO | LOB | BOTTOM | | | | |
|---|---|---------------------------------|------------------------------|---------------------------------|------------------------------|---------------------------------|------------------------------|---------------------------------|------------------------------|----------------------------------|------------------------------|---------------------------------|------------------------------|---------------------------------|------------------------------|---------------------------------|--|-----------------------------------|------------------------------------|----------------------------------|--------|
| Mary Staehle, L OBP: 0.258, SLG: 0.080 (1, 4) | | 4-3 | | | | | | G3 | | 4 | 1 | 1 | 0 | 0 | 0 | 2 | St. Louis Cardinals @ Atlanta Braves Atlanta Stadium, Atlanta, GA Wed Jun 09 1971, 7:05 PM EDT Att: 7,506 - Unknown AB 30 R 8 H 11 RBI 7 BB 3 SO 5 LOB 12  | | | | |
| Ralph Garr, L OBP: 0.384, SLG: 0.492 (1, 7) | FC1-6 HBP | | | | | | | | | 3 | 1 | 1 | 0 | 1 | 1 | 1 | | | | | |
| Hank Aaron, R OBP: 0.410, SLG: 0.672 (1, 9) | | | | | | | | | | 4 | 1 | 2 | 1 | 0 | 0 | 1 | | | | | |
| Orlando Cepeda, R OBP: 0.346, SLG: 0.547 (1, 3) | | | | | | | | | | 3 | 1 | 1 | 0 | 1 | 2 | 2 | | | | | |
| Gil Garrido, R OBP: 0.246, SLG: 0.169 (8, 5) | | | | | | | | | | 0 | 0 | 0 | 0 | 0 | 0 | 0 | | | | | |
| Earl Williams, R OBP: 0.298, SLG: 0.419 (1, 5) (8, 3) | | | | | | | | | | 3 | 2 | 1 | 1 | 0 | 0 | 2 | | | | | |
| Mike Lum, L OBP: 0.344, SLG: 0.368 (1, 8) | | | | | | | | | | 3 | 1 | 2 | 1 | 1 | 0 | 0 | | | | | |
| Zoilo Versalles, R OBP: 0.286, SLG: 0.385 (1, 6) | | | | | | | | | | 3 | 1 | 1 | 3 | 0 | 1 | 1 | | | | | |
| Bob Didier, S OBP: 0.261, SLG: 0.245 (1, 2) | | | | | | | | | | 3 | 0 | 1 | 0 | 0 | 0 | 1 | | | | | |
| Phil Niekro, R OBP: 0.152, SLG: 0.161 (1, 1) | | | | | | | | | | 4 | 0 | 1 | 1 | 0 | 1 | 2 | | | | | |
| Inning Stats | R: 0 E: 0 K: 1 S: 5 | H: 1 LOB: 2 BB: 0 P: 6 | R: 2 E: 0 K: 0 S: 6 | H: 3 LOB: 1 BB: 0 P: 6 | R: 0 E: 0 K: 0 S: 3 | H: 1 LOB: 1 BB: 1 P: 7 | R: 0 E: 0 K: 0 S: 3 | H: 1 LOB: 1 BB: 1 P: 7 | R: 6 E: 1 K: 0 S: 8 | H: 5 LOB: 1 BB: 1 P: 13 | R: 0 E: 0 K: 2 S: 7 | H: 0 LOB: 0 BB: 0 P: 7 | R: 0 E: 0 K: 1 S: 5 | H: 0 LOB: 0 BB: 0 P: 5 | R: 0 E: 0 K: 1 S: 5 | H: 0 LOB: 0 BB: 0 P: 5 | | 1B: 10 2B: 3 3B: 0 HR: 0 | SF: 1 SAC: 1 DP: 3 HBP: 2 | WP: 1 PB: 0 SB: 0 CS: 0 | PA: 37 |
| PITCHER Chris Zachary, R ERA: 7.36 (1, 1) | IP: 4.0 WLS: L BF: 21 H: 9 R: 5 ER: 5 SO: 1 BB: 2 IBB: 0 HBP: 1 BLK: 0 WP: 0 HR: 0 S: 20 P: 29 ERA: 11.25 WHIP: 2.750 | | | | | | | | | | | | | | | PITCHER | | | | | |
| Moe Drabowsky, R ERA: 3.29 (5, 1) | IP: 0.0 WLS: 0 BF: 2 H: 0 R: 0 ER: 0 SO: 0 BB: 0 IBB: 0 HBP: 0 BLK: 0 WP: 0 HR: 0 S: 0 P: 5 ERA: ∞ WHIP: ∞ | | | | | | | | | | | | | | | | | | | | |
| Don Shaw, L ERA: 1.47 (5, 1) | IP: 1.0 WLS: 5 BF: 2 H: 2 R: 3 ER: 2 SO: 0 BB: 0 IBB: 0 HBP: 0 BLK: 0 WP: 0 HR: 0 S: 5 P: 5 ERA: 18.00 WHIP: 2.000 | | | | | | | | | | | | | | | | | | | | |
| Frank Linzy, R ERA: 2.1 (6, 1) | IP: 0.0 WLS: 0 BF: 0 H: 0 R: 0 ER: 0 SO: 0 BB: 0 IBB: 0 HBP: 0 BLK: 0 WP: 0 HR: 0 S: 0 P: 0 ERA: ∞ WHIP: ∞ | | | | | | | | | | | | | | | | | | | | |
| Chuck Taylor, R ERA: 4.19 (6, 1) | IP: 3.0 WLS: 9 BF: 9 H: 0 R: 0 ER: 0 SO: 4 BB: 0 IBB: 0 HBP: 0 BLK: 0 WP: 0 HR: 0 S: 17 P: 17 ERA: 0.00 WHIP: 0.000 | | | | | | | | | | | | | | | | | | | | |

| Batter | 1 | 2 | 3 | 4 | 5 | 6 | 7 | 8 | 9 | AB | R | H | RBI | BB | SO | LOB | TOP | | |
|--|---|---|--|---------------------------------|------------------------------|---------------------------------|------------------------------|---------------------------------|------------------------------|----------------------------------|------------------------------|---------------------------------|------------------------------|---------------------------------|------------------------------|---------------------------------|----------------------------------|------------------------------------|--|
| Zoilo Versalles, R OBP: 0.324, SLG: 0.382 (1, 6) | | | | | | | | | | 4 | 1 | 2 | 1 | 1 | 0 | 0 | | | |
| Ralph Carr, L OBP: 0.384, SLG: 0.484 (1, 7) | | | | | | | | | | 3 | 0 | 1 | 0 | 2 | 0 | 2 | | | |
| Hank Aaron, R OBP: 0.405, SLG: 0.665 (1, 9) | | | | | | | | | | 4 | 0 | 0 | 0 | 0 | 1 | 5 | | | |
| Orlando Cepeda, R OBP: 0.352, SLG: 0.545 (1, 3) | | | | | | | | | | 4 | 1 | 2 | 0 | 0 | 0 | 1 | | | |
| Earl Williams, R OBP: 0.302, SLG: 0.407 (1, 5) | | | | | | | | | | 4 | 1 | 1 | 0 | 0 | 0 | 5 | | | |
| Mike Lum, L OBP: 0.327, SLG: 0.345 (1, 8) | | | | | | | | | | 4 | 0 | 1 | 0 | 0 | 2 | 2 | | | |
| Mary Staehle, L OBP: 0.231, SLG: 0.091 (1, 4) | | | | | | | | | | 4 | 0 | 0 | 0 | 0 | 1 | 3 | | | |
| Bob Didier, S OBP: 0.259, SLG: 0.252 (1, 2) | | | | | | | | | | 4 | 1 | 1 | 1 | 0 | 1 | 1 | | | |
| Jim Nash, R OBP: 0.160, SLG: 0.200 (1, 1) | | | | | | | | | | 2 | 0 | 0 | 0 | 0 | 2 | 0 | | | |
| Marty Perez, R OBP: 0.265, SLG: 0.299 (8, PH) | | | | | | | | | | 1 | 0 | 0 | 0 | 0 | 0 | 0 | | | |
| Hoyt Wilhelm, R (8, PH) | | | | | | | | | | 0 | 0 | 0 | 0 | 0 | 0 | 0 | | | |
| Gil Garrido, R OBP: 0.258, SLG: 0.183 (9, PH) | | | | | | | | | | 1 | 0 | 1 | 1 | 0 | 0 | 0 | | | |
| Bob Priddy, R OBP: 0.167, SLG: 0.167 (9, 1) | | | | | | | | | | 0 | 0 | 0 | 0 | 0 | 0 | 0 | | | |
| Inning Stats | R: 1 E: 1 K: 0 S: 4 | H: 1 LOB: 1 BB: 1 P: 8 | R: 0 E: 0 K: 3 S: 9 | H: 0 LOB: 0 BB: 0 P: 9 | R: 0 E: 0 K: 1 S: 5 | H: 0 LOB: 0 BB: 0 P: 5 | R: 0 E: 0 K: 0 S: 3 | H: 0 LOB: 0 BB: 0 P: 3 | R: 0 E: 0 K: 1 S: 5 | H: 1 LOB: 3 BB: 2 P: 14 | R: 0 E: 0 K: 0 S: 3 | H: 1 LOB: 0 BB: 0 P: 3 | R: 0 E: 0 K: 1 S: 6 | H: 1 LOB: 1 BB: 0 P: 6 | R: 3 E: 0 K: 0 S: 8 | H: 5 LOB: 2 BB: 0 P: 8 | 1B: 8 2B: 2 3B: 0 HR: 0 | SF: 0 SAC: 0 DP: 2 HBP: 0 | WP: 0 PA: 38 PB: 1 SB: 0 CS: 0 |
| PITCHER | IP WLS BF H R ER SO BB IBB HBP BLK WP HR S P ERA WHIP | 8.2 36 8 4 3 7 3 0 0 0 0 0 47 59 3.12 1.269 | 0.1 W 2 1 0 0 0 0 0 0 0 0 0 2 2 0.00 3.000 | | | | | | | | | | | | | | | | |

| Batter | 1 | 2 | 3 | 4 | 5 | 6 | 7 | 8 | 9 | AB | R | H | RBI | BB | SO | LOB | BOTTOM | | |
|--|---|---|--|---|------------------------------|---------------------------------|------------------------------|---------------------------------|------------------------------|---------------------------------|------------------------------|---------------------------------|------------------------------|---------------------------------|------------------------------|---------------------------------|----------------------------------|------------------------------------|--|
| Jesus Alou, R OBP: 0.364, SLG: 0.414 (1, 9) | | | | | | | | | | 4 | 1 | 2 | 2 | 0 | 0 | 1 | | | |
| Joe Morgan, L OBP: 0.340, SLG: 0.381 (1, 4) | | | | | | | | | | 4 | 0 | 1 | 0 | 0 | 0 | 2 | | | |
| Cesar Cedeno, R OBP: 0.279, SLG: 0.387 (1, 7) | | | | | | | | | | 4 | 0 | 2 | 1 | 0 | 0 | 2 | | | |
| Bob Watson, R OBP: 0.338, SLG: 0.401 (1, 3) | | | | | | | | | | 3 | 1 | 1 | 0 | 0 | 0 | 1 | | | |
| Doug Rader, R OBP: 0.266, SLG: 0.305 (7, 5) | | | | | | | | | | 1 | 0 | 0 | 0 | 0 | 1 | 0 | | | |
| Denis Menke, R OBP: 0.322, SLG: 0.291 (7, 3) | | | | | | | | | | 4 | 0 | 1 | 0 | 0 | 0 | 0 | | | |
| Jimmy Wynn, R OBP: 0.315, SLG: 0.315 (1, 8) | | | | | | | | | | 4 | 1 | 1 | 0 | 0 | 0 | 1 | | | |
| Johnny Edwards, L OBP: 0.277, SLG: 0.318 (1, 2) | | | | | | | | | | 4 | 0 | 1 | 0 | 0 | 0 | 0 | | | |
| Cesar Geronimo, L OBP: 0.278, SLG: 0.353 (9, PR) | | | | | | | | | | 0 | 0 | 0 | 0 | 0 | 0 | 0 | | | |
| Roger Metzger, S OBP: 0.273, SLG: 0.296 (1, 6) | | | | | | | | | | 4 | 2 | 2 | 0 | 0 | 1 | 2 | | | |
| Wade Blasingame, L OBP: 0.320, SLG: 0.333 (9, 1) | | | | | | | | | | 2 | 0 | 0 | 0 | 1 | 0 | 2 | | | |
| Norm Miller, L OBP: 0.306, SLG: 0.386 (9, PH) | | | | | | | | | | 1 | 0 | 0 | 1 | 0 | 0 | 1 | | | |
| Inning Stats | R: 0 E: 0 K: 0 S: 4 | H: 1 LOB: 1 BB: 0 P: 4 | R: 0 E: 0 K: 0 S: 3 | H: 0 LOB: 0 BB: 0 P: 3 | R: 2 E: 0 K: 0 S: 5 | H: 3 LOB: 1 BB: 0 P: 5 | R: 1 E: 0 K: 0 S: 4 | H: 2 LOB: 0 BB: 0 P: 4 | R: 1 E: 0 K: 0 S: 5 | H: 2 LOB: 1 BB: 0 P: 5 | R: 0 E: 0 K: 0 S: 3 | H: 0 LOB: 0 BB: 0 P: 3 | R: 0 E: 0 K: 0 S: 5 | H: 1 LOB: 1 BB: 1 P: 7 | R: 0 E: 0 K: 1 S: 5 | H: 2 LOB: 2 BB: 0 P: 7 | 1B: 7 2B: 3 3B: 1 HR: 0 | SF: 0 SAC: 0 DP: 1 HBP: 0 | WP: 0 PA: 36 PB: 0 SB: 0 CS: 0 |
| PITCHER | IP WLS BF H R ER SO BB IBB HBP BLK WP HR S P ERA WHIP | 7.0 28 8 4 4 0 1 0 0 0 0 0 5 5 0.00 1.000 | 1.0 3 1 0 0 1 0 0 0 0 0 0 5 5 0.00 1.000 | 0.2 L 5 2 1 1 1 0 0 0 0 0 0 7 7 13.50 3.000 | | | | | | | | | | | | | | | |

Atlanta Braves @ Houston Astros
Astrodome, Houston, TX
Fri Jun 11 1971, 8:05 PM EDT
Att: 14,885 - Unknown


AB 35
R 4
H 9
RBI 3
BB 3
SO 7
LOB 19



| Batter | 1 | 2 | 3 | 4 | 5 | 6 | 7 | 8 | 9 | AB | R | H | RBI | BB | SO | LOB | TOP | | | |
|---|--|---------------------------------|------------------------------|---------------------------------|------------------------------|---------------------------------|------------------------------|---------------------------------|------------------------------|---------------------------------|------------------------------|---------------------------------|------------------------------|---------------------------------|------------------------------|--|--|------------------------------------|----------------------------------|--------|
| Felix Millan, R OBP: 0.348, SLG: 0.397 (1, 4) | | | | | | | | | | 4 | 0 | 2 | 0 | 0 | 0 | 0 | Atlanta Braves @ Houston Astros Astrodome, Houston, TX Sat Jun 12 1971, 8:05 PM EDT Att: 23,876 - Unknown | | | |
| Sonny Jackson, L OBP: 0.309, SLG: 0.358 (1, 8) | | | | | | | | | | 4 | 0 | 0 | 0 | 0 | 0 | 2 | | | | |
| Hank Aaron, R OBP: 0.402, SLG: 0.656 (1, 9) | | | | | | | | | | 4 | 1 | 1 | 0 | 0 | 1 | 1 | | | | |
| Hal King, L OBP: 0.354, SLG: 0.317 (1, 2) | | | | | | | | | | 4 | 0 | 1 | 0 | 0 | 1 | 1 | | | | |
| Mike Lum, L OBP: 0.333, SLG: 0.364 (1, 7) | | | | | | | | | | 4 | 1 | 2 | 0 | 0 | 0 | 1 | | | | |
| Earl Williams, R OBP: 0.294, SLG: 0.396 (1, 3) | | | | | | | | | | 4 | 0 | 0 | 0 | 0 | 0 | 4 | | | | |
| Mary Staehle, L OBP: 0.238, SLG: 0.111 Orlando Cepeda, R OBP: 0.350, SLG: 0.542 (8, PH) | | | | | | | | | | 3 | 0 | 1 | 1 | 0 | 0 | 1 | | | | |
| Zolio Versalles, R OBP: 0.300, SLG: 0.351 (1, 6) | | | | | | | | | | 3 | 0 | 0 | 0 | 0 | 0 | 2 | | | | |
| Ron Reed, R OBP: 0.071, SLG: 0.071 Gil Garrido, R OBP: 0.254, SLG: 0.180 Steve Barber, L (8, 1) | | | | | | | | | | 2 | 0 | 0 | 0 | 0 | 1 | 0 | | | | |
| Inning Stats | R: 0 E: 0 K: 0 S: 3 | H: 0 LOB: 0 BB: 0 P: 3 | R: 0 E: 0 K: 0 S: 4 | H: 1 LOB: 1 BB: 0 P: 4 | R: 0 E: 0 K: 1 S: 6 | H: 1 LOB: 1 BB: 0 P: 6 | R: 0 E: 0 K: 2 S: 7 | H: 0 LOB: 0 BB: 0 P: 7 | R: 0 E: 0 K: 0 S: 3 | H: 0 LOB: 0 BB: 0 P: 3 | R: 1 E: 0 K: 0 S: 6 | H: 3 LOB: 2 BB: 0 P: 6 | R: 0 E: 0 K: 1 S: 6 | H: 1 LOB: 1 BB: 0 P: 6 | R: 1 E: 0 K: 1 S: 6 | H: 1 LOB: 0 BB: 0 P: 6 | 1B: 5 2B: 1 3B: 1 HR: 0 | SF: 0 SAC: 0 DP: 0 HBP: 0 | WP: 0 PB: 1 SB: 0 CS: 0 | PA: 34 |
| PITCHER Ken Forsch, R ERA: 2.2 (1, 1) | IP: 9.0 WLS: W BF: 34 H: 7 R: 2 ER: 1 SO: 5 BB: 0 IBB: 0 HBP: 0 BLK: 0 WP: 0 HR: 0 S: 44 P: 44 ERA: 1.00 WHIP: 0.778 | | | | | | | | | | | | | | | PITCHER Ken Forsch, R ERA: 2.2 (1, 1) | IP: 9.0 WLS: W BF: 34 H: 7 R: 2 ER: 1 SO: 5 BB: 0 IBB: 0 HBP: 0 BLK: 0 WP: 0 HR: 0 S: 44 P: 44 ERA: 1.00 WHIP: 0.778 | | | |

| Batter | 1 | 2 | 3 | 4 | 5 | 6 | 7 | 8 | 9 | AB | R | H | RBI | BB | SO | LOB | BOTTOM | |
|--|--|----------------------------------|------------------------------|---------------------------------|------------------------------|---------------------------------|------------------------------|---------------------------------|------------------------------|---------------------------------|------------------------------|---------------------------------|------------------------------|---------------------------------|----------------------------------|--|--|--------|
| Jesus Alou, R OBP: 0.367, SLG: 0.416 (1, 9) | | | | | | | | | | 4 | 1 | 2 | 0 | 0 | 0 | 1 | Atlanta Braves @ Houston Astros Astrodome, Houston, TX Sat Jun 12 1971, 8:05 PM EDT Att: 23,876 - Unknown | |
| Joe Morgan, L OBP: 0.340, SLG: 0.378 (1, 4) | | | | | | | | | | 2 | 0 | 0 | 0 | 1 | 1 | 1 | | |
| Cesar Cedeno, R OBP: 0.279, SLG: 0.384 (1, 7) | | | | | | | | | | 4 | 1 | 1 | 1 | 0 | 1 | 3 | | |
| Bob Watson, R OBP: 0.341, SLG: 0.413 Doug Rader, R OBP: 0.296, SLG: 0.305 (8, 5) | | | | | | | | | | 4 | 1 | 2 | 1 | 0 | 0 | 1 | | |
| Denis Menke, R OBP: 0.325, SLG: 0.294 (8, 3) | | | | | | | | | | 2 | 0 | 1 | 1 | 1 | 0 | 0 | | |
| Jimmy Wynn, R OBP: 0.307, SLG: 0.306 (1, 8) | | | | | | | | | | 4 | 0 | 0 | 0 | 0 | 1 | 3 | | |
| Johnny Edwards, L OBP: 0.283, SLG: 0.324 (1, 2) | | | | | | | | | | 4 | 0 | 2 | 0 | 0 | 0 | 2 | | |
| Roger Metzger, S OBP: 0.268, SLG: 0.291 (1, 6) | | | | | | | | | | 4 | 0 | 0 | 0 | 0 | 0 | 3 | | |
| Ken Forsch, R OBP: 0.083, SLG: 0.083 (1, 1) | | | | | | | | | | 3 | 0 | 0 | 0 | 0 | 2 | 4 | | |
| Inning Stats | R: 2 E: 1 K: 1 S: 8 | H: 3 LOB: 2 BB: 1 P: 12 | R: 0 E: 1 K: 0 S: 4 | H: 0 LOB: 2 BB: 1 P: 8 | R: 1 E: 0 K: 1 S: 6 | H: 1 LOB: 0 BB: 0 P: 6 | R: 0 E: 0 K: 1 S: 5 | H: 0 LOB: 0 BB: 0 P: 5 | R: 0 E: 0 K: 0 S: 5 | H: 2 LOB: 2 BB: 0 P: 5 | R: 0 E: 0 K: 0 S: 4 | H: 1 LOB: 1 BB: 0 P: 4 | R: 0 E: 1 K: 1 S: 7 | H: 1 LOB: 2 BB: 0 P: 7 | 1B: 7 2B: 0 3B: 1 HR: 0 | SF: 1 SAC: 2 DP: 0 HBP: 0 | WP: 1 PB: 0 SB: 0 CS: 0 | PA: 36 |
| PITCHER Ron Reed, R ERA: 3.59 Steve Barber, L ERA: 4.37 (8, 1) | IP: 7.0 WLS: L BF: 31 H: 7 R: 3 ER: 3 SO: 4 BB: 2 IBB: 0 HBP: 0 BLK: 0 WP: 0 HR: 0 S: 37 P: 45 ERA: 3.86 WHIP: 1.286 | | | | | | | | | | | | | | | PITCHER Ron Reed, R ERA: 3.59 Steve Barber, L ERA: 4.37 (8, 1) | IP: 7.0 WLS: L BF: 31 H: 7 R: 3 ER: 3 SO: 4 BB: 2 IBB: 0 HBP: 0 BLK: 0 WP: 0 HR: 0 S: 37 P: 45 ERA: 3.86 WHIP: 1.286 | |

| | |
|-----|----|
| AB | 34 |
| R | 2 |
| H | 7 |
| RBI | 1 |
| BB | 0 |
| SO | 5 |
| LOB | 12 |



| Batter | 1 | 2 | 3 | 4 | 5 | 6 | 7 | 8 | 9 | AB | R | H | RBI | BB | SO | LOB | TOP | | | |
|--|---------------------------------------|---------------------------------------|---------------------------------------|---------------------------------------|---------------------------------------|---------------------------------------|---------------------------------------|---------------------------------------|---------------------------------------|---------------------------------------|---------------------------------------|---------------------------------------|---------------------------------------|---------------------------------------|---------------------------------------|---------------------------------------|----------------------------------|------------------------------------|----------------------------------|--------|
| Felix Millan, R OBP: 0.354, SLG: 0.402 Mary Staehle, L OBP: 0.238, SLG: 0.111 | 0-0 1B | 0-0 6-3 | | 0-0 WP 4-3 1B | | 0-0 F3 | | 0-0 WP 1B | | 5 | 0 | 3 | 0 | 0 | 0 | 0 | | | | |
| Ralph Carr, L OBP: 0.377, SLG: 0.475 | 0-0 F8 | | 0-0 1-3 | 0-0 4-3 | | 0-3 K | | 0-0 F7 | | 5 | 0 | 0 | 0 | 0 | 0 | 1 | 3 | | | |
| Hank Aaron, R OBP: 0.402, SLG: 0.665 Sonny Jackson, L OBP: 0.309, SLG: 0.358 | 0-0 F4 | | 0-0 HR | 0-3 K | | 0-0 FC5-4 1B | | 0-0 F3 | | 5 | 1 | 2 | 1 | 0 | 1 | 3 | | | | |
| Orlando Cepeda, R OBP: 0.347, SLG: 0.532 | 0-0 F9 | | 4-0 2B BB | 0-0 L7 | | 0-0 FC5-4 BB HR | | 0-0 6-3 | | 4 | 2 | 0 | 0 | 1 | 0 | 4 | | | | |
| Hal King, L OBP: 0.363, SLG: 0.333 | | 0-0 1B HR | 0-3 K | | 0-3 K | | 4-0 1-2 HR BB | | 0-0 2B | 4 | 2 | 0 | 1 | 2 | 1 | | | | | |
| Mike Lum, L OBP: 0.336, SLG: 0.376 | 0-0 1-2 HR | 0-0 1B | 0-0 1B | 0-0 2B | | 0-0 G3 | | 0-0 F3 | | 5 | 2 | 2 | 1 | 0 | 0 | 3 | | | | |
| Earl Williams, R OBP: 0.316, SLG: 0.451 | 0-0 1-2 2-H HR | 0-0 1B BB | 4-0 1B BB | | 0-0 1B | | 0-0 1-2 2-H HR | | 4-0 BB | 3 | 2 | 3 | 6 | 2 | 0 | 0 | | | | |
| Zoilo Versalles, R OBP: 0.311, SLG: 0.381 | 0-0 F5 | 0-0 1-2 2-H 1B | 0-0 1B | | 0-3 K | | 0-0 2B | | 0-0 F3 | 5 | 0 | 2 | 1 | 0 | 1 | 3 | | | | |
| Pat Jarvis, R OBP: 0.107, SLG: 0.038 | 0-3 K | 0-3 6-3 | | | | 0-3 K | | 0-0 5-3 | | 5 | 0 | 0 | 0 | 0 | 3 | 5 | | | | |
| Inning Stats | R: 0 E: 0 K: 0 S: 4 | H: 1 LOB: 1 BB: 0 P: 4 | R: 3 E: 0 K: 1 S: 8 | H: 3 LOB: 0 BB: 0 P: 8 | R: 3 E: 0 K: 1 S: 8 | H: 3 LOB: 2 BB: 2 P: 16 | R: 0 E: 0 K: 1 S: 6 | H: 1 LOB: 1 BB: 0 P: 6 | R: 0 E: 0 K: 2 S: 7 | H: 0 LOB: 0 BB: 0 P: 7 | R: 3 E: 0 K: 0 S: 6 | H: 3 LOB: 1 BB: 1 P: 10 | R: 0 E: 0 K: 0 S: 4 | H: 1 LOB: 1 BB: 0 P: 4 | R: 0 E: 0 K: 1 S: 6 | H: 1 LOB: 2 BB: 1 P: 10 | 1B: 8 2B: 3 3B: 0 HR: 3 | SF: 0 SAC: 0 DP: 0 HBP: 0 | WP: 2 PB: 0 SB: 0 CS: 0 | PA: 45 |
| PITCHER | IP WLS BF H R ER SO | IP WLS BF H R ER SO | IP WLS BF H R ER SO | IP WLS BF H R ER SO | IP WLS BF H R ER SO | IP WLS BF H R ER SO | IP WLS BF H R ER SO | IP WLS BF H R ER SO | IP WLS BF H R ER SO | IP WLS BF H R ER SO | IP WLS BF H R ER SO | IP WLS BF H R ER SO | IP WLS BF H R ER SO | IP WLS BF H R ER SO | IP WLS BF H R ER SO | IP WLS BF H R ER SO | ERA WHIP | ERA WHIP | | |
| Don Wilson, R ERA: 3.09 | (1, 1) | 2.2 | L | 15 | 6 | 6 | 6 | 2 | 1 | 0 | 0 | 0 | 0 | 0 | 0 | 0 | 0 | 20.25 | 2.625 | |
| Jim Ray, R ERA: 2.99 | (3, 1) | 1.1 | | 7 | 2 | 0 | 0 | 1 | 1 | 0 | 0 | 0 | 0 | 1 | 0 | 8 | 12 | 0.00 | 2.250 | |
| Buddy Harris, R ERA: 5.59 | (5, 1) | 3.0 | | 14 | 4 | 3 | 3 | 4 | 1 | 0 | 0 | 0 | 0 | 0 | 1 | 21 | 25 | 9.00 | 1.667 | |
| Denny Lemaster, L ERA: 1.83 | (8, 1) | 2.0 | | 9 | 2 | 0 | 0 | 1 | 1 | 0 | 0 | 0 | 0 | 1 | 0 | 10 | 14 | 0.00 | 1.500 | |

Atlanta Braves @ Houston Astros
Astrodome, Houston, TX
Sun Jun 13 1971, 4:33 AM EDT
Att: 19,646 - Unknown

AB 41
R 9
H 14
RBI 9
BB 4
SO 8
LOB 22



| Batter | 1 | 2 | 3 | 4 | 5 | 6 | 7 | 8 | 9 | AB | R | H | RBI | BB | SO | LOB | BOTTOM | | | |
|--|---------------------------------------|---------------------------------------|---------------------------------------|---------------------------------------|---------------------------------------|---------------------------------------|---------------------------------------|---------------------------------------|---------------------------------------|---------------------------------------|---------------------------------------|---------------------------------------|---------------------------------------|---------------------------------------|---------------------------------------|---------------------------------------|----------------------------------|------------------------------------|----------------------------------|--------|
| Jesus Alou, R OBP: 0.359, SLG: 0.407 Denny Lemaster, R | 0-0 F9 | | 0-0 6-3 | 0-0 F2 | | | 0-0 F5 | | | 4 | 0 | 0 | 0 | 0 | 0 | 2 | | | | |
| Joe Morgan, L OBP: 0.338, SLG: 0.373 | 4-0 S BB | | 0-0 F3 | | 0-0 F9 | | | 0-0 3-1 | | 3 | 0 | 0 | 0 | 1 | 0 | 0 | | | | |
| Cesar Cedeno, R OBP: 0.283, SLG: 0.389 | 0-0 F9 | | 4-0 2B BB | | 0-0 5-3 | | | 0-0 2B | | 3 | 0 | 1 | 0 | 1 | 0 | 1 | | | | |
| Bob Watson, R OBP: 0.344, SLG: 0.417 | 1-0 HBP | | 0-0 1-3 2B | | 0-0 6-3 | | | 0-0 4-3 | | 3 | 0 | 1 | 0 | 0 | 0 | 1 | | | | |
| Denis Menke, R OBP: 0.319, SLG: 0.287 | 0-0 F8 | | 0-0 4-3 | | | 0-0 6-3 | | 0-0 F2 | | 4 | 0 | 0 | 0 | 0 | 0 | 5 | | | | |
| Jimmy Wynn, R OBP: 0.299, SLG: 0.297 | | 0-0 F7 | | 0-0 F6 | | 0-0 F4 | | 0-0 F7 | | 4 | 0 | 0 | 0 | 0 | 0 | 0 | | | | |
| Johnny Edwards, L OBP: 0.275, SLG: 0.314 | | 0-0 F8 | | 0-0 4-3 | | 0-0 3-1 | | 0-0 3-1 | | 4 | 0 | 0 | 0 | 0 | 0 | 0 | | | | |
| Roger Metzger, S OBP: 0.272, SLG: 0.295 | | 0-0 FC4 1B | | 0-0 1B | | | 0-0 F8 | | 0-0 4-3 | 4 | 0 | 2 | 0 | 0 | 0 | 0 | | | | |
| Don Wilson, R OBP: 0.111, SLG: 0.139 Jim Ray, R OBP: 0.286, SLG: 0.321 Buddy Harris, R OBP: 0.409, SLG: 0.550 | | 0-0 FC4 | | 0-0 1-2 1B | | | 0-0 F8 | | | 1 | 0 | 0 | 0 | 0 | 0 | 1 | | | | |
| Inning Stats | R: 0 E: 0 K: 0 S: 3 | H: 0 LOB: 2 BB: 1 P: 8 | R: 0 E: 0 K: 0 S: 4 | H: 1 LOB: 1 BB: 0 P: 4 | R: 0 E: 0 K: 0 S: 4 | H: 1 LOB: 2 BB: 1 P: 8 | R: 0 E: 0 K: 0 S: 5 | H: 2 LOB: 2 BB: 0 P: 5 | R: 0 E: 0 K: 0 S: 3 | H: 0 LOB: 0 BB: 0 P: 3 | R: 0 E: 0 K: 0 S: 3 | H: 0 LOB: 0 BB: 0 P: 3 | R: 0 E: 0 K: 0 S: 4 | H: 1 LOB: 1 BB: 0 P: 4 | R: 0 E: 0 K: 0 S: 3 | H: 0 LOB: 0 BB: 0 P: 3 | 1B: 3 2B: 2 3B: 0 HR: 0 | SF: 0 SAC: 0 DP: 0 HBP: 1 | WP: 0 PB: 0 SB: 1 CS: 0 | PA: 35 |
| PITCHER | IP WLS BF H R ER SO | IP WLS BF H R ER SO | IP WLS BF H R ER SO | IP WLS BF H R ER SO | IP WLS BF H R ER SO | IP WLS BF H R ER SO | IP WLS BF H R ER SO | IP WLS BF H R ER SO | IP WLS BF H R ER SO | IP WLS BF H R ER SO | IP WLS BF H R ER SO | IP WLS BF H R ER SO | IP WLS BF H R ER SO | IP WLS BF H R ER SO | IP WLS BF H R ER SO | IP WLS BF H R ER SO | ERA WHIP | ERA WHIP | | |
| Pat Jarvis, R ERA: 4.35 | (1, 1) | 9.0 | W | 35 | 5 | 0 | 0 | 0 | 2 | 0 | 1 | 0 | 0 | 0 | 0 | 0 | 41 | 0.00 | 0.778 | |

Atlanta Braves @ Houston Astros
Astrodome, Houston, TX
Sun Jun 13 1971, 4:33 AM EDT
Att: 19,646 - Unknown

AB 32
R 0
H 5
RBI 0
BB 2
SO 0
LOB 10



| Batter | 1 | 2 | 3 | 4 | 5 | 6 | 7 | 8 | 9 | AB | R | H | RBI | BB | SO | LOB | TOP | | | | | |
|---|---|--|--|---------------------------------|------------------------------|---------------------------------|------------------------------|---------------------------------|------------------------------|---------------------------------|------------------------------|---------------------------------|------------------------------|---------------------------------|------------------------------|---------------------------------|--|------------------------------------|----------------------------------|--------|--|--|
| Felix Millan, R OBP: 0.359, SLG: 0.415 (1,4) | 0-0 1B | | 0-0 E 4-3 1B | | 0-0 SF8 3B | | 0-0 F7 | | 0-0 G3 | 5 | 1 | 3 | 1 | 0 | 0 | 1 | Atlanta Braves @ Chicago Cubs Wrigley Field, Chicago, IL Mon Jun 14 1971, 3:33 AM CDT Att: 14,381 - Sunny - 73 F | | | | | |
| Ralph Garr, L OBP: 0.371, SLG: 0.468 (1,7) | 0-0 6-3 | | 0-0 4-3 | | 0-0 6-3 | | 0-0 1-3 | | | 4 | 0 | 0 | 0 | 0 | 0 | 2 | | | | | | |
| Hank Aaron, R OBP: 0.399, SLG: 0.660 (1,9) | 0-0 1B | | 0-0 E6 | | 0-0 SF8 | | 0-0 F9 | | | 3 | 0 | 1 | 1 | 0 | 0 | 1 | | | | | | |
| Orlando Cepeda, R OBP: 0.346, SLG: 0.527 (1,3) | 0-0 F8 | | 0-0 4-3 | | 0-0 CS 1B | | | 0-0 F9 | | 4 | 0 | 1 | 0 | 0 | 0 | 3 | | | | | | |
| Mike Lum, L OBP: 0.325, SLG: 0.361 (1,8) | | 0-0 F2 | | 0-0 P4 | 0-0 CS 1-2 | 0-0 B1-3 | | 0-0 1-3 | | 4 | 0 | 0 | 0 | 0 | 0 | 0 | | | | | | |
| Earl Williams, R OBP: 0.315, SLG: 0.445 (1,5) | | 0-0 L3 | | 0-0 P5 | | 0-0 1B | | 0-3 K | | 4 | 0 | 1 | 0 | 0 | 1 | 0 | | | | | | |
| Zolo Versalles, R Sonny Jackson, L (9, PH) OBP: 0.307, SLG: 0.357 (1,6) | | 0-0 F5 | | | | 0-0 F9 | | | 0-0 L4 | 3 | 0 | 1 | 0 | 0 | 0 | 1 | | | | | | |
| Bob Didier, S Hal King, L (9, PH) OBP: 0.360, SLG: 0.330 (1,2) | | | 0-0 1B 3B | 4-0 IBB | | 0-0 1-2 1B | | | 0-0 5-3 | 2 | 1 | 2 | 0 | 1 | 0 | 0 | | | | | | |
| Phil Niekro, R Darrell Evans, L (9, PH) OBP: 0.326, SLG: 0.306 (1,1) | | | 0-0 5-3 | 0-0 1-3 | | 0-0 1-3 | | | 4-0 BB | 3 | 0 | 0 | 0 | 0 | 0 | 5 | | | | | | |
| | | | | | | | | | | 0 | 0 | 0 | 0 | 1 | 0 | 0 | | | | | | |
| Inning Stats | R: 0 E: 0 K: 0 S: 4 | H: 2 LOB: 1 BB: 0 P: 4 | R: 0 E: 0 K: 0 S: 3 | H: 0 LOB: 0 BB: 0 P: 3 | R: 1 E: 1 K: 0 S: 6 | H: 2 LOB: 2 BB: 0 P: 6 | R: 0 E: 0 K: 0 S: 4 | H: 1 LOB: 2 BB: 1 P: 8 | R: 1 E: 0 K: 0 S: 4 | H: 2 LOB: 0 BB: 0 P: 4 | R: 0 E: 0 K: 0 S: 3 | H: 0 LOB: 0 BB: 0 P: 3 | R: 0 E: 0 K: 1 S: 5 | H: 0 LOB: 1 BB: 1 P: 5 | R: 0 E: 0 K: 0 S: 3 | H: 0 LOB: 0 BB: 0 P: 7 | 1B: 6 2B: 1 3B: 2 HR: 0 | SF: 1 SAC: 0 DP: 0 HBP: 0 | WP: 0 PB: 0 SB: 0 CS: 1 | PA: 38 | | |
| PITCHER | IP WLS BF H R ER SO BB IBB HBP BLK WP HR S P ERA WHIP | 8.0 W 33 9 2 2 1 0 1 0 0 0 0 0 34 38 2.25 1.125 | 1.0 S 4 0 0 0 0 1 0 0 0 0 0 3 7 0.00 1.000 | | | | | | | | | | | | | | | | | | | |

| | |
|-----|----|
| AB | 34 |
| R | 2 |
| H | 9 |
| RBI | 2 |
| BB | 2 |
| SO | 1 |
| LOB | 13 |



| Batter | 1 | 2 | 3 | 4 | 5 | 6 | 7 | 8 | 9 | AB | R | H | RBI | BB | SO | LOB | BOTTOM | | | | |
|---|---|---|------------------------------|---------------------------------|------------------------------|---------------------------------|------------------------------|---------------------------------|------------------------------|---------------------------------|------------------------------|---------------------------------|------------------------------|---------------------------------|------------------------------|---------------------------------|--|------------------------------------|----------------------------------|--------|--|
| Don Kessinger, S OBP: 0.336, SLG: 0.335 (1,6) | 1-0 4-3 HBP | | 0-0 5-3 | | | 0-0 4-3 | | 4-0 FC3-4 1B HR BB | | 2 | 1 | 0 | 0 | 1 | 0 | 0 | Atlanta Braves @ Chicago Cubs Wrigley Field, Chicago, IL Mon Jun 14 1971, 3:33 AM CDT Att: 14,381 - Sunny - 73 F | | | | |
| Glenn Beckert, R OBP: 0.372, SLG: 0.404 (1,4) | 0-3 K | | | 0-0 5-3 | | 0-0 5-3 | | 0-0 FC3-4 1B | | 4 | 0 | 1 | 0 | 0 | 1 | 1 | | | | | |
| Billy Williams, L OBP: 0.360, SLG: 0.494 (1,7) | 0-0 4-3 1-2 | | | 0-0 F8 | | 0-0 3-1 | | 0-0 FC3-4 HR | | 4 | 1 | 0 | 0 | 0 | 0 | 3 | | | | | |
| Joe Pepitone, L OBP: 0.356, SLG: 0.553 (1,3) | 0-3 K | | | 0-3 K | | | 0-0 F8 | 0-0 1-2 2-3 HR | | 4 | 1 | 1 | 3 | 0 | 2 | 1 | | | | | |
| Ron Santo, R OBP: 0.358, SLG: 0.489 (1,5) | | 0-0 F9 | | | 0-0 F8 | | 0-0 F9 | 0-0 1-H 3-H 5-3 HR | | 4 | 0 | 0 | 0 | 0 | 0 | 0 | | | | | |
| Johnny Callison, L OBP: 0.310, SLG: 0.306 (1,9) | | 1-0 G6-4-3 HBP | | | 0-0 1-4-3 | | 0-0 1B | | | 2 | 0 | 1 | 0 | 0 | 0 | 0 | | | | | |
| Chris Cannizzaro, R OBP: 0.329, SLG: 0.296 (1,2) | | 0-0 G6-4-3 | | | 4-0 1B BB | | 0-0 1B | 1-3 1B | | 2 | 0 | 1 | 0 | 1 | 0 | 1 | | | | | |
| Jose Ortiz, R Jim Hickman, R (7, PH) OBP: 0.347, SLG: 0.398 (1,8) | | | 0-3 K | | | 0-0 1-2 1B | | | 0-0 F8 | 2 | 0 | 1 | 0 | 0 | 1 | 0 | | | | | |
| Phil Regan, R Paul Popovich, S (8, PH) Ron Tompkins, R (9, 1) | | | 0-3 K | | | 0-0 F8 | | | 0-0 P4-1 | 2 | 0 | 0 | 0 | 0 | 1 | 2 | | | | | |
| | | | | | | | | | | 1 | 0 | 0 | 0 | 0 | 0 | 0 | | | | | |
| | | | | | | | | | | 0 | 0 | 0 | 0 | 0 | 0 | 0 | | | | | |
| Inning Stats | R: 0 E: 0 K: 2 S: 7 | H: 0 LOB: 1 BB: 0 P: 8 | R: 0 E: 0 K: 0 S: 2 | H: 0 LOB: 0 BB: 0 P: 3 | R: 0 E: 0 K: 2 S: 7 | H: 0 LOB: 0 BB: 0 P: 7 | R: 0 E: 0 K: 1 S: 5 | H: 0 LOB: 0 BB: 0 P: 5 | R: 0 E: 0 K: 0 S: 4 | H: 1 LOB: 2 BB: 1 P: 8 | R: 0 E: 0 K: 0 S: 3 | H: 0 LOB: 0 BB: 0 P: 3 | R: 0 E: 0 K: 0 S: 5 | H: 2 LOB: 2 BB: 0 P: 5 | R: 3 E: 0 K: 0 S: 5 | H: 2 LOB: 0 BB: 1 P: 9 | 1B: 4 2B: 0 3B: 0 HR: 1 | SF: 0 SAC: 0 DP: 1 HBP: 2 | WP: 0 PB: 0 SB: 0 CS: 0 | PA: 32 | |
| PITCHER | IP WLS BF H R ER SO BB IBB HBP BLK WP HR S P ERA WHIP | 8.0 L 32 5 3 3 5 2 0 2 2 0 1 38 48 3.38 0.875 | | | | | | | | | | | | | | | | | | | |



| Batter | 1 | 2 | 3 | 4 | 5 | 6 | 7 | 8 | 9 | AB | R | H | RBI | BB | SO | LOB | TOP | | | |
|--|--|---------------------------------|------------------------------|---------------------------------|------------------------------|---------------------------------|------------------------------|---------------------------------|------------------------------|---------------------------------|------------------------------|---------------------------------|------------------------------|---------------------------------|------------------------------|---------------------------------|----------------------------------|------------------------------------|----------------------------------|--------|
| Felix Millan, R OBP: 0.353, SLG: 0.408 (1, 4) | | | | | | | | | | 4 | 0 | 0 | 0 | 0 | 1 | 0 | | | | |
| Sonny Jackson, L OBP: 0.302, SLG: 0.351 (1, 8) | | | | | | | | | | 4 | 0 | 0 | 0 | 0 | 0 | 0 | | | | |
| Hank Aaron, R OBP: 0.394, SLG: 0.650 (1, 9) | | | | | | | | | | 3 | 0 | 0 | 0 | 0 | 1 | 0 | | | | |
| Orlando Cepeda, R OBP: 0.345, SLG: 0.525 (1, 3) | | | | | | | | | | 3 | 1 | 1 | 0 | 0 | 1 | 0 | | | | |
| Mike Lum, L OBP: 0.325, SLG: 0.360 (1, 7) | | | | | | | | | | 3 | 0 | 1 | 0 | 0 | 1 | 0 | | | | |
| Hal King, L OBP: 0.360, SLG: 0.330 (1, 2) | | | | | | | | | | 3 | 0 | 1 | 0 | 0 | 1 | 0 | | | | |
| Earl Williams, R OBP: 0.309, SLG: 0.436 (1, 5) | | | | | | | | | | 3 | 0 | 0 | 0 | 0 | 0 | 2 | | | | |
| Zolio Versalles, R OBP: 0.294, SLG: 0.375 (1, 6) | | | | | | | | | | 3 | 0 | 0 | 0 | 0 | 0 | 1 | | | | |
| Tom Kelley, R (1, 1) | | | | | | | | | | 2 | 0 | 0 | 0 | 0 | 1 | 0 | | | | |
| Darrell Evans, L OBP: 0.318, SLG: 0.297 (9, PH) | | | | | | | | | | 1 | 0 | 0 | 0 | 0 | 0 | 0 | | | | |
| Inning Stats | R: 0 E: 0 K: 0 S: 3 | H: 0 LOB: 0 BB: 0 P: 3 | R: 1 E: 0 K: 0 S: 5 | H: 3 LOB: 1 BB: 0 P: 5 | R: 0 E: 0 K: 0 S: 3 | H: 0 LOB: 0 BB: 0 P: 3 | R: 0 E: 0 K: 1 S: 5 | H: 0 LOB: 0 BB: 0 P: 3 | R: 0 E: 0 K: 2 S: 7 | H: 0 LOB: 0 BB: 0 P: 7 | R: 0 E: 0 K: 1 S: 5 | H: 0 LOB: 0 BB: 0 P: 5 | R: 0 E: 0 K: 1 S: 5 | H: 0 LOB: 0 BB: 0 P: 5 | R: 0 E: 0 K: 1 S: 5 | H: 0 LOB: 0 BB: 0 P: 5 | 1B: 3 2B: 0 3B: 0 HR: 0 | SF: 0 SAC: 0 DP: 1 HBP: 0 | WP: 0 PB: 0 SB: 0 CS: 0 | PA: 29 |
| PITCHER Bill Hands, R ERA: 3.7 (1, 1) | IP: 9.0 WLS: W BF: 29 H: 3 R: 1 ER: 1 SO: 6 BB: 0 IBB: 0 HBP: 0 BLK: 0 WP: 0 HR: 0 S: 41 P: 41 ERA: 1.00 WHIP: 0.333 | | | | | | | | | | | | | | | | | | | |

Atlanta Braves @ Chicago Cubs
Wrigley Field, Chicago, IL
Tue Jun 15 1971, 3:33 AM CDT
Att: 18,758 - Unknown

AB 29
R 1
H 3
RBI 0
BB 0
SO 6
LOB 3



| Batter | 1 | 2 | 3 | 4 | 5 | 6 | 7 | 8 | 9 | AB | R | H | RBI | BB | SO | LOB | BOTTOM | | | |
|--|--|----------------------------------|------------------------------|---------------------------------|------------------------------|---------------------------------|------------------------------|---------------------------------|------------------------------|---------------------------------|------------------------------|---------------------------------|------------------------------|---------------------------------|------------------------------|---------------------------------|----------------------------------|------------------------------------|----------------------------------|--------|
| Don Kessinger, S OBP: 0.342, SLG: 0.339 (1, 6) | | | | | | | | | | 3 | 1 | 2 | 0 | 1 | 0 | 0 | | | | |
| Glenn Beckert, R OBP: 0.374, SLG: 0.406 (1, 4) | | | | | | | | | | 4 | 1 | 2 | 0 | 0 | 0 | 1 | | | | |
| Billy Williams, L OBP: 0.358, SLG: 0.487 (1, 7) | | | | | | | | | | 3 | 0 | 0 | 0 | 1 | 0 | 3 | | | | |
| Joe Pepitone, L OBP: 0.354, SLG: 0.545 (1, 3) | | | | | | | | | | 4 | 0 | 1 | 2 | 0 | 0 | 3 | | | | |
| Ron Santo, R OBP: 0.356, SLG: 0.485 (1, 5) | | | | | | | | | | 4 | 1 | 1 | 0 | 0 | 1 | 4 | | | | |
| Johnny Callison, L OBP: 0.305, SLG: 0.304 (1, 9) | | | | | | | | | | 4 | 0 | 1 | 0 | 0 | 0 | 2 | | | | |
| Jim Hickman, R OBP: 0.322, SLG: 0.395 (1, 8) | | | | | | | | | | 3 | 0 | 0 | 0 | 0 | 1 | 2 | | | | |
| Brock Davis, L OBP: 0.359, SLG: 0.408 (6, PR) (7, 8) | | | | | | | | | | 1 | 0 | 0 | 0 | 0 | 0 | 0 | | | | |
| Chris Cannizzaro, R OBP: 0.328, SLG: 0.287 (1, 2) | | | | | | | | | | 3 | 0 | 1 | 1 | 0 | 0 | 1 | | | | |
| Bill Hands, R OBP: 0.111, SLG: 0.088 (1, 1) | | | | | | | | | | 3 | 0 | 0 | 0 | 0 | 0 | 4 | | | | |
| Inning Stats | R: 2 E: 0 K: 1 S: 6 | H: 2 LOB: 1 BB: 2 P: 14 | R: 0 E: 0 K: 1 S: 5 | H: 0 LOB: 0 BB: 0 P: 5 | R: 0 E: 0 K: 0 S: 3 | H: 0 LOB: 0 BB: 0 P: 3 | R: 1 E: 0 K: 0 S: 6 | H: 3 LOB: 2 BB: 0 P: 6 | R: 0 E: 0 K: 0 S: 5 | H: 2 LOB: 2 BB: 0 P: 5 | R: 0 E: 1 K: 0 S: 4 | H: 0 LOB: 2 BB: 0 P: 4 | R: 0 E: 0 K: 0 S: 4 | H: 1 LOB: 1 BB: 0 P: 4 | R: 0 E: 0 K: 0 S: 3 | H: 0 LOB: 0 BB: 0 P: 3 | 1B: 8 2B: 1 3B: 0 HR: 0 | SF: 0 SAC: 0 DP: 1 HBP: 0 | WP: 0 PB: 0 SB: 0 CS: 0 | PA: 34 |
| PITCHER Tom Kelley, R ERA: 2.72 (1, 1) | IP: 8.0 WLS: L BF: 34 H: 8 R: 3 ER: 3 SO: 2 BB: 2 IBB: 0 HBP: 0 BLK: 0 WP: 0 HR: 0 S: 36 P: 44 ERA: 3.38 WHIP: 1.250 | | | | | | | | | | | | | | | | | | | |

Atlanta Braves @ Chicago Cubs
Wrigley Field, Chicago, IL
Tue Jun 15 1971, 3:33 AM CDT
Att: 18,758 - Unknown

AB 32
R 3
H 8
RBI 3
BB 2
SO 2
LOB 20



| Batter | 1 | 2 | 3 | 4 | 5 | 6 | 7 | 8 | 9 | AB | R | H | RBI | BB | SO | LOB | TOP | | | | | | | | |
|---|------------------------------|---------------------------------|------------------------------|---------------------------------|------------------------------|---------------------------------|------------------------------|---------------------------------|-------------------------------|----------------------------------|------------------------------|---------------------------------|------------------------------|---------------------------------|------------------------------|---------------------------------|------------------------------|---------------------------------|----------------------------------|------------------------------------|----------------------------------|--------|--|--|--|
| Felix Millan, R OBP: 0.350, SLG: 0.405 (1.4) | 0-0 5-3 | | 0-0 G6-4-3 1B | | 0-0 SF7 | 0-0 P5 | | | 0-0 6-3 | 4 | 0 | 1 | 1 | 0 | 0 | 2 | | | | | | | | | |
| Sonny Jackson, L OBP: 0.304, SLG: 0.360 (1.8) | 0-3 K | | 0-0 G6-4-3 | | 0-0 2B | | | 0-0 1B | 0-3 K | 5 | 2 | 2 | 1 | 0 | 2 | 2 | | | | | | | | | |
| Hank Aaron, R OBP: 0.398, SLG: 0.652 (1.9) | 4-0 BB | | | 0-0 F7 | 0-0 2B | | | 0-0 1B | 0-3 K | 4 | 1 | 2 | 3 | 1 | 1 | 0 | | | | | | | | | |
| Orlando Cepeda, R OBP: 0.344, SLG: 0.524 (1.3) | 0-0 5-3 | | | 0-0 F8 | 0-0 2B | | | 0-0 1B | 0-3 K | 4 | 0 | 1 | 1 | 0 | 0 | 2 | | | | | | | | | |
| Earl Williams, R OBP: 0.302, SLG: 0.425 (1.5) | | 0-0 F8 | | 0-3 K | 0-3 K | | | 0-0 F2 | | 4 | 0 | 0 | 0 | 0 | 2 | 1 | | | | | | | | | |
| Gil Garrido, R OBP: 0.254, SLG: 0.180 (9.5) | | | | | | | | | | 0 | 0 | 0 | 0 | 0 | 0 | 0 | | | | | | | | | |
| Zoilo Versalles, R OBP: 0.291, SLG: 0.365 (1.6) | | 0-0 5-3 | | | 0-0 SH 1B | 0-3 K | | 0-3 K | | 4 | 1 | 1 | 0 | 0 | 2 | 0 | | | | | | | | | |
| Mike Lum, L OBP: 0.339, SLG: 0.385 (1.7) | | 0-0 4-3 | | | 0-0 1B | 0-0 2B | | 0-0 2B | | 4 | 1 | 3 | 0 | 0 | 0 | 0 | | | | | | | | | |
| Bob Didier, S OBP: 0.279, SLG: 0.293 (1.2) | | | 0-0 4-3 | | 0-0 SH 1B | 0-0 2B | | 0-0 2B | 0-3 K | 3 | 1 | 1 | 0 | 0 | 0 | 1 | | | | | | | | | |
| Jim Nash, R OBP: 0.179, SLG: 0.214 (1.1) | | | | 0-0 4-3 | | 0-0 F7 | 0-3 K | | 0-0 1-3 | 3 | 0 | 1 | 0 | 0 | 1 | 5 | | | | | | | | | |
| Bob Priddy, R OBP: 0.143, SLG: 0.143 (6.1) | | | | | | | | | | 1 | 0 | 0 | 0 | 0 | 0 | 1 | | | | | | | | | |
| Phil Niekro, R OBP: 0.139, SLG: 0.147 (9.1) | | | | | | | | | | 0 | 0 | 0 | 0 | 0 | 0 | 0 | | | | | | | | | |
| Inning Stats | R: 0 E: 0 K: 1 S: 5 | H: 0 LOB: 1 BB: 1 P: 9 | R: 0 E: 0 K: 0 S: 3 | H: 0 LOB: 0 BB: 0 P: 3 | R: 0 E: 0 K: 0 S: 4 | H: 2 LOB: 1 BB: 0 P: 4 | R: 0 E: 0 K: 1 S: 5 | H: 0 LOB: 0 BB: 0 P: 5 | R: 5 E: 1 K: 1 S: 11 | H: 5 LOB: 1 BB: 0 P: 11 | R: 0 E: 0 K: 2 S: 9 | H: 2 LOB: 2 BB: 0 P: 9 | R: 1 E: 0 K: 0 S: 4 | H: 2 LOB: 0 BB: 0 P: 4 | R: 0 E: 0 K: 1 S: 6 | H: 1 LOB: 1 BB: 0 P: 6 | R: 0 E: 0 K: 2 S: 7 | H: 0 LOB: 0 BB: 0 P: 7 | 1B: 7 2B: 4 3B: 1 HR: 0 | SF: 1 SAC: 1 DP: 2 HBP: 0 | WP: 0 PB: 0 SB: 0 CS: 0 | PA: 39 | | | |
| PITCHER | IP | WLS | BF | H | R | ER | SO | BB | IBB | HBP | BLK | WP | HR | S | P | ERA | WHIP | | | | | | | | |
| Ken Holtzman, L ERA: 3.95 (1.1) | 4.2 | L | 22 | 7 | 5 | 0 | 2 | 1 | 0 | 0 | 0 | 0 | 0 | 25 | 29 | 0.00 | 1.714 | | | | | | | | |
| Bill Bonham, R ERA: 7.13 (5.1) | 1.1 | | 6 | 2 | 0 | 0 | 3 | 0 | 0 | 0 | 0 | 0 | 0 | 12 | 12 | 0.00 | 1.500 | | | | | | | | |
| Ron Tompkins, R ERA: 2.86 (7.1) | 2.0 | | 8 | 3 | 1 | 1 | 1 | 0 | 0 | 0 | 0 | 0 | 0 | 10 | 10 | 4.50 | 1.500 | | | | | | | | |
| Ray Newman, L ERA: 1.69 (9.1) | 1.0 | | 3 | 0 | 0 | 0 | 2 | 0 | 0 | 0 | 0 | 0 | 0 | 7 | 7 | 0.00 | 0.000 | | | | | | | | |

Atlanta Braves @ Chicago Cubs
Wrigley Field, Chicago, IL
Wed Jun 16 1971, 3:33 AM CDT
Att: 19,204 - Unknown

AB 36
R 6
H 12
RBI 6
BB 1
SO 8
LOB 14



| Batter | 1 | 2 | 3 | 4 | 5 | 6 | 7 | 8 | 9 | AB | R | H | RBI | BB | SO | LOB | BOTTOM | | | | | | | | |
|--|------------------------------|---------------------------------|------------------------------|---------------------------------|------------------------------|---------------------------------|------------------------------|---------------------------------|------------------------------|---------------------------------|------------------------------|----------------------------------|------------------------------|---------------------------------|------------------------------|---------------------------------|------------------------------|---------------------------------|----------------------------------|------------------------------------|----------------------------------|--------|--|--|--|
| Don Kessinger, S OBP: 0.339, SLG: 0.340 (1.6) | 0-0 3-1 | 0-0 4-3 | | 0-0 5-3 | | 0-0 1-3 3H 2B | | | 0-0 1-3 | 5 | 0 | 1 | 1 | 0 | 0 | 4 | | | | | | | | | |
| Glenn Beckert, R OBP: 0.370, SLG: 0.399 (1.4) | 4-0 2B BB | | 0-0 6-3 | | 0-0 5-3 | 0-0 P6 | | | 0-0 4-3 | 4 | 1 | 0 | 0 | 1 | 0 | 3 | | | | | | | | | |
| Billy Williams, L OBP: 0.359, SLG: 0.490 (1.7) | 0-0 1B 1H 2B | | 0-0 6-3 | | 0-0 F3 | 0-0 L4 | | | 0-0 WP 1B S | 5 | 1 | 2 | 1 | 0 | 0 | 3 | | | | | | | | | |
| Joe Pepitone, L OBP: 0.361, SLG: 0.553 (1.3) | 0-0 G6-4-3 1B | | 0-0 2B | | 0-0 P6 | | | 0-0 P4 | 0-0 1B | 5 | 0 | 3 | 1 | 0 | 0 | 0 | | | | | | | | | |
| Ron Santo, R OBP: 0.353, SLG: 0.476 (1.5) | 0-0 G6-4-3 | | 0-0 L5 | | 4-0 1B BB | 0-3 K | | 0-3 K | 0-3 K | 4 | 1 | 0 | 0 | 1 | 2 | 4 | | | | | | | | | |
| Johnny Callison, L OBP: 0.313, SLG: 0.309 (1.9) | | 0-0 F8 | | 0-0 SH1-4 1B | 0-0 1B | 0-0 E 1B SF8 1B | | 0-3 K | | 4 | 1 | 2 | 0 | 0 | 1 | 0 | | | | | | | | | |
| Brook Davis, L OBP: 0.366, SLG: 0.413 (1.8) | | 0-0 B1-3 | | 0-0 SH1-4 1B | 0-0 1B | 0-0 E7 SF8 2B 1B | | 0-0 F7 | | 4 | 1 | 2 | 1 | 0 | 0 | 0 | | | | | | | | | |
| Chris Cannizzaro, R OBP: 0.339, SLG: 0.304 (1.2) | | | 0-0 2B | | 0-0 SH1-4 | 4-0 2B BB | | 0-0 G3 | | 1 | 0 | 1 | 0 | 1 | 0 | 0 | | | | | | | | | |
| Jose Ortiz, R OBP: 0.347, SLG: 0.398 (6. PR) | | | | | | | | | | 0 | 0 | 0 | 0 | 0 | 0 | 0 | | | | | | | | | |
| Danny Breaden, R OBP: 0.253, SLG: 0.169 (7.2) | | | | | | | | | | 0 | 0 | 0 | 0 | 0 | 0 | 0 | | | | | | | | | |
| J.C. Martin, L OBP: 0.341, SLG: 0.463 (8.2) | | | | | | | | | | 1 | 0 | 0 | 0 | 0 | 0 | 0 | | | | | | | | | |
| Ken Holtzman, R OBP: 0.189, SLG: 0.244 (11.1) | | 4-0 BB | | 0-0 F9 | | 0-0 SF8 | | 0-3 K | | 1 | 0 | 0 | 0 | 1 | 0 | 2 | | | | | | | | | |
| Bill Bonham, R OBP: 0.347, SLG: 0.398 (15.1) | | | | | | | | | | 0 | 0 | 0 | 0 | 0 | 0 | 0 | | | | | | | | | |
| Paul Popovich, S OBP: 0.351, SLG: 0.351 (6. PR) | | | | | | | | | | 0 | 0 | 0 | 0 | 0 | 0 | 0 | | | | | | | | | |
| Ron Tompkins, R OBP: 0.194, SLG: 0.265 (7.1) | | | | | | | | | | 0 | 0 | 0 | 0 | 0 | 0 | 0 | | | | | | | | | |
| Hal Breaden, R OBP: 0.194, SLG: 0.265 (8. PR) | | | | | | | | | | 1 | 0 | 0 | 0 | 0 | 1 | 0 | | | | | | | | | |
| Ray Newman, L ERA: 3.33 (9.1) | | | | | | | | | | 0 | 0 | 0 | 0 | 0 | 0 | 0 | | | | | | | | | |
| Inning Stats | R: 1 E: 0 K: 0 S: 4 | H: 2 LOB: 1 BB: 1 P: 8 | R: 0 E: 0 K: 0 S: 4 | H: 1 LOB: 2 BB: 1 P: 8 | R: 0 E: 0 K: 0 S: 4 | H: 1 LOB: 1 BB: 0 P: 4 | R: 0 E: 0 K: 0 S: 5 | H: 2 LOB: 2 BB: 0 P: 5 | R: 0 E: 0 K: 0 S: 3 | H: 0 LOB: 0 BB: 0 P: 3 | R: 3 E: 1 K: 0 S: 6 | H: 3 LOB: 3 BB: 2 P: 14 | R: 0 E: 0 K: 2 S: 7 | H: 0 LOB: 0 BB: 0 P: 7 | R: 0 E: 0 K: 1 S: 5 | H: 0 LOB: 0 BB: 0 P: 5 | R: 1 E: 0 K: 1 S: 7 | H: 2 LOB: 1 BB: 0 P: 7 | 1B: 7 2B: 4 3B: 0 HR: 0 | SF: 1 SAC: 1 DP: 1 HBP: 0 | WP: 1 PB: 0 SB: 1 CS: 0 | PA: 41 | | | |
| PITCHER | IP | WLS | BF | H | R | ER | SO | BB | IBB | HBP | BLK | WP | HR | S | P | ERA | WHIP | | | | | | | | |
| Jim Nash, R ERA: 5.48 (1.1) | 5.0 | W | 25 | 8 | 4 | 4 | 0 | 3 | 0 | 0 | 0 | 0 | 0 | 22 | 34 | 7.20 | 2.200 | | | | | | | | |
| Bob Priddy, R ERA: 3.66 (6.1) | 3.2 | | 15 | 3 | 1 | 1 | 3 | 1 | 0 | 0 | 0 | 1 | 0 | 20 | 24 | 2.46 | 1.091 | | | | | | | | |
| Phil Niekro, R ERA: 3.33 (9.1) | 0.1 | S | 1 | 0 | 0 | 0 | 1 | 0 | 0 | 0 | 0 | 0 | 0 | 3 | 3 | 0.00 | 0.000 | | | | | | | | |

Atlanta Braves @ Chicago Cubs
Wrigley Field, Chicago, IL
Wed Jun 16 1971, 3:33 AM CDT
Att: 19,204 - Unknown

AB 35
R 5
H 11
RBI 5
BB 4
SO 4
LOB 16



| Batter | 1 | 2 | 3 | 4 | 5 | 6 | 7 | 8 | 9 | AB | R | H | RBI | BB | SO | LOB | TOP |
|--|--|---------------------------------|------------------------------|---------------------------------|------------------------------|---------------------------------|------------------------------|---------------------------------|------------------------------|---------------------------------|------------------------------|---------------------------------|--|---------------------------------|----------------------------------|------------------------------------|--|
| Sonny Jackson, L (1, 8) OBP: 0.304, SLG: 0.358 | | | | | | | | | | 4 | 1 | 1 | 0 | 0 | 1 | 2 | Atlanta Braves @ Cincinnati Reds Riverfront Stadium, Cincinnati, OH Thu Jun 17 1971, 7:05 PM EDT Att: 19,068 - Unknown |
| Ralph Garr, L (1, 7) OBP: 0.373, SLG: 0.468 | | | | | | | | | | 4 | 0 | 2 | 0 | 0 | 1 | 2 | |
| Hank Aaron, R (1, 3) OBP: 0.392, SLG: 0.640 | | | | | | | | | | 4 | 0 | 0 | 0 | 0 | 0 | 3 | |
| Darrell Evans, L (1, 5) OBP: 0.333, SLG: 0.317 | | | | | | | | | | 4 | 0 | 2 | 1 | 0 | 0 | 0 | |
| Felix Millan, R (1, 4) OBP: 0.345, SLG: 0.398 | | | | | | | | | | 4 | 0 | 0 | 0 | 0 | 0 | 2 | |
| Mike Lum, L (1, 9) OBP: 0.331, SLG: 0.374 | | | | | | | | | | 3 | 0 | 0 | 0 | 0 | 0 | 0 | |
| Hal King, L (1, 2) OBP: 0.352, SLG: 0.322 | | | | | | | | | | 3 | 0 | 0 | 0 | 0 | 0 | 0 | |
| Zolio Versalles, R (1, 6) OBP: 0.293, SLG: 0.364 | | | | | | | | | | 3 | 0 | 1 | 0 | 0 | 2 | 0 | |
| Ron Reed, R (1, 1) OBP: 0.067, SLG: 0.067 | | | | | | | | | | 2 | 0 | 0 | 0 | 0 | 1 | 0 | |
| Earl Williams, R (8, PH) OBP: 0.306, SLG: 0.429 | | | | | | | | | | 1 | 0 | 1 | 0 | 0 | 0 | 0 | |
| Steve Barber, L (8, 1) | | | | | | | | | | 0 | 0 | 0 | 0 | 0 | 0 | 0 | |
| Inning Stats | R: 1 E: 0 K: 0 S: 5 | H: 3 LOB: 1 BB: 0 P: 5 | R: 0 E: 0 K: 1 S: 5 | H: 0 LOB: 0 BB: 0 P: 5 | R: 0 E: 0 K: 1 S: 3 | H: 0 LOB: 0 BB: 0 P: 3 | R: 0 E: 0 K: 1 S: 6 | H: 1 LOB: 1 BB: 0 P: 6 | R: 0 E: 0 K: 0 S: 3 | H: 1 LOB: 0 BB: 0 P: 3 | R: 0 E: 0 K: 1 S: 7 | H: 2 LOB: 2 BB: 0 P: 7 | R: 0 E: 0 K: 0 S: 3 | H: 0 LOB: 0 BB: 0 P: 3 | 1B: 7 2B: 0 3B: 0 HR: 0 | SF: 0 SAC: 0 DP: 2 HBP: 0 | WP: 0 PA: 32 PB: 0 SB: 0 CS: 0 |
| PITCHER Jim McGlothlin, R (1, 1) ERA: 4.25 | IP: 9.0 WLS: W BF: 32 H: 7 R: 1 ER: 1 SO: 5 BB: 0 IBB: 0 HBP: 0 BLK: 0 WP: 0 HR: 0 S: 42 P: 42 ERA: 1.00 WHIP: 0.778 | | | | | | | | | | | PITCHER | IP: 9.0 WLS: W BF: 32 H: 7 R: 1 ER: 1 SO: 5 BB: 0 IBB: 0 HBP: 0 BLK: 0 WP: 0 HR: 0 S: 42 P: 42 ERA: 1.00 WHIP: 0.778 | | | | |

| Batter | 1 | 2 | 3 | 4 | 5 | 6 | 7 | 8 | 9 | AB | R | H | RBI | BB | SO | LOB | BOTTOM |
|--|---|---------------------------------|------------------------------|---------------------------------|------------------------------|---------------------------------|------------------------------|---------------------------------|------------------------------|---------------------------------|------------------------------|---------------------------------|---|------------------------------------|--|-----|--|
| Pete Rose, S (1, 9) OBP: 0.373, SLG: 0.389 | | | | | | | | | | 4 | 1 | 1 | 0 | 0 | 0 | 0 | Atlanta Braves @ Cincinnati Reds Riverfront Stadium, Cincinnati, OH Thu Jun 17 1971, 7:05 PM EDT Att: 19,068 - Unknown |
| Hal McRae, R (1, 7) OBP: 0.290, SLG: 0.356 | | | | | | | | | | 4 | 1 | 2 | 1 | 0 | 1 | 1 | |
| Buddy Bradford, R (8, 7) OBP: 0.309, SLG: 0.286 | | | | | | | | | | 0 | 0 | 0 | 0 | 0 | 0 | 0 | |
| Lee May, R (1, 3) OBP: 0.363, SLG: 0.589 | | | | | | | | | | 3 | 0 | 2 | 3 | 0 | 0 | 0 | |
| Woody Woodward, R (7, PR) OBP: 0.324, SLG: 0.290 | | | | | | | | | | 0 | 0 | 0 | 0 | 0 | 0 | 0 | |
| Johnny Bench, R (1, 5) OBP: 0.275, SLG: 0.472 | | | | | | | | | | 4 | 0 | 0 | 0 | 0 | 0 | 4 | |
| George Foster, R (1, 8) OBP: 0.341, SLG: 0.433 | | | | | | | | | | 3 | 1 | 1 | 0 | 1 | 0 | 1 | |
| Tommy Helms, R (1, 4) OBP: 0.286, SLG: 0.303 | | | | | | | | | | 4 | 0 | 1 | 0 | 0 | 0 | 2 | |
| Pat Corrales, R (1, 2) OBP: 0.148, SLG: 0.148 | | | | | | | | | | 3 | 1 | 1 | 1 | 0 | 0 | 0 | |
| Dave Concepcion, R (1, 6) OBP: 0.246, SLG: 0.267 | | | | | | | | | | 3 | 1 | 2 | 0 | 0 | 0 | 1 | |
| Jim McGlothlin, R (1, 1) OBP: 0.200, SLG: 0.357 | | | | | | | | | | 3 | 0 | 0 | 0 | 0 | 3 | 3 | |
| Inning Stats | R: 0 E: 0 K: 1 S: 5 | H: 0 LOB: 0 BB: 1 P: 6 | R: 2 E: 0 K: 1 S: 9 | H: 4 LOB: 2 BB: 0 P: 9 | R: 1 E: 0 K: 1 S: 7 | H: 2 LOB: 1 BB: 0 P: 7 | R: 1 E: 0 K: 0 S: 3 | H: 1 LOB: 1 BB: 0 P: 3 | R: 1 E: 1 K: 1 S: 7 | H: 1 LOB: 1 BB: 0 P: 7 | R: 0 E: 0 K: 0 S: 3 | H: 0 LOB: 0 BB: 0 P: 3 | 1B: 7 2B: 3 3B: 1 HR: 0 | SF: 1 SAC: 1 DP: 1 HBP: 0 | WP: 0 PA: 34 PB: 0 SB: 2 CS: 1 | | |
| PITCHER Ron Reed, R (1, 1) ERA: 3.7 | IP: 7.0 WLS: L BF: 31 H: 10 R: 5 ER: 4 SO: 4 BB: 1 IBB: 0 HBP: 0 BLK: 0 WP: 0 HR: 0 S: 38 P: 42 ERA: 5.14 WHIP: 1.571 | | | | | | | | | | | PITCHER | IP: 7.0 WLS: L BF: 31 H: 10 R: 5 ER: 4 SO: 4 BB: 1 IBB: 0 HBP: 0 BLK: 0 WP: 0 HR: 0 S: 38 P: 42 ERA: 5.14 WHIP: 1.571 | | | | |
| Steve Barber, L (8, 1) ERA: 4.18 | IP: 1.0 WLS: 3 BF: 0 H: 0 R: 0 ER: 0 SO: 0 BB: 0 IBB: 0 HBP: 0 BLK: 0 WP: 0 HR: 0 S: 3 P: 3 ERA: 0.00 WHIP: 0.000 | | | | | | | | | | | PITCHER | IP: 1.0 WLS: 3 BF: 0 H: 0 R: 0 ER: 0 SO: 0 BB: 0 IBB: 0 HBP: 0 BLK: 0 WP: 0 HR: 0 S: 3 P: 3 ERA: 0.00 WHIP: 0.000 | | | | |

AB 32
R 1
H 7
RBI 1
BB 0
SO 5
LOB 9



| Batter | 1 | 2 | 3 | 4 | 5 | 6 | 7 | 8 | 9 | AB | R | H | RBI | BB | SO | LOB | TOP |
|--|--|---------------------------------|------------------------------|---------------------------------|------------------------------|---------------------------------|----------------------------------|---------------------------------|------------------------------|---------------------------------|------------------------------|---------------------------------|--|---------------------------------|----------------------------------|------------------------------------|--|
| Sonny Jackson, L (1, 8) OBP: 0.307, SLG: 0.369 | G3 | | BB 1B | | FC1-6 | | 3B | | | 4 | 0 | 2 | 0 | 0 | 0 | 1 | Atlanta Braves @ Cincinnati Reds Riverfront Stadium, Cincinnati, OH Fri Jun 18 1971, 7:05 PM EDT Att: 20,600 - Unknown |
| Ralph Garr, L (1, 7) OBP: 0.372, SLG: 0.463 | F7 | | F6 | | 6-3 | | BB BB BB BB BB BB | BB | | 3 | 0 | 0 | 0 | 1 | 0 | 2 | |
| Hank Aaron, R (1, 3) OBP: 0.398, SLG: 0.644 | 1B BB | | 1-2 BB | | | E 2B | | G3 | | 2 | 1 | 1 | 0 | 2 | 0 | 2 | |
| Darrell Evans, L (1, 5) OBP: 0.346, SLG: 0.333 | 1-2 1B | | 3-1 | | | E4 FC6-4 1B | | 3-4-1 | | 4 | 0 | 2 | 0 | 0 | 0 | 2 | |
| Felix Millan, R (1, 4) OBP: 0.340, SLG: 0.392 | F9 | | | | F3 | FC6-4 6-3 1-2 | | F8 | | 4 | 0 | 0 | 0 | 0 | 0 | 3 | |
| Mike Lum, L (1, 9) OBP: 0.321, SLG: 0.360 | | 6-3 | | | F8 | 6-3 1-2 | | 1-3 | | 4 | 0 | 0 | 0 | 0 | 0 | 1 | |
| Bob Didier, S (1, 2) OBP: 0.270, SLG: 0.283 | | 5-3 | | | F8 | K | | 6-3 | | 4 | 0 | 0 | 0 | 0 | 1 | 1 | |
| Marty Perez, R (1, 6) OBP: 0.271, SLG: 0.305 | | F3 | | | | FC1-6 1B | | 5-3 | | 4 | 0 | 2 | 0 | 0 | 0 | 0 | |
| Pat Jarvis, R (1, 1) OBP: 0.100, SLG: 0.036 | | | | | F2 | | | | | 2 | 0 | 0 | 0 | 0 | 0 | 1 | |
| Hal King, L (7, PH) OBP: 0.350, SLG: 0.319 | | | | | FC1-6 | | | F8 | | 1 | 0 | 0 | 0 | 0 | 0 | 0 | |
| Hoyt Wilhelm, R (7, 1) OBP: 0.309, SLG: 0.286 | | | | | FC1-6 | | | G6-4-3 | | 0 | 0 | 0 | 0 | 0 | 0 | 0 | |
| Ron Herbel, R (8, 1) OBP: 0.304, SLG: 0.426 | | | | | | 1-2 | | 1-2 | | 1 | 0 | 0 | 0 | 0 | 0 | 1 | |
| Earl Williams, R (9, PH) OBP: 0.304, SLG: 0.426 | | | | | | | | | | 1 | 0 | 0 | 0 | 0 | 0 | 1 | |
| Inning Stats | R: 0 E: 0 K: 0 S: 4 | H: 1 LOB: 2 BB: 1 P: 8 | R: 0 E: 0 K: 0 S: 3 | H: 0 LOB: 0 BB: 0 P: 3 | R: 0 E: 0 K: 0 S: 4 | H: 1 LOB: 2 BB: 1 P: 8 | R: 0 E: 0 K: 0 S: 3 | H: 0 LOB: 0 BB: 0 P: 3 | R: 0 E: 0 K: 0 S: 4 | H: 1 LOB: 2 BB: 1 P: 8 | R: 0 E: 0 K: 0 S: 3 | H: 0 LOB: 0 BB: 0 P: 3 | R: 0 E: 0 K: 0 S: 3 | H: 1 LOB: 0 BB: 0 P: 3 | 1B: 5 2B: 1 3B: 1 HR: 0 | SF: 0 SAC: 0 DP: 1 HBP: 0 | WP: 0 PA: 36 PB: 0 SB: 0 CS: 0 |
| PITCHER Gary Nolan, R (1, 1) ERA: 2.93 | IP: 9.0 WLS: W BF: 36 H: 7 R: 1 ER: 1 SO: 1 BB: 3 IBB: 0 HBP: 0 BLK: 0 WP: 0 HR: 0 S: 35 P: 47 ERA: 1.00 WHIP: 1.111 | | | | | | | | | | | PITCHER | IP: 9.0 WLS: W BF: 36 H: 7 R: 1 ER: 1 SO: 1 BB: 3 IBB: 0 HBP: 0 BLK: 0 WP: 0 HR: 0 S: 35 P: 47 ERA: 1.00 WHIP: 1.111 | | | | |

| Batter | 1 | 2 | 3 | 4 | 5 | 6 | 7 | 8 | 9 | AB | R | H | RBI | BB | SO | LOB | BOTTOM | | |
|--|--|---------------------------------|------------------------------|---------------------------------|------------------------------|---------------------------------|------------------------------|---------------------------------|------------------------------|---------------------------------|------------------------------|--|---|---------------------------------|------------------------------|----------------------------------|--|------------------------------------|--|
| Pete Rose, S (1, 9) OBP: 0.375, SLG: 0.403 | G5-4-3 1B | | 4-3 | | 4-3 | | | HR | | 4 | 1 | 2 | 1 | 0 | 0 | 0 | Atlanta Braves @ Cincinnati Reds Riverfront Stadium, Cincinnati, OH Fri Jun 18 1971, 7:05 PM EDT Att: 20,600 - Unknown | | |
| Hal McRae, R (1, 7) OBP: 0.288, SLG: 0.360 | G5-4-3 | | F7 | | F8 | | | HR | | 4 | 0 | 1 | 0 | 0 | 0 | 1 | | | |
| Buddy Bradford, R (8, FR) OBP: 0.309, SLG: 0.286 | 1-2 | | | | | | | 2B | | 0 | 1 | 0 | 0 | 0 | 0 | 0 | | | |
| Lee May, R (1, 3) OBP: 0.366, SLG: 0.619 | K | | | | | | | HR | | 4 | 2 | 2 | 3 | 0 | 2 | 0 | | | |
| Woody Woodward, R (9, 5) OBP: 0.324, SLG: 0.290 | | | | | | | | HR | | 0 | 0 | 0 | 0 | 0 | 0 | 0 | | | |
| Johnny Bench, R (1, 5) OBP: 0.286, SLG: 0.489 | | 2B 3B | | | 2B 1B | | | 2B 1B | | 4 | 2 | 4 | 0 | 0 | 0 | 0 | | | |
| George Foster, R (1, 8) OBP: 0.345, SLG: 0.448 | G3 FC6-2-5 2B | | F3 | | G6-4-3 | | | 1-3 2B | | 4 | 0 | 2 | 2 | 0 | 0 | 2 | | | |
| Tommy Helms, R (1, 4) OBP: 0.286, SLG: 0.307 | G3 | | | | | | | 5-3 | | 4 | 0 | 1 | 0 | 0 | 0 | 2 | | | |
| Pat Corrales, R (1, 2) OBP: 0.194, SLG: 0.138 | FC6-2-5 FC6 | | G6-4-3 IBB | | | | | 1-3 BB | | 2 | 0 | 0 | 0 | 2 | 0 | 1 | | | |
| Dave Concepcion, R (1, 6) OBP: 0.246, SLG: 0.262 | FC6 | | G6-4-3 | | | | | 1-3 | | 3 | 0 | 0 | 0 | 1 | 0 | 6 | | | |
| Gary Nolan, R (1, 1) OBP: 0.059, SLG: 0.030 | | | K | | K | | | F9 | | 4 | 0 | 0 | 0 | 0 | 2 | 3 | | | |
| Inning Stats | R: 0 E: 0 K: 1 S: 5 | H: 1 LOB: 0 BB: 0 P: 5 | R: 1 E: 0 K: 0 S: 5 | H: 2 LOB: 1 BB: 0 P: 5 | R: 0 E: 0 K: 1 S: 5 | H: 0 LOB: 0 BB: 0 P: 5 | R: 1 E: 0 K: 0 S: 5 | H: 3 LOB: 2 BB: 1 P: 9 | R: 0 E: 0 K: 1 S: 5 | H: 0 LOB: 0 BB: 0 P: 5 | R: 0 E: 0 K: 1 S: 5 | H: 1 LOB: 0 BB: 0 P: 5 | R: 0 E: 0 K: 0 S: 3 | H: 0 LOB: 1 BB: 1 P: 7 | R: 4 E: 0 K: 0 S: 8 | H: 5 LOB: 2 BB: 1 P: 12 | 1B: 4 2B: 4 3B: 1 HR: 3 | SF: 0 SAC: 0 DP: 3 HBP: 0 | WP: 0 PA: 36 PB: 0 SB: 0 CS: 0 |
| PITCHER Pat Jarvis, R (1, 1) ERA: 4.26 | IP: 6.0 WLS: L BF: 23 H: 7 R: 2 ER: 2 SO: 4 BB: 0 IBB: 1 HBP: 0 BLK: 0 WP: 0 HR: 1 S: 30 P: 34 ERA: 3.00 WHIP: 1.167 | | | | | | | | | | | PITCHER Hoyt Wilhelm, R (7, 1) ERA: 15.43 | IP: 1.0 WLS: 8 BF: 4 H: 4 R: 4 ER: 4 SO: 0 BB: 1 IBB: 0 HBP: 0 BLK: 0 WP: 0 HR: 2 S: 7 P: 11 ERA: 36.00 WHIP: 5.000 | | | | | | |
| Ron Herbel, R (8, 1) ERA: 5.32 | IP: 1.0 WLS: 5 BF: 1 H: 0 R: 0 ER: 0 SO: 0 BB: 1 IBB: 0 HBP: 0 BLK: 0 WP: 0 HR: 0 S: 4 P: 8 ERA: 0.00 WHIP: 2.000 | | | | | | | | | | | PITCHER Earl Williams, R (9, PH) ERA: 4.26 | IP: 1.0 WLS: 5 BF: 1 H: 0 R: 0 ER: 0 SO: 0 BB: 1 IBB: 0 HBP: 0 BLK: 0 WP: 0 HR: 0 S: 4 P: 8 ERA: 0.00 WHIP: 2.000 | | | | | | |

| Batter | 1 | 2 | 3 | 4 | 5 | 6 | 7 | 8 | 9 | AB | R | H | RBI | BB | SO | LOB | TOP |
|---|-----|----|----|----------|----------|-------|-------|---|----------|----|---|---|-----|----|----|-----|--|
| Felix Millan, R OBP: 0.344, SLG: 0.394 (1, 4) | F9 | | | 5-3 | BB 1B | 1B | | | CS BB | 4 | 1 | 2 | 0 | 1 | 0 | 0 | Atlanta Braves @ Cincinnati Reds Riverfront Stadium, Cincinnati, OH Sat Jun 19 1971, 3:33 AM EDT Att: 34,009 - Unknown |
| Ralph Garr, L OBP: 0.372, SLG: 0.460 (1, 7) | K | | | 1B | 1B | 1B | F8 | | K | 4 | 2 | 1 | 0 | 1 | 2 | 2 | |
| Hank Aaron, R OBP: 0.398, SLG: 0.638 (1, 3) | 4-3 | | | 1B | 1B | 1B | P5 | | F8 | 5 | 2 | 2 | 1 | 0 | 0 | 1 | |
| Earl Williams, R OBP: 0.309, SLG: 0.428 (1, 5) | | K | | 2B | PB 1B | 1B | FC4-6 | | 6-3 | 4 | 1 | 2 | 2 | 0 | 1 | 0 | |
| Mike Lum, L OBP: 0.319, SLG: 0.365 (1, 9) | | P4 | | PB 1B | 2B | FC4-6 | HR | | F7 | 4 | 2 | 1 | 1 | 0 | 0 | 1 | |
| Sonny Jackson, L OBP: 0.302, SLG: 0.363 (1, 8) | | L9 | | K | 4-3 | | | | P5 | 4 | 0 | 0 | 0 | 0 | 1 | 3 | |
| Marty Perez, R OBP: 0.278, SLG: 0.328 (1, 6) | | | F5 | 1B | HR | | | | P4 | 3 | 1 | 1 | 2 | 1 | 0 | 0 | |
| Bob Didier, S OBP: 0.269, SLG: 0.282 (1, 2) | | | F9 | FC5-4 | 1B | | | | 6-3 | 4 | 0 | 1 | 1 | 0 | 0 | 0 | |
| Phil Niekro, R OBP: 0.125, SLG: 0.132 (1, 1) | | | P3 | FC5-4 | | | | | F8 | 4 | 0 | 0 | 0 | 0 | 0 | 2 | |

| Inning Stats | R: 0 | H: 0 | R: 0 | H: 0 | R: 0 | H: 0 | R: 4 | H: 5 | R: 5 | H: 4 | R: 0 | H: 1 | R: 0 | H: 0 | R: 0 | H: 0 | R: 0 | H: 0 | 1B: 8 | SF: 0 | WP: 0 | PA: 39 |
|--------------|------|--------|------|--------|------|--------|-------|--------|------|--------|------|--------|------|--------|------|--------|------|--------|-------|--------|-------|--------|
| | E: 0 | LOB: 0 | E: 0 | LOB: 0 | E: 0 | LOB: 0 | E: 0 | LOB: 2 | E: 1 | LOB: 0 | E: 0 | LOB: 1 | E: 0 | LOB: 0 | E: 0 | LOB: 0 | E: 0 | LOB: 0 | 2B: 2 | SAC: 0 | PB: 1 | |
| | K: 1 | BB: 0 | K: 1 | BB: 0 | K: 0 | BB: 0 | K: 1 | BB: 1 | K: 0 | BB: 0 | K: 0 | BB: 0 | K: 0 | BB: 0 | K: 1 | BB: 1 | K: 1 | BB: 1 | 3B: 0 | DP: 1 | SB: 0 | |
| | S: 5 | P: 5 | S: 5 | P: 5 | S: 3 | P: 3 | S: 10 | P: 14 | S: 7 | P: 11 | S: 4 | P: 4 | S: 3 | P: 3 | S: 3 | P: 3 | S: 4 | P: 8 | HR: 1 | HBP: 0 | CS: 1 | |

| PITCHER | IP | WLS | BF | H | R | ER | SO | BB | IBB | HBP | BLK | WP | HR | S | P | ERA | WHIP |
|--|-----|-----|----|---|---|----|----|----|-----|-----|-----|----|----|----|----|-------|-------|
| Ross Grimsley, L ERA: 3.51 (1, 1) | 4.0 | L | 21 | 7 | 7 | 7 | 3 | 2 | 0 | 0 | 0 | 0 | 0 | 25 | 33 | 15.75 | 2.250 |
| Jim Merritt, L ERA: 4.92 (5, 1) | 4.0 | | 15 | 3 | 2 | 2 | 0 | 0 | 0 | 0 | 0 | 0 | 1 | 15 | 15 | 4.50 | 0.750 |
| Joe Gibbon, L ERA: 2.31 (9, 1) | 1.0 | | 3 | 0 | 0 | 0 | 1 | 1 | 0 | 0 | 0 | 0 | 0 | 4 | 8 | 0.00 | 1.000 |

| Batter | 1 | 2 | 3 | 4 | 5 | 6 | 7 | 8 | 9 | AB | R | H | RBI | BB | SO | LOB | BOTTOM |
|---|--------------|-----|-----------------|-------------------|-----|--------------|---|----------------|---|----|---|---|-----|----|----|-----|--|
| Pete Rose, S OBP: 0.377, SLG: 0.402 (1, 9) | F9 | | 4-3 | | 1B | | | PB BB | | 3 | 0 | 1 | 1 | 1 | 0 | 0 | Atlanta Braves @ Cincinnati Reds Riverfront Stadium, Cincinnati, OH Sat Jun 19 1971, 3:33 AM EDT Att: 34,009 - Unknown |
| Hal McRae, R OBP: 0.288, SLG: 0.353 (1, 7) | G5-4-3 BB | | 5-3 | | K | | | F9 | | 3 | 0 | 0 | 0 | 1 | 1 | 3 | |
| Lee May, R OBP: 0.359, SLG: 0.606 (1, 3) | G5-4-3 | | | F2 | | K2-3 | | K2-3 | | 4 | 0 | 0 | 0 | 0 | 2 | 3 | |
| Johnny Bench, R OBP: 0.290, SLG: 0.502 (1, 5) (5, 2) | | HR | | E5 FC5-2 | | G6-4-3 1B | | K | | 4 | 1 | 2 | 1 | 0 | 1 | 2 | |
| George Foster, R OBP: 0.343, SLG: 0.449 (1, 8) | | P2 | | FC5-2 PB 2B | | G6-4-3 | | K | | 4 | 1 | 1 | 0 | 0 | 1 | 1 | |
| Tommy Helms, R OBP: 0.286, SLG: 0.306 (1, 4) | | 6-3 | | FC5-2 PB | | F7 | | PB 1B | | 4 | 0 | 1 | 0 | 0 | 0 | 2 | |
| Pat Corrales, R OBP: 0.188, SLG: 0.133 (1, 2) Tony Perez, R OBP: 0.284, SLG: 0.367 (4, PH) (5, 5) | | 5-3 | | K | | F8 | | 1-3 | | 1 | 0 | 0 | 0 | 0 | 0 | 0 | |
| Dave Concepcion, R OBP: 0.247, SLG: 0.263 (1, 6) Bernie Carbo, L OBP: 0.355, SLG: 0.329 (9, PH) | | | E7 4-3 1B | | 5-3 | | | K | | 3 | 1 | 1 | 0 | 0 | 1 | 0 | |
| Ross Grimsley, L OBP: 0.125, SLG: 0.067 (1, 1) Jim Merritt, L OBP: 0.188, SLG: 0.200 (5, 1) Ty Cline, L OBP: 0.397, SLG: 0.246 (9, PH) Joe Gibbon, R (9, 1) | | | | | G3 | | | PB BB 1B | | 1 | 0 | 0 | 0 | 0 | 0 | 0 | |

| Inning Stats | R: 0 | H: 0 | R: 1 | H: 1 | R: 1 | H: 1 | R: 0 | H: 1 | R: 0 | H: 1 | R: 0 | H: 0 | R: 0 | H: 1 | R: 0 | H: 1 | 1B: 5 | SF: 0 | WP: 0 | PA: 35 |
|--------------|------|--------|------|--------|------|--------|------|--------|------|--------|------|--------|------|--------|------|--------|-------|--------|-------|--------|
| | E: 0 | LOB: 0 | E: 0 | LOB: 0 | E: 1 | LOB: 0 | E: 0 | LOB: 1 | E: 0 | LOB: 0 | E: 0 | LOB: 0 | E: 0 | LOB: 2 | E: 0 | LOB: 1 | 2B: 1 | SAC: 0 | PB: 3 | |
| | K: 0 | BB: 1 | K: 0 | BB: 0 | K: 1 | BB: 0 | K: 1 | BB: 0 | K: 1 | BB: 0 | K: 2 | BB: 1 | K: 2 | BB: 1 | K: 2 | BB: 0 | 3B: 0 | DP: 2 | SB: 0 | |
| | S: 2 | P: 6 | S: 4 | P: 4 | S: 4 | P: 4 | S: 7 | P: 7 | S: 6 | P: 6 | S: 5 | P: 5 | S: 5 | P: 5 | S: 8 | P: 12 | HR: 1 | HBP: 0 | CS: 0 | |

| PITCHER | IP | WLS | BF | H | R | ER | SO | BB | IBB | HBP | BLK | WP | HR | S | P | ERA | WHIP |
|--|-----|-----|----|---|---|----|----|----|-----|-----|-----|----|----|----|----|------|-------|
| Phil Niekro, R ERA: 3.14 (1, 1) | 9.0 | W | 35 | 7 | 3 | 1 | 8 | 2 | 0 | 0 | 0 | 0 | 1 | 49 | 57 | 1.00 | 1.000 |



| Batter | 1 | 2 | 3 | 4 | 5 | 6 | 7 | 8 | 9 | AB | R | H | RBI | BB | SO | LOB | TOP | | | |
|---|---|----------------------------------|------------------------------|---------------------------------|------------------------------|---------------------------------|------------------------------|---------------------------------|------------------------------|---------------------------------|------------------------------|---------------------------------|------------------------------|---------------------------------|------------------------------|---------------------------------|--|----------------------------------|------------------------------------|----------------------------------|
| Felix Millan, R OBP: 0.342, SLG: 0.389 (1, 4) | | | | | | | | | | 4 | 0 | 1 | 0 | 0 | 0 | 0 | Atlanta Braves @ Cincinnati Reds Riverfront Stadium, Cincinnati, OH Sun Jun 20 1971, 3:38 AM EDT Att: 37,488 - Unknown | | | |
| Ralph Carr, L OBP: 0.367, SLG: 0.452 (1, 7) | | | | | | | | | | 4 | 0 | 1 | 0 | 0 | 0 | 1 | | | | |
| Hank Aaron, R OBP: 0.403, SLG: 0.637 (1, 3) | | | | | | | | | | 2 | 0 | 1 | 0 | 2 | 1 | 0 | | | | |
| Earl Williams, R OBP: 0.317, SLG: 0.442 (1, 2) (8, 5) | | | | | | | | | | 3 | 0 | 1 | 0 | 1 | 1 | 3 | | | | |
| Zoilo Versalles, R OBP: 0.279, SLG: 0.345 Hal King, L OBP: 0.345, SLG: 0.314 (8, 2) (8, 2) | | | | | | | | | | 3 | 0 | 0 | 0 | 0 | 1 | 3 | | | | |
| Mike Lum, L OBP: 0.329, SLG: 0.364 (1, 9) | | | | | | | | | | 3 | 0 | 0 | 0 | 1 | 0 | 1 | | | | |
| Sonny Jackson, L OBP: 0.300, SLG: 0.363 (1, 8) | | | | | | | | | | 4 | 0 | 1 | 0 | 0 | 0 | 1 | | | | |
| Gil Garrido, R OBP: 0.243, SLG: 0.164 Darrell Evans, L OBP: 0.351, SLG: 0.313 (9, PH) | | | | | | | | | 2 | 0 | 0 | 0 | 1 | 0 | 1 | | | | | |
| Tom Kelley, R Orlando Cepeda, R OBP: 0.343, SLG: 0.522 (9, PH) | | | | | | | | | 3 | 0 | 0 | 0 | 0 | 2 | 1 | | | | | |
| Inning Stats | R: 0 E: 0 K: 1 S: 5 | H: 1 LOB: 2 BB: 2 P: 13 | R: 0 E: 0 K: 0 S: 3 | H: 0 LOB: 1 BB: 1 P: 7 | R: 0 E: 0 K: 0 S: 3 | H: 1 LOB: 1 BB: 0 P: 4 | R: 0 E: 0 K: 1 S: 5 | H: 0 LOB: 0 BB: 0 P: 5 | R: 0 E: 0 K: 1 S: 6 | H: 1 LOB: 1 BB: 0 P: 6 | R: 0 E: 0 K: 1 S: 5 | H: 0 LOB: 0 BB: 0 P: 5 | R: 0 E: 0 K: 2 S: 9 | H: 2 LOB: 2 BB: 1 P: 9 | R: 0 E: 0 K: 0 S: 3 | H: 0 LOB: 1 BB: 1 P: 7 | | 1B: 5 2B: 0 3B: 0 HR: 0 | SF: 0 SAC: 0 DP: 1 HBP: 0 | WP: 0 PB: 0 SB: 0 CS: 0 |
| PITCHER | IP WLS BF H R ER SO BB IBB HBP BLK WP HR S P ERA WHIP | | | | | | | | | | | | | | | | | | | |
| Don Gullett, L ERA: 2.76 Clay Carroll, R ERA: 2.11 (8, 1) | 7.1 W 30 5 0 0 4 4 0 0 0 0 0 0 0 0 0.00 1.227 | | | | | | | | | | | | | | | | | | | |

| Batter | 1 | 2 | 3 | 4 | 5 | 6 | 7 | 8 | 9 | AB | R | H | RBI | BB | SO | LOB | BOTTOM | | | |
|---|---|----------------------------------|------------------------------|---------------------------------|------------------------------|---------------------------------|------------------------------|---------------------------------|------------------------------|---------------------------------|------------------------------|---------------------------------|------------------------------|---------------------------------|------------------------------|---------------------------------|--|----------------------------------|------------------------------------|----------------------------------|
| Pete Rose, S OBP: 0.379, SLG: 0.397 (1, 9) | | | | | | | | | | 3 | 0 | 0 | 0 | 1 | 1 | 3 | Atlanta Braves @ Cincinnati Reds Riverfront Stadium, Cincinnati, OH Sun Jun 20 1971, 3:38 AM EDT Att: 37,488 - Unknown | | | |
| Dave Concepcion, R OBP: 0.253, SLG: 0.269 (1, 6) | | | | | | | | | | 4 | 0 | 2 | 0 | 0 | 1 | 0 | | | | |
| Lee May, R OBP: 0.372, SLG: 0.618 Woody Woodward, R OBP: 0.324, SLG: 0.292 (9, 5) | | | | | | | | | 3 | 0 | 1 | 0 | 1 | 0 | 1 | 0 | | | | |
| Johnny Bench, R OBP: 0.291, SLG: 0.494 (1, 7) (8, 2) | | | | | | | | | | 4 | 0 | 1 | 0 | 0 | 2 | 4 | | | | |
| Tony Perez, R OBP: 0.279, SLG: 0.359 (1, 5) (9, 3) | | | | | | | | | | 4 | 0 | 0 | 0 | 0 | 2 | 4 | | | | |
| George Foster, R OBP: 0.344, SLG: 0.464 (1, 8) | | | | | | | | | 3 | 2 | 2 | 1 | 0 | 0 | 0 | | | | | |
| Tommy Helms, R OBP: 0.270, SLG: 0.313 (1, 4) | | | | | | | | | 3 | 0 | 0 | 0 | 0 | 1 | 0 | | | | | |
| Pat Corrales, R OBP: 0.229, SLG: 0.188 Buddy Bradford, R OBP: 0.309, SLG: 0.286 (7, PR) (8, 7) | | | | | | | | | 2 | 0 | 1 | 0 | 1 | 0 | 0 | | | | | |
| Don Gullett, R OBP: 0.100, SLG: 0.069 Clay Carroll, R (8, 1) | | | | | | | | | 2 | 0 | 0 | 0 | 0 | 1 | 1 | | | | | |
| Inning Stats | R: 0 E: 0 K: 3 S: 10 | H: 1 LOB: 2 BB: 1 P: 14 | R: 1 E: 0 K: 0 S: 4 | H: 1 LOB: 1 BB: 1 P: 8 | R: 0 E: 0 K: 2 S: 8 | H: 1 LOB: 0 BB: 0 P: 8 | R: 1 E: 0 K: 2 S: 8 | H: 1 LOB: 0 BB: 0 P: 8 | R: 0 E: 0 K: 0 S: 3 | H: 0 LOB: 0 BB: 0 P: 3 | R: 0 E: 0 K: 0 S: 3 | H: 1 LOB: 1 BB: 0 P: 3 | R: 0 E: 0 K: 1 S: 6 | H: 1 LOB: 1 BB: 0 P: 6 | R: 0 E: 0 K: 1 S: 6 | H: 1 LOB: 1 BB: 0 P: 6 | | 1B: 5 2B: 2 3B: 0 HR: 1 | SF: 0 SAC: 1 DP: 1 HBP: 0 | WP: 0 PB: 0 SB: 3 CS: 1 |
| PITCHER | IP WLS BF H R ER SO BB IBB HBP BLK WP HR S P ERA WHIP | | | | | | | | | | | | | | | | | | | |
| Tom Kelley, R ERA: 2.45 (1, 1) | 8.0 L 32 7 2 1 8 3 0 0 0 0 0 1 45 57 1.12 1.250 | | | | | | | | | | | | | | | | | | | |

| Batter | 1 | 2 | 3 | 4 | 5 | 6 | 7 | 8 | 9 | AB | R | H | RBI | BB | SO | LOB | TOP | | | | | | | | | | |
|---|------------------------------|---------------------------------|------------------------------|---------------------------------|------------------------------|---------------------------------|------------------------------|---------------------------------|------------------------------|---------------------------------|------------------------------|---------------------------------|-------------------------------|----------------------------------|------------------------------|---------------------------------|---|----------------------------------|------------------------------------|----------------------------------|--------|--|--|--|--|--|--|
| Ron Hunt, R OBP: 0.369, SLG: 0.319 (1, 4) | | | | | | | | | | 4 | 1 | 1 | 0 | 0 | 1 | 1 | Montreal Expos @ Atlanta Braves Atlanta Stadium, Atlanta, GA Mon Jun 21 1971, 7:05 PM EDT Unknown | | | | | | | | | | |
| Mack Jones, L OBP: 0.310, SLG: 0.321 Clyde Mashore, R OBP: 0.237, SLG: 0.250 Jim Fairey, L OBP: 0.307, SLG: 0.310 (8, PH) (8, PH) (8, 7) | | | | | | | | | | 2 | 0 | 0 | 0 | 1 | 0 | 1 | | | | | | | | | | | |
| Rusty Staub, L OBP: 0.413, SLG: 0.480 (1, 9) | | | | | | | | | | 3 | 1 | 1 | 0 | 1 | 0 | 1 | | | | | | | | | | | |
| Ron Fairly, L OBP: 0.399, SLG: 0.438 (1, 3) | | | | | | | | | | 4 | 0 | 2 | 1 | 0 | 0 | 0 | | | | | | | | | | | |
| Bob Bailey, R OBP: 0.368, SLG: 0.402 Coco Laboy, R OBP: 0.310, SLG: 0.301 (8, 5) | | | | | | | | | | 4 | 0 | 1 | 0 | 0 | 2 | 2 | | | | | | | | | | | |
| John Bateman, R OBP: 0.288, SLG: 0.398 Claude Raymond, R (8, 1) Howie Reed, R (8, 1) | | | | | | | | | | 4 | 0 | 0 | 0 | 0 | 1 | 3 | | | | | | | | | | | |
| Boots Day, L OBP: 0.307, SLG: 0.297 (1, 8) | | | | | | | | | | 4 | 1 | 2 | 0 | 0 | 0 | 0 | | | | | | | | | | | |
| Gary Sutherland, R OBP: 0.348, SLG: 0.422 (1, 6) | | | | | | | | | | 4 | 1 | 2 | 2 | 0 | 1 | 1 | | | | | | | | | | | |
| John Strohmayr, R OBP: 0.286, SLG: 0.286 Mike Marshall, R (8, 1) John Boccabella, R OBP: 0.269, SLG: 0.429 Jim Gosger, L OBP: 0.222, SLG: 0.245 (8, PH) | | | | | | | | | | 2 | 0 | 0 | 0 | 0 | 1 | 1 | | | | | | | | | | | |
| Inning Stats | R: 0 E: 0 K: 1 S: 4 | H: 0 LOB: 0 BB: 1 P: 8 | R: 0 E: 0 K: 0 S: 3 | H: 0 LOB: 0 BB: 0 P: 3 | R: 1 E: 0 K: 1 S: 6 | H: 1 LOB: 0 BB: 0 P: 6 | R: 0 E: 0 K: 0 S: 4 | H: 2 LOB: 2 BB: 1 P: 8 | R: 1 E: 0 K: 0 S: 5 | H: 2 LOB: 1 BB: 0 P: 5 | R: 0 E: 0 K: 1 S: 6 | H: 1 LOB: 1 BB: 0 P: 6 | R: 2 E: 0 K: 2 S: 10 | H: 3 LOB: 1 BB: 0 P: 10 | R: 0 E: 0 K: 0 S: 3 | H: 0 LOB: 0 BB: 0 P: 3 | | 1B: 7 2B: 1 3B: 1 HR: 1 | SF: 0 SAC: 1 DP: 1 HBP: 0 | WP: 0 PB: 0 SB: 0 CS: 1 | PA: 37 | | | | | | |
| PITCHER | IP | WLS | BF | H | R | ER | SO | BB | IBB | HBP | BLK | WP | HR | S | P | ERA | WHIP | | | | | | | | | | |
| Jim Nash, R ERA: 5.3 Cecil Upshaw, R ERA: 4.01 (1, 1) (8, 1) | 7.1 | | 31 | 9 | 4 | 3 | 4 | 2 | 0 | 0 | 0 | 0 | 1 | 37 | 45 | 3.68 | 1.500 | | | | | | | | | | |

| | |
|-----|----|
| AB | 33 |
| R | 4 |
| H | 9 |
| RBI | 3 |
| BB | 2 |
| SO | 6 |
| LOB | 11 |



| Batter | 1 | 2 | 3 | 4 | 5 | 6 | 7 | 8 | 9 | AB | R | H | RBI | BB | SO | LOB | BOTTOM | | | | | | | | | | |
|--|------------------------------|---------------------------------|------------------------------|---------------------------------|------------------------------|---------------------------------|------------------------------|---------------------------------|------------------------------|---------------------------------|------------------------------|---------------------------------|------------------------------|---------------------------------|------------------------------|----------------------------------|---|----------------------------------|------------------------------------|----------------------------------|--------|--|--|--|--|--|--|
| Ralph Garr, L OBP: 0.368, SLG: 0.462 (1, 7) | | | | | | | | | | 3 | 2 | 1 | 1 | 1 | 0 | 0 | Montreal Expos @ Atlanta Braves Atlanta Stadium, Atlanta, GA Mon Jun 21 1971, 7:05 PM EDT Unknown | | | | | | | | | | |
| Sonny Jackson, L OBP: 0.296, SLG: 0.358 (1, 8) | | | | | | | | | | 4 | 0 | 0 | 0 | 0 | 1 | | | | | | | | | | | | |
| Hank Aaron, R OBP: 0.405, SLG: 0.648 (1, 3) | | | | | | | | | | 4 | 1 | 2 | 2 | 0 | 0 | | | | | | | | | | | | |
| Darrell Evans, L OBP: 0.361, SLG: 0.373 Gil Garrido, R OBP: 0.245, SLG: 0.164 (9, 5) | | | | | | | | | | 3 | 1 | 1 | 1 | 1 | 1 | 1 | | | | | | | | | | | |
| Felix Millan, R OBP: 0.340, SLG: 0.387 (1, 4) | | | | | | | | | | 4 | 0 | 1 | 0 | 0 | 2 | | | | | | | | | | | | |
| Earl Williams, R OBP: 0.312, SLG: 0.435 Cecil Upshaw, R (8, 1) | | | | | | | | | | 3 | 0 | 0 | 0 | 0 | 1 | 2 | | | | | | | | | | | |
| Mike Lum, L OBP: 0.329, SLG: 0.387 (1, 9) | | | | | | | | | | 3 | 1 | 1 | 1 | 0 | 1 | | | | | | | | | | | | |
| Marty Perez, R OBP: 0.272, SLG: 0.321 (1, 6) | | | | | | | | | | 3 | 0 | 0 | 0 | 0 | 1 | | | | | | | | | | | | |
| Jim Nash, R OBP: 0.167, SLG: 0.200 Hal King, L OBP: 0.349, SLG: 0.344 (8, 2) | | | | | | | | | | 2 | 0 | 0 | 0 | 0 | 1 | 0 | | | | | | | | | | | |
| Inning Stats | R: 0 E: 0 K: 0 S: 3 | H: 0 LOB: 0 BB: 1 P: 3 | R: 0 E: 0 K: 1 S: 4 | H: 0 LOB: 0 BB: 1 P: 8 | R: 0 E: 0 K: 1 S: 5 | H: 0 LOB: 0 BB: 0 P: 5 | R: 1 E: 0 K: 1 S: 6 | H: 1 LOB: 0 BB: 0 P: 6 | R: 0 E: 0 K: 0 S: 4 | H: 1 LOB: 1 BB: 0 P: 4 | R: 0 E: 0 K: 1 S: 5 | H: 0 LOB: 0 BB: 0 P: 5 | R: 0 E: 0 K: 0 S: 4 | H: 1 LOB: 1 BB: 0 P: 4 | R: 5 E: 0 K: 0 S: 7 | H: 4 LOB: 1 BB: 1 P: 11 | | 1B: 2 2B: 0 3B: 0 HR: 5 | SF: 0 SAC: 0 DP: 0 HBP: 0 | WP: 0 PB: 0 SB: 0 CS: 1 | PA: 32 | | | | | | |
| PITCHER | IP | WLS | BF | H | R | ER | SO | BB | IBB | HBP | BLK | WP | HR | S | P | ERA | WHIP | | | | | | | | | | |
| John Strohmayr, R ERA: 5.54 Mike Marshall, R ERA: 6.39 Claude Raymond, R ERA: 4.5 Howie Reed, R ERA: 3.75 (1, 1) (8, 1) (8, 1) (8, 1) | 7.0 | | 25 | 4 | 2 | 2 | 4 | 1 | 0 | 0 | 0 | 0 | 1 | 2 | 6 | 27.00 | 6.000 | | | | | | | | | | |



| Batter | 1 | 2 | 3 | 4 | 5 | 6 | 7 | 8 | 9 | AB | R | H | RBI | BB | SO | LOB | TOP | | | | | | | | |
|--|---|--|--|---|------------------------------|----------------------------------|------------------------------|---------------------------------|------------------------------|---------------------------------|------------------------------|---------------------------------|------------------------------|---------------------------------|------------------------------|----------------------------------|--|----------------------------------|----------------------------------|------------------------------------|----------------------------------|--------|--|--|--|
| Ron Hunt, R OBP: 0.378, SLG: 0.332 (1, 4) | F4 | | HBP | | FC5-4 1B | | FC5-4 1B | 1-3 2-H 3-H 2B | | 4 | 0 | 3 | 2 | 0 | 0 | 0 | Montreal Expos @ Atlanta Braves Atlanta Stadium, Atlanta, GA Mon Jun 21 1971, 7:05 PM EDT Att: 8,203 - Unknown | | | | | | | | |
| Gary Sutherland, R OBP: 0.324, SLG: 0.391 (1, 6) | 6-3 | | 5-3 | | FC5-4 1-2 | | FC5-4 FC6-4 | F3 | | 5 | 0 | 0 | 0 | 0 | 0 | 6 | | | | | | | | | |
| Bob Bailey, R OBP: 0.377, SLG: 0.421 (1, 7) | | | 4-0 | | | HR | K | | | 3 | 1 | 2 | 1 | 2 | 1 | 1 | | | | | | | | | |
| John O'Donoghue, R (8, 1) | | | FC4-6 | | | | | | | 0 | 0 | 0 | 0 | 0 | 0 | 0 | | | | | | | | | |
| Boots Day, L OBP: 0.307, SLG: 0.297 (8, 8) | 1B | | BB | | | | | IBB | | 0 | 0 | 0 | 0 | 0 | 0 | 0 | | | | | | | | | |
| John Bateman, R OBP: 0.282, SLG: 0.389 (1, 2) | L5 | | FC4-6 | | | | | K | | 5 | 0 | 0 | 0 | 0 | 1 | 8 | | | | | | | | | |
| Clyde Mashore, R OBP: 0.241, SLG: 0.253 (6, 7) | | 6-3 | | 5-3 | | | | 5-3 | K | 3 | 1 | 1 | 0 | 0 | 0 | 0 | | | | | | | | | |
| Mack Jones, L OBP: 0.307, SLG: 0.318 Ron Brand, R OBP: 0.313, SLG: 0.267 (8, PH) | | | | | 5-3 1B | | | | K | 1 | 0 | 0 | 0 | 0 | 0 | 0 | | | | | | | | | |
| Ron Swoboda, R OBP: 0.384, SLG: 0.387 Jim Fairley, L OBP: 0.312, SLG: 0.329 (8, PH) | 4-3 | | 6-3 | | 5-3 | | | 1B | K | 3 | 0 | 0 | 0 | 0 | 0 | 1 | | | | | | | | | |
| Coco Laboy, R OBP: 0.311, SLG: 0.302 Howie Reed, R (6, PH) | 6-3 | | | F4 | | | | 2B | BB | 3 | 0 | 1 | 1 | 0 | 0 | 0 | | | | | | | | | |
| Jim Gosger, L OBP: 0.250, SLG: 0.260 (8, PH) | | | | | 1B | | | 2B | | 1 | 1 | 1 | 1 | 1 | 0 | 0 | | | | | | | | | |
| Carl Morton, R OBP: 0.188, SLG: 0.156 (9, 1) | | | | | 2-H 1B | | | 1B | | 0 | 0 | 0 | 0 | 0 | 0 | 0 | | | | | | | | | |
| John Boccabella, R OBP: 0.259, SLG: 0.412 Ron Fairly, L OBP: 0.403, SLG: 0.448 (6, PH) | | | K | | 6-3 | | | 2B | K | 2 | 0 | 0 | 0 | 0 | 1 | 0 | | | | | | | | | |
| Dan McGinn, L OBP: 0.500, SLG: 0.500 Rusty Staub, L OBP: 0.414, SLG: 0.478 (6, PH) | | | 5-3 HBP 1B | | 5-3 | | | 2B | | 3 | 1 | 2 | 0 | 0 | 1 | 1 | | | | | | | | | |
| | | | | | | | | 2B | | 2 | 0 | 1 | 0 | 0 | 0 | 0 | | | | | | | | | |
| | | | | | | | | IBB | | 1 | 0 | 0 | 0 | 1 | 1 | 2 | | | | | | | | | |
| Inning Stats | R: 0 E: 0 K: 0 S: 4 | H: 1 LOB: 1 BB: 0 P: 4 | R: 0 E: 0 K: 0 S: 3 | H: 0 LOB: 0 BB: 0 P: 3 | R: 0 E: 0 K: 1 S: 6 | H: 1 LOB: 3 BB: 1 P: 11 | R: 0 E: 0 K: 0 S: 3 | H: 0 LOB: 0 BB: 0 P: 3 | R: 0 E: 0 K: 0 S: 4 | H: 1 LOB: 1 BB: 0 P: 4 | R: 2 E: 0 K: 1 S: 9 | H: 4 LOB: 2 BB: 0 P: 9 | R: 0 E: 0 K: 1 S: 6 | H: 1 LOB: 1 BB: 0 P: 6 | R: 3 E: 0 K: 1 S: 9 | H: 4 LOB: 3 BB: 2 P: 17 | R: 0 E: 0 K: 3 S: 9 | H: 0 LOB: 1 BB: 1 P: 13 | 1B: 8 2B: 3 3B: 0 HR: 1 | SF: 0 SAC: 0 DP: 0 HBP: 1 | WP: 0 PB: 0 SB: 1 CS: 0 | PA: 44 | | | |
| PITCHER | IP WLS BF H R ER SO BB IBB HBP BLK WP HR S P ERA WHIP | 5.2 L 12 6 3 2 1 1 0 1 0 0 0 1 25 30 3.18 1.235 | 1.2 L 7 0 0 0 4 1 1 0 0 0 0 0 15 19 16.20 3.600 | 1.2 L 7 0 0 0 4 1 1 0 0 0 0 0 13 21 0.00 0.600 | | | | | | | | | | | | | | | | | | | | | |

| | |
|-----|----|
| AB | 39 |
| R | 5 |
| H | 12 |
| RBI | 5 |
| BB | 4 |
| SO | 7 |
| LOB | 19 |



| Batter | 1 | 2 | 3 | 4 | 5 | 6 | 7 | 8 | 9 | AB | R | H | RBI | BB | SO | LOB | BOTTOM | | | | | | | | |
|---|---|---|---|--|------------------------------|----------------------------------|------------------------------|---------------------------------|------------------------------|---------------------------------|------------------------------|----------------------------------|------------------------------|---------------------------------|------------------------------|---------------------------------|--|------------------------------|---------------------------------|----------------------------------|------------------------------------|----------------------------------|--------|--|--|
| Ralph Garr, L OBP: 0.366, SLG: 0.457 (1, 7) | 1-3 | | K | F7 | | | FC1-6 SH3-4 1B | | F8 | 5 | 0 | 1 | 0 | 0 | 1 | 1 | Montreal Expos @ Atlanta Braves Atlanta Stadium, Atlanta, GA Mon Jun 21 1971, 7:05 PM EDT Att: 8,203 - Unknown | | | | | | | | |
| Felix Milten, R OBP: 0.346, SLG: 0.390 (1, 4) | E S 1B | | FC5-2 BB 1B | | G5-4-3 BB | | SH3-4 | | F8 | 3 | 2 | 2 | 0 | 1 | 0 | 0 | | | | | | | | | |
| Hank Aaron, R OBP: 0.406, SLG: 0.642 (1, 3) | F7 | | FC5-2 BB 1B | | F9 | | FC1-6 IBB | | | 2 | 1 | 0 | 0 | 2 | 0 | 2 | | | | | | | | | |
| Earl Williams, R OBP: 0.311, SLG: 0.430 (1, 2) | | | FC5-2 BB 1B | | G5-4-3 | | FC1-6 | | | 4 | 0 | 1 | 1 | 0 | 0 | 6 | | | | | | | | | |
| Zoilo Versalles, R OBP: 0.281, SLG: 0.344 Darrell Evans, L OBP: 0.355, SLG: 0.365 Gil Garrido, R OBP: 0.243, SLG: 0.164 (7, PH) | F5 | | BB 1B | | | | G2 | | F7 | 3 | 0 | 1 | 2 | 0 | 0 | 1 | | | | | | | | | |
| Mike Lum, L OBP: 0.340, SLG: 0.402 (1, 9) | | 6-3 | FC4 BB 1B | | | | | | FC3-6 1B | 3 | 0 | 2 | 0 | 1 | 0 | 0 | | | | | | | | | |
| Sonny Jackson, L OBP: 0.295, SLG: 0.354 (1, 8) | | 6-3 | FC4 | | | | | | FC3-6 G6-4-3 | 3 | 0 | 0 | 0 | 1 | 0 | 4 | | | | | | | | | |
| Marty Perez, R OBP: 0.265, SLG: 0.312 (1, 6) | | 6-3 | | 1-3 | | | L5 | | G6-4-3 | 4 | 0 | 0 | 0 | 0 | 0 | 3 | | | | | | | | | |
| Steve Barber, L (1, 1) | | | BB 1B BB | | K | | | | | 1 | 0 | 0 | 0 | 1 | 1 | 0 | | | | | | | | | |
| Cecil Upshaw, R (6, 1) | | | | | | | | | G3 | 1 | 0 | 0 | 0 | 0 | 1 | 2 | | | | | | | | | |
| Phil Niekro, R OBP: 0.125, SLG: 0.132 Bob Didler, S OBP: 0.267, SLG: 0.280 (8, PH) | | | BB FC5-2 BB | | K | | | | | 0 | 0 | 0 | 0 | 0 | 0 | 0 | | | | | | | | | |
| | | | | | | | | | | 1 | 0 | 0 | 0 | 0 | 0 | 0 | | | | | | | | | |
| Inning Stats | R: 1 E: 0 K: 0 S: 5 | H: 2 LOB: 1 BB: 0 P: 5 | R: 0 E: 0 K: 0 S: 3 | H: 0 LOB: 0 BB: 0 P: 3 | R: 2 E: 0 K: 1 S: 7 | H: 2 LOB: 3 BB: 3 P: 19 | R: 0 E: 0 K: 1 S: 5 | H: 0 LOB: 0 BB: 0 P: 5 | R: 0 E: 0 K: 0 S: 2 | H: 0 LOB: 0 BB: 1 P: 6 | R: 0 E: 0 K: 1 S: 6 | H: 1 LOB: 2 BB: 1 P: 10 | R: 0 E: 0 K: 0 S: 4 | H: 1 LOB: 2 BB: 1 P: 8 | R: 0 E: 0 K: 0 S: 3 | H: 1 LOB: 0 BB: 0 P: 3 | | R: 0 E: 0 K: 0 S: 3 | H: 0 LOB: 0 BB: 0 P: 3 | 1B: 6 2B: 1 3B: 0 HR: 0 | SF: 0 SAC: 1 DP: 2 HBP: 0 | WP: 0 PB: 0 SB: 1 CS: 0 | PA: 38 | | |
| PITCHER | IP WLS BF H R ER SO BB IBB HBP BLK WP HR S P ERA WHIP | 5.0 W 10 2 0 0 1 0 2 0 0 0 0 10 18 0.00 1.000 | 2.0 W 10 2 0 0 1 0 2 0 0 0 0 5 5 0.00 0.600 | 1.2 S 1 0 0 0 0 0 0 0 0 0 0 1 1 0.00 0.000 | | | | | | | | | | | | | | | | | | | | | |



| Batter | 1 | 2 | 3 | 4 | 5 | 6 | 7 | 8 | 9 | AB | R | H | RBI | BB | SO | LOB | TOP | | | |
|--|--|---------------------------------|------------------------------|---------------------------------|------------------------------|----------------------------------|------------------------------|---------------------------------|------------------------------|---------------------------------|------------------------------|---------------------------------|------------------------------|---------------------------------|------------------------------|----------------------------------|----------------------------------|------------------------------------|----------------------------------|--------|
| Ron Hunt, R OBP: 0.376, SLG: 0.327 (1,4) | F9 | | BB HBP | | FC6-4 | | | F2 | | 3 | 0 | 0 | 0 | 0 | 0 | 1 | | | | |
| Mack Jones, L OBP: 0.305, SLG: 0.307 (1,7) | 1-3 | | BB | | | L6 | | 4-3 | | 3 | 0 | 0 | 0 | 1 | 0 | 0 | | | | |
| Rusty Staub, L OBP: 0.415, SLG: 0.476 (1,9) | BB | | F8 | | | F9 | | BB 1B | | 3 | 0 | 1 | 0 | 1 | 0 | 2 | | | | |
| Ron Fairly, L OBP: 0.400, SLG: 0.444 (1,3) | K | | | | G3 | | | 4-3 | | 4 | 0 | 1 | 0 | 0 | 1 | 1 | | | | |
| Bob Bailey, R OBP: 0.375, SLG: 0.415 (1,5) | | 6-3 | | | E6 | | | 2-3 | | 3 | 0 | 0 | 0 | 1 | 0 | 0 | | | | |
| John Bateman, R OBP: 0.279, SLG: 0.386 John Boccabella, R OBP: 0.250, SLG: 0.396 (4,2) | F8 | | G6-4-3 | | | 6-3 | | K | | 2 | 0 | 0 | 0 | 0 | 0 | 1 | | | | |
| Boots Day, L OBP: 0.299, SLG: 0.288 (1,8) | F7 | | | | | 1-3 | | F9 | | 4 | 0 | 0 | 0 | 0 | 0 | 3 | | | | |
| Gary Sutherland, R OBP: 0.311, SLG: 0.375 (1,6) | | | 6-3 | | 5-3 | | | F8 | | 3 | 0 | 0 | 0 | 0 | 0 | 0 | | | | |
| Steve Renko, R OBP: 0.222, SLG: 0.333 Jim Fahey, L OBP: 0.308, SLG: 0.324 John O'Donoghue, R (8, 1) | K | | | | FC6-4 1B | | | F6 | | 2 | 0 | 1 | 0 | 0 | 1 | 0 | | | | |
| Inning Stats | R: 0 E: 0 K: 1 S: 5 | H: 0 LOB: 1 BB: 1 P: 9 | R: 0 E: 0 K: 0 S: 3 | H: 0 LOB: 0 BB: 0 P: 3 | R: 0 E: 0 K: 1 S: 5 | H: 0 LOB: 2 BB: 1 P: 10 | R: 0 E: 1 K: 0 S: 3 | H: 0 LOB: 0 BB: 0 P: 3 | R: 0 E: 0 K: 0 S: 4 | H: 1 LOB: 1 BB: 0 P: 4 | R: 0 E: 0 K: 0 S: 3 | H: 0 LOB: 0 BB: 0 P: 3 | R: 0 E: 0 K: 0 S: 3 | H: 0 LOB: 0 BB: 0 P: 3 | R: 0 E: 0 K: 1 S: 7 | H: 2 LOB: 3 BB: 1 P: 11 | 1B: 3 2B: 0 3B: 0 HR: 0 | SF: 0 SAC: 0 DP: 1 HBP: 1 | WP: 0 PB: 0 SB: 0 CS: 0 | PA: 34 |
| PITCHER Ron Reed, R ERA: 3.38 (1,1) | IP: 9.0 WLS: W BF: 34 H: 3 R: 0 ER: 0 SO: 3 BB: 3 IBB: 0 HBP: 1 BLK: 0 WP: 0 HR: 0 S: 36 P: 49 ERA: 0.00 WHIP: 0.667 | | | | | | | | | | | | | | | | | | | |

Montreal Expos @ Atlanta Braves
Atlanta Stadium, Atlanta, GA
Tue Jun 22 1971, 7:05 PM EDT
Att: 5,567 - Unknown

| | |
|-----|----|
| AB | 30 |
| R | 0 |
| H | 3 |
| RBI | 0 |
| BB | 3 |
| SO | 3 |
| LOB | 11 |



| Batter | 1 | 2 | 3 | 4 | 5 | 6 | 7 | 8 | 9 | AB | R | H | RBI | BB | SO | LOB | BOTTOM | |
|--|--|---------------------------------|----------------------------------|---------------------------------|------------------------------|----------------------------------|------------------------------|---------------------------------|------------------------------|---------------------------------|------------------------------|----------------------------------|------------------------------|---------------------------------|----------------------------------|------------------------------------|----------------------------------|--------|
| Ralph Garr, L OBP: 0.360, SLG: 0.449 (1,7) | 1-3 | 4-3 | 1-3 | | | F5 | | F8 | | 5 | 0 | 0 | 0 | 0 | 0 | 5 | | |
| Sonny Jackson, L OBP: 0.302, SLG: 0.357 (1,8) | BB 1B | | 2B 1B | | CS BB | F8 | | | | 3 | 1 | 2 | 0 | 1 | 0 | 1 | | |
| Felix Millan, R OBP: 0.345, SLG: 0.386 (1,4) | FC5-4 BB | | F5 | | F8 | FC4-6 | | | | 3 | 0 | 0 | 0 | 1 | 0 | 3 | | |
| Darrell Evans, L OBP: 0.348, SLG: 0.375 (1,5) | F5 | | WP 2B | | F8 | | | K | | 4 | 1 | 1 | 1 | 0 | 1 | 2 | | |
| Earl Williams, R OBP: 0.309, SLG: 0.423 (1,3) | FC5-4 | | WP BB 1B BB | | F9 | | | K | | 3 | 1 | 0 | 0 | 1 | 1 | 2 | | |
| Mike Lum, L OBP: 0.357, SLG: 0.411 (1,9) | | FC5-6 BB 1B | 1B WP FC6-4 BB | | | 1B | | BB | | 2 | 1 | 2 | 0 | 2 | 0 | 0 | | |
| Hal King, L OBP: 0.353, SLG: 0.339 (1,2) | | FC5-6 BB | FC6-4 1B 1-2 2-3 IBB | | F9 | | | 4-3 | | 2 | 0 | 0 | 0 | 2 | 0 | 2 | | |
| Marty Perez, R OBP: 0.265, SLG: 0.310 (1,6) | | FC5-6 | FC6-4 1B | | 5-3 | | | F8 | | 4 | 0 | 1 | 1 | 0 | 0 | 3 | | |
| Ron Reed, R OBP: 0.088, SLG: 0.088 (1,1) | F7 | | FC6-4 | | | FC4-6 1B | | 6-3 | | 4 | 0 | 1 | 1 | 0 | 0 | 4 | | |
| Inning Stats | R: 0 E: 0 K: 0 S: 4 | H: 1 LOB: 2 BB: 1 P: 8 | R: 0 E: 0 K: 0 S: 4 | H: 1 LOB: 2 BB: 1 P: 8 | R: 4 E: 0 K: 0 S: 6 | H: 3 LOB: 2 BB: 3 P: 18 | R: 0 E: 0 K: 0 S: 2 | H: 0 LOB: 0 BB: 1 P: 6 | R: 0 E: 0 K: 0 S: 4 | H: 1 LOB: 1 BB: 0 P: 4 | R: 0 E: 0 K: 2 S: 7 | H: 0 LOB: 1 BB: 1 P: 11 | R: 0 E: 0 K: 0 S: 3 | H: 0 LOB: 0 BB: 0 P: 3 | 1B: 6 2B: 1 3B: 0 HR: 0 | SF: 0 SAC: 0 DP: 0 HBP: 0 | WP: 3 PB: 0 SB: 0 CS: 1 | PA: 37 |
| PITCHER Steve Renko, R ERA: 3.27 John O'Donoghue, L ERA: 4.67 (8, 1) | IP: 7.0 WLS: L BF: 34 H: 7 R: 4 ER: 4 SO: 2 BB: 6 IBB: 0 HBP: 0 BLK: 0 WP: 0 HR: 0 S: 31 P: 59 ERA: 5.14 WHIP: 1.857 | | | | | | | | | | | | | | | | | |

Montreal Expos @ Atlanta Braves
Atlanta Stadium, Atlanta, GA
Tue Jun 22 1971, 7:05 PM EDT
Att: 5,567 - Unknown

| | |
|-----|----|
| AB | 30 |
| R | 4 |
| H | 7 |
| RBI | 3 |
| BB | 7 |
| SO | 2 |
| LOB | 22 |



| Batter | 1 | 2 | 3 | 4 | 5 | 6 | 7 | 8 | 9 | AB | R | H | RBI | BB | SO | LOB | TOP | | | |
|---|---|----------------------------------|------------------------------|---------------------------------|------------------------------|---------------------------------|------------------------------|---------------------------------|------------------------------|----------------------------------|------------------------------|---------------------------------|------------------------------|---------------------------------|------------------------------|----------------------------------|----------------------------------|------------------------------------|----------------------------------|--------|
| Boots Day, L OBP: 0.309, SLG: 0.314 (1.8) | | | | | | | | | | 5 | 2 | 3 | 0 | 0 | 1 | 2 | | | | |
| Stan Swanson, R OBP: 0.400, SLG: 0.800 (1.7) | | | | | | | | | | 5 | 1 | 2 | 0 | 0 | 0 | 2 | | | | |
| Rusty Staub, L OBP: 0.418, SLG: 0.477 (1.9) | | | | | | | | | | 4 | 1 | 2 | 3 | 1 | 0 | 0 | | | | |
| Ron Fairly, L OBP: 0.395, SLG: 0.434 (1.3) | | | | | | | | | | 4 | 1 | 0 | 0 | 1 | 1 | 2 | | | | |
| Bob Bailey, R OBP: 0.379, SLG: 0.428 (9.5) | | | | | | | | | | 3 | 1 | 1 | 1 | 2 | 1 | 4 | | | | |
| John Bateman, R OBP: 0.287, SLG: 0.392 (1.2) | | | | | | | | | | 4 | 0 | 3 | 2 | 0 | 0 | 2 | | | | |
| Ron Hunt, R OBP: 0.370, SLG: 0.321 (1.4) | | | | | | | | | | 4 | 0 | 0 | 0 | 0 | 1 | 5 | | | | |
| Gary Sutherland, R OBP: 0.308, SLG: 0.360 (1.6) | | | | | | | | | | 3 | 0 | 0 | 0 | 1 | 0 | 1 | | | | |
| Carl Morton, R OBP: 0.176, SLG: 0.146 (7.1) | | | | | | | | | | 3 | 0 | 0 | 0 | 0 | 1 | 2 | | | | |
| Dan McGinn, L OBP: 0.500, SLG: 0.590 (7.1) | | | | | | | | | | 0 | 0 | 0 | 0 | 0 | 0 | 0 | | | | |
| John Strohmayr, R OBP: 0.375, SLG: 0.375 (7.1) | | | | | | | | | | 1 | 0 | 1 | 0 | 0 | 0 | 0 | | | | |
| Inning Stats | R: 2 E: 0 K: 0 S: 6 | H: 3 LOB: 2 BB: 1 P: 10 | R: 0 E: 0 K: 1 S: 6 | H: 1 LOB: 1 BB: 0 P: 6 | R: 1 E: 0 K: 0 S: 5 | H: 2 LOB: 1 BB: 0 P: 5 | R: 0 E: 0 K: 1 S: 5 | H: 0 LOB: 0 BB: 0 P: 5 | R: 0 E: 0 K: 0 S: 3 | H: 0 LOB: 0 BB: 2 P: 11 | R: 1 E: 0 K: 2 S: 9 | H: 2 LOB: 1 BB: 0 P: 9 | R: 0 E: 0 K: 0 S: 5 | H: 2 LOB: 2 BB: 0 P: 5 | R: 2 E: 0 K: 1 S: 6 | H: 2 LOB: 1 BB: 2 P: 14 | 1B: 7 2B: 4 3B: 0 HR: 1 | SF: 0 SAC: 2 DP: 0 HBP: 0 | WP: 1 PB: 0 SB: 0 CS: 0 | PA: 43 |
| PITCHER | IP WLS BF H R ER SO BB IBB HBP BLK WP HR S P ERA WHIP | | | | | | | | | | | | | | | | | | | |
| Pat Jarvis, R ERA: 4.28 (1.1) | 6.0 L 27 6 3 3 2 1 2 0 0 0 1 28 40 4.50 1.167 | | | | | | | | | | | | | | | | | | | |
| Tom House, L ERA: 9.0 (7.1) | 1.0 5 2 1 1 2 0 0 0 0 1 0 9 9 9.00 2.000 | | | | | | | | | | | | | | | | | | | |
| Cecil Upshaw, R ERA: 4.66 (8.1) | 2.0 11 4 2 2 1 1 1 0 0 0 0 11 19 9.00 2.500 | | | | | | | | | | | | | | | | | | | |

Montreal Expos @ Atlanta Braves
Atlanta Stadium, Atlanta, GA
Wed Jun 23 1971, 7:05 PM EDT
Att: 5,262 - Unknown

| | |
|-----|----|
| AB | 36 |
| R | 6 |
| H | 12 |
| RBI | 6 |
| BB | 5 |
| SO | 5 |
| LOB | 20 |



| Batter | 1 | 2 | 3 | 4 | 5 | 6 | 7 | 8 | 9 | AB | R | H | RBI | BB | SO | LOB | BOTTOM | | | |
|---|---|---------------------------------|------------------------------|---------------------------------|------------------------------|---------------------------------|------------------------------|---------------------------------|------------------------------|----------------------------------|------------------------------|----------------------------------|------------------------------|---------------------------------|------------------------------|---------------------------------|----------------------------------|------------------------------------|----------------------------------|--------|
| Ralph Garr, L OBP: 0.361, SLG: 0.445 (1.7) | | | | | | | | | | 3 | 0 | 0 | 0 | 2 | 0 | 1 | | | | |
| Sonny Jackson, L OBP: 0.302, SLG: 0.357 (1.8) | | | | | | | | | | 3 | 1 | 1 | 0 | 0 | 0 | 3 | | | | |
| Hank Aaron, R OBP: 0.400, SLG: 0.631 (1.3) | | | | | | | | | | 4 | 0 | 0 | 0 | 0 | 0 | 5 | | | | |
| Darrell Evans, L OBP: 0.357, SLG: 0.424 (1.5) | | | | | | | | | | 3 | 1 | 1 | 2 | 1 | 0 | 0 | | | | |
| Mike Lum, L OBP: 0.354, SLG: 0.402 (1.9) | | | | | | | | | | 3 | 0 | 0 | 0 | 1 | 0 | 2 | | | | |
| Felix Milten, R OBP: 0.344, SLG: 0.384 (1.4) | | | | | | | | | | 4 | 1 | 1 | 0 | 0 | 0 | 1 | | | | |
| Earl Williams, R OBP: 0.308, SLG: 0.416 (1.2) | | | | | | | | | | 3 | 0 | 0 | 0 | 1 | 0 | 1 | | | | |
| Marty Perez, R OBP: 0.264, SLG: 0.309 (1.6) | | | | | | | | | | 4 | 0 | 1 | 0 | 0 | 0 | 1 | | | | |
| Pat Jarvis, R ERA: 3.65 (1.1) | | | | | | | | | | 2 | 0 | 0 | 0 | 0 | 0 | 0 | | | | |
| Tom House, L ERA: 9.0 (7.1) | | | | | | | | | | 0 | 0 | 0 | 0 | 0 | 0 | 0 | | | | |
| Hal King, L OBP: 0.307, SLG: 0.344 (7.1) | | | | | | | | | | 1 | 0 | 1 | 0 | 0 | 0 | 0 | | | | |
| George Stone, L OBP: 0.185, SLG: 0.222 (7.1) | | | | | | | | | | 0 | 0 | 0 | 0 | 0 | 0 | 0 | | | | |
| Cecil Upshaw, R ERA: 4.5 (8.1) | | | | | | | | | | 0 | 0 | 0 | 0 | 0 | 0 | 0 | | | | |
| Oscar Brown, R ERA: 5.08 (8.1) | | | | | | | | | | 1 | 0 | 0 | 0 | 0 | 0 | 1 | | | | |
| Inning Stats | R: 0 E: 0 K: 0 S: 3 | H: 0 LOB: 0 BB: 0 P: 3 | R: 0 E: 0 K: 0 S: 3 | H: 0 LOB: 0 BB: 0 P: 3 | R: 0 E: 0 K: 0 S: 5 | H: 0 LOB: 0 BB: 0 P: 9 | R: 0 E: 0 K: 0 S: 3 | H: 0 LOB: 0 BB: 0 P: 3 | R: 0 E: 0 K: 0 S: 3 | H: 0 LOB: 2 BB: 2 P: 11 | R: 1 E: 0 K: 0 S: 6 | H: 3 LOB: 3 BB: 1 P: 10 | R: 0 E: 0 K: 0 S: 3 | H: 0 LOB: 0 BB: 0 P: 3 | R: 0 E: 0 K: 0 S: 3 | H: 0 LOB: 1 BB: 1 P: 7 | 1B: 4 2B: 0 3B: 0 HR: 1 | SF: 0 SAC: 1 DP: 0 HBP: 0 | WP: 0 PB: 0 SB: 0 CS: 0 | PA: 37 |
| PITCHER | IP WLS BF H R ER SO BB IBB HBP BLK WP HR S P ERA WHIP | | | | | | | | | | | | | | | | | | | |
| Carl Morton, R ERA: 3.65 (1.1) | 6.1 W 27 6 3 3 3 3 0 0 0 0 1 24 36 4.26 1.263 | | | | | | | | | | | | | | | | | | | |
| Dan McGinn, L ERA: 4.5 (7.1) | 0.1 2 0 0 0 0 1 0 0 0 0 0 1 5 0.00 3.000 | | | | | | | | | | | | | | | | | | | |
| John Strohmayr, R ERA: 5.08 (7.1) | 2.1 S 8 0 0 0 0 1 0 0 0 0 0 0 7 11 0.00 0.429 | | | | | | | | | | | | | | | | | | | |

Montreal Expos @ Atlanta Braves
Atlanta Stadium, Atlanta, GA
Wed Jun 23 1971, 7:05 PM EDT
Att: 5,262 - Unknown

| | |
|-----|----|
| AB | 31 |
| R | 3 |
| H | 5 |
| RBI | 3 |
| BB | 5 |
| SO | 0 |
| LOB | 15 |



| Batter | 1 | 2 | 3 | 4 | 5 | 6 | 7 | 8 | 9 | AB | R | H | RBI | BB | SO | LOB | TOP | | | | | | | | | | | | | | | | | |
|--|---|---------------------------------|------------------------------|---------------------------------|------------------------------|---------------------------------|------------------------------|----------------------------------|------------------------------|----------------------------------|------------------------------|---------------------------------|------------------------------|---------------------------------|------------------------------|----------------------------------|--|---------------------------------|------------------------------|---------------------------------|----------------------------------|------------------------------------|-------------------------|--------|--|--|--|--|--|--|--|--|--|--|
| Pete Rose, S OBP: 0.375, SLG: 0.404 (1, 9) | | | | | | | | | | 4 | 1 | 3 | 3 | 1 | 0 | 0 | Cincinnati Reds @ Atlanta Braves Atlanta Stadium, Atlanta, GA Fri Jun 25 1971, 7:05 PM EDT Unknown | | | | | | | | | | | | | | | | | |
| George Foster, R OBP: 0.340, SLG: 0.453 (1, 8) | | | | | | | | | | 4 | 0 | 0 | 0 | 1 | 0 | 3 | | | | | | | | | | | | | | | | | | |
| Lee May, R OBP: 0.354, SLG: 0.571 (1, 3) | | | | | | | | | | 5 | 0 | 1 | 1 | 0 | 2 | 2 | | | | | | | | | | | | | | | | | | |
| Johnny Bench, R OBP: 0.294, SLG: 0.479 (1, 2) | | | | | | | | | | 5 | 0 | 2 | 0 | 0 | 0 | 3 | | | | | | | | | | | | | | | | | | |
| Tony Perez, R OBP: 0.286, SLG: 0.375 (1, 5) | | | | | | | | | | 5 | 2 | 3 | 1 | 0 | 1 | 2 | | | | | | | | | | | | | | | | | | |
| Bernie Carbo, L OBP: 0.348, SLG: 0.329 (1, 7) | | | | | | | | | | 4 | 1 | 0 | 0 | 1 | 1 | 3 | | | | | | | | | | | | | | | | | | |
| Tommy Helms, R OBP: 0.263, SLG: 0.300 (1, 4) | | | | | | | | | | 4 | 1 | 1 | 1 | 0 | 0 | 2 | | | | | | | | | | | | | | | | | | |
| Woody Woodward, R OBP: 0.330, SLG: 0.286 (1, 6) | | | | | | | | | | 2 | 1 | 0 | 0 | 2 | 1 | 1 | | | | | | | | | | | | | | | | | | |
| Wayne Simpson, R OBP: 0.100, SLG: 0.100 (1, 1) | | | | | | | | | | 3 | 0 | 0 | 0 | 0 | 2 | 4 | | | | | | | | | | | | | | | | | | |
| Jim Merritt, L OBP: 0.176, SLG: 0.188 (7, 1) | | | | | | | | | | 1 | 0 | 0 | 0 | 0 | 1 | 0 | | | | | | | | | | | | | | | | | | |
| Wayne Granger, R (8, 1) | | | | | | | | | | 0 | 0 | 0 | 0 | 0 | 0 | 0 | | | | | | | | | | | | | | | | | | |
| Joe Gibbon, R (8, 1) | | | | | | | | | | 0 | 0 | 0 | 0 | 0 | 0 | 0 | | | | | | | | | | | | | | | | | | |
| Inning Stats | R: 0 E: 0 K: 1 S: 6 | H: 1 LOB: 1 BB: 0 P: 6 | R: 0 E: 0 K: 0 S: 4 | H: 1 LOB: 1 BB: 0 P: 4 | R: 0 E: 0 K: 0 S: 4 | H: 1 LOB: 1 BB: 0 P: 4 | R: 5 E: 0 K: 1 S: 9 | H: 4 LOB: 2 BB: 3 P: 21 | R: 1 E: 0 K: 1 S: 6 | H: 1 LOB: 1 BB: 1 P: 10 | R: 0 E: 0 K: 1 S: 5 | H: 0 LOB: 0 BB: 0 P: 5 | R: 0 E: 0 K: 0 S: 4 | H: 1 LOB: 1 BB: 0 P: 4 | R: 0 E: 0 K: 2 S: 7 | H: 0 LOB: 1 BB: 0 P: 11 | R: 0 E: 0 K: 2 S: 8 | H: 1 LOB: 1 BB: 0 P: 8 | R: 0 E: 0 K: 2 S: 8 | H: 1 LOB: 1 BB: 0 P: 8 | 1B: 7 2B: 2 3B: 0 HR: 1 | SF: 0 SAC: 0 DP: 0 HBP: 0 | WP: 1 PB: 0 CS: 0 | PA: 42 | | | | | | | | | | |
| PITCHER | IP WLS BF H R ER SO BB IBB HBP BLK WP HR S P ERA WHIP | | | | | | | | | | | | | | | | | | | | | | | | | | | | | | | | | |
| Tom Kelley, R ERA: 3.16 (1, 1) | 3.2 | | 19 | 6 | 5 | 5 | 2 | 2 | 0 | 0 | 0 | 0 | 0 | 0 | 21 | 29 | 12.27 | 2.182 | | | | | | | | | | | | | | | | |
| Bob Priddy, R ERA: 3.92 (4, 1) | 4.1 | W | 19 | 3 | 1 | 1 | 4 | 3 | 0 | 0 | 0 | 1 | 1 | 24 | 36 | 2.08 | 1.385 | | | | | | | | | | | | | | | | | |
| Cecil Upshaw, R ERA: 4.56 (9, 1) | 1.0 | S | 4 | 1 | 0 | 0 | 2 | 0 | 0 | 0 | 0 | 0 | 0 | 8 | 8 | 0.00 | 1.000 | | | | | | | | | | | | | | | | | |

| | |
|-----|----|
| AB | 37 |
| R | 6 |
| H | 10 |
| RBI | 6 |
| BB | 5 |
| SO | 8 |
| LOB | 20 |



| Batter | 1 | 2 | 3 | 4 | 5 | 6 | 7 | 8 | 9 | AB | R | H | RBI | BB | SO | LOB | BOTTOM | | | | | | | | | | | | | | | | | |
|--|---|---------------------------------|------------------------------|----------------------------------|------------------------------|----------------------------------|------------------------------|---------------------------------|------------------------------|---------------------------------|------------------------------|---------------------------------|------------------------------|---------------------------------|------------------------------|----------------------------------|--|------------------------------------|-------------------------|--------|--|--|--|--|--|--|--|--|--|--|--|--|--|--|
| Ralph Garr, L OBP: 0.361, SLG: 0.447 (1, 7) | | | | | | | | | | 5 | 3 | 2 | 1 | 0 | 0 | 0 | Cincinnati Reds @ Atlanta Braves Atlanta Stadium, Atlanta, GA Fri Jun 25 1971, 7:05 PM EDT Unknown | | | | | | | | | | | | | | | | | |
| Felix Milan, R OBP: 0.346, SLG: 0.385 (1, 4) | | | | | | | | | | 4 | 0 | 2 | 1 | 0 | 0 | 1 | | | | | | | | | | | | | | | | | | |
| Mike Lum, L OBP: 0.393, SLG: 0.393 (1, 9) | | | | | | | | | | 3 | 1 | 0 | 0 | 1 | 0 | 2 | | | | | | | | | | | | | | | | | | |
| Oscar Brown, R OBP: 0.500, SLG: 0.500 (6, PH) (9, 9) | | | | | | | | | | 1 | 0 | 1 | 1 | 0 | 0 | 0 | | | | | | | | | | | | | | | | | | |
| Darrell Evans, L OBP: 0.387, SLG: 0.484 (1, 5) | | | | | | | | | | 3 | 2 | 2 | 3 | 2 | 0 | 0 | | | | | | | | | | | | | | | | | | |
| Earl Williams, R OBP: 0.310, SLG: 0.421 (1, 3) | | | | | | | | | | 5 | 1 | 2 | 1 | 0 | 0 | 5 | | | | | | | | | | | | | | | | | | |
| Hal King, L OBP: 0.354, SLG: 0.349 (1, 2) | | | | | | | | | | 4 | 0 | 1 | 1 | 0 | 2 | 2 | | | | | | | | | | | | | | | | | | |
| Sonny Jackson, L OBP: 0.301, SLG: 0.353 (1, 8) | | | | | | | | | | 3 | 0 | 0 | 0 | 1 | 0 | 3 | | | | | | | | | | | | | | | | | | |
| Marty Perez, R OBP: 0.264, SLG: 0.307 (1, 6) | | | | | | | | | | 4 | 1 | 1 | 0 | 0 | 0 | 1 | | | | | | | | | | | | | | | | | | |
| Tom Kelley, R (1, 1) | | | | | | | | | | 1 | 0 | 0 | 0 | 0 | 1 | 1 | | | | | | | | | | | | | | | | | | |
| Bob Priddy, R ERA: 5.06 (4, 1) | 0.2 | L | 4 | 2 | 2 | 2 | 0 | 0 | 0 | 0 | 0 | 0 | 0 | 0 | 0 | 0 | | | | | | | | | | | | | | | | | | |
| Zoilo Versalles, R ERA: 5.4 (6, PH) | 0.1 | | 1 | 0 | 0 | 0 | 0 | 0 | 0 | 0 | 0 | 0 | 0 | 0 | 0 | 0 | | | | | | | | | | | | | | | | | | |
| Wayne Granger, R ERA: 3.0 (8, 1) | 0.1 | | 3 | 1 | 0 | 0 | 0 | 1 | 0 | 0 | 0 | 0 | 0 | 0 | 0 | 0 | | | | | | | | | | | | | | | | | | |
| Joe Gibbon, L ERA: 2.61 (8, 1) | 0.1 | | 3 | 1 | 0 | 0 | 0 | 0 | 0 | 0 | 2 | 6 | 0.00 | 6.000 | | | | | | | | | | | | | | | | | | | | |
| Inning Stats | R: 0 E: 0 K: 0 S: 5 | H: 2 LOB: 2 BB: 0 P: 5 | R: 0 E: 0 K: 2 S: 7 | H: 0 LOB: 1 BB: 1 P: 11 | R: 3 E: 0 K: 0 S: 6 | H: 3 LOB: 1 BB: 1 P: 10 | R: 1 E: 1 K: 1 S: 7 | H: 1 LOB: 1 BB: 0 P: 7 | R: 0 E: 0 K: 1 S: 5 | H: 0 LOB: 1 BB: 1 P: 9 | R: 0 E: 0 K: 0 S: 3 | H: 0 LOB: 0 BB: 0 P: 3 | R: 2 E: 1 K: 0 S: 6 | H: 2 LOB: 1 BB: 0 P: 6 | R: 2 E: 0 K: 0 S: 6 | H: 3 LOB: 2 BB: 1 P: 10 | 1B: 7 2B: 3 3B: 0 HR: 1 | SF: 0 SAC: 2 DP: 0 HBP: 0 | WP: 0 PB: 0 CS: 0 | PA: 41 | | | | | | | | | | | | | | |
| PITCHER | IP WLS BF H R ER SO BB IBB HBP BLK WP HR S P ERA WHIP | | | | | | | | | | | | | | | | | | | | | | | | | | | | | | | | | |
| Wayne Simpson, R ERA: 5.06 (1, 1) | 6.2 | | 33 | 8 | 6 | 3 | 4 | 3 | 0 | 0 | 0 | 0 | 0 | 0 | 38 | 50 | 4.05 | 1.650 | | | | | | | | | | | | | | | | |
| Jim Merritt, L ERA: 5.4 (7, 1) | 0.2 | L | 4 | 2 | 2 | 2 | 0 | 0 | 0 | 0 | 0 | 0 | 0 | 4 | 4 | 27.00 | 3.000 | | | | | | | | | | | | | | | | | |
| Wayne Granger, R ERA: 3.0 (8, 1) | 0.1 | | 1 | 0 | 0 | 0 | 0 | 0 | 0 | 0 | 0 | 0 | 0 | 1 | 1 | 0.00 | 0.000 | | | | | | | | | | | | | | | | | |
| Joe Gibbon, L ERA: 2.61 (8, 1) | 0.1 | | 3 | 1 | 0 | 0 | 0 | 1 | 0 | 0 | 0 | 2 | 6 | 0.00 | 6.000 | | | | | | | | | | | | | | | | | | | |

| | |
|-----|----|
| AB | 35 |
| R | 8 |
| H | 11 |
| RBI | 8 |
| BB | 4 |
| SO | 4 |
| LOB | 15 |



| Batter | 1 | 2 | 3 | 4 | 5 | 6 | 7 | 8 | 9 | AB | R | H | RBI | BB | SO | LOB | TOP | | | | | |
|--|---|---------------------------------|------------------------------|---------------------------------|------------------------------|---------------------------------|------------------------------|---------------------------------|------------------------------|---------------------------------|------------------------------|---------------------------------|------------------------------|---------------------------------|------------------------------|---------------------------------|--|---------------------------------|----------------------------------|------------------------------------|----------------------------------|--------|
| Pete Rose, S OBP: 0.374, SLG: 0.399 | 0-0 6-3 | | 4-0 G6-4-3 BB | | 0-0 F2 | | 0-0 6-3 | | | 3 | 0 | 0 | 0 | 1 | 0 | 1 | Cincinnati Reds @ Atlanta Braves Atlanta Stadium, Atlanta, GA Fri Jun 25 1971, 7:05 PM EDT Att: 25,903 - Unknown | | | | | |
| George Foster, R OBP: 0.333, SLG: 0.443 | 0-0 F7 | | 0-0 P3 | | 0-3 K2-3 | | 0-0 F8 | | | 4 | 0 | 0 | 0 | 0 | 1 | 1 | | | | | | |
| Lee May, R OBP: 0.355, SLG: 0.570 Buddy Bradford, R OBP: 0.307, SLG: 0.284 | 0-0 1B | | 0-0 G6-4-3 1-2 | | | 0-0 G4-3 1B | | 0-3 K | | 2 | 0 | 1 | 0 | 0 | 0 | 1 | | | | | | |
| Johnny Bench, R OBP: 0.294, SLG: 0.487 | 0-0 5-3 | | | 0-0 F7 | | 0-0 G4-3 1-2 | | 0-0 HR | | 4 | 1 | 1 | 1 | 0 | 0 | 2 | | | | | | |
| Tony Perez, R OBP: 0.296, SLG: 0.394 | | 0-0 HR | | 0-0 6-3 1B | | 0-0 1B | | 0-0 1B | | 4 | 1 | 4 | 1 | 0 | 0 | 0 | | | | | | |
| Tommy Helms, R OBP: 0.286, SLG: 0.314 | | 0-0 HR | | 0-0 6-3 1B | | 0-0 5-3 | | 0-0 P4 | | 4 | 1 | 2 | 1 | 0 | 0 | 2 | | | | | | |
| Pat Corrales, R OBP: 0.205, SLG: 0.167 | | 0-0 L9 | | 0-0 6-3 1B | | | 0-0 F8 | | 0-0 F9 | 4 | 0 | 0 | 0 | 0 | 0 | 2 | | | | | | |
| Dave Concepcion, R OBP: 0.255, SLG: 0.262 Jimmy Stewart, S OBP: 0.236, SLG: 0.237 | 0-3 K | | 0-0 5-3 | | 0-0 K | | 0-0 K | | 0-0 3-1 | 3 | 0 | 0 | 0 | 0 | 2 | 2 | | | | | | |
| Tony Cloninger, R OBP: 0.313, SLG: 0.375 Wayne Granger, R | 0-3 K | | | | 0-0 F7 | | | 0-3 K | | 1 | 0 | 0 | 0 | 0 | 1 | 0 | | | | | | |
| Jim Merritt, L OBP: 0.211, SLG: 0.333 Al Ferrara, R OBP: 0.273, SLG: 0.139 | 0-0 K | | | | | 0-0 F7 | | 0-0 3B | | 0 | 0 | 0 | 0 | 0 | 0 | 0 | | | | | | |
| Inning Stats | R: 0 E: 0 K: 0 S: 4 | H: 1 LOB: 1 BB: 0 P: 4 | R: 2 E: 0 K: 2 S: 9 | H: 2 LOB: 0 BB: 0 P: 9 | R: 0 E: 0 K: 0 S: 2 | H: 0 LOB: 0 BB: 1 P: 6 | R: 0 E: 0 K: 0 S: 5 | H: 2 LOB: 2 BB: 0 P: 5 | R: 0 E: 0 K: 1 S: 5 | H: 0 LOB: 0 BB: 0 P: 5 | R: 0 E: 0 K: 0 S: 4 | H: 2 LOB: 1 BB: 0 P: 4 | R: 0 E: 0 K: 1 S: 6 | H: 1 LOB: 0 BB: 0 P: 6 | R: 1 E: 0 K: 1 S: 7 | H: 2 LOB: 1 BB: 0 P: 7 | R: 0 E: 0 K: 1 S: 5 | H: 0 LOB: 0 BB: 0 P: 5 | 1B: 6 2B: 0 3B: 1 HR: 3 | SF: 0 SAC: 0 DP: 2 HBP: 0 | WP: 0 PB: 0 SB: 0 CS: 0 | PA: 36 |
| PITCHER Phil Niekro, R ERA: 3.09 | IP: 9.0 WLS: W BF: 36 H: 10 R: 3 ER: 3 SO: 6 BB: 1 IBB: 0 HBP: 0 BLK: 0 WP: 0 HR: 3 S: 47 P: 51 ERA: 3.00 WHIP: 1.222 | | | | | | | | | | | | | | | PITCHER | | | | | | |

| Batter | 1 | 2 | 3 | 4 | 5 | 6 | 7 | 8 | 9 | AB | R | H | RBI | BB | SO | LOB | BOTTOM | | | |
|--|--|---|------------------------------|----------------------------------|------------------------------|---------------------------------|------------------------------|---------------------------------|------------------------------|---------------------------------|------------------------------|---------------------------------|------------------------------|---------------------------------|------------------------------|---------------------------------|--|-----------------------------------|------------------------------------|----------------------------------|
| Ralph Garr, L OBP: 0.365, SLG: 0.453 | 0-0 F7 | | 0-0 4-3 | | | 0-0 G4-6-3 1B | | 0-0 PB 1B | | 5 | 1 | 3 | 1 | 0 | 0 | 0 | Cincinnati Reds @ Atlanta Braves Atlanta Stadium, Atlanta, GA Fri Jun 25 1971, 7:05 PM EDT Att: 25,903 - Unknown | | | |
| Felix Milan, R OBP: 0.350, SLG: 0.387 | 0-0 E S 1B | 1-0 BB BB HBP | 0-0 2B 9-2 1B | | 0-0 G4-6-3 1-2 2-3 | | 0-0 F8 | | | 4 | 2 | 2 | 0 | 0 | 0 | 3 | | | | |
| Mike Lum, L OBP: 0.371, SLG: 0.413 | 0-0 1H HR 1B | 4-0 1B BB 1-2 2-3 | 0-0 1-3 2B | | 4-0 BB BB | | 0-0 PB 1B | | | 3 | 2 | 3 | 1 | 2 | 0 | 0 | | | | |
| Darrell Evans, L OBP: 0.388, SLG: 0.462 | 4-0 1-2 HR BB | 4-0 1-2 2-3 3-H 1B BB | 0-0 9-2 | | 0-0 F8 | | 0-3 K | | 1-2 2-3 | 3 | 2 | 0 | 1 | 2 | 1 | 6 | | | | |
| Earl Williams, R OBP: 0.313, SLG: 0.436 | 0-0 1H 2H HR | 0-0 1-2 2-3 3-H 1B 1B | | 0-0 4-3 | | 0-0 6-3 | | 0-0 F7 | | 5 | 2 | 2 | 4 | 0 | 0 | 3 | | | | |
| Sonny Jackson, L OBP: 0.306, SLG: 0.361 | 0-0 G3 | 0-0 6-3 1B 1-2 2H 3H 1B | | 0-0 F8 | | 0-0 FC4-6 1B | | 0-0 2B | | 5 | 0 | 3 | 2 | 0 | 0 | 0 | | | | |
| Bob Didier, S OBP: 0.265, SLG: 0.277 | 0-0 P6 | 0-0 1-2 2-3 1B | | 0-0 E3 | | 0-0 FC4-6 FC6-4 1-2 | | 0-0 F3 | | 5 | 0 | 1 | 0 | 0 | 0 | 2 | | | | |
| Marty Perez, R OBP: 0.262, SLG: 0.304 | | 0-0 SH1-4 1B | | 0-0 P5 | | 0-0 FC6-4 1-2 | | 0-0 F2 | | 5 | 1 | 1 | 1 | 0 | 0 | 5 | | | | |
| Phil Niekro, R OBP: 0.136, SLG: 0.143 | | 0-0 SH1-4 5-3 1B | | 0-0 G4-6-3 1B | | 0-0 5-3 | | 0-0 F7 | | 4 | 0 | 1 | 0 | 0 | 0 | 3 | | | | |
| Inning Stats | R: 4 E: 0 K: 0 S: 6 | H: 3 LOB: 0 BB: 1 P: 10 | R: 6 E: 0 K: 0 S: 8 | H: 5 LOB: 2 BB: 2 P: 17 | R: 0 E: 0 K: 0 S: 4 | H: 2 LOB: 1 BB: 0 P: 4 | R: 0 E: 0 K: 0 S: 4 | H: 0 LOB: 1 BB: 0 P: 4 | R: 0 E: 0 K: 0 S: 4 | H: 2 LOB: 2 BB: 1 P: 8 | R: 0 E: 0 K: 0 S: 4 | H: 1 LOB: 1 BB: 0 P: 4 | R: 0 E: 0 K: 1 S: 8 | H: 2 LOB: 3 BB: 0 P: 8 | R: 0 E: 0 K: 0 S: 4 | H: 1 LOB: 1 BB: 0 P: 4 | | 1B: 12 2B: 4 3B: 0 HR: 1 | SF: 0 SAC: 1 DP: 2 HBP: 1 | WP: 0 PB: 1 SB: 1 CS: 0 |
| PITCHER Tony Cloninger, R ERA: 4.42 Wayne Granger, R ERA: 3.14 Jim Merritt, L ERA: 4.9 | IP: 1.1 WLS: L BF: 13 H: 5 R: 9 ER: 9 SO: 0 BB: 3 IBB: 0 HBP: 0 BLK: 0 WP: 0 HR: 1 S: 9 P: 22 ERA: 60.75 WHIP: 6.000 | | | | | | | | | | | | | | | PITCHER | | | | |

| | |
|-----|----|
| AB | 35 |
| R | 3 |
| H | 10 |
| RBI | 3 |
| BB | 1 |
| SO | 6 |
| LOB | 11 |



| Batter | 1 | 2 | 3 | 4 | 5 | 6 | 7 | 8 | 9 | AB | R | H | RBI | BB | SO | LOB | TOP | | | |
|---|------------------------------|---------------------------------|-------------------------------------|----------------------------------|------------------------------|---------------------------------|------------------------------|---------------------------------|------------------------------|---------------------------------|------------------------------|---------------------------------|------------------------------|---------------------------------|------------------------------|---------------------------------|--|------------------------------------|-------------------------|--------|
| Pete Rose, S OBP: 0.375, SLG: 0.401 (1, 9) | | | | | | | | | | 4 | 0 | 2 | 0 | 0 | 0 | 0 | Cincinnati Reds @ Atlanta Braves Atlanta Stadium, Atlanta, GA Sat Jun 26 1971, 7:05 PM EDT Att: 20,436 - Unknown | | | |
| George Foster, R OBP: 0.332, SLG: 0.439 (1, 8) | | | | | | | | | | 4 | 0 | 1 | 0 | 0 | 1 | 3 | | | | |
| Lee May, R OBP: 0.354, SLG: 0.564 (1, 3) Dave Concepcion, R OBP: 0.295, SLG: 0.262 (8, 6) | | | | | | | | | | 4 | 0 | 1 | 0 | 0 | 0 | 3 | | | | |
| Johnny Bench, R OBP: 0.296, SLG: 0.491 (1, 2) | | | | | | | | | | 4 | 0 | 2 | 0 | 0 | 0 | 1 | | | | |
| Tony Perez, R OBP: 0.298, SLG: 0.394 (1, 5) (8, 3) | | | | | | | | | | 3 | 0 | 1 | 0 | 1 | 1 | 1 | | | | |
| Hal McRae, R OBP: 0.257, SLG: 0.319 (1, 7) | | | | | | | | | | 4 | 0 | 0 | 0 | 0 | 0 | 4 | | | | |
| Tommy Helms, R OBP: 0.266, SLG: 0.313 (1, 4) | | | | | | | | | | 4 | 0 | 1 | 0 | 0 | 1 | 2 | | | | |
| Woody Woodward, R OBP: 0.321, SLG: 0.277 (1, 6) (8, 5) | | | | | | | | | | 3 | 0 | 0 | 0 | 0 | 0 | 2 | | | | |
| Al Ferrara, R OBP: 0.267, SLG: 0.135 (9, PH) | | | | | | | | | | 1 | 0 | 0 | 0 | 0 | 1 | 0 | | | | |
| Jim McGlothlin, R OBP: 0.238, SLG: 0.350 (1, 1) Buddy Bradford, R OBP: 0.305, SLG: 0.282 (9, PH) | | | | | | | | | | 3 | 0 | 1 | 0 | 0 | 1 | 0 | | | | |
| Inning Stats | R: 0 E: 0 K: 1 S: 4 | H: 2 LOB: 2 BB: 0 P: 4 | R: 0 E: 0 K: 1 S: 5 | H: 0 LOB: 0 BB: 0 P: 5 | R: 0 E: 0 K: 1 S: 6 | H: 1 LOB: 1 BB: 0 P: 6 | R: 0 E: 0 K: 0 S: 5 | H: 2 LOB: 2 BB: 0 P: 5 | R: 0 E: 0 K: 1 S: 7 | H: 2 LOB: 2 BB: 1 P: 7 | R: 0 E: 0 K: 0 S: 3 | H: 0 LOB: 0 BB: 0 P: 3 | R: 0 E: 0 K: 0 S: 4 | H: 1 LOB: 1 BB: 0 P: 4 | R: 0 E: 0 K: 2 S: 7 | H: 0 LOB: 0 BB: 0 P: 7 | 1B: 8 2B: 1 3B: 0 HR: 0 | SF: 0 SAC: 0 DP: 0 HBP: 0 | WP: 0 PB: 1 CS: 0 | PA: 36 |
| PITCHER George Stone, L ERA: 3.28 (1, 1) | IP: 9.0 WLS: W BF: 36 | H: 9 R: 0 ER: 0 SO: 5 | BB: 1 IBB: 0 HBP: 0 BLK: 0 | WP: 0 HR: 0 S: 45 P: 49 | ERA: 0.00 WHIP: 1.111 | | | | | | | | | | | | | | | |

| Batter | 1 | 2 | 3 | 4 | 5 | 6 | 7 | 8 | 9 | AB | R | H | RBI | BB | SO | LOB | BOTTOM | | | |
|--|------------------------------|---------------------------------|-------------------------------------|----------------------------------|------------------------------|---------------------------------|------------------------------|---------------------------------|------------------------------|---------------------------------|------------------------------|---------------------------------|------------------------------|----------------------------------|------------------------------|---------------------------------|--|----------------------------------|------------------------------------|-------------------------|
| Ralph Garr, L OBP: 0.369, SLG: 0.455 (1, 7) | | | | | | | | | | 3 | 0 | 2 | 1 | 1 | 1 | 0 | Cincinnati Reds @ Atlanta Braves Atlanta Stadium, Atlanta, GA Sat Jun 26 1971, 7:05 PM EDT Att: 20,436 - Unknown | | | |
| Felix Milten, R OBP: 0.348, SLG: 0.385 (1, 4) | | | | | | | | | | 4 | 0 | 1 | 0 | 0 | 0 | 3 | | | | |
| Hank Aaron, R OBP: 0.394, SLG: 0.620 (1, 9) | | | | | | | | | | 4 | 0 | 0 | 0 | 0 | 2 | 2 | | | | |
| Orlando Cepeda, R OBP: 0.337, SLG: 0.513 (1, 3) | | | | | | | | | | 4 | 0 | 0 | 0 | 0 | 1 | 0 | | | | |
| Darrell Evans, L OBP: 0.393, SLG: 0.464 (1, 5) | | | | | | | | | | 4 | 0 | 2 | 0 | 0 | 1 | 0 | | | | |
| Earl Williams, R OBP: 0.313, SLG: 0.432 (1, 2) | | | | | | | | | | 2 | 0 | 0 | 0 | 1 | 1 | 1 | | | | |
| Mike Lum, L OBP: 0.376, SLG: 0.418 (1, 8) | | | | | | | | | | 3 | 1 | 2 | 0 | 0 | 0 | 2 | | | | |
| Marty Perez, R OBP: 0.259, SLG: 0.300 (1, 6) | | | | | | | | | | 2 | 0 | 0 | 0 | 0 | 0 | 3 | | | | |
| George Stone, L OBP: 0.167, SLG: 0.200 (1, 1) | | | | | | | | | | 3 | 0 | 0 | 0 | 0 | 1 | 2 | | | | |
| Inning Stats | R: 0 E: 0 K: 1 S: 5 | H: 1 LOB: 0 BB: 0 P: 5 | R: 0 E: 0 K: 0 S: 4 | H: 1 LOB: 2 BB: 1 P: 8 | R: 0 E: 0 K: 1 S: 5 | H: 0 LOB: 0 BB: 0 P: 5 | R: 0 E: 0 K: 0 S: 4 | H: 1 LOB: 1 BB: 0 P: 4 | R: 1 E: 0 K: 1 S: 8 | H: 3 LOB: 2 BB: 0 P: 8 | R: 0 E: 0 K: 2 S: 7 | H: 0 LOB: 0 BB: 0 P: 7 | R: 0 E: 0 K: 1 S: 6 | H: 1 LOB: 2 BB: 1 P: 10 | R: 0 E: 0 K: 1 S: 5 | H: 0 LOB: 0 BB: 0 P: 5 | | 1B: 7 2B: 0 3B: 0 HR: 0 | SF: 0 SAC: 1 DP: 1 HBP: 0 | WP: 1 PB: 0 CS: 0 |
| PITCHER Jim McGlothlin, R ERA: 3.86 (1, 1) | IP: 8.0 WLS: L BF: 32 | H: 7 R: 1 ER: 1 SO: 7 | BB: 1 IBB: 1 HBP: 0 BLK: 0 | WP: 1 HR: 0 S: 44 P: 52 | ERA: 1.12 WHIP: 1.000 | | | | | | | | | | | | | | | |

| Batter | 1 | 2 | 3 | 4 | 5 | 6 | 7 | 8 | 9 | AB | R | H | RBI | BB | SO | LOB | TOP | | | | | | | |
|--|------------------------------|---------------------------------|------------------------------|---------------------------------|------------------------------|---------------------------------|------------------------------|----------------------------------|------------------------------|---------------------------------|------------------------------|---------------------------------|------------------------------|---------------------------------|------------------------------|---------------------------------|------------------------------|---------------------------------|----------------------------------|------------------------------------|----------------------------------|--------|--|--|
| Pete Rose, S OBP: 0.376, SLG: 0.396 (1, 9) | 6-3 | | F7 | BB IBB | | 2B BB | | L8 | | 3 | 0 | 0 | 0 | 2 | 0 | 0 | | | | | | | | |
| George Foster, R OBP: 0.338, SLG: 0.443 (1, 8) | K | | P6 | | | 2B | | | WP HR HBP | 3 | 1 | 1 | 2 | 1 | 1 | 0 | | | | | | | | |
| Lee May, R OBP: 0.355, SLG: 0.574 (1, 3) | WP 1B | | 6-3 | F8 | | 6-3 | | | HR | 5 | 1 | 2 | 2 | 0 | 0 | 5 | | | | | | | | |
| Johnny Bench, R OBP: 0.291, SLG: 0.482 (1, 2) | L1 | | | E5 1B 2B | F7 | F8 | | | 6-3 | 5 | 1 | 0 | 0 | 0 | 0 | 3 | | | | | | | | |
| Tony Perez, R OBP: 0.301, SLG: 0.395 Dave Concepcion, R OBP: 0.254, SLG: 0.281 (7, 6) | | L9 | | 2B 1B | | | | | K | 4 | 1 | 2 | 0 | 0 | 0 | 0 | | | | | | | | |
| Bernie Carbo, L OBP: 0.353, SLG: 0.358 Buddy Bradford, R OBP: 0.302, SLG: 0.279 (9, 7) | | | | SH2-4 BB 2B | F8 | | | | F7 | 4 | 2 | 2 | 3 | 0 | 0 | 1 | | | | | | | | |
| Tommy Helms, R OBP: 0.266, SLG: 0.315 (1, 4) | | | 6-3 2B | | F9 | | | | | 4 | 0 | 1 | 0 | 0 | 0 | 2 | | | | | | | | |
| Woody Woodward, R OBP: 0.328, SLG: 0.286 (7, 5) | | 6-3 | | BB SH2-4 1B | | SH1 2B 1B | | | 6-3 | 4 | 1 | 2 | 0 | 0 | 0 | 1 | | | | | | | | |
| Gary Nolan, R OBP: 0.100, SLG: 0.079 Wayne Granger, R (9, 1) | | 4-3 | | SH2-4 | | SH1 | | | 6-3 | 2 | 0 | 0 | 0 | 0 | 0 | 1 | | | | | | | | |
| Inning Stats | R: 0 E: 0 K: 1 S: 6 | H: 1 LOB: 1 BB: 0 P: 6 | R: 1 E: 0 K: 0 S: 5 | H: 2 LOB: 1 BB: 0 P: 5 | R: 0 E: 0 K: 0 S: 3 | H: 0 LOB: 0 BB: 0 P: 3 | R: 3 E: 1 K: 0 S: 7 | H: 3 LOB: 3 BB: 2 P: 15 | R: 0 E: 0 K: 0 S: 4 | H: 1 LOB: 1 BB: 0 P: 4 | R: 1 E: 0 K: 0 S: 5 | H: 2 LOB: 2 BB: 1 P: 9 | R: 0 E: 0 K: 0 S: 3 | H: 0 LOB: 0 BB: 0 P: 3 | R: 0 E: 0 K: 1 S: 6 | H: 0 LOB: 0 BB: 0 P: 3 | R: 2 E: 0 K: 1 S: 6 | H: 1 LOB: 0 BB: 0 P: 7 | 1B: 5 2B: 3 3B: 0 HR: 2 | SF: 0 SAC: 2 DP: 0 HBP: 1 | WP: 2 PB: 0 SB: 0 CS: 0 | PA: 42 | | |
| PITCHER | IP | WLS | BF | H | R | ER | SO | BB | IBB | HBP | BLK | WP | HR | S | P | ERA | WHIP | | | | | | | |
| Ron Reed, R ERA: 3.43 (1, 1) | 3.2 | L | 20 | 6 | 4 | 2 | 1 | 1 | 1 | 0 | 0 | 1 | 1 | 20 | 28 | 4.91 | 1.909 | | | | | | | |
| Ron Herbel, R ERA: 4.79 (4, 1) | 4.1 | | 17 | 3 | 1 | 1 | 0 | 1 | 0 | 0 | 0 | 0 | 0 | 16 | 20 | 2.08 | 0.923 | | | | | | | |
| Tom House, L ERA: 13.5 (9, 1) | 1.0 | | 5 | 1 | 2 | 2 | 1 | 0 | 0 | 1 | 0 | 1 | 1 | 6 | 7 | 18.00 | 1.000 | | | | | | | |

Cincinnati Reds @ Atlanta Braves
Atlanta Stadium, Atlanta, GA
Sun Jun 27 1971, 3:33 AM EDT
Att: 15,937 - Unknown

AB 36
R 7
H 10
RBI 7
BB 3
SO 2
LOB 13



| Batter | 1 | 2 | 3 | 4 | 5 | 6 | 7 | 8 | 9 | AB | R | H | RBI | BB | SO | LOB | BOTTOM | | | | | | | |
|--|------------------------------|---------------------------------|------------------------------|---------------------------------|------------------------------|---------------------------------|------------------------------|---------------------------------|------------------------------|---------------------------------|------------------------------|---------------------------------|------------------------------|---------------------------------|----------------------------------|------------------------------------|----------------------------------|--------|--|--|--|--|--|--|
| Ralph Garr, L OBP: 0.368, SLG: 0.453 (1, 7) | 6-3 | | | F7 | | | 2-3 | | 2B 1B | 4 | 1 | 1 | 0 | 0 | 0 | 0 | | | | | | | | |
| Felix Milten, R OBP: 0.350, SLG: 0.390 (1, 4) | F9 | | | P4 | | | HR 1B | | HR 2B | 4 | 2 | 2 | 1 | 0 | 0 | 0 | | | | | | | | |
| Hank Aaron, R OBP: 0.396, SLG: 0.643 (1, 9) | K | | | P4 | | | HR | | HR | 4 | 2 | 2 | 4 | 0 | 1 | 0 | | | | | | | | |
| Orlando Cepeda, R OBP: 0.335, SLG: 0.509 Hal King, L OBP: 0.350, SLG: 0.344 (6, 2) | | K | | | P3 | | F9 | | 4-3 | 2 | 0 | 0 | 0 | 0 | 1 | 0 | | | | | | | | |
| Darrell Evans, L OBP: 0.386, SLG: 0.444 (1, 5) | | K | | | 4-3 | | | | 4-3 | 3 | 0 | 0 | 0 | 1 | 1 | 0 | | | | | | | | |
| Earl Williams, R OBP: 0.307, SLG: 0.423 (6, 3) | | | F7 | | P3 | | F7 | | K | 4 | 0 | 0 | 0 | 0 | 1 | 1 | | | | | | | | |
| Mike Lum, L OBP: 0.370, SLG: 0.410 (1, 8) | | | | F9 | | | F9 | | F8 | 3 | 0 | 0 | 0 | 0 | 0 | 0 | | | | | | | | |
| Marty Perez, R OBP: 0.254, SLG: 0.294 (1, 6) | | | | F7 | | | F5 | | L7 | 3 | 0 | 0 | 0 | 0 | 0 | 0 | | | | | | | | |
| Ron Reed, R OBP: 0.086, SLG: 0.086 Ron Herbel, R (4, 1) | | | | F8 | | | | | K | 1 | 0 | 0 | 0 | 0 | 1 | 0 | | | | | | | | |
| Sonny Jackson, L OBP: 0.305, SLG: 0.360 Tom House, L (9, 1) | | | | | | | | | K | 1 | 0 | 0 | 0 | 0 | 1 | 0 | | | | | | | | |
| Inning Stats | R: 0 E: 0 K: 1 S: 5 | H: 0 LOB: 0 BB: 0 P: 5 | R: 0 E: 0 K: 2 S: 7 | H: 0 LOB: 0 BB: 0 P: 7 | R: 0 E: 0 K: 0 S: 3 | H: 0 LOB: 0 BB: 0 P: 3 | R: 0 E: 0 K: 0 S: 3 | H: 0 LOB: 0 BB: 0 P: 3 | R: 2 E: 0 K: 0 S: 5 | H: 2 LOB: 1 BB: 1 P: 9 | R: 0 E: 0 K: 1 S: 5 | H: 0 LOB: 0 BB: 0 P: 5 | R: 3 E: 0 K: 1 S: 8 | H: 3 LOB: 0 BB: 0 P: 8 | 1B: 2 2B: 1 3B: 0 HR: 2 | SF: 0 SAC: 0 DP: 0 HBP: 0 | WP: 0 PB: 0 SB: 0 CS: 0 | PA: 33 | | | | | | |
| PITCHER | IP | WLS | BF | H | R | ER | SO | BB | IBB | HBP | BLK | WP | HR | S | P | ERA | WHIP | | | | | | | |
| Gary Nolan, R ERA: 2.82 (1, 1) | 8.0 | W | 29 | 4 | 4 | 4 | 5 | 1 | 0 | 0 | 0 | 0 | 1 | 38 | 42 | 4.50 | 0.625 | | | | | | | |
| Wayne Granger, R ERA: 3.29 (9, 1) | 1.0 | S | 4 | 1 | 1 | 1 | 1 | 0 | 0 | 0 | 0 | 0 | 1 | 6 | 6 | 9.00 | 1.000 | | | | | | | |

Cincinnati Reds @ Atlanta Braves
Atlanta Stadium, Atlanta, GA
Sun Jun 27 1971, 3:33 AM EDT
Att: 15,937 - Unknown

AB 32
R 5
H 5
RBI 5
BB 1
SO 6
LOB 1



| Batter | 1 | 2 | 3 | 4 | 5 | 6 | 7 | 8 | 9 | AB | R | H | RBI | BB | SO | LOB | TOP | | | |
|---|--|---------------------------------|------------------------------|----------------------------------|------------------------------|---------------------------------|------------------------------|---------------------------------|------------------------------|---------------------------------|------------------------------|---------------------------------|------------------------------|---------------------------------|------------------------------|----------------------------------|--|------------------------------------|----------------------------------|--------|
| Ralph Garr, L OBP: 0.368, SLG: 0.450 (1,7) | 0-0 4-3 | | 0-0 4-3 SH2-3 1B | | 0-0 4-3 | | | 0-0 4-3 1B BB | 0-0 4-3 | 4 | 1 | 1 | 0 | 1 | 0 | 1 | | | | |
| Sonny Jackson, L OBP: 0.309, SLG: 0.363 (1,8) | 0-0 6-3 | | 0-0 SH2-3 1-2 | | 0-0 G6-4-3 1B | | | 0-0 3B 1B | | 3 | 1 | 2 | 0 | 0 | 0 | 0 | | | | |
| Felix Millan, R OBP: 0.346, SLG: 0.385 (1,4) | 0-0 5-3 | | 0-0 4-3 2-3 | | 0-0 G6-4-3 1-2 | | | 0-0 F6 | | 4 | 0 | 0 | 0 | 0 | 0 | 4 | | | | |
| Darrell Evans, L OBP: 0.391, SLG: 0.474 (1,5) | | 0-0 BB 2B 1B | 0-3 K | | 0-0 F8 | | | 0-0 6-3 3B | | 4 | 2 | 2 | 2 | 0 | 1 | 1 | | | | |
| Mike Lum, L OBP: 0.367, SLG: 0.401 (1,9) | | 4-0 2B BB | | 0-0 F9 | | 0-0 4-3 | | 0-0 6-3 | | 3 | 1 | 0 | 1 | 1 | 0 | 0 | | | | |
| Earl Williams, R OBP: 0.306, SLG: 0.419 (1,3) | | 0-0 F3 | | 0-0 1B 1B | | 0-0 5-3 | | 0-0 6-3 | | 4 | 0 | 1 | 0 | 0 | 0 | 2 | | | | |
| Hal King, L OBP: 0.354, SLG: 0.356 (1,2) | | 0-0 1H 2H 2B | | 0-0 1B 1B | | 0-0 F6 | | 0-3 K | | 4 | 0 | 2 | 2 | 0 | 1 | 0 | | | | |
| Marty Perez, R OBP: 0.250, SLG: 0.289 (1,6) | | 0-3 K | | 0-3 K | | 0-3 K | | 0-3 K | | 3 | 0 | 0 | 0 | 0 | 3 | 3 | | | | |
| Oscar Brown, R OBP: 0.333, SLG: 0.333 (9, PH) | | 0-3 K | | 0-3 K | | 0-3 K | | 0-3 K | | 1 | 0 | 0 | 0 | 0 | 1 | 0 | | | | |
| Steve Barber, L OBP: 0.398, SLG: 0.643 (9, PH) | | 0-3 K | | 0-3 K | | 0-3 K | | 0-3 K | | 3 | 0 | 0 | 0 | 0 | 3 | 3 | | | | |
| Cecil Upshaw, R OBP: 0.306, SLG: 0.356 (8, 1) | | 0-3 K | | 0-3 K | | 0-3 K | | 0-3 K | | 0 | 0 | 0 | 0 | 0 | 0 | 0 | | | | |
| Hank Aaron, R OBP: 0.398, SLG: 0.643 (9, PH) | | 0-3 K | | 0-3 K | | 0-3 K | | 0-3 K | | 0 | 0 | 0 | 0 | 0 | 1 | 0 | | | | |
| Inning Stats | R: 0 E: 0 K: 0 S: 3 | H: 0 LOB: 0 BB: 0 P: 3 | R: 2 E: 0 K: 2 S: 9 | H: 2 LOB: 1 BB: 1 P: 13 | R: 0 E: 0 K: 1 S: 6 | H: 1 LOB: 1 BB: 0 P: 6 | R: 0 E: 0 K: 2 S: 9 | H: 2 LOB: 2 BB: 0 P: 9 | R: 0 E: 0 K: 0 S: 3 | H: 0 LOB: 0 BB: 0 P: 3 | R: 0 E: 0 K: 0 S: 7 | H: 0 LOB: 0 BB: 0 P: 7 | R: 0 E: 0 K: 2 S: 5 | H: 2 LOB: 0 BB: 1 P: 9 | R: 0 E: 0 K: 2 S: 7 | H: 0 LOB: 1 BB: 1 P: 11 | 1B: 6 2B: 1 3B: 1 HR: 0 | SF: 0 SAC: 1 DP: 1 HBP: 0 | WP: 0 PB: 0 SB: 0 CS: 0 | PA: 37 |
| PITCHER Don Wilson, R ERA: 3.31 (1,1) | IP: 9.0 WLS: W BF: 37 H: 8 R: 5 ER: 5 SO: 9 BB: 3 IBB: 0 HBP: 0 BLK: 0 WP: 0 HR: 0 S: 52 P: 64 ERA: 5.00 WHIP: 1.222 | | | | | | | | | | | | | | | PITCHER | IP: 9.0 WLS: W BF: 37 H: 8 R: 5 ER: 5 SO: 9 BB: 3 IBB: 0 HBP: 0 BLK: 0 WP: 0 HR: 0 S: 52 P: 64 ERA: 5.00 WHIP: 1.222 | | | |

Atlanta Braves @ Houston Astros
Astrodome, Houston, TX
Mon Jun 28 1971, 8:05 PM EDT
Dome

AB 33
R 5
H 8
RBI 5
BB 3
SO 9
LOB 14




| Batter | 1 | 2 | 3 | 4 | 5 | 6 | 7 | 8 | 9 | AB | R | H | RBI | BB | SO | LOB | BOTTOM | |
|---|--|---------------------------------|------------------------------|---------------------------------|------------------------------|----------------------------------|------------------------------|---------------------------------|------------------------------|---------------------------------|------------------------------|---------------------------------|------------------------------|---------------------------------|----------------------------------|------------------------------------|--|--------|
| Roger Metzger, S OBP: 0.266, SLG: 0.284 (1,6) | 0-0 FC5-2 3B | 0-0 F3 | | 0-0 E5 1B | | 0-0 E4 | | | | 4 | 0 | 1 | 0 | 0 | 0 | 1 | | |
| Cesar Cedeno, R OBP: 0.296, SLG: 0.357 (1,8) | 0-0 FC5-2 1B 3H | | 0-0 F8 | 0-0 G5-4-3 1B | | 0-0 F9 | | | | 4 | 1 | 1 | 0 | 0 | 0 | 2 | | |
| Jimmy Wynn, R OBP: 0.300, SLG: 0.284 (1,9) | 4-0 1B SF8 BB | | 4-0 1B BB | 0-0 F3 | | 0-0 F4 | | | | 2 | 2 | 0 | 0 | 2 | 0 | 3 | | |
| Bob Watson, R OBP: 0.351, SLG: 0.398 (1,7) | 0-0 1B | | 0-0 F9 | 0-0 G5-4-3 | | 0-3 K | | | | 4 | 0 | 1 | 1 | 0 | 1 | 3 | | |
| Cesar Geronimo, L OBP: 0.296, SLG: 0.350 (8,7) | 1-3 2H 1B | | 0-0 F9 | 0-0 G5-4-3 1-2 | | 0-3 K | | | | 0 | 0 | 0 | 0 | 0 | 0 | 0 | | |
| Denis Menke, R OBP: 0.328, SLG: 0.306 (1,3) | 0-0 SF8 | | 0-0 1B 2B 1B | | 0-0 5-3 | | 0-0 5-3 | | | 3 | 1 | 1 | 1 | 0 | 0 | 0 | | |
| Doug Radler, R OBP: 0.288, SLG: 0.315 (1,5) | 0-0 F8 | | 0-0 2B E 1B | | 0-0 4-3 1B | | 0-0 F8 | | | 4 | 1 | 2 | 1 | 0 | 0 | 1 | | |
| Jack Hiatt, R OBP: 0.473, SLG: 0.429 (1,2) | | 0-0 F5 | 0-0 E7 1B 2B | | 0-0 4-3 | | 0-0 F8 | | | 4 | 1 | 1 | 1 | 0 | 0 | 1 | | |
| Marty Martinez, S OBP: 0.357, SLG: 0.385 (1,4) | | 0-0 SH1-3 1B | 0-0 SH1-3 2H 1B | | 0-0 F8 | | 0-0 F2 | | | 4 | 0 | 2 | 1 | 0 | 0 | 1 | | |
| Don Wilson, R OBP: 0.133, SLG: 0.156 (1,1) | | 0-0 SH1-3 1-2 | 0-0 F8 | | 0-3 K | | 0-3 K | | | 3 | 0 | 0 | 0 | 0 | 2 | 1 | | |
| Inning Stats | R: 2 E: 0 K: 0 S: 5 | H: 2 LOB: 1 BB: 1 P: 9 | R: 0 E: 0 K: 0 S: 4 | H: 1 LOB: 1 BB: 0 P: 4 | R: 4 E: 1 K: 0 S: 7 | H: 4 LOB: 1 BB: 1 P: 11 | R: 0 E: 0 K: 0 S: 4 | H: 1 LOB: 1 BB: 0 P: 4 | R: 0 E: 0 K: 1 S: 6 | H: 0 LOB: 1 BB: 0 P: 6 | R: 0 E: 0 K: 1 S: 5 | H: 0 LOB: 0 BB: 0 P: 5 | R: 0 E: 0 K: 1 S: 5 | H: 0 LOB: 0 BB: 0 P: 5 | 1B: 7 2B: 1 3B: 1 HR: 0 | SF: 1 SAC: 1 DP: 1 HBP: 0 | WP: 0 PB: 1 SB: 0 CS: 0 | PA: 36 |
| PITCHER Steve Barber, L ERA: 4.71 (1,1) | IP: 7.0 WLS: L BF: 33 H: 9 R: 6 ER: 6 SO: 2 BB: 2 IBB: 0 HBP: 0 BLK: 0 WP: 0 HR: 0 S: 35 P: 43 ERA: 7.71 WHIP: 1.571 | | | | | | | | | | | | | | | PITCHER | IP: 7.0 WLS: L BF: 33 H: 9 R: 6 ER: 6 SO: 2 BB: 2 IBB: 0 HBP: 0 BLK: 0 WP: 0 HR: 0 S: 35 P: 43 ERA: 7.71 WHIP: 1.571 | |

Atlanta Braves @ Houston Astros
Astrodome, Houston, TX
Mon Jun 28 1971, 8:05 PM EDT
Dome

AB 32
R 6
H 9
RBI 5
BB 2
SO 3
LOB 13



| Batter | 1 | 2 | 3 | 4 | 5 | 6 | 7 | 8 | 9 | AB | R | H | RBI | BB | SO | LOB | TOP | | | | | | | |
|---|---|---|---|---|------------------------------|---------------------------------|------------------------------|---------------------------------|--------------------------------|---------------------------------|------------------------------|---------------------------------|------------------------------|---------------------------------|------------------------------|---------------------------------|---|---------------------------------|----------------------------------|------------------------------------|----------------------------------|--------|--|--|
| Ralph Garr, L (1,7) OBP: 0.370, SLG: 0.447 Sonny Jackson, L (8,8) OBP: 0.311, SLG: 0.365 | 4-0 BB 1B BB | 0-0 6-3 | 0-0 3-0 | 0-0 1-3 | 0-0 | 4-0 G6-4-3 BB | | 0-0 FC6 1B | 2 1 0 0 2 0 3 1 0 1 0 0 0 0 | | | | | | | | | | | | | | | |
| Felix Milan, R (1,4) OBP: 0.347, SLG: 0.383 | 4-0 1B 1-2 FC5-2-5 BB | | 0-3 K | 0-0 | 0-0 | 0-0 G6-4-3 1-2 | | 0-0 FC6 1-2 | 4 0 1 1 1 1 2 | | | | | | | | | | | | | | | |
| Hank Aaron, R (1,3) OBP: 0.394, SLG: 0.634 | 0-3 K | | 0-0 WP 2B 1B | 0-0 F7 | | | | 0-0 F4 | 5 1 1 0 0 1 5 | | | | | | | | | | | | | | | |
| Earl Williams, R (1,2) OBP: 0.304, SLG: 0.414 | 0-0 FC5-2-5 1-2 2H 1B | | 0-0 F7 | | 0-0 F8 | | | 0-0 F8 | 5 0 1 1 0 0 2 | | | | | | | | | | | | | | | |
| Zoilo Versalles, R (1,5) OBP: 0.294, SLG: 0.385 Bob Priddy, R (7,1) OBP: 0.100, SLG: 0.100 | 0-0 FC5-2-5 1-2 3H | | 0-0 | 0-0 | 0-0 E 2B | | | 0-3 K | 4 1 2 1 0 1 2 0 0 0 0 0 0 0 | | | | | | | | | | | | | | | |
| Oscar Brown, R (1,8) OBP: 0.143, SLG: 0.143 | 0-3 K | | 0-3 F9 | | 0-0 E9 2H | | | 0-0 F9 | 4 0 0 0 0 1 3 | | | | | | | | | | | | | | | |
| Mike Lum, L (1,9) OBP: 0.365, SLG: 0.397 | | | 0-0 F9 | | 0-0 1B 1B | | | 0-0 F9 | 4 1 1 0 0 0 1 | | | | | | | | | | | | | | | |
| Marty Perez, R (1,6) OBP: 0.250, SLG: 0.284 | | | 0-0 E5 | | 0-0 F9 | | | 4-0 BB | 3 0 0 0 1 0 2 | | | | | | | | | | | | | | | |
| Jim Nash, R (1,1) OBP: 0.182, SLG: 0.212 Darrell Evans, L (7,5) OBP: 0.397, SLG: 0.468 | | | 0-3 K | | 0-0 1B 1-2 1B | | | 0-3 K | 3 0 1 0 0 2 1 1 0 0 0 0 1 1 | | | | | | | |  | | | | | | | |
| Inning Stats | R: 1 E: 0 K: 2 S: 8 | H: 1 LOB: 2 BB: 2 P: 16 | R: 0 E: 1 K: 1 S: 6 | H: 0 LOB: 1 BB: 0 P: 6 | R: 1 E: 0 K: 1 S: 7 | H: 2 LOB: 1 BB: 0 P: 7 | R: 1 E: 0 K: 0 S: 6 | H: 3 LOB: 2 BB: 0 P: 6 | R: 1 E: 1 K: 0 S: 5 | H: 1 LOB: 1 BB: 0 P: 5 | R: 0 E: 0 K: 1 S: 4 | H: 0 LOB: 0 BB: 1 P: 8 | R: 0 E: 0 K: 1 S: 5 | H: 0 LOB: 0 BB: 0 P: 5 | R: 0 E: 0 K: 1 S: 5 | H: 0 LOB: 1 BB: 1 P: 9 | R: 0 E: 0 K: 0 S: 4 | H: 1 LOB: 1 BB: 0 P: 4 | 1B: 6 2B: 2 3B: 0 HR: 0 | SF: 0 SAC: 0 DP: 1 HBP: 0 | WP: 1 PB: 0 SB: 0 CS: 0 | PA: 40 | | |
| PITCHER | IP WLS BF H R ER SO BB IBB HBP BLK WP HR S P ERA WHIP | 3.2 W 20 6 3 3 4 2 0 0 0 1 0 26 34 7.36 2.182 | 3.1 W 12 1 1 0 2 1 0 0 0 0 0 15 19 0.00 0.600 | 2.0 S 8 1 0 0 1 1 0 0 0 0 0 9 13 0.00 1.000 | | | | | | | | | | | | | | | | | | | | |

Atlanta Braves @ Houston Astros
Astrodome, Houston, TX
Mon Jun 28 1971, 8:05 PM EDT
Att: 18,908 - Dome

AB 36
R 4
H 8
RBI 3
BB 4
SO 7
LOB 22



| Batter | 1 | 2 | 3 | 4 | 5 | 6 | 7 | 8 | 9 | AB | R | H | RBI | BB | SO | LOB | BOTTOM | | | | | | | |
|--|---|--|--|---------------------------------|------------------------------|----------------------------------|--------------------------------|---------------------------------|--|---------------------------------|------------------------------|---------------------------------|------------------------------|----------------------------------|------------------------------|---------------------------------|------------------------------|---------------------------------|----------------------------------|------------------------------------|----------------------------------|--------|--|--|
| Roger Metzger, S (1,6) OBP: 0.266, SLG: 0.283 | 0-0 F9 | | 0-0 2H 1B | | 0-0 F5 | | 0-0 SH3-4 1-2 | 0-0 G3 | 4 0 1 0 0 0 3 | | | | | | | | | | | | | | | |
| Joe Morgan, L (1,4) OBP: 0.328, SLG: 0.365 | 0-0 F7 | | | 0-0 F9 | 0-3 K | | 0-0 F9 | | 4 0 0 0 0 1 3 | | | | | | | | | | | | | | | |
| Cesar Cedeno, R (1,8) OBP: 0.273, SLG: 0.383 | 0-0 5-3 | | | 0-0 HR | 0-0 1-2 3H 1B | | 0-0 1B 3B | | 4 2 3 3 0 0 0 | | | | | | | | | | | | | | | |
| Bob Watson, R (1,7) OBP: 0.349, SLG: 0.395 Cesar Geronimo, L (7, PR) OBP: 0.296, SLG: 0.350 | | 0-3 K | | 0-0 6-3 | 0-0 4-3 | | 0-0 2B 1B | | 4 0 1 1 0 1 2 0 1 0 0 0 0 0 | | | | | | | | | | | | | | | |
| Denis Menke, R (1,3) OBP: 0.335, SLG: 0.318 | | 0-3 K | | 0-0 2B 1B | | 0-0 1B | 0-0 1H 2B | | 4 1 3 1 0 1 0 | | | | | | | | | | | | | | | |
| Doug Radler, R (1,5) OBP: 0.288, SLG: 0.318 | | 0-3 K | | 0-0 1H 2B | | 0-0 F7 | 0-0 F4 | | 4 0 1 1 0 1 3 | | | | | | | | | | | | | | | |
| Jimmy Wynn, R (1,9) OBP: 0.304, SLG: 0.281 | | | 4-0 S 1B BB | | 0-0 F5 | | 0-0 F4 | 4-0 SH1-3 BB | 2 0 0 0 2 0 2 | | | | | | | | | | | | | | | |
| Johnny Edwards, L (1,2) OBP: 0.280, SLG: 0.304 | | | 0-3 K | | 0-0 1B 1B 2B | | 0-3 K | 0-0 F5 | 4 1 1 0 0 2 3 | | | | | | | | | | | | | | | |
| Wade Blasingame, L (1,1) OBP: 0.258, SLG: 0.259 Jim Ray, R (4,1) OBP: 0.286, SLG: 0.286 Rich Chiles, L (7, PH) OBP: 0.440, SLG: 0.545 George Culver, R (8,1) OBP: 0.304, SLG: 0.281 | | 0-3 K | | 0-3 K | | 0-0 1B 2B | 4-0 WP SH3-4 3B BB | 0-0 SH1-3 | 1 0 0 0 0 1 1 1 0 1 0 0 0 0 0 1 0 0 1 0 0 0 0 0 0 0 0 0 | | | | | | | | | | | | | | | |
| Inning Stats | R: 0 E: 0 K: 0 S: 3 | H: 0 LOB: 0 BB: 0 P: 3 | R: 0 E: 0 K: 3 S: 9 | H: 0 LOB: 0 BB: 0 P: 9 | R: 0 E: 0 K: 2 S: 7 | H: 1 LOB: 2 BB: 1 P: 11 | R: 2 E: 0 K: 0 S: 6 | H: 3 LOB: 1 BB: 0 P: 6 | R: 1 E: 0 K: 1 S: 8 | H: 3 LOB: 2 BB: 0 P: 8 | R: 0 E: 0 K: 1 S: 6 | H: 1 LOB: 1 BB: 0 P: 6 | R: 3 E: 0 K: 0 S: 6 | H: 3 LOB: 2 BB: 1 P: 10 | R: 0 E: 0 K: 0 S: 3 | H: 0 LOB: 1 BB: 1 P: 7 | R: 0 E: 0 K: 0 S: 3 | H: 0 LOB: 1 BB: 1 P: 7 | 1B: 6 2B: 3 3B: 1 HR: 1 | SF: 0 SAC: 2 DP: 0 HBP: 0 | WP: 1 PB: 0 SB: 1 CS: 0 | PA: 37 | | |
| PITCHER | IP WLS BF H R ER SO BB IBB HBP BLK WP HR S P ERA WHIP | 6.2 L 31 10 6 6 7 2 0 0 0 1 0 43 51 8.10 1.800 | 1.1 6 1 0 0 0 1 0 0 0 0 0 0 5 9 0.00 1.500 | | | | | | | | | | | | | | | | | | | | | |

Atlanta Braves @ Houston Astros
Astrodome, Houston, TX
Mon Jun 28 1971, 8:05 PM EDT
Att: 18,908 - Dome

AB 32
R 6
H 11
RBI 6
BB 3
SO 7
LOB 17



| Batter | 1 | 2 | 3 | 4 | 5 | 6 | 7 | 8 | 9 | AB | R | H | RBI | BB | SO | LOB | TOP | | | |
|--|---|---|------------------------------|---------------------------------|------------------------------|---------------------------------|------------------------------|---------------------------------|------------------------------|---------------------------------|------------------------------|---------------------------------|------------------------------|---------------------------------|------------------------------|---------------------------------|---|------------------------------------|----------------------------------|--------|
| Felix Millan, R OBP: 0.357, SLG: 0.392 (1, 4) | 0-0 2B | | 0-0 5-3 | | 0-0 1B | | 0-0 1B | | 0-0 BB | 4 | 1 | 3 | 0 | 1 | 0 | 0 | <p>Atlanta Braves @ Montreal Expos</p> <p>Jarry Park, Montreal, QB</p> <p>Wed Jun 30 1971, 7:05 PM EDT</p> <p>Att: 13,906 - Unknown</p> | | | |
| Ralph Garr, L OBP: 0.365, SLG: 0.440 (1, 7) | 0-0 F7 | | 0-0 4-3 | | 0-0 G3 | | 0-0 F9 | | 0-0 F7 | 5 | 0 | 0 | 0 | 0 | 0 | 4 | | | | |
| Hank Aaron, R OBP: 0.399, SLG: 0.634 (1, 9) | 0-0 1B 2B | | 0-0 F8 | | 0-0 BB | | 0-0 F6 | | 0-0 1B | 4 | 1 | 2 | 1 | 1 | 0 | 1 | | | | |
| Darrell Evans, L OBP: 0.382, SLG: 0.477 (1, 5) | 0-0 F5 | | | 0-0 1B 2B | | 0-3 K | | 0-3 K | 0-0 F8 | 5 | 1 | 1 | 0 | 0 | 2 | 4 | | | | |
| Mike Lum, L OBP: 0.381, SLG: 0.433 (1, 8) | 0-0 1B | | | 0-0 2B 1B | | 0-0 FC5-4 BB | | 0-0 HR | | 3 | 2 | 3 | 2 | 1 | 0 | 0 | | | | |
| Hal King, L OBP: 0.345, SLG: 0.345 (1, 2) | | 0-3 K | | 0-0 F2 | | 0-0 FC5-4 FC3-4 | | 0-0 F6 | | 4 | 0 | 0 | 0 | 0 | 1 | 3 | | | | |
| Earl Williams, R OBP: 0.307, SLG: 0.430 (1, 3) | | | | 0-0 F4 | | 0-0 FC3-4 | | 0-0 HR | | 4 | 1 | 2 | 1 | 0 | 0 | 3 | | | | |
| Zolio Versalles, R OBP: 0.289, SLG: 0.397 (1, 6) | | | | 0-0 F6 | | 0-3 K | | 0-0 F8 | | 4 | 0 | 1 | 2 | 0 | 1 | 2 | | | | |
| Tom Kelley, R (1, 1) | | 0-3 K | | 0-0 4-3 | | | | 0-0 F8 | | 3 | 0 | 0 | 0 | 0 | 1 | 2 | | | | |
| Bob Priddy, R OBP: 0.100, SLG: 0.100 Tom House, L Ron Herbel, R (8, 1) (8, 1) (9, 1) | | | | | | | | | 0-0 1-3 | 0 | 0 | 0 | 0 | 0 | 0 | 0 | | | | |
| Inning Stats | R: 2 E: 0 K: 0 S: 5 | H: 3 LOB: 1 BB: 0 P: 5 | R: 0 E: 0 K: 2 S: 8 | H: 1 LOB: 0 BB: 0 P: 8 | R: 0 E: 0 K: 0 S: 3 | H: 0 LOB: 0 BB: 0 P: 3 | R: 2 E: 0 K: 0 S: 6 | H: 3 LOB: 1 BB: 0 P: 6 | R: 0 E: 0 K: 1 S: 5 | H: 0 LOB: 1 BB: 1 P: 9 | R: 0 E: 0 K: 0 S: 4 | H: 1 LOB: 0 BB: 0 P: 4 | R: 2 E: 0 K: 1 S: 7 | H: 2 LOB: 0 BB: 0 P: 7 | R: 0 E: 0 K: 0 S: 4 | H: 1 LOB: 2 BB: 1 P: 8 | 1B: 6 2B: 4 3B: 0 HR: 2 | SF: 0 SAC: 0 DP: 1 HBP: 0 | WP: 0 PB: 0 SB: 0 CS: 0 | PA: 40 |
| PITCHER | IP WLS BF H R ER SO BB IBB HBP BLK WP HR S P ERA WHIP | IP WLS BF H R ER SO BB IBB HBP BLK WP HR S P ERA WHIP | | | | | | | | | | | | | | | | | | |
| Steve Renko, R ERA: 3.41 Mike Marshall, R ERA: 5.73 (1, 1) (9, 1) | 8.0 L 35 11 6 6 5 2 0 0 0 0 2 43 51 6.75 1.625 | 1.0 5 1 0 0 0 1 0 0 0 0 0 0 4 8 0.00 2.000 | | | | | | | | | | | | | | | | | | |

AB 37
R 6
H 12
RBI 6
BB 3
SO 5
LOB 19



| Batter | 1 | 2 | 3 | 4 | 5 | 6 | 7 | 8 | 9 | AB | R | H | RBI | BB | SO | LOB | BOTTOM | | | |
|---|---|---|--|----------------------------------|------------------------------|---------------------------------|------------------------------|---------------------------------|------------------------------|---------------------------------|------------------------------|---------------------------------|------------------------------|----------------------------------|------------------------------|---------------------------------|---|----------------------------------|------------------------------------|----------------------------------|
| Rusty Staub, L OBP: 0.394, SLG: 0.444 (1, 9) | 0-0 4-3 | | | 0-0 CS 1B | | | 0-0 F8 | | 0-0 F7 | 5 | 1 | 2 | 0 | 0 | 0 | 0 | <p>Atlanta Braves @ Montreal Expos</p> <p>Jarry Park, Montreal, QB</p> <p>Wed Jun 30 1971, 7:05 PM EDT</p> <p>Att: 13,906 - Unknown</p> | | | |
| Ron Hunt, R OBP: 0.389, SLG: 0.353 (1, 4) | 0-0 6-3 | 0-0 1B CS BB | | 0-0 1B | | 0-0 4-3 | | 0-0 1B | 4 | 1 | 2 | 0 | 1 | 0 | 0 | | | | | |
| Ron Fairly, L OBP: 0.387, SLG: 0.427 Clyde Mashore, R OBP: 0.261, SLG: 0.291 (1, 7) (9, PR) | 4-0 BB BB | 0-0 CS 1B | | 0-0 F8 | | 0-0 G3 | | 0-0 G5-4-3 1B | 4 | 0 | 2 | 1 | 1 | 0 | 1 | | | | | |
| Bob Bailey, R OBP: 0.374, SLG: 0.417 (1, 5) | 4-0 1-2 BB | 0-3 K | | 0-0 G4-6-3 1B | | 0-0 G6-4-3 2B WP | | 0-0 G5-4-3 1B | 4 | 1 | 2 | 0 | 1 | 1 | 3 | | | | | |
| Dave McDonald, L (1, 3) | 4-0 1-2 2-3 BB | | 0-0 G3 | | 0-0 G4-6-3 | | 4-0 G6-4-3 BB | | | 2 | 0 | 0 | 0 | 2 | 0 | 1 | | | | |
| John Bateman, R OBP: 0.279, SLG: 0.371 (1, 2) | 0-0 F9 | | 0-0 FC6 1B | | 0-0 F5 | | 0-0 G6-4-3 | | 0-0 G6-4-3 | 4 | 0 | 1 | 0 | 0 | 0 | 5 | | | | |
| Boots Day, L OBP: 0.322, SLG: 0.350 (1, 8) | | 0-0 HR | | 0-0 F7 | | 0-3 K | | 0-0 2B 2B | 4 | 2 | 2 | 2 | 0 | 1 | 1 | | | | | |
| Gary Sutherland, R OBP: 0.288, SLG: 0.343 (1, 6) | | 0-0 6-3 | | 0-0 FC6 | | 0-0 3-1 | | 0-0 2B 2B | 4 | 0 | 1 | 1 | 0 | 0 | 1 | | | | | |
| Steve Renko, R OBP: 0.196, SLG: 0.294 Jim Fahey, L OBP: 0.310, SLG: 0.325 Coco Laboy, R OBP: 0.333, SLG: 0.343 Mike Marshall, R (1, 1) (8, PH) (8, PH) (9, 1) | | 0-3 K | | 0-0 4-3 | | 0-3 K | | 0-3 K | 3 | 0 | 0 | 0 | 0 | 2 | 0 | | | | | |
| Inning Stats | R: 0 E: 0 K: 0 S: 3 | H: 0 LOB: 3 BB: 3 P: 15 | R: 3 E: 0 K: 2 S: 10 | H: 3 LOB: 1 BB: 1 P: 14 | R: 0 E: 0 K: 0 S: 4 | H: 1 LOB: 0 BB: 0 P: 4 | R: 0 E: 0 K: 0 S: 4 | H: 2 LOB: 0 BB: 0 P: 4 | R: 0 E: 0 K: 2 S: 7 | H: 0 LOB: 0 BB: 0 P: 7 | R: 0 E: 0 K: 0 S: 3 | H: 0 LOB: 0 BB: 0 P: 3 | R: 2 E: 0 K: 1 S: 7 | H: 3 LOB: 1 BB: 1 P: 11 | R: 0 E: 0 K: 0 S: 4 | H: 2 LOB: 2 BB: 0 P: 4 | | 1B: 9 2B: 2 3B: 0 HR: 1 | SF: 0 SAC: 0 DP: 3 HBP: 0 | WP: 1 PB: 0 SB: 0 CS: 3 |
| PITCHER | IP WLS BF H R ER SO BB IBB HBP BLK WP HR S P ERA WHIP | IP WLS BF H R ER SO BB IBB HBP BLK WP HR S P ERA WHIP | | | | | | | | | | | | | | | | | | |
| Tom Kelley, R ERA: 3.24 Bob Priddy, R ERA: 3.95 Tom House, L ERA: 10.13 Ron Herbel, R ERA: 4.67 (1, 1) (8, 1) (8, 1) (9, 1) | 7.0 3 32 8 5 4 4 5 0 0 0 0 0 3 3 0.00 3.000 | 0.2 4 2 0 0 0 0 0 0 0 0 0 0 6 6 0.00 3.000 | 0.2 S 1 0 0 0 0 0 0 0 0 0 0 1 1 0.00 0.000 | | | | | | | | | | | | | | | | | |

AB 35
R 5
H 12
RBI 4
BB 5
SO 5
LOB 13



| Batter | 1 | 2 | 3 | 4 | 5 | 6 | 7 | 8 | 9 | AB | R | H | RBI | BB | SO | LOB | TOP | | | | | | | | |
|--|------------------------------|---------------------------------|------------------------------|---------------------------------|------------------------------|---------------------------------|------------------------------|---------------------------------|------------------------------|---------------------------------|------------------------------|---------------------------------|------------------------------|---------------------------------|------------------------------|---------------------------------|---|----------------------------------|----------------------------------|------------------------------------|----------------------------------|--------|--|--|--|
| Felix Millan, R (1,4) OBP: 0.360, SLG: 0.395 | | | | | | | | | | 5 | 3 | 3 | 1 | 0 | 0 | 0 | Atlanta Braves @ Montreal Expos Jarry Park, Montreal, QB Thu Jul 01 1971, 3:33 AM EDT Att: 11,176 - Unknown | | | | | | | | |
| Ralph Carr, L (1,7) OBP: 0.371, SLG: 0.458 | | | | | | | | | | 5 | 2 | 4 | 3 | 0 | 0 | 1 | | | | | | | | | |
| Mike Lum, L (1,9) OBP: 0.387, SLG: 0.444 | | | | | | | | | | 5 | 0 | 3 | 1 | 0 | 0 | 1 | | | | | | | | | |
| Darrell Evans, L (1,5) OBP: 0.374, SLG: 0.473 | | | | | | | | | | 5 | 0 | 1 | 0 | 0 | 1 | 5 | | | | | | | | | |
| Earl Williams, R (1,3) OBP: 0.306, SLG: 0.424 | | | | | | | | | | 3 | 0 | 0 | 0 | 1 | 0 | 1 | | | | | | | | | |
| Sonny Jackson, L (1,8) OBP: 0.312, SLG: 0.360 | | | | | | | | | | 3 | 1 | 0 | 0 | 1 | 0 | 3 | | | | | | | | | |
| Zolo Versailles, R (1,6) OBP: 0.278, SLG: 0.382 | | | | | | | | | | 3 | 0 | 0 | 0 | 0 | 1 | 3 | | | | | | | | | |
| Bob Didier, S (1,2) OBP: 0.252, SLG: 0.263 | | | | | | | | | | 3 | 0 | 0 | 0 | 0 | 1 | 3 | | | | | | | | | |
| Hal King, L (6,2) OBP: 0.343, SLG: 0.343 | | | | | | | | | | 1 | 0 | 0 | 0 | 0 | 0 | 1 | | | | | | | | | |
| George Stone, L (1,1) OBP: 0.152, SLG: 0.182 | | | | | | | | | | 3 | 0 | 0 | 0 | 0 | 1 | 0 | | | | | | | | | |
| Phil Niekro, R (8,1) OBP: 0.128, SLG: 0.133 | | | | | | | | | | 0 | 0 | 0 | 0 | 0 | 0 | 0 | | | | | | | | | |
| Hank Aaron, R (9, PH) OBP: 0.401, SLG: 0.634 | | | | | | | | | | 0 | 0 | 0 | 0 | 1 | 0 | 0 | | | | | | | | | |
| Jim Nash, R (9, PR) OBP: 0.182, SLG: 0.212 | | | | | | | | | | 0 | 1 | 0 | 0 | 0 | 0 | 0 | | | | | | | | | |
| Cecil Upshaw, R (9,1) OBP: 0.182, SLG: 0.212 | | | | | | | | | | 0 | 0 | 0 | 0 | 0 | 0 | 0 | | | | | | | | | |
| Inning Stats | R: 0 E: 0 K: 0 S: 4 | H: 2 LOB: 1 BB: 0 P: 4 | R: 0 E: 0 K: 0 S: 3 | H: 0 LOB: 0 BB: 0 P: 3 | R: 2 E: 1 K: 0 S: 5 | H: 2 LOB: 0 BB: 0 P: 5 | R: 0 E: 1 K: 1 S: 7 | H: 1 LOB: 2 BB: 0 P: 7 | R: 1 E: 2 K: 1 S: 7 | H: 1 LOB: 1 BB: 1 P: 7 | R: 0 E: 0 K: 0 S: 5 | H: 0 LOB: 1 BB: 1 P: 9 | R: 0 E: 0 K: 0 S: 3 | H: 1 LOB: 0 BB: 0 P: 3 | R: 0 E: 0 K: 0 S: 3 | H: 1 LOB: 0 BB: 0 P: 3 | R: 4 E: 0 K: 1 S: 8 | H: 3 LOB: 2 BB: 2 P: 16 | 1B: 7 2B: 2 3B: 2 HR: 0 | SF: 0 SAC: 1 DP: 1 HBP: 0 | WP: 0 PB: 0 SB: 0 CS: 2 | PA: 41 | | | |
| PITCHER | IP | WLS | BF | H | R | ER | SO | BB | IBB | HBP | BLK | WP | HR | S | P | ERA | WHIP | | | | | | | | |
| John Strohmayr, R (1,1) ERA: 4.26 | 7.0 | | 29 | 7 | 3 | 1 | 3 | 1 | 0 | 0 | 0 | 0 | 0 | 34 | 38 | 1.29 | 1.143 | | | | | | | | |
| Mike Marshall, R (8,1) ERA: 6.31 | 1.2 | L | 10 | 4 | 4 | 4 | 0 | 2 | 0 | 0 | 0 | 0 | 0 | 8 | 16 | 21.60 | 3.600 | | | | | | | | |
| Howie Reed, R (9,1) ERA: 3.27 | 0.1 | | 1 | 0 | 0 | 0 | 1 | 0 | 0 | 0 | 0 | 0 | 0 | 3 | 3 | 0.00 | 0.000 | | | | | | | | |

| | |
|-----|----|
| AB | 36 |
| R | 7 |
| H | 11 |
| RBI | 5 |
| BB | 3 |
| SO | 4 |
| LOB | 18 |



| Batter | 1 | 2 | 3 | 4 | 5 | 6 | 7 | 8 | 9 | AB | R | H | RBI | BB | SO | LOB | BOTTOM | | | | | | | | |
|--|------------------------------|---------------------------------|------------------------------|---------------------------------|------------------------------|---------------------------------|------------------------------|---------------------------------|------------------------------|---------------------------------|------------------------------|---------------------------------|------------------------------|---------------------------------|------------------------------|---------------------------------|---|------------------------------------|----------------------------------|--------|--|--|--|--|--|
| Ron Hunt, R (1,4) OBP: 0.387, SLG: 0.349 | | | | | | | | | | 3 | 0 | 0 | 0 | 1 | 0 | 0 | Atlanta Braves @ Montreal Expos Jarry Park, Montreal, QB Thu Jul 01 1971, 3:33 AM EDT Att: 11,176 - Unknown | | | | | | | | |
| Rusty Staub, L (1,9) OBP: 0.392, SLG: 0.440 | | | | | | | | | | 3 | 0 | 0 | 0 | 0 | 0 | 1 | | | | | | | | | |
| Clyde Mashore, R (1,8) OBP: 0.260, SLG: 0.289 | | | | | | | | | | 4 | 1 | 1 | 0 | 0 | 3 | 2 | | | | | | | | | |
| Bob Bailey, R (1,7) OBP: 0.379, SLG: 0.434 | | | | | | | | | | 4 | 2 | 3 | 2 | 0 | 0 | 1 | | | | | | | | | |
| Coco Laboy, R (1,5) OBP: 0.331, SLG: 0.339 | | | | | | | | | | 4 | 0 | 1 | 0 | 0 | 1 | 2 | | | | | | | | | |
| John Bateman, R (1,2) OBP: 0.278, SLG: 0.369 | | | | | | | | | | 4 | 0 | 1 | 0 | 0 | 0 | 2 | | | | | | | | | |
| Ron Fairly, L (1,3) OBP: 0.384, SLG: 0.424 | | | | | | | | | | 4 | 0 | 1 | 0 | 0 | 3 | 2 | | | | | | | | | |
| Gary Sutherland, R (1,6) OBP: 0.289, SLG: 0.343 | | | | | | | | | | 3 | 0 | 1 | 1 | 0 | 0 | 2 | | | | | | | | | |
| Boots Day, L (9, PH) OBP: 0.320, SLG: 0.348 | | | | | | | | | | 1 | 0 | 0 | 0 | 0 | 0 | 0 | | | | | | | | | |
| John Strohmayr, R (1,1) OBP: 0.357, SLG: 0.357 | | | | | | | | | | 2 | 0 | 0 | 0 | 0 | 0 | 2 | | | | | | | | | |
| John Boccabella, R (7, PH) OBP: 0.286, SLG: 0.393 | | | | | | | | | | 1 | 0 | 0 | 0 | 0 | 0 | 0 | | | | | | | | | |
| Mike Marshall, R (8,1) OBP: 0.286, SLG: 0.393 | | | | | | | | | | 0 | 0 | 0 | 0 | 0 | 0 | 0 | | | | | | | | | |
| Howie Reed, R (9,1) OBP: 0.286, SLG: 0.393 | | | | | | | | | | 0 | 0 | 0 | 0 | 0 | 0 | 0 | | | | | | | | | |
| Mack Jones, L (9, PH) OBP: 0.296, SLG: 0.297 | | | | | | | | | | 1 | 0 | 0 | 0 | 0 | 0 | 0 | | | | | | | | | |
| Inning Stats | R: 0 E: 0 K: 1 S: 5 | H: 0 LOB: 0 BB: 0 P: 5 | R: 1 E: 0 K: 0 S: 5 | H: 3 LOB: 1 BB: 0 P: 5 | R: 0 E: 0 K: 1 S: 5 | H: 0 LOB: 1 BB: 1 P: 9 | R: 1 E: 0 K: 1 S: 8 | H: 3 LOB: 2 BB: 0 P: 8 | R: 0 E: 0 K: 2 S: 7 | H: 0 LOB: 0 BB: 0 P: 7 | R: 0 E: 0 K: 0 S: 3 | H: 0 LOB: 0 BB: 0 P: 3 | R: 0 E: 1 K: 0 S: 5 | H: 2 LOB: 1 BB: 0 P: 5 | R: 0 E: 0 K: 1 S: 5 | H: 0 LOB: 0 BB: 0 P: 5 | 1B: 7 2B: 0 3B: 0 HR: 1 | SF: 0 SAC: 0 DP: 1 HBP: 1 | WP: 0 PB: 0 SB: 0 CS: 0 | PA: 36 | | | | | |
| PITCHER | IP | WLS | BF | H | R | ER | SO | BB | IBB | HBP | BLK | WP | HR | S | P | ERA | WHIP | | | | | | | | |
| George Stone, L (1,1) ERA: 3.22 | 7.1 | | 31 | 8 | 3 | 2 | 6 | 1 | 0 | 1 | 0 | 0 | 0 | 41 | 46 | 2.46 | 1.227 | | | | | | | | |
| Phil Niekro, R (8,1) ERA: 3.19 | 0.2 | W | 2 | 0 | 0 | 0 | 0 | 0 | 0 | 0 | 0 | 0 | 0 | 2 | 2 | 0.00 | 0.000 | | | | | | | | |
| Cecil Upshaw, R (9,1) ERA: 4.18 | 1.0 | S | 3 | 0 | 0 | 0 | 1 | 0 | 0 | 0 | 0 | 0 | 0 | 5 | 5 | 0.00 | 0.000 | | | | | | | | |



| Batter | 1 | 2 | 3 | 4 | 5 | 6 | 7 | 8 | 9 | AB | R | H | RBI | BB | SO | LOB | TOP | | | | | |
|---|------------------------------|---------------------------------|------------------------------|---------------------------------|------------------------------|---------------------------------|------------------------------|---------------------------------|------------------------------|---------------------------------|------------------------------|----------------------------------|------------------------------|----------------------------------|------------------------------|---------------------------------|------------------------------|---------------------------------|-------------------------|------------------------------------|-------------------------|--------|
| Felix Millan, R OBP: 0.358, SLG: 0.395 (1.4) | | | | | | | | | | 5 | 0 | 1 | 0 | 0 | 1 | 2 | | | | | | |
| Ralph Carr, L OBP: 0.371, SLG: 0.460 (1.7) | | | | | | | | | | 5 | 0 | 2 | 1 | 0 | 1 | 1 | | | | | | |
| Hank Aaron, R OBP: 0.403, SLG: 0.630 (1.3) | | | | | | | | | | 3 | 1 | 1 | 0 | 1 | 0 | 2 | | | | | | |
| Darrell Evans, L OBP: 0.378, SLG: 0.462 (1.5) | | | | | | | | | | 2 | 0 | 0 | 0 | 2 | 1 | 3 | | | | | | |
| Mike Lum, L OBP: 0.384, SLG: 0.440 (1.9) | | | | | | | | | | 4 | 0 | 1 | 1 | 0 | 0 | 2 | | | | | | |
| Earl Williams, R OBP: 0.305, SLG: 0.435 (1.2) | | | | | | | | | | 4 | 1 | 1 | 1 | 0 | 0 | 2 | | | | | | |
| Sonny Jackson, L OBP: 0.317, SLG: 0.363 (1.8) | | | | | | | | | | 3 | 0 | 2 | 0 | 1 | 0 | 0 | | | | | | |
| Zoilo Versalles, R OBP: 0.277, SLG: 0.367 (1.6) | | | | | | | | | | 3 | 1 | 0 | 0 | 1 | 0 | 2 | | | | | | |
| Ron Reed, R OBP: 0.077, SLG: 0.077 (1.1) | | | | | | | | | | 4 | 0 | 0 | 0 | 0 | 1 | 3 | | | | | | |
| Inning Stats | R: 0 E: 0 K: 0 S: 3 | H: 1 LOB: 0 BB: 0 P: 3 | R: 0 E: 0 K: 0 S: 3 | H: 0 LOB: 0 BB: 0 P: 3 | R: 0 E: 0 K: 0 S: 3 | H: 1 LOB: 0 BB: 0 P: 3 | R: 0 E: 0 K: 0 S: 4 | H: 1 LOB: 2 BB: 1 P: 8 | R: 0 E: 0 K: 0 S: 3 | H: 0 LOB: 1 BB: 1 P: 7 | R: 1 E: 0 K: 1 S: 7 | H: 2 LOB: 2 BB: 1 P: 11 | R: 1 E: 0 K: 1 S: 7 | H: 2 LOB: 3 BB: 2 P: 15 | R: 1 E: 0 K: 0 S: 4 | H: 1 LOB: 0 BB: 0 P: 4 | R: 0 E: 0 K: 2 S: 7 | H: 0 LOB: 0 BB: 0 P: 7 | 1B: 5 2B: 2 HR: 1 | SF: 0 SAC: 0 DP: 1 HBP: 0 | WP: 0 PB: 1 CS: 1 | PA: 38 |
| PITCHER | IP | WLS | BF | H | R | ER | SO | BB | IBB | HBP | BLK | WP | HR | S | P | ERA | WHIP | | | | | |
| Charlie Williams, R ERA: 4.01 | (1.1) | 6.2 | 30 | 7 | 2 | 2 | 1 | 4 | 1 | 0 | 0 | 0 | 0 | 27 | 47 | 2.70 | 1.650 | | | | | |
| Danny Frisella, R ERA: 1.47 | (7.1) | 2.1 | L 8 | 1 | 1 | 1 | 3 | 0 | 0 | 0 | 0 | 0 | 1 | 14 | 14 | 3.86 | 0.429 | | | | | |

Atlanta Braves @ New York Mets
Shea Stadium, Flushing, NY
Fri Jul 02 1971, 7:05 PM EDT
Att: 37,146 - Unknown

AB 33
R 3
H 8
RBI 3
BB 5
SO 4
LOB 17



| Batter | 1 | 2 | 3 | 4 | 5 | 6 | 7 | 8 | 9 | AB | R | H | RBI | BB | SO | LOB | BOTTOM | | | | | |
|--|------------------------------|---------------------------------|------------------------------|---------------------------------|------------------------------|---------------------------------|------------------------------|---------------------------------|------------------------------|---------------------------------|------------------------------|---------------------------------|------------------------------|---------------------------------|------------------------------|---------------------------------|------------------------------|---------------------------------|-------------------------|------------------------------------|-------------------------|--------|
| Tommie Agee, R OBP: 0.365, SLG: 0.435 (1.8) | | | | | | | | | | 5 | 0 | 2 | 1 | 0 | 0 | 0 | | | | | | |
| Bud Harrelson, S OBP: 0.338, SLG: 0.344 (1.6) | | | | | | | | | | 4 | 1 | 1 | 0 | 0 | 0 | 2 | | | | | | |
| Cleon Jones, R OBP: 0.364, SLG: 0.428 (1.7) | | | | | | | | | | 4 | 0 | 1 | 0 | 0 | 1 | 4 | | | | | | |
| Ed Kranepool, L OBP: 0.352, SLG: 0.508 (1.3) | | | | | | | | | | 4 | 0 | 1 | 1 | 0 | 1 | 0 | | | | | | |
| Art Shamsky, L OBP: 0.306, SLG: 0.457 (1.9) | | | | | | | | | | 1 | 0 | 0 | 0 | 0 | 0 | 2 | | | | | | |
| Dave Marshall, L OBP: 0.381, SLG: 0.373 (2.9) | | | | | | | | | | 3 | 0 | 0 | 0 | 0 | 1 | 0 | | | | | | |
| Ken Boswell, L OBP: 0.320, SLG: 0.342 (1.4) | | | | | | | | | | 4 | 0 | 2 | 0 | 0 | 0 | 2 | | | | | | |
| Jerry Grote, R OBP: 0.366, SLG: 0.495 (1.2) | | | | | | | | | | 4 | 1 | 1 | 0 | 0 | 1 | 2 | | | | | | |
| Bob Aspromonte, R OBP: 0.290, SLG: 0.339 (1.5) | | | | | | | | | | 4 | 0 | 2 | 0 | 0 | 0 | 0 | | | | | | |
| Charlie Williams, R OBP: 0.200, SLG: 0.077 (1.1) | | | | | | | | | | 2 | 0 | 0 | 0 | 0 | 1 | 2 | | | | | | |
| Danny Frisella, L OBP: 0.197, SLG: 0.167 (7.1) | | | | | | | | | | 0 | 0 | 0 | 0 | 0 | 0 | 0 | | | | | | |
| Mike Jorgensen, L OBP: 0.333, SLG: 0.488 (9. PH) | | | | | | | | | | 1 | 0 | 0 | 0 | 0 | 1 | 0 | | | | | | |
| Inning Stats | R: 1 E: 1 K: 0 S: 6 | H: 2 LOB: 2 BB: 0 P: 6 | R: 1 E: 0 K: 0 S: 6 | H: 4 LOB: 2 BB: 0 P: 6 | R: 0 E: 0 K: 0 S: 4 | H: 1 LOB: 1 BB: 0 P: 4 | R: 0 E: 0 K: 1 S: 7 | H: 2 LOB: 2 BB: 0 P: 7 | R: 0 E: 0 K: 1 S: 6 | H: 1 LOB: 1 BB: 0 P: 6 | R: 0 E: 0 K: 1 S: 5 | H: 0 LOB: 0 BB: 0 P: 5 | R: 0 E: 0 K: 1 S: 5 | H: 0 LOB: 0 BB: 0 P: 5 | R: 0 E: 0 K: 1 S: 5 | H: 0 LOB: 0 BB: 0 P: 5 | R: 0 E: 0 K: 1 S: 5 | H: 0 LOB: 0 BB: 0 P: 5 | 1B: 8 2B: 2 HR: 0 | SF: 0 SAC: 1 DP: 0 HBP: 0 | WP: 0 PB: 0 CS: 0 | PA: 37 |
| PITCHER | IP | WLS | BF | H | R | ER | SO | BB | IBB | HBP | BLK | WP | HR | S | P | ERA | WHIP | | | | | |
| Ron Reed, R ERA: 3.24 (1.1) | (1.1) | 9.0 | W 37 | 10 | 2 | 1 | 6 | 0 | 0 | 0 | 0 | 0 | 0 | 49 | 49 | 1.00 | 1.111 | | | | | |

Atlanta Braves @ New York Mets
Shea Stadium, Flushing, NY
Fri Jul 02 1971, 7:05 PM EDT
Att: 37,146 - Unknown

AB 36
R 2
H 10
RBI 2
BB 0
SO 6
LOB 14



| Batter | 1 | 2 | 3 | 4 | 5 | 6 | 7 | 8 | 9 | AB | R | H | RBI | BB | SO | LOB | TOP | | |
|--|---|--|---|---|--|---------------------------------|------------------------------|---------------------------------|------------------------------|---------------------------------|------------------------------|---------------------------------|------------------------------|---------------------------------|------------------------------|----------------------------------|----------------------------------|------------------------------------|-----------------------------------|
| Ralph Garr, L (1,7) OBP: 0.374, SLG: 0.460 | 1-0 1B HBP | 0-0 6-3 | | | | | 0-0 K | | 0-0 SH1-3 1B | 4 | 2 | 2 | 0 | 0 | 1 | 0 | | | |
| Felix Milan, R (1,4) OBP: 0.360, SLG: 0.395 | 0-0 1B HR | 0-0 5-3 | | | | 0-0 F9 1-2 | | 4-0 BB | 0-0 SH1-3 1-2 | 3 | 1 | 1 | 0 | 1 | 0 | 1 | | | |
| Hank Aaron, R (1,3) OBP: 0.403, SLG: 0.625 | 0-0 1-2 2-H HR | | 0-0 P5 | | | 0-0 F7 | | 0-0 P4 | 4-0 2B IBB | 4 | 2 | 1 | 1 | 1 | 0 | 2 | | | |
| Darrell Evans, L (1,5) OBP: 0.371, SLG: 0.459 | 0-3 K | | 0-0 F9 | | | 0-0 F8 | | 0-0 F8 | 0-0 1B 2B | 5 | 1 | 1 | 2 | 0 | 1 | 4 | | | |
| Mike Lum, L (1,9) OBP: 0.394, SLG: 0.465 | 0-0 1-H 2-H HR | | 4-0 BB | | | 0-0 P3 | | 0-0 1B | 0-0 1B | 4 | 1 | 3 | 4 | 1 | 0 | 0 | | | |
| Earl Williams, R (1,2) OBP: 0.307, SLG: 0.429 | 4-0 FC3-6 BB | | 0-0 F9 | | | 4-0 4-3 BB | | 0-0 P4 | 0-0 P6 | 3 | 0 | 0 | 0 | 2 | 0 | 3 | | | |
| Sonny Jackson, L (1,8) OBP: 0.317, SLG: 0.359 | 0-0 FC3-6 1-2 | | | 0-3 K | | 4-0 4-3 BB | | 0-0 P6 | | 3 | 0 | 0 | 0 | 1 | 1 | 2 | | | |
| Marty Perez, R (1,6) OBP: 0.245, SLG: 0.277 | 0-0 5-3 | | 0-0 6-3 | | | 0-0 4-3 | | 0-3 K | | 4 | 0 | 0 | 0 | 0 | 1 | 4 | | | |
| Jim Nash, R (1,1) OBP: 0.162, SLG: 0.189 | | 0-0 L9 | | 0-0 P3 | | 0-0 5-3 | | | 0-0 5-3 | 4 | 0 | 0 | 0 | 0 | 2 | | | | |
| Inning Stats | R: 4 E: 0 K: 1 S: 8 | H: 3 LOB: 1 BB: 1 P: 13 | R: 0 E: 0 K: 0 S: 3 | H: 0 LOB: 0 BB: 0 P: 3 | R: 0 E: 0 K: 0 S: 3 | H: 0 LOB: 1 BB: 1 P: 7 | R: 0 E: 0 K: 1 S: 5 | H: 0 LOB: 0 BB: 0 P: 5 | R: 0 E: 0 K: 0 S: 4 | H: 1 LOB: 1 BB: 0 P: 4 | R: 0 E: 0 K: 0 S: 5 | H: 0 LOB: 1 BB: 1 P: 9 | R: 0 E: 0 K: 1 S: 6 | H: 1 LOB: 1 BB: 0 P: 6 | R: 3 E: 0 K: 0 S: 6 | H: 3 LOB: 1 BB: 1 P: 10 | 1B: 6 2B: 1 3B: 0 HR: 1 | SF: 0 SAC: 1 DP: 0 HBP: 1 | WP: 0 PA: 42 SB: 0 CS: 1 |
| PITCHER | IP WLS BF H R ER SO BB IBB HBP BLK WP HR S P ERA WHIP | 0.1 L 6 3 4 4 1 1 0 0 0 0 1 6 11 108.00 12.000 | 4.2 1 16 1 0 0 1 1 0 0 0 0 0 17 21 0.00 0.429 | 2.0 9 9 0 0 0 1 3 0 0 0 0 0 8 20 0.00 1.500 | 2.0 11 4 3 3 1 0 1 0 0 0 0 0 12 16 13.50 2.000 | | | | | | | | | | | | | | |

Atlanta Braves @ New York Mets
Shea Stadium, Flushing, NY
Sat Jul 03 1971, 3:33 AM EDT
Att: 30,249 - Unknown

AB 34
R 7
H 8
RBI 7
BB 6
SO 4
LOB 18



| Batter | 1 | 2 | 3 | 4 | 5 | 6 | 7 | 8 | 9 | AB | R | H | RBI | BB | SO | LOB | BOTTOM | | | | |
|---|---|---|------------------------------|---------------------------------|------------------------------|---------------------------------|------------------------------|---------------------------------|------------------------------|----------------------------------|------------------------------|---------------------------------|------------------------------|---------------------------------|------------------------------|---------------------------------|------------------------------|---------------------------------|----------------------------------|------------------------------------|-----------------------------------|
| Tommie Agee, R (1,8) OBP: 0.363, SLG: 0.432 | 0-3 K | | 0-0 FC6-4 1-2 | | | 0-3 K | | 0-0 G3-6 1B | | 4 | 0 | 1 | 0 | 0 | 2 | 4 | | | | | |
| Bud Harrelson, S (1,6) OBP: 0.334, SLG: 0.339 | 0-0 F9 | | | 0-0 F8 | 0-0 FC6-4 1-2 | | | 0-0 G3-6 1-2 | | 4 | 0 | 0 | 0 | 0 | 0 | 4 | | | | | |
| Cleon Jones, R (1,7) OBP: 0.362, SLG: 0.429 | 0-0 6-3 | | | 0-0 F9 | | 0-0 WP SF7 2B | | 0-0 F8 | | 4 | 1 | 1 | 0 | 0 | 0 | 0 | | | | | |
| Ed Kranepool, L (1,3) OBP: 0.350, SLG: 0.500 | | 0-0 4-3 | | 4-0 FC4-6 BB | | 0-0 F8 2-3 | | 0-0 P5 | | 3 | 0 | 0 | 0 | 1 | 0 | 1 | | | | | |
| Dave Marshall, L (1,9) OBP: 0.370, SLG: 0.363 | | 0-0 L5 | | 0-0 FC4-6 1-2 | | 0-0 SF7 | | 0-0 4-3 | | 3 | 0 | 0 | 1 | 0 | 0 | 1 | | | | | |
| Ken Boswell, L (1,4) OBP: 0.323, SLG: 0.342 | | 0-0 6-3 | | | 0-0 2B 1B | 0-0 F7 | | 4-0 BB | | 3 | 0 | 1 | 0 | 1 | 0 | 0 | | | | | |
| Bob Aspromonte, R (1,5) OBP: 0.294, SLG: 0.346 | | | 0-0 FC6-4 1B | | 0-0 1-3 2B | | 0-0 F8 | | 0-0 P6 | 4 | 0 | 2 | 0 | 0 | 0 | 1 | | | | | |
| Duffy Dyer, R (1,2) OBP: 0.345, SLG: 0.383 | | | 0-3 K | | 4-0 FC6-4 BB | | 0-0 P6 | | | 2 | 0 | 0 | 0 | 1 | 1 | 1 | | | | | |
| Gary Gentry, R (1,1) OBP: 0.086, SLG: 0.088 | | | | | 0-3 K | | | | | 0 | 0 | 0 | 0 | 0 | 0 | 0 | | | | | |
| Jim McAndrew, R (1,1) OBP: 0.143, SLG: 0.154 | | | | | | | | | | 1 | 0 | 0 | 0 | 0 | 1 | 1 | | | | | |
| Mike Gargenotte, L (5,PH) | | | | | | | | | | 1 | 0 | 0 | 0 | 0 | 1 | 3 | | | | | |
| Tug McGraw, R (6,PH) | | | | | | | | | | 0 | 0 | 0 | 0 | 0 | 0 | 0 | | | | | |
| Donn Clendenen, R (7,PH) | | | | | | | | | | 1 | 0 | 0 | 0 | 0 | 0 | 0 | | | | | |
| Ron Taylor, R (8,PH) | | | | | | | | | | 0 | 0 | 0 | 0 | 0 | 0 | 0 | | | | | |
| Inning Stats | R: 0 E: 0 K: 1 S: 5 | H: 0 LOB: 0 BB: 0 P: 5 | R: 0 E: 0 K: 0 S: 3 | H: 0 LOB: 0 BB: 0 P: 3 | R: 0 E: 0 K: 2 S: 8 | H: 1 LOB: 1 BB: 0 P: 8 | R: 0 E: 0 K: 0 S: 3 | H: 0 LOB: 1 BB: 1 P: 7 | R: 0 E: 0 K: 0 S: 9 | H: 2 LOB: 3 BB: 1 P: 13 | R: 1 E: 0 K: 0 S: 4 | H: 1 LOB: 0 BB: 0 P: 4 | R: 0 E: 0 K: 0 S: 3 | H: 0 LOB: 0 BB: 0 P: 3 | R: 0 E: 0 K: 0 S: 3 | H: 1 LOB: 1 BB: 0 P: 3 | R: 0 E: 0 K: 0 S: 3 | H: 0 LOB: 1 BB: 1 P: 7 | 1B: 3 2B: 2 3B: 0 HR: 0 | SF: 1 SAC: 0 DP: 1 HBP: 0 | WP: 1 PA: 34 SB: 0 CS: 0 |
| PITCHER | IP WLS BF H R ER SO BB IBB HBP BLK WP HR S P ERA WHIP | 9.0 W 34 5 1 1 5 3 0 0 0 1 0 41 53 1.00 0.889 | | | | | | | | | | | | | | | | | | | |

Atlanta Braves @ New York Mets
Shea Stadium, Flushing, NY
Sat Jul 03 1971, 3:33 AM EDT
Att: 30,249 - Unknown

AB 30
R 1
H 5
RBI 1
BB 3
SO 5
LOB 16



| Batter | 1 | 2 | 3 | 4 | 5 | 6 | 7 | 8 | 9 | AB | R | H | RBI | BB | SO | LOB | TOP | | | | |
|--|------------------------------|---------------------------------|------------------------------|---------------------------------|------------------------------|---------------------------------|------------------------------|---------------------------------|------------------------------|---------------------------------|------------------------------|---------------------------------|------------------------------|---------------------------------|------------------------------|---------------------------------|----------------------------------|------------------------------------|-------------------------|--------|--|
| Ralph Garr, L OBP: 0.370, SLG: 0.455 (1, 7) | 0-0 4-3 | | 0-0 FC4-6 | | 0-0 FC4-6 | | 0-0 1-3 | | | 4 | 0 | 0 | 0 | 0 | 0 | 2 | | | | | |
| Felix Milan, R OBP: 0.355, SLG: 0.390 (1, 4) | 0-3 K | | | 0-0 F9 | 0-0 1-3 | | 0-0 F7 | | | 4 | 0 | 0 | 0 | 0 | 1 | 1 | | | | | |
| Hank Aaron, R Earl Williams, R OBP: 0.404, SLG: 0.634 OBP: 0.307, SLG: 0.429 (1, 3) (9, 3) | 0-3 K | | | 0-0 HR | | 0-0 1B 1B | | 0-3 K | | 4 | 1 | 2 | 1 | 0 | 2 | 0 | | | | | |
| Darrell Evans, L OBP: 0.367, SLG: 0.451 (1, 5) | | 0-0 P4 | | 0-0 1B 1B | | 0-3 K | | 0-3 K | | 4 | 1 | 1 | 0 | 0 | 2 | 1 | | | | | |
| Mike Lum, L OBP: 0.391, SLG: 0.460 (1, 9) | 0-0 F8 | | | 0-0 1B K 1B | | 0-0 F5 | | 0-0 F3 | | 4 | 0 | 1 | 0 | 0 | 0 | 1 | | | | | |
| Sonny Jackson, L OBP: 0.319, SLG: 0.361 (1, 8) | 0-0 F7 | | | 0-0 1B | | 0-0 1B | | | 0-0 4-3 | 4 | 0 | 2 | 1 | 0 | 0 | 0 | | | | | |
| Marty Perez, R OBP: 0.245, SLG: 0.277 (1, 6) | | | 0-3 K | 0-3 K | | 0-0 1B | | | 0-0 6-3 | 4 | 0 | 1 | 0 | 0 | 2 | 2 | | | | | |
| Bob Didier, S OBP: 0.252, SLG: 0.262 (1, 2) | | | 0-0 F7 | | 0-0 F8 | 0-0 F7 | | | 0-0 BLK 1B | 4 | 0 | 1 | 0 | 0 | 0 | 3 | | | | | |
| Phil Niekro, R OBP: 0.157, SLG: 0.163 (1, 1) | | | | | | | 0-3 K | | 0-0 6-3 | 4 | 0 | 2 | 0 | 0 | 1 | 1 | | | | | |
| Inning Stats | R: 0 E: 0 K: 2 S: 7 | H: 0 LOB: 0 BB: 0 P: 7 | R: 0 E: 0 K: 0 S: 3 | H: 0 LOB: 0 BB: 0 P: 3 | R: 0 E: 0 K: 1 S: 6 | H: 1 LOB: 1 BB: 0 P: 6 | R: 2 E: 0 K: 1 S: 8 | H: 4 LOB: 1 BB: 0 P: 8 | R: 0 E: 0 K: 0 S: 4 | H: 1 LOB: 3 BB: 0 P: 4 | R: 0 E: 0 K: 1 S: 5 | H: 0 LOB: 0 BB: 0 P: 5 | R: 0 E: 0 K: 2 S: 7 | H: 0 LOB: 0 BB: 0 P: 7 | R: 0 E: 0 K: 0 S: 4 | H: 1 LOB: 1 BB: 0 P: 4 | 1B: 9 2B: 0 3B: 0 HR: 1 | SF: 0 SAC: 0 DP: 0 HBP: 0 | WP: 0 PB: 0 CS: 0 | PA: 36 | |
| PITCHER | IP | WLS | BF | H | R | ER | SO | BB | IBB | HBP | BLK | WP | HR | S | P | ERA | WHIP | | | | |
| Tom Seaver, R ERA: 2.07 (1, 1) | 6.0 | L | 26 | 9 | 2 | 2 | 5 | 0 | 0 | 0 | 0 | 0 | 1 | 36 | 36 | 3.00 | 1.500 | | | | |
| Danny Frisella, R ERA: 1.37 (7, 1) | 3.0 | | 10 | 1 | 0 | 0 | 3 | 0 | 0 | 0 | 1 | 0 | 0 | 16 | 16 | 0.00 | 0.333 | | | | |

Atlanta Braves @ New York Mets
Shea Stadium, Flushing, NY
Sun Jul 04 1971, 3:33 AM EDT
Att: 27,451 - Unknown

AB 36
R 2
H 10
RBI 2
BB 0
SO 8
LOB 11



| Batter | 1 | 2 | 3 | 4 | 5 | 6 | 7 | 8 | 9 | AB | R | H | RBI | BB | SO | LOB | BOTTOM | | | | | |
|---|------------------------------|---------------------------------|------------------------------|---------------------------------|------------------------------|---------------------------------|------------------------------|---------------------------------|------------------------------|---------------------------------|------------------------------|----------------------------------|------------------------------|---------------------------------|------------------------------|---------------------------------|------------------------------|---------------------------------|----------------------------------|------------------------------------|-------------------------|--------|
| Bud Harrelson, S OBP: 0.338, SLG: 0.339 (1, 6) | 4-0 1B 4-3 BB | | 0-0 F8 | | 4-0 1B BB | | 0-0 1B | | 0-0 F7 | 3 | 0 | 1 | 0 | 2 | 0 | 1 | | | | | | |
| Dave Marshall, L OBP: 0.364, SLG: 0.356 (1, 9) | 0-0 4-3 | | 0-0 FC5-4 1B | | 0-0 F7 | | 0-0 F8 | | 0-0 F7 | 5 | 0 | 1 | 0 | 0 | 0 | 5 | | | | | | |
| Tommie Agee, R OBP: 0.364, SLG: 0.431 (1, 8) | 0-0 1-3 1B | | 0-0 FC5-4 1-2 | | 0-0 F8 | | 0-0 1B | | 0-0 F7 | 5 | 0 | 2 | 0 | 0 | 0 | 4 | | | | | | |
| Ed Kranepool, L OBP: 0.344, SLG: 0.490 (1, 3) | 0-0 1-3 | | | 0-0 5-3 | | 0-0 P6 | 0-3 K | | | 4 | 0 | 0 | 0 | 0 | 1 | 4 | | | | | | |
| Cleon Jones, R OBP: 0.361, SLG: 0.426 (1, 7) | 0-0 6-3 | | | 0-0 1-3 1B | | 0-3 K | 0-0 F7 | | | 4 | 0 | 1 | 0 | 0 | 1 | 4 | | | | | | |
| Ken Boswell, L OBP: 0.322, SLG: 0.337 (1, 4) | | 0-0 F5 | | 0-0 1-3 | | 4-0 1B BB | | 0-0 6-3 | | 3 | 0 | 0 | 0 | 1 | 0 | 1 | | | | | | |
| Bob Aspromonte, R OBP: 0.297, SLG: 0.349 (1, 5) | | 0-0 5-3 | | 0-0 2H 1B | | 0-0 1B | | 0-0 P4 | | 4 | 0 | 2 | 0 | 0 | 0 | 0 | | | | | | |
| Jerry Grote, R OBP: 0.364, SLG: 0.400 (1, 2) | | 0-0 L9 | | | 0-0 1-3 | 4-0 FC4 BB | | 0-0 F8 | | 3 | 0 | 0 | 0 | 1 | 0 | 0 | | | | | | |
| Tom Seaver, R OBP: 0.265, SLG: 0.319 (1, 1) | | | 0-3 K | | | | 0-0 FC4 | | | 2 | 0 | 1 | 0 | 0 | 1 | 0 | | | | | | |
| Donn Clendenon, R OBP: 0.292, SLG: 0.409 (6, PH) | | | | | | | | | | 1 | 0 | 0 | 0 | 0 | 0 | 3 | | | | | | |
| Danny Frisella, L OBP: 0.167, SLG: 0.167 (7, 1) | | | | | | | | | | 0 | 0 | 0 | 0 | 0 | 0 | 0 | | | | | | |
| Mike Jorgensen, L OBP: 0.340, SLG: 0.488 (9, PH) | | | | | | | | | | 1 | 0 | 1 | 0 | 0 | 0 | 0 | | | | | | |
| Inning Stats | R: 0 E: 0 K: 0 S: 4 | H: 1 LOB: 2 BB: 1 P: 8 | R: 0 E: 0 K: 0 S: 3 | H: 0 LOB: 0 BB: 0 P: 3 | R: 0 E: 0 K: 1 S: 6 | H: 1 LOB: 1 BB: 0 P: 6 | R: 0 E: 0 K: 0 S: 4 | H: 2 LOB: 2 BB: 0 P: 4 | R: 0 E: 0 K: 0 S: 4 | H: 1 LOB: 3 BB: 1 P: 8 | R: 0 E: 0 K: 1 S: 6 | H: 1 LOB: 2 BB: 2 P: 14 | R: 0 E: 0 K: 1 S: 7 | H: 2 LOB: 0 BB: 0 P: 7 | R: 0 E: 0 K: 0 S: 3 | H: 0 LOB: 0 BB: 0 P: 3 | R: 0 E: 0 K: 0 S: 4 | H: 1 LOB: 1 BB: 0 P: 4 | 1B: 9 2B: 0 3B: 0 HR: 0 | SF: 0 SAC: 0 DP: 0 HBP: 0 | WP: 0 PB: 0 CS: 0 | PA: 39 |
| PITCHER | IP | WLS | BF | H | R | ER | SO | BB | IBB | HBP | BLK | WP | HR | S | P | ERA | WHIP | | | | | |
| Phil Niekro, R ERA: 2.99 (1, 1) | 9.0 | W | 39 | 9 | 0 | 0 | 3 | 4 | 0 | 0 | 0 | 0 | 0 | 41 | 57 | 0.00 | 1.444 | | | | | |

Atlanta Braves @ New York Mets
Shea Stadium, Flushing, NY
Sun Jul 04 1971, 3:33 AM EDT
Att: 27,451 - Unknown

AB 35
R 0
H 9
RBI 0
BB 4
SO 3
LOB 22



| Batter | 1 | 2 | 3 | 4 | 5 | 6 | 7 | 8 | 9 | AB | R | H | RBI | BB | SO | LOB | TOP | | | | | | | | |
|--|------------------------------|----------------------------------|-------------------------------------|-----------------------------------|------------------------------|----------------------------------|------------------------------|---------------------------------|------------------------------|---------------------------------|------------------------------|---------------------------------|------------------------------|----------------------------------|------------------------------|---------------------------------|------------------------------|----------------------------------|----------------------------------|------------------------------------|----------------------------------|--------|--|--|--|
| Denny Doyle, L (1,4) OBP: 0.284, SLG: 0.319 | 1-1 P6 | | 0-0 F9 | | 0-3 K | | | 0-0 G4-6-3 | | 4 | 0 | 0 | 0 | 0 | 1 | 1 | | | | | | | | | |
| Larry Bowa, S (1,6) OBP: 0.285, SLG: 0.282 | 0-0 1B FC4-6 | | 4-2 2B BB | | | 0-0 4-3 | | | 0-3 K | 3 | 2 | 1 | 0 | 1 | 1 | 0 | | | | | | | | | |
| Tim McCarver, L (1,2) OBP: 0.322, SLG: 0.420 | 1-1 FC4-6 1-3 1B | | 0-1 2B | | | 0-2 P2 | | | 0-0 4-3 2B | 4 | 0 | 3 | 1 | 0 | 0 | 0 | | | | | | | | | |
| Willie Montanez, L (1,8) OBP: 0.342, SLG: 0.515 | 1-1 FC4-6 1-2 3-H | | 0-0 F9 | | | 1-1 L7 | | | 0-0 4-3 2-3 | 4 | 0 | 0 | 1 | 0 | 0 | 3 | | | | | | | | | |
| Deron Johnson, R (1,3) OBP: 0.344, SLG: 0.440 | 2-0 L7 | | | 0-0 6-3 | | | 2-2 4-3 | | 3-3 K | 4 | 0 | 0 | 0 | 0 | 1 | 2 | | | | | | | | | |
| Don Money, R (1,7) OBP: 0.262, SLG: 0.340 | | 1-1 6-3 | | 2-3 K | | | 0-2 6-3 | | | 3 | 0 | 0 | 0 | 0 | 1 | 0 | | | | | | | | | |
| Roger Freed, R (1,9) OBP: 0.306, SLG: 0.292 | | 3-3 K | | 0-0 P4 | | | 3-1 4-3 | | | 3 | 0 | 0 | 0 | 0 | 1 | 0 | | | | | | | | | |
| John Vukovich, R (1,5) OBP: 0.214, SLG: 0.186 | | | 2-3 K | | 0-0 F9 | | | 1-1 F8 | | 2 | 0 | 0 | 0 | 0 | 1 | 0 | | | | | | | | | |
| Ron Stone, L (8, PH) OBP: 0.225, SLG: 0.256 | | | | | | | | | | 1 | 0 | 0 | 0 | 0 | 0 | 0 | | | | | | | | | |
| Barry Lersch, S (1,1) OBP: 0.286, SLG: 0.167 | | | 2-3 K | | 2-3 K | | | 4-1 G4-6-3 BB | | 2 | 0 | 0 | 0 | 0 | 2 | 0 | | | | | | | | | |
| Oscar Gamble, L (8, PH) OBP: 0.308, SLG: 0.421 | | | | | | | | | | 0 | 0 | 0 | 0 | 1 | 0 | 0 | | | | | | | | | |
| Darrell Brandon, R (8,1) OBP: 0.167, SLG: 0.167 | | | | | | | | | | 0 | 0 | 0 | 0 | 0 | 0 | 0 | | | | | | | | | |
| Inning Stats | R: 1 E: 0 K: 0 S: 8 | H: 2 LOB: 1 BB: 0 P: 13 | R: 0 E: 0 K: 2 S: 9 | H: 0 LOB: 0 BB: 0 P: 15 | R: 1 E: 0 K: 1 S: 9 | H: 1 LOB: 1 BB: 1 P: 15 | R: 0 E: 0 K: 1 S: 5 | H: 0 LOB: 0 BB: 0 P: 7 | R: 0 E: 0 K: 2 S: 7 | H: 0 LOB: 0 BB: 0 P: 9 | R: 0 E: 0 K: 0 S: 7 | H: 0 LOB: 0 BB: 0 P: 8 | R: 0 E: 0 K: 0 S: 8 | H: 0 LOB: 0 BB: 0 P: 13 | R: 0 E: 0 K: 0 S: 4 | H: 0 LOB: 0 BB: 0 P: 9 | R: 0 E: 0 K: 2 S: 8 | H: 1 LOB: 1 BB: 0 P: 11 | 1B: 2 2B: 2 3B: 0 HR: 0 | SF: 0 SAC: 0 DP: 1 HBP: 0 | WP: 0 PB: 0 SB: 0 CS: 0 | PA: 32 | | | |
| PITCHER Ron Reed, R (1,1) ERA: 3.15 | IP: 9.0 WLS: W BF: 32 | H: 4 R: 2 ER: 2 SO: 8 | BB: 2 IBB: 0 HBP: 0 BLK: 0 | WP: 0 HR: 0 S: 65 P: 100 | ERA: 2.00 WHIP: 0.667 | | | | | | | | | | | | | | | | | | | | |

Philadelphia Phillies @ Atlanta Braves
Atlanta Stadium, Atlanta, GA
Wed Jul 07 1971, 7:05 PM EDT
Att: 12,268 - Unknown

| | |
|-----|----|
| AB | 30 |
| R | 2 |
| H | 4 |
| RBI | 2 |
| BB | 2 |
| SO | 8 |
| LOB | 6 |





| Batter | 1 | 2 | 3 | 4 | 5 | 6 | 7 | 8 | 9 | AB | R | H | RBI | BB | SO | LOB | BOTTOM | | | | | | | | |
|---|------------------------------|----------------------------------|-------------------------------------|----------------------------------|-------------------------------|----------------------------------|------------------------------|----------------------------------|------------------------------|---------------------------------|------------------------------|---------------------------------|------------------------------|---------------------------------|------------------------------|---------------------------------|------------------------------|---------------------------------|----------------------------------|------------------------------------|----------------------------------|--------|--|--|--|
| Ralph Garr, L (1,7) OBP: 0.363, SLG: 0.443 | 0-3 K | | 0-0 L7 | | 0-0 F8 | | | 0-0 G4-3-6 | | 4 | 0 | 0 | 0 | 0 | 1 | 1 | | | | | | | | | |
| Felix Milan, R (1,4) OBP: 0.357, SLG: 0.394 | 1-2 L7 | | 1-1 5-3 | | | 0-1 6-3 | | 0-0 1-3 | | 4 | 0 | 0 | 0 | 0 | 0 | 0 | | | | | | | | | |
| Mike Lum, L (1,9) OBP: 0.384, SLG: 0.452 | 2-1 F7 | | | 0-0 4-3 | | 0-0 4-3 | | | | 3 | 0 | 0 | 0 | 0 | 0 | 0 | | | | | | | | | |
| Darrell Evans, L (1,5) OBP: 0.379, SLG: 0.455 | | 2-1 F7 | | 3-2 HR 1B | | 0-0 2B | | | | 3 | 1 | 2 | 0 | 0 | 0 | 0 | | | | | | | | | |
| Hal King, L (1,2) OBP: 0.333, SLG: 0.351 | | 1-1 3-1 | | 1-1 P5 | | 2-3 K | | | | 3 | 0 | 0 | 0 | 0 | 1 | 2 | | | | | | | | | |
| Earl Williams, R (1,3) OBP: 0.313, SLG: 0.467 | | 3-1 HR | | 0-0 HR | | | 1-1 F8 | | | 3 | 2 | 2 | 3 | 0 | 0 | 0 | | | | | | | | | |
| Sonny Jackson, L (1,8) OBP: 0.315, SLG: 0.359 | | 1-1 L7 | | 0-0 F8 | | | 0-0 6-3 | | | 3 | 0 | 0 | 0 | 0 | 0 | 0 | | | | | | | | | |
| Zoilo Versalles, R (1,6) OBP: 0.278, SLG: 0.407 | | | 1-2 HR | | 0-3 K | | | 0-0 4-3 | | 3 | 1 | 1 | 1 | 0 | 1 | 0 | | | | | | | | | |
| Ron Reed, R (1,1) OBP: 0.095, SLG: 0.095 | | | 0-3 K | | 0-0 4-3 | | | 0-0 G4-3-6 1B | | 3 | 0 | 1 | 0 | 0 | 1 | 0 | | | | | | | | | |
| Inning Stats | R: 0 E: 0 K: 1 S: 8 | H: 0 LOB: 0 BB: 0 P: 11 | R: 1 E: 0 K: 0 S: 8 | H: 1 LOB: 0 BB: 0 P: 15 | R: 1 E: 0 K: 1 S: 11 | H: 1 LOB: 0 BB: 0 P: 13 | R: 2 E: 0 K: 0 S: 8 | H: 2 LOB: 0 BB: 0 P: 12 | R: 0 E: 0 K: 1 S: 5 | H: 0 LOB: 0 BB: 0 P: 5 | R: 0 E: 0 K: 1 S: 7 | H: 1 LOB: 1 BB: 0 P: 9 | R: 0 E: 0 K: 0 S: 4 | H: 0 LOB: 0 BB: 0 P: 5 | R: 0 E: 0 K: 0 S: 3 | H: 1 LOB: 0 BB: 0 P: 3 | R: 0 E: 0 K: 0 S: 3 | H: 1 LOB: 0 BB: 0 P: 3 | 1B: 2 2B: 1 3B: 0 HR: 3 | SF: 0 SAC: 0 DP: 1 HBP: 0 | WP: 0 PB: 0 SB: 0 CS: 0 | PA: 29 | | | |
| PITCHER Barry Lersch, R (1,1) ERA: 3.8 | IP: 7.0 WLS: L BF: 26 | H: 5 R: 4 ER: 4 SO: 4 | BB: 0 IBB: 0 HBP: 0 BLK: 0 | WP: 0 HR: 3 S: 51 P: 70 | ERA: 5.14 WHIP: 0.714 | | | | | | | | | | | | | | | | | | | | |
| PITCHER Darrell Brandon, R (8,1) ERA: 2.25 | IP: 1.0 WLS: L BF: 3 | H: 1 R: 0 ER: 0 SO: 0 | BB: 0 IBB: 0 HBP: 0 BLK: 0 | WP: 0 HR: 0 S: 3 P: 3 | ERA: 0.00 WHIP: 1.000 | | | | | | | | | | | | | | | | | | | | |

Philadelphia Phillies @ Atlanta Braves
Atlanta Stadium, Atlanta, GA
Wed Jul 07 1971, 7:05 PM EDT
Att: 12,268 - Unknown

| | |
|-----|----|
| AB | 29 |
| R | 4 |
| H | 6 |
| RBI | 4 |
| BB | 0 |
| SO | 4 |
| LOB | 3 |



| Batter | 1 | 2 | 3 | 4 | 5 | 6 | 7 | 8 | 9 | AB | R | H | RBI | BB | SO | LOB | TOP | | | | | |
|---|---|---------------------------------|------------------------------|---------------------------------|------------------------------|---------------------------------|------------------------------|---------------------------------|---|---------------------------------|------------------------------|---------------------------------|------------------------------|---------------------------------|------------------------------|---|--|------------------------------|---------------------------------|-----------------------------------|------------------------------------|----------------------------------|
| Ralph Garr, L OBP: 0.362, SLG: 0.440 (1, 7) | 4-3 | | K | | | 1B WP 1B | | FC3-6 G6-3 | | 4 | 1 | 1 | 0 | 0 | 1 | 1 | Atlanta Braves @ Pittsburgh Pirates Three Rivers Stadium, Pittsburgh, PA Fri Jul 09 1971, 7:05 PM EDT Att: 29,678 - Unknown livebaseballscorecards.com AB 33 R 2 H 11 RBI 2 BB 0 SO 3 LOB 15  | | | | | |
| Felix Milan, R OBP: 0.353, SLG: 0.389 (1, 4) | 5-3 | | | 6-3 | | F3 | | G6-3 | | 4 | 0 | 0 | 0 | 0 | 0 | 3 | | | | | | |
| Hank Aaron, R Zolito Versalles, R OBP: 0.400, SLG: 0.625 OBP: 0.286, SLG: 0.414 (1, 3) (7, 5) | F7 | | | 6-3 | | 1B 2-3 3-H | | | 3 0 1 1 0 0 0 1 0 1 0 0 0 0 | | | | | | | | | | | | | |
| Earl Williams, R OBP: 0.313, SLG: 0.463 (1, 5) (7, 3) | | F3 | | K | | 1B G4-6-3 1-2 3-H | | F8 1-2 | 4 0 1 1 0 1 1 | | | | | | | | | | | | | |
| Mike Lum, L OBP: 0.381, SLG: 0.447 (1, 9) | | L6 | | | | 1B 1B G4-6-3 1-2 | | F2 | 4 0 1 0 0 0 3 | | | | | | | | | | | | | |
| Hal King, L OBP: 0.337, SLG: 0.355 (1, 2) | | | | | F4 | | G5-4-3 1B 1B | L9 | 4 0 2 0 0 0 2 | | | | | | | | | | | | | |
| Sonny Jackson, L OBP: 0.318, SLG: 0.362 (1, 8) | | | | | | 1B G6-4-3 1-2 | | | 3 0 2 0 0 0 1 | | | | | | | | | | | | | |
| Leo Foster, R (1, 6) | | | | | | 1B G6-4-3 1-2 | | G5-4-3 G6-4-3 1-2 2-3 | 3 0 0 0 0 0 4 | | | | | | | | | | | | | |
| Jim Nash, R Tom House, L Steve Barber, L OBP: 0.158, SLG: 0.184 OBP: 0.500, SLG: 0.500 OBP: 0.200, SLG: 0.111 (1, 1) (5, 1) (6, 1) | | | K | | | 1B WP 1B 1B | | FC3-6 1B | 1 0 0 0 0 1 0 1 1 1 0 0 0 0 1 0 1 0 0 0 0 | | | | | | | | | | | | | |
| Inning Stats | R: 0 E: 0 K: 0 S: 3 | H: 0 LOB: 0 BB: 0 P: 3 | R: 0 E: 0 K: 0 S: 4 | H: 1 LOB: 1 BB: 0 P: 4 | R: 0 E: 0 K: 2 S: 7 | H: 0 LOB: 0 BB: 0 P: 7 | R: 0 E: 0 K: 1 S: 5 | H: 0 LOB: 0 BB: 0 P: 5 | R: 0 E: 0 K: 0 S: 4 | H: 2 LOB: 1 BB: 0 P: 4 | R: 2 E: 0 K: 0 S: 6 | H: 4 LOB: 1 BB: 0 P: 6 | R: 0 E: 0 K: 0 S: 3 | H: 2 LOB: 0 BB: 0 P: 3 | R: 0 E: 0 K: 0 S: 3 | H: 1 LOB: 0 BB: 0 P: 3 | | R: 0 E: 0 K: 0 S: 4 | H: 1 LOB: 1 BB: 0 P: 4 | 1B: 11 2B: 0 3B: 1 HR: 0 | SF: 0 SAC: 0 DP: 3 HBP: 0 | WP: 1 PB: 0 SB: 1 CS: 0 |
| PITCHER Nelson Briles, R ERA: 3.97 (1, 1) | IP: 9.0 WLS: W BF: 33 H: 11 R: 2 ER: 2 SO: 3 BB: 0 IBB: 0 HBP: 0 BLK: 0 WP: 1 HR: 0 S: 39 P: 39 ERA: 2.00 WHIP: 1.222 | | | | | | | | | | | | | | | PITCHER IP: 9.0 WLS: W BF: 33 H: 11 R: 2 ER: 2 SO: 3 BB: 0 IBB: 0 HBP: 0 BLK: 0 WP: 1 HR: 0 S: 39 P: 39 ERA: 2.00 WHIP: 1.222 | | | | | | |

| Batter | 1 | 2 | 3 | 4 | 5 | 6 | 7 | 8 | 9 | AB | R | H | RBI | BB | SO | LOB | BOTTOM |
|---|--|---------------------------------|------------------------------|---------------------------------|------------------------------|---------------------------------|------------------------------|---------------------------------|----------------------------------|------------------------------------|----------------------------------|---------------------------------|------------------------------|---------------------------------|------------------------------|--|--|
| Dave Cash, R OBP: 0.387, SLG: 0.403 (1, 4) | E6 F9 1B S | 4-3 | | F8 | | 1B HR 2B | | G4-3 BB | | 4 | 2 | 1 | 0 | 1 | 0 | 1 | Atlanta Braves @ Pittsburgh Pirates Three Rivers Stadium, Pittsburgh, PA Fri Jul 09 1971, 7:05 PM EDT Att: 29,678 - Unknown livebaseballscorecards.com AB 39 R 11 H 16 RBI 11 BB 4 SO 5 LOB 21  |
| Al Oliver, L OBP: 0.313, SLG: 0.400 (1, 8) | F9 | 4-3 | | F5 | | F5 | | G4-3 | | 5 | 0 | 0 | 0 | 0 | 5 | | |
| Roberto Clemente, R OBP: 0.366, SLG: 0.520 (1, 9) | K | | | F9 | | 1B 3B 2B | | HR 1B | 4 2 2 0 1 1 1 | | | | | | | | |
| Willie Stargell, L OBP: 0.392, SLG: 0.691 (1, 7) | | | | | | 1B 3B BB | | HR | 4 3 3 4 1 0 1 | | | | | | | | |
| Richie Hebner, L OBP: 0.356, SLG: 0.536 (1, 5) | FC6-4 1B | | | | | 1B 3B BB | | 4-3 HR | 5 2 3 2 0 0 1 | | | | | | | | |
| Bob Robertson, R OBP: 0.356, SLG: 0.486 (1, 3) | | | | | | 1B K | | | 4 1 2 0 1 2 3 | | | | | | | | |
| Manny Sanguillen, R OBP: 0.347, SLG: 0.425 (1, 2) | | | | | | K | | | 4 1 1 0 0 0 3 | | | | | | | | |
| Gene Alley, R OBP: 0.304, SLG: 0.333 (1, 6) | | | | | | K | | | 4 0 1 1 0 2 2 | | | | | | | | |
| Nelson Briles, R OBP: 0.300, SLG: 0.474 (1, 1) | | | | | | K | | F3 | 1B: 9 2B: 4 3B: 1 HR: 2 | SF: 0 SAC: 0 DP: 2 HBP: 0 | WP: 0 PB: 0 SB: 1 CS: 0 | PA: 43 | | | | | |
| Inning Stats | R: 1 E: 1 K: 1 S: 7 | H: 1 LOB: 1 BB: 0 P: 7 | R: 2 E: 0 K: 0 S: 6 | H: 3 LOB: 1 BB: 0 P: 6 | R: 2 E: 0 K: 1 S: 8 | H: 3 LOB: 1 BB: 0 P: 8 | R: 0 E: 0 K: 1 S: 5 | H: 0 LOB: 0 BB: 0 P: 5 | R: 3 E: 0 K: 2 S: 10 | H: 3 LOB: 1 BB: 1 P: 14 | R: 3 E: 0 K: 0 S: 7 | H: 4 LOB: 1 BB: 0 P: 7 | R: 0 E: 0 K: 0 S: 3 | H: 1 LOB: 1 BB: 1 P: 7 | R: 0 E: 0 K: 0 S: 3 | H: 1 LOB: 2 BB: 2 P: 11 | |
| PITCHER Jim Nash, R Tom House, L Steve Barber, L ERA: 5.52 ERA: 11.26 ERA: 4.47 (1, 1) (5, 1) (6, 1) | IP: 4.1 WLS: L BF: 25 H: 10 R: 8 ER: 7 SO: 4 BB: 1 IBB: 0 HBP: 0 BLK: 0 WP: 0 HR: 1 S: 32 P: 36 ERA: 14.54 WHIP: 2.538 | | | | | | | | | | | | | | | PITCHER IP: 1.0 WLS: L BF: 5 H: 2 R: 2 ER: 2 SO: 1 BB: 0 IBB: 0 HBP: 0 BLK: 0 WP: 0 HR: 0 S: 7 P: 7 ERA: 18.00 WHIP: 2.000 | |
| PITCHER Steve Barber, L ERA: 4.47 (6, 1) | IP: 2.2 WLS: L BF: 13 H: 4 R: 1 ER: 1 SO: 0 BB: 3 IBB: 0 HBP: 0 BLK: 0 WP: 0 HR: 1 S: 10 P: 22 ERA: 3.38 WHIP: 2.625 | | | | | | | | | | | | | | | PITCHER IP: 2.2 WLS: L BF: 13 H: 4 R: 1 ER: 1 SO: 0 BB: 3 IBB: 0 HBP: 0 BLK: 0 WP: 0 HR: 1 S: 10 P: 22 ERA: 3.38 WHIP: 2.625 | |

| Batter | 1 | 2 | 3 | 4 | 5 | 6 | 7 | 8 | 9 | AB | R | H | RBI | BB | SO | LOB | TOP | | | | | |
|---|------------------------------|----------------------------------|------------------------------|---------------------------------|------------------------------|---------------------------------|------------------------------|---------------------------------|------------------------------|---------------------------------|------------------------------|----------------------------------|------------------------------|---------------------------------|------------------------------|---------------------------------|---|---------------------------------|----------------------------------|------------------------------------|----------------------------------|--------|
| Felix Millan, R OBP: 0.356, SLG: 0.391 | K | | SF9 1B 4-3 | | FC6-4 1B | | | FC6-4 E S 2B | | 4 | 2 | 2 | 0 | 1 | 1 | 1 | Atlanta Braves @ Pittsburgh Pirates Three Rivers Stadium, Pittsburgh, PA Sat Jul 10 1971, 3:33 AM EDT Att: 18,955 - Unknown | | | | | |
| Ralph Garr, L OBP: 0.365, SLG: 0.445 | 1-3 | | | | FC6-4 1B | | K | | | 5 | 0 | 3 | 1 | 0 | 1 | 3 | | | | | | |
| Hank Aaron, R OBP: 0.403, SLG: 0.635 | | | SF9 1B | | F9 | | | | | 2 | 1 | 1 | 2 | 2 | 0 | 2 | | | | | | |
| Mike Lum, L OBP: 0.382, SLG: 0.446 | | | | | FC6-4 1B | | | | | 5 | 0 | 2 | 1 | 0 | 0 | 5 | | | | | | |
| Earl Williams, R OBP: 0.310, SLG: 0.458 | FC5-4 1B | | | | G3 | | | | | 5 | 0 | 1 | 0 | 0 | 1 | 6 | | | | | | |
| Sonny Jackson, L OBP: 0.317, SLG: 0.360 | | | | | F7 | | | | | 5 | 0 | 1 | 0 | 0 | 0 | 2 | | | | | | |
| Zolio Versailles, R OBP: 0.271, SLG: 0.391 | | | | | E6 FC1-6 | | | | | 5 | 0 | 0 | 0 | 0 | 1 | 3 | | | | | | |
| Bob Didier, S OBP: 0.253, SLG: 0.264 | | | | | FC1-6 | | | | | 3 | 0 | 1 | 0 | 0 | 0 | 1 | | | | | | |
| Hal King, L OBP: 0.335, SLG: 0.353 | 3-1 | | | | SH4-3 | | | | | 1 | 0 | 0 | 0 | 0 | 0 | 1 | | | | | | |
| Phil Niekro, R OBP: 0.145, SLG: 0.151 | | | | | F6 | | | | | 4 | 1 | 0 | 0 | 0 | 1 | 4 | | | | | | |
| Inning Stats | R: 0 E: 0 K: 1 S: 6 | H: 1 LOB: 2 BB: 1 P: 10 | R: 0 E: 0 K: 0 S: 3 | H: 0 LOB: 0 BB: 0 P: 3 | R: 2 E: 1 K: 0 S: 6 | H: 2 LOB: 1 BB: 0 P: 6 | R: 0 E: 1 K: 0 S: 4 | H: 0 LOB: 1 BB: 0 P: 4 | R: 0 E: 0 K: 0 S: 5 | H: 2 LOB: 2 BB: 0 P: 5 | R: 0 E: 1 K: 2 S: 9 | H: 1 LOB: 3 BB: 1 P: 13 | R: 1 E: 0 K: 2 S: 9 | H: 2 LOB: 1 BB: 0 P: 9 | R: 1 E: 0 K: 0 S: 5 | H: 2 LOB: 2 BB: 1 P: 9 | R: 0 E: 0 K: 0 S: 4 | H: 1 LOB: 1 BB: 0 P: 4 | 1B: 9 2B: 1 3B: 0 HR: 1 | SF: 1 SAC: 1 DP: 0 HBP: 0 | WP: 0 PB: 0 SB: 1 CS: 0 | PA: 44 |
| PITCHER | IP | WLS | BF | H | R | ER | SO | BB | IBB | HBP | BLK | WP | HR | S | P | ERA | WHIP | | | | | |
| Steve Blass, R ERA: 2.9 | 7.0 | | 34 | 8 | 3 | 1 | 5 | 2 | 0 | 0 | 0 | 0 | 1 | 42 | 50 | 1.29 | 1.429 | | | | | |
| Mudcat Grant, R ERA: 3.09 | 1.0 | W | 6 | 2 | 1 | 1 | 0 | 0 | 1 | 0 | 0 | 0 | 0 | 5 | 9 | 9.00 | 2.000 | | | | | |
| Dave Giusti, R ERA: 2.2 | 1.0 | S | 4 | 1 | 0 | 0 | 0 | 0 | 0 | 0 | 0 | 0 | 0 | 4 | 4 | 0.00 | 1.000 | | | | | |

| | |
|-----|----|
| AB | 39 |
| R | 4 |
| H | 11 |
| RBI | 4 |
| BB | 3 |
| SO | 5 |
| LOB | 28 |



| Batter | 1 | 2 | 3 | 4 | 5 | 6 | 7 | 8 | 9 | AB | R | H | RBI | BB | SO | LOB | BOTTOM | | | | | |
|---|------------------------------|---------------------------------|------------------------------|---------------------------------|------------------------------|----------------------------------|------------------------------|---------------------------------|------------------------------|---------------------------------|------------------------------|---------------------------------|------------------------------|---------------------------------|------------------------------|---------------------------------|---|---------------------------------|----------------------------------|------------------------------------|----------------------------------|--------|
| Rennie Stennett, R OBP: 0.375, SLG: 0.429 | K2-3 | | F8 | | 2-3 | | | | | 4 | 0 | 0 | 0 | 0 | 1 | 2 | Atlanta Braves @ Pittsburgh Pirates Three Rivers Stadium, Pittsburgh, PA Sat Jul 10 1971, 3:33 AM EDT Att: 18,955 - Unknown | | | | | |
| Mudcat Grant, R OBP: 0.375, SLG: 0.429 | | | | | | | | | | 0 | 0 | 0 | 0 | 0 | 0 | 0 | | | | | | |
| Dave Giusti, R OBP: 0.167, SLG: 0.091 | | | | | | | | | | 0 | 0 | 0 | 0 | 0 | 0 | 0 | | | | | | |
| Vic Davallillo, L OBP: 0.293, SLG: 0.315 | F7 | | E4 1B | | 6-3 | | | | | 4 | 2 | 2 | 0 | 0 | 0 | 0 | | | | | | |
| Al Oliver, L OBP: 0.313, SLG: 0.399 | F7 | | | | | | | | | 3 | 0 | 1 | 2 | 0 | 0 | 0 | | | | | | |
| Willie Stargell, L OBP: 0.396, SLG: 0.705 | | | | | | | | | | 3 | 2 | 2 | 2 | 1 | 1 | 0 | | | | | | |
| Bob Robertson, R OBP: 0.358, SLG: 0.486 | | | | | | | | | | 4 | 0 | 2 | 1 | 0 | 0 | 2 | | | | | | |
| Manny Sanguillen, R OBP: 0.366, SLG: 0.423 | | | | | | | | | | 4 | 0 | 1 | 0 | 0 | 1 | 2 | | | | | | |
| Jose Pagan, R OBP: 0.340, SLG: 0.378 | | | | | | | | | | 3 | 0 | 1 | 0 | 0 | 0 | 2 | | | | | | |
| Gene Alley, R OBP: 0.301, SLG: 0.330 | | | | | | | | | | 2 | 0 | 0 | 0 | 0 | 0 | 0 | | | | | | |
| Steve Blass, R OBP: 0.125, SLG: 0.167 | | | | | | | | | | 2 | 1 | 1 | 0 | 0 | 0 | 0 | | | | | | |
| Milt May, L OBP: 0.278, SLG: 0.358 | | | | | | | | | | 1 | 0 | 0 | 0 | 0 | 0 | 1 | | | | | | |
| Bill Mazaroski, R OBP: 0.368, SLG: 0.376 | | | | | | | | | | 0 | 0 | 0 | 0 | 0 | 0 | 0 | | | | | | |
| Inning Stats | R: 0 E: 0 K: 1 S: 5 | H: 0 LOB: 0 BB: 0 P: 5 | R: 1 E: 0 K: 0 S: 4 | H: 2 LOB: 0 BB: 0 P: 4 | R: 2 E: 1 K: 0 S: 6 | H: 3 LOB: 2 BB: 1 P: 10 | R: 0 E: 0 K: 0 S: 3 | H: 1 LOB: 0 BB: 0 P: 3 | R: 0 E: 0 K: 2 S: 8 | H: 1 LOB: 1 BB: 0 P: 8 | R: 0 E: 0 K: 0 S: 4 | H: 1 LOB: 1 BB: 0 P: 4 | R: 2 E: 0 K: 0 S: 5 | H: 2 LOB: 0 BB: 0 P: 5 | R: 0 E: 0 K: 0 S: 4 | H: 1 LOB: 1 BB: 0 P: 4 | R: 2 E: 0 K: 0 S: 5 | H: 2 LOB: 0 BB: 0 P: 5 | 1B: 8 2B: 2 3B: 0 HR: 1 | SF: 0 SAC: 2 DP: 1 HBP: 0 | WP: 0 PB: 0 SB: 0 CS: 1 | PA: 34 |
| PITCHER | IP | WLS | BF | H | R | ER | SO | BB | IBB | HBP | BLK | WP | HR | S | P | ERA | WHIP | | | | | |
| Phil Niekro, R ERA: 3.07 | 8.0 | L | 33 | 10 | 5 | 4 | 3 | 0 | 1 | 0 | 0 | 0 | 1 | 38 | 42 | 4.50 | 1.250 | | | | | |





| Batter | 1 | 2 | 3 | 4 | 5 | 6 | 7 | 8 | 9 | AB | R | H | RBI | BB | SO | LOB | TOP | | | |
|--|---|---|---|---------------------------------|------------------------------|---------------------------------|-------------------------------|----------------------------------|------------------------------|---------------------------------|------------------------------|---------------------------------|------------------------------|---------------------------------|------------------------------|---------------------------------|--|------------------------------------|----------------------------------|--------|
| Maury Wills, S OBP: 0.328, SLG: 0.332 | F8 | | F7 | | 4-3 | | | SH1 3B 1B | | 5 | 1 | 2 | 0 | 0 | 0 | 0 | Los Angeles Dodgers @ Atlanta Braves Atlanta Stadium, Atlanta, GA Thu Jul 15 1971, 7:05 PM EDT Att: 11,431 - Unknown | | | |
| Bill Buckner, L OBP: 0.337, SLG: 0.407 | F8 | | | F7 | 4-5 2B | | | SH1 1-2 | 4-3 | 4 | 0 | 1 | 0 | 0 | 0 | 2 | | | | |
| Willie Davis, L OBP: 0.367, SLG: 0.505 | | | | | 4-5 | L8 | | 1B | | 4 | 2 | 3 | 2 | 0 | 0 | 0 | | | | |
| Dick Allen, R OBP: 0.375, SLG: 0.447 | K | | | HR | | | | 3B | | 4 | 1 | 2 | 2 | 0 | 2 | 1 | | | | |
| Wes Parker, S OBP: 0.369, SLG: 0.370 | | 4-3 | | K | | | | 1-4-3 | | 4 | 0 | 0 | 0 | 0 | 1 | 1 | | | | |
| Willie Crawford, L OBP: 0.365, SLG: 0.503 | F5 | | | HR | | | | 6-3 | | 3 | 1 | 1 | 0 | 1 | 0 | 1 | | | | |
| Jim Lefebvre, S OBP: 0.331, SLG: 0.426 | F5 | | | HR | | | | 1-4-3 | | 3 | 1 | 1 | 2 | 1 | 0 | 1 | | | | |
| Duke Sims, L OBP: 0.343, SLG: 0.346 | | | K | K | | | | F6 | 1B 6-3 BB | 4 | 0 | 0 | 0 | 0 | 2 | 2 | | | | |
| Claude Osteen, L OBP: 0.169, SLG: 0.164 | | | K | | K | | | F8 | 6-3 | 4 | 0 | 0 | 0 | 0 | 2 | 2 | | | | |
| Inning Stats | R: 0 E: 0 K: 1 S: 6 | H: 1 LOB: 1 BB: 0 P: 6 | R: 0 E: 0 K: 0 S: 3 | H: 0 LOB: 0 BB: 0 P: 3 | R: 0 E: 0 K: 2 S: 7 | H: 0 LOB: 0 BB: 0 P: 7 | R: 4 E: 0 K: 2 S: 11 | H: 4 LOB: 0 BB: 0 P: 11 | R: 0 E: 0 K: 1 S: 5 | H: 0 LOB: 0 BB: 0 P: 5 | R: 0 E: 0 K: 0 S: 3 | H: 0 LOB: 1 BB: 1 P: 7 | R: 2 E: 0 K: 0 S: 6 | H: 3 LOB: 1 BB: 0 P: 6 | R: 0 E: 0 K: 0 S: 4 | H: 1 LOB: 2 BB: 1 P: 8 | 1B: 5 2B: 1 3B: 1 HR: 3 | SF: 0 SAC: 1 DP: 0 HBP: 0 | WP: 0 PB: 0 SB: 1 CS: 1 | PA: 38 |
| PITCHER | IP WLS BF H R ER SO BB IBB HBP BLK WP HR S P ERA WHIP | 8.0 L 34 9 6 6 7 1 0 0 0 0 3 46 50 6.75 1.250 | 1.0 5 1 0 0 0 1 0 0 0 0 0 4 8 0.00 2.000 | | | | | | | | | | | | | | | | | |

| Batter | 1 | 2 | 3 | 4 | 5 | 6 | 7 | 8 | 9 | AB | R | H | RBI | BB | SO | LOB | BOTTOM | | | |
|--|---|---|------------------------------|---------------------------------|------------------------------|---------------------------------|------------------------------|---------------------------------|------------------------------|--------------------------------------|--------------------------------------|--------------------------------------|--------------------------------------|--------------------------------------|--------------------------------------|---------------------------------|--|------------------------------------|----------------------------------|--------|
| Felix Millan, R OBP: 0.355, SLG: 0.389 | G6-4-3 1B | | | F7 | | | | 6-3 | | 4 | 0 | 1 | 0 | 0 | 0 | 0 | Los Angeles Dodgers @ Atlanta Braves Atlanta Stadium, Atlanta, GA Thu Jul 15 1971, 7:05 PM EDT Att: 11,431 - Unknown | | | |
| Ralph Garr, L OBP: 0.364, SLG: 0.443 | G6-4-3 1-2 | | | G3 | | | | | K | 4 | 0 | 1 | 0 | 0 | 1 | 1 | | | | |
| Hank Aaron, R OBP: 0.398, SLG: 0.626 | F9 | | | 2-3 | | | | F4 | | 4 | 0 | 0 | 0 | 0 | 0 | 1 | | | | |
| Earl Williams, R OBP: 0.311, SLG: 0.456 | | G4-3 1B | | | P3 | | | K | | 3 | 0 | 1 | 0 | 0 | 1 | 1 | | | | |
| Darrell Evans, L OBP: 0.378, SLG: 0.452 | | G4-3 1-2 | | | 4-3 | | | FC3-6 L1-5 1B | | 3 | 0 | 1 | 0 | 0 | 0 | 1 | | | | |
| Zoilo Versalles, R OBP: 0.273, SLG: 0.389 | | | K | | F9 | | | FC3-6 1-2 1B | | 3 | 0 | 1 | 0 | 0 | 1 | 0 | | | | |
| Mike Lum, L OBP: 0.377, SLG: 0.439 | | | | F9 | | | | FC3-6 1-2 2-3 2B | | 3 | 0 | 0 | 0 | 0 | 0 | 2 | | | | |
| Sonny Jackson, L OBP: 0.320, SLG: 0.361 | | | | CS 1B | | | | F9 1-2 BB | | 2 | 0 | 1 | 0 | 1 | 0 | 0 | | | | |
| Ron Reed, R OBP: 0.091, SLG: 0.091 Leo Foster, R OBP: 0.100, SLG: 0.100 | | | | K | | | | L1-5 3-H | | 2 1 0 0 0 0 0 0 | 0 0 0 0 0 0 0 0 | 0 0 0 0 0 0 0 0 | 0 0 0 0 0 0 0 0 | 0 0 0 0 0 0 0 0 | 0 0 0 0 0 0 0 0 | Braves | | | | |
| Inning Stats | R: 0 E: 0 K: 0 S: 3 | H: 1 LOB: 0 BB: 0 P: 3 | R: 0 E: 0 K: 1 S: 5 | H: 1 LOB: 0 BB: 0 P: 5 | R: 0 E: 0 K: 1 S: 5 | H: 1 LOB: 0 BB: 0 P: 5 | R: 0 E: 0 K: 0 S: 3 | H: 0 LOB: 0 BB: 0 P: 3 | R: 0 E: 0 K: 0 S: 3 | H: 0 LOB: 0 BB: 0 P: 3 | R: 0 E: 0 K: 1 S: 6 | H: 1 LOB: 1 BB: 0 P: 6 | R: 0 E: 0 K: 0 S: 4 | H: 2 LOB: 2 BB: 1 P: 8 | R: 0 E: 0 K: 1 S: 5 | H: 0 LOB: 0 BB: 0 P: 5 | 1B: 6 2B: 1 3B: 0 HR: 0 | SF: 0 SAC: 0 DP: 3 HBP: 0 | WP: 0 PB: 0 SB: 0 CS: 1 | PA: 30 |
| PITCHER | IP WLS BF H R ER SO BB IBB HBP BLK WP HR S P ERA WHIP | 9.0 W 30 6 0 0 4 1 0 0 0 0 0 37 41 0.00 0.778 | | | | | | | | | | | | | | | | | | |

| Batter | 1 | 2 | 3 | 4 | 5 | 6 | 7 | 8 | 9 | AB | R | H | RBI | BB | SO | LOB | TOP | | | | | |
|--|--|---------------------------------|------------------------------|---------------------------------|------------------------------|---------------------------------|------------------------------|---------------------------------|------------------------------|---------------------------------|------------------------------|---------------------------------|------------------------------|---------------------------------|------------------------------|---------------------------------|--|---------------------------------|----------------------------------|------------------------------------|----------------------------------|--------|
| Maury Wills, S (1,6) OBP: 0.332, SLG: 0.337 | | | | | | | | | | 4 | 0 | 3 | 1 | 0 | 1 | 0 | Los Angeles Dodgers @ Atlanta Braves Atlanta Stadium, Atlanta, GA Fri Jul 16 1971, 7:05 PM EDT Att: 15,884 - Unknown | | | | | |
| Bill Buckner, L (1,9) OBP: 0.335, SLG: 0.403 | | | | | | | | | | 4 | 0 | 1 | 0 | 0 | 2 | 2 | | | | | | |
| Willie Davis, L (1,8) OBP: 0.366, SLG: 0.503 | | | | | | | | | | 4 | 0 | 1 | 0 | 0 | 1 | 3 | | | | | | |
| Dick Allen, R (1,5) OBP: 0.374, SLG: 0.445 | | | | | | | | | | | 4 | 0 | 1 | 0 | 0 | 1 | | 1 | | | | |
| Wes Parker, S (1,3) OBP: 0.366, SLG: 0.366 | | | | | | | | | | | 4 | 0 | 0 | 0 | 0 | 3 | | | | | | |
| Willie Crawford, L (1,7) OBP: 0.356, SLG: 0.491 | | | | | | | | | | | 4 | 0 | 0 | 0 | 0 | 1 | | | | | | |
| Jim Lefebvre, S (1,4) OBP: 0.327, SLG: 0.421 | | | | | | | | | | | 3 | 0 | 0 | 0 | 0 | 0 | | | | | | |
| Tom Haller, L (1,2) OBP: 0.301, SLG: 0.310 | | | | | | | | | | | 3 | 1 | 1 | 0 | 0 | 0 | | | | | | |
| Don Sutton, R (1,1) OBP: 0.260, SLG: 0.234 | | | | | | | | | | 2 | 0 | 0 | 0 | 0 | 0 | 1 | | | | | | |
| Bobby Valentine, R (8, PH) OBP: 0.299, SLG: 0.340 | | | | | | | | | | 1 | 0 | 0 | 0 | 0 | 0 | 0 | | | | | | |
| Pete Mikkelsen, R (8, 1) OBP: 0.250, SLG: 0.143 | | | | | | | | | | 0 | 0 | 0 | 0 | 0 | 0 | 0 | | | | | | |
| Inning Stats | R: 0 E: 0 K: 2 S: 9 | H: 2 LOB: 2 BB: 0 P: 9 | R: 0 E: 0 K: 0 S: 3 | H: 0 LOB: 0 BB: 0 P: 3 | R: 0 E: 0 K: 0 S: 4 | H: 2 LOB: 1 BB: 0 P: 4 | R: 0 E: 0 K: 0 S: 3 | H: 0 LOB: 0 BB: 0 P: 3 | R: 1 E: 1 K: 1 S: 7 | H: 2 LOB: 1 BB: 0 P: 7 | R: 0 E: 0 K: 0 S: 3 | H: 0 LOB: 0 BB: 0 P: 3 | R: 0 E: 0 K: 0 S: 3 | H: 0 LOB: 0 BB: 0 P: 3 | R: 0 E: 0 K: 1 S: 5 | H: 0 LOB: 0 BB: 0 P: 5 | R: 0 E: 0 K: 2 S: 8 | H: 1 LOB: 1 BB: 0 P: 8 | 1B: 7 2B: 0 3B: 0 HR: 0 | SF: 0 SAC: 0 DP: 0 HBP: 0 | WP: 0 PB: 0 SB: 1 CS: 2 | PA: 33 |
| PITCHER Phil Niekro, R (1,1) ERA: 2.89 | IP: 9.0 WLS: W BF: 33 H: 7 R: 1 ER: 0 SO: 6 BB: 0 IBB: 0 HBP: 0 BLK: 0 WP: 0 HR: 0 S: 45 P: 45 ERA: 0.00 WHIP: 0.778 | | | | | | | | | | | | | | | PITCHER | | | | | | |

| Batter | 1 | 2 | 3 | 4 | 5 | 6 | 7 | 8 | 9 | AB | R | H | RBI | BB | SO | LOB | BOTTOM | | | | | |
|---|---|---------------------------------|------------------------------|---------------------------------|------------------------------|---------------------------------|------------------------------|---------------------------------|------------------------------|---------------------------------|------------------------------|---------------------------------|------------------------------|---------------------------------|------------------------------|---------------------------------|--|---------------------------------|-----------------------------------|------------------------------------|----------------------------------|--------|
| Felix Millan, R (1,4) OBP: 0.354, SLG: 0.387 | | | | | | | | | | 4 | 1 | 1 | 0 | 0 | 0 | 1 | Los Angeles Dodgers @ Atlanta Braves Atlanta Stadium, Atlanta, GA Fri Jul 16 1971, 7:05 PM EDT Att: 15,884 - Unknown | | | | | |
| Ralph Garr, L (1,7) OBP: 0.368, SLG: 0.447 | | | | | | | | | | 4 | 1 | 3 | 1 | 0 | 1 | 0 | | | | | | |
| Bob Didier, S (8, 2) OBP: 0.253, SLG: 0.264 | | | | | | | | | | 0 | 0 | 0 | 0 | 0 | 0 | 0 | | | | | | |
| Hank Aaron, R (1,3) OBP: 0.399, SLG: 0.626 | | | | | | | | | | 3 | 0 | 2 | 1 | 0 | 0 | 0 | | | | | | |
| Darrell Evans, L (1,5) OBP: 0.381, SLG: 0.449 | | | | | | | | | | 3 | 0 | 1 | 0 | 1 | 1 | 4 | | | | | | |
| Mike Lum, L (1,9) OBP: 0.374, SLG: 0.438 | | | | | | | | | | 3 | 0 | 1 | 1 | 0 | 0 | 2 | | | | | | |
| Earl Williams, R (1,2) OBP: 0.306, SLG: 0.449 | | | | | | | | | | 4 | 0 | 0 | 0 | 0 | 0 | 3 | | | | | | |
| Sonny Jackson, L (1,8) OBP: 0.325, SLG: 0.365 | | | | | | | | | | 4 | 0 | 3 | 0 | 0 | 0 | 0 | | | | | | |
| Marty Perez, R (1,6) OBP: 0.240, SLG: 0.266 | | | | | | | | | | 4 | 0 | 0 | 0 | 0 | 1 | 4 | | | | | | |
| Phil Niekro, R (1,1) OBP: 0.155, SLG: 0.161 | | | | | | | | | | 3 | 1 | 1 | 0 | 0 | 1 | 2 | | | | | | |
| Inning Stats | R: 1 E: 0 K: 1 S: 8 | H: 3 LOB: 2 BB: 0 P: 8 | R: 0 E: 0 K: 0 S: 3 | H: 0 LOB: 0 BB: 0 P: 3 | R: 0 E: 0 K: 0 S: 4 | H: 2 LOB: 2 BB: 1 P: 8 | R: 0 E: 0 K: 0 S: 3 | H: 1 LOB: 0 BB: 0 P: 3 | R: 2 E: 1 K: 0 S: 5 | H: 3 LOB: 0 BB: 0 P: 5 | R: 0 E: 0 K: 1 S: 7 | H: 2 LOB: 2 BB: 0 P: 7 | R: 0 E: 1 K: 1 S: 6 | H: 0 LOB: 1 BB: 0 P: 6 | R: 0 E: 0 K: 1 S: 6 | H: 1 LOB: 1 BB: 0 P: 6 | R: 0 E: 0 K: 1 S: 6 | H: 1 LOB: 1 BB: 0 P: 6 | 1B: 12 2B: 1 3B: 0 HR: 0 | SF: 2 SAC: 0 DP: 1 HBP: 0 | WP: 0 PB: 1 SB: 2 CS: 1 | PA: 36 |
| PITCHER Don Sutton, R (1,1) ERA: 2.8 | IP: 7.0 WLS: L BF: 31 H: 11 R: 3 ER: 3 SO: 3 BB: 1 IBB: 0 HBP: 0 BLK: 0 WP: 0 HR: 0 S: 36 P: 40 ERA: 3.86 WHIP: 1.714 | | | | | | | | | | | | | | | PITCHER | | | | | | |
| PITCHER Pete Mikkelsen, R (8, 1) ERA: 2.52 | IP: 1.0 WLS: L BF: 4 H: 1 R: 0 ER: 0 SO: 1 BB: 0 IBB: 0 HBP: 0 BLK: 0 WP: 0 HR: 0 S: 6 P: 6 ERA: 0.00 WHIP: 1.000 | | | | | | | | | | | | | | | PITCHER | | | | | | |


| Batter | 1 | 2 | 3 | 4 | 5 | 6 | 7 | 8 | 9 | AB | R | H | RBI | BB | SO | LOB | TOP | | | | | |
|---|--|---------------------------------|------------------------------|----------------------------------|------------------------------|---------------------------------|------------------------------|---------------------------------|------------------------------|---------------------------------|------------------------------|---------------------------------|------------------------------|---------------------------------|------------------------------|---------------------------------|--|---------------------------------|----------------------------------|------------------------------------|----------------------------------|--------|
| Maury Wills, S (1,6) OBP: 0.330, SLG: 0.334 Bill Russell, R (8,PH) OBP: 0.277, SLG: 0.308 (8,6) | G3 | | K | | 6-3 | | | F8 | | 3 | 0 | 0 | 0 | 0 | 1 | 0 | Los Angeles Dodgers @ Atlanta Braves Atlanta Stadium, Atlanta, GA Sat Jul 17 1971, 3:33 AM EDT Att: 21,698 - Unknown AB 33 R 0 H 5 RBI 0 BB 1 SO 6 LOB 15  | | | | | |
| Manny Mota, R (1,7) OBP: 0.372, SLG: 0.389 | F9 | | 5-3 | | 6-3 | | | F9 | | 4 | 0 | 0 | 0 | 0 | 0 | 0 | | | | | | |
| Willie Davis, L (1,8) OBP: 0.362, SLG: 0.497 | G3 | | 6-3 | | | | | F8 | | 4 | 0 | 0 | 0 | 0 | 0 | 0 | | | | | | |
| Dick Allen, R (1,5) OBP: 0.375, SLG: 0.446 | | | | | F7 | | | | | 4 | 0 | 2 | 0 | 0 | 0 | 0 | | | | | | |
| Wes Parker, S (1,3) OBP: 0.367, SLG: 0.371 | | | | | F9 | | | | | 4 | 0 | 2 | 0 | 0 | 0 | 0 | | | | | | |
| Jim Lefebvre, S (1,4) OBP: 0.326, SLG: 0.416 | | | | | K | | | | | 3 | 0 | 0 | 0 | 1 | 1 | 3 | | | | | | |
| Bobby Darwin, R (1,9) OBP: 0.412, SLG: 0.600 | | | | | | | | | | 4 | 0 | 1 | 0 | 0 | 1 | 4 | | | | | | |
| Joe Ferguson, R (1,2) OBP: 0.233, SLG: 0.262 | | | | | F7 | | | | | 3 | 0 | 0 | 0 | 0 | 0 | 5 | | | | | | |
| Doyle Alexander, R (1,1) OBP: 0.250, SLG: 0.100 Jose Pena, R (6,1) OBP: 0.500, SLG: 0.500 Bobby Valentine, R (7,PH) OBP: 0.294, SLG: 0.338 Mike Strahler, R (7,1) | | | | | | | | | | 2 | 0 | 0 | 0 | 0 | 2 | 3 | | | | | | |
| Inning Stats | R: 0 E: 0 K: 0 S: 3 | H: 0 LOB: 0 BB: 0 P: 3 | R: 0 E: 0 K: 1 S: 7 | H: 2 LOB: 3 BB: 1 P: 11 | R: 0 E: 0 K: 1 S: 5 | H: 0 LOB: 0 BB: 0 P: 5 | R: 0 E: 1 K: 1 S: 7 | H: 1 LOB: 2 BB: 0 P: 7 | R: 0 E: 0 K: 1 S: 5 | H: 0 LOB: 0 BB: 0 P: 5 | R: 0 E: 0 K: 2 S: 4 | H: 2 LOB: 1 BB: 0 P: 4 | R: 0 E: 0 K: 2 S: 7 | H: 0 LOB: 0 BB: 0 P: 7 | R: 0 E: 0 K: 0 S: 3 | H: 0 LOB: 0 BB: 0 P: 3 | R: 0 E: 1 K: 0 S: 4 | H: 0 LOB: 1 BB: 0 P: 4 | 1B: 3 2B: 2 3B: 0 HR: 0 | SF: 0 SAC: 0 DP: 1 HBP: 0 | WP: 0 PB: 0 SB: 0 CS: 0 | PA: 34 |
| PITCHER George Stone, L (1,1) ERA: 2.78 | IP: 9.0 WLS: W BF: 34 H: 5 R: 0 ER: 0 SO: 6 BB: 1 IBB: 0 HBP: 0 BLK: 0 WP: 0 HR: 0 S: 45 P: 49 ERA: 0.00 WHIP: 0.667 | | | | | | | | | | | | | | | | | | | | | |


| Batter | 1 | 2 | 3 | 4 | 5 | 6 | 7 | 8 | 9 | AB | R | H | RBI | BB | SO | LOB | BOTTOM | |
|--|--|---------------------------------|------------------------------|---------------------------------|------------------------------|---------------------------------|------------------------------|---------------------------------|-------------------------------|----------------------------------|------------------------------|---------------------------------|------------------------------|----------------------------------|----------------------------------|------------------------------------|---|--------|
| Felix Millan, R (1,4) OBP: 0.354, SLG: 0.386 | 3-1 | 6-3 | | | 4-3 | HR | | BB | | 4 | 1 | 1 | 2 | 1 | 0 | 1 | Los Angeles Dodgers @ Atlanta Braves Atlanta Stadium, Atlanta, GA Sat Jul 17 1971, 3:33 AM EDT Att: 21,698 - Unknown AB 37 R 10 H 13 RBI 10 BB 4 SO 2 LOB 15  | |
| Ralph Garr, L (1,7) OBP: 0.365, SLG: 0.451 | 5-3 | | 6-3 | | K | HR | | F8 | | 5 | 1 | 1 | 3 | 0 | 1 | 2 | | |
| Hank Aaron, R (1,3) OBP: 0.399, SLG: 0.633 Bob Didier, S (9,2) OBP: 0.253, SLG: 0.264 | | | | | F8 | K | | F5 | | 5 | 1 | 2 | 1 | 0 | 1 | 2 | | |
| Darrell Evans, L (1,5) OBP: 0.382, SLG: 0.467 | F2 | | 4-3 | | F9 | | | | | 4 | 1 | 1 | 1 | 1 | 0 | 1 | | |
| Mike Lum, L (1,9) OBP: 0.371, SLG: 0.429 | | 1B | F2 | | 4-3 | 4-3 | | 4-3 | | 4 | 1 | 0 | 0 | 1 | 0 | 3 | | |
| Earl Williams, R (1,2) OBP: 0.306, SLG: 0.449 (9,3) | | F3 | | | F9 | 1B | | | | 4 | 1 | 2 | 0 | 0 | 0 | 1 | | |
| Sonny Jackson, L (1,8) OBP: 0.327, SLG: 0.367 | | 2B | 1B | | F6 | 1B | | F9 | | 4 | 2 | 2 | 0 | 0 | 0 | 1 | | |
| Marty Perez, R (1,6) OBP: 0.245, SLG: 0.271 | | F8 | | | FC4-6 | 1B | | F7 | | 4 | 1 | 2 | 0 | 0 | 0 | 3 | | |
| George Stone, L (1,1) OBP: 0.225, SLG: 0.256 | | | | | FC4-6 | 1B | | E7 | | 3 | 1 | 2 | 3 | 1 | 0 | 1 | | |
| Inning Stats | R: 0 E: 0 K: 0 S: 4 | H: 1 LOB: 1 BB: 0 P: 4 | R: 2 E: 0 K: 0 S: 5 | H: 2 LOB: 1 BB: 1 P: 9 | R: 1 E: 0 K: 0 S: 4 | H: 1 LOB: 0 BB: 0 P: 4 | R: 0 E: 0 K: 0 S: 4 | H: 1 LOB: 1 BB: 0 P: 4 | R: 0 E: 0 K: 1 S: 10 | H: 5 LOB: 0 BB: 1 P: 14 | R: 1 E: 0 K: 0 S: 5 | H: 2 LOB: 1 BB: 0 P: 5 | R: 0 E: 1 K: 0 S: 4 | H: 1 LOB: 3 BB: 2 P: 12 | 1B: 9 2B: 1 3B: 0 HR: 3 | SF: 0 SAC: 0 DP: 0 HBP: 0 | WP: 0 PB: 0 SB: 0 CS: 0 | PA: 41 |
| PITCHER Doyle Alexander, R (1,1) ERA: 3.94 Jose Pena, R (6,1) ERA: 3.92 Mike Strahler, R (7,1) ERA: 4.5 | IP: 5.2 WLS: L BF: 26 H: 8 R: 6 ER: 6 SO: 1 BB: 1 IBB: 0 HBP: 0 BLK: 0 WP: 0 HR: 1 S: 27 P: 31 ERA: 9.53 WHIP: 1.588 | | | | | | | | | | | | | | | | | |

| Batter | 1 | 2 | 3 | 4 | 5 | 6 | 7 | 8 | 9 | AB | R | H | RBI | BB | SO | LOB | TOP | | | | | |
|---|------------------------------|---------------------------------|-------------------------------------|----------------------------------|------------------------------|---------------------------------|------------------------------|---------------------------------|------------------------------|---------------------------------|------------------------------|---------------------------------|------------------------------|---------------------------------|------------------------------|---------------------------------|--|---------------------------------|----------------------------------|------------------------------------|----------------------------------|--------|
| Enzo Hernandez, R OBP: 0.311, SLG: 0.277 (1, 6) | 0-0 1-4-3 | 0-0 6-3 | | | | | | 0-0 6-3 | | 4 | 0 | 0 | 0 | 0 | 0 | 4 | <p>San Diego Padres @ Atlanta Braves</p> <p>Atlanta Stadium, Atlanta, GA</p> <p>Tue Jul 20 1971, 7:05 PM EDT</p> <p>Att: 5,127 - Unknown</p> <p>livebaseballscores.com</p> | | | | | |
| Leron Lee, L OBP: 0.338, SLG: 0.379 (1, 7) | 0-3 K | | 0-0 3-1 | | 0-0 F9 | | | 0-0 5-3 | | 4 | 0 | 0 | 0 | 0 | 1 | 1 | | | | | | |
| Cito Gaston, R OBP: 0.283, SLG: 0.411 (1, 8) | 0-0 1B | | 0-0 F8 | | | 0-3 K | | 0-0 5-3 | | 4 | 0 | 1 | 0 | 0 | 1 | 0 | | | | | | |
| Larry Stahl, L OBP: 0.300, SLG: 0.390 (1, 3) | 0-0 P4 | | 0-0 4-3 | | | 0-0 F7 | | | 0-0 6-3 | 4 | 0 | 0 | 0 | 0 | 0 | 1 | | | | | | |
| Ed Spiezio, R OBP: 0.295, SLG: 0.360 (1, 5) | | 4-0 E BB | | 0-0 F8 | | 0-0 F9 | | | 0-0 L6 | 3 | 0 | 0 | 0 | 1 | 0 | 0 | | | | | | |
| Ollie Brown, R OBP: 0.352, SLG: 0.353 (1, 9) | 0-3 K | | 0-0 F8 | | | | 0-0 HR | | 0-0 P6 | 4 | 1 | 1 | 1 | 0 | 1 | 1 | | | | | | |
| Fred Kendall, R OBP: 0.191, SLG: 0.203 (1, 2) | 0-0 E5 | | 0-0 4-3 | | | | 0-0 5-3 | | | 3 | 0 | 0 | 0 | 0 | 0 | 1 | | | | | | |
| Dave Campbell, R OBP: 0.286, SLG: 0.313 (1, 4) | 4-0 BB | | | 0-0 G3 S 1B | | | 0-0 6-3 | | | 2 | 0 | 1 | 0 | 1 | 0 | 0 | | | | | | |
| Dave Roberts, L OBP: 0.140, SLG: 0.160 (1, 1) | 0-3 K | | | 0-0 F7 | | | 0-3 K | | | 3 | 0 | 0 | 0 | 0 | 2 | 4 | | | | | | |
| Inning Stats | R: 0 E: 0 K: 1 S: 6 | H: 1 LOB: 1 BB: 0 P: 6 | R: 0 E: 1 K: 2 S: 8 | H: 0 LOB: 3 BB: 2 P: 16 | R: 0 E: 0 K: 0 S: 3 | H: 0 LOB: 0 BB: 0 P: 3 | R: 0 E: 0 K: 0 S: 3 | H: 0 LOB: 0 BB: 0 P: 3 | R: 0 E: 0 K: 0 S: 4 | H: 1 LOB: 1 BB: 0 P: 4 | R: 0 E: 0 K: 1 S: 5 | H: 0 LOB: 0 BB: 0 P: 5 | R: 1 E: 0 K: 1 S: 6 | H: 1 LOB: 3 BB: 0 P: 6 | R: 0 E: 0 K: 0 S: 3 | H: 0 LOB: 0 BB: 0 P: 3 | R: 0 E: 0 K: 0 S: 3 | H: 0 LOB: 0 BB: 0 P: 3 | 1B: 2 2B: 0 3B: 0 HR: 1 | SF: 0 SAC: 0 DP: 0 HBP: 0 | WP: 0 PB: 0 SB: 1 CS: 0 | PA: 33 |
| PITCHER Ron Reed, R ERA: 3.21 (1, 1) | IP: 9.0 WLS: W BF: 33 | H: 3 R: 1 ER: 1 SO: 5 | BB: 2 IBB: 0 HBP: 0 BLK: 0 | WP: 0 HR: 1 S: 41 P: 49 | ERA: 1.00 WHIP: 0.556 | PITCHER | | | | | | | | | | | | | | | | |

| Batter | 1 | 2 | 3 | 4 | 5 | 6 | 7 | 8 | 9 | AB | R | H | RBI | BB | SO | LOB | BOTTOM | | |
|--|------------------------------|---------------------------------|-------------------------------------|----------------------------------|------------------------------|---------------------------------|------------------------------|----------------------------------|------------------------------|---------------------------------|------------------------------|---------------------------------|------------------------------|---------------------------------|----------------------------------|------------------------------------|--|--------|--|
| Felix Millan, R OBP: 0.355, SLG: 0.383 (1, 4) | 0-0 L6 | | 0-0 WP 1-3 1B | | 0-0 1B | | | | 0-0 6-3 | 5 | 0 | 3 | 0 | 0 | 0 | 0 | <p>San Diego Padres @ Atlanta Braves</p> <p>Atlanta Stadium, Atlanta, GA</p> <p>Tue Jul 20 1971, 7:05 PM EDT</p> <p>Att: 5,127 - Unknown</p> <p>livebaseballscores.com</p> | | |
| Ralph Garr, L OBP: 0.374, SLG: 0.456 (1, 7) | 0-0 F9 BB 1B | | 0-0 1-3 | | | 4-0 1B S BB | 0-0 1-3 1B | | 0-0 HR 1B | 4 | 2 | 3 | 0 | 1 | 0 | 1 | | | |
| Hank Aaron, R OBP: 0.397, SLG: 0.624 (1, 3) | 4-0 1-2 BB | | 0-0 F8 | | | 0-0 F7 | 0-0 1-3 1B | | 0-0 HR | 4 | 1 | 1 | 2 | 1 | 0 | 4 | | | |
| Earl Williams, R OBP: 0.314, SLG: 0.441 (1, 2) | 0-0 F9 | | | 0-0 G5-4-3 1B | | 4-0 E 1B BB | 4-0 1B | | | 2 | 0 | 1 | 0 | 2 | 0 | 2 | | | |
| Zoilo Versalles, R OBP: 0.265, SLG: 0.378 (1, 5) | 0-0 F8 | | | 0-0 G5-4-3 | | 0-3 K | 0-0 1-3 | | | 3 | 0 | 0 | 0 | 0 | 1 | 5 | | | |
| Orlando Cepeda, R OBP: 0.335, SLG: 0.506 (7, PH) | | | | 1-2 1B | | | | | | 1 | 0 | 0 | 0 | 0 | 0 | 3 | | | |
| Marty Perez, R OBP: 0.244, SLG: 0.269 (8, 6) | | | | 1-2 1B | | | | | | 0 | 0 | 0 | 0 | 0 | 0 | 0 | | | |
| Mike Lum, L OBP: 0.372, SLG: 0.443 (1, 9) | 0-3 K | | | 0-0 1B | | 0-0 FC5 E 1B | | 0-3 K | | 4 | 0 | 2 | 0 | 0 | 2 | 0 | | | |
| Sonny Jackson, L OBP: 0.324, SLG: 0.364 (1, 8) | 0-0 4-3 | | | 0-0 6-3 | | 0-0 E6 | | 0-0 G3 | | 4 | 0 | 0 | 0 | 0 | 0 | 3 | | | |
| Gil Garrido, R OBP: 0.244, SLG: 0.156 (8, 5) | 0-0 5-3 | | | | 0-0 2-3 | 0-0 FC5 | | 4-0 FC6-4 BB | | 3 | 0 | 0 | 0 | 1 | 0 | 3 | | | |
| Ron Reed, R OBP: 0.083, SLG: 0.083 (1, 1) | | | 0-3 K | | 0-0 5-3 | | | 0-0 FC6-4 | | 4 | 0 | 0 | 0 | 0 | 1 | 1 | | | |
| Inning Stats | R: 0 E: 0 K: 0 S: 4 | H: 1 LOB: 2 BB: 1 P: 8 | R: 0 E: 0 K: 1 S: 5 | H: 0 LOB: 0 BB: 0 P: 5 | R: 0 E: 0 K: 0 S: 4 | H: 2 LOB: 1 BB: 0 P: 4 | R: 0 E: 0 K: 0 S: 3 | H: 1 LOB: 3 BB: 2 P: 15 | R: 0 E: 0 K: 0 S: 5 | H: 2 LOB: 3 BB: 1 P: 9 | R: 0 E: 0 K: 1 S: 5 | H: 0 LOB: 1 BB: 1 P: 9 | R: 2 E: 0 K: 0 S: 3 | H: 2 LOB: 0 BB: 0 P: 3 | 1B: 9 2B: 0 3B: 0 HR: 1 | SF: 0 SAC: 0 DP: 1 HBP: 0 | WP: 1 PB: 0 SB: 1 CS: 0 | PA: 39 | |
| PITCHER Dave Roberts, L ERA: 2.18 (1, 1) | IP: 8.1 WLS: L BF: 39 | H: 10 R: 3 ER: 2 SO: 4 | BB: 4 IBB: 1 HBP: 0 BLK: 0 | WP: 1 HR: 1 S: 42 P: 62 | ERA: 2.16 WHIP: 1.680 | PITCHER | | | | | | | | | | | | | |



| Batter | 1 | 2 | 3 | 4 | 5 | 6 | 7 | 8 | 9 | AB | R | H | RBI | BB | SO | LOB | TOP | | | |
|---|--|---------------------------------|------------------------------|---------------------------------|------------------------------|---------------------------------|------------------------------|---------------------------------|------------------------------|---------------------------------|------------------------------|---------------------------------|------------------------------|---------------------------------|------------------------------|---------------------------------|--|------------------------------------|----------------------------------|--------|
| Don Mason, L (1,4) OBP: 0.272, SLG: 0.247 | 0-0 3-1 | | 0-0 1B | | | 0-0 P5 | | 0-0 P5 | | 4 | 0 | 1 | 0 | 0 | 0 | 1 | San Diego Padres @ Atlanta Braves Atlanta Stadium, Atlanta, GA Wed Jul 21 1971, 7:05 PM EDT Att: 11,585 - Unknown AB 29 R 0 H 3 RBI 0 BB 2 SO 3 LOB 7  | | | |
| Angel Bravo, L (1,7) OBP: 0.271, SLG: 0.216 | 4-0 BB | | 0-0 4-3 | | | 0-0 4-3 | | 0-0 L7 | | 3 | 0 | 0 | 0 | 1 | 0 | 1 | | | | |
| Cito Gaston, R (1,8) OBP: 0.276, SLG: 0.400 | 0-0 F9 | | | 0-0 F9 | | 0-0 6-3 | | 0-0 4-3 | | 4 | 0 | 0 | 0 | 0 | 0 | 1 | | | | |
| Nate Colbert, R (1,3) OBP: 0.360, SLG: 0.504 | 0-3 K | | | 0-0 1B | | 0-0 F3 | | 0-0 5-3 | | 4 | 0 | 1 | 0 | 0 | 1 | 1 | | | | |
| Larry Stahl, L (1,9) OBP: 0.300, SLG: 0.387 | | 0-0 3-1 | | 0-0 F9 | | 0-3 K | | | | 3 | 0 | 0 | 0 | 0 | 1 | 1 | | | | |
| Ed Spiezio, R (1,5) OBP: 0.298, SLG: 0.361 | | 0-0 CS 1B | | 0-3 K | | 0-0 F8 | | | | 3 | 0 | 1 | 0 | 0 | 1 | 1 | | | | |
| Bob Barton, R (1,2) OBP: 0.314, SLG: 0.379 | | 0-0 1-2 P4 | | | 0-0 5-3 | | | 0-0 L6 | | 3 | 0 | 0 | 0 | 0 | 0 | 1 | | | | |
| Tommy Dean, R (1,6) OBP: 0.151, SLG: 0.100 | | | 0-0 F7 | | 0-0 G1 | | | 0-0 L6 | | 2 | 0 | 0 | 0 | 0 | 0 | 0 | | | | |
| Leron Lee, L (8,PH) OBP: 0.331, SLG: 0.364 | | | | | | | | | | 1 | 0 | 0 | 0 | 0 | 0 | 0 | | | | |
| Enzo Hernandez, R (8,6) OBP: 0.313, SLG: 0.276 | | | | | | | | | | 0 | 0 | 0 | 0 | 0 | 0 | 0 | | | | |
| Fred Norman, S (1,1) OBP: 0.222, SLG: 0.176 | | | 0-0 6-3 | | 0-0 1-3 | | | 4-0 BB | | 2 | 0 | 0 | 0 | 1 | 0 | 0 | | | | |
| Inning Stats | R: 0 E: 0 K: 1 S: 5 | H: 0 LOB: 1 BB: 1 P: 9 | R: 0 E: 0 K: 0 S: 3 | H: 1 LOB: 0 BB: 0 P: 3 | R: 0 E: 0 K: 0 S: 4 | H: 1 LOB: 1 BB: 0 P: 4 | R: 0 E: 0 K: 1 S: 6 | H: 0 LOB: 0 BB: 0 P: 6 | R: 0 E: 0 K: 0 S: 3 | H: 0 LOB: 0 BB: 0 P: 3 | R: 0 E: 0 K: 1 S: 5 | H: 0 LOB: 0 BB: 0 P: 5 | R: 0 E: 0 K: 0 S: 3 | H: 0 LOB: 1 BB: 1 P: 7 | R: 0 E: 0 K: 0 S: 3 | H: 0 LOB: 0 BB: 0 P: 3 | 1B: 3 2B: 0 3B: 0 HR: 0 | SF: 0 SAC: 0 DP: 0 HBP: 0 | WP: 0 PB: 0 SB: 0 CS: 1 | PA: 31 |
| PITCHER Pat Jarvis, R (1,1) ERA: 3.8 | IP: 9.0 WLS: W BF: 31 H: 3 R: 0 ER: 0 SO: 3 BB: 2 IBB: 0 HBP: 0 BLK: 0 WP: 0 HR: 0 S: 35 P: 43 ERA: 0.00 WHIP: 0.556 | | | | | | | | | | | | | | | PITCHER | | | | |

| Batter | 1 | 2 | 3 | 4 | 5 | 6 | 7 | 8 | 9 | AB | R | H | RBI | BB | SO | LOB | BOTTOM | | | |
|---|--|---------------------------------|------------------------------|---------------------------------|------------------------------|---------------------------------|------------------------------|---------------------------------|------------------------------|---------------------------------|------------------------------|---------------------------------|------------------------------|---------------------------------|------------------------------|---------------------------------|--|----------------------------------|------------------------------------|----------------------------------|
| Felix Millan, R (1,4) OBP: 0.359, SLG: 0.381 | 0-0 5-3 | | 0-0 F9 | | | 0-0 G3 | | | 0-0 E8 1-H 1B | 4 | 0 | 1 | 0 | 0 | 0 | 1 | San Diego Padres @ Atlanta Braves Atlanta Stadium, Atlanta, GA Wed Jul 21 1971, 7:05 PM EDT Att: 11,585 - Unknown AB 25 R 1 H 4 RBI 0 BB 2 SO 2 LOB 6  | | | |
| Sonny Jackson, L (1,8) OBP: 0.317, SLG: 0.356 | 0-0 G3 | | 0-0 F9 | | | 0-0 5-3 | | | | 3 | 0 | 0 | 0 | 0 | 0 | 1 | | | | |
| Mike Lum, L (1,9) OBP: 0.380, SLG: 0.442 | 0-0 1B | | | 0-0 L8 | | 4-0 G4-6-3 BB | | | | 2 | 0 | 1 | 0 | 1 | 0 | 0 | | | | |
| Orlando Cepeda, R (1,3) OBP: 0.330, SLG: 0.498 | 0-0 F8 | | | 0-0 L9 | | 0-0 G4-6-3 1-2 | | 0-0 F3 | | 3 | 0 | 0 | 0 | 0 | 0 | 2 | | | | |
| Earl Williams, R (1,2) OBP: 0.310, SLG: 0.435 | | 0-0 4-3 | | 0-0 5-3 | | | | | | 3 | 0 | 0 | 0 | 0 | 0 | 0 | | | | |
| Darrell Evans, L (1,7) OBP: 0.371, SLG: 0.461 | | 0-0 F8 | | 4-0 L4-3 BB | | | | 0-0 L4 | | 2 | 0 | 0 | 0 | 1 | 0 | 0 | | | | |
| Zolio Versalles, R (1,5) OBP: 0.257, SLG: 0.366 | | 0-3 K | | 0-3 K | | | | 0-0 P4 | | 3 | 0 | 0 | 0 | 0 | 2 | 1 | | | | |
| Marty Perez, R (1,6) OBP: 0.245, SLG: 0.270 | | | 0-0 SH2-4 1B | | 0-0 L4-3 1-2 | | | 0-0 P5 | | 3 | 0 | 1 | 0 | 0 | 0 | 1 | | | | |
| Pat Jarvis, R (1,1) OBP: 0.118, SLG: 0.063 | | | 0-0 SH2-4 | | 0-0 5-3 | | | 0-0 1B E 1B | | 2 | 1 | 1 | 0 | 0 | 0 | 0 | | | | |
| Inning Stats | R: 0 E: 0 K: 0 S: 4 | H: 1 LOB: 0 BB: 0 P: 4 | R: 0 E: 0 K: 1 S: 5 | H: 0 LOB: 0 BB: 0 P: 5 | R: 0 E: 0 K: 0 S: 4 | H: 1 LOB: 1 BB: 0 P: 4 | R: 0 E: 0 K: 0 S: 3 | H: 0 LOB: 0 BB: 0 P: 3 | R: 0 E: 0 K: 0 S: 2 | H: 0 LOB: 0 BB: 1 P: 6 | R: 0 E: 0 K: 0 S: 3 | H: 0 LOB: 0 BB: 0 P: 3 | R: 1 E: 1 K: 0 S: 2 | H: 2 LOB: 1 BB: 0 P: 2 | R: 0 E: 0 K: 0 S: 3 | H: 0 LOB: 0 BB: 0 P: 3 | | 1B: 4 2B: 1 3B: 0 HR: 0 | SF: 0 SAC: 1 DP: 2 HBP: 0 | WP: 0 PB: 0 SB: 0 CS: 0 |
| PITCHER Fred Norman, L (1,1) ERA: 4.08 | IP: 8.0 WLS: L BF: 28 H: 4 R: 1 ER: 0 SO: 2 BB: 2 IBB: 0 HBP: 0 BLK: 0 WP: 0 HR: 0 S: 30 P: 38 ERA: 0.00 WHIP: 0.750 | | | | | | | | | | | | | | | PITCHER | | | | |

| Batter | 1 | 2 | 3 | 4 | 5 | 6 | 7 | 8 | 9 | AB | R | H | RBI | BB | SO | LOB | TOP | | | | | | | | | | |
|---|------------------------------|---------------------------------|------------------------------|---------------------------------|------------------------------|---------------------------------|------------------------------|---------------------------------|------------------------------|---------------------------------|------------------------------|---------------------------------|------------------------------|---------------------------------|------------------------------|---------------------------------|----------------------------------|------------------------------------|----------------------------------|--------|--|--|--|--|--|--|--|
| Enzo Hernandez, R (1,6) OBP: 0.308, SLG: 0.273 | 0-0 4-3 | | 0-0 F2 | | | 0-0 4-3 | | 0-0 F7 | | 4 | 0 | 0 | 0 | 0 | 0 | 1 | | | | | | | | | | | |
| Leron Lee, L (1,7) OBP: 0.329, SLG: 0.360 | 0-0 1-3 | | | 0-0 G6-4-3 1B | | 0-0 1-3 | | | 0-0 P6 | 4 | 0 | 1 | 0 | 0 | 0 | 0 | | | | | | | | | | | |
| Cito Gaston, R (1,8) OBP: 0.276, SLG: 0.398 | 0-0 4-3 | | | 0-0 G6-4-3 1-2 | | 0-3 K | | | 0-0 1B 1B | 4 | 0 | 1 | 0 | 0 | 1 | 1 | | | | | | | | | | | |
| Nate Colbert, R (1,3) OBP: 0.362, SLG: 0.507 | | 0-0 P2 | | 0-0 1B 2B | | | | 0-0 FC6-4 1B | 0-0 F9 | 4 | 0 | 2 | 0 | 0 | 0 | 1 | | | | | | | | | | | |
| Ollie Brown, R (1,9) OBP: 0.357, SLG: 0.369 | | 0-0 2B | | 0-0 FC5-4 1B | | | | 0-0 FC6-4 L6-3 1-2 | 0-0 1B | 4 | 0 | 3 | 0 | 0 | 0 | 1 | | | | | | | | | | | |
| Ed Spiezio, R (1,5) OBP: 0.293, SLG: 0.354 | | 0-3 K | | 0-0 FC5-4 1-2 | | | | 0-0 L6-3 1-2 | 0-0 F7 | 4 | 0 | 0 | 0 | 0 | 1 | 6 | | | | | | | | | | | |
| Bob Barton, R (1,2) OBP: 0.310, SLG: 0.374 | | 0-0 L7 | | | | 0-0 6-3 | | | 0-0 F8 | 3 | 0 | 0 | 0 | 0 | 0 | 1 | | | | | | | | | | | |
| Dave Campbell, R (1,4) OBP: 0.283, SLG: 0.309 | | | 0-0 6-3 | | | | | | 0-0 F8 | 2 | 0 | 0 | 0 | 0 | 0 | 0 | | | | | | | | | | | |
| Ivan Murrell, R (8, PH) OBP: 0.277, SLG: 0.404 | | | | | | 0-0 P4 | | | 0-0 F8 | 1 | 0 | 0 | 0 | 0 | 0 | 0 | | | | | | | | | | | |
| Don Mason, L (8,4) OBP: 0.272, SLG: 0.247 | | | | | | | | | | 0 | 0 | 0 | 0 | 0 | 0 | 0 | | | | | | | | | | | |
| Tom Phoebus, R (1,1) OBP: 0.231, SLG: 0.222 | | | 0-0 1-3 | | | 0-3 K | | | 0-0 1B | 3 | 0 | 1 | 0 | 0 | 1 | 0 | | | | | | | | | | | |
| Inning Stats | R: 0 E: 0 K: 0 S: 3 | H: 0 LOB: 0 BB: 0 P: 3 | R: 0 E: 0 K: 1 S: 6 | H: 1 LOB: 1 BB: 0 P: 6 | R: 0 E: 0 K: 0 S: 3 | H: 0 LOB: 0 BB: 0 P: 3 | R: 0 E: 0 K: 0 S: 5 | H: 3 LOB: 2 BB: 0 P: 5 | R: 0 E: 0 K: 1 S: 5 | H: 0 LOB: 0 BB: 0 P: 5 | R: 0 E: 0 K: 0 S: 3 | H: 1 LOB: 0 BB: 0 P: 3 | R: 0 E: 0 K: 0 S: 4 | H: 1 LOB: 2 BB: 0 P: 4 | R: 0 E: 0 K: 0 S: 5 | H: 2 LOB: 2 BB: 0 P: 5 | 1B: 6 2B: 3 3B: 0 HR: 0 | SF: 0 SAC: 0 DP: 2 HBP: 0 | WP: 0 PB: 0 SB: 0 CS: 0 | PA: 33 | | | | | | | |
| PITCHER | IP | WLS | BF | H | R | ER | SO | BB | IBB | HBP | BLK | WP | HR | S | P | ERA | WHIP | | | | | | | | | | |
| Tom Kelley, R (1,1) ERA: 2.96 | 8.0 | W | 28 | 6 | 0 | 0 | 3 | 0 | 0 | 0 | 0 | 0 | 0 | 34 | 34 | 0.00 | 0.750 | | | | | | | | | | |
| Bob Priddy, R (9,1) ERA: 3.73 | 1.0 | S | 5 | 2 | 0 | 0 | 0 | 0 | 0 | 0 | 0 | 0 | 0 | 5 | 5 | 0.00 | 2.000 | | | | | | | | | | |

San Diego Padres @ Atlanta Braves
Atlanta Stadium, Atlanta, GA
Thu Jul 22 1971, 7:05 PM EDT
Att: 7,533 - Unknown


AB 33
R 0
H 8
RBI 0
BB 0
SO 3
LOB 11



| Batter | 1 | 2 | 3 | 4 | 5 | 6 | 7 | 8 | 9 | AB | R | H | RBI | BB | SO | LOB | BOTTOM | | | | | | | | | | |
|---|------------------------------|---------------------------------|------------------------------|---------------------------------|------------------------------|---------------------------------|------------------------------|---------------------------------|------------------------------|---------------------------------|------------------------------|---------------------------------|------------------------------|----------------------------------|------------------------------|----------------------------------|----------------------------------|------------------------------------|----------------------------------|--------|--|--|--|--|--|--|--|
| Felix Millan, R (1,4) OBP: 0.360, SLG: 0.381 | 0-0 CS 1B | | | 4-0 SH1-3 BB | | 0-0 L7 | | 0-3 K | | 3 | 0 | 1 | 0 | 1 | 1 | 4 | | | | | | | | | | | |
| Sonny Jackson, L (1,8) OBP: 0.315, SLG: 0.353 | 0-3 K | | | 0-0 SH1-3 1-2 | | 0-0 4-3 | | 0-0 3-1 | | 3 | 0 | 0 | 0 | 0 | 1 | 5 | | | | | | | | | | | |
| Mike Lum, L (1,9) OBP: 0.375, SLG: 0.437 | 0-0 F9 | | | 0-0 F9 | | | 0-0 3-1 | | | 3 | 0 | 0 | 0 | 0 | 0 | 1 | | | | | | | | | | | |
| Orlando Cepeda, R (1,3) OBP: 0.326, SLG: 0.492 | | 0-0 F7 | | 0-0 5-3 | | | 0-0 L9 | | | 3 | 0 | 0 | 0 | 0 | 0 | 1 | | | | | | | | | | | |
| Darrell Evans, L (1,7) OBP: 0.365, SLG: 0.451 | | 0-0 G3 | | | 0-3 K | | | 0-0 P6 | | 3 | 0 | 0 | 0 | 0 | 1 | 0 | | | | | | | | | | | |
| Earl Williams, R (1,5) OBP: 0.307, SLG: 0.430 | | 0-0 P4 | | | 0-0 6-3 | | | 0-0 F8 | | 3 | 0 | 0 | 0 | 0 | 0 | 0 | | | | | | | | | | | |
| Hal King, L (1,2) OBP: 0.335, SLG: 0.348 | | | 0-3 K | | | | | 4-0 1B 1B BB | | 2 | 0 | 0 | 0 | 1 | 1 | 0 | | | | | | | | | | | |
| George Stone, L (8, PR) OBP: 0.225, SLG: 0.256 | | | | | | | | | | 0 | 1 | 0 | 0 | 0 | 0 | 0 | | | | | | | | | | | |
| Bob Didier, S (9,2) OBP: 0.255, SLG: 0.265 | | | | | | | | | | 0 | 0 | 0 | 0 | 0 | 0 | 0 | | | | | | | | | | | |
| Marty Perez, R (1,6) OBP: 0.251, SLG: 0.273 | | | 0-0 6-3 | | | 4-0 SH4-3 BB | | 0-0 1B 1B | | 2 | 0 | 1 | 0 | 1 | 0 | 0 | | | | | | | | | | | |
| Tom Kelley, R (1,1) | | | 0-3 K | | | 0-0 SH4-3 | | 0-0 1B 1B | | 1 | 0 | 0 | 0 | 0 | 1 | 0 | | | | | | | | | | | |
| Ralph Garr, L (8, PH) OBP: 0.376, SLG: 0.457 | | | | | | | | 0-0 1-2 3H | | 1 | 0 | 1 | 1 | 0 | 0 | 0 | | | | | | | | | | | |
| Bob Priddy, R (9,1) OBP: 0.100, SLG: 0.100 | | | | | | | | | | 0 | 0 | 0 | 0 | 0 | 0 | 0 | | | | | | | | | | | |
| Inning Stats | R: 0 E: 0 K: 1 S: 5 | H: 1 LOB: 0 BB: 0 P: 5 | R: 0 E: 0 K: 2 S: 7 | H: 0 LOB: 0 BB: 0 P: 7 | R: 0 E: 0 K: 0 S: 3 | H: 0 LOB: 1 BB: 1 P: 7 | R: 0 E: 0 K: 1 S: 5 | H: 0 LOB: 0 BB: 0 P: 5 | R: 0 E: 0 K: 0 S: 3 | H: 0 LOB: 1 BB: 1 P: 7 | R: 0 E: 0 K: 0 S: 3 | H: 0 LOB: 0 BB: 0 P: 3 | R: 1 E: 0 K: 1 S: 7 | H: 2 LOB: 3 BB: 1 P: 11 | R: 0 E: 0 K: 0 S: 5 | H: 2 LOB: 3 BB: 1 P: 11 | 1B: 3 2B: 0 3B: 0 HR: 0 | SF: 0 SAC: 2 DP: 0 HBP: 0 | WP: 0 PB: 0 SB: 0 CS: 1 | PA: 29 | | | | | | | |
| PITCHER | IP | WLS | BF | H | R | ER | SO | BB | IBB | HBP | BLK | WP | HR | S | P | ERA | WHIP | | | | | | | | | | |
| Tom Phoebus, R (1,1) ERA: 4.4 | 8.0 | L | 29 | 3 | 1 | 1 | 5 | 3 | 0 | 0 | 0 | 0 | 0 | 36 | 48 | 1.12 | 0.750 | | | | | | | | | | |

San Diego Padres @ Atlanta Braves
Atlanta Stadium, Atlanta, GA
Thu Jul 22 1971, 7:05 PM EDT
Att: 7,533 - Unknown

AB 24
R 1
H 3
RBI 1
BB 3
SO 5
LOB 11



| Batter | 1 | 2 | 3 | 4 | 5 | 6 | 7 | 8 | 9 | AB | R | H | RBI | BB | SO | LOB | TOP | | | | | |
|--|------------------------------|---------------------------------|------------------------------|---------------------------------|------------------------------|---------------------------------|-------------------------------|----------------------------------|------------------------------|---------------------------------|------------------------------|----------------------------------|------------------------------|----------------------------------|------------------------------|---------------------------------|---|------------------------------|---------------------------------|----------------------------------|------------------------------------|----------------------------------|
| Felix Millan, R OBP: 0.363, SLG: 0.382 (1, 4) | L9 | | 6-3 | | 4-3 G3 1B | | | E S 1B | | 4 | 1 | 2 | 1 | 1 | 0 | 0 | Atlanta Braves @ Los Angeles Dodgers Dodger Stadium, Los Angeles, CA Fri Jul 23 1971, 7:05 PM PDT Att: 21,705 - Unknown | | | | | |
| Ralph Garr, L OBP: 0.371, SLG: 0.452 (1, 7) | F7 | | K | | G3 | | | K | | 5 | 0 | 0 | 0 | 0 | 2 | 5 | | | | | | |
| Mike Lum, L OBP: 0.372, SLG: 0.429 (1, 9) | | | | | 4-3 | | | F6 | | 4 | 0 | 0 | 0 | 1 | 0 | 2 | | | | | | |
| Orlando Cepeda, R OBP: 0.331, SLG: 0.494 (1, 3) | F6 | | | | HR 1B | | | K | | 5 | 1 | 3 | 1 | 0 | 1 | 1 | | | | | | |
| Darrell Evans, L OBP: 0.354, SLG: 0.436 Gil Garrido, R OBP: 0.264, SLG: 0.163 (9, 5) | | | K | | K | | | E3 | | 5 | 0 | 0 | 0 | 0 | 3 | 3 | | | | | | |
| Earl Williams, R OBP: 0.315, SLG: 0.455 (1, 2) | | | | | | | | F8 | | 3 | 2 | 2 | 3 | 2 | 0 | 1 | | | | | | |
| Sonny Jackson, L OBP: 0.313, SLG: 0.351 (1, 8) | | | L4 | | E S 1B | | | K | | 5 | 0 | 1 | 0 | 0 | 1 | 4 | | | | | | |
| Marty Perez, R OBP: 0.256, SLG: 0.282 (1, 6) | | | K | | E5 | | | | | 4 | 1 | 2 | 0 | 0 | 1 | 1 | | | | | | |
| George Stone, L OBP: 0.205, SLG: 0.233 Cecil Upshaw, R (9, 1) | | | 6-3 | | K | | | G4 1B 2B | | 4 | 0 | 0 | 0 | 0 | 2 | 5 | | | | | | |
| Inning Stats | R: 0 E: 0 K: 0 S: 3 | H: 0 LOB: 1 BB: 1 P: 7 | R: 1 E: 0 K: 2 S: 8 | H: 1 LOB: 0 BB: 0 P: 8 | R: 0 E: 0 K: 1 S: 5 | H: 0 LOB: 0 BB: 0 P: 5 | R: 2 E: 1 K: 2 S: 11 | H: 3 LOB: 2 BB: 0 P: 11 | R: 1 E: 0 K: 1 S: 7 | H: 2 LOB: 1 BB: 0 P: 7 | R: 0 E: 0 K: 1 S: 6 | H: 1 LOB: 3 BB: 2 P: 14 | R: 0 E: 1 K: 1 S: 6 | H: 0 LOB: 2 BB: 1 P: 10 | R: 1 E: 0 K: 1 S: 7 | H: 2 LOB: 1 BB: 0 P: 7 | | R: 0 E: 0 K: 1 S: 6 | H: 1 LOB: 1 BB: 0 P: 6 | 1B: 7 2B: 1 3B: 0 HR: 2 | SF: 0 SAC: 0 DP: 0 HBP: 0 | WP: 0 PB: 0 SB: 2 CS: 0 |
| PITCHER | IP | WLS | BF | H | R | ER | SO | BB | IBB | HBP | BLK | WP | HR | S | P | ERA | WHIP | | | | | |
| Bill Singer, R ERA: 4.8 (1, 1) | 5.0 | L | 23 | 6 | 4 | 4 | 6 | 1 | 0 | 0 | 0 | 0 | 2 | 34 | 38 | 7.20 | 1.400 | | | | | |
| Mike Strahler, R ERA: 3.5 (6, 1) | 2.0 | | 11 | 1 | 0 | 0 | 2 | 3 | 0 | 0 | 0 | 0 | 0 | 12 | 24 | 0.00 | 2.000 | | | | | |
| Joe Moeller, R ERA: 3.09 (8, 1) | 2.0 | | 9 | 3 | 1 | 1 | 2 | 0 | 0 | 0 | 0 | 0 | 0 | 13 | 13 | 4.50 | 1.500 | | | | | |



| Batter | 1 | 2 | 3 | 4 | 5 | 6 | 7 | 8 | 9 | AB | R | H | RBI | BB | SO | LOB | BOTTOM | | | | | |
|---|------------------------------|---------------------------------|------------------------------|---------------------------------|------------------------------|---------------------------------|------------------------------|---------------------------------|------------------------------|---------------------------------|------------------------------|---------------------------------|------------------------------|---------------------------------|------------------------------|---------------------------------|---|---------------------------------|----------------------------------|------------------------------------|----------------------------------|--------|
| Maury Wills, S OBP: 0.327, SLG: 0.333 (1, 6) | F7 | | | | F7 | | | 3-1 2B 1B | G3 | 5 | 1 | 2 | 0 | 0 | 0 | 1 | Atlanta Braves @ Los Angeles Dodgers Dodger Stadium, Los Angeles, CA Fri Jul 23 1971, 7:05 PM PDT Att: 21,705 - Unknown | | | | | |
| Bill Buckner, L OBP: 0.324, SLG: 0.404 (1, 9) | 6-3 | | | | 5-3 | | | 2-3 | | 4 | 0 | 1 | 0 | 0 | 0 | 1 | | | | | | |
| Willie Davis, L OBP: 0.353, SLG: 0.479 (1, 8) | 5-3 | | | | G3-6-1 1B | | | 3-1 | | 4 | 0 | 0 | 0 | 0 | 0 | 3 | | | | | | |
| Dick Allen, R OBP: 0.382, SLG: 0.470 (1, 5) | | | | | K | | | F8 | | 4 | 0 | 1 | 1 | 0 | 1 | 0 | | | | | | |
| Wes Parker, S OBP: 0.355, SLG: 0.358 (1, 3) | | | | | 4-3 | | | F8 | | 4 | 0 | 0 | 0 | 0 | 0 | 1 | | | | | | |
| Willie Crawford, L OBP: 0.367, SLG: 0.525 (1, 7) | | | | | | | | | | 4 | 2 | 4 | 1 | 0 | 0 | 0 | | | | | | |
| Joe Ferguson, R OBP: 0.264, SLG: 0.306 (1, 2) | | | | | | | | HR | | 2 | 0 | 0 | 0 | 1 | 0 | 1 | | | | | | |
| Bill Russell, R OBP: 0.280, SLG: 0.320 Manny Mota, R OBP: 0.369, SLG: 0.386 (9, PH) | | | | | 4-3 | | | 6-3 | | 3 | 0 | 0 | 0 | 0 | 0 | 4 | | | | | | |
| Bill Singer, R OBP: 0.364, SLG: 0.394 Bobby Valentine, R OBP: 0.280, SLG: 0.321 Mike Strahler, R OBP: 0.318, SLG: 0.430 Joe Moeller, R OBP: 0.327, SLG: 0.410 (1, 1) | | | | | K | | | 4-3 | | 1 | 0 | 0 | 0 | 0 | 1 | 0 | | | | | | |
| Bill Singer, R OBP: 0.364, SLG: 0.394 Bobby Valentine, R OBP: 0.280, SLG: 0.321 Mike Strahler, R OBP: 0.318, SLG: 0.430 Joe Moeller, R OBP: 0.327, SLG: 0.410 (5, PH) | | | | | | | | | | 1 | 0 | 0 | 0 | 0 | 0 | 0 | | | | | | |
| Bill Singer, R OBP: 0.364, SLG: 0.394 Bobby Valentine, R OBP: 0.280, SLG: 0.321 Mike Strahler, R OBP: 0.318, SLG: 0.430 Joe Moeller, R OBP: 0.327, SLG: 0.410 (7, PH) | | | | | | | | | | 1 | 0 | 0 | 0 | 0 | 1 | 0 | | | | | | |
| Bill Singer, R OBP: 0.364, SLG: 0.394 Bobby Valentine, R OBP: 0.280, SLG: 0.321 Mike Strahler, R OBP: 0.318, SLG: 0.430 Joe Moeller, R OBP: 0.327, SLG: 0.410 (8, PH) | | | | | | | | | | 1 | 0 | 0 | 0 | 0 | 0 | 1 | | | | | | |
| Inning Stats | R: 0 E: 0 K: 0 S: 3 | H: 0 LOB: 0 BB: 0 P: 3 | R: 0 E: 0 K: 0 S: 4 | H: 1 LOB: 2 BB: 1 P: 8 | R: 0 E: 0 K: 1 S: 6 | H: 2 LOB: 1 BB: 0 P: 6 | R: 0 E: 0 K: 1 S: 6 | H: 1 LOB: 2 BB: 0 P: 7 | R: 0 E: 0 K: 0 S: 3 | H: 0 LOB: 0 BB: 0 P: 3 | R: 0 E: 0 K: 0 S: 3 | H: 0 LOB: 0 BB: 0 P: 3 | R: 1 E: 0 K: 1 S: 6 | H: 1 LOB: 0 BB: 0 P: 6 | R: 1 E: 0 K: 0 S: 5 | H: 2 LOB: 1 BB: 0 P: 5 | R: 1 E: 0 K: 0 S: 5 | H: 2 LOB: 1 BB: 0 P: 5 | 1B: 6 2B: 2 3B: 0 HR: 1 | SF: 0 SAC: 0 DP: 1 HBP: 1 | WP: 0 PB: 0 SB: 1 CS: 0 | PA: 37 |
| PITCHER | IP | WLS | BF | H | R | ER | SO | BB | IBB | HBP | BLK | WP | HR | S | P | ERA | WHIP | | | | | |
| George Stone, L ERA: 2.81 (1, 1) | 8.1 | W | 35 | 9 | 3 | 3 | 3 | 1 | 0 | 1 | 0 | 0 | 0 | 39 | 44 | 3.24 | 1.200 | | | | | |
| Cecil Upshaw, R ERA: 3.67 (9, 1) | 0.2 | S | 2 | 0 | 0 | 0 | 0 | 0 | 0 | 0 | 0 | 0 | 0 | 2 | 2 | 0.00 | 0.000 | | | | | |



| Batter | 1 | 2 | 3 | 4 | 5 | 6 | 7 | 8 | 9 | 10 | 11 | 12 | 13 | AB R H RBI BB SO LOB | TOP | | | | | | | | | | | | | | | | | | | | |
|--|---|--------|-----|-----|--------------------------|------|------|-------|--------------------------|-------|------|------|--------------------------|--|--|----------|--------------------------|-------|--|--|--------------------------|--|--|--|--------------------------|--|--|--|--------------------------|--|--|--|---|------------------------------------|--|
| Felix Millan, R OBP: 0.362, SLG: 0.381 (1, 4) | | | | | | | | | | | | | | 6 0 2 0 0 1 3 | <p>Atlanta Braves @ Los Angeles Dodgers Dodger Stadium, Los Angeles, CA</p> <p>Sat Jul 24 1971, 7:05 PM PDT Att. 45,260 - Unknown</p> <p>livebaseballscorecards.com</p> <p>AB 44 R 1 H 11 RBI 1 BB 3 SO 9 LOB 19</p> | | | | | | | | | | | | | | | | | | | | |
| Ralph Garr, L OBP: 0.372, SLG: 0.451 (1, 7) Oscar Brown, R OBP: 0.167, SLG: 0.167 (10, 7) | | | | | | | | | | | | | | 3 0 1 0 1 0 1 1 0 0 0 0 1 0 | | | | | | | | | | | | | | | | | | | | | |
| Hank Aaron, R OBP: 0.406, SLG: 0.651 (1, 3) | | | | | | | | | | | | | | 5 1 3 1 1 2 0 6 0 0 0 0 2 5 | | | | | | | | | | | | | | | | | | | | | |
| Earl Williams, R OBP: 0.309, SLG: 0.445 (1, 2) | | | | | | | | | | | | | | 5 0 1 0 0 0 1 5 0 1 0 0 0 2 | | | | | | | | | | | | | | | | | | | | | |
| Mike Lum, L OBP: 0.369, SLG: 0.424 (1, 9) | | | | | | | | | | | | | | 5 0 2 0 0 1 1 | | | | | | | | | | | | | | | | | | | | | |
| Zolto Versailles, R OBP: 0.255, SLG: 0.358 (1, 5) | | | | | | | | | | | | | | 4 0 1 0 1 0 3 | | | | | | | | | | | | | | | | | | | | | |
| Sonny Jackson, L OBP: 0.315, SLG: 0.352 (1, 8) | | | | | | | | | | | | | | 3 0 0 0 0 1 1 0 0 0 0 0 0 0 1 0 0 0 0 1 2 0 0 0 0 0 0 0 | | | | | | | | | | | | | | | | | | | | | |
| Marty Perez, R OBP: 0.259, SLG: 0.282 (1, 6) | | | | | | | | | | | | | | 0 | | | | | | | | | | | | | | | | | | | | | |
| Ron Reed, R OBP: 0.078, SLG: 0.078 (1, 1) Jim Nash, R OBP: 0.179, SLG: 0.205 (11, 1) Orlando Cepeda, R OBP: 0.330, SLG: 0.492 (12, PH) Bob Priddy, R OBP: 0.100, SLG: 0.100 (12, 1) | | | | | | | | | | | | | | 1B: 10 SF: 0 2B: 0 SAC: 2 3B: 0 DP: 3 HR: 1 HBP: 0 | | | | | | | | | | | | | | | | | | | | | |
| Inning Stats | R: 0 H: 1 E: 0 K: 0 S: 3 | | | | R: 0 H: 2 E: 0 K: 0 S: 4 | | | | R: 0 H: 1 E: 0 K: 0 S: 3 | | | | R: 0 H: 1 E: 0 K: 0 S: 4 | | | | R: 0 H: 1 E: 0 K: 0 S: 4 | | | | R: 0 H: 0 E: 0 K: 1 S: 5 | | | | R: 0 H: 1 E: 0 K: 2 S: 7 | | | | R: 0 H: 0 E: 0 K: 3 S: 9 | | | | 1B: 10 SF: 0 2B: 0 SAC: 2 3B: 0 DP: 3 HR: 1 HBP: 0 | W/P: 0 PA: 50 PB: 0 SB: 1 CS: 1 | |
| PITCHER | IP WLS BF H R ER SO BB IBB HBP BLK WP HR S P ERA WHIP | | | | | | | | | | | | | IP WLS BF H R ER SO BB IBB HBP BLK WP HR S P ERA WHIP | | | | | | | | | | | | | | | | | | | | | |
| Claude Osteen, L ERA: 3.23 (1, 1) | 7.1 | WLS 30 | H 9 | R 1 | ER 1 | SO 0 | BB 2 | IBB 0 | HBP 0 | BLK 0 | WP 0 | HR 1 | S 28 | P 36 | | ERA 1.23 | WHIP 1.500 | | | | | | | | | | | | | | | | | | |
| Jim Brewer, L ERA: 2.14 (8, 1) | 5.2 | W 19 | 2 | 0 | 0 | 9 | 1 | 0 | 0 | 0 | 0 | 0 | 0 | 36 | | 40 | 0.00 | 0.529 | | | | | | | | | | | | | | | | | |

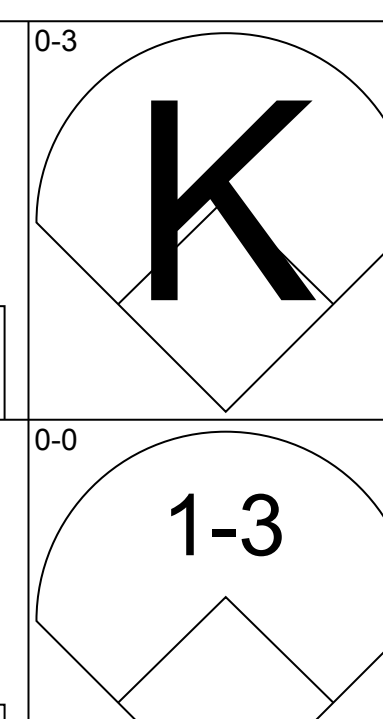
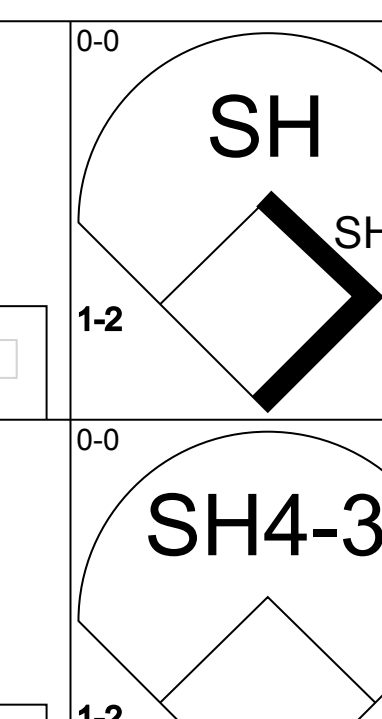
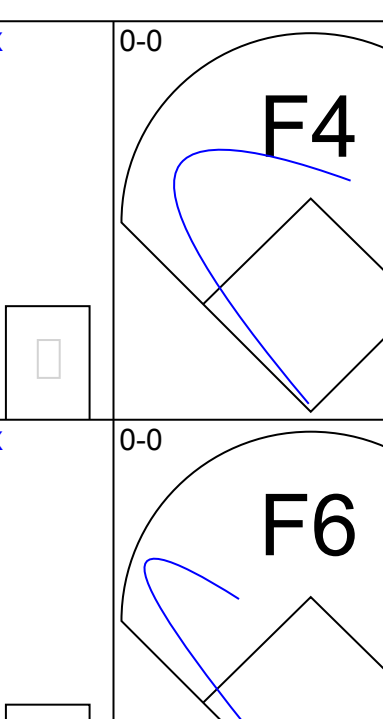
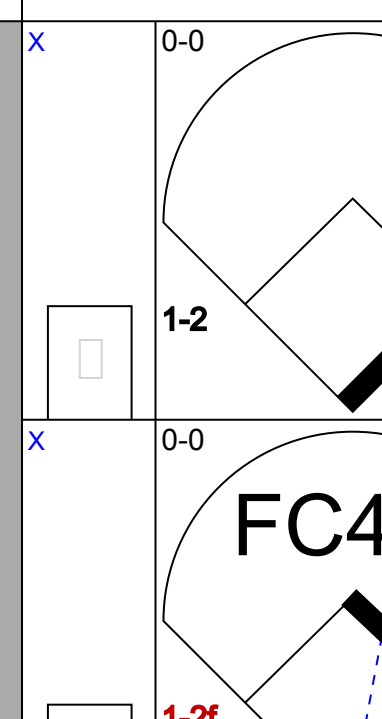
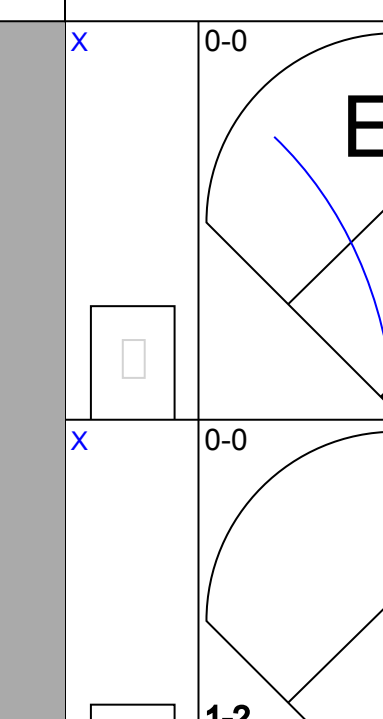
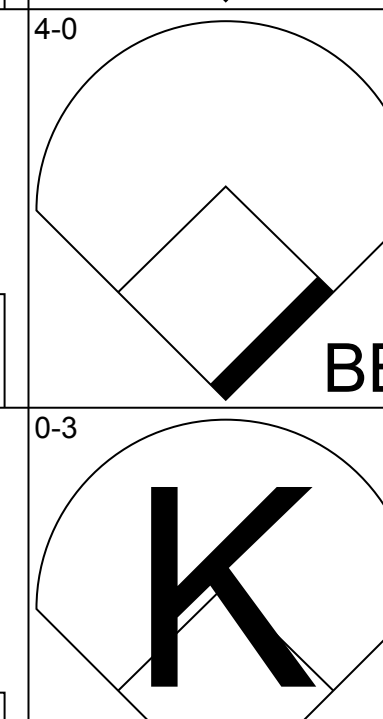
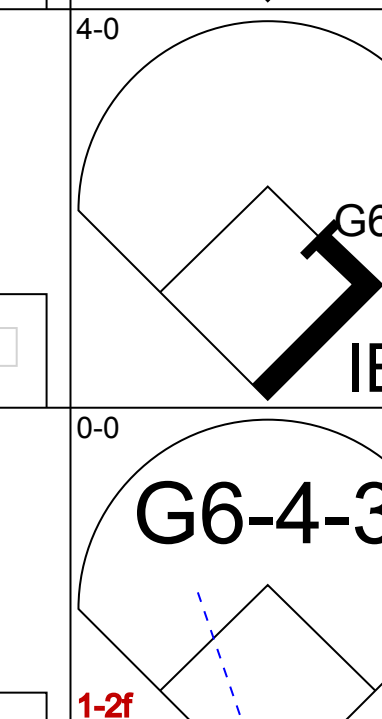

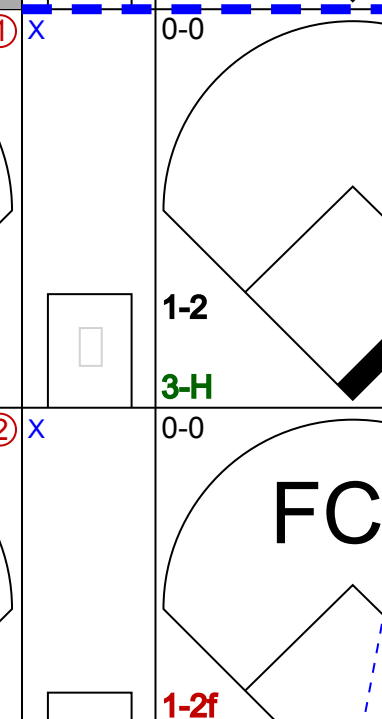
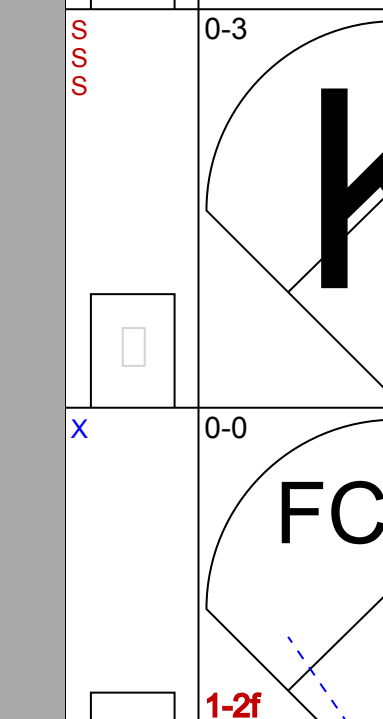




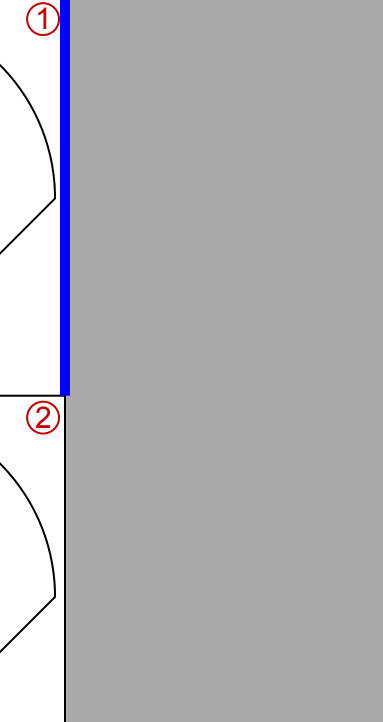



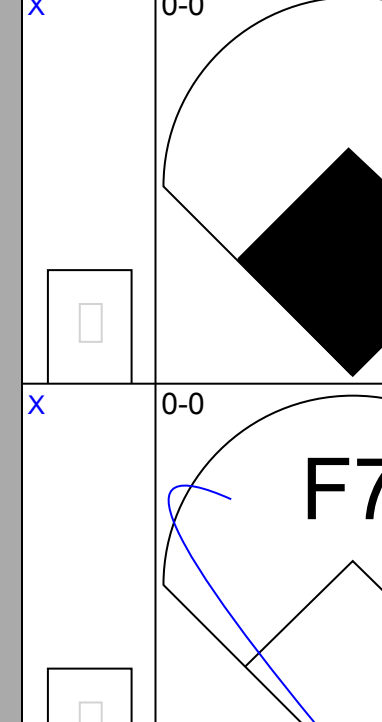
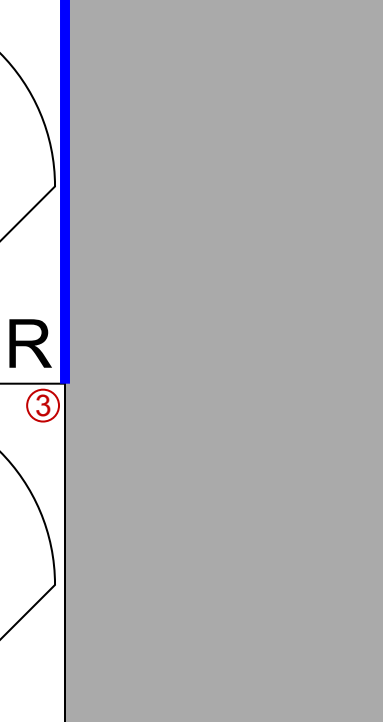
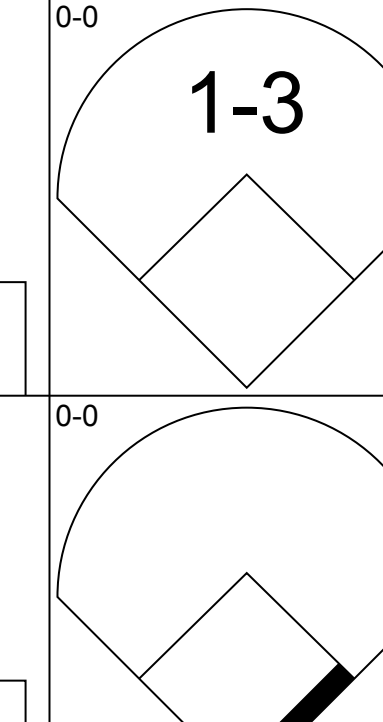
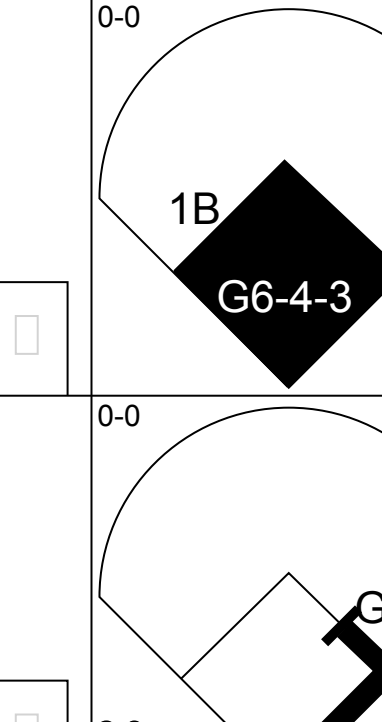
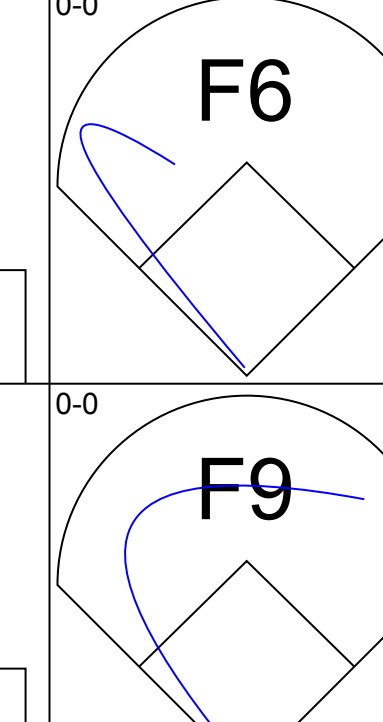
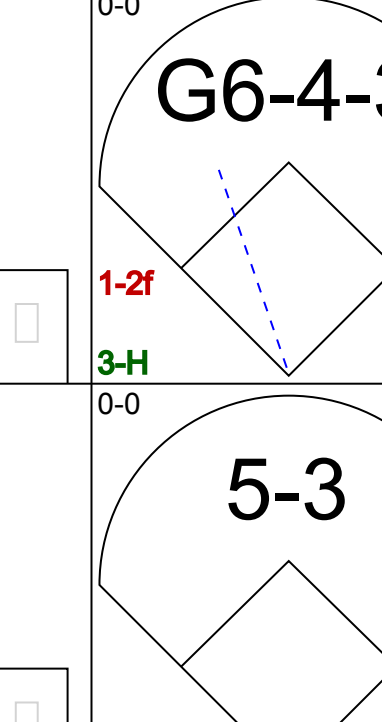

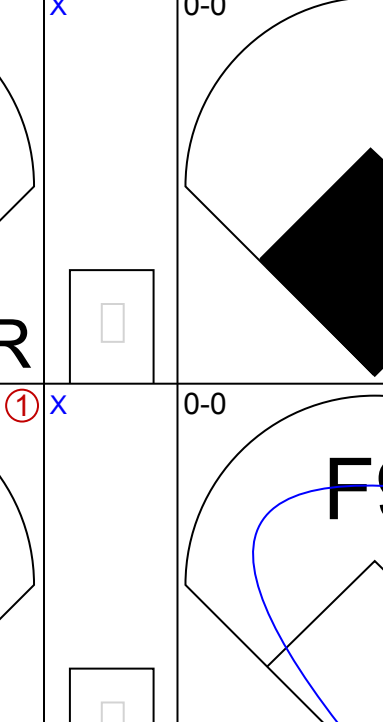
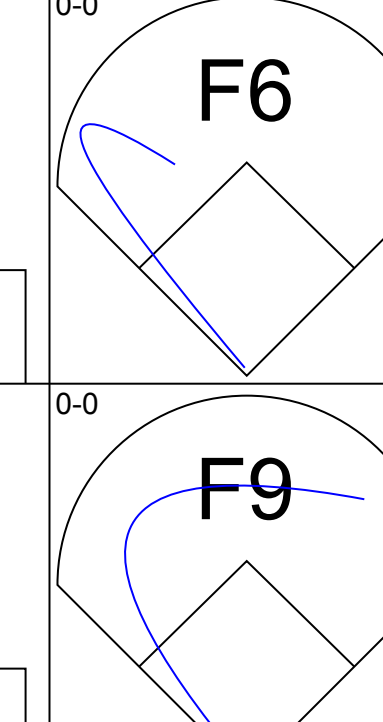
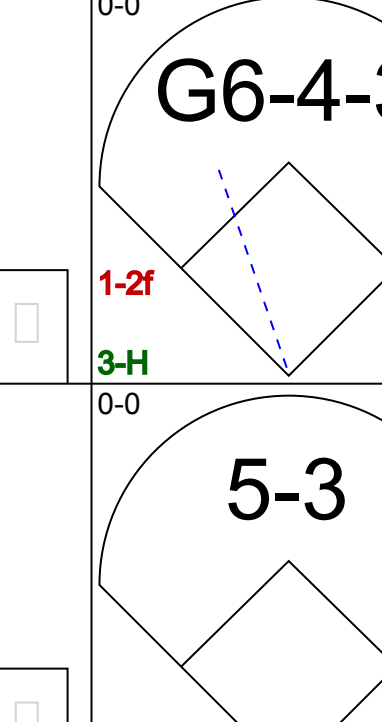
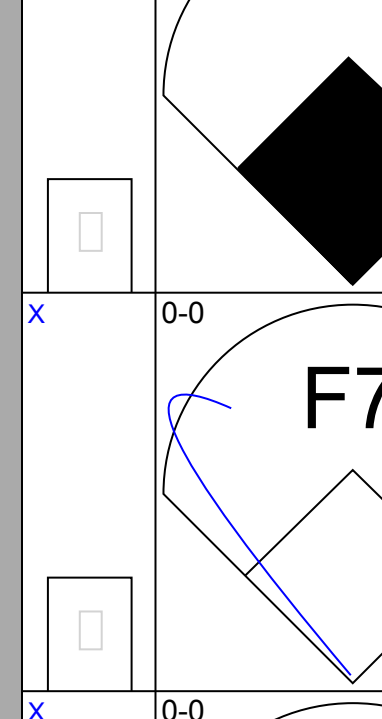
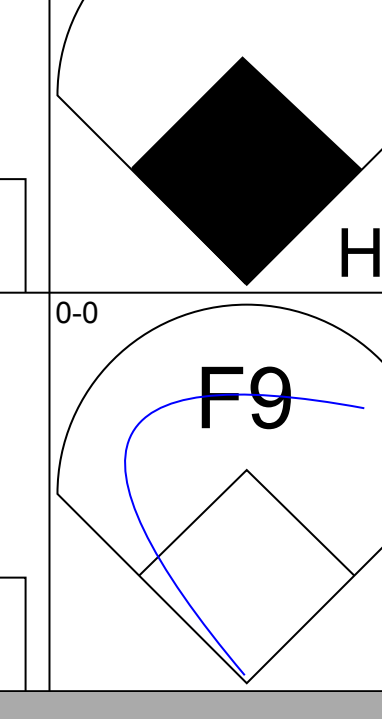
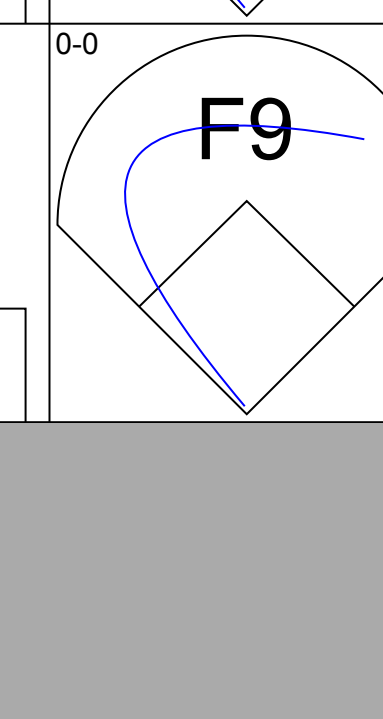
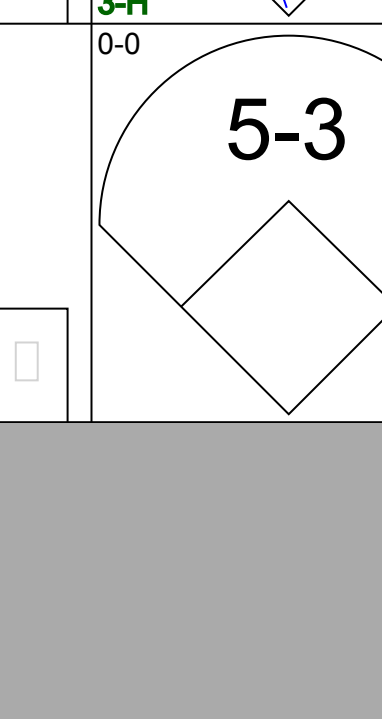
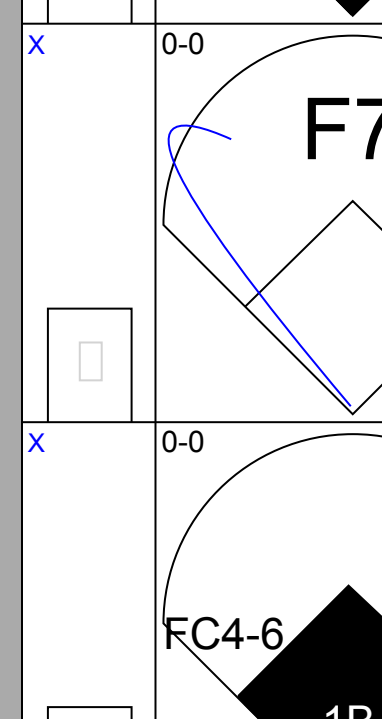
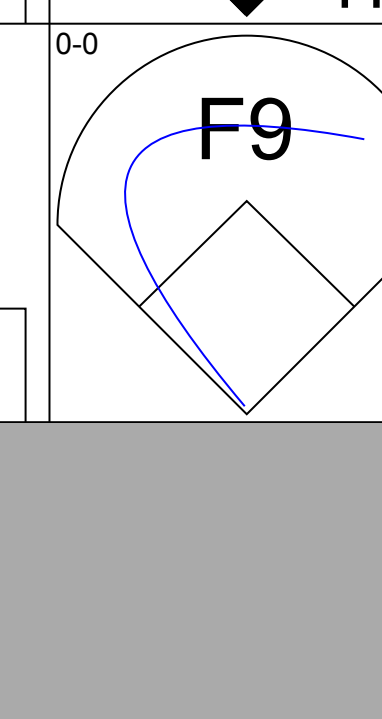
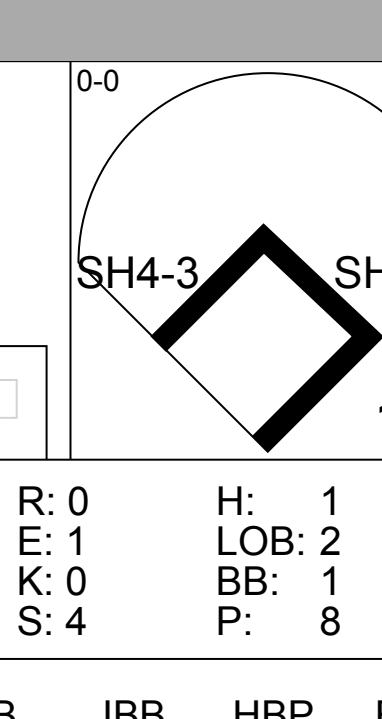
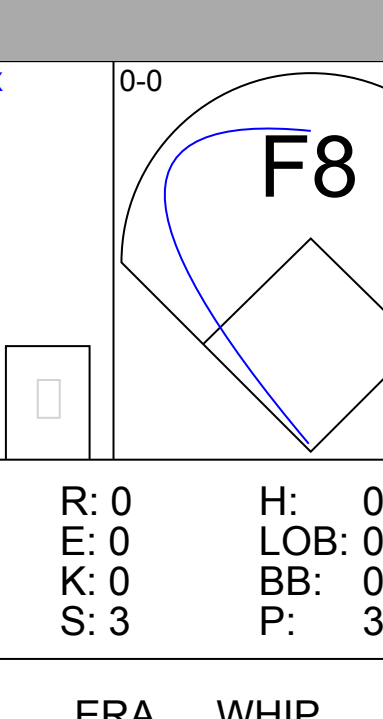
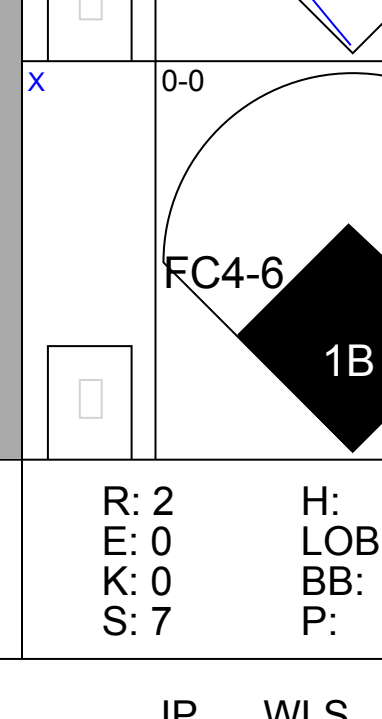
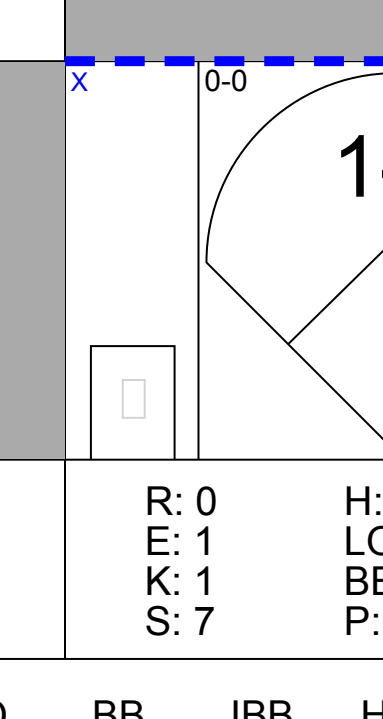
| Batter | 1 | 2 | 3 | 4 | 5 | 6 | 7 | 8 | 9 | 10 | 11 | 12 | 13 | AB R H RBI BB SO LOB | BOTTOM | | | | | | | | | | | | | | | | |
|--|---|--------|-----|-----|--------------------------|------|------|-------|--------------------------|-------|------|------|--------------------------|--|---|----------|--------------------------|--|--|--|--------------------------|--|--|--|--------------------------|--|--|--|--|------------------------------------|--|
| Maury Wills, S OBP: 0.322, SLG: 0.328 (1, 6) | | | | | | | | | | | | | | 6 0 0 0 0 1 3 | <p>Atlanta Braves @ Los Angeles Dodgers Dodger Stadium, Los Angeles, CA</p> <p>Sat Jul 24 1971, 7:05 PM PDT Att. 45,260 - Unknown</p> <p>livebaseballscorecards.com</p> <p>AB 43 R 2 H 5 RBI 1 BB 2 SO 4 LOB 13</p> | | | | | | | | | | | | | | | | |
| Bill Buckner, L OBP: 0.321, SLG: 0.399 (8, 3) | | | | | | | | | | | | | | 5 0 1 0 0 0 0 5 0 0 0 0 1 1 | | | | | | | | | | | | | | | | | |
| Wille Davis, L OBP: 0.349, SLG: 0.473 (1, 8) | | | | | | | | | | | | | | 5 0 1 0 0 1 1 5 0 0 0 0 0 3 | | | | | | | | | | | | | | | | | |
| Dick Allen, R OBP: 0.379, SLG: 0.466 (1, 5) | | | | | | | | | | | | | | 5 0 1 0 0 1 1 5 0 0 0 0 0 3 | | | | | | | | | | | | | | | | | |
| Willie Crawford, L OBP: 0.356, SLG: 0.511 (1, 7) (8, 9) | | | | | | | | | | | | | | 5 1 1 1 0 0 1 5 0 0 0 0 0 1 | | | | | | | | | | | | | | | | | |
| Jim Lefebvre, S OBP: 0.325, SLG: 0.417 (1, 4) | | | | | | | | | | | | | | 5 1 1 1 0 0 1 3 0 0 0 0 0 1 1 0 1 0 0 0 0 0 1 0 0 0 0 0 | | | | | | | | | | | | | | | | | |
| Wes Parker, S OBP: 0.353, SLG: 0.355 (8, 1) Jim Brewer, L OBP: 0.400, SLG: 0.400 (8, 1) Tom Haller, L OBP: 0.292, SLG: 0.292 (13, PH) Bill Russell, R OBP: 0.280, SLG: 0.320 (13, PR) | | | | | | | | | | | | | | 4 0 1 0 1 0 1 2 0 0 0 0 1 1 2 0 0 0 0 0 1 | | | | | | | | | | | | | | | | | |
| Duke Sims, L OBP: 0.340, SLG: 0.339 (1, 2) | | | | | | | | | | | | | | 4 0 1 0 1 0 1 2 0 0 0 0 1 1 2 0 0 0 0 0 1 | | | | | | | | | | | | | | | | | |
| Claude Osteen, L OBP: 0.185, SLG: 0.180 (1, 1) Manny Mota, R OBP: 0.365, SLG: 0.380 (8, 7) | | | | | | | | | | | | | | 2 0 0 0 0 1 1 2 0 0 0 0 0 1 | | | | | | | | | | | | | | | | | |
| Inning Stats | R: 0 H: 0 E: 0 K: 0 S: 3 | | | | R: 0 H: 0 E: 0 K: 0 S: 3 | | | | R: 0 H: 0 E: 0 K: 0 S: 3 | | | | R: 0 H: 1 E: 1 K: 1 S: 6 | | | | R: 0 H: 0 E: 0 K: 2 S: 5 | | | | R: 0 H: 0 E: 0 K: 1 S: 5 | | | | R: 0 H: 0 E: 0 K: 3 S: 5 | | | | 1B: 4 SF: 0 2B: 0 SAC: 1 3B: 0 DP: 0 HR: 1 HBP: 0 | W/P: 0 PA: 46 PB: 0 SB: 0 CS: 0 | |
| PITCHER | IP WLS BF H R ER SO BB IBB HBP BLK WP HR S P ERA WHIP | | | | | | | | | | | | | IP WLS BF H R ER SO BB IBB HBP BLK WP HR S P ERA WHIP | | | | | | | | | | | | | | | | | |
| Ron Reed, R ERA: 3.06 (1, 1) | 10.0 | WLS 36 | H 5 | R 1 | ER 1 | SO 3 | BB 0 | IBB 0 | HBP 0 | BLK 0 | WP 0 | HR 1 | S 42 | P 42 | | ERA 0.90 | 0.500 | | | | | | | | | | | | | | |
| Jim Nash, R ERA: 5.47 (11, 1) | 1.0 | 3 | 0 | 0 | 0 | 1 | 0 | 0 | 0 | 0 | 0 | 0 | 5 | 5 | | 0.00 | 0.000 | | | | | | | | | | | | | | |
| Bob Priddy, R ERA: 3.63 (12, 1) | 1.1 | L 7 | 0 | 1 | 0 | 0 | 2 | 0 | 0 | 0 | 0 | 0 | 5 | 13 | | 0.00 | 1.500 | | | | | | | | | | | | | | |

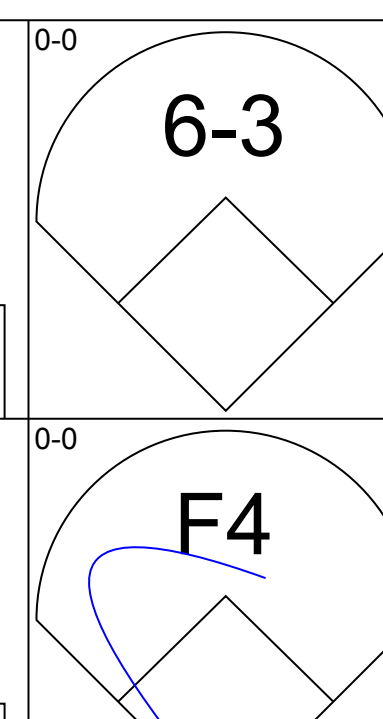
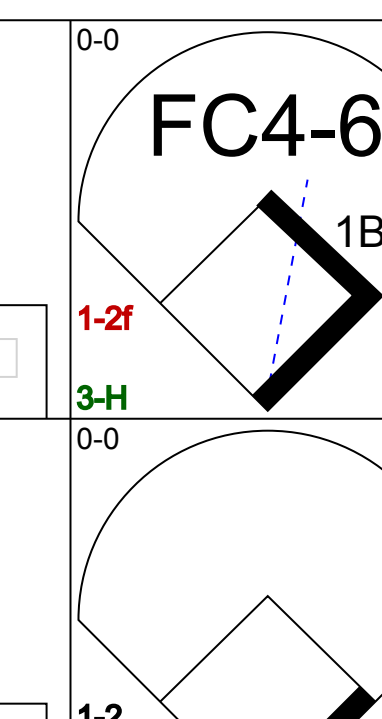
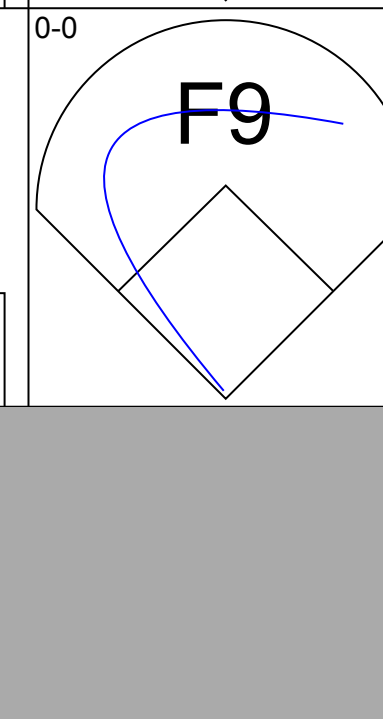
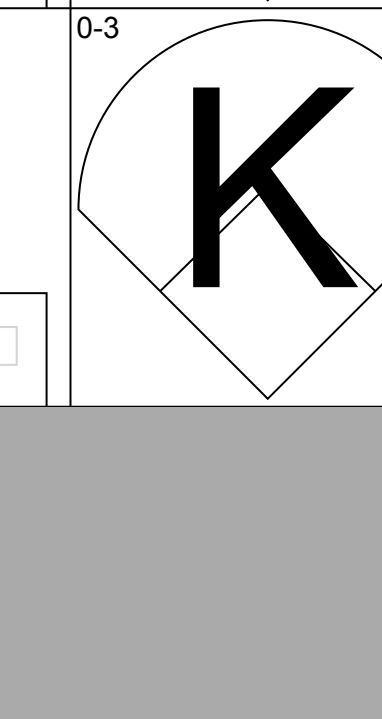
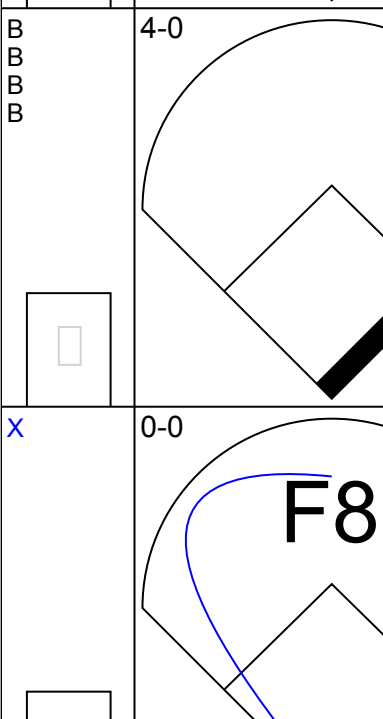
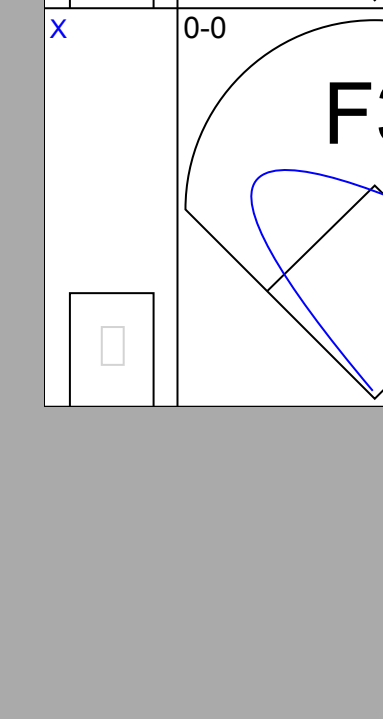


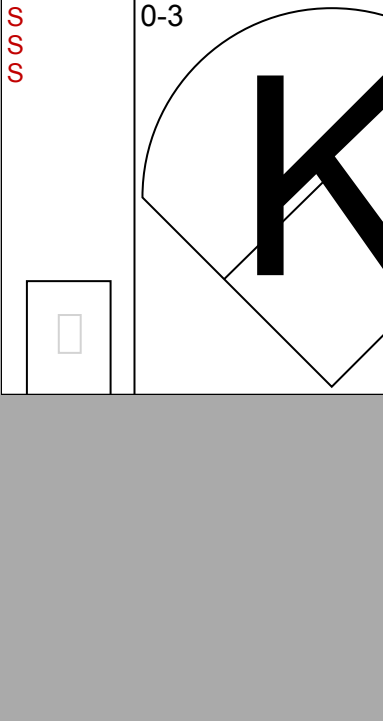
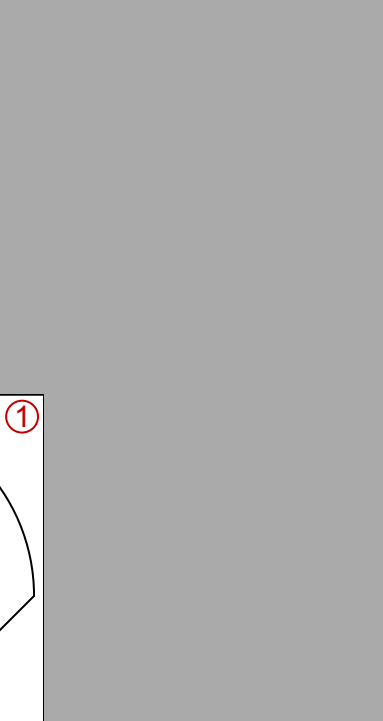
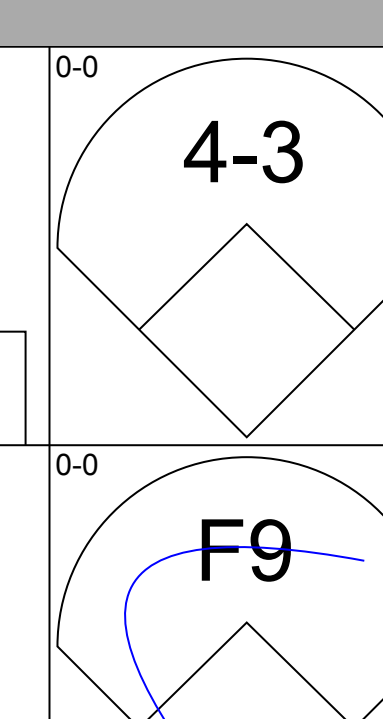
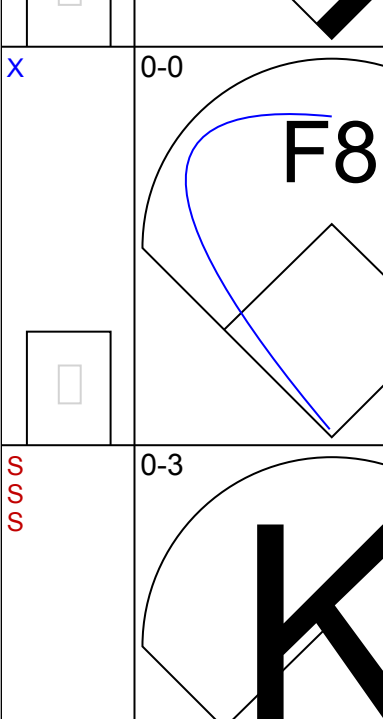




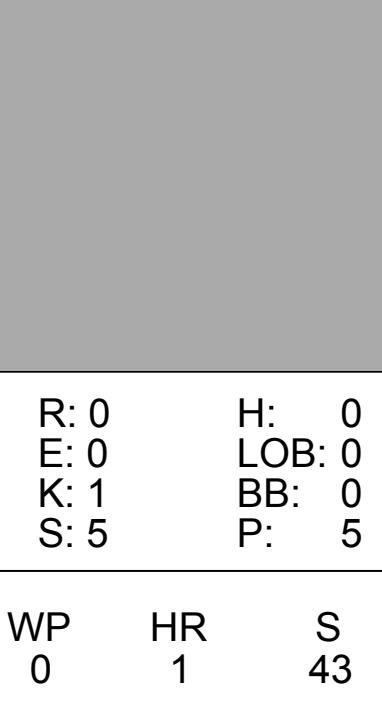
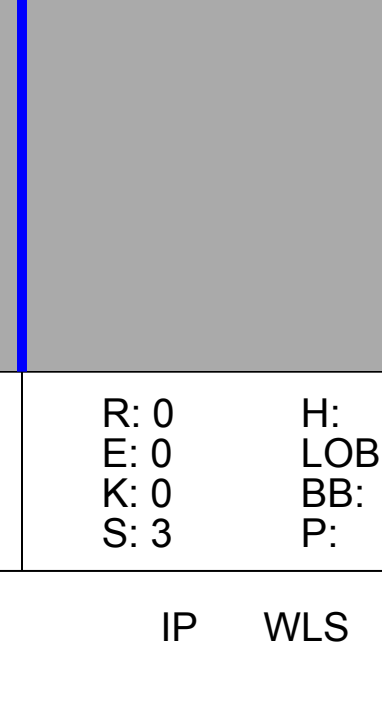
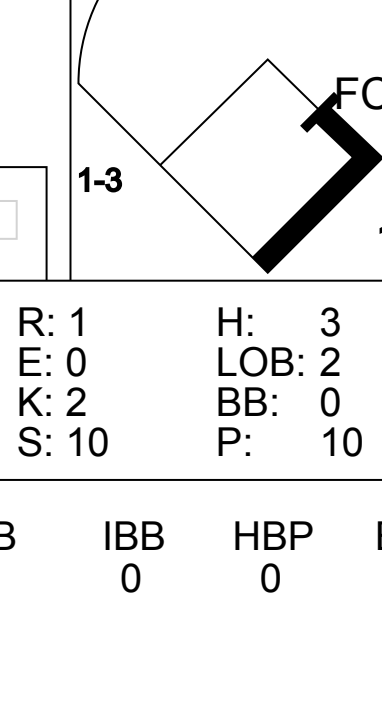
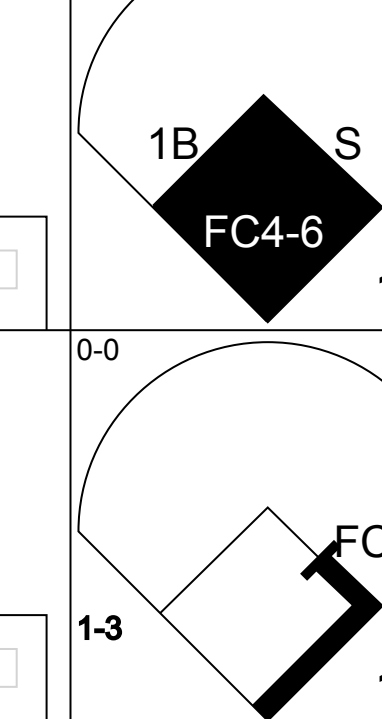
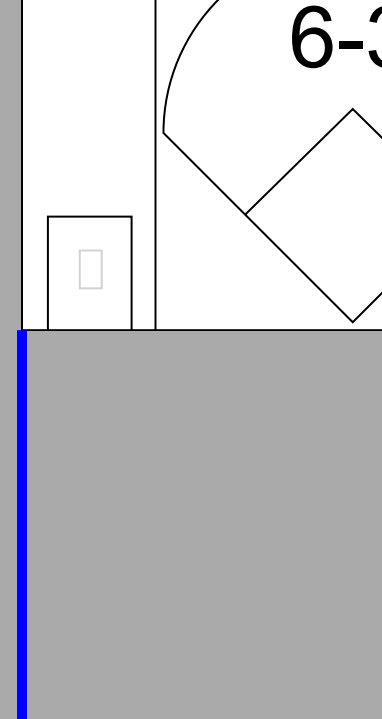
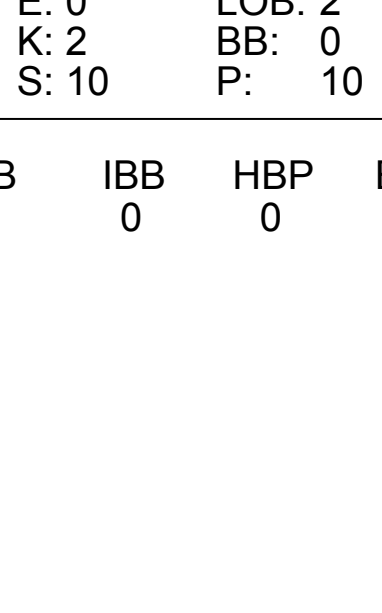
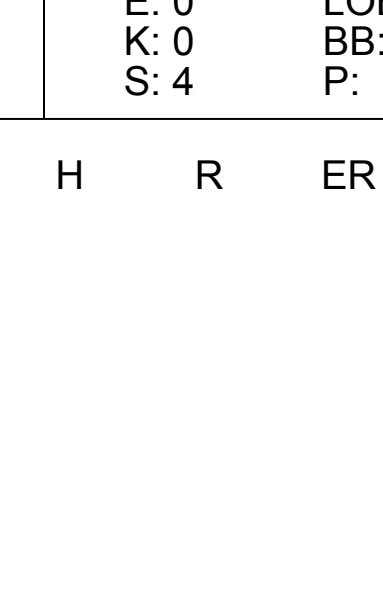
| Batter | 1 | 2 | 3 | 4 | 5 | 6 | 7 | 8 | 9 | AB | R | H | RBI | BB | SO | LOB | TOP | | | | | | | | |
|---|------------------------------|---------------------------------|------------------------------|---------------------------------|------------------------------|---------------------------------|------------------------------|---------------------------------|------------------------------|---------------------------------|------------------------------|---------------------------------|------------------------------|---------------------------------|------------------------------|---------------------------------|---|---------------------------------|----------------------------------|------------------------------------|----------------------------------|--------|--|--|--|
| Felix Millan, R OBP: 0.363, SLG: 0.382 (1,4) | | | | | | | | | | 5 | 0 | 2 | 1 | 0 | 0 | 4 | Atlanta Braves @ Los Angeles Dodgers Dodger Stadium, Los Angeles, CA Sun Jul 25 1971, 3:33 AM PDT Att: 20,271 - Unknown | | | | | | | | |
| Ralph Garr, L OBP: 0.374, SLG: 0.455 (1,7) | | | | | | | | | | 3 | 0 | 2 | 1 | 0 | 0 | 0 | | | | | | | | | |
| Hank Aaron, R OBP: 0.407, SLG: 0.648 (1,3) | | | | | | | | | | 3 | 0 | 1 | 0 | 1 | 1 | 2 | | | | | | | | | |
| Darrell Evans, L OBP: 0.346, SLG: 0.425 (1,5) | | | | | | | | | | 4 | 0 | 0 | 0 | 0 | 2 | 3 | | | | | | | | | |
| Gil Garrido, R OBP: 0.294, SLG: 0.163 (8,5) | | | | | | | | | | | 0 | 0 | 0 | 0 | 0 | 0 | | 0 | | | | | | | |
| Mike Lum, L OBP: 0.367, SLG: 0.421 (1,9) | | | | | | | | | | | 4 | 1 | 1 | 0 | 0 | 2 | | | | | | | | | |
| Earl Williams, R OBP: 0.308, SLG: 0.442 (1,2) | | | | | | | | | | | 4 | 0 | 1 | 0 | 0 | 2 | | | | | | | | | |
| Sonny Jackson, L OBP: 0.314, SLG: 0.351 (1,8) | | | | | | | | | | | 4 | 0 | 1 | 0 | 0 | 2 | | | | | | | | | |
| Marty Perez, R OBP: 0.265, SLG: 0.292 (1,6) | | | | | | | | | | | 3 | 1 | 2 | 1 | 0 | 1 | | | | | | | | | |
| Phil Niekro, R OBP: 0.145, SLG: 0.150 (1,1) | | | | | | | | | | | 2 | 1 | 0 | 0 | 0 | 3 | | | | | | | | | |
| Inning Stats | R: 0 E: 0 K: 1 S: 6 | H: 2 LOB: 1 BB: 0 P: 6 | R: 0 E: 0 K: 0 S: 3 | H: 0 LOB: 0 BB: 0 P: 3 | R: 2 E: 1 K: 1 S: 7 | H: 2 LOB: 1 BB: 0 P: 7 | R: 0 E: 0 K: 1 S: 5 | H: 0 LOB: 0 BB: 0 P: 5 | R: 0 E: 0 K: 0 S: 4 | H: 1 LOB: 1 BB: 0 P: 4 | R: 0 E: 0 K: 0 S: 3 | H: 1 LOB: 2 BB: 0 P: 3 | R: 1 E: 1 K: 0 S: 6 | H: 2 LOB: 2 BB: 0 P: 6 | R: 0 E: 1 K: 0 S: 4 | H: 1 LOB: 2 BB: 1 P: 8 | R: 0 E: 0 K: 0 S: 4 | H: 1 LOB: 1 BB: 0 P: 4 | 1B: 8 2B: 3 3B: 0 HR: 0 | SF: 1 SAC: 3 DP: 2 HBP: 0 | WP: 0 PB: 0 SB: 0 CS: 1 | PA: 37 | | | |
| PITCHER | IP | WLS | BF | H | R | ER | SO | BB | IBB | HBP | BLK | WP | HR | S | P | ERA | WHIP | | | | | | | | |
| Don Sutton, R ERA: 3.02 (1,1) | 7.0 | L | 28 | 8 | 3 | 2 | 3 | 0 | 0 | 0 | 0 | 0 | 0 | 34 | 34 | 2.57 | 1.143 | | | | | | | | |
| Pete Mikkelsen, R ERA: 2.33 (8,1) | 2.0 | | 9 | 2 | 0 | 0 | 0 | 1 | 0 | 0 | 0 | 0 | 0 | 8 | 12 | 0.00 | 1.500 | | | | | | | | |

| Batter | 1 | 2 | 3 | 4 | 5 | 6 | 7 | 8 | 9 | AB | R | H | RBI | BB | SO | LOB | BOTTOM | | | | | | | | |
|---|------------------------------|---------------------------------|------------------------------|---------------------------------|------------------------------|---------------------------------|------------------------------|---------------------------------|------------------------------|---------------------------------|------------------------------|---------------------------------|------------------------------|---------------------------------|------------------------------|---------------------------------|---|----------------------------------|----------------------------------|------------------------------------|----------------------------------|--------|--|--|--|
| Bobby Valentine, R OBP: 0.279, SLG: 0.319 (1,6) | | | | | | | | | | 4 | 0 | 1 | 0 | 0 | 1 | 1 | Atlanta Braves @ Los Angeles Dodgers Dodger Stadium, Los Angeles, CA Sun Jul 25 1971, 3:33 AM PDT Att: 20,271 - Unknown | | | | | | | | |
| Bill Buckner, L OBP: 0.319, SLG: 0.396 (1,9) | | | | | | | | | | 4 | 0 | 1 | 0 | 0 | 0 | 0 | | | | | | | | | |
| Willie Davis, L OBP: 0.348, SLG: 0.471 (1,8) | | | | | | | | | | 4 | 0 | 1 | 0 | 0 | 1 | 1 | | | | | | | | | |
| Dick Allen, R OBP: 0.378, SLG: 0.464 (1,5) | | | | | | | | | | 4 | 0 | 1 | 0 | 0 | 0 | 2 | | | | | | | | | |
| Willie Crawford, L OBP: 0.361, SLG: 0.519 (1,7) | | | | | | | | | | 3 | 1 | 1 | 0 | 1 | 1 | 0 | | | | | | | | | |
| Jim Lefebvre, S OBP: 0.324, SLG: 0.412 (1,4) | | | | | | | | | | 3 | 0 | 0 | 1 | 1 | 0 | 2 | | | | | | | | | |
| Wes Parker, S OBP: 0.354, SLG: 0.359 (1,3) | | | | | | | | | | 4 | 0 | 2 | 0 | 0 | 1 | 1 | | | | | | | | | |
| Duke Sims, L OBP: 0.333, SLG: 0.331 (1,2) | | | | | | | | | | 4 | 0 | 0 | 0 | 0 | 2 | 3 | | | | | | | | | |
| Don Sutton, R OBP: 0.245, SLG: 0.220 (1,1) | | | | | | | | | | 2 | 0 | 0 | 0 | 0 | 0 | 1 | | | | | | | | | |
| Tom Haller, L OBP: 0.269, SLG: 0.290 (7, PH) | | | | | | | | | | 1 | 0 | 0 | 0 | 0 | 0 | 1 | | | | | | | | | |
| Pete Mikkelsen, R OBP: 0.250, SLG: 0.143 (8,1) | | | | | | | | | | 0 | 0 | 0 | 0 | 0 | 0 | 0 | | | | | | | | | |
| Inning Stats | R: 0 E: 0 K: 0 S: 4 | H: 2 LOB: 1 BB: 0 P: 4 | R: 0 E: 0 K: 0 S: 3 | H: 0 LOB: 0 BB: 0 P: 3 | R: 0 E: 0 K: 0 S: 3 | H: 0 LOB: 0 BB: 0 P: 3 | R: 0 E: 0 K: 0 S: 4 | H: 1 LOB: 2 BB: 1 P: 8 | R: 0 E: 0 K: 1 S: 6 | H: 1 LOB: 1 BB: 0 P: 6 | R: 0 E: 0 K: 1 S: 5 | H: 0 LOB: 0 BB: 0 P: 5 | R: 1 E: 0 K: 0 S: 5 | H: 2 LOB: 1 BB: 0 P: 5 | R: 0 E: 0 K: 1 S: 6 | H: 1 LOB: 1 BB: 0 P: 6 | R: 0 E: 0 K: 3 S: 9 | H: 0 LOB: 1 BB: 1 P: 13 | 1B: 5 2B: 1 3B: 1 HR: 0 | SF: 0 SAC: 0 DP: 0 HBP: 0 | WP: 0 PB: 0 SB: 0 CS: 0 | PA: 35 | | | |
| PITCHER | IP | WLS | BF | H | R | ER | SO | BB | IBB | HBP | BLK | WP | HR | S | P | ERA | WHIP | | | | | | | | |
| Phil Niekro, R ERA: 2.97 (1,1) | 9.0 | W | 35 | 7 | 1 | 1 | 6 | 2 | 0 | 0 | 0 | 0 | 0 | 45 | 53 | 1.00 | 1.000 | | | | | | | | |

| Batter | 1 | 2 | 3 | 4 | 5 | 6 | 7 | 8 | 9 | AB | R | H | RBI | BB | SO | LOB | TOP | | | | | | | | | | | |
|---|------------------------------|---------------------------------|------------------------------|---------------------------------|------------------------------|---------------------------------|------------------------------|---------------------------------|-------------------------------|----------------------------------|------------------------------|---------------------------------|------------------------------|---------------------------------|------------------------------|---------------------------------|---|------------------------------|----------------------------------|----------------------------------|------------------------------------|----------------------------------|--------|--|--|--|--|--|
| Felix Millan, R OBP: 0.364, SLG: 0.381 (1,4) | F9 | | F9 | | | 1B BB | | 6-3 | | 4 | 1 | 1 | 0 | 1 | 0 | 1 | Atlanta Braves @ San Francisco Giants Candlestick Park, San Francisco, CA Wed Jul 28 1971, 6:33 AM EDT Att: 7,580 - Unknown livebaseballscorecards.com | | | | | | | | | | | |
| Ralph Garr, L OBP: 0.376, SLG: 0.455 (1,7) | F7 | | F7 | | | K | | FC4-6 BB | | 4 | 0 | 1 | 0 | 1 | 1 | 1 | | | | | | | | | | | | |
| Oscar Brown, R OBP: 0.235, SLG: 0.188 Darrell Evans, L OBP: 0.344, SLG: 0.419 (9, PH) | G3 | | 1B BB | | | BB 1B | | FC4-6 BB | | 3 | 0 | 1 | 0 | 1 | 0 | 2 | | | | | | | | | | | | |
| Earl Williams, R OBP: 0.311, SLG: 0.442 (1,3) | | SH1-3 1B | 1-2 1B | | | 1-2 2H 1B | | K | | 5 | 0 | 3 | 1 | 0 | 1 | 2 | | | | | | | | | | | | |
| Mike Lum, L OBP: 0.369, SLG: 0.418 (1,9) | | SH1-3 1B | 4-3 | | | K | | FC4-6 | | 5 | 0 | 1 | 0 | 0 | 1 | 6 | | | | | | | | | | | | |
| Zoilo Versalles, R OBP: 0.297, SLG: 0.352 Hal King, L OBP: 0.333, SLG: 0.346 (9, PH) | SH1-3 | | | | F4 | 1-2 2-3 BB | | F8 | | 2 | 0 | 0 | 0 | 1 | 0 | 0 | | | | | | | | | | | | |
| Bob Didier, S OBP: 0.248, SLG: 0.258 (1,2) | F3 | | | | 6-3 | K | | F9 | | 4 | 0 | 0 | 0 | 0 | 1 | 5 | | | | | | | | | | | | |
| Marty Perez, R OBP: 0.277, SLG: 0.306 (1,6) | | FC4-6 IBB | | | 1B | | | SH5-4 1B | | 3 | 0 | 2 | 0 | 1 | 0 | 0 | | | | | | | | | | | | |
| George Stone, L OBP: 0.191, SLG: 0.217 Jim Nash, R OBP: 0.179, SLG: 0.205 (8, 1) | FC4-6 | | | | 1-3 | | | SH5-4 | | 3 | 0 | 0 | 0 | 0 | 0 | 4 | | | | | | | | | | | | |
| | | | | | | | | | | 0 | 0 | 0 | 0 | 0 | 0 | 0 | Braves | | | | | | | | | | | |
| Inning Stats | R: 0 E: 0 K: 0 S: 3 | H: 0 LOB: 0 BB: 0 P: 3 | R: 0 E: 0 K: 0 S: 5 | H: 2 LOB: 3 BB: 1 P: 9 | R: 0 E: 0 K: 0 S: 4 | H: 1 LOB: 2 BB: 1 P: 8 | R: 0 E: 0 K: 0 S: 4 | H: 1 LOB: 1 BB: 0 P: 4 | R: 1 E: 0 K: 3 S: 11 | H: 2 LOB: 3 BB: 2 P: 19 | R: 0 E: 0 K: 0 S: 5 | H: 2 LOB: 2 BB: 0 P: 5 | R: 0 E: 0 K: 0 S: 3 | H: 0 LOB: 0 BB: 0 P: 3 | R: 0 E: 0 K: 0 S: 4 | H: 1 LOB: 1 BB: 0 P: 4 | | R: 0 E: 0 K: 1 S: 5 | H: 0 LOB: 2 BB: 2 P: 13 | 1B: 9 2B: 0 3B: 0 HR: 0 | SF: 0 SAC: 2 DP: 0 HBP: 0 | WP: 0 PB: 0 SB: 0 CS: 0 | PA: 42 | | | | | |
| PITCHER | IP | WLS | BF | H | R | ER | SO | BB | IBB | HBP | BLK | WP | HR | S | P | ERA | WHIP | | | | | | | | | | | |
| John Cumberland, L ERA: 2.39 Jerry Johnson, R ERA: 2.63 | (1, 1) | 8.0 | W | 38 | 9 | 1 | 1 | 3 | 4 | 1 | 0 | 0 | 0 | 0 | 39 | 59 | 1.12 | 1.625 | | | | | | | | | | |

| Batter | 1 | 2 | 3 | 4 | 5 | 6 | 7 | 8 | 9 | AB | R | H | RBI | BB | SO | LOB | BOTTOM | | | | | | | | | | | |
|--|------------------------------|---------------------------------|------------------------------|---------------------------------|------------------------------|---------------------------------|------------------------------|---------------------------------|------------------------------|----------------------------------|------------------------------|----------------------------------|------------------------------|---------------------------------|------------------------------|---------------------------------|---|----------------------------------|------------------------------------|----------------------------------|--------|--|--|--|--|--|--|--|
| Chris Speier, R OBP: 0.318, SLG: 0.328 (1,6) | F4 | | 1B SH2-3 1B | | | F9 | | 6-3 | | 4 | 0 | 1 | 0 | 0 | 0 | 0 | Atlanta Braves @ San Francisco Giants Candlestick Park, San Francisco, CA Wed Jul 28 1971, 6:33 AM EDT Att: 7,580 - Unknown livebaseballscorecards.com | | | | | | | | | | | |
| Tito Fuentes, S OBP: 0.295, SLG: 0.338 (1,4) | F4 | | SH2-3 | | | 2B | | F2 | | 3 | 0 | 1 | 0 | 0 | 0 | 0 | | | | | | | | | | | | |
| Willie Mays, R OBP: 0.425, SLG: 0.519 (1,3) | | | 2-3 1B | | | BB | | F6 | | 3 | 0 | 2 | 0 | 1 | 0 | 0 | | | | | | | | | | | | |
| Bobby Bonds, R OBP: 0.386, SLG: 0.536 (1,9) | F8 | | K | | | K | | F4 | | 4 | 0 | 0 | 0 | 0 | 2 | 5 | | | | | | | | | | | | |
| Dick Dietz, R OBP: 0.415, SLG: 0.432 (1,2) | | | E6 G3 | | | CS 2B BB | | 1B 2B | | 3 | 2 | 1 | 0 | 1 | 0 | 2 | | | | | | | | | | | | |
| Ken Henderson, S OBP: 0.372, SLG: 0.450 (1,7) | F4 | | | | | K | | 1B BB | | 3 | 0 | 1 | 0 | 1 | 1 | 2 | | | | | | | | | | | | |
| Jimmy Rosario, S OBP: 0.376, SLG: 0.311 (1,8) | G3 | | | | | 5-3 | | F9 | | 4 | 0 | 0 | 0 | 0 | 0 | 4 | | | | | | | | | | | | |
| Al Gallagher, R OBP: 0.325, SLG: 0.340 Hal Lanier, R OBP: 0.273, SLG: 0.274 (9, 5) | | | IBB | | | 4-3 | | 2H 2B | | 3 | 0 | 2 | 2 | 1 | 0 | 0 | | | | | | | | | | | | |
| John Cumberland, R OBP: 0.192, SLG: 0.160 Jerry Johnson, R ERA: 5.51 (9, 1) | 1-3 | | | | | F9 | | F8 | | 4 | 0 | 0 | 0 | 0 | 0 | 5 | | | | | | | | | | | | |
| | | | | | | | | | | 0 | 0 | 0 | 0 | 0 | 0 | 0 | GIANTS | | | | | | | | | | | |
| Inning Stats | R: 0 E: 0 K: 0 S: 4 | H: 1 LOB: 1 BB: 0 P: 4 | R: 0 E: 1 K: 0 S: 4 | H: 0 LOB: 2 BB: 1 P: 8 | R: 0 E: 0 K: 1 S: 7 | H: 2 LOB: 0 BB: 0 P: 7 | R: 0 E: 0 K: 0 S: 3 | H: 1 LOB: 0 BB: 0 P: 3 | R: 0 E: 0 K: 1 S: 6 | H: 1 LOB: 2 BB: 1 P: 10 | R: 1 E: 0 K: 1 S: 6 | H: 1 LOB: 1 BB: 1 P: 10 | R: 0 E: 0 K: 0 S: 3 | H: 0 LOB: 0 BB: 0 P: 3 | R: 1 E: 0 K: 0 S: 5 | H: 2 LOB: 2 BB: 1 P: 9 | | 1B: 4 2B: 3 3B: 1 HR: 0 | SF: 0 SAC: 1 DP: 0 HBP: 0 | WP: 0 PB: 0 SB: 0 CS: 1 | PA: 36 | | | | | | | |
| PITCHER | IP | WLS | BF | H | R | ER | SO | BB | IBB | HBP | BLK | WP | HR | S | P | ERA | WHIP | | | | | | | | | | | |
| George Stone, L ERA: 2.66 Jim Nash, R ERA: 5.51 | (1, 1) | 7.0 | L | 30 | 6 | 1 | 0 | 3 | 2 | 1 | 0 | 0 | 0 | 0 | 33 | 45 | 0.00 | 1.143 | | | | | | | | | | |

| Batter | 1 | 2 | 3 | 4 | 5 | 6 | 7 | 8 | 9 | AB | R | H | RBI | BB | SO | LOB | TOP | | | | | |
|--|--|--|--|---|---|--|--|---|---|---------------------------------|------------------------------|---------------------------------|------------------------------|---------------------------------|------------------------------|---------------------------------|---|---------------------------------|----------------------------------|------------------------------------|----------------------------------|--------|
| Felix Milan, R OBP: 0.363, SLG: 0.379 (1,4) |  | |  | |  | |  | |  | 4 | 0 | 1 | 0 | 0 | 1 | 0 | Atlanta Braves @ San Francisco Giants Candlestick Park, San Francisco, CA Thu Jul 29 1971, 6:33 AM EDT Att: 7,829 - Unknown | | | | | |
| Ralph Carr, L OBP: 0.375, SLG: 0.453 (1,7) |  | |  | |  | |  | |  | 4 | 0 | 1 | 0 | 0 | 0 | 2 | | | | | | |
| Hank Aaron, R OBP: 0.412, SLG: 0.642 (1,3) |  | |  | |  | |  | |  | 3 | 0 | 1 | 1 | 2 | 1 | 2 | | | | | | |
| Earl Williams, R OBP: 0.306, SLG: 0.435 (1,2) |  | |  | |  | |  | |  | 5 | 0 | 0 | 0 | 0 | 1 | 8 | | | | | | |
| Oscar Brown, R OBP: 0.286, SLG: 0.350 (1,8) | |  | | | | | | | | 4 | 1 | 2 | 0 | 0 | 0 | 0 | | | | | | |
| Sonny Jackson, L OBP: 0.313, SLG: 0.348 (8,8) | | | |  | | | | | | 0 | 0 | 0 | 0 | 0 | 0 | 0 | | | | | | |
| Mike Lum, L OBP: 0.370, SLG: 0.420 (1,9) | |  | |  | |  | |  | | 4 | 0 | 2 | 0 | 0 | 0 | 1 | | | | | | |
| Zolo Versailles, R OBP: 0.265, SLG: 0.411 (1,5) | | |  | |  | | | | | 4 | 2 | 2 | 2 | 0 | 0 | 2 | | | | | | |
| Gil Garrido, R OBP: 0.261, SLG: 0.160 (8,5) | | | | | | | |  |  | 0 | 0 | 0 | 0 | 0 | 0 | 0 | | | | | | |
| Marty Perez, R OBP: 0.272, SLG: 0.300 (1,6) | | |  | |  | |  | |  | 4 | 0 | 0 | 0 | 0 | 0 | 1 | | | | | | |
| Ron Reed, R OBP: 0.109, SLG: 0.109 (1,1) | | | |  | |  | |  |  | 4 | 1 | 2 | 0 | 0 | 0 | 0 | | | | | | |
| Inning Stats | R: 0 E: 0 K: 2 S: 7 | H: 0 LOB: 1 BB: 1 P: 11 | R: 0 E: 0 K: 0 S: 4 | H: 1 LOB: 1 BB: 0 P: 4 | R: 0 E: 1 K: 0 S: 4 | H: 1 LOB: 2 BB: 1 P: 8 | R: 1 E: 0 K: 0 S: 4 | H: 2 LOB: 0 BB: 0 P: 4 | R: 0 E: 0 K: 0 S: 3 | H: 0 LOB: 0 BB: 0 P: 3 | R: 0 E: 0 K: 0 S: 4 | H: 1 LOB: 1 BB: 0 P: 4 | R: 2 E: 0 K: 0 S: 7 | H: 4 LOB: 2 BB: 0 P: 7 | R: 1 E: 0 K: 0 S: 4 | H: 1 LOB: 0 BB: 0 P: 4 | R: 0 E: 1 K: 1 S: 7 | H: 1 LOB: 2 BB: 0 P: 7 | 1B: 7 2B: 2 3B: 0 HR: 2 | SF: 0 SAC: 2 DP: 2 HBP: 0 | WP: 0 PB: 0 SB: 0 CS: 0 | PA: 40 |
| PITCHER | IP WLS BF H R ER SO BB IBB HBP BLK WP HR S P ERA WHIP | | | | | | | | | | | | | | | | | | | | | |
| Ron Bryant, L ERA: 3.37 (1,1) | 6.2 L 29 8 3 3 2 1 1 0 0 0 1 31 39 4.05 1.350 | | | | | | | | | | | | | | | | | | | | | |
| Jerry Johnson, R ERA: 2.71 (7,1) | 1.1 6 2 1 1 0 0 0 0 0 0 1 6 6 6.75 1.500 | | | | | | | | | | | | | | | | | | | | | |
| Don McMahon, R ERA: 3.63 (9,1) | 1.0 5 1 0 0 1 0 0 0 0 0 0 7 7 0.00 1.000 | | | | | | | | | | | | | | | | | | | | | |

| Batter | 1 | 2 | 3 | 4 | 5 | 6 | 7 | 8 | 9 | AB | R | H | RBI | BB | SO | LOB | BOTTOM | | | | | |
|---|---|---|---|---|-------------------------------|---|------------------------------|---|------------------------------|---------------------------------|------------------------------|----------------------------------|------------------------------|---------------------------------|------------------------------|---------------------------------|---|---------------------------------|----------------------------------|------------------------------------|----------------------------------|--------|
| Chris Speier, R OBP: 0.318, SLG: 0.334 (1,6) |  | |  | | | | | | | 4 | 1 | 1 | 2 | 0 | 0 | 1 | Atlanta Braves @ San Francisco Giants Candlestick Park, San Francisco, CA Thu Jul 29 1971, 6:33 AM EDT Att: 7,829 - Unknown | | | | | |
| Tito Fuentes, S OBP: 0.297, SLG: 0.340 (1,4) |  | |  | | |  | |  | | 4 | 0 | 2 | 0 | 0 | 0 | 0 | | | | | | |
| Willie Mays, R OBP: 0.423, SLG: 0.514 (1,8) |  | |  | | |  | |  | | 3 | 0 | 0 | 0 | 1 | 1 | 3 | | | | | | |
| Willie McCovey, L OBP: 0.397, SLG: 0.491 (1,3) | |  | | | |  | | | | 4 | 0 | 0 | 0 | 0 | 0 | 1 | | | | | | |
| Bobby Bonds, R OBP: 0.384, SLG: 0.533 (1,9) |  | | |  | |  | | | | 4 | 0 | 1 | 0 | 0 | 2 | 1 | | | | | | |
| Dick Dietz, R OBP: 0.411, SLG: 0.427 (1,2) |  | | |  | | | |  | | 4 | 0 | 0 | 0 | 0 | 0 | 1 | | | | | | |
| Ken Henderson, S OBP: 0.368, SLG: 0.444 (1,7) | | |  | | | | | | | 4 | 0 | 0 | 0 | 0 | 2 | 1 | | | | | | |
| Al Gallagher, R OBP: 0.325, SLG: 0.340 (1,5) | | | | | | | | | | 3 | 1 | 1 | 0 | 0 | 0 | 0 | | | | | | |
| Hal Lanier, R OBP: 0.273, SLG: 0.274 (8,5) | | |  | | | | |  | | 0 | 0 | 0 | 0 | 0 | 0 | 0 | | | | | | |
| Ron Bryant, S OBP: 0.216, SLG: 0.224 (1,1) | | | | | | | | | | 2 | 0 | 1 | 0 | 0 | 0 | 0 | | | | | | |
| Jerry Johnson, R (7,1) | | | | | | | | | | 0 | 0 | 0 | 0 | 0 | 0 | 0 | | | | | | |
| Jimmy Rosario, S (8,PH) | | | | | | | | | | 1 | 0 | 0 | 0 | 0 | 0 | 0 | | | | | | |
| Don McMahon, R (9,1) | | |  | | | | |  | | 0 | 0 | 0 | 0 | 0 | 0 | 0 | | | | | | |
| Inning Stats | R: 0 E: 0 K: 0 S: 3 | H: 0 LOB: 0 BB: 0 P: 3 | R: 0 E: 0 K: 0 S: 3 | H: 0 LOB: 0 BB: 0 P: 3 | R: 1 E: 0 K: 2 S: 10 | H: 3 LOB: 0 BB: 0 P: 10 | R: 0 E: 0 K: 1 S: 5 | H: 0 LOB: 0 BB: 0 P: 5 | R: 0 E: 0 K: 1 S: 5 | H: 0 LOB: 0 BB: 0 P: 5 | R: 1 E: 0 K: 1 S: 6 | H: 1 LOB: 1 BB: 1 P: 10 | R: 0 E: 0 K: 0 S: 3 | H: 0 LOB: 0 BB: 0 P: 3 | R: 0 E: 0 K: 0 S: 4 | H: 1 LOB: 1 BB: 0 P: 4 | R: 0 E: 0 K: 0 S: 4 | H: 1 LOB: 1 BB: 0 P: 4 | 1B: 5 2B: 0 3B: 0 HR: 1 | SF: 0 SAC: 0 DP: 0 HBP: 0 | WP: 0 PB: 0 SB: 1 CS: 0 | PA: 34 |
| PITCHER | IP WLS BF H R ER SO BB IBB HBP BLK WP HR S P ERA WHIP | | | | | | | | | | | | | | | | | | | | | |
| Ron Reed, R ERA: 3.0 (1,1) | 9.0 W 34 6 2 2 5 1 0 0 0 0 1 43 47 2.00 0.778 | | | | | | | | | | | | | | | | | | | | | |

| | |
|-----|----|
| AB | 36 |
| R | 4 |
| H | 11 |
| RBI | 3 |
| BB | 2 |
| SO | 3 |
| LOB | 16 |



| Batter | 1 | 2 | 3 | 4 | 5 | 6 | 7 | 8 | 9 | 10 | AB | R | H | RBI | BB | SO | LOB | TOP | | |
|---|------------------------------|---------------------------------|------------------------------|---------------------------------|------------------------------|---------------------------------|------------------------------|---------------------------------|------------------------------|---------------------------------|------------------------------|---------------------------------|------------------------------|---------------------------------|------------------------------|---------------------------------|-----------------------------------|---|------------------------------------|----------------------------------|
| Felix Millan, R OBP: 0.360, SLG: 0.377 (1, 4) | F1 | | P2 | | | F9 | | SH1-4 | | SH1-4 | 3 | 0 | 0 | 0 | 0 | 0 | 1 | Atlanta Braves @ San Diego Padres San Diego Stadium, San Diego, CA Fri Jul 30 1971, 10:05 PM EDT Att: 6,669 - Unknown | | |
| Ralph Garr, L OBP: 0.376, SLG: 0.452 (1, 7) | 2-3 | | | 4-3 | | | | F8 | | 1B | 5 | 1 | 2 | 1 | 0 | 0 | 2 | | | |
| Hank Aaron, R OBP: 0.409, SLG: 0.636 (1, 3) | K | | | F8 | | K | | 1B | | F8 | 5 | 0 | 1 | 1 | 0 | 2 | 3 | | | |
| Mike Lum, L OBP: 0.371, SLG: 0.419 (1, 9) | | F8 | | 4-3 | | K | | | | | 5 | 0 | 2 | 1 | 0 | 1 | 1 | | | |
| Earl Williams, R OBP: 0.305, SLG: 0.432 (1, 2) | | 6-3 | | | K | | | L6 | | CS | 4 | 0 | 1 | 0 | 0 | 1 | 2 | | | |
| Sonny Jackson, L OBP: 0.313, SLG: 0.348 (1, 8) | | L4 | | | | SH5-3 | | | | F6 | 3 | 0 | 1 | 0 | 0 | 0 | 0 | | | |
| Zoilo Versalles, R OBP: 0.264, SLG: 0.405 (1, 5) | | | F9 | | | K | | 4-3 | | | 4 | 0 | 1 | 0 | 0 | 1 | 1 | | | |
| Marty Perez, R OBP: 0.272, SLG: 0.299 (1, 6) | | | K | | E6 | | | P2 | | K | 4 | 0 | 1 | 0 | 0 | 2 | 1 | | | |
| Phil Niekro, R OBP: 0.156, SLG: 0.161 Hal Kipnis, R OBP: 0.267, SLG: 0.390 George Stone, L OBP: 0.262, SLG: 0.297 Bob Priddy, R OBP: 0.212, SLG: 0.273 Oscar Brown, R OBP: 0.286, SLG: 0.390 Cecil Upshaw, R OBP: 0.286, SLG: 0.390 (10, 1) | | | | | | | | SH1-4 | | SH1-4 | 2 | 0 | 1 | 0 | 0 | 1 | 2 | | | |
| Inning Stats | R: 0 E: 0 K: 1 S: 5 | H: 0 LOB: 0 BB: 0 P: 5 | R: 0 E: 0 K: 0 S: 3 | H: 0 LOB: 0 BB: 0 P: 3 | R: 0 E: 0 K: 1 S: 6 | H: 1 LOB: 1 BB: 0 P: 6 | R: 0 E: 0 K: 0 S: 3 | H: 0 LOB: 0 BB: 0 P: 3 | R: 0 E: 1 K: 2 S: 9 | H: 3 LOB: 2 BB: 0 P: 9 | R: 0 E: 0 K: 1 S: 6 | H: 1 LOB: 1 BB: 0 P: 6 | R: 0 E: 0 K: 1 S: 5 | H: 0 LOB: 0 BB: 0 P: 5 | R: 2 E: 0 K: 0 S: 5 | H: 3 LOB: 1 BB: 0 P: 5 | 1B: 11 2B: 1 3B: 0 HR: 0 | | SF: 0 SAC: 3 DP: 0 HBP: 0 | WP: 0 PB: 0 SB: 1 CS: 2 |
| PITCHER | IP 7.2 | WLS 31 | BF 9 | H 1 | R 1 | ER 1 | SO 7 | BB 0 | IBB 0 | HBP 0 | BLK 0 | WP 0 | HR 0 | S 45 | P 45 | ERA 1.17 | WHIP 1.174 | | | |
| Steve Arlin, R ERA: 3.49 | | | | | | | | | | | | | | | | | | | | |
| Bob Miller, R ERA: 1.89 | (8, 1) | 2.1 | L | 9 | 3 | 2 | 2 | 1 | 0 | 0 | 0 | 0 | 0 | 11 | 11 | 7.71 | 1.286 | | | |

| | |
|-----|----|
| AB | 37 |
| R | 3 |
| H | 12 |
| RBI | 3 |
| BB | 0 |
| SO | 8 |
| LOB | 13 |



| Batter | 1 | 2 | 3 | 4 | 5 | 6 | 7 | 8 | 9 | 10 | AB | R | H | RBI | BB | SO | LOB | BOTTOM | | | | |
|--|------------------------------|---------------------------------|------------------------------|---------------------------------|------------------------------|---------------------------------|------------------------------|---------------------------------|------------------------------|---------------------------------|------------------------------|----------------------------------|------------------------------|---------------------------------|------------------------------|---------------------------------|------------------------------|---|---------------------------------|----------------------------------|------------------------------------|----------------------------------|
| Enzo Hernandez, R OBP: 0.305, SLG: 0.267 (1, 6) | 6-3 | | | F8 | | K | | | | 6-3 | 4 | 0 | 0 | 0 | 1 | 1 | 0 | Atlanta Braves @ San Diego Padres San Diego Stadium, San Diego, CA Fri Jul 30 1971, 10:05 PM EDT Att: 6,669 - Unknown | | | | |
| Dave Campbell, R OBP: 0.291, SLG: 0.334 (1, 4) | F7 | | | E | | | | P5 | | | 4 | 1 | 2 | 1 | 0 | 0 | 2 | | | | | |
| Cito Gaston, R OBP: 0.273, SLG: 0.385 (1, 8) | K | | | K | | | | FC6-4 | | | 4 | 0 | 0 | 0 | 0 | 3 | 3 | | | | | |
| Nate Colbert, R OBP: 0.356, SLG: 0.496 (1, 3) | | F9 | | 6-3 | | | | G3 | | F8 | 4 | 0 | 1 | 0 | 0 | 0 | 1 | | | | | |
| Leron Lee, L OBP: 0.329, SLG: 0.388 Ivan Murrell, R OBP: 0.271, SLG: 0.390 (8, 7) | | F6 | | | | F9 | | G3 | | 5-3 | 3 | 0 | 0 | 0 | 0 | 0 | 1 | | | | | |
| Ollie Brown, R OBP: 0.359, SLG: 0.369 (1, 9) | | | | | | | | | | | 1 | 0 | 0 | 0 | 3 | 1 | 0 | | | | | |
| Ed Spiezio, R OBP: 0.277, SLG: 0.339 Garry Jestadt, R OBP: 0.239, SLG: 0.258 (8, 5) | | | | | | | | | | | 3 | 0 | 0 | 0 | 0 | 0 | 2 | | | | | |
| Bob Barton, R OBP: 0.312, SLG: 0.363 Don Mason, L OBP: 0.262, SLG: 0.237 Fred Kendall, R OBP: 0.216, SLG: 0.206 (9, 2) | | | | | | | | | | | 1 | 0 | 0 | 0 | 0 | 1 | 1 | | | | | |
| Steve Arlin, R OBP: 0.176, SLG: 0.143 Bob Miller, R OBP: 0.286, SLG: 0.222 (10, PH) | | | | | | | | | | | 2 | 0 | 0 | 0 | 0 | 0 | 0 | | | | | |
| Inning Stats | R: 0 E: 0 K: 1 S: 5 | H: 0 LOB: 0 BB: 0 P: 5 | R: 0 E: 0 K: 0 S: 2 | H: 0 LOB: 0 BB: 1 P: 6 | R: 0 E: 0 K: 0 S: 3 | H: 0 LOB: 0 BB: 0 P: 3 | R: 0 E: 0 K: 1 S: 6 | H: 1 LOB: 1 BB: 0 P: 6 | R: 0 E: 0 K: 1 S: 5 | H: 0 LOB: 0 BB: 0 P: 5 | R: 1 E: 0 K: 1 S: 7 | H: 2 LOB: 2 BB: 1 P: 11 | R: 0 E: 0 K: 0 S: 4 | H: 1 LOB: 2 BB: 1 P: 8 | R: 0 E: 0 K: 1 S: 5 | H: 0 LOB: 1 BB: 0 P: 9 | R: 0 E: 0 K: 0 S: 3 | | H: 0 LOB: 0 BB: 0 P: 3 | 1B: 2 2B: 1 3B: 0 HR: 1 | SF: 0 SAC: 0 DP: 0 HBP: 0 | WP: 0 PB: 1 SB: 1 CS: 1 |
| PITCHER | IP 7.0 | WLS 25 | BF 3 | H 1 | R 1 | ER 1 | SO 5 | BB 2 | IBB 0 | HBP 0 | BLK 0 | WP 0 | HR 1 | S 33 | P 41 | ERA 1.29 | WHIP 0.714 | | | | | |
| Phil Niekro, R ERA: 2.91 | | | | | | | | | | | | | | | | | | | | | | |
| Bob Priddy, R ERA: 3.5 | (8, 1) | 2.0 | W | 9 | 1 | 0 | 1 | 2 | 0 | 0 | 0 | 0 | 0 | 9 | 17 | 0.00 | 1.500 | | | | | |
| Cecil Upshaw, R ERA: 3.8 | (10, 1) | 1.0 | S | 3 | 0 | 0 | 0 | 0 | 0 | 0 | 0 | 0 | 0 | 3 | 3 | 0.00 | 0.000 | | | | | |

| | |
|-----|----|
| AB | 33 |
| R | 1 |
| H | 4 |
| RBI | 1 |
| BB | 4 |
| SO | 6 |
| LOB | 11 |



| Batter | 1 | 2 | 3 | 4 | 5 | 6 | 7 | 8 | 9 | AB | R | H | RBI | BB | SO | LOB | TOP | | | | | |
|--|--|---------------------------------|------------------------------|---------------------------------|------------------------------|---------------------------------|------------------------------|---------------------------------|------------------------------|---------------------------------|------------------------------|---------------------------------|------------------------------|---------------------------------|------------------------------|---------------------------------|---|---------------------------------|----------------------------------|------------------------------------|----------------------------------|--------|
| Felix Millan, R OBP: 0.358, SLG: 0.374 (1, 4) | | | | | | | | | | 4 | 0 | 0 | 0 | 0 | 1 | 1 | <p>Atlanta Braves @ San Diego Padres San Diego Stadium, San Diego, CA Sun Aug 01 1971, 6:33 AM EDT Att: 4,327 - Unknown</p> <p>livebaseballscores.com</p> <p>AB 31 R 0 H 5 RBI 0 BB 1 SO 8 LOB 14</p> | | | | | |
| Ralph Carr, L OBP: 0.372, SLG: 0.447 (1, 7) | | | | | | | | | | 4 | 0 | 1 | 0 | 0 | 2 | 1 | | | | | | |
| Hank Aaron, R OBP: 0.406, SLG: 0.635 (1, 3) | | | | | | | | | | 4 | 0 | 1 | 0 | 0 | 1 | 1 | | | | | | |
| Mike Lum, L OBP: 0.365, SLG: 0.408 (1, 9) | | | | | | | | | | 4 | 0 | 0 | 0 | 0 | 1 | 2 | | | | | | |
| Earl Williams, R OBP: 0.307, SLG: 0.444 (1, 5) | | | | | | | | | | 4 | 0 | 2 | 0 | 0 | 0 | 1 | | | | | | |
| Hal King, L OBP: 0.335, SLG: 0.343 (1, 2) | | | | | | | | | | 3 | 0 | 0 | 0 | 1 | 1 | 2 | | | | | | |
| Sonny Jackson, L OBP: 0.314, SLG: 0.347 Oscar Brown, R OBP: 0.269, SLG: 0.292 (5, PR) (5, 8) | | | | | | | | | | 1 | 0 | 0 | 0 | 0 | 0 | 1 | | | | | | |
| Marty Perez, R OBP: 0.269, SLG: 0.296 (1, 6) | | | | | | | | | | 3 | 0 | 1 | 0 | 0 | 1 | 1 | | | | | | |
| Pat Jarvis, R OBP: 0.103, SLG: 0.054 Zolig Versailles, R OBP: 0.262, SLG: 0.397 Ron Herbel, R OBP: 0.167, SLG: 0.167 (8, PH) (8, 1) | | | | | | | | | | 2 | 0 | 0 | 0 | 0 | 0 | 1 | | | | | | |
| | | | | | | | | | | 1 | 0 | 0 | 0 | 0 | 1 | 1 | | | | | | |
| | | | | | | | | | | 0 | 0 | 0 | 0 | 0 | 0 | 0 | | | | | | |
| Inning Stats | R: 0 E: 0 K: 2 S: 7 | H: 0 LOB: 0 BB: 0 P: 7 | R: 0 E: 0 K: 0 S: 4 | H: 1 LOB: 1 BB: 0 P: 4 | R: 0 E: 0 K: 0 S: 3 | H: 0 LOB: 0 BB: 0 P: 3 | R: 0 E: 0 K: 1 S: 6 | H: 1 LOB: 1 BB: 0 P: 6 | R: 0 E: 0 K: 2 S: 7 | H: 0 LOB: 1 BB: 0 P: 8 | R: 0 E: 0 K: 1 S: 6 | H: 1 LOB: 1 BB: 0 P: 6 | R: 0 E: 0 K: 0 S: 2 | H: 1 LOB: 0 BB: 1 P: 6 | R: 0 E: 0 K: 2 S: 8 | H: 1 LOB: 1 BB: 0 P: 8 | R: 0 E: 1 K: 0 S: 4 | H: 0 LOB: 1 BB: 0 P: 4 | 1B: 4 2B: 1 3B: 1 HR: 0 | SF: 0 SAC: 0 DP: 0 HBP: 1 | WP: 1 PB: 0 SB: 1 CS: 0 | PA: 33 |
| PITCHER Clay Kirby, R ERA: 3.24 (1, 1) | IP: 9.0 WLS: W BF: 33 H: 5 R: 0 ER: 0 SO: 8 BB: 1 IBB: 0 HBP: 1 BLK: 0 WP: 1 HR: 0 S: 47 P: 52 ERA: 0.00 WHIP: 0.667 | | | | | | | | | | | | | | | PITCHER | IP: 9.0 WLS: W BF: 33 H: 5 R: 0 ER: 0 SO: 8 BB: 1 IBB: 0 HBP: 1 BLK: 0 WP: 1 HR: 0 S: 47 P: 52 ERA: 0.00 WHIP: 0.667 | | | | | |

| Batter | 1 | 2 | 3 | 4 | 5 | 6 | 7 | 8 | 9 | AB | R | H | RBI | BB | SO | LOB | BOTTOM | | | |
|---|--|---------------------------------|------------------------------|---------------------------------|------------------------------|---------------------------------|------------------------------|---------------------------------|------------------------------|---------------------------------|------------------------------|---------------------------------|------------------------------|---------------------------------|------------------------------|---------------------------------|---|------------------------------------|----------------------------------|--------|
| Enzo Hernandez, R OBP: 0.305, SLG: 0.267 (1, 6) | | | | | | | | | | 4 | 0 | 1 | 0 | 0 | 0 | 0 | <p>Atlanta Braves @ San Diego Padres San Diego Stadium, San Diego, CA Sun Aug 01 1971, 6:33 AM EDT Att: 4,327 - Unknown</p> <p>livebaseballscores.com</p> <p>AB 30 R 2 H 8 RBI 2 BB 1 SO 1 LOB 11</p> | | | |
| Don Mason, L OBP: 0.261, SLG: 0.239 (1, 4) | | | | | | | | | | 4 | 0 | 0 | 0 | 0 | 0 | 1 | | | | |
| Cito Gaston, R OBP: 0.272, SLG: 0.383 (1, 8) | | | | | | | | | | 4 | 0 | 1 | 0 | 0 | 0 | 1 | | | | |
| Nate Colbert, R OBP: 0.357, SLG: 0.496 (1, 3) | | | | | | | | | | 4 | 1 | 1 | 0 | 0 | 0 | 2 | | | | |
| Leron Lee, L OBP: 0.345, SLG: 0.418 Ivan Murrell, R OBP: 0.266, SLG: 0.382 (7, 7) | | | | | | | | | | 3 | 1 | 2 | 1 | 0 | 0 | 0 | | | | |
| Ollie Brown, R OBP: 0.361, SLG: 0.373 (1, 9) | | | | | | | | | | 3 | 0 | 1 | 1 | 0 | 1 | 1 | | | | |
| Bob Barton, R OBP: 0.313, SLG: 0.363 (1, 2) | | | | | | | | | | 3 | 0 | 1 | 0 | 0 | 0 | 1 | | | | |
| Dave Campbell, R OBP: 0.294, SLG: 0.335 (1, 5) | | | | | | | | | | 2 | 0 | 1 | 0 | 1 | 0 | 0 | | | | |
| Clay Kirby, R OBP: 0.211, SLG: 0.135 (1, 1) | | | | | | | | | | 3 | 0 | 0 | 0 | 0 | 0 | 5 | | | | |
| | | | | | | | | | | | | | | | | | | | | |
| Inning Stats | R: 0 E: 0 K: 0 S: 3 | H: 0 LOB: 0 BB: 0 P: 3 | R: 0 E: 0 K: 1 S: 8 | H: 3 LOB: 3 BB: 0 P: 8 | R: 0 E: 0 K: 0 S: 3 | H: 0 LOB: 0 BB: 0 P: 3 | R: 2 E: 0 K: 0 S: 5 | H: 3 LOB: 1 BB: 1 P: 9 | R: 0 E: 0 K: 0 S: 4 | H: 1 LOB: 1 BB: 0 P: 4 | R: 0 E: 0 K: 0 S: 3 | H: 0 LOB: 0 BB: 0 P: 3 | R: 0 E: 0 K: 0 S: 3 | H: 0 LOB: 0 BB: 0 P: 3 | R: 0 E: 0 K: 0 S: 3 | H: 1 LOB: 0 BB: 0 P: 3 | 1B: 5 2B: 2 3B: 1 HR: 0 | SF: 0 SAC: 0 DP: 1 HBP: 0 | WP: 0 PB: 0 SB: 0 CS: 1 | PA: 31 |
| PITCHER Pat Jarvis, R ERA: 3.57 Ron Herbel, R ERA: 4.67 (8, 1) | IP: 7.0 WLS: L BF: 28 H: 7 R: 2 ER: 2 SO: 1 BB: 1 IBB: 0 HBP: 0 BLK: 0 WP: 0 HR: 0 S: 29 P: 33 ERA: 2.57 WHIP: 1.143 | | | | | | | | | | | | | | | PITCHER | IP: 7.0 WLS: L BF: 28 H: 7 R: 2 ER: 2 SO: 1 BB: 1 IBB: 0 HBP: 0 BLK: 0 WP: 0 HR: 0 S: 29 P: 33 ERA: 2.57 WHIP: 1.143 | | | |

| Batter | 1 | 2 | 3 | 4 | 5 | 6 | 7 | 8 | 9 | AB | R | H | RBI | BB | SO | LOB | TOP | | | | | |
|--|--|----------------------------------|-------------------------------|----------------------------------|------------------------------|----------------------------------|-------------------------------|----------------------------------|-------------------------------|----------------------------------|-------------------------------|----------------------------------|------------------------------|---------------------------------|------------------------------|----------------------------------|--|---------------------------------|-----------------------------------|------------------------------------|----------------------------------|--------|
| Felix Millan, R OBP: 0.355, SLG: 0.371 (1.4) | 0-1 4-3 | | 1-0 L7 | | 1-1 FC4 1B | | 0-0 F8 | | | 4 | 0 | 0 | 0 | 0 | 0 | 1 | Atlanta Braves @ Philadelphia Phillies Veterans Stadium, Philadelphia, PA Mon Aug 02 1971, 7:05 PM EDT Att: 12,104 - Unknown | | | | | |
| Ralph Garr, L OBP: 0.373, SLG: 0.447 (1.7) | 1-2 6-3 | | | 0-0 1B | 0-1 1B | | 1-0 5-3 | | | 4 | 0 | 2 | 0 | 0 | 0 | 0 | | | | | | |
| Hank Aaron, R OBP: 0.404, SLG: 0.631 (1.3) | 3-0 F3 | | | 1-0 F9 | 1-0 F3 | | | 2-0 G3-6-1 1B | | 4 | 0 | 1 | 0 | 0 | 0 | 3 | | | | | | |
| Mike Lum, L OBP: 0.369, SLG: 0.413 (1.9) | | 1-1 1B | | 0-0 BB 1B | | 0-0 1B | | 1-1 G3-6-1 1B | | 4 | 0 | 3 | 0 | 0 | 0 | 1 | | | | | | |
| Earl Williams, R OBP: 0.309, SLG: 0.444 (1.2) | 0-1 G4-6-3 1B | | 1-3 1B | 1-3 K | 2-2 F8 | | 1-0 PB 1B | | | 4 | 0 | 2 | 0 | 0 | 1 | 3 | | | | | | |
| Darrell Evans, L OBP: 0.348, SLG: 0.418 (1.5) | 3-3 K | | 4-2 1B | 1-2 BB | 0-0 1B | | 2-1 G3 | | | 3 | 0 | 1 | 0 | 1 | 1 | 3 | | | | | | |
| Sonny Jackson, L OBP: 0.314, SLG: 0.346 (1.8) | 2-2 G4-6-3 1-2 | | 0-1 L9 | | 0-1 F8 | | | 0-0 G6-3 1B | | 4 | 0 | 1 | 0 | 0 | 0 | 7 | | | | | | |
| Marty Perez, R OBP: 0.269, SLG: 0.295 (1.6) | | 3-2 F3 | | 3-2 FC4 1B | 1-2 4-3 | | | 2-1 G6-3 1-2 | | 4 | 0 | 1 | 0 | 0 | 0 | 3 | | | | | | |
| George Stone, L OBP: 0.180, SLG: 0.204 (1.1) | | | 2-3 K | | 1-3 K | | 2-3 K | | 0-0 6-3 | 3 | 0 | 0 | 0 | 0 | 3 | 1 | | | | | | |
| Mike McQueen, L OBP: 0.100, SLG: 0.100 (8.1) | | | | | | | | | | 0 | 0 | 0 | 0 | 0 | 0 | 0 | | | | | | |
| Hal King, L OBP: 0.333, SLG: 0.341 (9. PH) | | | | | | | | | | 1 | 0 | 0 | 0 | 0 | 0 | 0 | | | | | | |
| Inning Stats | R: 0 E: 0 K: 0 S: 6 | H: 0 LOB: 0 BB: 0 P: 10 | R: 0 E: 0 K: 1 S: 10 | H: 2 LOB: 1 BB: 0 P: 16 | R: 0 E: 0 K: 1 S: 8 | H: 0 LOB: 0 BB: 0 P: 14 | R: 0 E: 0 K: 1 S: 10 | H: 2 LOB: 3 BB: 1 P: 16 | R: 0 E: 0 K: 1 S: 11 | H: 2 LOB: 2 BB: 0 P: 17 | R: 0 E: 0 K: 0 S: 10 | H: 2 LOB: 2 BB: 0 P: 13 | R: 0 E: 0 K: 1 S: 5 | H: 0 LOB: 0 BB: 0 P: 8 | R: 0 E: 0 K: 0 S: 6 | H: 2 LOB: 1 BB: 0 P: 12 | R: 0 E: 0 K: 0 S: 4 | H: 1 LOB: 0 BB: 0 P: 6 | 1B: 11 2B: 0 3B: 0 HR: 0 | SF: 0 SAC: 0 DP: 3 HBP: 0 | WP: 0 PB: 1 SB: 0 CS: 0 | PA: 36 |
| PITCHER Rick Wise, R ERA: 3.09 (1.1) | IP: 9.0 WLS: W BF: 36 H: 11 R: 0 ER: 0 SO: 5 BB: 1 IBB: 0 HBP: 0 BLK: 0 WP: 0 HR: 0 S: 70 P: 112 ERA: 0.00 WHIP: 1.333 | | | | | | | | | | | | | | | PITCHER | | | | | | |

AB 35
R 0
H 11
RBI 0
BB 1
SO 5
LOB 22



| Batter | 1 | 2 | 3 | 4 | 5 | 6 | 7 | 8 | 9 | AB | R | H | RBI | BB | SO | LOB | BOTTOM | | | |
|---|---|----------------------------------|------------------------------|----------------------------------|------------------------------|----------------------------------|-------------------------------|----------------------------------|-------------------------------|----------------------------------|------------------------------|---------------------------------|-------------------------------|----------------------------------|------------------------------|---------------------------------|--|----------------------------------|------------------------------------|----------------------------------|
| Terry Harmon, R OBP: 0.290, SLG: 0.258 (1.4) | 1-3 K | | 3-1 CS HBP | | 1-2 F7 | | 2-1 1B | | | 3 | 0 | 1 | 0 | 0 | 1 | 0 | Atlanta Braves @ Philadelphia Phillies Veterans Stadium, Philadelphia, PA Mon Aug 02 1971, 7:05 PM EDT Att: 12,104 - Unknown | | | |
| Larry Bowa, S OBP: 0.288, SLG: 0.293 (1.6) | 0-0 P4 | | 3-2 5-3 1-2 | | 3-2 F8 | | 0-1 1B | | | 4 | 0 | 1 | 0 | 0 | 0 | 1 | | | | |
| Tim McCarver, L OBP: 0.336, SLG: 0.445 (1.2) | 1-1 G3 | | | 2-0 F8 | 1-2 1B | | 3-1 SF8 | | | 3 | 0 | 1 | 1 | 0 | 0 | 0 | | | | |
| Deron Johnson, R OBP: 0.349, SLG: 0.506 (1.3) | | 1-0 5-3 | | 1-0 HR | 2-3 K | | 1-0 P4 | | | 4 | 1 | 1 | 1 | 0 | 1 | 3 | | | | |
| Roger Freed, R OBP: 0.307, SLG: 0.306 (1.9) | | 0-1 F9 | | 2-2 HR | | 0-0 P3 | | 0-0 1B | | 4 | 1 | 2 | 1 | 0 | 0 | 0 | | | | |
| Willie Montanez, L OBP: 0.325, SLG: 0.478 (1.8) | | 1-1 BB 1B | | 1-3 K | | 1-1 6-3 | | 0-0 F8 | | 4 | 0 | 1 | 0 | 0 | 1 | 1 | | | | |
| Don Money, R OBP: 0.287, SLG: 0.352 (1.7) | | 4-1 BB | | 0-0 S 1B | | 0-0 F8 | | 1-3 K | | 3 | 1 | 1 | 0 | 1 | 1 | 1 | | | | |
| John Vukovich, R OBP: 0.201, SLG: 0.182 (1.5) | | 0-0 5-3 | | 2-2 1B | | 0-0 L8 | | 0-2 F9 | | 4 | 0 | 1 | 1 | 0 | 0 | 3 | | | | |
| Rick Wise, R OBP: 0.262, SLG: 0.476 (1.1) | | | 1-3 K | 2-3 K | | 0-1 1B SF8 1B | | | | 3 | 1 | 1 | 0 | 0 | 2 | 1 | | | | |
| Inning Stats | R: 0 E: 0 K: 1 S: 6 | H: 1 LOB: 2 BB: 1 P: 13 | R: 0 E: 0 K: 1 S: 7 | H: 1 LOB: 1 BB: 1 P: 13 | R: 0 E: 0 K: 1 S: 7 | H: 0 LOB: 0 BB: 0 P: 14 | R: 3 E: 0 K: 2 S: 15 | H: 4 LOB: 1 BB: 0 P: 25 | R: 0 E: 0 K: 1 S: 12 | H: 1 LOB: 1 BB: 0 P: 19 | R: 0 E: 0 K: 0 S: 4 | H: 0 LOB: 0 BB: 0 P: 5 | R: 1 E: 0 K: 0 S: 10 | H: 3 LOB: 2 BB: 0 P: 16 | R: 0 E: 0 K: 1 S: 8 | H: 1 LOB: 1 BB: 0 P: 9 | | 1B: 8 2B: 0 3B: 0 HR: 2 | SF: 1 SAC: 0 DP: 0 HBP: 1 | WP: 0 PB: 0 SB: 1 CS: 1 |
| PITCHER George Stone, L ERA: 2.79 (1.1) | IP: 7.0 WLS: L BF: 31 H: 9 R: 4 ER: 4 SO: 5 BB: 1 IBB: 0 HBP: 1 BLK: 0 WP: 0 HR: 2 S: 61 P: 100 ERA: 5.14 WHIP: 1.429 | | | | | | | | | | | | | | | PITCHER | | | | |

AB 32
R 4
H 10
RBI 4
BB 1
SO 6
LOB 10



| Batter | 1 | 2 | 3 | 4 | 5 | 6 | 7 | 8 | 9 | AB | R | H | RBI | BB | SO | LOB | TOP | | | | | |
|--|---|----------------------------------|------------------------------|----------------------------------|------------------------------|---------------------------------|------------------------------|----------------------------------|------------------------------|----------------------------------|------------------------------|---------------------------------|------------------------------|----------------------------------|------------------------------|---------------------------------|-------------------------------|----------------------------------|----------------------------------|------------------------------------|----------------------------------|--------|
| Oscar Brown, R (1, 8) OBP: 0.267, SLG: 0.259 | 4-1 SH1-3 BB | | 0-0 6-3 | | | 0-1 P6 | | 0-0 G3 | | 3 | 0 | 0 | 0 | 1 | 0 | 1 | | | | | | |
| Ralph Carr, L (1, 7) OBP: 0.371, SLG: 0.444 | 0-0 SH1-3 | | 0-1 4-3 | | | 0-1 B1 | | | 2-3 K | 3 | 0 | 0 | 0 | 0 | 1 | 1 | | | | | | |
| Hank Aaron, R (1, 3) OBP: 0.403, SLG: 0.635 | 3-2 4-3 | | | 0-0 F8 | | 1-0 HR | | | 0-1 L9 | 4 | 1 | 1 | 1 | 0 | 0 | 1 | | | | | | |
| Earl Williams, R (1, 2) OBP: 0.309, SLG: 0.451 | 0-0 F8 | | | 2-3 K | | 0-0 F9 | | | 3-0 HR | 4 | 1 | 1 | 1 | 0 | 1 | 1 | | | | | | |
| Zoilo Versalles, R (1, 5) OBP: 0.262, SLG: 0.387 | | 0-3 K | | 2-1 F9 | | 1-3 K | | | 4-2 WP S BB | 3 | 0 | 0 | 0 | 1 | 2 | 0 | | | | | | |
| Mike Lum, L (1, 9) OBP: 0.368, SLG: 0.411 | | 2-1 6-3 | | | 0-1 L4 | | | | 1-2 L8 | 4 | 0 | 1 | 0 | 0 | 0 | 1 | | | | | | |
| Gil Garrido, R (1, 4) OBP: 0.263, SLG: 0.167 | | 0-2 F8 | | | 3-2 G4-6-3 1B | | | | 0-0 6-3 | 3 | 0 | 1 | 0 | 0 | 0 | 1 | | | | | | |
| Marty Perez, R (1, 6) OBP: 0.270, SLG: 0.295 | | | 0-0 SH3-4 1B | | 1-1 G4-6-3 | | | | 2-1 L4 | 3 | 0 | 1 | 0 | 0 | 0 | 1 | | | | | | |
| Ron Reed, R (1, 1) OBP: 0.107, SLG: 0.107 | | | 0-0 SH3-4 | | | 1-1 F4 | | | 0-3 K | 1 | 0 | 0 | 0 | 0 | 0 | 0 | | | | | | |
| Darrell Evans, L (8, PH) OBP: 0.346, SLG: 0.415 | | | | | | | | | | 1 | 0 | 0 | 0 | 0 | 1 | 0 | | | | | | |
| Bob Priddy, R (8, 1) OBP: 0.182, SLG: 0.273 | | | | | | | | | | 0 | 0 | 0 | 0 | 0 | 0 | 0 | | | | | | |
| Inning Stats | R: 0 E: 0 K: 0 S: 6 | H: 0 LOB: 1 BB: 1 P: 13 | R: 0 E: 0 K: 1 S: 8 | H: 0 LOB: 0 BB: 0 P: 10 | R: 0 E: 0 K: 0 S: 5 | H: 1 LOB: 1 BB: 0 P: 5 | R: 0 E: 0 K: 1 S: 6 | H: 0 LOB: 0 BB: 0 P: 10 | R: 0 E: 0 K: 0 S: 7 | H: 1 LOB: 0 BB: 0 P: 11 | R: 0 E: 0 K: 0 S: 6 | H: 0 LOB: 0 BB: 0 P: 7 | R: 1 E: 0 K: 1 S: 9 | H: 2 LOB: 1 BB: 0 P: 12 | R: 0 E: 0 K: 1 S: 6 | H: 0 LOB: 0 BB: 0 P: 8 | R: 1 E: 0 K: 1 S: 17 | H: 1 LOB: 1 BB: 1 P: 27 | 1B: 3 2B: 0 3B: 0 HR: 2 | SF: 0 SAC: 2 DP: 1 HBP: 0 | WP: 1 PB: 0 SB: 1 CS: 0 | PA: 33 |
| PITCHER Chris Short, L (1, 1) ERA: 3.91 | IP: 9.0 WLS: W BF: 33 H: 5 R: 2 ER: 2 SO: 5 BB: 2 IBB: 0 HBP: 0 BLK: 0 WP: 1 HR: 2 S: 70 P: 103 ERA: 2.00 WHIP: 0.778 | | | | | | | | | | | | | | | PITCHER | | | | | | |

Atlanta Braves @ Philadelphia Phillies
Veterans Stadium, Philadelphia, PA
Tue Aug 03 1971, 7:05 PM EDT
Att: 17,703 - Unknown

| | |
|-----|----|
| AB | 29 |
| R | 2 |
| H | 5 |
| RBI | 2 |
| BB | 2 |
| SO | 5 |
| LOB | 7 |



| Batter | 1 | 2 | 3 | 4 | 5 | 6 | 7 | 8 | 9 | AB | R | H | RBI | BB | SO | LOB | BOTTOM | | | | | |
|--|---|---------------------------------|-------------------------------|----------------------------------|------------------------------|---------------------------------|------------------------------|----------------------------------|------------------------------|---------------------------------|-------------------------------|----------------------------------|------------------------------|----------------------------------|------------------------------|----------------------------------|------------------------------|----------------------------------|----------------------------------|------------------------------------|----------------------------------|--------|
| Terry Harmon, R (1, 6) OBP: 0.289, SLG: 0.258 | 1-2 F2 | | 0-0 FC4-6 | | | 1-3 K | | 1-1 3-1 1B | | 4 | 0 | 1 | 0 | 0 | 1 | 2 | | | | | | |
| Denny Doyle, L (1, 4) OBP: 0.284, SLG: 0.313 | 0-0 F9 | | 1-0 F9 | | | 1-1 WP 1B | | 0-1 3-1 | | 4 | 0 | 1 | 0 | 0 | 0 | 2 | | | | | | |
| Tim McCarver, L (1, 2) OBP: 0.338, SLG: 0.444 | 2-1 F8 | | | 2-0 G4-6-3 1B | | 2-2 F8 | | 4-0 IBB | | 3 | 0 | 1 | 0 | 1 | 0 | 2 | | | | | | |
| Deron Johnson, R (1, 3) OBP: 0.346, SLG: 0.501 | | 2-3 K | | 1-3 K | | 3-3 K | | 1-3 K | | 4 | 0 | 0 | 0 | 0 | 4 | 5 | | | | | | |
| Willie Montanez, L (1, 8) OBP: 0.324, SLG: 0.483 | | 3-2 HR | | 1-1 G4-6-3 | | 0-0 F8 | | 1-0 6-3 | | 4 | 1 | 1 | 1 | 0 | 0 | 3 | | | | | | |
| Don Money, R (1, 7) OBP: 0.287, SLG: 0.354 | | 1-2 P4 | | | 0-0 1-3 | | 1-1 1B 2B | | 2-1 L5 | 4 | 1 | 1 | 0 | 0 | 0 | 0 | | | | | | |
| Roger Freed, R (1, 9) OBP: 0.307, SLG: 0.306 | | 0-0 P4 | | | 3-2 F9 | | 0-0 L5 | | 2-2 2B 1B | 4 | 0 | 1 | 0 | 0 | 0 | 1 | | | | | | |
| Larry Bowa, S (8, PR) OBP: 0.288, SLG: 0.293 | | | | | | | | | | 0 | 1 | 0 | 0 | 0 | 0 | 0 | | | | | | |
| John Vukovich, R (1, 5) OBP: 0.208, SLG: 0.196 | | | 1-1 F7 | | 1-0 F8 | | 1-0 2H 1B | | 1-0 2B | 4 | 0 | 2 | 2 | 0 | 0 | 0 | | | | | | |
| Chris Short, R (1, 1) OBP: 0.204, SLG: 0.093 | | | 0-0 FC4-6 1B | | | 4-2 WP 1B BB | | 2-3 K | | 2 | 0 | 1 | 0 | 1 | 1 | 1 | | | | | | |
| Inning Stats | R: 0 E: 0 K: 0 S: 6 | H: 0 LOB: 0 BB: 0 P: 9 | R: 1 E: 0 K: 1 S: 10 | H: 1 LOB: 0 BB: 0 P: 16 | R: 0 E: 0 K: 0 S: 5 | H: 1 LOB: 1 BB: 0 P: 7 | R: 0 E: 0 K: 1 S: 6 | H: 1 LOB: 0 BB: 0 P: 10 | R: 0 E: 0 K: 0 S: 5 | H: 0 LOB: 0 BB: 0 P: 9 | R: 0 E: 0 K: 2 S: 15 | H: 1 LOB: 2 BB: 1 P: 26 | R: 1 E: 0 K: 1 S: 8 | H: 2 LOB: 1 BB: 0 P: 12 | R: 0 E: 0 K: 1 S: 8 | H: 1 LOB: 2 BB: 1 P: 15 | R: 1 E: 0 K: 0 S: 6 | H: 2 LOB: 2 BB: 0 P: 11 | 1B: 6 2B: 2 3B: 0 HR: 1 | SF: 0 SAC: 0 DP: 1 HBP: 0 | WP: 1 PB: 0 SB: 0 CS: 0 | PA: 35 |
| PITCHER Ron Reed, R (1, 1) ERA: 2.98 Bob Priddy, R (8, 1) ERA: 3.55 | IP: 7.0 WLS: L BF: 8 H: 3 R: 1 ER: 1 SO: 1 BB: 0 IBB: 0 HBP: 0 BLK: 0 WP: 0 HR: 0 S: 55 P: 89 ERA: 6.75 WHIP: 2.250 | | | | | | | | | | | | | | | PITCHER | | | | | | |

Atlanta Braves @ Philadelphia Phillies
Veterans Stadium, Philadelphia, PA
Tue Aug 03 1971, 7:05 PM EDT
Att: 17,703 - Unknown

| | |
|-----|----|
| AB | 33 |
| R | 3 |
| H | 9 |
| RBI | 3 |
| BB | 2 |
| SO | 6 |
| LOB | 16 |



| Batter | 1 | 2 | 3 | 4 | 5 | 6 | 7 | 8 | 9 | AB | R | H | RBI | BB | SO | LOB | TOP | | | | | | | | |
|---|-------------------------------|----------------------------------|-------------------------------|----------------------------------|------------------------------|---------------------------------|------------------------------|----------------------------------|------------------------------|---------------------------------|-------------------------------|----------------------------------|-------------------------------|----------------------------------|------------------------------|----------------------------------|--|----------------------------------|----------------------------------|------------------------------------|----------------------------------|--------|--|--|--|
| Felix Millan, R OBP: 0.356, SLG: 0.376 (1,4) | K2-3 | | E4 | | | | | | B5-3 | 5 | 1 | 2 | 2 | 0 | 1 | 1 | Atlanta Braves @ Philadelphia Phillies Veterans Stadium, Philadelphia, PA Wed Aug 04 1971, 7:05 PM EDT Att: 19,086 - Unknown | | | | | | | | |
| Ralph Carr, L OBP: 0.373, SLG: 0.444 (1,7) | 1-3 | | CS | F5 | | | | | BB | 3 | 1 | 1 | 1 | 2 | 0 | 0 | | | | | | | | | |
| Hank Aaron, R OBP: 0.405, SLG: 0.635 (1,3) | | | | | 2B | | | | BB | 3 | 0 | 1 | 0 | 2 | 1 | 3 | | | | | | | | | |
| Mike Lum, L OBP: 0.365, SLG: 0.407 (1,9) | K | | | F5 | | | | | BB | 5 | 0 | 1 | 2 | 0 | 1 | 4 | | | | | | | | | |
| Earl Williams, R OBP: 0.307, SLG: 0.446 (1,2) | | | | K | | | | | BB | 4 | 0 | 0 | 0 | 1 | 1 | 5 | | | | | | | | | |
| Darrell Evans, L OBP: 0.339, SLG: 0.405 (1,5) | | | | | | | | | BB | 4 | 0 | 0 | 0 | 0 | 0 | 1 | | | | | | | | | |
| Sonny Jackson, L OBP: 0.311, SLG: 0.342 (1,8) | | | | | | | | | BB | 4 | 0 | 0 | 0 | 0 | 1 | 1 | | | | | | | | | |
| Marty Perez, R OBP: 0.270, SLG: 0.295 (1,6) | | | 6-3 | | | | | | BB | 4 | 1 | 1 | 0 | 0 | 1 | 0 | | | | | | | | | |
| Phil Niekro, R OBP: 0.192, SLG: 0.156 (1,1) | | | | | | | | | BB | 2 | 0 | 0 | 0 | 0 | 0 | 0 | | | | | | | | | |
| Hal King, L OBP: 0.337, SLG: 0.341 (7,PH) | | | 5-3 | | | | | | BB | 0 | 1 | 0 | 0 | 0 | 1 | 0 | | | | | | | | | |
| Ron Herbel, R OBP: 0.167, SLG: 0.167 (7,1) | | | | | | | | | BB | 0 | 0 | 0 | 0 | 0 | 0 | 0 | | | | | | | | | |
| Mike McQueen, L OBP: 0.182, SLG: 0.182 (7,1) | | | | | | | | | BB | 1 | 1 | 1 | 0 | 0 | 0 | 0 | | | | | | | | | |
| Inning Stats | R: 0 E: 0 K: 2 S: 12 | H: 0 LOB: 1 BB: 1 P: 18 | R: 0 E: 0 K: 0 S: 10 | H: 0 LOB: 0 BB: 0 P: 16 | R: 0 E: 1 K: 0 S: 5 | H: 0 LOB: 0 BB: 0 P: 6 | R: 0 E: 0 K: 1 S: 8 | H: 1 LOB: 1 BB: 0 P: 13 | R: 0 E: 0 K: 1 S: 5 | H: 0 LOB: 0 BB: 0 P: 6 | R: 1 E: 1 K: 0 S: 11 | H: 2 LOB: 2 BB: 0 P: 19 | R: 2 E: 0 K: 1 S: 11 | H: 2 LOB: 2 BB: 2 P: 23 | R: 0 E: 1 K: 1 S: 7 | H: 0 LOB: 1 BB: 1 P: 13 | R: 2 E: 0 K: 0 S: 16 | H: 2 LOB: 2 BB: 2 P: 27 | 1B: 4 2B: 3 3B: 0 HR: 0 | SF: 0 SAC: 0 DP: 0 HBP: 0 | WP: 0 PB: 0 SB: 0 CS: 1 | PA: 42 | | | |
| PITCHER | IP | WLS | BF | H | R | ER | SO | BB | IBB | HBP | BLK | WP | HR | S | P | ERA | WHIP | | | | | | | | |
| Barry Lersch, R ERA: 4.03 (1,1) | 8.0 | | 34 | 5 | 3 | 3 | 6 | 4 | 0 | 0 | 0 | 0 | 0 | 69 | 114 | 3.38 | 1.125 | | | | | | | | |
| Darrell Brandon, R ERA: 3.7 (9,1) | 0.2 | L | 5 | 1 | 2 | 2 | 0 | 2 | 0 | 0 | 0 | 0 | 0 | 10 | 18 | 27.00 | 4.500 | | | | | | | | |
| Joe Hoerner, L ERA: 2.03 (9,1) | 0.1 | | 2 | 1 | 0 | 0 | 0 | 0 | 0 | 0 | 0 | 0 | 0 | 6 | 9 | 0.00 | 3.000 | | | | | | | | |

| | |
|-----|----|
| AB | 35 |
| R | 5 |
| H | 7 |
| RBI | 5 |
| BB | 6 |
| SO | 6 |
| LOB | 15 |



| Batter | 1 | 2 | 3 | 4 | 5 | 6 | 7 | 8 | 9 | AB | R | H | RBI | BB | SO | LOB | BOTTOM | | | | | | | | |
|---|-------------------------------|----------------------------------|-------------------------------|----------------------------------|------------------------------|---------------------------------|------------------------------|----------------------------------|------------------------------|---------------------------------|------------------------------|----------------------------------|------------------------------|----------------------------------|------------------------------|----------------------------------|--|----------------------------------|----------------------------------|------------------------------------|----------------------------------|--------|--|--|--|
| Denny Doyle, L OBP: 0.283, SLG: 0.312 (1,4) | K | | K2-3 | | | | | | | 4 | 0 | 1 | 0 | 0 | 3 | 2 | Atlanta Braves @ Philadelphia Phillies Veterans Stadium, Philadelphia, PA Wed Aug 04 1971, 7:05 PM EDT Att: 19,086 - Unknown | | | | | | | | |
| Terry Harmon, R OBP: 0.293, SLG: 0.258 (8,PH) | | | | K | | | | | BB | 0 | 0 | 0 | 0 | 1 | 0 | 0 | | | | | | | | | |
| Larry Bowa, S OBP: 0.288, SLG: 0.291 (1,6) | | | 1-3 | | | | | | BB | 3 | 0 | 0 | 0 | 1 | 1 | 3 | | | | | | | | | |
| Tim McCarver, L OBP: 0.339, SLG: 0.443 (1,2) | | | | | | | | | BB | 5 | 0 | 2 | 0 | 0 | 0 | 1 | | | | | | | | | |
| Deron Johnson, R OBP: 0.346, SLG: 0.499 (1,3) | | | | | | | | | BB | 4 | 0 | 1 | 0 | 1 | 1 | 1 | | | | | | | | | |
| Willie Montanez, L OBP: 0.323, SLG: 0.478 (1,8) | | | | | | | | | BB | 4 | 1 | 0 | 0 | 1 | 1 | 5 | | | | | | | | | |
| Don Money, R OBP: 0.293, SLG: 0.363 (1,7) | | | 5-3 | | | | | | BB | 4 | 1 | 3 | 1 | 0 | 0 | 0 | | | | | | | | | |
| Roger Freed, R OBP: 0.307, SLG: 0.316 (1,9) | | | | | | | | | BB | 3 | 1 | 1 | 2 | 0 | 1 | 2 | | | | | | | | | |
| John Vukovich, R OBP: 0.209, SLG: 0.193 (1,5) | | | | | | | | | BB | 3 | 0 | 0 | 0 | 1 | 2 | 4 | | | | | | | | | |
| Barry Lersch, S OBP: 0.286, SLG: 0.209 (1,1) | | | | | | | | | BB | 3 | 0 | 1 | 0 | 0 | 1 | 2 | | | | | | | | | |
| Bobby Pfeil, R OBP: 0.365, SLG: 0.456 (8,PH) | | | | | | | | | BB | 0 | 0 | 0 | 0 | 1 | 0 | 0 | | | | | | | | | |
| Darrell Brandon, R OBP: 0.125, SLG: 0.125 (9,1) | | | | | | | | | BB | 0 | 0 | 0 | 0 | 0 | 0 | 0 | | | | | | | | | |
| Joe Hoerner, R OBP: 0.111, SLG: 0.111 (9,1) | | | | | | | | | BB | 0 | 0 | 0 | 0 | 0 | 0 | 0 | | | | | | | | | |
| Inning Stats | R: 0 E: 0 K: 1 S: 10 | H: 2 LOB: 2 BB: 1 P: 17 | R: 0 E: 0 K: 2 S: 11 | H: 0 LOB: 0 BB: 0 P: 16 | R: 0 E: 0 K: 2 S: 7 | H: 0 LOB: 0 BB: 0 P: 9 | R: 3 E: 0 K: 1 S: 9 | H: 4 LOB: 2 BB: 1 P: 15 | R: 0 E: 0 K: 0 S: 5 | H: 0 LOB: 0 BB: 0 P: 7 | R: 0 E: 0 K: 0 S: 5 | H: 1 LOB: 2 BB: 1 P: 11 | R: 0 E: 0 K: 0 S: 8 | H: 1 LOB: 2 BB: 1 P: 20 | R: 0 E: 0 K: 2 S: 8 | H: 1 LOB: 3 BB: 2 P: 19 | R: 0 E: 0 K: 1 S: 9 | H: 0 LOB: 0 BB: 0 P: 11 | 1B: 7 2B: 2 3B: 0 HR: 1 | SF: 0 SAC: 2 DP: 1 HBP: 0 | WP: 1 PB: 0 SB: 0 CS: 2 | PA: 41 | | | |
| PITCHER | IP | WLS | BF | H | R | ER | SO | BB | IBB | HBP | BLK | WP | HR | S | P | ERA | WHIP | | | | | | | | |
| Phil Niekro, R ERA: 2.96 (1,1) | 6.0 | | 27 | 7 | 3 | 3 | 7 | 3 | 0 | 0 | 0 | 0 | 0 | 47 | 75 | 4.50 | 1.667 | | | | | | | | |
| Ron Herbel, R ERA: 4.63 (7,1) | 0.1 | | 2 | 1 | 0 | 0 | 0 | 0 | 0 | 0 | 0 | 0 | 0 | 4 | 8 | 0.00 | 3.000 | | | | | | | | |
| Mike McQueen, L ERA: 2.68 (7,1) | 2.2 | W | 12 | 1 | 0 | 0 | 3 | 1 | 2 | 0 | 0 | 0 | 0 | 21 | 42 | 0.00 | 0.750 | | | | | | | | |

| | |
|-----|----|
| AB | 33 |
| R | 3 |
| H | 9 |
| RBI | 3 |
| BB | 6 |
| SO | 10 |
| LOB | 20 |



| Batter | 1 | 2 | 3 | 4 | 5 | 6 | 7 | 8 | 9 | 10 | 11 | 12 | 13 | 14 | 15 | 16 | 17 | AB | R | H | RBI | BB | SO | LOB | TOP | | | |
|--|------------------------------|---------------------------------|------------------------------|---------------------------------|------------------------------|---------------------------------|------------------------------|---------------------------------|------------------------------|----------------------------------|------------------------------|---------------------------------|------------------------------|----------------------------------|------------------------------|---------------------------------|------------------------------|----------------------------------|------------------------------|---------------------------------|--|----------------------------------|------------------------------|---------------------------------|-----------------------------------|------------------------------------|-------------------------|--------|
| Bud Harrison, S OBP: 0.344, SLG: 0.336 (1, 4) | G4-3 S 1B | | L7-4 1B | | E2 1B | | G3 | | L4 | | P3 | | | E3 1B | | F8 S 1B | | 8 | 0 | 4 | 1 | 0 | 0 | 1 | | | | |
| Wayne Garrett, L OBP: 0.416, SLG: 0.340 (8, 5) | G4-3 BB | | G6-4 1B | | G6-4 IBB | | F9 | | F9 | | F8 | | F8 | 1B | | FC6-4 IBB | | 5 | 0 | 3 | 0 | 3 | 0 | 0 | | | | |
| Tommie Agee, R OBP: 0.356, SLG: 0.433 (1, 8) | G4-3 | | L7-4 | | G6-4-3 | | F9 | | F7 | | F8 | | F8 | K | | F8 | | 8 | 0 | 0 | 0 | 0 | 1 | 12 | | | | |
| Cleon Jones, R OBP: 0.384, SLG: 0.470 (1, 7) | K | | | | F8 | | F9 | | F7 | | F9 | | | L5 | | FC6-4 | | 8 | 0 | 1 | 0 | 0 | 1 | 5 | | | | |
| Ed Kranevool, L OBP: 0.326, SLG: 0.448 (1, 3) | | | | | F7 | | L4 | | WP 1B | | G4-6-3 1B | | | P6 | | F8 | | 7 | 0 | 2 | 0 | 1 | 0 | 1 | | | | |
| Ken Singleton, S OBP: 0.387, SLG: 0.344 (1, 9) | | | | | 1-3 | | WP 1B | | | | G4-6-3 1B | | | L4 | | | | 5 | 0 | 1 | 0 | 3 | 1 | 1 | | | | |
| Bob Aspromonte, R OBP: 0.298, SLG: 0.322 (1, 5) | | | | | | | WP 1B | | | | | | | L4 | | | | 4 | 1 | 2 | 0 | 0 | 1 | 4 | | | | |
| Tim Foli, R OBP: 0.338, SLG: 0.309 (8, 4) | F8 | | | | | | IBB | | K | | K | | | 6-3 | | SH | | 3 | 0 | 0 | 0 | 0 | 2 | 0 | | | | |
| Jerry Grote, R OBP: 0.349, SLG: 0.389 (1, 2) | | | | | | | E 1B | | | | | | | | | G4-6-3 | | 4 | 0 | 2 | 0 | 1 | 0 | 4 | | | | |
| Don Hahn, R OBP: 0.336, SLG: 0.283 (11, PR) | G4-6-3 | | | | | | WP 1B | | P3 | | | | | | | | | 0 | 0 | 0 | 0 | 0 | 0 | 0 | | | | |
| Duffy Dyer, R OBP: 0.318, SLG: 0.364 (11, 2) | | | | | | | E 1B | | | | | | | K | | G4-6-3 | | 2 | 0 | 0 | 0 | 0 | 1 | 2 | | | | |
| Ray Sadecki, L OBP: 0.370, SLG: 0.387 (8, PR) | | | | | | | | | | | | | | | | | | 3 | 0 | 0 | 0 | 0 | 2 | 5 | | | | |
| Art Shinn, L OBP: 0.342, SLG: 0.443 (8, PR) | | | | | | | | | | | | | | | | | | 1 | 0 | 0 | 0 | 0 | 0 | 0 | | | | |
| Danny Frisella, L OBP: 0.319, SLG: 0.266 (8, PR) | | | | | | | | | | | | | | | | | | 0 | 0 | 0 | 0 | 0 | 0 | 0 | | | | |
| Tommy Davis, L OBP: 0.319, SLG: 0.333 (11, PR) | | | | | | | | | | | | | | | | | | 1 | 0 | 0 | 0 | 0 | 1 | 1 | | | | |
| Tug McGraw, L OBP: 0.329, SLG: 0.411 (18, PR) | | | | | | | | | | | | | | | | | | 1 | 0 | 0 | 0 | 0 | 1 | 0 | | | | |
| Don Chatterton, R OBP: 0.329, SLG: 0.411 (18, PR) | | | | | | | | | | | | | | | | | | 1 | 0 | 0 | 0 | 0 | 1 | 0 | | | | |
| Ron Taylor, R OBP: 0.333, SLG: 0.333 (18, PR) | | | | | | | | | | | | | | | | | | 0 | 0 | 0 | 0 | 0 | 0 | 0 | | | | |
| Inning Stats | R: 0 E: 0 K: 1 S: 5 | H: 1 LOB: 1 BB: 1 P: 9 | R: 0 E: 0 K: 0 S: 3 | H: 1 LOB: 1 BB: 1 P: 7 | R: 0 E: 0 K: 1 S: 6 | H: 2 LOB: 1 BB: 0 P: 6 | R: 0 E: 0 K: 0 S: 3 | H: 0 LOB: 0 BB: 0 P: 3 | R: 0 E: 0 K: 1 S: 6 | H: 1 LOB: 2 BB: 1 P: 10 | R: 0 E: 0 K: 0 S: 4 | H: 1 LOB: 1 BB: 0 P: 4 | R: 0 E: 0 K: 0 S: 3 | H: 1 LOB: 0 BB: 0 P: 3 | R: 0 E: 0 K: 1 S: 5 | H: 0 LOB: 0 BB: 0 P: 5 | R: 0 E: 0 K: 0 S: 7 | H: 1 LOB: 2 BB: 1 P: 10 | R: 0 E: 0 K: 2 S: 7 | H: 0 LOB: 0 BB: 0 P: 7 | R: 0 E: 0 K: 1 S: 6 | H: 1 LOB: 2 BB: 1 P: 10 | R: 0 E: 0 K: 2 S: 7 | H: 0 LOB: 0 BB: 0 P: 7 | 1B: 15 2B: 2 3B: 0 HR: 0 | SF: 0 SAC: 1 DP: 6 HBP: 0 | WP: 2 SB: 2 CS: 0 | PA: 70 |
| PITCHER | IP 10.0 | WLS 42 | BF 42 | H 11 | R 1 | ER 1 | SO 4 | BB 3 | IBB 3 | HBP 0 | BLK 0 | WP 0 | HR 0 | S 44 | P 68 | ERA 0.90 | WHIP 1.400 | | | | | | | | | | | |
| Tom Kelley, R ERA: 2.7 | | | | | | | | | | | | | | | | | | | | | | | | | | | | |
| Jim Nash, R ERA: 5.1 | | | | | | | | | | | | | | | | | | | | | | | | | | | | |
| Steve Barber, L ERA: 5.09 | | | | | | | | | | | | | | | | | | | | | | | | | | | | |
| Batter | 1 | 2 | 3 | 4 | 5 | 6 | 7 | 8 | 9 | 10 | 11 | 12 | 13 | 14 | 15 | 16 | 17 | AB | R | H | RBI <td>BB</td> <td>SO</td> <td>LOB</td> <td>BOTTOM</td> | BB | SO | LOB | BOTTOM | | | |
| Felix Millan, R OBP: 0.353, SLG: 0.373 (1, 4) | 4-3 | | F7 | | 5-3 | | | BB SH2-4 1B | | SH3-4 | | FC6 | | B1-4-6 | | | SH3-4 | 6 | 0 | 1 | 0 | 0 | 0 | 7 | | | | |
| Ralph Carr, L OBP: 0.370, SLG: 0.440 (1, 7) | | | | | | | | | | | | | | | | | | 4 | 0 | 0 | 0 | 0 | 2 | 5 | | | | |
| Jim Nash, R OBP: 0.171, SLG: 0.195 (11, 1) | 6-3 | | | | 6-3 | | | SH2-4 | | K | | | | 4-3 | | | | 2 | 0 | 0 | 0 | 0 | 1 | 0 | | | | |
| Darrell Evans, L OBP: 0.342, SLG: 0.409 (17, 5) | | | K | | | | | | | | | | | | | | | 1 | 0 | 1 | 1 | 0 | 0 | 0 | | | | |
| Hank Aaron, R OBP: 0.408, SLG: 0.631 (1, 9) | F8 | | | | | | | | | | | | | | | | | 4 | 0 | 1 | 1 | 3 | 1 | 0 | | | | |
| Earl Williams, R OBP: 0.307, SLG: 0.444 (1, 2) | | | | | | | | | | | | | | | | | | 6 | 0 | 1 | 0 | 1 | 1 | 5 | | | | |
| Tommy Aaron, R OBP: 0.143, SLG: 0.143 (1, 3) | | | | | | | | | | | | | | | | | | 7 | 0 | 1 | 0 | 0 | 2 | 5 | | | | |
| Mike Lum, L OBP: 0.364, SLG: 0.404 (1, 8) | | | | | | | | | | | | | | | | | | 7 | 0 | 2 | 0 | 0 | 0 | 1 | | | | |
| Zolo Versalles, R OBP: 0.248, SLG: 0.386 (17, 1) | | | | | | | | | | | | | | | | | | 7 | 0 | 0 | 0 | 0 | 1 | 4 | | | | |
| Steve Barber, L OBP: 0.300, SLG: 0.111 (17, 1) | | | | | | | | | | | | | | | | | | 0 | 0 | 0 | 0 | 0 | 0 | 0 | | | | |
| Marty Perez, R OBP: 0.270, SLG: 0.298 (1, 6) | | | | | | | | | | | | | | | | | | 7 | 1 | 2 | 0 | 0 | 1 | 3 | | | | |
| Tom Kelley, R OBP: 0.280, SLG: 0.080 (1, 1) | | | | | | | | | | | | | | | | | | 4 | 0 | 2 | 0 | 0 | 1 | 2 | | | | |
| Sonny Jackson, L OBP: 0.316, SLG: 0.345 (11, PR) | | | | | | | | | | | | | | | | | | 2 | 1 | 2 | 0 | 1 | 0 | 0 | | | | |
| Tom Kelley, R OBP: 0.280, SLG: 0.080 (1, 1) | | | | | | | | | | | | | | | | | | 4 | 0 | 2 | 0 | 0 | 1 | 2 | | | | |
| Sonny Jackson, L OBP: 0.316, SLG: 0.345 (11, PR) | | | | | | | | | | | | | | | | | | 2 | 1 | 2 | 0 | 1 | 0 | 0 | | | | |
| Inning Stats | R: 0 E: 0 K: 0 S: 3 | H: 0 LOB: 0 BB: 0 P: 3 | R: 0 E: 0 K: 1 S: 6 | H: 1 LOB: 1 BB: 0 P: 6 | R: 1 E: 0 K: 1 S: 8 | H: 3 LOB: 2 BB: 0 P: 8 | R: 0 E: 0 K: 1 S: 5 | H: 0 LOB: 0 BB: 0 P: 5 | R: 0 E: 0 K: 0 S: 3 | H: 1 LOB: 1 BB: 2 P: 11 | R: 0 E: 0 K: 1 S: 5 | H: 0 LOB: 0 BB: 0 P: 5 | R: 0 E: 0 K: 0 S: 4 | H: 1 LOB: 2 BB: 1 P: 10 | R: 0 E: 0 K: 3 S: 9 | H: 0 LOB: 0 BB: 0 P: 3 | R: 0 E: 0 K: 0 S: 3 | H: 0 LOB: 0 BB: 0 P: 3 | R: 0 E: 0 K: 0 S: 3 | H: 0 LOB: 0 BB: 0 P: 3 | R: 0 E: 0 K: 0 S: 3 | H: 2 LOB: 1 BB: 0 P: 3 | R: 1 E: 0 K: 3 S: 3 | H: 2 LOB: 0 BB: 0 P: 3 | 1B: 11 2B: 2 3B: 0 HR: 0 | SF: 0 SAC: 3 DP: 2 HBP: 0 | WP: 0 SB: 0 CS: 0 | PA: 65 |
| PITCHER | IP 8.0 | WLS 32 | BF 32 | H 7 | R 1 | ER 1 | SO 5 | BB 1 | IBB 1 | HBP 0 | BLK 0 | WP 0 | HR 0 | S 40 | P 48 | ERA 1.12 | WHIP 1.000 | | | | | | | | | | | |
| Ray Sadecki, L ERA: 2.39 | | | | | | | | | | | | | | | | | | | | | | | | | | | | |
| Danny Frisella, R ERA: 2.44 | | | | | | | | | | | | | | | | | | | | | | | | | | | | |
| Tug McGraw, L ERA: 1.78 | | | | | | | | | | | | | | | | | | | | | | | | | | | | |
| Ron Taylor, R ERA: 3.22 | | | | | | | | | | | | | | | | | | | | | | | | | | | | |

New York Mets @ Atlanta Braves
Atlanta Stadium, Atlanta, GA
Thu Aug 05 1971, 7:05 PM EDT
Att: 23,598 - Unknown

AB 61
R 1
H 15
RBI 1
BB 8
SO 11
LOB 36



New York Mets @ Atlanta Braves
Atlanta Stadium, Atlanta, GA
Thu Aug 05 1971, 7:05 PM EDT
Att: 23,598 - Unknown

AB 57
R 23
H 13
RBI 2
BB 5
SO 10
LOB 32



| Batter | 1 | 2 | 3 | 4 | 5 | 6 | 7 | 8 | 9 | AB | R | H | RBI | BB | SO | LOB | TOP | | | | | | | | |
|--|------------------------------|---------------------------------|------------------------------|---------------------------------|-------------------------------|----------------------------------|------------------------------|---------------------------------|------------------------------|---------------------------------|------------------------------|----------------------------------|------------------------------|---------------------------------|------------------------------|---------------------------------|--|---------------------------------|-----------------------------------|------------------------------------|-------------------------|--------|--|--|--|
| Bud Harrelson, S OBP: 0.345, SLG: 0.337 (1, 6) | 5-3 | | 1B | K | | 2H | | FC4-6 | | 5 | 1 | 2 | 1 | 0 | 1 | 2 | New York Mets @ Atlanta Braves Atlanta Stadium, Atlanta, GA Fri Aug 06 1971, 7:05 PM EDT Att: 21,008 - Unknown | | | | | | | | |
| Wayne Garrett, L OBP: 0.417, SLG: 0.346 (1, 5) | P5 | | 1B | | 4-3 | K | | FC6-4 | | 5 | 1 | 2 | 1 | 0 | 1 | 1 | | | | | | | | | |
| Tommie Agee, R OBP: 0.385, SLG: 0.431 (1, 8) | F9 | | 1B | | F5 | | 6-3 | FC6-4 | | 4 | 1 | 1 | 2 | 0 | 0 | 0 | | | | | | | | | |
| Don Hahn, R OBP: 0.333, SLG: 0.281 (7, 8) | F9 | | 1B | | F5 | | 6-3 | FC6-4 | | 1 | 0 | 0 | 0 | 0 | 0 | 2 | | | | | | | | | |
| Cleon Jones, R OBP: 0.357, SLG: 0.479 (1, 7) | 5-3 | | 1B | | 4-3 | | | | F7 | 4 | 1 | 2 | 1 | 0 | 0 | 0 | | | | | | | | | |
| Dave Marshall, L OBP: 0.323, SLG: 0.331 (8, 7) | 5-3 | | 1B | | 4-3 | | | | F7 | 1 | 0 | 0 | 0 | 0 | 0 | 0 | | | | | | | | | |
| Ed Kranepool, L OBP: 0.336, SLG: 0.452 (1, 3) | L1 | | 1B | | | 1B | | HR | | 4 | 1 | 3 | 1 | 1 | 0 | 0 | | | | | | | | | |
| Ken Boswell, L OBP: 0.331, SLG: 0.348 (1, 4) | | | 1B | | | SF9 | | G1-6-3 | | 4 | 1 | 2 | 0 | 0 | 0 | 3 | | | | | | | | | |
| Tim Foli, R OBP: 0.286, SLG: 0.308 (7, 4) | | | P4 | | | SF9 | | G1-6-3 | | 1 | 0 | 0 | 0 | 0 | 0 | 1 | | | | | | | | | |
| Ken Singleton, S OBP: 0.391, SLG: 0.370 (1, 9) | F7 | | | | | SH1-3 | | FC4-6 | | 4 | 3 | 2 | 1 | 1 | 0 | 2 | | | | | | | | | |
| Jerry Grote, R OBP: 0.345, SLG: 0.365 (1, 2) | | | P6 | | K | | | F9 | | 3 | 0 | 0 | 1 | 0 | 1 | 1 | | | | | | | | | |
| Tom Seaver, R OBP: 0.266, SLG: 0.311 (1, 1) | | | K | | 6-3 | | | SH1-3 | | 2 | 0 | 0 | 1 | 1 | 1 | 0 | | | | | | | | | |
| Inning Stats | R: 0 E: 0 K: 0 S: 3 | H: 0 LOB: 0 BB: 0 P: 3 | R: 0 E: 0 K: 0 S: 4 | H: 1 LOB: 1 BB: 0 P: 4 | R: 3 E: 0 K: 1 S: 10 | H: 5 LOB: 2 BB: 0 P: 10 | R: 1 E: 0 K: 2 S: 8 | H: 1 LOB: 0 BB: 0 P: 8 | R: 0 E: 0 K: 0 S: 3 | H: 0 LOB: 0 BB: 0 P: 3 | R: 3 E: 0 K: 1 S: 8 | H: 3 LOB: 1 BB: 1 P: 12 | R: 1 E: 0 K: 0 S: 4 | H: 2 LOB: 0 BB: 0 P: 4 | R: 1 E: 0 K: 0 S: 5 | H: 2 LOB: 2 BB: 1 P: 9 | R: 0 E: 0 K: 0 S: 3 | H: 0 LOB: 1 BB: 1 P: 7 | 1B: 11 2B: 1 3B: 0 HR: 2 | SF: 1 SAC: 1 DP: 1 HBP: 0 | WP: 0 PB: 0 CS: 0 | PA: 43 | | | |
| PITCHER | IP | WLS | BF | H | R | ER | SO | BB | IBB | HBP | BLK | WP | HR | S | P | ERA | WHIP | | | | | | | | |
| Pat Jarvis, R ERA: 3.91 (1, 1) | 5.2 | L | 28 | 10 | 7 | 7 | 3 | 0 | 1 | 0 | 0 | 0 | 1 | 33 | 37 | 11.12 | 1.765 | | | | | | | | |
| Ron Herbel, R ERA: 4.92 (6, 1) | 2.1 | | 11 | 4 | 2 | 2 | 1 | 1 | 0 | 0 | 0 | 0 | 1 | 12 | 16 | 7.71 | 2.143 | | | | | | | | |
| Bob Priddy, R ERA: 3.51 (9, 1) | 1.0 | | 4 | 0 | 0 | 0 | 0 | 1 | 0 | 0 | 0 | 0 | 0 | 3 | 7 | 0.00 | 1.000 | | | | | | | | |

| | |
|-----|----|
| AB | 38 |
| R | 9 |
| H | 14 |
| RBI | 9 |
| BB | 3 |
| SO | 4 |
| LOB | 12 |




| Batter | 1 | 2 | 3 | 4 | 5 | 6 | 7 | 8 | 9 | AB | R | H | RBI | BB | SO | LOB | BOTTOM | | | | | | | | |
|---|------------------------------|---------------------------------|------------------------------|---------------------------------|------------------------------|---------------------------------|------------------------------|---------------------------------|------------------------------|---------------------------------|------------------------------|---------------------------------|------------------------------|---------------------------------|------------------------------|---------------------------------|--|------------------------------------|-------------------------|--------|--|--|--|--|--|
| Felix Millan, R OBP: 0.352, SLG: 0.370 (1, 4) | F9 | | F7 | | | FC4-6 | | P4 | | 3 | 0 | 0 | 0 | 1 | 0 | 1 | New York Mets @ Atlanta Braves Atlanta Stadium, Atlanta, GA Fri Aug 06 1971, 7:05 PM EDT Att: 21,008 - Unknown | | | | | | | | |
| Ralph Garr, L OBP: 0.369, SLG: 0.438 (1, 7) | 6-3 | | K | | | FC4-6 | | | | 4 | 0 | 1 | 0 | 0 | 1 | 1 | | | | | | | | | |
| Mike Lum, L OBP: 0.362, SLG: 0.405 (1, 9) | | | | | K | | | | | 4 | 1 | 1 | 0 | 0 | 1 | 2 | | | | | | | | | |
| Darrell Evans, L OBP: 0.340, SLG: 0.411 (1, 5) | | | | | K | | | | | 4 | 0 | 1 | 1 | 0 | 2 | 1 | | | | | | | | | |
| Earl Williams, R OBP: 0.304, SLG: 0.440 (1, 3) | | | | | F7 | | | | | 3 | 0 | 0 | 0 | 0 | 1 | 1 | | | | | | | | | |
| Hal King, L OBP: 0.332, SLG: 0.335 (1, 2) | | | F8 | | | | | | | 3 | 0 | 0 | 0 | 0 | 1 | 0 | | | | | | | | | |
| Sonny Jackson, L OBP: 0.316, SLG: 0.345 (1, 8) | | | | | | | | | | 3 | 0 | 1 | 0 | 0 | 1 | 0 | | | | | | | | | |
| Marty Perez, R OBP: 0.271, SLG: 0.296 (1, 6) | | | | | | | | | | 2 | 0 | 0 | 0 | 1 | 1 | 1 | | | | | | | | | |
| Pat Jarvis, R OBP: 0.100, SLG: 0.053 (1, 1) | | | | | | | | | | 1 | 0 | 0 | 0 | 0 | 1 | 0 | | | | | | | | | |
| Ron Herbel, R OBP: 0.143, SLG: 0.143 (6, 1) | | | | | | | | | | 1 | 0 | 0 | 0 | 0 | 1 | 0 | | | | | | | | | |
| Zoilo Versalles, R OBP: 0.246, SLG: 0.364 (6, PH) | | | | | | | | | | 1 | 0 | 0 | 0 | 0 | 1 | 1 | | | | | | | | | |
| Bob Priddy, R OBP: 0.182, SLG: 0.273 (9, 1) | | | | | | | | | | 0 | 0 | 0 | 0 | 0 | 0 | 0 | | | | | | | | | |
| Inning Stats | R: 1 E: 0 K: 1 S: 7 | H: 2 LOB: 1 BB: 0 P: 7 | R: 0 E: 0 K: 0 S: 3 | H: 1 LOB: 0 BB: 0 P: 3 | R: 0 E: 0 K: 2 S: 7 | H: 0 LOB: 0 BB: 0 P: 7 | R: 0 E: 0 K: 2 S: 7 | H: 0 LOB: 0 BB: 0 P: 7 | R: 0 E: 0 K: 1 S: 5 | H: 0 LOB: 1 BB: 1 P: 9 | R: 0 E: 0 K: 1 S: 5 | H: 0 LOB: 0 BB: 0 P: 5 | R: 0 E: 0 K: 1 S: 5 | H: 0 LOB: 1 BB: 1 P: 9 | R: 0 E: 0 K: 0 S: 3 | H: 1 LOB: 0 BB: 0 P: 3 | 1B: 2 2B: 2 3B: 0 HR: 0 | SF: 0 SAC: 0 DP: 2 HBP: 0 | WP: 0 PB: 0 CS: 0 | PA: 31 | | | | | |
| PITCHER | IP | WLS | BF | H | R | ER | SO | BB | IBB | HBP | BLK | WP | HR | S | P | ERA | WHIP | | | | | | | | |
| Tom Seaver, R ERA: 2.2 (1, 1) | 9.0 | W | 31 | 4 | 1 | 1 | 11 | 2 | 0 | 0 | 0 | 0 | 0 | 51 | 59 | 1.00 | 0.667 | | | | | | | | |



| Batter | 1 | 2 | 3 | 4 | 5 | 6 | 7 | 8 | 9 | AB | R | H | RBI | BB | SO | LOB | TOP | | | | | | | | | | |
|---|------------------------------|----------------------------------|------------------------------|----------------------------------|------------------------------|----------------------------------|------------------------------|---------------------------------|-------------------------------|----------------------------------|------------------------------|---------------------------------|------------------------------|----------------------------------|------------------------------|----------------------------------|-----------------------------------|------------------------------------|----------------------------------|--------|--|--|--|--|--|--|--|
| Bud Harrelson, S (1,6) OBP: 0.347, SLG: 0.337 Tim Foli, R (5,6) OBP: 0.287, SLG: 0.308 | E6 1B | F7 | F8 | | F9 | 1B | | F4 | F7 | 3 | 3 | 1 | 0 | 1 | 0 | 0 | | | | | | | | | | | |
| Wayne Garrett, L (1,5) OBP: 0.394, SLG: 0.333 | F7 | SF8 | L3 | | | 1B | | G4-3 | | 5 | 0 | 1 | 3 | 0 | 0 | 3 | | | | | | | | | | | |
| Tommie Agee, R (1,8) OBP: 0.363, SLG: 0.436 Don Hahn, R (5, PR) OBP: 0.329, SLG: 0.277 | 1B | HR | | | | 1B | | F7 | K | 3 | 2 | 3 | 1 | 1 | 0 | 0 | | | | | | | | | | | |
| Cleon Jones, R (1,7) OBP: 0.386, SLG: 0.479 Dave Marshall, L (5,7) OBP: 0.325, SLG: 0.333 | 2B | HR | | | | 1B | | HR | G3 | 4 | 2 | 2 | 2 | 0 | 0 | 3 | | | | | | | | | | | |
| Ed Kranepool, L (1,3) OBP: 0.335, SLG: 0.452 Donn Clendenon, R (2, PH) OBP: 0.294, SLG: 0.427 | SF8 | HR | | | | | | HR | BB | 0 | 0 | 0 | 1 | 0 | 0 | 0 | | | | | | | | | | | |
| Ken Boswell, L (1,4) OBP: 0.340, SLG: 0.369 | 2B | HR | | | | | | 1B | BB | 5 | 3 | 4 | 5 | 1 | 0 | 0 | | | | | | | | | | | |
| Ken Singleton, S (1,9) OBP: 0.394, SLG: 0.370 | K | F7 | | | | | | 1B | E | 5 | 1 | 2 | 0 | 1 | 1 | 1 | | | | | | | | | | | |
| Jerry Grote, R (1,2) OBP: 0.347, SLG: 0.368 | | | | | | | | | E5 | 6 | 3 | 3 | 1 | 0 | 0 | 3 | | | | | | | | | | | |
| Nolan Ryan, R (1,1) OBP: 0.186, SLG: 0.175 Art Shamsky, L (9, PH) OBP: 0.316, SLG: 0.443 Ron Taylor, R (9,1) OBP: 0.333, SLG: 0.333 | SH | F4 | | | | | | G4-3 | BB | 4 | 2 | 2 | 0 | 0 | 1 | 2 | | | | | | | | | | | |
| Inning Stats | R: 3 E: 1 K: 1 S: 9 | H: 3 LOB: 1 BB: 0 P: 9 | R: 7 E: 0 K: 0 S: 8 | H: 4 LOB: 0 BB: 2 P: 16 | R: 0 E: 0 K: 0 S: 3 | H: 0 LOB: 0 BB: 0 P: 3 | R: 0 E: 0 K: 0 S: 3 | H: 1 LOB: 0 BB: 0 P: 3 | R: 3 E: 0 K: 2 S: 10 | H: 3 LOB: 2 BB: 1 P: 11 | R: 2 E: 0 K: 0 S: 6 | H: 4 LOB: 1 BB: 0 P: 6 | R: 0 E: 0 K: 0 S: 3 | H: 1 LOB: 3 BB: 3 P: 19 | R: 2 E: 1 K: 1 S: 7 | H: 1 LOB: 0 BB: 0 P: 19 | 1B: 18 2B: 1 3B: 0 HR: 2 | SF: 2 SAC: 1 DP: 3 HBP: 0 | WP: 0 PB: 0 SB: 1 CS: 0 | PA: 55 | | | | | | | |
| PITCHER | IP | WLS | BF | H | R | ER | SO | BB | IBB | HBP | BLK | WP | HR | S | P | ERA | WHIP | | | | | | | | | | |
| Ron Reed, R (1,1) ERA: 3.23 | 1.1 | L | 13 | 6 | 8 | 5 | 1 | 0 | 1 | 0 | 0 | 0 | 0 | 14 | 18 | 33.75 | 4.500 | | | | | | | | | | |
| Mike McQueen, L (2,1) ERA: 3.57 | 3.1 | | 16 | 5 | 5 | 5 | 0 | 2 | 0 | 0 | 0 | 0 | 1 | 14 | 22 | 13.50 | 2.100 | | | | | | | | | | |
| Steve Barber, L (5,1) ERA: 5.59 | 2.1 | | 15 | 8 | 5 | 4 | 2 | 1 | 0 | 0 | 0 | 0 | 1 | 18 | 22 | 15.43 | 3.857 | | | | | | | | | | |
| Bob Priddy, R (8,1) ERA: 3.39 | 2.0 | | 11 | 2 | 2 | 0 | 1 | 3 | 0 | 0 | 0 | 0 | 0 | 10 | 22 | 0.00 | 2.500 | | | | | | | | | | |
| Batter | 1 | 2 | 3 | 4 | 5 | 6 | 7 | 8 | 9 | AB | R | H | RBI | BB | SO | LOB | BOTTOM | | | | | | | | | | |
| Felix Millan, R (1,4) OBP: 0.353, SLG: 0.369 Gil Garrido, R (8, PR) OBP: 0.263, SLG: 0.167 | 6-3 | FC6-4 | | 6-3 | | L5 | | G4-6-3 | | 4 | 0 | 1 | 0 | 1 | 0 | 0 | | | | | | | | | | | |
| Ralph Garr, L (1,7) OBP: 0.369, SLG: 0.436 | PB | FC6-4 | | 4-3 | | 1B | | K | | 4 | 2 | 1 | 0 | 1 | 1 | 3 | | | | | | | | | | | |
| Hank Aaron, R (1,3) OBP: 0.407, SLG: 0.628 Hal King, L (6,2) OBP: 0.328, SLG: 0.331 | F5 | F6 | | | | 1B | | G4-6-3 | | 3 | 1 | 1 | 0 | 0 | 0 | 3 | | | | | | | | | | | |
| Mike Lum, L (1,9) OBP: 0.363, SLG: 0.405 | BB | | | | | F6 | | F8 | | 5 | 0 | 2 | 2 | 0 | 1 | 1 | | | | | | | | | | | |
| Earl Williams, R (1,2) OBP: 0.305, SLG: 0.438 | BB | | | | | F8 | | F8 | | 4 | 1 | 1 | 1 | 0 | 0 | 1 | | | | | | | | | | | |
| Sonny Jackson, L (1,8) OBP: 0.317, SLG: 0.344 | BB | | | | | HR | | F5 | | 4 | 1 | 1 | 0 | 1 | 0 | 0 | | | | | | | | | | | |
| Zoilo Versalles, R (1,5) OBP: 0.254, SLG: 0.385 | K | | | | | HR | | F8 | | 3 | 1 | 1 | 3 | 1 | 1 | 3 | | | | | | | | | | | |
| Marty Perez, R (1,6) OBP: 0.270, SLG: 0.292 | | FC6-4 | | | | 6-3 | | E4 | | 3 | 0 | 0 | 0 | 1 | 0 | 2 | | | | | | | | | | | |
| Ron Reed, R (1,1) OBP: 0.107, SLG: 0.107 Mike McQueen, L (2,1) OBP: 0.154, SLG: 0.154 Steve Barber, L (5,1) OBP: 0.182, SLG: 0.100 Oscar Brown, R (7, PH) OBP: 0.258, SLG: 0.250 Bob Priddy, R (8,1) OBP: 0.182, SLG: 0.273 | K | | | | | K | | K | | 0 | 0 | 0 | 0 | 0 | 0 | 0 | | | | | | | | | | | |
| Inning Stats | R: 1 E: 0 K: 1 S: 6 | H: 1 LOB: 3 BB: 2 P: 15 | R: 0 E: 0 K: 1 S: 6 | H: 1 LOB: 2 BB: 1 P: 10 | R: 0 E: 1 K: 1 S: 6 | H: 0 LOB: 2 BB: 1 P: 10 | R: 0 E: 0 K: 1 S: 5 | H: 0 LOB: 0 BB: 0 P: 5 | R: 4 E: 0 K: 1 S: 9 | H: 4 LOB: 1 BB: 0 P: 9 | R: 1 E: 0 K: 0 S: 5 | H: 2 LOB: 1 BB: 0 P: 5 | R: 0 E: 0 K: 1 S: 4 | H: 0 LOB: 1 BB: 1 P: 8 | R: 0 E: 0 K: 0 S: 3 | H: 0 LOB: 0 BB: 0 P: 3 | 1B: 7 2B: 0 3B: 0 HR: 1 | SF: 0 SAC: 0 DP: 1 HBP: 1 | WP: 1 PB: 1 SB: 0 CS: 0 | PA: 42 | | | | | | | |
| PITCHER | IP | WLS | BF | H | R | ER | SO | BB | IBB | HBP | BLK | WP | HR | S | P | ERA | WHIP | | | | | | | | | | |
| Nolan Ryan, R (1,1) ERA: 2.98 | 8.0 | | 39 | 8 | 8 | 6 | 7 | 5 | 0 | 1 | 0 | 1 | 1 | 47 | 68 | 6.75 | 1.625 | | | | | | | | | | |
| Ron Taylor, R (9,1) ERA: 3.17 | 1.0 | S | 3 | 0 | 0 | 0 | 0 | 0 | 0 | 0 | 0 | 0 | 0 | 3 | 3 | 0.00 | 0.000 | | | | | | | | | | |


New York Mets @ Atlanta Braves
Atlanta Stadium, Atlanta, GA
Sat Aug 07 1971, 7:05 PM EDT
Att: 20,827 - Unknown

AB 45
R 20
H 21
RBI 18
BB 7
SO 4
LOB 17



New York Mets @ Atlanta Braves
Atlanta Stadium, Atlanta, GA
Sat Aug 07 1971, 7:05 PM EDT
Att: 20,827 - Unknown

AB 36
R 6
H 8
RBI 6
BB 5
SO 7
LOB 17



| Batter | 1 | 2 | 3 | 4 | 5 | 6 | 7 | 8 | 9 | AB | R | H | RBI | BB | SO | LOB | TOP | | | | | |
|--|--|---------------------------------|------------------------------|---------------------------------|------------------------------|---------------------------------|------------------------------|---------------------------------|------------------------------|---------------------------------|------------------------------|----------------------------------|------------------------------|---------------------------------|------------------------------|----------------------------------|--|---------------------------------|----------------------------------|------------------------------------|-------------------------|--------|
| Bud Harrelson, S OBP: 0.348, SLG: 0.337 (1, 6) | 0-0 4-3 | | 0-0 FC6 | | | 0-0 BB 1B | | 4-0 BB BB | | 3 | 0 | 1 | 0 | 1 | 0 | 1 | New York Mets @ Atlanta Braves Atlanta Stadium, Atlanta, GA Sun Aug 08 1971, 3:33 AM EDT Att: 15,664 - Unknown | | | | | |
| Wayne Garrett, L OBP: 0.400, SLG: 0.322 (1, 5) | 0-0 6-3 | | | 0-0 G3 | | 4-0 FC6 BB 1-2 | | 4-0 BB BB | | 2 | 0 | 0 | 0 | 2 | 0 | 0 | | | | | | |
| Tommie Agee, R OBP: 0.360, SLG: 0.431 (1, 8) | 0-3 K | | | 0-3 K | | 0-3 K | | 0-3 K | | 4 | 0 | 0 | 0 | 0 | 4 | 4 | | | | | | |
| Cleon Jones, R OBP: 0.383, SLG: 0.474 (1, 7) | | 0-0 5-3 | | 0-0 P4 | | 0-0 FC6 1-2 | | | 0-0 6-3 | 4 | 0 | 0 | 0 | 0 | 2 | | | | | | | |
| Ed Kranepool, L OBP: 0.334, SLG: 0.449 (1, 3) | | 0-3 K | | | 0-0 F7 | | 0-0 G4-3 1B | | 0-0 L7 | 4 | 0 | 1 | 0 | 0 | 1 | 0 | | | | | | |
| Ken Boswell, L OBP: 0.339, SLG: 0.368 (1, 4) | | 0-3 K | | | 0-0 FC4-6 1B | | 0-0 F8 | | 0-0 F8 | 4 | 0 | 1 | 0 | 0 | 1 | 1 | | | | | | |
| Ken Singleton, S OBP: 0.389, SLG: 0.365 (1, 9) | | | 0-0 4-3 | | 0-0 FC4-6 1-2 | | 0-0 G4-3 | | | 3 | 0 | 0 | 0 | 0 | 2 | | | | | | | |
| Duffy Dyer, R OBP: 0.319, SLG: 0.363 (1, 2) | | | 0-0 FC6-4 1B | | 0-0 F7 | | | 0-0 5-3 | | 3 | 0 | 1 | 0 | 0 | 0 | 1 | | | | | | |
| Charlie Williams, R OBP: 0.190, SLG: 0.105 (2, 1) | | | 0-0 FC6-4 | | | 0-3 K | | 0-0 6-3 | | 0 | 0 | 0 | 0 | 0 | 0 | 0 | | | | | | |
| Danny Frisella, L OBP: 0.290, SLG: 0.280 (6, PH) | | | | | | | | | | 1 | 0 | 0 | 0 | 0 | 0 | 1 | | | | | | |
| Art Shamsky, L OBP: 0.307, SLG: 0.439 (6, PH) | | | | | | | | | | 1 | 0 | 0 | 0 | 0 | 1 | 0 | | | | | | |
| Ray Sadecki, L OBP: 0.309, SLG: 0.323 (8, PH) | | | | | | | | | | 0 | 0 | 0 | 0 | 0 | 0 | 0 | | | | | | |
| Bob Aspromonte, R OBP: 0.309, SLG: 0.323 (8, PH) | | | | | | | | | | 1 | 0 | 0 | 0 | 0 | 0 | 0 | | | | | | |
| Jim McAndrew, R OBP: 0.143, SLG: 0.154 (8, 1) | | | | | | | | | | 0 | 0 | 0 | 0 | 0 | 0 | 0 | | | | | | |
| Inning Stats | R: 0 E: 0 K: 1 S: 5 | H: 0 LOB: 0 BB: 0 P: 5 | R: 0 E: 0 K: 2 S: 7 | H: 0 LOB: 0 BB: 0 P: 7 | R: 0 E: 0 K: 0 S: 4 | H: 1 LOB: 1 BB: 0 P: 4 | R: 0 E: 0 K: 1 S: 5 | H: 0 LOB: 0 BB: 0 P: 5 | R: 0 E: 0 K: 2 S: 4 | H: 1 LOB: 1 BB: 0 P: 4 | R: 0 E: 0 K: 0 S: 8 | H: 1 LOB: 2 BB: 1 P: 12 | R: 0 E: 0 K: 0 S: 3 | H: 1 LOB: 0 BB: 0 P: 3 | R: 0 E: 0 K: 1 S: 5 | H: 0 LOB: 2 BB: 2 P: 13 | R: 0 E: 0 K: 0 S: 3 | H: 0 LOB: 0 BB: 0 P: 3 | 1B: 4 2B: 0 3B: 0 HR: 0 | SF: 0 SAC: 0 DP: 1 HBP: 0 | WP: 0 PB: 0 CS: 0 | PA: 33 |
| PITCHER Phil Niekro, R ERA: 2.82 (1, 1) | IP: 9.0 WLS: W BF: 33 H: 4 R: 0 ER: 0 SO: 7 BB: 3 IBB: 0 HBP: 0 BLK: 0 WP: 0 HR: 0 S: 44 P: 56 ERA: 0.00 WHIP: 0.778 | | | | | | | | | | | | | | | | | | | | | |

| | |
|-----|----|
| AB | 30 |
| R | 0 |
| H | 4 |
| RBI | 0 |
| BB | 3 |
| SO | 7 |
| LOB | 12 |



| Batter | 1 | 2 | 3 | 4 | 5 | 6 | 7 | 8 | 9 | AB | R | H | RBI | BB | SO | LOB | BOTTOM | | | |
|---|---|------------------------------------|------------------------------|----------------------------------|------------------------------|---------------------------------|------------------------------|---------------------------------|------------------------------|---------------------------------|------------------------------|---------------------------------|------------------------------|---------------------------------|------------------------------|---------------------------------|--|----------------------------------|------------------------------------|-------------------------|
| Felix Millan, R OBP: 0.354, SLG: 0.375 (1, 4) | 0-0 SF8 3B | 0-0 1B 1-3 2H 3H 1B | | 0-0 5-3 | | | 0-0 4-3 | | | 4 | 2 | 2 | 2 | 0 | 0 | 1 | New York Mets @ Atlanta Braves Atlanta Stadium, Atlanta, GA Sun Aug 08 1971, 3:33 AM EDT Att: 15,664 - Unknown | | | |
| Ralph Garr, L OBP: 0.368, SLG: 0.436 (1, 7) | 0-0 SF8 3H | 0-0 S 1B | | 0-0 2-3 | | | 0-0 4-3 | | | 3 | 1 | 1 | 1 | 0 | 0 | 1 | | | | |
| Hank Aaron, R OBP: 0.408, SLG: 0.630 (1, 3) | 0-0 1B 2B | 0-0 1B 1H 3H 1B | | | 0-0 6-3 | | 0-0 F9 | | | 4 | 0 | 2 | 2 | 0 | 0 | 0 | | | | |
| Mike Lum, L OBP: 0.362, SLG: 0.403 (1, 9) | 0-0 G6-3 2-3 1B | 0-0 4-3 | | | 0-3 K | | | 0-0 P5 | | 4 | 0 | 1 | 0 | 0 | 1 | 1 | | | | |
| Earl Williams, R OBP: 0.310, SLG: 0.438 (1, 2) | 0-0 G6-3 1-2 | | 0-0 G5-4-3 1B | | 4-0 FC6-4 BB | | 4-0 G5-4-3 BB | | | 2 | 0 | 1 | 0 | 2 | 0 | 2 | | | | |
| Tommie Aaron, R OBP: 0.091, SLG: 0.091 (1, 5) | | 0-0 P5 | 0-0 G5-4-3 1-2 | | 0-0 FC6-4 1-2 | | 0-0 G5-4-3 1-2 | | | 4 | 0 | 0 | 0 | 0 | 3 | | | | | |
| Sonny Jackson, L OBP: 0.319, SLG: 0.347 (1, 8) | | 0-0 1B CS 1B | 0-0 2-4 1B | | | 0-0 F8 | | | | 3 | 1 | 2 | 0 | 0 | 0 | 0 | | | | |
| Marty Perez, R OBP: 0.275, SLG: 0.294 (1, 6) | | 4-0 1B 1-2 BB | 0-0 2-4 1B | 0-0 SH3-4 1B | | 0-0 6-3 | | | | 2 | 1 | 1 | 0 | 1 | 0 | 0 | | | | |
| Phil Niekro, R OBP: 0.162, SLG: 0.167 (1, 1) | | 0-0 1B 1-2 2-3 1B | | 0-0 SH3-4 | | 0-3 K | | | | 2 | 0 | 1 | 0 | 0 | 1 | 0 | | | | |
| Inning Stats | R: 1 E: 0 K: 0 S: 5 | H: 3 LOB: 1 BB: 0 P: 5 | R: 4 E: 0 K: 0 S: 7 | H: 5 LOB: 1 BB: 1 P: 11 | R: 0 E: 0 K: 0 S: 3 | H: 2 LOB: 1 BB: 0 P: 3 | R: 0 E: 0 K: 0 S: 4 | H: 1 LOB: 1 BB: 0 P: 4 | R: 0 E: 0 K: 1 S: 5 | H: 0 LOB: 1 BB: 1 P: 9 | R: 0 E: 0 K: 1 S: 5 | H: 0 LOB: 0 BB: 0 P: 5 | R: 0 E: 0 K: 0 S: 3 | H: 0 LOB: 0 BB: 0 P: 3 | R: 0 E: 0 K: 0 S: 2 | H: 0 LOB: 0 BB: 1 P: 6 | | 1B: 9 2B: 1 3B: 1 HR: 0 | SF: 1 SAC: 1 DP: 3 HBP: 0 | WP: 0 PB: 0 CS: 1 |
| PITCHER Charlie Williams, R ERA: 5.68 (1, 1) | IP: 1.2 WLS: L BF: 11 H: 4 R: 5 ER: 5 SO: 0 BB: 1 IBB: 0 HBP: 0 BLK: 0 WP: 0 HR: 0 S: 10 P: 14 ERA: 27.00 WHIP: 4.800 | | | | | | | | | | | | | | | | | | | |
| Danny Frisella, R ERA: 2.31 (2, 1) | IP: 3.1 WLS: L BF: 14 H: 4 R: 0 ER: 0 SO: 1 BB: 1 IBB: 0 HBP: 0 BLK: 0 WP: 0 HR: 0 S: 14 P: 18 ERA: 0.00 WHIP: 1.500 | | | | | | | | | | | | | | | | | | | |
| Ray Sadecki, L ERA: 2.34 (6, 1) | IP: 2.0 WLS: L BF: 6 H: 0 R: 0 ER: 0 SO: 1 BB: 0 IBB: 0 HBP: 0 BLK: 0 WP: 0 HR: 0 S: 8 P: 8 ERA: 0.00 WHIP: 0.000 | | | | | | | | | | | | | | | | | | | |
| Jim McAndrew, R ERA: 5.02 (8, 1) | IP: 1.0 WLS: L BF: 3 H: 0 R: 0 ER: 0 SO: 0 BB: 0 IBB: 0 HBP: 0 BLK: 0 WP: 0 HR: 0 S: 2 P: 6 ERA: 0.00 WHIP: 1.000 | | | | | | | | | | | | | | | | | | | |

| | |
|-----|----|
| AB | 28 |
| R | 5 |
| H | 11 |
| RBI | 5 |
| BB | 3 |
| SO | 2 |
| LOB | 8 |



| Batter | 1 | 2 | 3 | 4 | 5 | 6 | 7 | 8 | 9 | AB | R | H | RBI | BB | SO | LOB | TOP | | | | | | | | |
|--|------------------------------|---------------------------------|------------------------------|---------------------------------|------------------------------|---------------------------------|------------------------------|---------------------------------|------------------------------|---------------------------------|------------------------------|---------------------------------|------------------------------|---------------------------------|------------------------------|----------------------------------|------------------------------|----------------------------------|----------------------------------|------------------------------------|----------------------------------|--------|--|--|--|
| Sonny Jackson, L (1, 8) OBP: 0.320, SLG: 0.351 | 0-3 K | | | 0-0 1B SF9 | | 0-0 5-3 | | 0-0 1B 1B | 0-0 2B 3B | 5 | 3 | 3 | 0 | 0 | 1 | 0 | | | | | | | | | |
| Ralph Carr, L (1, 7) OBP: 0.369, SLG: 0.435 | 0-0 F8 | | | 0-0 F2 | | | 0-0 1B 1B | 0-0 1B 1B | 0-0 2B | 4 | 2 | 2 | 0 | 0 | 0 | 1 | | | | | | | | | |
| Oscar Brown, R (8, 7) OBP: 0.281, SLG: 0.310 | | | | | | | | | | 1 | 0 | 1 | 1 | 0 | 0 | 0 | | | | | | | | | |
| Hank Aaron, R (1, 3) OBP: 0.409, SLG: 0.624 | 0-0 F8 | | | 0-0 CS 1B | | | 0-0 F5 | 0-0 BB BB 2B 1B | 0-0 F3 | 5 | 1 | 2 | 1 | 0 | 0 | 2 | | | | | | | | | |
| Mike Lum, L (1, 9) OBP: 0.361, SLG: 0.401 | | 0-0 4-3 | | 0-0 SF9 | | | 0-0 1B 2B 1B | 0-0 P6 | 4-0 BB | 3 | 1 | 1 | 1 | 1 | 0 | 2 | | | | | | | | | |
| Earl Williams, R (1, 2) OBP: 0.308, SLG: 0.431 | 0-0 F8 | | | 0-0 CS | 0-0 G4-3 1B | | 0-3 K | 4-0 BB 2B BB | 0-0 F3 | 4 | 1 | 1 | 0 | 1 | 1 | 4 | | | | | | | | | |
| Zoilo Versalles, R (1, 5) OBP: 0.280, SLG: 0.380 | | 0-3 K | | | 0-0 F9 | | 0-0 2B 1B | 4-0 2B BB | | 3 | 1 | 1 | 2 | 1 | 1 | 1 | | | | | | | | | |
| Gil Garrido, R (1, 4) OBP: 0.273, SLG: 0.205 | | | 0-0 5-3 | | 0-0 G4-3 | | 0-0 1-3 2B | 0-0 2B | | 4 | 0 | 2 | 4 | 0 | 0 | 1 | | | | | | | | | |
| Marty Perez, R (1, 6) OBP: 0.271, SLG: 0.290 | | | 0-0 G3 | | | 0-0 5-3 | 0-0 6-3 | 0-0 1-3 | | 4 | 0 | 0 | 0 | 0 | 0 | 3 | | | | | | | | | |
| Tom Kelley, R (1, 1) OBP: 0.071, SLG: 0.071 | | | 0-3 K | | | 0-0 F9 | | 0-3 K | 0-3 K | 3 | 0 | 0 | 0 | 0 | 2 | 0 | | | | | | | | | |
| Mike McQueen, L (8, 1) OBP: 0.143, SLG: 0.143 | | | | | | | | | | 1 | 0 | 0 | 0 | 0 | 1 | 0 | | | | | | | | | |
| Inning Stats | R: 0 E: 0 K: 1 S: 5 | H: 0 LOB: 0 BB: 0 P: 5 | R: 0 E: 0 K: 1 S: 5 | H: 0 LOB: 0 BB: 0 P: 5 | R: 0 E: 0 K: 1 S: 5 | H: 0 LOB: 0 BB: 0 P: 5 | R: 1 E: 0 K: 0 S: 4 | H: 2 LOB: 0 BB: 0 P: 4 | R: 0 E: 0 K: 0 S: 3 | H: 1 LOB: 0 BB: 0 P: 3 | R: 0 E: 0 K: 0 S: 3 | H: 0 LOB: 0 BB: 0 P: 3 | R: 2 E: 0 K: 1 S: 9 | H: 4 LOB: 2 BB: 0 P: 9 | R: 5 E: 0 K: 1 S: 9 | H: 4 LOB: 1 BB: 1 P: 17 | R: 1 E: 0 K: 1 S: 7 | H: 2 LOB: 2 BB: 1 P: 11 | 1B: 9 2B: 3 3B: 1 HR: 0 | SF: 1 SAC: 0 DP: 1 HBP: 0 | WP: 0 PB: 0 SB: 0 CS: 1 | PA: 42 | | | |
| PITCHER | IP | WLS | BF | H | R | ER | SO | BB | IBB | HBP | BLK | WP | HR | S | P | ERA | WHIP | | | | | | | | |
| Chris Zachary, R (1, 1) ERA: 5.4 | 7.1 | L | 29 | 9 | 5 | 5 | 5 | 0 | 0 | 0 | 0 | 0 | 0 | 39 | 39 | 6.14 | 1.227 | | | | | | | | |
| Moe Drabowsky, R (8, 1) ERA: 3.53 | 0.2 | | 6 | 2 | 3 | 3 | 0 | 2 | 0 | 0 | 0 | 0 | 0 | 4 | 12 | 40.50 | 6.000 | | | | | | | | |
| Daryl Patterson, R (9, 1) ERA: 5.72 | 1.0 | | 6 | 2 | 1 | 1 | 1 | 1 | 0 | 0 | 0 | 0 | 0 | 7 | 11 | 9.00 | 3.000 | | | | | | | | |

Atlanta Braves @ St. Louis Cardinals
 Busch Stadium, St. Louis, MO
 Wed Aug 11 1971, 7:05 PM CDT
 Att: 21,906 - Unknown

AB 37
 R 9
 H 13
 RBI 9
 BB 3
 SO 6
 LOB 14



| Batter | 1 | 2 | 3 | 4 | 5 | 6 | 7 | 8 | 9 | AB | R | H | RBI | BB | SO | LOB | BOTTOM | | | | | | | | |
|---|------------------------------|----------------------------------|-------------------------------|----------------------------------|------------------------------|----------------------------------|------------------------------|---------------------------------|------------------------------|----------------------------------|------------------------------|---------------------------------|------------------------------|---------------------------------|------------------------------|---------------------------------|------------------------------|---------------------------------|-----------------------------------|------------------------------------|----------------------------------|--------|--|--|--|
| Lou Brock, L (1, 7) OBP: 0.387, SLG: 0.430 | 4-0 CS BB | 0-3 K | | 0-0 F7 | | 4-0 1B G3 BB | | 0-3 K | | 3 | 0 | 0 | 0 | 2 | 2 | 2 | | | | | | | | | |
| Jose Cruz, L (1, 8) OBP: 0.396, SLG: 0.400 | 0-0 BB 1B | 0-3 K | | | 4-0 1B BB | 0-0 G3 | | 0-0 F9 | | 4 | 2 | 1 | 0 | 1 | 1 | 3 | | | | | | | | | |
| Matty Alou, L (1, 3) OBP: 0.356, SLG: 0.419 | 4-0 1B BB | | 0-0 F9 | | 0-0 1B BB | 0-0 1B | 0-0 2-3 1B | | 0-0 F8 | 4 | 0 | 2 | 0 | 1 | 0 | 0 | | | | | | | | | |
| Joe Torre, R (1, 5) OBP: 0.416, SLG: 0.536 | 0-0 1B BB | | 0-3 K | | 0-0 1B BB | 0-0 F8 | | 0-0 F8 | | 5 | 1 | 2 | 2 | 0 | 1 | 2 | | | | | | | | | |
| Ted Simmons, S (1, 2) OBP: 0.363, SLG: 0.414 | 0-3 K | | 4-0 BB BB | | 0-0 1B | | 0-0 G4-3 1B | | 0-0 1B | 4 | 0 | 3 | 1 | 1 | 1 | 2 | | | | | | | | | |
| Joe Hague, L (1, 9) OBP: 0.325, SLG: 0.365 | 0-0 1-2 2H 1B | | 4-0 BB | | 4-0 1B IBB | 0-0 G4-3 | | 0-0 G4-3 | 0-3 K2-3 | 3 | 0 | 1 | 0 | 2 | 1 | 2 | | | | | | | | | |
| Ted Sizemore, R (1, 4) OBP: 0.321, SLG: 0.341 | | 0-0 1B 1B | | 0-0 F8 | | 0-0 F9 | | 0-0 2B | | 4 | 0 | 2 | 0 | 0 | 0 | 4 | | | | | | | | | |
| Ted Kubiak, S (1, 6) OBP: 0.322, SLG: 0.336 | | 0-3 K | | 0-0 F8 | 0-0 1-4-3 | | 0-0 F7 | | | 4 | 0 | 0 | 0 | 0 | 1 | 4 | | | | | | | | | |
| Chris Zachary, L (1, 1) OBP: 0.267, SLG: 0.267 | | 0-0 1B | | 0-0 P5 | | 0-0 G3 | | 0-0 F8 | | 3 | 0 | 1 | 0 | 0 | 0 | 0 | | | | | | | | | |
| Moe Drabowsky, R (8, 1) ERA: 3.4 | | | | | | | | | | 0 | 0 | 0 | 0 | 0 | 0 | 0 | | | | | | | | | |
| Jim Beauchamp, R (8, PH) OBP: 0.281, SLG: 0.378 | | | | | | | | | | 1 | 0 | 0 | 0 | 0 | 0 | 0 | | | | | | | | | |
| Daryl Patterson, L (9, 1) ERA: 3.4 | | 1-2 1B | | | | | | | | 0 | 0 | 0 | 0 | 0 | 0 | 0 | | | | | | | | | |
| Inning Stats | R: 1 E: 0 K: 1 S: 6 | H: 3 LOB: 3 BB: 2 P: 14 | R: 0 E: 0 K: 3 S: 11 | H: 2 LOB: 2 BB: 0 P: 11 | R: 0 E: 0 K: 1 S: 5 | H: 0 LOB: 2 BB: 2 P: 13 | R: 0 E: 0 K: 0 S: 3 | H: 0 LOB: 0 BB: 0 P: 3 | R: 2 E: 0 K: 0 S: 5 | H: 3 LOB: 2 BB: 2 P: 13 | R: 0 E: 0 K: 0 S: 4 | H: 1 LOB: 1 BB: 1 P: 8 | R: 0 E: 0 K: 0 S: 4 | H: 2 LOB: 1 BB: 0 P: 4 | R: 0 E: 0 K: 1 S: 5 | H: 0 LOB: 0 BB: 0 P: 5 | R: 0 E: 0 K: 1 S: 6 | H: 1 LOB: 1 BB: 0 P: 6 | 1B: 11 2B: 1 3B: 0 HR: 0 | SF: 0 SAC: 0 DP: 1 HBP: 0 | WP: 0 PB: 0 SB: 0 CS: 1 | PA: 42 | | | |
| PITCHER | IP | WLS | BF | H | R | ER | SO | BB | IBB | HBP | BLK | WP | HR | S | P | ERA | WHIP | | | | | | | | |
| Tom Kelley, R (1, 1) ERA: 2.78 | 7.0 | W | 35 | 11 | 3 | 3 | 5 | 6 | 1 | 0 | 0 | 0 | 0 | 38 | 66 | 3.86 | 2.429 | | | | | | | | |
| Mike McQueen, L (8, 1) ERA: 3.4 | 2.0 | S | 7 | 1 | 0 | 0 | 2 | 0 | 0 | 0 | 0 | 0 | 0 | 11 | 11 | 0.00 | 0.500 | | | | | | | | |

Atlanta Braves @ St. Louis Cardinals
 Busch Stadium, St. Louis, MO
 Wed Aug 11 1971, 7:05 PM CDT
 Att: 21,906 - Unknown

AB 35
 R 3
 H 12
 RBI 3
 BB 7
 SO 7
 LOB 19



| Batter | 1 | 2 | 3 | 4 | 5 | 6 | 7 | 8 | 9 | AB | R | H | RBI | BB | SO | LOB | TOP | | | |
|--|---|----------------------------------|------------------------------|---------------------------------|------------------------------|---------------------------------|------------------------------|---------------------------------|------------------------------|---------------------------------|------------------------------|---------------------------------|------------------------------|---------------------------------|------------------------------|---------------------------------|----------------------------------|------------------------------------|----------------------------------|--------|
| Jesus Alou, R OBP: 0.336, SLG: 0.402 Rich Chiles, L OBP: 0.407, SLG: 0.511 | 0-0 1B 1B | 0-0 L4 | | | 0-0 1-3 | | | 0-0 WP 1B | 0-0 HR | 2 | 1 | 1 | 0 | 0 | 0 | 1 | | | | |
| Joe Morgan, L OBP: 0.354, SLG: 0.404 | 0-3 K | | 0-3 K | | 0-0 F7 | | | 0-0 2B WP 1B | 0-0 L9 | 5 | 1 | 1 | 0 | 0 | 2 | 2 | | | | |
| Cesar Cedeno, R OBP: 0.289, SLG: 0.403 | 0-0 1B 1-2 1B | | 0-0 5-3 | | 0-0 3B | | | 0-0 6-3 1B 2B | | 4 | 1 | 3 | 1 | 0 | 0 | 0 | | | | |
| Bob Watson, R OBP: 0.348, SLG: 0.387 | 0-0 1-3 2H 1B | | 0-3 K | | 0-3 K | | | 0-0 6-3 | | 4 | 0 | 1 | 2 | 0 | 2 | 2 | | | | |
| Doug Rader, R OBP: 0.306, SLG: 0.377 | 0-3 K | | 0-0 5-3 | | 0-3 K | | | 0-0 S 1B | | 4 | 0 | 1 | 1 | 0 | 2 | 3 | | | | |
| Denis Menke, R OBP: 0.338, SLG: 0.332 | 0-0 6-3 | | 0-0 F8 | | 0-0 F8 | | | 0-0 F3 | | 4 | 0 | 0 | 0 | 0 | 0 | 4 | | | | |
| Jimmy Wynn, R OBP: 0.316, SLG: 0.319 | | 0-0 2B | 0-0 6-3 | | 0-0 4-3 | | | 0-0 F7 | | 4 | 0 | 1 | 0 | 0 | 0 | 1 | | | | |
| Jack Hiatt, R OBP: 0.406, SLG: 0.344 Johnny Edwards, L OBP: 0.276, SLG: 0.307 | 0-3 K | | 0-0 1-3 1B | | 0-0 F8 | | | 0-3 K | | 1 | 0 | 0 | 0 | 0 | 1 | 1 | | | | |
| Wade Blasingame, L OBP: 0.300, SLG: 0.333 Buddy Harris, R | 0-0 6-3 | | 0-3 K | | 0-3 1-3 1B | | | 0-0 F8 | | 1 | 0 | 0 | 0 | 0 | 0 | 1 | | | | |
| Denny Lemaster, R OBP: 0.167, SLG: 0.167 Cesar Geronimo, L OBP: 0.296, SLG: 0.320 | 0-0 6-3 | | 0-0 K | | 0-0 4-3 | | | 0-0 F8 | | 0 | 0 | 0 | 0 | 0 | 0 | 0 | | | | |
| Inning Stats | R: 1 E: 0 K: 2 S: 10 | H: 3 LOB: 2 BB: 0 P: 10 | R: 0 E: 0 K: 1 S: 6 | H: 1 LOB: 1 BB: 0 P: 6 | R: 0 E: 0 K: 2 S: 7 | H: 0 LOB: 0 BB: 0 P: 7 | R: 0 E: 0 K: 0 S: 3 | H: 0 LOB: 0 BB: 0 P: 3 | R: 0 E: 0 K: 2 S: 8 | H: 1 LOB: 1 BB: 0 P: 8 | R: 0 E: 0 K: 0 S: 3 | H: 0 LOB: 0 BB: 0 P: 3 | R: 3 E: 0 K: 0 S: 7 | H: 4 LOB: 1 BB: 0 P: 7 | R: 1 E: 0 K: 1 S: 6 | H: 1 LOB: 0 BB: 0 P: 6 | 1B: 7 2B: 2 3B: 1 HR: 1 | SF: 0 SAC: 0 DP: 0 HBP: 0 | WP: 1 PB: 0 SB: 1 CS: 0 | PA: 38 |
| PITCHER Ron Reed, R ERA: 3.32 | IP: 9.0 WLS: W BF: 38 H: 11 R: 5 ER: 5 SO: 9 BB: 0 IBB: 0 HBP: 0 BLK: 0 WP: 1 HR: 1 S: 56 P: 56 ERA: 5.00 WHIP: 1.222 | | | | | | | | | | | | | | | PITCHER | | | | |

Houston Astros @ Atlanta Braves
Atlanta Stadium, Atlanta, GA
Thu Aug 12 1971, 7:05 PM EDT
Att: 10,430 - Unknown

| | |
|-----|----|
| AB | 38 |
| R | 5 |
| H | 11 |
| RBI | 5 |
| BB | 0 |
| SO | 9 |
| LOB | 17 |

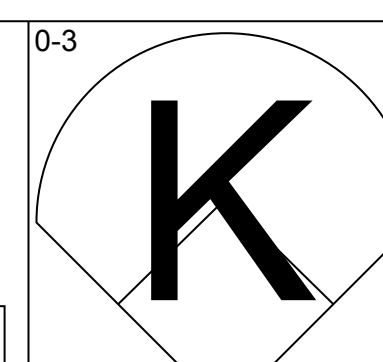
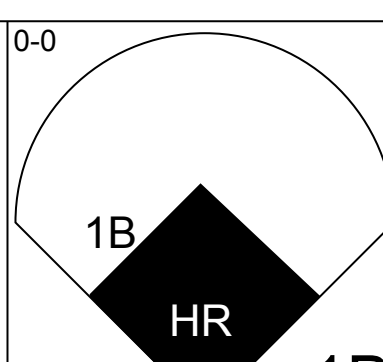
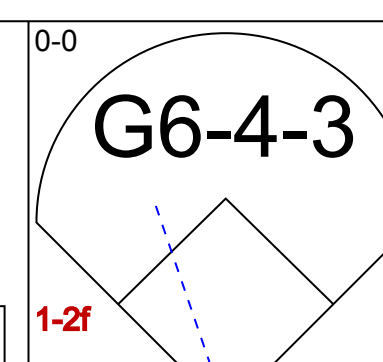
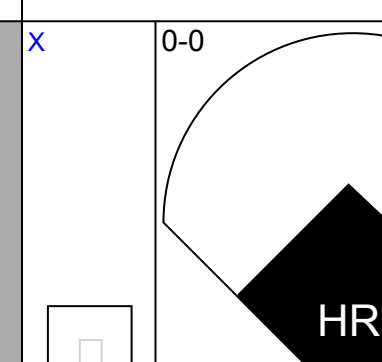
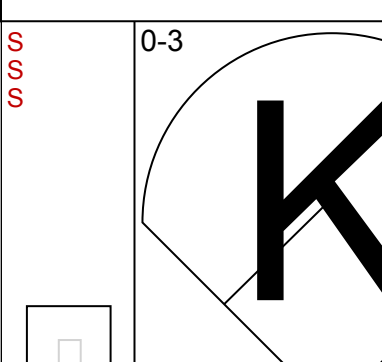
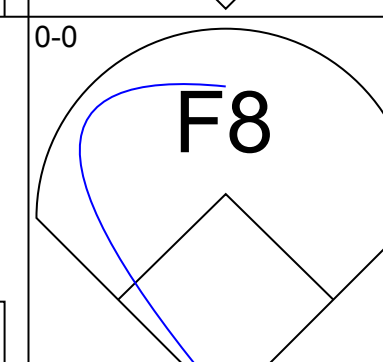
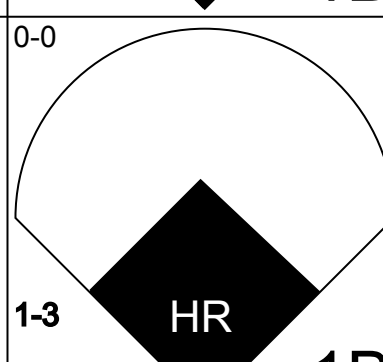
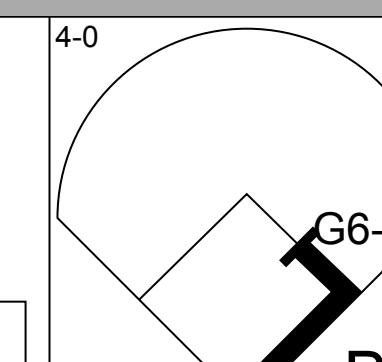
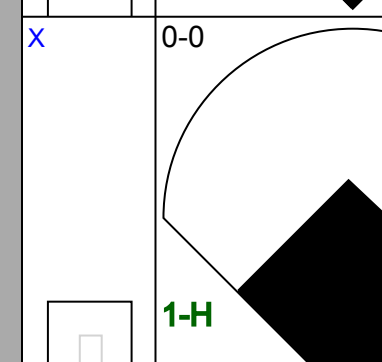
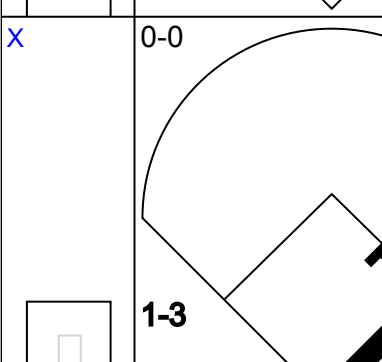
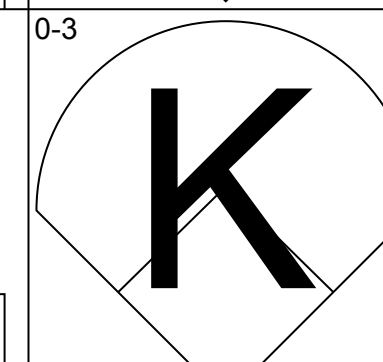
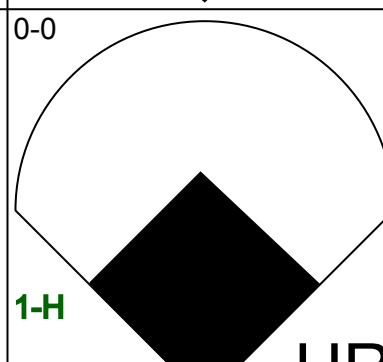
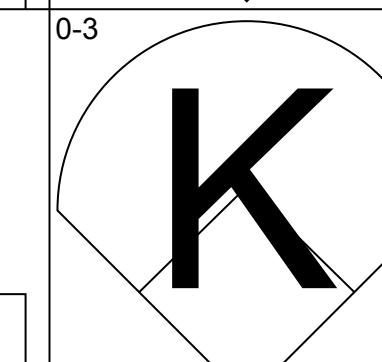
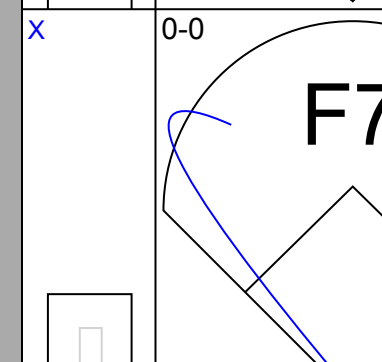
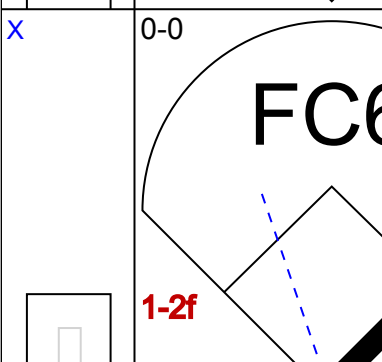
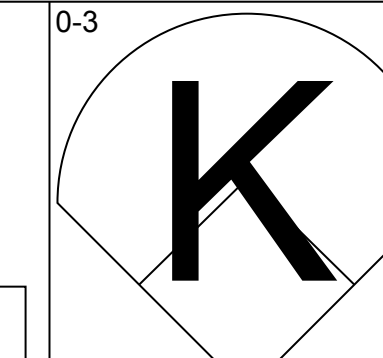
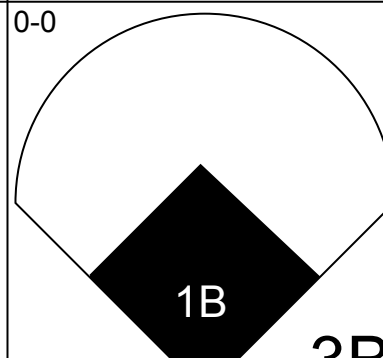
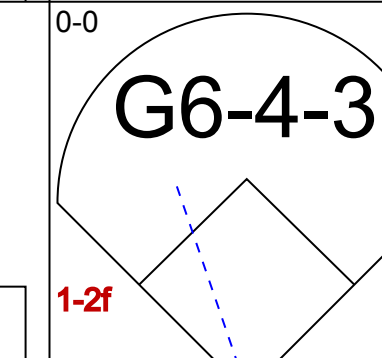
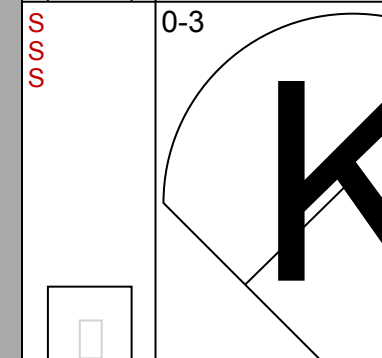
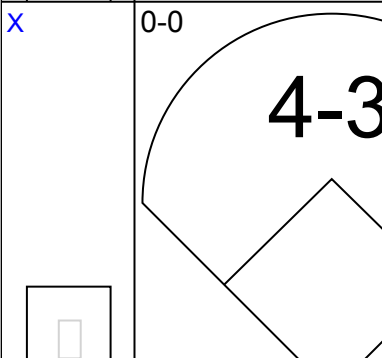
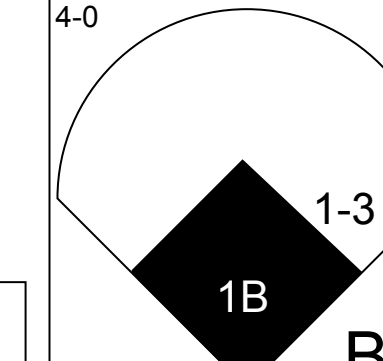
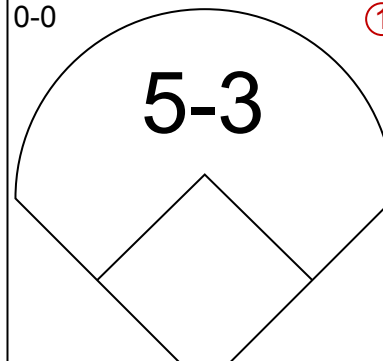
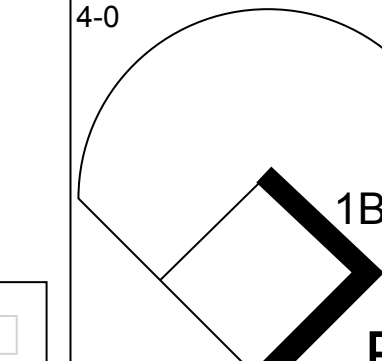
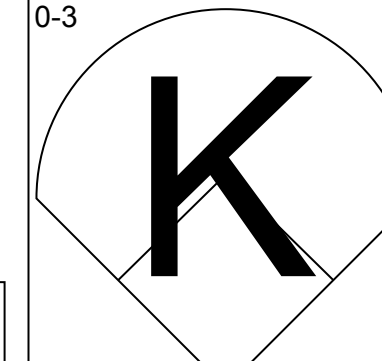
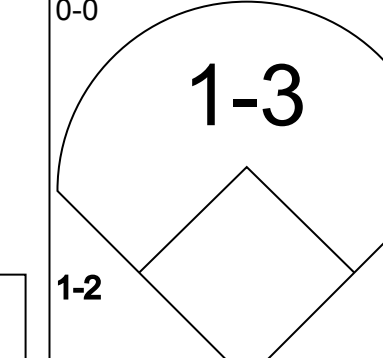
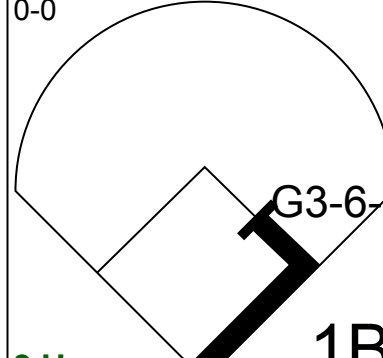
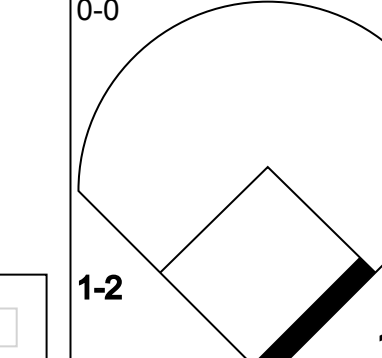
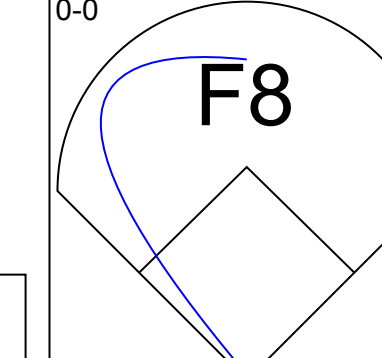
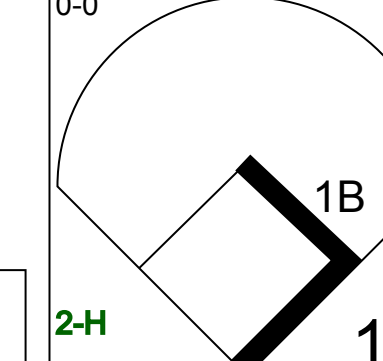
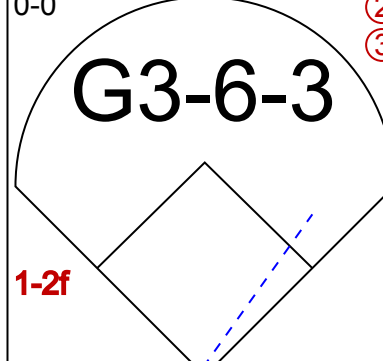
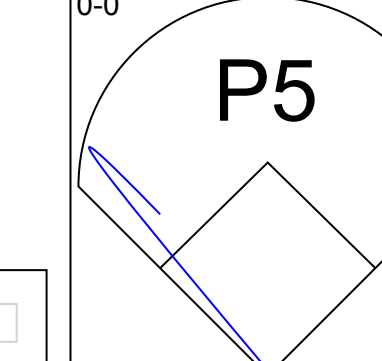
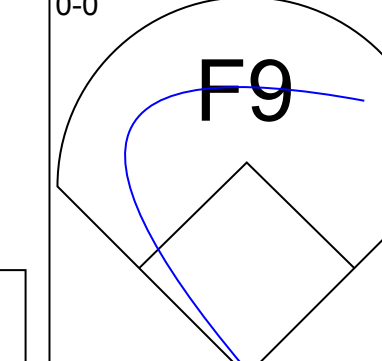
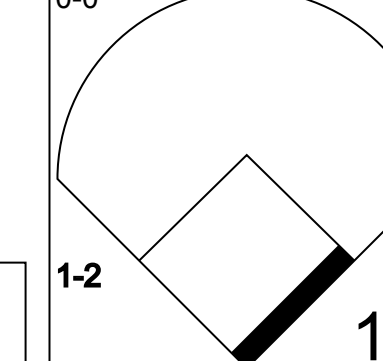
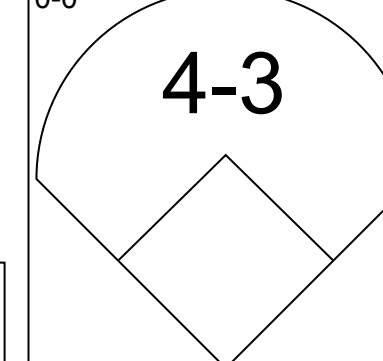
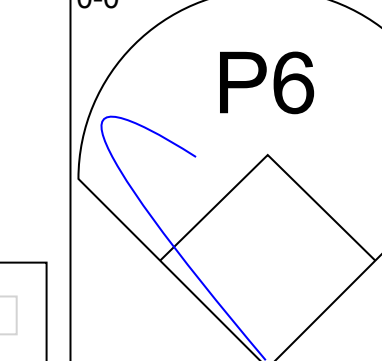
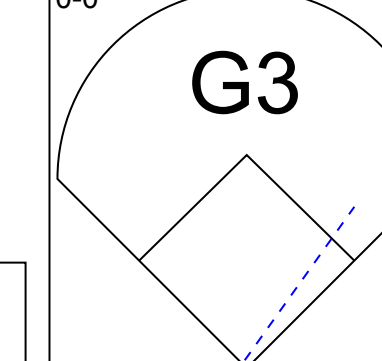
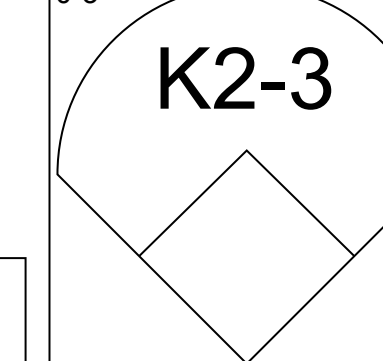
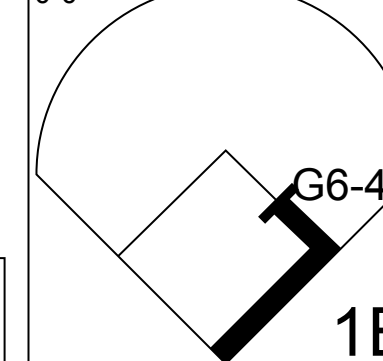
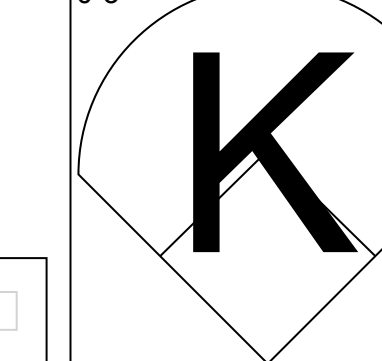
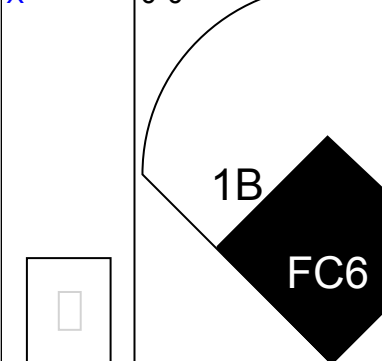


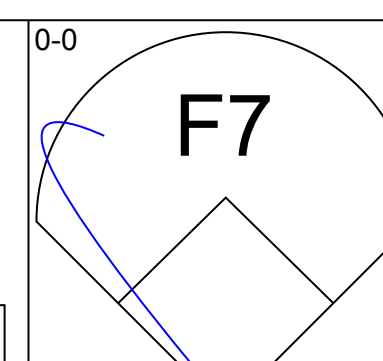
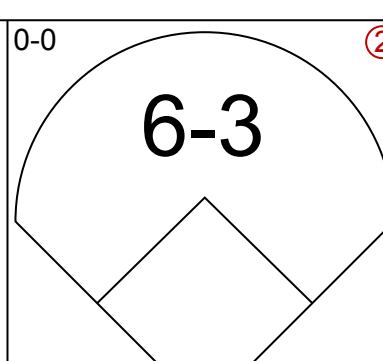
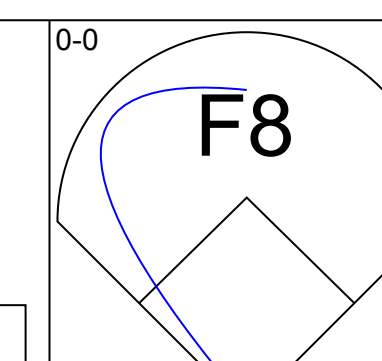
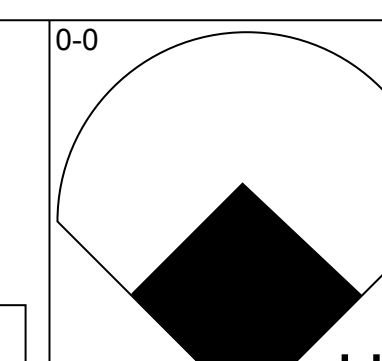
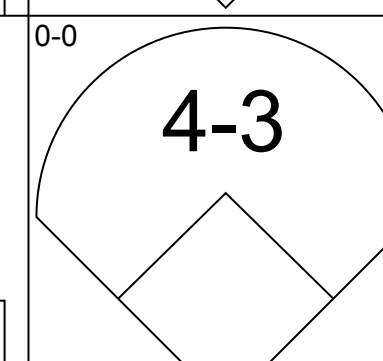
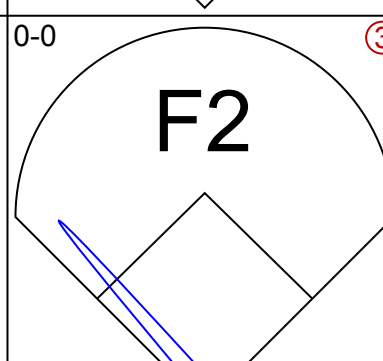
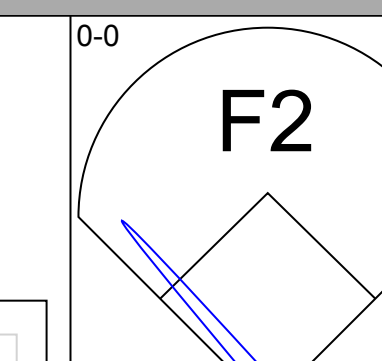
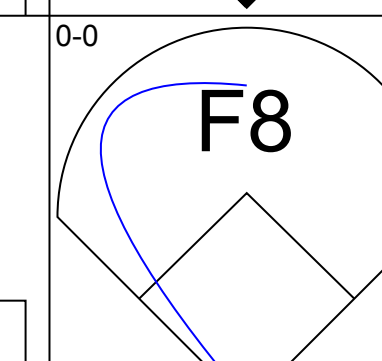
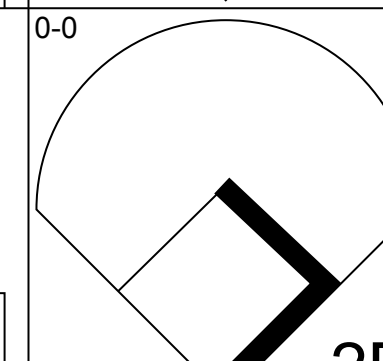
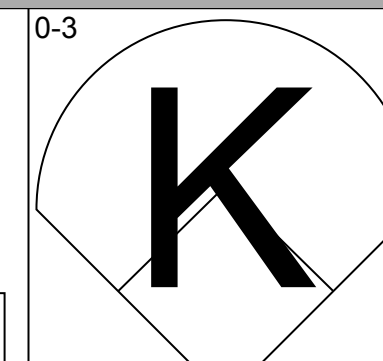
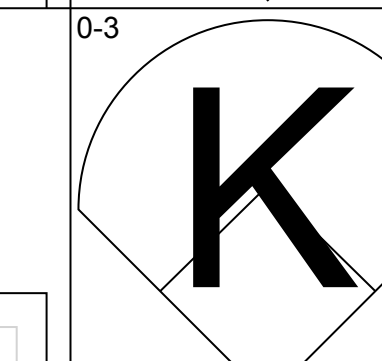
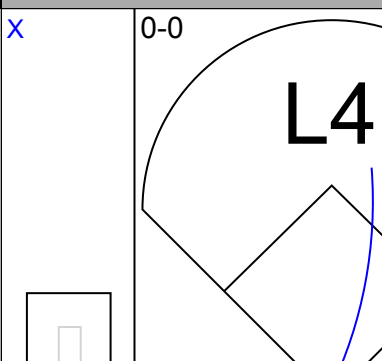
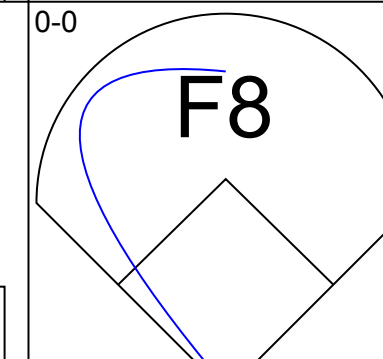
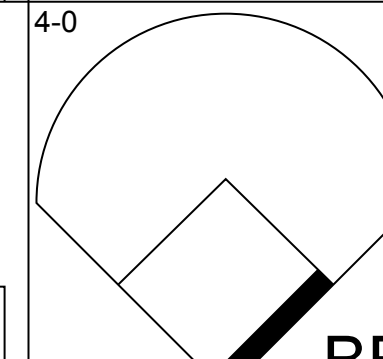
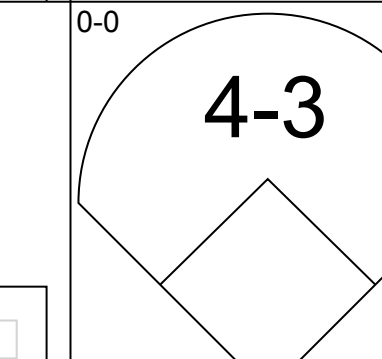
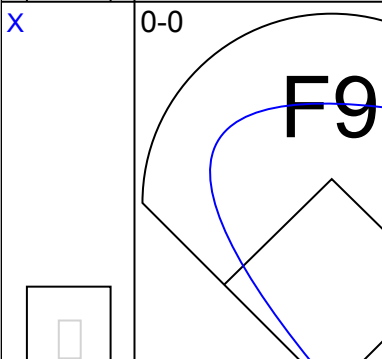
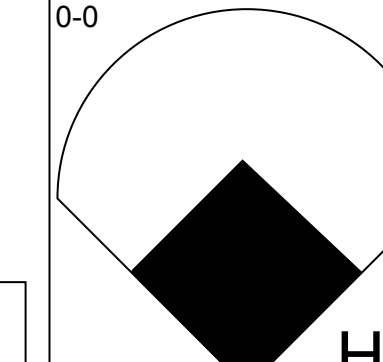
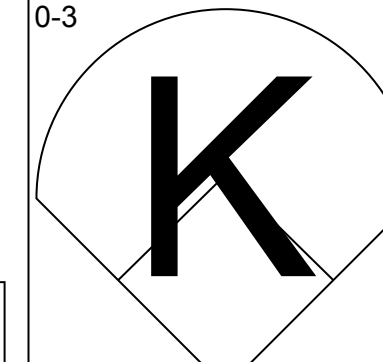
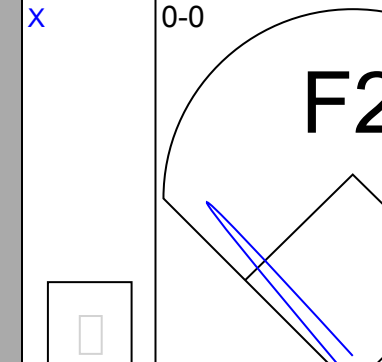
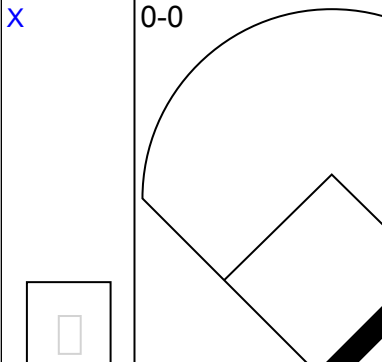
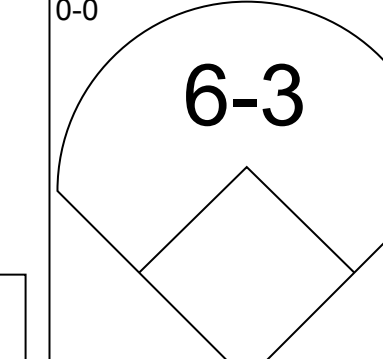
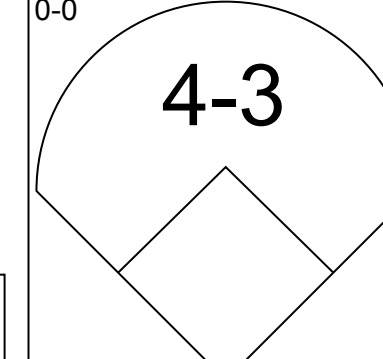
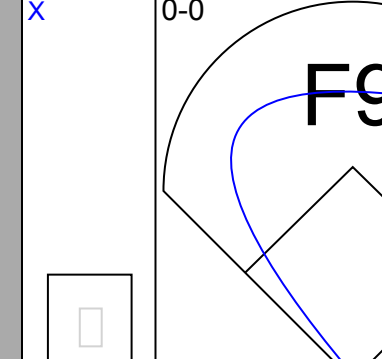
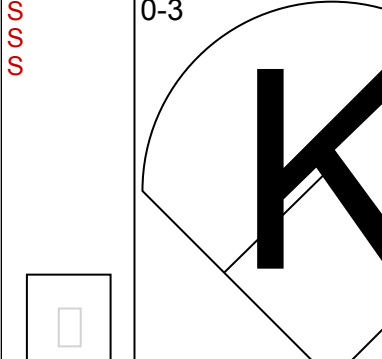
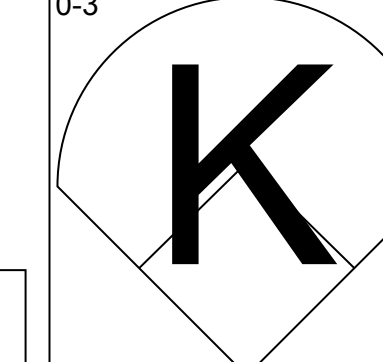
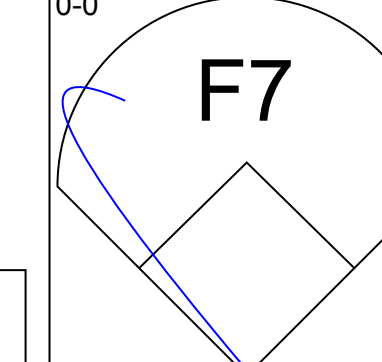
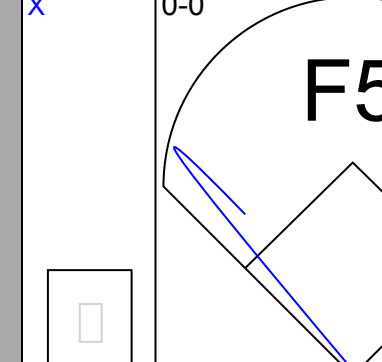
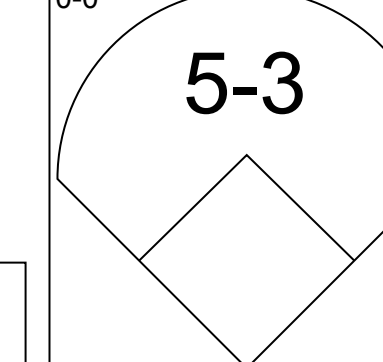
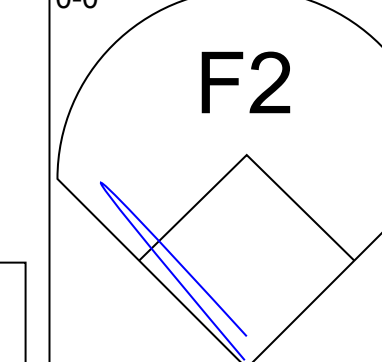
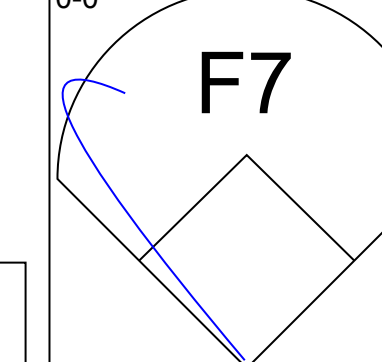
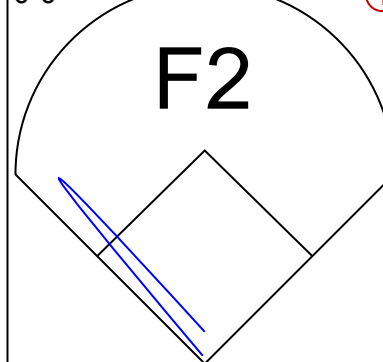
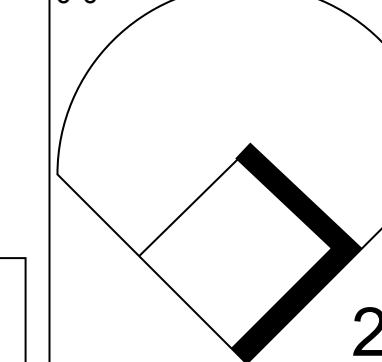
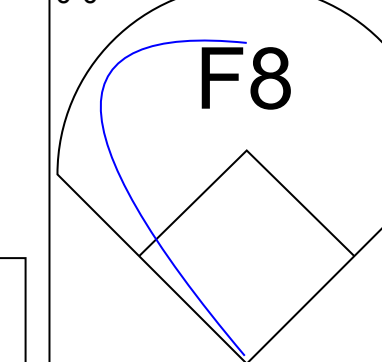
| Batter | 1 | 2 | 3 | 4 | 5 | 6 | 7 | 8 | 9 | AB | R | H | RBI | BB | SO | LOB | BOTTOM | | | |
|---|---|----------------------------------|------------------------------|----------------------------------|------------------------------|---------------------------------|------------------------------|----------------------------------|------------------------------|---------------------------------|------------------------------|---------------------------------|------------------------------|---------------------------------|------------------------------|---------------------------------|-----------------------------------|------------------------------------|----------------------------------|--------|
| Sonny Jackson, L OBP: 0.318, SLG: 0.350 | 0-0 1B SF9 1B | 0-0 F7 | 0-0 FC4-6 | 0-0 P6 | | | 0-0 F7 | | | 5 | 1 | 1 | 1 | 0 | 0 | 5 | | | | |
| Tommie Aaron, R OBP: 0.250, SLG: 0.250 | 0-0 1B 1-3 6-3 1B | 0-0 BB 1B 1B | 0-0 5-3 | | 0-0 6-3 | | 0-0 HBP 1B | | | 5 | 2 | 3 | 0 | 0 | 0 | 1 | | | | |
| Hank Aaron, R OBP: 0.409, SLG: 0.622 Oscar Brown, R OBP: 0.281, SLG: 0.310 | 0-0 SF9 | 4-0 1B BB | | 0-0 WP HR 1B | 0-0 F8 | | 0-0 F8 | | | 3 | 1 | 1 | 1 | 1 | 0 | 2 | | | | |
| Earl Williams, R OBP: 0.317, SLG: 0.454 | 0-0 6-3 2B 1B | 0-0 1-2 2H 1B | | 0-0 1H HR | 0-0 HR | | 1-0 1-2 2-3 HBP | | | 4 | 3 | 4 | 4 | 0 | 0 | 0 | | | | |
| Zoilo Versalles, R OBP: 0.258, SLG: 0.374 | 0-0 1-2 2-3 2B 1B | 0-3 K | | 0-0 6-3 | 0-0 F3 | | 0-0 F4 | | | 5 | 1 | 1 | 0 | 0 | 1 | 5 | | | | |
| Mike Lum, L OBP: 0.359, SLG: 0.397 | 0-0 6-3 | 0-0 G3 | | 0-0 2B 1B | | 0-0 F7 | | 0-0 P5 | | 5 | 0 | 1 | 1 | 0 | 0 | 4 | | | | |
| Gil Garrido, R OBP: 0.279, SLG: 0.217 | 0-0 2B BB | | 0-0 F8 | 0-0 1-3 2B | | 0-0 5-3 | | 0-0 P6 | | 4 | 1 | 1 | 0 | 1 | 0 | 0 | | | | |
| Marty Perez, R OBP: 0.277, SLG: 0.301 | 0-0 1-3 2H 2B | | 0-0 1B FC4-6 2B | 0-0 IBB | | 0-0 2-3 | | 0-0 F5 | | 4 | 1 | 2 | 3 | 1 | 0 | 0 | | | | |
| Ron Reed, R OBP: 0.133, SLG: 0.133 | 0-0 F8 | | 0-0 FC4-6 1B | 0-3 K | | 0-0 HBP 1B | | | | 4 | 0 | 2 | 0 | 0 | 1 | 4 | | | | |
| Inning Stats | R: 5 E: 0 K: 0 S: 8 | H: 5 LOB: 1 BB: 1 P: 12 | R: 1 E: 0 K: 1 S: 7 | H: 2 LOB: 2 BB: 1 P: 11 | R: 1 E: 0 K: 0 S: 5 | H: 2 LOB: 1 BB: 0 P: 5 | R: 2 E: 0 K: 1 S: 9 | H: 4 LOB: 3 BB: 1 P: 13 | R: 1 E: 0 K: 0 S: 4 | H: 1 LOB: 0 BB: 0 P: 4 | R: 0 E: 0 K: 0 S: 3 | H: 0 LOB: 0 BB: 0 P: 3 | R: 0 E: 0 K: 0 S: 5 | H: 2 LOB: 3 BB: 0 P: 6 | R: 0 E: 0 K: 0 S: 3 | H: 0 LOB: 0 BB: 0 P: 3 | 1B: 11 2B: 3 3B: 0 HR: 2 | SF: 1 SAC: 0 DP: 0 HBP: 1 | WP: 1 PB: 0 SB: 0 CS: 0 | PA: 44 |
| PITCHER Wade Blasingame, L ERA: 4.15 Buddy Harris, R ERA: 6.23 Denny Lemaster, L ERA: 2.89 | IP: 1.1 WLS: L BF: 12 H: 6 R: 6 ER: 6 SO: 6 BB: 2 IBB: 0 HBP: 0 BLK: 0 WP: 0 HR: 0 S: 10 P: 18 ERA: 40.50 WHIP: 6.000 | | | | | | | | | | | | | | | PITCHER | | | | |

Houston Astros @ Atlanta Braves
Atlanta Stadium, Atlanta, GA
Thu Aug 12 1971, 7:05 PM EDT
Att: 10,430 - Unknown

| | |
|-----|----|
| AB | 39 |
| R | 10 |
| H | 16 |
| RBI | 10 |
| BB | 3 |
| SO | 2 |
| LOB | 21 |



| Batter | 1 | 2 | 3 | 4 | 5 | 6 | 7 | 8 | 9 | AB | R | H | RBI | BB | SO | LOB | TOP | | | | | |
|---|---|---|---|---|--|---|---|---|---|---------------------------------|------------------------------|----------------------------------|------------------------------|---------------------------------|------------------------------|---------------------------------|---|---------------------------------|-----------------------------------|------------------------------------|----------------------------------|--------|
| Jimmy Wynn, R (1.9) <small>OBP: 0.317, SLG: 0.320</small> Cesar Geronimo, L (9.9) <small>OBP: 0.296, SLG: 0.320</small> |  | |  |  | | |  | |  | 5 | 2 | 2 | 0 | 0 | 2 | 2 | Houston Astros @ Atlanta Braves Atlanta Stadium, Atlanta, GA Fri Aug 13 1971, 7:05 PM EDT Att: 11,568 - Unknown | | | | | |
| Joe Morgan, L (1.4) <small>OBP: 0.356, SLG: 0.414</small> |  | |  | |  | |  | |  | 4 | 2 | 3 | 2 | 1 | 0 | 0 | | | | | | |
| Cesar Cedeno, R (1.8) <small>OBP: 0.288, SLG: 0.408</small> |  | |  | |  | |  | |  | 5 | 1 | 1 | 4 | 0 | 2 | 2 | | | | | | |
| Bob Watson, R (1.3) <small>OBP: 0.346, SLG: 0.390</small> | |  |  | |  | |  | |  | 5 | 1 | 1 | 0 | 0 | 2 | 2 | | | | | | |
| Denis Menke, R (1.6) <small>OBP: 0.339, SLG: 0.331</small> | |  |  | | |  | |  | | 2 | 1 | 0 | 0 | 2 | 1 | 1 | | | | | | |
| Doug Rader, R (1.5) <small>OBP: 0.308, SLG: 0.378</small> | |  |  | | |  | |  | | 4 | 0 | 2 | 1 | 0 | 0 | 1 | | | | | | |
| Rich Chiles, L (1.7) <small>OBP: 0.397, SLG: 0.490</small> | |  |  | | |  | |  | | 4 | 0 | 1 | 1 | 0 | 0 | 3 | | | | | | |
| Johnny Edwards, L (1.2) <small>OBP: 0.278, SLG: 0.306</small> | |  | |  | |  | |  | | 4 | 0 | 1 | 0 | 0 | 0 | 2 | | | | | | |
| Don Wilson, R (1.1) <small>OBP: 0.176, SLG: 0.179</small> | |  | |  | |  | |  | | 4 | 1 | 2 | 0 | 0 | 2 | 4 | | | | | | |
| Inning Stats | R: 0 E: 0 K: 2 S: 7 | H: 0 LOB: 0 BB: 0 P: 7 | R: 1 E: 0 K: 2 S: 9 | H: 2 LOB: 2 BB: 1 P: 13 | R: 4 E: 0 K: 0 S: 7 | H: 5 LOB: 0 BB: 0 P: 7 | R: 0 E: 0 K: 0 S: 3 | H: 1 LOB: 0 BB: 0 P: 3 | R: 0 E: 0 K: 1 S: 4 | H: 0 LOB: 0 BB: 1 P: 8 | R: 0 E: 0 K: 1 S: 6 | H: 1 LOB: 2 BB: 1 P: 10 | R: 2 E: 0 K: 2 S: 9 | H: 2 LOB: 0 BB: 0 P: 9 | R: 0 E: 0 K: 0 S: 3 | H: 0 LOB: 0 BB: 0 P: 3 | R: 1 E: 1 K: 1 S: 7 | H: 2 LOB: 1 BB: 0 P: 7 | 1B: 10 2B: 0 3B: 1 HR: 2 | SF: 0 SAC: 0 DP: 3 HBP: 0 | WP: 0 PB: 0 SB: 0 CS: 0 | PA: 40 |
| PITCHER | IP WLS BF H R ER SO BB IBB HBP BLK WP HR S P ERA WHIP | | | | | | | | | | | | | | | | | | | | | |
| Phil Niekro, R (1.1) <small>ERA: 3.02</small> Mike McQueen, L (3.1) <small>ERA: 3.39</small> Bob Priddy, R (9.1) <small>ERA: 3.49</small> | 2.1 L 15 7 5 5 4 1 0 0 0 0 1 22 26 19.29 3.429 | | | | | | | | | | | | | | | | | | | | | |

| Batter | 1 | 2 | 3 | 4 | 5 | 6 | 7 | 8 | 9 | AB | R | H | RBI | BB | SO | LOB | BOTTOM | | | | | |
|--|---|---|---|---|--|---|---|---|---|---------------------------------|------------------------------|---------------------------------|------------------------------|---------------------------------|------------------------------|---------------------------------|---|---------------------------------|----------------------------------|------------------------------------|----------------------------------|--------|
| Marty Perez, R (1.6) <small>OBP: 0.277, SLG: 0.311</small> |  | |  | |  | | |  | | 4 | 1 | 1 | 1 | 0 | 0 | 1 | Houston Astros @ Atlanta Braves Atlanta Stadium, Atlanta, GA Fri Aug 13 1971, 7:05 PM EDT Att: 11,568 - Unknown | | | | | |
| Sonny Jackson, L (1.8) <small>OBP: 0.315, SLG: 0.346</small> |  | |  | | |  | |  | | 4 | 0 | 0 | 0 | 0 | 0 | 0 | | | | | | |
| Hank Aaron, R (1.9) <small>OBP: 0.407, SLG: 0.620</small> |  | | |  | |  | | |  | 4 | 0 | 1 | 0 | 0 | 2 | 0 | | | | | | |
| Mike Lum, L (1.7) <small>OBP: 0.357, SLG: 0.394</small> |  | | |  | |  | | |  | 3 | 0 | 0 | 0 | 1 | 0 | 1 | | | | | | |
| Earl Williams, R (1.2) <small>OBP: 0.319, SLG: 0.463</small> | |  | |  | | |  | |  | 4 | 1 | 2 | 1 | 0 | 1 | 1 | | | | | | |
| Tommie Aaron, R (1.3) <small>OBP: 0.200, SLG: 0.200</small> | |  | |  | | |  | |  | 4 | 0 | 0 | 0 | 0 | 1 | 2 | | | | | | |
| Zolio Versalles, R (1.5) <small>OBP: 0.253, SLG: 0.367</small> | |  | | |  | |  | | | 3 | 0 | 0 | 0 | 0 | 1 | 0 | | | | | | |
| Gil Garrido, R (1.4) <small>OBP: 0.271, SLG: 0.211</small> | |  | | |  | | |  | | 3 | 0 | 0 | 0 | 0 | 0 | 0 | | | | | | |
| Phil Niekro, R (1.1) <small>OBP: 0.162, SLG: 0.167</small> Mike McQueen, L (3.1) <small>OBP: 0.198, SLG: 0.250</small> Darrell Evans, L (6. PH) <small>OBP: 0.338, SLG: 0.408</small> Bob Priddy, R (9.1) <small>OBP: 0.182, SLG: 0.273</small> | | |  | | |  | |  | | 0 | 0 | 0 | 0 | 0 | 0 | 0 | | | | | | |
| Inning Stats | R: 0 E: 0 K: 0 S: 4 | H: 1 LOB: 1 BB: 0 P: 4 | R: 1 E: 0 K: 1 S: 6 | H: 1 LOB: 0 BB: 0 P: 6 | R: 0 E: 0 K: 0 S: 3 | H: 0 LOB: 0 BB: 0 P: 3 | R: 0 E: 0 K: 2 S: 7 | H: 0 LOB: 1 BB: 1 P: 11 | R: 0 E: 0 K: 0 S: 4 | H: 1 LOB: 1 BB: 0 P: 4 | R: 0 E: 0 K: 1 S: 5 | H: 0 LOB: 0 BB: 0 P: 5 | R: 0 E: 0 K: 0 S: 3 | H: 0 LOB: 0 BB: 0 P: 3 | R: 1 E: 0 K: 0 S: 4 | H: 1 LOB: 1 BB: 0 P: 4 | R: 0 E: 0 K: 1 S: 6 | H: 1 LOB: 1 BB: 0 P: 6 | 1B: 1 2B: 2 3B: 0 HR: 2 | SF: 0 SAC: 0 DP: 0 HBP: 0 | WP: 0 PB: 0 SB: 0 CS: 0 | PA: 33 |
| PITCHER | IP WLS BF H R ER SO BB IBB HBP BLK WP HR S P ERA WHIP | | | | | | | | | | | | | | | | | | | | | |
| Don Wilson, R (1.1) <small>ERA: 2.91</small> | 9.0 W 33 5 2 2 5 1 0 0 0 0 2 42 46 2.00 0.667 | | | | | | | | | | | | | | | | | | | | | |



| | |
|-----|----|
| AB | 37 |
| R | 8 |
| H | 13 |
| RBI | 8 |
| BB | 3 |
| SO | 9 |
| LOB | 17 |



| Batter | 1 | 2 | 3 | 4 | 5 | 6 | 7 | 8 | 9 | AB | R | H | RBI | BB | SO | LOB | TOP | | | | | |
|--|--|---------------------------------|------------------------------|----------------------------------|------------------------------|---------------------------------|------------------------------|---------------------------------|------------------------------|---------------------------------|------------------------------|---------------------------------|------------------------------|---------------------------------|------------------------------|---------------------------------|--|---------------------------------|----------------------------------|------------------------------------|----------------------------------|--------|
| Jimmy Wynn, R OBP: 0.314, SLG: 0.316 (1, 9) | 0-0 5-3 | | 0-0 F3 | | 0-0 4-3 | | | 0-0 F7 | | 4 | 0 | 0 | 0 | 0 | 0 | 0 | Houston Astros @ Atlanta Braves Atlanta Stadium, Atlanta, GA Sat Aug 14 1971, 7:05 PM EDT Att: 25,188 - Unknown | | | | | |
| Joe Morgan, L OBP: 0.355, SLG: 0.410 (1, 4) | 0-0 6-3 | | 0-0 F5 | | 0-0 F8 | | | 0-0 F9 | | 4 | 0 | 0 | 0 | 0 | 0 | 0 | | | | | | |
| Cesar Cedeno, R OBP: 0.290, SLG: 0.407 (1, 8) | 0-0 1-3 | | 4-0 E S BB | | 0-0 F3 | | | 0-0 1B | | 3 | 0 | 1 | 0 | 1 | 0 | 0 | | | | | | |
| Bob Watson, R OBP: 0.345, SLG: 0.389 (1, 3) | | 0-0 HBP BB 7-2 1B | 0-0 5-3 | | 0-3 K | | | 0-0 L9 | | 4 | 0 | 1 | 0 | 0 | 1 | 2 | | | | | | |
| Denis Menke, R OBP: 0.343, SLG: 0.334 (1, 6) | | 4-0 7-2 1-2 HBP BB | | 0-0 5-3 2B | | 4-0 BB | | 0-0 5-3 | | 2 | 0 | 1 | 0 | 2 | 0 | 0 | | | | | | |
| Doug Rader, R OBP: 0.307, SLG: 0.375 (1, 5) | | 1-0 7-2 1-2 2-3 HBP | | 0-0 F3 | | 0-0 F9 | | 0-3 K | | 3 | 0 | 0 | 0 | 0 | 1 | 2 | | | | | | |
| Rich Chiles, L OBP: 0.371, SLG: 0.455 (1, 7) | | 0-0 7-2 1-2 2-3 3-H | | 0-0 5-3 | | 0-0 F8 | | 0-0 F8 | | 4 | 0 | 0 | 0 | 0 | 0 | 4 | | | | | | |
| Johnny Edwards, L OBP: 0.278, SLG: 0.304 (1, 2) | | 0-0 4-0 IBB | | 0-0 3-1 | | 0-0 4-3 | | | | 2 | 0 | 0 | 0 | 1 | 0 | 1 | | | | | | |
| Ron Cook, L (1, 1) | | 0-3 K | | | | 0-3 K | | | | 2 | 0 | 0 | 0 | 0 | 2 | 3 | | | | | | |
| Fred Gladding, L (6, 1) | | | | | | | | | | 0 | 0 | 0 | 0 | 0 | 0 | 0 | | | | | | |
| Marty Martinez, S OBP: 0.286, SLG: 0.308 (7, PH) | | | | | | | | | | 1 | 0 | 0 | 0 | 0 | 0 | 0 | | | | | | |
| Jim Ray, R OBP: 0.250, SLG: 0.143 (7, 1) | | | | | | | | | | 0 | 0 | 0 | 0 | 0 | 0 | 0 | | | | | | |
| Buddy Harris, R (8, 1) | | | | | | | | | | 0 | 0 | 0 | 0 | 0 | 0 | 0 | | | | | | |
| Inning Stats | R: 0 E: 0 K: 0 S: 3 | H: 0 LOB: 0 BB: 0 P: 3 | R: 0 E: 0 K: 1 S: 5 | H: 1 LOB: 3 BB: 2 P: 14 | R: 0 E: 0 K: 0 S: 3 | H: 0 LOB: 1 BB: 1 P: 7 | R: 0 E: 0 K: 0 S: 4 | H: 1 LOB: 1 BB: 0 P: 4 | R: 0 E: 0 K: 1 S: 5 | H: 0 LOB: 0 BB: 0 P: 5 | R: 0 E: 0 K: 0 S: 3 | H: 0 LOB: 1 BB: 1 P: 9 | R: 0 E: 0 K: 0 S: 3 | H: 0 LOB: 0 BB: 0 P: 3 | R: 0 E: 0 K: 0 S: 4 | H: 1 LOB: 1 BB: 0 P: 4 | R: 0 E: 0 K: 1 S: 5 | H: 0 LOB: 0 BB: 0 P: 5 | 1B: 2 2B: 2 3B: 0 HR: 0 | SF: 0 SAC: 0 DP: 1 HBP: 1 | WP: 0 PB: 0 SB: 1 CS: 0 | PA: 34 |
| PITCHER Pat Jarvis, R ERA: 3.85 (1, 1) | IP: 9.0 WLS: W BF: 34 H: 3 R: 0 ER: 0 SO: 4 BB: 3 IBB: 1 HBP: 1 BLK: 0 WP: 0 HR: 0 S: 37 P: 54 ERA: 0.00 WHIP: 0.667 | | | | | | | | | | | | | | | | | | | | | |

| Batter | 1 | 2 | 3 | 4 | 5 | 6 | 7 | 8 | 9 | AB | R | H | RBI | BB | SO | LOB | BOTTOM | |
|--|--|---------------------------------|------------------------------|---------------------------------|------------------------------|---------------------------------|------------------------------|---------------------------------|------------------------------|----------------------------------|------------------------------|----------------------------------|------------------------------|---------------------------------|----------------------------------|------------------------------------|--|----------------------------------|
| Marty Perez, R OBP: 0.272, SLG: 0.305 (1, 6) | 0-0 F2 | | 0-0 F9 | | 0-0 F3 | 0-0 FC6-4 | | 0-0 F7 | | 5 | 0 | 0 | 0 | 0 | 0 | 4 | Houston Astros @ Atlanta Braves Atlanta Stadium, Atlanta, GA Sat Aug 14 1971, 7:05 PM EDT Att: 25,188 - Unknown | |
| Ralph Garr, L OBP: 0.367, SLG: 0.432 (1, 7) | 0-0 5-3 | | 0-0 F8 | | 0-0 4-3 | | 0-0 BB 2B 1B | 0-0 4-3 | | 5 | 1 | 1 | 0 | 0 | 0 | 2 | | |
| Hank Aaron, R OBP: 0.408, SLG: 0.618 Sonny Jackson, L OBP: 0.315, SLG: 0.345 (1, 9) (8, 8) | 0-0 F8 | | | 0-0 6-3 | | 0-0 1B HBP 1B | 4-0 2B BB | 0-0 6-3 | | 3 | 2 | 1 | 0 | 1 | 0 | 0 | | |
| Earl Williams, R OBP: 0.321, SLG: 0.469 (1, 2) | | 0-0 P3 | | 0-0 FC1 FC6-4 2B | | 0-0 P6 | 4-0 2B 2B | | | 4 | 2 | 2 | 2 | 0 | 0 | 1 | | |
| Zoilo Versalles, R OBP: 0.255, SLG: 0.362 Tony La Russa, R (7, 4) | | 0-0 F7 | | 0-0 FC1 FC6-4 | | 4-0 HBP SF7 BB | 0-0 4-3 | | | 2 | 1 | 0 | 0 | 1 | 0 | 1 | | |
| Tommie Aaron, R OBP: 0.292, SLG: 0.333 (1, 3) | | 0-0 1B | | 0-0 FC6-4 | | 0-0 HBP 1B 1B | 0-0 2B | | | 4 | 1 | 3 | 2 | 0 | 0 | 1 | | |
| Mike Lum, L OBP: 0.356, SLG: 0.390 (1, 8) (8, 9) | 0-0 4-3 | | | 1-2 3-H K | | 1-0 WP 1B HBP | 0-0 P4 | | | 3 | 0 | 0 | 1 | 0 | 1 | 3 | | |
| Gil Garrido, R OBP: 0.284, SLG: 0.219 Darrell Evans, L OBP: 0.340, SLG: 0.408 (1, 4) (6, PH) (7, 5) | | | 0-0 WP 1B | | 4-0 SH1-4 BB | 0-0 SF7 | 4-0 IBB | | | 1 | 0 | 1 | 0 | 1 | 0 | 0 | | |
| Pat Jarvis, R OBP: 0.116, SLG: 0.073 (1, 1) | | 0-0 L9 | | 0-0 SH1-4 | | 0-0 FC6-4 1B | 0-0 5-3 | | | 3 | 0 | 1 | 1 | 0 | 0 | 3 | | |
| Inning Stats | R: 0 E: 0 K: 0 S: 3 | H: 0 LOB: 0 BB: 0 P: 3 | R: 0 E: 0 K: 0 S: 4 | H: 1 LOB: 1 BB: 0 P: 4 | R: 0 E: 0 K: 1 S: 7 | H: 1 LOB: 1 BB: 0 P: 7 | R: 0 E: 0 K: 0 S: 3 | H: 0 LOB: 1 BB: 1 P: 7 | R: 3 E: 0 K: 0 S: 6 | H: 3 LOB: 2 BB: 1 P: 11 | R: 3 E: 0 K: 0 S: 6 | H: 3 LOB: 2 BB: 2 P: 14 | R: 0 E: 0 K: 0 S: 3 | H: 0 LOB: 0 BB: 0 P: 3 | 1B: 6 2B: 3 3B: 0 HR: 0 | SF: 1 SAC: 1 DP: 0 HBP: 1 | | WP: 2 PB: 0 SB: 0 CS: 0 |
| PITCHER Ron Cook, L ERA: 6.75 Fred Gladding, R ERA: 1.99 Jim Ray, R ERA: 2.47 Buddy Harris, R ERA: 5.96 (1, 1) (6, 1) (7, 1) (8, 1) | IP: 5.1 WLS: L BF: 25 H: 5 R: 4 ER: 4 SO: 4 BB: 0 IBB: 0 HBP: 0 BLK: 0 WP: 1 HR: 0 S: 24 P: 33 ERA: 6.75 WHIP: 1.312 | | | | | | | | | | | | | | | | | |

| | |
|-----|----|
| AB | 29 |
| R | 0 |
| H | 3 |
| RBI | 0 |
| BB | 4 |
| SO | 4 |
| LOB | 12 |



| Batter | 1 | 2 | 3 | 4 | 5 | 6 | 7 | 8 | 9 | AB | R | H | RBI | BB | SO | LOB | TOP | | | | | |
|--|---|---|---|---|---|---|---|---|---|---|---|---|---|---|---|---|---|---|---|---|---|---|
| Jesus Alou, R OBP: 0.334, SLG: 0.399 (1, 7) | 0-0 6-3 | | 0-0 F7 | | 0-0 F9 | | 0-0 1B | | 0-0 4-3 | 5 | 0 | 1 | 0 | 0 | 0 | 0 | Houston Astros @ Atlanta Braves Atlanta Stadium, Atlanta, GA Sun Aug 15 1971, 3:33 AM EDT Att: 12,895 - Unknown | | | | | |
| Joe Morgan, L OBP: 0.354, SLG: 0.410 (1, 4) | 0-0 F8 | | 0-0 F9 | | 0-0 1-3 | | 0-0 4-3 | | 0-0 2B | 5 | 0 | 1 | 0 | 0 | 0 | 2 | | | | | | |
| Cesar Cedeno, R OBP: 0.289, SLG: 0.405 (1, 8) | 0-0 F8 | | 0-0 1B | | 0-0 F3 | | 0-3 K | | 0-0 1-3 | 5 | 0 | 1 | 0 | 0 | 1 | 1 | | | | | | |
| Bob Watson, R OBP: 0.350, SLG: 0.393 Roger Metzger, S OBP: 0.291, SLG: 0.296 (8, 6) | | 0-0 HR | 0-0 1B | | 0-0 G3 | | 0-0 2B 1B | | | 4 | 2 | 3 | 0 | 0 | 0 | 0 | | | | | | |
| Doug Rader, R OBP: 0.307, SLG: 0.381 (1, 5) | | 0-0 HR | 0-3 K | | 0-0 P4 | | 0-3 K | | | 4 | 1 | 1 | 2 | 0 | 2 | 3 | | | | | | |
| Denis Menke, R OBP: 0.345, SLG: 0.341 (8, 3) | | 0-0 F8 | | | 0-0 F9 | | 0-0 4-3 SF8 | | 0-0 1B | 4 | 2 | 2 | 0 | 0 | 0 | 0 | | | | | | |
| Jimmy Wynn, R OBP: 0.316, SLG: 0.316 (1, 9) | | 4-0 BB | 0-0 F2 | | 0-0 F2 | | 0-0 4-3 | | 0-0 2B | 3 | 0 | 1 | 2 | 1 | 0 | 1 | | | | | | |
| Jack Hiatt, R OBP: 0.405, SLG: 0.340 Cesar Geronimo, L OBP: 0.296, SLG: 0.320 George Culver, R OBP: 0.125, SLG: 0.125 (7, PR) (7, 1) | | 0-3 K | 0-3 K | | 0-3 K | | 4-0 1B BB | | 0-0 P4 | 2 | 0 | 0 | 0 | 1 | 2 | 1 | | | | | | |
| Ken Forsch, R OBP: 0.079, SLG: 0.054 Jim Ray, R OBP: 0.250, SLG: 0.143 Denny Lemaster, R OBP: 0.167, SLG: 0.167 Larry Howard, R OBP: 0.188, SLG: 0.400 (7, PH) (7, 2) | | 0-3 K | 0-3 K | | 0-3 K | | 0-0 SF8 | | 0-3 K | 2 | 0 | 0 | 0 | 0 | 2 | 1 | | | | | | |
| Inning Stats | R: 0 E: 0 K: 0 S: 3 | H: 0 LOB: 0 BB: 0 P: 3 | R: 2 E: 0 K: 2 S: 9 | H: 2 LOB: 1 BB: 1 P: 13 | R: 0 E: 0 K: 1 S: 7 | H: 2 LOB: 2 BB: 0 P: 7 | R: 0 E: 0 K: 1 S: 5 | H: 0 LOB: 0 BB: 0 P: 5 | R: 0 E: 0 K: 0 S: 3 | H: 0 LOB: 0 BB: 0 P: 3 | R: 1 E: 0 K: 0 S: 5 | H: 2 LOB: 2 BB: 1 P: 9 | R: 2 E: 0 K: 2 S: 10 | H: 3 LOB: 1 BB: 0 P: 10 | R: 0 E: 0 K: 1 S: 6 | H: 1 LOB: 1 BB: 0 P: 6 | | 1B: 6 2B: 3 3B: 0 HR: 1 | SF: 1 SAC: 0 DP: 0 HBP: 0 | WP: 0 PB: 0 SB: 0 CS: 0 | PA: 39 | |
| PITCHER | IP WLS BF H R ER SO BB IBB HBP BLK WP HR S P ERA WHIP | IP WLS BF H R ER SO BB IBB HBP BLK WP HR S P ERA WHIP | IP WLS BF H R ER SO BB IBB HBP BLK WP HR S P ERA WHIP | IP WLS BF H R ER SO BB IBB HBP BLK WP HR S P ERA WHIP | IP WLS BF H R ER SO BB IBB HBP BLK WP HR S P ERA WHIP | IP WLS BF H R ER SO BB IBB HBP BLK WP HR S P ERA WHIP | IP WLS BF H R ER SO BB IBB HBP BLK WP HR S P ERA WHIP | IP WLS BF H R ER SO BB IBB HBP BLK WP HR S P ERA WHIP | IP WLS BF H R ER SO BB IBB HBP BLK WP HR S P ERA WHIP | IP WLS BF H R ER SO BB IBB HBP BLK WP HR S P ERA WHIP | IP WLS BF H R ER SO BB IBB HBP BLK WP HR S P ERA WHIP | IP WLS BF H R ER SO BB IBB HBP BLK WP HR S P ERA WHIP | IP WLS BF H R ER SO BB IBB HBP BLK WP HR S P ERA WHIP | IP WLS BF H R ER SO BB IBB HBP BLK WP HR S P ERA WHIP | IP WLS BF H R ER SO BB IBB HBP BLK WP HR S P ERA WHIP | IP WLS BF H R ER SO BB IBB HBP BLK WP HR S P ERA WHIP | | IP WLS BF H R ER SO BB IBB HBP BLK WP HR S P ERA WHIP | IP WLS BF H R ER SO BB IBB HBP BLK WP HR S P ERA WHIP | IP WLS BF H R ER SO BB IBB HBP BLK WP HR S P ERA WHIP | IP WLS BF H R ER SO BB IBB HBP BLK WP HR S P ERA WHIP | IP WLS BF H R ER SO BB IBB HBP BLK WP HR S P ERA WHIP |
| George Stone, L ERA: 2.76 Cecil Upshaw, R ERA: 3.86 (1, 1) (8, 1) | 7.0 L | 29 10 | 6 4 | 3 2 | 3 2 | 5 3 | 2 0 | 0 0 | 0 0 | 0 0 | 0 0 | 1 16 | 37 16 | 45 16 | 3.86 9.00 | 1.143 2.000 | | | | | | |

| Batter | 1 | 2 | 3 | 4 | 5 | 6 | 7 | 8 | 9 | AB | R | H | RBI | BB | SO | LOB | BOTTOM | | | | | | |
|---|---|---|---|---|---|---|---|---|---|---|---|---|---|---|---|---|---|---|---|---|---|---|--------|
| Sonny Jackson, L OBP: 0.316, SLG: 0.348 (1, 8) | 0-0 G4-6-3 1B | | 0-0 1-3 | | 0-0 2H 2B | | 0-0 4-3 | | 0-0 P4 | 5 | 0 | 2 | 1 | 0 | 0 | 3 | Houston Astros @ Atlanta Braves Atlanta Stadium, Atlanta, GA Sun Aug 15 1971, 3:33 AM EDT Att: 12,895 - Unknown | | | | | | |
| Ralph Garr, L OBP: 0.367, SLG: 0.432 (1, 7) | 0-0 G4-6-3 1-2 | | 0-0 E1 F9 1B | | 0-0 L6 | | 0-0 6-3 1B | | 0-0 F5 | 5 | 1 | 2 | 0 | 0 | 0 | 2 | | | | | | | |
| Hank Aaron, R OBP: 0.408, SLG: 0.623 (1, 3) | 0-0 P3 | | 0-0 6-3 | | 0-0 6-3 HR | | 0-0 6-3 1-2 | | 0-0 1B | 5 | 1 | 2 | 1 | 0 | 0 | 2 | | | | | | | |
| Darrell Evans, L OBP: 0.333, SLG: 0.399 Cecil Upshaw, R OBP: 0.280, SLG: 0.320 (9, PH) (8, 1) | | 0-3 K | 0-0 F9 | | 0-0 F7 | | 0-0 6-3 | | 0-0 F9 | 4 | 0 | 0 | 0 | 0 | 1 | 2 | | | | | | | |
| Earl Williams, R OBP: 0.325, SLG: 0.479 (9, 5) | | 4-0 BB | 0-0 6-3 | | 0-0 6-3 HR | | 0-0 6-3 | | | 3 | 1 | 2 | 2 | 1 | 0 | 1 | | | | | | | |
| Mike Lum, L OBP: 0.355, SLG: 0.388 (1, 9) | | 0-0 F5 | 0-0 F9 | | 0-0 BB 1B | | 0-0 F5 | | | 4 | 0 | 1 | 0 | 0 | 0 | 2 | | | | | | | |
| Marty Perez, R OBP: 0.275, SLG: 0.306 (1, 6) | | 0-0 F9 | | | 4-0 SH1-4 2B BB | | 0-0 P5 | | | 3 | 1 | 1 | 0 | 1 | 0 | 1 | | | | | | | |
| Gil Garrido, R OBP: 0.295, SLG: 0.224 (8, 5) (9, 4) | | | 0-0 6-3 | | 0-0 SH1-4 | | 4-0 1B | | | 2 | 0 | 1 | 0 | 1 | 0 | 0 | | | | | | | |
| George Stone, L OBP: 0.200, SLG: 0.222 Tony La Russa, R OBP: 0.327, SLG: 0.329 (8, PH) (9, 2) | | | 0-3 K | | 0-0 5-3 | | 0-3 K | | 0-0 3-1 | 3 | 0 | 0 | 0 | 0 | 2 | 4 | | | | | | | |
| Inning Stats | R: 0 E: 0 K: 0 S: 3 | H: 1 LOB: 0 BB: 0 P: 3 | R: 0 E: 0 K: 1 S: 5 | H: 0 LOB: 1 BB: 1 P: 9 | R: 0 E: 0 K: 1 S: 5 | H: 0 LOB: 0 BB: 0 P: 5 | R: 1 E: 1 K: 0 S: 5 | H: 2 LOB: 1 BB: 0 P: 5 | R: 1 E: 0 K: 0 S: 4 | H: 1 LOB: 1 BB: 1 P: 8 | R: 2 E: 0 K: 1 S: 9 | H: 4 LOB: 3 BB: 1 P: 13 | R: 0 E: 0 K: 0 S: 4 | H: 1 LOB: 1 BB: 0 P: 4 | R: 0 E: 0 K: 0 S: 4 | H: 1 LOB: 1 BB: 0 P: 4 | | R: 0 E: 0 K: 0 S: 4 | H: 1 LOB: 1 BB: 0 P: 4 | 1B: 8 2B: 1 3B: 0 HR: 2 | SF: 0 SAC: 1 DP: 1 HBP: 0 | WP: 0 PB: 0 SB: 0 CS: 0 | PA: 40 |
| PITCHER | IP WLS BF H R ER SO BB IBB HBP BLK WP HR S P ERA WHIP | IP WLS BF H R ER SO BB IBB HBP BLK WP HR S P ERA WHIP | IP WLS BF H R ER SO BB IBB HBP BLK WP HR S P ERA WHIP | IP WLS BF H R ER SO BB IBB HBP BLK WP HR S P ERA WHIP | IP WLS BF H R ER SO BB IBB HBP BLK WP HR S P ERA WHIP | IP WLS BF H R ER SO BB IBB HBP BLK WP HR S P ERA WHIP | IP WLS BF H R ER SO BB IBB HBP BLK WP HR S P ERA WHIP | IP WLS BF H R ER SO BB IBB HBP BLK WP HR S P ERA WHIP | IP WLS BF H R ER SO BB IBB HBP BLK WP HR S P ERA WHIP | IP WLS BF H R ER SO BB IBB HBP BLK WP HR S P ERA WHIP | IP WLS BF H R ER SO BB IBB HBP BLK WP HR S P ERA WHIP | IP WLS BF H R ER SO BB IBB HBP BLK WP HR S P ERA WHIP | IP WLS BF H R ER SO BB IBB HBP BLK WP HR S P ERA WHIP | IP WLS BF H R ER SO BB IBB HBP BLK WP HR S P ERA WHIP | IP WLS BF H R ER SO BB IBB HBP BLK WP HR S P ERA WHIP | IP WLS BF H R ER SO BB IBB HBP BLK WP HR S P ERA WHIP | | IP WLS BF H R ER SO BB IBB HBP BLK WP HR S P ERA WHIP | IP WLS BF H R ER SO BB IBB HBP BLK WP HR S P ERA WHIP | IP WLS BF H R ER SO BB IBB HBP BLK WP HR S P ERA WHIP | IP WLS BF H R ER SO BB IBB HBP BLK WP HR S P ERA WHIP | IP WLS BF H R ER SO BB IBB HBP BLK WP HR S P ERA WHIP | |
| Ken Forsch, R ERA: 2.9 Jim Ray, R ERA: 2.47 Denny Lemaster, L ERA: 2.86 George Culver, R ERA: 2.14 (1, 1) (6, 1) (6, 1) (7, 1) | 5.1 0.0 0.2 3.0 | WLS 24 2 W | BF 29 12 | H 7 3 | R 4 0 | ER 3 0 | SO 2 0 | BB 2 0 | IBB 0 0 | HBP 0 0 | BLK 0 0 | WP 0 0 | HR 2 4 | S 26 4 | P 34 4 | ERA 5.06 0.00 | | WHIP 1.688 0.000 | | | | | |

| | |
|-----|----|
| AB | 36 |
| R | 5 |
| H | 10 |
| RBI | 5 |
| BB | 2 |
| SO | 8 |
| LOB | 10 |



| | |
|-----|----|
| AB | 36 |
| R | 4 |
| H | 11 |
| RBI | 4 |
| BB | 3 |
| SO | 3 |
| LOB | 19 |



| Batter | 1 | 2 | 3 | 4 | 5 | 6 | 7 | 8 | 9 | AB | R | H | RBI | BB | SO | LOB | TOP | | | |
|--|--|---------------------------------|------------------------------|---------------------------------|------------------------------|---------------------------------|------------------------------|---------------------------------|------------------------------|---------------------------------|------------------------------|---------------------------------|------------------------------|---------------------------------|------------------------------|---------------------------------|--|------------------------------------|----------------------------------|--------|
| Don Kessinger, S OBP: 0.335, SLG: 0.338 (1, 6) | L9 | | F5 | | G3 | | 4-3 | | SH5-3 | 4 | 0 | 0 | 0 | 0 | 0 | 1 | Chicago Cubs @ Atlanta Braves Atlanta Stadium, Atlanta, GA Mon Aug 16 1971, 7:05 PM EDT Att: 12,282 - Unknown - 75 F | | | |
| Glenn Beckert, R OBP: 0.380, SLG: 0.411 (1, 4) | F9 | | 1B 2B | | G3-6 1B | | F8 | | 6-3 | 5 | 1 | 2 | 0 | 0 | 0 | 2 | | | | |
| Billy Williams, L OBP: 0.384, SLG: 0.511 (1, 7) | F3 | | | | G3-6 1-2 | | | | 4-3 | 4 | 0 | 1 | 1 | 0 | 0 | 1 | | | | |
| Joe Peptone, L OBP: 0.350, SLG: 0.497 (1, 3) | | SH5-3 1B | F9 | | G3 | | | | 3-1 | 4 | 0 | 1 | 0 | 0 | 0 | 1 | | | | |
| Ron Santo, R OBP: 0.359, SLG: 0.432 (1, 5) | | SH5-3 1-2 1B | L5 | | F9 2B | | | | F7 | 4 | 0 | 2 | 0 | 0 | 0 | 1 | | | | |
| Johnny Callison, L OBP: 0.290, SLG: 0.297 (1, 9) | | SH5-3 1-2 2-3 | | | F2 | | | | 1B FC4-1 BB | 2 | 0 | 0 | 0 | 1 | 0 | 1 | | | | |
| Brock Davis, L OBP: 0.338, SLG: 0.329 (1, 8) | | 1-3 | | | F2 | | | | FC4-1 1-3 2B 1B | 4 | 1 | 1 | 0 | 0 | 1 | 3 | | | | |
| J.C. Martin, L OBP: 0.328, SLG: 0.340 (1, 2) | | | | | | | | | FC4-1 2B | 1 | 1 | 0 | 0 | 3 | 0 | 2 | | | | |
| Fergie Jenkins, R OBP: 0.277, SLG: 0.391 (1, 1) | | | | | | | | | SH5-3 2B | 3 | 0 | 1 | 2 | 0 | 1 | 4 | | | | |
| Inning Stats | R: 0 E: 0 K: 0 S: 3 | H: 0 LOB: 0 BB: 0 P: 3 | R: 0 E: 0 K: 0 S: 5 | H: 2 LOB: 3 BB: 1 P: 9 | R: 1 E: 0 K: 0 S: 5 | H: 2 LOB: 1 BB: 0 P: 5 | R: 0 E: 0 K: 1 S: 5 | H: 0 LOB: 1 BB: 1 P: 9 | R: 0 E: 0 K: 0 S: 6 | H: 1 LOB: 0 BB: 0 P: 6 | R: 0 E: 0 K: 0 S: 3 | H: 0 LOB: 1 BB: 1 P: 7 | R: 0 E: 0 K: 0 S: 3 | H: 0 LOB: 0 BB: 0 P: 3 | R: 2 E: 0 K: 0 S: 5 | H: 2 LOB: 1 BB: 1 P: 9 | 1B: 5 2B: 3 3B: 0 HR: 0 | SF: 0 SAC: 3 DP: 1 HBP: 0 | WP: 0 PB: 0 SB: 0 CS: 0 | PA: 38 |
| PITCHER Tom Kelley, R ERA: 2.8 (1, 1) | IP: 9.0 WLS: L BF: 38 H: 8 R: 3 ER: 3 SO: 2 BB: 3 IBB: 1 HBP: 0 BLK: 0 WP: 0 HR: 0 S: 38 P: 54 ERA: 3.00 WHIP: 1.222 | | | | | | | | | | | | | | | | | | | |

| | |
|-----|----|
| AB | 31 |
| R | 3 |
| H | 8 |
| RBI | 3 |
| BB | 4 |
| SO | 2 |
| LOB | 16 |



| Batter | 1 | 2 | 3 | 4 | 5 | 6 | 7 | 8 | 9 | AB | R | H | RBI | BB | SO | LOB | BOTTOM | | | | | |
|--|--|---------------------------------|------------------------------|---------------------------------|------------------------------|---------------------------------|------------------------------|---------------------------------|------------------------------|---------------------------------|------------------------------|---------------------------------|------------------------------|---------------------------------|------------------------------|---------------------------------|--|---------------------------------|----------------------------------|------------------------------------|----------------------------------|--------|
| Sonny Jackson, L OBP: 0.313, SLG: 0.345 (1, 8) | L3 | | | | F9 | | | | F9 | 4 | 0 | 0 | 0 | 0 | 0 | 0 | Chicago Cubs @ Atlanta Braves Atlanta Stadium, Atlanta, GA Mon Aug 16 1971, 7:05 PM EDT Att: 12,282 - Unknown - 75 F | | | | | |
| Ralph Garr, L OBP: 0.366, SLG: 0.430 (1, 7) | 1-3 | | | | CS 1B | | | | F7 | 4 | 0 | 1 | 0 | 0 | 0 | 0 | | | | | | |
| Hank Aaron, R OBP: 0.405, SLG: 0.618 (1, 3) | G3 | | | | F2 | | | | | 3 | 0 | 0 | 0 | 0 | 1 | 1 | | | | | | |
| Mike Lum, L OBP: 0.352, SLG: 0.385 (1, 9) | | | | | CS | | | | E3 1B | 3 | 0 | 0 | 0 | 0 | 2 | 0 | | | | | | |
| Earl Williams, R OBP: 0.325, SLG: 0.478 (1, 2) | | | | | | | | | FC6-4 1-3 1B | 3 | 0 | 1 | 0 | 0 | 0 | 0 | | | | | | |
| Tommie Aaron, R OBP: 0.250, SLG: 0.286 (1, 5) | | | | | | | | | K | 3 | 0 | 0 | 0 | 0 | 2 | 2 | | | | | | |
| Marty Perez, R OBP: 0.276, SLG: 0.304 (1, 6) | | | | | F2 | | | | F3 | 2 | 0 | 0 | 0 | 1 | 0 | 2 | | | | | | |
| Gil Garrido, R OBP: 0.289, SLG: 0.220 (1, 4) | | | | | | | | | G6-4-3 BB | 2 | 0 | 0 | 0 | 0 | 0 | 2 | | | | | | |
| Hai King, L OBP: 0.325, SLG: 0.328 (8, PH) | | | | | 5-3 | | | | FC6-4 | 1 | 0 | 0 | 0 | 0 | 0 | 1 | | | | | | |
| Tony La Russa, R (9, 4) | | | | | | | | | G6-4-3 1-2 | 0 | 0 | 0 | 0 | 0 | 0 | 0 | | | | | | |
| Tom Kelley, R OBP: 0.067, SLG: 0.067 (1, 1) | | | | | | | | | | 2 | 0 | 0 | 0 | 0 | 2 | 0 | | | | | | |
| Oscar Brown, R OBP: 0.273, SLG: 0.300 (8, PH) | | | | | K | | | | F7 | 1 | 0 | 0 | 0 | 0 | 0 | 0 | | | | | | |
| Inning Stats | R: 0 E: 0 K: 0 S: 3 | H: 0 LOB: 0 BB: 0 P: 3 | R: 0 E: 0 K: 2 S: 7 | H: 0 LOB: 0 BB: 0 P: 7 | R: 0 E: 0 K: 1 S: 5 | H: 0 LOB: 0 BB: 0 P: 5 | R: 0 E: 0 K: 0 S: 3 | H: 1 LOB: 0 BB: 0 P: 3 | R: 0 E: 0 K: 1 S: 7 | H: 1 LOB: 2 BB: 0 P: 7 | R: 0 E: 0 K: 1 S: 5 | H: 0 LOB: 0 BB: 0 P: 5 | R: 0 E: 0 K: 2 S: 7 | H: 0 LOB: 0 BB: 0 P: 7 | R: 0 E: 0 K: 0 S: 2 | H: 0 LOB: 0 BB: 1 P: 6 | R: 0 E: 0 K: 0 S: 3 | H: 0 LOB: 0 BB: 0 P: 3 | 1B: 2 2B: 0 3B: 0 HR: 0 | SF: 0 SAC: 0 DP: 1 HBP: 0 | WP: 0 PB: 0 SB: 0 CS: 1 | PA: 30 |
| PITCHER Fergie Jenkins, R ERA: 2.62 (1, 1) | IP: 9.0 WLS: W BF: 29 H: 2 R: 0 ER: 0 SO: 7 BB: 1 IBB: 0 HBP: 0 BLK: 0 WP: 0 HR: 0 S: 42 P: 46 ERA: 0.00 WHIP: 0.333 | | | | | | | | | | | | | | | | | | | | | |



| Batter | 1 | 2 | 3 | 4 | 5 | 6 | 7 | 8 | 9 | AB | R | H | RBI | BB | SO | LOB | TOP | | | | | | | | | | | | | | | | | |
|---|---|---------------------------------|------------------------------|---------------------------------|------------------------------|---------------------------------|------------------------------|---------------------------------|------------------------------|---------------------------------|------------------------------|---------------------------------|------------------------------|---------------------------------|------------------------------|---------------------------------|--|------------------------------------|----------------------------------|--------|--|--|--|--|--|--|--|--|--|--|--|--|--|--|
| Don Kessinger, S (1, 6) OBP: 0.333, SLG: 0.336 | | | | | | | | | | 5 | 1 | 1 | 0 | 0 | 0 | 3 | Chicago Cubs @ Atlanta Braves Atlanta Stadium, Atlanta, GA Tue Aug 17 1971, 7:05 PM EDT Att: 10,070 - Unknown - 70 F | | | | | | | | | | | | | | | | | |
| Glenn Beckert, R (1, 4) OBP: 0.375, SLG: 0.410 | | | | | | | | | | 4 | 0 | 1 | 0 | 0 | 0 | 0 | | | | | | | | | | | | | | | | | | |
| Billy Williams, L (1, 7) OBP: 0.385, SLG: 0.511 | | | | | | | | | | 4 | 1 | 2 | 0 | 0 | 0 | 1 | | | | | | | | | | | | | | | | | | |
| Joe Peppone, L (1, 3) OBP: 0.351, SLG: 0.497 | | | | | | | | | | 4 | 1 | 2 | 0 | 0 | 0 | 1 | | | | | | | | | | | | | | | | | | |
| Ron Santo, R (1, 5) OBP: 0.360, SLG: 0.440 | | | | | | | | | | 4 | 1 | 2 | 3 | 0 | 0 | 1 | | | | | | | | | | | | | | | | | | |
| Johnny Callison, L (1, 9) OBP: 0.285, SLG: 0.291 | | | | | | | | | | 4 | 0 | 0 | 0 | 0 | 1 | 2 | | | | | | | | | | | | | | | | | | |
| Brock Davis, L (1, 8) OBP: 0.345, SLG: 0.333 | | | | | | | | | | 3 | 0 | 2 | 0 | 1 | 0 | 0 | | | | | | | | | | | | | | | | | | |
| Cleo James, R (9, PR) OBP: 0.271, SLG: 0.227 | | | | | | | | | | 0 | 0 | 0 | 0 | 0 | 0 | 0 | | | | | | | | | | | | | | | | | | |
| J.C. Martin, L (1, 2) OBP: 0.322, SLG: 0.333 | | | | | | | | | | 2 | 0 | 0 | 0 | 0 | 0 | 1 | | | | | | | | | | | | | | | | | | |
| Bill Hands, R (1, 1) OBP: 0.152, SLG: 0.083 | | | | | | | | | | 3 | 0 | 0 | 0 | 0 | 2 | 2 | | | | | | | | | | | | | | | | | | |
| Paul Popovich, S (9, PH) OBP: 0.254, SLG: 0.284 | | | | | | | | | | 1 | 0 | 0 | 0 | 0 | 0 | 2 | | | | | | | | | | | | | | | | | | |
| Ray Newman, L (9, 1) | | | | | | | | | | 0 | 0 | 0 | 0 | 0 | 0 | 0 | | | | | | | | | | | | | | | | | | |
| Inning Stats | R: 1 E: 0 K: 0 S: 5 | H: 3 LOB: 1 BB: 0 P: 5 | R: 0 E: 0 K: 1 S: 5 | H: 0 LOB: 1 BB: 1 P: 9 | R: 0 E: 0 K: 0 S: 3 | H: 0 LOB: 0 BB: 0 P: 3 | R: 0 E: 0 K: 0 S: 3 | H: 0 LOB: 0 BB: 0 P: 3 | R: 3 E: 0 K: 0 S: 6 | H: 3 LOB: 0 BB: 0 P: 6 | R: 0 E: 0 K: 1 S: 6 | H: 1 LOB: 1 BB: 0 P: 6 | R: 0 E: 0 K: 0 S: 5 | H: 2 LOB: 2 BB: 0 P: 5 | R: 0 E: 0 K: 0 S: 4 | H: 1 LOB: 2 BB: 0 P: 4 | 1B: 9 2B: 0 3B: 0 HR: 1 | SF: 0 SAC: 2 DP: 1 HBP: 0 | WP: 0 PB: 0 SB: 0 CS: 0 | PA: 37 | | | | | | | | | | | | | | |
| PITCHER | IP WLS BF H R ER SO BB IBB HBP BLK WP HR S P ERA WHIP | | | | | | | | | | | | | | | | | | | | | | | | | | | | | | | | | |
| Ron Reed, R (1, 1) ERA: 3.41 | 6.0 | 24 | 6 | 4 | 4 | 2 | 1 | 0 | 0 | 0 | 0 | 0 | 0 | 1 | 27 | 31 | 6.00 | 1.167 | | | | | | | | | | | | | | | | |
| Jim Nash, R (7, 1) ERA: 4.96 | 3.0 | 13 | 4 | 0 | 0 | 1 | 0 | 0 | 0 | 0 | 0 | 0 | 0 | 0 | 15 | 15 | 0.00 | 1.333 | | | | | | | | | | | | | | | | |

| | |
|-----|----|
| AB | 34 |
| R | 4 |
| H | 10 |
| RBI | 3 |
| BB | 1 |
| SO | 3 |
| LOB | 13 |



| Batter | 1 | 2 | 3 | 4 | 5 | 6 | 7 | 8 | 9 | AB | R | H | RBI | BB | SO | LOB | BOTTOM | | | | | | | | | | | | | | | | | |
|--|---|---------------------------------|------------------------------|----------------------------------|------------------------------|---------------------------------|------------------------------|---------------------------------|------------------------------|---------------------------------|------------------------------|---------------------------------|------------------------------|---------------------------------|------------------------------|---------------------------------|--|---------------------------------|----------------------------------|------------------------------------|----------------------------------|--------|--|--|--|--|--|--|--|--|--|--|--|--|
| Sonny Jackson, L (1, 8) OBP: 0.312, SLG: 0.344 | | | | | | | | | | 4 | 0 | 1 | 1 | 0 | 0 | 2 | Chicago Cubs @ Atlanta Braves Atlanta Stadium, Atlanta, GA Tue Aug 17 1971, 7:05 PM EDT Att: 10,070 - Unknown - 70 F | | | | | | | | | | | | | | | | | |
| Ralph Garr, L (1, 7) OBP: 0.365, SLG: 0.429 | | | | | | | | | | 4 | 0 | 1 | 0 | 0 | 0 | 1 | | | | | | | | | | | | | | | | | | |
| Hank Aaron, R (1, 3) OBP: 0.406, SLG: 0.621 | | | | | | | | | | 3 | 1 | 1 | 0 | 1 | 0 | 0 | | | | | | | | | | | | | | | | | | |
| Mike Lum, L (1, 9) OBP: 0.351, SLG: 0.383 | | | | | | | | | | 4 | 1 | 1 | 1 | 0 | 0 | 3 | | | | | | | | | | | | | | | | | | |
| Earl Williams, R (1, 2) OBP: 0.327, SLG: 0.486 | | | | | | | | | | 4 | 1 | 2 | 1 | 0 | 1 | 0 | | | | | | | | | | | | | | | | | | |
| Tommie Aaron, R (1, 5) OBP: 0.219, SLG: 0.250 | | | | | | | | | | 4 | 0 | 0 | 0 | 0 | 0 | 2 | | | | | | | | | | | | | | | | | | |
| Marty Perez, R (1, 6) OBP: 0.279, SLG: 0.306 | | | | | | | | | | 4 | 1 | 2 | 0 | 0 | 1 | 1 | | | | | | | | | | | | | | | | | | |
| Gil Garrido, R (1, 4) OBP: 0.282, SLG: 0.214 | | | | | | | | | | 3 | 0 | 0 | 0 | 0 | 0 | 2 | | | | | | | | | | | | | | | | | | |
| Ron Reed, R (1, 1) OBP: 0.145, SLG: 0.145 | | | | | | | | | | 2 | 0 | 1 | 0 | 0 | 0 | 1 | | | | | | | | | | | | | | | | | | |
| Hal King, L (6, PH) OBP: 0.324, SLG: 0.326 | | | | | | | | | | 1 | 0 | 0 | 0 | 0 | 1 | 1 | | | | | | | | | | | | | | | | | | |
| Jim Nash, R (7, 1) OBP: 0.171, SLG: 0.195 | | | | | | | | | | 0 | 0 | 0 | 0 | 0 | 0 | 0 | | | | | | | | | | | | | | | | | | |
| Zolio Versalles, R (9, PH) OBP: 0.259, SLG: 0.386 | | | | | | | | | | 1 | 1 | 1 | 1 | 0 | 0 | 0 | | | | | | | | | | | | | | | | | | |
| Inning Stats | R: 2 E: 2 K: 0 S: 6 | H: 2 LOB: 1 BB: 0 P: 6 | R: 1 E: 0 K: 0 S: 6 | H: 3 LOB: 3 BB: 1 P: 10 | R: 0 E: 0 K: 1 S: 5 | H: 0 LOB: 0 BB: 0 P: 5 | R: 0 E: 0 K: 0 S: 4 | H: 1 LOB: 1 BB: 0 P: 4 | R: 1 E: 0 K: 0 S: 4 | H: 1 LOB: 0 BB: 0 P: 4 | R: 0 E: 0 K: 1 S: 6 | H: 1 LOB: 1 BB: 0 P: 6 | R: 0 E: 0 K: 0 S: 3 | H: 0 LOB: 0 BB: 0 P: 3 | R: 0 E: 0 K: 1 S: 6 | H: 1 LOB: 1 BB: 0 P: 6 | R: 1 E: 0 K: 0 S: 1 | H: 1 LOB: 0 BB: 0 P: 1 | 1B: 7 2B: 0 3B: 1 HR: 2 | SF: 0 SAC: 1 DP: 0 HBP: 0 | WP: 0 PB: 0 SB: 1 CS: 0 | PA: 36 | | | | | | | | | | | | |
| PITCHER | IP WLS BF H R ER SO BB IBB HBP BLK WP HR S P ERA WHIP | | | | | | | | | | | | | | | | | | | | | | | | | | | | | | | | | |
| Bill Hands, R (1, 1) ERA: 3.34 | 8.0 | 35 | 9 | 4 | 3 | 3 | 1 | 0 | 0 | 0 | 0 | 0 | 0 | 1 | 40 | 44 | 3.38 | 1.250 | | | | | | | | | | | | | | | | |
| Ray Newman, L (9, 1) ERA: 2.3 | 0.0 | 1 | 1 | 1 | 1 | 0 | 0 | 0 | 0 | 0 | 0 | 0 | 1 | 1 | 1 | 1 | ∞ | ∞ | | | | | | | | | | | | | | | | |



| Batter | 1 | 2 | 3 | 4 | 5 | 6 | 7 | 8 | 9 | AB | R | H | RBI | BB | SO | LOB | TOP | | | | | | | | | | |
|---|------------------------------|---------------------------------|------------------------------|---------------------------------|------------------------------|---------------------------------|------------------------------|---------------------------------|------------------------------|---------------------------------|------------------------------|---------------------------------|------------------------------|----------------------------------|------------------------------|---------------------------------|----------------------------------|------------------------------------|----------------------------------|--------|--|--|--|--|--|--|--|
| Don Kessinger, S OBP: 0.330, SLG: 0.333 (1, 6) | | | | | | | | | | 5 | 0 | 0 | 0 | 0 | 1 | 4 | | | | | | | | | | | |
| Glenn Beckert, R OBP: 0.381, SLG: 0.410 (1, 4) | | | | | | | | | | 4 | 0 | 2 | 0 | 1 | 0 | 0 | | | | | | | | | | | |
| Billy Williams, L OBP: 0.385, SLG: 0.516 (1, 7) | | | | | | | | | | 5 | 2 | 2 | 1 | 0 | 0 | 3 | | | | | | | | | | | |
| Joe Peppone, L OBP: 0.355, SLG: 0.501 (1, 3) | | | | | | | | | | 5 | 1 | 3 | 0 | 0 | 2 | 2 | | | | | | | | | | | |
| Ron Santo, R OBP: 0.359, SLG: 0.436 (1, 5) | | | | | | | | | | 3 | 1 | 0 | 0 | 1 | 1 | 2 | | | | | | | | | | | |
| Cleo James, R OBP: 0.288, SLG: 0.250 (1, 8) | | | | | | | | | | 4 | 2 | 2 | 1 | 0 | 0 | 0 | | | | | | | | | | | |
| Johnny Callison, L OBP: 0.285, SLG: 0.304 (1, 9) | | | | | | | | | | 4 | 1 | 1 | 4 | 0 | 1 | 0 | | | | | | | | | | | |
| Chris Cannizzaro, R OBP: 0.320, SLG: 0.320 (1, 2) | | | | | | | | | | 4 | 0 | 1 | 0 | 0 | 0 | 0 | | | | | | | | | | | |
| Mitt Pappas, R OBP: 0.205, SLG: 0.162 (1, 1) | | | | | | | | | | 4 | 0 | 1 | 0 | 0 | 1 | 0 | | | | | | | | | | | |
| Inning Stats | R: 0 E: 0 K: 1 S: 6 | H: 1 LOB: 1 BB: 0 P: 6 | R: 0 E: 1 K: 1 S: 8 | H: 2 LOB: 3 BB: 0 P: 8 | R: 0 E: 0 K: 1 S: 6 | H: 2 LOB: 1 BB: 0 P: 6 | R: 0 E: 0 K: 1 S: 5 | H: 0 LOB: 0 BB: 0 P: 5 | R: 0 E: 0 K: 0 S: 5 | H: 3 LOB: 0 BB: 0 P: 5 | R: 0 E: 1 K: 0 S: 3 | H: 0 LOB: 0 BB: 0 P: 3 | R: 5 E: 0 K: 0 S: 7 | H: 4 LOB: 0 BB: 1 P: 11 | R: 0 E: 0 K: 1 S: 5 | H: 0 LOB: 1 BB: 1 P: 9 | 1B: 9 2B: 1 3B: 0 HR: 2 | SF: 0 SAC: 0 DP: 3 HBP: 0 | WP: 0 PB: 2 SB: 1 CS: 0 | PA: 40 | | | | | | | |
| PITCHER | IP | WLS | BF | H | R | ER | SO | BB | IBB | HBP | BLK | WP | HR | S | P | ERA | WHIP | | | | | | | | | | |
| Phil Niekro, R ERA: 3.17 (1, 1) | 7.1 | L | 34 | 12 | 7 | 6 | 5 | 0 | 1 | 0 | 1 | 0 | 2 | 43 | 47 | 7.36 | 1.636 | | | | | | | | | | |
| Mike McQueen, L ERA: 3.25 (8, 1) | 1.2 | | 6 | 0 | 0 | 0 | 1 | 1 | 0 | 0 | 0 | 0 | 0 | 7 | 11 | 0.00 | 0.600 | | | | | | | | | | |

Chicago Cubs @ Atlanta Braves
Atlanta Stadium, Atlanta, GA
Wed Aug 18 1971, 7:05 PM EDT
Att: 13,432 - Unknown - 84 F

| | |
|-----|----|
| AB | 38 |
| R | 7 |
| H | 12 |
| RBI | 6 |
| BB | 2 |
| SO | 6 |
| LOB | 11 |



| Batter | 1 | 2 | 3 | 4 | 5 | 6 | 7 | 8 | 9 | AB | R | H | RBI | BB | SO | LOB | BOTTOM | | | | | | | | | | |
|--|------------------------------|---------------------------------|------------------------------|---------------------------------|------------------------------|---------------------------------|------------------------------|---------------------------------|------------------------------|---------------------------------|------------------------------|---------------------------------|------------------------------|---------------------------------|------------------------------|---------------------------------|------------------------------|---------------------------------|-----------------------------------|------------------------------------|----------------------------------|--------|--|--|--|--|--|
| Sonny Jackson, L OBP: 0.312, SLG: 0.343 (1, 8) | | | | | | | | | | 4 | 1 | 1 | 0 | 0 | 0 | 1 | | | | | | | | | | | |
| Ralph Garr, L OBP: 0.368, SLG: 0.434 (1, 7) | | | | | | | | | | 4 | 0 | 3 | 0 | 0 | 0 | 0 | | | | | | | | | | | |
| Mike Lum, L OBP: 0.350, SLG: 0.383 (1, 9) | | | | | | | | | | 3 | 0 | 1 | 1 | 0 | 0 | 1 | | | | | | | | | | | |
| Earl Williams, R OBP: 0.328, SLG: 0.495 (1, 2) | | | | | | | | | | 4 | 1 | 2 | 1 | 0 | 1 | 2 | | | | | | | | | | | |
| Tommy Aaron, R OBP: 0.250, SLG: 0.278 (1, 3) | | | | | | | | | | 4 | 0 | 2 | 0 | 0 | 0 | 0 | | | | | | | | | | | |
| Zoilo Versalles, R OBP: 0.253, SLG: 0.376 (1, 5) | | | | | | | | | | 4 | 0 | 0 | 0 | 0 | 0 | 3 | | | | | | | | | | | |
| Marty Perez, R OBP: 0.278, SLG: 0.306 (1, 6) | | | | | | | | | | 4 | 0 | 1 | 0 | 0 | 0 | 0 | | | | | | | | | | | |
| Gil Garrido, R OBP: 0.283, SLG: 0.217 (1, 4) | | | | | | | | | | 3 | 0 | 1 | 0 | 0 | 0 | 0 | | | | | | | | | | | |
| Phil Niekro, R OBP: 0.169, SLG: 0.174 (1, 1) | | | | | | | | | | 3 | 0 | 1 | 0 | 0 | 0 | 2 | | | | | | | | | | | |
| Mike McQueen, L OBP: 0.188, SLG: 0.250 (8, 1) | | | | | | | | | | 0 | 0 | 0 | 0 | 0 | 0 | 0 | | | | | | | | | | | |
| Inning Stats | R: 1 E: 0 K: 0 S: 4 | H: 2 LOB: 0 BB: 0 P: 4 | R: 0 E: 0 K: 0 S: 3 | H: 0 LOB: 0 BB: 0 P: 3 | R: 0 E: 0 K: 0 S: 3 | H: 1 LOB: 0 BB: 0 P: 3 | R: 0 E: 0 K: 0 S: 5 | H: 3 LOB: 2 BB: 0 P: 5 | R: 0 E: 0 K: 0 S: 3 | H: 0 LOB: 0 BB: 0 P: 3 | R: 0 E: 0 K: 0 S: 3 | H: 1 LOB: 0 BB: 0 P: 3 | R: 1 E: 0 K: 0 S: 6 | H: 3 LOB: 2 BB: 0 P: 6 | R: 0 E: 0 K: 1 S: 6 | H: 1 LOB: 0 BB: 0 P: 6 | R: 0 E: 0 K: 0 S: 3 | H: 1 LOB: 0 BB: 0 P: 3 | 1B: 10 2B: 2 3B: 0 HR: 1 | SF: 1 SAC: 0 DP: 4 HBP: 0 | WP: 1 PB: 0 SB: 0 CS: 0 | PA: 34 | | | | | |
| PITCHER | IP | WLS | BF | H | R | ER | SO | BB | IBB | HBP | BLK | WP | HR | S | P | ERA | WHIP | | | | | | | | | | |
| Mitt Pappas, R ERA: 3.39 (1, 1) | 9.0 | W | 34 | 12 | 2 | 2 | 1 | 0 | 0 | 0 | 0 | 1 | 1 | 36 | 36 | 2.00 | 1.333 | | | | | | | | | | |

Chicago Cubs @ Atlanta Braves
Atlanta Stadium, Atlanta, GA
Wed Aug 18 1971, 7:05 PM EDT
Att: 13,432 - Unknown - 84 F

| | |
|-----|----|
| AB | 33 |
| R | 2 |
| H | 12 |
| RBI | 2 |
| BB | 0 |
| SO | 1 |
| LOB | 9 |



| Batter | 1 | 2 | 3 | 4 | 5 | 6 | 7 | 8 | 9 | 10 | 11 | 12 | AB | R | H | RBI | BB | SO | LOB | TOP |
|--|---|---|---|---------------------------------|---|---|------------------------------|---------------------------------|------------------------------|---------------------------------|------------------------------|---------------------------------|------------------------------|---------------------------------|------------------------------|---------------------------------|----------------------------------|------------------------------------|-------------------------|--------|
| Lou Brock, L OBP: 0.386, SLG: 0.429 (1.7) | 1-4-3 2B | | F2 | | | K | F8 | | E BB | | F7 | | 5 | 0 | 1 | 0 | 1 | 1 | 3 | |
| Jose Cruz, L OBP: 0.366, SLG: 0.368 (1.8) | F4 | | F5 | | | 4-3 | | G4-6-3 BB 1B | E6 | | 1-3 | | 6 | 0 | 1 | 0 | 0 | 0 | 3 | |
| Matty Alou, L OBP: 0.351, SLG: 0.411 (1.3) | 1-4-3 | | F5 | | | 1-3 | | 1-2 2-3 BB | F3 | | G3 | | 5 | 0 | 0 | 0 | 1 | 0 | 4 | |
| Joe Torre, R OBP: 0.413, SLG: 0.540 (1.5) | F2 | | | | F3 | | | G4-6-3 BB | K | | 6-3 | | 6 | 1 | 1 | 1 | 0 | 1 | 3 | |
| Ted Simmons, S OBP: 0.358, SLG: 0.409 (1.2) | | F7 | | | F9 | | | HR 3B 2B | 4-3 | | F4 | | 5 | 1 | 1 | 0 | 0 | 0 | 1 | |
| Joe Hage, L OBP: 0.338, SLG: 0.410 (1.9) | | | SH1-3 1B | | F6 | | | 6-3 | | | K | | 5 | 2 | 2 | 0 | 0 | 1 | 1 | |
| Ted Sizemore, R OBP: 0.312, SLG: 0.334 (1.4) | | SH1-3 | | | F9 | | | SH2-4 1B | | | F7 | | 3 | 1 | 1 | 1 | 0 | 0 | 0 | |
| Don Maize, R Bob Borchers, L Jesse Barfield, L Frank Thomas, R Dwight Gooden, R Johan Santana, R Dwight Gooden, R Johan Santana, R Dwight Gooden, R Don Slaught, L (1.1) | | | | | 6-3 | | | 2H 3B 1B | 4-1 1B | | 5-3 | | 2 | 0 | 1 | 1 | 0 | 0 | 0 | |
| Reggie Cleveland, R Al Santorini, R Ted Kubiak, S (1.1) (2.1) (7. PH) | | | | | K | | | 3H 4-1 1-2 | 4-1 | | | | 1 | 0 | 0 | 0 | 0 | 1 | 1 | |
| | | | | | K | | | | E 2H 2B | | | | 1 | 0 | 0 | 0 | 0 | 1 | 0 | |
| | | | | | K | | | | | | | | 2 | 0 | 1 | 1 | 0 | 1 | | |
| Inning Stats | R: 0 E: 0 K: 0 S: 4 | H: 1 LOB: 1 BB: 4 P: 4 | R: 1 E: 0 K: 1 S: 7 | H: 2 LOB: 1 BB: 0 P: 7 | R: 0 E: 0 K: 0 S: 3 | H: 0 LOB: 0 BB: 0 P: 3 | R: 0 E: 0 K: 1 S: 5 | H: 0 LOB: 0 BB: 0 P: 5 | R: 0 E: 0 K: 1 S: 3 | H: 1 LOB: 1 BB: 1 P: 7 | R: 0 E: 0 K: 2 S: 7 | H: 0 LOB: 0 BB: 0 P: 7 | R: 0 E: 0 K: 0 S: 3 | H: 0 LOB: 1 BB: 1 P: 7 | R: 0 E: 0 K: 0 S: 3 | H: 0 LOB: 0 BB: 0 P: 3 | 1B: 5 2B: 3 3B: 1 HR: 1 | SF: 0 SAC: 2 DP: 1 HBP: 0 | WP: 0 PB: 0 CS: 0 | PA: 49 |
| PITCHER | IP WLS BF H R ER SO BB IBB HBP BLK WP HR S P ERA WHIP | Pat Jarvis, R ERA: 3.74 Cecil Upshaw, R ERA: 3.86 Phil Niekro, R ERA: 3.14 Steve Barber, L ERA: 5.47 | IP WLS BF H R ER SO BB IBB HBP BLK WP HR S P ERA WHIP | Don Shaw, L ERA: 3.26 | IP WLS BF H R ER SO BB IBB HBP BLK WP HR S P ERA WHIP | Reggie Cleveland, R Al Santorini, R Frank Limpy, R Chuck Taylor, R Chris Zachary, R | | | | | | | | | | | | | | |

St. Louis Cardinals @ Atlanta Braves
Atlanta Stadium, Atlanta, GA
Fri-Aug 20 1971, 7:05 PM EDT
Att. 16,099 - Unknown

| | |
|-----|----|
| AB | 44 |
| R | 5 |
| H | 10 |
| RBI | 5 |
| BB | 3 |
| SO | 6 |
| LOB | 18 |



| Batter | 1 | 2 | 3 | 4 | 5 | 6 | 7 | 8 | 9 | 10 | 11 | 12 | AB | R | H | RBI | BB | SO | LOB | BOTTOM | | | | |
|--|---|---|---|---------------------------------|---|---------------------------------|------------------------------|---------------------------------|------------------------------|---------------------------------|------------------------------|----------------------------------|------------------------------|---------------------------------|------------------------------|---------------------------------|------------------------------|---------------------------------|------------------------------|----------------------------------|----------------------------------|------------------------------------|-------------------------|--------|
| Sonny Jackson, L OBP: 0.312, SLG: 0.343 (1.8) | 1-3 | 6-3 1B | | L6 | | | 1-3 | | S 1B | | F7 | | 6 | 0 | 2 | 0 | 0 | 0 | 2 | | | | | |
| Ralph Garr, L OBP: 0.368, SLG: 0.432 (1.7) | F7 | PB 1B | | L6 | | | S 1B | | 4-3 | | F8 | | 6 | 0 | 2 | 0 | 0 | 0 | 3 | | | | | |
| Hank Aaron, R OBP: 0.407, SLG: 0.625 (1.3) | | 6-3 | | | | | | | F7 | | | | 4 | 1 | 1 | 1 | 2 | 0 | 2 | | | | | |
| Earl Williams, R OBP: 0.326, SLG: 0.488 (1.2) | | | | | 6-3 | | | | F8 | | | | 5 | 1 | 0 | 0 | 1 | 0 | 3 | | | | | |
| Mike Lum, L OBP: 0.347, SLG: 0.379 (1.9) | 4-3 | | | | F6 | | | | F2 | | | | 6 | 0 | 1 | 0 | 0 | 0 | 3 | | | | | |
| Zoilo Versalles, R OBP: 0.259, SLG: 0.381 Tony La Russa, R (1.5) (9.4) | | | | | | | | | 6-3 | | | | 3 | 2 | 1 | 0 | 1 | 0 | 0 | | | | | |
| Tommie Aaron, R OBP: 0.270, SLG: 0.278 (12. PH) | | E 2B | | | 2B | | | | F6 | | | | 1 | 0 | 0 | 0 | 0 | 1 | 1 | | | | | |
| Marty Perez, R OBP: 0.279, SLG: 0.311 (1.6) | | | | | F9 | | | | F8 | | | | 5 | 0 | 2 | 2 | 0 | 0 | 1 | | | | | |
| Gi Garrido, R OBP: 0.280, SLG: 0.216 (1.4) (9.5) | | E8 1B | | | 5-3 | | | | F3 | | | | 5 | 1 | 1 | 1 | 0 | 0 | 2 | | | | | |
| Pat Jarvis, R Cecil Upshaw, R Phil Niekro, R Haj Kim, R Felix Millard, R Steve Barber, L (1.1) (7.1) (9.1) (11. PH) (12.1) | | | | | | | | | 6-3 | | | | 2 | 1 | 1 | 1 | 0 | 0 | 0 | | | | | |
| | | | | | | | | | | | | | 1 | 0 | 0 | 0 | 0 | 1 | 0 | | | | | |
| | | | | | | | | | | | | | 0 | 0 | 0 | 0 | 0 | 0 | 0 | | | | | |
| | | | | | | | | | | | | | 0 | 0 | 0 | 0 | 1 | 0 | 0 | | | | | |
| | | | | | | | | | | | | | 0 | 0 | 0 | 0 | 0 | 0 | 0 | | | | | |
| Inning Stats | R: 1 E: 0 K: 0 S: 4 | H: 1 LOB: 1 BB: 1 P: 1 | R: 3 E: 1 K: 0 S: 7 | H: 5 LOB: 2 BB: 0 P: 7 | R: 1 E: 0 K: 0 S: 4 | H: 1 LOB: 1 BB: 1 P: 8 | R: 0 E: 0 K: 0 S: 3 | H: 0 LOB: 0 BB: 0 P: 3 | R: 0 E: 0 K: 0 S: 3 | H: 0 LOB: 0 BB: 0 P: 3 | R: 0 E: 0 K: 1 S: 6 | H: 1 LOB: 2 BB: 1 P: 10 | R: 0 E: 0 K: 0 S: 3 | H: 0 LOB: 0 BB: 0 P: 3 | R: 0 E: 0 K: 1 S: 6 | H: 1 LOB: 1 BB: 0 P: 6 | R: 0 E: 0 K: 0 S: 4 | H: 1 LOB: 2 BB: 1 P: 8 | R: 1 E: 1 K: 0 S: 3 | H: 0 LOB: 2 BB: 2 P: 11 | 1B: 8 2B: 2 3B: 0 HR: 1 | SF: 1 SAC: 0 DP: 0 HBP: 0 | WP: 2 PB: 3 CS: 2 | PA: 52 |
| PITCHER | IP WLS BF H R ER SO BB IBB HBP BLK WP HR S P ERA WHIP | Reggie Cleveland, R Al Santorini, R Frank Limpy, R Chuck Taylor, R Chris Zachary, R | IP WLS BF H R ER SO BB IBB HBP BLK WP HR S P ERA WHIP | Don Shaw, L ERA: 3.26 | IP WLS BF H R ER SO BB IBB HBP BLK WP HR S P ERA WHIP | | | | | | | | | | | | | | | | | | | |

St. Louis Cardinals @ Atlanta Braves
Atlanta Stadium, Atlanta, GA
Fri-Aug 20 1971, 7:05 PM EDT
Att. 16,099 - Unknown


| | |
|-----|----|
| AB | 45 |
| R | 6 |
| H | 11 |
| RBI | 5 |
| BB | 6 |
| SO | 3 |
| LOB | 17 |



| Batter | 1 | 2 | 3 | 4 | 5 | 6 | 7 | 8 | 9 | AB | R | H | RBI | BB | SO | LOB | TOP | | | | | |
|--|--|---------------------------------|------------------------------|-------------------------------------|------------------------------|---------------------------------|------------------------------|---------------------------------|------------------------------|---------------------------------|------------------------------|---------------------------------|------------------------------|---------------------------------|------------------------------|---------------------------------|------------------------------|---------------------------------|----------------------------------|------------------------------------|----------------------------------|--------|
| Lou Brock, L OBP: 0.385, SLG: 0.427 (1, 7) | 0-0 4-3 | | 0-0 CS 1B | | 0-0 1-3 | | | 0-3 K | | 4 | 0 | 1 | 0 | 0 | 1 | 0 | | | | | | |
| Ted Sizemore, R OBP: 0.312, SLG: 0.333 (1, 4) | 0-0 6-3 | | 0-0 CS 1-2 | 0-0 4-3 | 0-0 1B | | | 0-0 6-3 | | 4 | 0 | 1 | 0 | 0 | 0 | 0 | | | | | | |
| Matty Alou, L OBP: 0.350, SLG: 0.410 (1, 3) | 0-0 1-3 | | | 0-0 1B 1B | 0-0 F9 | | | 0-0 1-3 | | 4 | 1 | 1 | 0 | 0 | 0 | 1 | | | | | | |
| Joe Torre, R OBP: 0.414, SLG: 0.539 (1, 5) | | 0-0 S 1B | | 0-0 E 1B 1-2 3B 1B | | 0-0 6-3 | | 0-0 5-3 | | 4 | 1 | 2 | 0 | 0 | 0 | 0 | | | | | | |
| Ted Simmons, S OBP: 0.357, SLG: 0.407 (1, 2) | | 0-3 K 1-2 | | 0-0 E7 3B 1B 1-3 2-H | | 0-3 K | | 0-0 F8 | | 4 | 1 | 1 | 1 | 0 | 2 | 1 | | | | | | |
| Joe Hague, L OBP: 0.340, SLG: 0.419 (1, 9) | | 0-3 K | | 0-0 3B 2-H 3-H 0-0 | | 0-0 6-3 | | 0-0 HR 1B | | 4 | 1 | 2 | 2 | 0 | 1 | 1 | | | | | | |
| Jose Cruz, L OBP: 0.364, SLG: 0.383 (1, 8) | | 0-0 F8 | | 0-0 6-3 | | | 0-0 4-3 | 0-0 HR 1B | | 4 | 1 | 1 | 2 | 0 | 0 | 2 | | | | | | |
| Dal Maxvill, R OBP: 0.293, SLG: 0.254 (1, 6) | | | 0-0 F9 | 0-0 4-3 | | | 0-0 F9 | 0-3 K | | 3 | 0 | 0 | 0 | 0 | 0 | 1 | | | | | | |
| Jim Beauchamp, R OBP: 0.276, SLG: 0.265 (9, PH) | | | | | | | | | | 1 | 0 | 0 | 0 | 0 | 1 | 0 | | | | | | |
| Steve Carlton, L OBP: 0.205, SLG: 0.227 (1, 1) | | | 0-3 K | | 0-0 L3 | | 0-0 4-3 | | | 3 | 0 | 0 | 0 | 0 | 1 | 0 | | | | | | |
| Frank Linzy, R OBP: 0.333, SLG: 0.333 (7, 1) | | | | | | | | | | 0 | 0 | 0 | 0 | 0 | 0 | 0 | | | | | | |
| Daryl Patterson, L (8, 1) | | | | | | | | | | 0 | 0 | 0 | 0 | 0 | 0 | 0 | | | | | | |
| Inning Stats | R: 0 E: 0 K: 0 S: 3 | H: 0 LOB: 0 BB: 0 P: 3 | R: 0 E: 0 K: 2 S: 8 | H: 1 LOB: 1 BB: 0 P: 8 | R: 0 E: 0 K: 1 S: 5 | H: 1 LOB: 0 BB: 0 P: 5 | R: 3 E: 1 K: 0 S: 7 | H: 4 LOB: 1 BB: 0 P: 7 | R: 0 E: 0 K: 0 S: 4 | H: 1 LOB: 1 BB: 0 P: 4 | R: 0 E: 0 K: 1 S: 5 | H: 0 LOB: 0 BB: 0 P: 5 | R: 0 E: 0 K: 0 S: 3 | H: 0 LOB: 0 BB: 0 P: 3 | R: 0 E: 0 K: 1 S: 5 | H: 0 LOB: 0 BB: 0 P: 5 | R: 2 E: 0 K: 1 S: 7 | H: 2 LOB: 0 BB: 0 P: 7 | 1B: 7 2B: 0 3B: 1 HR: 1 | SF: 0 SAC: 0 DP: 0 HBP: 0 | WP: 0 PB: 0 SB: 1 CS: 1 | PA: 36 |
| PITCHER George Stone, L ERA: 2.89 (1, 1) | IP: 9.0 WLS: W BF: 35 H: 9 R: 5 ER: 5 SO: 6 BB: 0 IBB: 0 HBP: 0 BLK: 0 WP: 0 HR: 1 S: 47 P: 47 ERA: 5.00 WHIP: 1.000 | | | | | | | | | | | | | | | PITCHER | | | | | | |

St. Louis Cardinals @ Atlanta Braves
Atlanta Stadium, Atlanta, GA
Sat Aug 21 1971, 7:05 PM EDT
Att: 22,451 - Unknown


AB 35
R 5
H 9
RBI 5
BB 0
SO 6
LOB 6





| Batter | 1 | 2 | 3 | 4 | 5 | 6 | 7 | 8 | 9 | AB | R | H | RBI | BB | SO | LOB | BOTTOM | | | | | | | | | | | | |
|---|---|---------------------------------|------------------------------|---------------------------------|------------------------------|---------------------------------|--------------------------------|---------------------------------|------------------------------|---------------------------------|------------------------------|---------------------------------|------------------------------|---------------------------------|------------------------------|---------------------------------|----------------------------------|------------------------------------|----------------------------------|--------|--|--|--|--|--|--|--|--|--|
| Marty Perez, R OBP: 0.277, SLG: 0.307 (1, 6) | 0-0 F7 | | 0-0 F9 | | | 0-0 F9 | 0-0 SH1-4 | | | 3 | 0 | 0 | 1 | 0 | 0 | 1 | | | | | | | | | | | | | |
| Ralph Garr, L OBP: 0.371, SLG: 0.437 (1, 7) | 0-3 K | | | 0-0 1B 2B | | 0-0 HR 1B | 0-0 HR 1B | | | 4 | 3 | 3 | 0 | 0 | 1 | 0 | | | | | | | | | | | | | |
| Hank Aaron, R OBP: 0.410, SLG: 0.642 (1, 3) | 0-0 6-3 | | | 0-0 FC5-4 1B 2-H | | 0-0 HR 1-H | 0-0 HR 1-H 3-H | | | 4 | 2 | 3 | 6 | 0 | 0 | 0 | | | | | | | | | | | | | |
| Earl Williams, R OBP: 0.325, SLG: 0.488 (1, 2) | | 0-0 4-3 | | 0-0 FC5-4 1-2 | | 0-0 6-3 | 0-0 2B | | | 4 | 0 | 1 | 0 | 0 | 0 | 1 | | | | | | | | | | | | | |
| Zoilo Versalles, R OBP: 0.253, SLG: 0.372 (1, 5) | | 0-0 F4 | | 0-3 K | | 0-0 F8 | 0-0 F8 | | | 4 | 0 | 0 | 0 | 0 | 1 | 2 | | | | | | | | | | | | | |
| Tony La Russa, R (8, 4) | | | | | | | | | | 0 | 0 | 0 | 0 | 0 | 0 | 0 | | | | | | | | | | | | | |
| Mike Lum, L OBP: 0.346, SLG: 0.377 (1, 9) | 0-0 G1 | | | 0-0 5-3 | | | 0-0 6-3 | 0-0 G4-3-6 1B | | 4 | 0 | 1 | 0 | 0 | 0 | 1 | | | | | | | | | | | | | |
| Sonny Jackson, L OBP: 0.311, SLG: 0.342 (1, 8) | | | 0-0 6-3 | | 0-0 5-3 | | 0-0 1B E 1B | 0-0 G4-3-6 1-2 | | 4 | 1 | 1 | 0 | 0 | 0 | 1 | | | | | | | | | | | | | |
| Gil Garrido, R OBP: 0.279, SLG: 0.217 (1, 4) | | | 0-0 F8 | | 0-0 F8 | | 0-0 E SH1-4 1B | 0-0 6-3 | | 4 | 1 | 1 | 0 | 0 | 0 | 0 | | | | | | | | | | | | | |
| George Stone, L OBP: 0.207, SLG: 0.228 (1, 1) | | | | 0-0 1B | | 0-0 4-3 | 0-0 E3 1B SH1-4 HR | | | 3 | 1 | 1 | 1 | 0 | 0 | 1 | | | | | | | | | | | | | |
| Inning Stats | R: 0 E: 0 K: 1 S: 5 | H: 0 LOB: 0 BB: 0 P: 5 | R: 0 E: 0 K: 0 S: 3 | H: 0 LOB: 0 BB: 0 P: 3 | R: 0 E: 0 K: 0 S: 4 | H: 1 LOB: 1 BB: 0 P: 4 | R: 1 E: 0 K: 1 S: 7 | H: 2 LOB: 1 BB: 0 P: 7 | R: 0 E: 0 K: 0 S: 3 | H: 0 LOB: 0 BB: 0 P: 3 | R: 2 E: 0 K: 0 S: 5 | H: 2 LOB: 0 BB: 0 P: 5 | R: 5 E: 1 K: 0 S: 9 | H: 5 LOB: 1 BB: 0 P: 9 | R: 0 E: 0 K: 0 S: 3 | H: 1 LOB: 0 BB: 0 P: 3 | 1B: 7 2B: 2 3B: 0 HR: 2 | SF: 0 SAC: 1 DP: 1 HBP: 0 | WP: 0 PB: 0 SB: 0 CS: 0 | PA: 35 | | | | | | | | | |
| PITCHER Steve Carlton, L ERA: 3.52 (1, 1) | IP: 6.2 WLS: L BF: 31 H: 10 R: 8 ER: 4 SO: 2 BB: 0 IBB: 0 HBP: 0 BLK: 0 WP: 0 HR: 2 S: 35 P: 35 ERA: 5.40 WHIP: 1.500 | | | | | | | | | | | | | | | PITCHER | | | | | | | | | | | | | |
| Frank Linzy, R ERA: 1.91 (7, 1) | 0.1 | 1 | 0 | 0 | 0 | 0 | 0 | 0 | 0 | 0 | 0 | 1 | 1 | 0.00 | 0.000 | | | | | | | | | | | | | | |
| Daryl Patterson, R ERA: 5.52 (8, 1) | 1.0 | 3 | 1 | 0 | 0 | 0 | 0 | 0 | 0 | 0 | 0 | 3 | 3 | 0.00 | 1.000 | | | | | | | | | | | | | | |

St. Louis Cardinals @ Atlanta Braves
Atlanta Stadium, Atlanta, GA
Sat Aug 21 1971, 7:05 PM EDT
Att: 22,451 - Unknown

AB 34
R 8
H 11
RBI 8
BB 0
SO 2
LOB 7



| Batter | 1 | 2 | 3 | 4 | 5 | 6 | 7 | 8 | 9 | AB | R | H | RBI | BB | SO | LOB | TOP | | | | | |
|--|--|---------------------------------|------------------------------|---------------------------------|------------------------------|---------------------------------|------------------------------|---------------------------------|------------------------------|---------------------------------|------------------------------|----------------------------------|------------------------------|---------------------------------|------------------------------|----------------------------------|--|------------------------------|---------------------------------|----------------------------------|------------------------------------|-------------------------|
| Rennie Stennett, R OBP: 0.313, SLG: 0.348 (1, 4) | F9 | | F9 | | 6-3 | | 1B | | 1B | 5 | 0 | 2 | 0 | 0 | 0 | 0 | Pittsburgh Pirates @ Atlanta Braves Atlanta Stadium, Atlanta, GA Mon Aug 23 1971, 7:05 PM EDT Unknown | | | | | |
| Al Oliver, L OBP: 0.308, SLG: 0.393 (1, 8) | FC5-4 1B | | K | | | | 3-1 | | 4-3 | 5 | 0 | 1 | 0 | 0 | 2 | 2 | | | | | | |
| Roberto Clemente, R OBP: 0.354, SLG: 0.595 (1, 9) | FC5-4 1-2 | | | | | | K | | WP BB 1B | 4 | 0 | 2 | 0 | 0 | 1 | 1 | | | | | | |
| Willie Stargell, L OBP: 0.395, SLG: 0.652 (1, 7) | 1-3 | | G3 | | | | E 3B BB | | WP BB 1-2 | 2 | 1 | 0 | 0 | 2 | 0 | 2 | | | | | | |
| Bob Robertson, R OBP: 0.357, SLG: 0.494 (1, 3) | | | | | F3 | | E5 3B | | F3 1-2 2-3 | 4 | 1 | 1 | 0 | 0 | 0 | 3 | | | | | | |
| Manny Sanguillen, R OBP: 0.355, SLG: 0.435 (1, 2) | | | FC9-6 1B 2B | | 6-3 | | 1-H 2-H 3B | | K | 4 | 2 | 1 | 2 | 0 | 1 | 3 | | | | | | |
| Dave Cash, R OBP: 0.365, SLG: 0.373 (1, 5) | | | | | F7 | | 5-3 | | F3 | 4 | 0 | 1 | 0 | 0 | 0 | 2 | | | | | | |
| Jackie Hernandez, R OBP: 0.255, SLG: 0.316 (1, 6) | | | | | | | | | 6-3 | 4 | 0 | 1 | 1 | 0 | 0 | 0 | | | | | | |
| Steve Blass, R OBP: 0.119, SLG: 0.149 Dave Giusti, R OBP: 0.125, SLG: 0.067 (1, 1) (7, 1) | | | K | | F8 | | | | F5 | 3 | 0 | 0 | 0 | 0 | 1 | 1 |  | | | | | |
| Inning Stats | R: 0 E: 1 K: 0 S: 4 | H: 1 LOB: 1 BB: 0 P: 4 | R: 1 E: 0 K: 1 S: 7 | H: 3 LOB: 1 BB: 0 P: 7 | R: 0 E: 0 K: 1 S: 6 | H: 1 LOB: 1 BB: 0 P: 6 | R: 0 E: 0 K: 0 S: 3 | H: 0 LOB: 0 BB: 0 P: 3 | R: 0 E: 0 K: 0 S: 3 | H: 0 LOB: 0 BB: 0 P: 3 | R: 3 E: 1 K: 1 S: 7 | H: 1 LOB: 1 BB: 1 P: 11 | R: 0 E: 0 K: 1 S: 6 | H: 1 LOB: 1 BB: 0 P: 6 | R: 0 E: 0 K: 1 S: 6 | H: 1 LOB: 2 BB: 1 P: 10 | | R: 0 E: 0 K: 0 S: 4 | H: 1 LOB: 1 BB: 0 P: 4 | 1B: 7 2B: 1 3B: 1 HR: 0 | SF: 0 SAC: 0 DP: 0 HBP: 0 | WP: 1 PB: 1 CS: 0 |
| PITCHER Phil Niekro, R ERA: 3.05 (1, 1) | IP: 9.0 WLS: L BF: 38 H: 9 R: 4 ER: 1 SO: 5 BB: 2 IBB: 0 HBP: 0 BLK: 0 WP: 1 HR: 0 S: 46 P: 54 ERA: 1.00 WHIP: 1.222 | | | | | | | | | | | | | | | PITCHER | | | | | | |

| Batter | 1 | 2 | 3 | 4 | 5 | 6 | 7 | 8 | 9 | AB | R | H | RBI | BB | SO | LOB | BOTTOM | | | | | |
|--|--|---------------------------------|------------------------------|---------------------------------|------------------------------|----------------------------------|------------------------------|---------------------------------|------------------------------|---------------------------------|------------------------------|---------------------------------|------------------------------|---------------------------------|------------------------------|---------------------------------|--|------------------------------|---------------------------------|----------------------------------|------------------------------------|-------------------------|
| Sonny Jackson, L OBP: 0.310, SLG: 0.343 (1, 8) | 4-3 | | 4-3 1-3 2B | | | | | | | 4 | 0 | 1 | 0 | 0 | 1 | 0 | Pittsburgh Pirates @ Atlanta Braves Atlanta Stadium, Atlanta, GA Mon Aug 23 1971, 7:05 PM EDT Unknown | | | | | |
| Ralph Carr, L OBP: 0.367, SLG: 0.432 (1, 7) | 4-3 | | 4-3 | | | | | | | 4 | 0 | 0 | 1 | 0 | 1 | 1 | | | | | | |
| Hank Aaron, R OBP: 0.411, SLG: 0.645 (1, 3) | 6-3 | | 2-3 3-H 4-0 IBB | | | | | | | 3 | 1 | 1 | 1 | 1 | 0 | 0 | | | | | | |
| Earl Williams, R OBP: 0.325, SLG: 0.483 (1, 2) | | | K | | | | | | | 3 | 0 | 0 | 0 | 1 | 3 | 2 | | | | | | |
| Mike Lum, L OBP: 0.343, SLG: 0.374 (1, 9) | | | | | | | | | | 4 | 0 | 1 | 0 | 0 | 0 | 1 | | | | | | |
| Darrell Evans, L OBP: 0.332, SLG: 0.412 (1, 5) | | | | | | | | | | 4 | 1 | 1 | 1 | 0 | 0 | 1 | | | | | | |
| Marty Perez, R OBP: 0.279, SLG: 0.309 (1, 6) | | | | | | | | | | 3 | 0 | 1 | 0 | 0 | 0 | 1 | | | | | | |
| Gil Garrido, R OBP: 0.296, SLG: 0.233 (1, 4) | | | | | | | | | | 1 | 1 | 0 | 0 | 1 | 0 | 0 | | | | | | |
| Phil Niekro, R OBP: 0.160, SLG: 0.164 (1, 1) | | | | | | | | | | 3 | 0 | 0 | 0 | 0 | 0 | 2 |  | | | | | |
| Inning Stats | R: 0 E: 0 K: 0 S: 3 | H: 0 LOB: 0 BB: 0 P: 3 | R: 0 E: 0 K: 1 S: 6 | H: 1 LOB: 1 BB: 0 P: 6 | R: 1 E: 0 K: 1 S: 6 | H: 1 LOB: 2 BB: 2 P: 14 | R: 0 E: 0 K: 0 S: 3 | H: 0 LOB: 0 BB: 0 P: 3 | R: 0 E: 0 K: 0 S: 3 | H: 0 LOB: 0 BB: 0 P: 3 | R: 1 E: 0 K: 1 S: 5 | H: 1 LOB: 1 BB: 1 P: 9 | R: 1 E: 0 K: 0 S: 4 | H: 2 LOB: 0 BB: 0 P: 4 | R: 0 E: 0 K: 1 S: 5 | H: 0 LOB: 0 BB: 0 P: 5 | | R: 0 E: 0 K: 1 S: 5 | H: 0 LOB: 0 BB: 0 P: 5 | 1B: 2 2B: 2 3B: 0 HR: 2 | SF: 0 SAC: 1 DP: 1 HBP: 0 | WP: 0 PB: 0 CS: 0 |
| PITCHER Steve Blass, R ERA: 3.02 Dave Giusti, R ERA: 3.16 (1, 1) (7, 1) | IP: 6.1 WLS: W BF: 26 H: 5 R: 3 ER: 3 SO: 3 BB: 2 IBB: 1 HBP: 0 BLK: 0 WP: 0 HR: 2 S: 29 P: 41 ERA: 4.26 WHIP: 1.105 | | | | | | | | | | | | | | | PITCHER | | | | | | |

| Batter | 1 | 2 | 3 | 4 | 5 | 6 | 7 | 8 | 9 | AB | R | H | RBI | BB | SO | LOB | TOP | | | | | |
|---|---|---------------------------------|------------------------------|----------------------------------|-------------------------------|----------------------------------|------------------------------|---------------------------------|------------------------------|---------------------------------|------------------------------|---------------------------------|------------------------------|---------------------------------|------------------------------|---------------------------------|------------------------------|---------------------------------|-----------------------------------|------------------------------------|-------------------------|--------|
| Rennie Stennett, R OBP: 0.315, SLG: 0.353 | (1, 4) 0-3 K | | 4-0 3B BB | 0-0 HR 2B | 0-0 1-3 | | 0-0 F4 | | 0-0 4-3 | 5 | 2 | 1 | 0 | 1 | 1 | 2 | | | | | | |
| Al Oliver, L OBP: 0.315, SLG: 0.418 | (1, 8) 0-0 1B | | 0-0 HR 3B | 0-0 HR | | 0-0 HR 1B | 0-0 F8 | | 0-0 HR | 6 | 4 | 5 | 5 | 0 | 0 | 1 | | | | | | |
| Roberto Clemente, R Vic Davalillo, L OBP: 0.337, SLG: 0.513 OBP: 0.315, SLG: 0.370 | (1, 9) (8, 9) G1-4-6-3 | | 0-0 HR | 0-0 1B E | | 0-0 F7 | | 0-0 BB 1B | 0-0 F7 | 5 | 2 | 3 | 2 | 0 | 0 | 2 | | | | | | |
| Willie Stargell, L OBP: 0.395, SLG: 0.649 | (1, 7) | 0-0 F5 | 0-0 1B 1B | 0-3 K | | 0-0 HR 1B | | 0-3 K | | 5 | 2 | 2 | 0 | 0 | 2 | 2 | | | | | | |
| Bob Robertson, R OBP: 0.362, SLG: 0.503 | (1, 3) | 4-0 FC5-4 BB | 0-3 K | 0-0 E 1B | | 0-0 HR | | 4-0 G4-6-3 BB | | 3 | 1 | 2 | 3 | 2 | 1 | 1 | | | | | | |
| Manny Sanguillen, R OBP: 0.353, SLG: 0.433 | (1, 2) | 0-0 FC5-4 BB | 0-0 1B SH1-3 | 0-0 E4 | | 0-0 5-3 | | 0-0 G4-6-3 | | 5 | 2 | 1 | 1 | 0 | 0 | 4 | | | | | | |
| Dave Cash, R OBP: 0.366, SLG: 0.372 | (1, 5) | 4-0 1B BB | 0-0 SH1-3 | 0-0 G5-4-3 | | 0-3 K | | | 0-0 1-3 | 4 | 0 | 1 | 1 | 1 | 1 | 2 | | | | | | |
| Jackie Hernandez, R OBP: 0.261, SLG: 0.320 | (1, 6) | 0-0 1B | 0-0 SH1-3 | | 0-3 K | | 0-0 4-3 | | 0-0 2B 1B | 4 | 1 | 2 | 2 | 0 | 1 | 0 | | | | | | |
| Bob Moose, R Nelson Briles, R OBP: 0.154, SLG: 0.108 OBP: 0.296, SLG: 0.462 | (1, 1) (6, 1) F7 | | 0-0 1-3 | | 0-0 5-3 | | 0-0 E5 | | 0-0 4-3 HR | 3 | 0 | 0 | 0 | 0 | 0 | 3 | | | | | | |
| Inning Stats | R: 0 E: 0 K: 1 S: 5 | H: 1 LOB: 0 BB: 0 P: 5 | R: 1 E: 0 K: 0 S: 4 | H: 1 LOB: 2 BB: 2 P: 12 | R: 5 E: 0 K: 1 S: 10 | H: 5 LOB: 1 BB: 1 P: 14 | R: 3 E: 1 K: 1 S: 9 | H: 4 LOB: 1 BB: 0 P: 9 | R: 0 E: 0 K: 1 S: 5 | H: 0 LOB: 0 BB: 0 P: 5 | R: 3 E: 0 K: 1 S: 8 | H: 3 LOB: 0 BB: 0 P: 8 | R: 0 E: 1 K: 0 S: 4 | H: 1 LOB: 1 BB: 0 P: 4 | R: 0 E: 0 K: 1 S: 5 | H: 1 LOB: 1 BB: 1 P: 9 | R: 3 E: 0 K: 0 S: 6 | H: 3 LOB: 0 BB: 0 P: 6 | 1B: 12 2B: 2 3B: 1 HR: 4 | SF: 0 SAC: 1 DP: 3 HBP: 0 | WP: 0 SB: 0 CS: 0 | PA: 48 |
| PITCHER | IP WLS BF H R ER SO BB IBB HBP BLK WP HR S P ERA WHIP | | | | | | | | | | | | | | | | | | | | | |
| Tom Kelley, R ERA: 3.17 | (1, 1) 2.0 L 13 5 5 5 1 3 0 0 0 0 0 1 12 24 22.50 4.000 | | | | | | | | | | | | | | | | | | | | | |
| Jim Nash, R ERA: 5.19 | (3, 1) 2.0 12 6 4 4 2 0 0 0 0 0 0 1 16 16 18.00 3.000 | | | | | | | | | | | | | | | | | | | | | |
| Steve Barber, L ERA: 6.43 | (5, 1) 5.0 23 8 6 6 3 1 0 0 0 0 0 2 28 32 10.80 1.800 | | | | | | | | | | | | | | | | | | | | | |

Pittsburgh Pirates @ Atlanta Braves
Atlanta Stadium, Atlanta, GA
Mon Aug 23 1971, 7:05 PM EDT
Att: 16,163 - Unknown

AB 43
R 15
H 19
RBI 15
BB 4
SO 6
LOB 17



| Batter | 1 | 2 | 3 | 4 | 5 | 6 | 7 | 8 | 9 | AB | R | H | RBI | BB | SO | LOB | BOTTOM | | | |
|---|--|---------------------------------|------------------------------|---------------------------------|------------------------------|---------------------------------|------------------------------|---------------------------------|------------------------------|---------------------------------|------------------------------|---------------------------------|------------------------------|---------------------------------|------------------------------|---------------------------------|----------------------------------|------------------------------------|-------------------------|--------|
| Sonny Jackson, L Oscar Brown, R OBP: 0.308, SLG: 0.340 OBP: 0.297, SLG: 0.324 | (1, 8) (8, 8) 4-3 | 0-0 F7 | | 0-0 1-3 | | | 0-0 4-3 | | 0-0 F9 | 4 | 0 | 0 | 0 | 0 | 0 | 3 | | | | |
| Ralph Garr, L OBP: 0.364, SLG: 0.429 | (1, 7) 0-0 3-1 | | 0-0 G3 | | 0-0 F7 | | 0-0 4-3 | | | 4 | 0 | 0 | 0 | 0 | 0 | 0 | | | | |
| Darrell Evans, L OBP: 0.330, SLG: 0.409 | (1, 5) 0-3 K | | 0-0 BB 1B | | 0-0 F7 | | 0-3 K | | | 4 | 0 | 1 | 0 | 0 | 2 | 0 | | | | |
| Earl Williams, R OBP: 0.329, SLG: 0.492 | (1, 3) | 0-0 HR | 4-0 1-2 BB | | 0-0 HR 1B | | 0-3 K | | | 3 | 2 | 2 | 1 | 1 | 1 | 0 | | | | |
| Mike Lum, L OBP: 0.345, SLG: 0.384 | (1, 9) | 0-0 E 1B | 0-0 F4 | | 0-0 HR | | 0-0 E6 | | 0-0 G6-4-3 | 4 | 2 | 2 | 2 | 0 | 0 | 2 | | | | |
| Felix Milten, R Tony La Russa, R OBP: 0.353, SLG: 0.373 OBP: 0.251, SLG: 0.363 | (1, 4) (7, 4) E4 | | 0-0 1-3 | | 0-0 6-3 | | | | 0-0 G6-4-3 | 3 | 0 | 0 | 0 | 0 | 0 | 3 | | | | |
| Hal King, L OBP: 0.324, SLG: 0.331 | (1, 2) | 0-0 F9 | | 0-0 G6-4-3 BB 1B | | 0-0 6-3 | | | 0-0 F3 | 4 | 0 | 1 | 0 | 0 | 0 | 2 | | | | |
| Marty Perez, R OBP: 0.282, SLG: 0.309 | (1, 6) | 0-0 1B | | 4-0 G6-4-3 BB | | 0-0 F9 | | | 0-0 F7 | 3 | 0 | 1 | 1 | 1 | 0 | 0 | | | | |
| Tom Kelley, R Jim Nash, R Zolito Versalles, R Steve Barber, L Tommie Aaron, R OBP: 0.065, SLG: 0.065 OBP: 0.171, SLG: 0.195 OBP: 0.251, SLG: 0.363 OBP: 0.167, SLG: 0.091 OBP: 0.300, SLG: 0.289 | (1, 1) (3, 1) (4, PH) (5, 1) (6, PH) K | | 0-3 K | | 0-0 G6-4-3 | | 0-3 K | | | 1 | 0 | 0 | 0 | 0 | 1 | 2 | | | | |
| Inning Stats | R: 0 E: 0 K: 1 S: 5 | H: 0 LOB: 0 BB: 0 P: 5 | R: 2 E: 1 K: 1 S: 9 | H: 3 LOB: 2 BB: 0 P: 9 | R: 0 E: 0 K: 0 S: 4 | H: 1 LOB: 2 BB: 1 P: 8 | R: 0 E: 0 K: 0 S: 3 | H: 1 LOB: 1 BB: 1 P: 7 | R: 2 E: 0 K: 0 S: 5 | H: 2 LOB: 0 BB: 0 P: 5 | R: 0 E: 0 K: 1 S: 5 | H: 0 LOB: 0 BB: 0 P: 5 | R: 0 E: 1 K: 1 S: 5 | H: 0 LOB: 0 BB: 0 P: 5 | R: 0 E: 0 K: 1 S: 5 | H: 1 LOB: 1 BB: 0 P: 4 | 1B: 6 2B: 0 3B: 0 HR: 2 | SF: 0 SAC: 0 DP: 2 HBP: 0 | WP: 0 SB: 1 CS: 0 | PA: 37 |
| PITCHER | IP WLS BF H R ER SO BB IBB HBP BLK WP HR S P ERA WHIP | | | | | | | | | | | | | | | | | | | |
| Bob Moose, R ERA: 4.3 | (1, 1) 5.0 W 24 7 4 3 2 2 0 0 0 0 0 0 2 26 34 5.40 1.800 | | | | | | | | | | | | | | | | | | | |
| Nelson Briles, R ERA: 3.61 | (6, 1) 4.0 S 13 1 0 0 3 0 0 0 0 0 0 0 19 19 0.00 0.250 | | | | | | | | | | | | | | | | | | | |

Pittsburgh Pirates @ Atlanta Braves
Atlanta Stadium, Atlanta, GA
Mon Aug 23 1971, 7:05 PM EDT
Att: 16,163 - Unknown

AB 35
R 4
H 8
RBI 4
BB 2
SO 5
LOB 16



| Batter | 1 | 2 | 3 | 4 | 5 | 6 | 7 | 8 | 9 | AB | R | H | RBI | BB | SO | LOB | TOP | | | | | |
|---|-------------------------------|----------------------------------|-------------------------------------|----------------------------------|------------------------------|---------------------------------|------------------------------|---------------------------------|-------------------------------------|---------------------------------|------------------------------|---------------------------------|------------------------------|---------------------------------|------------------------------|---------------------------------|--|------------------------------------|-----------------------------------|------------------------------------|----------------------------------|--------|
| Rennie Stennett, R OBP: 0.328, SLG: 0.367 | | | 5-3 | 4-3 | | 4-3 | | | SH1-3 | 5 | 1 | 2 | 1 | 0 | 0 | 1 | Pittsburgh Pirates @ Atlanta Braves Atlanta Stadium, Atlanta, GA Wed Aug 25 1971, 7:05 PM EDT Att: 8,365 - Unknown | | | | | |
| Al Oliver, L OBP: 0.314, SLG: 0.419 | | | F7 | | F8 | | F5 | SF7 | 5 | 1 | 1 | 1 | 0 | 0 | 2 | | | | | | | |
| Roberto Clemente, R OBP: 0.361, SLG: 0.516 | | HR | WP | 1B | 1B | E | 1B | 1B | 6 | 3 | 5 | 0 | 0 | 0 | 0 | | | | | | | |
| Willie Stargell, L OBP: 0.395, SLG: 0.649 | K | HR | BB | E8 | 1B | K | K | 5 | 2 | 2 | 2 | 1 | 3 | 5 | | | | | | | | |
| Bob Robertson, R OBP: 0.366, SLG: 0.510 | K | HR | F5 | K | K | K | K | 5 | 1 | 1 | 1 | 0 | 3 | 6 | | | | | | | | |
| Milt May, L OBP: 0.301, SLG: 0.421 | | F7 | | F6 | 1B | | G5-4-3 | 5 | 1 | 3 | 3 | 0 | 0 | 0 | | | | | | | | |
| Dave Cash, R OBP: 0.367, SLG: 0.380 | | | | 1B | F7 | | G5-4-3 | 5 | 2 | 3 | 1 | 0 | 0 | 2 | | | | | | | | |
| Jackie Hernandez, R OBP: 0.269, SLG: 0.326 | | F9 | SH3-4 | 1B | F8 | | SH1-3 | 5 | 2 | 3 | 2 | 0 | 0 | 1 | | | | | | | | |
| Bruce Kison, R OBP: 0.115, SLG: 0.120 | | | | SH3-4 | | | | 2 | 0 | 1 | 1 | 0 | 0 | 1 | | | | | | | | |
| Bob Moose, R OBP: 0.154, SLG: 0.108 | | 4-3 | | | | | | 0 | 0 | 0 | 0 | 0 | 0 | 0 | | | | | | | | |
| Bill Mazerowski, R OBP: 0.297, SLG: 0.288 | | | | | | | | 1 | 0 | 0 | 0 | 0 | 0 | 0 | | | | | | | | |
| Bob Miller, R OBP: 0.297, SLG: 0.288 | | | | | | | | 0 | 0 | 0 | 0 | 1 | 0 | 0 | | | | | | | | |
| Inning Stats | R: 6 E: 0 K: 2 S: 15 | H: 8 LOB: 2 BB: 0 P: 15 | R: 3 E: 0 K: 0 S: 7 | H: 4 LOB: 1 BB: 0 P: 7 | R: 0 E: 0 K: 0 S: 4 | H: 1 LOB: 2 BB: 1 P: 8 | R: 1 E: 0 K: 0 S: 5 | H: 2 LOB: 1 BB: 0 P: 5 | R: 2 E: 1 K: 1 S: 8 | H: 3 LOB: 1 BB: 0 P: 8 | R: 0 E: 0 K: 0 S: 3 | H: 0 LOB: 0 BB: 0 P: 3 | R: 0 E: 0 K: 1 S: 5 | H: 0 LOB: 0 BB: 0 P: 5 | R: 0 E: 0 K: 1 S: 5 | H: 1 LOB: 0 BB: 0 P: 5 | R: 1 E: 0 K: 1 S: 7 | H: 2 LOB: 2 BB: 1 P: 11 | 1B: 17 2B: 1 3B: 1 HR: 2 | SF: 1 SAC: 2 DP: 1 HBP: 0 | WP: 1 PB: 1 SB: 0 CS: 0 | PA: 49 |
| PITCHER | IP: 0.2 WLS: L BF: 9 | H: 7 R: 6 ER: 6 SO: 2 | BB: 0 IBB: 0 HBP: 0 BLK: 0 | WP: 0 HR: 0 S: 13 P: 13 | ERA: 81.00 WHIP: 10.500 | Tom Kelley, R ERA: 3.22 | IP: 1.0 WLS: 6 BF: 2 | H: 2 R: 1 ER: 1 SO: 1 | BB: 1 IBB: 0 HBP: 0 BLK: 0 | WP: 0 HR: 0 S: 7 P: 11 | ERA: 9.00 WHIP: 3.000 | | | | | | | | | | | |
| Pat Jarvis, R ERA: 4.1 | (1, 1) | | | | | | | | | | | | | | | | | | | | | |
| Bob Priddy, R ERA: 4.13 | (1, 1) | | | | | | | | | | | | | | | | | | | | | |
| Ron Herbel, R ERA: 4.7 | (2, 1) | | | | | | | | | | | | | | | | | | | | | |
| Jim Nash, R ERA: 5.18 | (5, 1) | | | | | | | | | | | | | | | | | | | | | |
| Steve Barber, L ERA: 6.21 | (7, 1) | | | | | | | | | | | | | | | | | | | | | |
| Batter | 1 | 2 | 3 | 4 | 5 | 6 | 7 | 8 | 9 | AB | R | H | RBI | BB | SO | LOB | BOTTOM | | | | | |
| Felix Millan, R OBP: 0.355, SLG: 0.379 | 4-3 | 6-3 | | FC3-6 | | 4-3 | | 3-1 | | 4 | 0 | 1 | 0 | 0 | 0 | 1 | Pittsburgh Pirates @ Atlanta Braves Atlanta Stadium, Atlanta, GA Wed Aug 25 1971, 7:05 PM EDT Att: 8,365 - Unknown | | | | | |
| Steve Barber, L OBP: 0.167, SLG: 0.091 | | | | 1B | | | | | | 0 | 0 | 0 | 0 | 0 | 0 | 0 | | | | | | |
| Hal King, L OBP: 0.320, SLG: 0.323 | | | | 1B | | | | | | 1 | 0 | 0 | 0 | 0 | 0 | 0 | | | | | | |
| Tom Kelley, R OBP: 0.065, SLG: 0.065 | | | | 1B | | | | | | 0 | 0 | 0 | 0 | 0 | 0 | 0 | | | | | | |
| Ralph Garr, L OBP: 0.367, SLG: 0.432 | | | 1B | FC3-6 | | FC6-4 | | F7 | 5 | 2 | 3 | 0 | 0 | 0 | 1 | | | | | | | |
| Hank Aaron, R OBP: 0.414, SLG: 0.659 | | | 1B | 1B | | 1B | | | 4 | 2 | 2 | 2 | 0 | 0 | 2 | | | | | | | |
| Tommie Aaron, R OBP: 0.286, SLG: 0.275 | | | 2B | F7 | | FC6-4 | | F4 | 1 | 0 | 0 | 0 | 0 | 0 | 0 | | | | | | | |
| Earl Williams, R OBP: 0.330, SLG: 0.494 | L5 | | SF8 | 1B | | 5-3 | | 5-3 | 5 | 1 | 2 | 1 | 0 | 0 | 0 | | | | | | | |
| Darrell Evans, L OBP: 0.338, SLG: 0.423 | 3-1 | | SF8 | 1B | | F5 | | K | 4 | 0 | 0 | 1 | 0 | 1 | 1 | | | | | | | |
| Mike Lum, L OBP: 0.355, SLG: 0.404 | | FC6-4 | F5 | 1B | | 1B | | FC6-4 | 4 | 1 | 3 | 0 | 0 | 0 | 1 | | | | | | | |
| Sonny Jackson, L OBP: 0.312, SLG: 0.344 | | FC6-4 | 1B | 1B | | FC6-4 | | FC6-4 | 4 | 0 | 3 | 1 | 0 | 0 | 1 | | | | | | | |
| Marty Perez, R OBP: 0.280, SLG: 0.316 | | FC6-4 | F8 | FC6-4 | | FC6-4 | | E5 | 4 | 0 | 0 | 0 | 0 | 0 | 5 | | | | | | | |
| Pat Jarvis, R OBP: 0.133, SLG: 0.093 | (1, 1) | | | | | | | | | | | | | | | | | | | | | |
| Bob Priddy, R OBP: 0.167, SLG: 0.091 | (1, 1) | | | | | | | | | | | | | | | | | | | | | |
| Ron Herbel, R OBP: 0.297, SLG: 0.288 | (2, 1) | | | | | | | | | | | | | | | | | | | | | |
| Zollo Versalfino, R OBP: 0.115, SLG: 0.120 | (4, PH) | | | | | | | | | | | | | | | | | | | | | |
| Jim Nash, R OBP: 0.154, SLG: 0.108 | (5, 1) | | | | | | | | | | | | | | | | | | | | | |
| Oscar Brown, R OBP: 0.297, SLG: 0.288 | (6, PH) | | | | | | | | | | | | | | | | | | | | | |
| Tony La Russa, R OBP: 0.297, SLG: 0.288 | (7, 4) | | | | | | | | | | | | | | | | | | | | | |
| Inning Stats | R: 2 E: 0 K: 0 S: 5 | H: 2 LOB: 0 BB: 0 P: 5 | R: 1 E: 0 K: 0 S: 7 | H: 2 LOB: 1 BB: 0 P: 7 | R: 0 E: 0 K: 0 S: 4 | H: 1 LOB: 1 BB: 0 P: 4 | R: 0 E: 0 K: 0 S: 5 | H: 2 LOB: 2 BB: 0 P: 5 | R: 0 E: 0 K: 0 S: 4 | H: 1 LOB: 1 BB: 0 P: 4 | R: 0 E: 0 K: 1 S: 6 | H: 1 LOB: 1 BB: 0 P: 6 | R: 0 E: 1 K: 0 S: 3 | H: 0 LOB: 0 BB: 0 P: 3 | R: 0 E: 0 K: 0 S: 4 | H: 1 LOB: 1 BB: 0 P: 4 | 1B: 12 2B: 1 3B: 0 HR: 1 | SF: 1 SAC: 0 DP: 1 HBP: 0 | WP: 0 PB: 0 SB: 0 CS: 0 | PA: 41 | | |
| PITCHER | IP: 2.0 WLS: W BF: 12 | H: 5 R: 1 ER: 1 SO: 0 | BB: 0 IBB: 0 HBP: 0 BLK: 0 | WP: 0 HR: 0 S: 14 P: 14 | ERA: 22.50 WHIP: 3.000 | | | | | | | | | | | | | | | | | |
| Bruce Kison, R ERA: 3.65 | (3, 1) | | | | | | | | | | | | | | | | | | | | | |
| Bob Moose, R ERA: 4.27 | (6, 1) | | | | | | | | | | | | | | | | | | | | | |
| Bob Miller, R ERA: 1.88 | (6, 1) | | | | | | | | | | | | | | | | | | | | | |

| Batter | 1 | 2 | 3 | 4 | 5 | 6 | 7 | 8 | 9 | AB | R | H | RBI | BB | SO | LOB | TOP | | | |
|--|------------------------------|---------------------------------|-------------------------------------|----------------------------------|------------------------------|---------------------------------|------------------------------|---------------------------------|------------------------------|---------------------------------|------------------------------|---------------------------------|------------------------------|---------------------------------|------------------------------|---------------------------------|---|------------------------------------|----------------------------------|--------|
| Felix Milan, R OBP: 0.352, SLG: 0.376 (1,4) | 0-0 6-3 | | 0-0 F8 | | | 0-0 F8 | | 0-0 FC6-4 | | 4 | 0 | 0 | 0 | 0 | 0 | 2 | Atlanta Braves @ Chicago Cubs Wrigley Field, Chicago, IL Fri Aug 27 1971, 3:33 AM CDT Att: 23,150 - Sunny - 65 F | | | |
| Ralph Carr, L OBP: 0.368, SLG: 0.432 (1,7) | 0-0 G4-3 1B | | | 0-0 4-3 | | 0-0 L7 | | | 0-0 FC6-4 1B | 4 | 0 | 2 | 0 | 0 | 0 | 0 | | | | |
| Hank Aaron, R Oscar Brown, R OBP: 0.413, SLG: 0.655 (9, PR) OBP: 0.289, SLG: 0.314 | 0-0 G4-3 1-2 | | | 0-0 1B | | 0-0 L6 | | | 0-0 FC6-4 B5-3 1-2 | 4 | 0 | 1 | 0 | 0 | 0 | 2 | | | | |
| Earl Williams, R OBP: 0.329, SLG: 0.490 (1,2) | | 0-0 F7 | | 0-0 F3 | | | 4-0 G6-3 BB | | 0-0 B5-3 | 3 | 0 | 0 | 0 | 1 | 0 | 2 | | | | |
| Mike Lum, L OBP: 0.351, SLG: 0.400 (1,9) | | 0-0 6-3 | | 0-0 F8 | | | 0-0 G6-3 1-2 | | 0-0 L5 | 4 | 0 | 0 | 0 | 0 | 0 | 4 | | | | |
| Darrell Evans, L OBP: 0.333, SLG: 0.417 (1,5) | | 0-0 P6 | | | 0-3 K | | 0-0 F7 | | | 3 | 0 | 0 | 0 | 0 | 1 | 0 | | | | |
| Sonny Jackson, L OBP: 0.315, SLG: 0.347 (1,8) | | | 4-0 BB | | 0-0 2B | | | 0-0 4-3 | | 2 | 0 | 1 | 0 | 1 | 0 | 0 | | | | |
| Marty Perez, R OBP: 0.281, SLG: 0.317 (1,6) | | | 0-0 6-3 1-2 | | 0-0 6-3 | | | 0-0 FC6-4 1B | | 3 | 0 | 1 | 0 | 0 | 0 | 2 | | | | |
| Ron Reed, R Hal King, L Cecil Upshaw, R OBP: 0.138, SLG: 0.138 (8, PH) OBP: 0.318, SLG: 0.321 (8, 1) | | | 0-3 K | | 0-0 6-3 | | | 0-0 F8 | | 2 | 0 | 0 | 0 | 0 | 1 | 2 | | | | |
| Inning Stats | R: 0 E: 0 K: 0 S: 3 | H: 1 LOB: 0 BB: 0 P: 3 | R: 0 E: 0 K: 0 S: 3 | H: 0 LOB: 0 BB: 0 P: 3 | R: 0 E: 0 K: 1 S: 5 | H: 0 LOB: 1 BB: 1 P: 9 | R: 0 E: 0 K: 0 S: 4 | H: 1 LOB: 1 BB: 0 P: 4 | R: 0 E: 0 K: 1 S: 6 | H: 1 LOB: 1 BB: 0 P: 6 | R: 0 E: 0 K: 0 S: 2 | H: 0 LOB: 0 BB: 1 P: 6 | R: 0 E: 0 K: 0 S: 4 | H: 1 LOB: 1 BB: 0 P: 4 | R: 0 E: 0 K: 0 S: 4 | H: 1 LOB: 2 BB: 0 P: 4 | 1B: 4 2B: 1 3B: 0 HR: 0 | SF: 0 SAC: 0 DP: 2 HBP: 0 | WP: 0 PB: 0 SB: 1 CS: 0 | PA: 32 |
| PITCHER Mitt Pappas, R ERA: 3.28 (1,1) | IP: 9.0 WLS: W BF: 32 | H: 5 R: 0 ER: 0 SO: 2 | BB: 2 IBB: 0 HBP: 0 BLK: 0 | WP: 0 HR: 0 S: 34 P: 42 | ERA: 0.00 WHIP: 0.778 | PITCHER | | | | | | | | | | ERA: 0.00 WHIP: 0.778 | | | | |

| Batter | 1 | 2 | 3 | 4 | 5 | 6 | 7 | 8 | 9 | AB | R | H | RBI | BB | SO | LOB | BOTTOM | | | |
|--|------------------------------|---------------------------------|-------------------------------------|----------------------------------|------------------------------|---------------------------------|------------------------------|---------------------------------|------------------------------|---------------------------------|------------------------------|---------------------------------|------------------------------|----------------------------------|------------------------------|---------------------------------|---|------------------------------------|----------------------------------|--------|
| Don Kessinger, S OBP: 0.321, SLG: 0.318 (1,6) | 0-0 F8 | | 0-3 K | | 0-0 F8 | | 0-0 FC6-4 | | | 4 | 0 | 0 | 0 | 0 | 1 | 3 | Atlanta Braves @ Chicago Cubs Wrigley Field, Chicago, IL Fri Aug 27 1971, 3:33 AM CDT Att: 23,150 - Sunny - 65 F | | | |
| Glenn Beckert, R OBP: 0.379, SLG: 0.408 (1,4) | 0-0 5-3 | | 0-0 3B 1B | | | 0-0 L6 | | 0-0 F2 | | 4 | 1 | 1 | 0 | 0 | 0 | 0 | | | | |
| Billy Williams, L OBP: 0.389, SLG: 0.527 (1,7) | 4-0 BB | | 0-0 3B 1H 2H | | | 0-0 HR | | 0-0 F8 | | 3 | 1 | 2 | 3 | 1 | 0 | 0 | | | | |
| Joe Pepitone, L OBP: 0.347, SLG: 0.484 (1,3) | 0-0 F5 | | 0-0 1-3 | | | 0-0 F9 | | 0-0 E4 | | 4 | 0 | 0 | 0 | 0 | 0 | 2 | | | | |
| Ron Santo, R OBP: 0.356, SLG: 0.436 (1,5) | | 0-0 F3 | | 0-0 9-6 2B | | 0-3 K | | 0-3 K | | 4 | 0 | 1 | 0 | 0 | 2 | 1 | | | | |
| Johnny Callison, L OBP: 0.291, SLG: 0.321 (1,9) | | 0-3 K | | 0-0 9-6 2-3F | | | 0-0 4-3 | | | 3 | 0 | 0 | 0 | 0 | 1 | 1 | | | | |
| Brock Davis, L OBP: 0.343, SLG: 0.337 (1,8) | | 0-0 6-3 | | 0-0 F7 | | | 0-0 3B | | | 3 | 0 | 1 | 0 | 0 | 0 | 0 | | | | |
| Chris Cannizzaro, R OBP: 0.311, SLG: 0.308 (1,2) | | | 0-0 6-3 | | 0-0 F7 | | 4-0 FC6-4 IBB | | | 2 | 0 | 0 | 0 | 1 | 0 | 0 | | | | |
| Mitt Pappas, R OBP: 0.228, SLG: 0.178 (1,1) | | | 0-0 1B 3B 1B | | 0-3 K | | 0-3 K | | | 3 | 1 | 1 | 0 | 0 | 2 | 2 | | | | |
| Inning Stats | R: 0 E: 0 K: 0 S: 3 | H: 0 LOB: 1 BB: 1 P: 7 | R: 0 E: 0 K: 1 S: 5 | H: 0 LOB: 0 BB: 0 P: 5 | R: 2 E: 0 K: 1 S: 8 | H: 3 LOB: 1 BB: 0 P: 8 | R: 0 E: 0 K: 0 S: 3 | H: 1 LOB: 0 BB: 0 P: 3 | R: 0 E: 0 K: 1 S: 5 | H: 0 LOB: 0 BB: 0 P: 5 | R: 1 E: 0 K: 1 S: 6 | H: 1 LOB: 0 BB: 0 P: 6 | R: 0 E: 0 K: 1 S: 6 | H: 1 LOB: 2 BB: 1 P: 10 | R: 0 E: 1 K: 1 S: 6 | H: 0 LOB: 1 BB: 0 P: 6 | 1B: 2 2B: 2 3B: 2 HR: 1 | SF: 0 SAC: 0 DP: 1 HBP: 0 | WP: 0 PB: 0 SB: 0 CS: 0 | PA: 32 |
| PITCHER Ron Reed, R Cecil Upshaw, R ERA: 3.57 ERA: 3.67 (8, 1) | IP: 7.0 WLS: L BF: 28 | H: 6 R: 3 ER: 3 SO: 5 | BB: 1 IBB: 0 HBP: 0 BLK: 0 | WP: 0 HR: 1 S: 36 P: 44 | ERA: 3.86 WHIP: 1.000 | PITCHER | | | | | | | | | | ERA: 0.00 WHIP: 0.000 | | | | |

livebaseballscorecards.com

Braves

CBS

| Batter | 1 | 2 | 3 | 4 | 5 | 6 | 7 | 8 | 9 | AB | R | H | RBI | BB | SO | LOB | TOP | | | |
|---|------------------------------|---------------------------------|-------------------------------------|----------------------------------|------------------------------|---------------------------------|------------------------------|---------------------------------|------------------------------|---------------------------------|------------------------------|---------------------------------|------------------------------|---------------------------------|------------------------------|---------------------------------|---|-------------------------------------|----------------------------------|--------------------------|
| Felix Millan, R OBP: 0.348, SLG: 0.373 (1, 4) | | | | | | | | | | 4 | 0 | 0 | 0 | 0 | 0 | 0 | Atlanta Braves @ Chicago Cubs Wrigley Field, Chicago, IL Sat Aug 28 1971, 3:33 AM CDT Att: 34,988 - Unknown | | | |
| Ralph Carr, L OBP: 0.369, SLG: 0.437 (1, 7) | | | | | | | | | | 4 | 1 | 2 | 0 | 0 | 1 | 0 | | | | |
| Hank Aaron, R OBP: 0.410, SLG: 0.649 (1, 3) | | | | | | | | | | 4 | 0 | 0 | 0 | 0 | 1 | 2 | | | | |
| Earl Williams, R OBP: 0.333, SLG: 0.500 (1, 2) | | | | | | | | | | 4 | 1 | 3 | 2 | 0 | 0 | 0 | | | | |
| Mike Lum, L OBP: 0.348, SLG: 0.396 (1, 9) | | | | | | | | | | 4 | 1 | 0 | 0 | 0 | 1 | 3 | | | | |
| Darrell Evans, L OBP: 0.336, SLG: 0.431 Gil Garrido, R OBP: 0.296, SLG: 0.233 (1, 5) (9, 5) | | | | | | | | | | 3 | 1 | 1 | 1 | 1 | 1 | 1 | | | | |
| Sonny Jackson, L OBP: 0.317, SLG: 0.349 (1, 8) | | | | | | | | | | 3 | 0 | 2 | 0 | 0 | 0 | 0 | | | | |
| Marty Perez, R OBP: 0.289, SLG: 0.316 (1, 6) | | | | | | | | | | 4 | 0 | 1 | 1 | 0 | 1 | 2 | | | | |
| Phil Niekro, R OBP: 0.154, SLG: 0.158 (1, 1) | | | | | | | | | | 3 | 0 | 0 | 0 | 0 | 1 | 1 | | | | |
| Inning Stats | R: 0 E: 0 K: 1 S: 7 | H: 2 LOB: 2 BB: 0 P: 7 | R: 1 E: 0 K: 2 S: 8 | H: 1 LOB: 0 BB: 0 P: 8 | R: 0 E: 0 K: 1 S: 5 | H: 0 LOB: 0 BB: 0 P: 5 | R: 0 E: 0 K: 0 S: 3 | H: 0 LOB: 0 BB: 0 P: 3 | R: 0 E: 0 K: 1 S: 7 | H: 2 LOB: 0 BB: 0 P: 7 | R: 0 E: 0 K: 0 S: 3 | H: 0 LOB: 1 BB: 1 P: 7 | R: 0 E: 0 K: 0 S: 3 | H: 0 LOB: 0 BB: 0 P: 3 | R: 1 E: 0 K: 1 S: 7 | H: 3 LOB: 2 BB: 0 P: 7 | 1B: 6 2B: 0 3B: 1 HR: 2 | SF: 0 SAC: 1 DP: 1 HBP: 0 | WP: 0 PB: 0 SB: 0 CS: 0 | PA: 35 |
| PITCHER Fergie Jenkins, R ERA: 2.71 (1, 1) | IP: 9.0 WLS: L BF: 35 | H: 9 R: 4 ER: 4 SO: 6 | BB: 1 IBB: 0 HBP: 0 BLK: 0 | WP: 0 HR: 2 S: 46 P: 50 | ERA: 4.00 WHIP: 1.111 | PITCHER | | | | | | | | | | IP: 9.0 WLS: W BF: 40 | H: 11 R: 3 ER: 3 SO: 6 | BB: 2 IBB: 0 HBP: 0 BLK: 0 | WP: 1 HR: 0 S: 50 P: 58 | ERA: 3.00 WHIP: 1.444 |

| | |
|-----|----|
| AB | 33 |
| R | 4 |
| H | 9 |
| RBI | 4 |
| BB | 1 |
| SO | 6 |
| LOB | 9 |



| Batter | 1 | 2 | 3 | 4 | 5 | 6 | 7 | 8 | 9 | AB | R | H | RBI | BB | SO | LOB | BOTTOM | | | |
|---|------------------------------|---------------------------------|-------------------------------------|----------------------------------|------------------------------|---------------------------------|------------------------------|---------------------------------|------------------------------|---------------------------------|------------------------------|---------------------------------|------------------------------|----------------------------------|------------------------------|---------------------------------|---|-------------------------------------|----------------------------------|--------------------------|
| Don Kessinger, S OBP: 0.320, SLG: 0.318 (1, 6) | | | | | | | | | | 4 | 0 | 1 | 0 | 0 | 0 | 0 | Atlanta Braves @ Chicago Cubs Wrigley Field, Chicago, IL Sat Aug 28 1971, 3:33 AM CDT Att: 34,988 - Unknown | | | |
| Glenn Beckert, R OBP: 0.377, SLG: 0.410 (1, 4) | | | | | | | | | | 5 | 0 | 1 | 0 | 0 | 1 | 2 | | | | |
| Billy Williams, L OBP: 0.389, SLG: 0.525 (1, 7) | | | | | | | | | | 5 | 0 | 2 | 0 | 0 | 1 | 2 | | | | |
| Joe Pepitone, L OBP: 0.347, SLG: 0.488 (1, 3) | | | | | | | | | | 5 | 2 | 2 | 0 | 0 | 0 | 2 | | | | |
| Ron Santo, R OBP: 0.357, SLG: 0.435 (1, 5) | | | | | | | | | | 3 | 1 | 1 | 0 | 1 | 1 | 1 | | | | |
| Johnny Callison, L OBP: 0.294, SLG: 0.325 (1, 9) | | | | | | | | | | 3 | 0 | 1 | 2 | 1 | 0 | 1 | | | | |
| Brock Davis, L OBP: 0.345, SLG: 0.340 (1, 8) | | | | | | | | | | 4 | 0 | 2 | 1 | 0 | 2 | 1 | | | | |
| Chris Cannizzaro, R OBP: 0.307, SLG: 0.303 (1, 2) | | | | | | | | | | 4 | 0 | 0 | 0 | 0 | 1 | 6 | | | | |
| Fergie Jenkins, R OBP: 0.275, SLG: 0.372 (1, 1) | | | | | | | | | | 4 | 0 | 1 | 0 | 0 | 0 | 3 | | | | |
| Inning Stats | R: 0 E: 0 K: 0 S: 3 | H: 0 LOB: 0 BB: 0 P: 3 | R: 2 E: 0 K: 1 S: 8 | H: 3 LOB: 1 BB: 0 P: 8 | R: 0 E: 0 K: 1 S: 4 | H: 1 LOB: 1 BB: 0 P: 4 | R: 0 E: 0 K: 1 S: 6 | H: 0 LOB: 1 BB: 0 P: 6 | R: 0 E: 0 K: 0 S: 4 | H: 1 LOB: 2 BB: 0 P: 4 | R: 0 E: 0 K: 2 S: 8 | H: 1 LOB: 1 BB: 1 P: 8 | R: 0 E: 0 K: 1 S: 7 | H: 2 LOB: 2 BB: 1 P: 11 | R: 0 E: 0 K: 0 S: 4 | H: 2 LOB: 1 BB: 0 P: 4 | 1B: 8 2B: 1 3B: 2 HR: 0 | SF: 0 SAC: 1 DP: 1 HBP: 0 | WP: 1 PB: 1 SB: 0 CS: 0 | PA: 40 |
| PITCHER Phil Niekro, R ERA: 3.04 (1, 1) | IP: 9.0 WLS: W BF: 40 | H: 11 R: 3 ER: 3 SO: 6 | BB: 2 IBB: 0 HBP: 0 BLK: 0 | WP: 1 HR: 0 S: 50 P: 58 | ERA: 3.00 WHIP: 1.444 | PITCHER | | | | | | | | | | IP: 9.0 WLS: W BF: 40 | H: 11 R: 3 ER: 3 SO: 6 | BB: 2 IBB: 0 HBP: 0 BLK: 0 | WP: 1 HR: 0 S: 50 P: 58 | ERA: 3.00 WHIP: 1.444 |



| Batter | 1 | 2 | 3 | 4 | 5 | 6 | 7 | 8 | 9 | AB | R | H | RBI | BB | SO | LOB | TOP | | | |
|---|--|----------------------------------|------------------------------|---------------------------------|------------------------------|---------------------------------|------------------------------|---------------------------------|------------------------------|---------------------------------|------------------------------|---------------------------------|------------------------------|---------------------------------|------------------------------|---------------------------------|---|----------------------------------|------------------------------------|----------------------------------|
| Felix Millan, R OBP: 0.347, SLG: 0.370 Tony La Russa, R (8, 4) | 0-3 K | | 0-0 5-3 | | | 0-0 6-3 | | 0-0 F8 | | 4 | 0 | 0 | 0 | 0 | 1 | 1 | <p>Atlanta Braves @ San Francisco Giants</p> <p>Candlestick Park, San Francisco, CA</p> <p>Tue Aug 31 1971, 10:05 PM EDT</p> <p>Att: 13,615 - Unknown</p> | | | |
| Ralph Carr, L OBP: 0.367, SLG: 0.434 (1, 7) | 0-0 1-3 | | 0-0 F6 | | | 0-0 F8 | | 0-0 WP 1B 1B | | 4 | 0 | 1 | 0 | 0 | 0 | 1 | | | | |
| Hank Aaron, R OBP: 0.412, SLG: 0.656 Hal King, L OBP: 0.317, SLG: 0.319 (1, 3) (6, 2) | 4-0 BB | | | 0-0 F9 | | 0-0 1B | | 0-0 F7 | | 2 | 0 | 1 | 0 | 1 | 0 | 0 | | | | |
| Earl Williams, R OBP: 0.333, SLG: 0.504 (1, 2) (6, 3) | 0-3 K | | | 0-0 F3 | | 0-3 K | | 0-0 WP 1B | | 4 | 0 | 1 | 0 | 0 | 2 | 2 | | | | |
| Mike Lum, L OBP: 0.346, SLG: 0.391 (1, 9) | | 0-0 F7 | | 0-0 6-3 | | | 0-0 1B 1B | 0-0 G3 | | 4 | 0 | 1 | 0 | 0 | 0 | 2 | | | | |
| Darrell Evans, L OBP: 0.335, SLG: 0.427 (1, 5) | | 0-0 F7 | | | 0-0 F8 | | 0-0 1-2 1B | | 0-0 F8 | 4 | 0 | 1 | 0 | 0 | 0 | 0 | | | | |
| Sonny Jackson, L OBP: 0.314, SLG: 0.345 (1, 8) | | 0-0 F4 | | | 0-0 1B | | 0-0 F8 | | 0-0 6-3 | 4 | 0 | 1 | 0 | 0 | 0 | 2 | | | | |
| Marty Perez, R OBP: 0.280, SLG: 0.314 (1, 6) | | | 0-0 5-3 SH2-3 1B | | 0-3 K | | 0-3 K | | 0-0 1-3 | 4 | 0 | 1 | 0 | 0 | 2 | 3 | | | | |
| George Stone, L OBP: 0.203, SLG: 0.224 Ron Herbel, R OBP: 0.311, SLG: 0.111 Zolito Versalles, R OBP: 0.251, SLG: 0.357 Bob Priddy, R OBP: 0.182, SLG: 0.273 (1, 1) (5, 1) (7, PH) (7, 1) | | | 0-0 SH2-3 | | 0-0 G1 | | 0-0 6-3 | | | 1 | 0 | 0 | 0 | 0 | 0 | 1 | | | | |
| Inning Stats | R: 0 E: 0 K: 2 S: 7 | H: 0 LOB: 1 BB: 1 P: 11 | R: 0 E: 0 K: 0 S: 3 | H: 0 LOB: 0 BB: 0 P: 3 | R: 0 E: 0 K: 0 S: 4 | H: 1 LOB: 1 BB: 0 P: 4 | R: 0 E: 0 K: 0 S: 3 | H: 0 LOB: 0 BB: 0 P: 3 | R: 0 E: 0 K: 1 S: 6 | H: 1 LOB: 1 BB: 0 P: 6 | R: 0 E: 0 K: 1 S: 6 | H: 2 LOB: 2 BB: 0 P: 7 | R: 0 E: 0 K: 0 S: 5 | H: 2 LOB: 2 BB: 0 P: 5 | R: 0 E: 0 K: 0 S: 3 | H: 0 LOB: 0 BB: 0 P: 3 | | 1B: 7 2B: 0 3B: 0 HR: 0 | SF: 0 SAC: 1 DP: 0 HBP: 0 | WP: 1 PB: 0 SB: 0 CS: 0 |
| PITCHER Gaylord Perry, R ERA: 3.12 (1, 1) | IP: 9.0 WLS: W BF: 35 H: 7 R: 0 ER: 0 SO: 5 BB: 1 IBB: 0 HBP: 0 BLK: 0 WP: 1 HR: 0 S: 44 P: 48 ERA: 0.00 WHIP: 0.889 | | | | | | | | | | | | | | | PITCHER | | | | |

| Batter | 1 | 2 | 3 | 4 | 5 | 6 | 7 | 8 | 9 | AB | R | H | RBI | BB | SO | LOB | BOTTOM | | | |
|---|--|---------------------------------|----------------------------------|---------------------------------|--|----------------------------------|------------------------------|---------------------------------|-------------------------------|----------------------------------|------------------------------|----------------------------------|------------------------------|---------------------------------|------------------------------|----------------------------------|---|----------------------------------|------------------------------------|----------------------------------|
| Ken Henderson, S OBP: 0.384, SLG: 0.467 (1, 7) | 0-3 K | | 0-0 F7 | 0-0 FC5-2 1B | 0-0 1-1H 2-1H HR | | 4-0 G3-6-3 BB | | | 4 | 1 | 2 | 3 | 1 | 1 | 1 | <p>Atlanta Braves @ San Francisco Giants</p> <p>Candlestick Park, San Francisco, CA</p> <p>Tue Aug 31 1971, 10:05 PM EDT</p> <p>Att: 13,615 - Unknown</p> | | | |
| Tito Fuentes, S OBP: 0.296, SLG: 0.341 (1, 4) | 0-0 F7 | | 0-0 E6 FC1-2 BB | 0-0 FC5-2-6 BB | 0-0 F9 | | 0-3 K | | | 5 | 1 | 0 | 0 | 0 | 1 | 4 | | | | |
| Willie Mays, R OBP: 0.430, SLG: 0.506 Jimmy Rosario, S OBP: 0.358, SLG: 0.288 (1, 8) (5, PR) (6, 8) | 0-3 K | | 4-0 BB FC1-2 1B IBB | 4-0 1-2 BB | 0-3 K FC5-4 | | 0-0 G3-6-3 1-2 | | | 2 | 1 | 0 | 0 | 2 | 2 | 0 | | | | |
| Bobby Bonds, R OBP: 0.371, SLG: 0.517 (1, 9) | | 0-0 G4-6-3 1B | 0-0 FC1-2 BB 1B | 0-0 F8 | 0-0 FC5-4 | | 0-0 4-3 | | | 5 | 1 | 1 | 0 | 0 | 0 | 7 | | | | |
| Dick Dietz, R OBP: 0.390, SLG: 0.410 (1, 2) | | 0-0 G4-6-3 1-2 | 4-0 1B BB | | 0-0 BB 1B 1B | | 0-0 F3 | 4-0 WP 1B BB | | 3 | 1 | 1 | 1 | 2 | 0 | 1 | | | | |
| Dave Kingman, R OBP: 0.316, SLG: 0.569 (1, 3) | | 0-0 1B 2B | 0-0 1-3 2-1H 3-1H 1B | | 0-0 1B 1B | 4-0 FC5-4 BB | | 0-3 K | | 4 | 2 | 3 | 2 | 1 | 1 | 1 | | | | |
| Al Gallagher, R OBP: 0.361, SLG: 0.413 Hal Lanier, R OBP: 0.292, SLG: 0.292 (1, 5) (7, 5) | | 0-0 2B 1B | 0-0 F8 | | 4-0 FC1-5 1B 1-2 2-3 BB | 4-0 FC5-4 BB | | 4-0 1B BB | | 2 | 0 | 1 | 1 | 2 | 0 | 2 | | | | |
| Chris Speier, R OBP: 0.312, SLG: 0.331 (1, 6) | | 0-0 F9 | | 0-0 1B SH3-4 1B | 0-0 FC1-5 HR 1B | 0-0 FC5-4 1-2 2-3 | | 0-0 1B | | 5 | 1 | 3 | 2 | 0 | 0 | 3 | | | | |
| Gaylord Perry, R OBP: 0.141, SLG: 0.159 (1, 1) | | | 4-0 E FC1-2 BB | 0-0 SH3-4 | 0-0 FC1-5 HR | 0-3 K | | | | 2 | 1 | 0 | 0 | 1 | 1 | 4 | | | | |
| Inning Stats | R: 0 E: 0 K: 2 S: 7 | H: 0 LOB: 0 BB: 0 P: 7 | R: 1 E: 0 K: 0 S: 5 | H: 3 LOB: 1 BB: 0 P: 5 | R: 3 E: 1 K: 0 S: 5 | H: 1 LOB: 2 BB: 3 P: 17 | R: 0 E: 0 K: 0 S: 5 | H: 2 LOB: 3 BB: 1 P: 9 | R: 5 E: 0 K: 1 S: 10 | H: 4 LOB: 1 BB: 1 P: 14 | R: 0 E: 0 K: 1 S: 5 | H: 0 LOB: 2 BB: 1 P: 13 | R: 0 E: 0 K: 1 S: 4 | H: 0 LOB: 0 BB: 1 P: 8 | R: 0 E: 0 K: 1 S: 5 | H: 1 LOB: 3 BB: 2 P: 13 | | 1B: 9 2B: 1 3B: 0 HR: 1 | SF: 0 SAC: 1 DP: 2 HBP: 0 | WP: 2 PB: 0 SB: 0 CS: 0 |
| PITCHER George Stone, L ERA: 3.04 Ron Herbel, R ERA: 4.89 Bob Priddy, R ERA: 4.0 (1, 1) (5, 1) (7, 1) | IP: 4.0 WLS: L BF: 25 H: 8 R: 7 ER: 4 SO: 2 BB: 2 IBB: 0 HBP: 0 BLK: 0 WP: 0 HR: 0 S: 24 P: 44 ERA: 9.00 WHIP: 3.000 | | | | | | | | | | | | | | | PITCHER | | | | |

| | |
|-----|----|
| AB | 33 |
| R | 0 |
| H | 7 |
| RBI | 0 |
| BB | 1 |
| SO | 5 |
| LOB | 15 |




| Batter | 1 | 2 | 3 | 4 | 5 | 6 | 7 | 8 | 9 | AB | R | H | RBI | BB | SO | LOB | TOP |
|---|--|---------------------------------|------------------------------|---------------------------------|------------------------------|---------------------------------|------------------------------|---------------------------------|------------------------------|---------------------------------|------------------------------|--|------------------------------|---------------------------------|----------------------------------|------------------------------------|---|
| Felix Millan, R OBP: 0.344, SLG: 0.367 (1,4) | | | | | | | | | | 4 | 0 | 0 | 0 | 0 | 0 | 2 | Atlanta Braves @ San Francisco Giants Candlestick Park, San Francisco, CA Wed Sep 01 1971, 6:33 AM EDT Att: 10,760 - Unknown Braves |
| Ralph Carr, L OBP: 0.365, SLG: 0.431 (1,7) | | | | | | | | | | 4 | 0 | 0 | 0 | 0 | 0 | 1 | |
| Hank Aaron, R OBP: 0.409, SLG: 0.650 (1,9) | | | | | | | | | | 4 | 0 | 0 | 0 | 0 | 1 | 0 | |
| Earl Williams, R OBP: 0.335, SLG: 0.502 (1,2) | | | | | | | | | | 3 | 0 | 1 | 0 | 1 | 1 | 0 | |
| Zoilo Versalles, R OBP: 0.246, SLG: 0.349 (1,5) | | | | | | | | | | 4 | 0 | 0 | 0 | 0 | 0 | 2 | |
| Tommie Aaron, R OBP: 0.298, SLG: 0.273 (1,3) | | | | | | | | | | 3 | 0 | 1 | 0 | 0 | 0 | 1 | |
| Mike Lum, L OBP: 0.343, SLG: 0.388 (1,8) | | | | | | | | | | 3 | 0 | 0 | 0 | 0 | 0 | 1 | |
| Marty Perez, R OBP: 0.280, SLG: 0.317 (1,6) | | | | | | | | | | 3 | 0 | 1 | 0 | 0 | 1 | 0 | |
| Ron Reed, R OBP: 0.149, SLG: 0.149 (1,1) | | | | | | | | | | 2 | 0 | 1 | 0 | 0 | 0 | 0 | |
| Oscar Brown, R OBP: 0.292, SLG: 0.306 (8, PH) | | | | | | | | | | 1 | 0 | 0 | 0 | 0 | 1 | 1 | |
| Steve Barber, L OBP: 0.214, SLG: 0.154 (8, 1) | | | | | | | | | | 0 | 0 | 0 | 0 | 0 | 0 | 0 | |
| Inning Stats | R: 0 E: 0 K: 0 S: 3 | H: 0 LOB: 0 BB: 0 P: 3 | R: 0 E: 0 K: 0 S: 4 | H: 1 LOB: 1 BB: 0 P: 4 | R: 0 E: 0 K: 0 S: 3 | H: 0 LOB: 0 BB: 0 P: 3 | R: 0 E: 0 K: 1 S: 5 | H: 1 LOB: 1 BB: 0 P: 6 | R: 0 E: 0 K: 0 S: 4 | H: 1 LOB: 1 BB: 0 P: 4 | R: 0 E: 0 K: 1 S: 6 | H: 1 LOB: 1 BB: 1 P: 9 | R: 0 E: 0 K: 1 S: 5 | H: 0 LOB: 1 BB: 1 P: 9 | 1B: 3 2B: 1 3B: 0 HR: 0 | SF: 0 SAC: 0 DP: 0 HBP: 0 | WP: 0 PA: 32 PB: 0 SB: 0 CS: 0 |
| PITCHER John Cumberland, L ERA: 2.9 (1,1) | IP: 9.0 WLS: W BF: 32 H: 4 R: 0 ER: 0 SO: 4 BB: 1 IBB: 0 HBP: 0 BLK: 0 WP: 0 HR: 0 S: 39 P: 43 ERA: 0.00 WHIP: 0.556 | | | | | | | | | | | PITCHER IP: WLS: BF: H: R: ER: SO: BB: IBB: HBP: BLK: WP: HR: S: P: ERA: WHIP: | | | | | |


| Batter | 1 | 2 | 3 | 4 | 5 | 6 | 7 | 8 | 9 | AB | R | H | RBI | BB | SO | LOB | BOTTOM |
|---|--|---------------------------------|------------------------------|----------------------------------|------------------------------|---------------------------------|------------------------------|---------------------------------|------------------------------|---------------------------------|------------------------------|--|------------------------------|---------------------------------|----------------------------------|------------------------------------|---|
| Ken Henderson, S OBP: 0.383, SLG: 0.464 (1,7) | | | | | | | | | | 3 | 0 | 0 | 0 | 1 | 2 | 1 | Atlanta Braves @ San Francisco Giants Candlestick Park, San Francisco, CA Wed Sep 01 1971, 6:33 AM EDT Att: 10,760 - Unknown GIANTS |
| Tito Fuentes, S OBP: 0.298, SLG: 0.342 (1,4) | | | | | | | | | | 4 | 1 | 2 | 0 | 0 | 0 | 3 | |
| Bobby Bonds, R OBP: 0.370, SLG: 0.515 (1,9) | | | | | | | | | | 4 | 1 | 1 | 1 | 0 | 1 | 1 | |
| Willie McCovey, L OBP: 0.383, SLG: 0.450 (1,3) | | | | | | | | | | 2 | 1 | 2 | 1 | 1 | 0 | 0 | |
| Al Gallagher, R OBP: 0.360, SLG: 0.411 (1,5) | | | | | | | | | | 4 | 1 | 1 | 1 | 0 | 1 | 3 | |
| Hal Lanier, R OBP: 0.292, SLG: 0.292 (8, 5) | | | | | | | | | | 0 | 0 | 0 | 0 | 0 | 0 | 0 | |
| Chris Speier, R OBP: 0.315, SLG: 0.331 (1,6) | | | | | | | | | | 2 | 0 | 1 | 1 | 2 | 1 | 0 | |
| Jimmy Rosario, S OBP: 0.356, SLG: 0.283 (1,8) | | | | | | | | | | 3 | 0 | 0 | 0 | 1 | 1 | 2 | |
| Russ Gibson, R OBP: 0.239, SLG: 0.356 (1,2) | | | | | | | | | | 4 | 0 | 1 | 0 | 0 | 0 | 3 | |
| John Cumberland, R OBP: 0.152, SLG: 0.133 (1,1) | | | | | | | | | | 3 | 0 | 1 | 0 | 0 | 0 | 2 | |
| Inning Stats | R: 2 E: 2 K: 2 S: 9 | H: 2 LOB: 0 BB: 0 P: 9 | R: 0 E: 0 K: 0 S: 3 | H: 1 LOB: 3 BB: 3 P: 15 | R: 2 E: 1 K: 1 S: 7 | H: 3 LOB: 0 BB: 0 P: 7 | R: 0 E: 0 K: 0 S: 3 | H: 1 LOB: 1 BB: 0 P: 6 | R: 0 E: 0 K: 0 S: 3 | H: 0 LOB: 1 BB: 1 P: 7 | R: 0 E: 0 K: 1 S: 6 | H: 1 LOB: 2 BB: 1 P: 10 | R: 0 E: 0 K: 1 S: 5 | H: 0 LOB: 0 BB: 0 P: 5 | 1B: 8 2B: 1 3B: 0 HR: 0 | SF: 1 SAC: 0 DP: 2 HBP: 0 | WP: 0 PA: 35 PB: 1 SB: 1 CS: 1 |
| PITCHER Ron Reed, R ERA: 3.49 (1,1) | IP: 7.0 WLS: L BF: 32 H: 9 R: 4 ER: 1 SO: 5 BB: 4 IBB: 1 HBP: 0 BLK: 0 WP: 0 HR: 0 S: 37 P: 57 ERA: 1.29 WHIP: 1.857 | | | | | | | | | | | PITCHER IP: WLS: BF: H: R: ER: SO: BB: IBB: HBP: BLK: WP: HR: S: P: ERA: WHIP: | | | | | |
| Steve Barber, L ERA: 5.79 (8, 1) | IP: 1.0 WLS: L BF: 3 H: 0 R: 0 ER: 0 SO: 1 BB: 0 IBB: 0 HBP: 0 BLK: 0 WP: 0 HR: 0 S: 5 P: 5 ERA: 0.00 WHIP: 0.000 | | | | | | | | | | | PITCHER IP: WLS: BF: H: R: ER: SO: BB: IBB: HBP: BLK: WP: HR: S: P: ERA: WHIP: | | | | | |

| Batter | 1 | 2 | 3 | 4 | 5 | 6 | 7 | 8 | 9 | AB | R | H | RBI | BB | SO | LOB | TOP | | | | | |
|--|--|---------------------------------|------------------------------|----------------------------------|------------------------------|---------------------------------|------------------------------|---------------------------------|------------------------------|---------------------------------|------------------------------|---------------------------------|------------------------------|---------------------------------|------------------------------|---------------------------------|---|---------------------------------|----------------------------------|------------------------------------|----------------------------------|--------|
| Felix Millan, R OBP: 0.342, SLG: 0.364 (1,4) | | | | | | | | | | 4 | 0 | 0 | 0 | 0 | 0 | 0 | Atlanta Braves @ San Diego Padres San Diego Stadium, San Diego, CA Fri Sep 03 1971, 10:05 PM EDT Att: 4,169 - Unknown | | | | | |
| Ralph Carr, L OBP: 0.366, SLG: 0.431 (1,7) | | | | | | | | | | 4 | 0 | 2 | 0 | 0 | 1 | 0 | | | | | | |
| Hank Aaron, R OBP: 0.405, SLG: 0.644 (1,3) | | | | | | | | | | 4 | 0 | 0 | 0 | 0 | 1 | 2 | | | | | | |
| Earl Williams, R OBP: 0.336, SLG: 0.506 (1,2) | | | | | | | | | | 3 | 1 | 1 | 0 | 1 | 1 | 1 | | | | | | |
| Darrell Evans, L OBP: 0.333, SLG: 0.424 (1,5) | | | | | | | | | | 4 | 0 | 1 | 1 | 0 | 0 | 0 | | | | | | |
| Mike Lum, L OBP: 0.345, SLG: 0.392 (1,9) | | | | | | | | | | 4 | 1 | 2 | 0 | 0 | 1 | 2 | | | | | | |
| Sonny Jackson, L OBP: 0.311, SLG: 0.342 (1,8) | | | | | | | | | | 4 | 0 | 0 | 0 | 0 | 0 | 4 | | | | | | |
| Marty Perez, R OBP: 0.281, SLG: 0.315 (1,6) | | | | | | | | | | 2 | 0 | 0 | 1 | 1 | 1 | 2 | | | | | | |
| Phil Niekro, R OBP: 0.148, SLG: 0.152 (1,1) | | | | | | | | | | 3 | 0 | 0 | 0 | 0 | 0 | 2 | | | | | | |
| Inning Stats | R: 0 E: 0 K: 0 S: 3 | H: 1 LOB: 0 BB: 0 P: 3 | R: 0 E: 0 K: 2 S: 8 | H: 1 LOB: 2 BB: 1 P: 12 | R: 0 E: 0 K: 1 S: 5 | H: 0 LOB: 0 BB: 0 P: 5 | R: 0 E: 0 K: 1 S: 5 | H: 0 LOB: 0 BB: 0 P: 5 | R: 1 E: 0 K: 0 S: 4 | H: 1 LOB: 0 BB: 0 P: 4 | R: 0 E: 0 K: 1 S: 6 | H: 1 LOB: 1 BB: 0 P: 6 | R: 0 E: 0 K: 0 S: 4 | H: 1 LOB: 2 BB: 1 P: 8 | R: 0 E: 0 K: 0 S: 3 | H: 0 LOB: 0 BB: 0 P: 3 | R: 1 E: 0 K: 0 S: 4 | H: 1 LOB: 0 BB: 0 P: 4 | 1B: 4 2B: 1 3B: 1 HR: 0 | SF: 0 SAC: 0 DP: 0 HBP: 0 | WP: 1 PB: 0 SB: 0 CS: 1 | PA: 35 |
| PITCHER Steve Arlin, R ERA: 3.33 (1,1) | IP: 9.0 WLS: W BF: 34 H: 6 R: 2 ER: 2 SO: 5 BB: 2 IBB: 0 HBP: 0 BLK: 0 WP: 1 HR: 0 S: 42 P: 50 ERA: 2.00 WHIP: 0.889 | | | | | | | | | | | | | | | PITCHER | | | | | | |

| Batter | 1 | 2 | 3 | 4 | 5 | 6 | 7 | 8 | 9 | AB | R | H | RBI | BB | SO | LOB | BOTTOM | | | |
|--|--|---------------------------------|------------------------------|---------------------------------|------------------------------|---------------------------------|------------------------------|----------------------------------|------------------------------|---------------------------------|------------------------------|---------------------------------|-------------------------------|----------------------------------|------------------------------|---------------------------------|---|------------------------------------|----------------------------------|--------|
| Enzo Hernandez, R OBP: 0.296, SLG: 0.257 (1,6) | | | | | | | | | | 4 | 1 | 0 | 0 | 0 | 0 | 1 | Atlanta Braves @ San Diego Padres San Diego Stadium, San Diego, CA Fri Sep 03 1971, 10:05 PM EDT Att: 4,169 - Unknown | | | |
| Don Mason, L OBP: 0.265, SLG: 0.263 (1,4) | | | | | | | | | | 4 | 0 | 0 | 0 | 0 | 1 | 1 | | | | |
| Cito Gaston, R OBP: 0.269, SLG: 0.394 (1,8) | | | | | | | | | | 4 | 1 | 1 | 0 | 0 | 1 | 0 | | | | |
| Nate Colbert, R OBP: 0.347, SLG: 0.476 (1,3) | | | | | | | | | | 2 | 1 | 0 | 0 | 1 | 1 | 0 | | | | |
| Leron Lee, L OBP: 0.323, SLG: 0.401 Ivan Murrell, R OBP: 0.263, SLG: 0.375 (1,7) (8,7) | | | | | | | | | | 3 | 0 | 1 | 1 | 0 | 0 | 1 | | | | |
| Ollie Brown, R OBP: 0.336, SLG: 0.358 (1,9) | | | | | | | | | | 0 | 0 | 0 | 0 | 0 | 0 | 0 | | | | |
| Bob Barton, R OBP: 0.307, SLG: 0.338 (1,2) | | | | | | | | | | 3 | 0 | 1 | 1 | 0 | 0 | 0 | | | | |
| Garry Jestadt, R OBP: 0.298, SLG: 0.336 (1,5) | | | | | | | | | | 2 | 0 | 2 | 0 | 1 | 0 | 0 | | | | |
| Steve Arlin, R OBP: 0.171, SLG: 0.167 (1,1) | | | | | | | | | | 3 | 0 | 0 | 0 | 0 | 1 | 4 | | | | |
| Inning Stats | R: 1 E: 2 K: 0 S: 4 | H: 0 LOB: 0 BB: 0 P: 4 | R: 0 E: 0 K: 0 S: 3 | H: 0 LOB: 0 BB: 0 P: 3 | R: 0 E: 0 K: 0 S: 3 | H: 1 LOB: 0 BB: 0 P: 3 | R: 1 E: 0 K: 1 S: 6 | H: 2 LOB: 1 BB: 1 P: 10 | R: 0 E: 0 K: 0 S: 3 | H: 1 LOB: 0 BB: 0 P: 3 | R: 0 E: 0 K: 1 S: 5 | H: 0 LOB: 0 BB: 0 P: 5 | R: 1 E: 0 K: 3 S: 11 | H: 1 LOB: 2 BB: 1 P: 15 | R: 0 E: 0 K: 1 S: 5 | H: 0 LOB: 0 BB: 0 P: 5 | 1B: 4 2B: 1 3B: 0 HR: 0 | SF: 0 SAC: 0 DP: 1 HBP: 0 | WP: 0 PB: 2 SB: 0 CS: 1 | PA: 30 |
| PITCHER Phil Niekro, R ERA: 2.98 (1,1) | IP: 8.0 WLS: L BF: 30 H: 5 R: 3 ER: 1 SO: 6 BB: 2 IBB: 0 HBP: 0 BLK: 0 WP: 0 HR: 0 S: 40 P: 48 ERA: 1.12 WHIP: 0.875 | | | | | | | | | | | | | | | PITCHER | | | | |



| Batter | 1 | 2 | 3 | 4 | 5 | 6 | 7 | 8 | 9 | AB | R | H | RBI | BB | SO | LOB | TOP | | | |
|--|---|---|------------------------------|----------------------------------|------------------------------|----------------------------------|------------------------------|---------------------------------|------------------------------|---------------------------------|------------------------------|----------------------------------|------------------------------|---------------------------------|------------------------------|---------------------------------|--|------------------------------------|----------------------------------|--------|
| Felix Millan, R OBP: 0.341, SLG: 0.367 (1, 4) | F9 | | 5-3 | | | 5-3 | 5-3 | | 2B | 6 | 0 | 2 | 2 | 0 | 0 | 0 | <p>Atlanta Braves @ San Diego Padres San Diego Stadium, San Diego, CA</p> <p>Sat Sep 04 1971, 10:05 PM EDT Att: 4,498 - Unknown</p> <p>livebaseballscores.com</p> <p>AB 41 R 11 H 15 RBI 11 BB 6 SO 5 LOB 16</p>  | | | |
| Ralph Garr, L OBP: 0.365, SLG: 0.430 (1, 7) | 4-3 | | BB 6-3 1B | 1B | | G1 | K | | F5 | 6 | 1 | 2 | 0 | 0 | 1 | | | | | |
| Hank Aaron, R OBP: 0.407, SLG: 0.648 (1, 3) | F7 | | 6-3 | | | | | | | 5 | 1 | 3 | 0 | 0 | 0 | 1 | | | | |
| Earl Williams, R OBP: 0.337, SLG: 0.511 (1, 2) | | P4 | BB 1B | | | | | | F3 | 4 | 2 | 1 | 2 | 1 | 1 | 3 | | | | |
| Darrell Evans, L OBP: 0.339, SLG: 0.422 Gil Garrido, R OBP: 0.296, SLG: 0.233 (8, 5) | | E BB FC4 BB | 1B 2B | | | G4-6-3 | | | F5 | 3 | 3 | 1 | 0 | 2 | 0 | 2 | | | | |
| Mike Lum, L OBP: 0.348, SLG: 0.393 (1, 9) | | FC4 E BB | 2B 1B | | | 1-3 | | | F5 | 4 | 2 | 2 | 2 | 1 | 0 | 0 | | | | |
| Sonny Jackson, L OBP: 0.312, SLG: 0.344 (1, 8) | | E4 FC4 | 1B 2B | | | 4-3 | | | K | 4 | 1 | 1 | 1 | 1 | 1 | 2 | | | | |
| Marty Perez, R OBP: 0.285, SLG: 0.318 (1, 6) | | FC4 | 1B 2B | | | | | | 6-3 | 4 | 1 | 2 | 3 | 1 | 0 | 2 | | | | |
| Pat Jarvis, R OBP: 0.149, SLG: 0.111 Jim Nash, R OBP: 0.156, SLG: 0.178 (4, 1) | | 5-3 | 1-2 2-3 3-H | 2B 1B | | K | 4-3 | | K | 2 | 0 | 1 | 1 | 0 | 0 | 2 | | | | |
| | | | 1-2 2-3 3-H | 2B 1B | | 1-2 | | | | 3 | 0 | 0 | 0 | 0 | 2 | 3 | | | | |
| Inning Stats | R: 0 E: 0 K: 0 S: 3 | H: 0 LOB: 0 BB: 0 P: 3 | R: 1 E: 1 K: 0 S: 4 | H: 0 LOB: 2 BB: 2 P: 12 | R: 6 E: 0 K: 0 S: 7 | H: 5 LOB: 2 BB: 3 P: 19 | R: 0 E: 0 K: 1 S: 6 | H: 2 LOB: 1 BB: 0 P: 6 | R: 0 E: 0 K: 1 S: 6 | H: 1 LOB: 1 BB: 0 P: 6 | R: 4 E: 0 K: 0 S: 8 | H: 5 LOB: 2 BB: 1 P: 12 | R: 0 E: 0 K: 1 S: 5 | H: 0 LOB: 0 BB: 0 P: 5 | R: 0 E: 0 K: 1 S: 6 | H: 1 LOB: 1 BB: 0 P: 6 | 1B: 10 2B: 3 3B: 1 HR: 1 | SF: 0 SAC: 0 DP: 1 HBP: 0 | WP: 1 PB: 0 SB: 0 CS: 0 | PA: 47 |
| PITCHER | IP WLS BF H R ER SO BB IBB HBP BLK WP HR S P ERA WHIP | IP WLS BF H R ER SO BB IBB HBP BLK WP HR S P ERA WHIP | | | | | | | | | | | | | | | | | | |
| Clay Kirby, R ERA: 3.11 (1, 1) | 2.2 L 16 3 6 5 0 4 0 0 0 0 0 0 12 28 16.88 2.625 | | | | | | | | | | | | | | | | | | | |
| Fred Norman, L ERA: 3.72 (3, 1) | 1.1 7 4 1 1 1 0 1 0 0 0 0 0 8 12 6.75 3.000 | | | | | | | | | | | | | | | | | | | |
| Mike Caldwell, L ERA: (5, 1) | 1.0 4 1 0 0 1 0 0 0 0 0 1 0 6 6 0.00 1.000 | | | | | | | | | | | | | | | | | | | |
| Mike Corkins, R ERA: 54.0 (6, 1) | 0.2 7 4 4 4 0 1 0 0 0 0 0 1 6 10 54.00 7.500 | | | | | | | | | | | | | | | | | | | |
| Al Severinsen, R ERA: 3.43 (6, 1) | 1.1 6 2 0 0 1 0 0 0 0 0 0 0 8 8 0.00 1.500 | | | | | | | | | | | | | | | | | | | |

| Batter | 1 | 2 | 3 | 4 | 5 | 6 | 7 | 8 | 9 | AB | R | H | RBI | BB | SO | LOB | BOTTOM | | | |
|---|---|---|------------------------------|---------------------------------|------------------------------|---------------------------------|------------------------------|----------------------------------|------------------------------|---------------------------------|------------------------------|---------------------------------|------------------------------|---------------------------------|------------------------------|---------------------------------|--|------------------------------------|----------------------------------|--------|
| Enzo Hernandez, R OBP: 0.299, SLG: 0.260 (1, 6) | E S 1B | G4-6-3 1B | | L9 | | | | | F8 | 5 | 1 | 3 | 0 | 0 | 0 | 2 | <p>Atlanta Braves @ San Diego Padres San Diego Stadium, San Diego, CA</p> <p>Sat Sep 04 1971, 10:05 PM EDT Att: 4,498 - Unknown</p> <p>livebaseballscores.com</p> <p>AB 40 R 7 H 16 RBI 5 BB 4 SO 5 LOB 25</p>  | | | |
| Don Mason, L OBP: 0.266, SLG: 0.263 (1, 4) | 1B | G4-6-3 | | E SF7 BB | | F8 | | | G3 | 4 | 2 | 1 | 1 | 1 | 0 | 3 | | | | |
| Cito Gaston, R OBP: 0.268, SLG: 0.392 (1, 8) | K | 6-3 | | E5 SF7 | | F9 | | | 2B | 5 | 0 | 1 | 1 | 0 | 1 | 4 | | | | |
| Nate Colbert, R OBP: 0.349, SLG: 0.480 (1, 3) | 1B | | | SF7 | | K | | | | 4 | 0 | 3 | 1 | 0 | 1 | 1 | | | | |
| Leron Lee, L OBP: 0.317, SLG: 0.393 (1, 7) | K | | | F8 | | | | | K | 5 | 0 | 0 | 0 | 0 | 3 | 6 | | | | |
| Ollie Brown, R OBP: 0.341, SLG: 0.361 (1, 9) | | | | | | | | | | 5 | 0 | 3 | 1 | 0 | 0 | 1 | | | | |
| Bob Barton, R OBP: 0.306, SLG: 0.340 Mike Ivie, R (8, 2) | 1-3 | | | F8 | | G1-6-4 | | | G5-4-3 | 4 | 1 | 1 | 0 | 0 | 0 | 4 | | | | |
| Garry Jestadt, R OBP: 0.328, SLG: 0.355 (1, 5) | | 1B 1B G4-6-3 BB | | BB E 1B | | | | | | 1 | 0 | 0 | 0 | 0 | 0 | 1 | | | | |
| | | | | 5-3 | | | | | F8 | 3 | 2 | 3 | 1 | 2 | 0 | 0 | | | | |
| | | | | | | | | | | 1 | 0 | 0 | 0 | 0 | 0 | 1 | | | | |
| Inning Stats | R: 2 E: 1 K: 2 S: 11 | H: 4 LOB: 2 BB: 0 P: 11 | R: 1 E: 0 K: 0 S: 4 | H: 2 LOB: 1 BB: 1 P: 8 | R: 0 E: 0 K: 1 S: 6 | H: 1 LOB: 1 BB: 0 P: 6 | R: 3 E: 1 K: 0 S: 5 | H: 1 LOB: 2 BB: 1 P: 13 | R: 0 E: 0 K: 1 S: 6 | H: 1 LOB: 1 BB: 0 P: 6 | R: 1 E: 0 K: 0 S: 5 | H: 2 LOB: 1 BB: 0 P: 5 | R: 0 E: 0 K: 1 S: 7 | H: 2 LOB: 2 BB: 0 P: 7 | R: 0 E: 0 K: 0 S: 4 | H: 2 LOB: 1 BB: 0 P: 4 | 1B: 14 2B: 2 3B: 0 HR: 0 | SF: 1 SAC: 0 DP: 3 HBP: 0 | WP: 1 PB: 0 SB: 1 CS: 0 | PA: 45 |
| PITCHER | IP WLS BF H R ER SO BB IBB HBP BLK WP HR S P ERA WHIP | IP WLS BF H R ER SO BB IBB HBP BLK WP HR S P ERA WHIP | | | | | | | | | | | | | | | | | | |
| Pat Jarvis, R ERA: 4.25 (1, 1) | 3.1 W 20 8 6 4 3 3 0 0 0 0 0 0 23 35 10.80 3.300 | | | | | | | | | | | | | | | | | | | |
| Jim Nash, R ERA: 5.03 (4, 1) | 5.2 W 25 8 1 1 2 1 0 0 0 0 1 0 28 32 1.59 1.588 | | | | | | | | | | | | | | | | | | | |


| Batter | 1 | 2 | 3 | 4 | 5 | 6 | 7 | 8 | 9 | AB R H RBI BB SO LOB | TOP | | | | | | | | | | | |
|---|---|---------------------------------|------------------------------|---------------------------------|------------------------------|---------------------------------|------------------------------|---------------------------------|-------------------------------|----------------------------------|--|---------------------------------|---|---------------------------------|------------------------------|----------------------------------|------------------------------|---------------------------------|----------------------------------|------------------------------------|----------------------------------|--------|
| Cesar Geronimo, L (1, 9) OBP: 0.321, SLG: 0.453 | 0-3 K | | 0-0 4-3 | | 0-0 1-H HR | | 0-0 F7 | | 0-0 F8 | 5 1 1 2 0 1 0 | Houston Astros @ Atlanta Braves Atlanta Stadium, Atlanta, GA Tue Sep 07 1971, 7:05 PM EDT Att: 5,753 - Unknown | | | | | | | | | | | |
| Joe Morgan, L (1, 4) OBP: 0.352, SLG: 0.410 | 0-0 F8 | | 0-0 F6 | | 0-0 HR | | 0-0 F9 | | 0-0 4-3 | 5 1 1 1 0 0 0 | | | | | | | | | | | | |
| Cesar Cedeno, R (1, 8) OBP: 0.295, SLG: 0.403 | 0-0 5-3 | | | 0-0 5-3 | 0-0 PB 2B | | 0-0 F8 | | 0-0 F3 | 5 1 1 0 0 0 0 | | | | | | | | | | | | |
| Bob Watson, R (1, 7) OBP: 0.357, SLG: 0.410 | | 0-0 F8 | | 0-0 3-1 1B | 0-3 K | | | | 0-0 4-3 | 4 0 1 0 0 1 1 | | | | | | | | | | | | |
| Doug Rader, R (1, 5) OBP: 0.306, SLG: 0.383 | | 0-0 F8 | | 0-0 3-1 1B | 0-0 2-3 K | | | | 4-0 1B BB | 3 1 2 1 1 0 0 | | | | | | | | | | | | |
| Johnny Edwards, L (1, 2) OBP: 0.281, SLG: 0.303 | | 4-0 1B BB | | 0-0 3-1 | 0-0 3-H 2B | | | | 0-0 F8 | 3 0 0 0 1 0 4 | | | | | | | | | | | | |
| John Mayberry, L (1, 3) OBP: 0.272, SLG: 0.303 | | 0-0 1-3 1B | | 0-3 K | | 0-0 G3 | | | 0-0 1-3 1B | 4 0 2 0 0 1 2 | | | | | | | | | | | | |
| Ray Busse, R (1, 6) OBP: 0.143, SLG: 0.238 | | 0-0 4-3 | | | 0-0 F7 | 0-0 F7 | | | 0-0 1-2 3-H 1B | 4 0 1 1 0 0 2 | | | | | | | | | | | | |
| Don Wilson, R (1, 1) OBP: 0.171, SLG: 0.163 | | | 0-0 F5 | | 0-0 HR 1B | 0-3 K | | | 0-3 K | 4 1 1 0 0 2 2 | | | | | | | | | | | | |
| Inning Stats | R: 0 E: 0 K: 1 S: 5 | H: 0 LOB: 0 BB: 0 P: 5 | R: 0 E: 0 K: 0 S: 4 | H: 1 LOB: 2 BB: 1 P: 8 | R: 0 E: 0 K: 0 S: 3 | H: 0 LOB: 0 BB: 0 P: 3 | R: 0 E: 0 K: 1 S: 7 | H: 2 LOB: 2 BB: 0 P: 7 | R: 4 E: 0 K: 1 S: 10 | H: 5 LOB: 1 BB: 0 P: 10 | R: 0 E: 0 K: 1 S: 5 | H: 0 LOB: 0 BB: 0 P: 5 | R: 0 E: 0 K: 0 S: 3 | H: 0 LOB: 0 BB: 0 P: 3 | R: 1 E: 0 K: 1 S: 7 | H: 2 LOB: 2 BB: 1 P: 11 | R: 0 E: 0 K: 0 S: 3 | H: 0 LOB: 0 BB: 0 P: 3 | 1B: 6 2B: 2 3B: 0 HR: 2 | SF: 0 SAC: 0 DP: 0 HBP: 0 | WP: 0 PB: 1 SB: 0 CS: 0 | PA: 39 |
| PITCHER | IP WLS BF H R ER SO BB IBB HBP BLK WP HR S P ERA WHIP | | | | | | | | | | | PITCHER | IP WLS BF H R ER SO BB IBB HBP BLK WP HR S P ERA WHIP | | | | | | | | | |
| Ron Reed, R (1, 1) ERA: 3.59 | 4.2 L 23 8 4 4 3 1 0 0 0 0 2 28 32 7.71 1.929 | | | | | | | | | | | | | | | | | | | | | |
| Pat Jarvis, R (5, 1) ERA: 4.22 | 3.1 13 2 1 1 2 1 0 0 0 0 0 16 20 2.70 0.900 | | | | | | | | | | | | | | | | | | | | | |
| Jim Nash, R (9, 1) ERA: 4.99 | 1.0 3 0 0 0 0 0 0 0 0 0 0 3 3 0.00 0.000 | | | | | | | | | | | | | | | | | | | | | |

| | |
|-----|----|
| AB | 37 |
| R | 5 |
| H | 10 |
| RBI | 5 |
| BB | 2 |
| SO | 5 |
| LOB | 11 |



| Batter | 1 | 2 | 3 | 4 | 5 | 6 | 7 | 8 | 9 | AB R H RBI BB SO LOB | BOTTOM | | | | | | | | | |
|---|---|---------------------------------|------------------------------|----------------------------------|------------------------------|---------------------------------|------------------------------|---------------------------------|------------------------------|---------------------------------|--|---------------------------------|---|---------------------------------|------------------------------|---------------------------------|----------------------------------|------------------------------------|----------------------------------|--------|
| Sonny Jackson, L (1, 8) OBP: 0.307, SLG: 0.336 | 0-0 F8 | | 0-0 F5 | | | 0-0 F8 | | | 0-0 G3 | 4 0 0 0 0 0 0 | Houston Astros @ Atlanta Braves Atlanta Stadium, Atlanta, GA Tue Sep 07 1971, 7:05 PM EDT Att: 5,753 - Unknown | | | | | | | | | |
| Ralph Garr, L (1, 7) OBP: 0.368, SLG: 0.433 | 0-3 K2-3 | | 0-3 K | | | 0-0 3-1 | | | 0-0 FC6-4 1B | 4 0 1 0 0 2 0 | | | | | | | | | | |
| Felix Millan, R (1, 4) OBP: 0.338, SLG: 0.369 | 0-0 1B | | 0-0 F8 | | | 0-0 F3 | | | 0-0 FC6-4 1-2 | 4 0 1 0 0 0 1 | | | | | | | | | | |
| Earl Williams, R (1, 2) OBP: 0.337, SLG: 0.513 | 0-3 K | | | 0-0 F8 | | 0-0 F9 | | | 0-0 1-3 | 4 0 0 0 0 1 2 | | | | | | | | | | |
| Mike Lum, L (1, 9) OBP: 0.348, SLG: 0.395 | | 4-0 F8 BB SF9 BB | | 0-3 K | | 0-3 K | | | | 2 1 0 0 1 2 0 | | | | | | | | | | |
| Darrell Evans, L (1, 5) OBP: 0.336, SLG: 0.409 | | 4-0 1-2 BB | | 0-0 F7 | | 0-0 F8 | | | | 2 0 0 0 1 0 0 | | | | | | | | | | |
| Jim Breazeale, L (1, 3) OBP: 0.336, SLG: 0.409 | | 0-0 F8 | | | 0-0 L4 | | | | 0-0 F6 | 3 0 0 0 0 0 2 | | | | | | | | | | |
| Marty Perez, R (1, 6) OBP: 0.277, SLG: 0.309 | | 0-0 SF9 | | | 0-0 F8 | | | | 0-0 F2 | 2 0 0 1 0 0 0 | | | | | | | | | | |
| Ron Reed, R (1, 1) OBP: 0.147, SLG: 0.147 | | 3-H 6-3 | | | 0-0 F9 | | | | 0-3 K | 1 0 0 0 0 0 1 | | | | | | | | | | |
| Pat Jarvis, R (5, 1) OBP: 0.146, SLG: 0.109 | | | | | | | | | | 1 0 0 0 0 0 0 | | | | | | | | | | |
| Dusty Baker Jr., R (6, PH) OBP: 0.161, SLG: 0.194 | | | | | | | | | | 1 0 0 0 0 1 0 | | | | | | | | | | |
| Jim Nash, R (9, 1) OBP: 0.156, SLG: 0.178 | | | | | | | | | | 0 0 0 0 0 0 0 | | | | | | | | | | |
| Inning Stats | R: 0 E: 0 K: 2 S: 8 | H: 1 LOB: 1 BB: 0 P: 8 | R: 1 E: 0 K: 0 S: 3 | H: 0 LOB: 1 BB: 2 P: 11 | R: 0 E: 0 K: 1 S: 5 | H: 0 LOB: 0 BB: 0 P: 5 | R: 0 E: 0 K: 1 S: 5 | H: 0 LOB: 0 BB: 0 P: 5 | R: 0 E: 0 K: 1 S: 5 | H: 0 LOB: 0 BB: 0 P: 5 | R: 0 E: 0 K: 1 S: 5 | H: 0 LOB: 0 BB: 0 P: 5 | R: 0 E: 0 K: 1 S: 4 | H: 1 LOB: 1 BB: 0 P: 4 | R: 0 E: 0 K: 0 S: 4 | H: 0 LOB: 0 BB: 0 P: 4 | 1B: 2 2B: 0 3B: 0 HR: 0 | SF: 1 SAC: 0 DP: 0 HBP: 0 | WP: 0 PB: 0 SB: 0 CS: 0 | PA: 31 |
| PITCHER | IP WLS BF H R ER SO BB IBB HBP BLK WP HR S P ERA WHIP | | | | | | | | | | | PITCHER | IP WLS BF H R ER SO BB IBB HBP BLK WP HR S P ERA WHIP | | | | | | | |
| Don Wilson, R (1, 1) ERA: 2.85 | 9.0 W 31 2 1 1 6 2 0 0 0 0 0 41 49 1.00 0.444 | | | | | | | | | | | | | | | | | | | |

| | |
|-----|----|
| AB | 28 |
| R | 1 |
| H | 2 |
| RBI | 1 |
| BB | 2 |
| SO | 6 |
| LOB | 6 |



| Batter | 1 | 2 | 3 | 4 | 5 | 6 | 7 | 8 | 9 | 10 | 11 | AB | R | H | RBI | BB | SO | LOB | TOP | |
|--|------------------------------|----------------------------------|------------------------------|----------------------------------|------------------------------|---------------------------------|------------------------------|---------------------------------|------------------------------|---------------------------------|------------------------------|----------------------------------|------------------------------|---------------------------------|------------------------------|----------------------------------|----------------------------------|------------------------------------|----------------------------------|--------|
| Ken Henderson, S OBP: 0.378, SLG: 0.453 (1, 9) | K | | 4-3 | | 4-3 | | F7 | | F7 | | BLK E S BB | 5 | 2 | 1 | 0 | 1 | 1 | 1 | | |
| Jim Howarth, L OBP: 0.125, SLG: 0.250 Jerry Johnson, R OBP: 0.091, SLG: 0.100 (1, 7) | F8 | | 4-3 | | K | | | | K | | F1 | 5 | 0 | 1 | 1 | 0 | 2 | 1 | | |
| Willie Mays, R OBP: 0.430, SLG: 0.501 (1, 3) | BB | | F9 | | F9 | | K | | | | F4 | 5 | 0 | 0 | 0 | 1 | 2 | 1 | | |
| Bobby Bonds, R OBP: 0.363, SLG: 0.509 (8, 9) | K | | K | | F7 | | F7 | | | | CI 1B BB | 3 | 1 | 0 | 0 | 2 | 2 | 2 | | |
| Al Gallagher, R OBP: 0.359, SLG: 0.409 (1, 5) | | | F3 | | F7 | | | | F6 | | CI 1B | 4 | 0 | 1 | 0 | 0 | 0 | 1 | | |
| Dick Dietz, R OBP: 0.143, SLG: 0.401 Steve Hamilton, L OBP: 0.111, SLG: 0.266 Jimmy Rosario, S OBP: 0.138, SLG: 0.266 Jim Ray, R OBP: 0.111, SLG: 0.266 Bernie Williams, R OBP: 0.294, SLG: 0.333 (1, 2) | FC4 BB | | F8 | | F7 | | F7 | | F3 | | 1-2 2H 1B | 3 | 0 | 0 | 0 | 1 | 0 | 2 | | |
| Chris Speier, R OBP: 0.308, SLG: 0.320 (1, 6) | FC4 HR | | 6-3 | | 1B | | IBB | | F7 | | F8 | 4 | 1 | 1 | 0 | 1 | 0 | 3 | | |
| Chris Arnold, R OBP: 0.429, SLG: 0.833 Hal Lanier, R OBP: 0.286, SLG: 0.285 (1, 4) | HR | | 6-3 | | K | | | | | | F7 | 4 | 1 | 1 | 2 | 1 | 1 | 6 | | |
| Gaylord Perry, R OBP: 0.133, SLG: 0.149 Russ Gibson, R OBP: 0.226, SLG: 0.314 (1, 1) | K | | 6-3 | | 6-3 | | | | K | | K | 3 | 0 | 0 | 0 | 0 | 1 | 4 | | |
| Inning Stats | R: 0 E: 0 K: 2 S: 7 | H: 0 LOB: 1 BB: 1 P: 11 | R: 2 E: 0 K: 1 S: 6 | H: 1 LOB: 0 BB: 1 P: 10 | R: 1 E: 0 K: 1 S: 7 | H: 1 LOB: 0 BB: 0 P: 7 | R: 0 E: 0 K: 0 S: 4 | H: 1 LOB: 1 BB: 0 P: 4 | R: 0 E: 0 K: 1 S: 5 | H: 0 LOB: 0 BB: 0 P: 5 | R: 0 E: 0 K: 0 S: 3 | H: 0 LOB: 2 BB: 1 P: 11 | R: 1 E: 1 K: 0 S: 5 | H: 1 LOB: 2 BB: 1 P: 9 | R: 1 E: 0 K: 2 S: 7 | H: 0 LOB: 0 BB: 1 P: 11 | 1B: 3 2B: 1 3B: 1 HR: 1 | SF: 0 SAC: 0 DP: 0 HBP: 0 | WP: 1 PB: 0 SB: 3 CS: 0 | PA: 48 |
| PITCHER | IP 7.0 | WLS 3 | BF 31 | H 5 | R 3 | ER 3 | SO 7 | BB 3 | IBB 1 | HBP 0 | BLK 0 | WP 1 | HR 1 | S 41 | P 57 | ERA 3.68 | WHIP 1.143 | | | |
| Phil Niekro, R ERA: 3.0 Pat Jarvis, R ERA: 4.16 Jim Nash, R ERA: 4.91 | (1, 1) | (8, 1) | (10, 1) | | | | | | | | | | | | | | | | | |

San Francisco Giants @ Atlanta Braves
Atlanta Stadium, Atlanta, GA
Fri Sep 10 1971, 7:05 PM EDT
Att. 8,403 - Unknown

livebaseballscores.com

AB 40
R 5
H 6
RBI 4
BB 7
SO 11
LOB 23

GIANTS

| Batter | 1 | 2 | 3 | 4 | 5 | 6 | 7 | 8 | 9 | 10 | 11 | AB | R | H | RBI | BB | SO | LOB | BOTTOM | | | |
|--|------------------------------|---------------------------------|------------------------------|---------------------------------|------------------------------|---------------------------------|------------------------------|---------------------------------|------------------------------|---------------------------------|------------------------------|---------------------------------|------------------------------|---------------------------------|------------------------------|----------------------------------|------------------------------|---------------------------------|----------------------------------|------------------------------------|----------------------------------|--------|
| Felix Millan, R OBP: 0.338, SLG: 0.367 (1, 4) | F7 | | 1B | | 4-3 | | G6-3 | | FC5-4 | | HR BB | 5 | 1 | 1 | 0 | 1 | 0 | 3 | | | | |
| Ralph Garr, L OBP: 0.366, SLG: 0.430 (1, 7) | 5-3 | | F9 | | F7 | | | | 2B 1B | | K | 6 | 1 | 1 | 0 | 0 | 2 | 3 | | | | |
| Hank Aaron, R OBP: 0.411, SLG: 0.655 (1, 3) | E4 FC6-4 | | F8 | | F7 | | | | 1H SF8 2B | | 1B 2B | 6 | 3 | 3 | 4 | 0 | 0 | 1 | | | | |
| Earl Williams, R OBP: 0.337, SLG: 0.518 (1, 2) | FC6-4 | | 6-3 | | HR | | | | SF8 | | 1B FC4-2 BB | 3 | 1 | 1 | 2 | 1 | 0 | 1 | | | | |
| Mike Lum, L OBP: 0.351, SLG: 0.398 (1, 9) | | | FC3-6 1B | | F5 | | | | F7 | | FC4-2 IBB 1B | 5 | 0 | 3 | 1 | 0 | 0 | 0 | | | | |
| Darrell Evans, L OBP: 0.333, SLG: 0.402 (1, 5) | FC3-6 | | E3 | | K | | | | F8 | | FC4-2 IBB | 4 | 0 | 0 | 0 | 1 | 1 | 2 | | | | |
| Sonny Jackson, L OBP: 0.306, SLG: 0.335 (1, 8) | F7 | | F9 | | F9 | | | | F8 | | FC4-2 | 5 | 0 | 1 | 0 | 0 | 5 | | | | | |
| Marty Perez, R OBP: 0.273, SLG: 0.304 (1, 6) | G3 | | G3 | | F8 | | | | G3 | | F8 | 5 | 0 | 0 | 0 | 0 | 5 | | | | | |
| Phil Niekro, R OBP: 0.146, SLG: 0.148 Hal Kwoh, R OBP: 0.111, SLG: 0.231 Leo Foster, R OBP: 0.111, SLG: 0.231 Pat Jarvis, R OBP: 0.146, SLG: 0.148 Dusty Baker, R OBP: 0.111, SLG: 0.231 Jim Nash, R OBP: 0.111, SLG: 0.231 Jim Braszaleski, L OBP: 0.111, SLG: 0.231 Oscar Brown, R OBP: 0.111, SLG: 0.231 (1, 1) | K | | 1-3 | | 1-3 | | | | FC5-4 1B | | HR BB 1B | 2 | 0 | 0 | 0 | 0 | 1 | 0 | | | | |
| Inning Stats | R: 0 E: 1 K: 0 S: 4 | H: 0 LOB: 1 BB: 0 P: 4 | R: 0 E: 0 K: 0 S: 4 | H: 1 LOB: 1 BB: 0 P: 4 | R: 0 E: 0 K: 1 S: 6 | H: 1 LOB: 1 BB: 0 P: 6 | R: 0 E: 1 K: 0 S: 4 | H: 0 LOB: 1 BB: 0 P: 4 | R: 0 E: 0 K: 0 S: 3 | H: 2 LOB: 2 BB: 0 P: 7 | R: 2 E: 0 K: 0 S: 5 | H: 2 LOB: 0 BB: 0 P: 5 | R: 0 E: 0 K: 0 S: 4 | H: 1 LOB: 1 BB: 0 P: 4 | R: 1 E: 0 K: 1 S: 7 | H: 2 LOB: 3 BB: 2 P: 15 | R: 3 E: 0 K: 1 S: 5 | H: 2 LOB: 1 BB: 1 P: 9 | 1B: 9 2B: 2 3B: 0 HR: 2 | SF: 1 SAC: 0 DP: 1 HBP: 0 | WP: 1 PB: 0 SB: 0 CS: 0 | PA: 48 |
| PITCHER | IP 7.1 | WLS 1 | BF 31 | H 8 | R 3 | ER 3 | SO 2 | BB 0 | IBB 0 | HBP 0 | BLK 0 | WP 1 | HR 1 | S 35 | P 35 | ERA 3.68 | WHIP 1.091 | | | | | |
| Gaylord Perry, R ERA: 3.04 Steve Hamilton, L ERA: 3.05 Jerry Johnson, R ERA: 2.82 | (1, 1) | (8, 1) | (9, 1) | | | | | | | | | | | | | | | | | | | |

San Francisco Giants @ Atlanta Braves
Atlanta Stadium, Atlanta, GA
Fri Sep 10 1971, 7:05 PM EDT
Att. 8,403 - Unknown

livebaseballscores.com

AB 44
R 7
H 13
RBI 7
BB 3
SO 4
LOB 20

Braves

| Batter | 1 | 2 | 3 | 4 | 5 | 6 | 7 | 8 | 9 | AB | R | H | RBI | BB | SO | LOB | TOP | | | | |
|--|------------------------------|----------------------------------|------------------------------|---------------------------------|------------------------------|---------------------------------|------------------------------|---------------------------------|------------------------------|---------------------------------|------------------------------|----------------------------------|------------------------------|----------------------------------|------------------------------|---------------------------------|---|------------------------------------|----------------------------------|--------|------|
| Ken Henderson, S OBP: 0.376, SLG: 0.449 | 3-1 | BB | | | F7 | | 4-3 | F8 | | 4 | 0 | 0 | 0 | 1 | 0 | 4 | San Francisco Giants @ Atlanta Braves Atlanta Stadium, Atlanta, GA Sat Sep 11 1971, 7:05 PM EDT Att: 11,365 - Unknown | | | | |
| Chris Arnold, R OBP: 0.333, SLG: 0.545 | 1B | 1B | F8 | | F9 | | 6-3 | | 1-3 | 5 | 1 | 1 | 0 | 0 | 0 | 3 | | | | | |
| Al Gallagher, R OBP: 0.357, SLG: 0.406 | BB | 1B | | 6-3 | 4-3 | | | K | K | 5 | 0 | 1 | 0 | 0 | 2 | 0 | | | | | |
| Bobby Bonds, R OBP: 0.362, SLG: 0.506 | BB | 1B | | 4-3 | | F4 | | E5 | K | 5 | 1 | 1 | 1 | 0 | 1 | 0 | | | | | |
| Jim Ray Hart, R Don McMahon, R | BB | BB | | FC5-4 | F8 | | | 1B | BB | 2 | 1 | 1 | 0 | 2 | 0 | 0 | | | | | |
| Chris Speier, R OBP: 0.306, SLG: 0.317 | F6 | | FC5-4 | 1B | | K | | F5 | | 4 | 0 | 0 | 0 | 0 | 1 | 6 | | | | | |
| Hal Lanier, R Jim Howarth, L | F9 | | | 4-3 | | | 4-3 | BB | E | 2 | 0 | 0 | 0 | 0 | 0 | 3 | | | | | |
| Russ Gibson, R Dave Rader, L | | 6-3 | | F7 | | | F9 | E6 | | 2 | 0 | 0 | 0 | 0 | 0 | 0 | | | | | |
| Don Carrithers, R Jim Balfanz, R | | 1-3 | | 4-3 | | | 4-3 | BB | S | 0 | 0 | 0 | 0 | 0 | 0 | 0 | | | | | |
| Fran Healy, R Steve Stone, R | | | | | | | | | | 0 | 0 | 0 | 0 | 0 | 0 | 0 | | | | | |
| Willie Mays, R | | | | | | | | | | 1 | 0 | 1 | 1 | 0 | 0 | 0 | | | | | |
| Inning Stats | R: 1 E: 0 K: 0 S: 6 | H: 3 LOB: 3 BB: 1 P: 10 | R: 0 E: 0 K: 0 S: 3 | H: 0 LOB: 1 BB: 1 P: 7 | R: 0 E: 0 K: 0 S: 4 | H: 1 LOB: 1 BB: 0 P: 4 | R: 0 E: 0 K: 0 S: 3 | H: 0 LOB: 0 BB: 0 P: 3 | R: 0 E: 0 K: 1 S: 5 | H: 0 LOB: 0 BB: 0 P: 5 | R: 0 E: 0 K: 0 S: 3 | H: 0 LOB: 2 BB: 2 P: 11 | R: 3 E: 2 K: 1 S: 9 | H: 2 LOB: 2 BB: 1 P: 13 | R: 0 E: 0 K: 2 S: 7 | H: 0 LOB: 0 BB: 0 P: 7 | 1B: 6 2B: 0 3B: 0 HR: 0 | SF: 0 SAC: 0 DP: 0 HBP: 0 | WP: 0 PB: 0 SB: 1 CS: 0 | PA: 40 | |
| PITCHER | IP | WLS | BF | H | R | ER | SO | BB | IBB | HBP | BLK | WP | HR | S | P | ERA | WHIP | | | ERA | WHIP |
| Tom Kelley, R ERA: 3.0 | (1, 1) | 7.2 | 35 | 5 | 4 | 1 | 2 | 5 | 0 | 0 | 0 | 0 | 0 | 34 | 54 | 1.17 | 1.304 | | | | |
| Cecil Upshaw, R ERA: 3.61 | (8, 1) | 1.1 | W | 5 | 1 | 0 | 0 | 2 | 0 | 0 | 0 | 0 | 0 | 9 | 9 | 0.00 | 0.750 | | | | |

| Batter | 1 | 2 | 3 | 4 | 5 | 6 | 7 | 8 | 9 | AB | R | H | RBI | BB | SO | LOB | BOTTOM | | | | |
|--|------------------------------|---------------------------------|------------------------------|---------------------------------|------------------------------|---------------------------------|------------------------------|---------------------------------|------------------------------|---------------------------------|------------------------------|---------------------------------|------------------------------|---------------------------------|------------------------------|---------------------------------|---|------------------------------------|----------------------------------|--------|------|
| Felix Millan, R OBP: 0.336, SLG: 0.365 | F6 | K | | 4-3 | | | F4 | | | 4 | 0 | 0 | 0 | 0 | 1 | 2 | San Francisco Giants @ Atlanta Braves Atlanta Stadium, Atlanta, GA Sat Sep 11 1971, 7:05 PM EDT Att: 11,365 - Unknown | | | | |
| Ralph Garr, L OBP: 0.366, SLG: 0.429 | HR | 1B | | | F9 | | | 1-3 | | 4 | 1 | 1 | 0 | 0 | 0 | 0 | | | | | |
| Hank Aaron, R OBP: 0.412, SLG: 0.662 | 1H | HR | | 6-3 | F9 | | | 1B | 2B | 4 | 2 | 2 | 2 | 0 | 0 | 0 | | | | | |
| Earl Williams, R OBP: 0.339, SLG: 0.518 | 1B | 1B | | 4-3 | 6-3 | | | BB | 1B | 4 | 1 | 2 | 1 | 0 | 0 | 0 | | | | | |
| Darrell Evans, L Gil Garrido, R | 1B | WP | | 4-3 | | F4 | | | BB | 3 | 1 | 1 | 0 | 1 | 0 | 0 | | | | | |
| Dusty Baker Jr., R OBP: 0.194, SLG: 0.222 | 1B | SF7 | | 4-3 | | | F4 | BB | | 0 | 0 | 0 | 0 | 0 | 0 | 0 | | | | | |
| Dusty Baker Jr., R OBP: 0.194, SLG: 0.222 | 1B | | | 6-3 | | 4-3 | | F7 | | 4 | 0 | 1 | 1 | 0 | 0 | 2 | | | | | |
| Sonny Jackson, L OBP: 0.305, SLG: 0.333 | SF7 | | | FC3-5 | HBP | | F8 | F3 | | 2 | 0 | 0 | 1 | 1 | 0 | 2 | | | | | |
| Marty Perez, R OBP: 0.273, SLG: 0.303 | 5-3 | | | FC3-5 | HBP | | F7 | | | 2 | 0 | 0 | 0 | 0 | 0 | 1 | | | | | |
| Tom Kelley, R Cecil Upshaw, R | | 4-3 | | FC3-5 | | | K | | | 3 | 0 | 0 | 0 | 0 | 1 | 2 | | | | | |
| Inning Stats | R: 4 E: 0 K: 0 S: 8 | H: 5 LOB: 1 BB: 0 P: 8 | R: 0 E: 0 K: 1 S: 5 | H: 0 LOB: 0 BB: 0 P: 5 | R: 0 E: 0 K: 0 S: 3 | H: 0 LOB: 0 BB: 0 P: 3 | R: 0 E: 0 K: 0 S: 3 | H: 0 LOB: 0 BB: 1 P: 8 | R: 0 E: 0 K: 0 S: 3 | H: 0 LOB: 0 BB: 0 P: 3 | R: 0 E: 0 K: 1 S: 5 | H: 0 LOB: 0 BB: 0 P: 5 | R: 1 E: 0 K: 0 S: 5 | H: 2 LOB: 2 BB: 1 P: 9 | R: 0 E: 0 K: 2 S: 7 | H: 0 LOB: 0 BB: 0 P: 7 | 1B: 5 2B: 1 3B: 0 HR: 1 | SF: 1 SAC: 0 DP: 0 HBP: 1 | WP: 1 PB: 0 SB: 0 CS: 0 | PA: 34 | |
| PITCHER | IP | WLS | BF | H | R | ER | SO | BB | IBB | HBP | BLK | WP | HR | S | P | ERA | WHIP | | | ERA | WHIP |
| Don Carrithers, R ERA: 4.06 | (1, 1) | 0.1 | | 5 | 4 | 4 | 0 | 0 | 0 | 0 | 0 | 0 | 0 | 6 | 6 | 108.00 | 15.000 | | | | |
| Jim Barr, R ERA: 4.03 | (1, 1) | 5.2 | 19 | 0 | 0 | 0 | 1 | 1 | 0 | 1 | 0 | 0 | 0 | 19 | 24 | 0.00 | 0.176 | | | | |
| Steve Stone, R ERA: 4.1 | (7, 1) | 1.0 | 3 | 0 | 0 | 0 | 1 | 0 | 0 | 0 | 0 | 0 | 0 | 5 | 5 | 0.00 | 0.000 | | | | |
| Don McMahon, R ERA: 3.66 | (8, 1) | 1.0 | L | 6 | 2 | 1 | 1 | 0 | 1 | 0 | 0 | 0 | 0 | 5 | 9 | 9.00 | 3.000 | | | | |

| Batter | 1 | 2 | 3 | 4 | 5 | 6 | 7 | 8 | 9 | AB | R | H | RBI | BB | SO | LOB | TOP | | | |
|--|---|----------------------------------|------------------------------|---------------------------------|------------------------------|---------------------------------|------------------------------|---------------------------------|------------------------------|---------------------------------|------------------------------|---------------------------------|------------------------------|---------------------------------|------------------------------|----------------------------------|---|------------------------------------|----------------------------------|--------|
| Ken Henderson, S OBP: 0.374, SLG: 0.445 (1, 9) | F9 | | | F3 | | F8 | | | SH1-4 WP BB | 4 | 1 | 0 | 0 | 1 | 0 | 3 | San Francisco Giants @ Atlanta Braves Atlanta Stadium, Atlanta, GA Sun Sep 12 1971, 3:33 AM EDT Att: 15,584 - Unknown | | | |
| Tito Fuentes, S OBP: 0.299, SLG: 0.352 (1, 4) | HR | 4-3 | | 1B | | 4-3 | | SH1-4 | 4 | 1 | 2 | 1 | 0 | 0 | 0 | | | | | |
| Willie Mays, R OBP: 0.433, SLG: 0.500 (1, 3) | HR | BB | WP | BB | | K | | K | 2 | 2 | 0 | 0 | 3 | 2 | 1 | | | | | |
| Bobby Bonds, R OBP: 0.364, SLG: 0.514 (1, 8) | HR | E5 | | | 6-3 | | | 1B | | 5 | 1 | 3 | 3 | 0 | 0 | 1 | | | | |
| Dick Dietz, R OBP: 0.383, SLG: 0.399 (1, 2) | WP | 1B | 5-3 | | F8 | | | K | | 3 | 1 | 0 | 0 | 2 | 1 | 3 | | | | |
| Al Gallacher, R OBP: 0.356, SLG: 0.406 (1, 5) | 1B | WP | | F4 | | E5 | | F9 | SH1-4 1B | 5 | 0 | 2 | 0 | 0 | 0 | 2 | | | | |
| Jim Ray Hart, R Hal Lanier, R OBP: 0.283, SLG: 0.282 (1, 7) | F5 | | | E6 | | K | | SH1-4 | | 3 | 0 | 0 | 0 | 0 | 1 | 3 | | | | |
| Chris Speier, R OBP: 0.305, SLG: 0.316 (1, 6) | 1B | IBB | | G1-4-3 | | 6-3 | | F9 | | 3 | 0 | 0 | 0 | 1 | 0 | 2 | | | | |
| John Cumberland, R OBP: 0.154, SLG: 0.137 (1, 1) | 1B | | | K | | K | | 1-3 | | 4 | 0 | 1 | 1 | 0 | 2 | 1 | | | | |
| Inning Stats | R: 4 E: 0 K: 0 S: 7 | H: 4 LOB: 3 BB: 3 P: 19 | R: 0 E: 1 K: 0 S: 3 | H: 0 LOB: 1 BB: 1 P: 7 | R: 0 E: 1 K: 0 S: 3 | H: 0 LOB: 0 BB: 0 P: 3 | R: 0 E: 0 K: 2 S: 8 | H: 1 LOB: 1 BB: 0 P: 8 | R: 0 E: 1 K: 1 S: 6 | H: 0 LOB: 1 BB: 0 P: 6 | R: 0 E: 0 K: 2 S: 8 | H: 1 LOB: 1 BB: 0 P: 8 | R: 0 E: 0 K: 0 S: 4 | H: 1 LOB: 1 BB: 0 P: 4 | R: 2 E: 0 K: 0 S: 3 | H: 1 LOB: 1 BB: 3 P: 15 | 1B: 5 2B: 2 3B: 0 HR: 2 | SF: 0 SAC: 2 DP: 2 HBP: 0 | WP: 5 PB: 0 SB: 1 CS: 1 | PA: 42 |
| PITCHER | IP WLS BF H R ER SO BB IBB HBP BLK WP HR S P ERA WHIP | | | | | | | | | | | | | | | | | | | |
| George Stone, L ERA: 3.49 (1, 1) | 0.2 | L | 9 | 4 | 4 | 4 | 0 | 2 | 1 | 0 | 0 | 0 | 0 | 1 | 0 | 21 | 18 | 54.00 | 9.000 | |
| Ron Herbel, R ERA: 4.47 (1, 1) | 4.1 | | 16 | 1 | 0 | 0 | 3 | 1 | 0 | 0 | 0 | 0 | 0 | 1 | 0 | 21 | 25 | 0.00 | 0.462 | |
| Steve Barber, L ERA: 5.35 (6, 1) | 3.0 | | 11 | 2 | 0 | 0 | 3 | 0 | 0 | 0 | 0 | 0 | 0 | 0 | 0 | 17 | 17 | 0.00 | 0.667 | |
| Bob Priddy, R ERA: 4.22 (9, 1) | 1.0 | | 6 | 1 | 2 | 2 | 0 | 3 | 0 | 0 | 0 | 0 | 0 | 1 | 0 | 3 | 15 | 18.00 | 4.000 | |

| Batter | 1 | 2 | 3 | 4 | 5 | 6 | 7 | 8 | 9 | AB | R | H | RBI | BB | SO | LOB | BOTTOM | | | |
|---|---|---------------------------------|------------------------------|---------------------------------|------------------------------|---------------------------------|------------------------------|---------------------------------|------------------------------|---------------------------------|------------------------------|---------------------------------|------------------------------|---------------------------------|------------------------------|---------------------------------|---|------------------------------------|----------------------------------|--------|
| Felix Millan, R OBP: 0.337, SLG: 0.366 (1, 4) | F4 | | | | G4-6-3 | | | | | 4 | 0 | 2 | 0 | 0 | 0 | 2 | San Francisco Giants @ Atlanta Braves Atlanta Stadium, Atlanta, GA Sun Sep 12 1971, 3:33 AM EDT Att: 15,584 - Unknown | | | |
| Ralph Garr, L OBP: 0.365, SLG: 0.427 (1, 7) | 1B | | F6 | | | F6 | | K | | 4 | 0 | 1 | 0 | 0 | 1 | 2 | | | | |
| Hank Aaron, R OBP: 0.408, SLG: 0.656 (1, 3) | G5-4-3 | | | 5-3 | | F7 | | F7 | | 4 | 0 | 0 | 0 | 0 | 0 | 1 | | | | |
| Earl Williams, R OBP: 0.336, SLG: 0.514 (1, 2) | | F2 | | F3 | | F7 | | 6-3 | | 4 | 0 | 0 | 0 | 0 | 0 | 0 | | | | |
| Dusty Baker Jr., R OBP: 0.200, SLG: 0.225 (1, 9) | | F9 | | | | 5-3 | | F8 | | 4 | 0 | 1 | 0 | 0 | 0 | 0 | | | | |
| Zoilo Versalles, R OBP: 0.241, SLG: 0.341 (1, 5) | | F8 | | F8 | | 6-3 | | | | 3 | 0 | 0 | 0 | 0 | 0 | 1 | | | | |
| Sonny Jackson, L OBP: 0.306, SLG: 0.333 (1, 8) | | | K | | | F6 | | | | 3 | 0 | 1 | 0 | 0 | 1 | 0 | | | | |
| Marty Perez, R OBP: 0.276, SLG: 0.314 (1, 6) | | | | HR | | | | F8 | | 3 | 1 | 2 | 1 | 0 | 0 | 0 | | | | |
| George Stone, L Ron Herbel, R Oscar Browne, R Steve Barber, L Tommy Aaron, R Bob Priddy, R OBP: 0.220, SLG: 0.220 OBP: 0.100, SLG: 0.100 OBP: 0.276, SLG: 0.297 OBP: 0.241, SLG: 0.341 OBP: 0.306, SLG: 0.333 OBP: 0.162, SLG: 0.273 (1, 1) | | | K | | | 6-3 | | | | 0 | 0 | 0 | 0 | 0 | 0 | 0 | | | | |
| Inning Stats | R: 0 E: 0 K: 0 S: 3 | H: 1 LOB: 0 BB: 0 P: 3 | R: 0 E: 0 K: 0 S: 3 | H: 0 LOB: 0 BB: 0 P: 3 | R: 1 E: 0 K: 2 S: 9 | H: 2 LOB: 1 BB: 0 P: 9 | R: 0 E: 0 K: 0 S: 4 | H: 1 LOB: 1 BB: 0 P: 4 | R: 0 E: 0 K: 1 S: 6 | H: 2 LOB: 1 BB: 0 P: 6 | R: 0 E: 0 K: 0 S: 3 | H: 0 LOB: 0 BB: 0 P: 3 | R: 0 E: 0 K: 1 S: 6 | H: 1 LOB: 1 BB: 0 P: 6 | R: 0 E: 0 K: 0 S: 3 | H: 0 LOB: 0 BB: 0 P: 3 | 1B: 6 2B: 0 3B: 0 HR: 1 | SF: 0 SAC: 0 DP: 2 HBP: 0 | WP: 0 PB: 0 SB: 0 CS: 0 | PA: 32 |
| PITCHER | IP WLS BF H R ER SO BB IBB HBP BLK WP HR S P ERA WHIP | | | | | | | | | | | | | | | | | | | |
| John Cumberland, L ERA: 2.85 (1, 1) | 9.0 | W | 32 | 7 | 1 | 1 | 4 | 0 | 0 | 0 | 0 | 0 | 0 | 0 | 1 | 40 | 40 | 1.00 | 0.778 | |

| | |
|-----|----|
| AB | 33 |
| R | 6 |
| H | 8 |
| RBI | 5 |
| BB | 7 |
| SO | 6 |
| LOB | 16 |



| | |
|-----|----|
| AB | 32 |
| R | 1 |
| H | 7 |
| RBI | 1 |
| BB | 0 |
| SO | 4 |
| LOB | 8 |



| Batter | 1 | 2 | 3 | 4 | 5 | 6 | 7 | 8 | 9 | AB | R | H | RBI | BB | SO | LOB | TOP | | | | |
|---|------------------------------|---------------------------------|------------------------------|---------------------------------|------------------------------|---------------------------------|------------------------------|---------------------------------|------------------------------|---------------------------------|------------------------------|---------------------------------|------------------------------|---------------------------------|------------------------------|---------------------------------|----------------------------------|------------------------------------|----------------------------------|--------|--|
| Felix Millan, R OBP: 0.335, SLG: 0.363 (1, 4) | | | | | | | | | | 4 | 1 | 1 | 0 | 0 | 0 | 2 | | | | | |
| Ralph Carr, L OBP: 0.364, SLG: 0.428 (1, 7) | | | | | | | | | | 4 | 1 | 2 | 0 | 0 | 1 | 1 | | | | | |
| Hank Aaron, R OBP: 0.410, SLG: 0.671 (1, 3) | | | | | | | | | | 4 | 2 | 3 | 5 | 0 | 0 | 1 | | | | | |
| Earl Williams, R OBP: 0.336, SLG: 0.514 (1, 2) | | | | | | | | | | 3 | 0 | 0 | 0 | 1 | 0 | 1 | | | | | |
| Dusty Baker Jr., R OBP: 0.200, SLG: 0.222 (1, 9) | | | | | | | | | | 4 | 0 | 1 | 0 | 0 | 1 | 2 | | | | | |
| Tommie Aaron, R OBP: 0.289, SLG: 0.245 (1, 5) | | | | | | | | | | 4 | 0 | 0 | 0 | 0 | 0 | 1 | | | | | |
| Mike Lum, L OBP: 0.348, SLG: 0.394 (1, 8) | | | | | | | | | | 4 | 0 | 0 | 0 | 0 | 1 | 1 | | | | | |
| Marty Perez, R OBP: 0.275, SLG: 0.312 (1, 6) | | | | | | | | | | 4 | 0 | 2 | 0 | 0 | 0 | 0 | | | | | |
| Ron Reed, R OBP: 0.155, SLG: 0.155 (1, 1) | | | | | | | | | | 3 | 1 | 1 | 0 | 0 | 1 | 1 | | | | | |
| Cecil Upshaw, R (8, 1) | | | | | | | | | | 1 | 0 | 0 | 0 | 0 | 0 | 1 | | | | | |
| Inning Stats | R: 3 E: 0 K: 0 S: 7 | H: 4 LOB: 1 BB: 0 P: 7 | R: 0 E: 0 K: 0 S: 3 | H: 0 LOB: 0 BB: 0 P: 3 | R: 0 E: 0 K: 1 S: 6 | H: 1 LOB: 1 BB: 0 P: 6 | R: 0 E: 0 K: 0 S: 3 | H: 0 LOB: 0 BB: 0 P: 3 | R: 2 E: 0 K: 0 S: 5 | H: 2 LOB: 0 BB: 0 P: 5 | R: 0 E: 0 K: 0 S: 5 | H: 1 LOB: 0 BB: 0 P: 5 | R: 0 E: 0 K: 1 S: 5 | H: 1 LOB: 1 BB: 1 P: 9 | R: 0 E: 0 K: 1 S: 6 | H: 1 LOB: 1 BB: 0 P: 6 | 1B: 7 2B: 1 3B: 0 HR: 2 | SF: 0 SAC: 0 DP: 1 HBP: 0 | WP: 0 PB: 0 SB: 0 CS: 1 | PA: 36 | |
| PITCHER | IP | WLS | BF | H | R | ER | SO | BB | IBB | HBP | BLK | WP | HR | S | P | ERA | WHIP | | | | |
| Don Gullett, L ERA: 2.62 (1, 1) | 5.0 | L | 22 | 7 | 5 | 5 | 1 | 0 | 0 | 0 | 0 | 0 | 2 | 24 | 24 | 9.00 | 1.400 | | | | |
| Ed Sprague, R ERA: (6, 1) | 2.0 | | 6 | 1 | 0 | 0 | 1 | 0 | 0 | 0 | 0 | 0 | 0 | 8 | 8 | 0.00 | 0.500 | | | | |
| Milt Wilcox, R ERA: 3.78 (8, 1) | 2.0 | | 8 | 2 | 0 | 0 | 2 | 1 | 0 | 0 | 0 | 0 | 0 | 11 | 15 | 0.00 | 1.500 | | | | |

Atlanta Braves @ Cincinnati Reds
Riverfront Stadium, Cincinnati, OH
Tue Sep 14 1971, 7:05 PM EDT
Att: 8,385 - Unknown

AB 35
R 5
H 10
RBI 5
BB 1
SO 4
LOB 11



| Batter | 1 | 2 | 3 | 4 | 5 | 6 | 7 | 8 | 9 | AB | R | H | RBI | BB | SO | LOB | BOTTOM | | | | |
|---|------------------------------|----------------------------------|------------------------------|---------------------------------|------------------------------|---------------------------------|------------------------------|---------------------------------|------------------------------|---------------------------------|------------------------------|---------------------------------|------------------------------|---------------------------------|------------------------------|---------------------------------|-----------------------------------|------------------------------------|----------------------------------|--------|--|
| Pete Rose, S OBP: 0.370, SLG: 0.412 (1, 9) | | | | | | | | | | 5 | 0 | 4 | 0 | 0 | 0 | 2 | | | | | |
| Tommy Helms, R OBP: 0.293, SLG: 0.335 (1, 4) | | | | | | | | | | 3 | 0 | 1 | 2 | 1 | 0 | 2 | | | | | |
| Lee May, R OBP: 0.332, SLG: 0.531 (1, 3) | | | | | | | | | | 4 | 0 | 0 | 0 | 0 | 2 | 6 | | | | | |
| Tony Perez, R OBP: 0.324, SLG: 0.436 (1, 5) | | | | | | | | | | 4 | 0 | 1 | 0 | 0 | 0 | 4 | | | | | |
| Johnny Bench, R OBP: 0.301, SLG: 0.420 (1, 2) | | | | | | | | | | 4 | 0 | 0 | 0 | 0 | 0 | 3 | | | | | |
| Bernie Carbo, L OBP: 0.337, SLG: 0.347 (1, 7) | | | | | | | | | | 4 | 0 | 1 | 0 | 0 | 0 | 1 | | | | | |
| George Foster, R OBP: 0.298, SLG: 0.382 (1, 8) | | | | | | | | | | 4 | 1 | 1 | 0 | 0 | 0 | 2 | | | | | |
| Darrel Chaney, S OBP: 0.333, SLG: 0.273 (1, 6) | | | | | | | | | | 4 | 1 | 2 | 0 | 0 | 0 | 0 | | | | | |
| Don Gullett, R OBP: 0.139, SLG: 0.129 (1, 1) | | | | | | | | | | 1 | 0 | 0 | 0 | 0 | 1 | 2 | | | | | |
| Ed Sprague, R (6, 1) | | | | | | | | | | 0 | 0 | 0 | 0 | 0 | 0 | 0 | | | | | |
| Ty Cline, L OBP: 0.330, SLG: 0.208 (7, PH) | | | | | | | | | | 1 | 0 | 0 | 0 | 0 | 1 | 2 | | | | | |
| Milt Wilcox, R (8, 1) | | | | | | | | | | 0 | 0 | 0 | 0 | 0 | 0 | 0 | | | | | |
| Willie Smith, L OBP: 0.212, SLG: 0.280 (9, PH) | | | | | | | | | | 1 | 0 | 0 | 0 | 0 | 0 | 0 | | | | | |
| Inning Stats | R: 0 E: 0 K: 1 S: 6 | H: 1 LOB: 2 BB: 1 P: 10 | R: 0 E: 0 K: 0 S: 3 | H: 0 LOB: 0 BB: 0 P: 3 | R: 0 E: 0 K: 1 S: 6 | H: 1 LOB: 2 BB: 0 P: 7 | R: 0 E: 0 K: 1 S: 7 | H: 1 LOB: 2 BB: 0 P: 7 | R: 0 E: 0 K: 0 S: 3 | H: 1 LOB: 0 BB: 0 P: 3 | R: 2 E: 0 K: 1 S: 8 | H: 3 LOB: 1 BB: 0 P: 8 | R: 0 E: 0 K: 0 S: 4 | H: 1 LOB: 1 BB: 0 P: 4 | R: 0 E: 0 K: 0 S: 4 | H: 1 LOB: 1 BB: 0 P: 4 | 1B: 10 2B: 0 3B: 0 HR: 0 | SF: 0 SAC: 1 DP: 2 HBP: 1 | WP: 0 PB: 0 SB: 0 CS: 0 | PA: 38 | |
| PITCHER | IP | WLS | BF | H | R | ER | SO | BB | IBB | HBP | BLK | WP | HR | S | P | ERA | WHIP | | | | |
| Ron Reed, R ERA: 3.54 (1, 1) | 7.2 | W | 33 | 9 | 2 | 2 | 4 | 1 | 0 | 1 | 0 | 0 | 0 | 39 | 44 | 2.35 | 1.304 | | | | |
| Cecil Upshaw, R ERA: 3.74 (8, 1) | 1.1 | S | 5 | 1 | 0 | 0 | 0 | 0 | 0 | 0 | 0 | 0 | 0 | 5 | 5 | 0.00 | 0.750 | | | | |

Atlanta Braves @ Cincinnati Reds
Riverfront Stadium, Cincinnati, OH
Tue Sep 14 1971, 7:05 PM EDT
Att: 8,385 - Unknown

AB 35
R 2
H 10
RBI 2
BB 1
SO 4
LOB 24



| Batter | 1 | 2 | 3 | 4 | 5 | 6 | 7 | 8 | 9 | AB | R | H | RBI | BB | SO | LOB | TOP | | | | | | | | | | |
|---|------------------------------|---------------------------------|------------------------------|----------------------------------|------------------------------|---------------------------------|------------------------------|---------------------------------|------------------------------|---------------------------------|------------------------------|---------------------------------|------------------------------|---------------------------------|------------------------------|----------------------------------|------------------------------|---------------------------------|----------------------------------|------------------------------------|--|--|--|--|--|--|--|
| Felix Millan, R OBP: 0.336, SLG: 0.364 (1, 4) | F6 | | FC6-4 | | | | FC6-4 | | 6-3 | 4 | 0 | 1 | 0 | 1 | 0 | 2 | | | | | | | | | | | |
| Ralph Garr, L OBP: 0.363, SLG: 0.426 (1, 7) | 3-1 | | 6-3 | | | | FC6-4 | | | 5 | 0 | 1 | 0 | 0 | 0 | 2 | | | | | | | | | | | |
| Hank Aaron, R OBP: 0.408, SLG: 0.672 (1, 3) | K | | 5-3 | | | | F8 | | F8 | 5 | 1 | 1 | 1 | 0 | 1 | 3 | | | | | | | | | | | |
| Earl Williams, R OBP: 0.333, SLG: 0.509 (1, 2) | | G3 | | K | K | | F4 | | F9 | 5 | 0 | 0 | 0 | 0 | 2 | 2 | | | | | | | | | | | |
| Mike Lum, L OBP: 0.348, SLG: 0.391 (1, 9) | | 2B 4-3 BB | | 4-3 | 4-3 | | | | K | 3 | 1 | 0 | 0 | 1 | 1 | 0 | | | | | | | | | | | |
| Darrell Evans, L OBP: 0.341, SLG: 0.406 (1, 5) | | | | | | | F7 | | | 3 | 1 | 2 | 0 | 1 | 0 | 0 | | | | | | | | | | | |
| Tommie Aaron, R OBP: 0.269, SLG: 0.245 (8, 5) | | | | | | | | FC5 3-1 BB | | 0 | 0 | 0 | 0 | 0 | 0 | 0 | | | | | | | | | | | |
| Sonny Jackson, L OBP: 0.304, SLG: 0.331 (1, 8) | | | | | | | F9 | | 3-1 | 4 | 1 | 1 | 1 | 0 | 0 | 2 | | | | | | | | | | | |
| Marty Perez, R OBP: 0.280, SLG: 0.315 (1, 6) | | 2-3 3-H | | | | | | | | 3 | 0 | 2 | 1 | 1 | 1 | 1 | | | | | | | | | | | |
| Phil Niekro, R OBP: 0.149, SLG: 0.153 (1, 1) | | | K | | | | F3 | | FC5 | 4 | 0 | 1 | 1 | 0 | 1 | 3 | | | | | | | | | | | |
| Inning Stats | R: 0 E: 0 K: 1 S: 5 | H: 0 LOB: 0 BB: 0 P: 5 | R: 1 E: 0 K: 1 S: 6 | H: 1 LOB: 1 BB: 1 P: 10 | R: 0 E: 0 K: 1 S: 6 | H: 1 LOB: 1 BB: 0 P: 6 | R: 2 E: 0 K: 1 S: 9 | H: 4 LOB: 2 BB: 0 P: 9 | R: 1 E: 0 K: 1 S: 6 | H: 1 LOB: 0 BB: 0 P: 6 | R: 0 E: 0 K: 0 S: 4 | H: 1 LOB: 1 BB: 0 P: 4 | R: 0 E: 0 K: 0 S: 3 | H: 0 LOB: 1 BB: 1 P: 7 | R: 0 E: 0 K: 1 S: 5 | H: 0 LOB: 2 BB: 2 P: 13 | R: 0 E: 0 K: 0 S: 4 | H: 1 LOB: 1 BB: 0 P: 4 | 1B: 6 2B: 2 3B: 0 HR: 1 | SF: 0 SAC: 0 DP: 0 HBP: 0 | WP: 0 PA: 40 PB: 0 SB: 0 CS: 0 | | | | | | |
| PITCHER | IP | WLS | BF | H | R | ER | SO | BB | IBB | HBP | BLK | WP | HR | S | P | ERA | WHIP | | | | | | | | | | |
| Jack Billingham, R ERA: 3.69 (1, 1) | 5.0 | L | 23 | 7 | 4 | 4 | 5 | 1 | 0 | 0 | 0 | 0 | 1 | 32 | 36 | 7.20 | 1.600 | | | | | | | | | | |
| Skip Guinn, L ERA: (6, 1) | 3.0 | | 13 | 1 | 0 | 0 | 1 | 2 | 1 | 0 | 0 | 0 | 0 | 12 | 24 | 0.00 | 1.000 | | | | | | | | | | |
| Larry Yount, R ERA: (9, 1) | 0.0 | | 0 | 0 | 0 | 0 | 0 | 0 | 0 | 0 | 0 | 0 | 0 | 0 | 0 | ∞ | ∞ | | | | | | | | | | |
| Jim Ray, R ERA: 2.34 (9, 1) | 1.0 | | 4 | 1 | 0 | 0 | 0 | 0 | 0 | 0 | 0 | 0 | 0 | 4 | 4 | 0.00 | 1.000 | | | | | | | | | | |

Atlanta Braves @ Houston Astros
Astrodome, Houston, TX
Wed Sep 15 1971, 8:05 PM EDT
Att: 6,513 - Dome

AB 36
R 4
H 9
RBI 4
BB 4
SO 6
LOB 15



| Batter | 1 | 2 | 3 | 4 | 5 | 6 | 7 | 8 | 9 | AB | R | H | RBI | BB | SO | LOB | BOTTOM | | | | | | | | | | |
|--|------------------------------|---------------------------------|------------------------------|---------------------------------|------------------------------|---------------------------------|------------------------------|---------------------------------|------------------------------|---------------------------------|------------------------------|---------------------------------|------------------------------|---------------------------------|------------------------------|---------------------------------|----------------------------------|------------------------------------|--|--|--|--|--|--|--|--|--|
| Roger Metzger, S OBP: 0.300, SLG: 0.312 (1, 6) | E6 SH1-3 1B 6-3 | | F8 | | K | | | F9 | | 4 | 1 | 0 | 0 | 0 | 1 | 0 | | | | | | | | | | | |
| Joe Morgan, L OBP: 0.351, SLG: 0.410 (1, 4) | 6-3 SH1-3 1B | | S E4 1B | | G3 | | | G3 | | 4 | 0 | 2 | 0 | 0 | 0 | 0 | | | | | | | | | | | |
| Cesar Cedeno, R OBP: 0.294, SLG: 0.405 (1, 8) | SH1-3 | | 1-3 | | | 6-3 | | | F9 4-3 2B | 3 | 1 | 1 | 0 | 0 | 0 | 1 | | | | | | | | | | | |
| Bob Watson, R OBP: 0.355, SLG: 0.401 (1, 7) | 6-3 | | E4 BB | | | 6-3 | | | F9 | 3 | 0 | 0 | 1 | 1 | 0 | 2 | | | | | | | | | | | |
| John Mayberry, L OBP: 0.268, SLG: 0.366 (1, 3) | K | | E4 | | | F8 | | | 4-3 | 4 | 0 | 0 | 1 | 0 | 1 | 3 | | | | | | | | | | | |
| Cesar Geronimo, L OBP: 0.276, SLG: 0.361 (1, 9) | | 6-3 | | 1-3 | | | F7 | | K | 4 | 0 | 0 | 0 | 0 | 1 | 0 | | | | | | | | | | | |
| Denis Menke, R OBP: 0.335, SLG: 0.334 (1, 5) | | 5-3 | | F7 | | | K | | | 3 | 0 | 0 | 0 | 0 | 1 | 0 | | | | | | | | | | | |
| Johnny Edwards, L OBP: 0.289, SLG: 0.306 (1, 2) | | | | 1-3 | | | F7 | | | 3 | 0 | 1 | 0 | 0 | 0 | 0 | | | | | | | | | | | |
| Jack Billingham, R OBP: 0.354, SLG: 0.123 (5, PH) | | | | | 4-3 | | | | F8 | 1 | 0 | 0 | 0 | 0 | 0 | 1 | | | | | | | | | | | |
| Marty Martinez, S OBP: 0.247, SLG: 0.300 (8, 1) | | | | | | | | | | 1 | 0 | 0 | 0 | 0 | 0 | 0 | | | | | | | | | | | |
| Skip Guinn, R OBP: 0.247, SLG: 0.300 (8, 1) | | | | | | | | | | 0 | 0 | 0 | 0 | 0 | 0 | 0 | | | | | | | | | | | |
| Rich Chiles, L OBP: 0.275, SLG: 0.314 (9, 1) | | | | | | | | | | 0 | 0 | 0 | 0 | 0 | 0 | 0 | | | | | | | | | | | |
| Larry Yount, R OBP: 0.275, SLG: 0.314 (9, 1) | | | | | | | | | | 0 | 0 | 0 | 0 | 0 | 0 | 0 | | | | | | | | | | | |
| Jim Ray, R OBP: 0.203, SLG: 0.176 (9, 1) | | | | | | | | | | 0 | 0 | 0 | 0 | 0 | 0 | 0 | | | | | | | | | | | |
| Inning Stats | R: 1 E: 1 K: 1 S: 7 | H: 1 LOB: 1 BB: 0 P: 7 | R: 0 E: 0 K: 0 S: 4 | H: 1 LOB: 1 BB: 0 P: 4 | R: 0 E: 1 K: 0 S: 4 | H: 1 LOB: 2 BB: 1 P: 8 | R: 0 E: 0 K: 0 S: 3 | H: 0 LOB: 0 BB: 0 P: 3 | R: 0 E: 0 K: 1 S: 5 | H: 0 LOB: 0 BB: 0 P: 5 | R: 0 E: 0 K: 0 S: 3 | H: 0 LOB: 0 BB: 0 P: 3 | R: 0 E: 0 K: 0 S: 3 | H: 0 LOB: 0 BB: 0 P: 3 | R: 1 E: 0 K: 1 S: 6 | H: 1 LOB: 0 BB: 0 P: 6 | 1B: 3 2B: 1 3B: 0 HR: 0 | SF: 0 SAC: 1 DP: 0 HBP: 0 | WP: 0 PA: 33 PB: 0 SB: 1 CS: 0 | | | | | | | | |
| PITCHER | IP | WLS | BF | H | R | ER | SO | BB | IBB | HBP | BLK | WP | HR | S | P | ERA | WHIP | | | | | | | | | | |
| Phil Niekro, R ERA: 2.93 (1, 1) | 9.0 | W | 33 | 4 | 2 | 1 | 4 | 1 | 0 | 0 | 0 | 0 | 0 | 40 | 44 | 1.00 | 0.556 | | | | | | | | | | |

Atlanta Braves @ Houston Astros
Astrodome, Houston, TX
Wed Sep 15 1971, 8:05 PM EDT
Att: 6,513 - Dome

AB 31
R 2
H 4
RBI 2
BB 1
SO 4
LOB 7



| Batter | 1 | 2 | 3 | 4 | 5 | 6 | 7 | 8 | 9 | AB | R | H | RBI | BB | SO | LOB | TOP | | | | | |
|---|-------------------------------|----------------------------------|------------------------------|---------------------------------|------------------------------|---------------------------------|------------------------------|---------------------------------|-------------------------------|----------------------------------|------------------------------|----------------------------------|------------------------------|---------------------------------|------------------------------|----------------------------------|------------------------------|----------------------------------|----------------------------------|------------------------------------|----------------------------------|--------|
| Felix Millan, R OBP: 0.334, SLG: 0.363 (1,4) | 0-0 WP 1B | | 0-0 6-3 | | 0-3 K | 0-0 FC6-4 | | 0-0 F9 | | 5 | 0 | 1 | 0 | 0 | 1 | 4 | | | | | | |
| Ralph Carr, L OBP: 0.365, SLG: 0.427 (1,7) | 0-0 WP 1B | | 0-0 S 1B | | 0-0 4-3 | | 0-0 F7 | | 0-0 S 1B | 5 | 1 | 3 | 0 | 0 | 0 | 1 | | | | | | |
| Hank Aaron, R OBP: 0.410, SLG: 0.670 (1,3) | 4-0 1-2 2-3 BB | | 0-0 1-H 1B | | 0-3 K | | 0-0 6-3 | | 4-0 FC4-6 IBB | 3 | 0 | 1 | 1 | 2 | 1 | 1 | | | | | | |
| Earl Williams, R OBP: 0.331, SLG: 0.505 (1,2) | 0-3 K | | 0-0 F9 | | 0-0 BB 1B | | 0-0 6-3 | | 0-0 F2 | 5 | 1 | 1 | 0 | 0 | 1 | 6 | | | | | | |
| Mike Lum, L OBP: 0.348, SLG: 0.389 (1,9) | 0-3 K | | 0-0 F6 | | 0-0 BB 1B | | 4-0 PB 1B | | 0-3 K | 4 | 2 | 1 | 0 | 1 | 2 | 6 | | | | | | |
| Darrell Evans, L OBP: 0.338, SLG: 0.399 (1,5) | 0-3 K | | 0-0 F8 | | 0-3 K | | 4-0 1B BB | | 0-0 FC4-6 | 4 | 0 | 0 | 0 | 1 | 2 | 7 | | | | | | |
| Tommie Aaron, R OBP: 0.269, SLG: 0.245 (9,5) | 0-0 K | | 0-0 F9 | | 0-0 SF9 | | 0-3 1-2 2-3 BB | | 0-0 FC4-6 | 0 | 0 | 0 | 0 | 0 | 0 | 0 | | | | | | |
| Sonny Jackson, L OBP: 0.305, SLG: 0.331 (1,8) | | 0-0 6-3 | | 0-0 4-3 | | 4-0 1B BB | | 0-0 1-2 2-3 1B | | 3 | 0 | 1 | 1 | 1 | 0 | 0 | | | | | | |
| Marty Perez, R OBP: 0.279, SLG: 0.313 (1,6) | | 0-3 K | | 0-0 F9 | | 0-0 SF9 | | 0-3 K | | 2 | 0 | 0 | 0 | 0 | 1 | 0 | | | | | | |
| Jim Breazeale, L OBP: 0.091, SLG: 0.100 (6, PH) | | 0-0 K | | | | | | | | 0 | 0 | 0 | 1 | 0 | 0 | 0 | | | | | | |
| Gil Garrido, R OBP: 0.294, SLG: 0.231 (6,6) | | 0-0 K | | | | | | | | 1 | 0 | 0 | 0 | 0 | 1 | 2 | | | | | | |
| Tom Kelley, R OBP: 0.049, SLG: 0.049 (1,1) | | 0-3 K | | | | | | | | 2 | 0 | 0 | 0 | 0 | 2 | 0 | | | | | | |
| Hal King, L OBP: 0.320, SLG: 0.323 (6, PH) | | 0-0 K | | | | | | | | 1 | 0 | 1 | 1 | 0 | 0 | 0 | | | | | | |
| Leo Foster, R OBP: 0.143, SLG: 0.106 (6,1) | | 0-0 K | | | | | | | | 0 | 0 | 0 | 0 | 0 | 0 | 0 | | | | | | |
| Pat Jarvis, R OBP: 0.143, SLG: 0.106 (6,1) | | 0-0 K | | | | | | | | 1 | 0 | 0 | 0 | 0 | 0 | 2 | | | | | | |
| Inning Stats | R: 0 E: 0 K: 3 S: 11 | H: 2 LOB: 3 BB: 1 P: 15 | R: 0 E: 0 K: 2 S: 7 | H: 0 LOB: 0 BB: 0 P: 7 | R: 1 E: 0 K: 0 S: 5 | H: 2 LOB: 1 BB: 0 P: 5 | R: 0 E: 0 K: 0 S: 3 | H: 0 LOB: 0 BB: 0 P: 3 | R: 0 E: 1 K: 3 S: 10 | H: 0 LOB: 1 BB: 0 P: 10 | R: 2 E: 0 K: 1 S: 8 | H: 3 LOB: 2 BB: 1 P: 12 | R: 0 E: 0 K: 0 S: 3 | H: 0 LOB: 0 BB: 0 P: 3 | R: 1 E: 0 K: 1 S: 6 | H: 1 LOB: 2 BB: 2 P: 14 | R: 0 E: 0 K: 1 S: 6 | H: 1 LOB: 2 BB: 1 P: 10 | 1B: 9 2B: 0 3B: 0 HR: 0 | SF: 1 SAC: 0 DP: 0 HBP: 0 | WP: 2 PB: 1 SB: 2 CS: 0 | PA: 42 |
| PITCHER | IP | WLS | BF | H | R | ER | SO | BB | IBB | HBP | BLK | WP | HR | S | P | ERA | WHIP | | | | | |
| J.R. Richard, R ERA: 3.0 (1,1) | 7.0 | L | 33 | 7 | 4 | 4 | 9 | 4 | 0 | 0 | 0 | 2 | 0 | 47 | 63 | 5.14 | 1.571 | | | | | |
| Wade Blasingame, L ERA: 4.5 (8,1) | 0.0 | | 1 | 1 | 0 | 0 | 0 | 0 | 0 | 0 | 0 | 0 | 0 | 1 | 1 | ∞ | ∞ | | | | | |
| George Culver, R ERA: 2.85 (8,1) | 1.1 | | 6 | 1 | 0 | 0 | 1 | 0 | 1 | 0 | 0 | 0 | 0 | 7 | 11 | 0.00 | 0.750 | | | | | |
| Ron Cook, L ERA: 4.91 (9,1) | 0.2 | | 2 | 0 | 0 | 0 | 1 | 0 | 0 | 0 | 0 | 0 | 0 | 4 | 4 | 0.00 | 0.000 | | | | | |

Atlanta Braves @ Houston Astros
Astrodome, Houston, TX
Thu Sep 16 1971, 8:05 PM EDT
Att: 7,906 - Unknown

AB 36
R 4
H 9
RBI 4
BB 5
SO 11
LOB 29



| Batter | 1 | 2 | 3 | 4 | 5 | 6 | 7 | 8 | 9 | AB | R | H | RBI | BB | SO | LOB | BOTTOM | | | | | |
|---|------------------------------|---------------------------------|------------------------------|---------------------------------|------------------------------|---------------------------------|------------------------------|----------------------------------|------------------------------|---------------------------------|------------------------------|---------------------------------|------------------------------|---------------------------------|------------------------------|---------------------------------|------------------------------|---------------------------------|----------------------------------|------------------------------------|----------------------------------|--------|
| Roger Metzger, S OBP: 0.302, SLG: 0.312 (1,6) | 0-0 6-3 | | 0-0 1B | | 4-0 S 1B | | | 0-0 4-3 | | 3 | 1 | 1 | 0 | 1 | 0 | 0 | | | | | | |
| Joe Morgan, L OBP: 0.350, SLG: 0.409 (1,4) | 0-0 F8 | | 0-0 2-3 1B | | 0-3 K | | 0-0 F7 | | 0-0 1-2 3-H 1B | 4 | 0 | 1 | 1 | 0 | 1 | 1 | | | | | | |
| Cesar Cedeno, R OBP: 0.297, SLG: 0.408 (1,8) | 0-0 1B | | | 0-0 BB FC6-4 1B | | 0-0 CS 1B | | 0-0 F4 | | 4 | 1 | 3 | 1 | 0 | 0 | 0 | | | | | | |
| Bob Watson, R OBP: 0.356, SLG: 0.404 (1,7) | | 0-0 4-3 | | 0-0 FC6-4 BB 1B | | 0-0 CS | | 0-0 6-3 | | 4 | 0 | 2 | 0 | 0 | 0 | 0 | | | | | | |
| Derrel Thomas, S (9, PR) | | 0-0 4-3 | | 0-0 FC6-4 BB 1B | | 0-0 CS | | 0-0 6-3 | | 0 | 0 | 0 | 0 | 0 | 0 | 0 | | | | | | |
| John Mayberry, L OBP: 0.267, SLG: 0.362 (1,3) | | 0-0 FC4-6 1B | | 0-3 K | | 0-0 3-1 | | 0-0 4-3 | | 4 | 0 | 1 | 0 | 0 | 1 | 3 | | | | | | |
| Cesar Geronimo, L OBP: 0.275, SLG: 0.347 (1,9) | | 0-0 FC4-6 CS | | 4-0 FC6-4 BB | | 0-3 K | | 0-3 K | | 3 | 0 | 0 | 0 | 1 | 2 | 3 | | | | | | |
| Denis Menke, R OBP: 0.335, SLG: 0.333 (1,5) | | 0-0 CS | | 0-0 1B SH3 1B | | 0-0 FC6-4 | | 0-0 F6 | | 4 | 1 | 1 | 1 | 0 | 0 | 4 | | | | | | |
| Johnny Edwards, L OBP: 0.286, SLG: 0.303 (1,2) | | | 0-0 F9 | | 0-0 F7 | | 0-0 4-3 | | 0-0 5-3 | 3 | 0 | 0 | 0 | 0 | 0 | 3 | | | | | | |
| J.R. Richard, R (1,1) | | | 0-0 SH3 | | 0-0 F4 | | 0-3 K | | | 2 | 0 | 0 | 0 | 0 | 1 | 0 | | | | | | |
| Wade Blasingame, L OBP: 0.298, SLG: 0.327 (8,1) | | | | | | | | | | 0 | 0 | 0 | 0 | 0 | 0 | 0 | | | | | | |
| George Culver, R OBP: 0.091, SLG: 0.091 (8,1) | | | | | | | | | | 0 | 0 | 0 | 0 | 0 | 0 | 0 | | | | | | |
| Ron Cook, L OBP: 0.250, SLG: 0.250 (9,1) | | | | | | | | | | 0 | 0 | 0 | 0 | 0 | 0 | 0 | | | | | | |
| Inning Stats | R: 0 E: 0 K: 0 S: 3 | H: 1 LOB: 1 BB: 0 P: 3 | R: 0 E: 0 K: 0 S: 3 | H: 1 LOB: 0 BB: 0 P: 3 | R: 1 E: 0 K: 0 S: 5 | H: 3 LOB: 2 BB: 0 P: 5 | R: 1 E: 0 K: 1 S: 7 | H: 2 LOB: 2 BB: 1 P: 11 | R: 1 E: 0 K: 1 S: 5 | H: 1 LOB: 0 BB: 1 P: 9 | R: 0 E: 0 K: 1 S: 5 | H: 0 LOB: 0 BB: 0 P: 5 | R: 0 E: 0 K: 1 S: 5 | H: 0 LOB: 0 BB: 0 P: 5 | R: 0 E: 0 K: 0 S: 3 | H: 0 LOB: 2 BB: 0 P: 3 | R: 0 E: 0 K: 1 S: 6 | H: 1 LOB: 2 BB: 0 P: 6 | 1B: 8 2B: 1 3B: 0 HR: 0 | SF: 0 SAC: 1 DP: 0 HBP: 0 | WP: 0 PB: 0 SB: 1 CS: 2 | PA: 36 |
| PITCHER | IP | WLS | BF | H | R | ER | SO | BB | IBB | HBP | BLK | WP | HR | S | P | ERA | WHIP | | | | | |
| Tom Kelley, R ERA: 3.09 (1,1) | 5.0 | | 21 | 8 | 3 | 3 | 2 | 2 | 0 | 0 | 0 | 0 | 0 | 23 | 31 | 5.40 | 2.000 | | | | | |
| Pat Jarvis, R ERA: 4.04 (6,1) | 4.0 | W | 13 | 1 | 0 | 0 | 3 | 0 | 0 | 0 | 0 | 0 | 0 | 19 | 19 | 0.00 | 0.250 | | | | | |

Atlanta Braves @ Houston Astros
Astrodome, Houston, TX
Thu Sep 16 1971, 8:05 PM EDT
Att: 7,906 - Unknown

AB 31
R 3
H 9
RBI 3
BB 2
SO 5
LOB 14



| Batter | 1 | 2 | 3 | 4 | 5 | 6 | 7 | 8 | 9 | 10 | 11 | AB | R | H | RBI | BB | SO | LOB | TOP | | | |
|---|------------------------------|---------------------------------|------------------------------|---------------------------------|------------------------------|---------------------------------|------------------------------|---------------------------------|------------------------------|---------------------------------|------------------------------|---------------------------------|------------------------------|---------------------------------|------------------------------|---------------------------------|------------------------------|---------------------------------|----------------------------------|------------------------------------|----------------------------------|--------|
| Felix Millan, R OBP: 0.332, SLG: 0.359 (1, 4) | F9 | | 6-3 | | 5-3 | | | L6 | 1-3 | | | 5 | 0 | 0 | 0 | 0 | 0 | 2 | | | | |
| Ralph Garr, L OBP: 0.367, SLG: 0.429 (1, 7) | L4-3 1B | | | FC4-6 1B | | | G5-4-3 1B | 6-3 | | 1-3 | | 5 | 0 | 3 | 0 | 0 | 0 | 0 | | | | |
| Hank Aaron, R OBP: 0.410, SLG: 0.674 (1, 3) | L4-3 1-2 | | | FC4-6 1B | | | G5-4-3 1-2 | | | K | | 5 | 1 | 2 | 1 | 0 | 1 | 2 | | | | |
| Earl Williams, R OBP: 0.328, SLG: 0.500 (1, 2) | | 6-3 | | K | | | F7 | | E5 | 4-3 | | 5 | 0 | 0 | 0 | 0 | 1 | 2 | | | | |
| Dusty Baker Jr., R OBP: 0.220, SLG: 0.240 (1, 9) | | | | FC4-6 1-2 2-3 | | | FC5-4 1B | K | | | 6-3 | 5 | 0 | 2 | 0 | 0 | 1 | 3 | | | | |
| Zoilo Versalles, R OBP: 0.235, SLG: 0.332 Gil Garrido, R OBP: 0.294, SLG: 0.231 (1, 5) | | | | 1-3 | | | F8 | | 5-3 | | F8 | 5 | 0 | 0 | 0 | 0 | 1 | 4 | | | | |
| Mike Lum, L OBP: 0.351, SLG: 0.406 (1, 8) | | | | 1-3 | | | F4 | | | | | 5 | 2 | 3 | 2 | 0 | 1 | 1 | | | | |
| Marty Perez, R OBP: 0.278, SLG: 0.314 (1, 6) | | | 5-3 | | E5 | | FC5-4 1-2 2-3 | | | | K | 5 | 0 | 1 | 0 | 0 | 1 | 2 | | | | |
| George Stone, L OBP: 0.194, SLG: 0.213 Tommy Aaron, R OBP: 0.264, SLG: 0.240 Steve Barber, L OBP: 0.214, SLG: 0.154 Darrell Evans, L OBP: 0.337, SLG: 0.397 Cecil Upshaw, R OBP: 0.337, SLG: 0.397 (1, 1) | | | 5-3 | | FC5-6 | | F4 | | | F7 | | 2 | 0 | 0 | 0 | 0 | 0 | 1 | | | | |
| Inning Stats | R: 0 E: 0 K: 0 S: 3 | H: 1 LOB: 0 BB: 0 P: 3 | R: 0 E: 0 K: 2 S: 8 | H: 1 LOB: 1 BB: 0 P: 8 | R: 0 E: 0 K: 0 S: 3 | H: 0 LOB: 0 BB: 0 P: 3 | R: 0 E: 0 K: 1 S: 7 | H: 2 LOB: 2 BB: 0 P: 7 | R: 0 E: 0 K: 0 S: 4 | H: 0 LOB: 1 BB: 0 P: 4 | R: 1 E: 0 K: 1 S: 7 | H: 1 LOB: 1 BB: 0 P: 7 | R: 1 E: 0 K: 0 S: 5 | H: 2 LOB: 1 BB: 0 P: 5 | R: 0 E: 0 K: 1 S: 5 | H: 0 LOB: 0 BB: 0 P: 5 | R: 1 E: 0 K: 1 S: 6 | H: 1 LOB: 0 BB: 0 P: 6 | 1B: 7 2B: 2 3B: 0 HR: 3 | SF: 0 SAC: 0 DP: 2 HBP: 0 | WP: 0 PB: 0 SB: 0 CS: 0 | PA: 44 |
| PITCHER | IP 7.2 | WLS 1.1 | BF 7 | H 2 | R 1 | ER 1 | SO 3 | BB 0 | IBB 0 | HBP 0 | BLK 0 | WP 0 | HR 1 | S 9 | P 9 | ERA 6.75 | WHIP 1.500 | | | | | |
| Claude Osteen, L ERA: 3.45 Jim Brewer, L ERA: 2.04 Hoyt Wilhelm, R ERA: 2.95 (1, 1) | | | | | | | | | | | | | | | | | | | | | | |

Atlanta Braves @ Los Angeles Dodgers
Dodger Stadium, Los Angeles, CA
Fri Sep 17 1971, 7:05 PM PDT
Att: 32,952 - Unknown

AB 44
R 3
H 11
RBI 3
BB 0
SO 6
LOB 20



| Batter | 1 | 2 | 3 | 4 | 5 | 6 | 7 | 8 | 9 | 10 | 11 | AB | R | H | RBI | BB | SO | LOB | BOTTOM | | | |
|---|------------------------------|---------------------------------|------------------------------|---------------------------------|------------------------------|---------------------------------|-------------------------------|----------------------------------|------------------------------|---------------------------------|------------------------------|---------------------------------|------------------------------|---------------------------------|------------------------------|----------------------------------|------------------------------|---------------------------------|-----------------------------------|------------------------------------|----------------------------------|--------|
| Maury Wills, S OBP: 0.322, SLG: 0.326 (1, 6) | K | | 4-0 1-2 BB | | 9-1-5 SH1-4 1B | | L3 1-2 | | | 4-3 | | 4 | 0 | 1 | 0 | 1 | 1 | 1 | | | | |
| Bobby Valentine, R OBP: 0.296, SLG: 0.327 (1, 4) | 5-3 | | F9 | | SH1-4 1-2 | | | FC6 1B | | 1B 1B | | 4 | 0 | 2 | 0 | 0 | 0 | 2 | | | | |
| Willie Davis, L OBP: 0.334, SLG: 0.425 (1, 8) | F8 | | | 2B 1B | 9-1-5 2-3 | | | FC6 1-2 | | 1B 1B | | 5 | 1 | 2 | 0 | 0 | 0 | 2 | | | | |
| Dick Allen, R OBP: 0.394, SLG: 0.466 Willie Crawford, L OBP: 0.340, SLG: 0.459 (1, 3) | | | K | 1B 2B | | | F9 | F8 | | 1B 1B | | 4 | 1 | 1 | 0 | 0 | 1 | 1 | | | | |
| Manny Mota, R OBP: 0.375, SLG: 0.407 Bill Russell, R OBP: 0.262, SLG: 0.325 (1, 7) | | 6-3 | | | | | | 1-3 | | 1B 1B | | 2 | 0 | 1 | 2 | 0 | 0 | 0 | | | | |
| Bill Buckner, L OBP: 0.317, SLG: 0.370 (10, PH) | | | | 2H 3H 1B | | | FC4-6 HBP | 1-3 | | F3 | | 1 | 0 | 0 | 0 | 0 | 0 | 1 | | | | |
| Wes Parker, S OBP: 0.353, SLG: 0.362 (9, 3) | | 6-3 | | | F9 | | FC4-6 2B | | F5 WP 1B | K | | 5 | 0 | 1 | 0 | 0 | 1 | 5 | | | | |
| Jim Lefebvre, S OBP: 0.311, SLG: 0.389 (1, 5) | | | | | | | | | | | 6-3 | 4 | 0 | 2 | 0 | 1 | 1 | 1 | | | | |
| Tom Haller, L OBP: 0.341, SLG: 0.380 Billy Grabarkewitz, R OBP: 0.386, SLG: 0.290 (1, 2) | | | | | L9 | | | | | F5 | | 4 | 0 | 2 | 0 | 1 | 0 | 3 | | | | |
| Claude Osteen, L OBP: 0.218, SLG: 0.220 Jim Brewer, L OBP: 0.375, SLG: 0.375 Duke Sims, L OBP: 0.340, SLG: 0.343 Hoyt Wilhelm, R OBP: 0.337, SLG: 0.397 Bill Sudakis, S OBP: 0.298, SLG: 0.333 (1, 1) | | | | | F7 | | | | | F8 | | 3 | 0 | 0 | 0 | 0 | 1 | 4 | | | | |
| Inning Stats | R: 0 E: 0 K: 1 S: 5 | H: 0 LOB: 0 BB: 0 P: 5 | R: 0 E: 0 K: 1 S: 5 | H: 0 LOB: 0 BB: 0 P: 5 | R: 0 E: 0 K: 0 S: 4 | H: 1 LOB: 1 BB: 1 P: 8 | R: 2 E: 0 K: 2 S: 10 | H: 3 LOB: 2 BB: 1 P: 14 | R: 0 E: 0 K: 0 S: 3 | H: 1 LOB: 0 BB: 0 P: 3 | R: 0 E: 0 K: 0 S: 4 | H: 1 LOB: 1 BB: 0 P: 4 | R: 0 E: 0 K: 0 S: 3 | H: 1 LOB: 1 BB: 1 P: 7 | R: 0 E: 0 K: 1 S: 7 | H: 2 LOB: 3 BB: 1 P: 11 | R: 0 E: 0 K: 0 S: 3 | H: 1 LOB: 1 BB: 0 P: 3 | 1B: 10 2B: 4 3B: 0 HR: 0 | SF: 0 SAC: 1 DP: 3 HBP: 1 | WP: 1 PB: 0 SB: 0 CS: 0 | PA: 45 |
| PITCHER | IP 6.0 | WLS 2.0 | BF 7 | H 2 | R 2 | ER 2 | SO 4 | BB 2 | IBB 0 | HBP 0 | BLK 0 | WP 0 | HR 0 | S 30 | P 39 | ERA 3.00 | WHIP 1.333 | | | | | |
| George Stone, L ERA: 3.47 Steve Barber, L ERA: 5.19 Cecil Upshaw, R ERA: 3.6 (7, 1) | | | | | | | | | | | | | | | | | | | | | | |

Atlanta Braves @ Los Angeles Dodgers
Dodger Stadium, Los Angeles, CA
Fri Sep 17 1971, 7:05 PM PDT
Att: 32,952 - Unknown

AB 39
R 2
H 12
RBI 2
BB 4
SO 5
LOB 25



| Batter | 1 | 2 | 3 | 4 | 5 | 6 | 7 | 8 | 9 | AB | R | H | RBI | BB | SO | LOB | TOP | | | | | | | | | | |
|--|--------------------------------------|---------------------------------|------------------------------|---------------------------------|------------------------------|---------------------------------|------------------------------|---------------------------------|------------------------------|---------------------------------|------------------------------|----------------------------------|------------------------------|---------------------------------|------------------------------|---------------------------------|--|------------------------------|---------------------------------|-----------------------------------|------------------------------------|----------------------------------|--------|--|--|--|--|
| Felix Millan, R OBP: 0.334, SLG: 0.365 (1, 4) | | | | | | | | | | 5 | 2 | 3 | 1 | 0 | 0 | 1 | Atlanta Braves @ Los Angeles Dodgers Dodger Stadium, Los Angeles, CA Sat Sep 18 1971, 3:33 AM PDT Att: 25,482 - Unknown | | | | | | | | | | |
| Ralph Garr, L OBP: 0.369, SLG: 0.430 (1, 7) | | | | | | | | | | 5 | 1 | 3 | 0 | 0 | 0 | 2 | | | | | | | | | | | |
| Hank Aaron, R OBP: 0.413, SLG: 0.674 (1, 3) | | | | | | | | | | 4 | 1 | 3 | 1 | 1 | 1 | 0 | | | | | | | | | | | |
| Mike Lum, L OBP: 0.347, SLG: 0.402 (1, 9) | | | | | | | | | | 4 | 0 | 0 | 1 | 0 | 0 | 5 | | | | | | | | | | | |
| Earl Williams, R OBP: 0.329, SLG: 0.507 (1, 2) | | | | | | | | | | 5 | 1 | 2 | 2 | 0 | 1 | 4 | | | | | | | | | | | |
| Darrell Evans, L OBP: 0.342, SLG: 0.427 Gil Garrido, R OBP: 0.294, SLG: 0.231 (1, 5) (9, 5) | | | | | | | | | | 5 | 3 | 3 | 3 | 0 | 0 | 1 | | | | | | | | | | | |
| Sonny Jackson, L OBP: 0.304, SLG: 0.330 (1, 8) | | | | | | | | | | 5 | 0 | 1 | 0 | 0 | 0 | 2 | | | | | | | | | | | |
| Marty Perez, R OBP: 0.280, SLG: 0.316 (1, 6) | | | | | | | | | | 4 | 1 | 2 | 1 | 0 | 0 | 1 | | | | | | | | | | | |
| Jim Nash, R OBP: 0.149, SLG: 0.170 Gary Neibauer, R (2, 1) Steve Barber, L OBP: 0.214, SLG: 0.154 (8, 1) | | | | | | | | | | 1 | 0 | 0 | 0 | 0 | 0 | 1 | | | | | | | | | | | |
| Inning Stats | R: 0 E: 0 K: 1 S: 5 | H: 1 LOB: 0 BB: 0 P: 5 | R: 2 E: 0 K: 0 S: 6 | H: 3 LOB: 1 BB: 0 P: 6 | R: 0 E: 0 K: 0 S: 5 | H: 2 LOB: 2 BB: 0 P: 5 | R: 1 E: 0 K: 1 S: 7 | H: 2 LOB: 1 BB: 0 P: 7 | R: 2 E: 0 K: 0 S: 6 | H: 3 LOB: 1 BB: 0 P: 6 | R: 2 E: 0 K: 0 S: 6 | H: 3 LOB: 2 BB: 1 P: 10 | R: 1 E: 0 K: 1 S: 6 | H: 1 LOB: 0 BB: 0 P: 6 | R: 1 E: 0 K: 0 S: 4 | H: 2 LOB: 0 BB: 0 P: 4 | | R: 0 E: 0 K: 1 S: 5 | H: 0 LOB: 0 BB: 0 P: 5 | 1B: 11 2B: 4 3B: 0 HR: 3 | SF: 1 SAC: 1 DP: 2 HBP: 0 | WP: 0 PB: 0 SB: 2 CS: 0 | PA: 43 | | | | |
| PITCHER | IP | WLS | BF | H | R | ER | SO | BB | IBB | HBP | BLK | WP | HR | S | P | ERA | WHIP | | | | | | | | | | |
| Bill Singer, R ERA: 4.24 Joe Moeller, R ERA: 3.39 Pete Mikkelsen, R ERA: 3.7 Jose Pena, R ERA: 3.56 | (1, 1) (5, 1) (7, 1) (9, 1) | 4.0 2.0 2.0 1.0 | L | 21 11 8 3 | 10 4 3 0 | 5 2 2 0 | 2 2 1 0 | 0 0 0 0 | 0 1 0 0 | 0 0 0 0 | 0 0 0 0 | 0 0 0 0 | 0 0 1 0 | 2 10 10 5 | 25 14 10 5 | 25 9.00 9.00 0.00 | 2.500 2.000 1.500 0.000 | | | | | | | | | | |

| Batter | 1 | 2 | 3 | 4 | 5 | 6 | 7 | 8 | 9 | AB | R | H | RBI | BB | SO | LOB | BOTTOM | | | | | | | | | | |
|--|--|---------------------------------|------------------------------|----------------------------------|------------------------------|---------------------------------|------------------------------|---------------------------------|------------------------------|---------------------------------|------------------------------|---------------------------------|------------------------------|---------------------------------|------------------------------|---------------------------------|--|------------------------------|---------------------------------|----------------------------------|------------------------------------|----------------------------------|--------|--|--|--|--|
| Maury Wills, S OBP: 0.324, SLG: 0.329 (1, 6) | | | | | | | | | | 5 | 2 | 3 | 0 | 0 | 0 | 0 | Atlanta Braves @ Los Angeles Dodgers Dodger Stadium, Los Angeles, CA Sat Sep 18 1971, 3:33 AM PDT Att: 25,482 - Unknown | | | | | | | | | | |
| Bill Buckner, L OBP: 0.313, SLG: 0.366 Jim Lefebvre, S OBP: 0.310, SLG: 0.388 Jose Pena, R OBP: 0.667, SLG: 0.667 (1, 9) (8, PH) (9, 1) | | | | | | | | | | 3 | 0 | 0 | 1 | 0 | 0 | 1 | | | | | | | | | | | |
| Willie Davis, L OBP: 0.334, SLG: 0.430 (1, 8) | | | | | | | | | | 5 | 1 | 2 | 3 | 0 | 0 | 0 | | | | | | | | | | | |
| Dick Allen, R OBP: 0.397, SLG: 0.473 (1, 5) | | | | | | | | | | 3 | 1 | 2 | 1 | 2 | 0 | 0 | | | | | | | | | | | |
| Willie Crawford, L OBP: 0.339, SLG: 0.455 Billy Grabarkewitz, R OBP: 0.352, SLG: 0.299 (1, 7) (9, PH) | | | | | | | | | 3 | 0 | 0 | 1 | 1 | 0 | 1 | | | | | | | | | | | | |
| Wes Parker, S OBP: 0.351, SLG: 0.363 (1, 3) | | | | | | | | | | 5 | 0 | 1 | 0 | 0 | 2 | 5 | | | | | | | | | | | |
| Tom Haller, L OBP: 0.355, SLG: 0.378 (1, 2) | | | | | | | | | | 1 | 1 | 0 | 0 | 3 | 0 | 0 | | | | | | | | | | | |
| Bobby Valentine, R OBP: 0.292, SLG: 0.321 (1, 4) | | | | | | | | | | 4 | 0 | 0 | 0 | 0 | 1 | 4 | | | | | | | | | | | |
| Bill Singer, R Joe Moeller, R Steve Garvey, R Pete Mikkelsen, R Bill Sudakis, S Bill Russell, R (1, 1) (5, 1) (6, PH) (7, 1) (8, PH) (9, 9) | (1, 1) (5, 1) (6, PH) (7, 1) (8, PH) (9, 9) | 1.2 6.0 1.1 | W | 12 25 5 | 5 4 0 | 5 1 0 | 5 1 0 | 0 3 1 | 0 1 0 | 0 25 6 | 18 41 10 | 27.00 1.50 0.00 | 4.200 1.167 0.750 | | | | | | | | | | | | | | |
| Inning Stats | R: 2 E: 0 K: 0 S: 6 | H: 3 LOB: 1 BB: 0 P: 6 | R: 3 E: 0 K: 0 S: 5 | H: 2 LOB: 3 BB: 4 P: 21 | R: 0 E: 0 K: 1 S: 4 | H: 0 LOB: 0 BB: 1 P: 8 | R: 0 E: 0 K: 0 S: 3 | H: 0 LOB: 0 BB: 0 P: 3 | R: 0 E: 0 K: 0 S: 4 | H: 1 LOB: 2 BB: 1 P: 8 | R: 0 E: 0 K: 0 S: 3 | H: 0 LOB: 0 BB: 0 P: 3 | R: 1 E: 0 K: 1 S: 6 | H: 1 LOB: 0 BB: 0 P: 6 | R: 0 E: 0 K: 0 S: 5 | H: 2 LOB: 2 BB: 0 P: 5 | | R: 0 E: 0 K: 1 S: 5 | H: 0 LOB: 1 BB: 1 P: 9 | 1B: 6 2B: 1 3B: 0 HR: 2 | SF: 1 SAC: 0 DP: 1 HBP: 0 | WP: 0 PB: 0 SB: 0 CS: 0 | PA: 42 | | | | |
| PITCHER | IP | WLS | BF | H | R | ER | SO | BB | IBB | HBP | BLK | WP | HR | S | P | ERA | WHIP | | | | | | | | | | |
| Jim Nash, R Garry Neibauer, R Steve Barber, L | (1, 1) (2, 1) (8, 1) | 1.2 6.0 1.1 | W | 12 25 5 | 5 4 0 | 5 1 0 | 5 1 0 | 0 3 1 | 0 1 0 | 0 25 6 | 18 41 10 | 27.00 1.50 0.00 | 4.200 1.167 0.750 | | | | | | | | | | | | | | |



| Batter | 1 | 2 | 3 | 4 | 5 | 6 | 7 | 8 | 9 | AB | R | H | RBI | BB | SO | LOB | TOP | | | |
|---|--|---------------------------------|------------------------------|---------------------------------|------------------------------|---------------------------------|------------------------------|---------------------------------|------------------------------|----------------------------------|------------------------------|---------------------------------|------------------------------|---------------------------------|------------------------------|---------------------------------|---|----------------------------------|------------------------------------|----------------------------------|
| Felix Millan, R OBP: 0.333, SLG: 0.364 Gil Garrido, R OBP: 0.294, SLG: 0.231 | | | | | | | | | | 4 | 0 | 1 | 0 | 0 | 0 | 0 | Atlanta Braves @ Los Angeles Dodgers Dodger Stadium, Los Angeles, CA Sun Sep 19 1971, 3:33 AM PDT Unknown | | | |
| Ralph Carr, L OBP: 0.368, SLG: 0.430 Oscar Brown, R OBP: 0.268, SLG: 0.289 | | | | | | | | | | 3 | 0 | 1 | 0 | 0 | 0 | 1 | | | | |
| Hank Aaron, R OBP: 0.411, SLG: 0.670 Tommie Aaron, R OBP: 0.259, SLG: 0.235 | | | | | | | | | | 3 | 0 | 0 | 0 | 0 | 0 | 2 | | | | |
| Earl Williams, R OBP: 0.329, SLG: 0.506 Bob Didier, S OBP: 0.247, SLG: 0.257 | | | | | | | | | | 3 | 0 | 1 | 0 | 0 | 0 | 2 | | | | |
| Dusty Baker Jr., R OBP: 0.208, SLG: 0.226 | | | | | | | | | | 3 | 0 | 0 | 0 | 0 | 1 | 1 | | | | |
| Mike Lum, L OBP: 0.345, SLG: 0.400 | | | | | | | | | | 3 | 0 | 0 | 0 | 0 | 0 | 0 | | | | |
| Darrell Evans, L OBP: 0.342, SLG: 0.423 | | | | | | | | | | 2 | 0 | 0 | 0 | 1 | 0 | 0 | | | | |
| Marty Perez, R OBP: 0.278, SLG: 0.313 | | | | | | | | | | 3 | 0 | 0 | 0 | 0 | 1 | 1 | | | | |
| Phil Niekro, R OBP: 0.148, SLG: 0.151 Ron Herbel, R OBP: 0.091, SLG: 0.091 Tom House, L OBP: 0.333, SLG: 0.333 | | | | | | | | | | 1 | 0 | 0 | 0 | 0 | 1 | 0 | | | | |
| Inning Stats | R: 0 E: 0 K: 0 S: 4 | H: 1 LOB: 1 BB: 0 P: 4 | R: 0 E: 0 K: 0 S: 3 | H: 0 LOB: 0 BB: 0 P: 3 | R: 0 E: 0 K: 1 S: 5 | H: 0 LOB: 0 BB: 0 P: 5 | R: 0 E: 0 K: 1 S: 6 | H: 1 LOB: 1 BB: 0 P: 6 | R: 0 E: 0 K: 2 S: 7 | H: 0 LOB: 1 BB: 1 P: 11 | R: 0 E: 0 K: 0 S: 4 | H: 1 LOB: 1 BB: 0 P: 4 | R: 0 E: 0 K: 0 S: 3 | H: 0 LOB: 0 BB: 0 P: 3 | R: 0 E: 0 K: 0 S: 3 | H: 0 LOB: 0 BB: 0 P: 3 | | 1B: 3 2B: 0 3B: 0 HR: 0 | SF: 0 SAC: 0 DP: 0 HBP: 0 | WP: 0 PB: 0 SB: 0 CS: 0 |
| PITCHER Al Downing, L ERA: 2.64 | IP: 9.0 WLS: W BF: 31 H: 3 R: 0 ER: 0 SO: 4 BB: 1 IBB: 0 HBP: 0 BLK: 0 WP: 0 HR: 0 S: 38 P: 42 ERA: 0.00 WHIP: 0.444 | | | | | | | | | | | | | | | PITCHER | | | | |

| Batter | 1 | 2 | 3 | 4 | 5 | 6 | 7 | 8 | 9 | AB | R | H | RBI | BB | SO | LOB | BOTTOM | | | |
|---|---|---------------------------------|------------------------------|----------------------------------|------------------------------|---------------------------------|-------------------------------|----------------------------------|------------------------------|---------------------------------|------------------------------|----------------------------------|------------------------------|---------------------------------|------------------------------|----------------------------------|---|-----------------------------------|------------------------------------|----------------------------------|
| Maury Wills, S OBP: 0.325, SLG: 0.329 Bill Russell, R OBP: 0.265, SLG: 0.327 | | | | | | | | | | 3 | 2 | 1 | 1 | 1 | 0 | 2 | Atlanta Braves @ Los Angeles Dodgers Dodger Stadium, Los Angeles, CA Sun Sep 19 1971, 3:33 AM PDT Unknown | | | |
| Bill Buckner, L OBP: 0.314, SLG: 0.370 | | | | | | | | | 5 | 2 | 2 | 1 | 0 | 0 | 1 | | | | | |
| Willie Davis, L OBP: 0.359, SLG: 0.440 Tom Paciorek, R OBP: 0.500, SLG: 0.500 | | | | | | | | | 4 | 2 | 4 | 3 | 0 | 0 | 0 | | | | | |
| Dick Allen, R OBP: 0.398, SLG: 0.472 Wes Parker, S OBP: 0.351, SLG: 0.362 | | | | | | | | | 3 | 1 | 1 | 0 | 1 | 0 | 1 | | | | | |
| Willie Crawford, L OBP: 0.340, SLG: 0.452 | | | | | | | | | 4 | 2 | 1 | 1 | 1 | 1 | 3 | | | | | |
| Jim Lefebvre, S OBP: 0.317, SLG: 0.391 Steve Garvey, R OBP: 0.290, SLG: 0.382 | | | | | | | | | | 2 | 1 | 2 | 1 | 2 | 0 | 0 | | | | |
| Tom Haller, L OBP: 0.356, SLG: 0.378 | | | | | | | | | 5 | 0 | 2 | 2 | 0 | 2 | 4 | | | | | |
| Bobby Valentine, R OBP: 0.293, SLG: 0.324 | | | | | | | | | 4 | 1 | 2 | 2 | 0 | 0 | 3 | | | | | |
| Al Downing, R OBP: 0.232, SLG: 0.202 | | | | | | | | | 4 | 0 | 2 | 0 | 0 | 0 | 3 | | | | | |
| Inning Stats | R: 0 E: 0 K: 0 S: 4 | H: 1 LOB: 1 BB: 0 P: 4 | R: 1 E: 0 K: 1 S: 7 | H: 2 LOB: 2 BB: 1 P: 11 | R: 1 E: 0 K: 0 S: 4 | H: 1 LOB: 0 BB: 0 P: 4 | R: 4 E: 1 K: 1 S: 11 | H: 6 LOB: 2 BB: 0 P: 11 | R: 0 E: 0 K: 0 S: 3 | H: 1 LOB: 1 BB: 1 P: 7 | R: 5 E: 0 K: 0 S: 6 | H: 4 LOB: 1 BB: 3 P: 18 | R: 1 E: 0 K: 0 S: 5 | H: 2 LOB: 1 BB: 0 P: 5 | R: 0 E: 0 K: 1 S: 6 | H: 2 LOB: 2 BB: 1 P: 10 | | 1B: 16 2B: 2 3B: 0 HR: 1 | SF: 1 SAC: 1 DP: 2 HBP: 0 | WP: 0 PB: 0 SB: 0 CS: 0 |
| PITCHER Phil Niekro, R ERA: 3.1 Ron Herbel, R ERA: 5.23 Tom House, L ERA: 5.59 | IP: 3.2 WLS: L BF: 20 H: 8 R: 6 ER: 6 SO: 1 BB: 1 IBB: 0 HBP: 0 BLK: 0 WP: 0 HR: 1 S: 21 P: 25 ERA: 14.73 WHIP: 2.455 | | | | | | | | | | | | | | | PITCHER | | | | |

| Batter | 1 | 2 | 3 | 4 | 5 | 6 | 7 | 8 | 9 | AB | R | H | RBI | BB | SO | LOB | TOP |
|---|--|---------------------------------|------------------------------|---------------------------------|------------------------------|----------------------------------|------------------------------|---------------------------------|------------------------------|---------------------------------|------------------------------|---------------------------------|----------------------------------|------------------------------------|----------------------------------|--------|---|
| Sony Jackson, L (1, 8) OBP: 0.306, SLG: 0.331 | 0-0 4-3 | | 0-0 1B | | 0-0 1B | | | 0-0 F9 | | 4 | 0 | 2 | 0 | 0 | 0 | 0 | Atlanta Braves @ Los Angeles Dodgers Dodger Stadium, Los Angeles, CA Sun Sep 19 1971, 3:38 AM PDT Att: 46,735 - Unknown |
| Ralph Garr, L (1, 7) OBP: 0.368, SLG: 0.428 | 0-0 4-3 | | 0-0 F9 | | 0-0 1B | | | 0-0 6-3 | | 4 | 0 | 1 | 0 | 0 | 0 | 1 | |
| Felix Millan, R (1, 4) OBP: 0.333, SLG: 0.365 | 0-3 K2-3 | | | 0-0 2B | | | | 0-0 F7 | | 4 | 0 | 1 | 0 | 0 | 1 | 2 | |
| Earl Williams, R (1, 2) OBP: 0.327, SLG: 0.503 | | 0-3 K | | 0-0 F9 | | | | 0-0 F9 | | 3 | 0 | 0 | 0 | 0 | 1 | 1 | |
| Hal King, L (6, 2) OBP: 0.323, SLG: 0.332 | | | | | | | | | 0-0 4-3 2B | 1 | 0 | 1 | 0 | 0 | 0 | 0 | |
| Mike Lum, L (1, 9) OBP: 0.346, SLG: 0.399 | | 0-0 FC4-6 1B | | 4-0 BB | | | | 0-3 K | | 3 | 0 | 1 | 0 | 1 | 1 | 1 | |
| Darrell Evans, L (1, 5) OBP: 0.337, SLG: 0.416 | | 0-0 FC4-6 1-2 | | 0-3 K | | | | 0-0 F9 | | 4 | 0 | 0 | 0 | 0 | 1 | 4 | |
| Jim Breazeale, L (1, 3) OBP: 0.067, SLG: 0.071 | | 0-0 F9 | | 0-0 F7 | | | | 0-0 F4 | | 4 | 0 | 0 | 0 | 0 | 0 | 4 | |
| Marty Perez, R (1, 6) OBP: 0.276, SLG: 0.311 | | | 0-0 L3 | | 0-0 F5 | | | 0-0 L8 | | 3 | 0 | 0 | 0 | 0 | 0 | 0 | |
| Ron Reed, R (1, 1) OBP: 0.151, SLG: 0.151 | | | 0-3 K | | 0-0 F7 | | | 0-0 L7 | | 2 | 0 | 0 | 0 | 0 | 1 | 0 | |
| Dusty Baker Jr., R (7, PH) OBP: 0.204, SLG: 0.222 | | | | | | | | | | 1 | 0 | 0 | 0 | 0 | 0 | 0 | |
| Pat Jarvis, R (7, 1) OBP: 0.143, SLG: 0.106 | | | | | | | | | | 0 | 0 | 0 | 0 | 0 | 0 | 0 | |
| Inning Stats | R: 0 E: 0 K: 1 S: 5 | H: 0 LOB: 0 BB: 0 P: 5 | R: 0 E: 0 K: 1 S: 6 | H: 1 LOB: 1 BB: 0 P: 6 | R: 0 E: 0 K: 1 S: 6 | H: 1 LOB: 2 BB: 0 P: 10 | R: 0 E: 0 K: 0 S: 5 | H: 0 LOB: 0 BB: 0 P: 5 | R: 0 E: 0 K: 0 S: 3 | H: 0 LOB: 0 BB: 0 P: 3 | R: 0 E: 0 K: 0 S: 4 | H: 1 LOB: 1 BB: 0 P: 4 | 1B: 4 2B: 2 3B: 0 HR: 0 | SF: 0 SAC: 0 DP: 0 HBP: 0 | WP: 0 PB: 0 SB: 0 CS: 0 | PA: 34 | |
| PITCHER Don Sutton, R (1, 1) ERA: 2.52 | IP: 9.0 WLS: W BF: 34 H: 6 R: 0 ER: 0 SO: 5 BB: 1 IBB: 0 HBP: 0 BLK: 0 WP: 0 HR: 0 S: 43 P: 47 ERA: 0.00 WHIP: 0.778 | | | | | | | | | | | | | | | | |

| Batter | 1 | 2 | 3 | 4 | 5 | 6 | 7 | 8 | 9 | AB | R | H | RBI | BB | SO | LOB | BOTTOM | | | |
|--|--|---------------------------------|------------------------------|---------------------------------|------------------------------|---------------------------------|------------------------------|---------------------------------|------------------------------|---------------------------------|------------------------------|---------------------------------|------------------------------|---------------------------------|------------------------------|---------------------------------|---|------------------------------------|----------------------------------|--------|
| Maury Wills, S (1, 6) OBP: 0.323, SLG: 0.326 | 0-0 4-3 | | 0-0 G4-6-3 1-2 | | 0-0 F7 | | | 0-0 6-3 | | 4 | 0 | 0 | 0 | 0 | 0 | 2 | Atlanta Braves @ Los Angeles Dodgers Dodger Stadium, Los Angeles, CA Sun Sep 19 1971, 3:38 AM PDT Att: 46,735 - Unknown | | | |
| Bill Buckner, L (1, 9) OBP: 0.313, SLG: 0.368 | 0-0 F8 | | 0-0 1B | | 0-3 K | | | 0-0 F9 | | 4 | 0 | 1 | 0 | 0 | 1 | 1 | | | | |
| Willie Davis, L (1, 8) OBP: 0.338, SLG: 0.441 | 0-0 6-3 | | 0-3 K | | 0-0 F8 | | | 0-0 2B | | 4 | 0 | 1 | 0 | 0 | 1 | 1 | | | | |
| Dick Allen, R (1, 3) OBP: 0.399, SLG: 0.472 | | 0-0 2B G3 1B | | 0-0 G4-6-3 1B | | | | 0-0 F9 | | 4 | 1 | 2 | 0 | 0 | 0 | 1 | | | | |
| Wes Parker, S (9, 3) OBP: 0.351, SLG: 0.362 | | | | | | | | 0-0 F4 | | 0 | 0 | 0 | 0 | 0 | 0 | 0 | | | | |
| Willie Crawford, L (1, 7) OBP: 0.342, SLG: 0.456 | | 0-0 G3 S 2B | | 0-0 G4-6-3 1-2 | | | | 0-0 F4 | | 4 | 2 | 2 | 0 | 0 | 0 | 2 | | | | |
| Jim Lefebvre, S (1, 5) OBP: 0.317, SLG: 0.391 | | 0-0 G3 | | 0-0 F3 | | | | 0-0 1B | | 3 | 0 | 1 | 2 | 0 | 0 | 1 | | | | |
| Duke Sims, L (1, 2) OBP: 0.340, SLG: 0.356 | | 2-3 3-H 0-3 K | | | 0-0 HR | | | 0-3 K | | 3 | 1 | 1 | 1 | 0 | 2 | 1 | | | | |
| Bobby Valentine, R (1, 4) OBP: 0.294, SLG: 0.324 | | 3-H 0-0 F2 | | | 0-0 S 1B | | | 0-0 F8 | | 3 | 0 | 1 | 0 | 0 | 0 | 0 | | | | |
| Don Sutton, R (1, 1) OBP: 0.247, SLG: 0.244 | | | 0-0 G4-6-3 1B | | 0-3 K | | | 0-0 F8 | | 3 | 0 | 1 | 0 | 0 | 1 | 1 | | | | |
| Inning Stats | R: 0 E: 0 K: 0 S: 3 | H: 0 LOB: 0 BB: 0 P: 3 | R: 2 E: 0 K: 1 S: 7 | H: 2 LOB: 0 BB: 0 P: 7 | R: 0 E: 0 K: 1 S: 6 | H: 2 LOB: 1 BB: 0 P: 6 | R: 0 E: 0 K: 0 S: 3 | H: 1 LOB: 0 BB: 0 P: 3 | R: 1 E: 0 K: 2 S: 9 | H: 2 LOB: 1 BB: 0 P: 9 | R: 1 E: 0 K: 1 S: 7 | H: 2 LOB: 1 BB: 0 P: 7 | R: 0 E: 0 K: 0 S: 3 | H: 0 LOB: 0 BB: 0 P: 3 | R: 0 E: 0 K: 0 S: 4 | H: 1 LOB: 1 BB: 0 P: 4 | 1B: 7 2B: 2 3B: 0 HR: 1 | SF: 0 SAC: 0 DP: 2 HBP: 0 | WP: 0 PB: 0 SB: 0 CS: 0 | PA: 32 |
| PITCHER Ron Reed, R (1, 1) ERA: 3.61 | IP: 6.0 WLS: L BF: 25 H: 9 R: 4 ER: 4 SO: 4 BB: 0 IBB: 0 HBP: 0 BLK: 0 WP: 0 HR: 1 S: 35 P: 35 ERA: 6.00 WHIP: 1.500 | | | | | | | | | | | | | | | | | | | |
| Pat Jarvis, R (7, 1) ERA: 3.99 | IP: 2.0 WLS: 7 BF: 1 H: 0 R: 0 ER: 0 SO: 0 BB: 0 IBB: 0 HBP: 0 BLK: 0 WP: 0 HR: 0 S: 7 P: 7 ERA: 0.00 WHIP: 0.500 | | | | | | | | | | | | | | | | | | | |



| Batter | 1 | 2 | 3 | 4 | 5 | 6 | 7 | 8 | 9 | AB | R | H | RBI | BB | SO | LOB | TOP | | | | | |
|---|--|---------------------------------|------------------------------|---------------------------------|------------------------------|----------------------------------|------------------------------|---------------------------------|------------------------------|---------------------------------|------------------------------|---------------------------------|------------------------------|---------------------------------|------------------------------|---------------------------------|--|------------------------------|---------------------------------|----------------------------------|------------------------------------|----------------------------------|
| Enzo Hernandez, R (1,6) OBP: 0.297, SLG: 0.253 | 0-0 6-3 | | 0-0 F9 | 0-0 6-3 | | | 0-0 6-3 | | | 4 | 0 | 0 | 0 | 0 | 0 | 1 | San Diego Padres @ Atlanta Braves Atlanta Stadium, Atlanta, GA Tue Sep 21 1971, 7:05 PM EDT Att: 3,504 - Unknown | | | | | |
| Don Mason, L (1,4) OBP: 0.263, SLG: 0.264 | 0-0 1B | | 0-0 E 1B | | 0-0 4-3 | | 4-0 BB | | | 3 | 1 | 2 | 0 | 1 | 0 | 0 | | | | | | |
| Johnny Jeter, R (1,8) OBP: 0.366, SLG: 0.462 | 0-0 F7 | | 4-0 E 1-2 BB | | 0-0 5-3 | | 0-0 F9 | | | 3 | 0 | 0 | 0 | 1 | 0 | 2 | | | | | | |
| Nate Colbert, R (1,3) OBP: 0.343, SLG: 0.464 | 0-0 5-3 | | 0-0 E5 1-3 2H | | 4-0 BB | | 0-0 F8 | | | 3 | 0 | 0 | 0 | 1 | 0 | 2 | | | | | | |
| Larry Stahl, L (1,9) OBP: 0.323, SLG: 0.410 | | 0-0 4-3 | 4-0 G6-4-3 IBB | | 0-0 G3 | | 0-0 G3 | | | 3 | 0 | 0 | 0 | 1 | 0 | 1 | | | | | | |
| Jerry Morales, R (1,7) OBP: 0.211, SLG: 0.118 | 0-0 F8 | | 0-0 G6-4-3 1-2 | | 0-0 P5 | | 0-0 5-3 | | | 4 | 0 | 0 | 0 | 0 | 0 | 3 | | | | | | |
| Garry Jesteadt, R (1,5) OBP: 0.326, SLG: 0.354 | 0-0 1B 2B | | 0-0 F7 | | 0-0 6-3 | | 0-0 6-3 | | 0-0 G6-4-3 1B | 4 | 1 | 2 | 0 | 0 | 0 | 0 | | | | | | |
| Mike Ivie, R (1,2) OBP: 0.526, SLG: 0.471 | 0-0 2H 1B | | 0-0 6-3 | | 0-0 6-3 | | 0-0 G6-4-3 1-2 | | | 4 | 0 | 1 | 1 | 0 | 0 | 1 | | | | | | |
| Jay Franklin, R (1,1) Mike Caldwell, R (3,1) Rod Gaspar, S (7,PH) Mike Corkins, R (7,1) Ollie Brown, R (9,PH) | 0-0 6-3 | | 0-0 6-3 | | 0-0 6-3 | | 0-0 F9 | | 0-0 6-3 | 1 | 0 | 0 | 0 | 0 | 0 | 1 | | | | | | |
| Inning Stats | R: 0 E: 0 K: 0 S: 4 | H: 1 LOB: 1 BB: 0 P: 4 | R: 1 E: 0 K: 0 S: 5 | H: 2 LOB: 1 BB: 0 P: 5 | R: 1 E: 1 K: 0 S: 4 | H: 1 LOB: 2 BB: 2 P: 12 | R: 0 E: 0 K: 0 S: 4 | H: 1 LOB: 1 BB: 1 P: 4 | R: 0 E: 0 K: 0 S: 3 | H: 0 LOB: 1 BB: 1 P: 7 | R: 0 E: 0 K: 0 S: 3 | H: 0 LOB: 0 BB: 1 P: 3 | R: 0 E: 0 K: 0 S: 3 | H: 0 LOB: 0 BB: 1 P: 7 | R: 0 E: 0 K: 0 S: 3 | H: 0 LOB: 0 BB: 0 P: 3 | | R: 0 E: 0 K: 0 S: 3 | H: 1 LOB: 0 BB: 0 P: 3 | 1B: 4 2B: 2 3B: 0 HR: 0 | SF: 0 SAC: 0 DP: 2 HBP: 0 | WP: 0 PB: 0 SB: 1 CS: 0 |
| PITCHER Tom Kelley, R (1,1) ERA: 2.96 | IP: 9.0 WLS: W BF: 36 H: 6 R: 2 ER: 1 SO: 0 BB: 3 IBB: 1 HBP: 0 BLK: 0 WP: 0 HR: 0 S: 32 P: 48 ERA: 1.00 WHIP: 1.000 | | | | | | | | | | | | | | | PITCHER | IP: 9.0 WLS: W BF: 36 H: 6 R: 2 ER: 1 SO: 0 BB: 3 IBB: 1 HBP: 0 BLK: 0 WP: 0 HR: 0 S: 32 P: 48 ERA: 1.00 WHIP: 1.000 | | | | | |

San Diego Padres @ Atlanta Braves
Atlanta Stadium, Atlanta, GA
Tue Sep 21 1971, 7:05 PM EDT
Att: 3,504 - Unknown

AB 32
R 2
H 6
RBI 1
BB 4
SO 0
LOB 11



| Batter | 1 | 2 | 3 | 4 | 5 | 6 | 7 | 8 | 9 | AB | R | H | RBI | BB | SO | LOB | BOTTOM | |
|---|---|---------------------------------|------------------------------|----------------------------------|------------------------------|----------------------------------|------------------------------|---------------------------------|------------------------------|---------------------------------|------------------------------|---------------------------------|------------------------------|---------------------------------|----------------------------------|------------------------------------|---|----------------------------------|
| Felix Millan, R (1,4) OBP: 0.331, SLG: 0.363 | 0-0 F3 | 0-0 F3 | | 0-0 5-3 | | | 0-0 F8 | | | 4 | 0 | 0 | 0 | 0 | 0 | 1 | San Diego Padres @ Atlanta Braves Atlanta Stadium, Atlanta, GA Tue Sep 21 1971, 7:05 PM EDT Att: 3,504 - Unknown | |
| Ralph Garr, L (1,7) OBP: 0.369, SLG: 0.434 | 0-0 6-3 | | 0-0 HR | 0-0 3-1 | | 0-0 1B | 0-0 S 1B | | | 4 | 2 | 2 | 1 | 0 | 0 | 0 | | |
| Hank Aaron, R (1,3) OBP: 0.414, SLG: 0.676 | 0-0 HR | | 4-0 2B BB | | 0-0 1-3 | | 0-0 G6-4-3 1H 1B | | | 3 | 1 | 2 | 2 | 1 | 0 | 0 | | |
| Earl Williams, R (1,2) OBP: 0.325, SLG: 0.499 | 0-0 5-3 | | 0-3 K | | 0-3 K | | 0-0 G6-4-3 1-2 | | | 4 | 0 | 0 | 0 | 0 | 2 | 2 | | |
| Mike Lum, L (1,9) OBP: 0.350, SLG: 0.403 | | 4-0 HR BB | 0-0 1-3 2B | | 0-0 G3 | | 0-0 CS 1B | | | 3 | 1 | 2 | 0 | 1 | 0 | 0 | | |
| Darrell Evans, L (1,5) Gil Garrido, R (9,5) OBP: 0.339, SLG: 0.427 OBP: 0.294, SLG: 0.231 | 0-0 1H HR | | 4-0 1B IBB | | 0-0 F9 | | 0-3 K | | | 3 | 1 | 1 | 2 | 1 | 1 | 1 | | |
| Sonny Jackson, L (1,8) OBP: 0.307, SLG: 0.330 | 4-0 SH1-4 BB | | 0-0 L6 | | 0-0 L4 | | 4-0 1-2 BB | | | 2 | 0 | 0 | 0 | 2 | 0 | 3 | | |
| Marty Perez, R (1,6) OBP: 0.276, SLG: 0.310 | 0-0 F9 | | 0-0 6-3 | | 0-0 1B | | 0-0 6-3 | | | 4 | 0 | 1 | 0 | 0 | 0 | 5 | | |
| Tom Kelley, R (1,1) OBP: 0.047, SLG: 0.047 | 0-0 SH1-4 1-2 | | 0-3 K | | 0-0 6-3 | | | | | 2 | 0 | 0 | 0 | 0 | 1 | 1 | | |
| Inning Stats | R: 1 E: 0 K: 0 S: 4 | H: 1 LOB: 0 BB: 0 P: 4 | R: 2 E: 0 K: 0 S: 4 | H: 1 LOB: 1 BB: 2 P: 12 | R: 1 E: 0 K: 1 S: 7 | H: 2 LOB: 3 BB: 2 P: 15 | R: 0 E: 0 K: 1 S: 5 | H: 0 LOB: 0 BB: 0 P: 5 | R: 0 E: 0 K: 0 S: 4 | H: 1 LOB: 1 BB: 0 P: 4 | R: 1 E: 0 K: 0 S: 4 | H: 2 LOB: 0 BB: 0 P: 4 | R: 0 E: 0 K: 1 S: 5 | H: 1 LOB: 1 BB: 1 P: 9 | 1B: 4 2B: 1 3B: 0 HR: 3 | SF: 0 SAC: 1 DP: 1 HBP: 0 | | WP: 0 PB: 0 SB: 1 CS: 1 |
| PITCHER Jay Franklin, R (1,1) ERA: 6.35 Mike Caldwell, L (3,1) ERA: 4.5 Mike Corkins, R (7,1) ERA: 4.5 | IP: 2.1 WLS: L BF: 14 H: 4 R: 4 ER: 4 SO: 1 BB: 4 IBB: 4 HBP: 0 BLK: 0 WP: 0 HR: 3 S: 13 P: 25 ERA: 15.43 WHIP: 3.000 | | | | | | | | | | | | | | | PITCHER | IP: 2.1 WLS: L BF: 14 H: 4 R: 4 ER: 4 SO: 1 BB: 4 IBB: 4 HBP: 0 BLK: 0 WP: 0 HR: 3 S: 13 P: 25 ERA: 15.43 WHIP: 3.000 | |

San Diego Padres @ Atlanta Braves
Atlanta Stadium, Atlanta, GA
Tue Sep 21 1971, 7:05 PM EDT
Att: 3,504 - Unknown

AB 29
R 5
H 8
RBI 5
BB 5
SO 4
LOB 13



| Batter | 1 | 2 | 3 | 4 | 5 | 6 | 7 | 8 | 9 | AB | R | H | RBI | BB | SO | LOB | TOP | | | |
|---|---|----------------------------------|------------------------------|---------------------------------|------------------------------|----------------------------------|------------------------------|---------------------------------|------------------------------|---------------------------------|------------------------------|---------------------------------|------------------------------|---------------------------------|------------------------------|---------------------------------|--|------------------------------------|----------------------------------|--------|
| Enzo Hernandez, R (1.6) OBP: 0.295, SLG: 0.250 | L4 | | 6-3 | F9 | | 6-3 | | | P3 | 5 | 0 | 0 | 0 | 0 | 0 | 1 | San Diego Padres @ Atlanta Braves Atlanta Stadium, Atlanta, GA Wed Sep 22 1971, 7:05 PM EDT Att: 4,474 - Unknown | | | |
| Don Mason, L (1.4) OBP: 0.286, SLG: 0.280 | E | 2B | FC4-6 BB | | HR | 6-3 | | | E6 | 4 | 2 | 2 | 1 | 1 | 0 | 1 | | | | |
| Johnny Jeter, R (1.8) OBP: 0.348, SLG: 0.432 | E2 | 1B | FC4-6 BLK WP 1B 1-2 | | 5-3 | | | | 5-3 | 5 | 1 | 1 | 0 | 0 | 0 | 2 | | | | |
| Nate Colbert, R (1.3) OBP: 0.346, SLG: 0.470 | S | BB | 1B HR 1B | | HR | | | | F8 | 3 | 2 | 2 | 2 | 1 | 0 | 0 | | | | |
| Ollie Brown, R (1.9) OBP: 0.346, SLG: 0.363 | K | | 1B HR 1B | | 5-3 | | | | F8 | 3 | 1 | 1 | 0 | 1 | 1 | 2 | | | | |
| Cito Gaston, R (1.7) OBP: 0.286, SLG: 0.389 | 4-3 | | 1B HR | | 5-3 | | | | PO | 4 | 1 | 2 | 3 | 0 | 0 | 2 | | | | |
| Garry Jesteadt, R (1.5) OBP: 0.318, SLG: 0.345 | | P4 | P5 | | FC6-4 | | | | K | 4 | 0 | 0 | 0 | 0 | 1 | 2 | | | | |
| Bob Barton, R (1.2) OBP: 0.314, SLG: 0.347 | L9 | | E6 | | WP | | | | G6-4-3 | 4 | 0 | 1 | 0 | 0 | 0 | 1 | | | | |
| Ed Acosta, S (1.1) | F8 | | F2 | | F2 | | | | 4-3 | 4 | 0 | 0 | 0 | 0 | 0 | 2 | | | | |
| Inning Stats | R: 1 E: 1 K: 1 S: 7 | H: 2 LOB: 2 BB: 1 P: 11 | R: 0 E: 0 K: 0 S: 3 | H: 0 LOB: 0 BB: 0 P: 3 | R: 4 E: 0 K: 0 S: 6 | H: 3 LOB: 0 BB: 1 P: 10 | R: 0 E: 1 K: 0 S: 3 | H: 0 LOB: 0 BB: 0 P: 3 | R: 2 E: 1 K: 0 S: 6 | H: 2 LOB: 1 BB: 0 P: 6 | R: 0 E: 0 K: 0 S: 2 | H: 0 LOB: 0 BB: 1 P: 6 | R: 0 E: 0 K: 1 S: 5 | H: 1 LOB: 0 BB: 0 P: 5 | R: 0 E: 1 K: 0 S: 4 | H: 0 LOB: 1 BB: 0 P: 4 | 1B: 5 2B: 1 3B: 0 HR: 3 | SF: 0 SAC: 0 DP: 1 HBP: 0 | WP: 2 PB: 0 SB: 1 CS: 1 | PA: 40 |
| PITCHER | IP WLS BF H R ER SO BB IBB HBP BLK WP HR S P ERA WHIP | | | | | | | | | | | | | | | | | | | |
| Pat Jarvis, R (1.1) ERA: 4.15 | 2.2 L 15 5 5 4 1 2 0 0 0 1 1 15 23 13.50 2.625 | | | | | | | | | | | | | | | | | | | |
| Gary Neibauer, R (3.1) ERA: 2.5 | 2.1 10 2 2 2 0 0 0 0 0 0 2 10 10 7.71 0.857 | | | | | | | | | | | | | | | | | | | |
| Tom House, L (6.1) ERA: 4.63 | 2.0 7 1 0 0 0 1 0 0 0 0 1 6 10 0.00 1.000 | | | | | | | | | | | | | | | | | | | |
| Steve Barber, L (8.1) ERA: 4.95 | 2.0 7 1 0 0 1 0 0 0 0 0 0 9 9 0.00 0.500 | | | | | | | | | | | | | | | | | | | |

| Batter | 1 | 2 | 3 | 4 | 5 | 6 | 7 | 8 | 9 | AB | R | H | RBI | BB | SO | LOB | BOTTOM | | | |
|--|---|---------------------------------|------------------------------|---------------------------------|------------------------------|---------------------------------|------------------------------|---------------------------------|-------------------------------|----------------------------------|------------------------------|---------------------------------|------------------------------|---------------------------------|------------------------------|---------------------------------|--|------------------------------------|----------------------------------|--------|
| Felix Millan, R (1.4) OBP: 0.328, SLG: 0.360 | 4-3 | | 6-3 | | | P3 | | F8 | | 4 | 0 | 0 | 0 | 0 | 0 | 2 | San Diego Padres @ Atlanta Braves Atlanta Stadium, Atlanta, GA Wed Sep 22 1971, 7:05 PM EDT Att: 4,474 - Unknown | | | |
| Ralph Garr, L (1.7) OBP: 0.369, SLG: 0.439 | 4-3 | | | FC6-4 1B | | HR | | G3 | | 4 | 1 | 2 | 2 | 0 | 0 | 0 | | | | |
| Darrell Evans, L (1.5) OBP: 0.338, SLG: 0.425 | F8 | | F7 | | | 1B | | | 3-1 | 4 | 0 | 1 | 0 | 0 | 0 | 1 | | | | |
| Earl Williams, R (1.3) OBP: 0.324, SLG: 0.497 | | G1 | | F8 | | K | | | FC4-6 1B 1B | 4 | 1 | 1 | 0 | 0 | 1 | 2 | | | | |
| Mike Lum, L (1.9) OBP: 0.349, SLG: 0.402 | F9 | | FC6-4 | | | K | | | FC4-6 1B | 4 | 0 | 1 | 0 | 0 | 1 | 2 | | | | |
| Hal King, L (1.2) OBP: 0.317, SLG: 0.325 | 3-1 | | | | G3 | | | F7 | FC4-6 1B | 4 | 0 | 0 | 0 | 0 | 0 | 2 | | | | |
| Sonny Jackson, L (1.8) OBP: 0.305, SLG: 0.328 | | | 6-3 | | F9 | | | F9 | | 3 | 0 | 0 | 0 | 0 | 0 | 0 | | | | |
| Steve Barber, L (8.1) OBP: 0.214, SLG: 0.154 | | | | | | | | | | 0 | 0 | 0 | 0 | 0 | 0 | 0 | | | | |
| Jim Breazeale, L (9, PH) OBP: 0.125, SLG: 0.133 | | | | | | | | | | 1 | 0 | 1 | 1 | 0 | 0 | 0 | | | | |
| Marty Perez, R (1.6) OBP: 0.277, SLG: 0.314 | | | | | 6-3 | | | | 1B | 2 | 0 | 1 | 0 | 0 | 0 | 0 | | | | |
| Tom House, L (6.1) OBP: 0.333, SLG: 0.333 | | | | | | | | | | 0 | 0 | 0 | 0 | 0 | 0 | 0 | | | | |
| Dusty Baker Jr., R (7, PH) OBP: 0.196, SLG: 0.214 | | | | | | | | | | 2 | 0 | 0 | 0 | 0 | 0 | 2 | | | | |
| Pat Jarvis, R (1.1) OBP: 0.143, SLG: 0.106 | | | 1-3 | | | | | | | 0 | 0 | 0 | 0 | 0 | 0 | 0 | | | | |
| Gary Neibauer, R (3.1) | | | | | | | | | | 1 | 0 | 0 | 0 | 0 | 0 | 1 | | | | |
| Gil Garrido, R (6.6) OBP: 0.297, SLG: 0.236 | | | | | | HR | | | 4-3 | 2 | 1 | 1 | 0 | 0 | 0 | 0 | | | | |
| Inning Stats | R: 0 E: 0 K: 0 S: 3 | H: 0 LOB: 0 BB: 0 P: 3 | R: 0 E: 0 K: 0 S: 3 | H: 0 LOB: 0 BB: 0 P: 3 | R: 0 E: 0 K: 0 S: 4 | H: 1 LOB: 1 BB: 0 P: 4 | R: 0 E: 0 K: 0 S: 4 | H: 1 LOB: 1 BB: 0 P: 4 | R: 0 E: 0 K: 2 S: 10 | H: 3 LOB: 1 BB: 0 P: 10 | R: 0 E: 0 K: 0 S: 3 | H: 0 LOB: 0 BB: 0 P: 3 | R: 0 E: 0 K: 0 S: 3 | H: 0 LOB: 0 BB: 0 P: 3 | R: 1 E: 0 K: 0 S: 6 | H: 3 LOB: 2 BB: 0 P: 6 | 1B: 6 2B: 1 3B: 0 HR: 1 | SF: 0 SAC: 0 DP: 0 HBP: 0 | WP: 0 PB: 0 SB: 0 CS: 0 | PA: 35 |
| PITCHER | IP WLS BF H R ER SO BB IBB HBP BLK WP HR S P ERA WHIP | | | | | | | | | | | | | | | | | | | |
| Ed Acosta, R (1.1) ERA: 2.01 | 9.0 W 35 8 3 3 2 0 0 0 0 0 1 39 39 3.00 0.889 | | | | | | | | | | | | | | | | | | | |



| Batter | 1 | 2 | 3 | 4 | 5 | 6 | 7 | 8 | 9 | AB | R | H | RBI | BB | SO | LOB | TOP | | | | | | | | |
|--|------------------------------|---------------------------------|------------------------------|---------------------------------|------------------------------|---------------------------------|------------------------------|---------------------------------|------------------------------|---------------------------------|------------------------------|---------------------------------|------------------------------|---------------------------------|------------------------------|---------------------------------|---|------------------------------|---------------------------------|----------------------------------|------------------------------------|----------------------------------|--------|--|--|
| Maury Wills, S OBP: 0.322, SLG: 0.328 (1, 6) | F9 | | | F8 | | G3 | | | G4-6-3 1B | 4 | 0 | 1 | 0 | 0 | 0 | 0 | Los Angeles Dodgers @ Atlanta Braves Atlanta Stadium, Atlanta, GA Fri Sep 24 1971, 7:05 PM EDT Att: 9,183 - Unknown | | | | | | | | |
| Bill Buckner, L OBP: 0.311, SLG: 0.370 Bill Russell, R OBP: 0.265, SLG: 0.327 (1, 3) (9, 9) | F8 | | | 3-1 | | K | | | G4-6-3 1-2 | 4 | 0 | 0 | 0 | 0 | 1 | 1 | | | | | | | | | |
| Willie Davis, L OBP: 0.338, SLG: 0.450 (1, 8) | F6 | | | HR | | | | | | 4 | 2 | 3 | 1 | 0 | 0 | 0 | | | | | | | | | |
| Dick Allen, R OBP: 0.399, SLG: 0.470 Wes Parker, S OBP: 0.346, SLG: 0.358 (1, 5) (9, 3) | 6-3 | | | F8 | | | | | G6-4-3 1B | 3 | 0 | 1 | 0 | 1 | 0 | 0 | | | | | | | | | |
| Manny Mota, R OBP: 0.365, SLG: 0.395 Steve Garvey, R OBP: 0.290, SLG: 0.382 (1, 7) (9, 5) | 6-3 | | | | F5 | | | | G6-4-3 1B | 4 | 0 | 0 | 0 | 0 | 0 | 3 | | | | | | | | | |
| Willie Crawford, L OBP: 0.335, SLG: 0.446 (1, 9) (9, 7) | 1-3 | | | | E3 PB | | | | L9 | 3 | 0 | 0 | 0 | 0 | 0 | 0 | | | | | | | | | |
| Bobby Valentine, R OBP: 0.289, SLG: 0.318 (1, 4) | | | | | 5-3 | | | | L4 | 3 | 0 | 1 | 0 | 0 | 0 | 1 | | | | | | | | | |
| Tom Haller, L OBP: 0.343, SLG: 0.363 (1, 2) | | | | F7 | | K | | | 4-3 | 3 | 0 | 0 | 0 | 0 | 1 | 2 | | | | | | | | | |
| Al Downing, R OBP: 0.224, SLG: 0.196 (1, 1) | | | | B1-6-4 | | | | | F9 | 3 | 0 | 0 | 0 | 0 | 0 | 1 | | | | | | | | | |
| Inning Stats | R: 0 E: 0 K: 0 S: 3 | H: 0 LOB: 0 BB: 0 P: 3 | R: 0 E: 0 K: 0 S: 3 | H: 0 LOB: 0 BB: 0 P: 3 | R: 0 E: 0 K: 0 S: 3 | H: 1 LOB: 0 BB: 0 P: 3 | R: 1 E: 0 K: 0 S: 4 | H: 1 LOB: 0 BB: 0 P: 4 | R: 0 E: 1 K: 1 S: 6 | H: 0 LOB: 1 BB: 0 P: 6 | R: 0 E: 0 K: 0 S: 5 | H: 0 LOB: 0 BB: 0 P: 5 | R: 1 E: 0 K: 0 S: 4 | H: 2 LOB: 0 BB: 0 P: 4 | R: 0 E: 0 K: 0 S: 3 | H: 0 LOB: 0 BB: 0 P: 3 | | R: 0 E: 0 K: 0 S: 4 | H: 2 LOB: 2 BB: 1 P: 8 | 1B: 4 2B: 1 3B: 0 HR: 1 | SF: 0 SAC: 0 DP: 3 HBP: 0 | WP: 0 PB: 1 SB: 0 CS: 0 | PA: 32 | | |
| PITCHER | IP | WLS | BF | H | R | ER | SO | BB | IBB | HBP | BLK | WP | HR | S | P | ERA | WHIP | | | | | | | | |
| Phil Niekro, R ERA: 3.08 Cecil Upshaw, R ERA: 3.51 (1, 1) (8, 1) | 7.0 | L | 24 | 4 | 2 | 2 | 2 | 0 | 0 | 0 | 0 | 0 | 1 | 28 | 28 | 2.57 | 0.571 | | | | | | | | |


| Batter | 1 | 2 | 3 | 4 | 5 | 6 | 7 | 8 | 9 | AB | R | H | RBI | BB | SO | LOB | BOTTOM | | | | | | | | |
|---|------------------------------|---------------------------------|------------------------------|---------------------------------|------------------------------|---------------------------------|------------------------------|---------------------------------|------------------------------|---------------------------------|------------------------------|---------------------------------|------------------------------|---------------------------------|------------------------------|---------------------------------|---|------------------------------|---------------------------------|----------------------------------|------------------------------------|----------------------------------|--------|--|--|
| Felix Millan, R OBP: 0.330, SLG: 0.361 (1, 4) | G3 1B | | F2 | | F5 | | | | | 4 | 0 | 2 | 0 | 0 | 0 | 1 | Los Angeles Dodgers @ Atlanta Braves Atlanta Stadium, Atlanta, GA Fri Sep 24 1971, 7:05 PM EDT Att: 9,183 - Unknown | | | | | | | | |
| Ralph Garr, L OBP: 0.369, SLG: 0.438 (1, 7) | G3 1-2 | | | | | 4-3 | | | 4-3 1-2 | 4 | 0 | 1 | 0 | 0 | 0 | 2 | | | | | | | | | |
| Hank Aaron, R OBP: 0.413, SLG: 0.673 (1, 3) | F6 | | L8 | | | 5-3 | | | L3-6 BB 1B | 4 | 0 | 1 | 0 | 0 | 0 | 2 | | | | | | | | | |
| Earl Williams, R OBP: 0.325, SLG: 0.496 (1, 2) | F8 | | | K | | | | | L3-6 BB 1B | 3 | 0 | 1 | 0 | 1 | 1 | 1 | | | | | | | | | |
| Mike Lum, L OBP: 0.346, SLG: 0.398 (1, 9) | | L9 | | G3 | | G3 | | | L3-6 2-3 | 4 | 0 | 0 | 0 | 0 | 0 | 4 | | | | | | | | | |
| Zoilo Versalles, R OBP: 0.230, SLG: 0.324 (1, 5) | | K | | 5-3 | | | | | F7 | 4 | 0 | 0 | 0 | 0 | 1 | 0 | | | | | | | | | |
| Sonny Jackson, L OBP: 0.307, SLG: 0.329 (1, 8) | | | | | | L9 | | | G3 | 4 | 0 | 2 | 0 | 0 | 0 | 0 | | | | | | | | | |
| Marty Perez, R OBP: 0.274, SLG: 0.311 (1, 6) | | FC6-4 1B | | | | F8 | | | L5 | 4 | 0 | 0 | 0 | 0 | 0 | 2 | | | | | | | | | |
| Phil Niekro, R OBP: 0.156, SLG: 0.159 Tommye Aaron, R OBP: 0.235, SLG: 0.231 Cecil Upshaw, R (1, 1) (7, PH) (8, 1) | | | 6-3 | | | | | | 6-3 | 2 | 0 | 1 | 0 | 0 | 0 | 0 | | | | | | | | | |
| Inning Stats | R: 0 E: 0 K: 0 S: 4 | H: 1 LOB: 1 BB: 0 P: 4 | R: 0 E: 0 K: 1 S: 6 | H: 1 LOB: 1 BB: 0 P: 6 | R: 0 E: 0 K: 0 S: 4 | H: 1 LOB: 1 BB: 0 P: 4 | R: 0 E: 0 K: 0 S: 5 | H: 0 LOB: 0 BB: 0 P: 5 | R: 0 E: 0 K: 0 S: 4 | H: 1 LOB: 1 BB: 0 P: 4 | R: 0 E: 0 K: 0 S: 4 | H: 1 LOB: 1 BB: 0 P: 4 | R: 0 E: 0 K: 0 S: 4 | H: 1 LOB: 1 BB: 0 P: 4 | R: 0 E: 0 K: 0 S: 4 | H: 2 LOB: 2 BB: 1 P: 8 | | R: 0 E: 0 K: 0 S: 3 | H: 0 LOB: 0 BB: 0 P: 3 | 1B: 8 2B: 1 3B: 0 HR: 0 | SF: 0 SAC: 0 DP: 1 HBP: 0 | WP: 0 PB: 0 SB: 0 CS: 0 | PA: 35 | | |
| PITCHER | IP | WLS | BF | H | R | ER | SO | BB | IBB | HBP | BLK | WP | HR | S | P | ERA | WHIP | | | | | | | | |
| Al Downing, L ERA: 2.55 (1, 1) | 9.0 | W | 35 | 8 | 0 | 0 | 2 | 1 | 0 | 0 | 0 | 0 | 0 | 38 | 42 | 0.00 | 1.000 | | | | | | | | |



| Batter | 1 | 2 | 3 | 4 | 5 | 6 | 7 | 8 | 9 | AB | R | H | RBI | BB | SO | LOB | TOP | | | |
|--|--|---------------------------------|------------------------------|---------------------------------|------------------------------|---------------------------------|------------------------------|---------------------------------|------------------------------|---------------------------------|------------------------------|---------------------------------|-------------------------------|----------------------------------|------------------------------|---------------------------------|--|------------------------------------|----------------------------------|--------|
| Maury Wills, S OBP: 0.322, SLG: 0.328 | F2 | | 6-3 | | SH1-4 | | | | F9 | 4 | 0 | 1 | 0 | 0 | 0 | 0 | Los Angeles Dodgers @ Atlanta Braves Atlanta Stadium, Atlanta, GA Sun Sep 26 1971, 3:33 AM EDT Att: 18,923 - Unknown | | | |
| Bobby Valentine, R OBP: 0.291, SLG: 0.316 | 1B | | F8 | | 1B | | F8 | BB | FC4-6 | 4 | 0 | 2 | 1 | 1 | 0 | 1 | | | | |
| Willie Davis, L OBP: 0.334, SLG: 0.444 | K | | | F7 | L3 | | 4-3 | | FC4-6 | 5 | 0 | 0 | 0 | 0 | 1 | 4 | | | | |
| Dick Allen, R OBP: 0.399, SLG: 0.475 | | HR | | F8 | | E5 | | K | | 4 | 1 | 1 | 1 | 0 | 1 | 0 | | | | |
| Manny Mota, R OBP: 0.367, SLG: 0.408 | F9 | | | E | 2B | SH1-3 | | E1 | | 3 | 1 | 1 | 0 | 0 | 0 | 0 | | | | |
| Wes Parker, S OBP: 0.348, SLG: 0.357 | F5 | | | F8 | | FC1-6 | | 1B | | 4 | 0 | 1 | 0 | 0 | 0 | 1 | | | | |
| Willie Crawford, L OBP: 0.339, SLG: 0.450 | K | | | | 1B | 1B | | K | | 4 | 1 | 2 | 0 | 0 | 2 | 2 | | | | |
| Duke Sims, L OBP: 0.348, SLG: 0.386 | | | | | SH1-4 | 1B | | K | | 4 | 2 | 2 | 1 | 0 | 1 | 4 | | | | |
| Claude Osteen, L OBP: 0.220, SLG: 0.221 | | | 4-3 | | | | | | | 3 | 0 | 1 | 1 | 0 | 0 | 0 | | | | |
| Hoyt Wilhelm, R ERA: 2.37 | | | | 4-3 | | | | | | 1 | 0 | 0 | 0 | 0 | 0 | 0 | | | | |
| Jim Brewer, L OBP: 0.333, SLG: 0.333 | | | | | 1B | SH1-4 | | | | 0 | 0 | 0 | 0 | 0 | 0 | 0 | | | | |
| Inning Stats | R: 0 E: 0 K: 1 S: 5 | H: 1 LOB: 0 BB: 0 P: 5 | R: 1 E: 0 K: 1 S: 6 | H: 1 LOB: 0 BB: 0 P: 6 | R: 1 E: 0 K: 0 S: 4 | H: 1 LOB: 0 BB: 0 P: 4 | R: 1 E: 0 K: 0 S: 4 | H: 1 LOB: 0 BB: 0 P: 4 | R: 2 E: 0 K: 0 S: 6 | H: 4 LOB: 1 BB: 0 P: 6 | R: 0 E: 1 K: 0 S: 5 | H: 1 LOB: 2 BB: 0 P: 5 | R: 0 E: 0 K: 3 S: 11 | H: 1 LOB: 2 BB: 0 P: 11 | R: 0 E: 0 K: 0 S: 3 | H: 0 LOB: 1 BB: 1 P: 7 | 1B: 7 2B: 3 3B: 0 HR: 2 | SF: 0 SAC: 2 DP: 1 HBP: 0 | WP: 0 PB: 0 SB: 2 CS: 0 | PA: 39 |
| PITCHER | IP WLS BF H R ER SO BB IBB HBP BLK WP HR S P ERA WHIP | | | | | | | | | | | | | | | | | | | |
| George Stone, L ERA: 3.6 | (1, 1) 4.0 L 18 7 5 4 2 0 0 0 0 0 0 2 22 22 9.00 1.750 | | | | | | | | | | | | | | | | | | | |
| Gary Neibauer, R ERA: 2.37 | (5, 1) 1.0 3 1 0 0 0 0 0 0 0 0 0 0 3 3 0.00 1.000 | | | | | | | | | | | | | | | | | | | |
| Tom House, L ERA: 3.95 | (6, 1) 2.0 9 2 0 0 0 0 0 0 0 0 0 0 9 9 0.00 1.000 | | | | | | | | | | | | | | | | | | | |
| Steve Barber, L ERA: 4.8 | (8, 1) 2.0 9 1 0 0 3 1 0 0 0 0 0 0 14 18 0.00 1.000 | | | | | | | | | | | | | | | | | | | |

| Batter | 1 | 2 | 3 | 4 | 5 | 6 | 7 | 8 | 9 | AB | R | H | RBI | BB | SO | LOB | BOTTOM | |
|--|--|---------------------------------|------------------------------|---------------------------------|------------------------------|---------------------------------|------------------------------|---------------------------------|------------------------------|---------------------------------|------------------------------|----------------------------------|------------------------------|---------------------------------|----------------------------------|------------------------------------|--|--------|
| Felix Millan, R OBP: 0.331, SLG: 0.362 | 5-3 | | F7 | | | | F3 | | F3 | 4 | 0 | 0 | 0 | 1 | 0 | 3 | Los Angeles Dodgers @ Atlanta Braves Atlanta Stadium, Atlanta, GA Sun Sep 26 1971, 3:33 AM EDT Att: 18,923 - Unknown | |
| Ralph Garr, L OBP: 0.371, SLG: 0.439 | F8 | | 6-3 | | G1 | | S | | FC4 | 5 | 0 | 2 | 1 | 0 | 0 | 3 | | |
| Hank Aaron, R OBP: 0.409, SLG: 0.670 | 1B | | | L7 | | HR | K | | F6 | 4 | 1 | 1 | 1 | 1 | 1 | 3 | | |
| Earl Williams, R OBP: 0.322, SLG: 0.490 | F8 | | | 6-3 | | F9 | | PB | BB | 4 | 0 | 1 | 0 | 0 | 0 | 2 | | |
| Zoilo Versalles, R OBP: 0.232, SLG: 0.325 | F4 | | | | | 6-3 | | PB | | 3 | 0 | 1 | 0 | 0 | 0 | 2 | | |
| Darrell Evans, L OBP: 0.342, SLG: 0.438 | | | | | | | 1B | BB | | 0 | 0 | 0 | 0 | 1 | 0 | 0 | | |
| Mike Lum, L OBP: 0.343, SLG: 0.393 | | F9 | | F7 | | F7 | | F5 | | 4 | 0 | 0 | 0 | 0 | 0 | 3 | | |
| Sonny Jackson, L OBP: 0.304, SLG: 0.326 | | 3-1 | | | F8 | | 3-1 | | K | 4 | 0 | 0 | 0 | 0 | 1 | 2 | | |
| Marty Perez, R OBP: 0.274, SLG: 0.310 | | F9 | | | | BB | | K | | 4 | 1 | 2 | 0 | 0 | 1 | 2 | | |
| George Stone, L OBP: 0.190, SLG: 0.210 | | | 3-1 | | | | | | | 1 | 0 | 0 | 0 | 0 | 0 | 0 | | |
| Oscar Brown, R OBP: 0.262, SLG: 0.262 | | | | | F9 | | | | FC4 | 0 | 0 | 0 | 0 | 0 | 0 | 0 | | |
| Tom House, L OBP: 0.333, SLG: 0.333 | | | | | | | 1B | | | 0 | 0 | 0 | 0 | 0 | 0 | 0 | | |
| Tommie Aaron, R OBP: 0.263, SLG: 0.264 | | | | | | | | | | 1 | 0 | 1 | 0 | 0 | 0 | 0 | | |
| Steve Barber, L OBP: 0.154, SLG: 0.154 | | | | | | | | | | 0 | 0 | 0 | 0 | 0 | 0 | 0 | | |
| Jim Breazelle, L OBP: 0.170, SLG: 0.170 | | | | | | | | | | 1 | 0 | 1 | 0 | 0 | 0 | 0 | | |
| Inning Stats | R: 0 E: 0 K: 0 S: 4 | H: 1 LOB: 2 BB: 1 P: 8 | R: 0 E: 0 K: 0 S: 3 | H: 0 LOB: 0 BB: 0 P: 3 | R: 0 E: 0 K: 0 S: 4 | H: 1 LOB: 1 BB: 0 P: 4 | R: 0 E: 0 K: 0 S: 4 | H: 1 LOB: 2 BB: 0 P: 4 | R: 1 E: 0 K: 1 S: 8 | H: 3 LOB: 2 BB: 0 P: 8 | R: 0 E: 0 K: 2 S: 8 | H: 1 LOB: 2 BB: 1 P: 12 | R: 0 E: 1 K: 0 S: 4 | H: 1 LOB: 1 BB: 0 P: 4 | 1B: 7 2B: 1 3B: 0 HR: 1 | SF: 0 SAC: 0 DP: 0 HBP: 0 | WP: 0 PB: 1 SB: 1 CS: 0 | PA: 39 |
| PITCHER | IP WLS BF H R ER SO BB IBB HBP BLK WP HR S P ERA WHIP | | | | | | | | | | | | | | | | | |
| Claude Osteen, L ERA: 3.54 | (1, 1) 6.1 W 27 6 2 2 2 0 2 0 0 0 0 1 25 33 2.84 1.263 | | | | | | | | | | | | | | | | | |
| Hoyt Wilhelm, R ERA: 2.7 | (7, 1) 1.2 8 2 0 0 3 1 0 0 0 0 0 0 13 17 0.00 1.800 | | | | | | | | | | | | | | | | | |
| Jim Brewer, L ERA: 1.88 | (9, 1) 1.0 S 4 1 0 0 0 0 0 0 0 0 0 0 4 4 0.00 1.000 | | | | | | | | | | | | | | | | | |

AB 36
R 5
H 11
RBI 4
BB 1
SO 5
LOB 12



AB 36
R 2
H 9
RBI 2
BB 3
SO 3
LOB 21



| Batter | 1 | 2 | 3 | 4 | 5 | 6 | 7 | 8 | 9 | AB | R | H | RBI | BB | SO | LOB | TOP | | | |
|--|--|---------------------------------|------------------------------|---------------------------------|------------------------------|---------------------------------|------------------------------|---------------------------------|------------------------------|---------------------------------|------------------------------|---------------------------------|------------------------------|---------------------------------|------------------------------|---------------------------------|----------------------------------|------------------------------------|----------------------------------|--------|
| Pete Rose, S OBP: 0.373, SLG: 0.422 (1,9) | 0-0 6-3 | | 0-0 F7 | | | 0-0 G3 | | | 0-0 | 4 | 0 | 0 | 0 | 0 | 0 | 2 | | | | |
| Tommy Helms, R OBP: 0.289, SLG: 0.325 (1,4) | 0-0 F7 | | | 0-0 P6 | | | 0-0 P4 | | 0-0 | 4 | 0 | 0 | 0 | 0 | 0 | 1 | | | | |
| Lee May, R OBP: 0.334, SLG: 0.536 (1,3) | 0-3 K | | | 0-0 F8 | | | 0-0 6-3 | | | 3 | 0 | 0 | 0 | 0 | 1 | 0 | | | | |
| Tony Perez, R OBP: 0.324, SLG: 0.432 (1,5) | | 0-0 F8 | | 0-0 5-3 | | | | 0-3 K | | 3 | 0 | 0 | 0 | 0 | 1 | 0 | | | | |
| Johnny Bench, R OBP: 0.299, SLG: 0.423 (1,2) | | 0-0 6-3 | | | 0-0 6-3 | | | | 0-0 | 3 | 0 | 1 | 0 | 0 | 0 | 0 | | | | |
| Bernie Carbo, L OBP: 0.338, SLG: 0.339 (1,7) | 0-0 F7 | | | | 0-0 G6-4-3 1B | | | 0-3 K | | 3 | 0 | 1 | 0 | 0 | 1 | 1 | | | | |
| George Foster, R OBP: 0.295, SLG: 0.392 (1,8) | | | 0-0 F5 | | 0-0 G6-4-3 1B | | | 0-0 G6-4-3 | | 3 | 0 | 0 | 0 | 0 | 0 | 2 | | | | |
| Woody Woodward, R OBP: 0.309, SLG: 0.282 (1,6) | | | 0-0 F8 | | | 0-0 5-3 | | | 0-0 E7 | 3 | 0 | 0 | 0 | 0 | 0 | 0 | | | | |
| Ross Grimsley, L OBP: 0.167, SLG: 0.118 (1,1) | | | | | | 0-0 5-3 | | | 0-0 | 2 | 0 | 1 | 0 | 0 | 0 | 0 | | | | |
| Clay Carroll, R OBP: 0.100, SLG: 0.100 (8,1) | | | | | | | | | | 0 | 0 | 0 | 0 | 0 | 0 | 0 | | | | |
| Willie Smith, L OBP: 0.193, SLG: 0.255 (9, PH) | | | | | | | | | | 1 | 0 | 0 | 0 | 0 | 0 | 1 | | | | |
| Inning Stats | R: 0 E: 0 K: 1 S: 5 | H: 0 LOB: 0 BB: 0 P: 5 | R: 0 E: 0 K: 0 S: 3 | H: 0 LOB: 0 BB: 0 P: 3 | R: 0 E: 0 K: 0 S: 4 | H: 1 LOB: 1 BB: 0 P: 4 | R: 0 E: 0 K: 0 S: 3 | H: 0 LOB: 0 BB: 0 P: 3 | R: 0 E: 0 K: 0 S: 3 | H: 0 LOB: 0 BB: 0 P: 3 | R: 0 E: 0 K: 1 S: 5 | H: 0 LOB: 0 BB: 0 P: 5 | R: 0 E: 0 K: 1 S: 5 | H: 1 LOB: 0 BB: 0 P: 5 | R: 0 E: 1 K: 0 S: 4 | H: 0 LOB: 1 BB: 0 P: 4 | 1B: 3 2B: 0 3B: 0 HR: 0 | SF: 0 SAC: 0 DP: 2 HBP: 0 | WP: 0 PB: 0 SB: 0 CS: 0 | PA: 29 |
| PITCHER Phil Niekro, R ERA: 2.98 (1,1) | IP: 9.0 WLS: W BF: 29 H: 3 R: 0 ER: 0 SO: 3 BB: 0 IBB: 0 HBP: 0 BLK: 0 WP: 0 HR: 0 S: 35 P: 35 ERA: 0.00 WHIP: 0.333 | | | | | | | | | | | | | | | | | | | |

Cincinnati Reds @ Atlanta Braves
Atlanta Stadium, Atlanta, GA
Tue Sep 28 1971, 7:05 PM EDT
Att: 4,992 - Unknown

| | |
|-----|----|
| AB | 29 |
| R | 0 |
| H | 3 |
| RBI | 0 |
| BB | 0 |
| SO | 3 |
| LOB | 7 |



| Batter | 1 | 2 | 3 | 4 | 5 | 6 | 7 | 8 | 9 | AB | R | H | RBI | BB | SO | LOB | BOTTOM | | | |
|---|--|---------------------------------|------------------------------|---------------------------------|------------------------------|----------------------------------|------------------------------|---------------------------------|------------------------------|---------------------------------|------------------------------|----------------------------------|------------------------------|---------------------------------|-------------------------------|----------------------------------|----------------------------------|------------------------------------|----------------------------------|--------|
| Felix Millan, R OBP: 0.332, SLG: 0.362 (1,4) | 0-0 SH5-3 1B | | 4-0 2B BB | | 0-0 F9 | | 0-0 FC5-4 | | | 3 | 1 | 1 | 0 | 1 | 0 | 2 | | | | |
| Ralph Garr, L OBP: 0.372, SLG: 0.441 (1,7) | 0-0 SH5-3 1-2 | | 0-0 2B 1-H | | | 0-3 K | | 0-0 1B 2B | | 3 | 1 | 2 | 1 | 0 | 1 | 0 | | | | |
| Hank Aaron, R OBP: 0.410, SLG: 0.669 (1,3) | 0-0 P6 | | 0-0 5-3 | | | 0-0 5-3 1B | | 0-0 2B 1B | | 4 | 1 | 2 | 0 | 0 | 0 | 2 | | | | |
| Earl Williams, R OBP: 0.324, SLG: 0.491 (1,2) | 0-0 F7 | | | 4-0 L4-6 SH3 BB | | 0-0 5-3 | | 0-0 2B 2B | | 3 | 1 | 1 | 2 | 1 | 0 | 2 | | | | |
| Dusty Baker Jr., R OBP: 0.220, SLG: 0.241 (1,9) | | 0-3 K | | 0-0 SH3 | | 0-0 IBB | | 0-0 1B 2B | | 2 | 0 | 1 | 1 | 1 | 1 | 0 | | | | |
| Mike Lum, L OBP: 0.340, SLG: 0.390 (1,8) | 0-0 F7 | | 0-0 L4-6 | | 0-0 F8 | | | 0-0 | | 4 | 0 | 0 | 0 | 0 | 0 | 4 | | | | |
| Zolo Versalles, R OBP: 0.233, SLG: 0.325 (1,5) | | | | | | | | | | 3 | 0 | 1 | 0 | 0 | 0 | 0 | | | | |
| Gil Garrido, R OBP: 0.302, SLG: 0.242 (8, PH) (9,5) | | | | | | 0-0 SH3-4 1B | | 0-0 F7 | | 1 | 0 | 1 | 0 | 0 | 0 | 0 | | | | |
| Marty Perez, R OBP: 0.272, SLG: 0.307 (1,6) | | | 0-0 F3 | | 0-0 SH3-4 | | 0-0 F7 | | | 3 | 0 | 0 | 0 | 0 | 0 | 2 | | | | |
| Phil Niekro, R OBP: 0.160, SLG: 0.163 (1,1) | | | 0-3 K | | 0-3 K | | 0-0 FC5-4 1B | | 0-3 K | 4 | 0 | 1 | 0 | 0 | 3 | 3 | | | | |
| Inning Stats | R: 0 E: 0 K: 0 S: 4 | H: 1 LOB: 1 BB: 0 P: 4 | R: 0 E: 0 K: 1 S: 5 | H: 0 LOB: 0 BB: 0 P: 5 | R: 1 E: 0 K: 1 S: 6 | H: 1 LOB: 1 BB: 1 P: 10 | R: 0 E: 0 K: 0 S: 2 | H: 0 LOB: 0 BB: 1 P: 6 | R: 0 E: 0 K: 1 S: 6 | H: 1 LOB: 1 BB: 0 P: 6 | R: 0 E: 0 K: 1 S: 6 | H: 1 LOB: 2 BB: 1 P: 10 | R: 0 E: 0 K: 0 S: 4 | H: 1 LOB: 1 BB: 0 P: 4 | R: 3 E: 0 K: 1 S: 10 | H: 5 LOB: 2 BB: 0 P: 10 | 1B: 7 2B: 4 3B: 0 HR: 0 | SF: 0 SAC: 3 DP: 1 HBP: 0 | WP: 0 PB: 0 SB: 0 CS: 0 | PA: 36 |
| PITCHER Ross Grimsley, L ERA: 3.57 (1,1) | IP: 7.0 WLS: L BF: 30 H: 7 R: 3 ER: 3 SO: 4 BB: 2 IBB: 1 HBP: 0 BLK: 0 WP: 0 HR: 0 S: 35 P: 47 ERA: 3.86 WHIP: 1.286 | | | | | | | | | | | | | | | | | | | |
| Clay Carroll, R ERA: 2.5 (8,1) | IP: 1.0 WLS: 6 BF: 3 H: 1 R: 1 ER: 1 SO: 1 BB: 0 IBB: 0 HBP: 0 BLK: 0 WP: 0 HR: 8 S: 8 P: 8 ERA: 9.00 WHIP: 3.000 | | | | | | | | | | | | | | | | | | | |


Cincinnati Reds @ Atlanta Braves
Atlanta Stadium, Atlanta, GA
Tue Sep 28 1971, 7:05 PM EDT
Att: 4,992 - Unknown

| | |
|-----|----|
| AB | 30 |
| R | 4 |
| H | 10 |
| RBI | 4 |
| BB | 3 |
| SO | 5 |
| LOB | 15 |



| Batter | 1 | 2 | 3 | 4 | 5 | 6 | 7 | 8 | 9 | AB | R | H | RBI | BB | SO | LOB | TOP | | | | | | | | |
|--|------------------------------|---------------------------------|------------------------------|---------------------------------|------------------------------|---------------------------------|------------------------------|---------------------------------|------------------------------|---------------------------------|------------------------------|---------------------------------|------------------------------|---------------------------------|------------------------------|---------------------------------|---|------------------------------------|----------------------------------|--------|--|--|--|--|--|
| Pete Rose, S OBP: 0.373, SLG: 0.421 (1, 9) | 0-0 6-3 | | 0-0 1B | | | 0-0 F8 | | 0-0 G3 | | 4 | 0 | 1 | 1 | 0 | 0 | 1 | Cincinnati Reds @ Atlanta Braves Atlanta Stadium, Atlanta, GA Thu Sep 30 1971, 7:05 PM EDT Att: 5,317 - Unknown | | | | | | | | |
| Hal McRae, R OBP: 0.291, SLG: 0.427 (1, 7) | 0-0 F7 | | 0-0 6-3 | | | 0-0 F7 | | | 0-0 F7 | 4 | 0 | 0 | 0 | 0 | 0 | 1 | | | | | | | | | |
| Lee May, R OBP: 0.332, SLG: 0.532 (1, 3) | 0-3 K | | | 0-0 F8 | | | 0-0 6-3 | | 0-0 F5 | 4 | 0 | 0 | 0 | 0 | 1 | 0 | | | | | | | | | |
| Tony Perez, R OBP: 0.325, SLG: 0.438 (1, 5) | | 0-0 G6-4-3 1B | | 0-0 F5 | | | 0-0 HR | | 4-0 FC6-4 BB | 3 | 1 | 2 | 1 | 0 | 0 | 0 | | | | | | | | | |
| Jimmy Stewart, S OBP: 0.308, SLG: 0.305 (7, 5) | | | | 0-0 F9 | | | | | 0-0 FC6-4 BB | 0 | 0 | 0 | 0 | 1 | 0 | 0 | | | | | | | | | |
| George Foster, R OBP: 0.292, SLG: 0.389 (1, 8) | | 0-0 F9 | | 0-0 F9 | | | 0-3 K | | 0-0 FC6-4 1-2 | 4 | 0 | 0 | 0 | 0 | 1 | 2 | | | | | | | | | |
| Bill Plummer, R (1, 2) | | 0-0 G6-4-3 1-2 | | | 0-0 F9 | | 0-0 F8 | | | 3 | 0 | 0 | 0 | 0 | 0 | 1 | | | | | | | | | |
| Dave Concepcion, R OBP: 0.246, SLG: 0.251 (1, 6) | | | 0-0 FC5-4 1B | | 0-0 5-3 | | | 0-0 F8 | | 3 | 0 | 1 | 0 | 0 | 0 | 0 | | | | | | | | | |
| Darrel Chaney, S OBP: 0.160, SLG: 0.125 (1, 4) | | | 0-0 FC5-4 6-3 1B | | 0-0 F9 | | 0-3 K | | | 3 | 1 | 0 | 0 | 0 | 1 | 1 | | | | | | | | | |
| Milt Wilcox, R (1, 1) | | | 0-0 6-3 | | | 0-0 F7 | | 4-0 BB | | 2 | 0 | 0 | 0 | 0 | 0 | 1 | | | | | | | | | |
| Willie Smith, L OBP: 0.207, SLG: 0.255 (8, PH) | | | 2-3 | | | | | | | 0 | 0 | 0 | 0 | 1 | 0 | 0 | | | | | | | | | |
| Pedro Borbon, R (8, 1) | | | | | | | | | | 0 | 0 | 0 | 0 | 0 | 0 | 0 | | | | | | | | | |
| Inning Stats | R: 0 E: 0 K: 1 S: 5 | H: 0 LOB: 0 BB: 0 P: 5 | R: 0 E: 0 K: 0 S: 3 | H: 1 LOB: 0 BB: 0 P: 3 | R: 1 E: 1 K: 0 S: 5 | H: 2 LOB: 1 BB: 0 P: 5 | R: 0 E: 0 K: 0 S: 3 | H: 0 LOB: 0 BB: 0 P: 3 | R: 0 E: 0 K: 0 S: 3 | H: 0 LOB: 0 BB: 0 P: 3 | R: 1 E: 0 K: 1 S: 6 | H: 1 LOB: 0 BB: 0 P: 6 | R: 0 E: 0 K: 1 S: 5 | H: 0 LOB: 1 BB: 1 P: 9 | R: 0 E: 0 K: 0 S: 3 | H: 0 LOB: 1 BB: 1 P: 7 | 1B: 3 2B: 0 3B: 0 HR: 1 | SF: 0 SAC: 0 DP: 1 HBP: 0 | WP: 0 PB: 0 SB: 0 CS: 0 | PA: 32 | | | | | |
| PITCHER | IP | WLS | BF | H | R | ER | SO | BB | IBB | HBP | BLK | WP | HR | S | P | ERA | WHIP | | | | | | | | |
| Tom House, L ERA: 3.05 (1, 1) | 7.0 | W | 24 | 4 | 2 | 1 | 2 | 0 | 0 | 0 | 0 | 0 | 1 | 28 | 28 | 1.29 | 0.571 | | | | | | | | |
| Gary Neibauer, R ERA: 2.14 (8, 1) | 2.0 | S | 8 | 0 | 0 | 0 | 1 | 2 | 0 | 0 | 0 | 0 | 0 | 8 | 16 | 0.00 | 1.000 | | | | | | | | |

| | |
|-----|----|
| AB | 30 |
| R | 2 |
| H | 4 |
| RBI | 2 |
| BB | 2 |
| SO | 3 |
| LOB | 7 |



| Batter | 1 | 2 | 3 | 4 | 5 | 6 | 7 | 8 | 9 | AB | R | H | RBI | BB | SO | LOB | BOTTOM | | | | | | | | |
|--|------------------------------|---------------------------------|------------------------------|---------------------------------|------------------------------|---------------------------------|-------------------------------|---------------------------------|------------------------------|---------------------------------|-------------------------------|----------------------------------|------------------------------|---------------------------------|------------------------------|---------------------------------|---|------------------------------------|----------------------------------|--------|--|--|--|--|--|
| Leo Foster, R (1, 6) | 0-0 1-3 | | 0-0 5-3 | | | 0-0 P3 | 0-0 FC6-4 2B E | | | 4 | 1 | 0 | 0 | 0 | 0 | 3 | Cincinnati Reds @ Atlanta Braves Atlanta Stadium, Atlanta, GA Thu Sep 30 1971, 7:05 PM EDT Att: 5,317 - Unknown | | | | | | | | |
| Oscar Brown, R OBP: 0.281, SLG: 0.302 (1, 7) | 0-0 5-3 | | | 0-0 L3 | | 0-3 K | 0-0 E 2B | | | 4 | 1 | 1 | 1 | 0 | 1 | 1 | | | | | | | | | |
| Darrell Evans, L OBP: 0.338, SLG: 0.431 (1, 5) | 0-0 F8 | | | 0-0 3-1 | | 0-0 4-3 | 0-0 E3 | | | 4 | 0 | 0 | 0 | 0 | 0 | 1 | | | | | | | | | |
| Jim Breazeale, L OBP: 0.182, SLG: 0.333 (1, 3) | | 0-0 4-3 | | 0-0 F8 | | | HR 3-1 | | | 4 | 1 | 1 | 1 | 0 | 0 | 1 | | | | | | | | | |
| Dusty Baker Jr., R OBP: 0.238, SLG: 0.258 (1, 9) | | 0-0 1B 1B | | | 0-0 CS 1B | | 0-0 E5 1B E 1B | 0-3 K | | 4 | 1 | 2 | 0 | 0 | 1 | 0 | | | | | | | | | |
| Sonny Jackson, L OBP: 0.302, SLG: 0.324 (1, 8) | | 0-0 F9 | | | 0-0 P5 1-2 | | 0-0 F9 | 0-3 K | | 4 | 0 | 0 | 0 | 0 | 1 | 3 | | | | | | | | | |
| Tony La Russa, R OBP: 0.188, SLG: 0.133 (1, 4) | | 0-0 1-3 1B | | | 4-0 BB BB | | 0-0 E 1B 1B | 0-0 6-3 | | 3 | 1 | 2 | 0 | 1 | 0 | 0 | | | | | | | | | |
| Bob Didier, S OBP: 0.248, SLG: 0.258 (1, 2) | | | 0-0 F8 | | 0-0 F8 | | 0-0 FC6-4 2B E 1B | | | 3 | 1 | 1 | 0 | 0 | 0 | 1 | | | | | | | | | |
| Tom House, L OBP: 0.400, SLG: 0.400 (1, 1) | | | | 0-0 G3 | | | 0-0 E5 FC6-4 | | | 2 | 0 | 1 | 0 | 0 | 0 | 0 | | | | | | | | | |
| Gil Garrido, R OBP: 0.300, SLG: 0.240 (7, PH) | | | | | | | 1-2 2H 3H | | | 1 | 0 | 0 | 1 | 0 | 0 | 1 | | | | | | | | | |
| Gary Neibauer, R (8, 1) | | | | | | | | | | 0 | 0 | 0 | 0 | 0 | 0 | 0 | | | | | | | | | |
| Inning Stats | R: 0 E: 0 K: 0 S: 3 | H: 0 LOB: 0 BB: 0 P: 3 | R: 0 E: 0 K: 0 S: 4 | H: 2 LOB: 2 BB: 0 P: 4 | R: 0 E: 0 K: 0 S: 3 | H: 0 LOB: 0 BB: 0 P: 3 | R: 0 E: 0 K: 0 S: 3 | H: 0 LOB: 0 BB: 0 P: 3 | R: 0 E: 0 K: 1 S: 6 | H: 1 LOB: 1 BB: 0 P: 6 | R: 6 E: 3 K: 0 S: 10 | H: 4 LOB: 1 BB: 0 P: 10 | R: 0 E: 0 K: 2 S: 7 | H: 0 LOB: 0 BB: 0 P: 7 | R: 0 E: 0 K: 0 S: 3 | H: 0 LOB: 0 BB: 0 P: 7 | 1B: 6 2B: 1 3B: 0 HR: 1 | SF: 0 SAC: 0 DP: 0 HBP: 0 | WP: 0 PB: 0 SB: 0 CS: 1 | PA: 34 | | | | | |
| PITCHER | IP | WLS | BF | H | R | ER | SO | BB | IBB | HBP | BLK | WP | HR | S | P | ERA | WHIP | | | | | | | | |
| Milt Wilcox, R ERA: 3.32 (1, 1) | 7.0 | L | 31 | 8 | 6 | 1 | 1 | 0 | 0 | 0 | 0 | 0 | 1 | 32 | 36 | 1.29 | 1.286 | | | | | | | | |
| Pedro Borbon, R ERA: 4.15 (8, 1) | 1.0 | | 3 | 0 | 0 | 0 | 2 | 0 | 0 | 0 | 0 | 0 | 0 | 7 | 7 | 0.00 | 0.000 | | | | | | | | |

| | |
|-----|----|
| AB | 33 |
| R | 6 |
| H | 8 |
| RBI | 3 |
| BB | 1 |
| SO | 3 |
| LOB | 11 |

