

Atlanta Braves - 1972



Batter	1	2	3	4	5	6	7	8	9	AB R H RBI BB SO LOB	TOP											
Felix Millan, R OBP: 0.200, SLG: 0.200 (1, 4)	0-0 1B		0-0 1-5-3		0-0 L7		0-0 4-3	0-0 4-3		5 0 1 1 0 0 3												
Ralph Garr, L OBP: 0.400, SLG: 0.500 (1, 7)	0-0 B5		0-0 4-3		0-0 2B		4-0 1B BB	0-3 K		4 1 1 2 1 1 2												
Hank Aaron, R (1, 9) (5, 3)	0-3 K			0-0 6-3	4-0 FC5-4 IBB		4-0 1B BB		0-0 6-3	3 0 0 0 2 1 1												
Orlando Cepeda, R Dusty Baker Jr., R OBP: 0.333, SLG: 0.333 (1, 3) (5, PH) (5, 9)	0-0 F9			4-0 FC1-6 BB	0-0 FC5-4		0-0 1B		0-0 6-3	1 0 0 0 1 0 1 3 0 1 1 0 0 2												
Earl Williams, R OBP: 0.400, SLG: 0.500 (1, 2)		0-3 K		0-0 FC1-6		4-0 G4-6-3 1B BB	0-0 F8		0-0 2B	4 0 1 0 1 1 3												
Mike Lum, L OBP: 0.600, SLG: 0.333 (1, 8)		0-3 K		0-0 5-3		0-0 G4-6-3 1B		4-0 2B BB	4-0 BB	3 1 1 0 2 1 1												
Darrell Evans, L OBP: 0.600, SLG: 0.500 (1, 5)						0-0 FC5-6 1B	0-0 G4-6-3	4-0 2B 4-3 BB	0-3 K	4 1 2 0 1 1 4												
Marty Perez, R OBP: 0.500, SLG: 0.750 (1, 6)		0-0 5-3			0-0 FC5-6 2B 1B	0-0 L7		0-0 4-3 2B		4 1 2 1 0 0 2												
Phil Niekro, R Jim Nash, R Oscar Brown, R Steve Barber, L (1, 1) (6, 1) (8, PH) (8, 1)			0-0 L1		0-0 FC5-6 2B		0-3 K	0-0 F9		2 1 0 0 0 0 2 1 0 0 0 0 1 0 1 0 0 0 0 0 2 0 0 0 0 0 0 0												
<b>Inning Stats</b>	R: 0 E: 0 K: 1 S: 6	H: 1 LOB: 1 BB: 0 P: 6	R: 0 E: 0 K: 2 S: 8	H: 1 LOB: 1 BB: 0 P: 8	R: 0 E: 0 K: 0 S: 3	H: 0 LOB: 0 BB: 0 P: 3	R: 0 E: 0 K: 0 S: 3	H: 0 LOB: 1 BB: 1 P: 7	R: 2 E: 0 K: 0 S: 6	H: 3 LOB: 2 BB: 1 P: 10	R: 0 E: 0 K: 0 S: 3	H: 1 LOB: 1 BB: 1 P: 7	R: 1 E: 0 K: 1 S: 6	H: 1 LOB: 2 BB: 2 P: 14	R: 2 E: 0 K: 1 S: 6	H: 1 LOB: 1 BB: 2 P: 14	R: 0 E: 0 K: 1 S: 6	H: 1 LOB: 2 BB: 1 P: 10	1B: 6 2B: 3 3B: 0 HR: 0	SF: 0 SAC: 0 DP: 1 HBP: 0	WP: 0 PB: 0 SB: 1 CS: 0	PA: 43
<b>PITCHER</b>	IP WLS BF H R ER SO BB IBB HBP BLK WP HR S P ERA WHIP																					
Clay Kirby, R ERA: 3.0 (1, 1)	6.0 W 26 6 2 2 3 2 1 0 0 0 0 0 29 41 3.00 1.333																					
Gary Ross, R ERA: 18.0 (7, 1)	1.0 7 1 2 2 1 3 0 0 0 0 0 0 6 18 18.00 4.000																					
Mike Caldwell, L ERA: 4.5 (8, 1)	2.0 S 10 2 1 1 2 2 0 0 0 0 0 0 12 20 4.50 2.000																					


Atlanta Braves @ San Diego Padres  
San Diego Stadium, San Diego, CA  
Sat Apr 15 1972, 9:05 PM EST  
Att. 16,655 - Unknown

livebaseballscorecards.com

AB	35
R	5
H	9
RBI	5
BB	8
SO	6
LOB	23



Batter	1	2	3	4	5	6	7	8	9	AB	R	H	RBI	BB	SO	LOB	BOTTOM
--------	---	---	---	---	---	---	---	---	---	----	---	---	-----	----	----	-----	--------

Enzo Hernandez, R (1, 6) OBP: 0.333, SLG: 0.667	0-3 K		0-0 SH1-4			0-0 1B E	0-0 6-3			3	1	1	0	0	1	0	<p><b>Atlanta Braves @ San Diego Padres</b>  San Diego Stadium, San Diego, CA</p> <p>Sat Apr 15 1972, 9:05 PM EST  Att. 16,655 - Unknown</p> <p>livebaseballscorecards.com</p> <table border="1"> <tr><td>AB</td><td>30</td></tr> <tr><td>R</td><td>6</td></tr> <tr><td>H</td><td>9</td></tr> <tr><td>RBI</td><td>5</td></tr> <tr><td>BB</td><td>2</td></tr> <tr><td>SO</td><td>4</td></tr> <tr><td>LOB</td><td>9</td></tr> </table> 	AB	30	R	6	H	9	RBI	5	BB	2	SO	4	LOB	9
AB	30																														
R	6																														
H	9																														
RBI	5																														
BB	2																														
SO	4																														
LOB	9																														
Derrel Thomas, S (1, 4) OBP: 0.750, SLG: 0.750	0-0 G1-6-3 1B		0-0 4-3			0-0 2-3 1B	0-0 1B			4	1	3	1	0	0	1															
Leron Lee, L (1, 7) Johnny Jeter, R (9, 8)	0-0 G1-6-3 1-2f		0-0 L7			0-3 K		0-0 F8		4	0	0	0	0	1	3															
Nate Colbert, R (1, 3) OBP: 0.750, SLG: 1.500		0-0 4-3 3B		0-3 K		4-0 1B BB		4-0 BB		2	2	1	0	2	1	0															
Larry Stahl, L (1, 9) Ollie Brown, R (8, PH) (9, 9)		0-0 4-3		0-0 4-3		0-0 L4		0-0 L4		3	0	0	1	0	0	2															
Jerry Morales, R (1, 8) OBP: 0.250, SLG: 0.250		0-0 3-H L4		0-0 5-3		0-0 1B 1B		0-0 3-1		4	1	1	1	0	0	1															
Bob Barton, R (1, 2) OBP: 0.333, SLG: 0.333		0-0 4-3			0-0 6-3					3	0	1	2	0	0	0															
Dave Campbell, R (1, 5) OBP: 0.333, SLG: 0.333			0-0 SH1-4 1B 4-3 1B			0-0 F2		0-0 F9		3	1	1	0	0	0	1															
Clay Kirby, R (1, 1) OBP: 0.500, SLG: 0.500			0-0 4-3 SH1-4 1B			0-0 F7				2	0	1	0	0	0	0															
Gary Ross, R (7, 1)										1	0	0	0	0	1	0															
Mike Caldwell, R (8, 1)										0	0	0	0	0	0	0															

Inning Stats		R: 0 E: 0 K: 1 S: 5	H: 1 LOB: 0 BB: 0 P: 5	R: 1 E: 0 K: 0 S: 4	H: 1 LOB: 0 BB: 0 P: 4	R: 1 E: 0 K: 0 S: 5	H: 2 LOB: 1 BB: 0 P: 5	R: 0 E: 0 K: 1 S: 5	H: 0 LOB: 0 BB: 0 P: 5	R: 0 E: 0 K: 0 S: 3	H: 0 LOB: 0 BB: 0 P: 3	R: 4 E: 1 K: 1 S: 9	H: 4 LOB: 1 BB: 1 P: 13	R: 0 E: 0 K: 1 S: 5	H: 1 LOB: 1 BB: 0 P: 5	R: 0 E: 0 K: 0 S: 3	H: 0 LOB: 1 BB: 1 P: 7	1B: 7 2B: 1 3B: 1 HR: 0	SF: 0 SAC: 1 DP: 1 HBP: 0	WP: 0 PB: 0 SB: 1 CS: 0	PA: 33 ERA WHIP								
PITCHER										PITCHER																			
Phil Niekro, R (1, 1) ERA: 9.53	IP	WLS	BF	H	R	ER	SO	BB	IBB	HBP	BLK	WP	HR	S	P	ERA	WHIP												
Jim Nash, R ERA:	(6, 1)	1.1	4	1	0	0	1	0	0	0	0	0	0	6	6	0.00	0.750												
Steve Barber, L ERA:	(8, 1)	1.0	4	0	0	0	0	1	0	0	0	0	0	3	7	0.00	1.000												



Batter	1	2	3	4	5	6	7	8	9	AB R H RBI BB SO LOB	TOP		
<b>Felix Millan, R</b> (1, 4) OBP: 0.300, SLG: 0.333	0-3 	0-0 			4-0 	0-3 		0-0 		4 0 1 2 1 2 3			
<b>Ralph Garr, L</b> (1, 7) OBP: 0.600, SLG: 0.667	0-0 	0-0 			0-0 		0-0 		0-0 	5 2 4 0 0 0 1			
<b>Hank Aaron, R</b> (1, 3) OBP: 0.500, SLG: 0.571	4-0 				0-0 		0-0 		0-3 	4 0 0 0 1 1 4			
<b>Earl Williams, R</b> (1, 2) OBP: 0.500, SLG: 0.571	0-3 				4-0 		0-0 		4-0 	3 0 1 1 2 1 3			
<b>Darrell Evans, L</b> (1, 5) OBP: 0.500, SLG: 0.444	0-0 				0-0 		0-0 		0-0 	5 1 2 1 0 1 4			
<b>Mike Lum, L</b> (1, 9) OBP: 0.500, SLG: 0.286		0-0 			0-0 		4-0 		0-0 	4 0 1 0 1 0 1			
<b>Dusty Baker Jr., R</b> (1, 8) OBP: 0.167, SLG: 0.167		0-3 			0-0 		0-0 		0-3 	3 0 0 0 0 2 0			
<b>Marty Perez, R</b> (1, 6) OBP: 0.625, SLG: 0.667		0-0 			4-0 		4-0 		0-3 	2 1 1 0 2 1 0			
<b>Ron Reed, R</b> (1, 1) OBP: 0.333, SLG: 0.500		0-0 			0-0 		0-0 		4-0 	2 1 1 1 0 0 1			
<b>Rico Carty, R</b> (8, PH)										0 0 0 0 1 0 0			
<b>George Stone, L</b> (8, PR)										0 0 0 0 0 0 0			
<b>Cecil Upshaw, R</b> (8, 1)		1-2 			6-3 		2-3 			0 0 0 0 0 0 0			
<b>Inning Stats</b>	R: 0 E: 0 K: 2 S: 8 H: 1 LOB: 2 BB: 1 P: 12	R: 2 E: 0 K: 1 S: 8 H: 3 LOB: 1 BB: 0 P: 8	R: 0 E: 0 K: 0 S: 2 H: 0 LOB: 0 BB: 1 P: 6	R: 0 E: 0 K: 0 S: 3 H: 0 LOB: 1 BB: 1 P: 7	R: 0 E: 0 K: 0 S: 3 H: 1 LOB: 1 BB: 1 P: 7	R: 1 E: 0 K: 1 S: 6 H: 1 LOB: 2 BB: 2 P: 14	R: 1 E: 1 K: 1 S: 7 H: 3 LOB: 2 BB: 0 P: 7	R: 0 E: 0 K: 2 S: 7 H: 0 LOB: 1 BB: 1 P: 11	R: 1 E: 0 K: 1 S: 6 H: 2 LOB: 1 BB: 1 P: 10	1B: 9 2B: 3 3B: 0 HR: 0 SF: 1 SAC: 1 DP: 2 HBP: 0	WP: 1 PB: 0 SB: 1 CS: 0 PA: 42		
<b>PITCHER</b>	IP WLS BF H R ER SO BB IBB HBP BLK WP HR S P ERA WHIP											<b>PITCHER</b>	IP WLS BF H R ER SO BB IBB HBP BLK WP HR S P ERA WHIP
<b>Steve Arlin, R</b> (1, 1) ERA: 3.6	5.0 L 22 5 2 2 3 4 0 0 0 1 0 24 40 3.60 1.800												
<b>Fred Norman, L</b> (6, 1) ERA: 6.0	3.0 15 4 2 2 4 2 1 0 0 0 0 20 32 6.00 2.000												
<b>Ed Acosta, R</b> (9, 1) ERA: 9.0	1.0 5 2 1 1 1 1 0 0 0 0 0 6 10 9.00 3.000												

**Atlanta Braves @ San Diego Padres**  
**San Diego Stadium, San Diego, CA**  
Sun Apr 16 1972, 6:33 AM EST  
Unknown

livebaseballscorecards.com

<b>AB</b>	32
<b>R</b>	5
<b>H</b>	11
<b>RBI</b>	5
<b>BB</b>	8
<b>SO</b>	8
<b>LOB</b>	17



**BOTTOM**

**Atlanta Braves @ San Diego Padres**  
San Diego Stadium, San Diego, CA

Sun Apr 16 1972, 6:33 AM EST  
Unknown

livebaseballscores.com

AB	32
R	1
H	6
RBI	1
BB	0
SO	4
LOB	12



WP:	0	PA:	34
PB:	0		
SB:	0		
CS:	1		


AB	R	H	RBI	BB	SO	LOB
4	1	1	0	0	1	1
3	0	0	0	0	0	2
4	0	2	1	0	0	1
4	0	0	0	0	1	2
4	0	1	0	0	1	1
4	0	1	0	0	1	2
4	0	1	0	0	0	1
3	0	0	0	0	1	2
0	0	0	0	0	0	0
1	0	0	0	0	0	0
0	0	0	0	0	0	0
1	0	0	0	0	0	0
0	0	0	0	0	0	0

Batter	1	2	3	4	5	6	7	8	9
<b>Enzo Hernandez, R</b> (1, 6) OBP: 0.286, SLG: 0.429	0-0 E6 SH1-3 1B		0-3 K			0-0 6-3		0-0 1B	
<b>Derrel Thomas, S</b> (1, 4) OBP: 0.429, SLG: 0.429	0-0 SH1-3 1-2		0-0 FC6-4 1-2f			0-0 F8		0-0 L8	
<b>Leron Lee, L</b> (1, 7) OBP: 0.250, SLG: 0.250	0-0 CS 2-H 1B			0-0 FC6-4 1B		0-0 L7		0-0 4-3	
<b>Nate Colbert, R</b> (1, 3) OBP: 0.375, SLG: 0.500	0-3 K 1-2			0-0 F3			0-0 6-3		0-0 F9
<b>Ollie Brown, R</b> (1, 9) OBP: 0.200, SLG: 0.200		0-0 5-3		0-0 F9				0-0 L8	
<b>Jerry Morales, R</b> (1, 8) OBP: 0.250, SLG: 0.250		0-0 L7		0-0 FC6-4 1-2f		0-3 K		0-0 1B	
<b>Fred Kendall, R</b> (1, 2) OBP: 0.250, SLG: 0.250		0-0 4-3			0-0 1-2-3			0-0 F8	
<b>Dave Campbell, R</b> (1, 5) OBP: 0.167, SLG: 0.167			0-3 K		0-0 5-3		0-0 F8		
<b>Steve Arlin, R</b> (1, 1) <b>Cito Gaston, R</b> (5, PH) <b>Fred Norman, S</b> (6, 1) <b>Don Mason, L</b> (8, PH) <b>Ed Acosta, S</b> (9, 1)			1-0 FC6-4 HBP		0-0 5-3			0-0 1-3	

Inning Stats	R	H	E	K	S	P	IP	WLS	BF	H	R	ER	SO	BB	IBB	HBP	BLK	WP	HR	S	P	ERA	WHIP
<b>Ron Reed, R</b> (1, 1) ERA:	1	1	1	1	6	6	7.0	W	26	4	1	0	4	0	0	1	0	0	0	33	34	0.00	0.571
<b>Cecil Upshaw, R</b> (8, 1) ERA:	0	0	0	0	3	3	2.0	S	8	2	0	0	0	0	0	0	0	0	0	8	8	0.00	1.000

WP	HR	S	P	ERA	WHIP
0	0	0	0	0.00	1.000



Batter	1	2	3	4	5	6	7	8	9	AB R H RBI BB SO LOB	TOP														
Felix Millan, R (1, 4) OBP: 0.333, SLG: 0.308	0-0 F9 SH1-3 1B		4-0 BB 1B BB		0-0 F8		0-0 FC6-4 1B 1-2f		0-0 L8	4 0 1 0 1 0 1	<p><b>Atlanta Braves @ San Diego Padres</b> San Diego Stadium, San Diego, CA</p> <p>Sun Apr 16 1972, 6:38 AM EST Att. 8,772 - Unknown</p> <p>livebaseballscorecards.com</p> <table> <tr><td>AB</td><td>33</td></tr> <tr><td>R</td><td>0</td></tr> <tr><td>H</td><td>6</td></tr> <tr><td>RBI</td><td>0</td></tr> <tr><td>BB</td><td>3</td></tr> <tr><td>SO</td><td>8</td></tr> <tr><td>LOB</td><td>23</td></tr> </table> 	AB	33	R	0	H	6	RBI	0	BB	3	SO	8	LOB	23
AB	33																								
R	0																								
H	6																								
RBI	0																								
BB	3																								
SO	8																								
LOB	23																								
Ralph Garr, L (1, 7) OBP: 0.615, SLG: 0.667	0-0 SH1-3 1-2		0-0 BB 1B		0-0 1-3		0-0 1B 2-3			3 0 2 0 0 0 0															
Darrell Evans, L (1, 5) OBP: 0.429, SLG: 0.333	0-0 F9 2-3		4-0 BB 1-2 2-3		0-0 F8		0-0 L8			3 0 0 0 1 0 3															
Earl Williams, R (1, 2) OBP: 0.500, SLG: 0.636 Paul Casanova, R (8, 2)	0-0 F2		0-3 K			0-0 4-3 2B		0-0 1B		4 0 2 0 0 1 4 0 0 0 0 0 0 0															
Jim Breazeale, L (1, 3)		0-0 5-3	0-3 K			0-0 4-3 2-3		0-0 F2		4 0 0 0 0 1 5															
Mike Lum, L (1, 9) OBP: 0.357, SLG: 0.182		0-0 G3	0-0 5-3			0-3 K		0-3 K		4 0 0 0 0 2 5															
Dusty Baker Jr., R (1, 8) OBP: 0.100, SLG: 0.100		0-0 E4		0-0 6-3		0-3 K		0-3 K		4 0 0 0 0 2 2															
Marty Perez, R (1, 6) OBP: 0.583, SLG: 0.556		4-0 BB		0-0 F4			0-0 FC6-4 1B		0-0 F9	3 0 1 0 1 0 0															
Pat Jarvis, R (1, 1) Oscar Brown, R (7, PH) Ron Schueler, R (7, 1) Rico Carty, R (9, PH)		0-3 K		0-0 6-3			0-0 B5		0-3 K	2 0 0 0 0 1 2 1 0 0 0 0 0 1 0 0 0 0 0 0 0 1 0 0 0 0 1 0															
<b>Inning Stats</b>	R: 0 H: 1 E: 0 LOB: 1 K: 0 BB: 0 S: 4 P: 4	R: 0 H: 0 E: 1 LOB: 2 K: 1 BB: 1 S: 6 P: 10	R: 0 H: 1 E: 0 LOB: 3 K: 2 BB: 2 S: 8 P: 16	R: 0 H: 0 E: 0 LOB: 0 K: 0 BB: 0 S: 3 P: 3	R: 0 H: 0 E: 0 LOB: 0 K: 0 BB: 0 S: 3 P: 3	R: 0 H: 1 E: 0 LOB: 1 K: 2 BB: 0 S: 8 P: 8	R: 0 H: 2 E: 1 LOB: 2 K: 0 BB: 0 S: 5 P: 5	R: 0 H: 1 E: 0 LOB: 1 K: 2 BB: 0 S: 8 P: 8	R: 0 H: 0 E: 0 LOB: 0 K: 1 BB: 0 S: 5 P: 5	1B: 5 SF: 0 2B: 1 SAC: 1 3B: 0 DP: 0 HR: 0 HBP: 0	WP: 0 PA: 37 PB: 0 SB: 0 CS: 0														
<b>PITCHER</b> Bill Greif, R (1, 1) ERA:	IP WLS BF H R ER SO BB IBB HBP BLK WP HR S P ERA WHIP	9.0 W 37 6 0 0 8 3 0 0 0 0 0 0 50 62 0.00 1.000																							

Batter	1	2	3	4	5	6	7	8	9
Rafael Robles, R (1, 6) SS	0-3 K	0-0 L3		0-0 4-3			0-0 4-3		
Don Mason, L (1, 4) X	0-0 L7	0-0 F6		0-0 4-3			0-0 4-1		
Johnny Jeter, R (1, 8) OBP: 0.750, SLG: 0.750 X	0-0 2B 1B		0-0 2B 1B		0-0 F9		0-0 CS 1B		
Nate Colbert, R (1, 3) OBP: 0.333, SLG: 0.500 X	0-0 1B 2B		0-3 K		0-0 6-3		0-0 CS	0-3 K	
Larry Stahl, L (1, 9) OBP: 0.143, SLG: 0.143 X	0-0 1B		0-3 K		0-3 K			0-0 1-3	
Cito Gaston, R (1, 7) OBP: 0.400, SLG: 0.600 X	0-0 F8		0-0 2B			0-0 1B		0-0 E5	
Bob Barton, R (1, 2) OBP: 0.286, SLG: 0.286 X		0-0 E S 1B	0-3 K			0-0 F8		0-3 K	
Garry Jesteadt, R (1, 5) OBP: 0.667, SLG: 0.667 X		0-0 E2 1B		0-0 4-3 SH3 1B		0-0 F4			
Bill Greif, R (1, 1) BB BB BB X		4-0 L3 BB		0-0 SH3		0-0 F9			

Inning Stats	R: 2	H: 3	E: 0	K: 1	S: 8	LOB: 1	BB: 0	P: 8
	R: 0	H: 2	E: 1	K: 0	S: 4	LOB: 2	BB: 1	P: 8
	R: 1	H: 2	E: 0	K: 3	S: 11	LOB: 1	BB: 0	P: 11
	R: 0	H: 1	E: 0	K: 0	S: 4	LOB: 1	BB: 0	P: 4
	R: 0	H: 0	E: 0	K: 1	S: 5	LOB: 0	BB: 0	P: 5
	R: 0	H: 1	E: 0	K: 0	S: 4	LOB: 1	BB: 0	P: 4
	R: 0	H: 1	E: 0	K: 0	S: 3	LOB: 0	BB: 0	P: 3
	R: 0	H: 0	E: 1	K: 2	S: 8	LOB: 1	BB: 0	P: 8

PITCHER	IP	WLS	BF	H	R	ER	SO	BB	IBB	HBP	BLK	WP	HR	S	P	ERA	WHIP
Pat Jarvis, R (1, 1) ERA: 4.5	6.0	L	27	9	3	3	5	1	0	0	0	0	0	36	40	4.50	1.667
Ron Schueler, R (7, 1) ERA:	2.0		7	1	0	0	2	0	0	0	0	0	0	11	11	0.00	0.500

AB R H RBI BB SO LOB

4	0	0	0	0	1	4
4	0	0	0	0	0	3
4	2	3	0	0	0	0
4	1	1	1	0	2	1
4	0	1	1	0	2	1
4	0	2	1	0	0	1
4	0	1	0	0	2	3
3	0	2	0	0	0	1
1	0	0	0	1	0	1

1B: 8	SF: 0	WP: 0	PA: 35
2B: 3	SAC: 1	PB: 0	
3B: 0	DP: 1	SB: 2	
HR: 0	HBP: 0	CS: 1	

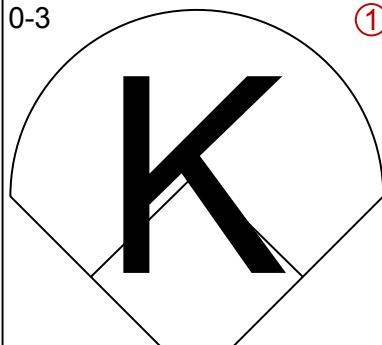
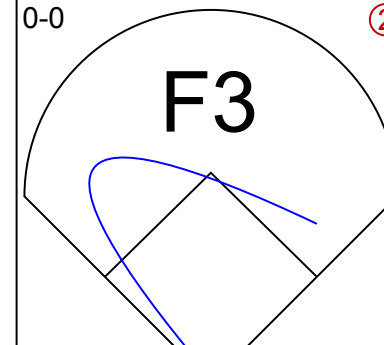
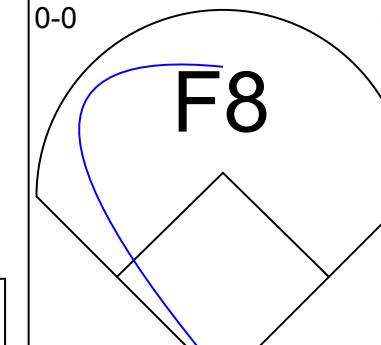
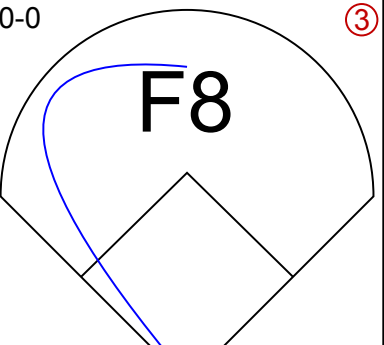
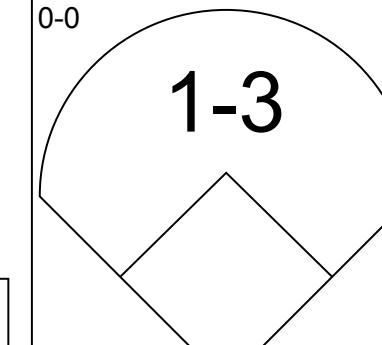
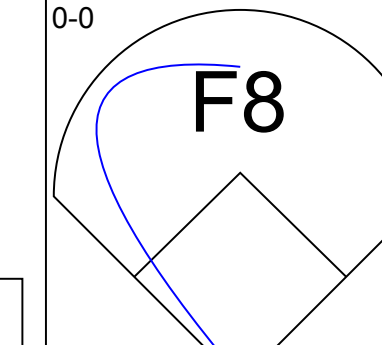
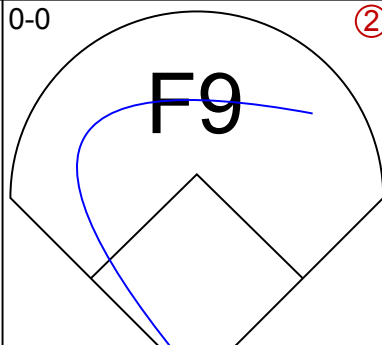
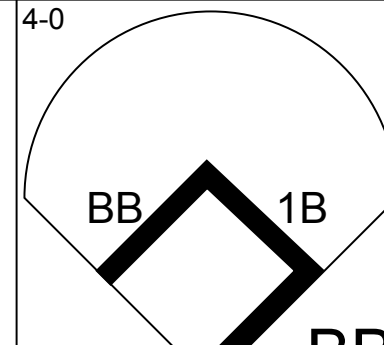
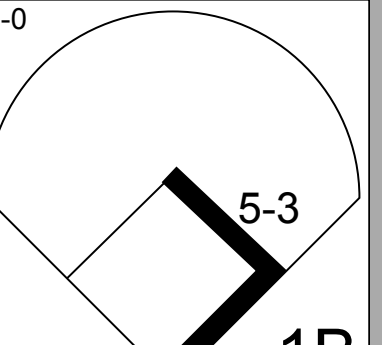
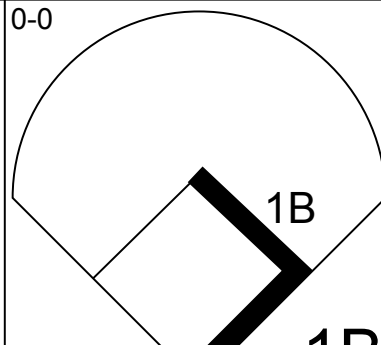
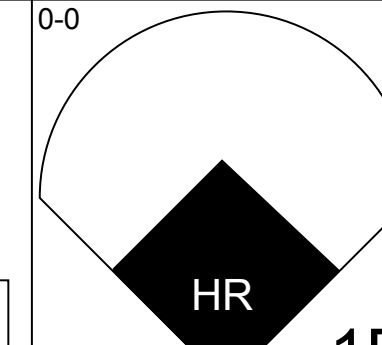
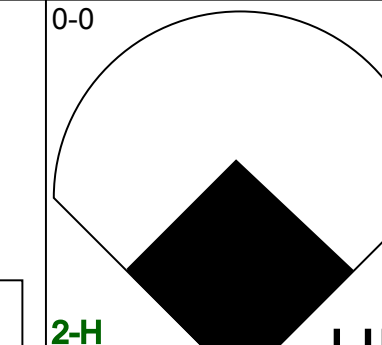
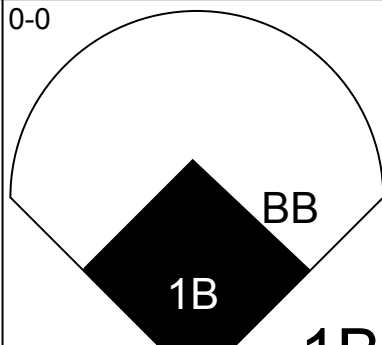
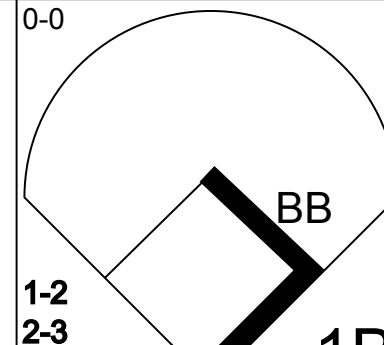
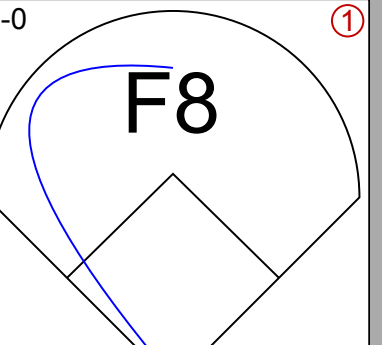
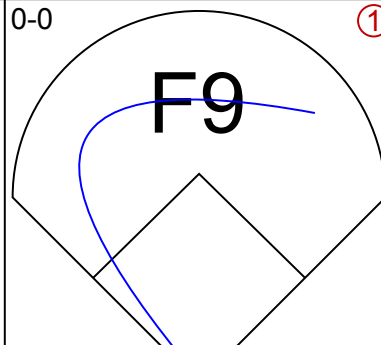
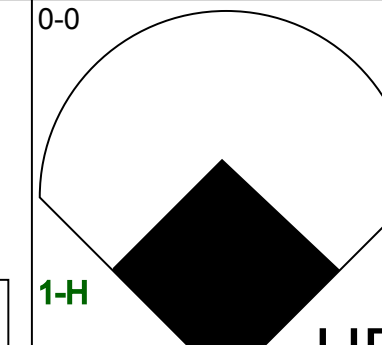
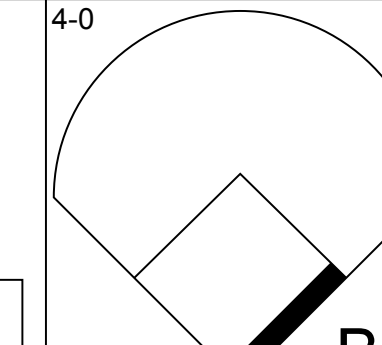
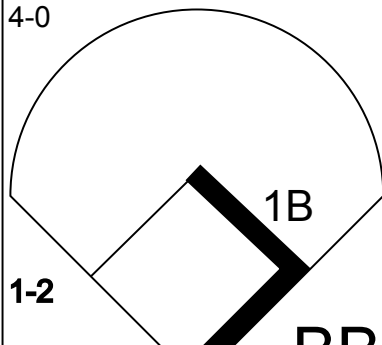
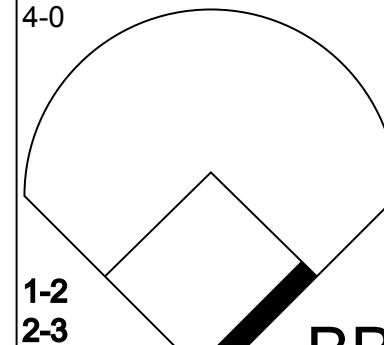
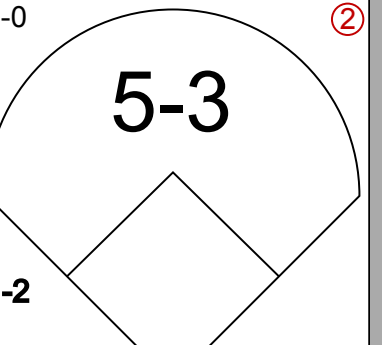
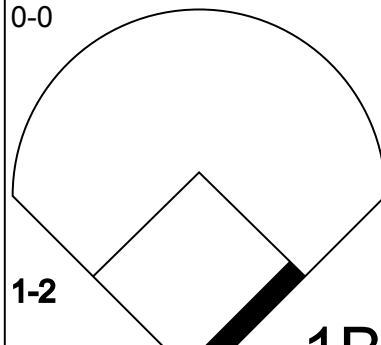
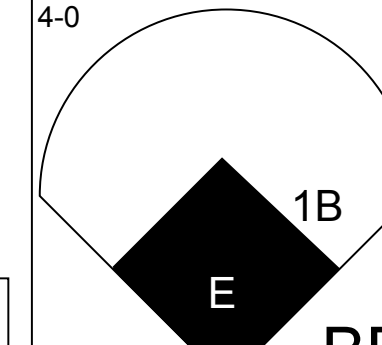
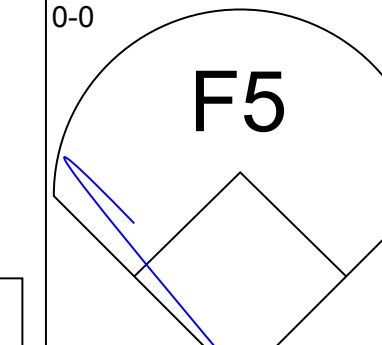
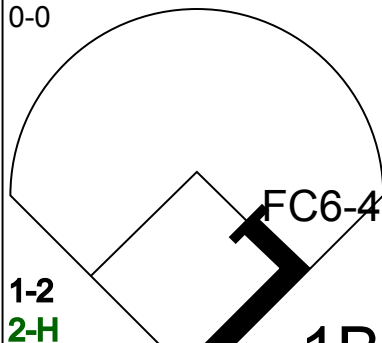
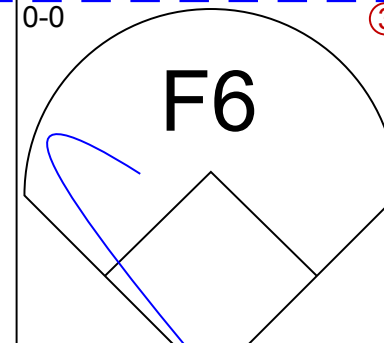
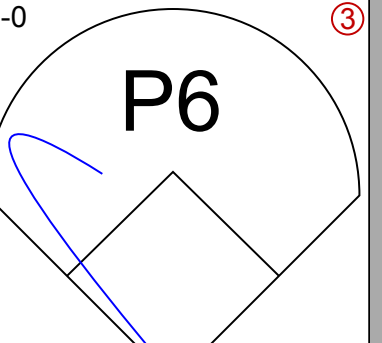
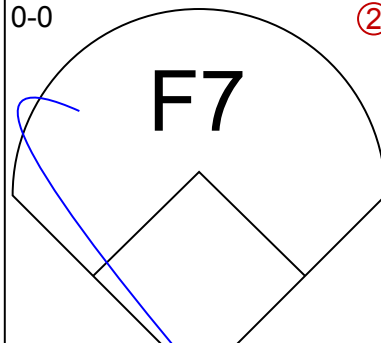
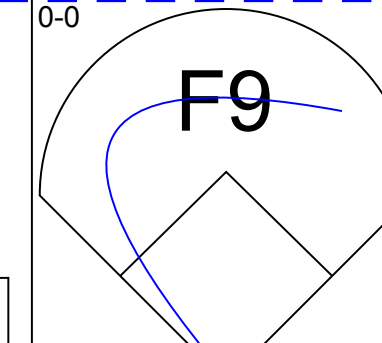
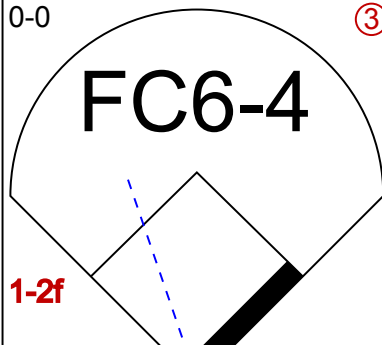
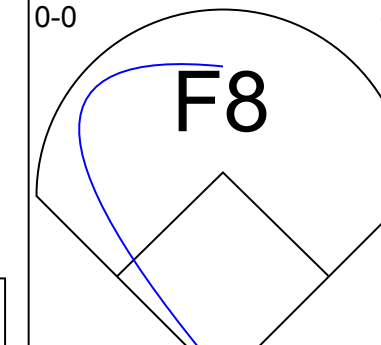
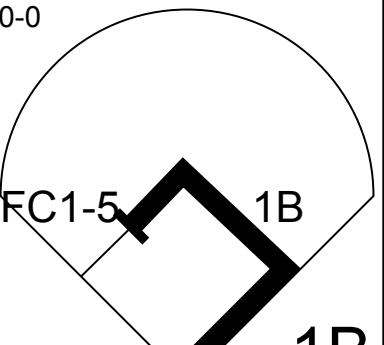
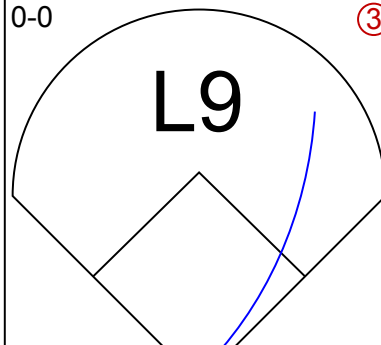
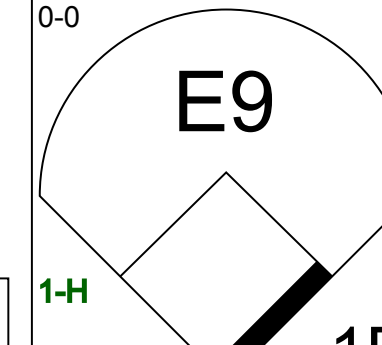
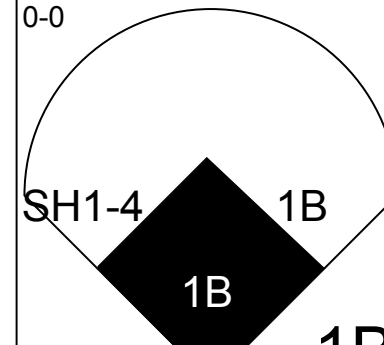
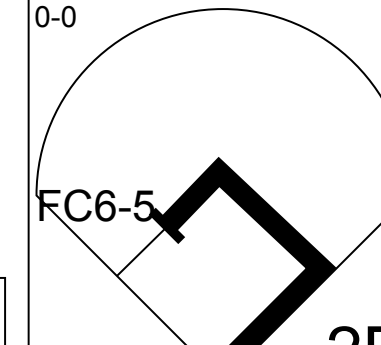
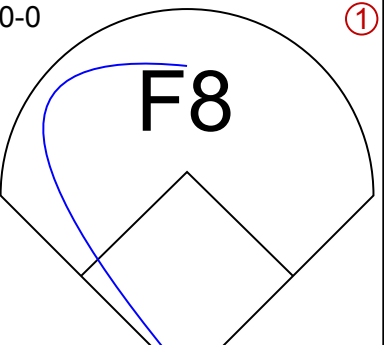
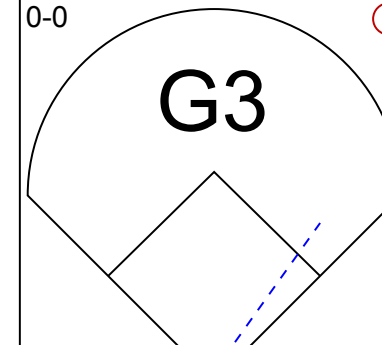
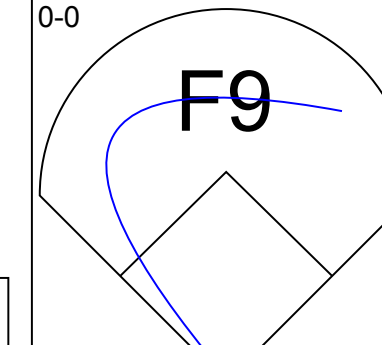
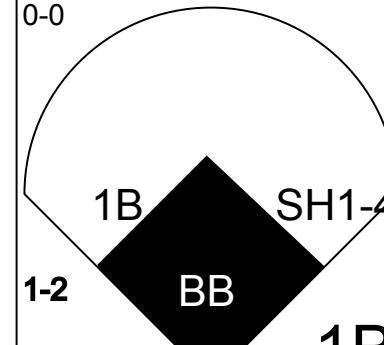
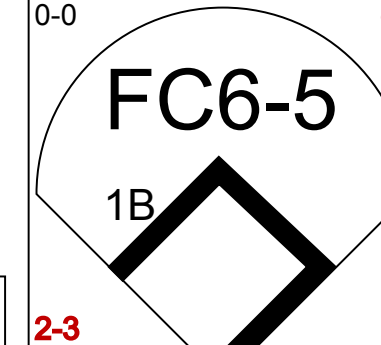
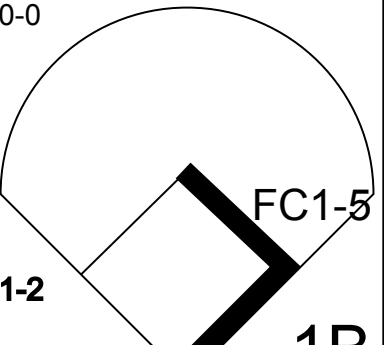
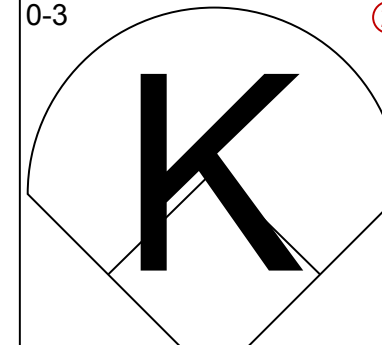
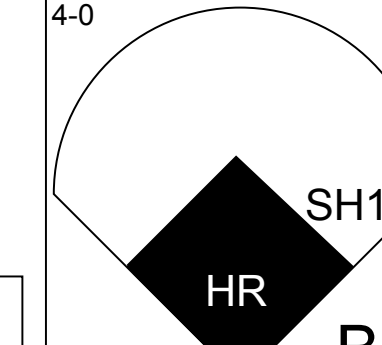
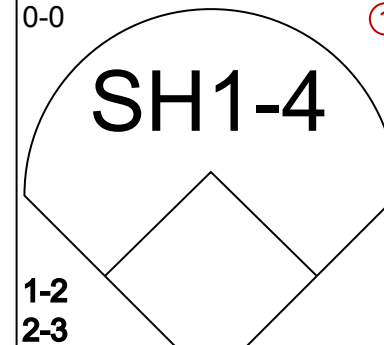
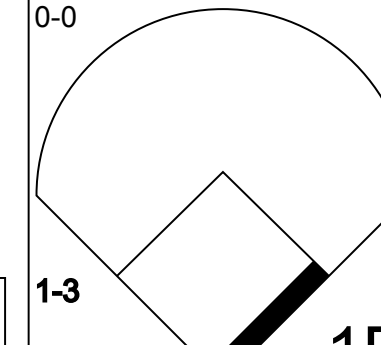
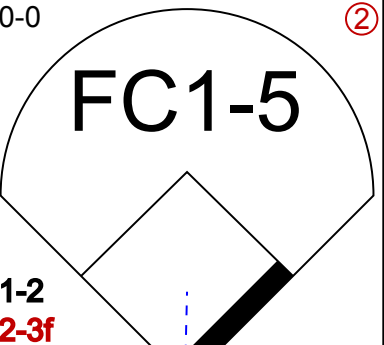
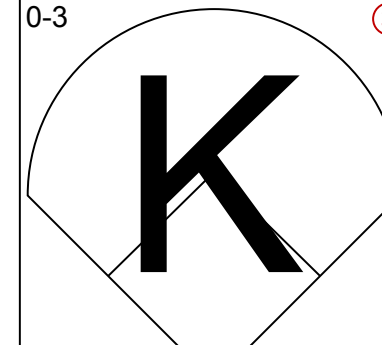
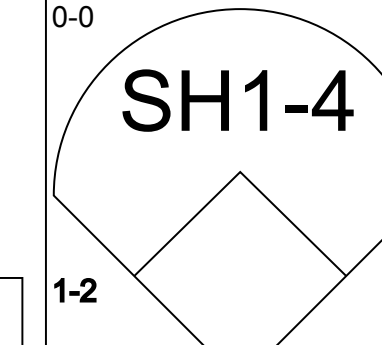
**Atlanta Braves @ San Diego Padres**  
**San Diego Stadium, San Diego, CA**  
 Sun Apr 16 1972, 6:38 AM EST  
 Att. 8,772 - Unknown

livebaseballscorecards.com

AB	32
R	3
H	10
RBI	3
BB	1
SO	7
LOB	15





Batter	1	2	3	4	5	6	7	8	9	AB R H RBI BB SO LOB	TOP		
Maury Wills, S (1, 6) <small>0-3</small>										6 0 0 0 0 1 7	<p><b>Los Angeles Dodgers @ Atlanta Braves</b> Atlanta Stadium, Atlanta, GA</p> <p>Mon Apr 17 1972, 6:05 PM EST Att. 20,203 - Unknown</p> <p><a href="http://livebaseballscorecards.com">livebaseballscorecards.com</a></p>		
Manny Mota, R (1, 7) <small>0-0</small> OBP: 0.714, SLG: 1.167										5 2 4 2 1 0 0			
Willie Davis, L (1, 8) <small>0-0</small> OBP: 0.385, SLG: 0.667										5 2 3 3 1 0 2			
Frank Robinson, R (1, 9) <small>4-0</small> OBP: 0.385, SLG: 0.200 Bill Russell, R (9, 9)										3 1 1 1 3 0 2 0 0 0 0 0 0 0			
Jim Lefebvre, S (1, 4) <small>0-0</small> OBP: 0.333, SLG: 0.500										5 0 1 1 0 0 7			
Wes Parker, S (1, 3) <small>0-0</small> OBP: 0.400, SLG: 0.400										5 0 2 0 0 0 4			
Steve Garvey, R (1, 5) <small>0-0</small> OBP: 0.500, SLG: 0.600										5 1 2 0 0 0 2			
Chris Cannizzaro, R (1, 2) <small>0-0</small> OBP: 0.600, SLG: 0.500										4 2 2 0 1 1 1			
Bill Singer, R (1, 1) <small>0-0</small> OBP: 0.333, SLG: 0.333 Hoyt Wilhelm, R (8, 1)										3 0 1 0 0 1 2 0 0 0 0 0 0 0			
<b>Inning Stats</b>	R: 1 H: 2 E: 0 LOB: 2 K: 1 BB: 1 S: 7 P: 11	R: 2 H: 3 E: 0 LOB: 3 K: 0 BB: 2 S: 6 P: 14	R: 0 H: 2 E: 0 LOB: 2 K: 0 BB: 0 S: 5 P: 5	R: 0 H: 1 E: 0 LOB: 1 K: 0 BB: 0 S: 4 P: 4	R: 0 H: 2 E: 0 LOB: 2 K: 0 BB: 0 S: 5 P: 5	R: 0 H: 2 E: 0 LOB: 2 K: 0 BB: 0 S: 5 P: 5	R: 0 H: 0 E: 0 LOB: 0 K: 2 BB: 0 S: 7 P: 7	R: 3 H: 3 E: 1 LOB: 1 K: 0 BB: 1 S: 6 P: 10	R: 2 H: 1 E: 0 LOB: 1 K: 0 BB: 2 S: 4 P: 12	1B: 13 SF: 0 2B: 1 SAC: 2 3B: 0 DP: 0 HR: 2 HBP: 0	WP: 0 PA: 49 PB: 0 SB: 0 CS: 0		
<b>PITCHER</b>	IP WLS BF H R ER SO BB IBB HBP BLK WP HR S P ERA WHIP											<b>PITCHER</b>	IP WLS BF H R ER SO BB IBB HBP BLK WP HR S P ERA WHIP
George Stone, L (1, 1) <small>1.2</small> ERA: 16.2	1.2 L 13 5 3 3 1 3 0 0 0 0 0 0 12 24 16.20 4.800												
Gary Neibauer, R (2, 1) <small>5.2</small> ERA: 3.18	5.2 27 9 3 2 2 1 0 0 0 0 0 1 30 34 3.18 1.765												
Mike McQueen, L (8, 1) <small>1.2</small> ERA: 10.8	1.2 9 2 2 2 0 2 0 0 0 0 0 1 7 15 10.80 2.400												

AB	41
R	8
H	16
RBI	7
BB	6
SO	3
LOB	27



Batter	1	2	3	4	5	6	7	8	9	AB	R	H	RBI	BB	SO	LOB	BOTTOM
Felix Millan, R OBP: 0.263, SLG: 0.235 (1, 4) X	0-0 F7 ①			X 0-0 F7 ①		X 0-0 F8 ②		X 0-0 F2 ②		4	0	0	0	0	0	1	<b>Los Angeles Dodgers @ Atlanta Braves</b> Atlanta Stadium, Atlanta, GA Mon Apr 17 1972, 6:05 PM EST Att. 20,203 - Unknown
Ralph Garr, L OBP: 0.529, SLG: 0.563 (1, 7) X	0-0 1-3 ②		0-3 K ②		X 0-0 1B 1B		X 0-0 G3 ③		4	0	1	0	0	1	1		
Hank Aaron, R OBP: 0.286, SLG: 0.091 (1, 3) X	0-0 4-3 ③		X 0-0 F7 ③		X 0-0 1B 1B		X 0-0 F5 ①		4	0	1	0	0	0	0		
Earl Williams, R OBP: 0.444, SLG: 0.533 (1, 2) S.S.		0-3 K ①		X 0-0 HR 1B		X 0-0 F9 ③		X 0-3 K 1B WP		4	2	1	0	0	2	2	
Darrell Evans, L OBP: 0.389, SLG: 0.500 (1, 5) X		0-0 G3 ②		X 0-0 HR 1B		X 0-0 F7 ①		X 0-0 F8 ②		4	1	1	2	0	0	1	
Mike Lum, L OBP: 0.294, SLG: 0.143 (1, 9) X		0-0 5-3 ③		X 0-0 5-3 ①		X 0-0 F8 ②		X 0-0 WP 1B		3	0	0	0	0	0	0	
Mike McQueen, L (8, 1) X										0	0	0	0	0	0	0	
Jim Breazeale, L OBP: 0.200, SLG: 0.200 (9, PH) X										1	0	1	0	0	0	0	
Dusty Baker Jr., R OBP: 0.071, SLG: 0.071 (1, 8) S.S.			0-3 K ①		X 0-0 1-3 ②		X 0-0 6-3 ③		X 0-0 F8 ③	4	0	0	0	0	1	1	
Marty Perez, R OBP: 0.467, SLG: 0.417 (1, 6) X			0-0 F8 ②		X 0-0 5-3 ③		X 0-3 K ①		X 1-3 2-H	3	0	0	0	0	1	0	
George Stone, L (1, 1) S.S.			0-3 K ③		X 0-0 K ①		X 0-0 1B			0	0	0	0	0	0	0	
Gary Neibauer, R (2, 1) S.S.										2	0	0	0	0	2	0	
Oscar Brown, R OBP: 0.333, SLG: 0.333 (8, 9) S.S.										1	0	1	0	0	0	0	
<b>Inning Stats</b>	R: 0 H: 0 E: 0 LOB: 0 K: 0 BB: 0 S: 3 P: 3	R: 0 H: 0 E: 0 LOB: 0 K: 1 BB: 0 S: 5 P: 5	R: 0 H: 0 E: 0 LOB: 0 K: 2 BB: 0 S: 7 P: 7	R: 0 H: 0 E: 0 LOB: 0 K: 1 BB: 0 S: 5 P: 5	R: 2 H: 2 E: 0 LOB: 0 K: 0 BB: 0 S: 5 P: 5	R: 0 H: 2 E: 0 LOB: 2 K: 1 BB: 0 S: 7 P: 7	R: 0 H: 0 E: 0 LOB: 0 K: 0 BB: 0 S: 3 P: 3	R: 0 H: 1 E: 0 LOB: 1 K: 1 BB: 0 S: 6 P: 6	R: 1 H: 1 E: 0 LOB: 1 K: 1 BB: 0 S: 7 P: 7	1B: 5 SF: 0 2B: 0 SAC: 0 3B: 0 DP: 0 HR: 1 HBP: 0	WP: 2 PA: 34 PB: 1 SB: 0 CS: 0						
<b>PITCHER</b>	IP WLS BF H R ER SO BB IBB HBP BLK WP HR S P ERA WHIP																
Bill Singer, R ERA: 2.57 (1, 1)	7.0 W 25 4 2 2 5 0 0 0 0 0 1 0 35 35 2.57 0.571																
Hoyt Wilhelm, R ERA: (8, 1)	2.0 S 9 2 1 0 2 0 0 0 0 1 0 13 13 0.00 1.000																

AB	34
R	3
H	6
RBI	2
BB	0
SO	7
LOB	6



WP	2	PA	34
PB	1		
SB	0		
CS	0		

ERA	WHIP
-----	------



Batter	1	2	3	4	5	6	7	8	9	AB R H RBI BB SO LOB	TOP
Maury Wills, S (1, 6) X	0-0 L5 ①		0-0 G3 ①		0-0 G3 ③		0-0 P4 ③			4 0 0 0 0 0 0	<b>Los Angeles Dodgers @ Atlanta Braves</b> Atlanta Stadium, Atlanta, GA Tue Apr 18 1972, 6:05 PM EST Att. 6,147 - Unknown <a href="http://livebaseballscorecards.com">livebaseballscorecards.com</a>
Manny Mota, R (1, 7) X OBP: 0.545, SLG: 0.800	0-0 4-3 ②		0-0 4-3 ②			0-0 2B 1B 1B		0-0 F8 ①		4 1 1 0 0 0 0	
Willie Davis, L (1, 8) X OBP: 0.471, SLG: 0.750	0-0 E7 1B		0-0 P6 ③			0-0 1B 2B		0-0 E S 1B		4 1 3 0 0 0 0	
Frank Robinson, R (1, 9) S S Jim Brewer, L (8, 1) S S	0-3 K ③			0-0 F9 ①		0-0 5-3 ①		0-3 K ②	S S	4 0 0 0 0 2 4 0 0 0 0 0 0 0	
Jim Lefebvre, S (1, 4) X OBP: 0.375, SLG: 0.500		0-0 F8 ①		0-0 1B 1B		0-0 G5-4-3 1B		0-0 F8 ③		4 0 2 2 0 0 1	
Wes Parker, S (1, 3) X OBP: 0.333, SLG: 0.333		0-0 6-3 ②		0-0 G5-4-3 1B		0-0 G5-4-3 ② ③		0-0 F8 ①		4 0 1 0 0 0 1	
Steve Garvey, R (1, 5) X OBP: 0.300, SLG: 0.333		0-0 E5 1B		0-0 G5-4-3 ② ③			0-0 F9 ①		0-0 F4 ②	4 0 0 0 0 0 2	
Chris Cannizzaro, R (1, 2) X OBP: 0.556, SLG: 0.875		0-0 1-2 1B			0-0 F8 ①		0-0 HR		S S	4 1 2 1 0 1 0	
Tommy John, R (1, 1) X Bill Russell, R (8, 9) X		0-0 F8 ③			0-0 G3 ②		0-0 5-3 ②			3 0 0 0 0 0 2 0 0 0 0 0 0 0	
<b>Inning Stats</b>	R: 0 H: 1 E: 1 LOB: 1 K: 1 BB: 0 S: 6 P: 6	R: 0 H: 1 E: 1 LOB: 2 K: 0 BB: 0 S: 5 P: 5	R: 0 H: 0 E: 0 LOB: 0 K: 0 BB: 0 S: 3 P: 3	R: 0 H: 2 E: 0 LOB: 1 K: 0 BB: 0 S: 4 P: 4	R: 0 H: 0 E: 0 LOB: 0 K: 0 BB: 0 S: 3 P: 3	R: 2 H: 3 E: 0 LOB: 0 K: 0 BB: 0 S: 5 P: 5	R: 1 H: 1 E: 0 LOB: 0 K: 0 BB: 0 S: 4 P: 4	R: 0 H: 1 E: 0 LOB: 1 K: 1 BB: 0 S: 6 P: 6	R: 0 H: 0 E: 0 LOB: 0 K: 1 BB: 0 S: 5 P: 5	1B: 7 SF: 0 2B: 1 SAC: 0 3B: 0 DP: 2 HR: 1 HBP: 0	WP: 0 PA: 35 PB: 0 SB: 1 CS: 0
<b>PITCHER</b>	IP WLS BF H R ER SO BB IBB HBP BLK WP HR S P ERA WHIP										
Tom Kelley, R (1, 1) ERA: 3.86	7.0 L 28 8 3 3 1 0 0 0 0 0 0 1 30 30 3.86 1.143										
Ron Schueler, R (8, 1) ERA:	2.0 7 1 0 0 2 0 0 0 0 0 0 0 11 11 0.00 0.500										

AB	35
R	3
H	9
RBI	3
BB	0
SO	3
LOB	10



BOTTOM

Los Angeles Dodgers @ Atlanta Braves  
Atlanta Stadium, Atlanta, GA

AB	29
R	1
H	4
RBI	1
BB	6
SO	5
LOB	15



WP	1	PA	35
PB	0		
SB	0		
CS	0		

Tue Apr 18 1972, 6:05 PM EST  
Att. 6,147 - Unknown

AB	R	H	RBI	BB	SO	LOB
3	0	0	0	1	0	1
3	0	0	0	1	0	1
3	0	0	0	1	0	2
4	0	0	0	0	1	2
3	1	2	0	1	1	0
4	0	0	0	0	1	3
3	0	1	1	1	0	1
3	0	1	0	1	1	2
2	0	0	0	0	1	2
1	0	0	0	0	0	1
0	0	0	0	0	0	0

Batter	1	2	3	4	5	6	7	8	9
Felix Millan, R (1, 4) OBP: 0.261, SLG: 0.200	0-0 6-3		0-0 F8		0-0 6-3			4-0 G4-6-3 BB	
Ralph Garr, L (1, 9) OBP: 0.476, SLG: 0.474	0-0 1-3		0-0 1-3		0-0 6-3			4-0 G4-6-3 BB	
Hank Aaron, R (1, 3) OBP: 0.278, SLG: 0.071	4-0 FC6-4 BB		0-0 F5		0-0 L5			0-0 G4-6-3	
Earl Williams, R (1, 2) OBP: 0.364, SLG: 0.421	0-0 FC6-4		0-0 6-3		0-3 K			0-0 F9	
Rico Carty, R (1, 7) OBP: 0.667, SLG: 0.500		0-0 4-3 WP 1B	0-0 FC5-4 1B		4-0 BB			0-3 K	
Dusty Baker Jr., R (1, 8) OBP: 0.056, SLG: 0.056		0-0 4-3	0-0 FC5-4		0-0 4-3			0-3 K	
Darrell Evans, L (1, 5) OBP: 0.409, SLG: 0.474		0-0 1B	0-0 F7		0-0 F8			4-0 BB	
Marty Perez, R (1, 6) OBP: 0.474, SLG: 0.400		0-3 K	0-0 FC3-6 1B		4-0 G5-4-3 BB			0-0 4-3	
Tom Kelley, R (1, 1) Paul Casanova, R (7, PH) Ron Schueler, R (8, 1)		0-3 K	0-0 FC3-6 6-3		0-0 G5-4-3				

Inning	R	H	E	K	S	H	LOB	BB	P
1	0	0	0	0	3	2	1	0	7
2	1	2	0	2	9	1	0	0	9
3	0	0	0	0	3	0	0	0	4
4	0	1	0	0	4	1	0	0	4
5	0	1	0	0	4	1	0	0	4
6	0	0	0	1	9	0	1	1	9
7	0	0	0	0	6	0	0	1	6
8	0	0	0	2	10	0	1	2	10
9	0	0	0	7	11	0	1	1	11

PITCHER	IP	WLS	BF	H	R	ER	SO	BB	IBB	HBP	BLK	WP	HR	S	P	ERA	WHIP
Tommy John, L (1, 1) ERA: 1.29	7.0	W	27	4	1	1	3	3	0	0	0	1	0	30	42	1.29	1.000
Jim Brewer, L (8, 1) ERA:	2.0	S	8	0	0	0	2	3	0	0	0	0	0	9	21	0.00	1.500



Batter	1	2	3	4	5	6	7	8	9	AB R H RBI BB SO LOB	TOP	
Maury Wills, S OBP: 0.045, SLG: 0.136 (1, 6) X	0-0 4-3 3B		0-3 K2-3			0-0 4-3		0-0 F7		4 1 1 0 0 1 2		
Bill Buckner, L OBP: 0.250, SLG: 0.273 Bill Russell, R (9, PR) (9, 9)	0-0 4-3			0-0 4-3			0-0 G3 1B		4-0 E 1B BB	3 0 1 1 1 0 0 0 1 0 0 0 0 0		
Willie Davis, L OBP: 0.429, SLG: 0.650 (1, 8) S S S	0-3 3-H K			0-0 F5			0-0 G3 1-2		0-0 E5 1B	4 1 1 0 0 1 1		
Frank Robinson, R OBP: 0.278, SLG: 0.133 Manny Mota, R OBP: 0.500, SLG: 0.692 (1, 9) S S S (4, PH) (4, 7)	0-3 K			0-0 5-3			0-0 4-3		0-0 1B G6-4-3	1 0 0 0 0 1 0 3 1 1 2 0 0 1		
Jim Lefebvre, S OBP: 0.350, SLG: 0.450 (1, 4) X				0-0 F8		0-3 K2-3		0-0 F4		0-0 G6-4-3 1B	4 0 1 0 0 1 1	
Willie Crawford, L OBP: 0.182, SLG: 0.182 (1, 7) (4, 9)				0-0 F9		0-0 F7			0-0 K G6-4-3	4 0 0 0 0 1 1 0 0 0 0 0 0 0		
Wes Parker, S OBP: 0.333, SLG: 0.333 (9, 3)									0-0 K 1-2 3-H	4 0 1 0 0 2 1		
Steve Garvey, R OBP: 0.286, SLG: 0.308 (1, 5)				0-3 K		0-3 K			0-0 SH1-4 E 1B F7	4 0 1 0 0 2 1		
Chris Cannizzaro, R OBP: 0.417, SLG: 0.636 (1, 2) X				0-0 F4		0-0 F8		0-0 E5 SH1-4		3 0 0 0 0 0 1		
Don Sutton, R OBP: 0.200, SLG: 0.200 (1, 1) X				0-0 F3		0-0 F8		0-0 SH1-4		2 0 0 0 0 0 0		
<b>Inning Stats</b>	R: 1 E: 0 K: 2 S: 8 H: 1 LOB: 0 BB: 0 P: 8	R: 0 E: 0 K: 1 S: 5 H: 0 LOB: 0 BB: 0 P: 5	R: 0 E: 0 K: 1 S: 5 H: 0 LOB: 0 BB: 0 P: 5	R: 0 E: 0 K: 1 S: 3 H: 0 LOB: 0 BB: 0 P: 3	R: 0 E: 0 K: 2 S: 7 H: 0 LOB: 0 BB: 0 P: 7	R: 0 E: 0 K: 0 S: 3 H: 0 LOB: 0 BB: 0 P: 3	R: 0 E: 0 K: 0 S: 4 H: 1 LOB: 1 BB: 0 P: 4	R: 0 E: 1 K: 1 S: 7 H: 1 LOB: 2 BB: 0 P: 7	R: 3 E: 1 K: 0 S: 5 H: 3 LOB: 1 BB: 1 P: 9	1B: 5 2B: 0 3B: 1 HR: 0 SF: 0 SAC: 1 DP: 1 HBP: 0	WP: 0 PB: 0 SB: 0 CS: 0 PA: 34	
<b>PITCHER</b> Phil Niekro, R ERA: 4.61 Jim Nash, R ERA: 11.57	IP WLS BF H R ER SO BB IBB HBP BLK WP HR S P ERA WHIP											<b>PITCHER</b> IP WLS BF H R ER SO BB IBB HBP BLK WP HR S P ERA WHIP
(1, 1) 8.0 L 28 3 1 1 7 0 0 0 0 0 0 0 42 42 1.12 0.375											(9, 1) 1.0 6 3 3 3 0 1 0 0 0 0 0 5 9 27.00 4.000	

Los Angeles Dodgers @ Atlanta Braves  
Atlanta Stadium, Atlanta, GA  
Wed Apr 19 1972, 6:05 PM EST  
Att. 5,391 - Unknown

livebaseballscorecards.com

AB	32
R	4
H	6
RBI	3
BB	1
SO	7
LOB	8



Batter	1	2	3	4	5	6	7	8	9	AB R H RBI BB SO LOB
Felix Millan, R (1, 4) OBP: 0.222, SLG: 0.167	0-0 6-3		0-0 5-3		0-0 6-3			0-0 5-3		4 0 0 0 0 0 1
Ralph Garr, L (1, 9) OBP: 0.400, SLG: 0.391	0-0 F9		0-0 3-1			0-0 4-3		0-0 L6		4 0 0 0 0 0 1
Hank Aaron, R (1, 3) OBP: 0.227, SLG: 0.056	0-0 5-3			0-3 K		0-0 F8		0-0 6-3		4 0 0 0 0 1 0
Earl Williams, R (1, 2) OBP: 0.308, SLG: 0.348		0-0 5-3		0-0 L7		0-0 1-3		0-0 5-3		4 0 0 0 0 0 0
Rico Carty, R (1, 7) OBP: 0.556, SLG: 0.571		0-0 2B		0-0 E5			0-0 6-3			3 0 1 0 0 0 0
Darrell Evans, L (1, 5) OBP: 0.400, SLG: 0.429		0-3 K2-3		4-0 BB			0-0 F8			2 0 0 0 1 1 1
Mike Lum, L (1, 8) OBP: 0.250, SLG: 0.118		0-0 F9		0-0 G3			0-0 4-3			3 0 0 0 0 0 3
Marty Perez, R (1, 6) OBP: 0.455, SLG: 0.389			0-0 SH3 1B		0-0 F2			0-0 F9		3 0 1 0 0 0 0
Phil Niekro, R (1, 1)			0-0 SH3			0-0 6-3		0-0 4-3		1 0 0 0 0 0 0
Jim Breazeale, L (8, PH) OBP: 0.167, SLG: 0.167			1-2							1 0 0 0 0 0 0
Jim Nash, R (9, 1)										0 0 0 0 0 0 0

Inning Stats	R: 0	H: 0	E: 0	K: 0	S: 3	R: 0	H: 1	E: 0	K: 1	S: 6	R: 0	H: 1	E: 0	K: 0	S: 4	R: 0	H: 0	E: 1	K: 1	S: 6	R: 0	H: 0	E: 0	K: 0	S: 3	R: 0	H: 0	E: 0	K: 0	S: 3	R: 0	H: 0	E: 0	K: 0	S: 3	R: 0	H: 0	E: 0	K: 0	S: 3	R: 0	H: 0	E: 0	K: 0	S: 3	R: 0	H: 0	E: 0	K: 0	S: 3															
PITCHER	IP	WLS	BF	H	R	ER	SO	BB	IBB	HBP	BLK	WP	HR	S	P	ERA	WHIP																																																
Don Sutton, R (1, 1) ERA: 0.56	9.0	W	31	2	0	0	2	1	0	0	0	0	0	34	38	0.00	0.333																																																


**BOTTOM**

**Los Angeles Dodgers @ Atlanta Braves**  
Atlanta Stadium, Atlanta, GA

Wed Apr 19 1972, 6:05 PM EST  
Att. 5,391 - Unknown

AB	29
R	0
H	2
RBI	0
BB	1
SO	2
LOB	6

WP: 0 PA: 31  
PB: 0  
SB: 0  
CS: 0





**Los Angeles Dodgers @ Atlanta Braves**  
 Atlanta Stadium, Atlanta, GA

Thu Apr 20 1972, 6:05 PM EST  
 Att. 5,031 - Unknown

AB	44
R	11
H	18
RBI	10
BB	0
SO	3
LOB	12



WP	2	PA	46
PB	0		
SB	0		
CS	0		

AB R H RBI BB SO LOB

4	1	2	0	0	0	0	3	2	2	2	0	0	0	5	2	2	3	0	0	1	2	1	1	1	0	0	1	4	0	2	1	0	0	2	5	0	1	1	0	0	1	5	2	2	0	0	2	3	5	1	3	2	0	1	0	5	2	3	0	0	0	1						
2	0	0	0	0	0	3	1	0	0	0	0	0								2	0	0	0	0	0	0	1	0	0	0	0	0	0																																			

Batter	1	2	3	4	5	6	7	8	9
Maury Wills, S (1, 6) OBP: 0.115, SLG: 0.192 Bill Russell, R (7, 6) (7, 6)	0-0 F9	0-0 1B 1-2 2-3 1B	0-0 1B			0-0 1-3	0-0 6-3		0-0 L7
Manny Mota, R (1, 7) OBP: 0.500, SLG: 0.813 Bill Buckner, L (7, 9) OBP: 0.231, SLG: 0.250	0-0 1B	0-0 1B 1-2 2-3 3B 1B	0-0 SF9			0-0 1-3		0-0 G3	
Willie Davis, L (1, 8) OBP: 0.423, SLG: 0.600	0-0 1B 3-H 1B	0-0 1B 1-2 2-H 3-H 1B	0-0 L3			0-0 E3 WP		0-0 3-1	
Frank Robinson, R (1, 9) OBP: 0.300, SLG: 0.176 Willie Crawford, L (2, 9) OBP: 0.214, SLG: 0.154 (7, 7)	0-0 F9	0-0 E8 1B		0-0 4-3		1-0 1-2 HBP		0-0 F8	
Jim Lefebvre, S (1, 4) OBP: 0.375, SLG: 0.458 Bobby Valentine, R (7, 4)	0-0 1B 1-2 1B	0-0 FC6-4 1B		0-0 F9		0-0 F3		0-0 F8	
Wes Parker, S (1, 3) OBP: 0.286, SLG: 0.286	0-0 1B 1-3 2-H	0-0 FC6-4 G5-4-3 1B		0-0 6-3		0-0 F8		0-0 5-3	
Steve Garvey, R (1, 5) OBP: 0.316, SLG: 0.389	0-3 K	0-0 G5-4-3 1-2f			0-3 K2-3	0-0 WP 2B 1B		0-0 1B 2B	
Chris Cannizzaro, R (1, 2) OBP: 0.471, SLG: 0.688		0-0 1B 1B 1B	0-0 F8		0-3 K	0-0 1-H 2B		0-0 1B 2B	
Claude Osteen, L (1, 1) OBP: 0.600, SLG: 0.600		0-0 1B 1-2 1B 1B	0-0 SF9 1B		0-0 F7	0-0 1-3		0-0 1B	

Inning Stats	R: 2	H: 4	E: 0	LOB: 2	K: 1	BB: 0	S: 9	P: 9	R: 6	H: 7	E: 1	LOB: 0	K: 0	BB: 0	S: 9	P: 9	R: 1	H: 2	E: 0	LOB: 1	K: 0	BB: 0	S: 5	P: 5	R: 0	H: 0	E: 0	LOB: 0	K: 0	BB: 0	S: 7	P: 7	R: 0	H: 0	E: 1	LOB: 2	K: 0	BB: 0	S: 4	P: 5	R: 1	H: 2	E: 0	LOB: 1	K: 0	BB: 0	S: 5	P: 5	R: 0	H: 0	E: 0	LOB: 0	K: 0	BB: 0	S: 3	P: 3	R: 0	H: 0	E: 0	LOB: 0	K: 0	BB: 0	S: 3	P: 3	R: 1	H: 3	E: 0	LOB: 2	K: 0	BB: 0	S: 6	P: 6	R: 5	H: 2	E: 0	LOB: 0	K: 0	BB: 0	S: 5	P: 5	R: 1	H: 3	E: 0	LOB: 2	K: 0	BB: 0	S: 6	P: 6	R: 5	H: 3	E: 0	LOB: 0	K: 0	BB: 0	S: 5	P: 5
--------------	------	------	------	--------	------	-------	------	------	------	------	------	--------	------	-------	------	------	------	------	------	--------	------	-------	------	------	------	------	------	--------	------	-------	------	------	------	------	------	--------	------	-------	------	------	------	------	------	--------	------	-------	------	------	------	------	------	--------	------	-------	------	------	------	------	------	--------	------	-------	------	------	------	------	------	--------	------	-------	------	------	------	------	------	--------	------	-------	------	------	------	------	------	--------	------	-------	------	------	------	------	------	--------	------	-------	------	------

PITCHER	IP	WLS	BF	H	R	ER	SO	BB	IBB	HBP	BLK	WP	HR	S	P	ERA	WHIP
George Stone, L (1, 1) ERA: 30.38	1.0	L	11	8	6	6	1	0	0	0	0	0	0	13	13	54.00	8.000
Steve Barber, L (2, 1) ERA: 5.0	8.0		35	10	5	5	2	0	0	1	0	2	0	38	39	5.62	1.250

PITCHER	IP	WLS	BF	H	R	ER	SO	BB	IBB	HBP	BLK	WP	HR	S	P	ERA	WHIP
---------	----	-----	----	---	---	----	----	----	-----	-----	-----	----	----	---	---	-----	------

Batter	1	2	3	4	5	6	7	8	9	AB R H RBI BB SO LOB	BOTTOM
--------	---	---	---	---	---	---	---	---	---	----------------------	--------

<b>Ralph Garr, L</b> <small>(1, 9) OBP: 0.345, SLG: 0.333</small>	0-0 <b>6-3</b>		0-3 <b>K</b>		0-0 <b>G3</b>			0-0 <b>F8</b>		4 0 0 0 0 1 1	<b>Los Angeles Dodgers @ Atlanta Braves</b> Atlanta Stadium, Atlanta, GA Thu Apr 20 1972, 6:05 PM EST Att. 5,031 - Unknown
--	-------------------	--	-----------------	--	------------------	--	--	------------------	--	---------------	---

<b>Felix Millan, R</b> <small>(1, 4) OBP: 0.258, SLG: 0.185</small>	4-0 <b>FC6-4 BB</b>		0-0 <b>F8</b>			0-0 <b>P4</b>		0-0 <b>1B</b>		3 0 1 0 1 0 0
--	------------------------	--	------------------	--	--	------------------	--	------------------	--	---------------

<b>Hank Aaron, R</b> <small>(1, 3) OBP: 0.192, SLG: 0.045</small>	0-0 <b>FC6-4 1B</b>		0-0 <b>F9</b>			0-0 <b>5-3</b>		0-0 <b>P6</b>		4 0 0 0 0 0 2
--	------------------------	--	------------------	--	--	-------------------	--	------------------	--	---------------

<b>Rico Carty, R</b> <small>(1, 7) OBP: 0.545, SLG: 0.556</small> <b>Oscar Brown, R</b> <small>(5, 7) OBP: 0.600, SLG: 1.200</small>	0-0 <b>1-2 1B</b>			0-0 <b>F8</b>		0-0 <b>1B</b>		0-0 <b>HR</b>		2 0 1 0 0 0 0 2 1 2 1 0 0 0
---	----------------------	--	--	------------------	--	------------------	--	------------------	--	--------------------------------

<b>Earl Williams, R</b> <small>(1, 5) OBP: 0.300, SLG: 0.333</small>	0-0 <b>6-3</b>			0-0 <b>5-3</b>		0-0 <b>F9</b>		0-0 <b>G4-6-3 1B</b>		4 0 1 0 0 0 3
---	-------------------	--	--	-------------------	--	------------------	--	-------------------------	--	---------------

<b>Dusty Baker Jr., R</b> <small>(1, 8) OBP: 0.045, SLG: 0.045</small>		0-0 <b>F9</b>		0-0 <b>5-3</b>			0-0 <b>P4</b>		0-3 <b>K</b>		4 0 0 0 0 1 1
---	--	------------------	--	-------------------	--	--	------------------	--	-----------------	--	---------------

<b>Paul Casanova, R</b> <small>(1, 2) OBP: 0.200, SLG: 0.400</small>		0-0 <b>2B</b>			0-0 <b>F8</b>		0-0 <b>F7</b>		0-0 <b>G4-6-3</b>		4 0 1 0 0 0 1
---	--	------------------	--	--	------------------	--	------------------	--	----------------------	--	---------------

<b>Marty Perez, R</b> <small>(1, 6) OBP: 0.400, SLG: 0.333</small>		0-0 <b>5-3</b>			0-0 <b>P3</b>		0-0 <b>6-3</b>				3 0 0 0 0 0 1
---	--	-------------------	--	--	------------------	--	-------------------	--	--	--	---------------

<b>George Stone, L</b> <small>(1, 1) OBP: 0.333, SLG: 0.333</small> <b>Steve Barber, L</b> <small>(2, 1) OBP: 0.333, SLG: 0.333</small>		0-0 <b>4-3</b>			0-0 <b>1B</b>			0-0 <b>F7</b>			0 0 0 0 0 0 0 3 0 1 0 0 0 1
--	--	-------------------	--	--	------------------	--	--	------------------	--	--	--------------------------------

Inning Stats	R: 0	H: 1	E: 0	LOB: 2	K: 0	BB: 1	S: 4	P: 8
	R: 0	H: 1	E: 0	LOB: 1	K: 0	BB: 0	S: 4	P: 4
	R: 0	H: 0	E: 0	LOB: 0	K: 1	BB: 0	S: 5	P: 5
	R: 0	H: 0	E: 0	LOB: 0	K: 0	BB: 0	S: 3	P: 3
	R: 0	H: 1	E: 0	LOB: 1	K: 0	BB: 0	S: 4	P: 4
	R: 0	H: 0	E: 0	LOB: 0	K: 0	BB: 0	S: 3	P: 3
	R: 0	H: 1	E: 0	LOB: 1	K: 0	BB: 0	S: 4	P: 4
	R: 1	H: 2	E: 0	LOB: 0	K: 1	BB: 0	S: 6	P: 6

PITCHER	IP	WLS	BF	H	R	ER	SO	BB	IBB	HBP	BLK	WP	HR	S	P	ERA	WHIP
<b>Claude Osteen, L</b> <small>ERA: 1.0</small>	9.0	W	34	7	1	1	2	1	0	0	0	0	1	37	41	1.00	0.889

<b>AB</b>	<b>33</b>
<b>R</b>	<b>1</b>
<b>H</b>	<b>7</b>
<b>RBI</b>	<b>1</b>
<b>BB</b>	<b>1</b>
<b>SO</b>	<b>2</b>
<b>LOB</b>	<b>10</b>



<b>WP: 0</b>	<b>PA: 34</b>
<b>PB: 0</b>	
<b>SB: 0</b>	
<b>CS: 0</b>	

PITCHER	IP	WLS	BF	H	R	ER	SO	BB	IBB	HBP	BLK	WP	HR	S	P	ERA	WHIP
---------	----	-----	----	---	---	----	----	----	-----	-----	-----	----	----	---	---	-----	------



Batter	1	2	3	4	5	6	7	8	9	AB R H RBI BB SO LOB	TOP											
<b>Pete Rose, S</b> (1, 7) OBP: 0.435, SLG: 0.455	0-0 4-3		0-0 F7		0-0 1B			0-0 4-3	0-0 E 1B	5 0 2 1 0 0 0												
<b>Joe Morgan, L</b> (1, 4) OBP: 0.348, SLG: 0.474	4-0 L8-4-3 BB		0-0 F5		0-0 4-3			0-0 HR	0-0 E6 G3-6-1	4 1 1 1 1 0 2												
<b>Bobby Tolan, L</b> (1, 8) OBP: 0.455, SLG: 0.700	0-0 L8-4-3 1-2		0-0 1B		0-0 4-3			0-0 BB S 1B	0-0 G3-6-1 1-2f	5 0 2 0 0 0 3												
<b>Johnny Bench, R</b> (1, 2) OBP: 0.190, SLG: 0.118		0-0 L5	0-0 L5		0-0 6-3			0-3 K 1-2		4 0 0 0 0 1 2												
<b>Tony Perez, R</b> (1, 3) OBP: 0.333, SLG: 0.611		0-0 6-3		0-3 K		0-0 F9		4-0 BB IBB		3 0 0 0 1 1 0												
<b>Denis Menke, R</b> (1, 5) OBP: 0.500, SLG: 0.533		4-0 2B 1B BB		0-3 K		0-0 E6 CS		4-0 1-2 2-3 BB		2 1 0 0 2 1 0												
<b>Cesar Geronimo, L</b> (1, 9) OBP: 0.091, SLG: 0.182		0-0 1-3 1B 2B		0-0 4-3		0-3 K 1-2		0-0 4-3		4 1 1 0 0 1 4												
<b>Dave Concepcion, R</b> (1, 6) OBP: 0.250, SLG: 0.250		0-0 S 1B		0-0 6-3		0-0 WP 1B			1-0 SH1-4 1B HBP	3 0 2 2 0 0 0 0 0 0 0 0 0 0 0 1 0 0 0 0 0												
<b>Bernie Carbo, L</b> (9, PH)		2-H 3-H																				
<b>Darrel Chaney, S</b> (9, PR)																						
<b>Gary Nolan, R</b> (1, 1)		0-0 4-3		0-0 F8		0-0 6-3			0-0 SH1-4	3 0 0 0 0 0 2 0												
<b>Ted Uhlaender, L</b> (9, PH)																						
<b>Clay Carroll, R</b> (9, 1)																						
<b>Tom Hall, L</b> (9, 1)																						
<b>Inning Stats</b>	R: 0 E: 0 K: 0 S: 2	H: 0 LOB: 0 BB: 1 P: 6	R: 2 E: 0 K: 0 S: 5	H: 2 LOB: 1 BB: 1 P: 9	R: 0 E: 0 K: 0 S: 4	H: 1 LOB: 1 BB: 0 P: 4	R: 0 E: 0 K: 2 S: 7	H: 0 LOB: 0 BB: 0 P: 7	R: 0 E: 0 K: 0 S: 4	H: 1 LOB: 1 BB: 0 P: 4	R: 0 E: 0 K: 0 S: 3	H: 0 LOB: 0 BB: 0 P: 3	R: 0 E: 1 K: 1 S: 6	H: 1 LOB: 1 BB: 0 P: 6	R: 1 E: 0 K: 1 S: 7	H: 2 LOB: 3 BB: 2 P: 15	R: 1 E: 1 K: 0 S: 4	H: 1 LOB: 2 BB: 0 P: 5	1B: 6 2B: 2 3B: 0 HR: 1	SF: 0 SAC: 1 DP: 2 HBP: 1	WP: 1 PB: 0 SB: 2 CS: 1	PA: 39
<b>PITCHER</b>	IP WLS BF H R ER SO BB IBB HBP BLK WP HR S P ERA WHIP																					
<b>Ron Reed, R</b> (1, 1) ERA: 2.35	8.1 L 38 8 4 4 4 3 1 1 0 1 1 41 58 4.32 1.320																					
<b>Ron Schueler, R</b> (9, 1) ERA:	0.2 1 0 0 0 0 0 0 0 0 0 0 0 1 1 0.00 0.000																					

Cincinnati Reds @ Atlanta Braves  
 Atlanta Stadium, Atlanta, GA  
 Fri Apr 21 1972, 6:05 PM EST  
 Att. 6,762 - Unknown

livebaseballscorecards.com

AB	33
R	4
H	8
RBI	4
BB	4
SO	4
LOB	13







Batter	1	2	3	4	5	6	7	8	9	AB R H RBI BB SO LOB	TOP									
<b>Pete Rose, S</b> (1, 7) OBP: 0.429, SLG: 0.440	4-0 1B BB		x 0-0 L8			x 0-0 SF8		x 0-0 HR 1B	x 0-0 F7	3 1 1 1 1 0 0	<b>Cincinnati Reds @ Atlanta Braves</b> Atlanta Stadium, Atlanta, GA Sat Apr 22 1972, 6:05 PM EST Att. 10,141 - Unknown <a href="http://livebaseballscorecards.com">livebaseballscorecards.com</a>									
<b>Joe Morgan, L</b> (1, 4) OBP: 0.370, SLG: 0.455	x 0-0 P4			x 0-0 F2		x 4-0 2B BB		x 0-0 HR 1B		3 2 1 0 1 0 1										
<b>Bobby Tolan, L</b> (1, 8) OBP: 0.500, SLG: 0.875	x 0-0 1B			x 0-0 F8		x 0-0 WP SF7 2B		x 0-0 HR		4 2 3 5 0 0 0										
<b>Johnny Bench, R</b> (1, 2) OBP: 0.160, SLG: 0.100	x 0-0 F8			x 0-0 5-3		x 0-0 SF7		x 0-0 6-3		3 0 0 1 0 0 1										
<b>Tony Perez, R</b> (1, 3) OBP: 0.280, SLG: 0.500		SS 0-3 K		SS 0-3 K		x 0-0 F9		x 0-0 6-3		4 0 0 0 0 2 0										
<b>Denis Menke, R</b> (1, 5) OBP: 0.458, SLG: 0.474		x 0-0 6-3		x 0-0 P3		SS 0-3 K		x 0-0 PB 1B		4 0 1 0 0 1 0										
<b>Cesar Geronimo, L</b> (1, 9) OBP: 0.200, SLG: 0.214		x 0-0 CS 1B		x 0-0 F7		SS 4-0 BB		x 0-0 5-3		3 0 1 0 1 0 1										
<b>Dave Concepcion, R</b> (1, 6) OBP: 0.300, SLG: 0.263		0-0 CS 1-2	x 0-0 F8		x 0-0 1B SF8 1B		x 0-0 L6	SS 4-0 BB G4-6-3		3 1 1 0 1 0 1										
<b>Don Gullett, R</b> (1, 1) OBP: 0.333, SLG: 0.667			x 0-0 F8		x 0-0 2B 1B		x 0-0 F7	x 0-0 G4-6-3 1-2f		1 0 0 0 0 0 0										
<b>Pedro Borbon, R</b> (3, 1) OBP: 1.000, SLG: 1.000										0 0 0 0 0 0 0										
<b>Darrel Chaney, S</b> (6, PH)										1 1 1 0 0 0 0										
<b>Ed Sprague, R</b> (6, 1)										0 0 0 0 0 0 0										
<b>Bernie Carbo, L</b> (7, PH)										1 0 0 0 0 0 1										
<b>Clay Carroll, R</b> (7, 1)										0 0 0 0 0 0 0										
<b>Ted Uhlaender, L</b> (9, PH)										1 0 0 0 0 0 1										
<b>Inning Stats</b>	R: 0 E: 0 K: 0 S: 3	H: 1 LOB: 1 BB: 1 P: 7	R: 0 E: 0 K: 1 S: 5	H: 1 LOB: 0 BB: 0 P: 5	R: 0 E: 0 K: 0 S: 3	H: 0 LOB: 0 BB: 0 P: 3	R: 0 E: 0 K: 1 S: 5	H: 0 LOB: 0 BB: 0 P: 5	R: 4 E: 0 K: 0 S: 6	H: 3 LOB: 0 BB: 1 P: 10	R: 0 E: 0 K: 1 S: 5	H: 0 LOB: 1 BB: 1 P: 9	R: 3 E: 0 K: 0 S: 7	H: 4 LOB: 1 BB: 0 P: 7	R: 0 E: 0 K: 0 S: 2	H: 0 LOB: 0 BB: 1 P: 6	1B: 7 2B: 1 3B: 0 HR: 1	SF: 2 SAC: 0 DP: 1 HBP: 0	WP: 1 PB: 1 SB: 0 CS: 1	PA: 38
<b>PITCHER</b>	IP WLS BF H R ER SO BB IBB HBP BLK WP HR S P ERA WHIP																			
<b>Pat Jarvis, R</b> (1, 1) ERA: 5.56	5.1 W 21 5 4 4 2 2 0 0 0 0 0 0 23 31 6.75 1.312																			
<b>Gary Neibauer, R</b> (6, 1) ERA: 6.14	1.2 9 3 3 3 1 1 0 0 0 1 1 10 14 16.20 2.400																			
<b>Jim Nash, R</b> (8, 1) ERA: 6.23	2.0 S 7 1 0 0 0 1 0 0 0 0 0 6 10 0.00 1.000																			



Batter	1	2	3	4	5	6	7	8	9
Ralph Garr, L (1, 9) OBP: 0.359, SLG: 0.378	0-0 F7		0-0 HR		0-0 F8		0-0 1B		
Felix Millan, R (1, 4) OBP: 0.293, SLG: 0.243	0-0 BB		0-0 HR			0-0 5-3	0-0 1B		
Hank Aaron, R (1, 3) OBP: 0.258, SLG: 0.231	4-0 BB		0-0 HR	0-0 4-3		0-0 5-3	0-0 F7		
Rico Carty, R (1, 7) OBP: 0.526, SLG: 0.875	0-0 G6-4-3		0-0 HR	0-0 4-3		0-0 HR		0-0 G6-4-3	
Mike Lum, L (7, 7) OBP: 0.360, SLG: 0.286	1-2f		0-0 HR	1-2					
Earl Williams, R (1, 5) OBP: 0.385, SLG: 0.571		0-0 HR	4-0 HR	0-0 L6		0-0 HR		0-3 K	
Oscar Brown, R (1, 8) OBP: 0.500, SLG: 1.111		0-3 K	0-0 HR	0-0 6-3		4-0 BB		0-0 G6-4-3	
Paul Casanova, R (1, 2) OBP: 0.231, SLG: 0.250	0-0 F7		0-0 SH1-4		0-0 6-3	0-0 L8			
Marty Perez, R (1, 6) OBP: 0.424, SLG: 0.407	0-0 P4		0-0 1B		1-0 SH1-4		0-0 SH1-4		
Pat Jarvis, R (1, 1)			0-0 K		0-0 SH1-4		0-0 SH1-4		
Gary Neibauer, R (6, 1)									
Jim Nash, R (8, 1)									

Inning Stats	R: 0	H: 1	E: 0	K: 0	S: 3	R: 1	H: 1	E: 0	K: 1	S: 6	R: 7	H: 8	E: 0	K: 1	S: 13	R: 0	H: 1	E: 0	K: 0	S: 4	R: 0	H: 0	E: 0	K: 0	S: 3	R: 2	H: 2	E: 0	K: 0	S: 5	R: 1	H: 3	E: 0	K: 0	S: 5	R: 0	H: 1	E: 0	K: 1	S: 5		
	LOB: 1	BB: 1	P: 7	LOB: 0	BB: 0	P: 6	LOB: 2	BB: 1	P: 17	LOB: 1	BB: 0	P: 4	LOB: 1	BB: 0	P: 4	LOB: 1	BB: 1	P: 9	LOB: 1	BB: 0	P: 5	LOB: 0	BB: 0	P: 5	LOB: 0	BB: 0	P: 5	LOB: 0	BB: 0	P: 5	SF: 0	SAC: 3	DP: 2	HBP: 1	1B: 11	2B: 1	3B: 0	HR: 5	WP: 0	PB: 0	SB: 0	CS: 0

PITCHER	IP	WLS	BF	H	R	ER	SO	BB	IBB	HBP	BLK	WP	HR	S	P	ERA	WHIP
Don Gullett, L (1, 1) ERA: 12.27	2.1	L	13	6	5	5	2	1	0	0	0	0	2	16	20	19.29	3.000
Pedro Borbon, R (3, 1) ERA: 5.4	2.2		15	5	3	3	0	1	0	1	0	0	1	13	18	10.12	2.250
Ed Sprague, R (6, 1) ERA: 6.0	1.0		6	2	2	2	0	1	0	0	0	0	2	5	9	18.00	3.000
Clay Carroll, R (7, 1) ERA: 2.08	2.0		8	4	1	1	1	0	0	0	0	0	0	10	10	4.50	2.000

**BOTTOM**

**Cincinnati Reds @ Atlanta Braves**  
Atlanta Stadium, Atlanta, GA

Sat Apr 22 1972, 6:05 PM EST  
Att. 10,141 - Unknown

AB	R	H	RBI	BB	SO	LOB
5	1	3	2	0	0	1
5	1	3	0	0	0	2
4	1	2	3	1	0	1
4	2	2	1	0	0	3
1	0	1	0	0	0	0
4	3	2	2	1	1	2
4	1	1	3	1	1	2
4	1	1	0	0	0	1
3	1	2	0	0	0	0
1	0	0	0	0	1	0
0	0	0	0	0	0	0
0	0	0	0	0	0	0

livebaseballscorecards.com

AB	35
R	11
H	17
RBI	11
BB	3
SO	3
LOB	12





Batter	1	2	3	4	5	6	7	8	9	10	11	AB	R	H	RBI	BB	SO	LOB	TOP							
Pete Rose, S QB: 0.353, SLG: 0.355 Jim McGlothlin, R (11, 1)	F7		5-3			F7		F7		F7	4-3	6	0	0	0	0	0	2								
Joe Morgan, L OBP: 0.344, SLG: 0.444 (1, 4)	P6		F9			BB BB 2B		3-1		P4		5	1	1	0	0	0	0								
Bobby Tolan, L OBP: 0.516, SLG: 0.857 (1, 8)	S 1B					BB BB IBB				F7		4	0	2	0	1	0	0								
Johnny Bench, R OBP: 0.233, SLG: 0.091 (1, 2)	FC5-4 BB					BB BB BB		F7				2	1	0	0	3	0	1								
Denis Menke, R OBP: 0.429, SLG: 0.409 (1, 3)	FC5-4					BB BB BB						3	0	0	1	1	1	2								
Ted Uhlaender, L (1, 9) (11, 7)		P6				G5-6-4-3		4-3				4	1	0	0	1	0	3								
Julian Javier, R OBP: 0.571, SLG: 0.857 (1, 5)		6-3						F7				5	0	3	1	0	0	0								
Dave Concepcion, R OBP: 0.320, SLG: 0.261 (1, 6)		P8						4-3				4	0	1	0	1	0	1								
Jack Billingham, R Bernie Carbo, L Tom Hall, L Hal McRae, R Cesar Geronimo, L (11, 9)			4-3					K				3	0	0	0	0	1	1								
<b>Inning Stats</b>	R: 0 E: 0 K: 0 S: 4	H: 1 LOB: 2 BB: 1 P: 8	R: 0 E: 0 K: 0 S: 3	H: 0 LOB: 0 BB: 0 P: 3	R: 0 E: 0 K: 0 S: 3	H: 0 LOB: 0 BB: 0 P: 3	R: 0 E: 0 K: 0 S: 3	H: 0 LOB: 0 BB: 0 P: 3	R: 0 E: 0 K: 0 S: 4	H: 1 LOB: 1 BB: 0 P: 4	R: 1 E: 0 K: 0 S: 3	H: 1 LOB: 2 BB: 3 P: 15	R: 0 E: 0 K: 1 S: 5	H: 0 LOB: 0 BB: 0 P: 5	R: 0 E: 0 K: 0 S: 4	H: 1 LOB: 1 BB: 0 P: 4	R: 0 E: 0 K: 2 S: 8	H: 1 LOB: 2 BB: 1 P: 12	R: 0 E: 0 K: 0 S: 3	H: 0 LOB: 0 BB: 0 P: 3	R: 2 E: 0 K: 0 S: 5	H: 2 LOB: 2 BB: 2 P: 13	1B: 4 2B: 3 3B: 0 HR: 0	SF: 1 SAC: 1 DP: 1 HBP: 0	WP: 0 PB: 0 SB: 2 CS: 0	PA: 46
<b>PITCHER</b>	IP WLS BF H R ER SO BB IBB HBP BLK WP HR S P ERA WHIP	10.1 3 43 6 3 3 3 4 3 0 0 0 0 42 70 2.61 0.968	0.2 W 3 1 0 0 0 0 0 0 0 0 0 3 3 0.00 1.500																							

Cincinnati Reds @ Atlanta Braves  
 Atlanta Stadium, Atlanta, GA  
 Sun Apr 23 1972, 3:33 AM EST  
 Att. 13,377 - Unknown

AB	37
R	3
H	7
RBI	3
BB	7
SO	3
LOB	12



Batter	1	2	3	4	5	6	7	8	9	10	11	AB R H RBI BB SO LOB	BOTTOM																
<b>Felix Millan, R</b> OBP: 0.298, SLG: 0.256 (1, 4)	0-0 6-3 1B		0-0 G3 1B		0-0 P4		0-0 L6			0-0 F7 1B	0-0 1B	6 0 2 1 0 0 1	<b>Cincinnati Reds @ Atlanta Braves</b> Atlanta Stadium, Atlanta, GA Sun Apr 23 1972, 3:33 AM EST Att. 13,377 - Unknown																
<b>Ralph Garr, L</b> OBP: 0.364, SLG: 0.366 (1, 9)	0-0 BB 1B		0-3 K		0-0 P4					4-0 CS BB 1B		4 0 1 0 1 1 2																	
<b>Hank Aaron, R</b> OBP: 0.278, SLG: 0.355 (1, 3)	0-0 BB 1B		0-0 G3		0-3 K					0-0 F8 1B		5 1 2 1 0 1 3																	
<b>Rico Carty, R</b> OBP: 0.609, SLG: 0.889 (1, 7)	4-0 BB		4-0 BB								0-0 F8 1B	2 0 2 0 2 0 0																	
<b>Oscar Brown, R</b> OBP: 0.455, SLG: 1.000 (8, PR) (9, 7)	1-2 2-3 BB		BB									1 0 0 0 0 0 0																	
<b>Earl Williams, R</b> OBP: 0.341, SLG: 0.500 (1, 2)	0-3 K		0-0 F3								0-3 K	5 0 0 0 0 3 7																	
<b>Darrell Evans, L</b> OBP: 0.371, SLG: 0.581 (1, 5)	0-0 G3			0-0 3-1			0-0 F7				0-0 HR	5 1 2 1 0 0 4																	
<b>Mike Lum, L</b> OBP: 0.333, SLG: 0.269 (1, 8)		0-3 K		0-0 6-3			0-0 F9				0-0 2B 1B	5 1 1 0 0 1 1																	
<b>Marty Perez, R</b> OBP: 0.378, SLG: 0.355 (1, 6)		0-0 5-3		0-0 4-3			0-0 F7				0-0 1B 2B	4 0 0 0 0 1 0																	
<b>Jim Breazeale, L</b> OBP: 0.375, SLG: 0.500 (11, PH)											1-H 1B 2B	1 0 1 1 0 0 0																	
<b>Gil Garrido, R</b> (11, PR)												0 1 0 0 0 0 0																	
<b>Tom Kelley, R</b> OBP: 0.167, SLG: 0.167 (11, 1)		0-3 K					0-0 G3				4-0 1B BB	4 0 1 0 0 2 0																	
<b>Ron Schueler, R</b> (11, 1)												0 0 0 0 0 0 0																	
<b>Dusty Baker Jr., R</b> OBP: 0.087, SLG: 0.045 (11, PH)												0 0 0 0 1 0 0																	
<b>Inning Stats</b>	R: 0 E: 0 K: 1 S: 7	H: 2 LOB: 3 BB: 1 P: 11	R: 0 E: 0 K: 2 S: 7	H: 0 LOB: 0 BB: 0 P: 7	R: 0 E: 0 K: 1 S: 6	H: 1 LOB: 2 BB: 1 P: 10	R: 0 E: 0 K: 0 S: 3	H: 0 LOB: 0 BB: 0 P: 3	R: 0 E: 0 K: 1 S: 6	H: 1 LOB: 1 BB: 0 P: 6	R: 0 E: 0 K: 0 S: 4	H: 1 LOB: 1 BB: 0 P: 4	R: 0 E: 0 K: 0 S: 3	H: 0 LOB: 0 BB: 0 P: 3	R: 1 E: 0 K: 1 S: 7	H: 3 LOB: 2 BB: 0 P: 7	R: 0 E: 0 K: 2 S: 7	H: 0 LOB: 0 BB: 0 P: 7	R: 0 E: 0 K: 0 S: 2	H: 0 LOB: 0 BB: 1 P: 6	R: 3 E: 0 K: 1 S: 8	H: 4 LOB: 2 BB: 1 P: 12	1B: 9 2B: 1 3B: 0 HR: 2	SF: 0 SAC: 0 DP: 0 HBP: 0	WP: 0 PA: 46				
<b>PITCHER</b>	IP WLS BF H R ER SO BB IBB HBP BLK WP HR S P ERA WHIP														<b>PITCHER</b>	IP WLS BF H R ER SO BB IBB HBP BLK WP HR S P ERA WHIP													
<b>Jack Billingham, R</b> ERA: 5.17 (1, 1)	8.0 33 8 1 1 6 2 0 0 0 0 1 43 51 1.12 1.250																												
<b>Tom Hall, L</b> ERA: 1.13 (9, 1)	2.0 6 0 0 0 2 1 0 0 0 0 0 9 13 0.00 0.500																												
<b>Jim McGlothlin, R</b> ERA: 9.82 (11, 1)	0.2 L 7 4 3 3 1 1 0 0 0 0 1 8 12 40.50 7.500																												

AB	42
R	4
H	12
RBI	4
BB	4
SO	9
LOB	18





Batter	1	2	3	4	5	6	7	8	9	AB R H RBI BB SO LOB	TOP											
Matty Alou, L (1, 9) OBP: 0.378, SLG: 0.382	0-0 6-3 2B		0-0 F8		0-0 4-3			0-0 E3 1B BLK 1B		4 1 2 0 0 0 0												
Ted Sizemore, R (1, 4) OBP: 0.225, SLG: 0.184	0-0 6-3 2-3		0-0 5-3			0-0 5-3		0-0 BLK 1B		4 0 1 0 0 0 1												
Joe Hague, L (1, 3) OBP: 0.467, SLG: 0.500	0-3 K			0-0 SF9 3B		0-0 F9		0-0 6-3 1-2		4 1 1 0 0 1 2												
Joe Torre, R (1, 5) OBP: 0.379, SLG: 0.333	0-3 K			0-0 SF9 3-H		0-0 F8		0-3 K 3-H		3 0 0 1 0 2 2												
Ted Simmons, S (1, 2) OBP: 0.368, SLG: 0.444		0-0 F9		0-0 4-3			0-0 HR	0-0 F9		4 1 1 1 0 0 1												
Lou Brock, L (1, 7) OBP: 0.293, SLG: 0.237		1-0 1B HBP		0-0 1B			0-0 F7		0-0 B5-3 1B	3 0 2 0 0 0 0												
Jose Cruz, L (1, 8) OBP: 0.297, SLG: 0.314		0-0 G3-6 1-3 1B		0-0 F3			0-0 FC1-6 1B		0-0 B5-3 1-2	4 0 2 0 0 0 2												
Ed Crosby, L (1, 6) OBP: 0.400, SLG: 0.318		0-0 G3-6 1-2f			0-0 2-3		0-0 FC1-6 1-2f		0-3 K	4 0 0 0 0 1 4												
Bob Gibson, R (1, 1)			0-3 K		0-0 6-3		0-0 P6		0-0 P4	2 0 0 0 0 1 0												
Mike Fiore, L (7, PH)										1 0 0 0 0 0 1												
Dennis Higgins, R (7, 1)										0 0 0 0 0 0 0												
Lance Clemons, L (7, 1)										0 0 0 0 0 0 0												
Donn Clendenon, R (9, PH)										1 0 0 0 0 0 1												
<b>Inning Stats</b>	R: 0 E: 0 K: 2 S: 8	H: 1 LOB: 1 BB: 0 P: 8	R: 0 E: 0 K: 0 S: 3	H: 1 LOB: 1 BB: 0 P: 4	R: 0 E: 0 K: 1 S: 5	H: 0 LOB: 0 BB: 0 P: 5	R: 1 E: 0 K: 0 S: 5	H: 2 LOB: 1 BB: 0 P: 5	R: 0 E: 0 K: 0 S: 3	H: 0 LOB: 0 BB: 0 P: 3	R: 0 E: 0 K: 0 S: 3	H: 0 LOB: 0 BB: 0 P: 3	R: 1 E: 0 K: 0 S: 5	H: 2 LOB: 1 BB: 0 P: 5	R: 1 E: 1 K: 1 S: 7	H: 2 LOB: 1 BB: 0 P: 7	R: 0 E: 0 K: 1 S: 6	H: 1 LOB: 1 BB: 0 P: 6	1B: 6 2B: 1 3B: 1 HR: 1	SF: 1 SAC: 0 DP: 1 HBP: 1	WP: 0 PB: 0 SB: 0 CS: 0	PA: 36
<b>PITCHER</b> Phil Niekro, R (1, 1) ERA: 3.57	IP: 9.0 WLS: W BF: 36 H: 9 R: 3 ER: 2 SO: 5 BB: 0 IBB: 0 HBP: 1 BLK: 1 WP: 0 HR: 1 S: 45 P: 46 ERA: 2.00 WHIP: 1.000																					

St. Louis Cardinals @ Atlanta Braves  
Atlanta Stadium, Atlanta, GA

Tue Apr 25 1972, 6:05 PM EST  
Att. 9,643 - Unknown

livebaseballscorecards.com

AB 34  
R 3  
H 9  
RBI 2  
BB 0  
SO 5  
LOB 14



Batter	1	2	3	4	5	6	7	8	9
<b>Felix Millan, R</b> (1, 4) OBP: 0.308, SLG: 0.255	1-0 FC3-6 HBP	0-0 F9		0-0 F3			0-0 F8	0-0 FC6 1B	
<b>Ralph Garr, L</b> (1, 9) OBP: 0.347, SLG: 0.348	0-0 FC3-6 1B	0-0 HR 1B		0-0 4-3			0-0 4-3	0-0 FC6 1-2f	
<b>Hank Aaron, R</b> (1, 3) OBP: 0.300, SLG: 0.441	0-3 K 1-2	0-0 HR			0-3 K		4-0 BB 1B		
<b>Rico Carty, R</b> (1, 7) OBP: 0.593, SLG: 0.810 <b>Oscar Brown, R</b> (7, PR) OBP: 0.455, SLG: 1.000 (8, 7)	0-0 HR 1B	0-3 K			0-0 5-3		4-0 1B 2B		
<b>Earl Williams, R</b> (1, 2) OBP: 0.354, SLG: 0.568	0-0 HR		0-0 1-3		0-0 P5		0-0 2B 1B		
<b>Darrell Evans, L</b> (1, 5) OBP: 0.410, SLG: 0.606	4-0 WP BB		4-0 PB WP BB			0-0 P6	0-0 1-2 2-H 2B		
<b>Mike Lum, L</b> (1, 8) OBP: 0.294, SLG: 0.233	0-0 E7 FC5-4		0-0 F9			0-0 F3	0-0 6-3		
<b>Marty Perez, R</b> (1, 6) OBP: 0.366, SLG: 0.343	0-0 FC5-4		0-0 4-3			0-0 FC4 1B		0-0 P1	
<b>Phil Niekro, R</b> (1, 1)		0-0 F9		0-0 F7		0-0 FC4 1-2f		0-3 K2-3	

Inning Stats	R: 4 E: 1 K: 1 S: 8	H: 2 LOB: 1 BB: 1 P: 13	R: 2 E: 0 K: 1 S: 7	H: 2 LOB: 0 BB: 0 P: 7	R: 0 E: 0 K: 0 S: 3	H: 0 LOB: 1 BB: 1 P: 7	R: 0 E: 0 K: 0 S: 3	H: 0 LOB: 0 BB: 0 P: 3	R: 0 E: 0 K: 1 S: 5	H: 1 LOB: 1 BB: 0 P: 4	R: 3 E: 0 K: 0 S: 5	H: 2 LOB: 2 BB: 2 P: 13	R: 0 E: 0 K: 1 S: 6	H: 1 LOB: 1 BB: 0 P: 6
1B: 5 2B: 1 3B: 0 HR: 2	SF: 0 SAC: 0 DP: 0 HBP: 1	WP: 2 PB: 1 SB: 1 CS: 0	PA: 38											

PITCHER	IP	WLS	BF	H	R	ER	SO	BB	IBB	HBP	BLK	WP	HR	S	P	ERA	WHIP
<b>Bob Gibson, R</b> (1, 1) ERA: 3.6	6.0	L	27	5	6	5	3	2	0	1	0	2	2	30	39	7.50	1.167
<b>Dennis Higgins, R</b> (7, 1) ERA: 12.27	0.2		5	1	3	3	0	2	0	0	0	0	0	3	11	40.50	4.500
<b>Lance Clemons, L</b> (7, 1) ERA:	1.1		6	2	0	0	1	0	0	0	0	0	0	8	8	0.00	1.500

**BOTTOM**

**St. Louis Cardinals @ Atlanta Braves**  
Atlanta Stadium, Atlanta, GA  
Tue Apr 25 1972, 6:05 PM EST  
Att. 9,643 - Unknown

[livebaseballscorecards.com](http://livebaseballscorecards.com)

<b>AB</b>	<b>33</b>
<b>R</b>	<b>9</b>
<b>H</b>	<b>8</b>
<b>RBI</b>	<b>8</b>
<b>BB</b>	<b>4</b>
<b>SO</b>	<b>4</b>
<b>LOB</b>	<b>9</b>





Batter	1	2	3	4	5	6	7	8	9	AB R H RBI BB SO LOB	TOP											
Lou Brock, L OBP: 0.304, SLG: 0.256 (1, 7)	0-0 S 1B	0-0 E9 SF9 S 1B		0-3 K		0-0 4-3		0-0 4-3		5 2 2 1 0 1 0												
Ted Sizemore, R OBP: 0.244, SLG: 0.214 (1, 4)	0-0 G6-3 1B	0-0 SF9		0-0 4-3		0-0 S 1B		0-0 F7		4 0 2 2 0 0 0												
Matty Alou, L OBP: 0.357, SLG: 0.359 Luis Melendez, R (9, 9)	0-0 G6-3 1-2f	0-0 BLK 1B		0-0 P5		0-0 P4 1-2		0-0 4-3		5 0 1 1 0 0 2 0 0 0 0 0 0 0												
Joe Torre, R OBP: 0.382, SLG: 0.379 (1, 5)	0-3 K	0-0 5-3 1-2			0-0 BB 1B	0-0 F9		0-0 2B		5 1 2 0 0 1 2												
Ted Simmons, S OBP: 0.395, SLG: 0.488 (1, 2)		0-0 BB 1B 2B	0-0 HR 1B		0-0 L9		0-0 4-3 1B	0-0 L7		5 2 3 0 0 0 2												
Joe Hague, L OBP: 0.486, SLG: 0.600 (1, 3)		0-0 F8	0-0 1-H HR		4-0 1B BB	4-0 1-2 BB	0-0 4-3	4-0 BB		3 1 1 2 2 0 2												
Jose Cruz, L OBP: 0.310, SLG: 0.289 (1, 8)		4-0 BB 1B BB	0-0 3-1		4-0 1-2 2-3 BB	0-0 F2		0-0 F9		3 1 0 0 2 0 3												
Ed Crosby, L OBP: 0.414, SLG: 0.320 Dal Maxvill, R (7, 6)		4-0 1B 1B BB	0-0 G3		0-0 1-2 2-3 3-H 1B	0-0 G5-4-3 1B		0-0 P6		3 1 1 1 1 0 1 0 0 0 0 0 0 0												
Rick Wise, R OBP: 0.273, SLG: 0.364 (1, 1)		0-0 E SF9 1B	0-0 F9		0-0 G5-4-3 1-2f		0-0 5-3			4 1 1 2 0 0 3												
<b>Inning Stats</b>	R: 1 E: 0 K: 1 S: 6	H: 2 LOB: 0 BB: 0 P: 6	R: 5 E: 1 K: 0 S: 7	H: 4 LOB: 1 BB: 2 P: 15	R: 2 E: 0 K: 0 S: 5	H: 2 LOB: 0 BB: 0 P: 5	R: 0 E: 1 K: 1 S: 5	H: 0 LOB: 0 BB: 0 P: 5	R: 1 E: 0 K: 0 S: 4	H: 2 LOB: 2 BB: 2 P: 12	R: 0 E: 0 K: 0 S: 4	H: 1 LOB: 1 BB: 0 P: 4	R: 0 E: 0 K: 0 S: 4	H: 1 LOB: 1 BB: 0 P: 4	R: 0 E: 0 K: 0 S: 3	H: 0 LOB: 0 BB: 0 P: 3	R: 0 E: 0 K: 0 S: 4	H: 1 LOB: 2 BB: 1 P: 8	1B: 10 2B: 2 3B: 0 HR: 1	SF: 1 SAC: 0 DP: 2 HBP: 0	WP: 0 PB: 0 SB: 3 CS: 0	PA: 43
<b>PITCHER</b>	IP WLS BF H R ER SO BB IBB HBP BLK WP HR S P ERA WHIP																					
Ron Reed, R ERA: 4.76 (1, 1)	1.2 L 12 6 6 5 1 2 0 0 0 0 0 0 12 20 27.00 4.800																					
Steve Barber, L ERA: 6.17 (2, 1)	2.2 14 4 3 3 1 2 0 0 1 0 1 14 22 10.12 2.250																					
Gary Neibauer, R ERA: 4.5 (5, 1)	2.2 9 2 0 0 0 0 0 0 0 0 0 9 9 0.00 0.750																					
Jim Nash, R ERA: 4.26 (8, 1)	2.0 8 1 0 0 0 1 0 0 0 0 0 7 11 0.00 1.000																					

St. Louis Cardinals @ Atlanta Braves  
Atlanta Stadium, Atlanta, GA

AB	37
R	9
H	13
RBI	9
BB	5
SO	2
LOB	15



Wed Apr 26 1972, 6:05 PM EST  
Att. 5,743 - Unknown

livebaseballscorecards.com

Batter	1	2	3	4	5	6	7	8	9	AB	R	H	RBI	BB	SO	LOB
Felix Millan, R (1, 4) OBP: 0.321, SLG: 0.314	0-0 6-3		0-0 SF8 3B		0-0 2-H 1B			0-0 F7		4	1	2	1	0	0	0
Ralph Garr, L (1, 9) OBP: 0.340, SLG: 0.408	0-0 HR		0-0 SF8		0-0 P4			0-0 P3		3	1	1	2	0	0	1
Hank Aaron, R (1, 3) OBP: 0.318, SLG: 0.514	0-0 HR		0-0 3-H 5-3		0-0 K			4-0 BB		3	1	1	1	1	1	1
Rico Carty, R (1, 7) OBP: 0.600, SLG: 0.783	0-0 8-1-4 1B			4-0 BB			0-0 F9		0-0 E6	2	0	1	0	1	0	0
Oscar Brown, R (7, 7) OBP: 0.417, SLG: 0.909								1-2		1	0	0	0	0	0	1
Earl Williams, R (1, 2) OBP: 0.346, SLG: 0.542	0-0 8-1-4 1-2f			0-0 1-2 G1-6-3 1B			0-0 L5		0-0 P4	4	0	1	0	0	0	3
Darrell Evans, L (1, 5) OBP: 0.395, SLG: 0.568		0-0 G5-4-3 1B		0-0 F9			0-0 F9		0-0 P6	4	0	1	0	0	0	2
Mike Lum, L (1, 8) OBP: 0.289, SLG: 0.235		0-0 K		0-0 G1-6-3 1-2f			0-0 G6-4-3 1B		0-0 4-3	4	0	1	0	0	1	3
Marty Perez, R (1, 6) OBP: 0.356, SLG: 0.333		0-0 G5-4-3 1-2f			0-0 5-3 1B		0-0 G6-4-3 1-2f		0-0 F9	4	1	1	0	0	0	2
Ron Reed, R (1, 1) OBP: 0.167, SLG: 0.200			0-0 K		0-0 5-3		0-0 G3			0	0	0	0	0	0	0
Steve Barber, L (2, 1) OBP: 0.250, SLG: 0.250										1	0	0	0	0	1	0
Gary Neibauer, R (5, 1)										1	0	0	0	0	0	1
Jim Breazeale, L (7, PH) OBP: 0.333, SLG: 0.444										1	0	0	0	0	0	0
Jim Nash, R (8, 1)										0	0	0	0	0	0	0

Inning Stats	R: 2	H: 3	E: 0	K: 5	S: 5	H: 3	LOB: 0	BB: 0	P: 5	R: 0	H: 1	E: 0	K: 1	S: 5	R: 1	H: 1	E: 0	K: 1	S: 6	R: 0	H: 1	E: 0	K: 0	S: 3	R: 1	H: 2	E: 0	K: 1	S: 7	R: 0	H: 0	E: 0	K: 0	S: 3	R: 0	H: 1	E: 0	K: 0	S: 3	R: 0	H: 0	E: 1	K: 0	S: 4	R: 0	H: 0	E: 0	K: 0	S: 3	R: 0	H: 0	E: 0	K: 0	S: 3	R: 0	H: 0	E: 0	K: 0	S: 3
--------------	------	------	------	------	------	------	--------	-------	------	------	------	------	------	------	------	------	------	------	------	------	------	------	------	------	------	------	------	------	------	------	------	------	------	------	------	------	------	------	------	------	------	------	------	------	------	------	------	------	------	------	------	------	------	------	------	------	------	------	------

PITCHER	IP	WLS	BF	H	R	ER	SO	BB	IBB	HBP	BLK	WP	HR	S	P	ERA	WHIP
Rick Wise, R (1, 1) ERA: 2.96	9.0	W	35	9	4	4	3	2	0	0	0	0	2	39	47	4.00	1.222


**BOTTOM**

**St. Louis Cardinals @ Atlanta Braves**  
Atlanta Stadium, Atlanta, GA

Wed Apr 26 1972, 6:05 PM EST  
Att. 5,743 - Unknown

AB	32
R	4
H	9
RBI	4
BB	2
SO	3
LOB	14

WP: 0 PA: 35  
PB: 0  
SB: 0  
CS: 0



PITCHER	IP	WLS	BF	H	R	ER	SO	BB	IBB	HBP	BLK	WP	HR	S	P	ERA	WHIP
---------	----	-----	----	---	---	----	----	----	-----	-----	-----	----	----	---	---	-----	------



Batter	1	2	3	4	5	6	7	8	9	AB R H RBI BB SO LOB	TOP	
Felix Millan, R OBP: 0.339, SLG: 0.351 (1, 4)	0-0 3-1		0-3 K		0-0 1B	0-0 E 1B 1-2 3-H 1B 1B	0-3 K		0-0 WP 1-H 3-H 2B	6 2 3 3 0 2 1		
Ralph Garr, L OBP: 0.373, SLG: 0.426 (1, 9)	0-0 L8			0-0 4-3 SF9 1B 1B	0-3 K	0-0 E8 1-3 2-H 1B 1B		0-0 CS 1B	4-0 BB BB BB BB BB BB BB BB BB	5 2 3 1 1 1 1 1		
Hank Aaron, R OBP: 0.360, SLG: 0.524 (1, 3)	4-0 BB			0-0 SF9 1-2 4-3 1B		0-0 WP 1B BB 1B		0-3 K 1-2	0-0 F8	5 2 3 2 1 1 2		
Rico Carty, R OBP: 0.588, SLG: 0.720 Oscar Brown, R OBP: 0.385, SLG: 0.833 (1, 7) (6, PR) (6, 7)	0-0 4-3			0-0 4-3		0-0 1B WP 1B BB		0-0 F4		2 1 0 0 2 0 3 1 0 0 0 0 0 0		
Earl Williams, R OBP: 0.368, SLG: 0.529 (1, 2)				4-0 BB		0-0 5-3 1-2 3-H			4-0 FC3-4-6 BB	3 0 1 1 2 0 2		
Darrell Evans, L OBP: 0.396, SLG: 0.550 (1, 5)				0-0 SF9		0-0 1B 1B			0-0 FC3-4-6 BB	3 2 1 2 1 0 1		
Mike Lum, L OBP: 0.302, SLG: 0.216 (1, 8)				0-0 F8		0-0 1B IBB			4-0 1B 1-2 2B BB	3 2 0 0 2 0 5		
Marty Perez, R OBP: 0.340, SLG: 0.318 (1, 6)				0-0 F4		0-0 6-3			0-0 F8	5 0 1 0 0 1 5		
Pat Jarvis, R (1, 1) Jim Breazeale, L OBP: 0.400, SLG: 0.500 Mike McQueen, L OBP: 0.500, SLG: 0.500 (6, PH) (6, 1)				0-0 F8		0-0 5-3			0-0 F5	2 0 0 0 0 0 0 1 1 1 2 0 0 0 2 1 1 1 0 0 1		
Inning Stats	R: 0 H: 0 E: 0 LOB: 1 K: 0 BB: 1 S: 3 P: 7	R: 0 H: 0 E: 0 LOB: 0 K: 0 BB: 0 S: 3 P: 3	R: 0 H: 0 E: 0 LOB: 0 K: 1 BB: 0 S: 5 P: 5	R: 1 H: 2 E: 0 LOB: 2 K: 0 BB: 1 S: 5 P: 9	R: 0 H: 1 E: 0 LOB: 1 K: 1 BB: 0 S: 6 P: 6	R: 8 H: 7 E: 1 LOB: 3 K: 1 BB: 4 S: 12 P: 28	R: 0 H: 1 E: 0 LOB: 1 K: 1 BB: 0 S: 5 P: 5	R: 0 H: 1 E: 0 LOB: 0 K: 1 BB: 0 S: 5 P: 5	R: 4 H: 2 E: 0 LOB: 1 K: 0 BB: 3 S: 5 P: 17	1B: 13 SF: 1 2B: 3 SAC: 0 3B: 0 DP: 2 HR: 0 HBP: 0	WP: 2 PA: 48 PB: 0 SB: 0 CS: 2	
PITCHER	IP WLS BF H R ER SO BB IBB HBP BLK WP HR S P ERA WHIP											
Bob Moose, R ERA: 7.32 (1, 1)	5.2 L 29 8 8 8 3 3 1 0 0 0 1 0 31 47 12.71 1.941											
Bob Miller, R ERA: 3.6 (6, 1)	0.1 5 2 1 1 0 2 0 0 0 0 0 0 3 11 27.00 12.000											
Bob Veale, L ERA: 6.0 (7, 1)	3.0 14 4 4 4 2 3 0 0 0 0 1 0 15 27 12.00 2.333											

**Atlanta Braves @ Pittsburgh Pirates**  
**Three Rivers Stadium, Pittsburgh, PA**  
 Fri Apr 28 1972, 6:05 PM EST  
 Att: 12,804 - Unknown

[livebaseballscorecards.com](http://livebaseballscorecards.com)

AB	38
R	13
H	14
RBI	12
BB	9
SO	5
LOB	21



BOTTOM

Atlanta Braves @ Pittsburgh Pirates  
Three Rivers Stadium, Pittsburgh, PA

Fri Apr 28 1972, 6:05 PM EST  
Att. 12,804 - Unknown

livebaseballscorecards.com

AB 39  
R 5  
H 11  
RBI 4  
BB 4  
SO 4  
LOB 23



WP: 0 PA: 44  
PB: 0  
SB: 1  
CS: 0

AB R H RBI BB SO LOB

5 1 2 0 0 0 2

4 1 2 1 1 0 1

5 1 3 0 0 0 3

3 1 1 1 2 1 3

5 0 1 1 0 1 6

5 0 2 1 0 0 2

4 0 0 0 1 1 3

4 1 0 0 0 0 1

1 0 0 0 0 0 0

1 0 0 0 0 1 1

1 0 0 0 0 0 1

1B: 7 SF: 0  
2B: 3 SAC: 1  
3B: 1 DP: 1  
HR: 0 HBP: 0

9

E7  
1B

4-0  
E S  
1B BB

0-0  
E4  
1B  
1-3

0-3  
K  
2-H  
3B 2B

0-0  
1-3  
3-H  
1B

0-0  
F3  
2-H  
3B

4-0  
SH1-4  
BB

0-0  
F8  
E  
1B

0-0  
F9  
K  
1B

0-0  
SH1-4  
1-2

4-3

R: 0 H: 0  
E: 0 LOB: 0  
K: 1 BB: 0  
S: 5 P: 5

8

0-0  
F7  
1-2  
1B

0-0  
FC6-4  
1B

0-0  
FC6-4  
1-2f  
1B

0-0  
F6  
G1-6-3  
BB  
1-2

0-0  
K  
G1-6-3  
1-2f  
BB

0-0  
F5  
F9  
1-3  
1B

0-0  
F4  
F2  
1-3  
1B

0-0  
E5  
1B

0-3  
K  
S

0-0  
F8

0-0  
E5  
E  
1B

R: 2 H: 3  
E: 2 LOB: 3  
K: 0 BB: 1  
S: 7 P: 11

7

0-0  
F8  
1-H  
1B

0-0  
E7  
1B

0-0  
E7  
1B

0-0  
F7  
1B

0-0  
F6  
BB

0-0  
F9  
BB

0-0  
5-3  
S

0-0  
E5  
1B

0-0  
4-3

0-0  
F8

0-0  
E5  
E  
1B

R: 0 H: 0  
E: 0 LOB: 0  
K: 0 BB: 1  
S: 2 P: 6

6

0-0  
F7  
1-2  
1B

0-0  
FC6-4  
1B

0-0  
FC6-4  
1-2f  
1B

0-0  
F6  
BB

0-3  
K  
G1-6-3  
1-2f  
BB

0-0  
F9  
BB

0-0  
5-3  
S

0-0  
E5  
1B

0-0  
4-3

0-3  
K

0-0  
E5  
E  
1B

R: 0 H: 1  
E: 1 LOB: 2  
K: 1 BB: 0  
S: 7 P: 7

5

0-0  
F7  
1-2  
1B

0-0  
FC6-4  
1B

0-0  
FC6-4  
1-2f  
1B

0-0  
F6  
BB

0-3  
K  
G1-6-3  
1-2f  
BB

0-0  
F9  
BB

0-0  
5-3  
S

0-0  
E5  
1B

0-0  
4-3

0-3  
K

0-0  
E5  
E  
1B

R: 0 H: 2  
E: 0 LOB: 2  
K: 1 BB: 0  
S: 7 P: 7

4

0-0  
F7  
1-2  
1B

0-0  
FC6-4  
1B

0-0  
FC6-4  
1-2f  
1B

0-0  
F6  
BB

0-3  
K  
G1-6-3  
1-2f  
BB

0-0  
F9  
BB

0-0  
5-3  
S

0-0  
E5  
1B

0-0  
4-3

0-3  
K

0-0  
E5  
E  
1B

R: 0 H: 1  
E: 0 LOB: 1  
K: 0 BB: 0  
S: 4 P: 4

3

0-0  
F7  
1-2  
1B

0-0  
FC6-4  
1B

0-0  
FC6-4  
1-2f  
1B

0-0  
F6  
BB

0-3  
K  
G1-6-3  
1-2f  
BB

0-0  
F9  
BB

0-0  
5-3  
S

0-0  
E5  
1B

0-0  
4-3

0-3  
K

0-0  
E5  
E  
1B

R: 2 H: 3  
E: 0 LOB: 1  
K: 0 BB: 0  
S: 6 P: 6

2

0-0  
F8  
1-2  
1B

0-0  
FC6-4  
1B

0-0  
FC6-4  
1-2f  
1B

0-0  
F6  
BB

0-3  
K  
G1-6-3  
1-2f  
BB

0-0  
F9  
BB

0-0  
5-3  
S

0-0  
E5  
1B

0-0  
4-3

0-3  
K

0-0  
E5  
E  
1B

R: 0 H: 0  
E: 0 LOB: 1  
K: 0 BB: 1  
S: 3 P: 7

1

0-0  
F8  
1-2  
1B

0-0  
FC6-4  
1B

0-0  
FC6-4  
1-2f  
1B

0-0  
F6  
BB

0-3  
K  
G1-6-3  
1-2f  
BB

0-0  
F9  
BB

0-0  
5-3  
S

0-0  
E5  
1B

0-0  
4-3

0-3  
K

0-0  
E5  
E  
1B

R: 1 H: 1  
E: 1 LOB: 2  
K: 1 BB: 1  
S: 7 P: 11

Batter

Dave Cash, R (1, 4)  
OBP: 0.267, SLG: 0.286

Vic Davalillo, L (1, 9)  
OBP: 0.467, SLG: 0.583

Al Oliver, L (1, 8)  
OBP: 0.388, SLG: 0.543

Willie Stargell, L (1, 7)  
OBP: 0.273, SLG: 0.325

Richie Hebner, L (1, 5)  
OBP: 0.381, SLG: 0.615

Manny Sanguillen, R (1, 2)  
OBP: 0.426, SLG: 0.511

Bob Robertson, R (1, 3)  
OBP: 0.280, SLG: 0.200

Jackie Hernandez, R (1, 6)  
OBP: 0.231, SLG: 0.167

Rennie Stennett, R (9, PH)  
OBP: 0.414, SLG: 0.621

Bob Moose, R (1, 1)  
OBP: 0.333, SLG: 0.333

Bob Miller, R (6, 1)

Jose Pagan, R (6, PH)

Bob Veale, S (7, 1)

Inning Stats

PITCHER	IP	WLS	BF	H	R	ER	SO	BB	IBB	HBP	BLK	WP	HR	S	P	ERA	WHIP
Pat Jarvis, R (1, 1) ERA: 4.96	5.0	W	25	7	3	2	2	2	0	0	0	0	0	27	35	3.60	1.800
Mike McQueen, L (6, 1) ERA: 3.18	4.0	S	19	4	2	0	2	2	0	0	0	0	0	21	29	0.00	1.500



Batter	1	2	3	4	5	6	7	8	9	AB R H RBI BB SO LOB	TOP		
Felix Millan, R OBP: 0.338, SLG: 0.365 (1, 4)	0-0 E6 SH1-3 2B	0-0 5-3	0-0 FC5 2-3		0-0 1B 2B	0-0 L8			0-0 G5-4-3 1B	6 2 2 2 0 0 4			
Ralph Garr, L OBP: 0.406, SLG: 0.448 (1, 9)	0-0 SH1-3 1-2		0-0 F8 2B 1B	0-0 1B	0-0 WP 1B 2-H		1-0 1B HBP		0-0 P2	4 2 3 1 0 0 1			
Hank Aaron, R OBP: 0.357, SLG: 0.511 (1, 3)	0-0 FC5 2B 2-H		0-0 F8 1-2	0-3 K B B B	4-0 BB 1B BB		0-3 K		0-0 G5-4-3 1-2f	5 0 1 1 1 2 4			
Rico Carty, R OBP: 0.605, SLG: 0.750 Mike Lum, L OBP: 0.318, SLG: 0.237 (1, 7) (5, PR) (5, 7)	4-0 FC5 IBB		0-0 2B 2B 2-H	0-3 K	0-0 BB 1B 1-2 2-H		0-0 FC5-4 1B 1-3			3 1 2 2 1 1 1 1 0 1 0 0 0 0			
Earl Williams, R OBP: 0.371, SLG: 0.500 (1, 5)	0-0 FC5 FC4-6 1-2 2-3f		4-0 2B 1B IBB	0-0 F9	4-0 1B 2-3		0-0 F9			3 1 0 0 2 0 5			
Dusty Baker Jr., R OBP: 0.143, SLG: 0.148 (1, 8)	0-0 FC4-6 1-2f		0-0 1B 2B 1-3 2-H		0-0 1B 2B F9		0-0 FC5-4 1-2f			5 2 2 1 0 0 7			
Paul Casanova, R OBP: 0.278, SLG: 0.250 (1, 2)		0-0 G5-4-3 1B	4-0 6-3 1B IBB		0-3 K	0-0 6-3		0-0 6-3		4 0 1 0 1 1 1			
Marty Perez, R OBP: 0.364, SLG: 0.333 (1, 6)		0-0 G5-4-3 1-2f	0-0 FC5 6-3 1B 1-2 2-H 3-H		0-0 2B 1B 1-2	4-0 SH3-4 BB		0-3 K		4 1 2 2 1 1 1			
Tom Kelley, R OBP: 0.222, SLG: 0.125 George Stone, L (7, 1)		4-0 BB	0-0 6-3 1-2 2-3		0-3 K	0-0 SH3-4		0-0 6-3		2 0 0 0 1 1 4 1 0 0 0 0 0 0			
<b>Inning Stats</b>	R: 1 E: 1 K: 0 S: 5 H: 1 LOB: 2 BB: 1 P: 9	R: 0 E: 0 K: 0 S: 3 H: 1 LOB: 1 BB: 1 P: 7	R: 4 E: 0 K: 0 S: 7 H: 4 LOB: 2 BB: 2 P: 15	R: 0 E: 0 K: 2 S: 8 H: 1 LOB: 1 BB: 0 P: 8	R: 4 E: 0 K: 2 S: 12 H: 5 LOB: 3 BB: 2 P: 20	R: 0 E: 0 K: 0 S: 3 H: 0 LOB: 1 BB: 1 P: 7	R: 0 E: 0 K: 1 S: 6 H: 1 LOB: 2 BB: 0 P: 7	R: 0 E: 0 K: 1 S: 5 H: 0 LOB: 0 BB: 0 P: 5	R: 0 E: 0 K: 0 S: 3 H: 1 LOB: 0 BB: 0 P: 3	1B: 10 2B: 4 3B: 0 HR: 0 SF: 0 SAC: 2 DP: 2 HBP: 1	WP: 1 PB: 0 SB: 0 CS: 0 PA: 48		
<b>PITCHER</b>	IP WLS BF H R ER SO BB IBB HBP BLK WP HR S P ERA WHIP											<b>PITCHER</b>	IP WLS BF H R ER SO BB IBB HBP BLK WP HR S P ERA WHIP
Luke Walker, L ERA: 10.8 (1, 1)	3.0 L 20 7 5 4 0 1 3 0 0 0 0 16 32 12.00 2.667												
Bruce Kison, R ERA: 13.5 (4, 1)	1.2 11 5 4 4 4 1 0 0 0 1 0 18 22 21.60 3.600												
Bob Miller, R ERA: 2.16 (5, 1)	3.1 14 1 0 0 2 2 0 1 0 0 0 15 24 0.00 0.900												
Dave Giusti, R ERA: 3.38 (9, 1)	1.0 3 1 0 0 0 0 0 0 0 0 0 3 3 0.00 1.000												

Atlanta Braves @ Pittsburgh Pirates  
 Three Rivers Stadium, Pittsburgh, PA  
 Sat Apr 29 1972, 3:33 AM EST  
 Att. 10,684 - Unknown

livebaseballscorecards.com

AB	38
R	9
H	14
RBI	9
BB	7
SO	6
LOB	28



BOTTOM

Atlanta Braves @ Pittsburgh Pirates  
Three Rivers Stadium, Pittsburgh, PA

Sat Apr 29 1972, 3:33 AM EST  
Att. 10,684 - Unknown

livebaseballscorecards.com

AB	39
R	5
H	14
RBI	5
BB	1
SO	5
LOB	19



AB	R	H	RBI	BB	SO	LOB
5	1	2	0	0	0	2
5	0	3	3	0	0	0
4	1	1	0	1	1	4
5	1	2	2	0	1	3
4	0	1	0	0	1	2
4	0	2	0	0	0	0
4	0	0	0	0	2	3
2	0	1	0	0	0	0
1	0	0	0	0	0	0
1	0	0	0	0	0	2
0	0	0	0	0	0	0
1	0	0	0	0	0	1
0	0	0	0	0	0	0
3	2	2	0	0	0	2

1B: 11	SF: 0
2B: 3	SAC: 0
3B: 0	DP: 3
HR: 1	HBP: 0

WP: 1	PA: 40
PB: 0	
SB: 0	
CS: 0	

1B	2B	3B	HR	SF	SAC	DP	HBP
11	3	0	1	0	3	0	0

Batter	1	2	3	4	5	6	7	8	9
Dave Cash, R OBP: 0.286, SLG: 0.333 (1, 4)	0-0 4-3 X	0-0 6-3 X			0-0 1-3 1B 2B X		0-0 G4-6-3 1-2 1B 1B X		0-0 F8 X
Al Oliver, L OBP: 0.407, SLG: 0.549 (1, 8)	0-0 G3 X		0-0 L7 X		0-0 G4-6-3 1-2 2-H 3-H 1B X		0-0 G4-6-3 1-2 2-H 1B X		0-0 WP 1B X
Roberto Clemente, R OBP: 0.347, SLG: 0.279 (1, 9)	4-0 2B BB X		0-0 1B X		0-0 G4-6-3 1-2f X		0-0 G4-6-3 1-2f 2-3 X		0-3 K 1-2 X
Willie Stargell, L OBP: 0.286, SLG: 0.422 (1, 7)	0-0 1-H 2B X		0-3 K X		0-0 HR X		0-0 P5 X		0-0 4-3 X
Richie Hebner, L OBP: 0.370, SLG: 0.581 (1, 5)	0-3 K X		0-0 3-1 X		0-0 F6 X			0-0 FC3-6 1B 1B X	
Manny Sanguillen, R OBP: 0.431, SLG: 0.510 (1, 2)		0-0 6-3 X		0-0 7-6-4 1B X		0-0 F9 X		0-0 FC3-6 1-2 1B X	
Bob Robertson, R OBP: 0.259, SLG: 0.182 (1, 3)		0-3 K X		0-0 7-6-4 1-2f X		0-0 P4 X		0-3 K X	
Jackie Hernandez, R OBP: 0.250, SLG: 0.192 Bob Miller, R (5, 1)		0-0 E 1B X		0-0 F8 X		0-0 F9 X		0-0 FC3-6 1-2f 2-3 X	
Gene Clines, R OBP: 0.150, SLG: 0.211 Dave Giusti, R (8, PH) (9, 1)		0-0 E6 1-2 X			0-0 2B 1B 1B X		0-0 1B 1B X		0-0 L8 X

Inning	R	H	E	K	S	R	H	E	K	S	R	H	E	K	S	R	H	E	K	S	R	H	E	K	S	R	H	E	K	S	
1	1	1	0	1	6	0	1	1	1	3	0	0	0	0	5	0	0	0	0	3	0	0	0	0	0	0	0	0	0	0	0
2	0	0	1	1	7	0	0	0	0	6	0	0	0	0	0	0	0	0	0	0	0	0	0	0	0	0	0	0	0	0	0
3	0	0	0	0	3	0	0	0	0	3	0	0	0	0	0	0	0	0	0	0	0	0	0	0	0	0	0	0	0	0	0
4	0	0	0	0	3	0	0	0	0	3	0	0	0	0	0	0	0	0	0	0	0	0	0	0	0	0	0	0	0	0	0
5	3	4	0	0	6	0	0	0	0	6	0	0	0	0	0	0	0	0	0	0	0	0	0	0	0	0	0	0	0	0	0
6	0	0	0	0	3	0	0	0	0	3	0	0	0	0	0	0	0	0	0	0	0	0	0	0	0	0	0	0	0	0	0
7	1	3	0	0	5	0	0	0	0	5	0	0	0	0	0	0	0	0	0	0	0	0	0	0	0	0	0	0	0	0	0
8	0	2	0	0	7	0	0	0	0	7	0	0	0	0	0	0	0	0	0	0	0	0	0	0	0	0	0	0	0	0	0
9	0	1	0	0	6	0	0	0	0	6	0	0	0	0	0	0	0	0	0	0	0	0	0	0	0	0	0	0	0	0	0

PITCHER	IP	WLS	BF	H	R	ER	SO	BB	IBB	HBP	BLK	WP	HR	S	P	ERA	WHIP
Tom Kelley, R ERA: 4.24 (1, 1)	6.0	W	27	9	5	5	3	1	0	0	0	0	1	32	36	7.50	1.667
George Stone, L ERA: 14.29 (7, 1)	3.0	S	13	5	0	0	2	0	0	0	0	1	0	17	17	0.00	1.667

PITCHER	IP	WLS	BF	H	R	ER	SO	BB	IBB	HBP	BLK	WP	HR	S	P	ERA	WHIP
Tom Kelley, R ERA: 4.24 (1, 1)	6.0	W	27	9	5	5	3	1	0	0	0	0	1	32	36	7.50	1.667
George Stone, L ERA: 14.29 (7, 1)	3.0	S	13	5	0	0	2	0	0	0	0	1	0	17	17	0.00	1.667



Batter	1	2	3	4	5	6	7	8	9	AB R H RBI BB SO LOB	TOP		
Felix Millan, R (1, 4) OBP: 0.342, SLG: 0.348	4-0 FC2-6 BB		0-0 F6		0-0 F7	4-0 BB			0-0 E6 G4-6-3	3 0 0 0 2 0 2			
Ralph Garr, L (1, 9) OBP: 0.406, SLG: 0.508	0-0 FC2-6 S 1-2f		0-0 HR		0-0 1B 2B	0-0 P6			0-0 G4-6-3 1-2f	5 2 2 2 0 0 4			
Mike Lum, L (1, 8) (7, 7) OBP: 0.313, SLG: 0.220	0-0 F2 1-2		0-0 L9		4-0 1B SF8 IBB				0-0 1-3	3 1 0 0 1 0 1			
Rico Carty, R (1, 7) Dusty Baker Jr., R (7, 8) OBP: 0.571, SLG: 0.688 OBP: 0.143, SLG: 0.148	0-0 F9			0-0 4-3	0-0 1B				0-0 F8	4 0 1 2 0 0 1 0 0 0 0 0 0 0			
Earl Williams, R (1, 2) OBP: 0.364, SLG: 0.491		0-0 5-3		0-0 1B	0-0 SF8				0-0 5-3	3 0 1 1 0 0 0			
Orlando Cepeda, R (1, 3) OBP: 0.333, SLG: 0.800		0-0 HR		0-3 K	0-3 K				0-0 5-6-3	4 1 1 1 0 2 2			
Darrell Evans, L (1, 5) OBP: 0.385, SLG: 0.512		0-0 G3		0-0 L9		4-0 SH3 BB			0-0 F9	3 0 0 0 1 0 1			
Marty Perez, R (1, 6) OBP: 0.356, SLG: 0.346		0-3 K			0-0 2B 2B	0-0 P3			0-3 K	4 1 1 0 0 2 1			
Phil Niekro, R (1, 1) OBP: 0.100, SLG: 0.100			0-3 K		0-0 2B 1B	0-0 SH3			0-3 K	3 1 1 0 0 2 0			
<b>Inning Stats</b>	R: 0 E: 0 K: 0 S: 3 H: 0 LOB: 1 BB: 1 P: 7	R: 1 E: 0 K: 1 S: 6 H: 1 LOB: 0 BB: 0 P: 6	R: 1 E: 0 K: 1 S: 6 H: 1 LOB: 0 BB: 0 P: 6	R: 0 E: 0 K: 1 S: 6 H: 1 LOB: 1 BB: 0 P: 6	R: 4 E: 0 K: 1 S: 9 H: 4 LOB: 1 BB: 1 P: 13	R: 0 E: 0 K: 0 S: 3 H: 0 LOB: 2 BB: 2 P: 11	R: 0 E: 0 K: 0 S: 3 H: 0 LOB: 0 BB: 0 P: 3	R: 0 E: 0 K: 1 S: 5 H: 0 LOB: 0 BB: 0 P: 5	R: 0 E: 1 K: 1 S: 5 H: 0 LOB: 0 BB: 0 P: 5	1B: 3 2B: 2 3B: 0 HR: 2 SF: 1 SAC: 1 DP: 1 HBP: 0	WP: 0 PB: 0 SB: 1 CS: 0 PA: 38		
<b>PITCHER</b>	IP WLS BF H R ER SO BB IBB HBP BLK WP HR S P ERA WHIP											<b>PITCHER</b>	IP WLS BF H R ER SO BB IBB HBP BLK WP HR S P ERA WHIP
Bob Johnson, R (1, 1) ERA: 4.5	5.0 L 24 7 6 6 4 1 1 0 0 0 2 30 38 10.80 1.600												
Luke Walker, L (6, 1) ERA: 7.71	2.0 8 0 0 0 0 2 0 0 0 0 0 6 14 0.00 1.000												
Bruce Kison, R (8, 1) ERA: 8.44	2.0 6 0 0 0 0 2 0 0 0 0 0 0 10 10 0.00 0.000												

Atlanta Braves @ Pittsburgh Pirates  
 Three Rivers Stadium, Pittsburgh, PA  
 Sun Apr 30 1972, 3:33 AM EDT  
 Att. 12,264 - Unknown

livebaseballscorecards.com

AB	32
R	6
H	7
RBI	6
BB	4
SO	6
LOB	12



Batter	1	2	3	4	5	6	7	8	9	AB R H RBI BB SO LOB
Dave Cash, R (1, 4) OBP: 0.256, SLG: 0.297	0-3 K		0-0 6-3		0-0 F7			0-0 F7		4 0 0 0 0 1 1
Al Oliver, L (1, 8) OBP: 0.397, SLG: 0.527	0-0 5-3		0-0 1-3 1B			0-0 G3		0-0 F9		4 0 1 0 0 0 0
Roberto Clemente, R (1, 9) OBP: 0.340, SLG: 0.298	0-0 F8		0-0 1-3 1-2f			0-0 F9		0-0 2B		4 0 1 0 0 0 1
Willie Stargell, L (1, 7) (3, 3) OBP: 0.283, SLG: 0.396		4-0 FC3-6 BB		0-3 K		0-0 4-3		0-0 F8		3 0 0 0 1 1 1
Richie Hebner, L (1, 5) OBP: 0.360, SLG: 0.617		0-0 FC3-6 BB 1-2f		0-0 F3			0-0 3-1		HR	4 1 1 1 0 0 1
Manny Sanguillen, R (1, 2) OBP: 0.418, SLG: 0.491		0-0 F8		0-0 F9			0-0 2B 1B		K	4 0 1 0 0 1 1
Vic Davalillo, L (1, 3) (3, 7) OBP: 0.474, SLG: 0.625		0-0 BB 1-2 1B			0-0 G3		0-0 F9		BB 2B	4 0 2 0 0 0 1
Gene Alley, R (1, 6) OBP: 0.588, SLG: 0.583		4-0 BB			0-0 BB		0-0 BB		K	1 0 1 0 1 0 0
Luke Walker, L (6, 1)									K	0 0 0 0 0 0 0
Gene Clines, R (7, PH) OBP: 0.190, SLG: 0.300									K	1 0 1 0 0 0 0
Bruce Kison, R (8, 1)		1-2 2-3 BB					1-3 2B		K	0 0 0 0 0 0 0
Milt May, L (9, PH)									K	1 0 0 0 0 1 1
Bob Johnson, L (1, 1) OBP: 0.167, SLG: 0.167		0-3 K				0-0 F9			F8	1 0 0 0 0 1 3
Rennie Stennett, R (5, PH) OBP: 0.400, SLG: 0.571									F8	3 0 0 0 0 0 4

Inning Stats	R: 0 E: 0 K: 1 S: 5	H: 0 LOB: 0 BB: 0 P: 5	R: 0 E: 0 K: 1 S: 6	H: 1 LOB: 3 BB: 2 P: 14	R: 0 E: 0 K: 0 S: 3	H: 1 LOB: 0 BB: 0 P: 3	R: 0 E: 0 K: 1 S: 5	H: 0 LOB: 0 BB: 0 P: 5	R: 0 E: 0 K: 0 S: 4	H: 1 LOB: 1 BB: 0 P: 4	R: 0 E: 0 K: 0 S: 3	H: 0 LOB: 0 BB: 0 P: 3	R: 0 E: 0 K: 0 S: 5	H: 2 LOB: 2 BB: 0 P: 5	R: 0 E: 0 K: 0 S: 4	H: 1 LOB: 1 BB: 0 P: 4	R: 1 E: 0 K: 2 S: 9	H: 2 LOB: 1 BB: 0 P: 9	1B: 4 2B: 4 3B: 0 HR: 1	SF: 0 SAC: 0 DP: 1 HBP: 0
--------------	------------------------------	---------------------------------	------------------------------	----------------------------------	------------------------------	---------------------------------	------------------------------	---------------------------------	------------------------------	---------------------------------	------------------------------	---------------------------------	------------------------------	---------------------------------	------------------------------	---------------------------------	------------------------------	---------------------------------	----------------------------------	------------------------------------

PITCHER	IP	WLS	BF	H	R	ER	SO	BB	IBB	HBP	BLK	WP	HR	S	P	ERA	WHIP	PITCHER	IP	WLS	BF	H	R	ER	SO	BB	IBB	HBP	BLK	WP	HR	S	P	ERA	WHIP	
Phil Niekro, R (1, 1) ERA: 2.84	9.0	W	36	8	1	1	5	2	0	0	0	0	1	44	52	1.00	1.111																			

**BOTTOM**

**Atlanta Braves @ Pittsburgh Pirates**  
Three Rivers Stadium, Pittsburgh, PA

Sun Apr 30 1972, 3:33 AM EDT  
Att. 12,264 - Unknown

AB	34
R	1
H	8
RBI	1
BB	2
SO	5
LOB	14





Batter	1	2	3	4	5	6	7	8	9	AB R H RBI BB SO LOB	TOP										
<b>Felix Millan, R</b> OBP: 0.325, SLG: 0.329 (1, 4) X	0-0 F8		0-0 5-3		0-0 5-3		0-0 5-3			4 0 0 0 0 0 2											
<b>Ralph Garr, L</b> OBP: 0.397, SLG: 0.493 (1, 8) X (6, 7)	0-0 BB 1B		0-0 4-3			0-0 F8		0-0 L9		4 0 1 0 0 0 0											
<b>Hank Aaron, R</b> OBP: 0.373, SLG: 0.510 <b>Dusty Baker Jr., R</b> OBP: 0.138, SLG: 0.143 (1, 9) B (6, 8) B	4-0 BB 1-2 BB		0-0 1B			0-3 K		0-3 K		2 0 1 0 1 1 0 1 0 0 0 0 1 0											
<b>Rico Carty, R</b> OBP: 0.556, SLG: 0.647 <b>Steve Barber, L</b> OBP: 0.200, SLG: 0.200 (1, 7) B (6, 1) B	4-0 1-2 BB		0-0 P4			0-0 L8		0-0 P4		2 0 0 0 1 0 1 1 0 0 0 0 0 0											
<b>Earl Williams, R</b> OBP: 0.343, SLG: 0.459 (1, 2) X	0-0 F3			0-0 F7			0-0 5-3		0-0 F5	4 0 0 0 0 0 2											
<b>Orlando Cepeda, R</b> OBP: 0.444, SLG: 0.875 <b>Jim Breazeale, L</b> OBP: 0.364, SLG: 0.455 (1, 3) X (7, PR) X (7, 3)		0-0 4-3 1B		0-0 4-3			0-0 1B 2B		0-3 K	3 0 2 0 0 0 0 1 1 0 0 0 1 0											
<b>Darrell Evans, L</b> OBP: 0.393, SLG: 0.500 (1, 5) X		0-0 F8		0-0 G3			0-0 4-3 1B		4-0 FC5-4 BB	3 0 1 0 1 0 1											
<b>Marty Perez, R</b> OBP: 0.349, SLG: 0.339 (1, 6) X		0-0 4-3			0-0 5-3		0-0 1B		0-0 FC5-4	4 0 1 1 0 0 2											
<b>Ron Reed, R</b> OBP: 0.143, SLG: 0.167 <b>Gary Neibauer, R</b> (2, 1) <b>Mike Lum, L</b> OBP: 0.306, SLG: 0.214 (6, 9) X		0-0 1-2 1B		0-0 1-3		0-0 5-3		0-0 4-3		1 0 0 0 0 0 1 1 0 0 0 0 0 0 1 0 0 0 0 0 2											
<b>Inning Stats</b>	R: 0 E: 0 K: 0 S: 3	H: 1 LOB: 2 BB: 2 P: 11	R: 0 E: 0 K: 0 S: 4	H: 1 LOB: 1 BB: 0 P: 4	R: 0 E: 0 K: 0 S: 4	H: 1 LOB: 1 BB: 0 P: 4	R: 0 E: 0 K: 0 S: 3	H: 0 LOB: 0 BB: 0 P: 3	R: 0 E: 0 K: 1 S: 5	H: 0 LOB: 0 BB: 0 P: 5	R: 1 E: 0 K: 0 S: 6	H: 3 LOB: 2 BB: 0 P: 6	R: 0 E: 0 K: 1 S: 5	H: 0 LOB: 0 BB: 0 P: 5	R: 0 E: 0 K: 1 S: 5	H: 0 LOB: 1 BB: 1 P: 9	1B: 5 2B: 1 3B: 0 HR: 0	SF: 0 SAC: 0 DP: 0 HBP: 0	WP: 0 PB: 0 SB: 0 CS: 0	PA: 35	
<b>PITCHER</b> <b>Bill Hands, R</b> ERA: 3.06 (1, 1)	IP 9.0	WLS W	BF 35	H 6	R 1	ER 1	SO 3	BB 3	IBB 0	HBP 0	BLK 0	WP 0	HR 0	S 38	P 50	ERA 1.00	WHIP 1.000				
<b>PITCHER</b>	IP	WLS	BF	H	R	ER	SO	BB	IBB	HBP	BLK	WP	HR	S	P	ERA	WHIP				

Atlanta Braves @ Chicago Cubs  
Wrigley Field, Chicago, IL  
Tue May 02 1972, 3:33 AM CDT  
Att. 5,989 - Overcast - 57 F

livebaseballscorecards.com

AB	32
R	1
H	6
RBI	1
BB	3
SO	3
LOB	11



Batter	1	2	3	4	5	6	7	8	9	AB	R	H	RBI	BB	SO	LOB				
<b>Don Kessinger, S</b> OBP: 0.323, SLG: 0.283 (1, 6)	4-0 2B 1B BB	0-0 3B 1B	H 1-0 HBP		0-0 F7		4-0 G6-4-3 BB			2	2	1	0	2	0	0				
<b>Glenn Beckert, R</b> OBP: 0.265, SLG: 0.359 (1, 4)	0-0 1B 2B	0-0 4-3 3B	0-0 L8		0-0 HR		0-0 G6-4-3 1-2f			5	3	3	3	0	0	3				
<b>Billy Williams, L</b> OBP: 0.333, SLG: 0.400 (1, 7)	0-0 E 1B 2-H 3-H	0-0 4-3			0-0 F9		4-0 P6 FC5-4 BB			4	1	1	3	1	0	0				
<b>Ron Santo, R</b> OBP: 0.388, SLG: 0.617 (1, 5)	0-0 5-3 1-2	0-0 6-3			0-0 HR		0-0 FC5-4 1-2f			5	1	2	1	0	0	2				
<b>Art Shamsky, L</b> (1, 3)	0-0 E4 1B 2-3 SF8	0-0 G3			0-0 F8		0-0 P4			5	1	0	0	0	1	2				
<b>Jim Hickman, R</b> OBP: 0.432, SLG: 0.656 <b>Bill North, S</b> OBP: 0.200, SLG: 0.167 (1, 9) (7, 9)	0-0 SF8 1-3 3-H 1B		0-0 6-3		0-0 HR		0-0 L7		0-3 K	4	1	2	2	0	0	0				
<b>Rick Monday, L</b> OBP: 0.460, SLG: 0.405 (1, 8)	0-0 SF8 1-2 3-H 1B		0-0 2B 1B		0-0 2B 1B		0-0 1B		0-0 1B	4	2	4	1	0	0	0				
<b>Randy Hundley, R</b> OBP: 0.392, SLG: 0.409 <b>Ken Rudolph, R</b> OBP: 0.111, SLG: 0.111 (1, 2) (4, PR) (5, 2)	0-0 6-3		0-0 1-H 2B		0-0 1-H 2B		0-3 K		0-3 K	3	0	2	2	0	0	1				
<b>Bill Hands, R</b> (1, 1)		4-0 1B 3B BB	0-0 F8		0-3 K		0-0 G1			2	0	0	0	2	2					
<b>Inning Stats</b>	R: 4 E: 1 K: 0 S: 7	H: 3 LOB: 1 BB: 1 P: 11	R: 3 E: 0 K: 0 S: 5	H: 2 LOB: 0 BB: 1 P: 9	R: 1 E: 0 K: 0 S: 5	H: 2 LOB: 2 BB: 0 P: 6	R: 3 E: 0 K: 1 S: 9	H: 4 LOB: 1 BB: 0 P: 9	R: 1 E: 0 K: 1 S: 7	H: 2 LOB: 1 BB: 0 P: 7	R: 0 E: 0 K: 0 S: 6	H: 1 LOB: 1 BB: 0 P: 6	R: 0 E: 0 K: 0 S: 2	H: 0 LOB: 1 BB: 2 P: 10	R: 0 E: 0 K: 2 S: 8	H: 1 LOB: 1 BB: 0 P: 8	1B: 8 2B: 3 3B: 1 HR: 3	SF: 1 SAC: 0 DP: 1 HBP: 1	WP: 0 PB: 0 SB: 0 CS: 0	PA: 44

**BOTTOM**

**Atlanta Braves @ Chicago Cubs**  
Wrigley Field, Chicago, IL  
Tue May 02 1972, 3:33 AM CDT  
Att. 5,989 - Overcast - 57 F

[livebaseballscorecards.com](http://livebaseballscorecards.com)

<b>AB</b>	<b>38</b>
<b>R</b>	<b>12</b>
<b>H</b>	<b>15</b>
<b>RBI</b>	<b>12</b>
<b>BB</b>	<b>4</b>
<b>SO</b>	<b>5</b>
<b>LOB</b>	<b>13</b>



PITCHER	IP	WLS	BF	H	R	ER	SO	BB	IBB	HBP	BLK	WP	HR	S	P	ERA	WHIP
<b>Ron Reed, R</b> ERA: 7.0 (1, 1)	1.0	L	10	4	6	5	0	2	0	0	0	0	0	8	16	45.00	6.000
<b>Gary Neibauer, R</b> ERA: 7.07 (2, 1)	4.0		22	9	6	6	2	0	0	1	0	0	3	25	26	13.50	2.250
<b>Steve Barber, L</b> ERA: 4.91 (6, 1)	3.0		12	2	0	0	3	2	0	0	0	0	0	16	24	0.00	1.333



Batter	1	2	3	4	5	6	7	8	9	AB R H RBI BB SO LOB	TOP	
Felix Millan, R (1, 4) OBP: 0.317, SLG: 0.320	0-0 6-3		0-0 2-3		0-0 L4		0-0 1B		0-3 K	5 0 1 0 0 1 0		
Ralph Garr, L (1, 8) OBP: 0.390, SLG: 0.479	0-0 6-3		0-0 1B		0-0 1-3		0-0 F9			4 0 1 0 0 0 1		
Hank Aaron, R (1, 9) OBP: 0.381, SLG: 0.500	4-0 WP BB BB		0-0 F8		0-0 WP BB SF8 1B		0-0 F7			3 1 1 0 1 0 2		
Rico Carty, R (1, 7) Oscar Brown, R (8, PR) OBP: 0.592, SLG: 0.657 OBP: 0.385, SLG: 0.833	4-0 1-2 WP BB		0-0 FC6-4 1B		4-0 1-2 WP BB		4-0 FC5-4 BB			1 0 1 0 3 0 0 0 0 0 0 0 0 0		
Earl Williams, R (1, 2) OBP: 0.338, SLG: 0.438	0-0 F8		0-0 FC6-4		4-0 1-2 2-3 BB		0-0 FC5-4			3 0 0 0 1 0 5		
Orlando Cepeda, R (1, 3) OBP: 0.462, SLG: 0.750		0-0 FC6-4 1B		0-0 G6-4-3 1B		0-0 F2		0-0 5-4		4 0 2 0 0 0 5		
Darrell Evans, L (1, 5) OBP: 0.367, SLG: 0.469		0-3 K		0-0 F8		0-0 SF8		0-0 G1		3 0 0 1 0 1 4		
Marty Perez, R (1, 6) OBP: 0.328, SLG: 0.317		0-0 FC6-4		0-0 G6-4-3		0-0 1-3		0-0 5-3		4 0 0 0 0 0 4		
Pat Jarvis, R (1, 1) Ron Schueler, R (5, 1) Mike Lum, L (7, PH) Jim Nash, R (7, 1) Gary Neibauer, R (8, 1) Dusty Baker Jr., R (9, PH) OBP: 0.133, SLG: 0.138		0-0 1-3		0-0 4-3		0-0 F5		0-0 F7		2 0 0 0 0 0 1 0 0 0 0 0 0 0 1 0 1 0 0 0 0 0 0		
<b>Inning Stats</b>	R: 0 H: 0 E: 0 LOB: 2 K: 0 BB: 2 S: 3 P: 11	R: 0 H: 1 E: 0 LOB: 1 K: 1 BB: 0 S: 6 P: 6	R: 0 H: 2 E: 0 LOB: 2 K: 0 BB: 0 S: 5 P: 5	R: 0 H: 1 E: 0 LOB: 0 K: 0 BB: 0 S: 3 P: 3	R: 0 H: 0 E: 0 LOB: 0 K: 0 BB: 0 S: 3 P: 3	R: 1 H: 1 E: 0 LOB: 2 K: 0 BB: 2 S: 4 P: 12	R: 0 H: 1 E: 0 LOB: 1 K: 0 BB: 0 S: 4 P: 4	R: 0 H: 0 E: 1 LOB: 2 K: 0 BB: 1 S: 3 P: 7	R: 0 H: 0 E: 0 LOB: 0 K: 1 BB: 0 S: 5 P: 5	1B: 6 SF: 1 2B: 0 SAC: 0 3B: 0 DP: 1 HR: 0 HBP: 0	WP: 2 PA: 37 PB: 0 SB: 0 CS: 0	
<b>PITCHER</b> Fergie Jenkins, R (1, 1) ERA: 3.12	IP WLS BF H R ER SO BB IBB HBP BLK WP HR S P ERA WHIP	9.0 W 37 6 1 1 2 5 0 0 0 2 0 36 56 1.00 1.222										

Atlanta Braves @ Chicago Cubs  
Wrigley Field, Chicago, IL  
Wed May 03 1972, 3:33 AM CDT  
Att: 4,392 - Cloudy - 50 F

livebaseballscorecards.com

AB	31
R	1
H	6
RBI	1
BB	5
SO	2
LOB	22



Batter	1	2	3	4	5	6	7	8	9
Don Kessinger, S OBP: 0.343, SLG: 0.298 (1, 6)	0-0 P4		0-0 G1-4-3 1B		0-0 HR 1B	4-0 BB 1-2	0-0 4-3		
Glenn Beckert, R OBP: 0.260, SLG: 0.348 Paul Popovich, S (1, 4) (9, 4)	0-0 F8		0-0 G1-4-3 1-2f		0-0 HR 1B	0-0 1-3		0-0 5-3	
Billy Williams, L OBP: 0.351, SLG: 0.457 Bill North, S OBP: 0.200, SLG: 0.167 (1, 7) (9, 7)	0-0 FC6-4 1B			0-0 6-3	0-0 HR 1-H 3-H		0-0 L6	0-0 1B	
Ron Santo, R OBP: 0.389, SLG: 0.594 Carmen Fanzone, R OBP: 0.286, SLG: 0.571 (1, 5) (8, PR) (9, 5)	0-0 FC6-4 1-2f			0-3 K	0-3 K		0-0 FC6-4 2B 1B	4-0 BB 1B	
Jim Hickman, R OBP: 0.476, SLG: 0.743 Art Shamsky, L (1, 3) (9, 3)		0-0 HR		0-0 2B 1B	0-0 6-3		4-0 FC6-4 1-2 BB	4-0 BB 1B	
Rick Monday, L OBP: 0.455, SLG: 0.415 (1, 8)		0-0 F9		0-0 3B 2B	0-0 G3		0-0 FC6-4 2B 1-2f 2-3	4-0 1B 1-2 2-3 BB	
Jose Cardenal, R OBP: 0.344, SLG: 0.545 (1, 9)		0-0 CS 1B		0-0 1B 3B		0-0 F7	0-0 WP 1B 2B 1-H 3-H	0-0 1B	
Randy Hundley, R OBP: 0.400, SLG: 0.404 Frank Fernandez, R (7, PR) (8, 2)		0-3 K 1-2		0-0 1B		0-0 F3	4-0 1B BB 2-3	0-3 K	
Fergie Jenkins, R OBP: 0.188, SLG: 0.133 (1, 1)			0-0 F9	0-0 F8		0-0 WP 1B	0-0 1-2 3-H 1B		

Inning Stats	R: 0 E: 0 K: 0 S: 4	H: 1 LOB: 1 BB: 0 P: 4	R: 1 E: 0 K: 1 S: 6	H: 2 LOB: 0 BB: 0 P: 6	R: 0 E: 0 K: 0 S: 3	H: 1 LOB: 0 BB: 0 P: 3	R: 3 E: 0 K: 1 S: 9	H: 4 LOB: 1 BB: 0 P: 9	R: 3 E: 0 K: 1 S: 8	H: 3 LOB: 0 BB: 0 P: 8	R: 0 E: 0 K: 0 S: 4	H: 1 LOB: 2 BB: 1 P: 8	R: 3 E: 0 K: 0 S: 6	H: 3 LOB: 2 BB: 2 P: 14	R: 2 E: 0 K: 1 S: 6	H: 2 LOB: 2 BB: 3 P: 18
1B: 12 2B: 2 3B: 1 HR: 2	SF: 0 SAC: 0 DP: 1 HBP: 0	WP: 2 PB: 0 SB: 1 CS: 1	PA: 44													

PITCHER	IP	WLS	BF	H	R	ER	SO	BB	IBB	HBP	BLK	WP	HR	S	P	ERA	WHIP
Pat Jarvis, R ERA: 7.08 (1, 1)	4.0	L	21	11	7	7	2	0	0	0	0	0	2	25	25	15.75	2.750
Ron Schueler, R ERA: (5, 1)	2.0		8	1	0	0	1	1	0	0	0	1	0	9	13	0.00	1.000
Jim Nash, R ERA: 9.0 (7, 1)	1.2		13	4	5	5	0	5	0	0	0	1	0	8	28	27.00	5.400
Gary Neibauer, R ERA: 6.91 (8, 1)	0.1		2	1	0	0	1	0	0	0	0	0	0	4	4	0.00	3.000

BOTTOM

Atlanta Braves @ Chicago Cubs  
Wrigley Field, Chicago, IL  
Wed May 03 1972, 3:33 AM CDT  
Att. 4,392 - Cloudy - 50 F

livebaseballscores.com

AB	38
R	12
H	17
RBI	12
BB	6
SO	4
LOB	12





Batter	1	2	3	4	5	6	7	8	9	AB R H RBI BB SO LOB	TOP											
<b>Felix Millan, R</b> (1, 4) OBP: 0.322, SLG: 0.316	4-0 BB 4-3-6		x 0-0 6-3		x 0-0 FC6-4 1-2 2-3 1B		x 0-0 1-3		x 0-0 F9	4 0 1 0 1 0 4												
<b>Ralph Garr, L</b> (1, 8) OBP: 0.370, SLG: 0.453	0-0 4-3-6 1-2f		x 0-0 F9		x 0-0 FC6-4 1-2f		x 0-0 F7			4 0 0 0 0 0 6												
<b>Hank Aaron, R</b> (1, 9) OBP: 0.388, SLG: 0.500	0-0 FC6 1B			x 0-0 F7		x 0-0 1B 1B		x 0-0 L5		4 0 2 0 0 0 0												
<b>Rico Carty, R</b> (1, 7) OBP: 0.547, SLG: 0.590	0-0 FC6 1-2f			x 0-0 F9		x 0-0 F9		x 0-0 F9		4 0 0 0 0 0 2												
<b>Earl Williams, R</b> (1, 2) OBP: 0.329, SLG: 0.424		0-3 K		x 0-0 6-3		0-3 K		0-3 K		2 0 0 0 0 1 0												
<b>Paul Casanova, R</b> (4, 2) OBP: 0.250, SLG: 0.222										2 0 0 0 0 2 1												
<b>Orlando Cepeda, R</b> (1, 3) OBP: 0.471, SLG: 0.688			x 0-0 F9		x 0-0 1B 1B 1B		x 0-0 1-2 1B		x 0-0 5-3	4 0 2 0 0 0 0												
<b>Darrell Evans, L</b> (1, 5) OBP: 0.359, SLG: 0.442			x 0-0 F2		x 0-0 F8		x 0-0 P6		4-0 BB BB BB E BB	3 0 0 0 1 0 3												
<b>Marty Perez, R</b> (1, 6) OBP: 0.324, SLG: 0.313			x 0-0 E5 SH3-4		x 0-0 1-2 1B 1B		x 0-0 1-3		x 0-0 E6 1-2	4 0 1 0 0 0 1												
<b>Tom Kelley, R</b> (1, 1) OBP: 0.222, SLG: 0.125			x 0-0 SH3-4		x 0-0 F8		H 1-0 HBP		x 0-0 F2	0 0 0 0 0 0 0												
<b>Mike Lum, L</b> (5, PH) OBP: 0.284, SLG: 0.205										1 0 0 0 0 0 0 2												
<b>Ron Schueler, R</b> (5, 1)										0 0 0 0 0 0 0 0												
<b>Dusty Baker Jr., R</b> (7, PH) OBP: 0.181, SLG: 0.138										0 0 0 0 0 0 0 0												
<b>George Stone, L</b> (7, 1)										0 0 0 0 0 0 0 0												
<b>Steve Barber, L</b> (8, 1) OBP: 0.206, SLG: 0.200										0 0 0 0 0 0 0 0												
<b>Jim Breezale, L</b> (9, PH) OBP: 0.333, SLG: 0.417										1 0 0 0 0 0 0 2												
<b>Inning Stats</b>	R: 0 E: 0 K: 0 S: 3	H: 1 LOB: 1 BB: 1 P: 7	R: 0 E: 0 K: 1 S: 5	H: 0 LOB: 0 BB: 0 P: 5	R: 0 E: 1 K: 0 S: 4	H: 0 LOB: 1 BB: 0 P: 4	R: 0 E: 0 K: 0 S: 3	H: 0 LOB: 0 BB: 0 P: 3	R: 0 E: 0 K: 0 S: 6	H: 3 LOB: 3 BB: 0 P: 6	R: 0 E: 0 K: 1 S: 7	H: 2 LOB: 2 BB: 0 P: 7	R: 0 E: 0 K: 0 S: 3	H: 0 LOB: 1 BB: 0 P: 4	R: 0 E: 0 K: 1 S: 5	H: 0 LOB: 0 BB: 0 P: 5	R: 0 E: 1 K: 0 S: 4	H: 0 LOB: 2 BB: 1 P: 8	1B: 6 2B: 1 3B: 0 HR: 0	SF: 0 SAC: 1 DP: 1 HBP: 1	WP: 0 PB: 0 SB: 0 CS: 0	PA: 37
<b>PITCHER</b> <b>Milt Pappas, R</b> (1, 1) ERA: 2.4	IP: 9.0 WLS: W BF: 37 H: 6 R: 0 ER: 0 SO: 3 BB: 2 IBB: 0 HBP: 1 BLK: 0 WP: 0 HR: 0 S: 40 P: 49 ERA: 0.00 WHIP: 0.889											<b>PITCHER</b>	IP: WLS: BF: H: R: ER: SO: BB: IBB: HBP: BLK: WP: HR: S: P: ERA: WHIP:									

**Atlanta Braves @ Chicago Cubs**  
**Wrigley Field, Chicago, IL**  
 Thu May 04 1972, 3:33 AM CDT  
 Att. 7,631 - Sunny - 50 F

[livebaseballscorecards.com](http://livebaseballscorecards.com)

<b>AB</b>	<b>33</b>
<b>R</b>	<b>0</b>
<b>H</b>	<b>6</b>
<b>RBI</b>	<b>0</b>
<b>BB</b>	<b>2</b>
<b>SO</b>	<b>3</b>
<b>LOB</b>	<b>21</b>









Batter	1	2	3	4	5	6	7	8	9	AB R H RBI BB SO LOB
--------	---	---	---	---	---	---	---	---	---	----------------------

<b>Lou Brock, L</b> <small>OBP: 0.342, SLG: 0.315</small> (1, 7)	0-0 		0-0 			0-0 			0-0 	4 1 3 0 0 0 0
<b>Ted Sizemore, R</b> <small>OBP: 0.244, SLG: 0.230</small> (1, 4)	0-0 		0-3 			0-0 			0-0 	4 0 1 0 0 1 2
<b>Matty Alou, L</b> <small>OBP: 0.370, SLG: 0.377</small> (1, 9)	0-0 			0-0 			0-0 		0-0 	4 0 0 0 0 0 2
<b>Joe Torre, R</b> <small>OBP: 0.391, SLG: 0.508</small> (1, 5)		0-0 		0-0 			0-0 		0-0 	4 0 1 1 0 0 0
<b>Ted Simmons, S</b> <small>OBP: 0.339, SLG: 0.390</small> (1, 2)		0-0 		0-0 			0-0 		0-3 	4 0 0 0 0 1 2
<b>Joe Hague, L</b> <small>OBP: 0.400, SLG: 0.444</small> (1, 3)		0-0 			0-0 			0-3 		3 0 1 0 0 1 0
<b>Luis Melendez, R</b> <small>OBP: 0.263, SLG: 0.474</small> (1, 8)		0-0 			0-0 			0-0 		3 0 1 0 0 0 1
<b>Ed Crosby, L</b> <small>OBP: 0.352, SLG: 0.300</small> (1, 6)			0-0 		0-0 			0-0 		3 0 0 0 0 0 1
<b>Bob Gibson, R</b> (1, 1)			0-0 			0-3 			0-3 	2 0 0 0 0 1 0
<b>Jose Cruz, L</b> <small>OBP: 0.322, SLG: 0.333</small> (9, PH)										1 0 0 0 0 1 0

Inning Stats	R: 0	H: 0	E: 0	K: 0	S: 3	P: 3	R: 0	H: 1	E: 0	K: 0	S: 4	P: 4	R: 0	H: 1	E: 0	K: 1	S: 6	R: 0	H: 0	E: 0	K: 0	S: 3	P: 3	R: 0	H: 0	E: 0	K: 0	S: 3	P: 3	R: 0	H: 1	E: 0	K: 1	S: 5	R: 0	H: 0	E: 0	K: 0	S: 3	P: 3	R: 0	H: 1	E: 0	K: 1	S: 5	R: 0	H: 0	E: 0	K: 0	S: 3	P: 3	R: 0	H: 1	E: 0	K: 1	S: 5	R: 1	H: 3	E: 0	K: 2	S: 10	P: 10	1B: 6	SF: 0	2B: 1	SAC: 0	3B: 0	DP: 2	HR: 0	HBP: 0	WP: 0	PA: 32
--------------	------	------	------	------	------	------	------	------	------	------	------	------	------	------	------	------	------	------	------	------	------	------	------	------	------	------	------	------	------	------	------	------	------	------	------	------	------	------	------	------	------	------	------	------	------	------	------	------	------	------	------	------	------	------	------	------	------	------	------	------	-------	-------	-------	-------	-------	--------	-------	-------	-------	--------	-------	--------

PITCHER	IP	WLS	BF	H	R	ER	SO	BB	IBB	HBP	BLK	WP	HR	S	P	ERA	WHIP
<b>Phil Niekro, R</b> <small>ERA: 2.43</small> (1, 1)	9.0	W	32	7	1	1	5	0	0	0	0	0	0	42	42	1.00	0.778

**BOTTOM**

**Atlanta Braves @ St. Louis Cardinals**  
 Busch Stadium, St. Louis, MO  
 Fri May 05 1972, 7:05 PM CDT  
 Att. 21,907 - Unknown

[livebaseballscorecards.com](http://livebaseballscorecards.com)

<b>AB</b>	<b>32</b>
<b>R</b>	<b>1</b>
<b>H</b>	<b>7</b>
<b>RBI</b>	<b>1</b>
<b>BB</b>	<b>0</b>
<b>SO</b>	<b>5</b>
<b>LOB</b>	<b>8</b>





Batter	1	2	3	4	5	6	7	8	9	AB R H RBI BB SO LOB	TOP											
Felix Millan, R (1, 4) OBP: 0.323, SLG: 0.318	0-0 4-3		0-0 1B		0-0 1B		0-0 5-3			4 0 2 0 0 0 0	<p>Atlanta Braves @ St. Louis Cardinals</p> <p>Busch Stadium, St. Louis, MO</p> <p>Sat May 06 1972, 7:05 PM CDT</p> <p>Att: 40,754 - Unknown</p>											
Ralph Garr, L (1, 8) OBP: 0.333, SLG: 0.405	0-0 6-3		0-0 F9		0-0 F8			0-0 F8		4 0 0 0 0 0 2												
Hank Aaron, R (1, 9) OBP: 0.387, SLG: 0.571	0-0 1-3			0-0 P4	0-0 F8			0-0 HR		4 1 1 1 0 0 1												
Rico Carty, R (1, 7) OBP: 0.525, SLG: 0.565		0-0 F9		0-0 1B 2B		0-0 1-3		0-0 4-3		4 1 1 0 0 0 0												
Earl Williams, R (1, 2) OBP: 0.333, SLG: 0.403		0-0 1B		4-0 1B 1B BB		0-0 F7		0-0 F8		3 0 1 0 1 0 0												
Orlando Cepeda, R (1, 3) OBP: 0.480, SLG: 0.667		0-3 K		0-0 1B 1B		0-0 2B			0-0 FC6-4 1B	4 0 3 1 0 1 1												
Darrell Evans, L (1, 5) OBP: 0.333, SLG: 0.400		0-0 F8		0-0 1B G6-4-3		0-0 P4			0-0 P6	4 0 1 0 0 0 3												
Marty Perez, R (1, 6) OBP: 0.329, SLG: 0.319			0-0 1B G4-6-3		0-0 G6-4-3		0-0 F8		0-0 F9	4 0 1 0 0 0 4												
Mike McQueen, L (1, 1) OBP: 0.250, SLG: 0.250			0-0 G4-6-3		0-3 K		0-0 F8		0-0 FC6-4	2 0 0 0 0 1 1												
Gary Neibauer, R (5, 1)										0 0 0 0 0 0 0												
Mike Lum, L (7, PH) OBP: 0.288, SLG: 0.200										1 0 0 0 0 0 0												
Pat Jarvis, R (7, 1)										0 0 0 0 0 0 0												
Jim Breazeale, L (9, PH) OBP: 0.308, SLG: 0.385										1 0 0 0 0 0 1												
<b>Inning Stats</b>	R: 0 E: 0 K: 0 S: 3	H: 0 LOB: 0 BB: 0 P: 3	R: 0 E: 0 K: 1 S: 6	H: 1 LOB: 1 BB: 0 P: 6	R: 0 E: 0 K: 0 S: 4	H: 2 LOB: 1 BB: 0 P: 4	R: 1 E: 0 K: 0 S: 5	H: 3 LOB: 2 BB: 1 P: 9	R: 0 E: 0 K: 1 S: 6	H: 1 LOB: 1 BB: 0 P: 6	R: 0 E: 0 K: 0 S: 4	H: 1 LOB: 1 BB: 0 P: 4	R: 0 E: 0 K: 0 S: 3	H: 0 LOB: 0 BB: 0 P: 3	R: 1 E: 0 K: 0 S: 4	H: 1 LOB: 0 BB: 0 P: 4	R: 0 E: 0 K: 0 S: 4	H: 1 LOB: 1 BB: 0 P: 4	1B: 7 2B: 2 3B: 0 HR: 1	SF: 0 SAC: 0 DP: 2 HBP: 0	WP: 0 PB: 0 SB: 0 CS: 0	PA: 36
<b>PITCHER</b> Rick Wise, R (1, 1) ERA: 3.18	IP: 9.0 WLS: W BF: 36 H: 10 R: 2 ER: 2 SO: 2 BB: 1 IBB: 0 HBP: 0 BLK: 0 WP: 0 HR: 1 S: 39 P: 43 ERA: 2.00 WHIP: 1.222											<b>PITCHER</b>	IP: 9.0 WLS: W BF: 36 H: 10 R: 2 ER: 2 SO: 2 BB: 1 IBB: 0 HBP: 0 BLK: 0 WP: 0 HR: 1 S: 39 P: 43 ERA: 2.00 WHIP: 1.222									

livebaseballscorecards.com

AB	35
R	2
H	10
RBI	2
BB	1
SO	2
LOB	13



Batter	1	2	3	4	5	6	7	8	9	AB	R	H	RBI	BB	SO	LOB
--------	---	---	---	---	---	---	---	---	---	----	---	---	-----	----	----	-----

<b>Lou Brock, L</b> OBP: 0.349, SLG: 0.338 (1, 7)	0-0 1B SF8 2B		0-0 4-3		0-0 F8		0-0 FC5-6 1B			4	1	2	0	0	0	1
<b>Luis Melendez, R</b> OBP: 0.348, SLG: 0.571 (1, 8)	4-0 SF8 1B 6-3 BB		0-0 HR 3B		4-0 1B 1-2 BB		0-0 FC5-6 G4-3 1-2f			2	2	1	0	2	0	1
<b>Matty Alou, L</b> OBP: 0.377, SLG: 0.384 (1, 9)	0-0 6-3 1-2 2-3 1B		0-0 F8		0-0 L4-3 1-2 2-3 1B		0-0 G4-3 1-2f			4	0	2	0	0	0	2
<b>Joe Torre, R</b> OBP: 0.397, SLG: 0.565 (1, 5)	0-0 SF8 1-2 2-3 3-H		0-0 HR		0-0 L4-3 1-2			0-0 FC1-6 1B		3	1	2	3	0	0	3
<b>Ted Simmons, S</b> OBP: 0.333, SLG: 0.371 (1, 2)	0-0 6-3 2-3 3-H		0-0 F9		4-0 FC5 1B BB			0-0 FC1-6 1-2f		3	0	0	1	1	0	2
<b>Donn Clendenon, R</b> (1, 3) <b>Joe Hague, L</b> (6, PH) OBP: 0.387, SLG: 0.426 (7, 3)	0-3 K			0-0 6-3		0-3 K		0-0 F5		2	0	0	0	0	1	1
<b>Ed Crosby, L</b> OBP: 0.345, SLG: 0.296 (1, 6)		0-0 F5		0-0 F8		0-0 1B		0-0 F8		4	0	1	0	0	0	1
<b>Dal Maxvill, R</b> (1, 4)		0-0 F8		0-0 F7		0-3 K				3	0	0	0	0	1	2
<b>Rick Wise, R</b> (1, 1)		0-3 K			0-0 1B BB 1B		0-0 FC5 2-3f			3	0	1	0	0	1	2

Inning Stats	R: 2	H: 2	E: 0	K: 1	S: 7	LOB: 1	BB: 1	P: 11	R: 0	H: 0	E: 0	K: 1	S: 5	LOB: 0	BB: 0	P: 5	R: 0	H: 0	E: 0	K: 0	S: 5	LOB: 0	BB: 0	P: 5	R: 0	H: 2	E: 0	K: 0	S: 4	LOB: 2	BB: 1	P: 8	R: 0	H: 1	E: 0	K: 2	S: 8	LOB: 0	BB: 0	P: 3	R: 0	H: 1	E: 0	K: 0	S: 4	LOB: 1	BB: 0	P: 4
--------------	------	------	------	------	------	--------	-------	-------	------	------	------	------	------	--------	-------	------	------	------	------	------	------	--------	-------	------	------	------	------	------	------	--------	-------	------	------	------	------	------	------	--------	-------	------	------	------	------	------	------	--------	-------	------

PITCHER	IP	WLS	BF	H	R	ER	SO	BB	IBB	HBP	BLK	WP	HR	S	P	ERA	WHIP
<b>Mike McQueen, L</b> (1, 1) ERA: 5.4	4.1	L	21	6	4	4	2	2	0	0	0	0	1	23	31	8.31	1.846
<b>Gary Neibauer, R</b> (5, 1) ERA: 6.19	1.2		6	1	0	0	2	1	0	0	0	0	0	9	13	0.00	1.200
<b>Pat Jarvis, R</b> (7, 1) ERA: 6.45	2.0		7	2	0	0	0	0	0	0	0	0	0	7	7	0.00	1.000

**BOTTOM**

**Atlanta Braves @ St. Louis Cardinals**  
 Busch Stadium, St. Louis, MO  
 Sat May 06 1972, 7:05 PM CDT  
 Att. 40,754 - Unknown

AB	30
R	4
H	9
RBI	4
BB	3
SO	4
LOB	17



WP	HR	S	P	ERA	WHIP
0	0	0	0	0	0



Batter	1	2	3	4	5	6	7	8	9	AB R H RBI BB SO LOB	TOP	
Felix Millan, R (1, 4) OBP: 0.327, SLG: 0.323	0-0 F9		0-0 HR 1B		0-0 F8		0-0 F9		0-0 E8 1B 1-H 2-H	5 1 2 1 0 0 1		
Ralph Garr, L (1, 8) (9, 7) OBP: 0.358, SLG: 0.455	0-0 1B 1B		0-0 1-H HR		0-0 P4			0-0 S 1B	4-0 IBB	4 1 3 2 1 0 1		
Rico Carty, R (1, 7) Dusty Baker Jr., R (9, 8) OBP: 0.500, SLG: 0.529 OBP: 0.161, SLG: 0.138	0-0 1-3 1B		0-0 P4		0-0 G3			0-0 F8	0-0 F3	5 0 1 0 0 0 3 0 0 0 0 0 0 0		
Orlando Cepeda, R (1, 3) OBP: 0.448, SLG: 0.607	0-3 K		0-0 5-3		0-0 E 1B			0-0 5-3 1-2		4 0 1 0 0 1 3		
Earl Williams, R (1, 5) Gil Garrido, R (9, 5) OBP: 0.330, SLG: 0.395	0-0 F7			0-0 F8		0-0 E8 1-3 1B		0-0 P4		4 0 1 0 0 0 3 0 0 0 0 0 0 0		
Mike Lum, L (1, 9) OBP: 0.286, SLG: 0.188		0-0 1-3		0-0 4-3		4-0 G6-4-3 IBB			0-0 G3	3 0 0 0 1 0 0		
Paul Casanova, R (1, 2) OBP: 0.208, SLG: 0.182		0-0 6-3		0-0 F8		0-0 G6-4-3 1-2			0-3 K	4 0 0 0 0 1 3		
Marty Perez, R (1, 6) OBP: 0.325, SLG: 0.316		0-0 P4			0-0 1-3		0-0 F8		0-0 BB 1B 1B	4 1 1 0 0 0 0		
Ron Reed, R (1, 1) OBP: 0.200, SLG: 0.333 Darrell Evans, L (9, PH) OBP: 0.342, SLG: 0.400 George Stone, L (9, 1) Phil Niekro, R (9, 1) OBP: 0.071, SLG: 0.071 Ron Schueler, R (9, 1)			0-0 6-3		0-0 2B		0-0 1-3		4-0 BB 1B E BB	3 0 1 0 0 0 0 0 1 0 0 1 0		
<b>Inning Stats</b>	R: 0 E: 0 K: 1 S: 7 H: 2 LOB: 2 BB: 0 P: 7	R: 0 E: 0 K: 0 S: 3 H: 0 LOB: 0 BB: 0 P: 3	R: 2 E: 0 K: 0 S: 5 H: 2 LOB: 0 BB: 0 P: 5	R: 0 E: 0 K: 0 S: 3 H: 0 LOB: 0 BB: 0 P: 3	R: 0 E: 0 K: 0 S: 4 H: 1 LOB: 1 BB: 0 P: 4	R: 0 E: 1 K: 0 S: 4 H: 2 LOB: 2 BB: 1 P: 8	R: 0 E: 0 K: 0 S: 3 H: 0 LOB: 0 BB: 0 P: 3	R: 0 E: 0 K: 0 S: 4 H: 1 LOB: 1 BB: 0 P: 4	R: 2 E: 1 K: 1 S: 7 H: 2 LOB: 2 BB: 2 P: 15	1B: 8 2B: 1 3B: 0 HR: 1 SF: 0 SAC: 0 DP: 1 HBP: 0	WP: 0 PB: 0 SB: 1 CS: 0 PA: 39	
<b>PITCHER</b> Reggie Cleveland, R (1, 1) ERA: 3.03	IP: 9.0 WLS: W BF: 39 H: 10 R: 4 ER: 3 SO: 2 BB: 1 IBB: 2 HBP: 0 BLK: 0 WP: 0 HR: 1 S: 40 P: 52 ERA: 3.00 WHIP: 1.222											<b>PITCHER</b>

Atlanta Braves @ St. Louis Cardinals  
 Busch Stadium, St. Louis, MO  
 Sun May 07 1972, 3:33 AM CDT  
 Att: 11,773 - Unknown

livebaseballscorecards.com

AB 36  
 R 4  
 H 10  
 RBI 3  
 BB 3  
 SO 2  
 LOB 14



BOTTOM

Atlanta Braves @ St. Louis Cardinals  
Busch Stadium, St. Louis, MO  
Sun May 07 1972, 3:33 AM CDT  
Att. 11,773 - Unknown

livebaseballscores.com

AB 33  
R 5  
H 13  
RBI 5  
BB 1  
SO 2  
LOB 12



WP: 0 PA: 36  
PB: 0  
SB: 2  
CS: 0

AB R H RBI BB SO LOB

4 1 3 0 0 0 0

3 0 0 0 0 0 2

3 0 1 1 0 0 2

3 0 1 0 1 0 2

4 1 1 0 0 1 2

4 1 3 2 0 0 0

0 1 0 0 0 0 0

4 1 2 0 0 0 1

3 0 0 0 0 1 2

1 0 1 1 0 0 0

1B: 11 SF: 1  
2B: 1 SAC: 1  
3B: 0 DP: 2  
HR: 1 HBP: 0

Batter	1	2	3	4	5	6	7	8	9
Lou Brock, L (1, 7) OBP: 0.368, SLG: 0.358	0-0 F9 S SF9 1B		0-0 S 1B		0-0 F7			0-0 4-3 SH1-3 1B	
Luis Melendez, R (1, 8) OBP: 0.308, SLG: 0.500	0-0 F9 1-3		0-0 F9		0-0 F9			0-0 SH1-3 1-2	
Matty Alou, L (1, 9) OBP: 0.370, SLG: 0.382	0-0 SF9 3-H		0-0 F2 1-2			0-0 G1-4-3 1B		0-0 4-3 2-3	
Joe Torre, R (1, 5) OBP: 0.403, SLG: 0.554	0-0 1B			4-0 G4-6-3 BB		0-0 G1-4-3 1-2f		0-0 F5	
Ted Simmons, S (1, 2) OBP: 0.329, SLG: 0.379	0-3 K			0-0 G4-6-3 1-2f		0-0 1-4-3		0-0 1B 2B	
Joe Hague, L (1, 3) OBP: 0.409, SLG: 0.510 Scipio Spinks, R (9, PR) OBP: 0.273, SLG: 0.273		0-0 P3		0-0 HR			0-0 1B	0-0 1B 1B 2-H	
Ed Crosby, L (1, 6) OBP: 0.355, SLG: 0.310		0-0 F8		0-0 FC4-6 1B			0-0 F8	0-0 1B 1B 1-3	
Dal Maxvill, R (1, 4) Jose Cruz, L (9, PH) OBP: 0.333, SLG: 0.345		0-3 K		0-0 FC4-6 1-2f			0-0 F7	0-0 1B 1B 1-3 3-H	
Reggie Cleveland, R (1, 1) OBP: 0.067, SLG: 0.067 Mike Fiore, L (9, PH) OBP: 0.333, SLG: 0.333			0-0 P6				0-0 F8	0-0 1B 1-2 3-H	

Inning Stats	R: 1	H: 2	E: 0	K: 1	S: 7	R: 0	H: 0	E: 0	K: 1	S: 5	R: 0	H: 1	E: 0	K: 0	S: 4	R: 1	H: 2	E: 0	K: 0	S: 4	R: 0	H: 0	E: 0	K: 0	S: 3	R: 0	H: 1	E: 0	K: 0	S: 3	R: 0	H: 1	E: 0	K: 0	S: 4	R: 0	H: 1	E: 0	K: 0	S: 5	R: 3	H: 5	E: 0	K: 0	S: 5	1B: 11	SF: 1	2B: 1	SAC: 1	3B: 0	DP: 2	HR: 1	HBP: 0
--------------	------	------	------	------	------	------	------	------	------	------	------	------	------	------	------	------	------	------	------	------	------	------	------	------	------	------	------	------	------	------	------	------	------	------	------	------	------	------	------	------	------	------	------	------	------	--------	-------	-------	--------	-------	-------	-------	--------

PITCHER	IP	WLS	BF	H	R	ER	SO	BB	IBB	HBP	BLK	WP	HR	S	P	ERA	WHIP
Ron Reed, R (1, 1) ERA: 5.54	8.0		31	8	2	2	2	1	0	0	0	0	1	34	38	2.25	1.125
George Stone, L (9, 1) ERA: 14.85	0.0		1	1	1	1	0	0	0	0	0	0	0	1	1	∞	∞
Phil Niekro, R (9, 1) ERA: 2.88	0.0	L	3	3	1	1	0	0	0	0	0	0	0	3	3	∞	∞
Ron Schueler, R (9, 1) ERA:	0.0		1	1	1	1	0	0	0	0	0	0	0	1	1	∞	∞

PITCHER	IP	WLS	BF	H	R	ER	SO	BB	IBB	HBP	BLK	WP	HR	S	P	ERA	WHIP
---------	----	-----	----	---	---	----	----	----	-----	-----	-----	----	----	---	---	-----	------



Batter	1	2	3	4	5	6	7	8	9	AB R H RBI BB SO LOB	TOP											
<b>Dave Cash, R</b> (1, 4) OBP: 0.345, SLG: 0.415	0-0 4-3 3B 1B	0-0 F8		0-0 HR		4-0 S BB		0-0 2B		4 2 3 2 1 0 1	<b>Pittsburgh Pirates @ Atlanta Braves</b> Atlanta Stadium, Atlanta, GA Tue May 09 1972, 7:05 PM EDT Att. 7,762 - Unknown											
<b>Al Oliver, L</b> (1, 8) OBP: 0.356, SLG: 0.470	0-0 4-3 1-2		0-0 4-3	0-0 F9		0-0 4-3 1-2		0-0 F9 3-H		5 0 0 0 0 0 3												
<b>Roberto Clemente, R</b> (1, 9) OBP: 0.366, SLG: 0.440	0-0 2-H 1B 3B		0-0 L4		0-0 F8		0-0 F9		0-0 5-3	5 1 1 1 0 0 0												
<b>Willie Stargell, L</b> (1, 7) OBP: 0.347, SLG: 0.591 <b>Gene Clines, R</b> (9, 7) OBP: 0.200, SLG: 0.250	0-3 K		0-0 HR		0-0 1B 1B		0-0 1B		0-0 3-1	5 1 3 1 0 1 1 0 0 0 0 0 0 0												
<b>Richie Hebner, L</b> (1, 5) OBP: 0.390, SLG: 0.522	0-0 FC4-6 3-H 1B		4-0 WP 1B BB		0-0 F9		4-0 FC6-4 BB		4-0 BB	2 0 1 1 3 0 1												
<b>Manny Sanguillen, R</b> (1, 2) OBP: 0.386, SLG: 0.513	0-0 FC4-6 1-2f		0-0 WP 1B		0-0 1B		0-0 FC6-4 1-2f		0-0 F7	5 0 2 0 0 0 3												
<b>Bob Robertson, R</b> (1, 3) OBP: 0.282, SLG: 0.193		0-0 6-3	0-3 K 1-2 2-3		0-0 F7			4-0 F9 SH3-4 2B BB		3 1 0 0 1 1 4												
<b>Gene Alley, R</b> (1, 6) OBP: 0.463, SLG: 0.412		0-0 S 1B		0-0 4-3		0-0 L7		0-0 SH3-4 1-2		3 0 1 0 0 0 0												
<b>Dock Ellis, S</b> (1, 1) OBP: 0.111, SLG: 0.111 <b>Vic Davalillo, L</b> (8, PH) OBP: 0.429, SLG: 0.556 <b>Bruce Kison, R</b> (8, 1)		0-3 K 1-2		0-0 5-3		0-0 6-3		0-0 F9 2-3		3 0 0 0 0 1 1 1 0 0 0 0 0 1 0 0 0 0 0 0 0												
<b>Inning Stats</b>	R: 2 E: 0 K: 1 S: 8	H: 3 LOB: 1 BB: 0 P: 8	R: 0 E: 0 K: 1 S: 6	H: 1 LOB: 1 BB: 0 P: 6	R: 1 E: 0 K: 1 S: 7	H: 2 LOB: 2 BB: 1 P: 11	R: 1 E: 0 K: 0 S: 4	H: 1 LOB: 0 BB: 0 P: 4	R: 0 E: 0 K: 0 S: 5	H: 2 LOB: 2 BB: 0 P: 5	R: 0 E: 0 K: 0 S: 3	H: 0 LOB: 1 BB: 1 P: 7	R: 0 E: 0 K: 0 S: 3	H: 1 LOB: 1 BB: 1 P: 7	R: 1 E: 0 K: 0 S: 4	H: 1 LOB: 1 BB: 1 P: 8	R: 0 E: 0 K: 0 S: 3	H: 0 LOB: 1 BB: 1 P: 7	1B: 7 2B: 1 3B: 1 HR: 2	SF: 0 SAC: 1 DP: 0 HBP: 0	WP: 1 PB: 0 SB: 2 CS: 0	PA: 42
<b>PITCHER</b>	IP WLS BF H R ER SO BB IBB HBP BLK WP HR S P ERA WHIP												<b>PITCHER</b>	IP WLS BF H R ER SO BB IBB HBP BLK WP HR S P ERA WHIP								
<b>Tom Kelley, R</b> (1, 1) ERA: 4.98 <b>Ron Schueler, R</b> (8, 1) ERA: 0.79	7.0 L 33 10 4 4 3 3 0 0 0 1 2 36 48 5.14 1.857													2.0 9 1 1 1 0 2 0 0 0 0 0 7 15 4.50 1.500								

<b>AB</b>	36
<b>R</b>	5
<b>H</b>	11
<b>RBI</b>	5
<b>BB</b>	5
<b>SO</b>	3
<b>LOB</b>	15



Batter	1	2	3	4	5	6	7	8	9	AB	R	H	RBI	BB	SO	LOB
Felix Millan, R (1, 4) OBP: 0.324, SLG: 0.320	0-0 4-3		0-0 5-3 1B		0-0 F7		0-0 F9			4	1	1	0	0	0	1
Ralph Garr, L (1, 8) OBP: 0.343, SLG: 0.435	0-0 6-3		0-0 F4		0-0 F8			0-0 4-3		4	0	0	0	0	0	1
Rico Carty, R (1, 7) OBP: 0.471, SLG: 0.491	0-3 K		0-0 5-3		0-0 4-3			0-0 6-3		4	0	0	0	0	1	1
Orlando Cepeda, R (1, 3) OBP: 0.455, SLG: 0.594		0-0 2B	0-0 1B		0-0 F4			0-0 F9		4	1	2	1	0	0	0
Earl Williams, R (1, 2) OBP: 0.326, SLG: 0.400		0-0 FC4-6 1-H 2B	0-0 F8		0-3 K			0-0 L7		4	0	1	1	0	1	1
Darrell Evans, L (1, 5) OBP: 0.338, SLG: 0.381		4-0 FC4-6 BB		0-0 L3		0-0 4-3		0-0 L7		3	0	0	0	1	0	0
Mike Lum, L (1, 9) OBP: 0.283, SLG: 0.192		0-0 F6		0-0 1B			0-0 F7		0-0 3-1	4	0	1	0	0	0	2
Marty Perez, R (1, 6) OBP: 0.314, SLG: 0.304		0-0 FC4-6		0-0 F7			0-0 5-3			3	0	0	0	0	0	3
Tom Kelley, R (1, 1) OBP: 0.182, SLG: 0.100		0-3 K		0-0 6-3			0-0 1B			2	0	0	0	0	1	3
Dusty Baker Jr., R (7, PH) OBP: 0.188, SLG: 0.167										1	0	1	0	0	0	0
Ron Schueler, R (8, 1)										0	0	0	0	0	0	0

Inning Stats	R: 0	H: 0	E: 0	K: 1	S: 5	R: 1	H: 2	E: 0	K: 1	S: 7	R: 1	H: 2	E: 0	K: 0	S: 5	R: 0	H: 1	E: 0	K: 0	S: 4	R: 0	H: 0	E: 0	K: 1	S: 3	R: 0	H: 0	E: 0	K: 0	S: 5	R: 0	H: 1	E: 0	K: 0	S: 4	R: 0	H: 0	E: 0	K: 0	S: 3	R: 0	H: 0	E: 0	K: 0	S: 3	R: 0	H: 0	E: 0	K: 0	S: 3	R: 0	H: 0	E: 0	K: 0	S: 3	1B: 5	SF: 0	2B: 1	SAC: 0	3B: 0	DP: 0	HR: 0	HBP: 0	WP: 0	PA: 34
--------------	------	------	------	------	------	------	------	------	------	------	------	------	------	------	------	------	------	------	------	------	------	------	------	------	------	------	------	------	------	------	------	------	------	------	------	------	------	------	------	------	------	------	------	------	------	------	------	------	------	------	------	------	------	------	------	-------	-------	-------	--------	-------	-------	-------	--------	-------	--------

PITCHER	IP	WLS	BF	H	R	ER	SO	BB	IBB	HBP	BLK	WP	HR	S	P	ERA	WHIP
Dock Ellis, R (1, 1) ERA: 3.6	7.0	W	28	6	2	2	3	1	0	0	0	0	0	33	37	2.57	1.000
Bruce Kison, R (8, 1) ERA: 5.23	2.0	S	6	0	0	0	0	0	0	0	0	0	0	6	6	0.00	0.000

**BOTTOM**

**Pittsburgh Pirates @ Atlanta Braves**  
Atlanta Stadium, Atlanta, GA

Tue May 09 1972, 7:05 PM EDT  
Att. 7,762 - Unknown

livebaseballscorecards.com

AB	33
R	2
H	6
RBI	2
BB	1
SO	3
LOB	12





Batter	1	2	3	4	5	6	7	8	9	AB R H RBI BB SO LOB	TOP									
Dave Cash, R (1, 4) OBP: 0.339, SLG: 0.421	0-0 F9		0-0 F8			0-0 HR 2B		0-0 5-3		4 1 1 0 0 0 0	<b>Pittsburgh Pirates @ Atlanta Braves</b> Atlanta Stadium, Atlanta, GA Wed May 10 1972, 7:05 PM EDT Att. 6,708 - Unknown									
Al Oliver, L (1, 8) OBP: 0.363, SLG: 0.517	0-0 1B 2B			0-0 F7		0-0 HR 2H 3H		0-0 G3		4 1 2 3 0 0 0										
Roberto Clemente, R (1, 9) OBP: 0.384, SLG: 0.468	0-0 2-3 1B			0-0 5-3		0-0 PB 1B		0-0 2B		4 0 3 0 0 0 0										
Willie Stargell, L (1, 7) OBP: 0.329, SLG: 0.557	0-0 F6			0-0 G3		0-3 K 1-3		0-0 F9		4 0 0 0 0 1 3										
Richie Hebner, L (1, 5) OBP: 0.363, SLG: 0.507		0-0 4-3			0-0 1B	0-0 G3		0-0 F8		4 0 1 0 0 0 2										
Manny Sanguillen, R (1, 2) OBP: 0.368, SLG: 0.468		0-3 K			0-3 K	0-0 F9		0-0 F2		4 0 0 0 0 2 3										
Bob Robertson, R (1, 3) OBP: 0.280, SLG: 0.246		0-0 F8			0-3 K		0-0 F2		0-0 HR	4 1 1 1 0 1 1										
Gene Alley, R (1, 6) OBP: 0.422, SLG: 0.368			0-0 5-3		0-0 F8		0-0 6-3		0-0 5-3	4 0 0 0 0 0 1										
Bob Johnson, L (1, 1) OBP: 0.111, SLG: 0.111			0-0 F2			0-0 2B HR 1B		0-0 1-3		0 0 0 0 0 0 0										
Luke Walker, L (2, 1)										1 0 0 0 0 0 0										
Jose Pagan, R (6, PH) OBP: 0.200, SLG: 0.214										1 0 1 0 0 0 0										
Dock Ellis, S (6, PR) OBP: 0.111, SLG: 0.111										0 1 0 0 0 0 0										
Dave Giusti, R (6, 1)										1 0 0 0 0 0 0										
Ramon Hernandez, S (7, 1)										0 0 0 0 0 0 0										
Bob Miller, R (7, 1)										0 0 0 0 0 0 0										
<b>Inning Stats</b>	R: 0 E: 0 K: 0 S: 4	H: 2 LOB: 1 BB: 0 P: 4	R: 0 E: 0 K: 1 S: 5	H: 0 LOB: 0 BB: 0 P: 5	R: 0 E: 0 K: 0 S: 3	H: 0 LOB: 0 BB: 0 P: 3	R: 0 E: 0 K: 2 S: 8	H: 1 LOB: 1 BB: 0 P: 8	R: 3 E: 0 K: 1 S: 9	H: 4 LOB: 2 BB: 0 P: 9	R: 0 E: 0 K: 0 S: 3	H: 0 LOB: 0 BB: 0 P: 3	R: 0 E: 0 K: 0 S: 4	H: 1 LOB: 1 BB: 0 P: 4	R: 1 E: 0 K: 0 S: 4	H: 1 LOB: 0 BB: 0 P: 4	1B: 4 2B: 3 3B: 0 HR: 2	SF: 0 SAC: 0 DP: 0 HBP: 0	WP: 0 PB: 2 SB: 0 CS: 0	PA: 35
<b>PITCHER</b> Phil Niekro, R (1, 1) ERA: 3.08	IP 9.0 WLS W BF 35 H 9 R 4 ER 4 SO 4 BB 0 IBB 0 HBP 0 BLK 0 WP 0 HR 2 S 43 P 43 ERA 4.00 WHIP 1.000																			

livebaseballscorecards.com

<b>AB</b>	35
<b>R</b>	4
<b>H</b>	9
<b>RBI</b>	4
<b>BB</b>	0
<b>SO</b>	4
<b>LOB</b>	10



Batter	1	2	3	4	5	6	7	8	9	AB	R	H	RBI	BB	SO	LOB
<b>Felix Millan, R</b> OBP: 0.336, SLG: 0.337 (1, 4)	4-0 BB 1B BB	0-0 2-H 1B 1B	0-0 6-3			0-0 6-3	0-0 1-3 2B			4	1	2	1	1	0	2
<b>Ralph Garr, L</b> OBP: 0.356, SLG: 0.443 (1, 8) (8, 7)	0-0 1-2 BB 1B	0-0 1-2 1B 1B			0-0 5-3	0-0 CS 1B	0-0 F8			5	1	3	0	0	0	2
<b>Hank Aaron, R</b> OBP: 0.413, SLG: 0.576 (1, 9)	4-0 1-2 2-3 BB	0-0 1-3 2-H 1B			4-0 BB	0-0 1-2 CS	0-0 S 1B	0-0 5-3		3	1	2	1	2	0	0
<b>Orlando Cepeda, R</b> OBP: 0.395, SLG: 0.514 (1, 3)	0-3 K	0-0 6-3			0-0 F9		0-0 F7	0-0 5-3		5	0	0	0	0	1	7
<b>Earl Williams, R</b> OBP: 0.340, SLG: 0.412 (1, 2)	0-0 1-2 2-H 3-H 1B				0-0 F9		0-0 2-H E 2B	0-0 6-3		5	2	3	2	0	0	1
<b>Mike Lum, L</b> OBP: 0.286, SLG: 0.218 <b>Dusty Baker Jr., R</b> OBP: 0.212, SLG: 0.226 (7, PH) (8, 8)	0-0 6-3				0-0 1-3 1B 2B		0-0 1-H FC4-6 2B			3	0	1	0	0	0	2
<b>Darrell Evans, L</b> OBP: 0.346, SLG: 0.388 (1, 5)					0-0 2-3 3-H 1B		0-0 2-3 FC4-6 1B			4	0	2	1	0	1	0
<b>Marty Perez, R</b> OBP: 0.300, SLG: 0.289 (1, 6)					0-0 4-3		0-0 FC4-6 E			4	1	0	1	0	1	3
<b>Phil Niekro, R</b> OBP: 0.111, SLG: 0.167 (1, 1)					0-0 F2		0-0 L4	0-0 E8		4	1	1	0	0	0	2

Inning Stats	R: 1	H: 2	E: 0	K: 1	S: 6	H: 2	LOB: 2	BB: 2	P: 14	R: 2	H: 4	E: 0	K: 0	S: 7	H: 3	LOB: 2	BB: 0	P: 7	R: 0	H: 0	E: 0	K: 0	S: 3	H: 0	LOB: 1	BB: 1	P: 7	R: 0	H: 0	E: 0	K: 2	S: 7	H: 1	LOB: 0	BB: 0	P: 3	R: 4	H: 5	E: 2	K: 0	S: 9	H: 0	LOB: 0	BB: 0	P: 3	R: 0	H: 0	E: 0	K: 0	S: 3
--------------	------	------	------	------	------	------	--------	-------	-------	------	------	------	------	------	------	--------	-------	------	------	------	------	------	------	------	--------	-------	------	------	------	------	------	------	------	--------	-------	------	------	------	------	------	------	------	--------	-------	------	------	------	------	------	------

PITCHER	IP	WLS	BF	H	R	ER	SO	BB	IBB	HBP	BLK	WP	HR	S	P	ERA	WHIP
<b>Bob Johnson, R</b> ERA: 5.14 (1, 1)	1.2	L	11	5	3	3	1	2	0	0	0	0	0	11	19	16.20	4.200
<b>Luke Walker, L</b> ERA: 6.1 (2, 1)	3.1		15	4	1	1	2	1	0	0	0	0	0	18	22	2.70	1.500
<b>Dave Giusti, R</b> ERA: 5.84 (6, 1)	1.1		6	3	2	2	0	0	0	0	0	0	0	6	6	13.50	2.250
<b>Ramon Hernandez, L</b> ERA: 0.87 (7, 1)	0.1		4	2	2	1	0	0	0	0	0	0	0	4	4	27.00	6.000
<b>Bob Miller, R</b> ERA: 1.86 (7, 1)	1.1		5	1	0	0	0	0	0	0	0	0	0	5	5	0.00	0.750

**BOTTOM**

**Pittsburgh Pirates @ Atlanta Braves**  
Atlanta Stadium, Atlanta, GA

Wed May 10 1972, 7:05 PM EDT  
Att. 6,708 - Unknown

AB	38
R	8
H	15
RBI	7
BB	3
SO	3
LOB	19

livebaseballscores.com

1B:	11	SF:	0	WP:	0	PA:	42
2B:	4	SAC:	0	PB:	0		
3B:	0	DP:	0	SB:	1		
HR:	0	HBP:	0	CS:	1		





Batter	1	2	3	4	5	6	7	8	9	AB R H RBI BB SO LOB	TOP		
Don Kessinger, S (1, 6) OBP: 0.309, SLG: 0.259	0-0 L8		0-0 L7			0-0 5-3		0-0 F8		4 0 0 0 0 0 1			
Glenn Beckert, R (1, 4) OBP: 0.260, SLG: 0.323	0-0 6-3		0-0 2B			0-0 1B		0-0 F2		4 0 2 1 0 0 0			
Billy Williams, L (1, 7) OBP: 0.320, SLG: 0.404	0-3 K				0-0 FC4-6 1B	0-0 F8		0-3 K		4 0 1 0 0 2 1			
Jim Hickman, R (1, 3) OBP: 0.418, SLG: 0.617		0-0 F7			0-3 K	0-0 F1		0-0 5-3		4 0 0 0 0 1 2			
Rick Monday, L (1, 8) OBP: 0.494, SLG: 0.550		0-0 1B 2B			0-0 FC4-6 1-2f			0-0 F9		4 1 1 0 0 1 1			
Jose Cardenal, R (1, 9) OBP: 0.333, SLG: 0.467		0-0 CS 1B			0-0 4-3			0-0 F5		3 0 1 1 0 0 1			
Carmen Fanzone, R (1, 5) OBP: 0.458, SLG: 0.800		0-3 K 1-3				0-3 K		4-0 BB		2 0 0 0 1 2 1			
Randy Hundley, R (1, 2) OBP: 0.377, SLG: 0.364			0-0 SH3 2B 1B			0-0 F8		0-3 K		3 1 1 0 0 1 1			
Bill Hands, R (1, 1) OBP: 0.377, SLG: 0.364			0-0 SH3 1-2			0-3 K		0-0 5-3		2 0 0 0 0 1 0			
<b>Inning Stats</b>	R: 0 H: 0 E: 0 LOB: 0 K: 1 BB: 0 S: 5 P: 5	R: 1 H: 2 E: 0 LOB: 1 K: 1 BB: 0 S: 6 P: 6	R: 1 H: 2 E: 0 LOB: 1 K: 0 BB: 0 S: 4 P: 4	R: 0 H: 1 E: 0 LOB: 1 K: 1 BB: 0 S: 6 P: 6	R: 0 H: 0 E: 0 LOB: 0 K: 2 BB: 0 S: 7 P: 7	R: 0 H: 1 E: 0 LOB: 1 K: 0 BB: 0 S: 4 P: 4	R: 0 H: 0 E: 0 LOB: 1 K: 1 BB: 1 S: 5 P: 9	R: 0 H: 0 E: 0 LOB: 0 K: 0 BB: 0 S: 3 P: 3	R: 0 H: 0 E: 0 LOB: 0 K: 2 BB: 0 S: 7 P: 7	1B: 4 SF: 0 2B: 3 SAC: 1 3B: 0 DP: 1 HR: 0 HBP: 0	WP: 0 PA: 32 PB: 0 SB: 1 CS: 1		
<b>PITCHER</b>	IP WLS BF H R ER SO BB IBB HBP BLK WP HR S P ERA WHIP											<b>PITCHER</b>	IP WLS BF H R ER SO BB IBB HBP BLK WP HR S P ERA WHIP
Ron Reed, R (1, 1) ERA: 4.76	8.0 L 29 6 2 2 6 1 0 0 0 0 0 0 40 44 2.25 0.875												
Cecil Upshaw, R (9, 1) ERA:	1.0 3 0 0 0 2 0 0 0 0 0 0 0 7 7 0.00 0.000												

Chicago Cubs @ Atlanta Braves  
Atlanta Stadium, Atlanta, GA

Fri May 12 1972, 7:05 PM EDT  
Att. 8,026 - Overcast - 59 F

livebaseballscorecards.com

AB	30
R	2
H	6
RBI	2
BB	1
SO	8
LOB	8



Batter	1	2	3	4	5	6	7	8	9	AB	R	H	RBI	BB	SO	LOB
Felix Millan, R OBP: 0.342, SLG: 0.343 (1, 4)	0-0 1B		0-3 K		0-0 1B			0-0 F9		4	0	2	0	0	1	0
Ralph Garr, L OBP: 0.343, SLG: 0.426 (1, 8)	0-3 K			0-0 P5	0-0 4-3			0-0 4-3		4	0	0	0	0	1	3
Hank Aaron, R OBP: 0.393, SLG: 0.543 (1, 9)	0-0 F7			0-0 6-3		0-0 F8			0-0 6-3	4	0	0	0	0	0	1
Earl Williams, R OBP: 0.337, SLG: 0.398 (1, 2)	0-0 F9			4-0 1B BB		0-0 6-3			0-0 L4	3	0	0	0	1	0	1
Orlando Cepeda, R OBP: 0.381, SLG: 0.488 (1, 3)		0-3 K		0-0 1B		0-0 P3			0-3 K	4	0	1	0	0	2	0
Rico Carty, R OBP: 0.452, SLG: 0.466 (1, 7)		0-0 6-3		0-0 F8			0-0 4-3			3	0	0	0	0	0	2
Darrell Evans, L OBP: 0.345, SLG: 0.386 (1, 5)		0-0 L9			0-0 F9		0-0 G4-6-3 1B			3	0	1	0	0	0	0
Marty Perez, R OBP: 0.301, SLG: 0.291 (1, 6)			0-0 L9		0-0 FC3-6 1B		0-0 G4-6-3			3	0	1	0	0	0	1
Ron Reed, R OBP: 0.167, SLG: 0.273 (1, 1)			0-0 5-3		0-0 FC3-6 1B			0-0 G3		2	0	0	0	0	0	1
Sonny Jackson, L (8, PH)										1	0	0	0	0	0	0
Cecil Upshaw, R (9, 1)										0	0	0	0	0	0	0

Inning Stats	R: 0	H: 1	R: 0	H: 0	R: 0	H: 0	R: 0	H: 1	R: 0	H: 2	R: 0	H: 0	R: 0	H: 1	R: 0	H: 0	R: 0	H: 0	R: 0	H: 0	1B: 5	SF: 0	WP: 0	PA: 32
	E: 0	LOB: 1	E: 0	LOB: 0	E: 0	LOB: 0	E: 0	LOB: 2	E: 0	LOB: 2	E: 0	LOB: 0	E: 0	LOB: 0	E: 0	LOB: 0	E: 0	LOB: 0	E: 0	LOB: 0	2B: 0	SAC: 0	PB: 0	
	K: 1	BB: 0	K: 1	BB: 0	K: 0	BB: 0	K: 0	BB: 1	K: 0	BB: 0	K: 0	BB: 0	K: 0	BB: 0	K: 1	BB: 0	K: 0	BB: 0	K: 1	BB: 0	3B: 0	DP: 1	SB: 1	
	S: 6	P: 6	S: 5	P: 5	S: 5	P: 5	S: 4	P: 8	S: 5	P: 5	S: 3	P: 3	S: 3	P: 3	S: 5	P: 5	S: 3	P: 3	S: 5	P: 5	HR: 0	HBP: 0	CS: 0	

PITCHER	IP	WLS	BF	H	R	ER	SO	BB	IBB	HBP	BLK	WP	HR	S	P	ERA	WHIP	PITCHER	IP	WLS	BF	H	R	ER	SO	BB	IBB	HBP	BLK	WP	HR	S	P	ERA	WHIP	
Bill Hands, R ERA: 2.97 (1, 1)	9.0	W	32	5	0	0	4	1	0	0	0	0	0	39	43	0.00	0.667																			


**BOTTOM**

**Chicago Cubs @ Atlanta Braves**  
Atlanta Stadium, Atlanta, GA

Fri May 12 1972, 7:05 PM EDT  
Att. 8,026 - Overcast - 59 F

livebaseballscorecards.com

AB	31
R	0
H	5
RBI	0
BB	1
SO	4
LOB	9





Batter	1	2	3	4	5	6	7	8	9	AB R H RBI BB SO LOB	TOP											
Don Kessinger, S (1, 6) OBP: 0.309, SLG: 0.262	0-0 4-3		0-3 K			0-0 SH1-4 1B		0-0 SH3-4 1-2		3 0 1 0 0 1 0	<b>Chicago Cubs @ Atlanta Braves</b> Atlanta Stadium, Atlanta, GA Sun May 14 1972, 3:33 AM EDT Att. 21,967 - Cloudy - 68 F											
Glenn Beckert, R (1, 4) OBP: 0.272, SLG: 0.333	0-0 BLK 1B		0-0 PB 1B			0-0 SH1-4 1-2		0-0 L5 2-3		3 0 2 0 0 0 1												
Billy Williams, L (1, 7) OBP: 0.317, SLG: 0.392	0-3 K 1-2		0-0 F2 1-2			4-0 G6-4-3 BB		0-0 3-1		3 0 0 0 1 1 3												
Jim Hickman, R (1, 3) OBP: 0.394, SLG: 0.578	0-0 6-3					0-0 G6-4-3 1-2f				4 0 0 0 0 0 3												
Rick Monday, L (1, 8) OBP: 0.470, SLG: 0.516		0-0 4-3				0-0 4-3		0-3 K		4 0 0 0 0 1 0												
Jose Cardenal, R (1, 9) OBP: 0.330, SLG: 0.494		0-0 HR				0-3 K		0-0 6-3		4 1 1 1 0 1 0												
Carmen Fanzone, R (1, 5) OBP: 0.407, SLG: 0.696		0-0 F7				0-0 F7		0-0 E5		3 0 0 0 0 0 0												
Randy Hundley, R (1, 2) OBP: 0.363, SLG: 0.348		0-0 6-3				0-0 P6		0-0 F8		3 0 0 0 0 0 1												
Milt Pappas, R (1, 1) OBP: 0.294, SLG: 0.250			0-0 5-3			0-0 F9		0-0 PB SH3-4 1B		3 0 1 0 0 0 0												
<b>Inning Stats</b>	R: 0 E: 0 K: 1 S: 6	H: 1 LOB: 1 BB: 0 P: 6	R: 1 E: 0 K: 0 S: 4	H: 1 LOB: 0 BB: 0 P: 4	R: 0 E: 0 K: 1 S: 6	H: 1 LOB: 1 BB: 0 P: 6	R: 0 E: 0 K: 1 S: 5	H: 0 LOB: 0 BB: 0 P: 5	R: 0 E: 0 K: 1 S: 3	H: 0 LOB: 0 BB: 0 P: 3	R: 0 E: 1 K: 0 S: 3	H: 1 LOB: 1 BB: 1 P: 7	R: 0 E: 1 K: 1 S: 6	H: 0 LOB: 1 BB: 0 P: 6	R: 0 E: 0 K: 0 S: 4	H: 1 LOB: 1 BB: 0 P: 4	R: 0 E: 0 K: 0 S: 3	H: 0 LOB: 0 BB: 0 P: 3	1B: 4 2B: 0 3B: 0 HR: 1	SF: 0 SAC: 2 DP: 1 HBP: 0	WP: 0 PB: 2 SB: 0 CS: 0	PA: 33
<b>PITCHER</b> Phil Niekro, R (1, 1) ERA: 2.76	IP 9.0	WLS W	BF 33	H 5	R 1	ER 1	SO 4	BB 1	IBB 0	HBP 0	BLK 1	WP 0	HR 1	S 40	P 44	ERA 1.00	WHIP 0.667					<b>PITCHER</b> IP WLS BF H R ER SO BB IBB HBP BLK WP HR S P ERA WHIP

livebaseballscorecards.com

<b>AB</b>	30
<b>R</b>	1
<b>H</b>	5
<b>RBI</b>	1
<b>BB</b>	1
<b>SO</b>	4
<b>LOB</b>	8



Batter	1	2	3	4	5	6	7	8	9	AB R H RBI BB SO LOB
Felix Millan, R OBP: 0.347, SLG: 0.358 (1, 4)	0-0 4-3 2B		0-0 5-3		0-0 2-3 1B		0-0 F3			4 1 2 0 0 0 0
Ralph Garr, L OBP: 0.339, SLG: 0.419 (1, 8) (9, 7)	0-0 4-3 2-3		0-0 L4		0-0 F8			0-0 1B 1B		4 0 1 0 0 0 3
Hank Aaron, R OBP: 0.398, SLG: 0.534 (1, 9) B B B	4-0 2B BB		0-0 F7			0-0 1B 1B		0-0 L7		3 0 1 0 1 0 1
Rico Carty, R OBP: 0.442, SLG: 0.452 (1, 7) Dusty Baker Jr., R OBP: 0.212, SLG: 0.226 (8, PR) (9, 8)	0-3 K			0-0 F8		0-3 K		0-0 G5-4-3 1-2 1B		4 0 1 0 0 2 3 0 0 0 0 0 0 0
Earl Williams, R OBP: 0.343, SLG: 0.413 (1, 2)	0-0 1-3 3-H 2B			0-0 L1		0-0 1-3 1B		0-0 G5-4-3 1-2f		4 0 2 1 0 0 2
Orlando Cepeda, R OBP: 0.348, SLG: 0.444 (1, 3) S S S	0-3 K			0-0 P5		0-0 P6			0-0 F8	4 0 0 0 0 1 4
Darrell Evans, L OBP: 0.341, SLG: 0.419 (1, 5)		0-0 F9			0-3 K	0-0 G3			0-0 HR	4 1 1 1 0 1 2
Marty Perez, R OBP: 0.302, SLG: 0.303 (1, 6)		0-0 F9			0-0 1B 2B		0-0 6-3			3 0 1 0 0 0 0
Phil Niekro, R OBP: 0.095, SLG: 0.143 (1, 1)		0-0 F8			0-0 5-3		0-0 F7			3 0 0 0 0 0 1

Inning Stats	R: 1 E: 0 K: 2 S: 9	H: 2 LOB: 2 BB: 1 P: 13	R: 0 E: 0 K: 0 S: 3	H: 0 LOB: 0 BB: 0 P: 3	R: 0 E: 0 K: 0 S: 3	H: 0 LOB: 0 BB: 0 P: 3	R: 0 E: 0 K: 1 S: 7	H: 2 LOB: 2 BB: 0 P: 7	R: 0 E: 0 K: 1 S: 7	H: 2 LOB: 2 BB: 0 P: 7	R: 0 E: 0 K: 0 S: 3	H: 0 LOB: 0 BB: 0 P: 3	R: 0 E: 0 K: 0 S: 4	H: 2 LOB: 2 BB: 0 P: 4	R: 1 E: 0 K: 0 S: 2	H: 1 LOB: 0 BB: 0 P: 2	1B: 5 2B: 3 3B: 0 HR: 1	SF: 0 SAC: 0 DP: 1 HBP: 0
--------------	------------------------------	----------------------------------	------------------------------	---------------------------------	------------------------------	---------------------------------	------------------------------	---------------------------------	------------------------------	---------------------------------	------------------------------	---------------------------------	------------------------------	---------------------------------	------------------------------	---------------------------------	----------------------------------	------------------------------------

PITCHER	IP	WLS	BF	H	R	ER	SO	BB	IBB	HBP	BLK	WP	HR	S	P	ERA	WHIP
Milt Pappas, R ERA: 2.23 (1, 1)	8.1	L	34	9	2	2	4	1	0	0	0	0	1	41	45	2.16	1.200

**BOTTOM**

**Chicago Cubs @ Atlanta Braves**  
Atlanta Stadium, Atlanta, GA

Sun May 14 1972, 3:33 AM EDT  
Att. 21,967 - Cloudy - 68 F

AB	33
R	2
H	9
RBI	2
BB	1
SO	4
LOB	16

livebaseballscorecards.com

**Braves**

WP: 0	PA: 34
PB: 0	
SB: 0	
CS: 0	



Batter	1	2	3	4	5	6	7	8	9	AB R H RBI BB SO LOB	TOP													
Felix Millan, R (1, 4) OBP: 0.341, SLG: 0.345	0-0 4-3		0-3 K		H 1-0 FC6-4 HBP		X 0-0 F8		X 0-0 FC6 2-3f	4 0 0 0 0 1 2	<b>Atlanta Braves @ Houston Astros</b> Astrodome, Houston, TX Mon May 15 1972, 8:05 PM EDT Att. 15,749 - Dome													
Ralph Garr, L (1, 8) OBP: 0.328, SLG: 0.404	0-0 4-3		X 0-0 1-3		X 0-0 FC6-4 1-2f		X 0-0 5-3			4 0 0 0 0 0 2														
Hank Aaron, R (1, 3) OBP: 0.402, SLG: 0.545	0-0 1B			X 0-0 F4		X 0-0 1B 2B		X 0-0 5-3		4 1 2 0 0 0 0														
Earl Williams, R (1, 5) OBP: 0.330, SLG: 0.396	0-3 K			X 0-0 5-3		X 0-0 F7		S S 0-3 K		4 0 0 0 0 2 2														
Rico Carty, R (1, 7) OBP: 0.432, SLG: 0.439		X 0-0 4-3		X 0-0 F9		X 0-0 BB 1B 2-H		X 0-0 6-3		4 0 1 1 0 0 0														
Dusty Baker Jr., R (1, 9) OBP: 0.270, SLG: 0.294		X 0-0 1B			X 0-0 E 2B	B B B B 4-0 1-2 BB		X 0-0 5-3		3 1 2 0 1 0 0														
Paul Casanova, R (1, 2) OBP: 0.214, SLG: 0.192		0-3 K		X 0-0 E6 4-3 2-H		X 0-0 F3		X 0-0 FC6 1B 1B		4 0 1 0 0 1 3														
Marty Perez, R (1, 6) OBP: 0.290, SLG: 0.290		X 0-0 1-3		0-3 K		0-3 K		X 0-0 F8		4 0 0 0 0 2 5														
Tom Kelley, R (1, 1) OBP: 0.154, SLG: 0.083			X 0-0 4-3		X 0-0 4-3		X 0-0 6-3		X 0-0 1B	2 0 0 0 0 0 1														
Oscar Brown, R (7, PH) OBP: 0.357, SLG: 0.769										1 0 0 0 0 0 0														
Jim Nash, R (7, 1)										0 0 0 0 0 0 0														
Jim Hardin, R (8, 1)										0 0 0 0 0 0 0														
Gil Carrido, R (9, PH) OBP: 1.000, SLG: 1.000						2-3				1 0 1 0 0 0 0														
<b>Inning Stats</b>	R: 0 E: 0 K: 1 S: 6	H: 1 LOB: 1 BB: 0 P: 6	R: 0 E: 0 K: 1 S: 6	H: 1 LOB: 1 BB: 0 P: 6	R: 0 E: 0 K: 1 S: 5	H: 0 LOB: 0 BB: 0 P: 5	R: 0 E: 0 K: 0 S: 3	H: 0 LOB: 0 BB: 0 P: 3	R: 1 E: 1 K: 1 S: 7	H: 1 LOB: 2 BB: 0 P: 8	R: 1 E: 0 K: 1 S: 7	H: 2 LOB: 2 BB: 1 P: 11	R: 0 E: 0 K: 0 S: 3	H: 0 LOB: 0 BB: 0 P: 3	R: 0 E: 0 K: 1 S: 5	H: 0 LOB: 0 BB: 0 P: 5	R: 0 E: 0 K: 0 S: 5	H: 2 LOB: 2 BB: 0 P: 5	R: 0 E: 0 K: 0 S: 5	H: 2 LOB: 2 BB: 0 P: 5	1B: 5 2B: 2 3B: 0 HR: 0	SF: 0 SAC: 0 DP: 0 HBP: 1	WP: 0 PB: 0 SB: 0 CS: 0	PA: 37
<b>PITCHER</b> Dave Roberts, L (1, 1) ERA: 4.5	IP 9.0 WLS W BF 37 H 7 R 2 ER 1 SO 6 BB 1 IBB 0 HBP 1 BLK 0 WP 0 HR 0 S 47 P 52 ERA 1.00 WHIP 0.889											<b>PITCHER</b>	IP WLS BF H R ER SO BB IBB HBP BLK WP HR S P ERA WHIP											

livebaseballscorecards.com

<b>AB</b>	35
<b>R</b>	2
<b>H</b>	7
<b>RBI</b>	1
<b>BB</b>	1
<b>SO</b>	6
<b>LOB</b>	15



Batter	1	2	3	4	5	6	7	8	9	AB	R	H	RBI	BB	SO	LOB
Roger Metzger, S OBP: 0.256, SLG: 0.216 (1, 6)	0-0 1B 1B	4-0 1B BB		0-0 4-3		0-0 FC5 2-3f		0-0 G3		4	0	1	1	1	0	3
Jimmy Stewart, S OBP: 0.273, SLG: 0.381 (1, 3)	0-0 FC5-4 1B	0-0 1B 1B			0-0 4-3		0-0 6-3	0-0 2B 2B		5	1	3	1	0	0	0
Jimmy Wynn, R OBP: 0.412, SLG: 0.616 (1, 9)	0-0 FC5-4 G4-3 1-2f	0-0 F7			0-0 F8		0-0 1B 1B	0-0 2B 2B		5	1	2	1	0	0	4
Cesar Cedeno, R OBP: 0.417, SLG: 0.462 (1, 8)	0-0 G4-3 1-2f		0-0 CS BB		0-0 F3		0-0 1B SF9 1B	0-0 4-3		4	1	1	0	1	0	3
Bob Watson, R OBP: 0.349, SLG: 0.426 (1, 7)		4-0 1B BB BB	0-0 6-3			0-0 HR	0-0 E 1B			3	3	2	2	1	0	1
Johnny Edwards, L OBP: 0.367, SLG: 0.468 (1, 2)		0-0 F8	0-0 F9			0-0 F7	0-0 SF9			3	0	0	1	0	0	1
Doug Rader, R OBP: 0.274, SLG: 0.367 (1, 5)		0-0 L6		0-0 6-3		0-3 K	0-0 E5 1B			4	0	1	0	0	1	1
Tommy Helms, R OBP: 0.245, SLG: 0.283 Bobby Fenwick, R OBP: 0.286, SLG: 0.286 (6, PR) (7, 4)		0-0 BB 1B 1B		0-0 F8		0-0 FC5 1B 1B	0-0 6-3			3	1	2	0	0	0	0
Dave Roberts, L OBP: 0.286, SLG: 0.308 (1, 1)		0-0 BB 1B 1B		0-0 2B		0-0 1B		0-0 F8		1	0	0	0	0	0	1

Inning Stats	R: 0	H: 2	E: 0	K: 0	S: 4	H: 2	LOB: 1	BB: 0	P: 4	R: 3	H: 3	E: 0	K: 0	S: 6	H: 3	LOB: 2	BB: 2	P: 14	R: 0	H: 0	E: 0	K: 0	S: 2	H: 0	LOB: 0	BB: 1	P: 6	R: 0	H: 1	E: 0	K: 0	S: 4	H: 3	LOB: 2	BB: 0	P: 8	R: 3	H: 4	E: 1	K: 0	S: 7	H: 2	LOB: 1	BB: 0	P: 5	R: 1	H: 2	E: 0	K: 0	S: 5
1B: 11	SF: 1	2B: 3	SAC: 0	3B: 0	DP: 1	HR: 1	HBP: 0	WP: 0	PA: 40																																									

PITCHER	IP	WLS	BF	H	R	ER	SO	BB	IBB	HBP	BLK	WP	HR	S	P	ERA	WHIP
Tom Kelley, R ERA: 5.13 (1, 1)	6.0	L	28	9	4	4	1	3	0	0	0	0	1	27	39	6.00	2.000
Jim Nash, R ERA: 10.0 (7, 1)	1.0		7	4	3	2	0	0	0	0	0	0	0	7	7	18.00	4.000
Jim Hardin, R ERA: 9.0 (8, 1)	1.0		5	2	1	1	0	0	0	0	0	0	0	5	5	9.00	2.000

BOTTOM

Atlanta Braves @ Houston Astros  
Astrodome, Houston, TX  
Mon May 15 1972, 8:05 PM EDT  
Att. 15,749 - Dome

livebaseballscorecards.com

AB	36
R	8
H	15
RBI	6
BB	3
SO	1
LOB	14





Batter	1	2	3	4	5	6	7	8	9	AB R H RBI BB SO LOB	TOP																
Dusty Baker Jr., R OBP: 0.333, SLG: 0.462 (1, 8) X	0-0 6-3 S 1B		0-0 HR		0-0 BB 1B 1B		0-0 F9		0-0 2B	5 1 4 1 0 0 0	<b>Atlanta Braves @ Houston Astros</b> Astrodome, Houston, TX Tue May 16 1972, 8:05 PM EDT Att: 13,212 - Unknown																
Felix Millan, R OBP: 0.352, SLG: 0.350 (1, 4) X	0-0 6-3 1-3		0-0 6-3		0-0 BB 1B		0-0 G6-4-3 1B	H 1-0 FC5-4 HBP	4 0 2 0 0 0 1																		
Hank Aaron, R OBP: 0.402, SLG: 0.531 (1, 9) X	0-0 5-3			0-0 BB HR 1B	4-0 BB		0-0 G6-4-3 1-2f	0-0 F5	4 1 1 0 1 0 4																		
Earl Williams, R OBP: 0.316, SLG: 0.376 (1, 2)		0-3 K		0-3 K	0-0 F4			0-3 K	0-0 FC5-4 1-2f	5 0 0 0 0 3 7																	
Rico Carty, R OBP: 0.435, SLG: 0.449 (1, 7) X	0-0 4-3			4-0 HR BB	0-0 6-3			0-0 2B		3 1 1 0 1 0 3																	
Oscar Brown, R OBP: 0.357, SLG: 0.769 (8, PR)										0 0 0 0 0 0 0																	
Mike Lum, L OBP: 0.286, SLG: 0.218 (8, 7)										0 0 0 0 0 0 0																	
Orlando Cepeda, R OBP: 0.380, SLG: 0.583 (1, 3) X	0-0 HR			0-0 HR		0-0 F9		4-0 G6-4-3 BB		3 2 2 4 1 0 0																	
Darrell Evans, L OBP: 0.348, SLG: 0.408 (1, 5) X	0-0 F7			4-0 G5-4-3 BB		4-0 BB		0-0 G6-4-3 1-2f		2 0 0 0 2 0 2																	
Marty Perez, R OBP: 0.288, SLG: 0.289 (1, 6) X			0-0 F7	0-0 G5-4-3 1-2f		0-0 F9		0-0 2B 1B		4 0 1 0 0 0 2																	
Ron Schueler, R (1, 1)		0-3 K			0-0 5-3		0-3 K		0-0 F9	3 0 0 0 0 2 1	<b>Braves</b>																
Cecil Upshaw, R (7, 1)										0 0 0 0 0 0 0																	
George Stone, L (8, 1)										0 0 0 0 0 0 0																	
Pat Jarvis, R (8, 1)										0 0 0 0 0 0 0																	
Ralph Garr, L (9, PH)										1 0 0 0 0 0 1																	
<b>Inning Stats</b>	R: 0 E: 0 K: 0 S: 3	H: 1 LOB: 0 BB: 0 P: 3	R: 1 E: 0 K: 1 S: 6	H: 1 LOB: 0 BB: 0 P: 6	R: 1 E: 0 K: 1 S: 6	H: 1 LOB: 0 BB: 2 P: 6	R: 3 E: 0 K: 1 S: 6	H: 2 LOB: 0 BB: 2 P: 14	R: 0 E: 0 K: 0 S: 5	H: 2 LOB: 3 BB: 1 P: 9	R: 0 E: 0 K: 0 S: 3	H: 1 LOB: 0 BB: 0 P: 3	R: 0 E: 0 K: 1 S: 5	H: 1 LOB: 1 BB: 1 P: 9	R: 0 E: 0 K: 0 S: 5	H: 1 LOB: 1 BB: 1 P: 9	R: 0 E: 0 K: 0 S: 5	H: 2 LOB: 3 BB: 0 P: 6	1B: 6 2B: 2 3B: 0 HR: 3	SF: 0 SAC: 0 DP: 3 HBP: 1	WP: 0 PB: 0 SB: 1 CS: 0	PA: 40					
<b>PITCHER</b>	IP WLS BF H R ER SO BB IBB HBP BLK WP HR S P ERA WHIP																										
Jerry Reuss, L (1, 1) ERA: 4.7	3.1		16	5	5	5	3	2	0	0	0	0	3	20	28	13.50	2.100										
George Culver, R (4, 1) ERA: 2.21	3.2		14	3	0	0	1	2	0	0	0	0	0	14	22	0.00	1.364										
Jim Ray, R (8, 1) ERA: 1.99	2.0	W	10	3	0	0	1	1	0	1	0	0	0	10	15	0.00	2.000										

Batter	1	2	3	4	5	6	7	8	9
Roger Metzger, S OBP: 0.256, SLG: 0.217 (1, 6)	0-0 4-3 1B	0-0 1B 2-H 3-H			0-0 E6 1B		0-0 F7		
Jimmy Stewart, S OBP: 0.231, SLG: 0.320 (1, 3)	0-0 4-3	0-0 G3			0-0 F9		0-0 F9		
Jimmy Wynn, R OBP: 0.415, SLG: 0.608 (1, 9)	4-0 PB 2B BB		0-0 G1		0-0 FC6-4-6-3 1B 2-H		0-0 5-3		
Cesar Cedeno, R OBP: 0.421, SLG: 0.474 (1, 8)	0-0 1-H 2B		0-3 K		0-0 FC6-4-6-3 1-2		0-0 E 3B 1B		
Bob Watson, R OBP: 0.345, SLG: 0.439 (1, 7)	0-0 6-3		0-3 K		0-0 F9		0-0 2B 3B		
Jack Hiatt, R OBP: 0.400, SLG: 0.375 (8, PR) (9, 2)									
Johnny Edwards, L OBP: 0.376, SLG: 0.463 (1, 2)		4-0 2B 1B BB		4-0 BB BB BB		0-0 F9		4-0 2B IBB	
Jesus Alou, R OBP: 0.400, SLG: 0.333 (8, PH) (9, 7)									
Doug Rader, R OBP: 0.264, SLG: 0.353 (1, 5)		0-0 F9		0-0 F8		0-3 K		0-0 F3	
Bobby Fenwick, R OBP: 0.273, SLG: 0.364 (1, 4)		0-0 F7		0-0 F7		0-3 K		0-0 2B	
Jerry Reuss, L OBP: 0.231, SLG: 0.250 (1, 1)		0-0		0-3 K		0-0 E9 1B		0-3 K	
George Culver, R (4, 1)									
Bob Stinson, S OBP: 0.250, SLG: 0.250 (7, PH)		1-3 1B 2B							
Jim Ray, R OBP: 0.250, SLG: 0.250 (8, 1)									

Inning Stats	R: 1	H: 1	E: 0	K: 0	S: 4	LOB: 1	BB: 1	P: 8	R: 2	H: 2	E: 0	K: 0	S: 5	LOB: 1	BB: 1	P: 9	R: 0	H: 0	E: 0	K: 2	S: 7	LOB: 0	BB: 0	P: 7	R: 0	H: 0	E: 0	K: 1	S: 5	LOB: 1	BB: 1	P: 9	R: 1	H: 1	E: 1	K: 0	S: 4	LOB: 0	BB: 0	P: 4	R: 0	H: 0	E: 0	K: 1	S: 5	LOB: 0	BB: 0	P: 5	R: 0	H: 1	E: 1	K: 1	S: 6	LOB: 1	BB: 0	P: 6	R: 2	H: 3	E: 1	K: 1	S: 8	LOB: 2	BB: 1	P: 12
--------------	------	------	------	------	------	--------	-------	------	------	------	------	------	------	--------	-------	------	------	------	------	------	------	--------	-------	------	------	------	------	------	------	--------	-------	------	------	------	------	------	------	--------	-------	------	------	------	------	------	------	--------	-------	------	------	------	------	------	------	--------	-------	------	------	------	------	------	------	--------	-------	-------

PITCHER	IP	WLS	BF	H	R	ER	SO	BB	IBB	HBP	BLK	WP	HR	S	P	ERA	WHIP
Ron Schueler, R ERA: 1.56 (1, 1)	6.0		25	4	4	2	4	3	0	0	0	0	0	30	42	3.00	1.167
Cecil Upshaw, R ERA: 4.15 (7, 1)	1.1	L	7	3	2	2	1	0	0	0	0	0	0	9	9	13.50	2.250
George Stone, L ERA: 14.85 (8, 1)	0.0		1	0	0	0	0	0	1	0	0	0	0	4	4	∞	∞
Pat Jarvis, R ERA: 6.26 (8, 1)	0.2		3	1	0	0	1	0	0	0	0	0	0	5	5	0.00	1.500

AB	R	H	RBI	BB	SO	LOB
4	1	1	2	0	0	1
4	0	0	0	0	0	3
3	1	1	1	1	0	0
4	1	2	1	0	1	1
4	0	1	1	0	1	1
0	1	0	0	0	0	0
1	1	0	0	2	0	0
0	0	0	0	1	0	0
4	0	0	0	0	1	4
4	0	1	1	0	1	2
1	1	1	0	0	0	0
1	0	0	0	0	1	1
1	0	1	0	0	0	0
1	0	0	0	0	1	2

AB	32	R	6	H	8	RBI	6	BB	4	SO	6	LOB	15
----	----	---	---	---	---	-----	---	----	---	----	---	-----	----

WP: 0 PA: 36  
 PB: 1  
 SB: 0  
 CS: 0

**Atlanta Braves @ Houston Astros**  
 Astrodome, Houston, TX  
 Tue May 16 1972, 8:05 PM EDT  
 Att. 13,212 - Unknown

livebaseballscorecards.com





Batter	1	2	3	4	5	6	7	8	9	AB R H RBI BB SO LOB	TOP
Felix Millan, R (1, 4) OBP: 0.341, SLG: 0.339	0-0 5-3		0-0 5-3			0-0 6-3			0-0 4-3	4 0 0 0 0 0 0	<b>Atlanta Braves @ Houston Astros</b> Astrodome, Houston, TX Wed May 17 1972, 8:05 PM EDT Att. 15,823 - Dome
Ralph Garr, L (1, 7) OBP: 0.339, SLG: 0.412	0-0 S 1B		0-0 S 1B			0-0 6-3			0-0 E8 1B	4 0 3 0 0 0 0	
Hank Aaron, R (1, 9) OBP: 0.386, SLG: 0.506	0-3 K 1-2		0-0 1-3			0-0 5-3			0-0 F6	4 0 0 0 0 1 3	
Orlando Cepeda, R (1, 3) OBP: 0.370, SLG: 0.549	4-0 BB				0-0 F8				0-0 F8	3 0 0 0 1 0 1	
Dusty Baker Jr., R (1, 8) OBP: 0.333, SLG: 0.452	0-3 K				0-0 G5-4-3 1B				0-3 K	3 0 1 0 0 2 2	
Earl Williams, R (1, 2) OBP: 0.308, SLG: 0.365			0-0 5-3		0-0 G5-4-3 1-2f				0-0 3-1	3 0 0 0 0 0 1	
Darrell Evans, L (1, 5) OBP: 0.337, SLG: 0.392			0-0 4-3						0-0 G3	3 0 0 0 0 0 0	
Marty Perez, R (1, 6) OBP: 0.280, SLG: 0.280			0-0 F9						0-0 F8	3 0 0 0 0 0 0	
Ron Reed, R (1, 1) OBP: 0.143, SLG: 0.231 George Stone, L (7, 1) Mike Lum, L (8, PH) OBP: 0.281, SLG: 0.214 Gary Neibauer, R (8, 1)			0-3 K						0-0 F9	2 0 0 0 0 1 0	
<b>Inning Stats</b>	R: 0 H: 1 E: 0 LOB: 2 K: 2 BB: 1 S: 8 P: 12	R: 0 H: 0 E: 0 LOB: 0 K: 0 BB: 0 S: 3 P: 3	R: 0 H: 1 E: 0 LOB: 1 K: 1 BB: 0 S: 6 P: 6	R: 0 H: 1 E: 0 LOB: 0 K: 0 BB: 0 S: 3 P: 3	R: 0 H: 0 E: 0 LOB: 0 K: 0 BB: 0 S: 3 P: 3	R: 0 H: 0 E: 0 LOB: 0 K: 0 BB: 0 S: 3 P: 3	R: 0 H: 0 E: 0 LOB: 0 K: 1 BB: 0 S: 5 P: 5	R: 0 H: 0 E: 0 LOB: 0 K: 0 BB: 0 S: 3 P: 3	R: 0 H: 1 E: 1 LOB: 1 K: 0 BB: 0 S: 4 P: 4	1B: 4 SF: 0 2B: 0 SAC: 0 3B: 0 DP: 1 HR: 0 HBP: 0	WP: 0 PA: 31 PB: 0 SB: 2 CS: 0
<b>PITCHER</b> Larry Dierker, R (1, 1) ERA: 3.3	IP WLS BF H R ER SO BB IBB HBP BLK WP HR S P ERA WHIP										

livebaseballscorecards.com

<b>AB</b>	30
<b>R</b>	0
<b>H</b>	4
<b>RBI</b>	0
<b>BB</b>	1
<b>SO</b>	4
<b>LOB</b>	7



Batter	1	2	3	4	5	6	7	8	9	AB	R	H	RBI	BB	SO	LOB
Roger Metzger, S OBP: 0.270, SLG: 0.227 (1, 6)	0-0 1-3		0-0 WP 1-2 1B		0-0 4-3	1-0 HBP	0-0 FC5-4 1-2 2-H 1B			4	0	2	2	0	0	0
Cesar Cedeno, R OBP: 0.411, SLG: 0.461 (1, 8)	0-0 F8		0-0 5-3 1-2 2-3		0-0 S 1B	0-0 4-3	0-0 FC5-4 1-2f			5	0	1	0	0	0	7
Jimmy Wynn, R OBP: 0.407, SLG: 0.585 (1, 9)	4-0 S BB		0-0 F7		0-3 K 1-2		0-3 K	0-0 F3		4	0	0	0	1	2	3
Lee May, R OBP: 0.416, SLG: 0.622 Jimmy Stewart, S OBP: 0.276, SLG: 0.429 (1, 3) (5, PH) (6, 3)	0-3 K 1-2			4-0 G1 WP BB BB	0-0 3-1		0-0 1B 3B	0-0 6-3 HR 1B		1	1	0	0	1	1	1
Bob Watson, R OBP: 0.356, SLG: 0.446 (1, 7)		0-0 F9		4-0 WP G1 1-2 BB		0-0 1B HBP 2B	0-3 K BB BB	4-0 6-3 HR BB		3	2	1	0	2	1	1
Johnny Edwards, L OBP: 0.378, SLG: 0.452 (1, 2)		0-0 F7		0-0 F9		4-0 HBP 1B BB	0-0 2B 1B	0-0 6-3		4	1	1	1	1	0	4
Doug Rader, R OBP: 0.278, SLG: 0.402 (1, 5)		0-0 L5		0-0 G1 1-2 2-3		0-0 HBP 1B	0-0 2B 2B	0-0 HR		5	2	3	4	0	0	2
Bobby Fenwick, R OBP: 0.313, SLG: 0.400 (1, 4)			0-0 5-3	4-0 WP IBB		0-0 F4	0-0 1B 2B	0-0 L6		4	1	1	1	1	0	3
Larry Dierker, R OBP: 0.200, SLG: 0.143 (1, 1)			0-0 WP 1B 1B	0-0 3-1		0-3 K	0-0 E6 1B			4	0	1	0	0	1	6

Inning Stats	R: 0	H: 0	E: 0	K: 1	S: 5	R: 0	H: 0	E: 0	K: 0	S: 3	R: 0	H: 2	E: 0	K: 0	S: 5	R: 1	H: 0	E: 0	K: 0	S: 3	R: 0	H: 1	E: 0	K: 1	S: 6	R: 1	H: 2	E: 0	K: 1	S: 7	R: 4	H: 5	E: 1	K: 2	S: 13	R: 3	H: 2	E: 0	K: 0	S: 5
	LOB: 1	BB: 1	P: 9			LOB: 0	BB: 0	P: 3			LOB: 2	BB: 3	P: 15			LOB: 3	BB: 1	P: 12			LOB: 2	BB: 0	P: 9			LOB: 2	BB: 0	P: 13			LOB: 0	BB: 1	P: 9			LOB: 0	BB: 1	P: 9		

PITCHER	IP	WLS	BF	H	R	ER	SO	BB	IBB	HBP	BLK	WP	HR	S	P	ERA	WHIP
Ron Reed, R ERA: 5.09 (1, 1)	6.2	L	36	9	6	5	5	4	1	1	0	2	0	40	61	6.75	1.950
George Stone, L ERA: 14.14 (7, 1)	0.1		2	1	0	0	0	0	0	0	0	0	0	2	2	0.00	3.000
Gary Neibauer, R ERA: 7.41 (8, 1)	1.0		6	2	3	3	0	1	0	0	0	0	1	5	9	27.00	3.000

**BOTTOM**

**Atlanta Braves @ Houston Astros**  
Astrodome, Houston, TX

Wed May 17 1972, 8:05 PM EDT  
Att. 15,823 - Dome

AB	R	H	RBI	BB	SO	LOB
37	9	12	8	6	5	28

livebaseballscorecards.com



WP	HR	S	P	ERA	WHIP
2	0	13	13	7.41	1.950





Batter	1	2	3	4	5	6	7	8	9
Chris Arnold, R OBP: 0.421, SLG: 0.419 (1, 6)	0-0 3B		0-0 F8		0-0 FC6-4		0-0 SH5-4 2B 1B	0-0 6-3	
Tito Fuentes, S OBP: 0.310, SLG: 0.400 (1, 4)	0-0 F4		0-0 F2			0-0 F9	0-0 SH5-4		
Bobby Bonds, R OBP: 0.312, SLG: 0.477 (1, 9)	0-0 1-3		0-3 K			0-0 F7	0-0 WP E 2B		
Dave Kingman, R OBP: 0.309, SLG: 0.492 (1, 3)	0-3 K			0-3 K		0-0 1B 1B	0-0 S E BB		
Al Gallagher, R OBP: 0.369, SLG: 0.339 (1, 5)		0-0 FC4-6 1B		0-3 K		0-0 1B	0-3 K		
Garry Maddox, R OBP: 0.250, SLG: 0.316 (1, 8)		0-0 FC4-6 1B		0-0 F4		0-0 6-3	0-0 E6 2B		
Bernie Williams, R OBP: 0.250, SLG: 0.316 (1, 7)		0-0 FC4-6 1B			0-0 F7		0-0 F6		
Dave Rader, L OBP: 0.281, SLG: 0.355 (1, 2)		0-0 FC4-6 PB			0-0 FC6-4 1B		0-0 1B 1B	0-0 F9	
John Cumberland, R OBP: 0.143, SLG: 0.143 (1, 1)		0-3 K			0-3 K		0-0 SH5-4 2B 1B	0-3 K	
Don Carithers, R OBP: 0.100, SLG: 0.100 (1, 1)									
Jim Howarth, L OBP: 0.462, SLG: 0.235 (5, PH)									
Jerry Johnson, R OBP: 1.000, SLG: 1.000 (7, PH)									
Ed Goodson, L OBP: 1.000, SLG: 1.000 (8, 1)									
Don McMahon, R OBP: 1.000, SLG: 1.000 (8, 1)									

AB	R	H	RBI	BB	SO	LOB
5	1	2	1	0	0	1
3	0	0	0	0	0	1
4	1	1	2	0	1	1
3	1	1	0	1	2	1
4	1	2	0	0	2	2
4	0	2	2	0	0	2
4	1	1	0	0	0	3
4	1	2	1	0	0	1
0	0	0	0	0	0	0
1	0	0	0	0	1	1
1	0	0	0	1	1	1
0	0	0	0	0	0	0
1	1	1	1	0	0	0
1	0	0	0	0	1	0

**BOTTOM**

**Atlanta Braves @ San Francisco Giants**  
Candlestick Park, San Francisco, CA

Fri May 19 1972, 10:05 PM EDT  
Att. 6,652 - Unknown

AB	35
R	7
H	12
RBI	7
BB	1
SO	8
LOB	14

livebaseballscorecards.com



Inning Stats	R	H	E	K	S	P	IP	WLS	BF	H	R	ER	SO	BB	IBB	HBP	BLK	WP	HR	S	P	ERA	WHIP
Phil Niekro, R ERA: 3.32 (1, 1)	0	1	0	1	6	6	6.1	L	30	11	6	6	6	0	0	0	0	0	0	42	42	8.53	1.737
Pat Jarvis, R ERA: 6.46 (7, 1)	0	0	0	0	1	1	0.2		4	1	1	1	1	0	0	0	0	1	0	5	9	13.50	3.000
Cecil Upshaw, R ERA: 3.38 (8, 1)	0	0	0	0	0	1	1.0		3	0	0	0	1	0	0	0	0	0	0	5	5	0.00	0.000

WP	PA	ERA	WHIP
1	37		



Batter	1	2	3	4	5	6	7	8	9	AB R H RBI BB SO LOB	TOP
<b>Felix Millan, R</b> (1, 4) OBP: 0.348, SLG: 0.349	0-2 F7		1-2 E5 BB BB		0-1 1-3			1-1 4-3		4 0 0 0 0 0 0	<b>Atlanta Braves @ San Francisco Giants</b> Candlestick Park, San Francisco, CA Sat May 20 1972, 6:33 AM EDT Att. 9,735 - Unknown
<b>Ralph Garr, L</b> (1, 9) OBP: 0.331, SLG: 0.398	0-1 1-3		1-2 F7		1-1 4-3			0-0 HR 1B 1B	4 1 1 0 0 0 1		
<b>Rico Carty, R</b> (1, 7) OBP: 0.433, SLG: 0.438 <b>Oscar Brown, R</b> (8, PR) OBP: 0.333, SLG: 0.714 (8, 7)	0-0 6-3		4-2 BB 1-2 BB		1-2 F7			1-0 HR 1B 1-2 HR 1B	3 0 1 0 1 0 0 0 1 0 0 0 0 0		
<b>Orlando Cepeda, R</b> (1, 3) OBP: 0.387, SLG: 0.552		0-2 1B 2B	4-2 BB 1-2 2-3 BB		1-0 5-3			2-3 K	3 0 1 0 1 1 2		
<b>Earl Williams, R</b> (1, 2) OBP: 0.312, SLG: 0.393		0-1 1-3	1-3 K		0-3 K			1-1 HR 1-H 2-H	4 1 1 3 0 2 4		
<b>Darrell Evans, L</b> (1, 5) OBP: 0.350, SLG: 0.442		0-1 2-3 1B		3-2 2B		2-2 F3		0-0 F8	4 0 2 0 0 0 1		
<b>Dusty Baker Jr., R</b> (1, 8) OBP: 0.321, SLG: 0.408		0-3 K		0-1 6-3			2-3 K	0-0 6-3	4 0 0 0 0 2 3		
<b>Marty Perez, R</b> (1, 6) OBP: 0.272, SLG: 0.280		0-1 1-3		0-3 K			2-3 K	0-1 5-3	4 0 0 0 0 2 3		
<b>Tom Kelley, R</b> (1, 1) OBP: 0.118, SLG: 0.063 <b>Cecil Upshaw, R</b> (9, 1)			2-3 K		2-2 1-3		2-2 F9	3-2 6-3	4 0 0 0 0 1 1 0 0 0 0 0 0 0		
<b>Inning Stats</b>	R: 0 E: 0 K: 0 S: 6 H: 0 LOB: 0 BB: 0 P: 6	R: 0 E: 0 K: 1 S: 12 H: 2 LOB: 2 BB: 0 P: 12	R: 0 E: 1 K: 2 S: 20 H: 0 LOB: 3 BB: 2 P: 33	R: 0 E: 0 K: 1 S: 15 H: 1 LOB: 1 BB: 0 P: 20	R: 0 E: 0 K: 0 S: 7 H: 0 LOB: 0 BB: 0 P: 9	R: 0 E: 0 K: 1 S: 8 H: 0 LOB: 0 BB: 0 P: 11	R: 0 E: 0 K: 2 S: 13 H: 0 LOB: 0 BB: 0 P: 19	R: 3 E: 0 K: 1 S: 10 H: 3 LOB: 1 BB: 0 P: 15	R: 0 E: 0 K: 0 S: 6 H: 0 LOB: 0 BB: 0 P: 9	1B: 3 2B: 2 3B: 0 HR: 1 SF: 0 SAC: 0 DP: 0 HBP: 0	WP: 0 PB: 0 SB: 0 CS: 0 PA: 36
<b>PITCHER Steve Stone, R</b> (1, 1) ERA: 2.43	IP 9.0 WLS L BF 36 H 6 R 3 ER 3 SO 8 BB 2 IBB 0 HBP 0 BLK 0 WP 0 HR 1 S 97 P 134 ERA 3.00 WHIP 0.889										

<b>AB</b>	34
<b>R</b>	3
<b>H</b>	6
<b>RBI</b>	3
<b>BB</b>	2
<b>SO</b>	8
<b>LOB</b>	15



livebaseballscorecards.com

Batter	1	2	3	4	5	6	7	8	9	AB	R	H	RBI	BB	SO	LOB
Chris Speier, R (1, 6) OBP: 0.345, SLG: 0.442 Chris Arnold, R (9, PR) OBP: 0.421, SLG: 0.419	0-0 F7		1-1 G6-4-3		0-0 F7		4-2 BB		0-1 1B	4	0	1	0	1	0	1
Tito Fuentes, S (1, 4) OBP: 0.306, SLG: 0.393	1-3 K			0-0 1B	3-2 G3		1-1 F7		0-2 5-3	5	1	1	0	0	1	4
Bobby Bonds, R (1, 9) OBP: 0.303, SLG: 0.463	2-3 K			1-3 K		1-3 K		2-0 F3		4	0	0	0	0	3	1
Dave Kingman, R (1, 3) OBP: 0.307, SLG: 0.484		2-0 5-3		0-1 L6		0-0 F8		0-0 1B		4	0	1	0	0	0	1
Al Gallagher, R (1, 5) OBP: 0.377, SLG: 0.339		4-1 BB		0-0 1B		2-2 L9		0-0 B2		3	0	1	1	1	0	1
Garry Maddox, R (1, 8) OBP: 0.262, SLG: 0.350		0-0 F4		0-0 2B		3-2 1B		2-3 K		4	1	2	0	0	1	2
Bernie Williams, R (1, 7) OBP: 0.292, SLG: 0.318		2-2 F8		4-0 BB		0-0 SH1-4		1-3 K		3	0	1	1	1	1	1
Dave Rader, L (1, 2) OBP: 0.265, SLG: 0.333			0-0 4-3	0-0 FC6-4		0-0 F7		2-0 F8		4	0	0	0	0	0	4
Steve Stone, R (1, 1) OBP: 0.222, SLG: 0.125 Ed Goodson, L (9, PH) OBP: 1.000, SLG: 1.000 Ken Henderson, S (9, PR) OBP: 0.259, SLG: 0.284			1-0 G6-4-3		2-1 F9		0-0 SH1-4		4-1 1B	2	0	1	0	0	0	0

Inning Stats	R: 0	H: 0	E: 0	K: 2	S: 7	R: 0	H: 0	E: 0	K: 0	S: 6	R: 0	H: 1	E: 0	K: 0	S: 4	R: 1	H: 3	E: 0	K: 1	S: 10	R: 0	H: 0	E: 0	K: 0	S: 6	R: 0	H: 0	E: 0	K: 1	S: 7	R: 1	H: 2	E: 0	K: 0	S: 11	R: 0	H: 1	E: 0	K: 1	S: 7	R: 0	H: 1	E: 0	K: 1	S: 10	1B: 6	SF: 0	2B: 2	3B: 0	HR: 0	SAC: 1	DP: 1	HBP: 0	WP: 0	PA: 38
--------------	------	------	------	------	------	------	------	------	------	------	------	------	------	------	------	------	------	------	------	-------	------	------	------	------	------	------	------	------	------	------	------	------	------	------	-------	------	------	------	------	------	------	------	------	------	-------	-------	-------	-------	-------	-------	--------	-------	--------	-------	--------

PITCHER	IP	WLS	BF	H	R	ER	SO	BB	IBB	HBP	BLK	WP	HR	S	P	ERA	WHIP
Tom Kelley, R (1, 1) ERA: 4.59	8.2	W	36	7	2	2	6	4	0	0	0	0	0	63	108	2.08	1.269
Cecil Upshaw, R (9, 1) ERA: 3.18	0.1	S	2	1	0	0	0	0	0	0	0	0	0	5	5	0.00	3.000

**BOTTOM**

**Atlanta Braves @ San Francisco Giants**  
Candlestick Park, San Francisco, CA

Sat May 20 1972, 6:33 AM EDT  
Att. 9,735 - Unknown

livebaseballscorecards.com

AB	33
R	2
H	8
RBI	2
BB	4
SO	6
LOB	15





Batter	1	2	3	4	5	6	7	8	9	10	AB R H RBI BB SO LOB
<b>Felix Millan, R</b> (1, 4) OBP: 0.345, SLG: 0.346	0-0 6-3		0-0 F7			0-0 F4	0-0 1B		0-0 SH1		4 0 1 0 0 0 2
<b>Ralph Garr, L</b> (1, 7) OBP: 0.326, SLG: 0.391	0-0 F8		0-0 3-1			0-0 FC4-6 1B BB 1-2	0-0 F8		0-0 1B		5 1 1 0 0 0 4
<b>Hank Aaron, R</b> (1, 3) OBP: 0.396, SLG: 0.511	0-0 1B 2B			0-0 F4		4-0 1B BB 1-2		0-0 FC3-4 1B	0-0 6-5		4 2 2 0 1 0 2
<b>Earl Williams, R</b> (1, 2) OBP: 0.323, SLG: 0.410	0-0 PO 1B 2-H			0-0 1-3		0-0 1B 1-2 2-3		0-0 FC3-4 1B BB 1-2			5 2 3 1 0 0 1
<b>Darrell Evans, L</b> (1, 5) OBP: 0.361, SLG: 0.444	0-0 PO 1-2	0-0 G3		0-0 F7		0-0 1B 1-3 2-H 3-H		4-0 FC5 1B BB 1-2			4 1 2 3 1 0 0
<b>Mike Lum, L</b> (1, 9) OBP: 0.271, SLG: 0.210		0-0 5-3			0-0 4-3	0-0 G3		0-0 F7			5 0 1 0 0 0 4
<b>Dusty Baker Jr., R</b> (1, 8) OBP: 0.328, SLG: 0.415		0-0 F7			0-0 F5		0-0 1B 1B	0-0 1B 1-2 2-H			4 0 2 2 0 0 0
<b>Marty Perez, R</b> (1, 6) OBP: 0.261, SLG: 0.268			0-0 F6		0-0 6-3		0-0 F4	0-0 FC5 2-3f			5 0 0 0 0 0 4
<b>Ron Schueler, R</b> (1, 1) OBP: 0.333, SLG: 0.500			0-0			0-0 FC4-6 1B			0-0 1B SH1 6-5		3 0 2 0 0 1 1
<b>Jim Nash, R</b> (8, 1) OBP: 0.500, SLG: 0.500							0-3 K		0-0 CS 1-2		1 0 1 0 0 0 0

Inning Stats	R: 1 E: 0 K: 0 S: 4	H: 2 LOB: 0 BB: 0 P: 4	R: 0 E: 0 K: 0 S: 3	H: 0 LOB: 0 BB: 0 P: 3	R: 0 E: 0 K: 0 S: 4	H: 1 LOB: 1 BB: 0 P: 4	R: 0 E: 0 K: 0 S: 3	H: 0 LOB: 0 BB: 0 P: 3	R: 0 E: 0 K: 0 S: 3	H: 0 LOB: 0 BB: 0 P: 3	R: 2 E: 0 K: 0 S: 6	H: 3 LOB: 2 BB: 1 P: 10	R: 0 E: 0 K: 1 S: 7	H: 2 LOB: 2 BB: 0 P: 7	R: 1 E: 0 K: 0 S: 5	H: 2 LOB: 2 BB: 1 P: 9	R: 0 E: 0 K: 0 S: 4	H: 2 LOB: 1 BB: 0 P: 4	R: 2 E: 0 K: 0 S: 5	H: 3 LOB: 0 BB: 0 P: 5	1B: 12 2B: 4 3B: 0 HR: 0	SF: 1 SAC: 1 DP: 1 HBP: 0	WP: 0 PB: 0 SB: 0 CS: 1	PA: 46
--------------	------------------------------	---------------------------------	------------------------------	---------------------------------	------------------------------	---------------------------------	------------------------------	---------------------------------	------------------------------	---------------------------------	------------------------------	----------------------------------	------------------------------	---------------------------------	------------------------------	---------------------------------	------------------------------	---------------------------------	------------------------------	---------------------------------	-----------------------------------	------------------------------------	----------------------------------	--------

PITCHER	IP	WLS	BF	H	R	ER	SO	BB	IBB	HBP	BLK	WP	HR	S	P	ERA	WHIP
<b>Juan Marichal, R</b> (1, 1) ERA: 3.03	8.0		35	10	4	4	1	2	0	0	0	0	0	35	43	4.50	1.500
<b>Jim Barr, R</b> (9, 1) ERA: 2.96	1.0	L	6	4	2	2	0	0	0	0	0	0	0	6	6	18.00	4.000
<b>John Cumberland, L</b> (10, 1) ERA: 9.68	0.0		1	1	0	0	0	0	0	0	0	0	0	1	1	∞	∞
<b>Don McMahon, R</b> (10, 1) ERA: 3.63	1.0		2	0	0	0	0	0	0	0	0	0	0	2	2	0.00	0.000

**TOP**

**Atlanta Braves @ San Francisco Giants**  
Candlestick Park, San Francisco, CA

Sun May 21 1972, 6:33 AM EDT  
Unknown

---

[livebaseballscorecards.com](http://livebaseballscorecards.com)

AB	40
R	6
H	15
RBI	6
BB	2
SO	1
LOB	18







Batter	1	2	3	4	5	6	7	8	9	AB R H RBI BB SO LOB	TOP		
Felix Millan, R (1, 4) OBP: 0.342, SLG: 0.343	0-0 SH5-3 1B		0-0 F4		0-0 5-3			0-0 F2		4 0 1 0 0 0 1	<b>Atlanta Braves @ San Francisco Giants</b> Candlestick Park, San Francisco, CA Sun May 21 1972, 6:38 AM EDT Att. 22,688 - Unknown <a href="http://livebaseballscorecards.com">livebaseballscorecards.com</a>		
Ralph Garr, L (1, 9) OBP: 0.326, SLG: 0.389	0-0 SH5-3 1-2		0-0 F6			0-0 4-3		0-0 G5-4-3 1B	3 0 1 0 0 0 0				
Hank Aaron, R (1, 3) OBP: 0.383, SLG: 0.490	0-0 6-3			0-0 F2		0-0 6-3		0-0 F8	4 0 0 0 0 0 2				
Earl Williams, R (1, 5) OBP: 0.328, SLG: 0.421	0-0 6-3			0-0 2B		0-0 2-4 1B		0-0 G5-4-3 1-2f	4 0 2 0 0 0 2				
Rico Carty, R (1, 7) OBP: 0.430, SLG: 0.427		4-0 1B WP BB		0-0 5-3		0-0 2-4 1-2	0-0 F5		2 1 0 0 1 0 1				
Dusty Baker Jr., R (1, 8) OBP: 0.328, SLG: 0.411		0-0 G5-4-3 1-3 1B		0-0 6-3			0-0 5-3		3 0 1 0 0 0 1				
Paul Casanova, R (1, 2) OBP: 0.194, SLG: 0.172		0-0 G5-4-3 1-2f			0-0 F9		0-3 K		3 0 0 0 0 1 2				
Marty Perez, R (1, 6) OBP: 0.262, SLG: 0.270		0-3 K 3-H			0-0 5-3 1B		0-0 F7		3 0 1 0 0 1 0				
Ron Reed, R (1, 1) OBP: 0.118, SLG: 0.188			0-3 K		0-0 5-3 1-2		0-0 F9		3 0 0 0 0 1 1				
<b>Inning Stats</b>	R: 0 H: 1 E: 0 LOB: 1 K: 0 BB: 0 S: 4 P: 4	R: 1 H: 1 E: 0 LOB: 0 K: 1 BB: 1 S: 5 P: 9	R: 0 H: 0 E: 0 LOB: 0 K: 1 BB: 0 S: 5 P: 5	R: 0 H: 1 E: 0 LOB: 1 K: 0 BB: 0 S: 4 P: 4	R: 0 H: 1 E: 0 LOB: 1 K: 0 BB: 0 S: 4 P: 4	R: 0 H: 1 E: 0 LOB: 1 K: 0 BB: 0 S: 3 P: 3	R: 0 H: 0 E: 0 LOB: 0 K: 1 BB: 0 S: 5 P: 5	R: 0 H: 0 E: 0 LOB: 0 K: 0 BB: 0 S: 3 P: 3	R: 0 H: 1 E: 0 LOB: 0 K: 0 BB: 0 S: 3 P: 3	1B: 5 SF: 0 2B: 1 SAC: 1 3B: 0 DP: 2 HR: 0 HBP: 0	WP: 1 PA: 31 PB: 0 SB: 0 CS: 0		
<b>PITCHER</b>	IP WLS BF H R ER SO BB IBB HBP BLK WP HR S P ERA WHIP											<b>PITCHER</b>	IP WLS BF H R ER SO BB IBB HBP BLK WP HR S P ERA WHIP
Ron Bryant, L (1, 1) ERA: 3.38	8.0 W 29 5 1 1 3 1 0 0 0 1 0 33 37 1.12 0.750												
Don Carrithers, R (9, 1) ERA: 4.5	1.0 S 3 1 0 0 0 0 0 0 0 0 0 0 3 3 0.00 1.000												

Batter	1	2	3	4	5	6	7	8	9
<b>Bobby Bonds, R</b> OBP: 0.301, SLG: 0.472 (1, 9)	0-0 F5		0-3 K			0-0 F8		0-0 HR	
<b>Tito Fuentes, S</b> OBP: 0.290, SLG: 0.372 (1, 4)	0-0 4-3			0-0 F7		0-0 F8		0-0 G3	
<b>Ed Goodson, L</b> OBP: 0.333, SLG: 0.625 (1, 3)	0-0 6-3			0-0 4-3			0-0 4-3		
<b>Dave Kingman, R</b> OBP: 0.299, SLG: 0.489 (1, 5)		0-0 F3		0-3 K			0-0 F9		
<b>Ken Henderson, S</b> OBP: 0.258, SLG: 0.283 (1, 8)		0-0 4-3			0-0 F8		0-0 1B		
<b>Chris Arnold, R</b> OBP: 0.391, SLG: 0.462 (1, 6)		0-0 F4			0-0 F9		0-0 4-3		
<b>Bernie Williams, R</b> OBP: 0.226, SLG: 0.241 (1, 7)			0-0 E5 SH2-4		0-0 F4			0-0 B2	
<b>Dave Rader, L</b> OBP: 0.284, SLG: 0.338 (1, 2)			0-0 F8			0-0 6-3		0-0 HR 1B	
<b>Fran Healy, R</b> OBP: 0.233, SLG: 0.192 (8, PR) (9, 2)			0-0 SH2-4			0-0 1B		0-3 K	
<b>Ron Bryant, S</b> OBP: 0.167, SLG: 0.250 (1, 1)			0-0 SH2-4						
<b>Jim Ray Hart, R</b> OBP: 0.273, SLG: 0.400 (8, PH)			1-2						
<b>Don Carrithers, R</b> OBP: 0.100, SLG: 0.100 (9, 1)									

AB	R	H	RBI	BB	SO	LOB
4	1	1	2	0	1	2
4	0	0	0	0	0	2
3	0	0	0	0	0	0
3	0	0	0	0	1	0
3	0	1	0	0	0	0
3	0	0	0	0	0	1
3	0	0	0	0	0	0
3	0	1	0	0	0	1
0	1	0	0	0	0	0
1	0	1	0	0	0	0
1	0	0	0	0	1	1
0	0	0	0	0	0	0


**BOTTOM**

**Atlanta Braves @ San Francisco Giants**  
Candlestick Park, San Francisco, CA

Sun May 21 1972, 6:38 AM EDT  
Att. 22,688 - Unknown

livebaseballscorecards.com

<b>AB</b>	<b>28</b>
<b>R</b>	<b>2</b>
<b>H</b>	<b>4</b>
<b>RBI</b>	<b>2</b>
<b>BB</b>	<b>0</b>
<b>SO</b>	<b>3</b>
<b>LOB</b>	<b>7</b>



Inning Stats	R	H	E	K	S	R	H	E	K	S	R	H	E	K	S	R	H	E	K	S	R	H	E	K	S	R	H	E	K	S
	0	0	0	0	3	0	0	0	0	3	0	0	0	0	6	0	0	0	1	5	0	0	0	0	3	0	0	0	0	3
	0	0	0	0	3	0	0	0	0	3	0	0	0	0	6	0	0	0	1	5	0	0	0	0	3	0	0	0	0	3
	0	0	0	0	3	0	0	0	0	3	0	0	0	0	6	0	0	0	1	5	0	0	0	0	3	0	0	0	0	3
	0	0	0	0	3	0	0	0	0	3	0	0	0	0	6	0	0	0	1	5	0	0	0	0	3	0	0	0	0	3
	0	0	0	0	3	0	0	0	0	3	0	0	0	0	6	0	0	0	1	5	0	0	0	0	3	0	0	0	0	3
	0	0	0	0	3	0	0	0	0	3	0	0	0	0	6	0	0	0	1	5	0	0	0	0	3	0	0	0	0	3
	0	0	0	0	3	0	0	0	0	3	0	0	0	0	6	0	0	0	1	5	0	0	0	0	3	0	0	0	0	3
	0	0	0	0	3	0	0	0	0	3	0	0	0	0	6	0	0	0	1	5	0	0	0	0	3	0	0	0	0	3

PITCHER	IP	WLS	BF	H	R	ER	SO	BB	IBB	HBP	BLK	WP	HR	S	P	ERA	WHIP
<b>Ron Reed, R</b> ERA: 4.62 (1, 1)	8.0	L	29	4	2	2	3	0	0	0	0	0	1	35	35	2.25	0.500

WP	PA	ERA	WHIP
0	29		



Batter	1	2	3	4	5	6	7	8	9	AB R H RBI BB SO LOB	TOP						
Felix Millan, R OBP: 0.340, SLG: 0.340 (1, 4) X	0-0 F9 ①		0-0 L6-3 1B		0-0 F7 ①		0-0 SH5-3 1-2 ① X	0-0 F9 ③		4 0 1 0 0 0 2							
Ralph Garr, L OBP: 0.322, SLG: 0.382 (1, 9) X	0-0 1B		0-0 L6-3 ① ②		0-0 6-3 ②		0-0 F7 ②		0-0 4-3 ①	5 0 1 0 0 0 2							
Hank Aaron, R OBP: 0.383, SLG: 0.475 (1, 3) X	0-0 F8 ②		4-0 1B BB		0-0 F8 ③		4-0 IBB		0-0 6-3 ②	3 0 0 0 2 0 1							
Earl Williams, R OBP: 0.324, SLG: 0.413 (1, 2) X	0-0 F6 ③		0-0 1B		0-3 K ① X		0-0 F9 ③		0-0 6-3 ③	5 0 1 0 0 1 3							
Rico Carty, R OBP: 0.412, SLG: 0.405 (1, 7) X		0-0 1-3 ① X	0-0 6-3 ③		0-0 1-3 ②		0-0 6-3 ①			4 0 0 0 0 0 2							
Oscar Brown, R OBP: 0.333, SLG: 0.714 (8, 7)										0 0 0 0 0 0 0							
Dusty Baker Jr., R OBP: 0.354, SLG: 0.433 (1, 8) X		0-0 1B		0-0 6-3 ①		0-0 BB 1B		0-0 1B 1B		4 1 3 0 0 0 0							
Darrell Evans, L OBP: 0.375, SLG: 0.446 (1, 5) X		0-0 F7 ②		4-0 WP BB		4-0 BB		0-0 2B 1B		2 0 1 0 2 0 1							
Marty Perez, R OBP: 0.262, SLG: 0.277 (1, 6) X		0-0 1-3 ③		0-0 F8 ②		0-0 F7 ③		0-0 2B		4 0 1 1 0 0 4							
Phil Niekro, R OBP: 0.143, SLG: 0.286 (1, 1) X			0-0 HR		0-0 5-3 ③		0-0 SH5-3 1B		0-0 5-3 ②	4 1 2 1 0 0 3							
<b>Inning Stats</b>	R: 0 H: 1 E: 0 LOB: 1 K: 0 BB: 0 S: 4 P: 4	R: 0 H: 1 E: 0 LOB: 1 K: 0 BB: 0 S: 4 P: 4	R: 1 H: 3 E: 0 LOB: 2 K: 0 BB: 1 S: 5 P: 9	R: 0 H: 0 E: 0 LOB: 1 K: 0 BB: 1 S: 3 P: 7	R: 0 H: 0 E: 0 LOB: 0 K: 0 BB: 0 S: 3 P: 3	R: 0 H: 1 E: 0 LOB: 2 K: 1 BB: 1 S: 6 P: 10	R: 0 H: 1 E: 0 LOB: 2 K: 0 BB: 1 S: 4 P: 8	R: 1 H: 3 E: 0 LOB: 2 K: 0 BB: 0 S: 6 P: 6	R: 0 H: 0 E: 0 LOB: 0 K: 0 BB: 0 S: 3 P: 3	1B: 8 SF: 0 2B: 2 SAC: 1 3B: 0 DP: 1 HR: 1 HBP: 0	WP: 1 PA: 40 PB: 0 SB: 0 CS: 0						
<b>PITCHER</b>	IP WLS BF H R ER SO BB IBB HBP BLK WP HR S P ERA WHIP																
Ross Grimsley, L ERA: 1.93 (1, 1)	7.0	31	7	1	1	1	1	3	1	0	0	1	1	29	45	1.29	1.429
Jim McGlothlin, R ERA: 4.06 (8, 1)	2.0	L	9	3	1	1	0	0	0	0	0	0	0	9	9	4.50	1.500

Atlanta Braves @ Cincinnati Reds  
Riverfront Stadium, Cincinnati, OH  
Tue May 23 1972, 7:05 PM EDT  
Att. 13,784 - Unknown

livebaseballscorecards.com

AB 35  
R 2  
H 10  
RBI 2  
BB 4  
SO 1  
LOB 18



Batter	1	2	3	4	5	6	7	8	9	AB	R	H	RBI	BB	SO	LOB
<b>Pete Rose, S</b> (1, 7) OBP: 0.314, SLG: 0.315	0-0 1B 3B	0-0 4-3			0-0 L6			0-3 K		4	1	1	0	0	1	2
<b>Joe Morgan, L</b> (1, 4) OBP: 0.417, SLG: 0.484	0-0 FC5-2 1B		0-0 F9		0-0 G3			0-0 F9		4	0	1	1	0	0	0
<b>Bobby Tolan, L</b> (1, 8) OBP: 0.373, SLG: 0.528	0-0 4-3 1-3		0-0 F7			0-0 5-3		0-0 4-3		4	0	0	0	0	0	1
<b>Johnny Bench, R</b> (1, 2) OBP: 0.333, SLG: 0.409 <b>Darrel Chaney, S</b> (9, PR) OBP: 0.563, SLG: 0.462	0-0 FC5-2 S		0-1 CI FC6			0-0 P3			4-0 BB BB	2	0	0	0	1	0	1
<b>Joe Hague, L</b> (1, 3) OBP: 0.384, SLG: 0.420	0-0 G3 1-2		0-0 FC6 1-2f			0-0 3-1			0-0 F2	4	0	0	0	0	0	3
<b>Denis Menke, R</b> (1, 5) OBP: 0.311, SLG: 0.326		0-3 K		0-0 F8			0-0 SH1-4 1B		0-0 G4-6-3 1B	4	0	2	0	0	1	0
<b>Ted Uhlender, L</b> (1, 9) OBP: 0.279, SLG: 0.203		0-0 1-3		0-0 P6			0-0 SH1-4 1-2		0-0 G4-6-3 1-2f	3	0	0	0	0	0	2
<b>Dave Concepcion, R</b> (1, 6) OBP: 0.284, SLG: 0.309		0-0 1B 1B		0-0 6-3			0-0 F8			3	0	1	0	0	0	1
<b>Ross Grimsley, L</b> (1, 1) OBP: 0.200, SLG: 0.200 <b>Hal McRae, R</b> (7, PH) OBP: 0.241, SLG: 0.280 <b>Jim McGlothlin, R</b> (8, 1) OBP: 0.250, SLG: 0.182		0-0 1B			0-0 P5		0-0 F8			2	0	1	0	0	0	0
										1	0	0	0	0	0	1
										0	0	0	0	0	0	0

Inning Stats	R: 1	H: 2	E: 1	LOB: 1	K: 0	BB: 0	S: 5	R: 0	H: 2	E: 0	LOB: 2	K: 1	BB: 0	S: 7	R: 0	H: 0	E: 1	LOB: 1	K: 0	BB: 0	S: 4	R: 0	H: 0	E: 0	LOB: 0	K: 0	BB: 0	S: 3	R: 0	H: 0	E: 0	LOB: 0	K: 0	BB: 0	S: 3	R: 0	H: 0	E: 0	LOB: 0	K: 0	BB: 0	S: 3	R: 0	H: 1	E: 0	LOB: 1	K: 0	BB: 0	S: 4	R: 0	H: 0	E: 0	LOB: 0	K: 1	BB: 0	S: 5	R: 0	H: 1	E: 0	LOB: 2	K: 0	BB: 1	S: 3	1B: 5	SF: 0	2B: 0	SAC: 1	3B: 1	DP: 1	HR: 0	HBP: 0	WP: 0	PA: 34
<b>PITCHER</b> <b>Phil Niekro, R</b> (1, 1) ERA: 3.04	IP	WLS	BF	H	R	ER	SO	BB	IBB	HBP	BLK	WP	HR	S	P	ERA	WHIP																																																								
	9.0	W	34	6	1	1	2	1	0	0	0	0	0	37	41	1.00	0.778																																																								

**BOTTOM**

**Atlanta Braves @ Cincinnati Reds**  
Riverfront Stadium, Cincinnati, OH

Tue May 23 1972, 7:05 PM EDT  
Att. 13,784 - Unknown

livebaseballscorecards.com

<b>AB</b>	<b>31</b>
<b>R</b>	<b>1</b>
<b>H</b>	<b>6</b>
<b>RBI</b>	<b>1</b>
<b>BB</b>	<b>1</b>
<b>SO</b>	<b>2</b>
<b>LOB</b>	<b>11</b>





Batter	1	2	3	4	5	6	7	8	9	AB R H RBI BB SO LOB	TOP											
Felix Millan, R (1, 4) OBP: 0.329, SLG: 0.329	0-0 F8			0-0 5-3		0-0 6-3		0-0 6-3	0-0 FC6-4	5 0 0 0 0 0 2												
Ralph Garr, L (1, 7) OBP: 0.327, SLG: 0.386	0-0 6-3			0-0 7-3 1B		0-0 P6		0-0 1B		4 1 2 0 0 0 0												
Dusty Baker Jr., R (1, 8) OBP: 0.348, SLG: 0.422	0-0 F9			0-0 7-3 1-2f		0-3 K		0-0 1B		4 0 1 1 0 1 1												
Earl Williams, R (1, 2) OBP: 0.315, SLG: 0.400		0-3 K			0-0 F9		0-0 F8	0-0 F7		4 0 0 0 0 1 1												
Orlando Cepeda, R (1, 3) OBP: 0.379, SLG: 0.532		0-0 G3-6-1 1B		0-0 5-3		0-0 L7		0-3 K		4 0 1 0 0 1 0												
Darrell Evans, L (1, 5) OBP: 0.388, SLG: 0.495		0-0 G3-6-1 1-2f		0-0 1B 2B		4-0 BB BB		0-0 HR		3 2 2 1 1 0 1												
Mike Lum, L (1, 9) OBP: 0.311, SLG: 0.246			0-0 CS 1B	0-0 1B 1B		4-0 1-2 BB		0-0 6-3 1B		3 1 3 1 1 0 0												
Marty Perez, R (1, 6) OBP: 0.262, SLG: 0.276			0-3 K 1-2	0-0 K 1B		0-0 F7		0-0 6-3		4 0 1 1 0 1 4												
Tom Kelley, R (1, 1) OBP: 0.100, SLG: 0.053			0-0 F9	0-0 1-3				0-0 4-3		3 0 0 0 0 0 1												
Hank Aaron, R (9, PH) OBP: 0.388, SLG: 0.475									FC6-4 IBB	0 0 0 0 1 0 0												
Oscar Brown, R (9, PR) OBP: 0.333, SLG: 0.714										0 0 0 0 0 0 0												
Cecil Upshaw, R (9, 1)										0 0 0 0 0 0 0												
<b>Inning Stats</b>	R: 0 E: 0 K: 0 S: 3	H: 0 LOB: 0 BB: 0 P: 3	R: 0 E: 0 K: 1 S: 5	H: 1 LOB: 0 BB: 0 P: 5	R: 0 E: 0 K: 1 S: 5	H: 1 LOB: 0 BB: 0 P: 5	R: 0 E: 0 K: 0 S: 3	H: 1 LOB: 0 BB: 0 P: 3	R: 2 E: 0 K: 0 S: 6	H: 3 LOB: 1 BB: 0 P: 6	R: 0 E: 0 K: 1 S: 5	H: 0 LOB: 0 BB: 0 P: 5	R: 0 E: 0 K: 0 S: 3	H: 0 LOB: 2 BB: 2 P: 11	R: 1 E: 0 K: 0 S: 5	H: 2 LOB: 1 BB: 0 P: 5	R: 1 E: 0 K: 1 S: 7	H: 2 LOB: 2 BB: 1 P: 11	1B: 8 2B: 2 3B: 0 HR: 1	SF: 0 SAC: 0 DP: 2 HBP: 0	WP: 0 PB: 0 SB: 1 CS: 1	PA: 37
<b>PITCHER</b>	IP WLS BF H R ER SO BB IBB HBP BLK WP HR S P ERA WHIP																					
Wayne Simpson, R (1, 1) ERA: 2.96	8.1 L 34 10 4 4 4 2 0 0 0 0 0 1 40 48 4.32 1.440																					
Clay Carroll, R (9, 1) ERA: 2.42	0.2 3 0 0 0 0 0 0 1 0 0 0 0 2 6 0.00 0.000																					

Atlanta Braves @ Cincinnati Reds  
Riverfront Stadium, Cincinnati, OH  
Wed May 24 1972, 3:33 AM EDT  
Att. 10,156 - Unknown

livebaseballscorecards.com

AB 34  
R 4  
H 10  
RBI 4  
BB 3  
SO 4  
LOB 10



**BOTTOM**

**Atlanta Braves @ Cincinnati Reds**  
 Riverfront Stadium, Cincinnati, OH  
 Wed May 24 1972, 3:33 AM EDT  
 Att. 10,156 - Unknown

[livebaseballscorecards.com](http://livebaseballscorecards.com)

<b>AB</b>	<b>32</b>
<b>R</b>	<b>2</b>
<b>H</b>	<b>7</b>
<b>RBI</b>	<b>2</b>
<b>BB</b>	<b>5</b>
<b>SO</b>	<b>4</b>
<b>LOB</b>	<b>12</b>



WP: 0	PA: 38
PB: 0	
SB: 1	
CS: 1	

AB R H RBI BB SO LOB

5	0	0	0	0	0	1	1
2	0	0	0	2	0	0	0
4	0	1	0	0	0	2	0
3	1	1	1	1	1	0	0
3	1	1	1	1	1	1	1
0	0	0	0	0	0	0	0
3	0	0	0	0	0	0	1
1	0	0	0	0	0	0	1
3	0	2	0	1	0	0	0
4	0	2	0	0	0	3	0
3	0	0	0	0	2	2	0
0	0	0	0	0	0	0	0
1	0	0	0	0	0	1	0

Batter	1	2	3	4	5	6	7	8	9
<b>Pete Rose, S</b> (1, 7) OBP: 0.304, SLG: 0.304	0-0 4-3		0-0 4-3		0-3 K		0-0 L7		0-0 P4
<b>Joe Morgan, L</b> (1, 4) OBP: 0.419, SLG: 0.476	0-0 6-3		4-0 BB		0-0 F9		4-0 BB		
<b>Bobby Tolan, L</b> (1, 8) OBP: 0.370, SLG: 0.519	0-0 CS 1B		0-0 P6		0-0 F8		0-0 F8		
<b>Johnny Bench, R</b> (1, 2) OBP: 0.338, SLG: 0.432	0-0 CS 1-2	0-0 5-3		0-0 HR		4-0 1B BB		0-0 P4	
<b>Joe Hogue, L</b> (1, 3) OBP: 0.388, SLG: 0.451		0-0 HR		0-3 K		0-0 P6		4-0 G4-6-3 BB	
<b>Darrel Chaney, S</b> (8, PR) OBP: 0.563, SLG: 0.462									
<b>Hal McRae, R</b> (1, 9) OBP: 0.219, SLG: 0.250		0-0 L6		0-0 F9		0-0 F7		0-0 G4-6-3	
<b>Cesar Geronimo, L</b> (7, 9) OBP: 0.256, SLG: 0.400								1-2f	
<b>Denis Menke, R</b> (1, 5) OBP: 0.327, SLG: 0.337		4-0 BB		0-0 2B 1B		0-0 1-3 1B		0-0 L7	
<b>Dave Concepcion, R</b> (1, 6) OBP: 0.292, SLG: 0.325		0-0 6-3		0-0 1-3 2B		0-0 1-2f FC6		0-0 4-3 1B	
<b>Wayne Simpson, R</b> (1, 1) OBP: 0.275, SLG: 0.200			0-3 K		0-0 6-3		0-3 K		0-0 4-3

Inning Stats	R: 0	H: 1	E: 0	LOB: 0	K: 0	BB: 0	S: 3	P: 3
	R: 1	H: 1	E: 0	LOB: 1	K: 0	BB: 1	S: 4	P: 8
	R: 0	H: 0	E: 0	LOB: 1	K: 1	BB: 1	S: 5	P: 9
	R: 1	H: 3	E: 0	LOB: 2	K: 1	BB: 0	S: 8	P: 8
	R: 0	H: 0	E: 0	LOB: 0	K: 1	BB: 0	S: 5	P: 5
	R: 0	H: 1	E: 0	LOB: 2	K: 0	BB: 1	S: 4	P: 8
	R: 0	H: 0	E: 0	LOB: 1	K: 1	BB: 1	S: 5	P: 9
	R: 0	H: 0	E: 0	LOB: 1	K: 0	BB: 1	S: 2	P: 6
	R: 0	H: 1	E: 0	LOB: 1	K: 0	BB: 0	S: 4	P: 4

PITCHER	IP	WLS	BF	H	R	ER	SO	BB	IBB	HBP	BLK	WP	HR	S	P	ERA	WHIP
<b>Tom Kelley, R</b> (1, 1) ERA: 4.26	8.0	W	33	6	2	2	4	5	0	0	0	0	0	36	56	2.25	1.375
<b>Cecil Upshaw, R</b> (9, 1) ERA: 2.7	1.0	S	4	1	0	0	0	0	0	0	0	0	0	4	4	0.00	1.000

1B: 4	SF: 0
2B: 1	SAC: 0
3B: 0	DP: 1
HR: 2	HBP: 0

WP	HR	S	P	ERA	WHIP
0	0	0	0	0	0



Batter	1	2	3	4	5	6	7	8	9	AB R H RBI BB SO LOB	TOP											
<b>Bobby Bonds, R</b> (1, 8) OBP: 0.302, SLG: 0.465	0-0 F7		0-0 F5			0-0 6-3		0-0 1B 1-2	0-3 K	5 0 1 0 0 1 2	<b>San Francisco Giants @ Atlanta Braves</b> Atlanta Stadium, Atlanta, GA Fri May 26 1972, 7:05 PM EDT Att: 10,903 - Unknown <a href="http://livebaseballscorecards.com">livebaseballscorecards.com</a>											
<b>Tito Fuentes, S</b> (1, 4) OBP: 0.288, SLG: 0.365	0-0 F7		0-0 F3			0-0 1B 1B		0-0 F8	0-0 F3	5 0 1 0 0 0 4												
<b>Ed Goodson, L</b> (1, 3) OBP: 0.308, SLG: 0.375 <b>Damaso Blanco, R</b> (8, PR)	0-0 4-3			4-0 BB		0-0 1B 1-2		0-0 1B 1-3 2-H		3 0 2 1 1 0 0 0 0 0 0 0 0 0 0 0 0 0 0 0 0												
<b>Don Carrithers, R</b> (8, 1) OBP: 0.100, SLG: 0.100						0-0 1B		0-0 F5		4 0 0 0 0 1 5												
<b>Dave Kingman, R</b> (1, 5) OBP: 0.301, SLG: 0.507		0-3 K		0-0 F3		0-0 F7		0-0 F5		4 0 0 0 0 1 5												
<b>Chris Speier, R</b> (1, 6) OBP: 0.335, SLG: 0.444		0-0 6-3		0-0 F6		0-0 5-3		0-0 F4		4 0 0 0 0 0 5												
<b>Bernie Williams, R</b> (1, 7) OBP: 0.234, SLG: 0.333		0-0 6-3		0-0 F9			0-3 K		0-0 1B SF8	4 1 1 0 0 1 1												
<b>Garry Maddox, R</b> (1, 9) OBP: 0.274, SLG: 0.385			0-0 HR		0-0 F5		0-0 F8		0-0 1B SF8	4 2 2 1 0 0 0												
<b>Dave Rader, L</b> (1, 2) OBP: 0.253, SLG: 0.289 <b>Fran Healy, R</b> (7, PH) OBP: 0.230, SLG: 0.189 <b>Ken Henderson, S</b> (9, PH) OBP: 0.254, SLG: 0.298			0-0 4-3		0-0 4-1		0-0 F7		0-0 SF8	2 0 0 0 0 0 0 1 0 0 0 0 0 0 0 0 0 1 0 0 0												
<b>Juan Marichal, R</b> (1, 1) OBP: 0.217, SLG: 0.273 <b>Charlie Williams, R</b> (4, 1) <b>Jim Howarth, L</b> (8, PH) OBP: 0.517, SLG: 0.400			4-0 BB		0-0 6-3			0-0 1B 1B	0-0 1B 2-H	0 0 0 0 1 0 0 1 0 0 0 0 0 0 2 1 2 1 0 0 0												
<b>Inning Stats</b>	R: 0 E: 0 K: 0 S: 3	H: 0 LOB: 0 BB: 0 P: 3	R: 0 E: 0 K: 1 S: 5	H: 0 LOB: 0 BB: 0 P: 5	R: 1 E: 0 K: 0 S: 4	H: 1 LOB: 1 BB: 1 P: 8	R: 0 E: 0 K: 0 S: 3	H: 0 LOB: 1 BB: 1 P: 7	R: 0 E: 0 K: 0 S: 3	H: 0 LOB: 0 BB: 0 P: 3	R: 0 E: 0 K: 1 S: 5	H: 2 LOB: 2 BB: 0 P: 5	R: 0 E: 0 K: 1 S: 5	H: 0 LOB: 0 BB: 0 P: 5	R: 1 E: 0 K: 0 S: 6	H: 3 LOB: 2 BB: 0 P: 6	R: 2 E: 0 K: 1 S: 8	H: 3 LOB: 1 BB: 0 P: 8	1B: 8 2B: 0 3B: 0 HR: 1	SF: 1 SAC: 0 DP: 0 HBP: 0	WP: 0 PB: 0 SB: 0 CS: 0	PA: 38
<b>PITCHER</b> <b>Ron Reed, R</b> (1, 1) ERA: 4.53	IP: 9.0 WLS: W BF: 38 H: 9 R: 4 ER: 4 SO: 3 BB: 2 IBB: 0 HBP: 0 BLK: 0 WP: 0 HR: 1 S: 42 P: 50 ERA: 4.00 WHIP: 1.222											<b>PITCHER</b>	IP: 9.0 WLS: W BF: 38 H: 9 R: 4 ER: 4 SO: 3 BB: 2 IBB: 0 HBP: 0 BLK: 0 WP: 0 HR: 1 S: 42 P: 50 ERA: 4.00 WHIP: 1.222									







Batter	1	2	3	4	5	6	7	8	9	AB R H RBI BB SO LOB	TOP																										
<b>Bobby Bonds, R</b> OBP: 0.309, SLG: 0.479 (1, 8) X	0-0 5-3		0-0 F3	0-0 F9 1B 2B		0-0 F6	0-0 2B		0-0 SH3-4 1B	6 2 3 2 0 0 0																											
<b>Tito Fuentes, S</b> OBP: 0.298, SLG: 0.398 (1, 4) X	0-0 E 2B		0-0 1B	0-0 F9 2-3		0-0 HR	0-0 F7		0-0 SH3-4	5 2 3 1 0 0 3																											
<b>Ed Goodson, L</b> OBP: 0.375, SLG: 0.533 (1, 3) X	0-0 E3 HR		0-0 F8	0-0 BB 1B		0-0 1B 1B		0-0 HR	0-0 BB 1B	6 2 4 3 0 0 1																											
<b>Dave Kingman, R</b> OBP: 0.314, SLG: 0.526 (1, 5) X	0-0 HR		0-0 F7	4-0 BB BB BB 1-2 BB		0-0 1B 1B		0-0 E5 1B	4-0 BB BB BB 1-2 BB	4 1 2 2 2 0 1																											
<b>Chris Speier, R</b> OBP: 0.341, SLG: 0.453 (1, 6) X	0-0 5-3			WP 1B 2B		0-0 1-2 2-3 1B		0-0 S 1B	0-0 F4	6 1 3 0 0 0 4																											
<b>Garry Maddox, R</b> OBP: 0.267, SLG: 0.371 (1, 9) S S S	0-3 K			0-0 F8 FC 1B 2-H		0-0 F8	0-0 5-3		0-3 K	6 1 1 1 0 3 7																											
<b>Ken Henderson, S</b> OBP: 0.252, SLG: 0.294 (1, 7) X		0-0 4-3		0-0 S F8 2B 1B		0-0 F9		0-0 5-3	0-0 F5	5 1 1 0 0 0 2																											
<b>Fran Healy, R</b> OBP: 0.227, SLG: 0.175 (1, 2) X		0-0 F8		0-0 F8		0-0 F9		0-0 F7	4-0 1-2 IBB	4 0 0 0 1 0 2																											
<b>Sam McDowell, L</b> OBP: 0.192, SLG: 0.160 (1, 1) Jim Barr, R (5, 1)		0-0 3-1		0-0 FC PB 2B		0-0 F7		0-0 F8		2 1 0 1 0 0 1 1 0 0 0 0 0 0 0 0 0 0 1 0 0 0 0 0 0 0 0 0 1 0 0 0 0 0 3 0 0 0 0 0 0 0																											
<b>Al Gallagher, R</b> OBP: 0.386, SLG: 0.339 (7, PH) Jerry Johnson, R (7, 1) Jim Howarth, L (8, PH) Don McMahon, R (8, 1)				3-H																																	
<b>Inning Stats</b>	R: 3 E: 1 K: 1 S: 8	H: 2 LOB: 0 BB: 0 P: 8	R: 0 E: 0 K: 0 S: 3	H: 0 LOB: 0 BB: 0 P: 3	R: 0 E: 0 K: 0 S: 4	H: 1 LOB: 1 BB: 0 P: 4	R: 5 E: 0 K: 0 S: 9	H: 5 LOB: 2 BB: 1 P: 13	R: 0 E: 0 K: 0 S: 3	H: 0 LOB: 0 BB: 0 P: 3	R: 1 E: 0 K: 0 S: 7	H: 4 LOB: 3 BB: 0 P: 7	R: 0 E: 0 K: 0 S: 4	H: 1 LOB: 2 BB: 1 P: 8	R: 1 E: 1 K: 1 S: 8	H: 2 LOB: 3 BB: 1 P: 12	R: 1 E: 0 K: 1 S: 7	H: 2 LOB: 2 BB: 1 P: 11	1B: 10 2B: 4 3B: 0 HR: 3	SF: 0 SAC: 1 DP: 0 HBP: 0	WP: 1 PB: 1 SB: 2 CS: 0	PA: 51															
<b>PITCHER</b>	IP WLS BF H R ER SO BB IBB HBP BLK WP HR S P ERA WHIP																																				
<b>Phil Niekro, R</b> ERA: 3.72 (1, 1)	3.1		19	7	8	7	1	0	0	0	0	1	1	21	21	18.90	2.100																				
<b>Jim Hardin, R</b> ERA: 5.4 (4, 1)	0.2		4	1	0	0	0	1	0	0	0	0	0	3	7	0.00	3.000																				
<b>George Stone, L</b> ERA: 11.7 (5, 1)	3.0	L	17	6	2	2	0	1	0	0	0	0	2	16	20	6.00	2.333																				
<b>Pat Jarvis, R</b> ERA: 6.31 (8, 1)	2.0		11	3	1	1	2	1	1	0	0	0	0	13	21	4.50	2.000																				

**San Francisco Giants @ Atlanta Braves**  
 Atlanta Stadium, Atlanta, GA  
 Sat May 27 1972, 3:33 AM EDT  
 Att: 10,168 - Unknown

AB	46
R	11
H	17
RBI	10
BB	4
SO	3
LOB	24



WP: 1	PA: 51
-------	--------

Batter	1	2	3	4	5	6	7	8	9	AB	R	H	RBI	BB	SO	LOB
<b>Felix Millan, R</b> OBP: 0.327, SLG: 0.323 (1, 4)	0-0 F6	0-0 F3		0-0 1B		0-0 6-3	4-0 BB			4	0	1	1	1	0	1
<b>Ralph Garr, L</b> OBP: 0.318, SLG: 0.373 (1, 9)	0-0 1-3		0-0 F7	0-0 1-3		0-0 F8	0-3 K			5	0	0	0	0	1	3
<b>Hank Aaron, R</b> OBP: 0.389, SLG: 0.481 (1, 3)	4-0 BB		4-0 WP BB		0-0 F7	4-0 3B BB		0-0 F7		2	1	0	0	3	0	0
<b>Earl Williams, R</b> OBP: 0.320, SLG: 0.406 (1, 2)	0-0 F4		0-3 K	1-2	4-0 1B BB	0-0 3B		0-0 F8		4	1	1	1	1	1	2
<b>Rico Carty, R</b> OBP: 0.412, SLG: 0.390 (1, 7)		0-0 F7	0-0 F8		4-0 1B BB	4-0 HR BB		0-3 K		3	1	0	0	2	1	1
<b>Dusty Baker Jr., R</b> OBP: 0.359, SLG: 0.408 (1, 8)		4-0 2B BB		4-0 FC5 BB	0-0 F8	0-0 F2		0-0 F9		3	1	0	0	2	0	4
<b>Darrell Evans, L</b> OBP: 0.413, SLG: 0.505 (1, 5)		0-0 PB 1B 2B		4-0 E BB	0-0 HR 1B		4-0 CS BB		0-0 G3	3	3	2	2	2	0	0
<b>Marty Perez, R</b> OBP: 0.295, SLG: 0.331 (1, 6)		0-0 CS 1B		0-0 FC5 1B	0-0 HR		0-0 SH5-4 1B		0-0 F8	5	2	3	4	0	0	1
<b>Phil Niekro, R</b> OBP: 0.172, SLG: 0.310 (1, 1)		0-0 1-2 1B		0-3 K	0-0 F5		0-0 SH5-4			1	0	1	0	0	0	0
<b>Jim Hardin, R</b> (4, 1)										0	0	0	0	0	0	0
<b>Oscar Brown, R</b> OBP: 0.313, SLG: 0.667 (4, PH)										1	0	0	0	0	1	1
<b>George Stone, L</b> (5, 1)										1	0	0	0	0	0	0
<b>Pat Jarvis, R</b> (8, 1)										0	0	0	0	0	0	0

Inning Stats	R: 0	H: 0	E: 0	K: 3	S: 3	R: 2	H: 3	E: 0	K: 0	S: 5	R: 0	H: 0	E: 0	K: 1	S: 5	R: 2	H: 1	E: 1	K: 1	S: 6	R: 4	H: 2	E: 0	K: 0	S: 5	R: 1	H: 1	E: 0	K: 0	S: 4	R: 0	H: 1	E: 0	K: 1	S: 5	R: 0	H: 0	E: 0	K: 1	S: 5	R: 0	H: 0	E: 0	K: 0	S: 3	R: 0	H: 0	E: 0	K: 0	S: 3	1B: 5	SF: 0	2B: 1	SAC: 1	3B: 1	DP: 0	HR: 1	HBP: 0	WP: 1	PA: 44
--------------	------	------	------	------	------	------	------	------	------	------	------	------	------	------	------	------	------	------	------	------	------	------	------	------	------	------	------	------	------	------	------	------	------	------	------	------	------	------	------	------	------	------	------	------	------	------	------	------	------	------	-------	-------	-------	--------	-------	-------	-------	--------	-------	--------

PITCHER	IP	WLS	BF	H	R	ER	SO	BB	IBB	HBP	BLK	WP	HR	S	P	ERA	WHIP
<b>Sam McDowell, L</b> ERA: 4.31 (1, 1)	4.2		25	5	7	6	2	7	0	0	0	1	0	22	50	11.57	2.571
<b>Jim Barr, R</b> ERA: 3.9 (5, 1)	1.1		8	2	2	2	0	2	0	0	0	0	1	6	14	13.50	3.000
<b>Jerry Johnson, R</b> ERA: 9.19 (7, 1)	1.0	W	5	1	0	0	1	2	0	0	0	0	0	5	13	0.00	3.000
<b>Don McMahon, R</b> ERA: 3.26 (8, 1)	2.0	S	6	0	0	0	1	0	0	0	0	0	0	8	8	0.00	0.000

**BOTTOM**

**San Francisco Giants @ Atlanta Braves**  
Atlanta Stadium, Atlanta, GA  
Sat May 27 1972, 3:33 AM EDT  
Att. 10,168 - Unknown

livebaseballscorecards.com

<b>AB</b>	<b>32</b>
<b>R</b>	<b>9</b>
<b>H</b>	<b>8</b>
<b>RBI</b>	<b>8</b>
<b>BB</b>	<b>11</b>
<b>SO</b>	<b>4</b>
<b>LOB</b>	<b>13</b>





Batter	1	2	3	4	5	6	7	8	9	AB R H RBI BB SO LOB	TOP		
<b>Bobby Bonds, R</b> OBP: 0.317, SLG: 0.482 (1, 8) X	0-0 SF8 1B		0-0 F6			0-0 1B	0-0 FC5-2 BB		0-0 1B	5 1 3 0 0 0 4			
<b>Tito Fuentes, S</b> OBP: 0.295, SLG: 0.390 (1, 4) X	0-0 SF8 1-H		0-0 F8			0-0 F5	4-0 BB		0-0 F6	3 0 0 2 1 0 3			
<b>Ed Goodson, L</b> OBP: 0.389, SLG: 0.515 (1, 3) X	0-0 F8			0-3 K		0-0 FC6-4 1B	4-0 BB			3 0 1 1 1 1 0			
<b>Dave Kingman, R</b> OBP: 0.312, SLG: 0.516 (1, 5) B B B B	4-0 CS BB			0-3 K		0-3 K	0-0 F8			3 0 0 0 1 2 5			
<b>Chris Speier, R</b> OBP: 0.333, SLG: 0.441 (1, 6) X	0-0 CS 1-2	0-0 F9		0-0 F9		0-0 FC6-4 1-2f		0-0 F9		4 0 0 0 0 0 2			
<b>Garry Maddox, R</b> OBP: 0.276, SLG: 0.396 (1, 9) X		0-0 5-3			0-0 5-3 2B		0-0 1B FC5-2 2B	0-3 K		4 0 2 0 0 1 0			
<b>Ken Henderson, S</b> OBP: 0.245, SLG: 0.285 (1, 7) S S S S		0-3 K		0-3 K		0-3 K	0-3 K	0-3 K		4 0 0 0 0 4 2			
<b>Fran Healy, R</b> OBP: 0.229, SLG: 0.180 (1, 2) X			0-0 F8		0-0 5-3 2-3		0-0 FC5-2 BB 1B		0-0 F8	4 1 1 0 0 0 1			
<b>Steve Stone, R</b> OBP: 0.250, SLG: 0.200 (1, 1) X			0-0 1B		0-0 6-3		0-0 BB FC5-2 BB 1B		0-3 K	4 1 2 0 0 1 1			
<b>Inning Stats</b>	R: 1 E: 0 K: 0 S: 3 H: 1 LOB: 0 BB: 1 P: 7	R: 0 E: 0 K: 1 S: 5 H: 0 LOB: 0 BB: 0 P: 5	R: 0 E: 0 K: 0 S: 4 H: 1 LOB: 1 BB: 0 P: 4	R: 0 E: 0 K: 2 S: 7 H: 0 LOB: 0 BB: 0 P: 7	R: 0 E: 0 K: 1 S: 6 H: 1 LOB: 1 BB: 0 P: 6	R: 0 E: 0 K: 1 S: 7 H: 2 LOB: 2 BB: 0 P: 7	R: 2 E: 0 K: 1 S: 8 H: 3 LOB: 3 BB: 2 P: 16	R: 0 E: 0 K: 2 S: 7 H: 0 LOB: 0 BB: 0 P: 7	R: 0 E: 0 K: 1 S: 6 H: 1 LOB: 1 BB: 0 P: 6	1B: 7 2B: 2 3B: 0 HR: 0 SF: 1 SAC: 0 DP: 0 HBP: 0	WP: 0 PB: 0 SB: 1 CS: 1 PA: 39		
<b>PITCHER</b>	IP WLS BF H R ER SO BB IBB HBP BLK WP HR S P ERA WHIP											<b>PITCHER</b>	IP WLS BF H R ER SO BB IBB HBP BLK WP HR S P ERA WHIP
<b>Ron Schueler, R</b> ERA: 2.56 (1, 1)	6.2 L 30 8 3 2 6 3 0 0 0 0 0 0 39 51 2.70 1.650												
<b>Jim Hardin, R</b> ERA: 4.5 (7, 1)	0.1 1 0 0 0 0 0 0 0 0 0 0 0 1 1 0.00 0.000												
<b>Cecil Upshaw, R</b> ERA: 2.08 (8, 1)	2.0 7 1 0 0 3 0 0 0 0 0 0 0 0 13 13 0.00 0.500												

San Francisco Giants @ Atlanta Braves  
Atlanta Stadium, Atlanta, GA  
Sun May 28 1972, 3:33 AM EDT  
Unknown

livebaseballscorecards.com

AB 34  
R 3  
H 9  
RBI 3  
BB 3  
SO 9  
LOB 18



Batter	1	2	3	4	5	6	7	8	9	AB	R	H	RBI	BB	SO	LOB
Felix Millan, R (1, 4) OBP: 0.326, SLG: 0.321	0-3 K		0-0 F2			0-0 E 1B SF8 1B		0-0 5-3		4	1	1	0	0	1	0
Ralph Garr, L (1, 7) OBP: 0.329, SLG: 0.403	0-0 1B		0-0 HR			0-0 SF8 1B 1-2		0-0 3-1		4	1	3	1	0	0	0
Hank Aaron, R (1, 3) OBP: 0.385, SLG: 0.468	4-0 FC5-4 BB		0-0 3-1			0-0 F5		0-0 F8		3	0	0	0	1	0	2
Earl Williams, R (1, 2) OBP: 0.312, SLG: 0.394	0-0 FC5-4			0-0 F6		0-0 E6			0-0 F8	4	0	0	0	0	0	3
Darrell Evans, L (1, 5) OBP: 0.408, SLG: 0.495		0-0 F8		4-0 G3-6 BB		0-0 SF8			0-3 K	2	0	0	1	1	1	0
Mike Lum, L (1, 9) OBP: 0.293, SLG: 0.247		0-0 4-3		0-0 G3-6		0-0 L3			0-0 F8	4	0	0	0	0	0	3
Dusty Baker Jr., R (1, 8) OBP: 0.358, SLG: 0.397		4-0 BB			0-0 5-3				0-0 5-3	2	0	0	0	1	0	0
Marty Perez, R (1, 6) OBP: 0.289, SLG: 0.323		0-0 1-3			0-0 3-1				0-0 F7	3	0	0	0	0	0	1
Ron Schueler, R (1, 1) OBP: 0.250, SLG: 0.375			0-0 F7			0-0 F7			0-0 F7	2	0	0	0	0	0	0
Jim Hardin, R (7, 1)										0	0	0	0	0	0	0
Jim Breazeale, L (7, PH) OBP: 0.286, SLG: 0.357										1	0	0	0	0	0	0
Cecil Upshaw, R (8, 1)										0	0	0	0	0	0	0

Inning Stats	R: 0	H: 1	E: 0	K: 1	S: 5	LOB: 1	BB: 1	P: 9	R: 0	H: 0	E: 0	K: 0	S: 3	LOB: 1	BB: 1	P: 7	R: 1	H: 1	E: 0	K: 0	S: 4	LOB: 0	BB: 0	P: 4	R: 0	H: 0	E: 0	K: 0	S: 2	LOB: 0	BB: 1	P: 6	R: 0	H: 0	E: 0	K: 0	S: 3	LOB: 0	BB: 0	P: 3	R: 1	H: 2	E: 1	K: 0	S: 6	LOB: 2	BB: 0	P: 6	R: 0	H: 0	E: 0	K: 0	S: 3	LOB: 0	BB: 0	P: 3	R: 0	H: 0	E: 0	K: 0	S: 3	LOB: 0	BB: 0	P: 3	R: 0	H: 0	E: 0	K: 1	S: 5	LOB: 0	BB: 0	P: 5	1B: 3	2B: 0	3B: 0	HR: 1	SF: 1	SAC: 0	DP: 1	HBP: 0	WP: 0	PA: 33
PITCHER Steve Stone, R (1, 1) ERA: 1.84	IP	WLS	BF	H	R	ER	SO	BB	IBB	HBP	BLK	WP	HR	S	P	ERA	WHIP																																																																	
	9.0	W	33	4	2	1	2	3	0	0	0	0	1	34	46	1.00	0.778																																																																	
	PITCHER																		IP	WLS	BF	H	R	ER	SO	BB	IBB	HBP	BLK	WP	HR	S	P	ERA	WHIP																																															


**BOTTOM**

**San Francisco Giants @ Atlanta Braves**  
Atlanta Stadium, Atlanta, GA

Sun May 28 1972, 3:33 AM EDT  
Unknown

livebaseballscorecards.com

AB	29
R	2
H	4
RBI	2
BB	3
SO	2
LOB	9





Batter	1	2	3	4	5	6	7	8	9	10	11	AB R H RBI BB SO LOB	TOP													
<b>Bobby Bonds, R</b> OBP: 0.328, SLG: 0.503 (1, 8)	0-3 K			0-0 BB WP 1B	0-0 1B 1B		0-0 HR		4-0 BB WP BB		0-0 F3	5 3 3 1 1 1 0	<b>San Francisco Giants @ Atlanta Braves</b> Atlanta Stadium, Atlanta, GA Sun May 28 1972, 3:38 AM EDT Att. 26,848 - Unknown													
<b>Tito Fuentes, S</b> OBP: 0.296, SLG: 0.385 (1, 4)	0-0 F8			0-0 WP BB SF7	0-0 1B 1B		0-0 F8		4-0 G6-4-3 BB		0-0 4-3	5 1 1 0 1 0 1														
<b>Ed Goodson, L</b> OBP: 0.390, SLG: 0.486 (1, 3)	0-0 3-1			4-0 SF7 WP BB	0-0 FC5-4 1B		0-0 3-1		0-0 G6-4-3			4 0 1 1 1 0 1														
<b>Dave Kingman, R</b> OBP: 0.315, SLG: 0.509 (1, 5)	0-3 K			0-0 F6	0-0 FC5-4			0-0 1B 1B		4-0 SH3-1 BB		4 1 1 0 1 1 4														
<b>Chris Speier, R</b> OBP: 0.337, SLG: 0.442 (1, 6)	4-0 G5-4-3 BB			0-0 SF7			0-0 F4		0-0 1B 1B		0-0 SH3-1	2 0 1 1 1 0 0														
<b>Bernie Williams, R</b> OBP: 0.212, SLG: 0.300 (1, 7)	0-0 G5-4-3			0-0 K			0-0 F7		0-0 F6		0-0 F8	5 0 0 0 0 1 5														
<b>Garry Maddox, R</b> OBP: 0.309, SLG: 0.448 (1, 9)				0-0 G4-6-3 1B	0-0 HR		0-0 E8 1B		0-0 1-3 3-H 1B		4-0 IBB	4 1 4 2 1 0 0														
<b>Russ Gibson, R</b> OBP: 0.222, SLG: 0.444 (1, 2)				0-0 G4-6-3	0-3 K		0-0 F3		0-3 K		0-0 6-3	4 0 0 0 0 2 4														
<b>Al Gallagher, R</b> OBP: 0.380, SLG: 0.333 (10, PH)				1-2 K					1-2 K			1 0 0 0 0 0 2														
<b>Fran Healy, R</b> OBP: 0.229, SLG: 0.180 (10, 2)				0-3 K	0-3 K				6-3 K			0 0 0 0 0 0 0														
<b>Ron Bryant, S</b> OBP: 0.143, SLG: 0.214 (7, PH)				0-0 K							0-0 F5	2 0 0 0 0 0 2 0														
<b>Jim Howarth, L</b> OBP: 0.484, SLG: 0.364 (7, 1)												1 0 0 0 0 0 0 0														
<b>Jerry Johnson, R</b> OBP: 0.243, SLG: 0.282 (8, PH)												0 0 0 0 0 0 0 0														
<b>Ken Henderson, S</b> OBP: 0.282, SLG: 0.282 (8, 1)												1 0 0 0 0 0 0 2														
<b>Don McMahon, R</b> OBP: 0.351, SLG: 0.400 (11, PH)												0 0 0 0 0 0 0 0														
<b>Chris Arnold, R</b> OBP: 0.351, SLG: 0.400 (11, PH)												1 0 0 0 0 0 0 0														
<b>Jim Barr, R</b> (11, 1)												0 0 0 0 0 0 0 0														
<b>Inning Stats</b>	R: 0 E: 0 K: 1 S: 5	H: 0 LOB: 0 BB: 0 P: 5	R: 0 E: 0 K: 1 S: 4	H: 0 LOB: 0 BB: 1 P: 8	R: 0 E: 0 K: 1 S: 5	H: 1 LOB: 0 BB: 0 P: 5	R: 2 E: 1 K: 1 S: 7	H: 1 LOB: 1 BB: 1 P: 11	R: 2 E: 0 K: 2 S: 11	H: 4 LOB: 2 BB: 0 P: 11	R: 0 E: 1 K: 0 S: 4	H: 1 LOB: 1 BB: 0 P: 4	R: 1 E: 0 K: 0 S: 4	H: 1 LOB: 0 BB: 0 P: 4	R: 1 E: 0 K: 1 S: 8	H: 3 LOB: 2 BB: 0 P: 8	R: 0 E: 0 K: 0 S: 1	H: 0 LOB: 0 BB: 2 P: 9	R: 0 E: 0 K: 0 S: 3	H: 0 LOB: 2 BB: 2 P: 11	R: 0 E: 0 K: 0 S: 3	H: 0 LOB: 0 BB: 0 P: 3	1B: 9 2B: 0 3B: 0 HR: 2	SF: 1 SAC: 1 DP: 3 HBP: 0	WP: 2 PB: 0 SB: 1 CS: 0	PA: 47
<b>PITCHER</b>	IP	WLS	BF	H	R	ER	SO	BB	IBB	HBP	BLK	WP	HR	S	P	ERA	WHIP									
<b>Tom Kelley, R</b> ERA: 4.14 (1, 1)	6.0		26	7	4	2	6	2	0	0	0	1	1	36	44	3.00	1.500									
<b>Cecil Upshaw, R</b> ERA: 3.38 (7, 1)	2.0		10	4	2	2	1	0	0	0	0	0	1	12	12	9.00	2.000									
<b>Gary Neibauer, R</b> ERA: 7.27 (9, 1)	0.1		2	0	0	0	0	2	0	0	0	1	0	0	8	0.00	6.000									
<b>Jim Hardin, R</b> ERA: 2.45 (9, 1)	1.2		6	0	0	0	0	1	1	0	0	0	0	4	12	0.00	0.600									
<b>Pat Jarvis, R</b> ERA: 6.08 (11, 1)	1.0	W	3	0	0	0	0	0	0	0	0	0	0	3	3	0.00	0.000									

AB	39
R	6
H	11
RBI	5
BB	6
SO	7
LOB	19



livebaseballscorecards.com

Batter	1	2	3	4	5	6	7	8	9	10	11	AB R H RBI BB SO LOB	BOTTOM
--------	---	---	---	---	---	---	---	---	---	----	----	----------------------	--------

<b>Felix Millan, R</b> OBP: 0.326, SLG: 0.323 (1, 4)	4-0 BB 1B BB		x 0-0 F7		x 0-0 F7		x 0-0 4-3	0-0 6-3		x 0-0 FC4-2 2B	5 1 1 0 1 0 0		
<b>Ralph Garr, L</b> OBP: 0.323, SLG: 0.394 (1, 9)	0-0 F5		x 0-0 F6		x 0-0 4-3		x 0-0 G3		x 0-0 F5	x 0-0 FC4-2 IBB FC5-2 2-3 1B	6 0 1 0 0 0 1		
<b>Hank Aaron, R</b> OBP: 0.397, SLG: 0.491 (1, 3)	4-0 1B 1-2 BB		x 0-0 F3			x 0-0 HR	4-0 HR BB		x 0-0 6-3	x 4-0 FC5-2 1-2 1B IBB FC4-2	3 3 1 1 3 0 0		
<b>Rico Carty, R</b> OBP: 0.426, SLG: 0.448 (1, 7)	0-0 G6-4-3 1B			x 4-0 E BB		x 0-0 WP 2B	0-0 1-H HR		x 0-0 F8	x 0-0 FC4-2 1B FC5-2 1-2 2-3 3-H	5 2 3 3 1 0 3		
<b>Earl Williams, R</b> OBP: 0.307, SLG: 0.381 (1, 2)	0-0 G6-4-3		x 0-0 F8		x 0-0 F3		x 4-0 FC6-4 BB			x 0-3 K	x 0-0 FC5-2 1B 1-2 2-3 3-H	5 0 0 0 1 1 7	
<b>Dusty Baker Jr., R</b> OBP: 0.368, SLG: 0.397 (1, 8)		x 0-0 F2		x 0-0 E8 1-2 BB		x 4-0 WP E BB	x 0-0 FC6-4 1-2 2-3 3-H		x 0-0 WP 1B	x 0-0 1B	5 0 2 1 1 0 2		
<b>Darrell Evans, L</b> OBP: 0.400, SLG: 0.477 (1, 5)		0-3 K		0-3 K		x 0-0 F8		x 0-0 3-1		x 4-0 1-2 BB	4 0 0 0 1 2 4		
<b>Marty Perez, R</b> OBP: 0.286, SLG: 0.314 (1, 6)		4-0 BB		x 0-0 F5		x 0-0 E5 WP 1-2 2-3		x 0-0 F9		x 0-0 F6	4 0 0 0 1 0 6		
<b>Tom Kelley, R</b> OBP: 0.091, SLG: 0.048 (6, PH) <b>Oscar Brown, H</b> OBP: 0.294, SLG: 0.625 (7, 1) <b>Cecil Upshaw, R</b> (8, PH) <b>Mike Lum, L</b> OBP: 0.301, SLG: 0.297 (8, PH) <b>Gary Neibauser, R</b> (9, 1) <b>Jim Hardin, R</b> (9, 1) <b>Jim Breazeale, L</b> OBP: 0.267, SLG: 0.333 (10, PH) <b>Pat Jarvis, R</b> (11, 1)		0-3 K		x 0-0 4-3		x 0-3 K 1-2 2-3 3-H		x 0-0 HR		x 0-0 4-3	2 0 0 0 0 0 1 1 1 0 0 0 0 0 1 2 0 0 0 0 0 0 0 0 1 1 1 1 0 1 0 0 0 0 0 0 2 0 0 0 0 0 0 0 0		

**San Francisco Giants @ Atlanta Braves**  
 Atlanta Stadium, Atlanta, GA  
 Sun May 28 1972, 3:38 AM EDT  
 Att. 26,848 - Unknown

livebaseballscores.com

AB	42
R	7
H	9
RBI	6
BB	9
SO	5
LOB	28



Inning Stats	R: 1	H: 1	R: 0	H: 0	R: 0	H: 0	R: 0	H: 0	R: 2	H: 2	R: 2	H: 1	R: 1	H: 1	R: 0	H: 0	R: 0	H: 1	R: 1	H: 3	1B: 4	SF: 0	WP: 2	PA: 51
	E: 0	LOB: 1	E: 0	LOB: 1	E: 0	LOB: 0	E: 1	LOB: 2	E: 0	LOB: 2	E: 0	LOB: 1	E: 0	LOB: 0	E: 0	LOB: 0	E: 0	LOB: 2	E: 0	LOB: 2	2B: 2	SAC: 0	PB: 0	
	K: 0	BB: 2	K: 2	BB: 1	K: 0	BB: 0	K: 1	BB: 1	K: 0	BB: 2	K: 0	BB: 2	K: 0	BB: 0	K: 0	BB: 0	K: 1	BB: 1	K: 0	BB: 1	3B: 0	DP: 1	SB: 0	
	S: 3	P: 11	S: 7	P: 11	S: 3	P: 3	S: 6	P: 10	S: 3	P: 3	S: 8	P: 12	S: 4	P: 12	S: 4	P: 4	S: 3	P: 3	S: 6	P: 10	S: 5	P: 9	HR: 3	HBP: 0

PITCHER	IP	WLS	BF	H	R	ER	SO	BB	IBB	HBP	BLK	WP	HR	S	P	ERA	WHIP
<b>Ron Bryant, L</b> ERA: 3.33 (1, 1)	6.0		27	3	3	2	4	5	0	0	0	1	1	30	50	3.00	1.333
<b>Jerry Johnson, R</b> ERA: 9.72 (7, 1)	1.0		6	1	2	2	0	2	0	0	0	0	1	4	12	18.00	3.000
<b>Don McMahon, R</b> ERA: 3.22 (8, 1)	3.0		12	2	1	1	1	1	0	0	0	1	1	13	17	3.00	1.000
<b>Jim Barr, R</b> ERA: 4.11 (11, 1)	0.2	L	6	3	1	1	0	0	1	0	0	0	0	5	9	13.50	4.500



Batter	1	2	3	4	5	6	7	8	9	AB R H RBI BB SO LOB	TOP															
Derrel Thomas, S (1, 4) OBP: 0.277, SLG: 0.296	0-0 4-3		0-0 6-3			0-0 F8 2B		0-0 E S 1B		4 0 2 0 0 0 0	<b>San Diego Padres @ Atlanta Braves</b> Atlanta Stadium, Atlanta, GA Mon May 29 1972, 7:05 PM EDT Att. 6,021 - Unknown															
Garry Jestadt, R (1, 5) OBP: 0.269, SLG: 0.320	0-0 WP 1B		0-0 4-3			0-0 F8		0-0 FC5 G4-6-3 1-3		4 0 1 0 0 0 2																
Leron Lee, L (1, 7) OBP: 0.381, SLG: 0.568 Jerry Morales, R (9, 7) OBP: 0.333, SLG: 0.420	0-3 K 1-2		0-3 K			0-0 F8 2-3		0-0 G4-6-3 1-2f		4 0 0 0 0 2 4 0 0 0 0 0 0 0																
Nate Colbert, R (1, 3) OBP: 0.296, SLG: 0.477	4-0 BB			0-0 5-3		0-0 F8		0-0 F8		3 0 0 0 1 0 1																
Larry Stahl, L (1, 9) OBP: 0.268, SLG: 0.233	0-3 K			0-0 F8			4-0 1B WP SF8 BB	0-0 F2		3 1 0 0 1 1 2																
Johnny Jeter, R (1, 8) OBP: 0.276, SLG: 0.381		0-3 K		0-0 L7			0-0 G4-3 1B	0-0 1B		4 0 2 0 0 1 0																
Bob Barton, R (1, 2) OBP: 0.215, SLG: 0.211		0-0 F7			0-0 F8		0-0 SF8			2 0 0 1 0 0 0																
Enzo Hernandez, R (1, 6) OBP: 0.221, SLG: 0.221		4-0 S BB			0-0 F4		0-0 G4-3 1-2f			2 0 0 0 1 0 1																
Bill Greif, R (1, 1) Mike Corkins, R (9, 1)		0-3 K 1-2			0-3 K			0-0 4-3		3 0 0 0 0 2 1 0 0 0 0 0 0 0																
<b>Inning Stats</b>	R: 0 H: 1 E: 0 LOB: 2 K: 2 BB: 1 S: 8 P: 12	R: 0 H: 0 E: 0 LOB: 1 K: 2 BB: 1 S: 7 P: 11	R: 0 H: 0 E: 0 LOB: 0 K: 1 BB: 0 S: 5 P: 5	R: 0 H: 0 E: 0 LOB: 0 K: 0 BB: 0 S: 3 P: 3	R: 0 H: 0 E: 0 LOB: 0 K: 1 BB: 0 S: 5 P: 5	R: 0 H: 1 E: 0 LOB: 1 K: 0 BB: 0 S: 4 P: 4	R: 1 H: 1 E: 0 LOB: 0 K: 0 BB: 1 S: 3 P: 7	R: 0 H: 1 E: 1 LOB: 1 K: 0 BB: 0 S: 4 P: 4	R: 0 H: 1 E: 0 LOB: 1 K: 0 BB: 0 S: 3 P: 3	1B: 4 SF: 1 2B: 1 SAC: 0 3B: 0 DP: 2 HR: 0 HBP: 0	WP: 2 PA: 33 PB: 0 SB: 2 CS: 0															
<b>PITCHER</b>	IP WLS BF H R ER SO BB IBB HBP BLK WP HR S P ERA WHIP											<b>PITCHER</b>	IP WLS BF H R ER SO BB IBB HBP BLK WP HR S P ERA WHIP													
Jim Nash, R (1, 1) ERA: 5.12	8.0	30	4	1	1	6	3	0	0	0	2	0	39	51	1.12	0.875										
Pat Jarvis, R (9, 1) ERA: 5.86	1.0	W	3	1	0	0	0	0	0	0	0	0	3	3	0.00	1.000										

AB	29
R	1
H	5
RBI	1
BB	3
SO	6
LOB	11



Batter	1	2	3	4	5	6	7	8	9	AB	R	H	RBI	BB	SO	LOB
Felix Millan, R OBP: 0.319, SLG: 0.315 (1, 4)	0-0 F3		0-3 K		0-0 L8			0-0 FC3-6 FC4		4	0	0	0	0	1	2
Ralph Garr, L OBP: 0.316, SLG: 0.384 (1, 9)	0-0 4-3		0-0 3-1			0-0 F6		0-0 FC4 FC5-4		4	0	0	0	0	0	2
Hank Aaron, R OBP: 0.386, SLG: 0.475 (1, 3)	0-3 K			0-0 F8		0-0 L7		0-0 FC5-4		4	0	0	0	0	1	1
Rico Carty, R OBP: 0.429, SLG: 0.444 (1, 7)		0-0 F8		4-0 FC6-4 BB		0-0 F4			0-0 1B 1B	3	0	1	0	1	0	0
Oscar Brown, R OBP: 0.294, SLG: 0.625 (9, PR)										0	1	0	0	0	0	0
Darrell Evans, L OBP: 0.410, SLG: 0.482 (1, 5)		0-0 F9		4-0 FC6-4 BB			0-0 G5-4-3 1B		0-0 1B HBP	3	1	2	0	1	0	0
Earl Williams, R OBP: 0.311, SLG: 0.380 (1, 2)		0-0 1B		0-0 FC6-4 1-2f 2-3			0-0 G5-4-3 1-2f		1-0 1B HBP	3	0	1	0	0	0	3
Dusty Baker Jr., R OBP: 0.374, SLG: 0.415 (1, 8)		0-0 4-3		0-0 L7			0-0 2B		0-0 1B 1-2 2-H 3-H	4	0	2	2	0	0	3
Marty Perez, R OBP: 0.287, SLG: 0.309 (1, 6)			4-0 E BB		0-3 K		0-0 F2			2	0	0	0	1	1	1
Jim Nash, R OBP: 0.250, SLG: 0.250 (1, 1)			0-3 K		0-3 K			4-0 FC3-8 BB		2	0	0	0	0	2	1
Mike Lum, L OBP: 0.310, SLG: 0.297 (8, PH)										0	0	0	0	1	0	0
Pat Jarvis, R (9, 1)										0	0	0	0	0	0	0

**BOTTOM**

**San Diego Padres @ Atlanta Braves**  
 Atlanta Stadium, Atlanta, GA  
 Mon May 29 1972, 7:05 PM EDT  
 Att. 6,021 - Unknown

livebaseballscorecards.com

<b>AB</b>	<b>29</b>
<b>R</b>	<b>2</b>
<b>H</b>	<b>6</b>
<b>RBI</b>	<b>2</b>
<b>BB</b>	<b>4</b>
<b>SO</b>	<b>5</b>
<b>LOB</b>	<b>13</b>



Inning Stats		R: 0	H: 0	R: 0	H: 1	R: 0	H: 0	R: 0	H: 0	R: 0	H: 2	R: 0	H: 0	R: 2	H: 3	1B: 5	SF: 0	WP: 0	PA: 34
		E: 0	LOB: 0	E: 0	LOB: 1	E: 1	LOB: 1	E: 0	LOB: 2	E: 0	LOB: 1	E: 0	LOB: 1	E: 0	LOB: 2	2B: 1	SAC: 0	PB: 0	
		K: 1	BB: 0	K: 0	BB: 0	K: 2	BB: 1	K: 0	BB: 2	K: 0	BB: 0	K: 0	BB: 1	K: 0	BB: 0	3B: 0	DP: 1	SB: 0	
		S: 5	P: 5	S: 4	P: 4	S: 7	P: 11	S: 3	P: 11	S: 7	P: 7	S: 4	P: 4	S: 3	P: 4	HR: 0	HBP: 1	CS: 0	
<b>PITCHER</b>	<b>IP</b>	<b>WLS</b>	<b>BF</b>	<b>H</b>	<b>R</b>	<b>ER</b>	<b>SO</b>	<b>BB</b>	<b>IBB</b>	<b>HBP</b>	<b>BLK</b>	<b>WP</b>	<b>HR</b>	<b>S</b>	<b>P</b>	<b>ERA</b>	<b>WHIP</b>	<b>ERA</b>	<b>WHIP</b>
Bill Greif, R (1, 1)	8.0	L	32	5	2	2	5	4	0	0	0	0	0	38	54	2.25	1.125		
Mike Corkins, R (9, 1)	0.0		2	1	0	0	0	0	0	1	0	0	0	1	2	∞	∞		



Batter	1	2	3	4	5	6	7	8	9	AB R H RBI BB SO LOB	TOP											
<b>Derrel Thomas, S</b> (1, 4) OBP: 0.288, SLG: 0.301	0-0 4-3		0-0 FC6-4 1B		4-0 1B BB		0-0 1B		0-0 F8	4 0 2 0 1 0 0	<b>San Diego Padres @ Atlanta Braves</b> Atlanta Stadium, Atlanta, GA Wed May 31 1972, 7:05 PM EDT Att. 5,757 - Unknown											
<b>Garry Jestadt, R</b> (1, 5) OBP: 0.281, SLG: 0.327	0-0 1B		0-0 FC6-4 1-2f		0-0 1B 1-2 2-3 3-H		0-0 F7		0-0 5-3	5 0 2 1 0 0 2												
<b>Leron Lee, L</b> (1, 7) OBP: 0.377, SLG: 0.566	0-0 F7			0-3 K	0-3 K			0-0 1B 2B		4 1 1 0 0 2 4												
<b>Nate Colbert, R</b> (1, 3) OBP: 0.295, SLG: 0.471	0-3 K			0-3 K		0-0 6-3		0-0 2-H 1B G4-3		4 0 1 1 0 2 1												
<b>Johnny Jeter, R</b> (1, 8) OBP: 0.275, SLG: 0.372		4-0 BB BB BB BB G6-4-3 BB		0-0 F8		0-0 F5		0-0 1-2f G4-3		3 0 0 0 1 0 1												
<b>Jerry Morales, R</b> (1, 9) OBP: 0.328, SLG: 0.396		0-0 G6-4-3 1-2f			0-0 F8	4-0 BB		0-3 K		3 0 0 0 1 1 1												
<b>Bob Barton, R</b> (1, 2) OBP: 0.207, SLG: 0.203		0-0 6-3			0-0 E6 3-1 1B	0-3 K		4-0 HR BB		3 1 0 0 0 1 1												
<b>Curt Blefary, L</b> (9, PH) OBP: 0.333, SLG: 0.370										0 1 0 0 1 0 0												
<b>Enzo Hernandez, R</b> (1, 6) OBP: 0.226, SLG: 0.226			0-0 F5		0-0 1B 3-1 1B		0-0 4-3		0-0 HR	2 0 1 0 0 0 0												
<b>Rafael Robles, R</b> (7, PH) OBP: 0.190, SLG: 0.190									1-H HR	1 0 0 0 0 0 0												
<b>Larry Stahl, L</b> (9, PH) OBP: 0.277, SLG: 0.284			0-0 F7		0-0 3-1		0-3 K		0-0 4-3	1 1 1 2 0 0 0												
<b>Fred Norman, S</b> (1, 1) OBP: 0.208, SLG: 0.250										1 0 0 0 0 0 0												
<b>Ed Acosta, S</b> (3, 1) OBP: 0.214, SLG: 0.357										0 0 0 0 0 0 0												
<b>Ed Spiezio, R</b> (5, PH) OBP: 0.143, SLG: 0.143										1 0 0 0 0 0 2												
<b>Gary Ross, R</b> (5, 1) OBP: 0.143, SLG: 0.143										0 0 0 0 0 0 0												
<b>Ivan Murrell, R</b> (7, PH) OBP: 0.143, SLG: 0.143										1 0 0 0 0 1 0												
<b>Mike Caldwell, R</b> (7, 1) OBP: 0.143, SLG: 0.143										0 0 0 0 0 0 0												
<b>Mike Corkins, R</b> (8, 1) OBP: 0.229, SLG: 0.239										0 0 0 0 0 0 0												
<b>Fred Kendall, R</b> (9, PH) OBP: 0.229, SLG: 0.239										1 0 0 0 0 0 0												
<b>Inning Stats</b>	R: 0 E: 0 K: 1 S: 6	H: 1 LOB: 1 BB: 0 P: 6	R: 0 E: 0 K: 0 S: 2	H: 0 LOB: 0 BB: 1 P: 6	R: 0 E: 0 K: 0 S: 4	H: 1 LOB: 1 BB: 0 P: 4	R: 0 E: 0 K: 2 S: 7	H: 0 LOB: 0 BB: 0 P: 7	R: 1 E: 1 K: 1 S: 8	H: 2 LOB: 3 BB: 1 P: 12	R: 0 E: 0 K: 1 S: 5	H: 0 LOB: 1 BB: 1 P: 9	R: 0 E: 0 K: 1 S: 6	H: 1 LOB: 1 BB: 0 P: 6	R: 1 E: 0 K: 1 S: 6	H: 2 LOB: 0 BB: 0 P: 6	R: 2 E: 0 K: 0 S: 4	H: 1 LOB: 0 BB: 1 P: 8	1B: 6 2B: 1 3B: 0 HR: 1	SF: 0 SAC: 0 DP: 2 HBP: 0	WP: 0 PB: 0 SB: 0 CS: 0	PA: 38
<b>PITCHER</b>	IP WLS BF H R ER SO BB IBB HBP BLK WP HR S P ERA WHIP												IP WLS BF H R ER SO BB IBB HBP BLK WP HR S P ERA WHIP									
<b>Ron Reed, R</b> (1, 1) ERA: 4.39	8.0 W 35 8 4 3 7 4 0 0 0 0 0 1 45 61 3.38 1.500																					
<b>Cecil Upshaw, R</b> (9, 1) ERA: 3.09	1.0 S 3 0 0 0 0 0 0 0 0 0 0 0 3 3 0.00 0.000																					

<b>AB</b>	34
<b>R</b>	4
<b>H</b>	8
<b>RBI</b>	4
<b>BB</b>	4
<b>SO</b>	7
<b>LOB</b>	12



Batter	1	2	3	4	5	6	7	8	9
<b>Felix Millan, R</b> OBP: 0.310, SLG: 0.306 (1, 4)	0-0 5-3	0-0 6-3		0-0 4-3		0-0 4-3		0-0 6-3	
<b>Ralph Garr, L</b> OBP: 0.320, SLG: 0.383 (1, 9)	0-0 4-3		0-0 WP 1B	4-0 G4-3 BB		0-0 6-3			
<b>Hank Aaron, R</b> OBP: 0.383, SLG: 0.492 (1, 3)	0-0 HR		0-0 F3	0-0 G4-3 1-2f		0-3 K			
<b>Rico Carty, R</b> OBP: 0.431, SLG: 0.447 (1, 7)	0-0 BB 1B		0-0 E4 BB WP BB		0-0 5-3 E 1B	0-0 6-3			
<b>Mike Lum, L</b> OBP: 0.310, SLG: 0.297 (8, 7)									
<b>Dusty Baker Jr., R</b> OBP: 0.388, SLG: 0.400 (1, 8)	4-0 1B 1-2 BB		0-0 F6 1-2 3-H		0-0 E6 5-3 1-2	0-0 6-3			
<b>Earl Williams, R</b> OBP: 0.322, SLG: 0.382 (1, 2)	0-0 1-3 2-H 1B		0-0 BB BB IBB		0-0 5-3 1-2 2-3	0-0 6-3			
<b>Darrell Evans, L</b> OBP: 0.420, SLG: 0.477 (1, 5)	0-0 G3		4-0 BB BB 1-2 2-3 BB		4-0 G6-4-3 IBB	4-0 SH1-4 BB BB			
<b>Marty Perez, R</b> OBP: 0.288, SLG: 0.305 (1, 6)			0-0 L8 1-2 2-3 3-H BB		0-0 G6-4-3 1-2f	0-0 SH1-4			
<b>Ron Reed, R</b> OBP: 0.087, SLG: 0.143 (1, 1)			0-3 K			0-3 K			
<b>Cecil Upshaw, R</b> (9, 1)			0-3 K					0-0 SF9 3-H	

Inning Stats	R: 2 E: 0 K: 0 S: 6	H: 3 LOB: 2 BB: 1 P: 10	R: 0 E: 0 K: 1 S: 5	H: 0 LOB: 0 BB: 0 P: 5	R: 2 E: 1 K: 1 S: 7	H: 1 LOB: 3 BB: 3 P: 19	R: 0 E: 0 K: 0 S: 2	H: 0 LOB: 0 BB: 1 P: 6	R: 0 E: 1 K: 0 S: 4	H: 1 LOB: 2 BB: 1 P: 8	R: 0 E: 0 K: 1 S: 5	H: 0 LOB: 0 BB: 0 P: 5	R: 0 E: 0 K: 1 S: 5	H: 0 LOB: 0 BB: 0 P: 5	R: 1 E: 0 K: 0 S: 3	H: 0 LOB: 1 BB: 2 P: 11
--------------	------------------------------	----------------------------------	------------------------------	---------------------------------	------------------------------	----------------------------------	------------------------------	---------------------------------	------------------------------	---------------------------------	------------------------------	---------------------------------	------------------------------	---------------------------------	------------------------------	----------------------------------

PITCHER	IP	WLS	BF	H	R	ER	SO	BB	IBB	HBP	BLK	WP	HR	S	P	ERA	WHIP
<b>Fred Norman, L</b> ERA: 2.25 (1, 1)	2.2	L	16	4	4	2	1	2	1	0	0	1	1	15	27	6.75	2.250
<b>Ed Acosta, R</b> ERA: 3.58 (3, 1)	1.1		5	0	0	0	1	2	0	0	0	0	0	5	13	0.00	1.500
<b>Gary Ross, R</b> ERA: 2.45 (5, 1)	2.0		8	1	0	0	1	0	1	0	0	0	0	9	13	0.00	0.500
<b>Mike Caldwell, L</b> ERA: 2.53 (7, 1)	1.1		6	0	1	1	1	2	0	0	0	0	0	6	14	6.75	1.500
<b>Mike Corkins, R</b> ERA: 3.14 (8, 1)	0.2		2	0	0	0	0	0	0	0	0	0	0	2	2	0.00	0.000

**BOTTOM**

**San Diego Padres @ Atlanta Braves**  
Atlanta Stadium, Atlanta, GA

Wed May 31 1972, 7:05 PM EDT  
Att. 5,757 - Unknown

AB	R	H	RBI	BB	SO	LOB
5	0	0	0	0	0	1
3	1	1	0	1	0	0
4	1	1	1	0	1	2
4	2	2	0	0	0	1
0	0	0	0	0	0	0
3	0	0	0	1	0	2
2	1	1	1	2	0	2
1	0	0	0	3	0	2
2	0	0	1	1	0	3
3	0	0	1	0	3	3
0	0	0	0	0	0	0

AB	27
R	5
H	5
RBI	4
BB	8
SO	4
LOB	16

livebaseballscores.com

WP	PA
1	37

**Braves**



Batter	1	2	3	4	5	6	7	8	9	AB R H RBI BB SO LOB	TOP											
Felix Millan, R (1, 4) OBP: 0.304, SLG: 0.301	0-0 6-3		0-0 6-3			0-0 SH2-3	0-0 SF8		0-0 F8	3 0 0 1 0 0 0												
Ralph Garr, L (1, 9) OBP: 0.328, SLG: 0.390	0-0 CS 1B			0-0 F7		0-0 HR 1B	0-0 1B		0-0 2-3	5 1 3 1 0 0 0												
Hank Aaron, R (1, 3) OBP: 0.373, SLG: 0.476	0-3 K			0-0 6-3		0-0 F3	0-3 K			4 0 0 0 0 2 5												
Rico Carty, R (1, 7) OBP: 0.425, SLG: 0.469		0-0 F8		0-0 6-3		0-0 HR		0-0 P6		4 1 1 3 0 0 0												
Mike Lum, L (8, 7) OBP: 0.310, SLG: 0.297										0 0 0 0 0 0 0												
Darrell Evans, L (1, 5) OBP: 0.415, SLG: 0.496					0-0 F7	0-3 K		0-0 HR		4 1 1 1 0 1 0												
Earl Williams, R (1, 2) OBP: 0.331, SLG: 0.387		1-0 FC6-4 HBP			0-3 K		0-0 1B 1B SF8	0-0 FC6-4 1B		3 1 2 0 0 1 0												
Dusty Baker Jr., R (1, 8) OBP: 0.374, SLG: 0.404		0-0 FC6-4			0-0 WP 1B		0-0 SF8 1B 1B	0-0 L7		4 1 2 0 0 0 2												
Marty Perez, R (1, 6) OBP: 0.287, SLG: 0.303			0-0 1-4-3		0-0 F8		0-0 1B 1B	0-0 FC6-4		4 0 1 0 0 0 2												
Phil Niekro, R (1, 1) OBP: 0.182, SLG: 0.303			0-3 K			0-0 1B SH2-3 HR 1B	0-3 K		0-0 6-3	4 1 1 0 0 2 3												
<b>Inning Stats</b>	R: 0 E: 0 K: 1 S: 5	H: 1 LOB: 1 BB: 0 P: 5	R: 0 E: 0 K: 0 S: 3	H: 0 LOB: 1 BB: 0 P: 4	R: 0 E: 0 K: 1 S: 5	H: 0 LOB: 0 BB: 0 P: 5	R: 0 E: 0 K: 0 S: 3	H: 0 LOB: 0 BB: 0 P: 3	R: 0 E: 0 K: 1 S: 6	H: 1 LOB: 1 BB: 0 P: 6	R: 3 E: 0 K: 1 S: 8	H: 3 LOB: 0 BB: 0 P: 8	R: 2 E: 0 K: 2 S: 11	H: 4 LOB: 2 BB: 0 P: 11	R: 1 E: 0 K: 0 S: 5	H: 2 LOB: 1 BB: 0 P: 5	R: 0 E: 0 K: 0 S: 3	H: 0 LOB: 0 BB: 0 P: 3	1B: 9 2B: 1 3B: 0 HR: 2	SF: 1 SAC: 1 DP: 1 HBP: 1	WP: 1 PB: 0 SB: 0 CS: 1	PA: 38
<b>PITCHER</b>	IP WLS BF H R ER SO BB IBB HBP BLK WP HR S P ERA WHIP																					
Gary Gentry, R (1, 1) ERA: 2.91	6.2 L 29 9 5 5 5 0 0 1 0 1 1 38 39 6.75 1.350																					
Chuck Taylor, R (7, 1) ERA: 4.91	1.1 6 2 1 1 1 0 0 0 0 0 1 8 8 6.75 1.500																					
Danny Frisella, R (9, 1) ERA: 0.71	1.0 3 0 0 0 0 0 0 0 0 0 0 3 3 0.00 0.000																					

Atlanta Braves @ New York Mets  
Shea Stadium, Flushing, NY  
Fri Jun 02 1972, 7:05 PM EDT  
Att: 42,757 - Unknown

livebaseballscorecards.com

AB	35
R	6
H	11
RBI	6
BB	0
SO	6
LOB	12









**BOTTOM**

**Atlanta Braves @ New York Mets**  
 Shea Stadium, Flushing, NY  
 Sat Jun 03 1972, 3:33 AM EDT  
 Att. 41,947 - Unknown

[livebaseballscorecards.com](http://livebaseballscorecards.com)

<b>AB</b>	<b>32</b>
<b>R</b>	<b>5</b>
<b>H</b>	<b>9</b>
<b>RBI</b>	<b>5</b>
<b>BB</b>	<b>6</b>
<b>SO</b>	<b>5</b>
<b>LOB</b>	<b>17</b>



WP: 0	PA: 39
PB: 0	SB: 0
CS: 1	

AB R H RBI BB SO LOB

4	0	2	0	1	0	0	
5	0	0	1	0	0	4	
4	0	1	0	1	2	1	
2	0	0	0	1	0	4	
4	1	0	0	0	2	3	
4	1	2	1	0	0	0	
3	1	1	0	1	0	1	
3	1	2	3	1	1	1	
3	1	1	0	1	0	3	
0	0	0	0	0	0	0	
1B: 5	SF: 0	2B: 3	SAC: 0	3B: 0	DP: 0	HR: 1	HBP: 1

Batter	1	2	3	4	5	6	7	8	9
<b>Bud Harrelson, S</b> (1, 6) OBP: 0.330, SLG: 0.294	0-0 CS 1B	4-0 BB 1-2 BB		0-0 4-3 1B		0-0 4-3		0-0 3-1	
<b>Ted Martinez, R</b> (1, 4) OBP: 0.271, SLG: 0.353	0-0 5-3 1-2	0-0 F9		0-0 4-3		0-0 5-3		0-0 L3	
<b>Tommie Agee, R</b> (1, 8) OBP: 0.383, SLG: 0.474	0-0 1B	4-0 BB 1-2 2-3 BB		0-3 K		0-3 K		0-0 6-3	
<b>Rusty Staub, L</b> (1, 9) OBP: 0.399, SLG: 0.491	0-0 G3	0-0 F8		4-0 IBB		1-0 FC3-6 HBP			
<b>John Milner, L</b> (1, 7) OBP: 0.366, SLG: 0.531		0-0 F7	0-3 K	0-3 K		0-0 FC3-6 2B			
<b>Cleon Jones, R</b> (1, 3) OBP: 0.333, SLG: 0.356		0-0 BB HR 1B	0-0 1-3		0-0 F9	0-0 FC5 1-H 2B			
<b>Wayne Garrett, L</b> (1, 5) OBP: 0.355, SLG: 0.280		4-0 BB 1-2 HR BB	0-0 1B		0-0 4-3	0-0 P4			
<b>Duffy Dyer, R</b> (1, 2) OBP: 0.378, SLG: 0.600		0-0 1-H 2-H HR	0-3 K		0-0 2B	4-0 IBB			
<b>Tom Seaver, R</b> (1, 1) OBP: 0.179, SLG: 0.222		4-0 BB BB BB		0-0 1B 4-3 2B		0-0 L9		0-0 FC5	
<b>Tug McGraw, R</b> (8, 1) OBP: 0.250, SLG: 0.143									

Inning Stats	R: 0	H: 2	E: 0	K: 0	S: 4	R: 3	H: 2	E: 0	K: 0	S: 5	R: 0	H: 1	E: 0	K: 2	S: 8	R: 1	H: 2	E: 0	K: 2	S: 9	R: 0	H: 1	E: 0	K: 0	S: 4	R: 0	H: 0	E: 0	K: 1	S: 5	R: 1	H: 1	E: 0	K: 0	S: 4	R: 0	H: 0	E: 0	K: 0	S: 3
--------------	------	------	------	------	------	------	------	------	------	------	------	------	------	------	------	------	------	------	------	------	------	------	------	------	------	------	------	------	------	------	------	------	------	------	------	------	------	------	------	------

PITCHER	IP	WLS	BF	H	R	ER	SO	BB	IBB	HBP	BLK	WP	HR	S	P	ERA	WHIP
<b>Tom Kelley, R</b> (1, 1) ERA: 4.48	1.1	L	9	4	3	3	0	2	0	0	0	0	1	7	15	20.25	4.500
<b>Jim Hardin, R</b> (2, 1) ERA: 2.16	4.2		21	4	1	1	5	2	1	0	0	0	0	28	40	1.93	1.286
<b>George Stone, L</b> (7, 1) ERA: 11.45	1.0		6	1	1	1	0	0	1	1	0	0	0	4	9	9.00	1.000
<b>Pat Jarvis, R</b> (8, 1) ERA: 5.65	1.0		3	0	0	0	0	0	0	0	0	0	0	3	3	0.00	0.000

WP	HR	S	P	ERA	WHIP
0	0	0	0	0	0



Batter	1	2	3	4	5	6	7	8	9	AB R H RBI BB SO LOB	TOP	
Felix Millan, R (1, 4) OBP: 0.303, SLG: 0.293	0-0 5-3	0-0 F3	0-0 FC6-4		0-0 1-3			0-0 1B 2-3 1B		5 0 1 0 0 0 2		
Ralph Garr, L (1, 9) OBP: 0.342, SLG: 0.391	4-0 1B 2B BB	0-0 4-3		4-0 1B 1B BB	0-3 K			0-0 2-3		3 2 0 0 2 1 1		
Hank Aaron, R (1, 3) OBP: 0.368, SLG: 0.459	0-0 2B SF8 1B		0-0 5-3	0-0 F8		0-0 P6		0-0 FC5-4 1B		5 1 2 0 0 0 1		
Rico Carty, R (1, 7) Mike Lum, L (8, 7) OBP: 0.423, SLG: 0.472 OBP: 0.310, SLG: 0.297	0-0 BB 1-3 3-H 2B		0-0 1B 1B	0-0 1B HR 1B		0-0 1-6-3		0-0 FC5-4		5 2 3 1 0 0 2 0 0 0 0 0 0 0		
Earl Williams, R (1, 2) OBP: 0.337, SLG: 0.393	4-0 BB IBB		0-0 1B 1B	0-0 P4		0-3 K		0-3 K		4 1 1 0 1 2 4		
Dusty Baker Jr., R (1, 8) OBP: 0.370, SLG: 0.411	0-0 SF8		4-0 1B 1B IBB	0-0 HR 1B		0-0 G3		0-3 K		3 2 1 2 1 1 0		
Darrell Evans, L (1, 5) OBP: 0.417, SLG: 0.508	4-0 FC5-4 1-2 2-3 BB		0-0 1B 1B	0-0 HR		0-0 1-3		0-0 4-3		4 1 2 5 1 0 0		
Marty Perez, R (1, 6) OBP: 0.289, SLG: 0.325	0-0 FC5-4		0-0 F7	0-0 P4		0-0 2B		0-0 5-3		5 0 1 0 0 0 5		
Jim Nash, R (1, 1) Ron Schueler, R (3, 1) OBP: 0.333, SLG: 0.333 OBP: 0.200, SLG: 0.300		0-0 F7	0-0 FC6-4 1B		0-0 5-3		0-3 K			2 0 1 1 0 0 0 2 0 0 0 0 1 1		
<b>Inning Stats</b>	R: 2 H: 2 E: 0 LOB: 3 K: 0 BB: 3 S: 5 P: 17	R: 0 H: 0 E: 0 LOB: 0 K: 0 BB: 0 S: 3 P: 3	R: 3 H: 4 E: 0 LOB: 2 K: 0 BB: 1 S: 7 P: 11	R: 4 H: 3 E: 0 LOB: 0 K: 0 BB: 1 S: 6 P: 10	R: 0 H: 0 E: 0 LOB: 0 K: 1 BB: 0 S: 5 P: 5	R: 0 H: 0 E: 0 LOB: 0 K: 1 BB: 0 S: 5 P: 5	R: 0 H: 1 E: 0 LOB: 1 K: 1 BB: 0 S: 6 P: 6	R: 0 H: 2 E: 0 LOB: 2 K: 1 BB: 0 S: 7 P: 7	R: 0 H: 0 E: 0 LOB: 0 K: 1 BB: 0 S: 5 P: 5	1B: 9 SF: 1 2B: 2 SAC: 0 3B: 0 DP: 0 HR: 1 HBP: 0	WP: 0 PA: 44 PB: 0 SB: 0 CS: 0	
<b>PITCHER</b>	IP WLS BF H R ER SO BB IBB HBP BLK WP HR S P ERA WHIP											
Jon Matlack, L (1, 1) ERA: 2.55	2.1 L 16 5 5 5 0 2 2 0 0 0 0 0 12 28 19.29 3.000											
Chuck Taylor, R (3, 1) ERA: 6.08	1.2 10 4 4 4 0 1 0 0 0 0 0 1 9 13 21.60 3.000											
Jerry Koosman, L (5, 1) ERA: 5.79	3.0 10 1 0 0 3 0 0 0 0 0 0 0 16 16 0.00 0.333											
Danny Frisella, R (8, 1) ERA: 0.61	2.0 8 2 0 0 2 0 0 0 0 0 0 0 12 12 0.00 1.000											

Atlanta Braves @ New York Mets  
Shea Stadium, Flushing, NY  
Sun Jun 04 1972, 3:33 AM EDT  
Att: 52,216 - Unknown

livebaseballscorecards.com

AB	38
R	9
H	12
RBI	9
BB	5
SO	5
LOB	16



Batter	1	2	3	4	5	6	7	8	9
Bud Harrelson, S OBP: 0.333, SLG: 0.290 Danny Frisella, L (8, 1) Ed Kranepool, L (9, PH) OBP: 0.300, SLG: 0.361	4-0 BB 1B		4-0 G6-4-3 HR BB		0-3 K		0-3 K		0-0 F9
Ted Martinez, R OBP: 0.270, SLG: 0.338	0-0 P5		4-0 G6-4-3 1-2 BB		0-0 5-3		0-3 K		
Tommie Agee, R OBP: 0.385, SLG: 0.471	0-0 1-2 1B		0-0 G6-4-3 1-2f 2-3		0-0 P3			4-0 E 1B 4-3 BB	
Rusty Staub, L OBP: 0.401, SLG: 0.509	0-0 F8		0-0 HR		0-0 3-1			0-0 E9 4-3 1B	
John Milner, L OBP: 0.360, SLG: 0.515	0-0 L6		0-0 P4		0-0 BB 1B			0-0 4-3	
Cleon Jones, R OBP: 0.324, SLG: 0.346		0-0 6-3		0-3 K		0-0 F9		0-0 F8	
Wayne Garrett, L OBP: 0.400, SLG: 0.296		4-0 1B BB		0-0 1B		4-0 1-2 BB		0-0 F8	
Jerry Grote, R OBP: 0.343, SLG: 0.377		0-0 G4-6-3 1-3 1B		0-3 K		0-3 K		0-0 F7	
Jon Matlack, L OBP: 0.208, SLG: 0.182 Chuck Taylor, R Dave Marshall, L Jerry Koosman, R OBP: 0.200, SLG: 0.200 Ken Boswell, L OBP: 0.242, SLG: 0.227		0-0 G4-6-3 1-2f		0-3 K		0-0 F9		0-0 F9	

AB	R	H	RBI	BB	SO	LOB
2	1	0	0	2	2	0
0	0	0	0	0	0	0
1	0	0	0	0	0	0

3	0	0	0	1	1	1
---	---	---	---	---	---	---

3	1	1	0	1	0	2
---	---	---	---	---	---	---

4	1	2	2	0	0	2
---	---	---	---	---	---	---

4	0	1	1	0	0	3
---	---	---	---	---	---	---

4	0	0	0	0	1	2
---	---	---	---	---	---	---

2	0	1	0	2	0	1
---	---	---	---	---	---	---

4	0	1	0	0	2	3
---	---	---	---	---	---	---

1	0	0	0	0	0	2
0	0	0	0	0	0	0
1	0	0	0	0	1	1
0	0	0	0	0	0	0
2	0	0	0	0	0	0

1B:	5	SF:	0
2B:	0	SAC:	0
3B:	0	DP:	2
HR:	1	HBP:	0

**BOTTOM**

**Atlanta Braves @ New York Mets**  
Shea Stadium, Flushing, NY  
Sun Jun 04 1972, 3:33 AM EDT  
Att. 52,216 - Unknown

[livebaseballscorecards.com](http://livebaseballscorecards.com)

<b>AB</b>	<b>31</b>
<b>R</b>	<b>3</b>
<b>H</b>	<b>6</b>
<b>RBI</b>	<b>3</b>
<b>BB</b>	<b>6</b>
<b>SO</b>	<b>7</b>
<b>LOB</b>	<b>17</b>



Inning Stats	R: 0	H: 1	E: 0	LOB: 2	K: 0	BB: 1	S: 4	P: 8	R: 0	H: 1	E: 0	LOB: 1	K: 0	BB: 1	S: 3	P: 7	R: 2	H: 1	E: 0	LOB: 0	K: 0	BB: 2	S: 3	P: 11	R: 0	H: 1	E: 0	LOB: 1	K: 3	BB: 0	S: 10	R: 0	H: 0	E: 0	LOB: 0	K: 1	BB: 0	S: 5	P: 5	R: 0	H: 1	E: 0	LOB: 2	K: 1	BB: 1	S: 6	P: 10	R: 0	H: 0	E: 0	LOB: 0	K: 2	BB: 0	S: 7	P: 7	R: 1	H: 1	E: 1	LOB: 1	K: 0	BB: 1	S: 4	P: 8	R: 0	H: 0	E: 0	LOB: 0	K: 0	BB: 0	S: 3	P: 3	1B: <td>5</td> <th>SF: <td>0</td> <th>2B: <td>0</td> <th>SAC: <td>0</td> <th>3B: <td>0</td> <th>DP: <td>2</td> <th>HR: <td>1</td> <th>HBP: <td>0</td> <th>WP: <td>0</td> <th>PA: <td>37</td> </th></th></th></th></th></th></th></th></th>	5	SF: <td>0</td> <th>2B: <td>0</td> <th>SAC: <td>0</td> <th>3B: <td>0</td> <th>DP: <td>2</td> <th>HR: <td>1</td> <th>HBP: <td>0</td> <th>WP: <td>0</td> <th>PA: <td>37</td> </th></th></th></th></th></th></th></th>	0	2B: <td>0</td> <th>SAC: <td>0</td> <th>3B: <td>0</td> <th>DP: <td>2</td> <th>HR: <td>1</td> <th>HBP: <td>0</td> <th>WP: <td>0</td> <th>PA: <td>37</td> </th></th></th></th></th></th></th>	0	SAC: <td>0</td> <th>3B: <td>0</td> <th>DP: <td>2</td> <th>HR: <td>1</td> <th>HBP: <td>0</td> <th>WP: <td>0</td> <th>PA: <td>37</td> </th></th></th></th></th></th>	0	3B: <td>0</td> <th>DP: <td>2</td> <th>HR: <td>1</td> <th>HBP: <td>0</td> <th>WP: <td>0</td> <th>PA: <td>37</td> </th></th></th></th></th>	0	DP: <td>2</td> <th>HR: <td>1</td> <th>HBP: <td>0</td> <th>WP: <td>0</td> <th>PA: <td>37</td> </th></th></th></th>	2	HR: <td>1</td> <th>HBP: <td>0</td> <th>WP: <td>0</td> <th>PA: <td>37</td> </th></th></th>	1	HBP: <td>0</td> <th>WP: <td>0</td> <th>PA: <td>37</td> </th></th>	0	WP: <td>0</td> <th>PA: <td>37</td> </th>	0	PA: <td>37</td>	37
--------------	------	------	------	--------	------	-------	------	------	------	------	------	--------	------	-------	------	------	------	------	------	--------	------	-------	------	-------	------	------	------	--------	------	-------	-------	------	------	------	--------	------	-------	------	------	------	------	------	--------	------	-------	------	-------	------	------	------	--------	------	-------	------	------	------	------	------	--------	------	-------	------	------	------	------	------	--------	------	-------	------	------	--	---	--	---	--	---	--	---	---	---	---	---	---	---	---	---	--	---	-----------------	----

PITCHER	IP	WLS	BF	H	R	ER	SO	BB	IBB	HBP	BLK	WP	HR	S	P	ERA	WHIP
Jim Nash, R ERA: 5.32	(1, 1)	2.2	13	3	2	2	0	4	0	0	0	0	1	9	25	6.75	2.625
Ron Schueler, R ERA: 2.37	(3, 1)	6.1	24	3	1	1	7	2	0	0	0	0	0	36	44	1.42	0.789



Batter	1	2	3	4	5	6	7	8	9	AB R H RBI BB SO LOB	TOP	
Felix Millan, R (1, 4) OBP: 0.302, SLG: 0.298	0-0 5-3		0-0 E6 4-3 1B		0-0 6-3			0-0 2B		4 1 1 0 0 0 0	<b>Atlanta Braves @ Montreal Expos</b> Jarry Park, Montreal, QB Tue Jun 06 1972, 7:05 PM EDT Att. 14,129 - Unknown	
Ralph Garr, L (1, 9) OBP: 0.335, SLG: 0.383	0-0 B5-3		0-0 F7		0-0 1-3			0-0 6-3		4 0 0 0 0 0 2		
Hank Aaron, R (1, 3) OBP: 0.359, SLG: 0.446	0-0 F8		0-0 4-3 1-2		0-0 F3			0-0 F3		4 0 0 0 0 0 2		
Rico Carty, R (1, 7) Mike Lum, L (9, 7) OBP: 0.418, SLG: 0.464 OBP: 0.310, SLG: 0.297		0-0 5-3	0-0 HR 1B		0-0 G3			0-0 L9		4 1 1 1 0 0 1 0 0 0 0 0 0 0		
Darrell Evans, L (1, 5) OBP: 0.413, SLG: 0.524		0-0 3-1	0-0 HR		0-0 L8			0-0 F6		4 1 1 2 0 0 0		
Earl Williams, R (1, 2) OBP: 0.335, SLG: 0.389		0-0 BB 1B	0-0 F9		0-0 5-3			0-0 F6		4 0 1 0 0 0 0		
Dusty Baker Jr., R (1, 8) OBP: 0.375, SLG: 0.408		4-0 BB 1-2 BB		0-0 5-3		0-0 6-3		0-0 S 1B		3 0 1 0 1 0 0		
Marty Perez, R (1, 6) OBP: 0.288, SLG: 0.318		4-0 BB 1-2 2-3 BB		0-0 L8		0-0 5-3		0-0 6-3 1-2		3 0 0 0 1 0 1		
Ron Reed, R (1, 1) OBP: 0.077, SLG: 0.125		0-3 K		0-0 1-3		0-3 K				3 0 0 0 0 2 3		
<b>Inning Stats</b>	R: 0 E: 0 K: 0 S: 3 H: 0 LOB: 0 BB: 0 P: 3	R: 0 E: 0 K: 1 S: 6 H: 1 LOB: 3 BB: 2 P: 14	R: 3 E: 1 K: 0 S: 6 H: 2 LOB: 0 BB: 0 P: 6	R: 0 E: 0 K: 0 S: 3 H: 0 LOB: 0 BB: 0 P: 3	R: 0 E: 0 K: 0 S: 3 H: 0 LOB: 0 BB: 0 P: 3	R: 0 E: 0 K: 0 S: 3 H: 0 LOB: 0 BB: 0 P: 3	R: 0 E: 0 K: 1 S: 5 H: 0 LOB: 0 BB: 0 P: 5	R: 0 E: 0 K: 0 S: 4 H: 1 LOB: 1 BB: 0 P: 4	R: 0 E: 0 K: 0 S: 4 H: 1 LOB: 1 BB: 0 P: 4	1B: 3 2B: 1 3B: 0 HR: 1 SF: 0 SAC: 0 DP: 0 HBP: 0	WP: 0 PB: 0 SB: 1 CS: 0 PA: 35	
PITCHER Ernie McNally, R (1, 1) ERA: 4.13	IP 9.0 WLS L BF 35 H 5 R 3 ER 0 SO 2 BB 2 IBB 0 HBP 0 BLK 0 WP 0 HR 1 S 37 P 45 ERA 0.00 WHIP 0.778	PITCHER										IP WLS BF H R ER SO BB IBB HBP BLK WP HR S P ERA WHIP

AB	33
R	3
H	5
RBI	3
BB	2
SO	2
LOB	9



livebaseballscorecards.com





Batter	1	2	3	4	5	6	7	8	9	AB R H RBI BB SO LOB	TOP									
Ralph Garr, L (1, 9) OBP: 0.338, SLG: 0.385	0-0 1B		0-0 1B		0-3 K			0-0 F8		4 0 2 0 0 1 0										
Felix Millan, R (1, 4) OBP: 0.297, SLG: 0.292	0-0 4-3		0-0 G3			0-0 F4			0-0 1-3	4 0 0 0 0 0 1										
Dusty Baker Jr., R (1, 8) OBP: 0.371, SLG: 0.396	0-0 1-3			0-0 6-3		0-0 5-3			4-0 2B 1B BB	3 1 0 0 1 0 0										
Rico Carty, R (1, 7) OBP: 0.413, SLG: 0.466		0-0 4-3		0-0 6-3		0-0 L4			0-0 1B 2B	4 0 1 0 0 0 0										
Darrell Evans, L (1, 5) OBP: 0.421, SLG: 0.527		4-0 BB		0-0 2B 1B			0-0 F9		0-0 2B 1B	3 1 2 1 1 0 0										
Earl Williams, R (1, 2) OBP: 0.333, SLG: 0.392		0-0 F9		0-0 2B			0-3 K		0-0 F8	4 0 1 1 0 1 3										
Jim Breazeale, L (1, 3) OBP: 0.200, SLG: 0.250		0-0 4-3		0-0 L7			0-0 L9		0-0 F8	4 0 0 0 0 0 4										
Marty Perez, R (1, 6) OBP: 0.289, SLG: 0.319			0-0 G6-3 1B		0-0 6-3			0-3 K		3 0 1 0 0 1 0										
Phil Niekro, R (1, 1) OBP: 0.171, SLG: 0.286			0-0 G6-3		0-0 L8			0-3 K		2 0 0 0 0 0 1										
Mike Lum, L (8, PH) OBP: 0.306, SLG: 0.293			1-2							1 0 0 0 0 1 0										
George Stone, L (8, 1)										0 0 0 0 0 0 0										
<b>Inning Stats</b>	R: 0 E: 0 K: 0 S: 3	H: 1 LOB: 0 BB: 0 P: 3	R: 0 E: 0 K: 0 S: 3	H: 0 LOB: 1 BB: 1 P: 7	R: 0 E: 0 K: 0 S: 4	H: 2 LOB: 1 BB: 0 P: 4	R: 1 E: 0 K: 0 S: 5	H: 2 LOB: 1 BB: 0 P: 5	R: 0 E: 0 K: 1 S: 5	H: 0 LOB: 0 BB: 0 P: 5	R: 0 E: 0 K: 1 S: 5	H: 0 LOB: 0 BB: 0 P: 5	R: 0 E: 0 K: 2 S: 7	H: 0 LOB: 0 BB: 0 P: 7	R: 1 E: 0 K: 0 S: 5	H: 2 LOB: 2 BB: 1 P: 9	1B: 5 2B: 2 3B: 0 HR: 0	SF: 0 SAC: 0 DP: 1 HBP: 0	WP: 0 PB: 0 SB: 0 CS: 0	PA: 34
<b>PITCHER</b> Mike Torrez, R (1, 1) ERA: 3.09	IP: 9.0 WLS: W BF: 34 H: 7 R: 2 ER: 2 SO: 4 BB: 2 IBB: 0 HBP: 0 BLK: 0 WP: 0 HR: 0 S: 40 P: 48 ERA: 2.00 WHIP: 1.000																			

Atlanta Braves @ Montreal Expos  
 Jarry Park, Montreal, QB  
 Wed Jun 07 1972, 7:05 PM EDT  
 Att. 21,038 - Unknown

livebaseballscorecards.com

AB	32
R	2
H	7
RBI	2
BB	2
SO	4
LOB	9



Batter	1	2	3	4	5	6	7	8	9	AB	R	H	RBI	BB	SO	LOB
--------	---	---	---	---	---	---	---	---	---	----	---	---	-----	----	----	-----

Ron Hunt, R OBP: 0.345, SLG: 0.301 (1, 4)	0-0 L9		H 1-0 3B HBP		X 0-0 PB SH5-3 1B	0-3 K				3	2	1	0	0	1	1
Boots Day, L OBP: 0.282, SLG: 0.270 (1, 8)	0-0 F8		X 0-0 3B 1B		X 0-0 SH5-3	0-0 1-3				3	1	1	0	0	0	1
Mike Jorgensen, L OBP: 0.349, SLG: 0.421 (1, 3)	0-0 F8		X 0-0 3B		B 4-0 1B BB		X 0-0 G3			3	1	1	3	1	0	0
Bob Bailey, R OBP: 0.319, SLG: 0.344 (1, 5)		X 0-0 F8	0-3 K		X 0-0 1B 1B		X 0-0 5-3			4	0	1	1	0	1	1
Ron Fairly, L OBP: 0.305, SLG: 0.358 (1, 9)		0-3 K2-3	0-0 F8		X 0-0 1B 1B		X 0-0 L8			4	0	1	1	0	1	1
Ken Singleton, S OBP: 0.309, SLG: 0.308 (1, 7)		4-0 BB		X 0-0 4-3	X 0-0 F6		X 0-0 F6			3	0	0	0	1	0	2
Terry Humphrey, R OBP: 0.258, SLG: 0.300 (1, 2)		X 0-0 F6		X 0-0 3-1 2B	X 0-0 F4		0-3 K			4	0	1	0	0	1	3
Tim Foli, R OBP: 0.222, SLG: 0.233 (1, 6)			0-3 K FC5-6	X 0-0 3-1	X 0-0 6-3		X 0-0 4-3			4	0	0	0	0	1	1
Mike Torrez, R OBP: 0.167, SLG: 0.167 (1, 1)			X 0-0 1B HBP 3B	X 0-3 K	X 0-0 1B					3	1	1	0	0	1	2

Inning Stats	R: 0	H: 0	E: 0	LOB: 0	K: 0	S: 3	P: 3	R: 0	H: 0	E: 0	LOB: 1	K: 1	BB: 1	S: 5	P: 9	R: 3	H: 2	E: 0	LOB: 1	K: 2	BB: 0	S: 10	P: 11	R: 0	H: 1	E: 0	LOB: 1	K: 1	BB: 0	S: 6	P: 6	R: 2	H: 3	E: 0	LOB: 2	K: 0	BB: 1	S: 6	P: 10	R: 0	H: 1	E: 0	LOB: 1	K: 1	BB: 0	S: 6	P: 6	R: 0	H: 0	E: 0	LOB: 0	K: 0	BB: 0	S: 3	P: 3	R: 0	H: 0	E: 0	LOB: 0	K: 1	BB: 0	S: 5	P: 5	R: 0	H: 0	E: 0	LOB: 0	K: 1	BB: 0	S: 5	P: 5
--------------	------	------	------	--------	------	------	------	------	------	------	--------	------	-------	------	------	------	------	------	--------	------	-------	-------	-------	------	------	------	--------	------	-------	------	------	------	------	------	--------	------	-------	------	-------	------	------	------	--------	------	-------	------	------	------	------	------	--------	------	-------	------	------	------	------	------	--------	------	-------	------	------	------	------	------	--------	------	-------	------	------

PITCHER	IP	WLS	BF	H	R	ER	SO	BB	IBB	HBP	BLK	WP	HR	S	P	ERA	WHIP
Phil Niekro, R ERA: 3.57 (1, 1)	7.0	L	32	7	5	4	5	2	0	1	0	0	0	39	48	5.14	1.286
George Stone, L ERA: 10.5 (8, 1)	1.0		3	0	0	0	1	0	0	0	0	0	0	5	5	0.00	0.000

**BOTTOM**

**Atlanta Braves @ Montreal Expos**  
 Jarry Park, Montreal, QB  
 Wed Jun 07 1972, 7:05 PM EDT  
 Att. 21,038 - Unknown

AB	31
R	5
H	7
RBI	5
BB	2
SO	6
LOB	12



WP	HR	S	P	ERA	WHIP
0	0	0	0	0	0

1B	2B	3B	HR	SF	SAC	DP	HBP	WP	PA
5	1	1	0	0	1	0	1	0	35



Batter	1	2	3	4	5	6	7	8	9	AB R H RBI BB SO LOB	TOP		
Ralph Garr, L (1, 9) OBP: 0.340, SLG: 0.385	0-0 4-3		0-0 L4		0-0 2B 1B		0-0 SH5-4-6 1B		0-0 B1	5 1 2 0 0 0 0			
Felix Millan, R (1, 4) OBP: 0.297, SLG: 0.297	0-0 F8		0-0 B1-3		0-0 WP SF7 2B		0-0 SH5-4-6 1-3f			3 1 1 1 0 0 0			
Dusty Baker Jr., R (1, 8) OBP: 0.358, SLG: 0.381	0-3 K			0-3 K	0-3 K		0-3 K			4 0 0 0 0 4 1			
Rico Carty, R (1, 7) OBP: 0.415, SLG: 0.487 Oscar Brown, R (8, 7) OBP: 0.278, SLG: 0.588		0-0 6-3		0-0 HR	4-0 IBB			0-3 K		3 1 1 1 1 1 0 0 0 0 0 0 0 0			
Darrell Evans, L (1, 5) OBP: 0.423, SLG: 0.534		4-0 FC4-6 BB BB		0-0 WP 2B	0-0 SF7			0-0 F6		2 0 1 1 1 0 0			
Earl Williams, R (1, 2) OBP: 0.337, SLG: 0.387		4-0 FC4-6 BB		0-0 5-3	0-0 F9			4-0 BB		2 0 0 0 2 0 2			
Jim Breazeale, L (1, 3) OBP: 0.208, SLG: 0.217		0-0 FC4-6		4-0 BB IBB		0-0 F5		0-0 F8		3 0 0 0 1 0 3			
Marty Perez, R (1, 6) OBP: 0.288, SLG: 0.313		0-0 5-3		4-0 1-2 BB		0-0 5-3		0-0 6-3		3 0 0 0 1 0 2			
Ron Schueler, R (1, 1) OBP: 0.167, SLG: 0.250 Jim Hardin, R (4, 1) Cecil Upshaw, R (8, 1)			0-3 K	0-3 K		0-0 5-3		0-3 K		2 0 0 0 0 2 3 1 0 0 0 0 0 0 1 0 0 0 0 1 0			
<b>Inning Stats</b>	R: 0 H: 0 E: 0 LOB: 0 K: 1 BB: 0 S: 5 P: 5	R: 0 H: 0 E: 0 LOB: 2 K: 0 BB: 2 S: 3 P: 11	R: 0 H: 0 E: 0 LOB: 0 K: 1 BB: 0 S: 5 P: 5	R: 1 H: 2 E: 0 LOB: 3 K: 2 BB: 2 S: 9 P: 17	R: 2 H: 2 E: 0 LOB: 1 K: 1 BB: 1 S: 7 P: 11	R: 0 H: 0 E: 0 LOB: 0 K: 0 BB: 0 S: 3 P: 3	R: 0 H: 1 E: 0 LOB: 0 K: 1 BB: 0 S: 5 P: 5	R: 0 H: 0 E: 0 LOB: 1 K: 1 BB: 1 S: 5 P: 9	R: 0 H: 0 E: 0 LOB: 0 K: 1 BB: 0 S: 5 P: 5	1B: 2 SF: 1 2B: 3 SAC: 1 3B: 0 DP: 1 HR: 1 HBP: 0	WP: 2 PA: 37 PB: 0 SB: 0 CS: 0		
<b>PITCHER</b>	IP WLS BF H R ER SO BB IBB HBP BLK WP HR S P ERA WHIP											<b>PITCHER</b>	IP WLS BF H R ER SO BB IBB HBP BLK WP HR S P ERA WHIP
Bill Stoneman, R (1, 1) ERA: 2.95	6.0 L 27 4 3 3 5 3 2 0 0 2 1 32 52 4.50 1.167												
Mike Marshall, R (7, 1) ERA: 2.32	3.0 10 1 0 0 3 1 0 0 0 0 0 15 19 0.00 0.667												

Atlanta Braves @ Montreal Expos  
 Jarry Park, Montreal, QB  
 Thu Jun 08 1972, 7:05 PM EDT  
 Att. 12,224 - Unknown

livebaseballscorecards.com

AB 29  
 R 3  
 H 5  
 RBI 3  
 BB 6  
 SO 8  
 LOB 11



Batter	1	2	3	4	5	6	7	8	9	AB	R	H	RBI	BB	SO	LOB
Ron Hunt, R OBP: 0.335, SLG: 0.291 (1, 4)	0-0 6-3		0-0 6-3		0-0 L9		0-0 F9		0-0 6-3	5	0	0	0	0	0	0
Boots Day, L OBP: 0.287, SLG: 0.270 (1, 8)	4-0 BB BB		0-0 5-3		0-0 1B 1B		0-0 L4		0-0 F8	4	0	1	0	1	0	0
Mike Jorgensen, L OBP: 0.358, SLG: 0.422 (1, 3)	4-0 G4-6-3 1-2 BB			4-0 S 1B BB	0-0 1-3 1B		0-0 L8			2	1	1	0	2	0	0
Bob Bailey, R OBP: 0.312, SLG: 0.335 (1, 5)	0-0 G4-6-3 1-2			0-3 K 1-2	0-0 F8			0-0 F8		4	0	0	0	0	1	5
Ron Fairly, L OBP: 0.319, SLG: 0.374 (1, 9)		4-0 BB BB BB		0-0 6-3 BB	0-0 2-H 1B		0-0 E9 6-3 2B	0-0 F2		3	1	2	1	1	0	0
Ken Singleton, S OBP: 0.314, SLG: 0.309 (1, 7)		0-3 K		4-0 BB	0-0 3-H 6-3		0-0 6-3	0-0 1B 1B		3	0	1	1	1	1	1
Terry Humphrey, R OBP: 0.257, SLG: 0.294 (1, 2)		0-0 6-3		0-0 F4			0-0 6-3	0-0 1B 1B		4	0	1	0	0	0	3
Clyde Mashore, R OBP: 0.297, SLG: 0.362 (8, PR)		1-2 6-3		0-0 F8			0-0 F9	1-2 1B		0	0	0	0	0	0	0
John Boccabella, R OBP: 0.262, SLG: 0.296 (9, 2)		0-0 5-3		0-0 F8			0-0 1B	0-0 F9		0	0	0	0	0	0	0
Tim Foli, R OBP: 0.223, SLG: 0.234 (1, 6)										4	0	1	0	0	0	5
Bill Stoneman, R OBP: 0.167, SLG: 0.091 (1, 1)			0-0 B1-3		0-3 K		0-0 L8		0-0 L4	2	0	0	0	0	1	0
Jim Fairey, L OBP: 0.297, SLG: 0.361 (6, PH)										1	0	0	0	0	0	1
Mike Marshall, R (7, 1)										0	0	0	0	0	0	0
John Bateman, R OBP: 0.333, SLG: 0.296 (9, PH)										1	0	0	0	0	0	0

**BOTTOM**

**Atlanta Braves @ Montreal Expos**  
**Jarry Park, Montreal, QB**  
 Thu Jun 08 1972, 7:05 PM EDT  
 Att. 12,224 - Unknown

livebaseballscorecards.com

<b>AB</b>	<b>33</b>
<b>R</b>	<b>2</b>
<b>H</b>	<b>7</b>
<b>RBI</b>	<b>2</b>
<b>BB</b>	<b>5</b>
<b>SO</b>	<b>3</b>
<b>LOB</b>	<b>15</b>



Inning Stats	R: 0	H: 0	E: 0	K: 0	S: 2	R: 0	H: 0	E: 0	K: 1	S: 5	R: 0	H: 0	E: 0	K: 0	S: 3	R: 1	H: 1	E: 0	K: 1	S: 6	R: 0	H: 2	E: 0	K: 1	S: 7	R: 1	H: 2	E: 1	K: 0	S: 5	R: 0	H: 0	E: 0	K: 0	S: 3	R: 0	H: 2	E: 0	K: 0	S: 5	R: 0	H: 0	E: 0	K: 0	S: 5	R: 0	H: 0	E: 0	K: 0	S: 3	1B: 6	SF: 0	2B: 1	SAC: 0	3B: 0	DP: 1	HR: 0	HBP: 0	WP: 0	PA: 38
--------------	------	------	------	------	------	------	------	------	------	------	------	------	------	------	------	------	------	------	------	------	------	------	------	------	------	------	------	------	------	------	------	------	------	------	------	------	------	------	------	------	------	------	------	------	------	------	------	------	------	------	-------	-------	-------	--------	-------	-------	-------	--------	-------	--------

PITCHER	IP	WLS	BF	H	R	ER	SO	BB	IBB	HBP	BLK	WP	HR	S	P	ERA	WHIP
Ron Schueler, R ERA: 2.4 (1, 1)	3.1		15	1	1	1	2	5	0	0	0	0	0	14	34	2.70	1.800
Jim Hardin, R ERA: 2.13 (4, 1)	4.1	W	19	6	1	1	1	0	0	0	0	0	0	21	21	2.08	1.385
Cecil Upshaw, R ERA: 2.77 (8, 1)	1.1	S	4	0	0	0	0	0	0	0	0	0	0	4	4	0.00	0.000



Batter	1	2	3	4	5	6	7	8	9	AB R H RBI BB SO LOB	TOP																	
Ralph Garr, L (1, 9) OBP: 0.332, SLG: 0.376	0-0 F7		0-3 K		0-0 F7		0-0 1-3		0-0 F7	5 0 0 0 0 1 1																		
Felix Millan, R (1, 4) OBP: 0.292, SLG: 0.291	0-3 K2-3		0-0 F8		0-0 F9		0-0 F9			4 0 0 0 0 1 1																		
Hank Aaron, R (1, 3) OBP: 0.351, SLG: 0.434	0-0 F8			0-0 P4		0-0 F2		0-0 6-3		4 0 0 0 0 0 0																		
Rico Carty, R (1, 7) Oscar Brown, R (8, PR) OBP: 0.432, SLG: 0.508 OBP: 0.278, SLG: 0.588		0-0 G5-4-3 1B		0-0 2B		4-0 HR BB		0-0 F7 BB 1B		3 2 3 0 1 0 0 0 0 0 0 0 0 0																		
Earl Williams, R (1, 2) OBP: 0.340, SLG: 0.392		0-0 G5-4-3 1-2f		0-0 2B		0-0 F7		4-0 1-2 BB		3 0 1 1 1 0 2																		
Dusty Baker Jr., R (1, 8) OBP: 0.363, SLG: 0.413		0-0 BB 1B		0-0 5-3		0-0 1-H HR		0-0 2-3 F7		4 1 2 2 0 0 3																		
Darrell Evans, L (1, 5) OBP: 0.424, SLG: 0.526		4-0 1-2 BB		0-0 F5		4-0 FC4-6 BB		0-0 4-3		2 0 0 0 2 0 3																		
Marty Perez, R (1, 6) OBP: 0.287, SLG: 0.307		0-0 4-3			4-0 BB	0-0 FC4-6 1-2f		0-3 K		3 0 0 0 1 1 3																		
Jim Nash, R (1, 1) Jim Breazeale, L (7, PH) George Stone, L (7, 1) Paul Casanova, R (9, PH) OBP: 0.250, SLG: 0.250 OBP: 0.200, SLG: 0.208			0-0 5-3		0-3 K		0-3 K		0-3 K	0 0 0 0 0 0 0 1 0 0 0 0 1 0 0 0 0 0 0 0 0 1 0 0 0 0 1 0																		
<b>Inning Stats</b>	R: 0 E: 0 K: 1 S: 5	H: 0 LOB: 0 BB: 0 P: 5	R: 0 E: 0 K: 0 S: 4	H: 2 LOB: 2 BB: 1 P: 8	R: 0 E: 0 K: 1 S: 5	H: 0 LOB: 0 BB: 0 P: 5	R: 1 E: 0 K: 0 S: 5	H: 2 LOB: 1 BB: 0 P: 5	R: 0 E: 0 K: 1 S: 5	H: 0 LOB: 1 BB: 1 P: 9	R: 2 E: 0 K: 0 S: 4	H: 1 LOB: 1 BB: 2 P: 12	R: 0 E: 0 K: 1 S: 5	H: 0 LOB: 0 BB: 0 P: 5	R: 0 E: 0 K: 0 S: 4	H: 1 LOB: 2 BB: 1 P: 8	R: 0 E: 0 K: 2 S: 7	H: 0 LOB: 0 BB: 0 P: 7	1B: 3 2B: 2 3B: 0 HR: 1	SF: 0 SAC: 0 DP: 1 HBP: 0	WP: 0 PB: 0 SB: 0 CS: 0	PA: 37						
<b>PITCHER</b>	IP WLS BF H R ER SO BB IBB HBP BLK WP HR S P ERA WHIP																											
Ken Reynolds, L (1, 1) ERA: 2.88	6.0		26	5	3	3	3	4	0	0	0	0	0	1	28	44	4.50	1.500										
Barry Lersch, R (7, 1) ERA: 2.57	1.2		7	1	0	0	1	1	0	0	0	0	0	0	8	12	0.00	1.200										
Chris Short, L (8, 1) ERA: 3.86	0.1	W	1	0	0	0	0	0	0	0	0	0	0	1	1	0.00	0.000											
Joe Hoerner, L (9, 1) ERA: 2.08	1.0	S	3	0	0	0	2	0	0	0	0	0	0	0	7	7	0.00	0.000										

Atlanta Braves @ Philadelphia Phillies  
Veterans Stadium, Philadelphia, PA  
Fri Jun 09 1972, 7:05 PM EDT  
Att. 17,082 - Unknown

livebaseballscorecards.com

AB 30  
R 3  
H 6  
RBI 3  
BB 5  
SO 5  
LOB 13



Batter	1	2	3	4	5	6	7	8	9
Denny Doyle, L (1, 4) OBP: 0.324, SLG: 0.333	0-0 2-3		0-0 BB 1B		0-0 F8	0-0 SF7		0-0 SH5-3	
Oscar Gamble, L (1, 9) Deron Johnson, R (8, PH) Bill Champion, R (8, PR) Joe Hoerner, R (9, 1)	0-0 F5		4-0 FC3-6 BB		0-0 P6	0-3 K		4-0 IBB IBB	
Willie Montanez, L (1, 8) OBP: 0.303, SLG: 0.359	0-0 HR		0-0 FC3-6 2B		4-0 BB		0-3 K	0-0 F7	
Greg Luzinski, R (1, 7) OBP: 0.349, SLG: 0.484	0-0 1-3		0-0 1-H 2B		0-0 1-3		0-0 1B 1B	4-0 1-2 2-3 IBB	
Tom Hutton, L (1, 3) Chris Short, R (8, 1) Byron Browne, R (8, PH) OBP: 0.263, SLG: 0.222		0-0 4-3		0-0 P4		4-0 1B 2B BB	0-0 1-2 1B	0-0 F9	
Don Money, R (1, 5) OBP: 0.348, SLG: 0.331		0-0 5-3		0-0 1B 1B		0-0 2B SF7 1B	0-3 K		
Tim McCarver, L (1, 2) OBP: 0.296, SLG: 0.310		4-0 1B BB		0-0 F7		0-0 1-3 2-H 2B	0-3 K		
Larry Bowa, S (1, 6) OBP: 0.304, SLG: 0.313		0-0 1-2 1B		0-0 1-2 1B		0-0 P5		0-0 1B 3B	
Ken Reynolds, L (1, 1) Ron Stone, L (6, PH) Barry Lersch, S (7, 1) Pete Koegel, R (8, 3) OBP: 0.286, SLG: 0.269		0-0 F7		0-0 F5		4-0 IBB		0-0 IBB SH5-3 1B	

AB	R	H	RBI	BB	SO	LOB
3	0	1	1	0	0	0
3	0	0	0	1	1	2
0	0	0	0	1	0	0
0	0	0	0	0	0	0
0	0	0	0	0	0	0
4	1	1	1	1	1	3
4	0	2	0	1	0	1
3	1	1	0	1	0	0
0	0	0	0	0	0	0
1	0	0	0	0	0	3
4	1	2	0	0	1	2
3	0	1	1	1	1	3
4	1	3	0	0	0	2
2	0	0	0	0	0	4
0	0	0	0	1	0	0
0	0	0	0	0	0	0
1	0	1	1	0	0	0

Inning Stats	R: 1	H: 1	E: 0	K: 0	S: 4	H: 1	LOB: 0	BB: 0	P: 4	R: 0	H: 1	E: 0	K: 0	S: 4	H: 2	LOB: 2	BB: 1	P: 8	R: 0	H: 2	E: 0	K: 0	S: 3	H: 2	LOB: 2	BB: 1	P: 7	R: 0	H: 0	E: 0	K: 0	S: 3	R: 2	H: 2	E: 0	K: 1	S: 7	H: 2	LOB: 2	BB: 2	P: 15	R: 0	H: 2	E: 0	K: 3	S: 11	H: 2	LOB: 2	BB: 0	P: 11	R: 1	H: 2	E: 0	K: 0	S: 5	H: 2	LOB: 3	BB: 2	P: 13
<b>AB</b>	<b>32</b>																																																										
<b>R</b>	<b>4</b>																																																										
<b>H</b>	<b>12</b>																																																										
<b>RBI</b>	<b>4</b>																																																										
<b>BB</b>	<b>7</b>																																																										
<b>SO</b>	<b>4</b>																																																										
<b>LOB</b>	<b>20</b>																																																										
<b>WP: 0</b>	<b>PA: 41</b>																																																										
<b>PB: 0</b>	<b>SB: 0</b>																																																										
<b>CS: 0</b>																																																											

**BOTTOM**

**Atlanta Braves @ Philadelphia Phillies**  
Veterans Stadium, Philadelphia, PA

Fri Jun 09 1972, 7:05 PM EDT  
Att. 17,082 - Unknown

[livebaseballscorecards.com](http://livebaseballscorecards.com)



PITCHER	IP	WLS	BF	H	R	ER	SO	BB	IBB	HBP	BLK	WP	HR	S	P	ERA	WHIP
Jim Nash, R (1, 1) ERA: 5.14	6.0		29	8	3	3	1	4	1	0	0	0	1	26	46	4.50	2.000
George Stone, L (7, 1) ERA: 9.64	2.0	L	12	4	1	1	3	0	2	0	0	0	0	16	24	4.50	2.000



Batter	1	2	3	4	5	6	7	8	9	AB R H RBI BB SO LOB	TOP		
Felix Millan, R (1, 4) OBP: 0.285, SLG: 0.284 Oscar Brown, R (7, 7) OBP: 0.263, SLG: 0.556	0-0 F9	0-0 7-6-3		0-0 4-3		0-0 F8	0-0 F8		0-0 FC1-6	5 0 0 0 0 0 5 1 1 0 0 0 0 2			
Ralph Garr, L (1, 9) OBP: 0.346, SLG: 0.380	0-0 S BB 1B		0-0 1B BLK 1B	0-0 1-3		4-0 1-2 HR BB		4-0 WP 1-3 2B BB	4-0 BB BB 1-2 BB	3 4 2 0 3 0 0			
Hank Aaron, R (1, 3) OBP: 0.354, SLG: 0.452 Orlando Cepeda, R (6, 3) OBP: 0.366, SLG: 0.516	4-0 6-3 1B BB		0-0 F9		0-0 P3	0-0 1-H 2-H 3-H HR		0-3 K	0-0 F9	3 2 1 4 1 0 1 2 0 0 0 0 1 4			
Rico Carty, R (1, 7) OBP: 0.433, SLG: 0.504 Gil Garrido, R (7, 4) OBP: 0.667, SLG: 0.500	0-0 1-2 2-H 1B		0-0 F9		4-0 HR BB	0-0 F9		0-0 1-3	4-0 BB BB 1-2 BB	3 2 1 1 1 0 1 1 0 0 1 1 0 1			
Earl Williams, R (1, 5) OBP: 0.350, SLG: 0.417	0-0 6-3 1-2 2-3 1B		4-0 1B 1B IBB		0-0 1-H HR	0-0 6-3		0-0 3B 2B	4-0 1-2 2-3 3-H BB	4 3 2 4 2 0 2			
Mike Lum, L (1, 8) OBP: 0.319, SLG: 0.333	0-0 2-H 3-H 1B		0-0 1-2 2-3 1B		0-3 K		0-0 6-3	0-0 2-H 3B	0-0 F9	6 0 3 3 0 1 3			
Paul Casanova, R (1, 2) OBP: 0.189, SLG: 0.171	0-0 F7		0-0 1-2 2-H 3-H 1B		0-0 1-6-3		0-0 P4	0-3 K		5 0 1 2 0 1 2			
Marty Perez, R (1, 6) OBP: 0.301, SLG: 0.318		0-0 7-6-3 1B		0-0 F7		4-0 PB FC1 HR BB	0-0 WP 1B 1B		0-0 FC1-6 BB 1B	4 2 3 0 1 0 2			
Tom Kelley, R (1, 1) OBP: 0.148, SLG: 0.080		0-0 P1		0-0 F2		0-0 FC1 HR BB	0-0 1-2 1B		4-0 FC1-6 BB	4 1 1 0 1 0 2			
<b>Inning Stats</b>	R: 3 H: 3 E: 0 LOB: 1 K: 0 BB: 1 S: 6 P: 10	R: 0 H: 1 E: 0 LOB: 0 K: 0 BB: 0 S: 3 P: 3	R: 2 H: 3 E: 0 LOB: 2 K: 0 BB: 1 S: 6 P: 10	R: 0 H: 0 E: 0 LOB: 0 K: 0 BB: 0 S: 3 P: 3	R: 2 H: 1 E: 0 LOB: 0 K: 1 BB: 1 S: 6 P: 10	R: 4 H: 1 E: 1 LOB: 0 K: 0 BB: 2 S: 5 P: 13	R: 0 H: 2 E: 0 LOB: 2 K: 0 BB: 0 S: 5 P: 5	R: 2 H: 2 E: 0 LOB: 1 K: 2 BB: 1 S: 9 P: 13	R: 2 H: 1 E: 0 LOB: 3 K: 0 BB: 4 S: 4 P: 20	1B: 10 SF: 0 2B: 2 SAC: 0 3B: 1 DP: 1 HR: 2 HBP: 0	WP: 2 PA: 51 PB: 1 SB: 1 CS: 0		
<b>PITCHER</b>	IP WLS BF H R ER SO BB IBB HBP BLK WP HR S P ERA WHIP											<b>PITCHER</b>	IP WLS BF H R ER SO BB IBB HBP BLK WP HR S P ERA WHIP
Woodie Fryman, L (1, 1) ERA: 4.09	4.0 L 20 7 5 5 0 1 1 0 1 0 0 18 26 11.25 2.000												
Wayne Twitchell, R (5, 1) ERA: 6.31	3.0 17 4 6 5 1 3 0 0 0 1 2 16 28 15.00 2.333												
Dick Selma, R (8, 1) ERA: 5.43	2.0 14 3 4 3 2 5 0 0 0 1 0 13 33 13.50 4.000												

Atlanta Braves @ Philadelphia Phillies  
Veterans Stadium, Philadelphia, PA  
Sat Jun 10 1972, 7:05 PM EDT  
Att. 23,242 - Unknown

livebaseballscorecards.com

AB 41  
R 15  
H 14  
RBI 15  
BB 10  
SO 3  
LOB 25







Batter	1	2	3	4	5	6	7	8	9	AB R H RBI BB SO LOB	TOP
Felix Millan, R OBP: 0.289, SLG: 0.288 (1, 4) X	0-0 F9		0-0 1B 1B		0-0 P4		0-0 FC4-6 2-H 1B			4 0 2 1 0 0 0	
Ralph Garr, L OBP: 0.339, SLG: 0.373 (1, 9) X	0-0 6-3		0-0 F7		0-0 1-3		0-0 FC4-6 1-2f			4 0 0 0 0 0 2	
Hank Aaron, R OBP: 0.358, SLG: 0.453 (1, 3) X	0-0 P5		0-0 FC4-6 1-2 1B		0-3 K		0-0 G5-4-3 1B			4 0 2 0 0 1 0	
Rico Carty, R OBP: 0.435, SLG: 0.500 (1, 7)		4-0 1B BB	0-0 FC4-6 1-2f		0-0 FC5-4 1B		0-0 G5-4-3 1-2f			3 0 1 0 1 0 3	
Earl Williams, R OBP: 0.343, SLG: 0.408 (1, 5)		0-3 K		0-0 6-3		0-0 FC5-4 WP 1-2f		0-3 K		4 0 0 0 0 2 2	
Mike Lum, L OBP: 0.316, SLG: 0.329 (1, 8)		0-0 1-2 1B		0-3 K		0-0 4-3 1-2		0-0 6-3		4 0 1 0 0 1 1	
Paul Casanova, R OBP: 0.244, SLG: 0.256 (1, 2)		0-3 K		0-0 1B		0-0 1B 2B		0-0 G4-3 1B		4 1 3 0 0 1 2	
Marty Perez, R OBP: 0.295, SLG: 0.310 (1, 6)		0-3 K		0-0 F8		0-3 K		0-0 G4-3 1-2f		4 0 0 0 0 2 5	
Ron Reed, R OBP: 0.071, SLG: 0.115 Orlando Cepeda, R OBP: 0.362, SLG: 0.508 Mike McQueen, L OBP: 0.250, SLG: 0.250 (1, 1) (7, PH) (7, 1)			0-3 K		0-0 4-3		0-3 K			2 0 0 0 0 1 0 1 0 0 0 0 1 1 0 0 0 0 0 0 0	
<b>Inning Stats</b>	R: 0 E: 0 K: 0 S: 3 H: 0 LOB: 0 BB: 0 P: 3	R: 0 E: 0 K: 3 S: 10 H: 1 LOB: 2 BB: 1 P: 14	R: 0 E: 0 K: 1 S: 7 H: 2 LOB: 2 BB: 0 P: 7	R: 0 E: 0 K: 1 S: 6 H: 1 LOB: 1 BB: 0 P: 6	R: 0 E: 0 K: 0 S: 3 H: 0 LOB: 0 BB: 0 P: 3	R: 0 E: 0 K: 1 S: 6 H: 1 LOB: 1 BB: 0 P: 6	R: 1 E: 0 K: 2 S: 9 H: 2 LOB: 1 BB: 0 P: 9	R: 0 E: 0 K: 1 S: 5 H: 1 LOB: 0 BB: 0 P: 5	R: 0 E: 0 K: 0 S: 3 H: 1 LOB: 0 BB: 0 P: 3	1B: 8 2B: 1 3B: 0 HR: 0 SF: 0 SAC: 0 DP: 2 HBP: 0	WP: 1 PB: 0 SB: 0 CS: 0 PA: 35
<b>PITCHER</b> Steve Carlton, L ERA: 2.83 (1, 1)	IP 9.0 WLS W BF 35 H 9 R 1 ER 1 SO 9 BB 1 IBB 0 HBP 0 BLK 0 WP 1 HR 0 S 52 P 56 ERA 1.00 WHIP 1.111	<b>PITCHER</b> IP WLS BF H R ER SO BB IBB HBP BLK WP HR S P ERA WHIP									

Atlanta Braves @ Philadelphia Phillies  
Veterans Stadium, Philadelphia, PA  
Sun Jun 11 1972, 3:33 AM EDT  
Att. 32,468 - Unknown

AB	34
R	1
H	9
RBI	1
BB	1
SO	9
LOB	16



Batter	1	2	3	4	5	6	7	8	9	AB	R	H	RBI	BB	SO	LOB
Denny Doyle, L (1, 4) OBP: 0.311, SLG: 0.319	0-0 4-3		0-0 5-3		0-0 SF8 2-3 1B		0-0 F7			4	0	1	0	0	0	0
Oscar Gamble, L (1, 9) OBP: 0.292, SLG: 0.250 Roger Freed, R (7, PH) OBP: 0.188, SLG: 0.281	0-0 G1			4-0 1B WP BB	0-0 SF8		0-0 6-3			1	1	0	1	1	0	0
Willie Montanez, L (1, 8) OBP: 0.306, SLG: 0.356	4-0 BB			0-0 1B WP 1B	0-0 6-3			0-3 K		3	1	1	0	1	1	1
Greg Luzinski, R (1, 7) OBP: 0.350, SLG: 0.474 Ron Stone, L (9, 7) OBP: 0.362, SLG: 0.263	0-0 G3			0-3 K 1-2 3-H		0-0 1B 1B		0-0 P3		4	0	1	0	0	1	2
Deron Johnson, R (1, 3) OBP: 0.236, SLG: 0.293 Tom Hutton, L (7, 3) OBP: 0.341, SLG: 0.426		0-3 K		0-3 K		0-0 F2		0-3 K		3	0	0	0	0	2	2
Tim McCarver, L (1, 2) OBP: 0.310, SLG: 0.324		0-0 F7		0-0 1B 2-H		0-0 1B				3	0	2	1	0	0	0
Don Money, R (1, 5) OBP: 0.343, SLG: 0.326		0-3 K		0-3 K		0-0 F8				3	0	0	0	0	2	3
Larry Bowa, S (1, 6) OBP: 0.299, SLG: 0.303			0-0 6-3		4-0 1B SF8 SH3-4 BB		0-3 K			2	1	0	0	1	1	2
Steve Carlton, L (1, 1) OBP: 0.300, SLG: 0.297			0-0 4-3		0-0 SH3-4 1-2		0-0 F8			2	0	0	0	0	0	0

Inning Stats	R: 0	H: 0	E: 0	K: 0	S: 3	R: 0	H: 0	E: 0	K: 2	S: 7	R: 0	H: 0	E: 0	K: 0	S: 3	R: 2	H: 2	E: 0	K: 3	S: 11	R: 1	H: 1	E: 0	K: 0	S: 4	R: 0	H: 2	E: 0	K: 1	S: 7	R: 0	H: 0	E: 0	K: 2	S: 7	R: 0	H: 0	E: 0	K: 0	S: 3										
	LOB: 1	BB: 1	LOB: 0	BB: 0	P: 7	LOB: 0	BB: 0	LOB: 1	BB: 1	P: 7	LOB: 1	BB: 0	LOB: 0	BB: 0	P: 7	LOB: 1	BB: 1	LOB: 2	BB: 0	P: 7	LOB: 1	BB: 1	LOB: 0	BB: 0	P: 3	LOB: 0	BB: 0	P: 3	LOB: 2	BB: 0	P: 7	LOB: 0	BB: 0	P: 7	LOB: 0	BB: 0	P: 7	LOB: 0	BB: 0	P: 7										
PITCHER	IP	WLS	BF	H	R	ER	SO	BB	IBB	HBP	BLK	WP	HR	S	P	ERA	WHIP													IP	WLS	BF	H	R	ER	SO	BB	IBB	HBP	BLK	WP	HR	S	P	ERA	WHIP				
Ron Reed, R (1, 1) ERA: 4.02	6.0	L	26	5	3	3	6	3	0	0	0	1	0	35	47	4.50	1.333																																	
Mike McQueen, L (7, 1) ERA: 4.5	2.0		6	0	0	0	2	0	0	0	0	0	0	10	10	0.00	0.000																																	

**BOTTOM**

**Atlanta Braves @ Philadelphia Phillies**  
Veterans Stadium, Philadelphia, PA

Sun Jun 11 1972, 3:33 AM EDT  
Att. 32,468 - Unknown

livebaseballscorecards.com

<b>AB</b>	<b>27</b>
<b>R</b>	<b>3</b>
<b>H</b>	<b>5</b>
<b>RBI</b>	<b>2</b>
<b>BB</b>	<b>3</b>
<b>SO</b>	<b>8</b>
<b>LOB</b>	<b>10</b>



1B: 5	SF: 1	WP: 1	PA: 32
2B: 0	SAC: 1	PB: 0	
3B: 0	DP: 0	SB: 0	
HR: 0	HBP: 0	CS: 0	



**New York Mets @ Atlanta Braves**  
 Atlanta Stadium, Atlanta, GA

Mon Jun 12 1972, 7:05 PM EDT  
 Att. 16,349 - Unknown

AB	33
R	7
H	7
RBI	7
BB	4
SO	6
LOB	12



WP:	0	PA:	38
PB:	0		
SB:	0		
CS:	0		

AB	R	H	RBI	BB	SO	LOB
5	0	0	0	0	2	3
4	0	1	1	0	1	0
1	0	0	0	0	0	0
4	1	1	1	0	2	3
3	1	1	1	1	0	0
3	1	0	0	1	1	0
4	1	1	1	0	0	2
2	2	1	1	2	0	0
4	1	1	0	0	0	4
2	0	1	2	0	0	0
0	0	0	0	0	0	0
1	0	0	0	0	0	0
1B:	3	SF:	0			
2B:	0	SAC:	1			
3B:	0	DP:	1			
HR:	4	HBP:	0			

Batter	1	2	3	4	5	6	7	8	9								
<b>Tommie Agee, R</b> (1, 8) OBP: 0.357, SLG: 0.429	0-0 6-3		0-3 K			0-3 K	0-0 E6 1B		0-0 6-3								
<b>Bud Harrelson, S</b> (1, 6) OBP: 0.338, SLG: 0.297 <b>Dave Marshall, L</b> (9, PH)	0-3 K			0-0 F8		0-0 F7	0-0 1B		0-0 4-3								
<b>John Milner, L</b> (1, 7) OBP: 0.365, SLG: 0.547	0-3 K			0-0 HR		0-0 P4	0-3 K										
<b>Rusty Staub, L</b> (1, 9) OBP: 0.389, SLG: 0.489		0-0 6-3		0-0 F5		4-0 G3 FC1-2 BB		0-0 HR									
<b>Cleon Jones, R</b> (1, 3) OBP: 0.318, SLG: 0.344		0-0 F9		0-3 K		4-0 FC1-2 1B BB		0-0 4-3									
<b>Ken Boswell, L</b> (1, 4) OBP: 0.250, SLG: 0.256		0-0 P6			0-0 F8	0-0 G3		0-0 HR									
<b>Wayne Garrett, L</b> (1, 5) OBP: 0.389, SLG: 0.317			0-0 G3		0-0 HR	4-0 FC1-2 1B IBB		4-0 G4-3 BB									
<b>Duffy Dyer, R</b> (1, 2) OBP: 0.365, SLG: 0.592			0-0 SH1-4 1B		0-0 F7	0-0 FC1-2 1B		0-0 G4-3									
<b>Gary Gentry, R</b> (1, 1) OBP: 0.154, SLG: 0.120 <b>Tug McGraw, R</b> (7, 1) OBP: 0.250, SLG: 0.143 <b>Ed Kranepool, L</b> (9, PH) OBP: 0.301, SLG: 0.360			0-0 SH1-4		0-0 6-3	0-0 1B E			0-0 P4								
<b>Inning Stats</b>	R: 0 E: 0 K: 2 S: 7 H: 0 LOB: 0 BB: 0 P: 7	R: 0 E: 0 K: 0 S: 3 H: 0 LOB: 0 BB: 0 P: 3	R: 0 E: 0 K: 1 S: 6 H: 1 LOB: 1 BB: 0 P: 6	R: 1 E: 0 K: 1 S: 6 H: 1 LOB: 0 BB: 0 P: 6	R: 1 E: 0 K: 0 S: 4 H: 1 LOB: 0 BB: 0 P: 4	R: 0 E: 0 K: 1 S: 5 H: 0 LOB: 0 BB: 0 P: 5	R: 3 E: 1 K: 1 S: 8 H: 2 LOB: 3 BB: 3 P: 20	R: 2 E: 0 K: 0 S: 4 H: 2 LOB: 0 BB: 1 P: 8	R: 0 E: 0 K: 0 S: 3 H: 0 LOB: 0 BB: 0 P: 3								
<b>PITCHER</b>	IP	WLS	BF	H	R	ER	SO	BB	IBB	HBP	BLK	WP	HR	S	P	ERA	WHIP
<b>Phil Niekro, R</b> (1, 1) ERA: 3.68	7.0		30	5	5	4	6	2	1	0	0	0	2	39	51	5.14	1.000
<b>Jim Hardin, R</b> (8, 1) ERA: 2.84	0.0		1	1	1	1	0	0	0	0	0	0	1	1	1	∞	∞
<b>Cecil Upshaw, R</b> (8, 1) ERA: 3.0	2.0	W	7	1	1	1	0	1	0	0	0	0	1	6	10	4.50	1.000

Batter	1	2	3	4	5	6	7	8	9
<b>Felix Millan, R</b> (1, 4) OBP: 0.284, SLG: 0.283	0-0 4-3		0-0 6-3			0-0 F2	0-3 K		
<b>Ralph Garr, L</b> (1, 9) OBP: 0.338, SLG: 0.370	0-3 K			0-0 L4		0-0 F8		0-0 1B 1B 1B	
<b>Hank Aaron, R</b> (1, 3) OBP: 0.355, SLG: 0.448	0-0 P6			0-0 F8		0-0 P6		0-0 1B E 1B	
<b>Rico Carty, R</b> (1, 7) OBP: 0.430, SLG: 0.492 <b>Sonny Jackson, L</b> (8, PR) (9, 8)		0-0 F9		0-3 K			0-0 4-3	0-0 E 1B	
<b>Darrell Evans, L</b> (1, 5) OBP: 0.420, SLG: 0.515		0-3 K			0-0 P6		4-0 1B 1B BB	0-0 E5 SF	
<b>Earl Williams, R</b> (1, 2) OBP: 0.350, SLG: 0.428		4-0 BB			0-0 HR		0-0 1B 1B	0-0 5-3	
<b>Dusty Baker Jr., R</b> (1, 8) OBP: 0.359, SLG: 0.411		0-3 K			0-0 1-3		0-0 E 1B	0-0 SF CS	
<b>Marty Perez, R</b> (1, 6) OBP: 0.297, SLG: 0.313 <b>Mike Lum, L</b> (7, PH) OBP: 0.323, SLG: 0.337 <b>Gil Garrido, R</b> (8, 6) OBP: 0.750, SLG: 0.667			0-3 K		0-0 1B		0-0 E8 1B	0-0 FC6 1B	
<b>Phil Niekro, R</b> (1, 1) OBP: 0.162, SLG: 0.270 <b>Orlando Cepeda, R</b> (7, PH) OBP: 0.357, SLG: 0.500 <b>Jim Hardin, R</b> (8, 1) <b>Cecil Upshaw, R</b> (8, 1)			0-0 F5		0-0 6-3		0-3 K	0-0 FC6	

AB	R	H	RBI	BB	SO	LOB
4	0	0	0	0	1	1
4	1	1	0	0	1	0
4	1	1	0	0	0	0
4	0	1	1	0	1	0
0	1	0	0	0	0	0
3	2	0	0	1	1	0
3	2	2	1	1	0	2
3	1	1	2	0	1	1
2	0	1	0	0	1	0
1	0	1	1	0	0	0
1	0	1	0	0	0	0
2	0	0	0	0	0	1
1	0	0	0	0	1	1
0	0	0	0	0	0	0
1	0	0	0	0	0	1

**New York Mets @ Atlanta Braves**  
Atlanta Stadium, Atlanta, GA  
Mon Jun 12 1972, 7:05 PM EDT  
Att. 16,349 - Unknown

livebaseballscores.com

<b>AB</b>	<b>33</b>
<b>R</b>	<b>8</b>
<b>H</b>	<b>9</b>
<b>RBI</b>	<b>5</b>
<b>BB</b>	<b>2</b>
<b>SO</b>	<b>7</b>
<b>LOB</b>	<b>7</b>



1B: 8	SF: 1
2B: 0	SAC: 0
3B: 0	DP: 0
HR: 1	HBP: 0

WP: 0	PA: 36
PB: 0	
SB: 0	
CS: 1	

Inning Stats		R: 0	H: 0	R: 0	H: 0	R: 0	H: 0	R: 0	H: 0	R: 1	H: 2	R: 0	H: 0	R: 3	H: 3	R: 4	H: 4
		E: 0	LOB: 0	E: 0	LOB: 1	E: 0	LOB: 0	E: 0	LOB: 0	E: 0	LOB: 1	E: 0	LOB: 0	E: 1	LOB: 1	E: 2	LOB: 1
		K: 1	BB: 0	K: 2	BB: 1	K: 1	BB: 0	K: 0	BB: 0	K: 2	BB: 1	K: 0	BB: 0	K: 2	BB: 1	K: 0	BB: 0
		S: 5	P: 5	S: 7	P: 11	S: 5	P: 5	S: 5	P: 5	S: 5	P: 5	S: 5	P: 3	S: 10	P: 14	S: 8	P: 8

PITCHER		IP	WLS	BF	H	R	ER	SO	BB	IBB	HBP	BLK	WP	HR	S	P	ERA	WHIP
<b>Gary Gentry, R</b> (1, 1) ERA: 3.45	(1, 1)	6.1		25	4	4	3	5	2	0	0	0	0	1	33	41	4.26	0.947
<b>Tug McGraw, L</b> (7, 1) ERA: 1.5	(7, 1)	1.2	L	11	5	4	1	2	0	0	0	0	0	0	15	15	5.40	3.000



Batter	1	2	3	4	5	6	7	8	9	10	AB R H RBI BB SO LOB	TOP													
Tommie Agee, R OBP: 0.354, SLG: 0.422 (1, 8) X	0-0 1B 1B		0-0 6-3		0-0 FC5-4 2B		0-0 L7		0-3 K		5 1 1 0 0 1 1	<p><b>New York Mets @ Atlanta Braves</b> Atlanta Stadium, Atlanta, GA</p> <p>Tue Jun 13 1972, 7:05 PM EDT Att. 16,589 - Unknown</p>													
Ken Boswell, L OBP: 0.255, SLG: 0.294 (1, 4) X	0-0 F7		0-3 K		0-0 2B		0-0 HR		0-0 P3		5 1 2 2 0 1 1														
John Milner, L OBP: 0.347, SLG: 0.516 (1, 7) X	0-3 K		0-0 F8		0-0 4-3		0-0 6-3			0-3 K	5 0 0 0 0 2 2														
Rusty Staub, L OBP: 0.385, SLG: 0.482 (1, 9) X	0-0 FC6-4 1B			0-0 F7		0-0 F8	0-0 G3			0-0 F2	5 0 1 0 0 0 0														
Cleon Jones, R OBP: 0.309, SLG: 0.333 (1, 3) X	0-0 FC6-4			0-0 4-3		0-0 5-3		0-3 K		0-0 F3	5 0 0 0 0 1 2														
Wayne Garrett, L OBP: 0.414, SLG: 0.326 (1, 5)		4-0 BB		0-0 1B		4-0 HR BB		0-0 F2			2 1 1 0 2 0 0														
Duffy Dyer, R OBP: 0.375, SLG: 0.635 (1, 2)		0-3 K		0-0 F7		0-0 HR		4-0 BB			3 1 1 2 1 1 2														
Bud Harrelson, S OBP: 0.332, SLG: 0.291 (1, 6)		0-3 K			0-0 5-3	0-3 K		0-0 6-3			4 0 0 0 0 2 2														
Tom Seaver, R OBP: 0.212, SLG: 0.323 (1, 1)		0-3 K			4-0 FC5-4 BB		0-0 HR		0-0 5-3		2 1 1 1 1 1 1														
Ed Kranepool, L OBP: 0.298, SLG: 0.356 (9, PH)											1 0 0 0 0 0 0														
Danny Frisella, L (9, 1)											0 0 0 0 0 0 0														
<b>Inning Stats</b>	R: 0 E: 0 K: 1 S: 7	H: 2 LOB: 2 BB: 0 P: 7	R: 0 E: 0 K: 3 S: 9	H: 0 LOB: 1 BB: 1 P: 13	R: 0 E: 0 K: 1 S: 5	H: 0 LOB: 0 BB: 0 P: 5	R: 0 E: 0 K: 0 S: 4	H: 1 LOB: 1 BB: 0 P: 4	R: 1 E: 0 K: 0 S: 4	H: 1 LOB: 1 BB: 1 P: 8	R: 2 E: 0 K: 1 S: 6	H: 1 LOB: 0 BB: 1 P: 10	R: 2 E: 0 K: 0 S: 5	H: 2 LOB: 0 BB: 0 P: 5	R: 0 E: 0 K: 1 S: 5	H: 0 LOB: 1 BB: 1 P: 9	R: 0 E: 0 K: 1 S: 5	H: 0 LOB: 0 BB: 0 P: 5	R: 0 E: 0 K: 1 S: 5	H: 0 LOB: 0 BB: 0 P: 5	1B: 3 2B: 1 3B: 0 HR: 3	SF: 0 SAC: 0 DP: 0 HBP: 0	WP: 0 PB: 0 SB: 0 CS: 0	PA: 41	
<b>PITCHER</b>	IP WLS BF H R ER SO BB IBB HBP BLK WP HR S P ERA WHIP																								
Ron Schueler, R ERA: 3.02 (1, 1)	6.1																								
Mike McQueen, L ERA: 4.26 (7, 1)	0.2	2	0	0	0	0	0	0	0	0	0	2	2	0.00	0.000										
Pat Jarvis, R ERA: 5.12 (8, 1)	3.0	W 10	0	0	0	3	1	0	0	0	0	15	19	0.00	0.333										

livebaseballscores.com

AB 37  
R 5  
H 7  
RBI 5  
BB 4  
SO 9  
LOB 11



**New York Mets @ Atlanta Braves**  
 Atlanta Stadium, Atlanta, GA

Tue Jun 13 1972, 7:05 PM EDT  
 Att: 16,589 - Unknown

[livebaseballscorecards.com](http://livebaseballscorecards.com)

<b>AB</b>	<b>38</b>
<b>R</b>	<b>6</b>
<b>H</b>	<b>11</b>
<b>RBI</b>	<b>6</b>
<b>BB</b>	<b>1</b>
<b>SO</b>	<b>3</b>
<b>LOB</b>	<b>15</b>



WP: 2	PA: 40
PB: 0	
SB: 1	
CS: 1	

Batter	1	2	3	4	5	6	7	8	9	10	AB	R	H	RBI	BB	SO	LOB
Felix Millan, R (1.4) OBP: 0.282, SLG: 0.295	0-0 5-3		0-0 F7		0-0 HR		0-0 G4-6-3		0-0 6-3		5	1	1	1	0	0	1
Ralph Garr, L (1.9) OBP: 0.339, SLG: 0.368	0-0 E1 1B		4-0 WP S BB		0-0 6-3			0-0 L7		0-0 6-3	4	1	1	0	1	0	0
Hank Aaron, R (1.3) OBP: 0.356, SLG: 0.465	0-0 6-3		0-0 6-3			0-0 F9 1B		0-0 E8 1B		0-0 HR	5	2	2	1	0	0	2
Rico Carty, R (1.7) OBP: 0.438, SLG: 0.500	0-0 2-H 1B			0-0 WP 1B		0-0 1-2 1B		0-0 5-3			4	0	3	1	0	0	1
Darrell Evans, L (1.5) OBP: 0.417, SLG: 0.507	0-3 K			0-0 F5 1-2		0-0 P5		0-0 2-3 1B		0-0 1B	4	1	1	0	0	1	4
Earl Williams, R (1.2) OBP: 0.349, SLG: 0.424		0-0 5-3		0-0 1-3		0-0 F9 2-3		0-0 1-2 3B		0-0 1B	4	1	1	1	0	0	3
Dusty Baker Jr., R (1.8) OBP: 0.356, SLG: 0.422		0-0 6-3		0-0 F8		0-0 FC6-4 1-2f		0-0 1-H 2-H CS		0-0 3B	4	0	1	2	0	0	3
Marty Perez, R (1.6) OBP: 0.296, SLG: 0.311		0-0 F8			0-0 F3		0-0 G4-6-3 1B		0-0 CS	0-0 6-3	4	0	1	0	0	0	0
Ron Schueler, R (1.1) OBP: 0.143, SLG: 0.214			0-3 K		0-3 K				0-0 6-3		2	0	0	0	0	2	0
Mike McQueen, L (7.1) OBP: 0.250, SLG: 0.250										0-0 6-3	0	0	0	0	0	0	0
Sonny Jackson, L (7, PH)											1	0	0	0	0	0	1
Pat Jarvis, R (8.1)											1	0	0	0	0	0	0

Inning Stats	R: 1	H: 2	E: 1	K: 1	S: 7	R: 0	H: 0	E: 0	K: 0	S: 3	R: 0	H: 0	E: 0	K: 1	S: 5	R: 0	H: 1	E: 0	K: 0	S: 4	R: 1	H: 1	E: 0	K: 1	S: 6	R: 0	H: 2	E: 0	K: 0	S: 5	R: 0	H: 1	E: 0	K: 0	S: 3	R: 3	H: 3	E: 1	K: 0	S: 6	R: 0	H: 0	E: 0	K: 0	S: 3	R: 1	H: 1	E: 0	K: 0	S: 2	1B: 8	SF: 0	2B: 0	3B: 1	HR: 2	SAC: 0	DP: 1	HBP: 0	WP: 2	PA: 40
--------------	------	------	------	------	------	------	------	------	------	------	------	------	------	------	------	------	------	------	------	------	------	------	------	------	------	------	------	------	------	------	------	------	------	------	------	------	------	------	------	------	------	------	------	------	------	------	------	------	------	------	-------	-------	-------	-------	-------	--------	-------	--------	-------	--------

PITCHER	IP	WLS	BF	H	R	ER	SO	BB	IBB	HBP	BLK	WP	HR	S	P	ERA	WHIP
Tom Seaver, R (1.1) ERA: 3.09	8.0		34	10	5	2	3	1	0	0	0	2	1	39	43	2.25	1.375
Danny Frisella, R (9.1) ERA: 1.33	1.1	L	5	1	1	1	0	0	0	0	0	0	1	5	5	6.75	0.750



Batter	1	2	3	4	5	6	7	8	9	AB R H RBI BB SO LOB	TOP			
Willie Mays, R OBP: 0.443, SLG: 0.374 (1, 8) X	0-0 F8 BB SF9 1B	0-3 K		0-0 1-3 2-H 2B		0-0 F7		0-0 F9		5 1 2 1 0 1 2				
Ken Boswell, L OBP: 0.261, SLG: 0.287 (1, 4) B B B	4-0 WP 1-2 BB		0-0 4-3	0-3 K		0-0 F8		4-0 FC3-6 1B BB		3 1 0 0 2 1 2				
John Milner, L OBP: 0.349, SLG: 0.510 Ed Kranepool, L OBP: 0.298, SLG: 0.356 (1, 7) X (9, 3)	0-0 F8 2-3		0-0 5-3	0-3 K			0-0 FC4-6 1B	0-0 FC3-6 1B		5 0 2 0 0 1 4 0 0 0 0 0 0 0				
Rusty Staub, L OBP: 0.385, SLG: 0.487 (1, 9) X	0-0 SF9 3-H		0-0 WP 2B 1B		0-0 2B		0-0 FC4-6 1B 1-2f	0-0 FC3-6 1B HR 1-2f 2-3		4 3 2 1 0 0 3				
Cleon Jones, R OBP: 0.317, SLG: 0.347 (1, 3) X (9, 7)	0-0 4-3 1-2		0-0 1-H 2B		0-3 K		0-0 1B 1-2 1B	0-0 HR 1B 1-2		5 1 3 2 0 1 2				
Wayne Garrett, L OBP: 0.397, SLG: 0.313 (1, 5) X		0-0 F7	0-0 4-3		0-3 K		0-0 1-3 2-H 1B	0-3 K		5 0 1 1 0 2 4				
Duffy Dyer, R OBP: 0.410, SLG: 0.691 (1, 2) B B B B		4-0 1B BB		0-0 CS 1B	4-0 IBB		0-0 F9	0-0 HR 1-H 2-H		3 1 2 3 2 0 1				
Ted Martinez, R OBP: 0.267, SLG: 0.317 (1, 6) X		0-0 F9		4-0 BB 2B BB	0-0 F9			0-3 K	0-0 4-3	4 1 0 0 1 1 3				
Jon Matlack, L OBP: 0.267, SLG: 0.192 Tug McGraw, R OBP: 0.250, SLG: 0.143 (1, 1) X (8, 1)		0-0 1B		4-0 2B BB		0-3 K		0-0 5-3		3 0 1 0 1 1 0 0 0 0 0 0 0 0				
<b>Inning Stats</b>	R: 1 E: 0 K: 0 S: 4 H: 1 LOB: 1 BB: 1 P: 8	R: 0 E: 0 K: 1 S: 6 H: 1 LOB: 2 BB: 1 P: 10	R: 1 E: 0 K: 0 S: 5 H: 2 LOB: 1 BB: 0 P: 5	R: 1 E: 0 K: 2 S: 8 H: 2 LOB: 2 BB: 2 P: 16	R: 0 E: 0 K: 2 S: 8 H: 1 LOB: 2 BB: 1 P: 12	R: 0 E: 0 K: 1 S: 5 H: 0 LOB: 0 BB: 0 P: 5	R: 1 E: 0 K: 0 S: 5 H: 3 LOB: 1 BB: 0 P: 5	R: 0 E: 0 K: 1 S: 5 H: 0 LOB: 0 BB: 0 P: 5	R: 4 E: 0 K: 1 S: 8 H: 3 LOB: 0 BB: 1 P: 12	1B: 9 2B: 3 3B: 0 HR: 1 SF: 1 SAC: 0 DP: 0 HBP: 0	WP: 2 PB: 0 SB: 0 CS: 1 PA: 44			
<b>PITCHER</b>	IP WLS BF H R ER SO BB IBB HBP BLK WP HR S P ERA WHIP												<b>PITCHER</b>	IP WLS BF H R ER SO BB IBB HBP BLK WP HR S P ERA WHIP
Jim Nash, R ERA: 5.46 (1, 1)	3.1 L 19 6 3 3 1 4 0 0 0 2 0 17 33 8.10 3.000													
George Stone, L ERA: 8.15 (4, 1)	3.2 15 4 1 1 5 0 1 0 0 0 0 24 28 2.46 1.091													
Cecil Upshaw, R ERA: 4.41 (8, 1)	1.1 7 2 3 3 1 1 0 0 0 0 0 8 12 20.25 2.250													
Mike McQueen, L ERA: 4.73 (9, 1)	0.2 3 1 1 1 1 0 0 0 0 0 0 1 5 5 13.50 1.500													

**New York Mets @ Atlanta Braves**  
Atlanta Stadium, Atlanta, GA  
Wed Jun 14 1972, 7:05 PM EDT  
Att: 13,043 - Unknown


livebaseballscorecards.com

AB	37
R	8
H	13
RBI	8
BB	6
SO	8
LOB	21







Batter	1	2	3	4	5	6	7	8	9	AB R H RBI BB SO LOB	TOP						
Ron Hunt, R (1, 4) OBP: 0.328, SLG: 0.287	4-0 SH1-3 BB FC1-2 BB		0-0 F4		0-0 5-3		0-0 F8		0-0 SH1-3	3 0 0 0 1 0 1							
Mike Jorgensen, L (1, 3) OBP: 0.344, SLG: 0.404	4-0 FC1-2 SH1-3 1-2 CS BB		0-0 F8		0-0 F5			0-3 K	4-0 FC3-6 1B IBB	3 0 0 0 2 1 0							
Ken Singleton, S (1, 9) OBP: 0.312, SLG: 0.326	0-0 SH1-3		0-3 K			0-0 L9		0-3 K	0-0 FC3-6 1B	3 0 0 0 0 2 0							
Jim Fairey, L (9, PH) OBP: 0.300, SLG: 0.359	1-2 2-3							1-2 2-H 3-H	1-2 2-3	1 0 1 2 0 0 0							
Tim McCarver, L (1, 7) OBP: 0.320, SLG: 0.327	0-0 FC1-2			0-0 4-3		4-0 BB		0-0 1B	0-0 FC3-6	4 0 1 0 1 0 4							
Boots Day, L (1, 8) OBP: 0.312, SLG: 0.298	0-0 CS	0-0 WP 3B		4-0 HR BB		0-0 F5		0-0 F8	0-0 F9	2 2 1 0 1 0 1							
Ron Woods, R (8, PH) OBP: 0.270, SLG: 0.271	3-H									2 0 0 0 0 0 3							
Bob Bailey, R (1, 5) OBP: 0.310, SLG: 0.344		4-0 WP BB		0-0 HR		0-0 F4			0-0 1B E 1B	3 2 2 2 1 0 1							
Bobby Wine, R (9, 5) OBP: 0.300, SLG: 0.400				1-H						0 0 0 0 0 0 0							
Tim Foli, R (1, 6) OBP: 0.237, SLG: 0.242		0-0 F4		0-0 F6		0-0 5-3			0-0 E9 WP 1B 1B	4 1 1 0 0 0 1	AB 31 R 7 H 7 RBI 5 BB 8 SO 4 LOB 14						
John Boccabella, R (1, 2) OBP: 0.271, SLG: 0.300		0-0 F5		0-0 F8		4-0 FC1-6 BB			4-0 SH1-3 1B 1B BB	2 1 0 0 2 0 1							
Carl Morton, R (1, 1) OBP: 0.095, SLG: 0.143		0-3 K				0-0 F8			0-0 SH1-3 1B 1B	3 0 0 0 0 0 1 2							
Mike Marshall, R (7, 1)								1-2 2-3	0 0 0 0 0 0 0 0								
Joe Gilbert, R (7, 1)									0 0 0 0 0 0 0 0								
Tom Walker, R (7, 1)									0 0 0 0 0 0 0 0								
Ron Fairly, L (9, PH) OBP: 0.309, SLG: 0.343									1-2 3-H	1 1 1 1 0 0 0 0							
John Stronmayer, R (9, 1)										0 0 0 0 0 0 0 0							
<b>Inning Stats</b>	R: 0 H: 0 E: 0 LOB: 1 K: 0 BB: 2 S: 2 P: 10	R: 1 H: 1 E: 0 LOB: 1 K: 1 BB: 1 S: 6 P: 10	R: 0 H: 0 E: 0 LOB: 0 K: 1 BB: 0 S: 5 P: 5	R: 2 H: 1 E: 0 LOB: 0 K: 0 BB: 1 S: 4 P: 8	R: 0 H: 0 E: 0 LOB: 0 K: 0 BB: 0 S: 3 P: 3	R: 0 H: 0 E: 0 LOB: 1 K: 0 BB: 1 S: 3 P: 7	R: 0 H: 0 E: 0 LOB: 1 K: 0 BB: 1 S: 3 P: 7	R: 0 H: 1 E: 0 LOB: 1 K: 2 BB: 0 S: 8 P: 8	R: 4 H: 4 E: 1 LOB: 2 K: 0 BB: 2 S: 7 P: 15	1B: 5 SF: 0 2B: 0 SAC: 2 3B: 1 DP: 0 HR: 1 HBP: 0	WP: 2 PA: 42 PB: 0 SB: 0 CS: 1						
<b>PITCHER</b>	IP WLS BF H R ER SO BB IBB HBP BLK WP HR S P ERA WHIP																
Pat Jarvis, R (1, 1) ERA: 4.89	7.0		28	2	3	3	2	6	0	0	0	1	1	26	50	3.86	1.143
Joe Hoerner, L (8, 1) ERA: 3.18	1.0	L	7	3	3	3	2	1	0	0	0	1	0	10	14	27.00	4.000
Cecil Upshaw, R (9, 1) ERA: 4.86	0.1		4	2	1	1	0	0	1	0	0	0	0	3	7	27.00	6.000
Mike McQueen, L (9, 1) ERA: 4.5	0.2		2	0	0	0	0	0	0	0	0	0	0	2	2	0.00	0.000

**Montreal Expos @ Atlanta Braves**  
 Atlanta Stadium, Atlanta, GA  
 Fri Jun 16 1972, 7:05 PM EDT  
 Unknown

livebaseballscorecards.com





Batter	1	2	3	4	5	6	7	8	9	AB R H RBI BB SO LOB	TOP																						
Ron Hunt, R OBP: 0.332, SLG: 0.292 (1, 5) (8, 4)	0-0 F9		0-3 K			0-0 G4-6-3 1B		0-0 FC6-4 1B		4 0 2 0 0 1 1																							
Mike Jorgensen, L OBP: 0.337, SLG: 0.394 John Strohmayer, R (8, 1)	0-3 K		0-3 K		0-0 K	0-0 F9		0-0 FC6-4		4 0 0 0 0 2 4 0 0 0 0 0 0 0																							
Tim McCarver, L OBP: 0.313, SLG: 0.319 (1, 7)	0-0 F5			0-0 P4		0-0 G4-6-3 1-2f			0-0 3-1	4 0 0 0 0 0 2																							
Ron Fairly, L OBP: 0.308, SLG: 0.336 (1, 9) (8, 3)		0-0 F7		4-0 FC4-6 BB		0-0 F2			0-0 P4	3 0 0 0 1 0 0																							
Boots Day, L OBP: 0.310, SLG: 0.296 (1, 8)		0-0 P4		0-0 FC4-6 1-2f		0-0 L7			0-0 1B 1B	4 0 1 0 0 0 1																							
Terry Humphrey, R OBP: 0.263, SLG: 0.304 Clyde Mashore, R (9, PR) OBP: 0.266, SLG: 0.344		0-3 K			0-0 F7		0-3 K		0-0 BB 1B	4 0 1 0 0 2 0 0 0 0 0 0 0 0																							
Tim Foli, R OBP: 0.243, SLG: 0.244 (1, 6)			0-0 1-3		0-0 1-3			0-0 1B 4-3 1B	4-0 BB	3 0 1 0 1 0 0																							
Hector Torres, R OBP: 0.205, SLG: 0.310 Jim Fairey, L (8, PH) OBP: 0.286, SLG: 0.341 (8, 9)			0-0 6-3		0-3 K			0-0 P4	0-3 K	2 0 0 0 0 1 0 2 0 0 0 0 1 4																							
Steve Renko, R OBP: 0.273, SLG: 0.273 Tom Walker, R (7, 1) Ken Singleton, S OBP: 0.311, SLG: 0.324 Bobby Wine, R OBP: 0.300, SLG: 0.400 (8, 5)			0-0 1B			0-0 1B		0-0 4-3 1-2		2 0 2 0 0 0 0 0 0 0 0 0 0 0 1 0 0 0 0 0 1 0 0 0 0 0 0 0																							
<b>Inning Stats</b>	R: 0 E: 0 K: 1 S: 5	H: 0 LOB: 0 BB: 0 P: 5	R: 0 E: 0 K: 1 S: 5	H: 0 LOB: 0 BB: 0 P: 5	R: 0 E: 0 K: 1 S: 6	H: 1 LOB: 1 BB: 0 P: 6	R: 0 E: 0 K: 1 S: 5	H: 0 LOB: 1 BB: 1 P: 9	R: 0 E: 0 K: 1 S: 5	H: 0 LOB: 0 BB: 0 P: 5	R: 0 E: 0 K: 0 S: 4	H: 2 LOB: 1 BB: 0 P: 4	R: 0 E: 0 K: 1 S: 5	H: 0 LOB: 0 BB: 0 P: 5	R: 0 E: 0 K: 0 S: 5	H: 2 LOB: 2 BB: 0 P: 5	R: 0 E: 0 K: 1 S: 7	H: 2 LOB: 3 BB: 1 P: 11	1B: 7 2B: 0 3B: 0 HR: 0	SF: 0 SAC: 0 DP: 1 HBP: 0	WP: 0 PB: 0 SB: 0 CS: 0	PA: 35											
<b>PITCHER</b> Ron Reed, R (1, 1) ERA: 3.61	IP 9.0	WLS W	BF 35	H 7	R 0	ER 0	SO 7	BB 2	IBB 0	HBP 0	BLK 0	WP 0	HR 0	S 47	P 55	ERA 0.00	WHIP 1.000																
											<b>PITCHER</b>	IP	WLS	BF	H	R	ER	SO	BB	IBB	HBP	BLK	WP	HR	S	P	ERA	WHIP					

**Montreal Expos @ Atlanta Braves**  
 Atlanta Stadium, Atlanta, GA  
 Fri Jun 16 1972, 7:05 PM EDT  
 Att. 18,175 - Unknown

livebaseballscorecards.com

<b>AB</b>	33
<b>R</b>	0
<b>H</b>	7
<b>RBI</b>	0
<b>BB</b>	2
<b>SO</b>	7
<b>LOB</b>	13







**Montreal Expos @ Atlanta Braves**  
 Atlanta Stadium, Atlanta, GA  
 Sat Jun 17 1972, 7:05 PM EDT  
 Att. 15,191 - Unknown

livebaseballscorecards.com

AB	36
R	2
H	7
RBI	2
BB	0
SO	3
LOB	12



WP:	0	PA:	38
PB:	1		
SB:	0		
CS:	1		

AB R H RBI BB SO LOB

5	0	1	0	0	0	0
5	0	1	0	0	0	1
4	1	2	1	0	0	0
0	0	0	0	0	0	0
4	1	1	0	0	0	2
4	0	1	0	0	1	2
4	0	0	0	0	1	2
3	0	1	0	0	0	0
3	0	0	1	0	0	1
4	0	0	0	0	1	4
0	0	0	0	0	0	0

1B: 5 SF: 0  
 2B: 2 SAC: 0  
 3B: 0 DP: 1  
 HR: 1 HBP: 1

Batter	1	2	3	4	5	6	7	8	9	10
Ron Hunt, R (1, 5) OBP: 0.329, SLG: 0.289	0-0 F9		0-0 1B		0-0 F7			0-0 5-3		0-0 F3
Mike Jorgensen, L (1, 3) OBP: 0.333, SLG: 0.389	0-0 3-1		0-0 4-3		0-0 F8			0-0 PB 1B 1B		0-0 G3
Tim McCarver, L (1, 7) OBP: 0.317, SLG: 0.341 Clyde Mashore, R (8, PR) OBP: 0.286, SLG: 0.344	0-0 HR			0-0 4-3	0-0 4-3			0-0 PB 1B		
Ron Fairly, L (1, 9) OBP: 0.306, SLG: 0.333	0-0 F2			0-0 1B CI 1B		0-0 3-1		0-0 L9		
Boots Day, L (1, 8) OBP: 0.309, SLG: 0.295		0-0 P4		0-0 CI HBP 1B		0-0 4-3		0-3 K2-3		
Terry Humphrey, R (1, 2) OBP: 0.246, SLG: 0.283		0-0 5-3		0-3 K		0-0 6-3			0-0 F3	
Tim Foli, R (1, 6) OBP: 0.249, SLG: 0.252		0-0 5-3		1-0 FC5 CI HBP			0-0 4-3 CS 2B		0-0 5-3	
Hector Torres, R (1, 4) OBP: 0.191, SLG: 0.289			0-0 F7	0-1 CI			0-0 4-3		0-0 6-3	
Ernie McAnally, R (1, 1) OBP: 0.174, SLG: 0.143 Mike Marshall, R (10, 1)			0-0 F3	0-0 FC5			0-3 K			0-0 5-3

Inning Stats	R: 1	H: 1	R: 0	H: 0	R: 0	H: 1	R: 0	H: 0	R: 0	H: 1	R: 0	H: 2	R: 0	H: 0	R: 0	H: 0	R: 0	H: 0	R: 0	H: 0	R: 0	H: 0	R: 0	H: 0	1B: 5	SF: 0	WP: 0	PA: 38
E: 0	LOB: 0	E: 0	LOB: 0	E: 0	LOB: 1	E: 1	LOB: 3	E: 0	LOB: 0	E: 0	LOB: 1	E: 0	LOB: 0	E: 0	LOB: 0	E: 0	LOB: 0	E: 0	LOB: 0	E: 0	LOB: 0	E: 0	LOB: 0	E: 0	LOB: 0	2B: 2	SAC: 0	PB: 1
K: 0	BB: 0	K: 0	BB: 0	K: 0	BB: 0	K: 1	BB: 0	K: 0	BB: 0	K: 1	BB: 0	K: 1	BB: 0	K: 0	BB: 0	K: 0	BB: 0	K: 0	BB: 0	K: 0	BB: 0	K: 0	BB: 0	K: 0	BB: 0	3B: 0	DP: 1	SB: 0
S: 4	P: 4	S: 3	P: 3	S: 4	P: 4	S: 8	P: 9	S: 3	P: 3	S: 5	P: 5	S: 7	P: 7	S: 3	P: 3	S: 3	P: 3	S: 3	P: 3	S: 3	P: 3	S: 3	P: 3	S: 3	P: 3	HR: 1	HBP: 1	CS: 1

PITCHER	IP	WLS	BF	H	R	ER	SO	BB	IBB	HBP	BLK	WP	HR	S	P	ERA	WHIP
Phil Niekro, R (1, 1) ERA: 3.46	9.0		35	7	2	1	3	0	0	1	0	0	1	40	41	1.00	0.778
George Stone, L (10, 1) ERA: 7.71	1.0	W	3	0	0	0	0	0	0	0	0	0	0	3	3	0.00	0.000

TOP

Batter	1	2	3	4	5	6	7	8	9	10	AB	R	H	RBI	BB	SO	LOB
Felix Millan, R OBP: 0.273, SLG: 0.288 (1, 4)	L8		2-3 1B		2B		5-3		5-3		5	0	2	0	0	0	1
Ralph Garr, L OBP: 0.351, SLG: 0.383 (1, 9)	1B		F5		L6			FC6-4 1B		PB 1B	5	1	3	0	0	0	3
Hank Aaron, R OBP: 0.356, SLG: 0.462 (1, 3)	F8		K		F8			FC6-4 1-2f		1B IBB	4	0	0	0	1	1	5
Rico Carty, R OBP: 0.433, SLG: 0.490 (1, 7)	6-3				F9		G6-3 1B	6-3		1-2 2-H 1B	5	0	2	1	0	0	2
Earl Williams, R OBP: 0.346, SLG: 0.410 (1, 2)			K		5-3 BB		K	5-3			3	0	0	0	1	2	2
Mike Lum, L OBP: 0.307, SLG: 0.319 (1, 8)			K		5-3		G6-3			4-3	4	0	0	0	0	1	2
Rod Gilbreath, R (1, 5)			F9		1-2						3	0	0	0	0	2	0
Marty Perez, R OBP: 0.297, SLG: 0.304 (1, 6)			1B SH3-4 BB		K					HR BB	2	1	1	0	2	1	2
Phil Niekro, R OBP: 0.154, SLG: 0.256 (1, 1)			SH3-4							HR	2	0	0	0	0	1	1
Jim Breazeale, L OBP: 0.231, SLG: 0.360 (9, PH)					6-3						1	1	1	2	0	0	0
George Stone, L (10, 1)											0	0	0	0	0	0	0

Inning Stats	R: 0	H: 1	R: 0	H: 0	R: 0	H: 1	R: 0	H: 1	R: 0	H: 1	R: 0	H: 1	R: 0	H: 1	R: 2	H: 1	R: 1	H: 2	
E: 0	LOB: 1	E: 0	LOB: 0	E: 0	LOB: 2	E: 0	LOB: 1	E: 0	LOB: 1	E: 0	LOB: 1	E: 1	LOB: 1	E: 0	LOB: 0	E: 0	LOB: 2	1B: 7	SF: 0
K: 0	BB: 0	K: 2	BB: 0	K: 1	BB: 1	K: 1	BB: 1	K: 0	BB: 0	K: 2	BB: 0	K: 0	BB: 0	K: 1	BB: 1	K: 0	BB: 1	2B: 1	SAC: 1
S: 4	P: 4	S: 7	P: 7	S: 6	P: 10	S: 5	P: 10	S: 4	P: 4	S: 8	P: 8	S: 4	P: 4	S: 6	P: 10	S: 2	P: 6	3B: 0	DP: 1
																		HR: 1	HBP: 1
PITCHER	IP	WLS	BF	H	R	ER	SO	BB	IBB	HBP	BLK	WP	HR	S	P	ERA	WHIP	WP: 0	PA: 40
Ernie McAnally, R ERA: 3.96 (1, 1)	9.0	L	39	8	3	3	8	3	1	1	0	0	1	50	67	3.00	1.222	FB: 1	
Mike Marshall, R ERA: 2.81 (10, 1)	0.0		1	1	0	0	0	0	0	0	0	0	0	1	1	∞	∞	SB: 0	

**Montreal Expos @ Atlanta Braves**  
Atlanta Stadium, Atlanta, GA  
Sat Jun 17 1972, 7:05 PM EDT  
Att: 15,191 - Unknown

AB	34
R	3
H	9
RBI	3
BB	4
SO	8
LOB	18





Batter	1	2	3	4	5	6	7	8	9	AB R H RBI BB SO LOB	TOP	
Ron Hunt, R OBP: 0.330, SLG: 0.294 (1, 5) X	0-0 F7 ①		0-0 S 1B 2B		H 1-0 1B 1B HBP		X 0-0 F3 ①		X 0-0 F7 ③	4 2 1 0 0 0 0	<b>Montreal Expos @ Atlanta Braves</b> Atlanta Stadium, Atlanta, GA Sun Jun 18 1972, 3:33 AM EDT Att. 20,289 - Unknown <a href="http://livebaseballscorecards.com">livebaseballscorecards.com</a>	
Mike Jorgensen, L OBP: 0.341, SLG: 0.397 (1, 3) X	0-0 3-1 ②		0-0 E S 1B		X 0-0 1B 1-3 1B		X 0-0 1B			4 0 3 1 0 0 0		
Tim McCarver, L OBP: 0.316, SLG: 0.335 Clyde Mashore, R OBP: 0.286, SLG: 0.344 (1, 7) X (8, 7) X	0-0 G3 ③		0-3 K 1-3		B B B B 4-0 1B BB		X 0-0 P6 ②			3 0 0 0 1 1 2 0 0 0 0 0 0 0		
Ron Fairly, L OBP: 0.299, SLG: 0.324 (1, 9) X		X 0-0 3-1 ①	0-0 G3 ③		X 0-0 F9 ②		X 0-0 F4 ③			4 0 0 0 0 0 5		
Boots Day, L OBP: 0.307, SLG: 0.294 (1, 8) X		X 0-0 4-3 ②		X 0-0 3-1 ①	X 0-0 1-2 2-3 3-H 1B ③		X 0-0 4-3 ①			4 0 1 1 0 0 0		
Terry Humphrey, R OBP: 0.231, SLG: 0.266 (1, 2) X		X 0-0 E5 BB		X 0-0 4-3 ②	X 0-0 P5 ③		S S S S 0-3 K ②			4 0 0 0 0 1 3		
Tim Foli, R OBP: 0.254, SLG: 0.253 (1, 6) X		B B B B 4-0 1-2 BB		X 0-0 FC6-4 1B	S S S S 0-3 K ①		S S S S 0-3 K ③			3 0 1 0 1 2 0		
Hector Torres, R OBP: 0.176, SLG: 0.265 (1, 4) X		X 0-0 5-3 ③		X 0-0 FC6-4 1-2f	X 0-0 5-3 ②			X 0-0 F8 ①		4 0 0 0 0 0 3		
Mike Torrez, R OBP: 0.188, SLG: 0.188 (1, 1) X			X 0-0 6-3 ①	S S S S 0-3 K ①	S S S S 0-3 K ③			S S S S 0-3 K ②		4 0 0 0 0 3 0		
<b>Inning Stats</b>	R: 0 H: 0 E: 0 LOB: 0 K: 0 BB: 0 S: 3 P: 3	R: 0 H: 0 E: 1 LOB: 2 K: 0 BB: 1 S: 4 P: 8	R: 1 H: 2 E: 0 LOB: 1 K: 1 BB: 0 S: 7 P: 7	R: 0 H: 1 E: 0 LOB: 1 K: 0 BB: 0 S: 4 P: 4	R: 1 H: 2 E: 0 LOB: 3 K: 1 BB: 1 S: 7 P: 12	R: 0 H: 0 E: 0 LOB: 0 K: 2 BB: 0 S: 7 P: 7	R: 0 H: 1 E: 0 LOB: 1 K: 0 BB: 0 S: 4 P: 4	R: 0 H: 0 E: 0 LOB: 0 K: 2 BB: 0 S: 7 P: 7	R: 0 H: 0 E: 0 LOB: 0 K: 1 BB: 0 S: 5 P: 5	1B: 5 SF: 0 2B: 1 SAC: 0 3B: 0 DP: 0 HR: 0 HBP: 1		WP: 0 PA: 37 PB: 0 SB: 2 CS: 0
<b>PITCHER</b> Ron Schueler, R ERA: 2.91 Joe Hoerner, L ERA: 3.04 (1, 1) (9, 1)	IP WLS BF H R ER SO BB IBB HBP BLK WP HR S P ERA WHIP											<b>PITCHER</b> IP WLS BF H R ER SO BB IBB HBP BLK WP HR S P ERA WHIP
	8.0 L 34 6 2 2 6 2 0 1 0 0 0 0 0 43 52 2.25 1.000											

**Montreal Expos @ Atlanta Braves**  
Atlanta Stadium, Atlanta, GA  
Sun Jun 18 1972, 3:33 AM EDT  
Att. 20,289 - Unknown

<b>AB</b>	34
<b>R</b>	2
<b>H</b>	6
<b>RBI</b>	2
<b>BB</b>	2
<b>SO</b>	7
<b>LOB</b>	13



Batter	1	2	3	4	5	6	7	8	9	AB	R	H	RBI	BB	SO	LOB
Felix Millan, R (1, 4) OBP: 0.272, SLG: 0.296	0-0 4-3		0-0 6-3			0-0 SF8 3B		0-0 F9		4	1	1	0	0	0	2
Ralph Garr, L (1, 9) OBP: 0.345, SLG: 0.378	0-0 F8			0-0 F9		0-0 SF8		0-0 L9		3	0	0	1	0	0	1
Hank Aaron, R (1, 3) OBP: 0.350, SLG: 0.451	0-0 5-3			0-0 5-3		0-0 F8			0-0 E6 L9-3	4	0	0	0	0	0	0
Rico Carty, R (1, 7) OBP: 0.429, SLG: 0.481		0-0 F9		0-0 1-3			4-0 FC5-4 BB		0-0 L9-3	3	0	0	0	1	0	1
Earl Williams, R (1, 2) OBP: 0.345, SLG: 0.407		0-0 5-3			0-0 1B		0-0 P4		0-3 K	4	0	1	0	0	1	1
Mike Lum, L (1, 8) OBP: 0.298, SLG: 0.309		0-0 P6			0-0 F8		0-0 FC5-4 WP PB 1-2f			3	0	0	0	0	0	2
Rod Gilbreath, R (1, 5)			0-0 3-1		0-3 K		0-3 K			3	0	0	0	0	2	2
Marty Perez, R (1, 6) OBP: 0.298, SLG: 0.301			0-0 6-3		0-0 F7			4-0 FC5-6 BB		2	0	0	0	1	0	1
Ron Schueler, R (1, 1) OBP: 0.188, SLG: 0.200			4-0 BB			0-0 F9		0-0 FC5-6		1	0	0	0	1	0	0
Sonny Jackson, L (8, PH) OBP: 0.250, SLG: 0.250										1	0	0	0	0	0	1
Joe Hoerner, R (9, 1)										0	0	0	0	0	0	0

**BOTTOM**

**Montreal Expos @ Atlanta Braves**  
**Atlanta Stadium, Atlanta, GA**  
 Sun Jun 18 1972, 3:33 AM EDT  
 Att. 20,289 - Unknown

AB	28
R	1
H	2
RBI	1
BB	3
SO	3
LOB	11



Inning Stats	R: 0	H: 0	E: 0	LOB: 0	K: 0	BB: 0	S: 3	P: 3	R: 0	H: 0	E: 0	LOB: 0	K: 0	BB: 0	S: 3	P: 3	R: 0	H: 0	E: 0	LOB: 0	K: 0	BB: 0	S: 3	P: 3	R: 0	H: 1	E: 0	LOB: 1	K: 1	BB: 0	S: 6	P: 6	R: 1	H: 1	E: 0	LOB: 0	K: 0	BB: 0	S: 4	P: 4	R: 0	H: 0	E: 0	LOB: 1	K: 1	BB: 1	S: 5	P: 9	R: 0	H: 0	E: 0	LOB: 1	K: 0	BB: 1	S: 3	P: 7	R: 0	H: 0	E: 1	LOB: 0	K: 1	BB: 0	S: 5	P: 5	1B: 1	SF: 1	2B: 1	SAC: 0	3B: 1	DP: 1	HR: 0	HBP: 0	WP: 1	PA: 32	ERA	WHIP
<b>PITCHER</b> Mike Torrez, R (1, 1) ERA: 2.65	9.0	WLS	W	32	H	2	R	1	ER	1	SO	3	BB	3	IBB	0	HBP	0	BLK	0	WP	1	HR	0	S	35	P	47	ERA	1.00	WHIP	0.556																																												



Philadelphia Phillies @ Atlanta Braves  
 Atlanta Stadium, Atlanta, GA

Wed Jun 21 1972, 7:05 PM EDT  
 Att. 10,195 - Unknown

AB	36
R	9
H	15
RBI	9
BB	6
SO	1
LOB	22



Batter	1	2	3	4	5	6	7	8	9	AB	R	H	RBI	BB	SO	LOB
Denny Doyle, L (1, 4) OBP: 0.323, SLG: 0.340	0-0 6-3		0-0 G6-4-3 1B		0-0 G3 2B	0-0 4-3		0-0 2-H 1B		5	0	3	0	0	0	1
Oscar Gamble, L (1, 9) OBP: 0.364, SLG: 0.296	0-0 F8		0-0 G6-4-3 1B		0-0 G3		0-0 HR	0-0 5-3		3	0	1	0	0	0	1
Roger Freed, R (7, PH) OBP: 0.308, SLG: 0.458			1-2		2-3					2	1	1	1	0	0	1
Tom Hutton, L (1, 3) OBP: 0.335, SLG: 0.413	0-0 F5		0-0 G6-4-3		0-0 1-3		0-0 F3			4	0	0	0	1	0	3
Greg Luzinski, R (1, 7) OBP: 0.344, SLG: 0.469		0-0 F9	4-0 BB		0-0 6-3		0-0 2B 1B		0-0 FC1-6 BB	4	1	1	0	1	0	2
Willie Montanez, L (1, 8) OBP: 0.311, SLG: 0.368		0-0 HR	0-0 3-1			4-0 FC6-4 BB	0-0 1-3 2B		4-0 BB BB	3	2	2	1	2	0	2
Terry Harmon, R (1, 5) OBP: 0.393, SLG: 0.342		0-0 SH1-3 HR 1B		4-0 1B SF8 BB		0-0 FC6-4 1B	0-0 1-3		4-0 BB BB	3	3	1	0	2	0	3
Larry Bowa, S (1, 6) OBP: 0.300, SLG: 0.309		0-0 SH1-3		0-0 CS 1B		0-0 E9 1B 1B	0-0 3-1		0-0 L3	4	1	2	0	0	0	5
John Bateman, R (1, 2) OBP: 0.362, SLG: 0.465		0-0		0-0 SF8		0-0 F9		0-0 SH3-4 1B	0-0	3	1	2	3	0	0	2
Ken Reynolds, L (8, PR)				1-2		1-2			1-3 2-H 2B	0	0	0	0	0	0	0
Mike Ryan, R (8, 2) OBP: 0.293, SLG: 0.308		2-H		3-H		0-0 4-3		0-0 SH3-4 1B	1-3 2-H 3-H 2B	1	0	1	2	0	0	0
Steve Carlton, L (1, 1) OBP: 0.261, SLG: 0.256		0-3		0-0		0-0		0-0 SH3-4	0-0	2	0	0	0	0	1	0
Ron Stone, L (6, PH) OBP: 0.327, SLG: 0.239										1	0	1	2	0	0	0
Gary Neibauer, R (6, 1)										0	0	0	0	0	0	0
Darrell Brandon, R (6, 1)										1	0	0	0	0	0	2

Inning Stats	R: 0	H: 0	E: 0	K: 0	S: 3	P: 3	R: 3	H: 3	E: 0	K: 1	S: 8	P: 8	R: 0	H: 2	E: 0	K: 0	S: 4	P: 8	R: 1	H: 1	E: 0	K: 0	S: 3	P: 7	R: 0	H: 1	E: 0	K: 0	S: 4	P: 4	R: 2	H: 2	E: 1	K: 0	S: 5	P: 9	R: 1	H: 3	E: 0	K: 0	S: 6	P: 6	R: 0	H: 2	E: 0	K: 0	S: 4	P: 4	R: 2	H: 1	E: 0	K: 0	S: 4	P: 16	1B: 9	SF: 1	2B: 3	SAC: 2	3B: 0	DP: 1	HR: 3	HBP: 0	WP: 0	PA: 45
--------------	------	------	------	------	------	------	------	------	------	------	------	------	------	------	------	------	------	------	------	------	------	------	------	------	------	------	------	------	------	------	------	------	------	------	------	------	------	------	------	------	------	------	------	------	------	------	------	------	------	------	------	------	------	-------	-------	-------	-------	--------	-------	-------	-------	--------	-------	--------

PITCHER	IP	WLS	BF	H	R	ER	SO	BB	IBB	HBP	BLK	WP	HR	S	P	ERA	WHIP
Ron Reed, R (1, 1) ERA: 3.87	5.2		27	9	6	5	1	3	0	0	0	0	2	26	38	7.94	2.118
George Stone, L (6, 1) ERA: 7.91	0.2		5	3	1	1	0	0	0	0	0	0	1	5	5	13.50	4.500
Cecil Upshaw, R (7, 1) ERA: 5.12	2.2	L	13	3	2	2	0	3	0	0	0	0	0	10	22	6.75	2.250

Batter	1	2	3	4	5	6	7	8	9	AB	R	H	RBI	BB	SO	LOB
Felix Millan, R (1, 4) OBP: 0.282, SLG: 0.310	0-0 1B 1B		0-0 1B SF8		0-0 1B 2B	0-0 E7 1B		0-0 F9		5	4	4	0	0	0	0
Ralph Garr, L (1, 8) OBP: 0.352, SLG: 0.384 Sonny Jackson, L (7, 8) OBP: 0.200, SLG: 0.200	0-0 L7		0-0 1-3 1B		0-0 BB SF9 1B	0-0 S FC4-2 1B		0-0 F6		4	1	3	1	0	0	1
Hank Aaron, R (1, 9) OBP: 0.355, SLG: 0.455	0-0 1-2 1B		0-0 SF8		0-0 1-3 BB 1B	4-0 FC4-2 S BB				3	0	2	2	1	1	0
Rico Carty, R (1, 7) OBP: 0.434, SLG: 0.478 Rod Gilbreath, R (9, PR)	0-0 1-2 2-H 1B		0-0 F9		4-0 1-2 2-3 BB	0-0 FC4-2				3	0	1	1	2	0	3
Earl Williams, R (1, 5) OBP: 0.337, SLG: 0.399	0-3 K		0-0 6-3		0-0 SF9	0-0 5-3				0	0	0	1	0	1	6
Orlando Cepeda, R (1, 3) OBP: 0.375, SLG: 0.527	0-3 K			0-0 HR	0-0 1-3		0-0 5-3			5	1	1	1	0	2	6
Paul Casanova, R (1, 2) OBP: 0.222, SLG: 0.233		0-0 6-3		0-3 K	0-0 F6		0-0 F6			4	0	0	0	0	1	2
Marty Perez, R (1, 6) OBP: 0.297, SLG: 0.296		0-0 5-3		0-0 F8		4-0 SH1-4 E BB	0-3 K			3	1	0	0	1	1	0
Ron Reed, R (1, 1) OBP: 0.088, SLG: 0.125 George Stone, L (6, 1) Cecil Upshaw, R (7, 1)		0-0 4-3		0-3 K		0-0 SH1-4		0-0 6-3		2	0	0	0	0	1	0

Inning Stats	R: 1	H: 3	E: 0	K: 2	S: 10	H: 3	LOB: 2	BB: 0	P: 10	R: 0	H: 0	E: 0	K: 0	S: 3	R: 0	H: 0	E: 0	K: 2	S: 7	R: 1	H: 2	E: 0	K: 0	S: 5	R: 1	H: 1	E: 0	K: 2	S: 8	R: 2	H: 3	E: 0	K: 0	S: 6	R: 2	H: 2	E: 1	K: 1	S: 5	R: 0	H: 0	E: 0	K: 1	S: 5	R: 0	H: 0	E: 0	K: 0	S: 3	R: 0	H: 0	E: 0	K: 2	S: 7	R: 0	H: 0	E: 0	K: 2	S: 11	1B: 9	SF: 2	2B: 1	SAC: 1	3B: 0	DP: 0	HR: 1	HBP: 0	WP: 0	PA: 42
--------------	------	------	------	------	-------	------	--------	-------	-------	------	------	------	------	------	------	------	------	------	------	------	------	------	------	------	------	------	------	------	------	------	------	------	------	------	------	------	------	------	------	------	------	------	------	------	------	------	------	------	------	------	------	------	------	------	------	------	------	------	-------	-------	-------	-------	--------	-------	-------	-------	--------	-------	--------

PITCHER	IP	WLS	BF	H	R	ER	SO	BB	IBB	HBP	BLK	WP	HR	S	P	ERA	WHIP
Steve Carlton, L (1, 1) ERA: 2.85	5.0		25	9	5	5	4	1	0	0	0	0	1	32	36	9.00	2.000
Gary Neibauer, R (6, 1) ERA: 6.86	0.1		4	2	2	1	0	1	0	0	0	0	0	3	7	27.00	9.000
Darrell Brandon, R (6, 1) ERA: 3.86	3.2	W	13	0	0	0	3	2	0	0	0	0	0	17	25	0.00	0.545

**BOTTOM**

**Philadelphia Phillies @ Atlanta Braves**  
Atlanta Stadium, Atlanta, GA

Wed Jun 21 1972, 7:05 PM EDT  
Att. 10,195 - Unknown

livebaseballscorecards.com

AB	35
R	7
H	11
RBI	6
BB	4
SO	7
LOB	18





Batter	1	2	3	4	5	6	7	8	9	AB R H RBI BB SO LOB	TOP
Felix Millan, R (1, 4) OBP: 0.283, SLG: 0.310	0-0 5-3		0-0 1-2 1B			0-0 SH5-3		0-0 F8		3 0 1 0 0 0 0	
Ralph Garr, L (1, 8) OBP: 0.346, SLG: 0.378	0-0 F5		0-0 5-3			0-3 K		0-0 F7		4 0 0 0 0 1 3	
Hank Aaron, R (1, 9) OBP: 0.349, SLG: 0.444	0-0 6-3			0-3 K		0-0 F4			0-0 G3	4 0 0 0 0 1 1	
Rico Carty, R (1, 7) OBP: 0.430, SLG: 0.472		0-3 K2-3		0-3 K			0-0 1B G6-3 1B		0-0 4-3	4 1 1 0 0 2 0	
Orlando Cepeda, R (1, 3) OBP: 0.369, SLG: 0.513		0-0 6-3		0-0 4-3			0-0 G6-3 1B 1-2 1B		0-0 F3	4 0 1 0 0 0 0	
Earl Williams, R (1, 2) OBP: 0.337, SLG: 0.398		0-0 G1			0-0 6-3		0-0 G6-3 1-2 2-3 1B			3 0 1 0 0 0 0	
Sonny Jackson, L (1, 5) OBP: 0.125, SLG: 0.125			0-0 F8		0-0 G3		0-0 G6-3 1-2 2-3 3-H			3 0 0 0 0 0 2	
Marty Perez, R (1, 6) OBP: 0.293, SLG: 0.292			0-0 F7		0-0 F8		0-0 5-3			3 0 0 0 0 0 1	
Phil Niekro, R (1, 1) OBP: 0.190, SLG: 0.268			0-0 1B 1B			1-0 SH5-3 HBP		0-0 6-3		2 0 1 0 0 0 0	
<b>Inning Stats</b>	R: 0 E: 0 K: 0 S: 3 H: 0 LOB: 0 BB: 0 P: 3	R: 0 E: 0 K: 1 S: 5 H: 0 LOB: 0 BB: 0 P: 5	R: 0 E: 0 K: 0 S: 5 H: 2 LOB: 2 BB: 0 P: 5	R: 0 E: 0 K: 2 S: 7 H: 0 LOB: 0 BB: 0 P: 7	R: 0 E: 0 K: 0 S: 3 H: 0 LOB: 0 BB: 0 P: 3	R: 0 E: 0 K: 1 S: 5 H: 0 LOB: 1 BB: 0 P: 6	R: 1 E: 0 K: 0 S: 5 H: 3 LOB: 1 BB: 0 P: 5	R: 0 E: 0 K: 0 S: 3 H: 0 LOB: 0 BB: 0 P: 3	R: 0 E: 0 K: 0 S: 3 H: 0 LOB: 0 BB: 0 P: 3	1B: 5 2B: 0 3B: 0 HR: 0 SF: 0 SAC: 1 DP: 1 HBP: 1	WP: 0 PB: 0 SB: 0 CS: 0 PA: 32
<b>PITCHER</b> Al Downing, L (1, 1) ERA: 2.32	IP: 9.0 WLS: W BF: 32 H: 5 R: 1 ER: 1 SO: 4 BB: 0 IBB: 0 HBP: 1 BLK: 0 WP: 0 HR: 0 S: 39 P: 40 ERA: 1.00 WHIP: 0.556										

Atlanta Braves @ Los Angeles Dodgers  
Dodger Stadium, Los Angeles, CA  
Fri Jun 23 1972, 7:05 PM PDT  
Att: 53,107 - Unknown

AB	30
R	1
H	5
RBI	0
BB	0
SO	4
LOB	7







Batter	1	2	3	4	5	6	7	8	9	AB R H RBI BB SO LOB	TOP		
<b>Felix Millan, R</b> (1, 4) OBP: 0.286, SLG: 0.317	0-0 FC1-5 2B		0-0 F4		0-0 5-3		0-0 E9 1-3 3-H 1B			4 0 2 1 0 0 0	<b>Atlanta Braves @ Los Angeles Dodgers</b> <b>Dodger Stadium, Los Angeles, CA</b> Sat Jun 24 1972, 7:05 PM PDT Unknown		
<b>Ralph Garr, L</b> (1, 9) OBP: 0.341, SLG: 0.371	0-0 FC1-5 1B 2-3		0-0 6-3		0-0 F8		0-0 F3			4 0 0 0 0 0 3			
<b>Mike Lum, L</b> (1, 8) OBP: 0.306, SLG: 0.316	0-0 BB 1-3 1B		0-0 1B 1B		0-0 F4		0-0 F7			4 0 2 0 0 0 0			
<b>Rico Carty, R</b> (1, 7) OBP: 0.431, SLG: 0.470 <b>Oscar Brown, R</b> (8, 7) OBP: 0.263, SLG: 0.556	4-0 BB 1-2 G5-4-3 BB		0-0 1-3 1B		0-0 L7		0-3 K			3 0 1 0 1 1 0 0 0 0 0 0 0 0			
<b>Orlando Cepeda, R</b> (1, 3) OBP: 0.352, SLG: 0.488	0-0 G5-4-3 1-2f		0-0 F2		0-3 K		0-0 F4			4 0 0 0 0 1 5			
<b>Earl Williams, R</b> (1, 2) OBP: 0.340, SLG: 0.397		0-0 F7		0-0 5-3		0-0 1B 1B 1B		4-0 FC8-4 BB		3 1 1 0 1 0 0			
<b>Sonny Jackson, L</b> (1, 5) OBP: 0.182, SLG: 0.182 <b>Hank Aaron, R</b> (9, PH) OBP: 0.347, SLG: 0.442 <b>Gil Garrido, R</b> (9, 5) OBP: 0.750, SLG: 0.667		0-0 1B		0-0 2-3		0-3 K		0-3 K		3 0 1 0 0 1 1 1 0 0 0 0 1 1 0 0 0 0 0 0 0			
<b>Marty Perez, R</b> (1, 6) OBP: 0.288, SLG: 0.286		0-3 K		0-0 F7		0-0 F8		0-0 FC8-4 1-2f		4 0 0 0 0 1 3			
<b>Tom Kelley, R</b> (1, 1) OBP: 0.161, SLG: 0.103		0-3 K		0-3 K		0-0 E 1-3 1B 1B		0-0 F8		4 0 1 0 0 2 2			
<b>Inning Stats</b>	R: 0 E: 0 K: 0 S: 4 H: 2 LOB: 2 BB: 1 P: 8	R: 0 E: 0 K: 2 S: 8 H: 1 LOB: 1 BB: 0 P: 8	R: 0 E: 0 K: 0 S: 5 H: 2 LOB: 2 BB: 0 P: 5	R: 0 E: 0 K: 0 S: 3 H: 0 LOB: 0 BB: 0 P: 3	R: 0 E: 0 K: 1 S: 5 H: 0 LOB: 0 BB: 0 P: 5	R: 0 E: 0 K: 1 S: 5 H: 0 LOB: 0 BB: 0 P: 5	R: 1 E: 1 K: 1 S: 8 H: 3 LOB: 2 BB: 0 P: 8	R: 0 E: 0 K: 1 S: 5 H: 0 LOB: 0 BB: 0 P: 5	R: 0 E: 0 K: 1 S: 5 H: 0 LOB: 1 BB: 1 P: 9	1B: 7 2B: 1 3B: 0 HR: 0 SF: 0 SAC: 0 DP: 1 HBP: 0	WP: 0 PB: 0 SB: 0 CS: 0 PA: 36		
<b>PITCHER</b>	IP WLS BF H R ER SO BB IBB HBP BLK WP HR S P ERA WHIP											<b>PITCHER</b>	IP WLS BF H R ER SO BB IBB HBP BLK WP HR S P ERA WHIP
<b>Don Sutton, R</b> (1, 1) ERA: 1.68	8.0 L 32 8 1 1 6 1 0 0 0 0 0 0 43 47 1.12 1.125												
<b>Pete Richert, L</b> (9, 1) ERA: 3.38	1.0 4 0 0 0 1 1 0 0 0 0 0 0 5 9 0.00 1.000												

livebaseballscorecards.com

<b>AB</b>	34
<b>R</b>	1
<b>H</b>	8
<b>RBI</b>	1
<b>BB</b>	2
<b>SO</b>	7
<b>LOB</b>	15







Batter	1	2	3	4	5	6	7	8	9	AB R H RBI BB SO LOB	TOP																	
Sonny Jackson, L (1, 5) OBP: 0.125, SLG: 0.125	0-0 G3		0-0 6-3		0-0 1-3		0-0 F8		0-0 5-3	5 0 0 0 0 0 5	<b>Atlanta Braves @ Los Angeles Dodgers</b> <b>Dodger Stadium, Los Angeles, CA</b> Sat Jun 24 1972, 7:05 PM PDT Att. 46,424 - Unknown <a href="http://livebaseballscorecards.com">livebaseballscorecards.com</a>																	
Felix Millan, R (1, 4) OBP: 0.288, SLG: 0.319	0-0 4-3			0-0 FC6-4 1B	0-0 5-3		0-0 5-3		0-0 1B 4-3 1B	5 2 2 0 0 0 3																		
Hank Aaron, R (1, 9) OBP: 0.357, SLG: 0.473	0-0 F8			0-0 FC6-4 1-3 SF7 2B		0-0 G4-6-3 1B		0-0 HR	0-0 4-3 1B	5 2 4 2 0 0 0																		
Rico Carty, R (1, 7) Oscar Brown, R (8, PR) OBP: 0.433, SLG: 0.467 OBP: 0.250, SLG: 0.526		0-0 L9		4-0 FC6-4 BB		0-3 K		0-0 1B 1B	0-0 4-3 1B	3 0 1 0 1 1 1 1 0 0 1 0 0 1																		
Mike Lum, L (1, 8) OBP: 0.301, SLG: 0.311		0-0 F8		0-0 FC6-4 1-2f 2-3 3-H		0-0 G4-6-3 1-2f		0-0 1B	0-0 F2	5 0 1 1 0 0 4																		
Earl Williams, R (1, 3) OBP: 0.339, SLG: 0.396		0-3 K		0-0 SF7 3-H			0-0 1B FC6-4 1B	0-0 F7		3 1 1 1 0 1 2																		
Paul Casanova, R (1, 2) OBP: 0.224, SLG: 0.234			0-0 F7	0-0 L6			0-0 FC6-4 1-2 1B	0-3 K		4 0 1 0 0 1 3																		
Marty Perez, R (1, 6) OBP: 0.296, SLG: 0.295			0-0 1-3 1B		0-0 1-3 SH1-4 1B		0-0 FC6-4 1-2 2-3 1B	0-0 4-3		4 0 3 0 0 0 2																		
Ron Schueler, R (1, 1) Ralph Garr, L (7, PH) Pat Jarvis, R (7, 1) OBP: 0.176, SLG: 0.188 OBP: 0.340, SLG: 0.370 OBP: 0.182, SLG: 0.273			0-0 1-3		0-0 SH1-4		0-0 FC6-4		0-0 1B 2B	1 0 0 0 0 0 1 1 0 0 1 0 0 2 1 1 1 0 0 0 0																		
<b>Inning Stats</b>	R: 0 E: 0 K: 0 S: 3	H: 0 LOB: 0 BB: 0 P: 3	R: 0 E: 0 K: 1 S: 5	H: 0 LOB: 0 BB: 0 P: 5	R: 0 E: 0 K: 0 S: 4	H: 1 LOB: 1 BB: 0 P: 4	R: 2 E: 0 K: 0 S: 5	H: 2 LOB: 1 BB: 1 P: 9	R: 0 E: 0 K: 0 S: 4	H: 1 LOB: 1 BB: 0 P: 4		R: 0 E: 0 K: 1 S: 5	H: 1 LOB: 0 BB: 0 P: 5	R: 1 E: 0 K: 0 S: 6	H: 3 LOB: 2 BB: 0 P: 6	R: 1 E: 0 K: 1 S: 8	H: 3 LOB: 2 BB: 0 P: 8	R: 2 E: 0 K: 0 S: 6	H: 3 LOB: 1 BB: 0 P: 6	1B: 11 2B: 2 3B: 0 HR: 1	SF: 1 SAC: 1 DP: 1 HBP: 0	WP: 0 PB: 0 SB: 0 CS: 0	PA: 41					
<b>PITCHER</b>	IP WLS BF H R ER SO BB IBB HBP BLK WP HR S P ERA WHIP											<b>PITCHER</b>	IP WLS BF H R ER SO BB IBB HBP BLK WP HR S P ERA WHIP															
Bill Singer, R (1, 1) ERA: 3.4	6.0		26	8	3	3	2	1	0	0	0	0	0	0	29	33	4.50	1.500										
Jim Brewer, L (7, 1) ERA: 1.3	2.0		9	3	1	1	1	0	0	0	0	0	1	11	11	4.50	1.500											
Hoyt Wilhelm, R (9, 1) ERA: 5.59	1.0	L	6	3	2	2	0	0	0	0	0	0	0	6	6	18.00	3.000											



Batter	1	2	3	4	5	6	7	8	9	AB	R	H	RBI	BB	SO	LOB
Bobby Valentine, R OBP: 0.306, SLG: 0.351 (1, 4)	0-3 K	0-0 G4-6-3		0-0 F6		0-0 F8		0-0 1B 2B		5	0	1	0	0	1	2
Manny Mota, R OBP: 0.349, SLG: 0.500 (1, 7)	0-0 WP BB SF8 1B		0-0 4-3	0-0 1B		0-0 1B		0-0 2-3 1B		5	1	4	0	0	0	0
Willie Davis, L OBP: 0.296, SLG: 0.420 (1, 8)	4-0 E WP 1-2 BB		0-0 1B 3B	0-0 F4		0-0 F4		4-0 IBB		3	1	1	0	2	0	2
Willie Crawford, L OBP: 0.307, SLG: 0.440 Hoyt Wilhelm, R (9, 1)	4-0 1-2 2-3 BB		0-0 1B SF9 1B	0-3 K		0-3 K		0-3 K		3	1	1	1	1	2	2
Bill Buckner, L OBP: 0.340, SLG: 0.353 (7, 9)	0-0 SF8		0-0 1B 1B 1B		0-0 1-3		0-0 F5		0-0 1-3	4	1	1	1	0	0	0
Steve Garvey, R OBP: 0.316, SLG: 0.391 (1, 5)	0-3 K		0-0 SF9		4-0 G3 BB BB		0-3 K		0-0 2B	3	0	1	1	1	2	2
Chris Cannizzaro, R OBP: 0.341, SLG: 0.351 (1, 2)		0-0 FC1-5 1B 1B	0-0 1B 1B	0-0 1B BB		4-0 G3 BB 1B		0-0 1B		4	0	3	0	1	0	1
Bill Russell, R OBP: 0.302, SLG: 0.391 Jim Lefebvre, S OBP: 0.291, SLG: 0.349 (9, PH)		0-0 FC1-5 1B	0-0 1B 1B	0-0 1B		0-0 G3		0-3 K		4	0	2	1	0	1	3
Bill Singer, R OBP: 0.156, SLG: 0.161 Jim Brewer, L OBP: 0.291, SLG: 0.349 Wes Parker, S OBP: 0.349, SLG: 0.280 Frank Robinson, R OBP: 0.362, SLG: 0.465 (8, PH)		0-0 FC1-5 G4-6-3 1-2 2-3f	0-3 K		0-0 4-3			0-0 6-3		3	0	0	0	0	1	6

Inning Stats	R: 1	H: 1	E: 1	K: 2	S: 8	H: 1	LOB: 2	BB: 2	P: 16	R: 0	H: 2	E: 0	K: 0	S: 4	R: 0	H: 5	E: 0	K: 1	S: 10	R: 0	H: 1	E: 0	K: 1	S: 6	R: 0	H: 0	E: 0	K: 0	S: 3	R: 0	H: 1	E: 0	K: 1	S: 6	R: 0	H: 1	E: 0	K: 2	S: 8	R: 0	H: 2	E: 0	K: 1	S: 6	R: 0	H: 1	E: 0	K: 1	S: 6	1B: 11	SF: 2	2B: 2	SAC: 0	3B: 1	DP: 1	HR: 0	HBP: 0	WP: 1	PA: 44
--------------	------	------	------	------	------	------	--------	-------	-------	------	------	------	------	------	------	------	------	------	-------	------	------	------	------	------	------	------	------	------	------	------	------	------	------	------	------	------	------	------	------	------	------	------	------	------	------	------	------	------	------	--------	-------	-------	--------	-------	-------	-------	--------	-------	--------

PITCHER	IP	WLS	BF	H	R	ER	SO	BB	IBB	HBP	BLK	WP	HR	S	P	ERA	WHIP
Ron Schueler, R ERA: 3.21 (1, 1)	6.0		31	10	4	4	5	4	0	0	0	1	0	37	53	6.00	2.333
Pat Jarvis, R ERA: 4.54 (7, 1)	3.0	W	13	4	0	0	4	0	1	0	0	0	0	20	24	0.00	1.333

**BOTTOM**

**Atlanta Braves @ Los Angeles Dodgers**  
**Dodger Stadium, Los Angeles, CA**

Sat Jun 24 1972, 7:05 PM PDT  
Att. 46,424 - Unknown

<b>AB</b>	<b>37</b>
<b>R</b>	<b>4</b>
<b>H</b>	<b>14</b>
<b>RBI</b>	<b>4</b>
<b>BB</b>	<b>5</b>
<b>SO</b>	<b>9</b>
<b>LOB</b>	<b>21</b>



PITCHER	IP	WLS	BF	H	R	ER	SO	BB	IBB	HBP	BLK	WP	HR	S	P	ERA	WHIP
---------	----	-----	----	---	---	----	----	----	-----	-----	-----	----	----	---	---	-----	------



Batter	1	2	3	4	5	6	7	8	9	AB R H RBI BB SO LOB	TOP											
Oscar Brown, R (1, 9) OBP: 0.261, SLG: 0.500 Jim Breazeale, L (8, PH) OBP: 0.222, SLG: 0.346 Joe Hoerner, R (8, 1)	0-3 K			0-0 6-3 1B		0-0 F9		0-3 K		3 0 1 0 0 1 0 1 0 0 0 0 1 2 0 0 0 0 0 0 0	<b>Atlanta Braves @ Los Angeles Dodgers</b> <b>Dodger Stadium, Los Angeles, CA</b> Sun Jun 25 1972, 3:33 AM PDT Att. 30,021 - Unknown <a href="http://livebaseballscorecards.com">livebaseballscorecards.com</a>											
Felix Millan, R (1, 4) OBP: 0.288, SLG: 0.318	0-0 F8			0-0 L7			0-0 1B 1B	0-0	4 0 1 0 0 0 3													
Hank Aaron, R (1, 3) OBP: 0.356, SLG: 0.466	0-3 K			0-0 6-3 1-2			0-0 F8	4-0 1B 4-3 BB	3 0 0 0 1 1 2													
Rico Carty, R (1, 7) OBP: 0.429, SLG: 0.462		0-0 G6-4-3 1B		0-0 6-3			0-3 K	0-0 4-3	4 0 1 0 0 1 3													
Earl Williams, R (1, 5) OBP: 0.341, SLG: 0.398		0-0 G6-4-3 1-2f		0-0 F9			0-0 1-3 1B	0-0 2-3 1B	4 0 2 0 0 0 1													
Paul Casanova, R (1, 2) OBP: 0.208, SLG: 0.216		0-0 5-3		0-3 K			0-0 F3	0-0 L5	4 0 0 0 0 1 4													
Mike Lum, L (1, 8) OBP: 0.299, SLG: 0.308 (8, 9)			0-0 4-3	0-3 K				0-0 1B 1B	4 0 1 0 0 1 2													
Marty Perez, R (1, 6) OBP: 0.296, SLG: 0.296			0-0 6-3	0-0 1-4-3				0-0 1-2 1B	3 0 1 0 0 0 0													
George Stone, L (1, 1) Cecil Upshaw, R (7, 1) Orlando Cepeda, R (8, PH) OBP: 0.348, SLG: 0.482 Sonny Jackson, L (8, 8) OBP: 0.125, SLG: 0.125			0-3 K	0-0 5-3				0-0 F8	2 0 0 0 0 1 0 0 0 0 0 0 0 0 1 0 0 0 0 0 2 0 0 0 0 0 0 0													
<b>Inning Stats</b>	R: 0 E: 0 K: 2 S: 7	H: 0 LOB: 0 BB: 0 P: 7	R: 0 E: 0 K: 0 S: 3	H: 1 LOB: 0 BB: 0 P: 3	R: 0 E: 0 K: 1 S: 5	H: 0 LOB: 0 BB: 0 P: 5	R: 0 E: 0 K: 0 S: 4	H: 1 LOB: 1 BB: 0 P: 4	R: 0 E: 0 K: 2 S: 7	H: 0 LOB: 0 BB: 0 P: 7		R: 0 E: 0 K: 0 S: 3	H: 0 LOB: 0 BB: 0 P: 3	R: 0 E: 0 K: 1 S: 7	H: 2 LOB: 2 BB: 0 P: 7	R: 0 E: 0 K: 1 S: 7	H: 2 LOB: 2 BB: 0 P: 7	R: 0 E: 0 K: 0 S: 4	H: 1 LOB: 2 BB: 1 P: 8	1B: 7 2B: 0 3B: 0 HR: 0	SF: 0 SAC: 0 DP: 1 HBP: 0	WP: 0 PB: 0 SB: 0 CS: 0
<b>PITCHER</b>	IP WLS BF H R ER SO BB IBB HBP BLK WP HR S P ERA WHIP																					
Tommy John, L (1, 1) ERA: 2.32 Pete Mikkelsen, R (8, 1) ERA: 4.37	7.0 W 26 6 0 0 6 0 0 0 0 0 0 0 0 38 38 0.00 0.857																					
	2.0 S 8 1 0 0 1 1 0 0 0 0 0 0 0 9 13 0.00 1.000																					



Batter	1	2	3	4	5	6	7	8	9
<b>Bobby Valentine, R</b> OBP: 0.305, SLG: 0.349 (1, 4) X	0-0 P4 			0-0 FC6-4 1B 		0-0 F7 	0-0 E5 1-2 2-3 		
<b>Willie Davis, L</b> OBP: 0.291, SLG: 0.414 (1, 8) X	0-0 F8 			0-0 P2 		0-0 F9 	0-0 4-3 		
<b>Manny Mota, R</b> OBP: 0.347, SLG: 0.514 (1, 7) X	0-0 6-3 			0-0 P3 		0-0 HR 		0-0 L5 	
<b>Wes Parker, S</b> OBP: 0.340, SLG: 0.272 (1, 3) X		0-0 P4 		0-0 FC6-4 1-2f 		0-0 F8 		0-0 6-3 	
<b>Steve Garvey, R</b> OBP: 0.325, SLG: 0.399 (1, 5) X		0-0 P6 			0-0 1B SF7 1B 		0-0 1B SH1-4 1B 	0-0 E 1B 1B 	
<b>Bill Buckner, L</b> OBP: 0.339, SLG: 0.353 (1, 9) X		0-0 P6 			0-0 P3 		0-0 SH1-4 1-2 	0-0 E6 1B 1B 	
<b>Chris Cannizzaro, R</b> OBP: 0.360, SLG: 0.364 (1, 2) X			0-0 F8 		0-0 SF7 1B 		4-0 FC1-5 1B IBB 	0-0 E5 2-H 3-H 1B 	
<b>Bill Russell, R</b> OBP: 0.301, SLG: 0.390 (1, 6) X			0-0 6-3 		0-0 SF7 1-2 3-H 		0-0 E FC1-5 1B 	0-0 E5 1-3 	
<b>Tommy John, R</b> OBP: 0.069, SLG: 0.069 (1, 1) X			0-0 F3 		0-0 F3 		0-0 FC1-5 E 		
<b>Pete Mikkelsen, R</b> (8, 1)							1-2 2-3f 		

AB	R	H	RBI	BB	SO	LOB
4	0	1	0	0	0	2
4	0	0	0	0	0	4
4	1	1	1	0	0	1
4	0	0	0	0	0	1
4	3	3	0	0	0	0
3	1	1	0	0	0	1
3	0	2	2	1	0	0
3	0	1	2	0	0	1
3	0	0	0	0	0	3
0	0	0	0	0	0	0

**BOTTOM**

**Atlanta Braves @ Los Angeles Dodgers**  
**Dodger Stadium, Los Angeles, CA**  
 Sun Jun 25 1972, 3:33 AM PDT  
 Att. 30,021 - Unknown

[livebaseballscorecards.com](http://livebaseballscorecards.com)

<b>AB</b>	<b>32</b>
<b>R</b>	<b>5</b>
<b>H</b>	<b>9</b>
<b>RBI</b>	<b>5</b>
<b>BB</b>	<b>1</b>
<b>SO</b>	<b>0</b>
<b>LOB</b>	<b>13</b>



1B: 8	SF: 1
2B: 0	SAC: 1
3B: 0	DP: 0
HR: 1	HBP: 0

WP: 0	PA: 35
PB: 0	
SB: 0	
CS: 0	

Inning Stats		R: 0	H: 0	E: 0	LOB: 0	K: 0	BB: 0	S: 3	P: 3										
<b>George Stone, L</b> ERA: 7.01 (1, 1)	6.1	WLS	BF	H	R	ER	SO	BB	IBB	HBP	BLK	WP	HR	S	P	ERA	WHIP		
<b>Cecil Upshaw, R</b> ERA: 4.95 (7, 1)	0.2		3	0	0	0	0	0	0	0	0	0	0	3	3	0.00	0.000		
<b>Joe Hoerner, L</b> ERA: 3.28 (8, 1)	1.0		6	3	2	1	0	0	0	0	0	0	0	6	6	9.00	3.000		

PITCHER		IP	WLS	BF	H	R	ER	SO	BB	IBB	HBP	BLK	WP	HR	S	P	ERA	WHIP
<b>George Stone, L</b> ERA: 7.01 (1, 1)	6.1			26	6	3	3	0	0	0	0	0	0	1	25	29	4.26	0.947
<b>Cecil Upshaw, R</b> ERA: 4.95 (7, 1)	0.2			3	0	0	0	0	0	0	0	0	0	0	3	3	0.00	0.000
<b>Joe Hoerner, L</b> ERA: 3.28 (8, 1)	1.0			6	3	2	1	0	0	0	0	0	0	6	6	9.00	3.000	



Batter	1	2	3	4	5	6	7	8	9	AB R H RBI BB SO LOB	TOP
Oscar Brown, R OBP: 0.259, SLG: 0.500 (1, 9) X	0-0 4-3		0-0 F6		0-0 FC5-4			0-0 2B		4 0 1 0 0 0 1	
Felix Millan, R OBP: 0.291, SLG: 0.318 (1, 4) B B B	4-0 BB BB BB		0-0 1B			0-0 F8		0-3 K		3 0 1 0 1 1 1	
Hank Aaron, R OBP: 0.358, SLG: 0.464 (1, 3) B B B	4-0 1-2 BB BB		0-0 F9			0-0 5-3		0-0 BB 1B		3 0 1 0 1 0 1	
Rico Carty, R OBP: 0.426, SLG: 0.455 (1, 7) B B B	4-0 1-2 2-3 BB			0-0 F9		0-0 F6		0-0 F8		3 0 0 0 1 0 1	
Earl Williams, R OBP: 0.336, SLG: 0.391 (1, 5) X	0-0 G4-6-3 1-2f			0-3 K			0-0 F8	0-3 K		4 0 0 0 0 2 4	
Mike Lum, L OBP: 0.306, SLG: 0.303 (1, 8) B B B B		4-0 CS BB		0-3 K			0-0 F4	4-0 1-2 BB		2 0 0 0 2 1 0	
Paul Casanova, R OBP: 0.193, SLG: 0.200 (1, 2) S S S		0-3 K			0-0 F8		0-0 5-3	0-3 K		4 0 0 0 0 2 3	
Marty Perez, R OBP: 0.292, SLG: 0.292 (1, 6) X		0-0 F8			0-3 K			0-0 6-3		3 0 0 0 0 1 0	
Ron Reed, R OBP: 0.111, SLG: 0.147 (1, 1)			0-0 F9		0-0 FC5-4 1B			0-0 F4		2 0 1 0 0 0 0	
Orlando Cepeda, R OBP: 0.344, SLG: 0.476 (8, PH)										1 0 0 0 0 0 0	
Mike McQueen, L OBP: 0.250, SLG: 0.250 (8, 1)										0 0 0 0 0 0 0	
<b>Inning Stats</b>	R: 0 H: 0 E: 0 K: 0 S: 2 H: 0 LOB: 2 BB: 3 P: 14	R: 0 H: 0 E: 0 K: 1 S: 4 H: 0 LOB: 0 BB: 1 P: 8	R: 0 H: 1 E: 0 K: 0 S: 4 H: 1 LOB: 1 BB: 0 P: 4	R: 0 H: 0 E: 0 K: 2 S: 7 H: 0 LOB: 0 BB: 0 P: 7	R: 0 H: 1 E: 0 K: 1 S: 6 H: 1 LOB: 1 BB: 0 P: 6	R: 0 H: 0 E: 0 K: 0 S: 3 H: 0 LOB: 0 BB: 0 P: 3	R: 0 H: 0 E: 0 K: 0 S: 3 H: 0 LOB: 0 BB: 0 P: 3	R: 0 H: 1 E: 0 K: 1 S: 6 H: 1 LOB: 1 BB: 0 P: 6	R: 0 H: 1 E: 0 K: 2 S: 8 H: 1 LOB: 2 BB: 1 P: 12	1B: 3 SF: 0 2B: 1 SAC: 0 3B: 0 DP: 1 HR: 0 HBP: 0	WP: 0 PA: 34 PB: 0 SB: 0 CS: 1
<b>PITCHER</b> Ron Bryant, L ERA: 2.64 (1, 1)	IP WLS BF H R ER SO BB IBB HBP BLK WP HR S P ERA WHIP 9.0 W 34 4 0 0 7 5 0 0 0 0 0 0 43 63 0.00 1.000										

Atlanta Braves @ San Francisco Giants  
Candlestick Park, San Francisco, CA  
Mon Jun 26 1972, 6:33 AM EDT  
Att. 2,871 - Unknown

AB	29
R	0
H	4
RBI	0
BB	5
SO	7
LOB	11



Batter	1	2	3	4	5	6	7	8	9	AB	R	H	RBI	BB	SO	LOB	
<b>Bobby Bonds, R</b> OBP: 0.316, SLG: 0.436 (1, 9) X	0-0 6-3 ①		0-3 K ②		0-0 G3 ①		0-0 6-3 ①			4	0	0	0	0	1	1	
<b>Jim Howarth, L</b> OBP: 0.386, SLG: 0.354 (1, 8) X	0-0 E 1B 1B		0-0 G3 ③		0-0 4-3 ②		0-0 F8 ②			4	0	1	0	0	0	1	
<b>Chris Speier, R</b> OBP: 0.347, SLG: 0.409 (1, 6) X	0-0 E7 1-3 1B			0-0 2B 1B 1B	4-0 1B BB		0-0 6-3 ③			3	1	2	0	1	0	0	
<b>Ed Goodson, L</b> OBP: 0.337, SLG: 0.451 (1, 3) X	0-0 2-3 ②			0-0 1B FC4-6 2B	0-0 1-2 FC6-4 1B		0-0 G3-6 1B			4	1	3	1	0	0	2	
<b>Dave Kingman, R</b> OBP: 0.303, SLG: 0.475 (1, 7) X	0-0 F6 ③			0-0 FC4-6 1B	0-0 FC6-4 ③		0-0 K ①			4	0	1	1	0	1	5	
<b>Dave Rader, L</b> OBP: 0.300, SLG: 0.325 (1, 2) X		0-0 5-3 ①		0-3 K ①		0-0 4-3 ①		0-0 G3-6 ② ⑤		4	0	0	0	0	1	3	
<b>Al Gallagher, R</b> OBP: 0.374, SLG: 0.340 (1, 5) X		0-0 G3 ②		0-0 FC4-6 ②		0-0 4-3 2B				3	0	1	1	0	0	1	
<b>Tito Fuentes, S</b> OBP: 0.295, SLG: 0.358 (1, 4) X		0-0 F8 ③		0-0 F9 ③		0-0 4-3 ②				3	0	0	0	0	0	2	
<b>Ron Bryant, S</b> OBP: 0.125, SLG: 0.156 (1, 1) X			0-3 K ①		0-0 4-3 G3 1B 1B		0-0 6-3 ③			3	1	1	0	0	1	1	
<b>Inning Stats</b>	R: 0 E: 1 K: 0 S: 5	H: 2 LOB: 2 BB: 0 P: 5	R: 0 E: 0 K: 0 S: 3	H: 0 LOB: 0 BB: 0 P: 3	R: 0 E: 0 K: 2 S: 7	H: 0 LOB: 0 BB: 0 P: 7	R: 2 E: 0 K: 1 S: 8	H: 3 LOB: 1 BB: 0 P: 8	R: 1 E: 0 K: 0 S: 5	H: 2 LOB: 2 BB: 1 P: 9	R: 0 E: 0 K: 0 S: 4	H: 1 LOB: 1 BB: 0 P: 4	R: 0 E: 0 K: 0 S: 3	H: 0 LOB: 0 BB: 0 P: 3	R: 0 E: 0 K: 1 S: 5	H: 1 LOB: 0 BB: 0 P: 5	
<b>PITCHER</b> <b>Ron Reed, R</b> ERA: 3.87 (1, 1)	IP: 7.0 WLS: L BF: 30 H: 8 R: 3 ER: 3 SO: 3	IP: 1.0 WLS: L BF: 3 H: 1 R: 0 ER: 0 SO: 1	IP: 0.0 WLS: L BF: 0 H: 0 R: 0 ER: 0 SO: 0	IP: 0.0 WLS: L BF: 0 H: 0 R: 0 ER: 0 SO: 0	IP: 0.0 WLS: L BF: 0 H: 0 R: 0 ER: 0 SO: 0	IP: 0.0 WLS: L BF: 0 H: 0 R: 0 ER: 0 SO: 0	IP: 0.0 WLS: L BF: 0 H: 0 R: 0 ER: 0 SO: 0	IP: 0.0 WLS: L BF: 0 H: 0 R: 0 ER: 0 SO: 0	IP: 0.0 WLS: L BF: 0 H: 0 R: 0 ER: 0 SO: 0	IP: 0.0 WLS: L BF: 0 H: 0 R: 0 ER: 0 SO: 0	IP: 0.0 WLS: L BF: 0 H: 0 R: 0 ER: 0 SO: 0	IP: 0.0 WLS: L BF: 0 H: 0 R: 0 ER: 0 SO: 0	IP: 0.0 WLS: L BF: 0 H: 0 R: 0 ER: 0 SO: 0	IP: 0.0 WLS: L BF: 0 H: 0 R: 0 ER: 0 SO: 0	IP: 0.0 WLS: L BF: 0 H: 0 R: 0 ER: 0 SO: 0	IP: 0.0 WLS: L BF: 0 H: 0 R: 0 ER: 0 SO: 0	IP: 0.0 WLS: L BF: 0 H: 0 R: 0 ER: 0 SO: 0
<b>PITCHER</b> <b>Mike McQueen, L</b> ERA: 4.2 (8, 1)	IP: 1.0 WLS: L BF: 3 H: 1 R: 0 ER: 0 SO: 1	IP: 0.0 WLS: L BF: 0 H: 0 R: 0 ER: 0 SO: 0	IP: 0.0 WLS: L BF: 0 H: 0 R: 0 ER: 0 SO: 0	IP: 0.0 WLS: L BF: 0 H: 0 R: 0 ER: 0 SO: 0	IP: 0.0 WLS: L BF: 0 H: 0 R: 0 ER: 0 SO: 0	IP: 0.0 WLS: L BF: 0 H: 0 R: 0 ER: 0 SO: 0	IP: 0.0 WLS: L BF: 0 H: 0 R: 0 ER: 0 SO: 0	IP: 0.0 WLS: L BF: 0 H: 0 R: 0 ER: 0 SO: 0	IP: 0.0 WLS: L BF: 0 H: 0 R: 0 ER: 0 SO: 0	IP: 0.0 WLS: L BF: 0 H: 0 R: 0 ER: 0 SO: 0	IP: 0.0 WLS: L BF: 0 H: 0 R: 0 ER: 0 SO: 0	IP: 0.0 WLS: L BF: 0 H: 0 R: 0 ER: 0 SO: 0	IP: 0.0 WLS: L BF: 0 H: 0 R: 0 ER: 0 SO: 0	IP: 0.0 WLS: L BF: 0 H: 0 R: 0 ER: 0 SO: 0	IP: 0.0 WLS: L BF: 0 H: 0 R: 0 ER: 0 SO: 0	IP: 0.0 WLS: L BF: 0 H: 0 R: 0 ER: 0 SO: 0	IP: 0.0 WLS: L BF: 0 H: 0 R: 0 ER: 0 SO: 0

**BOTTOM**

**Atlanta Braves @ San Francisco Giants**  
Candlestick Park, San Francisco, CA

livebaseballscores.com

<b>AB</b>	<b>32</b>
<b>R</b>	<b>3</b>
<b>H</b>	<b>9</b>
<b>RBI</b>	<b>3</b>
<b>BB</b>	<b>1</b>
<b>SO</b>	<b>4</b>
<b>LOB</b>	<b>16</b>



WP: 0	PA: 33
PB: 0	SB: 0
CS: 0	

Mon Jun 26 1972, 6:33 AM EDT  
Att. 2,871 - Unknown



Batter	1	2	3	4	5	6	7	8	9	10	AB R H RBI BB SO LOB	TOP		
Oscar Brown, R (1.9) OBP: 0.281, SLG: 0.484	0-0 1B 1B		0-0 SH3-4 1B		0-3 K		0-0 F6		0-0 1-4-3		5 0 2 0 0 1 1	<p align="center"><b>Atlanta Braves @ San Francisco Giants</b></p> <p align="center">Candlestick Park, San Francisco, CA</p> <p align="center">Tue Jun 27 1972, 10:05 PM EDT Att: 5,116 - Unknown</p>		
Felix Millan, R (1.4) OBP: 0.297, SLG: 0.322	0-0 1B G6-4-3		0-0 SH3-4		4-0 BB BB		0-0 6-3		0-0 1B		3 0 2 1 1 0 0			
Hank Aaron, R (1.3) OBP: 0.359, SLG: 0.459	0-0 F7		0-0 F6		4-0 BB		0-0 WP 1B		0-0 6-3		4 0 1 0 1 0 6			
Rico Carty, R (1.7) OBP: 0.421, SLG: 0.444	0-0 G6-4-3 1-2f		4-0 IBB		0-0 F9		0-0 F9		0-0 F8		4 0 0 0 1 0 5			
Earl Williams, R (1.2) OBP: 0.333, SLG: 0.387		0-0 1B	0-0 F8		0-0 F8		0-3 K		0-0 F9		5 0 1 0 0 1 4			
Mike Lum, L (1.8) OBP: 0.317, SLG: 0.327		0-3 K		0-0 6-3		0-0 1B 3B		4-0 FC5-4 BB		0-0 FC6-4 1B			4 1 2 0 1 1 1	
Marty Perez, R (1.6) OBP: 0.290, SLG: 0.290		0-3 K		0-0 F4		0-0 G5-4-3 1B		0-0 FC5-4 1-2f		0-0 FC6-4 1-2f			5 0 1 1 0 1 4	
Gil Garrido, R (1.5) OBP: 0.375, SLG: 0.286		0-0 F4		0-3 K		0-0 G5-4-3 1-2f			0-0 6-3		4 0 0 0 0 1 2			
Phil Niekro, R (1.1) OBP: 0.200, SLG: 0.273			0-0 SH3-4 1B		0-0 6-3		0-3 K		4-0 1-4-3 1B BB		3 0 1 0 0 1 0			
Orlando Cepeda, R (9, PH) OBP: 0.352, SLG: 0.476											0 0 0 0 1 0 0			
Sonny Jackson, L (9, PR) OBP: 0.125, SLG: 0.125											0 1 0 0 0 0 0			
Cecil Upshaw, R (9.1)											0 0 0 0 0 0 0			
<b>Inning Stats</b>	R: 0 H: 2 E: 0 LOB: 1 K: 0 BB: 0 S: 4 P: 4	R: 0 H: 1 E: 0 LOB: 1 K: 2 BB: 0 S: 8 P: 8	R: 0 H: 2 E: 0 LOB: 3 K: 0 BB: 1 S: 5 P: 9	R: 0 H: 0 E: 0 LOB: 0 K: 1 BB: 0 S: 5 P: 5	R: 0 H: 0 E: 0 LOB: 2 K: 1 BB: 2 S: 5 P: 13	R: 1 H: 2 E: 0 LOB: 0 K: 0 BB: 0 S: 4 P: 4	R: 0 H: 0 E: 0 LOB: 0 K: 1 BB: 0 S: 5 P: 5	R: 0 H: 1 E: 0 LOB: 2 K: 1 BB: 1 S: 6 P: 10	R: 1 H: 1 E: 0 LOB: 2 K: 0 BB: 1 S: 4 P: 8	R: 0 H: 1 E: 0 LOB: 1 K: 0 BB: 0 S: 4 P: 4	1B: 9 SF: 0 2B: 0 SAC: 1 3B: 1 DP: 2 HR: 0 HBP: 0	WP: 3 PA: 43 PB: 0 SB: 0 CS: 0		
<b>PITCHER</b>	IP WLS BF H R ER SO BB IBB HBP BLK WP HR S P ERA WHIP													
Sam McDowell, L (1.1) ERA: 4.14	8.2	W 37	H 8 R 2 ER 2 SO 6 BB 4 IBB 1 HBP 0 BLK 0 WP 2 HR 0 S 44 P 64 ERA 2.08 WHIP 1.385											
Jerry Johnson, R (9.1) ERA: 5.68	1.1	W 6	H 2 R 0 ER 0 SO 0 BB 0 IBB 0 HBP 0 BLK 0 WP 0 HR 0 S 6 P 6 ERA 0.00 WHIP 1.500											

AB	37
R	2
H	10
RBI	2
BB	5
SO	6
LOB	23



Batter	1	2	3	4	5	6	7	8	9	10	AB	R	H	RBI	BB	SO	LOB
<b>Bobby Bonds, R</b> OBP: 0.314, SLG: 0.443 (1, 9)	0-0 6-3		0-0 F3		0-0 FC5-4		0-0 F9			0-0 HR	5	1	1	1	0	0	4
<b>Jim Howarth, L</b> OBP: 0.361, SLG: 0.327 (1, 8)	0-0 G3		0-0 G3		0-0 4-1			0-0 4-3			4	0	0	0	0	0	2
<b>Chris Speier, R</b> OBP: 0.353, SLG: 0.425 (1, 6)	0-0 1B			0-0 HR		0-0 F4		0-0 2B 1B			4	2	3	1	0	0	0
<b>Willie McCovey, L</b> OBP: 0.294, SLG: 0.316 (1, 3)	0-0 F8			0-3 K		0-0 F5		0-3 K			4	0	0	0	0	2	2
<b>Dave Kingman, R</b> OBP: 0.302, SLG: 0.475 (1, 7)		0-3 K		0-0 F8		0-3 K		0-0 2B			4	0	1	1	0	2	0
<b>Dave Rader, L</b> OBP: 0.304, SLG: 0.329 (1, 2)		0-0 G3		0-0 1B			0-0 SH5-4 1B	0-0 F9			4	0	2	0	0	0	1
<b>Al Gallagher, R</b> OBP: 0.362, SLG: 0.327 (1, 5)		0-0 F4		0-0 F8			0-3 K		0-0 5-3		4	0	0	0	0	1	2
<b>Tito Fuentes, S</b> OBP: 0.295, SLG: 0.356 (1, 4)			0-0 F6		0-0 1-3		0-0 SH5-4 1B		0-0 F8		4	0	1	0	0	0	0
<b>Sam McDowell, L</b> OBP: 0.182, SLG: 0.233 (1, 1)			0-0 2B		0-0 1B		0-0 SH5-4		0-0 5-3		2	0	2	0	0	0	0
<b>Jerry Johnson, R</b> (9, 1)					0-0 FC5-4 1B		1-2 2-3				1	0	0	0	0	0	0

Inning Stats	R: 0	H: 1	E: 0	K: 0	S: 4	P: 4	R: 0	H: 0	E: 0	K: 1	S: 5	P: 5	R: 0	H: 1	E: 0	K: 0	S: 4	R: 1	H: 2	E: 0	K: 1	S: 7	P: 7	R: 0	H: 1	E: 0	K: 0	S: 4	P: 4	R: 0	H: 0	E: 0	K: 1	S: 5	P: 5	R: 0	H: 2	E: 0	K: 1	S: 7	P: 7	R: 1	H: 2	E: 0	K: 1	S: 7	P: 7	R: 0	H: 0	E: 0	K: 0	S: 3	P: 3	R: 1	H: 1	E: 0	K: 0	S: 1	P: 1	1B: 6	SF: 0	2B: 2	SAC: 1	3B: 0	DP: 0	HR: 2	HBP: 0	WP: 0	PA: 37
--------------	------	------	------	------	------	------	------	------	------	------	------	------	------	------	------	------	------	------	------	------	------	------	------	------	------	------	------	------	------	------	------	------	------	------	------	------	------	------	------	------	------	------	------	------	------	------	------	------	------	------	------	------	------	------	------	------	------	------	------	-------	-------	-------	--------	-------	-------	-------	--------	-------	--------

PITCHER	IP	WLS	BF	H	R	ER	SO	BB	IBB	HBP	BLK	WP	HR	S	P	ERA	WHIP
<b>Phil Niekro, R</b> ERA: 3.3 (1, 1)	8.0		33	9	2	2	5	0	0	0	0	0	1	43	43	2.25	1.125
<b>Cecil Upshaw, R</b> ERA: 5.14 (9, 1)	1.0	L	4	1	1	1	0	0	0	0	0	0	1	4	4	9.00	1.000


**BOTTOM**

**Atlanta Braves @ San Francisco Giants**  
Candlestick Park, San Francisco, CA

Tue Jun 27 1972, 10:05 PM EDT  
Att. 5,116 - Unknown

livebaseballscorecards.com

<b>AB</b>	36
<b>R</b>	3
<b>H</b>	10
<b>RBI</b>	3
<b>BB</b>	0
<b>SO</b>	5
<b>LOB</b>	11





Batter	1	2	3	4	5	6	7	8	9	AB R H RBI BB SO LOB	TOP	
<b>Felix Millan, R</b> OBP: 0.296, SLG: 0.320 (1, 4) X	0-0 BB BB 5-3 1B		X 0-0 L8		X 0-0 F9		X 0-0 6-3		X 0-0 F7	5 1 1 0 0 0 1		
<b>Ralph Garr, L</b> OBP: 0.341, SLG: 0.371 (1, 9) S S S	0-3 K		X 0-0 F6		X 0-0 1-3		X 0-0 1B 1B		X 0-0 HR 1B	5 2 2 0 0 1 2		
<b>Hank Aaron, R</b> OBP: 0.368, SLG: 0.477 (1, 3) B B B	4-0 5-3 BB 1-2 BB		B B B 4-0 1B BB		X 0-0 F7		X 0-0 1B 1B		X 0-0 HR	3 1 2 2 2 0 1		
<b>Rico Carty, R</b> OBP: 0.420, SLG: 0.440 <b>Oscar Brown, R</b> OBP: 0.281, SLG: 0.484 (1, 7) B B B (9, 7) B B	4-0 5-3 BB 1-2 2-3		X 0-0 1B		X 0-0 L9		X 0-0 L9		X 0-0 L8	4 0 1 0 1 0 2 0 0 0 0 0 0 0		
<b>Mike Lum, L</b> OBP: 0.321, SLG: 0.331 (1, 8) X	0-0 5-3 1-2 2-3 3-H		S S S 0-3 K		X 0-0 1B BB 1B		X 0-0 1B		X 0-0 F6	5 0 2 2 0 1 4		
<b>Earl Williams, R</b> OBP: 0.332, SLG: 0.382 (1, 5) S S S	0-3 K		S S S 0-3 K		B B B 4-0 1-2 1B BB		X 0-0 1-3			3 0 0 0 1 2 4		
<b>Paul Casanova, R</b> OBP: 0.197, SLG: 0.203 (1, 2) X		X 0-0 CS 1B		S S S 0-3 K		X 0-0 F3		S S S 0-3 K		4 0 1 0 0 2 2		
<b>Marty Perez, R</b> OBP: 0.290, SLG: 0.289 (1, 6) S S S		S S S 0-3 K		X 0-0 L8		X 0-0 FC4-6 1B		X 0-0 F4		4 0 1 0 0 1 1		
<b>Ron Schueler, R</b> OBP: 0.190, SLG: 0.200 (1, 1) X		X 0-0 F8		X 0-0 1-3 1B		X 0-0 FC4-6		S S S 0-3 K		4 0 1 0 0 1 3		
<b>Inning Stats</b>	R: 1 H: 1 E: 0 LOB: 2 K: 2 BB: 2 S: 8 P: 16	R: 0 H: 1 E: 0 LOB: 0 K: 1 BB: 0 S: 5 P: 5	R: 0 H: 1 E: 0 LOB: 2 K: 1 BB: 1 S: 6 P: 10	R: 0 H: 0 E: 0 LOB: 0 K: 2 BB: 0 S: 7 P: 7	R: 0 H: 1 E: 0 LOB: 1 K: 0 BB: 0 S: 4 P: 4	R: 0 H: 2 E: 0 LOB: 3 K: 0 BB: 1 S: 5 P: 9	R: 1 H: 3 E: 0 LOB: 2 K: 0 BB: 0 S: 6 P: 6	R: 0 H: 0 E: 0 LOB: 0 K: 2 BB: 0 S: 7 P: 7	R: 2 H: 2 E: 0 LOB: 0 K: 0 BB: 0 S: 5 P: 5	1B: 10 SF: 0 2B: 0 SAC: 0 3B: 0 DP: 0 HR: 1 HBP: 0	WP: 0 PA: 41 PB: 0 SB: 0 CS: 1	
<b>PITCHER</b> <b>Mike Corkins, R</b> ERA: 2.82 (1, 1)	IP WLS BF H R ER SO BB IBB HBP BLK WP HR S P ERA WHIP											<b>PITCHER</b> IP WLS BF H R ER SO BB IBB HBP BLK WP HR S P ERA WHIP
	9.0 L 41 11 4 4 8 4 0 0 0 0 1 53 69 4.00 1.667											

Atlanta Braves @ San Diego Padres  
San Diego Stadium, San Diego, CA  
Wed Jun 28 1972, 10:05 PM EDT  
Unknown

livebaseballscorecards.com

AB 37  
R 4  
H 11  
RBI 4  
BB 4  
SO 8  
LOB 20



Batter	1	2	3	4	5	6	7	8	9	AB	R	H	RBI	BB	SO	LOB
Jerry Morales, R OBP: 0.360, SLG: 0.448 (1, 8)	0-3 K		0-0 4-3		0-0 6-3 2B			0-0 FC1-8 1B		4	0	2	0	0	1	0
Dave Roberts, R OBP: 0.257, SLG: 0.303 (1, 5)	4-0 BB BB		0-0 2B 2B		0-0 6-3			0-0 FC1-6 1-2f S		3	1	1	0	1	0	2
Cito Gaston, R OBP: 0.296, SLG: 0.368 (1, 7)	0-0 F4		0-0 5-3		0-0 6-3			0-0 F9 1-2		4	0	0	0	0	0	4
Nate Colbert, R OBP: 0.284, SLG: 0.439 (1, 3)	4-0 1-2 BB		0-0 2B 2B		0-0 L7			0-0 6-3		3	0	1	1	1	0	1
Larry Stahl, L OBP: 0.288, SLG: 0.359 (1, 9)	0-3 K		0-0 L5		0-0 F7			0-3 K		4	0	0	0	0	2	3
Garry Jesteadt, R OBP: 0.252, SLG: 0.307 (1, 4)		0-0 F3		0-0 F8		0-0 F7		0-0 E6 4-3		4	0	0	0	0	0	0
Pat Corrales, R OBP: 0.192, SLG: 0.125 (1, 2)		0-0 4-3		0-3 K		0-0 F8		0-0 4-3		3	0	0	0	0	1	0
Leron Lee, L OBP: 0.350, SLG: 0.502 (9, PH)		0-0 4-3		0-3 K		0-0 K		0-0 4-3		1	0	0	0	0	0	1
Enzo Hernandez, R OBP: 0.233, SLG: 0.222 (1, 6)		0-0 1-3		0-3 K		0-3 K		0-0 K		3	0	0	0	0	2	0
Curt Biefary, L OBP: 0.298, SLG: 0.372 (9, PH)										1	0	0	0	0	0	1
Mike Corkins, R OBP: 0.100, SLG: 0.400 (1, 1)			0-0 HR		0-3 K			0-0 6-3		3	1	1	1	0	1	0

Inning Stats	R: 0	H: 0	E: 0	K: 2	S: 7	R: 0	H: 0	E: 0	K: 0	S: 3	R: 2	H: 3	E: 0	K: 0	S: 6	R: 0	H: 0	E: 0	K: 2	S: 7	R: 0	H: 1	E: 0	K: 1	S: 6	R: 0	H: 0	E: 0	K: 0	S: 3	R: 0	H: 1	E: 0	K: 1	S: 5	R: 0	H: 1	E: 0	K: 0	S: 4	R: 0	H: 0	E: 1	K: 1	S: 6	1B: 1	2B: 3	3B: 0	HR: 1	SF: 0	SAC: 0	DP: 0	HBP: 0	WP: 0	PB: 0	SB: 1	CS: 0	PA: 35
PITCHER Ron Schuele, R ERA: 3.06 (1, 1)	IP	WLS	BF	H	R	ER	SO	BB	IBB	HBP	BLK	WP	HR	S	P	ERA	WHIP																																									

**BOTTOM**

**Atlanta Braves @ San Diego Padres**  
San Diego Stadium, San Diego, CA

Wed Jun 28 1972, 10:05 PM EDT  
Unknown

livebaseballscorecards.com

<b>AB</b>	<b>33</b>
<b>R</b>	<b>2</b>
<b>H</b>	<b>5</b>
<b>RBI</b>	<b>2</b>
<b>BB</b>	<b>2</b>
<b>SO</b>	<b>7</b>
<b>LOB</b>	<b>12</b>





Batter	1	2	3	4	5	6	7	8	9	AB R H RBI BB SO LOB	TOP																								
Oscar Brown, R (1, 8) OBP: 0.270, SLG: 0.444	0-0 5-3		0-3 K	0-0 6-3			0-0 SH5-3 1B		0-0 6-3	5 0 1 0 0 1 1																									
Ralph Garr, L (1, 9) OBP: 0.343, SLG: 0.373	0-0 FC4 1B		0-0 FC4-6 1B		0-0 6-3		0-0 SH5-3 1-2 2-3		0-0 E6 G4-3	4 0 2 0 0 0 0																									
Felix Millan, R (1, 4) OBP: 0.295, SLG: 0.319	0-0 FC4		0-0 FC4-6 BB 1B		0-0		0-0 L6		0-0 G4-3	4 0 1 0 0 0 5																									
Gil Garrido, R (8, 4) OBP: 0.375, SLG: 0.286	0-0 FC4-6 1-2f		0-0 BB 1B 1-2f 2-3		0-0 1B		0-0		0-0	0 0 0 0 0 0 0																									
Hank Aaron, R (9, PH) OBP: 0.367, SLG: 0.475	0-0 FC4-6 1-2f		0-0 BB 1B 1-2 3-H		0-0 F8		4-0 FC6-4 IBB		0-0	1 0 0 0 0 0 1																									
Rico Carty, R (1, 7) OBP: 0.422, SLG: 0.439	0-0 FC4-6 1-2f		0-0 BB 1B 1-2 3-H		0-0 F8		4-0 FC6-4 IBB		0-0	3 0 1 1 1 0 2																									
Earl Williams, R (1, 3) OBP: 0.331, SLG: 0.378		0-0 F7	4-0 BB 1B 1-2 2-3		0-0 6-3		0-0 FC6-4		0-0	3 0 0 0 1 0 4																									
Paul Casanova, R (1, 2) OBP: 0.215, SLG: 0.238		0-0 2B	0-3 K		0-0 6-3		0-0 F7		0-0	4 0 2 0 0 1 3																									
Marty Perez, R (1, 6) OBP: 0.289, SLG: 0.288		0-0 F3	0-3 K		0-0 2-3		0-0 2-3		0-3 K	4 0 1 0 0 1 2																									
Rod Gilbreath, R (1, 5)		0-0 F6	0-3 K		0-0 4-3		0-3 K		0-3 K	4 0 0 0 0 2 3																									
Jim Hardin, R (1, 1) OBP: 0.429, SLG: 0.800			4-0 FC4-6 1B BB		0-0 4-3		4-0 SH5-3 1B BB		0-3 K	2 2 1 1 2 1 1																									
Pat Jarvis, R (8, 1) OBP: 0.182, SLG: 0.273			4-0 FC4-6 1B BB		0-0 HR		4-0 SH5-3 1B BB		0-3 K	0 0 0 0 0 0 0																									
<b>Inning Stats</b>	R: 0 E: 0 K: 0 S: 4	H: 1 LOB: 1 BB: 0 P: 4	R: 0 E: 0 K: 0 S: 4	H: 1 LOB: 1 BB: 0 P: 4	R: 1 E: 0 K: 2 S: 9	H: 2 LOB: 3 BB: 2 P: 17	R: 1 E: 0 K: 0 S: 4	H: 2 LOB: 0 BB: 0 P: 4	R: 0 E: 0 K: 1 S: 5	H: 0 LOB: 0 BB: 0 P: 5	R: 0 E: 0 K: 0 S: 4	H: 1 LOB: 3 BB: 2 P: 12	R: 0 E: 0 K: 3 S: 10	H: 1 LOB: 1 BB: 0 P: 10	R: 0 E: 1 K: 0 S: 3	H: 0 LOB: 0 BB: 0 P: 3	1B: 7 2B: 1 3B: 0 HR: 1	SF: 0 SAC: 1 DP: 1 HBP: 0	WP: 1 PB: 0 SB: 0 CS: 0	PA: 39															
<b>PITCHER</b>	IP WLS BF H R ER SO BB IBB HBP BLK WP HR S P ERA WHIP																			ERA WHIP															
Fred Norman, L (1, 1) ERA: 3.13	6.1		29	8	2	2	3	3	0	0	0	1	1	32	44	2.84	1.737																		
Al Severinsen, R (7, 1) ERA:	0.2		3	0	0	0	0	0	1	0	0	0	0	2	6	0.00	0.000																		
Gary Ross, R (8, 1) ERA: 2.43	2.0	W	7	1	0	0	3	0	0	0	0	0	0	13	13	0.00	0.500																		

Atlanta Braves @ San Diego Padres  
San Diego Stadium, San Diego, CA

livebaseballscorecards.com

AB 34  
R 2  
H 9  
RBI 2  
BB 4  
SO 6  
LOB 22



Wed Jun 28 1972, 10:05 PM EDT  
Att. 5,929 - Unknown

Batter	1	2	3	4	5	6	7	8	9
Jerry Morales, R OBP: 0.361, SLG: 0.442 (1, 8)	0-0 1-3 BBB	4-0 FC5-4 BB			0-0 BB 1B		0-0 5-3	0-0 5-3	
Dave Roberts, R OBP: 0.257, SLG: 0.300 (1, 5)	0-0 WP 1B 1B	0-0 FC5-4 1-2f			0-0 F9		0-3 K		
Leron Lee, L OBP: 0.357, SLG: 0.507 (1, 7)	0-0 WP 1-2 1B		0-0 FC5-4 1B		0-0 F7			0-0 SH 1B 1B	
Nate Colbert, R OBP: 0.285, SLG: 0.435 (1, 3)	0-0 F7 1-2 2-3		0-0 F8		4-0 BB 1-2			0-0 SH 1B 1B	
Larry Stahl, L OBP: 0.287, SLG: 0.356 (1, 9)	0-0 F7		0-0 F8		0-0 G3			0-0 SH3-4 1-3 3-H 1B 1B	
Fred Kendall, R OBP: 0.252, SLG: 0.255 (1, 2)		0-0 F8 1-2f	0-0 FC5-4 1-2f		0-0 F6			0-0 1-3 SH3-4 1-2 3-H 1B	
Fred Stanley, R OBP: 0.309, SLG: 0.234 (1, 4)		4-0 BBB 1B E BB		0-0 F3	0-0 6-3			0-0 SH3-4 1-2 2-3 1B	
Enzo Hernandez, R OBP: 0.239, SLG: 0.224 (1, 6)		0-0 FC4-6 1-2 1B		0-0 L4	0-0 F4			4-0 1-3 IBB	
Fred Norman, S OBP: 0.219, SLG: 0.226 (1, 1)		0-0 FC4-6		0-0 4-3			0-0 F5	0-0 1-3	
Al Severinsen, R (7, 1)									
Curt Blefary, L (7, PH)									
Gary Ross, R (8, 1)		1-2f 2-H						1-2 2-3 3-H	

AB	R	H	RBI	BB	SO	LOB
4	0	1	0	1	0	2
4	0	1	0	0	1	3
4	1	3	0	0	0	1
2	1	0	0	1	0	3
4	1	1	1	0	0	5
4	0	1	1	0	0	1
2	1	0	0	1	0	0
3	0	1	0	1	0	0
2	0	0	0	0	0	1
0	0	0	0	0	0	0
1	0	0	0	0	0	0
1	0	0	1	0	0	2

**BOTTOM**

**Atlanta Braves @ San Diego Padres**  
**San Diego Stadium, San Diego, CA**  
 Wed Jun 28 1972, 10:05 PM EDT  
 Att. 5,929 - Unknown

AB	31
R	4
H	8
RBI	3
BB	4
SO	1
LOB	18



Inning Stats	R: 0	H: 2	E: 0	LOB: 2	K: 0	BB: 0	S: 5	P: 5
R: 1	H: 1	E: 1	LOB: 2	K: 0	BB: 2	S: 4	P: 12	
R: 0	H: 1	E: 0	LOB: 1	K: 0	BB: 0	S: 4	P: 4	
R: 0	H: 0	E: 0	LOB: 0	K: 0	BB: 0	S: 3	P: 3	
R: 0	H: 1	E: 0	LOB: 2	K: 0	BB: 1	S: 4	P: 8	
R: 0	H: 0	E: 0	LOB: 0	K: 1	BB: 0	S: 5	P: 3	
R: 3	H: 3	E: 1	LOB: 2	K: 0	BB: 1	S: 7	P: 11	


PITCHER	IP	WLS	BF	H	R	ER	SO	BB	IBB	HBP	BLK	WP	HR	S	P	ERA	WHIP
Jim Hardin, R (1, 1)	7.0		30	6	2	1	1	3	0	0	0	1	0	29	41	1.29	1.286
Pat Jarvis, R (8, 1)	1.0	L	7	2	2	2	0	0	1	0	0	0	0	6	10	18.00	2.000

PITCHER	IP	WLS	BF	H	R	ER	SO	BB	IBB	HBP	BLK	WP	HR	S	P	ERA	WHIP

WP: 1	PA: 37
PB: 0	
SB: 0	
CS: 0	

1B: 8	SF: 0
2B: 0	SAC: 2
3B: 0	DP: 0
HR: 0	HBP: 0



Batter	1	2	3	4	5	6	7	8	9	AB R H RBI BB SO LOB	TOP											
Oscar Brown, R OBP: 0.262, SLG: 0.415 (1, 8) X	0-0 6-3		0-0 1B			0-3 K	0-0 G6-3		0-3 K	5 0 1 0 0 2 1	<p>Atlanta Braves @ San Diego Padres</p> <p>San Diego Stadium, San Diego, CA</p> <p>Thu Jun 29 1972, 10:05 PM EDT</p> <p>Att. 4,330 - Unknown</p> <p>livebaseballscorecards.com</p>											
Ralph Garr, L OBP: 0.341, SLG: 0.373 (1, 9) X	0-0 L7		0-0 1-3			0-3 K	0-0 1-3		0-0 2B	5 0 1 0 0 1 1												
Hank Aaron, R OBP: 0.367, SLG: 0.488 (1, 3) X	0-0 F8			0-0 6-3		0-0 HR		0-0 1B	0-0 5-3	5 2 2 1 0 0 1												
Rico Carty, R OBP: 0.423, SLG: 0.440 (1, 7) X		0-0 1-3		0-0 1B		0-0 2B		0-0 L8		4 1 2 0 0 0 1												
Earl Williams, R OBP: 0.337, SLG: 0.400 (1, 5) (8, 2) X		0-0 HR		0-0 F9		0-0 1B		0-0 1B	1-2 SF8	4 3 3 1 0 0 1												
Paul Casanova, R OBP: 0.221, SLG: 0.242 (1, 2) X		0-0 L7		0-0 L7		0-0 E		0-0 1B	1-3 2-H	3 0 1 1 0 0 1												
Mike Lum, L OBP: 0.326, SLG: 0.336 (8, PH) X						2-3 3-H				1 0 1 1 0 0 0												
Sonny Jackson, L OBP: 0.125, SLG: 0.125 (8, 5) X										0 0 0 0 0 0 0												
Marty Perez, R OBP: 0.285, SLG: 0.284 (1, 6) X		0-0 F3			0-3 K	0-0 E6		0-0 SF8		3 0 0 1 0 1 1												
Gil Garrido, R OBP: 0.273, SLG: 0.200 (1, 4) X			0-0 L5		0-0 6-3	0-0 FC6-4		0-3 K		3 0 0 0 0 0 2												
Jim Breazeale, L OBP: 0.214, SLG: 0.333 (8, PH) X						1-2 3-H				1 0 0 0 0 1 1												
Rod Gilbreath, R (8, 4) X						1-2f				0 0 0 0 0 0 0												
George Stone, L (1, 1) X			0-3 K		0-3 K		0-0 G6-3		0-3 K	1 0 0 0 0 1 0												
Mike McQueen, L (3, 1) X									1 0 0 0 0 1 0													
Cecil Upshaw, R (6, 1) X									1 0 1 0 0 0 0													
Felix Millan, R (9, PH) X									1 0 0 0 0 1 0													
Inning Stats	R: 0 E: 0 K: 0 S: 3	H: 0 LOB: 0 BB: 0 P: 3	R: 1 E: 0 K: 0 S: 4	H: 1 LOB: 0 BB: 0 P: 4	R: 0 E: 0 K: 1 S: 6	H: 1 LOB: 1 BB: 0 P: 6	R: 0 E: 0 K: 0 S: 4	H: 1 LOB: 1 BB: 0 P: 4	R: 0 E: 0 K: 2 S: 7	H: 0 LOB: 0 BB: 0 P: 7	R: 3 E: 1 K: 2 S: 12	H: 4 LOB: 2 BB: 0 P: 12	R: 0 E: 0 K: 0 S: 3	H: 1 LOB: 0 BB: 0 P: 3	R: 2 E: 0 K: 1 S: 8	H: 3 LOB: 1 BB: 0 P: 8	R: 0 E: 0 K: 2 S: 8	H: 1 LOB: 1 BB: 0 P: 8	1B: 8 2B: 2 3B: 0 HR: 2	SF: 1 SAC: 0 DP: 1 HBP: 0	WP: 0 PB: 0 SB: 0 CS: 0	PA: 39
PITCHER	IP WLS BF H R ER SO BB IBB HBP BLK WP HR S P ERA WHIP																					
Mike Caldwell, L (1, 1) ERA: 3.42	7.1 W 32 10 6 5 5 0 0 0 0 0 2 42 42 6.14 1.364																					
Bill Greif, R (8, 1) ERA: 5.38	1.2 S 7 2 0 0 3 0 0 0 0 0 0 0 13 13 0.00 1.200																					

Batter	1	2	3	4	5	6	7	8	9
Jerry Morales, R OBP: 0.362, SLG: 0.455 (1, 8)	0-0 4-3		0-0 E 3B	0-0 5-3		0-0 F5		0-0 5-3 1B	
Dave Roberts, R OBP: 0.291, SLG: 0.387 (1, 5)	0-0 1B		0-0 E8 HR 1B	0-0 HR		0-0 2B 2B		0-0 5-3 1-2	
Leron Lee, L OBP: 0.363, SLG: 0.526 (1, 7)	0-3 K		0-0 HR 2B	0-0 F8		0-0 2B 2B		4-0 IBB	
Nate Colbert, R OBP: 0.283, SLG: 0.434 (1, 3)	0-0 5-3		0-0 E5 1B 2B	0-3 K		0-0 2B 2B		0-0 4-3	
Cito Gaston, R OBP: 0.294, SLG: 0.363 (1, 9)		0-0 F7	0-0 2B 1-2 1B		0-0 6-3	0-0 1-3			
Garry Jesteadt, R OBP: 0.262, SLG: 0.324 (1, 4)		0-0 F6	0-0 1-3 2-H 2B		0-0 1B		0-0 5-3		
Fred Kendall, R OBP: 0.243, SLG: 0.245 (1, 2)		0-0 F6	0-0 1-3		0-0 F5		0-0 5-3		
Enzo Hernandez, R OBP: 0.244, SLG: 0.231 (1, 6)			0-0 1-3 3B 2B IBB		0-0 F7		0-0 4-3		
Mike Caldwell, R Bill Greif, R			0-0 1-3 L9			0-0 6-3		0-0 1-3	

AB	R	H	RBI	BB	SO	LOB
5	1	2	1	0	0	0
5	3	4	2	0	0	1
4	2	2	3	1	1	1
5	1	1	1	0	1	3
4	0	1	0	0	0	1
4	0	2	1	0	0	0
4	0	0	0	0	0	3
3	1	1	0	1	0	1
3	0	0	0	0	0	4
1	0	0	0	0	0	0


**BOTTOM**

**Atlanta Braves @ San Diego Padres**  
San Diego Stadium, San Diego, CA

Thu Jun 29 1972, 10:05 PM EDT  
Att. 4,330 - Unknown

livebaseballscorecards.com

<b>AB</b>	<b>38</b>
<b>R</b>	<b>8</b>
<b>H</b>	<b>13</b>
<b>RBI</b>	<b>8</b>
<b>BB</b>	<b>2</b>
<b>SO</b>	<b>2</b>
<b>LOB</b>	<b>14</b>



Inning Stats	R: 0	H: 1	E: 0	K: 1	S: 6	LOB: 1	BB: 0	P: 6
<b>R: 0</b>	<b>H: 0</b>	<b>E: 0</b>	<b>K: 0</b>	<b>S: 3</b>	<b>LOB: 0</b>	<b>BB: 0</b>	<b>P: 3</b>	
<b>R: 5</b>	<b>H: 6</b>	<b>E: 2</b>	<b>K: 0</b>	<b>S: 10</b>	<b>LOB: 3</b>	<b>BB: 1</b>	<b>P: 14</b>	
<b>R: 1</b>	<b>H: 1</b>	<b>E: 0</b>	<b>K: 1</b>	<b>S: 6</b>	<b>LOB: 0</b>	<b>BB: 0</b>	<b>P: 6</b>	
<b>R: 0</b>	<b>H: 1</b>	<b>E: 0</b>	<b>K: 0</b>	<b>S: 4</b>	<b>LOB: 1</b>	<b>BB: 0</b>	<b>P: 4</b>	
<b>R: 2</b>	<b>H: 3</b>	<b>E: 0</b>	<b>K: 0</b>	<b>S: 6</b>	<b>LOB: 1</b>	<b>BB: 0</b>	<b>P: 6</b>	
<b>R: 0</b>	<b>H: 0</b>	<b>E: 0</b>	<b>K: 0</b>	<b>S: 3</b>	<b>LOB: 0</b>	<b>BB: 0</b>	<b>P: 3</b>	
<b>R: 0</b>	<b>H: 1</b>	<b>E: 0</b>	<b>K: 0</b>	<b>S: 4</b>	<b>LOB: 2</b>	<b>BB: 1</b>	<b>P: 8</b>	

1B	2B	3B	HR	SF	SAC	DP	HBP
5	5	1	2	0	0	0	0

WP	HR	S	P	ERA	WHIP
0	0	0	0	0	0

PITCHER	IP	WLS	BF	H	R	ER	SO	BB	IBB	HBP	BLK	WP	HR	S	P	ERA	WHIP
George Stone, L ERA: 7.71 (1, 1)	2.1	L	14	6	5	4	1	0	0	0	0	0	1	16	16	15.43	2.571
Mike McQueen, L ERA: 4.91 (3, 1)	3.1		17	6	3	3	1	0	1	0	0	0	1	18	22	8.10	1.800
Cecil Upshaw, R ERA: 4.63 (6, 1)	2.1		9	1	0	0	0	0	1	0	0	0	0	8	12	0.00	0.429



Batter	1	2	3	4	5	6	7	8	9	AB R H RBI BB SO LOB	TOP					
Sonny Jackson, L (1, 5) OBP: 0.100, SLG: 0.100	0-0 1-3		0-0 4-3			0-0 F7		0-0 4-3		4 0 0 0 0 0 0						
Ralph Garr, L (1, 9) OBP: 0.339, SLG: 0.375 (9, 7)	0-0 4-3			0-0 F7		0-0 4-3			0-0 1B 2B	4 1 1 0 0 0 0						
Hank Aaron, R (1, 3) OBP: 0.365, SLG: 0.483	0-0 F4			0-0 F5		0-0 5-3			0-0 2-H HR 1B	4 1 1 1 0 0 0						
Rico Carty, R (1, 7) OBP: 0.416, SLG: 0.431 Oscar Brown, R (9, 9) OBP: 0.262, SLG: 0.415		0-0 4-3		0-0 1-3			0-0 F9		0-3 K	4 0 0 0 0 1 1 0 0 0 0 0 0 0						
Earl Williams, R (1, 2) OBP: 0.343, SLG: 0.434		0-3 K			0-0 HR		0-0 1B 2B		0-0 1-H HR	4 2 3 3 0 1 0						
Mike Lum, L (1, 8) OBP: 0.338, SLG: 0.374		0-0 FC5-4 1B			0-0 HR		0-0 2-3 1B		0-0 4-3	4 1 3 1 0 0 0						
Marty Perez, R (1, 6) OBP: 0.280, SLG: 0.280		0-0 FC5-4			0-0 6-3		0-0 F4		0-0 5-3	4 0 0 0 0 0 2						
Gil Garrido, R (1, 4) OBP: 0.214, SLG: 0.154			0-0 F3		0-0 L5			0-0 F9		3 0 0 0 0 0 0						
Ron Reed, R (1, 1) OBP: 0.103, SLG: 0.135			0-3 K		0-3 K			0-0 1-3		3 0 0 0 0 2 0						
<b>Inning Stats</b>	R: 0 H: 0 E: 0 LOB: 0 K: 0 BB: 0 S: 3 P: 3	R: 0 H: 1 E: 0 LOB: 1 K: 1 BB: 0 S: 6 P: 6	R: 0 H: 0 E: 0 LOB: 0 K: 1 BB: 0 S: 5 P: 5	R: 0 H: 0 E: 0 LOB: 0 K: 0 BB: 0 S: 3 P: 3	R: 2 H: 2 E: 0 LOB: 0 K: 1 BB: 0 S: 7 P: 7	R: 0 H: 0 E: 0 LOB: 0 K: 0 BB: 0 S: 3 P: 3	R: 0 H: 2 E: 0 LOB: 1 K: 0 BB: 0 S: 4 P: 4	R: 0 H: 0 E: 0 LOB: 0 K: 0 BB: 0 S: 3 P: 3	R: 3 H: 3 E: 0 LOB: 0 K: 1 BB: 0 S: 8 P: 8	1B: 3 SF: 0 2B: 2 SAC: 0 3B: 0 DP: 0 HR: 3 HBP: 0	WP: 0 PA: 34 PB: 0 SB: 0 CS: 0					
<b>PITCHER</b>	IP WLS BF H R ER SO BB IBB HBP BLK WP HR S P ERA WHIP															
Ken Forsch, R (1, 1) ERA: 3.41	7.0	25	5	2	2	3	0	0	0	0	0	2	31	31	2.57	0.714
George Culver, R (8, 1) ERA: 2.55	1.1	L	7	3	3	1	0	0	0	0	0	1	9	9	20.25	2.250
Fred Gladding, R (9, 1) ERA: 2.89	0.2		2	0	0	0	0	0	0	0	0	0	2	2	0.00	0.000

Atlanta Braves @ Houston Astros  
Astrodome, Houston, TX  
Fri Jun 30 1972, 8:05 PM EDT  
Att. 24,963 - Dome

[livebaseballscorecards.com](http://livebaseballscorecards.com)

AB 34  
R 5  
H 8  
RBI 5  
BB 0  
SO 4  
LOB 3



Batter	1	2	3	4	5	6	7	8	9	AB	R	H	RBI	BB	SO	LOB
Roger Metzger, S OBP: 0.276, SLG: 0.246 (1, 6)	0-0 1-6-3 ①		0-0 F8 ③		0-0 FC6-4 ③			0-0 F5 ①		4	0	0	0	0	0	3
Cesar Cedeno, R OBP: 0.404, SLG: 0.543 (1, 8)	0-0 4-3 ②			0-0 6-3 ①		0-0 6-3 ①		0-3 K ②		4	0	0	0	0	1	0
Jimmy Wynn, R OBP: 0.380, SLG: 0.483 (1, 9)	0-3 K ③			0-3 K ②		0-0 5-3 ②		0-0 HR ③		4	1	1	1	0	2	0
Lee May, R OBP: 0.341, SLG: 0.494 (1, 3)		0-3 K ③		0-3 K ③		0-0 F8 ③		0-0 L5 ③		4	0	0	0	0	2	0
Bob Watson, R OBP: 0.380, SLG: 0.508 (1, 7)		0-0 G3 ②			0-0 HR ③		0-0 1B ①		0-0 4-3 ①	4	1	2	1	0	0	0
Doug Rader, R OBP: 0.302, SLG: 0.455 (1, 5)		0-0 F5 ③			0-0 1B ③		0-0 F8 ①		0-0 E5 ③	4	0	2	0	0	0	1
Johnny Edwards, L OBP: 0.344, SLG: 0.372 (1, 2)			0-0 4-3 ①		0-0 F5 ①		0-0 F5 ②		0-0 F4 ②	4	0	0	0	0	0	3
Tommy Helms, R OBP: 0.280, SLG: 0.356 (1, 4)			0-0 6-3 ②		0-0 5-3 ②		0-0 1B ③		0-0 6-3 ③	4	0	1	0	0	0	2
Ken Forsch, R OBP: 0.138, SLG: 0.107 Jimmy Stewart, S OBP: 0.269, SLG: 0.333 George Culver, R OBP: 0.182, SLG: 0.273 Fred Gladding, L (9, 1)			0-0 E3 ③		0-0 FC6-4 ③		0-0 F8 ③			2	0	1	0	0	0	0
										1	0	0	0	0	0	2
										0	0	0	0	0	0	0
										0	0	0	0	0	0	0

Inning Stats	R: 0	H: 0	E: 0	K: 1	S: 5	R: 0	H: 0	E: 0	K: 1	S: 5	R: 0	H: 0	E: 1	K: 0	S: 4	R: 0	H: 3	E: 0	K: 0	S: 6	R: 0	H: 0	E: 0	K: 0	S: 3	R: 0	H: 2	E: 0	K: 0	S: 5	R: 1	H: 1	E: 0	K: 1	S: 6	R: 0	H: 1	E: 1	K: 0	S: 4	1B: 5	SF: 0	2B: 0	SAC: 0	3B: 0	DP: 0	HR: 2	HBP: 0	WP: 0	PA: 35				
PITCHER Ron Reed, R ERA: 3.72 (1, 1)	IP	WLS	BF	H	R	ER	SO	BB	IBB	HBP	BLK	WP	HR	S	P	ERA	WHIP	IP	WLS	BF	H	R	ER	SO	BB	IBB	HBP	BLK	WP	HR	S	P	ERA	WHIP	IP	WLS	BF	H	R	ER	SO	BB	IBB	HBP	BLK	WP	HR	S	P	ERA	WHIP			
	9.0	W	35	7	2	2	5	0	0	0	0	0	2	45	45	2.00	0.778																																					

BOTTOM

Atlanta Braves @ Houston Astros  
Astrodome, Houston, TX  
Fri Jun 30 1972, 8:05 PM EDT  
Att. 24,963 - Dome

livebaseballscorecards.com

AB	35
R	2
H	7
RBI	2
BB	0
SO	5
LOB	11





Batter	1	2	3	4	5	6	7	8	9	AB R H RBI BB SO LOB	TOP											
Sonny Jackson, L (1, 5) OBP: 0.125, SLG: 0.167	0-0 G3		0-0 G3		0-0 4-3			0-0 1B 2B		4 1 1 0 0 0 1												
Ralph Garr, L (1, 9) OBP: 0.342, SLG: 0.377	0-0 1B		0-0 4-3			0-0 1-4-3		0-0 1B		4 1 2 1 0 0 0												
Hank Aaron, R (1, 3) OBP: 0.364, SLG: 0.479	0-0 1B		0-3 K			0-0 F6		0-3 K		4 0 1 1 0 2 1												
Rico Carty, R (1, 7) OBP: 0.409, SLG: 0.422	0-3 K			0-3 K		0-0 F8			0-0 F9	4 0 0 0 0 2 1												
Earl Williams, R (1, 2) OBP: 0.338, SLG: 0.427	0-3 K			0-3 K			0-0 F2		0-0 F7	4 0 0 0 0 2 1												
Mike Lum, L (1, 8) OBP: 0.329, SLG: 0.362		0-3 K		0-0 2-3			0-0 F9		0-0 5-3	4 0 0 0 0 1 0												
Marty Perez, R (1, 6) OBP: 0.277, SLG: 0.276		0-0 L7			0-0 F8		0-0 F9			3 0 0 0 0 0 0												
Gil Garrido, R (1, 4) OBP: 0.353, SLG: 0.375		0-0 2B			0-0 SH1-4 1B			0-0 1B		3 0 3 0 0 0 0												
Phil Niekro, R (1, 1) OBP: 0.196, SLG: 0.267		0-3 K			0-0 SH1-4			0-0 G1-6-3 1B		1 0 0 0 0 1 1												
Mike McQueen, L (6, 1) OBP: 0.200, SLG: 0.200								0-0 G1-6-3		0 0 0 0 0 0 0												
Jim Breazeale, L (8, PH) OBP: 0.207, SLG: 0.321								1-2		1 0 0 0 0 0 1												
George Stone, L (8, 1)										0 0 0 0 0 0 0												
<b>Inning Stats</b>	R: 1 E: 0 K: 2 S: 9	H: 2 LOB: 1 BB: 0 P: 9	R: 0 E: 0 K: 2 S: 8	H: 1 LOB: 1 BB: 0 P: 8	R: 0 E: 0 K: 1 S: 5	H: 0 LOB: 0 BB: 0 P: 5	R: 0 E: 0 K: 2 S: 7	H: 0 LOB: 0 BB: 0 P: 7	R: 0 E: 0 K: 0 S: 4	H: 1 LOB: 1 BB: 0 P: 4	R: 0 E: 0 K: 0 S: 3	H: 0 LOB: 0 BB: 0 P: 3	R: 0 E: 0 K: 0 S: 3	H: 0 LOB: 0 BB: 0 P: 3	R: 1 E: 0 K: 1 S: 7	H: 3 LOB: 1 BB: 0 P: 7	R: 0 E: 0 K: 0 S: 3	H: 0 LOB: 0 BB: 0 P: 3	1B: 5 2B: 2 3B: 0 HR: 0	SF: 0 SAC: 1 DP: 1 HBP: 0	WP: 0 PB: 0 SB: 2 CS: 0	PA: 33
<b>PITCHER</b> Don Wilson, R (1, 1) ERA: 3.39	IP: 9.0 WLS: W BF: 33 H: 7 R: 2 ER: 2 SO: 8 BB: 0 IBB: 0 HBP: 0 BLK: 0 WP: 0 HR: 0 S: 49 P: 49 ERA: 2.00 WHIP: 0.778											<b>PITCHER</b>	IP: 9.0 WLS: W BF: 33 H: 7 R: 2 ER: 2 SO: 8 BB: 0 IBB: 0 HBP: 0 BLK: 0 WP: 0 HR: 0 S: 49 P: 49 ERA: 2.00 WHIP: 0.778									

Atlanta Braves @ Houston Astros  
Astrodome, Houston, TX  
Sat Jul 01 1972, 8:05 PM EDT  
Att. 28,258 - Dome

livebaseballscorecards.com

AB	32
R	2
H	7
RBI	2
BB	0
SO	8
LOB	6



Batter	1	2	3	4	5	6	7	8	9	AB	R	H	RBI	BB	SO	LOB
Roger Metzger, S OBP: 0.276, SLG: 0.243 (1, 6)	0-0 F8		0-0 4-3		0-0 F8		4-0 CS BB			3	0	0	0	1	0	0
Cesar Cedeno, R OBP: 0.406, SLG: 0.542 (1, 8)	0-0 5-3		0-0 F7			0-0 BB E 1B	0-0 1-2 1B			4	1	2	0	0	0	0
Jimmy Wynn, R OBP: 0.375, SLG: 0.475 (1, 9)	0-0 5-3		0-0 2-3			0-0 1-2 5-3	0-0 L7			4	0	0	0	0	0	2
Lee May, R OBP: 0.346, SLG: 0.508 (1, 3)		0-0 HR		0-0 F8		4-0 BB 1B BB		0-0 6-3 1B 1B		3	2	2	1	1	0	0
Bob Watson, R OBP: 0.389, SLG: 0.518 (1, 7)		0-0 5-3 SF8 2B		0-0 1B		4-0 1B BB		0-0 6-3 1B		3	1	3	0	1	0	0
Doug Rader, R OBP: 0.302, SLG: 0.451 (1, 5)		0-0 5-3 2-3		0-0 F8		0-0 1-2 2-3 BB		0-0 6-3		4	0	1	2	0	0	4
Johnny Edwards, L OBP: 0.337, SLG: 0.364 (1, 2)		0-0 SF8 3-H		0-0 F7		0-3 K		0-0 F5		3	0	0	1	0	1	5
Tommy Helms, R OBP: 0.284, SLG: 0.361 (1, 4)		0-0 2B		0-0 1-3		0-0 1-3		4-0 IBB		3	0	1	0	1	0	2
Don Wilson, R OBP: 0.107, SLG: 0.074 (1, 1)		0-0 4-3		0-0 6-3		0-3 K		0-0 5-3		4	0	0	0	0	1	4

Inning Stats	R: 0	H: 0	E: 0	K: 0	S: 3	R: 2	H: 3	E: 0	K: 0	S: 6	R: 0	H: 0	E: 0	K: 0	S: 3	R: 0	H: 1	E: 0	K: 0	S: 4	R: 0	H: 0	E: 0	K: 0	S: 3	R: 2	H: 2	E: 1	K: 1	S: 7	R: 0	H: 1	E: 0	K: 1	S: 5	R: 0	H: 2	E: 0	K: 0	S: 5	R: 0	H: 2	E: 0	K: 0	S: 5	1B: 6	SF: 1	2B: 2	SAC: 0	3B: 0	DP: 0	HR: 1	HBP: 0	WP: 0	PA: 36
--------------	------	------	------	------	------	------	------	------	------	------	------	------	------	------	------	------	------	------	------	------	------	------	------	------	------	------	------	------	------	------	------	------	------	------	------	------	------	------	------	------	------	------	------	------	------	-------	-------	-------	--------	-------	-------	-------	--------	-------	--------

PITCHER	IP	WLS	BF	H	R	ER	SO	BB	IBB	HBP	BLK	WP	HR	S	P	ERA	WHIP
Phil Niekro, R ERA: 3.44 (1, 1)	5.1	L	24	6	4	4	0	2	0	0	0	0	1	22	30	6.75	1.500
Mike McQueen, L ERA: 4.5 (6, 1)	1.2		6	1	0	0	2	1	0	0	0	0	0	9	13	0.00	1.200
George Stone, L ERA: 7.45 (8, 1)	1.0		6	2	0	0	0	0	1	0	0	0	0	5	9	0.00	2.000

BOTTOM

Atlanta Braves @ Houston Astros  
Astrodome, Houston, TX  
Sat Jul 01 1972, 8:05 PM EDT  
Att. 28,258 - Dome

livebaseballscorecards.com

AB	31
R	4
H	9
RBI	4
BB	4
SO	2
LOB	17





Batter	1	2	3	4	5	6	7	8	9	AB R H RBI BB SO LOB	TOP										
Marty Perez, R OBP: 0.284, SLG: 0.281 (1, 6)	0-0 WP HR 1B	0-3 K			0-0 G5-4-3 1B		0-0 SH3-4		4-0 HBP BB	3 1 2 0 1 1 1											
Ralph Garr, L OBP: 0.339, SLG: 0.371 (1, 9)	0-3 K	0-0 F7			0-0 F7		0-0 FC6-2		1-0 HBP	4 0 0 0 0 1 5											
Hank Aaron, R OBP: 0.360, SLG: 0.486 (1, 3)	0-0 HR				0-0 G5-4-3		0-0 FC6-4		0-3 K	5 1 1 2 0 1 5											
Rico Carty, R OBP: 0.409, SLG: 0.420 Oscar Brown, R OBP: 0.267, SLG: 0.432 (1, 7) (3, 7)	4-0 BB BB				0-3 K				0-3 K	1 0 0 0 1 1 0 3 1 1 0 0 2 2											
Earl Williams, R OBP: 0.333, SLG: 0.420 (1, 5)	0-0 F8				0-0 E6 FC4-6		0-3 K		0-0 5-3	4 0 0 0 0 1 2											
Mike Lum, L OBP: 0.326, SLG: 0.354 (1, 8)	4-0 BB				0-0 FC4-6		0-0 6-3		0-0 F7	3 0 0 0 1 0 2											
Paul Casanova, R OBP: 0.236, SLG: 0.257 (1, 2)	0-3 K				0-0 F7		0-0 E 1B		0-0 2-H 1B	4 1 2 1 0 1 2											
Gil Garrido, R OBP: 0.333, SLG: 0.350 (1, 4)		0-0 WP 1B			0-0 5-3		0-0 E5 SH3-4 FC6-2 1B		0-3 K	4 0 1 0 0 1 2											
Ron Schueler, R OBP: 0.174, SLG: 0.182 Sonny Jackson, L OBP: 0.160, SLG: 0.200 Pat Jarvis, R OBP: 0.182, SLG: 0.273 Joe Hoerner, R OBP: 0.182, SLG: 0.273 Jim Breazeale, L OBP: 0.200, SLG: 0.310 (1, 1) (7, PH) (7, 1) (8, 1) (9, PH)		0-3 K			0-3 K		0-0 FC6-2 SH3-4 1B		0-0 F6	2 0 0 0 0 2 1 1 0 1 1 0 0 0 0 0 0 0 0 0 0 1 0 0 0 0 0 0											
Inning Stats	R: 2 E: 0 K: 2 S: 9	H: 2 LOB: 2 BB: 2 P: 17	R: 0 E: 0 K: 2 S: 8	H: 1 LOB: 1 BB: 0 P: 8	R: 0 E: 1 K: 1 S: 6	H: 0 LOB: 1 BB: 0 P: 6	R: 0 E: 0 K: 1 S: 5	H: 0 LOB: 0 BB: 0 P: 5	R: 0 E: 0 K: 2 S: 7	H: 0 LOB: 0 BB: 0 P: 7	R: 1 E: 1 K: 0 S: 6	H: 2 LOB: 2 BB: 0 P: 6	R: 1 E: 0 K: 1 S: 7	H: 2 LOB: 1 BB: 0 P: 7	R: 0 E: 0 K: 2 S: 7	H: 0 LOB: 2 BB: 1 P: 12	1B: 6 2B: 1 3B: 0 HR: 1	SF: 0 SAC: 1 DP: 1 HBP: 1	WP: 2 PB: 0 SB: 0 CS: 0	PA: 40	
PITCHER Dave Roberts, L ERA: 4.11 Tom Griffin, R ERA: 1.93 (1, 1) (8, 1)	IP 7.0 2.0	WLS 30 W	BF 6 10	H 6 2	R 3 1	ER 2 1	SO 8 3	BB 2 1	IBB 0 0	HBP 0 1	BLK 0 0	WP 2 0	HR 1 0	S 44 14	P 52 19	ERA 2.57 4.50	WHIP 1.143 1.500				

Atlanta Braves @ Houston Astros  
Astrodome, Houston, TX  
Sun Jul 02 1972, 4:33 AM EDT  
Att. 27,150 - Unknown

livebaseballscorecards.com

AB	35
R	4
H	8
RBI	4
BB	3
SO	11
LOB	22



Batter	1	2	3	4	5	6	7	8	9	AB R H RBI BB SO LOB
--------	---	---	---	---	---	---	---	---	---	----------------------

<b>Roger Metzger, S</b> <small>(1, 6) OBP: 0.277, SLG: 0.241</small>	0-0 <b>3-1</b> 	4-0 <b>FC5-4</b> <b>BB</b> 			0-0 <b>1-3</b> 		0-0 <b>SH</b> <b>4-3</b> <b>1-3</b> 			2 0 0 0 1 0 0
<b>Cesar Cedeno, R</b> <small>(1, 8) OBP: 0.404, SLG: 0.543</small>	0-0 <b>SF8</b> <b>2B</b> 	0-0 <b>FC5-4</b> <b>PO</b> <b>1-2f</b> 			0-0 <b>6-3</b> 		0-0 <b>SF7</b> <b>3-H</b> 			3 1 1 1 0 0 1
<b>Bob Watson, R</b> <small>(1, 7) OBP: 0.390, SLG: 0.515</small>	4-0 <b>E</b> <b>BB</b> 	0-0 <b>PO</b> <b>1-2</b> 	0-3 <b>K</b> 		0-0 <b>1B</b> <b>1B</b> 		0-0 <b>4-3</b> <b>2-3</b> 			3 0 1 0 1 1 2
<b>Lee May, R</b> <small>(1, 3) OBP: 0.345, SLG: 0.504</small>	0-0 <b>E6</b> <b>FC6-4</b> <b>1-2</b> <b>2-3</b> 		0-0 <b>F6</b> 		0-0 <b>FC6-4</b> <b>1B</b> <b>1-2</b> 		0-0 <b>6-3</b> 			4 0 1 0 0 0 4
<b>Doug Rader, R</b> <small>(1, 5) OBP: 0.301, SLG: 0.450</small>	0-0 <b>SF8</b> <b>3-H</b> 		0-0 <b>F8</b> 		0-0 <b>FC6-4</b> <b>1-2f</b> 			0-0 <b>E7</b> <b>G3</b> <b>SF7</b> <b>1B</b> 		3 1 1 1 0 0 2
<b>Norm Miller, L</b> <small>(1, 9) OBP: 0.280, SLG: 0.295</small>	0-0 <b>FC6-4</b> <b>1-2f</b> 			0-0 <b>3-1</b> 		0-0 <b>6-3</b> 		0-0 <b>G3</b> <b>2-3</b> 		4 0 0 0 0 0 3
<b>Johnny Edwards, L</b> <small>(1, 2) OBP: 0.337, SLG: 0.359</small> <b>Jesus Alou, R</b> <small>(8, PH) OBP: 0.373, SLG: 0.308</small> <b>Larry Howard, R</b> <small>(9, 2) OBP: 0.317, SLG: 0.351</small>		4-0 <b>HR</b> <b>BB</b> 		0-0 <b>F6</b> 		0-0 <b>G3</b> 		4-0 <b>E</b> <b>CS</b> <b>IBB</b> 		2 1 0 0 1 0 0 0 0 0 0 1 0 0 0 0 0 0 0 0 0
<b>Tommy Helms, R</b> <small>(1, 4) OBP: 0.283, SLG: 0.365</small>		0-3 <b>K</b> 		0-0 		0-0 <b>F9</b> 		0-0 <b>SF7</b> <b>1-3</b> <b>3-H</b> 		3 0 1 1 0 1 1
<b>Dave Roberts, L</b> <small>(1, 1) OBP: 0.300, SLG: 0.462</small> <b>Bobby Fenwick, R</b> <small>(7, PR) OBP: 0.244, SLG: 0.263</small> <b>Tom Griffin, R</b> <small>(8, 1) OBP: 0.250, SLG: 0.583</small>		0-0 <b>HR</b> <b>1-H</b> 		0-3 <b>K</b> 		0-3 <b>K</b> <b>SH</b> <b>SF7</b> 		0-0 <b>CS</b> <b>3-H</b> 		3 1 1 2 0 2 1 0 1 0 0 0 0 0 0 0 0 0 0 0 0

Inning Stats	R: 1	H: 1	E: 1	K: 0	S: 5	R: 2	H: 1	E: 0	K: 1	S: 5	R: 0	H: 0	E: 0	K: 1	S: 5	R: 0	H: 2	E: 0	K: 0	S: 5	R: 0	H: 0	E: 0	K: 1	S: 3	R: 1	H: 0	E: 1	K: 1	S: 7	R: 1	H: 1	E: 2	K: 0	S: 3	1B: 3	2B: 2	3B: 0	HR: 1	SF: 3	SAC: 1	DP: 0	HBP: 0	WP: 1	PB: 0	SB: 0	CS: 1	PA: 37
--------------	------	------	------	------	------	------	------	------	------	------	------	------	------	------	------	------	------	------	------	------	------	------	------	------	------	------	------	------	------	------	------	------	------	------	------	-------	-------	-------	-------	-------	--------	-------	--------	-------	-------	-------	-------	--------

PITCHER	IP	WLS	BF	H	R	ER	SO	BB	IBB	HBP	BLK	WP	HR	S	P	ERA	WHIP
<b>Ron Schueler, R</b> <small>(1, 1) ERA: 3.05</small>	6.0		26	5	3	2	3	3	0	0	0	0	1	29	41	3.00	1.333
<b>Pat Jarvis, R</b> <small>(7, 1) ERA: 4.7</small>	1.1	L	7	1	2	0	1	0	0	0	0	1	0	9	9	0.00	0.750
<b>Joe Hoerner, L</b> <small>(8, 1) ERA: 3.2</small>	0.2		2	0	0	0	0	0	1	0	0	0	0	1	5	0.00	0.000

**BOTTOM**

**Atlanta Braves @ Houston Astros**  
Astrodome, Houston, TX  
Sun Jul 02 1972, 4:33 AM EDT  
Att. 27,150 - Unknown

[livebaseballscorecards.com](http://livebaseballscorecards.com)

<b>AB</b>	27
<b>R</b>	5
<b>H</b>	6
<b>RBI</b>	5
<b>BB</b>	4
<b>SO</b>	4
<b>LOB</b>	14





Batter	1	2	3	4	5	6	7	8	9	AB	R	H	RBI	BB	SO	LOB	TOP										
Marty Perez, R OBP: 0.281, SLG: 0.279 (1, 6)	0-0 HBP 1B 1B	0-0 F4	0-0 6-3			0-0 5-3	0-0 SF9	0-0 F9		5	1	1	1	0	0	1											
Ralph Garr, L OBP: 0.346, SLG: 0.375 (1, 9)	0-0 1-2 HBP 1B 1B	0-3 K			4-0 5-3 1B BB	0-0 F9	0-0 3-H 1-2 2-H HR 1B	0-0 2-H 1B		5	2	3	2	1	1	0											
Hank Aaron, R OBP: 0.375, SLG: 0.511 Paul Casanova, R OBP: 0.236, SLG: 0.257 (1, 3) (8, 2)	1-0 1-2 2-3 E HBP 1B	0-0 1B 2B			0-0 1-2 5-3 1B	4-0 1B BB	0-0 1-H 2-H HR	4-0 1-2 BB		3	4	3	3	2	0	0											
Earl Williams, R OBP: 0.337, SLG: 0.420 (1, 2) (8, 3)	0-0 1-2 2-H 3-H E 1B	4-0 1B BB			0-0 1-2 2-3 5-3	0-0 1-2 1B	0-0 F8	0-3 K		5	0	2	2	1	1	4											
Dusty Baker Jr., R OBP: 0.367, SLG: 0.447 (1, 8)	0-0 1-3 2-H E8 1B	0-0 1-2 2-H 1B			0-3 K	0-0 1-2 2-H 1B	1-0 1B HBP		0-0 4-3	5	0	3	3	0	1	2											
Mike Lum, L OBP: 0.327, SLG: 0.360 (1, 7)	0-3 K	0-3 K			0-0 F4	0-0 F7	0-0 1-3 1B		0-0 1B 2B	6	1	2	0	0	2	8											
Darrell Evans, L OBP: 0.414, SLG: 0.500 (1, 5)	0-3 K				0-0 HR		0-0 4-3		0-0 F7	5	2	1	1	1	1	5											
Gil Garrido, R OBP: 0.407, SLG: 0.375 (1, 4)	4-0 IBB				0-0 F8		0-0 5-3		0-0 2-H 1B	4	2	2	1	2	0	0											
Jim Hardin, R OBP: 0.333, SLG: 0.571 Pat Jarvis, R OBP: 0.167, SLG: 0.250 Sonny Jackson, L OBP: 0.192, SLG: 0.200 Cecil Upshaw, R OBP: 0.200, SLG: 0.200 (1, 1) (3, 1) (7, PH) (7, 1)	0-3 K				0-3 K		0-3 K		0-0 4-3	2	0	0	0	0	2	3											
<b>Inning Stats</b>	R: 3 E: 1 K: 3 S: 13	H: 4 LOB: 3 BB: 1 P: 18	R: 1 E: 0 K: 2 S: 9	H: 2 LOB: 2 BB: 1 P: 13	R: 1 E: 0 K: 1 S: 6	H: 1 LOB: 0 BB: 0 P: 6	R: 0 E: 0 K: 1 S: 6	H: 1 LOB: 2 BB: 1 P: 10	R: 0 E: 0 K: 1 S: 5	H: 0 LOB: 0 BB: 0 P: 5	R: 1 E: 0 K: 0 S: 5	H: 2 LOB: 2 BB: 1 P: 9	R: 5 E: 0 K: 0 S: 6	H: 3 LOB: 2 BB: 3 P: 19	R: 1 E: 0 K: 1 S: 7	H: 2 LOB: 2 BB: 1 P: 11	R: 1 E: 0 K: 0 S: 5	H: 2 LOB: 1 BB: 0 P: 5	1B: 13 2B: 2 3B: 0 HR: 2	SF: 1 SAC: 1 DP: 0 HBP: 2	WP: 0 PB: 0 SB: 0 CS: 0	PA: 54					
<b>PITCHER</b>	IP	WLS	BF	H	R	ER	SO	BB	IBB	HBP	BLK	WP	HR	S	P	ERA	WHIP										
Jerry Reuss, L ERA: 4.27 (1, 1)	2.0		16	7	5	5	5	1	1	1	0	0	1	23	32	22.50	4.000										
Jim Ray, R ERA: 4.76 (3, 1)	4.0	L	18	3	2	2	3	3	0	0	0	0	0	21	33	4.50	1.500										
George Culver, R ERA: 2.92 (7, 1)	0.0		2	0	0	0	0	2	0	0	0	0	0	0	8	∞	∞										
Jim York, R ERA: 5.4 (7, 1)	1.0		7	3	4	4	0	0	0	1	0	0	1	6	7	36.00	3.000										
Joe Gibbon, L ERA: 15.88 (8, 1)	2.0		11	4	2	2	1	1	0	0	0	0	0	12	16	9.00	2.500										

Atlanta Braves @ Houston Astros  
Astrodome, Houston, TX  
Mon Jul 03 1972, 8:05 PM EDT  
Att. 22,048 - Dome

livebaseballscorecards.com

AB 42  
R 13  
H 17  
RBI 13  
BB 8  
SO 9  
LOB 24



Batter	1	2	3	4	5	6	7	8	9	AB	R	H	RBI	BB	SO	LOB
Roger Metzger, S OBP: 0.284, SLG: 0.247 (1, 6)	0-0 BB 1B 1B	0-0 2-H 1B		0-0 4-3		4-0 BB FC5 1-2 BB		0-0 2B 1B	0-0 FC4-6 FC6 1-2f	5	2	3	1	1	0	1
Cesar Cedeno, R OBP: 0.405, SLG: 0.546 (1, 8)	0-0 1B 1B	0-0 6-3		0-0 S 1B		0-0 FC5 BB 1-2 2-3f		0-0 1B 1-3 2B	0-0 FC6 1-2f	6	2	3	0	0	0	4
Jimmy Wynn, R OBP: 0.382, SLG: 0.479 (1, 9)	4-0 1B 1-2 2-3 BB		0-0 HR 2B	4-0 1-2 BB		4-0 1-2 2-3 BB		0-0 F6		2	2	1	0	3	0	2
Lee May, R OBP: 0.349, SLG: 0.517 (1, 3)	0-0 G4-3 1B		0-0 HR	0-3 K		0-0 F8		0-0 1-3 1B		5	1	3	5	0	1	5
Bob Watson, R OBP: 0.384, SLG: 0.506 (1, 7)	0-0 G4-3 1-2f 3-H		0-0 F9		0-0 4-3		0-0 4-3	0-0 1-3		5	0	0	1	0	0	2
Doug Rader, R OBP: 0.299, SLG: 0.444 (1, 5)	0-0 L8		0-3 K		0-3 K		1-0 1B HBP	0-0 6-3		4	0	0	0	0	2	1
Tommy Helms, R OBP: 0.282, SLG: 0.361 (1, 4)		0-0 F7	0-0 1B		0-0 6-3		0-0 F9		0-0 4-3	5	0	1	0	0	0	1
Larry Howard, R OBP: 0.303, SLG: 0.333 Bob Stinson, S OBP: 0.316, SLG: 0.333 (1, 2) (7, 2)		0-0 1-3	0-3 K			0-0 1-3	0-0 FC4-6 1B		0-0 1B 2B	3	0	0	0	0	1	1
Jerry Reuss, L OBP: 0.171, SLG: 0.125 Jim Ray, R OBP: 0.143, SLG: 0.143 George Culver, R OBP: 0.182, SLG: 0.273 Jim York, R OBP: 0.265, SLG: 0.328 Jimmy Stewart, S OBP: 0.284, SLG: 0.311 Joe Gibbon, R Norm Miller, L (1, 1) (3, 1) (7, 1) (7, 1) (7, PH) (8, 1) (9, PH)		0-0 E6 1B 1B		0-0 1-3		0-3 K FC5 BB	0-0 FC4-6 1-2f		0-0 FC4-6 1B	1	1	1	0	0	0	0

BOTTOM

Atlanta Braves @ Houston Astros  
Astrodome, Houston, TX  
Mon Jul 03 1972, 8:05 PM EDT  
Att. 22,048 - Dome

livebaseballscorecards.com

AB	42
R	9
H	15
RBI	8
BB	4
SO	5
LOB	19



Inning Stats	R: 3	H: 3	E: 0	K: 5	S: 5	H: 3	LOB: 0	BB: 1	P: 9	R: 1	H: 2	E: 1	K: 0	S: 5	R: 2	H: 3	E: 0	K: 2	S: 10	R: 0	H: 1	E: 0	K: 1	S: 6	R: 0	H: 0	E: 0	K: 1	S: 5	R: 0	H: 0	E: 0	K: 1	S: 6	R: 0	H: 0	E: 0	K: 1	S: 6	R: 0	H: 0	E: 0	K: 0	S: 4	R: 2	H: 3	E: 0	K: 0	S: 6	R: 1	H: 2	E: 0	K: 0	S: 5	1B: 11	SF: 0	2B: 3	SAC: 0	3B: 0	DP: 1	HR: 1	HBP: 1	WP: 0	PA: 47
--------------	------	------	------	------	------	------	--------	-------	------	------	------	------	------	------	------	------	------	------	-------	------	------	------	------	------	------	------	------	------	------	------	------	------	------	------	------	------	------	------	------	------	------	------	------	------	------	------	------	------	------	------	------	------	------	------	--------	-------	-------	--------	-------	-------	-------	--------	-------	--------

PITCHER	IP	WLS	BF	H	R	ER	SO	BB	IBB	HBP	BLK	WP	HR	S	P	ERA	WHIP
Jim Hardin, R ERA: 3.74 (1, 1)	2.0		12	6	5	4	0	1	0	0	0	0	0	11	15	18.00	3.500
Pat Jarvis, R ERA: 4.5 (3, 1)	4.0	W	19	3	1	1	5	3	0	0	0	0	1	26	38	2.25	1.500
Cecil Upshaw, R ERA: 5.13 (7, 1)	3.0	S	16	6	3	3	0	0	0	1	0	0	0	15	16	9.00	2.000



Batter	1	2	3	4	5	6	7	8	9	AB R H RBI BB SO LOB	TOP
Jose Cardenal, R (1, 9) OBP: 0.333, SLG: 0.468	0-0 1B		0-0 2B		0-0 L5			0-0 5-3		4 0 2 0 0 0 0	<b>Chicago Cubs @ Atlanta Braves</b> Atlanta Stadium, Atlanta, GA Tue Jul 04 1972, 7:05 PM EDT Unknown
Don Kessinger, S (1, 6) OBP: 0.351, SLG: 0.303	0-0 P5		0-0 G3		0-0 6-3			0-0 F8		4 0 0 1 0 0 2	
Rick Monday, L (1, 8) OBP: 0.408, SLG: 0.441	0-0 F7		0-0 G3		0-3 K			0-0 F8		4 0 0 0 0 1 2	
Billy Williams, L (1, 7) OBP: 0.355, SLG: 0.540	0-0 F9			0-0 4-3		0-0 F7		0-0 4-3		4 0 0 0 0 0 1	
Jim Hickman, R (1, 3) OBP: 0.367, SLG: 0.463		0-0 F7		0-0 1B		0-0 E5		0-0 6-3		4 0 1 0 0 0 0	
Ron Santo, R (1, 5) OBP: 0.366, SLG: 0.516		0-3 K		4-0 1B		0-0 FC5-4		0-0 1B		3 0 1 0 1 1 1	
Paul Popovich, S (1, 4) OBP: 0.235, SLG: 0.234		0-0 L4		0-3 K		0-0 P1-3		0-0 1B		4 0 1 0 0 1 2	
Randy Hundley, R (1, 2) Gene Hiser, L (9, PR) OBP: 0.276, SLG: 0.318 OBP: 0.367, SLG: 0.296			0-0 L6	0-0 5-3		0-0 P1		0-0 1B		4 0 1 0 0 0 2 0 0 0 0 0 0 0	
Juan Pizarro, L (1, 1) Jack Aker, R (7, 1) J.C. Martin, L (9, PH) OBP: 0.150, SLG: 0.150 OBP: 0.296, SLG: 0.375			0-0 2B		0-0 4-3		0-0 P1	0-0 F8		3 1 1 0 0 0 0 0 0 0 0 0 0 0 1 0 0 0 0 0 3	
<b>Inning Stats</b>	R: 0 H: 1 E: 0 LOB: 1 K: 0 BB: 0 S: 4 P: 4	R: 0 H: 0 E: 0 LOB: 0 K: 1 BB: 0 S: 5 P: 5	R: 1 H: 2 E: 0 LOB: 1 K: 0 BB: 0 S: 5 P: 5	R: 0 H: 1 E: 0 LOB: 2 K: 1 BB: 1 S: 6 P: 10	R: 0 H: 0 E: 0 LOB: 0 K: 0 BB: 0 S: 3 P: 3	R: 0 H: 0 E: 1 LOB: 1 K: 1 BB: 0 S: 6 P: 6	R: 0 H: 0 E: 0 LOB: 0 K: 0 BB: 0 S: 3 P: 3	R: 0 H: 0 E: 0 LOB: 0 K: 0 BB: 0 S: 3 P: 3	R: 0 H: 3 E: 0 LOB: 3 K: 0 BB: 0 S: 6 P: 6	1B: 6 SF: 0 2B: 1 SAC: 0 3B: 0 DP: 0 HR: 0 HBP: 0	WP: 0 PA: 36 PB: 0 SB: 1 CS: 0
<b>PITCHER</b> Ron Reed, R (1, 1) ERA: 3.52	IP WLS BF H R ER SO BB IBB HBP BLK WP HR S P ERA WHIP										
	9.0 W 36 7 1 1 3 1 0 0 0 0 0 0 41 45 1.00 0.889										

livebaseballscorecards.com

<b>AB</b>	35
<b>R</b>	1
<b>H</b>	7
<b>RBI</b>	1
<b>BB</b>	1
<b>SO</b>	3
<b>LOB</b>	13



Batter	1	2	3	4	5	6	7	8	9
Ralph Garr, L OBP: 0.348, SLG: 0.375 (1, 9) X	0-0 6-3		0-0 FC5-4			0-0 F8 2B 1B	4-0 HR IBB		
Mike Lum, L OBP: 0.331, SLG: 0.381 (1, 7) B B B B	4-0 BB BB		0-0 5-3			0-0 F8 1-2	0-0 HR 1-H 2-H		
Dusty Baker Jr., R OBP: 0.377, SLG: 0.459 (1, 8) B B B B	4-0 1-2 BB			0-0 1-3		0-0 2B 2-H	0-0 FC6-4 1B		
Earl Williams, R OBP: 0.336, SLG: 0.415 (1, 3) S S S	0-3 K			0-3 K		4-0 IBB	0-0 FC6-4 1-2f		
Darrell Evans, L OBP: 0.406, SLG: 0.487 (1, 5) X	0-0 F8			0-0 P4-3		0-0 F7		0-0 F8	
Paul Casanova, R OBP: 0.250, SLG: 0.301 (1, 2) B B B B		4-0 P6-4-3 BB			0-0 F9		0-0 HR	0-0 F5	
Gil Garrido, R OBP: 0.355, SLG: 0.321 (1, 4) X		0-0 P6-4-3 1-2f			0-0 F8		0-0 6-3	0-0 6-3	
Marty Perez, R OBP: 0.282, SLG: 0.280 (1, 6) X		0-0 F3			0-0 5-3		0-0 SH1-4 HR 1B		
Ron Reed, R OBP: 0.122, SLG: 0.154 (1, 1) X			0-0 FC5-4 1B			0-0 G3	0-0 SH1-4		

Inning Stats	R: 0 E: 0 K: 1 S: 5	H: 0 LOB: 2 BB: 2 P: 13	R: 0 E: 0 K: 0 S: 2	H: 0 LOB: 0 BB: 1 P: 6	R: 0 E: 0 K: 0 S: 3	H: 1 LOB: 0 BB: 0 P: 3	R: 0 E: 0 K: 1 S: 5	H: 0 LOB: 0 BB: 0 P: 5	R: 0 E: 0 K: 0 S: 3	H: 0 LOB: 0 BB: 0 P: 3	R: 1 E: 0 K: 0 S: 5	H: 2 LOB: 2 BB: 1 P: 9	R: 4 E: 0 K: 0 S: 7	H: 4 LOB: 1 BB: 1 P: 11	R: 0 E: 0 K: 0 S: 3	H: 0 LOB: 0 BB: 0 P: 3
1B: 4 2B: 2 3B: 0 HR: 2	SF: 0 SAC: 1 DP: 2 HBP: 0	WP: 0 PA: 34	WP: 0 PA: 34	WP: 0 PA: 34	WP: 0 PA: 34	WP: 0 PA: 34	WP: 0 PA: 34	WP: 0 PA: 34	WP: 0 PA: 34	WP: 0 PA: 34	WP: 0 PA: 34	WP: 0 PA: 34	WP: 0 PA: 34	WP: 0 PA: 34	WP: 0 PA: 34	

PITCHER	IP	WLS	BF	H	R	ER	SO	BB	IBB	HBP	BLK	WP	HR	S	P	ERA	WHIP
Juan Pizarro, L ERA: 3.75 (1, 1)	6.2	L	30	7	5	5	2	3	2	0	0	0	2	29	49	6.75	1.500
Jack Aker, R ERA: 0.89 (7, 1)	1.1		4	0	0	0	0	0	0	0	0	0	0	4	4	0.00	0.000

**BOTTOM**

**Chicago Cubs @ Atlanta Braves**  
Atlanta Stadium, Atlanta, GA  
Tue Jul 04 1972, 7:05 PM EDT  
Unknown

AB	28
R	5
H	7
RBI	5
BB	5
SO	2
LOB	11

[livebaseballscorecards.com](http://livebaseballscorecards.com)





Batter	1	2	3	4	5	6	7	8	9	AB R H RBI BB SO LOB	TOP										
Jose Cardenal, R (1, 9) OBP: 0.336, SLG: 0.481	0-0 P3		0-0 F8		0-0 HR			0-0 1B 1B		4 1 2 1 0 0 2	<b>Chicago Cubs @ Atlanta Braves</b> Atlanta Stadium, Atlanta, GA Tue Jul 04 1972, 7:05 PM EDT Att: 50,597 - Unknown <a href="http://livebaseballscorecards.com">livebaseballscorecards.com</a>										
Don Kessinger, S (1, 6) OBP: 0.349, SLG: 0.302	0-3 K		0-0 4-3		0-0 6-3			0-0 1-3 1B		4 0 1 0 0 1 2											
Rick Monday, L (1, 8) OBP: 0.403, SLG: 0.435	0-0 4-3				0-0 F7			0-0 1-3		3 0 0 0 0 0 0											
Billy Williams, L (1, 7) OBP: 0.359, SLG: 0.544		0-0 G4-3 1B			0-0 1B 2B			0-0 F3		3 1 2 0 0 0 0											
Joe Pepitone, L (1, 3) OBP: 0.234, SLG: 0.167		0-0 F5			0-0 FC4 1B			0-0 L9		3 0 1 1 0 0 1											
Ron Santo, R (1, 5) OBP: 0.366, SLG: 0.524		0-0 G4-3 1-2f			0-0 F8			0-0 SF8 3B		3 1 1 0 0 0 2											
Paul Popovich, S (1, 4) OBP: 0.241, SLG: 0.240			0-0 FC3-5 1B		0-0 FC4 1-2f			0-0 P3		3 0 1 0 0 0 2											
J.C. Martin, L (1, 2) OBP: 0.310, SLG: 0.385			0-0 FC3-5 1B		0-0 G3			0-0 SF8		2 0 1 0 0 0 0											
Randy Hundley, R (6, 2) OBP: 0.275, SLG: 0.318			0-0 FC3-5 1B		0-0 K			0-0 K		0 0 0 1 0 0 0											
Milt Pappas, R (1, 1) OBP: 0.276, SLG: 0.250			0-0 FC3-5 1-2 2-3f		0-3 K					2 0 0 0 0 1 2											
Gene Hiser, L (7, PH) OBP: 0.355, SLG: 0.286										1 0 0 0 0 1 0											
Dan McGinn, L (7, 1) OBP: 0.333, SLG: 0.667										0 0 0 0 0 0 0											
<b>Inning Stats</b>	R: 0 E: 0 K: 1 S: 5	H: 0 LOB: 0 BB: 0 P: 5	R: 0 E: 0 K: 0 S: 3	H: 1 LOB: 0 BB: 0 P: 3	R: 0 E: 0 K: 0 S: 5	H: 2 LOB: 2 BB: 0 P: 5	R: 1 E: 0 K: 0 S: 5	H: 2 LOB: 1 BB: 0 P: 5	R: 1 E: 0 K: 1 S: 6	H: 1 LOB: 0 BB: 0 P: 6	R: 0 E: 0 K: 0 S: 3	H: 0 LOB: 0 BB: 0 P: 3	R: 1 E: 0 K: 1 S: 6	H: 1 LOB: 0 BB: 0 P: 6	R: 0 E: 0 K: 0 S: 2	H: 2 LOB: 2 BB: 0 P: 2	1B: 6 2B: 1 3B: 1 HR: 1	SF: 1 SAC: 0 DP: 1 HBP: 0	WP: 0 PB: 0 SB: 0 CS: 0	PA: 29	
<b>PITCHER</b> Denny McLain, R (1, 1) ERA: 5.52	IP: 7.0	WLS: 29	BF: 9	H: 3	R: 3	ER: 3	SO: 3	BB: 0	IBB: 0	HBP: 0	BLK: 0	WP: 0	HR: 1	S: 35	P: 35	ERA: 3.86	WHIP: 1.286				
<b>PITCHER</b>	IP	WLS	BF	H	R	ER	SO	BB	IBB	HBP	BLK	WP	HR	S	P	ERA	WHIP				

AB	28
R	3
H	9
RBI	3
BB	0
SO	3
LOB	11



Batter	1	2	3	4	5	6	7	8	9
Ralph Garr, L OBP: 0.350, SLG: 0.377 (1, 9) X	0-0 6-3 S 1B		0-0 F8		0-0 E S 1B		0-3 K		
Mike Lum, L OBP: 0.335, SLG: 0.380 (1, 7) X	0-0 6-3 1-3		0-0 1B		1-0 1B HBP		0-0 F7		
Dusty Baker Jr., R OBP: 0.376, SLG: 0.457 (1, 8) X	0-0 F5		0-0 P4-3		0-0 1B 1-2 3-H				
Earl Williams, R OBP: 0.336, SLG: 0.414 (1, 3) X	0-0 F8			0-0 F8	0-0 1B 1-2 2-H				
Darrell Evans, L OBP: 0.405, SLG: 0.484 (1, 5) X		0-0 E7 1B		0-0 1B	0-0 G3				
Paul Casanova, R OBP: 0.253, SLG: 0.303 (1, 2) X		0-0 FC6-5 2-H 1B		0-0 F8		0-0 F8			
Gil Garrido, R OBP: 0.324, SLG: 0.290 (1, 4) X		0-0 FC6-5 P4-3 2-3		0-0 F9		0-0 5-3			
Marty Perez, R OBP: 0.279, SLG: 0.277 (1, 6) X		0-0 P4-3 1-2f			0-0 F8	0-0 L5			
Denny McLain, R (1, 1) X			0-0 6-3		0-0 6-3		0-0 P4-3		

Inning Stats	R: 0	H: 1	E: 0	LOB: 1	K: 0	BB: 0	S: 4	P: 4
	R: 1	H: 1	E: 1	LOB: 0	K: 0	BB: 0	S: 4	P: 4
	R: 0	H: 1	E: 0	LOB: 1	K: 0	BB: 0	S: 4	P: 4
	R: 2	H: 3	E: 0	LOB: 2	K: 0	BB: 0	S: 6	P: 7
	R: 0	H: 0	E: 0	LOB: 0	K: 0	BB: 0	S: 3	P: 3
	R: 0	H: 0	E: 0	LOB: 0	K: 1	BB: 0	S: 5	P: 5

PITCHER										PITCHER																								
IP	WLS	BF	H	R	ER	SO	BB	IBB	HBP	BLK	WP	HR	S	P	ERA	WHIP	IP	WLS	BF	H	R	ER	SO	BB	IBB	HBP	BLK	WP	HR	S	P	ERA	WHIP	
Milt Pappas, R (1, 1)	6.0		26	7	3	2	0	0	0	0	0	0	25	26	3.00	1.167																		
Dan McGinn, L (7, 1)	1.0		3	0	0	0	1	0	0	0	0	0	5	5	0.00	0.000																		

**BOTTOM**

**Chicago Cubs @ Atlanta Braves**  
Atlanta Stadium, Atlanta, GA

Tue Jul 04 1972, 7:05 PM EDT  
Att. 50,597 - Unknown

AB	R	H	RBI	BB	SO	LOB
4	1	2	0	0	1	0
3	1	1	0	0	0	1
3	0	1	1	0	0	2
3	0	1	1	0	0	1
3	1	1	0	0	0	2
3	0	1	1	0	0	1
3	0	0	0	0	0	2
3	0	0	0	0	0	1
3	0	0	0	0	0	0

AB	28
R	3
H	7
RBI	3
BB	0
SO	1
LOB	10

livebaseballscorecards.com

**Braves**

WP: 0	PA: 29
PB: 0	
SB: 2	
CS: 0	









Batter	1	2	3	4	5	6	7	8	9	AB R H RBI BB SO LOB	TOP											
Jose Cardenal, R (1, 9) OBP: 0.336, SLG: 0.472	0-0 G3		0-0 F7			0-0 6-3		0-0 FC1-4 1B		4 0 0 0 0 0 2	<b>Chicago Cubs @ Atlanta Braves</b> Atlanta Stadium, Atlanta, GA Wed Jul 05 1972, 7:05 PM EDT Att: 10,324 - Unknown <a href="http://livebaseballscorecards.com">livebaseballscorecards.com</a>											
Don Kessinger, S (1, 6) OBP: 0.345, SLG: 0.300	0-0 F7			0-3 K		0-0 F8		0-0 1B		4 0 1 1 0 1 0												
Rick Monday, L (1, 8) OBP: 0.393, SLG: 0.422	0-3 K			0-0 F8		0-0 G3		0-3 K		4 0 0 0 0 2 2												
Billy Williams, L (1, 7) OBP: 0.365, SLG: 0.557		0-0 F9		0-0 2B		0-0 F8		0-0 HR		4 1 2 1 0 0 0												
Joe Pepitone, L (1, 3) OBP: 0.222, SLG: 0.184		0-0 4-3		0-0 F9		0-0 2B		0-3 K		4 0 1 0 0 1 1												
Ron Santo, R (1, 4) OBP: 0.357, SLG: 0.508		0-0 1B		0-3 K		0-0 5-3		0-3 K		4 0 1 0 0 2 1												
Carmen Fanzone, R (1, 5) OBP: 0.344, SLG: 0.374		0-0 F8		0-0 P1		0-0 P4		0-0 5-3		4 0 0 0 0 0 1												
Ken Rudolph, R (1, 2) OBP: 0.244, SLG: 0.333 Gene Hiser, L (8, PR) OBP: 0.355, SLG: 0.286 Randy Hundley, R (8, 2) OBP: 0.274, SLG: 0.317			0-0 6-3		0-3 K		0-0 E6 FC1-4 1B			3 0 0 0 0 1 0 0 1 0 0 0 0 0 0 0 0 0 0 0 0												
Tom Phoebus, R (1, 1) OBP: 0.083, SLG: 0.083 Bill North, S (6, PH) OBP: 0.174, SLG: 0.182 Jack Aker, R (6, 1) Jim Hickman, R (8, PH) OBP: 0.373, SLG: 0.466 Steve Hamilton, L (8, 1)			0-0 L5		0-0 4-3		0-0 FC1-4 1B			1 0 0 0 0 0 0 1 0 0 0 0 0 0 0 0 0 0 0 0 0 1 0 1 0 0 0 0 0 0 0 0 0 0 0												
<b>Inning Stats</b>	R: 0 E: 0 K: 1 S: 5	H: 0 LOB: 0 BB: 0 P: 5	R: 0 E: 0 K: 0 S: 4	H: 1 LOB: 1 BB: 0 P: 4	R: 0 E: 0 K: 0 S: 3	H: 0 LOB: 0 BB: 0 P: 3	R: 0 E: 0 K: 1 S: 6	H: 1 LOB: 1 BB: 0 P: 6	R: 0 E: 0 K: 2 S: 7	H: 0 LOB: 0 BB: 0 P: 7		R: 0 E: 0 K: 0 S: 3	H: 0 LOB: 0 BB: 0 P: 3	R: 0 E: 0 K: 0 S: 4	H: 1 LOB: 1 BB: 0 P: 4	R: 1 E: 1 K: 1 S: 8	H: 2 LOB: 2 BB: 0 P: 8	R: 1 E: 0 K: 2 S: 8	H: 1 LOB: 0 BB: 0 P: 8	1B: 3 2B: 2 3B: 0 HR: 1	SF: 0 SAC: 0 DP: 0 HBP: 0	WP: 0 PB: 0 SB: 0 CS: 0
<b>PITCHER</b> Phil Niekro, R (1, 1) ERA: 3.29	IP 9.0	WLS W	BF 34	H 6	R 2	ER 1	SO 7	BB 0	IBB 0	HBP 0	BLK 0	WP 0	HR 1	S 48	P 48	ERA 1.00	WHIP 0.667					



Batter	1	2	3	4	5	6	7	8	9
Ralph Garr, L (1, 9) OBP: 0.349, SLG: 0.379	0-0 4-3		0-0 E6 1-H 2B		0-0 6-3		0-0 CS 1B	0-3 K 1-2 2-3	
Mike Lum, L (1, 7) OBP: 0.343, SLG: 0.395	0-0 F8		4-0 BB		0-0 HR		4-0 BB 1B 1-2		
Hank Aaron, R (1, 3) OBP: 0.377, SLG: 0.511	0-3 K		0-0 L5		0-0 1B		0-0 BB 1B 1-2		
Darrell Evans, L (1, 5) OBP: 0.399, SLG: 0.476		0-0 F8		0-0 G3	0-0 F5		4-0 BB 1B 1-2 2-3		
Earl Williams, R (1, 2) OBP: 0.337, SLG: 0.415		0-0 F8		4-0 BB 2B	0-0 F6		0-0 F8		
Dusty Baker Jr., R (1, 8) OBP: 0.376, SLG: 0.459		0-0 P6		0-0 BB 1-3 2B		0-0 4-3		0-0 6-3	
Felix Millan, R (1, 4) OBP: 0.297, SLG: 0.318			0-0 L4	4-0 BB IBB		0-0 1-3		0-0 F8	
Marty Perez, R (1, 6) OBP: 0.279, SLG: 0.274			0-3 K	4-0 BB G6-4-3 1-2 2-3 3-H		0-0 5-3		0-0 PB 1B 1B	
Phil Niekro, R (1, 1) OBP: 0.220, SLG: 0.286			0-0 E 1B	0-0 G6-4-3 1-2f		0-0 5-3		0-0 PB 1B	

Inning Stats	R: 0 E: 0 K: 1 S: 5	H: 0 LOB: 0 BB: 0 P: 5	R: 0 E: 0 K: 0 S: 3	H: 0 LOB: 0 BB: 0 P: 3	R: 1 E: 1 K: 1 S: 7	H: 2 LOB: 2 BB: 1 P: 11	R: 1 E: 0 K: 0 S: 3	H: 1 LOB: 2 BB: 3 P: 15	R: 1 E: 0 K: 0 S: 5	H: 2 LOB: 1 BB: 0 P: 5	R: 0 E: 0 K: 0 S: 3	H: 0 LOB: 0 BB: 0 P: 3	R: 0 E: 0 K: 0 S: 4	H: 2 LOB: 3 BB: 2 P: 12	R: 0 E: 0 K: 1 S: 7	H: 2 LOB: 2 BB: 0 P: 7
--------------	------------------------------	---------------------------------	------------------------------	---------------------------------	------------------------------	----------------------------------	------------------------------	----------------------------------	------------------------------	---------------------------------	------------------------------	---------------------------------	------------------------------	----------------------------------	------------------------------	---------------------------------

PITCHER															PITCHER																		
IP	WLS	BF	H	R	ER	SO	BB	IBB	HBP	BLK	WP	HR	S	P	ERA	WHIP	IP	WLS	BF	H	R	ER	SO	BB	IBB	HBP	BLK	WP	HR	S	P	ERA	WHIP
Tom Phoebus, R (1, 1) ERA: 3.46	5.0	L	23	5	3	3	2	3	1	0	0	1	23	39	5.40	1.600																	
Jack Aker, R (6, 1) ERA: 0.81	2.0		9	2	0	0	0	2	0	0	0	0	7	15	0.00	2.000																	
Steve Hamilton, L (8, 1) ERA: 1.35	1.0		5	2	0	0	1	0	0	0	0	0	7	7	0.00	2.000																	

**BOTTOM**

**Chicago Cubs @ Atlanta Braves**  
Atlanta Stadium, Atlanta, GA

Wed Jul 05 1972, 7:05 PM EDT  
Att. 10,324 - Unknown

AB	R	H	RBI	BB	SO	LOB
5	0	2	1	0	1	2
2	1	1	1	2	0	0
4	0	2	0	0	1	2
3	0	0	0	1	0	1
3	1	0	0	1	0	4
4	0	1	0	0	0	0
3	0	0	0	1	0	0
3	0	1	1	1	1	0
4	1	2	0	0	0	3

AB	31
R	3
H	9
RBI	3
BB	6
SO	3
LOB	12

livebaseballscorecards.com

WP: 0	PA: 37
PB: 1	
SB: 0	
CS: 1	
1B: 6	SF: 0
2B: 2	SAC: 0
3B: 0	DP: 1
HR: 1	HBP: 0





Batter	1	2	3	4	5	6	7	8	9	AB R H RBI BB SO LOB	TOP											
Jose Cardenal, R (1, 9) OBP: 0.335, SLG: 0.468	0-3 K		0-3 K			0-0 FC5-4 1B		0-0 F5		4 0 1 0 0 2 0												
Don Kessinger, S (1, 6) OBP: 0.347, SLG: 0.300	4-0 BB		0-0 F8			0-0 FC5-4 1B		0-0 1B		3 1 1 0 1 0 1												
Billy Williams, L (1, 7) OBP: 0.367, SLG: 0.560	0-0 F9					0-0 1B 1B		0-3 K		4 0 2 0 0 1 2												
Jim Hickman, R (1, 3) OBP: 0.376, SLG: 0.464	0-0 P6					0-0 F9 2B				3 1 1 1 1 0 2												
Ron Santo, R (1, 5) OBP: 0.355, SLG: 0.517		0-0 6-3				0-0 6-3				4 1 1 2 0 0 3												
Paul Popovich, S (1, 4) OBP: 0.224, SLG: 0.222		0-0 P1-3				0-0 P9				4 0 0 0 0 0 1												
Rick Monday, L (1, 8) OBP: 0.391, SLG: 0.417		1-0 HBP				0-0 F7				3 0 0 0 0 0 0												
Randy Hundley, R (1, 2) OBP: 0.271, SLG: 0.312		0-0 F5				0-3 K				3 0 0 0 0 1 1												
Joe Pepitone, L (9, PH) OBP: 0.218, SLG: 0.180						0-3 K				1 0 0 0 0 0 0												
Bill Hands, R (1, 1) OBP: 0.170, SLG: 0.178			0-3 K			0-3 K				1 0 0 0 0 1 0												
Bill North, S (5, PH) OBP: 0.333, SLG: 0.667								0-0 F7		1 0 0 0 0 1 0												
Dan McGinn, L (5, 1) OBP: 0.342, SLG: 0.371										0 0 0 0 0 0 0												
Carmen Fanzone, R (8, PH) OBP: 0.342, SLG: 0.371										1 0 0 0 0 0 0												
Steve Hamilton, L (8, 1)										0 0 0 0 0 0 0												
<b>Inning Stats</b>	R: 0 E: 0 K: 1 S: 5	H: 0 LOB: 1 BB: 1 P: 9	R: 0 E: 0 K: 0 S: 3	H: 0 LOB: 1 BB: 0 P: 4	R: 0 E: 0 K: 2 S: 7	H: 0 LOB: 0 BB: 0 P: 7	R: 0 E: 0 K: 0 S: 4	H: 1 LOB: 1 BB: 0 P: 4	R: 0 E: 0 K: 2 S: 7	H: 0 LOB: 0 BB: 0 P: 7	R: 1 E: 0 K: 0 S: 5	H: 3 LOB: 1 BB: 0 P: 5	R: 0 E: 0 K: 0 S: 3	H: 0 LOB: 0 BB: 0 P: 3	R: 0 E: 0 K: 1 S: 6	H: 1 LOB: 1 BB: 0 P: 6	R: 2 E: 0 K: 0 S: 4	H: 1 LOB: 0 BB: 1 P: 8	1B: 4 2B: 1 3B: 0 HR: 1	SF: 0 SAC: 0 DP: 1 HBP: 1	WP: 0 PB: 0 SB: 0 CS: 0	PA: 35
<b>PITCHER</b>	IP WLS BF H R ER SO BB IBB HBP BLK WP HR S P ERA WHIP																					
George Stone, L (1, 1) ERA: 6.57	8.0 W 32 6 3 3 6 2 0 1 0 0 1 41 50 3.38 1.000																					
Cecil Upshaw, R (9, 1) ERA: 4.66	1.0 S 3 0 0 0 0 0 0 0 0 0 0 3 3 0.00 0.000																					

Chicago Cubs @ Atlanta Braves  
Atlanta Stadium, Atlanta, GA  
Thu Jul 06 1972, 7:05 PM EDT  
Att. 8,863 - Unknown

livebaseballscorecards.com

AB	32
R	3
H	6
RBI	3
BB	2
SO	6
LOB	10



Batter	1	2	3	4	5	6	7	8	9
Ralph Garr, L OBP: 0.354, SLG: 0.382 (1, 9)	0-0 P6-4-3 1B		0-0 2-H HR 1B		H 1-0 P6-4-3 HBP		0-3 K		
Dusty Baker Jr., R OBP: 0.373, SLG: 0.473 (1, 8)	0-0 F8		0-0 1-H HR		X 0-0 P6-4-3 1-2f		0-0 L5		
Hank Aaron, R OBP: 0.375, SLG: 0.504 (1, 3)	0-0 P6-4-3 1-2f		4-0 2B BB		S 0-3 K		X 0-0 F2		
Darrell Evans, L OBP: 0.396, SLG: 0.477 (1, 5)		X 0-0 3-1	0-0 1-H 2B		X 0-0 F7		S 0-3 K		
Earl Williams, R OBP: 0.335, SLG: 0.410 (1, 2)		X 0-0 5-3	0-0 F3		X 0-0 E5 BB		B 4-0 BB		
Mike Lum, L OBP: 0.347, SLG: 0.389 (1, 7)		X 0-0 6-3		B 4-0 FC6-4 BB		B 4-0 FC6-4 1-2 BB		S 0-3 K	
Felix Millan, R OBP: 0.297, SLG: 0.318 (1, 4)			X 0-0 FC4-6 1B	X 0-0 FC6-4 L4-3 1-2f		X 0-0 FC6-4 1-2f			
Marty Perez, R OBP: 0.280, SLG: 0.272 (1, 6)			X 0-0 FC4-6 SH2-4 1B	X 0-0 L4-3 1-2		B 4-0 SH1-4 BB			
George Stone, L Cecil Upshaw, R OBP: 0.200, SLG: 0.200 (1, 1) (9, 1)			X 0-0 SH2-4		S 0-3 K		X 0-0 SH1-4		

Inning Stats	R: 0	H: 1	E: 0	K: 0	S: 3	LOB: 0	BB: 0	P: 3	R: 0	H: 0	E: 0	K: 0	S: 3	LOB: 0	BB: 0	P: 3	R: 0	H: 4	E: 0	K: 0	S: 7	LOB: 1	BB: 1	P: 11	R: 0	H: 0	E: 0	K: 1	S: 4	LOB: 0	BB: 0	P: 5	R: 0	H: 0	E: 1	K: 1	S: 6	LOB: 2	BB: 1	P: 10	R: 0	H: 0	E: 0	K: 1	S: 5	LOB: 1	BB: 1	P: 9	R: 0	H: 0	E: 0	K: 2	S: 7	LOB: 1	BB: 1	P: 11
--------------	------	------	------	------	------	--------	-------	------	------	------	------	------	------	--------	-------	------	------	------	------	------	------	--------	-------	-------	------	------	------	------	------	--------	-------	------	------	------	------	------	------	--------	-------	-------	------	------	------	------	------	--------	-------	------	------	------	------	------	------	--------	-------	-------

PITCHER	IP	WLS	BF	H	R	ER	SO	BB	IBB	HBP	BLK	WP	HR	S	P	ERA	WHIP
Bill Hands, R ERA: 3.42 (1, 1)	4.0	L	17	5	4	4	0	2	0	0	0	0	1	15	23	9.00	1.750
Dan McGinn, L ERA: 4.05 (5, 1)	3.0		12	0	0	0	3	2	0	1	0	0	0	15	24	0.00	0.667
Steve Hamilton, L ERA: 1.17 (8, 1)	1.0		4	0	0	0	2	1	0	0	0	0	0	7	11	0.00	1.000

**BOTTOM**

**Chicago Cubs @ Atlanta Braves**  
Atlanta Stadium, Atlanta, GA

Thu Jul 06 1972, 7:05 PM EDT  
Att. 8,863 - Unknown

AB	R	H	RBI	BB	SO	LOB
3	1	2	1	0	1	1
4	1	1	2	0	0	3
3	1	0	0	1	1	1
4	0	1	1	0	1	0
3	0	0	0	1	0	1
2	0	0	0	2	1	1
3	0	1	0	0	0	3
2	1	0	0	1	0	2
1	0	0	0	0	1	0
0	0	0	0	0	0	0

livebaseballscorecards.com

AB	25
R	4
H	5
RBI	4
BB	5
SO	5
LOB	12

**Braves**

WP: 0	PA: 33
PB: 0	
SB: 0	
CS: 0	



Batter	1	2	3	4	5	6	7	8	9	AB R H RBI BB SO LOB	TOP	
Dave Cash, R (1, 4) OBP: 0.305, SLG: 0.375	0-0 4-3	0-0 F8		0-0 E 1B		0-0 F8	0-0 2B		0-0 1B	6 0 3 2 0 0 0	<b>Pittsburgh Pirates @ Atlanta Braves</b> Atlanta Stadium, Atlanta, GA Fri Jul 07 1972, 7:05 PM EDT Unknown	
Vic Davalillo, L (1, 7) OBP: 0.387, SLG: 0.471	0-0 5-3		0-0 S 1B	0-3 K		0-0 2B	0-0 F5		0-0 F8	6 2 2 0 0 1 3		
Gene Clines, R (1, 9) (8, 8) OBP: 0.381, SLG: 0.421	0-0 1B		0-0 L6-3 1B	0-3 K		0-0 2B		0-0 FC3-8 1B	0-0 L9	6 0 3 1 0 1 3		
Willie Stargell, L (1, 3) Jackie Hernandez, R (8, PR) OBP: 0.366, SLG: 0.552 OBP: 0.233, SLG: 0.265	0-3 K		0-0 F8		0-3 K	0-0 6-3		0-0 FC3-6 1B		5 0 0 0 0 2 4 0 1 0 0 0 0 0		
Al Oliver, L (1, 8) Bob Robertson, R (8, 3) OBP: 0.367, SLG: 0.461 OBP: 0.262, SLG: 0.270		0-0 HR 1B	0-0 1B		0-3 K		0-0 F6	0-0 1B		5 2 3 1 0 1 0 0 0 0 0 0 0 0		
Richie Hebner, L (1, 5) OBP: 0.400, SLG: 0.506		0-0 F7	0-0 1B	0-0 1B	0-0 1B		4-0 1B	0-0 F9		4 1 2 0 1 0 3		
Milt May, L (1, 2) OBP: 0.295, SLG: 0.286		0-0 HR 1B	0-0 FC6-4 1B		0-0 1B		0-0 SH1-4 2B	0-0 1B	0-0 1B	5 2 5 2 0 0 0		
Gene Alley, R (1, 6) Rennie Stennett, R (8, 9) OBP: 0.360, SLG: 0.351 OBP: 0.331, SLG: 0.447		0-0 HR	0-0 FC6-4		0-0 4-3		0-0 SH1-4 2B	0-3 K		5 2 2 4 0 1 6 0 0 0 0 0 0 0		
Luke Walker, L (1, 1)		0-0 5-3		0-3 K		0-3 K	0-0 SH1-4		0-3 K	4 0 0 0 0 3 0		
<b>Inning Stats</b>	R: 0 E: 0 K: 1 S: 6 H: 1 LOB: 1 BB: 0 P: 6	R: 3 E: 0 K: 0 S: 6 H: 3 LOB: 0 BB: 0 P: 6	R: 2 E: 0 K: 0 S: 7 H: 4 LOB: 2 BB: 0 P: 7	R: 0 E: 1 K: 3 S: 10 H: 1 LOB: 1 BB: 0 P: 10	R: 0 E: 0 K: 2 S: 9 H: 2 LOB: 2 BB: 0 P: 9	R: 1 E: 0 K: 1 S: 7 H: 2 LOB: 1 BB: 0 P: 7	R: 3 E: 0 K: 0 S: 6 H: 3 LOB: 1 BB: 1 P: 10	R: 1 E: 0 K: 1 S: 8 H: 3 LOB: 2 BB: 0 P: 8	R: 0 E: 0 K: 1 S: 6 H: 1 LOB: 1 BB: 0 P: 6	1B: 17 2B: 2 3B: 0 HR: 1 SF: 0 SAC: 1 DP: 0 HBP: 0		WP: 0 PB: 0 SB: 1 CS: 0 PA: 48
<b>PITCHER</b>	IP WLS BF H R ER SO BB IBB HBP BLK WP HR S P ERA WHIP											
Tom Kelley, R (1, 1) ERA: 4.02	2.2 L 16 8 5 5 1 0 0 0 0 0 0 1 18 18 16.88 3.000											
Mike McQueen, L (3, 1) ERA: 5.33	5.1 28 11 5 5 7 1 0 0 0 0 0 0 41 45 8.44 2.250											
Joe Hoerner, L (9, 1) ERA: 3.71	1.0 4 1 0 0 1 0 0 0 0 0 0 0 6 6 0.00 1.000											

livebaseballscorecards.com

<b>AB</b>	<b>46</b>
<b>R</b>	<b>10</b>
<b>H</b>	<b>20</b>
<b>RBI</b>	<b>10</b>
<b>BB</b>	<b>1</b>
<b>SO</b>	<b>9</b>
<b>LOB</b>	<b>19</b>



Batter	1	2	3	4	5	6	7	8	9	AB	R	H	RBI	BB	SO	LOB
Felix Millan, R (1, 4) OBP: 0.295, SLG: 0.316 Gil Garrido, R (6, 4) OBP: 0.333, SLG: 0.303	0-3 K		0-3 K			0-0 F8		0-0 FC4-8 1B		2	0	0	0	0	2	0
Ralph Garr, L (1, 9) OBP: 0.353, SLG: 0.380 Joe Hoerner, R (9, 1)	0-0 1-3			0-0 G5-4-3 1B		0-0 F3		0-0 FC4-6 1-2f		4	0	1	0	0	0	2
Hank Aaron, R (1, 3) OBP: 0.378, SLG: 0.504 Paul Casanova, R (8, 2) OBP: 0.253, SLG: 0.300	4-0 FC6-4 BB			0-0 G5-4-3 1-2f			0-0 1B 1B		0-0 1B 1B	2	0	1	0	1	0	1
Earl Williams, R (1, 2) OBP: 0.341, SLG: 0.415	0-0 FC6-4 1-2f			0-0 FC6-4 1B			0-0 G6-4-3 1B		0-0 BB 1B FC6-4 1B	4	1	3	0	0	0	1
Dusty Baker Jr., R (1, 8) OBP: 0.376, SLG: 0.471		4-0 BB BB BB		0-0 FC6-4 1-2f			0-0 G6-4-3 1-2f		0-0 FC6-4 BB 1B	3	0	1	1	1	0	3
Mike Lum, L (1, 7) OBP: 0.339, SLG: 0.379		0-0 G5-4-3 1-2f			0-3 K		0-0 F4		0-0 L8	4	0	0	0	0	1	4
Darrell Evans, L (1, 5) OBP: 0.394, SLG: 0.469		0-0 4-3			0-0 F7			0-3 K	4-0 FC6-4 BB 1-2 2-3	3	0	0	0	1	1	0
Marty Perez, R (1, 6) OBP: 0.279, SLG: 0.272			0-0 6-3		0-0 F4			0-0 FC5-4 1B	0-0 FC6-4 1-2f 2-3 3-H	4	0	1	1	0	0	2
Tom Kelley, R (1, 1) OBP: 0.161, SLG: 0.103 Mike McQueen, L (3, 1) OBP: 0.143, SLG: 0.143 Oscar Brown, R (8, PH) OBP: 0.255, SLG: 0.413			0-0 4-3			0-0 3-1		0-0 FC5-4 1B	0-3 K	0	0	0	0	0	0	0
										2	0	0	0	0	0	0
										2	0	0	0	0	1	3

**BOTTOM**

**Pittsburgh Pirates @ Atlanta Braves**  
Atlanta Stadium, Atlanta, GA  
Fri Jul 07 1972, 7:05 PM EDT  
Unknown

livebaseballscorecards.com

<b>AB</b>	<b>33</b>
<b>R</b>	<b>2</b>
<b>H</b>	<b>9</b>
<b>RBI</b>	<b>2</b>
<b>BB</b>	<b>3</b>
<b>SO</b>	<b>5</b>
<b>LOB</b>	<b>16</b>



Inning Stats	R: 0	H: 0	E: 0	K: 1	S: 5	LOB: 1	BB: 1	P: 9	R: 0	H: 0	E: 0	K: 0	S: 2	LOB: 0	BB: 1	P: 6	R: 0	H: 0	E: 0	K: 1	S: 5	LOB: 0	BB: 0	P: 5	R: 0	H: 2	E: 0	K: 0	S: 4	LOB: 1	BB: 0	P: 4	R: 0	H: 0	E: 0	K: 1	S: 5	LOB: 0	BB: 0	P: 5	R: 0	H: 0	E: 0	K: 0	S: 3	LOB: 0	BB: 0	P: 3	R: 0	H: 2	E: 0	K: 0	S: 7	LOB: 2	BB: 0	P: 7	R: 2	H: 3	E: 0	K: 1	S: 8	LOB: 2	BB: 1	P: 12	1B: 9	2B: 0	3B: 0	HR: 0	SF: 0	SAC: 0	DP: 3	HBP: 0	WP: 0	PA: 36	ERA	WHIP
<b>PITCHER</b> Luke Walker, L (1, 1) ERA: 3.42	IP	WLS	BF	H	R	ER	SO	BB	IBB	HBP	BLK	WP	HR	S	P	ERA	WHIP											<b>PITCHER</b>	IP	WLS	BF	H	R	ER	SO	BB	IBB	HBP	BLK	WP	HR	S	P	ERA	WHIP																															



Batter	1	2	3	4	5	6	7	8	9	AB R H RBI BB SO LOB	TOP	
Rennie Stennett, R (1, 7) OBP: 0.319, SLG: 0.431	0-0 5-3		0-0 3-1		0-0 E6		0-0 6-3		0-0 G4-6-3	5 0 0 0 0 0 2		
Bill Mazerowski, R (1, 4) Roberto Clemente, R (9, PH) OBP: 0.333, SLG: 0.300 OBP: 0.358, SLG: 0.506	0-0 F7		0-0 E4		0-0 L9-6		0-0 FC6-4 1B		0-0 6-3	4 0 1 0 0 0 1 1 0 0 0 0 0 2		
Gene Clines, R (1, 9) OBP: 0.368, SLG: 0.405	0-0 L8		0-0 L6		0-0 L7		0-0 FC6-4 FC6			4 0 0 0 0 0 2		
Al Oliver, L (1, 8) OBP: 0.368, SLG: 0.463		0-0 1B 2B	4-0 IBB				0-0 F8		0-0 FC6	3 1 1 0 1 0 1		
Richie Hebner, L (1, 5) OBP: 0.402, SLG: 0.503		0-0 1B 1B	0-0 G3-2-3			1-0 2B HBP		0-0 F8		3 1 1 1 0 0 3		
Milt May, L (1, 2) OBP: 0.308, SLG: 0.317		0-0 F8		0-0 FC4-6 1B		0-0 2B		0-0 4-3		4 0 2 1 0 0 1		
Bob Robertson, R (1, 3) OBP: 0.257, SLG: 0.264		0-0 F4		0-0 F3		0-0 F5		0-0 5-3		4 0 0 0 0 0 3		
Gene Alley, R (1, 6) Manny Sanguillen, R (9, PH) OBP: 0.366, SLG: 0.353 OBP: 0.358, SLG: 0.466		0-0 1B		0-0 FC4-6		4-0 IBB			0-0 G4-6-3 BB 1B	2 0 1 0 1 0 1 1 0 1 0 0 0 0		
Bruce Kison, R (1, 1) Willie Stargell, L (9, PH) Vic Davalillo, L (9, PR) OBP: 0.150, SLG: 0.200 OBP: 0.389, SLG: 0.552 OBP: 0.387, SLG: 0.471		0-0 6-3		0-0 F5		0-3 K			4-0 G4-6-3 BB	3 0 0 0 0 1 5 0 0 0 0 1 0 0 0 0 0 0 0 0 0		
<b>Inning Stats</b>	R: 0 H: 0 E: 0 LOB: 0 K: 0 BB: 0 S: 3 P: 3	R: 1 H: 3 E: 0 LOB: 2 K: 0 BB: 0 S: 6 P: 6	R: 0 H: 0 E: 2 LOB: 2 K: 0 BB: 1 S: 4 P: 8	R: 0 H: 1 E: 0 LOB: 1 K: 0 BB: 0 S: 4 P: 4	R: 0 H: 0 E: 1 LOB: 0 K: 0 BB: 0 S: 3 P: 3	R: 1 H: 1 E: 0 LOB: 2 K: 1 BB: 1 S: 6 P: 11	R: 0 H: 1 E: 0 LOB: 1 K: 0 BB: 0 S: 4 P: 4	R: 0 H: 0 E: 0 LOB: 0 K: 0 BB: 0 S: 3 P: 3	R: 0 H: 1 E: 0 LOB: 2 K: 0 BB: 1 S: 3 P: 7	1B: 5 SF: 0 2B: 3 SAC: 0 3B: 0 DP: 3 HR: 0 HBP: 1	WP: 0 PA: 38 PB: 0 SB: 0 CS: 0	
<b>PITCHER</b> Jim Hardin, R (1, 1) ERA: 3.23	IP WLS BF H R ER SO BB IBB HBP BLK WP HR S P ERA WHIP											<b>PITCHER</b> IP WLS BF H R ER SO BB IBB HBP BLK WP HR S P ERA WHIP
	9.0 W 38 7 2 2 1 1 2 1 0 0 0 0 36 49 2.00 0.889											

Pittsburgh Pirates @ Atlanta Braves  
Atlanta Stadium, Atlanta, GA

Fri Jul 07 1972, 7:05 PM EDT  
Att. 25,253 - Unknown

livebaseballscorecards.com

AB 34  
R 2  
H 7  
RBI 2  
BB 3  
SO 1  
LOB 21



Batter	1	2	3	4	5	6	7	8	9
Sonny Jackson, L (1, 6) OBP: 0.167, SLG: 0.172 Marty Perez, R (6, 6) OBP: 0.277, SLG: 0.270	0-0 6-3		0-0 4-3		0-3 K	0-3 K		0-0 5-3	
Ralph Garr, L (1, 9) OBP: 0.358, SLG: 0.383	0-0 S 1B		0-0 1B		4-0 BB S BB		0-0 4-3		
Darrell Evans, L (1, 5) OBP: 0.396, SLG: 0.466	0-3 K 1-2		0-3 K		1-0 BB HBP		0-0 1B 1B		
Earl Williams, R (1, 3) OBP: 0.340, SLG: 0.423	0-3 K			0-0 HR	0-3 K		0-0 F8		
Mike Lum, L (1, 7) OBP: 0.348, SLG: 0.391		0-0 4-3 2B		0-0 L9	4-0 1-2 2-3 BB		0-0 1B 1B		
Dusty Baker Jr., R (1, 8) OBP: 0.379, SLG: 0.468		0-0 F7		4-0 WP 1B BB	0-0 F8		0-0 FC4 1B		
Felix Millan, R (1, 4) OBP: 0.295, SLG: 0.315		0-0 4-3 2-3		0-0 5-3 1B		0-0 F3	0-0 FC4		
Paul Casanova, R (1, 2) OBP: 0.253, SLG: 0.298		0-3 K		0-0 5-3 1-2		0-0 1B	0-0 5-3		
Jim Hardin, R (1, 1) OBP: 0.231, SLG: 0.364			0-0 6-3	0-0 L9		0-3 K	0-0 F7		

Inning Stats	R: 0 E: 0 K: 2 S: 8	H: 1 LOB: 1 BB: 0 P: 8	R: 0 E: 0 K: 1 S: 6	H: 1 LOB: 1 BB: 0 P: 6	R: 0 E: 0 K: 1 S: 6	H: 1 LOB: 1 BB: 0 P: 6	R: 2 E: 0 K: 0 S: 5	H: 2 LOB: 1 BB: 1 P: 9	R: 0 E: 0 K: 2 S: 7	H: 0 LOB: 3 BB: 2 P: 16	R: 0 E: 0 K: 2 S: 8	H: 1 LOB: 1 BB: 0 P: 8	R: 1 E: 0 K: 0 S: 6	H: 3 LOB: 2 BB: 0 P: 6	R: 0 E: 0 K: 0 S: 3	H: 0 LOB: 0 BB: 0 P: 3
1B: 7 2B: 1 3B: 0 HR: 1	SF: 0 SAC: 0 DP: 0 HBP: 1	WP: 1 PB: 0 SB: 2 CS: 0	PA: 37													

PITCHER	IP	WLS	BF	H	R	ER	SO	BB	IBB	HBP	BLK	WP	HR	S	P	ERA	WHIP
Bruce Kison, R (1, 1) ERA: 2.81	8.0	L	37	9	3	3	8	3	0	1	0	1	1	49	62	3.38	1.500


**BOTTOM**

**Pittsburgh Pirates @ Atlanta Braves**  
Atlanta Stadium, Atlanta, GA

Fri Jul 07 1972, 7:05 PM EDT  
Att. 25,253 - Unknown

livebaseballscorecards.com

AB	33
R	3
H	9
RBI	3
BB	3
SO	8
LOB	18





Batter	1	2	3	4	5	6	7	8	9	AB R H RBI BB SO LOB	TOP		
Rennie Stennett, R (1, 4) OBP: 0.308, SLG: 0.415 Bill Mazerowski, R (9, 4) OBP: 0.333, SLG: 0.300	0-0 E6 PB 1B 4-3	0-0 4-3			0-0 5-3	0-3 K		0-3 K		5 1 0 0 0 2 5 0 0 0 0 0 0 0			
Vic Davalillo, L (1, 7) OBP: 0.393, SLG: 0.475	0-0 4-3 PB 1-2 1B	0-0 4-3			0-0 E 1B 1B		0-0 S WP 1B	0-0 F7		5 1 3 0 0 0 3			
Roberto Clemente, R (1, 9) OBP: 0.355, SLG: 0.500	0-3 K 1-2 2-3		0-0 F1		0-0 E6 1B 1-3 1B		0-3 K 1-3		0-0 5-3	5 0 1 0 0 2 3			
Willie Stargell, L (1, 3) OBP: 0.366, SLG: 0.545 Bob Robertson, R (9, 3) OBP: 0.257, SLG: 0.264	0-0 4-3		0-0 F5		0-0 1-3 3-H 1B		0-3 K		0-0 L7	5 0 1 2 0 1 2 0 0 0 0 0 0 0			
Al Oliver, L (1, 8) OBP: 0.363, SLG: 0.455	0-0 F7		0-0 6-3		0-0 F8		0-0 F7		0-3 K	5 0 0 0 0 1 4			
Manny Sanguillen, R (1, 2) OBP: 0.357, SLG: 0.470		0-0 3B 3B		0-0 F4		0-3 K		0-0 F8		4 1 1 0 0 1 0			
Richie Hebner, L (1, 5) OBP: 0.408, SLG: 0.519		0-0 E 3B 3-H		0-0 4-3		0-0 BB 1B		0-0 E 1B 1B		4 2 3 1 0 0 0			
Gene Alley, R (1, 6) OBP: 0.363, SLG: 0.350		0-0 E5 SH1-4 3-H		0-0 5-3		0-0 F3		0-0 E 1-2 1B		4 0 1 1 0 0 1			
Steve Blass, R (1, 1) OBP: 0.222, SLG: 0.209 Gene Clines, R (8, PH) OBP: 0.364, SLG: 0.402 Ramon Hernandez, S (8, 1) OBP: 0.143, SLG: 0.286 Dave Giusti, R (9, 1)		0-0 SH1-4 1-2		0-0 F7		4-0 BB		0-0 L1 1-3 2-H		1 0 0 0 1 0 0 1 0 0 0 0 0 1 0 0 0 0 0 0 0 0 0 0 0 0 0 0			
<b>Inning Stats</b>	R: 1 H: 1 E: 1 LOB: 1 K: 1 BB: 0 S: 7 P: 7	R: 2 H: 2 E: 1 LOB: 1 K: 0 BB: 0 S: 6 P: 6	R: 0 H: 0 E: 0 LOB: 0 K: 0 BB: 0 S: 3 P: 3	R: 0 H: 0 E: 0 LOB: 0 K: 0 BB: 0 S: 3 P: 3	R: 1 H: 3 E: 1 LOB: 2 K: 0 BB: 0 S: 6 P: 6	R: 0 H: 1 E: 0 LOB: 2 K: 2 BB: 1 S: 8 P: 12	R: 0 H: 1 E: 0 LOB: 1 K: 2 BB: 0 S: 8 P: 8	R: 1 H: 2 E: 1 LOB: 2 K: 1 BB: 0 S: 8 P: 8	R: 0 H: 0 E: 0 LOB: 0 K: 1 BB: 0 S: 5 P: 5	1B: 8 SF: 0 2B: 0 SAC: 1 3B: 2 DP: 0 HR: 0 HBP: 0	WP: 1 PA: 41 PB: 1 SB: 1 CS: 0		
<b>PITCHER</b>	IP WLS BF H R ER SO BB IBB HBP BLK WP HR S P ERA WHIP											<b>PITCHER</b>	IP WLS BF H R ER SO BB IBB HBP BLK WP HR S P ERA WHIP
Ron Reed, R (1, 1) ERA: 3.44 Phil Niekro, R (9, 1) ERA: 3.26	8.0 L 38 10 5 2 6 1 0 0 0 1 0 49 53 2.25 1.375												

Pittsburgh Pirates @ Atlanta Braves  
Atlanta Stadium, Atlanta, GA  
Sat Jul 08 1972, 7:05 PM EDT  
Att. 20,256 - Unknown

livebaseballscorecards.com

AB 39  
R 5  
H 10  
RBI 4  
BB 1  
SO 7  
LOB 19



BOTTOM

Pittsburgh Pirates @ Atlanta Braves  
Atlanta Stadium, Atlanta, GA  
Sat Jul 08 1972, 7:05 PM EDT  
Att. 20,256 - Unknown

livebaseballscorecards.com

AB 38  
R 3  
H 12  
RBI 3  
BB 2  
SO 4  
LOB 23



WP: 1 PA: 40  
PB: 0  
SB: 0  
CS: 1

AB R H RBI BB SO LOB

5	1	2	2	0	0	3
4	0	1	0	1	0	1
4	0	0	0	1	0	3
5	0	0	0	0	0	5
4	1	1	1	0	0	1
4	0	3	0	0	0	0
4	0	2	0	0	0	2
3	0	1	0	0	2	4
1	0	0	0	0	1	1
0	0	0	0	0	0	0
3	1	1	0	0	1	3
1	0	1	0	0	0	0

Batter	1	2	3	4	5	6	7	8	9
Ralph Garr, L OBP: 0.359, SLG: 0.393 (1, 9)	0-0 4-3 ①		0-0 1-H HR	0-0 4-3 ③			0-0 F8 1B		0-0 F6 ①
Mike Lum, L OBP: 0.350, SLG: 0.388 (1, 7)	0-0 F7		4-0 G6-4-3 WP BB		0-0 1-3 ①		0-0 F8 1-2		0-0 FC5-4 1B
Hank Aaron, R OBP: 0.375, SLG: 0.496 (1, 3)	0-0 6-3 ③		4-0 G6-4-3 1-2 BB		0-0 F5 ②		0-0 F8 ②		0-0 FC5-4 FC6-4 1-2f 2-3
Earl Williams, R OBP: 0.334, SLG: 0.416 (1, 2)		0-0 F9	0-0 G6-4-3 1-2f 2-3		0-0 F5 ③		0-0 1-3 ③		0-0 FC6-4 1-2f
Darrell Evans, L OBP: 0.393, SLG: 0.478 (1, 5)		0-0 L6	0-0 F6			0-0 HR		0-0 4-3	
Dusty Baker Jr., R OBP: 0.387, SLG: 0.475 (1, 8)		0-0 1B 1B		0-0 E3 1B		0-0 CS 1B		0-0 1B	
Felix Millan, R OBP: 0.297, SLG: 0.318 (1, 4)		0-0 1-2 1B		0-0 1-2 1B		0-0 L7		0-0 F4	
Marty Perez, R OBP: 0.278, SLG: 0.270 (1, 6)		0-3 K		0-3 K		0-0 FC6-4 1B		0-3 K	
Rico Carty, R OBP: 0.408, SLG: 0.418 (8, PH)									
Phil Niekro, R OBP: 0.220, SLG: 0.286 (9, 1)									
Ron Reed, R OBP: 0.136, SLG: 0.167 (1, 1)			0-0 HR		0-3 K		0-0 FC6-4		0-0 FC5-4 1B
Gil Garrido, R OBP: 0.351, SLG: 0.324 (9, 6)									

Inning Stats	R: 0 E: 0 K: 0 S: 3	H: 0 LOB: 0 BB: 0 P: 3	R: 0 E: 0 K: 1 S: 7	H: 2 LOB: 2 BB: 0 P: 7	R: 2 E: 0 K: 0 S: 4	H: 2 LOB: 1 BB: 2 P: 12	R: 0 E: 1 K: 2 S: 9	H: 1 LOB: 2 BB: 0 P: 9	R: 0 E: 0 K: 0 S: 3	H: 0 LOB: 0 BB: 0 P: 3	R: 1 E: 0 K: 0 S: 5	H: 3 LOB: 1 BB: 0 P: 5	R: 0 E: 0 K: 0 S: 4	H: 1 LOB: 1 BB: 0 P: 4	R: 0 E: 0 K: 1 S: 6	H: 1 LOB: 1 BB: 0 P: 6	R: 0 E: 0 K: 0 S: 5	H: 2 LOB: 2 BB: 0 P: 5	1B: 10 2B: 0 3B: 0 HR: 2	SF: 0 SAC: 0 DP: 1 HBP: 0
--------------	------------------------------	---------------------------------	------------------------------	---------------------------------	------------------------------	----------------------------------	------------------------------	---------------------------------	------------------------------	---------------------------------	------------------------------	---------------------------------	------------------------------	---------------------------------	------------------------------	---------------------------------	------------------------------	---------------------------------	-----------------------------------	------------------------------------

PITCHER	IP	WLS	BF	H	R	ER	SO	BB	IBB	HBP	BLK	WP	HR	S	P	ERA	WHIP
Steve Blass, R ERA: 2.74 (1, 1)	7.0	W	31	9	3	3	3	2	0	0	0	1	2	35	43	3.86	1.571
Ramon Hernandez, L ERA: 1.13 (8, 1)	1.1		7	3	0	0	1	0	0	0	0	0	0	9	9	0.00	2.250
Dave Giusti, R ERA: 2.14 (9, 1)	0.2	S	2	0	0	0	0	0	0	0	0	0	0	2	2	0.00	0.000



Batter	1	2	3	4	5	6	7	8	9	AB R H RBI BB SO LOB	TOP									
Gene Clines, R OBP: 0.358, SLG: 0.393 (1, 7) X	0-0 L1-3		0-0 L5-3	0-0 L9-2			0-0 SH1-4 FC1-6-5		0-0 L7 G5-4-3	5 0 1 0 0 0 1	<b>Pittsburgh Pirates @ Atlanta Braves</b> Atlanta Stadium, Atlanta, GA Sun Jul 09 1972, 3:33 AM EDT Att. 20,130 - Unknown									
Bill Mazeroski, R OBP: 0.321, SLG: 0.333 (1, 4) X	0-0 F8		0-0 F9 HR	3-H	0-0 5-3		0-0 SH1-4 1-2		0-0 G5-4-3 1-2f	4 1 1 0 0 0 1										
Roberto Clemente, R OBP: 0.353, SLG: 0.496 (1, 9) X	0-0 4-3		0-0 F9	2-3	0-0 1B		0-0 FC1-6-5 2-3			4 0 1 0 0 0 2										
Willie Stargell, L OBP: 0.367, SLG: 0.554 (1, 3) X		0-0 HR	4-0 HR	BB	0-3 K		0-0 F7			3 2 1 1 1 1 2										
Al Oliver, L OBP: 0.364, SLG: 0.466 (1, 8) X		0-0 FC6-4 1B	0-0 HR	1-H 3-H	0-0 F5			0-0 4-3		4 1 2 3 0 0 1										
Manny Sanguillen, R OBP: 0.359, SLG: 0.462 (1, 2) X		0-0 FC6-4 HR	0-0 1B			0-0 F8		0-0 HR		4 2 2 1 0 0 1										
Bob Robertson, R OBP: 0.262, SLG: 0.287 (1, 5) X		0-0 HR	0-3 K			0-0 FC5-4 1B		0-0 5-3		4 1 2 2 0 1 1										
Jackie Hernandez, R OBP: 0.234, SLG: 0.275 (1, 6) X		0-0 5-3		0-0 SH1-3 L9-2		0-3 K		0-3 K		4 0 1 0 0 2 1										
Nelson Briles, R OBP: 0.103, SLG: 0.143 (1, 1) X		0-0 F8		0-0 SH1-3		0-0 FC5-4 1-2f		0-3 K		3 0 0 0 0 1 1										
<b>Inning Stats</b>	R: 0 E: 0 K: 0 S: 3	H: 0 LOB: 0 BB: 0 P: 3	R: 3 E: 0 K: 0 S: 6	H: 3 LOB: 0 BB: 0 P: 6	R: 3 E: 0 K: 1 S: 8	H: 3 LOB: 1 BB: 1 P: 12	R: 0 E: 0 K: 0 S: 3	H: 1 LOB: 0 BB: 0 P: 3	R: 0 E: 0 K: 1 S: 6	H: 1 LOB: 1 BB: 0 P: 6	R: 0 E: 0 K: 0 S: 4	H: 1 LOB: 1 BB: 0 P: 4	R: 1 E: 0 K: 1 S: 6	H: 1 LOB: 0 BB: 0 P: 6	R: 0 E: 1 K: 1 S: 5	H: 0 LOB: 0 BB: 0 P: 5	1B: 5 2B: 3 3B: 0 HR: 4	SF: 0 SAC: 2 DP: 2 HBP: 0	WP: 0 PB: 0 SB: 0 CS: 0	PA: 38
<b>PITCHER</b>	IP WLS BF H R ER SO BB IBB HBP BLK WP HR S P ERA WHIP																			
Denny McLain, R ERA: 6.75 (1, 1)	2.2 L 14 5 6 6 0 1 0 0 0 0 3 13 17 20.25 2.250																			
Pat Jarvis, R ERA: 4.13 (3, 1)	4.1 17 5 0 0 3 0 0 0 0 0 0 23 23 0.00 1.154																			
Cecil Upshaw, R ERA: 4.65 (8, 1)	2.0 7 1 1 1 2 0 0 0 0 0 1 11 11 4.50 0.500																			

livebaseballscorecards.com

<b>AB</b>	35
<b>R</b>	7
<b>H</b>	11
<b>RBI</b>	7
<b>BB</b>	1
<b>SO</b>	5
<b>LOB</b>	11



Batter	1	2	3	4	5	6	7	8	9	AB	R	H	RBI	BB	SO	LOB
Ralph Garr, L (1, 9) OBP: 0.358, SLG: 0.392 Oscar Brown, R (2, 9) OBP: 0.260, SLG: 0.469	0-0 4-3		0-0 6-3		0-0 HR			0-0 F8		1	0	0	0	0	0	0
Mike Lum, L (1, 7) OBP: 0.348, SLG: 0.380	0-0 F5			0-0 1-3	0-0 P3			4-0 BB		3	0	0	0	1	0	0
Hank Aaron, R (1, 3) OBP: 0.373, SLG: 0.504	0-3 K			0-0 HR		0-3 K		0-0 G6-4-3		4	1	1	1	0	2	1
Earl Williams, R (1, 2) OBP: 0.330, SLG: 0.410		0-3 K		0-0 F8		0-3 K		0-0 L7		4	0	0	0	0	2	0
Darrell Evans, L (1, 5) OBP: 0.395, SLG: 0.476		0-0 1B		0-0 P3		4-0 BB		0-0 F9		3	0	1	0	1	0	0
Dusty Baker Jr., R (1, 8) OBP: 0.389, SLG: 0.482		0-0 1B		0-0 6-3	0-0 FC5-4			0-0 2B		4	0	2	0	0	0	1
Felix Millan, R (1, 4) OBP: 0.297, SLG: 0.317		0-0 G6-3		0-0 E5		0-3 K		0-0 F9		4	1	1	0	0	1	3
Marty Perez, R (1, 6) OBP: 0.275, SLG: 0.267			0-3 K		0-0 F9		0-0 L7			3	0	0	0	0	1	1
Denny McLain, R (1, 1) Pat Jarvis, R (3, 1) Sonny Jackson, L (7, PH) Cecil Upshaw, R (8, 1)			0-0 4-3		0-0 HR		0-0 6-3			0	0	0	0	0	0	0

Inning Stats	R: 0	H: 0	E: 0	K: 1	S: 5	R: 0	H: 2	E: 0	K: 1	S: 6	R: 0	H: 0	E: 0	K: 1	S: 5	R: 1	H: 1	E: 0	K: 0	S: 4	R: 3	H: 3	E: 1	K: 0	S: 6	R: 0	H: 0	E: 0	K: 2	S: 7	R: 0	H: 0	E: 0	K: 1	S: 5	R: 0	H: 0	E: 0	K: 0	S: 2	R: 0	H: 1	E: 0	K: 0	S: 4	1B: 3	SF: 0	2B: 2	SAC: 0	3B: 0	DP: 2	HR: 2	HBP: 0	WP: 0	PA: 34
--------------	------	------	------	------	------	------	------	------	------	------	------	------	------	------	------	------	------	------	------	------	------	------	------	------	------	------	------	------	------	------	------	------	------	------	------	------	------	------	------	------	------	------	------	------	------	-------	-------	-------	--------	-------	-------	-------	--------	-------	--------

PITCHER	IP	WLS	BF	H	R	ER	SO	BB	IBB	HBP	BLK	WP	HR	S	P	ERA	WHIP
Nelson Briles, R (1, 1) ERA: 3.32	9.0	W	34	7	4	4	6	2	0	0	0	0	2	44	52	4.00	1.000


**BOTTOM**

**Pittsburgh Pirates @ Atlanta Braves**  
Atlanta Stadium, Atlanta, GA

Sun Jul 09 1972, 3:33 AM EDT  
Att. 20,130 - Unknown

livebaseballscorecards.com

AB	32
R	4
H	7
RBI	4
BB	2
SO	6
LOB	6





Batter	1	2	3	4	5	6	7	8	9	10	11	12	13	14	15	AB	R	H	RBI	BB	SO	LOB	TOP				
Mike Lum, L OBP: 0.344, SLG: 0.371	0-0 3-4-1	0-0 1B 1B		0-0 6-3			0-0 F9		0-0 F8		H 1-0 SH3-4 1B HBP		S 0-3 K		X 0-0 F7	7	0	1	1	0	1	3					
Dusty Baker Jr., R OBP: 0.391, SLG: 0.485	0-3 K	0-0 1-2 3-H 1B			0-0 FC4-6 1B		0-0 1-3 HR 2B		0-0 P4		X 0-0 SH3-4		X 0-0 L3		S 0-3 K	7	1	3	0	0	2	2					
Hank Aaron, R OBP: 0.384, SLG: 0.515	4-0 BB BB	0-0 F8			0-3 K		0-0 HR		4-0 BB		4-0 1B IBB		B 4-0 S BB		4-0 1-2 IBB	3	1	1	3	5	1	4					
Rico Carty, R OBP: 0.409, SLG: 0.414	4-0 BB		X 0-0 4-3		X 0-0 FC4-6		4-0 BB BB		X 0-0 6-3		X 0-0 1-2 2-H 1B		S 0-3 K		X 0-0 P5	2	0	0	0	2	0	1					
Oscar Brown, R OBP: 0.259, SLG: 0.453	1-2 BB				1-2 BB										2-3 3-H	4	0	1	0	0	1	4					
Darrell Evans, L OBP: 0.388, SLG: 0.461	0-0 G3		X 0-0 G3		X 0-0 P6		4-0 G1-6-3 BB				X 0-0 4-3				X 0-0 F8	6	0	0	0	1	0	5					
Earl Williams, R OBP: 0.326, SLG: 0.404		S 0-3 K	X 0-0 FC6-4 1B				X 0-0 5-3		X 0-0 G1-6-3		X 0-0 5-3		X 0-0 P3		X 0-0 F7	7	0	1	0	0	1	2					
Marty Perez, R OBP: 0.272, SLG: 0.264		X 0-0 6-3	X 0-0 FC6-4				X 0-0 F9		X 0-0 P4		X 0-0 BB 1B		X 0-0 F7		X 0-0 P6	7	0	1	0	0	0	1					
Gil Carrido, R OBP: 0.366, SLG: 0.316		B 4-0 BB BB		X 0-0 5-3			X 0-0 6-3		X 0-0 F7		B 4-0 BB BB		B 4-0 S BB		X 0-0 F7 WP	4	2	1	0	3	0	0					
Phil Niekro, R Steve Carlton, L Jim Hardin, R Joe Hoerner, R Cecil Upmire, R Paul Casanova, R Pat Jorgensen, R Jim Brantley, L George Stone, L		X 0-0 1B 1B		X 0-0 4-3			X 0-0 2B HR 1B		X 0-3 K		X 0-0 F7		X 0-0 P6		B 4-0 1-2 BB	2	0	1	0	0	0	0					
<b>Inning Stats</b>	R: 0 E: 0 K: 1 S: 5	H: 0 LOB: 2 BB: 2 P: 13	R: 1 E: 0 K: 1 S: 8	H: 3 LOB: 3 BB: 1 P: 12	R: 0 E: 0 K: 1 S: 4	H: 1 LOB: 1 BB: 0 P: 4	R: 0 E: 0 K: 1 S: 3	H: 0 LOB: 0 BB: 0 P: 3	R: 0 E: 0 K: 1 S: 6	H: 1 LOB: 1 BB: 0 P: 6	R: 0 E: 0 K: 1 S: 5	H: 0 LOB: 0 BB: 0 P: 5	R: 0 E: 0 K: 0 S: 3	H: 0 LOB: 1 BB: 1 P: 7	R: 0 E: 0 K: 0 S: 3	H: 0 LOB: 1 BB: 1 P: 8	R: 0 E: 0 K: 2 S: 7	H: 0 LOB: 1 BB: 1 P: 11	R: 0 E: 0 K: 0 S: 3	H: 0 LOB: 0 BB: 0 P: 3	R: 1 E: 0 K: 1 S: 6	H: 1 LOB: 2 BB: 2 P: 14	1B: 9 2B: 1 3B: 0 HR: 1	SF: 0 SAC: 1 DP: 1 HBP: 1	WP: 2 PB: 0 SB: 2 CS: 0	PA: 67	
<b>PITCHER</b>	IP WLS BF H R ER SO BB IBB HBP BLK WP HR S P ERA WHIP																IP WLS BF H R ER SO BB IBB HBP BLK WP HR S P ERA WHIP										
Al Santorini, R ERA: 4.4	(1, 1) 6.1																(15, 1) 1.0										
Diego Segui, R ERA: 2.84	(7, 1) 0.2																										
Moe Drabowsky, R ERA: 2.0	(8, 1) 2.0																										
Joe Grzenda, L ERA: 3.98	(10, 1) 2.0																										
Tony Cloninger, R ERA: 4.24	(12, 1) 3.0																										

Atlanta Braves @ St. Louis Cardinals  
 Busch Stadium, St. Louis, MO  
 Tue Jul 11 1972, 7:05 PM CDT  
 Att. 18,712 - Unknown

livebaseballscorecards.com

AB 53  
 R 5  
 H 11  
 RBI 4  
 BB 12  
 SO 7  
 LOB 25









Batter	1	2	3	4	5	6	7	8	9	AB R H RBI BB SO LOB	TOP
Mike Lum, L (1, 9) OBP: 0.337, SLG: 0.362	0-0 F8		0-0 G3		0-0 3-1		0-0 F7			4 0 0 0 0 0 4	<b>Atlanta Braves @ St. Louis Cardinals</b> Busch Stadium, St. Louis, MO Wed Jul 12 1972, 7:05 PM CDT Att: 19,827 - Unknown
Dusty Baker Jr., R (1, 8) OBP: 0.383, SLG: 0.474	0-0 F8		0-3 K			0-0 5-3		0-0 6-3	4 0 0 0 0 1 1		
Darrell Evans, L (1, 5) OBP: 0.385, SLG: 0.454	4-0 FC5 1B BB		0-0 F2			0-0 F9		0-0 P6	3 0 0 0 1 0 1		
Rico Carty, R (1, 7) Oscar Brown, R (8, 7) OBP: 0.415, SLG: 0.427 OBP: 0.259, SLG: 0.453	0-0 1B			0-0 3B		0-0 4-3		4-0 BB	3 0 2 0 1 0 0 0 0 0 0 0 0 0		
Earl Williams, R (1, 3) OBP: 0.326, SLG: 0.402	0-0 FC5		0-3 K			0-0 1B 1B 1B		0-3 K	4 0 1 0 0 2 4		
Paul Casanova, R (1, 2) OBP: 0.239, SLG: 0.281		0-3 K		0-0 F7		0-0 F8		0-0 6-3	4 0 0 0 0 1 2		
Marty Perez, R (1, 6) OBP: 0.272, SLG: 0.264		0-0 F3		0-3 K		0-0 1B 1B		0-0 F8	4 0 1 0 0 1 1		
Gil Garrido, R (1, 4) OBP: 0.375, SLG: 0.310		0-0 1-3			0-0 F9		0-0 1B	0-0	4 0 1 0 0 0 0		
Ron Schueler, R (1, 1) Denny McLain, R (5, 1) Jim Breazeale, L (7, PH) Mike McQueen, L (7, 1) OBP: 0.185, SLG: 0.192 OBP: 0.188, SLG: 0.290 OBP: 0.143, SLG: 0.143			0-0 G3 1B		0-0 1-4-3		0-3 K		2 0 1 0 0 0 0 0 0 0 0 0 0 0 1 0 0 0 0 1 3 0 0 0 0 0 0 0		
<b>Inning Stats</b>	R: 0 H: 1 E: 0 LOB: 2 K: 0 BB: 1 S: 4 P: 8	R: 0 H: 0 E: 0 LOB: 0 K: 1 BB: 0 S: 5 P: 5	R: 0 H: 1 E: 0 LOB: 1 K: 1 BB: 0 S: 6 P: 6	R: 0 H: 1 E: 0 LOB: 1 K: 2 BB: 0 S: 8 P: 8	R: 0 H: 0 E: 0 LOB: 0 K: 0 BB: 0 S: 3 P: 3	R: 0 H: 0 E: 0 LOB: 0 K: 0 BB: 0 S: 3 P: 3	R: 0 H: 3 E: 0 LOB: 3 K: 1 BB: 0 S: 8 P: 8	R: 0 H: 0 E: 0 LOB: 1 K: 1 BB: 1 S: 5 P: 9	R: 0 H: 0 E: 0 LOB: 0 K: 0 BB: 0 S: 3 P: 3	1B: 5 SF: 0 2B: 0 SAC: 0 3B: 1 DP: 0 HR: 0 HBP: 0	WP: 0 PA: 35 PB: 0 SB: 0 CS: 0
<b>PITCHER</b> Bob Gibson, R (1, 1) ERA: 2.63	IP WLS BF H R ER SO BB IBB HBP BLK WP HR S P ERA WHIP										
	9.0 W 35 6 0 0 6 2 0 0 0 0 0 0 45 53 0.00 0.889										

livebaseballscorecards.com

<b>AB</b>	<b>33</b>
<b>R</b>	<b>0</b>
<b>H</b>	<b>6</b>
<b>RBI</b>	<b>0</b>
<b>BB</b>	<b>2</b>
<b>SO</b>	<b>6</b>
<b>LOB</b>	<b>16</b>



Batter	1	2	3	4	5	6	7	8	9
Lou Brock, L (1, 7) OBP: 0.360, SLG: 0.426 Luis Melendez, R (8, 7) OBP: 0.298, SLG: 0.361	0-0 6-3	0-0 1B		0-0 HR		0-0 FC6		0-0 5-3	
Ed Crosby, L (1, 4) OBP: 0.286, SLG: 0.270	0-0 G3	0-0 F8		0-0 5-3			0-0 2B		
Matty Alou, L (1, 3) OBP: 0.352, SLG: 0.396	0-0 F9		0-0 5-3		0-3 K		4-0 2B		
Joe Torre, R (1, 5) OBP: 0.369, SLG: 0.493		4-0 1B	0-0 S		0-0 6-3		0-0 2B		
Ted Simmons, S (1, 2) OBP: 0.314, SLG: 0.453		0-0 1B	0-0 P6		0-0 P4		0-0 6-3		
Bernie Carbo, L (1, 9) OBP: 0.378, SLG: 0.296		4-0 1B	0-0 F7			0-0 G3	0-3 K		
Jose Cruz, L (1, 8) OBP: 0.280, SLG: 0.272		0-0 P4		0-0 F9		4-0 1B	0-0 F9		
Dal Maxvill, R (1, 6) OBP: 0.296, SLG: 0.301		0-0 1B		0-0 6-3		0-0 F9		0-0 F8	
Bob Gibson, R (1, 1) OBP: 0.217, SLG: 0.457		0-0 P4		0-0 HR		0-0 FC6		0-0 F9	

AB R H RBI BB SO LOB

4	1	2	3	0	0	2	4	1	1	0	0	0	2	3	1	0	0	1	1	0	3	1	2	1	1	0	0	4	1	1	1	0	0	2	3	1	0	0	1	1	2	3	0	0	0	1	0	4	4	0	1	1	0	0	1	4	1	2	1	0	0	3
1	0	0	0	0	0	0																																																								

BOTTOM

Atlanta Braves @ St. Louis Cardinals  
 Busch Stadium, St. Louis, MO  
 Wed Jul 12 1972, 7:05 PM CDT  
 Att. 19,827 - Unknown

livebaseballscorecards.com

AB	33
R	7
H	9
RBI	7
BB	4
SO	2
LOB	16



Inning Stats	R: 0	H: 0	E: 0	K: 0	S: 3	R: 3	H: 3	E: 0	K: 0	S: 6	R: 0	H: 1	E: 0	K: 0	S: 4	R: 2	H: 2	E: 0	K: 0	S: 5	R: 0	H: 0	E: 0	K: 1	S: 5	R: 0	H: 1	E: 0	K: 0	S: 4	R: 2	H: 2	E: 0	K: 1	S: 7	R: 0	H: 0	E: 0	K: 0	S: 3

PITCHER	IP	WLS	BF	H	R	ER	SO	BB	IBB	HBP	BLK	WP	HR	S	P	ERA	WHIP
Ron Schueler, R (1, 1) ERA: 3.39	4.0	L	20	6	5	5	0	2	0	0	0	0	2	18	26	11.25	2.000
Denny McLain, R (5, 1) ERA: 6.35	2.0		8	1	0	0	1	1	0	0	0	0	0	9	13	0.00	1.000
Mike McQueen, L (7, 1) ERA: 5.6	2.0		9	2	2	2	1	1	0	0	0	0	0	10	14	9.00	1.500

WP: 0	PA: 37
PB: 0	CS: 0



Batter	1	2	3	4	5	6	7	8	9	AB R H RBI BB SO LOB	TOP									
Mike Lum, L (1, 9) OBP: 0.335, SLG: 0.356	0-0 G3		0-0 P5			4-0 BB			0-0 6-3	3 0 0 0 1 0 1										
Dusty Baker Jr., R (1, 8) OBP: 0.375, SLG: 0.464	0-0 P1			0-3 K		0-0 F2			0-0 F8	4 0 0 0 0 1 1										
Hank Aaron, R (1, 3) OBP: 0.380, SLG: 0.508	0-3 K			0-0 5-3			0-0 F7			3 0 0 0 0 1 0										
Rico Carty, R (1, 7) OBP: 0.414, SLG: 0.426		0-0 G3-6-3 1B		0-0 6-3			0-0 F9			3 0 1 0 0 0 0										
Earl Williams, R (1, 2) OBP: 0.323, SLG: 0.398		0-0 F7			0-0 5-3		0-0 P4			3 0 0 0 0 0 1										
Darrell Evans, L (1, 5) OBP: 0.381, SLG: 0.447		0-0 G3-6-3 1-2f			0-0 F7			0-0 F8		3 0 0 0 0 0 1										
Marty Perez, R (1, 6) OBP: 0.269, SLG: 0.261			0-0 G3		0-0 F9			0-0 6-3		3 0 0 0 0 0 0	AB 28 R 0 H 2 RBI 0 BB 1 SO 4 LOB 4									
Gil Garrido, R (1, 4) OBP: 0.353, SLG: 0.289			0-0 6-3			0-0 F9		0-0 F8		3 0 0 0 0 0 0										
Ron Reed, R (1, 1) OBP: 0.152, SLG: 0.182 Sonny Jackson, L (9, PH) OBP: 0.182, SLG: 0.188			0-0 1B		0-3 K			0-3 K		2 0 1 0 0 1 0 1 0 0 0 0 1 0										
<b>Inning Stats</b>	R: 0 E: 0 K: 1 S: 5	H: 0 LOB: 0 BB: 0 P: 5	R: 0 E: 0 K: 0 S: 3	H: 1 LOB: 0 BB: 0 P: 3	R: 0 E: 0 K: 0 S: 4	H: 1 LOB: 1 BB: 0 P: 4	R: 0 E: 0 K: 1 S: 5	H: 0 LOB: 0 BB: 0 P: 5	R: 0 E: 0 K: 0 S: 3	H: 0 LOB: 0 BB: 0 P: 3	R: 0 E: 0 K: 1 S: 5	H: 0 LOB: 0 BB: 0 P: 5	R: 0 E: 0 K: 1 S: 5	H: 0 LOB: 0 BB: 0 P: 5	R: 0 E: 0 K: 1 S: 5	H: 0 LOB: 0 BB: 0 P: 5	1B: 2 2B: 0 3B: 0 HR: 0	SF: 0 SAC: 0 DP: 1 HBP: 0	WP: 0 PB: 0 SB: 0 CS: 0	PA: 29
<b>PITCHER</b> Reggie Cleveland, R (1, 1) ERA: 2.99	IP 9.0 WLS W BF 29 H 2 R 0 ER 0 SO 4 BB 1 IBB 0 HBP 0 BLK 0 WP 0 HR 0 S 36 P 40 ERA 0.00 WHIP 0.333											<b>PITCHER</b>	IP WLS BF H R ER SO BB IBB HBP BLK WP HR S P ERA WHIP							

Atlanta Braves @ St. Louis Cardinals  
 Busch Stadium, St. Louis, MO  
 Thu Jul 13 1972, 7:05 PM CDT  
 Att. 15,453 - Unknown

livebaseballscorecards.com







Batter	1	2	3	4	5	6	7	8	9	AB	R	H	RBI	BB	SO	LOB	TOP										
<b>Sonny Jackson, L</b> (1, 8) OBP: 0.211, SLG: 0.216	0-0 F6	0-0 3-1		0-0 F9		0-0 1B		0-0 HR		5	1	2	1	0	0	3											
<b>Mike Lum, L</b> (1, 9) OBP: 0.341, SLG: 0.396	0-0 F7		0-0 HR		0-0 G3	0-0 1B		0-0 HR		5	2	3	4	0	0	0											
<b>Hank Aaron, R</b> (1, 3) OBP: 0.377, SLG: 0.502 <b>Paul Casanova, R</b> (8, 2) OBP: 0.239, SLG: 0.281	0-0 1B		0-0 F8		0-0 6-3	0-0 F7		0-3 K		5	0	1	0	0	1	2											
<b>Rico Carty, R</b> (1, 7) OBP: 0.413, SLG: 0.435 <b>Oscar Brown, R</b> (9, 7) OBP: 0.259, SLG: 0.453	0-0 2-3		0-0 2B		0-0 5-3		0-0 WP SF7 2B		0-0 6-3	5	1	2	0	0	0	1											
<b>Earl Williams, R</b> (1, 2) OBP: 0.327, SLG: 0.409 (8, 3)		0-0 HR	0-0 F7		0-0 1B FC6-4 1B	0-0 BB G5-4-3 BB		0-3 K	4	2	2	1	1	1	1	1											
<b>Darrell Evans, L</b> (1, 5) OBP: 0.377, SLG: 0.440		0-3 K	0-0 4-3		0-0 1B FC6-4 1B BB	0-0 SF7		0-0 P6	3	1	0	1	1	1	1	1											
<b>Marty Perez, R</b> (1, 6) OBP: 0.269, SLG: 0.261		0-0 6-3		0-0 P6	0-0 1B FC6-4 1B	0-0 G5-4-3			4	0	1	0	0	0	1												
<b>Gil Garrido, R</b> (1, 4) OBP: 0.364, SLG: 0.292		0-0 BB 1B		1-0 HBP	0-0 1B FC6-4 1B		0-0 6-3		3	1	1	1	0	0	2												
<b>Jim Hardin, R</b> (1, 1) OBP: 0.250, SLG: 0.308 <b>Jim Breazale, L</b> (8, PH) OBP: 0.182, SLG: 0.281 <b>Tom Kelley, R</b> (6, 1) OBP: 0.161, SLG: 0.103 <b>Joe Hoerner, R</b> (7, 1) <b>Cecil Upshaw, R</b> (9, 1) OBP: 0.200, SLG: 0.200 <b>Ron Schuster, R</b> (9, 1) OBP: 0.185, SLG: 0.192		4-0 BB	0-3 K		0-0 P6	0-0 K		0-3 K	1	0	0	0	1	1	1												
<b>Inning Stats</b>	R: 0 E: 0 K: 0 S: 4	H: 1 LOB: 1 BB: 0 P: 4	R: 1 E: 0 K: 1 S: 7	H: 2 LOB: 2 BB: 1 P: 11	R: 1 E: 0 K: 0 S: 5	H: 2 LOB: 1 BB: 0 P: 5	R: 0 E: 0 K: 1 S: 5	H: 0 LOB: 1 BB: 0 P: 6	R: 0 E: 0 K: 0 S: 3	H: 0 LOB: 0 BB: 0 P: 3	R: 3 E: 0 K: 0 S: 7	H: 4 LOB: 2 BB: 1 P: 11	R: 1 E: 0 K: 0 S: 3	H: 1 LOB: 0 BB: 1 P: 7	R: 2 E: 0 K: 2 S: 9	H: 2 LOB: 0 BB: 0 P: 9	R: 0 E: 0 K: 1 S: 5	H: 0 LOB: 0 BB: 0 P: 5	1B: 7 2B: 2 3B: 0 HR: 3	SF: 1 SAC: 0 DP: 1 HBP: 1	WP: 1 PB: 0 SB: 1 CS: 0	PA: 42					
<b>PITCHER</b>	IP	WLS	BF	H	R	ER	SO	BB	IBB	HBP	BLK	WP	HR	S	P	ERA	WHIP										
<b>Milt Pappas, R</b> (1, 1) ERA: 3.43	5.2		29	9	5	5	2	2	0	1	0	0	2	30	39	7.94	1.941										
<b>Tom Phoebus, R</b> (6, 1) ERA: 3.82	2.1		10	3	3	3	2	1	0	0	0	1	1	13	17	11.57	1.714										
<b>Jack Aker, R</b> (9, 1) ERA: 1.29	1.0	W	3	0	0	0	1	0	0	0	0	0	0	5	5	0.00	0.000										

Atlanta Braves @ Chicago Cubs  
Wrigley Field, Chicago, IL  
Fri Jul 14 1972, 3:33 AM CDT  
Att. 18,930 - Cloudy - 86 F

livebaseballscorecards.com

AB 37  
R 8  
H 12  
RBI 8  
BB 3  
SO 5  
LOB 14



Batter	1	2	3	4	5	6	7	8	9	AB	R	H	RBI	BB	SO	LOB
<b>Rick Monday, L</b> OBP: 0.391, SLG: 0.440 (1, 8) X	0-0 HR 1B	4-0 CS BB			0-0 HR		4-0 1B SF7 BB	0-0 F8		3	3	2	1	2	0	2
<b>Don Kessinger, S</b> OBP: 0.347, SLG: 0.308 (1, 6) X	0-0 L7	0-0 CS 1-2	0-0 G3		0-0 F7		0-0 L8	0-0 P4		5	0	0	0	0	0	4
<b>Billy Williams, L</b> OBP: 0.382, SLG: 0.597 (1, 7) X	0-0 HR 1-H		0-0 4-3		0-0 FC4-6 1B		0-0 1B BLK 1B		0-0 2B 1B	5	2	4	2	0	0	0
<b>Joe Papitone, L</b> OBP: 0.308, SLG: 0.408 (1, 3) X	0-0 HR		0-0 F2		0-0 FC4-6 1-2f		0-0 SF7		0-0 4-3 1B 2B 1-H	3	1	1	1	0	0	1
<b>Jose Cardenal, R</b> OBP: 0.332, SLG: 0.460 (6, 9) X	0-0 HR									1	1	1	2	0	0	0
<b>Jim Hickman, R</b> OBP: 0.399, SLG: 0.485 (1, 9) (6, 3) S	0-3 K				4-0 1B BB		0-3 K 1-3		0-0 4-3 2-3	4	0	1	0	1	2	2
<b>Glenn Beckert, R</b> OBP: 0.311, SLG: 0.356 (1, 4) B	4-0 BB				0-0 F3		0-0 F9		0-0 1B 1B 3-H	4	1	1	1	1	0	3
<b>Carmen Fanzone, R</b> OBP: 0.343, SLG: 0.420 (1, 5) S	0-3 K				0-3 K		0-0 HR		0-0 F8 1B 1B	5	1	2	1	0	2	3
<b>Ken Rudolph, R</b> OBP: 0.245, SLG: 0.333 (1, 2) X		0-0 6-3			0-0 1B 1-2		0-0 L6		0-0 F9 1B 1B	3	0	1	0	0	0	0
<b>Tommy Davis, R</b> OBP: 0.417, SLG: 0.364 (8, PH)										1	0	0	0	0	0	1
<b>J.C. Martin, L</b> OBP: 0.323, SLG: 0.393 (9, 2) X					0-3 K		0-0 4-3		0-0 1B 1-2 1B 1-2	1	0	1	0	0	0	0
<b>Milt Pappas, R</b> OBP: 0.287, SLG: 0.212 (1, 1) S		0-3 K							0-0 1B 1-2 2-H	2	0	0	0	0	2	2
<b>Tom Phoebeus, R</b> OBP: 0.077, SLG: 0.077 (6, 1) S										1	0	0	0	0	0	0
<b>Ron Santo, R</b> OBP: 0.357, SLG: 0.502 (8, PH) S										1	0	1	0	0	0	0
<b>Frank Coggins, S</b> OBP: 0.357, SLG: 0.502 (8, PH) S										0	0	0	0	0	0	0
<b>Jack Aker, R</b> OBP: 0.243, SLG: 0.273 (9, 1) S										0	0	0	0	0	0	0
<b>Paul Popovich, S</b> OBP: 0.243, SLG: 0.273 (9, PH) S										1	0	1	1	0	0	0

Inning Stats	R: 3	H: 3	E: 0	LOB: 1	K: 2	S: 10	P: 14	R: 0	H: 0	E: 0	LOB: 0	K: 1	S: 4	P: 8	R: 0	H: 0	E: 0	LOB: 0	K: 0	S: 3	R: 1	H: 1	E: 1	LOB: 1	K: 1	S: 7	P: 7	R: 1	H: 2	E: 0	LOB: 0	K: 0	S: 4	R: 1	H: 2	E: 0	LOB: 2	K: 0	S: 5	R: 0	H: 2	E: 0	LOB: 2	K: 0	S: 5	R: 0	H: 2	E: 0	LOB: 2	K: 0	S: 5	R: 3	H: 5	E: 0	LOB: 2	K: 0	S: 7	P: 7	1B: 11	SF: 1	2B: 1	SAC: 0	3B: 0	DP: 0	HR: 4	HBP: 0	WP: 0	PA: 46
--------------	------	------	------	--------	------	-------	-------	------	------	------	--------	------	------	------	------	------	------	--------	------	------	------	------	------	--------	------	------	------	------	------	------	--------	------	------	------	------	------	--------	------	------	------	------	------	--------	------	------	------	------	------	--------	------	------	------	------	------	--------	------	------	------	--------	-------	-------	--------	-------	-------	-------	--------	-------	--------

PITCHER	IP	WLS	BF	H	R	ER	SO	BB	IBB	HBP	BLK	WP	HR	S	P	ERA	WHIP
<b>Jim Hardin, R</b> ERA: 3.68 (1, 1)	5.0		23	6	4	4	6	3	0	0	0	0	3	32	44	7.20	1.800
<b>Tom Kelley, R</b> ERA: 4.17 (6, 1)	1.1		6	1	2	2	0	1	0	0	0	0	1	5	9	13.50	1.500
<b>Joe Hoerner, L</b> ERA: 3.77 (7, 1)	1.2		10	5	1	1	0	0	0	0	1	0	0	10	10	5.40	3.000
<b>Cecil Upshaw, R</b> ERA: 4.86 (9, 1)	0.2	L	5	3	1	1	0	0	0	0	0	0	0	5	5	13.50	4.500
<b>Ron Schueler, R</b> ERA: 3.39 (9, 1)	0.0		1	1	1	1	0	0	0	0	0	0	0	1	1	∞	∞

**BOTTOM**

**Atlanta Braves @ Chicago Cubs**  
Wrigley Field, Chicago, IL

Fri Jul 14 1972, 3:33 AM CDT  
Att: 18,930 - Cloudy - 86 F

<b>AB</b>	<b>40</b>
<b>R</b>	<b>9</b>
<b>H</b>	<b>16</b>
<b>RBI</b>	<b>9</b>
<b>BB</b>	<b>4</b>
<b>SO</b>	<b>6</b>
<b>LOB</b>	<b>18</b>



PITCHER	IP	WLS	BF	H	R	ER	SO	BB	IBB	HBP	BLK	WP	HR	S	P	ERA	WHIP
<b>Jim Hardin, R</b> ERA: 3.68 (1, 1)	5.0		23	6	4	4	6	3	0	0	0	0	3	32	44	7.20	1.800
<b>Tom Kelley, R</b> ERA: 4.17 (6, 1)	1.1		6	1	2	2	0	1	0	0	0	0	1	5	9	13.50	1.500
<b>Joe Hoerner, L</b> ERA: 3.77 (7, 1)	1.2		10	5	1	1	0	0	0	0	1	0	0	10	10	5.40	3.000
<b>Cecil Upshaw, R</b> ERA: 4.86 (9, 1)	0.2	L	5	3	1	1	0	0	0	0	0	0	0	5	5	13.50	4.500
<b>Ron Schueler, R</b> ERA: 3.39 (9, 1)	0.0		1	1	1	1	0	0	0	0	0	0	0	1	1	∞	∞



Batter	1	2	3	4	5	6	7	8	9	AB R H RBI BB SO LOB	TOP		
Sonny Jackson, L OBP: 0.233, SLG: 0.238 (1, 8) X	0-0 1-3 1B 1B		0-0 4-3		0-0 1B G5-4-3 1B	0-0 3-1		0-3 K		5 1 2 0 0 1 4			
Mike Lum, L OBP: 0.343, SLG: 0.396 (1, 9) X	0-0 F8		0-0 FC5-4 1B		0-0 1-3 G5-4-3 1B		0-0 F8		0-3 K	5 0 2 0 0 1 1			
Hank Aaron, R OBP: 0.380, SLG: 0.502 (1, 3) X	0-0 1-3 1B 1-2		0-0 FC5-4 1-2f		0-0 G5-4-3 1-2f		4-0 FC5-4 BB		0-0 FC5-4 1B	4 0 2 0 1 0 2			
Rico Carty, R OBP: 0.412, SLG: 0.433 (1, 7) X Oscar Brown, R OBP: 0.241, SLG: 0.421 (1, 7) X	0-0 1-3 1-2 2-3		0-0 P5		0-0 P4		0-0 FC5-4 1-2f		0-0 FC5-4 FC6-4	1 0 0 0 0 0 2 4 0 0 0 0 0 3			
Earl Williams, R OBP: 0.328, SLG: 0.416 (1, 2) X	0-0 5-3			4-0 FC4-6 BB G3 BB		0-0 HR		0-0 F7		4 2 1 1 1 0 4			
Darrell Evans, L OBP: 0.387, SLG: 0.460 (1, 5) X		0-0 HR		4-0 FC4-6 1-2 BB		0-0 6-3 1B		4-0 6-3 SH3-4 BB		2 1 2 1 2 0 0			
Marty Perez, R OBP: 0.266, SLG: 0.259 (1, 6) X		0-0 F7		0-0 FC4-6 1-2f 2-3 G3		0-0 6-3 1-2		0-0 SH3-4		3 0 0 0 0 0 3			
Gil Garrido, R OBP: 0.356, SLG: 0.275 (1, 4) X		0-3 K		0-0 G3 1-2 3-H		4-0 BB		0-0 6-3 2-3		3 0 0 1 1 1 2			
Phil Niekro, R OBP: 0.232, SLG: 0.278 (1, 1) X		0-3 K		0-0 2-3		0-3 K		1-0 HBP		3 0 0 0 0 2 3			
<b>Inning Stats</b>	R: 0 H: 2 E: 0 LOB: 2 K: 0 BB: 0 S: 5 P: 5	R: 1 H: 1 E: 0 LOB: 0 K: 2 BB: 0 S: 8 P: 8	R: 0 H: 1 E: 0 LOB: 1 K: 0 BB: 2 S: 4 P: 4	R: 1 H: 0 E: 0 LOB: 1 K: 0 BB: 2 S: 3 P: 11	R: 1 H: 2 E: 0 LOB: 0 K: 0 BB: 0 S: 4 P: 4	R: 1 H: 2 E: 0 LOB: 2 K: 1 BB: 1 S: 7 P: 11	R: 0 H: 0 E: 0 LOB: 1 K: 0 BB: 1 S: 3 P: 7	R: 0 H: 0 E: 0 LOB: 2 K: 1 BB: 1 S: 5 P: 10	R: 0 H: 1 E: 0 LOB: 1 K: 1 BB: 0 S: 6 P: 6	1B: 7 SF: 0 2B: 0 SAC: 1 3B: 0 DP: 1 HR: 2 HBP: 1	WP: 0 PA: 41 PB: 0 SB: 0 CS: 0		
<b>PITCHER</b>	IP WLS BF H R ER SO BB IBB HBP BLK WP HR S P ERA WHIP											<b>PITCHER</b>	IP WLS BF H R ER SO BB IBB HBP BLK WP HR S P ERA WHIP
Bill Hands, R ERA: 3.61 (1, 1)	5.0 L 24 8 4 4 2 2 0 0 0 0 0 2 26 34 7.20 2.000												
Tom Phoebus, R ERA: 3.69 (6, 1)	2.0 8 0 0 0 1 2 0 0 0 0 0 0 8 16 0.00 1.000												
Dan McGinn, L ERA: 4.01 (8, 1)	2.0 9 1 0 0 2 1 0 1 0 0 0 0 11 16 0.00 1.000												

Atlanta Braves @ Chicago Cubs  
Wrigley Field, Chicago, IL  
Sat Jul 15 1972, 3:33 AM CDT  
Att. 26,255 - Unknown - 71 F

livebaseballscorecards.com

AB	34
R	4
H	9
RBI	3
BB	5
SO	5
LOB	24







Batter	1	2	3	4	5	6	7	8	9	AB R H RBI BB SO LOB	TOP																									
Sonny Jackson, L (1, 8) OBP: 0.255, SLG: 0.244	4-0 P6-4-3 BB 2B	0-0 P 1-2	0-0 FC4-6 1B		0-0 G6-4-3 1-2f		0-0 F8			4 1 1 0 1 0 3																										
Mike Lum, L (1, 7) OBP: 0.341, SLG: 0.389	4-0 P6-4-3 BB		0-0 FC4-6 BB		0-0 G3			0-0 4-3		3 0 0 0 1 0 1																										
Hank Aaron, R (1, 3) OBP: 0.379, SLG: 0.496	0-0 P6-4-3 1-2f 2-3		4-0 1-2 BB		0-0 6-3			0-0 F7		3 0 0 0 1 0 2																										
Earl Williams, R (1, 2) OBP: 0.330, SLG: 0.419	0-0 3-H 2B		0-3 K		4-0 BB			0-0 F7		3 0 1 1 1 1 2																										
Darrell Evans, L (1, 5) OBP: 0.385, SLG: 0.456	0-0 G3		0-3 K		0-0 F7			0-0 E7 B1-3 6-3 1B		4 1 1 0 0 1 4																										
Dusty Baker Jr., R (1, 9) OBP: 0.368, SLG: 0.454		0-0 5-3		0-3 K		0-3 K		0-0 E6 B1-3		4 0 0 0 0 2 2																										
Marty Perez, R (1, 6) OBP: 0.266, SLG: 0.258		0-0 1B SF7 1B		0-0 5-3		0-0 4-3		0-0 B1-3		4 1 1 0 0 0 2																										
Gil Garrido, R (1, 4) OBP: 0.349, SLG: 0.273		0-0 1-3 CS 1B		0-3 K		0-0 1-3		0-0 6-3		4 0 1 1 0 1 1																										
George Stone, L (1, 1) Pat Jarvis, R (8, 1) Denny McLain, R (8, 1) Jim Breazeale, L (9, PH) OBP: 0.176, SLG: 0.273		0-0 3-H SF7		4-0 G6-4-3 BB		4-0 BB		0-0 3-H 1-3		0 0 0 1 2 0 0 0 0 0 0 0 0 0 0 0 0 0 0 0 0 1 0 0 0 0 0 1																										
<b>Inning Stats</b>	R: 1 E: 0 K: 0 S: 3	H: 1 LOB: 1 BB: 2 P: 11	R: 1 E: 0 K: 0 S: 4	H: 2 LOB: 0 BB: 0 P: 4	R: 0 E: 0 K: 2 S: 8	H: 1 LOB: 2 BB: 1 P: 12	R: 0 E: 0 K: 2 S: 7	H: 0 LOB: 0 BB: 0 P: 7	R: 0 E: 0 K: 1 S: 5	H: 0 LOB: 1 BB: 1 P: 9	R: 0 E: 0 K: 0 S: 3	H: 0 LOB: 1 BB: 1 P: 7	R: 0 E: 0 K: 0 S: 3	H: 0 LOB: 0 BB: 0 P: 3	R: 1 E: 2 K: 0 S: 5	H: 1 LOB: 1 BB: 0 P: 5	1B: 4 2B: 1 3B: 0 HR: 0	SF: 1 SAC: 0 DP: 2 HBP: 0	WP: 0 PB: 0 SB: 0 CS: 1	PA: 37																
<b>PITCHER</b>	IP WLS BF H R ER SO BB IBB HBP BLK WP HR S P ERA WHIP																																			
Burt Hooton, R (1, 1) ERA: 2.79	2.1		13	4	2	2	0	3	0	0	0	0	0	9	21	7.71	3.000																			
Tom Phoebus, R (3, 1) ERA: 3.46	4.1		15	0	0	0	5	3	0	0	0	0	0	22	34	0.00	0.692																			
Steve Hamilton, L (7, 1) ERA: 1.08	0.1		1	0	0	0	0	0	0	0	0	0	0	1	1	0.00	0.000																			
Jack Aker, R (8, 1) ERA: 1.2	2.0	W	8	1	1	0	0	0	0	0	0	0	0	8	8	0.00	0.500																			

Atlanta Braves @ Chicago Cubs  
Wrigley Field, Chicago, IL  
Sun Jul 16 1972, 3:33 AM CDT  
Att. 31,476 - Cloudy - 72 F

livebaseballscorecards.com

AB	30
R	3
H	5
RBI	3
BB	6
SO	5
LOB	18







Batter	1	2	3	4	5	6	7	8	9	AB R H RBI BB SO LOB	TOP																
Oscar Brown, R OBP: 0.238, SLG: 0.403 (1, 9) X	0-0 F8		0-3 K	0-0 FC6-4 1B		0-3 K			0-0 6-3	5 0 1 1 0 2 3																	
Dusty Baker Jr., R OBP: 0.368, SLG: 0.449 (1, 8) X	0-0 F6		4-0 1B BB	0-0 FC6-4 1-2f			0-0 FC6-4 1B		0-0 E7 BB	4 0 1 0 1 0 1																	
Hank Aaron, R OBP: 0.379, SLG: 0.494 (1, 3) X	0-0 1B		0-0 SF8		0-0 5-3		0-0 F7		4-0 BB	3 0 1 1 1 0 1																	
Earl Williams, R OBP: 0.331, SLG: 0.428 (1, 2) X	0-0 F8		0-0 1B		0-0 HR		0-3 K		0-0 L9	5 1 2 2 0 1 4																	
Mike Lum, L OBP: 0.335, SLG: 0.381 (1, 7) X		0-0 F7	0-0 F8		0-0 6-3		0-0 FC6-4 1-2f			4 0 0 0 0 0 3																	
Darrell Evans, L OBP: 0.383, SLG: 0.452 (1, 5) X		0-0 1B		0-0 F7	0-0 F8			0-3 K		4 0 1 0 0 1 0																	
Marty Perez, R OBP: 0.266, SLG: 0.262 (1, 6) X		0-0 G4-6-3 1-2f		0-0 1B 2B		0-3 K2-3		0-0 F6		4 1 1 0 0 1 1																	
Gil Garrido, R OBP: 0.358, SLG: 0.288 (1, 4) X			0-0 BB SF8 1B	0-0 1B 1B		0-0 F7		0-0 4-3		4 2 2 1 0 0 0																	
Ron Schueler, R OBP: 0.233, SLG: 0.241 (1, 1) X			0-0 BB 1B	0-0 5-3		0-0 1B		0-0 6-3		3 1 2 0 0 0 1																	
Joe Hoerner, R (6, 1)										0 0 0 0 0 0 0																	
Cecil Upshaw, R OBP: 0.200, SLG: 0.200 (8, 1)										0 0 0 0 0 0 0																	
Paul Casanova, R OBP: 0.237, SLG: 0.278 (9, PH)			1-2 1B							1 0 0 0 0 0 0																	
<b>Inning Stats</b>	R: 0 E: 0 K: 0 S: 4	H: 1 LOB: 1 BB: 0 P: 4	R: 0 E: 0 K: 0 S: 3	H: 1 LOB: 0 BB: 0 P: 3	R: 2 E: 0 K: 1 S: 8	H: 3 LOB: 2 BB: 1 P: 12	R: 2 E: 0 K: 0 S: 6	H: 3 LOB: 1 BB: 0 P: 6	R: 1 E: 0 K: 0 S: 4	H: 1 LOB: 0 BB: 0 P: 4	R: 0 E: 0 K: 2 S: 8	H: 1 LOB: 1 BB: 0 P: 8	R: 0 E: 0 K: 1 S: 6	H: 1 LOB: 1 BB: 0 P: 6	R: 0 E: 0 K: 1 S: 5	H: 0 LOB: 0 BB: 0 P: 5	R: 0 E: 1 K: 0 S: 4	H: 0 LOB: 2 BB: 1 P: 8	1B: 9 2B: 1 3B: 0 HR: 1	SF: 1 SAC: 0 DP: 1 HBP: 0	WP: 0 PB: 0 SB: 0 CS: 0	PA: 40					
<b>PITCHER</b>	IP WLS BF H R ER SO BB IBB HBP BLK WP HR S P ERA WHIP																										
Luke Walker, L ERA: 3.9 (1, 1)	3.2		19	8	4	4	1	1	0	0	0	0	0	20	24	9.82	2.455										
Gene Garber, R ERA: 4.26 (4, 1)	3.1		13	3	1	1	3	0	0	0	0	0	1	19	19	2.70	0.900										
Ramon Hernandez, L ERA: 1.25 (8, 1)	1.2	W	7	0	0	0	1	1	0	0	0	0	0	8	12	0.00	0.600										
Dave Giusti, R ERA: 1.93 (9, 1)	0.1	S	1	0	0	0	0	0	0	0	0	0	0	1	1	0.00	0.000										

Atlanta Braves @ Pittsburgh Pirates  
 Three Rivers Stadium, Pittsburgh, PA  
 Mon Jul 17 1972, 7:05 PM EDT  
 Att: 14,866 - Unknown

livebaseballscorecards.com

AB	37
R	5
H	11
RBI	5
BB	2
SO	5
LOB	14



BOTTOM

Atlanta Braves @ Pittsburgh Pirates  
Three Rivers Stadium, Pittsburgh, PA

Mon Jul 17 1972, 7:05 PM EDT  
Att. 14,866 - Unknown

livebaseballscorecards.com

AB	30
R	6
H	9
RBI	6
BB	1
SO	5
LOB	9



WP:	0	PA:	33
PB:	0	SB:	0
CS:	0		

AB	R	H	RBI	BB	SO	LOB
3	1	1	0	1	0	1
4	2	2	0	0	0	1
4	1	2	0	0	0	2
3	1	1	4	0	2	2
4	0	1	1	0	0	1
4	1	1	0	0	1	1
2	0	0	0	0	1	0
2	0	0	0	0	1	0
1	0	0	1	1	0	0
0	0	0	0	0	0	0
0	0	0	0	0	0	0
1B:	7	SF:	1			
2B:	1	SAC:	1			
3B:	0	DP:	0			
HR:	1	HBP:	0			

Batter	1	2	3	4	5	6	7	8	9
<b>Vic Davalillo, L</b> (1, 7) OBP: 0.389, SLG: 0.463	4-0 FC4-6 1B HR BB		x 0-0 4-3			x 0-0 FC6-4 1B	x 0-0 F8		
<b>Gene Clines, R</b> (1, 9) OBP: 0.372, SLG: 0.423	0-0 FC4-6 1B		x 0-0 L8			x 0-0 FC6-4 1B E		x 0-0 1B SF7 2B	
<b>Al Oliver, L</b> (1, 8) OBP: 0.357, SLG: 0.448	0-0 FC4-6 1B HR		x 0-0 F7			x 0-0 1B 1B E		x 0-0 2-3 1B	
<b>Willie Stargell, L</b> (1, 3) OBP: 0.373, SLG: 0.564	0-0 HR			0-3 K		0-3 K		x 0-0 SF7	
<b>Manny Sanguillen, R</b> (1, 2) OBP: 0.351, SLG: 0.462	0-0 6-3			0-0 F3		0-0 E9 1B		x 0-0 F8	
<b>Rennie Stennett, R</b> (1, 4) OBP: 0.314, SLG: 0.413	0-0 6-3			0-3 K			x 0-0 SH3-4 1B	x 0-0 F9	
<b>Jose Pagan, R</b> (1, 5) OBP: 0.297, SLG: 0.465		x 0-0 F7			0-3 K		x 0-0 SH3-4 1B		
<b>Jackie Hernandez, R</b> (1, 6) OBP: 0.232, SLG: 0.271		x 0-0 4-3			0-3 K		x 0-0 F3		
<b>Gene Alley, R</b> (7, PH) OBP: 0.361, SLG: 0.362									
<b>Luke Walker, L</b> (1, 1) OBP: 0.250, SLG: 0.250		x 0-0 6-3			0-0 5-3		x 0-0 2-H 1B		
<b>Gene Garber, R</b> (4, 1) OBP: 0.143, SLG: 0.286									
<b>Richie Zisk, R</b> (7, PH) OBP: 0.143, SLG: 0.286									
<b>Ramon Hernandez, S</b> (8, 1) OBP: 0.143, SLG: 0.286									
<b>Dave Giusti, R</b> (9, 1)									

Inning	R	H	E	K	S	P	R	H	E	K	S	P	R	H	E	K	S	P	R	H	E	K	S	P	R	H	E	K	S	P
1	3	2	0	0	5	9	0	0	0	3	3	7	0	0	0	2	7	32	1	3	0	1	7	5	1	2	0	5	5	
2	0	0	0	0	3	3	0	0	0	0	0	0	0	0	0	0	0	0	0	0	0	0	0	0	0	0	0	0	0	
3	0	0	0	0	3	3	0	0	0	0	0	0	0	0	0	0	0	0	0	0	0	0	0	0	0	0	0	0	0	
4	0	0	0	2	7	7	0	0	0	2	7	7	0	0	0	0	0	0	0	0	0	0	0	0	0	0	0	0	0	
5	0	0	0	0	7	7	0	0	0	0	0	0	0	0	0	0	0	0	0	0	0	0	0	0	0	0	0	0	0	
6	1	3	1	1	7	7	0	0	0	1	7	7	0	0	0	0	0	0	0	0	0	0	0	0	0	0	0	0	0	
7	1	2	0	0	5	5	0	0	0	0	5	5	0	0	0	0	0	0	0	0	0	0	0	0	0	0	0	0	0	
8	0	0	0	0	5	5	0	0	0	0	5	5	0	0	0	0	0	0	0	0	0	0	0	0	0	0	0	0	0	
9	0	0	0	0	0	0	0	0	0	0	0	0	0	0	0	0	0	0	0	0	0	0	0	0	0	0	0	0	0	

PITCHER	IP	WLS	BF	H	R	ER	SO	BB	IBB	HBP	BLK	WP	HR	S	P	ERA	WHIP
<b>Ron Schueler, R</b> (1, 1) ERA: 3.58	5.1		21	4	4	4	4	1	0	0	0	0	1	28	32	6.75	0.938
<b>Joe Hoerner, L</b> (6, 1) ERA: 4.11	2.0	L	10	5	2	2	1	0	0	0	0	0	0	12	12	9.00	2.500
<b>Cecil Upshaw, R</b> (8, 1) ERA: 4.76	0.2		2	0	0	0	0	0	0	0	0	0	0	2	2	0.00	0.000



Atlanta Braves @ Pittsburgh Pirates  
 Three Rivers Stadium, Pittsburgh, PA

Tue Jul 18 1972, 7:05 PM EDT  
 Att. 20,162 - Unknown

livebaseballscorecards.com

AB	37
R	4
H	10
RBI	4
BB	5
SO	4
LOB	25



Batter	1	2	3	4	5	6	7	8	9	AB	R	H	RBI	BB	SO	LOB	TOP					
Dusty Baker Jr., R OBP: 0.374, SLG: 0.455 (1, 8)	0-0 F7		0-0 2B		0-0 L7	4-0 G1 BB		0-0 G6-4-3 1B		4	0	2	0	1	0	2						
Ralph Garr, L OBP: 0.356, SLG: 0.393 (1, 7)	0-0 5-3		0-0 L6		0-0 E 1-3 2B	0-0 G1		0-0 G6-4-3		4	1	1	1	0	0	3						
Oscar Brown, R OBP: 0.234, SLG: 0.397 (7, 7)					1-3 2-H	1-2 2-3		1-2f		1	0	0	0	0	0	1						
Hank Aaron, R OBP: 0.376, SLG: 0.487 (1, 3)	0-3 K		0-0 L9		4-0 1-3 E IBB	0-0 F7		0-0 5-3		4	0	0	0	1	1	3						
Earl Williams, R OBP: 0.329, SLG: 0.433 (1, 2)		0-0 6-3	0-0 F8		0-0 E5 1-3		0-0 HR		0-0 L9	5	1	1	2	0	0	3						
Mike Lum, L OBP: 0.332, SLG: 0.377 (1, 9)		0-3 K		0-0 F8	0-0 1-3		0-0 G3 WP 1B		0-0 L7	5	0	1	1	0	1	2						
Darrell Evans, L OBP: 0.383, SLG: 0.449 (1, 5)		0-0 BB 1B		0-3 K	4-0 IBB		0-0 G3		0-0 4-3	4	0	1	0	1	1	1						
Marty Perez, R OBP: 0.266, SLG: 0.261 (1, 6)		0-0 BB 1B		0-0 5-3	0-0 L6		0-3 K			4	0	1	0	0	1	4						
Gil Garrido, R OBP: 0.394, SLG: 0.311 (1, 4)		4-0 FC6-4 BB			0-0 1B 2B 1B		0-0 FC6-4 1B			2	1	2	0	2	0	0						
Ron Reed, R OBP: 0.160, SLG: 0.188 (1, 1)		0-0 FC6-4			0-0 2B E 1B		0-0 FC6-4 G1 BB		0-0 F4	4	1	1	0	0	0	6						
<b>Inning Stats</b>	R: 0 E: 0 K: 1 S: 5	H: 0 LOB: 0 BB: 0 P: 5	R: 0 E: 0 K: 1 S: 7	H: 2 LOB: 3 BB: 1 P: 11	R: 0 E: 0 K: 0 S: 4	H: 1 LOB: 1 BB: 0 P: 4	R: 0 E: 0 K: 1 S: 5	H: 0 LOB: 0 BB: 0 P: 5	R: 3 E: 1 K: 0 S: 7	H: 3 LOB: 3 BB: 2 P: 15	R: 0 E: 0 K: 0 S: 4	H: 1 LOB: 2 BB: 1 P: 8	R: 1 E: 0 K: 1 S: 7	H: 2 LOB: 2 BB: 1 P: 11	R: 0 E: 0 K: 0 S: 3	H: 1 LOB: 0 BB: 0 P: 3	R: 0 E: 0 K: 0 S: 3	H: 0 LOB: 0 BB: 0 P: 3	1B: 7 2B: 2 3B: 0 HR: 1	SF: 0 SAC: 0 DP: 1 HBP: 0	WP: 1 PB: 0 SB: 0 CS: 0	PA: 42
<b>PITCHER</b>	IP WLS BF H R ER SO BB IBB HBP BLK WP HR S P ERA WHIP																	IP WLS BF H R ER SO BB IBB HBP BLK WP HR S P ERA WHIP				
Steve Blass, R ERA: 2.74 (1, 1)	5.1 L 28 7 3 2 3 2 2 0 0 0 0 30 46 3.38 1.688																					
Bob Johnson, R ERA: 3.69 (6, 1)	2.2 11 3 1 1 1 1 1 0 0 0 1 1 12 16 3.38 1.500																					
Ramon Hernandez, L ERA: 1.22 (9, 1)	1.0 3 0 0 0 0 0 0 0 0 0 0 0 3 3 0.00 0.000																					

Batter	1	2	3	4	5	6	7	8	9	AB	R	H	RBI	BB	SO	LOB
Vic Davalillo, L (1, 7) OBP: 0.386, SLG: 0.459	0-0 4-3		0-0 4-3		0-0 F9			0-0 1B SF9 1B		4	1	1	0	0	0	2
Gene Clines, R (1, 9) OBP: 0.381, SLG: 0.438	0-0 G4-6-3 1B			0-0 1B 2B		0-0 L9		0-0 1-3 1B		4	1	3	0	0	0	0
Al Oliver, L (1, 8) OBP: 0.356, SLG: 0.447	0-0 G4-6-3 1-2f			0-0 2-H 1B 1B		0-0 F9		0-0 SF9		3	0	1	2	0	0	2
Willie Stargell, L (1, 3) OBP: 0.372, SLG: 0.559		0-0 G4-6-3 1B		0-0 F9		0-0 F8		0-3 K		4	0	1	0	0	1	3
Manny Sanguillen, R (1, 2) OBP: 0.350, SLG: 0.459		0-0 G4-6-3 1-2f		0-0 G1-6-3 1B		0-0 F7			0-0 F8	4	0	1	0	0	0	2
Rennie Stennett, R (1, 4) OBP: 0.313, SLG: 0.415		0-0 F4		0-0 G1-6-3 1-2f			0-0 F9		0-0 2B	4	0	1	0	0	0	2
Jose Pagan, R (1, 5) OBP: 0.305, SLG: 0.478			0-0 SH1-4 1B		0-0 4-3 2B		0-0 F5		0-0 F8	4	0	2	0	0	0	1
Gene Alley, R (1, 6) OBP: 0.356, SLG: 0.356			0-3 K		0-0 4-3		0-0 6-3		0-0 F2	3	0	0	0	0	1	2
Richie Hebner, L (9, PH) OBP: 0.392, SLG: 0.490					2-3 K					1	0	0	0	0	0	1
Steve Blass, R (1, 1) OBP: 0.204, SLG: 0.191			0-0 SH1-4		0-0 F9			0-0 5-3		1	0	0	0	0	0	1
Bob Johnson, L (6, 1) OBP: 0.240, SLG: 0.250										0	0	0	0	0	0	0
Bill Mazerowski, R (8, PH) OBP: 0.378, SLG: 0.455										1	0	0	0	0	0	0
Ramon Hernandez, S (9, 1) OBP: 0.143, SLG: 0.286			1-2							0	0	0	0	0	0	0

Inning Stats	R: 0	H: 1	R: 0	H: 1	R: 0	H: 1	R: 1	H: 3	R: 0	H: 1	R: 0	H: 0	R: 0	H: 0	R: 1	H: 2	R: 0	H: 1
	E: 0	LOB: 0	E: 0	LOB: 0	E: 0	LOB: 1	E: 0	LOB: 1	E: 1	LOB: 1	E: 0	LOB: 0	E: 0	LOB: 0	E: 0	LOB: 1	E: 0	LOB: 1
	K: 0	BB: 0	K: 0	BB: 0	K: 1	BB: 0	K: 0	BB: 0	K: 0	BB: 0	K: 0	BB: 0	K: 0	BB: 0	K: 1	BB: 0	K: 0	BB: 0
	S: 3	P: 3	S: 3	P: 3	S: 6	P: 6	S: 5	P: 5	S: 4	P: 4	S: 3	P: 3	S: 3	P: 3	S: 7	P: 7	S: 4	P: 4

PITCHER	IP	WLS	BF	H	R	ER	SO	BB	IBB	HBP	BLK	WP	HR	S	P	ERA	WHIP
Ron Reed, R (1, 1) ERA: 3.22	9.0	W	35	10	2	2	2	0	0	0	0	0	0	39	39	2.00	1.111

**BOTTOM**

**Atlanta Braves @ Pittsburgh Pirates**  
**Three Rivers Stadium, Pittsburgh, PA**

Tue Jul 18 1972, 7:05 PM EDT  
 Att. 20,162 - Unknown

AB	33
R	2
H	10
RBI	2
BB	0
SO	2
LOB	16



WP	PA	ERA	WHIP
0	35		



Batter	1	2	3	4	5	6	7	8	9	AB R H RBI BB SO LOB	TOP	
Dusty Baker Jr., R OBP: 0.381, SLG: 0.462 (1, 8) X	0-0 G4-6-3 1B		0-0 5-3		0-0 L3			0-0 G4-6-3 1B		4 0 3 1 0 0 0	<b>Atlanta Braves @ Pittsburgh Pirates</b> Three Rivers Stadium, Pittsburgh, PA Wed Jul 19 1972, 7:05 PM EDT Att. 24,847 - Unknown <a href="http://livebaseballscorecards.com">livebaseballscorecards.com</a>	
Ralph Garr, L OBP: 0.355, SLG: 0.391 (1, 7) X	0-0 G4-6-3 1-2f		0-0 1B		0-0 L3 1-2			0-0 G4-6-3 1-2f		4 0 1 0 0 0 3		
Hank Aaron, R OBP: 0.375, SLG: 0.494 (1, 3) X	0-0 HR		0-0 F7					0-0 5-3		4 1 1 1 0 1 1		
Earl Williams, R OBP: 0.333, SLG: 0.443 (1, 2) X	0-0 2B				0-0 6-3 SF8 2B			0-0 L9		4 1 3 0 0 0 0		
Mike Lum, L OBP: 0.326, SLG: 0.369 (1, 9) X	0-0 G3				0-0 6-3 2-3			0-0 F2		4 0 0 0 0 1 3		
Darrell Evans, L OBP: 0.377, SLG: 0.442 (1, 5) X			0-0 F7		0-0 SF8 3-H			0-0 K		3 0 0 1 0 1 1		
Marty Perez, R OBP: 0.263, SLG: 0.259 (1, 6) X			0-0 F5		0-0 5-3					3 0 0 0 0 0 0		
Larvell Blanks, R OBP: 0.333, SLG: 0.333 (1, 4) X			0-0 F4					0-0 6-3		3 1 1 0 0 0 0		
Phil Niekro, R OBP: 0.224, SLG: 0.268 (1, 1) X			0-0 F6					0-3 K		2 0 0 0 0 1 0		
Cecil Upshaw, R OBP: 0.200, SLG: 0.200 (7, 1)										0 0 0 0 0 0 0		
Denny McLain, R (8, 1)										0 0 0 0 0 0 0		
<b>Inning Stats</b>	R: 1 H: 3 E: 0 LOB: 1 K: 0 BB: 0 S: 5 P: 5	R: 0 H: 0 E: 0 LOB: 0 K: 0 BB: 0 S: 3 P: 3	R: 0 H: 1 E: 0 LOB: 1 K: 0 BB: 0 S: 4 P: 4	R: 1 H: 1 E: 0 LOB: 0 K: 0 BB: 0 S: 4 P: 4	R: 1 H: 2 E: 0 LOB: 0 K: 0 BB: 0 S: 4 P: 4	R: 0 H: 1 E: 0 LOB: 1 K: 2 BB: 0 S: 8 P: 8	R: 0 H: 0 E: 0 LOB: 0 K: 1 BB: 0 S: 5 P: 5	R: 0 H: 1 E: 0 LOB: 0 K: 0 BB: 0 S: 3 P: 3	R: 0 H: 0 E: 0 LOB: 0 K: 1 BB: 0 S: 5 P: 5	1B: 6 SF: 1 2B: 3 SAC: 1 3B: 0 DP: 3 HR: 1 HBP: 0	WP: 0 PA: 33 PB: 0 SB: 0 CS: 0	
<b>PITCHER</b> Nelson Briles, R ERA: 3.26 (1, 1)	IP WLS BF H R ER SO BB IBB HBP BLK WP HR S P ERA WHIP	6.0 W 24 8 3 3 2 0 0 0 0 0 0 1 28 28 4.50 1.333										
Luke Walker, L ERA: 3.72 (7, 1)	IP WLS BF H R ER SO BB IBB HBP BLK WP HR S P ERA WHIP	3.0 S 9 1 0 0 2 0 0 0 0 0 0 0 13 13 0.00 0.333										

**Atlanta Braves @ Pittsburgh Pirates**  
 Three Rivers Stadium, Pittsburgh, PA  
 Wed Jul 19 1972, 7:05 PM EDT  
 Att. 24,847 - Unknown

AB	31
R	3
H	9
RBI	3
BB	0
SO	4
LOB	8



Batter	1	2	3	4	5	6	7	8	9	AB	R	H	RBI	BB	SO	LOB
Gene Clines, R (1, 9) OBP: 0.376, SLG: 0.430	0-0 F7 E SF9 1B		0-0 L7	0-0 L5-3		0-0 L5	0-3 K			5	1	1	0	0	1	4
Rennie Stennett, R (1, 4) OBP: 0.320, SLG: 0.420	0-0 E6 1-2		0-0 1B 1B	0-0 1B			0-0 E 1B FC6-2 1B	0-3 K		5	1	3	1	0	1	1
Al Oliver, L (1, 8) OBP: 0.357, SLG: 0.446	0-0 F7 2-3		0-0 1B 1B	0-0 4-3			0-0 E5 FC6-2 BB SF8 1B	0-0 F7		5	1	2	0	0	0	3
Willie Stargell, L (1, 3) OBP: 0.372, SLG: 0.557	0-0 SF9 3-H		0-0 1B 1B		0-0 F3		4-0 FC6-2 2B BB	0-3 K		3	1	1	2	1	1	0
Manny Sanguillen, R (1, 2) OBP: 0.348, SLG: 0.453	0-0 L9		0-0 F5		0-0 6-3		0-0 FC6-2 2B			4	1	0	0	0	0	6
Bob Robertson, R (1, 7) Vic Davalillo, L (8, 7) OBP: 0.272, SLG: 0.297 OBP: 0.386, SLG: 0.459		0-3 K	0-0 F7		0-0 1B		0-0 SF8			3	0	1	1	0	1	2
Richie Hebner, L (1, 5) OBP: 0.394, SLG: 0.495		0-0 L9		0-0 2B 1B		0-3 K	0-0 1B 2B			4	1	2	2	0	1	1
Gene Alley, R (1, 6) OBP: 0.364, SLG: 0.383		0-0 HR		0-0 1B 2B		0-0 F9	4-0 1B IBB			3	2	2	2	1	0	0
Nelson Briles, R (1, 1) Luke Walker, L (7, 1) OBP: 0.143, SLG: 0.176 OBP: 0.053, SLG: 0.053		0-0 6-3		0-0 F3		0-3 K	0-0 1B			3	0	0	0	0	1	1
										1	0	1	0	0	0	0

Inning Stats	R: 1	H: 1	R: 1	H: 1	R: 1	H: 3	R: 2	H: 3	R: 0	H: 1	R: 0	H: 0	R: 3	H: 4	R: 0	H: 0
	E: 1	LOB: 1	E: 0	LOB: 0	E: 0	LOB: 2	E: 0	LOB: 1	E: 0	LOB: 1	E: 0	LOB: 0	E: 1	LOB: 3	E: 0	LOB: 0
	K: 0	BB: 0	K: 1	BB: 0	K: 0	BB: 0	K: 0	BB: 0	K: 1	BB: 0	K: 1	BB: 0	K: 1	BB: 2	K: 2	BB: 0
	S: 5	P: 5	S: 6	P: 6	S: 6	P: 6	S: 6	P: 6	S: 6	P: 6	S: 5	P: 5	S: 9	P: 17	S: 7	P: 7

**BOTTOM**

**Atlanta Braves @ Pittsburgh Pirates**  
**Three Rivers Stadium, Pittsburgh, PA**  
 Wed Jul 19 1972, 7:05 PM EDT  
 Att. 24,847 - Unknown

AB	36
R	8
H	13
RBI	8
BB	2
SO	6
LOB	18

WP: 0 PA: 40  
 PB: 0 SB: 0  
 CS: 0



livebaseballscorecards.com

PITCHER	IP	WLS	BF	H	R	ER	SO	BB	IBB	HBP	BLK	WP	HR	S	P	ERA	WHIP
Phil Niekro, R (1, 1) ERA: 3.45	6.0	L	31	11	8	7	3	1	0	0	0	0	1	36	40	10.50	2.000
Cecil Upshaw, R (7, 1) ERA: 4.63	1.0		6	2	0	0	1	0	1	0	0	0	0	7	11	0.00	2.000
Denny McLain, R (8, 1) ERA: 6.06	1.0		3	0	0	0	2	0	0	0	0	0	0	7	7	0.00	0.000



Batter	1	2	3	4	5	6	7	8	9	AB R H RBI BB SO LOB	TOP						
Lou Brock, L (1, 7) X OBP: 0.358, SLG: 0.417	0-0 F7 ①		0-0 5-3 ② X	0-0 SF7 ②		0-0 S 1B			0-0 F9 ①	4 0 2 1 0 0 0							
Ed Crosby, L (1, 4) X OBP: 0.274, SLG: 0.261	0-0 F8 ②		1-0 WP 1B HBP	0-0 F8 ③		0-0 4-3 ③			0-0 F9 ①	4 0 0 0 0 0 3							
Bernie Carbo, L (1, 9) X OBP: 0.384, SLG: 0.306	0-0 1B 1B		0-0 WP 1B		0-0 4-3 ①		0-3 K ①		0-0 F9 ②	5 0 2 0 0 1 1							
Joe Torre, R (1, 5) X OBP: 0.365, SLG: 0.473	0-0 FC4-6 1B		4-0 1-2 2-3 BB		0-0 6-3 ②		0-0 F9 ②		0-0 F9 ③	4 0 1 0 1 0 1							
Ted Simmons, S (1, 2) X OBP: 0.311, SLG: 0.456	0-0 FC4-6 ③		0-0 4-3 ③		0-0 HR		0-0 F8 ③			4 1 1 1 0 0 5							
Matty Alou, L (1, 3) X OBP: 0.356, SLG: 0.401		0-0 F9 ①		0-0 F9 ① X		0-0 2B			0-0 4-3 ①	4 0 1 0 0 0 0							
Jose Cruz, L (1, 8) X OBP: 0.286, SLG: 0.286		0-0 F9 ②		0-0 1B WP 2B		0-0 6-3 ③		0-3 K ②		4 1 1 0 0 1 1							
Dal Maxvill, R (1, 6) X OBP: 0.316, SLG: 0.307		0-0 F9 ③		0-0 PB WP SF7 1B		0-0 4-3 ①		0-0 1B		4 1 2 0 0 0 0							
Al Santorini, R (1, 1) X OBP: 0.150, SLG: 0.105 Donn Clendenen, R (4, PH) X OBP: 0.285, SLG: 0.325 Don Durham, R (4, 1) X Brant Alyea, R (6, PH) X John Cumberland, R (6, 1) X Ted Sizemore, R (8, PH) X Lowell Palmer, R (8, 1) X			0-3 K ①	4-0 1-3 3-H BB		0-3 K ②		0-0 F8 ③		1 0 0 0 0 0 1 0 0 0 0 0 0 1 0 0 0 0 0 0 0 0 0 0 0 0 1 0 0 0 0 0 1 0 0 0 0 0 0 0 0 0 0 0 1 0 0 0 0 0 0 0 1 0 0 0 0 0 0 0 0 0							
<b>Inning Stats</b>	R: 0 H: 2 E: 0 LOB: 2 K: 0 BB: 0 S: 5 P: 5	R: 0 H: 0 E: 0 LOB: 0 K: 0 BB: 0 S: 3 P: 3	R: 0 H: 1 E: 0 LOB: 3 K: 1 BB: 1 S: 6 P: 11	R: 2 H: 2 E: 0 LOB: 1 K: 0 BB: 1 S: 5 P: 9	R: 1 H: 2 E: 0 LOB: 1 K: 0 BB: 0 S: 5 P: 5	R: 0 H: 1 E: 0 LOB: 1 K: 1 BB: 0 S: 6 P: 6	R: 0 H: 0 E: 0 LOB: 0 K: 1 BB: 0 S: 5 P: 5	R: 0 H: 1 E: 0 LOB: 1 K: 1 BB: 0 S: 6 P: 6	R: 0 H: 1 E: 0 LOB: 1 K: 0 BB: 0 S: 4 P: 4	1B: 6 SF: 1 2B: 3 SAC: 0 3B: 0 DP: 0 HR: 1 HBP: 1	WP: 2 PA: 40 PB: 1 SB: 1 CS: 0						
<b>PITCHER</b>	IP WLS BF H R ER SO BB IBB HBP BLK WP HR S P ERA WHIP																
Jim Hardin, R (1, 1) X ERA: 3.54	4.0	20	5	2	1	1	2	0	1	0	0	2	0	19	28	2.25	1.750
Pat Jarvis, R (5, 1) X ERA: 3.94	5.0	20	5	1	1	3	0	0	0	0	0	0	1	26	26	1.80	1.000

St. Louis Cardinals @ Atlanta Braves  
Atlanta Stadium, Atlanta, GA  
Thu Jul 20 1972, 7:05 PM EDT  
Att. 8,840 - Unknown

livebaseballscorecards.com

AB	36
R	3
H	10
RBI	2
BB	2
SO	4
LOB	12



Batter	1	2	3	4	5	6	7	8	9
Dusty Baker Jr., R OBP: 0.381, SLG: 0.460 (1, 8)	0-0 SH1-3 1B 1B	0-0 F8		0-0 2B 1B		0-0 5-3		0-3 K	
Ralph Garr, L OBP: 0.354, SLG: 0.393 (1, 7)	0-0 SH1-3 1-2		0-0 4-3	0-0 1B 1-H 3-H		0-0 6-3		0-0 F8	
Hank Aaron, R OBP: 0.382, SLG: 0.498 (1, 3)	0-0 1B 1B		4-0 1B 1B BB	4-0 1B IBB		0-0 HR 1B			
Earl Williams, R OBP: 0.338, SLG: 0.456 (1, 2)	0-0 1B 1-2 2-H		0-0 FC5 1B 1B	0-3 K		0-0 HR			
Mike Lum, L OBP: 0.325, SLG: 0.364 (1, 9)	0-3 K		0-3 K	0-3 K		4-0 FC3-6 BB			
Darrell Evans, L OBP: 0.375, SLG: 0.439 (1, 5)	0-0 G3		0-0 1B 1-2 2-3		0-0 F5		0-0 FC3-6 CS		
Marty Perez, R OBP: 0.266, SLG: 0.260 (1, 6)		4-0 1B G6-4-3 BB	0-0 FC5 2-3f		0-0 F9		0-0 1B 1-2		
Larvell Blanks, R OBP: 0.429, SLG: 0.429 (1, 4)		0-0 1B G6-4-3 1-3		0-0 1B SH2-4 2B 1B		0-0 F8		0-0 F7	
Jim Hardin, R OBP: 0.235, SLG: 0.286 Pat Jarvis, R OBP: 0.188, SLG: 0.313 (5, 1)		0-0 1B G6-4-3 1-2f 3-H		0-0 1B SH2-4		0-0 P4		0-3 K	

AB	R	H	RBI	BB	SO	LOB
5	2	2	0	0	1	0
4	0	1	2	0	0	0
2	1	2	0	2	0	0
4	1	3	3	0	1	2
3	0	0	0	1	3	6
4	0	1	0	0	0	3
3	1	1	0	1	0	3
4	1	2	0	0	0	1
1	0	0	0	0	0	1
2	0	0	0	0	1	0

AB	R	H	RBI	BB	SO	LOB
32	6	12	5	4	6	16

Inning Stats	R: 1	H: 3	E: 0	K: 1	S: 8	P: 8	R: 1	H: 1	E: 0	K: 0	S: 3	R: 0	H: 2	E: 0	K: 1	S: 7	R: 2	H: 3	E: 0	K: 2	S: 10	R: 0	H: 0	E: 0	K: 0	S: 3	R: 0	H: 0	E: 0	K: 0	S: 3	R: 2	H: 3	E: 0	K: 0	S: 5	R: 0	H: 0	E: 0	K: 2	S: 7	R: 0	H: 0	E: 0	K: 2	S: 7
1B: 10	SF: 0	2B: 1	SAC: 2	3B: 0	DP: 1	HR: 1	HBP: 0	WP: 0	PA: 38	1B: 10	SF: 0	2B: 1	SAC: 2	3B: 0	DP: 1	HR: 1	HBP: 0	WP: 0	PA: 38	1B: 10	SF: 0	2B: 1	SAC: 2	3B: 0	DP: 1	HR: 1	HBP: 0	WP: 0	PA: 38																	

PITCHER	IP	WLS	BF	H	R	ER	SO	BB	IBB	HBP	BLK	WP	HR	S	P	ERA	WHIP
Al Santorini, R ERA: 4.9 (1, 1)	3.0		16	6	2	2	2	2	2	0	0	0	0	18	26	6.00	2.667
Don Durham, R ERA: 5.0 (4, 1)	2.0	L	10	3	2	2	2	0	1	0	0	0	0	13	17	9.00	1.500
John Cumberland, L ERA: 7.9 (6, 1)	2.0		9	3	2	2	0	1	0	0	0	0	1	8	12	9.00	2.000
Lowell Palmer, R ERA: 4.38 (8, 1)	1.0		3	0	0	0	2	0	0	0	0	0	0	7	7	0.00	0.000

PITCHER	IP	WLS	BF	H	R	ER	SO	BB	IBB	HBP	BLK	WP	HR	S	P	ERA	WHIP

St. Louis Cardinals @ Atlanta Braves  
Atlanta Stadium, Atlanta, GA  
Thu Jul 20 1972, 7:05 PM EDT  
Att. 8,840 - Unknown

livebaseballscorecards.com





Batter	1	2	3	4	5	6	7	8	9	AB R H RBI BB SO LOB	TOP
Lou Brock, L (1, 7) x OBP: 0.354, SLG: 0.413	0-0 ① 1-4-3		x 0-0 ② 4-3			x 0-0 ① G3		x 0-0 ② 4-3		4 0 0 0 0 0 0	<b>St. Louis Cardinals @ Atlanta Braves</b> Atlanta Stadium, Atlanta, GA Fri Jul 21 1972, 7:05 PM EDT Att. 15,000 - Unknown <a href="http://livebaseballscorecards.com">livebaseballscorecards.com</a>
Ted Sizemore, R (1, 4) x OBP: 0.305, SLG: 0.327	0-0 E5 F8 WP WP		x 0-0 ③ 5-3			x 0-0 2B		x 0-0 ③ 6-3		4 1 1 0 0 0 0	
Luis Melendez, R (1, 8) x OBP: 0.296, SLG: 0.345	0-0 ② F8 1-3			S S x 0-3 ① K		x 0-0 ② 1-3		x 0-0 ① F3		4 0 0 0 0 1 2	
Joe Torre, R (1, 5) B B B B OBP: 0.367, SLG: 0.470	4-0 BB 3-H		x 0-0 ② 5-3			x 4-0 FC6-4 IBB		x 0-0 ② F9		2 0 0 0 2 0 0	
Ted Simmons, S (1, 2) x OBP: 0.310, SLG: 0.453	0-0 ③ 1-3		x 0-0 ③ F9			x 0-0 ③ FC6-4 1-2f		x 0-0 FC6-4 1B		4 0 1 0 0 0 3	
Donn Clendenon, R (1, 3) x OBP: 0.277, SLG: 0.315		x 0-0 ① F8		S S S x 0-3 ① K		x 0-0 ① 6-3		x 0-0 ③ FC6-4 1-2f		4 0 0 0 0 1 1	
Matty Alou, L (1, 9) x OBP: 0.356, SLG: 0.401		x 0-0 ② 6-3		x 0-0 G6-4-3 1B		x 0-0 ② P4				3 0 1 0 0 0 0	
Dal Maxvill, R (1, 6) x OBP: 0.312, SLG: 0.302		x 0-0 ③ F9		x 0-0 ② ③ G6-4-3 1-2f		x 0-0 ③ F8				3 0 0 0 0 0 1	
Bob Gibson, R (1, 1) x OBP: 0.226, SLG: 0.509		x 0-0 ① F9		x 0-0 HR		x 0-0 ① F8				3 1 1 1 0 0 0	
<b>Inning Stats</b>	R: 1 H: 0 E: 1 LOB: 1 K: 0 BB: 1 S: 4 P: 8	R: 0 H: 0 E: 0 LOB: 0 K: 0 BB: 0 S: 3 P: 3	R: 0 H: 0 E: 0 LOB: 0 K: 0 BB: 0 S: 3 P: 3	R: 0 H: 0 E: 0 LOB: 0 K: 1 BB: 0 S: 5 P: 5	R: 0 H: 1 E: 0 LOB: 0 K: 1 BB: 0 S: 5 P: 5	R: 1 H: 2 E: 0 LOB: 2 K: 0 BB: 1 S: 5 P: 9	R: 0 H: 0 E: 0 LOB: 0 K: 0 BB: 0 S: 3 P: 3	R: 0 H: 0 E: 0 LOB: 0 K: 0 BB: 0 S: 3 P: 3	R: 0 H: 1 E: 0 LOB: 1 K: 0 BB: 0 S: 4 P: 4	1B: 2 SF: 0 2B: 1 SAC: 0 3B: 0 DP: 1 HR: 1 HBP: 0	WP: 2 PA: 33 PB: 0 SB: 0 CS: 0
<b>PITCHER</b> George Stone, L (1, 1) ERA: 5.02	IP WLS BF H R ER SO BB IBB HBP BLK WP HR S P ERA WHIP										

**St. Louis Cardinals @ Atlanta Braves**  
 Atlanta Stadium, Atlanta, GA  
 Fri Jul 21 1972, 7:05 PM EDT  
 Att. 15,000 - Unknown

<b>AB</b>	31
<b>R</b>	2
<b>H</b>	4
<b>RBI</b>	1
<b>BB</b>	2
<b>SO</b>	2
<b>LOB</b>	7



Batter	1	2	3	4	5	6	7	8	9	AB R H RBI BB SO LOB	
Dusty Baker Jr., R OBP: 0.379, SLG: 0.456 (1, 8)	0-3 K ①		0-0 CS 1B ②		0-0 F3 ③		0-0 FC1-6 1-2f 2-3 ②			4 0 1 0 0 1 3	
Ralph Garr, L OBP: 0.355, SLG: 0.397 (1, 7)	0-0 S 1B		0-0 4-3 1-2 ②			0-0 F9 2B	0-0 4-3 ③			4 0 2 0 0 0 3	
Hank Aaron, R OBP: 0.381, SLG: 0.493 (1, 3)	4-0 1-2 BB			0-0 P6 ①		0-0 F9 2-3 ①		0-0 5-3 ①		3 0 0 0 1 0 1	
Earl Williams, R OBP: 0.337, SLG: 0.453 (1, 2)	0-3 K ②			0-3 K ②		0-3 K ②		0-0 1B		4 0 1 0 0 3 3	
Mike Lum, L OBP: 0.324, SLG: 0.359 (1, 9)	0-0 F7 ③			4-0 BB ③		0-0 F8 ③		0-0 L6 ②		3 0 0 0 1 0 4	
Darrell Evans, L OBP: 0.374, SLG: 0.449 (1, 5)		0-0 F5 ①		0-0 F7 ③			0-0 HR	0-0 F7 ③		4 1 1 1 0 0 2	
Marty Perez, R OBP: 0.266, SLG: 0.259 (1, 6)		0-0 4-3 ②			0-0 5-3 ①		0-0 FC1-5 SH 1B		0-3 K ①	4 0 1 0 0 1 0	
Larvell Blanks, R OBP: 0.500, SLG: 0.444 (1, 4)		0-0 6-3 ③			4-0 SH1-4 BB		0-0 SH FC1-6 FC1-5 1-2		0-0 G6-4-3 1B	2 0 1 0 1 0 0	
George Stone, L (1, 1)			0-0 P3 ①			0-0 SH1-4 ②		0-0 FC1-5 ①		0-0 G6-4-3 ② ③	2 0 0 0 0 0 2
Sonny Jackson, L OBP: 0.250, SLG: 0.239 (9, PH)					1-2		1-2 2-3f		1-2f	1 0 0 0 0 0 1	

Inning Stats	R: 0	H: 1	E: 0	K: 2	S: 8	LOB: 2	BB: 1	P: 12	R: 0	H: 0	E: 0	K: 0	S: 3	LOB: 0	BB: 0	P: 3	R: 0	H: 1	E: 0	K: 0	S: 3	LOB: 0	BB: 0	P: 3	R: 0	H: 0	E: 0	K: 1	S: 5	LOB: 1	BB: 1	P: 9	R: 0	H: 0	E: 0	K: 0	S: 3	LOB: 1	BB: 1	P: 7	R: 0	H: 1	E: 0	K: 1	S: 6	LOB: 1	BB: 0	P: 6	R: 1	H: 2	E: 1	K: 0	S: 6	LOB: 2	BB: 0	P: 6	R: 0	H: 1	E: 0	K: 0	S: 4	LOB: 1	BB: 0	P: 4	R: 0	H: 1	E: 0	K: 1	S: 5	LOB: 0	BB: 0	P: 5	1B: 5	SF: 0	2B: 1	3B: 0	HR: 1	SAC: 2	DP: 1	HBP: 0	WP: 0	PA: 36
PITCHER Bob Gibson, R ERA: 2.49 (1, 1)	IP	WLS	BF	H	R	ER	SO	BB	IBB	HBP	BLK	WP	HR	S	P	ERA	WHIP	IP	WLS	BF	H	R	ER	SO	BB	IBB	HBP	BLK	WP	HR	S	P	ERA	WHIP	IP	WLS	BF	H	R	ER	SO	BB	IBB	HBP	BLK	WP	HR	S	P	ERA	WHIP																															


**BOTTOM**

**St. Louis Cardinals @ Atlanta Braves**  
Atlanta Stadium, Atlanta, GA

Fri Jul 21 1972, 7:05 PM EDT  
Att. 15,000 - Unknown

livebaseballscorecards.com

AB	31
R	1
H	7
RBI	1
BB	3
SO	5
LOB	19







Batter	1	2	3	4	5	6	7	8	9	10	AB R H RBI BB SO LOB
Dusty Baker Jr., R OBP: 0.382, SLG: 0.466 (1, 8)											4 2 1 1 2 0 3
Ralph Garr, L OBP: 0.350, SLG: 0.391 (1, 7)											5 0 0 0 0 0 5
Hank Aaron, R OBP: 0.381, SLG: 0.489 (1, 3)											4 2 1 0 1 0 1
Earl Williams, R OBP: 0.338, SLG: 0.451 (1, 2)											4 1 1 0 1 0 2
Mike Lum, L OBP: 0.321, SLG: 0.357 (1, 9)											4 2 1 2 0 0 1
Darrell Evans, L OBP: 0.378, SLG: 0.447 (1, 5)											3 1 1 2 2 0 1
Marty Perez, R OBP: 0.268, SLG: 0.262 (1, 6)											5 0 2 1 0 0 2
Larvell Blanks, R OBP: 0.467, SLG: 0.429 (1, 4)											5 0 2 2 0 1 2
Ron Reed, R OBP: 0.170, SLG: 0.196 (1, 1)											3 0 1 0 0 0 3
Ron Schueler, R OBP: 0.258, SLG: 0.267 (6, 1)											1 0 1 0 0 0 0
Joe Hoerner, R OBP: 0.258, SLG: 0.267 (9, 1)											0 0 0 0 0 0 0
Sonny Jackson, L OBP: 0.245, SLG: 0.234 (9, PH)											1 0 0 0 0 1 1
Denny McLain, R OBP: 0.245, SLG: 0.234 (10, 1)											0 0 0 0 0 0 0

Inning Stats	R: 5	H: 3	R: 0	H: 0	R: 0	H: 1	R: 0	H: 1	R: 1	H: 2	R: 0	H: 0	R: 0	H: 0	R: 0	H: 0	R: 1	H: 1	R: 0	H: 0	R: 1	H: 1	1B: 10	SF: 1
	E: 1	LOB: 2	E: 1	LOB: 1	E: 0	LOB: 1	E: 0	LOB: 1	E: 1	LOB: 3	E: 0	LOB: 0	E: 0	LOB: 0	E: 0	LOB: 0	E: 0	LOB: 1	E: 0	LOB: 1	E: 0	LOB: 1	2B: 0	SAC: 0
	K: 0	BB: 3	K: 0	BB: 0	K: 0	BB: 0	K: 0	BB: 0	K: 0	BB: 1	K: 0	BB: 1	K: 1	BB: 0	K: 1	BB: 0	K: 0	BB: 0	K: 0	BB: 0	K: 0	BB: 0	3B: 0	DP: 0
	S: 7	P: 19	S: 4	P: 4	S: 4	P: 4	S: 4	P: 4	S: 6	P: 10	S: 4	P: 8	S: 6	P: 6	S: 3	P: 3	S: 5	P: 9	S: 1	P: 1	S: 1	P: 1	HR: 1	HBP: 0

PITCHER	IP	WLS	BF	H	R	ER	SO	BB	IBB	HBP	BLK	WP	HR	S	P	ERA	WHIP
Reggie Cleveland, R ERA: 3.25 (1, 1)	5.0		29	7	6	4	0	4	0	0	0	1	0	25	41	7.20	2.200
Diego Segui, R ERA: 3.0 (6, 1)	2.0		9	3	1	1	1	1	0	0	0	0	0	10	14	4.50	2.000
Moe Drabowsky, R ERA: 2.74 (8, 1)	2.0		7	0	0	0	1	1	0	0	0	1	0	8	12	0.00	0.500
Tony Cloninger, R ERA: 5.19 (10, 1)	0.0	L	1	1	1	1	0	0	0	0	0	0	1	1	1	∞	∞

**BOTTOM**

**St. Louis Cardinals @ Atlanta Braves**  
Atlanta Stadium, Atlanta, GA

Sat Jul 22 1972, 7:05 PM EDT  
Att: 17,245 - Unknown

[livebaseballscorecards.com](http://livebaseballscorecards.com)

AB	39
R	8
H	11
RBI	8
BB	6
SO	2
LOB	21

WP	2	PA	47
PB	0		
SB	0		
CS	0		



Batter	1	2	3	4	5	6	7	8	9	AB R H RBI BB SO LOB	TOP																	
Lou Brock, L (1, 7) OBP: 0.352, SLG: 0.408	0-0 F7		0-0 F7		0-0 F7			0-0 E 1B 1B	0-0 P4	5 1 1 0 0 0 4	<b>St. Louis Cardinals @ Atlanta Braves</b> Atlanta Stadium, Atlanta, GA Sun Jul 23 1972, 3:33 AM EDT Att: 18,231 - Unknown <a href="http://livebaseballscorecards.com">livebaseballscorecards.com</a>																	
Ted Sizemore, R (1, 4) OBP: 0.301, SLG: 0.319	0-0 F7		0-0 FC5-4		0-0 4-3			0-0 E5 1B 1B		4 1 1 0 0 0 3																		
Matty Alou, L (1, 3) OBP: 0.361, SLG: 0.412	0-0 4-3			0-0 1B				0-0 4-3		4 0 1 0 0 0 1																		
Joe Torre, R (1, 5) OBP: 0.366, SLG: 0.471		0-3 K		0-3 K		0-0 L5		4-0 1B BB		3 0 0 0 1 2 1																		
Ted Simmons, S (1, 2) OBP: 0.317, SLG: 0.463		0-0 4-3 1B		0-0 F8		0-0 3-1		0-0 1-2 1B		4 0 2 1 0 0 1																		
Bernie Carbo, L (1, 9) OBP: 0.399, SLG: 0.318		0-0 4-3		0-0 F9			0-0 G4-6-3 1B	0-3 K		3 0 1 0 0 0 2																		
Jerry McNertney, R (8, PH) OBP: 0.333, SLG: 0.368		1-2								1 0 0 0 0 1 2																		
Luis Melendez, R (8, 9) OBP: 0.294, SLG: 0.343		0-0 1-2								0 0 0 0 0 0 0																		
Jose Cruz, L (1, 8) OBP: 0.289, SLG: 0.282		0-0 F3			0-0 3-4-3		0-0 F8		0-0 SH5-3 PB 1B	4 0 1 0 0 0 2																		
Dal Maxvill, R (1, 6) OBP: 0.304, SLG: 0.294			0-0 6-3		0-0 1B 1B		0-0 G4-6-3		0-0 SH5-3	3 0 1 0 0 0 1																		
Rick Wise, R (1, 1) OBP: 0.203, SLG: 0.259			0-0		0-0			0-0 5-3	0-0 P4	3 0 2 0 0 0 0																		
Ed Crosby, L (9, PH) OBP: 0.272, SLG: 0.258			0-0 FC5-4 1B		0-0 1-2 1B					1 0 0 0 0 0 1																		
<b>Inning Stats</b>	R: 0 E: 0 K: 0 S: 3	H: 0 LOB: 0 BB: 0 P: 3	R: 0 E: 0 K: 1 S: 6	H: 1 LOB: 1 BB: 0 P: 6	R: 0 E: 0 K: 0 S: 4	H: 1 LOB: 1 BB: 0 P: 4	R: 0 E: 0 K: 1 S: 6	H: 1 LOB: 1 BB: 0 P: 6	R: 0 E: 0 K: 0 S: 5	H: 2 LOB: 2 BB: 0 P: 5	R: 0 E: 0 K: 0 S: 3	H: 0 LOB: 0 BB: 0 P: 3	R: 0 E: 0 K: 0 S: 3	H: 1 LOB: 0 BB: 0 P: 3	R: 2 E: 1 K: 1 S: 8	H: 3 LOB: 2 BB: 1 P: 12	R: 0 E: 0 K: 0 S: 4	H: 1 LOB: 1 BB: 0 P: 4	1B: 10 2B: 0 3B: 0 HR: 0	SF: 0 SAC: 1 DP: 1 HBP: 0	WP: 0 PB: 1 SB: 0 CS: 0	PA: 37						
<b>PITCHER</b>	IP WLS BF H R ER SO BB IBB HBP BLK WP HR S P ERA WHIP																											
Phil Niekro, R (1, 1) ERA: 3.4	7.2		32	9	2	2	2	1	0	0	0	0	0	0	35	39	2.35	1.304										
Joe Hoerner, L (8, 1) ERA: 3.98	0.1	W	1	0	0	0	1	0	0	0	0	0	0	0	3	3	0.00	0.000										
Pat Jarvis, R (9, 1) ERA: 3.88	1.0	S	4	1	0	0	0	0	0	0	0	0	0	4	4	0.00	1.000											







Batter	1	2	3	4	5	6	7	8	9	AB R H RBI BB SO LOB	TOP											
<b>Bobby Bonds, R</b> (1, 9) OBP: 0.329, SLG: 0.472	0-3 K		0-0 6-3	0-0 F7			0-0 G5-4-3		0-0 1B	5 0 1 0 0 1 4	<b>San Francisco Giants @ Atlanta Braves</b> Atlanta Stadium, Atlanta, GA Fri Jul 28 1972, 7:05 PM EDT Att. 10,333 - Unknown <a href="http://livebaseballscorecards.com">livebaseballscorecards.com</a>											
<b>Garry Maddox, R</b> (1, 8) OBP: 0.302, SLG: 0.460	0-0 F4		0-0 1B 2B		0-0 6-3		0-3 K		0-0 F8	5 1 1 0 0 1 2												
<b>Chris Speier, R</b> (1, 6) OBP: 0.349, SLG: 0.423	0-0 4-3		0-0 1B		0-0 1B			0-0 F7		4 0 2 1 0 0 0												
<b>Willie McCovey, L</b> (1, 3) <b>Randy Moffitt, R</b> (8, 1)		0-0 F9	0-3 K		0-0 F9			0-0 G3		4 0 0 0 0 1 2 0 0 0 0 0 0 0												
<b>Tito Fuentes, S</b> (1, 4) OBP: 0.294, SLG: 0.376		0-0 1B		0-0 F6	0-3 K			0-0 6-3		4 0 1 0 0 1 1												
<b>Dave Rader, L</b> (1, 2) OBP: 0.312, SLG: 0.348		0-0 F5		4-0 1B 4-3 BB		0-0 G3		0-3 K		3 0 0 0 1 1 1												
<b>Al Gallagher, R</b> (1, 5) OBP: 0.338, SLG: 0.306		0-0 6-3		0-0 4-3		0-0 4-3		0-0 HR		4 1 1 1 0 0 2												
<b>Ken Henderson, S</b> (1, 7) OBP: 0.263, SLG: 0.316			0-3 K SH1-3 6-3	4-0 1B IBB		0-0 F7		0-0 4-3		3 1 0 0 1 1 0												
<b>Ron Bryant, S</b> (1, 1) <b>Ed Goodson, L</b> (8, 3) <b>Bernie Williams, R</b> (9, PR) OBP: 0.200, SLG: 0.328			0-0 SH1-3	0-0 1B		0-0 G5-4-3		0-0 1B		2 0 2 0 0 0 0 1 0 1 0 0 0 0 0 0 0 0 0 0 0												
<b>Inning Stats</b>	R: 0 E: 0 K: 1 S: 5	H: 0 LOB: 0 BB: 0 P: 5	R: 0 E: 0 K: 0 S: 4	H: 1 LOB: 1 BB: 0 P: 4	R: 2 E: 0 K: 2 S: 10	H: 2 LOB: 1 BB: 0 P: 10	R: 0 E: 0 K: 0 S: 4	H: 1 LOB: 3 BB: 2 P: 12	R: 0 E: 0 K: 1 S: 6	H: 1 LOB: 1 BB: 0 P: 6	R: 0 E: 0 K: 0 S: 3	H: 0 LOB: 0 BB: 0 P: 3	R: 0 E: 0 K: 1 S: 5	H: 1 LOB: 0 BB: 0 P: 5	R: 0 E: 0 K: 0 S: 3	H: 0 LOB: 0 BB: 0 P: 3	R: 1 E: 0 K: 1 S: 8	H: 3 LOB: 2 BB: 0 P: 8	1B: 7 2B: 1 3B: 0 HR: 1	SF: 0 SAC: 1 DP: 1 HBP: 0	WP: 0 PB: 1 SB: 0 CS: 0	PA: 38
<b>PITCHER</b>	IP WLS BF H R ER SO BB IBB HBP BLK WP HR S P ERA WHIP																					
<b>Ron Schueler, R</b> (1, 1) ERA: 3.43	8.2 W 37 9 3 1 6 1 1 0 0 0 1 47 55 1.04 1.154																					
<b>Denny McLain, R</b> (9, 1) ERA: 5.84	0.1 S 1 0 0 0 0 0 0 0 0 0 0 0 1 1 0.00 0.000																					



Batter	1	2	3	4	5	6	7	8	9	AB	R	H	RBI	BB	SO	LOB
Oscar Brown, R OBP: 0.221, SLG: 0.373 (1, 9)	0-0 F6			0-0 6-3		0-0 6-3		0-3 K		4	0	0	0	0	1	0
Ralph Garr, L OBP: 0.357, SLG: 0.396 (1, 7)	0-0 1-3			0-0 2B 1B		4-0 FC5-4 BB		0-0 1B 2B		3	1	2	0	1	0	0
Dusty Baker Jr., R OBP: 0.382, SLG: 0.460 (1, 8)	0-0 F8			0-3 K		0-0 FC5-4 1-2f		0-0 CS BB 1B 2-H		4	0	1	1	0	1	2
Earl Williams, R OBP: 0.338, SLG: 0.459 (1, 3)		0-3 K		0-0 1-3 2B		0-0 HR		4-0 1-2 BB		3	1	2	1	1	1	0
Felix Millan, R OBP: 0.293, SLG: 0.313 (1, 4)		0-3 K		0-0 F8		0-0 1-3		0-3 K 2-3		4	0	0	0	0	2	4
Darrell Evans, L OBP: 0.373, SLG: 0.453 (1, 5)		0-0 F7		0-3 K		0-0 HR				3	1	1	1	0	1	0
Paul Casanova, R OBP: 0.250, SLG: 0.323 (1, 2)			0-0 F5		0-0 G4-3 1B		0-0 HR			3	1	2	1	0	0	0
Marty Perez, R OBP: 0.266, SLG: 0.260 (1, 6)			0-3 K		0-0 G4-3 1-2f		0-0 F7			3	0	0	0	0	1	1
Ron Schueler, R OBP: 0.235, SLG: 0.242 Denny McLain, R (9, 1)			0-0 F8			0-0 6-3		0-3 K		3	0	0	0	0	1	0
										0	0	0	0	0	0	0

Inning Stats	R: 0	H: 0	E: 0	LOB: 0	K: 0	S: 3	P: 3	R: 0	H: 0	E: 0	LOB: 0	K: 2	S: 7	R: 0	H: 0	E: 0	LOB: 0	K: 1	S: 5	R: 0	H: 2	E: 0	LOB: 2	K: 1	S: 7	R: 0	H: 1	E: 0	LOB: 0	K: 1	S: 5	R: 0	H: 0	E: 0	LOB: 1	K: 0	S: 3	R: 3	H: 3	E: 0	LOB: 0	K: 1	S: 8	R: 1	H: 2	E: 0	LOB: 2	K: 2	S: 8	P: 12
--------------	------	------	------	--------	------	------	------	------	------	------	--------	------	------	------	------	------	--------	------	------	------	------	------	--------	------	------	------	------	------	--------	------	------	------	------	------	--------	------	------	------	------	------	--------	------	------	------	------	------	--------	------	------	-------

PITCHER	IP	WLS	BF	H	R	ER	SO	BB	IBB	HBP	BLK	WP	HR	S	P	ERA	WHIP
Ron Bryant, L ERA: 2.55 (1, 1)	7.0	L	27	6	3	3	6	1	0	0	0	0	3	38	42	3.86	1.000
Randy Moffitt, R ERA: 2.92 (8, 1)	1.0		5	2	1	1	2	1	0	0	0	0	0	8	12	9.00	3.000

**BOTTOM**

**San Francisco Giants @ Atlanta Braves**  
Atlanta Stadium, Atlanta, GA

Fri Jul 28 1972, 7:05 PM EDT  
Att. 10,333 - Unknown

livebaseballscorecards.com

<b>AB</b>	<b>30</b>
<b>R</b>	<b>4</b>
<b>H</b>	<b>8</b>
<b>RBI</b>	<b>4</b>
<b>BB</b>	<b>2</b>
<b>SO</b>	<b>8</b>
<b>LOB</b>	<b>7</b>

**Braves**

1B: 3	SF: 0	WP: 0	PA: 32
2B: 3	SAC: 0	PB: 0	
3B: 0	DP: 2	SB: 0	
HR: 3	HBP: 0	CS: 1	



Batter	1	2	3	4	5	6	7	8	9	AB R H RBI BB SO LOB	TOP											
<b>Bobby Bonds, R</b> (1, 9) OBP: 0.331, SLG: 0.471	0-3 <b>K</b>			0-0 1B 4-3 1B			4-0 <b>S</b> BB			3 1 1 0 1 1 2												
<b>Garry Maddox, R</b> (1, 8) OBP: 0.301, SLG: 0.457	0-0 5-3			0-0 4-3 1B 1-3 1B	0-0 F5		0-0 1-3			4 1 1 0 0 0 1												
<b>Chris Speier, R</b> (1, 6) OBP: 0.345, SLG: 0.418	0-0 F9			0-0 4-3	0-0 5-3			0-3 <b>K</b>		4 0 0 1 0 1 1												
<b>Ed Goodson, L</b> (1, 3) OBP: 0.328, SLG: 0.397		0-0 G3		0-0 PB E 1B 1B	0-3 <b>K</b>			0-0 4-3		4 1 1 1 0 1 0												
<b>Tito Fuentes, S</b> (1, 4) OBP: 0.293, SLG: 0.375	0-3 <b>K</b>			0-0 PB E 1B 1B		0-0 F7		0-0 F5		4 1 1 0 0 1 0												
<b>Dave Rader, L</b> (1, 2) OBP: 0.311, SLG: 0.347		0-0 G3		0-0 F6		0-0 G3-6-3 1B		0-0 4-3		4 0 1 0 0 0 2												
<b>Ken Henderson, S</b> (1, 7) OBP: 0.263, SLG: 0.313			0-0 4-3	0-0 E5 1B		0-0 G3-6-3 1-2f		4-0 WP S BB		3 1 0 0 1 0 1												
<b>Al Gallagher, R</b> (1, 5) OBP: 0.347, SLG: 0.308			0-0 1B	4-0 1B IBB			0-0 F4	4-0 G6-4-3 BB		2 0 1 0 2 0 0												
<b>Frank Reberger, L</b> (1, 1) OBP: 0.154, SLG: 0.154			0-0 F7	0-0 1B			0-0 G3	0-0 G6-4-3		3 0 1 1 0 0 0												
<b>Jerry Johnson, R</b> (8, 1)				1-3 2-H 1B				1-2f		1 0 0 0 0 0 2												
<b>Inning Stats</b>	R: 0 E: 0 K: 1 S: 5	H: 0 LOB: 0 BB: 0 P: 5	R: 0 E: 0 K: 1 S: 5	H: 0 LOB: 0 BB: 0 P: 5	R: 0 E: 0 K: 0 S: 3	H: 1 LOB: 0 BB: 0 P: 3	R: 5 E: 1 K: 0 S: 9	H: 5 LOB: 2 BB: 1 P: 13	R: 0 E: 0 K: 1 S: 5	H: 0 LOB: 0 BB: 0 P: 5	R: 0 E: 0 K: 0 S: 3	H: 1 LOB: 0 BB: 0 P: 3	R: 0 E: 0 K: 0 S: 3	H: 0 LOB: 1 BB: 1 P: 7	R: 0 E: 0 K: 1 S: 5	H: 0 LOB: 0 BB: 0 P: 5	R: 0 E: 0 K: 0 S: 2	H: 0 LOB: 1 BB: 2 P: 10	1B: 7 2B: 0 3B: 0 HR: 0	SF: 0 SAC: 0 DP: 2 HBP: 0	WP: 1 PB: 1 SB: 2 CS: 0	PA: 36
<b>PITCHER</b>	IP WLS BF H R ER SO BB IBB HBP BLK WP HR S P ERA WHIP																				<b>PITCHER</b>	IP WLS BF H R ER SO BB IBB HBP BLK WP HR S P ERA WHIP
<b>Phil Niekro, R</b> (1, 1) ERA: 3.35	8.0 L 32 7 5 2 4 1 1 0 0 0 0 0 38 46 2.25 1.000																				<b>Tom Kelley, R</b> (9, 1) ERA: 4.12	1.0 4 0 0 0 0 0 2 0 0 0 1 0 2 10 0.00 2.000

**San Francisco Giants @ Atlanta Braves**  
 Atlanta Stadium, Atlanta, GA  
 Sat Jul 29 1972, 7:05 PM EDT  
 Att. 8,913 - Unknown

[livebaseballscorecards.com](http://livebaseballscorecards.com)

<b>AB</b>	32
<b>R</b>	5
<b>H</b>	7
<b>RBI</b>	3
<b>BB</b>	4
<b>SO</b>	4
<b>LOB</b>	9



Batter	1	2	3	4	5	6	7	8	9	AB	R	H	RBI	BB	SO	LOB
Dusty Baker Jr., R OBP: 0.386, SLG: 0.466 (1, 8)	0-3 K		0-0 1B	1-0 HBP		0-3 K		0-0 1B		4	1	2	0	0	2	2
Ralph Garr, L OBP: 0.360, SLG: 0.399 (1, 7)	0-0 BB 1B SF7 1B		0-0 1B	0-0 F8		0-0 F9		0-0 1B		5	1	3	1	0	0	4
Hank Aaron, R OBP: 0.386, SLG: 0.488 (1, 3)	0-0 1-2 BB 1B		0-0 F5		0-0 F9		0-0 F7	4-0 1-2 BB		4	0	1	0	1	0	0
Earl Williams, R OBP: 0.342, SLG: 0.456 (1, 2)	4-0 1-2 2-3 BB		4-0 WP BB		0-3 K		4-0 BB 1B BB	0-3 K		2	0	0	0	3	2	2
Darrell Evans, L OBP: 0.377, SLG: 0.456 (1, 5)	0-0 SF7		4-0 1-2 BB		0-0 1B		0-0 1-2 1B		0-0 F8	3	0	2	1	1	0	0
Mike Lum, L OBP: 0.311, SLG: 0.344 (1, 9)	0-0 F8		0-0 F9		0-0 1-3		0-0 F3		0-3 K	5	0	0	0	0	1	7
Felix Millan, R OBP: 0.301, SLG: 0.321 (1, 4)		0-0 CS 1B		0-0 F9 2B		0-0 FC6-4 1B	4-0 1-2 2-3 BB		0-0 6-3	4	0	3	0	1	0	0
Marty Perez, R OBP: 0.264, SLG: 0.258 (1, 6)		0-3 K		0-0 F9		0-0 FC6-4 1B		0-0 F8		3	0	0	0	0	1	3
Jim Breazeale, L OBP: 0.171, SLG: 0.265 (7, PH)		1-2 K		2-3 F9		1-2 K				1	0	0	0	0	0	3
Gil Garrido, R OBP: 0.394, SLG: 0.311 (8, 6)										0	0	0	0	0	0	0
Phil Niekro, R OBP: 0.238, SLG: 0.279 (1, 1)		0-0 G3		0-3 K		0-0 1B		0-0 F8		3	0	1	0	0	1	1
Sonny Jackson, L OBP: 0.255, SLG: 0.245 (8, PH)										1	0	0	0	0	0	0
Tom Kelley, R OBP: 0.161, SLG: 0.103 (9, 1)										0	0	0	0	0	0	0

Inning Stats	R: 1	H: 2	E: 0	K: 1	S: 7	H: 2	LOB: 2	BB: 1	P: 11	R: 0	H: 1	E: 0	K: 1	S: 5	H: 1	LOB: 0	BB: 0	P: 5	R: 1	H: 2	E: 0	K: 0	S: 4	H: 1	LOB: 2	BB: 2	P: 12	R: 0	H: 1	E: 0	K: 1	S: 6	H: 2	LOB: 2	BB: 0	P: 7	R: 0	H: 2	E: 0	K: 1	S: 7	H: 1	LOB: 3	BB: 2	P: 12	R: 0	H: 2	E: 0	K: 1	S: 6	H: 2	LOB: 2	BB: 1	P: 10	R: 0	H: 0	E: 0	K: 1	S: 5	H: 0	LOB: 0	BB: 0	P: 5	1B: 10	2B: 2	3B: 0	HR: 0	SF: 1	SAC: 0	DP: 0	HBP: 1	WP: 1	PB: 0	SB: 0	CS: 1	PA: 43
--------------	------	------	------	------	------	------	--------	-------	-------	------	------	------	------	------	------	--------	-------	------	------	------	------	------	------	------	--------	-------	-------	------	------	------	------	------	------	--------	-------	------	------	------	------	------	------	------	--------	-------	-------	------	------	------	------	------	------	--------	-------	-------	------	------	------	------	------	------	--------	-------	------	--------	-------	-------	-------	-------	--------	-------	--------	-------	-------	-------	-------	--------


PITCHER	IP	WLS	BF	H	R	ER	SO	BB	IBB	HBP	BLK	WP	HR	S	P	ERA	WHIP
Frank Reberger, R ERA: 2.88 (1, 1)	7.2	W	39	12	2	2	5	6	0	1	0	1	0	42	67	2.35	2.348
Jerry Johnson, R ERA: 5.83 (8, 1)	1.1	S	4	0	0	0	2	0	0	0	0	0	0	8	8	0.00	0.000

**BOTTOM**

**San Francisco Giants @ Atlanta Braves**  
Atlanta Stadium, Atlanta, GA


Sat Jul 29 1972, 7:05 PM EDT  
Att. 8,913 - Unknown

AB	35
R	2
H	12
RBI	2
BB	6
SO	7
LOB	22



livebaseballscorecards.com



Batter	1	2	3	4	5	6	7	8	9	AB R H RBI BB SO LOB	TOP														
Lee Lacy, R (1, 4) OBP: 0.310, SLG: 0.327	0-0 1B	0-0 5-3			0-0 4-3		0-0 1B		0-0 5-3	5 2 2 0 0 0 2	<p><b>Los Angeles Dodgers @ Atlanta Braves</b> Atlanta Stadium, Atlanta, GA</p> <p>Sun Jul 30 1972, 3:33 AM EDT Unknown</p> <p>livebaseballscorecards.com</p> <table border="1"> <tr><td>AB</td><td>34</td></tr> <tr><td>R</td><td>4</td></tr> <tr><td>H</td><td>9</td></tr> <tr><td>RBI</td><td>4</td></tr> <tr><td>BB</td><td>5</td></tr> <tr><td>SO</td><td>5</td></tr> <tr><td>LOB</td><td>19</td></tr> </table> 	AB	34	R	4	H	9	RBI	4	BB	5	SO	5	LOB	19
AB	34																								
R	4																								
H	9																								
RBI	4																								
BB	5																								
SO	5																								
LOB	19																								
Bill Buckner, L (1, 3) OBP: 0.358, SLG: 0.397	4-0 1B		0-0 F5		0-0 2B		0-0 1B		0-0 1B	4 1 3 2 1 0 0															
Willie Davis, L (1, 8) OBP: 0.313, SLG: 0.429	0-0 1B		0-0 F5		0-0 F9		0-0 1B		0-0 F5	5 0 2 1 0 0 2															
Manny Mota, R (1, 7) OBP: 0.383, SLG: 0.485 Billy Grabarkewitz, R (5, 5) OBP: 0.236, SLG: 0.218	4-0 1B		4-0 BB		0-0 2B		0-3 K		0-0 1-3	1 0 1 1 2 0 0 2 0 0 0 0 1 3															
Willie Crawford, L (1, 9) OBP: 0.290, SLG: 0.393	0-3 K		0-0 F9		0-0 4-3		0-0 4-3			4 0 0 0 0 1 7															
Bobby Valentine, R (1, 5) OBP: 0.308, SLG: 0.332	0-0 G6-4-3			0-0 6-3		0-0 5-3		0-0 F4		4 0 0 0 0 0 3															
Chris Cannizzaro, R (1, 2) OBP: 0.350, SLG: 0.341		4-0 BB		0-3 K		0-0 6-3		0-0 F7		3 0 0 0 1 1 0															
Bill Russell, R (1, 6) OBP: 0.297, SLG: 0.387		0-0 FC5-4		0-0 F7		0-0 4-3		0-0 1B		4 0 1 0 0 0 1															
Bill Singer, R (1, 1) OBP: 0.143, SLG: 0.147 Mike Strahler, R (4, 1)		0-0 SH1-4			4-0 2B		0-3 K		0-3 K	0 0 0 0 0 0 0 2 1 0 0 1 2 1															
<b>Inning Stats</b>	R: 1 E: 0 K: 1 S: 6	H: 2 LOB: 2 BB: 2 P: 14	R: 0 E: 0 K: 0 S: 3	H: 0 LOB: 1 BB: 1 P: 7	R: 0 E: 0 K: 0 S: 3	H: 0 LOB: 0 BB: 1 P: 5	R: 0 E: 0 K: 1 S: 5	H: 0 LOB: 0 BB: 0 P: 5	R: 2 E: 0 K: 0 S: 5	H: 2 LOB: 1 BB: 1 P: 9	R: 0 E: 0 K: 0 S: 3	H: 0 LOB: 0 BB: 0 P: 3	R: 1 E: 0 K: 2 S: 10	H: 3 LOB: 2 BB: 0 P: 10	R: 0 E: 0 K: 1 S: 6	H: 1 LOB: 1 BB: 0 P: 6	R: 0 E: 0 K: 0 S: 4	H: 1 LOB: 1 BB: 0 P: 4	1B: 6 2B: 2 3B: 1 HR: 0	SF: 0 SAC: 1 DP: 1 HBP: 0	WP: 0 PB: 0 SB: 2 CS: 0	PA: 40			
<b>PITCHER</b>	IP WLS BF H R ER SO BB IBB HBP BLK WP HR S P ERA WHIP																								
Ron Reed, R (1, 1) ERA: 3.49	7.0 W 32 7 4 4 4 5 0 0 0 0 0 0 35 55 5.14 1.714																								
Cecil Upshaw, R (8, 1) ERA: 4.38	2.0 S 8 2 0 0 1 0 0 0 0 0 0 0 10 10 0.00 1.000																								

Batter	1	2	3	4	5	6	7	8	9	AB	R	H	RBI	BB	SO	LOB
Dusty Baker Jr., R OBP: 0.378, SLG: 0.455 (1, 8)	0-0 F4	0-0 E5 BB 1B		0-0 G3	0-3 K		0-0 F3			5	1	0	1	0	1	3
Ralph Garr, L OBP: 0.366, SLG: 0.406 (1, 7)	0-0 BB 3B 1B	4-0 BB 1B E BB		0-0 1B 2B 1B	0-0 FC4-6 WP			0-0 BB 1B 2B		4	4	3	1	1	0	1
Hank Aaron, R OBP: 0.390, SLG: 0.488 (1, 3)	4-0 BB 1B 3B	0-0 E7 1B		0-0 F3	4-0 BB			0-3 K		2	1	1	2	2	0	1
Paul Casanova, R OBP: 0.247, SLG: 0.319 (6, 2)	1-2 BB 3B	1-H 2-H 3-H 1B		1-2 BB	1-2 BB					1	0	0	0	0	1	1
Earl Williams, R OBP: 0.345, SLG: 0.464 (1, 2)	0-0 SF9 3B	0-0 5-3		0-0 BB 2B 1B	0-3 K			0-0 WP BB 1B		5	3	3	3	0	1	3
Jim Breazeale, L OBP: 0.171, SLG: 0.265 (9, 3)	1-H 2-H SF9 3B			1-3 BB 2B 1B				2-H BB 1B		0	0	0	0	0	0	0
Darrell Evans, L OBP: 0.377, SLG: 0.452 (1, 5)	0-0 SF9		0-0 4-3	4-0 BB 2B BB			0-0 F8	4-0 FC5 1B BB		2	1	0	1	2	0	0
Mike Lum, L OBP: 0.316, SLG: 0.351 (1, 9)	0-0 F7		0-0 F8	1-3 BB 2B 2B		1-0 G6-4-3 HBP		1-2 BB 1B		4	1	2	3	0	0	0
Felix Millan, R OBP: 0.299, SLG: 0.323 (1, 4)		0-0 6-3	0-0 6-3	2-H 3-H 2B		0-0 G6-4-3		0-0 F9		5	0	1	2	0	0	3
Marty Perez, R OBP: 0.266, SLG: 0.257 (1, 6)		1-0 E WP 1B HBP		0-0 WP G3 1B			0-0 F8	0-0 FC5		4	2	1	0	0	0	3
Ron Reed, R OBP: 0.175, SLG: 0.200 (1, 1)		0-3 K		0-0 F6			0-0 F2			4	1	1	0	0	1	2
Cecil Upshaw, R OBP: 0.200, SLG: 0.200 (8, 1)		1-2 K		1-3 BB 1B						0	0	0	0	0	0	0

Inning Stats	R: 3	H: 2	E: 0	LOB: 0	K: 0	BB: 1	S: 5	P: 9	R: 3	H: 1	E: 2	LOB: 1	K: 1	BB: 1	S: 7	P: 12	R: 0	H: 0	E: 0	LOB: 0	K: 0	BB: 0	S: 3	P: 3	R: 6	H: 5	E: 1	LOB: 1	K: 0	BB: 1	S: 9	P: 13	R: 0	H: 1	E: 0	LOB: 2	K: 2	BB: 1	S: 8	P: 12	R: 0	H: 0	E: 0	LOB: 0	K: 0	BB: 0	S: 2	P: 3	R: 0	H: 0	E: 0	LOB: 0	K: 0	BB: 0	S: 3	P: 3	R: 2	H: 3	E: 0	LOB: 2	K: 1	BB: 1	S: 8	P: 12
--------------	------	------	------	--------	------	-------	------	------	------	------	------	--------	------	-------	------	-------	------	------	------	--------	------	-------	------	------	------	------	------	--------	------	-------	------	-------	------	------	------	--------	------	-------	------	-------	------	------	------	--------	------	-------	------	------	------	------	------	--------	------	-------	------	------	------	------	------	--------	------	-------	------	-------

PITCHER	IP	WLS	BF	H	R	ER	SO	BB	IBB	HBP	BLK	WP	HR	S	P	ERA	WHIP
Bill Singer, R ERA: 3.57 (1, 1)	3.2	L	24	7	12	4	1	3	0	1	0	2	0	22	35	9.82	2.727
Mike Strahler, R ERA: 4.5 (4, 1)	4.1		20	5	2	2	3	2	0	1	0	2	0	23	32	4.15	1.615

**BOTTOM**

**Los Angeles Dodgers @ Atlanta Braves**  
Atlanta Stadium, Atlanta, GA

Sun Jul 30 1972, 3:33 AM EDT  
Unknown

AB	36
R	14
H	12
RBI	13
BB	5
SO	4
LOB	17

livebaseballscorecards.com

**Braves**

WP: 4	PA: 44
PB: 0	SB: 0
CS: 0	



Los Angeles Dodgers @ Atlanta Braves  
 Atlanta Stadium, Atlanta, GA

Sun Jul 30 1972, 3:38 AM EDT  
 Att. 20,486 - Unknown

livebaseballscorecards.com

AB	38
R	4
H	13
RBI	4
BB	3
SO	7
LOB	22



Batter	1	2	3	4	5	6	7	8	9	AB	R	H	RBI	BB	SO	LOB											
Lee Lacy, R (1, 4) OBP: 0.322, SLG: 0.351	0-0 G3 F3-2 2B		4-0 1B 1B BB	0-0 1-3 2B		0-0 5-3			0-3 K	4	1	2	0	1	1	0											
Willie Davis, L (1, 8) OBP: 0.311, SLG: 0.426	0-0 G3 2-3		0-0 1B 1B 1B	0-0 F8		0-0 G3			0-0 4-3	5	1	1	0	0	0	3											
Manny Mota, R (1, 7) OBP: 0.383, SLG: 0.481	0-0 F3-2 3-H		0-0 1B 1B 1B	0-0 1-3		0-3 K			4-0 1B BB	4	0	1	2	1	1	3											
Frank Robinson, R (1, 9) OBP: 0.360, SLG: 0.445		0-0 HR	0-3 K		0-0 FC4-6 1B		0-0 F4		0-0 1-3 1B	5	1	3	1	0	1	2											
Wes Parker, S (1, 3) OBP: 0.364, SLG: 0.355		0-0 FC5-4 1B	0-0 1-2 3-H 1B		0-0 FC4-6 1B BB 1-2f		0-3 K		0-0 F3	5	0	2	1	0	1	3											
Dick Dietz, R (1, 2) OBP: 0.329, SLG: 0.232		0-3 K	0-0 1-2 2-H 1B		4-0 1-2 BB		0-0 F8			3	0	1	0	1	1	1											
Bill Russell, R (1, 6) OBP: 0.296, SLG: 0.384	0-0 FC5-4 1-2f S		0-3 K		0-0 1-2 2-3 1B			0-0 5-3		4	0	1	0	0	1	3											
Maury Wills, S (1, 5) OBP: 0.176, SLG: 0.145 Steve Garvey, R (8, PH) OBP: 0.315, SLG: 0.412 (8, 5)	0-0 5-3 1-2			0-0 1-3		0-0 F7		0-3 K		3	0	0	0	0	0	4											
Tommy John, R (1, 1) OBP: 0.116, SLG: 0.116 Jim Brewer, L (7, 1) Chris Cannizzaro, R (7, 2) OBP: 0.347, SLG: 0.339			0-0 1B BB 1B	0-0 2B 1B		0-0 F8		0-0 6-3		1	0	0	0	0	0	0											
<b>Inning Stats</b>	R: 0 E: 0 K: 0 S: 3	H: 1 LOB: 0 BB: 0 P: 3	R: 1 E: 0 K: 1 S: 7	H: 2 LOB: 1 BB: 0 P: 7	R: 3 E: 0 K: 2 S: 11	H: 5 LOB: 2 BB: 1 P: 15	R: 0 E: 0 K: 0 S: 5	H: 2 LOB: 2 BB: 0 P: 5	R: 0 E: 0 K: 1 S: 5	H: 0 LOB: 0 BB: 0 P: 5	R: 0 E: 0 K: 1 S: 5	H: 0 LOB: 0 BB: 0 P: 5	R: 0 E: 0 K: 1 S: 5	H: 0 LOB: 0 BB: 0 P: 5	R: 0 E: 0 K: 1 S: 6	H: 1 LOB: 2 BB: 1 P: 10	1B: 10 2B: 3 3B: 0 HR: 1	SF: 0 SAC: 0 DP: 1 HBP: 0	WP: 0 PB: 0 SB: 1 CS: 0	PA: 41							
<b>PITCHER</b>	IP	WLS	BF	H	R	ER	SO	BB	IBB	HBP	BLK	WP	HR	S	P	ERA	WHIP										
George Stone, L (1, 1) ERA: 5.25	4.1		24	11	4	4	3	2	0	0	0	0	1	28	36	8.31	3.000										
Pat Jarvis, R (5, 1) ERA: 3.71	2.2	W	9	1	0	0	2	0	0	0	0	0	0	13	13	0.00	0.375										
Joe Hoerner, L (8, 1) ERA: 3.74	2.0	S	8	1	0	0	2	1	0	0	0	0	0	11	15	0.00	1.000										


Batter	1	2	3	4	5	6	7	8	9
Oscar Brown, R OBP: 0.219, SLG: 0.361 (1, 9)	0-0 F8		0-3 K		0-0 L7		0-0 HR 1B	0-3 K	
Ralph Garr, L OBP: 0.367, SLG: 0.415 (1, 7)	0-0 4-3		0-0 FC6-4 1B		0-0 L6		0-0 1-H 3-H HR		
Hank Aaron, R OBP: 0.385, SLG: 0.481 (1, 3)	0-0 F8		0-0 FC6-4 1-2f		0-0 4-3		0-0 F8		
Earl Williams, R OBP: 0.346, SLG: 0.473 (1, 2)		0-3 K		0-0 HR		0-0 WP 1B 1B	0-3 K		
Dusty Baker Jr., R OBP: 0.376, SLG: 0.452 (1, 8)		0-0 E6		0-0 E 1B		0-0 F7 1-2	0-3 K		
Felix Millan, R OBP: 0.296, SLG: 0.319 (1, 4)		0-0 E4 FC6-4 1-2		0-0 F8		0-0 F9	0-3 K		
Darrell Evans, L OBP: 0.376, SLG: 0.449 (1, 5)		0-0 F7		0-0 F7		0-0 2-H 1B	0-0 E1 1B		
Marty Perez, R OBP: 0.266, SLG: 0.257 (1, 6)		0-0 FC6-4 1-2f		0-0 E6 1-2		0-0 F2	0-0 1-2 1B		
George Stone, L (1, 1)		0-3 K		0-3 K			0-0 1B HR 2B	0-3 K	
Pat Jarvis, R (5, 1)									
Larvell Blanks, R (7, PH)									
Joe Hoerner, R (8, 1)									

AB	R	H	RBI	BB	SO	LOB
5	1	1	0	0	2	2
4	1	2	3	0	0	0
4	0	0	0	0	0	1
4	2	2	1	0	2	0
4	0	1	0	0	1	1
4	0	0	0	0	1	3
4	0	1	1	0	0	3
4	0	1	0	0	0	4
2	0	0	0	0	2	2
0	0	0	0	0	0	0
1	1	1	0	0	0	0
1	0	0	0	0	1	2

BOTTOM	
<b>Los Angeles Dodgers @ Atlanta Braves</b> Atlanta Stadium, Atlanta, GA Sun Jul 30 1972, 3:38 AM EDT Att. 20,486 - Unknown	
<b>AB</b> 37 <b>R</b> 5 <b>H</b> 9 <b>RBI</b> 5 <b>BB</b> 0 <b>SO</b> 9 <b>LOB</b> 18	
<b>Inning Stats</b> R: 0 H: 0 E: 0 LOB: 0 K: 0 BB: 0 S: 3 P: 3	R: 0 H: 1 E: 0 LOB: 1 K: 2 BB: 0 S: 8 P: 8
<b>PITCHER</b> Tommy John, L (1, 1) ERA: 2.93 Jim Brewer, L (7, 1) ERA: 1.3	<b>PITCHER</b> IP WLS BF H R ER SO BB IBB HBP BLK WP HR S P ERA WHIP 6.0 0 28 7 4 4 4 0 0 0 0 1 1 36 36 6.00 1.167 2.0 L 9 2 1 1 5 0 0 0 0 0 0 1 19 19 4.50 1.000

WP	HR	S	P	ERA	WHIP
1	1	11	11	6.00	1.167
1	0	11	11	4.50	1.000



Batter	1	2	3	4	5	6	7	8	9	AB R H RBI BB SO LOB	TOP											
Lee Lacy, R (1, 4) OBP: 0.317, SLG: 0.345	0-3 K		0-0 5-3	0-0 F9		0-0 L6			0-0 E SF8 1B	5 1 1 0 0 1 2												
Bill Buckner, L (1, 7) OBP: 0.363, SLG: 0.413	0-0 F5		0-0 HR		0-0 BB 1B		4-0 FC4-6 BB		0-0 E3 G6-4-3	4 1 2 1 1 0 1												
Willie Davis, L (1, 8) OBP: 0.310, SLG: 0.422	0-3 K		4-0 BLK BB		0-0 F8		0-0 F8		0-0 SF8	3 0 0 1 1 1 2												
Frank Robinson, R (1, 9) OBP: 0.357, SLG: 0.440		0-0 L8	0-0 5-3		0-0 BB 1B		0-0 F8		0-0 G6-4-3	5 0 1 0 0 0 3												
Wes Parker, S (1, 3) OBP: 0.366, SLG: 0.352		4-0 BB BB		4-0 1B BB		0-0 F9		0-0 FC4-6		2 1 0 0 2 0 3												
Chris Cannizzaro, R (1, 2) OBP: 0.351, SLG: 0.338	0-3 K		0-0 1B 1B		4-0 1B BB		0-0 6-3			3 0 1 0 1 1 1												
Bill Russell, R (1, 6) OBP: 0.300, SLG: 0.384		4-0 FC6-4 BB		0-3 K		0-0 L5		0-0 5-3 1B		3 0 1 0 1 1 5												
Maury Wills, S (1, 5) OBP: 0.172, SLG: 0.142		0-0 FC6-4		0-0 F7		0-0 G3		0-0 5-3		3 0 0 0 0 0 4												
Steve Garvey, R (8, PH) OBP: 0.314, SLG: 0.410		1-2f						1-2		1 0 0 0 0 0 1												
Claude Osteen, L (1, 1) OBP: 0.296, SLG: 0.365			0-3 K		0-0 1B		0-0 4-3		0-0 G3	3 0 1 1 0 1 0												
Pete Richert, L (7, 1) OBP: 0.600, SLG: 0.600				1-2 2-H						0 0 0 0 0 0 0												
Willie Crawford, L (7, 7) OBP: 0.288, SLG: 0.390										1 0 0 0 0 0 1												
<b>Inning Stats</b>	R: 0 E: 0 K: 2 S: 7	H: 0 LOB: 0 BB: 0 P: 7	R: 0 E: 0 K: 1 S: 5	H: 0 LOB: 2 BB: 2 P: 13	R: 1 E: 0 K: 1 S: 6	H: 1 LOB: 1 BB: 1 P: 10	R: 1 E: 0 K: 1 S: 7	H: 2 LOB: 2 BB: 1 P: 11	R: 0 E: 0 K: 0 S: 5	H: 2 LOB: 3 BB: 1 P: 9	R: 0 E: 0 K: 0 S: 3	H: 0 LOB: 0 BB: 0 P: 3	R: 0 E: 0 K: 0 S: 3	H: 0 LOB: 1 BB: 1 P: 7	R: 0 E: 0 K: 0 S: 4	H: 1 LOB: 1 BB: 0 P: 4	R: 1 E: 1 K: 0 S: 4	H: 1 LOB: 0 BB: 0 P: 4	1B: 6 2B: 0 3B: 0 HR: 1	SF: 1 SAC: 0 DP: 1 HBP: 0	WP: 0 PB: 0 SB: 0 CS: 0	PA: 40
<b>PITCHER</b>	IP WLS BF H R ER SO BB IBB HBP BLK WP HR S P ERA WHIP																				ERA WHIP	
Denny McLain, R (1, 1) ERA: 5.32	7.0 W 32 5 2 2 5 6 0 0 1 0 1 36 60 2.57 1.571																					
Jim Hardin, R (8, 1) ERA: 3.38	2.0 S 8 2 1 0 0 0 0 0 0 0 0 8 8 0.00 1.000																					

Los Angeles Dodgers @ Atlanta Braves  
Atlanta Stadium, Atlanta, GA  
Mon Jul 31 1972, 7:05 PM EDT  
Att: 10,023 - Unknown

livebaseballscorecards.com

AB 33  
R 3  
H 7  
RBI 3  
BB 6  
SO 5  
LOB 23

Batter	1	2	3	4	5	6	7	8	9
Oscar Brown, R OBP: 0.221, SLG: 0.382 (1, 9)	0-0 F3		0-0 F4		0-0 F9		0-0 1B 3B		
Ralph Garr, L OBP: 0.369, SLG: 0.416 (1, 7)	0-0 BB 1B		0-0 G3			0-0 4-3	0-0 1B		
Hank Aaron, R OBP: 0.384, SLG: 0.476 (1, 3)	4-0 1-2 BB		0-3 K			0-0 6-3	0-0 F3		
Earl Williams, R OBP: 0.346, SLG: 0.471 (1, 2)	0-0 F8			0-0 FC5-4 1B		0-0 6-3		0-0 F8	
Paul Casanova, R OBP: 0.245, SLG: 0.316 (7, 2)									
Dusty Baker Jr., R OBP: 0.375, SLG: 0.448 (1, 8)	0-0 F7			0-0 F8			0-0 1B 2B 1B	0-0 F3	
Felix Millan, R OBP: 0.295, SLG: 0.318 (1, 4)		0-0 F9		0-0 FC5-4 1-2f			0-0 2B 3B 1B	0-0 5-3	
Darrell Evans, L OBP: 0.375, SLG: 0.451 (1, 5)		0-0 4-3		0-0 L9			0-0 1-3 3B 2B		
Marty Perez, R OBP: 0.266, SLG: 0.258 (1, 6)		0-0 FC4-6 1B			0-0 F7		0-0 3-H 5-3		
Denny McLain, R OBP: 0.450, SLG: 0.474 (7, PH)		0-0 FC4-6 1-2f			0-3 K		0-3 K		
Larvell Blanks, R OBP: 0.235, SLG: 0.286 (8, 1)									

AB	R	H	RBI	BB	SO	LOB
4	1	1	2	0	0	0
4	0	2	1	0	0	0
3	0	0	0	1	1	1
3	0	1	0	0	0	2
1	0	0	0	0	0	0
4	1	1	0	0	0	3
4	1	1	0	0	0	1
3	1	1	1	0	0	1
3	0	1	0	0	0	2
2	0	0	0	0	1	1
1	0	0	0	0	1	2
0	0	0	0	0	0	0

WP	HR	S	P	ERA	WHIP
0	0	3	3	4.50	1.167
0	0	1	1	4.50	1.000

Inning Stats		R: 0	H: 1	E: 0	LOB: 2	K: 0	BB: 1	S: 4	R: 0	H: 1	E: 0	LOB: 1	K: 0	BB: 0	S: 4	R: 0	H: 0	E: 0	LOB: 0	K: 1	BB: 0	S: 5	R: 0	H: 1	E: 0	LOB: 1	K: 0	BB: 0	S: 4	R: 0	H: 0	E: 0	LOB: 0	K: 1	BB: 0	S: 5	R: 0	H: 0	E: 0	LOB: 0	K: 0	BB: 0	S: 3	R: 4	H: 5	E: 0	LOB: 1	K: 1	BB: 0	S: 10	R: 0	H: 0	E: 0	LOB: 0	K: 0	BB: 0	S: 3	R: 0	H: 0	E: 0	LOB: 0	K: 0	BB: 0	S: 3
1B: 6	SF: 0	2B: 1	SAC: 0	3B: 1	DP: 0	HR: 0	HBP: 0	WP: 0	PA: 33																																																							

**BOTTOM**

**Los Angeles Dodgers @ Atlanta Braves**  
**Atlanta Stadium, Atlanta, GA**  
 Mon Jul 31 1972, 7:05 PM EDT  
 Att. 10,023 - Unknown

livebaseballscorecards.com

AB	32
R	4
H	8
RBI	4
BB	1
SO	3
LOB	13





Batter	1	2	3	4	5	6	7	8	9	AB R H RBI BB SO LOB	TOP		
Derrel Thomas, S OBP: 0.302, SLG: 0.301 (1, 6) X	0-0 G3	0-0 4-3		0-0 F8		0-0 WP 1B		0-0 F9		5 0 1 0 0 0 1			
Dave Roberts, R OBP: 0.288, SLG: 0.356 (1, 5) B B B B	4-0 HR BB		4-0 1B BB	4-0 1B BB		0-3 K 1-2		0-0 F9		2 2 0 0 3 1 1			
Larry Stahl, L OBP: 0.303, SLG: 0.352 (1, 7) B B B B Jerry Morales, R OBP: 0.313, SLG: 0.355 (6, PH) (6, 7)	4-0 HR BB		0-0 1B WP 1-2	0-3 K 1-2		0-0 6-3		0-0 F7		2 2 1 0 1 1 1 2 0 0 0 0 0 1			
Nate Colbert, R OBP: 0.308, SLG: 0.518 (1, 3) X	0-0 HR 1-H 2-H		0-0 WP HR 1B 1-3 2-H	0-0 1B 1-2					0-3 K	5 3 4 5 0 1 0			
Cito Gaston, R OBP: 0.308, SLG: 0.386 (1, 9) S S S Enzo Hernandez, R OBP: 0.243, SLG: 0.238 (8, 9)	0-3 K		0-0 HR 1-H 3-H	4-3				0-0 F8 3B 2B	0-0 L9	4 2 2 2 0 1 2 1 0 0 0 0 0 0			
Garry Jesteadt, R OBP: 0.270, SLG: 0.289 (1, 4) X	0-0 F9		4-0 BB		0-0 F8			0-0 F8 2-3	0-0 F2	4 0 0 0 1 0 1			
Johnny Jeter, R OBP: 0.278, SLG: 0.341 (1, 8)		0-0 6-3	0-3 K		0-0 5-3			0-0 3B 3-H		4 0 1 1 0 1 1			
Joe Goddard, R (1, 2)		4-0 BB	0-0 F2		0-0 5-3			0-0 F4		3 0 0 0 1 0 2			
Clay Kirby, R OBP: 0.117, SLG: 0.070 (1, 1) X		0-0 B3	0-3 K			0-0 F7		0-0 F4		4 0 0 0 0 1 3			
<b>Inning Stats</b>	R: 3 H: 1 E: 0 LOB: 0 K: 1 BB: 2 S: 6 P: 14	R: 0 H: 0 E: 0 LOB: 1 K: 0 BB: 1 S: 3 P: 7	R: 4 H: 3 E: 0 LOB: 1 K: 2 BB: 2 S: 10 P: 18	R: 0 H: 1 E: 0 LOB: 2 K: 1 BB: 1 S: 6 P: 10	R: 0 H: 0 E: 0 LOB: 0 K: 0 BB: 0 S: 3 P: 3	R: 0 H: 1 E: 0 LOB: 1 K: 1 BB: 0 S: 6 P: 6	R: 2 H: 3 E: 0 LOB: 1 K: 0 BB: 0 S: 6 P: 6	R: 0 H: 0 E: 0 LOB: 0 K: 1 BB: 0 S: 5 P: 5	R: 0 H: 0 E: 0 LOB: 0 K: 1 BB: 0 S: 5 P: 5	1B: 4 SF: 0 2B: 1 SAC: 0 3B: 1 DP: 0 HR: 3 HBP: 0	WP: 2 PA: 42 PB: 0 SB: 0 CS: 0		
<b>PITCHER</b>	IP WLS BF H R ER SO BB IBB HBP BLK WP HR S P ERA WHIP											<b>PITCHER</b>	IP WLS BF H R ER SO BB IBB HBP BLK WP HR S P ERA WHIP
Ron Schueler, R ERA: 3.87 (1, 1)	2.0 L 13 3 6 6 1 4 0 0 0 0 0 1 11 27 27.00 3.500												
Mike McQueen, L ERA: 5.57 (3, 1)	5.0 23 6 3 3 4 2 0 0 0 0 2 2 29 37 5.40 1.600												
George Stone, L ERA: 5.09 (8, 1)	2.0 6 0 0 0 0 1 0 0 0 0 0 0 8 8 0.00 0.000												

San Diego Padres @ Atlanta Braves  
Atlanta Stadium, Atlanta, GA  
Tue Aug 01 1972, 7:05 PM EDT  
Unknown

AB	36
R	9
H	9
RBI	8
BB	6
SO	6
LOB	13



livebaseballscorecards.com

Batter	1	2	3	4	5	6	7	8	9	AB	R	H	RBI	BB	SO	LOB
Dusty Baker Jr., R OBP: 0.369, SLG: 0.441 George Stone, L (8, 1)	0-3 K		0-3 K		0-0 F8		0-0 F8			4	0	0	0	0	2	2
Ralph Garr, L OBP: 0.368, SLG: 0.416 Oscar Brown, R OBP: 0.231, SLG: 0.390 (8, 7)	0-0 L8			0-0 L9	0-0 1B			0-0 1B		3	0	1	0	0	0	0
Hank Aaron, R OBP: 0.382, SLG: 0.473 Paul Casanova, R OBP: 0.240, SLG: 0.309 (1, 3) (5, 2)	0-3 K			0-0 E1 BB BB		0-3 K		0-0 F4		2	0	0	0	0	1	0
Earl Williams, R OBP: 0.350, SLG: 0.476 (1, 2) (5, 3)		0-0 F8 2B		4-0 FC5 BB 1-2 BB		0-0 1B		0-0 G6-4-3 1-2f		3	0	2	0	1	0	1
Mike Lum, L OBP: 0.315, SLG: 0.346 (1, 9)		0-0 F8 2-3		4-0 BB BB 1-2 BB		0-0 L3			0-0 4-3	3	0	0	0	1	0	2
Darrell Evans, L OBP: 0.371, SLG: 0.444 (1, 5)		0-3 K		0-0 F5		0-0 1-3			0-0 6-3	4	0	0	0	0	1	5
Felix Millan, R OBP: 0.295, SLG: 0.317 (1, 4)		0-0 6-3		0-0 FC5 2-3f			0-0 F3		0-0 FC5-4 1B	4	0	1	0	0	0	4
Marty Perez, R OBP: 0.268, SLG: 0.262 Larvell Blanks, R OBP: 0.455, SLG: 0.524 (7, PH) (8, 6)			0-0 5-3		0-0 F8 1B 2B		0-0 2B		0-0 FC5-4 1-2f	2	0	1	0	0	0	0
Ron Schueler, R OBP: 0.235, SLG: 0.242 Mike McQueen, L OBP: 0.111, SLG: 0.111 Sonny Jackson, L OBP: 0.250, SLG: 0.240 (7, PH) (8, 8)			0-0 4-3		0-3 K		0-3 K			2	0	0	0	0	1	1
										1	0	0	0	0	1	1

Inning Stats	R: 0	H: 0	E: 0	K: 2	S: 7	R: 0	H: 1	E: 0	K: 1	S: 6	R: 0	H: 0	E: 0	K: 1	S: 5	R: 0	H: 2	E: 0	K: 1	S: 6	R: 0	H: 1	E: 0	K: 1	S: 6	R: 0	H: 1	E: 0	K: 0	S: 3	R: 0	H: 1	E: 0	K: 0	S: 4	R: 0	H: 1	E: 0	K: 1	S: 6	R: 0	H: 1	E: 0	K: 0	S: 4	1B: 4	2B: 3	3B: 0	HR: 0	SF: 0	SAC: 0	DP: 1	HBP: 0	WP: 0	PA: 35
PITCHER Clay Kirby, R ERA: 3.15 (1, 1)	IP: 9.0	WLS: W	BF: 35	H: 7	R: 0	ER: 0	SO: 7	BB: 2	IBB: 0	HBP: 0	BLK: 0	WP: 0	HR: 0	S: 47	P: 55	ERA: 0.00	WHIP: 1.000																																						
																		PITCHER	IP: 9.0	WLS: W	BF: 35	H: 7	R: 0	ER: 0	SO: 7	BB: 2	IBB: 0	HBP: 0	BLK: 0	WP: 0	HR: 0	S: 47	P: 55	ERA: 0.00	WHIP: 1.000																				

**BOTTOM**

**San Diego Padres @ Atlanta Braves**  
Atlanta Stadium, Atlanta, GA

Tue Aug 01 1972, 7:05 PM EDT  
Unknown

livebaseballscores.com

**AB 33**  
**R 0**  
**H 7**  
**RBI 0**  
**BB 2**  
**SO 7**  
**LOB 18**





Batter	1	2	3	4	5	6	7	8	9	AB R H RBI BB SO LOB	TOP											
Derrel Thomas, S OBP: 0.301, SLG: 0.297 (1, 6)	0-0 F5	4-0 E HR BB	0-3 K			0-0 F5			0-0 5-3	4 1 0 0 1 1 0												
Dave Roberts, R OBP: 0.291, SLG: 0.357 (1, 5)	0-0 F9	0-0 E7 HR 1B			0-0 G6-4-3 1B		0-0 6-3		0-0 1-3	5 1 2 1 0 0 0												
Larry Stahl, L OBP: 0.314, SLG: 0.357 (1, 7)	4-0 BB E BB	4-0 HR BB			0-0 G6-4-3 1-2f		0-0 HR 1B		0-0 HR 1B	3 4 2 0 2 0 1												
Nate Colbert, R OBP: 0.314, SLG: 0.545 (1, 3)	4-0 E 1-2 BB	0-0 HR			0-0 5-3		0-0 1-H HR		0-0 1-H HR	4 4 3 8 1 0 0												
Cito Gaston, R OBP: 0.306, SLG: 0.381 (1, 9)	0-0 E1 1-H 2-H 1B	0-0 1-3			0-0 F9		0-0 F9		0-0 F7	5 0 1 1 0 0 0												
Curt Blefary, L OBP: 0.304, SLG: 0.348 (1, 2)	4-0 BB	0-0 2B			0-0 4-3		0-0 L1			3 0 1 0 1 0 0												
Johnny Jeter, R OBP: 0.274, SLG: 0.335 (1, 8)	0-3 K	0-3 K			0-0 F3			0-0 L8		4 0 0 0 0 2 3												
Fred Stanley, R OBP: 0.325, SLG: 0.250 (1, 4)		0-0 6-3	0-0 F3			0-0 5-3		0-0 F3		4 0 0 0 0 0 0												
Ed Acosta, S (1, 1)		4-0 BB E BB	0-3 K			0-3 K		0-3 K		2 1 0 0 1 2 0												
Mike Corkins, R OBP: 0.286, SLG: 0.429 (7, 1)										1 0 0 0 0 1 0												
Mark Schaeffer, L (8, 1)										0 0 0 0 0 0 0												
Al Severinsen, R (9, 1)										0 0 0 0 0 0 0												
<b>Inning Stats</b>	R: 2 E: 1 K: 1 S: 6	H: 1 LOB: 2 BB: 3 P: 18	R: 5 E: 1 K: 1 S: 8	H: 3 LOB: 1 BB: 3 P: 20	R: 0 E: 0 K: 2 S: 7	H: 0 LOB: 0 BB: 0 P: 7	R: 0 E: 0 K: 0 S: 3	H: 1 LOB: 0 BB: 0 P: 3	R: 0 E: 0 K: 0 S: 3	H: 0 LOB: 0 BB: 0 P: 3	R: 0 E: 0 K: 1 S: 5	H: 0 LOB: 0 BB: 0 P: 5	R: 2 E: 0 K: 0 S: 5	H: 2 LOB: 0 BB: 0 P: 5	R: 0 E: 0 K: 1 S: 5	H: 0 LOB: 0 BB: 0 P: 5	R: 2 E: 0 K: 0 S: 5	H: 2 LOB: 0 BB: 0 P: 5	1B: 5 2B: 1 3B: 0 HR: 3	SF: 0 SAC: 0 DP: 1 HBP: 0	WP: 0 PA: 41 PB: 0 SB: 0 CS: 0	
<b>PITCHER</b>	IP WLS BF H R ER SO BB IBB HBP BLK WP HR S P ERA WHIP																				<b>PITCHER</b>	IP WLS BF H R ER SO BB IBB HBP BLK WP HR S P ERA WHIP
Tom Kelley, R ERA: 4.36 (1, 1)	1.1 L 10 1 4 3 1 5 0 0 0 0 0 7 27 20.25 4.500																					
Pat Jarvis, R ERA: 3.92 (2, 1)	3.2 15 4 3 3 3 1 0 0 0 0 0 1 20 24 7.36 1.364																					
Jim Hardin, R ERA: 3.63 (6, 1)	2.0 8 2 2 2 1 0 0 0 0 0 0 1 10 10 9.00 1.000																					
Joe Hoerner, L ERA: 3.63 (8, 1)	1.0 3 0 0 0 1 0 0 0 0 0 0 0 5 5 0.00 0.000																					
Cecil Upshaw, R ERA: 4.74 (9, 1)	1.0 5 2 2 2 0 0 0 0 0 0 0 1 5 5 18.00 2.000																					

**San Diego Padres @ Atlanta Braves**  
 Atlanta Stadium, Atlanta, GA  
 Tue Aug 01 1972, 7:05 PM EDT  
 Att. 5,784 - Unknown

AB	35
R	11
H	9
RBI	10
BB	6
SO	6
LOB	4



BOTTOM

San Diego Padres @ Atlanta Braves  
Atlanta Stadium, Atlanta, GA  
Tue Aug 01 1972, 7:05 PM EDT  
Att. 5,784 - Unknown

livebaseballscorecards.com

AB 37  
R 7  
H 14  
RBI 6  
BB 4  
SO 4  
LOB 19



WP: 2 PA: 42  
PB: 0  
SB: 0  
CS: 0

AB R H RBI BB SO LOB

4 0 2 2 1 0 2

4 0 1 1 0 0 4

5 0 1 0 0 0 2

3 0 0 0 0 1 1

2 0 0 0 0 0 2

4 2 3 0 1 0 0

4 2 2 2 1 1 2

2 0 0 0 0 0 2

2 1 1 0 0 0 2

3 1 2 1 1 0 0

0 0 0 0 0 0 0  
1 0 0 0 0 1 0  
1 0 1 0 0 0 0  
0 0 0 0 0 0 0  
1 1 1 0 0 0 0  
0 0 0 0 0 0 0  
1 0 0 0 0 1 2  
0 0 0 0 0 0 0

1B: 10 SF: 1  
2B: 3 SAC: 0  
3B: 0 DP: 3  
HR: 1 HBP: 0

Batter	1	2	3	4	5	6	7	8	9
Dusty Baker Jr., R (1, 8) OBP: 0.373, SLG: 0.442	0-0 L7 ①		0-0 WP 1B		0-0 G6-4-3 ② 1-2f 2-3		4-0 WP BB ① 1-2 2-3 3-H	0-0 1B ③ 1-2 2-H	
Ralph Garr, L (1, 7) OBP: 0.366, SLG: 0.414	0-0 6-3 BLK 1B		0-0 F8 ③ 1-2		0-0 4-3 ③		0-0 SF8 ① 1-2 2-H 3-H	0-0 6-3 ③	
Hank Aaron, R (1, 3) OBP: 0.379, SLG: 0.468	0-0 6-3 ② 1-3			0-0 6-3 ①		0-0 F7 ①	0-0 F6 ②		0-0 G6-4-3 1B
Earl Williams, R (1, 2) OBP: 0.348, SLG: 0.472	0-0 6-3 ③			0-0 5-3 ②		0-3 K ②	0-0 5-3 ③		0-0 G6-4-3 ① ② 1-2f
Paul Casanova, R (7, 2) OBP: 0.235, SLG: 0.303	0-0 6-3								
Mike Lum, L (1, 9) OBP: 0.325, SLG: 0.362		0-0 G5-4-3 1B		4-0 2B BB		0-0 F3 ③		0-0 1B 2B	0-0 2B
Darrell Evans, L (1, 5) OBP: 0.374, SLG: 0.461		0-3 K ①		0-0 2B ①-H			0-0 HR	4-0 1B BB	0-0 L7 ③
Felix Millan, R (1, 4) OBP: 0.293, SLG: 0.315		0-0 G5-4-3 ② ③ 1-2f		0-0 L8 ③			0-0 1B 1B BB 1B	0-0 L7 ①	
Larvell Blanks, R (6, 4) OBP: 0.458, SLG: 0.522									
Marty Perez, R (1, 6) OBP: 0.273, SLG: 0.266			0-0 4-3 ①		4-0 G6-4-3 1B BB		0-0 BB 1B 1B ① 1-2 WP 1B	0-0 1B ① 1-2 2-H	
Tom Kelley, R (1, 1) OBP: 0.161, SLG: 0.103			0-3 K ②		0-0 G6-4-3 1B		0-0 WP BB ① 1-2 2-3 SF8 1B	0-3 K ②	
Pat Jarvis, R (2, 1) OBP: 0.176, SLG: 0.294									
Sonny Jackson, L (5, PH) OBP: 0.264, SLG: 0.255									
Jim Hardin, R (6, 1) OBP: 0.235, SLG: 0.286									
Oscar Brown, R (7, PH) OBP: 0.241, SLG: 0.337									
Joe Hoerner, R (8, 1) OBP: 0.389, SLG: 0.306									
Gil Garrido, R (8, PH) OBP: 0.200, SLG: 0.200									
Cecil Upshaw, R (9, 1) OBP: 0.200, SLG: 0.200									

Inning Stats	R: 0	H: 1	E: 0	LOB: 1	K: 0	BB: 0	S: 4	P: 4
	R: 0	H: 1	E: 0	LOB: 0	K: 1	BB: 0	S: 5	P: 5
	R: 0	H: 1	E: 0	LOB: 1	K: 1	BB: 0	S: 6	P: 6
	R: 1	H: 1	E: 0	LOB: 1	K: 0	BB: 1	S: 4	P: 8
	R: 0	H: 1	E: 0	LOB: 1	K: 0	BB: 1	S: 3	P: 7
	R: 0	H: 0	E: 0	LOB: 0	K: 1	BB: 0	S: 5	P: 5
	R: 4	H: 4	E: 0	LOB: 1	K: 0	BB: 1	S: 7	P: 11
	R: 2	H: 3	E: 0	LOB: 2	K: 1	BB: 1	S: 8	P: 12
	R: 0	H: 2	E: 0	LOB: 1	K: 0	BB: 0	S: 4	P: 4

PITCHER	IP	WLS	BF	H	R	ER	SO	BB	IBB	HBP	BLK	WP	HR	S	P	ERA	WHIP
Ed Acosta, R (1, 1) ERA: 5.09	6.0	W	27	9	5	5	3	2	0	0	1	1	1	31	39	7.50	1.833
Mike Corkins, R (7, 1) ERA: 3.14	1.2		10	3	2	2	1	2	0	0	0	1	0	10	18	10.80	3.000
Mark Schaeffer, L (8, 1) ERA: 5.06	0.1		1	0	0	0	0	0	0	0	0	0	0	1	1	0.00	0.000
Al Severinsen, R (9, 1) ERA:	1.0	S	4	2	0	0	0	0	0	0	0	0	0	4	4	0.00	2.000



Batter	1	2	3	4	5	6	7	8	9	AB R H RBI BB SO LOB	TOP											
Derrel Thomas, S (1, 6) OBP: 0.297, SLG: 0.294	0-0 5-3		0-0 G3			0-0 4-3		0-3 K		4 0 0 0 0 1 2												
Dave Roberts, R (1, 5) OBP: 0.290, SLG: 0.352	0-0 F8			0-0 4-3		0-0 6-3			4-0 SH5-3 1B BB	3 1 0 0 1 0 0												
Larry Stahl, L (1, 7) OBP: 0.310, SLG: 0.352	0-0 F7			0-3 K			0-0 F3		0-0 SH5-3 1-2	3 0 0 0 0 1 0												
Nate Colbert, R (1, 3) OBP: 0.313, SLG: 0.540		0-0 6-3		0-0 F4			0-0 6-3		4-0 1B 2B IBB	3 1 0 0 1 0 0												
Cito Gaston, R (1, 9) OBP: 0.310, SLG: 0.384					0-0 L8		0-3 K		0-0 2B 1-3 2-H 1B	4 1 2 1 0 1 0												
Curt Blefary, L (1, 2) OBP: 0.301, SLG: 0.342		0-0 F8 1B			0-3 K			0-0 1B 1B	0-3 K	4 0 1 0 0 2 3												
Johnny Jeter, R (1, 8) OBP: 0.273, SLG: 0.330		0-3 K			0-0 F8			0-3 K	4-0 2B BB	3 1 0 0 1 2 2												
Garry Jesteadt, R (1, 4) OBP: 0.282, SLG: 0.327			0-0 F3			0-0 HR		0-0 1B 1-2	0-0 2B 1-H 2-H 3-H	4 1 3 4 0 0 0												
Fred Norman, S (1, 1) OBP: 0.262, SLG: 0.189			0-0 4-3			0-0 6-3		0-0 F5	0-0 2-3	4 0 0 0 0 0 3												
<b>Inning Stats</b>	R: 0 E: 0 K: 0 S: 3	H: 0 LOB: 0 BB: 0 P: 3	R: 0 E: 0 K: 1 S: 6	H: 1 LOB: 1 BB: 0 P: 6	R: 0 E: 0 K: 0 S: 3	H: 0 LOB: 0 BB: 0 P: 3	R: 0 E: 0 K: 1 S: 5	H: 0 LOB: 0 BB: 0 P: 5	R: 0 E: 0 K: 1 S: 5	H: 0 LOB: 0 BB: 0 P: 5	R: 1 E: 0 K: 0 S: 4	H: 1 LOB: 0 BB: 0 P: 4	R: 0 E: 0 K: 1 S: 5	H: 0 LOB: 0 BB: 0 P: 5	R: 0 E: 0 K: 2 S: 9	H: 2 LOB: 2 BB: 0 P: 9	R: 4 E: 0 K: 1 S: 7	H: 2 LOB: 1 BB: 3 P: 19	1B: 4 2B: 1 3B: 0 HR: 1	SF: 0 SAC: 1 DP: 0 HBP: 0	WP: 0 PB: 0 SB: 0 CS: 0	PA: 36
<b>PITCHER</b>	IP WLS BF H R ER SO BB IBB HBP BLK WP HR S P ERA WHIP																					
Phil Niekro, R (1, 1) ERA: 3.25	8.0 L 28 4 1 1 6 0 0 0 0 0 1 40 40 1.12 0.500																					
Ron Schueler, R (9, 1) ERA: 4.11	0.1 4 1 3 3 0 1 1 0 0 0 0 2 10 81.00 6.000																					
Joe Hoerner, L (9, 1) ERA: 3.82	0.2 4 1 1 1 1 1 0 0 0 0 0 5 9 13.50 3.000																					

San Diego Padres @ Atlanta Braves  
 Atlanta Stadium, Atlanta, GA  
 Wed Aug 02 1972, 7:05 PM EDT  
 Att. 5,054 - Unknown

livebaseballscorecards.com

AB	32
R	5
H	6
RBI	5
BB	3
SO	7
LOB	10



Batter	1	2	3	4	5	6	7	8	9	AB	R	H	RBI	BB	SO	LOB
Dusty Baker Jr., R OBP: 0.371, SLG: 0.436 (1, 8)	0-0 5-3		4-0 BB		0-0 F6			0-0 6-3		3	0	0	0	1	0	0
Ralph Garr, L OBP: 0.365, SLG: 0.412 (1, 7)	0-0 CS 1B		0-0 4-3			0-0 6-3		0-3 K		4	0	1	0	0	1	1
Hank Aaron, R OBP: 0.378, SLG: 0.465 (1, 3)	0-0 F3 1-2			0-0 F4		0-3 K		0-0 G5-4-3 1B		4	0	1	0	0	1	1
Earl Williams, R OBP: 0.347, SLG: 0.469 (1, 2)		0-3 K		0-3 K		0-0 1B		0-0 G5-4-3 1-2f		4	0	1	0	0	2	1
Felix Millan, R OBP: 0.295, SLG: 0.317 (1, 4)		0-0 F8		0-0 BB 1B		0-0 5-3		0-0 1B 1B		4	0	2	0	0	0	1
Darrell Evans, L OBP: 0.382, SLG: 0.465 (1, 5)		4-0 WP BB		4-0 1-2 BB			0-0 FC3-6 1B	0-0 1-2 1B		2	0	2	0	2	0	0
Oscar Brown, R OBP: 0.229, SLG: 0.378 (1, 9)		0-3 K 1-2		0-3 K			0-0 FC3-6 G6-3 1-2f	0-0 F7		4	0	0	0	0	2	6
Marty Perez, R OBP: 0.271, SLG: 0.264 (1, 6)			0-0 6-3		0-0 F4		0-0 G6-3 1-2f			3	0	0	0	0	0	1
Phil Niekro, R OBP: 0.231, SLG: 0.270 (1, 1)			0-0 F7			0-0 6-3		0-3 K		2	0	0	0	0	0	0
Larvell Blanks, R OBP: 0.440, SLG: 0.500 (8, PH)										1	0	0	0	0	1	0
Ron Schueler, R OBP: 0.235, SLG: 0.242 (9, 1)										0	0	0	0	0	0	0
Joe Hoerner, R (9, 1)										0	0	0	0	0	0	0

Inning Stats	R: 0	H: 1	E: 0	K: 0	S: 3	R: 0	H: 0	E: 0	K: 2	S: 7	R: 0	H: 0	E: 0	K: 0	S: 3	R: 0	H: 1	E: 0	K: 1	S: 6	R: 0	H: 1	E: 0	K: 0	S: 3	R: 0	H: 0	E: 0	K: 2	S: 7	R: 0	H: 3	E: 0	K: 0	S: 5	1B: 7	2B: 0	3B: 0	HR: 0	SF: 0	SAC: 0	DP: 2	HBP: 0	WP: 1	PB: 0	SB: 0	CS: 1	PA: 34
--------------	------	------	------	------	------	------	------	------	------	------	------	------	------	------	------	------	------	------	------	------	------	------	------	------	------	------	------	------	------	------	------	------	------	------	------	-------	-------	-------	-------	-------	--------	-------	--------	-------	-------	-------	-------	--------

PITCHER	IP	WLS	BF	H	R	ER	SO	BB	IBB	HBP	BLK	WP	HR	S	P	ERA	WHIP	PITCHER	IP	WLS	BF	H	R	ER	SO	BB	IBB	HBP	BLK	WP	HR	S	P	ERA	WHIP															
Fred Norman, L ERA: 3.21 (1, 1)	9.0	W	34	7	0	0	7	3	0	0	0	1	0	45	57	0.00	1.111																																	

**BOTTOM**

**San Diego Padres @ Atlanta Braves**  
Atlanta Stadium, Atlanta, GA

Wed Aug 02 1972, 7:05 PM EDT  
Att. 5,054 - Unknown

AB	31
R	0
H	7
RBI	0
BB	3
SO	7
LOB	11



WP	PA
1	34









Batter	1	2	3	4	5	6	7	8	9	10	11	AB R H RBI BB SO LOB	TOP	
Oscar Brown, R OBP: 0.227, SLG: 0.360 (1, 9)	4-0 SH SF8 BB	0-0 F9			0-0 F8		0-0 5-3		0-0 5-3			4 1 0 0 1 0 2	Atlanta Braves @ Cincinnati Reds Riverfront Stadium, Cincinnati, OH Fri Aug 04 1972, 7:05 PM EDT Unknown <a href="http://livebaseballscorecards.com">livebaseballscorecards.com</a>	
Ralph Garr, L OBP: 0.358, SLG: 0.402 (1, 7)	0-0 SH 1-3		0-0 5-3		0-0 E6 1B		0-0 F7		0-0 4-3			4 1 0 0 0 0 1		
Dusty Baker Jr., R OBP: 0.367, SLG: 0.434 (1, 8)	0-0 SF8		0-0 F9		0-0 1B		4-0 HR BB			0-0 F7		3 1 1 2 1 0 0		
Earl Williams, R OBP: 0.350, SLG: 0.479 (1, 3) (10, 2)	0-0 P3		0-3 K		0-0 1B		0-0 HR			0-0 2B		5 1 3 3 0 1 1		
Felix Millan, R OBP: 0.296, SLG: 0.313 (1, 4)	4-0 BB			0-0 FC5-4 1B	0-0 6-3		0-0 F8			0-0 P4		4 0 1 0 1 0 3		
Paul Casanova, R OBP: 0.226, SLG: 0.291 Mike Lum, L OBP: 0.321, SLG: 0.357 (1, 2) (10, PH) (10, 3)	0-0 F7		0-3 K		0-0 F9		0-3 K			0-0 F8		4 0 0 0 0 2 3 1 0 0 0 0 0 1		
Darrell Evans, L OBP: 0.380, SLG: 0.458 (1, 5)		0-3 K		0-0 F8		0-3 K		0-0 G6-4-3 1B			0-0 4-3	5 0 1 0 0 2 1		
Marty Perez, R OBP: 0.271, SLG: 0.265 (1, 6)		0-3 K		0-0 FC5-4 1-2f		0-0 F7		0-0 G6-4-3 1-2f			0-0 1-3	5 0 0 0 0 1 2		
George Stone, L Larvell Blanks, R Tom Keitley, R Jim Hardin, R Joe Hoerner, R Pat Jarvis, R (1, 1) (7, PH) (7, 1) (8, 1) (8, 1) (9, 1)		4-0 BB			0-0 1-3		0-0 HR 2B		0-3 K		0-3 K	1 0 0 0 0 1 0 0 1 1 1 0 1 0 0 0 0 0 1 0 1 0 0 0 0 0 1 0		
<b>Inning Stats</b>	R: 1 H: 0 E: 1 LOB: 2 K: 0 BB: 2 S: 4 P: 12	R: 0 H: 0 E: 0 LOB: 1 K: 2 BB: 1 S: 7 P: 11	R: 0 H: 0 E: 0 LOB: 0 K: 1 BB: 0 S: 5 P: 5	R: 0 H: 1 E: 0 LOB: 1 K: 1 BB: 0 S: 6 P: 6	R: 1 H: 2 E: 1 LOB: 2 K: 0 BB: 1 S: 6 P: 6	R: 0 H: 0 E: 0 LOB: 0 K: 1 BB: 0 S: 5 P: 5	R: 3 H: 2 E: 0 LOB: 0 K: 0 BB: 1 S: 5 P: 9	R: 0 H: 1 E: 0 LOB: 0 K: 1 BB: 0 S: 5 P: 5	R: 0 H: 0 E: 0 LOB: 0 K: 1 BB: 0 S: 5 P: 5	R: 0 H: 1 E: 0 LOB: 1 K: 0 BB: 0 S: 4 P: 4	R: 0 H: 0 E: 0 LOB: 0 K: 1 BB: 0 S: 5 P: 5	1B: 4 SF: 1 2B: 2 SAC: 1 3B: 0 DP: 1 HR: 1 HBP: 0		WP: 0 PA: 45 PB: 0 SB: 0 CS: 0
<b>PITCHER</b>	IP WLS BF H R ER SO BB IBB HBP BLK WP HR S P ERA WHIP													
Tom Hall, L ERA: 2.53 Clay Carroll, R ERA: 1.98 (1, 1) (9, 1)	8.0 35 6 5 3 6 4 0 0 0 0 1 43 59 3.38 1.250													



Batter	1	2	3	4	5	6	7	8	9	10	11	AB R H RBI BB SO LOB												
<b>Pete Rose, S</b> OBP: 0.368, SLG: 0.386 (1, 7)	FC4-6 1B		E FC4-6 1B		2B 1B		BB 1B	6-3		F2		6 2 4 0 0 0 3												
<b>Joe Morgan, L</b> OBP: 0.417, SLG: 0.439 (1, 4)	FC4-6 1-2f		E1 FC4-6 1-3 2-H		2B 1-H		F2		F7		G3	6 0 1 1 0 0 3												
<b>Bobby Tolan, L</b> OBP: 0.349, SLG: 0.421 (1, 8)	F8		FC4-6 1-2f 3-H		G5-4-3 1B		K		HR		E 2B	6 2 3 2 0 1 3												
<b>Johnny Bench, R</b> OBP: 0.370, SLG: 0.538 (1, 2)	K		F9		G5-4-3 1-2f		FC5-4 BB		CS 1B		FC6-4 IBB	4 0 1 0 2 1 3												
<b>Tony Perez, R</b> OBP: 0.336, SLG: 0.506 (1, 3)		P4		G3 1B		2B	FC5-4 1-2f		K 1-2		FC6-4 1-2f 2-H	6 0 2 0 0 1 4												
<b>Hal McRae, R</b> OBP: 0.274, SLG: 0.421 (1, 5)		G6-4-3 1B		K		K		2B 2B		SH3-4 1B		3 0 1 0 0 2 2 2 1 2 0 0 0 0												
<b>Denis Menke, R</b> OBP: 0.327, SLG: 0.339 (7, 5)																								
<b>George Foster, R</b> OBP: 0.259, SLG: 0.311 (1, 9)		G6-4-3 1-2f		G3		K		1B 9-2 2B		SH3-4 1-2		3 0 0 0 0 1 3 1 0 1 1 0 0 0 0 0 0 0 0 0 0												
<b>Joe Hague, L</b> OBP: 0.346, SLG: 0.418 (8, PH)																								
<b>Darrel Chaney, S</b> OBP: 0.394, SLG: 0.396 (9, 6)																								
<b>Dave Concepcion, R</b> OBP: 0.272, SLG: 0.259 (1, 6)																								
<b>Ted Uhlender, L</b> OBP: 0.255, SLG: 0.190 (8, PH)																								
<b>Ted Uhlender, L</b> OBP: 0.255, SLG: 0.190 (9, 9)																								
<b>Tom Hall, L</b> OBP: 0.053, SLG: 0.053 (1, 1)																								
<b>Cesar Geronimo, L</b> OBP: 0.331, SLG: 0.439 (8, PH)																								
<b>Julian Javier, R</b> OBP: 0.288, SLG: 0.348 (8, PH)																								
<b>Clay Carroll, R</b> OBP: 0.167, SLG: 0.167 (9, 1)																								
<b>Inning Stats</b>	R: 0 E: 0 K: 1 S: 6	H: 1 LOB: 1 BB: 0 P: 6	R: 0 E: 0 K: 0 S: 3	H: 1 LOB: 0 BB: 0 P: 3	R: 2 E: 1 K: 0 S: 6	H: 2 LOB: 1 BB: 0 P: 6	R: 0 E: 0 K: 2 S: 8	H: 1 LOB: 2 BB: 1 P: 12	R: 1 E: 0 K: 0 S: 4	H: 3 LOB: 0 BB: 0 P: 4	R: 0 E: 0 K: 2 S: 8	H: 1 LOB: 2 BB: 1 P: 10	R: 1 E: 0 K: 0 S: 5	H: 3 LOB: 1 BB: 0 P: 5	R: 1 E: 0 K: 1 S: 6	H: 2 LOB: 1 BB: 0 P: 6	R: 0 E: 0 K: 0 S: 4	H: 1 LOB: 2 BB: 1 P: 8	R: 1 E: 1 K: 0 S: 3	H: 1 LOB: 2 BB: 1 P: 7	1B: 11 2B: 7 3B: 0 HR: 1	SF: 0 SAC: 1 DP: 4 HBP: 0	WP: 0 PB: 0 SB: 0 CS: 1	PA: 50

PITCHER	IP	WLS	BF	H	R	ER	SO	BB	IBB	HBP	BLK	WP	HR	S	P	ERA	WHIP
<b>George Stone, L</b> ERA: 4.78 (1, 1)	6.0		27	9	3	1	5	0	2	0	0	0	0	35	43	1.50	1.500
<b>Tom Kelley, R</b> ERA: 4.42 (7, 1)	1.0		7	3	1	1	1	1	0	0	0	0	0	8	12	9.00	4.000
<b>Jim Hardin, R</b> ERA: 3.63 (8, 1)	0.0		1	1	0	0	0	0	0	0	0	0	0	1	1	∞	∞
<b>Joe Hoerner, L</b> ERA: 3.93 (8, 1)	1.1		5	2	1	1	0	0	0	0	0	0	1	5	5	6.75	1.500
<b>Pat Jarvis, R</b> ERA: 3.78 (9, 1)	2.1	L	10	2	1	0	1	0	2	0	0	0	0	10	18	0.00	0.857

**BOTTOM**

**Atlanta Braves @ Cincinnati Reds**  
Riverfront Stadium, Cincinnati, OH  
Fri Aug 04 1972, 7:05 PM EDT  
Unknown

AB	44
R	6
H	17
RBI	4
BB	5
SO	7
LOB	31



PITCHER	IP	WLS	BF	H	R	ER	SO	BB	IBB	HBP	BLK	WP	HR	S	P	ERA	WHIP
<b>George Stone, L</b> ERA: 4.78 (1, 1)	6.0		27	9	3	1	5	0	2	0	0	0	0	35	43	1.50	1.500
<b>Tom Kelley, R</b> ERA: 4.42 (7, 1)	1.0		7	3	1	1	1	1	0	0	0	0	0	8	12	9.00	4.000
<b>Jim Hardin, R</b> ERA: 3.63 (8, 1)	0.0		1	1	0	0	0	0	0	0	0	0	0	1	1	∞	∞
<b>Joe Hoerner, L</b> ERA: 3.93 (8, 1)	1.1		5	2	1	1	0	0	0	0	0	0	1	5	5	6.75	1.500
<b>Pat Jarvis, R</b> ERA: 3.78 (9, 1)	2.1	L	10	2	1	0	1	0	2	0	0	0	0	10	18	0.00	0.857



Batter	1	2	3	4	5	6	7	8	9	AB R H RBI BB SO LOB	TOP	
Oscar Brown, R OBP: 0.217, SLG: 0.344 (1, 9) X	0-0 F9		0-3 K			0-0 F9		0-0 F8		4 0 0 0 0 1 3		
Felix Millan, R OBP: 0.292, SLG: 0.309 (1, 4) X	0-0 6-3			0-0 F9		0-0 FC5-4		0-0 5-3		4 0 0 0 0 0 2		
Hank Aaron, R OBP: 0.373, SLG: 0.460 (1, 3) X	0-0 P4			0-0 F8 2B		0-0 FC5-4			0-0 E6 HR	4 1 1 0 0 0 1		
Earl Williams, R OBP: 0.352, SLG: 0.479 (1, 2)		0-0 G5-4-3 1B		0-0 F8 2-3		0-0 1B			0-0 F9	4 0 2 0 0 0 2		
Dusty Baker Jr., R OBP: 0.369, SLG: 0.447 (1, 8)		0-0 G5-4-3 1-2f		0-0 4-3		0-0 1B			0-0 HR 1-H	4 1 2 2 0 0 2		
Mike Lum, L OBP: 0.320, SLG: 0.353 (1, 7)		0-3 K		0-0 F9		0-3 K			4-0 WP BB	3 0 0 0 1 2 1		
Darrell Evans, L OBP: 0.378, SLG: 0.453 (1, 5)			4-0 FC3-6 BB		0-3 K		0-0 4-3		0-0 F7 1-2	3 0 0 0 1 1 2		
Marty Perez, R OBP: 0.271, SLG: 0.264 (1, 6)			0-0 FC3-6 SH1-4 1-2f		0-0 F7			0-0 1B	0-0 4-3	4 0 1 0 0 0 2		
Denny McLain, R OBP: 0.100, SLG: 0.100 Larvell Blanks, R OBP: 0.444, SLG: 0.538 (8, PH) Mike McQueen, L OBP: 0.111, SLG: 0.111 (8, 1)			0-0 SH1-4 1-2			0-0 FC5-4 1B		0-0 F7		1 0 1 0 0 0 0 1 0 0 0 0 0 1 0 0 0 0 0 0 0		
<b>Inning Stats</b>	R: 0 E: 0 K: 0 S: 3 H: 0 LOB: 0 BB: 0 P: 3	R: 0 E: 0 K: 1 S: 5 H: 1 LOB: 0 BB: 0 P: 5	R: 0 E: 0 K: 1 S: 5 H: 0 LOB: 1 BB: 1 P: 9	R: 0 E: 0 K: 0 S: 4 H: 1 LOB: 1 BB: 0 P: 4	R: 0 E: 0 K: 1 S: 5 H: 0 LOB: 0 BB: 0 P: 5	R: 0 E: 0 K: 0 S: 4 H: 1 LOB: 1 BB: 0 P: 4	R: 0 E: 0 K: 1 S: 6 H: 2 LOB: 1 BB: 0 P: 6	R: 0 E: 0 K: 0 S: 4 H: 1 LOB: 1 BB: 0 P: 4	R: 2 E: 1 K: 0 S: 5 H: 1 LOB: 1 BB: 1 P: 9	1B: 5 2B: 1 3B: 0 HR: 1 SF: 0 SAC: 1 DP: 1 HBP: 0	WP: 1 PB: 0 SB: 0 CS: 0 PA: 35	
<b>PITCHER</b> Ross Grimsley, L ERA: 2.23 (1, 1) Don Gullett, L ERA: 5.59 (9, 1)	IP 8.1 WLS W BF 33 H 7 R 2 ER 1 SO 4 BB 2 IBB 0 HBP 0 BLK 0 WP 0 HR 1 S 39 P 47 ERA 1.08 WHIP 1.080											<b>PITCHER</b> IP 0.2 WLS S BF 2 H 0 R 0 ER 0 SO 0 BB 0 IBB 0 HBP 0 BLK 0 WP 1 HR 0 S 2 P 2 ERA 0.00 WHIP 0.000

Atlanta Braves @ Cincinnati Reds  
Riverfront Stadium, Cincinnati, OH  
Fri Aug 04 1972, 7:05 PM EDT  
Att: 42,385 - Unknown

livebaseballscorecards.com

AB	32
R	2
H	7
RBI	2
BB	2
SO	4
LOB	16



Batter	1	2	3	4	5	6	7	8	9	AB	R	H	RBI	BB	SO	LOB
<b>Pete Rose, S</b> (1, 7) OBP: 0.367, SLG: 0.384	0-0 4-3		0-0 1B 1B		0-0 5-3			0-0 P4		4	1	1	0	0	0	0
<b>Joe Morgan, L</b> (1, 4) OBP: 0.418, SLG: 0.438	0-0 P6		0-0 1B 1B		4-0 BB			0-0 6-3		3	1	1	1	1	0	0
<b>Bobby Tolan, L</b> (1, 8) OBP: 0.351, SLG: 0.422	0-0 F7		0-0 1B		0-3 K			0-0 1B		4	0	2	2	0	1	1
<b>Joe Hogue, L</b> (1, 3) OBP: 0.339, SLG: 0.409		0-0 F9	0-0 P6			0-0 F3		0-0 P6		4	0	0	0	0	0	2
<b>Denis Menke, R</b> (1, 5) OBP: 0.330, SLG: 0.343		0-0 1B	0-0 P3			0-0 G3-6 1B				3	0	2	0	0	0	1
<b>Cesar Geronimo, L</b> (1, 9) OBP: 0.326, SLG: 0.430		0-3 K		0-3 K		0-0 G3-6				3	0	0	0	0	2	2
<b>Darrel Chaney, S</b> (1, 6) OBP: 0.384, SLG: 0.383		0-0 F7		0-0 P6			0-0 P4			3	0	0	0	0	0	1
<b>Bill Plummer, R</b> (1, 2) OBP: 0.130, SLG: 0.095			4-0 FC1-6 BB	0-3 K			0-0 1-3			2	0	0	0	1	1	0
<b>Ross Grimsley, L</b> (1, 1) OBP: 0.140, SLG: 0.119			0-0 FC1-6 1B 1B		0-3 K			0-0 F8		3	1	0	0	0	1	1
<b>Don Gullett, R</b> (9, 1) OBP: 0.375, SLG: 0.357										0	0	0	0	0	0	0

Inning Stats		R: 0	H: 0	E: 0	K: 0	S: 3	R: 0	H: 1	E: 0	K: 1	S: 6	R: 3	H: 3	E: 0	K: 0	S: 6	R: 0	H: 0	E: 0	K: 2	S: 7	R: 0	H: 0	E: 0	K: 2	S: 7	R: 0	H: 1	E: 0	K: 0	S: 3	R: 0	H: 0	E: 0	K: 0	S: 3	R: 0	H: 1	E: 0	K: 0	S: 4							
IP		7.0	7.0	7.0	7.0	7.0	7.0	7.0	7.0	7.0	7.0	7.0	7.0	7.0	7.0	7.0	7.0	7.0	7.0	7.0	7.0	7.0	7.0	7.0	7.0	7.0	7.0	7.0	7.0	7.0	7.0	7.0	7.0	7.0	7.0	7.0	7.0	7.0	7.0	7.0	7.0	7.0	7.0	7.0				
WLS		L	L	L	L	L	L	L	L	L	L	L	L	L	L	L	L	L	L	L	L	L	L	L	L	L	L	L	L	L	L	L	L	L	L	L	L	L	L	L	L	L	L	L				
BF		27	27	27	27	27	27	27	27	27	27	27	27	27	27	27	27	27	27	27	27	27	27	27	27	27	27	27	27	27	27	27	27	27	27	27	27	27	27	27	27	27	27	27	27			
H		5	5	5	5	5	5	5	5	5	5	5	5	5	5	5	5	5	5	5	5	5	5	5	5	5	5	5	5	5	5	5	5	5	5	5	5	5	5	5	5	5	5	5				
R		3	3	3	3	3	3	3	3	3	3	3	3	3	3	3	3	3	3	3	3	3	3	3	3	3	3	3	3	3	3	3	3	3	3	3	3	3	3	3	3	3	3	3				
ER		3	3	3	3	3	3	3	3	3	3	3	3	3	3	3	3	3	3	3	3	3	3	3	3	3	3	3	3	3	3	3	3	3	3	3	3	3	3	3	3	3	3	3	3			
SO		5	5	5	5	5	5	5	5	5	5	5	5	5	5	5	5	5	5	5	5	5	5	5	5	5	5	5	5	5	5	5	5	5	5	5	5	5	5	5	5	5	5	5	5			
BB		0	0	0	0	0	0	0	0	0	0	0	0	0	0	0	0	0	0	0	0	0	0	0	0	0	0	0	0	0	0	0	0	0	0	0	0	0	0	0	0	0	0	0	0	0		
HBP		0	0	0	0	0	0	0	0	0	0	0	0	0	0	0	0	0	0	0	0	0	0	0	0	0	0	0	0	0	0	0	0	0	0	0	0	0	0	0	0	0	0	0	0	0		
BLK		0	0	0	0	0	0	0	0	0	0	0	0	0	0	0	0	0	0	0	0	0	0	0	0	0	0	0	0	0	0	0	0	0	0	0	0	0	0	0	0	0	0	0	0	0	0	
WP		0	0	0	0	0	0	0	0	0	0	0	0	0	0	0	0	0	0	0	0	0	0	0	0	0	0	0	0	0	0	0	0	0	0	0	0	0	0	0	0	0	0	0	0	0	0	0
HR		0	0	0	0	0	0	0	0	0	0	0	0	0	0	0	0	0	0	0	0	0	0	0	0	0	0	0	0	0	0	0	0	0	0	0	0	0	0	0	0	0	0	0	0	0	0	0
S		35	35	35	35	35	35	35	35	35	35	35	35	35	35	35	35	35	35	35	35	35	35	35	35	35	35	35	35	35	35	35	35	35	35	35	35	35	35	35	35	35	35	35	35	35	35	35
P		43	43	43	43	43	43	43	43	43	43	43	43	43	43	43	43	43	43	43	43	43	43	43	43	43	43	43	43	43	43	43	43	43	43	43	43	43	43	43	43	43	43	43	43	43	43	43
ERA		3.86	3.86	3.86	3.86	3.86	3.86	3.86	3.86	3.86	3.86	3.86	3.86	3.86	3.86	3.86	3.86	3.86	3.86	3.86	3.86	3.86	3.86	3.86	3.86	3.86	3.86	3.86	3.86	3.86	3.86	3.86	3.86	3.86	3.86	3.86	3.86	3.86	3.86	3.86	3.86	3.86	3.86	3.86	3.86	3.86	3.86	3.86
WHIP		1.000	1.000	1.000	1.000	1.000	1.000	1.000	1.000	1.000	1.000	1.000	1.000	1.000	1.000	1.000	1.000	1.000	1.000	1.000	1.000	1.000	1.000	1.000	1.000	1.000	1.000	1.000	1.000	1.000	1.000	1.000	1.000	1.000	1.000	1.000	1.000	1.000	1.000	1.000	1.000	1.000	1.000	1.000	1.000	1.000	1.000	

**BOTTOM**

**Atlanta Braves @ Cincinnati Reds**  
Riverfront Stadium, Cincinnati, OH

Fri Aug 04 1972, 7:05 PM EDT  
Att. 42,385 - Unknown

livebaseballscorecards.com

<b>AB</b>	<b>29</b>
<b>R</b>	<b>3</b>
<b>H</b>	<b>6</b>
<b>RBI</b>	<b>3</b>
<b>BB</b>	<b>2</b>
<b>SO</b>	<b>5</b>
<b>LOB</b>	<b>8</b>



WP: 0	PA: 31
PB: 0	CS: 0
SB: 2	
1B: 6	SF: 0
2B: 0	SAC: 0
3B: 0	DP: 1
HR: 0	HBP: 0



Batter	1	2	3	4	5	6	7	8	9	AB R H RBI BB SO LOB	TOP																	
Sonny Jackson, L (1, 8) OBP: 0.259, SLG: 0.250	0-0 4-3		0-0 L9			0-0 1B HBP 1B	0-0 1-3		0-0 1-3	5 1 1 0 0 0 2																		
Ralph Garr, L (1, 7) OBP: 0.357, SLG: 0.401	0-3 K			0-0 FC4 1B FC5-2 1B		0-0 L9	0-0 6-3			4 0 1 0 0 0 1 2																		
Hank Aaron, R (1, 3) OBP: 0.377, SLG: 0.464	0-0 1B			0-0 FC4 1B 1-2		0-0 F3		0-0 FC6 1B		4 0 3 0 0 0 0 1																		
Earl Williams, R (1, 2) OBP: 0.351, SLG: 0.476	0-3 K			0-0 FC4 1B FC5-2 1-2f 2-3		1-0 FC5 1B 1-2 HBP		0-0 L8		3 0 0 0 0 0 1 4																		
Mike Lum, L (1, 9) OBP: 0.319, SLG: 0.351		0-0 G3		0-0 FC5-2 1-2		0-0 1B 1-2 2-H		0-0 FC6 1-2f		4 0 1 1 0 0 0 3																		
Felix Millan, R (1, 4) OBP: 0.289, SLG: 0.305		0-0 5-3		0-0 6-3		0-0 FC5 2-3f		0-0 4-3		4 0 0 0 0 0 0 5																		
Larvell Blanks, R (1, 5) OBP: 0.452, SLG: 0.633		0-0 4-3			0-0 4-3		0-0 HR		0-0 5-3 1B	4 1 2 1 0 0 0 0	AB 36 R 2 H 8 RBI 2 BB 0 SO 4 LOB 19																	
Marty Perez, R (1, 6) OBP: 0.269, SLG: 0.262			0-0 F7		0-0 F2		0-0 L3		0-0 5-3	3 0 0 0 0 0 0 0																		
Jim Breazeale, L (9, PH) OBP: 0.189, SLG: 0.361									1-2	1 0 0 0 0 0 0 1																		
Ron Schueler, R (1, 1) OBP: 0.216, SLG: 0.222			0-0 6-3		0-3 K		0-3 K 1-3		0-0 L8	3 0 0 0 0 0 2 0																		
Rowland Office, L (9, PH)										1 0 0 0 0 0 0 1																		
<b>Inning Stats</b>	R: 0 E: 0 K: 2 S: 8	H: 1 LOB: 1 BB: 0 P: 8	R: 0 E: 0 K: 0 S: 3	H: 0 LOB: 0 BB: 0 P: 3	R: 0 E: 0 K: 0 S: 5	H: 2 LOB: 2 BB: 0 P: 5	R: 0 E: 0 K: 1 S: 5	H: 0 LOB: 0 BB: 0 P: 5	R: 1 E: 0 K: 0 S: 5	H: 2 LOB: 2 BB: 0 P: 6	R: 1 E: 0 K: 1 S: 7	H: 1 LOB: 1 BB: 0 P: 7	R: 0 E: 0 K: 0 S: 4	H: 1 LOB: 1 BB: 0 P: 4	R: 0 E: 0 K: 0 S: 4	H: 1 LOB: 1 BB: 0 P: 4	1B: 7 2B: 0 3B: 0 HR: 1	SF: 0 SAC: 0 DP: 0 HBP: 1	WP: 1 PB: 0 SB: 0 CS: 0	PA: 37								
<b>PITCHER</b>	IP WLS BF H R ER SO BB IBB HBP BLK WP HR S P ERA WHIP																											
Jack Billingham, R (1, 1) ERA: 3.48	7.0		29	6	2	2	4	0	0	1	0	1	1	36	37	2.57	0.857											
Pedro Borbon, R (8, 1) ERA: 3.7	1.0	W	4	1	0	0	0	0	0	0	0	0	0	4	4	0.00	1.000											
Clay Carroll, R (9, 1) ERA: 1.95	1.0	S	4	1	0	0	0	0	0	0	0	0	0	4	4	0.00	1.000											

Atlanta Braves @ Cincinnati Reds  
Riverfront Stadium, Cincinnati, OH  
Sat Aug 05 1972, 7:05 PM EDT  
Att: 36,792 - Unknown

livebaseballscorecards.com













Batter	1	2	3	4	5	6	7	8	9	AB R H RBI BB SO LOB	TOP																								
Ralph Garr, L (1, 7) OBP: 0.354, SLG: 0.403	1-1 5-3		0-0 F4			0-0 1-3		0-0 1-3	0-0 FC6-4	5 0 0 0 0 0 4																									
Darrell Evans, L (1, 5) OBP: 0.376, SLG: 0.450	0-2 F7		1-0 3-1			1-0 4-3		1-2 E 1B		4 1 1 0 0 0 2																									
Hank Aaron, R (1, 3) OBP: 0.381, SLG: 0.486	3-2 L4			1-0 G4-6-3 1B		1-2 2B		2-2 E 1-2		4 0 2 0 0 0 1																									
Earl Williams, R (1, 2) OBP: 0.346, SLG: 0.466		2-1 F7		0-0 G4-6-3 1-2f		4-2 BB		0-1 E5		3 0 0 0 1 0 2																									
Dusty Baker Jr., R (1, 8) OBP: 0.368, SLG: 0.444		3-3 K		0-0 1B		1-1 1-3		0-0 F9		4 0 1 0 0 1 4																									
Mike Lum, L (1, 9) OBP: 0.314, SLG: 0.344		1-1 1-3		1-1 F8			2-1 4-3		0-1 1B 1B	4 0 1 0 0 0 1																									
Felix Millan, R (1, 4) OBP: 0.291, SLG: 0.307			2-2 SH1-4 1B 1B		1-1 F8		2-1 6-3		1-0 FC6-4 1B	4 0 2 0 0 0 0																									
Marty Perez, R (1, 6) OBP: 0.271, SLG: 0.265			0-0 SH1-4 1B 1B		2-2 G4-6-3 1B		0-0 F6		0-0 P6	4 0 2 0 0 0 2																									
Ron Reed, R (1, 1) OBP: 0.167, SLG: 0.190			0-0 SH1-4		1-1 G4-6-3			2-1 4-3	0-1 F7	0 0 0 0 0 0 0																									
Jim Hardin, R (2, 1) OBP: 0.235, SLG: 0.286										0 0 0 0 0 0 0																									
Jim Breazeale, L (5, PH) OBP: 0.194, SLG: 0.351										1 0 0 0 0 0 0 1																									
Mike McQueen, L (5, 1) OBP: 0.111, SLG: 0.111										0 0 0 0 0 0 0 0																									
Sonny Jackson, L (8, PH) OBP: 0.254, SLG: 0.246										1 0 0 0 0 0 0 0																									
Joe Hoobler, R (8, 1) OBP: 0.254, SLG: 0.246										0 0 0 0 0 0 0 0																									
Oscar Brown, R (9, PH) OBP: 0.215, SLG: 0.341			1-2 2-3		1-2f					1 0 0 0 0 0 0 2																									
<b>Inning Stats</b>	R: 0 E: 0 K: 0 S: 9	H: 0 LOB: 0 BB: 0 P: 13	R: 0 E: 0 K: 1 S: 7	H: 0 LOB: 0 BB: 0 P: 13	R: 0 E: 0 K: 0 S: 7	H: 2 LOB: 2 BB: 0 P: 10	R: 0 E: 0 K: 0 S: 5	H: 2 LOB: 1 BB: 0 P: 7	R: 0 E: 0 K: 0 S: 7	H: 1 LOB: 0 BB: 0 P: 11	R: 0 E: 0 K: 0 S: 10	H: 1 LOB: 2 BB: 1 P: 17	R: 0 E: 0 K: 0 S: 5	H: 0 LOB: 0 BB: 0 P: 9	R: 1 E: 2 K: 0 S: 12	H: 1 LOB: 2 BB: 0 P: 17	R: 0 E: 0 K: 0 S: 7	H: 2 LOB: 2 BB: 0 P: 8	1B: 8 2B: 1 3B: 0 HR: 0	SF: 0 SAC: 1 DP: 2 HBP: 0	WP: 0 PB: 0 SB: 0 CS: 0	PA: 37													
<b>PITCHER</b> Jim McGlothlin, R (1, 1) ERA: 4.18	IP 9.0	WLS W	BF 37	H 9	R 1	ER 0	SO 1	BB 1	IBB 0	HBP 0	BLK 0	WP 0	HR 0	S 69	P 105	ERA 0.00	WHIP 1.111																		
											<b>PITCHER</b>	IP	WLS	BF	H	R	ER	SO	BB	IBB	HBP	BLK	WP	HR	S	P	ERA	WHIP							

Atlanta Braves @ Cincinnati Reds  
Riverfront Stadium, Cincinnati, OH  
Mon Aug 07 1972, 7:05 PM EDT  
Att. 20,150 - Unknown

livebaseballscorecards.com

AB	35
R	1
H	9
RBI	0
BB	1
SO	1
LOB	19



Batter	1	2	3	4	5	6	7	8	9	AB	R	H	RBI	BB	SO	LOB
<b>Pete Rose, S</b> OBP: 0.364, SLG: 0.390 (1, 7)	3-2 WP BB 1B	0-2 HR 1B	3-1 1-3		0-0 F9		2-1 5-3			5	1	2	0	0	0	3
<b>Joe Morgan, L</b> OBP: 0.421, SLG: 0.450 (1, 4)	4-1 FC5 WP BB 1-2	2-0 HR 1B			2-0 F9		1-0 F9	1-0 F8		4	1	1	3	1	0	0
<b>Bobby Tolan, L</b> OBP: 0.347, SLG: 0.421 (1, 8)	0-3 K	1-1 HR 3B			0-0 F8		2-0 F8	0-0 FC6-4 1B		5	1	2	0	0	1	2
<b>Cesar Geronimo, L</b> OBP: 0.324, SLG: 0.428 (9, 8)	1-2 2-3 K									0	0	0	0	0	0	0
<b>Johnny Bench, R</b> OBP: 0.368, SLG: 0.537 (1, 2)	2-3 K	0-3 K			0-0 1-3		4-2 HR 1B BB	0-0 P4		4	1	0	0	1	2	4
<b>Tony Perez, R</b> OBP: 0.346, SLG: 0.509 (1, 3)	4-0 IBB	4-0 HR 1B IBB					2-2 BB 1B 1B	2-1 HR 1B		3	2	2	0	2	0	1
<b>Denis Menke, R</b> OBP: 0.324, SLG: 0.346 (1, 5)	1-2 FC5 2-3f	2-2 HR 1B					2-2 F8	1-1 HR		4	1	2	5	0	0	4
<b>Ted Uhlender, L</b> OBP: 0.252, SLG: 0.194 (1, 9)		E5 1B					1-1 BB 1B	0-3 K		2	1	1	0	0	0	1
<b>George Foster, R</b> OBP: 0.263, SLG: 0.315 (5, PH) (6, 9)										2	0	1	0	0	1	0
<b>Darrel Chaney, S</b> OBP: 0.361, SLG: 0.356 (1, 6)		0-2 HR 1B 2-H	0-1 F8				1-1 F9			4	1	1	1	0	0	2
<b>Jim McGlothlin, R</b> OBP: 0.241, SLG: 0.308 (1, 1)		0-3 K	0-0 F8				4-2 BB			3	0	0	0	1	1	1

Inning Stats	R: 0	H: 1	E: 0	K: 2	S: 15	LOB: 3	BB: 2	P: 29	R: 6	H: 6	E: 1	K: 2	S: 22	LOB: 1	BB: 1	P: 31	R: 0	H: 0	E: 0	K: 0	S: 5	LOB: 0	BB: 0	P: 8	R: 0	H: 0	E: 0	K: 0	S: 3	LOB: 0	BB: 0	P: 5	R: 0	H: 2	E: 0	K: 0	S: 14	LOB: 3	BB: 1	P: 24	R: 3	H: 2	E: 0	K: 1	S: 11	LOB: 0	BB: 1	P: 21	R: 0	H: 0	E: 0	K: 0	S: 6	LOB: 0	BB: 0	P: 10	R: 0	H: 1	E: 0	K: 0	S: 4	LOB: 1	BB: 0	P: 5
--------------	------	------	------	------	-------	--------	-------	-------	------	------	------	------	-------	--------	-------	-------	------	------	------	------	------	--------	-------	------	------	------	------	------	------	--------	-------	------	------	------	------	------	-------	--------	-------	-------	------	------	------	------	-------	--------	-------	-------	------	------	------	------	------	--------	-------	-------	------	------	------	------	------	--------	-------	------

PITCHER	IP	WLS	BF	H	R	ER	SO	BB	IBB	HBP	BLK	WP	HR	S	P	ERA	WHIP
<b>Ron Reed, R</b> ERA: 3.88 (1, 1)	1.2	L	15	7	6	6	4	1	2	0	0	1	1	36	59	32.40	4.800
<b>Jim Hardin, R</b> ERA: 3.45 (2, 1)	2.1		7	0	0	0	0	0	0	0	0	0	0	9	14	0.00	0.000
<b>Mike McQueen, L</b> ERA: 5.7 (5, 1)	3.0		15	4	3	3	1	2	0	0	0	0	1	31	55	9.00	2.000
<b>Joe Hoerner, L</b> ERA: 3.82 (8, 1)	1.0		4	1	0	0	0	0	0	0	0	0	0	4	5	0.00	1.000

**BOTTOM**

**Atlanta Braves @ Cincinnati Reds**  
Riverfront Stadium, Cincinnati, OH

Mon Aug 07 1972, 7:05 PM EDT  
Att. 20,150 - Unknown

<b>AB</b>	<b>36</b>
<b>R</b>	<b>9</b>
<b>H</b>	<b>12</b>
<b>RBI</b>	<b>9</b>
<b>BB</b>	<b>5</b>
<b>SO</b>	<b>5</b>
<b>LOB</b>	<b>18</b>

WP: 1 PA: 41  
PB: 0 SB: 1  
CS: 0



PITCHER	IP	WLS	BF	H	R	ER	SO	BB	IBB	HBP	BLK	WP	HR	S	P	ERA	WHIP
---------	----	-----	----	---	---	----	----	----	-----	-----	-----	----	----	---	---	-----	------



Batter	1	2	3	4	5	6	7	8	9	AB R H RBI BB SO LOB	TOP							
Roger Metzger, S (1, 6) OBP: 0.276, SLG: 0.254 Ken Forsch, R (3, 1) OBP: 0.143, SLG: 0.118 Jimmy Stewart, S (6, PH) OBP: 0.242, SLG: 0.310 Jim York, R (6, 1) Bob Stinson, S (8, PH) OBP: 0.231, SLG: 0.240	0-0 F9		0-0 4-3			0-0 F8		0-0 L4-6		2 0 0 0 0 0 0 0 0 0 0 0 0 0 1 0 0 0 0 0 0 0 0 0 0 0 0 0 1 0 0 0 0 0 2								
Cesar Cedeno, R (1, 8) OBP: 0.410, SLG: 0.580	1-0 HBP			0-0 FC5-4 1B		0-0 F8		0-0 P6		3 0 1 0 0 0 1								
Jimmy Wynn, R (1, 9) OBP: 0.376, SLG: 0.483	0-0 E8			0-3 K		0-0 P5			0-0 S 1B	4 1 1 0 0 1 2								
Lee May, R (1, 3) OBP: 0.358, SLG: 0.541	0-0 F8			0-0 FC5-4 BB			0-0 6-3		0-0 P5	4 0 0 0 0 0 3								
Bob Watson, R (1, 7) OBP: 0.379, SLG: 0.456		0-0 F9		4-0 BB		0-0 4-3			0-0 F9	3 0 0 0 1 0 1								
Johnny Edwards, L (1, 2) OBP: 0.344, SLG: 0.386 Jim Ray, R (8, 1) OBP: 0.071, SLG: 0.071 Norm Miller, L (9, PH) OBP: 0.316, SLG: 0.391		0-0 4-3		0-0 F3		0-0 F7			0-0 HR	3 0 0 0 0 0 2 0 0 0 0 0 0 0 1 1 1 1 0 0 0								
Doug Rader, R (1, 5) OBP: 0.306, SLG: 0.441		0-0 F9			0-0 F8			0-0 1B	0-0 HR	4 2 2 2 0 0 0								
Tommy Helms, R (1, 4) OBP: 0.283, SLG: 0.354			0-0 F8		0-0 F8			0-0 L4-6	0-0 5-3	4 0 1 0 0 0 0								
Don Wilson, R (1, 1) OBP: 0.116, SLG: 0.095 George Culver, R (1, 1) OBP: 0.200, SLG: 0.214 Bobby Fenwick, R (3, PH) OBP: 0.220, SLG: 0.234			0-0 5-3		0-0 F7			0-0 WP		0 0 0 0 0 0 0 0 0 0 0 0 0 0 3 0 1 1 0 0 0								
<b>Inning Stats</b>	R: 0 E: 1 K: 0 S: 3	H: 0 LOB: 1 BB: 0 P: 4	R: 0 E: 0 K: 0 S: 3	H: 0 LOB: 0 BB: 0 P: 3	R: 0 E: 0 K: 1 S: 6	H: 1 LOB: 2 BB: 1 P: 10	R: 0 E: 0 K: 0 S: 3	H: 0 LOB: 0 BB: 0 P: 3	R: 0 E: 0 K: 0 S: 3	H: 0 LOB: 0 BB: 0 P: 3	R: 1 E: 0 K: 0 S: 5	H: 3 LOB: 1 BB: 0 P: 5	R: 3 E: 0 K: 0 S: 6	H: 3 LOB: 0 BB: 0 P: 6	1B: 6 2B: 1 3B: 0 HR: 1	SF: 0 SAC: 0 DP: 1 HBP: 1	WP: 1 PB: 0 SB: 1 CS: 1	PA: 35
<b>PITCHER</b> Denny McLain, R (1, 1) ERA: 4.95	IP: 9.0 WLS: W BF: 35 H: 7 R: 4 ER: 4 SO: 1 BB: 1 IBB: 0 HBP: 1 BLK: 0 WP: 1 HR: 1 S: 35 P: 40 ERA: 4.00 WHIP: 0.889											<b>PITCHER</b>	IP: 0.0 WLS: 0 BF: 0 H: 0 R: 0 ER: 0 SO: 0 BB: 0 IBB: 0 HBP: 0 BLK: 0 WP: 0 HR: 0 S: 0 P: 0 ERA: 0.00 WHIP: 0.000					

Houston Astros @ Atlanta Braves  
Atlanta Stadium, Atlanta, GA

Tue Aug 08 1972, 7:05 PM EDT  
Att: 8,407 - Unknown - 85 F

livebaseballscorecards.com

AB	33
R	4
H	7
RBI	4
BB	1
SO	1
LOB	11



Batter	1	2	3	4	5	6	7	8	9
Ralph Garr, L OBP: 0.354, SLG: 0.406 (1, 7)									
Darrell Evans, L OBP: 0.377, SLG: 0.445 (1, 5)									
Hank Aaron, R OBP: 0.381, SLG: 0.482 (1, 3)									
Earl Williams, R OBP: 0.344, SLG: 0.470 (1, 2)									
Dusty Baker Jr., R OBP: 0.373, SLG: 0.458 (1, 8)									
Mike Lum, L OBP: 0.316, SLG: 0.348 (1, 9)									
Felix Millan, R OBP: 0.291, SLG: 0.306 (1, 4)									
Marty Perez, R OBP: 0.276, SLG: 0.268 (1, 6)									
Denny McLain, R OBP: 0.077, SLG: 0.077 (1, 1)									

Inning Stats	R: 5	H: 3	E: 2	LOB: 2	K: 0	P: 19	R: 1	H: 1	E: 0	LOB: 0	K: 2	P: 8	R: 0	H: 1	E: 0	LOB: 1	K: 2	P: 8	R: 0	H: 1	E: 0	LOB: 1	K: 0	P: 7	R: 0	H: 0	E: 0	LOB: 0	K: 1	P: 3	R: 2	H: 2	E: 0	LOB: 2	K: 0	P: 13	R: 0	H: 0	E: 0	LOB: 1	K: 1	P: 9
	S: 7	BB: 3	S: 8	BB: 0	S: 8	BB: 0	S: 8	BB: 0	S: 3	BB: 1	S: 3	BB: 7	S: 6	BB: 0	S: 3	BB: 0	S: 5	BB: 2	S: 5	BB: 2	S: 5	BB: 1	S: 5	BB: 9	1B: 5	SF: 0	2B: 2	SAC: 1	3B: 0	DP: 2	HR: 2	WP: 4	PA: 40	SF: 0	SAC: 1	DP: 2	HBP: 0	WP: 4	PA: 40			

PITCHER	IP	WLS	BF	H	R	ER	SO	BB	IBB	HBP	BLK	WP	HR	S	P	ERA	WHIP
Don Wilson, R ERA: 3.52 (1, 1)	0.1	L	6	2	5	4	0	3	0	0	0	1	1	3	15	108.00	15.000
George Culver, R ERA: 3.23 (1, 1)	1.2		8	2	1	1	2	0	0	0	0	0	1	12	12	5.40	1.200
Ken Forsch, R ERA: 3.99 (3, 1)	3.0		12	3	0	0	3	1	0	0	0	1	0	17	21	0.00	1.333
Jim York, R ERA: 5.47 (6, 1)	2.0		10	2	2	2	0	2	0	0	0	0	0	8	16	9.00	2.000
Jim Ray, R ERA: 3.48 (8, 1)	1.0		4	0	0	0	1	1	0	0	0	0	0	5	9	0.00	1.000

**BOTTOM**

**Houston Astros @ Atlanta Braves**  
Atlanta Stadium, Atlanta, GA

Tue Aug 08 1972, 7:05 PM EDT  
Att. 8,407 - Unknown - 85 F

AB R H RBI BB SO LOB

5 1 2 0 0 0 3

3 1 0 0 2 0 1

3 1 0 0 2 1 1

5 1 1 1 0 1 4

3 2 2 2 1 1 0

3 2 1 1 1 2 1

4 0 1 1 0 0 2

3 0 2 1 1 0 1

3 0 0 0 0 1 3

AB 32  
R 8  
H 9  
RBI 6  
BB 7  
SO 6  
LOB 16

PITCHER	IP	WLS	BF	H	R	ER	SO	BB	IBB	HBP	BLK	WP	HR	S	P	ERA	WHIP
Don Wilson, R ERA: 3.52 (1, 1)	0.1	L	6	2	5	4	0	3	0	0	0	1	1	3	15	108.00	15.000
George Culver, R ERA: 3.23 (1, 1)	1.2		8	2	1	1	2	0	0	0	0	0	1	12	12	5.40	1.200
Ken Forsch, R ERA: 3.99 (3, 1)	3.0		12	3	0	0	3	1	0	0	0	1	0	17	21	0.00	1.333
Jim York, R ERA: 5.47 (6, 1)	2.0		10	2	2	2	0	2	0	0	0	0	0	8	16	9.00	2.000
Jim Ray, R ERA: 3.48 (8, 1)	1.0		4	0	0	0	1	1	0	0	0	0	0	5	9	0.00	1.000



Batter	1	2	3	4	5	6	7	8	9	AB R H RBI BB SO LOB	TOP											
Roger Metzger, S (1, 6) OBP: 0.276, SLG: 0.254	0-0 G6-4-3 1B		0-3 K			0-0 FC4-6 FC5-4 1-2f		0-3 K		4 0 1 0 0 2 2	<b>Houston Astros @ Atlanta Braves</b> Atlanta Stadium, Atlanta, GA Wed Aug 09 1972, 7:05 PM EDT Att: 6,188 - Cloudy - 84 F											
Cesar Cedeno, R (1, 8) OBP: 0.408, SLG: 0.577	0-0 F7			0-0 L6		0-0 FC5-4 1-2f		0-0 G6-3 1B	4 0 1 0 0 0 2													
Jimmy Wynn, R (1, 9) OBP: 0.377, SLG: 0.481	0-0 G6-4-3 1-2f			0-3 K			4-0 1B BB	0-0 G6-3 1B	3 0 1 0 1 1 1													
Lee May, R (1, 3) OBP: 0.354, SLG: 0.536		0-0 P6		0-3 K			0-0 P4	0-0 G6-3 1-2f 2-3	4 0 0 0 0 1 3													
Bob Watson, R (1, 7) OBP: 0.377, SLG: 0.454		0-0 5-3			0-0 6-3		0-0 FC6-4 1-2 1B	0-0 F9	4 0 1 0 0 0 1													
Doug Rader, R (1, 5) OBP: 0.304, SLG: 0.438		0-0 F8			0-0 1-5-3		0-0 F9		3 0 0 0 0 0 2													
Tommy Helms, R (1, 4) OBP: 0.283, SLG: 0.357			0-0 2B		0-0 4-3		0-0 FC6-4 1-2f		3 0 1 0 0 0 2													
Larry Howard, R (1, 2) OBP: 0.272, SLG: 0.284			0-0 P3			0-0 F9		0-0 6-3	3 0 0 0 0 0 1													
Jerry Reuss, L (1, 1) OBP: 0.180, SLG: 0.170			0-3 K			0-0 FC4-6 1B		0-0 P5	1 0 0 0 0 0 1 1													
George Culver, R (3, 1) OBP: 0.200, SLG: 0.214									0 0 0 0 0 0 0 0													
Jesus Alou, R (6, PH) OBP: 0.366, SLG: 0.311									1 0 1 0 0 0 0 0													
Tom Griffin, R (6, 1) OBP: 0.286, SLG: 0.571									0 0 0 0 0 0 0 0													
Jimmy Stewart, S (8, PH) OBP: 0.239, SLG: 0.306									1 0 0 0 0 0 0 0													
Jim York, R (8, 1)									0 0 0 0 0 0 0 0													
<b>Inning Stats</b>	R: 0 E: 0 K: 0 S: 3	H: 1 LOB: 0 BB: 0 P: 3	R: 0 E: 0 K: 0 S: 3	H: 0 LOB: 0 BB: 0 P: 3	R: 0 E: 0 K: 2 S: 8	H: 1 LOB: 1 BB: 0 P: 8	R: 0 E: 0 K: 2 S: 7	H: 0 LOB: 0 BB: 0 P: 7	R: 0 E: 0 K: 0 S: 3	H: 0 LOB: 0 BB: 0 P: 3	R: 0 E: 0 K: 0 S: 4	H: 1 LOB: 1 BB: 0 P: 4	R: 0 E: 0 K: 0 S: 4	H: 1 LOB: 2 BB: 1 P: 8	R: 0 E: 0 K: 1 S: 5	H: 0 LOB: 0 BB: 0 P: 5	R: 0 E: 0 K: 0 S: 4	H: 2 LOB: 1 BB: 0 P: 4	1B: 5 2B: 1 3B: 0 HR: 0	SF: 0 SAC: 0 DP: 2 HBP: 0	WP: 0 PB: 0 SB: 0 CS: 0	PA: 32
<b>PITCHER</b> George Stone, L (1, 1) ERA: 4.23	IP 9.0 WLS W BF 32 H 6 R 0 ER 0 SO 5 BB 1 IBB 0 HBP 0 BLK 0 WP 0 HR 0 S 41 P 45 ERA 0.00 WHIP 0.778											<b>PITCHER</b>	IP WLS BF H R ER SO BB IBB HBP BLK WP HR S P ERA WHIP									

livebaseballscorecards.com

<b>AB</b>	31
<b>R</b>	0
<b>H</b>	6
<b>RBI</b>	0
<b>BB</b>	1
<b>SO</b>	5
<b>LOB</b>	15



Batter	1	2	3	4	5	6	7	8	9
Ralph Garr, L (1, 7) OBP: 0.356, SLG: 0.408 Oscar Brown, R (6, 7) OBP: 0.221, SLG: 0.344	0-0 CS 1B		0-0 BB HBP SF8 1B	0-0 FC6-4 S 1-2f		0-0 FC5-4 1-2f		0-0 CS 1B	
Darrell Evans, L (1, 5) OBP: 0.377, SLG: 0.440	4-0 HR BB		1-0 WP BB 1B HBP	0-0 G3		0-0 4-3		0-3 K	
Hank Aaron, R (1, 3) OBP: 0.385, SLG: 0.492	0-0 HR		4-0 1B WP BB	0-0 F3			0-0 HBP FC8-6 1B		
Earl Williams, R (1, 2) OBP: 0.343, SLG: 0.468 Larvell Blanks, R (7, PR) OBP: 0.429, SLG: 0.588 Paul Casanova, R (8, 2) OBP: 0.226, SLG: 0.291	0-0 F9		0-0 SF8		0-0 F8		1-0 FC8-6 HBP		
Dusty Baker Jr., R (1, 8) OBP: 0.375, SLG: 0.457	0-3 K		1-0 1B HBP		0-0 1B		0-0 FC8-6 1B SF8		
Mike Lum, L (1, 9) OBP: 0.315, SLG: 0.346		0-0 L7	0-0 P4		0-3 K		0-0 FC6-4 1B		
Felix Millan, R (1, 4) OBP: 0.293, SLG: 0.309		0-0 WP 1B	0-0 1B		0-0 P4		0-0 SF8		
Marty Perez, R (1, 6) OBP: 0.273, SLG: 0.265		0-0 F3	0-0 1-3			0-0 P4	0-0 FC6-4		
George Stone, L (1, 1) OBP: 0.286, SLG: 0.067		0-3 K		0-0 FC6-4 1B		4-0 FC5-4 BB		0-0 4-3	

Inning Stats	R: 2 E: 0 K: 1 S: 6	H: 2 LOB: 0 BB: 1 P: 10	R: 0 E: 0 K: 1 S: 6	H: 1 LOB: 1 BB: 0 P: 6	R: 2 E: 0 K: 0 S: 5	H: 2 LOB: 3 BB: 1 P: 11	R: 0 E: 0 K: 0 S: 4	H: 1 LOB: 1 BB: 0 P: 4	R: 0 E: 0 K: 1 S: 6	H: 1 LOB: 1 BB: 0 P: 6	R: 0 E: 0 K: 0 S: 3	H: 0 LOB: 1 BB: 1 P: 7	R: 2 E: 0 K: 0 S: 5	H: 2 LOB: 1 BB: 0 P: 6	R: 0 E: 0 K: 1 S: 5	H: 1 LOB: 1 BB: 0 P: 5
1B: 9 2B: 1 3B: 0 HR: 1	SF: 2 SAC: 0 DP: 1 HBP: 3	WP: 2 PB: 0 SB: 1 CS: 2	PA: 38													

PITCHER	IP	WLS	BF	H	R	ER	SO	BB	IBB	HBP	BLK	WP	HR	S	P	ERA	WHIP
Jerry Reuss, L (1, 1) ERA: 3.94	2.1	L	14	4	4	4	2	2	0	0	0	2	1	14	24	15.43	2.571
George Culver, R (3, 1) ERA: 3.11	2.2		11	3	0	0	1	0	0	0	0	0	0	13	13	0.00	1.125
Tom Griffin, R (6, 1) ERA: 2.99	2.0		10	2	2	2	0	1	0	1	0	0	0	8	13	9.00	1.500
Jim York, R (8, 1) ERA: 5.26	1.0		3	1	0	0	1	0	0	0	0	0	0	5	5	0.00	1.000

BOTTOM

Houston Astros @ Atlanta Braves  
Atlanta Stadium, Atlanta, GA  
Wed Aug 09 1972, 7:05 PM EDT  
Att. 6,188 - Cloudy - 84 F

livebaseballscorecards.com

AB	30
R	6
H	10
RBI	6
BB	3
SO	4
LOB	18





Batter	1	2	3	4	5	6	7	8	9	AB	R	H	RBI	BB	SO	LOB	TOP										
Roger Metzger, S OBP: 0.275, SLG: 0.253 (1, 6) X	0-0 F8		0-0 BB BB 1-2 1-3 1B	0-0 4-3		0-0 L9		0-0 6-3		5	1	1	0	0	0	2											
Cesar Cedeno, R OBP: 0.411, SLG: 0.576 (1, 8) X	0-0 6-3		4-0 BB BB 1-2 2-3 1B	0-0 CS		0-0 F8		0-0 S S 1B		4	1	2	1	1	0	1											
Jimmy Wynn, R OBP: 0.379, SLG: 0.480 (1, 9) X	0-0 F8		4-0 BB BB 1-2 2-3 3-H 1B	0-0 CS		0-0 F8		4-0 SH1-4 FC4-6 1B		3	2	1	1	2	0	0											
Lee May, R OBP: 0.355, SLG: 0.534 (1, 3) X		0-0 1B	0-0 F5		0-0 P1		0-0 FC4-6 SH1-4 3B 1B		0-3 K	5	1	2	0	0	1	5											
Bob Watson, R OBP: 0.376, SLG: 0.450 (1, 7) X		0-0 4-3	0-0 1-3		4-0 BB BB		0-0 SH1-4		0-0 L6	3	0	0	1	1	0	4											
Johnny Edwards, L OBP: 0.355, SLG: 0.397 (1, 2) X		0-0 2B	0-0 2-H 3-H 1B		4-0 BB BB		4-0 FC4-6 IBB		0-0 FC4-6 1B	3	0	3	2	2	0	0											
Doug Rader, R OBP: 0.301, SLG: 0.432 (1, 5) X		0-3 K	0-0 L4		0-0 F8		0-0 FC4-6 3B		0-0 F9	5	1	0	1	0	1	7											
Tommy Helms, R OBP: 0.290, SLG: 0.370 (1, 4) X			0-0 BB BB 1B	4-0 4-3 S 1B BB		0-0 SH2-4 1B		0-0 1-H 3-H 3B		0-3 K	4	2	3	2	1	1											
Dave Roberts, L OBP: 0.259, SLG: 0.364 Tom Griffin, R OBP: 0.273, SLG: 0.545 Fred Gladding, L (8, 1)			0-0 BB BB 1B	0-3 K		0-0 SH2-4		0-3 K		0-0 FC4-6	2	1	1	1	0	1	1										
<b>Inning Stats</b>	R: 0 E: 0 K: 0 S: 3	H: 0 LOB: 0 BB: 0 P: 3	R: 0 E: 0 K: 1 S: 6	H: 2 LOB: 1 BB: 0 P: 6	R: 5 E: 0 K: 0 S: 7	H: 4 LOB: 1 BB: 2 P: 15	R: 1 E: 0 K: 1 S: 5	H: 1 LOB: 0 BB: 1 P: 9	R: 0 E: 0 K: 0 S: 3	H: 0 LOB: 2 BB: 2 P: 11	R: 0 E: 0 K: 0 S: 4	H: 1 LOB: 1 BB: 0 P: 4	R: 3 E: 0 K: 1 S: 8	H: 3 LOB: 1 BB: 1 P: 12	R: 0 E: 0 K: 1 S: 6	H: 1 LOB: 2 BB: 1 P: 10	R: 0 E: 0 K: 1 S: 6	H: 1 LOB: 1 BB: 0 P: 6	1B: 10 2B: 2 3B: 1 HR: 0	SF: 0 SAC: 2 DP: 0 HBP: 0	WP: 0 PA: 46 PB: 0 SB: 4 CS: 1						
<b>PITCHER</b>	IP	WLS	BF	H	R	ER	SO	BB	IBB	HBP	BLK	WP	HR	S	P	ERA	WHIP										
Ron Schueler, R ERA: 4.45 (1, 1)	2.0		12	5	5	5	1	2	0	0	0	0	0	12	20	22.50	3.500										
Pat Jarvis, R ERA: 3.95 (3, 1)	4.0	L	19	5	3	3	1	3	0	0	0	0	0	18	30	6.75	2.000										
Cecil Upshaw, R ERA: 4.6 (7, 1)	2.0		10	2	1	1	2	1	1	0	0	0	0	12	20	4.50	1.500										
Joe Hoerner, L ERA: 3.72 (9, 1)	1.0		4	1	0	0	1	0	0	0	0	0	0	6	6	0.00	1.000										

Houston Astros @ Atlanta Braves  
Atlanta Stadium, Atlanta, GA

Thu Aug 10 1972, 7:05 PM EDT  
Att: 7,146 - Cloudy - 80 F

livebaseballscorecards.com

AB	36
R	9
H	13
RBI	9
BB	7
SO	5
LOB	23







Batter	1	2	3	4	5	6	7	8	9	AB R H RBI BB SO LOB	TOP														
<b>Pete Rose, S</b> (1, 7) OBP: 0.368, SLG: 0.389	0-0 L4		4-0 WP BB	0-0 FC4-6			4-0 1B BB		0-0 6-3	3 0 0 0 2 0 1															
<b>Joe Morgan, L</b> (1, 4) OBP: 0.417, SLG: 0.440	0-3 K		0-0 F9		0-0 F9		0-0 G6-3 1B		0-0 F2	5 0 1 0 0 1 1															
<b>Bobby Tolan, L</b> (1, 8) OBP: 0.343, SLG: 0.412	0-3 K2-3		0-0 F8		0-0 F8		0-0 G6-3		0-0 WP 2B	5 0 1 0 0 1 3															
<b>Johnny Bench, R</b> (1, 2) OBP: 0.366, SLG: 0.521		4-0 E BB	4-0 BB		0-0 5-3			0-0 5-3	0-0 6-3	3 1 0 0 2 0 1															
<b>Tony Perez, R</b> (1, 3) OBP: 0.353, SLG: 0.523		0-0 E7 PB 2B	0-0 F9		0-0 HR			4-0 S 1B BB		3 3 2 2 1 0 2															
<b>Denis Menke, R</b> (1, 5) OBP: 0.320, SLG: 0.337		0-0 P8		0-3 K		0-0 5-3		4-0 1B BB		3 0 0 0 1 1 0															
<b>Cesar Geronimo, L</b> (1, 9) OBP: 0.337, SLG: 0.448		0-0 1B		0-0 SH1-3 3B		0-0 F7		0-0 1B		4 1 3 1 0 0 0															
<b>Darrel Chaney, S</b> (1, 6) OBP: 0.358, SLG: 0.336		0-0 F9		0-0 SH1-3		0-0 P5		4-0 IBB		2 0 0 1 1 0 1															
<b>Jim McGlothlin, R</b> (1, 1) OBP: 0.258, SLG: 0.321		0-0 6-3		0-0 FC4-6 1B			0-3 K	0-3 K		2 0 1 0 0 0 1															
<b>Ed Sprague, R</b> (6, 1)										2 0 0 0 0 2 2															
<b>Clay Carroll, R</b> (8, 1)										0 0 0 0 0 0 0															
<b>Pedro Borbon, R</b> (8, 1)										0 0 0 0 0 0 0															
<b>Inning Stats</b>	R: 0 E: 0 K: 2 S: 7	H: 0 LOB: 0 BB: 0 P: 7	R: 2 E: 1 K: 0 S: 5	H: 2 LOB: 1 BB: 1 P: 9	R: 0 E: 0 K: 0 S: 3	H: 0 LOB: 2 BB: 2 P: 11	R: 1 E: 0 K: 1 S: 7	H: 2 LOB: 1 BB: 0 P: 7	R: 0 E: 0 K: 0 S: 3	H: 0 LOB: 0 BB: 0 P: 3	R: 1 E: 0 K: 0 S: 4	H: 1 LOB: 0 BB: 0 P: 4	R: 0 E: 0 K: 1 S: 5	H: 1 LOB: 1 BB: 1 P: 9	R: 1 E: 0 K: 1 S: 5	H: 1 LOB: 2 BB: 3 P: 17	R: 0 E: 0 K: 0 S: 4	H: 1 LOB: 1 BB: 0 P: 4	1B: 4 2B: 2 3B: 1 HR: 1	SF: 0 SAC: 1 DP: 1 HBP: 0	WP: 2 PB: 1 SB: 1 CS: 0	PA: 40			
<b>PITCHER</b>	IP	WLS	BF	H	R	ER	SO	BB	IBB	HBP	BLK	WP	HR	S	P	ERA	WHIP								
<b>Phil Niekro, R</b> (1, 1) ERA: 3.31	6.0		26	5	4	4	3	3	0	0	0	1	1	29	41	6.00	1.333								
<b>Tom Kelley, R</b> (7, 1) ERA: 4.45	1.1		7	1	1	1	1	3	0	0	0	0	0	6	18	6.75	3.000								
<b>Cecil Upshaw, R</b> (8, 1) ERA: 4.53	0.2	W	3	1	0	0	1	0	1	0	0	0	0	4	8	0.00	1.500								
<b>Joe Hoerner, L</b> (9, 1) ERA: 3.66	0.2		3	1	0	0	0	0	0	0	0	0	0	3	3	0.00	1.500								
<b>Jim Hardin, R</b> (9, 1) ERA: 3.42	0.1	S	1	0	0	0	0	0	0	0	0	1	0	1	1	0.00	0.000								

Cincinnati Reds @ Atlanta Braves  
Atlanta Stadium, Atlanta, GA

Fri Aug 11 1972, 7:05 PM EDT  
Att. 13,268 - Unknown

livebaseballscorecards.com

<b>AB</b>	32
<b>R</b>	5
<b>H</b>	8
<b>RBI</b>	4
<b>BB</b>	7
<b>SO</b>	5
<b>LOB</b>	12



Batter	1	2	3	4	5	6	7	8	9
Ralph Garr, L (1, 7) OBP: 0.359, SLG: 0.409	0-3 K	0-0 1-2 1B		0-0 G3		4-0 1-2 BB		0-0 1B 1B	
Darrell Evans, L (1, 5) OBP: 0.375, SLG: 0.434	4-0 BB BB BB	0-0 F9			0-0 F8	0-3 K		0-0 F7	
Hank Aaron, R (1, 3) OBP: 0.383, SLG: 0.484	4-0 1-2 BB BB	0-3 K			0-3 K		0-0 L5	4-0 1-2 1B BB	
Earl Williams, R (1, 2) OBP: 0.349, SLG: 0.469	4-0 1-2 2-3 FC4 BB		4-0 BB BB BB	4-0 G6-4-3 BB		0-0 F7	0-0 FC6 1B	0-0 1-3 2-H 1B 1B	
Dusty Baker Jr., R (1, 8) OBP: 0.379, SLG: 0.462	0-0 P8		0-0 G6-4-3			0-0 1B 1B	0-0 F9	0-0 1-2 1B 1B	
Mike Lum, L (1, 9) OBP: 0.313, SLG: 0.354	0-0 FC4		0-0 F8			0-0 F8	0-0 FC6	0-0 F9	
Felix Millan, R (1, 4) OBP: 0.301, SLG: 0.314		0-0 E 4-3 1B		0-0 FC6-5 E6		0-0 1B 1-2 1B		0-0 HR BB	
Marty Perez, R (1, 6) OBP: 0.275, SLG: 0.267		0-0 4-3		0-0 FC6-5 SH3-4		0-0 BB 1B		0-0 1-2 HR 1B	
Phil Niekro, R (1, 1) OBP: 0.229, SLG: 0.285		0-0 F9 1B		0-0 SH3-4		0-0 F7		0-0 1-1 2-H HR	
Sonny Jackson, L (6, PH) OBP: 0.262, SLG: 0.241									
Tom Kelley, R (7, 1) OBP: 0.161, SLG: 0.103									
Cecil Upshaw, R (8, 1) OBP: 0.167, SLG: 0.167									
Jim Breazeale, L (8, PH) OBP: 0.205, SLG: 0.447									
Joe Hoerner, R (9, 1) OBP: 0.235, SLG: 0.286									

Inning Stats	R: 0	H: 0	E: 0	K: 1	S: 5	H: 0	LOB: 3	BB: 3	P: 17	R: 1	H: 3	E: 1	K: 1	S: 8	R: 0	H: 0	E: 0	K: 0	S: 2	R: 0	H: 0	E: 1	K: 0	S: 4	R: 0	H: 0	E: 0	K: 1	S: 5	R: 1	H: 3	E: 0	K: 1	S: 8	R: 0	H: 1	E: 0	K: 0	S: 4	R: 5	H: 6	E: 0	K: 0	S: 8						

PITCHER															PITCHER																																						
IP	WLS	BF	H	R	ER	SO	BB	IBB	HBP	BLK	WP	HR	S	P	ERA	WHIP	IP	WLS	BF	H	R	ER	SO	BB	IBB	HBP	BLK	WP	HR	S	P	ERA	WHIP																				
Jim McGlothlin, R (1, 1) ERA: 4.14	5.1		26	6	2	2	3	4	0	0	0	0	28	44	3.38	1.875																																					
Ed Sprague, R (6, 1) ERA: 3.59	1.2		9	2	2	1	2	0	0	0	0	0	9	17	10.80	2.400																																					
Clay Carroll, R (8, 1) ERA: 2.32	0.1	L	6	4	3	3	0	1	0	0	0	1	5	9	81.00	15.000																																					
Pedro Borbon, R (8, 1) ERA: 3.47	0.2		2	1	0	0	0	0	0	0	0	0	2	2	0.00	1.500																																					

BOTTOM

Cincinnati Reds @ Atlanta Braves  
Atlanta Stadium, Atlanta, GA  
Fri Aug 11 1972, 7:05 PM EDT  
Att. 13,268 - Unknown

livebaseballscorecards.com

AB	35
R	7
H	13
RBI	7
BB	7
SO	4
LOB	24

1B	12	SF	0
2B	0	SAC	1
3B	0	DP	1
HR	1	HBP	0

WP	0	PA	43
PB	0		
SB	0		
CS	0		





Batter	1	2	3	4	5	6	7	8	9	AB R H RBI BB SO LOB	TOP																						
<b>Pete Rose, S</b> (1, 7) OBP: 0.365, SLG: 0.385	0-0 6-3		0-0 F7		0-3 K			0-0 4-3		4 0 0 0 0 1 1																							
<b>Joe Morgan, L</b> (1, 4) OBP: 0.415, SLG: 0.437	0-0 F7			4-0 G3 E 6-3 BB	0-0 F8			0-0 F9		3 1 0 0 1 0 1																							
<b>Bobby Tolan, L</b> (1, 8) OBP: 0.341, SLG: 0.409	0-0 P6			0-0 E4 1-2 1B		0-0 G3		0-0 F2		4 1 0 0 0 0 1																							
<b>Johnny Bench, R</b> (1, 2) OBP: 0.365, SLG: 0.517		4-0 FC5-4 BB		0-0 G3		0-0 5-3		0-0 P6		3 0 0 0 1 0 2																							
<b>Tony Perez, R</b> (1, 3) OBP: 0.353, SLG: 0.521		0-0 FC5-4		0-0 6-3		0-0		0-0 P3		3 0 1 1 0 0 2																							
<b>Joe Hague, L</b> (9, PH) OBP: 0.338, SLG: 0.405		FC6-4		0-0 1B		0-0 1B		0-0 K		1 0 0 0 0 0 0																							
<b>Denis Menke, R</b> (1, 5) OBP: 0.319, SLG: 0.336		0-0 F8		0-0 1B		0-0 F6		0-3 K		4 0 1 1 0 1 2																							
<b>Cesar Geronimo, L</b> (1, 9) OBP: 0.331, SLG: 0.440		0-0 FC6-4		0-0 F7			0-0 F9			3 0 0 0 0 0 2																							
<b>Darrel Chaney, S</b> (1, 6) OBP: 0.358, SLG: 0.336			0-0 G3		0-0 SH1-4 WP 1B		0-0 F7			3 0 1 0 0 0 0																							
<b>Ross Grimsley, L</b> (1, 1) OBP: 0.128, SLG: 0.109			0-0 3-1		0-0 SH1-4		0-0 L5			1 0 0 0 0 0 0																							
<b>Ted Uhlaender, L</b> (7, PH) OBP: 0.243, SLG: 0.186										1 0 0 0 0 0 0																							
<b>Ed Sprague, R</b> (7, 1)										0 0 0 0 0 0 0																							
<b>Inning Stats</b>	R: 0 E: 0 K: 0 S: 3	H: 0 LOB: 0 BB: 0 P: 3	R: 0 E: 0 K: 0 S: 3	H: 0 LOB: 1 BB: 1 P: 7	R: 0 E: 0 K: 0 S: 3	H: 0 LOB: 0 BB: 0 P: 3	R: 2 E: 1 K: 0 S: 5	H: 1 LOB: 1 BB: 1 P: 9	R: 0 E: 0 K: 1 S: 6	H: 1 LOB: 1 BB: 0 P: 6	R: 0 E: 0 K: 0 S: 4	H: 1 LOB: 1 BB: 0 P: 4	R: 0 E: 0 K: 0 S: 3	H: 0 LOB: 0 BB: 0 P: 3	R: 0 E: 0 K: 1 S: 5	H: 0 LOB: 0 BB: 0 P: 5	R: 0 E: 0 K: 1 S: 5	H: 0 LOB: 0 BB: 0 P: 5	1B: 3 2B: 0 3B: 0 HR: 0	SF: 0 SAC: 1 DP: 0 HBP: 0	WP: 1 PB: 0 SB: 0 CS: 0	PA: 33											
<b>PITCHER</b> <b>Ron Reed, R</b> (1, 1) ERA: 3.68	IP 9.0	WLS W	BF 33	H 3	R 2	ER 0	SO 2	BB 2	IBB 0	HBP 0	BLK 0	WP 1	HR 0	S 35	P 43	ERA 0.00	WHIP 0.556																
											<b>PITCHER</b>	IP	WLS	BF	H	R	ER	SO	BB	IBB	HBP	BLK	WP	HR	S	P	ERA	WHIP					

Cincinnati Reds @ Atlanta Braves  
Atlanta Stadium, Atlanta, GA  
Sat Aug 12 1972, 7:05 PM EDT  
Att: 26,857 - Unknown

livebaseballscorecards.com

AB	30
R	2
H	3
RBI	2
BB	2
SO	2
LOB	11



Batter	1	2	3	4	5	6	7	8	9	AB	R	H	RBI	BB	SO	LOB
Ralph Garr, L OBP: 0.363, SLG: 0.419 (1, 7)	0-0 L5		0-0 1B		0-0 HR		0-0 1B			4	2	3	1	0	0	0
Darrell Evans, L OBP: 0.379, SLG: 0.438 (1, 5)	0-0 1B		0-0 1B		0-0 F8		0-0 1B			4	1	3	2	0	0	0
Hank Aaron, R OBP: 0.384, SLG: 0.484 (1, 3)	0-0 F3		0-0 1B		0-0 1B		0-0 5-3			4	1	2	0	0	0	1
Earl Williams, R OBP: 0.350, SLG: 0.476 (1, 2)	0-0 5-3		0-0 HR		0-0 P4		0-0 FC6			4	1	2	2	0	0	2
Dusty Baker Jr., R OBP: 0.380, SLG: 0.464 (1, 8)		0-0 2B	4-0 BB		0-0 F9		0-0 FC6			3	1	1	0	1	0	2
Felix Millan, R OBP: 0.300, SLG: 0.316 (1, 4)	0-0 B1-3		0-0 F8		0-0 F8		0-0 2B			4	0	1	1	0	0	2
Mike Lum, L OBP: 0.308, SLG: 0.349 (1, 9)		0-3 K2-6-2		0-0 4-3		0-0 P4		0-0 1-3		4	0	0	0	0	1	1
Marty Perez, R OBP: 0.273, SLG: 0.265 (1, 6)			0-0 F8		0-0 F9		0-0 F8			3	0	0	0	0	0	0
Ron Reed, R OBP: 0.175, SLG: 0.197 (1, 1)			0-0 1B		0-0 6-3		0-0 L6			3	1	1	0	0	0	0

Inning Stats	R: 0	H: 1	R: 0	H: 1	R: 4	H: 5	R: 0	H: 0	R: 1	H: 2	R: 0	H: 0	R: 1	H: 2	R: 1	H: 2
	E: 0	LOB: 1	E: 0	LOB: 1	E: 1	LOB: 1	E: 0	LOB: 0	E: 0	LOB: 1	E: 0	LOB: 0	E: 1	LOB: 0	E: 0	LOB: 0
	K: 0	BB: 0	K: 1	BB: 0	K: 0	BB: 1	K: 0	BB: 0	K: 0	BB: 0	K: 0	BB: 0	K: 0	BB: 0	K: 0	BB: 0
	S: 4	P: 4	S: 5	P: 5	S: 7	P: 11	S: 3	P: 3	S: 5	P: 5	S: 3	P: 3	S: 4	P: 4	S: 4	P: 4

PITCHER	IP	WLS	BF	H	R	ER	SO	BB	IBB	HBP	BLK	WP	HR	S	P	ERA	WHIP
Ross Grimsley, L ERA: 2.36 (1, 1)	6.0	L	26	9	5	5	1	1	0	0	0	0	2	27	31	7.50	1.667
Ed Sprague, R ERA: 3.63 (7, 1)	2.0		8	4	2	1	0	0	0	0	0	0	0	8	8	4.50	2.000

**BOTTOM**

**Cincinnati Reds @ Atlanta Braves**  
Atlanta Stadium, Atlanta, GA

Sat Aug 12 1972, 7:05 PM EDT  
Att. 26,857 - Unknown

livebaseballscorecards.com

<b>AB</b>	<b>33</b>
<b>R</b>	<b>7</b>
<b>H</b>	<b>13</b>
<b>RBI</b>	<b>6</b>
<b>BB</b>	<b>1</b>
<b>SO</b>	<b>1</b>
<b>LOB</b>	<b>8</b>

**Braves**

WP: 0	PA: 34
PB: 0	
SB: 0	
CS: 0	



Batter	1	2	3	4	5	6	7	8	9	AB R H RBI BB SO LOB	TOP											
<b>Pete Rose, S</b> (1, 7) OBP: 0.367, SLG: 0.388	0-0 G3	4-0 G3 BB 1-2 BB	0-0 1-H 2-H 2B		0-0 G5-4-3 1-2f		0-0 BLK 1B		0-0 L7	5 0 2 2 1 0 1												
<b>Joe Morgan, L</b> (1, 4) OBP: 0.415, SLG: 0.433	4-0 S BB	4-0 G3 BB 1-2 2-3	0-3 K		0-0 F4		0-3 K			3 0 0 0 2 2 2												
<b>Bobby Tolan, L</b> (1, 8) OBP: 0.341, SLG: 0.408	0-0 P6 1-2	0-0 G3					0-0 F5			5 1 2 1 0 0 4												
<b>Ted Uhlaender, L</b> (9, 9) OBP: 0.243, SLG: 0.186										0 0 0 0 0 0 0												
<b>Johnny Bench, R</b> (1, 2) OBP: 0.368, SLG: 0.518	0-0 5-3	4-0 IBB					0-0 P4			3 1 1 0 2 0 2												
<b>Joe Hague, L</b> (1, 3) OBP: 0.339, SLG: 0.399										3 2 0 0 2 0 5												
<b>Denis Menke, R</b> (1, 5) OBP: 0.318, SLG: 0.338										4 1 1 1 0 0 2												
<b>Cesar Geronimo, L</b> (1, 9) OBP: 0.333, SLG: 0.435										4 1 1 2 1 1 2												
<b>Darrel Chaney, S</b> (1, 6) OBP: 0.366, SLG: 0.350										4 1 2 1 1 0 3												
<b>Tom Hall, L</b> (1, 1) OBP: 0.217, SLG: 0.143										1 2 0 0 2 0 1												
<b>Pedro Borbon, R</b> (5, 1)										2 0 0 0 0 1 1												
<b>Inning Stats</b>	R: 0 E: 0 K: 0 S: 3	H: 0 LOB: 1 BB: 1 P: 7	R: 4 E: 1 K: 0 S: 6	H: 3 LOB: 3 BB: 4 P: 22	R: 2 E: 0 K: 1 S: 6	H: 1 LOB: 1 BB: 2 P: 14	R: 0 E: 0 K: 0 S: 4	H: 1 LOB: 3 BB: 2 P: 12	R: 0 E: 0 K: 0 S: 2	H: 0 LOB: 0 BB: 1 P: 6	R: 3 E: 0 K: 1 S: 8	H: 3 LOB: 1 BB: 1 P: 12	R: 0 E: 0 K: 1 S: 6	H: 1 LOB: 1 BB: 0 P: 6	R: 0 E: 0 K: 0 S: 3	H: 0 LOB: 0 BB: 0 P: 3	R: 0 E: 0 K: 1 S: 5	H: 0 LOB: 0 BB: 0 P: 5	1B: 5 2B: 4 3B: 0 HR: 0	SF: 1 SAC: 1 DP: 1 HBP: 0	WP: 2 PB: 0 SB: 1 CS: 0	PA: 46
<b>PITCHER</b>	IP WLS BF H R ER SO BB IBB HBP BLK WP HR S P ERA WHIP												<b>PITCHER</b>	IP WLS BF H R ER SO BB IBB HBP BLK WP HR S P ERA WHIP								
<b>Denny McLain, R</b> (1, 1) ERA: 5.43	1.1 L 9 3 4 4 0 2 0 0 0 0 0 0 7 15 27.00 3.750																					
<b>Mike McQueen, L</b> (2, 1) ERA: 5.63	3.2 20 2 2 2 1 7 1 0 0 1 0 14 46 4.91 2.455																					
<b>Pat Jarvis, R</b> (6, 1) ERA: 4.09	4.0 17 4 3 3 3 0 1 0 1 1 0 22 26 6.75 1.000																					

Cincinnati Reds @ Atlanta Braves  
 Atlanta Stadium, Atlanta, GA  
 Sun Aug 13 1972, 3:33 AM EDT  
 Att: 20,219 - Unknown

livebaseballscorecards.com

AB	34
R	9
H	9
RBI	7
BB	11
SO	4
LOB	23



Batter	1	2	3	4	5	6	7	8	9	AB R H RBI BB SO LOB
Oscar Brown, R OBP: 0.219, SLG: 0.330 (1, 7)	0-0 BB 1B		0-0 1-3		0-0 1-2 6-3		0-0 5-3		0-0 4-3	5 0 1 0 0 0 2
Darrell Evans, L OBP: 0.380, SLG: 0.437 (1, 5)	0-0 F8		4-0 HR BB		0-0 2-H BB 1B		0-0 F7			3 2 1 1 1 0 1
Hank Aaron, R OBP: 0.388, SLG: 0.493 (1, 3)	4-0 1-2 BB		0-0 1-H HR		4-0 1-2 1B BB		0-0 F8			2 1 1 2 2 0 0
Earl Williams, R OBP: 0.347, SLG: 0.472 (1, 2)	0-0 P3		0-3 K		0-0 F7		0-0 P4			4 0 0 0 0 1 4
Dusty Baker Jr., R OBP: 0.379, SLG: 0.461 (1, 8)	0-0 F7		0-0 L5		0-0 1-2 2-H 1B		0-3 K			4 0 1 1 0 1 2
Felix Millan, R OBP: 0.297, SLG: 0.312 (1, 4)		0-0 F3		0-0 F7	0-0 6-3		0-0 F9			4 0 0 0 0 0 2
Mike Lum, L OBP: 0.314, SLG: 0.350 (1, 9)		4-0 BB		0-0 L7		4-0 G4-3 BB		0-0 1B		2 0 1 0 2 0 0
Marty Perez, R OBP: 0.271, SLG: 0.263 (1, 6)		0-0 P4		0-0 6-3		0-0 G4-3 1-2f		0-0 F3		4 0 0 0 0 0 3
Denny McLain, R OBP: 0.077, SLG: 0.077 (1, 1)		0-3 K			0-0 1B 6-3 1B		0-0 4-3		0-0 F7	0 0 0 0 0 0 0
Mike McQueen, L OBP: 0.100, SLG: 0.100 (2, 1)										1 0 0 0 0 1 1
Larvell Blanks, R OBP: 0.444, SLG: 0.600 (5, PH)										1 1 1 0 0 0 0
Pat Jarvis, R OBP: 0.190, SLG: 0.250 (6, 1)										1 0 0 0 0 0 0
Sonny Jackson, L OBP: 0.258, SLG: 0.237 (9, PH)										1 0 0 0 0 0 1

Inning Stats	R: 0 E: 0 K: 0 S: 4	H: 1 LOB: 2 BB: 1 P: 8	R: 0 E: 0 K: 1 S: 5	H: 0 LOB: 1 BB: 1 P: 9	R: 2 E: 0 K: 1 S: 6	H: 1 LOB: 0 BB: 1 P: 10	R: 0 E: 0 K: 0 S: 3	H: 0 LOB: 0 BB: 0 P: 3	R: 2 E: 0 K: 0 S: 6	H: 3 LOB: 2 BB: 1 P: 10	R: 0 E: 0 K: 0 S: 2	H: 0 LOB: 0 BB: 1 P: 6	R: 0 E: 0 K: 0 S: 3	H: 0 LOB: 0 BB: 0 P: 3	R: 0 E: 0 K: 1 S: 5	H: 0 LOB: 0 BB: 0 P: 5	R: 0 E: 0 K: 0 S: 4	H: 1 LOB: 1 BB: 0 P: 4	1B: 5 2B: 0 3B: 0 HR: 1	SF: 0 SAC: 0 DP: 1 HBP: 0	WP: 0 PB: 0 SB: 0 CS: 0	PA: 37
--------------	------------------------------	---------------------------------	------------------------------	---------------------------------	------------------------------	----------------------------------	------------------------------	---------------------------------	------------------------------	----------------------------------	------------------------------	---------------------------------	------------------------------	---------------------------------	------------------------------	---------------------------------	------------------------------	---------------------------------	----------------------------------	------------------------------------	----------------------------------	--------

PITCHER	IP	WLS	BF	H	R	ER	SO	BB	IBB	HBP	BLK	WP	HR	S	P	ERA	WHIP
Tom Hall, L ERA: 2.69 (1, 1)	4.2		23	5	4	4	2	4	0	0	0	0	1	23	39	7.71	1.929
Pedro Borbon, R ERA: 3.27 (5, 1)	4.1	W	14	1	0	0	1	1	0	0	0	0	0	15	19	0.00	0.462

**BOTTOM**

**Cincinnati Reds @ Atlanta Braves**  
**Atlanta Stadium, Atlanta, GA**  
 Sun Aug 13 1972, 3:33 AM EDT  
 Att. 20,219 - Unknown

[livebaseballscorecards.com](http://livebaseballscorecards.com)

<b>AB</b>	<b>32</b>
<b>R</b>	<b>4</b>
<b>H</b>	<b>6</b>
<b>RBI</b>	<b>4</b>
<b>BB</b>	<b>5</b>
<b>SO</b>	<b>3</b>
<b>LOB</b>	<b>16</b>







Batter	1	2	3	4	5	6	7	8	9	AB	R	H	RBI	BB	SO	LOB
Oscar Brown, R OBP: 0.218, SLG: 0.324 (1, 7)	0-0 6-3		0-0 F7		0-0 1-H 1B		0-0 6-3		0-0 5-3	5	0	1	0	0	0	0
Darrell Evans, L OBP: 0.378, SLG: 0.433 (1, 5)	0-0 1B		0-0 F8		0-0 L8		0-0 4-3		0-3 K	5	0	1	0	0	1	1
Hank Aaron, R OBP: 0.391, SLG: 0.491 (1, 3)	4-0 1-2 BB		0-3 K		4-0 1-2 BB		4-0 1B BB		4-0 1B BB	1	0	0	0	3	1	0
Jim Breazeale, L OBP: 0.205, SLG: 0.447 (8, 3)										0	0	0	0	0	0	0
Earl Williams, R OBP: 0.349, SLG: 0.471 (1, 2)	0-0 G5-4-3				4-0 FC4 BB		0-0 4-3		0-0 1-2 1B	3	0	1	0	1	0	4
Paul Casanova, R OBP: 0.226, SLG: 0.291 (8, 2)										0	0	0	0	0	0	0
Dusty Baker Jr., R OBP: 0.377, SLG: 0.469 (1, 8)		0-3 K			0-0 FC4 1B		0-0 HR		0-0 L6	4	1	1	1	0	1	3
Mike Lum, L OBP: 0.320, SLG: 0.357 (1, 9)		0-0 1B 2B			0-0 1-2 1B		4-0 BB		0-0 G3	3	1	2	0	1	0	0
Felix Millan, R OBP: 0.297, SLG: 0.312 (1, 4)		0-0 2-H 1B			0-0 F7		0-0 F8		0-0 6-3	4	0	1	1	0	0	3
Marty Perez, R OBP: 0.268, SLG: 0.260 (1, 6)		0-0 F7			0-0 4-3		0-0 F8		0-0 5-3	4	0	0	0	0	0	4
George Stone, L OBP: 0.304, SLG: 0.118 (1, 1)		0-0 FC6-4			0-0 PB 1B 1B		0-0 F8		0-0 4-3	2	0	1	0	0	0	1
Cecil Upshaw, R OBP: 0.167, SLG: 0.167 (6, 1)										0	0	0	0	0	0	0
Sonny Jackson, L OBP: 0.254, SLG: 0.233 (6, PH)										1	0	0	0	0	0	1
Tom Kelley, R OBP: 0.161, SLG: 0.103 (7, 1)										0	0	0	0	0	0	0
Larvell Blanks, R OBP: 0.432, SLG: 0.583 (9, PH)										1	0	0	0	0	0	0

Inning Stats	R: 0	H: 1	E: 0	K: 0	S: 3	R: 1	H: 2	E: 0	K: 1	S: 7	R: 0	H: 0	E: 0	K: 1	S: 5	R: 0	H: 1	E: 0	K: 0	S: 4	R: 0	H: 2	E: 0	K: 0	S: 4	R: 1	H: 1	E: 0	K: 0	S: 4	R: 0	H: 1	E: 0	K: 0	S: 3	R: 0	H: 0	E: 0	K: 1	S: 5	1B: 6	SF: 0	2B: 1	SAC: 0	3B: 0	DP: 1	HR: 1	HBP: 0	WP: 0	PA: 38
--------------	------	------	------	------	------	------	------	------	------	------	------	------	------	------	------	------	------	------	------	------	------	------	------	------	------	------	------	------	------	------	------	------	------	------	------	------	------	------	------	------	-------	-------	-------	--------	-------	-------	-------	--------	-------	--------

PITCHER	IP	WLS	BF	H	R	ER	SO	BB	IBB	HBP	BLK	WP	HR	S	P	ERA	WHIP
Jack Billingham, R ERA: 3.4 (1, 1)	9.0	W	38	8	2	2	3	5	0	0	0	0	1	39	59	2.00	1.444

**BOTTOM**

**Cincinnati Reds @ Atlanta Braves**  
**Atlanta Stadium, Atlanta, GA**  
 Mon Aug 14 1972, 7:05 PM EDT  
 Att. 15,318 - Unknown

livebaseballscorecards.com

<b>AB</b>	<b>33</b>
<b>R</b>	<b>2</b>
<b>H</b>	<b>8</b>
<b>RBI</b>	<b>2</b>
<b>BB</b>	<b>5</b>
<b>SO</b>	<b>3</b>
<b>LOB</b>	<b>17</b>





Batter	1	2	3	4	5	6	7	8	9	AB R H RBI BB SO LOB	TOP											
Ralph Garr, L (1, 7) OBP: 0.364, SLG: 0.419	4-0 BB G6-4-3		0-0 P6			0-0 1B		0-0 FC6-4 1-2f		3 0 1 0 1 0 3												
Darrell Evans, L (1, 5) OBP: 0.377, SLG: 0.430	0-0 F5			0-0 3-1		0-3 K			0-0 BB 1B	4 0 1 0 0 1 2												
Hank Aaron, R (1, 3) OBP: 0.390, SLG: 0.487	0-0 G6-4-3 1-2f			0-0 F5			0-0 F2		4-0 BB 1-2	3 0 0 0 1 0 1												
Earl Williams, R (1, 2) OBP: 0.346, SLG: 0.466		0-0 5-3		0-0 1-3			0-0 F2		0-0 F3	4 0 0 0 0 0 2												
Dusty Baker Jr., R (1, 8) OBP: 0.372, SLG: 0.462		0-0 6-3			0-0 1-3		0-0 F8		0-0 F7	4 0 0 0 0 0 2												
Mike Lum, L (1, 9) OBP: 0.319, SLG: 0.354		0-3 K			0-3 K			4-0 1B BB	0-0 P6	3 0 0 0 1 2 2												
Felix Millan, R (1, 4) OBP: 0.297, SLG: 0.312			0-0 G6-4-3 1B		0-0 F8			0-0 F7		3 0 1 0 0 0 1												
Marty Perez, R (1, 6) OBP: 0.267, SLG: 0.259			0-0 G6-4-3			0-0 F8		0-0 FC6-4 1B		2 0 0 0 0 0 1												
Sonny Jackson, L (8, PH) OBP: 0.266, SLG: 0.246			1-2f					1-2		1 0 1 0 0 0 0												
Ron Schueler, R (1, 1) OBP: 0.231, SLG: 0.237			0-0			0-0 5-3		0-0 F9		2 0 1 0 0 0 0												
Jim Breazeale, L (8, PH) OBP: 0.205, SLG: 0.447										0 0 0 0 0 0 0												
Oscar Brown, R (8, PH) OBP: 0.216, SLG: 0.321										1 0 0 0 0 0 2												
Joe Hoerner, R (8, 1)										0 0 0 0 0 0 0												
<b>Inning Stats</b>	R: 0 E: 0 K: 0 S: 2	H: 0 LOB: 0 BB: 1 P: 6	R: 0 E: 0 K: 1 S: 5	H: 0 LOB: 0 BB: 0 P: 5	R: 0 E: 0 K: 0 S: 4	H: 2 LOB: 1 BB: 0 P: 4	R: 0 E: 0 K: 0 S: 3	H: 0 LOB: 0 BB: 0 P: 3	R: 0 E: 0 K: 1 S: 5	H: 0 LOB: 0 BB: 0 P: 5	R: 0 E: 0 K: 1 S: 6	H: 1 LOB: 1 BB: 0 P: 6	R: 0 E: 0 K: 0 S: 3	H: 0 LOB: 0 BB: 0 P: 3	R: 0 E: 0 K: 0 S: 4	H: 1 LOB: 2 BB: 1 P: 8	R: 0 E: 0 K: 0 S: 4	H: 1 LOB: 2 BB: 1 P: 8	1B: 5 2B: 0 3B: 0 HR: 0	SF: 0 SAC: 0 DP: 2 HBP: 0	WP: 0 PB: 0 SB: 0 CS: 0	PA: 33
<b>PITCHER</b>	IP WLS BF H R ER SO BB IBB HBP BLK WP HR S P ERA WHIP																					
Jim McAndrew, R (1, 1) ERA: 2.53	7.1 W 26 4 0 0 3 2 0 0 0 0 0 0 30 38 0.00 0.818																					
Tug McGraw, L (8, 1) ERA: 1.86	1.2 S 7 1 0 0 0 1 0 0 0 0 0 0 6 10 0.00 1.200																					

Atlanta Braves @ New York Mets  
 Shea Stadium, Flushing, NY  
 Tue Aug 15 1972, 7:05 PM EDT  
 Att: 34,782 - Unknown

livebaseballscorecards.com

AB	30
R	0
H	5
RBI	0
BB	3
SO	3
LOB	16



Batter	1	2	3	4	5	6	7	8	9
<b>Tommie Agee, R</b> OBP: 0.335, SLG: 0.410 (1, 8) X	0-0 5-3 ①		X 0-0 E6 1B 1-2		X 0-0 6-3 ③			X 0-0 HR 1-H	
<b>Wayne Garrett, L</b> OBP: 0.387, SLG: 0.324 (1, 5) X	0-0 4-3 ②		X 0-0 1B 1-3 2-H			X 0-3 K ① S S S		X 0-0 1B 2B	
<b>Dave Schneck, L</b> OBP: 0.261, SLG: 0.341 (1, 9) X	0-0 CS 1B		S S S 0-3 K ②			X 0-0 P5 ②		S S S 0-3 K ①	
<b>Ed Kranepool, L</b> OBP: 0.325, SLG: 0.379 (1, 3) X	0-0 CS 1-2	X 0-0 HR	X 0-0 F8 ③			X 0-0 1B		X 0-0 1B 2-H	
<b>John Milner, L</b> OBP: 0.348, SLG: 0.435 (1, 7) X		X 0-0 F8 ①		X 0-0 F7 ①		X 0-0 F8 ③		X 0-0 F7 ②	
<b>Ken Boswell, L</b> OBP: 0.243, SLG: 0.261 (1, 4) X		S S S 0-3 K ②		X 0-0 3-1 ②		S S S 0-3 K ① X		X 0-0 G3 ③	
<b>Duffy Dyer, R</b> OBP: 0.311, SLG: 0.404 (1, 2) X		X 0-0 F8 ③		X 0-0 2-3 ③		X 0-0 F8 ②			
<b>Ted Martinez, R</b> OBP: 0.247, SLG: 0.268 (1, 6) X			X 0-0 6-3 ①		X 0-0 5-3 ①		X 0-0 5-3 ③		
<b>Jim McAndrew, R</b> OBP: 0.125, SLG: 0.067 (1, 1) X			X 0-0 1B E 1B		X 0-0 4-3 ②			X 0-0 HR 1B	

Inning Stats	R: 0	H: 1	E: 0	LOB: 0	K: 0	BB: 0	S: 3	P: 3
	R: 1	H: 1	E: 0	LOB: 0	K: 1	BB: 0	S: 6	P: 6
	R: 1	H: 2	E: 1	LOB: 2	K: 1	BB: 0	S: 8	P: 8
	R: 0	H: 0	E: 0	LOB: 0	K: 0	BB: 0	S: 3	P: 3
	R: 0	H: 0	E: 0	LOB: 0	K: 0	BB: 0	S: 3	P: 3
	R: 0	H: 1	E: 0	LOB: 1	K: 1	BB: 0	S: 6	P: 6
	R: 0	H: 0	E: 0	LOB: 0	K: 1	BB: 0	S: 5	P: 5
	R: 3	H: 4	E: 0	LOB: 1	K: 1	BB: 0	S: 9	P: 9

PITCHER	IP	WLS	BF	H	R	ER	SO	BB	IBB	HBP	BLK	WP	HR	S	P	ERA	WHIP
<b>Ron Schueler, R</b> ERA: 4.27 (1, 1)	7.0	L	26	5	2	1	4	0	0	0	0	0	1	34	34	1.29	0.714
<b>Joe Hoerner, L</b> ERA: 4.24 (8, 1)	1.0		7	4	3	3	1	0	0	0	0	0	1	9	9	27.00	4.000


**BOTTOM**

AB	R	H	RBI	BB	SO	LOB
4	1	1	2	0	0	1
4	1	2	1	0	1	0
4	0	1	0	0	2	3
4	1	3	2	0	0	2
4	0	0	0	0	0	2
4	0	0	0	0	2	1
3	0	0	0	0	0	0
3	0	0	0	0	0	0
2	1	1	0	0	0	0
1	1	1	0	0	0	0

**AB 33**  
**R 5**  
**H 9**  
**RBI 5**  
**BB 0**  
**SO 5**  
**LOB 9**

**WP: 0 PA: 34**  
**PB: 0**  
**SB: 0**  
**CS: 1**

**Atlanta Braves @ New York Mets**  
**Shea Stadium, Flushing, NY**  
Tue Aug 15 1972, 7:05 PM EDT  
Att. 34,782 - Unknown



1B	2B	3B	HR	SF	SAC	DP	HBP
6	1	0	2	0	0	0	0



Batter	1	2	3	4	5	6	7	8	9	AB R H RBI BB SO LOB	TOP		
Ralph Garr, L (1, 7) OBP: 0.368, SLG: 0.422	0-0 CS 1B			0-0 1B		0-0 E FC5-4 1B		0-0 6-3		4 1 3 0 0 0 0	<p><b>Atlanta Braves @ New York Mets</b> Shea Stadium, Flushing, NY Wed Aug 16 1972, 7:05 PM EDT Att: 33,827 - Unknown</p> <p>livebaseballscorecards.com</p>		
Darrell Evans, L (1, 5) OBP: 0.375, SLG: 0.428	0-3 1-2 K			0-3 K		0-0 E8 FC5-4 1B		0-0 3-1		4 1 1 0 0 2 2			
Hank Aaron, R (1, 3) OBP: 0.391, SLG: 0.494	0-0 5-3			0-0 L8		4-0 FC5-4 IBB		0-0 HR		3 1 1 1 1 0 1			
Earl Williams, R (1, 2) OBP: 0.345, SLG: 0.464		0-3 K		0-0 F7		0-0 FC5-4 1B		0-0 1B		4 0 1 1 0 1 3			
Dusty Baker Jr., R (1, 8) OBP: 0.371, SLG: 0.459		0-0 6-3			0-0 6-3	0-0 1-2 3-H 1B		0-0 F8		4 0 1 1 0 0 1			
Felix Millan, R (1, 4) OBP: 0.299, SLG: 0.314		0-0 F9			0-0 1B	0-0 F7			0-0 CS 1B	4 0 2 0 0 0 2			
Oscar Brown, R (1, 9) OBP: 0.209, SLG: 0.310			0-0 P3		0-3 K		0-0 5-3		0-0 6-3	4 0 0 0 0 1 2			
Marty Perez, R (1, 6) OBP: 0.264, SLG: 0.256			0-0 F9		0-0 P4		0-3 K		0-3 K	4 0 0 0 0 2 1			
Phil Niekro, R (1, 1) OBP: 0.219, SLG: 0.254			0-0 5-3			0-0 F3	0-0 F9			3 0 0 0 0 0 0			
<b>Inning Stats</b>	R: 0 H: 1 E: 0 LOB: 0 K: 1 BB: 0 S: 5 P: 5	R: 0 H: 0 E: 0 LOB: 0 K: 1 BB: 0 S: 5 P: 5	R: 0 H: 0 E: 0 LOB: 0 K: 0 BB: 0 S: 3 P: 3	R: 0 H: 1 E: 0 LOB: 1 K: 1 BB: 0 S: 6 P: 6	R: 0 H: 1 E: 0 LOB: 1 K: 1 BB: 0 S: 6 P: 6	R: 2 H: 3 E: 1 LOB: 2 K: 0 BB: 1 S: 6 P: 10	R: 0 H: 0 E: 0 LOB: 0 K: 1 BB: 0 S: 5 P: 5	R: 1 H: 2 E: 0 LOB: 1 K: 0 BB: 0 S: 5 P: 5	R: 0 H: 1 E: 0 LOB: 0 K: 1 BB: 0 S: 5 P: 5	1B: 8 SF: 0 2B: 0 SAC: 0 3B: 0 DP: 0 HR: 1 HBP: 0	WP: 0 PA: 35 PB: 0 SB: 0 CS: 2		
<b>PITCHER</b>	IP WLS BF H R ER SO BB IBB HBP BLK WP HR S P ERA WHIP											<b>PITCHER</b>	IP WLS BF H R ER SO BB IBB HBP BLK WP HR S P ERA WHIP
Jon Matlack, L (1, 1) ERA: 2.19	7.0 L 27 6 2 2 5 0 1 0 0 0 0 0 36 40 2.57 0.857												
Gary Gentry, R (8, 1) ERA: 3.78	2.0 8 3 1 1 1 0 0 0 0 0 0 1 10 10 4.50 1.500												

AB	34
R	3
H	9
RBI	3
BB	1
SO	6
LOB	12







Batter	1	2	3	4	5	6	7	8	9	AB R H RBI BB SO LOB	TOP	
Ralph Garr, L (1, 7) OBP: 0.364, SLG: 0.418	0-3 K		0-0 F5			0-0 E6		0-3 K		4 0 0 0 0 2 1		
Darrell Evans, L (1, 5) OBP: 0.371, SLG: 0.423	0-0 F8				0-0 P6	0-0 P6		0-0 F9		4 0 0 0 0 0 1		
Jim Breazeale, L (1, 3) Sonny Jackson, L (9, PR) OBP: 0.233, SLG: 0.452 OBP: 0.266, SLG: 0.246	0-0 P6				0-0 5-3 2B 1B	0-0 L7			0-0 2B FC5-2 1B	4 1 2 0 0 0 1 0 0 0 0 0 0 0		
Earl Williams, R (1, 2) OBP: 0.342, SLG: 0.460		0-0 F7			0-0 5-3	0-0 F8			0-3 K	4 0 0 0 0 1 3		
Dusty Baker Jr., R (1, 8) OBP: 0.375, SLG: 0.470		0-0 P6			0-0 2B		0-0 1B		0-0 FC5-2 1B 2B	4 0 3 1 0 0 0		
Mike Lum, L (1, 9) Hank Aaron, R (9, PH) OBP: 0.316, SLG: 0.350 OBP: 0.392, SLG: 0.494	0-3 K				0-0 P6		0-0 F9		4-0 FC5-2 IBB	3 0 0 0 0 1 2 0 0 0 0 1 0 0		
Felix Millan, R (1, 4) OBP: 0.296, SLG: 0.310			0-0 L5			0-0 L8		0-0 P4	0-0 FC5-2	4 0 0 0 0 0 4		
Marty Perez, R (1, 6) OBP: 0.264, SLG: 0.256			0-0 1B			0-0 F8		0-0 P6	0-0 P3	4 0 1 0 0 0 4		
Ron Reed, R (1, 1) OBP: 0.167, SLG: 0.188			0-3 K			0-3 K		0-0 4-3		3 0 0 0 0 2 1		
<b>Inning Stats</b>	R: 0 H: 0 E: 0 LOB: 0 K: 1 BB: 0 S: 5 P: 5	R: 0 H: 0 E: 0 LOB: 0 K: 1 BB: 0 S: 5 P: 5	R: 0 H: 1 E: 0 LOB: 1 K: 1 BB: 0 S: 6 P: 6	R: 1 H: 2 E: 0 LOB: 1 K: 0 BB: 0 S: 5 P: 5	R: 0 H: 0 E: 0 LOB: 0 K: 1 BB: 0 S: 5 P: 5	R: 0 H: 0 E: 1 LOB: 1 K: 0 BB: 0 S: 4 P: 4	R: 0 H: 1 E: 0 LOB: 1 K: 0 BB: 0 S: 4 P: 4	R: 0 H: 0 E: 0 LOB: 0 K: 1 BB: 0 S: 5 P: 5	R: 0 H: 2 E: 0 LOB: 3 K: 1 BB: 1 S: 7 P: 11	1B: 4 SF: 0 2B: 2 SAC: 0 3B: 0 DP: 0 HR: 0 HBP: 0	WP: 0 PA: 35 PB: 0 SB: 0 CS: 0	
<b>PITCHER</b>	IP WLS BF H R ER SO BB IBB HBP BLK WP HR S P ERA WHIP											
Tom Seaver, R (1, 1) ERA: 2.99	8.1 W 32 6 1 1 6 0 0 0 0 0 0 0 0 44 44 1.08 0.720											
Tug McGraw, L (9, 1) ERA: 1.85	0.2 S 3 0 0 0 0 0 0 1 0 0 0 0 0 2 6 0.00 0.000											

Atlanta Braves @ New York Mets  
Shea Stadium, Flushing, NY  
Thu Aug 17 1972, 3:33 AM EDT  
Att: 30,519 - Unknown

livebaseballscorecards.com

AB 34  
R 1  
H 6  
RBI 1  
BB 1  
SO 6  
LOB 17









Batter	1	2	3	4	5	6	7	8	9	10	11	AB	R	H	RBI	BB	SO	LOB	BOTTOM			
Ron Hunt, R OBP: 0.355, SLG: 0.290 Hector Torres, R OBP: 0.165, SLG: 0.230 (1, 4) (3, PR) (4, 4)	F8		6-3 2B BB		F9			K		1B		1	0	0	0	1	0	0				
Tim Foli, R OBP: 0.279, SLG: 0.274 (1, 6)	4-3		6-3		F7			F8		F9		5	0	0	0	0	0	2				
Ken Singleton, S OBP: 0.356, SLG: 0.390 (1, 7)	HR		2-H 2B		F9			BB		BB		3	2	2	2	2	0	0				
Ron Fairly, L OBP: 0.338, SLG: 0.400 (1, 3)	F9		K		1B			4-3		SH3-4		4	0	1	0	0	1	3				
Tim McCarver, L OBP: 0.329, SLG: 0.362 John Boccabella, R OBP: 0.270, SLG: 0.297 (1, 2) (10, 2)		F8	F7		F7			5-3		1B IBB		4	0	0	0	0	0	3				
Mike Jorgensen, L OBP: 0.334, SLG: 0.361 (1, 8)		2B 1B		6-3		4-3		F9		1B IBB		4	1	1	0	1	0	1				
Boots Day, L OBP: 0.288, SLG: 0.256 Clyde Mashore, R OBP: 0.287, SLG: 0.355 (1, 9) (11, PH)		F9		F8		CS BB		F7		K		3	0	0	0	1	0	1				
Bob Bailey, R OBP: 0.327, SLG: 0.381 (1, 5)		BLK 1-H 2B		4-3		K		4-3		1B		5	0	2	2	0	1	1				
Carl Morton, R OBP: 0.214, SLG: 0.256 Mike Marshall, R OBP: 0.200, SLG: 0.111 (1, 1) (8, 1)		F7		F8		6-3		5-3				3	0	0	0	0	0	2				
		2-3				1-2						1	0	0	0	0	0	0				
<b>Inning Stats</b>	R: 1 E: 0 K: 0 S: 4	H: 1 LOB: 0 BB: 0 P: 4	R: 1 E: 0 K: 0 S: 5	H: 2 LOB: 1 BB: 0 P: 5	R: 1 E: 0 K: 1 S: 6	H: 1 LOB: 2 BB: 1 P: 10	R: 0 E: 0 K: 0 S: 3	H: 0 LOB: 0 BB: 0 P: 3	R: 0 E: 0 K: 0 S: 4	H: 1 LOB: 1 BB: 0 P: 4	R: 0 E: 0 K: 1 S: 5	H: 0 LOB: 1 BB: 1 P: 9	R: 0 E: 0 K: 0 S: 3	H: 0 LOB: 0 BB: 0 P: 3	R: 0 E: 0 K: 0 S: 4	H: 1 LOB: 1 BB: 0 P: 4	R: 1 E: 0 K: 1 S: 6	H: 2 LOB: 3 BB: 2 P: 14	1B: 5 2B: 2 3B: 0 HR: 1	SF: 0 SAC: 1 DP: 0 HBP: 0	WP: 0 PB: 0 SB: 0 CS: 1	PA: 44
<b>PITCHER</b>	IP	WLS	BF	H	R	ER	SO	BB	IBB	HBP	BLK	WP	HR	S	P	ERA	WHIP					
Denny McLain, R ERA: 5.27 (1, 1)	7.0		27	5	3	3	2	2	0	0	1	0	1	29	37	3.86	1.000					
Pat Jarvis, R ERA: 4.03 (8, 1)	3.1	L	15	2	1	1	1	2	1	0	0	0	0	14	26	2.70	1.200					
Joe Hoerner, L ERA: 4.2 (11, 1)	0.1		1	0	0	0	1	0	0	0	0	0	0	3	3	0.00	0.000					
Cecil Upshaw, R ERA: 4.5 (11, 1)	0.0		1	1	0	0	0	0	0	0	0	0	0	1	1	∞	∞					

Atlanta Braves @ Montreal Expos  
 Jarry Park, Montreal, QB  
 Fri Aug 18 1972, 7:05 PM EDT  
 Att. 13,472 - Unknown

livebaseballscores.com

AB 38  
 R 4  
 H 8  
 RBI 4  
 BB 5  
 SO 4  
 LOB 16





Batter	1	2	3	4	5	6	7	8	9	AB R H RBI BB SO LOB	TOP											
Ralph Garr, L (1, 7) OBP: 0.361, SLG: 0.413	0-0 6-3		0-0 FC5-4 6-3 1B		0-0 4-3			0-0 4-3		4 0 1 0 0 0 0	<p>Atlanta Braves @ Montreal Expos</p> <p>Jarry Park, Montreal, QB</p> <p>Sat Aug 19 1972, 7:05 PM EDT</p> <p>Att: 20,088 - Unknown</p>											
Felix Millan, R (1, 4) OBP: 0.292, SLG: 0.306	0-0 6-3		0-0 6-3 1-2		0-0 6-3			0-0 1-3		4 0 0 0 0 0 1												
Hank Aaron, R (1, 3) OBP: 0.393, SLG: 0.496	0-0 2B		4-0 FC5-4 BB			0-0 F7		0-0 L9		3 0 1 0 1 0 0												
Darrell Evans, L (1, 5) OBP: 0.373, SLG: 0.418	0-0 G3		0-0 FC5-4 1-2 2-3			0-0 1B		0-0 F7		4 0 1 0 0 0 3												
Dusty Baker Jr., R (1, 8) OBP: 0.377, SLG: 0.471		0-3 K		0-0 1B		0-0 L7		4-0 BB BB BB		3 0 1 0 1 1 1												
Earl Williams, R (1, 2) OBP: 0.338, SLG: 0.453		0-0 BB 1B		0-3 K		0-0 4-3		0-3 K		4 0 1 0 0 2 3												
Mike Lum, L (1, 9) OBP: 0.319, SLG: 0.346		4-0 BB BB 1-2 BB		0-3 K		0-0 F9		4-0 BB BB 1-2 BB		2 0 0 0 2 1 1												
Larvell Blanks, R (1, 6) OBP: 0.413, SLG: 0.523		0-0 L9		0-0 L8		0-0 6-3		4-0 BB BB 1-2 2-3 BB		3 0 0 0 1 0 3												
George Stone, L (1, 1) OBP: 0.292, SLG: 0.111		0-0 F7		0-3 K		0-3 K		0-0 F6		1 0 0 0 0 0 2												
Tom Kelley, R (3, 1) OBP: 0.152, SLG: 0.097										2 0 0 0 0 2 0												
Jim Breazeale, L (9, PH) OBP: 0.204, SLG: 0.396										1 0 0 0 0 0 3												
<b>Inning Stats</b>	R: 0 E: 0 K: 0 S: 4	H: 1 LOB: 1 BB: 0 P: 4	R: 0 E: 0 K: 1 S: 6	H: 1 LOB: 2 BB: 1 P: 10	R: 0 E: 0 K: 0 S: 3	H: 1 LOB: 1 BB: 1 P: 7	R: 0 E: 0 K: 2 S: 8	H: 1 LOB: 1 BB: 0 P: 8	R: 0 E: 0 K: 1 S: 5	H: 0 LOB: 0 BB: 0 P: 5	R: 0 E: 0 K: 0 S: 4	H: 1 LOB: 1 BB: 0 P: 4	R: 0 E: 0 K: 1 S: 5	H: 0 LOB: 0 BB: 0 P: 5	R: 0 E: 0 K: 0 S: 3	H: 0 LOB: 0 BB: 0 P: 3	R: 0 E: 0 K: 1 S: 5	H: 0 LOB: 3 BB: 3 P: 17	1B: 4 2B: 1 3B: 0 HR: 0	SF: 0 SAC: 0 DP: 1 HBP: 0	WP: 0 PB: 0 SB: 0 CS: 0	PA: 36
<b>PITCHER</b> Ernie McAnally, R (1, 1) ERA: 4.2	IP: 9.0 WLS: W BF: 36 H: 5 R: 0 ER: 0 SO: 6 BB: 5 IBB: 0 HBP: 0 BLK: 0 WP: 0 HR: 0 S: 43 P: 63 ERA: 0.00 WHIP: 1.111											<b>PITCHER</b>	IP: WLS: BF: H: R: ER: SO: BB: IBB: HBP: BLK: WP: HR: S: P: ERA: WHIP:									

livebaseballscorecards.com

<b>AB</b>	31
<b>R</b>	0
<b>H</b>	5
<b>RBI</b>	0
<b>BB</b>	5
<b>SO</b>	6
<b>LOB</b>	17



Batter	1	2	3	4	5	6	7	8	9
Clyde Mashore, R OBP: 0.284, SLG: 0.350 (1, 9)	0-3 K	0-0 L4		0-0 F8		0-0 F6		0-0 1B	
Tim Foli, R OBP: 0.280, SLG: 0.276 (1, 6)	0-0 1B 2B 1B		0-0 6-3	0-0 F6			0-0 SH1-3 1B	0-0 F7	
Bob Bailey, R OBP: 0.329, SLG: 0.391 (1, 5)	0-0 2B 1-2 FC5-2 1B		0-0 HR		0-0 1-3		0-0 SH1-3		
Hal Breden, R OBP: 0.345, SLG: 0.444 Ron Fairly, L OBP: 0.337, SLG: 0.399 (7, PH) (8, 3)	0-0 FC5-2 HR 2B		0-0 BB BB 1B		0-0 F8		0-0 FC6-5-4-5 1B		
Ken Singleton, S OBP: 0.360, SLG: 0.391 (1, 7)	0-0 FC5-2 HR		4-0 BB BB		4-0 BB BB		0-0 1-2 1B		
Ron Woods, R OBP: 0.273, SLG: 0.320 Mike Jorgensen, L OBP: 0.333, SLG: 0.359 (7, PH) (8, 8)	0-0 HR		0-0 F8		4-0 1-2 BB		0-3 K		
Terry Humphrey, R OBP: 0.257, SLG: 0.245 (1, 2)	0-3 K		4-0 1-2 2-3 BB		0-0 L8			0-0 1B S 1B	
Hector Torres, R OBP: 0.158, SLG: 0.220 (1, 4)		0-0 5-3	0-0 6-3			0-0 F4		0-3 K	
Ernie McAnally, R OBP: 0.135, SLG: 0.143 (1, 1)		0-0 1-3		0-0 L8		0-0 4-3		0-0 5-3	

Inning Stats	R: 4	H: 4	E: 0	LOB: 0	K: 2	S: 11	P: 11	R: 0	H: 0	E: 0	LOB: 0	K: 0	S: 3	R: 1	H: 2	E: 0	LOB: 3	K: 0	S: 5	R: 0	H: 0	E: 0	LOB: 0	K: 0	S: 3	R: 0	H: 0	E: 0	LOB: 2	K: 0	S: 3	R: 0	H: 2	E: 0	LOB: 2	K: 1	S: 7	R: 1	H: 2	E: 0	LOB: 1	K: 1	S: 7
--------------	------	------	------	--------	------	-------	-------	------	------	------	--------	------	------	------	------	------	--------	------	------	------	------	------	--------	------	------	------	------	------	--------	------	------	------	------	------	--------	------	------	------	------	------	--------	------	------

PITCHER	IP	WLS	BF	H	R	ER	SO	BB	IBB	HBP	BLK	WP	HR	S	P	ERA	WHIP
George Stone, L ERA: 5.09 (1, 1)	2.1	L	13	6	5	5	2	0	0	0	0	0	2	17	17	19.29	2.571
Tom Kelley, R ERA: 4.61 (3, 1)	5.2		25	4	1	1	2	4	0	0	0	0	0	25	41	1.59	1.412

**BOTTOM**

**Atlanta Braves @ Montreal Expos**  
**Jarry Park, Montreal, QB**  
 Sat Aug 19 1972, 7:05 PM EDT  
 Att. 20,088 - Unknown

AB	R	H	RBI	BB	SO	LOB
5	0	1	1	0	1	0
5	1	2	0	0	0	1
3	1	2	1	0	0	0
3	1	2	1	0	0	0
1	0	0	0	0	0	1
2	1	1	0	2	0	2
2	1	1	3	1	0	2
1	0	0	0	0	1	2
3	1	1	0	1	1	2
4	0	0	0	0	1	4
4	0	0	0	0	0	1

AB	33
R	6
H	10
RBI	6
BB	4
SO	4
LOB	15



1B:	7	SF:	0	WP:	0	PA:	38
2B:	1	SAC:	1	PB:	0		
3B:	0	DP:	0	SB:	1		
HR:	2	HBP:	0	CS:	0		

PITCHER	IP	WLS	BF	H	R	ER	SO	BB	IBB	HBP	BLK	WP	HR	S	P	ERA	WHIP
---------	----	-----	----	---	---	----	----	----	-----	-----	-----	----	----	---	---	-----	------



Batter	1	2	3	4	5	6	7	8	9	AB R H RBI BB SO LOB	TOP	
Ralph Garr, L (1, 9) OBP: 0.357, SLG: 0.409	0-0 1-3			0-0 F7		0-0 B3		0-3 K		4 0 0 0 0 1 0		
Darrell Evans, L (1, 5) OBP: 0.374, SLG: 0.417	0-3 K			4-0 BB BB		0-0 BB 1B		0-0 F9	3 0 1 0 1 1 0			
Hank Aaron, R (1, 3) OBP: 0.392, SLG: 0.492	0-0 3-1			0-0 F7		4-0 BB		0-0 F7	3 0 0 0 1 0 1			
Dusty Baker Jr., R (1, 8) OBP: 0.379, SLG: 0.469		0-0 G5-4-3 1B		4-0 BB		0-3 K		0-0 F7	3 0 1 0 1 1 2			
Rico Carty, R (1, 7) OBP: 0.407, SLG: 0.427		0-0 G5-4-3		0-0 F8		0-3 K		0-0 K	3 0 0 0 0 1 3			
Earl Williams, R (1, 2) OBP: 0.336, SLG: 0.450		0-0 5-3		0-3 K		0-0 F9		0-0 F9	3 0 0 0 0 1 0			
Felix Millan, R (1, 4) OBP: 0.290, SLG: 0.304			0-3 K		0-0 L4		0-0 F8		3 0 0 0 0 1 0		AB 28 R 0 H 2 RBI 0 BB 3 SO 7 LOB 6	
Marty Perez, R (1, 6) OBP: 0.262, SLG: 0.254			0-0 F7		0-0 6-3		0-0 F4		3 0 0 0 0 0 0			
Ron Schueler, R (1, 1) OBP: 0.214, SLG: 0.220			0-0 4-3		0-3 K		0-0 6-3		3 0 0 0 0 1 0			
<b>Inning Stats</b>	R: 0 H: 0 E: 0 LOB: 0 K: 1 BB: 0 S: 5 P: 5	R: 0 H: 1 E: 0 LOB: 0 K: 0 BB: 0 S: 3 P: 3	R: 0 H: 0 E: 0 LOB: 0 K: 1 BB: 0 S: 5 P: 5	R: 0 H: 0 E: 0 LOB: 2 K: 0 BB: 2 S: 3 P: 11	R: 0 H: 0 E: 0 LOB: 0 K: 1 BB: 0 S: 5 P: 5	R: 0 H: 1 E: 0 LOB: 2 K: 2 BB: 1 S: 8 P: 12	R: 0 H: 0 E: 0 LOB: 0 K: 1 BB: 0 S: 5 P: 5	R: 0 H: 0 E: 0 LOB: 0 K: 1 BB: 0 S: 5 P: 5	R: 0 H: 0 E: 0 LOB: 0 K: 0 BB: 0 S: 3 P: 3	1B: 2 SF: 0 2B: 0 SAC: 0 3B: 0 DP: 1 HR: 0 HBP: 0	WP: 0 PA: 31 PB: 0 SB: 0 CS: 0	
<b>PITCHER</b> Bill Stoneman, R (1, 1) ERA: 2.98	IP WLS BF H R ER SO BB IBB HBP BLK WP HR S P ERA WHIP											<b>PITCHER</b> IP WLS BF H R ER SO BB IBB HBP BLK WP HR S P ERA WHIP

Atlanta Braves @ Montreal Expos  
 Jarry Park, Montreal, QB  
 Sun Aug 20 1972, 3:33 AM EDT  
 Att: 27,172 - Unknown

livebaseballscorecards.com



Batter	1	2	3	4	5	6	7	8	9	AB	R	H	RBI	BB	SO	LOB				
Tim McCarver, L (1, 2) OBP: 0.328, SLG: 0.360	0-3 K		0-0 4-3			0-0 4-3		0-0 1B 1-2 1B		4	0	1	0	0	1	0				
Tim Foli, R (1, 6) OBP: 0.280, SLG: 0.276	0-0 5-3		0-3 K			0-0 5-3		0-0 1B 1-3 2-H		4	0	1	1	0	1	0				
Ken Singleton, S (1, 7) OBP: 0.360, SLG: 0.390	0-0 BB 1B 1B		0-3 K			0-0 3-1				3	0	1	0	0	1	0				
Ron Fairly, L (1, 3) OBP: 0.337, SLG: 0.398	0-0 1-2 BB 1B		0-3 K			0-0 4-3				3	0	1	0	0	1	0				
Mike Jorgensen, L (1, 8) OBP: 0.333, SLG: 0.357	4-0 1-2 2-3 BB		0-0 F7			0-0 4-3				2	0	0	0	1	0	0				
Boots Day, L (1, 9) OBP: 0.285, SLG: 0.254	0-3 K		0-0 F8			0-0 3-1				3	0	0	0	0	1	3				
Bob Bailey, R (1, 5) OBP: 0.327, SLG: 0.388		0-0 6-3				0-0 F8		0-0 6-3		3	0	0	0	0	0	0				
Hector Torres, R (1, 4) OBP: 0.173, SLG: 0.217		0-0 5-3				4-0 BB CS BB		1-0 1B HBP 1B		1	1	0	0	1	0	0				
Bill Stoneman, R (1, 1) OBP: 0.133, SLG: 0.103		0-3 K				0-3 K 1-2		0-0 B3		3	0	0	0	0	2	2				
<b>Inning Stats</b>	R: 0 E: 0 K: 2 S: 9	H: 2 LOB: 3 BB: 1 P: 13	R: 0 E: 0 K: 1 S: 5	H: 0 LOB: 0 BB: 0 P: 5	R: 0 E: 0 K: 2 S: 7	H: 0 LOB: 0 BB: 0 P: 7	R: 0 E: 0 K: 1 S: 5	H: 0 LOB: 0 BB: 0 P: 5	R: 0 E: 0 K: 1 S: 4	H: 0 LOB: 0 BB: 1 P: 8	R: 0 E: 0 K: 0 S: 3	H: 0 LOB: 0 BB: 0 P: 3	R: 0 E: 0 K: 0 S: 3	H: 0 LOB: 0 BB: 0 P: 3	R: 1 E: 0 K: 0 S: 4	H: 2 LOB: 2 BB: 0 P: 5	1B: 4 2B: 0 3B: 0 HR: 0	SF: 0 SAC: 0 DP: 0 HBP: 1	WP: 0 PB: 0 SB: 0 CS: 1	PA: 29
<b>PITCHER</b> Ron Schueler, R (1, 1) ERA: 4.08	IP 8.0	WLS L	BF 29	H 4	R 1	ER 1	SO 7	BB 2	IBB 0	HBP 1	BLK 0	WP 0	HR 0	S 40	P 49	ERA 1.12	WHIP 0.750			

**BOTTOM**

**Atlanta Braves @ Montreal Expos**  
**Jarry Park, Montreal, QB**  
 Sun Aug 20 1972, 3:33 AM EDT  
 Att. 27,172 - Unknown

<b>AB</b>	<b>26</b>
<b>R</b>	<b>1</b>
<b>H</b>	<b>4</b>
<b>RBI</b>	<b>1</b>
<b>BB</b>	<b>2</b>
<b>SO</b>	<b>7</b>
<b>LOB</b>	<b>5</b>





Batter	1	2	3	4	5	6	7	8	9	10	11	AB R H RBI BB SO LOB	TOP	
Ralph Garr, L (1, 9) OBP: 0.356, SLG: 0.406 (7, 7)	0-0 1B		0-3 K		0-0 F5		0-0 6-3			0-0 G1-6-3		5 0 1 0 0 1 1	<b>Atlanta Braves @ Philadelphia Phillies</b> Veterans Stadium, Philadelphia, PA Mon Aug 21 1972, 7:05 PM EDT Att. 41,212 - Unknown	
Felix Millan, R (1, 4) OBP: 0.291, SLG: 0.310	0-0 F7		0-0 1B 2B		0-0 2B			0-0 F3		0-0 P3	5 1 2 0 0 0 1			
Hank Aaron, R (1, 3) OBP: 0.390, SLG: 0.488	0-3 K		0-0 2B 1B		0-3 K			0-0 6-3		0-3 K	5 0 1 1 0 3 2			
Dusty Baker Jr., R (1, 8) OBP: 0.379, SLG: 0.475	0-3 K		0-0 1B 2B		0-0 5-3			0-0 F5		0-0 1B 2B	5 1 2 0 0 1 2			
Earl Williams, R (1, 2) OBP: 0.335, SLG: 0.446		0-0 5-3	0-3 K			0-0 F7			0-0 L6	4-0 1B IBB	4 0 0 0 1 1 2			
Rico Carty, R (1, 7) OBP: 0.406, SLG: 0.423 Mike Lum, L (7, 9) OBP: 0.320, SLG: 0.347		4-0 BB		0-0 4-3		0-0 F9			0-3 K	0-0 1B	2 0 0 0 1 0 0 2 0 1 1 0 1 0			
Darrell Evans, L (1, 5) OBP: 0.372, SLG: 0.412		0-3 K		4-0 S BB		0-0 5-3			0-0 F8	0-0 G3	4 0 0 0 1 1 3			
Marty Perez, R (1, 6) OBP: 0.260, SLG: 0.252 Sonny Jackson, L (10, PR) OBP: 0.277, SLG: 0.246 Gil Garrido, R (10, 6) OBP: 0.389, SLG: 0.306		0-0 G3		0-0 P4		0-0 P3			0-0 E4	0-0 G1-6-3	4 0 0 0 0 0 2 0 0 0 0 0 0 0 0 0 0 0 0 0 0			
Phil Niekro, R (1, 1) OBP: 0.208, SLG: 0.240			0-3 K		0-0 6-3		0-0 4-3		0-3 K		4 0 0 0 0 2 2			
<b>Inning Stats</b>	R: 0 H: 1 E: 0 LOB: 1 K: 2 BB: 0 S: 8 P: 8	R: 0 H: 0 E: 0 LOB: 1 K: 1 BB: 1 S: 5 P: 9	R: 1 H: 3 E: 0 LOB: 2 K: 3 BB: 0 S: 12 P: 12	R: 0 H: 0 E: 0 LOB: 1 K: 0 BB: 1 S: 3 P: 7	R: 0 H: 1 E: 0 LOB: 1 K: 1 BB: 0 S: 6 P: 6	R: 0 H: 0 E: 0 LOB: 0 K: 0 BB: 0 S: 3 P: 3	R: 0 H: 0 E: 0 LOB: 0 K: 0 BB: 0 S: 3 P: 3	R: 0 H: 0 E: 0 LOB: 0 K: 0 BB: 0 S: 3 P: 3	R: 0 H: 0 E: 0 LOB: 0 K: 1 BB: 0 S: 5 P: 5	R: 0 H: 0 E: 1 LOB: 1 K: 1 BB: 0 S: 5 P: 5	R: 1 H: 2 E: 0 LOB: 2 K: 1 BB: 1 S: 7 P: 11	1B: 3 SF: 0 2B: 4 SAC: 0 3B: 0 DP: 1 HR: 0 HBP: 0		WP: 0 PA: 43 PB: 0 SB: 1 CS: 0
<b>PITCHER</b> Steve Carlton, L (1, 1) ERA: 2.1	IP WLS BF H R ER SO BB IBB HBP BLK WP HR S P ERA WHIP													

livebaseballscorecards.com

AB	40
R	2
H	7
RBI	2
BB	3
SO	10
LOB	15



Batter	1	2	3	4	5	6	7	8	9	10	11	AB R H RBI BB SO LOB
Denny Doyle, L (1, 4) OBP: 0.290, SLG: 0.297	0-0 G4-6-3 1B		0-0 S 1B		0-0 L3		0-0 1B		0-0 6-3		0-0 4-3	6 0 3 0 0 0 1
Larry Bowa, S (1, 6) OBP: 0.277, SLG: 0.282	0-0 G4-6-3 1-2f		0-0 B5		0-0 1B		0-0 P5		0-3 K			5 0 1 0 0 1 3
Willie Montanez, L (1, 8) OBP: 0.330, SLG: 0.426	4-0 1B BB		4-0 1-2 BB		0-0 1-3			0-0 2B	0-0 4-3			3 1 1 0 2 0 1
Greg Luzinski, R (1, 7) OBP: 0.318, SLG: 0.434	0-0 1-2 1B		0-0 F7		0-0 F8		0-0 E 2B		0-3 K			5 0 2 1 0 1 2
Deron Johnson, R (1, 3) OBP: 0.273, SLG: 0.352 Tom Hutton, L (6, PR) OBP: 0.350, SLG: 0.345 (7, 3)	0-0 1-3		0-3 K		0-0 PB 1B		0-3 K		0-0 F7			3 0 1 0 0 1 4 2 0 0 0 0 1 1
Don Money, R (1, 5) OBP: 0.282, SLG: 0.336		0-0 2B		0-0 F7		0-3 K		0-0 E4 IBB	0-3 K			5 0 1 0 0 2 2
Bill Robinson, R (1, 9) OBP: 0.245, SLG: 0.388		0-0 F9		0-0 G3		0-0 F8		0-0 F9			0-3 K SH1-4	5 0 0 0 0 1 5
John Bateman, R (1, 2) OBP: 0.256, SLG: 0.304		0-0 P6		0-0 5-3			0-0 P4	4-0 1-2 IBB			0-0 SH1-4	3 0 0 0 1 0 1
Steve Carlton, L (1, 1) OBP: 0.215, SLG: 0.250 Terry Harmon, R (11, PH) OBP: 0.379, SLG: 0.325		0-3 K		0-3 K			0-3 K	0-0 P6			0-0 5-3	4 0 0 0 0 3 4 1 0 0 0 0 0 1

Inning Stats	R: 0	H: 2	E: 0	K: 0	S: 4	H: 1	LOB: 1	BB: 1	P: 8	R: 0	H: 1	E: 0	K: 1	S: 6	H: 1	LOB: 2	BB: 1	P: 10	R: 0	H: 0	E: 0	K: 0	S: 3	R: 0	H: 1	E: 0	K: 1	S: 6	R: 0	H: 1	E: 0	K: 1	S: 6	R: 1	H: 2	E: 1	K: 1	S: 8	R: 0	H: 0	E: 0	K: 1	S: 5	R: 0	H: 0	E: 0	K: 2	S: 7	R: 0	H: 0	E: 0	K: 1	S: 6	1B: 6	2B: 3	3B: 0	HR: 0	SF: 0	SAC: 1	DP: 1	HBP: 0	WP: 0	PA: 46
Phil Niekro, R (1, 1) ERA: 3.09	PITCHER	IP	WLS	BF	H	R	ER	SO	BB	IBB	HBP	BLK	WP	HR	S	P	ERA	WHIP																																													

**Atlanta Braves @ Philadelphia Phillies**  
Veterans Stadium, Philadelphia, PA  
Mon Aug 21 1972, 7:05 PM EDT  
Att. 41,212 - Unknown

AB	42
R	1
H	9
RBI	1
BB	3
SO	10
LOB	25



WP: 0	PA: 46
PB: 2	
SB: 1	
CS: 0	

livebaseballscores.com



Batter	1	2	3	4	5	6	7	8	9	AB R H RBI BB SO LOB	TOP																
Ralph Garr, L (1, 7) OBP: 0.355, SLG: 0.406	0-3 K	0-3 K		X 0-0 4-3		X 0-0 6-3		X 0-0 6-3	1B 2B BB	5 1 1 0 1 2 2																	
Felix Millan, R (1, 4) OBP: 0.287, SLG: 0.305	0-0 6-3		X 0-0 5-3		X 0-0 6-3		X 0-0 6-3	6-3 6-3	6 0 0 0 0 0 3																		
Dusty Baker Jr., R (1, 8) OBP: 0.385, SLG: 0.486	0-3 K		X 0-0 HR		BB BB BB 4-0 BLK BB		BB BB BB 4-0 BB	0-0 HR 1B	3 2 2 2 2 1 0																		
Earl Williams, R (1, 2) OBP: 0.335, SLG: 0.443		X 0-0 F9	4-0 BB		SS SS 0-3 K		SS SS 0-3 K	4-0 HR BB	3 1 0 0 2 2 2																		
Jim Breazeale, L (1, 3) OBP: 0.259, SLG: 0.500		X 0-0 BB PB FC5-2 1B	X 0-0 F9		BB BB BB 4-0 BB		X 0-0 2B	X 0-0 1-H 2-H HR	4 1 3 3 1 0 1																		
Darrell Evans, L (1, 5) OBP: 0.373, SLG: 0.410		BB BB BB 4-0 FC5-2 1B BB	X 0-0 3-1		X 0-0 3-1		SS SS 0-3 K	X 0-0 1B 1B	4 2 1 0 1 1 4																		
Mike Lum, L (1, 9) OBP: 0.324, SLG: 0.359		BB BB BB 4-0 1B FC5-2 BB		X 0-0 HR		X 0-0 6-3		SS SS 0-3 K	X 0-0 1B 3B 1B	4 3 2 1 1 1 1																	
Marty Perez, R (1, 6) OBP: 0.258, SLG: 0.250		X 0-0 FC5-2		X 0-0 4-3		X 0-0 F7		X 0-0 F5	X 0-0 1-2 3-H 3B 1B	3 0 0 0 0 0 3																	
Hank Aaron, R (8, PH) OBP: 0.389, SLG: 0.486		1-2 2-3 3-H								1 0 0 0 0 0 1																	
Gil Carrido, R (8, 6) OBP: 0.397, SLG: 0.317		1-2 2-3 3-H								1 1 1 1 0 0 0																	
Ron Reed, R (1, 1) OBP: 0.174, SLG: 0.194		X 0-0		X 0-0 5-3		SS SS 0-3 K		0-0 6-3	3 0 1 2 0 1 0																		
Sonny Jackson, L (9, PH) OBP: 0.284, SLG: 0.286		1-2 2-H 3-H								2 0 1 2 0 0 0																	
Pat Jarvis, R (9, 1) OBP: 0.182, SLG: 0.238		1-2 2-H 3-H								0 0 0 0 0 0 0																	
<b>Inning Stats</b>	R: 0 E: 0 K: 2 S: 7	H: 0 LOB: 0 BB: 0 P: 7	R: 2 E: 0 K: 1 S: 7	H: 2 LOB: 2 BB: 2 P: 15	R: 1 E: 0 K: 0 S: 4	H: 1 LOB: 1 BB: 1 P: 8	R: 1 E: 0 K: 0 S: 4	H: 1 LOB: 0 BB: 0 P: 4	R: 0 E: 0 K: 1 S: 5	H: 0 LOB: 2 BB: 2 P: 13	R: 0 E: 0 K: 1 S: 5	H: 0 LOB: 0 BB: 0 P: 5	R: 0 E: 0 K: 1 S: 5	H: 0 LOB: 1 BB: 1 P: 9	R: 0 E: 0 K: 2 S: 8	H: 1 LOB: 1 BB: 0 P: 8	R: 7 E: 0 K: 0 S: 10	H: 7 LOB: 2 BB: 2 P: 18	1B: 6 2B: 2 3B: 1 HR: 3	SF: 0 SAC: 0 DP: 0 HBP: 0	WP: 0 PB: 1 SB: 0 CS: 0	PA: 47					
<b>PITCHER</b>	IP WLS BF H R ER SO BB IBB HBP BLK WP HR S P ERA WHIP																										
Darrell Brandon, R (1, 1) ERA: 3.57	4.2		23	4	4	4	4	5	0	0	1	0	2	26	46	7.71	1.929										
Mac Scarce, L (5, 1) ERA: 3.66	3.0		11	1	0	0	4	1	0	0	0	0	0	18	22	0.00	0.667										
Bill Wilson, R (8, 1) ERA: 3.78	1.0	L	9	5	6	6	0	1	0	0	0	0	1	8	12	54.00	6.000										
Dick Selma, R (9, 1) ERA: 5.01	0.1		4	2	1	1	0	1	0	0	0	0	0	3	7	27.00	9.000										

Atlanta Braves @ Philadelphia Phillies  
Veterans Stadium, Philadelphia, PA  
Tue Aug 22 1972, 7:05 PM EDT  
Att: 10,408 - Unknown

livebaseballscorecards.com

AB	39
R	11
H	12
RBI	11
BB	8
SO	8
LOB	17



Batter	1	2	3	4	5	6	7	8	9	AB	R	H	RBI	BB	SO	LOB
Denny Doyle, L (1, 4) OBP: 0.294, SLG: 0.304	0-0 F8	0-0 2-H 1B			0-0 CS 1B		0-0 1B 2B		0-0 G6-4-3 1-2f	5	1	3	1	0	0	1
Larry Bowa, S (1, 6) OBP: 0.276, SLG: 0.281	0-0 F9		0-0 F8		0-0 6-3 1-2		0-0 S 1B 1B		0-0 1-3	5	1	1	0	0	0	1
Tom Hutton, L (1, 9) OBP: 0.352, SLG: 0.345	0-0 G3		4-0 BB			0-0 F9	0-0 S 1B			3	0	1	1	1	0	0
Willie Montanez, L (1, 8) OBP: 0.327, SLG: 0.423		0-0 G3	0-0 4-3 BB			0-3 K	0-0 1B			3	0	0	0	0	1	1
Bill Robinson, R (7, 8) OBP: 0.252, SLG: 0.394			0-0 4-3 1-2				0-0 1B			1	0	1	1	0	0	0
Greg Luzinski, R (1, 7) OBP: 0.322, SLG: 0.442		0-0 HR 2B		0-0 2B		0-0 1B		0-3 K		4	1	3	0	0	1	0
Deron Johnson, R (1, 3) OBP: 0.272, SLG: 0.347		4-0 HR BB		0-3 K		0-3 K		0-0 5-3		3	1	0	0	1	2	2
Don Money, R (1, 5) OBP: 0.286, SLG: 0.354		0-0 1-H 2-H HR		0-3 K			0-0 HR 1B	0-0 1B		4	2	3	4	0	1	1
John Bateman, R (1, 2) OBP: 0.256, SLG: 0.303		0-0 SH5-4 1B		0-3 K			0-0 6-3	0-3 K		4	1	1	0	0	2	2
Darrell Brandon, R (1, 1) OBP: 0.100, SLG: 0.100		0-0 SH5-4			0-0 1-3				0-0 4-0 BB	0	0	0	0	0	0	0
Mac Scarce, L (5, 1)										2	0	0	0	0	1	0
Bill Wilson, R (8, 1)										0	0	0	0	0	0	0
Dick Selma, R (9, 1) OBP: 0.238, SLG: 0.250										0	0	0	0	0	0	0
Terry Harmon, R (9, PH) OBP: 0.383, SLG: 0.325										0	0	0	0	1	0	0

Inning Stats	R: 0	H: 0	E: 0	K: 0	S: 3	R: 4	H: 4	E: 0	K: 0	S: 6	R: 0	H: 0	E: 0	K: 0	S: 2	R: 0	H: 1	E: 0	K: 3	S: 10	R: 0	H: 1	E: 0	K: 0	S: 3	R: 0	H: 1	E: 0	K: 2	S: 8	R: 3	H: 5	E: 0	K: 1	S: 9	R: 0	H: 1	E: 0	K: 2	S: 8	R: 0	H: 0	E: 0	K: 0	S: 2	1B: 8	SF: 0	2B: 3	SAC: 1	3B: 0	DP: 1	HR: 2	HBP: 0	WP: 0	PA: 38
--------------	------	------	------	------	------	------	------	------	------	------	------	------	------	------	------	------	------	------	------	-------	------	------	------	------	------	------	------	------	------	------	------	------	------	------	------	------	------	------	------	------	------	------	------	------	------	-------	-------	-------	--------	-------	-------	-------	--------	-------	--------

PITCHER	IP	WLS	BF	H	R	ER	SO	BB	IBB	HBP	BLK	WP	HR	S	P	ERA	WHIP
Ron Reed, R (1, 1) ERA: 3.8	8.0	W	35	13	7	7	8	2	0	0	0	0	2	49	57	7.88	1.875
Pat Jarvis, R (9, 1) ERA: 3.98	1.0	S	3	0	0	0	0	1	0	0	0	0	0	2	6	0.00	1.000

**BOTTOM**

**Atlanta Braves @ Philadelphia Phillies**  
Veterans Stadium, Philadelphia, PA

Tue Aug 22 1972, 7:05 PM EDT  
Att. 10,408 - Unknown

livebaseballscorecards.com

AB	34
R	7
H	13
RBI	7
BB	3
SO	8
LOB	8





Batter	1	2	3	4	5	6	7	8	9	AB R H RBI BB SO LOB	TOP											
Ralph Garr, L (1, 7) OBP: 0.360, SLG: 0.408	0-0 F7			0-0 FC5-4 1B	0-0 1B	4-0 FC4-6 BB		4-0 G5-4-3 BB		3 1 2 0 2 0 0												
Felix Millan, R (1, 4) OBP: 0.291, SLG: 0.310 Larvell Blanks, R (6, 4) OBP: 0.404, SLG: 0.511	0-0 CS 1B			0-0 FC5-4 1B	0-0 HR 1B	0-0 SF8		0-0 G5-4-3		3 1 3 1 0 0 0 1 0 0 0 0 0 1												
Dusty Baker Jr., R (1, 8) OBP: 0.382, SLG: 0.491	0-3 K			0-0 FC5-4 1B E	0-0 HR	0-0 FC4-6		0-0 F8		5 2 1 3 0 1 4												
Jim Breazeale, L (1, 3) OBP: 0.288, SLG: 0.500		0-0 F7		0-0 E 1B	4-0 4-6-3 BB		0-0 G3		0-0 FC6-4 1B	4 1 2 0 1 0 0												
Darrell Evans, L (1, 5) OBP: 0.370, SLG: 0.410		0-3 K		0-0 E6 2B	0-0 4-6-3		0-0 F7		0-0 F9	5 1 1 2 0 1 2												
Mike Lum, L (1, 9) OBP: 0.326, SLG: 0.367		0-0 F5		0-0 2B	0-0 F5		0-0 1B 2B		0-0 F8	5 2 2 0 0 0 2												
Paul Casanova, R (1, 2) OBP: 0.225, SLG: 0.287			0-0 6-3	0-3 K		0-0 L4		0-0 1B 1B	0-0 FC6-4	5 0 1 1 0 1 2												
Marty Perez, R (1, 6) OBP: 0.263, SLG: 0.255			0-0 F8	0-0 2B		4-0 BB SF8 BB		0-0 1B		3 1 2 1 1 0 0												
Jim Hardin, R (1, 1) OBP: 0.238, SLG: 0.235 Pat Jarvis, R (8, 1) OBP: 0.182, SLG: 0.238 Joe Hoerner, R (9, 1)			0-3 K	0-3 K		4-0 BB BB		0-0 6-3		3 0 0 0 1 2 3 0 0 0 0 0 0 0 0 0 0 0 0 0 0												
<b>Inning Stats</b>	R: 0 E: 0 K: 1 S: 5	H: 1 LOB: 1 BB: 0 P: 5	R: 0 E: 0 K: 1 S: 5	H: 0 LOB: 0 BB: 0 P: 5	R: 0 E: 0 K: 1 S: 5	H: 0 LOB: 0 BB: 0 P: 5	R: 5 E: 1 K: 2 S: 13	H: 6 LOB: 1 BB: 0 P: 13	R: 2 E: 0 K: 0 S: 5	H: 3 LOB: 1 BB: 1 P: 9	R: 1 E: 0 K: 0 S: 3	H: 0 LOB: 2 BB: 3 P: 15	R: 1 E: 0 K: 0 S: 6	H: 3 LOB: 2 BB: 0 P: 6	R: 0 E: 0 K: 0 S: 2	H: 0 LOB: 0 BB: 1 P: 6	R: 0 E: 0 K: 0 S: 4	H: 1 LOB: 1 BB: 0 P: 4	1B: 9 2B: 5 3B: 0 HR: 1	SF: 1 SAC: 0 DP: 2 HBP: 0	WP: 0 PB: 0 SB: 0 CS: 1	PA: 43
<b>PITCHER</b>	IP WLS BF H R ER SO BB IBB HBP BLK WP HR S P ERA WHIP																				<b>PITCHER</b>	IP WLS BF H R ER SO BB IBB HBP BLK WP HR S P ERA WHIP
Wayne Twitchell, R (1, 1) ERA: 4.27	4.1 L 21 10 7 7 5 0 0 0 0 0 1 31 31 14.54 2.308																					
Bob Terlecki, R (5, 1) ERA: 9.82	1.2 9 0 1 1 0 4 0 0 0 0 0 0 5 21 5.40 2.400																					
Bill Champion, R (7, 1) ERA: 4.81	1.0 6 3 1 1 0 0 0 0 0 0 0 0 6 6 9.00 3.000																					
Gary Neibauer, R (8, 1) ERA: 6.0	0.0 0 0 0 0 0 0 0 0 0 0 0 0 0 0 ∞ ∞																					

Atlanta Braves @ Philadelphia Phillies  
Veterans Stadium, Philadelphia, PA  
Wed Aug 23 1972, 7:05 PM EDT  
Att: 10,057 - Unknown

livebaseballscorecards.com

AB	37
R	9
H	14
RBI	8
BB	5
SO	5
LOB	14



BOTTOM

Atlanta Braves @ Philadelphia Phillies  
Veterans Stadium, Philadelphia, PA

AB 35  
R 5  
H 9  
RBI 6  
BB 4  
SO 2  
LOB 11



WP: 0 PA: 39  
PB: 0  
SB: 0  
CS: 0

Wed Aug 23 1972, 7:05 PM EDT  
Att. 10,057 - Unknown

AB R H RBI BB SO LOB

4	1	3	1	1	0	0
2	0	0	0	0	0	1
2	1	1	0	1	0	1
5	0	0	0	0	0	6
4	0	1	3	0	0	0
2	0	0	0	0	1	0
2	0	1	0	0	0	1
2	0	1	0	0	0	0
1	1	0	0	1	0	1
4	1	1	2	0	0	1
1	0	0	0	0	0	0
2	1	0	0	1	0	0
1	0	0	0	0	0	0
1	0	0	0	0	0	0
1	0	0	0	0	0	0
1	0	1	0	0	0	0
1	0	0	0	0	0	0

Batter	1	2	3	4	5	6	7	8	9
Denny Doyle, L (1, 4) OBP: 0.301, SLG: 0.316	0-0 G1-6-3 1B			0-0 F8		0-0 3B		0-0 1B 2B 1B	4-0 BB BB
Larry Bowa, S (1, 6) Terry Harmon, R (6, 6) OBP: 0.275, SLG: 0.280 OBP: 0.388, SLG: 0.327	0-0 F9			0-0 4-3		0-0 6-3		0-0 1B 2B 1B	4-0 BB BB
Tom Hutton, L (1, 9) OBP: 0.347, SLG: 0.339	0-0 G1-6-3 1-2f			0-0 F8			0-0 4-3	0-0 P6	0-0 4-3
Willie Montanez, L (1, 8) OBP: 0.327, SLG: 0.424		0-0 F8			0-0 F7		0-0 4-3	0-0 2B	
Greg Luzinski, R (1, 7) Roger Freed, R (6, 9) OBP: 0.320, SLG: 0.440 OBP: 0.316, SLG: 0.443		0-3 K			0-0 F9		0-0 1B	0-0 5-3	
Deron Johnson, R (1, 3) Joe Lis, R (6, 3) OBP: 0.274, SLG: 0.353 OBP: 0.337, SLG: 0.329		0-0 F8			0-0 2B		0-0 F9		4-0 HR BB
Don Money, R (1, 5) OBP: 0.286, SLG: 0.360			0-0 6-3		0-0 F7			0-0 6-3	0-0 HR
John Bateman, R (1, 2) Pete Koegel, R (6, 2) OBP: 0.254, SLG: 0.302 OBP: 0.256, SLG: 0.231			0-0 F8			0-0 6-3		4-0 1B BB	0-0 F7
Wayne Twitchell, R (1, 1) Bob Terlecki, S (5, 1) Oscar Gamble, L (6, PH) Bill Champion, R (7, 1) Gary Neibauer, R (8, 1) Bill Robinson, R (9, PH) OBP: 0.091, SLG: 0.063 OBP: 0.336, SLG: 0.318 OBP: 0.126, SLG: 0.267 OBP: 0.125, SLG: 0.125 OBP: 0.290, SLG: 0.390		0-3 K				0-0 G3		0-0 1B	0-0 P5

Inning Stats	R: 0	H: 1	E: 0	LOB: 0	K: 0	P: 3	R: 0	H: 0	E: 0	LOB: 0	K: 1	P: 5	R: 0	H: 0	E: 0	LOB: 0	K: 0	P: 3	R: 0	H: 1	E: 0	LOB: 1	K: 0	P: 4	R: 0	H: 1	E: 0	LOB: 1	K: 0	P: 4	R: 4	H: 4	E: 0	LOB: 1	K: 0	P: 7	R: 2	H: 1	E: 0	LOB: 2	K: 0	P: 16	1B: 5	SF: 0	2B: 2	SAC: 0	3B: 1	DP: 1	HR: 1	HBP: 0	WP: 0	PA: 39
--------------	------	------	------	--------	------	------	------	------	------	--------	------	------	------	------	------	--------	------	------	------	------	------	--------	------	------	------	------	------	--------	------	------	------	------	------	--------	------	------	------	------	------	--------	------	-------	-------	-------	-------	--------	-------	-------	-------	--------	-------	--------

PITCHER	IP	WLS	BF	H	R	ER	SO	BB	IBB	HBP	BLK	WP	HR	S	P	ERA	WHIP
Jim Hardin, R (1, 1) ERA: 3.6	7.2	W	31	8	4	4	2	1	0	0	0	0	0	34	38	4.70	1.174
Pat Jarvis, R (8, 1) ERA: 4.15	1.0		7	1	2	2	0	3	0	0	0	0	1	4	16	18.00	4.000
Joe Hoerner, L (9, 1) ERA: 4.17	0.1	S	1	0	0	0	0	0	0	0	0	0	0	1	1	0.00	0.000



**New York Mets @ Atlanta Braves**  
 Atlanta Stadium, Atlanta, GA

Fri Aug 25 1972, 7:05 PM EDT  
 Att: 12,097 - Unknown

[livebaseballscorecards.com](http://livebaseballscorecards.com)



WP: 0 PA: 36  
 PB: 0  
 SB: 0  
 CS: 0

AB R H RBI BB SO LOB

4	0	1	0	0	0	2
2	0	1	0	2	0	0
3	0	0	0	0	2	2
1	0	0	0	0	1	3
2	0	0	0	2	0	3
4	0	0	0	0	1	2
4	1	1	1	0	1	0
3	0	1	0	1	2	0
4	0	2	0	0	0	1
0	0	0	0	1	0	0
1	0	0	0	0	1	1
0	0	0	0	0	0	0
1	0	0	0	0	0	2

<b>AB</b>	29
<b>R</b>	1
<b>H</b>	6
<b>RBI</b>	1
<b>BB</b>	6
<b>SO</b>	8
<b>LOB</b>	16

Batter	1	2	3	4	5	6	7	8	9
Lute Barnes, R (1, 4) OBP: 0.390, SLG: 0.405	0-0 5-3		0-0 F9			0-0 L1-3		0-0 1B	
Wayne Garrett, L (1, 5) OBP: 0.372, SLG: 0.303	4-0 G6-3 BB			0-0 F8		4-0 BB		0-0 FC6 1B	
Willie Mays, R (1, 8) OBP: 0.409, SLG: 0.414	0-0 G6-3			0-3 K		0-3 K		0-3 K	
Dave Marshall, L (6, 9) OBP: 0.312, SLG: 0.348	1-2f								
Tommie Agee, R (1, 9) OBP: 0.341, SLG: 0.399		4-0 G5-4-3 BB		4-0 BB			0-0 P3	0-0 FC6	
Duffy Dyer, R (1, 2) OBP: 0.304, SLG: 0.382		0-0 G5-4-3		0-3 K			0-0 6-3		0-0 F8
John Milner, L (1, 7) OBP: 0.343, SLG: 0.426		0-3 K			0-0 3-1		0-0 HR		0-0 P6
Jim Beauchamp, R (1, 3) OBP: 0.268, SLG: 0.355			0-0 SH1-4 1B		0-3 K		0-3 K		4-0 1B BB
Bud Harrelson, S (1, 6) OBP: 0.306, SLG: 0.259			0-0 F9		0-0 F7			0-0 1B 2B	0-0 1-2 1B
Jim McAndrew, R (1, 1) OBP: 0.143, SLG: 0.063			0-0 SH1-4			4-0 L1-3 BB		0-3 K	0-0 4-3
Jim Fregosi, R (8, PH) OBP: 0.306, SLG: 0.357									
Tug McGraw, R (8, 1) OBP: 0.200, SLG: 0.143									
Ed Kranepool, L (9, PH) OBP: 0.329, SLG: 0.384									

Inning Stats	R: 0	H: 0	E: 0	K: 0	S: 2	R: 0	H: 0	E: 0	K: 1	S: 4	R: 0	H: 1	E: 0	K: 0	S: 4	R: 0	H: 0	E: 0	K: 2	S: 7	R: 0	H: 0	E: 0	K: 1	S: 5	R: 0	H: 0	E: 0	K: 1	S: 4	R: 1	H: 1	E: 0	K: 1	S: 6	R: 0	H: 3	E: 0	K: 2	S: 10	R: 0	H: 1	E: 0	K: 0	S: 4
	0	0	0	0	6	0	0	0	1	8	0	1	0	0	4	0	0	0	1	11	0	0	0	1	5	0	0	0	2	12	1	1	0	0	6	0	3	0	0	10	0	1	0	1	8

PITCHER	IP	WLS	BF	H	R	ER	SO	BB	IBB	HBP	BLK	WP	HR	S	P	ERA	WHIP
George Stone, L (1, 1) ERA: 4.72	8.2	W	35	6	1	1	8	6	0	0	0	0	1	45	69	1.04	1.385
Cecil Upshaw, R (9, 1) ERA: 4.47	0.1	S	1	0	0	0	0	0	0	0	0	0	0	1	1	0.00	0.000

1B	2B	3B	HR	SF	SAC	DP	HBP
4	2	0	1	0	1	3	0







**BOTTOM**

**New York Mets @ Atlanta Braves**  
 Atlanta Stadium, Atlanta, GA  
 Sat Aug 26 1972, 7:05 PM EDT  
 Att. 17,259 - Unknown

livebaseballscores.com

<b>AB</b>	<b>33</b>
<b>R</b>	<b>7</b>
<b>H</b>	<b>8</b>
<b>RBI</b>	<b>6</b>
<b>BB</b>	<b>4</b>
<b>SO</b>	<b>2</b>
<b>LOB</b>	<b>16</b>



WP: 2	PA: 37
PB: 0	
SB: 0	
CS: 0	

AB	R	H	RBI	BB	SO	LOB
5	0	0	0	0	0	6
4	1	1	0	0	0	2
4	0	1	0	0	0	1
4	2	1	1	0	0	1
4	2	2	1	0	0	1
3	0	0	0	1	1	1
0	1	0	0	0	0	0
3	1	1	3	1	1	1
2	0	1	0	2	0	0
3	0	1	1	0	0	2
0	0	0	0	0	0	0
0	0	0	0	0	0	0
1	0	0	0	0	0	1
1B: 4	SF: 0					
2B: 1	SAC: 0					
3B: 0	DP: 0					
HR: 3	HBP: 0					

Batter	1	2	3	4	5	6	7	8	9							
<b>Ralph Garr, L</b> (1, 9) OBP: 0.360, SLG: 0.413	0-0 1-3	0-0 FC6-4			0-0 4-3		0-0 4-1	0-0 P3								
<b>Felix Millan, R</b> (1, 4) OBP: 0.289, SLG: 0.307	0-0 WP 1B		0-0 F9		0-0 6-3		0-0 1-3									
<b>Hank Aaron, R</b> (1, 3) OBP: 0.389, SLG: 0.481	0-0 P4		0-0 P4		0-0 6-3			0-0 FC6-4 1B								
<b>Dusty Baker Jr., R</b> (1, 8) OBP: 0.379, SLG: 0.492	0-0 F3		0-0 F8		0-0 HR			0-0 FC6-4 BB HR								
<b>Earl Williams, R</b> (1, 2) OBP: 0.336, SLG: 0.453		0-0 1B 2B		0-0 HR		0-0 L6		0-0 F9								
<b>Rico Carty, R</b> (1, 7) OBP: 0.404, SLG: 0.417		0-0 F8		0-3 K		0-0 F8		4-0 HR BB								
<b>Mike Lum, L</b> (8, PR) OBP: 0.323, SLG: 0.363								1-2 HR BB								
<b>Darrell Evans, L</b> (1, 5) OBP: 0.368, SLG: 0.413		0-0 F7		0-3 K		4-0 FC1-5 1B BB		0-0 HR								
<b>Marty Perez, R</b> (1, 6) OBP: 0.270, SLG: 0.259		4-0 1B BB		0-0 P4		0-0 4-1 FC1-5 1B		4-0 E BB								
<b>Phil Niekro, R</b> (1, 1) OBP: 0.213, SLG: 0.244		0-0 FC6-4 1B			0-0 6-3		0-0 FC1-5 4-1	0-0 E4								
<b>Pat Jarvis, R</b> (8, 1) OBP: 0.182, SLG: 0.238								1-2 2-3f								
<b>Joe Hoerner, R</b> (8, 1)																
<b>Cecil Upshaw, R</b> (8, 1) OBP: 0.143, SLG: 0.143		1-3 2-H						1-2								
<b>Inning Stats</b>	R: 1 E: 0 K: 0 S: 4	H: 1 LOB: 0 BB: 0 P: 4	R: 1 E: 0 K: 0 S: 5	H: 2 LOB: 2 BB: 1 P: 9	R: 0 E: 0 K: 0 S: 3	H: 0 LOB: 0 BB: 0 P: 3	R: 1 E: 0 K: 2 S: 8	H: 1 LOB: 0 BB: 0 P: 8	R: 0 E: 0 K: 0 S: 3	H: 0 LOB: 0 BB: 0 P: 3	R: 1 E: 0 K: 0 S: 4	H: 1 LOB: 0 BB: 0 P: 4	R: 0 E: 0 K: 0 S: 4	H: 1 LOB: 2 BB: 1 P: 8	R: 3 E: 1 K: 0 S: 6	H: 2 LOB: 2 BB: 2 P: 14

PITCHER	IP	WLS	BF	H	R	ER	SO	BB	IBB	HBP	BLK	WP	HR	S	P	ERA	WHIP
<b>Jon Mattack, L</b> (1, 1) ERA: 2.26	6.0		24	5	4	3	2	1	0	0	0	2	2	27	31	4.50	1.000
<b>Bob Rauch, R</b> (7, 1) ERA: 4.66	1.0		5	1	0	0	0	1	0	0	0	0	0	4	8	0.00	2.000
<b>Ray Sadecki, L</b> (8, 1) ERA: 3.04	1.0	L	8	2	3	3	0	2	0	0	0	0	1	6	14	27.00	4.000



Batter	1	2	3	4	5	6	7	8	9	AB R H RBI BB SO LOB	TOP											
Lute Barnes, R (1, 6) OBP: 0.327, SLG: 0.333	0-0 P5	0-0 P4		0-0 4-3		0-0 P4	0-0 4-3		0-0 FC5-4 1B	6 0 0 0 0 0 3												
Ken Boswell, L (1, 4) OBP: 0.250, SLG: 0.277	0-0 F8	0-0 4-3		4-0 FC6-4 BB		0-0 WP 1B		0-0 HR	0-0 P6	5 2 2 1 1 0 2												
John Milner, L (1, 7) OBP: 0.344, SLG: 0.431	0-0 HR		4-0 HR BB	0-3 K		0-3 K		0-0 5-3	0-0 1B	5 2 2 2 1 2 2												
Tommie Agee, R (1, 8) OBP: 0.347, SLG: 0.411	0-0 6-3		0-0 HR 1-H	0-0 FC6-4		4-0 1B BB		0-0 2B	0-0 F8	5 1 2 2 1 0 3												
Ed Kranepool, L (1, 3) OBP: 0.329, SLG: 0.384		0-0 4-3	0-0 2B 2B		0-0 F8	0-0 1B 1-2		0-0 F8		5 1 2 1 0 0 1												
Dave Marshall, L (1, 9) OBP: 0.321, SLG: 0.353		0-0 E4 2B 1B	0-0 WP 5-3 2B		4-0 FC6-4 BB	0-0 F8		0-0 K		4 2 1 1 1 1 3												
Duffy Dyer, R (1, 2) OBP: 0.309, SLG: 0.384		0-0 1B 2B	0-0 6-3		0-0 FC6-4 BB		0-0 F2		4-0 1B BB	4 2 1 0 1 0 2												
Jerry Grote, R (1, 5) OBP: 0.312, SLG: 0.296		0-0 HR 1B	0-0 5-3		4-0 BB		4-0 SH1-4 BB		0-0 FC5-4 1B 1B	3 2 2 3 2 0 0												
Tom Seaver, R (1, 1) OBP: 0.224, SLG: 0.338		0-0 HR	0-3 K		0-0 F8		0-0 SH1-4		0-0 FC5-4 1B	3 1 1 2 0 1 2												
Danny Frisella, L (8, 1) OBP: 0.333, SLG: 0.333		1-H HR							1-2 1B 3-H	1 0 1 1 0 0 0												
<b>Inning Stats</b>	R: 1 E: 0 K: 0 S: 4	H: 1 LOB: 0 BB: 0 P: 4	R: 4 E: 1 K: 0 S: 7	H: 3 LOB: 0 BB: 0 P: 7	R: 4 E: 0 K: 1 S: 8	H: 3 LOB: 0 BB: 1 P: 12	R: 0 E: 0 K: 1 S: 5	H: 0 LOB: 1 BB: 1 P: 9	R: 0 E: 0 K: 0 S: 3	H: 0 LOB: 2 BB: 2 P: 11	R: 1 E: 0 K: 1 S: 7	H: 2 LOB: 2 BB: 1 P: 11	R: 0 E: 0 K: 0 S: 3	H: 0 LOB: 1 BB: 1 P: 7	R: 1 E: 0 K: 1 S: 7	H: 2 LOB: 1 BB: 0 P: 7	R: 2 E: 0 K: 0 S: 6	H: 3 LOB: 2 BB: 1 P: 10	1B: 6 2B: 4 3B: 0 HR: 4	SF: 0 SAC: 1 DP: 0 HBP: 0	WP: 3 PB: 0 SB: 0 CS: 0	PA: 49
<b>PITCHER</b>	IP WLS BF H R ER SO BB IBB HBP BLK WP HR S P ERA WHIP																					
Denny McLain, R (1, 1) ERA: 6.01	2.0 L 14 6 8 7 0 1 0 0 0 0 3 13 17 31.50 3.500																					
Tom Kelley, R (3, 1) ERA: 4.6	4.0 19 3 2 2 3 4 0 0 0 2 0 21 37 4.50 1.750																					
Mike McQueen, L (7, 1) ERA: 5.49	1.0 4 0 0 0 0 1 0 0 0 0 0 3 7 0.00 1.000																					
Joe Hoerner, L (8, 1) ERA: 4.29	1.0 5 2 1 1 1 0 0 0 0 0 1 7 7 9.00 2.000																					
Pat Jarvis, R (9, 1) ERA: 4.52	1.0 7 3 2 2 0 1 0 0 0 0 0 6 10 18.00 4.000																					

**New York Mets @ Atlanta Braves**  
 Atlanta Stadium, Atlanta, GA  
 Sun Aug 27 1972, 3:33 AM EDT  
 Att: 11,509 - Unknown

livebaseballscorecards.com

AB	41
R	13
H	14
RBI	13
BB	7
SO	4
LOB	18









**BOTTOM**

**Montreal Expos @ Atlanta Braves**  
 Atlanta Stadium, Atlanta, GA  
 Wed Aug 30 1972, 7:05 PM EDT  
 Att: 3,110 - Unknown

[livebaseballscorecards.com](http://livebaseballscorecards.com)

<b>AB</b>	<b>33</b>
<b>R</b>	<b>2</b>
<b>H</b>	<b>8</b>
<b>RBI</b>	<b>2</b>
<b>BB</b>	<b>3</b>
<b>SO</b>	<b>7</b>
<b>LOB</b>	<b>15</b>



WP: 1	PA: 36
PB: 0	
SB: 1	
CS: 1	

AB R H RBI BB SO LOB

4	1	2	1	0	0	1
4	0	1	0	0	1	1
3	0	1	0	1	0	1
4	0	0	0	0	1	3
4	1	1	1	0	1	0
4	0	2	0	0	1	0
3	0	1	0	1	1	1
3	0	0	0	0	1	3
0	0	0	0	1	0	0
3	0	0	0	0	1	3
0	0	0	0	0	0	0
1	0	0	0	0	0	2

Batter	1	2	3	4	5	6	7	8	9
Ralph Garr, L (1, 7) OBP: 0.358, SLG: 0.420	0-0 1B		0-0 HR		0-0 4-3			0-0 4-3	
Felix Millan, R (1, 4) OBP: 0.289, SLG: 0.309	0-0 F9		0-0 2B			0-3 K		0-0 6-3	
Jim Breazeale, L (1, 3) OBP: 0.303, SLG: 0.484	4-0 BB		0-0 6-3			0-0 CS 1B		0-0 F7	
Dusty Baker Jr., R (1, 8) OBP: 0.373, SLG: 0.484	0-0 G5-4-3			0-0 6-3		0-3 K		0-0 5-3	
Earl Williams, R (1, 2) OBP: 0.336, SLG: 0.462		0-3 K		0-0 F3			0-0 F9	0-0 HR	
Darrell Evans, L (1, 5) OBP: 0.367, SLG: 0.417		0-3 K		0-0 1-3			0-0 BB 1B	0-0 WP 1B	
Mike Lum, L (1, 9) OBP: 0.326, SLG: 0.361		0-3 K			0-0 FC6-4 1B		4-0 BB BB BB BB	0-0 F7	
Marty Perez, R (1, 6) OBP: 0.270, SLG: 0.258			0-3 K		0-0 FC6-4		0-0 F9	4-0 BB	
Hank Aaron, R (9, PH) OBP: 0.390, SLG: 0.491					0-0 6-3				
Phil Niekro, R (1, 1) OBP: 0.205, SLG: 0.235			0-3 K		0-0 6-3		0-0 4-3	0-0 6-3	
Tom Kelley, R (8, 1) OBP: 0.147, SLG: 0.094									
Rico Carty, R (9, PH) OBP: 0.410, SLG: 0.423									

Inning Stats	R: 0	H: 1	E: 0	K: 0	S: 3	R: 0	H: 0	E: 0	K: 3	S: 9	R: 1	H: 2	E: 0	K: 2	S: 9	R: 0	H: 0	E: 0	K: 0	S: 3	R: 0	H: 1	E: 0	K: 0	S: 4	R: 0	H: 1	E: 0	K: 2	S: 7	R: 0	H: 1	E: 0	K: 0	S: 4	R: 0	H: 0	E: 0	K: 0	S: 3	R: 1	H: 2	E: 0	K: 0	S: 5
	LOB: 1	BB: 1	P: 7	LOB: 0	BB: 0	P: 9	LOB: 1	BB: 0	P: 9	LOB: 0	BB: 0	P: 9	LOB: 1	BB: 0	P: 4	LOB: 1	BB: 0	P: 7	LOB: 2	BB: 1	P: 8	LOB: 0	BB: 0	P: 3	LOB: 2	BB: 1	P: 9	LOB: 0	BB: 0	P: 3	LOB: 2	BB: 1	P: 9	LOB: 0	BB: 0	P: 3	LOB: 2	BB: 1	P: 9	LOB: 0	BB: 0	P: 3			

PITCHER	IP	WLS	BF	H	R	ER	SO	BB	IBB	HBP	BLK	WP	HR	S	P	ERA	WHIP
Ernie McAnally, R (1, 1) ERA: 4.13	8.1	W	33	8	2	2	7	2	0	0	0	0	2	45	53	2.16	1.200
Mike Marshall, R (9, 1) ERA: 1.57	0.2	S	3	0	0	0	0	1	0	0	0	1	0	2	6	0.00	1.500

1B: 5	SF: 0
2B: 2	SAC: 0
3B: 0	DP: 2
HR: 2	HBP: 0

WP: 1	PA: 36
PB: 0	
SB: 1	
CS: 1	











Batter	1	2	3	4	5	6	7	8	9	AB	R	H	RBI	BB	SO	LOB
Ralph Garr, L OBP: 0.356, SLG: 0.416 (1, 7)										4	2	1	0	1	0	5
Sonny Jackson, L OBP: 0.288, SLG: 0.319 (1, 6)										5	2	2	0	0	0	0
Jim Breazeale, L OBP: 0.324, SLG: 0.530 (1, 3)										4	2	2	1	1	1	2
Dusty Baker Jr., R OBP: 0.374, SLG: 0.489 (1, 8)										3	2	1	4	2	1	1
Darrell Evans, L OBP: 0.371, SLG: 0.426 (1, 5)										4	3	3	4	1	0	1
Mike Lum, L OBP: 0.327, SLG: 0.358 (1, 9)										3	0	0	0	2	0	3
Paul Casanova, R OBP: 0.233, SLG: 0.292 (1, 2)										5	0	2	2	0	0	1
Larvell Blanks, R OBP: 0.383, SLG: 0.446 (1, 4)										4	0	1	0	1	0	3
Jimmy Freeman, L (1, 1)										4	0	0	0	1	2	5

Inning Stats	R: 4	H: 5	E: 0	LOB: 3	K: 12	S: 12	P: 20	R: 0	H: 1	E: 0	LOB: 1	K: 0	BB: 0	S: 4	P: 4	R: 0	H: 0	E: 0	LOB: 1	K: 0	BB: 1	S: 3	P: 7	R: 5	H: 3	E: 0	LOB: 1	K: 0	BB: 3	S: 6	P: 18	R: 1	H: 1	E: 0	LOB: 0	K: 1	BB: 0	S: 6	P: 6	R: 1	H: 2	E: 1	LOB: 2	K: 0	BB: 1	S: 5	P: 9	R: 0	H: 0	E: 0	LOB: 2	K: 0	BB: 2	S: 3	P: 11	R: 0	H: 0	E: 0	LOB: 0	K: 1	BB: 0	S: 5	P: 5
<b>AB</b>																<b>36</b>																																															
<b>R</b>																<b>11</b>																																															
<b>H</b>																<b>12</b>																																															
<b>RBI</b>																<b>11</b>																																															
<b>BB</b>																<b>9</b>																																															
<b>SO</b>																<b>4</b>																																															
<b>LOB</b>																<b>21</b>																																															

**Philadelphia Phillies @ Atlanta Braves**  
Atlanta Stadium, Atlanta, GA

Fri Sep 01 1972, 7:05 PM EDT  
Att. 3,333 - Unknown

[livebaseballscorecards.com](http://livebaseballscorecards.com)

WP: 0	PA: 45
PB: 0	
SB: 0	
CS: 0	

PITCHER	IP	WLS	BF	H	R	ER	SO	BB	IBB	HBP	BLK	WP	HR	S	P	ERA	WHIP
Barry Lersch, R ERA: 3.7 (1, 1)	0.1	L	7	4	4	4	1	2	0	0	0	0	1	7	15	108.00	18.000
Bill Champion, R ERA: 4.92 (1, 1)	2.2		15	4	4	4	1	3	0	0	0	0	0	14	26	13.50	2.625
Mac Scarce, L ERA: 4.18 (4, 1)	2.0		9	2	2	2	1	1	0	0	0	0	2	10	14	9.00	1.500
Bob Terlecki, R ERA: 4.7 (6, 1)	2.0		11	2	1	0	0	3	0	0	0	0	0	8	20	0.00	2.500
Gary Neibauer, R ERA: 5.82 (8, 1)	1.0		3	0	0	0	1	0	0	0	0	0	0	5	5	0.00	0.000



Batter	1	2	3	4	5	6	7	8	9	AB R H RBI BB SO LOB	TOP																	
Terry Harmon, R OBP: 0.376, SLG: 0.333 (1, 4) X	0-0 6-3 F8	0-0 F8		0-0 5-3		4-0 2B BB		0-0 F8		4 1 0 0 1 0 0																		
Larry Bowa, S OBP: 0.286, SLG: 0.309 (1, 6) X	0-0 SF8 2B	0-0 F8		0-0 CS 1B		0-0 1H 2H 2B		0-0 F9		5 1 3 2 0 0 0																		
Don Money, R OBP: 0.281, SLG: 0.344 (1, 5) B B B	4-0 HR BB	0-0 F9		0-0 5-3 1-2		0-0 F7		0-0 F8		4 1 0 0 1 0 2																		
Greg Luzinski, R OBP: 0.321, SLG: 0.432 (1, 7) X	0-0 SF8 1-2 2-H		0-0 F9		0-0 F9		0-0 F4		0-0 4-3	4 0 0 1 0 0 1																		
Joe Lis, R OBP: 0.372, SLG: 0.411 Tom Hutton, L OBP: 0.361, SLG: 0.353 (1, 3) B B B (7, 3) B B	4-0 HR BB		0-0 4-3 BB 1B		0-3 K		4-0 BB BB		4-0 BB BB	2 1 1 0 2 1 0 0 0 0 0 1 0 0																		
Roger Freed, R OBP: 0.350, SLG: 0.450 (1, 9) X	0-0 HR		4-0 4-3 BB 1-2		4-0 BB		4-0 1-2 BB		0-0 F9	2 1 1 3 3 0 1																		
Bill Robinson, R OBP: 0.230, SLG: 0.374 (1, 8) X	0-0 HR		0-0 4-3 1-2 2-3		0-0 F3		0-0 F7		0-0 F4	5 1 1 1 0 0 6																		
Mike Ryan, R OBP: 0.267, SLG: 0.305 (1, 2) X	0-0 2B		4-0 IBB			0-0 SH2-4 2B 1B		0-0 F6		3 1 2 0 1 0 2																		
Darrell Brandon, R OBP: 0.071, SLG: 0.071 Mac Scarce, L (6, 1) Dick Selma, R OBP: 0.238, SLG: 0.250 Bill Wilson, R (7, 1)	0-3 K		0-3 K			0-0 SH2-4 1-2		0-0 L7		2 0 0 0 0 2 4 1 0 0 0 0 0 2 0 0 0 0 0 0 0 0 0 0 0 0 0 0																		
<b>Inning Stats</b>	R: 5 E: 0 K: 1 S: 9	H: 4 LOB: 1 BB: 2 P: 17	R: 0 E: 0 K: 0 S: 3	H: 0 LOB: 0 BB: 0 P: 3	R: 0 E: 0 K: 1 S: 6	H: 1 LOB: 3 BB: 2 P: 14	R: 0 E: 0 K: 0 S: 3	H: 1 LOB: 0 BB: 0 P: 3	R: 0 E: 0 K: 1 S: 5	H: 0 LOB: 1 BB: 1 P: 9	R: 2 E: 0 K: 0 S: 5	H: 2 LOB: 1 BB: 1 P: 9	R: 0 E: 0 K: 0 S: 3	H: 0 LOB: 2 BB: 2 P: 11	R: 0 E: 0 K: 0 S: 3	H: 0 LOB: 0 BB: 0 P: 3	R: 0 E: 0 K: 0 S: 3	H: 0 LOB: 1 BB: 1 P: 7	1B: 3 2B: 3 3B: 0 HR: 2	SF: 1 SAC: 1 DP: 0 HBP: 0	WP: 0 PB: 0 SB: 2 CS: 1	PA: 43						
<b>PITCHER</b>	IP WLS BF H R ER SO BB IBB HBP BLK WP HR S P ERA WHIP																											
George Stone, L ERA: 5.1 (1, 1)	5.1		29	8	7	7	3	5	1	0	0	0	0	2	29	53	11.81	2.438										
Tom Kelley, R ERA: 4.5 (6, 1)	0.2		2	0	0	0	0	0	0	0	0	0	0	2	2	0.00	0.000											
Pat Jarvis, R ERA: 4.46 (7, 1)	1.0	W	5	0	0	0	0	2	0	0	0	0	0	3	11	0.00	2.000											
Cecil Upshaw, R ERA: 4.15 (8, 1)	2.0	S	7	0	0	0	0	1	0	0	0	0	0	6	10	0.00	0.500											

Philadelphia Phillies @ Atlanta Braves  
Atlanta Stadium, Atlanta, GA  
Sat Sep 02 1972, 7:05 PM EDT  
Unknown

livebaseballscorecards.com

AB	32
R	7
H	8
RBI	7
BB	9
SO	3
LOB	18



Batter	1	2	3	4	5	6	7	8	9	AB	R	H	RBI	BB	SO	LOB
Ralph Garr, L OBP: 0.358, SLG: 0.418 (1, 9) Cecil Upshaw, R OBP: 0.143, SLG: 0.143 (8, 1)	0-0 3B 1B	0-0 1B			0-0 4-3		FCB-4 1B			5	1	3	0	0	0	2
Sonny Jackson, L OBP: 0.282, SLG: 0.338 (1, 6) Hank Aaron, R OBP: 0.389, SLG: 0.501 (1, 3) Dusty Baker Jr., R OBP: 0.380, SLG: 0.497 (1, 8) Earl Williams, R OBP: 0.338, SLG: 0.460 (1, 2) Rico Carty, R OBP: 0.403, SLG: 0.427 (1, 7) Pat Jarvis, R OBP: 0.182, SLG: 0.238 (7, 1) Felix Millan, R OBP: 0.290, SLG: 0.309 (7, PH) Oscar Brown, R OBP: 0.214, SLG: 0.313 (8, 7) Darrell Evans, L OBP: 0.370, SLG: 0.422 (1, 5) Rod Gilbreath, R OBP: 0.250, SLG: 0.143 (1, 4) George Stone, L OBP: 0.286, SLG: 0.136 (1, 1) Tom Kelley, R OBP: 0.147, SLG: 0.094 (6, 1) Jim Breazeale, L OBP: 0.324, SLG: 0.530 (6, PH) Mike Lum, L OBP: 0.328, SLG: 0.359 (6, PH) (7, 9)	0-0 HR 3B	0-0 F6	0-0 F7	0-0 F5	0-0 6-3	4-0 1B BB	0-0 FC6-4 HR	0-0 1-3	0-0 1B 3B	4	3	3	0	1	0	0
	0-0 F9		0-0 F5	0-0 5-3		4-0 WP 1B BB	4-0 4-3 BB	0-0 1-3	0-0 FC6-4 1B	3	1	1	1	2	0	1
	0-0 F8		0-0 L8	1-0 HBP	0-0 L8	0-3 K	4-0 WP 4-3 1B BB	0-0 FC6-4	0-0 FC6-4	3	0	0	0	0	1	3
	0-0 L8		0-0 L8	0-0 HBP	0-0 L8	0-3 K	0-0 4-3	0-0 FC6-4	0-0 FC6-4	3	0	0	1	0	1	5
		0-0 G2-6-4 1B		0-0 L5	0-0 L5	0-0 WP 1B	4-0 1B WP BB	0-0 FC6-4	0-0 FC6-4	3	0	2	1	1	0	1
		0-0 G2-6-4		0-0 L5	0-0 L5	0-3 K	0-0 4-3	0-0 FC6-4	0-0 FC6-4	2	0	0	0	0	0	2
		0-0 G2-6-4		0-0 L5	0-0 L5	0-3 K	0-0 4-3	0-0 FC6-4	0-0 FC6-4	0	0	0	0	0	0	0
		0-0 G2-6-4		0-0 L5	0-0 L5	0-3 K	0-0 4-3	0-0 FC6-4	0-0 FC6-4	0	0	0	0	0	0	0
		0-0 G2-6-4		0-0 L5	0-0 L5	0-3 K	0-0 4-3	0-0 FC6-4	0-0 FC6-4	2	0	1	1	0	1	2

Inning Stats	R: 3	H: 4	E: 0	LOB: 1	K: 0	P: 7	R: 0	H: 2	E: 0	LOB: 1	K: 0	P: 4	R: 0	H: 0	E: 0	LOB: 0	K: 0	P: 3	R: 0	H: 0	E: 0	LOB: 1	K: 0	P: 4	R: 0	H: 0	E: 0	LOB: 0	K: 0	P: 3	R: 1	H: 1	E: 0	LOB: 2	K: 3	P: 18	R: 5	H: 4	E: 0	LOB: 2	K: 0	P: 19	R: 1	H: 2	E: 0	LOB: 1	K: 0	P: 5
Darrell Brandon, R ERA: 3.61 Mac Scarce, L ERA: 4.81 Dick Selma, R ERA: 5.44 Bill Wilson, R ERA: 3.22	(1, 1) (6, 1) (7, 1) (7, 1)	5.2 0.2 0.0 1.2	WLS L	BF 26 4 3 9	H 7 2 3	R 4 0 4	ER 4 0 4	SO 2 1 0	BB 2 0 1	IBB 0 0 0	HBP 1 0 0	BLK 0 0 0	WP 0 1 0	HR 1 1 0	S 27 6 9	P 36 6 9	ERA 6.35 27.00 ∞ 21.60	WHIP 1.588 3.000 ∞ 2.400																														
PITCHER										IP	WLS	BF	H	R	ER	SO	BB	IBB	HBP	BLK	WP	HR	S	P	ERA	WHIP																						

**BOTTOM**

**Philadelphia Phillies @ Atlanta Braves**  
Atlanta Stadium, Atlanta, GA

Sat Sep 02 1972, 7:05 PM EDT  
Unknown

AB	36
R	10
H	13
RBI	9
BB	5
SO	3
LOB	19

livebaseballscorecards.com

**Braves**

WP	2	PA	42
PB	0		
SB	0		
CS	0		



Batter	1	2	3	4	5	6	7	8	9	AB R H RBI BB SO LOB	TOP
Terry Harmon, R (1, 4) OBP: 0.367, SLG: 0.324	0-0 4-3		0-0 F9		0-0 F8			0-0 F8	0-0 FC6-4	5 0 0 0 0 0 2	
Larry Bowa, S (1, 6) OBP: 0.284, SLG: 0.307	0-0 F9		0-0 F8		0-0 F9			0-0 F8		4 0 0 0 0 0 0	
Don Money, R (1, 5) OBP: 0.280, SLG: 0.343	0-0 F9		0-0 1B		0-0 L9			0-0 5-3		4 0 1 0 0 0 0	
Joe Lis, R (1, 7) OBP: 0.368, SLG: 0.398 Bill Robinson, R (9, PR) OBP: 0.230, SLG: 0.374 (9, 7)		0-0 L9	0-0 5-3			0-3 K			4-0 1B	3 0 0 0 1 1 1 0 1 0 0 0 0 0	
Roger Freed, R (1, 9) OBP: 0.355, SLG: 0.447				4-0 2B		0-0 6-3			0-0 F8	3 1 1 0 1 0 1	
Willie Montanez, L (1, 8) OBP: 0.333, SLG: 0.427					0-0 2B	0-0 F9			0-0 F3	4 0 2 1 0 0 2	
Deron Johnson, R (1, 3) OBP: 0.293, SLG: 0.344 Tom Hutton, L (9, PR) OBP: 0.361, SLG: 0.353 (9, 3)		0-3 K		0-0 F8			0-0 F3		0-0 1B	4 0 1 1 0 1 3 0 1 0 0 0 0 0	
John Bateman, R (1, 2) OBP: 0.261, SLG: 0.297		4-0 IBB		0-0 F4			0-0 F8		0-0 1B	3 0 1 0 1 0 1	
Dave Downs, R (1, 1) OBP: 0.250, SLG: 0.250		0-0 F3		0-0 4-3			0-3 K		0-0 1B	4 0 1 1 0 1 4	
<b>Inning Stats</b>	R: 0 H: 0 E: 0 LOB: 0 K: 0 BB: 0 S: 3 P: 3	R: 0 H: 2 E: 0 LOB: 3 K: 1 BB: 1 S: 7 P: 11	R: 0 H: 1 E: 0 LOB: 1 K: 0 BB: 0 S: 4 P: 4	R: 1 H: 1 E: 0 LOB: 1 K: 0 BB: 1 S: 4 P: 8	R: 0 H: 0 E: 0 LOB: 0 K: 0 BB: 0 S: 3 P: 3	R: 0 H: 0 E: 0 LOB: 0 K: 1 BB: 0 S: 5 P: 5	R: 0 H: 0 E: 0 LOB: 0 K: 1 BB: 0 S: 5 P: 5	R: 0 H: 0 E: 0 LOB: 0 K: 0 BB: 0 S: 3 P: 3	R: 2 H: 3 E: 0 LOB: 2 K: 0 BB: 1 S: 6 P: 10	1B: 5 SF: 0 2B: 2 SAC: 0 3B: 0 DP: 0 HR: 0 HBP: 0	WP: 0 PA: 37 PB: 0 SB: 1 CS: 0
<b>PITCHER</b> Mike McQueen, L (1, 1) ERA: 5.04	IP WLS BF H R ER SO BB IBB HBP BLK WP HR S P ERA WHIP										

Philadelphia Phillies @ Atlanta Braves  
 Atlanta Stadium, Atlanta, GA  
 Sat Sep 02 1972, 7:05 PM EDT  
 Att. 5,239 - Unknown

livebaseballscorecards.com

AB 34  
 R 3  
 H 7  
 RBI 3  
 BB 3  
 SO 3  
 LOB 14







Batter	1	2	3	4	5	6	7	8	9	AB R H RBI BB SO LOB	TOP									
Denny Doyle, L (1, 4) OBP: 0.292, SLG: 0.306	0-0 L8		SH2-4		0-0 L7			0-0 F8		4 0 1 1 0 0 1										
Larry Bowa, S (1, 6) OBP: 0.285, SLG: 0.308	0-0 1B		1B			0-0 F4		0-0 4-3		5 1 2 0 0 0 1										
Tom Hutton, L (1, 9) OBP: 0.359, SLG: 0.351	0-0 F8		1-2 2-3 HR		0-0 F7			0-0 F8		5 1 1 0 0 0 1										
Willie Montanez, L (1, 8) OBP: 0.336, SLG: 0.427	0-0 1-3 1B		1-2 2-H 3-H HR		0-3 K		4-0 BB	0-0 F7		4 1 2 2 1 1 0										
Joe Lis, R (1, 3) OBP: 0.377, SLG: 0.431	0-0 5-3		1-H 2-H HR		0-0 1B		0-0 F7	4-0 BB		4 1 2 3 1 0 3										
Greg Luzinski, R (1, 7) OBP: 0.322, SLG: 0.437		0-0 F8	0-0 HR		0-3 K		0-0 F3	4-0 1-2 BB		4 1 1 1 1 1 1										
Don Money, R (1, 5) OBP: 0.280, SLG: 0.341		0-0 6-3	0-0 2B		0-0 F7		0-3 K	0-0 L7		5 1 1 0 0 1 2										
John Bateman, R (1, 2) OBP: 0.261, SLG: 0.300		0-0 5-3	0-0 4-3 1B		0-0 F8		0-0 5-3			4 1 1 1 0 0 0										
Steve Carlton, L (1, 1) OBP: 0.223, SLG: 0.247			1B		4-0 BB			0-0 F8		3 1 1 0 1 0 1										
<b>Inning Stats</b>	R: 0 E: 0 K: 0 S: 5	H: 2 LOB: 2 BB: 0 P: 5	R: 0 E: 0 K: 0 S: 3	H: 0 LOB: 0 BB: 0 P: 3	R: 8 E: 0 K: 0 S: 12	H: 9 LOB: 1 BB: 0 P: 12	R: 0 E: 0 K: 2 S: 8	H: 1 LOB: 1 BB: 0 P: 8	R: 0 E: 0 K: 0 S: 3	H: 0 LOB: 1 BB: 1 P: 7	R: 0 E: 0 K: 1 S: 5	H: 0 LOB: 0 BB: 0 P: 5	R: 0 E: 0 K: 0 S: 3	H: 0 LOB: 0 BB: 0 P: 3	R: 0 E: 0 K: 0 S: 3	H: 0 LOB: 2 BB: 2 P: 11	1B: 9 2B: 1 3B: 0 HR: 2	SF: 0 SAC: 1 DP: 0 HBP: 0	WP: 0 PB: 0 SB: 0 CS: 0	PA: 43
<b>PITCHER</b>	IP WLS BF H R ER SO BB IBB HBP BLK WP HR S P ERA WHIP																			
Jim Hardin, R (1, 1) ERA: 4.06	2.1 L 14 7 5 5 0 0 0 0 0 0 0 1 14 14 19.29 3.000																			
Tom Kelley, R (3, 1) ERA: 4.55	4.2 21 5 3 3 3 2 0 0 0 0 0 1 25 33 5.79 1.500																			
Ron Schueler, R (8, 1) ERA: 3.99	1.0 3 0 0 0 0 0 0 0 0 0 0 0 3 3 0.00 0.000																			
Joe Hoerner, L (9, 1) ERA: 4.19	1.0 5 0 0 0 0 2 0 0 0 0 0 0 3 11 0.00 2.000																			

Philadelphia Phillies @ Atlanta Braves  
 Atlanta Stadium, Atlanta, GA  
 Sun Sep 03 1972, 3:33 AM EDT  
 Att. 5,119 - Unknown

livebaseballscorecards.com

AB	38
R	8
H	12
RBI	8
BB	4
SO	3
LOB	10









Batter	1	2	3	4	5	6	7	8	9	AB	R	H	RBI	BB	SO	LOB
Roger Metzger, S OBP: 0.285, SLG: 0.261 (1, 6)	0-0 CS 1B		0-0 3-1		0-0 4-3	0-0 1B		0-0 6-3		5	0	2	0	0	0	0
Cesar Cedeno, R OBP: 0.400, SLG: 0.576 (1, 8)	4-0 CS 1-2 BB		0-3 K		0-3 K	0-0 F8		0-0 SH1-3 2B		4	0	1	0	1	2	1
Jimmy Wynn, R OBP: 0.383, SLG: 0.464 (1, 9)	4-0 WP 1-2 BB		0-0 F7		4-0 WP BB		0-0 PB 1B 2B	0-0 SH1-3 2-3		2	1	1	0	2	0	0
Lee May, R OBP: 0.344, SLG: 0.508 (1, 3)	0-3 K 1-2			0-0 5-3	4-0 BB		0-0 6-3 2-3	0-0 5-3		4	0	0	0	1	1	3
Bob Watson, R OBP: 0.378, SLG: 0.447 (1, 7)		0-0 1B 1B		4-0 1B BB	0-3 K		0-0 1B	0-3 K		4	2	2	1	1	2	3
Johnny Edwards, L OBP: 0.354, SLG: 0.374 (1, 2)		0-0 1B 1-2 1B		0-0 1B 1-2 1B		0-0 HR 1B	0-3 K			4	1	3	0	0	1	1
Doug Rader, R OBP: 0.308, SLG: 0.437 (1, 5)		0-0 F8		0-0 F8		0-0 HR	0-0 F8			4	1	1	2	0	0	5
Tommy Helms, R OBP: 0.309, SLG: 0.375 (1, 4)		0-0 FC6-4 1-3 2-H 1B		0-0 WP 1-3 2-H 1B		0-0 5-3		0-0 6-3		4	0	2	2	0	0	0
Larry Dierker, R OBP: 0.158, SLG: 0.147 Jim Ray, R OBP: 0.063, SLG: 0.063 Fred Gladding, L (8, 1) (9, 1)		0-0 FC6-4 1-2f		0-3 K 1-2		0-0 6-3		0-0 5-3		3	0	0	0	0	1	3

Inning Stats	R: 0	H: 1	E: 0	K: 1	S: 4	P: 12	R: 1	H: 3	E: 0	K: 0	S: 5	P: 5	R: 0	H: 0	E: 0	K: 1	S: 5	R: 1	H: 2	E: 0	K: 1	S: 7	P: 11	R: 0	H: 0	E: 0	K: 2	S: 7	P: 15	R: 2	H: 3	E: 0	K: 0	S: 6	R: 1	H: 2	E: 0	K: 1	S: 7	P: 7	R: 0	H: 0	E: 0	K: 0	S: 3	R: 0	H: 1	E: 0	K: 1	S: 6	P: 6	1B: 9	SF: 0	3B: 0	HR: 1
--------------	------	------	------	------	------	-------	------	------	------	------	------	------	------	------	------	------	------	------	------	------	------	------	-------	------	------	------	------	------	-------	------	------	------	------	------	------	------	------	------	------	------	------	------	------	------	------	------	------	------	------	------	------	-------	-------	-------	-------

PITCHER	IP	WLS	BF	H	R	ER	SO	BB	IBB	HBP	BLK	WP	HR	S	P	ERA	WHIP
Phil Niekro, R ERA: 3.19 (1, 1)	6.1		32	11	5	5	5	5	0	0	0	3	1	37	57	7.11	2.526
Ron Schueler, R ERA: 3.94 (7, 1)	1.2	W	5	0	0	0	1	0	0	0	0	0	0	7	7	0.00	0.000
Cecil Upshaw, R ERA: 4.07 (9, 1)	1.0	S	4	1	0	0	1	0	0	0	0	0	0	6	6	0.00	1.000

BOTTOM

Atlanta Braves @ Houston Astros  
Astrodome, Houston, TX  
Mon Sep 04 1972, 8:05 PM EDT  
Att: 6,828 - Dome

livebaseballscorecards.com

AB	35
R	5
H	12
RBI	5
BB	5
SO	7
LOB	16



WP: 3	PA: 41
PB: 1	
SB: 0	
CS: 2	



Batter	1	2	3	4	5	6	7	8	9	AB R H RBI BB SO LOB	TOP											
Oscar Brown, R OBP: 0.233, SLG: 0.331 (1, 9) X	0-0 1-3	0-0 CS 1B		0-0 1B 1B	0-3 K			0-3 K		5 0 2 2 0 2 0												
Felix Millan, R OBP: 0.297, SLG: 0.315 (1, 4) X	0-0 BB 1B	0-0 1-2	0-0 1B 1B	0-0 1-3 1B		0-0 1B		0-0 G6-4-3 1B		6 1 5 0 0 0 1												
Hank Aaron, R OBP: 0.393, SLG: 0.500 (1, 3) B B B	4-0 1-2 BB		0-0 1B 1B	0-0 F9		0-0 5-3		0-0 G6-4-3		4 1 1 0 1 0 3												
Dusty Baker Jr., R OBP: 0.374, SLG: 0.481 (1, 8) S S S	0-3 K		0-0 F6		4-0 FC5 BB BB		0-3 K		0-3 K	4 0 0 0 1 3 4												
Earl Williams, R OBP: 0.338, SLG: 0.456 (1, 2) X	0-0 L7		0-0 1B 1B	1-2 2-H	4-0 E BB		0-0 F3		0-0 BB 1B	4 0 2 1 1 0 2												
Rico Carly, R OBP: 0.394, SLG: 0.416 (1, 7) X		0-0 SH2-4 1B 1B	0-3 K		0-0 FC5 WP		0-0 1B 2B		4-0 BB 1B	3 1 1 0 0 1 4 1 1 1 0 1 0 0												
Mike Lum, L OBP: 0.333, SLG: 0.366 (5, PR) (5, 7)					1-3 2-3f				1-2 BB													
Darrell Evans, L OBP: 0.368, SLG: 0.415 (1, 5)		0-3 K	0-0 1B 1B	1-2 2-H	4-0 G6-4-3 IBB		4-0 1B IBB		0-3 K	3 0 1 1 2 2 3												
Marty Perez, R OBP: 0.271, SLG: 0.262 (1, 6) X		0-0 SH2-4 1B 1B	0-0 L9		0-0 G6-4-3		0-0 1-2 2-H 1B		0-0 F9	5 1 2 1 0 0 7												
Pat Jarvis, R OBP: 0.160, SLG: 0.208 (1, 1) X		0-0 SH2-4			0-3 K					3 0 0 0 0 2 2												
Cecil Upshaw, R OBP: 0.143, SLG: 0.143 (8, 1)		1-2 2-3				0-0 5-3		0-3 K		0 0 0 0 0 0 0												
<b>Inning Stats</b>	R: 0 E: 0 K: 1 S: 6	H: 1 LOB: 2 BB: 1 P: 10	R: 2 E: 0 K: 1 S: 7	H: 3 LOB: 0 BB: 0 P: 7	R: 2 E: 0 K: 1 S: 9	H: 4 LOB: 2 BB: 0 P: 9	R: 0 E: 0 K: 1 S: 6	H: 2 LOB: 1 BB: 0 P: 6	R: 0 E: 1 K: 0 S: 2	H: 0 LOB: 3 BB: 3 P: 14	R: 0 E: 0 K: 1 S: 6	H: 1 LOB: 1 BB: 0 P: 6	R: 1 E: 0 K: 2 S: 9	H: 2 LOB: 2 BB: 1 P: 13	R: 0 E: 0 K: 1 S: 5	H: 1 LOB: 0 BB: 0 P: 5	R: 0 E: 0 K: 2 S: 8	H: 1 LOB: 2 BB: 1 P: 12	1B: 14 2B: 1 3B: 0 HR: 0	SF: 0 SAC: 1 DP: 2 HBP: 0	WP: 1 PB: 0 SB: 0 CS: 1	PA: 45
<b>PITCHER</b>	IP WLS BF H R ER SO BB IBB HBP BLK WP HR S P ERA WHIP																					
Dave Roberts, L ERA: 4.47 (1, 1)	2.1 L 15 7 4 4 2 1 0 0 0 0 0 0 17 21 15.43 3.429																					
George Culver, R ERA: 2.88 (3, 1)	1.2 9 3 0 0 2 2 0 0 0 0 0 0 11 19 0.00 3.000																					
Tom Griffin, R ERA: 3.04 (5, 1)	1.0 3 0 0 0 0 0 0 1 0 0 1 0 2 6 0.00 0.000																					
Jim York, R ERA: 4.65 (6, 1)	3.0 13 4 1 1 4 0 1 0 0 0 0 0 20 24 3.00 1.333																					
Ken Forsch, R ERA: 3.93 (9, 1)	1.0 5 1 0 0 2 1 0 0 0 0 0 0 8 12 0.00 2.000																					

Atlanta Braves @ Houston Astros  
Astrodome, Houston, TX  
Tue Sep 05 1972, 8:05 PM EDT  
Att. 6,399 - Dome

livebaseballscorecards.com

AB	38
R	5
H	15
RBI	5
BB	6
SO	10
LOB	26



Batter	1	2	3	4	5	6	7	8	9	AB	R	H	RBI	BB	SO	LOB
Roger Metzger, S OBP: 0.286, SLG: 0.260 (1, 6)	4-0 G6-4-3 BB		0-0 F8		0-0 F9			4-0 1B PB BB		2	1	0	0	2	0	0
Cesar Cedeno, R OBP: 0.397, SLG: 0.571 (1, 8)	0-0 G6-4-3 1-2f		0-0 6-3			0-3 K		0-0 F9		4	0	0	0	0	1	3
Jimmy Wynn, R OBP: 0.382, SLG: 0.462 (1, 9)	0-0 1B 1B		0-3 K			0-3 K		0-3 K		4	0	1	0	0	3	2
Lee May, R OBP: 0.346, SLG: 0.508 (1, 3)	0-0 1-2 1B			0-0 F5		0-3 K		0-0 1-3 2-H PB 1B		4	0	2	1	0	1	0
Bob Watson, R OBP: 0.375, SLG: 0.443 (1, 7)	0-3 K			0-0 F9			0-0 3-1	0-0 F6		4	0	0	0	0	1	3
Johnny Edwards, L OBP: 0.353, SLG: 0.372 (1, 2)		0-0 F8		0-0 F5			0-0 1B		0-0 6-3	4	0	1	0	0	0	0
Doug Rader, R OBP: 0.310, SLG: 0.444 (1, 5)		0-0 5-3			0-0 SF7 3B		0-0 F4		0-0 E7 5-3-2 2B	4	1	2	0	0	0	1
Tommy Helms, R OBP: 0.308, SLG: 0.373 (1, 4)		4-0 BB			0-0 SF7		0-0 F9		0-0 5-3-2	2	0	0	1	1	0	2
Dave Roberts, L George Culver, R Tom Griffin, R Rich Chiles, L Jim York, R Jimmy Stewart, S Ken Forsch, R		0-0 F9			0-0 3-1			0-0 1B 2B		1	0	0	0	0	0	1

Inning Stats	R: 0	H: 2	E: 0	K: 1	S: 6	LOB: 2	BB: 1	P: 10	R: 0	H: 0	E: 0	K: 0	S: 3	LOB: 1	BB: 1	P: 7	R: 0	H: 0	E: 0	K: 1	S: 5	LOB: 0	BB: 0	P: 5	R: 0	H: 0	E: 0	K: 0	S: 3	LOB: 0	BB: 0	P: 3	R: 1	H: 1	E: 0	K: 0	S: 4	LOB: 0	BB: 0	P: 4	R: 0	H: 0	E: 0	K: 3	S: 9	LOB: 0	BB: 0	P: 9	R: 0	H: 1	E: 0	K: 0	S: 4	LOB: 1	BB: 0	P: 4	R: 2	H: 2	E: 0	K: 1	S: 7	LOB: 1	BB: 1	P: 11	R: 0	H: 1	E: 1	K: 0	S: 3	LOB: 0	BB: 0	P: 3	1B: 4	2B: 3	3B: 1	HR: 0	SF: 1	SAC: 0	DP: 2	HBP: 0	WP: 0	PB: 1	SB: 0	CS: 0	PA: 35
PITCHER	IP	WLS	BF	H	R	ER	SO	BB	IBB	HBP	BLK	WP	HR	S	P	ERA	WHIP																																																																				
Pat Jarvis, R ERA: 4.32	(1, 1)	7.0	W	28	5	3	2	5	3	0	0	0	0	35	47	2.57	1.143																																																																				
Cecil Upshaw, R ERA: 3.91	(8, 1)	2.0	S	7	2	0	0	1	0	0	0	0	0	9	9	0.00	1.000																																																																				

BOTTOM

Atlanta Braves @ Houston Astros  
Astrodome, Houston, TX  
Tue Sep 05 1972, 8:05 PM EDT  
Att: 6,399 - Dome

livebaseballscorecards.com

AB	31
R	3
H	7
RBI	2
BB	3
SO	6
LOB	12





Batter	1	2	3	4	5	6	7	8	9	AB R H RBI BB SO LOB	TOP														
Oscar Brown, R OBP: 0.233, SLG: 0.336 (1, 9) X	0-0 5-3 ①			X 0-0 6-3 ① X	0-0 2B 1-H		X 0-0 FC6-4 ③			4 0 1 1 0 0 2	<p><b>Atlanta Braves @ Los Angeles Dodgers</b>  <b>Dodger Stadium, Los Angeles, CA</b>  Thu Sep 07 1972, 7:05 PM PDT  Att: 13,461 - Unknown</p> <p>livebaseballscorecards.com</p> <table border="1"> <tr><td>AB</td><td>34</td></tr> <tr><td>R</td><td>4</td></tr> <tr><td>H</td><td>8</td></tr> <tr><td>RBI</td><td>4</td></tr> <tr><td>BB</td><td>0</td></tr> <tr><td>SO</td><td>3</td></tr> <tr><td>LOB</td><td>9</td></tr> </table> <p><b>Braves</b></p>	AB	34	R	4	H	8	RBI	4	BB	0	SO	3	LOB	9
AB	34																								
R	4																								
H	8																								
RBI	4																								
BB	0																								
SO	3																								
LOB	9																								
Felix Millan, R OBP: 0.296, SLG: 0.315 (1, 4) X	0-0 6-3 ②		X 0-0 HR ② X	0-0 1B			X 0-0 6-3 ③			4 1 1 0 0 0 1															
Hank Aaron, R OBP: 0.390, SLG: 0.495 (1, 3) X	0-0 F8 ③		X 0-0 F8 ② X			X 0-0 6-3 ①		X 0-0 F7 ②		4 0 0 0 0 0 1															
Earl Williams, R OBP: 0.337, SLG: 0.461 (1, 2)		X 0-0 F9 ①		X 0-0 HR 1-H ② X		S S S 0-3 K ② X		X 0-0 P6 ③		4 1 1 2 0 1 0															
Dusty Baker Jr., R OBP: 0.375, SLG: 0.489 (1, 8)		X 0-0 6-3 ②		X 0-0 1B ③ X		X 0-0 F7 ③		X 0-0 HR ①		4 1 2 1 0 0 0															
Rico Carly, R OBP: 0.389, SLG: 0.410 (1, 7)		X 0-0 6-3 ③		X 0-0 6-3 ③ X		X 0-0 1-3 ①		X 0-0 F9 ①		4 0 0 0 0 0 1 0 0 0 0 0 0 0															
Mike Lum, L OBP: 0.333, SLG: 0.366 (9, 7)																									
Darrell Evans, L OBP: 0.369, SLG: 0.416 (1, 5)			X 0-0 F8 ①		X 0-0 F8 ①		X 0-0 1B 1B ①		X 0-0 F7 1B ①	4 0 2 0 0 0 0															
Marty Perez, R OBP: 0.273, SLG: 0.263 (1, 6)			X 0-0 6-3 ②		H 1-0 2B HBP ②		X 0-0 FC6-4 1B ②		X 0-0 F7 1-2 ② ③	3 1 1 0 0 0 1															
Jimmy Freeman, L (1, 1)			X 0-0 4-3 ③		S S S 0-3 K ②		X 0-3 K ②			3 0 0 0 0 2 3 0 0 0 0 0 0 0															
Ron Schueler, R OBP: 0.214, SLG: 0.220 (9, 1)																									
<b>Inning Stats</b>	R: 0 E: 0 K: 0 S: 3	H: 0 LOB: 0 BB: 0 P: 3	R: 0 E: 0 K: 0 S: 3	H: 0 LOB: 0 BB: 0 P: 3	R: 0 E: 0 K: 0 S: 3	H: 0 LOB: 0 BB: 0 P: 3	R: 2 E: 0 K: 0 S: 6	H: 3 LOB: 1 BB: 0 P: 6	R: 1 E: 0 K: 1 S: 6	H: 1 LOB: 1 BB: 0 P: 7	R: 0 E: 0 K: 1 S: 5	H: 0 LOB: 0 BB: 0 P: 5	R: 0 E: 0 K: 1 S: 7	H: 2 LOB: 2 BB: 0 P: 7	R: 0 E: 0 K: 0 S: 3	H: 0 LOB: 0 BB: 0 P: 3	R: 1 E: 0 K: 0 S: 4	H: 2 LOB: 0 BB: 0 P: 4	1B: 5 2B: 1 3B: 0 HR: 2	SF: 0 SAC: 0 DP: 0 HBP: 1	WP: 0 PB: 0 SB: 0 CS: 0	PA: 35			
<b>PITCHER</b>	IP WLS BF H R ER SO BB IBB HBP BLK WP HR S P ERA WHIP																								
Doug Rau, L ERA: 2.25 (1, 1)	7.0 L 28 6 3 3 3 0 0 1 0 0 1 33 34 3.86 0.857																								
Mike Strahler, R ERA: 4.01 (8, 1)	2.0 7 2 1 1 0 0 0 0 0 0 1 7 7 4.50 1.000																								





Batter	1	2	3	4	5	6	7	8	9	AB R H RBI BB SO LOB	TOP											
Sonny Jackson, L (1, 6) OBP: 0.315, SLG: 0.384	0-0 4-3		4-0 FC5-4 BB		0-0 1-4-3			0-0 BB SH3-4 1B	0-0 F8	4 1 1 0 1 0 1												
Felix Millan, R (1, 4) OBP: 0.294, SLG: 0.312	0-0 F7		0-0 FC5-4 HR		0-0 F8			0-0 SH3-4	0-0 P4	4 1 0 0 0 0 2												
Darrell Evans, L (1, 5) OBP: 0.370, SLG: 0.415	0-0 WP 1B		0-3 K		0-0 F9			4-0 BB 1B		3 1 1 0 1 1 1												
Earl Williams, R (1, 3) OBP: 0.340, SLG: 0.468	0-0 WP 1B		0-0 HR		0-0 5-3			4-0 1B BB		3 1 2 2 1 0 0												
Dusty Baker Jr., R (1, 8) OBP: 0.376, SLG: 0.488	4-0 1-2 2-3 BB		0-0 6-3		0-0 5-3			0-0 1-2 2-3 1B		3 0 1 2 1 0 0												
Rico Carly, R (1, 7) OBP: 0.337, SLG: 0.415	0-0 6-3			0-0 3B	0-0 5-3			0-0 K		4 0 1 0 0 1 5												
Oscar Brown, R (8, 9) OBP: 0.233, SLG: 0.336								0-3 K		0 0 0 0 0 0 0												
Mike Lum, L (1, 9) OBP: 0.330, SLG: 0.362		0-0 G3		0-0 F5			0-0 F6	0-0 F7		4 0 0 0 0 0 3												
Bob Didier, S (1, 2) OBP: 0.250, SLG: 0.250		0-0 4-3		0-3 K			0-0 F8		0-0 WP 1B	4 0 1 0 0 1 1												
Mike McQueen, L (1, 1) OBP: 0.133, SLG: 0.133		0-3 K		0-0 4-3			0-0 F9		0-3 K	2 0 0 0 0 1 1												
Cecil Upshaw, R (6, 1) OBP: 0.143, SLG: 0.143										0 0 0 0 0 0 0												
Rod Gilbreath, R (7, PH) OBP: 0.320, SLG: 0.227										1 0 0 0 0 0 0												
Larry Jaster, L (7, 1)										0 0 0 0 0 0 0												
Tom House, L (8, 1)										1 0 0 0 0 1 1												
<b>Inning Stats</b>	R: 0 E: 0 K: 0 S: 5	H: 2 LOB: 3 BB: 1 P: 9	R: 0 E: 0 K: 1 S: 5	H: 0 LOB: 0 BB: 0 P: 5	R: 2 E: 0 K: 1 S: 6	H: 1 LOB: 1 BB: 1 P: 10	R: 0 E: 0 K: 1 S: 6	H: 1 LOB: 1 BB: 0 P: 6	R: 0 E: 0 K: 0 S: 3	H: 0 LOB: 0 BB: 0 P: 3	R: 0 E: 0 K: 0 S: 3	H: 0 LOB: 0 BB: 0 P: 3	R: 2 E: 0 K: 1 S: 7	H: 2 LOB: 2 BB: 2 P: 15	R: 0 E: 0 K: 1 S: 6	H: 1 LOB: 1 BB: 0 P: 6	1B: 5 2B: 0 3B: 1 HR: 1	SF: 0 SAC: 1 DP: 0 HBP: 0	WP: 2 PB: 0 SB: 1 CS: 0	PA: 38		
<b>PITCHER</b>	IP WLS BF H R ER SO BB IBB HBP BLK WP HR S P ERA WHIP	IP WLS BF H R ER SO BB IBB HBP BLK WP HR S P ERA WHIP	IP WLS BF H R ER SO BB IBB HBP BLK WP HR S P ERA WHIP	IP WLS BF H R ER SO BB IBB HBP BLK WP HR S P ERA WHIP	IP WLS BF H R ER SO BB IBB HBP BLK WP HR S P ERA WHIP	IP WLS BF H R ER SO BB IBB HBP BLK WP HR S P ERA WHIP	IP WLS BF H R ER SO BB IBB HBP BLK WP HR S P ERA WHIP	IP WLS BF H R ER SO BB IBB HBP BLK WP HR S P ERA WHIP	IP WLS BF H R ER SO BB IBB HBP BLK WP HR S P ERA WHIP	IP WLS BF H R ER SO BB IBB HBP BLK WP HR S P ERA WHIP	IP WLS BF H R ER SO BB IBB HBP BLK WP HR S P ERA WHIP	IP WLS BF H R ER SO BB IBB HBP BLK WP HR S P ERA WHIP	IP WLS BF H R ER SO BB IBB HBP BLK WP HR S P ERA WHIP	IP WLS BF H R ER SO BB IBB HBP BLK WP HR S P ERA WHIP	IP WLS BF H R ER SO BB IBB HBP BLK WP HR S P ERA WHIP	IP WLS BF H R ER SO BB IBB HBP BLK WP HR S P ERA WHIP	IP WLS BF H R ER SO BB IBB HBP BLK WP HR S P ERA WHIP	IP WLS BF H R ER SO BB IBB HBP BLK WP HR S P ERA WHIP	IP WLS BF H R ER SO BB IBB HBP BLK WP HR S P ERA WHIP	IP WLS BF H R ER SO BB IBB HBP BLK WP HR S P ERA WHIP	IP WLS BF H R ER SO BB IBB HBP BLK WP HR S P ERA WHIP	
Bill Singer, R (1, 1) ERA: 3.46	7.1 L	32 6	4 4	4 4	3 3	4 0	0 0	0 0	0 0	1 1	34 50	4.91 1.364										
Jim Brewer, L (8, 1) ERA: 1.18	1.2	6 1	0 0	0 0	2 2	0 0	0 0	0 0	0 0	1 1	10 10	0.00 0.600										

Atlanta Braves @ Los Angeles Dodgers  
Dodger Stadium, Los Angeles, CA  
Fri Sep 08 1972, 7:05 PM PDT  
Att: 16,035 - Unknown

livebaseballscorecards.com

AB 33  
R 4  
H 7  
RBI 4  
BB 4  
SO 5  
LOB 15



Batter	1	2	3	4	5	6	7	8	9	AB R H RBI BB SO LOB
<b>Billy Grabarkewitz, R</b> OBP: 0.281, SLG: 0.333 (1, 4)	0-0 F4		4-0 FC4-6 BB		0-0 F8		0-0 F9		0-3 K	4 0 0 0 1 1 1
<b>Manny Mota, R</b> OBP: 0.385, SLG: 0.448 (1, 7)	4-0 1B BB		0-0 F9			4-0 1B SF7 BB		4-0 1B G5-4-3 BB	0-0 F9	2 2 0 0 3 0 2
<b>Willie Davis, L</b> OBP: 0.311, SLG: 0.431 (1, 8)	0-0 F6		0-0 FC4-6 FC6-4 1-2f			0-0 L4 1-2		0-0 1-3 G5-4-3 1B	0-0 F7	5 0 1 0 0 0 4
<b>Wes Parker, S</b> OBP: 0.368, SLG: 0.362 (1, 3)	0-0 1-3 1B		0-0 FC6-4 1-2f			0-0 SF7 E 1B		0-0 G5-4-3 1-2f 3-H		4 1 2 0 0 0 2
<b>Frank Robinson, R</b> OBP: 0.353, SLG: 0.439 (1, 9)	0-0 F7			0-0 5-3		0-0 SF7 1-2 3-H		4-0 1B BB		2 0 0 1 1 0 2
<b>Steve Garvey, R</b> OBP: 0.312, SLG: 0.418 (1, 5)		0-3 K		0-0 5-3		0-0 E5 2-H		0-0 BB 1B		4 0 1 0 0 1 0
<b>Bill Russell, R</b> OBP: 0.332, SLG: 0.385 (1, 6)		0-0 S 1B		0-3 K		0-0 5-3		4-0 1-2 BB		3 0 1 0 1 1 1
<b>Steve Yeager, R</b> OBP: 0.279, SLG: 0.241 (1, 2)		0-0 5-3			0-0 F9		0-0 4-3	0-0 2-3		3 0 0 0 0 0 1
<b>Jim Lefebvre, S</b> OBP: 0.262, SLG: 0.337 (8, PH)		1-2								1 0 0 0 0 0 3
<b>Chris Cannizzaro, R</b> OBP: 0.354, SLG: 0.314 (9, 2)										0 0 0 0 0 0 0
<b>Bill Singer, R</b> OBP: 0.109, SLG: 0.094 (8, 1)		0-0 1-3			0-3 K				4-0 BB	3 0 0 0 0 1 1
<b>Jim Brewer, L</b> (8, 1)										0 0 0 0 0 0 0
<b>Bobby Valentine, R</b> OBP: 0.311, SLG: 0.316 (9, PH)										0 0 0 0 1 0 0

Inning Stats	R: 0	H: 1	E: 0	LOB: 2	K: 0	BB: 1	S: 4	R: 0	H: 1	E: 0	LOB: 1	K: 1	BB: 0	S: 6	R: 0	H: 0	E: 0	LOB: 1	K: 0	BB: 1	S: 3	R: 0	H: 0	E: 0	LOB: 0	K: 1	BB: 0	S: 5	R: 0	H: 0	E: 0	LOB: 0	K: 1	BB: 0	S: 5	R: 2	H: 1	E: 2	LOB: 1	K: 0	BB: 1	S: 5	R: 0	H: 0	E: 0	LOB: 0	K: 0	BB: 0	S: 3	R: 1	H: 2	E: 0	LOB: 3	K: 0	BB: 3	S: 4	R: 0	H: 0	E: 0	LOB: 1	K: 1	BB: 1	S: 5	R: 0	H: 0	E: 0	LOB: 1	K: 0	BB: 1	S: 9	1B: 5	SF: 1	2B: 0	SAC: 0	3B: 0	DP: 1	HR: 0	HBP: 0	WP: 0	PA: 39
--------------	------	------	------	--------	------	-------	------	------	------	------	--------	------	-------	------	------	------	------	--------	------	-------	------	------	------	------	--------	------	-------	------	------	------	------	--------	------	-------	------	------	------	------	--------	------	-------	------	------	------	------	--------	------	-------	------	------	------	------	--------	------	-------	------	------	------	------	--------	------	-------	------	------	------	------	--------	------	-------	------	-------	-------	-------	--------	-------	-------	-------	--------	-------	--------

PITCHER	IP	WLS	BF	H	R	ER	SO	BB	IBB	HBP	BLK	WP	HR	S	P	ERA	WHIP
<b>Mike McQueen, L</b> ERA: 4.53 (1, 1)	5.2		24	3	2	0	3	3	0	0	0	0	0	27	39	0.00	1.059
<b>Cecil Upshaw, R</b> ERA: 3.88 (6, 1)	0.1		1	0	0	0	0	0	0	0	0	0	0	1	1	0.00	0.000
<b>Larry Jaster, L</b> ERA: 5.4 (7, 1)	1.2	W	9	2	1	1	0	3	0	0	0	0	0	6	18	5.40	3.000
<b>Tom House, L</b> ERA: (8, 1)	1.1	S	5	0	0	0	1	1	0	0	0	0	0	6	10	0.00	0.750

**BOTTOM**

**Atlanta Braves @ Los Angeles Dodgers**  
Dodger Stadium, Los Angeles, CA

Fri Sep 08 1972, 7:05 PM PDT  
Att. 16,035 - Unknown

livebaseballscorecards.com

<b>AB</b>	<b>31</b>
<b>R</b>	<b>3</b>
<b>H</b>	<b>5</b>
<b>RBI</b>	<b>1</b>
<b>BB</b>	<b>7</b>
<b>SO</b>	<b>4</b>
<b>LOB</b>	<b>17</b>





Batter	1	2	3	4	5	6	7	8	9	AB R H RBI BB SO LOB	TOP	
<b>Sonny Jackson, L</b> (1, 6) OBP: 0.309, SLG: 0.374	0-0 3-1	0-3 K		0-0 F8			0-0 1B		0-0 FC4-6	5 0 1 0 0 1 4	<b>Atlanta Braves @ San Diego Padres</b> San Diego Stadium, San Diego, CA Sun Sep 10 1972, 6:33 AM EDT Unknown <a href="http://livebaseballscorecards.com">livebaseballscorecards.com</a>	
<b>Felix Millan, R</b> (1, 4) OBP: 0.295, SLG: 0.313	0-0 S 1B		0-0 F8 BB 1B		0-0 6-3	0-0 F9	0-0 F9	0-0 L9	5 0 2 0 0 0 2			
<b>Hank Aaron, R</b> (1, 3) OBP: 0.389, SLG: 0.491	0-3 K 1-2		4-0 F8 BB		0-0 F7	0-0 F5	0-0 F5		3 0 0 0 1 1 2			
<b>Dusty Baker Jr., R</b> (1, 8) OBP: 0.377, SLG: 0.487	4-0 FC6 BB		0-0 F8 1-2 2-3		0-0 S 1B	0-0 F6	0-0 F6		3 0 1 0 1 0 3			
<b>Rico Carty, R</b> (1, 7) OBP: 0.382, SLG: 0.409	0-0 FC6 1-2f		0-0 F8		0-0 6-3 1-2		0-0 6-3		4 0 0 0 0 0 5			
<b>Darrell Evans, L</b> (1, 5) OBP: 0.367, SLG: 0.411		0-0 F6	0-0 F8		0-0 F9		0-0 F9		4 0 0 0 0 0 2			
<b>Mike Lum, L</b> (1, 9) OBP: 0.334, SLG: 0.363		0-0 SH1-4 1B		4-0 SH1-4 BB		4-0 FC6 BB	0-3 K2-3		2 0 1 0 2 1 0			
<b>Paul Casanova, R</b> (1, 2) OBP: 0.232, SLG: 0.287 <b>Earl Williams, R</b> (9, PH) OBP: 0.339, SLG: 0.467		0-0 SH1-4 1B		0-0 F9		0-0 F7		0-0 F6	3 0 1 0 0 0 2 1 0 0 0 0 0 0			
<b>Ron Reed, R</b> (1, 1) OBP: 0.169, SLG: 0.188 <b>Jim Breazeale, L</b> (9, PH) OBP: 0.316, SLG: 0.507 <b>Rod Gilbreath, R</b> (9, PR) OBP: 0.320, SLG: 0.227		0-0 SH1-4		0-0 SH1-4		0-0 FC6 1-2f		0-0 FC4-6 1B	1 0 0 0 0 0 1 1 0 1 0 0 0 0 0 0 0 0 0 0 0			
<b>Inning Stats</b>	R: 0 E: 0 K: 1 S: 6 H: 1 LOB: 2 BB: 1 P: 10	R: 0 E: 0 K: 1 S: 7 H: 2 LOB: 2 BB: 0 P: 7	R: 0 E: 0 K: 0 S: 4 H: 1 LOB: 2 BB: 1 P: 8	R: 0 E: 0 K: 0 S: 3 H: 0 LOB: 1 BB: 1 P: 7	R: 0 E: 0 K: 0 S: 4 H: 1 LOB: 1 BB: 0 P: 4	R: 0 E: 0 K: 0 S: 3 H: 0 LOB: 1 BB: 1 P: 7	R: 0 E: 0 K: 0 S: 4 H: 1 LOB: 1 BB: 0 P: 4	R: 0 E: 0 K: 1 S: 5 H: 0 LOB: 0 BB: 0 P: 5	R: 0 E: 0 K: 0 S: 4 H: 1 LOB: 1 BB: 0 P: 4	1B: 7 2B: 0 3B: 0 HR: 0 SF: 0 SAC: 2 DP: 0 HBP: 0	WP: 0 PA: 38 PB: 0 SB: 2 CS: 0	
<b>PITCHER</b> <b>Mike Corkins, R</b> (1, 1) ERA: 3.32	IP 9.0 WLS W BF 38 H 7 R 0 ER 0 SO 3 BB 4 IBB 0 HBP 0 BLK 0 WP 0 HR 0 S 40 P 56 ERA 0.00 WHIP 1.222											<b>PITCHER</b> IP WLS BF H R ER SO BB IBB HBP BLK WP HR S P ERA WHIP



Batter	1	2	3	4	5	6	7	8	9
Derrel Thomas, S OBP: 0.295, SLG: 0.322 (1, 6) X	0-0 4-3 ①			0-0 F7 ①		0-0 F7 ②		0-0 6-3 ②	
Dave Roberts, R OBP: 0.276, SLG: 0.329 (1, 4) X	0-0 F3 ②			0-0 G3-6-3 1B ②		0-3 K ③		0-0 1-6-3 ③	
Leron Lee, L OBP: 0.372, SLG: 0.532 (1, 7) S S S	0-3 K ③			0-0 G3-6-3 1-2f ③			0-0 HR ①		
Nate Colbert, R OBP: 0.320, SLG: 0.524 (1, 3)		0-3 K ①			0-0 6-3 ①		0-0 1-3 ①		
Randy Elliott, R (1, 9)		0-0 5-3 ②			0-0 5-3 ②		0-0 6-3 ②		
Johnny Grubb, L OBP: 0.667, SLG: 0.500 (1, 8)		0-0 F7 ③			4-0 FC5 1B BB ③		0-0 1B ③		
Dave Hilton, R OBP: 0.333, SLG: 0.333 (1, 5)			0-0 F8 ①		0-0 1-2 1B ①		0-0 F4 ③		
Joe Goddard, R OBP: 0.154, SLG: 0.083 (1, 2)			0-3 K ②		0-0 FC5 2-3f ③		0-0 E5 SH3-4 ①		
Mike Corkins, R OBP: 0.278, SLG: 0.343 (1, 1)			0-0 5-3 ③			0-0 F5 ①		0-0 SH3-4 1-2 ①	

Inning Stats	R: 0	H: 0	E: 0	K: 1	S: 5	R: 0	H: 0	E: 0	K: 1	S: 5	R: 0	H: 0	E: 0	K: 1	S: 5	R: 0	H: 1	E: 0	K: 0	S: 3	R: 0	H: 1	E: 0	K: 0	S: 4	R: 0	H: 0	E: 0	K: 1	S: 5	R: 1	H: 2	E: 0	K: 0	S: 5	R: 0	H: 0	E: 1	K: 0	S: 4	R: 0	H: 0	E: 0	K: 0	S: 4
	LOB: 0	BB: 0	P: 5	LOB: 0	BB: 0	P: 5	LOB: 0	BB: 0	P: 5	LOB: 0	BB: 0	LOB: 0	BB: 0	P: 5	LOB: 0	BB: 0	LOB: 0	BB: 0	P: 5	LOB: 0	BB: 0	LOB: 2	BB: 1	P: 8	LOB: 0	BB: 0	P: 5	LOB: 0	BB: 0	P: 5	LOB: 1	BB: 0	P: 4	LOB: 1	BB: 0	P: 4	LOB: 0	BB: 0	P: 4	LOB: 1	BB: 0	P: 4			

PITCHER	IP	WLS	BF	H	R	ER	SO	BB	IBB	HBP	BLK	WP	HR	S	P	ERA	WHIP	PITCHER	IP	WLS	BF	H	R	ER	SO	BB	IBB	HBP	BLK	WP	HR	S	P	ERA	WHIP										
Ron Reed, R ERA: 3.81 (1, 1)	8.0	L	29	4	1	1	4	1	0	0	0	0	1	36	40	1.12	0.625																												

**BOTTOM**

AB	R	H	RBI	BB	SO	LOB
4	0	0	0	0	0	1
4	0	1	0	0	1	1
3	1	1	1	0	1	1
3	0	0	0	0	1	0
3	0	0	0	0	0	0
2	0	1	0	1	0	0
3	0	1	0	0	0	1
3	0	0	0	0	1	2
2	0	0	0	0	0	0

<b>AB</b>	<b>27</b>
<b>R</b>	<b>1</b>
<b>H</b>	<b>4</b>
<b>RBI</b>	<b>1</b>
<b>BB</b>	<b>1</b>
<b>SO</b>	<b>4</b>
<b>LOB</b>	<b>6</b>



WP	PA
0	29

**Atlanta Braves @ San Diego Padres**  
**San Diego Stadium, San Diego, CA**  
 Sun Sep 10 1972, 6:33 AM EDT  
 Unknown

[livebaseballscorecards.com](http://livebaseballscorecards.com)



Batter	1	2	3	4	5	6	7	8	9	AB R H RBI BB SO LOB	TOP											
Sonny Jackson, L (1, 6) OBP: 0.304, SLG: 0.365	0-0 G3		0-0 F9			0-0 FC6-4 1B	0-0 G4-6-3		0-0 F7	5 0 1 0 0 0 4	<p>Atlanta Braves @ San Diego Padres</p> <p>San Diego Stadium, San Diego, CA</p> <p>Sun Sep 10 1972, 6:38 AM EDT</p> <p>Att. 5,295 - Unknown</p>											
Felix Millan, R (1, 4) OBP: 0.293, SLG: 0.310	0-0 F8		0-0 F8			0-0 FC6-4 1B		0-0 F3		4 1 0 0 0 0 2												
Dusty Baker Jr., R (1, 8) OBP: 0.379, SLG: 0.489	0-0 L7			0-0 6-3		0-0 1B		0-0 2B		4 0 2 1 0 0 0												
Earl Williams, R (1, 3) OBP: 0.340, SLG: 0.467		0-0 1B G4-6-3 1B		0-0 F7		0-0 1B		0-0 F5		4 1 2 1 0 0 1												
Darrell Evans, L (1, 5) OBP: 0.366, SLG: 0.409		0-0 1B G4-6-3 1B		0-0 F7		0-3 K		0-0 F7		4 0 1 0 0 1 3												
Mike Lum, L (1, 7) OBP: 0.331, SLG: 0.358		0-0 G4-6-3 1-2f 3-H		0-0 L9		0-0 3-1		0-0 4-3		4 0 0 0 0 0 3												
Oscar Brown, R (1, 9) OBP: 0.226, SLG: 0.326		0-3 K		0-0 1-3		0-0 F9		0-0 L1		4 0 0 0 0 1 0												
Bob Didier, S (1, 2) OBP: 0.500, SLG: 0.750			0-0 SF7 3B		0-3 K		0-0 BB 1B		0-0 1B 1B	4 1 3 0 0 1 0												
Phil Niekro, R (1, 1) OBP: 0.239, SLG: 0.262			0-0 SF7			0-0 FC6-4 1B	4-0 G4-6-3 BB		0-0 1B	2 1 2 1 1 0 0												
<b>Inning Stats</b>	R: 0 E: 0 K: 0 S: 3	H: 0 LOB: 0 BB: 0 P: 3	R: 1 E: 0 K: 1 S: 6	H: 2 LOB: 0 BB: 0 P: 6	R: 1 E: 0 K: 0 S: 4	H: 1 LOB: 0 BB: 0 P: 4	R: 0 E: 0 K: 0 S: 3	H: 0 LOB: 0 BB: 0 P: 3	R: 0 E: 0 K: 1 S: 5	H: 0 LOB: 0 BB: 0 P: 5	R: 2 E: 0 K: 1 S: 9	H: 4 LOB: 2 BB: 0 P: 9	R: 0 E: 0 K: 0 S: 3	H: 1 LOB: 1 BB: 1 P: 7	R: 0 E: 0 K: 0 S: 4	H: 1 LOB: 1 BB: 0 P: 4	R: 0 E: 0 K: 0 S: 5	H: 2 LOB: 2 BB: 0 P: 5	1B: 9 2B: 1 3B: 1 HR: 0	SF: 1 SAC: 0 DP: 2 HBP: 0	WP: 0 PB: 0 SB: 0 CS: 0	PA: 37
<b>PITCHER</b>	IP WLS BF H R ER SO BB IBB HBP BLK WP HR S P ERA WHIP																					
Steve Arlin, R (1, 1) ERA: 3.8	5.1 L 22 7 4 4 2 0 0 0 0 0 0 0 26 26 6.75 1.312																					
Mike Caldwell, L (6, 1) ERA: 3.29	0.2 2 0 0 0 1 0 0 0 0 0 0 0 4 4 0.00 0.000																					
Steve Simpson, R (7, 1) ERA:	2.0 8 2 0 0 0 1 0 0 0 0 0 0 7 11 0.00 1.500																					
Gary Ross, R (9, 1) ERA: 2.22	1.0 5 2 0 0 0 0 0 0 0 0 0 0 5 5 0.00 2.000																					

livebaseballscorecards.com

AB	35
R	4
H	11
RBI	3
BB	1
SO	3
LOB	13



Batter	1	2	3	4	5	6	7	8	9	AB	R	H	RBI	BB	SO	LOB
Derrel Thomas, S (1, 6) OBP: 0.293, SLG: 0.319	0-0 5-3		0-0 B5		0-0 F7			0-0 F8		4	0	0	0	0	0	0
Dave Roberts, R (1, 4) OBP: 0.279, SLG: 0.331	0-0 E S 1B		0-3 K			0-0 FC9-6 1B		0-0 4-3		4	0	2	0	0	1	0
Leron Lee, L (1, 7) OBP: 0.367, SLG: 0.525	0-0 F7 1-3			0-0 5-3		0-0 FC9-6 1-2f			0-0 G3	4	0	0	0	0	0	2
Nate Colbert, R (1, 3) OBP: 0.321, SLG: 0.524	0-0 5-3			0-0 1B 1B		0-3 K			0-0 PB 1B 1B	4	1	2	0	0	1	2
Randy Elliott, R (1, 9) OBP: 0.286, SLG: 0.286		0-0 E 1B 1B		0-0 1-2 1B		0-0 F8			0-3 K	4	0	2	0	0	1	2
Johnny Grubb, L (1, 8) OBP: 0.571, SLG: 0.500		0-0 E9 CS 1B		0-0 F9			0-0 F6		0-0 FC6-4 1B	4	0	2	1	0	0	2
Dave Hilton, R (1, 5) OBP: 0.143, SLG: 0.143		0-0 F8		0-3 K2-3			0-0 F7		0-0 FC6-4	4	0	0	0	0	1	5
Fred Kendall, R (1, 2) OBP: 0.245, SLG: 0.333		0-3 K			0-0 F3		0-0 F6			3	0	0	0	0	1	2
Steve Arjin, R (1, 1) OBP: 0.257, SLG: 0.197			0-0 5-3		0-3 K			0-0 6-3		2	0	0	0	0	1	0
Mike Caldwell, R (6, 1) OBP: 0.119, SLG: 0.119										0	0	0	0	0	0	0
Steve Simpson, R (7, 1)										0	0	0	0	0	0	0
Cito Gaston, R (8, PH) OBP: 0.304, SLG: 0.349										1	0	0	0	0	0	0
Gary Ross, R (9, 1) OBP: 0.182, SLG: 0.182										0	0	0	0	0	0	0

Inning Stats	R: 0	H: 1	R: 0	H: 2	R: 0	H: 0	R: 0	H: 2	R: 0	H: 0	R: 0	H: 1	R: 0	H: 0	R: 0	H: 0	R: 1	H: 2
	E: 1	LOB: 1	E: 1	LOB: 1	E: 0	LOB: 0	E: 0	LOB: 2	E: 0	LOB: 1	E: 0	LOB: 0	E: 0	LOB: 0	E: 0	LOB: 0	K: 1	BB: 0
	K: 0	BB: 0	K: 1	BB: 0	K: 1	BB: 0	K: 1	BB: 0	K: 1	BB: 0	K: 0	BB: 0	K: 0	BB: 0	K: 0	BB: 0	S: 7	P: 7
	S: 4	P: 4	S: 6	P: 6	S: 5	P: 5	S: 7	P: 7	S: 5	P: 5	S: 6	P: 6	S: 3	P: 3	S: 3	P: 3	S: 7	P: 7

PITCHER	IP	WLS	BF	H	R	ER	SO	BB	IBB	HBP	BLK	WP	HR	S	P	ERA	WHIP
Phil Niekro, R (1, 1) ERA: 3.08	9.0	W	34	8	1	0	6	0	0	0	0	0	0	46	46	0.00	0.889

**BOTTOM**

**Atlanta Braves @ San Diego Padres**  
**San Diego Stadium, San Diego, CA**  
 Sun Sep 10 1972, 6:38 AM EDT  
 Att. 5,295 - Unknown

livebaseballscorecards.com

<b>AB</b>	<b>34</b>
<b>R</b>	<b>1</b>
<b>H</b>	<b>8</b>
<b>RBI</b>	<b>1</b>
<b>BB</b>	<b>0</b>
<b>SO</b>	<b>6</b>
<b>LOB</b>	<b>15</b>



WP: 0	PA: 34
PB: 1	
SB: 1	
CS: 1	



Batter	1	2	3	4	5	6	7	8	9	AB R H RBI BB SO LOB	TOP																									
<b>Pete Rose, S</b> OBP: 0.383, SLG: 0.418 (1, 7) X	0-0 1B BB HR 1B	0-0 FC4-6 1B		0-0 1-2 1B			0-0 L7 1		0-0 BB FC6-2 FC6-4 1B	5 2 4 0 0 0 0																										
<b>Joe Morgan, L</b> OBP: 0.411, SLG: 0.439 (1, 4) B B B	4-0 1B HR BB	0-0 F5 1		0-0 8-6 2-3f 2 3			0-0 G3 2		0-0 FC6-2 BB E 1-2 3-H	4 2 0 0 1 0 6																										
<b>Bobby Tolan, L</b> OBP: 0.332, SLG: 0.388 (1, 8) X	0-0 1B HR 1B	0-0 FC4-6 1-2f 2-3			0-3 K 1		0-0 2B 3		4-0 FC6-4 BB 1-2 2-3	4 1 2 0 1 1 2																										
<b>Johnny Bench, R</b> OBP: 0.374, SLG: 0.513 (1, 9) X (6, 2)	0-0 HR 1-H 2-H 3-H	0-0 F7 3			0-0 F5 2		0-0 6-3 3		0-0 FC6-4 1-2f 2-H 3-H	5 1 1 5 0 0 4																										
<b>Tony Perez, R</b> OBP: 0.349, SLG: 0.495 (1, 3) X	0-0 6-3 1		0-0 6-3 1		0-0 F3 3			0-0 6-3 1 X	0-0 6-3 3	5 0 0 0 0 0 2																										
<b>Denis Menke, R</b> OBP: 0.320, SLG: 0.354 (1, 5) X	0-0 F7 2		0-0 5-3 2				0-0 6-3 1			4 0 0 0 0 0 0																										
<b>Dave Concepcion, R</b> OBP: 0.285, SLG: 0.269 (1, 6) X	0-0 1B 3		0-0 6-3 3				0-0 FC6-4 1B 2		0-0 4-3 3	4 0 2 0 0 0 0																										
<b>Bill Plummer, R</b> OBP: 0.223, SLG: 0.302 (1, 2) X <b>Cesar Geronimo, L</b> OBP: 0.333, SLG: 0.414 (6, PH) (6, 9)	0-0 P5 3			0-0 F5 1			0-0 P3 2		0-0 HR 3	2 0 0 0 0 0 1 2 1 1 1 0 0 1																										
<b>Wayne Simpson, R</b> OBP: 0.089, SLG: 0.091 (1, 1) <b>Pedro Borbon, R</b> OBP: 0.100, SLG: 0.053 (5, 1) <b>Joe Hague, L</b> OBP: 0.345, SLG: 0.409 (9, PH) <b>Ted Uhlaender, L</b> OBP: 0.228, SLG: 0.173 (9, PR) <b>Clay Carroll, R</b> OBP: 0.111, SLG: 0.111 (9, 1)		4-0 FC4-6 1B BB		0-0 E5 8-6 1B			0-0 FC6-4 1-2f 3		0-0 1B FC6-2 1B	1 0 0 0 1 0 0 1 0 0 0 0 0 1 1 0 1 0 0 0 0 0 0 0 0 0 0 0 0 0 0 0 0 0 0																										
<b>Inning Stats</b>	R: 4 E: 0 K: 0 S: 7	H: 4 LOB: 1 BB: 1 P: 11	R: 0 E: 0 K: 0 S: 4	H: 1 LOB: 2 BB: 1 P: 8	R: 0 E: 0 K: 0 S: 3	H: 0 LOB: 0 BB: 0 P: 3	R: 0 E: 1 K: 0 S: 4	H: 1 LOB: 1 BB: 0 P: 4	R: 0 E: 0 K: 0 S: 4	H: 1 LOB: 1 BB: 0 P: 4	R: 0 E: 0 K: 0 S: 4	H: 1 LOB: 1 BB: 0 P: 4	R: 0 E: 0 K: 0 S: 3	H: 0 LOB: 0 BB: 0 P: 3	R: 3 E: 1 K: 0 S: 6	H: 3 LOB: 2 BB: 1 P: 10	1B: 8 2B: 2 3B: 0 HR: 2	SF: 0 SAC: 0 DP: 1 HBP: 0	WP: 0 PB: 0 SB: 0 CS: 0	PA: 41																
<b>PITCHER</b>	IP WLS BF H R ER SO BB IBB HBP BLK WP HR S P ERA WHIP																																			
<b>Jimmy Freeman, L</b> ERA: 4.5 (1, 1)	5.0		23	6	4	4	1	2	0	0	0	0	1	23	31	7.20	1.600																			
<b>Jim Hardin, R</b> ERA: 3.88 (6, 1)	3.0		11	2	0	0	0	0	0	0	0	0	0	11	11	0.00	0.667																			
<b>Denny McLain, R</b> ERA: 6.37 (9, 1)	0.0	L	3	3	3	2	0	0	0	0	0	1	3	3	∞	∞																				
<b>Tom House, L</b> ERA: (9, 1)	0.1		2	0	0	0	0	1	0	0	0	0	0	1	5	0.00	3.000																			
<b>Ron Schueler, R</b> ERA: 3.89 (9, 1)	0.2		2	0	0	0	0	0	0	0	0	0	0	2	2	0.00	0.000																			

Cincinnati Reds @ Atlanta Braves  
Atlanta Stadium, Atlanta, GA  
Tue Sep 12 1972, 7:05 PM EDT  
Att. 4,050 - Unknown

livebaseballscorecards.com

AB	38
R	7
H	11
RBI	6
BB	3
SO	1
LOB	17







Batter	1	2	3	4	5	6	7	8	9	10	AB R H RBI BB SO LOB	TOP										
<b>Pete Rose, S</b> OBP: 0.383, SLG: 0.417 (1, 7) X	0-0 P4		0-0 4-3		4-0 1B BB		0-0 CS 1B		0-0 6-3		4 0 1 0 1 0 0	<b>Cincinnati Reds @ Atlanta Braves</b> Atlanta Stadium, Atlanta, GA Wed Sep 13 1972, 7:05 PM EDT Att: 3,141 - Unknown										
<b>Joe Morgan, L</b> OBP: 0.411, SLG: 0.438 (1, 4) S	0-3 K		0-0 L3		0-0 1B 1-2 2-H		4-0 E S 1B BB		0-3 K		4 1 1 1 1 2 0											
<b>Bobby Tolan, L</b> OBP: 0.334, SLG: 0.389 (1, 8) X	0-0 S HR 1B		0-0 E3		0-0 L6		0-0 G6-4-3 1-H 1B		0-0 HR 1B		5 2 3 1 0 0 2											
<b>Johnny Bench, R</b> OBP: 0.374, SLG: 0.517 (1, 9) B (6, 2) B	4-0 1-2 HR BB			0-0 5-3		0-0 F7		0-0 G6-4-3 1-2f		0-0 1-H HR	4 2 1 2 1 0 1											
<b>Tony Perez, R</b> OBP: 0.349, SLG: 0.499 (1, 3) X	0-0 1-H 2-H HR			0-0 5-3		4-0 1B 1B BB		0-0 4-3		0-3 K	4 2 1 3 1 1 0											
<b>Denis Menke, R</b> OBP: 0.321, SLG: 0.353 (1, 5) X	0-0 6-3			0-0 5-3		0-0 1B 1-2 1B		4-0 1B BB		0-0 F9	4 0 1 0 1 0 0											
<b>Dave Concepcion, R</b> OBP: 0.286, SLG: 0.271 (1, 6) X		0-0 F9			0-0 S 1B		0-0 FC6-4 1-2 2-H 1B		0-0 F9		5 1 2 1 0 0 1											
<b>Bill Plummer, R</b> OBP: 0.219, SLG: 0.296 (1, 2)		0-0 5-3			0-0 6-3		0-0 P7		0-0 4-3		2 0 0 0 0 0 1											
<b>Cesar Geronimo, L</b> OBP: 0.330, SLG: 0.410 (6, PH) (6, 9)					1-2						2 0 0 0 0 0 3											
<b>Jack Billingham, R</b> OBP: 0.078, SLG: 0.048 (1, 1)		0-3 K			0-3 K		0-0 FC6-4 1-2f		0-3 K		2 0 0 0 0 2 1											
<b>Tom Hall, L</b> OBP: 0.156, SLG: 0.100 (5, 1)											2 0 0 0 0 1 2											
<b>Inning Stats</b>	R: 3 E: 0 K: 1 S: 7	H: 2 LOB: 0 BB: 1 P: 11	R: 0 E: 0 K: 1 S: 5	H: 0 LOB: 0 BB: 0 P: 5	R: 0 E: 1 K: 0 S: 3	H: 0 LOB: 1 BB: 0 P: 3	R: 0 E: 0 K: 0 S: 3	H: 0 LOB: 0 BB: 0 P: 3	R: 1 E: 0 K: 1 S: 7	H: 2 LOB: 2 BB: 1 P: 11	R: 1 E: 0 K: 0 S: 5	H: 2 LOB: 0 BB: 1 P: 7	R: 0 E: 0 K: 0 S: 3	H: 0 LOB: 1 BB: 1 P: 7	R: 0 E: 0 K: 2 S: 7	H: 0 LOB: 0 BB: 0 P: 7	R: 2 E: 0 K: 1 S: 7	H: 2 LOB: 0 BB: 0 P: 7	1B: 8 2B: 0 3B: 0 HR: 2	SF: 0 SAC: 0 DP: 1 HBP: 0	WP: 0 PB: 0 SB: 3 CS: 1	PA: 43
<b>PITCHER</b>	IP WLS BF H R ER SO BB IBB HBP BLK WP HR S P ERA WHIP																					
<b>Mike McQueen, L</b> ERA: 4.87 (1, 1)	5.1																					
<b>Tom Kelley, R</b> ERA: 4.53 (6, 1)	2.2																					
<b>Joe Hoerner, L</b> ERA: 4.4 (9, 1)	2.0	L																				

livebaseballscorecards.com

AB 38  
R 8  
H 10  
RBI 8  
BB 5  
SO 6  
LOB 11



Batter	1	2	3	4	5	6	7	8	9	10	AB	R	H	RBI	BB	SO	LOB	BOTTOM							
<b>Ralph Garr, L</b> (1, 7) OBP: 0.357, SLG: 0.418	5-3	FC7-2 1B		6-3		K		P7			5	0	1	1	0	1	0	<b>Cincinnati Reds @ Atlanta Braves</b> Atlanta Stadium, Atlanta, GA Wed Sep 13 1972, 7:05 PM EDT Att. 3,141 - Unknown							
<b>Sonny Jackson, L</b> (1, 6) OBP: 0.279, SLG: 0.333	4-3	FC7-2 BB			F5	K		P4			4	0	0	0	0	1	3								
<b>Oscar Brown, R</b> (9, PH) OBP: 0.221, SLG: 0.319											1	0	0	0	0	0	0								
<b>Marty Perez, R</b> (10, 6) OBP: 0.273, SLG: 0.263											0	0	0	0	0	0	0								
<b>Hank Aaron, R</b> (1, 3) OBP: 0.397, SLG: 0.512					2B	BB		HR			3	3	3	3	2	0	0								
<b>Earl Williams, R</b> (1, 2) OBP: 0.340, SLG: 0.464	6-3	K			BB	BB					4	0	1	0	1	1	4								
<b>Dusty Baker Jr., R</b> (1, 8) OBP: 0.381, SLG: 0.495				5-3				K			4	1	1	0	1	2	1								
<b>Darrell Evans, L</b> (1, 5) OBP: 0.371, SLG: 0.407				F7				K			2	1	0	1	3	1	1								
<b>Mike Lum, L</b> (1, 9) OBP: 0.327, SLG: 0.361				4-3		K		L6			5	0	0	0	0	1	7								
<b>Rod Gilbreath, R</b> (1, 4) OBP: 0.333, SLG: 0.259				5-3		4-3		P8			3	0	1	0	0	0	3								
<b>Tom Kelley, R</b> (6, 1) OBP: 0.139, SLG: 0.088											0	0	0	0	0	0	0								
<b>Felix Millan, R</b> (8, PH) OBP: 0.293, SLG: 0.313											2	0	0	0	0	0	1								
<b>Mike McQueen, L</b> (1, 1) OBP: 0.118, SLG: 0.118											2	1	0	1	0	1	2								
<b>Gil Garrido, R</b> (6, 4) OBP: 0.367, SLG: 0.290				K		4-3		F8			1	0	0	0	0	0	0								
<b>Rico Carty, R</b> (8, PH) OBP: 0.384, SLG: 0.410											1	0	0	0	0	0	0								
<b>Joe Hoerner, R</b> (9, 1) OBP: 0.230, SLG: 0.285											0	0	0	0	0	0	0								
<b>Paul Casanova, R</b> (10, PH) OBP: 0.230, SLG: 0.285											1	0	0	0	0	0	1								
<b>Inning Stats</b>	R: 0 E: 0 K: 0 S: 4	H: 1 LOB: 1 BB: 0 P: 4	R: 3 E: 1 K: 1 S: 9	H: 3 LOB: 3 BB: 2 P: 17	R: 0 E: 0 K: 0 S: 3	H: 0 LOB: 0 BB: 0 P: 3	R: 0 E: 0 K: 1 S: 5	H: 0 LOB: 0 BB: 0 P: 5	R: 1 E: 0 K: 1 S: 6	H: 1 LOB: 3 BB: 3 P: 18	R: 0 E: 0 K: 2 S: 7	H: 0 LOB: 0 BB: 0 P: 7	R: 1 E: 0 K: 2 S: 8	H: 1 LOB: 1 BB: 1 P: 12	R: 0 E: 0 K: 0 S: 3	H: 0 LOB: 0 BB: 0 P: 3	R: 1 E: 0 K: 1 S: 6	H: 1 LOB: 0 BB: 0 P: 6	R: 0 E: 0 K: 0 S: 3	H: 0 LOB: 1 BB: 1 P: 7	1B: 3 2B: 2 3B: 0 HR: 2	SF: 0 SAC: 0 DP: 0 HBP: 0	WP: 0 PB: 0 SB: 0 CS: 0	PA: 45	
<b>PITCHER</b>	IP	WLS	BF	H	R	ER	SO	BB	IBB	HBP	BLK	WP	HR	S	P	ERA	WHIP								
<b>Jack Billingham, R</b> (1, 1) ERA: 3.27	4.1		23	5	4	3	2	3	1	0	0	0	0	23	39	6.23	1.846								
<b>Tom Hall, L</b> (5, 1) ERA: 2.51	5.2	W	22	2	2	2	6	3	0	0	0	0	2	31	43	3.18	0.882								

**Cincinnati Reds @ Atlanta Braves**  
 Atlanta Stadium, Atlanta, GA  
 Wed Sep 13 1972, 7:05 PM EDT  
 Att. 3,141 - Unknown

[livebaseballscorecards.com](http://livebaseballscorecards.com)

**AB 38**  
**R 6**  
**H 7**  
**RBI 6**  
**BB 7**  
**SO 8**  
**LOB 23**





Batter	1	2	3	4	5	6	7	8	9	AB R H RBI BB SO LOB	TOP	
<b>Bobby Bonds, R</b> OBP: 0.318, SLG: 0.432 (1, 8) C B B X	2-1 SH5-3 S HR 1B	1-1 1-3			0-2 5-3		X 0-0 E 1B	0-3 K		5 2 2 0 0 1 1		
<b>Tito Fuentes, S</b> OBP: 0.307, SLG: 0.381 (1, 4) C X	0-1 SH5-3 1-3		3-2 4-3		2-2 4-3		1-1 E6 L6-4 1-H 1B	1-1 L8		4 0 1 0 0 0 1		
<b>Chris Speier, R</b> OBP: 0.362, SLG: 0.415 (1, 6) C B B F X	2-2 F8		1-2 4-3		0-0 6-3		4-0 1B BB		1-0 F8	4 0 0 0 1 0 1		
<b>Willie McCovey, L</b> OBP: 0.316, SLG: 0.413 (1, 3) S B B B X	3-2 HR		1-2 2B 1B		0-1 HR		2-1 L6-4 2-3		3-2 F5	5 2 3 3 0 0 2		
<b>Jim Ray Hart, R</b> OBP: 0.362, SLG: 0.587 (1, 5) X	0-0 F2		0-0 2B		2-1 1B SF9 1B		2-0 1B		1-0 F8	5 1 3 0 0 0 0		
<b>Ken Henderson, S</b> OBP: 0.317, SLG: 0.440 (1, 7) B B B X		3-2 F9	2-0 F6		0-0 F5		2-2 F8			4 0 0 0 0 0 5		
<b>Dave Rader, L</b> OBP: 0.308, SLG: 0.340 (1, 2) C X		0-1 HR 1B		1-0 4-3		0-1 SF9 1-3 1B		1-0 6-3		4 1 2 0 0 0 0		
<b>Gary Matthews, R</b> OBP: 0.286, SLG: 0.700 (1, 9) X		0-0 HR		1-2 F6		0-0 SF9 1-2 3-H		2-1 HR		3 2 2 4 0 0 0		
<b>Jim Willoughby, R</b> OBP: 0.174, SLG: 0.174 (1, 1) F B B X		1-2 F7		0-2 6-3		2-2 4-3		1-0 1B		4 0 1 0 0 0 1		
<b>Inning Stats</b>	R: 2 E: 0 K: 0 S: 12 H: 2 LOB: 0 BB: 0 P: 19	R: 2 E: 0 K: 0 S: 11 H: 2 LOB: 0 BB: 0 P: 16	R: 0 E: 0 K: 0 S: 14 H: 2 LOB: 2 BB: 0 P: 21	R: 0 E: 0 K: 0 S: 7 H: 0 LOB: 0 BB: 0 P: 9	R: 0 E: 0 K: 0 S: 7 H: 0 LOB: 0 BB: 0 P: 9	R: 2 E: 0 K: 0 S: 11 H: 3 LOB: 1 BB: 0 P: 15	R: 1 E: 1 K: 0 S: 9 H: 3 LOB: 2 BB: 1 P: 20	R: 1 E: 0 K: 1 S: 9 H: 2 LOB: 1 BB: 0 P: 14	R: 0 E: 0 K: 0 S: 6 H: 0 LOB: 0 BB: 0 P: 11	1B: 9 2B: 2 3B: 0 HR: 4 SF: 1 SAC: 1 DP: 1 HBP: 0	WP: 0 PB: 0 SB: 2 CS: 0 PA: 41	
<b>PITCHER</b> <b>Ron Reed, R</b> ERA: 4.0 <b>Larry Jaster, L</b> ERA: 3.86	IP 6.0 WLS L BF 30 H 11 R 7 ER 7 SO 0 BB 1 IBB 0 HBP 0 BLK 0 WP 0 HR 3 S 65 P 97 ERA 10.50 WHIP 2.000	IP 3.0 WLS L BF 11 H 3 R 1 ER 1 SO 1 BB 0 IBB 0 HBP 0 BLK 0 WP 0 HR 1 S 21 P 37 ERA 3.00 WHIP 1.000										

**San Francisco Giants @ Atlanta Braves**  
 Atlanta Stadium, Atlanta, GA  
 Sat Sep 16 1972, 7:05 PM EDT  
 Unknown

[livebaseballscorecards.com](http://livebaseballscorecards.com)

<b>AB</b>	<b>38</b>
<b>R</b>	<b>8</b>
<b>H</b>	<b>14</b>
<b>RBI</b>	<b>7</b>
<b>BB</b>	<b>1</b>
<b>SO</b>	<b>1</b>
<b>LOB</b>	<b>11</b>



Batter	1	2	3	4	5	6	7	8	9	AB	R	H	RBI	BB	SO	LOB
Ralph Garr, L (1, 9) OBP: 0.354, SLG: 0.413	1-1 6-3 1B	0-2 FC4-6 1B		1-0 G4-6-3 1B		0-0 4-3 1B			1-1 FC3-6 1B	5	1	0	1	0	0	4
Felix Millan, R (1, 4) OBP: 0.294, SLG: 0.314	1-1 E6 1B	0-1 FC4-6 1B			0-1 1B 1B		1-0 6-3 1B		1-1 4-3 1B	5	1	2	1	0	0	1
Jim Breazeale, L (1, 3) OBP: 0.317, SLG: 0.494	0-1 FC5-4 1B		1-0 6-3 1B		0-0 F4 1B		0-0 F9 1B		1-0 4-3 1B	5	0	1	1	0	0	2
Earl Williams, R (1, 2) OBP: 0.338, SLG: 0.467	3-1 FC5-4 1B		2-0 HR		1-0 F8 1B		0-0 F9 1B		1-0 F7 1B	5	1	1	1	0	0	3
Dusty Baker Jr., R (1, 8) OBP: 0.385, SLG: 0.496	3-2 1B		4-2 1-3 BB		0-0 1B			3-2 5-3 1B		3	0	2	0	1	0	0
Rico Carty, R (1, 7) OBP: 0.379, SLG: 0.404	3-2 F8 1B		2-2 1-3 1B		2-1 4-3 1B			0-0 F8 1B		4	0	0	0	0	0	5
Darrell Evans, L (1, 5) OBP: 0.372, SLG: 0.408		2-2 FC4-6 1B	1-0 4-3 1B		2-1 1-4-3 1B			2-2 F4 1B		4	0	2	0	0	0	1
Sonny Jackson, L (1, 6) OBP: 0.283, SLG: 0.330		2-1 FC4-6 1B		4-2 G4-6-3 BB		0-0 1-4-3 1B			0-0 E7 1B	1	1	0	0	1	0	1
Marty Perez, R (4, PR) OBP: 0.274, SLG: 0.264						1-2 1B				2	1	1	0	0	0	1
Ron Reed, R (1, 1) OBP: 0.176, SLG: 0.194		0-1 FC4-6 1B		0-0 F3 1B		0-1 1-3 1B			1-0 FC3-6 1B	3	0	1	0	0	0	2
Larry Jaster, L (7, 1)										0	0	0	0	0	0	0
Mike Lum, L (9, PH) OBP: 0.329, SLG: 0.363										1	0	1	1	0	0	0

Inning Stats	R: 1	H: 2	E: 1	LOB: 2	K: 0	BB: 0	S: 14	R: 1	H: 2	E: 0	LOB: 1	K: 0	BB: 0	S: 12	R: 0	H: 0	E: 1	LOB: 1	K: 0	BB: 1	S: 4	R: 0	H: 2	E: 0	LOB: 2	K: 0	BB: 0	S: 7	R: 0	H: 1	E: 0	LOB: 1	K: 0	BB: 0	S: 6	R: 0	H: 0	E: 0	LOB: 0	K: 0	BB: 0	S: 3	R: 0	H: 0	E: 0	LOB: 0	K: 0	BB: 0	S: 10	R: 2	H: 3	E: 1	LOB: 1	K: 0	BB: 0	S: 8	1B: 10	SF: 0	2B: 0	SAC: 0	3B: 0	DP: 1	HR: 1	HBP: 0
--------------	------	------	------	--------	------	-------	-------	------	------	------	--------	------	-------	-------	------	------	------	--------	------	-------	------	------	------	------	--------	------	-------	------	------	------	------	--------	------	-------	------	------	------	------	--------	------	-------	------	------	------	------	--------	------	-------	-------	------	------	------	--------	------	-------	------	--------	-------	-------	--------	-------	-------	-------	--------

PITCHER	IP	WLS	BF	H	R	ER	SO	BB	IBB	HBP	BLK	WP	HR	S	P	ERA	WHIP
Jim Willoughby, R (1, 1) ERA: 2.15	9.0	W	40	11	5	4	0	2	0	0	0	1	1	76	122	4.00	1.444


**BOTTOM**

**San Francisco Giants @ Atlanta Braves**  
Atlanta Stadium, Atlanta, GA

Sat Sep 16 1972, 7:05 PM EDT  
Unknown

<b>AB</b>	<b>38</b>
<b>R</b>	<b>5</b>
<b>H</b>	<b>11</b>
<b>RBI</b>	<b>5</b>
<b>BB</b>	<b>2</b>
<b>SO</b>	<b>0</b>
<b>LOB</b>	<b>20</b>

WP: 1 PA: 40  
PB: 0  
SB: 0  
CS: 0



livebaseballscorecards.com



Batter	1	2	3	4	5	6	7	8	9	AB R H RBI BB SO LOB	TOP												
<b>Bobby Bonds, R</b> (1, 8) OBP: 0.320, SLG: 0.437	0-1 F9		4-2 E BB		2-0 G5-4-3 1-2f			2-1 HR		3 1 1 1 1 0 1													
<b>Tito Fuentes, S</b> (1, 4) OBP: 0.307, SLG: 0.382	1-2 F6		1-1 4-3			0-1 5-3		1-1 1B 2B		4 1 1 0 0 0 1													
<b>Chris Speier, R</b> (1, 6) OBP: 0.361, SLG: 0.413	2-0 F7			4-2 PB 1B BB		1-3 K		1-2 6-3		3 0 0 0 1 1 1													
<b>Jim Ray Hart, R</b> (1, 5) OBP: 0.397, SLG: 0.606		1-1 G4-3 1B		2-0 PB 1B		2-2 1B		4-1 1B BB		3 0 3 0 1 0 0													
<b>Dave Kingman, R</b> (1, 3) OBP: 0.301, SLG: 0.456		3-2 G4-3		3-2 L7		0-1 1-3		1-2 1B		3 0 0 0 0 0 4													
<b>Elias Sosa, R</b> (6, 1)										0 0 0 0 0 0 0													
<b>Willie McCovey, L</b> (8, PH) OBP: 0.318, SLG: 0.415		1-2f						1-2 2-H 1B		1 0 1 1 0 0 0													
<b>Bernie Williams, R</b> (8, PR) OBP: 0.254, SLG: 0.409										0 0 0 0 0 0 0													
<b>Jerry Johnson, R</b> (8, 1)										0 0 0 0 0 0 0													
<b>Gary Matthews, R</b> (1, 9) OBP: 0.280, SLG: 0.609		4-0 BB		1-1 F4		3-1 5-3		0-1 6-3		3 0 0 0 1 0 4													
<b>Gary Thomasson, L</b> (1, 7) OBP: 0.315, SLG: 0.438		1-3 K		1-1 F8		0-0 F5		0-0 6-3		2 0 0 0 0 1 3													
<b>Ken Henderson, S</b> (7, PH) OBP: 0.315, SLG: 0.438										2 0 0 0 0 0 0													
<b>Fran Healy, R</b> (1, 2) OBP: 0.257, SLG: 0.222			3-1 5-3		0-0 F6		3-2 F5		0-1 F2	3 0 0 0 0 0 0													
<b>Dave Rader, L</b> (9, PH) OBP: 0.307, SLG: 0.339										1 0 0 0 0 0 0													
<b>Frank Reberger, L</b> (1, 1) OBP: 0.250, SLG: 0.314			0-0 F8		0-0 G5-4-3 1B			0-2 L6		2 0 1 0 0 0 0													
<b>Jim Howarth, L</b> (6, 3) OBP: 0.336, SLG: 0.310								0-1 4-3		2 0 0 0 0 0 0													
<b>Inning Stats</b>	R: 0 E: 0 K: 0 S: 6	H: 0 LOB: 0 BB: 0 P: 9	R: 0 E: 0 K: 1 S: 11	H: 1 LOB: 1 BB: 1 P: 20	R: 0 E: 1 K: 0 S: 7	H: 0 LOB: 1 BB: 1 P: 15	R: 0 E: 0 K: 0 S: 11	H: 1 LOB: 2 BB: 1 P: 22	R: 0 E: 0 K: 0 S: 3	H: 1 LOB: 0 BB: 0 P: 5	R: 0 E: 0 K: 1 S: 10	H: 1 LOB: 1 BB: 0 P: 13	R: 0 E: 0 K: 0 S: 6	H: 0 LOB: 0 BB: 0 P: 12	R: 2 E: 0 K: 0 S: 17	H: 3 LOB: 2 BB: 1 P: 26	R: 0 E: 0 K: 0 S: 5	H: 0 LOB: 0 BB: 0 P: 5	1B: 5 2B: 1 3B: 0 HR: 1	SF: 0 SAC: 0 DP: 2 HBP: 0	WP: 0 PB: 1 SB: 0 CS: 0	PA: 36	
<b>PITCHER</b> <b>Phil Niekro, R</b> (1, 1) ERA: 3.04	IP 9.0	WLS W	BF 36	H 7	R 2	ER 2	SO 2	BB 4	IBB 0	HBP 0	BLK 0	WP 0	HR 1	S 76	P 127	ERA 2.00	WHIP 1.222						<b>PITCHER</b> IP WLS BF H R ER SO BB IBB HBP BLK WP HR S P ERA WHIP

**San Francisco Giants @ Atlanta Braves**  
 Atlanta Stadium, Atlanta, GA  
 Sat Sep 16 1972, 7:05 PM EDT  
 Att. 5,461 - Unknown

livebaseballscorecards.com

<b>AB</b>	<b>32</b>
<b>R</b>	<b>2</b>
<b>H</b>	<b>7</b>
<b>RBI</b>	<b>2</b>
<b>BB</b>	<b>4</b>
<b>SO</b>	<b>2</b>
<b>LOB</b>	<b>14</b>



Batter	1	2	3	4	5	6	7	8	9
Ralph Garr, L (1, 7) OBP: 0.354, SLG: 0.419	0-1 6-3	0-1 4-3		0-0 1-3 1B		0-0 2-H HR		2-1 1-3	
Rod Gilbreath, R (1, 4) OBP: 0.343, SLG: 0.313	3-1 1B 2B		1-1 CS 1B	1-3 K		0-0 4-3		1-1 6-3	
Hank Aaron, R (1, 3) OBP: 0.396, SLG: 0.509	1-0 F6		2-2 F8		0-1 F5	4-2 BB			
Darrell Evans, L (1, 5) OBP: 0.375, SLG: 0.410	3-2 2-H 1B		3-2 1-2 HR 1B		4-1 BB BB	2-3 K			
Dusty Baker Jr., R (1, 8) OBP: 0.386, SLG: 0.503	1-2 F6		1-1 1-H HR		4-2 1-2 BB		0-3 K		
Mike Lum, L (1, 9) OBP: 0.326, SLG: 0.358		0-1 4-3	1-3 K		0-0 F8		0-0 6-3		
Marty Perez, R (1, 6) OBP: 0.276, SLG: 0.266		1-1 SH3 1B 1B		0-3 K	0-1 F4		2-2 E3 1B		
Bob Didier, S (1, 2) OBP: 0.583, SLG: 0.700		1-1 SH3 1B		1-1 1B HBP		4-2 SH1-4 HR BB	1-0 4-3		
Phil Niekro, R (1, 1) OBP: 0.233, SLG: 0.256		0-2 SH3		3-3 K		1-0 SH1-4		1-3 K	

Inning Stats	R: 1	H: 2	E: 0	K: 0	S: 11	H: 2	LOB: 1	BB: 0	P: 19	R: 0	H: 2	E: 0	K: 0	S: 11	H: 3	LOB: 0	BB: 0	P: 21	R: 0	H: 1	E: 0	K: 3	S: 11	H: 0	LOB: 2	BB: 2	P: 16	R: 2	H: 1	E: 0	K: 1	S: 11	H: 1	LOB: 1	BB: 2	P: 22	R: 0	H: 1	E: 1	K: 1	S: 9	H: 0	LOB: 0	BB: 0	P: 11
	1B: 7	2B: 1	3B: 0	HR: 2	SF: 0	SAC: 2	DP: 0	HBP: 1	WP: 0	PA: 38																																			

PITCHER	IP	WLS	BF	H	R	ER	SO	BB	IBB	HBP	BLK	WP	HR	S	P	ERA	WHIP
Frank Reberger, R (1, 1) ERA: 3.95	5.1	L	28	9	5	5	4	3	0	1	0	0	2	59	95	8.44	2.250
Elias Sosa, R (6, 1) ERA:	1.2		7	1	0	0	2	1	0	0	0	0	0	15	24	0.00	1.200
Jerry Johnson, R (8, 1) ERA: 4.13	1.0		3	0	0	0	1	0	0	0	0	0	0	7	11	0.00	0.000

BOTTOM

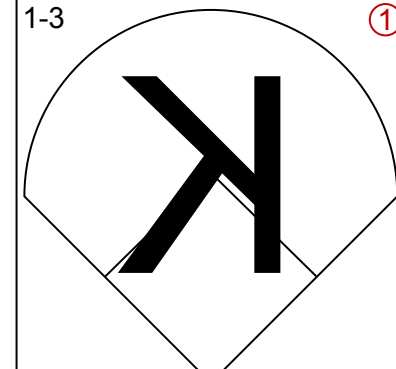
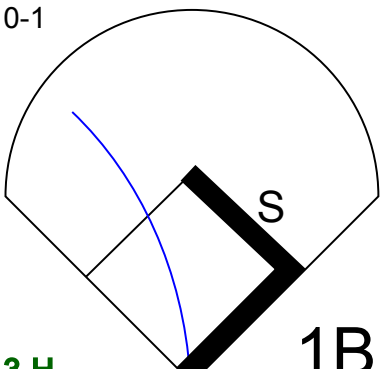
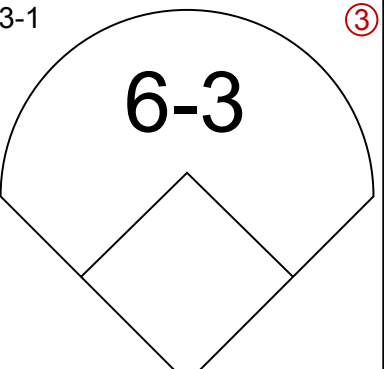
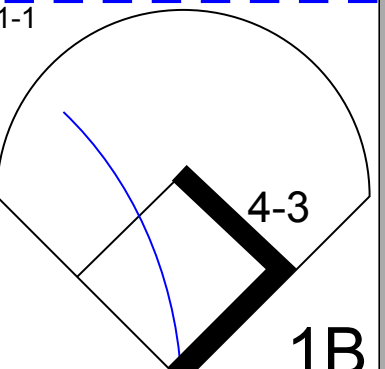
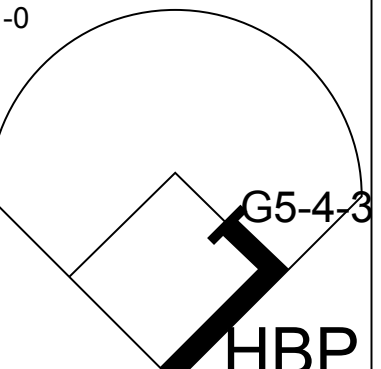
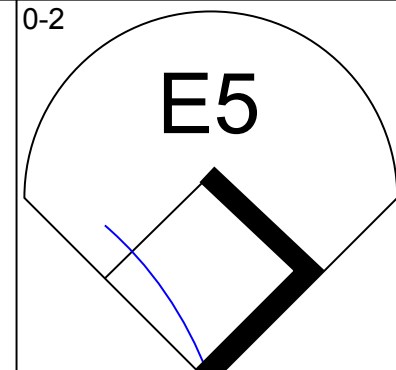
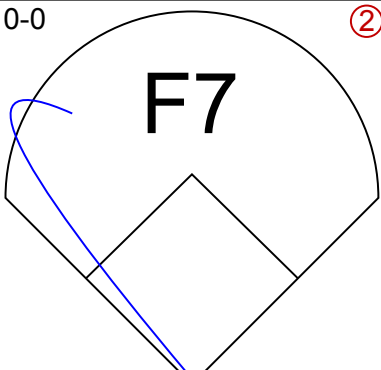
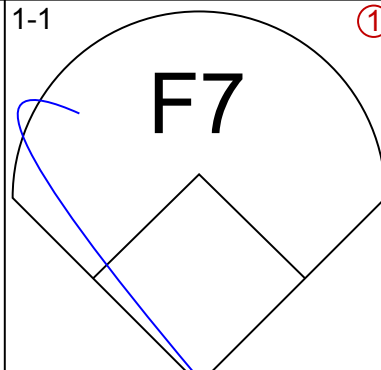
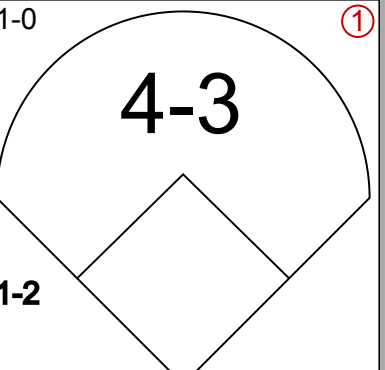
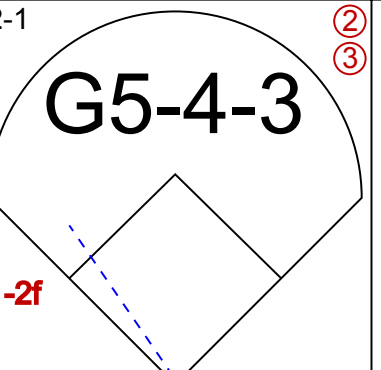
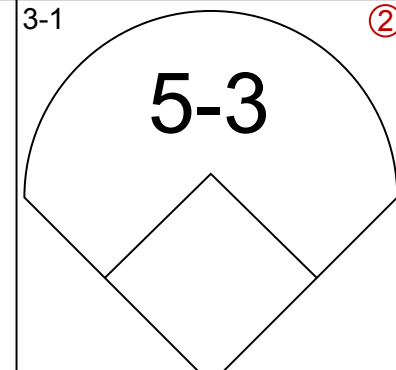
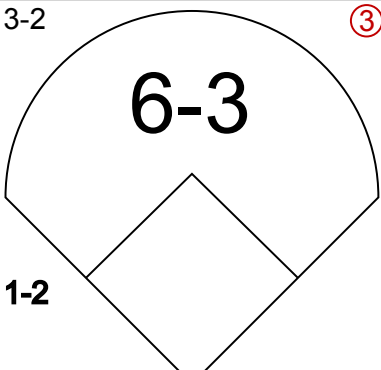
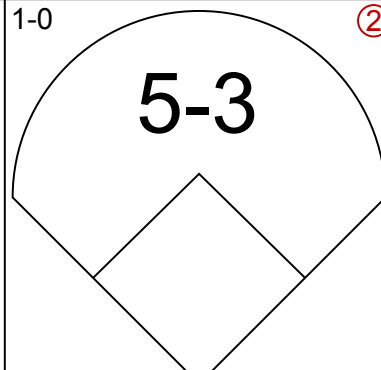
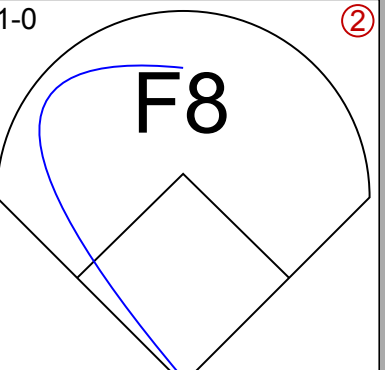
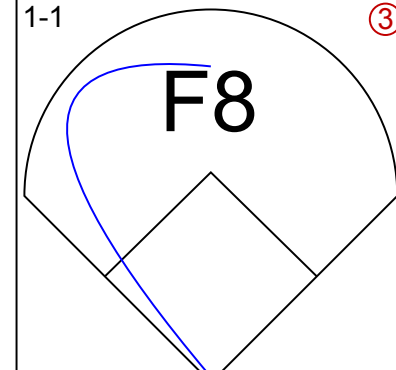
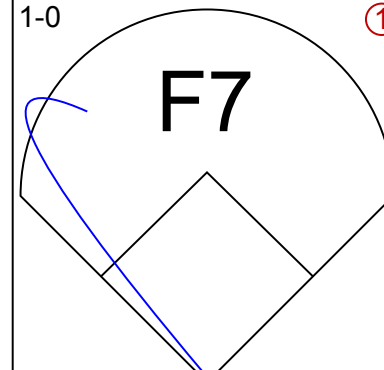
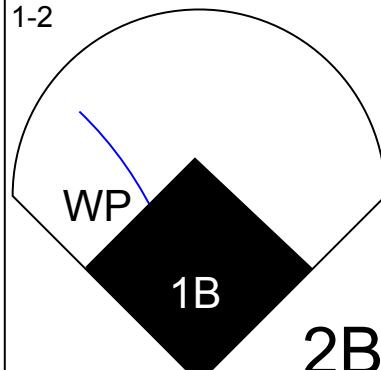
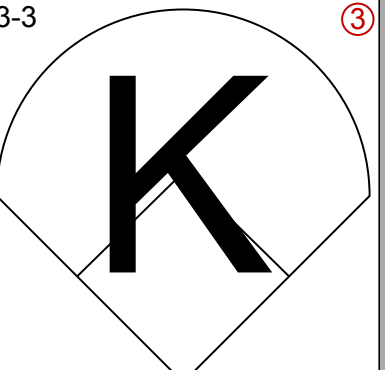
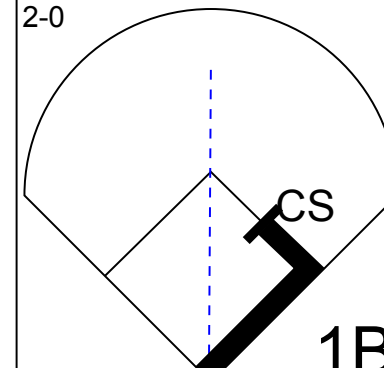
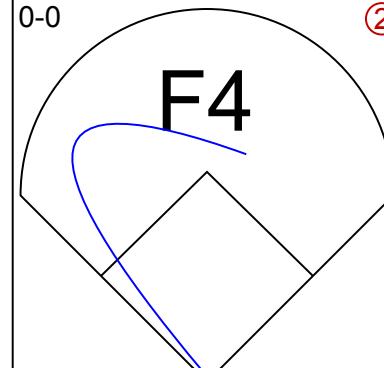
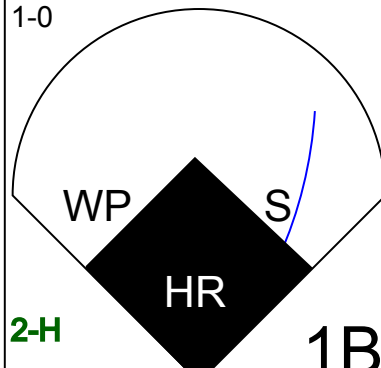
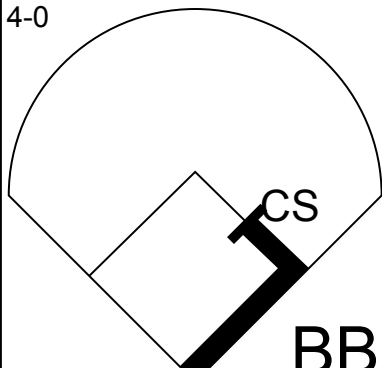
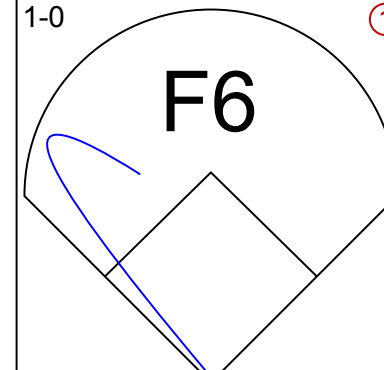
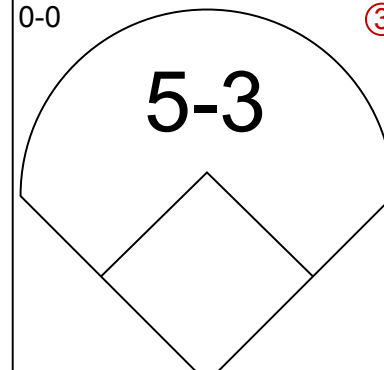
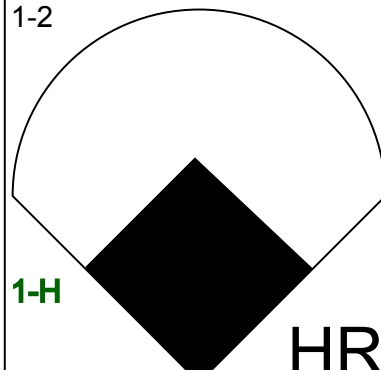
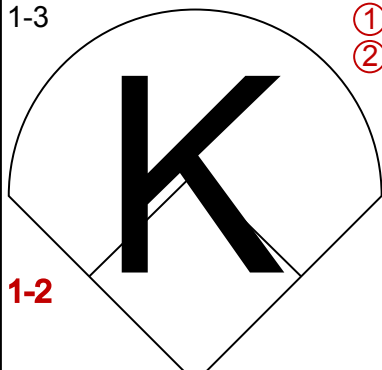
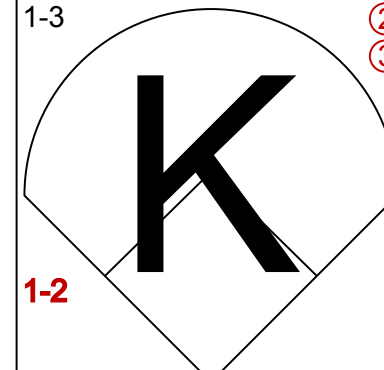
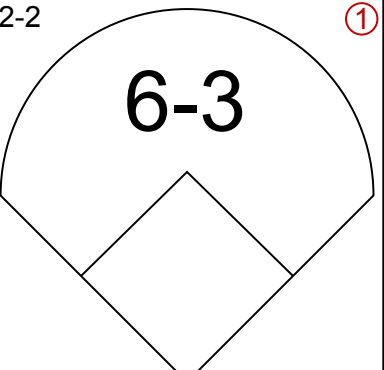
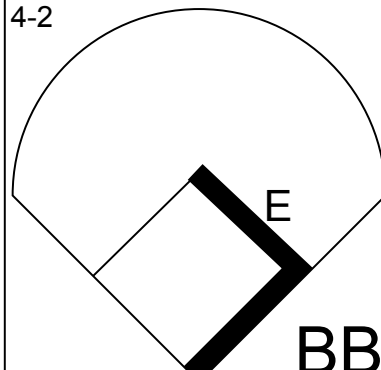
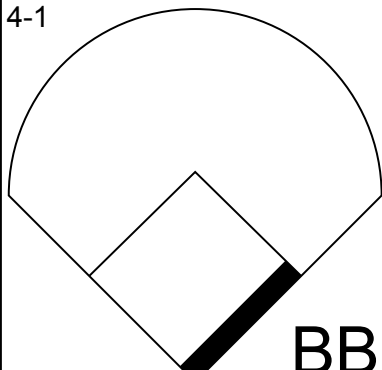
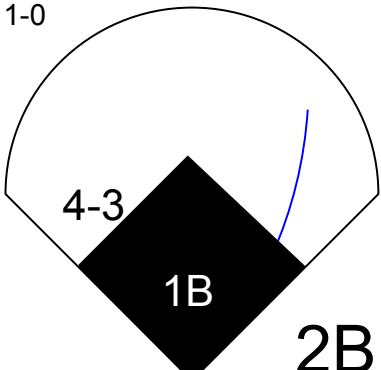
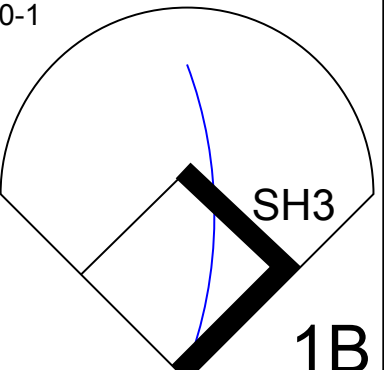
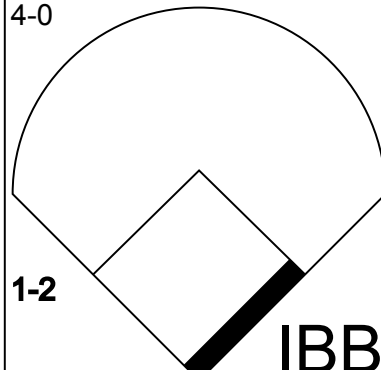
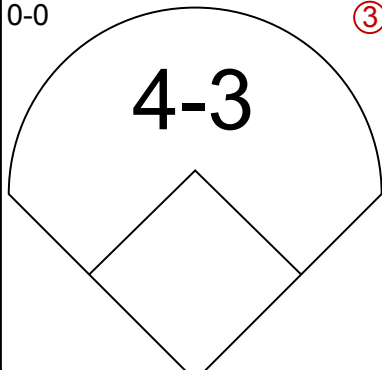
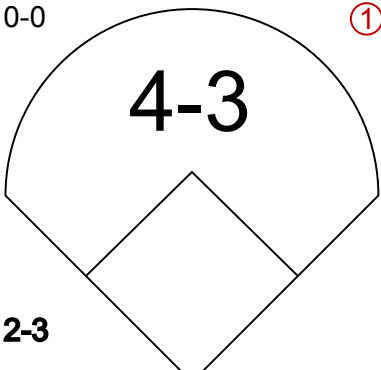
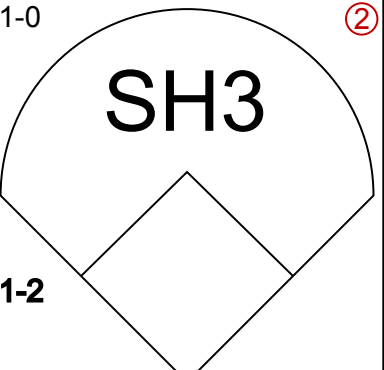
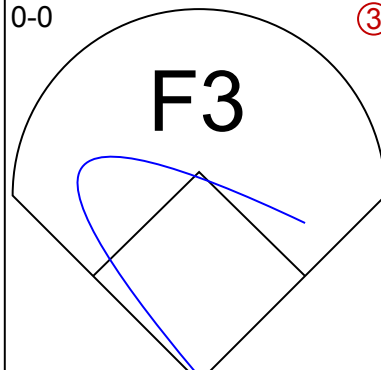
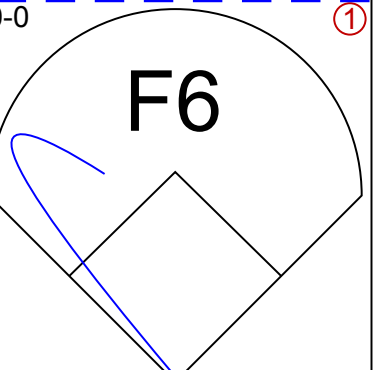

San Francisco Giants @ Atlanta Braves  
 Atlanta Stadium, Atlanta, GA  
 Sat Sep 16 1972, 7:05 PM EDT  
 Att. 5,461 - Unknown

livebaseballscorecards.com

AB	31
R	5
H	10
RBI	5
BB	4
SO	7
LOB	14





Batter	1	2	3	4	5	6	7	8	9	AB R H RBI BB SO LOB	TOP												
<b>Bobby Bonds, R</b> OBP: 0.322, SLG: 0.437 (1, 8) (8, 9)	1-3 		0-1 		3-1 		1-1 		1-0 	4 0 2 1 0 1 1													
<b>Tito Fuentes, S</b> OBP: 0.304, SLG: 0.379 (1, 4) (8, 9)	0-2 		0-0 		1-1 		1-0 		2-1 	5 0 0 0 0 0 3													
<b>Chris Speier, R</b> OBP: 0.359, SLG: 0.410 (1, 6) (8, 9)	3-1 		3-2 		1-0 		1-0 			4 0 0 0 0 0 3													
<b>Jim Ray Hart, R</b> OBP: 0.390, SLG: 0.600 (1, 5) (8, 9)	1-1 			1-0 		1-2 		3-3 		4 1 1 0 0 1 2													
<b>Ken Henderson, S</b> OBP: 0.319, SLG: 0.439 (1, 7) (8, 9)		2-0 		0-0 		1-0 		4-0 		3 1 2 1 1 0 0													
<b>Dave Kingman, R</b> OBP: 0.301, SLG: 0.461 (1, 3) (8, 9)		1-0 		0-0 		1-2 		1-3 		4 1 1 2 0 1 2													
<b>Gary Matthews, R</b> OBP: 0.310, SLG: 0.560 <b>Jerry Johnson, R</b> (8, 1)		1-3 			2-2 		4-2 		4-1 	2 0 0 0 2 1 1 0 0 0 0 0 0 0	<b>AB 32</b> <b>R 4</b> <b>H 8</b> <b>RBI 4</b> <b>BB 4</b> <b>SO 4</b> <b>LOB 16</b>												
<b>Dave Rader, L</b> OBP: 0.311, SLG: 0.344 (1, 2) (8, 9)			1-0 		0-1 		4-0 		0-0 	3 1 2 0 1 0 1													
<b>Ron Bryant, S</b> OBP: 0.215, SLG: 0.194 <b>Randy Moffitt, R</b> (7, 1) <b>Garry Maddox, R</b> OBP: 0.285, SLG: 0.418 (8, 8)			0-0 		1-0 		0-0 		0-0 	2 0 0 0 0 0 3 0 0 0 0 0 0 0 1 0 0 0 0 0 0													
<b>Inning Stats</b>	R: 0 E: 1 K: 1 S: 10	H: 0 LOB: 1 BB: 0 P: 15	R: 0 E: 0 K: 1 S: 7	H: 1 LOB: 1 BB: 0 P: 11	R: 1 E: 0 K: 0 S: 8	H: 2 LOB: 1 BB: 0 P: 12	R: 0 E: 0 K: 0 S: 3	H: 0 LOB: 0 BB: 0 P: 4	R: 0 E: 0 K: 0 S: 8	H: 1 LOB: 1 BB: 0 P: 14	R: 3 E: 1 K: 0 S: 16	H: 3 LOB: 2 BB: 2 P: 29	R: 0 E: 0 K: 1 S: 7	H: 1 LOB: 1 BB: 0 P: 13	R: 0 E: 0 K: 1 S: 5	H: 0 LOB: 1 BB: 2 P: 14	R: 0 E: 0 K: 0 S: 3	H: 0 LOB: 0 BB: 0 P: 6	1B: 5 2B: 3 3B: 0 HR: 1	SF: 0 SAC: 1 DP: 2 HBP: 1	WP: 2 PB: 0 SB: 2 CS: 2	PA: 38	
<b>PITCHER</b> <b>Jimmy Freeman, L</b> ERA: 4.82 <b>Jim Hardin, R</b> ERA: 3.76 <b>Tom House, L</b> ERA:	IP 6.0 2.0 1.0	WLS 0 W S	BF 27 8 3	H 7 1 0	R 4 0 0	ER 4 0 0	SO 2 2 0	BB 1 2 0	IBB 1 0 0	HBP 0 0 1	BLK 0 0 0	WP 2 0 0	HR 1 0 0	S 52 12 3	P 85 27 6	ERA 6.00 0.00 0.00	WHIP 1.333 1.500 0.000						

**San Francisco Giants @ Atlanta Braves**  
Atlanta Stadium, Atlanta, GA  
Sun Sep 17 1972, 3:33 AM EDT  
Att. 7,130 - Unknown

[livebaseballscorecards.com](http://livebaseballscorecards.com)

Batter	1	2	3	4	5	6	7	8	9
Ralph Garr, L OBP: 0.356, SLG: 0.421 (1, 9) (9, 7)	0-1 6-3 ①		2-1 HR 1B	0-1 FC4-6 1-2f			1-0 1B BB	1-2 1B 1B	
Rod Gilbreath, R OBP: 0.308, SLG: 0.278 Jim Breazeale, L OBP: 0.313, SLG: 0.487 Gil Garrido, R OBP: 0.367, SLG: 0.290 (1, 4) (8, PH) (9, 6)	2-3 K ②		1-0 F8 ①		0-0 F7 ①		0-0 F9 ①	2-3 K 1-2	
Hank Aaron, R OBP: 0.398, SLG: 0.514 (1, 3)	0-0 F7 ③		2-0 1-H HR		2-1 F4 ②		4-1 1B BB	4-0 1B 1B	
Earl Williams, R OBP: 0.337, SLG: 0.465 Larvell Blanks, R OBP: 0.381, SLG: 0.431 (1, 5) (8, PR) (9, 4)			1-3 K ②		1-0 F6 ③		1-2 F8 ②	0-1 1B 1B	
Dusty Baker Jr., R OBP: 0.392, SLG: 0.508 (1, 8)			0-0 BB 1B	4-2 BB		2-1 E 1B	2-2 1-2 2-H 1B	1-1 1-2 2-H 1B	
Rico Carty, R OBP: 0.376, SLG: 0.400 Tom House, L (1, 7) (9, 1)			0-0 BB 1B	1-1 F2 ③		3-3 K ①	1-0 F4 ③	0-3 K ③	
Marty Perez, R OBP: 0.276, SLG: 0.265 Darrell Evans, L OBP: 0.377, SLG: 0.410 (1, 6) (8, PH) (9, 5)			4-1 BB		0-3 K ①		0-0 E5 1-3	4-2 1B BB	
Bob Didier, S OBP: 0.438, SLG: 0.500 (1, 2)			0-3 K ②	2-0 F6 ②		0-0 F4 ②	0-0 F5 ①		
Jimmy Freeman, L OBP: 0.250, SLG: 0.100 Felix Millan, R OBP: 0.293, SLG: 0.313 Jim Hardin, R OBP: 0.217, SLG: 0.211 Mike Lum, L OBP: 0.328, SLG: 0.360 (1, 1) (6, PH) (7, 1) (8, PH) (9, 9)			0-3 K ③	0-2 FC4-6 1B		1-0 F8 ③	0-0 1B 1B		

AB	R	H	RBI	BB	SO	LOB
5	3	3	1	0	0	1
4	0	0	0	0	1	2
1	0	0	0	0	1	2
0	0	0	0	0	0	0
3	2	1	2	2	0	0
5	0	1	2	0	2	2
0	0	0	0	0	0	0
4	0	4	2	1	0	0
5	0	1	0	0	2	6
0	0	0	0	0	0	0
2	0	0	0	1	1	1
0	1	0	0	1	0	0
4	0	0	0	0	1	6
2	0	1	0	0	1	3
1	0	0	0	0	0	2
0	0	0	0	0	0	0
1	1	1	0	0	0	0

WP	PA
0	42

**San Francisco Giants @ Atlanta Braves**  
Atlanta Stadium, Atlanta, GA  
Sun Sep 17 1972, 3:33 AM EDT  
Att. 7,130 - Unknown

AB	37
R	7
H	12
RBI	7
BB	5
SO	9
LOB	25



Inning Stats	R	H	E	K	S	H	LOB	BB	P	R	H	E	K	S	R	H	E	K	S	R	H	E	K	S	R	H	E	K	S	R	H	E	K	S	
Ron Bryant, L ERA: 2.83 (1, 1)	0	0	0	6	8	2	3	13	20	0	2	0	3	7	0	2	0	11	22	0	1	0	1	90	4.26	1.579									
Randy Moffitt, R ERA: 3.95 (7, 1)	0	0	0	3	8	2	3	13	20	0	2	0	3	7	0	2	0	11	22	0	1	0	1	90	4.26	1.579									
Jerry Johnson, R ERA: 4.33 (8, 1)	0	0	0	3	8	2	3	13	20	0	2	0	3	7	0	2	0	11	22	0	1	0	1	90	4.26	1.579									

WP	PA	ERA	WHIP
0	42		



Batter	1	2	3	4	5	6	7	8	9	AB R H RBI BB SO LOB	TOP	
Roger Metzger, S (1, 6) OBP: 0.290, SLG: 0.263 Norm Miller, L (8, PH) OBP: 0.342, SLG: 0.424 Jim Ray, R (8, 1) OBP: 0.063, SLG: 0.063	4-0 FC6-4 BB		0-0 4-3		0-0 F4	0-0 4-3		0-3 K		3 0 0 0 1 0 1 1 0 0 0 0 1 3 0 0 0 0 0 0 0		
Jimmy Wynn, R (1, 9) OBP: 0.393, SLG: 0.477	0-3 K			0-0 2B 1B		0-0 HR 1B	0-3 K		0-0 F9	5 2 2 0 0 2 1		
Cesar Cedeno, R (1, 8) OBP: 0.389, SLG: 0.555	0-0 FC6-4 1B			0-0 P6		0-0 HR	0-0 P6		0-3 K	5 1 1 2 0 1 2		
Lee May, R (1, 3) OBP: 0.352, SLG: 0.506	0-0 1B			0-0 2B		0-0 HR 1B	0-3 K		4-0 BB	4 1 3 1 1 1 0		
Bob Watson, R (1, 7) OBP: 0.376, SLG: 0.453		0-0 F7		0-0 6-3		0-0 HR 1B		0-0 BB 2B	0-0 F7	5 1 2 0 0 0 2		
Doug Rader, R (1, 5) OBP: 0.310, SLG: 0.437		0-0 F7		4-0 BB		0-0 HR		0-0 6-3		3 1 1 3 1 0 1		
Tommy Helms, R (1, 4) OBP: 0.293, SLG: 0.350		0-0 5-3		0-0 F9		0-0 F8		0-0 F8		4 0 0 0 0 0 3		
Larry Howard, R (1, 2) OBP: 0.296, SLG: 0.297 Bob Stinson, S (2, 2) OBP: 0.182, SLG: 0.194 Ken Forsch, R (5, 1) OBP: 0.162, SLG: 0.139 Rich Chiles, L (8, PH) OBP: 0.687, SLG: 0.500 Bobby Fenwick, R (8, 6) OBP: 0.220, SLG: 0.234			0-0 P4		0-0 F8	0-3 K		4-0 BB BB		0 0 0 0 0 0 0 2 0 0 0 0 0 0 1 0 0 0 0 1 0 0 0 0 0 1 0 0 0 0 0 0 0 0 0		
Tom Griffin, R (1, 1) OBP: 0.280, SLG: 0.520 Dave Roberts, L (2, 1) OBP: 0.264, SLG: 0.333 Jim York, R (2, 1) OBP: 0.264, SLG: 0.333 J.R. Richard, R (2, 1) OBP: 0.264, SLG: 0.333 Gary Sutherland, R (3, PH) OBP: 0.264, SLG: 0.333 George Culver, R (3, 1) OBP: 0.200, SLG: 0.211 Cliff Johnson, R (5, PH) OBP: 0.500, SLG: 0.333			0-0 F8		0-0 F8	0-0 1B		4-0 BB 1-2 2-3		0 1 0 0 0 0 0 0 0 0 0 0 0 0 0 2 0 1 0 1 0 0		
<b>Inning Stats</b>	R: 0 H: 1 E: 0 LOB: 2 K: 1 BB: 1 S: 5 P: 9	R: 0 H: 0 E: 0 LOB: 0 K: 0 BB: 0 S: 3 P: 3	R: 0 H: 0 E: 0 LOB: 0 K: 0 BB: 0 S: 3 P: 3	R: 1 H: 2 E: 0 LOB: 2 K: 0 BB: 1 S: 5 P: 9	R: 0 H: 0 E: 0 LOB: 0 K: 0 BB: 0 S: 3 P: 3	R: 5 H: 6 E: 0 LOB: 1 K: 1 BB: 0 S: 11 P: 11	R: 0 H: 0 E: 0 LOB: 0 K: 2 BB: 0 S: 7 P: 7	R: 0 H: 1 E: 0 LOB: 3 K: 1 BB: 2 S: 6 P: 14	R: 0 H: 0 E: 0 LOB: 1 K: 1 BB: 1 S: 5 P: 9	1B: 6 SF: 0 2B: 2 SAC: 0 3B: 0 DP: 0 HR: 2 HBP: 0	WP: 0 PA: 41 PB: 0 SB: 1 CS: 0	
<b>PITCHER</b> George Stone, L (1, 1) ERA: 5.32 Ron Schueler, R (7, 1) ERA: 3.81	IP WLS BF H R ER SO BB IBB HBP BLK WP HR S P ERA WHIP	6.0 W 28 9 6 6 2 2 0 0 0 0 2 30 38 9.00 1.833	3.0 S 13 1 0 0 4 3 0 0 0 0 0 0 18 30 0.00 1.333	<b>PITCHER</b> IP WLS BF H R ER SO BB IBB HBP BLK WP HR S P ERA WHIP								

Houston Astros @ Atlanta Braves  
Atlanta Stadium, Atlanta, GA  
Wed Sep 20 1972, 7:05 PM EDT  
Att. 2,061 - Unknown

livebaseballscorecards.com

AB 36  
R 6  
H 10  
RBI 6  
BB 5  
SO 6  
LOB 13



BOTTOM

Houston Astros @ Atlanta Braves  
Atlanta Stadium, Atlanta, GA  
Wed Sep 20 1972, 7:05 PM EDT  
Att. 2,061 - Unknown

livebaseballscorecards.com

AB 39  
R 13  
H 15  
RBI 13  
BB 4  
SO 6  
LOB 14



WP: 0 PA: 45  
PB: 0  
SB: 1  
CS: 0

AB	R	H	RBI	BB	SO	LOB
4	2	1	0	0	1	1
5	1	2	5	0	0	1
3	1	2	1	2	0	0
2	1	1	1	0	0	1
1	0	0	0	1	1	0
5	2	3	3	0	0	5
5	0	1	0	0	2	3
5	2	1	1	0	0	2
5	2	3	1	0	1	0
2	2	1	1	1	0	1
1	0	0	0	0	0	0
1	0	0	0	0	1	0

Batter	1	2	3	4	5	6	7	8	9
Ralph Garr, L OBP: 0.359, SLG: 0.431 (1, 7)	0-0 F7	1-2 3B		0-0 6-3		0-3 K			
Felix Millan, R OBP: 0.295, SLG: 0.317 (1, 4)	0-0 P4	1-2 3B		0-0 F8		0-0 F8			
Darrell Evans, L OBP: 0.383, SLG: 0.413 (1, 5)	0-0 FC6-4 1B	1-2 2B		0-0 4-3		4-0 G6-4-3 BB			
Earl Williams, R OBP: 0.340, SLG: 0.465 Jim Breazeale, L OBP: 0.318, SLG: 0.481 (1, 3) (3, 3)	0-0 FC6-4 1-2f	0-0 E8 1B		0-3 K		4-0 G6-4-3 BB			
Dusty Baker Jr., R OBP: 0.393, SLG: 0.517 (1, 8)		0-0 1B		0-0 2B		0-0 G6-4-3 1-2f 2-3			
Mike Lum, L OBP: 0.328, SLG: 0.358 (1, 9)		0-0 K		0-0 F9		0-3 K			
Sonny Jackson, L OBP: 0.273, SLG: 0.316 (1, 6)		0-0 FC4-6 1B		0-0 3-1		0-0 6-3			0-0 P6
Bob Didier, S OBP: 0.400, SLG: 0.435 (1, 2)		0-0 1B		0-0 1B		0-0 G3			0-3 K
George Stone, L OBP: 0.323, SLG: 0.167 Rod Gilbreath, R OBP: 0.293, SLG: 0.263 Ron Schueler, R OBP: 0.209, SLG: 0.214 (1, 1) (6, PH) (7, 1)		0-0 1B		0-0 P5		0-0 E5			0-3 K

Inning Stats	R: 0	H: 1	R: 13	H: 12	R: 0	H: 1	R: 0	H: 1	R: 0	H: 0	R: 0	H: 1	R: 0	H: 0	R: 0	H: 0	R: 0	H: 0
	E: 0	LOB: 1	E: 1	LOB: 3	E: 0	LOB: 1	E: 0	LOB: 0	E: 0	LOB: 1	E: 1	LOB: 1	E: 0	LOB: 1	E: 0	LOB: 1	E: 0	LOB: 0
	K: 0	BB: 0	K: 1	BB: 2	K: 0	BB: 0	K: 0	BB: 0	K: 0	BB: 0	K: 1	BB: 0	K: 0	BB: 2	K: 2	BB: 2	K: 2	BB: 0
	S: 4	P: 4	S: 17	P: 27	S: 4	P: 4	S: 3	P: 3	S: 8	P: 8	S: 6	P: 6	S: 2	P: 10	S: 7	P: 7	S: 7	P: 7

PITCHER	IP	WLS	BF	H	R	ER	SO	BB	IBB	HBP	BLK	WP	HR	S	P	ERA	WHIP
Tom Griffin, R ERA: 3.34 (1, 1)	1.1	L	9	4	4	4	1	1	0	0	0	0	0	10	14	27.00	3.750
Dave Roberts, L ERA: 4.61 (2, 1)	0.0		4	4	2	2	0	0	0	0	0	0	0	4	4	∞	∞
Jim York, R ERA: 5.4 (2, 1)	0.1		5	4	4	4	0	0	0	0	0	0	1	5	5	108.00	12.000
J.R. Richard, R ERA: 13.5 (2, 1)	0.1		5	1	3	3	0	1	0	2	0	0	0	2	8	81.00	6.000
George Culver, R ERA: 2.69 (3, 1)	2.0		7	1	0	0	0	0	0	0	0	0	0	7	7	0.00	0.500
PITCHER	IP	WLS	BF	H	R	ER	SO	BB	IBB	HBP	BLK	WP	HR	S	P	ERA	WHIP
Ken Forsch, R ERA: 4.0 (5, 1)	3.0		12	1	0	0	3	2	0	0	0	0	0	16	24	0.00	1.000
Jim Ray, R ERA: 4.02 (8, 1)	1.0		3	0	0	0	2	0	0	0	0	0	0	7	7	0.00	0.000



Batter	1	2	3	4	5	6	7	8	9	AB R H RBI BB SO LOB	TOP								
<b>Enzo Hernandez, R</b> (1, 6) <small>OBP: 0.227, SLG: 0.217</small> <b>Curt Blefary, L</b> (8, PH) <small>OBP: 0.336, SLG: 0.355</small> <b>Derrel Thomas, S</b> (8, PR) <small>OBP: 0.291, SLG: 0.314</small> (8, 6)	0-0 1-3		0-0 FC5-4 1-2f		0-0 4-3			4-0 BB		3 0 0 0 0 0 3 0 0 0 0 1 0 0 0 0 0 0 0 0 0									
<b>Dave Roberts, R</b> (1, 4) <small>OBP: 0.276, SLG: 0.326</small>	0-0 6-3		0-0 F7		0-0 2	0-0 G1-6-3 1B		0-0 F9		4 0 1 0 0 0 3									
<b>Leron Lee, L</b> (1, 7) <small>OBP: 0.361, SLG: 0.519</small>	0-0 FC6-4 1B			0-0 F9		0-0 G1-6-3 1-2f		0-0 4-3		4 0 1 0 0 0 3									
<b>Nate Colbert, R</b> (1, 3) <small>OBP: 0.329, SLG: 0.520</small>	0-0 FC6-4 1-2f			4-0 6-3 BB		0-0 6-3			0-0 1B	3 0 1 0 1 0 1									
<b>Johnny Grubb, L</b> (1, 8) <small>OBP: 0.364, SLG: 0.476</small>		0-0 6-3		0-0 6-3 1-2		0-3 K2-3			0-0 P1	4 0 0 0 0 1 2									
<b>Randy Elliott, R</b> (1, 9) <small>OBP: 0.222, SLG: 0.256</small>		0-3 K		0-0 6-3		0-0 F4			0-0 F3	4 0 0 0 0 1 2									
<b>Dave Hilton, R</b> (1, 5) <small>OBP: 0.238, SLG: 0.268</small>		0-3 K			0-0 E5 SH1-4 2		0-0 F7		0-0 F3	4 0 0 0 0 1 1									
<b>Fred Kendall, R</b> (1, 2) <small>OBP: 0.241, SLG: 0.322</small> <b>Cito Gaston, R</b> (8, PH) <small>OBP: 0.309, SLG: 0.362</small> <b>Pat Corrales, R</b> (8, 2) <small>OBP: 0.275, SLG: 0.195</small>			0-0 6-3		0-0 E5 SH1-4 1-2			0-0 E6		2 0 0 0 0 0 1 1 0 0 0 0 0 0 0 0 0 0 0 0 0									
<b>Mike Caldwell, R</b> (1, 1) <small>OBP: 0.146, SLG: 0.146</small> <b>Steve Simpson, R</b> (7, 1) <b>Larry Stahl, L</b> (8, PH) <small>OBP: 0.299, SLG: 0.340</small> <b>Bill Greif, R</b> (8, 1) <small>OBP: 0.059, SLG: 0.030</small>			0-0 FC5-4 1B		0-0 SH1-4 1-2 2-3			0-3 K		1 0 1 0 0 0 0 0 0 0 0 0 0 0 1 0 0 0 0 1 1 0 0 0 0 0 0 0									
<b>Inning Stats</b>	R: 0 E: 0 K: 0 S: 4	H: 1 LOB: 1 BB: 0 P: 4	R: 0 E: 0 K: 2 S: 7	H: 0 LOB: 0 BB: 0 P: 7	R: 0 E: 0 K: 0 S: 4	H: 1 LOB: 1 BB: 0 P: 4	R: 0 E: 2 K: 0 S: 4	H: 0 LOB: 2 BB: 0 P: 4	R: 0 E: 0 K: 1 S: 5	H: 0 LOB: 0 BB: 0 P: 5	R: 0 E: 1 K: 1 S: 6	H: 0 LOB: 2 BB: 1 P: 10	R: 0 E: 0 K: 0 S: 4	H: 1 LOB: 1 BB: 0 P: 4	1B: 4 2B: 0 3B: 0 HR: 0	SF: 0 SAC: 1 DP: 1 HBP: 0	WP: 0 PB: 0 SB: 0 CS: 0	PA: 34	
<b>PITCHER</b> <b>Phil Niekro, R</b> (1, 1) <small>ERA: 2.94</small>	IP: 9.0 WLS: W BF: 35 H: 4 R: 0 ER: 0 SO: 4 BB: 2 IBB: 0 HBP: 0 BLK: 0 WP: 0 HR: 0 S: 40 P: 48 ERA: 0.00 WHIP: 0.667																		

**San Diego Padres @ Atlanta Braves**  
 Atlanta Stadium, Atlanta, GA  
 Fri Sep 22 1972, 7:05 PM EDT  
 Att. 2,476 - Unknown

livebaseballscorecards.com

<b>AB</b>	31
<b>R</b>	0
<b>H</b>	4
<b>RBI</b>	0
<b>BB</b>	2
<b>SO</b>	4
<b>LOB</b>	17



Batter	1	2	3	4	5	6	7	8	9
Ralph Garr, L OBP: 0.356, SLG: 0.428 (1, 7) x	0-0 1-3 ①			x 0-0 6-3 ①		x 0-0 5-3 ①		x 0-0 6-3 ①	
Felix Millan, R OBP: 0.295, SLG: 0.317 (1, 4) x	0-0 F9 ②			x 0-0 6-3 ②		x 0-0 F8 ②		x 0-0 FC5-4 1B ②	
Hank Aaron, R OBP: 0.395, SLG: 0.510 (1, 3) x	0-0 F8 ③			x 0-0 6-3 ③		x 0-0 F4 ③		x 0-0 FC5-4 1-2f ②	
Earl Williams, R OBP: 0.338, SLG: 0.462 (1, 5)		x 0-0 F3 ①			x 0-0 5-3 ①		s s 0-3 K ① s s	0-3 K ③	
Dusty Baker Jr., R OBP: 0.393, SLG: 0.516 (1, 8)		x 0-0 F8 ②			x 0-0 1B 1B ②		x 0-0 5-3 ②		
Oscar Brown, R OBP: 0.229, SLG: 0.324 (1, 9)		x 0-0 6-3 ③			x 0-0 1B 1B ③		x 0-0 1B 1B ③		
Marty Perez, R OBP: 0.278, SLG: 0.267 (1, 6)			x 0-0 4-3 ①		x 0-0 1-2 3-H 1B ②		x 0-0 1B 1B ②		
Bob Didier, S OBP: 0.393, SLG: 0.423 (1, 2)			x 0-0 F8 ②		x 0-0 L7 ②		x 0-0 1B ②		
Phil Niekro, R OBP: 0.226, SLG: 0.247 (1, 1)			x 0-0 1-3 ③		s s 0-3 K ③		x 0-0 1-3 2-H F8 ③		

Inning Stats	R: 0	H: 0	E: 0	LOB: 0	K: 0	S: 3	P: 3	R: 0	H: 0	E: 0	LOB: 0	K: 0	S: 3	P: 3	R: 0	H: 0	E: 0	LOB: 0	K: 0	S: 3	P: 3	R: 1	H: 3	E: 0	LOB: 2	K: 1	S: 8	P: 8	R: 0	H: 0	E: 0	LOB: 0	K: 0	S: 3	P: 3	R: 1	H: 3	E: 0	LOB: 2	K: 1	S: 8	P: 8	R: 0	H: 1	E: 0	LOB: 1	K: 1	S: 6	P: 6	
	0	0	0	0	0	3	3	0	0	0	0	0	3	3	0	0	0	0	0	0	3	3	1	3	0	2	1	8	8	0	0	0	0	0	3	3	1	3	0	2	1	8	8	0	1	0	1	0	6	6

PITCHER	IP	WLS	BF	H	R	ER	SO	BB	IBB	HBP	BLK	WP	HR	S	P	ERA	WHIP
Mike Caldwell, L (1, 1)	6.2	L	26	6	2	2	2	0	0	0	0	0	0	30	30	2.70	0.900
Steve Simpson, R (7, 1)	0.1		1	0	0	0	0	0	0	0	0	0	0	1	1	0.00	0.000
Bill Greif, R (8, 1)	1.0		4	1	0	0	1	0	0	0	0	0	0	6	6	0.00	1.000

**BOTTOM**

**San Diego Padres @ Atlanta Braves**  
Atlanta Stadium, Atlanta, GA

Fri Sep 22 1972, 7:05 PM EDT  
Att. 2,476 - Unknown

AB	R	H	RBI	BB	SO	LOB
4	0	0	0	0	0	0
4	0	1	0	0	0	0
4	0	0	0	0	0	1
4	0	0	0	0	2	1
3	1	1	0	0	0	0
3	1	2	0	0	0	0
3	0	2	1	0	0	0
3	0	1	1	0	0	2
3	0	0	0	0	1	4

1B:	7	SF:	0
2B:	0	SAC:	0
3B:	0	DP:	0
HR:	0	HBP:	0

WP:	0	PA:	31
PB:	0		
SB:	0		
CS:	0		

livebaseballscorecards.com

**AB 31**  
**R 2**  
**H 7**  
**RBI 2**  
**BB 0**  
**SO 3**  
**LOB 8**





Batter	1	2	3	4	5	6	7	8	9	AB R H RBI BB SO LOB	TOP	
Enzo Hernandez, R (1, 6) OBP: 0.227, SLG: 0.217	0-0 F6		0-0 WP E 1-2 1B		0-0 6-3		0-0 L9			4 1 1 0 0 0 0	<b>San Diego Padres @ Atlanta Braves</b> Atlanta Stadium, Atlanta, GA Sat Sep 23 1972, 7:05 PM EDT Att. 2,719 - Unknown <a href="http://livebaseballscorecards.com">livebaseballscorecards.com</a>	
Dave Roberts, R (1, 4) OBP: 0.276, SLG: 0.325	0-0 F6		0-0 E6 1-H 2-H		0-0 E 1B		0-0 F8			4 0 1 1 0 0 0		
Jerry Morales, R (1, 7) OBP: 0.311, SLG: 0.364	0-0 F7		0-0 F4		0-0 F3 1-2		0-0 E 3B			4 1 1 0 0 0 2		
Nate Colbert, R (1, 3) OBP: 0.331, SLG: 0.519		0-0 CS 1B	4-0 FC4-6 BB		0-0 F9		0-0 E2 3-H			3 0 1 0 1 0 0		
Cito Gaston, R (1, 9) OBP: 0.306, SLG: 0.358	0-3 K	0-3 K	0-0 FC4-6 1-2f		0-0 5-3		0-0 F9			4 0 0 0 0 1 4		
Johnny Jeter, R (1, 8) OBP: 0.274, SLG: 0.314	0-3 K 1-2			0-0 L7		0-0 S 1B		0-0 L9		4 0 1 0 0 1 2		
Dave Hilton, R (1, 5) OBP: 0.239, SLG: 0.311			0-0 1B 3B	0-0 6-3		0-3 K 1-2		0-0 1-3		4 1 1 0 0 1 1		
Fred Kendall, R (1, 2) OBP: 0.241, SLG: 0.321			0-0 F4	0-0 F7		0-3 K		0-0 E 1B		4 0 1 0 0 1 1		
Steve Arlin, R (1, 1) OBP: 0.260, SLG: 0.206			0-0 WP E 1B 3-H		0-0 6-3		0-0 5-3		0-3 K	4 1 1 1 0 1 0		
<b>Inning Stats</b>	R: 0 E: 0 K: 0 S: 3 H: 0 LOB: 0 BB: 0 P: 3	R: 0 E: 0 K: 2 S: 7 H: 1 LOB: 1 BB: 0 P: 7	R: 3 E: 1 K: 0 S: 7 H: 3 LOB: 2 BB: 1 P: 11	R: 0 E: 0 K: 0 S: 3 H: 0 LOB: 0 BB: 0 P: 3	R: 0 E: 1 K: 0 S: 4 H: 1 LOB: 1 BB: 0 P: 4	R: 0 E: 0 K: 1 S: 6 H: 1 LOB: 1 BB: 0 P: 6	R: 0 E: 0 K: 1 S: 5 H: 0 LOB: 0 BB: 0 P: 5	R: 1 E: 1 K: 0 S: 5 H: 1 LOB: 1 BB: 0 P: 5	R: 0 E: 0 K: 1 S: 5 H: 1 LOB: 0 BB: 0 P: 5	1B: 6 2B: 1 3B: 2 HR: 0 SF: 0 SAC: 0 DP: 1 HBP: 0	WP: 1 PB: 0 SB: 1 CS: 1 PA: 36	
<b>PITCHER</b>	IP WLS BF H R ER SO BB IBB HBP BLK WP HR S P ERA WHIP											
Jimmy Freeman, L (1, 1) ERA: 4.78	4.0 L 17 4 3 2 2 1 0 0 0 1 0 20 24 4.50 1.250											
Ron Reed, R (5, 1) ERA: 3.93	4.0 16 3 1 0 2 0 0 0 0 0 0 20 20 0.00 0.750											
Tom House, L (9, 1) ERA:	1.0 3 1 0 0 1 0 0 0 0 0 0 5 5 0.00 1.000											

Batter	1	2	3	4	5	6	7	8	9	AB R H RBI BB SO LOB
Ralph Garr, L OBP: 0.358, SLG: 0.431 (1, 7)	0-0 2B		0-0 1B		0-0 6-3			0-0 F5		4 0 2 0 0 0 1
Felix Millan, R OBP: 0.295, SLG: 0.316 (1, 4)	0-0 F8		0-0 1B			0-0 6-3		0-0 6-3		4 0 1 0 0 0 2
Hank Aaron, R OBP: 0.391, SLG: 0.505 (1, 3)	0-0 F8		0-0 6-3			0-0 F7		0-0 5-3		4 0 0 0 0 0 2
Earl Williams, R OBP: 0.336, SLG: 0.458 (1, 2)	0-0 6-3			0-3 K		0-0 6-3		0-0 F7		4 0 0 0 0 1 1
Dusty Baker Jr., R OBP: 0.394, SLG: 0.515 (1, 8)		4-0 BB		0-0 1B			0-0 F5	0-3 K		3 0 1 0 1 1 0
Darrell Evans, L OBP: 0.383, SLG: 0.420 (1, 5)		0-0 HR		0-0 F2		0-3 K				3 1 1 1 0 1 1
Mike Lum, L OBP: 0.328, SLG: 0.358 (1, 9)		0-0 1B		0-0 F9		0-0 F9				3 0 1 0 0 0 1
Marty Perez, R OBP: 0.276, SLG: 0.265 (1, 6)		0-0 F3			0-0 F6			0-0 6-3		3 0 0 0 0 0 0
Jimmy Freeman, L OBP: 0.231, SLG: 0.091 (1, 1)			0-3 K		0-0 F9			0-0 2B		1 0 0 0 0 1 0
Ron Reed, R OBP: 0.173, SLG: 0.192 (5, 1)										1 0 0 0 0 0 0
Sonny Jackson, L OBP: 0.279, SLG: 0.330 (8, PH)										1 0 1 0 0 0 0
Tom House, L (9, 1)										0 0 0 0 0 0 0

Inning Stats	R: 0	H: 1	E: 0	K: 0	S: 4	R: 1	H: 2	E: 0	K: 0	S: 3	R: 0	H: 2	E: 0	K: 1	S: 6	R: 0	H: 1	E: 0	K: 1	S: 6	R: 0	H: 0	E: 0	K: 0	S: 3	R: 0	H: 0	E: 0	K: 1	S: 5	R: 0	H: 1	E: 0	K: 0	S: 4	R: 0	H: 0	E: 0	K: 1	S: 5	R: 0	H: 0	E: 0	K: 1	S: 5	R: 0	H: 0	E: 0	K: 1	S: 5	1B: 4	2B: 2	3B: 0	HR: 1	SF: 0	SAC: 0	DP: 0	HBP: 0	WP: 1	PA: 32
PITCHER Steve Arlin, R ERA: 3.65 (1, 1)	IP	WLS	BF	H	R	ER	SO	BB	IBB	HBP	BLK	WP	HR	S	P	ERA	WHIP	IP	WLS	BF	H	R	ER	SO	BB	IBB	HBP	BLK	WP	HR	S	P	ERA	WHIP																										


**BOTTOM**

**San Diego Padres @ Atlanta Braves**  
Atlanta Stadium, Atlanta, GA

Sat Sep 23 1972, 7:05 PM EDT  
Att. 2,719 - Unknown

livebaseballscorecards.com

AB	31
R	1
H	7
RBI	1
BB	1
SO	4
LOB	8





Batter	1	2	3	4	5	6	7	8	9	AB R H RBI BB SO LOB	TOP									
Enzo Hernandez, R (1, 6) OBP: 0.227, SLG: 0.217	0-0 F5		0-0 S 1B	0-0 FC6-4		0-0 F8		0-0 F2		5 0 1 0 0 0 6										
Dave Roberts, R (1, 4) OBP: 0.277, SLG: 0.326	0-0 S 1B		0-0 F3		0-3 K		0-0 SH2-3 1B		0-0 L4	5 0 2 0 0 1 1										
Jerry Morales, R (1, 7) OBP: 0.310, SLG: 0.363	0-0 F7			0-0 HBP BB FC5-4 1B		0-0 F8		0-0 SH2-3		4 1 1 0 0 1 1										
Nate Colbert, R (1, 3) OBP: 0.333, SLG: 0.518	0-3 K			4-0 FC5-4 HBP SF9 BB		0-0 S 1B		0-0 5-3		3 1 1 0 2 1 2										
Cito Gaston, R (1, 9) OBP: 0.304, SLG: 0.354		0-0 4-3		1-0 FC5-4 HBP		0-0 5-3		0-0 E5 FC4-6		4 0 0 0 0 0 3										
Johnny Jeter, R (1, 8) OBP: 0.270, SLG: 0.310		0-3 K		0-0 FC5-4 BB BB		0-0 6-3		0-0 FC4-6		4 0 0 1 0 1 4										
Dave Hilton, R (1, 5) OBP: 0.260, SLG: 0.298		0-0 F4		4-0 BB 1-2 BB		0-0 L8		4-0 S BB		2 0 0 0 2 0 0										
Fred Kendall, R (1, 2) OBP: 0.241, SLG: 0.318			0-0 F9	0-0 SF9		4-0 BB BB		0-0 F7		2 0 0 1 1 0 1										
Clay Kirby, R (1, 1) OBP: 0.117, SLG: 0.068			0-3 K	4-0 3-H FC6-4 BB		4-0 BB BB		0-0 F9		1 0 0 0 1 1 0										
Garry Jestadt, R (6, PH) OBP: 0.273, SLG: 0.344										0 0 0 0 1 0 0										
Mike Corkins, R (6, 1) OBP: 0.256, SLG: 0.316										1 0 0 0 0 0 1										
<b>Inning Stats</b>	R: 0 E: 0 K: 1 S: 6	H: 1 LOB: 1 BB: 0 P: 6	R: 0 E: 0 K: 1 S: 5	H: 0 LOB: 0 BB: 0 P: 5	R: 0 E: 0 K: 1 S: 6	H: 1 LOB: 1 BB: 0 P: 6	R: 2 E: 0 K: 0 S: 4	H: 1 LOB: 3 BB: 3 P: 17	R: 0 E: 0 K: 0 S: 3	H: 0 LOB: 2 BB: 2 P: 11	R: 0 E: 1 K: 0 S: 5	H: 1 LOB: 2 BB: 0 P: 5	R: 0 E: 0 K: 0 S: 3	H: 0 LOB: 1 BB: 1 P: 7	R: 0 E: 0 K: 1 S: 5	H: 0 LOB: 1 BB: 1 P: 9	1B: 5 2B: 0 3B: 0 HR: 0	SF: 1 SAC: 1 DP: 0 HBP: 1	WP: 0 PB: 0 SB: 4 CS: 0	PA: 41
<b>PITCHER</b>	IP WLS BF H R ER SO BB IBB HBP BLK WP HR S P ERA WHIP																			IP WLS BF H R ER SO BB IBB HBP BLK WP HR S P ERA WHIP
Mike McQueen, L (1, 1) ERA: 4.81	8.0 L 37 5 2 2 4 6 0 1 0 0 0 0 38 63 2.25 1.375																			
Tom House, L (9, 1) ERA:	1.0 4 0 0 0 1 1 0 0 0 0 0 0 5 9 0.00 1.000																			

San Diego Padres @ Atlanta Braves  
Atlanta Stadium, Atlanta, GA  
Sun Sep 24 1972, 3:33 AM EDT  
Att. 3,914 - Unknown

livebaseballscorecards.com

AB	31
R	2
H	5
RBI	2
BB	7
SO	5
LOB	19



Batter	1	2	3	4	5	6	7	8	9	AB	R	H	RBI	BB	SO	LOB
Darrell Evans, L (1, 5) OBP: 0.382, SLG: 0.417	0-0 G3		4-0 BB			0-3 K		0-3 K		3	0	0	0	1	2	1
Mike Lum, L (1, 9) OBP: 0.325, SLG: 0.354	0-0 L8		0-0 F9			0-0 L8			0-3 K	4	0	0	0	0	1	1
Ralph Garr, L (1, 7) OBP: 0.357, SLG: 0.428	0-0 1-3			0-0 L8		1-0 PO HBP			0-0 4-3	3	0	0	0	0	0	0
Earl Williams, R (1, 3) OBP: 0.337, SLG: 0.463		0-0 HR		4-0 BB		0-0 PO	0-3 K		0-3 K	3	1	1	1	1	2	0
Dusty Baker Jr., R (1, 8) OBP: 0.391, SLG: 0.511		0-3 K		0-0 F3			0-3 K			3	0	0	0	0	2	1
Felix Millan, R (1, 4) OBP: 0.293, SLG: 0.314		0-0 6-3		0-0 F8			0-0 L8			3	0	0	0	0	0	1
Bob Didier, S (1, 2) OBP: 0.355, SLG: 0.379		0-0 F9			0-0 4-3			0-0 F2		3	0	0	0	0	0	0
Marty Perez, R (1, 6) OBP: 0.275, SLG: 0.264			0-0 F7		0-0 6-3			0-0 2B		2	0	0	0	0	0	0
Sonny Jackson, L (8, PH) OBP: 0.285, SLG: 0.345										1	0	1	0	0	0	0
Mike McQueen, L (1, 1) OBP: 0.095, SLG: 0.095			0-0 F4		0-0 F4			0-0 F2		2	0	0	0	0	0	0
Jim Breazeale, L (8, PH) OBP: 0.314, SLG: 0.475										1	0	0	0	0	0	1
Tom House, L (9, 1)										0	0	0	0	0	0	0

Inning Stats	R: 0	H: 0	E: 0	K: 0	S: 3	R: 1	H: 1	E: 0	K: 1	S: 6	R: 0	H: 0	E: 0	K: 0	S: 3	R: 0	H: 0	E: 0	K: 0	S: 3	R: 0	H: 0	E: 0	K: 1	S: 4	R: 0	H: 0	E: 0	K: 2	S: 7	R: 0	H: 1	E: 0	K: 1	S: 6	R: 0	H: 0	E: 0	K: 2	S: 7	1B: 0	SF: 0	2B: 1	SAC: 0	3B: 0	DP: 0	HR: 1	HBP: 1	WP: 0	PA: 32			
PITCHER	IP	WLS	BF	H	R	ER	SO	BB	IBB	HBP	BLK	WP	HR	S	P	ERA	WHIP																			IP	WLS	BF	H	R	ER	SO	BB	IBB	HBP	BLK	WP	HR	S	P	ERA	WHIP	
Clay Kirby, R (1, 1) ERA: 3.12	5.0	W	18	1	1	1	1	2	0	0	0	0	1	18	26	1.80	0.600																																				
Mike Corkins, R (6, 1) ERA: 3.5	4.0	S	13	1	0	0	6	0	0	1	0	0	0	24	25	0.00	0.250																																				

**BOTTOM**

**San Diego Padres @ Atlanta Braves**  
Atlanta Stadium, Atlanta, GA

Sun Sep 24 1972, 3:33 AM EDT  
Att. 3,914 - Unknown

livebaseballscorecards.com

AB	28
R	1
H	2
RBI	1
BB	2
SO	7
LOB	5





**Atlanta Braves @ Cincinnati Reds**  
 Riverfront Stadium, Cincinnati, OH

Tue Sep 26 1972, 7:05 PM EDT  
 Att. 7,234 - Unknown

[livebaseballscorecards.com](http://livebaseballscorecards.com)

<b>AB</b>	<b>39</b>
<b>R</b>	<b>10</b>
<b>H</b>	<b>13</b>
<b>RBI</b>	<b>9</b>
<b>BB</b>	<b>3</b>
<b>SO</b>	<b>8</b>
<b>LOB</b>	<b>19</b>



Batter	1	2	3	4	5	6	7	8	9	AB	R	H	RBI	BB	SO	LOB	TOP								
Ralph Garr, L (1, 7) OBP: 0.357, SLG: 0.428	0-0 2-3		0-0 1-3 2B 1B		0-0 E9 G4-6-3	0-0 G1		0-0 1B		5	1	2	2	0	0	3									
Felix Millan, R (1, 4) OBP: 0.292, SLG: 0.313	0-3 K		0-0 1-2 2B 1B		0-0 G4-6-3		0-0 F7	0-3 K		5	1	1	1	0	2	2									
Hank Aaron, R (1, 3) OBP: 0.393, SLG: 0.512	0-0 HR		0-0 1-3		0-3 K		0-0 1B		4-0 1B 1B SF9 BB	4	2	2	1	1	1	2									
Earl Williams, R (1, 5) OBP: 0.337, SLG: 0.463	0-0 F8		0-0 2B		4-0 HR BB	0-3 K		0-0 P6		4	1	1	2	1	1	2									
Dusty Baker Jr., R (1, 8) OBP: 0.392, SLG: 0.517		0-0 F8	0-0 F7		0-0 HR	0-3 K		0-0 1B 1B		5	1	2	2	0	1	2									
Oscar Brown, R (1, 9) OBP: 0.235, SLG: 0.327		0-0 F9		0-3 K	0-0 E4 BB		0-0 G3 1B 1B	1-2 2-3 1B		5	1	2	0	0	1	0									
Larvell Blanks, R (1, 6) OBP: 0.368, SLG: 0.419		0-0 1-3		0-0 F7	0-0 F8		0-0 G3 1B 1B	3-H SF9		4	1	1	1	0	0	1									
Paul Casanova, R (1, 2) OBP: 0.229, SLG: 0.281			0-0 1B SH2 1B	0-0 F7	0-0 F9		0-0 G3	1-2 2-3 K		5	1	1	0	0	1	5									
Jim Hardin, R (1, 1) OBP: 0.269, SLG: 0.238			0-0 SH2		0-0 E G4-6-3 1B	4-0 BB		0-3 K		2	1	1	0	1	1	2									
Tom House, L (8, 1)										0	0	0	0	0	0	0									
Cecil Upshaw, R (9, 1) OBP: 0.143, SLG: 0.143										0	0	0	0	0	0	0									
<b>Inning Stats</b>	R: 1 E: 0 K: 1 S: 6	H: 1 LOB: 0 BB: 0 P: 6	R: 0 E: 0 K: 0 S: 3	H: 0 LOB: 0 BB: 0 P: 3	R: 3 E: 0 K: 0 S: 7	H: 4 LOB: 1 BB: 0 P: 7	R: 0 E: 0 K: 1 S: 5	H: 0 LOB: 0 BB: 0 P: 5	R: 1 E: 1 K: 1 S: 6	H: 1 LOB: 0 BB: 0 P: 6	R: 2 E: 1 K: 0 S: 5	H: 1 LOB: 2 BB: 2 P: 13	R: 0 E: 0 K: 2 S: 8	H: 1 LOB: 1 BB: 0 P: 8	R: 2 E: 0 K: 2 S: 10	H: 3 LOB: 1 BB: 0 P: 10	R: 1 E: 0 K: 1 S: 7	H: 2 LOB: 2 BB: 1 P: 11	1B: 10 2B: 1 3B: 0 HR: 2	SF: 1 SAC: 1 DP: 1 HBP: 0	WP: 0 PB: 0 SB: 0 CS: 0	PA: 44			
<b>PITCHER</b>	IP	WLS	BF	H	R	ER	SO	BB	IBB	HBP	BLK	WP	HR	S	P	ERA	WHIP								
Don Gullett, L (1, 1) ERA: 4.19	6.0	L	28	7	7	6	3	2	0	0	0	0	2	32	40	9.00	1.500								
Ed Sprague, R (7, 1) ERA: 4.13	2.0		10	4	2	2	4	0	0	0	0	0	0	18	18	9.00	2.000								
Dave Tomlin, L (9, 1) ERA: 9.0	1.0		6	2	1	1	1	1	0	0	0	0	0	7	11	9.00	3.000								

BOTTOM

Atlanta Braves @ Cincinnati Reds  
Riverfront Stadium, Cincinnati, OH  
Tue Sep 26 1972, 7:05 PM EDT  
Att. 7,234 - Unknown

livebaseballscorecards.com

AB	42
R	9
H	14
RBI	9
BB	3
SO	2
LOB	17



WP:	0	PA:	45
PB:	0	SB:	1
CS:	0		

AB R H RBI BB SO LOB

5 0 1 3 0 0 0

5 0 1 0 0 0 1

4 3 3 0 1 0 1

5 2 2 4 0 0 2

4 1 2 0 1 0 0

5 0 2 1 0 0 3

4 1 1 0 1 0 2

2 0 0 0 0 1 1

2 0 0 0 0 0 0

3 1 1 1 0 0 3

1B: 8 SF: 0

2B: 4 SAC: 0

3B: 0 DP: 0

HR: 2 HBP: 0

Batter	1	2	3	4	5	6	7	8	9
Pete Rose, S OBP: 0.384, SLG: 0.420 (1, 7)	0-0 6-3 1		0-0 6-3 1		0-0 P6 2		0-0 L7 2	0-0 2B 1-H 2-H 3-H	
Joe Morgan, L OBP: 0.416, SLG: 0.436 (1, 4)	0-0 4-3 2		0-0 1-3 2		0-0 F7 3		0-0 1B 3	0-0 F9 3	
Bobby Tolan, L OBP: 0.335, SLG: 0.390 (1, 8)	0-0 HR 1B		4-0 S BB		0-0 HR 1B		0-0 F9 3	0-0 BB 2B 1B	
Johnny Bench, R OBP: 0.380, SLG: 0.546 (1, 2)	0-0 HR 1-H		0-0 G3 1-2		0-0 HR 1-H		0-0 P5 1	0-0 F9 1	
Tony Perez, R OBP: 0.350, SLG: 0.498 George Foster, R OBP: 0.227, SLG: 0.285 (1, 3) (9, PR)	0-0 E5		0-0 2B		0-0 P5 1		0-0 1B 1B 1B 1B	4-0 2B BB 1-2	
Denis Menke, R OBP: 0.323, SLG: 0.356 (1, 5)	0-0 5-3 3		0-0 6-3 1		0-0 2B		0-0 F7 2	0-0 2B 1-3 2-H	
Cesar Geronimo, L OBP: 0.345, SLG: 0.413 (1, 9)		0-0 F7 1		0-0 F8 2		0-0 P6 2		0-0 1B 1B 1B 1B	4-0 IBB
Dave Concepcion, R OBP: 0.276, SLG: 0.260 Ted Uhlenhuth, L OBP: 0.250, SLG: 0.189 Ed Sprague, R OBP: 0.351, SLG: 0.417 Dave Tomlin, L OBP: 0.306, SLG: 0.500 (6, PH) (7, 1) (8, PH) (9, 1) (9, PH)		0-3 K2-3 2		0-0 6-3 3		0-0 4-3 3		0-0 1B 2B 1B 1-2 2-3 3-H	0-3 K 2
Don Gullett, R OBP: 0.270, SLG: 0.257 Darrel Chaney, S OBP: 0.346, SLG: 0.328 (1, 1) (7, 6)		0-0 1-3 3		0-0 5-3 1		0-0 F8 1		0-0 2B 1B 1-2 2-3 3-H	0-0 F9 3

Inning Stats	R: 2	H: 2	E: 1	LOB: 1	K: 0	BB: 0	S: 6	P: 6	R: 0	H: 0	E: 0	LOB: 0	K: 1	BB: 0	S: 5	P: 5	R: 0	H: 0	E: 0	LOB: 1	K: 0	BB: 1	S: 3	P: 7	R: 0	H: 1	E: 0	LOB: 1	K: 0	BB: 0	S: 4	P: 4	R: 0	H: 0	E: 0	LOB: 0	K: 0	BB: 0	S: 3	P: 3	R: 2	H: 3	E: 0	LOB: 1	K: 0	BB: 0	S: 6	P: 6	R: 0	H: 1	E: 0	LOB: 1	K: 0	BB: 0	S: 4	P: 4	R: 4	H: 5	E: 0	LOB: 1	K: 0	BB: 0	S: 8	P: 8	R: 1	H: 2	E: 0	LOB: 3	K: 1	BB: 2	S: 7	P: 15	1B: 8	SF: 0	2B: 4	SAC: 0	3B: 0	DP: 0	HR: 2	HBP: 0	WP: 0	PA: 45
PITCHER	IP	WLS	BF	H	R	ER	SO	BB	IBB	HBP	BLK	WP	HR	S	P	ERA	WHIP																																																																	
Jim Hardin, R ERA: 4.22 (1, 1)	7.2	W	37	12	8	8	1	1	0	0	0	0	0	3	7	13.50	3.000																																																																	
Tom House, L ERA: 1.69 (8, 1)	0.2		4	1	1	1	0	1	0	0	0	0	0	3	7	13.50	3.000																																																																	
Cecil Upshaw, R ERA: 3.76 (9, 1)	0.2	S	4	1	0	0	1	0	1	0	0	0	0	5	9	0.00	1.500																																																																	



Batter	1	2	3	4	5	6	7	8	9	AB R H RBI BB SO LOB	TOP											
Ralph Garr, L (1, 7) OBP: 0.354, SLG: 0.424	0-0 G3		0-0 G3		0-0 L6	0-0 F8		0-0 5-3		5 0 0 0 0 0 2												
Larvell Blanks, R (1, 4) OBP: 0.384, SLG: 0.463	0-0 F8		0-0 G5-4-3 1B		0-0 1B 2B		0-0 1B 2B	0-3 K		5 1 3 1 0 1 0												
Hank Aaron, R (1, 3) OBP: 0.395, SLG: 0.520	0-0 HR		0-0 G5-4-3 1-2f		0-0 1B		0-0 1B 1B 1B	0-3 K		5 2 3 2 0 1 1												
Earl Williams, R (1, 5) OBP: 0.338, SLG: 0.468	0-3 K			0-3 K	0-0 P6		0-0 1B 1B 1B SF7	0-0 HR		5 2 2 1 0 2 2												
Dusty Baker Jr., R (1, 8) OBP: 0.390, SLG: 0.513		0-3 K		0-0 F7		0-0 P3	0-0 1B 1B	0-0 F7		5 0 1 0 0 1 0												
Oscar Brown, R (1, 9) OBP: 0.247, SLG: 0.342		0-0 F7		0-0 2B		0-0 E 2B 1B	0-0 1B 1B	0-0 P5		5 1 3 1 0 0 0												
Gil Carrido, R (1, 6) OBP: 0.369, SLG: 0.288		0-0 1B 1B		0-3 K		0-0 E5 2B	0-0 P4	4-0 BB		4 1 1 0 1 1 5												
Bob Didier, S (1, 2) OBP: 0.389, SLG: 0.485		0-0 1B			0-0 SH1-4 2B 2B	0-0 2B	0-0 SF7	0-0 1-3		4 1 3 3 0 0 1												
Phil Niekro, R (1, 1) OBP: 0.219, SLG: 0.239		0-0 F7			0-0 SH1-4 2B	0-0 5-3	0-0 F2			3 0 0 0 0 0 5												
<b>Inning Stats</b>	R: 1 E: 0 K: 1 S: 6	H: 1 LOB: 0 BB: 0 P: 6	R: 0 E: 0 K: 1 S: 7	H: 2 LOB: 2 BB: 0 P: 7	R: 0 E: 0 K: 0 S: 3	H: 1 LOB: 0 BB: 0 P: 3	R: 0 E: 0 K: 2 S: 8	H: 1 LOB: 1 BB: 0 P: 8	R: 1 E: 0 K: 0 S: 6	H: 3 LOB: 2 BB: 0 P: 6	R: 2 E: 1 K: 0 S: 6	H: 2 LOB: 1 BB: 0 P: 6	R: 3 E: 0 K: 0 S: 8	H: 5 LOB: 2 BB: 0 P: 8	R: 0 E: 0 K: 2 S: 7	H: 0 LOB: 0 BB: 0 P: 7	R: 1 E: 0 K: 0 S: 4	H: 1 LOB: 1 BB: 1 P: 8	1B: 9 2B: 5 3B: 0 HR: 2	SF: 1 SAC: 1 DP: 1 HBP: 0	WP: 0 PB: 0 SB: 0 CS: 0	PA: 44
<b>PITCHER</b>	IP WLS BF H R ER SO BB IBB HBP BLK WP HR S P ERA WHIP																					
Ross Grimsley, L (1, 1) ERA: 3.11	6.0 L 30 12 6 5 4 0 0 0 0 0 0 1 38 38 7.50 2.000																					
Pedro Borbon, R (7, 1) ERA: 3.1	1.0 6 3 1 1 0 0 0 0 0 0 0 0 6 6 9.00 3.000																					
Tom Hall, L (8, 1) ERA: 2.65	2.0 8 1 1 1 2 1 0 0 0 0 0 1 11 15 4.50 1.000																					

Atlanta Braves @ Cincinnati Reds  
Riverfront Stadium, Cincinnati, OH  
Wed Sep 27 1972, 7:05 PM EDT  
Att. 7,033 - Unknown

livebaseballscorecards.com

AB	41
R	8
H	16
RBI	8
BB	1
SO	6
LOB	16



Batter	1	2	3	4	5	6	7	8	9	AB	R	H	RBI	BB	SO	LOB
<b>Pete Rose, S</b> (1, 7) OBP: 0.382, SLG: 0.417	0-0 3-1	0-0 4-3			0-0 1-3		4-0 WP PB BB		0-0 F8	4	0	0	0	1	0	3
<b>Joe Morgan, L</b> (1, 4) OBP: 0.415, SLG: 0.435 <b>Dave Concepcion, R</b> (7, PH) OBP: 0.274, SLG: 0.259	0-3 K		0-0 F9		0-0 1B		0-0 F3		0-0 G1	3	0	1	1	0	1	0
<b>Bobby Tolan, L</b> (1, 8) OBP: 0.335, SLG: 0.389	0-0 1-3		0-3 K			0-0 FC5-4 1B	0-0 G3			4	0	1	0	0	1	1
<b>Johnny Bench, R</b> (1, 2) OBP: 0.379, SLG: 0.549 <b>Bill Plummer, R</b> (9, 2) OBP: 0.217, SLG: 0.293		0-0 HR	0-3 K			0-0 FC5-4 E		0-0 F8		4	1	1	1	0	1	1
<b>Tony Perez, R</b> (1, 3) OBP: 0.349, SLG: 0.496		0-0 3B 1B		0-0 F9		0-0 F9		0-3 K		4	1	1	0	0	1	1
<b>Denis Menke, R</b> (1, 5) OBP: 0.323, SLG: 0.353		0-3 K		0-0 F5		0-0 E5		1-0 FC3-6 HBP		3	0	0	0	0	1	2
<b>Cesar Geronimo, L</b> (1, 9) OBP: 0.339, SLG: 0.406		0-3 K		0-0 F8		0-0 L1		0-0 FC3-6		4	0	0	0	0	1	4
<b>Darrel Chaney, S</b> (1, 6) OBP: 0.353, SLG: 0.344		0-0 1B 3B		4-0 SH2-3 1B BB		0-0 PB BB WP 1B		0-0 4-3		3	3	2	1	1	0	0
<b>Ross Grimsley, L</b> (1, 1) OBP: 0.138, SLG: 0.125 <b>Pedro Borbon, R</b> (7, 1) OBP: 0.130, SLG: 0.048 <b>Ted Uhlaender, L</b> (7, PH) OBP: 0.248, SLG: 0.188 <b>Tom Hall, L</b> (8, 1) OBP: 0.156, SLG: 0.100 <b>Joe Hague, L</b> (9, PH) OBP: 0.349, SLG: 0.415		0-0 1B		0-0 SH2-3		0-0 P6		0-3 K		1	0	1	1	0	0	0

Inning Stats	R: 0	H: 0	E: 0	K: 1	S: 5	R: 3	H: 4	E: 0	K: 2	S: 11	R: 0	H: 0	E: 0	K: 2	S: 7	R: 0	H: 0	E: 0	K: 0	S: 3	R: 1	H: 1	E: 0	K: 0	S: 3	R: 0	H: 1	E: 1	K: 0	S: 5	R: 1	H: 1	E: 0	K: 0	S: 4	R: 0	H: 0	E: 0	K: 1	S: 5	R: 0	H: 0	E: 0	K: 1	S: 6	R: 0	H: 0	E: 0	K: 1	S: 6	1B: 5	2B: 0	3B: 1	HR: 1	SF: 0	SAC: 1	DP: 0	HBP: 1	WP: 1	PB: 2	SB: 0	CS: 0	PA: 38
--------------	------	------	------	------	------	------	------	------	------	-------	------	------	------	------	------	------	------	------	------	------	------	------	------	------	------	------	------	------	------	------	------	------	------	------	------	------	------	------	------	------	------	------	------	------	------	------	------	------	------	------	-------	-------	-------	-------	-------	--------	-------	--------	-------	-------	-------	-------	--------

PITCHER	IP	WLS	BF	H	R	ER	SO	BB	IBB	HBP	BLK	WP	HR	S	P	ERA	WHIP
<b>Phil Niekro, R</b> (1, 1) ERA: 2.97	9.0	W	38	7	5	4	7	2	0	1	0	1	1	49	58	4.00	1.000

**BOTTOM**

**Atlanta Braves @ Cincinnati Reds**  
Riverfront Stadium, Cincinnati, OH

Wed Sep 27 1972, 7:05 PM EDT  
Att. 7,033 - Unknown

<b>AB</b>	<b>34</b>
<b>R</b>	<b>5</b>
<b>H</b>	<b>7</b>
<b>RBI</b>	<b>4</b>
<b>BB</b>	<b>2</b>
<b>SO</b>	<b>7</b>
<b>LOB</b>	<b>15</b>





Batter	1	2	3	4	5	6	7	8	9	AB R H RBI BB SO LOB	TOP	
Ralph Garr, L (1, 7) X OBP: 0.356, SLG: 0.427	0-0 6-3 ①		0-0 E 2B		0-0 BB S E 1B	0-0 G5-4-3 1B			0-0 6-3 ①	5 2 3 0 0 0 0		
Larvell Blanks, R (1, 4) X OBP: 0.372, SLG: 0.444	0-0 BB E4 1B		0-0 F7 ①		0-0 F7 ②	0-0 G5-4-3 ③			0-0 6-3 ②	5 0 1 0 0 0 4		
Hank Aaron, R (1, 3) X OBP: 0.395, SLG: 0.517	0-0 F7 ②		0-0 E7 1B ②		4-0 BB E 1B BB				0-0 6-3 ③	4 1 1 0 1 0 1		
Earl Williams, R (1, 5) B B B B OBP: 0.339, SLG: 0.466	4-0 E4 1-2 BB		0-0 6-3 ②		4-0 1B E 2-3 BB				0-0 F9 ②	2 0 0 0 2 0 1		
Dusty Baker Jr., R (1, 8) X OBP: 0.388, SLG: 0.510	0-0 E4 1-2 2-H ③		0-0 F6 ③		0-0 E5 1B 1-2 2-3 3-H				0-0 FC6-4 1B ③	4 0 1 0 0 0 5		
Oscar Brown, R (1, 9) X OBP: 0.247, SLG: 0.340		0-0 6-3 ①		0-0 F4 ①	0-0 1B 1-2 2-3 3-H				0-0 FC6-4 ③	4 0 1 1 0 0 1		
Marty Perez, R (1, 6) X OBP: 0.277, SLG: 0.266		0-0 2B		0-0 4-3 ②	0-0 F9 ③				4-0 G5-4-3 BB	3 0 1 0 1 0 3		
Paul Casanova, R (1, 2) X OBP: 0.222, SLG: 0.273		0-0 6-3 ②		0-0 F4 ③		0-0 F3 ①			0-0 F4 ①	4 0 0 0 0 0 2		
Jimmy Freeman, L (1, 1) OBP: 0.200, SLG: 0.077 Tom Kelley, R (5, 1) OBP: 0.139, SLG: 0.088 Cecil Upshaw, R (5, 1) OBP: 0.143, SLG: 0.143 Gil Garrido, R (6, PH) OBP: 0.376, SLG: 0.288 Larry Jaster, L (6, 1) OBP: 0.378, SLG: 0.471 Bob Didier, S (8, PH) OBP: 0.378, SLG: 0.471 Tom House, L (8, 1)		0-0 4-3 ③		0-0 5-3 ①	4-0 BB 1B				0-0 G5-4-3 ② ③	2 0 0 0 0 0 1 0 0 0 0 0 0 0 0 0 0 0 0 0 0 0 0 0 0 0 1 0 0 0 0 0 0 0 0 1 0 0 0 0 0 1 0 0 0 0 0 0 0		
<b>Inning Stats</b>	R: 0 H: 1 E: 1 LOB: 2 K: 0 BB: 1 S: 4 P: 8	R: 0 H: 1 E: 0 LOB: 1 K: 0 BB: 0 S: 4 P: 4	R: 1 H: 2 E: 1 LOB: 1 K: 0 BB: 0 S: 5 P: 5	R: 0 H: 0 E: 0 LOB: 0 K: 0 BB: 0 S: 3 P: 3	R: 2 H: 2 E: 1 LOB: 3 K: 0 BB: 2 S: 6 P: 14	R: 0 H: 1 E: 0 LOB: 1 K: 0 BB: 1 S: 3 P: 7	R: 0 H: 1 E: 0 LOB: 1 K: 0 BB: 0 S: 4 P: 4	R: 0 H: 0 E: 0 LOB: 0 K: 0 BB: 1 S: 2 P: 6	R: 0 H: 0 E: 0 LOB: 0 K: 0 BB: 0 S: 3 P: 3	1B: 6 SF: 0 2B: 2 SAC: 0 3B: 0 DP: 2 HR: 0 HBP: 0	WP: 0 PA: 39 PB: 0 SB: 1 CS: 0	
<b>PITCHER</b> Ron Bryant, L (1, 1) ERA: 2.88	IP WLS BF H R ER SO BB IBB HBP BLK WP HR S P ERA WHIP	9.0 W 39 8 3 0 0 5 0 0 0 0 0 0 34 54 0.00 1.444										

Atlanta Braves @ San Francisco Giants  
Candlestick Park, San Francisco, CA

AB	34
R	3
H	8
RBI	1
BB	5
SO	0
LOB	19



Fri Sep 29 1972, 10:05 PM EDT  
Att. 3,042 - Unknown

livebaseballscorecards.com

Batter	1	2	3	4	5	6	7	8	9	AB	R	H	RBI	BB	SO	LOB
<b>Bobby Bonds, R</b> OBP: 0.322, SLG: 0.435 (1, 9)	0-3 K	0-0 F9		0-0 1B	0-0 1B		0-0 1B			5	0	3	1	0	1	1
<b>Tito Fuentes, S</b> OBP: 0.300, SLG: 0.369 (1, 4)	0-0 L1		0-0 F7	0-0 5-3	0-0 4-3		0-0 G6-4-3			5	0	0	0	0	0	3
<b>Chris Speier, R</b> OBP: 0.353, SLG: 0.400 (1, 6)	0-0 1B		0-0 1B				0-3 K			4	1	2	0	1	1	1
<b>Dave Kingman, R</b> OBP: 0.310, SLG: 0.474 (1, 5)	0-3 K		0-3 K		0-0 HR	4-0 BB		0-0 1-3		4	1	1	2	1	2	2
<b>Dave Rader, L</b> OBP: 0.303, SLG: 0.333 (1, 2)		0-0 F4	0-0 1-3		0-0 WP 1B 2B	0-0 FC5-4 HR		0-0 1B HR		5	3	2	0	0	0	2
<b>Gary Matthews, R</b> OBP: 0.315, SLG: 0.510 (1, 7)		0-0 F7		0-0 F9	0-0 2B E 1B	0-0 HR		0-0 CS 1B		5	2	3	2	0	0	0
<b>Garry Maddox, R</b> OBP: 0.294, SLG: 0.430 (1, 8)		4-0 1B E BB		0-0 E 1B	0-0 E9 1B 2B	0-0 FC5-4 1B		0-0 1-2 HR		4	4	4	3	1	0	0
<b>Gary Thomasson, L</b> OBP: 0.417, SLG: 0.583 (1, 3)		0-0 E8 PB 2B 1B		0-0 E9 1B	0-0 WP 1B	0-3 K		0-3 K		5	3	3	1	0	2	1
<b>Ron Bryant, S</b> OBP: 0.214, SLG: 0.209 (1, 1)		0-0 2B		0-0 6-3	0-3 K	0-0 FC5-4				4	0	1	1	0	1	2

Inning Stats	R: 0	H: 1	E: 0	K: 2	S: 8	LOB: 1	BB: 0	P: 8	R: 2	H: 2	E: 1	K: 0	S: 5	LOB: 1	BB: 1	P: 9	R: 0	H: 1	E: 0	K: 1	S: 6	LOB: 1	BB: 0	P: 6	R: 2	H: 3	E: 1	K: 0	S: 6	LOB: 1	BB: 0	P: 6	R: 6	H: 6	E: 1	K: 1	S: 11	LOB: 1	BB: 1	P: 15	R: 2	H: 2	E: 0	K: 1	S: 7	LOB: 1	BB: 1	P: 11	R: 0	H: 1	E: 0	K: 1	S: 5	LOB: 0	BB: 0	P: 5	R: 2	H: 3	E: 0	K: 1	S: 7	LOB: 0	BB: 0	P: 7
--------------	------	------	------	------	------	--------	-------	------	------	------	------	------	------	--------	-------	------	------	------	------	------	------	--------	-------	------	------	------	------	------	------	--------	-------	------	------	------	------	------	-------	--------	-------	-------	------	------	------	------	------	--------	-------	-------	------	------	------	------	------	--------	-------	------	------	------	------	------	------	--------	-------	------

PITCHER										IP	WLS	BF	H	R	ER	SO	BB	IBB	HBP	BLK	WP	HR	S	P	ERA	WHIP	PITCHER										IP	WLS	BF	H	R	ER	SO	BB	IBB	HBP	BLK	WP	HR	S	P	ERA	WHIP
<b>Jimmy Freeman, L</b> ERA: 6.0 (1, 1)	4.0		24	10	8	7	3	2	0	0	0	0	0	28	36	15.75	3.000											4.0		24	10	8	7	3	2	0	0	0	0	0	28	36	15.75	3.000									
<b>Tom Kelley, R</b> ERA: 4.67 (5, 1)	0.1		4	3	2	2	1	0	0	0	0	0	2	6	6	54.00	9.000											0.1		4	3	2	2	1	0	0	0	0	2	6	6	54.00	9.000										
<b>Cecil Upshaw, R</b> ERA: 3.71 (5, 1)	0.2		2	0	0	0	0	0	0	0	0	0	0	2	2	0.00	0.000											0.2		2	0	0	0	0	0	0	0	0	2	2	0.00	0.000											
<b>Larry Jaster, L</b> ERA: 5.4 (6, 1)	2.0		9	3	2	2	2	1	0	0	0	0	0	12	16	9.00	2.000											2.0		9	3	2	2	2	1	0	0	0	12	16	9.00	2.000											
<b>Tom House, L</b> ERA: 4.26 (8, 1)	1.0		5	3	2	2	1	0	0	0	0	0	0	7	7	18.00	3.000											1.0		5	3	2	2	1	0	0	0	0	7	7	18.00	3.000											

**BOTTOM**

**Atlanta Braves @ San Francisco Giants**  
Candlestick Park, San Francisco, CA

livebaseballscorecards.com

<b>AB</b>	<b>41</b>
<b>R</b>	<b>14</b>
<b>H</b>	<b>19</b>
<b>RBI</b>	<b>10</b>
<b>BB</b>	<b>3</b>
<b>SO</b>	<b>7</b>
<b>LOB</b>	<b>12</b>



<b>WP:</b> 2	<b>PA:</b> 44
<b>PB:</b> 1	
<b>SB:</b> 0	
<b>CS:</b> 1	

WP	HR	S	P	ERA	WHIP
2	1	7	7	18.00	3.000

Fri Sep 29 1972, 10:05 PM EDT  
Att. 3,042 - Unknown



Batter	1	2	3	4	5	6	7	8	9	AB R H RBI BB SO LOB	TOP											
Ralph Garr, L (1, 7) OBP: 0.357, SLG: 0.427	0-0 1-3		1-1 FC6-5 1B		1-0 F8	1-0 4-3			0-0 1B	5 0 2 0 0 0 2												
Sonny Jackson, L (1, 6) OBP: 0.281, SLG: 0.339	1-0 F7		0-1 1-2 1B		3-2 6-3			0-0 F8	2-2 F7	5 0 1 0 0 0 1												
Darrell Evans, L (1, 5) OBP: 0.382, SLG: 0.418	4-1 BB		0-0 L3		0-0 2B			1-1 G3	2-2 4-3	4 0 1 0 1 0 3												
Earl Williams, R (1, 2) OBP: 0.337, SLG: 0.463	0-0 F4		1-3 K		1-3 K			1-0 F8		4 0 0 0 0 2 4												
Dusty Baker Jr., R (1, 8) OBP: 0.389, SLG: 0.515		2-1 4-3 2B	2-2 FC6-5 2-3f		0-1 5-3			2-1 2B		4 0 2 0 0 0 2												
Jim Breazeale, L (1, 3) OBP: 0.300, SLG: 0.452		0-0 4-3		0-0 F6		0-0 F8		0-1 F4		4 0 0 0 0 0 2												
Mike Lum, L (1, 9) OBP: 0.324, SLG: 0.352		0-0 F3		2-3 K		2-0 1B 1B		1-0 F7		4 1 1 0 0 1 2												
Larvell Blanks, R (1, 4) OBP: 0.390, SLG: 0.453		4-2 BB		0-0 FC4-6 1B		0-1 1B 1B		0-1 F8		3 0 2 0 1 0 1												
Mike McQueen, L (1, 1) OBP: 0.087, SLG: 0.087		1-3 K		0-0 FC4-6 1-2f		1-0 1B		0-1 F7		2 0 0 0 0 1 3												
Hank Aaron, R (6, PH) OBP: 0.397, SLG: 0.518										1 0 1 1 0 0 0												
Pat Jarvis, R (6, 1) OBP: 0.160, SLG: 0.208										0 0 0 0 0 0 0												
Oscar Brown, R (9, PH) OBP: 0.245, SLG: 0.338										1 0 0 0 0 0 0												
<b>Inning Stats</b>	R: 0 E: 0 K: 0 S: 4	H: 0 LOB: 1 BB: 1 P: 9	R: 0 E: 0 K: 1 S: 12	H: 1 LOB: 2 BB: 1 P: 19	R: 0 E: 0 K: 1 S: 12	H: 2 LOB: 2 BB: 0 P: 16	R: 0 E: 0 K: 1 S: 7	H: 1 LOB: 1 BB: 0 P: 9	R: 0 E: 0 K: 1 S: 10	H: 1 LOB: 1 BB: 0 P: 15	R: 1 E: 0 K: 0 S: 8	H: 3 LOB: 2 BB: 0 P: 12	R: 0 E: 0 K: 0 S: 4	H: 0 LOB: 0 BB: 0 P: 6	R: 0 E: 0 K: 0 S: 7	H: 1 LOB: 1 BB: 0 P: 10	R: 0 E: 0 K: 0 S: 9	H: 1 LOB: 1 BB: 0 P: 13	1B: 7 2B: 3 3B: 0 HR: 0	SF: 0 SAC: 0 DP: 0 HBP: 0	WP: 0 PB: 0 SB: 0 CS: 0	PA: 39
<b>PITCHER</b> Jim Barr, R (1, 1) ERA: 2.87	IP: 9.0 WLS: W BF: 39 H: 10 R: 1 ER: 1 SO: 4 BB: 2 IBB: 0 HBP: 0 BLK: 0 WP: 0 HR: 0 S: 73 P: 109 ERA: 1.00 WHIP: 1.333											<b>PITCHER</b>	IP: 9.0 WLS: W BF: 39 H: 10 R: 1 ER: 1 SO: 4 BB: 2 IBB: 0 HBP: 0 BLK: 0 WP: 0 HR: 0 S: 73 P: 109 ERA: 1.00 WHIP: 1.333									

Atlanta Braves @ San Francisco Giants  
Candlestick Park, San Francisco, CA

livebaseballscorecards.com

AB	37
R	1
H	10
RBI	1
BB	2
SO	4
LOB	20



Sat Sep 30 1972, 6:33 AM EDT  
Att. 4,238 - Unknown

Batter	1	2	3	4	5	6	7	8	9	AB R H RBI BB SO LOB
<b>Bobby Bonds, R</b> OBP: 0.323, SLG: 0.440 (1, 9) F B X	1-1 F9		2-1 HR		0-0 F8		4-2 1B SF7 BB			3 2 1 1 1 0 0
<b>Tito Fuentes, S</b> OBP: 0.303, SLG: 0.372 (1, 4) F B X	1-1 F5		4-2 G5-4-3 BB		1-0 FC6-4 2B		0-0 1-3 1B			3 0 2 0 1 0 0
<b>Chris Speier, R</b> OBP: 0.354, SLG: 0.400 (1, 6) C X	0-1 1B		1-2 F8		4-1 FC6-4 BB		2-3 K			3 0 1 0 1 1 3
<b>Dave Kingman, R</b> OBP: 0.308, SLG: 0.471 (1, 5) B F C B B S	3-3 K		2-2 G5-4-3 1-2f		2-2 FC6-4 1-2f 2-3		0-0 SF7 3-H			3 0 0 1 0 1 4
<b>Dave Rader, L</b> OBP: 0.302, SLG: 0.330 (1, 2) S X		0-1 1-3		4-2 G5-4-3 BB		1-1 4-3		0-0 6-3		3 0 0 0 1 0 3
<b>Gary Matthews, R</b> OBP: 0.310, SLG: 0.481 (1, 7) X		0-0 6-3		0-0 G5-4-3 1-2f		4-1 4-3 WP BB		1-0 6-3		3 0 0 0 1 0 1
<b>Garry Maddox, R</b> OBP: 0.296, SLG: 0.438 (1, 8) B F S B X		1-2 1B 1B		2-1 HR		1-1 F4		1-1 F8		4 1 2 1 0 0 1
<b>Gary Thomasson, L</b> OBP: 0.438, SLG: 0.533 (1, 3) X		0-0 1-2 1B		4-1 FC6-4 BB		2-2 4-3		1-3 K		3 0 1 0 1 1 1
<b>Jim Barr, R</b> OBP: 0.184, SLG: 0.245 (1, 1) C X		0-1 F7		2-2 FC6-4 1-2f		2-0 F5				3 0 0 0 0 0 4

Inning Stats	R: 0	H: 1	E: 0	K: 1	S: 9	H: 2	LOB: 1	BB: 0	P: 14	R: 0	H: 2	E: 0	K: 0	S: 10	H: 1	LOB: 0	BB: 1	P: 19	R: 1	H: 1	E: 0	K: 0	S: 10	R: 1	H: 1	E: 0	K: 0	S: 14	R: 0	H: 1	E: 0	K: 0	S: 8	R: 0	H: 0	E: 0	K: 0	S: 10	R: 1	H: 1	E: 0	K: 1	S: 10	R: 0	H: 0	E: 0	K: 1	S: 7	R: 0	H: 0	E: 0	K: 1	S: 7	R: 0	H: 0	E: 0	K: 1	S: 7	1B: 4	SF: 1	2B: 1	SAC: 0	3B: 0	DP: 2	HR: 2	HBP: 0	WP: 1	PA: 35
--------------	------	------	------	------	------	------	--------	-------	-------	------	------	------	------	-------	------	--------	-------	-------	------	------	------	------	-------	------	------	------	------	-------	------	------	------	------	------	------	------	------	------	-------	------	------	------	------	-------	------	------	------	------	------	------	------	------	------	------	------	------	------	------	------	-------	-------	-------	--------	-------	-------	-------	--------	-------	--------

PITCHER	IP	WLS	BF	H	R	ER	SO	BB	IBB	HBP	BLK	WP	HR	S	P	ERA	WHIP
<b>Mike McQueen, L</b> ERA: 4.62 (1, 1)	5.0	L	23	6	2	1	1	4	0	0	0	0	2	51	86	1.80	2.000
<b>Pat Jarvis, R</b> ERA: 4.19 (6, 1)	3.0		12	1	1	1	2	2	0	0	0	1	0	27	45	3.00	1.000

**BOTTOM**

**Atlanta Braves @ San Francisco Giants**  
Candlestick Park, San Francisco, CA

Sat Sep 30 1972, 6:33 AM EDT  
Att. 4,238 - Unknown

livebaseballscorecards.com

<b>AB</b>	<b>28</b>
<b>R</b>	<b>3</b>
<b>H</b>	<b>7</b>
<b>RBI</b>	<b>3</b>
<b>BB</b>	<b>6</b>
<b>SO</b>	<b>3</b>
<b>LOB</b>	<b>17</b>





Batter	1	2	3	4	5	6	7	8	9	AB R H RBI BB SO LOB	TOP											
Ralph Garr, L (1, 7) OBP: 0.358, SLG: 0.429	0-0 1B		0-0 3-1			0-0 F7		0-0 1B 2B		4 1 2 1 0 0 1	<b>Atlanta Braves @ San Francisco Giants</b> Candlestick Park, San Francisco, CA Sun Oct 01 1972, 6:33 AM EDT Att: 17,872 - Unknown <a href="http://livebaseballscorecards.com">livebaseballscorecards.com</a>											
Larvell Blanks, R (1, 4) OBP: 0.384, SLG: 0.443	0-0 F6				0-0 F7		0-0 F9		0-0 1B	4 0 1 1 0 0 0												
Hank Aaron, R (1, 3) OBP: 0.394, SLG: 0.514	0-3 K				0-0 F8		0-0 5-3		0-0 F8	4 0 0 0 0 1 1												
Earl Williams, R (1, 5) OBP: 0.338, SLG: 0.461		0-3 K			4-0 BB		1-0 HBP		0-0 5-3	2 0 0 0 1 1 0												
Dusty Baker Jr., R (1, 8) OBP: 0.386, SLG: 0.510		0-0 F2			0-0 G1		0-0 F7		0-0 5-3	4 0 0 0 0 0 2												
Oscar Brown, R (1, 9) OBP: 0.245, SLG: 0.331		0-0 6-3			0-3 K		0-0 5-3		4-0 BB	3 0 0 0 1 1 1												
Marty Perez, R (1, 6) OBP: 0.276, SLG: 0.265			0-0 6-3		0-0 4-3		0-0 F7		0-0 F7	2 0 0 0 0 0 0												
Tom Kelley, R (5, 1) OBP: 0.139, SLG: 0.088										0 0 0 0 0 0 0												
Bob Didier, S (8, PH) OBP: 0.359, SLG: 0.444										2 0 0 0 0 0 1												
Paul Casanova, R (1, 2) OBP: 0.225, SLG: 0.274			0-0 F5		0-3 K		0-0 2B 1B			3 1 1 0 0 1 0												
Larry Jaster, L (8, 1)										0 0 0 0 0 0 0												
Cecil Upshaw, R (8, 1) OBP: 0.143, SLG: 0.143										0 0 0 0 0 0 0												
George Stone, L (1, 1) OBP: 0.344, SLG: 0.200			0-0 1B			0-0 5-3		0-0 F9		1 0 1 0 0 0 0												
Gil Garrido, R (5, 6) OBP: 0.368, SLG: 0.280										2 0 0 0 0 0 1												
<b>Inning Stats</b>	R: 0 E: 0 K: 1 S: 5	H: 1 LOB: 0 BB: 0 P: 5	R: 0 E: 0 K: 1 S: 5	H: 0 LOB: 0 BB: 0 P: 5	R: 0 E: 0 K: 0 S: 4	H: 1 LOB: 1 BB: 0 P: 4	R: 0 E: 0 K: 0 S: 3	H: 0 LOB: 1 BB: 1 P: 7	R: 0 E: 0 K: 2 S: 7	H: 0 LOB: 0 BB: 0 P: 7	R: 0 E: 0 K: 0 S: 3	H: 0 LOB: 0 BB: 0 P: 3	R: 0 E: 0 K: 0 S: 3	H: 0 LOB: 1 BB: 0 P: 4	R: 2 E: 0 K: 0 S: 6	H: 3 LOB: 1 BB: 0 P: 6	R: 0 E: 0 K: 0 S: 3	H: 0 LOB: 1 BB: 1 P: 7	1B: 4 2B: 1 3B: 0 HR: 0	SF: 0 SAC: 0 DP: 0 HBP: 1	WP: 0 PB: 0 SB: 0 CS: 0	PA: 34
<b>PITCHER</b>	IP WLS BF H R ER SO BB IBB HBP BLK WP HR S P ERA WHIP																					
Sam McDowell, L (1, 1) ERA: 4.33	7.2 W 29 5 2 2 4 1 0 1 0 0 0 0 35 40 2.35 0.783																					
Elias Sosa, R (8, 1) ERA: 2.45	1.1 S 5 0 0 0 0 1 0 0 0 0 0 0 4 8 0.00 0.750																					



Batter	1	2	3	4	5	6	7	8	9
<b>Bobby Bonds, R</b> OBP: 0.325, SLG: 0.440 (1, 9) X	0-0 K2-3 S 1B	0-0 1B			0-0 F9	0-0 F9		4-0 WP BB WP BB	
<b>Tito Fuentes, S</b> OBP: 0.306, SLG: 0.373 (1, 4) S S S	0-3 K2-3 1-3	0-0 F6			0-0 E 1B	0-0 1B		4-0 WP WP 1-2 BB	
<b>Chris Speier, R</b> OBP: 0.356, SLG: 0.399 (1, 6) X	0-0 HBP 1B		0-0 F9		4-0 BB 1B BB	0-3 K		4-0 WP 1-2 BB	
<b>Dave Kingman, R</b> OBP: 0.307, SLG: 0.467 (1, 5) X	0-0 F4		0-0 F7		4-0 1B 1-2 BB		0-0 5-3	0-3 K	
<b>Dave Rader, L</b> OBP: 0.304, SLG: 0.330 (1, 2) H	1-0 1B 1-2 HBP		0-0 F4		0-0 1B 1-3 2-H 3-H		0-0 5-3		
<b>Gary Matthews, R</b> OBP: 0.355, SLG: 0.564 (1, 7) X	0-0 1B			0-0 HR			0-0 1B		
<b>Garry Maddox, R</b> OBP: 0.293, SLG: 0.434 (1, 8) X	0-0 6-3			0-0 6-3	0-3 K		0-0 F9		
<b>Gary Thomasson, L</b> OBP: 0.350, SLG: 0.421 (1, 3)		0-0 5-3		0-0 4-3	0-0 F9		0-0 3-1		
<b>Sam McDowell, L</b> OBP: 0.133, SLG: 0.169 Elias Sosa, R (8, 1)		0-0 1-3		0-0 4-3		0-3 K2-3		0-0 F2	

Inning Stats	R: 2	H: 3	E: 0	K: 1	S: 8	LOB: 2	BB: 0	P: 9	R: 0	H: 1	E: 0	K: 0	S: 4	LOB: 1	BB: 0	P: 4	R: 0	H: 0	E: 0	K: 0	S: 3	LOB: 0	BB: 0	P: 3	R: 1	H: 1	E: 0	K: 0	S: 4	LOB: 0	BB: 0	P: 4	R: 2	H: 2	E: 1	K: 1	S: 7	LOB: 3	BB: 3	P: 19	R: 0	H: 1	E: 0	K: 2	S: 8	LOB: 1	BB: 0	P: 8	R: 0	H: 1	E: 0	K: 0	S: 4	LOB: 1	BB: 0	P: 4	R: 1	H: 0	E: 0	K: 1	S: 5	LOB: 2	BB: 3	P: 17
--------------	------	------	------	------	------	--------	-------	------	------	------	------	------	------	--------	-------	------	------	------	------	------	------	--------	-------	------	------	------	------	------	------	--------	-------	------	------	------	------	------	------	--------	-------	-------	------	------	------	------	------	--------	-------	------	------	------	------	------	------	--------	-------	------	------	------	------	------	------	--------	-------	-------

PITCHER																	IP	WLS	BF	H	R	ER	SO	BB	IBB	HBP	BLK	WP	HR	S	P	ERA	WHIP
<b>George Stone, L</b> ERA: 5.51 (1, 1)																	4.1	L	23	7	5	5	1	2	0	1	0	0	1	22	31	10.38	2.077
<b>Tom Kelley, R</b> ERA: 4.56 (5, 1)																	2.2		11	2	0	0	3	0	1	0	0	0	0	16	20	0.00	0.750
<b>Larry Jaster, L</b> ERA: 6.14 (8, 1)																	0.2		5	0	1	1	0	3	0	0	0	1	0	2	14	13.50	4.500
<b>Cecil Upshaw, R</b> ERA: 3.69 (8, 1)																	0.1		1	0	0	0	1	0	0	0	0	1	0	3	3	0.00	0.000

**BOTTOM**

**Atlanta Braves @ San Francisco Giants**  
Candlestick Park, San Francisco, CA

Sun Oct 01 1972, 6:33 AM EDT  
Att. 17,872 - Unknown

AB	R	H	RBI	BB	SO	LOB
4	2	2	0	1	0	0
4	1	2	0	1	1	2
3	2	1	1	2	1	1
4	0	0	0	1	1	3
3	0	1	2	0	0	0
3	1	3	2	1	0	0
4	0	0	0	0	1	6
4	0	0	0	0	0	3
3	0	0	0	0	1	0
1	0	0	0	0	0	0

AB	33
R	6
H	9
RBI	5
BB	6
SO	5
LOB	15

livebaseballscorecards.com

**GIANTS**

WP	PA
2	40
PB: 0	
SB: 1	
CS: 0	



Batter	1	2	3	4	5	6	7	8	9	AB R H RBI BB SO LOB	TOP		
<b>Davey Lopes, R</b> (1, 4) OBP: 0.356, SLG: 0.342	4-0 BB G4-6-3		4-0 BB 2B		0-0 BB 2B	0-0 1-3		0-0 3 5-3		3 2 1 0 2 0 0	<b>Los Angeles Dodgers @ Atlanta Braves</b> Atlanta Stadium, Atlanta, GA Tue Oct 03 1972, 7:05 PM EDT Att. 2,066 - Unknown		
<b>Bill Buckner, L</b> (1, 9) OBP: 0.348, SLG: 0.410	0-0 BB G4-6-3 1-2f		0-0 BB 1B 2B		0-0 BB 1B 1B		0-0 BB E 4-3 1B		0-0 1 F9	5 3 3 2 0 0 1			
<b>Willie Davis, L</b> (1, 8) OBP: 0.319, SLG: 0.444	0-0 BB FC6-4 1B		0-0 BB F6		0-0 BB E 1B FC5-4 1B		0-0 BB F8		0-0 BB G6-4-3 1B	5 1 3 0 0 0 2			
<b>Tom Paciorek, R</b> (1, 3) OBP: 0.250, SLG: 0.302	0-0 BB FC6-4 1-2f		0-0 BB 1B		0-0 BB E7 FC5-4 1B		0-0 BB E5 4-3		0-0 BB G6-4-3 1-2f	5 0 2 2 0 0 3			
<b>Ron Cey, R</b> (1, 5) OBP: 0.415, SLG: 0.394		H 1-0 PB HBP	S 0-3 K		X 0-0 FC5-4 BB 1-2f 3-H		BB 4-0 4-3 BB			2 0 0 1 1 1 2			
<b>Willie Crawford, L</b> (1, 7) OBP: 0.349, SLG: 0.403		S 0-3 K	X 0-0 4-3		BB 4-0 1-2 BB G6-3		X 0-0 4-3			3 0 0 1 1 1 4			
<b>Joe Ferguson, R</b> (1, 2) OBP: 0.304, SLG: 0.545		BB 4-0 BB		X 0-0 F9	X 0-0 G6-3 1-2f		X 0-0 F8			3 0 0 0 1 0 4			
<b>Bill Russell, R</b> (1, 6) OBP: 0.327, SLG: 0.367		S 0-3 K		X 0-0 6-3		X 0-0 5-3		X 0-0 6-3		4 0 0 0 0 1 2			
<b>Don Sutton, R</b> (1, 1) OBP: 0.170, SLG: 0.143		X 0-0 L6		X 0-0 6-3		X 0-0 F6		X 0-0 F8		4 0 0 0 0 0 2			
<b>Inning Stats</b>	R: 0 H: 1 E: 0 LOB: 1 K: 0 BB: 1 S: 3 P: 7	R: 0 H: 0 E: 0 LOB: 2 K: 2 BB: 1 S: 7 P: 12	R: 2 H: 2 E: 0 LOB: 1 K: 1 BB: 1 S: 7 P: 11	R: 0 H: 0 E: 0 LOB: 0 K: 0 BB: 0 S: 3 P: 3	R: 3 H: 4 E: 1 LOB: 1 K: 0 BB: 1 S: 6 P: 10	R: 0 H: 0 E: 0 LOB: 0 K: 0 BB: 0 S: 3 P: 3	R: 1 H: 1 E: 1 LOB: 2 K: 0 BB: 1 S: 5 P: 9	R: 0 H: 0 E: 0 LOB: 0 K: 0 BB: 0 S: 3 P: 3	R: 0 H: 1 E: 0 LOB: 0 K: 0 BB: 0 S: 3 P: 3	1B: 7 SF: 0 2B: 2 SAC: 0 3B: 0 DP: 3 HR: 0 HBP: 1		WP: 0 PA: 40 PB: 1 SB: 0 CS: 0	
<b>PITCHER</b>	IP WLS BF H R ER SO BB IBB HBP BLK WP HR S P ERA WHIP											<b>PITCHER</b>	IP WLS BF H R ER SO BB IBB HBP BLK WP HR S P ERA WHIP
<b>Phil Niekro, R</b> (1, 1) ERA: 3.06	4.0 L 22 7 5 4 3 3 0 1 0 0 0 0 24 37 9.00 2.500												
<b>Ron Schueler, R</b> (5, 1) ERA: 3.73	3.0 12 1 1 0 0 2 0 0 0 0 0 0 10 18 0.00 1.000												
<b>Pat Jarvis, R</b> (8, 1) ERA: 4.1	2.0 6 1 0 0 0 0 0 0 0 0 0 0 6 6 0.00 0.500												

<b>AB</b>	34
<b>R</b>	6
<b>H</b>	9
<b>RBI</b>	6
<b>BB</b>	5
<b>SO</b>	3
<b>LOB</b>	20







Batter	1	2	3	4	5	6	7	8	9	AB R H RBI BB SO LOB	TOP											
Davey Lopes, R (1, 4) OBP: 0.327, SLG: 0.310	0-3 K		0-0 F8		0-0 5-3		0-0 G6-4-3			4 0 0 0 0 1 3												
Manny Mota, R (1, 7) OBP: 0.375, SLG: 0.434	0-0 L9		0-0 4-3			0-0 4-3 2B		0-0 5-3		4 0 1 0 0 0 0												
Willie Davis, L (1, 8) OBP: 0.317, SLG: 0.441	0-0 F7			0-0 F7		0-0 4-3		0-0 F5		4 0 0 0 0 0 1												
Tom Paciorek, R (1, 3) OBP: 0.271, SLG: 0.404		0-0 2B		0-0 HR		0-3 K		0-0 6-3		4 1 2 1 0 1 1												
Ron Cey, R (1, 5) OBP: 0.400, SLG: 0.378	0-3 K		0-0 4-3		0-3 K				0-0 SH2-4 HR 1B	4 0 1 0 0 2 2 0 1 0 0 0 0 0												
Maury Wills, S (9, PR) OBP: 0.190, SLG: 0.167																						
Joe Ferguson, R (1, 9) OBP: 0.346, SLG: 0.542		0-0 F8		0-0 1B			4-0 BB 1B BB		0-0 SH2-4	2 0 1 0 1 0 1												
Bill Russell, R (1, 6) OBP: 0.326, SLG: 0.366		0-0 F3		0-0 F9			0-0 BB 1B		0-0 L6	4 0 1 0 0 0 4												
Steve Yeager, R (1, 2) OBP: 0.374, SLG: 0.406			0-0 HR		4-0 BB G6-4-3		4-0 BB G6-4-3		0-0 HR	2 2 2 3 2 0 0												
Claude Osteen, L (1, 1) OBP: 0.319, SLG: 0.386			0-3 K		0-0 G6-4-3		0-3 K		0-0 1-3	4 0 0 0 0 2 5												
<b>Inning Stats</b>	R: 0 E: 0 K: 1 S: 5	H: 0 LOB: 0 BB: 0 P: 5	R: 0 E: 0 K: 1 S: 6	H: 1 LOB: 1 BB: 0 P: 6	R: 1 E: 0 K: 1 S: 6	H: 1 LOB: 0 BB: 0 P: 6	R: 1 E: 0 K: 0 S: 5	H: 2 LOB: 1 BB: 0 P: 5	R: 0 E: 0 K: 0 S: 2	H: 0 LOB: 0 BB: 1 P: 6	R: 0 E: 0 K: 2 S: 8	H: 1 LOB: 1 BB: 0 P: 8	R: 0 E: 0 K: 1 S: 5	H: 1 LOB: 2 BB: 2 P: 13	R: 0 E: 0 K: 0 S: 3	H: 0 LOB: 0 BB: 0 P: 3	R: 2 E: 0 K: 0 S: 5	H: 2 LOB: 1 BB: 0 P: 5	1B: 3 2B: 2 3B: 0 HR: 3	SF: 0 SAC: 1 DP: 2 HBP: 0	WP: 0 PB: 0 SB: 0 CS: 0	PA: 36
<b>PITCHER</b>	IP WLS BF H R ER SO BB IBB HBP BLK WP HR S P ERA WHIP																					
Larry Jaster, L (1, 1) ERA: 5.11	5.0 L 19 4 2 2 3 1 0 0 0 0 0 2 24 28 3.60 1.000																					
Tom House, L (6, 1) ERA: 2.89	3.0 12 2 0 0 3 2 0 0 0 0 0 0 16 24 0.00 1.333																					
Jim Hardin, R (9, 1) ERA: 4.39	1.0 5 2 2 2 0 0 0 0 0 0 0 1 5 5 18.00 2.000																					

Los Angeles Dodgers @ Atlanta Braves  
Atlanta Stadium, Atlanta, GA  
Wed Oct 04 1972, 7:05 PM EDT  
Att. 2,434 - Unknown

livebaseballscorecards.com

AB	32
R	4
H	8
RBI	4
BB	3
SO	6
LOB	17



