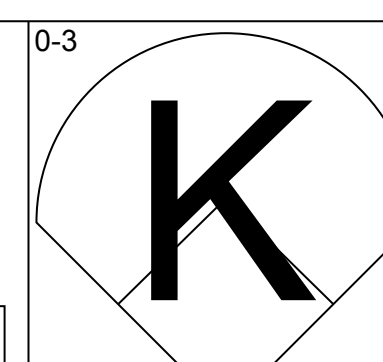
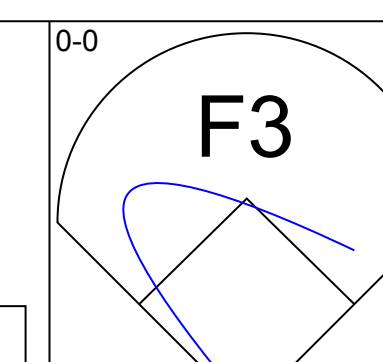
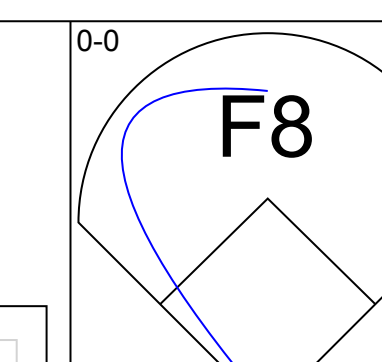
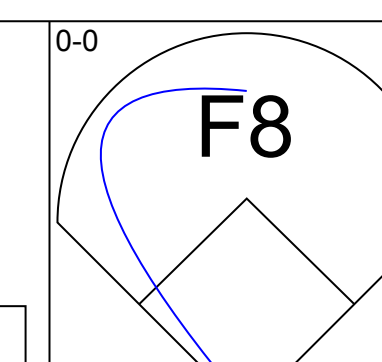
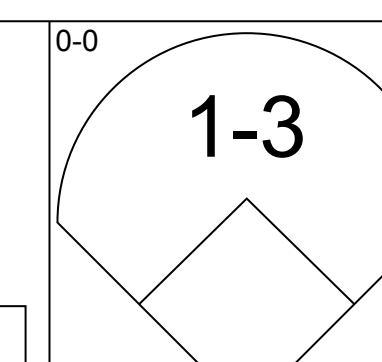
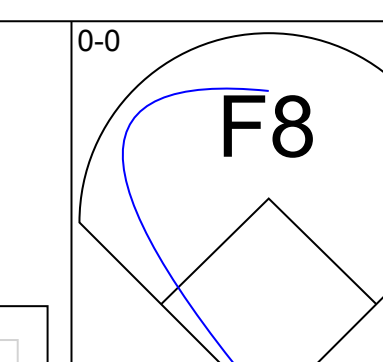
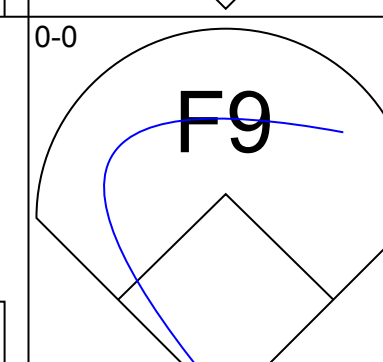
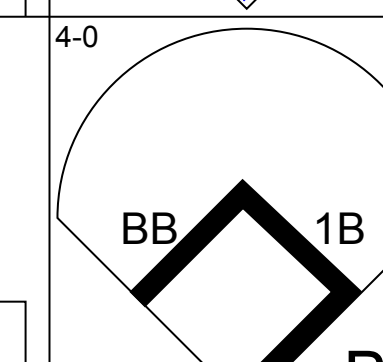
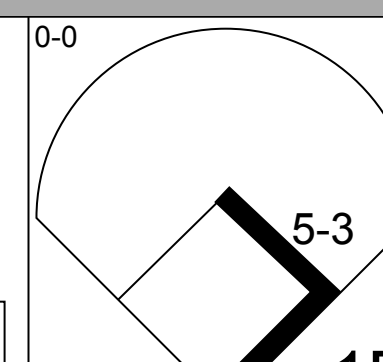
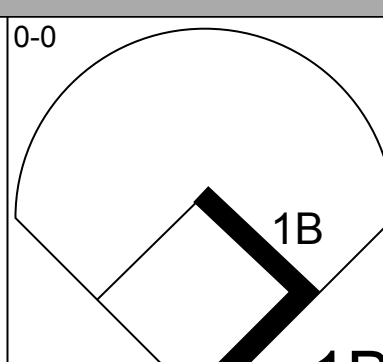
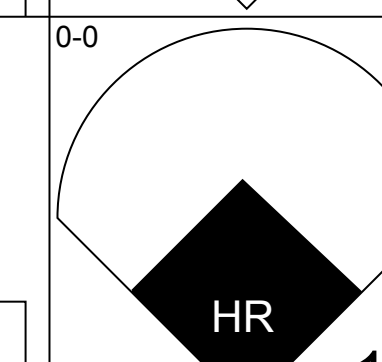
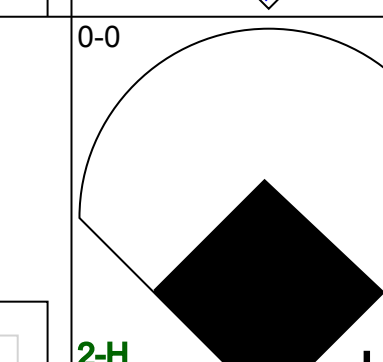
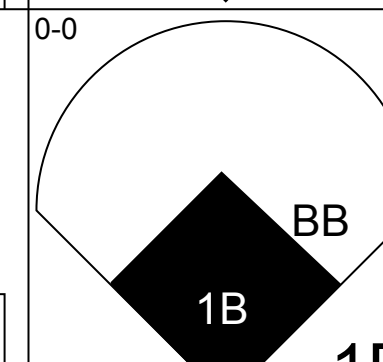
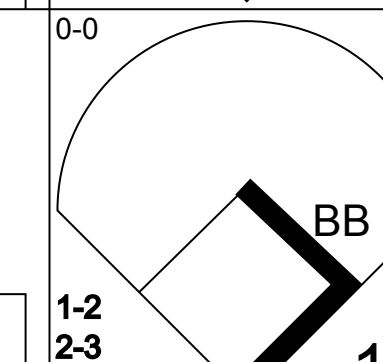
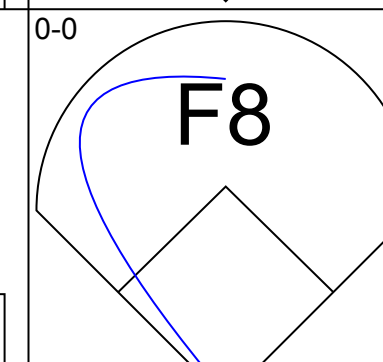
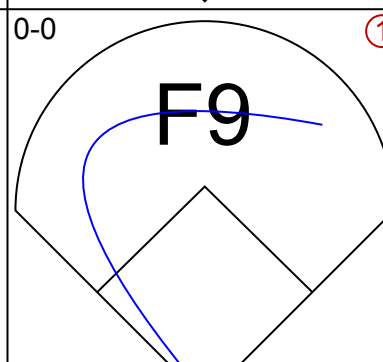
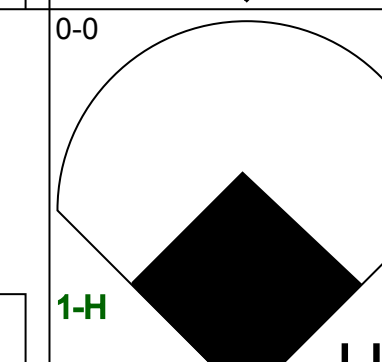
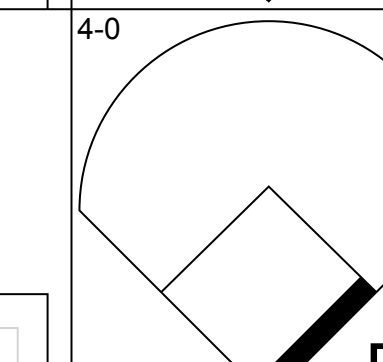
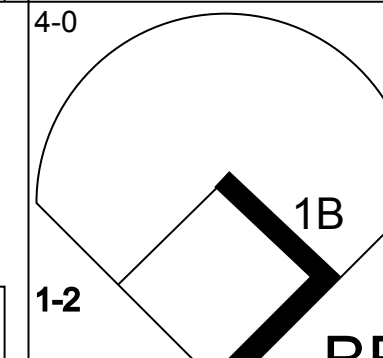
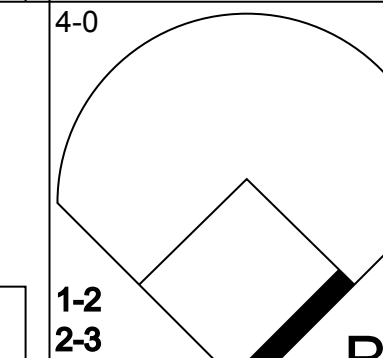
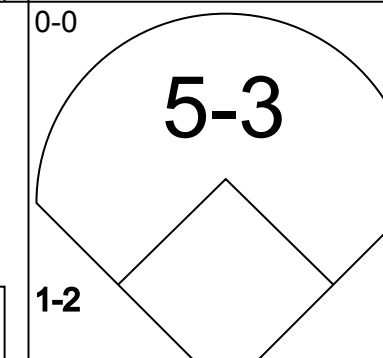
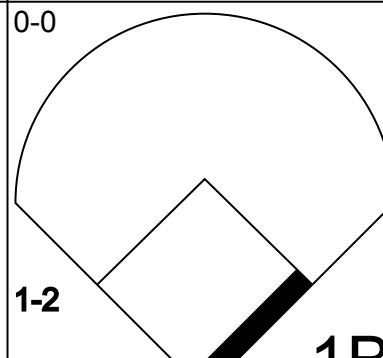
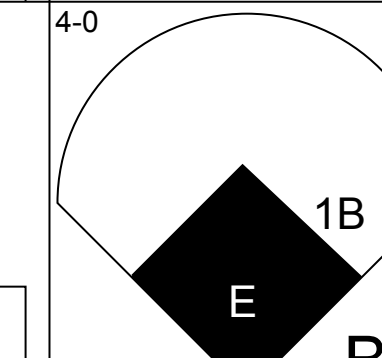
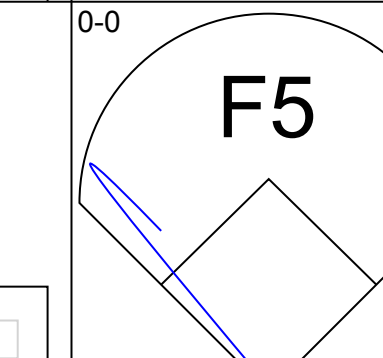
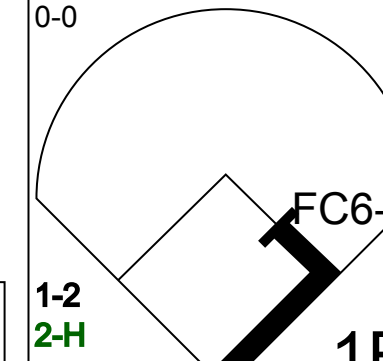
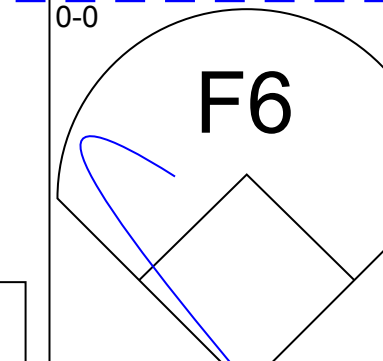
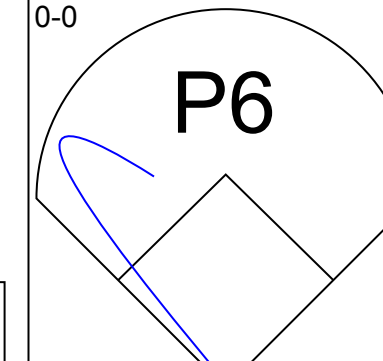
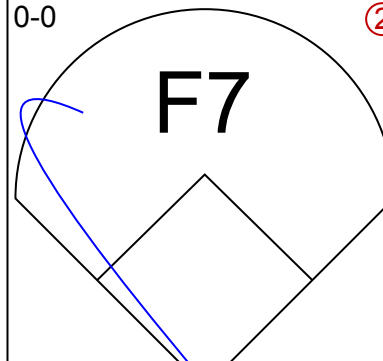
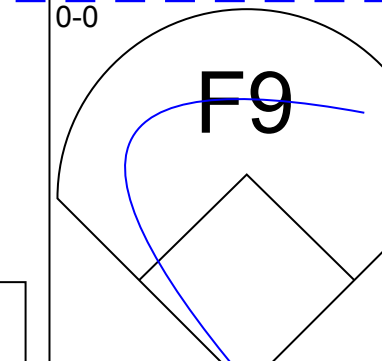
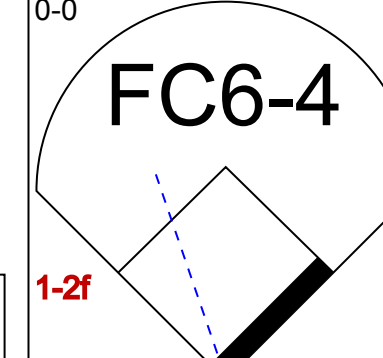
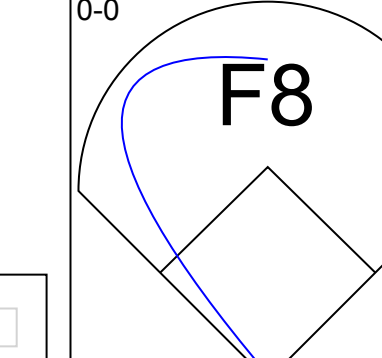
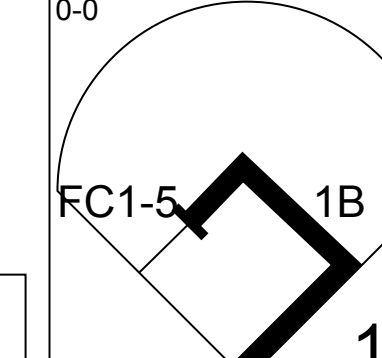
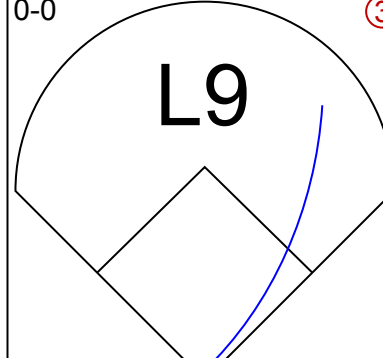
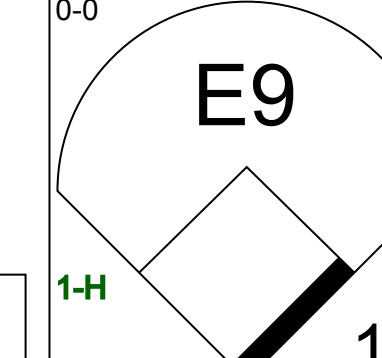
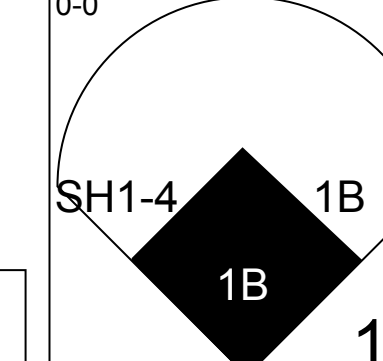
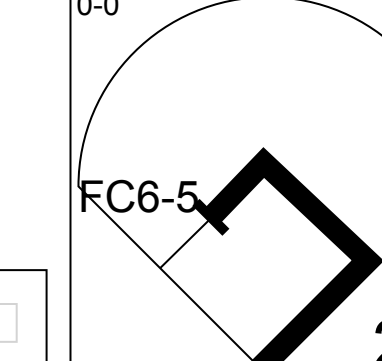
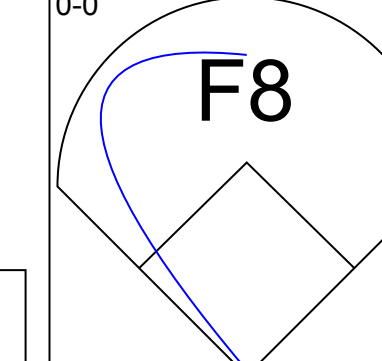
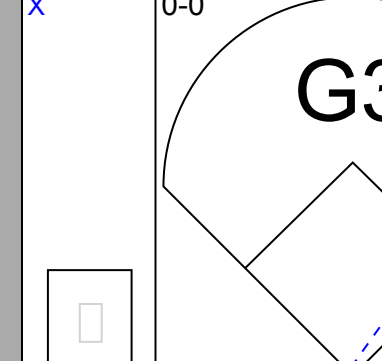
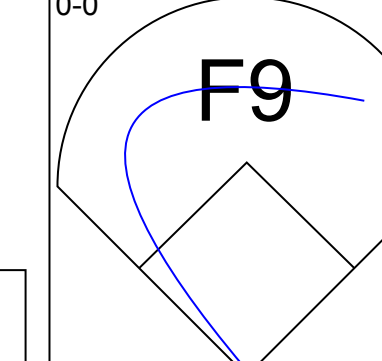
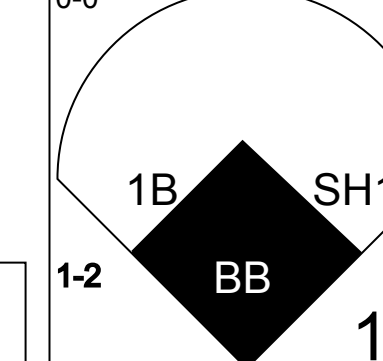
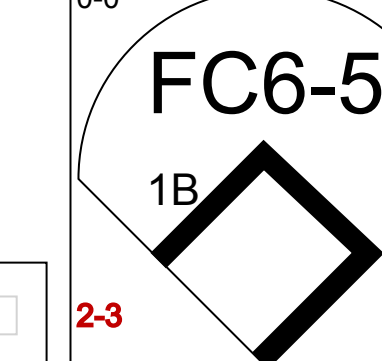
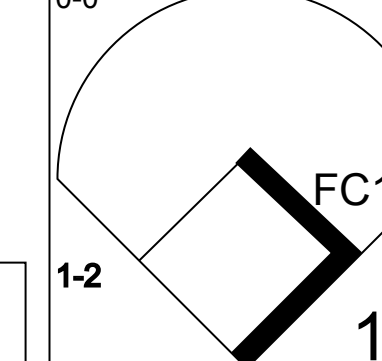
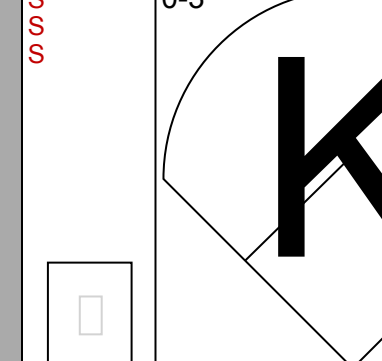
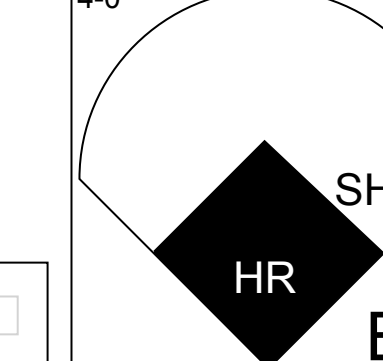
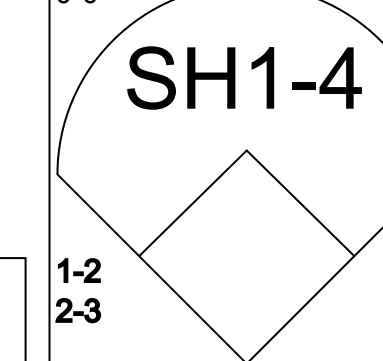
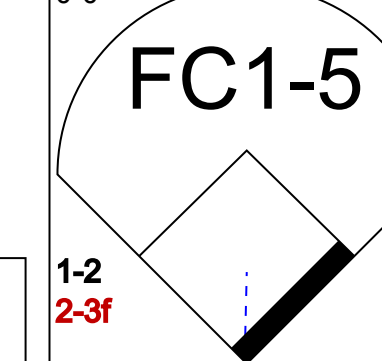
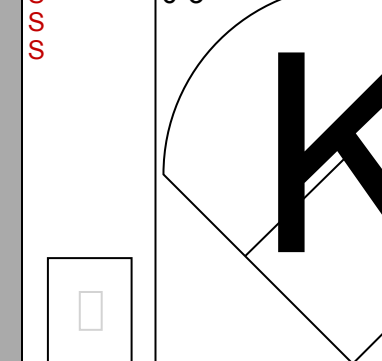
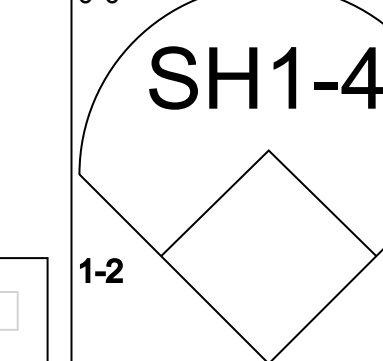
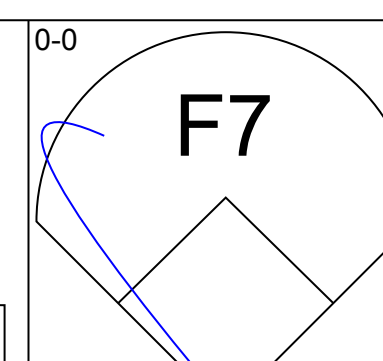
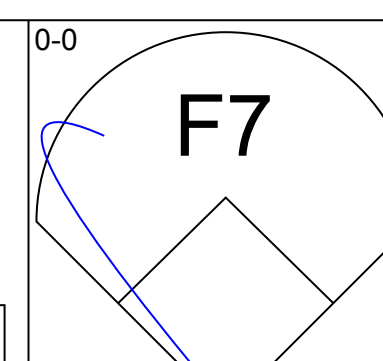
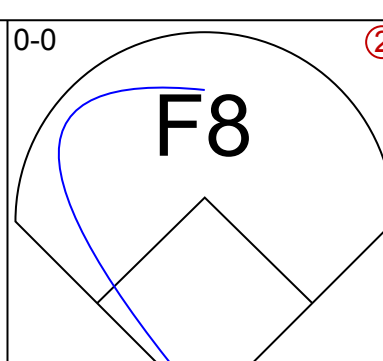
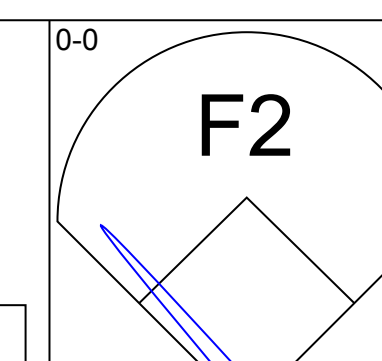
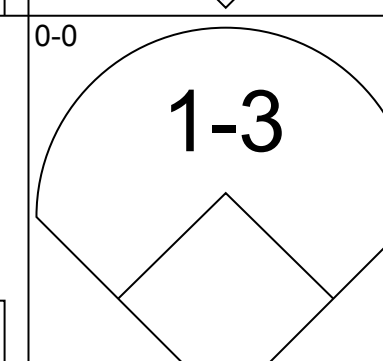
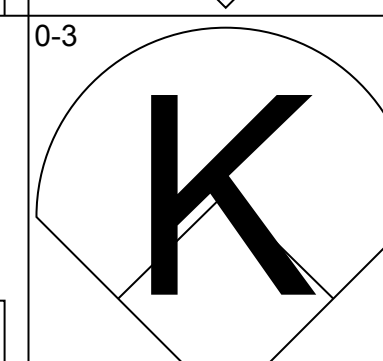
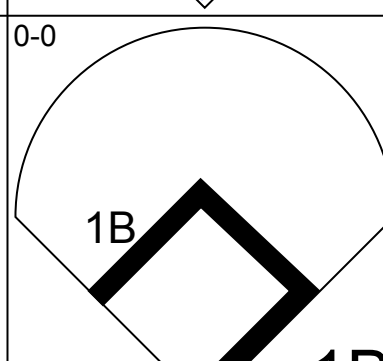
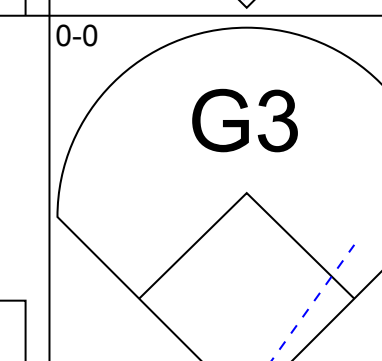
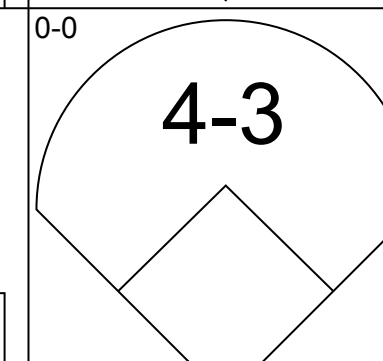
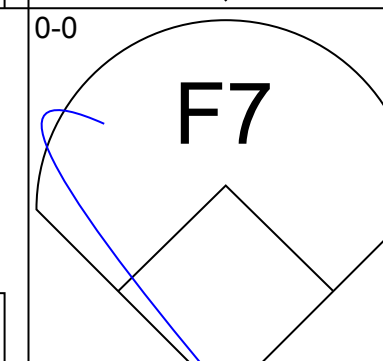
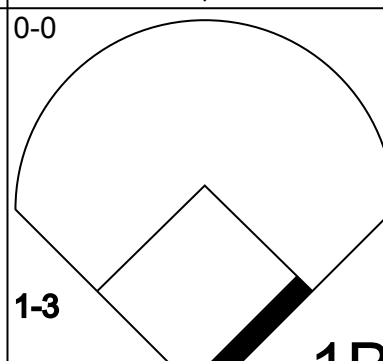
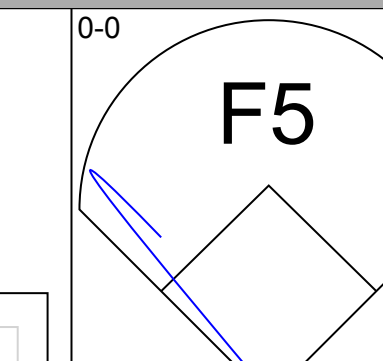
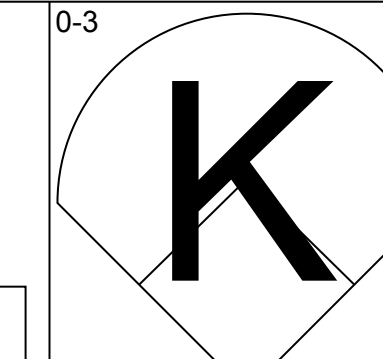
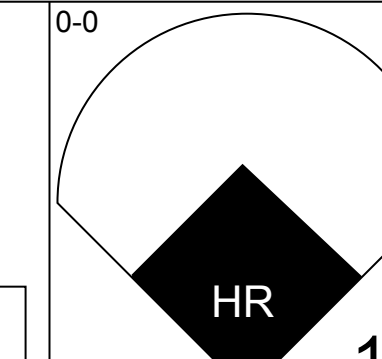
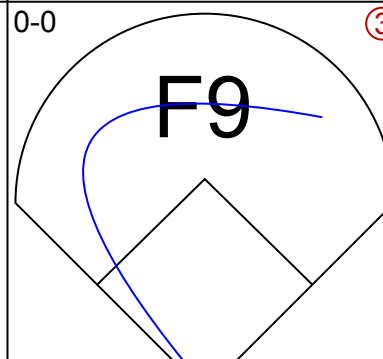
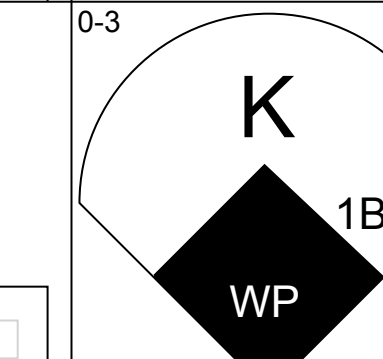
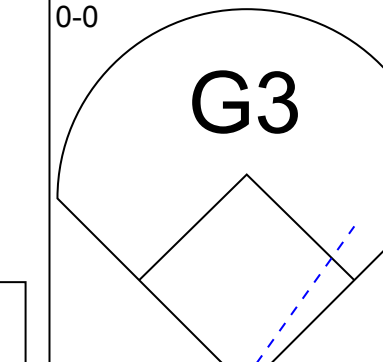
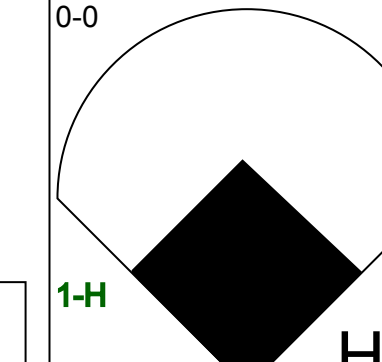
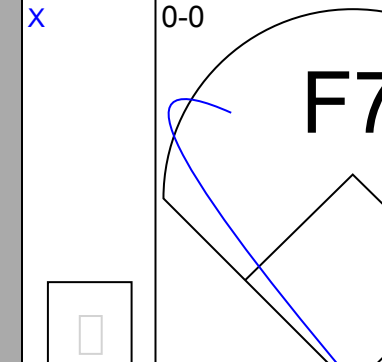
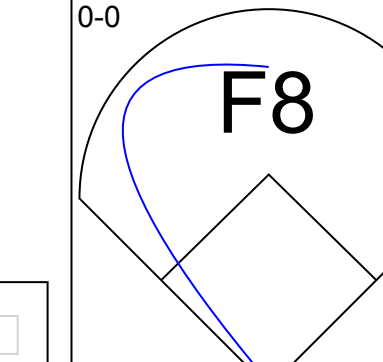
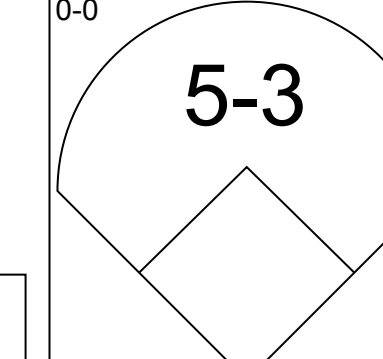
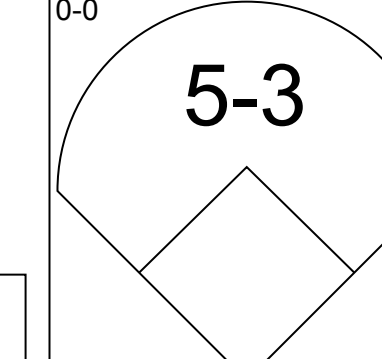
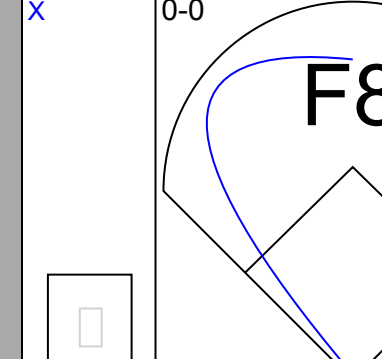
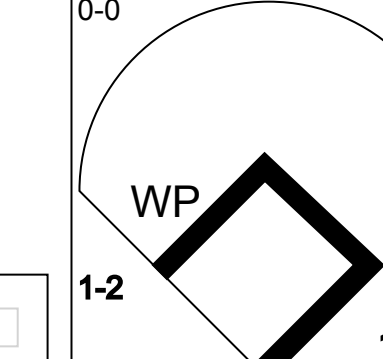
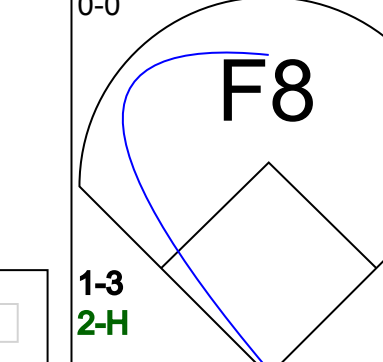
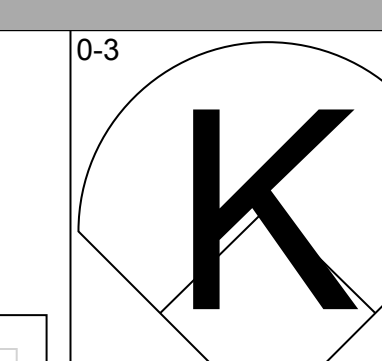
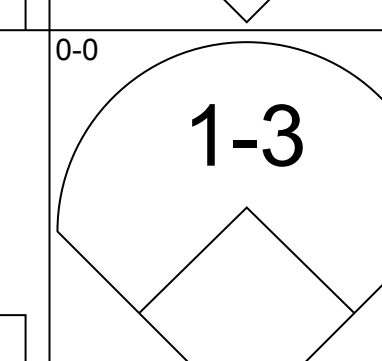
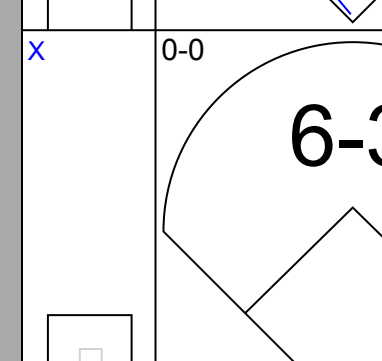
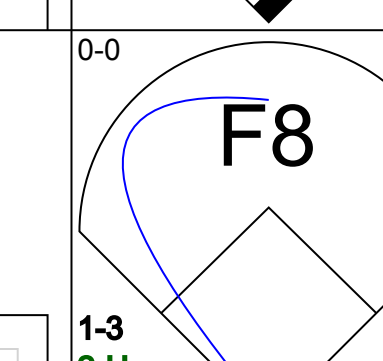
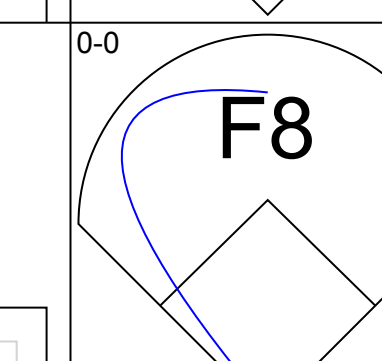
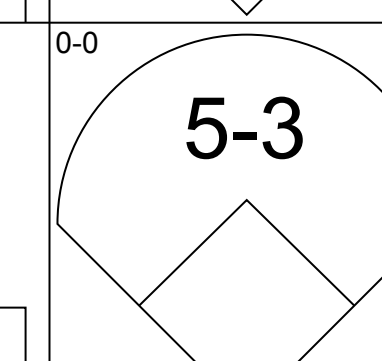
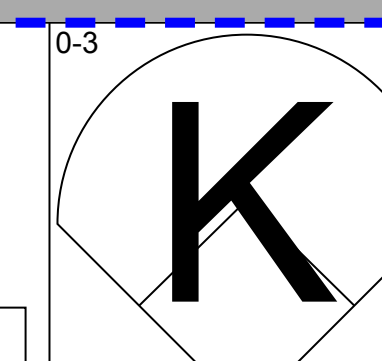
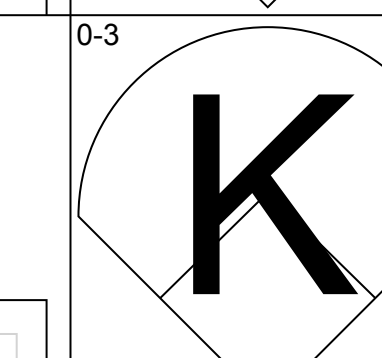
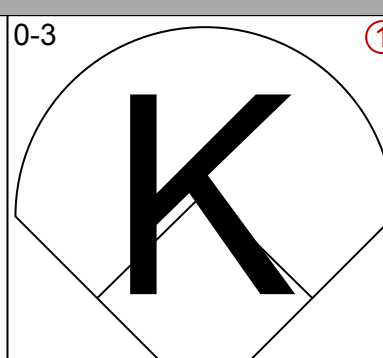



Atlanta Braves - 1972


Batter	1	2	3	4	5	6	7	8	9	AB	R	H	RBI	BB	SO	LOB	TOP		
Felix Millan, R OBP: 0.333, SLG: 0.308 (1, 4)										4	0	1	0	1	0	1	Atlanta Braves @ San Diego Padres San Diego Stadium, San Diego, CA Sun Apr 16 1972, 6:38 AM EST Att: 8,772 - Unknown		
Ralph Carr, L OBP: 0.515, SLG: 0.667 (1, 7)										3	0	2	0	0	0	0			
Darrell Evans, L OBP: 0.429, SLG: 0.333 (1, 5)										3	0	0	0	1	0	3			
Earl Williams, R OBP: 0.500, SLG: 0.636 Paul Casanova, R (8, 2)										4	0	2	0	0	1	4			
Jim Breazeale, L (1, 3)										4	0	0	0	0	1	5			
Mike Lum, L OBP: 0.357, SLG: 0.182 (1, 9)										4	0	0	0	0	2	5			
Dusty Baker Jr., R OBP: 0.100, SLG: 0.100 (1, 8)										4	0	0	0	0	2	2			
Marty Perez, R OBP: 0.583, SLG: 0.556 (1, 6)										3	0	1	0	1	0	0			
Pat Jarvis, R Oscar Brown, R Ron Schueler, R Rico Carty, R (7, PH)										2	0	0	0	0	1	2			
Inning Stats	R: 0 E: 0 K: 0 S: 4	H: 1 LOB: 1 BB: 0 P: 4	R: 0 E: 1 K: 1 S: 6	H: 0 LOB: 2 BB: 1 P: 10	R: 0 E: 0 K: 2 S: 8	H: 1 LOB: 3 BB: 2 P: 16	R: 0 E: 0 K: 0 S: 3	H: 0 LOB: 0 BB: 0 P: 3	R: 0 E: 0 K: 2 S: 8	H: 1 LOB: 1 BB: 0 P: 8	R: 0 E: 1 K: 0 S: 5	H: 2 LOB: 2 BB: 0 P: 5	R: 0 E: 0 K: 2 S: 8	H: 1 LOB: 1 BB: 0 P: 8	R: 0 E: 0 K: 1 S: 5	H: 0 LOB: 0 BB: 0 P: 5		1B: 5 2B: 1 3B: 0 HR: 0	SF: 0 SAC: 1 DP: 0 HBP: 0
PITCHER Bill Greif, R ERA:	IP: 9.0 WLS: W BF: 37 H: 6 R: 0 ER: 0 SO: 8 BB: 3 IBB: 0 HBP: 0 BLK: 0 WP: 0 HR: 0 S: 50 P: 62 ERA: 0.00 WHIP: 1.000															PITCHER ERA: 0.00 WHIP: 1.000			


Batter	1	2	3	4	5	6	7	8	9	AB	R	H	RBI	BB	SO	LOB	BOTTOM
Rafael Robles, R (1, 6)										4	0	0	0	0	1	4	Atlanta Braves @ San Diego Padres San Diego Stadium, San Diego, CA Sun Apr 16 1972, 6:38 AM EST Att: 8,772 - Unknown
Don Mason, L (1, 4)										4	0	0	0	0	0	3	
Johnny Jeter, R OBP: 0.750, SLG: 0.750 (1, 8)										4	2	3	0	0	0	0	
Nate Colbert, R OBP: 0.333, SLG: 0.500 (1, 3)										4	1	1	1	0	2	1	
Larry Stahl, L OBP: 0.143, SLG: 0.143 (1, 9)										4	0	1	1	0	2	1	
Cito Gaston, R OBP: 0.400, SLG: 0.600 (1, 7)										4	0	2	1	0	0	1	
Bob Barton, R OBP: 0.286, SLG: 0.286 (1, 2)										4	0	1	0	0	2	3	
Garry Jesteadt, R OBP: 0.667, SLG: 0.667 (1, 5)										3	0	2	0	0	0	1	
Bill Greif, R (1, 1)										1	0	0	0	1	0	1	
Inning Stats	R: 2 E: 0 K: 1 S: 8	H: 3 LOB: 1 BB: 0 P: 8	R: 0 E: 1 K: 0 S: 4	H: 2 LOB: 2 BB: 1 P: 8	R: 1 E: 0 K: 3 S: 11	H: 2 LOB: 1 BB: 0 P: 11	R: 0 E: 0 K: 0 S: 4	H: 1 LOB: 1 BB: 0 P: 4	R: 0 E: 0 K: 0 S: 3	H: 1 LOB: 0 BB: 0 P: 3	R: 0 E: 1 K: 2 S: 8	H: 0 LOB: 1 BB: 0 P: 8	R: 0 E: 0 K: 2 S: 8	H: 0 LOB: 1 BB: 0 P: 8	1B: 8 2B: 3 3B: 0 HR: 0	SF: 0 SAC: 1 DP: 1 HBP: 0	
PITCHER Pat Jarvis, R ERA: 4.5 Ron Schueler, R ERA:	IP: 6.0 WLS: L BF: 27 H: 9 R: 3 ER: 3 SO: 3 BB: 1 IBB: 0 HBP: 0 BLK: 0 WP: 0 HR: 0 S: 36 P: 40 ERA: 4.50 WHIP: 1.667															PITCHER ERA: 0.00 WHIP: 0.500	

Batter	1	2	3	4	5	6	7	8	9	AB	R	H	RBI	BB	SO	LOB	TOP		
Maury Wills, S (1,6)										6	0	0	0	0	1	7	Los Angeles Dodgers @ Atlanta Braves Atlanta Stadium, Atlanta, GA Mon Apr 17 1972, 6:05 PM EST Att: 20,203 - Unknown		
Manny Mota, R (1,7) OBP: 0.714, SLG: 1.167										5	2	4	2	1	0	0			
Willie Davis, L (1,8) OBP: 0.385, SLG: 0.667										5	2	3	3	1	0	2			
Frank Robinson, R (1,9) OBP: 0.385, SLG: 0.200 Bill Russell, R (9,9)										3	1	1	1	3	0	2			
Jim Lefebvre, S (1,4) OBP: 0.333, SLG: 0.500										5	0	1	1	0	0	7			
Wes Parker, S (1,3) OBP: 0.400, SLG: 0.400										5	0	2	0	0	0	4			
Steve Garvey, R (1,5) OBP: 0.500, SLG: 0.600										5	1	2	0	0	0	2			
Chris Cannizzaro, R (1,2) OBP: 0.600, SLG: 0.500										4	2	2	0	1	1	1			
Bill Singer, R (1,1) OBP: 0.333, SLG: 0.333 Hoyt Wilhelm, R (8,1)										3	0	1	0	0	1	2			
Inning Stats	R: 1 E: 0 K: 1 S: 7	H: 2 LOB: 2 P: 11	R: 2 E: 0 K: 0 S: 6	H: 3 LOB: 3 BB: 2 P: 14	R: 0 E: 0 K: 0 S: 5	H: 2 LOB: 2 BB: 0 P: 5	R: 0 E: 0 K: 0 S: 4	H: 1 LOB: 1 BB: 0 P: 4	R: 0 E: 0 K: 0 S: 5	H: 2 LOB: 2 BB: 0 P: 5	R: 0 E: 0 K: 2 S: 7	H: 0 LOB: 0 BB: 0 P: 7	R: 3 E: 1 K: 0 S: 6	H: 3 LOB: 1 BB: 2 P: 10	R: 2 E: 0 K: 0 S: 4	H: 1 LOB: 1 BB: 2 P: 12	1B: 13 2B: 1 3B: 0 HR: 2	SF: 0 SAC: 2 DP: 0 HBP: 0	WP: 0 PA: 49 PB: 0 SB: 0 CS: 0
PITCHER	IP WLS BF H R ER SO BB IBB HBP BLK WP HR S P ERA WHIP																		
George Stone, L (1,1) ERA: 16.2	1.2 L 13 5 3 3 1 3 0 0 0 0 0 12 24 16.20 4.800																		
Gary Neibauer, R (2,1) ERA: 3.18	5.2 27 9 3 2 2 1 0 0 0 0 1 30 34 3.18 1.765																		
Mike McQueen, L (8,1) ERA: 10.8	1.2 9 2 2 2 0 2 0 0 0 0 1 7 15 10.80 2.400																		

Batter	1	2	3	4	5	6	7	8	9	AB	R	H	RBI	BB	SO	LOB	BOTTOM				
Felix Millan, R (1,4) OBP: 0.263, SLG: 0.235										4	0	0	0	0	0	1	Los Angeles Dodgers @ Atlanta Braves Atlanta Stadium, Atlanta, GA Mon Apr 17 1972, 6:05 PM EST Att: 20,203 - Unknown				
Ralph Garr, L (1,7) OBP: 0.529, SLG: 0.563										4	0	1	0	0	1	1					
Hank Aaron, R (1,3) OBP: 0.286, SLG: 0.091										4	0	1	0	0	0	0					
Earl Williams, R (1,2) OBP: 0.444, SLG: 0.533										4	2	1	0	0	2	2					
Darrell Evans, L (1,5) OBP: 0.389, SLG: 0.500										4	1	1	2	0	0	1					
Mike Lum, L (1,9) OBP: 0.294, SLG: 0.143 Mike McQueen, L (8,1)										3	0	0	0	0	0	0					
Jim Breazeale, L (9, PH) OBP: 0.200, SLG: 0.200										1	0	1	0	0	0	0					
Dusty Baker Jr., R (1,8) OBP: 0.071, SLG: 0.071										4	0	0	0	0	1	1					
Marty Perez, R (1,6) OBP: 0.467, SLG: 0.417										3	0	0	0	0	1	0					
George Stone, L (1,1) Gary Neibauer, R (2,1) Oscar Brown, R (8,9) OBP: 0.333, SLG: 0.333										0	0	0	0	0	0	0					
Inning Stats	R: 0 E: 0 K: 0 S: 3	H: 0 LOB: 0 BB: 0 P: 3	R: 0 E: 0 K: 1 S: 5	H: 0 LOB: 0 BB: 0 P: 5	R: 0 E: 0 K: 2 S: 7	H: 0 LOB: 0 BB: 0 P: 7	R: 0 E: 0 K: 1 S: 5	H: 0 LOB: 0 BB: 0 P: 5	R: 2 E: 0 K: 0 S: 5	H: 2 LOB: 0 BB: 0 P: 5	R: 0 E: 0 K: 1 S: 7	H: 2 LOB: 2 BB: 0 P: 7	R: 0 E: 0 K: 0 S: 3	H: 0 LOB: 0 BB: 0 P: 3	R: 0 E: 0 K: 1 S: 6	H: 1 LOB: 1 BB: 0 P: 6	R: 1 E: 0 K: 1 S: 7	H: 1 LOB: 1 BB: 0 P: 7	1B: 5 2B: 0 3B: 0 HR: 1	SF: 0 SAC: 0 DP: 0 HBP: 0	WP: 2 PA: 34 PB: 1 SB: 0 CS: 0
PITCHER	IP WLS BF H R ER SO BB IBB HBP BLK WP HR S P ERA WHIP																				
Bill Singer, R (1,1) ERA: 2.57	7.0 W 25 4 2 2 5 0 0 0 0 0 1 35 35 2.57 0.571																				
Hoyt Wilhelm, R (8,1) ERA:	2.0 S 9 2 1 0 2 0 0 0 0 0 1 0 13 13 0.00 1.000																				



Batter	1	2	3	4	5	6	7	8	9	AB	R	H	RBI	BB	SO	LOB	TOP					
Maury Wills, S (1,6)	L5		G3		G3		P4			4	0	0	0	0	0	0	Los Angeles Dodgers @ Atlanta Braves Atlanta Stadium, Atlanta, GA Tue Apr 18 1972, 6:05 PM EST Att: 6,147 - Unknown					
Manny Mota, R (1,7) OBP: 0.545, SLG: 0.800	4-3		4-3			2B 1B		F8		4	1	1	0	0	0							
Willie Davis, L (1,8) OBP: 0.471, SLG: 0.750	E7 1B		P6			1B		E S 1B		4	1	3	0	0	0							
Frank Robinson, R (1,9) OBP: 0.294, SLG: 0.143 Jim Brewer, L (8,1)	K				F9		5-3	K		4	0	0	0	0	2	4						
Jim Lefebvre, S (1,4) OBP: 0.375, SLG: 0.500		F8		1B				F8		4	0	2	2	0	0	1						
Wes Parker, S (1,3) OBP: 0.333, SLG: 0.333		6-3						F8		4	0	1	0	0	0	1						
Steve Garvey, R (1,5) OBP: 0.300, SLG: 0.333		E5 1B						F9		4	0	0	0	0	0	2						
Chris Cannizzaro, R (1,2) OBP: 0.556, SLG: 0.875								F8		4	1	2	1	0	1	0						
Tommy John, R (1,1) Bill Russell, R (8,9)		F8						G3		3	0	0	0	0	0	2						
								5-3		0	0	0	0	0	0	0						
Inning Stats	R: 0 E: 1 K: 1 S: 6	H: 1 LOB: 1 BB: 0 P: 6	R: 0 E: 1 K: 0 S: 5	H: 1 LOB: 2 BB: 0 P: 5	R: 0 E: 0 K: 0 S: 3	H: 0 LOB: 0 BB: 0 P: 3	R: 0 E: 0 K: 0 S: 4	H: 2 LOB: 1 BB: 0 P: 4	R: 0 E: 0 K: 0 S: 3	H: 0 LOB: 0 BB: 0 P: 3	R: 2 E: 0 K: 0 S: 5	H: 3 LOB: 0 BB: 0 P: 5	R: 1 E: 0 K: 0 S: 4	H: 1 LOB: 0 BB: 0 P: 4	R: 0 E: 0 K: 1 S: 6	H: 1 LOB: 1 BB: 0 P: 6		R: 0 E: 0 K: 1 S: 5	H: 0 LOB: 0 BB: 0 P: 5	1B: 7 2B: 1 3B: 0 HR: 1	SF: 0 SAC: 0 DP: 2 HBP: 0	WP: 0 PB: 0 SB: 1 CS: 0
PITCHER	IP WLS BF H R ER SO BB IBB HBP BLK WP HR S P ERA WHIP																					
Tom Kelley, R (1,1) ERA: 3.86	7.0 L 28 8 3 3 1 0 0 0 0 0 0 1 30 30 3.86 1.143																					
Ron Schueler, R (8,1) ERA:	2.0 7 1 0 0 2 0 0 0 0 0 0 0 11 11 0.00 0.500																					

Batter	1	2	3	4	5	6	7	8	9	AB	R	H	RBI	BB	SO	LOB	BOTTOM					
Felix Millan, R (1,4) OBP: 0.261, SLG: 0.200	6-3		F8					G4-6-3 BB		3	0	0	0	1	0	1	Los Angeles Dodgers @ Atlanta Braves Atlanta Stadium, Atlanta, GA Tue Apr 18 1972, 6:05 PM EST Att: 6,147 - Unknown					
Ralph Garr, L (1,9) OBP: 0.476, SLG: 0.474	1-3		1-3					G4-6-3 BB		3	0	0	0	1	0	1						
Hank Aaron, R (1,3) OBP: 0.278, SLG: 0.071	FC6-4 BB		F5					G4-6-3 1-2 2-3		3	0	0	0	1	0	2						
Earl Williams, R (1,2) OBP: 0.364, SLG: 0.421	FC6-4 1-2							F9		4	0	0	0	0	1	2						
Rico Carty, R (1,7) OBP: 0.667, SLG: 0.500			4-3 WP 1B					K		3	1	2	0	1	1	0						
Dusty Baker Jr., R (1,8) OBP: 0.056, SLG: 0.056			4-3					K		4	0	0	0	0	1	3						
Darrell Evans, L (1,5) OBP: 0.409, SLG: 0.474								F8		3	0	1	1	1	0	1						
Marty Perez, R (1,6) OBP: 0.474, SLG: 0.400			K					4-3		3	0	1	0	1	1	2						
Tom Kelley, R (1,1) Paul Casanova, R (7,PH) Ron Schueler, R (8,1)			K					G5-4-3 BB		2	0	0	0	0	1	2						
								FC3-6 1B		1	0	0	0	0	0	1						
Inning Stats	R: 0 E: 0 K: 0 S: 3	H: 0 LOB: 1 BB: 1 P: 7	R: 1 E: 0 K: 2 S: 9	H: 2 LOB: 1 BB: 0 P: 9	R: 0 E: 0 K: 0 S: 3	H: 0 LOB: 0 BB: 0 P: 3	R: 0 E: 0 K: 0 S: 4	H: 1 LOB: 1 BB: 0 P: 4	R: 0 E: 0 K: 0 S: 4	H: 1 LOB: 1 BB: 0 P: 4	R: 0 E: 0 K: 1 S: 5	H: 0 LOB: 1 BB: 1 P: 9	R: 0 E: 0 K: 0 S: 2	H: 0 LOB: 0 BB: 1 P: 6	R: 0 E: 0 K: 0 S: 2	H: 0 LOB: 1 BB: 2 P: 10		R: 0 E: 0 K: 2 S: 7	H: 0 LOB: 1 BB: 1 P: 11	1B: 4 2B: 0 3B: 0 HR: 0	SF: 0 SAC: 0 DP: 2 HBP: 0	WP: 1 PB: 0 SB: 0 CS: 0
PITCHER	IP WLS BF H R ER SO BB IBB HBP BLK WP HR S P ERA WHIP																					
Tommy John, L (1,1) ERA: 1.29	7.0 W 27 4 1 1 3 3 0 0 0 0 0 0 30 42 1.29 1.000																					
Jim Brewer, L (8,1) ERA:	2.0 S 8 0 0 0 2 3 0 0 0 0 0 0 9 21 0.00 1.500																					

Batter	1	2	3	4	5	6	7	8	9	AB	R	H	RBI	BB	SO	LOB	TOP																	
Maury Wills, S OBP: 0.045, SLG: 0.136 (1, 6)										4	1	1	0	0	1	2	Los Angeles Dodgers @ Atlanta Braves Atlanta Stadium, Atlanta, GA Wed Apr 19 1972, 6:05 PM EST Att: 5,391 - Unknown																	
Bill Buckner, L OBP: 0.278, SLG: 0.273 Bill Russell, R (9, FR) (9, 9)										3	0	1	1	1	0	0																		
Willie Davis, L OBP: 0.429, SLG: 0.650 (1, 8)										4	1	1	0	0	1	1																		
Frank Robinson, R OBP: 0.278, SLG: 0.133 Manny Mota, R OBP: 0.500, SLG: 0.692 (4, PH) (4, 7)										1	0	0	0	0	1	0																		
Jim Lefebvre, S OBP: 0.350, SLG: 0.450 (1, 4)										4	0	1	0	0	1	1																		
Willie Crawford, L OBP: 0.182, SLG: 0.182 (1, 7) (4, 9)										4	0	0	0	0	1	1																		
Wes Parker, S OBP: 0.333, SLG: 0.333 (9, 3)										0	0	0	0	0	0	0																		
Steve Garvey, R OBP: 0.286, SLG: 0.308 (1, 5)										4	0	1	0	0	2	1																		
Chris Cannizzaro, R OBP: 0.417, SLG: 0.636 (1, 2)										3	0	0	0	0	0	1																		
Don Sutton, R OBP: 0.200, SLG: 0.200 (1, 1)										2	0	0	0	0	0	0																		
Inning Stats	R: 1 E: 0 K: 2 S: 8	H: 1 LOB: 0 BB: 0 P: 8	R: 0 E: 0 K: 1 S: 5	H: 0 LOB: 0 BB: 0 P: 5	R: 0 E: 0 K: 1 S: 5	H: 0 LOB: 0 BB: 0 P: 5	R: 0 E: 0 K: 0 S: 3	H: 0 LOB: 0 BB: 0 P: 3	R: 0 E: 0 K: 2 S: 7	H: 0 LOB: 0 BB: 0 P: 7	R: 0 E: 0 K: 0 S: 4	H: 1 LOB: 1 BB: 0 P: 4	R: 0 E: 1 K: 1 S: 7	H: 1 LOB: 2 BB: 0 P: 7	R: 3 E: 1 K: 0 S: 5	H: 3 LOB: 1 BB: 1 P: 9	1B: 5 2B: 0 3B: 1 HR: 0	SF: 0 SAC: 1 DP: 1 HBP: 0	WP: 0 PA: 34 PB: 0 SB: 0 CS: 0															
PITCHER	IP WLS BF H R ER SO BB IBB HBP BLK WP HR S P ERA WHIP																																	
Phil Niekro, R ERA: 4.61 Jim Nash, R ERA: 11.57	(1, 1) (9, 1)	8.0 L	28 28	3 3	1 3	1 3	7 0	0 1	0 0	0 0	0 0	0 0	0 0	0 5	42 9	42 9	1.12 27.00	0.375 4.000																

AB	32
R	4
H	6
RBI	3
BB	1
SO	7
LOB	8



Batter	1	2	3	4	5	6	7	8	9	AB	R	H	RBI	BB	SO	LOB	BOTTOM															
Felix Millan, R OBP: 0.222, SLG: 0.167 (1, 4)										4	0	0	0	0	0	1	Los Angeles Dodgers @ Atlanta Braves Atlanta Stadium, Atlanta, GA Wed Apr 19 1972, 6:05 PM EST Att: 5,391 - Unknown															
Ralph Garr, L OBP: 0.400, SLG: 0.391 (1, 9)										4	0	0	0	0	0	1																
Hank Aaron, R OBP: 0.227, SLG: 0.056 (1, 3)										4	0	0	0	0	1	0																
Earl Williams, R OBP: 0.308, SLG: 0.348 (1, 2)										4	0	0	0	0	0	0																
Rico Carty, R OBP: 0.556, SLG: 0.571 (1, 7)										3	0	1	0	0	0	0																
Darrell Evans, L OBP: 0.400, SLG: 0.429 (1, 5)										2	0	0	0	1	1	1																
Mike Lum, L OBP: 0.250, SLG: 0.118 (1, 8)										3	0	0	0	0	0	3																
Marty Perez, R OBP: 0.455, SLG: 0.389 (1, 6)										3	0	1	0	0	0	0																
Phil Niekro, R Jim Breazeale, L OBP: 0.167, SLG: 0.167 Jim Nash, R (8, PH) (9, 1)										1	0	0	0	0	0	0																
										0	0	0	0	0	0	0																
Inning Stats	R: 0 E: 0 K: 0 S: 3	H: 0 LOB: 0 BB: 0 P: 3	R: 0 E: 0 K: 1 S: 6	H: 1 LOB: 1 BB: 0 P: 6	R: 0 E: 0 K: 0 S: 4	H: 1 LOB: 1 BB: 0 P: 4	R: 0 E: 1 K: 1 S: 6	H: 0 LOB: 2 BB: 1 P: 10	R: 0 E: 0 K: 0 S: 3	H: 0 LOB: 0 BB: 0 P: 3	R: 0 E: 0 K: 0 S: 3	H: 0 LOB: 0 BB: 0 P: 3	R: 0 E: 0 K: 0 S: 3	H: 0 LOB: 0 BB: 0 P: 3	R: 0 E: 0 K: 0 S: 3	H: 0 LOB: 0 BB: 0 P: 3	1B: 1 2B: 1 3B: 0 HR: 0	SF: 0 SAC: 1 DP: 0 HBP: 0	WP: 0 PA: 31 PB: 0 SB: 0 CS: 0													
PITCHER	IP WLS BF H R ER SO BB IBB HBP BLK WP HR S P ERA WHIP																															
Don Sutton, R ERA: 0.56	(1, 1)	9.0 W	31 31	2 2	0 0	0 0	2 2	1 1	0 0	0 0	0 0	0 0	0 0	0 34	38 38	0.00 0.333																

AB	29
R	0
H	2
RBI	0
BB	1
SO	2
LOB	6



Batter	1	2	3	4	5	6	7	8	9	AB	R	H	RBI	BB	SO	LOB	TOP											
Maury Wills, S OBP: 0.115, SLG: 0.192 Bill Russell, R (7, PH) (7, 6)	F9	1B	1B	1B		1-3	6-3		L7	4	1	2	0	0	0	0												
Manny Mota, R OBP: 0.500, SLG: 0.813 Bill Buckner, L OBP: 0.231, SLG: 0.250	1B	3B	1B	SF9		1-3		G3		3	2	2	2	0	0	0												
Willie Davis, L OBP: 0.423, SLG: 0.600	1B	1B	1B	L3				3-1		5	2	2	3	0	0	1												
Frank Robinson, R OBP: 0.300, SLG: 0.176 Willie Crawford, L OBP: 0.214, SLG: 0.154	F9	E8	1B	4-3				F8		2	1	1	1	0	0	1												
Jim Lefebvre, S OBP: 0.375, SLG: 0.458 Bobby Valentine, R (7, 4)	1B	FC6-4	1B	F9				F8		4	0	2	1	0	0	2												
Wes Parker, S OBP: 0.286, SLG: 0.286	1B	FC6-4	1B	6-3				F8		5	0	1	1	0	0	1												
Steve Garvey, R OBP: 0.316, SLG: 0.389	K	G5-4-3		K2-3				2B	1B	5	2	2	0	0	2	3												
Chris Cannizzaro, R OBP: 0.471, SLG: 0.688		1B	1B	F8				1B	2B	5	1	3	2	0	1	0												
Claude Osteen, L OBP: 0.600, SLG: 0.600	1B	1B	1B	F7				1B	1B	5	2	3	0	0	0	1												
Inning Stats	R: 2 E: 0 K: 1 S: 9	H: 4 LOB: 2 BB: 0 P: 9	R: 6 E: 1 K: 0 S: 9	H: 7 LOB: 0 BB: 0 P: 9	R: 1 E: 0 K: 0 S: 5	H: 2 LOB: 1 BB: 0 P: 5	R: 0 E: 0 K: 0 S: 3	H: 0 LOB: 0 BB: 0 P: 3	R: 0 E: 0 K: 0 S: 4	H: 0 LOB: 0 BB: 0 P: 5	R: 1 E: 0 K: 0 S: 5	H: 2 LOB: 1 BB: 0 P: 5	R: 0 E: 0 K: 0 S: 3	H: 0 LOB: 0 BB: 0 P: 3	R: 1 E: 0 K: 0 S: 6	H: 3 LOB: 2 BB: 0 P: 6	1B: 15 2B: 2 3B: 1 HR: 0	SF: 1 SAC: 0 DP: 1 HBP: 1	WP: 2 PB: 0 SB: 0 CS: 0	PA: 46								
PITCHER	IP	WLS	BF	H	R	ER	SO	BB	IBB	HBP	BLK	WP	HR	S	P	ERA	WHIP											
George Stone, L ERA: 30.38	(1, 1)	1.0	L	11	8	6	6	1	0	0	0	0	0	13	13	54.00	8.000											
Steve Barber, L ERA: 5.0	(2, 1)	8.0		35	10	5	5	2	0	0	1	0	2	0	38	39	5.62	1.250										

Los Angeles Dodgers @ Atlanta Braves
Atlanta Stadium, Atlanta, GA
Thu Apr 20 1972, 6:05 PM EST
Att: 5,031 - Unknown

AB 44
R 11
H 18
RBI 10
BB 0
SO 3
LOB 12



Batter	1	2	3	4	5	6	7	8	9	AB	R	H	RBI	BB	SO	LOB	BOTTOM										
Ralph Garr, L OBP: 0.345, SLG: 0.333	6-3		K		G3			F8		4	0	0	0	0	1	1											
Felix Milten, R OBP: 0.258, SLG: 0.185	FC6-4		F8			P4		1B		3	0	1	0	1	0	0											
Hank Aaron, R OBP: 0.192, SLG: 0.045	FC6-4		F9			5-3		P6		4	0	0	0	0	0	2											
Rico Carty, R OBP: 0.545, SLG: 0.556 Oscar Brown, R OBP: 0.600, SLG: 1.200	1B		F8			1B			HR	2	0	1	0	0	0	0											
Earl Williams, R OBP: 0.300, SLG: 0.333	6-3		5-3			F9		G4-6-3	1B	4	0	1	0	0	0	3											
Dusty Baker Jr., R OBP: 0.045, SLG: 0.045		F9		5-3		P4		K		4	0	0	0	0	1	1											
Paul Casanova, R OBP: 0.200, SLG: 0.400		2B			F8		F7	G4-6-3	1B	4	0	1	0	0	0	1											
Marty Perez, R OBP: 0.400, SLG: 0.333		5-3			P3		6-3			3	0	0	0	0	0	1											
George Stone, L Steve Barber, L OBP: 0.333, SLG: 0.333		4-3			1B			F7		0	0	0	0	0	0	0											
Inning Stats	R: 0 E: 0 K: 0 S: 4	H: 1 LOB: 2 BB: 1 P: 8	R: 0 E: 0 K: 0 S: 4	H: 1 LOB: 1 BB: 0 P: 4	R: 0 E: 0 K: 1 S: 5	H: 0 LOB: 0 BB: 0 P: 5	R: 0 E: 0 K: 0 S: 3	H: 0 LOB: 0 BB: 0 P: 3	R: 0 E: 0 K: 0 S: 4	H: 1 LOB: 1 BB: 0 P: 4	R: 0 E: 0 K: 0 S: 4	H: 0 LOB: 0 BB: 0 P: 3	R: 0 E: 0 K: 0 S: 4	H: 1 LOB: 1 BB: 0 P: 4	R: 1 E: 0 K: 1 S: 6	H: 2 LOB: 0 BB: 0 P: 6	1B: 5 2B: 1 3B: 0 HR: 1	SF: 0 SAC: 0 DP: 1 HBP: 0	WP: 0 PB: 0 SB: 0 CS: 0	PA: 34							
PITCHER	IP	WLS	BF	H	R	ER	SO	BB	IBB	HBP	BLK	WP	HR	S	P	ERA	WHIP										
Claude Osteen, L ERA: 1.0	(1, 1)	9.0	W	34	7	1	1	2	1	0	0	0	1	37	41	1.00	0.889										

Los Angeles Dodgers @ Atlanta Braves
Atlanta Stadium, Atlanta, GA
Thu Apr 20 1972, 6:05 PM EST
Att: 5,031 - Unknown

AB 33
R 1
H 7
RBI 1
BB 1
SO 2
LOB 10



Batter	1	2	3	4	5	6	7	8	9	AB	R	H	RBI	BB	SO	LOB	TOP								
Pete Rose, S OBP: 0.435, SLG: 0.455 (1, 7)	0-0 4-3		0-0 F7		0-0 1B			0-0 4-3	0-0 E 1B	5	0	2	1	0	0	0	Cincinnati Reds @ Atlanta Braves Atlanta Stadium, Atlanta, GA Fri Apr 21 1972, 6:05 PM EST Att: 6,762 - Unknown								
Joe Morgan, L OBP: 0.348, SLG: 0.474 (1, 4)	4-0 BB 1B-4-3		0-0 F5		0-0 4-3			0-0 HR	0-0 E6 G3-6-1	4	1	1	1	1	0	2									
Bobby Tolan, L OBP: 0.455, SLG: 0.700 (1, 8)	0-0 L8-4-3		0-0 1B		0-0 4-3			0-0 BB S 1B	0-0 G3-6-1	5	0	2	0	0	0	3									
Johnny Bench, R OBP: 0.190, SLG: 0.118 (1, 2)		0-0 L5	0-0 L5		0-0 6-3			0-3 K	0-3 K	4	0	0	0	0	1	2									
Tony Perez, R OBP: 0.333, SLG: 0.611 (1, 3)		0-0 6-3		0-3 K		0-0 F9		4-0 BB IBB		3	0	0	0	1	1	0									
Denis Menke, R OBP: 0.500, SLG: 0.533 (1, 5)		4-0 2B 1B BB		0-3 K				4-0 1-2 2-3 BB		2	1	0	0	2	1	0									
Cesar Geronimo, L OBP: 0.091, SLG: 0.182 (1, 9)		0-0 1B 2B		0-0 4-3				0-3 1-2 K	0-0 4-3	4	1	1	0	0	1	4									
Dave Concepcion, R OBP: 0.250, SLG: 0.250 (1, 6)		0-0 1B		0-0 6-3				0-0 WP 1B	1-0 SH1-4 1B HBP	3	0	2	2	0	0	0									
Bernie Carbo, L (9, PH)										0	0	0	0	0	0	0									
Darrel Chaney, S (9, FR)		2H 3H 1B								0	1	0	0	0	0	0									
Gary Nolan, R (1, 1)		0-0 4-3						0-0 F8	0-0 SH1-4	3	0	0	0	0	0	2									
Ted Uhlhaender, L (9, PH)										0	0	0	0	0	0	0									
Clay Carroll, R (9, 1)										0	0	0	0	0	0	0									
Tom Hall, L (9, 1)										0	0	0	0	0	0	0									
Inning Stats	R: 0 E: 0 K: 0 S: 2	H: 0 LOB: 0 BB: 1 P: 6	R: 2 E: 0 K: 0 S: 5	H: 2 LOB: 1 BB: 1 P: 9	R: 0 E: 0 K: 2 S: 4	H: 1 LOB: 1 BB: 0 P: 4	R: 0 E: 0 K: 2 S: 7	H: 0 LOB: 0 BB: 0 P: 7	R: 0 E: 0 K: 0 S: 4	H: 1 LOB: 1 BB: 0 P: 4	R: 0 E: 0 K: 0 S: 3	H: 0 LOB: 0 BB: 0 P: 3	R: 0 E: 1 K: 1 S: 6	H: 1 LOB: 1 BB: 2 P: 6	R: 1 E: 0 K: 1 S: 7	H: 2 LOB: 2 BB: 2 P: 15	R: 1 E: 1 K: 0 S: 4	H: 1 LOB: 2 BB: 0 P: 5	1B: 6 2B: 2 3B: 0 HR: 1	SF: 0 SAC: 1 DP: 2 HBP: 1	WP: 1 PB: 0 SB: 2 CS: 1	PA: 39			
PITCHER	IP WLS BF H R ER SO BB IBB HBP BLK WP HR S P ERA WHIP	8.1 L 38 8 4 4 4 3 1 1 0 1 1 41 58 4.32 1.320	0.2 1 0 0 0 0 0 0 0 0 0 0 0 0 1 1 0.00 0.000																						

AB	33
R	4
H	8
RBI	4
BB	4
SO	4
LOB	13



Batter	1	2	3	4	5	6	7	8	9	AB	R	H	RBI	BB	SO	LOB	BOTTOM							
Felix Millan, R OBP: 0.250, SLG: 0.188 (1, 4)	0-0 F3		0-0 F9		0-0 FC3-6 1B			0-0 5-3	0-0 FC2-6 G3	5	0	1	0	0	0	2	Cincinnati Reds @ Atlanta Braves Atlanta Stadium, Atlanta, GA Fri Apr 21 1972, 6:05 PM EST Att: 6,762 - Unknown							
Ralph Garr, L OBP: 0.324, SLG: 0.313 (1, 9)	0-0 F8		0-3 K		0-0 FC3-6 1B			0-0 G3	0-0 G3	5	0	1	0	0	1	2								
Darrell Evans, L OBP: 0.367, SLG: 0.500 (1, 5)	0-0 F3			0-0 1-3	0-0 FC3-6			0-0 HR	0-3 K	5	1	1	1	0	1	4								
Rico Carty, R OBP: 0.533, SLG: 0.750 (1, 7)		0-0 F9		0-0 HR	0-3 K			4-0 BB		3	1	1	1	1	1	2								
Dusty Baker Jr., R OBP: 0.045, SLG: 0.045 (7, PR) (8, 8)										0	0	0	0	0	0	0								
Earl Williams, R OBP: 0.353, SLG: 0.387 (1, 3)		0-0 1B 1B		0-0 BB 1B		0-0 2B SF7 1B		0-0 L9		4	1	3	0	0	0	1								
Mike Lum, L OBP: 0.333, SLG: 0.250 (1, 8) (8, 7)		0-0 G6-3 1B		4-0 FC5-4 BB		0-0 L6 2B		0-0 F9		3	0	2	0	1	0	0								
Paul Casanova, R OBP: 0.222, SLG: 0.250 (1, 2)	0-0 G6-3			0-0 F8		4-0 IBB		0-0 F2		3	0	0	0	1	0	4								
Marty Perez, R OBP: 0.379, SLG: 0.375 (1, 6)			0-0 FC5-4		0-0 FC5-4		0-0 SF7		0-0 P4	3	0	1	1	0	0	2								
Ron Reed, R OBP: 0.167, SLG: 0.200 (1, 1)			0-3 K		0-0 G3		3H 0-0 L6		0-0 FC2-6 1B	3	0	0	0	0	1	3								
Ron Schueler, R (9, 1)										0	0	0	0	0	0	0								
Jim Breazeale, L OBP: 0.286, SLG: 0.286 (9, PH)										1	0	1	0	0	0	0								
George Stone, L (9, FR)										0	0	0	0	0	0	0								
Inning Stats	R: 0 E: 0 K: 0 S: 3	H: 0 LOB: 0 BB: 0 P: 3	R: 0 E: 0 K: 0 S: 4	H: 2 LOB: 1 BB: 0 P: 4	R: 0 E: 0 K: 2 S: 8	H: 1 LOB: 1 BB: 0 P: 8	R: 1 E: 0 K: 0 S: 5	H: 2 LOB: 2 BB: 1 P: 9	R: 0 E: 0 K: 1 S: 7	H: 2 LOB: 2 BB: 0 P: 7	R: 1 E: 0 K: 0 S: 4	H: 2 LOB: 1 BB: 1 P: 8	R: 1 E: 0 K: 0 S: 4	H: 1 LOB: 1 BB: 1 P: 8	R: 0 E: 0 K: 0 S: 3	H: 0 LOB: 0 BB: 0 P: 3	R: 0 E: 0 K: 1 S: 6	H: 1 LOB: 2 BB: 0 P: 6	1B: 7 2B: 3 3B: 0 HR: 2	SF: 1 SAC: 0 DP: 2 HBP: 0	WP: 0 PB: 0 SB: 0 CS: 0	PA: 39		
PITCHER	IP WLS BF H R ER SO BB IBB HBP BLK WP HR S P ERA WHIP	8.0 W 35 10 3 3 3 2 1 0 0 0 0 2 38 50 3.38 1.500	0.1 2 1 0 0 0 0 0 0 0 0 0 0 2 2 0.00 3.000	0.2 S 2 0 0 0 0 0 0 0 0 0 0 4 4 0.00 0.000																				



Batter	1	2	3	4	5	6	7	8	9	AB	R	H	RBI	BB	SO	LOB	TOP				
Pete Rose, S OBP: 0.429, SLG: 0.440 (1, 7)										3	1	1	1	1	0	0	Cincinnati Reds @ Atlanta Braves Atlanta Stadium, Atlanta, GA Sat Apr 22 1972, 6:05 PM EST Att: 10,141 - Unknown				
Joe Morgan, L OBP: 0.370, SLG: 0.455 (1, 4)										3	2	1	0	1	0	1					
Bobby Tolan, L OBP: 0.500, SLG: 0.875 (1, 8)										4	2	3	5	0	0	0					
Johnny Bench, R OBP: 0.160, SLG: 0.100 (1, 2)										3	0	0	1	0	0	1					
Tony Perez, R OBP: 0.280, SLG: 0.500 (1, 3)										4	0	0	0	0	2	0					
Denis Menke, R OBP: 0.458, SLG: 0.474 (1, 5)										4	0	1	0	0	1	0					
Cesar Geronimo, L OBP: 0.200, SLG: 0.214 (1, 9)										3	0	1	0	1	0	1					
Dave Concepcion, R OBP: 0.300, SLG: 0.263 (1, 6)										3	1	1	0	1	0	1					
Don Gullett, R OBP: 0.335, SLG: 0.667 (3, 1)										1	0	0	0	0	0	0					
Darrel Chaney, S OBP: 0.000, SLG: 1.000 (6, Ph)										0	0	0	0	0	0	0					
Ed Sprague, R OBP: 0.000, SLG: 0.000 (6, Ph)										0	0	0	0	0	0	0					
Bernie Carbo, L OBP: 0.000, SLG: 0.000 (7, Ph)										0	0	0	0	0	0	1					
Clay Carroll, R OBP: 0.000, SLG: 0.000 (7, Ph)										0	0	0	0	0	0	0					
Ted Uhlander, L OBP: 0.000, SLG: 0.000 (9, Ph)										1	0	0	0	0	0	1					
Inning Stats	R: 0 E: 0 K: 0 S: 3	H: 1 LOB: 1 BB: 1 P: 7	R: 0 E: 0 K: 1 S: 5	H: 1 LOB: 0 BB: 0 P: 5	R: 0 E: 0 K: 0 S: 3	H: 0 LOB: 0 BB: 0 P: 3	R: 0 E: 0 K: 1 S: 5	H: 0 LOB: 0 BB: 0 P: 5	R: 4 E: 0 K: 0 S: 6	H: 3 LOB: 0 BB: 1 P: 10	R: 0 E: 0 K: 1 S: 5	H: 0 LOB: 1 BB: 1 P: 9	R: 3 E: 0 K: 0 S: 7	H: 4 LOB: 1 BB: 0 P: 7	R: 0 E: 0 K: 0 S: 2	H: 0 LOB: 0 BB: 1 P: 6	1B: 7 2B: 1 3B: 0 HR: 1	SF: 2 SAC: 0 DP: 1 HBP: 0	WP: 1 PB: 1 CS: 0	PA: 38	
PITCHER	IP	WLS	BF	H	R	ER	SO	BB	IBB	HBP	BLK	WP	HR	S	P	ERA	WHIP				
Pat Jarvis, R ERA: 5.56 (1, 1)	5.1	W	21	5	4	4	2	2	0	0	0	0	0	23	31	6.75	1.312				
Gary Neibauer, R ERA: 6.14 (6, 1)	1.2		9	3	3	3	1	1	0	0	0	1	1	10	14	16.20	2.400				
Jim Nash, R ERA: 6.23 (8, 1)	2.0	S	7	1	0	0	0	1	0	0	0	0	0	6	10	0.00	1.000				

AB	31
R	7
H	9
RBI	7
BB	4
SO	3
LOB	6




Batter	1	2	3	4	5	6	7	8	9	AB	R	H	RBI	BB	SO	LOB	BOTTOM				
Ralph Garr, L OBP: 0.359, SLG: 0.378 (1, 9)										5	1	3	2	0	0	1	Cincinnati Reds @ Atlanta Braves Atlanta Stadium, Atlanta, GA Sat Apr 22 1972, 6:05 PM EST Att: 10,141 - Unknown				
Felix Milten, R OBP: 0.293, SLG: 0.243 (1, 4)										5	1	3	0	0	0	2					
Hank Aaron, R OBP: 0.258, SLG: 0.231 (1, 3)										4	1	2	3	1	0	1					
Rico Carty, R OBP: 0.526, SLG: 0.875 (1, 7)										4	2	2	1	0	0	3					
Mike Lum, L OBP: 0.360, SLG: 0.286 (7, 7)										1	0	1	0	0	0	0					
Earl Williams, R OBP: 0.385, SLG: 0.571 (1, 5)										4	3	2	2	1	1	2					
Oscar Brown, R OBP: 0.500, SLG: 1.111 (1, 8)										4	1	1	3	1	1	2					
Paul Casanova, R OBP: 0.231, SLG: 0.250 (1, 2)										4	1	1	0	0	0	1					
Marty Perez, R OBP: 0.424, SLG: 0.407 (1, 6)										3	1	2	0	0	0	0					
Pat Jarvis, R (1, 1)										1	0	0	0	0	1	0					
Gary Neibauer, R (6, 1)										0	0	0	0	0	0	0					
Jim Nash, R (8, 1)										0	0	0	0	0	0	0					
Inning Stats	R: 0 E: 0 K: 0 S: 3	H: 1 LOB: 1 BB: 1 P: 7	R: 1 E: 0 K: 1 S: 6	H: 1 LOB: 0 BB: 0 P: 6	R: 7 E: 0 K: 1 S: 13	H: 8 LOB: 2 BB: 1 P: 17	R: 0 E: 0 K: 0 S: 4	H: 1 LOB: 1 BB: 0 P: 4	R: 0 E: 0 K: 0 S: 3	H: 0 LOB: 1 BB: 0 P: 4	R: 2 E: 0 K: 0 S: 5	H: 2 LOB: 1 BB: 1 P: 9	R: 1 E: 0 K: 0 S: 5	H: 3 LOB: 1 BB: 0 P: 5	R: 0 E: 0 K: 1 S: 5	H: 1 LOB: 0 BB: 0 P: 5	1B: 11 2B: 1 3B: 0 HR: 5	SF: 0 SAC: 3 DP: 2 HBP: 1	WP: 0 PB: 0 CS: 0	PA: 42	
PITCHER	IP	WLS	BF	H	R	ER	SO	BB	IBB	HBP	BLK	WP	HR	S	P	ERA	WHIP				
Don Gullett, L ERA: 12.27 (1, 1)	2.1	L	13	6	5	5	2	1	0	0	0	0	1	13	18	10.12	2.250				
Pedro Borbon, R ERA: 5.4 (3, 1)	2.2		15	5	3	3	0	1	0	1	0	0	1	13	18	10.12	2.250				
Ed Sprague, R ERA: 6.0 (6, 1)	1.0		6	2	2	2	0	1	0	0	0	0	2	5	9	18.00	3.000				
Clay Carroll, R ERA: 2.08 (7, 1)	2.0		8	4	1	1	1	0	0	0	0	0	0	10	10	4.50	2.000				



Batter	1	2	3	4	5	6	7	8	9	10	11	AB	R	H	RBI	BB	SO	LOB	TOP	
Pete Rose, S OBP: 0.353, SLG: 0.355 Jim McGlothlin, R (1, 7)	F7		5-3			F7		F7		F7	4-3	6	0	0	0	0	0	2		
Joe Morgan, L OBP: 0.344, SLG: 0.444 (1, 4)	P6		F9			BB BB 2B		3-1		P4		5	1	1	0	0	0	0		
Bobby Tolan, L OBP: 0.516, SLG: 0.857 (1, 8)	1B				4-3	BB BB IBB				F7		4	0	2	0	1	0	0		
Johnny Bench, R OBP: 0.233, SLG: 0.091 (1, 2)	FC5-4 BB				P8	BB BB		F7			SH1-3 BB	2	1	0	0	3	0	1		
Denis Menke, R OBP: 0.429, SLG: 0.409 (1, 3)	FC5-4				L8	BB BB				K2-3	SH1-3	3	0	0	1	1	1	2		
Ted Uhlaender, L (1, 9)			P6			F8		G5-6-4-3		4-3	1B BB SF7	4	1	0	0	1	0	3		
Julian Javier, R OBP: 0.571, SLG: 0.857 (1, 5)			6-3					F7			1B	5	0	3	1	0	0	0		
Dave Concepcion, R OBP: 0.320, SLG: 0.261 (1, 6)			P8			F8		4-3			1B	4	0	1	0	1	0	1		
Jack Billingham, R Bernie Carbo, L Tom Hall, L Hal McRae, R Cesar Geronimo, L (1, 1)			4-3			4-3		K			SF7	3	0	0	0	0	1	1		
Inning Stats	R: 0 E: 0 K: 0 S: 4	H: 1 LOB: 2 BB: 1 P: 8	R: 0 E: 0 K: 0 S: 3	H: 0 LOB: 0 BB: 0 P: 3	R: 0 E: 0 K: 0 S: 3	H: 0 LOB: 0 BB: 0 P: 3	R: 0 E: 0 K: 0 S: 3	H: 1 LOB: 1 BB: 0 P: 4	R: 1 E: 0 K: 1 S: 5	H: 1 LOB: 2 BB: 3 P: 5	R: 0 E: 0 K: 2 S: 8	H: 1 LOB: 2 BB: 1 P: 12	R: 0 E: 0 K: 0 S: 3	H: 0 LOB: 0 BB: 0 P: 3	R: 2 E: 0 K: 0 S: 5	H: 2 LOB: 2 BB: 2 P: 13	1B: 4 2B: 3 3B: 0 HR: 0	SF: 1 SAC: 1 DP: 1 HBP: 0	WP: 0 PB: 0 SB: 2 CS: 0	PA: 46
PITCHER	IP ERA WLS BF H R ER SO BB IBB HBP BLK WP HR S P ERA WHIP	10.1 3.12 0.2 43 6 3 3 3 4 3 0 0 0 0 0 3 3 2.61 0.968	11.1 0.2 W 3 1 0 0 0 0 0 0 0 0 0 0 0 3 3 0.00 1.500																	

Cincinnati Reds @ Atlanta Braves
Atlanta Stadium, Atlanta, GA
Sun Apr 23 1972, 3:33 AM EST
Att: 13,377 - Unknown


AB 37
R 3
H 7
RBI 3
BB 7
SO 3
LOB 12



Batter	1	2	3	4	5	6	7	8	9	10	11	AB	R	H	RBI	BB	SO	LOB	BOTTOM					
Felix Millan, R OBP: 0.298, SLG: 0.256 (1, 4)	6-3		G3 1B		P4		L6			F7	1B	6	0	2	1	0	0	1						
Ralph Garr, L OBP: 0.364, SLG: 0.366 (1, 9)	BB 1B		K		P4			F8		CS BB		4	0	1	0	1	1	2						
Hank Aaron, R OBP: 0.278, SLG: 0.355 (1, 3)	BB 1B		G3		K			HR		F8		5	1	2	1	0	1	3						
Rico Carty, R OBP: 0.609, SLG: 0.889 Oscar Brown, R OBP: 0.455, SLG: 1.000 (1, 7)						FC6-4 1B		1B 1B			F8	2	0	2	0	2	0	0						
Earl Williams, R OBP: 0.341, SLG: 0.500 (1, 2)	K		F3		FC6-4			K		K		5	0	0	0	0	3	7						
Darrell Evans, L OBP: 0.371, SLG: 0.581 (1, 5)	G3				3-1			F7			HR	5	1	2	1	0	0	4						
Mike Lum, L OBP: 0.333, SLG: 0.269 (1, 8)			K		6-3			F9		5-3	HR	5	1	1	0	0	1	1						
Marty Perez, R OBP: 0.378, SLG: 0.355 Jim Brazzale, L OBP: 0.375, SLG: 0.500 Gil Garrido, R (1, 6)			5-3		4-3			F7		K	1B 2B	4	0	0	0	1	0							
Tom Kelley, R OBP: 0.107, SLG: 0.167 Ron Schueler, R (1, 1)			K					G3		K	1B BB	4	0	1	0	0	2	0						
Dusty Baker Jr., R OBP: 0.087, SLG: 0.045 (11, PH)												0	0	0	0	0	0	0						
Inning Stats	R: 0 E: 0 K: 1 S: 7	H: 2 LOB: 3 BB: 1 P: 11	R: 0 E: 0 K: 2 S: 7	H: 0 LOB: 0 BB: 0 P: 7	R: 0 E: 0 K: 1 S: 6	H: 1 LOB: 2 BB: 10 P: 10	R: 0 E: 0 K: 0 S: 3	H: 0 LOB: 0 BB: 0 P: 3	R: 0 E: 0 K: 1 S: 6	H: 1 LOB: 1 BB: 0 P: 6	R: 0 E: 0 K: 0 S: 4	H: 0 LOB: 0 BB: 0 P: 4	R: 1 E: 0 K: 1 S: 7	H: 3 LOB: 2 BB: 0 P: 7	R: 0 E: 0 K: 2 S: 7	H: 0 LOB: 0 BB: 0 P: 7	R: 0 E: 0 K: 0 S: 2	H: 0 LOB: 0 BB: 0 P: 6	R: 3 E: 0 K: 1 S: 8	H: 4 LOB: 2 BB: 1 P: 12	1B: 9 2B: 1 3B: 0 HR: 2	SF: 0 SAC: 0 DP: 0 HBP: 0	WP: 0 PB: 0 SB: 0 CS: 1	PA: 46
PITCHER	IP ERA WLS BF H R ER SO BB IBB HBP BLK WP HR S P ERA WHIP	8.0 5.17 2.0 33 8 0 0 2 2 1 0 0 0 0 1 43 51 1.12 1.250	9.1 1.13 0.2 L 7 4 3 3 1 1 0 0 0 0 1 8 12 40.50 7.500																					

Cincinnati Reds @ Atlanta Braves
Atlanta Stadium, Atlanta, GA
Sun Apr 23 1972, 3:33 AM EST
Att: 13,377 - Unknown

AB 42
R 4
H 12
RBI 4
BB 4
SO 9
LOB 18



Batter	1	2	3	4	5	6	7	8	9	AB	R	H	RBI	BB	SO	LOB	TOP					
Matty Alou, L OBP: 0.378, SLG: 0.382	0-0 6-3 2B		0-0 F8		0-0 4-3			0-0 E3 1B BLK 1B		4	1	2	0	0	0	0	St. Louis Cardinals @ Atlanta Braves Atlanta Stadium, Atlanta, GA Tue Apr 25 1972, 6:05 PM EST Att: 9,643 - Unknown					
Ted Sizemore, R OBP: 0.225, SLG: 0.184	0-0 6-3 2-3		0-0 5-3			0-0 5-3		0-0 BLK 1B		4	0	1	0	0	0	1						
Joe Hague, L OBP: 0.467, SLG: 0.500	0-3 K			0-0 SF9 3B		0-0 F9		0-0 6-3		4	1	1	0	0	1	2						
Joe Torre, R OBP: 0.379, SLG: 0.333	0-3 K			0-0 SF9		0-0 F8		0-0 K		3	0	0	1	0	2	2						
Ted Simmons, S OBP: 0.368, SLG: 0.444		0-0 F9		0-0 4-3			0-0 HR	0-0 F9		4	1	1	1	0	0	1						
Lou Brock, L OBP: 0.293, SLG: 0.237		1-0 1B HBP		0-0 1B		0-0 F7		0-0 B5-3 1B		3	0	2	0	0	0	0						
Jose Cruz, L OBP: 0.297, SLG: 0.314		0-0 G3-6 1B		0-0 F3		0-0 FC1-6 1B		0-0 B5-3		4	0	2	0	0	0	2						
Ed Crosby, L OBP: 0.400, SLG: 0.318		0-0 G3-6			0-0 2-3		0-0 FC1-6	0-0 K		4	0	0	0	0	1	4						
Bob Gibson, R			0-3 K		0-0 6-3		0-0 P6	0-0 P4		2	0	0	0	0	1	0						
Mike Fiore, L (7, PH)										1	0	0	0	0	0	1						
Dennis Higgins, R (7, 1)										0	0	0	0	0	0	0						
Lance Clemons, L (7, 1)										0	0	0	0	0	0	0						
Donn Clendenon, R (9, PH)										1	0	0	0	0	0	1						
Inning Stats	R: 0 E: 0 K: 2 S: 8	H: 1 LOB: 1 BB: 0 P: 8	R: 0 E: 0 K: 0 S: 3	H: 1 LOB: 1 BB: 0 P: 4	R: 0 E: 0 K: 1 S: 5	H: 0 LOB: 0 BB: 0 P: 5	R: 1 E: 0 K: 0 S: 5	H: 2 LOB: 1 BB: 0 P: 5	R: 0 E: 0 K: 0 S: 3	H: 0 LOB: 0 BB: 0 P: 3	R: 0 E: 0 K: 0 S: 3	H: 0 LOB: 0 BB: 0 P: 3	R: 1 E: 0 K: 0 S: 5	H: 2 LOB: 1 BB: 0 P: 5	R: 1 E: 1 K: 1 S: 7	H: 2 LOB: 1 BB: 0 P: 7	R: 0 E: 0 K: 1 S: 6	H: 1 LOB: 1 BB: 0 P: 6	1B: 6 2B: 1 3B: 1 HR: 1	SF: 1 SAC: 0 DP: 1 HBP: 1	WP: 0 PB: 0 SB: 0 CS: 0	PA: 36
PITCHER Phil Niekro, R ERA: 3.57	IP: 9.0 WLS: W BF: 36 H: 9 R: 3 ER: 2 SO: 5 BB: 0 IBB: 0 HBP: 1 BLK: 1 WP: 0 HR: 1 S: 45 P: 46 ERA: 2.00 WHIP: 1.000															PITCHER						

AB	34
R	3
H	9
RBI	2
BB	0
SO	5
LOB	14



Batter	1	2	3	4	5	6	7	8	9	AB	R	H	RBI	BB	SO	LOB	BOTTOM												
Felix Millan, R OBP: 0.308, SLG: 0.255	1-0 FC3-6 HBP	0-0 F9		0-0 F3			0-0 F8	0-0 FC6 1B		4	0	1	0	0	0	0	St. Louis Cardinals @ Atlanta Braves Atlanta Stadium, Atlanta, GA Tue Apr 25 1972, 6:05 PM EST Att: 9,643 - Unknown												
Ralph Garr, L OBP: 0.347, SLG: 0.348	0-0 FC3-6 1B	0-0 HR 1B		0-0 4-3		0-0 4-3	0-0 FC6	0-0 1-2		5	2	1	0	0	0	2													
Hank Aaron, R OBP: 0.300, SLG: 0.441	0-3 K	0-0 HR		0-3 K		0-0 K	4-0 BB 1B BB			3	2	1	2	1	2	1													
Rico Carty, R OBP: 0.593, SLG: 0.810	0-0 HR 1B	0-3 K		0-0 5-3		0-0 5-3	4-0 1B 2B BB			3	1	1	1	1	1	0													
Oscar Brown, R OBP: 0.455, SLG: 1.000					0-0 P5		0-0 2B 1B			0	1	0	0	0	0	0													
Earl Williams, R OBP: 0.354, SLG: 0.568	0-0 HR		0-0 1-3		0-0 P5		0-0 2B 1B			4	2	2	3	0	0	0													
Darrell Evans, L OBP: 0.410, SLG: 0.606	4-0 WP E BB		4-0 PB WP BB		0-0 P6		0-0 2B			2	1	1	2	2	0	0													
Mike Lum, L OBP: 0.294, SLG: 0.233	0-0 E7 FC5-4		0-0 F9		0-0 F3		0-0 6-3			4	0	0	0	0	0	3													
Marty Perez, R OBP: 0.366, SLG: 0.343	0-0 FC5-4		0-0 4-3		0-0 FC4 1B			0-0 P1		4	0	1	0	0	0	2													
Phil Niekro, R		0-0 F9		0-0 F7		0-0 FC4	0-0 K2-3			4	0	0	0	0	1	1													
Inning Stats	R: 4 E: 1 K: 1 S: 8	H: 2 LOB: 1 BB: 1 P: 13	R: 2 E: 0 K: 1 S: 7	H: 2 LOB: 0 BB: 0 P: 7	R: 0 E: 0 K: 0 S: 3	H: 0 LOB: 1 BB: 1 P: 7	R: 0 E: 0 K: 0 S: 3	H: 0 LOB: 0 BB: 0 P: 3	R: 0 E: 0 K: 1 S: 5	H: 0 LOB: 0 BB: 0 P: 5	R: 0 E: 0 K: 0 S: 4	H: 1 LOB: 1 BB: 0 P: 4	R: 3 E: 0 K: 0 S: 5	H: 2 LOB: 2 BB: 2 P: 13	R: 0 E: 0 K: 1 S: 6	H: 1 LOB: 1 BB: 0 P: 6	1B: 5 2B: 1 3B: 0 HR: 2	SF: 0 SAC: 0 DP: 0 HBP: 1	WP: 2 PB: 1 SB: 1 CS: 0	PA: 38									
PITCHER Bob Gibson, R ERA: 3.6	IP: 6.0 WLS: L BF: 27 H: 5 R: 6 ER: 5 SO: 3 BB: 2 IBB: 0 HBP: 1 BLK: 0 WP: 2 HR: 2 S: 30 P: 39 ERA: 7.50 WHIP: 1.167															PITCHER													
Dennis Higgins, R ERA: 12.27	0.2	5	1	3	3	0	2	0	0	0	0	3	11	40.50	4.500														
Lance Clemons, L ERA:	1.1	6	2	0	0	1	0	0	0	0	0	8	8	0.00	1.500														

AB	33
R	9
H	8
RBI	8
BB	4
SO	4
LOB	9



Batter	1	2	3	4	5	6	7	8	9	AB	R	H	RBI	BB	SO	LOB	TOP					
Lou Brock, L OBP: 0.304, SLG: 0.256 (1, 7)										5	2	1	0	1	0		St. Louis Cardinals @ Atlanta Braves Atlanta Stadium, Atlanta, GA Wed Apr 26 1972, 6:05 PM EST Att: 5,743 - Unknown					
Ted Sizemore, R OBP: 0.244, SLG: 0.214 (1, 4)										4	0	2	2	0	0							
Matty Alou, L OBP: 0.357, SLG: 0.359 Luis Melendez, R (9, 9)										5	0	1	1	0	0	2						
Joe Torre, R OBP: 0.382, SLG: 0.379 (1, 5)										5	1	2	0	0	1	2						
Ted Simmons, S OBP: 0.395, SLG: 0.488 (1, 2)										5	2	3	0	0	0	2						
Joe Hague, L OBP: 0.486, SLG: 0.600 (1, 3)										3	1	1	2	2	0	2						
Jose Cruz, L OBP: 0.310, SLG: 0.289 (1, 8)										3	1	0	0	2	0	3						
Ed Crosby, L OBP: 0.414, SLG: 0.320 Dal Maxvill, R (7, 6)										3	1	1	1	1	0	1						
Rick Wise, R OBP: 0.273, SLG: 0.364 (1, 1)										4	1	1	2	0	0	3						
Inning Stats	R: 1 E: 0 K: 1 S: 6	H: 2 LOB: 0 BB: 0 P: 6	R: 5 E: 1 K: 0 S: 7	H: 4 LOB: 1 BB: 2 P: 15	R: 2 E: 0 K: 0 S: 5	H: 2 LOB: 0 BB: 0 P: 5	R: 0 E: 0 K: 1 S: 5	H: 0 LOB: 0 BB: 0 P: 5	R: 1 E: 0 K: 0 S: 4	H: 2 LOB: 2 BB: 2 P: 12	R: 0 E: 0 K: 0 S: 4	H: 1 LOB: 1 BB: 0 P: 4	R: 0 E: 0 K: 0 S: 4	H: 1 LOB: 1 BB: 0 P: 4	R: 0 E: 0 K: 0 S: 3	H: 0 LOB: 0 BB: 0 P: 3		R: 0 E: 0 K: 0 S: 4	H: 1 LOB: 2 BB: 1 P: 8	1B: 10 2B: 2 3B: 0 HR: 1	SF: 1 SAC: 0 DP: 2 HBP: 0	WP: 0 PB: 0 SB: 3 CS: 0
PITCHER	IP WLS BF H R ER SO BB IBB HBP BLK WP HR S P ERA WHIP	IP WLS BF H R ER SO BB IBB HBP BLK WP HR S P ERA WHIP																				
Ron Reed, R ERA: 4.76 (1, 1)	1.2 L 12 6 6 5 1 2 0 0 0 0 0 0 20 27.00 4.800	2.2 L 14 4 3 3 1 2 0 0 0 1 0 1 14 10.12 2.250	5.1 L 9 2 0 0 0 0 0 0 0 0 0 0 7 0.00 0.750	8.1 L 8 1 0 0 0 1 0 0 0 0 0 0 7 0.00 1.000																		

St. Louis Cardinals @ Atlanta Braves
 Atlanta Stadium, Atlanta, GA
 Wed Apr 26 1972, 6:05 PM EST
 Att: 5,743 - Unknown

AB 37
 R 9
 H 13
 RBI 9
 BB 5
 SO 2
 LOB 15



Batter	1	2	3	4	5	6	7	8	9	AB	R	H	RBI	BB	SO	LOB	BOTTOM			
Felix Millan, R OBP: 0.321, SLG: 0.314 (1, 4)										4	1	2	1	0	0	0	St. Louis Cardinals @ Atlanta Braves Atlanta Stadium, Atlanta, GA Wed Apr 26 1972, 6:05 PM EST Att: 5,743 - Unknown			
Ralph Garr, L OBP: 0.340, SLG: 0.408 (1, 9)									3	1	1	2	0	0	1					
Hank Aaron, R OBP: 0.318, SLG: 0.514 (1, 3)									3	1	1	1	1	1	1					
Rico Carty, R OBP: 0.600, SLG: 0.783 Oscar Brown, R OBP: 0.417, SLG: 0.909 (7, 7)									2	0	1	0	1	0	0					
Earl Williams, R OBP: 0.346, SLG: 0.542 (1, 2)									4	0	1	0	0	0	3					
Darrell Evans, L OBP: 0.395, SLG: 0.568 (1, 5)										4	0	1	0	0	0	2				
Mike Lum, L OBP: 0.289, SLG: 0.235 (1, 8)									4	0	1	0	0	1	3					
Marty Perez, R OBP: 0.356, SLG: 0.333 (1, 6)									4	1	1	0	0	0	2					
Ron Reed, R OBP: 0.167, SLG: 0.200 Steve Barber, L OBP: 0.250, SLG: 0.250 Gary Neibauer, R (5, 1) Jim Breazeale, L OBP: 0.333, SLG: 0.444 (7, PH) Jim Nash, R (8, 1)									0	0	0	0	0	0	0					
Inning Stats	R: 2 E: 0 K: 0 S: 5	H: 3 LOB: 0 BB: 0 P: 5	R: 0 E: 0 K: 1 S: 5	H: 1 LOB: 0 BB: 0 P: 5	R: 1 E: 0 K: 1 S: 6	H: 1 LOB: 0 BB: 0 P: 6	R: 0 E: 0 K: 0 S: 3	H: 0 LOB: 0 BB: 0 P: 3	R: 0 E: 1 K: 0 S: 4	H: 0 LOB: 2 BB: 1 P: 8	R: 0 E: 0 K: 0 S: 3	H: 0 LOB: 0 BB: 0 P: 3	R: 0 E: 0 K: 0 S: 4	H: 0 LOB: 0 BB: 1 P: 8	R: 0 E: 0 K: 0 S: 3	H: 0 LOB: 0 BB: 0 P: 3		1B: 6 2B: 1 3B: 0 HR: 2	SF: 1 SAC: 0 DP: 4 HBP: 0	WP: 0 PB: 0 SB: 0 CS: 0
PITCHER	IP WLS BF H R ER SO BB IBB HBP BLK WP HR S P ERA WHIP	IP WLS BF H R ER SO BB IBB HBP BLK WP HR S P ERA WHIP																		
Rick Wise, R ERA: 2.96 (1, 1)	9.0 W 35 9 4 4 3 2 0 0 0 0 2 39 4.00 1.222																			

St. Louis Cardinals @ Atlanta Braves
 Atlanta Stadium, Atlanta, GA
 Wed Apr 26 1972, 6:05 PM EST
 Att: 5,743 - Unknown

AB 32
 R 4
 H 9
 RBI 4
 BB 2
 SO 3
 LOB 14



Batter	1	2	3	4	5	6	7	8	9	AB	R	H	RBI	BB	SO	LOB	TOP								
Felix Millan, R OBP: 0.338, SLG: 0.351 (1, 4)	3-1		K				K										6 2 3 3 0 2 1								
Ralph Garr, L OBP: 0.373, SLG: 0.426 (1, 9)	L8																5 2 3 1 1 1 1								
Hank Aaron, R OBP: 0.360, SLG: 0.524 (1, 3)																	5 2 3 2 1 1 2								
Rico Carty, R OBP: 0.588, SLG: 0.720 Oscar Brown, R OBP: 0.395, SLG: 0.833 (6, PR) (6, 7)	4-3																2 1 0 0 2 0 3 1 0 0 0 0 0 0								
Earl Williams, R OBP: 0.368, SLG: 0.529 (1, 2)																	3 0 1 1 2 0 2								
Darrell Evans, L OBP: 0.396, SLG: 0.550 (1, 5)	5-3																3 2 1 2 1 0 1								
Mike Lum, L OBP: 0.302, SLG: 0.216 (1, 8)	F8																3 2 0 0 2 0 5								
Marty Perez, R OBP: 0.340, SLG: 0.318 (1, 6)																	5 0 1 0 0 1 5								
Pat Jarvis, R (1, 1)																	2 0 0 0 0 0 0								
Jim Breazeale, L OBP: 0.400, SLG: 0.500 (6, PH)	F8																1 1 1 2 0 0 0								
Mike McQueen, L OBP: 0.500, SLG: 0.500 (6, 1)																	2 1 1 1 0 0 1								
Inning Stats	R: 0 E: 0 K: 0 S: 3	H: 0 LOB: 1 BB: 1 P: 7	R: 0 E: 0 K: 0 S: 3	H: 0 LOB: 0 BB: 0 P: 3	R: 0 E: 0 K: 1 S: 5	H: 0 LOB: 0 BB: 0 P: 5	R: 1 E: 0 K: 0 S: 5	H: 2 LOB: 2 BB: 1 P: 9	R: 0 E: 0 K: 1 S: 6	H: 1 LOB: 1 BB: 0 P: 6	R: 3 E: 1 K: 1 S: 12	H: 7 LOB: 3 BB: 4 P: 28	R: 0 E: 0 K: 1 S: 5	H: 1 LOB: 1 BB: 0 P: 5	R: 0 E: 0 K: 1 S: 5	H: 1 LOB: 0 BB: 0 P: 5	R: 4 E: 0 K: 0 S: 5	H: 2 LOB: 1 BB: 3 P: 17	1B: 13 2B: 3 HR: 0	SF: 1 SAC: 0 DP: 2 HBP: 0	WP: 2 PB: 0 SB: 0 CS: 2	PA: 48			
PITCHER	IP	WLS	BF	H	R	ER	SO	BB	IBB	HBP	BLK	WP	HR	S	P	ERA	WHIP								
Bob Moose, R ERA: 7.32 (1, 1)	5.2	L	29	8	8	8	3	3	1	0	0	1	0	31	47	12.71	1.941								
Bob Miller, R ERA: 3.6 (6, 1)	0.1		5	2	1	1	0	2	0	0	0	0	0	3	11	27.00	12.000								
Bob Veale, L ERA: 6.0 (7, 1)	3.0		14	4	4	4	2	3	0	0	0	1	0	15	27	12.00	2.333								

Atlanta Braves @ Pittsburgh Pirates
Three Rivers Stadium, Pittsburgh, PA
Fri Apr 28 1972, 6:05 PM EST
Att: 12,804 - Unknown

AB	38
R	13
H	14
RBI	12
BB	9
SO	5
LOB	21





Batter	1	2	3	4	5	6	7	8	9	AB	R	H	RBI	BB	SO	LOB	BOTTOM								
Dave Cash, R OBP: 0.267, SLG: 0.286 (1, 4)	F8	5-3															5 1 2 0 0 0 2								
Vic Davallo, L OBP: 0.467, SLG: 0.583 (1, 9)																	4 1 2 1 1 0 1								
Al Oliver, L OBP: 0.388, SLG: 0.543 (1, 8)																	5 1 3 0 0 0 3								
Willie Stargell, L OBP: 0.273, SLG: 0.325 (1, 7)																	3 1 1 1 2 1 3								
Richie Hebner, L OBP: 0.381, SLG: 0.615 (1, 5)																	5 0 1 1 0 1 6								
Manny Sanguillen, R OBP: 0.426, SLG: 0.511 (1, 2)																	5 0 2 1 0 0 2								
Bob Robertson, R OBP: 0.280, SLG: 0.200 (1, 3)																	4 0 0 0 1 1 3								
Jackie Hernandez, R OBP: 0.231, SLG: 0.167 Rennie Stennett, R OBP: 0.414, SLG: 0.621 (6, PH)																	4 1 0 0 0 0 1 1 0 0 0 0 0 0								
Bob Moose, R OBP: 0.333, SLG: 0.333 Bob Miller, R (6, 1)																	1 0 0 0 0 0 0 0 0 0 0 0 0 0								
Jose Pagan, R (6, PH)																	1 0 0 0 0 1 1								
Bob Veale, S (7, 1)																	1 0 0 0 0 0 1								
Inning Stats	R: 1 E: 1 K: 1 S: 7	H: 1 LOB: 2 BB: 1 P: 11	R: 0 E: 0 K: 0 S: 3	H: 0 LOB: 1 BB: 1 P: 7	R: 2 E: 0 K: 0 S: 6	H: 3 LOB: 1 BB: 0 P: 6	R: 0 E: 0 K: 0 S: 4	H: 1 LOB: 1 BB: 0 P: 4	R: 0 E: 0 K: 1 S: 7	H: 2 LOB: 2 BB: 0 P: 7	R: 0 E: 1 K: 1 S: 7	H: 1 LOB: 2 BB: 0 P: 7	R: 0 E: 2 K: 0 S: 7	H: 0 LOB: 0 BB: 1 P: 6	R: 2 E: 0 K: 0 S: 7	H: 3 LOB: 3 BB: 1 P: 11	R: 0 E: 0 K: 1 S: 5	H: 0 LOB: 0 BB: 0 P: 5	1B: 7 2B: 3 HR: 0	SF: 0 SAC: 1 DP: 1 HBP: 0	WP: 0 PB: 0 SB: 1 CS: 0	PA: 44			
PITCHER	IP	WLS	BF	H	R	ER	SO	BB	IBB	HBP	BLK	WP	HR	S	P	ERA	WHIP								
Pat Jarvis, R ERA: 4.96 (1, 1)	5.0	W	25	7	3	2	2	2	0	0	0	0	0	21	29	0.00	1.500								
Mike McQueen, L ERA: 3.16 (6, 1)	4.0	S	19	4	2	0	2	2	0	0	0	0	0	21	29	0.00	1.500								

Atlanta Braves @ Pittsburgh Pirates
Three Rivers Stadium, Pittsburgh, PA
Fri Apr 28 1972, 6:05 PM EST
Att: 12,804 - Unknown

AB	39
R	5
H	11
RBI	4
BB	4
SO	4
LOB	23



Batter	1	2	3	4	5	6	7	8	9	AB	R	H	RBI	BB	SO	LOB	TOP										
Felix Millan, R OBP: 0.338, SLG: 0.365 (1, 4)	E6 SH1-3 2B	5-3	FC5			L8			G5-4-3 1B	6	2	2	2	0	0	4	Atlanta Braves @ Pittsburgh Pirates Three Rivers Stadium, Pittsburgh, PA Sat Apr 29 1972, 3:33 AM EST Att: 10,684 - Unknown livebaseballscorecards.com AB 38 R 9 H 14 RBI 9 BB 7 SO 6 LOB 28 										
Ralph Garr, L OBP: 0.406, SLG: 0.448 (1, 9)	SH1-3		F8 2B			1B	1B	1B	P2	4	2	3	1	0	0	1											
Hank Aaron, R OBP: 0.357, SLG: 0.511 (1, 3)	FC5 2B		F8 1B			1B	1B	HBP	G5-4-3 1B	5	0	1	1	1	2	4											
Rico Carty, R OBP: 0.605, SLG: 0.750 (5, PR) Mike Lum, L OBP: 0.316, SLG: 0.237 (5, 7)	FC5 IBB		2B			1B	1B	1B	FC5-4 1B	3	1	2	2	1	1	1											
Earl Williams, R OBP: 0.371, SLG: 0.500 (1, 5)	FC5 1-2 2-3F		2B			1B	1B	F9	F9	3	1	0	0	2	0	5											
Dusty Baker Jr., R OBP: 0.143, SLG: 0.148 (1, 8)	FC4-6 1-2F		1B			1B	1B	1B	FC5-4 1-2F	5	2	2	1	0	0	7											
Paul Casanova, R OBP: 0.278, SLG: 0.250 (1, 2)			G5-4-3 1B			6-3	1B	1B	6-3	4	0	1	0	1	1	1											
Marty Perez, R OBP: 0.364, SLG: 0.333 (1, 6)	G5-4-3 1-2F		FC5 6-3 1B			2B	1B	1B	SH3-4 BB	4	1	2	2	1	1	1											
Tom Kelley, R OBP: 0.222, SLG: 0.125 George Stone, L (7, 1)			6-3			1-2 2-3	1B	1B	SH3-4	2	0	0	0	1	1	4											
Inning Stats	R: 1 E: 1 K: 0 S: 5	H: 1 LOB: 2 BB: 1 P: 9	R: 0 E: 0 K: 0 S: 3	H: 1 LOB: 1 BB: 7	R: 4 E: 0 K: 0 S: 7	H: 4 LOB: 2 BB: 15	R: 0 E: 0 K: 2 S: 8	H: 1 LOB: 1 BB: 0 P: 8	R: 4 E: 0 K: 2 S: 12	H: 5 LOB: 3 BB: 20	R: 0 E: 0 K: 0 S: 3	H: 0 LOB: 1 BB: 7	R: 0 E: 0 K: 1 S: 6	H: 1 LOB: 2 BB: 0 P: 7	R: 0 E: 0 K: 1 S: 5	H: 0 LOB: 0 BB: 5		R: 0 E: 0 K: 0 S: 3	H: 1 LOB: 0 BB: 3	1B: 10 2B: 4 3B: 0 HR: 0	SF: 0 SAC: 2 DP: 2 HBP: 1	WP: 1 PB: 0 SB: 0 CS: 0	PA: 48				
PITCHER	IP	WLS	BF	H	R	ER	SO	BB	IBB	HBP	BLK	WP	HR	S	P	ERA	WHIP										
Luke Walker, L ERA: 10.8 (1, 1)	3.0	L	20	7	5	4	0	1	3	0	0	0	0	16	32	12.00	2.667										
Bruce Kison, R ERA: 13.5 (4, 1)	1.2		11	5	4	4	4	1	0	0	0	1	0	18	22	21.60	3.600										
Bob Miller, R ERA: 2.16 (5, 1)	3.1		14	1	0	0	2	2	0	1	0	0	0	15	24	0.00	0.900										
Dave Giusti, R ERA: 3.38 (9, 1)	1.0		3	1	0	0	0	0	0	0	0	0	0	3	3	0.00	1.000										

Batter	1	2	3	4	5	6	7	8	9	AB	R	H	RBI	BB	SO	LOB	BOTTOM										
Dave Cash, R OBP: 0.286, SLG: 0.333 (1, 4)	4-3	6-3							F8	5	1	2	0	0	0	2	Atlanta Braves @ Pittsburgh Pirates Three Rivers Stadium, Pittsburgh, PA Sat Apr 29 1972, 3:33 AM EST Att: 10,684 - Unknown livebaseballscorecards.com AB 39 R 5 H 14 RBI 5 BB 1 SO 5 LOB 19 										
Al Oliver, L OBP: 0.407, SLG: 0.549 (1, 8)	G3		L7						WP	5	0	3	3	0	0	0											
Roberto Clemente, R OBP: 0.347, SLG: 0.279 (1, 9)	2B		1B						K	4	1	1	0	1	1	4											
Willie Stargell, L OBP: 0.286, SLG: 0.422 (1, 7)	2B		K						4-3	5	1	2	2	0	1	3											
Richie Hebner, L OBP: 0.370, SLG: 0.581 (1, 5)	K		3-1						F6	4	0	1	0	0	1	2											
Manny Sanguillen, R OBP: 0.431, SLG: 0.510 (1, 2)		6-3							FC3-6 1B	4	0	2	0	0	0	0											
Bob Robertson, R OBP: 0.259, SLG: 0.182 (1, 3)		K							K	4	0	0	0	0	2	3											
Jackie Hernandez, R OBP: 0.250, SLG: 0.192 (1, 6) Bob Miller, R (5, 1) Gene Clines, R OBP: 0.150, SLG: 0.211 (8, PH) Dave Giusti, R (9, 1)									FC3-6 1B	2	0	1	0	0	0	0											
Luke Walker, L (1, 1) Bruce Kison, R (4, 1) Rennie Stennett, R OBP: 0.438, SLG: 0.625 (5, 6)		E6							L8	1	0	0	0	0	0	1											
Inning Stats	R: 1 E: 0 K: 1 S: 6	H: 1 LOB: 1 BB: 1 P: 10	R: 0 E: 1 K: 1 S: 7	H: 1 LOB: 2 BB: 0 P: 7	R: 0 E: 0 K: 1 S: 6	H: 1 LOB: 1 BB: 0 P: 6	R: 0 E: 0 K: 0 S: 3	H: 1 LOB: 0 BB: 0 P: 3	R: 3 E: 0 K: 0 S: 6	H: 4 LOB: 0 BB: 0 P: 6	R: 0 E: 0 K: 0 S: 3	H: 0 LOB: 0 BB: 0 P: 3	R: 1 E: 0 K: 0 S: 5	H: 3 LOB: 1 BB: 0 P: 5	R: 0 E: 0 K: 1 S: 7	H: 2 LOB: 2 BB: 0 P: 7		R: 0 E: 0 K: 1 S: 6	H: 1 LOB: 1 BB: 0 P: 6	1B: 11 2B: 3 3B: 0 HR: 1	SF: 0 SAC: 0 DP: 3 HBP: 0	WP: 1 PB: 0 SB: 0 CS: 0	PA: 40				
PITCHER	IP	WLS	BF	H	R	ER	SO	BB	IBB	HBP	BLK	WP	HR	S	P	ERA	WHIP										
Tom Kelley, R ERA: 4.24 (1, 1)	6.0	W	27	9	5	5	3	1	0	0	0	1	0	17	36	7.50	1.667										
George Stone, L ERA: 14.29 (7, 1)	3.0	S	13	5	0	0	2	0	0	0	0	1	0	17	17	0.00	1.667										

Batter	1	2	3	4	5	6	7	8	9	AB	R	H	RBI	BB	SO	LOB	TOP		
Felix Millan, R OBP: 0.342, SLG: 0.348 (1, 4)										3	0	0	0	2	0	2	Atlanta Braves @ Pittsburgh Pirates Three Rivers Stadium, Pittsburgh, PA Sun Apr 30 1972, 3:33 AM EDT Att: 12,264 - Unknown		
Ralph Garr, L OBP: 0.406, SLG: 0.508 (1, 9)										5	2	2	2	0	0	4			
Mike Lum, L OBP: 0.313, SLG: 0.220 (1, 8) (7, 7)										3	1	0	0	1	0	1			
Rico Carty, R OBP: 0.571, SLG: 0.688 Dusty Baker Jr., R OBP: 0.145, SLG: 0.148 (7, 8)										4	0	1	2	0	0	1			
Earl Williams, R OBP: 0.364, SLG: 0.491 (1, 2)										3	0	1	1	0	0	0			
Orlando Cepeda, R OBP: 0.333, SLG: 0.800 (1, 3)										4	1	1	1	0	2	2			
Darrell Evans, L OBP: 0.385, SLG: 0.512 (1, 5)										3	0	0	0	1	0	1			
Marty Perez, R OBP: 0.356, SLG: 0.346 (1, 6)										4	1	1	0	0	2	1			
Phil Niekro, R OBP: 0.100, SLG: 0.100 (1, 1)										3	1	1	0	0	2	0			
Inning Stats	R: 0 E: 0 K: 0 S: 3	H: 0 LOB: 1 BB: 1 P: 7	R: 1 E: 0 K: 1 S: 6	H: 1 LOB: 0 BB: 0 P: 6	R: 1 E: 0 K: 1 S: 6	H: 1 LOB: 1 BB: 0 P: 6	R: 0 E: 0 K: 1 S: 6	H: 1 LOB: 1 BB: 0 P: 6	R: 4 E: 0 K: 1 S: 9	H: 4 LOB: 1 BB: 1 P: 13	R: 0 E: 0 K: 0 S: 3	H: 0 LOB: 0 BB: 0 P: 3	R: 0 E: 0 K: 1 S: 5	H: 0 LOB: 0 BB: 0 P: 5	R: 0 E: 1 K: 1 S: 5	H: 0 LOB: 0 BB: 0 P: 5		1B: 3 2B: 2 3B: 0 HR: 2	SF: 1 SAC: 1 DP: 1 HBP: 0
PITCHER	IP	WLS	BF	H	R	ER	SO	BB	IBB	HBP	BLK	WP	HR	S	P	ERA	WHIP		
Bob Johnson, R ERA: 4.5 (1, 1)	5.0	L	24	7	6	6	4	1	1	0	0	0	2	30	38	10.80	1.600		
Luke Walker, L ERA: 7.71 (6, 1)	2.0		8	0	0	0	0	2	0	0	0	0	0	6	14	0.00	1.000		
Bruce Kison, R ERA: 8.44 (8, 1)	2.0		6	0	0	0	2	0	0	0	0	0	0	10	10	0.00	0.000		

Batter	1	2	3	4	5	6	7	8	9	AB	R	H	RBI	BB	SO	LOB	BOTTOM		
Dave Cash, R OBP: 0.256, SLG: 0.297 (1, 4)										4	0	0	0	0	1	1	Atlanta Braves @ Pittsburgh Pirates Three Rivers Stadium, Pittsburgh, PA Sun Apr 30 1972, 3:33 AM EDT Att: 12,264 - Unknown		
Al Oliver, L OBP: 0.397, SLG: 0.527 (1, 8)										4	0	1	0	0	0	0			
Roberto Clemente, R OBP: 0.340, SLG: 0.298 (1, 9)										4	0	1	0	0	0	1			
Willie Stargell, L OBP: 0.283, SLG: 0.396 (1, 7) (3, 3)										3	0	0	0	1	1	1			
Richie Hebner, L OBP: 0.360, SLG: 0.617 (1, 5)										4	1	1	1	0	0	1			
Manny Sanguillen, R OBP: 0.418, SLG: 0.491 (1, 2)										4	0	1	0	0	1	1			
Vic Davallillo, L OBP: 0.474, SLG: 0.625 (1, 3) (3, 7)										4	0	2	0	0	0	1			
Gene Alley, R OBP: 0.588, SLG: 0.583 Luke Walker, L (6, 1)										1	0	1	0	1	0	0			
Gene Clines, R OBP: 0.190, SLG: 0.300 Bruce Kison, R (7, PH) (8, 1)										0	0	0	0	0	0	0			
Milt May, L (9, PH) Bob Johnson, L OBP: 0.167, SLG: 0.167 Rennie Stennett, R OBP: 0.400, SLG: 0.571 (5, PH) (6, 6)										1	0	0	0	0	1	3			
Inning Stats	R: 0 E: 0 K: 1 S: 5	H: 1 LOB: 3 BB: 2 P: 14	R: 0 E: 0 K: 0 S: 3	H: 1 LOB: 0 BB: 0 P: 3	R: 0 E: 0 K: 1 S: 5	H: 0 LOB: 0 BB: 0 P: 5	R: 0 E: 0 K: 0 S: 3	H: 0 LOB: 0 BB: 0 P: 3	R: 0 E: 0 K: 0 S: 5	H: 2 LOB: 2 BB: 0 P: 5	R: 0 E: 0 K: 0 S: 4	H: 1 LOB: 1 BB: 0 P: 4	R: 0 E: 0 K: 2 S: 9	H: 2 LOB: 1 BB: 0 P: 9	1B: 4 2B: 4 3B: 0 HR: 1	SF: 0 SAC: 0 DP: 1 HBP: 0	WP: 0 PA: 36 PB: 0 SB: 0 CS: 0		
PITCHER	IP	WLS	BF	H	R	ER	SO	BB	IBB	HBP	BLK	WP	HR	S	P	ERA	WHIP		
Phil Niekro, R ERA: 2.84 (1, 1)	9.0	W	36	8	1	1	5	2	0	0	0	0	1	44	52	1.00	1.111		

Batter	1	2	3	4	5	6	7	8	9	AB	R	H	RBI	BB	SO	LOB	TOP
Felix Millan, R OBP: 0.325, SLG: 0.329 (1, 4)										4	0	0	0	0	0	2	Atlanta Braves @ Chicago Cubs Wrigley Field, Chicago, IL Tue May 02 1972, 3:33 AM CDT Att. 5,989 - Overcast - 57 F
Ralph Garr, L OBP: 0.397, SLG: 0.493 (1, 8) (6, 7)										4	0	1	0	0	0	0	
Hank Aaron, R OBP: 0.556, SLG: 0.647 Dusty Baker Jr., R OBP: 0.138, SLG: 0.143 (1, 9) (6, 8)										2	0	1	0	1	1	0	
Rico Carty, R OBP: 0.556, SLG: 0.647 Steve Barber, L OBP: 0.200, SLG: 0.200 (1, 7) (6, 1)										2	0	0	0	1	0	1	
Earl Williams, R OBP: 0.343, SLG: 0.459 (1, 2)										4	0	0	0	0	2		
Orlando Cepeda, R OBP: 0.444, SLG: 0.875 Jim Breazeale, L OBP: 0.364, SLG: 0.455 (1, 3) (7, PR) (7, 3)										3	0	2	0	0	0	0	
Darrell Evans, L OBP: 0.393, SLG: 0.500 (1, 5)										3	0	1	0	1	0	1	
Marty Perez, R OBP: 0.349, SLG: 0.339 (1, 6)										4	0	1	1	0	0	2	
Ron Reed, R OBP: 0.143, SLG: 0.167 Gary Neibauer, R (2, 1)										1	0	0	0	0	0	1	
Mike Lum, L OBP: 0.306, SLG: 0.214 (6, 9)										1	0	0	0	0	0	0	
Inning Stats	R: 0 E: 0 K: 0 S: 3	H: 1 LOB: 2 BB: 2 P: 11	R: 0 E: 0 K: 0 S: 4	H: 1 LOB: 1 BB: 0 P: 4	R: 0 E: 0 K: 0 S: 4	H: 0 LOB: 0 BB: 0 P: 3	R: 0 E: 0 K: 0 S: 5	H: 0 LOB: 0 BB: 0 P: 5	R: 1 E: 0 K: 0 S: 6	H: 3 LOB: 2 BB: 0 P: 6	R: 0 E: 0 K: 1 S: 5	H: 0 LOB: 0 BB: 1 P: 9	1B: 5 2B: 1 3B: 0 HR: 0	SF: 0 SAC: 0 DP: 0 HBP: 0	WP: 0 PB: 0 SB: 0 CS: 0	PA: 35	
PITCHER Bill Hands, R ERA: 3.06 (1, 1)	IP: 9.0 WLS: W BF: 35 H: 6 R: 1 ER: 1 SO: 3 BB: 3 IBB: 0 HBP: 0 BLK: 0 WP: 0 HR: 0 S: 38 P: 50 ERA: 1.00 WHIP: 1.000																

AB	32
R	1
H	6
RBI	1
BB	3
SO	3
LOB	11



Batter	1	2	3	4	5	6	7	8	9	AB	R	H	RBI	BB	SO	LOB	BOTTOM			
Don Kessinger, S OBP: 0.323, SLG: 0.283 (1, 6)										2	2	1	0	2	0	0	Atlanta Braves @ Chicago Cubs Wrigley Field, Chicago, IL Tue May 02 1972, 3:33 AM CDT Att. 5,989 - Overcast - 57 F			
Glenn Beckert, R OBP: 0.285, SLG: 0.359 (1, 4)										5	3	3	3	0	0	3				
Billy Williams, L OBP: 0.333, SLG: 0.400 (1, 7)										4	1	1	3	1	0	0				
Ron Santo, R OBP: 0.388, SLG: 0.617 (1, 5)										5	1	2	1	0	0	2				
Art Shamsky, L (1, 3)										5	1	0	0	0	1	2				
Jim Hickman, R OBP: 0.432, SLG: 0.656 Bill North, S OBP: 0.200, SLG: 0.167 (1, 9) (7, 9)										4	1	2	2	0	0	0				
Rick Monday, L OBP: 0.460, SLG: 0.495 (1, 8)										4	2	4	1	0	0	0				
Randy Hundley, R OBP: 0.392, SLG: 0.409 Ken Rudolph, R OBP: 0.111, SLG: 0.111 (1, 2) (4, PR) (5, 2)										3	0	2	2	0	0	1				
Bill Hands, R (1, 1)										3	1	0	0	1	1	3				
Inning Stats	R: 4 E: 1 K: 0 S: 7	H: 3 LOB: 1 BB: 1 P: 11	R: 3 E: 0 K: 0 S: 5	H: 2 LOB: 0 BB: 1 P: 9	R: 1 E: 0 K: 0 S: 5	H: 2 LOB: 2 BB: 0 P: 6	R: 3 E: 0 K: 1 S: 9	H: 4 LOB: 1 BB: 0 P: 9	R: 1 E: 0 K: 1 S: 7	H: 2 LOB: 1 BB: 0 P: 7	R: 0 E: 0 K: 1 S: 6	H: 1 LOB: 1 BB: 0 P: 6	R: 0 E: 0 K: 0 S: 2	H: 0 LOB: 1 BB: 2 P: 10	R: 0 E: 0 K: 2 S: 8	H: 1 LOB: 1 BB: 0 P: 8		1B: 8 2B: 3 3B: 1 HR: 3	SF: 1 SAC: 0 DP: 1 HBP: 1	WP: 0 PB: 0 SB: 0 CS: 0
PITCHER Ron Reed, R ERA: 7.0 (1, 1)	IP: 1.0 WLS: L BF: 10 H: 4 R: 6 ER: 5 SO: 0 BB: 2 IBB: 0 HBP: 0 BLK: 0 WP: 0 HR: 0 S: 8 P: 16 ERA: 45.00 WHIP: 6.000																			
Gary Neibauer, R ERA: 7.07 (2, 1)	IP: 4.0 WLS: 22 BF: 9 H: 6 R: 6 ER: 6 SO: 2 BB: 0 IBB: 0 HBP: 1 BLK: 0 WP: 0 HR: 3 S: 25 P: 26 ERA: 13.50 WHIP: 2.250																			
Steve Barber, L ERA: 4.91 (6, 1)	IP: 3.0 WLS: 12 BF: 2 H: 2 R: 0 ER: 0 SO: 3 BB: 2 IBB: 0 HBP: 0 BLK: 0 WP: 0 HR: 0 S: 16 P: 24 ERA: 0.00 WHIP: 1.333																			



Batter	1	2	3	4	5	6	7	8	9	AB	R	H	RBI	BB	SO	LOB	TOP
Felix Millan, R OBP: 0.317, SLG: 0.320 (1, 4)	0-0 6-3		0-0 2-3		0-0 L4		0-0 1B		0-3 K	5	0	1	0	0	1	0	
Ralph Garr, L OBP: 0.390, SLG: 0.479 (1, 8)	0-0 6-3		0-0 1B		0-0 1-3		0-0 F9			4	0	1	0	0	0	1	
Hank Aaron, R OBP: 0.381, SLG: 0.500 (1, 9)	4-0 WP BB		0-0 F8		0-0 WP BB		0-0 SF8 1B			3	1	1	0	1	0	2	
Rico Carty, R OBP: 0.592, SLG: 0.657 (8, PR)	4-0 WP BB		0-0 FC6-4		4-0 WP BB		4-0 FC5-4			1	0	1	0	3	0	0	
Oscar Brown, R OBP: 0.395, SLG: 0.833 (8, 7)	1-2 WP BB		1-3 1B		1-2 2-3		1-2 2-3			0	0	0	0	0	0	0	
Earl Williams, R OBP: 0.338, SLG: 0.438 (1, 2)	0-0 F8		0-0 FC6-4		4-0 BB		0-0 FC5-4			3	0	0	0	1	0	5	
Orlando Cepeda, R OBP: 0.462, SLG: 0.750 (1, 3)		0-0 FC6-4		0-0 G6-4-3		0-0 F2		0-0 5-4		4	0	2	0	0	0	5	
Darrell Evans, L OBP: 0.367, SLG: 0.469 (1, 5)	0-3 K		0-0 F8		0-0 SF8		0-0 G1			3	0	0	1	0	1	4	
Marty Perez, R OBP: 0.326, SLG: 0.317 (1, 6)	0-0 FC6-4		0-0 G6-4-3		0-0 1-3		0-0 5-3			4	0	0	0	0	0	4	
Pat Jarvis, R Ron Schueler, R Mike Lum, L Jim Nash, R Gary Neibauer, R Dusty Baker Jr., R	0-0 1-3		0-0 4-3		0-0 F5		0-0 F7			2	0	0	0	0	0	1	
Inning Stats	R: 0 E: 0 K: 0 S: 3	H: 0 LOB: 2 BB: 2 P: 11	R: 0 E: 0 K: 1 S: 6	H: 1 LOB: 1 BB: 0 P: 6	R: 0 E: 0 K: 0 S: 5	H: 2 LOB: 0 BB: 0 P: 5	R: 0 E: 0 K: 0 S: 3	H: 1 LOB: 0 BB: 0 P: 3	R: 0 E: 0 K: 0 S: 4	H: 1 LOB: 1 BB: 0 P: 4	R: 0 E: 1 K: 0 S: 3	H: 0 LOB: 2 BB: 1 P: 7	R: 0 E: 0 K: 1 S: 5	H: 0 LOB: 0 BB: 0 P: 5	1B: 6 2B: 0 3B: 0 HR: 0	SF: 1 SAC: 0 DP: 1 HBP: 0	WP: 2 PA: 37 CS: 0
PITCHER Fergie Jenkins, R ERA: 3.12 (1, 1)	IP: 9.0 WLS: W BF: 37 H: 6 R: 1 ER: 1 SO: 2 BB: 5 IBB: 0 HBP: 0 BLK: 0 WP: 2 HR: 0 S: 36 P: 56 ERA: 1.00 WHIP: 1.222																

Atlanta Braves @ Chicago Cubs
Wrigley Field, Chicago, IL
Wed May 03 1972, 3:33 AM CDT
Att: 4,392 - Cloudy - 50 F

AB 31
R 1
H 6
RBI 1
BB 5
SO 2
LOB 22



Batter	1	2	3	4	5	6	7	8	9	AB	R	H	RBI	BB	SO	LOB	BOTTOM		
Don Kessinger, S OBP: 0.343, SLG: 0.298 (1, 6)	0-0 P4		0-0 G1-4-3		0-0 1B		4-0 4-3			4	1	2	0	1	0	2			
Glenn Beckert, R OBP: 0.280, SLG: 0.348 (1, 4)	0-0 F8		0-0 G1-4-3		0-0 1B		0-0 1-3		0-0 5-3	5	1	1	0	0	0	3			
Paul Popovich, S (9, 4)			1-2		1-3		1B			0	0	0	0	0	0	0			
Billy Williams, L OBP: 0.351, SLG: 0.457 (1, 7)	0-0 FC6-4		0-0 6-3		0-0 1B		0-0 L6		0-0 1B	5	1	3	3	0	0	0			
Bill North, S OBP: 0.200, SLG: 0.167 (9, 7)	1B				1-H 3-H		HR			0	0	0	0	0	0	0			
Ron Santo, R OBP: 0.389, SLG: 0.594 (1, 5)	0-0 FC6-4		0-3 K		0-3 K		0-0 FC6-4		4-0 BB	4	1	1	0	1	2	1			
Carmen Fanzone, R OBP: 0.296, SLG: 0.571 (8, PR) (9, 5)	1-2						2B		BB	0	1	0	0	0	0	0			
Jim Hickman, R OBP: 0.476, SLG: 0.743 (1, 3)		0-0 HR		0-0 2B		0-0 6-3		4-0 FC6-4	4-0 BB	3	3	2	1	2	0	0			
Art Shamsky, L (9, 3)				0-0 1B		0-0 6-3		1-2 BB	1-2 BB	0	0	0	0	0	0	0			
Rick Monday, L OBP: 0.455, SLG: 0.415 (1, 8)	0-0 F9		0-0 3B		0-0 G3		0-0 FC6-4		4-0 1B	4	2	1	1	1	0	2			
Jose Cardenal, R OBP: 0.344, SLG: 0.545 (1, 9)	0-0 1B		0-0 1B		0-0 3B		0-0 F7		0-0 1B	5	2	4	5	0	0	0			
Randy Hundley, R OBP: 0.400, SLG: 0.404 (1, 2)	0-3 K		0-0 1B		0-0 1B		0-0 F3		0-0 K	3	0	1	1	1	1	1			
Frank Fernandez, R (7, PR) (8, 2)	1-2		0-0 F9		0-0 F8		0-0 WP		0-0 1B	1	0	0	0	1	1				
Fergie Jenkins, R OBP: 0.188, SLG: 0.133 (1, 1)			0-0 F9		0-0 F8		0-0 1B		0-0 1B	4	0	2	1	0	0	1			
Inning Stats	R: 0 E: 0 K: 0 S: 4	H: 1 LOB: 1 BB: 0 P: 4	R: 1 E: 0 K: 1 S: 6	H: 2 LOB: 0 BB: 0 P: 6	R: 0 E: 0 K: 0 S: 3	H: 1 LOB: 0 BB: 0 P: 3	R: 3 E: 0 K: 1 S: 9	H: 4 LOB: 1 BB: 0 P: 9	R: 3 E: 0 K: 1 S: 8	H: 3 LOB: 0 BB: 0 P: 8	R: 0 E: 0 K: 0 S: 4	H: 1 LOB: 2 BB: 1 P: 8	R: 3 E: 0 K: 0 S: 6	H: 3 LOB: 2 BB: 2 P: 14	R: 2 E: 0 K: 1 S: 6	H: 2 LOB: 3 BB: 3 P: 18	1B: 12 2B: 2 3B: 1 HR: 2	SF: 0 SAC: 0 DP: 1 HBP: 0	WP: 2 PA: 44 CS: 1
PITCHER Pat Jarvis, R ERA: 7.08 (1, 1) Ron Schueler, R ERA (5, 1) Jim Nash, R ERA: 9.0 (7, 1) Gary Neibauer, R ERA: 6.91 (8, 1)	IP: 2.0 WLS: L BF: 8 H: 1 R: 0 ER: 0 SO: 1 BB: 1 IBB: 0 HBP: 0 BLK: 0 WP: 1 HR: 0 S: 25 P: 25 ERA: 0.00 WHIP: 1.000																		

Atlanta Braves @ Chicago Cubs
Wrigley Field, Chicago, IL
Wed May 03 1972, 3:33 AM CDT
Att: 4,392 - Cloudy - 50 F

AB 38
R 12
H 17
RBI 12
BB 6
SO 4
LOB 12



Batter	1	2	3	4	5	6	7	8	9	AB	R	H	RBI	BB	SO	LOB	TOP				
Felix Millan, R OBP: 0.322, SLG: 0.316 (1, 4)	4-0 BB 1-3-6		0-0 6-3		0-0 FC6-4 1B		0-0 1-3		0-0 F9	4	0	1	0	1	0	4	Atlanta Braves @ Chicago Cubs Wrigley Field, Chicago, IL Thu May 04 1972, 3:33 AM CDT Att: 7,631 - Sunny - 50 F				
Ralph Garr, L OBP: 0.370, SLG: 0.453 (1, 8)	0-0 4-3-6 1-2		0-0 F9		0-0 FC6-4 1-2		0-0 F7			4	0	0	0	0	0	6					
Hank Aaron, R OBP: 0.388, SLG: 0.500 (1, 9)	0-0 FC6 1B			0-0 F7		0-0 1B 1B		0-0 L5		4	0	2	0	0	0	0					
Rico Carty, R OBP: 0.547, SLG: 0.590 (1, 7)	0-0 FC6 1-2			0-0 F9		0-0 F9 1B		0-0 F9		4	0	0	0	0	0	2					
Earl Williams, R OBP: 0.329, SLG: 0.424 Paul Casanova, R OBP: 0.250, SLG: 0.222 (1, 2) (4, 2)		0-3 K		0-0 6-3		0-0 K		0-3 K		2	0	0	0	0	1	0					
Orlando Cepeda, R OBP: 0.471, SLG: 0.688 (1, 3)		0-0 F9			0-0 1B 1B		0-0 1B 1B		0-0 5-3	4	0	2	0	0	0	0					
Darrell Evans, L OBP: 0.359, SLG: 0.442 (1, 5)		0-0 F2			0-0 F8		0-0 P6		4-0 BB BB BB E BB	3	0	0	0	1	0	3					
Marty Perez, R OBP: 0.324, SLG: 0.313 (1, 6)			0-0 E5 SH3-4		0-0 1B 1B		0-0 1-3		0-0 E6	4	0	1	0	0	0	1					
Tom Kelley, R BP: 0.222, SLG: 0.125 Mike Lundy, L BP: 0.246, SLG: 0.205 Ron Schuefer, R BP: 0.145, SLG: 0.136 Dusty Baker Jr., R BP: 0.136, SLG: 0.136 George Stone, L BP: 0.200, SLG: 0.200 Steve Barber, L BP: 0.333, SLG: 0.417 (1, 1) (5, PH) (5, 1) (7, PH) (7, 1) (8, 1) (8, PH) (9, PH)			0-0 SH3-4		0-0 F8		1-0 1-3 HBP		0-0 F2	0	0	0	0	0	0	2					
Inning Stats	R: 0 E: 0 K: 0 S: 3	H: 1 LOB: 1 BB: 1 P: 7	R: 0 E: 0 K: 1 S: 5	H: 0 LOB: 0 BB: 0 P: 5	R: 0 E: 1 K: 0 S: 4	H: 0 LOB: 1 BB: 0 P: 4	R: 0 E: 0 K: 0 S: 3	H: 0 LOB: 0 BB: 0 P: 3	R: 0 E: 0 K: 1 S: 6	H: 3 LOB: 3 BB: 0 P: 6	R: 0 E: 0 K: 0 S: 7	H: 2 LOB: 2 BB: 0 P: 7	R: 0 E: 0 K: 0 S: 3	H: 0 LOB: 0 BB: 0 P: 4	R: 0 E: 0 K: 1 S: 5	H: 0 LOB: 0 BB: 1 P: 5		R: 0 E: 1 K: 0 S: 4	H: 0 LOB: 2 BB: 1 P: 8	1B: 6 2B: 1 3B: 0 HR: 0	SF: 0 SAC: 1 DP: 1 HBP: 1
PITCHER Mitt Pappas, R ERA: 2.4 (1, 1)	IP: 9.0 WLS: W BF: 37 H: 6 R: 0 ER: 0 SO: 3 BB: 2 IBB: 0 HBP: 1 BLK: 0 WP: 0 HR: 0 S: 40 P: 49 ERA: 0.00 WHIP: 0.889															PITCHER Mitt Pappas, R ERA: 2.4 (1, 1)	IP: 9.0 WLS: W BF: 37 H: 6 R: 0 ER: 0 SO: 3 BB: 2 IBB: 0 HBP: 1 BLK: 0 WP: 0 HR: 0 S: 40 P: 49 ERA: 0.00 WHIP: 0.889				

AB	33
R	0
H	6
RBI	0
BB	2
SO	3
LOB	21



Batter	1	2	3	4	5	6	7	8	9	AB	R	H	RBI	BB	SO	LOB	BOTTOM		
Don Kessinger, S OBP: 0.347, SLG: 0.295 (1, 6)	0-0 F9		0-0 4-3	4-0 PB BB 1-2 2-3		0-3 K		0-0 FC5-4 1B		4	0	1	2	1	1	0	Atlanta Braves @ Chicago Cubs Wrigley Field, Chicago, IL Thu May 04 1972, 3:33 AM CDT Att: 7,631 - Sunny - 50 F		
Glenn Beckert, R OBP: 0.244, SLG: 0.324 (1, 4)	0-0 4-3		0-0 6-3	0-0 F7 1-2 2-3 3-H		0-0 6-3		0-0 FC5-4 1-2		5	0	0	0	0	0	3			
Billy Williams, L OBP: 0.359, SLG: 0.479 (1, 7)	0-0 P6			0-0 1B 3B BB	0-0 4-3		0-0 SF7 3B			3	2	1	0	1	0	0			
Ron Santo, R OBP: 0.368, SLG: 0.567 (1, 5)		0-0 5-3		0-3 K	0-0 5-3		0-0 SF7			3	0	0	1	0	1	1			
Jim Hickman, R OBP: 0.500, SLG: 0.744 (1, 3)		0-0 G3 2B 1B		0-0 3B 1B	0-0 WP 1B		0-0 1-3			4	2	3	0	0	0	0			
Rick Monday, L OBP: 0.475, SLG: 0.477 (1, 8)		0-0 G3		0-0 1B 3B	4-0 1B 3B 1-2		0-0 SH1-4 1B 1B			3	2	2	2	1	0	1			
Jose Cardenal, R OBP: 0.369, SLG: 0.569 (1, 9)		0-0 2B		0-0 BB 1B PB 1B	0-0 F5		4-0 SH1-4 1B BB			3	2	2	2	1	0	2			
Randy Hundley, R OBP: 0.373, SLG: 0.373 (1, 2)		0-0 L7		0-0 L8		0-0 6-3		0-0 P4		4	0	0	0	0	0	4			
Mitt Pappas, R OBP: 0.273, SLG: 0.200 (1, 1)			0-3 K	0-0 PB BB 1B		0-3 K		0-0 SH1-4		3	0	1	0	0	2	0			
Inning Stats	R: 0 E: 0 K: 0 S: 3	H: 0 LOB: 0 BB: 0 P: 3	R: 1 E: 0 K: 0 S: 5	H: 2 LOB: 1 BB: 0 P: 5	R: 0 E: 0 K: 1 S: 5	H: 0 LOB: 0 BB: 0 P: 5	R: 4 E: 0 K: 1 S: 9	H: 4 LOB: 2 BB: 2 P: 17	R: 0 E: 0 K: 0 S: 4	H: 1 LOB: 2 BB: 1 P: 8	R: 0 E: 0 K: 2 S: 7	H: 0 LOB: 0 BB: 0 P: 7	R: 1 E: 0 K: 0 S: 4	H: 1 LOB: 0 BB: 0 P: 4	R: 2 E: 0 K: 0 S: 5	H: 2 LOB: 1 BB: 1 P: 9		1B: 7 2B: 1 3B: 2 HR: 0	SF: 1 SAC: 1 DP: 0 HBP: 0
PITCHER Tom Kelley, R ERA: 4.94 Ron Schuefer, R ERA George Stone, L ERA: 13.5 Steve Barber, L ERA: 5.74 (1, 1) (5, 1) (7, 1) (8, 1)	IP: 4.0 WLS: L BF: 20 H: 5 R: 1 ER: 0 SO: 2 BB: 0 IBB: 0 HBP: 0 BLK: 0 WP: 1 HR: 0 S: 22 P: 30 ERA: 9.00 WHIP: 2.000															PITCHER Tom Kelley, R ERA: 4.94 Ron Schuefer, R ERA George Stone, L ERA: 13.5 Steve Barber, L ERA: 5.74 (1, 1) (5, 1) (7, 1) (8, 1)	IP: 4.0 WLS: L BF: 20 H: 5 R: 1 ER: 0 SO: 2 BB: 0 IBB: 0 HBP: 0 BLK: 0 WP: 1 HR: 0 S: 22 P: 30 ERA: 9.00 WHIP: 2.000		



Batter	1	2	3	4	5	6	7	8	9	AB	R	H	RBI	BB	SO	LOB	TOP			
Felix Millan, R OBP: 0.315, SLG: 0.310 (1, 4)										5	1	1	0	0	1	4	Atlanta Braves @ St. Louis Cardinals Busch Stadium, St. Louis, MO Fri May 05 1972, 7:05 PM CDT Att: 21,907 - Unknown			
Ralph Garr, L OBP: 0.349, SLG: 0.425 (1, 8) (7, 7)										5	0	0	0	0	0	1				
Hank Aaron, R OBP: 0.394, SLG: 0.542 (1, 9)										3	1	1	2	1	1	0				
Rico Carty, R OBP: 0.544, SLG: 0.571 Dusty Baker Jr., R OBP: 0.161, SLG: 0.138 (1, 7) (7, 8)										3	0	1	0	1	1	3				
Earl Williams, R OBP: 0.325, SLG: 0.406 (1, 2)										3	0	0	0	1	1	3				
Orlando Cepeda, R OBP: 0.425, SLG: 0.600 (1, 3)										4	0	1	0	0	1	3				
Darrell Evans, L OBP: 0.338, SLG: 0.411 (1, 5)										4	0	0	0	0	0	1				
Marty Perez, R OBP: 0.333, SLG: 0.324 (1, 6)										4	0	2	0	0	0	1				
Phil Niekro, R OBP: 0.071, SLG: 0.071 (1, 1)										4	0	0	0	0	2	4				
Inning Stats	R: 2 E: 0 K: 2 S: 9	H: 2 LOB: 1 BB: 1 P: 13	R: 0 E: 1 K: 1 S: 6	H: 0 LOB: 1 BB: 0 P: 6	R: 0 E: 0 K: 1 S: 6	H: 1 LOB: 1 BB: 0 P: 6	R: 0 E: 0 K: 0 S: 5	H: 2 LOB: 2 BB: 0 P: 5	R: 0 E: 1 K: 1 S: 6	H: 0 LOB: 2 BB: 1 P: 10	R: 0 E: 1 K: 0 S: 3	H: 0 LOB: 1 BB: 1 P: 7	R: 0 E: 0 K: 0 S: 3	H: 0 LOB: 0 BB: 0 P: 3	R: 0 E: 0 K: 1 S: 5	H: 0 LOB: 0 BB: 0 P: 5		1B: 5 2B: 0 3B: 0 HR: 1	SF: 0 SAC: 0 DP: 1 HBP: 0	WP: 0 PB: 0 SB: 2 CS: 0
PITCHER Bob Gibson, R ERA: 4.55 (1, 1)	IP: 9.0 WLS: L BF: 38	H: 6 R: 2 ER: 2 SO: 7	BB: 3 IBB: 0 HBP: 0 BLK: 0	WP: 0 HR: 1 S: 49 P: 61	ERA: 2.00 WHIP: 1.000											ERA: 2.00 WHIP: 1.000				

Batter	1	2	3	4	5	6	7	8	9	AB	R	H	RBI	BB	SO	LOB	BOTTOM			
Lou Brock, L OBP: 0.342, SLG: 0.315 (1, 7)										4	1	3	0	0	0	0	Atlanta Braves @ St. Louis Cardinals Busch Stadium, St. Louis, MO Fri May 05 1972, 7:05 PM CDT Att: 21,907 - Unknown			
Ted Sizemore, R OBP: 0.244, SLG: 0.230 (1, 4)										4	0	1	0	0	1	2				
Matty Alou, L OBP: 0.370, SLG: 0.377 (1, 9)										4	0	0	0	0	2					
Joe Torre, R OBP: 0.391, SLG: 0.508 (1, 5)										4	0	1	1	0	0	0				
Ted Simmons, S OBP: 0.339, SLG: 0.390 (1, 2)										4	0	0	0	0	1	2				
Joe Hague, L OBP: 0.400, SLG: 0.444 (1, 3)										3	0	1	0	0	1	0				
Luis Melendez, R OBP: 0.283, SLG: 0.474 (1, 8)										3	0	1	0	0	0	1				
Ed Crosby, L OBP: 0.352, SLG: 0.300 (1, 6)										3	0	0	0	0	0	1				
Bob Gibson, R Jose Cruz, L (9, PH) OBP: 0.322, SLG: 0.333 (1, 1)										2	0	0	0	0	1	0				
Inning Stats	R: 0 E: 0 K: 0 S: 3	H: 0 LOB: 0 BB: 0 P: 3	R: 0 E: 0 K: 0 S: 4	H: 1 LOB: 1 BB: 0 P: 4	R: 0 E: 0 K: 1 S: 6	H: 1 LOB: 1 BB: 0 P: 6	R: 0 E: 0 K: 0 S: 3	H: 0 LOB: 0 BB: 0 P: 3	R: 0 E: 0 K: 0 S: 3	H: 0 LOB: 0 BB: 0 P: 3	R: 0 E: 0 K: 1 S: 5	H: 1 LOB: 0 BB: 0 P: 5	R: 0 E: 0 K: 0 S: 3	H: 0 LOB: 0 BB: 0 P: 3	R: 0 E: 0 K: 1 S: 5	H: 1 LOB: 2 BB: 0 P: 5		1B: 6 2B: 1 3B: 0 HR: 0	SF: 0 SAC: 0 DP: 2 HBP: 0	WP: 0 PB: 0 SB: 0 CS: 0
PITCHER Phil Niekro, R ERA: 2.43 (1, 1)	IP: 9.0 WLS: W BF: 32	H: 7 R: 1 ER: 1 SO: 5	BB: 0 IBB: 0 HBP: 0 BLK: 0	WP: 0 HR: 0 S: 42 P: 42	ERA: 1.00 WHIP: 0.778											ERA: 1.00 WHIP: 0.778				

Batter	1	2	3	4	5	6	7	8	9	AB	R	H	RBI	BB	SO	LOB	TOP			
Felix Millan, R OBP: 0.323, SLG: 0.318 (1,4)	0-0 4-3		0-0 1B		0-0 1B		0-0 5-3			4	0	2	0	0	0	0				
Ralph Garr, L OBP: 0.333, SLG: 0.405 (1,8)	0-0 6-3		0-0 F9		0-0 F8			0-0 F8		4	0	0	0	0	0	2				
Hank Aaron, R OBP: 0.387, SLG: 0.571 (1,9)	0-0 1-3			0-0 P4	0-0 F8			0-0 HR		4	1	1	1	0	0	1				
Rico Carty, R OBP: 0.525, SLG: 0.565 (1,7)		0-0 F9		0-0 1B	2B		0-0 1-3	0-0 4-3		4	1	1	0	0	0	0				
Earl Williams, R OBP: 0.333, SLG: 0.403 (1,2)		0-0 1B		4-0 1B	1B		0-0 F7	0-0 F8		3	0	1	0	1	0	0				
Orlando Cepeda, R OBP: 0.480, SLG: 0.667 (1,3)		0-3 K		0-0 1B	1B		0-0 2B		0-0 FC6-4	4	0	3	1	0	1	1				
Darrell Evans, L OBP: 0.333, SLG: 0.400 (1,5)		0-0 F8		0-0 1B	G6-4-3		0-0 P4		0-0 P6	4	0	1	0	0	0	3				
Marty Perez, R OBP: 0.329, SLG: 0.319 (1,6)			0-0 1B	G4-6-3	G6-4-3		0-0 F8		0-0 F9	4	0	1	0	0	0	4				
Mike McQueen, L OBP: 0.250, SLG: 0.250 (1,1)			0-0 G4-6-3				0-0 F8		0-0 FC6-4	2	0	0	0	0	1	1				
Gary Neibauer, R (5,1)										0	0	0	0	0	0	0				
Mike Lum, L OBP: 0.288, SLG: 0.200 (7,PH)										1	0	0	0	0	0	0				
Pat Jarvis, R (7,1)										0	0	0	0	0	0	0				
Jim Breazeale, L OBP: 0.308, SLG: 0.385 (9,PH)										1	0	0	0	0	0	1				
Inning Stats	R: 0 E: 0 K: 0 S: 3	H: 0 LOB: 0 BB: 0 P: 3	R: 0 E: 0 K: 1 S: 6	H: 1 LOB: 1 BB: 0 P: 6	R: 0 E: 0 K: 0 S: 4	H: 2 LOB: 1 BB: 0 P: 4	R: 1 E: 0 K: 0 S: 5	H: 3 LOB: 2 BB: 1 P: 9	R: 0 E: 0 K: 1 S: 6	H: 1 LOB: 1 BB: 0 P: 4	R: 0 E: 0 K: 0 S: 3	H: 0 LOB: 0 BB: 0 P: 3	R: 1 E: 0 K: 0 S: 4	H: 1 LOB: 0 BB: 0 P: 4	R: 0 E: 0 K: 0 S: 4	H: 1 LOB: 1 BB: 0 P: 4	1B: 7 2B: 2 3B: 0 HR: 1	SF: 0 SAC: 0 DP: 2 HBP: 0	WP: 0 PB: 0 SB: 0 CS: 0	PA: 36
PITCHER Rick Wise, R ERA: 3.18 (1,1)	IP: 9.0 WLS: W BF: 36 H: 10 R: 2 ER: 2 SO: 2 BB: 1 IBB: 0 HBP: 0 BLK: 0 WP: 0 HR: 1 S: 39 P: 43 ERA: 2.00 WHIP: 1.222															PITCHER				

Atlanta Braves @ St. Louis Cardinals
 Busch Stadium, St. Louis, MO
 Sat May 06 1972, 7:05 PM CDT
 Att: 40,754 - Unknown

AB 35
 R 2
 H 10
 RBI 2
 BB 1
 SO 2
 LOB 13



Batter	1	2	3	4	5	6	7	8	9	AB	R	H	RBI	BB	SO	LOB	BOTTOM	
Lou Brock, L OBP: 0.349, SLG: 0.338 (1,7)	0-0 1B		0-0 4-3		0-0 F8		0-0 FC5-6			4	1	2	0	0	0	1		
Luis Melendez, R OBP: 0.348, SLG: 0.571 (1,8)	4-0 SF8		0-0 HR		4-0 1B		0-0 FC5-6		0-0 G4-3	2	2	1	0	2	0	1		
Matty Alou, L OBP: 0.377, SLG: 0.384 (1,9)	0-0 6-3		0-0 F8		0-0 1B		0-0 G4-3			4	0	2	0	0	0	2		
Joe Torre, R OBP: 0.397, SLG: 0.565 (1,5)	0-0 SF8		0-0 HR		0-0 L4-3			0-0 FC1-6		3	1	2	3	0	0	3		
Ted Simmons, S OBP: 0.333, SLG: 0.371 (1,2)	0-0 6-3		0-0 F9			4-0 FC5		0-0 FC1-6		3	0	0	1	1	0	2		
Donn Clendenon, R (1,3)										2	0	0	0	0	1	1		
Joe Haque, L OBP: 0.387, SLG: 0.426 (6,PH)				0-0 6-3		0-0 K		0-0 F5		2	0	0	0	0	1	2		
Ed Crosby, L OBP: 0.345, SLG: 0.296 (1,6)		0-0 F5		0-0 F8		0-0 1B		0-0 F8		4	0	1	0	0	0	1		
Daf Maxvill, R (1,4)		0-0 F8		0-0 F7		0-3 K				3	0	0	0	0	1	2		
Rick Wise, R OBP: 0.353, SLG: 0.412 (1,1)		0-3 K			0-0 1B		0-0 FC5			3	0	1	0	0	1	2		
Inning Stats	R: 2 E: 0 K: 1 S: 7	H: 2 LOB: 1 BB: 1 P: 11	R: 0 E: 0 K: 1 S: 5	H: 0 LOB: 0 BB: 0 P: 5	R: 2 E: 0 K: 0 S: 5	H: 2 LOB: 0 BB: 0 P: 5	R: 0 E: 0 K: 0 S: 3	H: 0 LOB: 0 BB: 0 P: 3	R: 0 E: 0 K: 2 S: 8	H: 1 LOB: 2 BB: 1 P: 12	R: 0 E: 0 K: 0 S: 3	H: 1 LOB: 0 BB: 0 P: 3	R: 0 E: 0 K: 0 S: 4	H: 1 LOB: 1 BB: 0 P: 4	1B: 6 2B: 2 3B: 1 HR: 1	SF: 1 SAC: 0 DP: 2 HBP: 0	WP: 0 PB: 0 SB: 0 CS: 0	PA: 34
PITCHER Mike McQueen, L ERA: 5.4 (1,1)	IP: 4.1 WLS: L BF: 21 H: 6 R: 4 ER: 4 SO: 2 BB: 2 IBB: 0 HBP: 0 BLK: 0 WP: 0 HR: 1 S: 23 P: 31 ERA: 8.31 WHIP: 1.846															PITCHER		
Gary Neibauer, R ERA: 6.19 (5,1)	1.2 6 1 0 0 2 1 0 0 0 0 0 9 13 0.00 1.200																	
Pat Jarvis, R ERA: 6.45 (7,1)	2.0 7 2 0 0 0 0 0 0 0 0 0 7 7 0.00 1.000																	

Atlanta Braves @ St. Louis Cardinals
 Busch Stadium, St. Louis, MO
 Sat May 06 1972, 7:05 PM CDT
 Att: 40,754 - Unknown

AB 30
 R 4
 H 9
 RBI 4
 BB 3
 SO 4
 LOB 17



Batter	1	2	3	4	5	6	7	8	9	AB	R	H	RBI	BB	SO	LOB	TOP																		
Felix Millan, R OBP: 0.327, SLG: 0.323 (1, 4)										5	1	2	1	0	0	1	Atlanta Braves @ St. Louis Cardinals Busch Stadium, St. Louis, MO Sun May 07 1972, 3:33 AM CDT Att: 11,773 - Unknown																		
Ralph Garr, L OBP: 0.358, SLG: 0.455 (1, 8) (9, 7)										4	1	3	2	1	0	1																			
Rico Carty, R OBP: 0.500, SLG: 0.529 Dusty Baker Jr., R OBP: 0.161, SLG: 0.138 (1, 7) (9, 8)										5	0	1	0	0	0	3																			
Orlando Cepeda, R OBP: 0.448, SLG: 0.607 (1, 3)										4	0	1	0	0	1	3																			
Earl Williams, R OBP: 0.330, SLG: 0.395 Gil Garrido, R (1, 5) (9, 5)										4	0	1	0	0	0	3																			
Mike Lum, L OBP: 0.286, SLG: 0.188 (1, 9)										3	0	0	0	1	0	0																			
Paul Casanova, R OBP: 0.208, SLG: 0.182 (1, 2)										4	0	0	0	0	1	3																			
Marty Perez, R OBP: 0.325, SLG: 0.316 (1, 6)										4	1	1	0	0	0	0																			
Ron Reed, R OBP: 0.200, SLG: 0.333 Darrell Evans, L OBP: 0.342, SLG: 0.400 George Stone, L (1, 1) (9, PH) (9, 1) Phil Niekro, R OBP: 0.071, SLG: 0.071 Ron Schueler, R (9, 1)										3	0	1	0	0	0	0																			
Inning Stats	R: 0 E: 0 K: 1 S: 7	H: 2 LOB: 2 BB: 0 P: 7	R: 0 E: 0 K: 0 S: 3	H: 0 LOB: 0 BB: 0 P: 3	R: 2 E: 0 K: 0 S: 5	H: 2 LOB: 0 BB: 0 P: 5	R: 0 E: 0 K: 0 S: 3	H: 0 LOB: 0 BB: 0 P: 3	R: 0 E: 0 K: 0 S: 4	H: 1 LOB: 1 BB: 0 P: 4	R: 0 E: 1 K: 0 S: 4	H: 2 LOB: 2 BB: 1 P: 8	R: 0 E: 0 K: 0 S: 3	H: 0 LOB: 0 BB: 0 P: 3	R: 0 E: 0 K: 0 S: 4	H: 1 LOB: 1 BB: 0 P: 4		R: 2 E: 1 K: 1 S: 7	H: 2 LOB: 2 BB: 2 P: 15	1B: 8 2B: 1 3B: 0 HR: 1	SF: 0 SAC: 0 DP: 1 HBP: 0	WP: 0 PB: 0 SB: 1 CS: 0	PA: 39												
PITCHER	IP 9.0	WLS W	BF 39	H 10	R 4	ER 3	SO 2	BB 1	IBB 2	HBP 0	BLK 0	WP 0	HR 1	S 40	P 52	ERA 3.00	WHIP 1.222	PITCHER	IP 9.0	WLS W	BF 39	H 10	R 4	ER 3	SO 2	BB 1	IBB 2	HBP 0	BLK 0	WP 0	HR 1	S 40	P 52	ERA 3.00	WHIP 1.222

Batter	1	2	3	4	5	6	7	8	9	AB	R	H	RBI	BB	SO	LOB	BOTTOM																		
Lou Brock, L OBP: 0.368, SLG: 0.358 (1, 7)										4	1	3	0	0	0	0	Atlanta Braves @ St. Louis Cardinals Busch Stadium, St. Louis, MO Sun May 07 1972, 3:33 AM CDT Att: 11,773 - Unknown																		
Luis Melendez, R OBP: 0.308, SLG: 0.500 (1, 8)										3	0	0	0	0	2	0																			
Matty Alou, L OBP: 0.370, SLG: 0.382 (1, 9)										3	0	1	1	0	2	0																			
Joe Torre, R OBP: 0.403, SLG: 0.554 (1, 5)										3	0	1	0	1	0	2																			
Ted Simmons, S OBP: 0.329, SLG: 0.379 (1, 2)										4	1	1	0	0	1	2																			
Joe Hague, L OBP: 0.409, SLG: 0.510 Scipio Spinks, R OBP: 0.273, SLG: 0.273 (1, 3) (9, FR)										4	1	3	2	0	0	0																			
Ed Crosby, L OBP: 0.355, SLG: 0.310 (1, 6)										4	1	2	0	0	1	0																			
Dal Maxvill, R OBP: 0.333, SLG: 0.345 (1, 4) (9, PH)										3	0	0	0	0	1	2																			
Reggie Cleveland, R OBP: 0.067, SLG: 0.067 Mike Flore, L OBP: 0.333, SLG: 0.333 (1, 1) (9, PH)										3	0	0	0	0	1	0																			
Inning Stats	R: 1 E: 0 K: 1 S: 7	H: 2 LOB: 1 BB: 0 P: 7	R: 0 E: 0 K: 1 S: 5	H: 0 LOB: 0 BB: 0 P: 5	R: 0 E: 0 K: 0 S: 4	H: 1 LOB: 1 BB: 0 P: 4	R: 1 E: 0 K: 0 S: 4	H: 2 LOB: 1 BB: 1 P: 8	R: 0 E: 0 K: 0 S: 3	H: 0 LOB: 0 BB: 0 P: 3	R: 0 E: 0 K: 0 S: 4	H: 1 LOB: 1 BB: 0 P: 4	R: 0 E: 0 K: 0 S: 4	H: 1 LOB: 1 BB: 0 P: 4	R: 3 E: 0 K: 0 S: 5	H: 5 LOB: 2 BB: 0 P: 5		1B: 11 2B: 1 3B: 0 HR: 1	SF: 1 SAC: 1 DP: 2 HBP: 0	WP: 0 PB: 0 SB: 2 CS: 0	PA: 36														
PITCHER	IP 8.0	WLS L	BF 31	H 8	R 2	ER 2	SO 2	BB 2	IBB 0	HBP 0	BLK 0	WP 0	HR 1	S 34	P 38	ERA 2.25	WHIP 1.125	PITCHER	IP 8.0	WLS L	BF 31	H 8	R 2	ER 2	SO 2	BB 2	IBB 0	HBP 0	BLK 0	WP 0	HR 1	S 34	P 38	ERA 2.25	WHIP 1.125



Batter	1	2	3	4	5	6	7	8	9	AB	R	H	RBI	BB	SO	LOB	TOP															
Dave Cash, R OBP: 0.345, SLG: 0.415 (1, 4)										4	2	3	2	1	0	1	Pittsburgh Pirates @ Atlanta Braves Atlanta Stadium, Atlanta, GA Tue May 09 1972, 7:05 PM EDT Att: 7,762 - Unknown															
Al Oliver, L OBP: 0.356, SLG: 0.470 (1, 8)										5	0	0	0	0	0	3																
Roberto Clemente, R OBP: 0.369, SLG: 0.440 (1, 9)										5	1	1	1	0	0	0																
Willie Stargell, L OBP: 0.347, SLG: 0.591 (1, 7)										5	1	3	1	0	1	1																
Gene Clines, R OBP: 0.200, SLG: 0.250 (9, 7)										0	0	0	0	0	0	0																
Richie Hebner, L OBP: 0.390, SLG: 0.522 (1, 5)										2	0	1	1	3	0	1																
Manny Sanguillen, R OBP: 0.366, SLG: 0.513 (1, 2)										5	0	2	0	0	0	3																
Bob Robertson, R OBP: 0.282, SLG: 0.193 (1, 3)										3	1	0	0	1	1	4																
Gene Alley, R OBP: 0.463, SLG: 0.412 (1, 6)										3	0	1	0	0	0	0																
Dock Ellis, S OBP: 0.111, SLG: 0.111 (1, 1)										3	0	0	0	0	1	1																
Vic Davallillo, L OBP: 0.429, SLG: 0.556 (8, PH)										1	0	0	0	0	0	1																
Bruce Kison, R (8, 1)										0	0	0	0	0	0	0																
Inning Stats	R: 2 E: 0 K: 1 S: 8	H: 3 LOB: 1 BB: 0 P: 8	R: 0 E: 0 K: 1 S: 6	H: 1 LOB: 1 BB: 0 P: 6	R: 1 E: 0 K: 1 S: 7	H: 2 LOB: 2 BB: 1 P: 11	R: 1 E: 0 K: 0 S: 4	H: 1 LOB: 0 BB: 0 P: 4	R: 0 E: 0 K: 0 S: 5	H: 2 LOB: 2 BB: 0 P: 5	R: 0 E: 0 K: 0 S: 3	H: 0 LOB: 1 BB: 1 P: 7	R: 0 E: 0 K: 0 S: 3	H: 1 LOB: 1 BB: 1 P: 7	R: 1 E: 0 K: 0 S: 4	H: 1 LOB: 1 BB: 1 P: 8	R: 0 E: 0 K: 0 S: 3	H: 0 LOB: 1 BB: 1 P: 7	1B: 7 2B: 1 3B: 1 HR: 2	SF: 0 SAC: 1 DP: 0 HBP: 0	WP: 1 PB: 0 SB: 2 CS: 0	PA: 42										
PITCHER	IP WLS BF L	H R ER SO	BB IBB HBP BLK	WP HR S P	ERA WHIP	PITCHER										IP WLS BF L	H R ER SO	BB IBB HBP BLK	WP HR S P	ERA WHIP												
Tom Kelley, R ERA: 4.98 (1, 1)	7.0	10	4	4	3	3	0	0	0	1	2	36	48	5.14	1.857																	
Ron Schueler, R ERA: 0.79 (8, 1)	2.0	1	1	1	0	2	0	0	0	0	0	7	15	4.50	1.500																	

AB 36
R 5
H 11
RBI 5
BB 5
SO 3
LOB 15



Batter	1	2	3	4	5	6	7	8	9	AB	R	H	RBI	BB	SO	LOB	BOTTOM															
Felix Millan, R OBP: 0.324, SLG: 0.320 (1, 4)										4	1	1	0	0	0	1	Pittsburgh Pirates @ Atlanta Braves Atlanta Stadium, Atlanta, GA Tue May 09 1972, 7:05 PM EDT Att: 7,762 - Unknown															
Ralph Garr, L OBP: 0.343, SLG: 0.435 (1, 8)										4	0	0	0	0	0	1																
Rico Carty, R OBP: 0.471, SLG: 0.491 (1, 7)										4	0	0	0	0	1	1																
Orlando Cepeda, R OBP: 0.455, SLG: 0.594 (1, 3)										4	1	2	1	0	0	0																
Earl Williams, R OBP: 0.326, SLG: 0.400 (1, 2)										4	0	1	1	0	1	1																
Darrell Evans, L OBP: 0.338, SLG: 0.381 (1, 5)										3	0	0	0	1	0	0																
Mike Lum, L OBP: 0.283, SLG: 0.192 (1, 9)										4	0	1	0	0	0	2																
Marty Perez, R OBP: 0.314, SLG: 0.304 (1, 6)										3	0	0	0	0	0	3																
Tom Kelley, R OBP: 0.182, SLG: 0.100 (1, 1)										2	0	0	0	0	1	3																
Dusty Baker Jr., R OBP: 0.188, SLG: 0.167 (7, PH)										1	0	1	0	0	0	0																
Ron Schueler, R (8, 1)										0	0	0	0	0	0	0																
Inning Stats	R: 0 E: 0 K: 1 S: 5	H: 0 LOB: 0 BB: 0 P: 5	R: 1 E: 0 K: 1 S: 7	H: 2 LOB: 2 BB: 1 P: 11	R: 1 E: 0 K: 0 S: 5	H: 2 LOB: 1 BB: 0 P: 5	R: 0 E: 0 K: 0 S: 4	H: 1 LOB: 1 BB: 0 P: 4	R: 0 E: 0 K: 0 S: 3	H: 0 LOB: 0 BB: 0 P: 3	R: 0 E: 0 K: 1 S: 5	H: 0 LOB: 0 BB: 0 P: 5	R: 0 E: 0 K: 0 S: 4	H: 1 LOB: 1 BB: 0 P: 4	R: 0 E: 0 K: 0 S: 3	H: 0 LOB: 0 BB: 0 P: 3	R: 0 E: 0 K: 0 S: 3	H: 0 LOB: 0 BB: 0 P: 3	1B: 5 2B: 1 3B: 0 HR: 0	SF: 0 SAC: 0 DP: 0 HBP: 0	WP: 0 PB: 0 SB: 0 CS: 0	PA: 34										
PITCHER	IP WLS BF L	H R ER SO	BB IBB HBP BLK	WP HR S P	ERA WHIP	PITCHER										IP WLS BF L	H R ER SO	BB IBB HBP BLK	WP HR S P	ERA WHIP												
Dock Ellis, R ERA: 3.6 (1, 1)	7.0	28	2	2	3	1	0	0	0	0	0	33	37	2.57	1.000																	
Bruce Kison, R ERA: 5.23 (8, 1)	2.0	6	0	0	0	0	0	0	0	0	0	6	6	0.00	0.000																	

AB 33
R 2
H 6
RBI 2
BB 1
SO 3
LOB 12



Batter	1	2	3	4	5	6	7	8	9	AB	R	H	RBI	BB	SO	LOB	TOP		
Dave Cash, R OBP: 0.339, SLG: 0.421 (1, 4)										4	1	1	0	0	0	0			
Al Oliver, L OBP: 0.363, SLG: 0.517 (1, 8)										4	1	2	3	0	0	0			
Roberto Clemente, R OBP: 0.384, SLG: 0.468 (1, 9)										4	0	3	0	0	0	0			
Willie Stargell, L OBP: 0.329, SLG: 0.557 (1, 7)										4	0	0	0	0	1	3			
Richie Hebner, L OBP: 0.383, SLG: 0.507 (1, 5)										4	0	1	0	0	0	2			
Manny Sanguillen, R OBP: 0.366, SLG: 0.468 (1, 2)										4	0	0	0	0	2	3			
Bob Robertson, R OBP: 0.280, SLG: 0.246 (1, 3)										4	1	1	1	0	1	1			
Gene Alley, R OBP: 0.422, SLG: 0.368 (1, 6)										4	0	0	0	0	0	1			
Bob Johnson, L OBP: 0.111, SLG: 0.111 (1, 1)										0	0	0	0	0	0	0			
Luke Walker, L OBP: 0.111, SLG: 0.111 (2, 1)										1	0	0	0	0	0	0			
Jose Pagan, R OBP: 0.200, SLG: 0.214 (6, PH)										1	0	1	0	0	0	0			
Dock Ellis, R OBP: 0.111, SLG: 0.111 (6, PH)										0	1	0	0	0	0	0			
Dave Giusti, R OBP: 0.111, SLG: 0.111 (6, PH)										1	0	0	0	0	0	0			
Ramon Hernandez, S OBP: 0.111, SLG: 0.111 (7, 1)										0	0	0	0	0	0	0			
Bob Miller, R OBP: 0.111, SLG: 0.111 (7, 1)										0	0	0	0	0	0	0			
Inning Stats	R: 0 E: 0 K: 0 S: 4	H: 2 LOB: 1 BB: 0 P: 4	R: 0 E: 0 K: 1 S: 5	H: 0 LOB: 0 BB: 0 P: 5	R: 0 E: 0 K: 0 S: 3	H: 0 LOB: 0 BB: 0 P: 3	R: 0 E: 0 K: 2 S: 8	H: 1 LOB: 1 BB: 0 P: 8	R: 3 E: 0 K: 1 S: 9	H: 4 LOB: 2 BB: 0 P: 9	R: 0 E: 0 K: 0 S: 3	H: 0 LOB: 0 BB: 0 P: 3	R: 0 E: 0 K: 0 S: 4	H: 1 LOB: 1 BB: 0 P: 4	R: 1 E: 0 K: 0 S: 4	H: 1 LOB: 0 BB: 0 P: 4	1B: 4 2B: 3 3B: 0 HR: 2	SF: 0 SAC: 0 DP: 0 HBP: 0	WP: 0 PA: 35 CS: 0
PITCHER Phil Niekro, R ERA: 3.08 (1, 1)	IP: 9.0 WLS: W BF: 35 H: 9 R: 4 ER: 4 SO: 4 BB: 0 IBB: 0 HBP: 0 BLK: 0 WP: 0 HR: 2 S: 43 P: 43 ERA: 4.00 WHIP: 1.000															PITCHER			

Pittsburgh Pirates @ Atlanta Braves
Atlanta Stadium, Atlanta, GA
Wed May 10, 1972, 7:05 PM EDT
Att: 6,708 - Unknown

AB 35
R 4
H 9
RBI 4
BB 0
SO 4
LOB 10



Batter	1	2	3	4	5	6	7	8	9	AB	R	H	RBI	BB	SO	LOB	BOTTOM		
Felix Millan, R OBP: 0.336, SLG: 0.337 (1, 4)										4	1	2	1	1	0	2			
Ralph Garr, L OBP: 0.356, SLG: 0.443 (1, 8) (8, 7)										5	1	3	0	0	0	2			
Hank Aaron, R OBP: 0.413, SLG: 0.576 (1, 9)										3	1	2	1	2	0	0			
Orlando Cepeda, R OBP: 0.395, SLG: 0.514 (1, 3)										5	0	0	0	0	1	7			
Earl Williams, R OBP: 0.340, SLG: 0.412 (1, 2)										5	2	3	2	0	0	1			
Mike Lum, L OBP: 0.286, SLG: 0.218 (1, 7)										3	0	1	0	0	0	2			
Dusty Baker Jr., R OBP: 0.212, SLG: 0.226 (7, PH) (8, 8)										1	1	1	1	0	0	0			
Darrell Evans, L OBP: 0.346, SLG: 0.388 (1, 5)										4	0	2	1	0	1	0			
Marty Perez, R OBP: 0.300, SLG: 0.289 (1, 6)										4	1	0	1	0	1	3			
Phil Niekro, R OBP: 0.111, SLG: 0.167 (1, 1)										4	1	1	0	0	0	2			
Inning Stats	R: 1 E: 0 K: 1 S: 6	H: 2 LOB: 2 BB: 2 P: 14	R: 2 E: 0 K: 0 S: 7	H: 4 LOB: 0 BB: 0 P: 7	R: 1 E: 0 K: 0 S: 6	H: 3 LOB: 0 BB: 0 P: 6	R: 0 E: 0 K: 0 S: 3	H: 0 LOB: 1 BB: 1 P: 7	R: 0 E: 0 K: 2 S: 7	H: 0 LOB: 0 BB: 0 P: 7	R: 0 E: 0 K: 0 S: 3	H: 1 LOB: 0 BB: 0 P: 3	R: 4 E: 2 K: 0 S: 9	H: 5 LOB: 2 BB: 0 P: 9	R: 0 E: 0 K: 0 S: 3	H: 0 LOB: 0 BB: 0 P: 3	1B: 11 2B: 4 3B: 0 HR: 0	SF: 0 SAC: 0 DP: 0 HBP: 0	WP: 0 PA: 42 CS: 1
PITCHER Bob Johnson, R ERA: 5.14 (1, 1)	IP: 1.2 WLS: L BF: 11 H: 5 R: 3 ER: 3 SO: 3 BB: 2 IBB: 0 HBP: 0 BLK: 0 WP: 0 HR: 0 S: 11 P: 19 ERA: 16.20 WHIP: 4.200															PITCHER			
Luke Walker, L ERA: 6.1 (2, 1)	IP: 3.1 WLS: L BF: 15 H: 4 R: 1 ER: 1 SO: 2 BB: 1 IBB: 0 HBP: 0 BLK: 0 WP: 0 HR: 0 S: 18 P: 22 ERA: 2.70 WHIP: 1.500															PITCHER			
Dave Giusti, R ERA: 5.84 (6, 1)	IP: 1.1 WLS: L BF: 6 H: 3 R: 2 ER: 2 SO: 0 BB: 0 IBB: 0 HBP: 0 BLK: 0 WP: 0 HR: 0 S: 6 P: 6 ERA: 13.50 WHIP: 2.250															PITCHER			
Ramon Hernandez, L ERA: 0.87 (7, 1)	IP: 0.1 WLS: L BF: 4 H: 2 R: 2 ER: 1 SO: 0 BB: 0 IBB: 0 HBP: 0 BLK: 0 WP: 0 HR: 0 S: 4 P: 4 ERA: 27.00 WHIP: 6.000															PITCHER			
Bob Miller, R ERA: 1.66 (7, 1)	IP: 1.1 WLS: L BF: 5 H: 1 R: 0 ER: 0 SO: 0 BB: 0 IBB: 0 HBP: 0 BLK: 0 WP: 0 HR: 0 S: 5 P: 5 ERA: 0.00 WHIP: 0.750															PITCHER			

Pittsburgh Pirates @ Atlanta Braves
Atlanta Stadium, Atlanta, GA
Wed May 10, 1972, 7:05 PM EDT
Att: 6,708 - Unknown

AB 38
R 8
H 15
RBI 7
BB 3
SO 3
LOB 19



Batter	1	2	3	4	5	6	7	8	9	AB	R	H	RBI	BB	SO	LOB	TOP								
Don Kessinger, S OBP: 0.308, SLG: 0.259 (1, 6)	L8		L7			5-3		F8		4	0	0	0	0	0	1	Chicago Cubs @ Atlanta Braves Atlanta Stadium, Atlanta, GA Fri May 12 1972, 7:05 PM EDT Att. 8,026 - Overcast - 59 F								
Glenn Beckert, R OBP: 0.280, SLG: 0.323 (1, 4)	6-3		2B			1B		F2		4	0	2	1	0	0	0									
Billy Williams, L OBP: 0.320, SLG: 0.404 (1, 7)	K					F8		K		4	0	1	0	0	2	1									
Jim Hickman, R OBP: 0.418, SLG: 0.617 (1, 3)		F7				F1		5-3		4	0	0	0	0	1	2									
Rick Monday, L OBP: 0.494, SLG: 0.550 (1, 8)		1B				FC4-6		F9		4	1	1	0	0	1	1									
Jose Cardenal, R OBP: 0.333, SLG: 0.467 (1, 9)		2B				4-3		F5		3	0	1	1	0	0	1									
Carmen Fanzone, R OBP: 0.458, SLG: 0.800 (1, 5)		1B				4-3		BB		2	0	0	0	1	2	1									
Randy Hundley, R OBP: 0.377, SLG: 0.364 (1, 2)						F8		K		3	1	1	0	0	1	1									
Bill Hands, R (1, 1)						SH3		5-3		2	0	0	0	0	1	0									
Inning Stats	R: 0 E: 0 K: 1 S: 5	H: 0 LOB: 0 BB: 0 P: 5	R: 1 E: 0 K: 1 S: 6	H: 2 LOB: 1 BB: 0 P: 6	R: 1 E: 0 K: 0 S: 4	H: 2 LOB: 1 BB: 0 P: 4	R: 0 E: 0 K: 1 S: 6	H: 1 LOB: 1 BB: 0 P: 6	R: 0 E: 0 K: 2 S: 7	H: 0 LOB: 0 BB: 0 P: 7	R: 0 E: 0 K: 0 S: 4	H: 1 LOB: 1 BB: 0 P: 4	R: 0 E: 0 K: 1 S: 5	H: 0 LOB: 0 BB: 1 P: 9	R: 0 E: 0 K: 0 S: 3	H: 0 LOB: 0 BB: 0 P: 3	R: 0 E: 0 K: 2 S: 7	H: 0 LOB: 0 BB: 0 P: 7	1B: 4 2B: 3 3B: 0 HR: 0	SF: 0 SAC: 1 DP: 1 HBP: 0	WP: 0 PB: 0 SB: 1 CS: 1	PA: 32			
PITCHER	IP	WLS	BF	H	R	ER	SO	BB	IBB	HBP	BLK	WP	HR	S	P	ERA	WHIP								
Ron Reed, R ERA: 4.76 (1, 1)	8.0	L	29	6	2	2	6	1	0	0	0	0	0	40	44	2.25	0.875								
Cecil Upshaw, R ERA: (9, 1)	1.0		3	0	0	0	2	0	0	0	0	0	0	7	7	0.00	0.000								

AB	30
R	2
H	6
RBI	2
BB	1
SO	8
LOB	8



Batter	1	2	3	4	5	6	7	8	9	AB	R	H	RBI	BB	SO	LOB	BOTTOM								
Felix Millan, R OBP: 0.342, SLG: 0.343 (1, 4)	S		K					F9		4	0	2	0	0	1	0	Chicago Cubs @ Atlanta Braves Atlanta Stadium, Atlanta, GA Fri May 12 1972, 7:05 PM EDT Att. 8,026 - Overcast - 59 F								
Ralph Garr, L OBP: 0.343, SLG: 0.426 (1, 8)	K							4-3		4	0	0	0	0	1	3									
Hank Aaron, R OBP: 0.393, SLG: 0.543 (1, 9)	F7							4-3		4	0	0	0	0	0	1									
Earl Williams, R OBP: 0.337, SLG: 0.398 (1, 2)	F9							6-3		3	0	0	0	1	0	1									
Orlando Cepeda, R OBP: 0.381, SLG: 0.488 (1, 3)								6-3		4	0	1	0	0	2	0									
Rico Carty, R OBP: 0.452, SLG: 0.466 (1, 7)								P3		3	0	0	0	0	0	2									
Darrell Evans, L OBP: 0.345, SLG: 0.386 (1, 5)								L9		3	0	1	0	0	0	0									
Marty Perez, R OBP: 0.301, SLG: 0.291 (1, 6)								L9		3	0	1	0	0	0	1									
Ron Reed, R OBP: 0.167, SLG: 0.273 (8, PH) Cecil Upshaw, R (9, 1)								5-3		2	0	0	0	0	0	1									
Inning Stats	R: 0 E: 0 K: 1 S: 6	H: 1 LOB: 1 BB: 0 P: 6	R: 0 E: 0 K: 1 S: 5	H: 0 LOB: 0 BB: 0 P: 5	R: 0 E: 0 K: 1 S: 5	H: 0 LOB: 0 BB: 0 P: 5	R: 0 E: 0 K: 0 S: 4	H: 1 LOB: 2 BB: 1 P: 8	R: 0 E: 0 K: 0 S: 5	H: 2 LOB: 2 BB: 0 P: 5	R: 0 E: 0 K: 0 S: 3	H: 0 LOB: 0 BB: 0 P: 3	R: 0 E: 0 K: 0 S: 3	H: 1 LOB: 0 BB: 0 P: 3	R: 0 E: 0 K: 0 S: 3	H: 0 LOB: 0 BB: 0 P: 3	R: 0 E: 0 K: 1 S: 5	H: 0 LOB: 0 BB: 0 P: 5	1B: 5 2B: 0 3B: 0 HR: 0	SF: 0 SAC: 0 DP: 1 HBP: 0	WP: 0 PB: 0 SB: 1 CS: 0	PA: 32			
PITCHER	IP	WLS	BF	H	R	ER	SO	BB	IBB	HBP	BLK	WP	HR	S	P	ERA	WHIP								
Bill Hands, R ERA: 2.97 (1, 1)	9.0	W	32	5	0	0	4	1	0	0	0	0	0	39	43	0.00	0.667								



Batter	1	2	3	4	5	6	7	8	9	AB	R	H	RBI	BB	SO	LOB	TOP					
Don Kessinger, S OBP: 0.309, SLG: 0.262	0-0 4-3		0-3 K			0-0 SH1-4 1B		0-0 SH3-4		3	0	1	0	0	1	0	Chicago Cubs @ Atlanta Braves Atlanta Stadium, Atlanta, GA Sun May 14, 1972, 3:33 AM EDT Att: 21,967 - Cloudy - 68 F					
Glenn Beckert, R OBP: 0.272, SLG: 0.333	0-0 BLK 1B		0-0 PB 1B			0-0 SH1-4 1-2		0-0 L5 2-3		3	0	2	0	0	0	1						
Billy Williams, L OBP: 0.317, SLG: 0.392	0-3 K 1-2		0-0 F2 1-2			4-0 G6-4-3 BB		0-0 3-1		3	0	0	0	1	1	3						
Jim Hickman, R OBP: 0.394, SLG: 0.578	0-0 6-3			0-0 F3		0-0 G6-4-3 1-2			0-0 4-3	4	0	0	0	0	0	3						
Rick Monday, L OBP: 0.470, SLG: 0.516		0-0 4-3		0-0 4-3			0-3 K		0-0 6-3	4	0	0	0	0	1	0						
Jose Cardenal, R OBP: 0.330, SLG: 0.494		0-0 HR		0-3 K			0-0 6-3		0-0 F8	4	1	1	1	0	1	0						
Carmen Fanzone, R OBP: 0.407, SLG: 0.696		0-0 F7			0-0 F7		0-0 E5			3	0	0	0	0	0	0						
Randy Hundley, R OBP: 0.363, SLG: 0.348		0-0 6-3			0-0 P6		0-0 F8			3	0	0	0	0	0	1						
Mitt Pappas, R OBP: 0.294, SLG: 0.250			0-0 5-3		0-0 F9			0-0 PB SH3-4 1B		3	0	1	0	0	0	0						
Inning Stats	R: 0 E: 0 K: 1 S: 6	H: 1 LOB: 1 BB: 0 P: 6	R: 1 E: 0 K: 0 S: 4	H: 1 LOB: 0 BB: 0 P: 4	R: 0 E: 0 K: 1 S: 6	H: 1 LOB: 1 BB: 0 P: 6	R: 0 E: 0 K: 1 S: 5	H: 0 LOB: 0 BB: 0 P: 5	R: 0 E: 0 K: 0 S: 3	H: 0 LOB: 0 BB: 0 P: 3	R: 0 E: 0 K: 0 S: 3	H: 1 LOB: 1 BB: 1 P: 7	R: 0 E: 1 K: 1 S: 6	H: 0 LOB: 1 BB: 0 P: 6	R: 0 E: 0 K: 0 S: 4	H: 1 LOB: 0 BB: 0 P: 4		R: 0 E: 0 K: 0 S: 3	H: 0 LOB: 0 BB: 0 P: 3	1B: 4 2B: 0 3B: 0 HR: 1	SF: 0 SAC: 2 DP: 1 HBP: 0	WP: 0 PB: 2 CS: 0
PITCHER Phil Niekro, R ERA: 2.76	IP: 9.0 WLS: W BF: 33	H: 5 R: 1 ER: 1 SO: 4	BB: 1 IBB: 0 HBP: 0 BLK: 1	WP: 0 HR: 1 S: 40 P: 44	ERA: 1.00 WHIP: 0.667	PITCHER										IP: 9.0 WLS: W BF: 33	H: 5 R: 1 ER: 1 SO: 4	BB: 1 IBB: 0 HBP: 0 BLK: 1	WP: 0 HR: 1 S: 40 P: 44	ERA: 1.00 WHIP: 0.667		

AB	30
R	1
H	5
RBI	1
BB	1
SO	4
LOB	8



Batter	1	2	3	4	5	6	7	8	9	AB	R	H	RBI	BB	SO	LOB	BOTTOM			
Felix Millan, R OBP: 0.347, SLG: 0.358	0-0 4-3 2B		0-0 5-3		0-0 2-3 1B		0-0 F3			4	1	2	0	0	0	0	Chicago Cubs @ Atlanta Braves Atlanta Stadium, Atlanta, GA Sun May 14, 1972, 3:33 AM EDT Att: 21,967 - Cloudy - 68 F			
Ralph Garr, L OBP: 0.339, SLG: 0.419	0-0 4-3 2-3		0-0 L4		0-0 F8			0-0 1B 1B		4	0	1	0	0	0	3				
Hank Aaron, R OBP: 0.398, SLG: 0.534	4-0 2B BB		0-0 F7			0-0 1B 1B		0-0 L7		3	0	1	0	1	0	1				
Rico Carty, R OBP: 0.442, SLG: 0.452	0-3 K			0-0 F8		0-3 K		0-0 1B 1B		4	0	1	0	0	2	3				
Dusty Baker Jr., R OBP: 0.212, SLG: 0.226								0-0 G5-4-3 1B		0	0	0	0	0	0	0				
Earl Williams, R OBP: 0.343, SLG: 0.413	0-0 1-3 3-H 2B			0-0 L1		0-0 1B 1B		0-0 G5-4-3		4	0	2	1	0	0	2				
Orlando Cepeda, R OBP: 0.348, SLG: 0.444	0-3 K		0-3 P5		0-0 P6				0-0 F8	4	0	0	0	0	1	4				
Darrell Evans, L OBP: 0.341, SLG: 0.419		0-0 F9			0-3 K		0-0 G3		0-0 HR	4	1	1	1	0	1	2				
Marty Perez, R OBP: 0.302, SLG: 0.303		0-0 F9			0-0 1B 2B			0-0 6-3		3	0	1	0	0	0	0				
Phil Niekro, R OBP: 0.095, SLG: 0.143		0-0 F8			0-0 5-3			0-0 F7		3	0	0	0	0	0	1				
Inning Stats	R: 1 E: 0 K: 2 S: 9	H: 2 LOB: 2 BB: 1 P: 13	R: 0 E: 0 K: 0 S: 3	H: 0 LOB: 0 BB: 0 P: 3	R: 0 E: 0 K: 0 S: 3	H: 0 LOB: 0 BB: 0 P: 3	R: 0 E: 0 K: 1 S: 7	H: 2 LOB: 2 BB: 0 P: 7	R: 0 E: 0 K: 1 S: 7	H: 2 LOB: 2 BB: 0 P: 7	R: 0 E: 0 K: 0 S: 3	H: 0 LOB: 0 BB: 0 P: 3	R: 0 E: 0 K: 0 S: 4	H: 2 LOB: 2 BB: 0 P: 4	R: 1 E: 0 K: 0 S: 2	H: 1 LOB: 0 BB: 0 P: 2	1B: 5 2B: 3 3B: 0 HR: 1	SF: 0 SAC: 0 DP: 1 HBP: 0	WP: 0 PB: 0 CS: 0	PA: 34
PITCHER Mitt Pappas, R ERA: 2.23	IP: 8.1 WLS: L BF: 34	H: 9 R: 2 ER: 2 SO: 4	BB: 1 IBB: 0 HBP: 0 BLK: 0	WP: 0 HR: 1 S: 41 P: 45	ERA: 2.16 WHIP: 1.200	PITCHER										IP: 8.1 WLS: L BF: 34	H: 9 R: 2 ER: 2 SO: 4	BB: 1 IBB: 0 HBP: 0 BLK: 0	WP: 0 HR: 1 S: 41 P: 45	ERA: 2.16 WHIP: 1.200



Batter	1	2	3	4	5	6	7	8	9	AB	R	H	RBI	BB	SO	LOB	TOP				
Felix Millan, R OBP: 0.341, SLG: 0.345 (1, 4)	0-0 4-3		0-3 K		1-0 FC6-4 HBP		0-0 F8		0-0 FC6	4	0	0	0	0	1	2					
Ralph Carr, L OBP: 0.328, SLG: 0.404 (1, 8)	0-0 4-3		0-0 1-3		0-0 FC6-4 1-2		0-0 5-3			4	0	0	0	0	0	2					
Hank Aaron, R OBP: 0.402, SLG: 0.545 (1, 3)	0-0 1B			0-0 F4		0-0 1B 2B		0-0 5-3		4	1	2	0	0	0	0					
Earl Williams, R OBP: 0.330, SLG: 0.396 (1, 5)	0-3 K			0-0 5-3		0-0 F7		0-3 K		4	0	0	0	0	2	2					
Rico Carty, R OBP: 0.432, SLG: 0.439 (1, 7)		0-0 4-3		0-0 F9		0-0 BB 1B		0-0 6-3		4	0	1	1	0	0	0					
Dusty Baker Jr., R OBP: 0.270, SLG: 0.294 (1, 9)		0-0 1B			0-0 E 2B		0-0 1-2 BB		0-0 5-3	3	1	2	0	1	0	0					
Paul Casanova, R OBP: 0.214, SLG: 0.192 (1, 2)	0-3 K			0-0 E6 4-3 2-H		0-0 F3		0-0 FC6 1B 1B		4	0	1	0	0	1	3					
Marty Perez, R OBP: 0.290, SLG: 0.290 (1, 6)	0-0 1-3			0-3 K		0-3 K		0-0 F8		4	0	0	0	0	2	5					
Tom Kelley, R OBP: 0.154, SLG: 0.083 (7, PH)			0-0 4-3		0-0 4-3		0-0 6-3		0-0 1-2 1B	2	0	0	0	0	0	1					
Oscar Brown, R OBP: 0.357, SLG: 0.769 (7, PH)										1	0	0	0	0	0	0					
Jim Nash, R (7, 1)										0	0	0	0	0	0	0					
Jim Hardin, R (8, 1)										0	0	0	0	0	0	0					
Gil Garrido, R OBP: 1.000, SLG: 1.000 (9, PH)					2-3					1	0	1	0	0	0	0					
Inning Stats	R: 0 E: 0 K: 1 S: 6	H: 1 LOB: 1 BB: 0 P: 6	R: 0 E: 0 K: 1 S: 6	H: 1 LOB: 1 BB: 0 P: 6	R: 0 E: 0 K: 1 S: 5	H: 0 LOB: 0 BB: 0 P: 5	R: 0 E: 0 K: 0 S: 3	H: 0 LOB: 0 BB: 0 P: 3	R: 1 E: 1 K: 1 S: 7	H: 1 LOB: 2 BB: 1 P: 8	R: 1 E: 0 K: 1 S: 7	H: 2 LOB: 2 BB: 1 P: 11	R: 0 E: 0 K: 0 S: 3	H: 0 LOB: 0 BB: 0 P: 3	R: 0 E: 0 K: 1 S: 5	H: 2 LOB: 2 BB: 0 P: 5	R: 0 E: 0 K: 0 S: 5	H: 2 LOB: 2 BB: 0 P: 5	1B: 5 2B: 2 3B: 0 HR: 0	SF: 0 SAC: 0 DP: 0 HBP: 1	WP: 0 PA: 37 PB: 0 SB: 0 CS: 0
PITCHER Dave Roberts, L ERA: 4.5 (1, 1)	IP: 9.0 WLS: W BF: 37 H: 7 R: 2 ER: 1 SO: 6 BB: 1 IBB: 0 HBP: 1 BLK: 0 WP: 0 HR: 0 S: 47 P: 52 ERA: 1.00 WHIP: 0.889															PITCHER	IP: 9.0 WLS: W BF: 37 H: 7 R: 2 ER: 1 SO: 6 BB: 1 IBB: 0 HBP: 1 BLK: 0 WP: 0 HR: 0 S: 47 P: 52 ERA: 1.00 WHIP: 0.889				

Atlanta Braves @ Houston Astros
Astrodome, Houston, TX
Mon May 15, 1972, 8:05 PM EDT
Att. 15,749 - Dome

AB 35
R 2
H 7
RBI 1
BB 1
SO 6
LOB 15



Batter	1	2	3	4	5	6	7	8	9	AB	R	H	RBI	BB	SO	LOB	BOTTOM
Roger Metzger, S OBP: 0.256, SLG: 0.216 (1, 6)	0-0 1B 1B	4-0 1B BB		0-0 4-3		0-0 FC5 2-3		0-0 G3		4	0	1	1	1	0	3	
Jimmy Stewart, S OBP: 0.273, SLG: 0.381 (1, 3)	0-0 1B 1B	0-0 1B 1B		0-0 4-3		0-0 6-3		0-0 2B 2B		5	1	3	1	0	0	0	
Jimmy Wynn, R OBP: 0.412, SLG: 0.616 (1, 9)	0-0 FC5-4 1-2	0-0 F7		0-0 F8		0-0 1B 1B		0-0 2B 2B		5	1	2	1	0	0	4	
Cesar Cedeno, R OBP: 0.417, SLG: 0.462 (1, 8)	0-0 G4-3 1-2		4-0 CS BB		0-0 F3		0-0 1B SF9 1B		0-0 4-3	4	1	1	0	1	0	3	
Bob Watson, R OBP: 0.349, SLG: 0.426 (1, 7)		4-0 1B BB 1B		0-0 6-3		0-0 HR 1B		0-0 E 1B		3	3	2	2	1	0	1	
Johnny Edwards, L OBP: 0.397, SLG: 0.468 (1, 2)		0-0 F8		0-0 F9		0-0 F7		0-0 SF9		3	0	0	1	0	0	1	
Doug Rader, R OBP: 0.274, SLG: 0.367 (1, 5)		0-0 L6		0-0 6-3		0-3 K		0-0 E5 1B		4	0	1	0	0	1	1	
Tommy Helms, R OBP: 0.245, SLG: 0.283 (6, PR)		0-0 BB 1B 1B		0-0 F8		0-0 FC5 1B		0-0 6-3		3	1	2	0	0	0	0	
Bobby Fenwick, R OBP: 0.286, SLG: 0.286 (7, 4)		0-0 BB 1B 1B		0-0 F8		0-0 FC5 1B		0-0 6-3		1	0	0	0	0	0	1	
Dave Roberts, L OBP: 0.286, SLG: 0.308 (1, 1)		0-0 BB 1B 1B		0-0 F8		0-0 1B		0-0 F8		4	1	3	0	0	0	0	
Inning Stats	R: 0 E: 0 K: 0 S: 4	H: 2 LOB: 1 BB: 0 P: 4	R: 3 E: 0 K: 0 S: 6	H: 3 LOB: 2 BB: 2 P: 14	R: 0 E: 0 K: 0 S: 2	H: 0 LOB: 0 BB: 1 P: 6	R: 0 E: 0 K: 0 S: 4	H: 1 LOB: 1 BB: 0 P: 4	R: 0 E: 0 K: 1 S: 8	H: 3 LOB: 2 BB: 0 P: 8	R: 3 E: 1 K: 0 S: 7	H: 4 LOB: 1 BB: 0 P: 7	R: 1 E: 0 K: 0 S: 5	H: 2 LOB: 1 BB: 0 P: 5	1B: 11 2B: 3 3B: 0 HR: 1	SF: 1 SAC: 0 DP: 1 HBP: 0	WP: 0 PA: 40 PB: 0 SB: 0 CS: 1
PITCHER Tom Kelley, R ERA: 5.13 Jim Nash, R ERA: 10.0 Jim Hardin, R ERA: 9.0	IP: 6.0 WLS: L BF: 28 H: 9 R: 4 ER: 4 SO: 4 BB: 3 IBB: 0 HBP: 0 BLK: 0 WP: 0 HR: 1 S: 27 P: 39 ERA: 6.00 WHIP: 2.000															PITCHER	IP: 6.0 WLS: L BF: 28 H: 9 R: 4 ER: 4 SO: 4 BB: 3 IBB: 0 HBP: 0 BLK: 0 WP: 0 HR: 1 S: 27 P: 39 ERA: 6.00 WHIP: 2.000

Atlanta Braves @ Houston Astros
Astrodome, Houston, TX
Mon May 15, 1972, 8:05 PM EDT
Att. 15,749 - Dome

AB 36
R 8
H 15
RBI 6
BB 3
SO 1
LOB 14



Batter	1	2	3	4	5	6	7	8	9	AB	R	H	RBI	BB	SO	LOB	TOP			
Dusty Baker Jr., R OBP: 0.333, SLG: 0.462	0-0 6-3 1B		0-0 HR		0-0 BB 1B		0-0 F9		0-0 2B	5	1	4	1	0	0	0	Atlanta Braves @ Houston Astros Astrodome, Houston, TX Tue May 16 1972, 8:05 PM EDT Att: 13,212 - Unknown			
Felix Milan, R OBP: 0.352, SLG: 0.350	0-0 6-3		0-0 6-3		0-0 BB 1B		0-0 G6-4-3 1B		1-0 FC5-4 HBP	4	0	2	0	0	0	1				
Hank Aaron, R OBP: 0.402, SLG: 0.531	0-0 5-3			0-0 BB HR 1B	4-0 1-2 2-3 BB		0-0 G6-4-3		0-0 F5	4	1	1	0	1	0	4				
Earl Williams, R OBP: 0.316, SLG: 0.376		0-3 K		0-3 K	0-0 F4			0-3 K	0-0 FC5-4	5	0	0	0	0	3	7				
Rico Carty, R OBP: 0.435, SLG: 0.449		0-0 4-3		4-0 BB HR	0-0 6-3			0-0 2B		3	1	1	0	1	0	3				
Oscar Brown, R OBP: 0.357, SLG: 0.769				1-2 HR BB						0	0	0	0	0	0	0				
Mike Lum, L OBP: 0.286, SLG: 0.218										0	0	0	0	0	0	0				
Orlando Cepeda, R OBP: 0.380, SLG: 0.583				0-0 HR	0-0 1-H 2-H HR		0-0 F9		4-0 G6-4-3 BB	3	2	2	4	1	0	0				
Darrell Evans, L OBP: 0.348, SLG: 0.408				0-0 F7	4-0 G5-4-3 BB			0-0 G6-4-3	2	0	0	0	0	2	0	2				
Marty Perez, R OBP: 0.288, SLG: 0.289				0-0 F7	0-0 G5-4-3			0-0 F9	0-0 2B 1B	4	0	1	0	0	0	2				
Ron Schueler, R Cecil Upshaw, R George Stone, L Pat Jarvis, R Ralph Garr, L OBP: 0.325, SLG: 0.400				0-3 K		0-0 5-3		0-3 K	0-0 F9	3	0	0	0	0	2	1	Braves WP: 0 PA: 40 RB: 5 H: 11 RBI: 5 BB: 5 SO: 5 LOB: 21			
Inning Stats	R: 0 E: 0 K: 0 S: 3	H: 1 LOB: 0 BB: 0 P: 3	R: 1 E: 0 K: 1 S: 6	H: 1 LOB: 0 BB: 0 P: 6	R: 1 E: 0 K: 1 S: 6	H: 1 LOB: 0 BB: 0 P: 6	R: 3 E: 0 K: 1 S: 6	H: 2 LOB: 0 BB: 2 P: 14	R: 0 E: 0 K: 0 S: 5	H: 0 LOB: 1 BB: 1 P: 9	R: 0 E: 0 K: 0 S: 3	H: 1 LOB: 0 BB: 0 P: 3	R: 0 E: 0 K: 1 S: 5	H: 1 LOB: 1 BB: 1 P: 9	R: 0 E: 0 K: 0 S: 5	H: 2 LOB: 3 BB: 0 P: 6		1B: 6 2B: 2 3B: 0 HR: 3	SF: 0 SAC: 0 DP: 3 HBP: 1	WP: 0 PA: 40 RB: 5 H: 11 RBI: 5 BB: 5 SO: 5 LOB: 21
PITCHER	IP WLS BF H R ER SO BB IBB HBP BLK WP HR S P ERA WHIP	IP WLS BF H R ER SO BB IBB HBP BLK WP HR S P ERA WHIP	IP WLS BF H R ER SO BB IBB HBP BLK WP HR S P ERA WHIP	IP WLS BF H R ER SO BB IBB HBP BLK WP HR S P ERA WHIP	IP WLS BF H R ER SO BB IBB HBP BLK WP HR S P ERA WHIP	IP WLS BF H R ER SO BB IBB HBP BLK WP HR S P ERA WHIP	IP WLS BF H R ER SO BB IBB HBP BLK WP HR S P ERA WHIP	IP WLS BF H R ER SO BB IBB HBP BLK WP HR S P ERA WHIP	IP WLS BF H R ER SO BB IBB HBP BLK WP HR S P ERA WHIP	IP WLS BF H R ER SO BB IBB HBP BLK WP HR S P ERA WHIP	IP WLS BF H R ER SO BB IBB HBP BLK WP HR S P ERA WHIP	IP WLS BF H R ER SO BB IBB HBP BLK WP HR S P ERA WHIP	IP WLS BF H R ER SO BB IBB HBP BLK WP HR S P ERA WHIP	IP WLS BF H R ER SO BB IBB HBP BLK WP HR S P ERA WHIP	IP WLS BF H R ER SO BB IBB HBP BLK WP HR S P ERA WHIP	IP WLS BF H R ER SO BB IBB HBP BLK WP HR S P ERA WHIP		IP WLS BF H R ER SO BB IBB HBP BLK WP HR S P ERA WHIP		
Jerry Reuss, L ERA: 4.7	3.1	16	5	5	5	3	2	0	0	0	0	0	0	0	0	0		13.50	2.100	
George Culver, R ERA: 2.21	3.2	14	3	0	0	1	2	0	0	0	0	0	0	14	22	0.00		1.364		
Jim Ray, R ERA: 1.99	2.0	W	10	3	0	0	1	1	0	1	0	0	0	10	15	0.00		2.000		

Batter	1	2	3	4	5	6	7	8	9	AB	R	H	RBI	BB	SO	LOB	BOTTOM		
Roger Metzger, S OBP: 0.256, SLG: 0.217	0-0 4-3				0-0 E6 1B		0-0 F7			4	1	1	2	0	0	1	Atlanta Braves @ Houston Astros Astrodome, Houston, TX Tue May 16 1972, 8:05 PM EDT Att: 13,212 - Unknown		
Jimmy Stewart, S OBP: 0.231, SLG: 0.320	0-0 4-3	0-0 2-H 3-H 1B	0-0 G3		0-0 F9		0-0 F9			4	0	0	0	0	0	3			
Jimmy Wynn, R OBP: 0.415, SLG: 0.608	4-0 PB 2B BB		0-0 G1		0-0 G5-4-3 1B			0-0 5-3		3	1	1	1	1	0	0			
Cesar Cedeno, R OBP: 0.421, SLG: 0.474	0-0 1-H 2B		0-3 K		0-0 FC6-4-6-3			0-0 E 3B 1B		4	1	2	1	0	1	1			
Bob Watson, R OBP: 0.345, SLG: 0.439	0-0 6-3		0-3 K		0-0 F9			0-0 1-H 2B 3B		4	0	1	1	0	1	1			
Jack Hiatt, R OBP: 0.400, SLG: 0.375								0-0 1-H 2B 3B		0	1	0	0	0	0	0			
Johnny Edwards, L OBP: 0.376, SLG: 0.463		4-0 2B 1B BB		4-0 BB		0-0 F9		4-0 2B IBB		1	1	0	0	2	0	0			
Jesus Alou, R OBP: 0.400, SLG: 0.333								0-0 2B IBB		0	0	0	0	1	0	0			
Doug Rader, R OBP: 0.284, SLG: 0.353		0-0 F9		0-0 F8		0-3 K		0-0 F3		4	0	0	0	0	1	4			
Bobby Fenwick, R OBP: 0.273, SLG: 0.364		0-0 F7		0-0 F7			0-3 K	0-0 1-3 2B		4	0	1	1	0	1	2			
Jerry Reuss, L OBP: 0.231, SLG: 0.250					0-3 K			0-0 2B		1	1	1	0	0	0	0			
George Culver, R Bob Stinson, S OBP: 0.250, SLG: 0.250								0-3 E9 1B	0-3 K	1	0	0	0	0	1	1			
Jim Ray, R OBP: 0.250, SLG: 0.250		1-3 1B 2B								1	0	0	0	0	1	2			
Inning Stats	R: 1 E: 0 K: 0 S: 4	H: 1 LOB: 1 BB: 1 P: 8	R: 2 E: 0 K: 0 S: 5	H: 2 LOB: 1 BB: 1 P: 9	R: 0 E: 0 K: 2 S: 7	H: 0 LOB: 0 BB: 0 P: 7	R: 0 E: 0 K: 1 S: 5	H: 0 LOB: 0 BB: 1 P: 9	R: 1 E: 0 K: 0 S: 4	H: 1 LOB: 0 BB: 0 P: 4	R: 0 E: 0 K: 1 S: 6	H: 0 LOB: 0 BB: 0 P: 5	R: 0 E: 1 K: 1 S: 6	H: 1 LOB: 1 BB: 0 P: 6	R: 2 E: 1 K: 1 S: 8	H: 3 LOB: 2 BB: 1 P: 12	1B: 4 2B: 4 3B: 1 HR: 0	SF: 0 SAC: 0 DP: 1 HBP: 0	WP: 0 PA: 36 RB: 6 H: 8 RBI: 6 BB: 4 SO: 6 LOB: 15
PITCHER	IP WLS BF H R ER SO BB IBB HBP BLK WP HR S P ERA WHIP	IP WLS BF H R ER SO BB IBB HBP BLK WP HR S P ERA WHIP	IP WLS BF H R ER SO BB IBB HBP BLK WP HR S P ERA WHIP	IP WLS BF H R ER SO BB IBB HBP BLK WP HR S P ERA WHIP	IP WLS BF H R ER SO BB IBB HBP BLK WP HR S P ERA WHIP	IP WLS BF H R ER SO BB IBB HBP BLK WP HR S P ERA WHIP	IP WLS BF H R ER SO BB IBB HBP BLK WP HR S P ERA WHIP	IP WLS BF H R ER SO BB IBB HBP BLK WP HR S P ERA WHIP	IP WLS BF H R ER SO BB IBB HBP BLK WP HR S P ERA WHIP	IP WLS BF H R ER SO BB IBB HBP BLK WP HR S P ERA WHIP	IP WLS BF H R ER SO BB IBB HBP BLK WP HR S P ERA WHIP	IP WLS BF H R ER SO BB IBB HBP BLK WP HR S P ERA WHIP	IP WLS BF H R ER SO BB IBB HBP BLK WP HR S P ERA WHIP	IP WLS BF H R ER SO BB IBB HBP BLK WP HR S P ERA WHIP	IP WLS BF H R ER SO BB IBB HBP BLK WP HR S P ERA WHIP	IP WLS BF H R ER SO BB IBB HBP BLK WP HR S P ERA WHIP	IP WLS BF H R ER SO BB IBB HBP BLK WP HR S P ERA WHIP		
Ron Schueler, R ERA: 1.56	6.0	25	4	4	2	4	3	0	0	0	0	0	0	0	0	0	3.00	1.167	
Cecil Upshaw, R ERA: 4.15	1.1	L	7	3	2	2	1	0	0	0	0	0	0	9	9	13.50	2.250		
George Stone, L ERA: 14.85	0.0	1	0	0	0	0	0	1	0	0	0	0	0	4	∞	∞			
Pat Jarvis, R ERA: 6.26	0.2	3	1	0	0	1	0	0	0	0	0	0	0	5	5	0.00	1.500		



Batter	1	2	3	4	5	6	7	8	9	AB	R	H	RBI	BB	SO	LOB	TOP		
Felix Millan, R (1.4) OBP: 0.341, SLG: 0.339	0-0 5-3		0-0 5-3			0-0 6-3		0-0 4-3	4 0 0 0 0 0										
Ralph Garr, L (1.7) OBP: 0.339, SLG: 0.412	0-0 1B		0-0 1B			0-0 6-3		0-0 E8 1B	4 0 3 0 0 0										
Hank Aaron, R (1.9) OBP: 0.386, SLG: 0.506	0-3 K		0-0 1-3			0-0 5-3		0-0 F6	4 0 0 0 0 1 3										
Orlando Cepeda, R (1.3) OBP: 0.370, SLG: 0.549	4-0 BB			0-0 F8			0-0 6-3	0-0 F8	3 0 0 0 1 0 1										
Dusty Baker Jr., R (1.8) OBP: 0.333, SLG: 0.452	0-3 K			0-0 G5-4-3 1B			0-3 K		3 0 1 0 0 2 2										
Earl Williams, R (1.2) OBP: 0.308, SLG: 0.365		0-0 5-3		0-0 G5-4-3			0-0 3-1		3 0 0 0 0 0 1										
Darrell Evans, L (1.5) OBP: 0.337, SLG: 0.392		0-0 4-3			0-0 F6			0-0 G3	3 0 0 0 0 0 0								AB 30		
Marty Perez, R (1.6) OBP: 0.280, SLG: 0.280		0-0 F9			0-0 F8			0-0 F8	3 0 0 0 0 0 0								R 0		
Ron Reed, R (1.1) OBP: 0.143, SLG: 0.231			0-3 K		0-0 F9			0-0 F9	2 0 0 0 0 1 0								H 4		
George Stone, L (7.1)									0 0 0 0 0 0 0								RBI 0		
Mike Lum, L (8, PH) OBP: 0.281, SLG: 0.214									1 0 0 0 0 0 0								BB 1		
Gary Neibauer, R (8.1)									0 0 0 0 0 0 0								SO 4		
																	LOB 7		
Inning Stats	R: 0 E: 0 K: 2 S: 8	H: 1 LOB: 2 BB: 1 P: 12	R: 0 E: 0 K: 0 S: 3	H: 0 LOB: 0 BB: 0 P: 3	R: 0 E: 0 K: 1 S: 6	H: 1 LOB: 1 BB: 0 P: 6	R: 0 E: 0 K: 0 S: 3	H: 0 LOB: 0 BB: 0 P: 3	R: 0 E: 0 K: 0 S: 3	H: 0 LOB: 0 BB: 0 P: 3	R: 0 E: 0 K: 1 S: 5	H: 0 LOB: 0 BB: 0 P: 5	R: 0 E: 0 K: 0 S: 3	H: 0 LOB: 0 BB: 0 P: 3	R: 0 E: 1 K: 0 S: 4	H: 1 LOB: 1 BB: 0 P: 4	1B: 4 2B: 0 3B: 0 HR: 0	SF: 0 SAC: 0 DP: 1 HBP: 0	WP: 0 PA: 31 PB: 0 SB: 2 CS: 0
PITCHER Larry Dierker, R (1.1) ERA: 3.3	IP: 9.0 WLS: W BF: 31 H: 4 R: 0 ER: 0 SO: 4 BB: 1 IBB: 0 HBP: 0 BLK: 0 WP: 0 HR: 0 S: 38 P: 42 ERA: 0.00 WHIP: 0.556															PITCHER IP: 9.0 WLS: W BF: 31 H: 4 R: 0 ER: 0 SO: 4 BB: 1 IBB: 0 HBP: 0 BLK: 0 WP: 0 HR: 0 S: 38 P: 42 ERA: 0.00 WHIP: 0.556			

Atlanta Braves @ Houston Astros
Astrodome, Houston, TX
Wed May 17 1972, 8:05 PM EDT
Att. 15,823 - Dome

AB 30
R 0
H 4
RBI 0
BB 1
SO 4
LOB 7



Batter	1	2	3	4	5	6	7	8	9	AB	R	H	RBI	BB	SO	LOB	BOTTOM		
Roger Metzger, S (1.6) OBP: 0.270, SLG: 0.227	0-0 1-3		0-0 WP 1B		0-0 4-3	1-0 HBP	0-0 FC5-4 1B		4 0 2 2 0 0 0										
Cesar Cedeno, R (1.8) OBP: 0.411, SLG: 0.461	0-0 F8		0-0 5-3		0-0 S 1B	0-0 4-3	0-0 FC5-4 1B		5 0 1 0 0 0 7										
Jimmy Wynn, R (1.9) OBP: 0.407, SLG: 0.585	4-0 S BB		0-0 F7		0-3 K		0-3 K	0-0 F3	4 0 0 0 1 2 3										
Lee May, R (1.3) OBP: 0.416, SLG: 0.622	0-3 K			4-0 G1 BB WP BB	0-0 3-1		0-0 1B 3B	0-0 6-3 BB HR 1B	1 1 0 0 1 1 1										
Jimmy Stewart, S (6, PH) OBP: 0.276, SLG: 0.429	1-2 K								3 2 2 0 0 0 1										
Bob Watson, R (1.7) OBP: 0.356, SLG: 0.446		0-0 F9		4-0 WP G1 BB		0-0 1B HBP 2B	0-3 K	4-0 6-3 BB HR 1B	3 2 1 0 2 1 1										
Johnny Edwards, L (1.2) OBP: 0.378, SLG: 0.452		0-0 F7		0-0 F9		4-0 HBP 1B BB	0-0 2B 1B	0-0 6-3	4 1 1 1 1 0 4										
Doug Rader, R (1.5) OBP: 0.276, SLG: 0.402		0-0 L5		0-0 G1		0-0 1B HBP	0-0 2B 1B	1-2 2-3 3-H HR	5 2 3 4 0 0 2								AB 37		
Bobby Fenwick, R (1.4) OBP: 0.313, SLG: 0.400			0-0 5-3	4-0 WP IBB		0-0 F4	0-0 1B 2B	0-0 L6	4 1 1 1 1 0 3								R 9		
Larry Dierker, R (1.1) OBP: 0.200, SLG: 0.143			0-0 WP 1B	0-0 3-1		0-3 K	0-0 E6 1B		4 0 1 0 0 1 6								H 12		
																	RBI 8		
Inning Stats	R: 0 E: 0 K: 1 S: 5	H: 0 LOB: 1 BB: 1 P: 9	R: 0 E: 0 K: 0 S: 3	H: 0 LOB: 0 BB: 0 P: 3	R: 0 E: 0 K: 0 S: 5	H: 2 LOB: 2 BB: 0 P: 5	R: 0 E: 0 K: 0 S: 3	H: 0 LOB: 3 BB: 3 P: 15	R: 0 E: 0 K: 1 S: 6	H: 1 LOB: 1 BB: 0 P: 6	R: 1 E: 0 K: 1 S: 7	H: 2 LOB: 3 BB: 1 P: 12	R: 4 E: 1 K: 2 S: 13	H: 5 LOB: 2 BB: 0 P: 13	R: 3 E: 0 K: 0 S: 5	H: 2 LOB: 0 BB: 1 P: 9	1B: 7 2B: 3 3B: 1 HR: 1	SF: 0 SAC: 0 DP: 0 HBP: 1	WP: 2 PA: 44 PB: 0 SB: 2 CS: 0
PITCHER Ron Reed, R (1.1) ERA: 5.09	IP: 6.2 WLS: L BF: 36 H: 9 R: 6 ER: 5 SO: 5 BB: 4 IBB: 1 HBP: 1 BLK: 0 WP: 2 HR: 0 S: 40 P: 61 ERA: 6.75 WHIP: 1.950															PITCHER IP: 6.2 WLS: L BF: 36 H: 9 R: 6 ER: 5 SO: 5 BB: 4 IBB: 1 HBP: 1 BLK: 0 WP: 2 HR: 0 S: 40 P: 61 ERA: 6.75 WHIP: 1.950			
George Stone, L (7.1) ERA: 14.14	0.1 2 1 0 0 0 0 0 0 0 0 0 2 2 0.00 3.000															PITCHER IP: 0.1 WLS: L BF: 2 H: 1 R: 0 ER: 0 SO: 0 BB: 0 IBB: 0 HBP: 0 BLK: 0 WP: 0 HR: 0 S: 2 P: 2 ERA: 0.00 WHIP: 3.000			
Gary Neibauer, R (8.1) ERA: 7.41	1.0 6 2 3 3 0 1 0 0 0 0 1 5 9 27.00 3.000															PITCHER IP: 1.0 WLS: L BF: 6 H: 2 R: 3 ER: 3 SO: 0 BB: 3 IBB: 0 HBP: 0 BLK: 0 WP: 0 HR: 0 S: 5 P: 9 ERA: 27.00 WHIP: 3.000			

Atlanta Braves @ Houston Astros
Astrodome, Houston, TX
Wed May 17 1972, 8:05 PM EDT
Att. 15,823 - Dome

AB 37
R 9
H 12
RBI 8
BB 6
SO 5
LOB 28



Batter	1	2	3	4	5	6	7	8	9	AB	R	H	RBI	BB	SO	LOB	TOP					
Felix Millan, R (1, 4) OBP: 0.348, SLG: 0.349	0-2 F7		1-2 E5 BB		0-1 1-3			1-1 4-3		4	0	0	0	0	0	0	Atlanta Braves @ San Francisco Giants Candlestick Park, San Francisco, CA Sat May 20 1972, 6:33 AM EDT Att: 9,735 - Unknown livebaseballscorecards.com					
Ralph Carr, L (1, 9) OBP: 0.331, SLG: 0.398	0-1 1-3		1-2 F7		1-1 4-3			0-0 1B HR		4	1	1	0	0	0	1						
Rico Carty, R (1, 7) OBP: 0.433, SLG: 0.438	0-0 6-3		4-2 BB		1-2 F7			1-0 1B HR		3	0	1	0	1	0	0						
Oscar Brown, R (8, PR) OBP: 0.333, SLG: 0.714			1-2 BB					1-2 1B HR		0	1	0	0	0	0	0						
Orlando Cepeda, R (1, 3) OBP: 0.387, SLG: 0.552		0-2 1B	4-2 2B		1-0 5-3			2-3 K		3	0	1	0	1	1	2						
Earl Williams, R (1, 2) OBP: 0.312, SLG: 0.393		0-1 1-3	1-3 K		0-3 K			1-1 1B HR		4	1	1	3	0	2	4						
Darrell Evans, L (1, 5) OBP: 0.350, SLG: 0.442		0-1 2-3 1B		3-2 2B		2-2 F3		0-0 F8		4	0	2	0	0	0	1						
Dusty Baker Jr., R (1, 8) OBP: 0.321, SLG: 0.408		0-3 K		0-1 6-3			2-3 K		0-0 6-3	4	0	0	0	0	2	3						
Marty Perez, R (1, 6) OBP: 0.272, SLG: 0.280		0-1 1-3		0-3 K			2-3 K		0-1 5-3	4	0	0	0	0	2	3						
Tom Kelley, R (1, 1) OBP: 0.118, SLG: 0.063			2-3 K		2-2 1-3		2-2 F9		3-2 6-3	4	0	0	0	0	1	1						
Cecil Upshaw, R (9, 1)										0	0	0	0	0	0	0						
Inning Stats	R: 0 E: 0 K: 0 S: 6	H: 0 LOB: 0 BB: 0 P: 6	R: 0 E: 0 K: 1 S: 12	H: 2 LOB: 2 BB: 0 P: 12	R: 0 E: 1 K: 2 S: 20	H: 0 LOB: 3 BB: 2 P: 33	R: 0 E: 0 K: 1 S: 15	H: 1 LOB: 1 BB: 0 P: 20	R: 0 E: 0 K: 0 S: 7	H: 0 LOB: 0 BB: 0 P: 9	R: 0 E: 0 K: 1 S: 8	H: 0 LOB: 0 BB: 0 P: 11	R: 0 E: 0 K: 0 S: 13	H: 0 LOB: 0 BB: 0 P: 19	R: 3 E: 0 K: 1 S: 10	H: 3 LOB: 1 BB: 0 P: 15	R: 0 E: 0 K: 0 S: 6	H: 0 LOB: 0 BB: 0 P: 9	1B: 3 2B: 2 3B: 0 HR: 1	SF: 0 SAC: 0 DP: 0 HBP: 0	WP: 0 PB: 0 SB: 0 CS: 0	PA: 36
PITCHER Steve Stone, R (1, 1) ERA: 2.43	IP: 9.0 WLS: L BF: 36 H: 6 R: 3 ER: 3 SO: 8 BB: 2 IBB: 0 HBP: 0 BLK: 0 WP: 0 HR: 1 S: 97 P: 134 ERA: 3.00 WHIP: 0.889															PITCHER						

Batter	1	2	3	4	5	6	7	8	9	AB	R	H	RBI	BB	SO	LOB	BOTTOM					
Chris Speier, R (1, 6) OBP: 0.345, SLG: 0.442	0-0 F7		1-1 G6-4-3		0-0 F7			4-2 BB		4	0	1	0	1	0	1	Atlanta Braves @ San Francisco Giants Candlestick Park, San Francisco, CA Sat May 20 1972, 6:33 AM EDT Att: 9,735 - Unknown livebaseballscorecards.com					
Chris Arnold, R (9, PR) OBP: 0.421, SLG: 0.419			1-2					1-2 1B		0	0	0	0	0	0	0						
Tito Fuentes, S (1, 4) OBP: 0.306, SLG: 0.393	1-3 K			0-0 S 1B	3-2 G3		1-1 F7		0-2 5-3	5	1	1	0	0	1	4						
Bobby Bonds, R (1, 9) OBP: 0.303, SLG: 0.463	2-3 K			1-3 K	1-2 K		1-3 K		2-0 F3	4	0	0	0	0	3	1						
Dave Kingman, R (1, 3) OBP: 0.307, SLG: 0.484		2-0 5-3		0-1 L6		0-0 F8		0-0 E S 1B		4	0	1	0	0	0	1						
Al Gallagher, R (1, 5) OBP: 0.377, SLG: 0.339		4-1 BB		0-0 2B	2-2 L9		2-2 L9		0-0 B2	3	0	1	1	1	0	1						
Gary Maddox, R (1, 8) OBP: 0.262, SLG: 0.350		0-0 F4		0-0 2B	1-3 2B		3-2 1B	2-3 K		4	1	2	0	0	1	2						
Bernie Williams, R (1, 7) OBP: 0.292, SLG: 0.318		2-2 F8		4-0 FC6-4 BB		0-0 SH1-4 1B		0-0 K		3	0	1	1	1	1	1						
Dave Rader, L (1, 2) OBP: 0.265, SLG: 0.333			0-0 4-3	0-0 FC6-4		0-0 F7		2-0 F8		4	0	0	0	0	0	4						
Steve Stone, R (1, 1) OBP: 0.222, SLG: 0.125			1-0 G6-4-3 1B		2-1 F9		0-0 SH1-4		4-1 K	2	0	1	0	0	0	0						
Ed Goodson, L (9, PH) OBP: 1.000, SLG: 1.000										0	0	0	0	1	0	0						
Ken Henderson, S (9, PR) OBP: 0.259, SLG: 0.284										0	0	0	0	0	0	0						
Inning Stats	R: 0 E: 0 K: 2 S: 7	H: 0 LOB: 0 BB: 0 P: 10	R: 0 E: 0 K: 0 S: 6	H: 0 LOB: 1 BB: 1 P: 14	R: 0 E: 0 K: 0 S: 4	H: 1 LOB: 0 BB: 0 P: 6	R: 1 E: 0 K: 1 S: 10	H: 3 LOB: 3 BB: 1 P: 15	R: 0 E: 0 K: 0 S: 6	H: 0 LOB: 0 BB: 0 P: 11	R: 0 E: 0 K: 1 S: 7	H: 0 LOB: 0 BB: 0 P: 10	R: 1 E: 0 K: 0 S: 11	H: 2 LOB: 2 BB: 1 P: 19	R: 0 E: 0 K: 1 S: 7	H: 1 LOB: 1 BB: 0 P: 11	R: 0 E: 0 K: 1 S: 10	H: 1 LOB: 2 BB: 1 P: 17	1B: 6 2B: 2 3B: 0 HR: 0	SF: 0 SAC: 1 DP: 1 HBP: 0	WP: 0 PB: 0 SB: 2 CS: 0	PA: 38
PITCHER Tom Kelley, R (1, 1) ERA: 4.59	IP: 8.2 WLS: W BF: 36 H: 7 R: 2 ER: 2 SO: 6 BB: 4 IBB: 0 HBP: 0 BLK: 0 WP: 0 HR: 0 S: 63 P: 108 ERA: 2.08 WHIP: 1.269															PITCHER						
Cecil Upshaw, R (9, 1) ERA: 3.18	0.1 S: 2															PITCHER						



Batter	1	2	3	4	5	6	7	8	9	10	AB	R	H	RBI	BB	SO	LOB	TOP		
Felix Millan, R OBP: 0.345, SLG: 0.346 (1,4)	6-3		F7			F4			SH1		4	0	1	0	0	0	2	Atlanta Braves @ San Francisco Giants Candlestick Park, San Francisco, CA Sun May 21 1972, 6:33 AM EDT Unknown livebaseballscores.com		
Ralph Garr, L OBP: 0.326, SLG: 0.391 (1,7)	F8		3-1			FC4-6 1B BB 1-2f	F8				5	1	1	0	0	0	4			
Hank Aaron, R OBP: 0.396, SLG: 0.511 (1,3)	1B 2B					F4			6-5		4	2	2	0	1	0	2			
Earl Williams, R OBP: 0.323, SLG: 0.410 (1,2)	PO 1B					1-3			FC3-4 1B		5	2	3	1	0	0	1			
Darrell Evans, L OBP: 0.351, SLG: 0.444 (1,5)	PO	G3				F7			FC3-4 1B		4	1	2	3	1	0	0			
Mike Lum, L OBP: 0.271, SLG: 0.210 (1,9)		5-3				4-3			G3		5	0	1	0	0	0	4			
Dusty Baker Jr, R OBP: 0.328, SLG: 0.415 (1,8)						F5			F7		4	0	2	2	0	0	0			
Marty Perez, R OBP: 0.261, SLG: 0.268 (1,6)						F6					5	0	0	0	0	0	4			
Ron Schueler, R OBP: 0.333, SLG: 0.500 Jim Nash, R OBP: 0.500, SLG: 0.500 (8,1)						2B			FC4-6 1B		3	0	2	0	0	1	1			
									1B SH1 6-5 1B		1	0	1	0	0	0	0			
Inning Stats	R: 1 E: 0 K: 0 S: 4	H: 2 LOB: 0 BB: 0 P: 4	R: 0 E: 0 K: 0 S: 3	H: 0 LOB: 0 BB: 0 P: 3	R: 0 E: 0 K: 0 S: 4	H: 1 LOB: 1 BB: 0 P: 4	R: 0 E: 0 K: 0 S: 3	H: 0 LOB: 0 BB: 0 P: 3	R: 0 E: 0 K: 0 S: 6	H: 2 LOB: 2 BB: 0 P: 7	R: 1 E: 0 K: 0 S: 5	H: 2 LOB: 2 BB: 1 P: 9	R: 0 E: 0 K: 0 S: 4	H: 2 LOB: 1 BB: 0 P: 4	R: 2 E: 0 K: 0 S: 5	H: 3 LOB: 0 BB: 0 P: 5	1B: 12 2B: 4 3B: 0 HR: 0	SF: 1 SAC: 1 DP: 1 HBP: 0	WP: 0 PA: 46 PB: 0 SB: 0 CS: 1	
PITCHER	IP WLS BF H R ER SO BB IBB HBP BLK WP HR S P ERA WHIP	IP WLS BF H R ER SO BB IBB HBP BLK WP HR S P ERA WHIP	IP WLS BF H R ER SO BB IBB HBP BLK WP HR S P ERA WHIP	IP WLS BF H R ER SO BB IBB HBP BLK WP HR S P ERA WHIP	IP WLS BF H R ER SO BB IBB HBP BLK WP HR S P ERA WHIP	IP WLS BF H R ER SO BB IBB HBP BLK WP HR S P ERA WHIP	IP WLS BF H R ER SO BB IBB HBP BLK WP HR S P ERA WHIP	IP WLS BF H R ER SO BB IBB HBP BLK WP HR S P ERA WHIP	IP WLS BF H R ER SO BB IBB HBP BLK WP HR S P ERA WHIP	IP WLS BF H R ER SO BB IBB HBP BLK WP HR S P ERA WHIP	IP WLS BF H R ER SO BB IBB HBP BLK WP HR S P ERA WHIP	IP WLS BF H R ER SO BB IBB HBP BLK WP HR S P ERA WHIP	IP WLS BF H R ER SO BB IBB HBP BLK WP HR S P ERA WHIP	IP WLS BF H R ER SO BB IBB HBP BLK WP HR S P ERA WHIP	IP WLS BF H R ER SO BB IBB HBP BLK WP HR S P ERA WHIP	IP WLS BF H R ER SO BB IBB HBP BLK WP HR S P ERA WHIP	IP WLS BF H R ER SO BB IBB HBP BLK WP HR S P ERA WHIP	IP WLS BF H R ER SO BB IBB HBP BLK WP HR S P ERA WHIP		
Juan Marichal, R ERA: 3.03 Jim Barr, R ERA: 2.96 John Cumberland, L ERA: 9.68 Don McMahon, R ERA: 3.63 (1,1) (9,1) (10,1) (10,1)	8.0 L 0.0 1.0	35 6 1 2	10 4 1 0	4 2 0 0	4 2 0 0	1 0 0 0	2 0 0 0	0 0 0 0	0 0 0 0	0 0 0 0	0 0 0 0	0 0 0 0	0 0 0 0	0 0 0 0	0 0 0 0	0 0 0 0	0 0 0 0	0 0 0 0	4.50 18.00 ∞ 0.00	1.500 4.000 ∞ 0.000

Batter	1	2	3	4	5	6	7	8	9	10	AB	R	H	RBI	BB	SO	LOB	BOTTOM		
Chris Arnold, R OBP: 0.419, SLG: 0.500 (1,6)	5-3					K				G1-6-3	5	1	2	2	0	1	1	Atlanta Braves @ San Francisco Giants Candlestick Park, San Francisco, CA Sun May 21 1972, 6:33 AM EDT Unknown livebaseballscores.com		
Tito Fuentes, S OBP: 0.298, SLG: 0.382 (1,4)	F5					F7					4	0	0	0	0	0	1			
Bobby Bonds, R OBP: 0.302, SLG: 0.457 (1,9)	K					F8					4	0	1	0	0	1	0			
Dave Kingman, R OBP: 0.306, SLG: 0.500 (1,5)		B5				F3					4	1	1	1	0	0	2			
Ed Goodson, L OBP: 0.500, SLG: 1.000 (1,3)		4-3									4	1	1	1	0	0	0			
Garry Madiox, R OBP: 0.261, SLG: 0.345 (1,8)						F9					4	0	1	0	0	0	0			
Bernie Williams, R OBP: 0.250, SLG: 0.269 (1,7)						K					4	0	0	0	0	2	1			
Dave Rader, L OBP: 0.282, SLG: 0.338 Fran Healy, R OBP: 0.233, SLG: 0.192 (8, PR) (9, 2) Jim Ray Hart, R OBP: 0.286, SLG: 0.421 (10, PH)						F7					2	0	1	0	1	0	0			
Juan Marichal, R OBP: 0.192, SLG: 0.273 Jim Howard, L OBP: 0.182, SLG: 0.236 Jim Barr, R OBP: 0.233, SLG: 0.192 John Cumberland, R OBP: 0.192, SLG: 0.192 Don McMahon, R OBP: 0.286, SLG: 0.421 Ken Henderson, S OBP: 0.192, SLG: 0.273 (1,1) (8, PR) (9, 1) (10, 1) (10, 1) (10, 8)						K					0	0	0	0	0	1	1			
											0	0	0	0	0	0	0			
Inning Stats	R: 0 E: 0 K: 1 S: 5	H: 0 LOB: 0 BB: 0 P: 5	R: 0 E: 0 K: 0 S: 3	H: 0 LOB: 0 BB: 0 P: 3	R: 0 E: 0 K: 2 S: 7	H: 0 LOB: 0 BB: 0 P: 7	R: 1 E: 0 K: 0 S: 4	H: 1 LOB: 0 BB: 0 P: 4	R: 1 E: 0 K: 0 S: 4	H: 2 LOB: 0 BB: 0 P: 4	R: 1 E: 0 K: 0 S: 6	H: 3 LOB: 3 BB: 0 P: 6	R: 0 E: 0 K: 1 S: 5	H: 0 LOB: 0 BB: 0 P: 5	R: 0 E: 0 K: 0 S: 2	H: 0 LOB: 0 BB: 0 P: 6	1B: 4 2B: 0 3B: 0 HR: 3	SF: 0 SAC: 1 DP: 2 HBP: 0	WP: 1 PA: 37 PB: 0 SB: 0 CS: 0	
PITCHER	IP WLS BF H R ER SO BB IBB HBP BLK WP HR S P ERA WHIP	IP WLS BF H R ER SO BB IBB HBP BLK WP HR S P ERA WHIP	IP WLS BF H R ER SO BB IBB HBP BLK WP HR S P ERA WHIP	IP WLS BF H R ER SO BB IBB HBP BLK WP HR S P ERA WHIP	IP WLS BF H R ER SO BB IBB HBP BLK WP HR S P ERA WHIP	IP WLS BF H R ER SO BB IBB HBP BLK WP HR S P ERA WHIP	IP WLS BF H R ER SO BB IBB HBP BLK WP HR S P ERA WHIP	IP WLS BF H R ER SO BB IBB HBP BLK WP HR S P ERA WHIP	IP WLS BF H R ER SO BB IBB HBP BLK WP HR S P ERA WHIP	IP WLS BF H R ER SO BB IBB HBP BLK WP HR S P ERA WHIP	IP WLS BF H R ER SO BB IBB HBP BLK WP HR S P ERA WHIP	IP WLS BF H R ER SO BB IBB HBP BLK WP HR S P ERA WHIP	IP WLS BF H R ER SO BB IBB HBP BLK WP HR S P ERA WHIP	IP WLS BF H R ER SO BB IBB HBP BLK WP HR S P ERA WHIP	IP WLS BF H R ER SO BB IBB HBP BLK WP HR S P ERA WHIP	IP WLS BF H R ER SO BB IBB HBP BLK WP HR S P ERA WHIP	IP WLS BF H R ER SO BB IBB HBP BLK WP HR S P ERA WHIP	IP WLS BF H R ER SO BB IBB HBP BLK WP HR S P ERA WHIP		
Ron Schueler, R ERA: 2.52 Jim Nash, R ERA: 7.94 (1,1) (8,1)	7.2 W 2.1	30 7 0	4 4 0	4 4 0	1 0 0	1 0 0	0 0 0	0 0 0	0 0 0	0 0 0	0 0 0	0 0 0	0 0 0	0 0 0	0 0 0	0 0 0	0 0 0	0 0 0	4.70 0.00	1.043 0.429



Batter	1	2	3	4	5	6	7	8	9	AB	R	H	RBI	BB	SO	LOB	TOP										
Felix Millan, R OBP: 0.342, SLG: 0.343 (1, 4)	0-0 SH5-3 1B		0-0 F4		0-0 5-3			0-0 F2		4	0	1	0	0	0	1											
Ralph Carr, L OBP: 0.326, SLG: 0.389 (1, 9)	0-0 SH5-3 1-2		0-0 F6			0-0 4-3			0-0 G5-4-3 1B	3	0	1	0	0	0	0											
Hank Aaron, R OBP: 0.383, SLG: 0.490 (1, 3)	0-0 6-3			0-0 F2		0-0 6-3			0-0 F8	4	0	0	0	0	0	2											
Earl Williams, R OBP: 0.328, SLG: 0.421 (1, 5)	0-0 6-3			0-0 2B		0-0 1B			0-0 G5-4-3 1-2	4	0	2	0	0	0	2											
Rico Carty, R OBP: 0.430, SLG: 0.427 (1, 7)		4-0 1B WP BB		0-0 5-3		0-0 2-4 1B		0-0 F5		2	1	0	0	1	0	1											
Dusty Baker Jr., R OBP: 0.328, SLG: 0.411 (1, 8)		0-0 G5-4-3 1B		0-0 6-3				0-0 5-3		3	0	1	0	0	0	1											
Paul Casanova, R OBP: 0.194, SLG: 0.172 (1, 2)		0-0 G5-4-3 1-2			0-0 F9			0-3 K		3	0	0	0	0	1	2											
Marty Perez, R OBP: 0.262, SLG: 0.270 (1, 6)		0-3 K			0-0 5-3 1B			0-0 F7		3	0	1	0	0	1	0											
Ron Reed, R OBP: 0.118, SLG: 0.188 (1, 1)			0-3 K		0-0 5-3			0-0 F9		3	0	0	0	0	1	1											
Inning Stats	R: 0 E: 0 K: 0 S: 4	H: 1 LOB: 1 BB: 0 P: 4	R: 1 E: 0 K: 1 S: 5	H: 1 LOB: 0 BB: 1 P: 9	R: 0 E: 0 K: 1 S: 5	H: 0 LOB: 0 BB: 0 P: 5	R: 0 E: 0 K: 0 S: 4	H: 1 LOB: 1 BB: 0 P: 4	R: 0 E: 0 K: 0 S: 3	H: 1 LOB: 1 BB: 0 P: 3	R: 0 E: 0 K: 1 S: 5	H: 0 LOB: 0 BB: 0 P: 5	R: 0 E: 0 K: 0 S: 3	H: 0 LOB: 0 BB: 0 P: 3	R: 0 E: 0 K: 0 S: 3	H: 1 LOB: 0 BB: 0 P: 3	1B: 5 2B: 1 3B: 0 HR: 0	SF: 0 SAC: 1 DP: 2 HBP: 0	WP: 1 PA: 31 CS: 0								
PITCHER	IP	WLS	BF	H	R	ER	SO	BB	IBB	HBP	BLK	WP	HR	S	P	ERA	WHIP										
Ron Bryant, L ERA: 3.38 (1, 1)	8.0	W	29	5	1	1	3	1	0	0	0	1	0	33	37	1.12	0.750										
Don Carrithers, R ERA: 4.5 (9, 1)	1.0	S	3	1	0	0	0	0	0	0	0	0	0	3	3	0.00	1.000										

Atlanta Braves @ San Francisco Giants
Candlestick Park, San Francisco, CA
Sun May 21 1972, 6:38 AM EDT
Att: 22,688 - Unknown

AB 29
R 1
H 6
RBI 0
BB 1
SO 3
LOB 10



Batter	1	2	3	4	5	6	7	8	9	AB	R	H	RBI	BB	SO	LOB	BOTTOM										
Bobby Bonds, R OBP: 0.301, SLG: 0.472 (1, 9)	0-0 F5		0-3 K			0-0 F8		0-0 HR		4	1	1	2	0	1	2											
Tito Fuentes, S OBP: 0.290, SLG: 0.372 (1, 4)	0-0 4-3			0-0 F7		0-0 F8		0-0 G3		4	0	0	0	0	0	2											
Ed Goodson, L OBP: 0.333, SLG: 0.625 (1, 3)	0-0 6-3			0-0 4-3						3	0	0	0	0	0	0											
Dave Kingman, R OBP: 0.299, SLG: 0.489 (1, 5)		0-0 F3		0-3 K		0-0 F9				3	0	0	0	0	1	0											
Ken Henderson, S OBP: 0.258, SLG: 0.283 (1, 8)		0-0 4-3			0-0 F8		0-0 1B			3	0	1	0	0	0	0											
Chris Arnold, R OBP: 0.391, SLG: 0.462 (1, 6)		0-0 F4			0-0 F9		0-0 4-3			3	0	0	0	0	0	1											
Bernie Williams, R OBP: 0.226, SLG: 0.241 (1, 7)			0-0 E5 SH2-4		0-0 F4			0-0 B2		3	0	0	0	0	0	0											
Dave Rader, L OBP: 0.284, SLG: 0.338 (1, 2)			0-0 F8			0-0 6-3		0-0 HR 1B		3	0	1	0	0	0	1											
Fran Healy, R OBP: 0.233, SLG: 0.192 (8, PR) (9, 2)										0	1	0	0	0	0	0											
Ron Bryant, S OBP: 0.167, SLG: 0.250 (1, 1)			0-0 SH2-4					0-3 K		1	0	1	0	0	0	0											
Jim Ray Hart, R OBP: 0.273, SLG: 0.400 (8, PH)			1-2 K							1	0	0	0	0	1	1											
Don Carrithers, R OBP: 0.100, SLG: 0.100 (9, 1)										0	0	0	0	0	0	0											
Inning Stats	R: 0 E: 0 K: 0 S: 3	H: 0 LOB: 0 BB: 0 P: 3	R: 0 E: 0 K: 0 S: 3	H: 0 LOB: 0 BB: 0 P: 3	R: 0 E: 1 K: 1 S: 6	H: 0 LOB: 1 BB: 0 P: 6	R: 0 E: 0 K: 1 S: 5	H: 0 LOB: 0 BB: 0 P: 5	R: 0 E: 0 K: 0 S: 4	H: 1 LOB: 1 BB: 0 P: 4	R: 0 E: 1 K: 0 S: 4	H: 1 LOB: 1 BB: 0 P: 4	R: 0 E: 0 K: 1 S: 7	H: 2 LOB: 1 BB: 0 P: 7	R: 2 E: 0 K: 1 S: 7	H: 2 LOB: 1 BB: 0 P: 7	1B: 3 2B: 0 3B: 0 HR: 1	SF: 0 SAC: 1 DP: 0 HBP: 0	WP: 0 PA: 29 CS: 0								
PITCHER	IP	WLS	BF	H	R	ER	SO	BB	IBB	HBP	BLK	WP	HR	S	P	ERA	WHIP										
Ron Reed, R ERA: 4.62 (1, 1)	8.0	L	29	4	2	2	3	0	0	0	0	0	1	35	35	2.25	0.500										

Atlanta Braves @ San Francisco Giants
Candlestick Park, San Francisco, CA
Sun May 21 1972, 6:38 AM EDT
Att: 22,688 - Unknown

AB 28
R 2
H 4
RBI 2
BB 0
SO 3
LOB 7



Batter	1	2	3	4	5	6	7	8	9	AB	R	H	RBI	BB	SO	LOB	TOP			
Felix Millan, R OBP: 0.340, SLG: 0.340 (1, 4)	F9		L6-3 1B		F7		SH5-3 1-2	F9		4	0	1	0	0	0	2	Atlanta Braves @ Cincinnati Reds Riverfront Stadium, Cincinnati, OH Tue May 23 1972, 7:05 PM EDT Att: 13,784 - Unknown			
Ralph Garr, L OBP: 0.322, SLG: 0.382 (1, 9)			L6-3 1-2		6-3		F7		4-3	5	0	1	0	0	0	2				
Hank Aaron, R OBP: 0.383, SLG: 0.475 (1, 3)	F8				F8				6-3	3	0	0	0	2	0	1				
Earl Williams, R OBP: 0.324, SLG: 0.413 (1, 2)	F6								6-3	5	0	1	0	0	1	3				
Rico Carty, R OBP: 0.412, SLG: 0.405 Oscar Brown, R OBP: 0.333, SLG: 0.714 (8, 7)		1-3	6-3				1-3		6-3	4	0	0	0	0	0	2				
Dusty Baker Jr., R OBP: 0.354, SLG: 0.433 (1, 8)					6-3					4	1	3	0	0	0	0				
Darrell Evans, L OBP: 0.375, SLG: 0.446 (1, 5)										2	0	1	0	2	0	1				
Marty Perez, R OBP: 0.262, SLG: 0.277 (1, 6)										4	0	1	1	0	0	4				
Phil Niekro, R OBP: 0.143, SLG: 0.286 (1, 1)										4	1	2	1	0	0	3				
Inning Stats	R: 0 E: 0 K: 0 S: 4	H: 1 LOB: 1 BB: 0 P: 4	R: 0 E: 0 K: 0 S: 4	H: 1 LOB: 1 BB: 0 P: 4	R: 1 E: 0 K: 0 S: 5	H: 3 LOB: 2 BB: 1 P: 9	R: 0 E: 0 K: 0 S: 3	H: 0 LOB: 1 BB: 1 P: 7	R: 0 E: 0 K: 1 S: 6	H: 1 LOB: 2 BB: 1 P: 10	R: 0 E: 0 K: 0 S: 4	H: 1 LOB: 2 BB: 1 P: 8	R: 1 E: 0 K: 0 S: 6	H: 3 LOB: 2 BB: 0 P: 6	R: 0 E: 0 K: 0 S: 3	H: 0 LOB: 0 BB: 0 P: 3		1B: 8 2B: 2 3B: 0 HR: 1	SF: 0 SAC: 1 DP: 1 HBP: 0	WP: 1 PB: 0 CS: 0
PITCHER Ross Grimsley, L ERA: 1.93 (1, 1) Jim McGlothlin, R ERA: 4.06 (8, 1)	IP	WLS	BF	H	R	ER	SO	BB	IBB	HBP	BLK	WP	HR	S	P	ERA	WHIP			
	7.0		31	7	1	1	1	3	1	0	0	1	1	29	45	1.29	1.429			
	2.0	L	9	3	1	1	0	0	0	0	0	0	0	9	9	4.50	1.500			

Batter	1	2	3	4	5	6	7	8	9	AB	R	H	RBI	BB	SO	LOB	BOTTOM			
Pete Rose, S OBP: 0.314, SLG: 0.315 (1, 7)		4-3 1B 3B								4	1	1	0	0	1	2	Atlanta Braves @ Cincinnati Reds Riverfront Stadium, Cincinnati, OH Tue May 23 1972, 7:05 PM EDT Att: 13,784 - Unknown			
Joe Morgan, L OBP: 0.417, SLG: 0.484 (1, 4)										4	0	1	1	0	0	0				
Bobby Tolan, L OBP: 0.373, SLG: 0.528 (1, 8)										4	0	0	0	0	0	1				
Johnny Bench, R OBP: 0.333, SLG: 0.409 Darrel Chaney, S OBP: 0.563, SLG: 0.462 (9, PR)										2	0	0	0	1	0	1				
Joe Hague, L OBP: 0.384, SLG: 0.420 (1, 3)										4	0	0	0	0	0	3				
Denis Menke, R OBP: 0.311, SLG: 0.326 (1, 5)										4	0	2	0	0	1	0				
Ted Uhlaender, L OBP: 0.279, SLG: 0.203 (1, 9)										3	0	0	0	0	0	2				
Dave Concepcion, R OBP: 0.284, SLG: 0.309 (1, 6)										3	0	1	0	0	0	1				
Ross Grimsley, L OBP: 0.200, SLG: 0.200 (1, 1) Hal McRae, R OBP: 0.241, SLG: 0.280 (7, PH) Jim McGlothlin, R OBP: 0.250, SLG: 0.182 (8, 1)										2	0	1	0	0	0	0				
Inning Stats	R: 1 E: 1 K: 0 S: 5	H: 2 LOB: 1 BB: 0 P: 5	R: 0 E: 0 K: 1 S: 7	H: 2 LOB: 2 BB: 0 P: 7	R: 0 E: 1 K: 0 S: 4	H: 0 LOB: 1 BB: 0 P: 4	R: 0 E: 0 K: 0 S: 3	H: 0 LOB: 0 BB: 0 P: 3	R: 0 E: 0 K: 0 S: 3	H: 0 LOB: 0 BB: 0 P: 3	R: 0 E: 0 K: 0 S: 4	H: 1 LOB: 1 BB: 0 P: 4	R: 0 E: 0 K: 1 S: 5	H: 0 LOB: 0 BB: 0 P: 5	R: 0 E: 0 K: 0 S: 3	H: 1 LOB: 2 BB: 1 P: 7		1B: 5 2B: 0 3B: 1 HR: 0	SF: 0 SAC: 1 DP: 1 HBP: 0	WP: 0 PB: 0 CS: 0
PITCHER Phil Niekro, R ERA: 3.04 (1, 1)	IP	WLS	BF	H	R	ER	SO	BB	IBB	HBP	BLK	WP	HR	S	P	ERA	WHIP			
	9.0	W	34	6	1	1	2	1	0	0	0	0	0	37	41	1.00	0.778			

Batter	1	2	3	4	5	6	7	8	9	AB	R	H	RBI	BB	SO	LOB	TOP			
Bobby Bonds, R OBP: 0.302, SLG: 0.465 (1, 8)										5	0	1	0	0	1	2	San Francisco Giants @ Atlanta Braves Atlanta Stadium, Atlanta, GA Fri May 26 1972, 7:05 PM EDT Att: 10,903 - Unknown			
Tito Fuentes, S OBP: 0.288, SLG: 0.365 (1, 4)										5	0	1	0	0	0	4				
Ed Goodson, L Damaso Blanco, R (8, PR) Don Carrithers, R OBP: 0.100, SLG: 0.100 (8, 1)										3	0	2	1	1	0	0				
Dave Kingman, R OBP: 0.301, SLG: 0.507 (1, 5)										4	0	0	0	0	1	5				
Chris Speier, R OBP: 0.335, SLG: 0.444 (1, 6)										4	0	0	0	0	0	5				
Bernie Williams, R OBP: 0.234, SLG: 0.333 (1, 7)										4	1	1	0	0	1	1				
Garry Maddox, R OBP: 0.274, SLG: 0.385 (1, 9)										4	2	2	1	0	0	0				
Dave Rader, L OBP: 0.253, SLG: 0.289 Fran Healy, R OBP: 0.230, SLG: 0.189 (7, PH) (7, 2)										2	0	0	0	0	0	0				
Ken Henderson, S OBP: 0.254, SLG: 0.298 (9, PH)										0	0	0	1	0	0	0				
Juan Marichal, R OBP: 0.217, SLG: 0.273 Charlie Williams, R Jim Howarth, L OBP: 0.517, SLG: 0.400 (8, PH) (8, 3)										0	0	0	0	1	0	0				
Inning Stats	R: 0 E: 0 K: 0 S: 3	H: 0 LOB: 0 BB: 0 P: 3	R: 0 E: 0 K: 1 S: 5	H: 0 LOB: 0 BB: 0 P: 5	R: 1 E: 0 K: 0 S: 4	H: 1 LOB: 1 BB: 1 P: 8	R: 0 E: 0 K: 0 S: 3	H: 0 LOB: 1 BB: 1 P: 7	R: 0 E: 0 K: 0 S: 3	H: 0 LOB: 2 BB: 0 P: 5	R: 0 E: 0 K: 1 S: 5	H: 0 LOB: 0 BB: 0 P: 5	R: 1 E: 0 K: 1 S: 6	H: 3 LOB: 2 BB: 0 P: 6	R: 2 E: 0 K: 1 S: 8	H: 3 LOB: 1 BB: 0 P: 8	1B: 8 2B: 0 3B: 0 HR: 1	SF: 1 SAC: 0 DP: 0 HBP: 0	WP: 0 PB: 0 SB: 0 CS: 0	PA: 38
PITCHER Ron Reed, R ERA: 4.53 (1, 1)	IP: 9.0 WLS: W BF: 38 H: 9 R: 4 ER: 4 SO: 3 BB: 2 IBB: 0 HBP: 0 BLK: 0 WP: 0 HR: 1 S: 42 P: 50 ERA: 4.00 WHIP: 1.222															PITCHER				

Batter	1	2	3	4	5	6	7	8	9	AB	R	H	RBI	BB	SO	LOB	BOTTOM			
Felix Millan, R OBP: 0.325, SLG: 0.325 (1, 4)										5	1	1	0	0	0	4	San Francisco Giants @ Atlanta Braves Atlanta Stadium, Atlanta, GA Fri May 26 1972, 7:05 PM EDT Att: 10,903 - Unknown			
Ralph Garr, L OBP: 0.329, SLG: 0.386 (1, 7)										5	2	2	1	0	0	2				
Hank Aaron, R OBP: 0.381, SLG: 0.491 (1, 3)										5	2	1	3	0	0	0				
Earl Williams, R OBP: 0.318, SLG: 0.396 (1, 2)										4	0	1	0	1	1	1				
Darrell Evans, L OBP: 0.397, SLG: 0.490 (1, 5)										3	1	1	1	2	0	2				
Mike Lum, L OBP: 0.308, SLG: 0.261 (1, 9)										4	1	1	0	0	0	4				
Dusty Baker Jr., R OBP: 0.356, SLG: 0.426 (1, 8)										4	1	2	1	0	0	2				
Marty Perez, R OBP: 0.284, SLG: 0.296 (1, 6)										2	1	2	1	2	0	0				
Ron Reed, R OBP: 0.105, SLG: 0.167 (1, 1)										2	0	0	1	0	1	2				
Inning Stats	R: 1 E: 0 K: 0 S: 4	H: 1 LOB: 0 BB: 1 P: 4	R: 3 E: 1 K: 0 S: 5	H: 2 LOB: 0 BB: 1 P: 9	R: 1 E: 1 K: 0 S: 5	H: 1 LOB: 2 BB: 1 P: 9	R: 3 E: 2 K: 1 S: 8	H: 4 LOB: 1 BB: 1 P: 12	R: 1 E: 0 K: 0 S: 6	H: 3 LOB: 2 BB: 0 P: 6	R: 0 E: 0 K: 0 S: 3	H: 0 LOB: 1 BB: 1 P: 7	R: 0 E: 1 K: 1 S: 6	H: 0 LOB: 1 BB: 0 P: 6	R: 0 E: 1 K: 1 S: 6	H: 0 LOB: 1 BB: 0 P: 6		1B: 8 2B: 3 3B: 0 HR: 1	SF: 0 SAC: 2 DP: 1 HBP: 0	WP: 1 PB: 0 SB: 1 CS: 0
PITCHER Juan Marichal, R ERA: 3.65 Charlie Williams, R ERA: 2.7 Don Carrithers, R ERA: 4.2 (1, 1) (4, 1) (8, 1)	IP: 3.2 WLS: L BF: 22 H: 8 R: 8 ER: 6 SO: 1 BB: 3 IBB: 0 HBP: 0 BLK: 0 WP: 1 HR: 1 S: 21 P: 33 ERA: 14.73 WHIP: 3.000															PITCHER				

livebaseballscores.com

GIANTS

livebaseballscores.com

Braves

Batter	1	2	3	4	5	6	7	8	9	AB	R	H	RBI	BB	SO	LOB	TOP										
Bobby Bonds, R OBP: 0.317, SLG: 0.482 (1, 8)										5	1	3	0	0	0	4	San Francisco Giants @ Atlanta Braves Atlanta Stadium, Atlanta, GA Sun May 28 1972, 3:33 AM EDT Unknown										
Tito Fuentes, S OBP: 0.295, SLG: 0.390 (1, 4)										3	0	0	2	1	0	3											
Ed Goodson, L OBP: 0.389, SLG: 0.515 (1, 3)										3	0	1	1	1	1	0											
Dave Kingman, R OBP: 0.312, SLG: 0.516 (1, 5)										3	0	0	0	1	2	5											
Chris Speier, R OBP: 0.333, SLG: 0.441 (1, 6)										4	0	0	0	0	0	2											
Gary Maddox, R OBP: 0.276, SLG: 0.396 (1, 9)										4	0	2	0	0	1	0											
Ken Henderson, S OBP: 0.245, SLG: 0.285 (1, 7)										4	0	0	0	0	4	2											
Fran Healy, R OBP: 0.229, SLG: 0.180 (1, 2)										4	1	1	0	0	0	1											
Steve Stone, R OBP: 0.250, SLG: 0.200 (1, 1)										4	1	2	0	0	1	1											
Inning Stats	R: 1 E: 0 K: 0 S: 3	H: 1 LOB: 0 BB: 1 P: 7	R: 0 E: 0 K: 1 S: 5	H: 0 LOB: 0 BB: 0 P: 5	R: 0 E: 0 K: 0 S: 4	H: 1 LOB: 1 BB: 0 P: 4	R: 0 E: 0 K: 2 S: 7	H: 0 LOB: 0 BB: 0 P: 7	R: 0 E: 0 K: 1 S: 6	H: 1 LOB: 1 BB: 0 P: 6	R: 0 E: 0 K: 1 S: 7	H: 2 LOB: 2 BB: 0 P: 7	R: 2 E: 0 K: 1 S: 8	H: 3 LOB: 3 BB: 2 P: 16	R: 0 E: 0 K: 2 S: 7	H: 0 LOB: 0 BB: 0 P: 7	R: 0 E: 0 K: 1 S: 6	H: 1 LOB: 1 BB: 0 P: 6	1B: 7 2B: 2 3B: 0 HR: 0	SF: 1 SAC: 0 DP: 0 HBP: 0	WP: 0 PB: 0 SB: 1 CS: 1	PA: 39					
PITCHER	IP	WLS	BF	H	R	ER	SO	BB	IBB	HBP	BLK	WP	HR	S	P	ERA	WHIP										
Ron Schueler, R ERA: 2.56 (1, 1)	6.2	L	30	8	3	2	6	3	0	0	0	0	0	39	51	2.70	1.650										
Jim Hardin, R ERA: 4.5 (7, 1)	0.1		1	0	0	0	0	0	0	0	0	0	0	1	1	0.00	0.000										
Cecil Upshaw, R ERA: 2.08 (8, 1)	2.0		7	1	0	0	3	0	0	0	0	0	0	13	13	0.00	0.500										

Batter	1	2	3	4	5	6	7	8	9	AB	R	H	RBI	BB	SO	LOB	BOTTOM										
Felix Millan, R OBP: 0.326, SLG: 0.321 (1, 4)										4	1	1	0	0	1	0	San Francisco Giants @ Atlanta Braves Atlanta Stadium, Atlanta, GA Sun May 28 1972, 3:33 AM EDT Unknown										
Ralph Garr, L OBP: 0.329, SLG: 0.403 (1, 7)										4	1	3	1	0	0	0											
Hank Aaron, R OBP: 0.385, SLG: 0.468 (1, 3)										3	0	0	0	1	0	2											
Earl Williams, R OBP: 0.312, SLG: 0.394 (1, 2)										4	0	0	0	0	0	3											
Darrell Evans, L OBP: 0.408, SLG: 0.495 (1, 5)										2	0	0	1	1	1	0											
Mike Lum, L OBP: 0.293, SLG: 0.247 (1, 9)										4	0	0	0	0	0	3											
Dusty Baker Jr., R OBP: 0.358, SLG: 0.397 (1, 8)										2	0	0	0	1	0	0											
Marty Perez, R OBP: 0.289, SLG: 0.323 (1, 6)										3	0	0	0	0	0	1											
Ron Schueler, R OBP: 0.250, SLG: 0.375 (1, 1)										2	0	0	0	0	0	0											
Jim Hardin, R (7, 1)										0	0	0	0	0	0	0											
Jim Breazeale, L OBP: 0.286, SLG: 0.357 (7, PH)										1	0	0	0	0	0	0											
Cecil Upshaw, R (8, 1)										0	0	0	0	0	0	0											
Inning Stats	R: 0 E: 0 K: 1 S: 5	H: 1 LOB: 1 BB: 1 P: 9	R: 0 E: 0 K: 0 S: 3	H: 0 LOB: 1 BB: 1 P: 7	R: 1 E: 0 K: 0 S: 4	H: 1 LOB: 0 BB: 0 P: 4	R: 0 E: 0 K: 0 S: 2	H: 0 LOB: 0 BB: 1 P: 6	R: 0 E: 0 K: 0 S: 3	H: 0 LOB: 0 BB: 0 P: 3	R: 0 E: 1 K: 0 S: 6	H: 2 LOB: 2 BB: 0 P: 6	R: 0 E: 0 K: 0 S: 3	H: 0 LOB: 0 BB: 0 P: 3	R: 0 E: 0 K: 1 S: 5	H: 0 LOB: 0 BB: 0 P: 5	1B: 3 2B: 0 3B: 0 HR: 1	SF: 1 SAC: 0 DP: 1 HBP: 0	WP: 0 PB: 0 SB: 0 CS: 0	PA: 33							
PITCHER	IP	WLS	BF	H	R	ER	SO	BB	IBB	HBP	BLK	WP	HR	S	P	ERA	WHIP										
Steve Stone, R ERA: 1.84 (1, 1)	9.0	W	33	4	2	1	2	3	0	0	0	0	1	34	46	1.00	0.778										

AB 34
 R 3
 H 9
 RBI 3
 BB 3
 SO 9
 LOB 18

AB 29
 R 2
 H 4
 RBI 2
 BB 3
 SO 2
 LOB 9

Batter	1	2	3	4	5	6	7	8	9	AB	R	H	RBI	BB	SO	LOB	TOP										
Derrel Thomas, S (1,4) OBP: 0.277, SLG: 0.296	0-0 4-3		0-0 6-3			0-0 F8 2B		0-0 E S 1B		4	0	2	0	0	0	0											
Garry Jesteadt, R (1,5) OBP: 0.269, SLG: 0.320	0-0 WP 1B		0-0 4-3			0-0 F8		0-0 FC5 G4-6-3		4	0	1	0	0	0	2											
Leron Lee, L (1,7) OBP: 0.381, SLG: 0.568	0-3 K		0-3 K			0-0 F8 2-3		0-0 G4-6-3 1-2		4	0	0	0	0	2	4											
Jerry Morales, R (9,7) OBP: 0.333, SLG: 0.420	1-2 K									0	0	0	0	0	0	0											
Nate Colbert, R (1,3) OBP: 0.296, SLG: 0.477	4-0 BB					0-0 F8				3	0	0	0	1	0	1											
Larry Stahl, L (1,9) OBP: 0.268, SLG: 0.233	0-3 K					0-0 F8		4-0 1B WP SF8 BB		3	1	0	0	1	1	2											
Johnny Jeter, R (1,8) OBP: 0.276, SLG: 0.381		0-3 K				0-0 L7		0-0 G4-3 1-3 1B		4	0	2	0	0	1	0											
Bob Barton, R (1,2) OBP: 0.215, SLG: 0.211						0-0 F8		0-0 SF8		2	0	0	1	0	0	0											
Enzo Hernandez, R (1,6) OBP: 0.221, SLG: 0.221		4-0 S BB				0-0 F4		0-0 G4-3 1-2		2	0	0	0	1	0	1											
Bill Greif, R (1,1) Mike Corkins, R (9,1)	0-3 K					0-3 K		0-0 4-3		3	0	0	0	0	2	1											
Inning Stats	R: 0 E: 0 K: 2 S: 8	H: 1 LOB: 2 BB: 1 P: 12	R: 0 E: 0 K: 2 S: 7	H: 0 LOB: 1 BB: 1 P: 11	R: 0 E: 0 K: 1 S: 5	H: 0 LOB: 0 BB: 0 P: 5	R: 0 E: 0 K: 0 S: 3	H: 0 LOB: 0 BB: 0 P: 3	R: 0 E: 0 K: 1 S: 5	H: 0 LOB: 0 BB: 0 P: 5	R: 0 E: 0 K: 0 S: 4	H: 1 LOB: 1 BB: 0 P: 4	R: 1 E: 0 K: 0 S: 3	H: 1 LOB: 0 BB: 1 P: 7	R: 0 E: 1 K: 0 S: 4	H: 1 LOB: 1 BB: 0 P: 4	R: 0 E: 0 K: 0 S: 3	H: 1 LOB: 1 BB: 0 P: 3	1B: 4 2B: 1 3B: 0 HR: 0	SF: 1 SAC: 0 DP: 2 HBP: 0	WP: 2 PB: 0 SB: 2 CS: 0	PA: 33					
PITCHER	IP	WLS	BF	H	R	ER	SO	BB	IBB	HBP	BLK	WP	HR	S	P	ERA	WHIP										
Jim Nash, R (1,1) ERA: 5.12	8.0		30	4	1	1	6	3	0	0	0	2	0	39	51	1.12	0.875										
Pat Jarvis, R (9,1) ERA: 5.95	1.0	W	3	1	0	0	0	0	0	0	0	0	0	3	3	0.00	1.000										

San Diego Padres @ Atlanta Braves
Atlanta Stadium, Atlanta, GA
Mon May 29 1972, 7:05 PM EDT
Att: 6,021 - Unknown


AB 29
R 1
H 5
RBI 1
BB 3
SO 6
LOB 11



Batter	1	2	3	4	5	6	7	8	9	AB	R	H	RBI	BB	SO	LOB	BOTTOM										
Felix Millan, R (1,4) OBP: 0.319, SLG: 0.315	0-0 F3		0-3 K			0-0 L8		0-0 FC3-6 FC4 1-2		4	0	0	0	0	1	2											
Ralph Garr, L (1,9) OBP: 0.316, SLG: 0.384	0-0 4-3		0-0 3-1			0-0 F6		0-0 FC4 FC5-4 1-2		4	0	0	0	0	0	2											
Hank Aaron, R (1,3) OBP: 0.386, SLG: 0.475	0-3 K					0-0 F8		0-0 L7		4	0	0	0	0	1	1											
Rico Carty, R (1,7) OBP: 0.429, SLG: 0.444		0-0 F8				4-0 FC6-4 BB BB		0-0 F4		3	0	1	0	1	0	0											
Oscar Brown, R (9, PR) OBP: 0.294, SLG: 0.625										0	1	0	0	0	0	0											
Darrell Evans, L (1,5) OBP: 0.410, SLG: 0.482		0-0 F9				4-0 FC6-4 1-2 BB		0-0 G5-4-3 1B		3	1	2	0	1	0	0											
Earl Williams, R (1,2) OBP: 0.311, SLG: 0.380						0-0 FC6-4 1-2 BB		0-0 G5-4-3 1-2		3	0	1	0	0	0	3											
Dusty Baker Jr., R (1,8) OBP: 0.374, SLG: 0.415		0-0 1B				0-0 FC6-4 1-2 BB		0-0 G5-4-3 1-2 2-3		4	0	2	2	0	0	3											
Marty Perez, R (1,6) OBP: 0.287, SLG: 0.309						4-0 E BB		0-0 F2		2	0	0	0	1	1	1											
Jim Nash, R (1,1) OBP: 0.250, SLG: 0.250			0-3 K					4-0 FC3-6 BB		2	0	0	0	0	2	1											
Mike Lum, L (8, PH) OBP: 0.310, SLG: 0.297						0-3 K				0	0	0	0	1	0	0											
Pat Jarvis, R (9,1) ERA: 3.29										0	0	0	0	0	0	0											
Inning Stats	R: 0 E: 0 K: 1 S: 5	H: 0 LOB: 0 BB: 0 P: 5	R: 0 E: 0 K: 0 S: 4	H: 1 LOB: 1 BB: 0 P: 4	R: 0 E: 1 K: 2 S: 7	H: 0 LOB: 1 BB: 1 P: 11	R: 0 E: 0 K: 0 S: 3	H: 0 LOB: 2 BB: 2 P: 11	R: 0 E: 0 K: 2 S: 7	H: 0 LOB: 0 BB: 0 P: 7	R: 0 E: 0 K: 0 S: 3	H: 0 LOB: 0 BB: 0 P: 3	R: 0 E: 0 K: 0 S: 4	H: 2 LOB: 1 BB: 0 P: 4	R: 0 E: 0 K: 0 S: 3	H: 0 LOB: 1 BB: 1 P: 7	R: 2 E: 0 K: 0 S: 3	H: 3 LOB: 2 BB: 0 P: 4	1B: 5 2B: 1 3B: 0 HR: 0	SF: 0 SAC: 0 DP: 1 HBP: 1	WP: 0 PB: 0 SB: 0 CS: 0	PA: 34					
PITCHER	IP	WLS	BF	H	R	ER	SO	BB	IBB	HBP	BLK	WP	HR	S	P	ERA	WHIP										
Bill Greif, R (1,1) ERA: 4.31	8.0	L	32	5	2	2	5	4	0	0	0	0	0	38	54	2.25	1.125										
Mike Corkins, R (9,1) ERA: 3.29	0.0		2	1	0	0	0	0	0	1	0	0	0	1	2	∞	∞										

San Diego Padres @ Atlanta Braves
Atlanta Stadium, Atlanta, GA
Mon May 29 1972, 7:05 PM EDT
Att: 6,021 - Unknown

AB 29
R 2
H 6
RBI 2
BB 4
SO 5
LOB 13



Batter	1	2	3	4	5	6	7	8	9	AB	R	H	RBI	BB	SO	LOB	TOP																				
Derrel Thomas, S OBP: 0.288, SLG: 0.301 (1, 4)	0-0 4-3		0-0 FC6-4 1B		4-0 1B BB		0-0 1B		0-0 F8	4	0	2	0	1	0	0	San Diego Padres @ Atlanta Braves Atlanta Stadium, Atlanta, GA Wed May 31 1972, 7:05 PM EDT Att: 5,757 - Unknown																				
Garry Jestadt, R OBP: 0.291, SLG: 0.327 (1, 5)	0-0 1B		0-0 FC6-4 1-2		0-0 1B		0-0 F7		0-0 5-3	5	0	2	1	0	0	2																					
Leron Lee, L OBP: 0.377, SLG: 0.566 (1, 7)	0-0 F7			0-3 K		0-3 K		0-0 1B 2B		4	1	1	0	0	2	4																					
Nate Colbert, R OBP: 0.295, SLG: 0.471 (1, 3)	0-3 K			0-3 K		0-0 6-3		0-0 G4-3 1B		4	0	1	1	0	2	1																					
Johnny Jeter, R OBP: 0.275, SLG: 0.372 (1, 8)		4-0 G6-4-3 BB		0-0 F8		0-0 F5		0-0 G4-3 1B		3	0	0	0	1	0	1																					
Jerry Morales, R OBP: 0.326, SLG: 0.396 (1, 9)		0-0 G6-4-3 1-2			0-0 F8		4-0 BB		0-3 K	3	0	0	0	1	1	1																					
Bob Barton, R Curt Blefary, L OBP: 0.203, SLG: 0.203 (9, PH)	0-0 6-3			0-0 E6 3-1 1B		0-3 K		4-0 HR BB		3	1	0	0	0	1	1																					
Enzo Hernandez, R Rafael Robles, R OBP: 0.226, SLG: 0.226 (7, PH)			0-0 F5		0-0 1B 3-1 1B		0-0 4-3		0-0 HR BB	2	0	1	0	0	0	0																					
Larry Stahl, L OBP: 0.277, SLG: 0.284 (9, PH)			0-0 F7		0-0 3-1		0-0 K		0-0 4-3	1	1	1	2	0	0	0																					
Fred Norman, S Ed Acosta, S Ed Spiezio, R Gary Ross, R Ivan Murrell, R Mike Caldwell, L Mike Corkins, R Fred Kendall, R OBP: 0.226, SLG: 0.239 (9, PH)	R: 0 E: 0 K: 1 S: 6	H: 1 LOB: 1 BB: 0 P: 6	R: 0 E: 0 K: 0 S: 2	H: 0 LOB: 0 BB: 1 P: 6	R: 0 E: 0 K: 0 S: 4	H: 1 LOB: 1 BB: 0 P: 4	R: 0 E: 0 K: 2 S: 7	H: 0 LOB: 0 BB: 0 P: 7	R: 1 E: 1 K: 1 S: 8	H: 2 LOB: 3 BB: 1 P: 12	R: 0 E: 0 K: 1 S: 5	H: 0 LOB: 1 BB: 0 P: 9	R: 0 E: 0 K: 1 S: 6	H: 1 LOB: 1 BB: 0 P: 6	R: 1 E: 0 K: 1 S: 6	H: 2 LOB: 0 BB: 0 P: 6		R: 2 E: 0 K: 0 S: 4	H: 1 LOB: 0 BB: 1 P: 8	1B: 6 2B: 1 3B: 0 HR: 1	SF: 0 SAC: 0 DP: 2 HBP: 0	WP: 0 PB: 0 CS: 0	PA: 38														
PITCHER	IP	WLS	BF	H	R	ER	SO	BB	IBB	HBP	BLK	WP	HR	S	P	ERA	WHIP	PITCHER		IP	WLS	BF	H	R	ER	SO	BB	IBB	HBP	BLK	WP	HR	S	P	ERA	WHIP	
Ron Reed, R ERA: 4.39 Cecil Upshaw, R ERA: 3.09	(1, 1)	8.0	W	35	8	4	3	7	4	0	0	0	0	1	45	61	3.38	1.500																			
Felix Millan, R OBP: 0.310, SLG: 0.306 (1, 4)	0-0 5-3		0-0 6-3		0-0 4-3		0-0 4-3		0-0 4-3		0-0 6-3						5	0	0	0	0	0	1														
Ralph Garr, L OBP: 0.320, SLG: 0.383 (1, 9)	0-0 4-3			0-0 E WP 1B		4-0 G4-3 BB		0-0 6-3									3	1	1	0	1	0	0														
Hank Aaron, R OBP: 0.383, SLG: 0.492 (1, 3)	0-0 HR			0-0 F3		0-0 G4-3 1-2		0-3 K									4	1	1	1	0	1	2														
Rico Carty, R OBP: 0.431, SLG: 0.447 Mike Lum, L OBP: 0.310, SLG: 0.297 (8, 7)	0-0 BB 1B			0-0 E4 BB WP BB		0-0 5-3 E 1B		0-0 6-3									4	2	2	0	0	0	1														
Dusty Baker Jr., R OBP: 0.368, SLG: 0.400 (1, 8)	4-0 1B BB			0-0 F6		0-0 E6 5-3 1B		0-0 6-3									3	0	0	0	1	0	2														
Earl Williams, R OBP: 0.322, SLG: 0.382 (1, 2)	0-0 1B			4-0 BB BB IBB		0-0 5-3		4-0 SH1-4 BB SF9 BB									2	1	1	1	2	0	2														
Darrell Evans, L OBP: 0.420, SLG: 0.477 (1, 5)	0-0 G3			4-0 BB BB		4-0 G6-4-3 IBB		4-0 SH1-4 BB									1	0	0	0	3	0	2														
Marty Perez, R OBP: 0.288, SLG: 0.305 (1, 6)		0-0 L8		4-0 1-2 2-3 3-H BB		4-0 G6-4-3		0-0 SH1-4 BB									2	0	0	1	1	0	3														
Ron Reed, R OBP: 0.087, SLG: 0.143 Cecil Upshaw, R ERA: 3.14 (9, 1)	0-3 K		0-3 K		0-3 K		0-3 K		0-0 SF9	3	0	0	1	0	3	3	0	0	0	0	0	0	0														
PITCHER	IP	WLS	BF	H	R	ER	SO	BB	IBB	HBP	BLK	WP	HR	S	P	ERA	WHIP	PITCHER		IP	WLS	BF	H	R	ER	SO	BB	IBB	HBP	BLK	WP	HR	S	P	ERA	WHIP	
Fred Norman, L ERA: 2.25 Ed Acosta, R ERA: 3.59 Gary Ross, R ERA: 2.45 Mike Caldwell, L ERA: 2.53 Mike Corkins, R ERA: 3.14	(1, 1)	2.2	L	16	4	4	2	1	2	0	0	0	0	0	5	13	6.75	2.250																			
	(3, 1)	1.1		5	0	0	0	1	2	0	0	0	0	0	5	13	0.00	1.500																			
	(5, 1)	2.0		8	1	0	0	1	0	1	0	0	0	0	9	13	0.00	0.500																			
	(7, 1)	1.1		6	0	1	1	1	2	0	0	0	0	0	6	14	6.75	1.500																			
	(8, 1)	0.2		2	0	0	0	0	0	0	0	0	0	2	2	0.00	0.000																				

AB 34
R 4
H 8
RBI 4
BB 4
SO 7
LOB 12



AB 27
R 5
H 5
RBI 4
BB 8
SO 4
LOB 16




Batter	1	2	3	4	5	6	7	8	9	AB	R	H	RBI	BB	SO	LOB	TOP
Felix Millan, R OBP: 0.303, SLG: 0.293 (1,4)	5-3	F3	FC6-4		1-3			1B 2-3		5	0	1	0	0	0	2	Atlanta Braves @ New York Mets Shea Stadium, Flushing, NY Sun Jun 04 1972, 3:33 AM EDT Att: 52,216 - Unknown
Ralph Carr, L OBP: 0.342, SLG: 0.391 (1,9)	1B 2B	4-3		1B	K			2-3		3	2	0	0	2	1		
Hank Aaron, R OBP: 0.368, SLG: 0.459 (1,3)	2B SF8		5-3	F8		P6		FC5-4		5	1	2	0	0	1		
Rico Carty, R OBP: 0.423, SLG: 0.472 (1,7)	BB		1B	1B	1B	1-6-3		FC5-4		5	2	3	1	0	0	2	
Mike Lum, L OBP: 0.310, SLG: 0.297 (8,7)	1-3 3-H		1B	1B	HR			1-2		0	0	0	0	0	0		
Earl Williams, R OBP: 0.337, SLG: 0.393 (1,2)	BB		1B	P4		K		K		4	1	1	0	1	2	4	
Dusty Baker Jr., R OBP: 0.370, SLG: 0.411 (1,8)	SF8		1B	1B	HR					3	2	1	2	1	1	0	
Darrell Evans, L OBP: 0.417, SLG: 0.508 (1,5)	FC5-4		1B	1B	HR					4	1	2	5	1	0	0	
Marty Perez, R OBP: 0.289, SLG: 0.325 (1,6)	FC5-4		F7	P4						5	0	1	0	0	0	5	
Jim Nash, R OBP: 0.333, SLG: 0.333 (1,1)		F7			5-3					2	0	1	1	0	0	0	
Ron Schueler, R OBP: 0.200, SLG: 0.300 (3,1)			FC6-4					K		2	0	0	0	0	1	1	
Inning Stats	R: 2 E: 0 K: 0 S: 5	H: 2 LOB: 3 BB: 3 P: 17	R: 0 E: 0 K: 0 S: 3	H: 0 LOB: 0 BB: 0 P: 3	R: 3 E: 0 K: 0 S: 7	H: 4 LOB: 2 BB: 1 P: 11	R: 4 E: 0 K: 0 S: 6	H: 3 LOB: 0 BB: 1 P: 10	R: 0 E: 0 K: 1 S: 5	H: 1 LOB: 1 BB: 0 P: 6	R: 0 E: 0 K: 1 S: 7	H: 2 LOB: 2 BB: 0 P: 7	R: 0 E: 0 K: 1 S: 5	H: 0 LOB: 0 BB: 0 P: 5	1B: 9 2B: 2 3B: 0 HR: 1	SF: 1 SAC: 0 DP: 0 HBP: 0	WP: 0 PA: 44 CS: 0
PITCHER	IP WLS BF H R ER SO BB IBB HBP BLK WP HR S P ERA WHIP																
Jon Matlack, L ERA: 2.55 (1,1)	2.1 L 16 5 5 5 0 2 2 0 0 0 0 0 12 28 19.29 3.000																
Chuck Taylor, R ERA: 6.09 (3,1)	1.2 10 4 4 4 0 1 0 0 0 0 0 1 9 13 21.60 3.000																
Jerry Koosman, L ERA: 5.79 (5,1)	3.0 10 1 0 0 3 0 0 0 0 0 0 0 16 16 0.00 0.333																
Danny Frisella, R ERA: 0.61 (8,1)	2.0 8 2 0 0 2 0 0 0 0 0 0 0 12 12 0.00 1.000																

Batter	1	2	3	4	5	6	7	8	9	AB	R	H	RBI	BB	SO	LOB	BOTTOM				
Bud Harrelson, S OBP: 0.333, SLG: 0.290 (1,6)	1B		G6-4-3		K		K		F9	2	1	0	0	2	2	0	Atlanta Braves @ New York Mets Shea Stadium, Flushing, NY Sun Jun 04 1972, 3:33 AM EDT Att: 52,216 - Unknown				
Danny Frisella, L OBP: 0.300, SLG: 0.361 (8,1)	BB		HR							0	0	0	0	0	0	0					
Ed Kranepool, L OBP: 0.300, SLG: 0.361 (9,PH)	BB		BB							1	0	0	0	0	0	0					
Ted Martinez, R OBP: 0.270, SLG: 0.338 (1,4)	P5		G6-4-3		5-3		K			3	0	0	0	1	1	1					
Tommie Agee, R OBP: 0.385, SLG: 0.471 (1,8)	1B		G6-4-3		P3			E 1B		3	1	1	0	1	0	2					
Rusty Staub, L OBP: 0.401, SLG: 0.509 (1,9)	F8		HR		3-1			E9		4	1	2	2	0	0	2					
John Milner, L OBP: 0.360, SLG: 0.515 (1,7)	L6		P4				BB	4-3		4	0	1	1	0	0	3					
Cleon Jones, R OBP: 0.324, SLG: 0.346 (1,3)	6-3				K		F9	F8		4	0	0	0	0	1	2					
Wayne Garrett, L OBP: 0.400, SLG: 0.296 (1,5)	1B							F8		2	0	1	0	2	0	1					
Jerry Grote, R OBP: 0.343, SLG: 0.377 (1,2)	G4-6-3				K		K		F7	4	0	1	0	0	2	3					
Jon Matlack, L OBP: 0.208, SLG: 0.152 (1,1)	G4-6-3				K				F9	1	0	0	0	0	0	2					
Chuck Taylor, R ERA: 6.09 (3,1)										0	0	0	0	0	0	0					
Dave Marshall, L OBP: 0.290, SLG: 0.200 (4,PH)										1	0	0	0	0	1	1					
Jerry Koosman, R OBP: 0.290, SLG: 0.200 (5,1)										0	0	0	0	0	0	0					
Ken Boswell, L OBP: 0.242, SLG: 0.227 (8,4)										2	0	0	0	0	0	0					
Inning Stats	R: 0 E: 0 K: 0 S: 4	H: 1 LOB: 2 BB: 1 P: 8	R: 0 E: 0 K: 0 S: 3	H: 1 LOB: 1 BB: 1 P: 7	R: 2 E: 0 K: 0 S: 3	H: 1 LOB: 0 BB: 2 P: 11	R: 0 E: 0 K: 3 S: 10	H: 1 LOB: 1 BB: 0 P: 10	R: 0 E: 0 K: 1 S: 5	H: 0 LOB: 0 BB: 0 P: 5	R: 0 E: 0 K: 1 S: 6	H: 1 LOB: 2 BB: 1 P: 10	R: 0 E: 0 K: 2 S: 7	H: 0 LOB: 0 BB: 0 P: 7	R: 1 E: 1 K: 0 S: 4	H: 1 LOB: 1 BB: 1 P: 8	R: 0 E: 0 K: 0 S: 3	H: 0 LOB: 0 BB: 0 P: 3	1B: 5 2B: 0 3B: 0 HR: 1	SF: 0 SAC: 0 DP: 2 HBP: 0	WP: 0 PA: 37 CS: 0
PITCHER	IP WLS BF H R ER SO BB IBB HBP BLK WP HR S P ERA WHIP																				
Jim Nash, R ERA: 5.32 (1,1)	2.2 13 3 1 1 7 2 0 0 0 0 0 0 36 44 6.75 2.625																				
Ron Schueler, R ERA: 2.37 (3,1)	6.1 W 24 3 1 1 7 2 0 0 0 0 0 0 36 44 1.42 0.789																				

Batter	1	2	3	4	5	6	7	8	9	AB	R	H	RBI	BB	SO	LOB	TOP			
Ralph Garr, L (1,9) OBP: 0.338, SLG: 0.385	0-0 1B		0-0 1B		0-3 K			0-0 F8		4	0	2	0	0	1	0				
Felix Milan, R (1,4) OBP: 0.297, SLG: 0.292	0-0 4-3		0-0 G3			0-0 F4			0-0 1-3	4	0	0	0	0	0	1				
Dusty Baker Jr., R (1,8) OBP: 0.371, SLG: 0.396	0-0 1-3			0-0 6-3		0-0 5-3			4-0 2B 1B BB	3	1	0	0	1	0	0				
Rico Carty, R (1,7)		0-0 4-3		0-0 6-3		0-0 L4			0-0 1B 2B	4	0	1	0	0	0	0				
Darrell Evans, L (1,5) OBP: 0.421, SLG: 0.527		4-0 BB		0-0 2B 1B			0-0 F9		0-0 1B	3	1	2	1	1	0	0				
Earl Williams, R (1,2) OBP: 0.333, SLG: 0.392		0-0 F9		0-0 1-H 2B			0-3 K		0-0 F8	4	0	1	1	0	1	3				
Jim Breazeale, L (1,3) OBP: 0.200, SLG: 0.250		0-0 4-3		0-0 L7			0-0 L9		0-0 F8	4	0	0	0	0	0	4				
Marty Perez, R (1,6) OBP: 0.289, SLG: 0.319			0-0 G6-3 1B		0-0 6-3			0-3 K		3	0	1	0	0	1	0				
Phil Niekro, R (1,1) OBP: 0.171, SLG: 0.286 (8, PH)			0-0 G6-3		0-0 L8			0-3 K		2	0	0	0	0	0	1				
Mike Lum, L (8, PH) OBP: 0.306, SLG: 0.293			1-2							1	0	0	0	0	1	0				
George Stone, L (8, 1)										0	0	0	0	0	0	0				
Inning Stats	R: 0 E: 0 K: 0 S: 3	H: 1 LOB: 0 BB: 0 P: 3	R: 0 E: 0 K: 0 S: 3	H: 0 LOB: 1 BB: 1 P: 7	R: 0 E: 0 K: 0 S: 4	H: 2 LOB: 1 BB: 0 P: 4	R: 1 E: 0 K: 0 S: 5	H: 2 LOB: 1 BB: 0 P: 5	R: 0 E: 0 K: 1 S: 5	H: 0 LOB: 0 BB: 0 P: 5	R: 0 E: 0 K: 1 S: 5	H: 0 LOB: 0 BB: 0 P: 5	R: 0 E: 0 K: 2 S: 7	H: 0 LOB: 0 BB: 0 P: 7	R: 1 E: 0 K: 0 S: 5	H: 2 LOB: 2 BB: 1 P: 9	1B: 5 2B: 2 3B: 0 HR: 0	SF: 0 SAC: 0 DP: 1 HBP: 0	WP: 0 PB: 0 SB: 0 CS: 0	PA: 34
PITCHER Mike Torrez, R (1,1) ERA: 3.09	IP: 9.0 WLS: W BF: 34 H: 7 R: 2 ER: 2 SO: 4 BB: 2 IBB: 0 HBP: 0 BLK: 0 WP: 0 HR: 0 S: 40 P: 48 ERA: 2.00 WHIP: 1.000															PITCHER				

Atlanta Braves @ Montreal Expos
Jarry Park, Montreal, QB
Wed Jun 07 1972, 7:05 PM EDT
Att: 21,038 - Unknown


AB 32
R 2
H 7
RBI 2
BB 2
SO 4
LOB 9



Batter	1	2	3	4	5	6	7	8	9	AB	R	H	RBI	BB	SO	LOB	BOTTOM			
Ron Hunt, R (1,4) OBP: 0.345, SLG: 0.301	0-0 L9		1-0 1B 3B HBP		0-0 PB SH5-3 1B	0-3 K				3	2	1	0	0	1	1				
Boots Day, L (1,8) OBP: 0.282, SLG: 0.270	0-0 F8		1-2 2-3 3B 1B		0-0 SH5-3	0-0 1-3				3	1	1	0	0	0	1				
Mike Jorgensen, L (1,3) OBP: 0.349, SLG: 0.421	0-0 F8		1-H 2-H 3-H 3B		4-0 2-3 1B BB		0-0 G3			3	1	1	3	1	0	0				
Bob Bailey, R (1,5) OBP: 0.319, SLG: 0.344		0-0 F8	0-3 K		0-0 1-2 3-H 1B	0-0 5-3				4	0	1	1	0	1	1				
Ron Fairly, L (1,9) OBP: 0.305, SLG: 0.358		0-3 K2-3	0-0 F8		0-0 1-2 2-H 1B	0-0 L8				4	0	1	1	0	1	1				
Ken Singleton, S (1,7) OBP: 0.309, SLG: 0.308		4-0 BB		0-0 4-3	0-0 F6		0-0 F6			3	0	0	0	1	0	2				
Terry Humphrey, R (1,2) OBP: 0.258, SLG: 0.300		0-0 F6		0-0 3-1 2B	0-0 F4		0-3 K			4	0	1	0	0	1	3				
Tim Foli, R (1,6) OBP: 0.222, SLG: 0.233			0-3 K FC5-6	0-0 3-1	0-0 6-3			0-0 4-3		4	0	0	0	0	1	1				
Mike Torrez, R (1,1) OBP: 0.167, SLG: 0.167			0-0 FC5-6 1B 3B HBP	0-3 K	0-0 1B					3	1	1	0	0	1	2				
Inning Stats	R: 0 E: 0 K: 0 S: 3	H: 0 LOB: 0 BB: 0 P: 3	R: 0 E: 0 K: 1 S: 5	H: 0 LOB: 1 BB: 1 P: 9	R: 3 E: 0 K: 2 S: 10	H: 2 LOB: 1 BB: 0 P: 11	R: 0 E: 0 K: 1 S: 6	H: 1 LOB: 0 BB: 0 P: 6	R: 2 E: 0 K: 0 S: 6	H: 3 LOB: 2 BB: 1 P: 10	R: 0 E: 0 K: 1 S: 6	H: 1 LOB: 1 BB: 0 P: 6	R: 0 E: 0 K: 0 S: 3	H: 0 LOB: 0 BB: 0 P: 3	R: 0 E: 0 K: 1 S: 5	H: 0 LOB: 0 BB: 0 P: 5	1B: 5 2B: 1 3B: 1 HR: 0	SF: 0 SAC: 1 DP: 0 HBP: 1	WP: 0 PB: 2 SB: 0 CS: 0	PA: 35
PITCHER Phil Niekro, R (1,1) ERA: 3.57	IP: 7.0 WLS: L BF: 32 H: 7 R: 5 ER: 4 SO: 5 BB: 2 IBB: 0 HBP: 1 BLK: 0 WP: 0 HR: 0 S: 39 P: 48 ERA: 5.14 WHIP: 1.286															PITCHER				
George Stone, L (8, 1) ERA: 10.5	IP: 1.0 WLS: L BF: 3 H: 0 R: 0 ER: 0 SO: 1 BB: 0 IBB: 0 HBP: 0 BLK: 0 WP: 0 HR: 0 S: 5 P: 5 ERA: 0.00 WHIP: 0.000															PITCHER				

Atlanta Braves @ Montreal Expos
Jarry Park, Montreal, QB
Wed Jun 07 1972, 7:05 PM EDT
Att: 21,038 - Unknown

AB 31
R 5
H 7
RBI 5
BB 2
SO 6
LOB 12



Batter	1	2	3	4	5	6	7	8	9	AB	R	H	RBI	BB	SO	LOB	TOP								
Ralph Garr, L (1, 9) OBP: 0.332, SLG: 0.376	F7		K		F7		1-3		F7	5	0	0	0	0	1	1	Atlanta Braves @ Philadelphia Phillies Veterans Stadium, Philadelphia, PA Fri Jun 09 1972, 7:05 PM EDT Att: 17,082 - Unknown								
Felix Milan, R (1, 4) OBP: 0.292, SLG: 0.291	K2-3		F8		F9		F9			4	0	0	0	0	1	1									
Hank Aaron, R (1, 3) OBP: 0.351, SLG: 0.434	F8			P4		F2		6-3		4	0	0	0	0	0	0									
Rico Carty, R (1, 7) OBP: 0.432, SLG: 0.508 Oscar Brown, R (8, PR) OBP: 0.276, SLG: 0.588		G5-4-3 1B		2B		HR BB		F7 BB 1B		3	2	3	0	1	0	0									
Earl Williams, R (1, 2) OBP: 0.340, SLG: 0.392	G5-4-3 1-2			2B		F7		BB		3	0	1	1	1	0	2									
Dusty Baker Jr., R (1, 8) OBP: 0.363, SLG: 0.413	BB 1B			5-3		HR		F7		4	1	2	2	0	0	3									
Darrell Evans, L (1, 5) OBP: 0.424, SLG: 0.526	BB 1-2			F5		FC4-6 BB		4-3		2	0	0	0	2	0	3									
Marty Perez, R (1, 6) OBP: 0.287, SLG: 0.307	4-3				BB	FC4-6			K	3	0	0	0	1	1	3									
Jim Nash, R (1, 1) OBP: 0.250, SLG: 0.250 Jim Breazeale, L (7, PH) OBP: 0.200, SLG: 0.208 George Stone, L (7, 1) Paul Casanova, R (9, PH) OBP: 0.188, SLG: 0.167			5-3		K		K		K	0	0	0	0	0	0	0									
										1	0	0	0	0	1	0									
										0	0	0	0	0	0	1									
										1	0	0	0	0	1	0									
										1	0	0	0	0	1	0									
										1	0	0	0	0	1	0									
Inning Stats	R: 0 E: 0 K: 1 S: 5	H: 0 LOB: 0 BB: 0 P: 5	R: 0 E: 0 K: 0 S: 4	H: 2 LOB: 2 BB: 1 P: 8	R: 0 E: 0 K: 1 S: 5	H: 0 LOB: 0 BB: 0 P: 5	R: 1 E: 0 K: 0 S: 5	H: 2 LOB: 1 BB: 0 P: 5	R: 0 E: 0 K: 1 S: 5	H: 0 LOB: 0 BB: 0 P: 9	R: 2 E: 0 K: 0 S: 4	H: 1 LOB: 1 BB: 2 P: 12	R: 0 E: 0 K: 1 S: 5	H: 0 LOB: 0 BB: 0 P: 5	R: 0 E: 0 K: 0 S: 4	H: 1 LOB: 2 BB: 2 P: 8	R: 0 E: 0 K: 2 S: 7	H: 0 LOB: 0 BB: 0 P: 7	1B: 3 2B: 2 3B: 0 HR: 1	SF: 0 SAC: 0 DP: 1 HBP: 0	WP: 0 PB: 0 SB: 0 CS: 0	PA: 37			
PITCHER	IP	WLS	BF	H	R	ER	SO	BB	IBB	HBP	BLK	WP	HR	S	P	ERA	WHIP								
Ken Reynolds, L (1, 1) ERA: 2.88	6.0		26	5	3	3	3	4	0	0	0	0	1	28	44	4.50	1.500								
Barry Lersch, R (7, 1) ERA: 2.57	1.2	W	7	1	0	0	1	1	0	0	0	0	0	8	12	0.00	1.200								
Chris Short, L (8, 1) ERA: 3.86	0.1		1	0	0	0	0	0	0	0	0	0	0	1	1	0.00	0.000								
Joe Hoerner, L (9, 1) ERA: 2.08	1.0	S	3	0	0	0	2	0	0	0	0	0	0	7	7	0.00	0.000								

Batter	1	2	3	4	5	6	7	8	9	AB	R	H	RBI	BB	SO	LOB	BOTTOM								
Denny Doyle, L (1, 4) OBP: 0.324, SLG: 0.333	2-3		BB 1B		F8	SF7		SH5-3		3	0	1	1	0	0	0	Atlanta Braves @ Philadelphia Phillies Veterans Stadium, Philadelphia, PA Fri Jun 09 1972, 7:05 PM EDT Att: 17,082 - Unknown								
Oscar Gamble, L (1, 9) OBP: 0.235, SLG: 0.250 Deron Johnson, R (8, PH) OBP: 0.244, SLG: 0.304 Bill Champion, R (8, PR) OBP: 0.222, SLG: 0.389 Joe Hoerner, R (9, 1)	F5		FC3-6 BB		P6	K		IBB IBB		3	0	0	0	1	1	2									
Willie Montanez, L (1, 8) OBP: 0.303, SLG: 0.359	HR		FC3-6 2B		BB		K	F7		4	1	1	1	1	1	3									
Greg Luzinski, R (1, 7) OBP: 0.349, SLG: 0.484	1-3		1-2 2B		1-3		1B	1B		4	0	2	0	1	0	1									
Tom Hutton, L (1, 3) OBP: 0.338, SLG: 0.432 Chris Short, R (8, 1)	4-3			P4		1B 2B BB		1B		3	1	1	0	1	0	0									
Byron Browne, R (8, PH) OBP: 0.263, SLG: 0.222 (9, 9)						2B BB	1-2	1B	F9	0	0	0	0	0	0	0									
Don Money, R (1, 5) OBP: 0.346, SLG: 0.331	5-3			1B		2B SF7 1B		K		4	1	2	0	0	1	2									
Tim McCarver, L (1, 2) OBP: 0.296, SLG: 0.310	1B BB			F7		1-3 2H		K		3	0	1	1	1	1	3									
Larry Bowa, S (1, 6) OBP: 0.304, SLG: 0.313	1-2			1B		P5		1B	3B	4	1	3	0	0	0	2									
Ken Reynolds, L (1, 1) Ron Stone, L (6, PH) OBP: 0.370, SLG: 0.270 Barry Lersch, S (7, 1) Pete Koegel, R (8, 3) OBP: 0.286, SLG: 0.269	F7			F5		IBB		IBB SH5-3 1B		2	0	0	0	0	0	4									
										0	0	0	0	1	0	0									
										0	0	0	0	0	0	0									
										1	0	1	1	0	0	0									
Inning Stats	R: 1 E: 0 K: 0 S: 4	H: 1 LOB: 2 BB: 1 P: 4	R: 0 E: 0 K: 0 S: 4	H: 1 LOB: 2 BB: 1 P: 8	R: 0 E: 0 K: 0 S: 3	H: 2 LOB: 2 BB: 1 P: 7	R: 0 E: 0 K: 0 S: 5	H: 2 LOB: 2 BB: 0 P: 5	R: 0 E: 0 K: 1 S: 3	H: 0 LOB: 1 BB: 1 P: 7	R: 2 E: 0 K: 1 S: 7	H: 2 LOB: 2 BB: 2 P: 15	R: 0 E: 0 K: 3 S: 11	H: 2 LOB: 2 BB: 0 P: 11	R: 1 E: 0 K: 0 S: 5	H: 2 LOB: 3 BB: 2 P: 13	1B: 8 2B: 2 3B: 1 HR: 1	SF: 1 SAC: 1 DP: 0 HBP: 0	WP: 0 PB: 0 SB: 0 CS: 0	PA: 41					
PITCHER	IP	WLS	BF	H	R	ER	SO	BB	IBB	HBP	BLK	WP	HR	S	P	ERA	WHIP								
Jim Nash, R (1, 1) ERA: 5.14	6.0		29	8	3	3	1	4	1	0	0	0	1	26	46	4.50	2.000								
George Stone, L (7, 1) ERA: 9.64	2.0	L	12	4	1	1	3	0	2	0	0	0	0	16	24	4.50	2.000								



Batter	1	2	3	4	5	6	7	8	9	AB	R	H	RBI	BB	SO	LOB	TOP			
Felix Millan, R OBP: 0.285, SLG: 0.284 Oscar Brown, R OBP: 0.263, SLG: 0.556	F9	7-6-3		4-3		F8	F8		FC1-6	5	0	0	0	0	0	5				
Ralph Garr, L OBP: 0.346, SLG: 0.380	S BB 1B	1-2	1B BLK	1-3		HR BB		WP 1-3 2B BB	BB BB	3	4	2	0	3	0	0				
Hank Aaron, R OBP: 0.354, SLG: 0.452 Orlando Cepeda, R OBP: 0.368, SLG: 0.516	6-3 1B BB		F9		P3	HR		K	F9	3	2	1	4	1	0	1				
Rico Carty, R OBP: 0.433, SLG: 0.504 Gil Garrido, R OBP: 0.697, SLG: 0.500	6-3 1B 1B		F9		HR BB	F9		1-3	BB	3	2	1	1	1	0	1				
Earl Williams, R OBP: 0.350, SLG: 0.417	6-3		1B	1B	1B	6-3		3B	BB	4	3	2	4	2	0	2				
Mike Lum, L OBP: 0.319, SLG: 0.333	1B		1B	1B	HR		6-3	3B	F9	6	0	3	3	0	1	3				
Paul Casanova, R OBP: 0.189, SLG: 0.171	F7		1B	1B	1-6-3		P4	K		5	0	1	2	0	1	2				
Marty Perez, R OBP: 0.301, SLG: 0.318		7-6-3 1B	F7			PB FC1 HR BB	WP 1B 1B	FC1-6 BB	1B	4	2	3	0	1	0	2				
Tom Kelley, R OBP: 0.148, SLG: 0.080	P1			F2		FC1 HR BB	1-2 1B	FC1-6 BB		4	1	1	0	1	0	2				
Inning Stats	R: 3 E: 0 K: 0 S: 6	H: 3 LOB: 1 BB: 1 P: 10	R: 0 E: 0 K: 0 S: 3	H: 1 LOB: 0 BB: 0 P: 3	R: 2 E: 0 K: 0 S: 6	H: 3 LOB: 2 BB: 1 P: 10	R: 0 E: 0 K: 0 S: 3	H: 0 LOB: 0 BB: 0 P: 3	R: 2 E: 0 K: 1 S: 6	H: 1 LOB: 0 BB: 1 P: 10	R: 0 E: 0 K: 0 S: 5	H: 2 LOB: 2 BB: 0 P: 5	R: 2 E: 0 K: 2 S: 9	H: 2 LOB: 1 BB: 1 P: 13	R: 2 E: 0 K: 0 S: 4	H: 1 LOB: 3 BB: 4 P: 20	1B: 10 2B: 2 3B: 1 HR: 2	SF: 0 SAC: 0 DP: 1 HBP: 0	WP: 2 PB: 1 CS: 0	PA: 51
PITCHER	IP WLS BF H R ER SO BB IBB HBP BLK WP HR S P ERA WHIP																			
Woodie Fryman, L ERA: 4.09	(1, 1)	4.0 L 20 7 5 5 0 1 1 0 0 1 0 18 26 11.25 2.000																		
Wayne Twitchell, R ERA: 6.31	(5, 1)	3.0 17 4 6 5 1 3 0 0 0 1 2 16 28 15.00 2.333																		
Dick Selma, R ERA: 5.43	(8, 1)	2.0 14 3 4 3 2 5 0 0 0 1 0 13 33 13.50 4.000																		

Atlanta Braves @ Philadelphia Phillies
Veterans Stadium, Philadelphia, PA
Sat Jun 10 1972, 7:05 PM EDT
Att: 23,242 - Unknown

AB 41
R 15
H 14
RBI 15
BB 10
SO 3
LOB 25

Braves

Batter	1	2	3	4	5	6	7	8	9	AB	R	H	RBI	BB	SO	LOB	BOTTOM					
Denny Doyle, L OBP: 0.313, SLG: 0.321	F7	K			K		3-1		F7	5	0	0	0	0	2	1						
Oscar Gamble, L OBP: 0.286, SLG: 0.263	BB E BB		K		F9			1B	1B	3	1	1	0	1	1	0						
Willie Montanez, L OBP: 0.302, SLG: 0.357	G3		K		4-3			1B	1B	4	1	1	0	0	1	1						
Greg Luzinski, R OBP: 0.352, SLG: 0.479	BB BB		BB		BB		F7	K		2	0	0	0	2	1	2						
Tom Hutton, L OBP: 0.343, SLG: 0.430	1-2 2-3 BB		F7			1B		P6		3	0	1	0	1	0	3						
Don Money, R OBP: 0.346, SLG: 0.331 Terry Harmon, R OBP: 0.400, SLG: 0.361	P3			5-3		P3		E8	1B	0	0	0	0	0	0	0						
Tim McCarver, L OBP: 0.180, SLG: 0.300 Roger Frisco, R OBP: 0.186, SLG: 0.290 Wayne Twitchell, R ERA: 6.31 Byron Browne, R OBP: 0.250, SLG: 0.311 Dick Selma, R OBP: 0.189, SLG: 0.167 Ron Stone, L OBP: 0.302, SLG: 0.293		G3 WP 1B		S E 1B		K		K		3	1	2	0	0	1	1						
Larry Bowa, S OBP: 0.298, SLG: 0.307	G3		F9		F9		4-3		F7	4	0	0	0	0	0	1						
Inning Stats	R: 0 E: 0 K: 0 S: 3	H: 0 LOB: 3 BB: 3 P: 15	R: 0 E: 0 K: 2 S: 8	H: 1 LOB: 1 BB: 0 P: 8	R: 0 E: 0 K: 2 S: 7	H: 0 LOB: 1 BB: 1 P: 11	R: 1 E: 0 K: 0 S: 4	H: 1 LOB: 0 BB: 0 P: 4	R: 0 E: 0 K: 1 S: 5	H: 0 LOB: 0 BB: 0 P: 5	R: 0 E: 0 K: 1 S: 6	H: 1 LOB: 1 BB: 0 P: 6	R: 0 E: 0 K: 0 S: 3	H: 0 LOB: 0 BB: 0 P: 3	R: 2 E: 1 K: 2 S: 10	H: 3 LOB: 1 BB: 0 P: 10	R: 0 E: 0 K: 0 S: 3	H: 0 LOB: 0 BB: 0 P: 3	1B: 6 2B: 0 3B: 0 HR: 0	SF: 0 SAC: 0 DP: 0 HBP: 0	WP: 1 PB: 0 CS: 0	PA: 37
PITCHER	IP WLS BF H R ER SO BB IBB HBP BLK WP HR S P ERA WHIP																					
Tom Kelley, R ERA: 4.05	(1, 1)	9.0 W 37 6 3 1 8 4 0 0 0 1 0 49 65 1.00 1.111																				

Atlanta Braves @ Philadelphia Phillies
Veterans Stadium, Philadelphia, PA
Sat Jun 10 1972, 7:05 PM EDT
Att: 23,242 - Unknown

AB 33
R 3
H 6
RBI 1
BB 4
SO 8
LOB 15

Phillies

Batter	1	2	3	4	5	6	7	8	9	AB	R	H	RBI	BB	SO	LOB	TOP					
Felix Millan, R OBP: 0.288, SLG: 0.288 (1, 4)										4	0	2	1	0	0	0	Atlanta Braves @ Philadelphia Phillies Veterans Stadium, Philadelphia, PA Sun Jun 11 1972, 3:33 AM EDT Att: 32,468 - Unknown					
Ralph Carr, L OBP: 0.339, SLG: 0.373 (1, 9)										4	0	0	0	0	0	2						
Hank Aaron, R OBP: 0.358, SLG: 0.453 (1, 3)										4	0	2	0	0	1	0						
Rico Carty, R OBP: 0.435, SLG: 0.500 (1, 7)										3	0	1	0	1	0	3						
Earl Williams, R OBP: 0.343, SLG: 0.408 (1, 5)										4	0	0	0	0	2	2						
Mike Lum, L OBP: 0.316, SLG: 0.329 (1, 8)										4	0	1	0	0	1	1						
Paul Casanova, R OBP: 0.244, SLG: 0.256 (1, 2)										4	1	3	0	0	1	2						
Marty Perez, R OBP: 0.295, SLG: 0.310 (1, 6)										4	0	0	0	0	2	5						
Ron Reed, R OBP: 0.071, SLG: 0.115 (7, PH)										2	0	0	0	0	1	0						
Orlando Cepeda, R OBP: 0.362, SLG: 0.508 (7, PH)										1	0	0	0	0	1	1						
Mike McQueen, L OBP: 0.250, SLG: 0.250 (7, 1)										0	0	0	0	0	0	0						
Inning Stats	R: 0 E: 0 K: 0 S: 3	H: 0 LOB: 0 BB: 0 P: 3	R: 0 E: 0 K: 3 S: 10	H: 1 LOB: 2 BB: 1 P: 14	R: 0 E: 0 K: 1 S: 7	H: 2 LOB: 2 BB: 0 P: 7	R: 0 E: 0 K: 1 S: 6	H: 1 LOB: 0 BB: 0 P: 6	R: 0 E: 0 K: 1 S: 3	H: 0 LOB: 0 BB: 0 P: 3	R: 0 E: 0 K: 2 S: 6	H: 1 LOB: 1 BB: 0 P: 6	R: 1 E: 0 K: 2 S: 9	H: 2 LOB: 1 BB: 0 P: 9	R: 0 E: 0 K: 1 S: 5	H: 1 LOB: 0 BB: 0 P: 5	R: 0 E: 0 K: 0 S: 3	H: 1 LOB: 0 BB: 0 P: 3	1B: 8 2B: 1 3B: 0 HR: 0	SF: 0 SAC: 0 DP: 2 HBP: 0	WP: 1 PB: 0 SB: 0 CS: 0	PA: 35
PITCHER Steve Carlton, L ERA: 2.83 (1, 1)	IP: 9.0 WLS: W BF: 35 H: 9 R: 1 ER: 1 SO: 9 BB: 1 IBB: 0 HBP: 0 BLK: 0 WP: 1 HR: 0 S: 52 P: 56 ERA: 1.00 WHIP: 1.111															PITCHER						

Batter	1	2	3	4	5	6	7	8	9	AB	R	H	RBI	BB	SO	LOB	BOTTOM			
Denny Doyle, L OBP: 0.311, SLG: 0.319 (1, 4)										4	0	1	0	0	0	0	Atlanta Braves @ Philadelphia Phillies Veterans Stadium, Philadelphia, PA Sun Jun 11 1972, 3:33 AM EDT Att: 32,468 - Unknown			
Oscar Gamble, L OBP: 0.292, SLG: 0.250 (1, 9)										1	1	0	1	1	0	0				
Roger Freed, R OBP: 0.188, SLG: 0.281 (7, PH)										1	0	0	0	0	0	0				
Willie Montanez, L OBP: 0.306, SLG: 0.356 (1, 8)										3	1	1	0	1	1	1				
Greg Luzinski, R OBP: 0.350, SLG: 0.474 (1, 7)										4	0	1	0	0	1	2				
Ron Stone, L OBP: 0.362, SLG: 0.263 (9, 7)										0	0	0	0	0	0	0				
Deron Johnson, R OBP: 0.236, SLG: 0.293 (1, 3)										3	0	0	0	0	2	2				
Tom Hutton, L OBP: 0.341, SLG: 0.426 (7, 3)										1	0	0	0	0	1	0				
Tim McCarver, L OBP: 0.310, SLG: 0.324 (1, 2)										3	0	2	1	0	0	0				
Don Money, R OBP: 0.343, SLG: 0.326 (1, 5)										3	0	0	0	0	2	3				
Larry Bowa, S OBP: 0.299, SLG: 0.303 (1, 6)										2	1	0	0	1	1	2				
Steve Carlton, L OBP: 0.300, SLG: 0.297 (1, 1)										2	0	0	0	0	0	0				
Inning Stats	R: 0 E: 0 K: 0 S: 3	H: 0 LOB: 1 BB: 1 P: 7	R: 0 E: 0 K: 2 S: 7	H: 0 LOB: 0 BB: 0 P: 7	R: 0 E: 0 K: 0 S: 3	H: 0 LOB: 0 BB: 0 P: 3	R: 2 E: 0 K: 3 S: 11	H: 2 LOB: 1 BB: 1 P: 15	R: 1 E: 0 K: 0 S: 4	H: 1 LOB: 1 BB: 1 P: 8	R: 0 E: 0 K: 1 S: 7	H: 2 LOB: 2 BB: 0 P: 7	R: 0 E: 0 K: 0 S: 3	H: 0 LOB: 0 BB: 0 P: 3	R: 0 E: 0 K: 2 S: 7	H: 0 LOB: 0 BB: 0 P: 7	1B: 5 2B: 0 3B: 0 HR: 0	SF: 1 SAC: 1 DP: 0 HBP: 0	WP: 1 PB: 0 SB: 0 CS: 0	PA: 32
PITCHER Ron Reed, R ERA: 4.02 (1, 1)	IP: 6.0 WLS: L BF: 26 H: 5 R: 3 ER: 3 SO: 3 BB: 3 IBB: 0 HBP: 0 BLK: 0 WP: 0 HR: 0 S: 35 P: 47 ERA: 4.50 WHIP: 1.333															PITCHER				
Mike McQueen, L ERA: 4.5 (7, 1)	IP: 2.0 WLS: L BF: 6 H: 0 R: 0 ER: 0 SO: 2 BB: 0 IBB: 0 HBP: 0 BLK: 0 WP: 0 HR: 0 S: 10 P: 10 ERA: 0.00 WHIP: 0.000															PITCHER				

AB	34
R	1
H	9
RBI	1
BB	1
SO	9
LOB	16



Batter	1	2	3	4	5	6	7	8	9	AB	R	H	RBI	BB	SO	LOB	TOP								
Tommie Agee, R OBP: 0.357, SLG: 0.429	6-3		K			K	E6 1B		6-3	5	0	0	0	0	2	3									
Bud Harrelson, S OBP: 0.338, SLG: 0.297 Dave Marshall, L (9, PH)	K			F8		F7			4-3	4	0	1	1	0	1	0									
John Milner, L OBP: 0.365, SLG: 0.547	K				HR		P4			4	1	1	1	0	2	3									
Rusty Staub, L OBP: 0.389, SLG: 0.489		6-3			F5			G3 BB FC1-2		3	1	1	1	1	0	0									
Cleon Jones, R OBP: 0.318, SLG: 0.344		F9			K				4-3	3	1	0	0	1	1	0									
Ken Boswell, L OBP: 0.250, SLG: 0.256		P6								4	1	1	1	0	0	2									
Wayne Garrett, L OBP: 0.389, SLG: 0.317				G3						2	2	1	1	2	0	0									
Duffy Dyer, R OBP: 0.365, SLG: 0.592						F7				4	1	1	0	0	0	4									
Gary Gentry, R OBP: 0.154, SLG: 0.120 Tug McGraw, R OBP: 0.250, SLG: 0.143 Ed Kranepool, L OBP: 0.301, SLG: 0.360			SH1-4 1B							2	0	1	2	0	0	0									
					6-3					0	0	0	0	0	0	0									
										1	0	0	0	0	0	0									
Inning Stats	R: 0 E: 0 K: 2 S: 7	H: 0 LOB: 0 BB: 0 P: 7	R: 0 E: 0 K: 0 S: 3	H: 0 LOB: 0 BB: 0 P: 3	R: 0 E: 0 K: 1 S: 6	H: 1 LOB: 1 BB: 0 P: 6	R: 1 E: 0 K: 1 S: 6	H: 1 LOB: 0 BB: 0 P: 6	R: 1 E: 0 K: 0 S: 4	H: 1 LOB: 0 BB: 0 P: 4	R: 0 E: 0 K: 1 S: 5	H: 0 LOB: 0 BB: 0 P: 5	R: 3 E: 1 K: 1 S: 8	H: 2 LOB: 3 BB: 3 P: 20	R: 2 E: 0 K: 0 S: 4	H: 2 LOB: 0 BB: 1 P: 8	R: 0 E: 0 K: 0 S: 3	H: 0 LOB: 0 BB: 0 P: 3	1B: 3 2B: 0 3B: 0 HR: 4	SF: 0 SAC: 1 DP: 1 HBP: 0	WP: 0 PB: 0 SB: 0 CS: 0	PA: 38			
PITCHER	IP	WLS	BF	H	R	ER	SO	BB	IBB	HBP	BLK	WP	HR	S	P	ERA	WHIP								
Phil Niekro, R ERA: 3.68	(1, 1)	7.0	30	5	5	4	6	2	1	0	0	0	2	39	51	5.14	1.000								
Jim Hardin, R ERA: 2.54	(8, 1)	0.0	1	1	1	1	0	0	0	0	0	0	1	1	1	∞	∞								
Cecil Upshaw, R ERA: 3.0	(8, 1)	2.0	W	7	1	1	1	0	1	0	0	0	0	6	10	4.50	1.000								

New York Mets @ Atlanta Braves
Atlanta Stadium, Atlanta, GA
Mon Jun 12 1972, 7:05 PM EDT
Att: 16,349 - Unknown

AB 33
R 7
H 7
RBI 7
BB 4
SO 6
LOB 12



Batter	1	2	3	4	5	6	7	8	9	AB	R	H	RBI	BB	SO	LOB	BOTTOM								
Felix Millan, R OBP: 0.284, SLG: 0.283	4-3		6-3			F2	K			4	0	0	0	0	1	1									
Ralph Garr, L OBP: 0.338, SLG: 0.370	K			L4		F8				4	1	1	0	0	1	0									
Hank Aaron, R OBP: 0.355, SLG: 0.448	P6			F8		P6				4	1	1	0	0	0	0									
Rico Carty, R OBP: 0.430, SLG: 0.492 Sonny Jackson, L (8, PR)		F9					4-3			4	0	1	1	0	1	0									
										0	1	0	0	0	0	0									
Darrell Evans, L OBP: 0.420, SLG: 0.515		K			P6					3	2	0	0	1	1	0									
Earl Williams, R OBP: 0.350, SLG: 0.428										3	2	2	1	1	0	2									
Dusty Baker Jr., R OBP: 0.359, SLG: 0.411										3	1	1	2	0	1	1									
Marty Perez, R OBP: 0.297, SLG: 0.313 Mike Lum, L OBP: 0.323, SLG: 0.337 Gil Garrido, R OBP: 0.750, SLG: 0.667										2	0	1	0	0	1	0									
										1	0	1	1	0	0	0									
										1	0	1	0	0	0	0									
Phil Niekro, R OBP: 0.162, SLG: 0.270 Orlando Cepeda, R OBP: 0.357, SLG: 0.500 Jim Hardin, R Cecil Upshaw, R										2	0	0	0	0	0	1									
										1	0	0	0	0	1	1									
										0	0	0	0	0	0	0									
										1	0	0	0	0	0	1									
Inning Stats	R: 0 E: 0 K: 1 S: 5	H: 0 LOB: 0 BB: 0 P: 5	R: 0 E: 0 K: 2 S: 7	H: 0 LOB: 1 BB: 1 P: 11	R: 0 E: 0 K: 1 S: 5	H: 0 LOB: 0 BB: 0 P: 5	R: 0 E: 0 K: 1 S: 5	H: 0 LOB: 0 BB: 0 P: 5	R: 1 E: 0 K: 0 S: 3	H: 2 LOB: 1 BB: 0 P: 3	R: 0 E: 0 K: 2 S: 10	H: 0 LOB: 0 BB: 0 P: 14	R: 4 E: 2 K: 0 S: 8	H: 4 LOB: 1 BB: 0 P: 8	1B: 8 2B: 0 3B: 0 HR: 1	SF: 1 SAC: 0 DP: 0 HBP: 0	WP: 0 PB: 0 SB: 0 CS: 1	PA: 36							
PITCHER	IP	WLS	BF	H	R	ER	SO	BB	IBB	HBP	BLK	WP	HR	S	P	ERA	WHIP								
Gary Gentry, R ERA: 3.45	(1, 1)	6.1	L	25	4	4	3	5	2	0	0	0	0	15	41	4.26	0.947								
Tug McGraw, L ERA: 1.5	(7, 1)	1.2	L	11	5	4	1	2	0	0	0	0	0	15	15	5.40	3.000								

New York Mets @ Atlanta Braves
Atlanta Stadium, Atlanta, GA
Mon Jun 12 1972, 7:05 PM EDT
Att: 16,349 - Unknown

AB 33
R 8
H 9
RBI 5
BB 2
SO 7
LOB 7



Batter	1	2	3	4	5	6	7	8	9	AB	R	H	RBI	BB	SO	LOB	TOP
Willie Mays, R <small>OBP: 0.443, SLG: 0.374</small> (1, 8)	 <small>0-0</small>	 <small>0-3</small>	 <small>0-0</small>	 <small>0-0</small>	 <small>0-0</small>	 <small>0-0</small>	 <small>0-0</small>	 <small>0-0</small>	 <small>4-0</small>	5 1 2 1 0 1 2	New York Mets @ Atlanta Braves Atlanta Stadium, Atlanta, GA <small>Wed Jun 14 1972, 7:05 PM EDT</small> <small>Att: 13,043 - Unknown</small>						
Ken Boswell, L <small>OBP: 0.281, SLG: 0.287</small> (1, 4)	 <small>4-0</small>	 <small>0-0</small>	 <small>0-3</small>	 <small>0-3</small>	 <small>0-0</small>	 <small>0-0</small>	 <small>0-0</small>	 <small>0-0</small>	3 1 0 0 2 1 2								
John Milner, L <small>OBP: 0.349, SLG: 0.510</small> (1, 7)	 <small>0-0</small>	 <small>0-0</small>	 <small>0-3</small>	 <small>0-3</small>	 <small>0-0</small>	 <small>0-0</small>	 <small>0-0</small>	 <small>0-0</small>	 <small>0-0</small>	5 0 2 0 0 1 4 0 0 0 0 0 0 0							
Rusty Staub, L <small>OBP: 0.385, SLG: 0.487</small> (1, 9)	 <small>0-0</small>	 <small>0-0</small>	 <small>0-0</small>	 <small>0-0</small>	 <small>0-0</small>	 <small>0-0</small>	 <small>0-0</small>	 <small>0-0</small>	 <small>0-0</small>	4 3 2 1 0 0 3							
Cleon Jones, R <small>OBP: 0.317, SLG: 0.347</small> (1, 3)	 <small>0-0</small>	 <small>0-0</small>	 <small>0-0</small>	 <small>0-3</small>	 <small>0-3</small>	 <small>0-0</small>	 <small>0-0</small>	 <small>0-0</small>	 <small>0-0</small>	5 1 3 2 0 1 2 5 0 1 1 0 2 4							
Wayne Garrett, L <small>OBP: 0.397, SLG: 0.313</small> (1, 5)	 <small>0-0</small>	 <small>0-0</small>	 <small>0-0</small>	 <small>0-3</small>	 <small>0-3</small>	 <small>0-0</small>	 <small>0-0</small>	 <small>0-3</small>	 <small>0-3</small>	3 1 2 3 2 0 1 5 0 1 1 0 2 4							
Duffy Dyer, R <small>OBP: 0.410, SLG: 0.691</small> (1, 2)	 <small>4-0</small>	 <small>4-0</small>	 <small>4-0</small>	 <small>0-0</small>	 <small>4-0</small>	 <small>0-0</small>	 <small>0-0</small>	 <small>0-0</small>	 <small>0-0</small>	3 1 2 3 2 0 1 4 1 0 0 1 1 3							
Ted Martinez, R <small>OBP: 0.267, SLG: 0.317</small> (1, 6)	 <small>0-0</small>	 <small>0-0</small>	 <small>0-0</small>	 <small>4-0</small>	 <small>0-0</small>	 <small>0-3</small>	 <small>0-3</small>	 <small>0-3</small>	 <small>0-3</small>	4 1 0 0 1 1 3 3 0 1 0 1 1 0							
Jon Matlack, L <small>OBP: 0.267, SLG: 0.192</small> (1, 1)	 <small>0-0</small>	 <small>0-0</small>	 <small>0-0</small>	 <small>4-0</small>	 <small>0-0</small>	 <small>0-3</small>	 <small>0-3</small>	 <small>0-0</small>	 <small>0-0</small>	3 0 1 0 1 1 0 0 0 0 0 0 0 0							
Tug McGraw, R <small>OBP: 0.250, SLG: 0.143</small> (8, 1)	 <small>0-0</small>	 <small>0-0</small>	 <small>0-0</small>	 <small>4-0</small>	 <small>0-0</small>	 <small>0-3</small>	 <small>0-3</small>	 <small>0-0</small>	 <small>0-0</small>	3 0 1 0 1 1 0 0 0 0 0 0 0 0							
Inning Stats	R: 1 H: 1 E: 0 LOB: 1 K: 0 BB: 1 S: 4 P: 8	R: 0 H: 1 E: 0 LOB: 2 K: 1 BB: 1 S: 6 P: 10	R: 1 H: 2 E: 0 LOB: 1 K: 0 BB: 0 S: 5 P: 5	R: 1 H: 2 E: 0 LOB: 2 K: 2 BB: 2 S: 8 P: 16	R: 0 H: 1 E: 0 LOB: 2 K: 2 BB: 1 S: 8 P: 12	R: 0 H: 0 E: 0 LOB: 0 K: 1 BB: 0 S: 5 P: 5	R: 1 H: 3 E: 0 LOB: 1 K: 0 BB: 0 S: 5 P: 5	R: 0 H: 0 E: 0 LOB: 0 K: 1 BB: 0 S: 5 P: 5	R: 4 H: 3 E: 0 LOB: 0 K: 1 BB: 1 S: 8 P: 12	1B: 9 SF: 1 2B: 3 SAC: 0 3B: 0 DP: 0 HR: 1 HBP: 0	WP: 2 PA: 44 FB: 0 SB: 0 CS: 1						
PITCHER	IP WLS BF H R ER SO BB IBB HBP BLK WP HR S P ERA WHIP											IP WLS BF H R ER SO BB IBB HBP BLK WP HR S P ERA WHIP					
Jim Nash, R <small>ERA: 5.46</small> (1, 1)	3.1 L 19 6 3 3 1 4 0 0 0 0 2 0 17 33 8.10 3.000											IP WLS BF H R ER SO BB IBB HBP BLK WP HR S P ERA WHIP					
George Stone, L <small>ERA: 8.15</small> (4, 1)	3.2 15 4 1 1 5 0 1 0 0 0 0 24 28 2.46 1.091											IP WLS BF H R ER SO BB IBB HBP BLK WP HR S P ERA WHIP					
Cecil Upshaw, R <small>ERA: 4.41</small> (8, 1)	1.1 7 2 3 3 1 1 0 0 0 0 0 8 12 20.25 2.250											IP WLS BF H R ER SO BB IBB HBP BLK WP HR S P ERA WHIP					
Mike McQueen, L <small>ERA: 4.73</small> (9, 1)	0.2 3 1 1 1 1 0 0 0 0 0 0 1 5 5 13.50 1.500											IP WLS BF H R ER SO BB IBB HBP BLK WP HR S P ERA WHIP					

AB	37
R	8
H	13
RBI	8
BB	6
SO	8
LOB	21



AB	37
R	3
H	9
RBI	3
BB	0
SO	3
LOB	13



Batter	1	2	3	4	5	6	7	8	9	AB	R	H	RBI	BB	SO	LOB	TOP				
Ron Hunt, R OBP: 0.328, SLG: 0.287 (1, 4)	4-0 SH1-3 BB FC1-2 BB		0-0 F4		0-0 5-3		0-0 F8		0-0 SH1-3	3	0	0	0	1	0	1					
Mike Jorgensen, L OBP: 0.344, SLG: 0.404 (1, 3)	4-0 FC1-2 SH1-3 CS BB		0-0 F8		0-0 F5			0-3 K	4-0 FC3-6 1B IBB	3	0	0	0	2	1	0					
Ken Singleton, S OBP: 0.312, SLG: 0.326 Jim Fairley, L OBP: 0.300, SLG: 0.359 (9, PH) (9, 9)	0-0 SH1-3		0-3 K		0-0 L9			0-3 K	0-0 FC3-6 1B	3	0	0	0	0	2	0					
Tim McCarver, L OBP: 0.320, SLG: 0.327 (1, 7)	0-0 FC1-2			0-0 4-3		4-0 BB		0-0 1B	0-0 FC3-6 1B	4	0	1	0	1	0	4					
Boots Day, L OBP: 0.312, SLG: 0.298 Ron Woods, R OBP: 0.270, SLG: 0.271 (8, PH) (8, 8)	0-0 CS	0-0 WP		4-0 HR		0-0 F5		0-0 F8	0-0 F9	2	2	1	0	1	0	1					
Bob Bailey, R OBP: 0.310, SLG: 0.344 Bobby Wine, R OBP: 0.300, SLG: 0.400 (9, 5)		4-0 WP		0-0 HR		0-0 F4			0-0 1B	3	2	2	2	1	0	1					
Tim Foli, R OBP: 0.237, SLG: 0.242 (1, 6)		0-0 F4		0-0 F6			0-0 5-3		0-0 E9	4	1	1	0	0	0	1					
John Boccabella, R OBP: 0.271, SLG: 0.300 (1, 2)		0-0 F5		0-0 F8			4-0 FC1-6 BB		4-0 SH1-3 1B BB	2	1	0	0	2	0	1					
Carl Morton, R OBP: 0.295, SLG: 0.143 Mike Marshall, R OBP: 0.295, SLG: 0.143 Joe Gilbert, R OBP: 0.295, SLG: 0.143 Tom Walker, R OBP: 0.295, SLG: 0.143 Ron Fairly, L OBP: 0.295, SLG: 0.343 John Strohmayr, R OBP: 0.295, SLG: 0.343 (7, 1) (7, 1) (7, 1) (7, 1) (9, PH) (9, 1)		0-3 K		0-0 F8			0-0 FC1-6		0-0 SH1-3 1B	3	0	0	0	0	0	1					
Inning Stats	R: 0 E: 0 K: 0 S: 2	H: 0 LOB: 1 BB: 2 P: 10	R: 1 E: 0 K: 1 S: 6	H: 1 LOB: 1 BB: 1 P: 10	R: 0 E: 0 K: 1 S: 5	H: 0 LOB: 0 BB: 0 P: 5	R: 2 E: 0 K: 0 S: 4	H: 1 LOB: 0 BB: 1 P: 8	R: 0 E: 0 K: 0 S: 3	H: 0 LOB: 1 BB: 1 P: 7	R: 0 E: 0 K: 0 S: 3	H: 0 LOB: 1 BB: 1 P: 7	R: 0 E: 0 K: 2 S: 8	H: 1 LOB: 1 BB: 0 P: 8	R: 4 E: 1 K: 0 S: 7	H: 4 LOB: 2 BB: 2 P: 15	1B: 5 2B: 0 3B: 1 HR: 1	SF: 0 SAC: 2 DP: 0 HBP: 0	WP: 2 PB: 0 SB: 0 CS: 1	PA: 42	
PITCHER	IP WLS BF H R ER SO BB IBB HBP BLK WP HR S P ERA WHIP	7.0 28 2 3 3 2 6 0 0 0 1 1 26 50 3.86 1.143	1.0 L 7 3 3 3 2 1 0 0 0 0 1 0 10 14 27.00 4.000	0.1 4 2 1 1 0 0 1 0 0 0 0 0 3 7 27.00 6.000	0.2 2 0 0 0 0 0 0 0 0 0 0 0 2 2 0.00 0.000																

Montreal Expos @ Atlanta Braves
Atlanta Stadium, Atlanta, GA
Fri Jun 16 1972, 7:05 PM EDT
Unknown

AB	31
R	7
H	7
RBI	5
BB	8
SO	4
LOB	14



Batter	1	2	3	4	5	6	7	8	9	AB	R	H	RBI	BB	SO	LOB	BOTTOM					
Felix Millan, R OBP: 0.275, SLG: 0.286 (1, 4)	0-0 F9		0-0 G6-4-3		0-0 F7		0-0 2B	0-0 F7		5	1	1	0	0	0	2						
Ralph Garr, L OBP: 0.347, SLG: 0.380 (1, 9)	0-0 4-3			0-0 FC6-4 BB	0-0 BB		0-0 1B		0-0 G4-6-3	5	2	4	1	0	0	0						
Hank Aaron, R OBP: 0.360, SLG: 0.473 (1, 3)	0-0 5-3			4-0 FC6-4 BB	4-0 FC4-6 BB		4-0 1B		0-3 K	2	0	0	0	3	1	1						
Rico Carty, R OBP: 0.433, SLG: 0.490 (1, 7)		0-0 6-3		0-0 FC6-4 BB	0-0 FC4-6		0-0 1B		0-0 G4-6-3	5	0	1	2	0	0	5						
Darrell Evans, L OBP: 0.410, SLG: 0.490 (1, 5)		0-0 G3		4-0 6-3		0-0 F7		0-0 K		3	0	0	0	1	1	2						
Earl Williams, R OBP: 0.350, SLG: 0.419 (1, 2)		4-0 BB		0-0 6-3		0-0 G1		0-3 K		3	0	0	1	1	1	4						
Dusty Baker Jr., R OBP: 0.357, SLG: 0.439 (1, 8)		0-0 F3			1-2 2-3 3-H		0-0 F8		0-0 1B	3	0	1	0	1	0	1						
Marty Perez, R OBP: 0.289, SLG: 0.303 (1, 6)			0-3 K		0-0 F4			0-3 K		4	0	0	0	0	2	4						
Pat Jarvis, R OBP: 0.100, SLG: 0.100 Sonny Jackson, L OBP: 0.333, SLG: 0.333 Joe Hoerner, R OBP: 0.333, SLG: 0.333 Cecll Upshaw, R OBP: 0.333, SLG: 0.333 Mike McQueen, L OBP: 0.250, SLG: 0.250 (1, 1) (7, PH) (8, 1) (9, 1) (9, 1)			0-0 G6-4-3		0-0 F8		0-0 1B	0-3 K		2	0	1	0	0	0	0						
Inning Stats	R: 0 E: 0 K: 0 S: 3	H: 0 LOB: 0 BB: 0 P: 3	R: 0 E: 0 K: 0 S: 3	H: 0 LOB: 1 BB: 1 P: 7	R: 0 E: 0 K: 1 S: 5	H: 1 LOB: 0 BB: 0 P: 5	R: 1 E: 0 K: 0 S: 4	H: 1 LOB: 3 BB: 3 P: 16	R: 0 E: 0 K: 0 S: 3	H: 0 LOB: 0 BB: 0 P: 3	R: 3 E: 0 K: 2 S: 11	H: 4 LOB: 2 BB: 1 P: 15	R: 0 E: 0 K: 2 S: 8	H: 1 LOB: 1 BB: 0 P: 8	R: 0 E: 0 K: 1 S: 5	H: 1 LOB: 0 BB: 0 P: 5	1B: 8 2B: 1 3B: 0 HR: 0	SF: 0 SAC: 0 DP: 2 HBP: 0	WP: 0 PB: 0 SB: 0 CS: 0	PA: 40		
PITCHER	IP WLS BF H R ER SO BB IBB HBP BLK WP HR S P ERA WHIP	6.1 28 5 3 3 1 5 0 0 0 0 0 2 6 4.26 1.579	0.0 3 2 1 1 0 0 1 0 0 0 0 0 2 6 0.00 0.000	0.1 1 0 0 0 1 0 0 0 0 0 0 0 3 3 0.00 0.000	1.1 W 5 1 0 0 3 0 0 0 0 0 0 0 11 11 0.00 0.750	1.0 S 3 1 0 0 1 0 0 0 0 0 0 0 5 5 0.00 1.000																

Montreal Expos @ Atlanta Braves
Atlanta Stadium, Atlanta, GA
Fri Jun 16 1972, 7:05 PM EDT
Unknown

AB	34
R	4
H	9
RBI	4
BB	6
SO	6
LOB	20



Batter	1	2	3	4	5	6	7	8	9	AB	R	H	RBI	BB	SO	LOB	TOP			
Ron Hunt, R OBP: 0.332, SLG: 0.292 (1, 5)	F9		K			G4-6-3 1B		FC6-4 1B		4	0	2	0	0	1	1	Montreal Expos @ Atlanta Braves Atlanta Stadium, Atlanta, GA Fri Jun 16 1972, 7:05 PM EDT Att: 18,175 - Unknown			
Mike Jorgensen, L OBP: 0.337, SLG: 0.394 John Strohmayr, R (8, 1)	K			K		F9		FC6-4 1-2		4	0	0	0	0	2	4				
Tim McCarver, L OBP: 0.313, SLG: 0.319 (1, 7)	F5			P4		G4-6-3 1-2			3-1	4	0	0	0	0	2					
Ron Fairly, L OBP: 0.308, SLG: 0.336 (8, 3)		F7		FC4-6 BB			F2		P4	3	0	0	0	1	0	0				
Boots Day, L OBP: 0.310, SLG: 0.296 (1, 8)		P4		FC4-6 1-2			L7		1B	4	0	1	0	0	0	1				
Terry Humphrey, R OBP: 0.283, SLG: 0.304 Clyde Mashore, R OBP: 0.286, SLG: 0.344 (8, PR)		K			F7		K		BB	4	0	1	0	0	2	0				
Tim Foli, R OBP: 0.243, SLG: 0.244 (1, 6)			1-3		1-3			1B 4-3 1B	1-2 BB	3	0	1	0	1	0	0				
Hector Torres, R OBP: 0.205, SLG: 0.310 Jim Falrey, L OBP: 0.286, SLG: 0.341 (8, PH)			6-3		K			P4	K	2	0	0	0	0	1	0				
Steve Renko, R OBP: 0.273, SLG: 0.273 Tom Walker, R (7, 1)								4-3		2	0	2	0	0	0	0				
Ken Singleton, S OBP: 0.311, SLG: 0.324 Bobby Wine, R OBP: 0.300, SLG: 0.400 (8, 5)						1B		1-2		1	0	0	0	0	0	1				
Inning Stats	R: 0 E: 0 K: 1 S: 5	H: 0 LOB: 0 BB: 0 P: 5	R: 0 E: 0 K: 1 S: 5	H: 0 LOB: 0 BB: 0 P: 5	R: 0 E: 0 K: 1 S: 6	H: 1 LOB: 1 BB: 0 P: 6	R: 0 E: 0 K: 1 S: 5	H: 0 LOB: 1 BB: 1 P: 9	R: 0 E: 0 K: 1 S: 5	H: 2 LOB: 1 BB: 0 P: 4	R: 0 E: 0 K: 1 S: 5	H: 0 LOB: 0 BB: 0 P: 5	R: 0 E: 0 K: 0 S: 5	H: 2 LOB: 2 BB: 0 P: 5	R: 0 E: 0 K: 1 S: 7	H: 2 LOB: 3 BB: 1 P: 11	1B: 7 2B: 0 3B: 0 HR: 0	SF: 0 SAC: 0 DP: 1 HBP: 0	WP: 0 PB: 0 SB: 0 CS: 0	PA: 35
PITCHER Ron Reed, R ERA: 3.61 (1, 1)	IP: 9.0 WLS: W BF: 35 H: 7 R: 0 ER: 0 SO: 7 BB: 2 IBB: 0 HBP: 0 BLK: 0 WP: 0 HR: 0 S: 47 P: 55 ERA: 0.00 WHIP: 1.000																			

Batter	1	2	3	4	5	6	7	8	9	AB	R	H	RBI	BB	SO	LOB	BOTTOM	
Felix Millan, R OBP: 0.270, SLG: 0.281 (1, 4)	5-3		6-3		5-3		L6			4	0	0	0	0	0	1	Montreal Expos @ Atlanta Braves Atlanta Stadium, Atlanta, GA Fri Jun 16 1972, 7:05 PM EDT Att: 18,175 - Unknown	
Ralph Garr, L OBP: 0.346, SLG: 0.378 (1, 9)	F6		6-3			CS 1B		F5		4	0	1	0	0	0	1		
Darrell Evans, L OBP: 0.417, SLG: 0.490 (1, 5)				2B 1B BB	CS 1-2	4-3		1-2 BB		2	1	1	0	2	0	0		
Rico Carty, R OBP: 0.434, SLG: 0.493 Mike Lum, L OBP: 0.320, SLG: 0.333 (9, 7)	1-3			1B 2B		2B BB		F7		3	1	1	0	1	0	3		
Earl Williams, R OBP: 0.348, SLG: 0.416 (1, 2)		K		L4-6 WP 1B		F9		K		4	0	1	2	0	2	1		
Dusty Baker Jr., R OBP: 0.354, SLG: 0.441 (1, 8)		F8		L4-6 1-3		FC5 2B		6-3		4	0	1	0	0	0	1		
Orlando Cepeda, R OBP: 0.387, SLG: 0.507 (1, 3)			FC5-4 1B			IBB		FC5 1B		2	0	2	0	2	0	0		
Marty Perez, R OBP: 0.288, SLG: 0.302 (1, 6)		FC5-4 1-2			F9			1B		4	0	1	0	0	0	5		
Ron Reed, R OBP: 0.094, SLG: 0.133 (1, 1)			K		K		BB 1B	FC5 2-3		4	0	1	0	0	2	2		
Inning Stats	R: 0 E: 0 K: 0 S: 4	H: 1 LOB: 1 BB: 0 P: 4	R: 0 E: 0 K: 1 S: 6	H: 1 LOB: 1 BB: 0 P: 6	R: 0 E: 0 K: 1 S: 5	H: 0 LOB: 0 BB: 0 P: 5	R: 2 E: 0 K: 0 S: 4	H: 2 LOB: 1 BB: 2 P: 12	R: 0 E: 0 K: 0 S: 4	H: 1 LOB: 3 BB: 2 P: 12	R: 0 E: 0 K: 0 S: 4	H: 1 LOB: 2 BB: 1 P: 8	R: 0 E: 0 K: 1 S: 7	H: 2 LOB: 2 BB: 0 P: 7	1B: 7 2B: 3 3B: 0 HR: 0	SF: 0 SAC: 0 DP: 1 HBP: 0		WP: 1 PB: 0 SB: 0 CS: 1
PITCHER Steve Renko, R ERA: 5.79 Tom Walker, R ERA: 2.79 John Strohmayr, R ERA: 4.1 (7, 1)	IP: 6.2 WLS: L BF: 30 H: 7 R: 2 ER: 2 SO: 3 BB: 4 IBB: 1 HBP: 0 BLK: 0 WP: 0 HR: 0 S: 31 P: 51 ERA: 2.70 WHIP: 1.650																	



Batter	1	2	3	4	5	6	7	8	9	10	AB	R	H	RBI	BB	SO	LOB	TOP	
Ron Hunt, R OBP: 0.329, SLG: 0.289 (1, 5)	F9				F7			5-3		F3	5	0	1	0	0	0	0	Montreal Expos @ Atlanta Braves Atlanta Stadium, Atlanta, GA Sat Jun 17 1972, 7:05 PM EDT Att: 15,191 - Unknown livebaseballscorecards.com	
Mike Jorgensen, L OBP: 0.333, SLG: 0.389 (1, 3)	3-1		4-3		F8			PB 1B 1B		G3	5	0	1	0	0	0	1		
Tim McCarver, L OBP: 0.317, SLG: 0.341 Clyde Mashore, R OBP: 0.286, SLG: 0.344 (8, 7)	HR			4-3	4-3			PB 1B			4	1	2	1	0	0	0		
Ron Fairly, L OBP: 0.306, SLG: 0.333 (1, 9)	F2			1B CI 1B				L9			4	1	1	0	0	0	2		
Boots Day, L OBP: 0.319, SLG: 0.295 (1, 8)		P4		CI HBP 1B				K2-3			4	0	1	0	0	1	2		
Terry Humphrey, R OBP: 0.246, SLG: 0.283 (1, 2)		5-3		K						F3	4	0	0	0	0	1	2		
Tim Foli, R OBP: 0.249, SLG: 0.252 (1, 6)		5-3		FC5 CI HBP				4-3 CS 2B		5-3	3	0	1	0	0	0	0		
Hector Torres, R OBP: 0.191, SLG: 0.289 (1, 4)			F7	CI				4-3		6-3	3	0	0	1	0	0	1		
Ernie McAnally, R OBP: 0.174, SLG: 0.143 Mike Marshall, R (10, 1)			F3	FC5				K		5-3	4	0	0	0	0	1	4		
											0	0	0	0	0	0	0		
Inning Stats	R: 1 E: 0 K: 0 S: 4	H: 1 LOB: 0 BB: 0 P: 4	R: 0 E: 0 K: 0 S: 3	H: 0 LOB: 0 BB: 0 P: 3	R: 0 E: 0 K: 1 S: 8	H: 1 LOB: 3 BB: 0 P: 9	R: 0 E: 0 K: 0 S: 3	H: 0 LOB: 0 BB: 0 P: 3	R: 0 E: 0 K: 1 S: 5	H: 1 LOB: 1 BB: 0 P: 5	R: 0 E: 0 K: 0 S: 3	H: 0 LOB: 0 BB: 0 P: 3	R: 0 E: 0 K: 0 S: 3	H: 0 LOB: 0 BB: 0 P: 3	R: 0 E: 0 K: 0 S: 3	H: 0 LOB: 0 BB: 0 P: 3	1B: 5 2B: 2 3B: 0 HR: 1	SF: 0 SAC: 0 DP: 1 HBP: 1	WP: 0 PA: 38 PB: 1 SB: 0 CS: 1
PITCHER	IP 9.0	WLS 3	BF 35	H 7	R 2	ER 1	SO 3	BB 0	IBB 0	HBP 1	BLK 0	WP 0	HR 1	S 40	P 41	ERA 1.00	WHIP 0.776		
Phil Niekro, R ERA: 3.46 George Stone, L ERA: 7.71	(1, 1)	1.0	W	3	0	0	0	0	0	0	0	0	0	3	3	0.00	0.000		

Batter	1	2	3	4	5	6	7	8	9	10	AB	R	H	RBI	BB	SO	LOB	BOTTOM	
Felix Millan, R OBP: 0.273, SLG: 0.288 (1, 4)	L8							5-3		5-3	5	0	2	0	0	1	Montreal Expos @ Atlanta Braves Atlanta Stadium, Atlanta, GA Sat Jun 17 1972, 7:05 PM EDT Att: 15,191 - Unknown livebaseballscorecards.com		
Ralph Garr, L OBP: 0.351, SLG: 0.383 (1, 9)			2-3 1B								5	1	3	0	0	0		3	
Hank Aaron, R OBP: 0.356, SLG: 0.462 (1, 3)								FC6-4 1B		PB 1B	4	0	0	0	1	1		5	
Rico Carty, R OBP: 0.433, SLG: 0.490 (1, 7)								FC6-4 1-2r		1B IBB	5	0	2	1	0	0		2	
Earl Williams, R OBP: 0.345, SLG: 0.410 (1, 2)								G6-3 1B		1-2 2-H 1B	3	0	0	0	1	2		2	
Mike Lum, L OBP: 0.307, SLG: 0.319 (1, 8)											4	0	0	0	0	1		2	
Rod Gilbreath, R (1, 5)											3	0	0	0	0	2		0	
Marty Perez, R OBP: 0.297, SLG: 0.304 (1, 6)											2	1	1	0	2	1		2	
Phil Niekro, R OBP: 0.154, SLG: 0.256 Jim Breazeale, L OBP: 0.251, SLG: 0.360 George Stone, L (10, 1)											2	0	0	0	0	1		1	
											1	1	1	2	0	0		0	
											0	0	0	0	0	0	0		
Inning Stats	R: 0 E: 0 K: 0 S: 4	H: 1 LOB: 1 BB: 0 P: 4	R: 0 E: 0 K: 2 S: 7	H: 0 LOB: 0 BB: 0 P: 7	R: 0 E: 0 K: 1 S: 6	H: 1 LOB: 2 BB: 1 P: 10	R: 0 E: 0 K: 0 S: 5	H: 1 LOB: 0 BB: 0 P: 5	R: 0 E: 0 K: 2 S: 8	H: 1 LOB: 1 BB: 0 P: 8	R: 0 E: 1 K: 0 S: 4	H: 1 LOB: 1 BB: 0 P: 4	R: 2 E: 0 K: 1 S: 6	H: 1 LOB: 0 BB: 1 P: 10	R: 1 E: 0 K: 0 S: 2	H: 2 LOB: 2 BB: 1 P: 6	1B: 7 2B: 1 3B: 0 HR: 1	SF: 0 SAC: 1 DP: 1 HBP: 1	WP: 0 PA: 40 PB: 1 SB: 0 CS: 0
PITCHER	IP 9.0	WLS L	BF 39	H 8	R 3	ER 3	SO 8	BB 3	IBB 1	HBP 1	BLK 0	WP 0	HR 1	S 50	P 67	ERA 3.00	WHIP 1.222		
Ernie McAnally, R ERA: 3.96 Mike Marshall, R ERA: 2.81	(1, 1)	0.0	1	1	0	0	0	0	0	0	0	0	0	1	1	∞	∞		

Batter	1	2	3	4	5	6	7	8	9	AB	R	H	RBI	BB	SO	LOB	TOP			
Ron Hunt, R OBP: 0.330, SLG: 0.294 (1, 5)										4	2	1	0	0	0	0	Montreal Expos @ Atlanta Braves Atlanta Stadium, Atlanta, GA Sun Jun 18 1972, 3:33 AM EDT Att: 20,289 - Unknown			
Mike Jorgensen, L OBP: 0.341, SLG: 0.397 (1, 3)										4	0	3	1	0	0	0				
Tim McCarver, L OBP: 0.316, SLG: 0.335 Clyde Mashore, R OBP: 0.286, SLG: 0.344 (1, 7) (8, 7)										3	0	0	0	1	1	2				
Ron Fairly, L OBP: 0.299, SLG: 0.324 (1, 9)										4	0	0	0	0	0	5				
Boots Day, L OBP: 0.307, SLG: 0.294 (1, 8)										4	0	1	1	0	0	0				
Terry Humphrey, R OBP: 0.231, SLG: 0.266 (1, 2)										4	0	0	0	0	1	3				
Tim Foli, R OBP: 0.254, SLG: 0.253 (1, 6)										3	0	1	0	1	2	0				
Hector Torres, R OBP: 0.176, SLG: 0.265 (1, 4)										4	0	0	0	0	0	3				
Mike Torrez, R OBP: 0.188, SLG: 0.188 (1, 1)										4	0	0	0	0	3	0				
Inning Stats	R: 0 E: 0 K: 0 S: 3	H: 0 LOB: 0 BB: 0 P: 3	R: 0 E: 1 K: 0 S: 4	H: 0 LOB: 2 BB: 1 P: 8	R: 1 E: 0 K: 1 S: 7	H: 2 LOB: 1 BB: 0 P: 7	R: 0 E: 0 K: 0 S: 4	H: 1 LOB: 1 BB: 0 P: 4	R: 1 E: 0 K: 1 S: 7	H: 2 LOB: 3 BB: 1 P: 12	R: 0 E: 0 K: 0 S: 4	H: 1 LOB: 1 BB: 0 P: 4	R: 0 E: 0 K: 0 S: 7	H: 0 LOB: 0 BB: 0 P: 7	R: 0 E: 0 K: 0 S: 5	H: 0 LOB: 0 BB: 0 P: 5		1B: 5 2B: 1 3B: 0 HR: 0	SF: 0 SAC: 0 DP: 0 HBP: 1	WP: 0 PB: 0 CS: 0
PITCHER	IP WLS BF H R ER SO BB IBB HBP BLK WP HR S P ERA WHIP																			
Ron Schueler, R ERA: 2.91 Joe Hoerner, L ERA: 3.04 (1, 1) (9, 1)	8.0 L 34 6 2 2 6 2 0 0 0 0 0 0 0 5 52 2.25 1.000																			

AB	34
R	2
H	6
RBI	2
BB	2
SO	7
LOB	13



Batter	1	2	3	4	5	6	7	8	9	AB	R	H	RBI	BB	SO	LOB	BOTTOM					
Felix Millan, R OBP: 0.272, SLG: 0.296 (1, 4)										4	1	1	0	0	0	2	Montreal Expos @ Atlanta Braves Atlanta Stadium, Atlanta, GA Sun Jun 18 1972, 3:33 AM EDT Att: 20,289 - Unknown					
Ralph Garr, L OBP: 0.345, SLG: 0.378 (1, 9)										3	0	0	1	0	0	1						
Hank Aaron, R OBP: 0.350, SLG: 0.451 (1, 3)										4	0	0	0	0	0	0						
Rico Carty, R OBP: 0.429, SLG: 0.481 (1, 7)										3	0	0	0	1	0	1						
Earl Williams, R OBP: 0.345, SLG: 0.407 (1, 2)										4	0	1	0	0	1	1						
Mike Lum, L OBP: 0.298, SLG: 0.309 (1, 8)										3	0	0	0	0	0	2						
Rod Gilbreath, R (1, 5)										3	0	0	0	0	2	2						
Marty Perez, R OBP: 0.298, SLG: 0.301 (1, 6)										2	0	0	0	1	0	1						
Ron Schueler, R OBP: 0.188, SLG: 0.200 Sonny Jackson, L OBP: 0.250, SLG: 0.250 Joe Hoerner, R (1, 1) (8, PH) (9, 1)										1	0	0	0	1	0	0						
Inning Stats	R: 0 E: 0 K: 0 S: 3	H: 0 LOB: 0 BB: 0 P: 3	R: 0 E: 0 K: 0 S: 3	H: 0 LOB: 0 BB: 0 P: 3	R: 0 E: 0 K: 0 S: 3	H: 0 LOB: 1 BB: 1 P: 7	R: 0 E: 0 K: 0 S: 3	H: 0 LOB: 0 BB: 0 P: 3	R: 0 E: 0 K: 1 S: 6	H: 1 LOB: 1 BB: 0 P: 6	R: 1 E: 0 K: 0 S: 4	H: 1 LOB: 0 BB: 0 P: 4	R: 0 E: 0 K: 1 S: 5	H: 0 LOB: 1 BB: 1 P: 9	R: 0 E: 0 K: 0 S: 3	H: 0 LOB: 1 BB: 1 P: 7		R: 0 E: 1 K: 1 S: 5	H: 0 LOB: 0 BB: 0 P: 5	1B: 1 2B: 1 3B: 1 HR: 0	SF: 1 SAC: 0 DP: 1 HBP: 0	WP: 1 PB: 1 CS: 0
PITCHER	IP WLS BF H R ER SO BB IBB HBP BLK WP HR S P ERA WHIP																					
Mike Torrez, R ERA: 2.65 (1, 1)	9.0 W 32 2 1 1 3 3 0 0 0 0 1 0 0 35 47 1.00 0.556																					



Batter	1	2	3	4	5	6	7	8	9	AB	R	H	RBI	BB	SO	LOB	TOP								
Denny Doyle, L (1,4) OBP: 0.323, SLG: 0.340	0-0 6-3		0-0 G6-4-3 1B		0-0 G3 2B	0-0 4-3		0-0 2H 1B		5	0	3	0	0	0	1	Philadelphia Phillies @ Atlanta Braves Atlanta Stadium, Atlanta, GA Wed Jun 21 1972, 7:05 PM EDT Att: 10,195 - Unknown								
Oscar Gamble, L (1,9) OBP: 0.384, SLG: 0.296 Roger Freed, R (7,PH) OBP: 0.308, SLG: 0.458	0-0 F8		0-0 G6-4-3 1B		0-0 G3 2-3		0-0 HR	0-0 5-3		3	0	1	0	0	0	1									
Tom Hutton, L (1,3) OBP: 0.335, SLG: 0.413	0-0 F5		0-0 G6-4-3 1-2 2-3		0-0 1-3		0-0 F3		4	0	0	0	1	0	3										
Greg Luzinski, R (1,7) OBP: 0.344, SLG: 0.469		0-0 F9	4-0 BB		0-0 6-3		0-0 2B 1B		4	1	1	0	1	0	2										
Willie Montanez, L (1,8) OBP: 0.311, SLG: 0.368		0-0 HR	0-0 3-1			4-0 FC6-4 BB	0-0 1-3 2B	4-0 BB 2B	3	2	2	1	2	0	2										
Terry Harmon, R (1,5) OBP: 0.393, SLG: 0.342		0-0 SH1-3 HR 1B		4-0 1B SF8 BB		0-0 FC6-4 1B 1-2	0-0 1-3	4-0 2B 1-2 2-3 BB	3	3	1	0	2	0	3										
Larry Bowa, S (1,6) OBP: 0.300, SLG: 0.309		0-0 SH1-3 1-2		0-0 CS 1B		0-0 E9 1-3 1B	0-0 3-1	0-0 L3	4	1	2	0	0	0	5										
John Bateman, R (1,2) OBP: 0.362, SLG: 0.465 Ken Reynolds, L (8,PR) Mike Ryan, R (8,2) OBP: 0.293, SLG: 0.308		0-0 HR		0-0 SF8		0-0 F9		0-0 SH3-4 1B 1B	3	1	2	3	0	0	2										
Steve Carlton, L (1,1) OBP: 0.261, SLG: 0.256 Ron Stone, L (6,PH) OBP: 0.327, SLG: 0.239 Gary Neibauer, R (6,1) Darrell Brandon, R (6,1)		0-3 K		0-0 4-3		0-0 1B		0-0 SH3-4 1-2	2	0	0	0	0	1	0										
Inning Stats	R: 0 E: 0 K: 0 S: 3	H: 0 LOB: 0 BB: 0 P: 3	R: 3 E: 0 K: 1 S: 8	H: 3 LOB: 0 BB: 0 P: 8	R: 0 E: 0 K: 0 S: 4	H: 2 LOB: 2 BB: 1 P: 8	R: 1 E: 0 K: 0 S: 3	H: 1 LOB: 0 BB: 1 P: 7	R: 0 E: 0 K: 0 S: 4	H: 1 LOB: 1 BB: 0 P: 4	R: 2 E: 1 K: 0 S: 5	H: 2 LOB: 1 BB: 1 P: 9	R: 1 E: 0 K: 0 S: 6	H: 3 LOB: 2 BB: 0 P: 6	R: 0 E: 0 K: 0 S: 4	H: 2 LOB: 1 BB: 0 P: 4		R: 2 E: 0 K: 0 S: 4	H: 1 LOB: 2 BB: 3 P: 16	1B: 9 2B: 3 3B: 0 HR: 3	SF: 1 SAC: 2 DP: 1 HBP: 0	WP: 0 PB: 0 SB: 0 CS: 1	PA: 45		
PITCHER	IP	WLS	BF	H	R	ER	SO	BB	IBB	HBP	BLK	WP	HR	S	P	ERA	WHIP								
Ron Reed, R (1,1) ERA: 3.87	5.2		27	9	6	5	1	3	0	0	0	0	2	26	38	7.94	2.118								
George Stone, L (6,1) ERA: 7.91	0.2		5	3	1	1	0	0	0	0	0	0	1	5	5	13.50	4.500								
Cecil Upshaw, R (7,1) ERA: 5.12	2.2	L	13	3	2	2	0	3	0	0	0	0	0	10	22	6.75	2.250								



AB	36
R	9
H	15
RBI	9
BB	6
SO	1
LOB	22





Batter	1	2	3	4	5	6	7	8	9	AB	R	H	RBI	BB	SO	LOB	BOTTOM								
Felix Millan, R (1,4) OBP: 0.282, SLG: 0.310	0-0 1B 1B		0-0 1B SF8 1B		0-0 1B 2B	0-0 E7 1B 1B		0-0 F9		5	4	4	0	0	0	0	Philadelphia Phillies @ Atlanta Braves Atlanta Stadium, Atlanta, GA Wed Jun 21 1972, 7:05 PM EDT Att: 10,195 - Unknown								
Ralph Garr, L (1,8) OBP: 0.352, SLG: 0.384 Sonny Jackson, L (7,8) OBP: 0.200, SLG: 0.200	0-0 L7		0-0 1-3 1B		0-0 BB SF9 1B	0-0 S FC4-2 BB 1B		0-0 F6		4	1	3	1	0	0	1									
Hank Aaron, R (1,9) OBP: 0.355, SLG: 0.455	0-0 1B 1-2 1B		0-0 SF8 3-H		0-0 1-3 BB 1B	4-0 FC4-2 S BB		0-3 K		3	0	2	2	1	1	0									
Rico Carty, R (1,7) OBP: 0.434, SLG: 0.478 Rod Gilbreath, R (9,PR)	0-0 1-2 2H 1B		0-0 F9		0-0 1-3 BB	0-0 FC4-2 1-3 2H		4-0 5-3 BB		3	0	1	1	2	0	3									
Earl Williams, R (1,5) OBP: 0.337, SLG: 0.399	0-3 K		0-0 6-3		0-0 SF9	0-0 5-3		0-0 5-3		4	0	0	1	0	1	6									
Orlando Cepeda, R (1,3) OBP: 0.375, SLG: 0.527	0-3 K			0-0 HR	0-0 1-3		0-0 5-3		0-3 K	5	1	1	1	0	2	6									
Paul Casanova, R (1,2) OBP: 0.222, SLG: 0.233		0-0 6-3		0-3 K	0-0 F6		0-0 F6		4	0	0	0	0	1	2										
Marty Perez, R (1,6) OBP: 0.297, SLG: 0.296		0-0 5-3		0-0 F8		4-0 SH1-4 E BB	0-3 K		3	1	0	0	1	1	0										
Ron Reed, R (1,1) OBP: 0.088, SLG: 0.125 George Stone, L (6,1) Cecil Upshaw, R (7,1)		0-0 4-3		0-3 K		0-0 SH1-4		0-0 6-3		2	0	0	0	0	1	0									
Inning Stats	R: 1 E: 0 K: 2 S: 10	H: 3 LOB: 2 BB: 0 P: 10	R: 0 E: 0 K: 0 S: 3	H: 0 LOB: 0 BB: 0 P: 3	R: 1 E: 0 K: 0 S: 5	H: 2 LOB: 1 BB: 0 P: 5	R: 1 E: 0 K: 2 S: 8	H: 1 LOB: 0 BB: 0 P: 8	R: 2 E: 1 K: 0 S: 5	H: 2 LOB: 2 BB: 2 P: 13	R: 0 E: 0 K: 1 S: 5	H: 0 LOB: 0 BB: 0 P: 5	R: 0 E: 0 K: 0 S: 3	H: 0 LOB: 0 BB: 0 P: 3	R: 0 E: 0 K: 2 S: 7	H: 0 LOB: 2 BB: 1 P: 11		1B: 9 2B: 1 3B: 0 HR: 1	SF: 2 SAC: 1 DP: 0 HBP: 0	WP: 0 PB: 0 SB: 0 CS: 0	PA: 42				
PITCHER	IP	WLS	BF	H	R	ER	SO	BB	IBB	HBP	BLK	WP	HR	S	P	ERA	WHIP								
Steve Carlton, L (1,1) ERA: 2.85	5.0		25	9	5	5	4	1	0	0	0	0	0	3	7	9.00	2.000								
Gary Neibauer, R (6,1) ERA: 6.99	0.1		4	2	2	1	0	1	0	0	0	0	0	3	7	27.00	9.000								
Darrell Brandon, R (6,1) ERA: 3.86	3.2	W	13	0	0	0	3	2	0	0	0	0	0	17	25	0.00	0.545								

AB	35
R	7
H	11
RBI	6
BB	4
SO	7
LOB	18



Batter	1	2	3	4	5	6	7	8	9	AB	R	H	RBI	BB	SO	LOB	TOP			
Felix Milan, R OBP: 0.283, SLG: 0.310 (1,4)	0-0 5-3		0-0 1-2 1B			0-0 SH5-3		0-0 F8		3	0	1	0	0	0	0	<p>Atlanta Braves @ Los Angeles Dodgers Dodger Stadium, Los Angeles, CA Fri Jun 23 1972, 7:05 PM PDT Att: 53,107 - Unknown</p> <p>livebaseballscores.com</p> <p>AB 30 R 1 H 5 RBI 0 BB 0 SO 4 LOB 7</p> 			
Ralph Carr, L OBP: 0.346, SLG: 0.378 (1,8)	0-0 F5		0-0 5-3			0-3 K		0-0 F7		4	0	0	0	0	1	3				
Hank Aaron, R OBP: 0.349, SLG: 0.444 (1,9)	0-0 6-3			0-3 K		0-0 F4			0-0 G3	4	0	0	0	0	1	1				
Rico Carty, R OBP: 0.430, SLG: 0.472 (1,7)		0-3 K2-3		0-3 K			0-0 1B G6-3 1B		0-0 4-3	4	1	1	0	0	2	0				
Orlando Cepeda, R OBP: 0.369, SLG: 0.513 (1,3)		0-0 6-3		0-0 4-3			0-0 G6-3 1B 1-2 1B		0-0 F3	4	0	1	0	0	0	0				
Earl Williams, R OBP: 0.337, SLG: 0.398 (1,2)		0-0 G1			0-0 6-3		0-0 G6-3 1-2 2-3 1B			3	0	1	0	0	0	0				
Sonny Jackson, L OBP: 0.125, SLG: 0.125 (1,5)			0-0 F8		0-0 G3		0-0 G6-3 1-2 2-3 3-H			3	0	0	0	0	0	2				
Marty Perez, R OBP: 0.293, SLG: 0.292 (1,6)			0-0 F7		0-0 F8		0-0 5-3			3	0	0	0	0	0	1				
Phil Niekro, R OBP: 0.190, SLG: 0.268 (1,1)				1-0 1B SH5-3 HBP				0-0 6-3		2	0	1	0	0	0	0				
Inning Stats	R: 0 E: 0 K: 0 S: 3	H: 0 LOB: 0 BB: 0 P: 3	R: 0 E: 0 K: 1 S: 5	H: 0 LOB: 0 BB: 0 P: 5	R: 0 E: 0 K: 2 S: 5	H: 2 LOB: 2 BB: 0 P: 5	R: 0 E: 0 K: 0 S: 7	H: 0 LOB: 0 BB: 0 P: 7	R: 0 E: 0 K: 0 S: 3	H: 0 LOB: 0 BB: 0 P: 3	R: 1 E: 0 K: 0 S: 5	H: 3 LOB: 1 BB: 0 P: 5	R: 0 E: 0 K: 0 S: 3	H: 0 LOB: 0 BB: 0 P: 3	R: 0 E: 0 K: 0 S: 3	H: 0 LOB: 0 BB: 0 P: 3		1B: 5 2B: 0 3B: 0 HR: 0	SF: 0 SAC: 1 DP: 1 HBP: 1	WP: 0 PB: 0 SB: 0 CS: 0
PITCHER Al Downing, L ERA: 2.32 (1,1)	IP: 9.0 WLS: W BF: 32 H: 5 R: 1 ER: 1 SO: 4 BB: 0 IBB: 0 HBP: 1 BLK: 0 WP: 0 HR: 0 S: 39 P: 40 ERA: 1.00 WHIP: 0.556															PITCHER				

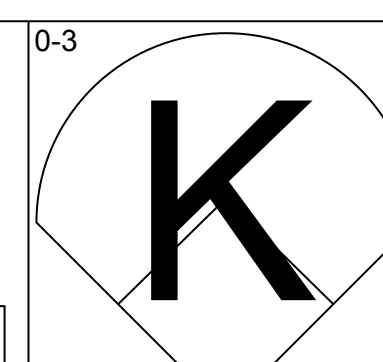
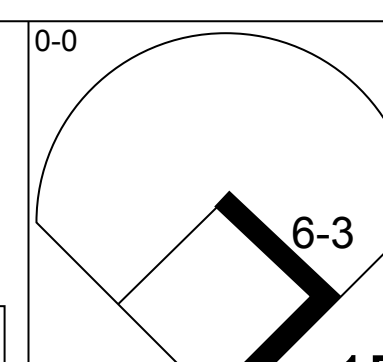
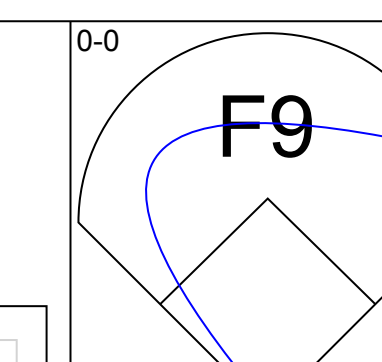
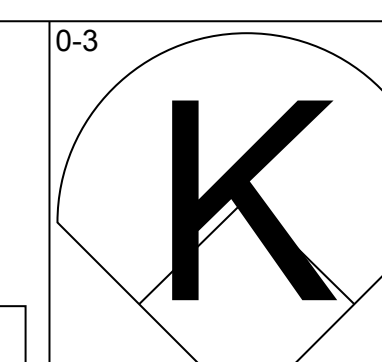
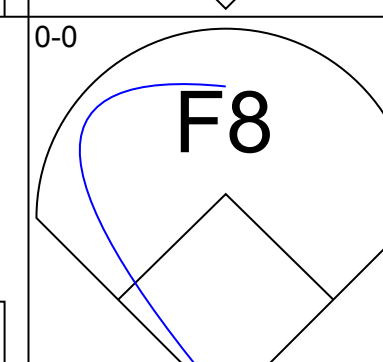
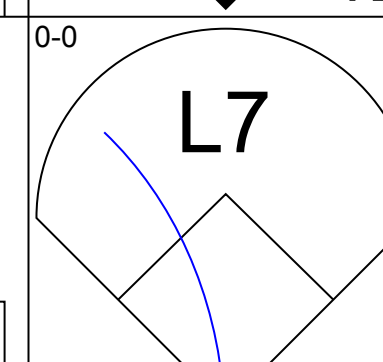
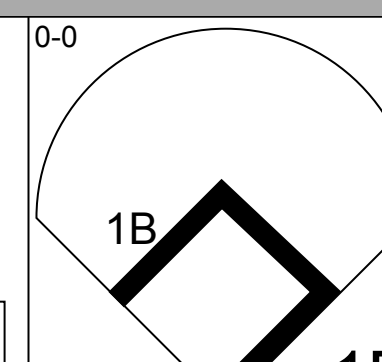
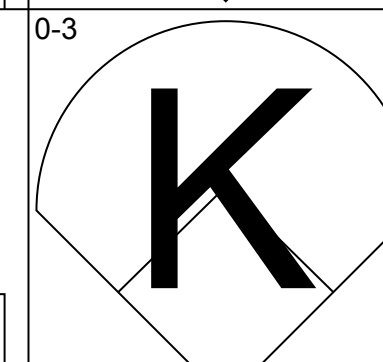
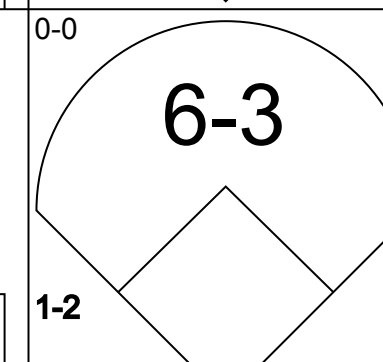
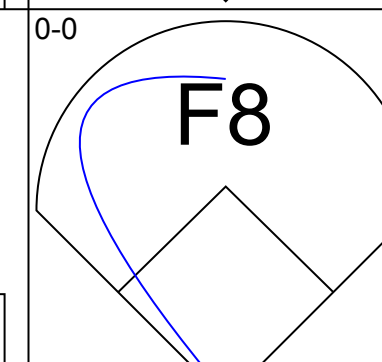
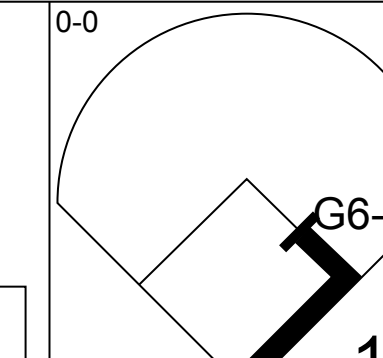
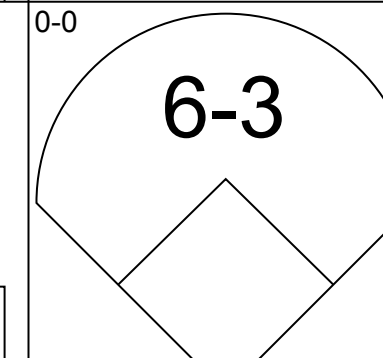
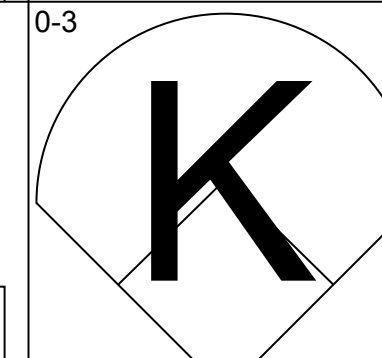
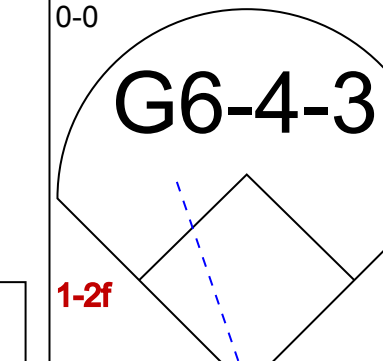
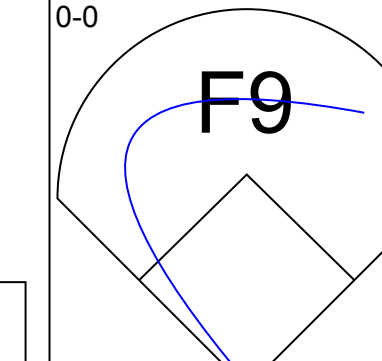
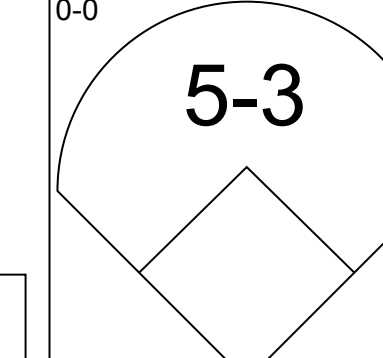
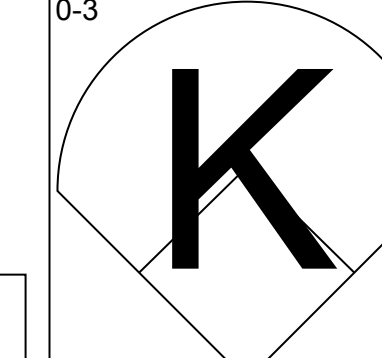
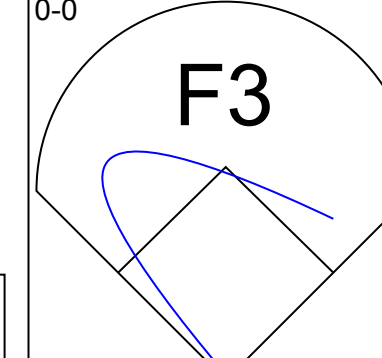
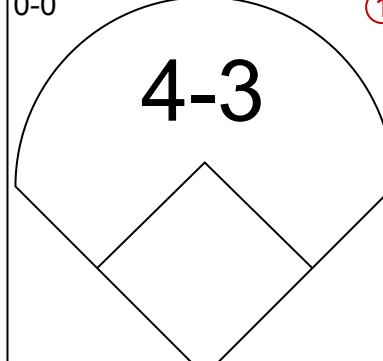
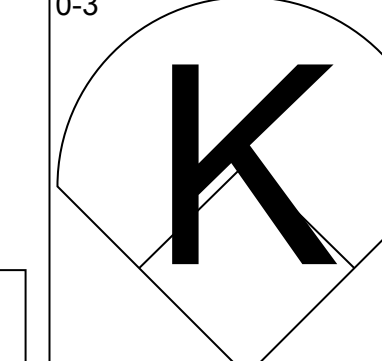
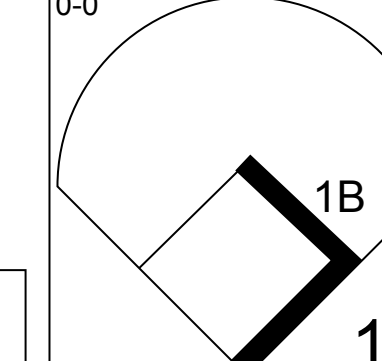
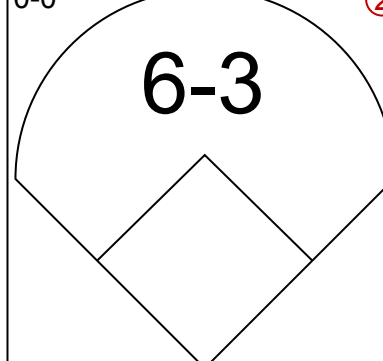
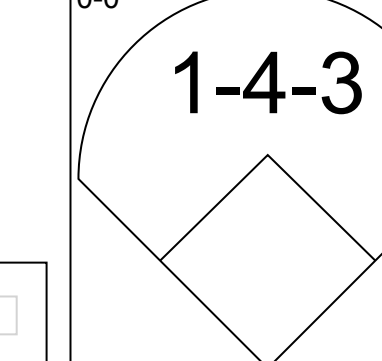

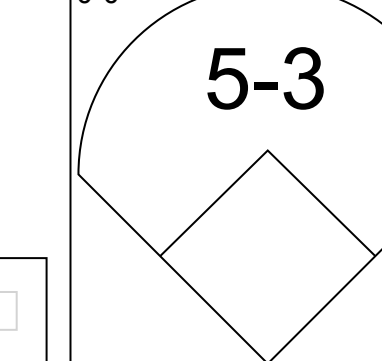
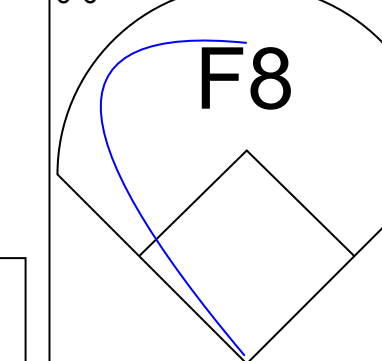
Batter	1	2	3	4	5	6	7	8	9	AB	R	H	RBI	BB	SO	LOB	BOTTOM			
Bobby Valentine, R OBP: 0.318, SLG: 0.360 (1,4)	0-0 F9		0-0 1B			0-0 4-3		0-0 L7		4	0	1	0	0	0	0	<p>Atlanta Braves @ Los Angeles Dodgers Dodger Stadium, Los Angeles, CA Fri Jun 23 1972, 7:05 PM PDT Att: 53,107 - Unknown</p> <p>livebaseballscores.com</p> <p>AB 29 R 2 H 5 RBI 2 BB 1 SO 4 LOB 7</p> 			
Bill Buckner, L OBP: 0.346, SLG: 0.359 (1,7)	4-0 BB		0-0 1B			0-0 L7		0-0 4-3		3	0	1	0	1	0	0				
Willie Davis, L OBP: 0.290, SLG: 0.416 (1,8)	0-0 F5		0-0 F5			0-0 HR		0-0 F5		4	1	1	0	0	0	3				
Frank Robinson, R OBP: 0.366, SLG: 0.475 (1,9)	0-3 K			0-3 K		0-0 HR		0-0 HR		3	1	1	2	0	2	1				
Wes Parker, S OBP: 0.361, SLG: 0.291 (1,3)		0-0 F5		0-0 G3		0-0 4-3				3	0	0	0	0	0	0				
Duke Sims, L OBP: 0.283, SLG: 0.287 (1,2)		0-0 3-1		0-0 F9			0-0 FC1-6 1B			3	0	1	0	0	0	0				
Billy Grabarkewitz, R OBP: 0.281, SLG: 0.299 (1,5)		0-3 K			0-0 F3		0-0 FC1-6		0-0 1-2	3	0	0	0	0	1	1				
Bill Russell, R OBP: 0.302, SLG: 0.396 (1,6)			0-0 6-3		0-0 5-3		0-0 F7		0-0 1-2	3	0	0	0	0	0	1				
Al Downing, R OBP: 0.125, SLG: 0.129 (1,1)			0-3 K		0-0 5-3		0-0 F9			3	0	0	0	0	1	1				
Inning Stats	R: 0 E: 0 K: 1 S: 5	H: 0 LOB: 1 BB: 1 P: 9	R: 0 E: 0 K: 1 S: 5	H: 0 LOB: 0 BB: 0 P: 5	R: 0 E: 0 K: 1 S: 7	H: 2 LOB: 2 BB: 0 P: 7	R: 0 E: 0 K: 1 S: 5	H: 0 LOB: 0 BB: 0 P: 5	R: 0 E: 0 K: 0 S: 4	H: 1 LOB: 1 BB: 0 P: 4	R: 0 E: 0 K: 0 S: 3	H: 0 LOB: 0 BB: 0 P: 3	R: 0 E: 0 K: 0 S: 3	H: 0 LOB: 0 BB: 0 P: 3	R: 0 E: 0 K: 0 S: 3	H: 0 LOB: 0 BB: 0 P: 3		1B: 3 2B: 1 3B: 0 HR: 1	SF: 0 SAC: 0 DP: 0 HBP: 0	WP: 0 PB: 0 SB: 1 CS: 0
PITCHER Phil Niekro, R ERA: 3.38 (1,1)	IP: 8.0 WLS: L BF: 30 H: 5 R: 2 ER: 2 SO: 4 BB: 1 IBB: 0 HBP: 0 BLK: 0 WP: 0 HR: 1 S: 37 P: 41 ERA: 2.25 WHIP: 0.750															PITCHER				

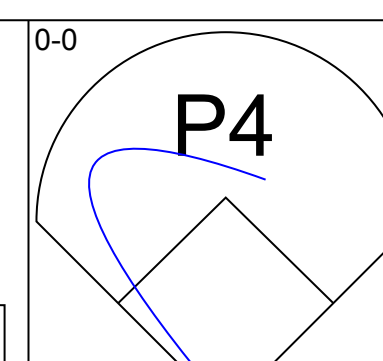
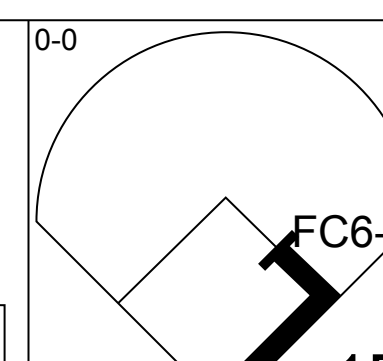
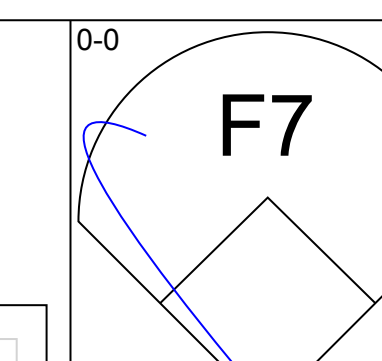
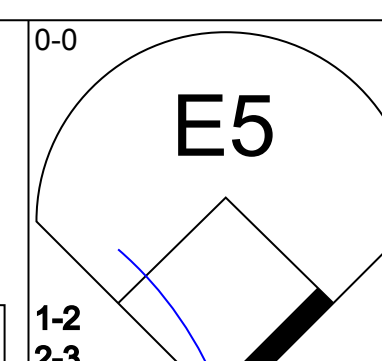
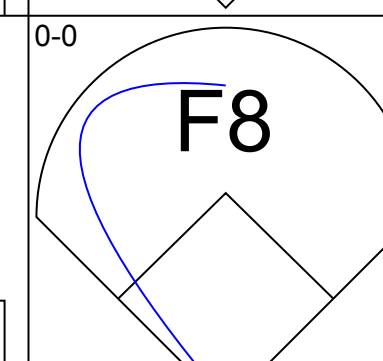
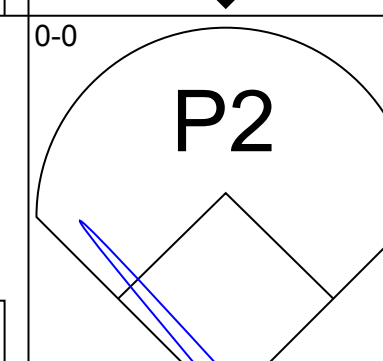
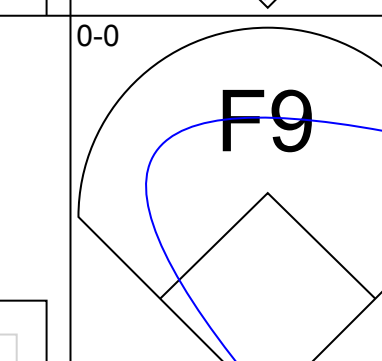
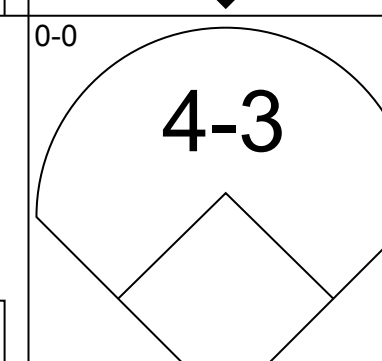
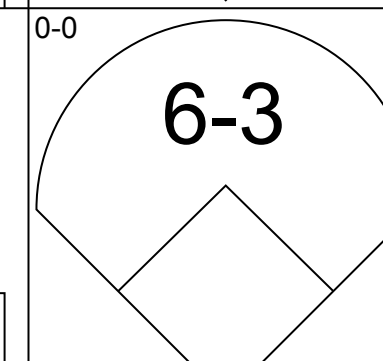
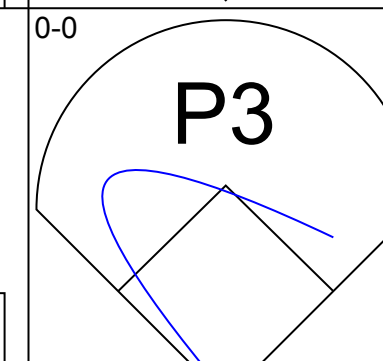
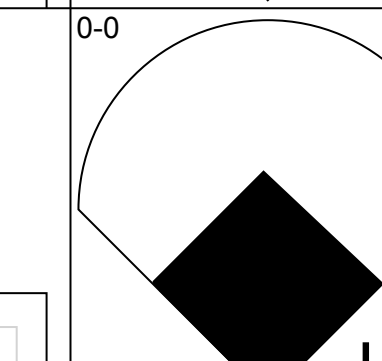
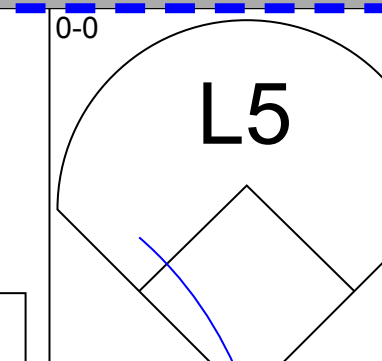
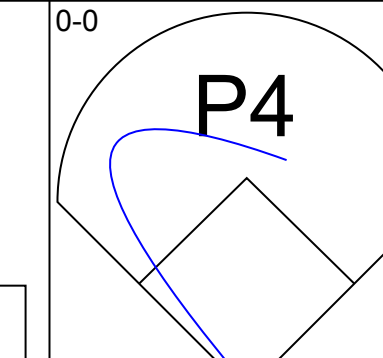
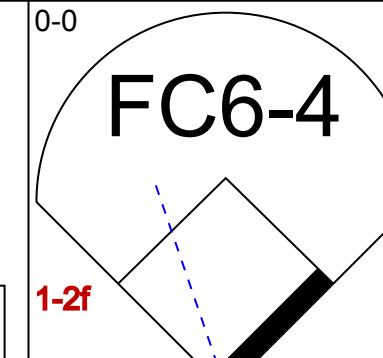
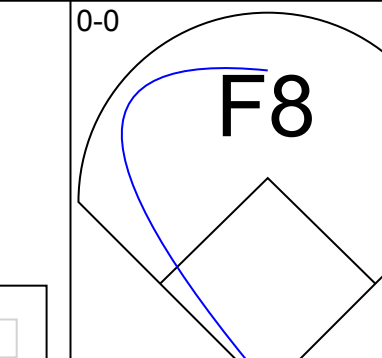
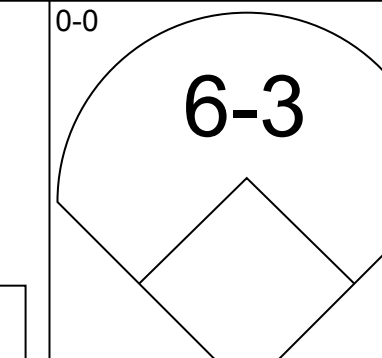
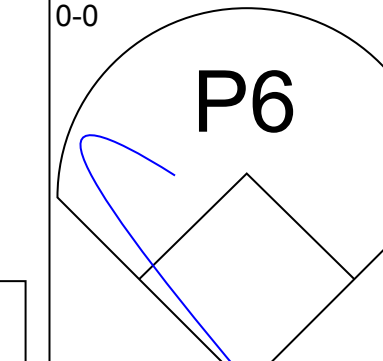
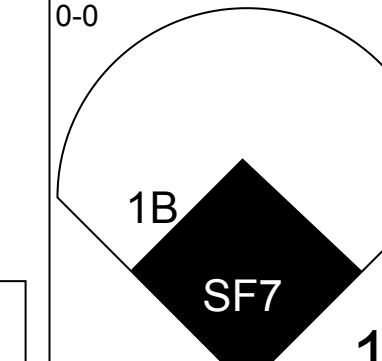
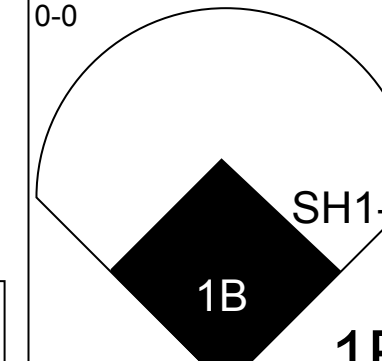
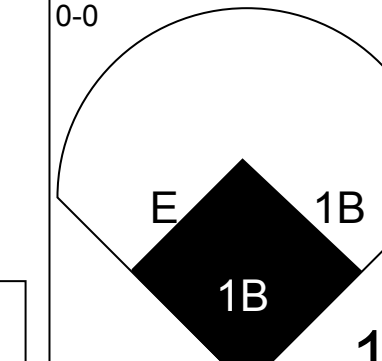
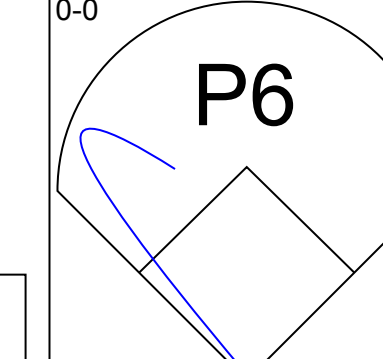
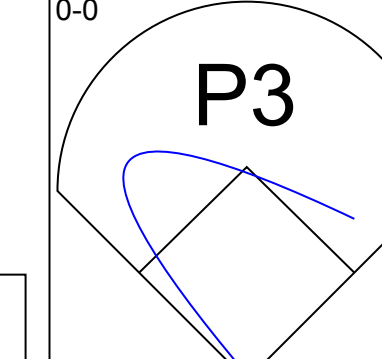
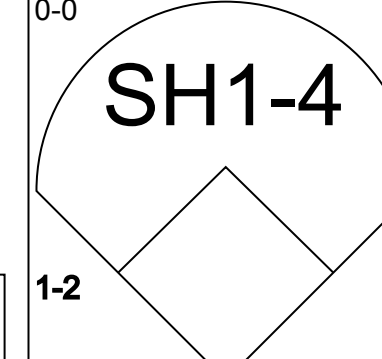
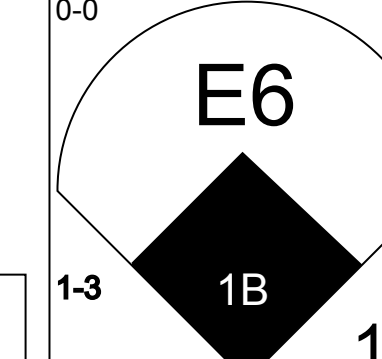
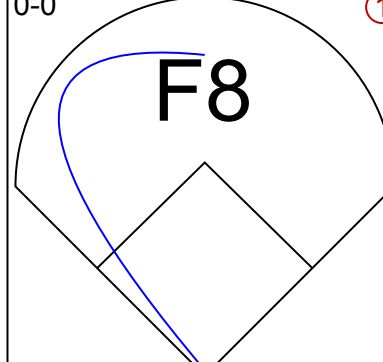
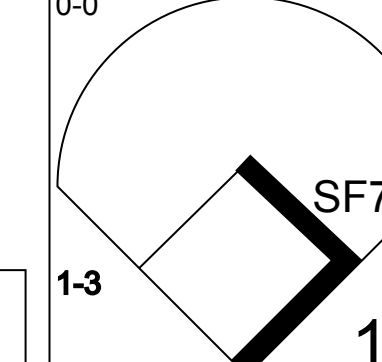
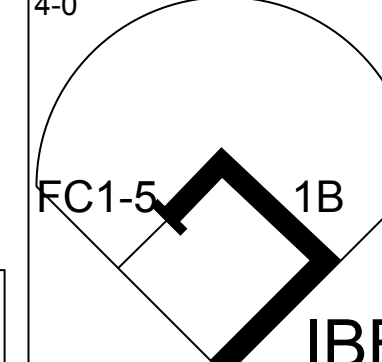
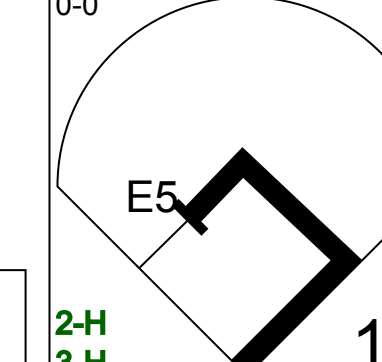
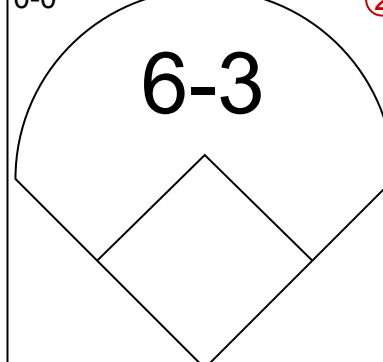
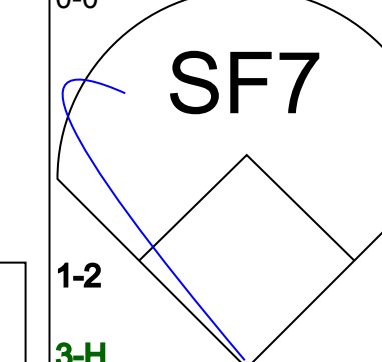
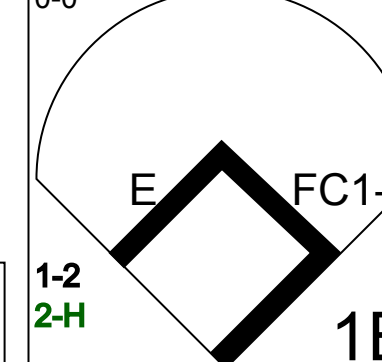
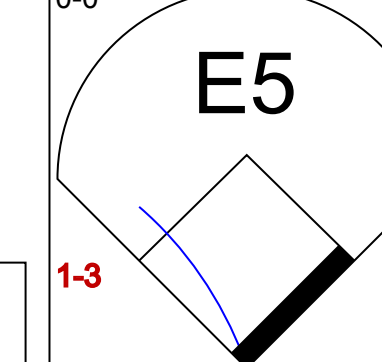
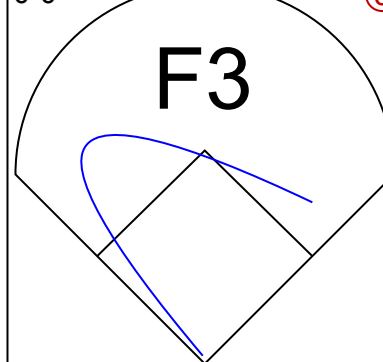
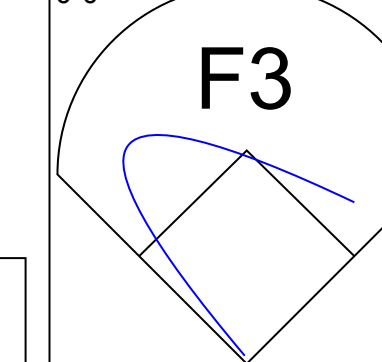
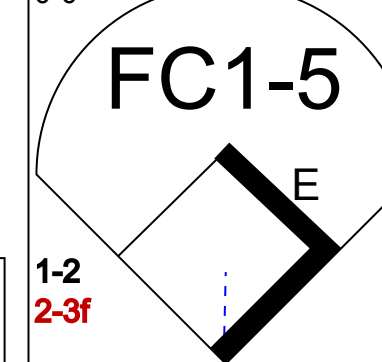
Batter	1	2	3	4	5	6	7	8	9	AB	R	H	RBI	BB	SO	LOB	TOP			
Felix Milan, R OBP: 0.286, SLG: 0.317 (1,4)										4	0	2	1	0	0	0	Atlanta Braves @ Los Angeles Dodgers Dodger Stadium, Los Angeles, CA Sat Jun 24 1972, 7:05 PM PDT Unknown			
Ralph Carr, L OBP: 0.341, SLG: 0.371 (1,9)										4	0	0	0	0	0	3				
Mike Lum, L OBP: 0.306, SLG: 0.316 (1,8)										4	0	2	0	0	0	0				
Rico Carty, R OBP: 0.431, SLG: 0.470 (1,7)										3	0	1	0	1	1	0				
Oscar Brown, R OBP: 0.293, SLG: 0.556 (8,7)										0	0	0	0	0	0	0				
Orlando Cepeda, R OBP: 0.352, SLG: 0.488 (1,3)										4	0	0	0	0	1	5				
Earl Williams, R OBP: 0.340, SLG: 0.397 (1,2)										3	1	1	0	1	0	0				
Sonny Jackson, L OBP: 0.182, SLG: 0.182 (1,5)										3	0	1	0	0	1	1				
Hank Aaron, R OBP: 0.347, SLG: 0.442 (9, PH)										1	0	0	0	0	1	1				
Gil Garrido, R OBP: 0.750, SLG: 0.667 (9,5)										4	0	0	0	0	1	3				
Marty Perez, R OBP: 0.288, SLG: 0.286 (1,6)										4	0	1	0	0	2	2				
Tom Kelley, R OBP: 0.161, SLG: 0.103 (1,1)										4	0	1	0	0	2	2				
Inning Stats	R: 0 E: 0 K: 0 S: 4	H: 2 LOB: 2 BB: 1 P: 8	R: 0 E: 0 K: 2 S: 8	H: 1 LOB: 1 BB: 0 P: 8	R: 0 E: 0 K: 0 S: 5	H: 2 LOB: 2 BB: 0 P: 5	R: 0 E: 0 K: 0 S: 3	H: 0 LOB: 0 BB: 0 P: 3	R: 0 E: 0 K: 1 S: 5	H: 0 LOB: 0 BB: 0 P: 5	R: 0 E: 0 K: 1 S: 5	H: 0 LOB: 0 BB: 0 P: 5	R: 1 E: 1 K: 1 S: 8	H: 3 LOB: 2 BB: 0 P: 8	R: 0 E: 0 K: 1 S: 5	H: 0 LOB: 1 BB: 1 P: 9	1B: 7 2B: 1 3B: 0 HR: 0	SF: 0 SAC: 0 DP: 1 HBP: 0	WP: 0 PB: 0 SB: 0 CS: 0	PA: 36
PITCHER	IP WLS BF H R ER SO BB IBB HBP BLK WP HR S P ERA WHIP																			
Don Sutton, R ERA: 1.68 (1,1)	8.0 L 32 8 1 1 6 1 0 0 0 0 0 0 43 47 1.12 1.125																			
Pete Richert, L ERA: 3.39 (9,1)	1.0 4 0 0 0 1 1 0 0 0 0 0 0 5 9 0.00 1.000																			

Batter	1	2	3	4	5	6	7	8	9	AB	R	H	RBI	BB	SO	LOB	BOTTOM			
Bobby Valentine, R OBP: 0.310, SLG: 0.350 (1,4)										4	0	0	0	0	0	0	Atlanta Braves @ Los Angeles Dodgers Dodger Stadium, Los Angeles, CA Sat Jun 24 1972, 7:05 PM PDT Unknown			
Bill Buckner, L OBP: 0.344, SLG: 0.356 (1,7)										4	0	1	0	0	0	0				
Willie Davis, L OBP: 0.290, SLG: 0.413 (1,8)										4	0	1	0	0	0	0				
Frank Robinson, R OBP: 0.364, SLG: 0.467 (1,9)										3	0	0	0	1	2	0				
Wes Parker, S OBP: 0.351, SLG: 0.282 (1,3)										4	0	0	0	0	1	3				
Duke Sims, L OBP: 0.285, SLG: 0.282 (1,2)										2	0	0	0	1	0	0				
Billy Grabarkewitz, R OBP: 0.277, SLG: 0.255 (1,5)										1	0	0	0	0	1	0				
Steve Garvey, R OBP: 0.314, SLG: 0.386 (4,5)										2	0	1	0	0	0	0				
Bill Russell, R OBP: 0.297, SLG: 0.389 (1,6)										3	0	0	0	0	0	2				
Don Sutton, R OBP: 0.194, SLG: 0.147 (1,1)										2	0	0	0	0	0	0				
Willie Crawford, L OBP: 0.301, SLG: 0.443 (8, PH)										1	0	0	0	0	0	0				
Pete Richert, L OBP: 0.667, SLG: 0.667 (9,1)										0	0	0	0	0	0	0				
Inning Stats	R: 0 E: 0 K: 0 S: 3	H: 0 LOB: 0 BB: 0 P: 3	R: 0 E: 0 K: 1 S: 5	H: 0 LOB: 0 BB: 0 P: 5	R: 0 E: 0 K: 0 S: 3	H: 0 LOB: 0 BB: 0 P: 3	R: 0 E: 0 K: 0 S: 4	H: 1 LOB: 2 BB: 1 P: 8	R: 0 E: 0 K: 1 S: 7	H: 2 LOB: 3 BB: 1 P: 11	R: 0 E: 0 K: 0 S: 3	H: 0 LOB: 0 BB: 0 P: 3	R: 0 E: 0 K: 0 S: 3	H: 0 LOB: 0 BB: 0 P: 3	R: 0 E: 0 K: 1 S: 5	H: 0 LOB: 0 BB: 0 P: 5	1B: 3 2B: 0 3B: 0 HR: 0	SF: 0 SAC: 0 DP: 0 HBP: 0	WP: 0 PB: 0 SB: 0 CS: 0	PA: 32
PITCHER	IP WLS BF H R ER SO BB IBB HBP BLK WP HR S P ERA WHIP																			
Tom Kelley, R ERA: 3.61 (1,1)	9.0 W 32 3 0 0 4 2 0 0 0 0 0 0 38 46 0.00 0.556																			

Batter	1	2	3	4	5	6	7	8	9	AB	R	H	RBI	BB	SO	LOB	TOP					
Sonny Jackson, L (1,5) OBP: 0.125, SLG: 0.125	G3		6-3		1-3		F8		5-3	5	0	0	0	0	0	5	Atlanta Braves @ Los Angeles Dodgers Dodger Stadium, Los Angeles, CA Sat Jun 24 1972, 7:05 PM PDT Att: 46,424 - Unknown					
Felix Milan, R (1,4) OBP: 0.286, SLG: 0.319	4-3			2B FC6-4	5-3		5-3		1B 4-3	5	2	2	0	0	3							
Hank Aaron, R (1,9) OBP: 0.357, SLG: 0.473	F8			FC6-4 SF7		G4-6-3		HR	1-3 4-3	5	2	4	2	0	0							
Rico Carty, R (1,7) OBP: 0.433, SLG: 0.467 Oscar Brown, R (8, PR) OBP: 0.250, SLG: 0.526	L9			FC6-4 BB		K		1B	4-3	3	0	1	0	1	1							
Mike Lum, L (1,8) OBP: 0.301, SLG: 0.311	F8			FC6-4		G4-6-3		1B	F2	5	0	1	1	0	4							
Earl Williams, R (1,3) OBP: 0.336, SLG: 0.396	K			SF7				1B FC6-4	F7	3	1	1	1	0	2							
Paul Casanova, R (1,2) OBP: 0.224, SLG: 0.234			F7	L6				FC6-4 1B	K	4	0	1	0	0	3							
Marty Perez, R (1,6) OBP: 0.296, SLG: 0.296			1-3		1-3 SH1-4			FC6-4 1B	4-3	4	0	3	0	0	2							
Ron Schueler, R (1,1) OBP: 0.176, SLG: 0.188 Ralph Garr, L (7, PH) OBP: 0.340, SLG: 0.370 Pat Jarvis, R (7,1) OBP: 0.182, SLG: 0.273	1-3				SH1-4			FC6-4	1B 2B	1	0	0	0	0	1							
Inning Stats	R: 0 E: 0 K: 0 S: 3	H: 0 LOB: 0 BB: 0 P: 3	R: 0 E: 0 K: 1 S: 5	H: 0 LOB: 0 BB: 0 P: 5	R: 0 E: 0 K: 0 S: 4	H: 1 LOB: 1 BB: 0 P: 4	R: 2 E: 0 K: 0 S: 5	H: 2 LOB: 1 BB: 1 P: 9	R: 0 E: 0 K: 0 S: 4	H: 1 LOB: 1 BB: 0 P: 4	R: 0 E: 0 K: 1 S: 5	H: 1 LOB: 0 BB: 0 P: 5	R: 1 E: 0 K: 1 S: 8	H: 3 LOB: 2 BB: 0 P: 8	R: 1 E: 0 K: 1 S: 8	H: 3 LOB: 2 BB: 0 P: 8		R: 2 E: 0 K: 0 S: 6	H: 3 LOB: 1 BB: 0 P: 6	1B: 11 2B: 2 3B: 0 HR: 1	SF: 1 SAC: 1 DP: 1 HBP: 0	WP: 0 PB: 0 SB: 0 CS: 0
PITCHER	IP	WLS	BF	H	R	ER	SO	BB	IBB	HBP	BLK	WP	HR	S	P	ERA	WHIP					
Bill Singer, R (1,1) ERA: 3.4	6.0		26	8	3	3	2	1	0	0	0	0	0	29	33	4.50	1.500					
Jim Brewer, L (7,1) ERA: 1.3	2.0		9	3	1	1	1	0	0	0	0	0	1	11	11	4.50	1.500					
Hoyt Wilhelm, R (9,1) ERA: 5.59	1.0	L	6	3	2	2	0	0	0	0	0	0	0	6	6	18.00	3.000					

Batter	1	2	3	4	5	6	7	8	9	AB	R	H	RBI	BB	SO	LOB	BOTTOM				
Bobby Valentine, R (1,4) OBP: 0.306, SLG: 0.351	K	G4-6-3		F6		F8		1B 2B		5	0	1	0	0	1	2	Atlanta Braves @ Los Angeles Dodgers Dodger Stadium, Los Angeles, CA Sat Jun 24 1972, 7:05 PM PDT Att: 46,424 - Unknown				
Manny Mota, R (1,7) OBP: 0.348, SLG: 0.500	WP BB SF8		4-3					1B		5	1	4	0	0	0						
Willie Davis, L (1,8) OBP: 0.296, SLG: 0.420	E WP BB			F4		F4		2-3 1B		3	1	1	0	2	2						
Willie Crawford, L (1,9) OBP: 0.307, SLG: 0.440 Hoyt Wilhelm, R (9,1)			1B SF9	K		K		K		3	1	1	1	1	2						
Bill Buckner, L (1,3) OBP: 0.340, SLG: 0.353	SF8		1B 1B		1-3		F5		1-3	4	1	1	1	0	0						
Steve Garvey, R (1,5) OBP: 0.316, SLG: 0.391	K		SF9		G3 BB		K		2B	3	0	1	1	1	2						
Chris Cannizzaro, R (1,2) OBP: 0.341, SLG: 0.351		FC1-5 1B			G3 BB			1B	6-3	4	0	3	0	1	0						
Bill Russell, R (1,6) OBP: 0.302, SLG: 0.391 Jim Lefebvre, S (9, PH) OBP: 0.291, SLG: 0.349		FC1-5 1B			G3		K		K	4	0	2	1	0	3						
Bill Singer, R (1,1) OBP: 0.156, SLG: 0.161 Jim Brewer, L (7,1)		FC1-5 1B			4-3			6-3		3	0	0	0	0	1						
Wes Parker, S (7,3) OBP: 0.349, SLG: 0.280 Frank Robinson, R (8, PH) OBP: 0.362, SLG: 0.465		G4-6-3		K						1	0	0	0	0	0						
Inning Stats	R: 1 E: 1 K: 2 S: 8	H: 1 LOB: 2 BB: 2 P: 16	R: 0 E: 0 K: 0 S: 4	H: 2 LOB: 1 BB: 0 P: 4	R: 3 E: 0 K: 1 S: 10	H: 5 LOB: 2 BB: 0 P: 10	R: 0 E: 0 K: 1 S: 6	H: 1 LOB: 1 BB: 0 P: 6	R: 0 E: 0 K: 1 S: 6	H: 1 LOB: 1 BB: 0 P: 6	R: 0 E: 0 K: 2 S: 8	H: 1 LOB: 1 BB: 0 P: 8	R: 0 E: 0 K: 1 S: 6	H: 2 LOB: 2 BB: 1 P: 10	R: 0 E: 0 K: 1 S: 6	H: 1 LOB: 1 BB: 0 P: 6	1B: 11 2B: 2 3B: 1 HR: 0	SF: 2 SAC: 0 DP: 1 HBP: 0	WP: 1 PB: 0 SB: 0 CS: 0	PA: 44	
PITCHER	IP	WLS	BF	H	R	ER	SO	BB	IBB	HBP	BLK	WP	HR	S	P	ERA	WHIP				
Ron Schueler, R (1,1) ERA: 3.21	6.0		31	10	4	4	5	4	0	0	0	0	0	20	24	6.00	2.333				
Pat Jarvis, R (7,1) ERA: 4.54	3.0	W	13	4	0	0	4	0	1	0	0	0	0	20	24	0.00	1.333				

Batter	1	2	3	4	5	6	7	8	9	AB	R	H	RBI	BB	SO	LOB	TOP			
Oscar Brown, R (1, 9) OBP: 0.281, SLG: 0.500 Jim Breazeale, L (8, PH) OBP: 0.222, SLG: 0.346 Joe Hoerner, R (8, 1)										3	0	1	0	0	1	10	Atlanta Braves @ Los Angeles Dodgers Dodger Stadium, Los Angeles, CA Sun Jun 25 1972, 3:33 AM PDT Att: 30,021 - Unknown			
Felix Milan, R (1, 4) OBP: 0.288, SLG: 0.318									4	0	1	0	0	0	3					
Hank Aaron, R (1, 3) OBP: 0.356, SLG: 0.466									3	0	0	0	1	1	2					
Rico Carty, R (1, 7) OBP: 0.429, SLG: 0.462									4	0	1	0	0	1	3					
Earl Williams, R (1, 5) OBP: 0.341, SLG: 0.398									4	0	2	0	0	0	1					
Paul Casanova, R (1, 2) OBP: 0.208, SLG: 0.216									4	0	0	0	0	1	4					
Mike Lum, L (1, 8) OBP: 0.299, SLG: 0.308 (8, 9)									4	0	1	0	0	1	2					
Marty Perez, R (1, 6) OBP: 0.296, SLG: 0.296									3	0	1	0	0	0	0					
George Stone, L (1, 1) Cecil Upshaw, R (7, 1) Orlando Cepeda, R (8, PH) OBP: 0.348, SLG: 0.482 Sonny Jackson, L (8, 8) OBP: 0.125, SLG: 0.125									2	0	0	0	0	1	0					
Inning Stats	R: 0 E: 0 K: 2 S: 7	H: 0 LOB: 0 BB: 7 P: 7	R: 0 E: 0 K: 0 S: 3	H: 1 LOB: 0 BB: 0 P: 3	R: 0 E: 0 K: 1 S: 5	H: 0 LOB: 0 BB: 0 P: 5	R: 0 E: 0 K: 0 S: 4	H: 1 LOB: 1 BB: 0 P: 4	R: 0 E: 0 K: 2 S: 7	H: 0 LOB: 0 BB: 0 P: 7	R: 0 E: 0 K: 1 S: 3	H: 2 LOB: 2 BB: 0 P: 7	R: 0 E: 0 K: 1 S: 7	H: 2 LOB: 2 BB: 1 P: 7	R: 0 E: 0 K: 0 S: 4	H: 1 LOB: 2 BB: 1 P: 8		1B: 7 2B: 0 3B: 0 HR: 0	SF: 0 SAC: 0 DP: 1 HBP: 0	WP: 0 PB: 0 SB: 0 CS: 0
PITCHER	IP WLS BF H R ER SO BB IBB HBP BLK WP HR S P ERA WHIP																			
Tommy John, L (1, 1) ERA: 2.32	7.0 W 26 6 0 0 6 0 0 0 0 0 0 0 38 38 0.00 0.857																			
Pete Mikkelsen, R (8, 1) ERA: 4.37	2.0 S 8 1 0 0 1 1 0 0 0 0 0 0 9 13 0.00 1.000																			

Batter	1	2	3	4	5	6	7	8	9	AB	R	H	RBI	BB	SO	LOB	BOTTOM			
Bobby Valentine, R (1, 4) OBP: 0.305, SLG: 0.349										4	0	1	0	0	0	2	Atlanta Braves @ Los Angeles Dodgers Dodger Stadium, Los Angeles, CA Sun Jun 25 1972, 3:33 AM PDT Att: 30,021 - Unknown			
Willie Davis, L (1, 8) OBP: 0.291, SLG: 0.414										4	0	0	0	0	0	4				
Manny Mota, R (1, 7) OBP: 0.347, SLG: 0.514										4	1	1	1	0	0	1				
Wes Parker, S (1, 3) OBP: 0.340, SLG: 0.272										4	0	0	0	0	0	1				
Steve Garvey, R (1, 5) OBP: 0.325, SLG: 0.399										4	3	3	0	0	0	0				
Bill Buckner, L (1, 9) OBP: 0.339, SLG: 0.353										3	1	1	0	0	0	1				
Chris Cannizzaro, R (1, 2) OBP: 0.360, SLG: 0.364										3	0	2	2	1	0	0				
Bill Russell, R (1, 6) OBP: 0.301, SLG: 0.390										3	0	1	2	0	0	1				
Tommy John, R (1, 1) OBP: 0.069, SLG: 0.069 Pete Mikkelsen, R (8, 1)									3	0	0	0	0	0	0	3				
Inning Stats	R: 0 E: 0 K: 0 S: 3	H: 0 LOB: 0 BB: 0 P: 3	R: 0 E: 0 K: 0 S: 3	H: 0 LOB: 0 BB: 0 P: 3	R: 0 E: 0 K: 0 S: 3	H: 0 LOB: 0 BB: 0 P: 3	R: 0 E: 0 K: 0 S: 4	H: 1 LOB: 1 BB: 0 P: 4	R: 1 E: 0 K: 0 S: 5	H: 2 LOB: 1 BB: 0 P: 5	R: 1 E: 0 K: 0 S: 4	H: 1 LOB: 0 BB: 0 P: 4	R: 1 E: 1 K: 0 S: 6	H: 2 LOB: 3 BB: 1 P: 10	R: 2 E: 2 K: 0 S: 6	H: 3 LOB: 1 BB: 0 P: 6		1B: 8 2B: 0 3B: 0 HR: 1	SF: 1 SAC: 1 DP: 0 HBP: 0	WP: 0 PB: 0 SB: 0 CS: 0
PITCHER	IP WLS BF H R ER SO BB IBB HBP BLK WP HR S P ERA WHIP																			
George Stone, L (1, 1) ERA: 7.01	6.1 L 26 6 3 3 3 0 0 0 0 0 0 0 25 29 4.26 0.947																			
Cecil Upshaw, R (7, 1) ERA: 4.95	0.2 3 0 0 0 0 0 0 0 0 0 0 0 3 3 0.00 0.000																			
Joe Hoerner, L (8, 1) ERA: 3.28	1.0 6 3 2 1 0 0 0 0 0 0 0 0 6 6 9.00 3.000																			

AB 33
R 0
H 7
RBI 0
BB 1
SO 7
LOB 19



AB 32
R 5
H 9
RBI 5
BB 1
SO 0
LOB 13



Batter	1	2	3	4	5	6	7	8	9	AB	R	H	RBI	BB	SO	LOB	TOP					
Oscar Brown, R OBP: 0.259, SLG: 0.500 (1, 9)	4-3		F6		FC5-4			2B		4	0	1	0	0	0	1	Atlanta Braves @ San Francisco Giants Candlestick Park, San Francisco, CA Mon Jun 26 1972, 6:33 AM EDT Att: 2,871 - Unknown					
Felix Milten, R OBP: 0.291, SLG: 0.318 (1, 4)	BB BB		1B			F8		K		3	0	1	0	1	1							
Hank Aaron, R OBP: 0.358, SLG: 0.464 (1, 3)	BB BB		F9			5-3		BB		3	0	1	0	1	0							
Rico Carty, R OBP: 0.426, SLG: 0.455 (1, 7)	G4-6-3		F9			F6		F8		3	0	0	0	1	0							
Earl Williams, R OBP: 0.336, SLG: 0.391 (1, 5)	G4-6-3		K			F8		K		4	0	0	0	0	2							
Mike Lum, L OBP: 0.306, SLG: 0.303 (1, 8)		CS	K			F4		BB		2	0	0	0	2	1							
Paul Casanova, R OBP: 0.193, SLG: 0.200 (1, 2)		K				F8		5-3		4	0	0	0	0	2							
Marty Perez, R OBP: 0.292, SLG: 0.292 (1, 6)		F8				K		6-3		3	0	0	0	0	1							
Ron Reed, R OBP: 0.111, SLG: 0.147 Orlando Cepeda, R (8, PH) Mike McQueen, L OBP: 0.250, SLG: 0.250 (8, 1)			F9			FC5-4		F4		2	0	1	0	0	0							
Inning Stats	R: 0 E: 0 K: 0 S: 2	H: 0 LOB: 2 BB: 3 P: 14	R: 0 E: 0 K: 1 S: 4	H: 0 LOB: 0 BB: 1 P: 8	R: 0 E: 0 K: 2 S: 4	H: 1 LOB: 1 BB: 0 P: 4	R: 0 E: 0 K: 2 S: 7	H: 0 LOB: 0 BB: 0 P: 7	R: 0 E: 0 K: 1 S: 6	H: 1 LOB: 1 BB: 0 P: 6	R: 0 E: 0 K: 0 S: 3	H: 0 LOB: 0 BB: 0 P: 3	R: 0 E: 0 K: 0 S: 3	H: 0 LOB: 0 BB: 0 P: 3	R: 0 E: 0 K: 1 S: 6	H: 1 LOB: 1 BB: 0 P: 6	R: 0 E: 0 K: 2 S: 8	H: 1 LOB: 2 BB: 1 P: 12	1B: 3 2B: 1 3B: 0 HR: 0	SF: 0 SAC: 0 DP: 1 HBP: 0	WP: 0 PB: 0 SB: 0 CS: 1	PA: 34
PITCHER Ron Bryant, L ERA: 2.64 (1, 1)	IP: 9.0 WLS: W BF: 34 H: 4 R: 0 ER: 0 SO: 7 BB: 5 IBB: 0 HBP: 0 BLK: 0 WP: 0 HR: 0 S: 43 P: 63 ERA: 0.00 WHIP: 1.000															PITCHER						


Batter	1	2	3	4	5	6	7	8	9	AB	R	H	RBI	BB	SO	LOB	BOTTOM			
Bobby Bonds, R OBP: 0.316, SLG: 0.436 (1, 9)	6-3		K		G3			6-3		4	0	0	0	0	1	1	Atlanta Braves @ San Francisco Giants Candlestick Park, San Francisco, CA Mon Jun 26 1972, 6:33 AM EDT Att: 2,871 - Unknown			
Jim Howarth, L OBP: 0.386, SLG: 0.354 (1, 8)	E		G3		4-3			F8		4	0	1	0	0	0	1				
Chris Speier, R OBP: 0.347, SLG: 0.409 (1, 6)	E7				2B			6-3		3	1	2	0	1	0	0				
Ed Goodson, L OBP: 0.337, SLG: 0.451 (1, 3)	2-3				1B			BB		4	1	3	1	0	0	2				
Dave Kingman, R OBP: 0.303, SLG: 0.475 (1, 7)	F6				FC4-6			FC6-4		4	0	1	1	0	1	5				
Dave Rader, L OBP: 0.300, SLG: 0.325 (1, 2)					FC4-6			K		4	0	0	0	0	1	3				
Al Gallagher, R OBP: 0.374, SLG: 0.340 (1, 5)					FC4-6			G3-6		3	0	1	1	0	0	1				
Tito Fuentes, S OBP: 0.295, SLG: 0.358 (1, 4)					F8			K		3	0	0	0	0	0	2				
Ron Bryant, S OBP: 0.125, SLG: 0.156 (1, 1)					K			G3		3	1	1	0	0	1	1				
Inning Stats	R: 0 E: 1 K: 0 S: 5	H: 2 LOB: 2 BB: 0 P: 5	R: 0 E: 0 K: 0 S: 3	H: 0 LOB: 0 BB: 0 P: 3	R: 0 E: 0 K: 2 S: 7	H: 0 LOB: 0 BB: 0 P: 7	R: 2 E: 0 K: 1 S: 8	H: 3 LOB: 1 BB: 0 P: 8	R: 1 E: 0 K: 0 S: 5	H: 2 LOB: 2 BB: 1 P: 9	R: 0 E: 0 K: 0 S: 4	H: 1 LOB: 1 BB: 0 P: 4	R: 0 E: 0 K: 0 S: 3	H: 0 LOB: 0 BB: 0 P: 3	R: 0 E: 0 K: 1 S: 5	H: 1 LOB: 0 BB: 0 P: 5	1B: 7 2B: 2 3B: 0 HR: 0	SF: 0 SAC: 0 DP: 1 HBP: 0	WP: 0 PB: 0 SB: 0 CS: 0	PA: 33
PITCHER Ron Reed, R ERA: 3.87 Mike McQueen, L ERA: 4.2 (8, 1)	IP: 7.0 WLS: L BF: 30 H: 8 R: 3 ER: 3 SO: 3 BB: 1 IBB: 0 HBP: 0 BLK: 0 WP: 0 HR: 0 S: 35 P: 39 ERA: 3.86 WHIP: 1.286															PITCHER				

AB	29
R	0
H	4
RBI	0
BB	5
SO	7
LOB	11



AB	32
R	3
H	9
RBI	3
BB	1
SO	4
LOB	16



Batter	1	2	3	4	5	6	7	8	9	10	AB	R	H	RBI	BB	SO	LOB	TOP				
Oscar Brown, R OBP: 0.281, SLG: 0.484 (1, 9)	0-0 1B		0-0 SH3-4 1B		0-3 K		0-0 F6		0-0 1-4-3		5	0	2	0	0	1	1	Atlanta Braves @ San Francisco Giants Candlestick Park, San Francisco, CA Tue Jun 27 1972, 10:05 PM EDT Att: 5,116 - Unknown livebaseballscorecards.com AB 37 R 2 H 10 RBI 2 BB 5 SO 6 LOB 23 				
Felix Millan, R OBP: 0.297, SLG: 0.322 (1, 4)	0-0 G6-4-3 1B		0-0 SH3-4		4-0 BB BB		0-0 6-3		0-0 2-3		3	0	2	1	1	0	0					
Hank Aaron, R OBP: 0.359, SLG: 0.459 (1, 3)	0-0 F7		0-0 F6		4-0 BB 1-2		0-0 WP 1B		0-0 6-3		4	0	1	0	1	0	6					
Rico Carty, R OBP: 0.421, SLG: 0.444 (1, 7)	0-0 G6-4-3		4-0 IBB		0-0 F9		0-0 F9		0-0 F8		4	0	0	0	1	0	5					
Earl Williams, R OBP: 0.333, SLG: 0.387 (1, 2)		0-0 1B	0-0 F8		0-0 F8		0-0 K		0-0 F9		5	0	1	0	0	1	4					
Mike Lum, L OBP: 0.317, SLG: 0.327 (1, 8)		0-3 K		0-0 6-3		0-0 1B 3B		4-0 FC5-4 BB		0-0 FC6-4 1B		4	1	2	0	1	1					
Marty Perez, R OBP: 0.290, SLG: 0.290 (1, 6)		0-3 K		0-0 F4		0-0 G5-4-3 1B		0-0 FC5-4 1-2		0-0 FC6-4 1-2		5	0	1	1	0	1					
Gil Garrido, R OBP: 0.375, SLG: 0.286 (1, 5)		0-0 F4		0-3 K		0-0 G5-4-3 1-2			0-0 6-3		4	0	0	0	0	1	2					
Phil Niekro, R OBP: 0.200, SLG: 0.273 Orlando Cepeda, R OBP: 0.352, SLG: 0.476 Sonny Jackson, L OBP: 0.125, SLG: 0.125 Cecil Upshaw, R (9, 1)			0-0 SH3-4 1B		0-0 6-3		0-3 K		4-0 1-4-3 1B BB		3	0	1	0	0	1	0					
Inning Stats	R: 0 E: 0 K: 0 S: 4	H: 2 LOB: 1 BB: 0 P: 4	R: 0 E: 0 K: 2 S: 8	H: 1 LOB: 1 BB: 0 P: 8	R: 0 E: 0 K: 0 S: 5	H: 2 LOB: 3 BB: 1 P: 9	R: 0 E: 0 K: 1 S: 5	H: 0 LOB: 2 BB: 2 P: 13	R: 1 E: 0 K: 0 S: 4	H: 2 LOB: 0 BB: 0 P: 4	R: 0 E: 0 K: 1 S: 5	H: 0 LOB: 0 BB: 0 P: 5	R: 0 E: 0 K: 1 S: 6	H: 1 LOB: 2 BB: 1 P: 10	R: 1 E: 0 K: 0 S: 4	H: 1 LOB: 2 BB: 1 P: 8	R: 0 E: 0 K: 0 S: 4		H: 1 LOB: 1 BB: 0 P: 4	1B: 9 2B: 0 3B: 1 HR: 0	SF: 0 SAC: 1 DP: 2 HBP: 0	WP: 3 PB: 0 SB: 0 CS: 0
PITCHER Sam McDowell, L ERA: 4.14 Jerry Johnson, R ERA: 5.68	IP 8.2	WLS 37	BF 8	H 2	R 2	ER 2	SO 6	BB 4	IBB 1	HBP 0	BLK 0	WP 2	HR 0	S 44	P 64	ERA 2.08	WHIP 1.385					
PITCHER Sam McDowell, L ERA: 4.14 Jerry Johnson, R ERA: 5.68	IP 1.1	WLS W	BF 6	H 2	R 0	ER 0	SO 0	BB 0	IBB 0	HBP 0	BLK 0	WP 0	HR 0	S 6	P 6	ERA 0.00	WHIP 1.500					

Batter	1	2	3	4	5	6	7	8	9	10	AB	R	H	RBI	BB	SO	LOB	BOTTOM				
Bobby Bonds, R OBP: 0.314, SLG: 0.443 (1, 9)	0-0 6-3		0-0 F3		0-0 FC5-4 1-2		0-0 F9			0-0 HR		5	1	1	1	0	0	4				
Jim Howarth, L OBP: 0.361, SLG: 0.327 (1, 8)	0-0 G3		0-0 G3		0-0 4-1				0-0 4-3		4	0	0	0	0	0	2					
Chris Speier, R OBP: 0.353, SLG: 0.425 (1, 6)	0-0 1B			0-0 HR		0-0 F4		0-0 S 2B 1B			4	2	3	1	0	0	0					
Wille McCovey, L OBP: 0.294, SLG: 0.316 (1, 3)	0-0 F8		0-3 K		0-0 F8		0-0 F5		0-3 K		4	0	0	0	0	2	2					
Dave Kingman, R OBP: 0.302, SLG: 0.475 (1, 7)		0-3 K		0-0 F8		0-3 K		0-0 2B			4	0	1	1	0	2	0					
Dave Rader, L OBP: 0.304, SLG: 0.329 (1, 2)		0-0 G3		0-0 1B		0-0 SH5-4 1B		0-0 F9			4	0	2	0	0	0	1					
Al Gallagher, R OBP: 0.362, SLG: 0.327 (1, 5)		0-0 F4		0-0 F8		0-3 K			0-0 5-3		4	0	0	0	0	1	2					
Tito Fuentes, S OBP: 0.295, SLG: 0.356 (1, 4)			0-0 F6		0-0 1-3		0-0 SH5-4 1B		0-0 F8		4	0	1	0	0	0	0					
Sam McDowell, L OBP: 0.182, SLG: 0.233 Jerry Johnson, R (9, 1)			0-0 2B		0-0 FC5-4 1B		0-0 SH5-4		0-0 5-3		2	0	2	0	0	0	0					
Inning Stats	R: 0 E: 0 K: 0 S: 4	H: 1 LOB: 1 BB: 0 P: 4	R: 0 E: 0 K: 1 S: 5	H: 0 LOB: 0 BB: 0 P: 5	R: 0 E: 0 K: 0 S: 4	H: 1 LOB: 1 BB: 0 P: 4	R: 1 E: 0 K: 1 S: 7	H: 2 LOB: 1 BB: 0 P: 7	R: 0 E: 0 K: 0 S: 4	H: 1 LOB: 2 BB: 0 P: 7	R: 1 E: 0 K: 1 S: 7	H: 2 LOB: 1 BB: 0 P: 7	R: 0 E: 0 K: 0 S: 3	H: 0 LOB: 0 BB: 0 P: 3	R: 1 E: 0 K: 0 S: 1	H: 1 LOB: 0 BB: 0 P: 1	1B: 6 2B: 2 3B: 0 HR: 2	SF: 0 SAC: 1 DP: 0 HBP: 0	WP: 0 PB: 0 SB: 1 CS: 0	PA: 37		
PITCHER Phil Niekro, R ERA: 3.3 Cecil Upshaw, R ERA: 5.14	IP 8.0	WLS 9	BF 33	H 2	R 2	ER 2	SO 5	BB 0	IBB 0	HBP 0	BLK 0	WP 0	HR 1	S 43	P 43	ERA 2.25	WHIP 1.125					
PITCHER Phil Niekro, R ERA: 3.3 Cecil Upshaw, R ERA: 5.14	IP 1.0	WLS L	BF 4	H 1	R 1	ER 1	SO 0	BB 0	IBB 0	HBP 0	BLK 0	WP 0	HR 1	S 4	P 4	ERA 9.00	WHIP 1.000					

Atlanta Braves @ San Francisco Giants
 Candlestick Park, San Francisco, CA
 Tue Jun 27 1972, 10:05 PM EDT
 Att: 5,116 - Unknown



Batter	1	2	3	4	5	6	7	8	9	AB	R	H	RBI	BB	SO	LOB	TOP					
Felix Millan, R OBP: 0.296, SLG: 0.320 (1, 4)	0-0 BB 5-3 1B		0-0 L8		0-0 F9		0-0 6-3		0-0 F7	5	1	1	0	0	0	1	Atlanta Braves @ San Diego Padres San Diego Stadium, San Diego, CA Wed Jun 28 1972, 10:05 PM EDT Unknown					
Ralph Carr, L OBP: 0.341, SLG: 0.371 (1, 9)	0-3 K		0-0 F6		0-0 1-3		0-0 1B		0-0 HR	5	2	2	0	0	1	2						
Hank Aaron, R OBP: 0.368, SLG: 0.477 (1, 3)	4-0 5-3 1-2 BB		4-0 1B BB		0-0 F7		0-0 1B		0-0 HR	3	1	2	2	2	0	1						
Rico Carty, R OBP: 0.420, SLG: 0.440 (1, 7)	4-0 5-3 1-2 BB		0-0 1B		0-0 L9		0-0 L9		0-0 L8	4	0	1	0	1	0	2						
Oscar Brown, R OBP: 0.291, SLG: 0.484 (9, 7)	1-2 2-3 3-4		1-2 1B		0-0 1B BB		1-3 2-H 1B		0-0 F6	0	0	0	0	0	0	0						
Mike Lum, L OBP: 0.321, SLG: 0.331 (1, 8)	0-0 5-3		0-3 K		0-0 1B BB		0-0 1B		0-0 F6	5	0	2	2	0	1	4						
Earl Williams, R OBP: 0.332, SLG: 0.382 (1, 5)	0-3 K		0-3 K		0-0 1B BB		0-0 1-3			3	0	0	0	1	2	4						
Paul Casanova, R OBP: 0.197, SLG: 0.203 (1, 2)		0-0 CS 1B	0-3 K		0-0 F3		0-3 K			4	0	1	0	0	2	2						
Marty Perez, R OBP: 0.290, SLG: 0.289 (1, 6)	0-3 K		0-0 L8		0-0 FC4-6 1B		0-0 F4			4	0	1	0	0	1	1						
Ron Schueler, R OBP: 0.190, SLG: 0.200 (1, 1)	0-0 F8				0-0 1-3 1B		0-0 FC4-6		0-3 K	4	0	1	0	0	1	3						
Inning Stats	R: 1 E: 0 K: 2 S: 8	H: 1 LOB: 2 BB: 2 P: 16	R: 0 E: 0 K: 1 S: 5	H: 1 LOB: 0 BB: 0 P: 5	R: 0 E: 0 K: 1 S: 6	H: 1 LOB: 2 BB: 1 P: 10	R: 0 E: 0 K: 2 S: 7	H: 0 LOB: 0 BB: 0 P: 7	R: 0 E: 0 K: 0 S: 4	H: 1 LOB: 3 BB: 1 P: 4	R: 0 E: 0 K: 0 S: 5	H: 2 LOB: 3 BB: 1 P: 9	R: 1 E: 0 K: 0 S: 6	H: 3 LOB: 2 BB: 0 P: 6	R: 0 E: 0 K: 2 S: 7	H: 0 LOB: 0 BB: 0 P: 7	R: 2 E: 0 K: 0 S: 5	H: 2 LOB: 0 BB: 0 P: 5	1B: 10 2B: 9 3B: 0 HR: 1	SF: 0 SAC: 0 DP: 0 HBP: 0	WP: 0 PB: 0 SB: 0 CS: 1	PA: 41
PITCHER Mike Corkins, R ERA: 2.82 (1, 1)	IP: 9.0 WLS: L BF: 41	H: 11 R: 4 ER: 4 SO: 8	BB: 4 IBB: 0 HBP: 0 BLK: 0	WP: 0 HR: 1 S: 53 P: 69	ERA: 4.00 WHIP: 1.667											ERA: 2.00 WHIP: 0.778						


AB	37
R	4
H	11
RBI	4
BB	4
SO	8
LOB	20





Batter	1	2	3	4	5	6	7	8	9	AB	R	H	RBI	BB	SO	LOB	BOTTOM					
Jerry Morales, R OBP: 0.360, SLG: 0.448 (1, 8)	0-3 K		0-0 4-3		0-0 6-3 2B			0-0 FC1-6 1B		4	0	2	0	0	1	0	Atlanta Braves @ San Diego Padres San Diego Stadium, San Diego, CA Wed Jun 28 1972, 10:05 PM EDT Unknown					
Dave Roberts, R OBP: 0.257, SLG: 0.303 (1, 5)	4-0 BB BB		0-0 2B		0-0 6-3 2-3		0-0 FC1-6 S		0-0 1-2	3	1	1	0	1	0	2						
Cito Gaston, R OBP: 0.296, SLG: 0.368 (1, 7)	0-0 F4		0-0 5-3		0-0 6-3		0-0 F9		0-0 1-2	4	0	0	0	0	0	4						
Nate Colbert, R OBP: 0.284, SLG: 0.439 (1, 3)	4-0 1-2 BB		0-0 2H 2B		0-0 L7		0-0 6-3		0-0 6-3	3	0	1	1	1	0	1						
Larry Stahl, L OBP: 0.288, SLG: 0.359 (1, 9)	0-3 K		0-0 L5		0-0 F7		0-0 F7		0-3 K	4	0	0	0	0	2	3						
Gary Jesteadt, R OBP: 0.252, SLG: 0.307 (1, 4)		0-0 F3		0-0 F8		0-0 F7		0-0 E6 4-3		4	0	0	0	0	0	0						
Pat Corrales, R OBP: 0.192, SLG: 0.125 (1, 2)		0-0 4-3		0-3 K		0-0 F8		0-0 4-3		3	0	0	0	0	1	0						
Leron Lee, L OBP: 0.350, SLG: 0.502 (9, PH)		0-0 1-3		0-3 K		0-0 K		0-0 4-3		1	0	0	0	0	0	1						
Enzo Hernandez, R OBP: 0.233, SLG: 0.222 (1, 6)		0-0 1-3		0-3 K		0-0 K		0-0 4-3		3	0	0	0	0	2	0						
Curt Blefary, L OBP: 0.295, SLG: 0.372 (9, PH)										1	0	0	0	0	0	1						
Mike Corkins, R OBP: 0.100, SLG: 0.400 (1, 1)			0-0 HR		0-3 K		0-0 6-3			3	1	1	1	0	1	0						
Inning Stats	R: 0 E: 0 K: 2 S: 7	H: 0 LOB: 2 BB: 2 P: 15	R: 0 E: 0 K: 0 S: 3	H: 0 LOB: 0 BB: 0 P: 3	R: 2 E: 0 K: 0 S: 6	H: 3 LOB: 1 BB: 0 P: 6	R: 0 E: 0 K: 2 S: 7	H: 0 LOB: 0 BB: 0 P: 7	R: 0 E: 0 K: 1 S: 6	H: 1 LOB: 1 BB: 0 P: 6	R: 0 E: 0 K: 0 S: 3	H: 0 LOB: 0 BB: 0 P: 3	R: 0 E: 0 K: 1 S: 5	H: 0 LOB: 0 BB: 0 P: 5	R: 0 E: 0 K: 0 S: 4	H: 1 LOB: 1 BB: 0 P: 4	R: 0 E: 1 K: 1 S: 6	H: 0 LOB: 1 BB: 0 P: 6	1B: 1 2B: 3 3B: 0 HR: 1	SF: 0 SAC: 0 DP: 0 HBP: 0	WP: 0 PB: 0 SB: 1 CS: 0	PA: 35
PITCHER Ron Schueler, R ERA: 3.06 (1, 1)	IP: 9.0 WLS: W BF: 35	H: 5 R: 2 ER: 2 SO: 7	BB: 2 IBB: 0 HBP: 0 BLK: 0	WP: 0 HR: 1 S: 47 P: 55	ERA: 2.00 WHIP: 0.778											ERA: 2.00 WHIP: 0.778						


AB	33
R	2
H	5
RBI	2
BB	2
SO	7
LOB	12



Batter	1	2	3	4	5	6	7	8	9	AB	R	H	RBI	BB	SO	LOB	TOP								
Oscar Brown, R OBP: 0.270, SLG: 0.444 (1, 8)	5-3		K	6-3					6-3	5	0	1	0	0	1	1	<p>Atlanta Braves @ San Diego Padres San Diego Stadium, San Diego, CA Wed Jun 28 1972, 10:05 PM EDT Att: 5,929 - Unknown</p> <p>livebaseballscorecards.com</p> <p>AB 34 R 2 H 9 RBI 2 BB 4 SO 6 LOB 22</p> 								
Ralph Carr, L OBP: 0.343, SLG: 0.373 (1, 9)	FC4 1B		FC4-6 1B		6-3		SH5-3 1B		E6 G4-3	4	0	2	0	0	0	0									
Felix Millan, R OBP: 0.295, SLG: 0.319 (1, 4)	FC4		FC4-6				L6		G4-3	4	0	1	0	0	0	5									
Gil Garrido, R OBP: 0.375, SLG: 0.286 (8, 4)	FC4-6		BB 1B						G4-3	0	0	0	0	0	0	0									
Hank Aaron, R OBP: 0.367, SLG: 0.475 (9, FH)	FC4-6		BB 1B						G4-3	1	0	0	0	0	0	1									
Rico Carty, R OBP: 0.422, SLG: 0.439 (1, 7)	FC4-6		BB 1B		F8		FC6-4 IBB			3	0	1	1	1	0	2									
Earl Williams, R OBP: 0.331, SLG: 0.378 (1, 3)		F7			6-3		FC6-4			3	0	0	0	1	0	4									
Paul Casanova, R OBP: 0.215, SLG: 0.238 (1, 2)			K			F7				4	0	2	0	0	1	3									
Marty Perez, R OBP: 0.289, SLG: 0.288 (1, 6)		F3				2-3			K	4	0	1	0	0	1	2									
Rod Gilbreath, R (1, 5)		F6			4-3				K	4	0	0	0	0	2	3									
Jim Hardin, R OBP: 0.429, SLG: 0.800 (1, 1)										2	2	1	1	2	1	1									
Pat Jarvis, R OBP: 0.182, SLG: 0.273 (8, 1)			FC4-6 WP 1B BB				SH5-3 1B BB		K	0	0	0	0	0	0	0									
Inning Stats	R: 0 E: 0 K: 0 S: 4	H: 1 LOB: 1 BB: 0 P: 4	R: 0 E: 0 K: 0 S: 4	H: 1 LOB: 1 BB: 0 P: 4	R: 1 E: 0 K: 2 S: 9	H: 2 LOB: 3 BB: 2 P: 17	R: 1 E: 0 K: 0 S: 4	H: 2 LOB: 0 BB: 0 P: 4	R: 0 E: 0 K: 1 S: 5	H: 0 LOB: 0 BB: 0 P: 5	R: 0 E: 0 K: 0 S: 4	H: 1 LOB: 3 BB: 2 P: 12	R: 0 E: 0 K: 3 S: 10	H: 1 LOB: 1 BB: 0 P: 10	R: 0 E: 1 K: 0 S: 3	H: 0 LOB: 0 BB: 0 P: 3		1B: 7 2B: 1 3B: 0 HR: 1	SF: 0 SAC: 1 DP: 1 HBP: 0	WP: 1 PB: 0 SB: 0 CS: 0	PA: 39				
PITCHER	IP WLS BF H R ER SO BB IBB HBP BLK WP HR S P ERA WHIP	6.1 29 8 2 2 3 3 0 0 0 1 1 32 44 2.84 1.737	0.2 3 0 0 0 0 0 1 0 0 0 0 2 6 0.00 0.000	2.0 W 7 1 0 0 3 0 0 0 0 0 13 13 0.00 0.500											IP WLS BF H R ER SO BB IBB HBP BLK WP HR S P ERA WHIP										
Fred Norman, L ERA: 3.13 (1, 1)																									
Al Severinsen, R ERA (7, 1)																									
Gary Ross, R ERA: 2.43 (8, 1)																									

Batter	1	2	3	4	5	6	7	8	9	AB	R	H	RBI	BB	SO	LOB	BOTTOM						
Jerry Morales, R OBP: 0.361, SLG: 0.442 (1, 8)	1-3								5-3	4	0	1	0	1	0	2	<p>Atlanta Braves @ San Diego Padres San Diego Stadium, San Diego, CA Wed Jun 28 1972, 10:05 PM EDT Att: 5,929 - Unknown</p> <p>livebaseballscorecards.com</p> <p>AB 31 R 4 H 8 RBI 3 BB 4 SO 1 LOB 18</p> 						
Dave Roberts, R OBP: 0.257, SLG: 0.300 (1, 5)	WP 1B	FC5-4 BB			F9		K			4	0	1	0	0	1	3							
Leron Lee, L OBP: 0.357, SLG: 0.507 (1, 7)	WP 1B				F7				SH 1B	4	1	3	0	0	0	1							
Nate Colbert, R OBP: 0.285, SLG: 0.435 (1, 3)	F7				F8				SH 1B	2	1	0	0	1	0	3							
Larry Stahl, L OBP: 0.287, SLG: 0.356 (1, 9)	F7				F8		G3		SH3-4 1B	4	1	1	1	0	0	5							
Fred Kendall, R OBP: 0.252, SLG: 0.255 (1, 2)					F8		FC5-4		SH3-4 1B	4	0	1	1	0	0	1							
Fred Stanley, R OBP: 0.309, SLG: 0.234 (1, 4)					F3				SH3-4 1B	2	1	0	0	1	0	0							
Enzo Hernandez, R OBP: 0.239, SLG: 0.224 (1, 6)					L4				SH3-4 1B	3	0	1	0	1	0	0							
Fred Norman, S OBP: 0.219, SLG: 0.226 (1, 1)					FC4-6 1B				1-3 IBB	2	0	0	0	0	0	1							
Al Severinsen, R (7, 1)					FC4-6				1-3	0	0	0	0	0	0	0							
Curt Blefary, L OBP: 0.292, SLG: 0.364 (7, PH)									1-2 2-3 3-H	1	0	0	0	0	0	0							
Gary Ross, R OBP: 0.333, SLG: 0.333 (8, 1)									1-2 2-3 3-H	1	0	0	1	0	0	2							
Inning Stats	R: 0 E: 0 K: 0 S: 5	H: 2 LOB: 2 BB: 0 P: 5	R: 1 E: 1 K: 0 S: 4	H: 1 LOB: 2 BB: 2 P: 12	R: 0 E: 0 K: 0 S: 3	H: 0 LOB: 0 BB: 0 P: 3	R: 0 E: 0 K: 0 S: 4	H: 1 LOB: 2 BB: 1 P: 8	R: 0 E: 0 K: 0 S: 3	H: 0 LOB: 0 BB: 0 P: 3	R: 0 E: 0 K: 1 S: 5	H: 0 LOB: 0 BB: 0 P: 5	R: 3 E: 1 K: 0 S: 7	H: 3 LOB: 2 BB: 1 P: 11	R: 0 E: 0 K: 0 S: 0	H: 0 LOB: 0 BB: 0 P: 0		1B: 8 2B: 0 3B: 0 HR: 0	SF: 0 SAC: 2 DP: 0 HBP: 0	WP: 1 PB: 0 SB: 0 CS: 0	PA: 37		
PITCHER	IP WLS BF H R ER SO BB IBB HBP BLK WP HR S P ERA WHIP	7.0 30 6 2 2 2 0 0 1 0 0 0 6 10 18.00 2.000											IP WLS BF H R ER SO BB IBB HBP BLK WP HR S P ERA WHIP										
Jim Hardin, R ERA: 2.29 (1, 1)																							
Pat Jarvis, R ERA: 4.85 (8, 1)																							

Batter	1	2	3	4	5	6	7	8	9	AB	R	H	RBI	BB	SO	LOB	TOP								
Oscar Brown, R OBP: 0.282, SLG: 0.415	6-3		1B			K	G6-3		K	5	0	1	0	0	2	1	<p>Atlanta Braves @ San Diego Padres</p> <p>San Diego Stadium, San Diego, CA</p> <p>Thu Jun 29 1972, 10:05 PM EDT</p> <p>Att: 4,330 - Unknown</p> <p>livebaseballscorecards.com</p> <p>AB 38 R 6 H 12 RBI 5 BB 0 SO 8 LOB 10</p> 								
Ralph Carr, L OBP: 0.341, SLG: 0.373	L7		1-3			K	1-3		2B	5	0	1	0	0	1										
Hank Aaron, R OBP: 0.367, SLG: 0.488	F8			6-3		HR		1B	5-3	5	2	2	1	0	0	1									
Rico Carty, R OBP: 0.423, SLG: 0.440		1-3				2B		L8		4	1	2	0	0	0	1									
Earl Williams, R OBP: 0.337, SLG: 0.400		HR		F9		1B		1B	SF8	4	3	3	1	0	0	1									
Paul Casanova, R OBP: 0.221, SLG: 0.242	L7			L7		E				3	0	1	1	0	0	1									
Mike Lum, L OBP: 0.326, SLG: 0.336						2-3				1	0	1	1	0	0	0									
Sonny Jackson, L OBP: 0.125, SLG: 0.125						3-H				0	0	0	0	0	0	0									
Marty Perez, R OBP: 0.285, SLG: 0.284	F3					E6	FC6-4	SF8		3	0	0	1	0	1	1									
Gil Garrido, R OBP: 0.273, SLG: 0.200			L5			1-2				3	0	0	0	0	0	2									
Jim Breazeale, L OBP: 0.214, SLG: 0.333				6-3		FC6-4		K		1	0	0	0	0	1	1									
Rod Gilbreath, R						1-2				0	0	0	0	0	0	0									
George Stone, L										1	0	0	0	0	1	0									
Mike McQueen, L OBP: 0.200, SLG: 0.200			K							1	0	0	0	0	1	0									
Cecil Upshaw, R OBP: 0.250, SLG: 0.250							G6-3			1	0	1	0	0	0	1									
Felix Millan, R OBP: 0.294, SLG: 0.318										1	0	0	0	0	1	0									
Inning Stats	R: 0 E: 0 K: 0 S: 3	H: 0 LOB: 0 BB: 0 P: 3	R: 1 E: 0 K: 0 S: 4	H: 1 LOB: 0 BB: 0 P: 4	R: 0 E: 0 K: 1 S: 6	H: 1 LOB: 1 BB: 0 P: 6	R: 0 E: 0 K: 0 S: 4	H: 1 LOB: 0 BB: 0 P: 4	R: 0 E: 0 K: 2 S: 7	H: 0 LOB: 0 BB: 0 P: 7	R: 3 E: 1 K: 2 S: 12	H: 4 LOB: 2 BB: 0 P: 12	R: 0 E: 0 K: 0 S: 3	H: 1 LOB: 0 BB: 0 P: 3	R: 2 E: 0 K: 1 S: 8	H: 3 LOB: 1 BB: 0 P: 8	R: 0 E: 0 K: 2 S: 8	H: 1 LOB: 1 BB: 0 P: 8	1B: 8 2B: 2 3B: 0 HR: 2	SF: 1 SAC: 0 DP: 1 HBP: 0	WP: 0 PB: 0 SB: 0 CS: 0	PA: 39			
PITCHER	IP	WLS	BF	H	R	ER	SO	BB	IBB	HBP	BLK	WP	HR	S	P	ERA	WHIP								
Mike Caldwell, L ERA: 3.42	(1, 1)	7.1	W	32	10	6	5	5	0	0	0	0	2	42	42	6.14	1.364								
Bill Greif, R ERA: 5.38	(8, 1)	1.2	S	7	2	0	0	3	0	0	0	0	0	13	13	0.00	1.200								

Batter	1	2	3	4	5	6	7	8	9	AB	R	H	RBI	BB	SO	LOB	BOTTOM									
Jerry Morales, R OBP: 0.362, SLG: 0.455	4-3		E	5-3		F5		5-3		5	1	2	1	0	0	0	<p>Atlanta Braves @ San Diego Padres</p> <p>San Diego Stadium, San Diego, CA</p> <p>Thu Jun 29 1972, 10:05 PM EDT</p> <p>Att: 4,330 - Unknown</p> <p>livebaseballscorecards.com</p> <p>AB 38 R 8 H 13 RBI 8 BB 2 SO 2 LOB 14</p> 									
Dave Roberts, R OBP: 0.291, SLG: 0.387			3B	HR		2B		5-3		5	3	4	2	0	0	1										
Leron Lee, L OBP: 0.363, SLG: 0.526	K		HR	HR		2B		IBB		4	2	2	3	1	1	1										
Nate Colbert, R OBP: 0.283, SLG: 0.434	5-3		E5	K		2B		4-3		5	1	1	1	0	1	3										
Cito Gaston, R OBP: 0.294, SLG: 0.363		F7	2B	1B		6-3		1-3		4	0	1	0	0	0	1										
Gary Jesteadt, R OBP: 0.282, SLG: 0.324		F6	2B			5-3				4	0	2	1	0	0	0										
Fred Kendall, R OBP: 0.243, SLG: 0.245		F6	1-3	2B		F5		5-3		4	0	0	0	0	0	3										
Enzo Hernandez, R OBP: 0.244, SLG: 0.231			2B			F7		4-3		3	1	1	0	1	0	1										
Mike Caldwell, R			1-3							3	0	0	0	0	0	4										
Bill Greif, R				L9		6-3		1-3		1	0	0	0	0	0	0										
Inning Stats	R: 0 E: 0 K: 1 S: 6	H: 1 LOB: 1 BB: 0 P: 6	R: 0 E: 0 K: 0 S: 3	H: 0 LOB: 0 BB: 0 P: 3	R: 5 E: 2 K: 0 S: 10	H: 6 LOB: 3 BB: 1 P: 14	R: 1 E: 0 K: 1 S: 6	H: 1 LOB: 0 BB: 0 P: 6	R: 0 E: 0 K: 0 S: 4	H: 1 LOB: 1 BB: 0 P: 4	R: 2 E: 0 K: 0 S: 6	H: 3 LOB: 1 BB: 0 P: 6	R: 0 E: 0 K: 0 S: 3	H: 0 LOB: 0 BB: 0 P: 3	R: 0 E: 0 K: 0 S: 4	H: 1 LOB: 2 BB: 1 P: 8		1B: 5 2B: 5 3B: 1 HR: 2	SF: 0 SAC: 0 DP: 0 HBP: 0	WP: 0 PB: 0 SB: 0 CS: 0	PA: 40					
PITCHER	IP	WLS	BF	H	R	ER	SO	BB	IBB	HBP	BLK	WP	HR	S	P	ERA		WHIP								
George Stone, L ERA: 7.71	(1, 1)	2.1	L	14	6	5	4	1	0	0	0	0	1	16	16	15.43		2.571								
Mike McQueen, L ERA: 4.91	(3, 1)	3.1		17	6	3	3	1	0	1	0	0	0	18	22	8.10		1.800								
Cecil Upshaw, R ERA: 4.63	(6, 1)	2.1		9	1	0	0	0	0	1	0	0	0	8	12	0.00		0.429								

Batter	1	2	3	4	5	6	7	8	9	AB	R	H	RBI	BB	SO	LOB	TOP								
Sonny Jackson, L OBP: 0.100, SLG: 0.100 (1, 5)	1-3		4-3			F7		4-3		4	0	0	0	0	0	0									
Ralph Carr, L OBP: 0.339, SLG: 0.375 (1, 9) (9, 7)	4-3			F7		4-3			1B 2B	4	1	1	0	0	0	0									
Hank Aaron, R OBP: 0.365, SLG: 0.483 (1, 3)	F4			F5		5-3			HR 1B	4	1	1	1	0	0	0									
Rico Carty, R OBP: 0.416, SLG: 0.431 Oscar Brown, R OBP: 0.262, SLG: 0.415 (1, 7) (9, 9)		4-3		1-3			F9		K	4	0	0	0	0	1	1									
Earl Williams, R OBP: 0.343, SLG: 0.434 (1, 2)		K							HR	4	2	3	3	0	1	0									
Mike Lum, L OBP: 0.338, SLG: 0.374 (1, 8)									HR	4	1	3	1	0	0	0									
Marty Perez, R OBP: 0.280, SLG: 0.280 (1, 6)										4	0	0	0	0	0	2									
Gil Garrido, R OBP: 0.214, SLG: 0.154 (1, 4)				F3		L5			F9	3	0	0	0	0	0	0									
Ron Reed, R OBP: 0.103, SLG: 0.135 (1, 1)				K		K			1-3	3	0	0	0	0	2	0									
Inning Stats	R: 0 E: 0 K: 0 S: 3	H: 0 LOB: 0 BB: 0 P: 3	R: 0 E: 0 K: 1 S: 6	H: 1 LOB: 1 BB: 0 P: 6	R: 0 E: 0 K: 1 S: 5	H: 0 LOB: 0 BB: 0 P: 5	R: 0 E: 0 K: 0 S: 3	H: 0 LOB: 0 BB: 0 P: 3	R: 2 E: 0 K: 1 S: 7	H: 2 LOB: 0 BB: 0 P: 7	R: 0 E: 0 K: 0 S: 3	H: 0 LOB: 0 BB: 0 P: 3	R: 0 E: 0 K: 0 S: 4	H: 2 LOB: 1 BB: 0 P: 4	R: 0 E: 0 K: 0 S: 3	H: 0 LOB: 0 BB: 0 P: 3	R: 3 E: 0 K: 1 S: 8	H: 3 LOB: 0 BB: 0 P: 8	1B: 3 2B: 2 3B: 0 HR: 3	SF: 0 SAC: 0 DP: 0 HBP: 0	WP: 0 PB: 0 SB: 0 CS: 0	PA: 34			
PITCHER	IP	WLS	BF	H	R	ER	SO	BB	IBB	HBP	BLK	WP	HR	S	P	ERA	WHIP								
Ken Forsch, R ERA: 3.41 (1, 1)	7.0		25	5	2	2	3	0	0	0	0	0	2	31	31	2.57	0.714								
George Culver, R ERA: 2.55 (8, 1)	1.1	L	7	3	3	3	1	0	0	0	0	0	1	9	9	20.25	2.250								
Fred Gladding, R ERA: 2.89 (9, 1)	0.2		2	0	0	0	0	0	0	0	0	0	0	2	2	0.00	0.000								

Atlanta Braves @ Houston Astros
Astrodome, Houston, TX
Fri Jun 30 1972, 8:05 PM EDT
Att: 24,963 - Dome

AB 34
R 5
H 8
RBI 5
BB 0
SO 4
LOB 3



Batter	1	2	3	4	5	6	7	8	9	AB	R	H	RBI	BB	SO	LOB	BOTTOM								
Roger Metzger, S OBP: 0.276, SLG: 0.246 (1, 6)	1-6-3		F8		FC6-4			F5		4	0	0	0	0	0	3									
Cesar Cedeno, R OBP: 0.404, SLG: 0.543 (1, 8)	4-3			6-3		6-3		K		4	0	0	0	0	1	0									
Jimmy Wynn, R OBP: 0.380, SLG: 0.483 (1, 9)	K			K		5-3		HR		4	1	1	1	0	2	0									
Lee May, R OBP: 0.341, SLG: 0.494 (1, 3)		K		K		F8		L5		4	0	0	0	0	2	0									
Bob Watson, R OBP: 0.380, SLG: 0.508 (1, 7)		G3				HR		1B 1B		4	1	2	1	0	0	0									
Doug Rader, R OBP: 0.302, SLG: 0.455 (1, 5)		F5				1B S 1B		F8		4	0	2	0	0	0	1									
Johnny Edwards, L OBP: 0.344, SLG: 0.372 (1, 2)				4-3		F5		F5		4	0	0	0	0	0	3									
Tommy Helms, R OBP: 0.280, SLG: 0.356 (1, 4)				6-3		5-3				4	0	1	0	0	0	2									
Ken Forsch, R OBP: 0.138, SLG: 0.107 Jimmy Stewart, S OBP: 0.269, SLG: 0.333 (7, PH) George Culver, R OBP: 0.182, SLG: 0.273 Fred Gladding, L (9, 1)				E3				F8		2	0	1	0	0	0	0									
Inning Stats	R: 0 E: 0 K: 1 S: 5	H: 0 LOB: 0 BB: 0 P: 5	R: 0 E: 0 K: 1 S: 5	H: 0 LOB: 0 BB: 0 P: 5	R: 0 E: 1 K: 0 S: 4	H: 0 LOB: 1 BB: 0 P: 4	R: 0 E: 0 K: 2 S: 7	H: 0 LOB: 0 BB: 0 P: 7	R: 1 E: 0 K: 0 S: 6	H: 3 LOB: 2 BB: 0 P: 6	R: 0 E: 0 K: 0 S: 3	H: 0 LOB: 0 BB: 0 P: 3	R: 0 E: 0 K: 0 S: 5	H: 2 LOB: 2 BB: 0 P: 5	R: 1 E: 0 K: 1 S: 6	H: 1 LOB: 0 BB: 0 P: 6	R: 0 E: 1 K: 0 S: 4	H: 1 LOB: 1 BB: 0 P: 4	1B: 5 2B: 0 3B: 0 HR: 2	SF: 0 SAC: 0 DP: 0 HBP: 0	WP: 0 PB: 0 SB: 1 CS: 0	PA: 35			
PITCHER	IP	WLS	BF	H	R	ER	SO	BB	IBB	HBP	BLK	WP	HR	S	P	ERA	WHIP								
Ron Reed, R ERA: 3.72 (1, 1)	9.0	W	35	7	2	2	5	0	0	0	0	0	2	45	45	2.00	0.778								

Atlanta Braves @ Houston Astros
Astrodome, Houston, TX
Fri Jun 30 1972, 8:05 PM EDT
Att: 24,963 - Dome

AB 35
R 2
H 7
RBI 2
BB 0
SO 5
LOB 11



Batter	1	2	3	4	5	6	7	8	9	AB	R	H	RBI	BB	SO	LOB	TOP					
Sonny Jackson, L (1.5) OBP: 0.125, SLG: 0.167	G3		G3		4-3			1B		4	1	1	0	0	0	1						
Ralph Carr, L (1.9) OBP: 0.342, SLG: 0.377	F		4-3			1-4-3		2B		4	1	2	1	0	0	0						
Hank Aaron, R (1.3) OBP: 0.364, SLG: 0.479	S		K			F6		K		4	0	1	1	0	2	1						
Rico Carty, R (1.7) OBP: 0.409, SLG: 0.422	K		K			F8			F9	4	0	0	0	0	2	1						
Earl Williams, R (1.2) OBP: 0.338, SLG: 0.427	K		K			F2			F7	4	0	0	0	0	2	1						
Mike Lum, L (1.8) OBP: 0.329, SLG: 0.362		K		2-3		F9			5-3	4	0	0	0	0	1	0						
Marty Perez, R (1.6) OBP: 0.277, SLG: 0.276		L7				F8			F9	3	0	0	0	0	0	0						
Gil Garrido, R (1.4) OBP: 0.353, SLG: 0.375										3	0	3	0	0	0	0						
Phil Niekro, R (1.1) OBP: 0.196, SLG: 0.267										1	0	0	0	0	1	1						
Mike McQueen, L (6.1) OBP: 0.200, SLG: 0.200										0	0	0	0	0	0	0						
Jim Breazale, L (6. PH) OBP: 0.207, SLG: 0.321										1	0	0	0	0	0	1						
George Stone, L (8.1)										0	0	0	0	0	0	0						
Inning Stats	R: 1 E: 0 K: 2 S: 9	H: 2 LOB: 1 BB: 0 P: 9	R: 0 E: 0 K: 2 S: 8	H: 1 LOB: 1 BB: 0 P: 8	R: 0 E: 0 K: 1 S: 5	H: 0 LOB: 0 BB: 0 P: 5	R: 0 E: 0 K: 2 S: 7	H: 0 LOB: 0 BB: 0 P: 7	R: 0 E: 0 K: 0 S: 4	H: 1 LOB: 1 BB: 0 P: 4	R: 0 E: 0 K: 0 S: 3	H: 0 LOB: 0 BB: 0 P: 3	R: 0 E: 0 K: 0 S: 3	H: 0 LOB: 0 BB: 0 P: 3	R: 1 E: 0 K: 1 S: 7	H: 3 LOB: 1 BB: 0 P: 7	R: 0 E: 0 K: 0 S: 3	H: 0 LOB: 0 BB: 0 P: 3	1B: 5 2B: 2 3B: 0 HR: 0	SF: 0 SAC: 1 DP: 1 HBP: 0	WP: 0 PB: 0 SB: 2 CS: 0	PA: 33
PITCHER Don Wilson, R (1.1) ERA: 3.39	IP: 9.0 WLS: W BF: 33	H: 7 R: 2 ER: 2 SO: 8	BB: 0 IBB: 0 HBP: 0 BLK: 0	WP: 0 HR: 0 S: 49 P: 49	ERA: 2.00 WHIP: 0.778																	

Atlanta Braves @ Houston Astros
Astrodome, Houston, TX
Sat Jul 01 1972, 8:05 PM EDT
Att: 28,258 - Dome

AB 32
R 2
H 7
RBI 2
BB 0
SO 8
LOB 6



Batter	1	2	3	4	5	6	7	8	9	AB	R	H	RBI	BB	SO	LOB	BOTTOM		
Roger Metzger, S (1.6) OBP: 0.276, SLG: 0.243	F8		4-3		F8			CS		3	0	0	0	1	0	0			
Cesar Cedeno, R (1.8) OBP: 0.406, SLG: 0.542	5-3		F7			BB		BB		4	1	2	0	0	0	0			
Jimmy Wynn, R (1.9) OBP: 0.375, SLG: 0.475	5-3		2-3		5-3			L7		4	0	0	0	0	0	2			
Lee May, R (1.3) OBP: 0.346, SLG: 0.508		HR			F8			BB		3	2	2	1	1	0	0			
Bob Watson, R (1.7) OBP: 0.389, SLG: 0.518		SF8				BB		BB		3	1	3	0	1	0	0			
Doug Rader, R (1.5) OBP: 0.302, SLG: 0.451	5-3				F8			BB		4	0	1	2	0	0	4			
Johnny Edwards, L (1.2) OBP: 0.337, SLG: 0.364	SF8		F7			K		F5		3	0	0	1	0	1	5			
Tommy Helms, R (1.4) OBP: 0.284, SLG: 0.361					1-3					3	0	1	0	1	0	2			
Don Wilson, R (1.1) OBP: 0.107, SLG: 0.074	4-3				6-3			K		4	0	0	0	0	1	4			
Inning Stats	R: 0 E: 0 K: 0 S: 3	H: 0 LOB: 0 BB: 0 P: 3	R: 2 E: 0 K: 0 S: 6	H: 3 LOB: 1 BB: 0 P: 6	R: 0 E: 0 K: 0 S: 4	H: 1 LOB: 1 BB: 0 P: 4	R: 0 E: 0 K: 1 S: 7	H: 2 LOB: 2 BB: 2 P: 15	R: 0 E: 0 K: 1 S: 5	H: 1 LOB: 1 BB: 1 P: 9	R: 0 E: 0 K: 0 S: 5	H: 2 LOB: 3 BB: 1 P: 9	R: 0 E: 0 K: 0 S: 5	H: 2 LOB: 3 BB: 1 P: 9	R: 1 E: 0 K: 1 S: 7	H: 9 LOB: 17 BB: 4 DP: 0 HBP: 0	WP: 0 PB: 0 SB: 0 CS: 1	PA: 36	
PITCHER Phil Niekro, R (1.1) ERA: 3.44	IP: 5.1 WLS: L BF: 24	H: 4 R: 4 ER: 4 SO: 4	BB: 2 IBB: 0 HBP: 0 BLK: 0	WP: 1 HR: 1 S: 22 P: 30	ERA: 6.75 WHIP: 1.500														
Mike McQueen, L (6.1) ERA: 4.5	IP: 1.2 WLS: L BF: 6	H: 1 R: 0 ER: 0 SO: 2	BB: 1 IBB: 0 HBP: 0 BLK: 0	WP: 0 HR: 0 S: 9 P: 13	ERA: 0.00 WHIP: 1.200														
George Stone, L (8.1) ERA: 7.45	IP: 1.0 WLS: L BF: 6	H: 2 R: 0 ER: 0 SO: 0	BB: 0 IBB: 1 HBP: 0 BLK: 0	WP: 0 HR: 0 S: 5 P: 9	ERA: 0.00 WHIP: 2.000														

Atlanta Braves @ Houston Astros
Astrodome, Houston, TX
Sat Jul 01 1972, 8:05 PM EDT
Att: 28,258 - Dome

AB 31
R 4
H 9
RBI 4
BB 4
SO 2
LOB 17



Batter	1	2	3	4	5	6	7	8	9	AB	R	H	RBI	BB	SO	LOB	TOP					
Marty Perez, R OBP: 0.284, SLG: 0.281	0-0 WP HR 1B	0-3 K			0-0 G5-4-3 1B		0-0 SH3-4		4-0 HBP BB	3	1	2	0	1	1	1	Atlanta Braves @ Houston Astros Astrodome, Houston, TX Sun Jul 02 1972, 4:33 AM EDT Att: 27,150 - Unknown					
Ralph Carr, L OBP: 0.339, SLG: 0.371	0-3 K	0-0 F7			0-0 F7		0-0 FC6-2		1-0 HBP BB	4	0	0	0	0	1	5						
Hank Aaron, R OBP: 0.360, SLG: 0.486	0-0 2H HR		0-0 L4		0-0 G5-4-3		2-3 3H FC6-4		0-3 HBP K	5	1	1	2	0	1	5						
Rico Carty, R OBP: 0.409, SLG: 0.420	4-0 BB BB		0-3 K			0-3 K		0-0 2B BB	0-3 K	1	0	0	0	1	1	0						
Oscar Brown, R OBP: 0.297, SLG: 0.432										3	1	1	0	0	2	2						
Earl Williams, R OBP: 0.333, SLG: 0.420	0-0 F8		0-0 E6 FC4-6			0-3 K		0-0 5-3		4	0	0	0	0	1	2						
Mike Lum, L OBP: 0.326, SLG: 0.354	4-0 1-2 BB		0-0 FC4-6			0-0 6-3		0-0 F7		3	0	0	0	1	0	2						
Paul Casanova, R OBP: 0.236, SLG: 0.257	0-3 K				0-0 F7		0-0 1B E		0-0 1B 2H	4	1	2	1	0	1	2						
Gil Garrido, R OBP: 0.333, SLG: 0.350		0-0 WP 1B		0-0 5-3		0-0 E5 SH3-4 1B FC6-2		0-3 K		4	0	1	0	0	1	2						
Ron Schueler, R OBP: 0.174, SLG: 0.182	0-3 K		0-3 K				0-0 FC6-2 SH3-4 1B		0-0 F6	2	0	0	0	0	2	1						
Sonny Jackson, L OBP: 0.160, SLG: 0.200										1	0	1	1	0	0	0						
Pat Jarvis, R OBP: 0.182, SLG: 0.273										0	0	0	0	0	0	0						
Joe Hoerner, R OBP: 0.200, SLG: 0.310										1	0	0	0	0	0	0						
Jim Breazeale, L OBP: 0.200, SLG: 0.310										1	0	0	0	0	0	0						
Inning Stats	R: 2 E: 0 K: 2 S: 9	H: 2 LOB: 2 BB: 2 P: 17	R: 0 E: 0 K: 2 S: 8	H: 1 LOB: 1 BB: 0 P: 8	R: 0 E: 1 K: 1 S: 6	H: 0 LOB: 1 BB: 0 P: 6	R: 0 E: 0 K: 1 S: 5	H: 0 LOB: 0 BB: 0 P: 5	R: 0 E: 0 K: 2 S: 7	H: 0 LOB: 0 BB: 0 P: 7	R: 1 E: 0 K: 0 S: 6	H: 2 LOB: 2 BB: 0 P: 6	R: 1 E: 0 K: 1 S: 7	H: 2 LOB: 1 BB: 0 P: 7	R: 0 E: 0 K: 2 S: 7	H: 0 LOB: 2 BB: 1 P: 12	1B: 6 2B: 1 3B: 0 HR: 1	SF: 0 SAC: 1 DP: 1 HBP: 1	WP: 2 PB: 0 SB: 0 CS: 0	PA: 40		
PITCHER	IP WLS BF H R ER SO BB IBB HBP BLK WP HR S P ERA WHIP	7.0 L 30 6 3 2 8 2 0 0 0 2 1 44 52 2.57 1.143	2.0 W 10 2 1 1 3 1 0 1 0 0 0 14 19 4.50 1.500																			

AB 35
R 4
H 8
RBI 4
BB 3
SO 11
LOB 22



Batter	1	2	3	4	5	6	7	8	9	AB	R	H	RBI	BB	SO	LOB	BOTTOM				
Roger Metzger, S OBP: 0.277, SLG: 0.241	0-0 3-1	4-0 FC5-4 BB			0-0 1-3		0-0 SH 4-3			2	0	0	0	1	0	0	Atlanta Braves @ Houston Astros Astrodome, Houston, TX Sun Jul 02 1972, 4:33 AM EDT Att: 27,150 - Unknown				
Cesar Cedeno, R OBP: 0.404, SLG: 0.543	0-0 E SF8 2B	0-0 FC5-4 PO			0-0 6-3		0-0 SF7			3	1	1	1	0	0	1					
Bob Watson, R OBP: 0.390, SLG: 0.515	4-0 E BB	0-0 PO	0-3 K		0-0 1B		0-0 4-3			3	0	1	0	1	1	2					
Lee May, R OBP: 0.345, SLG: 0.504	0-0 E6 FC6-4		0-0 F6		0-0 1B		0-0 6-3			4	0	1	0	0	0	4					
Doug Rader, R OBP: 0.301, SLG: 0.450	0-0 SF8		0-0 F8		0-0 1B		0-0 FC6-4			3	1	1	1	0	0	2					
Norm Miller, L OBP: 0.280, SLG: 0.295	0-0 FC6-4			0-0 3-1		0-0 6-3		0-0 E7 G3 SF7 1B		4	0	0	0	0	0	3					
Johnny Edwards, L OBP: 0.337, SLG: 0.359		4-0 HR BB		0-0 F6		0-0 G3		4-0 E CS IBB		2	1	0	0	1	0	0					
Jesus Alou, R OBP: 0.373, SLG: 0.308				0-0 F6		0-0 G3				0	0	0	0	1	0	0					
Larry Howard, R OBP: 0.317, SLG: 0.351										0	0	0	0	0	0	0					
Tommy Helms, R OBP: 0.283, SLG: 0.365		0-3 K		0-0 K		0-0 2B		0-0 SF7		3	0	1	1	0	1	1					
Dave Roberts, L OBP: 0.300, SLG: 0.462		0-0 K		0-3 K			0-3 K SH SF7		0-0 CS	3	1	1	2	0	2	1					
Bobby Fenwick, R OBP: 0.244, SLG: 0.263										0	1	0	0	0	0	0					
Tom Griffin, R OBP: 0.250, SLG: 0.583		1-H HR								0	0	0	0	0	0	0					
Inning Stats	R: 1 E: 1 K: 0 S: 5	H: 1 LOB: 2 BB: 1 P: 9	R: 2 E: 0 K: 1 S: 5	H: 1 LOB: 2 BB: 2 P: 13	R: 0 E: 0 K: 1 S: 5	H: 0 LOB: 0 BB: 0 P: 5	R: 0 E: 0 K: 1 S: 6	H: 1 LOB: 1 BB: 0 P: 6	R: 0 E: 0 K: 0 S: 5	H: 2 LOB: 2 BB: 0 P: 5	R: 0 E: 0 K: 0 S: 3	H: 0 LOB: 0 BB: 0 P: 3	R: 1 E: 1 K: 1 S: 7	H: 0 LOB: 2 BB: 0 P: 7	R: 1 E: 2 K: 0 S: 3	H: 1 LOB: 0 BB: 1 P: 7	1B: 3 2B: 2 3B: 0 HR: 1	SF: 3 SAC: 1 DP: 0 HBP: 0	WP: 1 PB: 0 SB: 0 CS: 1	PA: 37	
PITCHER	IP WLS BF H R ER SO BB IBB HBP BLK WP HR S P ERA WHIP	6.0 L 26 5 3 2 3 3 0 0 0 1 0 29 41 3.00 1.333	1.1 L 7 1 2 0 1 0 0 0 0 1 0 9 9 0.00 0.750	0.2 L 2 0 0 0 0 0 1 0 0 0 0 1 5 0.00 0.000																	


AB 27
R 5
H 6
RBI 5
BB 4
SO 4
LOB 14



Batter	1	2	3	4	5	6	7	8	9	AB	R	H	RBI	BB	SO	LOB	TOP					
Jose Cardenal, R OBP: 0.333, SLG: 0.468 (1, 9)										4	0	2	0	0	0	0						
Don Kessinger, S OBP: 0.397, SLG: 0.303 (1, 6)										4	0	0	1	0	0	2						
Rick Monday, L OBP: 0.408, SLG: 0.441 (1, 8)										4	0	0	0	0	1	2						
Billy Williams, L OBP: 0.355, SLG: 0.540 (1, 7)										4	0	0	0	0	1							
Jim Hickman, R OBP: 0.367, SLG: 0.463 (1, 3)										4	0	1	0	0	0	0						
Ron Santo, R OBP: 0.366, SLG: 0.516 (1, 5)										3	0	1	0	1	1	1						
Paul Popovich, S OBP: 0.235, SLG: 0.234 (1, 4)										4	0	1	0	0	1	2						
Randy Hundley, R OBP: 0.276, SLG: 0.318 Gene Hiser, L OBP: 0.367, SLG: 0.296 (9, PR)										4	0	1	0	0	0	2						
Juan Pizarro, L OBP: 0.150, SLG: 0.150 Jack Aker, R (7, 1) J.C. Martin, L OBP: 0.296, SLG: 0.375 (9, PH)										3	1	1	0	0	0	0						
Inning Stats	R: 0 E: 0 K: 0 S: 4	H: 1 LOB: 1 BB: 0 P: 4	R: 0 E: 0 K: 1 S: 5	H: 0 LOB: 0 BB: 0 P: 5	R: 1 E: 0 K: 0 S: 5	H: 2 LOB: 1 BB: 0 P: 5	R: 0 E: 0 K: 1 S: 6	H: 1 LOB: 2 BB: 1 P: 10	R: 0 E: 0 K: 0 S: 3	H: 0 LOB: 0 BB: 0 P: 3	R: 0 E: 1 K: 0 S: 6	H: 0 LOB: 1 BB: 0 P: 6	R: 0 E: 0 K: 0 S: 3	H: 0 LOB: 0 BB: 0 P: 3	R: 0 E: 0 K: 0 S: 3	H: 0 LOB: 0 BB: 0 P: 3	R: 0 E: 0 K: 0 S: 6	H: 3 LOB: 3 BB: 0 P: 6	1B: 6 2B: 1 3B: 0 HR: 0	SF: 0 SAC: 0 DP: 0 HBP: 0	WP: 0 PB: 0 SB: 1 CS: 0	PA: 36
PITCHER Ron Reed, R ERA: 3.52 (1, 1)	IP: 9.0 WLS: W BF: 36 H: 7 R: 1 ER: 1 SO: 3 BB: 1 IBB: 0 HBP: 0 BLK: 0 WP: 0 HR: 0 S: 41 P: 45 ERA: 1.00 WHIP: 0.889															PITCHER						

Chicago Cubs @ Atlanta Braves
Atlanta Stadium, Atlanta, GA
Tue Jul 04 1972, 7:05 PM EDT
Unknown


AB	35
R	1
H	7
RBI	1
BB	1
SO	3
LOB	13



Batter	1	2	3	4	5	6	7	8	9	AB	R	H	RBI	BB	SO	LOB	BOTTOM			
Ralph Garr, L OBP: 0.348, SLG: 0.375 (1, 9)										3	2	1	0	1	0	1				
Mike Lum, L OBP: 0.331, SLG: 0.381 (1, 7)										3	1	1	3	1	0	2				
Dusty Baker Jr., R OBP: 0.377, SLG: 0.459 (1, 8)										3	0	2	1	1	0	0				
Earl Williams, R OBP: 0.336, SLG: 0.415 (1, 3)										3	0	0	0	1	2	3				
Darrell Evans, L OBP: 0.406, SLG: 0.487 (1, 5)										4	0	0	0	0	0	4				
Paul Casanova, R OBP: 0.250, SLG: 0.301 (1, 2)										3	1	1	1	1	0	0				
Gil Garrido, R OBP: 0.355, SLG: 0.321 (1, 4)										4	0	0	0	0	0	1				
Marty Perez, R OBP: 0.282, SLG: 0.280 (1, 6)										3	1	1	0	0	0	0				
Ron Reed, R OBP: 0.122, SLG: 0.154 (1, 1)										2	0	1	0	0	0	0				
Inning Stats	R: 0 E: 0 K: 1 S: 5	H: 0 LOB: 2 BB: 2 P: 13	R: 0 E: 0 K: 0 S: 2	H: 0 LOB: 0 BB: 1 P: 6	R: 0 E: 0 K: 0 S: 3	H: 1 LOB: 0 BB: 0 P: 3	R: 0 E: 0 K: 1 S: 5	H: 0 LOB: 0 BB: 0 P: 5	R: 0 E: 0 K: 0 S: 3	H: 0 LOB: 0 BB: 0 P: 3	R: 1 E: 0 K: 0 S: 5	H: 2 LOB: 2 BB: 1 P: 9	R: 4 E: 0 K: 0 S: 7	H: 4 LOB: 1 BB: 1 P: 11	R: 0 E: 0 K: 0 S: 3	H: 0 LOB: 0 BB: 0 P: 3	1B: 4 2B: 2 3B: 0 HR: 2	SF: 0 SAC: 1 DP: 2 HBP: 0	WP: 0 PB: 0 SB: 0 CS: 0	PA: 34
PITCHER Juan Pizarro, L ERA: 3.75 Jack Aker, R ERA: 0.89 (7, 1)	IP: 6.2 WLS: L BF: 30 H: 7 R: 5 ER: 5 SO: 2 BB: 3 IBB: 2 HBP: 0 BLK: 0 WP: 0 HR: 2 S: 29 P: 49 ERA: 6.75 WHIP: 1.500															PITCHER				

Chicago Cubs @ Atlanta Braves
Atlanta Stadium, Atlanta, GA
Tue Jul 04 1972, 7:05 PM EDT
Unknown

AB	28
R	5
H	7
RBI	5
BB	5
SO	2
LOB	11



Batter	1	2	3	4	5	6	7	8	9	AB	R	H	RBI	BB	SO	LOB	TOP	
Jose Cardenal, R OBP: 0.336, SLG: 0.481 (1, 9)										4	1	2	1	0	0	2	Chicago Cubs @ Atlanta Braves Atlanta Stadium, Atlanta, GA Tue Jul 04 1972, 7:05 PM EDT Att: 50,597 - Unknown	
Don Kessinger, S OBP: 0.349, SLG: 0.302 (1, 6)										4	0	1	0	0	1	2		
Rick Monday, L OBP: 0.403, SLG: 0.435 (1, 8)										3	0	0	0	0	0	0		
Billy Williams, L OBP: 0.359, SLG: 0.544 (1, 7)										3	1	2	0	0	0	0		
Joe Peppone, L OBP: 0.234, SLG: 0.167 (1, 3)										3	0	1	1	0	0	1		
Ron Santo, R OBP: 0.366, SLG: 0.524 (1, 5)										3	1	1	0	0	0	2		
Paul Popovich, S OBP: 0.241, SLG: 0.240 (1, 4)										3	0	1	0	0	0	2		
J.C. Martin, L OBP: 0.310, SLG: 0.385 (1, 2)										2	0	1	0	0	0	0		
Randy Hundley, R OBP: 0.355, SLG: 0.286 (6, 2)										0	0	0	1	0	0	0		
Mitt Pappas, R OBP: 0.276, SLG: 0.250 (7, PH)										2	0	0	0	0	1	2		
Gene Hiser, L OBP: 0.355, SLG: 0.286 (7, PH)										1	0	0	0	0	1	0		
Dan McGinn, L OBP: 0.333, SLG: 0.667 (7, 1)										0	0	0	0	0	0	0		
Inning Stats	R: 0 E: 0 K: 1 S: 5	H: 0 LOB: 0 BB: 0 P: 5	R: 0 E: 0 K: 0 S: 3	H: 1 LOB: 0 BB: 0 P: 3	R: 0 E: 0 K: 0 S: 5	H: 2 LOB: 2 BB: 0 P: 5	R: 1 E: 0 K: 0 S: 5	H: 2 LOB: 1 BB: 0 P: 5	R: 1 E: 0 K: 1 S: 6	H: 1 LOB: 0 BB: 0 P: 6	R: 0 E: 0 K: 0 S: 3	H: 0 LOB: 0 BB: 0 P: 3	R: 1 E: 0 K: 1 S: 6	H: 1 LOB: 0 BB: 0 P: 6	R: 0 E: 0 K: 0 S: 2	H: 2 LOB: 2 BB: 0 P: 2	1B: 6 2B: 1 3B: 1 HR: 1 SF: 1 SAC: 0 DP: 1 HBP: 0 WP: 0 PA: 29 CS: 0	
PITCHER Denny McLain, R ERA: 5.52 (1, 1)	IP: 7.0	WLS: 29	BF: 9	H: 9	R: 3	ER: 3	SO: 3	BB: 0	IBB: 0	HBP: 0	BLK: 0	WP: 0	HR: 1	S: 35	P: 35	ERA: 3.86	WHIP: 1.286	

Batter	1	2	3	4	5	6	7	8	9	AB	R	H	RBI	BB	SO	LOB	BOTTOM	
Ralph Garr, L OBP: 0.350, SLG: 0.377 (1, 9)										4	1	2	0	0	1	0	Chicago Cubs @ Atlanta Braves Atlanta Stadium, Atlanta, GA Tue Jul 04 1972, 7:05 PM EDT Att: 50,597 - Unknown	
Mike Lum, L OBP: 0.335, SLG: 0.380 (1, 7)										3	1	1	0	0	0	1		
Dusty Baker Jr., R OBP: 0.376, SLG: 0.457 (1, 8)										3	0	1	1	0	0	2		
Earl Williams, R OBP: 0.336, SLG: 0.414 (1, 3)										3	0	1	1	0	0	1		
Darrell Evans, L OBP: 0.405, SLG: 0.484 (1, 5)										3	1	1	0	0	0	2		
Paul Casanova, R OBP: 0.253, SLG: 0.303 (1, 2)										3	0	1	1	0	0	1		
Gil Garrido, R OBP: 0.324, SLG: 0.290 (1, 4)										3	0	0	0	0	0	2		
Marty Perez, R OBP: 0.279, SLG: 0.277 (1, 6)										3	0	0	0	0	0	1		
Denny McLain, R (1, 1)										3	0	0	0	0	0	0		
Inning Stats	R: 0 E: 0 K: 0 S: 4	H: 1 LOB: 1 BB: 0 P: 4	R: 1 E: 1 K: 0 S: 4	H: 1 LOB: 0 BB: 0 P: 4	R: 0 E: 0 K: 0 S: 4	H: 1 LOB: 1 BB: 0 P: 4	R: 0 E: 0 K: 0 S: 4	H: 1 LOB: 1 BB: 0 P: 4	R: 2 E: 0 K: 0 S: 6	H: 3 LOB: 2 BB: 0 P: 7	R: 0 E: 0 K: 0 S: 3	H: 0 LOB: 0 BB: 0 P: 3	R: 0 E: 0 K: 1 S: 5	H: 0 LOB: 0 BB: 0 P: 5	R: 0 E: 0 K: 0 S: 0	H: 0 LOB: 0 BB: 0 P: 0		1B: 7 2B: 0 3B: 0 HR: 0 SF: 0 SAC: 0 DP: 1 HBP: 1 WP: 0 PA: 29 CS: 0
PITCHER Mitt Pappas, R ERA: 2.95 (1, 1)	IP: 6.0	WLS: 26	BF: 7	H: 7	R: 3	ER: 2	SO: 2	BB: 0	IBB: 0	HBP: 1	BLK: 0	WP: 0	HR: 0	S: 25	P: 26	ERA: 3.00	WHIP: 1.167	
Dan McGinn, L ERA: 4.39 (7, 1)	IP: 1.0	WLS: 3	BF: 0	H: 0	R: 0	ER: 0	SO: 1	BB: 0	IBB: 0	HBP: 0	BLK: 0	WP: 0	HR: 0	S: 5	P: 5	ERA: 0.00	WHIP: 0.000	

Batter	1	2	3	4	5	6	7	8	9	AB	R	H	RBI	BB	SO	LOB	TOP			
Jose Cardenal, R OBP: 0.341, SLG: 0.480 (1, 9)										3	1	1	0	2	0	0	Chicago Cubs @ Atlanta Braves Atlanta Stadium, Atlanta, GA Wed Jul 05 1972, 7:05 PM EDT Unknown - 80 F			
Don Kessinger, S OBP: 0.347, SLG: 0.300 (1, 6)										5	1	1	0	0	0	2				
Rick Monday, L OBP: 0.399, SLG: 0.430 (1, 8)										5	0	1	0	0	1	3				
Billy Williams, L OBP: 0.364, SLG: 0.544 (1, 7)										2	1	1	0	1	0	0				
Joe Peppone, L OBP: 0.220, SLG: 0.156 Jim Hickman, R OBP: 0.370, SLG: 0.463 Bill North, S OBP: 0.178, SLG: 0.186 Paul Popovich, S OBP: 0.241, SLG: 0.240 (1, 3)										3	0	0	0	0	1	4				
Ron Santo, R OBP: 0.359, SLG: 0.513 (8, 5)										4	0	0	0	0	1	1				
Carmen Fanzone, R OBP: 0.353, SLG: 0.386 (8, 3)										3	0	1	1	1	1	0				
Randy Hundley, R OBP: 0.274, SLG: 0.317 (1, 2)										4	0	1	0	0	0	3				
Fergie Jenkins, R OBP: 0.234, SLG: 0.226 (1, 1)										4	0	0	0	0	1	4				
Inning Stats	R: 0 E: 0 K: 0 S: 3	H: 0 LOB: 2 BB: 2 P: 11	R: 0 E: 0 K: 1 S: 5	H: 0 LOB: 0 BB: 0 P: 5	R: 0 E: 0 K: 1 S: 2	H: 0 LOB: 0 BB: 1 P: 6	R: 0 E: 0 K: 0 S: 3	H: 0 LOB: 1 BB: 1 P: 7	R: 0 E: 0 K: 0 S: 5	H: 2 LOB: 2 BB: 0 P: 5	R: 0 E: 0 K: 1 S: 6	H: 1 LOB: 1 BB: 0 P: 6	R: 4 E: 1 K: 2 S: 11	H: 3 LOB: 2 BB: 1 P: 16	R: 0 E: 0 K: 0 S: 3	H: 0 LOB: 0 BB: 0 P: 3		1B: 6 2B: 2 3B: 0 HR: 0	SF: 0 SAC: 0 DP: 0 HBP: 1	WP: 0 PB: 0 SB: 0 CS: 1
PITCHER	IP WLS BF H R ER SO BB IBB HBP BLK WP HR S P ERA WHIP																			
Ron Schueler, R ERA: 3.01 (1, 1)	7.0 L 29 5 2 2 3 4 0 0 0 0 0 0 0 31 47 2.57 1.286																			
Joe Hoerner, L ERA: 3.95 (8, 1)	0.1 5 1 2 2 1 1 0 1 0 0 0 0 5 10 54.00 6.000																			
Cecil Upshaw, R ERA: 4.82 (8, 1)	1.2 5 0 0 0 1 0 0 0 0 0 0 0 7 7 0.00 0.000																			

Batter	1	2	3	4	5	6	7	8	9	AB	R	H	RBI	BB	SO	LOB	BOTTOM			
Ralph Garr, L OBP: 0.349, SLG: 0.375 (1, 9)										4	0	1	0	0	1	0	Chicago Cubs @ Atlanta Braves Atlanta Stadium, Atlanta, GA Wed Jul 05 1972, 7:05 PM EDT Unknown - 80 F			
Mike Lum, L OBP: 0.333, SLG: 0.372 (1, 7)										3	0	0	0	1	0	1				
Dusty Baker Jr., R OBP: 0.379, SLG: 0.458 (1, 8)										4	0	2	0	0	1	0				
Earl Williams, R OBP: 0.338, SLG: 0.419 (1, 3)										4	1	2	0	0	0	1				
Darrell Evans, L OBP: 0.402, SLG: 0.485 (1, 5)										4	0	1	1	0	0	2				
Felix Milten, R OBP: 0.298, SLG: 0.321 (1, 4)										3	0	2	0	0	1	0				
Paul Casanova, R OBP: 0.244, SLG: 0.291 (1, 2)										3	0	0	0	0	1	4				
Marty Perez, R OBP: 0.276, SLG: 0.273 Cecil Upshaw, R OBP: 0.200, SLG: 0.200 (1, 6)										3	0	0	0	0	0	2				
Ron Schueler, R OBP: 0.160, SLG: 0.167 Joe Hoerner, R (8, 1)										0	0	0	0	0	0	0				
Sonny Jackson, L OBP: 0.185, SLG: 0.192 (8, 6)										1	0	0	0	0	0	0				
Inning Stats	R: 0 E: 0 K: 1 S: 5	H: 1 LOB: 0 BB: 0 P: 5	R: 1 E: 0 K: 0 S: 5	H: 3 LOB: 1 BB: 0 P: 5	R: 0 E: 0 K: 1 S: 5	H: 0 LOB: 0 BB: 0 P: 5	R: 0 E: 1 K: 1 S: 7	H: 2 LOB: 2 BB: 0 P: 7	R: 0 E: 0 K: 1 S: 5	H: 0 LOB: 0 BB: 0 P: 5	R: 0 E: 0 K: 0 S: 3	H: 2 LOB: 1 BB: 1 P: 7	R: 0 E: 0 K: 1 S: 5	H: 0 LOB: 0 BB: 0 P: 3	R: 0 E: 0 K: 0 S: 3	H: 0 LOB: 0 BB: 0 P: 3	1B: 6 2B: 2 3B: 0 HR: 0	SF: 0 SAC: 0 DP: 2 HBP: 0	WP: 0 PB: 0 SB: 0 CS: 1	PA: 32
PITCHER	IP WLS BF H R ER SO BB IBB HBP BLK WP HR S P ERA WHIP																			
Fergie Jenkins, R ERA: 2.96 (1, 1)	9.0 W 32 8 1 1 5 1 0 0 0 0 0 0 41 45 1.00 1.000																			

AB 33
R 4
H 6
RBI 2
BB 5
SO 5
LOB 17



AB 31
R 1
H 8
RBI 1
BB 1
SO 5
LOB 10



Batter	1	2	3	4	5	6	7	8	9	AB	R	H	RBI	BB	SO	LOB	TOP				
Jose Cardenal, R (1,9) OBP: 0.336, SLG: 0.472	G3		F7			6-3		FC1-4 1B		4	0	0	0	0	0	2					
Don Kessinger, S (1,6) OBP: 0.345, SLG: 0.300	F7			K		F8		1-2 2-3 1B		4	0	1	1	0	1	0					
Rick Monday, L (1,8) OBP: 0.393, SLG: 0.422	K			F8			G3	K		4	0	0	0	0	2	2					
Billy Williams, L (1,7) OBP: 0.365, SLG: 0.557		F9					F8			4	1	2	1	0	0	0					
Joe Peipitone, L (1,3) OBP: 0.222, SLG: 0.184	4-3			F9				HR		4	0	1	0	0	1	1					
Ron Santo, R (1,4) OBP: 0.357, SLG: 0.508						K		K		4	0	1	0	0	2	1					
Carmen Fanzone, R (1,5) OBP: 0.344, SLG: 0.374		F8		P1				P4		4	0	0	0	0	0	1					
Ken Rudolph, R (1,2) OBP: 0.244, SLG: 0.333			6-3					E6		3	0	0	0	0	1	0					
Gene Hiser, L (8, PR) OBP: 0.355, SLG: 0.286						K		FC1-4 1B		0	1	0	0	0	0	0					
Randy Hundley, R (8,2) OBP: 0.274, SLG: 0.317								1B		0	0	0	0	0	0	0					
Tom Phoebus, R (1,1) OBP: 0.083, SLG: 0.083			L5							1	0	0	0	0	0	0					
Bill North, S (6, PH) OBP: 0.174, SLG: 0.182						4-3		FC1-4 1B		1	0	0	0	0	0	0					
Jack Aker, R (6,1) OBP: 0.373, SLG: 0.466										0	0	0	0	0	0	0					
Jim Hickman, R (8, PH) OBP: 0.373, SLG: 0.466										1	0	1	0	0	0	0					
Steve Hamilton, L (8,1) OBP: 0.373, SLG: 0.466										0	0	0	0	0	0	0					
Inning Stats	R: 0 E: 0 K: 1 S: 5	H: 0 LOB: 0 BB: 0 P: 5	R: 0 E: 0 K: 0 S: 4	H: 1 LOB: 1 BB: 0 P: 4	R: 0 E: 0 K: 0 S: 3	H: 0 LOB: 0 BB: 0 P: 3	R: 0 E: 0 K: 1 S: 6	H: 1 LOB: 1 BB: 0 P: 6	R: 0 E: 0 K: 2 S: 7	H: 0 LOB: 0 BB: 0 P: 7	R: 0 E: 0 K: 0 S: 3	H: 0 LOB: 0 BB: 0 P: 3	R: 0 E: 0 K: 0 S: 4	H: 1 LOB: 0 BB: 0 P: 4	R: 1 E: 1 K: 1 S: 8	H: 2 LOB: 2 BB: 0 P: 8	R: 1 E: 0 K: 2 S: 8	H: 1 LOB: 0 BB: 0 P: 8	1B: 3 2B: 2 3B: 0 HR: 1	SF: 0 SAC: 0 DP: 0 HBP: 0	WP: 0 PA: 34 PB: 0 SB: 0 CS: 0
PITCHER Phil Niekro, R (1,1) ERA: 3.29	IP: 9.0 WLS: W BF: 34 H: 6 R: 2 ER: 1 SO: 7 BB: 0 IBB: 0 HBP: 0 BLK: 0 WP: 0 HR: 1 S: 48 P: 48 ERA: 1.00 WHIP: 0.667															PITCHER Phil Niekro, R (1,1) ERA: 3.29	IP: 9.0 WLS: W BF: 34 H: 6 R: 2 ER: 1 SO: 7 BB: 0 IBB: 0 HBP: 0 BLK: 0 WP: 0 HR: 1 S: 48 P: 48 ERA: 1.00 WHIP: 0.667				

Chicago Cubs @ Atlanta Braves
Atlanta Stadium, Atlanta, GA
Wed Jul 05 1972, 7:05 PM EDT
Att: 10,324 - Unknown

AB 34
R 2
H 6
RBI 2
BB 0
SO 7
LOB 7



Batter	1	2	3	4	5	6	7	8	9	AB	R	H	RBI	BB	SO	LOB	BOTTOM		
Ralph Garr, L (1,9) OBP: 0.349, SLG: 0.379	4-3		E6		6-3		CS 1B	K		5	0	2	1	0	1	2			
Mike Lum, L (1,7) OBP: 0.343, SLG: 0.395	F8		2B				1B	1-2 2-3 BB		2	1	1	1	2	0	0			
Hank Aaron, R (1,3) OBP: 0.377, SLG: 0.511	K		L5				1B	1-2 BB		4	0	2	0	0	1	2			
Darrell Evans, L (1,5) OBP: 0.399, SLG: 0.476		F8		G3	F5		1-2 2-3 BB			3	0	0	0	1	0	1			
Earl Williams, R (1,2) OBP: 0.337, SLG: 0.415		F8		2B BB	F6		F8			3	1	0	0	1	0	4			
Dusty Baker Jr., R (1,8) OBP: 0.376, SLG: 0.459		P6		BB	2B		4-3	6-3		4	0	1	0	0	0	0			
Felix Millan, R (1,4) OBP: 0.297, SLG: 0.318			L4		BB		1-3	F8		3	0	0	0	1	0	0			
Marty Perez, R (1,6) OBP: 0.279, SLG: 0.274			K		G6-4-3 BB		5-3	PB 1B		3	0	1	1	1	1	0			
Phil Niekro, R (1,1) OBP: 0.220, SLG: 0.286			E		G6-4-3 1B		5-3	PB 1B		4	1	2	0	0	0	3			
Inning Stats	R: 0 E: 0 K: 1 S: 5	H: 0 LOB: 0 BB: 0 P: 5	R: 0 E: 0 K: 0 S: 3	H: 0 LOB: 0 BB: 0 P: 3	R: 1 E: 1 K: 1 S: 7	H: 2 LOB: 2 BB: 1 P: 11	R: 1 E: 0 K: 0 S: 3	H: 1 LOB: 3 BB: 3 P: 15	R: 1 E: 0 K: 0 S: 5	H: 2 LOB: 1 BB: 0 P: 5	R: 0 E: 0 K: 0 S: 3	H: 0 LOB: 0 BB: 0 P: 3	R: 0 E: 0 K: 0 S: 4	H: 2 LOB: 3 BB: 2 P: 12	R: 0 E: 0 K: 1 S: 7	H: 2 LOB: 2 BB: 0 P: 7	1B: 6 2B: 2 3B: 0 HR: 1	SF: 0 SAC: 0 DP: 1 HBP: 0	WP: 0 PA: 37 PB: 1 SB: 0 CS: 1
PITCHER Tom Phoebus, R (1,1) ERA: 3.46	IP: 5.0 WLS: L BF: 23 H: 5 R: 3 ER: 3 SO: 2 BB: 3 IBB: 1 HBP: 0 BLK: 0 WP: 0 HR: 1 S: 23 P: 39 ERA: 5.40 WHIP: 1.600															PITCHER Tom Phoebus, R (1,1) ERA: 3.46	IP: 5.0 WLS: L BF: 23 H: 5 R: 3 ER: 3 SO: 2 BB: 3 IBB: 1 HBP: 0 BLK: 0 WP: 0 HR: 1 S: 23 P: 39 ERA: 5.40 WHIP: 1.600		
Jack Aker, R (6,1) ERA: 0.81	2.0 9 2 0 0 0															2.0 9 2 0 0 0			
Steve Hamilton, L (8,1) ERA: 1.35	1.0 5 2 0 0 1															1.0 5 2 0 0 1			

Chicago Cubs @ Atlanta Braves
Atlanta Stadium, Atlanta, GA
Wed Jul 05 1972, 7:05 PM EDT
Att: 10,324 - Unknown

AB 31
R 3
H 9
RBI 3
BB 6
SO 3
LOB 12



Batter	1	2	3	4	5	6	7	8	9	AB	R	H	RBI	BB	SO	LOB	TOP					
Jose Cardenal, R (1, 9) OBP: 0.335, SLG: 0.468	0-3 K		0-3 K					0-0 FC5-4 1B		4	0	1	0	0	2	0	Chicago Cubs @ Atlanta Braves Atlanta Stadium, Atlanta, GA Thu Jul 06 1972, 7:05 PM EDT Att: 8,863 - Unknown					
Don Kessinger, S (1, 6) OBP: 0.347, SLG: 0.300	4-0 BB		0-0 F8					0-0 FC5-4 1B		3	1	1	0	1	0	1						
Billy Williams, L (1, 7) OBP: 0.367, SLG: 0.560	0-0 F9							0-0 1B		4	0	2	0	0	1	2						
Jim Hickman, R (1, 3) OBP: 0.376, SLG: 0.464	0-0 P6							0-0 1B		3	1	1	1	1	0	2						
Ron Santo, R (1, 5) OBP: 0.355, SLG: 0.517		0-0 6-3						0-0 G4-6-3 1B		4	1	1	2	0	0	3						
Paul Popovich, S (1, 4) OBP: 0.224, SLG: 0.222		0-0 P1-3						0-0 G4-6-3 1B		4	0	0	0	0	0	1						
Rick Monday, L (1, 8) OBP: 0.391, SLG: 0.417		1-0 HBP						0-0 G3		3	0	0	0	0	0	0						
Randy Hundley, R (1, 2) OBP: 0.271, SLG: 0.312		0-0 F5						0-0 P5		3	0	0	0	0	1	1						
Joe Pepitone, L (9, PH) OBP: 0.216, SLG: 0.180								0-0 F8		1	0	0	0	0	0	0						
Bill Hands, R (1, 1) OBP: 0.170, SLG: 0.178			0-3 K					0-0 F7		1	0	0	0	0	1	0						
Bill North, S (5, PH) OBP: 0.333, SLG: 0.667								0-0 K		1	0	0	0	0	1	0						
Dan McGinn, L (5, 1) OBP: 0.342, SLG: 0.371								0-0 K		0	0	0	0	0	0	0						
Carmen Fanzone, R (8, PH) OBP: 0.342, SLG: 0.371								0-0 F7		1	0	0	0	0	0	0						
Steve Hamilton, L (8, 1)								0-0 F7		0	0	0	0	0	0	0						
Inning Stats	R: 0 E: 0 K: 1 S: 5	H: 0 LOB: 1 BB: 1 P: 9	R: 0 E: 0 K: 0 S: 3	H: 0 LOB: 1 BB: 0 P: 4	R: 0 E: 0 K: 2 S: 7	H: 0 LOB: 0 BB: 0 P: 7	R: 0 E: 0 K: 0 S: 4	H: 1 LOB: 1 BB: 0 P: 4	R: 0 E: 0 K: 2 S: 7	H: 0 LOB: 0 BB: 0 P: 7	R: 1 E: 0 K: 0 S: 5	H: 3 LOB: 1 BB: 0 P: 5	R: 0 E: 0 K: 0 S: 3	H: 0 LOB: 0 BB: 0 P: 3	R: 0 E: 0 K: 1 S: 6	H: 1 LOB: 1 BB: 0 P: 6	R: 2 E: 0 K: 0 S: 4	H: 1 LOB: 0 BB: 1 P: 8	1B: 4 2B: 1 3B: 0 HR: 1	SF: 0 SAC: 0 DP: 1 HBP: 1	WP: 0 PB: 0 SB: 0 CS: 0	PA: 35
PITCHER	IP WLS BF H R ER SO BB IBB HBP BLK WP HR S P ERA WHIP																					
George Stone, L (1, 1) ERA: 6.57	8.0 W 32 6 3 3 6 2 0 0 1 0 0 1 41 50 3.38 1.000																					
Cecil Upshaw, R (9, 1) ERA: 4.66	1.0 S 3 0 0 0 0 0 0 0 0 0 0 0 3 3 0.00 0.000																					

Chicago Cubs @ Atlanta Braves
Atlanta Stadium, Atlanta, GA
Thu Jul 06 1972, 7:05 PM EDT
Att: 8,863 - Unknown


AB 32
R 3
H 6
RBI 3
BB 2
SO 6
LOB 10



Batter	1	2	3	4	5	6	7	8	9	AB	R	H	RBI	BB	SO	LOB	BOTTOM			
Ralph Garr, L (1, 9) OBP: 0.354, SLG: 0.382	0-0 P6-4-3 1B		0-0 HR					0-3 K		3	1	2	1	0	1	1	Chicago Cubs @ Atlanta Braves Atlanta Stadium, Atlanta, GA Thu Jul 06 1972, 7:05 PM EDT Att: 8,863 - Unknown			
Dusty Baker Jr, R (1, 8) OBP: 0.373, SLG: 0.473	0-0 F8		0-0 HR					0-0 L5		4	1	1	2	0	0	3				
Hank Aaron, R (1, 3) OBP: 0.375, SLG: 0.504	0-0 P6-4-3		4-0 2B					0-0 F2		3	1	0	0	1	1	1				
Darrell Evans, L (1, 5) OBP: 0.396, SLG: 0.477		0-0 3-1						0-0 F7		4	0	1	1	0	1	0				
Earl Williams, R (1, 2) OBP: 0.335, SLG: 0.410		0-0 5-3						0-0 E5		3	0	0	0	1	0	1				
Mike Lum, L (1, 7) OBP: 0.347, SLG: 0.389		0-0 6-3						0-0 K		2	0	0	0	2	1	1				
Felix Millan, R (1, 4) OBP: 0.297, SLG: 0.318								0-0 FC6-4		3	0	1	0	0	0	3				
Marty Perez, R (1, 6) OBP: 0.280, SLG: 0.272								0-0 FC6-4		2	1	0	0	1	0	2				
George Stone, L (1, 1) ERA: 3.42								0-0 SH1-4		1	0	0	0	0	1	0				
Cecil Upshaw, R (9, 1) OBP: 0.200, SLG: 0.200								0-0 K		0	0	0	0	0	0	0				
Inning Stats	R: 0 E: 0 K: 0 S: 3	H: 1 LOB: 0 BB: 0 P: 3	R: 0 E: 0 K: 0 S: 3	H: 0 LOB: 0 BB: 0 P: 3	R: 4 E: 0 K: 0 S: 7	H: 4 LOB: 1 BB: 1 P: 11	R: 0 E: 0 K: 0 S: 2	H: 0 LOB: 0 BB: 1 P: 6	R: 0 E: 0 K: 1 S: 4	H: 0 LOB: 0 BB: 0 P: 5	R: 0 E: 1 K: 1 S: 6	H: 0 LOB: 2 BB: 1 P: 10	R: 0 E: 0 K: 1 S: 5	H: 0 LOB: 1 BB: 1 P: 9	R: 0 E: 0 K: 2 S: 7	H: 0 LOB: 1 BB: 1 P: 11	1B: 3 2B: 2 3B: 0 HR: 1	SF: 0 SAC: 2 DP: 3 HBP: 1	WP: 0 PB: 0 SB: 0 CS: 0	PA: 33
PITCHER	IP WLS BF H R ER SO BB IBB HBP BLK WP HR S P ERA WHIP																			
Bill Hands, R (1, 1) ERA: 3.42	4.0 L 17 5 4 4 0 2 0 0 1 0 0 0 15 23 9.00 1.750																			
Dan McGinn, L (5, 1) ERA: 4.05	3.0 12 0 0 0 3 2 0 0 1 0 0 0 15 24 0.00 0.667																			
Steve Hamilton, L (8, 1) ERA: 1.17	1.0 4 0 0 0 2 1 0 0 0 0 0 0 7 11 0.00 1.000																			

Chicago Cubs @ Atlanta Braves
Atlanta Stadium, Atlanta, GA
Thu Jul 06 1972, 7:05 PM EDT
Att: 8,863 - Unknown

AB 25
R 4
H 5
RBI 4
BB 5
SO 5
LOB 12



Batter	1	2	3	4	5	6	7	8	9	AB	R	H	RBI	BB	SO	LOB	TOP										
Dave Cash, R OBP: 0.305, SLG: 0.375 (1, 4)	4-3	F8		E 1B		F8	2B		1B	6	0	3	2	0	0	0	Pittsburgh Pirates @ Atlanta Braves Atlanta Stadium, Atlanta, GA Fri Jul 07 1972, 7:05 PM EDT Unknown										
Vic Davallio, L OBP: 0.387, SLG: 0.471 (1, 7)	5-3		S 1B 1B	K			F5		F8	6	2	2	0	0	1	3											
Gene Clines, R OBP: 0.381, SLG: 0.421 (1, 9) (8, 8)	1B		L6-3	K					L9	6	0	3	1	0	1	3											
Willie Stargell, L OBP: 0.356, SLG: 0.552 Jackie Hernandez, R OBP: 0.233, SLG: 0.265 (8, PH) (8, 6)	K		F8			K	6-3		FC3-6 1B	5	0	0	0	0	2	4											
Al Oliver, L OBP: 0.367, SLG: 0.461 Bob Robertson, R OBP: 0.262, SLG: 0.270 (8, 3)		1B HR 1B	1B 1B	K			F6		1B 1B	5	2	3	1	0	1	0											
Richie Hebner, L OBP: 0.400, SLG: 0.506 (1, 5)		F7	1B 1B	1B			1B		F9	4	1	2	0	1	0	3											
Milt May, L OBP: 0.295, SLG: 0.286 (1, 2)		HR 1B	FC6-4 1B	1B			SH1-4 2B		1B	5	2	5	2	0	0	0											
Gene Alley, R OBP: 0.360, SLG: 0.351 Rennie Stennett, R OBP: 0.331, SLG: 0.447 (8, 9)		HR	FC6-4	4-3			SH1-4 2B		K	5	2	2	4	0	1	6											
Luke Walker, L (1, 1)	5-3			K			SH1-4		K	4	0	0	0	0	3	0											
Inning Stats	R: 0 E: 0 K: 1 S: 6	H: 1 LOB: 1 BB: 0 P: 6	R: 3 E: 0 K: 0 S: 6	H: 3 LOB: 0 BB: 0 P: 6	R: 2 E: 0 K: 0 S: 7	H: 4 LOB: 2 BB: 0 P: 7	R: 0 E: 1 K: 3 S: 10	H: 1 LOB: 1 BB: 0 P: 10	R: 0 E: 0 K: 2 S: 9	H: 2 LOB: 2 BB: 0 P: 9	R: 1 E: 0 K: 1 S: 7	H: 2 LOB: 1 BB: 0 P: 7	R: 3 E: 0 K: 0 S: 6	H: 3 LOB: 1 BB: 1 P: 10	R: 1 E: 0 K: 1 S: 8	H: 3 LOB: 2 BB: 0 P: 8		R: 0 E: 0 K: 1 S: 6	H: 1 LOB: 1 BB: 0 P: 6	1B: 17 2B: 2 3B: 0 HR: 1	SF: 0 SAC: 1 DP: 0 HBP: 0	WP: 0 PB: 0 SB: 1 CS: 1	PA: 48				
PITCHER	IP	WLS	BF	H	R	ER	SO	BB	IBB	HBP	BLK	WP	HR	S	P	ERA	WHIP										
Tom Kelley, R ERA: 4.02 (1, 1)	2.2	L	16	8	5	5	1	0	0	0	0	0	1	18	18	16.88	3.000										
Mike McQueen, L ERA: 5.33 (3, 1)	5.1		28	11	5	5	7	1	0	0	0	0	0	41	45	8.44	2.250										
Joe Hoerner, L ERA: 3.71 (9, 1)	1.0		4	1	0	0	1	0	0	0	0	0	0	6	6	0.00	1.000										


Batter	1	2	3	4	5	6	7	8	9	AB	R	H	RBI	BB	SO	LOB	BOTTOM										
Felix Millan, R OBP: 0.295, SLG: 0.316 (1, 4)	K		K			F8			FC4-6 1B	2	0	0	0	0	2	0	Pittsburgh Pirates @ Atlanta Braves Atlanta Stadium, Atlanta, GA Fri Jul 07 1972, 7:05 PM EDT Unknown										
Gil Garrido, R OBP: 0.333, SLG: 0.303 (6, 4)						F3			FC4-6	2	0	1	0	0	0	0											
Ralph Garr, L OBP: 0.353, SLG: 0.380 Joe Hoerner, R (9, 1)	1-3			G5-4-3 1B					FC4-6	4	0	1	0	0	0	2											
Hank Aaron, R OBP: 0.378, SLG: 0.504 Paul Casanova, R OBP: 0.253, SLG: 0.300 (1, 3) (8, 2)	FC6-4 BB			G5-4-3			1B		1B	2	0	1	0	1	0	1											
Earl Williams, R OBP: 0.341, SLG: 0.415 (1, 2) (8, 3)	FC6-4			FC6-4 1B			1B		BB FC6-4 1B	4	1	3	0	0	0	1											
Dusty Baker Jr., R OBP: 0.376, SLG: 0.471 (1, 8)		G5-4-3 BB		FC6-4			G6-4-3		FC6-4 BB 1B	3	0	1	1	1	0	3											
Mike Lum, L OBP: 0.339, SLG: 0.379 (1, 7)	G5-4-3			K			F4		L8	4	0	0	0	0	1	4											
Darrell Evans, L OBP: 0.394, SLG: 0.469 (1, 5)	4-3			F7					K FC6-4 BB	3	0	0	0	1	1	0											
Marty Perez, R OBP: 0.279, SLG: 0.272 (1, 6)			6-3	F4					FC6-4	4	0	1	1	0	0	2											
Tom Kelley, R OBP: 0.161, SLG: 0.103 Mike McQueen, L OBP: 0.143, SLG: 0.143 Oscar Brown, R OBP: 0.255, SLG: 0.413 (8, PH) (9, 9)			4-3				3-1		FC5-4 1B	0	0	0	0	0	0	0											
Inning Stats	R: 0 E: 0 K: 1 S: 5	H: 0 LOB: 1 BB: 1 P: 9	R: 0 E: 0 K: 0 S: 2	H: 0 LOB: 0 BB: 1 P: 6	R: 0 E: 0 K: 1 S: 5	H: 0 LOB: 0 BB: 0 P: 5	R: 0 E: 0 K: 0 S: 4	H: 2 LOB: 1 BB: 0 P: 4	R: 0 E: 0 K: 1 S: 5	H: 0 LOB: 0 BB: 0 P: 5	R: 0 E: 0 K: 0 S: 3	H: 0 LOB: 0 BB: 0 P: 3	R: 0 E: 0 K: 1 S: 7	H: 2 LOB: 2 BB: 0 P: 7	R: 2 E: 0 K: 1 S: 8	H: 3 LOB: 2 BB: 1 P: 12	1B: 9 2B: 0 3B: 0 HR: 0	SF: 0 SAC: 0 DP: 3 HBP: 0	WP: 0 PB: 0 SB: 0 CS: 0	PA: 36							
PITCHER	IP	WLS	BF	H	R	ER	SO	BB	IBB	HBP	BLK	WP	HR	S	P	ERA	WHIP										
Luke Walker, L ERA: 3.42 (1, 1)	9.0	W	36	9	2	2	5	3	0	0	0	0	0	43	55	2.00	1.333										



Batter	1	2	3	4	5	6	7	8	9	AB	R	H	RBI	BB	SO	LOB	TOP					
Rennie Stennett, R (1, 7) OBP: 0.319, SLG: 0.431	0-0 5-3		0-0 3-1		0-0 E6 L9-6		0-0 6-3		0-0 G4-6-3	5	0	0	0	0	0	2						
Bill Mazerolski, R (1, 4) Roberto Clemente, R (9, PH) OBP: 0.353, SLG: 0.300 OBP: 0.358, SLG: 0.506	0-0 F7		0-0 E4 G3-2-3		0-0 L9-6		0-0 FC6-4 1B		0-0 6-3	4	0	1	0	0	0	1						
Gene Clines, R (1, 9) OBP: 0.368, SLG: 0.405	0-0 L8		0-0 L6		0-0 L7		0-0 FC6-4 FC6			4	0	0	0	0	0	2						
Al Oliver, L (1, 8) OBP: 0.368, SLG: 0.463		0-0 1B 2B	4-0 IBB				0-0 F8 FC6			3	1	1	0	1	0	1						
Richie Hebner, L (1, 5) OBP: 0.402, SLG: 0.503		0-0 1B 2H	0-0 G3-2-3			1-0 2B HBP		0-0 F8		3	1	1	1	0	0	3						
Milt May, L (1, 2) OBP: 0.308, SLG: 0.317		0-0 F8		0-0 FC4-6 1B		0-0 2B		0-0 4-3		4	0	2	1	0	0	1						
Bob Robertson, R (1, 3) OBP: 0.257, SLG: 0.264		0-0 F4		0-0 F3		0-0 F5		0-0 5-3		4	0	0	0	0	0	3						
Gene Alley, R (1, 6) Manny Sanguillen, R (9, PH) OBP: 0.366, SLG: 0.353 OBP: 0.369, SLG: 0.552		0-0 1B		0-0 FC4-6		4-0 IBB		0-0 G4-6-3 BB		2	0	1	0	1	0	1						
Bruce Kison, R (1, 1) Willie Stargell, L (9, PH) Vic Davalillo, L (9, PR) OBP: 0.150, SLG: 0.200 OBP: 0.369, SLG: 0.552 OBP: 0.387, SLG: 0.471		0-0 6-3		0-0 F5		0-3 K		4-0 G4-6-3 BB		3	0	0	0	0	1	5						
0-0 K		0-0 1B		0-0 1B		0-0 IBB		0-0 BB		0	0	0	0	1	0	0						
0-0 K		0-0 1B		0-0 1B		0-0 IBB		0-0 BB		0	0	0	0	0	0	0						
Inning Stats	R: 0 E: 0 K: 0 S: 3	H: 0 LOB: 0 BB: 0 P: 3	R: 1 E: 0 K: 0 S: 6	H: 3 LOB: 2 BB: 0 P: 6	R: 0 E: 2 K: 0 S: 4	H: 0 LOB: 1 BB: 1 P: 8	R: 0 E: 0 K: 0 S: 4	H: 1 LOB: 1 BB: 0 P: 4	R: 0 E: 1 K: 1 S: 3	H: 0 LOB: 0 BB: 0 P: 3	R: 1 E: 0 K: 0 S: 6	H: 1 LOB: 2 BB: 1 P: 11	R: 0 E: 0 K: 0 S: 4	H: 1 LOB: 1 BB: 0 P: 4	R: 0 E: 0 K: 0 S: 3	H: 0 LOB: 0 BB: 0 P: 3	R: 0 E: 0 K: 0 S: 3	H: 1 LOB: 2 BB: 1 P: 7	1B: 5 2B: 3 3B: 0 HR: 0	SF: 0 SAC: 0 DP: 3 HBP: 1	WP: 0 PB: 0 CS: 0	PA: 38
PITCHER Jim Hardin, R (1, 1) ERA: 3.23	IP: 9.0 WLS: W BF: 38 H: 7 R: 2 ER: 2 SO: 1 BB: 1 IBB: 2 HBP: 1 BLK: 0 WP: 0 HR: 0 S: 36 P: 49 ERA: 2.00 WHIP: 0.889															PITCHER	IP: 9.0 WLS: W BF: 38 H: 7 R: 2 ER: 2 SO: 1 BB: 1 IBB: 2 HBP: 1 BLK: 0 WP: 0 HR: 0 S: 36 P: 49 ERA: 2.00 WHIP: 0.889					

Pittsburgh Pirates @ Atlanta Braves
Atlanta Stadium, Atlanta, GA
Fri Jul 07 1972, 7:05 PM EDT
Att: 25,253 - Unknown


AB 34
R 2
H 7
RBI 2
BB 3
SO 1
LOB 21



Batter	1	2	3	4	5	6	7	8	9	AB	R	H	RBI	BB	SO	LOB	BOTTOM			
Sonny Jackson, L (1, 6) Marty Perez, R (6, 6) OBP: 0.167, SLG: 0.172 OBP: 0.277, SLG: 0.270	0-0 6-3		0-0 4-3		0-3 K	0-3 K		0-0 5-3		3	0	0	0	0	1	0				
Ralph Garr, L (1, 9) OBP: 0.358, SLG: 0.383	0-0 S 1B		0-0 1B		4-0 BB S BB		0-0 4-3			3	0	2	0	1	0	0				
Darrell Evans, L (1, 5) OBP: 0.396, SLG: 0.466	0-3 K 1-2		0-3 K		1-0 BB HBP		0-0 1B 1B			3	1	1	0	0	2	2				
Earl Williams, R (1, 3) OBP: 0.340, SLG: 0.423	0-3 K			0-0 HR	0-3 K		0-0 F8			4	1	1	1	0	2	4				
Mike Lum, L (1, 7) OBP: 0.348, SLG: 0.391		0-0 4-3 2B		0-0 L9	4-0 1-2 2-3 BB		0-0 1B 1B			3	0	2	0	1	0	0				
Dusty Baker Jr., R (1, 8) OBP: 0.379, SLG: 0.468	0-0 F7		0-0 WP 1B BB		0-0 F8		0-0 FC4 1B			3	1	1	1	1	0	4				
Felix Millan, R (1, 4) OBP: 0.295, SLG: 0.315	0-0 4-3		0-0 5-3 1B		0-0 F3		0-0 FC4			4	0	1	1	0	0	3				
Paul Casanova, R (1, 2) OBP: 0.253, SLG: 0.298	0-3 K		0-0 5-3		0-0 1B		0-0 5-3			4	0	1	0	0	1	2				
Jim Hardin, R (1, 1) OBP: 0.231, SLG: 0.364			0-0 6-3		0-0 L9		0-3 K		0-0 F7	4	0	0	0	0	1	2				
Inning Stats	R: 0 E: 0 K: 2 S: 8	H: 1 LOB: 1 BB: 0 P: 8	R: 0 E: 0 K: 1 S: 6	H: 1 LOB: 1 BB: 0 P: 6	R: 0 E: 0 K: 1 S: 6	H: 1 LOB: 1 BB: 0 P: 6	R: 2 E: 0 K: 0 S: 5	H: 2 LOB: 1 BB: 1 P: 9	R: 0 E: 0 K: 2 S: 7	H: 0 LOB: 3 BB: 2 P: 16	R: 0 E: 0 K: 2 S: 8	H: 1 LOB: 1 BB: 0 P: 8	R: 1 E: 0 K: 0 S: 6	H: 3 LOB: 2 BB: 0 P: 6	R: 0 E: 0 K: 0 S: 3	H: 0 LOB: 0 BB: 0 P: 3	1B: 7 2B: 1 3B: 0 HR: 1	SF: 0 SAC: 0 DP: 0 HBP: 1	WP: 1 PB: 0 CS: 0	PA: 37
PITCHER Bruce Kison, R (1, 1) ERA: 2.81	IP: 8.0 WLS: L BF: 37 H: 9 R: 3 ER: 3 SO: 8 BB: 3 IBB: 0 HBP: 1 BLK: 0 WP: 1 HR: 1 S: 49 P: 62 ERA: 3.38 WHIP: 1.500															PITCHER	IP: 8.0 WLS: L BF: 37 H: 9 R: 3 ER: 3 SO: 8 BB: 3 IBB: 0 HBP: 1 BLK: 0 WP: 1 HR: 1 S: 49 P: 62 ERA: 3.38 WHIP: 1.500			

Pittsburgh Pirates @ Atlanta Braves
Atlanta Stadium, Atlanta, GA
Fri Jul 07 1972, 7:05 PM EDT
Att: 25,253 - Unknown

AB 33
R 3
H 9
RBI 3
BB 3
SO 8
LOB 18



Batter	1	2	3	4	5	6	7	8	9	AB	R	H	RBI	BB	SO	LOB	TOP					
Rennie Stennett, R (1,4) OBP: 0.308, SLG: 0.415 Bill Mazeroski, R (9,4) OBP: 0.333, SLG: 0.300	0-0 E6 PB 1B 4-3	0-0 4-3	0-0 4-3		0-0 5-3	0-3 K		0-3 K		5	1	0	0	0	2	5						
Vic Davallio, L (1,7) OBP: 0.393, SLG: 0.475	0-0 4-3 PB 1-2 1B	0-0 4-3			0-0 E 1B 1B		0-0 S WP 1B	0-0 F7		5	1	3	0	0	0	3						
Roberto Clemente, R (1,9) OBP: 0.355, SLG: 0.590	0-3 K 1-2 2-3		0-0 F1		0-0 E6 1B 1-3 1B		0-3 K		0-0 5-3	5	0	1	0	0	2	3						
Willie Stargell, L (1,3) OBP: 0.366, SLG: 0.545 Bob Robertson, R (9,3) OBP: 0.257, SLG: 0.264	0-0 4-3 2-3 3-H		0-0 F5		0-0 1-3 1B		0-3 K		0-0 L7	5	0	1	2	0	1	2						
Al Oliver, L (1,8) OBP: 0.363, SLG: 0.455	0-0 F7		0-0 6-3		0-0 F8		0-0 F7		0-3 K	5	0	0	0	0	1	4						
Manny Sanguillen, R (1,2) OBP: 0.397, SLG: 0.470		0-0 3B			0-0 F4		0-3 K		0-0 F8	4	1	1	0	0	1	0						
Richie Hebner, L (1,5) OBP: 0.408, SLG: 0.519		0-0 3B E 3-H		0-0 4-3		0-0 BB 1B		0-0 1B E		4	2	3	1	0	0	0						
Gene Alley, R (1,6) OBP: 0.363, SLG: 0.350		0-0 E5 SH1-4 3-H		0-0 5-3		0-0 F3		0-0 E 1-2 1B		4	0	1	1	0	0	1						
Steve Blass, R (1,1) OBP: 0.222, SLG: 0.209 (8, PH) Gene Clines, R (8, PH) OBP: 0.364, SLG: 0.402 Ramon Hernandez, S (8, 1) OBP: 0.143, SLG: 0.286 Dave Giusti, R (9, 1)		0-0 SH1-4 1-2		0-0 F7		0-0 BB		0-0 L1 1-3 2-H		1	0	0	0	1	0	0						
Inning Stats	R: 1 E: 1 K: 1 S: 7	H: 1 LOB: 1 BB: 0 P: 7	R: 2 E: 1 K: 0 S: 6	H: 2 LOB: 1 BB: 0 P: 6	R: 0 E: 0 K: 0 S: 3	H: 0 LOB: 0 BB: 0 P: 3	R: 0 E: 0 K: 0 S: 3	H: 0 LOB: 0 BB: 0 P: 3	R: 1 E: 1 K: 0 S: 6	H: 3 LOB: 2 BB: 1 P: 6	R: 0 E: 0 K: 2 S: 8	H: 1 LOB: 2 BB: 1 P: 12	R: 0 E: 0 K: 2 S: 8	H: 1 LOB: 1 BB: 0 P: 8	R: 1 E: 1 K: 1 S: 8	H: 2 LOB: 2 BB: 0 P: 8	R: 0 E: 0 K: 1 S: 5	H: 0 LOB: 0 BB: 0 P: 5	1B: 8 2B: 0 3B: 2 HR: 0	SF: 0 SAC: 1 DP: 0 HBP: 0	WP: 1 PB: 1 SB: 1 CS: 0	PA: 41
PITCHER	IP WLS BF H R ER SO BB IBB HBP BLK WP HR S P ERA WHIP	IP WLS BF H R ER SO BB IBB HBP BLK WP HR S P ERA WHIP																				
Ron Reed, R (1, 1) ERA: 3.44 Phil Niekro, R (9, 1) ERA: 3.26	8.0 L 38 10 5 2 6 1 0 0 0 1 0 0 49 53 2.25 1.375	1.0 3 0 0 0 1 0 0 0 0 0 0 0 5 5 0.00 0.000																				

Pittsburgh Pirates @ Atlanta Braves
Atlanta Stadium, Atlanta, GA
Sat Jul 08 1972, 7:05 PM EDT
Att: 20,256 - Unknown

AB	39
R	5
H	10
RBI	4
BB	1
SO	7
LOB	19




Batter	1	2	3	4	5	6	7	8	9	AB	R	H	RBI	BB	SO	LOB	BOTTOM					
Ralph Garr, L (1,9) OBP: 0.359, SLG: 0.393	0-0 4-3		0-0 HR	0-0 4-3			0-0 F8 1B		0-0 F6	5	1	2	2	0	0	3						
Mike Lum, L (1,7) OBP: 0.350, SLG: 0.388	0-0 F7		4-0 G6-4-3 WP BB		0-0 1-3		0-0 F8 1-2		0-0 FC5-4 1B	4	0	1	0	1	0	1						
Hank Aaron, R (1,3) OBP: 0.375, SLG: 0.496	0-0 6-3		4-0 G6-4-3 1-2 BB		0-0 F5		0-0 F8		0-0 FC5-4 FC6-4 1-2 2-3	4	0	0	0	1	0	3						
Earl Williams, R (1,2) OBP: 0.334, SLG: 0.416		0-0 F9	0-0 G6-4-3 1-2 2-3		0-0 F5		0-0 1-3		0-0 FC6-4 1-2	5	0	0	0	0	0	5						
Darrell Evans, L (1,5) OBP: 0.393, SLG: 0.478		0-0 L6	0-0 F6			0-0 HR		0-0 4-3		4	1	1	1	0	0	1						
Dusty Baker Jr., R (1,8) OBP: 0.387, SLG: 0.475		0-0 1B		0-0 E3 1B		0-0 CS 1B		0-0 1B		4	0	3	0	0	0	0						
Felix Millan, R (1,4) OBP: 0.297, SLG: 0.318		0-0 1B		0-0 1B		0-0 L7		0-0 F4		4	0	2	0	0	0	2						
Marty Perez, R (1,6) OBP: 0.278, SLG: 0.270 (8, PH) Rico Carty, R (8, PH) OBP: 0.408, SLG: 0.418 Phil Niekro, R (9, 1) OBP: 0.220, SLG: 0.286		0-3 K		0-3 K		0-0 FC6-4 1-2 1B		0-3 K		3	0	1	0	0	2	4						
Ron Reed, R (1, 1) OBP: 0.136, SLG: 0.167 Gil Garrido, R (9, 6) OBP: 0.351, SLG: 0.324			0-0 HR 1B	0-3 K		0-0 FC6-4 1-2 1B		0-0 FC5-4 1B		3	1	1	0	0	1	3						
Inning Stats	R: 0 E: 0 K: 0 S: 3	H: 0 LOB: 0 BB: 0 P: 3	R: 0 E: 0 K: 1 S: 7	H: 2 LOB: 2 BB: 0 P: 7	R: 2 E: 0 K: 0 S: 4	H: 2 LOB: 1 BB: 2 P: 12	R: 0 E: 1 K: 2 S: 9	H: 1 LOB: 2 BB: 0 P: 9	R: 0 E: 0 K: 0 S: 3	H: 0 LOB: 0 BB: 0 P: 3	R: 1 E: 0 K: 0 S: 5	H: 3 LOB: 1 BB: 0 P: 5	R: 0 E: 0 K: 0 S: 4	H: 1 LOB: 1 BB: 0 P: 4	R: 0 E: 0 K: 1 S: 6	H: 1 LOB: 1 BB: 0 P: 6	R: 0 E: 0 K: 0 S: 5	H: 2 LOB: 2 BB: 0 P: 5	1B: 10 2B: 0 3B: 0 HR: 2	SF: 0 SAC: 0 DP: 1 HBP: 0	WP: 1 PB: 0 SB: 0 CS: 1	PA: 40
PITCHER	IP WLS BF H R ER SO BB IBB HBP BLK WP HR S P ERA WHIP	IP WLS BF H R ER SO BB IBB HBP BLK WP HR S P ERA WHIP																				
Steve Blass, R (1, 1) ERA: 2.74 Ramon Hernandez, L (8, 1) ERA: 1.13 Dave Giusti, R (9, 1) ERA: 2.14	7.0 W 31 9 3 0 3 2 0 0 0 0 0 9 9 0.00 2.250	1.1 7 3 0 0 1 0 0 0 0 0 0 0 2 2 0.00 0.000																				

Pittsburgh Pirates @ Atlanta Braves
Atlanta Stadium, Atlanta, GA
Sat Jul 08 1972, 7:05 PM EDT
Att: 20,256 - Unknown

AB	38
R	3
H	12
RBI	3
BB	2
SO	4
LOB	23



Batter	1	2	3	4	5	6	7	8	9	AB	R	H	RBI	BB	SO	LOB	TOP											
Gene Clines, R OBP: 0.358, SLG: 0.393	L1-3		L5-3	L9-2			SH1-4 1B		L7	5	0	1	0	0	0	1	Pittsburgh Pirates @ Atlanta Braves Atlanta Stadium, Atlanta, GA Sun Jul 09 1972, 3:33 AM EDT Att: 20,130 - Unknown											
Bill Mazerowski, R OBP: 0.321, SLG: 0.333	F8		F9 HR		5-3		SH1-4 1-2		G5-4-3	4	1	1	0	0	0	1												
Roberto Clemente, R OBP: 0.353, SLG: 0.496	4-3		F9				FC1-6-5 2-3			4	0	1	0	0	0	2												
Willie Stargell, L OBP: 0.367, SLG: 0.554										3	2	1	1	1	1	2												
Al Oliver, L OBP: 0.364, SLG: 0.466										4	1	2	3	0	0	1												
Manny Sanguillen, R OBP: 0.359, SLG: 0.462										4	2	2	1	0	0	1												
Bob Robertson, R OBP: 0.262, SLG: 0.287										4	1	2	2	0	1	1												
Jackie Hernandez, R OBP: 0.234, SLG: 0.275										4	0	1	0	0	2	1												
Nelson Briles, R OBP: 0.103, SLG: 0.143										3	0	0	0	0	1	1												
Inning Stats	R: 0 E: 0 K: 0 S: 3	H: 0 LOB: 0 BB: 0 P: 3	R: 3 E: 0 K: 0 S: 6	H: 3 LOB: 0 BB: 0 P: 6	R: 3 E: 0 K: 1 S: 8	H: 3 LOB: 1 BB: 1 P: 12	R: 0 E: 0 K: 0 S: 3	H: 1 LOB: 0 BB: 0 P: 3	R: 0 E: 0 K: 1 S: 6	H: 1 LOB: 1 BB: 0 P: 6	R: 0 E: 0 K: 0 S: 4	H: 1 LOB: 1 BB: 0 P: 4	R: 1 E: 0 K: 1 S: 6	H: 1 LOB: 0 BB: 0 P: 6	R: 0 E: 1 K: 1 S: 5	H: 0 LOB: 0 BB: 0 P: 5		1B: 5 2B: 3 3B: 0 HR: 4	SF: 0 SAC: 2 DP: 2 HBP: 0	WP: 0 PB: 0 SB: 0 CS: 0	PA: 38							
PITCHER	IP	WLS	BF	H	R	ER	SO	BB	IBB	HBP	BLK	WP	HR	S	P	ERA	WHIP											
Denny McLain, R ERA: 6.75	(1, 1)	2.2	L	14	5	6	6	0	1	0	0	0	0	3	13	17	20.25	2.250										
Pat Jarvis, R ERA: 4.13	(3, 1)	4.1		17	5	0	0	3	0	0	0	0	0	23	23	0.00	1.154											
Cecil Upshaw, R ERA: 4.65	(8, 1)	2.0		7	1	1	1	2	0	0	0	0	1	11	11	4.50	0.500											

Batter	1	2	3	4	5	6	7	8	9	AB	R	H	RBI	BB	SO	LOB	BOTTOM											
Ralph Garr, L OBP: 0.358, SLG: 0.392	4-3		6-3							1	0	0	0	0	0	0	Pittsburgh Pirates @ Atlanta Braves Atlanta Stadium, Atlanta, GA Sun Jul 09 1972, 3:33 AM EDT Att: 20,130 - Unknown											
Oscar Brown, R OBP: 0.260, SLG: 0.469										3	1	1	2	0	0	0												
Mike Lum, L OBP: 0.348, SLG: 0.380	F5									3	0	0	0	1	0	0												
Hank Aaron, R OBP: 0.373, SLG: 0.504	K									4	1	1	1	0	2	1												
Earl Williams, R OBP: 0.330, SLG: 0.410										4	0	0	0	0	2	0												
Darrell Evans, L OBP: 0.395, SLG: 0.476										3	0	1	0	1	0	0												
Dusty Baker Jr., R OBP: 0.389, SLG: 0.482										4	0	2	0	0	0	1												
Felix Millan, R OBP: 0.297, SLG: 0.317										4	1	1	0	0	1	3												
Marty Perez, R OBP: 0.275, SLG: 0.267										3	0	0	0	0	1	1												
Denny McLain, R ERA: 3.32	(1, 1)	9.0	W	34	7	4	4	6	2	0	0	0	0	0	0	0	4.00	1.000										
Pat Jarvis, R OBP: 0.214, SLG: 0.357	(3, 1)									2	1	1	1	0	0	0												
Sonny Jackson, L OBP: 0.161, SLG: 0.167	(7, PH)									1	0	0	0	0	0	0												
Cecil Upshaw, R OBP: 0.200, SLG: 0.200	(8, 1)									0	0	0	0	0	0	0												
Inning Stats	R: 0 E: 0 K: 1 S: 5	H: 0 LOB: 0 BB: 0 P: 5	R: 0 E: 0 K: 1 S: 6	H: 2 LOB: 1 BB: 0 P: 6	R: 0 E: 0 K: 1 S: 5	H: 0 LOB: 0 BB: 0 P: 5	R: 1 E: 0 K: 0 S: 4	H: 1 LOB: 0 BB: 0 P: 4	R: 3 E: 1 K: 0 S: 6	H: 3 LOB: 0 BB: 0 P: 6	R: 0 E: 0 K: 2 S: 7	H: 0 LOB: 1 BB: 1 P: 11	R: 0 E: 0 K: 1 S: 5	H: 0 LOB: 0 BB: 0 P: 5	R: 0 E: 0 K: 0 S: 2	H: 0 LOB: 0 BB: 1 P: 6	R: 0 E: 0 K: 0 S: 4	H: 1 LOB: 1 BB: 0 P: 4	1B: 3 2B: 2 3B: 0 HR: 2	SF: 0 SAC: 0 DP: 2 HBP: 0	WP: 0 PB: 0 SB: 0 CS: 0	PA: 34						
PITCHER	IP	WLS	BF	H	R	ER	SO	BB	IBB	HBP	BLK	WP	HR	S	P	ERA	WHIP											



Batter	1	2	3	4	5	6	7	8	9	10	11	12	13	14	15	AB	R	H	RBI	BB	SO	LOB	TOP
Mike Lum, L OBP: 0.344, SLG: 0.371 (1.9)	3-4-1	1B		6-3			F9		F8		SH3-4 1B HBP		K		F7	7	0	1	1	0	1	3	
Dusty Baker Jr., R OBP: 0.391, SLG: 0.485 (1.8)	K	1B			FC4-6 1B		HR		P4		SH3-4		L3		K	7	1	3	0	0	2	2	
Hank Aaron, R OBP: 0.384, SLG: 0.515 (1.3)	BB	F8			K		HR		BB		1B		BB		IBB	3	1	1	3	5	1	4	
Rico Carty, R OBP: 0.429, SLG: 0.414 (7. PR)	BB			4-3	FC4-6		HR		BB		IBB		K		IBB	2	0	0	0	2	0	1	
Oscar Brown, R OBP: 0.299, SLG: 0.453 (7.7)	BB			1-2r	1-2r		BB		BB		1B		K		P5	4	0	1	0	0	1	4	
Darrell Evans, L OBP: 0.388, SLG: 0.461 (1.5)	G3			G3	P6		BB		BB		1B					6	0	0	0	1	0	5	
Earl Williams, R OBP: 0.326, SLG: 0.404 (1.2)		K					BB		BB		4-3				F8								
Earl Williams, R OBP: 0.326, SLG: 0.404 (1.2)		K					BB		BB		4-3				F8								
Marty Perez, R OBP: 0.272, SLG: 0.264 (1.6)		K					BB		BB		4-3				F8								
Marty Perez, R OBP: 0.272, SLG: 0.264 (1.6)		K					BB		BB		4-3				F8								
Gil Garrido, R OBP: 0.386, SLG: 0.316 (1.4)	1B	BB					BB		BB		4-3				F8								
Gil Garrido, R OBP: 0.386, SLG: 0.316 (1.4)	1B	BB					BB		BB		4-3				F8								
Al Santorini, R ERA: 4.4 (1.1)	IP: 6.1 WLS: 0 BF: 31 H: 8 R: 4 ER: 4 SO: 3 BB: 4 IBB: 0 HBP: 0 BLK: 0 WP: 0 HR: 1 S: 33 P: 49 ERA: 5.68 WHIP: 1.895																						
Diego Segui, R ERA: 2.54 (7.1)	IP: 0.2 WLS: 0 BF: 2 H: 0 R: 0 ER: 0 SO: 0 BB: 1 IBB: 0 HBP: 0 BLK: 0 WP: 0 HR: 0 S: 5 P: 5 ERA: 0.00 WHIP: 1.500																						
Moe Drabowsky, R ERA: 2.0 (8.1)	IP: 2.0 WLS: 0 BF: 7 H: 0 R: 0 ER: 0 SO: 0 BB: 1 IBB: 0 HBP: 0 BLK: 0 WP: 0 HR: 0 S: 8 P: 12 ERA: 0.00 WHIP: 0.500																						
Joe Cizenda, L ERA: 3.98 (10.1)	IP: 2.0 WLS: 0 BF: 10 H: 2 R: 0 ER: 0 SO: 0 BB: 1 IBB: 1 HBP: 0 BLK: 0 WP: 0 HR: 0 S: 7 P: 16 ERA: 0.00 WHIP: 1.500																						
Tony Cloninger, R ERA: 4.24 (12.1)	IP: 3.0 WLS: 0 BF: 11 H: 0 R: 0 ER: 0 SO: 2 BB: 2 IBB: 0 HBP: 0 BLK: 0 WP: 0 HR: 0 S: 6 P: 21 ERA: 0.00 WHIP: 0.667																						
Lowell Palmer, R ERA: 6.48 (15.1)	IP: 1.0 WLS: 0 BF: 6 H: 1 R: 1 ER: 1 SO: 1 BB: 1 IBB: 0 HBP: 0 BLK: 0 WP: 0 HR: 0 S: 5 P: 7 ERA: 9.00 WHIP: 2.000																						

Atlanta Braves @ St. Louis Cardinals
Busch Stadium, St. Louis, MO
Tue Jul 11 1972, 7:05 PM CDT
Att: 18,712 - Unknown

AB 53
R 5
H 11
RBI 4
BB 12
SO 7
LOB 25



Batter	1	2	3	4	5	6	7	8	9	10	11	12	13	14	15	AB	R	H	RBI	BB	SO	LOB	BOTTOM
Lou Brock, L OBP: 0.358, SLG: 0.416 (1.7)	G5-4-3 1B			G3	1B		S		SF9		S				4-3	6	2	5	0	1	0	0	
Ted Sizemore, R OBP: 0.307, SLG: 0.325 (1.4)	G5-4-3 1-2r			6-3	G3		1-2		SF9		P4		1-3		5-3	6	0	1	1	0	0	5	
Matty Alou, L OBP: 0.353, SLG: 0.401 (9.9)	FC5-4 1B			G3			K		F9		FC6-5		F9			7	0	1	0	0	2	5	
Joe Torre, R OBP: 0.364, SLG: 0.488 (1.5)	FC5-4 1-2r			6-3			1B		3B		1B		F8		1B	7	1	3	1	0	0	2	
Ted Simmons, S OBP: 0.315, SLG: 0.456 (1.2)				4-3	F2		4-3		SH1-4		L9		F9		F8	6	0	0	0	0	0	3	
Bernie Carbo, L OBP: 0.382, SLG: 0.303 (8. PH)	F8			G1			1B		IBB		P4		BB		BB	3	0	1	0	0	0	0	
Donn Clendenen, R OBP: 0.281, SLG: 0.311 (9.3)	F8			G1			1B		IBB		P4		BB		BB	2	0	0	0	2	0	1	
Jose Cruz, L OBP: 0.281, SLG: 0.277 (8. PH)	K			K			F9		L6-4		F9		F8		1B	3	1	0	0	2	1		
Luis Melendez, R OBP: 0.299, SLG: 0.364 (8.8)	WP			K			F9		L6-4		F9		BB		BB	2	0	0	0	1	0	2	
Del Maxwell, R OBP: 0.297, SLG: 0.302 (1.6)	E3			L6			G3		G3		G3		1-3			5	0	0	0	1	0	3	
Del Maxwell, R OBP: 0.297, SLG: 0.302 (1.6)	E3			L6			G3		G3		G3		1-3			5	0	0	0	1	0	3	
Phil Nietko, R ERA: 3.25 (1.1)	IP: 6.0 WLS: 0 BF: 26 H: 7 R: 3 ER: 2 SO: 3 BB: 0 IBB: 0 HBP: 0 BLK: 0 WP: 1 HR: 0 S: 32 P: 32 ERA: 3.00 WHIP: 1.167																						
Jim Hardin, R ERA: 3.12 (7.1)	IP: 1.0 WLS: 0 BF: 5 H: 2 R: 1 ER: 0 SO: 0 BB: 0 IBB: 0 HBP: 0 BLK: 0 WP: 0 HR: 0 S: 5 P: 5 ERA: 0.00 WHIP: 2.000																						
Joe Hoerner, L ERA: 3.67 (8.1)	IP: 0.1 WLS: 0 BF: 2 H: 0 R: 0 ER: 0 SO: 0 BB: 1 IBB: 0 HBP: 0 BLK: 0 WP: 0 HR: 0 S: 5 P: 5 ERA: 0.00 WHIP: 0.000																						
Cecil Upshaw, R ERA: 4.41 (8.1)	IP: 1.2 WLS: 0 BF: 6 H: 0 R: 0 ER: 0 SO: 0 BB: 1 IBB: 0 HBP: 0 BLK: 0 WP: 0 HR: 0 S: 8 P: 12 ERA: 0.00 WHIP: 0.600																						
Pat Jarvis, R ERA: 3.98 (10.1)	IP: 2.0 WLS: 0 BF: 6 H: 0 R: 0 ER: 0 SO: 1 BB: 0 IBB: 0 HBP: 0 BLK: 0 WP: 0 HR: 0 S: 8 P: 8 ERA: 0.00 WHIP: 0.000																						
George Stone, L ERA: 5.93 (12.1)	IP: 4.0 WLS: 0 BF: 15 H: 2 R: 0 ER: 0 SO: 1 BB: 2 IBB: 0 HBP: 0 BLK: 0 WP: 0 HR: 0 S: 15 P: 23 ERA: 0.00 WHIP: 1.000																						


Atlanta Braves @ St. Louis Cardinals
Busch Stadium, St. Louis, MO
Tue Jul 11 1972, 7:05 PM CDT
Att: 18,712 - Unknown

AB 52
R 4
H 11
RBI 3
BB 5
SO 5
LOB 23



Batter	1	2	3	4	5	6	7	8	9	AB	R	H	RBI	BB	SO	LOB	TOP			
Mike Lum, L OBP: 0.337, SLG: 0.362 (1, 9)	F8		G3		3-1		F7			4	0	0	0	0	0	4	Atlanta Braves @ St. Louis Cardinals Busch Stadium, St. Louis, MO Wed Jul 12 1972, 7:05 PM CDT Att: 19,827 - Unknown livebaseballscores.com			
Dusty Baker Jr, R OBP: 0.383, SLG: 0.474 (1, 8)	F8		K			5-3		6-3		4	0	0	0	0	1	1				
Darrell Evans, L OBP: 0.385, SLG: 0.454 (1, 5)	FC5	1B	F2			F9		P6		3	0	0	0	1	0	1				
Rico Carty, R OBP: 0.415, SLG: 0.427 Oscar Brown, R OBP: 0.259, SLG: 0.453 (8, 7)	1B					4-3		BB		3	0	2	0	1	0	0				
Earl Williams, R OBP: 0.326, SLG: 0.402 (1, 3)	FC5		K			1B	1B	K		4	0	1	0	0	2	4				
Paul Casanova, R OBP: 0.239, SLG: 0.281 (1, 2)		K			F7		F8			4	0	0	0	0	1	2				
Marty Perez, R OBP: 0.272, SLG: 0.264 (1, 6)	F3		K			1B	1B	F8		4	0	1	0	0	1	1				
Gil Garrido, R OBP: 0.375, SLG: 0.310 (1, 4)	1-3				F9		1B			4	0	1	0	0	0	0				
Ron Schueler, R OBP: 0.185, SLG: 0.192 Denny McLain, R (5, 1)					1-4-3		K			2	0	1	0	0	0	0				
Jim Breazeale, L (7, PH) Mike McQueen, L (7, 1) OBP: 0.188, SLG: 0.290 OBP: 0.143, SLG: 0.143			G3	1B						0	0	0	0	0	0	0				
Inning Stats	R: 0 E: 0 K: 0 S: 4	H: 1 LOB: 2 BB: 1 P: 8	R: 0 E: 0 K: 1 S: 5	H: 0 LOB: 0 BB: 0 P: 5	R: 0 E: 0 K: 1 S: 6	H: 1 LOB: 1 BB: 0 P: 6	R: 0 E: 0 K: 2 S: 8	H: 1 LOB: 0 BB: 0 P: 8	R: 0 E: 0 K: 0 S: 3	H: 0 LOB: 0 BB: 0 P: 3	R: 0 E: 0 K: 1 S: 8	H: 3 LOB: 3 BB: 0 P: 8	R: 0 E: 0 K: 1 S: 5	H: 0 LOB: 1 BB: 1 P: 9	R: 0 E: 0 K: 0 S: 3	H: 0 LOB: 0 BB: 0 P: 3	1B: 5 2B: 0 3B: 1 HR: 0	SF: 0 SAC: 0 DP: 0 HBP: 0	WP: 0 PB: 0 SB: 0 CS: 0	PA: 35
PITCHER Bob Gibson, R ERA: 2.83 (1, 1)	IP: 9.0 WLS: W BF: 35 H: 6 R: 0 ER: 0 SO: 6 BB: 2 IBB: 0 HBP: 0 BLK: 0 WP: 0 HR: 0 S: 45 P: 53 ERA: 0.00 WHIP: 0.889															PITCHER				

Batter	1	2	3	4	5	6	7	8	9	AB	R	H	RBI	BB	SO	LOB	BOTTOM			
Lou Brock, L OBP: 0.360, SLG: 0.426 Luis Melendez, R OBP: 0.298, SLG: 0.361 (8, 7)	6-3					FC6		5-3		4	1	2	3	0	0	2	Atlanta Braves @ St. Louis Cardinals Busch Stadium, St. Louis, MO Wed Jul 12 1972, 7:05 PM CDT Att: 19,827 - Unknown livebaseballscores.com			
Ed Crosby, L OBP: 0.286, SLG: 0.270 (1, 4)	G3		F8		5-3		BB			4	1	1	0	0	0	2				
Matty Alou, L OBP: 0.352, SLG: 0.396 (1, 3)	F9		5-3		K		2B	1B		3	1	0	0	1	1	0				
Joe Torre, R OBP: 0.369, SLG: 0.493 (1, 5)		BB	1B	BB	S	1B	6-3			3	1	2	1	1	0	0				
Ted Simmons, S OBP: 0.314, SLG: 0.453 (1, 2)		1B	BB	1B	1B	1-2	P6	P4		4	1	1	1	0	0	2				
Bernie Carbo, L OBP: 0.378, SLG: 0.296 (1, 9)		1B	F7			G3	K			3	1	0	0	1	1	2				
Jose Cruz, L OBP: 0.280, SLG: 0.272 (1, 8)		P4			F9		1B	BB	F9	3	0	0	0	1	0	4				
Dal Maxvill, R OBP: 0.296, SLG: 0.301 (1, 6)		1B	6-3			F9		F8		4	0	1	1	0	0	1				
Bob Gibson, R OBP: 0.217, SLG: 0.457 (1, 1)		P4			HR		FC6	F9		4	1	2	1	0	0	3				
Inning Stats	R: 0 E: 0 K: 0 S: 3	H: 0 LOB: 0 BB: 0 P: 3	R: 3 E: 0 K: 0 S: 6	H: 3 LOB: 2 BB: 2 P: 14	R: 0 E: 0 K: 0 S: 4	H: 1 LOB: 1 BB: 0 P: 4	R: 2 E: 0 K: 0 S: 5	H: 2 LOB: 2 BB: 0 P: 5	R: 0 E: 0 K: 1 S: 5	H: 0 LOB: 0 BB: 0 P: 5	R: 0 E: 0 K: 0 S: 4	H: 1 LOB: 2 BB: 1 P: 8	R: 2 E: 0 K: 1 S: 7	H: 2 LOB: 1 BB: 1 P: 11	R: 0 E: 0 K: 0 S: 3	H: 0 LOB: 0 BB: 0 P: 3		1B: 6 2B: 1 3B: 0 HR: 2	SF: 0 SAC: 0 DP: 0 HBP: 0	WP: 0 PB: 0 SB: 1 CS: 0
PITCHER Ron Schueler, R ERA: 3.39 Denny McLain, R ERA: 6.35 Mike McQueen, L ERA: 5.6 (7, 1)	IP: 4.0 WLS: L BF: 20 H: 5 R: 1 ER: 0 SO: 1 BB: 2 IBB: 0 HBP: 0 BLK: 0 WP: 0 HR: 2 S: 18 P: 26 ERA: 11.25 WHIP: 2.000															PITCHER				

Batter	1	2	3	4	5	6	7	8	9	AB	R	H	RBI	BB	SO	LOB	TOP			
Mike Lum, L OBP: 0.335, SLG: 0.356 (1, 9)	G3		P5			BB			6-3	3	0	0	0	1	0	1	Atlanta Braves @ St. Louis Cardinals Busch Stadium, St. Louis, MO Thu Jul 13 1972, 7:05 PM CDT Att: 15,453 - Unknown			
Dusty Baker Jr, R OBP: 0.375, SLG: 0.464 (1, 8)	P1			K		F2			F8	4	0	0	0	0	1	1				
Hank Aaron, R OBP: 0.380, SLG: 0.508 (1, 3)	K			5-3					F7	3	0	0	0	0	1	0				
Rico Carty, R OBP: 0.414, SLG: 0.426 (1, 7)				6-3					F9	3	0	1	0	0	0	0				
Earl Williams, R OBP: 0.323, SLG: 0.398 (1, 2)									P4	3	0	0	0	0	0	1				
Darrell Evans, L OBP: 0.381, SLG: 0.447 (1, 5)									F8	3	0	0	0	0	0	1				
Marty Perez, R OBP: 0.269, SLG: 0.261 (1, 6)				G3					F9	3	0	0	0	0	0	0				
Gil Garrido, R OBP: 0.353, SLG: 0.289 (1, 4)				6-3					F8	3	0	0	0	0	0	0				
Ron Reed, R OBP: 0.152, SLG: 0.182 (1, 1)									K	2	0	1	0	0	1	0				
Sonny Jackson, L (9, PH) OBP: 0.182, SLG: 0.188 (9, PH)									K	1	0	0	0	0	1	0				
Inning Stats	R: 0 E: 0 K: 1 S: 5	H: 0 LOB: 0 BB: 0 P: 5	R: 0 E: 0 K: 0 S: 3	H: 1 LOB: 0 BB: 0 P: 3	R: 0 E: 0 K: 0 S: 4	H: 1 LOB: 1 BB: 0 P: 4	R: 0 E: 0 K: 1 S: 5	H: 0 LOB: 0 BB: 0 P: 5	R: 0 E: 0 K: 0 S: 3	H: 0 LOB: 1 BB: 1 P: 9	R: 0 E: 0 K: 0 S: 3	H: 0 LOB: 0 BB: 0 P: 3	R: 0 E: 0 K: 0 S: 3	H: 0 LOB: 0 BB: 0 P: 3	R: 0 E: 0 K: 1 S: 5	H: 0 LOB: 0 BB: 0 P: 5	1B: 2 2B: 0 3B: 0 HR: 0	SF: 0 SAC: 0 DP: 1 HBP: 0	WP: 0 PB: 0 SB: 0 CS: 0	PA: 29
PITCHER Reggie Cleveland, R ERA: 2.99 (1, 1)	IP: 9.0 WLS: W BF: 29 H: 2 R: 0 ER: 0 SO: 4 BB: 1 IBB: 0 HBP: 0 BLK: 0 WP: 0 HR: 0 S: 36 P: 40 ERA: 0.00 WHIP: 0.333																			

Batter	1	2	3	4	5	6	7	8	9	AB	R	H	RBI	BB	SO	LOB	BOTTOM			
Lou Brock, L OBP: 0.362, SLG: 0.423 (1, 7)	S BB		F7				G1-6-3			2	0	0	0	2	0	1	Atlanta Braves @ St. Louis Cardinals Busch Stadium, St. Louis, MO Thu Jul 13 1972, 7:05 PM CDT Att: 15,453 - Unknown			
Ed Crosby, L OBP: 0.281, SLG: 0.264 (1, 4)	F7		1-3			IBB			F8	4	0	0	0	0	0	3				
Matty Alou, L OBP: 0.354, SLG: 0.401 (1, 3)						1B G3 2B			6-3	4	1	2	0	0	0	2				
Joe Torre, R OBP: 0.364, SLG: 0.486 (1, 5)	F3			K					F9	4	0	0	0	0	1	3				
Ted Simmons, S OBP: 0.315, SLG: 0.451 (1, 2)	F7			G3 1B					F9	3	0	1	0	0	0	2				
Bernie Carbo, L OBP: 0.377, SLG: 0.297 (1, 9)				G3 1B					3-1	3	0	1	1	0	0	1				
Jose Cruz, L OBP: 0.281, SLG: 0.273 (1, 8)				K					E S 1B	3	1	1	0	0	1	2				
Dal Maxvill, R OBP: 0.297, SLG: 0.301 (1, 6)				G6-3					F9	3	0	1	0	0	0	2				
Reggie Cleveland, R OBP: 0.239, SLG: 0.222 (1, 1)				F8					G1-6-3 1B	2	0	1	1	0	0	0				
Inning Stats	R: 0 E: 0 K: 0 S: 4	H: 1 LOB: 2 BB: 1 P: 8	R: 0 E: 0 K: 1 S: 5	H: 1 LOB: 0 BB: 0 P: 5	R: 0 E: 0 K: 0 S: 3	H: 0 LOB: 0 BB: 0 P: 3	R: 1 E: 0 K: 1 S: 7	H: 2 LOB: 1 BB: 0 P: 7	R: 0 E: 0 K: 0 S: 4	H: 1 LOB: 2 BB: 1 P: 8	R: 0 E: 0 K: 0 S: 3	H: 0 LOB: 0 BB: 0 P: 3	R: 1 E: 0 K: 0 S: 4	H: 2 LOB: 0 BB: 0 P: 4	R: 0 E: 0 K: 0 S: 3	H: 0 LOB: 0 BB: 0 P: 3	1B: 6 2B: 1 3B: 0 HR: 0	SF: 0 SAC: 1 DP: 2 HBP: 0	WP: 0 PB: 0 SB: 2 CS: 0	PA: 31
PITCHER Ron Reed, R ERA: 3.3 (1, 1)	IP: 8.0 WLS: L BF: 31 H: 7 R: 2 ER: 1 SO: 2 BB: 1 IBB: 1 HBP: 0 BLK: 0 WP: 0 HR: 0 S: 33 P: 41 ERA: 1.12 WHIP: 1.000																			

AB	28
R	0
H	2
RBI	0
BB	1
SO	4
LOB	4

AB	28
R	2
H	7
RBI	2
BB	2
SO	2
LOB	16

Batter	1	2	3	4	5	6	7	8	9	AB	R	H	RBI	BB	SO	LOB	TOP										
Sonny Jackson, L OBP: 0.233, SLG: 0.238 (1, 8) X	0-0 1-3 1B		0-0 4-3		0-0 1B G5-4-3	0-0 3-1		0-3 K		5	1	2	0	0	1	4											
Mike Lum, L OBP: 0.343, SLG: 0.396 (1, 9) X	0-0 F8		0-0 FC5-4 1B		0-0 1-3 1B G5-4-3	0-0 F8		0-3 K		5	0	2	0	0	1	1											
Hank Aaron, R OBP: 0.380, SLG: 0.502 (1, 3) X	0-0 1-3 1B		0-0 FC5-4 1-2		0-0 1-2 G5-4-3	4-0 FC5-4 BB		0-0 FC5-4 1B		4	0	2	0	1	0	2											
Rico Carty, R OBP: 0.412, SLG: 0.433 (1, 7) X	0-0 1-3		0-0 P5		0-0 P4	0-0 FC5-4		0-0 FC5-4		1	0	0	0	0	0	2											
Oscar Brown, R OBP: 0.241, SLG: 0.421 (1, 7) X	0-0 1-2 2-3		0-0 FC5-4		0-0 FC6-4	1-2		0-0 FC6-4		4	0	0	0	0	0	3											
Earl Williams, R OBP: 0.328, SLG: 0.416 (1, 2) X	0-0 5-3		0-0 FC4-6 BB G3		0-0 HR	0-0 F7		0-0 FC6-4		4	2	1	1	1	0	4											
Darrell Evans, L OBP: 0.387, SLG: 0.460 (1, 5) X		0-0 HR	4-0 FC4-6 BB		0-0 6-3 1B	4-0 6-3 SH3-4 BB				2	1	2	1	2	0	0											
Marty Perez, R OBP: 0.266, SLG: 0.259 (1, 6) X	0-0 F7		0-0 FC4-6 G3		0-0 6-3	0-0 SH3-4		0-0 SH3-4		3	0	0	0	0	0	3											
Gil Garrido, R OBP: 0.356, SLG: 0.275 (1, 4) X	0-3 K		0-0 G3		4-0 BB	0-0 6-3		0-0 6-3		3	0	0	1	1	1	2											
Phil Niekro, R OBP: 0.232, SLG: 0.278 (1, 1) X	0-3 K		0-0 2-3		0-3 K	1-0 HBP				3	0	0	0	0	2	3											
Inning Stats	R: 0 E: 0 K: 0 S: 5	H: 2 LOB: 2 BB: 0 P: 5	R: 1 E: 0 K: 2 S: 8	H: 1 LOB: 0 BB: 0 P: 8	R: 0 E: 0 K: 0 S: 4	H: 1 LOB: 1 BB: 0 P: 4	R: 1 E: 0 K: 0 S: 3	H: 0 LOB: 1 BB: 0 P: 11	R: 1 E: 0 K: 1 S: 7	H: 2 LOB: 0 BB: 1 P: 11	R: 0 E: 0 K: 0 S: 3	H: 0 LOB: 1 BB: 1 P: 7	R: 0 E: 0 K: 1 S: 5	H: 0 LOB: 2 BB: 0 P: 10	R: 0 E: 0 K: 1 S: 6	H: 1 LOB: 1 BB: 0 P: 6	1B: 7 2B: 0 3B: 0 HR: 2	SF: 0 SAC: 1 DP: 1 HBP: 1	WP: 0 PA: 41 PB: 0 SB: 0 CS: 0								
PITCHER	IP	WLS	BF	H	R	ER	SO	BB	IBB	HBP	BLK	WP	HR	S	P	ERA	WHIP										
Bill Hands, R ERA: 3.61 (1, 1)	5.0	L	24	8	4	4	2	2	0	0	0	0	2	26	34	7.20	2.000										
Tom Phoebus, R ERA: 3.69 (6, 1)	2.0		8	0	0	0	1	2	0	0	0	0	0	8	16	0.00	1.000										
Dan McGinn, L ERA: 4.01 (8, 1)	2.0		9	1	0	0	2	1	0	1	0	0	0	11	16	0.00	1.000										

Atlanta Braves @ Chicago Cubs
Wrigley Field, Chicago, IL
Sat Jul 15 1972, 3:33 AM CDT
Att: 26,255 - Unknown - 71 F

AB 34
R 4
H 9
RBI 3
BB 5
SO 5
LOB 24



Batter	1	2	3	4	5	6	7	8	9	AB	R	H	RBI	BB	SO	LOB	BOTTOM										
Rick Monday, L OBP: 0.390, SLG: 0.437 (1, 8) X	0-0 F5		0-0 F5		0-0 6-3			0-0 G3 1B		4	0	1	0	0	0	0											
Don Kessinger, S OBP: 0.346, SLG: 0.308 (1, 6) X	0-0 BLK HR 1B		0-0 1-3		0-0 F7			0-0 G3		4	1	1	0	0	0	1											
Billy Williams, L OBP: 0.384, SLG: 0.596 (1, 7) X	0-0 F7 1-2		0-0 1B		0-0 1B			0-0 F9		4	0	2	0	0	0	2											
Joe Pepitone, L OBP: 0.317, SLG: 0.453 (1, 3) X	0-0 2H HR		0-0 F8		0-0 G5-4-3 1B			0-0 1-3		4	1	2	2	0	0	2											
Jose Cardenal, R OBP: 0.331, SLG: 0.457 (1, 9) X	0-0 1B		0-0 P3		0-0 G5-4-3			0-0 F7		4	0	1	0	0	0	2											
Glenn Beckert, R OBP: 0.310, SLG: 0.358 (1, 4) X	0-0 4-3		0-0 F7		0-0 F7			0-0 F9		4	0	1	0	0	0	1											
Ron Santo, R OBP: 0.356, SLG: 0.502 (1, 5) X		0-0 F2		0-0 F7		0-0 5-3		0-0 2B		4	0	1	0	0	0	1											
Ken Rudolph, R OBP: 0.236, SLG: 0.321 (1, 2) X		0-0 6-3			0-0 6-3			0-3 K		2	0	0	0	0	0	0											
Jim Hickman, R OBP: 0.397, SLG: 0.483 (7, PH)										1	0	0	0	0	0	1											
Randy Hundley, R OBP: 0.266, SLG: 0.305 (8, 2)										0	0	0	0	0	0	0											
Carmen Fanzone, R OBP: 0.341, SLG: 0.417 (9, PH)										1	0	0	0	0	1	1											
Bill Hands, R OBP: 0.333, SLG: 0.667 (1, 1)		0-0 F7			0-3 K			0-0 F7		2	0	0	0	0	1	0											
Tom Phoebus, R OBP: 0.077, SLG: 0.077 (6, 1)										0	0	0	0	0	0	0											
Tommy Davis, R OBP: 0.385, SLG: 0.333 (7, PH)										1	0	0	0	0	0	1											
Dan McGinn, L OBP: 0.333, SLG: 0.667 (8, 1)										0	0	0	0	0	0	0											
Inning Stats	R: 2 E: 0 K: 0 S: 6	H: 3 LOB: 1 BB: 0 P: 6	R: 0 E: 0 K: 0 S: 3	H: 0 LOB: 0 BB: 0 P: 3	R: 0 E: 0 K: 0 S: 4	H: 1 LOB: 1 BB: 0 P: 4	R: 0 E: 0 K: 0 S: 3	H: 0 LOB: 0 BB: 0 P: 3	R: 0 E: 0 K: 1 S: 5	H: 0 LOB: 0 BB: 0 P: 5	R: 0 E: 0 K: 0 S: 4	H: 2 LOB: 1 BB: 0 P: 4	R: 0 E: 0 K: 0 S: 4	H: 1 LOB: 1 BB: 0 P: 4	R: 0 E: 0 K: 0 S: 4	H: 1 LOB: 1 BB: 0 P: 4	R: 0 E: 0 K: 1 S: 6	H: 1 LOB: 1 BB: 0 P: 6	1B: 6 2B: 2 3B: 0 HR: 1	SF: 0 SAC: 0 DP: 1 HBP: 0	WP: 0 PA: 35 PB: 0 SB: 0 CS: 0						
PITCHER	IP	WLS	BF	H	R	ER	SO	BB	IBB	HBP	BLK	WP	HR	S	P	ERA	WHIP										
Phil Niekro, R ERA: 3.18 (1, 1)	9.0	W	35	9	2	2	2	0	0	0	0	0	1	39	39	2.00	1.000										

Atlanta Braves @ Chicago Cubs
Wrigley Field, Chicago, IL
Sat Jul 15 1972, 3:33 AM CDT
Att: 26,255 - Unknown - 71 F

AB 35
R 2
H 9
RBI 2
BB 0
SO 2
LOB 12



Batter	1	2	3	4	5	6	7	8	9	AB	R	H	RBI	BB	SO	LOB	TOP										
Sonny Jackson, L (1, 8) OBP: 0.255, SLG: 0.244	4-0 P6-4-3 BB 2B	0-0 P	0-0 FC4-6 1B		0-0 G6-4-3		0-0 F8			4	1	1	0	1	0	3	Atlanta Braves @ Chicago Cubs Wrigley Field, Chicago, IL Sun Jul 16 1972, 3:33 AM CDT Att: 31,476 - Cloudy - 72 F										
Mike Lum, L (1, 7) OBP: 0.341, SLG: 0.389	4-0 P6-4-3 BB		0-0 FC4-6 BB		0-0 G3		0-0 4-3			3	0	0	0	1	0	1											
Hank Aaron, R (1, 3) OBP: 0.379, SLG: 0.496	0-0 P6-4-3 1-2 2-3		4-0 1-2 BB		0-0 6-3		0-0 F7			3	0	0	0	1	0	2											
Earl Williams, R (1, 2) OBP: 0.330, SLG: 0.419	0-0 3-H 2B		0-3 K		4-0 BB		0-0 F7			3	0	1	1	1	2												
Darrell Evans, L (1, 5) OBP: 0.385, SLG: 0.456	0-0 G3		0-3 K		0-0 F7					4	1	1	0	0	1	4											
Dusty Baker Jr, R (1, 9) OBP: 0.388, SLG: 0.454		0-0 5-3		0-3 K		0-3 K				4	0	0	0	0	2	2											
Marty Perez, R (1, 6) OBP: 0.266, SLG: 0.258		0-0 1B SF7		0-0 5-3			0-0 4-3			4	1	1	0	0	0	2											
Gil Garrido, R (1, 4) OBP: 0.349, SLG: 0.273		0-0 1-3 CS 1B		0-3 K			0-0 1-3			4	0	1	1	0	1	1											
George Stone, L (1, 1) Pat Jarvis, R (8, 1) Denny McLain, R (8, 1) Jim Breazeale, L (8, PH) OBP: 0.176, SLG: 0.273		0-0 SF7			4-0 G6-4-3 BB		4-0 BB			0	0	0	1	2	0	0											
Inning Stats	R: 1 E: 0 K: 0 S: 3	H: 1 LOB: 1 BB: 2 P: 11	R: 1 E: 0 K: 0 S: 4	H: 2 LOB: 0 BB: 0 P: 4	R: 0 E: 0 K: 2 S: 8	H: 1 LOB: 2 BB: 1 P: 12	R: 0 E: 0 K: 2 S: 7	H: 0 LOB: 0 BB: 0 P: 7	R: 0 E: 0 K: 1 S: 5	H: 0 LOB: 1 BB: 1 P: 9	R: 0 E: 0 K: 0 S: 3	H: 0 LOB: 1 BB: 1 P: 7	R: 0 E: 0 K: 0 S: 3	H: 0 LOB: 0 BB: 0 P: 3	R: 1 E: 2 K: 0 S: 5	H: 1 LOB: 1 BB: 0 P: 5		1B: 4 2B: 1 3B: 0 HR: 0	SF: 1 SAC: 0 DP: 2 HBP: 0	WP: 0 PB: 0 SB: 0 CS: 1	PA: 37						
PITCHER	IP	WLS	BF	H	R	ER	SO	BB	IBB	HBP	BLK	WP	HR	S	P	ERA	WHIP										
Burt Hooton, R (1, 1) ERA: 2.79	2.1		13	4	2	2	0	3	0	0	0	0	0	9	21	7.71	3.000										
Tom Phoebus, R (3, 1) ERA: 3.46	4.1		15	0	0	0	5	3	0	0	0	0	0	22	34	0.00	0.692										
Steve Hamilton, L (7, 1) ERA: 1.08	0.1		1	0	0	0	0	0	0	0	0	0	0	1	1	0.00	0.000										
Jack Aker, R (8, 1) ERA: 1.2	2.0	W	8	1	1	0	0	0	0	0	0	0	0	8	8	0.00	0.500										

Batter	1	2	3	4	5	6	7	8	9	AB	R	H	RBI	BB	SO	LOB	BOTTOM										
Rick Monday, L (1, 8) OBP: 0.385, SLG: 0.430	0-0 4-3		0-0 6-3		0-0 G3		0-0 L3			4	0	0	0	0	0	0	Atlanta Braves @ Chicago Cubs Wrigley Field, Chicago, IL Sun Jul 16 1972, 3:33 AM CDT Att: 31,476 - Cloudy - 72 F										
Glenn Beckert, R (1, 4) OBP: 0.306, SLG: 0.354	0-0 5-3		0-0 4-3		0-0 F9		0-0 P6			4	0	0	0	0	0	0											
Billy Williams, L (1, 7) OBP: 0.382, SLG: 0.590	4-0 BB			0-0 4-3		0-0 F9		0-3 K		3	0	0	0	1	1	0											
Ron Santo, R (1, 5) OBP: 0.362, SLG: 0.504	0-3 K			0-0 1B		4-0 FC4-6 BB		0-0 E 1B 1B		3	1	2	0	1	1	1											
Joe Pepitone, L (1, 3) OBP: 0.326, SLG: 0.456		0-0 6-3		0-0 BB 1B		0-0 FC4-6 BB 1B		0-0 1B 1B		4	2	2	0	0	0	1											
Jose Cardenal, R (1, 9) OBP: 0.340, SLG: 0.471		0-0 HR		4-0 FC5-4 BB		4-0 1B BB		0-0 1B SF8 1B		2	2	2	2	2	0	0											
Paul Popovich, S (1, 6) OBP: 0.236, SLG: 0.265		0-3 K		0-3 K		0-0 1-3 2-H 1B		0-0 1-3 2-H 1B		2	0	0	0	0	2	3											
Don Kessinger, S (5, 6) OBP: 0.349, SLG: 0.312										2	0	2	2	0	0	0											
Randy Hundley, R (1, 2) OBP: 0.261, SLG: 0.300		0-0 1-3		0-0 FC5-4		0-0 FC6-4		0-0 SF8		3	0	0	1	0	0	5											
Burt Hooton, R (1, 1) OBP: 0.160, SLG: 0.109			0-3 K		0-3 K		0-0 5-3		0-0 FC5-4		0	0	0	0	0	0											
Tom Phoebus, R (3, 1) OBP: 0.067, SLG: 0.067										2	0	0	0	0	2	0											
Steve Hamilton, L (7, 1) OBP: 0.396, SLG: 0.480										0	0	0	0	0	0	0											
Jim Hickman, R (7, PH) Jack Aker, R (8, 1) OBP: 0.396, SLG: 0.480										1	0	0	0	0	0	0											
Inning Stats	R: 0 E: 0 K: 1 S: 5	H: 0 LOB: 1 BB: 1 P: 9	R: 1 E: 0 K: 1 S: 6	H: 1 LOB: 0 BB: 0 P: 6	R: 0 E: 0 K: 1 S: 5	H: 0 LOB: 0 BB: 0 P: 5	R: 0 E: 0 K: 1 S: 7	H: 2 LOB: 3 BB: 1 P: 11	R: 0 E: 0 K: 1 S: 5	H: 0 LOB: 0 BB: 0 P: 5	R: 1 E: 0 K: 0 S: 4	H: 1 LOB: 2 BB: 2 P: 12	R: 0 E: 0 K: 0 S: 3	H: 0 LOB: 0 BB: 0 P: 3	R: 3 E: 1 K: 1 S: 9	H: 4 LOB: 1 BB: 0 P: 9	1B: 7 2B: 0 3B: 0 HR: 1	SF: 1 SAC: 0 DP: 0 HBP: 0	WP: 0 PB: 0 SB: 0 CS: 0	PA: 36							
PITCHER	IP	WLS	BF	H	R	ER	SO	BB	IBB	HBP	BLK	WP	HR	S	P	ERA	WHIP										
George Stone, L (1, 1) ERA: 5.77	7.1	L	32	6	4	4	6	4	0	0	0	0	0	40	56	4.91	1.364										
Pat Jarvis, R (8, 1) ERA: 4.14	0.0		2	2	0	0	0	0	0	0	0	0	0	2	2	∞	∞										
Denny McLain, R (8, 1) ERA: 6.23	0.2		2	0	1	1	0	0	0	0	0	0	0	2	2	13.50	0.000										

AB 30
R 3
H 5
RBI 3
BB 6
SO 5
LOB 18



Batter	1	2	3	4	5	6	7	8	9	AB	R	H	RBI	BB	SO	LOB	TOP					
Oscar Brown, R OBP: 0.238, SLG: 0.403	F8		K	FC6-4		K			6-3	5	0	1	1	0	2	3						
Dusty Baker Jr., R OBP: 0.368, SLG: 0.449	F6		1B	FC6-4			FC6-4		E7	4	0	1	0	1	0	1						
Hank Aaron, R OBP: 0.379, SLG: 0.494	1B		SF8		5-3		F7			3	0	1	1	1	0	1						
Earl Williams, R OBP: 0.331, SLG: 0.428	F8		1B				K		L9	5	1	2	2	0	1	4						
Mike Lum, L OBP: 0.335, SLG: 0.381		F7	F8		6-3		FC6-4			4	0	0	0	0	0	3						
Darrell Evans, L OBP: 0.383, SLG: 0.452				F7	F8			K		4	0	1	0	0	1	0						
Marty Perez, R OBP: 0.266, SLG: 0.262	G4-6-3					K2-3		F6		4	1	1	0	0	1	1	AB 37					
Gil Garrido, R OBP: 0.356, SLG: 0.288			BB	SF8	1B		F7		4-3	4	2	2	1	0	0	0	R 5					
Ron Schueler, R OBP: 0.233, SLG: 0.241					5-3				6-3	3	1	2	0	0	0	1	H 11					
Joe Hoerner, R OBP: 0.200, SLG: 0.200										0	0	0	0	0	0	0	RBI 5					
Cecil Upshaw, R OBP: 0.200, SLG: 0.200										0	0	0	0	0	0	0	BB 2					
Paul Casanova, R OBP: 0.237, SLG: 0.278										1	0	0	0	0	0	0	SO 5					
																	LOB 14					
Inning Stats	R: 0 E: 0 K: 0 S: 4	H: 1 LOB: 1 BB: 0 P: 4	R: 0 E: 0 K: 0 S: 3	H: 1 LOB: 0 BB: 0 P: 3	R: 2 E: 0 K: 1 S: 8	H: 3 LOB: 2 BB: 1 P: 12	R: 2 E: 0 K: 0 S: 6	H: 3 LOB: 1 BB: 0 P: 6	R: 1 E: 0 K: 0 S: 4	H: 1 LOB: 0 BB: 0 P: 4	R: 0 E: 0 K: 2 S: 8	H: 1 LOB: 1 BB: 0 P: 8	R: 0 E: 0 K: 1 S: 6	H: 1 LOB: 1 BB: 0 P: 6	R: 0 E: 0 K: 1 S: 5	H: 0 LOB: 0 BB: 0 P: 5	R: 0 E: 1 K: 0 S: 4	H: 0 LOB: 2 BB: 1 P: 8	1B: 9 2B: 1 3B: 0 HR: 1	SF: 1 SAC: 0 DP: 1 HBP: 0	WP: 0 PB: 0 SB: 0 CS: 0	PA: 40
PITCHER	IP	WLS	BF	H	R	ER	SO	BB	IBB	HBP	BLK	WP	HR	S	P	ERA	WHIP					
Luke Walker, L ERA: 3.9	3.2		19	8	4	4	1	1	0	0	0	0	0	20	24	9.82	2.455					
Gene Garber, R ERA: 4.29	3.1		13	3	1	1	3	0	0	0	0	0	1	19	19	2.70	0.900					
Ramon Hernandez, L ERA: 1.25	1.2	W	7	0	0	0	1	1	0	0	0	0	0	8	12	0.00	0.600					
Dave Giusti, R ERA: 1.93	0.1	S	1	0	0	0	0	0	0	0	0	0	0	1	1	0.00	0.000					

Atlanta Braves @ Pittsburgh Pirates
Three Rivers Stadium, Pittsburgh, PA
Mon Jul 17 1972, 7:05 PM EDT
Att: 14,866 - Unknown

AB 37
R 5
H 11
RBI 5
BB 2
SO 5
LOB 14



Batter	1	2	3	4	5	6	7	8	9	AB	R	H	RBI	BB	SO	LOB	BOTTOM				
Vic Davallo, L OBP: 0.389, SLG: 0.463	FC4-6		4-3			FC6-4	F8			3	1	1	0	1	0	1					
Gene Clines, R OBP: 0.372, SLG: 0.423	1B		L8			FC6-4		1B	SF7	4	2	2	0	0	0	1					
Al Oliver, L OBP: 0.357, SLG: 0.448	FC4-6		F7							4	1	2	0	0	0	2					
Willie Stargell, L OBP: 0.373, SLG: 0.564				K		K			SF7	3	1	1	4	0	2	2					
Manny Sanguillen, R OBP: 0.351, SLG: 0.462	6-3			F3		E9		F8		4	0	1	1	0	0	1					
Rennie Stennett, R OBP: 0.314, SLG: 0.413	6-3			K					F9	4	1	1	0	0	1	1					
Jose Pagan, R OBP: 0.297, SLG: 0.465					K			SH3-4		2	0	0	0	0	1	0	AB 30				
Jackie Hernandez, R OBP: 0.232, SLG: 0.271										2	0	0	0	0	1	0	R 6				
Gene Alley, R OBP: 0.361, SLG: 0.362					K				F3	1	0	0	0	0	0	1	H 9				
Luke Walker, L OBP: 0.250, SLG: 0.250										1	0	0	0	0	0	0	RBI 6				
Gene Garber, R OBP: 0.143, SLG: 0.286										1	0	0	0	0	0	0	BB 1				
Richie Zisk, R OBP: 0.250, SLG: 0.250										1	0	1	1	0	0	0	SO 5				
Ramon Hernandez, S OBP: 0.143, SLG: 0.286										0	0	0	0	0	0	0	LOB 9				
Dave Giusti, R ERA: 4.76																					
Inning Stats	R: 3 E: 0 K: 0 S: 5	H: 2 LOB: 0 BB: 1 P: 9	R: 0 E: 0 K: 0 S: 3	H: 0 LOB: 0 BB: 0 P: 3	R: 0 E: 0 K: 2 S: 7	H: 0 LOB: 0 BB: 0 P: 7	R: 0 E: 0 K: 2 S: 7	H: 0 LOB: 0 BB: 0 P: 7	R: 1 E: 1 K: 1 S: 7	H: 3 LOB: 1 BB: 0 P: 7	R: 1 E: 0 K: 0 S: 5	H: 2 LOB: 1 BB: 0 P: 5	R: 1 E: 0 K: 0 S: 5	H: 2 LOB: 1 BB: 0 P: 5	R: 1 E: 0 K: 0 S: 5	H: 2 LOB: 1 BB: 0 P: 5	1B: 7 2B: 1 3B: 0 HR: 1	SF: 1 SAC: 1 DP: 0 HBP: 0	WP: 0 PB: 0 SB: 0 CS: 0	PA: 33	
PITCHER	IP	WLS	BF	H	R	ER	SO	BB	IBB	HBP	BLK	WP	HR	S	P	ERA	WHIP				
Ron Schueler, R ERA: 3.58	5.1		21	4	4	4	4	1	0	0	0	0	0	28	32	6.75	0.938				
Joe Hoerner, L ERA: 4.11	2.0	L	10	5	2	2	1	0	0	0	0	0	0	12	12	9.00	2.500				
Cecil Upshaw, R ERA: 4.76	0.2		2	0	0	0	0	0	0	0	0	0	0	2	2	0.00	0.000				

Atlanta Braves @ Pittsburgh Pirates
Three Rivers Stadium, Pittsburgh, PA
Mon Jul 17 1972, 7:05 PM EDT
Att: 14,866 - Unknown

AB 30
R 6
H 9
RBI 6
BB 1
SO 5
LOB 9



Batter	1	2	3	4	5	6	7	8	9	AB	R	H	RBI	BB	SO	LOB	TOP
Dusty Baker Jr. R OBP: 0.374, SLG: 0.455 (1.8)	F7		2B		L7	G1 BB		G6-4-3 1B		4	0	2	0	1	0	2	Atlanta Braves @ Pittsburgh Pirates Three Rivers Stadium, Pittsburgh, PA Tue Jul 18 1972, 7:05 PM EDT Att: 20,162 - Unknown
Ralph Carr L OBP: 0.356, SLG: 0.393 (1.7)	5-3		L6		G1			G6-4-3		4	1	1	1	0	0	3	
Oscar Brown R OBP: 0.234, SLG: 0.397 (7.7)					1-3 2-H 2B	1-2 2-3		1-2		1	0	0	0	0	0	1	
Hank Aaron R OBP: 0.376, SLG: 0.487 (1.3)	K		L9		1-3 E IBB		F7	5-3		4	0	0	0	1	1	3	
Earl Williams R OBP: 0.329, SLG: 0.433 (1.2)		6-3	F8		E5	1-3		L9		5	1	1	2	0	0	3	
Mike Lum L OBP: 0.332, SLG: 0.377 (1.9)		K			F8	1-3		L7		5	0	1	1	0	1	2	
Darrell Evans L OBP: 0.383, SLG: 0.449 (1.5)		BB 1B			K	IBB		G3 1B		4	0	1	0	1	1	1	
Marty Perez R OBP: 0.266, SLG: 0.261 (1.6)		BB 1B			5-3	L6		K		4	0	1	0	0	1	4	
Gil Garrido R OBP: 0.394, SLG: 0.311 (1.4)		FC6-4 BB			1B 2B	1B		FC6-4 BB		2	1	2	0	2	0	0	
Ron Reed R OBP: 0.160, SLG: 0.188 (1.1)	FC6-4				2B E 1B	FC6-4 BB		F4		4	1	1	0	0	0	6	
Inning Stats	R: 0 E: 0 K: 1 S: 5	H: 0 LOB: 0 BB: 0 P: 5	H: 2 LOB: 3 BB: 1 P: 11	H: 1 LOB: 1 BB: 0 P: 4	H: 0 LOB: 0 BB: 0 P: 5	H: 3 LOB: 3 BB: 2 P: 15	H: 1 LOB: 2 BB: 1 P: 8	H: 2 LOB: 2 BB: 1 P: 11	H: 1 LOB: 0 BB: 0 P: 3	H: 0 LOB: 0 BB: 0 P: 3	1B: 7 2B: 2 3B: 0 HR: 1	SF: 0 SAC: 0 DP: 1 HBP: 0	WP: 1 PB: 0 SB: 0 CS: 0	PA: 42			
PITCHER	IP WLS BF H R ER SO BB IBB HBP BLK WP HR S P ERA WHIP																
Steve Blass R (1.1)	5.1 L 28 7 3 2 3 2 2 0 0 0 0 0 30 46 3.38 1.688																
Bob Johnson R (6.1)	2.2 11 3 1 1 1 1 0 0 0 1 1 12 16 3.38 1.500																
Ramon Hernandez L (9.1)	1.0 3 0 0 0 0 0 0 0 0 0 0 0 3 3 0.00 0.000																

AB	37
R	4
H	10
RBI	4
BB	5
SO	4
LOB	25




Batter	1	2	3	4	5	6	7	8	9	AB	R	H	RBI	BB	SO	LOB	BOTTOM
Vic Davallilo L OBP: 0.386, SLG: 0.459 (1.7)	4-3		4-3		F9			1B SF9 1B		4	1	1	0	0	0	2	Atlanta Braves @ Pittsburgh Pirates Three Rivers Stadium, Pittsburgh, PA Tue Jul 18 1972, 7:05 PM EDT Att: 20,162 - Unknown
Gene Clines R OBP: 0.381, SLG: 0.438 (1.9)					1B 2B		L9	1B		4	1	3	0	0	0	0	
Al Oliver L OBP: 0.356, SLG: 0.447 (1.8)	G4-6-3 1B				1B		F9	SF9		3	0	1	2	0	0	2	
Willie Stargell L OBP: 0.372, SLG: 0.559 (1.3)					F9		F8	K		4	0	1	0	0	1	3	
Manny Sanguillen R OBP: 0.350, SLG: 0.459 (1.2)		G4-6-3			G1-6-3 1B		F7			4	0	1	0	0	0	2	
Rennie Stennett R OBP: 0.313, SLG: 0.415 (1.4)		F4			G1-6-3		F9			4	0	1	0	0	0	2	
Jose Pagan R OBP: 0.305, SLG: 0.478 (1.5)					SH1-4 1B		F5			4	0	2	0	0	0	1	
Gene Alley R OBP: 0.356, SLG: 0.356 (1.6)					K		6-3			3	0	0	0	0	1	2	
Richie Hebner L OBP: 0.392, SLG: 0.490 (9. PH)					2-3			F2		1	0	0	0	0	0	1	
Steve Blass R (1.1)					SH1-4		F9			1	0	0	0	0	0	1	
Bob Johnson L (6.1)								5-3		0	0	0	0	0	0	0	
Bill Mazaroski R (9. PH)										1	0	0	0	0	0	0	
Ramon Hernandez S (9.1)										0	0	0	0	0	0	0	
Inning Stats	R: 0 E: 0 K: 0 S: 3	H: 1 LOB: 0 BB: 0 P: 3	H: 1 LOB: 0 BB: 0 P: 3	H: 1 LOB: 1 BB: 0 P: 6	H: 3 LOB: 1 BB: 0 P: 5	H: 1 LOB: 1 BB: 0 P: 4	H: 0 LOB: 1 BB: 0 P: 4	H: 0 LOB: 0 BB: 0 P: 3	H: 2 LOB: 1 BB: 0 P: 7	H: 1 LOB: 1 BB: 0 P: 4	1B: 7 2B: 3 3B: 0 HR: 0	SF: 1 SAC: 1 DP: 3 HBP: 0	WP: 0 PB: 0 SB: 0 CS: 0	PA: 35			
PITCHER	IP WLS BF H R ER SO BB IBB HBP BLK WP HR S P ERA WHIP																
Ron Reed R (1.1)	9.0 W 35 10 2 2 2 0 0 0 0 0 0 39 39 2.00 1.111																




Batter	1	2	3	4	5	6	7	8	9	AB	R	H	RBI	BB	SO	LOB	TOP			
Dusty Baker Jr. R OBP: 0.381, SLG: 0.462										4	0	3	1	0	0	0	Atlanta Braves @ Pittsburgh Pirates Three Rivers Stadium, Pittsburgh, PA Wed Jul 19 1972, 7:05 PM EDT Att: 24,847 - Unknown			
Ralph Garr L OBP: 0.355, SLG: 0.391										4	0	1	0	0	0	3				
Hank Aaron R OBP: 0.375, SLG: 0.494										4	1	1	1	0	1	1				
Earl Williams R OBP: 0.333, SLG: 0.443										4	1	3	0	0	0	0				
Mike Lum L OBP: 0.326, SLG: 0.369										4	0	0	0	0	1	3				
Darrell Evans L OBP: 0.377, SLG: 0.442										3	0	0	1	0	1	1				
Marty Perez R OBP: 0.283, SLG: 0.259										3	0	0	0	0	0	0				
Larry Blanks R OBP: 0.333, SLG: 0.333										3	1	1	0	0	0	0				
Phil Niekro R OBP: 0.224, SLG: 0.268										2	0	0	0	0	1	0				
Cecil Upshaw R OBP: 0.200, SLG: 0.200										0	0	0	0	0	0	0				
Denny McLain R OBP: 0.377, SLG: 0.442										0	0	0	0	0	0	0				
Inning Stats	R: 1 E: 0 K: 0 S: 5	H: 3 LOB: 1 BB: 0 P: 5	R: 0 E: 0 K: 0 S: 3	H: 0 LOB: 0 BB: 0 P: 3	R: 0 E: 0 K: 0 S: 4	H: 1 LOB: 1 BB: 0 P: 4	R: 1 E: 0 K: 0 S: 4	H: 1 LOB: 0 BB: 0 P: 4	R: 0 E: 0 K: 2 S: 8	H: 1 LOB: 1 BB: 0 P: 8	R: 0 E: 0 K: 1 S: 5	H: 0 LOB: 0 BB: 0 P: 5	R: 0 E: 0 K: 0 S: 3	H: 1 LOB: 0 BB: 0 P: 3	R: 0 E: 0 K: 1 S: 5	H: 0 LOB: 0 BB: 0 P: 5	1B: 6 2B: 3 3B: 0 HR: 1	SF: 1 SAC: 1 DP: 3 HBP: 0	WP: 0 PB: 0 SB: 0 CS: 0	PA: 33
PITCHER	IP WLS BF H R ER SO BB IBB HBP BLK WP HR S P ERA WHIP																			
Nelson Briles R ERA: 3.26	(1, 1) 6.0 W 24 8 3 3 2 0 0 0 0 0 0 1 28 28 4.50 1.333																			
Luke Walker L ERA: 3.72	(7, 1) 3.0 S 9 1 0 0 2 0 0 0 0 0 0 0 13 13 0.00 0.333																			

Batter	1	2	3	4	5	6	7	8	9	AB	R	H	RBI	BB	SO	LOB	BOTTOM			
Gene Clines R OBP: 0.376, SLG: 0.430										5	1	1	0	0	1	4	Atlanta Braves @ Pittsburgh Pirates Three Rivers Stadium, Pittsburgh, PA Wed Jul 19 1972, 7:05 PM EDT Att: 24,847 - Unknown			
Rennie Stennett R OBP: 0.320, SLG: 0.420										5	1	3	1	0	1	1				
Al Oliver L OBP: 0.357, SLG: 0.446										5	1	2	0	0	0	3				
Willie Stargell L OBP: 0.372, SLG: 0.557										3	1	1	2	1	1	0				
Manny Sanguillen R OBP: 0.346, SLG: 0.453										4	1	0	0	0	0	6				
Bob Robertson R OBP: 0.272, SLG: 0.297										3	0	1	1	0	1	2				
Vic Davallilo L OBP: 0.386, SLG: 0.459										0	0	0	0	0	0	0				
Richie Hebner L OBP: 0.394, SLG: 0.495										4	1	2	2	0	1	1				
Gene Alley R OBP: 0.364, SLG: 0.383										3	2	2	2	1	0	0				
Nelson Briles R OBP: 0.143, SLG: 0.176										3	0	0	0	0	1	1				
Luke Walker L OBP: 0.053, SLG: 0.053										1	0	1	0	0	0	0				
Inning Stats	R: 1 E: 1 K: 0 S: 5	H: 1 LOB: 1 BB: 0 P: 5	R: 1 E: 0 K: 1 S: 6	H: 1 LOB: 0 BB: 0 P: 6	R: 1 E: 0 K: 0 S: 6	H: 3 LOB: 2 BB: 0 P: 6	R: 2 E: 0 K: 0 S: 6	H: 3 LOB: 1 BB: 0 P: 6	R: 0 E: 0 K: 1 S: 6	H: 1 LOB: 1 BB: 0 P: 6	R: 0 E: 0 K: 1 S: 5	H: 0 LOB: 0 BB: 0 P: 5	R: 3 E: 1 K: 1 S: 9	H: 4 LOB: 3 BB: 2 P: 17	R: 0 E: 0 K: 2 S: 7	H: 0 LOB: 0 BB: 0 P: 7	1B: 10 2B: 2 3B: 0 HR: 1	SF: 2 SAC: 0 DP: 0 HBP: 0	WP: 0 PB: 0 SB: 0 CS: 0	PA: 40
PITCHER	IP WLS BF H R ER SO BB IBB HBP BLK WP HR S P ERA WHIP																			
Phil Niekro R ERA: 3.45	(1, 1) 6.0 L 31 11 8 7 3 1 0 0 0 0 0 0 7 11 0.00 2.000																			
Cecil Upshaw R ERA: 4.53	(7, 1) 1.0 6 2 0 0 1 0 1 0 0 0 0 0 7 11 0.00 2.000																			
Denny McLain R ERA: 6.06	(8, 1) 1.0 3 0 0 0 2 0 0 0 0 0 0 0 7 7 0.00 0.000																			



Batter	1	2	3	4	5	6	7	8	9	AB	R	H	RBI	BB	SO	LOB	TOP										
Lou Brock, L OBP: 0.358, SLG: 0.417 (1, 7)	F7		5-3	SF7		S			F9	4	0	2	1	0	0	0	St. Louis Cardinals @ Atlanta Braves Atlanta Stadium, Atlanta, GA Thu Jul 20 1972, 7:05 PM EDT Att: 8,840 - Unknown										
Ed Crosby, L OBP: 0.274, SLG: 0.261 (1, 4)	F8		WP 1B HBP	F8		4-3			F9	4	0	0	0	0	0	3											
Bernie Carbo, L OBP: 0.384, SLG: 0.306 (1, 9)	1B		WP 1B	4-3		4-3			F9	5	0	2	0	0	1	1											
Joe Torre, R OBP: 0.365, SLG: 0.473 (1, 5)	FC4-6 1B		1-2 2-3 BB	6-3		F9			F9	4	0	1	0	1	0	1											
Ted Simmons, S OBP: 0.311, SLG: 0.456 (1, 2)	FC4-6		4-3	HR		F8			F9	4	1	1	1	0	0	5											
Matty Alou, L OBP: 0.356, SLG: 0.401 (1, 3)		F9		F9		4-3			4-3	4	0	1	0	0	0	0											
Jose Cruz, L OBP: 0.286, SLG: 0.286 (1, 8)	F9		1B WP	2B		6-3			K	4	1	1	0	0	1	1											
Dal Maxvill, R OBP: 0.316, SLG: 0.307 (1, 6)	F9		PB WP	1B		4-3			1B	4	1	2	0	0	0	0											
Al Santorini, R OBP: 0.193, SLG: 0.195 (4, PH) Don Davidson, R OBP: 0.285, SLG: 0.325 (4, 1) Brant Alyea, R OBP: 0.272, SLG: 0.252 (6, PH) John Cumberland, R OBP: 0.106, SLG: 0.100 (8, 1) Ted Sizemore, R OBP: 0.106, SLG: 0.100 (8, PH) Lowell Palmer, R OBP: 0.106, SLG: 0.100 (8, 1)			K	1-3 3H		BB			F8	1	0	0	0	0	0	1											
Inning Stats	R: 0 E: 0 K: 0 S: 5	H: 2 LOB: 2 BB: 0 P: 5	R: 0 E: 0 K: 0 S: 3	H: 0 LOB: 0 BB: 0 P: 3	R: 0 E: 0 K: 1 S: 6	H: 1 LOB: 3 BB: 1 P: 11	R: 2 E: 0 K: 0 S: 5	H: 2 LOB: 1 BB: 0 P: 9	R: 1 E: 0 K: 0 S: 5	H: 2 LOB: 1 BB: 0 P: 5	R: 0 E: 0 K: 1 S: 6	H: 1 LOB: 0 BB: 0 P: 6	R: 0 E: 0 K: 1 S: 5	H: 0 LOB: 0 BB: 0 P: 5	R: 0 E: 0 K: 1 S: 6	H: 1 LOB: 1 BB: 0 P: 6	R: 0 E: 0 K: 0 S: 4	H: 1 LOB: 1 BB: 0 P: 4	1B: 6 2B: 3 3B: 0 HR: 1	SF: 1 SAC: 0 DP: 0 HBP: 1	WP: 2 PB: 1 SB: 1 CS: 0	PA: 40					
PITCHER	IP	WLS	BF	H	R	ER	SO	BB	IBB	HBP	BLK	WP	HR	S	P	ERA	WHIP										
Jim Hardin, R ERA: 3.54 (1, 1)	4.0		20	5	2	1	1	2	0	1	0	2	0	19	28	2.25	1.750										
Pat Jarvis, R ERA: 3.94 (5, 1)	5.0	W	20	5	1	1	3	0	0	0	0	0	1	26	26	1.80	1.000										

Batter	1	2	3	4	5	6	7	8	9	AB	R	H	RBI	BB	SO	LOB	BOTTOM										
Dusty Baker Jr., R OBP: 0.381, SLG: 0.460 (1, 8)	SH1-3 1B	F8		2B		5-3			K	5	2	2	0	0	1	0	St. Louis Cardinals @ Atlanta Braves Atlanta Stadium, Atlanta, GA Thu Jul 20 1972, 7:05 PM EDT Att: 8,840 - Unknown										
Ralph Garr, L OBP: 0.354, SLG: 0.393 (1, 7)	SH1-3		4-3	2B		6-3			F8	4	0	1	2	0	0	0											
Hank Aaron, R OBP: 0.382, SLG: 0.498 (1, 3)	1B		1B	1B		HR			1B	2	1	2	0	2	0	0											
Earl Williams, R OBP: 0.338, SLG: 0.456 (1, 2)	1B		FC5 1B	K		HR			HR	4	1	3	3	0	1	2											
Mike Lum, L OBP: 0.325, SLG: 0.364 (1, 9)	K		K	K		FC3-6 BB			BB	3	0	0	0	1	3	6											
Darrell Evans, L OBP: 0.375, SLG: 0.439 (1, 5)	G3		1-2 2-3 1B	F5		FC3-6 CS			FC3-6	4	0	1	0	0	0	3											
Marty Perez, R OBP: 0.266, SLG: 0.260 (1, 6)		4-0 1B	FC5	F9		1-2 1B			1B	3	1	1	0	1	0	3											
Laryell Blanks, R OBP: 0.429, SLG: 0.429 (1, 4)		G6-4-3 1B	1-3 1B	1B		SH2-4 2B			F7	4	1	2	0	0	0	1											
Jim Hardin, R OBP: 0.235, SLG: 0.286 (1, 1) Pat Jarvis, R OBP: 0.188, SLG: 0.313 (5, 1)		G6-4-3	1-2 3H	SH2-4		P4			K	1	0	0	0	0	0	1											
Inning Stats	R: 1 E: 0 K: 1 S: 8	H: 3 LOB: 2 BB: 0 P: 8	R: 1 E: 0 K: 0 S: 3	H: 1 LOB: 1 BB: 1 P: 7	R: 0 E: 0 K: 1 S: 7	H: 2 LOB: 3 BB: 1 P: 11	R: 2 E: 0 K: 2 S: 10	H: 3 LOB: 2 BB: 1 P: 14	R: 0 E: 0 K: 0 S: 3	H: 0 LOB: 0 BB: 0 P: 3	R: 0 E: 0 K: 0 S: 3	H: 0 LOB: 0 BB: 0 P: 3	R: 2 E: 0 K: 0 S: 5	H: 3 LOB: 1 BB: 1 P: 9	R: 0 E: 0 K: 2 S: 7	H: 0 LOB: 0 BB: 0 P: 7	1B: 10 2B: 1 3B: 0 HR: 1	SF: 0 SAC: 2 DP: 1 HBP: 0	WP: 0 PB: 0 SB: 0 CS: 1	PA: 38							
PITCHER	IP	WLS	BF	H	R	ER	SO	BB	IBB	HBP	BLK	WP	HR	S	P	ERA	WHIP										
Al Santorini, R ERA: 4.9 (1, 1)	3.0		16	6	2	2	2	2	0	0	0	0	0	13	17	9.00	1.500										
Don Durham, R ERA: 5.0 (4, 1)	2.0	L	10	3	2	2	2	0	1	0	0	0	0	13	17	9.00	1.500										
John Cumberland, L ERA: 7.9 (6, 1)	2.0		9	3	2	2	0	1	0	0	0	0	1	8	12	9.00	2.000										
Lowell Palmer, R ERA: 4.38 (8, 1)	1.0		3	0	0	0	2	0	0	0	0	0	0	7	7	0.00	0.000										

Batter	1	2	3	4	5	6	7	8	9	AB	R	H	RBI	BB	SO	LOB	TOP			
Lou Brock, L OBP: 0.354, SLG: 0.413 (1,7)	0-0 1-4-3		0-0 4-3			0-0 G3		0-0 4-3		4	0	0	0	0	0	0	St. Louis Cardinals @ Atlanta Braves Atlanta Stadium, Atlanta, GA Fri Jul 21 1972, 7:05 PM EDT Att: 15,000 - Unknown			
Ted Sizemore, R OBP: 0.305, SLG: 0.327 (1,4)	0-0 E5 F8 WP WP		0-0 5-3			0-0 2B		0-0 6-3		4	1	1	0	0	0	0				
Luis Melendez, R OBP: 0.296, SLG: 0.345 (1,8)	0-0 F8 1-3			0-3 K		0-0 1-3			0-0 F3	4	0	0	0	0	1	2				
Joe Torre, R OBP: 0.367, SLG: 0.470 (1,5)	4-0 BB			0-0 5-3		4-0 FC6-4 IBB			0-0 F9	2	0	0	0	2	0	0				
Ted Simmons, S OBP: 0.310, SLG: 0.453 (1,2)	0-0 1-3			0-0 F9		0-0 FC6-4 1-2			0-0 FC6-4 1B	4	0	1	0	0	0	3				
Donn Clendenen, R OBP: 0.277, SLG: 0.315 (1,3)		0-0 F8			0-3 K				0-0 FC6-4 1-2	4	0	0	0	0	1	1				
Matty Alou, L OBP: 0.356, SLG: 0.401 (1,9)		0-0 6-3			0-0 G6-4-3 1B					3	0	1	0	0	0	0				
Dal Maxvill, R OBP: 0.312, SLG: 0.302 (1,6)		0-0 F9			0-0 G6-4-3 1-2				0-0 F8	3	0	0	0	0	0	1				
Bob Gibson, R OBP: 0.226, SLG: 0.509 (1,1)			0-0 F9			0-0 HR			0-0 F8	3	1	1	1	0	0	0				
Inning Stats	R: 1 E: 1 K: 0 S: 4	H: 0 LOB: 1 BB: 1 P: 8	R: 0 E: 0 K: 0 S: 3	H: 0 LOB: 0 BB: 0 P: 3	R: 0 E: 0 K: 1 S: 5	H: 0 LOB: 0 BB: 0 P: 3	R: 0 E: 0 K: 1 S: 5	H: 1 LOB: 0 BB: 0 P: 5	R: 0 E: 0 K: 1 S: 5	H: 2 LOB: 2 BB: 1 P: 9	R: 0 E: 0 K: 0 S: 3	H: 0 LOB: 0 BB: 0 P: 3	R: 0 E: 0 K: 0 S: 3	H: 0 LOB: 0 BB: 0 P: 3	R: 0 E: 0 K: 0 S: 4	H: 1 LOB: 1 BB: 0 P: 4	1B: 2 2B: 1 3B: 0 HR: 1	SF: 0 SAC: 0 DP: 1 HBP: 0	WP: 2 PB: 0 SB: 0 CS: 0	PA: 33
PITCHER George Stone, L ERA: 5.02 (1,1)	IP: 9.0 WLS: L BF: 33	H: 4 R: 2 ER: 1 SO: 2	BB: 1 IBB: 1 HBP: 0 BLK: 0	WP: 2 HR: 1 S: 35 P: 43	ERA: 1.00 WHIP: 0.556											ERA: 1.00 WHIP: 1.111				

AB	31
R	2
H	4
RBI	1
BB	2
SO	2
LOB	7



Batter	1	2	3	4	5	6	7	8	9	AB	R	H	RBI	BB	SO	LOB	BOTTOM	
Dusty Baker Jr., R OBP: 0.379, SLG: 0.456 (1,8)	0-3 K		0-0 CS 1B		0-0 F3		0-0 FC1-6 1-2 2-3			4	0	1	0	0	1	3	St. Louis Cardinals @ Atlanta Braves Atlanta Stadium, Atlanta, GA Fri Jul 21 1972, 7:05 PM EDT Att: 15,000 - Unknown	
Ralph Garr, L OBP: 0.355, SLG: 0.397 (1,7)	0-0 S 1B		0-0 4-3 1-2			0-0 F9 2B		0-0 4-3		4	0	2	0	0	0	3		
Hank Aaron, R OBP: 0.381, SLG: 0.493 (1,3)	4-0 1-2 BB			0-0 P6		0-0 F9 2-3		0-0 5-3		3	0	0	0	1	0	1		
Earl Williams, R OBP: 0.337, SLG: 0.453 (1,2)	0-3 K		0-3 K		0-3 K		0-0 K		0-0 1B	4	0	1	0	0	3	3		
Mike Lum, L OBP: 0.324, SLG: 0.359 (1,9)	0-0 F7			4-0 BB		0-0 F8		0-0 L6		3	0	0	0	1	0	4		
Darrell Evans, L OBP: 0.374, SLG: 0.449 (1,5)		0-0 F5		0-0 F7		0-0 HR		0-0 F7		4	1	1	1	0	0	2		
Marty Perez, R OBP: 0.266, SLG: 0.259 (1,6)		0-0 4-3			0-0 5-3		0-0 FC1-5 SH 1B		0-3 K	4	0	1	0	0	1	0		
Laryell Blanks, R OBP: 0.500, SLG: 0.444 (1,4)		0-0 6-3			4-0 SH1-4 BB		0-0 SH FC1-6 FC1-5 1-2		0-0 G6-4-3 1B	2	0	1	0	1	0	0		
George Stone, L Sonny Jackson, L (9,PH) OBP: 0.250, SLG: 0.239 (1,1)			0-0 P3		0-0 SH1-4 1-2		0-0 FC1-5 FC1-6 1-2 2-3		0-0 G6-4-3 1-2	2 1	0 0	0 0	0 0	0 0	0 1	2 1		
Inning Stats	R: 0 E: 0 K: 2 S: 8	H: 1 LOB: 2 BB: 1 P: 12	R: 0 E: 0 K: 0 S: 3	H: 0 LOB: 0 BB: 0 P: 3	R: 0 E: 0 K: 1 S: 5	H: 0 LOB: 1 BB: 1 P: 9	R: 0 E: 0 K: 1 S: 6	H: 1 LOB: 1 BB: 0 P: 6	R: 1 E: 1 K: 0 S: 6	H: 2 LOB: 2 BB: 0 P: 6	R: 0 E: 0 K: 0 S: 4	H: 1 LOB: 1 BB: 0 P: 4	R: 0 E: 0 K: 1 S: 5	H: 1 LOB: 0 BB: 0 P: 5	1B: 5 2B: 1 3B: 0 HR: 1	SF: 0 SAC: 2 DP: 1 HBP: 0	WP: 0 PB: 0 SB: 1 CS: 1	PA: 36
PITCHER Bob Gibson, R ERA: 2.49 (1,1)	IP: 9.0 WLS: W BF: 36	H: 7 R: 1 ER: 1 SO: 5	BB: 3 IBB: 0 HBP: 0 BLK: 0	WP: 0 HR: 1 S: 43 P: 55	ERA: 1.00 WHIP: 1.111											ERA: 1.00 WHIP: 1.111		



Batter	1	2	3	4	5	6	7	8	9	AB	R	H	RBI	BB	SO	LOB	TOP								
Lou Brock, L OBP: 0.352, SLG: 0.408 (1, 7)										5	1	1	0	0	0	4	St. Louis Cardinals @ Atlanta Braves Atlanta Stadium, Atlanta, GA Sun Jul 23 1972, 3:33 AM EDT Att: 18,231 - Unknown								
Ted Sizemore, R OBP: 0.301, SLG: 0.319 (1, 4)										4	1	1	0	0	0	3									
Matty Alou, L OBP: 0.361, SLG: 0.412 (1, 3)										4	0	1	0	0	0	1									
Joe Torre, R OBP: 0.366, SLG: 0.471 (1, 5)										3	0	0	0	1	2	1									
Ted Simmons, S OBP: 0.317, SLG: 0.463 (1, 2)										4	0	2	1	0	0	1									
Bernie Carbo, L OBP: 0.388, SLG: 0.318 (1, 9)										3	0	1	0	0	0	2									
Jerry McNertney, R OBP: 0.333, SLG: 0.368 (8, PH)										1	0	0	0	0	1	2									
Luis Melendez, R OBP: 0.294, SLG: 0.343 (8, 9)										0	0	0	0	0	0	0									
Jose Cruz, L OBP: 0.289, SLG: 0.282 (1, 8)										4	0	1	0	0	0	2									
Dal Maxvill, R OBP: 0.304, SLG: 0.294 (1, 6)										3	0	1	0	0	0	1									
Rick Wise, R OBP: 0.203, SLG: 0.259 (1, 1)										3	0	2	0	0	0	0									
Ed Crosby, L OBP: 0.272, SLG: 0.258 (9, PH)										1	0	0	0	0	0	1									
Inning Stats	R: 0 E: 0 K: 0 S: 3	H: 0 LOB: 0 BB: 0 P: 3	R: 0 E: 0 K: 1 S: 6	H: 1 LOB: 1 BB: 0 P: 6	R: 0 E: 0 K: 0 S: 4	H: 1 LOB: 1 BB: 0 P: 4	R: 0 E: 0 K: 1 S: 6	H: 1 LOB: 1 BB: 0 P: 6	R: 0 E: 0 K: 0 S: 5	H: 2 LOB: 2 BB: 0 P: 5	R: 0 E: 0 K: 0 S: 3	H: 0 LOB: 0 BB: 0 P: 3	R: 0 E: 0 K: 0 S: 3	H: 1 LOB: 0 BB: 0 P: 3	R: 2 E: 1 K: 1 S: 8	H: 3 LOB: 2 BB: 1 P: 12	R: 0 E: 0 K: 0 S: 4	H: 1 LOB: 1 BB: 0 P: 4	1B: 10 2B: 0 3B: 0 HR: 0	SF: 0 SAC: 1 DP: 1 HBP: 0	WP: 0 PB: 1 SB: 0 CS: 0	PA: 37			
PITCHER	IP WLS BF H R ER SO BB IBB HBP BLK WP HR S P ERA WHIP																								
Phil Niekro, R ERA: 3.4 (1, 1)	7.2		32	9	2	2	2	1	0	0	0	0	0	0	35	39	2.35	1.304							
Joe Hoerner, L ERA: 3.98 (8, 1)	0.1	W	1	0	0	0	1	0	0	0	0	0	0	0	3	3	0.00	0.000							
Pat Jarvis, R ERA: 3.88 (9, 1)	1.0	S	4	1	0	0	0	0	0	0	0	0	0	0	4	4	0.00	1.000							

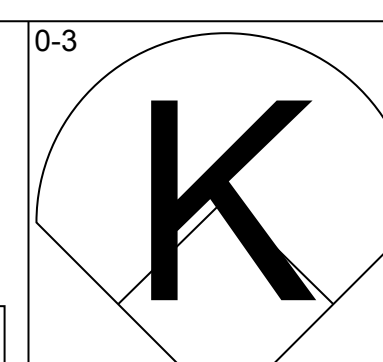
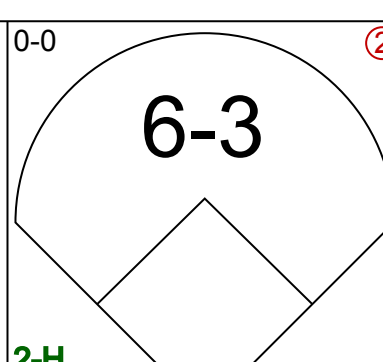
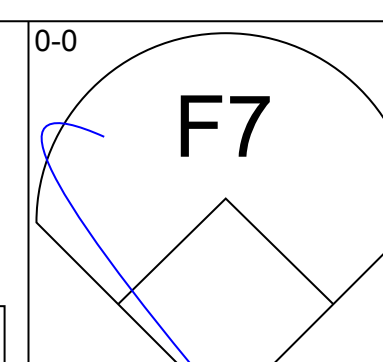
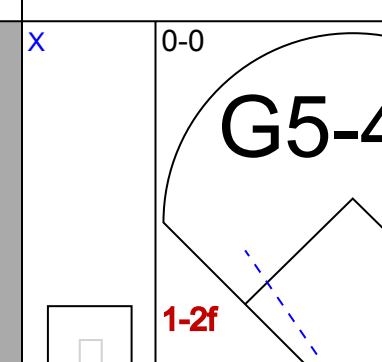
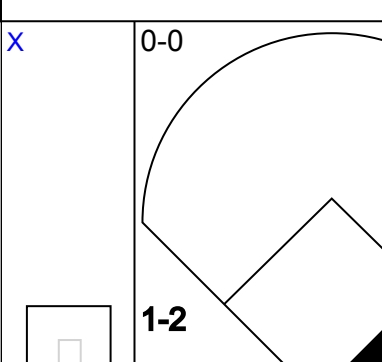
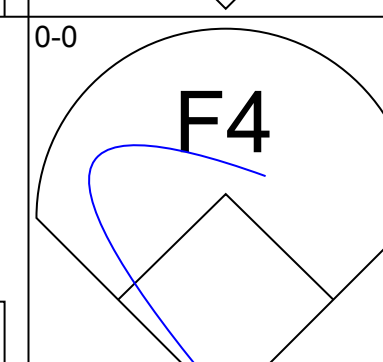
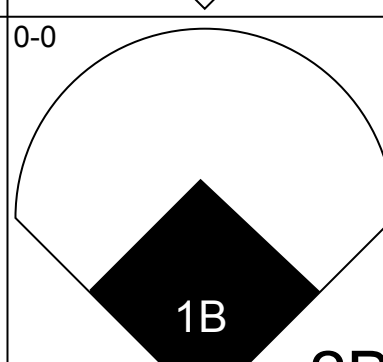
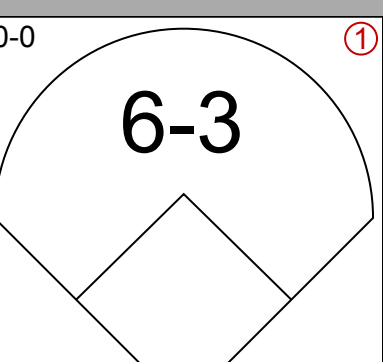
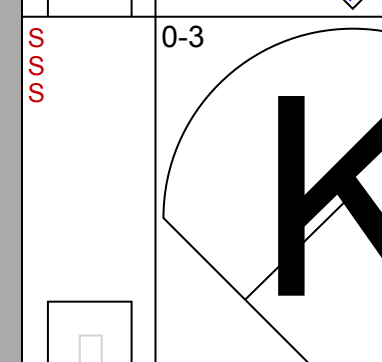
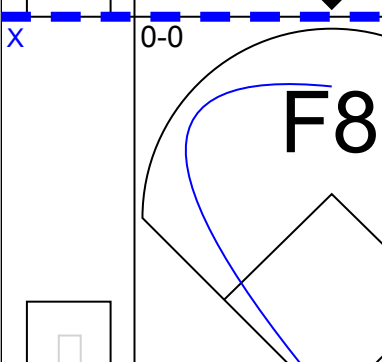
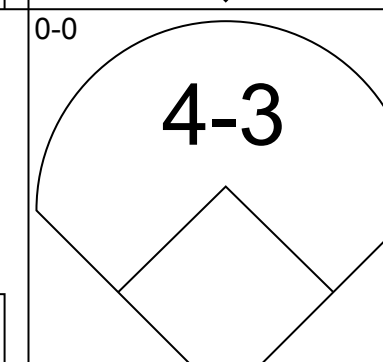
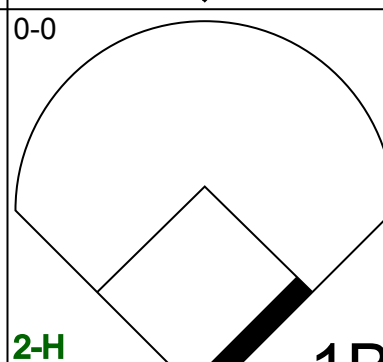
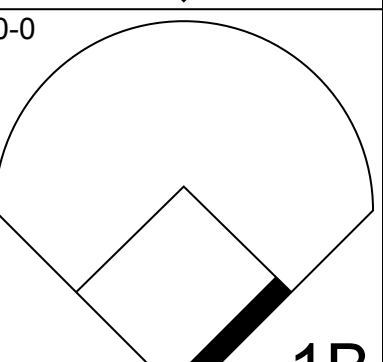
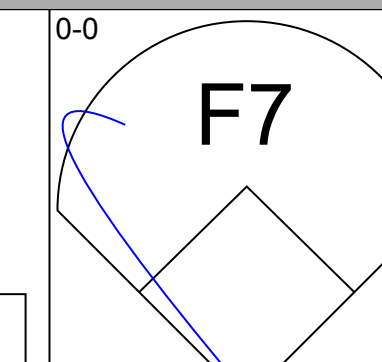
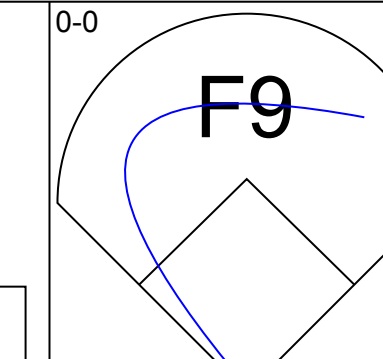
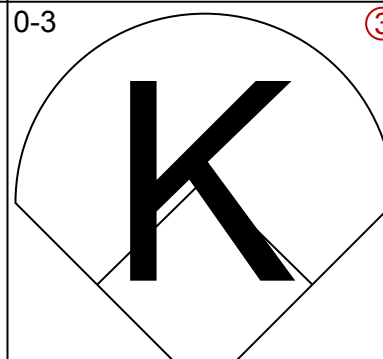
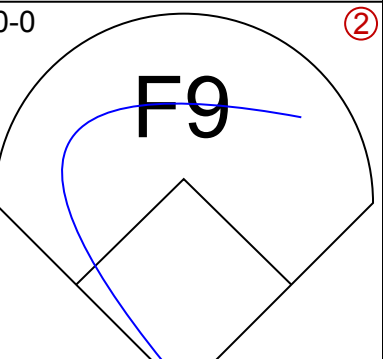
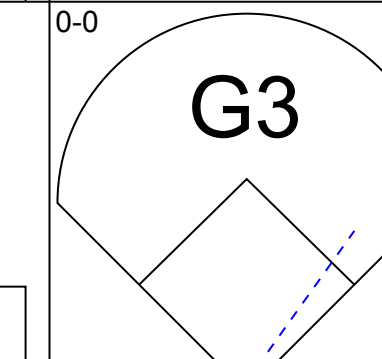
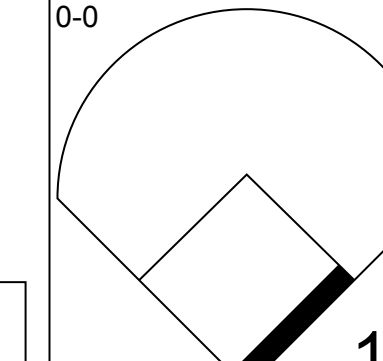
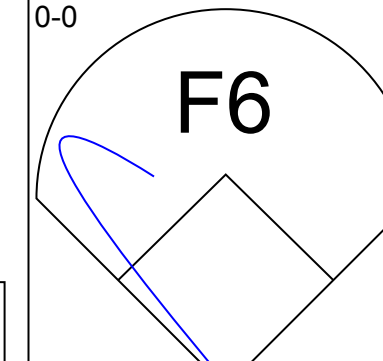
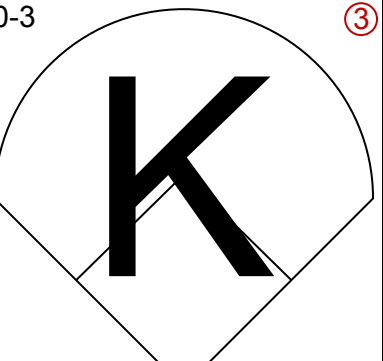
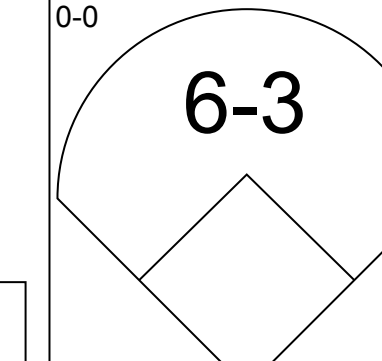
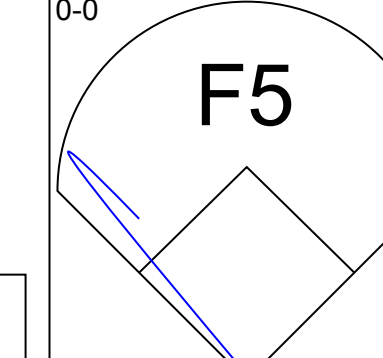
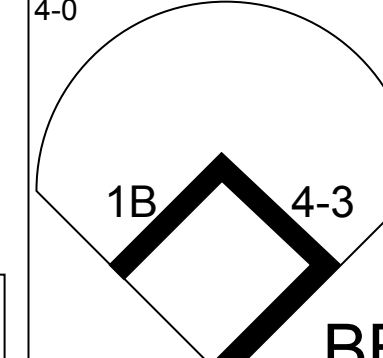
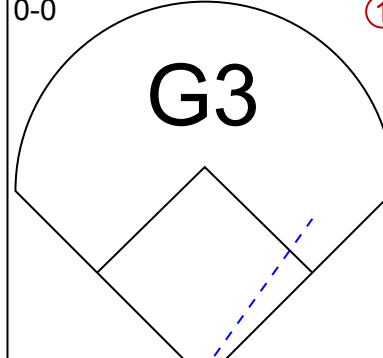
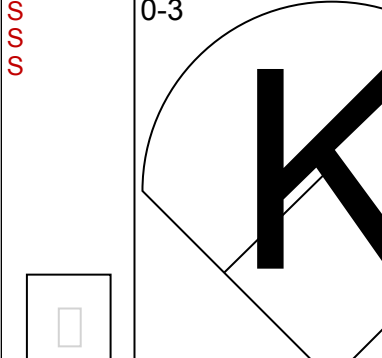
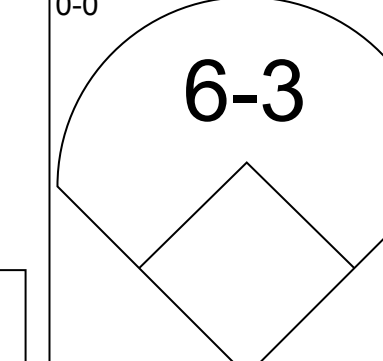
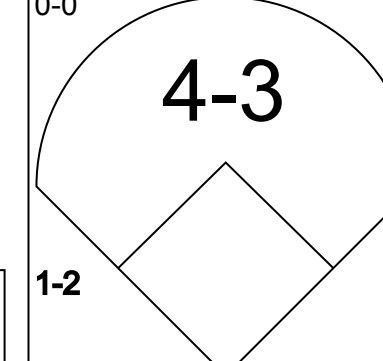
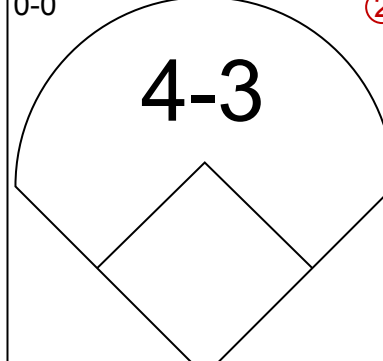
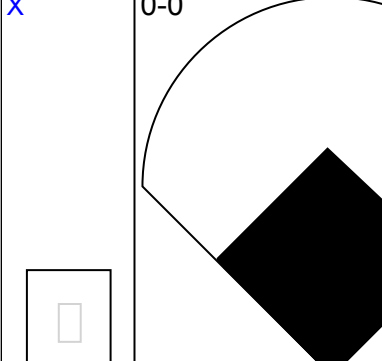
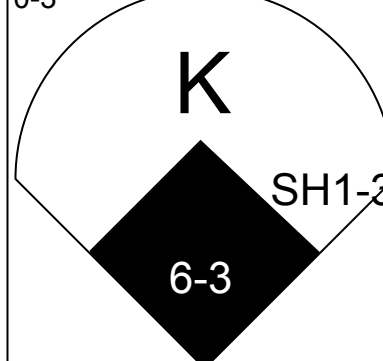
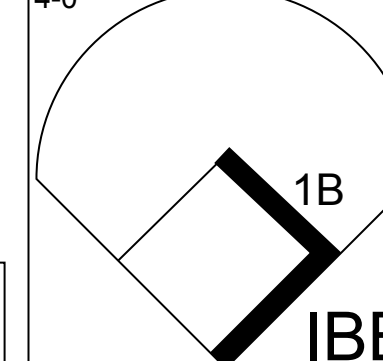
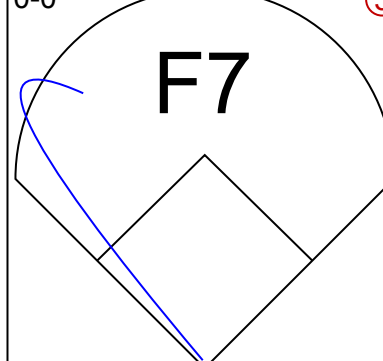
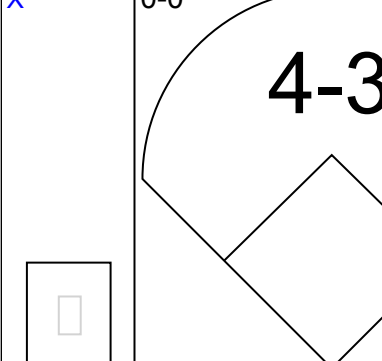
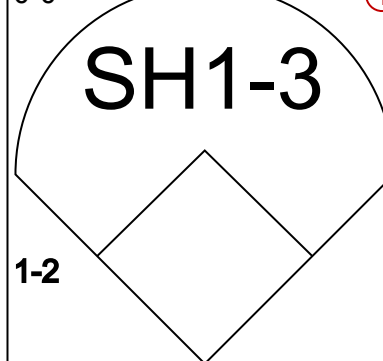
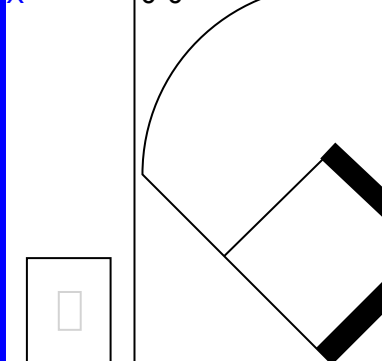
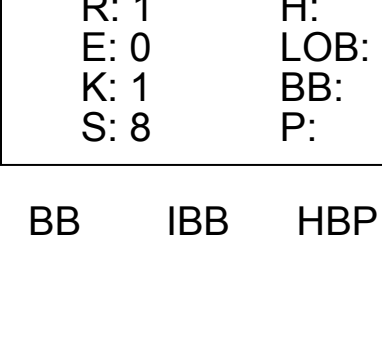
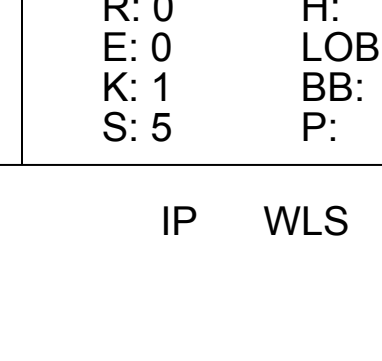
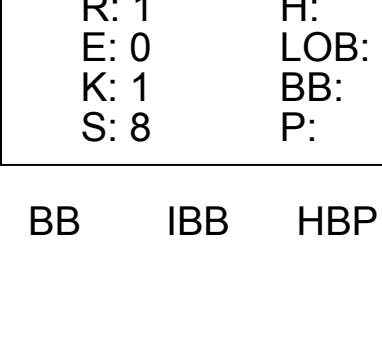
Batter	1	2	3	4	5	6	7	8	9	AB	R	H	RBI	BB	SO	LOB	BOTTOM								
Dusty Baker Jr., R OBP: 0.384, SLG: 0.464 (1, 8)										3	1	1	0	1	0	2	St. Louis Cardinals @ Atlanta Braves Atlanta Stadium, Atlanta, GA Sun Jul 23 1972, 3:33 AM EDT Att: 18,231 - Unknown								
Ralph Garr, L OBP: 0.352, SLG: 0.390 (1, 7)										3	1	1	0	1	0	2									
Hank Aaron, R OBP: 0.385, SLG: 0.491 (1, 3)										3	0	2	3	1	0	0									
Earl Williams, R OBP: 0.334, SLG: 0.446 (1, 2)										4	0	0	0	0	1	5									
Mike Lum, L OBP: 0.317, SLG: 0.352 (1, 9)										3	0	0	0	0	0	1									
Darrell Evans, L OBP: 0.374, SLG: 0.442 (1, 5)										3	0	0	0	0	0	0									
Marty Perez, R OBP: 0.269, SLG: 0.262 (1, 6)										3	0	1	0	0	0	0									
Larry Blanks, R OBP: 0.444, SLG: 0.412 (1, 4)										3	0	1	0	0	1	1									
Phil Niekro, R OBP: 0.233, SLG: 0.276 (1, 1)										2	0	1	0	0	1	1									
Joe Hoerner, R (8, 1)										0	0	0	0	0	0	0									
Sonny Jackson, L OBP: 0.260, SLG: 0.250 (8, PH)										1	1	1	0	0	0	0									
Pat Jarvis, R OBP: 0.188, SLG: 0.313 (9, 1)										0	0	0	0	0	0	0									
Inning Stats	R: 2 E: 0 K: 0 S: 4	H: 2 LOB: 0 BB: 1 P: 8	R: 0 E: 0 K: 1 S: 5	H: 1 LOB: 1 BB: 0 P: 5	R: 0 E: 0 K: 1 S: 6	H: 2 LOB: 2 BB: 1 P: 10	R: 0 E: 0 K: 0 S: 3	H: 0 LOB: 0 BB: 0 P: 3	R: 0 E: 0 K: 0 S: 6	H: 1 LOB: 1 BB: 0 P: 6	R: 0 E: 0 K: 0 S: 3	H: 0 LOB: 0 BB: 0 P: 3	R: 0 E: 0 K: 0 S: 3	H: 0 LOB: 0 BB: 0 P: 3	R: 1 E: 1 K: 0 S: 4	H: 2 LOB: 1 BB: 1 P: 8	R: 0 E: 0 K: 0 S: 4	H: 1 LOB: 1 BB: 1 P: 8	1B: 8 2B: 1 3B: 0 HR: 0	SF: 0 SAC: 0 DP: 3 HBP: 0	WP: 0 PB: 0 SB: 1 CS: 1	PA: 31			
PITCHER	IP WLS BF H R ER SO BB IBB HBP BLK WP HR S P ERA WHIP																								
Rick Wise, R ERA: 3.71 (1, 1)	8.0	L	31	8	3	3	3	2	1	0	0	0	0	0	34	46	3.38	1.250							

AB 35
R 2
H 10
RBI 1
BB 1
SO 3
LOB 18



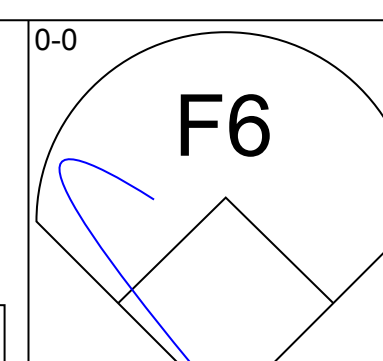
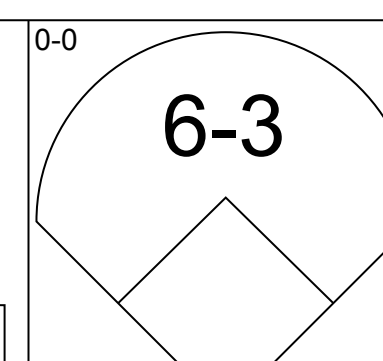
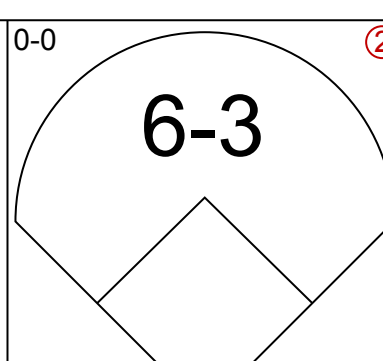
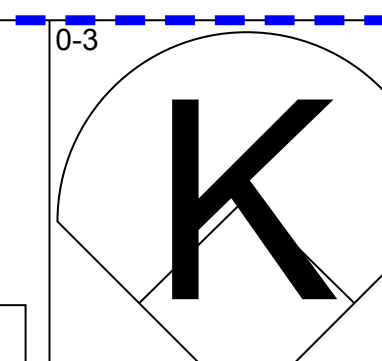
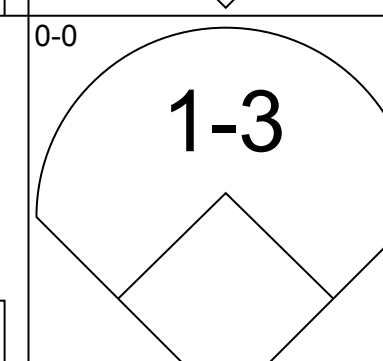
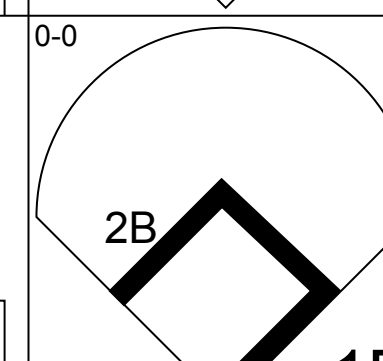
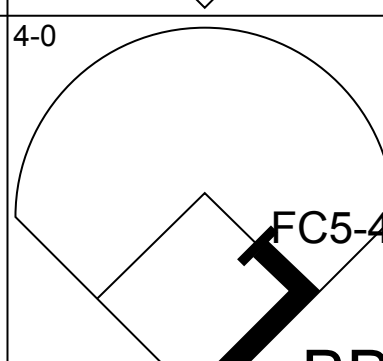
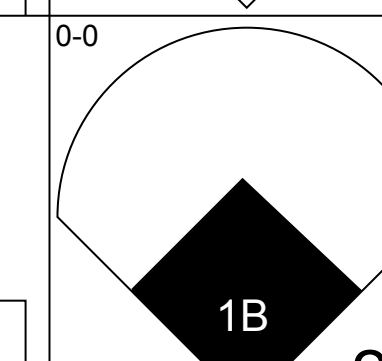
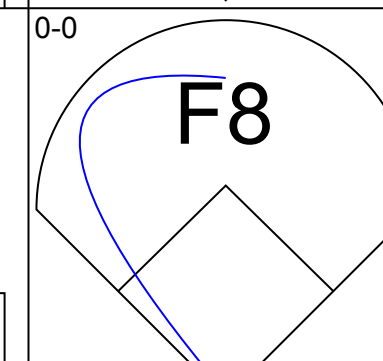
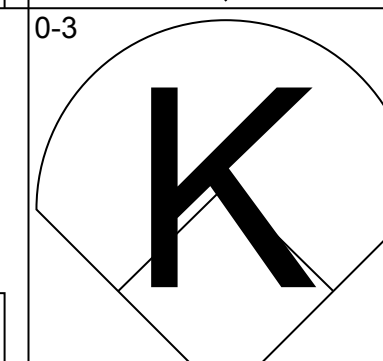
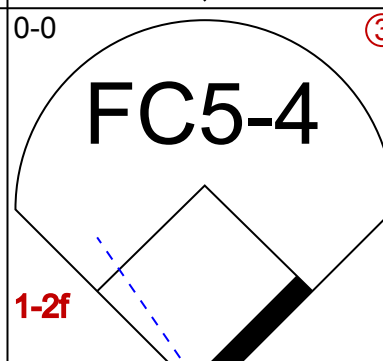
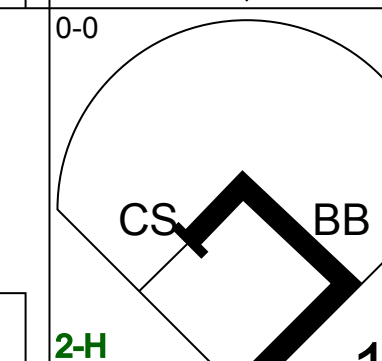
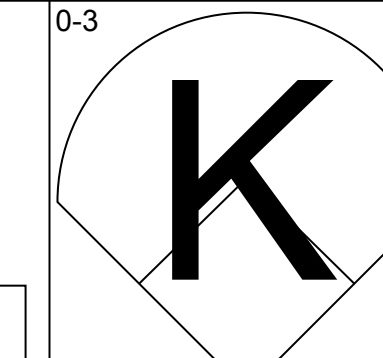
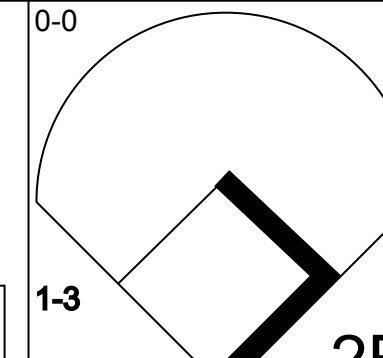
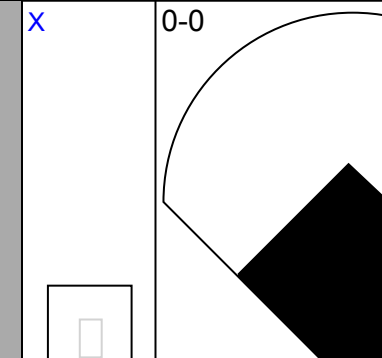
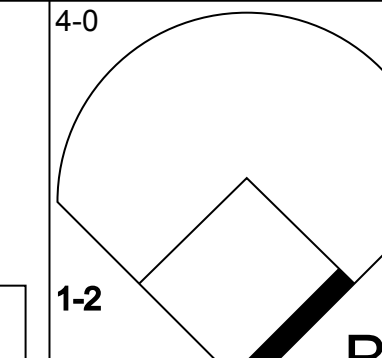
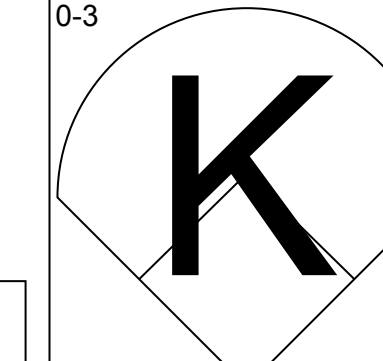
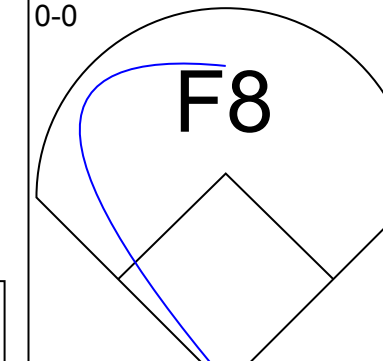
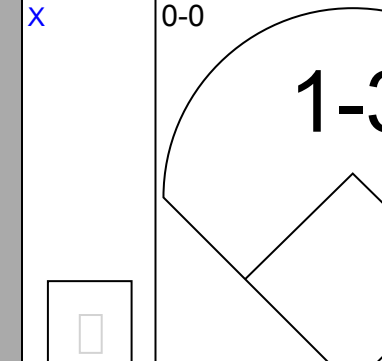
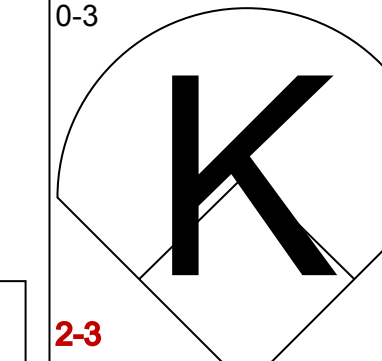
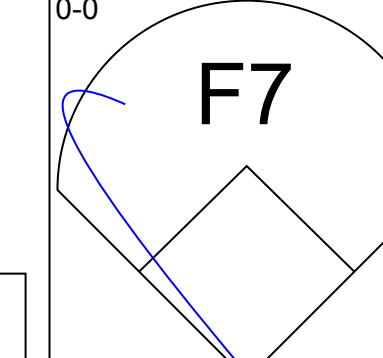
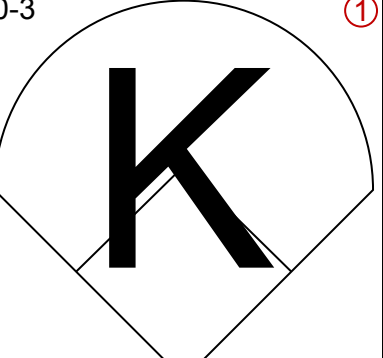
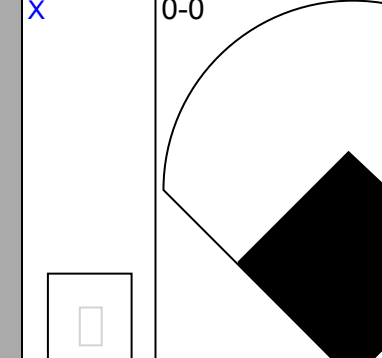
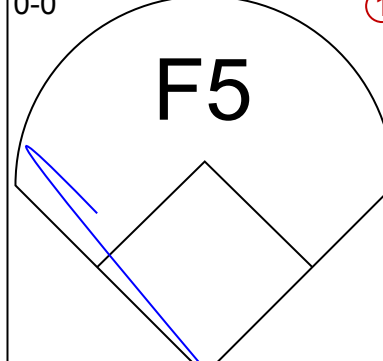
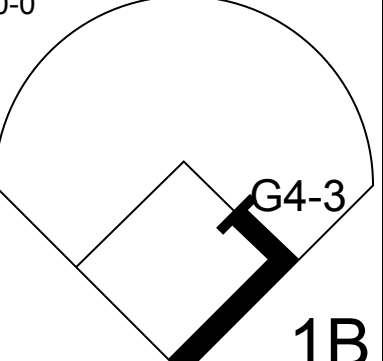
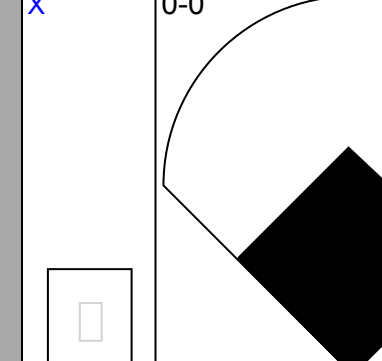
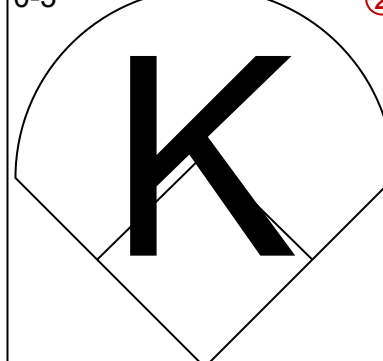
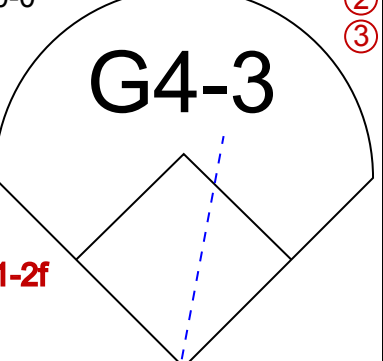
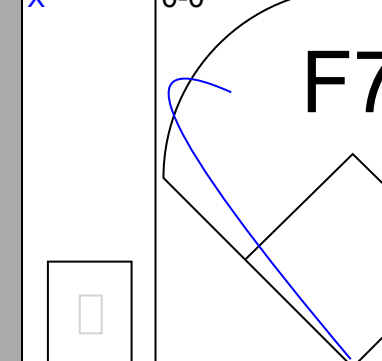
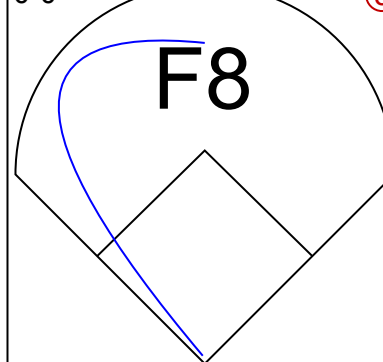
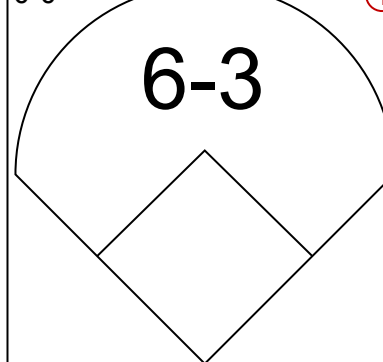
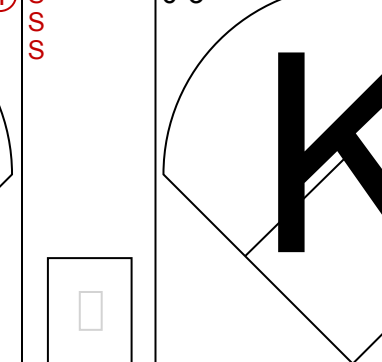
AB 28
R 3
H 8
RBI 3
BB 3
SO 3
LOB 12



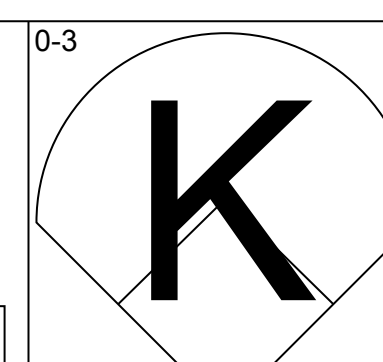
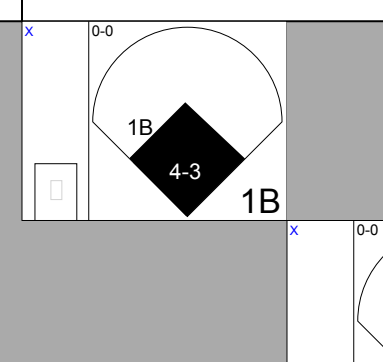
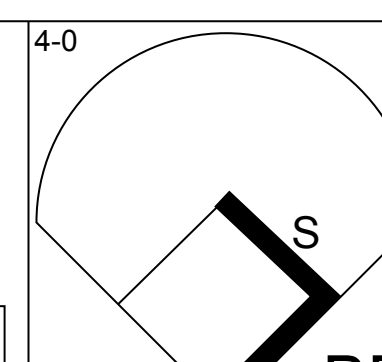
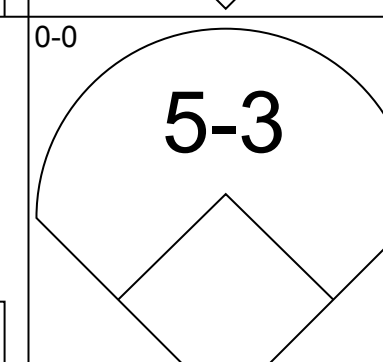
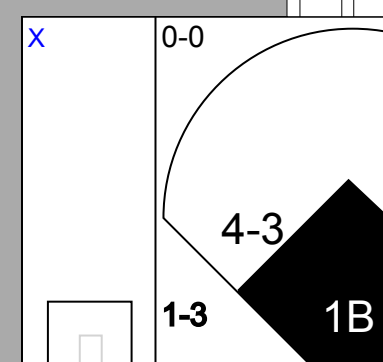
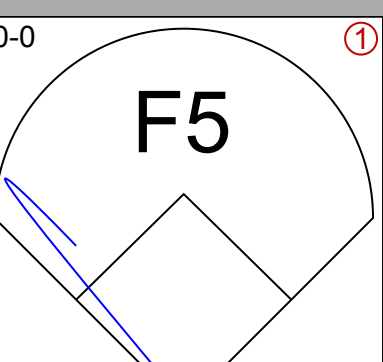
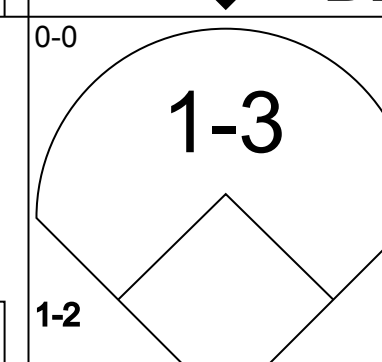
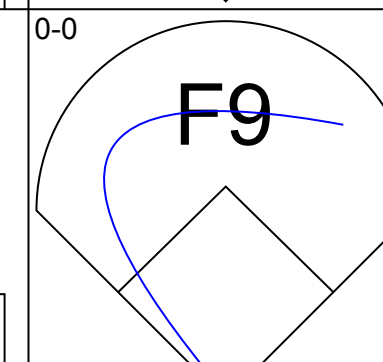
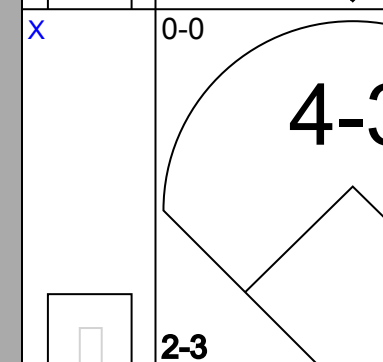
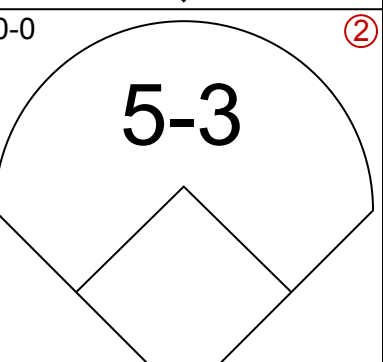
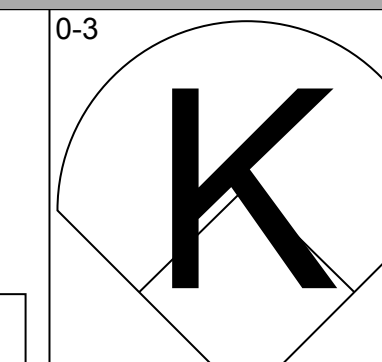
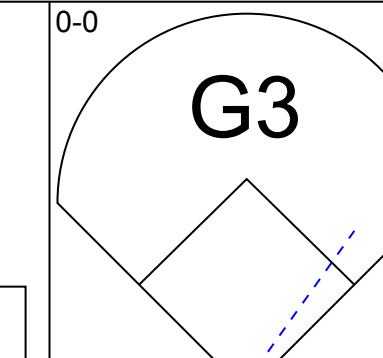
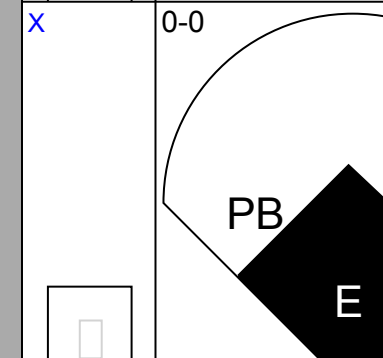
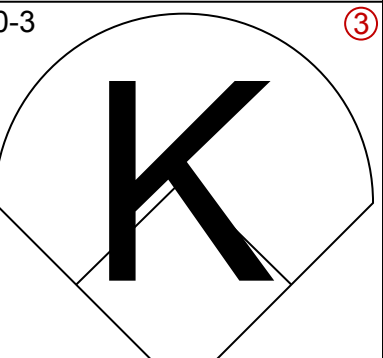
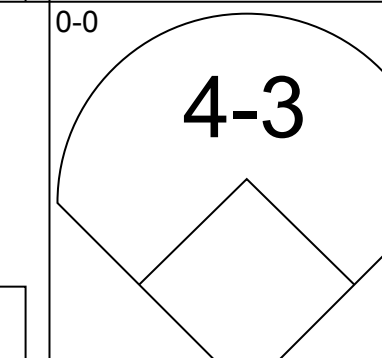
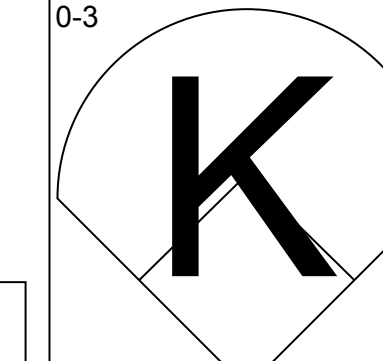
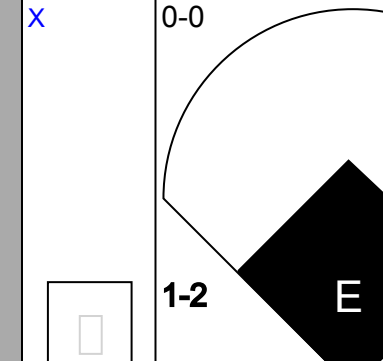
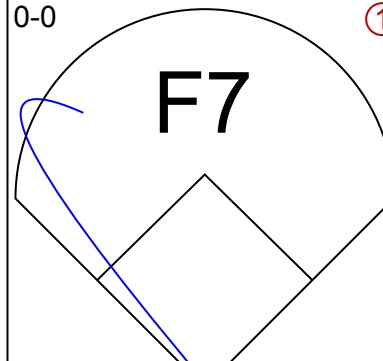
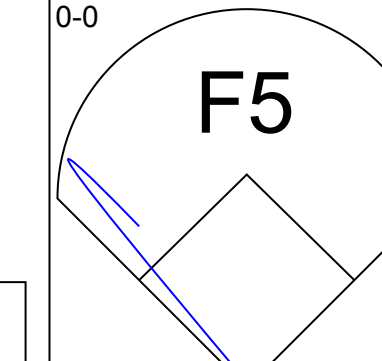
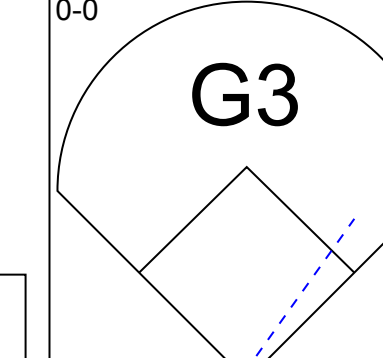
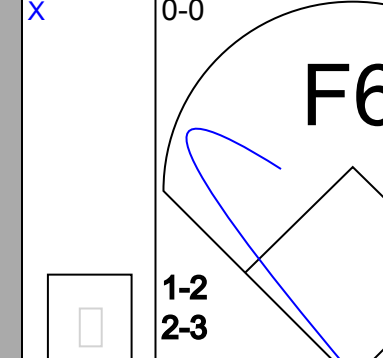
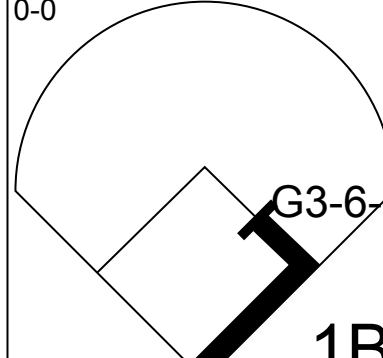
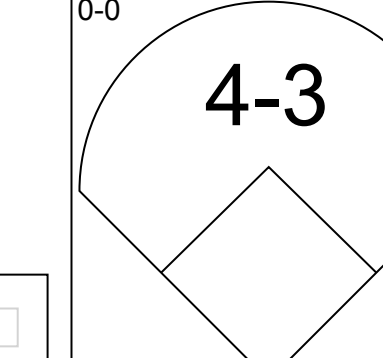
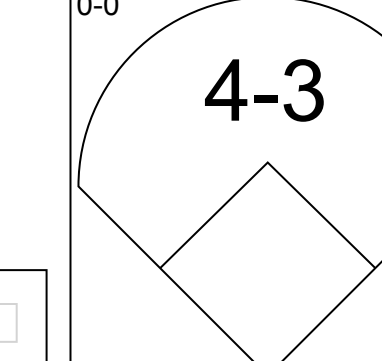
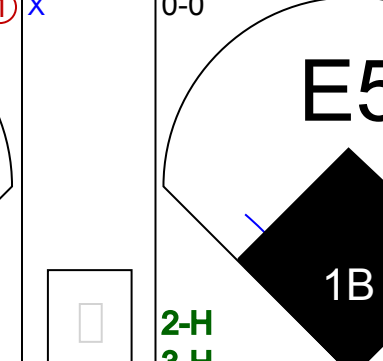
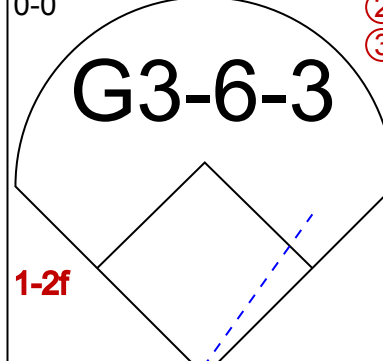
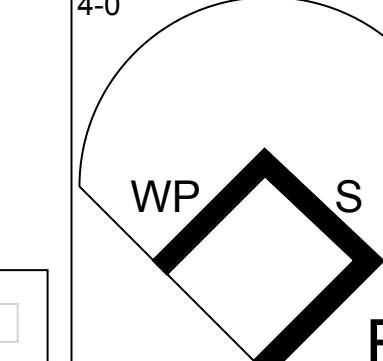
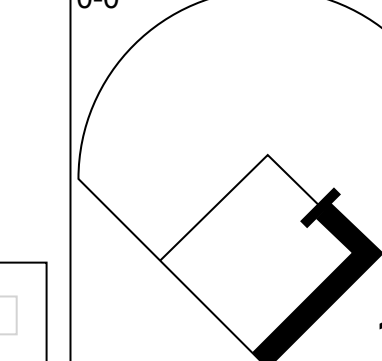
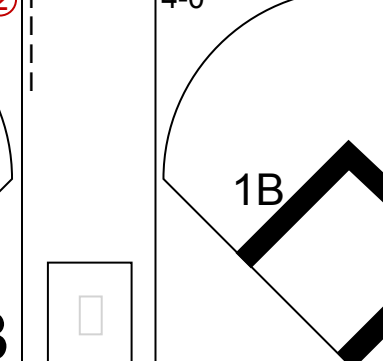
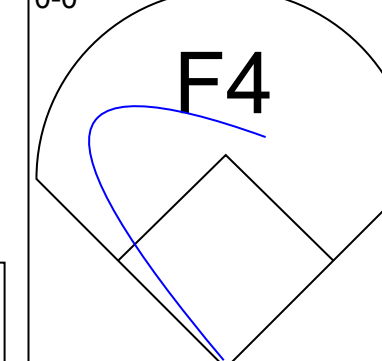
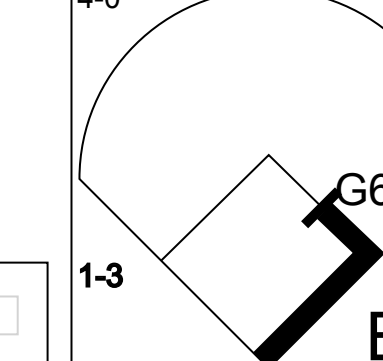
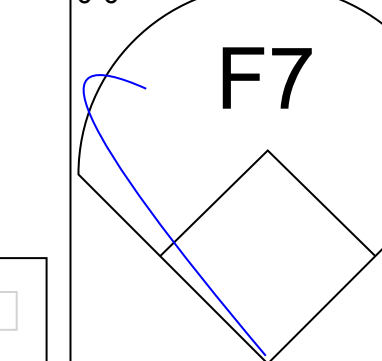
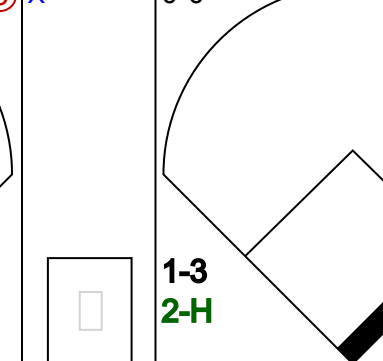
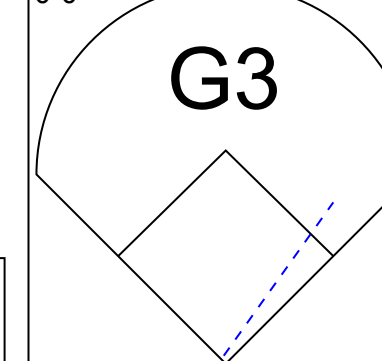
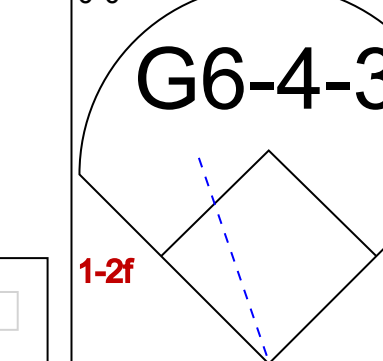
Batter	1	2	3	4	5	6	7	8	9	AB	R	H	RBI	BB	SO	LOB	TOP					
Bobby Bonds, R OBP: 0.328, SLG: 0.472 (1, 9)										5	0	1	0	0	1	4	San Francisco Giants @ Atlanta Braves Atlanta Stadium, Atlanta, GA Fri Jul 28 1972, 7:05 PM EDT Att: 10,333 - Unknown					
Gary Maddox, R OBP: 0.302, SLG: 0.460 (1, 8)										5	1	1	0	0	1	2						
Chris Speier, R OBP: 0.349, SLG: 0.423 (1, 6)										4	0	2	1	0	0	0						
Willie McCovey, L OBP: 0.305, SLG: 0.383 (1, 3)										4	0	0	0	0	1	2						
Randy Moffitt, R (8, 1)										0	0	0	0	0	0	0						
Tito Fuentes, S OBP: 0.294, SLG: 0.376 (1, 4)										4	0	1	0	0	1	1						
Dave Radler, L OBP: 0.312, SLG: 0.348 (1, 2)										3	0	0	0	1	1	1						
Al Gallagher, R OBP: 0.338, SLG: 0.306 (1, 5)										4	1	1	1	0	0	2						
Ken Henderson, S OBP: 0.263, SLG: 0.316 (1, 7)										3	1	0	0	1	1	0						
Ron Bryant, S OBP: 0.216, SLG: 0.204 (1, 1)										2	0	2	0	0	0	0						
Ed Goodson, L OBP: 0.331, SLG: 0.402 (8, 3)										1	0	1	0	0	0	0						
Bernie Williams, R OBP: 0.200, SLG: 0.328 (9, PR)										0	0	0	0	0	0	0						
Inning Stats	R: 0 E: 0 K: 1 S: 5	H: 0 LOB: 0 BB: 0 P: 5	R: 0 E: 0 K: 0 S: 4	H: 1 LOB: 1 BB: 0 P: 4	R: 2 E: 0 K: 2 S: 10	H: 2 LOB: 1 BB: 0 P: 10	R: 0 E: 0 K: 0 S: 4	H: 1 LOB: 3 BB: 2 P: 12	R: 0 E: 0 K: 1 S: 6	H: 0 LOB: 0 BB: 0 P: 3	R: 0 E: 0 K: 1 S: 5	H: 1 LOB: 0 BB: 0 P: 5	R: 0 E: 0 K: 0 S: 3	H: 0 LOB: 0 BB: 0 P: 3	R: 0 E: 0 K: 0 S: 3	H: 0 LOB: 0 BB: 0 P: 3	R: 1 E: 0 K: 1 S: 8	H: 3 LOB: 2 BB: 0 P: 8	1B: 7 2B: 1 3B: 0 HR: 1	SF: 0 SAC: 1 DP: 1 HBP: 0	WP: 0 PB: 1 SB: 0 CS: 0	PA: 38
PITCHER	IP	WLS	BF	H	R	ER	SO	BB	IBB	HBP	BLK	WP	HR	S	P	ERA	WHIP					
Ron Schueler, R ERA: 3.43 (1, 1)	8.2	W	37	9	3	1	6	1	1	0	0	0	1	47	55	1.04	1.154					
Denny McLain, R ERA: 5.64 (9, 1)	0.1	S	1	0	0	0	0	0	0	0	0	0	0	1	1	0.00	0.000					

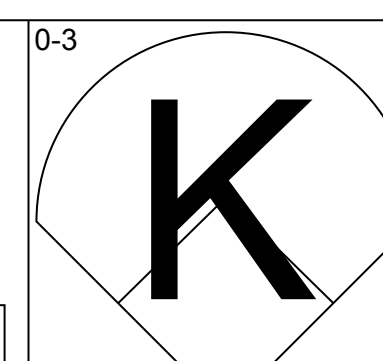
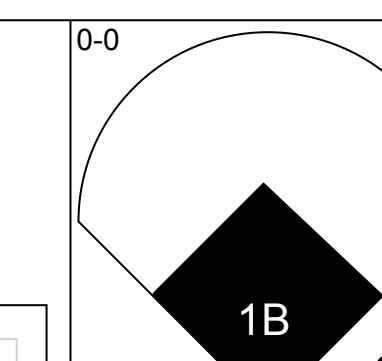
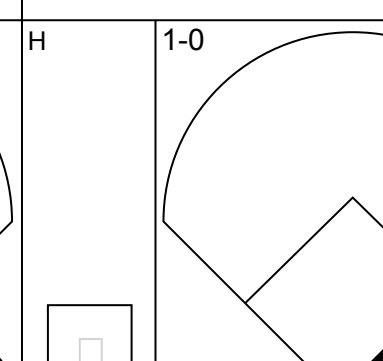
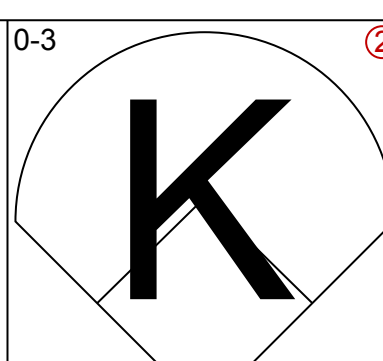
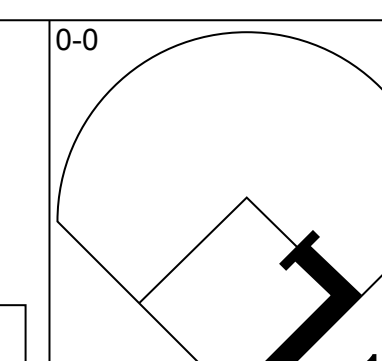
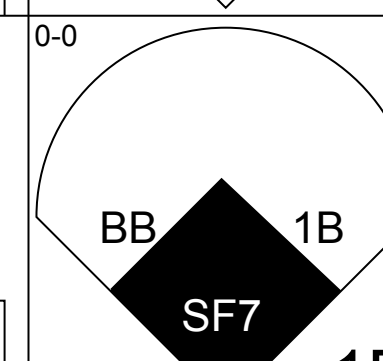
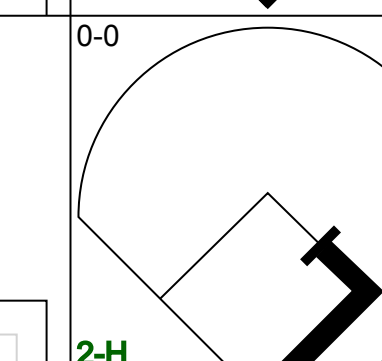
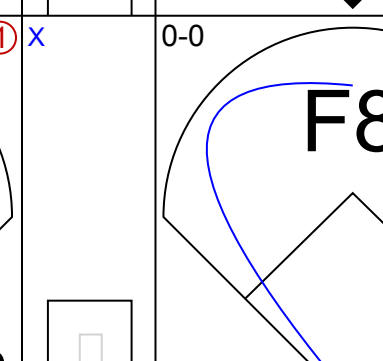
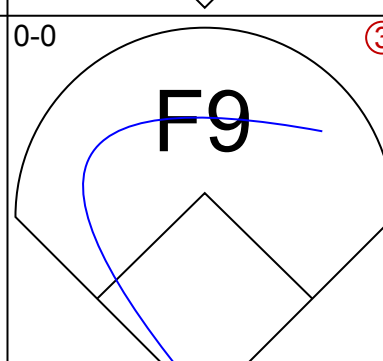
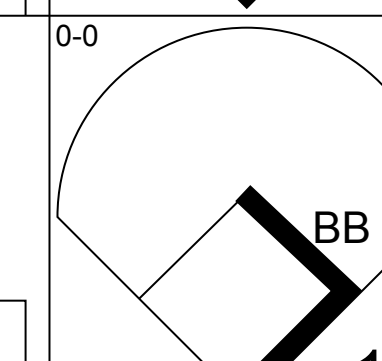
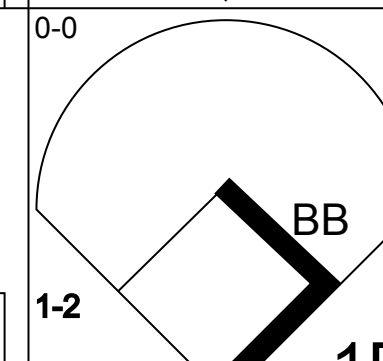
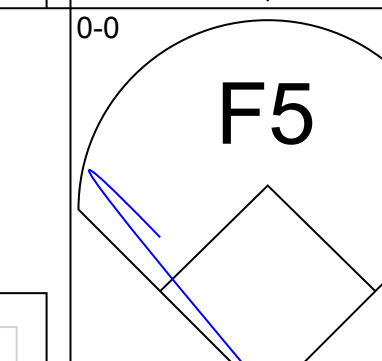
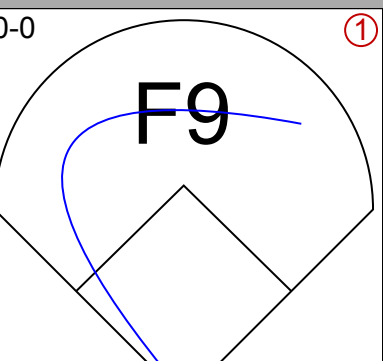
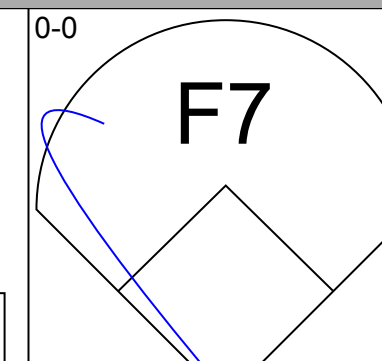
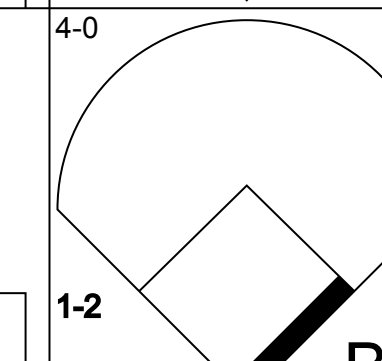
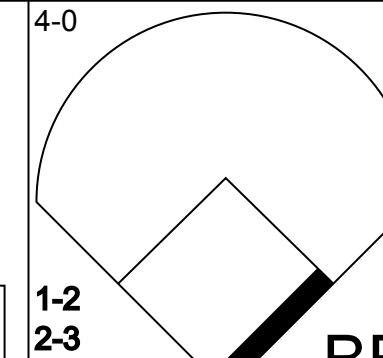
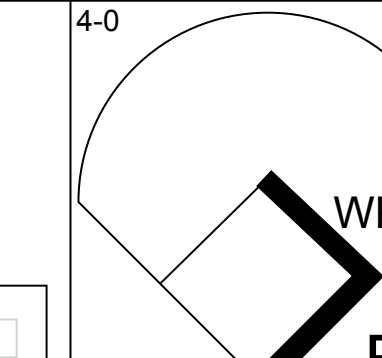
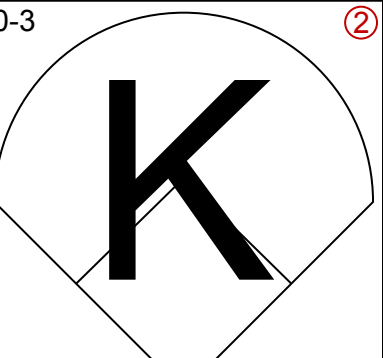
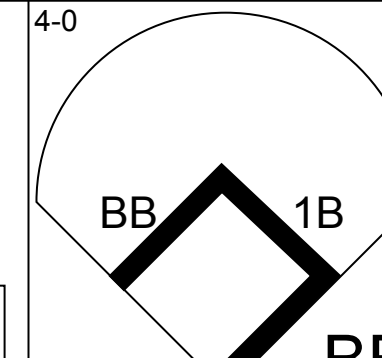
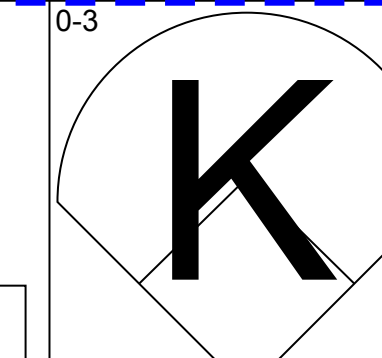
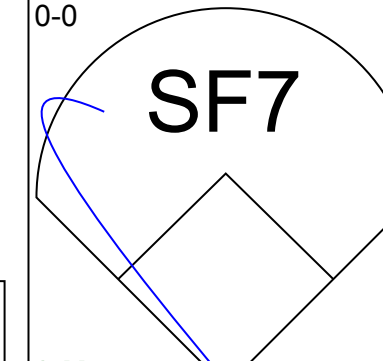
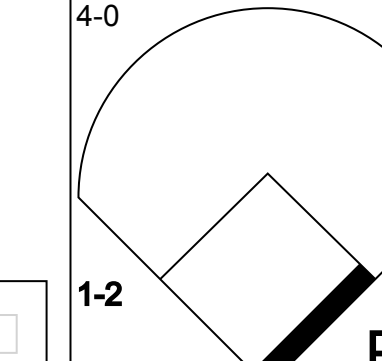
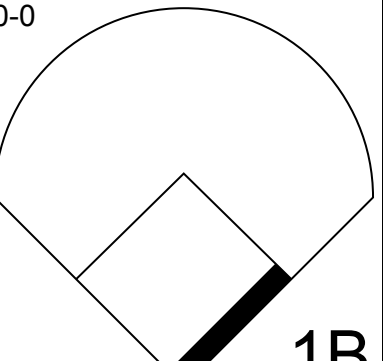
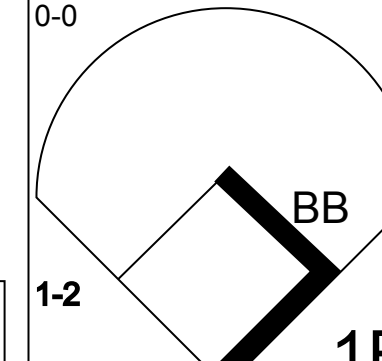
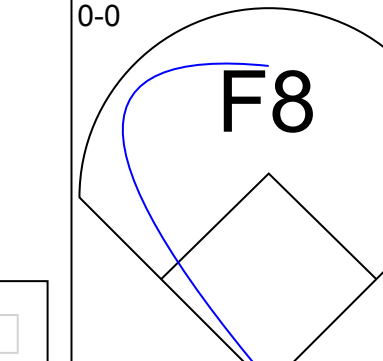
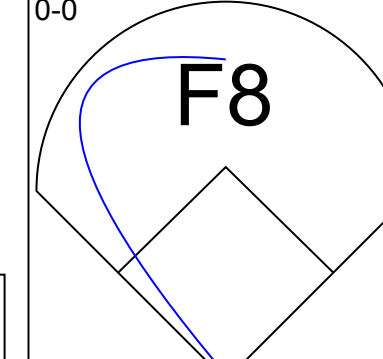
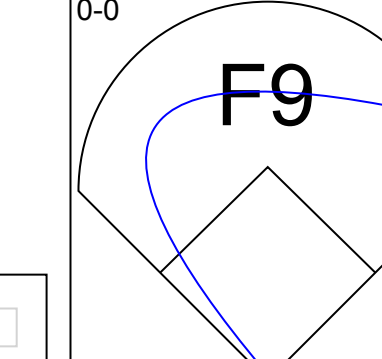
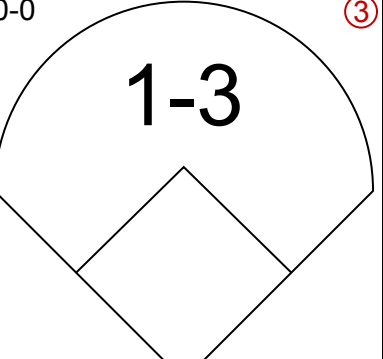
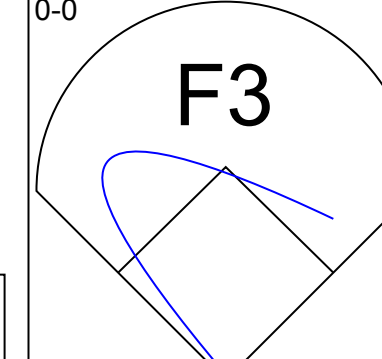
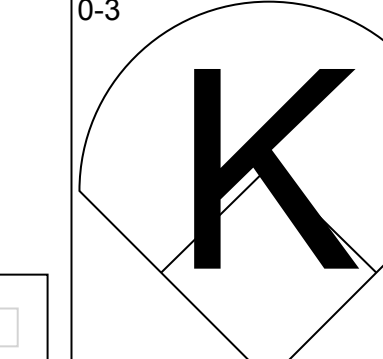
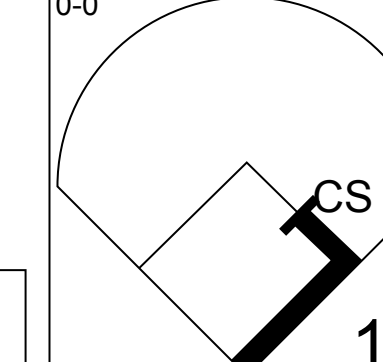
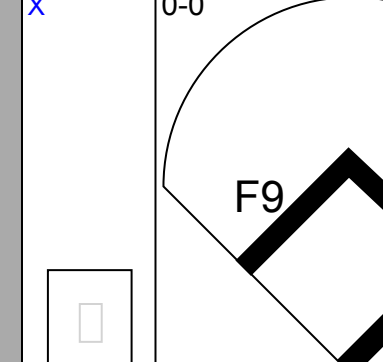
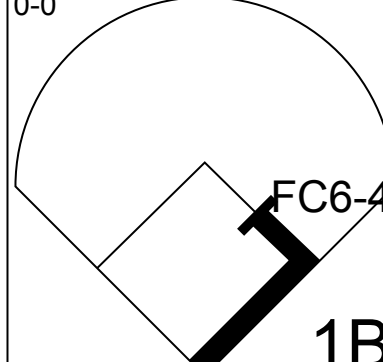
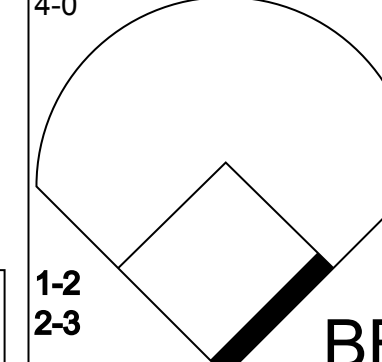
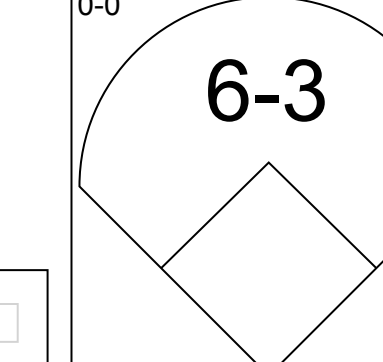
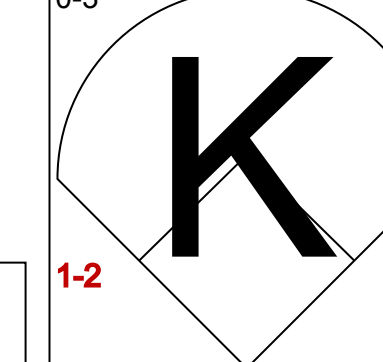
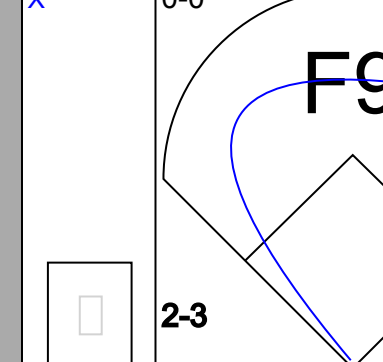
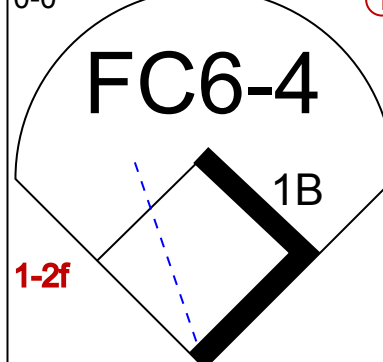
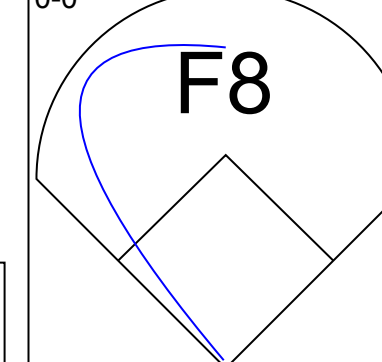
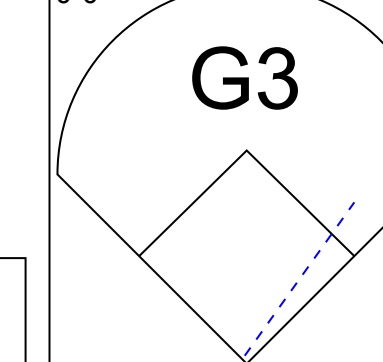
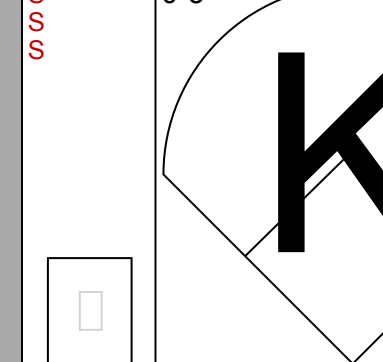

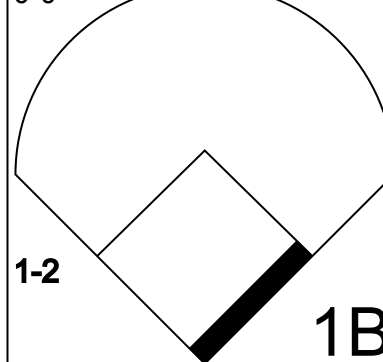
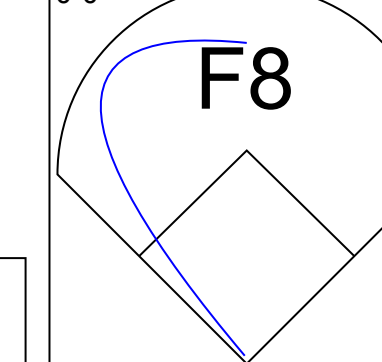
AB	35
R	3
H	9
RBI	2
BB	2
SO	6
LOB	12



Batter	1	2	3	4	5	6	7	8	9	AB	R	H	RBI	BB	SO	LOB	BOTTOM				
Oscar Brown, R OBP: 0.221, SLG: 0.373 (1, 9)										4	0	0	0	0	1	0	San Francisco Giants @ Atlanta Braves Atlanta Stadium, Atlanta, GA Fri Jul 28 1972, 7:05 PM EDT Att: 10,333 - Unknown				
Ralph Garr, L OBP: 0.357, SLG: 0.396 (1, 7)										3	1	2	0	1	0	0					
Dusty Baker Jr., R OBP: 0.382, SLG: 0.460 (1, 8)										4	0	1	1	0	1	2					
Earl Williams, R OBP: 0.338, SLG: 0.459 (1, 3)										3	1	2	1	1	1	0					
Felix Milan, R OBP: 0.293, SLG: 0.313 (1, 4)										4	0	0	0	0	2	4					
Darrell Evans, L OBP: 0.373, SLG: 0.453 (1, 5)										3	1	1	1	0	1	0					
Paul Casanova, R OBP: 0.250, SLG: 0.323 (1, 2)										3	1	2	1	0	0	0					
Marty Perez, R OBP: 0.266, SLG: 0.260 (1, 6)										3	0	0	0	0	1	1					
Ron Schueler, R OBP: 0.235, SLG: 0.242 (1, 1)										3	0	0	0	0	1	0					
Denny McLain, R ERA: 2.92 (9, 1)										0	0	0	0	0	0	0					
Inning Stats	R: 0 E: 0 K: 0 S: 3	H: 0 LOB: 0 BB: 0 P: 3	R: 0 E: 0 K: 2 S: 7	H: 0 LOB: 0 BB: 0 P: 7	R: 0 E: 0 K: 1 S: 5	H: 0 LOB: 0 BB: 0 P: 5	R: 0 E: 0 K: 1 S: 7	H: 2 LOB: 2 BB: 0 P: 7	R: 0 E: 0 K: 0 S: 3	H: 0 LOB: 1 BB: 1 P: 7	R: 3 E: 0 K: 1 S: 8	H: 3 LOB: 0 BB: 0 P: 8	R: 1 E: 0 K: 2 S: 8	H: 2 LOB: 2 BB: 1 P: 12	1B: 3 2B: 3 3B: 0 HR: 3	SF: 0 SAC: 0 DP: 2 HBP: 0	WP: 0 PB: 0 SB: 0 CS: 1	PA: 32			
PITCHER	IP	WLS	BF	H	R	ER	SO	BB	IBB	HBP	BLK	WP	HR	S	P	ERA	WHIP				
Ron Bryant, L ERA: 2.55 (1, 1)	7.0	L	27	6	3	3	6	1	0	0	0	0	0	8	12	3.86	1.000				
Randy Moffitt, R ERA: 2.92 (8, 1)	1.0		5	2	1	1	2	1	0	0	0	0	0	8	12	9.00	3.000				



Batter	1	2	3	4	5	6	7	8	9	AB	R	H	RBI	BB	SO	LOB	TOP			
Bobby Bonds, R OBP: 0.331, SLG: 0.471 (1, 9)										3	1	1	0	1	1	2	San Francisco Giants @ Atlanta Braves Atlanta Stadium, Atlanta, GA Sat Jul 29 1972, 7:05 PM EDT Att: 8,913 - Unknown			
Gary Maddox, R OBP: 0.301, SLG: 0.457 (1, 8)										4	1	1	0	0	0	1				
Chris Speier, R OBP: 0.345, SLG: 0.418 (1, 6)										4	0	0	1	0	1	1				
Ed Goodson, L OBP: 0.328, SLG: 0.397 (1, 3)										4	1	1	1	0	1	0				
Tito Fuentes, S OBP: 0.293, SLG: 0.375 (1, 4)										4	1	1	0	0	1	0				
Dave Radler, L OBP: 0.311, SLG: 0.347 (1, 2)										4	0	1	0	0	0	2				
Ken Henderson, S OBP: 0.263, SLG: 0.313 (1, 7)										3	1	0	0	1	0	1				
Al Gallagher, R OBP: 0.347, SLG: 0.308 (1, 5)										2	0	1	0	2	0	0				
Frank Reberger, L OBP: 0.154, SLG: 0.154 Jerry Johnson, R (8, 1)										3	0	1	1	0	0	0	0			
Inning Stats	R: 0 E: 0 K: 1 S: 5	H: 0 LOB: 0 BB: 0 P: 5	R: 0 E: 0 K: 1 S: 5	H: 0 LOB: 0 BB: 0 P: 5	R: 0 E: 0 K: 0 S: 3	H: 1 LOB: 0 BB: 0 P: 3	R: 5 E: 1 K: 0 S: 9	H: 5 LOB: 2 BB: 1 P: 13	R: 0 E: 0 K: 1 S: 5	H: 0 LOB: 0 BB: 0 P: 5	R: 0 E: 0 K: 1 S: 5	H: 0 LOB: 0 BB: 0 P: 5	R: 0 E: 0 K: 1 S: 2	H: 0 LOB: 1 BB: 2 P: 10	1B: 7 2B: 0 3B: 0 HR: 0	SF: 0 SAC: 0 DP: 2 HBP: 0	WP: 1 PA: 36 PB: 1 SB: 2 CS: 0			
PITCHER	IP	WLS	BF	H	R	ER	SO	BB	IBB	HBP	BLK	WP	HR	S	P	ERA	WHIP			
Phil Niekro, R ERA: 3.35 Tom Kelley, R ERA: 4.12	(1, 1)	8.0	L	32	7	5	2	4	1	1	0	0	0	0	2	10	2.25	1.000		

Batter	1	2	3	4	5	6	7	8	9	AB	R	H	RBI	BB	SO	LOB	BOTTOM			
Dusty Baker Jr., R OBP: 0.386, SLG: 0.466 (1, 8)										4	1	2	0	0	2	2	San Francisco Giants @ Atlanta Braves Atlanta Stadium, Atlanta, GA Sat Jul 29 1972, 7:05 PM EDT Att: 8,913 - Unknown			
Ralph Carr, L OBP: 0.360, SLG: 0.399 (1, 7)										5	1	3	1	0	0	4				
Hank Aaron, R OBP: 0.386, SLG: 0.488 (1, 3)										4	0	1	0	1	0	0				
Earl Williams, R OBP: 0.342, SLG: 0.456 (1, 2)										2	0	0	0	3	2	2				
Darrell Evans, L OBP: 0.377, SLG: 0.456 (1, 5)										3	0	2	1	1	0	0				
Mike Lum, L OBP: 0.311, SLG: 0.344 (1, 9)										5	0	0	0	0	1	7				
Felix Millan, R OBP: 0.301, SLG: 0.321 (1, 4)										4	0	3	0	1	0	0				
Marty Perez, R OBP: 0.264, SLG: 0.258 Jim Breazeale, L OBP: 0.171, SLG: 0.265 Gil Garrido, R OBP: 0.394, SLG: 0.311 (7, PH) (8, 6)										3	0	0	0	0	1	3				
Phil Niekro, R OBP: 0.238, SLG: 0.279 Sonny Jackson, L OBP: 0.255, SLG: 0.245 Tom Kelley, R OBP: 0.161, SLG: 0.103 (8, PH) (9, 1)										1	0	0	0	0	0	0	0			
Inning Stats	R: 1 E: 0 K: 1 S: 7	H: 2 LOB: 2 BB: 1 P: 11	R: 0 E: 0 K: 1 S: 5	H: 1 LOB: 0 BB: 0 P: 5	R: 1 E: 0 K: 0 S: 4	H: 2 LOB: 2 BB: 2 P: 12	R: 0 E: 0 K: 1 S: 6	H: 1 LOB: 2 BB: 0 P: 7	R: 0 E: 0 K: 1 S: 6	H: 1 LOB: 1 BB: 0 P: 6	R: 0 E: 0 K: 1 S: 7	H: 2 LOB: 3 BB: 2 P: 12	R: 0 E: 0 K: 1 S: 6	H: 2 LOB: 2 BB: 1 P: 10	R: 0 E: 0 K: 1 S: 5	H: 0 LOB: 0 BB: 0 P: 5	1B: 10 2B: 2 3B: 0 HR: 0	SF: 1 SAC: 0 DP: 0 HBP: 1	WP: 1 PA: 43 PB: 0 SB: 0 CS: 1	
PITCHER	IP	WLS	BF	H	R	ER	SO	BB	IBB	HBP	BLK	WP	HR	S	P	ERA	WHIP			
Frank Reberger, R ERA: 2.88 Jerry Johnson, R ERA: 5.63	(1, 1)	7.2	W	39	12	2	2	5	6	0	1	0	0	0	0	8	2.35	2.348		



Batter	1	2	3	4	5	6	7	8	9	AB	R	H	RBI	BB	SO	LOB	TOP										
Lee Lacy, R OBP: 0.322, SLG: 0.351 (1, 4)										4	1	2	0	1	1	0	Los Angeles Dodgers @ Atlanta Braves Atlanta Stadium, Atlanta, GA Sun Jul 30 1972, 3:38 AM EDT Att: 20,486 - Unknown										
Willie Davis, L OBP: 0.311, SLG: 0.426 (1, 8)										5	1	1	0	0	0	3											
Manny Mota, R OBP: 0.383, SLG: 0.481 (1, 7)										4	0	1	2	1	1	3											
Frank Robinson, R OBP: 0.360, SLG: 0.445 (1, 9)										5	1	3	1	0	1	2											
Wes Parker, S OBP: 0.364, SLG: 0.355 (1, 3)										5	0	2	1	0	1	3											
Dick Dietz, R OBP: 0.329, SLG: 0.232 (1, 2)										3	0	1	0	1	1	1											
Bill Russell, R OBP: 0.296, SLG: 0.384 (1, 6)										4	0	1	0	0	1	3											
Maury Wills, S OBP: 0.176, SLG: 0.145 (8, PH)										3	0	0	0	0	0	4											
Steve Garvey, R OBP: 0.315, SLG: 0.412 (8, 5)										1	0	0	0	0	1	0											
Tommy John, R OBP: 0.116, SLG: 0.116 (7, 1)										3	1	2	0	0	0	3											
Chris Cannizzaro, R OBP: 0.347, SLG: 0.339 (7, 2)										0	0	0	0	0	0	0											
Inning Stats	R: 0 E: 0 K: 0 S: 3	H: 1 LOB: 0 BB: 0 P: 3	R: 1 E: 0 K: 1 S: 7	H: 2 LOB: 1 BB: 0 P: 7	R: 3 E: 0 K: 2 S: 11	H: 5 LOB: 2 BB: 1 P: 15	R: 0 E: 0 K: 0 S: 5	H: 2 LOB: 2 BB: 0 P: 5	R: 0 E: 0 K: 1 S: 5	H: 0 LOB: 0 BB: 0 P: 5	R: 0 E: 0 K: 1 S: 5	H: 0 LOB: 0 BB: 0 P: 5	R: 0 E: 0 K: 1 S: 5	H: 0 LOB: 0 BB: 0 P: 5	R: 0 E: 0 K: 1 S: 6	H: 1 LOB: 2 BB: 1 P: 10	1B: 10 2B: 3 3B: 0 HR: 1	SF: 0 SAC: 0 DP: 1 HBP: 0	WP: 0 PA: 41 PB: 0 SB: 1 CS: 0								
PITCHER	IP	WLS	BF	H	R	ER	SO	BB	IBB	HBP	BLK	WP	HR	S	P	ERA	WHIP										
George Stone, L ERA: 5.25 (1, 1)	4.1		24	11	4	4	3	2	0	0	0	0	1	28	36	8.31	3.000										
Pat Jarvis, R ERA: 3.71 (5, 1)	2.2	W	9	1	0	0	2	0	0	0	0	0	0	13	13	0.00	0.375										
Joe Hoerner, L ERA: 3.74 (8, 1)	2.0	S	8	1	0	0	2	1	0	0	0	0	0	11	15	0.00	1.000										

Batter	1	2	3	4	5	6	7	8	9	AB	R	H	RBI	BB	SO	LOB	BOTTOM										
Oscar Brown, R OBP: 0.219, SLG: 0.361 (1, 9)										5	1	1	0	0	2	2	Los Angeles Dodgers @ Atlanta Braves Atlanta Stadium, Atlanta, GA Sun Jul 30 1972, 3:38 AM EDT Att: 20,486 - Unknown										
Ralph Garr, L OBP: 0.367, SLG: 0.415 (1, 7)										4	1	2	3	0	0	0											
Hank Aaron, R OBP: 0.385, SLG: 0.481 (1, 3)										4	0	0	0	0	0	1											
Earl Williams, R OBP: 0.346, SLG: 0.473 (1, 2)										4	2	2	1	0	2	0											
Dusty Baker Jr., R OBP: 0.376, SLG: 0.452 (1, 8)										4	0	1	0	0	1	1											
Felix Milten, R OBP: 0.296, SLG: 0.319 (1, 4)										4	0	0	0	0	1	3											
Darrell Evans, L OBP: 0.376, SLG: 0.449 (1, 5)										4	0	1	1	0	0	3											
Marty Perez, R OBP: 0.266, SLG: 0.257 (1, 6)										4	0	1	0	0	0	4											
George Stone, L (1, 1)										2	0	0	0	0	2	2											
Pat Jarvis, R OBP: 0.168, SLG: 0.313 (5, 1)										0	0	0	0	0	0	0											
Larryl Blanks, R OBP: 0.474, SLG: 0.500 (7, PH)										1	1	1	0	0	0	0											
Joe Hoerner, R (8, 1)										1	0	0	0	0	1	2											
Inning Stats	R: 0 E: 0 K: 0 S: 3	H: 0 LOB: 0 BB: 0 P: 3	R: 0 E: 2 K: 1 S: 7	H: 0 LOB: 2 BB: 0 P: 7	R: 0 E: 0 K: 2 S: 8	H: 1 LOB: 1 BB: 0 P: 8	R: 1 E: 1 K: 1 S: 8	H: 2 LOB: 2 BB: 0 P: 8	R: 0 E: 0 K: 0 S: 3	H: 0 LOB: 0 BB: 0 P: 3	R: 1 E: 0 K: 0 S: 5	H: 2 LOB: 1 BB: 0 P: 5	R: 3 E: 0 K: 2 S: 10	H: 3 LOB: 0 BB: 0 P: 10	R: 0 E: 1 K: 3 S: 11	H: 1 LOB: 2 BB: 0 P: 11	1B: 6 2B: 1 3B: 0 HR: 2	SF: 0 SAC: 0 DP: 0 HBP: 0	WP: 1 PA: 37 PB: 0 SB: 0 CS: 0								
PITCHER	IP	WLS	BF	H	R	ER	SO	BB	IBB	HBP	BLK	WP	HR	S	P	ERA	WHIP										
Tommy John, L ERA: 2.93 (7, 1)	6.0		28	7	4	4	4	0	0	0	0	0	1	36	36	6.00	1.167										
Jim Brewer, L ERA: 1.3 (7, 1)	2.0	L	9	2	1	1	5	0	0	0	0	0	1	19	19	4.50	1.000										

Batter	1	2	3	4	5	6	7	8	9	AB	R	H	RBI	BB	SO	LOB	TOP										
Derrel Thomas, S OBP: 0.302, SLG: 0.301 (1, 6)	G3	4-3		F8		WP 1B		F9		5	0	1	0	0	0	1	San Diego Padres @ Atlanta Braves Atlanta Stadium, Atlanta, GA Tue Aug 01 1972, 7:05 PM EDT Unknown										
Dave Roberts, R OBP: 0.288, SLG: 0.356 (1, 5)	BB HR		1B	1B		K		F9		2	2	0	0	3	1	1											
Larry Stahl, L OBP: 0.303, SLG: 0.352 Jerry Morales, R OBP: 0.313, SLG: 0.355 (6, PH) (6, 7)	HR		1B	K		6-3		F7		2	2	1	0	1	1	1											
Nate Colbert, R OBP: 0.308, SLG: 0.518 (1, 3)	HR		WP HR	1B				K		5	3	4	5	0	1	0											
Cito Gaston, R OBP: 0.308, SLG: 0.386 Enzo Hernandez, R OBP: 0.243, SLG: 0.238 (8, 9)	K		HR	4-3		F8 3B		L9		4	2	2	2	0	1	2											
Gary Jesteadt, R OBP: 0.270, SLG: 0.289 (1, 4)	F9		BB			F8		F2		4	0	0	0	1	0	1											
Johnny Jeter, R OBP: 0.278, SLG: 0.341 (1, 8)		6-3	K			5-3				4	0	1	1	0	1	1											
Joe Goddard, R (1, 2)			F2			5-3		F4		3	0	0	0	1	0	2											
Clay Kirby, R OBP: 0.317, SLG: 0.070 (1, 1)	B3		K			F7		F4		4	0	0	0	0	1	3											
Inning Stats	R: 3 E: 0 K: 1 S: 6	H: 1 LOB: 0 BB: 2 P: 14	R: 0 E: 0 K: 0 S: 3	H: 0 LOB: 1 BB: 1 P: 7	R: 4 E: 0 K: 2 S: 10	H: 3 LOB: 1 BB: 2 P: 18	R: 0 E: 0 K: 1 S: 6	H: 1 LOB: 2 BB: 1 P: 10	R: 0 E: 0 K: 0 S: 3	H: 0 LOB: 0 BB: 0 P: 3	R: 0 E: 0 K: 1 S: 6	H: 1 LOB: 1 BB: 0 P: 6	R: 2 E: 0 K: 0 S: 6	H: 3 LOB: 1 BB: 0 P: 6	R: 0 E: 0 K: 0 S: 3	H: 0 LOB: 0 BB: 0 P: 5		R: 0 E: 0 K: 1 S: 5	H: 0 LOB: 0 BB: 0 P: 5	1B: 4 2B: 1 3B: 1 HR: 3	SF: 0 SAC: 0 DP: 0 HBP: 0	WP: 2 PB: 0 SB: 0 CS: 0	PA: 42				
PITCHER	IP	WLS	BF	H	R	ER	SO	BB	IBB	HBP	BLK	WP	HR	S	P	ERA	WHIP										
Ron Schueler, R ERA: 3.87 (1, 1)	2.0	L	13	3	6	6	1	4	0	0	0	0	1	11	27	27.00	3.500										
Mike McQueen, L ERA: 5.57 (3, 1)	5.0		23	6	3	3	4	2	0	0	0	2	2	29	37	5.40	1.600										
George Stone, L ERA: 5.09 (8, 1)	2.0		6	0	0	0	1	0	0	0	0	0	0	8	8	0.00	0.000										

AB	36
R	9
H	9
RBI	8
BB	6
SO	6
LOB	13



Batter	1	2	3	4	5	6	7	8	9	AB	R	H	RBI	BB	SO	LOB	BOTTOM										
Dusty Baker Jr., R OBP: 0.369, SLG: 0.441 George Stone, L (8, 1)	K		K		F8		F8			4	0	0	0	0	2	2	San Diego Padres @ Atlanta Braves Atlanta Stadium, Atlanta, GA Tue Aug 01 1972, 7:05 PM EDT Unknown										
Ralph Carr, L OBP: 0.368, SLG: 0.416 Oscar Brown, R OBP: 0.231, SLG: 0.390 (1, 7) (8, 7)	L8			L9						3	0	1	0	0	0	0											
Hank Aaron, R OBP: 0.392, SLG: 0.473 Paul Casanova, R OBP: 0.240, SLG: 0.309 (1, 3) (5, 2)	K		E1	BB BB		K		F4		2	0	0	0	0	1	0											
Earl Williams, R OBP: 0.350, SLG: 0.476 (1, 2) (5, 3)		F8 2B		FC5 BB				G6-4-3 1B		3	0	2	0	1	0	1											
Mike Lum, L OBP: 0.315, SLG: 0.346 (1, 9)	F8					L3		4-3		3	0	0	0	1	0	2											
Darrell Evans, L OBP: 0.371, SLG: 0.444 (1, 5)	K			F5		1-3		6-3		4	0	0	0	0	1	5											
Felix Millan, R OBP: 0.295, SLG: 0.317 (1, 4)	6-3			FC5			F3			4	0	1	0	0	0	4											
Marty Perez, R OBP: 0.268, SLG: 0.262 Larvell Blanks, R OBP: 0.455, SLG: 0.524 (7, PH) (8, 6)			5-3			F8 1B		FC5-4 1B		2	0	1	0	0	0	0											
Ron Schueler, R OBP: 0.235, SLG: 0.242 Mike McQueen, L OBP: 0.111, SLG: 0.111 Sonny Jackson, L OBP: 0.250, SLG: 0.240 (7, PH) (8, 8)			4-3			K				0	0	0	0	0	0	0											
Inning Stats	R: 0 E: 0 K: 2 S: 7	H: 0 LOB: 0 BB: 0 P: 7	R: 0 E: 0 K: 1 S: 6	H: 1 LOB: 1 BB: 0 P: 6	R: 0 E: 0 K: 1 S: 5	H: 0 LOB: 0 BB: 0 P: 5	R: 0 E: 0 K: 0 S: 4	H: 0 LOB: 3 BB: 2 P: 12	R: 0 E: 0 K: 1 S: 6	H: 2 LOB: 2 BB: 0 P: 6	R: 0 E: 0 K: 1 S: 6	H: 1 LOB: 1 BB: 0 P: 6	R: 0 E: 0 K: 1 S: 6	H: 1 LOB: 1 BB: 0 P: 6	R: 0 E: 0 K: 0 S: 3	H: 1 LOB: 0 BB: 0 P: 3		R: 0 E: 0 K: 0 S: 4	H: 1 LOB: 1 BB: 0 P: 4	1B: 4 2B: 3 3B: 0 HR: 0	SF: 0 SAC: 0 DP: 1 HBP: 0	WP: 0 PB: 0 SB: 0 CS: 0	PA: 35				
PITCHER	IP	WLS	BF	H	R	ER	SO	BB	IBB	HBP	BLK	WP	HR	S	P	ERA	WHIP										
Clay Kirby, R ERA: 3.15 (1, 1)	9.0	W	35	7	0	0	7	2	0	0	0	0	0	47	55	0.00	1.000										



Batter	1	2	3	4	5	6	7	8	9	AB	R	H	RBI	BB	SO	LOB	TOP										
Derrel Thomas, S OBP: 0.301, SLG: 0.297 (1, 6)	F5	E HR BB	K			F5			5-3	4	1	0	0	1	1	0											
Dave Roberts, R OBP: 0.291, SLG: 0.357 (1, 5)	F9	E7 HR 1B			G6-4-3 1B		6-3		1-3	5	1	2	1	0	0	0											
Larry Stahl, L OBP: 0.314, SLG: 0.357 (1, 7)	BB E BB	HR BB			G6-4-3 1-2		HR 1B		HR 1B	3	4	2	0	2	0	1											
Nate Colbert, R OBP: 0.314, SLG: 0.545 (1, 3)	E BB	HR			5-3		HR		HR	4	4	3	8	1	0	0											
Cito Gaston, R OBP: 0.306, SLG: 0.381 (1, 9)	E1 1B	1-3				F9	F9		F7	5	0	1	1	0	0	0											
Curt Blefary, L OBP: 0.304, SLG: 0.348 (1, 2)	BB					4-3	L1			3	0	1	0	1	0	0											
Johnny Jeter, R OBP: 0.274, SLG: 0.335 (1, 8)	K	K				F3			L8	4	0	0	0	0	2	3											
Fred Stanley, R OBP: 0.325, SLG: 0.250 (1, 4)		6-3	F3			5-3			F3	4	0	0	0	0	0	0											
Ed Acosta, S (1, 1)										2	1	0	0	1	2	0											
Mike Corkins, R OBP: 0.288, SLG: 0.429 (7, 1)										1	0	0	0	0	1	0											
Mark Schaeffer, L (8, 1)										0	0	0	0	0	0	0											
Al Severinsen, R (9, 1)										0	0	0	0	0	0	0											
Inning Stats	R: 2 E: 1 K: 1 S: 6	H: 1 LOB: 2 BB: 3 P: 18	R: 5 E: 1 K: 1 S: 8	H: 3 LOB: 1 BB: 3 P: 20	R: 0 E: 0 K: 2 S: 7	H: 0 LOB: 0 BB: 0 P: 7	R: 0 E: 0 K: 0 S: 3	H: 1 LOB: 0 BB: 0 P: 3	R: 0 E: 0 K: 0 S: 5	H: 0 LOB: 0 BB: 0 P: 5	R: 2 E: 0 K: 0 S: 5	H: 2 LOB: 0 BB: 0 P: 5	R: 0 E: 0 K: 1 S: 5	H: 0 LOB: 0 BB: 0 P: 5	R: 2 E: 0 K: 0 S: 5	H: 2 LOB: 0 BB: 0 P: 5	1B: 5 2B: 1 3B: 0 HR: 3	SF: 0 SAC: 0 DP: 1 HBP: 0	WP: 0 PB: 0 CS: 0	PA: 41							
PITCHER	IP	WLS	BF	H	R	ER	SO	BB	IBB	HBP	BLK	WP	HR	S	P	ERA	WHIP										
Tom Kelley, R ERA: 4.36 (1, 1)	1.1	L	10	1	4	3	1	5	0	0	0	0	0	7	27	20.25	4.500										
Pat Jarvis, R ERA: 3.92 (2, 1)	3.2		15	4	3	3	3	1	0	0	0	0	1	20	24	7.36	1.364										
Jim Hardin, R ERA: 3.63 (6, 1)	2.0		8	2	2	2	1	0	0	0	0	0	1	10	10	9.00	1.000										
Joe Hoerner, L ERA: 3.63 (8, 1)	1.0		3	0	0	0	1	0	0	0	0	0	0	5	5	0.00	0.000										
Cecil Upshaw, R ERA: 4.74 (9, 1)	1.0		5	2	2	2	0	0	0	0	0	0	1	5	5	18.00	2.000										

San Diego Padres @ Atlanta Braves
Atlanta Stadium, Atlanta, GA
Tue Aug 01 1972, 7:05 PM EDT
Att: 5,784 - Unknown

AB 35
R 11
H 9
RBI 10
BB 6
SO 6
LOB 4



Batter	1	2	3	4	5	6	7	8	9	AB	R	H	RBI	BB	SO	LOB	BOTTOM										
Dusty Baker Jr., R OBP: 0.373, SLG: 0.442 (1, 8)	L7		WP 1B		G6-4-3 1-2 2-3		WP BB	1-2 2-H 1B		4	0	2	2	1	0	2											
Ralph Garr, L OBP: 0.366, SLG: 0.414 (1, 7)	6-3 BLK 1B		F8 1-2		4-3		SF8 1-2 2-H 3-H	6-3		4	0	1	1	0	0	4											
Hank Aaron, R OBP: 0.379, SLG: 0.468 (1, 3)	6-3 1-3				6-3		F7 F6		G6-4-3 1B	5	0	1	0	0	0	2											
Earl Williams, R OBP: 0.348, SLG: 0.472 (1, 2)	6-3				5-3		K 5-3		G6-4-3 1-2	3	0	0	0	0	1	1											
Paul Casanova, R OBP: 0.235, SLG: 0.303 (7, 2)							K 5-3		G6-4-3 1-2	2	0	0	0	0	0	2											
Mike Lum, L OBP: 0.325, SLG: 0.362 (1, 9)			G5-4-3 1B		2B BB		F3		1B 2B	4	2	3	0	1	0	0											
Darrell Evans, L OBP: 0.374, SLG: 0.461 (1, 5)			K		1-H 2B				1B BB	4	2	2	2	1	1	2											
Felix Millan, R OBP: 0.315, SLG: 0.315 (1, 4)										2	0	0	0	0	0	2											
Larry Blanks, R OBP: 0.458, SLG: 0.522 (6, 4)	G5-4-3 1-2				L8				L7	2	1	1	0	0	0	2											
Marty Perez, R OBP: 0.273, SLG: 0.266 (1, 6)					4-3				1B 1B	3	1	2	1	1	0	0											
Tom Kelley, R OBP: 0.161, SLG: 0.103 (2, 1)										0	0	0	0	0	0	0											
Pat Jarvis, R OBP: 0.176, SLG: 0.294 (5, PH)										1	0	0	0	0	0	0											
Sonny Jackson, R OBP: 0.246, SLG: 0.295 (6, PH)										0	0	0	0	0	0	0											
Jim Hardin, R OBP: 0.246, SLG: 0.295 (8, PH)										1	1	1	0	0	0	0											
Oscar Brown, R OBP: 0.246, SLG: 0.295 (8, PH)										0	0	0	0	0	0	0											
Joe Hoerner, R OBP: 0.246, SLG: 0.295 (8, PH)										1	0	0	0	0	0	0											
Gil Garrido, R OBP: 0.246, SLG: 0.295 (8, PH)										1	0	0	0	0	0	0											
Cecil Upshaw, R OBP: 0.246, SLG: 0.295 (8, PH)										0	0	0	0	0	0	0											
Inning Stats	R: 0 E: 0 K: 0 S: 4	H: 1 LOB: 1 BB: 0 P: 4	R: 0 E: 0 K: 1 S: 5	H: 1 LOB: 0 BB: 0 P: 5	R: 0 E: 0 K: 1 S: 6	H: 1 LOB: 1 BB: 0 P: 6	R: 1 E: 0 K: 0 S: 4	H: 1 LOB: 1 BB: 1 P: 8	R: 0 E: 0 K: 0 S: 5	H: 0 LOB: 0 BB: 0 P: 5	R: 4 E: 0 K: 0 S: 7	H: 4 LOB: 1 BB: 1 P: 11	R: 2 E: 0 K: 1 S: 8	H: 3 LOB: 2 BB: 1 P: 12	R: 0 E: 0 K: 0 S: 4	H: 2 LOB: 1 BB: 0 P: 4	1B: 10 2B: 3 3B: 0 HR: 1	SF: 0 SAC: 0 DP: 3 HBP: 0	WP: 2 PB: 0 CS: 0	PA: 42							
PITCHER	IP	WLS	BF	H	R	ER	SO	BB	IBB	HBP	BLK	WP	HR	S	P	ERA	WHIP										
Ed Acosta, R ERA: 5.09 (1, 1)	6.0	W	27	9	5	5	3	2	0	0	0	1	0	31	39	7.50	1.833										
Mike Corkins, R ERA: 3.14 (7, 1)	1.2		10	3	2	2	1	2	0	0	0	1	0	10	18	10.80	3.000										
Mark Schaeffer, L ERA: 5.06 (8, 1)	0.1		1	0	0	0	0	0	0	0	0	0	0	1	1	0.00	0.000										
Al Severinsen, R ERA: (9, 1)	1.0	S	4	2	0	0	0	0	0	0	0	0	0	4	4	0.00	2.000										

San Diego Padres @ Atlanta Braves
Atlanta Stadium, Atlanta, GA
Tue Aug 01 1972, 7:05 PM EDT
Att: 5,784 - Unknown

AB 37
R 7
H 14
RBI 6
BB 4
SO 4
LOB 19



Batter	1	2	3	4	5	6	7	8	9	AB	R	H	RBI	BB	SO	LOB	TOP								
Derrel Thomas, S OBP: 0.297, SLG: 0.294 (1, 6)	5-3		G3			4-3		K		4	0	0	0	0	1	2									
Dave Roberts, R OBP: 0.290, SLG: 0.352 (1, 5)	F8			4-3		6-3			SH5-3 1B BB	3	1	0	0	1	0	0									
Larry Stahl, L OBP: 0.310, SLG: 0.352 (1, 7)	F7			K			F3		SH5-3 1-2	3	0	0	0	0	1	0									
Nate Colbert, R OBP: 0.313, SLG: 0.540 (1, 3)		6-3		F4			6-3		1B 2B IBB	3	1	0	0	1	0	0									
Cito Gaston, R OBP: 0.310, SLG: 0.384 (1, 9)					L8		K		1B 2B 1B	4	1	2	1	0	1	0									
Curt Blefary, L OBP: 0.301, SLG: 0.342 (1, 2)	F8				K			1B 1B	K	4	0	1	0	0	2	3									
Johnny Jeter, R OBP: 0.273, SLG: 0.330 (1, 8)					F8			1B 1B	K	3	1	0	0	1	2	2									
Garry Jestadt, R OBP: 0.282, SLG: 0.327 (1, 4)			F3					1B 1-2		4	1	3	4	0	0	0									
Fred Norman, S OBP: 0.262, SLG: 0.189 (1, 1)			4-3			6-3		F5	2-3	4	0	0	0	0	0	3									
Inning Stats	R: 0 E: 0 K: 0 S: 3	H: 0 LOB: 0 BB: 0 P: 3	R: 0 E: 0 K: 1 S: 6	H: 1 LOB: 1 BB: 0 P: 6	R: 0 E: 0 K: 0 S: 3	H: 0 LOB: 0 BB: 0 P: 3	R: 0 E: 0 K: 1 S: 5	H: 0 LOB: 0 BB: 0 P: 5	R: 0 E: 0 K: 1 S: 5	H: 0 LOB: 0 BB: 0 P: 5	R: 1 E: 0 K: 0 S: 4	H: 1 LOB: 0 BB: 0 P: 4	R: 0 E: 0 K: 1 S: 5	H: 0 LOB: 0 BB: 0 P: 5	R: 0 E: 0 K: 2 S: 9	H: 2 LOB: 2 BB: 0 P: 9	R: 4 E: 0 K: 1 S: 7	H: 2 LOB: 1 BB: 3 P: 19	1B: 4 2B: 1 3B: 0 HR: 1	SF: 0 SAC: 1 DP: 0 HBP: 0	WP: 0 PB: 0 SB: 0 CS: 0	PA: 36			
PITCHER	IP	WLS	BF	H	R	ER	SO	BB	IBB	HBP	BLK	WP	HR	S	P	ERA	WHIP								
Phil Niekro, R ERA: 3.25 (1, 1)	8.0	L	28	4	1	1	6	0	0	0	0	0	1	40	40	1.12	0.500								
Ron Schueler, R ERA: 4.11 (9, 1)	0.1		4	1	3	3	0	1	1	0	0	0	0	2	10	81.00	6.000								
Joe Hoerner, L ERA: 3.82 (9, 1)	0.2		4	1	1	1	1	1	0	0	0	0	0	5	9	13.50	3.000								

San Diego Padres @ Atlanta Braves
Atlanta Stadium, Atlanta, GA
Wed Aug 02 1972, 7:05 PM EDT
Att: 5,054 - Unknown


AB 32
R 5
H 6
RBI 5
BB 3
SO 7
LOB 10



Batter	1	2	3	4	5	6	7	8	9	AB	R	H	RBI	BB	SO	LOB	BOTTOM								
Dusty Baker Jr, R OBP: 0.371, SLG: 0.436 (1, 8)	5-3				F6			6-3		3	0	0	0	1	0	0									
Ralph Garr, L OBP: 0.365, SLG: 0.412 (1, 7)				BB	4-3		6-3	K		4	0	1	0	0	1	1									
Hank Aaron, R OBP: 0.378, SLG: 0.465 (1, 3)	F3				F4		K			4	0	1	0	0	1	1									
Earl Williams, R OBP: 0.347, SLG: 0.469 (1, 2)					K			1B	G5-4-3 1B	4	0	1	0	0	2	1									
Felix Millan, R OBP: 0.295, SLG: 0.317 (1, 4)		F8				5-3			1B	4	0	2	0	0	0	1									
Darrell Evans, L OBP: 0.382, SLG: 0.465 (1, 5)										2	0	2	0	2	0	0									
Oscar Brown, R OBP: 0.229, SLG: 0.378 (1, 9)										4	0	0	0	0	2	6									
Marty Perez, R OBP: 0.271, SLG: 0.264 (1, 6)					6-3					3	0	0	0	0	0	1									
Phil Niekro, R OBP: 0.231, SLG: 0.270 (1, 1)										2	0	0	0	0	0	0									
Larvell Blanks, R OBP: 0.440, SLG: 0.500 (8, PH)					F7					1	0	0	0	0	1	0									
Ron Schueler, R OBP: 0.235, SLG: 0.242 (9, 1)										0	0	0	0	0	0	0									
Joe Hoerner, R (9, 1)										0	0	0	0	0	0	0									
Inning Stats	R: 0 E: 0 K: 0 S: 3	H: 1 LOB: 1 BB: 1 P: 11	R: 0 E: 0 K: 2 S: 7	H: 0 LOB: 1 BB: 1 P: 7	R: 0 E: 0 K: 2 S: 8	H: 1 LOB: 2 BB: 1 P: 12	R: 0 E: 0 K: 0 S: 3	H: 0 LOB: 0 BB: 0 P: 3	R: 0 E: 0 K: 1 S: 6	H: 1 LOB: 1 BB: 0 P: 6	R: 0 E: 0 K: 0 S: 3	H: 1 LOB: 0 BB: 0 P: 3	R: 0 E: 0 K: 2 S: 7	H: 0 LOB: 0 BB: 0 P: 7	R: 0 E: 0 K: 0 S: 5	H: 3 LOB: 2 BB: 0 P: 5	1B: 7 2B: 0 3B: 0 HR: 0	SF: 0 SAC: 0 DP: 2 HBP: 0	WP: 1 PB: 0 SB: 0 CS: 1	PA: 34					
PITCHER	IP	WLS	BF	H	R	ER	SO	BB	IBB	HBP	BLK	WP	HR	S	P	ERA	WHIP								
Fred Norman, L ERA: 3.21 (1, 1)	9.0	W	34	7	0	0	7	3	0	0	0	1	0	45	57	0.00	1.111								

San Diego Padres @ Atlanta Braves
Atlanta Stadium, Atlanta, GA
Wed Aug 02 1972, 7:05 PM EDT
Att: 5,054 - Unknown

AB 31
R 0
H 7
RBI 0
BB 3
SO 7
LOB 11



Batter	1	2	3	4	5	6	7	8	9	10	11	AB	R	H	RBI	BB	SO	LOB	TOP								
Oscar Brown, R OBP: 0.227, SLG: 0.360 (1, 9)	SH SF8 BB	F9			F8		5-3		5-3			4	1	0	0	1	0	2									
Ralph Garr, L OBP: 0.358, SLG: 0.402 (1, 7)	SH 1-3		5-3		E6 1B		F7		4-3			4	1	0	0	0	0	1									
Dusty Baker Jr., R OBP: 0.387, SLG: 0.434 (1, 8)	SF8		F9		1B		HR BB			F7		3	1	1	2	1	0	0									
Earl Williams, R OBP: 0.350, SLG: 0.479 (1, 3) (10, 2)	P3		K		1B		HR			2B		5	1	3	3	0	1	1									
Felix Milan, R OBP: 0.298, SLG: 0.313 (1, 4)	BB				6-3		F8			P4		4	0	1	0	1	0	3									
Paul Casanova, R OBP: 0.226, SLG: 0.291 Mike Lum, L OBP: 0.321, SLG: 0.357 (1, 2) (10, 3) (10, 3)	F7		K		K		F9		K	F8		4	0	0	0	0	2	3									
Darrell Evans, L OBP: 0.380, SLG: 0.458 (1, 5)			K		F8		K			1B		5	0	1	0	0	2	1									
Marty Perez, R OBP: 0.271, SLG: 0.265 (1, 6)			K		FC5-4		F7		G6-4-3	1-3		5	0	0	0	0	1	2									
George Stone, L Larvel Blankens, R Tom Kelley, R Jim Hardin, R Joe Hoerner, L Pat Jarvis, R (1, 1) (7, PH) (7, 1) (8, 1) (8, 1) (8, 1)					1-3		HR 2B		K	K		1	0	0	0	1	0	0									
Inning Stats	R: 1 E: 1 K: 0 S: 4	H: 0 LOB: 2 BB: 2 P: 12	R: 0 E: 0 K: 2 S: 7	H: 0 LOB: 1 BB: 1 P: 11	R: 0 E: 0 K: 1 S: 5	H: 0 LOB: 0 BB: 0 P: 5	R: 0 E: 0 K: 1 S: 6	H: 1 LOB: 1 BB: 0 P: 6	R: 1 E: 0 K: 0 S: 6	H: 2 LOB: 2 BB: 0 P: 6	R: 0 E: 0 K: 1 S: 5	H: 0 LOB: 0 BB: 0 P: 5	R: 3 E: 0 K: 0 S: 5	H: 2 LOB: 0 BB: 1 P: 9	R: 0 E: 0 K: 1 S: 5	H: 1 LOB: 0 BB: 0 P: 5	R: 0 E: 0 K: 1 S: 4	H: 1 LOB: 1 BB: 0 P: 4	R: 0 E: 0 K: 1 S: 5	H: 0 LOB: 0 BB: 0 P: 5	1B: 4 2B: 2 3B: 0 HR: 1	SF: 1 SAC: 1 DP: 1 HBP: 0	WP: 0 PB: 0 SB: 0 CS: 0	PA: 45			
PITCHER	IP ERA Clay Carroll, R ERA: 1.98 (1, 1) (9, 1)	WLS W 3.0	BF 35 10	H 6 1	R 5 0	ER 3 0	SO 6 2	BB 0 0	IBB 0 0	HBP 0 0	BLK 0 0	WP 0 0	HR 0 0	S 43 14	P 59 14	ERA 0.00	WHIP 0.333										

Atlanta Braves @ Cincinnati Reds
Riverfront Stadium, Cincinnati, OH
Fri Aug 04 1972, 7:05 PM EDT
Unknown

livebaseballscores.com

AB 39
R 5
H 7
RBI 5
BB 4
SO 8
LOB 14

Braves

Batter	1	2	3	4	5	6	7	8	9	10	11	AB	R	H	RBI	BB	SO	LOB	BOTTOM								
Pete Rose, S OBP: 0.368, SLG: 0.386 (1, 7)	FC4-6 1B		E FC4-6 1B		2B 1B		BB 1B		6-3		F2	6	2	4	0	0	0	3									
Joe Morgan, L OBP: 0.417, SLG: 0.439 (1, 4)	FC4-6 1-2f		E1 FC4-6 1-3 2-H		2B		F2		F7		G3	6	0	1	1	0	0	3									
Bobby Tolan, L OBP: 0.349, SLG: 0.421 (1, 8)	F8		FC4-6 1-2f 3-H		G5-4-3 1B		K		HR		E 2B	6	2	3	2	0	1	3									
Johnny Bench, R OBP: 0.370, SLG: 0.538 (1, 2)	K		F9		G5-4-3 1-2f		FC5-4 BB		CS 1B		FC6-4 IBB	4	0	1	0	2	1	3									
Tony Perez, R OBP: 0.336, SLG: 0.506 (1, 3)		P4			G3 1B		FC5-4 1-2f		K		FC6-4 1-2f 2-H	6	0	2	0	0	1	4									
Hal McRae, R OBP: 0.274, SLG: 0.421 Denis Menke, R OBP: 0.327, SLG: 0.339 (1, 5) (7, 5)					K		K		2B 2B		SH3-4 1B	3	0	1	0	0	2	2									
George Foster, R OBP: 0.289, SLG: 0.311 Joe Haque, L OBP: 0.340, SLG: 0.418 Darrel Chaney, S OBP: 0.394, SLG: 0.396 (1, 9) (8, PH) (8, PR) (9, 6)					G6-4-3 1B		K		2B		SH3-4 1B	3	0	0	0	0	1	3									
Dave Concepcion, R OBP: 0.272, SLG: 0.259 Ted Uhlenhuth, L OBP: 0.285, SLG: 0.190 (1, 6) (8, PH) (9, 9)					G6-4-3 1-2f		K		1B 9-2 2B		SH3-4 1B	1	0	1	1	0	0	0									
Tom Hall, L OBP: 0.053, SLG: 0.053 Cesar Geronimo, L OBP: 0.331, SLG: 0.439 Julian Javier, R OBP: 0.288, SLG: 0.348 Clay Carroll, R OBP: 0.167, SLG: 0.167 (1, 1) (8, PH) (8, PH) (9, 1)					G6-4-3 1-2f		K		2B 9-2 1B		SH3-4 1B	1	0	1	0	1	0	0									
Inning Stats	R: 0 E: 0 K: 1 S: 6	H: 1 LOB: 1 BB: 0 P: 6	R: 0 E: 0 K: 0 S: 3	H: 1 LOB: 0 BB: 0 P: 3	R: 2 E: 1 K: 0 S: 6	H: 2 LOB: 1 BB: 0 P: 6	R: 0 E: 0 K: 2 S: 8	H: 1 LOB: 2 BB: 1 P: 12	R: 1 E: 0 K: 1 S: 8	H: 1 LOB: 2 BB: 1 P: 10	R: 1 E: 0 K: 0 S: 5	H: 3 LOB: 1 BB: 0 P: 5	R: 0 E: 0 K: 1 S: 6	H: 2 LOB: 1 BB: 0 P: 6	R: 0 E: 0 K: 0 S: 4	H: 1 LOB: 2 BB: 1 P: 8	R: 1 E: 1 K: 0 S: 3	H: 1 LOB: 2 BB: 1 P: 7	1B: 11 2B: 7 3B: 0 HR: 1	SF: 0 SAC: 1 DP: 4 HBP: 0	WP: 0 PB: 0 SB: 0 CS: 1	PA: 50					
PITCHER	IP ERA George Stone, L ERA: 4.76 (7, 1) Tom Kelley, R ERA: 4.42 (8, 1) Jim Hardin, R ERA: 3.63 (8, 1) Joe Hoerner, L ERA: 3.93 (9, 1) Pat Jarvis, R ERA: 3.76 (1, 1)	WLS 7 1 5 2.1	BF 27 9 1 5 10	H 9 1 2 1	R 3 1 1 0	ER 1 0 1 0	SO 5 0 0 0	BB 0 0 0 0	IBB 2 0 0 0	HBP 0 0 0 0	BLK 0 0 0 0	WP 0 0 0 0	HR 0 0 1 0	S 35 8 5 5 10	P 43 12 1 5 18	ERA 1.50 9.00 6.75 0.00	WHIP 1.500 4.000 1.500 0.857										

Atlanta Braves @ Cincinnati Reds
Riverfront Stadium, Cincinnati, OH
Fri Aug 04 1972, 7:05 PM EDT
Unknown

livebaseballscores.com

AB 44
R 6
H 17
RBI 4
BB 5
SO 7
LOB 31

REDS

Batter	1	2	3	4	5	6	7	8	9	AB	R	H	RBI	BB	SO	LOB	TOP
Oscar Brown, R OBP: 0.217, SLG: 0.344 (1, 9)	F9		K			F9		F8		4	0	0	0	0	1	3	
Felix Milan, R OBP: 0.292, SLG: 0.309 (1, 4)	6-3			F9		FC5-4		5-3		4	0	0	0	0	0	2	
Hank Aaron, R OBP: 0.373, SLG: 0.460 (1, 3)	P4			F8	2B	FC5-4			E6 HR	4	1	1	0	0	0	1	
Earl Williams, R OBP: 0.352, SLG: 0.479 (1, 2)		G5-4-3 1B		F8			1B	F9		4	0	2	0	0	0	2	
Dusty Baker Jr., R OBP: 0.369, SLG: 0.447 (1, 8)		G5-4-3		4-3			1B		HR	4	1	2	2	0	0	2	
Mike Lum, L OBP: 0.320, SLG: 0.353 (1, 7)			K		F9		K		WP BB	3	0	0	0	1	2	1	
Darrell Evans, L OBP: 0.378, SLG: 0.453 (1, 5)			FC3-6 BB		K		4-3		F7	3	0	0	0	1	2		AB 32
Marty Perez, R OBP: 0.271, SLG: 0.264 (1, 6)			FC3-6 SH1-4		F7				4-3	4	0	1	0	0	0	2	R 2
Denny McLain, R OBP: 0.100, SLG: 0.100 (1, 1)			SH1-4							1	0	1	0	0	0	0	H 7
Larvell Blanks, R OBP: 0.444, SLG: 0.538 (8, PH)										1	0	0	0	0	0	1	RBI 2
Mike McQueen, L OBP: 0.111, SLG: 0.111 (8, 1)						FC5-4 1B				0	0	0	0	0	0	0	BB 2
Inning Stats	R: 0 E: 0 K: 0 S: 3	H: 0 LOB: 0 BB: 0 P: 3	R: 0 E: 0 K: 1 S: 5	H: 1 LOB: 0 BB: 0 P: 5	R: 0 E: 0 K: 1 S: 5	H: 0 LOB: 1 BB: 1 P: 9	R: 0 E: 0 K: 0 S: 4	H: 1 LOB: 1 BB: 0 P: 4	R: 0 E: 0 K: 1 S: 6	H: 2 LOB: 1 BB: 0 P: 6	R: 0 E: 0 K: 0 S: 4	H: 1 LOB: 1 BB: 1 P: 4	R: 2 E: 1 K: 0 S: 5	H: 1 LOB: 1 BB: 1 P: 9	1B: 5 2B: 1 3B: 0 HR: 1	SF: 0 SAC: 1 DP: 1 HBP: 0	WP: 1 PA: 35
PITCHER	IP WLS BF H R ER SO BB IBB HBP BLK WP HR S P ERA WHIP																
Ross Grimsley, L ERA: 2.23 (1, 1)	8.1 W 33 7 2 1 4 2 0 0 0 0 1 39 47 1.08 1.080																
Don Gullett, L ERA: 5.99 (9, 1)	0.2 S 2 0 0 0 0 0 0 0 0 0 1 0 2 2 0.00 0.000																

Atlanta Braves @ Cincinnati Reds
Riverfront Stadium, Cincinnati, OH
Fri Aug 04 1972, 7:05 PM EDT
Att: 42,385 - Unknown

AB 32
R 2
H 7
RBI 2
BB 2
SO 4
LOB 16



Batter	1	2	3	4	5	6	7	8	9	AB	R	H	RBI	BB	SO	LOB	BOTTOM
Pete Rose, S OBP: 0.367, SLG: 0.384 (1, 7)	4-3		1B		5-3			P4		4	1	1	0	0	0	0	
Joe Morgan, L OBP: 0.418, SLG: 0.438 (1, 4)	P6		1B					6-3		3	1	1	1	1	0	0	
Bobby Tolan, L OBP: 0.351, SLG: 0.422 (1, 8)	F7		1B		K					4	0	2	2	0	1	1	
Joe Hague, L OBP: 0.339, SLG: 0.409 (1, 3)		F9	P6			F3		P6		4	0	0	0	0	0	2	
Denis Menke, R OBP: 0.330, SLG: 0.343 (1, 5)			P3			G3-6 1B				3	0	2	0	0	0	1	
Cesar Geronimo, L OBP: 0.326, SLG: 0.430 (1, 9)			K		K	G3-6				3	0	0	0	0	2	2	
Darrel Chaney, S OBP: 0.384, SLG: 0.383 (1, 6)		F7			P6			P4		3	0	0	0	0	0	1	AB 29
Bill Plummer, R OBP: 0.130, SLG: 0.095 (1, 2)			FC1-6 BB		K			1-3		2	0	0	0	1	1	0	R 3
Ross Grimsley, L OBP: 0.140, SLG: 0.119 (1, 1)			FC1-6					F8		3	1	0	0	0	1	1	H 6
Don Gullett, R OBP: 0.375, SLG: 0.357 (9, 1)			1B		K					0	0	0	0	0	0	0	RBI 3
Inning Stats	R: 0 E: 0 K: 0 S: 3	H: 0 LOB: 0 BB: 0 P: 3	R: 0 E: 0 K: 1 S: 6	H: 1 LOB: 1 BB: 0 P: 6	R: 3 E: 0 K: 0 S: 6	H: 3 LOB: 1 BB: 1 P: 10	R: 0 E: 0 K: 2 S: 7	H: 0 LOB: 0 BB: 0 P: 7	R: 0 E: 0 K: 2 S: 7	H: 0 LOB: 1 BB: 1 P: 11	R: 0 E: 0 K: 0 S: 3	H: 1 LOB: 0 BB: 0 P: 3	R: 0 E: 0 K: 0 S: 4	H: 1 LOB: 1 BB: 0 P: 4	1B: 6 2B: 0 3B: 0 HR: 0	SF: 0 SAC: 0 DP: 1 HBP: 0	WP: 0 PA: 31
PITCHER	IP WLS BF H R ER SO BB IBB HBP BLK WP HR S P ERA WHIP																
Denny McLain, R ERA: 5.12 (1, 1)	7.0 L 27 5 3 3 3 2 0 0 0 0 0 0 35 43 3.86 1.000																
Mike McQueen, L ERA: 5.4 (8, 1)	1.0 4 1 0 0 0 0 0 0 0 0 0 0 4 4 0.00 1.000																

Atlanta Braves @ Cincinnati Reds
Riverfront Stadium, Cincinnati, OH
Fri Aug 04 1972, 7:05 PM EDT
Att: 42,385 - Unknown

AB 29
R 3
H 6
RBI 3
BB 2
SO 5
LOB 8



Batter	1	2	3	4	5	6	7	8	9	AB	R	H	RBI	BB	SO	LOB	TOP					
Sonny Jackson, L (1, 8) OBP: 0.259, SLG: 0.250	4-3		L9				1-3		1-3	5	1	1	0	0	0	2						
Ralph Carr, L (1, 7) OBP: 0.357, SLG: 0.401	K			FC4 1B FC5-2 1B		L9	6-3			4	0	1	0	0	1	2						
Hank Aaron, R (1, 3) OBP: 0.377, SLG: 0.464				FC4 1B		F3		FC6 1B		4	0	3	0	0	0	1						
Earl Williams, R (1, 2) OBP: 0.351, SLG: 0.476	K			FC4 1B FC5-2 1B		FC5 1B HBP		L8		3	0	0	0	0	1	4						
Mike Lum, L (1, 9) OBP: 0.319, SLG: 0.351		G3		FC5-2 1B				FC6 1B		4	0	1	1	0	0	3						
Felix Milten, R (1, 4) OBP: 0.288, SLG: 0.305		5-3		6-3		FC5 1B		4-3		4	0	0	0	0	0	5						
Larvell Blanks, R (1, 5) OBP: 0.452, SLG: 0.633		4-3				4-3		HR		4	1	2	1	0	0	0						
Marty Perez, R (1, 6) OBP: 0.269, SLG: 0.262			F7		F2		L3		5-3	3	0	0	0	0	0	0						
Jim Breazeale, L (9, PH) OBP: 0.189, SLG: 0.361									1-2	1	0	0	0	0	0	1						
Ron Schueler, R (1, 1) OBP: 0.216, SLG: 0.222			6-3				K 1-3		L8	3	0	0	0	0	2	0						
Rowland Office, L (9, PH)										1	0	0	0	0	0	1						
Inning Stats	R: 0 E: 0 K: 2 S: 8	H: 1 LOB: 1 BB: 0 P: 8	R: 0 E: 0 K: 0 S: 3	H: 0 LOB: 0 BB: 0 P: 3	R: 0 E: 0 K: 0 S: 3	H: 0 LOB: 0 BB: 0 P: 3	R: 0 E: 0 K: 0 S: 5	H: 2 LOB: 2 BB: 0 P: 5	R: 0 E: 0 K: 1 S: 5	H: 0 LOB: 0 BB: 0 P: 5	R: 1 E: 0 K: 0 S: 5	H: 2 LOB: 2 BB: 0 P: 6	R: 1 E: 0 K: 1 S: 7	H: 1 LOB: 1 BB: 0 P: 7	R: 0 E: 0 K: 0 S: 4	H: 1 LOB: 1 BB: 0 P: 4	R: 0 E: 0 K: 0 S: 4	H: 1 LOB: 1 BB: 0 P: 4	1B: 7 2B: 0 3B: 0 HR: 1	SF: 0 SAC: 0 DP: 0 HBP: 1	WP: 1 PB: 0 CS: 0	PA: 37
PITCHER	IP	WLS	BF	H	R	ER	SO	BB	IBB	HBP	BLK	WP	HR	S	P	ERA	WHIP					
Jack Billingham, R (1, 1) ERA: 3.48	7.0		29	6	2	2	4	0	0	1	0	1	1	36	37	2.57	0.857					
Pedro Borbon, R (8, 1) ERA: 3.7	1.0	W	4	1	0	0	0	0	0	0	0	0	0	4	4	0.00	1.000					
Clay Carroll, R (9, 1) ERA: 1.95	1.0	S	4	1	0	0	0	0	0	0	0	0	0	4	4	0.00	1.000					

Atlanta Braves @ Cincinnati Reds
Riverfront Stadium, Cincinnati, OH
Sat Aug 05 1972, 7:05 PM EDT
Att: 36,792 - Unknown

AB 36
R 2
H 8
RBI 2
BB 0
SO 4
LOB 19



Batter	1	2	3	4	5	6	7	8	9	AB	R	H	RBI	BB	SO	LOB	BOTTOM					
Pete Rose, S (1, 7) OBP: 0.368, SLG: 0.395	4-3									4	2	2	0	0	0	0						
Joe Morgan, L (1, 4) OBP: 0.418, SLG: 0.440			2B 3B							3	1	1	1	1	0	0						
Bobby Tolan, L (1, 8) OBP: 0.347, SLG: 0.418	K		G3							4	0	0	0	0	3	2						
Johnny Bench, R (1, 2) OBP: 0.371, SLG: 0.546	P4		G3 2B							4	1	2	2	0	0	1						
Tony Perez, R (1, 3) OBP: 0.338, SLG: 0.505			FC6-4 1B							3	0	1	0	1	0	1						
Denis Menke, R (1, 5) OBP: 0.326, SLG: 0.338			FC6-4 1B							4	0	0	0	0	0	2						
Ted Uhlhaender, L (1, 9) OBP: 0.258, SLG: 0.195		F9		L5						3	0	1	0	0	0	1						
Darrel Chaney, S (1, 6) OBP: 0.374, SLG: 0.371		F5		F7						3	0	0	0	0	0	2						
Jack Billingham, R (1, 1) OBP: 0.067, SLG: 0.045										2	0	0	0	0	1	0						
Joe Haque, L (7, PH) OBP: 0.338, SLG: 0.407										1	0	0	0	0	0	1						
Pedro Borbon, R (8, 1) OBP: 0.338, SLG: 0.407										0	0	0	0	0	0	0						
Clay Carroll, R (9, 1) OBP: 0.167, SLG: 0.167			K							0	0	0	0	0	0	0						
Inning Stats	R: 0 E: 0 K: 1 S: 5	H: 0 LOB: 1 BB: 1 P: 9	R: 0 E: 0 K: 0 S: 4	H: 1 LOB: 1 BB: 0 P: 4	R: 2 E: 0 K: 1 S: 8	H: 3 LOB: 1 BB: 0 P: 8	R: 0 E: 0 K: 0 S: 3	H: 0 LOB: 0 BB: 0 P: 3	R: 0 E: 0 K: 1 S: 5	H: 0 LOB: 0 BB: 0 P: 5	R: 0 E: 0 K: 0 S: 4	H: 1 LOB: 1 BB: 0 P: 4	R: 2 E: 1 K: 1 S: 7	H: 2 LOB: 1 BB: 1 P: 11	1B: 3 2B: 1 3B: 2 HR: 1	SF: 0 SAC: 0 DP: 0 HBP: 0	WP: 0 PB: 0 CS: 0	PA: 33				
PITCHER	IP	WLS	BF	H	R	ER	SO	BB	IBB	HBP	BLK	WP	HR	S	P	ERA	WHIP					
Ron Schueler, R (1, 1) ERA: 4.14	8.0	L	33	7	4	4	4	2	0	0	0	0	1	39	47	4.50	1.125					

Atlanta Braves @ Cincinnati Reds
Riverfront Stadium, Cincinnati, OH
Sat Aug 05 1972, 7:05 PM EDT
Att: 36,792 - Unknown

AB 31
R 4
H 7
RBI 3
BB 2
SO 4
LOB 10



Batter	1	2	3	4	5	6	7	8	9	AB	R	H	RBI	BB	SO	LOB	TOP					
Ralph Garr, L OBP: 0.354, SLG: 0.403 (1, 7)	1-1 5-3		0-0 F4			0-0 1-3		0-0 1-3	0-0 FC6-4	5	0	0	0	0	0	4						
Darrell Evans, L OBP: 0.376, SLG: 0.450 (1, 5)	0-2 F7		1-0 3-1			1-0 4-3		1-2 E		4	1	1	0	0	0	2						
Hank Aaron, R OBP: 0.381, SLG: 0.486 (1, 3)	3-2 L4			1-0 G4-6-3		1-2 2B		2-2 E	1-2 E	4	0	2	0	0	0	1						
Earl Williams, R OBP: 0.346, SLG: 0.466 (1, 2)		2-1 F7		0-0 G4-6-3		4-2 BB		0-1 E	1-2 2H	3	0	0	0	1	0	2						
Dusty Baker Jr., R OBP: 0.368, SLG: 0.444 (1, 8)		3-3 K		0-0 1B		1-1 1-3		0-0 F9		4	0	1	0	0	1	4						
Mike Lum, L OBP: 0.314, SLG: 0.344 (1, 9)	1-1 1-3			1-1 F8			2-1 4-3		0-1 1B	4	0	1	0	0	0	1						
Felix Millan, R OBP: 0.291, SLG: 0.307 (1, 4)			2-2 SH1-4		1-1 F8		2-1 6-3		1-0 FC6-4	4	0	2	0	0	0	0						
Marty Perez, R OBP: 0.271, SLG: 0.265 (1, 6)			0-0 SH1-4		2-2 G4-6-3		0-0 F6		0-0 P6	4	0	2	0	0	0	2						
Ron Reed, R OBP: 0.167, SLG: 0.190 (1, 1)			0-0 SH1-4		1-1 G4-6-3			2-1 4-3	0-1 F7	0	0	0	0	0	0	0						
Jim Hardin, R OBP: 0.236, SLG: 0.286 (2, 1)										1	0	0	0	0	0	0						
Jim Bresnahan, L OBP: 0.146, SLG: 0.151 (5, PH)										0	0	0	0	0	0	0						
Mike McQueen, L OBP: 0.115, SLG: 0.111 (5, 1)										0	0	0	0	0	0	0						
Sonny Jackson, L OBP: 0.254, SLG: 0.246 (8, PH)										0	0	0	0	0	0	0						
Joe Hoerner, R OBP: 0.275, SLG: 0.341 (8, 1)			1-2 2-3							1	0	0	0	0	0	2						
Oscar Brown, R OBP: 0.275, SLG: 0.341 (9, PH)										1	0	0	0	0	0	2						
Inning Stats	R: 0 E: 0 K: 0 S: 9	H: 0 LOB: 0 BB: 0 P: 13	R: 0 E: 0 K: 1 S: 7	H: 0 LOB: 0 BB: 0 P: 13	R: 0 E: 0 K: 0 S: 7	H: 2 LOB: 2 BB: 0 P: 10	R: 0 E: 0 K: 0 S: 5	H: 2 LOB: 1 BB: 0 P: 7	R: 0 E: 0 K: 0 S: 10	H: 1 LOB: 0 BB: 1 P: 11	R: 0 E: 0 K: 0 S: 10	H: 1 LOB: 0 BB: 1 P: 17	R: 0 E: 0 K: 0 S: 12	H: 0 LOB: 0 BB: 0 P: 9	R: 1 E: 2 K: 0 S: 12	H: 1 LOB: 2 BB: 0 P: 17	R: 0 E: 0 K: 0 S: 7	H: 2 LOB: 2 BB: 0 P: 8	1B: 8 2B: 1 3B: 0 HR: 0	SF: 0 SAC: 1 DP: 2 HBP: 0	WP: 0 PB: 0 SB: 0 CS: 0	PA: 37
PITCHER Jim McGlothlin, R ERA: 4.18 (1, 1)	IP: 9.0 WLS: W BF: 37 H: 9 R: 1 ER: 0 SO: 1 BB: 1 IBB: 0 HBP: 0 BLK: 0 WP: 0 HR: 0 S: 69 P: 105 ERA: 0.00 WHIP: 1.111															PITCHER	IP: 9.0 WLS: W BF: 37 H: 9 R: 1 ER: 0 SO: 1 BB: 1 IBB: 0 HBP: 0 BLK: 0 WP: 0 HR: 0 S: 69 P: 105 ERA: 0.00 WHIP: 1.111					

Atlanta Braves @ Cincinnati Reds
Riverfront Stadium, Cincinnati, OH
Mon Aug 07 1972, 7:05 PM EDT
Att: 20,150 - Unknown

AB 35
R 1
H 9
RBI 0
BB 1
SO 1
LOB 19



Batter	1	2	3	4	5	6	7	8	9	AB	R	H	RBI	BB	SO	LOB	BOTTOM			
Pete Rose, S OBP: 0.364, SLG: 0.390 (1, 7)	3-2 WP	0-2 HR	3-1 1-3		0-0 F9		2-1 5-3			5	1	2	0	0	0	3				
Joe Morgan, L OBP: 0.421, SLG: 0.450 (1, 4)	4-1 FC5	2-0 HR		2-0 F9		1-0 F9		1-0 F8		4	1	1	3	1	0	0				
Bobby Tolan, L OBP: 0.347, SLG: 0.421 (1, 8)	0-3 K	1-1 HR		0-0 F8		2-0 F8		0-0 FC6-4		5	1	2	0	0	1	2				
Cesar Geronimo, L OBP: 0.324, SLG: 0.428 (9, 8)	1-2 2-3							1B		0	0	0	0	0	0	0				
Johnny Bench, R OBP: 0.368, SLG: 0.537 (1, 2)	2-3 K	0-3 K		0-0 1-3		4-2 HR		0-0 P4		4	1	0	0	1	2	4				
Tony Perez, R OBP: 0.346, SLG: 0.509 (1, 3)	4-0 IBB	4-0 S			2-2 BB	2-1 HR		0-0 FC6-4		3	2	2	0	2	0	1				
Denis Menke, R OBP: 0.324, SLG: 0.346 (1, 5)	1-2 FC5	2-2 1B			2-2 F8	1-1 HR				4	1	2	5	0	0	4				
Ted Uhlaender, L OBP: 0.252, SLG: 0.194 (1, 9)		E5			1-1 BB	0-3 K				2	1	1	0	0	0	1				
George Foster, R OBP: 0.263, SLG: 0.315 (6, PH)		1B			1-2 1B					2	0	1	0	0	1	0				
Darrel Chaney, S OBP: 0.361, SLG: 0.356 (1, 6)		0-2 HR		0-1 F8		1-1 F9		1-1 G3		4	1	1	1	0	0	2				
Jim McGlothlin, R OBP: 0.241, SLG: 0.308 (1, 1)		0-3 K		0-0 F8		4-2 BB		1-1 L8		3	0	0	0	1	1	1				
Inning Stats	R: 0 E: 0 K: 2 S: 15	H: 1 LOB: 3 BB: 2 P: 29	R: 6 E: 1 K: 2 S: 22	H: 6 LOB: 1 BB: 1 P: 31	R: 0 E: 0 K: 0 S: 5	H: 0 LOB: 0 BB: 0 P: 8	R: 0 E: 0 K: 0 S: 3	H: 0 LOB: 0 BB: 0 P: 5	R: 0 E: 0 K: 1 S: 11	H: 2 LOB: 0 BB: 1 P: 21	R: 3 E: 0 K: 0 S: 6	H: 2 LOB: 0 BB: 1 P: 10	R: 0 E: 0 K: 0 S: 4	H: 1 LOB: 1 BB: 0 P: 5	R: 0 E: 0 K: 0 S: 4	H: 0 LOB: 0 BB: 0 P: 5	1B: 9 2B: 0 3B: 1 HR: 2	SF: 0 SAC: 0 DP: 0 HBP: 0	WP: 1 PB: 0 SB: 1 CS: 0	PA: 41
PITCHER Ron Reed, R ERA: 3.88 (1, 1)	IP: 1.2 WLS: L BF: 15 H: 7 R: 0 ER: 0 SO: 0 BB: 1 IBB: 0 HBP: 0 BLK: 0 WP: 0 HR: 1 S: 36 P: 59 ERA: 32.40 WHIP: 4.800															PITCHER	IP: 1.2 WLS: L BF: 15 H: 7 R: 0 ER: 0 SO: 0 BB: 1 IBB: 0 HBP: 0 BLK: 0 WP: 0 HR: 1 S: 36 P: 59 ERA: 32.40 WHIP: 4.800			
Jim Hardin, R ERA: 3.45 (2, 1)	2.1 7 0 0 0 0 0 0 0 0 0 0 9 14 0.00 0.000																			
Mike McQueen, L ERA: 5.7 (5, 1)	3.0 15 4 3 3 1 2 0 0 0 0 1 31 55 9.00 2.000																			
Joe Hoerner, L ERA: 3.82 (8, 1)	1.0 4 1 0 0 0 0 0 0 0 0 0 4 5 0.00 1.000																			

Atlanta Braves @ Cincinnati Reds
Riverfront Stadium, Cincinnati, OH
Mon Aug 07 1972, 7:05 PM EDT
Att: 20,150 - Unknown

AB 36
R 9
H 12
RBI 9
BB 5
SO 5
LOB 18



Batter	1	2	3	4	5	6	7	8	9	AB	R	H	RBI	BB	SO	LOB	TOP
Roger Metzger, S BP: 0.267, SLG: 0.254 Ken Forsch, R OBP: 0.143, SLG: 0.118 Jimmy Stewart, S OBP: 0.342, SLG: 0.310 Jim York, R OBP: 0.316, SLG: 0.240 Bob Stinson, S OBP: 0.231, SLG: 0.240	F9		4-3			F8		L4-6		2	0	0	0	0	0	0	Houston Astros @ Atlanta Braves Atlanta Stadium, Atlanta, GA Tue Aug 08 1972, 7:05 PM EDT Att: 8,407 - Unknown - 85 F
Cesar Cedeno, R OBP: 0.410, SLG: 0.580	HBP			FC5-4 1B		F8		P6		3	0	1	0	0	0	1	
Jimmy Wynn, R OBP: 0.376, SLG: 0.483	E8			K		P5				4	1	1	0	0	1	2	
Lee May, R OBP: 0.358, SLG: 0.541	F8			FC5-4 BB				P5		4	0	0	0	0	0	3	
Bob Watson, R OBP: 0.379, SLG: 0.456	F9					4-3		F9		3	0	0	0	1	0	1	
Johnny Edwards, L OBP: 0.344, SLG: 0.386 Jim Ray, R OBP: 0.071, SLG: 0.071 Norm Miller, L OBP: 0.316, SLG: 0.391	4-3			F3		F7				3	0	0	0	0	0	2	
Doug Rader, R OBP: 0.306, SLG: 0.441	F9							HR		4	2	2	2	0	0	0	
Tommy Helms, R OBP: 0.283, SLG: 0.354			F8			F8		L4-6 1B		4	0	1	0	0	0	0	
Don Wilson, R OBP: 0.116, SLG: 0.095 George Culver, R OBP: 0.200, SLG: 0.214 Bobby Fenwick, R OBP: 0.220, SLG: 0.234	5-3			F7				WP 1B		0	0	0	0	0	0	0	
Inning Stats	R: 0 H: 0 E: 1 LOB: 1 K: 0 BB: 0 S: 3	H: 0 R: 0 ER: 0 SO: 0 BB: 0 P: 4	R: 0 H: 0 E: 0 LOB: 0 K: 0 BB: 0 S: 3	H: 0 R: 0 ER: 0 SO: 0 BB: 0 P: 3	R: 0 H: 1 E: 0 LOB: 2 K: 1 BB: 1 S: 6	H: 0 R: 0 ER: 0 SO: 0 BB: 0 P: 3	R: 0 H: 0 E: 0 LOB: 0 K: 0 BB: 0 S: 3	H: 0 R: 0 ER: 0 SO: 0 BB: 0 P: 3	R: 1 H: 3 E: 0 LOB: 1 K: 0 BB: 0 S: 5	H: 3 R: 3 ER: 0 SO: 0 BB: 0 P: 6	1B: 6 2B: 1 3B: 0 HR: 1	SF: 0 SAC: 0 DP: 1 HBP: 1	WP: 1 PB: 0 SB: 1 CS: 1	PA: 35			
PITCHER Denny McLain, R ERA: 4.95	IP: 9.0 WLS: W BF: 35 H: 7 R: 4 ER: 4 SO: 1 BB: 1 IBB: 0 HBP: 1 BLK: 0 WP: 1 HR: 1 S: 35 P: 40 ERA: 4.00 WHIP: 0.889																

AB	33
R	4
H	7
RBI	4
BB	1
SO	1
LOB	11



Batter	1	2	3	4	5	6	7	8	9	AB	R	H	RBI	BB	SO	LOB	BOTTOM
Ralph Garr, L OBP: 0.354, SLG: 0.406	WP 2B			PB 1B		6-3		4-3		5	1	2	0	0	0	3	Houston Astros @ Atlanta Braves Atlanta Stadium, Atlanta, GA Tue Aug 08 1972, 7:05 PM EDT Att: 8,407 - Unknown - 85 F
Darrell Evans, L OBP: 0.377, SLG: 0.445	BB WP BB	6-3		3-1		L3		BB		3	1	0	0	2	0	1	
Hank Aaron, R OBP: 0.381, SLG: 0.482	WP HR BB	K		G5-4-3 BB		5-3		F8		3	1	0	0	2	1	1	
Earl Williams, R OBP: 0.344, SLG: 0.470	6-3			G5-4-3		F9		K		5	1	1	1	0	1	4	
Dusty Baker Jr., R OBP: 0.373, SLG: 0.458	HR	K				WP 1B		2B BB		3	2	2	2	1	1	0	
Mike Lum, L OBP: 0.316, SLG: 0.348	E 1B BB		K		K		1B 2B			3	2	1	1	1	2	1	
Felix Millan, R OBP: 0.291, SLG: 0.306	E6 SH 1B		4-3		P9		BB 1B			4	0	1	1	0	0	2	
Marty Perez, R OBP: 0.276, SLG: 0.268	SH 1B			PB 1B		5-3		BB		3	0	2	1	1	0	1	
Denny McLain, R OBP: 0.077, SLG: 0.077	SH		K			F9		L6		3	0	0	0	0	1	3	
Inning Stats	R: 5 H: 3 E: 2 LOB: 2 K: 0 BB: 3 S: 7	H: 1 R: 1 ER: 0 SO: 0 BB: 0 P: 8	R: 0 H: 1 E: 0 LOB: 1 K: 2 BB: 0 S: 8	H: 1 R: 0 ER: 0 SO: 0 BB: 0 P: 8	R: 0 H: 1 E: 0 LOB: 1 K: 0 BB: 1 S: 3	H: 1 R: 0 ER: 0 SO: 0 BB: 0 P: 6	R: 0 H: 0 E: 0 LOB: 0 K: 0 BB: 0 S: 3	H: 2 R: 2 ER: 0 SO: 0 BB: 2 P: 13	R: 0 H: 0 E: 0 LOB: 1 K: 1 BB: 1 P: 9	1B: 5 2B: 2 3B: 0 HR: 2	SF: 0 SAC: 1 DP: 2 HBP: 0	WP: 4 PB: 2 SB: 0 CS: 0	PA: 40				
PITCHER Don Wilson, R ERA: 3.52 George Culver, R ERA: 3.23 Ken Forsch, R ERA: 3.99 Jim York, R ERA: 5.47 Jim Ray, R ERA: 3.48	IP: 0.1 WLS: L BF: 6 H: 2 R: 5 ER: 4 SO: 0 BB: 3 IBB: 0 HBP: 0 BLK: 0 WP: 0 HR: 1 S: 15 P: 15 ERA: 108.00 WHIP: 15.000																



Batter	1	2	3	4	5	6	7	8	9	AB	R	H	RBI	BB	SO	LOB	TOP					
Roger Metzger, S OBP: 0.276, SLG: 0.254 (1, 6)										4	0	1	0	0	2	2	Houston Astros @ Atlanta Braves Atlanta Stadium, Atlanta, GA Wed Aug 09 1972, 7:05 PM EDT Att: 6,188 - Cloudy - 84 F					
Cesar Cedeno, R OBP: 0.408, SLG: 0.577 (1, 8)										4	0	1	0	0	0	2						
Jimmy Wynn, R OBP: 0.377, SLG: 0.481 (1, 9)										3	0	1	0	1	1							
Lee May, R OBP: 0.354, SLG: 0.536 (1, 3)										4	0	0	0	0	1	3						
Bob Watson, R OBP: 0.377, SLG: 0.454 (1, 7)										4	0	1	0	0	0	1						
Doug Radler, R OBP: 0.304, SLG: 0.438 (1, 5)										3	0	0	0	0	0	2						
Tommy Helms, R OBP: 0.283, SLG: 0.357 (1, 4)										3	0	1	0	0	0	2						
Larry Howard, R OBP: 0.272, SLG: 0.284 (1, 2)										3	0	0	0	0	0	1						
Jerry Reuss, L OBP: 0.180, SLG: 0.170 (3, 1)										1	0	0	0	0	1	1						
Inning Stats	R: 0 E: 0 K: 0 S: 3	H: 1 LOB: 0 BB: 0 P: 3	R: 0 E: 0 K: 0 S: 3	H: 0 LOB: 0 BB: 0 P: 3	R: 0 E: 0 K: 2 S: 8	H: 1 LOB: 1 BB: 0 P: 8	R: 0 E: 0 K: 2 S: 7	H: 0 LOB: 0 BB: 0 P: 7	R: 0 E: 0 K: 0 S: 3	H: 0 LOB: 0 BB: 0 P: 3	R: 0 E: 0 K: 0 S: 4	H: 1 LOB: 1 BB: 0 P: 4	R: 0 E: 0 K: 0 S: 4	H: 1 LOB: 2 BB: 1 P: 8	R: 0 E: 0 K: 1 S: 5	H: 0 LOB: 0 BB: 0 P: 5		R: 0 E: 0 K: 0 S: 4	H: 2 LOB: 1 BB: 0 P: 4	1B: 5 2B: 1 3B: 0 HR: 0	SF: 0 SAC: 0 DP: 2 HBP: 0	WP: 0 PB: 0 SB: 0 CS: 0
PITCHER George Stone, L ERA: 4.23 (1, 1)	IP: 9.0 WLS: W BF: 32 H: 6 R: 0 ER: 0 SO: 5 BB: 1 IBB: 0 HBP: 0 BLK: 0 WP: 0 HR: 0 S: 41 P: 45 ERA: 0.00 WHIP: 0.778																					

AB	31
R	0
H	6
RBI	0
BB	1
SO	5
LOB	15



Batter	1	2	3	4	5	6	7	8	9	AB	R	H	RBI	BB	SO	LOB	BOTTOM			
Ralph Garr, L OBP: 0.356, SLG: 0.408 (1, 7)										3	1	2	0	0	0	1	Houston Astros @ Atlanta Braves Atlanta Stadium, Atlanta, GA Wed Aug 09 1972, 7:05 PM EDT Att: 6,188 - Cloudy - 84 F			
Oscar Brown, R OBP: 0.221, SLG: 0.344 (6, 7)										3	2	0	0	1	1	3				
Darrell Evans, L OBP: 0.377, SLG: 0.440 (1, 5)										3	2	0	0	1	1	3				
Hank Aaron, R OBP: 0.385, SLG: 0.492 (1, 3)										3	2	2	2	1	0	1				
Earl Williams, R OBP: 0.343, SLG: 0.468 (1, 2)										2	0	0	1	0	0	0				
Larvell Blanks, R OBP: 0.429, SLG: 0.588 (7, PR)										0	0	0	0	0	0	0				
Paul Casanova, R OBP: 0.226, SLG: 0.291 (8, 2)										0	0	0	0	0	0	0				
Dusty Baker Jr., R OBP: 0.375, SLG: 0.457 (1, 8)										3	1	1	1	0	1	1				
Mike Lum, L OBP: 0.315, SLG: 0.346 (1, 9)										4	0	1	0	0	1	4				
Felix Millan, R OBP: 0.293, SLG: 0.309 (1, 4)										3	0	2	2	0	0	1				
Marty Perez, R OBP: 0.273, SLG: 0.265 (1, 6)										4	0	0	0	0	0	5				
George Stone, L OBP: 0.286, SLG: 0.067 (1, 1)										3	0	1	0	1	1	1				
Inning Stats	R: 2 E: 0 K: 1 S: 6	H: 2 LOB: 1 BB: 1 P: 10	R: 0 E: 0 K: 1 S: 6	H: 1 LOB: 0 BB: 0 P: 6	R: 2 E: 0 K: 0 S: 5	H: 2 LOB: 3 BB: 1 P: 11	R: 0 E: 0 K: 0 S: 4	H: 1 LOB: 1 BB: 0 P: 4	R: 0 E: 0 K: 1 S: 6	H: 1 LOB: 1 BB: 0 P: 6	R: 0 E: 0 K: 0 S: 3	H: 0 LOB: 1 BB: 1 P: 7	R: 2 E: 0 K: 0 S: 5	H: 2 LOB: 1 BB: 0 P: 6	R: 0 E: 0 K: 1 S: 5	H: 1 LOB: 1 BB: 0 P: 5	1B: 9 2B: 1 3B: 0 HR: 1	SF: 2 SAC: 0 DP: 1 HBP: 3	WP: 2 PB: 0 SB: 1 CS: 2	PA: 38
PITCHER Jerry Reuss, L ERA: 3.94 George Culver, R ERA: 3.11 Tom Griffin, R ERA: 2.99 Jim York, R ERA: 5.26	IP: 2.1 WLS: L BF: 14 H: 4 R: 4 ER: 4 SO: 2 BB: 0 IBB: 0 HBP: 0 BLK: 0 WP: 2 HR: 1 S: 14 P: 24 ERA: 15.43 WHIP: 2.571																			

AB	30
R	6
H	10
RBI	6
BB	3
SO	4
LOB	18



Batter	1	2	3	4	5	6	7	8	9	AB	R	H	RBI	BB	SO	LOB	TOP				
Roger Metzger, S (1.6)	F8		BB 1-2 1-3 1B	4-3		L9		6-3		5	1	1	0	0	0	2					
Cesar Cedeno, R (1.8)	6-3		1-3 1B BB	CS 1B		F8		S S 1B		4	1	2	1	1	0	1					
Jimmy Wynn, R (1.9)	F8		1-2 2-3 1B BB	CS 1B		F8		S S BB		3	2	1	1	2	0	0					
Lee May, R (1.3)		1B	F5		P1		SH1-4 1B	K		5	1	2	0	0	1	5					
Bob Watson, R (1.7)	4-3		1-3		BB BB		SH1-4	L6		3	0	0	1	1	0	4					
Johnny Edwards, L (1.2)			1-2 2-3 3-H 1B		BB		FC4-6 IBB	FC4-6 1B		3	0	3	2	2	0	0					
Doug Rader, R (1.5)	K		L4		F8		FC4-6 3B	F9		5	1	0	1	0	1	7					
Tommy Helms, R (1.4)			1B 2B	4-3 S 1B BB		SH2-4 1B	1-H 3-H 3B	K		4	2	3	2	1	1	1					
Dave Roberts, L (1.1)			BB 1B		K		SH2-4	FC4-6		2	1	1	1	0	1	1					
Tom Griffin, R (5.1)			BB 1B		K		SH2-4	FC4-6		1	0	0	0	0	1	1					
Fred Gladding, L (8.1)			2-H BB 1B		K		1-2	1-2		1	0	0	0	0	0	1					
Inning Stats	R: 0 E: 0 K: 0 S: 3	H: 0 LOB: 0 BB: 0 P: 3	R: 0 E: 0 K: 1 S: 6	H: 2 LOB: 1 BB: 0 P: 6	R: 5 E: 0 K: 0 S: 7	H: 4 LOB: 1 BB: 2 P: 15	R: 1 E: 0 K: 1 S: 5	H: 1 LOB: 0 BB: 1 P: 9	R: 0 E: 0 K: 0 S: 3	H: 0 LOB: 2 BB: 2 P: 11	R: 0 E: 0 K: 0 S: 4	H: 1 LOB: 1 BB: 0 P: 4	R: 3 E: 0 K: 1 S: 8	H: 3 LOB: 1 BB: 1 P: 12	R: 0 E: 0 K: 1 S: 6	H: 1 LOB: 2 BB: 0 P: 10	R: 0 E: 0 K: 1 S: 6	H: 1 LOB: 1 BB: 0 P: 6	1B: 10 2B: 2 3B: 1 HR: 0	SF: 0 SAC: 2 DP: 0 HBP: 0	WP: 0 PA: 46 PB: 0 SB: 4 CS: 1
PITCHER	IP WLS BF H R ER SO BB IBB HBP BLK WP HR S P ERA WHIP																				
Ron Schueler, R (1.1)	2.0		12	5	5	5	1	2	0	0	0	0	0	0	12	20	22.50	3.500			
Pat Jarvis, R (3.1)	4.0	L	19	5	3	3	1	3	0	0	0	0	0	18	30	6.75	2.000				
Cecil Upshaw, R (7.1)	2.0		10	2	1	1	2	1	1	0	0	0	0	12	20	4.50	1.500				
Joe Hoerner, L (9.1)	1.0		4	1	0	0	1	0	0	0	0	0	0	6	6	0.00	1.000				

Houston Astros @ Atlanta Braves
Atlanta Stadium, Atlanta, GA
Thu Aug 10 1972, 7:05 PM EDT
Att: 7,146 - Cloudy - 80 F

AB	36
R	9
H	13
RBI	9
BB	7
SO	5
LOB	23



Batter	1	2	3	4	5	6	7	8	9	AB	R	H	RBI	BB	SO	LOB	BOTTOM				
Oscar Brown, R (1.7)	1-3	FC6-4		F5				G6-4-3		5	0	1	1	0	0	4					
Darrell Evans, L (1.5)	K	K		1B				FC6-4 1B		5	0	2	0	0	2	3					
Hank Aaron, R (1.3)	1B		5-3	F8		K		FC6-4		5	0	1	0	0	1	3					
Earl Williams, R (1.2)	1B		1B 1B	K		5-3		5-3		5	1	2	0	0	1	2					
Dusty Baker Jr., R (1.8)	5-3		1B SF7 1B		HR 2B			G4-6-3 1B		5	2	3	0	0	0	2					
Felix Milan, R (1.4)		4-3	1-3 2-H 1B		HR BB			G4-6-3		4	1	1	1	1	0	1					
Mike Lum, L (1.9)		SH 1B FC6-4 1B	SF7		HR			4-3		3	2	2	4	0	0	0					
Marty Perez, R (1.6)		FC6-4 SH 1B	F9		6-3			P3		4	0	1	0	0	0	1					
Ron Schueler, R (1.1)		SH						G6-4-3		0	0	0	0	0	0	0					
Pat Jarvis, R (3.1)										1	0	0	0	1	1	0					
Cecil Upshaw, R (7.1)										0	0	0	0	0	0	0					
Sonny Jackson, L (8. PH)										0	0	0	0	1	0	0					
Joe Hoerner, R (9.1)										0	0	0	0	0	0	0					
Inning Stats	R: 0 E: 0 K: 1 S: 7	H: 2 LOB: 2 BB: 0 P: 7	R: 1 E: 0 K: 1 S: 8	H: 2 LOB: 0 BB: 0 P: 8	R: 2 E: 0 K: 0 S: 6	H: 3 LOB: 1 BB: 0 P: 6	R: 0 E: 0 K: 1 S: 6	H: 1 LOB: 2 BB: 1 P: 10	R: 3 E: 0 K: 1 S: 8	H: 3 LOB: 0 BB: 1 P: 12	R: 0 E: 0 K: 1 S: 5	H: 0 LOB: 0 BB: 0 P: 5	R: 0 E: 0 K: 0 S: 3	H: 0 LOB: 0 BB: 0 P: 3	R: 0 E: 0 K: 0 S: 3	H: 1 LOB: 1 BB: 1 P: 7	R: 0 E: 0 K: 0 S: 3	H: 1 LOB: 0 BB: 0 P: 3	1B: 11 2B: 1 3B: 0 HR: 1	SF: 1 SAC: 1 DP: 2 HBP: 0	WP: 0 PA: 42 PB: 0 SB: 0 CS: 0
PITCHER	IP WLS BF H R ER SO BB IBB HBP BLK WP HR S P ERA WHIP																				
Dave Roberts, L (1.1)	4.0		24	9	5	5	3	2	0	0	0	0	0	1	15	19	3.00	1.000			
Tom Griffin, R (5.1)	3.0	W	12	2	1	1	2	1	0	0	0	0	0	6	6	0.00	1.000				
Fred Gladding, R (8.1)	2.0	S	6	2	0	0	0	0	0	0	0	0	0	6	6	0.00	1.000				

Houston Astros @ Atlanta Braves
Atlanta Stadium, Atlanta, GA
Thu Aug 10 1972, 7:05 PM EDT
Att: 7,146 - Cloudy - 80 F

AB	37
R	6
H	13
RBI	6
BB	3
SO	5
LOB	16



Batter	1	2	3	4	5	6	7	8	9	AB	R	H	RBI	BB	SO	LOB	TOP										
Pete Rose, S OBP: 0.368, SLG: 0.389 (1, 7)	L4		FC4-6				1B		6-3	3	0	0	0	2	0	1											
Joe Morgan, L OBP: 0.417, SLG: 0.440 (1, 4)	K		F9		F9		G6-3		F2	5	0	1	0	0	1	1											
Bobby Tolan, L OBP: 0.343, SLG: 0.412 (1, 8)	K2-3		F8		F8		G6-3		WP	5	0	1	0	0	1	3											
Johnny Bench, R OBP: 0.366, SLG: 0.521 (1, 2)		E			5-3				6-3	3	1	0	0	2	0	1											
Tony Perez, R OBP: 0.353, SLG: 0.523 (1, 3)		E7	F9							3	3	2	2	1	0	2											
Denis Menke, R OBP: 0.320, SLG: 0.337 (1, 5)		P8			K					3	0	0	0	1	1	0											
Cesar Geronimo, L OBP: 0.337, SLG: 0.448 (1, 9)					SH1-3					4	1	3	1	0	0	0											
Darrel Chaney, S OBP: 0.358, SLG: 0.336 (1, 6)		F9			SH1-3					2	0	0	1	1	0	1											
Jim McGlothlin, R OBP: 0.258, SLG: 0.321 Ed Sprague, R (6, 1)										2	0	1	0	0	0	1											
Clay Carroll, R OBP: 0.125, SLG: 0.125 Pedro Borbon, R (8, 1)		6-3			FC4-6				K	2	0	0	0	0	2	2											
Inning Stats	R: 0 E: 0 K: 2 S: 7	H: 0 LOB: 0 BB: 0 P: 7	R: 2 E: 1 K: 0 S: 5	H: 2 LOB: 1 BB: 1 P: 9	R: 0 E: 0 K: 0 S: 3	H: 0 LOB: 2 BB: 2 P: 11	R: 1 E: 0 K: 1 S: 7	H: 2 LOB: 1 BB: 0 P: 7	R: 0 E: 0 K: 0 S: 3	H: 0 LOB: 0 BB: 0 P: 3	R: 1 E: 0 K: 0 S: 4	H: 1 LOB: 0 BB: 0 P: 4	R: 0 E: 0 K: 1 S: 5	H: 1 LOB: 1 BB: 1 P: 9	R: 1 E: 0 K: 1 S: 5	H: 1 LOB: 2 BB: 3 P: 17	R: 0 E: 0 K: 0 S: 4	H: 1 LOB: 1 BB: 0 P: 4	1B: 4 2B: 2 3B: 1 HR: 1	SF: 0 SAC: 1 DP: 1 HBP: 0	WP: 2 PB: 1 SB: 1 CS: 0	PA: 40					
PITCHER	IP	WLS	BF	H	R	ER	SO	BB	IBB	HBP	BLK	WP	HR	S	P	ERA	WHIP										
Phil Niekro, R ERA: 3.31	6.0		26	5	4	4	3	3	0	0	0	1	1	29	41	6.00	1.333										
Tom Kelley, R ERA: 4.45	7.1	1	7	1	1	1	1	3	0	0	0	0	0	6	18	6.75	3.000										
Cecil Upshaw, R ERA: 4.53	0.2	W	3	1	0	0	1	0	1	0	0	0	0	4	8	0.00	1.500										
Joe Hoerner, L ERA: 3.66	0.2		3	1	0	0	0	0	0	0	0	0	0	3	3	0.00	1.500										
Jim Hardin, R ERA: 3.42	0.1	S	1	0	0	0	0	0	0	0	0	1	0	1	1	0.00	0.000										

Cincinnati Reds @ Atlanta Braves
Atlanta Stadium, Atlanta, GA
Fri Aug 11 1972, 7:05 PM EDT
Att: 13,268 - Unknown

AB	32
R	5
H	8
RBI	4
BB	7
SO	5
LOB	12



Batter	1	2	3	4	5	6	7	8	9	AB	R	H	RBI	BB	SO	LOB	BOTTOM										
Ralph Garr, L OBP: 0.359, SLG: 0.409 (1, 7)	K			G3						4	1	2	0	1	1	1											
Darrell Evans, L OBP: 0.375, SLG: 0.434 (1, 5)					F8					4	0	0	0	1	1	6											
Hank Aaron, R OBP: 0.383, SLG: 0.484 (1, 3)					K					3	1	0	0	2	2	2											
Earl Williams, R OBP: 0.349, SLG: 0.469 (1, 2)					F7					3	0	2	1	2	0	0											
Dusty Baker Jr., R OBP: 0.379, SLG: 0.462 (1, 8)					G6-4-3					5	1	2	1	0	0	5											
Mike Lum, L OBP: 0.313, SLG: 0.354 (1, 9)					F8					5	0	0	0	0	0	7											
Felix Millan, R OBP: 0.301, SLG: 0.314 (1, 4)					E6					4	2	3	0	1	0	0											
Marty Perez, R OBP: 0.275, SLG: 0.267 (1, 6)					FC6-5					4	1	2	2	0	0	1											
Phil Niekro, R OBP: 0.228, SLG: 0.265 Tom Kelley, R OBP: 0.267, SLG: 0.241 Cecil Upshaw, R OBP: 0.165, SLG: 0.167 Jim Brantzaelle, L OBP: 0.222, SLG: 0.447 Joe Hoerner, R OBP: 0.265, SLG: 0.286 (1, 1)					SH3-4					1	0	1	0	0	0	0											
Inning Stats	R: 0 E: 0 K: 1 S: 5	H: 0 LOB: 3 BB: 3 P: 17	R: 1 E: 1 K: 1 S: 8	H: 3 LOB: 2 BB: 0 P: 8	R: 0 E: 0 K: 0 S: 2	H: 0 LOB: 0 BB: 1 P: 6	R: 0 E: 1 K: 0 S: 4	H: 0 LOB: 1 BB: 0 P: 4	R: 0 E: 0 K: 1 S: 5	H: 0 LOB: 0 BB: 0 P: 5	R: 1 E: 0 K: 1 S: 8	H: 3 LOB: 3 BB: 1 P: 12	R: 0 E: 0 K: 0 S: 4	H: 1 LOB: 1 BB: 0 P: 4	R: 5 E: 0 K: 0 S: 8	H: 6 LOB: 2 BB: 2 P: 16	R: 1 E: 0 K: 0 S: 8	H: 6 LOB: 2 BB: 2 P: 16	1B: 12 2B: 0 3B: 0 HR: 1	SF: 0 SAC: 1 DP: 1 HBP: 0	WP: 0 PB: 0 SB: 0 CS: 0	PA: 43					
PITCHER	IP	WLS	BF	H	R	ER	SO	BB	IBB	HBP	BLK	WP	HR	S	P	ERA	WHIP										
Jim McGlothlin, R ERA: 4.14	5.1		26	6	2	2	3	4	0	0	0	0	0	28	44	3.38	1.875										
Ed Sprague, R ERA: 3.59	1.2		9	2	2	2	1	2	0	0	0	0	0	9	17	10.80	2.400										
Clay Carroll, R ERA: 2.32	0.1	L	6	4	3	3	0	1	0	0	0	0	1	5	9	81.00	15.000										
Pedro Borbon, R ERA: 3.47	0.2		2	1	0	0	0	0	0	0	0	0	0	2	2	0.00	1.500										

Cincinnati Reds @ Atlanta Braves
Atlanta Stadium, Atlanta, GA
Fri Aug 11 1972, 7:05 PM EDT
Att: 13,268 - Unknown

AB	35
R	7
H	13
RBI	7
BB	7
SO	4
LOB	24



Batter	1	2	3	4	5	6	7	8	9	AB	R	H	RBI	BB	SO	LOB	TOP			
Pete Rose, S OBP: 0.365, SLG: 0.385 (1, 7)	0-0 6-3		0-0 F7		0-3 K			0-0 4-3		4	0	0	0	0	1	1	Cincinnati Reds @ Atlanta Braves Atlanta Stadium, Atlanta, GA Sat Aug 12 1972, 7:05 PM EDT Att: 26,857 - Unknown			
Joe Morgan, L OBP: 0.415, SLG: 0.437 (1, 4)	0-0 F7			4-0 G3 E 6-3 BB	0-0 F8			0-0 F9		3	1	0	0	1	0	1				
Bobby Tolan, L OBP: 0.341, SLG: 0.409 (1, 8)	0-0 P6			0-0 E4 G3 1B		0-0 G3		0-0 F2		4	1	0	0	0	0	1				
Johnny Bench, R OBP: 0.365, SLG: 0.517 (1, 2)		4-0 FC5-4 BB		0-0 G3		0-0 5-3			0-0 P6	3	0	0	0	1	0	2				
Tony Perez, R OBP: 0.353, SLG: 0.521 Joe Hague, L OBP: 0.338, SLG: 0.405 (9, PH)		0-0 FC5-4 FC6-4		0-0 6-3					0-0 P3	3	0	1	1	0	0	2				
Denis Menke, R OBP: 0.319, SLG: 0.336 (1, 5)		0-0 F8		0-0 3-H 1B		0-0 1B			0-3 K	4	0	1	1	0	1	2				
Cesar Geronimo, L OBP: 0.331, SLG: 0.440 (1, 9)		0-0 FC6-4		0-0 F7					0-0 F9	3	0	0	0	0	0	2				
Darrel Chaney, S OBP: 0.356, SLG: 0.336 (1, 6)			0-0 G3		0-0 SH1-4 WP 1B				0-0 F7	3	0	1	0	0	0	0				
Ross Grimsley, L OBP: 0.128, SLG: 0.109 Ted Uhlhaender, L OBP: 0.243, SLG: 0.166 Ed Sprague, R (7, 1)			0-0 3-1		0-0 SH1-4				0-0 L5	1	0	0	0	0	0	0				
Inning Stats	R: 0 E: 0 K: 0 S: 3	H: 0 LOB: 0 BB: 0 P: 3	R: 0 E: 0 K: 0 S: 3	H: 0 LOB: 1 BB: 1 P: 7	R: 0 E: 0 K: 0 S: 3	H: 0 LOB: 0 BB: 0 P: 3	R: 2 E: 1 K: 0 S: 5	H: 1 LOB: 1 BB: 1 P: 9	R: 0 E: 0 K: 1 S: 6	H: 1 LOB: 1 BB: 0 P: 6	R: 0 E: 0 K: 0 S: 4	H: 0 LOB: 0 BB: 0 P: 4	R: 0 E: 0 K: 0 S: 3	H: 0 LOB: 0 BB: 0 P: 3	R: 0 E: 0 K: 1 S: 5	H: 0 LOB: 0 BB: 0 P: 5		1B: 3 2B: 0 3B: 0 HR: 0	SF: 0 SAC: 1 DP: 0 HBP: 0	WP: 1 PB: 0 CS: 0
PITCHER Ron Reed, R ERA: 3.68 (1, 1)	IP: 9.0 WLS: W BF: 33 H: 3 R: 2 ER: 0 SO: 2 BB: 2 IBB: 0 HBP: 0 BLK: 0 WP: 1 HR: 0 S: 35 P: 43 ERA: 0.00 WHIP: 0.556															PITCHER Ron Reed, R ERA: 3.68 (1, 1)	IP: 9.0 WLS: W BF: 33 H: 3 R: 2 ER: 0 SO: 2 BB: 2 IBB: 0 HBP: 0 BLK: 0 WP: 1 HR: 0 S: 35 P: 43 ERA: 0.00 WHIP: 0.556			

AB	30
R	2
H	3
RBI	2
BB	2
SO	2
LOB	11



Batter	1	2	3	4	5	6	7	8	9	AB	R	H	RBI	BB	SO	LOB	BOTTOM			
Ralph Garr, L OBP: 0.363, SLG: 0.419 (1, 7)	0-0 L5		0-0 1B 1-2		0-0 HR			0-0 E5 1B		4	2	3	1	0	0	0	Cincinnati Reds @ Atlanta Braves Atlanta Stadium, Atlanta, GA Sat Aug 12 1972, 7:05 PM EDT Att: 26,857 - Unknown			
Darrell Evans, L OBP: 0.379, SLG: 0.438 (1, 5)			0-0 E 1-3 2-H		0-0 F8			0-0 1B 2-H		4	1	3	2	0	0	0				
Hank Aaron, R OBP: 0.384, SLG: 0.484 (1, 3)			0-0 E5 HR		0-0 1B			0-0 5-3		4	1	2	0	0	0	1				
Earl Williams, R OBP: 0.350, SLG: 0.476 (1, 2)			0-0 5-3		0-0 P4				0-0 FC6 1B	4	1	2	2	0	0	2				
Dusty Baker Jr., R OBP: 0.380, SLG: 0.464 (1, 8)		0-0 K2-6-2 2B		4-0 BB		0-0 F9			0-0 FC6 2B 1-2	3	1	1	0	1	0	2				
Felix Milten, R OBP: 0.300, SLG: 0.316 (1, 4)		0-0 B1-3		0-0 F8					0-0 F8 1-H	4	0	1	1	0	0	2				
Mike Lum, L OBP: 0.308, SLG: 0.349 (1, 9)		0-3 K2-6-2 2-3		0-0 4-3					0-0 P4	4	0	0	0	0	1	1				
Marty Perez, R OBP: 0.273, SLG: 0.265 (1, 6)			0-0 F8		0-0 F9				0-0 F8	3	0	0	0	0	0	0				
Ron Reed, R OBP: 0.175, SLG: 0.197 (1, 1)			0-0 1B 1B		0-0 6-3				0-0 L6	3	1	1	0	0	0	0				
Inning Stats	R: 0 E: 0 K: 0 S: 4	H: 1 LOB: 1 BB: 0 P: 4	R: 0 E: 0 K: 1 S: 5	H: 1 LOB: 1 BB: 0 P: 5	R: 4 E: 1 K: 0 S: 7	H: 5 LOB: 1 BB: 1 P: 11	R: 0 E: 0 K: 0 S: 3	H: 0 LOB: 0 BB: 0 P: 3	R: 1 E: 0 K: 0 S: 5	H: 2 LOB: 1 BB: 0 P: 5	R: 0 E: 0 K: 0 S: 3	H: 0 LOB: 0 BB: 0 P: 3	R: 1 E: 1 K: 0 S: 4	H: 2 LOB: 0 BB: 0 P: 4	R: 1 E: 0 K: 0 S: 4	H: 2 LOB: 0 BB: 0 P: 4		1B: 9 2B: 3 3B: 0 HR: 2	SF: 0 SAC: 0 DP: 1 HBP: 0	WP: 0 PB: 0 CS: 0
PITCHER Ross Grimsley, L ERA: 2.36 Ed Sprague, R ERA: 3.63 (7, 1)	IP: 6.0 WLS: L BF: 26 H: 9 R: 5 ER: 5 SO: 1 BB: 1 IBB: 0 HBP: 0 BLK: 0 WP: 0 HR: 2 S: 27 P: 31 ERA: 7.50 WHIP: 1.667															PITCHER Ross Grimsley, L ERA: 2.36 Ed Sprague, R ERA: 3.63 (7, 1)	IP: 2.0 WLS: L BF: 8 H: 4 R: 2 ER: 1 SO: 0 BB: 0 IBB: 0 HBP: 0 BLK: 0 WP: 0 HR: 0 S: 8 P: 8 ERA: 4.50 WHIP: 2.000			

AB	33
R	7
H	13
RBI	6
BB	1
SO	1
LOB	8



Batter	1	2	3	4	5	6	7	8	9	AB	R	H	RBI	BB	SO	LOB	TOP										
Pete Rose, S OBP: 0.367, SLG: 0.388 (1, 7)	G3	G3 BB	G3 BB	1-H 2-H 2B	G5-4-3	G5-4-3	BLK	BLK	L7	5	0	2	2	1	0	1	Cincinnati Reds @ Atlanta Braves Atlanta Stadium, Atlanta, GA Sun Aug 13 1972, 3:33 AM EDT Att: 20,219 - Unknown										
Joe Morgan, L OBP: 0.415, SLG: 0.433 (1, 4)	S	G3	K	K	F4	F4	K	K	L7	3	0	0	0	2	2	2											
Bobby Tolan, L OBP: 0.341, SLG: 0.408 Ted Uhlhaender, L OBP: 0.243, SLG: 0.186 (1, 8) (9, 9)	P6	G3	K	BB WP	BB WP	2B SF7	F5	F5	L7	5	1	2	1	0	0	4											
Johnny Bench, R OBP: 0.368, SLG: 0.518 (1, 2)	5-3	G3	K	BB	BB	2B	P4	P4	L7	0	0	0	0	0	0	0											
Joe Haque, L OBP: 0.339, SLG: 0.399 (1, 3)	IBB	IBB	IBB	IBB	P4	2B WP	P4	P4	L7	3	1	1	0	2	0	2											
Denis Menke, R OBP: 0.318, SLG: 0.338 (1, 5)	1B	1B	F7	P9	P9	SF7	P5	P5	L7	3	1	1	0	2	0	2											
Cesar Geronimo, L OBP: 0.333, SLG: 0.435 (1, 9) (9, 8)	1B	FC	L6	BB	L6	K	F7	F7	L7	4	1	1	2	1	1	2											
Darrel Chaney, S OBP: 0.366, SLG: 0.350 (1, 6)	FC	FC	BB	BB	P7	WP	F8	F8	L7	4	1	2	1	1	0	3											
Tom Hall, L OBP: 0.217, SLG: 0.143 Pedro Borbon, R (5, 1)	FC	FC	BB	BB	G5-4-3	G3	K	K	L7	1	2	0	0	2	0	1											
Inning Stats	R: 0 E: 0 K: 0 S: 3	H: 0 LOB: 1 BB: 1 P: 7	R: 4 E: 1 K: 0 S: 6	H: 3 LOB: 3 BB: 4 P: 22	R: 2 E: 0 K: 1 S: 6	H: 1 LOB: 1 BB: 2 P: 14	R: 0 E: 0 K: 0 S: 4	H: 1 LOB: 3 BB: 2 P: 12	R: 0 E: 0 K: 0 S: 2	H: 0 LOB: 0 BB: 1 P: 6	R: 3 E: 0 K: 1 S: 8	H: 3 LOB: 1 BB: 1 P: 12	R: 0 E: 0 K: 1 S: 6	H: 1 LOB: 0 BB: 0 P: 6	R: 0 E: 0 K: 0 S: 3	H: 0 LOB: 0 BB: 0 P: 3		R: 0 E: 0 K: 1 S: 5	H: 0 LOB: 0 BB: 0 P: 5	1B: 5 2B: 4 3B: 0 HR: 0	SF: 1 SAC: 1 DP: 1 HBP: 0	WP: 2 PA: 46 PB: 0 SB: 1 CS: 0					
PITCHER	IP	WLS	BF	H	R	ER	SO	BB	IBB	HBP	BLK	WP	HR	S	P	ERA	WHIP										
Denny McLain, R ERA: 5.43 (1, 1)	1.1	L	9	3	4	4	0	2	0	0	0	0	0	7	15	27.00	3.750										
Mike McQueen, L ERA: 5.53 (2, 1)	3.2		20	2	2	2	1	7	1	0	0	1	0	14	46	4.91	2.455										
Pat Jarvis, R ERA: 4.09 (6, 1)	4.0		17	4	3	3	3	0	1	0	1	1	0	22	26	6.75	1.000										

Batter	1	2	3	4	5	6	7	8	9	AB	R	H	RBI	BB	SO	LOB	BOTTOM										
Oscar Brown, R OBP: 0.219, SLG: 0.330 (1, 7)	BB	BB	1-3	1-3	6-3	6-3	5-3	4-3	4-3	5	0	1	0	0	0	2	Cincinnati Reds @ Atlanta Braves Atlanta Stadium, Atlanta, GA Sun Aug 13 1972, 3:33 AM EDT Att: 20,219 - Unknown										
Darrell Evans, L OBP: 0.380, SLG: 0.437 (1, 5)	F8	F8	HR	HR	BB	BB	F7	F7	F7	3	2	1	1	1	0	1											
Hank Aaron, R OBP: 0.388, SLG: 0.493 (1, 3)	BB	BB	HR	HR	BB	BB	F8	F8	F8	2	1	1	2	2	0	0											
Earl Williams, R OBP: 0.347, SLG: 0.472 (1, 2)	P3	P3	K	K	F7	F7	P4	P4	P4	4	0	0	0	0	1	4											
Dusty Baker Jr., R OBP: 0.379, SLG: 0.461 (1, 8)	F7	F7	L5	L5	1B	1B	K	K	K	4	0	1	1	0	1	2											
Felix Milten, R OBP: 0.297, SLG: 0.312 (1, 4)	F3	F3	F7	F7	6-3	6-3	F9	F9	F9	4	0	0	0	0	0	2											
Mike Lum, L OBP: 0.314, SLG: 0.350 (1, 9)	BB	BB	L7	L7	G4-3	G4-3	1B	1B	1B	2	0	1	0	2	0	0											
Marty Perez, R OBP: 0.271, SLG: 0.263 (1, 6)	P4	P4	6-3	6-3	G4-3	G4-3	F3	F3	F3	4	0	0	0	0	0	3											
Denny McLain, R OBP: 0.077, SLG: 0.077 (1, 1) Mike McQueen, L OBP: 0.100, SLG: 0.100 (2, 1) Larvell Blanks, R OBP: 0.444, SLG: 0.600 (6, PH) Pat Jarvis, R OBP: 0.190, SLG: 0.250 (6, 1) Sonny Jackson, L OBP: 0.258, SLG: 0.237 (6, PH)	K	K	K	K	6-3	6-3	F7	F7	F7	0	0	0	0	0	0	0											
Inning Stats	R: 0 E: 0 K: 0 S: 4	H: 1 LOB: 2 BB: 1 P: 8	R: 0 E: 0 K: 1 S: 5	H: 0 LOB: 1 BB: 1 P: 9	R: 2 E: 0 K: 1 S: 6	H: 1 LOB: 0 BB: 1 P: 10	R: 0 E: 0 K: 0 S: 3	H: 0 LOB: 0 BB: 0 P: 3	R: 2 E: 0 K: 0 S: 6	H: 3 LOB: 2 BB: 1 P: 10	R: 0 E: 0 K: 0 S: 2	H: 0 LOB: 0 BB: 1 P: 6	R: 0 E: 0 K: 0 S: 3	H: 0 LOB: 0 BB: 0 P: 3	R: 0 E: 0 K: 1 S: 5	H: 0 LOB: 0 BB: 0 P: 5		R: 0 E: 0 K: 0 S: 4	H: 1 LOB: 1 BB: 0 P: 4	1B: 5 2B: 0 3B: 0 HR: 1	SF: 0 SAC: 0 DP: 1 HBP: 0	WP: 0 PA: 37 PB: 0 SB: 0 CS: 0					
PITCHER	IP	WLS	BF	H	R	ER	SO	BB	IBB	HBP	BLK	WP	HR	S	P	ERA	WHIP										
Tom Hall, L ERA: 2.69 (1, 1)	4.2		23	5	4	4	2	4	0	0	0	0	0	23	39	7.71	1.929										
Pedro Borbon, R ERA: 3.27 (5, 1)	4.1	W	14	1	0	0	1	1	0	0	0	0	0	15	19	0.00	0.462										

AB	34
R	9
H	9
RBI	7
BB	11
SO	4
LOB	23



AB	32
R	4
H	6
RBI	4
BB	5
SO	3
LOB	16



Batter	1	2	3	4	5	6	7	8	9	AB	R	H	RBI	BB	SO	LOB	TOP								
Pete Rose, S OBP: 0.367, SLG: 0.389 (1, 7)	F9	FC6-4		6-3		1B 1B	1B 2B		P6	6	2	2	3	0	0	2									
Joe Morgan, L OBP: 0.344, SLG: 0.436 Darrel Chaney, S OBP: 0.371, SLG: 0.350 (1, 4) (7, 4) (8, 5)	6-3		6-3 1B	F8		1B 1B	1B 2B		1B BB	5	3	3	1	0	0	0									
Bobby Tolan, L OBP: 0.344, SLG: 0.409 Cesar Geronimo, L OBP: 0.337, SLG: 0.439 (1, 8) (7, 8)	HR		6-3 1-2		F9	1B 1B	2B 1B		1-2 1B	4	2	2	1	0	0	1									
Johnny Bench, R OBP: 0.372, SLG: 0.529 (1, 9)	HR		1B 1B BB		K	1B 1B	1B 2B		K	5	1	3	5	1	2	2									
Tony Perez, R OBP: 0.353, SLG: 0.515 (1, 3)	BB		K		5-3	IBB	F9		F3	4	0	0	0	2	1	5									
Denis Menke, R OBP: 0.317, SLG: 0.337 Julian Javier, R OBP: 0.273, SLG: 0.329 (1, 5) (8, PH) (8, 4)	F3		1B		L6				5-3	4	0	1	1	0	0	4									
Dave Concepcion, R OBP: 0.275, SLG: 0.260 (1, 6)		5-3				SH5-4 1B	4-3 2B		F8	4	2	2	0	1	0	0									
Bill Plummer, R OBP: 0.143, SLG: 0.115 (1, 2)	F8		K			1B SH5-4	K		L6	5	1	1	0	0	2	4									
Jack Billingham, R OBP: 0.102, SLG: 0.064 (1, 1)				K		SH5-4	4-3		BB 1B	3	1	1	0	1	1	1									
Inning Stats	R: 2 E: 0 K: 0 S: 4	H: 1 LOB: 1 BB: 1 P: 9	R: 0 E: 0 K: 0 S: 4	H: 1 LOB: 1 BB: 0 P: 4	R: 1 E: 0 K: 2 S: 10	H: 3 LOB: 3 BB: 1 P: 14	R: 0 E: 0 K: 1 S: 5	H: 0 LOB: 0 BB: 0 P: 5	R: 0 E: 0 K: 1 S: 5	H: 0 LOB: 0 BB: 0 P: 5	R: 4 E: 0 K: 0 S: 9	H: 6 LOB: 3 BB: 1 P: 13	R: 4 E: 0 K: 1 S: 9	H: 4 LOB: 1 BB: 1 P: 13	R: 0 E: 0 K: 0 S: 3	H: 0 LOB: 0 BB: 0 P: 3	R: 1 E: 0 K: 1 S: 6	H: 1 LOB: 2 BB: 2 P: 14	1B: 13 2B: 2 3B: 0 HR: 1	SF: 0 SAC: 1 DP: 0 HBP: 1	WP: 0 PB: 1 SB: 0 CS: 0	PA: 50			
PITCHER	IP	WLS	BF	H	R	ER	SO	BB	IBB	HBP	BLK	WP	HR	S	P	ERA	WHIP								
George Stone, L ERA: 4.7 (1, 1)	5.2	L	30	10	7	7	4	2	0	1	0	0	1	35	44	11.12	2.118								
Cecil Upshaw, R ERA: 4.5 (6, 1)	0.1		3	1	0	0	0	0	1	0	0	0	0	2	6	0.00	3.000								
Tom Kelley, R ERA: 4.79 (7, 1)	3.0		17	5	5	5	2	3	0	0	0	0	0	18	30	15.00	2.667								

Cincinnati Reds @ Atlanta Braves
Atlanta Stadium, Atlanta, GA
Mon Aug 14 1972, 7:05 PM EDT
Att: 15,318 - Unknown

AB 42
R 12
H 16
RBI 12
BB 6
SO 6
LOB 19



Batter	1	2	3	4	5	6	7	8	9	AB	R	H	RBI	BB	SO	LOB	BOTTOM								
Oscar Brown, R OBP: 0.218, SLG: 0.324 (1, 7)	6-3		F7		BB 1B		6-3		5-3	5	0	1	0	0	0	0									
Darrell Evans, L OBP: 0.378, SLG: 0.433 (1, 5)	BB 1B		F8		L8		4-3		K	5	0	1	0	0	1	1									
Hank Aaron, R OBP: 0.391, SLG: 0.491 Jim Breazeale, L OBP: 0.205, SLG: 0.447 (1, 3) (8, 3)	G5-4-3 BB		K		BB BB		1B BB			1	0	0	0	3	1	0									
Earl Williams, R OBP: 0.349, SLG: 0.471 Paul Casanova, R OBP: 0.226, SLG: 0.291 (1, 2) (8, 2)	G5-4-3				FC4 BB		4-3		1B	3	0	1	0	1	0	4									
Dusty Baker Jr., R OBP: 0.377, SLG: 0.469 (1, 8)		K			FC4 1B				L6	4	1	1	1	0	1	3									
Mike Lum, L OBP: 0.320, SLG: 0.357 (1, 9)		1B 2B			1-2 1B		BB		G3	3	1	2	0	1	0	0									
Felix Millan, R OBP: 0.297, SLG: 0.312 (1, 4)			FC6-4 1B		F7		F8		6-3	4	0	1	1	0	0	3									
Marty Perez, R OBP: 0.268, SLG: 0.260 (1, 6)		F7			4-3		F8		5-3	4	0	0	0	0	0	4									
George Stone, L OBP: 0.304, SLG: 0.118 Cecil Upshaw, R OBP: 0.167, SLG: 0.167 Sonny Jackson, L OBP: 0.254, SLG: 0.233 Tom Kelley, R OBP: 0.161, SLG: 0.103 Larvell Blanks, R OBP: 0.432, SLG: 0.583 (1, 1) (6, 1) (6, PH) (7, 1) (8, PH)		FC6-4			1B 1B		F8		4-3	2	0	1	0	0	0	1									
Inning Stats	R: 0 E: 0 K: 0 S: 3	H: 1 LOB: 1 BB: 1 P: 7	R: 1 E: 0 K: 1 S: 7	H: 2 LOB: 1 BB: 0 P: 7	R: 0 E: 0 K: 1 S: 5	H: 0 LOB: 0 BB: 0 P: 5	R: 0 E: 0 K: 0 S: 4	H: 1 LOB: 2 BB: 1 P: 8	R: 0 E: 0 K: 0 S: 4	H: 1 LOB: 2 BB: 1 P: 8	R: 0 E: 0 K: 0 S: 3	H: 0 LOB: 0 BB: 0 P: 3	R: 0 E: 0 K: 1 S: 5	H: 0 LOB: 0 BB: 0 P: 5	1B: 6 2B: 1 3B: 0 HR: 1	SF: 0 SAC: 0 DP: 1 HBP: 0	WP: 0 PB: 1 SB: 0 CS: 0	PA: 38							
PITCHER	IP	WLS	BF	H	R	ER	SO	BB	IBB	HBP	BLK	WP	HR	S	P	ERA	WHIP								
Jack Billingham, R ERA: 3.4 (1, 1)	9.0	W	38	8	2	2	3	5	0	0	0	0	1	39	59	2.00	1.444								

Cincinnati Reds @ Atlanta Braves
Atlanta Stadium, Atlanta, GA
Mon Aug 14 1972, 7:05 PM EDT
Att: 15,318 - Unknown

AB 33
R 2
H 8
RBI 2
BB 5
SO 3
LOB 17



Batter	1	2	3	4	5	6	7	8	9	AB	R	H	RBI	BB	SO	LOB	TOP																					
Ralph Garr, L OBP: 0.364, SLG: 0.419 (1, 7)	G6-4-3 BB		P6					FC6-4		3	0	1	0	1	0	3																						
Darrell Evans, L OBP: 0.377, SLG: 0.430 (1, 5)	F5			3-1		K			BB 1B	4	0	1	0	0	1	2																						
Hank Aaron, R OBP: 0.390, SLG: 0.487 (1, 3)	G6-4-3			F5			F2		BB BB 1-2 BB	3	0	0	0	1	0	1																						
Earl Williams, R OBP: 0.346, SLG: 0.466 (1, 2)		5-3		1-3			F2		F3	4	0	0	0	0	2																							
Dusty Baker Jr., R OBP: 0.372, SLG: 0.462 (1, 8)		6-3			1-3		F8		F7	4	0	0	0	0	2																							
Mike Lum, L OBP: 0.319, SLG: 0.354 (1, 9)			K		K			BB 1B	P6	3	0	0	0	1	2	2																						
Felix Millan, R OBP: 0.297, SLG: 0.312 (1, 4)			G6-4-3 1B		F8			F7		3	0	1	0	0	0	1																						
Marty Perez, R OBP: 0.267, SLG: 0.259 (8, PH)			G6-4-3			F8				2	0	0	0	0	0	1																						
Sonny Jackson, L OBP: 0.266, SLG: 0.246 (8, 6)			1-2					FC6-4 1-2 1B		1	0	1	0	0	0	0																						
Ron Schueler, R OBP: 0.231, SLG: 0.237 (8, PH)										2	0	1	0	0	0	0																						
Jim Breazeale, L OBP: 0.209, SLG: 0.447 (8, PH)										0	0	0	0	0	0	0																						
Oscar Brown, R OBP: 0.216, SLG: 0.321 (8, 1)										1	0	0	0	0	0	2																						
Joe Hoerner, R (8, 1)										0	0	0	0	0	0	0																						
Inning Stats	R: 0 E: 0 K: 0 S: 2	H: 0 LOB: 0 BB: 1 P: 6	R: 0 E: 0 K: 1 S: 5	H: 0 LOB: 0 BB: 0 P: 5	R: 0 E: 0 K: 0 S: 4	H: 2 LOB: 1 BB: 0 P: 4	R: 0 E: 0 K: 0 S: 3	H: 0 LOB: 0 BB: 0 P: 3	R: 0 E: 0 K: 1 S: 5	H: 0 LOB: 0 BB: 0 P: 5	R: 0 E: 0 K: 0 S: 6	H: 1 LOB: 1 BB: 0 P: 6	R: 0 E: 0 K: 0 S: 3	H: 0 LOB: 0 BB: 0 P: 3	R: 0 E: 0 K: 0 S: 4	H: 1 LOB: 2 BB: 1 P: 8	R: 0 E: 0 K: 0 S: 4	H: 1 LOB: 2 BB: 1 P: 8	1B: 5 2B: 0 3B: 0 HR: 0	SF: 0 SAC: 0 DP: 2 HBP: 0	WP: 0 PB: 0 CS: 0	PA: 33																
PITCHER	IP	WLS	BF	H	R	ER	SO	BB	IBB	HBP	BLK	WP	HR	S	P	ERA	WHIP	PITCHER				IP	WLS	BF	H	R	ER	SO	BB	IBB	HBP	BLK	WP	HR	S	P	ERA	WHIP
Jim McAndrew, R ERA: 2.53 (1, 1)	7.1	W	26	4	0	0	3	2	0	0	0	0	0	30	38	0.00	0.818																					
Tug McGraw, L ERA: 1.95 (8, 1)	1.2	S	7	1	0	0	0	1	0	0	0	0	0	6	10	0.00	1.200																					

Atlanta Braves @ New York Mets
Shea Stadium, Flushing, NY
Tue Aug 15 1972, 7:05 PM EDT
Att: 34,782 - Unknown

AB 30
R 0
H 5
RBI 0
BB 3
SO 3
LOB 16



Batter	1	2	3	4	5	6	7	8	9	AB	R	H	RBI	BB	SO	LOB	BOTTOM																					
Tommie Agee, R OBP: 0.335, SLG: 0.410 (1, 8)	5-3		E6 1B 1-2		6-3			HR		4	1	1	2	0	0	1																						
Wayne Garrett, L OBP: 0.387, SLG: 0.324 (1, 5)	4-3		1-3 2H 1B			K		1B 2B		4	1	2	1	0	1	0																						
Dave Schneck, L OBP: 0.261, SLG: 0.341 (1, 9)	CS 1B		K			P5		K		4	0	1	0	0	2	3																						
Ed Kranepool, L OBP: 0.325, SLG: 0.379 (1, 3)	CS 1-2		F8			1B		1B		4	1	3	2	0	0	2																						
John Milner, L OBP: 0.348, SLG: 0.435 (1, 7)			F8		F7		F8	F7		4	0	0	0	0	0	2																						
Ken Boswell, L OBP: 0.243, SLG: 0.261 (1, 4)			K		3-1			G3		4	0	0	0	0	2	1																						
Duffy Dyer, R OBP: 0.311, SLG: 0.404 (1, 2)			F8		2-3			F8		3	0	0	0	0	0	0																						
Ted Martinez, R OBP: 0.247, SLG: 0.268 (1, 6)			6-3					5-3		3	0	0	0	0	0	0																						
Jim McAndrew, R OBP: 0.125, SLG: 0.067 (8, 1)					4-3					2	1	1	0	0	0	0																						
Tug McGraw, R OBP: 0.200, SLG: 0.143 (8, 1)			E 1B 1B					HR 1B		1	1	1	0	0	0	0																						
Inning Stats	R: 0 E: 0 K: 0 S: 3	H: 1 LOB: 0 BB: 0 P: 3	R: 1 E: 0 K: 1 S: 6	H: 1 LOB: 0 BB: 0 P: 6	R: 1 E: 1 K: 1 S: 8	H: 2 LOB: 2 BB: 0 P: 8	R: 0 E: 0 K: 0 S: 3	H: 0 LOB: 0 BB: 0 P: 3	R: 0 E: 0 K: 1 S: 6	H: 1 LOB: 1 BB: 0 P: 6	R: 0 E: 0 K: 1 S: 5	H: 0 LOB: 0 BB: 0 P: 5	R: 0 E: 0 K: 1 S: 9	H: 4 LOB: 1 BB: 0 P: 9	R: 3 E: 0 K: 1 S: 9	H: 4 LOB: 1 BB: 0 P: 9	1B: 6 2B: 1 3B: 0 HR: 2	SF: 0 SAC: 0 DP: 0 HBP: 0	WP: 0 PB: 0 CS: 1	PA: 34																		
PITCHER	IP	WLS	BF	H	R	ER	SO	BB	IBB	HBP	BLK	WP	HR	S	P	ERA	WHIP	PITCHER				IP	WLS	BF	H	R	ER	SO	BB	IBB	HBP	BLK	WP	HR	S	P	ERA	WHIP
Ron Schueler, R ERA: 4.27 (1, 1)	7.0	L	26	5	2	1	4	0	0	0	0	0	1	34	34	1.29	0.714																					
Joe Hoerner, L ERA: 4.24 (8, 1)	1.0		7	4	3	3	1	0	0	0	0	0	1	9	9	27.00	4.000																					

Atlanta Braves @ New York Mets
Shea Stadium, Flushing, NY
Tue Aug 15 1972, 7:05 PM EDT
Att: 34,782 - Unknown

AB 33
R 5
H 9
RBI 5
BB 0
SO 5
LOB 9



Batter	1	2	3	4	5	6	7	8	9	AB	R	H	RBI	BB	SO	LOB	TOP
Ralph Garr, L (1,7) OBP: 0.368, SLG: 0.422	0-0 CS 1B			0-0 1B		0-0 E FC5-4 1B		0-0 6-3		4	1	3	0	0	0	0	
Darrell Evans, L (1,5) OBP: 0.375, SLG: 0.428	0-3 K			0-3 K		0-0 E8 FC5-4 1B		0-0 3-1		4	1	1	0	0	2	2	
Hank Aaron, R (1,3) OBP: 0.391, SLG: 0.494	0-0 5-3			0-0 L8		4-0 FC5-4 IBB		0-0 HR		3	1	1	1	1	0	1	
Earl Williams, R (1,2) OBP: 0.345, SLG: 0.464		0-3 K		0-0 F7		0-0 FC5-4 1B		0-0 1B		4	0	1	1	0	1	3	
Dusty Baker Jr., R (1,8) OBP: 0.371, SLG: 0.459		0-0 6-3			0-0 6-3		0-0 1B	0-0 F8		4	0	1	1	0	0	1	
Felix Milan, R (1,4) OBP: 0.299, SLG: 0.314		0-0 F9			0-0 1B		0-0 F7		0-0 CS 1B	4	0	2	0	0	0	2	
Oscar Brown, R (1,9) OBP: 0.209, SLG: 0.310			0-0 P3		0-3 K		0-0 5-3		0-0 6-3	4	0	0	0	0	1	2	AB 34
Marty Perez, R (1,6) OBP: 0.264, SLG: 0.256			0-0 F9		0-0 P4		0-3 K		0-3 K	4	0	0	0	0	2	1	R 3
Phil Niekro, R (1,1) OBP: 0.219, SLG: 0.254			0-0 5-3			0-0 F3		0-0 F9		3	0	0	0	0	0	0	H 9
Inning Stats	R: 0 E: 0 K: 1 S: 5	H: 1 LOB: 0 BB: 0 P: 5	R: 0 E: 0 K: 1 S: 5	H: 0 LOB: 0 BB: 0 P: 5	R: 0 E: 0 K: 0 S: 3	H: 0 LOB: 0 BB: 0 P: 3	R: 0 E: 0 K: 1 S: 6	H: 1 LOB: 1 BB: 0 P: 6	R: 0 E: 0 K: 1 S: 6	H: 0 LOB: 0 BB: 0 P: 5	R: 1 E: 0 K: 0 S: 5	H: 2 LOB: 1 BB: 0 P: 5	R: 0 E: 0 K: 1 S: 5	H: 1 LOB: 0 BB: 0 P: 5	1B: 8 2B: 0 3B: 0 HR: 1	SF: 0 SAC: 0 DP: 0 HBP: 0	WP: 0 PA: 35 CS: 2
PITCHER	IP WLS BF H R ER SO BB IBB HBP BLK WP HR S P ERA WHIP																
Jon Matlack, L (1,1) ERA: 2.19	7.0 L 27 6 2 2 5 0 0 1 0 0 0 0 0 36 40 2.57 0.857																
Gary Gentry, R (8,1) ERA: 3.75	2.0 8 3 1 1 1 0 0 0 0 0 0 1 10 10 4.50 1.500																

Atlanta Braves @ New York Mets
Shea Stadium, Flushing, NY
Wed Aug 16 1972, 7:05 PM EDT
Att: 33,827 - Unknown

AB 34
R 3
H 9
RBI 3
BB 1
SO 6
LOB 12

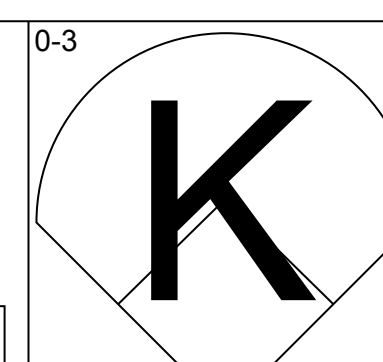
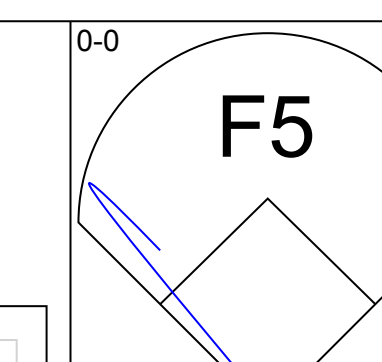
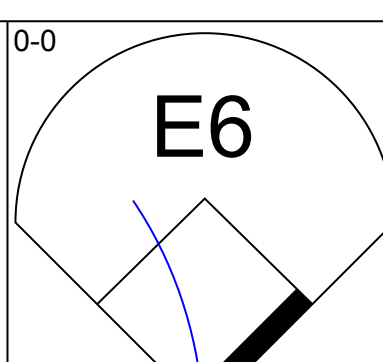
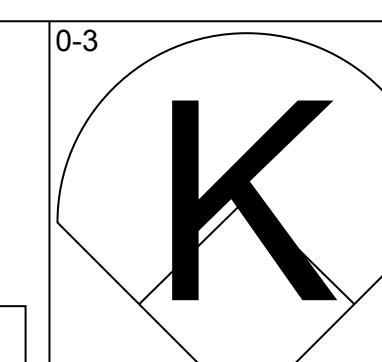
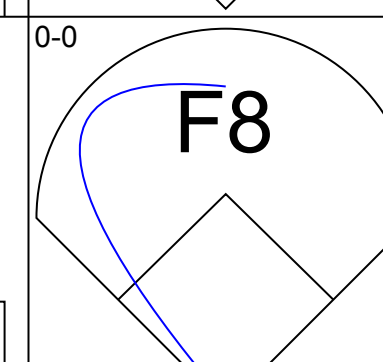
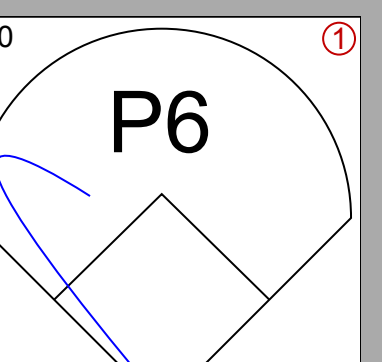
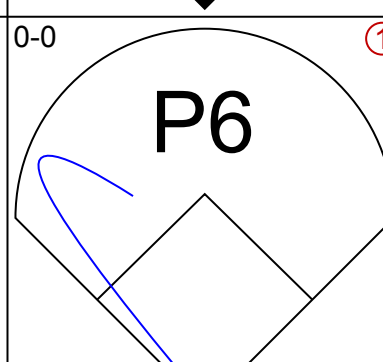
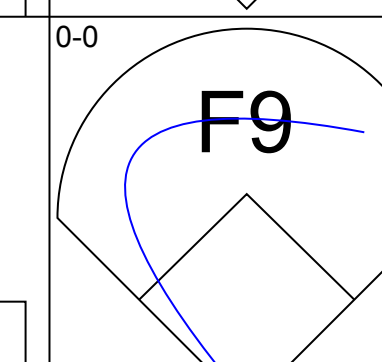
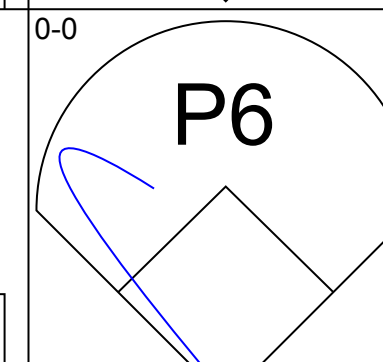
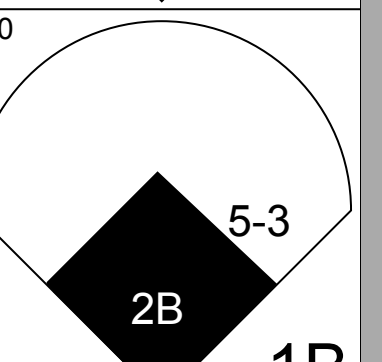
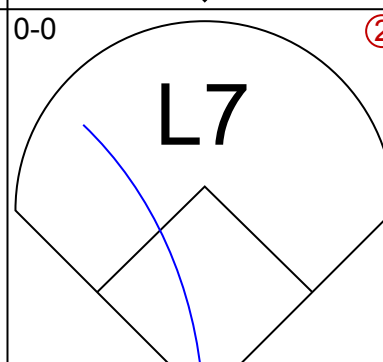
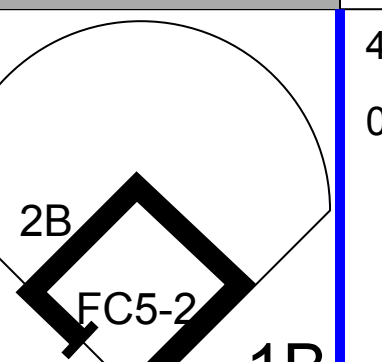
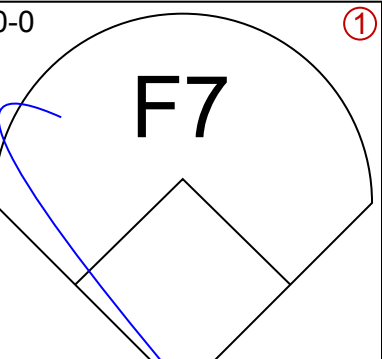
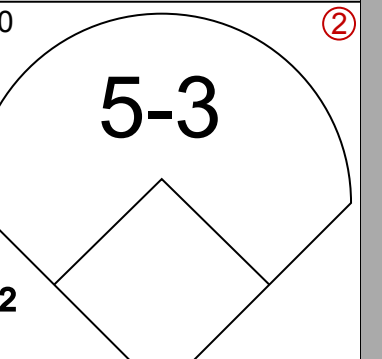
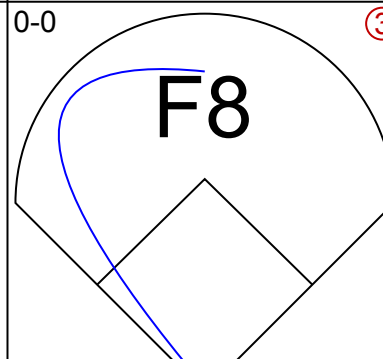

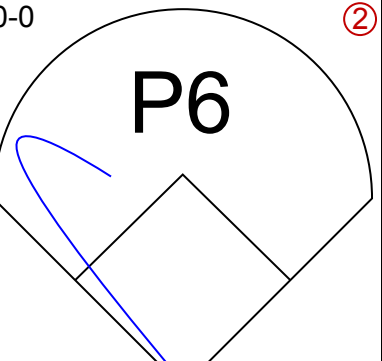
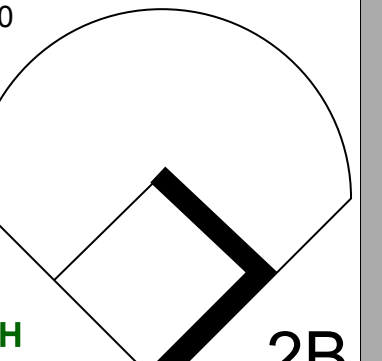
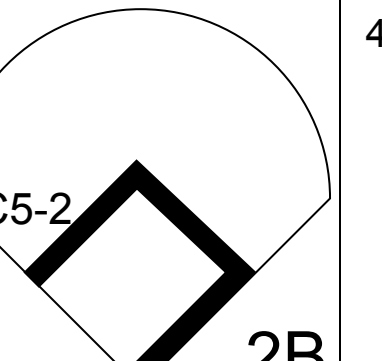
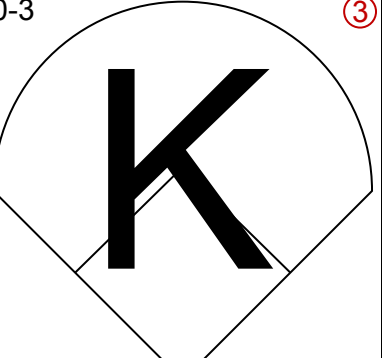
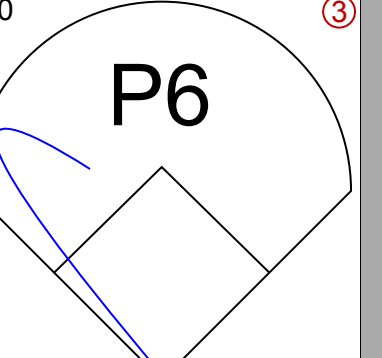
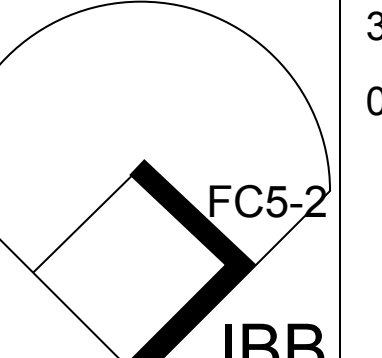
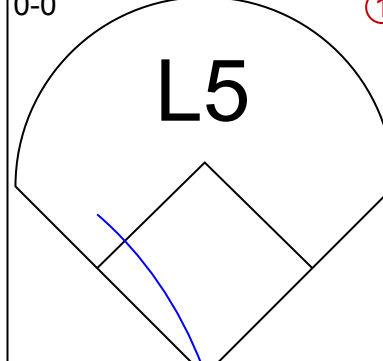
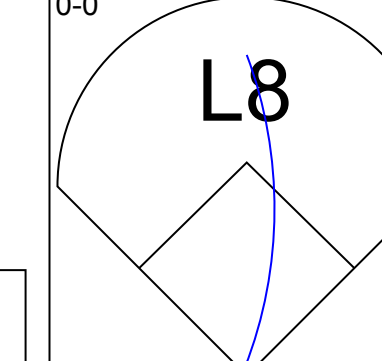
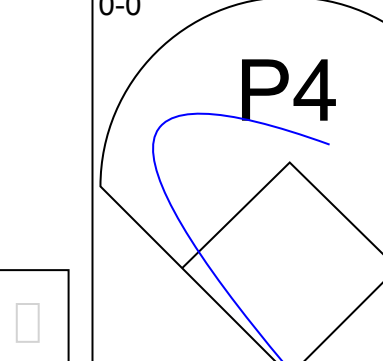
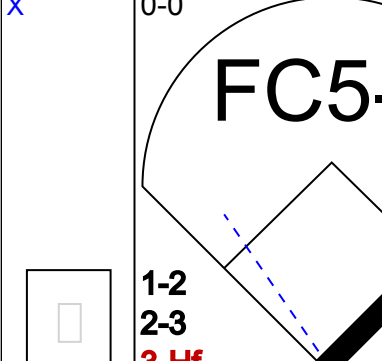
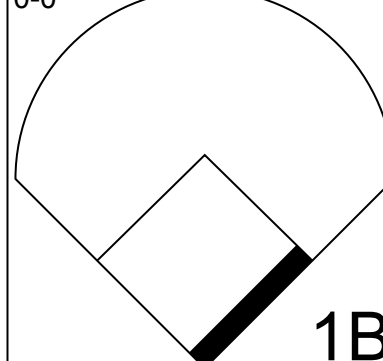
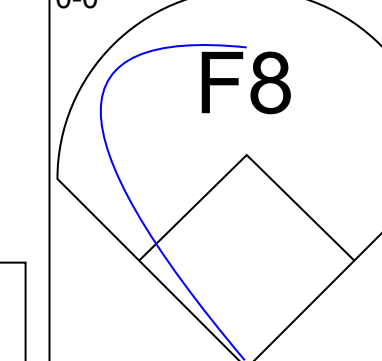
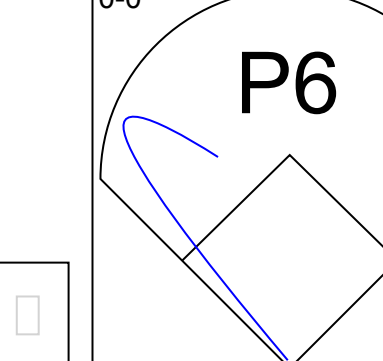
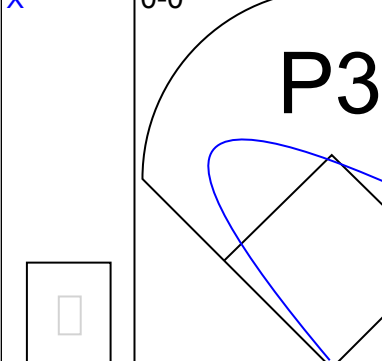

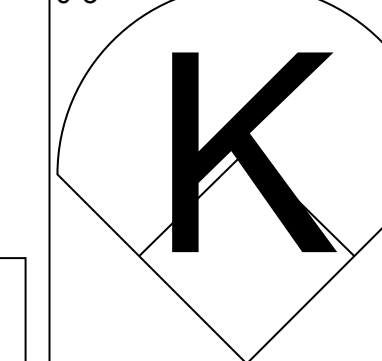
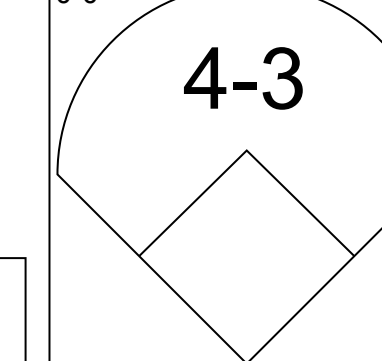


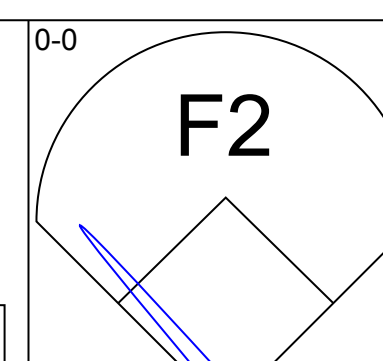
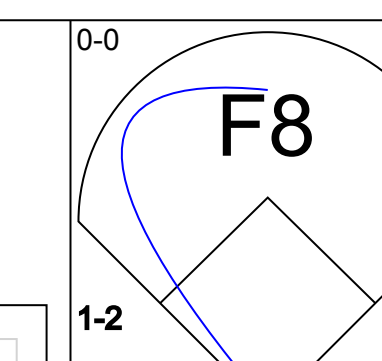
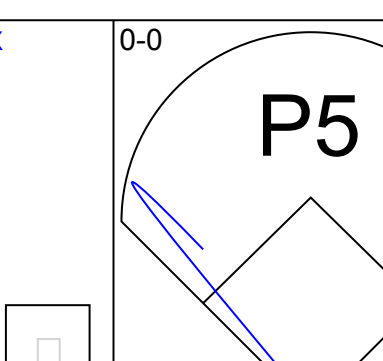
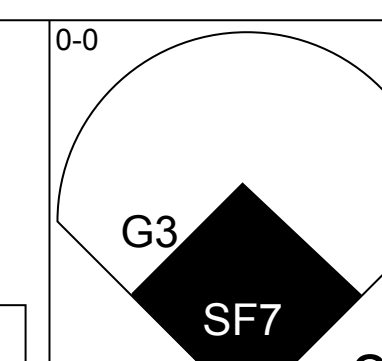
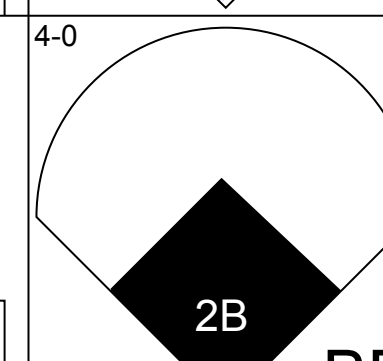
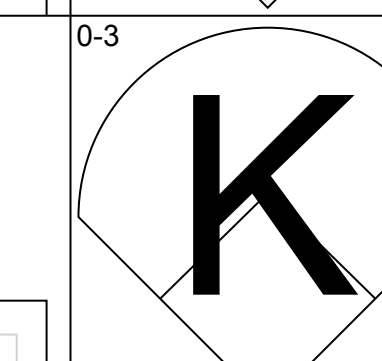
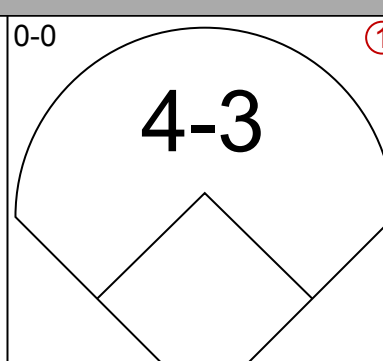
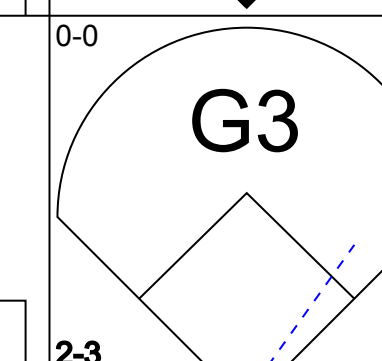
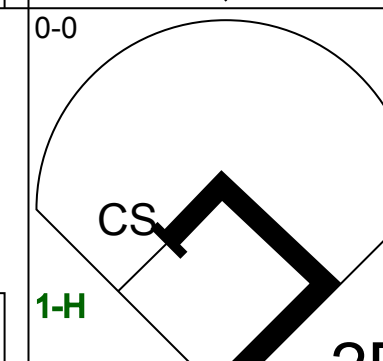
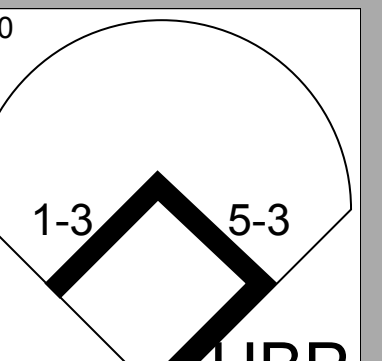
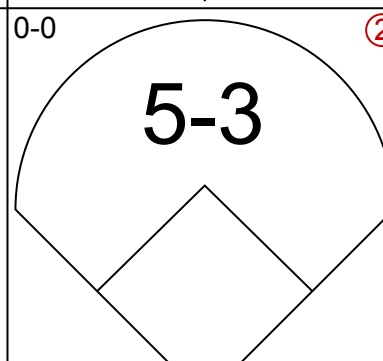
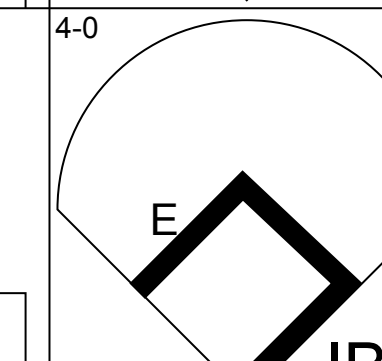
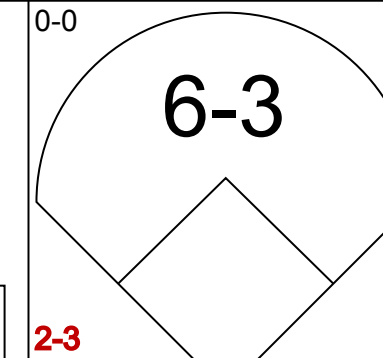
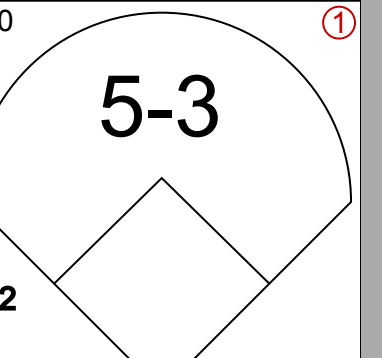
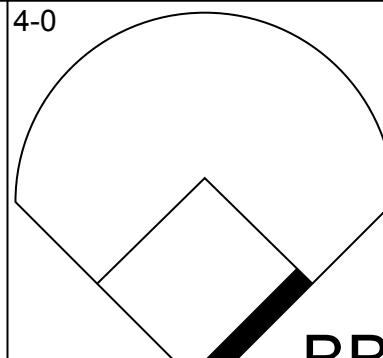
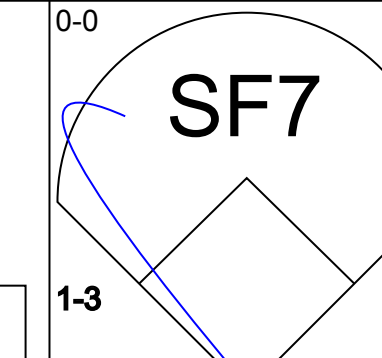
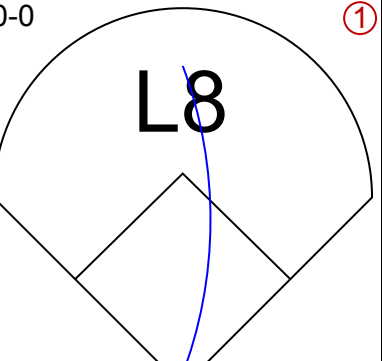
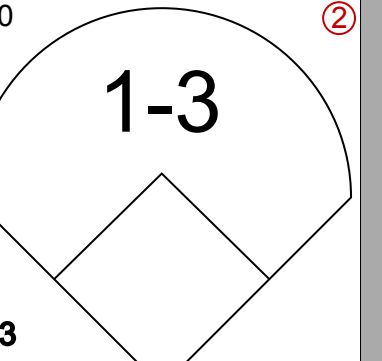
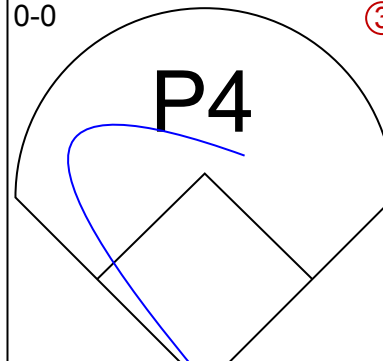
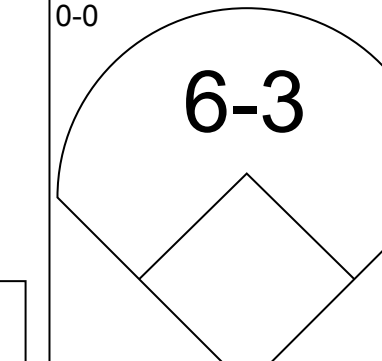
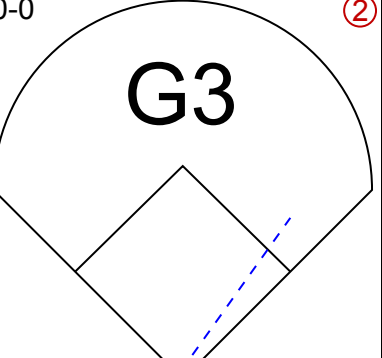
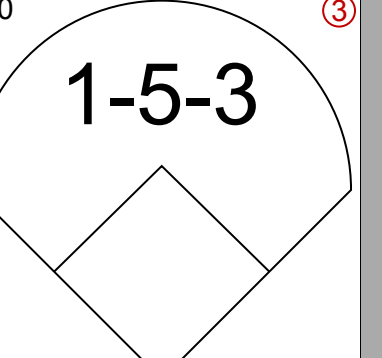
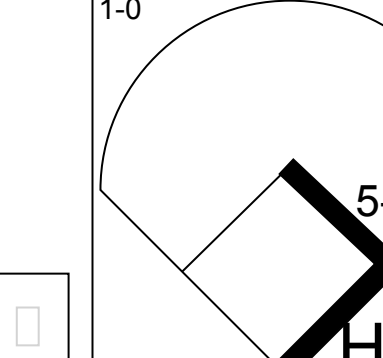
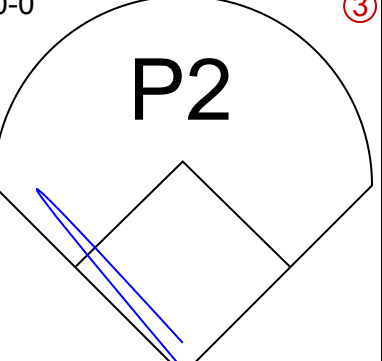
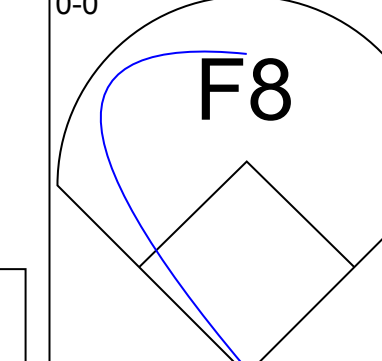
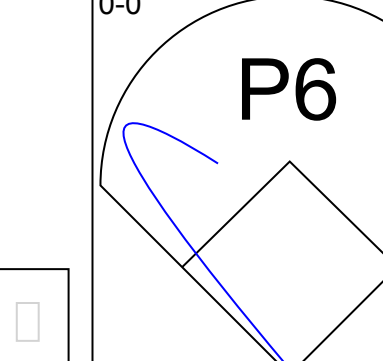
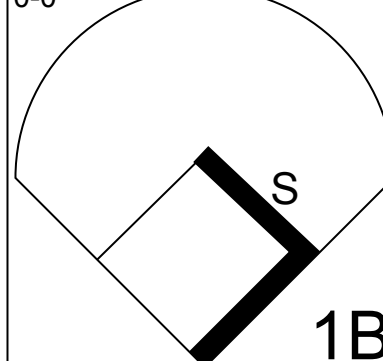
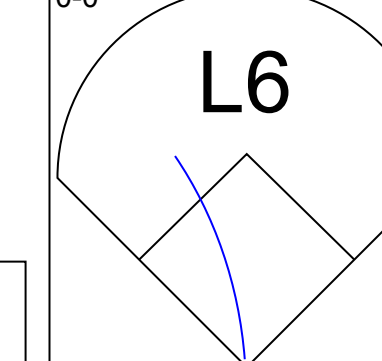
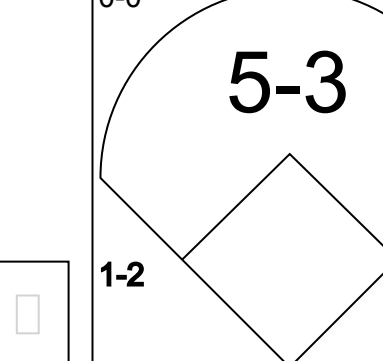
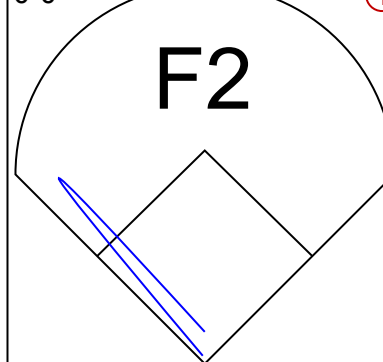
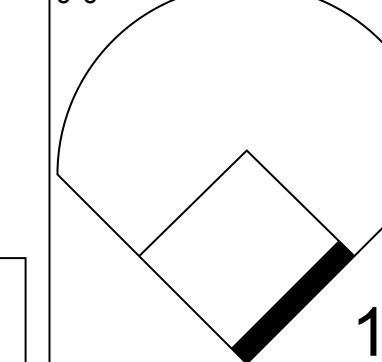
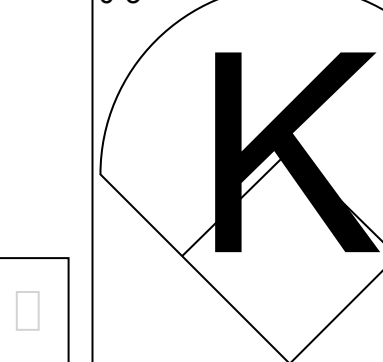
Batter	1	2	3	4	5	6	7	8	9	AB	R	H	RBI	BB	SO	LOB	BOTTOM		
Tommie Agee, R (1,8) OBP: 0.331, SLG: 0.405	0-0 1-3		0-0 G6-4-3		0-0 1-3			0-0 6-3		4	0	0	0	0	0	2			
Wayne Garrett, L (1,5) OBP: 0.385, SLG: 0.322			0-3 K			0-0 G3		0-0 4-3		4	0	1	0	0	1	0			
Dave Schneck, L (1,9) OBP: 0.250, SLG: 0.326	0-0 F7			0-3 K		0-3 K		0-0 F8		4	0	0	0	0	2	1			
Ed Kranepool, L (1,3) OBP: 0.323, SLG: 0.374	0-0 F8			0-3 K		4-0 PB BB			0-0 3-1	3	0	0	0	1	1	1			
John Milner, L (1,7) OBP: 0.358, SLG: 0.437		4-0 BB BB		4-0 BB BB		4-0 BB BB		1-2 BB	0-0 2B 1B	1	0	1	0	3	0	0			
Ken Boswell, L (1,4) OBP: 0.240, SLG: 0.256		0-0 G3-6-3		0-0 3-1		0-0 6-3			0-0 F8	4	0	0	0	0	0	5			
Duffy Dyer, R (1,2) OBP: 0.246, SLG: 0.182		0-0			0-0		4-0 BB BB		0-0	3	1	3	0	1	0	0			
Lute Barnes, R (9, PR) OBP: 0.556, SLG: 0.714		0-0 1B 2B			0-0 2-3 1B		4-0 FC1-6 BB		1-3 2B	0	0	0	0	0	0	0	AB 30		
Ted Martinez, R (1,6) OBP: 0.248, SLG: 0.269		0-0 2B			0-0 2-3		0-0 FC1-6		0-0 L7	3	0	1	1	0	0	2	R 1		
Cleon Jones, R (9, PH) OBP: 0.329, SLG: 0.360		0-0 1B			1-2		1-2 G1-6-3			1	0	0	0	0	0	2	H 7		
Jon Matlack, L (1,1) OBP: 0.246, SLG: 0.182			0-0		0-3 K		0-0 G1-6-3			2	0	1	0	0	1	1	RBI 1		
Willie Mays, R (7, PH) OBP: 0.420, SLG: 0.417										1	0	0	0	0	0	1	BB 5		
Gary Gentry, R (8,1) OBP: 0.205, SLG: 0.150			0-0 G6-4-3 1B							0	0	0	0	0	0	0	SO 5		
Inning Stats	R: 0 E: 0 K: 0 S: 4	H: 1 LOB: 1 BB: 0 P: 4	R: 1 E: 0 K: 0 S: 3	H: 2 LOB: 1 BB: 1 P: 7	R: 0 E: 0 K: 1 S: 5	H: 1 LOB: 0 BB: 0 P: 5	R: 0 E: 0 K: 2 S: 7	H: 0 LOB: 1 BB: 1 P: 11	R: 0 E: 0 K: 1 S: 6	H: 1 LOB: 1 BB: 0 P: 6	R: 0 E: 0 K: 1 S: 5	H: 0 LOB: 0 BB: 1 P: 6	R: 0 E: 0 K: 0 S: 3	H: 0 LOB: 0 BB: 0 P: 3	R: 0 E: 0 K: 0 S: 5	H: 2 LOB: 2 BB: 0 P: 5	1B: 5 2B: 2 3B: 0 HR: 0	SF: 0 SAC: 0 DP: 3 HBP: 0	WP: 0 PA: 35 CS: 0
PITCHER	IP WLS BF H R ER SO BB IBB HBP BLK WP HR S P ERA WHIP																		
Phil Niekro, R (1,1) ERA: 3.21	9.0 W 35 7 1 1 5 5 0 0 0 0 0 0 40 60 1.00 1.333																		

Atlanta Braves @ New York Mets
Shea Stadium, Flushing, NY
Wed Aug 16 1972, 7:05 PM EDT
Att: 33,827 - Unknown

AB 30
R 1
H 7
RBI 1
BB 5
SO 5
LOB 15



Batter	1	2	3	4	5	6	7	8	9	AB	R	H	RBI	BB	SO	LOB	TOP				
Ralph Garr, L OBP: 0.364, SLG: 0.418 (1, 7)										4	0	0	0	0	2	1	<p>Atlanta Braves @ New York Mets Shea Stadium, Flushing, NY Thu Aug 17 1972, 3:33 AM EDT Att: 30,519 - Unknown</p>				
Darrell Evans, L OBP: 0.371, SLG: 0.423 (1, 5)										4	0	0	0	0	0	1					
Jim Breazeale, L OBP: 0.233, SLG: 0.452 (1, 3) Sonny Jackson, L OBP: 0.266, SLG: 0.246 (9, PR)										4	1	2	0	0	0	1					
Earl Williams, R OBP: 0.342, SLG: 0.460 (1, 2)										4	0	0	0	0	1	3					
Dusty Baker Jr., R OBP: 0.375, SLG: 0.470 (1, 8)										4	0	3	1	0	0	0					
Mike Lum, L OBP: 0.316, SLG: 0.350 (1, 9) Hank Aaron, R OBP: 0.392, SLG: 0.494 (9, PH)										3	0	0	0	0	1	2					
Felix Millan, R OBP: 0.296, SLG: 0.310 (1, 4)										4	0	0	0	0	0	4					
Marty Perez, R OBP: 0.264, SLG: 0.256 (1, 6)										4	0	1	0	0	0	4					
Ron Reed, R OBP: 0.167, SLG: 0.188 (1, 1)										3	0	0	0	0	2	1					
Inning Stats	R: 0 E: 0 K: 1 S: 5	H: 0 LOB: 0 BB: 0 P: 5	R: 0 E: 0 K: 1 S: 5	H: 0 LOB: 0 BB: 0 P: 5	R: 0 E: 0 K: 1 S: 6	H: 1 LOB: 1 BB: 0 P: 6	R: 1 E: 0 K: 0 S: 5	H: 2 LOB: 1 BB: 0 P: 5	R: 0 E: 0 K: 0 S: 4	H: 0 LOB: 0 BB: 0 P: 4	R: 0 E: 0 K: 0 S: 4	H: 1 LOB: 1 BB: 0 P: 4	R: 0 E: 0 K: 1 S: 5	H: 0 LOB: 0 BB: 0 P: 5	R: 0 E: 0 K: 1 S: 7	H: 2 LOB: 3 BB: 1 P: 11		1B: 4 2B: 2 3B: 0 HR: 0	SF: 0 SAC: 0 DP: 0 HBP: 0	WP: 0 PB: 0 SB: 0 CS: 0	PA: 35
PITCHER	IP	WLS	BF	H	R	ER	SO	BB	IBB	HBP	BLK	WP	HR	S	P	ERA	WHIP				
Tom Seaver, R ERA: 2.99 (1, 1)	8.1	W	32	6	1	1	6	0	0	0	0	0	0	44	44	1.08	0.720				
Tug McGraw, L ERA: 1.85 (9, 1)	0.2	S	3	0	0	0	0	0	1	0	0	0	0	2	6	0.00	0.000				

Batter	1	2	3	4	5	6	7	8	9	AB	R	H	RBI	BB	SO	LOB	BOTTOM				
Lute Barnes, R OBP: 0.462, SLG: 0.636 (1, 4)										4	1	1	0	0	0	2	<p>Atlanta Braves @ New York Mets Shea Stadium, Flushing, NY Thu Aug 17 1972, 3:33 AM EDT Att: 30,519 - Unknown</p>				
Wayne Garrett, L OBP: 0.382, SLG: 0.317 (1, 5)										3	1	0	0	1	1	2					
Tommie Agee, R OBP: 0.336, SLG: 0.409 (1, 8)										2	0	1	1	1	0	0					
Ed Kranepool, L OBP: 0.322, SLG: 0.370 (1, 3)										2	0	0	1	1	0	2					
John Milner, L OBP: 0.353, SLG: 0.430 (1, 7)										4	0	0	0	0	0	3					
Duffy Dyer, R OBP: 0.323, SLG: 0.419 (1, 2)										2	0	0	0	0	0	1					
Dave Schneck, L OBP: 0.242, SLG: 0.315 (1, 9)										3	0	0	0	0	0	1					
Ted Martinez, R OBP: 0.249, SLG: 0.270 (1, 6)										3	0	1	0	0	0	1					
Tom Seaver, R OBP: 0.214, SLG: 0.292 (1, 1) Tug McGraw, R OBP: 0.200, SLG: 0.143 (9, 1)										3	0	1	0	0	1	2					
Inning Stats	R: 1 E: 0 K: 0 S: 3	H: 1 LOB: 0 BB: 1 P: 7	R: 0 E: 0 K: 0 S: 3	H: 0 LOB: 0 BB: 0 P: 3	R: 0 E: 0 K: 1 S: 6	H: 1 LOB: 1 BB: 0 P: 6	R: 0 E: 0 K: 0 S: 3	H: 0 LOB: 1 BB: 0 P: 4	R: 0 E: 0 K: 0 S: 4	H: 1 LOB: 1 BB: 0 P: 4	R: 0 E: 0 K: 0 S: 3	H: 0 LOB: 1 BB: 1 P: 7	R: 0 E: 1 K: 0 S: 5	H: 0 LOB: 1 BB: 0 P: 6	R: 1 E: 1 K: 0 S: 4	H: 1 LOB: 1 BB: 1 P: 8		1B: 2 2B: 2 3B: 0 HR: 0	SF: 1 SAC: 0 DP: 0 HBP: 2	WP: 0 PB: 0 SB: 1 CS: 1	PA: 32
PITCHER	IP	WLS	BF	H	R	ER	SO	BB	IBB	HBP	BLK	WP	HR	S	P	ERA	WHIP				
Ron Reed, R ERA: 3.62 (1, 1)	8.0	L	32	4	2	2	2	2	2	1	2	0	0	31	45	2.25	0.750				



AB	34
R	1
H	6
RBI	1
BB	1
SO	6
LOB	17

AB	26
R	2
H	4
RBI	2
BB	3
SO	2
LOB	14

Batter	1	2	3	4	5	6	7	8	9	AB	R	H	RBI	BB	SO	LOB	TOP			
Ralph Garr, L OBP: 0.361, SLG: 0.413 (1,7)	6-3		FC5-4 6-3 1B		4-3			4-3		4	0	1	0	0	0	0	Atlanta Braves @ Montreal Expos Jarry Park, Montreal, QB Sat Aug 19 1972, 7:05 PM EDT Att: 20,088 - Unknown			
Felix Milten, R OBP: 0.292, SLG: 0.306 (1,4)	6-3		6-3 1-2		6-3			1-3		4	0	0	0	0	0	1				
Hank Aaron, R OBP: 0.393, SLG: 0.496 (1,3)			FC5-4 BB					L9		3	0	1	0	1	0	0				
Darrell Evans, L OBP: 0.373, SLG: 0.418 (1,5)	G3		FC5-4 1-2 2-3					F7		4	0	1	0	0	0	3				
Dusty Baker Jr., R OBP: 0.377, SLG: 0.471 (1,8)								L7		3	0	1	0	1	1	1				
Earl Williams, R OBP: 0.338, SLG: 0.453 (1,2)								4-3		4	0	1	0	0	2	3				
Mike Lum, L OBP: 0.319, SLG: 0.346 (1,9)								F9		2	0	0	0	2	1	1				
Laryell Blanks, R OBP: 0.413, SLG: 0.523 (1,6)								6-3		3	0	0	0	1	0	3				
George Stone, L OBP: 0.292, SLG: 0.111 (1,1)								F6		1	0	0	0	0	0	2				
Tom Kelley, R OBP: 0.152, SLG: 0.097 (3,1)										2	0	0	0	0	2	0				
Jim Breazzeale, L OBP: 0.204, SLG: 0.396 (9, PH)										1	0	0	0	0	0	3				
Inning Stats	R: 0 E: 0 K: 0 S: 4	H: 1 LOB: 1 BB: 0 P: 4	R: 0 E: 0 K: 1 S: 6	H: 1 LOB: 2 BB: 1 P: 10	R: 0 E: 0 K: 0 S: 3	H: 1 LOB: 1 BB: 1 P: 7	R: 0 E: 0 K: 2 S: 8	H: 1 LOB: 0 BB: 0 P: 8	R: 0 E: 0 K: 1 S: 5	H: 0 LOB: 0 BB: 0 P: 5	R: 0 E: 0 K: 0 S: 4	H: 1 LOB: 1 BB: 0 P: 4	R: 0 E: 0 K: 1 S: 5	H: 0 LOB: 0 BB: 0 P: 5	R: 0 E: 0 K: 0 S: 3	H: 0 LOB: 3 BB: 3 P: 17	1B: 4 2B: 1 3B: 0 HR: 0	SF: 0 SAC: 0 DP: 1 HBP: 0	WP: 0 PB: 0 SB: 0 CS: 0	PA: 36
PITCHER Ernie McAnally, R ERA: 4.2 (1,1)	IP: 9.0 WLS: W BF: 36 H: 5 R: 0 ER: 0 SO: 6 BB: 5 IBB: 0 HBP: 0 BLK: 0 WP: 0 HR: 0 S: 43 P: 63 ERA: 0.00 WHIP: 1.111															PITCHER				

Batter	1	2	3	4	5	6	7	8	9	AB	R	H	RBI	BB	SO	LOB	BOTTOM			
Clyde Mashore, R OBP: 0.284, SLG: 0.350 (1,9)	K	L4		F8		F6		1B		5	0	1	1	0	1	0	Atlanta Braves @ Montreal Expos Jarry Park, Montreal, QB Sat Aug 19 1972, 7:05 PM EDT Att: 20,088 - Unknown			
Tim Foli, R OBP: 0.280, SLG: 0.276 (1,6)	1B 2B		6-3	F6				F7		5	1	2	0	0	0	1				
Bob Bailey, R OBP: 0.329, SLG: 0.391 (1,5)	1B 2B FC5-2		HR			1-3		SH1-3		3	1	2	1	0	0	0				
Hal Breeden, R OBP: 0.345, SLG: 0.444 (1,3)										3	1	2	1	0	0	0				
Ron Fairly, L OBP: 0.337, SLG: 0.399 (7, PH)	FC5-2 HR 2B		BB BB 1B			F8		FC6-5-4-5 1B		1	0	0	0	0	0	1				
Ken Singleton, S OBP: 0.360, SLG: 0.391 (1,7)	FC5-2 HR		BB BB 1B							2	1	1	0	2	0	2				
Ron Woods, R OBP: 0.273, SLG: 0.320 (1,8)										2	1	1	3	1	0	2				
Mike Jorgensen, L OBP: 0.333, SLG: 0.359 (7, PH)	HR		F8					K		1	0	0	0	0	1	2				
Terry Humphrey, R OBP: 0.257, SLG: 0.245 (1,2)	K									3	1	1	0	1	1	2				
Hector Torres, R OBP: 0.158, SLG: 0.220 (1,4)			5-3	6-3		F4		K		4	0	0	0	0	1	4				
Ernie McAnally, R OBP: 0.135, SLG: 0.143 (1,1)								5-3		4	0	0	0	0	0	1				
Inning Stats	R: 4 E: 0 K: 2 S: 11	H: 4 LOB: 0 BB: 0 P: 11	R: 0 E: 0 K: 0 S: 3	H: 0 LOB: 0 BB: 0 P: 3	R: 1 E: 0 K: 0 S: 5	H: 2 LOB: 2 BB: 2 P: 13	R: 0 E: 0 K: 0 S: 3	H: 0 LOB: 0 BB: 0 P: 3	R: 0 E: 0 K: 0 S: 3	H: 0 LOB: 2 BB: 2 P: 11	R: 0 E: 0 K: 0 S: 7	H: 2 LOB: 2 BB: 0 P: 7	R: 0 E: 0 K: 1 S: 7	H: 2 LOB: 1 BB: 0 P: 7	R: 1 E: 0 K: 1 S: 7	H: 2 LOB: 1 BB: 0 P: 7	1B: 7 2B: 1 3B: 0 HR: 2	SF: 0 SAC: 1 DP: 0 HBP: 0	WP: 0 PB: 0 SB: 1 CS: 0	PA: 38
PITCHER George Stone, L ERA: 5.09 (1,1)	IP: 2.1 WLS: L BF: 13 H: 6 R: 5 ER: 5 SO: 2 BB: 0 IBB: 0 HBP: 0 BLK: 0 WP: 0 HR: 2 S: 17 P: 17 ERA: 19.29 WHIP: 2.571															PITCHER				
Tom Kelley, R ERA: 4.61 (3,1)	IP: 5.2 WLS: L BF: 25 H: 4 R: 1 ER: 1 SO: 2 BB: 4 IBB: 0 HBP: 0 BLK: 0 WP: 0 HR: 0 S: 25 P: 41 ERA: 1.59 WHIP: 1.412															PITCHER				

AB	31
R	0
H	5
RBI	0
BB	5
SO	6
LOB	17

AB	33
R	6
H	10
RBI	6
BB	4
SO	4
LOB	15



Batter	1	2	3	4	5	6	7	8	9	AB	R	H	RBI	BB	SO	LOB	TOP			
Ralph Garr, L OBP: 0.357, SLG: 0.409 (1, 9)	0-0 1-3			0-0 F7		0-0 B3		0-3 K		4	0	0	0	0	1	0				
Darrell Evans, L OBP: 0.374, SLG: 0.417 (1, 5)	0-3 K			4-0 BB BB		0-0 BB 1B		0-0 F9	3	0	1	0	1	1	0					
Hank Aaron, R OBP: 0.392, SLG: 0.492 (1, 3)	0-0 3-1			0-0 F7		4-0 BB		0-0 F7	3	0	0	0	1	0	1					
Dusty Baker Jr., R OBP: 0.379, SLG: 0.469 (1, 8)		0-0 G5-4-3 1B		4-0 BB		0-3 K		0-0 F7	3	0	1	0	1	1	2					
Rico Carty, R OBP: 0.407, SLG: 0.427 (1, 7)		0-0 G5-4-3		0-0 F8				0-3 K	3	0	0	0	0	1	3					
Earl Williams, R OBP: 0.336, SLG: 0.450 (1, 2)		0-0 5-3			0-3 K			0-0 F9	3	0	0	0	0	1	0					
Felix Millan, R OBP: 0.290, SLG: 0.304 (1, 4)			0-3 K		0-0 L4			0-0 F8	3	0	0	0	0	1	0					
Marty Perez, R OBP: 0.262, SLG: 0.254 (1, 6)			0-0 F7		0-0 6-3			0-0 F4	3	0	0	0	0	0	0					
Ron Schueler, R OBP: 0.214, SLG: 0.220 (1, 1)			0-0 4-3			0-3 K		0-0 6-3	3	0	0	0	0	1	0					
Inning Stats	R: 0 E: 0 K: 1 S: 5	H: 0 LOB: 0 BB: 0 P: 5	R: 0 E: 0 K: 0 S: 3	H: 1 LOB: 0 BB: 0 P: 3	R: 0 E: 0 K: 1 S: 5	H: 0 LOB: 0 BB: 0 P: 5	R: 0 E: 0 K: 0 S: 3	H: 0 LOB: 2 BB: 2 P: 11	R: 0 E: 0 K: 1 S: 5	H: 0 LOB: 0 BB: 0 P: 5	R: 0 E: 0 K: 2 S: 8	H: 1 LOB: 2 BB: 1 P: 12	R: 0 E: 0 K: 1 S: 5	H: 0 LOB: 0 BB: 0 P: 5	R: 0 E: 0 K: 0 S: 3	H: 0 LOB: 0 BB: 0 P: 3	1B: 2 2B: 0 3B: 0 HR: 0	SF: 0 SAC: 0 DP: 1 HBP: 0	WP: 0 PB: 0 SB: 0 CS: 0	PA: 31
PITCHER Bill Stoneman, R ERA: 2.98 (1, 1)	IP: 9.0 WLS: W BF: 31 H: 2 R: 0 ER: 0 SO: 7 BB: 3 IBB: 0 HBP: 0 BLK: 0 WP: 0 HR: 0 S: 42 P: 54 ERA: 0.00 WHIP: 0.556															PITCHER				

Atlanta Braves @ Montreal Expos
Jarry Park, Montreal, QB
Sun Aug 20 1972, 3:33 AM EDT
Att: 27,172 - Unknown

AB 28
R 0
H 2
RBI 0
BB 3
SO 7
LOB 6



Batter	1	2	3	4	5	6	7	8	9	AB	R	H	RBI	BB	SO	LOB	BOTTOM			
Tim McCarver, L OBP: 0.328, SLG: 0.360 (1, 2)	0-3 K		0-0 4-3			0-0 4-3		0-0 1B 1-2 1B	4	0	1	0	0	1	0					
Tim Foli, R OBP: 0.280, SLG: 0.276 (1, 6)	0-0 5-3		0-3 K			0-0 5-3		0-0 1-3 2-H 1B	4	0	1	1	0	1	0					
Ken Singleton, S OBP: 0.360, SLG: 0.390 (1, 7)	0-0 BB 1B		0-3 K			0-0 3-1			3	0	1	0	0	1	0					
Ron Fairly, L OBP: 0.337, SLG: 0.398 (1, 3)	0-0 BB 1-2 1B			0-3 K		0-0 4-3			3	0	1	0	0	1	0					
Mike Jorgensen, L OBP: 0.333, SLG: 0.357 (1, 8)	4-0 BB			0-0 F7		0-0 4-3			2	0	0	0	1	0	0					
Boots Day, L OBP: 0.285, SLG: 0.254 (1, 9)	0-3 K			0-0 F8		0-0 3-1			3	0	0	0	0	1	3					
Bob Bailey, R OBP: 0.327, SLG: 0.388 (1, 5)		0-0 6-3			0-0 F8			0-0 6-3	3	0	0	0	0	0	0					
Hector Torres, R OBP: 0.173, SLG: 0.217 (1, 4)		0-0 5-3			4-0 CS BB			1-0 1B 1B HBP	1	1	0	0	1	0	0					
Bill Stoneman, R OBP: 0.133, SLG: 0.103 (1, 1)		0-3 K			0-3 K			0-0 B3	3	0	0	0	0	2	2					
Inning Stats	R: 0 E: 0 K: 2 S: 9	H: 2 LOB: 3 BB: 1 P: 13	R: 0 E: 0 K: 1 S: 5	H: 0 LOB: 0 BB: 0 P: 5	R: 0 E: 0 K: 2 S: 7	H: 0 LOB: 0 BB: 0 P: 7	R: 0 E: 0 K: 1 S: 5	H: 0 LOB: 0 BB: 0 P: 5	R: 0 E: 0 K: 1 S: 4	H: 0 LOB: 1 BB: 1 P: 8	R: 0 E: 0 K: 0 S: 3	H: 0 LOB: 0 BB: 0 P: 3	R: 0 E: 0 K: 0 S: 3	H: 0 LOB: 0 BB: 0 P: 3	R: 1 E: 0 K: 0 S: 4	H: 2 LOB: 2 BB: 0 P: 5	1B: 4 2B: 0 3B: 0 HR: 0	SF: 0 SAC: 0 DP: 0 HBP: 1	WP: 0 PB: 0 SB: 0 CS: 1	PA: 29
PITCHER Ron Schueler, R ERA: 4.08 (1, 1)	IP: 8.0 WLS: L BF: 29 H: 4 R: 1 ER: 1 SO: 7 BB: 2 IBB: 0 HBP: 1 BLK: 0 WP: 0 HR: 0 S: 40 P: 49 ERA: 1.12 WHIP: 0.750															PITCHER				

Atlanta Braves @ Montreal Expos
Jarry Park, Montreal, QB
Sun Aug 20 1972, 3:33 AM EDT
Att: 27,172 - Unknown

AB 26
R 1
H 4
RBI 1
BB 2
SO 7
LOB 5



Batter	1	2	3	4	5	6	7	8	9	10	11	AB	R	H	RBI	BB	SO	LOB	TOP								
Ralph Garr, L OBP: 0.356, SLG: 0.406 (1, 9)												5	0	1	0	0	1	1									
Felix Milan, R OBP: 0.291, SLG: 0.310 (1, 4)												5	1	2	0	0	0	1									
Hank Aaron, R OBP: 0.390, SLG: 0.488 (1, 3)												5	0	1	1	0	3	2									
Dusty Baker Jr., R OBP: 0.379, SLG: 0.475 (1, 8)												5	1	2	0	0	1	2									
Earl Williams, R OBP: 0.335, SLG: 0.446 (1, 2)												4	0	0	0	1	1	2									
Rico Carty, R OBP: 0.406, SLG: 0.423 Mike Lum, L OBP: 0.320, SLG: 0.347 (1, 7)												2	0	0	0	1	0	0									
Darrell Evans, L OBP: 0.372, SLG: 0.412 (1, 5)												4	0	0	0	1	1	3									
Marty Perez, R OBP: 0.260, SLG: 0.252 Sonny Jackson, L OBP: 0.277, SLG: 0.246 Gil Garrido, R OBP: 0.389, SLG: 0.306 (1, 6)												4	0	0	0	0	0	2									
Phil Niekro, R OBP: 0.209, SLG: 0.240 (1, 1)												4	0	0	0	0	2	2									
Inning Stats	R: 0 E: 0 K: 2 S: 8	H: 1 LOB: 1 BB: 0 P: 8	R: 0 E: 0 K: 1 S: 5	H: 0 LOB: 1 BB: 1 P: 9	R: 1 E: 0 K: 3 S: 12	H: 3 LOB: 2 BB: 0 P: 12	R: 0 E: 0 K: 0 S: 3	H: 0 LOB: 0 BB: 0 P: 7	R: 0 E: 0 K: 1 S: 6	H: 1 LOB: 1 BB: 0 P: 6	R: 0 E: 0 K: 3 S: 3	H: 0 LOB: 0 BB: 0 P: 3	R: 0 E: 0 K: 0 S: 3	H: 0 LOB: 0 BB: 0 P: 3	R: 0 E: 0 K: 1 S: 5	H: 0 LOB: 0 BB: 0 P: 5	R: 0 E: 1 K: 1 S: 5	H: 0 LOB: 1 BB: 0 P: 5	R: 0 E: 1 K: 1 S: 5	H: 0 LOB: 1 BB: 0 P: 5	R: 0 E: 1 K: 1 S: 7	H: 2 LOB: 2 BB: 1 P: 11	1B: 3 2B: 4 3B: 0 HR: 0	SF: 0 SAC: 0 DP: 1 HBP: 0	WP: 0 PB: 0 SB: 1 CS: 0	PA: 43	
PITCHER Steve Carlton, L ERA: 2.1 (1, 1)	IP 11.0	WLS L	BF 43	H 7	R 2	ER 2	SO 10	BB 2	IBB 1	HBP 0	BLK 0	WP 0	HR 0	S 60	P 72	ERA 1.64	WHIP 0.818										

Atlanta Braves @ Philadelphia Phillies
Veterans Stadium, Philadelphia, PA
Mon Aug 21 1972, 7:05 PM EDT
Att: 41,212 - Unknown

AB 40
R 2
H 7
RBI 2
BB 3
SO 10
LOB 15



Batter	1	2	3	4	5	6	7	8	9	10	11	AB	R	H	RBI	BB	SO	LOB	BOTTOM								
Denny Doyle, L OBP: 0.290, SLG: 0.297 (1, 4)												6	0	3	0	0	0	1									
Larry Bowa, S OBP: 0.277, SLG: 0.282 (1, 6)												5	0	1	0	0	1	3									
Willie Montanez, L OBP: 0.330, SLG: 0.426 (1, 8)												3	1	1	1	0	2	0	1								
Greg Luzinski, R OBP: 0.318, SLG: 0.434 (1, 7)												5	0	2	1	0	1	2									
Deron Johnson, R OBP: 0.273, SLG: 0.352 Tom Hutton, L OBP: 0.350, SLG: 0.345 (1, 3)												3	0	1	0	0	1	4									
Don Money, R OBP: 0.282, SLG: 0.336 (1, 5)												5	0	1	0	0	2	2									
Bill Robinson, R OBP: 0.245, SLG: 0.388 (1, 9)												5	0	0	0	0	1	5									
John Bateman, R OBP: 0.256, SLG: 0.304 (1, 2)												3	0	0	0	1	0	1									
Steve Carlton, L Terry Harmon, R OBP: 0.379, SLG: 0.325 (1, 1)												4	0	0	0	0	3	4									
Inning Stats	R: 0 E: 0 K: 0 S: 4	H: 2 LOB: 2 BB: 1 P: 8	R: 0 E: 0 K: 1 S: 6	H: 1 LOB: 1 BB: 0 P: 6	R: 0 E: 0 K: 1 S: 6	H: 1 LOB: 2 BB: 1 P: 10	R: 0 E: 0 K: 0 S: 3	H: 0 LOB: 0 BB: 0 P: 3	R: 0 E: 0 K: 1 S: 6	H: 1 LOB: 1 BB: 0 P: 6	R: 0 E: 0 K: 1 S: 6	H: 1 LOB: 2 BB: 0 P: 6	R: 0 E: 0 K: 1 S: 6	H: 1 LOB: 3 BB: 0 P: 6	R: 1 E: 1 K: 1 S: 8	H: 2 LOB: 3 BB: 1 P: 12	R: 0 E: 0 K: 2 S: 7	H: 0 LOB: 0 BB: 0 P: 5	R: 0 E: 0 K: 1 S: 7	H: 0 LOB: 0 BB: 0 P: 7	R: 0 E: 0 K: 1 S: 6	H: 0 LOB: 1 BB: 0 P: 6	1B: 6 2B: 3 3B: 0 HR: 0	SF: 0 SAC: 1 DP: 1 HBP: 0	WP: 0 PB: 2 SB: 1 CS: 0	PA: 46	
PITCHER Phil Niekro, R ERA: 3.09 (1, 1)	IP 11.0	WLS W	BF 46	H 9	R 1	ER 1	SO 10	BB 2	IBB 1	HBP 0	BLK 0	WP 0	HR 0	S 63	P 75	ERA 0.82	WHIP 1.000										

Atlanta Braves @ Philadelphia Phillies
Veterans Stadium, Philadelphia, PA
Mon Aug 21 1972, 7:05 PM EDT
Att: 41,212 - Unknown

AB 42
R 1
H 9
RBI 1
BB 3
SO 10
LOB 25



Batter	1	2	3	4	5	6	7	8	9	AB	R	H	RBI	BB	SO	LOB	TOP			
Ralph Garr, L (1, 7) OBP: 0.355, SLG: 0.406	0-3 K	0-3 K		0-0 4-3			0-0 6-3		0-0 2B	5	1	1	0	1	2	2				
Felix Milan, R (1, 4) OBP: 0.287, SLG: 0.305	0-0 6-3		0-0 5-3		0-0 6-3		0-0 6-3		0-0 6-3 BB	6	0	0	0	0	0	3				
Dusty Baker Jr., R (1, 8) OBP: 0.385, SLG: 0.486	0-3 K		0-0 HR		4-0 BLK BB		4-0 BB		0-0 HR BB	3	2	2	2	2	1	0				
Earl Williams, R (1, 2) OBP: 0.335, SLG: 0.443		0-0 F9	4-0 BB		0-3 K		0-3 K		4-0 HR BB	3	1	0	0	2	2	2				
Jim Breazeale, L (1, 3) OBP: 0.259, SLG: 0.500		0-0 BB PB FC5-2 1B	0-0 F9		4-0 BB				0-0 HR	4	1	3	3	1	0	1				
Darrell Evans, L (1, 5) OBP: 0.373, SLG: 0.410		4-0 FC5-2 BB 1B	0-0 3-1		0-0 3-1				0-0 1B	4	2	1	0	1	1	4				
Mike Lum, L (1, 9) OBP: 0.324, SLG: 0.359		4-0 FC5-2 BB 1B		0-0 HR		0-0 6-3			0-0 1B	4	3	2	1	1	1	1				
Marty Perez, R (1, 6) OBP: 0.258, SLG: 0.250		0-0 FC5-2 1B		0-0 4-3		0-0 F7		0-0 F5	0-0 3B 1B	3	0	0	0	0	0	3				
Hank Aaron, R (8, PH) OBP: 0.389, SLG: 0.486		0-0 FC5-2 1B		0-0 4-3		0-0 F7		0-0 F5	0-0 3B 1B	1	0	0	0	0	0	1				
Gil Garrido, R (8, 6) OBP: 0.397, SLG: 0.317		1-2 2-3 3-H		0-0 5-3		0-3 K			0-0 6-3	3	0	1	2	0	1	0				
Ron Reed, R (1, 1) OBP: 0.174, SLG: 0.194		0-0 1B		0-0 5-3		0-3 K			0-0 6-3	2	0	1	2	0	0	0				
Sonny Jackson, L (9, PH) OBP: 0.294, SLG: 0.286		1-2 2-H 3-H		0-0 5-3		0-3 K			0-0 6-3	0	0	0	0	0	0	0				
Pat Jarvis, R (9, 1) OBP: 0.182, SLG: 0.238		1-2 2-H 3-H		0-0 5-3		0-3 K			0-0 6-3	0	0	0	0	0	0	0				
Inning Stats	R: 0 E: 0 K: 2 S: 7	H: 0 LOB: 0 BB: 0 P: 7	R: 2 E: 0 K: 1 S: 7	H: 2 LOB: 2 BB: 2 P: 15	R: 1 E: 0 K: 0 S: 4	H: 1 LOB: 1 BB: 1 P: 8	R: 1 E: 0 K: 0 S: 4	H: 1 LOB: 0 BB: 0 P: 4	R: 0 E: 0 K: 1 S: 5	H: 0 LOB: 2 BB: 2 P: 13	R: 0 E: 0 K: 1 S: 5	H: 0 LOB: 1 BB: 1 P: 9	R: 0 E: 0 K: 2 S: 8	H: 1 LOB: 1 BB: 0 P: 8	R: 7 E: 0 K: 0 S: 10	H: 7 LOB: 2 BB: 2 P: 18	1B: 6 2B: 2 3B: 1 HR: 3	SF: 0 SAC: 0 DP: 0 HBP: 0	WP: 0 PA: 47 PB: 1 SB: 0 CS: 0	
PITCHER	IP WLS BF H R ER SO BB IBB HBP BLK WP HR S P ERA WHIP																			
Darrell Brandon, R (1, 1) ERA: 3.57	4.2	23	4	4	4	4	5	0	0	0	1	0	0	0	0	2	26	46	7.71	1.929
Mac Scarce, L (5, 1) ERA: 3.55	3.0	11	1	0	0	4	1	0	0	0	0	0	0	0	1	8	22	0.00	0.667	
Bill Wilson, R (8, 1) ERA: 3.78	1.0	L	9	5	6	6	0	1	0	0	0	0	1	8	12	54.00	6.000			
Dick Selma, R (9, 1) ERA: 5.01	0.1		4	2	1	1	0	1	0	0	0	0	0	0	3	7	27.00	9.000		

Atlanta Braves @ Philadelphia Phillies
Veterans Stadium, Philadelphia, PA
Tue Aug 22 1972, 7:05 PM EDT
Att: 10,408 - Unknown

AB 39
R 11
H 12
RBI 11
BB 8
SO 8
LOB 17





Batter	1	2	3	4	5	6	7	8	9	AB	R	H	RBI	BB	SO	LOB	BOTTOM				
Denny Doyle, L (1, 4) OBP: 0.284, SLG: 0.304	0-0 F8	0-0 1B			0-0 CS 1B		0-0 1B 2B		0-0 G6-4-3	5	1	3	1	0	0	1					
Larry Bowa, S (1, 6) OBP: 0.276, SLG: 0.281	0-0 F9		0-0 F8		0-0 6-3		0-0 S 1B 1B		0-0 1-3	5	1	1	0	0	0	1					
Tom Hutton, L (1, 9) OBP: 0.352, SLG: 0.345	0-0 G3		4-0 1-3 BB		0-0 F9		0-0 S 1B 1B			3	0	1	1	1	0	0					
Willie Montanez, L (1, 8) OBP: 0.327, SLG: 0.423		0-0 G3	0-0 4-3		0-3 K		0-0 1B			3	0	0	0	0	1	1					
Bill Robinson, R (7, 8) OBP: 0.252, SLG: 0.394		0-0 G3	0-0 4-3		0-3 K		0-0 1B			1	0	1	1	0	0	0					
Greg Luzinski, R (1, 7) OBP: 0.322, SLG: 0.442		0-0 HR 2B		0-0 2B		0-0 1B		0-3 K		4	1	3	0	0	1	0					
Deron Johnson, R (1, 3) OBP: 0.272, SLG: 0.347		4-0 HR BB		0-3 K		0-3 K		0-0 5-3		3	1	0	0	1	2	2					
Don Money, R (1, 5) OBP: 0.286, SLG: 0.354		0-0 HR		0-3 K			0-0 HR			4	2	3	4	0	1	1					
John Bateman, R (1, 2) OBP: 0.256, SLG: 0.303		0-0 SH5-4 1B		0-3 K			0-0 6-3			4	1	1	0	0	2	2					
Darrell Brandon, R (1, 1) OBP: 0.100, SLG: 0.100		0-0 SH5-4		0-0 1-3			0-3 K			0	0	0	0	0	0	0					
Mac Scarce, L (5, 1)									0-0 G6-4-3 BB	2	0	0	0	0	1	0					
Bill Wilson, R (8, 1)										0	0	0	0	0	0	0					
Dick Selma, R (9, 1) OBP: 0.238, SLG: 0.250										0	0	0	0	0	0	0					
Terry Harmon, R (9, PH) OBP: 0.383, SLG: 0.325										0	0	0	0	1	0	0					
Inning Stats	R: 0 E: 0 K: 0 S: 3	H: 0 LOB: 0 BB: 0 P: 3	R: 4 E: 0 K: 0 S: 6	H: 4 LOB: 1 BB: 1 P: 10	R: 0 E: 0 K: 0 S: 2	H: 0 LOB: 0 BB: 1 P: 6	R: 0 E: 0 K: 3 S: 10	H: 1 LOB: 0 BB: 0 P: 10	R: 0 E: 0 K: 0 S: 3	H: 1 LOB: 0 BB: 0 P: 3	R: 0 E: 0 K: 2 S: 8	H: 1 LOB: 1 BB: 0 P: 8	R: 3 E: 0 K: 1 S: 9	H: 5 LOB: 2 BB: 0 P: 9	R: 0 E: 0 K: 2 S: 8	H: 1 LOB: 1 BB: 0 P: 8	R: 0 E: 0 K: 0 S: 2	H: 0 LOB: 0 BB: 1 P: 6	1B: 8 2B: 3 3B: 0 HR: 2	SF: 0 SAC: 1 DP: 1 HBP: 0	WP: 0 PA: 38 PB: 0 SB: 2 CS: 1
PITCHER	IP WLS BF H R ER SO BB IBB HBP BLK WP HR S P ERA WHIP																				
Ron Reed, R (1, 1) ERA: 3.8	8.0	35	13	7	7	8	2	0	0	0	0	0	2	49	57	7.88	1.875				
Pat Jarvis, R (9, 1) ERA: 3.95	1.0	S	3	0	0	0	1	0	0	0	0	0	0	2	6	0.00	1.000				


Atlanta Braves @ Philadelphia Phillies
Veterans Stadium, Philadelphia, PA
Tue Aug 22 1972, 7:05 PM EDT
Att: 10,408 - Unknown


AB 34
R 7
H 13
RBI 7
BB 3
SO 8
LOB 8



Batter	1	2	3	4	5	6	7	8	9	AB	R	H	RBI	BB	SO	LOB	TOP											
Ralph Garr, L OBP: 0.360, SLG: 0.408 (1, 7)	F7			FC5-4 1B		FC4-6 BB		G5-4-3 BB		3	1	2	0	2	0	0	Atlanta Braves @ Philadelphia Phillies Veterans Stadium, Philadelphia, PA Wed Aug 23 1972, 7:05 PM EDT Att: 10,057 - Unknown											
Felix Milon, R OBP: 0.291, SLG: 0.310 Larvell Blanks, R OBP: 0.404, SLG: 0.511 (1, 4) (6, 4)	CS 1B			FC5-4 1B	HR	SF8		G5-4-3 1-2		3	1	3	1	0	0	0												
Dusty Baker Jr., R OBP: 0.382, SLG: 0.491 (1, 8)	K			FC5-4 1B E	HR	FC4-6		F8		5	2	1	3	0	1	4												
Jim Breazeale, L OBP: 0.288, SLG: 0.500 (1, 3)	F7			E 1B	4-6-3 BB			G3		4	1	2	0	1	0	0												
Darrell Evans, L OBP: 0.370, SLG: 0.410 (1, 5)	K			E6 1-H 3-H	4-6-3			F7		5	1	1	2	0	1	2												
Mike Lum, L OBP: 0.326, SLG: 0.367 (1, 9)	F5			2B	F5			F8		5	2	2	0	0	0	2												
Paul Casanova, R OBP: 0.225, SLG: 0.287 (1, 2)				6-3 K				L4 2-H		5	0	1	1	0	1	2												
Marty Perez, R OBP: 0.263, SLG: 0.255 (1, 6)				F8	2B	SF8 BB				3	1	2	1	1	0	0												
Jim Hardin, R OBP: 0.238, SLG: 0.235 Pat Jarvis, R OBP: 0.162, SLG: 0.238 Joe Hoerner, R (8, 1) (9, 1)				K	K	BB		6-3		3	0	0	0	1	2	3												
Inning Stats	R: 0 E: 0 K: 1 S: 5	H: 1 LOB: 1 BB: 0 P: 5	R: 0 E: 0 K: 1 S: 5	H: 0 LOB: 0 BB: 0 P: 5	R: 0 E: 0 K: 1 S: 5	H: 0 LOB: 0 BB: 0 P: 5	R: 5 E: 1 K: 2 S: 13	H: 6 LOB: 1 BB: 0 P: 13	R: 2 E: 0 K: 0 S: 5	H: 3 LOB: 1 BB: 1 P: 9	R: 1 E: 0 K: 0 S: 3	H: 0 LOB: 2 BB: 3 P: 15	R: 1 E: 0 K: 0 S: 6	H: 3 LOB: 2 BB: 0 P: 6	R: 0 E: 0 K: 0 S: 2	H: 0 LOB: 0 BB: 1 P: 6		R: 0 E: 0 K: 0 S: 4	H: 1 LOB: 1 BB: 0 P: 4	1B: 9 2B: 5 3B: 0 HR: 1	SF: 1 SAC: 0 DP: 2 HBP: 0	WP: 0 PB: 0 SB: 0 CS: 1	PA: 43					
PITCHER	IP	WLS	BF	H	R	ER	SO	BB	IBB	HBP	BLK	WP	HR	S	P	ERA	WHIP											
Wayne Twitchell, R ERA: 4.27 Bob Terjeski, R ERA: 9.82 Bill Champion, R ERA: 4.81 Gary Neibauer, R ERA: 6.0	(1, 1) (5, 1) (7, 1) (8, 1)	4.1 1.2 1.0 0.0	L	21	10	7	5	0	0	0	0	0	0	1	31	31	14.54	2.308										

Batter	1	2	3	4	5	6	7	8	9	AB	R	H	RBI	BB	SO	LOB	BOTTOM											
Denny Doyle, L OBP: 0.301, SLG: 0.316 (1, 4)	G1-6-3 1B			F8				1B 2B		4	1	3	1	1	0	0	Atlanta Braves @ Philadelphia Phillies Veterans Stadium, Philadelphia, PA Wed Aug 23 1972, 7:05 PM EDT Att: 10,057 - Unknown											
Larry Bowa, S OBP: 0.275, SLG: 0.280 Terry Harmon, R OBP: 0.388, SLG: 0.327 (1, 6) (6, 6)	F9			4-3		6-3		2B 1B		2	0	0	0	0	0	1												
Tom Hutton, L OBP: 0.347, SLG: 0.339 (1, 9) (6, 7)	G1-6-3 1-2			F8				P6		5	0	0	0	0	0	6												
Willie Montanez, L OBP: 0.327, SLG: 0.424 (1, 8)	F8			F7				4-3		4	0	1	3	0	0	0												
Greg Luzinski, R OBP: 0.320, SLG: 0.440 Roger Freed, R OBP: 0.316, SLG: 0.443 (1, 7) (6, 9)	K			F9				5-3		2	0	0	0	0	1	0												
Deron Johnson, R OBP: 0.274, SLG: 0.353 Joe Lis, R OBP: 0.337, SLG: 0.329 (1, 3) (6, 3)	F8			2B				F9		2	0	1	0	0	0	0												
Don Money, R OBP: 0.286, SLG: 0.360 (1, 5)				6-3		F7		6-3		4	1	1	2	0	0	1												
John Bateman, R OBP: 0.254, SLG: 0.302 Pete Koegel, R OBP: 0.256, SLG: 0.231 (1, 2) (6, 2)	F8			F8		6-3		1B 1B		1	0	0	0	0	0	0												
Wayne Twitchell, R OBP: 0.288, SLG: 0.283 Bob Terjeski, R Oscar Gamble, L OBP: 0.286, SLG: 0.318 Bill Champion, R OBP: 0.256, SLG: 0.287 Gary Neibauer, R OBP: 0.252, SLG: 0.330 (1, 1) (5, 1) (6, PH) (7, 1) (8, 1) (9, PH)				K		G3		1B		1	0	0	0	0	1	0												
Inning Stats	R: 0 E: 0 K: 0 S: 3	H: 1 LOB: 0 BB: 0 P: 3	R: 0 E: 0 K: 1 S: 5	H: 0 LOB: 0 BB: 0 P: 5	R: 0 E: 0 K: 1 S: 5	H: 0 LOB: 0 BB: 0 P: 5	R: 0 E: 0 K: 0 S: 3	H: 0 LOB: 0 BB: 0 P: 3	R: 0 E: 0 K: 0 S: 4	H: 1 LOB: 1 BB: 0 P: 4	R: 0 E: 0 K: 0 S: 4	H: 1 LOB: 1 BB: 0 P: 4	R: 0 E: 0 K: 0 S: 4	H: 1 LOB: 1 BB: 0 P: 4	R: 4 E: 0 K: 0 S: 7	H: 4 LOB: 1 BB: 1 P: 11		R: 2 E: 0 K: 0 S: 4	H: 1 LOB: 2 BB: 3 P: 16	1B: 5 2B: 2 3B: 1 HR: 1	SF: 0 SAC: 0 DP: 1 HBP: 0	WP: 0 PB: 0 SB: 0 CS: 0	PA: 39					
PITCHER	IP	WLS	BF	H	R	ER	SO	BB	IBB	HBP	BLK	WP	HR	S	P	ERA	WHIP											
Jim Hardin, R ERA: 3.6 Pat Jarvis, R ERA: 4.15 Joe Hoerner, L ERA: 4.17	(1, 1) (8, 1) (9, 1)	7.2 1.0 0.1	W	31	8	4	4	2	1	0	0	0	0	0	1	16	18.00	4.000										

Batter	1	2	3	4	5	6	7	8	9	AB	R	H	RBI	BB	SO	LOB	TOP								
Lute Barnes, R OBP: 0.370, SLG: 0.381 (1, 6)	E5 E G3 PB		5-3			5-3		BB 1B BB	5-3	5	2	1	0	0	0	0	<p>New York Mets @ Atlanta Braves Atlanta Stadium, Atlanta, GA Sat Aug 26 1972, 7:05 PM EDT Att: 17,259 - Unknown</p> <p>livebaseballscores.com</p> <p>AB 32 R 6 H 6 RBI 5 BB 8 SO 5 LOB 16</p> 								
Wayne Garrett, L OBP: 0.369, SLG: 0.300 Jerry Grote, R OBP: 0.301, SLG: 0.290 (1, 5) (4, 5)	G3		F8			4-3		BB 1B BB		2	0	0	0	0	0	1									
John Milner, L OBP: 0.341, SLG: 0.420 (1, 7)	K					K		BB 1B BB	F8	4	1	0	0	1	3	1									
Tommy Agee, R OBP: 0.344, SLG: 0.399 (1, 8)	CS BB							F7 1B BB	F9	3	0	1	0	2	0	4									
Ed Kranepool, L OBP: 0.328, SLG: 0.379 (1, 3)	CS	P4				K		F8 1B BB		3	1	0	1	1	1	2									
Dave Marshall, L OBP: 0.318, SLG: 0.348 (1, 9)								F7 1B BB		3	1	1	1	1	0	1									
Ken Boswell, L OBP: 0.242, SLG: 0.262 Jim Beauchamp, R OBP: 0.277, SLG: 0.364 Ted Martinez, R OBP: 0.240, SLG: 0.259 (1, 4) (8, PH) (8, 4)		F8				3-1		FC6-4 BB 1B BB		2	0	0	0	1	0	1									
Duffy Dyer, R OBP: 0.307, SLG: 0.382 (1, 2)		5-3						FC6-4 BB 1B		3	0	1	1	1	0	3									
Jon Matlack, L OBP: 0.242, SLG: 0.169 Bob Rauch, R OBP: 0.304, SLG: 0.354 Jim Fregosi, R OBP: 0.200, SLG: 0.200 (1, 1) (7, 1) (8, PH) (8, 1)						FC6-4			6-3 F7	2	0	0	0	0	1	1									
										0	0	0	0	0	0	0									
										2	0	0	0	0	0	2									
										0	0	0	0	0	0	0									
Inning Stats	R: 1 E: 2 K: 1 S: 5	H: 0 LOB: 0 BB: 1 P: 9	R: 0 E: 0 K: 0 S: 4	H: 1 LOB: 1 BB: 0 P: 4	R: 0 E: 0 K: 1 S: 5	H: 0 LOB: 0 BB: 0 P: 5	R: 0 E: 0 K: 2 S: 7	H: 1 LOB: 0 BB: 0 P: 7	R: 0 E: 0 K: 0 S: 3	H: 0 LOB: 1 BB: 1 P: 7	R: 0 E: 0 K: 1 S: 5	H: 0 LOB: 0 BB: 0 P: 5	R: 0 E: 0 K: 0 S: 3	H: 0 LOB: 2 BB: 2 P: 11	R: 5 E: 0 K: 0 S: 7	H: 4 LOB: 2 BB: 3 P: 19		R: 0 E: 0 K: 0 S: 3	H: 0 LOB: 1 BB: 1 P: 7	1B: 6 2B: 0 3B: 0 HR: 0	SF: 0 SAC: 0 DP: 0 HBP: 0	WP: 0 PB: 1 SB: 0 CS: 1	PA: 41		
PITCHER	IP	WLS	BF	H	R	ER	SO	BB	IBB	HBP	BLK	WP	HR	S	P	ERA	WHIP								
Phil Niekro, R ERA: 3.11 (1, 1)	7.1		30	4	4	3	5	5	0	0	0	0	0	35	55	3.68	1.227								
Pat Jarvis, R ERA: 4.35 (8, 1)	0.1		3	0	0	0	0	2	0	0	0	0	0	1	9	0.00	6.000								
Joe Hoerner, L ERA: 4.17 (8, 1)	0.0		1	1	1	1	0	0	0	0	0	0	0	1	1	∞	∞								
Cecil Upshaw, R ERA: 4.34 (8, 1)	1.1	W	6	1	1	1	0	1	0	0	0	0	0	5	9	6.75	1.500								

Batter	1	2	3	4	5	6	7	8	9	AB	R	H	RBI	BB	SO	LOB	BOTTOM								
Ralph Garr, L OBP: 0.360, SLG: 0.413 (1, 9)	1-3	FC6-4				4-3		P3		5	0	0	0	0	0	6	<p>New York Mets @ Atlanta Braves Atlanta Stadium, Atlanta, GA Sat Aug 26 1972, 7:05 PM EDT Att: 17,259 - Unknown</p> <p>livebaseballscores.com</p> <p>AB 33 R 7 H 8 RBI 6 BB 4 SO 2 LOB 16</p> 								
Felix Milan, R OBP: 0.288, SLG: 0.307 (1, 4)	WP 1B		F9			6-3		1-3		4	1	1	0	0	0	2									
Hank Aaron, R OBP: 0.389, SLG: 0.481 (1, 3)	P4		P4			6-3		FC6-4 1B		4	0	1	0	0	0	1									
Dusty Baker Jr., R OBP: 0.379, SLG: 0.492 (1, 8)	F3		F8			HR		FC6-4 BB HR		4	2	1	1	0	0	1									
Earl Williams, R OBP: 0.336, SLG: 0.453 (1, 2)		1B 2B				L6		F9		4	2	2	1	0	0	1									
Rico Carty, R OBP: 0.304, SLG: 0.417 Mike Lum, L OBP: 0.323, SLG: 0.363 (1, 7) (8, FR)		F8				K		HR BB		3	0	0	0	1	1	1									
Darrell Evans, L OBP: 0.368, SLG: 0.413 (1, 5)						K		HR		0	1	0	0	0	0	0									
Marty Perez, R OBP: 0.270, SLG: 0.259 (1, 6)		F7				FC1-5 1B BB		HR		3	1	1	3	1	1	1									
Phil Niekro, R OBP: 0.213, SLG: 0.244 Pat Jarvis, R OBP: 0.182, SLG: 0.238 Joe Hoerner, R OBP: 0.143, SLG: 0.143 (1, 1) (8, 1) (8, 1) (8, 1)		1B BB				P4		E BB		2	0	1	0	2	0	0									
										3	0	1	1	0	0	2									
										0	0	0	0	0	0	0									
										0	0	0	0	0	0	0									
										1	0	0	0	0	0	1									
Inning Stats	R: 1 E: 0 K: 0 S: 4	H: 1 LOB: 2 BB: 1 P: 9	R: 0 E: 0 K: 0 S: 3	H: 0 LOB: 0 BB: 0 P: 3	R: 1 E: 0 K: 2 S: 8	H: 1 LOB: 0 BB: 0 P: 8	R: 0 E: 0 K: 0 S: 3	H: 0 LOB: 0 BB: 0 P: 3	R: 1 E: 0 K: 0 S: 4	H: 1 LOB: 2 BB: 1 P: 4	R: 0 E: 0 K: 0 S: 4	H: 1 LOB: 2 BB: 1 P: 8	R: 3 E: 1 K: 0 S: 6	H: 2 LOB: 2 BB: 2 P: 14	R: 0 E: 0 K: 0 S: 3	H: 0 LOB: 1 BB: 1 P: 7	1B: 4 2B: 1 3B: 0 HR: 3	SF: 0 SAC: 0 DP: 0 HBP: 0	WP: 2 PB: 0 SB: 0 CS: 0	PA: 37					
PITCHER	IP	WLS	BF	H	R	ER	SO	BB	IBB	HBP	BLK	WP	HR	S	P	ERA	WHIP								
Jon Matlack, L ERA: 2.26 (7, 1)	6.0		24	5	4	3	2	1	0	0	0	0	0	4	8	0.00	2.000								
Bob Rauch, R ERA: 4.60 (8, 1)	1.0	L	8	2	3	3	0	2	0	0	0	0	1	6	14	27.00	4.000								

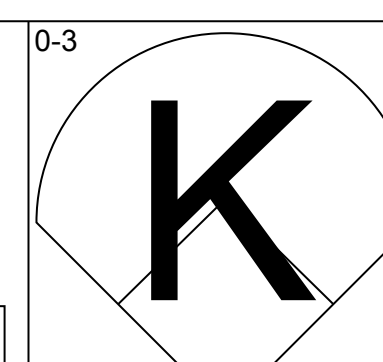
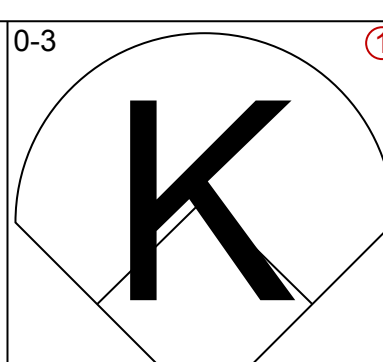
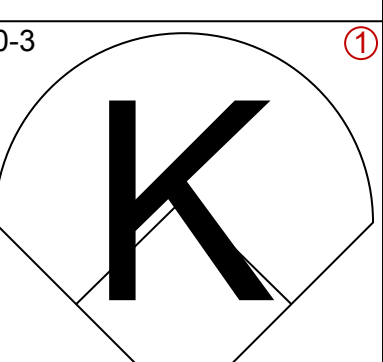
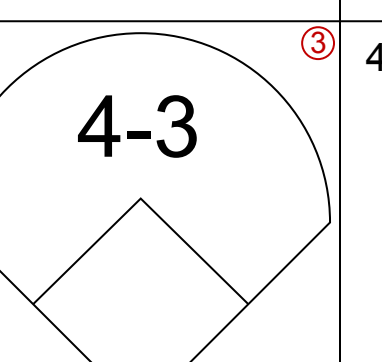
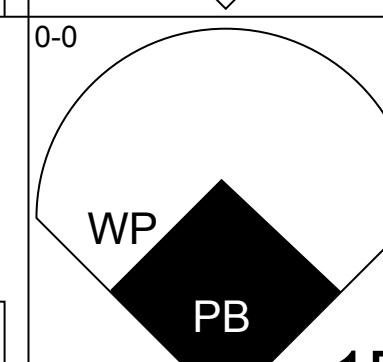
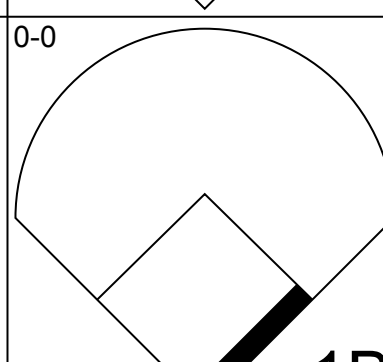
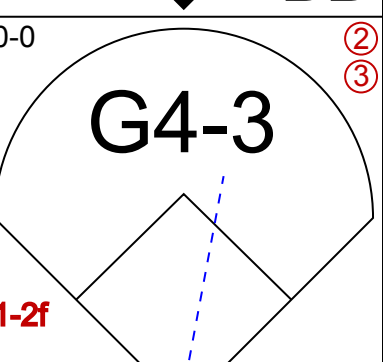
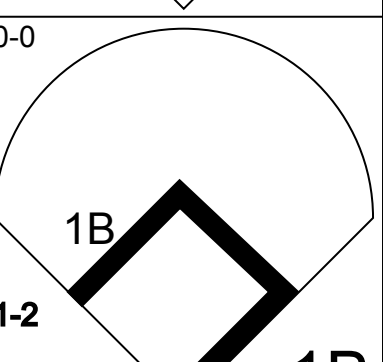
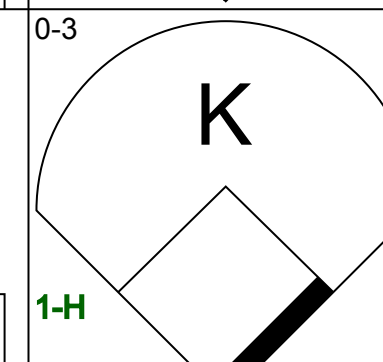
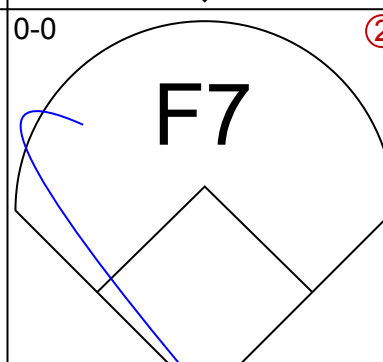
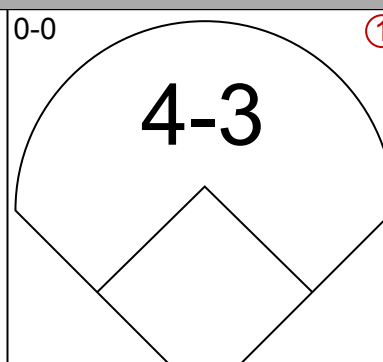
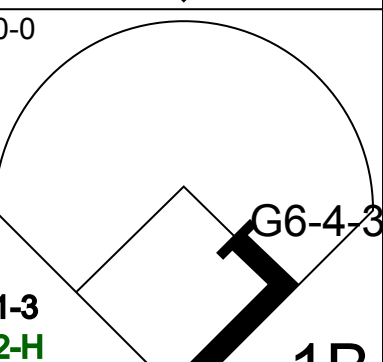
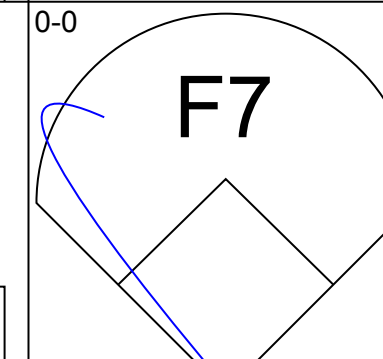
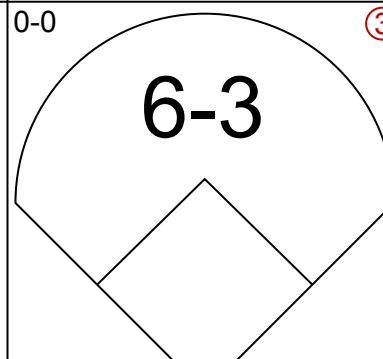
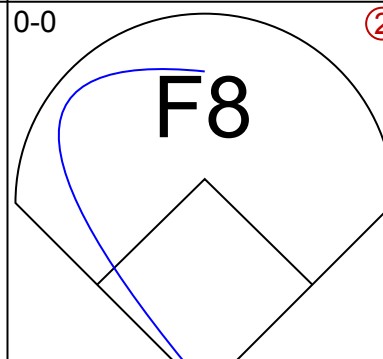
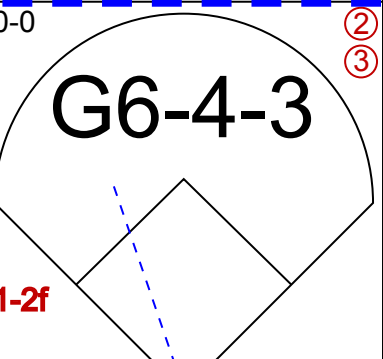
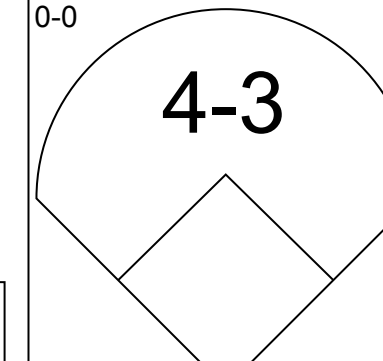
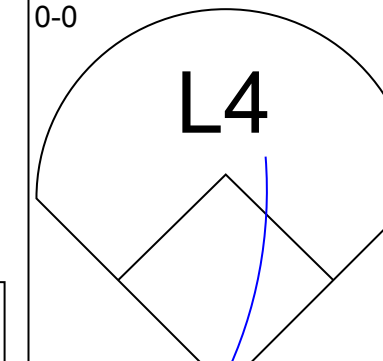
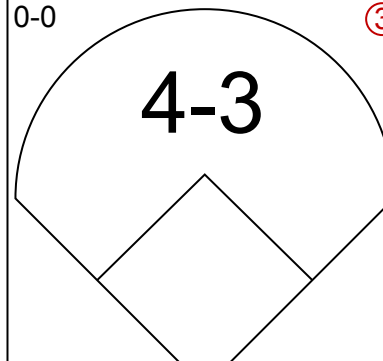
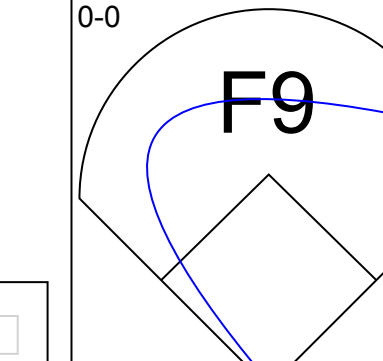
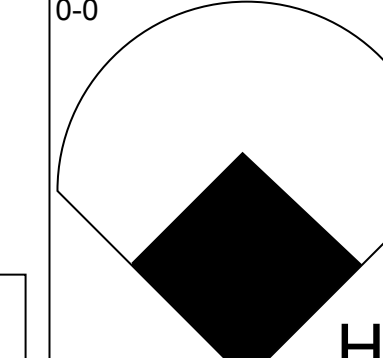
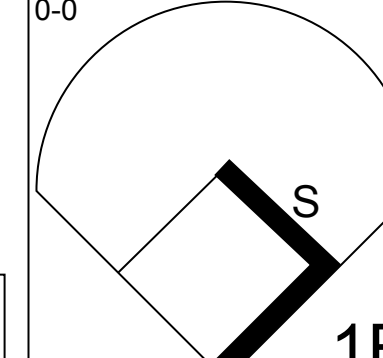
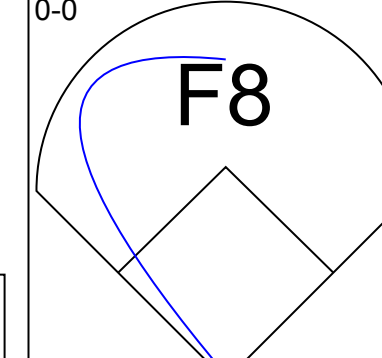
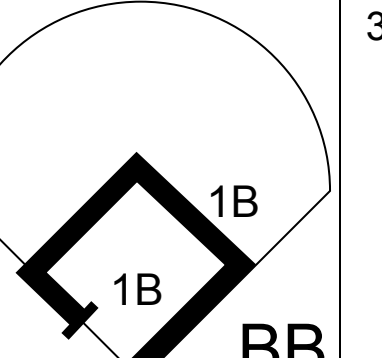
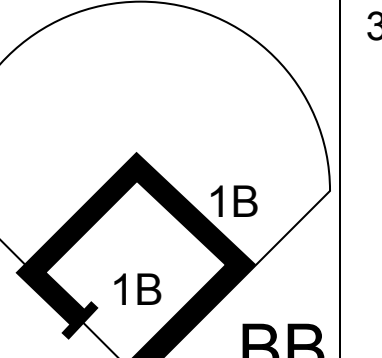
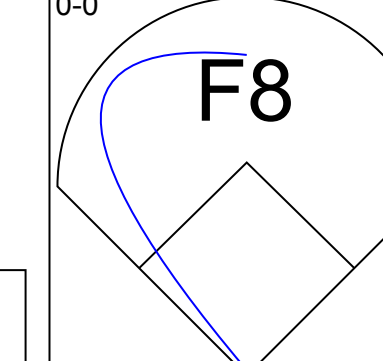
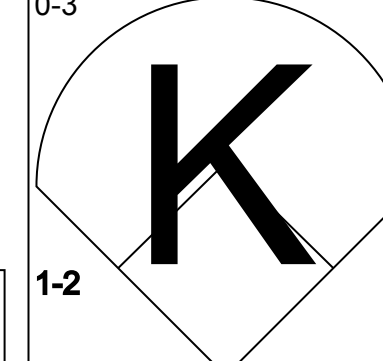
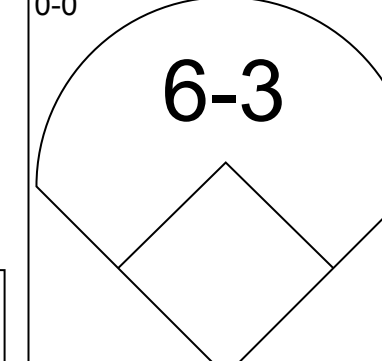
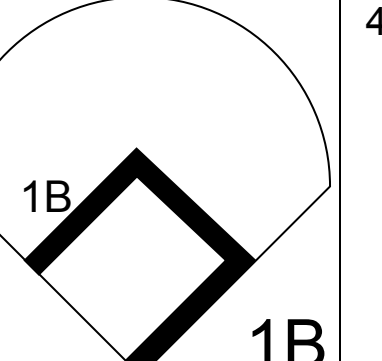
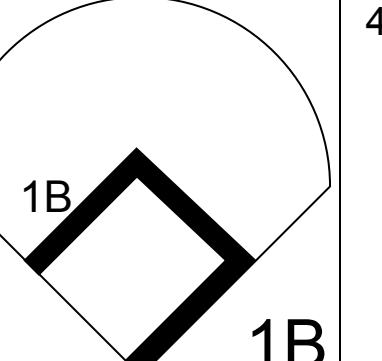
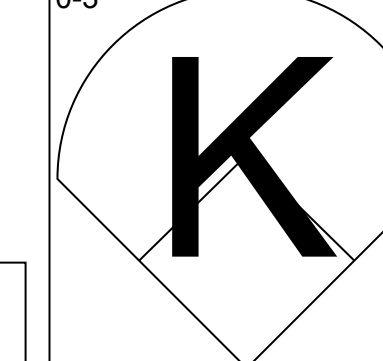
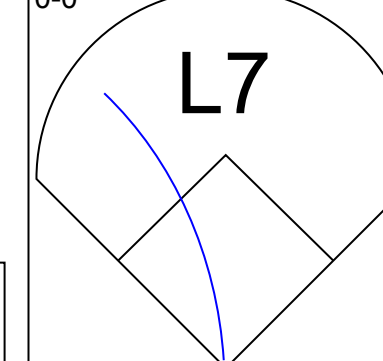
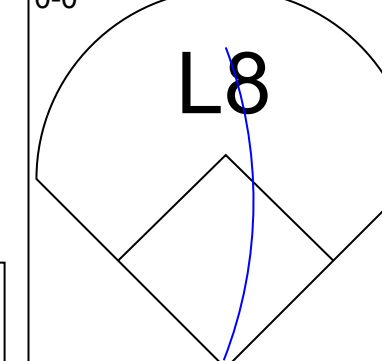
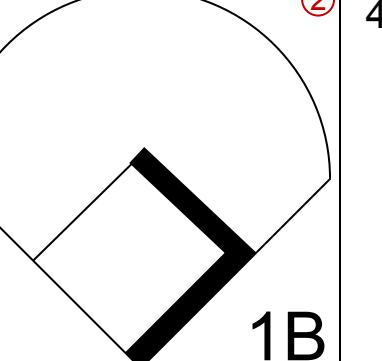
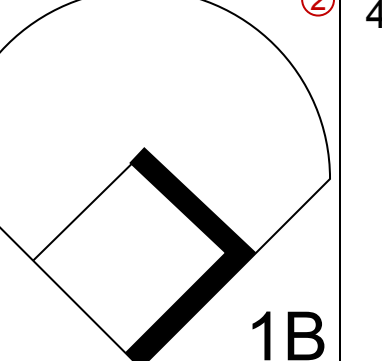
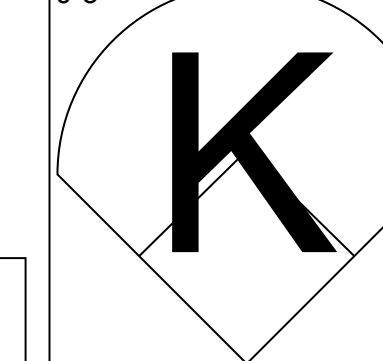
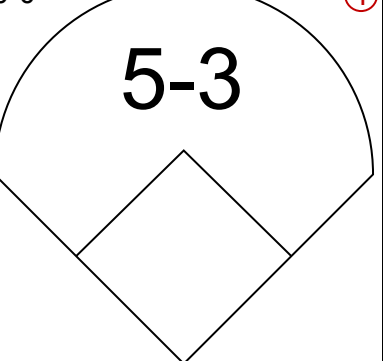
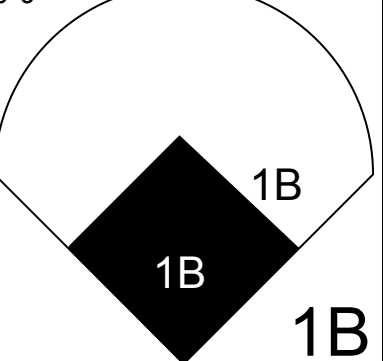
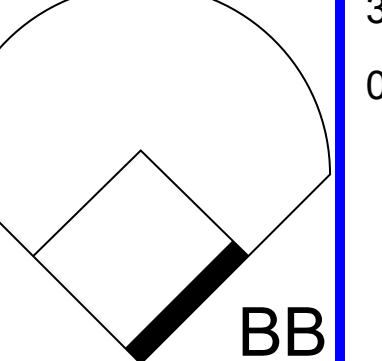
Batter	1	2	3	4	5	6	7	8	9	AB	R	H	RBI	BB	SO	LOB	TOP										
Lute Barnes, R OBP: 0.327, SLG: 0.333	P5	P4		4-3		P4	4-3		FC5-4 1B	6	0	0	0	0	0	3	New York Mets @ Atlanta Braves Atlanta Stadium, Atlanta, GA Sun Aug 27 1972, 3:33 AM EDT Att: 11,509 - Unknown										
Ken Boswell, L OBP: 0.250, SLG: 0.277	F8	4-3		FC6-4 BB		WP 1B		HR	P6	5	2	2	1	1	0	2											
John Milner, L OBP: 0.344, SLG: 0.431	HR			HR	BB	K		5-3		5	2	2	2	1	2	2											
Tommie Agee, R OBP: 0.347, SLG: 0.411	6-3			HR		1B BB			F8	5	1	2	2	1	0	3											
Ed Kranepool, L OBP: 0.329, SLG: 0.384		4-3		2B		F8		F8		5	1	2	1	0	0	1											
Dave Marshall, L OBP: 0.321, SLG: 0.353	E4 2B			WP 5-3		FC6-4 BB		F8	K	4	2	1	1	1	1	3											
Duffy Dyer, R OBP: 0.309, SLG: 0.384				6-3		FC6-4 BB		F2		4	2	1	0	1	0	2											
Jerry Grote, R OBP: 0.312, SLG: 0.296				HR	1B	5-3		SH1-4 BB	FC5-4 1B	3	2	2	3	2	0	0											
Tom Seaver, R OBP: 0.224, SLG: 0.338				HR	1B	K		F8	SH1-4	3	1	1	2	0	1	2											
Danny Frisella, L OBP: 0.333, SLG: 0.333				HR		F8		SH1-4	FC5-4 1B	1	0	1	1	0	0	0											
Inning Stats	R: 1 E: 0 K: 0 S: 4	H: 1 LOB: 0 BB: 0 P: 4	R: 4 E: 1 K: 0 S: 7	H: 3 LOB: 0 BB: 0 P: 7	R: 4 E: 0 K: 1 S: 8	H: 3 LOB: 0 BB: 1 P: 12	R: 0 E: 0 K: 1 S: 5	H: 0 LOB: 1 BB: 1 P: 9	R: 0 E: 0 K: 0 S: 3	H: 0 LOB: 2 BB: 2 P: 11	R: 1 E: 0 K: 0 S: 7	H: 2 LOB: 1 BB: 1 P: 11	R: 0 E: 0 K: 0 S: 3	H: 0 LOB: 0 BB: 1 P: 7	R: 1 E: 0 K: 1 S: 7	H: 2 LOB: 1 BB: 0 P: 7	R: 2 E: 0 K: 0 S: 6	H: 3 LOB: 2 BB: 1 P: 10	1B: 6 2B: 4 3B: 0 HR: 4	SF: 0 SAC: 1 DP: 0 HBP: 0	WP: 3 PB: 0 SB: 0 CS: 0	PA: 49					
PITCHER	IP	WLS	BF	H	R	ER	SO	BB	IBB	HBP	BLK	WP	HR	S	P	ERA	WHIP	PITCHER									
Denny McLain, R ERA: 6.01	2.0	L	14	6	8	7	0	1	0	0	0	0	3	13	17	31.50	3.500										
Tom Kelley, R ERA: 4.5	4.0		19	3	2	2	3	4	0	0	0	2	0	21	37	4.50	1.750										
Mike McQueen, L ERA: 5.49	1.0		4	0	0	0	0	1	0	0	0	0	0	3	7	0.00	1.000										
Joe Hoerner, L ERA: 4.29	1.0		5	2	1	1	1	0	0	0	0	0	1	7	7	9.00	2.000										
Pat Jarvis, R ERA: 4.52	1.0		7	3	2	2	0	1	0	0	0	0	0	6	10	18.00	4.000										
Batter	1	2	3	4	5	6	7	8	9	AB	R	H	RBI	BB	SO	LOB	BOTTOM										
Ralph Garr, L OBP: 0.358, SLG: 0.413	K		P7			4-3	F7		WP 2B	5	0	1	1	0	1	1	New York Mets @ Atlanta Braves Atlanta Stadium, Atlanta, GA Sun Aug 27 1972, 3:33 AM EDT Att: 11,509 - Unknown										
Felix Milten, R OBP: 0.290, SLG: 0.308	S 1B			6-3		4-3		G3 1B	6-3	5	0	2	0	0	0	1											
Hank Aaron, R OBP: 0.484										2	0	1	0	0	1	1											
Jim Breazeale, L OBP: 0.279, SLG: 0.483	K									2	0	0	0	0	0	1											
Dusty Baker Jr., R OBP: 0.378, SLG: 0.489	K					P3		HR 1B	5-3	4	1	1	0	0	1	3											
Earl Williams, R OBP: 0.335, SLG: 0.451		P6				K		F8		4	1	1	0	0	1	2											
Darrell Evans, L OBP: 0.397, SLG: 0.420		F9				4-3		HR	F7	4	1	1	3	0	0	0											
Mike Lum, L OBP: 0.322, SLG: 0.359		F7				3-1		HR	4-3	3	1	0	0	1	0	0											
Marty Perez, R OBP: 0.272, SLG: 0.260						K		2B	2B	3	2	1	0	1	2	0											
Denny McLain, R ERA: 6.01						K			F9	0	0	0	0	0	0	0											
Tom Kelley, R ERA: 4.5						K				0	0	0	0	0	0	0											
Mike McQueen, L ERA: 5.49						K				0	0	0	0	0	0	0											
Joe Hoerner, L ERA: 4.29						K				0	0	0	0	0	0	0											
Pat Jarvis, R ERA: 4.52						K				0	0	0	0	0	0	0											
Inning Stats	R: 0 E: 0 K: 3 S: 10	H: 1 LOB: 1 BB: 0 P: 10	R: 0 E: 0 K: 0 S: 3	H: 0 LOB: 0 BB: 0 P: 3	R: 0 E: 0 K: 2 S: 7	H: 0 LOB: 0 BB: 0 P: 7	R: 0 E: 0 K: 1 S: 6	H: 1 LOB: 1 BB: 0 P: 6	R: 0 E: 0 K: 1 S: 5	H: 0 LOB: 0 BB: 0 P: 5	R: 0 E: 0 K: 0 S: 3	H: 0 LOB: 0 BB: 0 P: 3	R: 4 E: 0 K: 0 S: 7	H: 4 LOB: 1 BB: 1 P: 11	R: 0 E: 0 K: 0 S: 4	H: 1 LOB: 1 BB: 0 P: 4	R: 2 E: 0 K: 0 S: 5	H: 2 LOB: 1 BB: 1 P: 9	1B: 5 2B: 3 3B: 0 HR: 1	SF: 0 SAC: 0 DP: 0 HBP: 0	WP: 1 PB: 0 SB: 1 CS: 0	PA: 38					
PITCHER	IP	WLS	BF	H	R	ER	SO	BB	IBB	HBP	BLK	WP	HR	S	P	ERA	WHIP	PITCHER									
Tom Seaver, R ERA: 2.98	7.0	W	28	6	4	4	7	1	0	0	0	1	1	41	45	5.14	1.000										
Danny Frisella, R ERA: 3.13	2.0	S	10	3	2	2	0	1	0	0	0	1	0	9	13	9.00	2.000										

AB	41
R	13
H	14
RBI	13
BB	7
SO	4
LOB	18



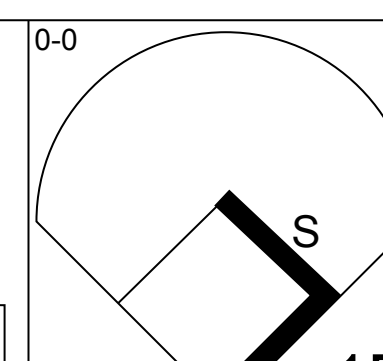
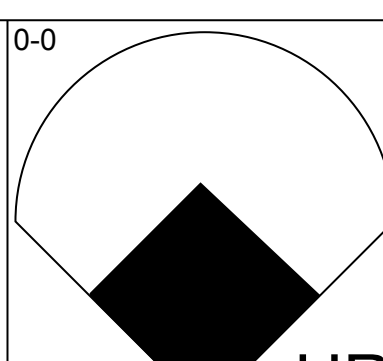
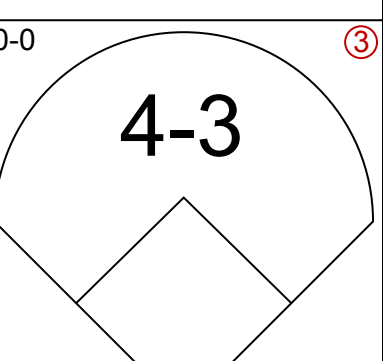
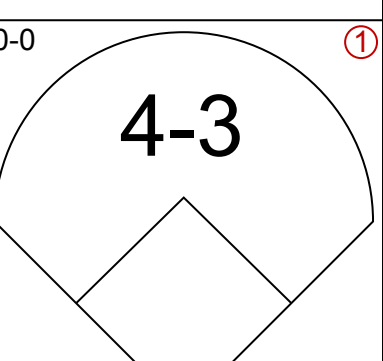
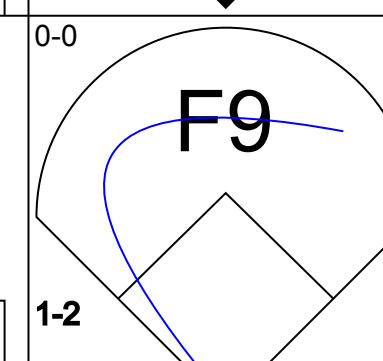
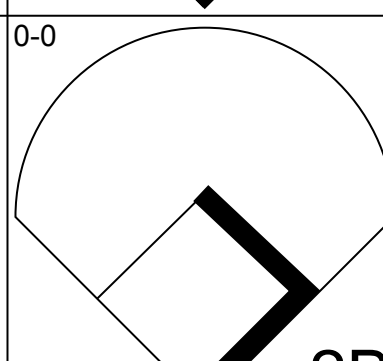
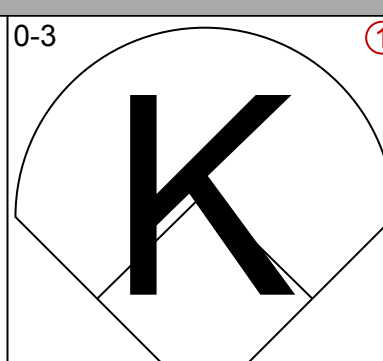
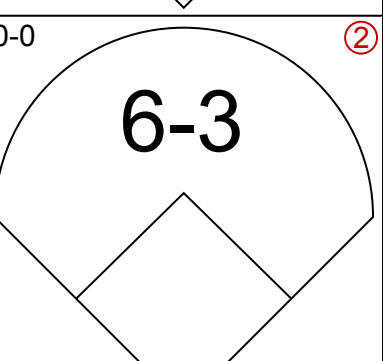
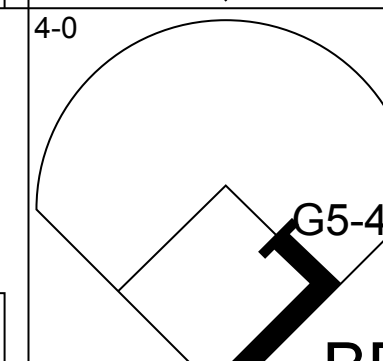
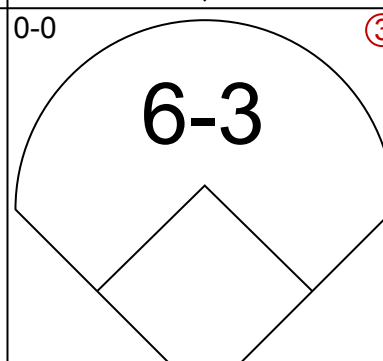
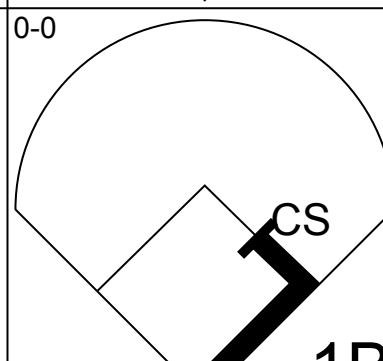
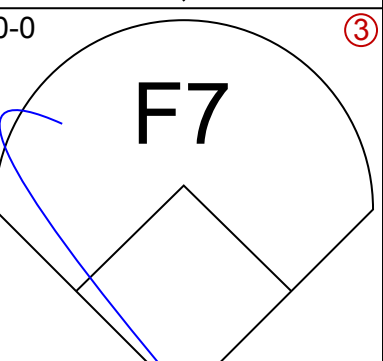
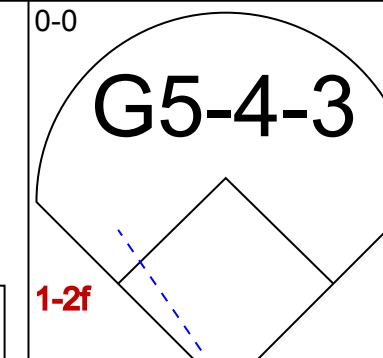
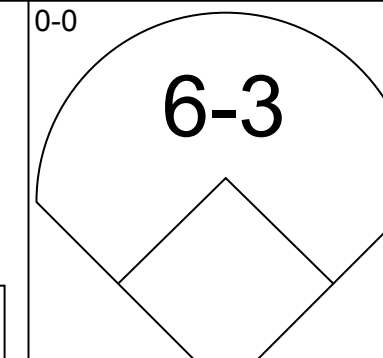
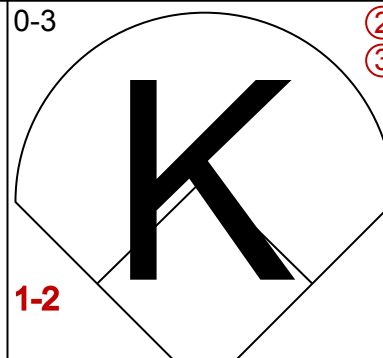
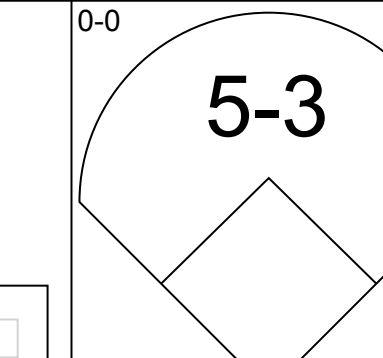
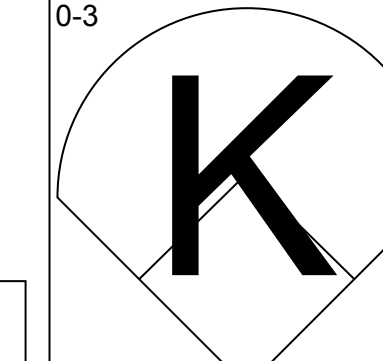
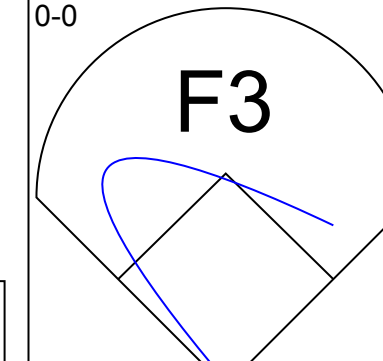
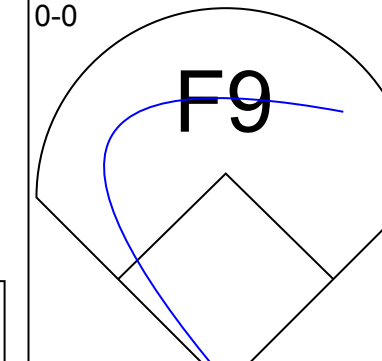
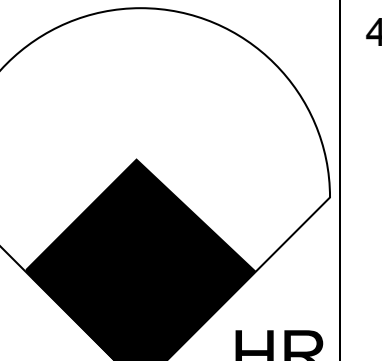
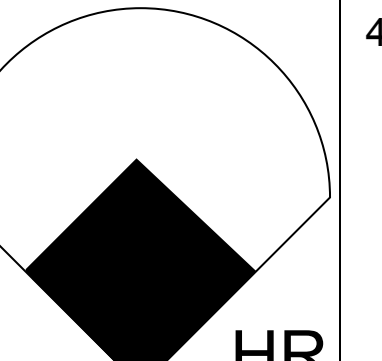
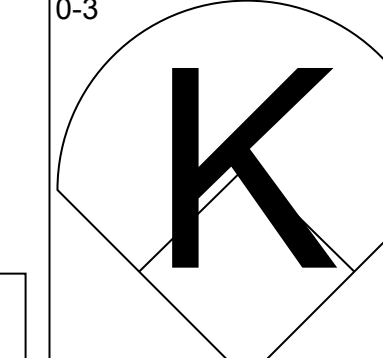
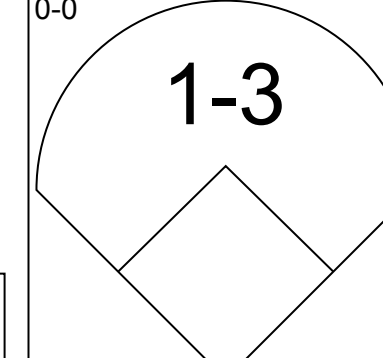
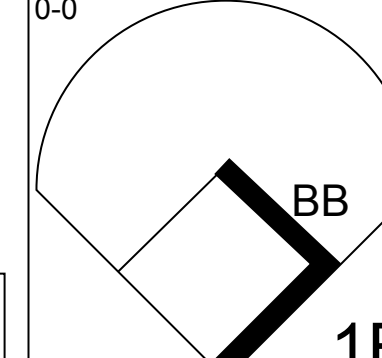
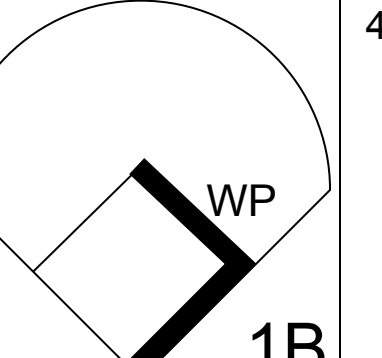
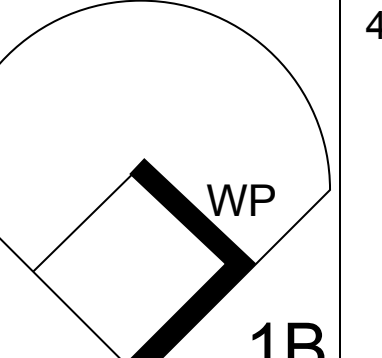
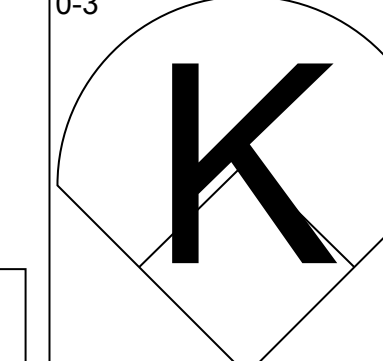
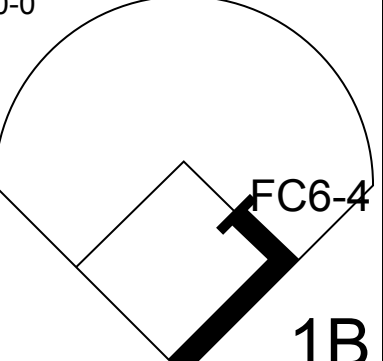


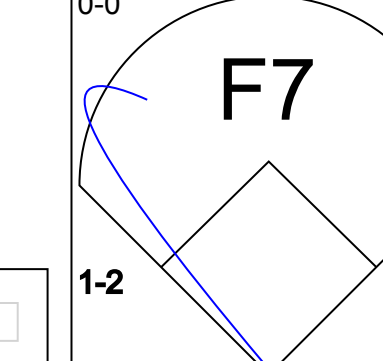
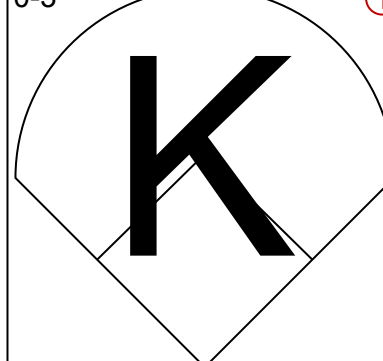
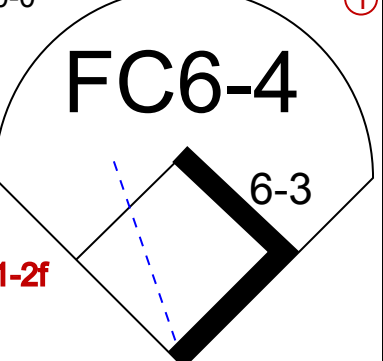
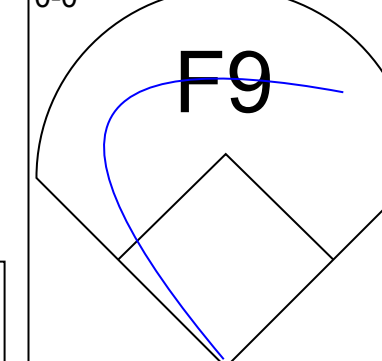
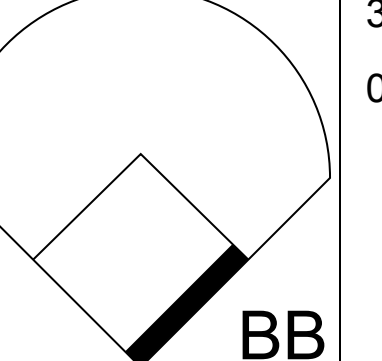
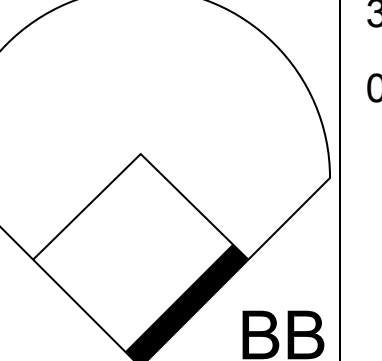
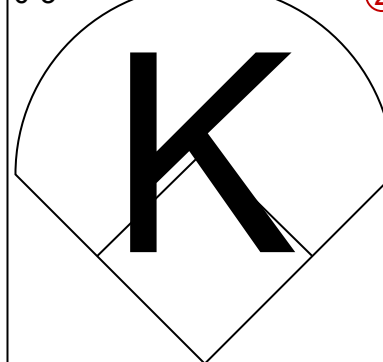
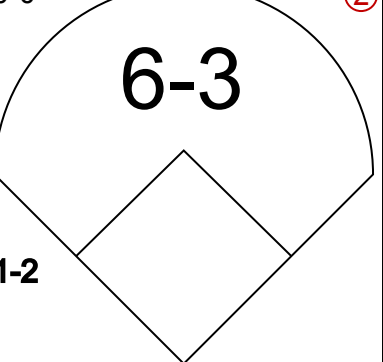
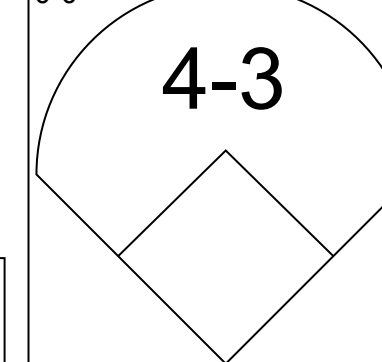
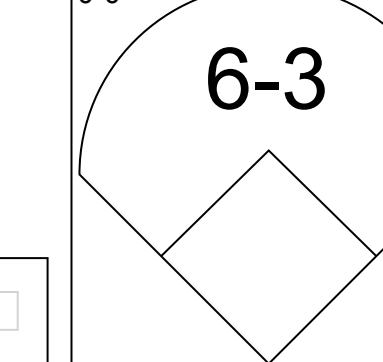
AB	36
R	6
H	9
RBI	5
BB	2
SO	7
LOB	11



Batter	1	2	3	4	5	6	7	8	9	AB	R	H	RBI	BB	SO	LOB	TOP			
Bob Bailey, R OBP: 0.325, SLG: 0.377 (1, 5)										4	0	0	0	1	3	4	Montreal Expos @ Atlanta Braves Atlanta Stadium, Atlanta, GA Wed Aug 30 1972, 7:05 PM EDT Att: 3,110 - Unknown			
Tim Foli, R OBP: 0.283, SLG: 0.277 (1, 6)										4	1	3	0	0	0	1				
Ken Singleton, S OBP: 0.361, SLG: 0.407 (1, 7)										4	0	1	1	0	1	1				
Ron Fairly, L OBP: 0.340, SLG: 0.398 (1, 3)										4	0	0	0	0	0	4				
Mike Jorgensen, L OBP: 0.330, SLG: 0.362 (1, 8)										4	0	0	0	0	0	1				
Ron Woods, R OBP: 0.307, SLG: 0.406 (1, 9)										3	1	2	1	1	0	0				
Terry Humphrey, R OBP: 0.259, SLG: 0.253 (1, 2)										4	0	1	0	0	1	1				
Hector Torres, R OBP: 0.202, SLG: 0.230 (1, 4)										4	0	1	0	0	1	1				
Ernie McAnally, R OBP: 0.167, SLG: 0.154 Mike Marshall, R OBP: 0.238, SLG: 0.211 (9, 1)										3	1	1	0	1	1	0				
Inning Stats	R: 1 E: 0 K: 2 S: 9	H: 1 LOB: 1 BB: 0 P: 9	R: 0 E: 0 K: 2 S: 8	H: 1 LOB: 1 BB: 0 P: 6	R: 0 E: 0 K: 1 S: 6	H: 1 LOB: 1 BB: 0 P: 6	R: 0 E: 0 K: 0 S: 2	H: 0 LOB: 0 BB: 1 P: 6	R: 0 E: 0 K: 0 S: 3	H: 0 LOB: 0 BB: 0 P: 3	R: 0 E: 0 K: 0 S: 3	H: 0 LOB: 0 BB: 0 P: 3	R: 1 E: 0 K: 0 S: 7	H: 3 LOB: 1 BB: 0 P: 7	R: 0 E: 0 K: 0 S: 4	H: 2 LOB: 3 BB: 2 P: 12	1B: 8 2B: 0 3B: 0 HR: 1	SF: 0 SAC: 0 DP: 2 HBP: 0	WP: 2 PB: 1 SB: 1 CS: 0	PA: 37
PITCHER	IP	WLS	BF	H	R	ER	SO	BB	IBB	HBP	BLK	WP	HR	S	P	ERA	WHIP			
Phil Niekro, R ERA: 3.09 Tom Kelley, R ERA: 4.53	(1, 1) (8, 1)	7.1 1.2	L 7	30 2	7 0	3 0	2 0	7 0	1 2	0 0	0 0	1 0	1 5	43 13	47 13	2.46 0.00	1.091 2.400			

AB	34
R	3
H	9
RBI	2
BB	3
SO	7
LOB	13



Batter	1	2	3	4	5	6	7	8	9	AB	R	H	RBI	BB	SO	LOB	BOTTOM			
Ralph Garr, L OBP: 0.358, SLG: 0.420 (1, 7)										4	1	2	1	0	0	1	Montreal Expos @ Atlanta Braves Atlanta Stadium, Atlanta, GA Wed Aug 30 1972, 7:05 PM EDT Att: 3,110 - Unknown			
Felix Milan, R OBP: 0.288, SLG: 0.309 (1, 4)										4	0	1	0	0	1	1				
Jim Breazeale, L OBP: 0.303, SLG: 0.484 (1, 3)										3	0	1	0	1	0	1				
Dusty Baker Jr., R OBP: 0.373, SLG: 0.484 (1, 8)										4	0	0	0	0	1	3				
Earl Williams, R OBP: 0.336, SLG: 0.462 (1, 2)										4	1	1	1	0	1	0				
Darrell Evans, L OBP: 0.397, SLG: 0.417 (1, 5)										4	0	2	0	0	1	0				
Mike Lum, L OBP: 0.326, SLG: 0.361 (1, 9)										3	0	1	0	1	1	1				
Marty Perez, R OBP: 0.270, SLG: 0.258 Hank Aaron, R OBP: 0.390, SLG: 0.491 (9, PH)										3	0	0	0	0	1	3				
Phil Niekro, R OBP: 0.205, SLG: 0.235 Tom Kelley, R OBP: 0.147, SLG: 0.094 Rico Carty, R OBP: 0.410, SLG: 0.423 (9, PH)										3	0	0	0	0	1	3				
Inning Stats	R: 0 E: 0 K: 0 S: 3	H: 1 LOB: 1 BB: 1 P: 7	R: 0 E: 0 K: 3 S: 9	H: 0 LOB: 0 BB: 0 P: 9	R: 1 E: 0 K: 2 S: 9	H: 2 LOB: 1 BB: 0 P: 9	R: 0 E: 0 K: 0 S: 3	H: 0 LOB: 0 BB: 0 P: 3	R: 0 E: 0 K: 0 S: 4	H: 1 LOB: 2 BB: 1 P: 8	R: 0 E: 0 K: 0 S: 3	H: 0 LOB: 0 BB: 0 P: 3	R: 1 E: 0 K: 0 S: 5	H: 2 LOB: 2 BB: 1 P: 9	1B: 5 2B: 2 3B: 0 HR: 2	SF: 0 SAC: 0 DP: 2 HBP: 0	WP: 1 PB: 0 SB: 1 CS: 1	PA: 36		
PITCHER	IP	WLS	BF	H	R	ER	SO	BB	IBB	HBP	BLK	WP	HR	S	P	ERA	WHIP			
Ernie McAnally, R ERA: 4.13 Mike Marshall, R ERA: 1.57	(1, 1) (9, 1)	8.1 0.2	S 3	33 0	3 0	2 0	7 0	2 1	0 0	0 0	0 0	1 1	2 2	45 6	53 6	2.16 0.00	1.200 1.500			

AB	33
R	2
H	8
RBI	2
BB	3
SO	7
LOB	15



Batter	1	2	3	4	5	6	7	8	9	AB	R	H	RBI	BB	SO	LOB	TOP					
Terry Harmon, R OBP: 0.380, SLG: 0.341 (1, 4)										4	3	2	0	1	0	1	Philadelphia Phillies @ Atlanta Braves Atlanta Stadium, Atlanta, GA Fri Sep 01 1972, 7:05 PM EDT Att: 3,333 - Unknown					
Larry Bowa, S OBP: 0.283, SLG: 0.302 (1, 6)										4	0	1	1	1	0	2						
Don Money, R OBP: 0.281, SLG: 0.347 Bob Terlecki, R (6, 1)										4	0	0	0	0	0	4						
Willie Montanez, L OBP: 0.332, SLG: 0.421 (8, FH)										0	0	0	0	0	0	0						
Gary Neibauer, R OBP: 0.125, SLG: 0.125 (8, 1)										0	0	0	0	0	0	0						
Joe Lis, R OBP: 0.358, SLG: 0.409 (1, 7)										3	2	1	2	2	1	2						
Deron Johnson, R OBP: 0.294, SLG: 0.346 (1, 3)										2	0	1	0	3	1	1						
Roger Freed, R OBP: 0.330, SLG: 0.418 (1, 9)										2	0	2	2	3	0	0						
Bill Robinson, R OBP: 0.231, SLG: 0.356 (1, 8)										5	0	0	0	0	1	9						
John Bateman, R OBP: 0.257, SLG: 0.297 (1, 2)										5	0	0	0	0	1	4						
Barry Lersch, S (1, 1)										0	0	0	0	0	0	0						
Bill Champion, R OBP: 0.162, SLG: 0.250 Mac Scarce, L (4, 1)										2	0	0	0	0	1	1						
Greg Luzinski, R OBP: 0.324, SLG: 0.436 Pete Koegel, R OBP: 0.297, SLG: 0.225 (6, FH)										0	0	0	0	0	0	0						
										0	0	0	0	1	0	0						
Inning Stats	R: 2 E: 0 K: 0 S: 5	H: 2 LOB: 2 BB: 2 P: 13	R: 0 E: 0 K: 2 S: 7	H: 0 LOB: 0 BB: 0 P: 7	R: 0 E: 0 K: 1 S: 5	H: 0 LOB: 1 BB: 1 P: 9	R: 0 E: 0 K: 0 S: 4	H: 1 LOB: 1 BB: 0 P: 4	R: 2 E: 0 K: 0 S: 3	H: 1 LOB: 2 BB: 4 P: 19	R: 1 E: 0 K: 0 S: 5	H: 2 LOB: 1 BB: 0 P: 5	R: 0 E: 0 K: 2 S: 8	H: 1 LOB: 2 BB: 1 P: 12	R: 0 E: 0 K: 0 S: 4	H: 1 LOB: 2 BB: 2 P: 8		R: 0 E: 0 K: 0 S: 2	H: 0 LOB: 1 BB: 2 P: 10	1B: 5 2B: 1 3B: 1 HR: 1	SF: 0 SAC: 0 DP: 2 HBP: 0	WP: 1 PB: 1 SB: 0 CS: 0
PITCHER Jimmy Freeman, L ERA: 5.0 (1, 1)	IP: 9.0 WLS: W BF: 44 H: 8 R: 5 ER: 5 SO: 5	BB: 11 IBB: 0 HBP: 0 BLK: 0	WP: 1 HR: 1 S: 43 P: 87	ERA: 5.00 WHIP: 2.111	PITCHER										IP: 9.0 WLS: W BF: 44 H: 8 R: 5 ER: 5 SO: 5	BB: 11 IBB: 0 HBP: 0 BLK: 0	WP: 1 HR: 1 S: 43 P: 87	ERA: 5.00 WHIP: 2.111				

AB 33
R 5
H 8
RBI 5
BB 11
SO 5
LOB 24



Batter	1	2	3	4	5	6	7	8	9	AB	R	H	RBI	BB	SO	LOB	BOTTOM								
Ralph Garr, L OBP: 0.356, SLG: 0.416 (1, 7)										4	2	1	0	1	0	5	Philadelphia Phillies @ Atlanta Braves Atlanta Stadium, Atlanta, GA Fri Sep 01 1972, 7:05 PM EDT Att: 3,333 - Unknown								
Sonny Jackson, L OBP: 0.288, SLG: 0.319 (1, 6)										5	2	2	0	0	0	0									
Jim Breazeale, L OBP: 0.324, SLG: 0.530 (1, 3)										4	2	2	1	1	1	2									
Dusty Baker Jr., R OBP: 0.374, SLG: 0.489 (1, 8)										3	2	1	4	2	1	1									
Darrell Evans, L OBP: 0.371, SLG: 0.426 (1, 5)										4	3	3	4	1	0	1									
Mike Lum, L OBP: 0.327, SLG: 0.358 (1, 9)										3	0	0	0	2	0	3									
Paul Casanova, R OBP: 0.233, SLG: 0.292 (1, 2)										5	0	2	2	0	0	1									
Laryell Blanks, R OBP: 0.383, SLG: 0.446 (1, 4)										4	0	1	0	1	0	3									
Jimmy Freeman, L (1, 1)										4	0	0	0	1	2	5									
Inning Stats	R: 4 E: 0 K: 2 S: 12	H: 5 LOB: 3 BB: 2 P: 20	R: 0 E: 0 K: 0 S: 4	H: 1 LOB: 1 BB: 0 P: 4	R: 0 E: 0 K: 0 S: 3	H: 0 LOB: 1 BB: 1 P: 7	R: 5 E: 0 K: 0 S: 6	H: 3 LOB: 1 BB: 3 P: 18	R: 1 E: 0 K: 0 S: 5	H: 1 LOB: 0 BB: 1 P: 9	R: 0 E: 0 K: 0 S: 3	H: 0 LOB: 2 BB: 2 P: 11	R: 0 E: 0 K: 1 S: 5	H: 0 LOB: 0 BB: 0 P: 5	1B: 7 2B: 2 3B: 0 HR: 3	SF: 0 SAC: 0 DP: 1 HBP: 0		WP: 0 PB: 0 SB: 0 CS: 0	PA: 45						
PITCHER Barry Lersch, R ERA: 3.7 Bill Champion, R ERA: 4.52 Mac Scarce, L ERA: 4.18 Bob Terlecki, R ERA: 4.7 Gary Neibauer, R ERA: 5.82	IP: 0.1 WLS: L BF: 7 H: 4 R: 4 ER: 4 SO: 1	IP: 2.2 WLS: 15 BF: 4 H: 4 R: 4 ER: 4 SO: 1	IP: 2.0 WLS: 9 BF: 2 H: 2 R: 2 ER: 2 SO: 1	IP: 2.0 WLS: 11 BF: 2 H: 1 R: 0 ER: 0 SO: 0	IP: 1.0 WLS: 3 BF: 0 H: 0 R: 0 ER: 0 SO: 1	IP: 0.1 WLS: 1 BF: 7 H: 1 R: 7 ER: 15 SO: 15	IP: 14.0 WLS: 26 BF: 14 H: 14 R: 13.50 ER: 2.625 SO: 18.000	IP: 20.0 WLS: 20 BF: 20 H: 8 R: 8 ER: 20 SO: 20	IP: 5.0 WLS: 5 BF: 5 H: 5 R: 5 ER: 5 SO: 5	IP: 11.0 WLS: 11 BF: 11 H: 11 R: 108.00 ER: 18.000	IP: 14.0 WLS: 14 BF: 14 H: 14 R: 9.00 ER: 1.500	IP: 8.0 WLS: 8 BF: 8 H: 8 R: 0.00 ER: 2.500	IP: 5.0 WLS: 5 BF: 5 H: 5 R: 0.00 ER: 0.000	IP: 11.0 WLS: 11 BF: 11 H: 11 R: 108.00 ER: 18.000	IP: 5.0 WLS: 5 BF: 5 H: 5 R: 0.00 ER: 0.000	IP: 11.0 WLS: 11 BF: 11 H: 11 R: 108.00 ER: 18.000		IP: 5.0 WLS: 5 BF: 5 H: 5 R: 0.00 ER: 0.000	IP: 11.0 WLS: 11 BF: 11 H: 11 R: 108.00 ER: 18.000	IP: 5.0 WLS: 5 BF: 5 H: 5 R: 0.00 ER: 0.000	IP: 11.0 WLS: 11 BF: 11 H: 11 R: 108.00 ER: 18.000	IP: 5.0 WLS: 5 BF: 5 H: 5 R: 0.00 ER: 0.000	IP: 11.0 WLS: 11 BF: 11 H: 11 R: 108.00 ER: 18.000	IP: 5.0 WLS: 5 BF: 5 H: 5 R: 0.00 ER: 0.000	IP: 11.0 WLS: 11 BF: 11 H: 11 R: 108.00 ER: 18.000



Batter	1	2	3	4	5	6	7	8	9	AB	R	H	RBI	BB	SO	LOB	TOP										
Terry Harmon, R OBP: 0.376, SLG: 0.333 (1,4)	0-0 6-3	0-0 F8		0-0 5-3		0-0 2B BB		0-0 F8		4	1	0	0	1	0	0	Philadelphia Phillies @ Atlanta Braves Atlanta Stadium, Atlanta, GA Sat Sep 02 1972, 7:05 PM EDT Unknown										
Larry Bowa, S OBP: 0.286, SLG: 0.309 (1,6)	0-0 SF8 2B	0-0 F8		0-0 CS 1B		0-0 1-H 2-H 2B		0-0 F9		5	1	3	2	0	0												
Don Money, R OBP: 0.261, SLG: 0.344 (1,5)	4-0 HR BB	0-0 F9		0-0 5-3 1-2		0-0 F7		0-0 F8		4	1	0	0	1	0	2											
Greg Luzinski, R OBP: 0.321, SLG: 0.432 (1,7)	0-0 SF8 1-2 2-H		0-0 F9		0-0 F9	0-0 F4			0-0 4-3	4	0	0	1	0	0	1											
Joe Lis, R OBP: 0.372, SLG: 0.411 Tom Hutton, L OBP: 0.361, SLG: 0.353 (1,3) (7,3)	4-0 HR BB		0-0 4-3 BB 1B		0-3 K		4-0 BB BB		4-0 BB BB	2	1	1	0	2	1	0											
Roger Freed, R OBP: 0.350, SLG: 0.450 (1,9)	0-0 1-H 2-H HR		4-0 1-2 BB		4-0 BB		4-0 1-2 BB		0-0 F9	2	1	1	3	3	0	1											
Bill Robinson, R OBP: 0.230, SLG: 0.374 (1,8)	0-0 HR		0-0 4-3 1-2 2-3		0-0 F3		0-0 F7		0-0 F4	5	1	1	1	0	0	6											
Mike Ryan, R OBP: 0.267, SLG: 0.305 (1,2)	0-0 2B		4-0 IBB		0-0 SH2-4 2B 1B		0-0 F6			3	1	2	0	1	0	2											
Darrell Brandon, R OBP: 0.071, SLG: 0.071 Mac Scarce, L (6,1) Dick Selma, R OBP: 0.238, SLG: 0.250 Bill Wilson, R (7,1)	0-3 K		0-3 K		0-0 SH2-4 1-2		0-0 L7			2	0	0	0	0	2	4											
Inning Stats	R: 5 E: 0 K: 1 S: 9	H: 4 LOB: 1 BB: 2 P: 17	R: 0 E: 0 K: 0 S: 3	H: 0 LOB: 0 BB: 0 P: 3	R: 0 E: 0 K: 1 S: 6	H: 1 LOB: 3 BB: 2 P: 14	R: 0 E: 0 K: 0 S: 3	H: 1 LOB: 0 BB: 0 P: 3	R: 0 E: 0 K: 1 S: 5	H: 0 LOB: 1 BB: 1 P: 9	R: 0 E: 0 K: 0 S: 3	H: 0 LOB: 0 BB: 1 P: 11	R: 0 E: 0 K: 0 S: 3	H: 0 LOB: 1 BB: 1 P: 7	R: 0 E: 0 K: 0 S: 3	H: 0 LOB: 0 BB: 0 P: 3		1B: 3 2B: 3 3B: 0 HR: 2	SF: 1 SAC: 1 DP: 0 HBP: 0	WP: 0 PB: 0 SB: 2 CS: 1	PA: 43						
PITCHER	IP	WLS	BF	H	R	ER	SO	BB	IBB	HBP	BLK	WP	HR	S	P	ERA	WHIP										
George Stone, L ERA: 5.1 Tom Kelley, R ERA: 4.5 Pat Jarvis, R ERA: 4.46 Cecil Upshaw, R ERA: 4.15	(1,1) (6,1) (7,1) (8,1)	5.1 0.2 1.0 2.0	29 2 5 7	8 0 0 0	7 0 0 0	7 0 0 0	3 0 0 0	5 0 2 1	1 0 0 0	0 0 0 0	0 0 0 0	0 0 0 0	2 0 0 6	29 2 11 10	53 2 11 10	11.81 0.00 0.00 0.00	2.438 0.000 2.000 0.500										

AB 32
R 7
H 8
RBI 7
BB 9
SO 3
LOB 18



Batter	1	2	3	4	5	6	7	8	9	AB	R	H	RBI	BB	SO	LOB	BOTTOM										
Ralph Garr, L OBP: 0.358, SLG: 0.418 (1,9) (7,7)	0-0				0-0 4-3					5	1	3	0	0	0	2	Philadelphia Phillies @ Atlanta Braves Atlanta Stadium, Atlanta, GA Sat Sep 02 1972, 7:05 PM EDT Unknown										
Cecil Upshaw, R OBP: 0.143, SLG: 0.143 (8,1)	0-0 3B 1B									0	0	0	0	0	0	0											
Sonny Jackson, L OBP: 0.282, SLG: 0.338 (1,6)	0-0 1-H HR 3B		0-0 F6		0-0 4-3		0-0 FC6-4 HR	0-0 3-1		5	2	1	1	0	0	2											
Hank Aaron, R OBP: 0.389, SLG: 0.501 (1,3)	0-0 HR		0-0 F7		0-0 6-3		0-0 1-H HR	0-0 1-3		5	2	2	4	0	0	0											
Dusty Baker Jr., R OBP: 0.380, SLG: 0.497 (1,8)	0-0 1B		0-0 F5			4-0 BB BB	0-0 BB 4-3 1B	0-0 BB 3B		4	3	3	0	1	0	0											
Earl Williams, R OBP: 0.338, SLG: 0.460 (1,2)	0-0 F9		0-0 5-3			4-0 WP 1B BB	4-0 4-3 WP BB	0-0 FC6-4 1B		3	1	1	1	2	0	1											
Rico Carty, R OBP: 0.403, SLG: 0.427 Pat Jarvis, R OBP: 0.182, SLG: 0.238 Felix Milian, R OBP: 0.290, SLG: 0.309 Oscar Brown, R OBP: 0.214, SLG: 0.313 (1,7) (7,1) (7, PH) (8,7)	0-0 F8			0-0 L8		0-3 K	4-0 WP 4-3 1B BB	0-0 FC6-4		3	0	0	0	0	1	3											
Darrell Evans, L OBP: 0.370, SLG: 0.422 (1,5)	0-0 L8			1-0 HBP		0-3 K	0-0 4-3			3	0	0	1	0	1	5											
Rod Gilbreath, R OBP: 0.250, SLG: 0.143 (1,4)		0-0 G2-6-4 1B		0-0 L5		0-0 WP 1B	0-0 1B WP BB			3	0	2	1	1	0	1											
George Stone, L OBP: 0.286, SLG: 0.136 Tom Kelley, R OBP: 0.147, SLG: 0.094 Jim Breazeale, L OBP: 0.324, SLG: 0.530 Mike Lum, L OBP: 0.328, SLG: 0.359 (1,1) (6,1) (6, PH) (6, PH) (7,9)	0-0 G2-6-4 1B		0-0 4-3		0-0 4-3		0-3 K	0-0 1B		2	0	0	0	0	0	2											
Inning Stats	R: 3 E: 0 K: 0 S: 7	H: 4 LOB: 1 BB: 0 P: 7	R: 0 E: 0 K: 0 S: 4	H: 2 LOB: 1 BB: 0 P: 4	R: 0 E: 0 K: 0 S: 3	H: 0 LOB: 0 BB: 0 P: 3	R: 0 E: 0 K: 0 S: 3	H: 0 LOB: 1 BB: 0 P: 4	R: 0 E: 0 K: 0 S: 3	H: 0 LOB: 0 BB: 0 P: 3	R: 1 E: 0 K: 3 S: 10	H: 1 LOB: 2 BB: 2 P: 18	R: 5 E: 0 K: 0 S: 7	H: 4 LOB: 3 BB: 3 P: 19	R: 0 E: 0 K: 0 S: 5	H: 2 LOB: 1 BB: 0 P: 5	1B: 9 2B: 0 3B: 2 HR: 2	SF: 0 SAC: 0 DP: 1 HBP: 1	WP: 2 PB: 0 SB: 0 CS: 0	PA: 42							
PITCHER	IP	WLS	BF	H	R	ER	SO	BB	IBB	HBP	BLK	WP	HR	S	P	ERA	WHIP										
Darrell Brandon, R ERA: 3.61 Mac Scarce, L ERA: 4.81 Dick Selma, R ERA: 5.44 Bill Wilson, R ERA: 3.22	(1,1) (6,1) (7,1) (7,1)	5.2 0.2 0.0 1.2	26 4 3 9	7 2 1 4	4 2 0 4	4 2 0 4	2 1 0 0	2 0 2 1	0 0 0 0	0 0 0 0	0 0 0 0	1 1 0 0	1 6 1 8	27 6 9 12	36 6 9 12	6.35 27.00 ∞ 21.60	1.588 3.000 ∞ 2.400										



Batter	1	2	3	4	5	6	7	8	9	AB	R	H	RBI	BB	SO	LOB	TOP			
Terry Harmon, R OBP: 0.367, SLG: 0.324	0-0 4-3		0-0 F9		0-0 F8			0-0 F8	0-0 FC6-4	5	0	0	0	0	0	2	Philadelphia Phillies @ Atlanta Braves Atlanta Stadium, Atlanta, GA Sat Sep 02 1972, 7:05 PM EDT Att: 5,239 - Unknown			
Larry Bowa, S OBP: 0.284, SLG: 0.307	0-0 F9		0-0 F8		0-0 F9			0-0 F8		4	0	0	0	0	0	0				
Don Money, R OBP: 0.280, SLG: 0.343	0-0 F9				0-0 L9			0-0 5-3		4	0	1	0	0	0	0				
Joe Lis, R OBP: 0.368, SLG: 0.398		0-0 L9	0-0 5-3			0-3 K			4-0 S 1B BB	3	0	0	0	1	1	1				
Bill Robinson, R OBP: 0.230, SLG: 0.374										0	1	0	0	0	0	0				
Roger Freed, R OBP: 0.355, SLG: 0.447		0-0 2B 1B		4-0 2B BB		0-0 6-3			0-0 F8	3	1	1	0	1	0	1				
Willie Montanez, L OBP: 0.333, SLG: 0.427		0-0 1-3 2B		0-0 1-H 2B		0-0 F9			0-0 F3	4	0	2	1	0	0	2				
Deron Johnson, R OBP: 0.293, SLG: 0.344		0-3 K		0-0 F8				0-0 F3	0-0 1B 1B	4	0	1	1	0	1	3				
Tom Hutton, L OBP: 0.361, SLG: 0.353									0-0 2-H 1B 1B	0	1	0	0	0	0	0				
John Bateman, R OBP: 0.261, SLG: 0.297		4-0 1B IBB		0-0 F4				0-0 F8	0-0 1B 1B	3	0	1	0	1	0	1				
Dave Downs, R OBP: 0.250, SLG: 0.250		0-0 F3		0-0 4-3				0-3 K	0-0 1-2 2-H 1B FC6-4	4	0	1	1	0	1	4				
Inning Stats	R: 0 E: 0 K: 0 S: 3	H: 0 LOB: 0 BB: 0 P: 3	R: 0 E: 0 K: 1 S: 7	H: 2 LOB: 3 BB: 1 P: 11	R: 0 E: 0 K: 0 S: 4	H: 1 LOB: 1 BB: 0 P: 4	R: 1 E: 0 K: 0 S: 4	H: 1 LOB: 1 BB: 0 P: 8	R: 0 E: 0 K: 1 S: 5	H: 0 LOB: 0 BB: 0 P: 5	R: 0 E: 0 K: 0 S: 5	H: 0 LOB: 0 BB: 0 P: 5	R: 0 E: 0 K: 0 S: 3	H: 0 LOB: 0 BB: 0 P: 3	R: 2 E: 0 K: 0 S: 6	H: 3 LOB: 2 BB: 1 P: 10	1B: 5 2B: 2 3B: 0 HR: 0	SF: 0 SAC: 0 DP: 0 HBP: 0	WP: 0 PB: 0 SB: 1 CS: 0	PA: 37
PITCHER Mike McQueen, L ERA: 5.04	IP: 9.0 WLS: L BF: 37	H: 7 R: 3 ER: 3 SO: 3	BB: 2 IBB: 1 HBP: 0 BLK: 0	WP: 0 HR: 0 S: 40 P: 52	ERA: 3.00 WHIP: 1.000	PITCHER														

AB 34
R 3
H 7
RBI 3
BB 3
SO 3
LOB 14



Batter	1	2	3	4	5	6	7	8	9	AB	R	H	RBI	BB	SO	LOB	BOTTOM			
Ralph Garr, L OBP: 0.359, SLG: 0.421	0-0 F8		0-0 1-2 1B			0-0 F8 8-2 2B		0-0 G3-6		4	0	2	0	0	0	2	Philadelphia Phillies @ Atlanta Braves Atlanta Stadium, Atlanta, GA Sat Sep 02 1972, 7:05 PM EDT Att: 5,239 - Unknown			
Sonny Jackson, L OBP: 0.293, SLG: 0.351	4-0 WP BLK BB		0-0 F6			0-0 F8			0-0 4-3 2B	3	0	1	0	1	0	3				
Jim Breazeale, L OBP: 0.307, SLG: 0.500	0-3 K		0-0 F3			0-0 8-2			0-0 4-3	4	0	0	0	0	1	5				
Dusty Baker Jr., R OBP: 0.378, SLG: 0.494	0-3 K			0-0 L9-3 1B				0-0 F7	0-0 5-3	4	0	1	0	0	1	2				
Darrell Evans, L OBP: 0.367, SLG: 0.418		0-0 F8		0-0 F7				0-0 1-3	0-0 F5	4	0	0	0	0	0	2				
Mike Lum, L OBP: 0.325, SLG: 0.355		0-0 5-3		0-0 L9-3				0-0 F3		3	0	0	0	0	0	1				
Rod Gilbreath, R OBP: 0.316, SLG: 0.235		0-0 F9				0-0 G6-4-3 1B			0-0 FC1-5 1B 1B	3	0	2	0	0	0	0				
Paul Casanova, R OBP: 0.235, SLG: 0.293			0-0 L7			0-0 G6-4-3			0-0 FC1-5 1B	3	0	1	0	0	0	1				
Oscar Brown, R OBP: 0.214, SLG: 0.313						0-0 1-2			0-0 FC1-5 1B	0	0	0	0	0	0	0				
Earl Williams, R OBP: 0.338, SLG: 0.460									0-0 FC1-5 G3-6	0	0	0	0	0	0	0				
Mike McQueen, L OBP: 0.154, SLG: 0.154			0-0 1B			0-0 4-3			0-0 1-2 2-3	3	0	1	0	0	0	2				
Inning Stats	R: 0 E: 0 K: 2 S: 7	H: 0 LOB: 1 BB: 1 P: 11	R: 0 E: 0 K: 0 S: 3	H: 0 LOB: 0 BB: 0 P: 3	R: 0 E: 0 K: 0 S: 5	H: 2 LOB: 2 BB: 0 P: 5	R: 0 E: 0 K: 0 S: 3	H: 1 LOB: 0 BB: 0 P: 3	R: 0 E: 0 K: 0 S: 3	H: 1 LOB: 0 BB: 0 P: 3	R: 0 E: 0 K: 0 S: 3	H: 0 LOB: 0 BB: 0 P: 3	R: 0 E: 0 K: 0 S: 4	H: 2 LOB: 2 BB: 0 P: 4	R: 0 E: 0 K: 0 S: 4	H: 1 LOB: 1 BB: 0 P: 4	1B: 6 2B: 4 3B: 0 HR: 0	SF: 0 SAC: 0 DP: 4 HBP: 0	WP: 1 PB: 0 SB: 0 CS: 0	PA: 32
PITCHER Dave Downs, R ERA:	IP: 9.0 WLS: W BF: 32	H: 8 R: 0 ER: 0 SO: 2	BB: 1 IBB: 0 HBP: 0 BLK: 1	WP: 1 HR: 0 S: 35 P: 39	ERA: 0.00 WHIP: 1.000	PITCHER														

AB 31
R 0
H 8
RBI 0
BB 1
SO 2
LOB 18



Batter	1	2	3	4	5	6	7	8	9	AB	R	H	RBI	BB	SO	LOB	TOP			
Denny Doyle, L (1,4) OBP: 0.292, SLG: 0.306	L8		SH2-4		L7			F8		4	0	1	1	0	0	1	Philadelphia Phillies @ Atlanta Braves Atlanta Stadium, Atlanta, GA Sun Sep 03 1972, 3:33 AM EDT Att: 5,119 - Unknown			
Larry Bowa, S (1,6) OBP: 0.285, SLG: 0.308	1B		1B			F4		4-3		5	1	2	0	0	0	1				
Tom Hutton, L (1,9) OBP: 0.359, SLG: 0.351	F8		1B	HR	F7	F7		F8		5	1	1	0	0	0	1				
Willie Montanez, L (1,8) OBP: 0.336, SLG: 0.427	1B		HR		K			F7		4	1	2	2	1	1	0				
Joe Lis, R (1,3) OBP: 0.377, SLG: 0.431	5-3		HR			F7		BB		4	1	2	3	1	0	3				
Greg Luzinski, R (1,7) OBP: 0.372, SLG: 0.437		F8	HR		K			F3		4	1	1	1	1	1	1				
Don Money, R (1,5) OBP: 0.280, SLG: 0.341	6-3		2B	1B		F7		K		5	1	1	0	0	1	2				
John Bateman, R (1,2) OBP: 0.261, SLG: 0.300	5-3		4-3	1B	2B			F8		4	1	1	1	0	0	0				
Steve Carlton, L (1,1) OBP: 0.223, SLG: 0.247			1B					F8		3	1	1	0	1	0	1				
Inning Stats	R: 0 E: 0 K: 0 S: 5	H: 2 LOB: 2 BB: 0 P: 5	R: 0 E: 0 K: 0 S: 3	H: 0 LOB: 0 BB: 0 P: 3	R: 8 E: 0 K: 0 S: 12	H: 9 LOB: 1 BB: 0 P: 12	R: 0 E: 0 K: 2 S: 8	H: 1 LOB: 1 BB: 0 P: 8	R: 0 E: 0 K: 0 S: 3	H: 0 LOB: 1 BB: 1 P: 7	R: 0 E: 0 K: 1 S: 5	H: 0 LOB: 0 BB: 0 P: 5	R: 0 E: 0 K: 0 S: 3	H: 0 LOB: 0 BB: 0 P: 3	R: 0 E: 0 K: 0 S: 3	H: 0 LOB: 2 BB: 2 P: 11	1B: 9 2B: 1 3B: 0 HR: 2	SF: 0 SAC: 1 DP: 0 HBP: 0	WP: 0 PB: 0 SB: 0 CS: 0	PA: 43
PITCHER	IP WLS BF H R ER SO BB IBB HBP BLK WP HR S P ERA WHIP																			
Jim Hardin, R (1,1) ERA: 4.06	2.1 L 14 7 5 5 0 0 0 0 0 0 0 1 14 14 19.29 3.000																			
Tom Kelley, R (3,1) ERA: 4.55	4.2 21 5 3 3 3 2 0 0 0 0 0 1 25 33 5.79 1.500																			
Ron Schueler, R (8,1) ERA: 3.99	1.0 3 0 0 0 0 0 0 0 0 0 0 0 3 3 0.00 0.000																			
Joe Hoerner, L (9,1) ERA: 4.19	1.0 5 0 0 0 0 2 0 0 0 0 0 0 3 11 0.00 2.000																			

Batter	1	2	3	4	5	6	7	8	9	AB	R	H	RBI	BB	SO	LOB	BOTTOM					
Oscar Brown, R (1,9) OBP: 0.223, SLG: 0.328	K		5-3			G5-4-3			FC6-4	4	0	2	0	0	1	0	Philadelphia Phillies @ Atlanta Braves Atlanta Stadium, Atlanta, GA Sun Sep 03 1972, 3:33 AM EDT Att: 5,119 - Unknown					
Rod Gilbreath, R (1,5) OBP: 0.304, SLG: 0.238	K			G5-3	BB	1B		G5-4-3	FC6-4	4	0	1	0	0	1	2						
Hank Aaron, R (1,3) OBP: 0.392, SLG: 0.503				F2				BB		3	0	2	0	1	0	1						
Dusty Baker Jr., R (1,8) OBP: 0.377, SLG: 0.490	F4			BB		F4		F4		3	0	0	0	1	0	4						
Rico Carty, R (1,7) OBP: 0.397, SLG: 0.420		4-3		G5-3				K		4	0	0	0	0	1	5						
Paul Casanova, R (1,2) OBP: 0.230, SLG: 0.286		L5				F4		F4		3	0	0	0	0	0	1						
Larvell Blanks, R (1,4) OBP: 0.381, SLG: 0.431		6-3				G5-4-3		BB		2	0	0	0	1	0	0						
Marty Perez, R (1,6) OBP: 0.270, SLG: 0.261				F7		G5-4-3				3	0	0	0	0	0	1						
Jim Hardin, R (1,1) OBP: 0.217, SLG: 0.211				F5						0	0	0	0	0	0	0						
Tom Kelley, R (3,1) OBP: 0.139, SLG: 0.088						K				2	0	0	0	0	1	0						
Ron Schueler, R (8,1) OBP: 0.214, SLG: 0.220										0	0	0	0	0	0	0						
Gil Garrido, R (8,PH) OBP: 0.387, SLG: 0.308										1	0	0	0	0	0	0						
Joe Hoerner, R (9,1) ERA: 4.19										0	0	0	0	0	0	0						
Inning Stats	R: 0 E: 0 K: 2 S: 8	H: 1 LOB: 1 BB: 0 P: 8	R: 0 E: 0 K: 0 S: 3	H: 0 LOB: 0 BB: 0 P: 3	R: 0 E: 0 K: 0 S: 3	H: 0 LOB: 0 BB: 0 P: 3	R: 0 E: 0 K: 0 S: 3	H: 1 LOB: 1 BB: 1 P: 7	R: 0 E: 0 K: 0 S: 2	H: 0 LOB: 0 BB: 1 P: 6	R: 0 E: 0 K: 1 S: 5	H: 1 LOB: 0 BB: 0 P: 5	R: 0 E: 0 K: 1 S: 5	H: 0 LOB: 1 BB: 1 P: 9	R: 0 E: 0 K: 0 S: 3	H: 0 LOB: 0 BB: 0 P: 3	R: 0 E: 0 K: 0 S: 5	H: 2 LOB: 2 BB: 0 P: 5	1B: 4 2B: 1 3B: 0 HR: 0	SF: 0 SAC: 0 DP: 3 HBP: 0	WP: 0 PB: 0 SB: 0 CS: 0	PA: 32
PITCHER	IP WLS BF H R ER SO BB IBB HBP BLK WP HR S P ERA WHIP																					
Steve Carlton, L (1,1) ERA: 2.12	9.0 W 32 5 0 0 4 3 0 0 0 0 0 0 37 49 0.00 0.889																					



Batter	1	2	3	4	5	6	7	8	9	AB	R	H	RBI	BB	SO	LOB	TOP										
Oscar Brown, R OBP: 0.233, SLG: 0.331 (1, 9)	0-0 1-3	0-0 CS 1B		0-0 1B		0-3 K		0-3 K		5	0	2	2	0	2	0											
Felix Milan, R OBP: 0.297, SLG: 0.315 (1, 4)	0-0 BB 1B	0-0 1-2	0-0 1B	0-0 1B	0-0 1-3 1B	0-0 1B		0-0 G6-4-3 1B		6	1	5	0	0	0	1											
Hank Aaron, R OBP: 0.393, SLG: 0.500 (1, 3)	4-0 1-2 BB		0-0 1B	0-0 1B	0-0 F9	0-0 5-3		0-0 G6-4-3		4	1	1	0	1	0	3											
Dusty Baker Jr., R OBP: 0.374, SLG: 0.481 (1, 8)	0-3 K		0-0 F6		4-0 FC5 BB		0-3 K		0-3 K	4	0	0	0	1	3	4											
Earl Williams, R OBP: 0.338, SLG: 0.456 (1, 2)	0-0 L7		0-0 1B	0-0 1-2 2-H 1B	4-0 E BB		0-0 F3		0-0 BB 1B	4	0	2	1	1	0	2											
Rico Carty, R OBP: 0.394, SLG: 0.416 Mike Lum, L OBP: 0.333, SLG: 0.366 (5, PR) (5, 7)		0-0 SH2-4 1B	0-3 K		0-0 FC5 WP		0-0 1B		4-0 BB	3	1	1	0	0	1	4											
Darrell Evans, L OBP: 0.368, SLG: 0.415 (1, 5)		0-3 K	0-0 1-2 2-H 1B		4-0 G6-4-3 IBB		4-0 1B IBB		0-3 K	3	0	1	1	2	2	3											
Marty Perez, R OBP: 0.271, SLG: 0.262 (1, 6)		0-0 SH2-4 1B	0-0 L9		0-0 G6-4-3		0-0 1-2 2-H 1B		0-0 F9	5	1	2	1	0	0	7											
Pat Jarvis, R OBP: 0.160, SLG: 0.208 Cecil Upshaw, R OBP: 0.143, SLG: 0.143 (8, 1)		0-0 SH2-4		0-3 K		0-3 5-3		0-3 K		3	0	0	0	0	2	2											
Inning Stats	R: 0 E: 0 K: 1 S: 6	H: 1 W: 15 BB: 1 P: 10	R: 2 E: 0 K: 1 S: 7	H: 3 R: 4 ER: 4 LOB: 0 BB: 0 P: 7	R: 2 E: 0 K: 1 S: 9	H: 4 R: 4 ER: 4 LOB: 2 BB: 0 P: 9	R: 0 E: 0 K: 1 S: 6	H: 2 R: 0 ER: 0 LOB: 1 BB: 0 P: 6	R: 0 E: 1 K: 0 S: 2	H: 1 R: 0 ER: 0 LOB: 3 BB: 3 P: 14	R: 1 E: 0 K: 2 S: 9	H: 2 R: 0 ER: 0 LOB: 2 BB: 1 P: 13	R: 0 E: 0 K: 1 S: 5	H: 1 R: 0 ER: 0 LOB: 0 BB: 1 P: 5	R: 0 E: 0 K: 2 S: 8	H: 1 R: 0 ER: 0 LOB: 2 BB: 1 P: 12	1B: 14 2B: 3 3B: 0 HR: 0	SF: 0 SAC: 1 DP: 2 HBP: 0	WP: 1 PB: 0 SB: 0 CS: 1	PA: 45							
PITCHER	IP	WLS	BF	H	R	ER	SO	BB	IBB	HBP	BLK	WP	HR	S	P	ERA	WHIP										
Dave Roberts, L ERA: 4.47 George Culver, R ERA: 2.88 Tom Griffin, R ERA: 3.04 Jim York, R ERA: 4.65 Ken Forsch, R ERA: 3.93	2.1	L	15	7	4	4	2	1	0	0	0	0	0	17	21	15.43	3.429										

Atlanta Braves @ Houston Astros
Astrodome, Houston, TX
Tue Sep 05 1972, 8:05 PM EDT
Att: 6,399 - Dome

AB 38
R 5
H 15
RBI 5
BB 6
SO 10
LOB 26



Batter	1	2	3	4	5	6	7	8	9	AB	R	H	RBI	BB	SO	LOB	BOTTOM										
Roger Metzger, S OBP: 0.286, SLG: 0.260 (1, 6)	4-0 G6-4-3 BB		0-0 F8		0-0 F9			4-0 1B PB BB		2	1	0	0	2	0	0											
Cesar Cedeno, R OBP: 0.397, SLG: 0.571 (1, 8)	0-0 G6-4-3		0-0 6-3			0-3 K		0-0 F9		4	0	0	0	0	1	3											
Jimmy Wynn, R OBP: 0.382, SLG: 0.462 (1, 9)	0-0 1B		0-3 K			0-3 K		0-3 K		4	0	1	0	0	3	2											
Lee May, R OBP: 0.346, SLG: 0.508 (1, 3)	0-0 1-2 1B		0-0 F5			0-3 K		0-0 PB 1B		4	0	2	1	0	1	0											
Bob Watson, R OBP: 0.375, SLG: 0.443 (1, 7)	0-3 K		0-0 F9			0-0 3-1		0-0 F6		4	0	0	0	0	1	3											
Johnny Edwards, L OBP: 0.353, SLG: 0.372 (1, 2)		0-0 F8		0-0 F5		0-0 1B		0-0 6-3		4	0	1	0	0	0	0											
Doug Rader, R OBP: 0.310, SLG: 0.444 (1, 5)		0-0 5-3			0-0 SF7 3B		0-0 F4		0-0 E7 5-3-2 2B	4	1	2	0	0	1												
Tommy Helms, R OBP: 0.308, SLG: 0.373 (1, 4)		4-0 BB			0-0 SF7		0-0 F9		0-0 5-3-2	2	0	0	1	1	0	2											
Dave Roberts, L OBP: 0.281, SLG: 0.344 George Culver, R OBP: 0.211, SLG: 0.222 Tom Griffin, L OBP: 0.261, SLG: 0.522 Rich Chilcote, L OBP: 0.245, SLG: 0.311 Jim York, R OBP: 0.143, SLG: 0.118 (1, 1) (3, 1) (5, 1) (5, PR) (8, 1) (8, PR) (9, 1)		0-0 F9			0-0 3-1		0-0 1B		0-0 1B	1	0	0	0	0	0	1											
Inning Stats	R: 0 E: 0 K: 1 S: 6	H: 2 W: 28 BB: 1 P: 10	R: 0 E: 0 K: 0 S: 3	H: 0 R: 2 ER: 2 LOB: 1 BB: 1 P: 7	R: 0 E: 0 K: 1 S: 5	H: 0 R: 0 ER: 0 LOB: 0 BB: 0 P: 5	R: 0 E: 0 K: 0 S: 3	H: 0 R: 0 ER: 0 LOB: 0 BB: 0 P: 3	R: 1 E: 0 K: 0 S: 4	H: 1 R: 0 ER: 0 LOB: 1 BB: 0 P: 4	R: 0 E: 0 K: 3 S: 9	H: 0 R: 0 ER: 0 LOB: 1 BB: 0 P: 9	R: 0 E: 0 K: 0 S: 4	H: 1 R: 0 ER: 0 LOB: 1 BB: 0 P: 4	R: 2 E: 0 K: 1 S: 7	H: 2 R: 0 ER: 0 LOB: 1 BB: 1 P: 11	R: 0 E: 1 K: 0 S: 3	H: 1 R: 0 ER: 0 LOB: 0 BB: 0 P: 3	1B: 4 2B: 3 3B: 1 HR: 0	SF: 1 SAC: 0 DP: 2 HBP: 0	WP: 0 PB: 1 SB: 0 CS: 0	PA: 35					
PITCHER	IP	WLS	BF	H	R	ER	SO	BB	IBB	HBP	BLK	WP	HR	S	P	ERA	WHIP										
Pat Jarvis, R ERA: 4.32 Cecil Upshaw, R ERA: 3.91	7.0	W	28	5	3	2	5	3	0	0	0	0	0	35	47	2.57	1.143										

Atlanta Braves @ Houston Astros
Astrodome, Houston, TX
Tue Sep 05 1972, 8:05 PM EDT
Att: 6,399 - Dome

AB 31
R 3
H 7
RBI 2
BB 3
SO 6
LOB 12



Batter	1	2	3	4	5	6	7	8	9	AB	R	H	RBI	BB	SO	LOB	TOP			
Sonny Jackson, L (1,6) OBP: 0.315, SLG: 0.384	4-3		FC5-4 BB		1-4-3			BB SH3-4 1B	F8	4	1	1	0	1	0	1	Atlanta Braves @ Los Angeles Dodgers Dodger Stadium, Los Angeles, CA Fri Sep 08 1972, 7:05 PM PDT Att: 16,035 - Unknown			
Felix Milten, R (1,4) OBP: 0.294, SLG: 0.312	F7		FC5-4 S 1-2 HR		F8			SH3-4	P4	4	1	0	0	0	0	2				
Darrell Evans, L (1,5) OBP: 0.370, SLG: 0.415	WP 1B		K		F9			BB 1B BB		3	1	1	0	1	1	1				
Earl Williams, R (1,3) OBP: 0.340, SLG: 0.468	WP 1B		HR		5-3			1B BB		3	1	2	2	1	0	0				
Dusty Baker Jr., R (1,8) OBP: 0.376, SLG: 0.488	1-2 2-3 BB		6-3		5-3			1-2 2-3 1B		3	0	1	2	1	0	0				
Rico Carty, R (1,7) OBP: 0.387, SLG: 0.415	6-3				5-3			1-2 2-H 3-H 1B		4	0	1	0	0	1	5				
Oscar Brown, R (8,9) OBP: 0.233, SLG: 0.336					5-3			K		0	0	0	0	0	0	0				
Mike Lum, L (1,9) OBP: 0.330, SLG: 0.362		G3			F5			F6	F7	4	0	0	0	0	0	3				
Bob Didier, S (1,2) OBP: 0.250, SLG: 0.250	4-3		K		F8			F8	WP 1B	4	0	1	0	0	1	1				
Mike McQueen, L (1,1) OBP: 0.133, SLG: 0.133			K		4-3			F9	K	2	0	0	0	0	1	1				
Cecil Upshaw, R (6,1) OBP: 0.143, SLG: 0.143										0	0	0	0	0	0	0				
Rod Gilbreath, R (7, PH) OBP: 0.320, SLG: 0.227										1	0	0	0	0	0	0				
Larry Jaster, L (7,1) OBP: 0.320, SLG: 0.227										0	0	0	0	0	0	0				
Tom House, L (8,1) OBP: 0.320, SLG: 0.227										1	0	0	0	0	1	1				
Inning Stats	R: 0 E: 0 K: 0 S: 5	H: 2 LOB: 3 BB: 1 P: 9	R: 0 E: 0 K: 1 S: 5	H: 0 LOB: 0 BB: 0 P: 5	R: 2 E: 0 K: 1 S: 6	H: 1 LOB: 1 BB: 1 P: 10	R: 0 E: 0 K: 1 S: 6	H: 1 LOB: 1 BB: 0 P: 6	R: 0 E: 0 K: 0 S: 3	H: 0 LOB: 0 BB: 0 P: 3	R: 0 E: 0 K: 0 S: 3	H: 0 LOB: 0 BB: 0 P: 3	R: 2 E: 0 K: 1 S: 7	H: 2 LOB: 2 BB: 2 P: 15	R: 0 E: 0 K: 1 S: 6	H: 1 LOB: 1 BB: 0 P: 6	1B: 5 2B: 0 3B: 1 HR: 1	SF: 0 SAC: 1 DP: 0 HBP: 0	WP: 2 PB: 0 SB: 1 CS: 0	PA: 38
PITCHER	IP WLS BF H R ER SO BB IBB HBP BLK WP HR S P ERA WHIP																			
Bill Singer, R (1,1) ERA: 3.46	7.1 L 32 6 4 4 3 4 0 0 0 0 1 1 34 50 4.91 1.364																			
Jim Brewer, L (8,1) ERA: 1.18	1.2 6 1 0 0 2 0 0 0 0 0 1 0 10 10 0.00 0.600																			


Batter	1	2	3	4	5	6	7	8	9	AB	R	H	RBI	BB	SO	LOB	BOTTOM					
Billy Grabarkewitz, R (1,4) OBP: 0.281, SLG: 0.333	F4		FC4-6 BB		F8			F9	K	4	0	0	0	1	1	1	Atlanta Braves @ Los Angeles Dodgers Dodger Stadium, Los Angeles, CA Fri Sep 08 1972, 7:05 PM PDT Att: 16,035 - Unknown					
Manny Mota, R (1,7) OBP: 0.385, SLG: 0.448	1B BB		F9		F9		1B E SF7 BB	1B G5-4-3 BB	F9	2	2	0	0	3	0	2						
Willie Davis, L (1,8) OBP: 0.311, SLG: 0.431	F6		FC4-6 FC6-4 1-2		L4		1-2	G5-4-3 1B	F7	5	0	1	0	0	0	4						
Wes Parker, S (1,3) OBP: 0.368, SLG: 0.362			FC6-4 1-2		E SF7 1B		2-3 3-H	G5-4-3 1-2 3-H		4	1	2	0	0	0	2						
Frank Robinson, R (1,9) OBP: 0.353, SLG: 0.439	F7				5-3		1-2 3-H	SF7 1B	1B BB	2	0	0	1	1	0	2						
Steve Garvey, R (1,5) OBP: 0.312, SLG: 0.418			K		5-3		2-H	E5	BB 1B	4	0	1	0	0	1	0						
Bill Russell, R (1,6) OBP: 0.332, SLG: 0.385			S 1B		K			5-3	1-2 BB	3	0	1	0	1	1	1						
Steve Yeager, R (1,2) OBP: 0.279, SLG: 0.241					F9					3	0	0	0	0	0	1						
Jim Lefebvre, S (8, PH) OBP: 0.262, SLG: 0.337			5-3					4-3	2-3	1	0	0	0	0	0	3						
Chris Cannizzaro, R (9,2) OBP: 0.354, SLG: 0.314			1-2							0	0	0	0	0	0	0						
Bill Singer, R (1,1) OBP: 0.109, SLG: 0.094										3	0	0	0	0	1	1						
Jim Brewer, L (8,1) OBP: 0.311, SLG: 0.316	1-3				K			F8	BB	0	0	0	0	0	0	0						
Bobby Valentine, R (9, PH) OBP: 0.311, SLG: 0.316										0	0	0	0	1	0	0						
Inning Stats	R: 0 E: 0 K: 0 S: 4	H: 1 LOB: 2 BB: 1 P: 8	R: 0 E: 0 K: 1 S: 6	H: 1 LOB: 1 BB: 0 P: 6	R: 0 E: 0 K: 0 S: 3	H: 0 LOB: 1 BB: 1 P: 7	R: 0 E: 0 K: 1 S: 5	H: 0 LOB: 0 BB: 0 P: 5	R: 0 E: 0 K: 0 S: 5	H: 0 LOB: 0 BB: 0 P: 5	R: 2 E: 2 K: 0 S: 5	H: 1 LOB: 1 BB: 1 P: 9	R: 0 E: 0 K: 0 S: 3	H: 0 LOB: 0 BB: 0 P: 3	R: 1 E: 0 K: 0 S: 4	H: 2 LOB: 3 BB: 3 P: 16	R: 0 E: 0 K: 1 S: 5	H: 0 LOB: 1 BB: 1 P: 9	1B: 5 2B: 0 3B: 0 HR: 0	SF: 1 SAC: 0 DP: 1 HBP: 0	WP: 0 PB: 0 SB: 1 CS: 0	PA: 39
PITCHER	IP WLS BF H R ER SO BB IBB HBP BLK WP HR S P ERA WHIP																					
Mike McQueen, L (1,1) ERA: 4.53	5.2 24 3 2 0 0 0 0 0 0 0 0 0 1 1 0.00 1.059																					
Cecil Upshaw, R (6,1) ERA: 3.88	0.1 1 0 0 0 0 0 0 0 0 0 0 0 1 1 0.00 0.000																					
Larry Jaster, L (7,1) ERA: 5.4	1.2 W 9 2 1 1 0 3 0 0 0 0 0 0 6 18 5.40 3.000																					
Tom House, L (8,1) ERA:	1.1 S 5 0 0 0 1 1 0 0 0 0 0 0 6 10 0.00 0.750																					

Batter	1	2	3	4	5	6	7	8	9	AB	R	H	RBI	BB	SO	LOB	TOP			
Sonny Jackson, L (1, 6) OBP: 0.309, SLG: 0.374	0-0 3-1	0-3 K		0-0 F8			0-0 1B		0-0 FC4-6	5	0	1	0	0	1	4	Atlanta Braves @ San Diego Padres San Diego Stadium, San Diego, CA Sun Sep 10 1972, 6:33 AM EDT Unknown livebaseballscorecards.com			
Felix Milan, R (1, 4) OBP: 0.295, SLG: 0.313	0-0 S 1B		0-0 F8 BB 1B		0-0 6-3		0-0 F9		0-0 L9	5	0	2	0	0	0	2				
Hank Aaron, R (1, 3) OBP: 0.389, SLG: 0.491	0-3 K 1-2		4-0 F8 BB 1-2		0-0 F7		0-0 F5			3	0	0	0	1	1	2				
Dusty Baker Jr., R (1, 8) OBP: 0.377, SLG: 0.487	4-0 FC6 BB		0-0 F8 1-2 2-3		0-0 S 1B		0-0 F6			3	0	1	0	1	0	3				
Rico Carty, R (1, 7) OBP: 0.382, SLG: 0.409	0-0 FC6 1-2		0-0 F8		0-0 6-3 1-2				0-0 6-3	4	0	0	0	0	0	5				
Darrell Evans, L (1, 5) OBP: 0.397, SLG: 0.411		0-0 F6	0-0 F8			0-0 F9		0-0 F9		4	0	0	0	0	0	2				
Mike Lum, L (1, 9) OBP: 0.334, SLG: 0.363		0-0 SH1-4 1B 1B		4-0 SH1-4 BB		4-0 FC6 BB		0-3 K2-3		2	0	1	0	2	1	0				
Paul Casanova, R (1, 2) OBP: 0.232, SLG: 0.287 Earl Williams, R (9, PH) OBP: 0.330, SLG: 0.467		0-0 SH1-4 1B		0-0 F9		0-0 F7		0-0 F6		3	0	1	0	0	0	2				
Ron Reed, R (1, 1) OBP: 0.169, SLG: 0.188 Jim Breazeale, L (9, PH) OBP: 0.316, SLG: 0.507 Rod Gilbreath, R (9, PR) OBP: 0.320, SLG: 0.227		0-0 SH1-4		0-0 SH1-4		0-0 FC6 1-2		0-0 FC4-6 1B		1	0	0	0	0	0	1				
Inning Stats	R: 0 E: 0 K: 1 S: 6	H: 1 LOB: 2 BB: 1 P: 10	R: 0 E: 0 K: 1 S: 7	H: 2 LOB: 2 BB: 0 P: 7	R: 0 E: 0 K: 0 S: 4	H: 1 LOB: 2 BB: 1 P: 8	R: 0 E: 0 K: 0 S: 3	H: 0 LOB: 1 BB: 0 P: 7	R: 0 E: 0 K: 0 S: 4	H: 1 LOB: 1 BB: 0 P: 4	R: 0 E: 0 K: 1 S: 5	H: 0 LOB: 0 BB: 0 P: 5	R: 0 E: 0 K: 0 S: 4	H: 1 LOB: 1 BB: 0 P: 4	R: 0 E: 0 K: 0 S: 4	H: 1 LOB: 1 BB: 0 P: 4		1B: 7 2B: 0 3B: 0 HR: 0	SF: 0 SAC: 2 DP: 0 HBP: 0	WP: 0 PB: 0 SB: 2 CS: 0
PITCHER Mike Corkins, R (1, 1) ERA: 3.32	IP: 9.0 WLS: W BF: 38 H: 7 R: 0 ER: 0 SO: 3 BB: 4 IBB: 0 HBP: 0 BLK: 0 WP: 0 HR: 0 S: 40 P: 56 ERA: 0.00 WHIP: 1.222																			

Batter	1	2	3	4	5	6	7	8	9	AB	R	H	RBI	BB	SO	LOB	BOTTOM			
Derrel Thomas, S (1, 6) OBP: 0.295, SLG: 0.322	0-0 4-3			0-0 F7		0-0 F7		0-0 6-3		4	0	0	0	0	0	1	Atlanta Braves @ San Diego Padres San Diego Stadium, San Diego, CA Sun Sep 10 1972, 6:33 AM EDT Unknown livebaseballscorecards.com			
Dave Roberts, R (1, 4) OBP: 0.276, SLG: 0.329	0-0 F3			0-0 G3-6-3 1B		0-3 K		0-0 1-6-3		4	0	1	0	0	1	1				
Leron Lee, L (1, 7) OBP: 0.372, SLG: 0.532	0-3 K			0-0 G3-6-3 1-2			0-0 HR			3	1	1	1	0	1	1				
Nate Colbert, R (1, 3) OBP: 0.320, SLG: 0.524		0-3 K			0-0 6-3		0-0 1-3			3	0	0	0	0	1	0				
Randy Elliott, R (1, 9)		0-0 5-3			0-0 5-3		0-0 6-3			3	0	0	0	0	0	0				
Johnny Grubb, L (1, 8) OBP: 0.687, SLG: 0.500		0-0 F7			4-0 FC5 1B BB		0-0 1B			2	0	1	0	1	0	0				
Dave Hilton, R (1, 5) OBP: 0.333, SLG: 0.333				0-0 F8		0-0 1-2 1B		0-0 F4		3	0	1	0	0	0	1				
Joe Goddard, R (1, 2) OBP: 0.154, SLG: 0.083			0-3 K		0-0 FC5 2-3		0-0 E5 SH3-4			3	0	0	0	0	1	2				
Mike Corkins, R (1, 1) OBP: 0.278, SLG: 0.343			0-0 5-3		0-0 F5		0-0 SH3-4			2	0	0	0	0	0	0				
Inning Stats	R: 0 E: 0 K: 1 S: 5	H: 0 LOB: 0 BB: 0 P: 5	R: 0 E: 0 K: 1 S: 5	H: 0 LOB: 0 BB: 0 P: 5	R: 0 E: 0 K: 0 S: 3	H: 1 LOB: 0 BB: 0 P: 3	R: 0 E: 0 K: 0 S: 4	H: 1 LOB: 2 BB: 1 P: 8	R: 0 E: 0 K: 1 S: 5	H: 0 LOB: 0 BB: 0 P: 5	R: 1 E: 0 K: 0 S: 5	H: 2 LOB: 1 BB: 0 P: 5	R: 0 E: 1 K: 0 S: 4	H: 0 LOB: 1 BB: 0 P: 4	R: 0 E: 0 K: 0 S: 4	H: 0 LOB: 1 BB: 0 P: 4		1B: 3 2B: 0 3B: 0 HR: 1	SF: 0 SAC: 1 DP: 1 HBP: 0	WP: 0 PB: 0 SB: 0 CS: 0
PITCHER Ron Reed, R (1, 1) ERA: 3.81	IP: 8.0 WLS: L BF: 29 H: 4 R: 1 ER: 1 SO: 4 BB: 1 IBB: 0 HBP: 0 BLK: 0 WP: 0 HR: 1 S: 36 P: 40 ERA: 1.12 WHIP: 0.625																			

Batter	1	2	3	4	5	6	7	8	9	AB	R	H	RBI	BB	SO	LOB	TOP																				
Sonny Jackson, L (1,6) OBP: 0.304, SLG: 0.365	G3		F9			FC6-4 1B	G4-6-3		F7	5	0	1	0	0	0	4	Atlanta Braves @ San Diego Padres San Diego Stadium, San Diego, CA Sun Sep 10 1972, 6:38 AM EDT Att: 5,295 - Unknown																				
Felix Milan, R (1,4) OBP: 0.293, SLG: 0.310	F8		F8			FC6-4 1B		F3		4	1	0	0	0	0	2																					
Dusty Baker Jr., R (1,8) OBP: 0.379, SLG: 0.489	L7			6-3		1B				4	0	2	1	0	0	0																					
Earl Williams, R (1,3)		1B G4-6-3 1B		F7		1B		F5		4	1	2	1	0	0	1																					
Darrell Evans, L (1,5) OBP: 0.366, SLG: 0.409		1B G4-6-3 1B		F7		1B	K	F7		4	0	1	0	0	1	3																					
Mike Lum, L (1,7) OBP: 0.331, SLG: 0.358		G4-6-3			L9	3-1			4-3	4	0	0	0	0	0	3																					
Oscar Brown, R (1,9) OBP: 0.226, SLG: 0.326				K	1-3		F9		L1	4	0	0	0	0	1	0																					
Bob Didier, S (1,2) OBP: 0.500, SLG: 0.750			SF7 3B		K		BB 1B		1B 1B	4	1	3	0	0	1	0																					
Phil Niekro, R (1,1) OBP: 0.239, SLG: 0.262			SF7			FC6-4 1B 1B	G4-6-3 BB		1B	2	1	2	1	1	0	0																					
Inning Stats	R: 0 E: 0 K: 0 S: 3	H: 0 LOB: 0 BB: 0 P: 3	R: 1 E: 0 K: 1 S: 6	H: 2 LOB: 0 BB: 0 P: 6	R: 1 E: 0 K: 0 S: 4	H: 1 LOB: 0 BB: 0 P: 4	R: 0 E: 0 K: 0 S: 3	H: 0 LOB: 0 BB: 0 P: 3	R: 0 E: 0 K: 1 S: 5	H: 0 LOB: 0 BB: 0 P: 5	R: 2 E: 0 K: 1 S: 9	H: 4 LOB: 2 BB: 0 P: 9	R: 0 E: 0 K: 0 S: 3	H: 1 LOB: 1 BB: 1 P: 7	R: 0 E: 0 K: 0 S: 4	H: 1 LOB: 1 BB: 0 P: 4	R: 0 E: 0 K: 0 S: 5	H: 2 LOB: 2 BB: 0 P: 5	1B: 9 2B: 1 3B: 1 HR: 0	SF: 1 SAC: 0 DP: 2 HBP: 0	WP: 0 PA: 37 PB: 0 SB: 0 CS: 0																
PITCHER	IP	WLS	BF	H	R	ER	SO	BB	IBB	HBP	BLK	WP	HR	S	P	ERA	WHIP	PITCHER		IP	WLS	BF	H	R	ER	SO	BB	IBB	HBP	BLK	WP	HR	S	P	ERA	WHIP	
Steve Arlin, R (1,1) ERA: 3.8	5.1	L	22	7	4	4	2	0	0	0	0	0	0	26	26	6.75	1.312																				
Mike Caldwell, L (6,1) ERA: 3.29	0.2		2	0	0	0	1	0	0	0	0	0	0	4	4	0.00	0.000																				
Steve Simpson, R (7,1) ERA:	2.0		8	2	0	0	0	1	0	0	0	0	0	7	11	0.00	1.500																				
Gary Ross, R (9,1) ERA: 2.22	1.0		5	2	0	0	0	0	0	0	0	0	0	5	5	0.00	2.000																				

Batter	1	2	3	4	5	6	7	8	9	AB	R	H	RBI	BB	SO	LOB	BOTTOM																				
Derrel Thomas, S (1,6) OBP: 0.293, SLG: 0.319	5-3		B5		F7			F8		4	0	0	0	0	0	0	Atlanta Braves @ San Diego Padres San Diego Stadium, San Diego, CA Sun Sep 10 1972, 6:38 AM EDT Att: 5,295 - Unknown																				
Dave Roberts, R (1,4) OBP: 0.279, SLG: 0.331	E S 1B		K			FC9-6 1B		4-3		4	0	2	0	0	1	0																					
Leron Lee, L (1,7) OBP: 0.367, SLG: 0.525	F7			5-3		FC9-6 1B			G3	4	0	0	0	0	0	2																					
Nate Colbert, R (1,3) OBP: 0.321, SLG: 0.524	5-3			1B 1B		K			PB 1B 1B	4	1	2	0	0	1	2																					
Randy Elliott, R (1,9) OBP: 0.286, SLG: 0.286		E 1B 1B		1B 1B		F8			K	4	0	2	0	0	1	2																					
Johnny Grubb, L (1,8) OBP: 0.571, SLG: 0.500		E9 CS 1B		F9			F6		FC6-4 1B	4	0	2	1	0	0	2																					
Dave Hilton, R (1,5) OBP: 0.143, SLG: 0.143	F8			K2-3			F7		FC6-4	4	0	0	0	0	1	5																					
Fred Kendall, R (1,2) OBP: 0.245, SLG: 0.333	K				F3		F6			3	0	0	0	0	1	2																					
Steve Arlin, R (1,1) OBP: 0.257, SLG: 0.197										2	0	0	0	0	1	0																					
Mike Caldwell, R (6,1) OBP: 0.119, SLG: 0.119										0	0	0	0	0	0	0																					
Steve Simpson, R (7,1) ERA:										0	0	0	0	0	0	0																					
Cito Gaston, R (8,PH) OBP: 0.304, SLG: 0.349										1	0	0	0	0	0	0																					
Gary Ross, R (9,1) OBP: 0.182, SLG: 0.182										0	0	0	0	0	0	0																					
Inning Stats	R: 0 E: 1 K: 0 S: 4	H: 1 LOB: 1 BB: 0 P: 4	R: 0 E: 1 K: 1 S: 6	H: 2 LOB: 1 BB: 0 P: 6	R: 0 E: 0 K: 1 S: 5	H: 0 LOB: 0 BB: 0 P: 5	R: 0 E: 0 K: 1 S: 7	H: 2 LOB: 2 BB: 0 P: 7	R: 0 E: 0 K: 1 S: 5	H: 0 LOB: 0 BB: 0 P: 5	R: 0 E: 0 K: 1 S: 6	H: 1 LOB: 1 BB: 0 P: 6	R: 0 E: 0 K: 0 S: 3	H: 0 LOB: 0 BB: 0 P: 3	R: 0 E: 0 K: 0 S: 3	H: 0 LOB: 0 BB: 0 P: 3	R: 1 E: 0 K: 1 S: 7	H: 2 LOB: 1 BB: 0 P: 7	1B: 8 2B: 0 3B: 0 HR: 0	SF: 0 SAC: 0 DP: 0 HBP: 0	WP: 0 PA: 34 PB: 1 SB: 1 CS: 1																
PITCHER	IP	WLS	BF	H	R	ER	SO	BB	IBB	HBP	BLK	WP	HR	S	P	ERA	WHIP	PITCHER		IP	WLS	BF	H	R	ER	SO	BB	IBB	HBP	BLK	WP	HR	S	P	ERA	WHIP	
Phil Niekro, R (1,1) ERA: 3.08	9.0	W	34	8	1	0	6	0	0	0	0	0	0	46	46	0.00	0.889																				



Batter	1	2	3	4	5	6	7	8	9	AB	R	H	RBI	BB	SO	LOB	TOP			
Pete Rose, S OBP: 0.383, SLG: 0.418 (1, 7)										5	2	4	0	0	0	0	Cincinnati Reds @ Atlanta Braves Atlanta Stadium, Atlanta, GA Tue Sep 12 1972, 7:05 PM EDT Att: 4,050 - Unknown			
Joe Morgan, L OBP: 0.411, SLG: 0.439 (1, 4)										4	2	0	0	1	0	6				
Bobby Tolan, L OBP: 0.332, SLG: 0.388 (1, 8)										4	1	2	0	1	1	2				
Johnny Bench, R OBP: 0.374, SLG: 0.513 (6, 2)										5	1	1	5	0	0	4				
Tony Perez, R OBP: 0.349, SLG: 0.495 (1, 3)										5	0	0	0	0	0	2				
Denis Menke, R OBP: 0.320, SLG: 0.354 (1, 5)										4	0	0	0	0	0	0				
Dave Concepcion, R OBP: 0.285, SLG: 0.269 (1, 6)										4	0	2	0	0	0	0				
Bill Plummer, R OBP: 0.223, SLG: 0.302 (6, PH)										2	0	0	0	0	0	1				
Cesar Geronimo, L OBP: 0.333, SLG: 0.414 (6, 9)										2	1	1	1	0	0	1				
Wayne Simpson, R OBP: 0.089, SLG: 0.091 (1, 1)										1	0	0	0	1	0	0				
Pedro Borbon, R OBP: 0.100, SLG: 0.053 (9, PH)										1	0	0	0	0	0	1				
Joe Hague, L OBP: 0.345, SLG: 0.409 (9, PR)										1	0	1	0	0	0	0				
Ted Uhlender, L OBP: 0.228, SLG: 0.173 (9, PR)										0	0	0	0	0	0	0				
Clay Carroll, R OBP: 0.111, SLG: 0.111 (9, 1)										0	0	0	0	0	0	0				
Inning Stats	R: 4 E: 0 K: 0 S: 7	H: 4 LOB: 1 BB: 1 P: 11	R: 0 E: 0 K: 0 S: 4	H: 1 LOB: 2 BB: 1 P: 8	R: 0 E: 0 K: 0 S: 3	H: 0 LOB: 0 BB: 0 P: 3	R: 0 E: 1 K: 0 S: 4	H: 1 LOB: 1 BB: 0 P: 4	R: 0 E: 0 K: 0 S: 5	H: 0 LOB: 0 BB: 0 P: 5	R: 0 E: 0 K: 0 S: 4	H: 1 LOB: 1 BB: 0 P: 4	R: 0 E: 0 K: 0 S: 3	H: 0 LOB: 0 BB: 0 P: 3	R: 3 E: 1 K: 0 S: 6	H: 3 LOB: 2 BB: 1 P: 10	1B: 8 2B: 2 3B: 0 HR: 2	SF: 0 SAC: 0 DP: 1 HBP: 0	WP: 0 PB: 0 SB: 0 CS: 0	PA: 41
PITCHER	IP WLS BF H R ER SO BB IBB HBP BLK WP HR S P ERA WHIP																			
Jimmy Freeman, L ERA: 4.5 (1, 1)	5.0	23	6	4	4	1	2	0	0	0	0	0	0	0	1	23	31	7.20	1.600	
Jim Hardin, R ERA: 3.88 (6, 1)	3.0	11	2	0	0	0	0	0	0	0	0	0	0	0	11	11	0.00	0.667		
Denny McLain, R ERA: 6.37 (9, 1)	0.0	L	3	3	3	2	0	0	0	0	1	3	3	∞	∞	∞	∞	∞		
Tom House, L ERA: 3.89 (9, 1)	0.1	2	0	0	0	0	1	0	0	0	0	1	5	0.00	3.000					
Ron Schueler, R ERA: 3.89 (9, 1)	0.2	2	0	0	0	0	0	0	0	0	0	2	2	0.00	0.000					

Batter	1	2	3	4	5	6	7	8	9	AB	R	H	RBI	BB	SO	LOB	BOTTOM					
Sonny Jackson, L OBP: 0.290, SLG: 0.347 (1, 6)										5	0	0	0	0	0	7	Cincinnati Reds @ Atlanta Braves Atlanta Stadium, Atlanta, GA Tue Sep 12 1972, 7:05 PM EDT Att: 4,050 - Unknown					
Mike Lum, L OBP: 0.332, SLG: 0.366 (1, 9)										4	1	1	1	1	0	4						
Hank Aaron, R OBP: 0.391, SLG: 0.491 (1, 3)										4	1	2	0	1	0	0						
Earl Williams, R OBP: 0.339, SLG: 0.464 (1, 2)										4	0	0	0	1	1	5						
Dusty Baker Jr., R OBP: 0.381, SLG: 0.497 (1, 8)										4	2	2	1	1	0	3						
Rico Carty, R OBP: 0.385, SLG: 0.412 (1, 7)										3	0	2	1	0	0	1						
Oscar Brown, R OBP: 0.223, SLG: 0.321 (5, PR) (6, 7)										2	1	0	0	0	0	0						
Darrell Evans, L OBP: 0.369, SLG: 0.409 (1, 5)										3	0	1	0	2	0	0						
Rod Gilbreath, R OBP: 0.333, SLG: 0.250 (1, 4)										2	0	1	0	0	0	0						
Ralph Garr, L OBP: 0.359, SLG: 0.420 (5, PH) (6, 4)										1	0	0	0	0	1	3						
Gil Garrido, R OBP: 0.372, SLG: 0.294 (6, 4)										2	0	0	0	0	0	1						
Jimmy Freeman, L OBP: 0.229, SLG: 0.254 (5, PR) (5, 1)										1	0	0	0	1	0	3						
Jim Breazeale, L OBP: 0.229, SLG: 0.254 (5, PR) (5, 1)										1	0	1	2	0	0	0						
Jim Hardin, R OBP: 0.229, SLG: 0.254 (5, PR) (5, 1)										0	0	0	0	0	0	0						
Felix Millan, R OBP: 0.229, SLG: 0.254 (5, PR) (5, 1)										1	0	1	0	0	0	0						
Denny McLain, R OBP: 0.229, SLG: 0.254 (5, PR) (5, 1)										0	0	0	0	0	0	0						
Tom House, L OBP: 0.229, SLG: 0.254 (5, PR) (5, 1)										0	0	0	0	0	0	0						
Ron Schueler, R OBP: 0.229, SLG: 0.254 (5, PR) (5, 1)										0	0	0	0	0	0	0						
Inning Stats	R: 0 E: 0 K: 0 S: 4	H: 1 LOB: 2 BB: 1 P: 8	R: 0 E: 0 K: 0 S: 6	H: 3 LOB: 3 BB: 0 P: 6	R: 0 E: 0 K: 0 S: 3	H: 0 LOB: 1 BB: 1 P: 7	R: 0 E: 0 K: 0 S: 3	H: 0 LOB: 1 BB: 1 P: 7	R: 4 E: 1 K: 2 S: 12	H: 5 LOB: 2 BB: 1 P: 16	R: 0 E: 0 K: 0 S: 3	H: 0 LOB: 0 BB: 0 P: 7	R: 0 E: 0 K: 0 S: 3	H: 0 LOB: 0 BB: 0 P: 3	R: 0 E: 0 K: 0 S: 4	H: 1 LOB: 2 BB: 1 P: 8	R: 1 E: 0 K: 0 S: 3	H: 1 LOB: 0 BB: 1 P: 7	1B: 8 2B: 1 3B: 0 HR: 2	SF: 0 SAC: 0 DP: 1 HBP: 0	WP: 0 PB: 0 SB: 0 CS: 0	PA: 44
PITCHER	IP WLS BF H R ER SO BB IBB HBP BLK WP HR S P ERA WHIP																					
Wayne Simpson, R ERA: 4.14 (1, 1)	3.2	W	15	2	0	0	1	1	1	0	0	0	0	15	23	0.00	0.818					
Pedro Borbon, R ERA: 3.22 (5, 1)	3.2	W	15	2	0	0	1	1	1	0	0	0	0	15	23	0.00	0.818					
Clay Carroll, R ERA: 2.58 (9, 1)	1.0	S	4	1	1	1	0	1	0	0	0	1	3	7	9.00	2.000						

Batter	1	2	3	4	5	6	7	8	9	10	AB	R	H	RBI	BB	SO	LOB	TOP				
Pete Rose, S OBP: 0.383, SLG: 0.417 (1, 7)											4	0	1	0	1	0	0	Cincinnati Reds @ Atlanta Braves Atlanta Stadium, Atlanta, GA Wed Sep 13 1972, 7:05 PM EDT Att: 3,141 - Unknown				
Joe Morgan, L OBP: 0.411, SLG: 0.438 (1, 4)											4	1	1	1	1	2	0					
Bobby Tolan, L OBP: 0.334, SLG: 0.389 (1, 8)											5	2	3	1	0	0	2					
Johnny Bench, R OBP: 0.374, SLG: 0.517 (6, 2)											4	2	1	2	1	0	1					
Tony Perez, R OBP: 0.349, SLG: 0.499 (1, 3)											4	2	1	3	1	1	0					
Denis Menke, R OBP: 0.321, SLG: 0.353 (1, 5)											4	0	1	0	1	0	0					
Dave Concepcion, R OBP: 0.286, SLG: 0.271 (1, 6)											5	1	2	1	0	0	1					
Bill Plummer, R OBP: 0.219, SLG: 0.296 (1, 2)											2	0	0	0	0	0	1					
Cesar Geronimo, L OBP: 0.330, SLG: 0.410 (6, 9)											2	0	0	0	0	0	3					
Jack Billingham, R OBP: 0.078, SLG: 0.048 (1, 1)											2	0	0	0	0	2	1					
Tom Hall, L OBP: 0.156, SLG: 0.100 (5, 1)											2	0	0	0	0	1	2					
Inning Stats	R: 3 E: 0 K: 1 S: 7	H: 2 LOB: 0 BB: 1 P: 11	R: 0 E: 0 K: 1 S: 5	H: 0 LOB: 0 BB: 0 P: 5	R: 0 E: 1 K: 0 S: 3	H: 0 LOB: 1 BB: 0 P: 3	R: 0 E: 0 K: 1 S: 3	H: 0 LOB: 0 BB: 0 P: 3	R: 1 E: 0 K: 1 S: 7	H: 2 LOB: 2 BB: 1 P: 11	R: 1 E: 0 K: 0 S: 5	H: 2 LOB: 0 BB: 1 P: 7	R: 0 E: 0 K: 0 S: 3	H: 0 LOB: 1 BB: 1 P: 7	R: 0 E: 0 K: 2 S: 7	H: 0 LOB: 0 BB: 0 P: 7	R: 2 E: 0 K: 1 S: 7	H: 2 LOB: 0 BB: 0 P: 7	1B: 8 2B: 0 3B: 0 HR: 2	SF: 0 SAC: 0 DP: 1 HBP: 0	WP: 0 PB: 0 SB: 3 CS: 1	PA: 43
PITCHER	IP	WLS	BF	H	R	ER	SO	BB	IBB	HBP	BLK	WP	HR	S	P	ERA	WHIP					
Mike McQueen, L ERA: 4.87	(1, 1)	5.1	25	6	5	5	3	3	0	0	0	0	1	28	40	8.44	1.688					
Tom Kelley, R ERA: 4.53	(6, 1)	2.2	10	2	1	1	0	2	0	0	0	0	0	8	16	3.38	1.500					
Joe Hoerner, L ERA: 4.4	(9, 1)	2.0	8	2	2	2	3	0	0	0	0	0	1	14	14	9.00	1.000					

AB	38
R	8
H	10
RBI	8
BB	5
SO	6
LOB	11



Batter	1	2	3	4	5	6	7	8	9	10	AB	R	H	RBI	BB	SO	LOB	BOTTOM						
Ralph Garr, L OBP: 0.357, SLG: 0.418 (1, 7)											5	0	1	1	0	1	0	Cincinnati Reds @ Atlanta Braves Atlanta Stadium, Atlanta, GA Wed Sep 13 1972, 7:05 PM EDT Att: 3,141 - Unknown						
Sonny Jackson, L OBP: 0.279, SLG: 0.333 (1, 6)											4	0	0	0	0	1	3							
Oscar Brown, R OBP: 0.221, SLG: 0.319 (9, PH)											1	0	0	0	0	0	0							
Marty Perez, R OBP: 0.273, SLG: 0.263 (10, 6)											0	0	0	0	0	0	0							
Hank Aaron, R OBP: 0.397, SLG: 0.512 (1, 3)											3	3	3	3	2	0	0							
Earl Williams, R OBP: 0.340, SLG: 0.464 (1, 2)											4	0	1	0	1	1	4							
Dusty Baker Jr., R OBP: 0.351, SLG: 0.495 (1, 8)											4	1	1	0	1	2	1							
Darrell Evans, L OBP: 0.371, SLG: 0.407 (1, 5)											2	1	0	1	3	1	1							
Mike Lum, L OBP: 0.327, SLG: 0.361 (1, 9)											5	0	0	0	0	1	7							
Rod Gilbreath, R OBP: 0.333, SLG: 0.259 (1, 4)											3	0	1	0	0	0	3							
Tom Kelley, R OBP: 0.159, SLG: 0.088 (6, 1)											0	0	0	0	0	0	0							
Felix Millan, R OBP: 0.293, SLG: 0.313 (8, PH)											2	0	0	0	0	0	1							
Mike McQueen, L OBP: 0.118, SLG: 0.118 (1, 1)											2	1	0	1	0	1	2							
Gil Garrido, R OBP: 0.357, SLG: 0.290 (6, 4)											1	0	0	0	0	0	0							
Rico Carty, R OBP: 0.384, SLG: 0.410 (8, PH)											1	0	0	0	0	0	0							
Joe Hoerner, R (9, 1)											0	0	0	0	0	0	0							
Paul Casanova, R OBP: 0.230, SLG: 0.285 (10, PH)											1	0	0	0	0	1								
Inning Stats	R: 0 E: 0 K: 0 S: 4	H: 1 LOB: 1 BB: 4 P: 4	R: 3 E: 1 K: 1 S: 9	H: 3 LOB: 3 BB: 17 P: 17	R: 0 E: 0 K: 0 S: 3	H: 0 LOB: 0 BB: 0 P: 3	R: 0 E: 0 K: 1 S: 5	H: 0 LOB: 0 BB: 0 P: 5	R: 1 E: 0 K: 1 S: 6	H: 1 LOB: 3 BB: 18 P: 18	R: 0 E: 0 K: 2 S: 7	H: 0 LOB: 0 BB: 0 P: 7	R: 1 E: 0 K: 2 S: 8	H: 1 LOB: 1 BB: 12 P: 12	R: 0 E: 0 K: 0 S: 3	H: 0 LOB: 0 BB: 0 P: 3	R: 1 E: 0 K: 1 S: 6	H: 1 LOB: 0 BB: 6 P: 6	R: 0 E: 0 K: 0 S: 3	H: 0 LOB: 1 BB: 1 P: 7	1B: 3 2B: 2 3B: 0 HR: 2	SF: 0 SAC: 0 DP: 0 HBP: 0	WP: 0 PB: 0 SB: 0 CS: 0	PA: 45
PITCHER	IP	WLS	BF	H	R	ER	SO	BB	IBB	HBP	BLK	WP	HR	S	P	ERA	WHIP							
Jack Billingham, R ERA: 3.27	(1, 1)	4.1	23	5	4	3	2	3	1	0	0	0	0	23	39	6.23	1.846							
Tom Hall, L ERA: 2.51	(5, 1)	5.2	22	2	2	2	6	3	0	0	0	0	2	31	43	3.18	0.882							

AB	38
R	6
H	7
RBI	6
BB	7
SO	8
LOB	23



Batter	1	2	3	4	5	6	7	8	9	AB	R	H	RBI	BB	SO	LOB	TOP
Bobby Bonds, R OBP: 0.318, SLG: 0.432 (1, 8)	2-1 SH5-3 HR 1B	1-1 1-3			0-2 5-3		0-0 E 1B	0-3 K		5	2	2	0	0	1	1	San Francisco Giants @ Atlanta Braves Atlanta Stadium, Atlanta, GA Sat Sep 16 1972, 7:05 PM EDT Unknown livebaseballscores.com
Tito Fuentes, S OBP: 0.307, SLG: 0.381 (1, 4)	0-1 SH5-3 1-3		3-2 4-3		2-2 4-3		1-1 E6 L6-4 1B	1-1 L8		4	0	1	0	0	0	1	
Chris Speier, R OBP: 0.362, SLG: 0.415 (1, 6)	2-2 F8		1-2 4-3		0-0 6-3		4-0 1B BB		1-0 F8	4	0	0	0	1	0	1	
Willie McCovey, L OBP: 0.316, SLG: 0.413 (1, 3)	3-2 HR		1-2 2B 1B		0-1 HR		2-1 L6-4 2-3 1B		3-2 F5	5	2	3	3	0	0	2	
Jim Ray Hart, R OBP: 0.362, SLG: 0.587 (1, 5)	0-0 F2		0-0 2B		2-1 1B SF9 1B		2-0 1B		1-0 F8	5	1	3	0	0	0	0	
Ken Henderson, S OBP: 0.317, SLG: 0.440 (1, 7)		3-2 F9	2-0 F6		0-0 F5		2-2 F8			4	0	0	0	0	0	5	
Dave Rader, L OBP: 0.308, SLG: 0.340 (1, 2)	0-1 HR 1B			1-0 4-3		0-1 SF9 1B		1-0 6-3		4	1	2	0	0	0	0	
Gary Matthews, R OBP: 0.286, SLG: 0.700 (1, 9)	0-0 HR		1-2 F6		0-0 SF9		2-1 HR			3	2	2	4	0	0	0	
Jim Willoughby, R OBP: 0.174, SLG: 0.174 (1, 1)	1-2 F7		0-2 6-3		1-2 4-3		1-0 1B			4	0	1	0	0	0	1	
Inning Stats	R: 2 H: 2 E: 0 K: 0 S: 12	WLS: 2 BF: 30 L: 19	H: 11 R: 7 ER: 7 SO: 0 BB: 1 IBB: 0 HBP: 0 BLK: 0	R: 0 H: 2 E: 0 K: 0 S: 14	H: 2 R: 0 ER: 0 SO: 21 BB: 0 IBB: 0 HBP: 0 BLK: 0	R: 0 H: 0 E: 0 K: 0 S: 7	H: 0 R: 3 ER: 65 SO: 97 BB: 1 IBB: 0 HBP: 0 BLK: 0	R: 0 H: 3 E: 0 K: 0 S: 11	H: 3 R: 1 ER: 20 SO: 20 BB: 1 IBB: 0 HBP: 0 BLK: 0	R: 1 H: 2 E: 0 K: 0 S: 9	H: 2 R: 0 ER: 0 SO: 11 BB: 0 IBB: 0 HBP: 0 BLK: 0	R: 0 H: 0 E: 0 K: 0 S: 6	H: 0 R: 0 ER: 0 SO: 11 BB: 0 IBB: 0 HBP: 0 BLK: 0	1B: 9 2B: 2 3B: 0 HR: 4	SF: 1 SAC: 1 DP: 1 HBP: 0	WP: 0 PA: 41 SB: 0 CS: 2	
PITCHER	IP	WLS	BF	H	R	ER	SO	BB	IBB	HBP	BLK	WP	HR	S	P	ERA	WHIP
Ron Reed, R ERA: 4.0 (1, 1)	6.0	L	30	11	7	7	0	1	0	0	0	0	3	65	97	10.50	2.000
Larry Jaster, L ERA: 3.95 (7, 1)	3.0		11	3	1	1	1	0	0	0	0	0	1	21	37	3.00	1.000

Batter	1	2	3	4	5	6	7	8	9	AB	R	H	RBI	BB	SO	LOB	BOTTOM
Ralph Garr, L OBP: 0.354, SLG: 0.413 (1, 9)	1-1 6-3	0-2 FC4-6 1-2 FC4-6		1-0 SAFE G4-6-3 1-2		0-0 4-3			1-1 FC3-6 1B WP	5	1	0	1	0	0	4	San Francisco Giants @ Atlanta Braves Atlanta Stadium, Atlanta, GA Sat Sep 16 1972, 7:05 PM EDT Unknown livebaseballscores.com
Felix Milan, R OBP: 0.294, SLG: 0.314 (1, 4)	1-1 E6 1B	0-1 FC4-6 1-2			0-1 1B		1-0 6-3		1-1 4-3 1B	5	1	2	1	0	0	1	
Jim Breazeale, L OBP: 0.317, SLG: 0.494 (1, 3)	0-1 FC5-4 2H 1B		1-0 6-3		0-0 F4		0-0 F9		1-0 4-3	5	0	1	1	0	0	2	
Earl Williams, R OBP: 0.338, SLG: 0.467 (1, 2)	3-1 FC5-4 1B 1-2		2-0 HR		1-0 F8		0-0 F9		1-0 F7	5	1	1	1	0	0	3	
Dusty Baker Jr., R OBP: 0.385, SLG: 0.496 (1, 8)	3-2 1B		4-2 1-3 BB		0-0 1B		1-2 1B		3-2 5-3	3	0	2	0	1	0	0	
Rico Carty, R OBP: 0.379, SLG: 0.404 (1, 7)	3-2 F8		2-2 1-3		2-1 4-3			0-0 F8		4	0	0	0	0	0	5	
Darrell Evans, L OBP: 0.372, SLG: 0.408 (1, 5)		2-2 FC4-6 1B	1-0 4-3		2-1 1-4-3 1B			2-2 F4		4	0	2	0	0	0	1	
Sonny Jackson, L OBP: 0.283, SLG: 0.330 (4, PR) Marty Perez, R OBP: 0.274, SLG: 0.264 (5, 6)	2-1 FC4-6 1B 1-2 FC4-6		4-2 G4-6-3 BB		0-0 1-4-3		1-2 1-3		0-0 E7 1B 1B	1	1	0	0	1	0	1	
Ron Reed, R OBP: 0.176, SLG: 0.194 (1, 1) Larry Jaster, L (7, 1) Mike Lum, L OBP: 0.329, SLG: 0.363 (9, PH)	0-1 FC4-6 1B		0-0 F3		0-1 1-3			1-0 FC3-6 2H 1B		3	0	1	0	0	0	2	
Inning Stats	R: 1 H: 2 E: 1 K: 0 S: 14	WLS: 2 BF: 40 L: 25	H: 11 R: 5 ER: 4 SO: 0 BB: 2 IBB: 0 HBP: 0 BLK: 0	R: 0 H: 1 E: 1 K: 0 S: 4	H: 1 R: 1 ER: 76 SO: 9 BB: 0 IBB: 0 HBP: 0 BLK: 0	R: 0 H: 0 E: 0 K: 0 S: 7	H: 2 R: 1 ER: 122 SO: 10 BB: 0 IBB: 0 HBP: 0 BLK: 0	R: 0 H: 1 E: 0 K: 0 S: 6	H: 1 R: 0 ER: 8 SO: 8 BB: 0 IBB: 0 HBP: 0 BLK: 0	R: 0 H: 0 E: 0 K: 0 S: 3	R: 0 H: 0 E: 0 K: 0 S: 10	R: 0 H: 0 E: 0 K: 0 S: 8	R: 2 H: 3 E: 1 K: 0 S: 8	H: 3 R: 0 ER: 1 SO: 13 BB: 0 IBB: 0 HBP: 0 BLK: 0	1B: 10 2B: 0 3B: 0 HR: 1	SF: 0 SAC: 0 DP: 1 HBP: 0	WP: 1 PA: 40 SB: 0 CS: 0
PITCHER	IP	WLS	BF	H	R	ER	SO	BB	IBB	HBP	BLK	WP	HR	S	P	ERA	WHIP
Jim Willoughby, R ERA: 2.15 (1, 1)	9.0	W	40	11	5	4	0	2	0	0	0	1	1	76	122	4.00	1.444

Batter	1	2	3	4	5	6	7	8	9	AB	R	H	RBI	BB	SO	LOB	TOP			
Bobby Bonds, R OBP: 0.320, SLG: 0.437 (1, 8)	F9		E BB		G5-4-3			HR		3	1	1	1	1	0	1	San Francisco Giants @ Atlanta Braves Atlanta Stadium, Atlanta, GA Sat Sep 16 1972, 7:05 PM EDT Att: 5,461 - Unknown			
Tito Fuentes, S OBP: 0.307, SLG: 0.382 (1, 4)	F6		4-3			5-3		1B 2B		4	1	1	0	0	0	1				
Chris Speier, R OBP: 0.361, SLG: 0.413 (1, 6)	F7			PB 1B BB		K		6-3		3	0	0	0	1	1	1				
Jim Ray Hart, R OBP: 0.397, SLG: 0.606 (1, 5)		G4-3 1B		PB 1B				1B BB		3	0	3	0	1	0	0				
Dave Kingman, R OBP: 0.301, SLG: 0.456 (1, 3)		G4-3		L7		1-3				3	0	0	0	0	0	4				
Elias Sosa, R (6, 1)										0	0	0	0	0	0	0				
Willie McCovey, L OBP: 0.318, SLG: 0.415 (8, PH)										1	0	1	1	0	0	0				
Bernie Williams, R OBP: 0.254, SLG: 0.409 (8, PR)										0	0	0	0	0	0	0				
Jerry Johnson, R (8, 1)										0	0	0	0	0	0	0				
Gary Matthews, R OBP: 0.280, SLG: 0.609 (1, 9)				F4			5-3	6-3		3	0	0	0	1	0	4				
Gary Thomasson, L (1, 7)																				
Ken Henderson, S OBP: 0.315, SLG: 0.438 (7, PH)	K			F8			F5	6-3		2	0	0	0	0	1	3				
Fran Healy, R OBP: 0.257, SLG: 0.222 (1, 2)										2	0	0	0	0	0	0				
Dave Rader, L OBP: 0.307, SLG: 0.339 (9, PH)			5-3				F5	F2		3	0	0	0	0	0	0				
Frank Reberger, L OBP: 0.250, SLG: 0.314 (1, 1)										1	0	0	0	0	0	0				
Jim Howarth, L OBP: 0.336, SLG: 0.310 (6, 3)			F8					L6	4-3	2	0	1	0	0	0	0				
Jim Howarth, L OBP: 0.336, SLG: 0.310 (6, 3)					G5-4-3 1B					2	0	0	0	0	0	0				
Inning Stats	R: 0 E: 0 K: 0 S: 6	H: 0 LOB: 0 BB: 0 P: 9	R: 0 E: 0 K: 1 S: 11	H: 1 LOB: 1 BB: 1 P: 20	R: 0 E: 1 K: 0 S: 7	H: 0 LOB: 1 BB: 1 P: 15	R: 0 E: 0 K: 0 S: 11	H: 1 LOB: 2 BB: 1 P: 22	R: 0 E: 0 K: 1 S: 10	H: 1 LOB: 0 BB: 0 P: 13	R: 0 E: 0 K: 0 S: 6	H: 0 LOB: 0 BB: 0 P: 12	R: 2 E: 0 K: 0 S: 17	H: 3 LOB: 2 BB: 1 P: 26	R: 0 E: 0 K: 0 S: 5	H: 0 LOB: 0 BB: 0 P: 5	1B: 5 2B: 1 3B: 0 HR: 1	SF: 0 SAC: 0 DP: 2 HBP: 0	WP: 0 PB: 1 SB: 0 CS: 0	PA: 36
PITCHER Phil Niekro, R ERA: 3.04 (1, 1)	IP: 9.0 WLS: W BF: 36 H: 7 R: 2 ER: 2 SO: 2 BB: 4 IBB: 0 HBP: 0 BLK: 0 WP: 0 HR: 1 S: 76 P: 127 ERA: 2.00 WHIP: 1.222															PITCHER				

Batter	1	2	3	4	5	6	7	8	9	AB	R	H	RBI	BB	SO	LOB	BOTTOM			
Ralph Garr, L OBP: 0.354, SLG: 0.419 (1, 7)	6-3	4-3				HR		1-3		5	1	2	2	0	0	2	San Francisco Giants @ Atlanta Braves Atlanta Stadium, Atlanta, GA Sat Sep 16 1972, 7:05 PM EDT Att: 5,461 - Unknown			
Rod Gilbreath, R OBP: 0.343, SLG: 0.313 (1, 4)	1B 2B		CS 1B	K		4-3		6-3		5	1	2	0	0	1	2				
Hank Aaron, R OBP: 0.396, SLG: 0.509 (1, 3)	F6		F8		F5	BB				3	0	0	0	1	0	2				
Darrell Evans, L OBP: 0.375, SLG: 0.410 (1, 5)			HR 1B	BB	BB	K				3	1	2	1	1	1	1				
Dusty Baker Jr., R OBP: 0.386, SLG: 0.503 (1, 8)	F6		HR	BB						3	1	1	2	1	1	1				
Mike Lum, L OBP: 0.326, SLG: 0.358 (1, 9)		4-3			F8		6-3			4	0	0	0	0	1	2				
Marty Perez, R OBP: 0.276, SLG: 0.266 (1, 6)		SH3 1B 1B		K	F4		E3 1B			4	0	2	0	0	1	2				
Bob Didier, S OBP: 0.583, SLG: 0.700 (1, 2)		SH3 1B		1B HBP		SH1-4 HR BB		4-3		2	1	1	0	1	0	1				
Phil Niekro, R OBP: 0.233, SLG: 0.256 (1, 1)		SH3		K		SH1-4		K		2	0	0	0	0	2	1				
Inning Stats	R: 1 E: 0 K: 0 S: 11	H: 2 LOB: 1 BB: 0 P: 19	R: 0 E: 0 K: 0 S: 11	H: 2 LOB: 2 BB: 0 P: 13	R: 2 E: 0 K: 1 S: 13	H: 3 LOB: 0 BB: 0 P: 21	R: 0 E: 0 K: 3 S: 11	H: 1 LOB: 2 BB: 0 P: 16	R: 2 E: 0 K: 1 S: 11	H: 1 LOB: 1 BB: 2 P: 22	R: 0 E: 0 K: 1 S: 9	H: 1 LOB: 1 BB: 0 P: 12	R: 0 E: 0 K: 1 S: 7	H: 0 LOB: 0 BB: 0 P: 11	R: 0 E: 0 K: 1 S: 5	H: 0 LOB: 0 BB: 0 P: 5		1B: 7 2B: 1 3B: 0 HR: 2	SF: 0 SAC: 2 DP: 0 HBP: 1	WP: 0 PB: 0 SB: 0 CS: 1
PITCHER Frank Reberger, R ERA: 3.95 (1, 1)	IP: 5.1 WLS: L BF: 28 H: 9 R: 5 ER: 5 SO: 4 BB: 3 IBB: 0 HBP: 1 BLK: 0 WP: 0 HR: 2 S: 59 P: 95 ERA: 8.44 WHIP: 2.250															PITCHER				
Elias Sosa, R ERA (6, 1)	1.2 7 1 0 0 2 1 0 0 0 0 0 15 24 0.00 1.200																			
Jerry Johnson, R ERA: 4.13 (8, 1)	1.0 3 0 0 0 1 0 0 0 0 0 0 7 11 0.00 0.000																			

Batter	1	2	3	4	5	6	7	8	9	AB	R	H	RBI	BB	SO	LOB	TOP										
Bobby Bonds, R OBP: 0.322, SLG: 0.437 (1, 8)											4	0	2	1	0	1	San Francisco Giants @ Atlanta Braves Atlanta Stadium, Atlanta, GA Sun Sep 17 1972, 3:33 AM EDT Att: 7,130 - Unknown										
Tito Fuentes, S OBP: 0.304, SLG: 0.379 (1, 4)											5	0	0	0	0	3											
Chris Speier, R OBP: 0.359, SLG: 0.410 (1, 6)											4	0	0	0	0	3											
Jim Ray Hart, R OBP: 0.390, SLG: 0.600 (1, 5)											4	1	1	0	0	1											
Ken Henderson, S OBP: 0.319, SLG: 0.439 (1, 7)											3	1	2	1	1	0											
Dave Kingman, R OBP: 0.301, SLG: 0.461 (1, 3)											4	1	1	2	0	1											
Gary Matthews, R Jerry Johnson, R (1, 9) (8, 1)											2	0	0	0	2	1											
Dave Rader, L OBP: 0.311, SLG: 0.344 (1, 2)											3	1	2	0	1	0											
Ron Bryant, S OBP: 0.215, SLG: 0.194 Randy Moffitt, R (7, 1)											2	0	0	0	0	3											
Garry Maddox, R OBP: 0.285, SLG: 0.418 (8, 8)											0	0	0	0	0	0											
Inning Stats	R: 0 E: 1 K: 1 S: 10	H: 0 LOB: 1 BB: 0 P: 15	R: 0 E: 0 K: 1 S: 7	H: 1 LOB: 1 BB: 0 P: 11	R: 1 E: 0 K: 0 S: 8	H: 2 LOB: 1 BB: 0 P: 12	R: 0 E: 0 K: 0 S: 3	H: 0 LOB: 0 BB: 0 P: 4	R: 0 E: 0 K: 0 S: 8	H: 1 LOB: 1 BB: 0 P: 14	R: 3 E: 1 K: 0 S: 16	H: 3 LOB: 2 BB: 2 P: 29	R: 0 E: 0 K: 1 S: 7	H: 1 LOB: 1 BB: 0 P: 13	R: 0 E: 0 K: 1 S: 5	H: 0 LOB: 1 BB: 2 P: 14	R: 0 E: 0 K: 0 S: 3	H: 0 LOB: 0 BB: 0 P: 6	1B: 5 2B: 3 3B: 0 HR: 1	SF: 0 SAC: 1 DP: 2 HBP: 1	WP: 2 PB: 0 SB: 2 CS: 2	PA: 38					
PITCHER	IP	WLS	BF	H	R	ER	SO	BB	IBB	HBP	BLK	WP	HR	S	P	ERA	WHIP										
Jimmy Freeman, L ERA: 4.82 (1, 1)	6.0		27	7	4	4	2	1	1	0	0	2	1	52	85	6.00	1.333										
Jim Hardin, R ERA: 3.75 (7, 1)	2.0	W	8	1	0	0	2	2	0	0	0	0	0	12	27	0.00	1.500										
Tom House, L ERA: (9, 1)	1.0	S	3	0	0	0	0	0	0	1	0	0	0	3	6	0.00	0.000										

Batter	1	2	3	4	5	6	7	8	9	AB	R	H	RBI	BB	SO	LOB	BOTTOM										
Ralph Garr, L OBP: 0.356, SLG: 0.421 (1, 9)										5	3	3	1	0	0	1	San Francisco Giants @ Atlanta Braves Atlanta Stadium, Atlanta, GA Sun Sep 17 1972, 3:33 AM EDT Att: 7,130 - Unknown										
Rod Gilbreath, R OBP: 0.308, SLG: 0.278 Jim Breazeale, L OBP: 0.313, SLG: 0.487 Gil Garrido, R OBP: 0.367, SLG: 0.290 (1, 4) (8, PH) (9, 6)										4	0	0	0	0	1	2											
Hank Aaron, R OBP: 0.398, SLG: 0.514 (1, 3)										3	2	1	2	2	0	0											
Earl Williams, R OBP: 0.337, SLG: 0.465 Larvell Blanks, R OBP: 0.391, SLG: 0.431 (1, 5) (8, PR) (9, 4)										5	0	1	2	0	2	2											
Dusty Baker Jr., R OBP: 0.392, SLG: 0.508 (1, 8)										4	0	4	2	1	0	0											
Rico Carty, R OBP: 0.376, SLG: 0.400 Tom House, L (1, 7) (9, 1)										5	0	1	0	0	2	6											
Marty Perez, R OBP: 0.276, SLG: 0.265 Darrell Evans, L OBP: 0.377, SLG: 0.410 (1, 6) (8, PH) (9, 5)										2	0	0	0	1	1	1											
Bob Didier, S OBP: 0.438, SLG: 0.500 (1, 2)										4	0	0	0	0	1	6											
Jimmy Freeman, L OBP: 0.250, SLG: 0.100 Felix Millan, R OBP: 0.293, SLG: 0.313 Jim Hardin, R OBP: 0.217, SLG: 0.211 Mike Lum, L OBP: 0.328, SLG: 0.360 (1, 1) (6, PH) (7, 1) (8, PH) (9, 9)										2	0	1	0	0	1	3											
Inning Stats	R: 0 E: 0 K: 1 S: 6	H: 2 LOB: 3 BB: 1 P: 20	R: 2 E: 0 K: 1 S: 11	H: 2 LOB: 1 BB: 1 P: 22	R: 0 E: 0 K: 1 S: 9	H: 1 LOB: 1 BB: 0 P: 11	R: 0 E: 0 K: 0 S: 4	H: 0 LOB: 0 BB: 0 P: 7	R: 0 E: 1 K: 1 S: 8	H: 1 LOB: 2 BB: 0 P: 14	R: 1 E: 0 K: 0 S: 11	H: 2 LOB: 1 BB: 1 P: 20	R: 4 E: 0 K: 2 S: 21	H: 4 LOB: 2 BB: 2 P: 33	1B: 11 2B: 0 3B: 0 HR: 1	SF: 0 SAC: 0 DP: 0 HBP: 0		WP: 0 PB: 0 SB: 1 CS: 0	PA: 42								
PITCHER	IP	WLS	BF	H	R	ER	SO	BB	IBB	HBP	BLK	WP	HR	S	P	ERA	WHIP										
Ron Bryant, L ERA: 2.83 (1, 1)	6.1		30	7	3	3	7	3	0	0	0	0	0	14	22	18.00	3.000										
Randy Moffitt, R ERA: 3.95 (7, 1)	1.0	L	6	2	2	2	0	1	0	0	0	0	0	15	23	27.00	4.500										
Jerry Johnson, R ERA: 4.33 (8, 1)	0.2		6	3	2	2	2	0	1	0	0	0	0	15	23	27.00	4.500										

Batter	1	2	3	4	5	6	7	8	9	AB	R	H	RBI	BB	SO	LOB	TOP			
Enzo Hernandez, R (1,6) OBP: 0.227, SLG: 0.217 Curt Blefary, L (8, PH) OBP: 0.336, SLG: 0.355 Derrel Thomas, S (8, PR) OBP: 0.291, SLG: 0.314	1-3		FC5-4		4-3			BB		3	0	0	0	0	0	3	San Diego Padres @ Atlanta Braves Atlanta Stadium, Atlanta, GA Fri Sep 22 1972, 7:05 PM EDT Att: 2,476 - Unknown			
Dave Roberts, R (1,4) OBP: 0.276, SLG: 0.326	6-3		F7		2		G1-6-3 1B	F9		4	0	1	0	0	0	3				
Leron Lee, L (1,7) OBP: 0.361, SLG: 0.519					F9		G1-6-3 1-2	4-3		4	0	1	0	0	0	3				
Nate Colbert, R (1,3) OBP: 0.329, SLG: 0.520	FC6-4 1B									3	0	1	0	1	0	1				
Johnny Grubb, L (1,8) OBP: 0.364, SLG: 0.476		6-3			6-3					4	0	0	0	0	1	2				
Randy Elliott, R (1,9) OBP: 0.222, SLG: 0.256		K			6-3					4	0	0	0	0	1	2				
Dave Hilton, R (1,5) OBP: 0.238, SLG: 0.268		K								4	0	0	0	0	1	1				
Fred Kendall, R (1,2) OBP: 0.241, SLG: 0.322 Cito Gaston, R (8, PH) OBP: 0.309, SLG: 0.362 Pat Corrales, R (8, 2) OBP: 0.275, SLG: 0.195			6-3					E6		2	0	0	0	0	0	1				
Mike Caldwell, R (1,1) OBP: 0.146, SLG: 0.146 Steve Simpson, R (7, 1) Larry Stahl, L (8, PH) OBP: 0.299, SLG: 0.340 Bill Greif, R (8, 1) OBP: 0.059, SLG: 0.030								K		1	0	1	0	0	0	0				
Inning Stats	R: 0 E: 0 K: 0 S: 4	H: 1 LOB: 1 BB: 0 P: 4	R: 0 E: 0 K: 2 S: 7	H: 0 LOB: 0 BB: 0 P: 7	R: 0 E: 0 K: 0 S: 4	H: 1 LOB: 1 BB: 0 P: 4	R: 0 E: 0 K: 0 S: 3	H: 0 LOB: 1 BB: 1 P: 7	R: 0 E: 2 K: 0 S: 4	H: 0 LOB: 2 BB: 0 P: 4	R: 0 E: 0 K: 1 S: 5	H: 0 LOB: 0 BB: 0 P: 5	R: 0 E: 1 K: 1 S: 6	H: 0 LOB: 2 BB: 1 P: 10	R: 0 E: 0 K: 0 S: 4	H: 1 LOB: 1 BB: 0 P: 4		1B: 4 2B: 0 3B: 0 HR: 0	SF: 0 SAC: 1 DP: 1 HBP: 0	WP: 0 PB: 0 SB: 0 CS: 0
PITCHER Phil Niekro, R (1,1) ERA: 2.94	IP: 9.0 WLS: W BF: 35 H: 4 R: 0 ER: 0 SO: 4 BB: 2 IBB: 0 HBP: 0 BLK: 0 WP: 0 HR: 0 S: 40 P: 48 ERA: 0.00 WHIP: 0.667																			

AB	31
R	0
H	4
RBI	0
BB	2
SO	4
LOB	17



Batter	1	2	3	4	5	6	7	8	9	AB	R	H	RBI	BB	SO	LOB	BOTTOM			
Ralph Garr, L (1,7) OBP: 0.356, SLG: 0.428	1-3			6-3		5-3		6-3		4	0	0	0	0	0	0	San Diego Padres @ Atlanta Braves Atlanta Stadium, Atlanta, GA Fri Sep 22 1972, 7:05 PM EDT Att: 2,476 - Unknown			
Felix Milan, R (1,4) OBP: 0.295, SLG: 0.317	F9			6-3		F8		FC5-4 1B		4	0	1	0	0	0	0				
Hank Aaron, R (1,3) OBP: 0.395, SLG: 0.510	F8			6-3		F4		FC5-4 1-2		4	0	0	0	0	0	1				
Earl Williams, R (1,5) OBP: 0.338, SLG: 0.462			F3		5-3		K	K		4	0	0	0	0	2	1				
Dusty Baker Jr., R (1,8) OBP: 0.393, SLG: 0.516			F8		1B 1B		5-3			3	1	1	0	0	0	0				
Oscar Brown, R (1,9) OBP: 0.226, SLG: 0.324			6-3		1B 1-3 1B		1B 1B			3	1	2	0	0	0	0				
Marty Perez, R (1,6) OBP: 0.276, SLG: 0.267				4-3		1-2 3-H 1B		1B 1-2 1B		3	0	2	1	0	0	0				
Bob Didier, S (1,2) OBP: 0.393, SLG: 0.423			F8		L7					3	0	1	1	0	0	2				
Phil Niekro, R (1,1) OBP: 0.226, SLG: 0.247			1-3		K			F8		3	0	0	0	0	1	4				
Inning Stats	R: 0 E: 0 K: 0 S: 3	H: 0 LOB: 0 BB: 0 P: 3	R: 0 E: 0 K: 0 S: 3	H: 0 LOB: 0 BB: 0 P: 3	R: 0 E: 0 K: 0 S: 3	H: 0 LOB: 0 BB: 0 P: 3	R: 1 E: 0 K: 1 S: 8	H: 3 LOB: 2 BB: 0 P: 8	R: 0 E: 0 K: 0 S: 3	H: 0 LOB: 0 BB: 0 P: 3	R: 1 E: 0 K: 1 S: 8	H: 3 LOB: 2 BB: 0 P: 8	R: 0 E: 0 K: 1 S: 6	H: 1 LOB: 1 BB: 0 P: 6	R: 0 E: 0 K: 0 S: 3	H: 0 LOB: 0 BB: 0 P: 3		1B: 7 2B: 0 3B: 0 HR: 0	SF: 0 SAC: 0 DP: 0 HBP: 0	WP: 0 PB: 0 SB: 0 CS: 0
PITCHER Mike Caldwell, L (1,1) ERA: 3.49 Steve Simpson, R (7, 1) ERA: 1.29 Bill Greif, R (8, 1) ERA: 5.65	IP: 6.2 WLS: L BF: 26 H: 6 R: 2 ER: 2 SO: 2 BB: 0 IBB: 0 HBP: 0 BLK: 0 WP: 0 HR: 0 S: 30 P: 30 ERA: 2.70 WHIP: 0.900																			




Batter	1	2	3	4	5	6	7	8	9	AB	R	H	RBI	BB	SO	LOB	TOP																			
Enzo Hernandez, R OBP: 0.227, SLG: 0.217	F6		WP E 1B		6-3		L9			4	1	1	0	0	0	0	San Diego Padres @ Atlanta Braves Atlanta Stadium, Atlanta, GA Sat Sep 23 1972, 7:05 PM EDT Att: 2,719 - Unknown																			
Dave Roberts, R OBP: 0.276, SLG: 0.325	F6		E6 1-H 2-H					F8		4	0	1	1	0	0	0																				
Jerry Morales, R OBP: 0.311, SLG: 0.364	F7		F4		F3			E	3B	4	1	1	0	0	0	2																				
Nate Colbert, R OBP: 0.331, SLG: 0.519		CS 1B	FC4-6 BB					F9	E2	3	0	1	0	1	0	0																				
Cito Gaston, R OBP: 0.306, SLG: 0.358	K		FC4-6 1-2					5-3	F9 3-H	4	0	0	0	0	1	4																				
Johnny Jeter, R OBP: 0.274, SLG: 0.314	K 1-2			L7				L9		4	0	1	0	0	1	2																				
Dave Hilton, R OBP: 0.239, SLG: 0.311			1B 3B	6-3				K 1-2	1-3	4	1	1	0	0	1	1																				
Fred Kendall, R OBP: 0.241, SLG: 0.321			F4	F7			K			4	0	1	0	0	1	1																				
Steve Arlin, R OBP: 0.260, SLG: 0.206			WP E 1B 3-H		6-3			5-3	K	4	1	1	1	0	1	0																				
Inning Stats	R: 0 E: 0 K: 0 S: 3	H: 0 LOB: 0 BB: 0 P: 3	R: 0 E: 0 K: 2 S: 7	H: 1 LOB: 1 BB: 0 P: 7	R: 3 E: 1 K: 0 S: 7	H: 3 LOB: 2 BB: 1 P: 11	R: 0 E: 0 K: 0 S: 3	H: 0 LOB: 0 BB: 0 P: 3	R: 0 E: 1 K: 0 S: 4	H: 1 LOB: 1 BB: 0 P: 4	R: 0 E: 0 K: 1 S: 5	H: 0 LOB: 0 BB: 0 P: 5	R: 1 E: 1 K: 0 S: 5	H: 1 LOB: 1 BB: 0 P: 5	R: 0 E: 0 K: 1 S: 5	H: 1 LOB: 0 BB: 0 P: 5	1B: 6 2B: 1 3B: 2 HR: 0	SF: 0 SAC: 0 DP: 1 HBP: 0	WP: 1 PB: 0 SB: 1 CS: 1	PA: 36																
PITCHER	IP	WLS	BF	H	R	ER	SO	BB	IBB	HBP	BLK	WP	HR	S	P	ERA	WHIP	PITCHER		IP	WLS	BF	H	R	ER	SO	BB	IBB	HBP	BLK	WP	HR	S	P	ERA	WHIP
Jimmy Freeman, L ERA: 4.78	(1, 1)	4.0	L	17	4	3	2	2	1	0	0	0	1	0	20	24	4.50	1.250																		
Ron Reed, R ERA: 3.93	(5, 1)	4.0		16	3	1	0	2	0	0	0	0	0	0	20	20	0.00	0.750																		
Tom House, L ERA:	(9, 1)	1.0		3	1	0	0	1	0	0	0	0	0	0	5	5	0.00	1.000																		

AB	35
R	4
H	8
RBI	2
BB	1
SO	5
LOB	10



Batter	1	2	3	4	5	6	7	8	9	AB	R	H	RBI	BB	SO	LOB	BOTTOM																				
Ralph Garr, L OBP: 0.358, SLG: 0.431			1B		6-3			F5		4	0	2	0	0	0	1	San Diego Padres @ Atlanta Braves Atlanta Stadium, Atlanta, GA Sat Sep 23 1972, 7:05 PM EDT Att: 2,719 - Unknown																				
Felix Milan, R OBP: 0.173, SLG: 0.316	F8		WP 1B					6-3		4	0	1	0	0	0	2																					
Hank Aaron, R OBP: 0.391, SLG: 0.505	F8		6-3					F7		4	0	0	0	0	0	2																					
Earl Williams, R OBP: 0.336, SLG: 0.458	6-3			K				6-3		4	0	0	0	0	1	1																					
Dusty Baker Jr., R OBP: 0.394, SLG: 0.515		CS BB						F5	K	3	0	1	0	1	1	0																					
Darrell Evans, L OBP: 0.383, SLG: 0.420				F2				K		3	1	1	1	0	1	1																					
Mike Lum, L OBP: 0.328, SLG: 0.358					F9			F9		3	0	1	0	0	0	1																					
Marty Perez, R OBP: 0.276, SLG: 0.265			F3					6-3		3	0	0	0	0	0	0																					
Jimmy Freeman, L OBP: 0.231, SLG: 0.091	(1, 1)							6-3		1	0	0	0	0	1	0																					
Ron Reed, R OBP: 0.173, SLG: 0.192	(5, 1)									1	0	0	0	0	0	0																					
Sonny Jackson, L OBP: 0.279, SLG: 0.330	(6, PH)			K						1	0	1	0	0	0	0																					
Tom House, L ERA:	(9, 1)									0	0	0	0	0	0	0																					
Inning Stats	R: 0 E: 0 K: 0 S: 4	H: 1 LOB: 1 BB: 0 P: 4	R: 1 E: 0 K: 0 S: 3	H: 2 LOB: 0 BB: 1 P: 7	R: 0 E: 0 K: 1 S: 6	H: 2 LOB: 1 BB: 0 P: 6	R: 0 E: 0 K: 1 S: 6	H: 1 LOB: 0 BB: 0 P: 6	R: 0 E: 0 K: 0 S: 3	H: 0 LOB: 0 BB: 0 P: 3	R: 0 E: 0 K: 0 S: 3	H: 0 LOB: 0 BB: 0 P: 3	R: 0 E: 0 K: 1 S: 5	H: 0 LOB: 0 BB: 0 P: 5	R: 0 E: 0 K: 0 S: 4	H: 1 LOB: 1 BB: 0 P: 4	R: 0 E: 0 K: 1 S: 5	H: 0 LOB: 0 BB: 0 P: 5	1B: 4 2B: 2 3B: 0 HR: 1	SF: 0 SAC: 0 DP: 0 HBP: 0	WP: 1 PB: 0 SB: 0 CS: 1	PA: 32															
PITCHER	IP	WLS	BF	H	R	ER	SO	BB	IBB	HBP	BLK	WP	HR	S	P	ERA	WHIP	PITCHER		IP	WLS	BF	H	R	ER	SO	BB	IBB	HBP	BLK	WP	HR	S	P	ERA	WHIP	
Steve Arlin, R ERA: 3.85	(1, 1)	9.0	W	32	7	1	1	4	1	0	0	0	1	1	39	43	1.00	0.889																			




Batter	1	2	3	4	5	6	7	8	9	AB	R	H	RBI	BB	SO	LOB	TOP																			
Enzo Hernandez, R (1,6) OBP: 0.227, SLG: 0.217	F5		F3	FC6-4		F8		F2		5	0	1	0	0	0	6	San Diego Padres @ Atlanta Braves Atlanta Stadium, Atlanta, GA Sun Sep 24 1972, 3:33 AM EDT Att: 3,914 - Unknown																			
Dave Roberts, R (1,4) OBP: 0.277, SLG: 0.326	1B		1B					SH2-3	L4	5	0	2	0	0	1	1																				
Jerry Morales, R (1,7) OBP: 0.310, SLG: 0.363	F7			HBP	F8		SH2-3		K	4	1	1	0	0	1	1																				
Nate Colbert, R (1,3) OBP: 0.333, SLG: 0.518	K			FC5-4	HBP		5-3			3	1	1	0	2	1	2																				
Cito Gaston, R (1,9) OBP: 0.304, SLG: 0.354		4-3		FC5-4	HBP		5-3			4	0	0	0	0	0	3																				
Johnny Jeter, R (1,8) OBP: 0.270, SLG: 0.310	K			FC5-4			6-3		FC4-6	4	0	0	1	0	1	4																				
Dave Hilton, R (1,5) OBP: 0.260, SLG: 0.298	F4			HBP			L8			2	0	0	0	2	0	0																				
Fred Kendall, R (1,2) OBP: 0.241, SLG: 0.318			F9	SF9					F7	2	0	0	1	1	0	1																				
Clay Kirby, R (1,1) OBP: 0.317, SLG: 0.068										1	0	0	0	1	1	0																				
Garry Jestadt, R (6,PH) OBP: 0.273, SLG: 0.344										0	0	0	0	1	0	0																				
Mike Corkins, R (6,1) OBP: 0.256, SLG: 0.316									F9	1	0	0	0	0	0	1																				
Inning Stats	R: 0 E: 0 K: 1 S: 6	H: 1 LOB: 1 BB: 0 P: 6	R: 0 E: 0 K: 1 S: 5	H: 0 LOB: 0 BB: 0 P: 5	R: 0 E: 0 K: 1 S: 6	H: 1 LOB: 1 BB: 0 P: 6	R: 2 E: 0 K: 0 S: 4	H: 1 LOB: 3 BB: 3 P: 17	R: 0 E: 0 K: 1 S: 6	H: 1 LOB: 1 BB: 0 P: 6	R: 0 E: 1 K: 0 S: 5	H: 0 LOB: 2 BB: 0 P: 5	R: 0 E: 0 K: 1 S: 3	H: 0 LOB: 1 BB: 1 P: 7	R: 0 E: 0 K: 1 S: 5	H: 0 LOB: 1 BB: 1 P: 9	1B: 5 2B: 0 3B: 0 HR: 0	SF: 1 SAC: 1 DP: 0 HBP: 1	WP: 0 PB: 0 SB: 4 CS: 0	PA: 41																
PITCHER	IP	WLS	BF	H	R	ER	SO	BB	IBB	HBP	BLK	WP	HR	S	P	ERA	WHIP	PITCHER		IP	WLS	BF	H	R	ER	SO	BB	IBB	HBP	BLK	WP	HR	S	P	ERA	WHIP
Mike McQueen, L (1,1) ERA: 4.81	8.0	L	37	5	2	2	4	6	0	1	0	0	0	38	63	2.25	1.375																			
Tom House, L (9,1) ERA:	1.0		4	0	0	0	1	1	0	0	0	0	0	5	9	0.00	1.000																			

AB	31
R	2
H	5
RBI	2
BB	7
SO	5
LOB	19



Batter	1	2	3	4	5	6	7	8	9	AB	R	H	RBI	BB	SO	LOB	BOTTOM																			
Darrell Evans, L (1,5) OBP: 0.382, SLG: 0.417	G3					K		K		3	0	0	0	1	2	1	San Diego Padres @ Atlanta Braves Atlanta Stadium, Atlanta, GA Sun Sep 24 1972, 3:33 AM EDT Att: 3,914 - Unknown																			
Mike Lum, L (1,9) OBP: 0.325, SLG: 0.354	L8		F9			L8			K	4	0	0	0	0	1	1																				
Ralph Garr, L (1,7) OBP: 0.357, SLG: 0.428	1-3					L8			4-3	3	0	0	0	0	0	0																				
Earl Williams, R (1,3) OBP: 0.337, SLG: 0.463		HR				PO		K	K	3	1	1	1	1	2	0																				
Dusty Baker Jr., R (1,8) OBP: 0.391, SLG: 0.511		K				F3		K		3	0	0	0	0	2	1																				
Felix Milten, R (1,4) OBP: 0.293, SLG: 0.314		6-3				F8		L8		3	0	0	0	0	0	1																				
Bob Didier, S (1,2) OBP: 0.356, SLG: 0.379		F9				4-3			F2	3	0	0	0	0	0	0																				
Marty Perez, R (1,6) OBP: 0.275, SLG: 0.264			F7							2	0	0	0	0	0	0																				
Sonny Jackson, L (8,PH) OBP: 0.314, SLG: 0.345						6-3				1	0	1	0	0	0	0																				
Mike McQueen, L (1,1) OBP: 0.095, SLG: 0.095										2	0	0	0	0	0	0																				
Jim Breazeale, L (8,PH) OBP: 0.314, SLG: 0.475			F4			F4			F2	1	0	0	0	0	0	1																				
Tom House, L (9,1) ERA:										0	0	0	0	0	0	0																				
Inning Stats	R: 0 E: 0 K: 0 S: 3	H: 0 LOB: 0 BB: 0 P: 3	R: 1 E: 0 K: 1 S: 6	H: 1 LOB: 0 BB: 0 P: 6	R: 0 E: 0 K: 0 S: 3	H: 0 LOB: 1 BB: 1 P: 7	R: 0 E: 0 K: 0 S: 3	H: 0 LOB: 1 BB: 1 P: 7	R: 0 E: 0 K: 1 S: 4	H: 0 LOB: 0 BB: 0 P: 5	R: 0 E: 0 K: 2 S: 7	H: 0 LOB: 0 BB: 0 P: 7	R: 0 E: 0 K: 1 S: 6	H: 1 LOB: 1 BB: 0 P: 6	R: 0 E: 0 K: 2 S: 7	H: 0 LOB: 0 BB: 0 P: 7	1B: 0 2B: 1 3B: 0 HR: 1	SF: 0 SAC: 0 DP: 0 HBP: 1	WP: 0 PB: 0 SB: 1 CS: 0	PA: 32																
PITCHER	IP	WLS	BF	H	R	ER	SO	BB	IBB	HBP	BLK	WP	HR	S	P	ERA	WHIP	PITCHER		IP	WLS	BF	H	R	ER	SO	BB	IBB	HBP	BLK	WP	HR	S	P	ERA	WHIP
Clay Kirby, R (1,1) ERA: 3.12	5.0	W	18	1	1	1	1	2	0	0	0	0	0	18	26	1.80	0.600																			
Mike Corkins, R (6,1) ERA: 3.5	4.0	S	13	1	0	0	6	0	0	1	0	0	0	24	25	0.00	0.250																			

AB	28
R	1
H	2
RBI	1
BB	2
SO	7
LOB	5



Batter	1	2	3	4	5	6	7	8	9	AB	R	H	RBI	BB	SO	LOB	TOP				
Ralph Garr, L OBP: 0.357, SLG: 0.428 (1, 7)	2-3		1-3 2B 1B		E9	G1		1B		5	1	2	2	0	0	3	Atlanta Braves @ Cincinnati Reds Riverfront Stadium, Cincinnati, OH Tue Sep 26 1972, 7:05 PM EDT Att: 7,234 - Unknown				
Felix Milten, R OBP: 0.292, SLG: 0.313 (1, 4)	K		1-3 2B 1B		G4-6-3		F7	K		5	1	1	1	0	2	2					
Hank Aaron, R OBP: 0.393, SLG: 0.512 (1, 3)	HR		1-3 2B 1B		K					4	2	2	1	1	1	2					
Earl Williams, R OBP: 0.337, SLG: 0.463 (1, 5)	F8		2B			HR	K			4	1	1	2	1	1	2					
Dusty Baker Jr., R OBP: 0.292, SLG: 0.517 (1, 8)	F8		F7			HR	K			5	1	2	2	0	1	2					
Oscar Brown, R OBP: 0.235, SLG: 0.327 (1, 9)	F9			K		E4		G3 1B		5	1	2	0	0	1	0					
Larvell Blanks, R OBP: 0.368, SLG: 0.419 (1, 6)	1-3			F7		F8		1B G3	SF9	4	1	1	1	0	0	1					
Paul Casanova, R OBP: 0.229, SLG: 0.281 (1, 2)			1B SH2 1B	F7		F9		G3	K	5	1	1	0	0	1	5					
Jim Hardin, R OBP: 0.269, SLG: 0.238 Tom House, L (8, 1)			SH2					K		2	1	1	0	1	1	2					
Cecil Upshaw, R OBP: 0.143, SLG: 0.143 (9, 1)				E G4-6-3 1B						0	0	0	0	0	0	0					
Inning Stats	R: 1 E: 0 K: 1 S: 6	H: 1 LOB: 0 BB: 0 P: 6	R: 0 E: 0 K: 0 S: 3	H: 0 LOB: 0 BB: 0 P: 3	R: 3 E: 0 K: 0 S: 7	H: 4 LOB: 1 BB: 0 P: 7	R: 0 E: 0 K: 1 S: 5	H: 0 LOB: 0 BB: 0 P: 5	R: 1 E: 1 K: 1 S: 6	H: 1 LOB: 2 BB: 2 P: 6	R: 0 E: 0 K: 2 S: 8	H: 1 LOB: 1 BB: 0 P: 8	R: 2 E: 0 K: 2 S: 10	H: 3 LOB: 1 BB: 0 P: 10	R: 1 E: 0 K: 1 S: 7	H: 2 LOB: 2 BB: 1 P: 11	1B: 10 2B: 1 3B: 0 HR: 2	SF: 1 SAC: 1 DP: 1 HBP: 0	WP: 0 PB: 0 CS: 0	PA: 44	
PITCHER	IP WLS BF H R ER SO BB IBB HBP BLK WP HR S P ERA WHIP	IP WLS BF H R ER SO BB IBB HBP BLK WP HR S P ERA WHIP	IP WLS BF H R ER SO BB IBB HBP BLK WP HR S P ERA WHIP	IP WLS BF H R ER SO BB IBB HBP BLK WP HR S P ERA WHIP	IP WLS BF H R ER SO BB IBB HBP BLK WP HR S P ERA WHIP	IP WLS BF H R ER SO BB IBB HBP BLK WP HR S P ERA WHIP	IP WLS BF H R ER SO BB IBB HBP BLK WP HR S P ERA WHIP	IP WLS BF H R ER SO BB IBB HBP BLK WP HR S P ERA WHIP	IP WLS BF H R ER SO BB IBB HBP BLK WP HR S P ERA WHIP	IP WLS BF H R ER SO BB IBB HBP BLK WP HR S P ERA WHIP	IP WLS BF H R ER SO BB IBB HBP BLK WP HR S P ERA WHIP	IP WLS BF H R ER SO BB IBB HBP BLK WP HR S P ERA WHIP	IP WLS BF H R ER SO BB IBB HBP BLK WP HR S P ERA WHIP	IP WLS BF H R ER SO BB IBB HBP BLK WP HR S P ERA WHIP	IP WLS BF H R ER SO BB IBB HBP BLK WP HR S P ERA WHIP	IP WLS BF H R ER SO BB IBB HBP BLK WP HR S P ERA WHIP	IP WLS BF H R ER SO BB IBB HBP BLK WP HR S P ERA WHIP	IP WLS BF H R ER SO BB IBB HBP BLK WP HR S P ERA WHIP	IP WLS BF H R ER SO BB IBB HBP BLK WP HR S P ERA WHIP	IP WLS BF H R ER SO BB IBB HBP BLK WP HR S P ERA WHIP	IP WLS BF H R ER SO BB IBB HBP BLK WP HR S P ERA WHIP
Don Gullett, L ERA: 4.19 Ed Sprague, R ERA: 4.13 Dave Tomlin, L ERA: 9.0	6.0 L 28 7 7 6 3 2 0 0 0 0 2 32 40 9.00 1.500	2.0 10 4 2 2 4 0 0 0 0 0 0 18 18 9.00 2.000	1.0 6 2 1 1 1 1 0 0 0 0 0 7 11 9.00 3.000																		

AB 39
R 10
H 13
RBI 9
BB 3
SO 8
LOB 19



Batter	1	2	3	4	5	6	7	8	9	AB	R	H	RBI	BB	SO	LOB	BOTTOM				
Pete Rose, S OBP: 0.384, SLG: 0.420 (1, 7)	6-3		6-3		P6		L7			5	0	1	3	0	0	0	Atlanta Braves @ Cincinnati Reds Riverfront Stadium, Cincinnati, OH Tue Sep 26 1972, 7:05 PM EDT Att: 7,234 - Unknown				
Joe Morgan, L OBP: 0.416, SLG: 0.436 (1, 4)	4-3		1-3		F7			F9		5	0	1	0	0	0	1					
Bobby Tolan, L OBP: 0.335, SLG: 0.390 (1, 8)	HR 1B		S BB			HR 1B		F9		4	3	3	0	1	0	1					
Johnny Bench, R OBP: 0.380, SLG: 0.546 (1, 2)	HR		G3			HR		P5	F9	5	2	2	4	0	0	2					
Tony Perez, R OBP: 0.350, SLG: 0.498 George Foster, R OBP: 0.227, SLG: 0.285 (9, PR)	E5					HR		P5		4	1	2	0	1	0	0					
Denis Menke, R OBP: 0.323, SLG: 0.356 (1, 5)	5-3							1B 1B	2B BB	0	0	0	0	0	0	0					
Cesar Geronimo, L OBP: 0.345, SLG: 0.413 (1, 9)			F7		F8			1B 2B		5	0	2	1	0	0	3					
Dave Concepcion, R OBP: 0.285, SLG: 0.285 Ted Uhlenhuth, L OBP: 0.285, SLG: 0.285 Ed Sprague, R OBP: 0.285, SLG: 0.285 Joe Hague, L OBP: 0.285, SLG: 0.285 Dave Tomlin, L OBP: 0.285, SLG: 0.285 Hal McGree, R OBP: 0.285, SLG: 0.285 (1, 6) (6, PH) (7, 1) (8, PH) (9, 1) (9, PH)		K2-3			6-3			4-3		2	0	0	0	0	1	1					
Don Gullett, R OBP: 0.270, SLG: 0.257 Darrel Chaney, S OBP: 0.346, SLG: 0.328 (1, 1) (7, 6)	1-3							2B 1B	F9	2	0	0	0	0	0	0					
Inning Stats	R: 2 E: 1 K: 0 S: 6	H: 2 LOB: 1 BB: 0 P: 6	R: 0 E: 0 K: 1 S: 5	H: 0 LOB: 0 BB: 0 P: 5	R: 0 E: 0 K: 0 S: 3	H: 0 LOB: 1 BB: 1 P: 7	R: 0 E: 0 K: 0 S: 4	H: 1 LOB: 1 BB: 0 P: 4	R: 0 E: 0 K: 0 S: 6	H: 3 LOB: 1 BB: 0 P: 6	R: 0 E: 0 K: 0 S: 4	H: 1 LOB: 1 BB: 0 P: 4	R: 4 E: 0 K: 0 S: 8	H: 5 LOB: 1 BB: 0 P: 8	R: 1 E: 0 K: 1 S: 7	H: 2 LOB: 3 BB: 2 P: 15		1B: 8 2B: 4 3B: 0 HR: 2	SF: 0 SAC: 0 DP: 0 HBP: 0	WP: 0 PB: 0 CS: 0	PA: 45
PITCHER	IP WLS BF H R ER SO BB IBB HBP BLK WP HR S P ERA WHIP	IP WLS BF H R ER SO BB IBB HBP BLK WP HR S P ERA WHIP	IP WLS BF H R ER SO BB IBB HBP BLK WP HR S P ERA WHIP	IP WLS BF H R ER SO BB IBB HBP BLK WP HR S P ERA WHIP	IP WLS BF H R ER SO BB IBB HBP BLK WP HR S P ERA WHIP	IP WLS BF H R ER SO BB IBB HBP BLK WP HR S P ERA WHIP	IP WLS BF H R ER SO BB IBB HBP BLK WP HR S P ERA WHIP	IP WLS BF H R ER SO BB IBB HBP BLK WP HR S P ERA WHIP	IP WLS BF H R ER SO BB IBB HBP BLK WP HR S P ERA WHIP	IP WLS BF H R ER SO BB IBB HBP BLK WP HR S P ERA WHIP	IP WLS BF H R ER SO BB IBB HBP BLK WP HR S P ERA WHIP	IP WLS BF H R ER SO BB IBB HBP BLK WP HR S P ERA WHIP	IP WLS BF H R ER SO BB IBB HBP BLK WP HR S P ERA WHIP	IP WLS BF H R ER SO BB IBB HBP BLK WP HR S P ERA WHIP	IP WLS BF H R ER SO BB IBB HBP BLK WP HR S P ERA WHIP	IP WLS BF H R ER SO BB IBB HBP BLK WP HR S P ERA WHIP	IP WLS BF H R ER SO BB IBB HBP BLK WP HR S P ERA WHIP	IP WLS BF H R ER SO BB IBB HBP BLK WP HR S P ERA WHIP	IP WLS BF H R ER SO BB IBB HBP BLK WP HR S P ERA WHIP	IP WLS BF H R ER SO BB IBB HBP BLK WP HR S P ERA WHIP	IP WLS BF H R ER SO BB IBB HBP BLK WP HR S P ERA WHIP
Jim Hardin, R ERA: 4.22 Tom House, L ERA: 1.69 Cecil Upshaw, R ERA: 3.76	7.2 W 37 12 8 8 1 1 0 0 0 0 3 7 13.50 3.000	0.2 S 4 1 1 1 0 1 0 0 0 0 5 9 0.00 1.500																			



Batter	1	2	3	4	5	6	7	8	9	AB	R	H	RBI	BB	SO	LOB	TOP							
Ralph Garr, L OBP: 0.354, SLG: 0.424 (1, 7)	G3		G3		L6	F8		5-3		5	0	0	0	0	0	2								
Larvell Blanks, R OBP: 0.384, SLG: 0.463 (1, 4)	F8		G5-4-3 1B		1B 2B		1B 2B	K		5	1	3	1	0	1	0								
Hank Aaron, R OBP: 0.395, SLG: 0.520 (1, 3)	HR		G5-4-3 1-2		1B		1B 1B	K		5	2	3	2	0	1	1								
Earl Williams, R OBP: 0.338, SLG: 0.468 (1, 5)	K			K	P6		1B SF7 1B		HR	5	2	2	1	0	2	2								
Dusty Baker Jr., R OBP: 0.390, SLG: 0.513 (1, 8)		K		F7		P3	1B 1B		F7	5	0	1	0	0	1	0								
Oscar Brown, R OBP: 0.247, SLG: 0.342 (1, 9)		F7			2B	E 2B 1B	1-2 2-3 1B		P5	5	1	3	1	0	0	0								
Gil Garrido, R OBP: 0.369, SLG: 0.288 (1, 6)		1B 1B			K	E5 2B	1-3 1B	P4		4	1	1	0	1	1	5								
Bob Didier, S OBP: 0.389, SLG: 0.485 (1, 2)						SH1-4 2B 2B	2H 3-H 2B	SF7	1-3	4	1	3	3	0	0	1								
Phil Niekro, R OBP: 0.219, SLG: 0.239 (1, 1)		F7			SH1-4 2-3	5-3	F2			3	0	0	0	0	0	5								
Inning Stats	R: 1 E: 0 K: 1 S: 6	H: 1 LOB: 0 BB: 0 P: 6	R: 0 E: 0 K: 1 S: 7	H: 2 LOB: 2 BB: 0 P: 7	R: 0 E: 0 K: 0 S: 3	H: 1 LOB: 0 BB: 0 P: 3	R: 0 E: 0 K: 2 S: 8	H: 1 LOB: 1 BB: 0 P: 8	R: 1 E: 0 K: 0 S: 6	H: 3 LOB: 2 BB: 0 P: 6	R: 2 E: 1 K: 0 S: 6	H: 2 LOB: 1 BB: 0 P: 6	R: 3 E: 0 K: 0 S: 8	H: 5 LOB: 2 BB: 0 P: 8	R: 0 E: 0 K: 2 S: 7	H: 0 LOB: 0 BB: 0 P: 7	R: 1 E: 0 K: 0 S: 4	H: 1 LOB: 1 BB: 1 P: 8	1B: 9 2B: 5 3B: 0 HR: 2	SF: 1 SAC: 1 DP: 1 HBP: 0	WP: 0 PB: 0 SB: 0 CS: 0	PA: 44		
PITCHER	IP	WLS	BF	H	R	ER	SO	BB	IBB	HBP	BLK	WP	HR	S	P	ERA	WHIP							
Ross Grimsley, L ERA: 3.11 (1, 1)	6.0	L	30	12	6	5	4	0	0	0	0	0	1	38	38	7.50	2.000							
Pedro Borbon, R ERA: 3.1 (7, 1)	1.0		6	3	1	1	0	0	0	0	0	0	0	6	6	9.00	3.000							
Tom Hall, L ERA: 2.65 (8, 1)	2.0		8	1	1	1	2	1	0	0	0	0	1	11	15	4.50	1.000							

Atlanta Braves @ Cincinnati Reds
Riverfront Stadium, Cincinnati, OH
Wed Sep 27 1972, 7:05 PM EDT
Att: 7,033 - Unknown

AB 41
R 8
H 16
RBI 8
BB 1
SO 6
LOB 16



Batter	1	2	3	4	5	6	7	8	9	AB	R	H	RBI	BB	SO	LOB	BOTTOM							
Pete Rose, S OBP: 0.382, SLG: 0.417 (1, 7)	3-1	4-3			1-3		WP PB BB		F8	4	0	0	0	1	0	3								
Joe Morgan, L OBP: 0.415, SLG: 0.435 (1, 4)	K		F9				F3		G1	3	0	1	1	0	1	0								
Dave Concepcion, R OBP: 0.274, SLG: 0.259 (7, PH) (8, 6)					2H 1B		1-3 2H			2	0	0	0	0	0	2								
Bobby Tolan, L OBP: 0.335, SLG: 0.389 (1, 8)	1-3		K			FC5-4 1B	G3			4	0	1	0	0	1	1								
Johnny Bench, R OBP: 0.379, SLG: 0.549 (1, 2)			K					F8		4	1	1	1	0	1	1								
Bill Plummer, R OBP: 0.217, SLG: 0.293 (9, 2)		HR				1-2 E				0	0	0	0	0	0	0								
Tony Perez, R OBP: 0.349, SLG: 0.496 (1, 3)		3B 1B			F9		F9		K	4	1	1	0	0	1	1								
Denis Menke, R OBP: 0.323, SLG: 0.353 (1, 5)		K			F5		E5		FC3-6 HBP	3	0	0	0	0	1	2								
Cesar Geronimo, L OBP: 0.339, SLG: 0.406 (1, 9)		K			F8		L1		FC3-6 1-2	4	0	0	0	0	1	4								
Darrel Chaney, S OBP: 0.353, SLG: 0.344 (8, 4) (1, 6)		1B 3B				SH2-3 1B BB			4-3	3	3	2	1	1	0	0								
Ross Grimsley, L OBP: 0.138, SLG: 0.125 (1, 1)					SH2-3				K	1	0	1	1	0	0	0								
Pedro Borbon, R OBP: 0.130, SLG: 0.048 (7, PH)							P6			0	0	0	0	0	0	0								
Ted Uhlaender, L OBP: 0.248, SLG: 0.188 (7, PH)										1	0	0	0	0	0	1								
Tom Hall, L OBP: 0.156, SLG: 0.100 (8, 1)										0	0	0	0	0	0	0								
Joe Hague, L OBP: 0.349, SLG: 0.415 (9, PH)		3H 1B								1	0	0	0	0	1	0								
Inning Stats	R: 0 E: 0 K: 1 S: 5	H: 0 LOB: 0 BB: 0 P: 5	R: 3 E: 0 K: 2 S: 11	H: 4 LOB: 1 BB: 0 P: 11	R: 0 E: 0 K: 2 S: 7	H: 0 LOB: 0 BB: 0 P: 7	R: 0 E: 0 K: 0 S: 3	H: 0 LOB: 0 BB: 0 P: 3	R: 1 E: 0 K: 0 S: 3	H: 1 LOB: 1 BB: 1 P: 7	R: 0 E: 1 K: 0 S: 5	H: 1 LOB: 2 BB: 0 P: 5	R: 1 E: 0 K: 0 S: 4	H: 1 LOB: 1 BB: 1 P: 8	R: 0 E: 0 K: 1 S: 5	H: 0 LOB: 1 BB: 0 P: 6	R: 0 E: 0 K: 1 S: 6	H: 0 LOB: 1 BB: 0 P: 6	1B: 5 2B: 0 3B: 1 HR: 1	SF: 0 SAC: 1 DP: 0 HBP: 1	WP: 1 PB: 2 SB: 0 CS: 0	PA: 38		
PITCHER	IP	WLS	BF	H	R	ER	SO	BB	IBB	HBP	BLK	WP	HR	S	P	ERA	WHIP							
Phil Niekro, R ERA: 2.97 (1, 1)	9.0	W	38	7	5	4	7	2	0	1	0	1	1	49	58	4.00	1.000							

Atlanta Braves @ Cincinnati Reds
Riverfront Stadium, Cincinnati, OH
Wed Sep 27 1972, 7:05 PM EDT
Att: 7,033 - Unknown

AB 34
R 5
H 7
RBI 4
BB 2
SO 7
LOB 15





Batter	1	2	3	4	5	6	7	8	9	AB	R	H	RBI	BB	SO	LOB	TOP					
Ralph Garr, L OBP: 0.356, SLG: 0.427 (1, 7)	6-3		E 2B		BB E 1B	G5-4-3 1B		6-3	5 2 3 0 0 0 0								Atlanta Braves @ San Francisco Giants Candlestick Park, San Francisco, CA Fri Sep 29 1972, 10:05 PM EDT Att: 3,042 - Unknown					
Larvell Blanks, R OBP: 0.372, SLG: 0.444 (1, 4)	BB E4 1B		F7		F7	G5-4-3		6-3	5 0 1 0 0 0 4													
Hank Aaron, R OBP: 0.395, SLG: 0.517 (1, 3)	F7		E7 1B		E BB 1B BB			6-3	4 1 1 0 1 0 1													
Earl Williams, R OBP: 0.339, SLG: 0.466 (1, 5)	E4 BB		6-3		1B E BB			F9	2 0 0 0 2 0 1													
Dusty Baker Jr., R OBP: 0.388, SLG: 0.510 (1, 8)	E4		F6		E5 1B			FC6-4 1B	4 0 1 0 0 0 5													
Oscar Brown, R OBP: 0.247, SLG: 0.340 (1, 9)		6-3		F4	1B			FC6-4	4 0 1 1 0 0 1													
Marty Perez, R OBP: 0.277, SLG: 0.266 (1, 6)				4-3	F9			G5-4-3 BB	3 0 1 0 1 0 3													
Paul Casanova, R OBP: 0.222, SLG: 0.273 (1, 2)		6-3		F4				F4	4 0 0 0 0 0 2													
Jimmy Freeman, L Tom Kelly, R Cecil Upshaw, R Gil Garrido, L Larry Jaster, L Bob Didier, S Tom House, L (1, 1) (5, 1) (5, 1) (6, PH) (6, PH) (6, PH) (6, PH) (8, 1)	4-3				5-3	1B BB		G5-4-3	2 0 0 0 0 0 1 0 1 0 0 0 0 0 0 0 0 0 0 0 0 0													
Inning Stats	R: 0 E: 1 K: 0 S: 4	H: 1 LOB: 2 BB: 1 P: 8	R: 0 E: 0 K: 0 S: 4	H: 1 LOB: 1 BB: 0 P: 4	R: 1 E: 1 K: 0 S: 5	H: 2 LOB: 1 BB: 0 P: 5	R: 0 E: 0 K: 0 S: 3	H: 0 LOB: 3 BB: 0 P: 3	R: 2 E: 1 K: 0 S: 6	H: 2 LOB: 3 BB: 2 P: 14	R: 0 E: 0 K: 0 S: 3	H: 1 LOB: 1 BB: 1 P: 7	R: 0 E: 0 K: 0 S: 4	H: 1 LOB: 0 BB: 0 P: 4	R: 0 E: 0 K: 0 S: 2	H: 0 LOB: 0 BB: 1 P: 6		R: 0 E: 0 K: 0 S: 3	H: 0 LOB: 0 BB: 0 P: 3	1B: 6 2B: 2 3B: 0 HR: 0	SF: 0 SAC: 0 DP: 2 HBP: 0	WP: 0 PB: 0 SB: 1 CS: 0
PITCHER Ron Bryant, L ERA: 2.88 (1, 1)	IP: 9.0 WLS: W BF: 39 H: 8 R: 3 ER: 0 SO: 0 BB: 5 IBB: 0 HBP: 0 BLK: 0 WP: 0 HR: 0 S: 34 P: 54 ERA: 0.00 WHIP: 1.444															PITCHER						

Batter	1	2	3	4	5	6	7	8	9	AB	R	H	RBI	BB	SO	LOB	BOTTOM					
Bobby Bonds, R OBP: 0.322, SLG: 0.435 (1, 9)	K	F9			1B	2H 1B		G6-4-3 1B	5 0 3 1 0 1 1								Atlanta Braves @ San Francisco Giants Candlestick Park, San Francisco, CA Fri Sep 29 1972, 10:05 PM EDT Att: 3,042 - Unknown					
Tito Fuentes, S OBP: 0.300, SLG: 0.369 (1, 4)	L1		F7	5-3	4-3		G6-4-3	5 0 0 0 0 0 3														
Chris Speier, R OBP: 0.353, SLG: 0.400 (1, 6)					HR BB 5-3		K	4 1 2 0 1 1 1														
Dave Kingman, R OBP: 0.310, SLG: 0.474 (1, 5)	K		K		HR 1B	FC5-4 BB		1-3	4 1 1 2 1 2 2													
Dave Rader, L OBP: 0.303, SLG: 0.333 (1, 2)		F4	1-3		WP 2B 1B	FC5-4 HR		1B HR 1B	5 3 2 0 0 0 2													
Gary Matthews, R OBP: 0.315, SLG: 0.510 (1, 7)		F7		F9	2B E 1B	HR		CS 1B	5 2 3 2 0 0 0													
Garry Maddox, R OBP: 0.294, SLG: 0.430 (1, 8)		1B E BB		E 1B	1H 2H 1B 2B	FC5-4 1B		1-2 HR	4 4 4 3 1 0 0													
Gary Thomasson, L OBP: 0.417, SLG: 0.583 (1, 3)		E8 PB 2B 1B		E9 1B	WP 1B 1B	K		K	5 3 3 1 0 2 1													
Ron Bryant, S OBP: 0.214, SLG: 0.209 (1, 1)				6-3	K	FC5-4			4 0 1 1 0 1 2													
Inning Stats	R: 0 E: 0 K: 2 S: 8	H: 1 LOB: 1 BB: 0 P: 8	R: 2 E: 1 K: 0 S: 5	H: 2 LOB: 1 BB: 1 P: 9	R: 0 E: 0 K: 1 S: 6	H: 1 LOB: 1 BB: 0 P: 6	R: 2 E: 1 K: 0 S: 6	H: 3 LOB: 1 BB: 0 P: 6	R: 6 E: 1 K: 1 S: 11	H: 6 LOB: 1 BB: 1 P: 15	R: 2 E: 0 K: 1 S: 7	H: 2 LOB: 1 BB: 1 P: 11	R: 0 E: 0 K: 1 S: 5	H: 1 LOB: 0 BB: 0 P: 5	R: 2 E: 0 K: 1 S: 7	H: 3 LOB: 0 BB: 0 P: 7		R: 2 E: 0 K: 1 S: 7	H: 3 LOB: 0 BB: 0 P: 7	1B: 14 2B: 2 3B: 0 HR: 3	SF: 0 SAC: 0 DP: 1 HBP: 0	WP: 2 PB: 1 SB: 0 CS: 1
PITCHER Jimmy Freeman, L ERA: 6.0 Tom Kelley, R ERA: 4.07 Cecil Upshaw, R ERA: 3.71 Larry Jaster, L ERA: 5.4 Tom House, L ERA: 4.26 (1, 1) (5, 1) (5, 1) (6, 1) (6, 1) (8, 1)	IP: 4.0 WLS: L BF: 24 H: 10 R: 8 ER: 7 SO: 3 BB: 2 IBB: 0 HBP: 0 BLK: 0 WP: 2 HR: 1 S: 28 P: 36 ERA: 15.75 WHIP: 3.000															PITCHER						

AB	34
R	3
H	8
RBI	1
BB	5
SO	0
LOB	19

AB	41
R	14
H	19
RBI	10
BB	3
SO	7
LOB	12

Batter	1	2	3	4	5	6	7	8	9	AB	R	H	RBI	BB	SO	LOB	TOP					
Ralph Garr, L OBP: 0.357, SLG: 0.427 (1, 7)	1-3		FC6-5 1B		F8	4-3			0-0 1B	5	0	2	0	0	0	2	Atlanta Braves @ San Francisco Giants Candlestick Park, San Francisco, CA Sat Sep 30 1972, 6:33 AM EDT Att: 4,238 - Unknown livebaseballscores.com AB 37 R 1 H 10 RBI 1 BB 2 SO 4 LOB 20 					
Sonny Jackson, L OBP: 0.281, SLG: 0.339 (1, 6)	F7		1-2 1B		6-3		F8		2-2 F7	5	0	1	0	0	0	1						
Darrell Evans, L OBP: 0.382, SLG: 0.418 (1, 5)	4-1 BB		L3		0-0 2B		G3		2-2 4-3	4	0	1	0	1	0	3						
Earl Williams, R OBP: 0.337, SLG: 0.463 (1, 2)	0-0 F4		1-3 K		1-3 K		F8			4	0	0	0	0	2	4						
Dusty Baker Jr., R OBP: 0.389, SLG: 0.515 (1, 8)		2-1 4-3 2B	2-2 FC6-5			0-1 5-3			2-1 2B	4	0	2	0	0	0	2						
Jim Brazzale, L OBP: 0.300, SLG: 0.452 (1, 3)	0-0 4-3			0-0 F6		0-0 F8			0-1 F4	4	0	0	0	0	0	2						
Mike Lum, L OBP: 0.324, SLG: 0.352 (1, 9)	0-0 F3			2-3 K		2-0 1B 1B			1-0 F7	4	1	1	0	0	1	2						
Larryl Blanks, R OBP: 0.390, SLG: 0.453 (1, 4)		4-2 BB		0-0 FC4-6 1B		0-1 1B 1B			0-1 F8	3	0	2	0	1	0	1						
Mike McQueen, L OBP: 0.087, SLG: 0.087 (6, PH)	1-3 K			0-0 FC4-6		1-0 1-2 1B			0-1 F7	2	0	0	0	0	1	3						
Hank Aaron, R OBP: 0.397, SLG: 0.518 (6, PH)										1	0	1	1	0	0	0						
Pat Jarvis, R OBP: 0.160, SLG: 0.208 (6, PH)										0	0	0	0	0	0	0						
Oscar Brown, R OBP: 0.245, SLG: 0.338 (6, PH)										1	0	0	0	0	0	0						
Inning Stats	R: 0 E: 0 K: 0 S: 4	H: 0 LOB: 1 BB: 1 P: 9	R: 0 E: 0 K: 1 S: 12	H: 1 LOB: 2 BB: 1 P: 19	R: 0 E: 0 K: 1 S: 12	H: 2 LOB: 2 BB: 0 P: 16	R: 0 E: 0 K: 1 S: 7	H: 1 LOB: 1 BB: 0 P: 9	R: 0 E: 0 K: 0 S: 10	H: 1 LOB: 1 BB: 0 P: 15	R: 0 E: 0 K: 0 S: 8	H: 3 LOB: 2 BB: 0 P: 12	R: 0 E: 0 K: 0 S: 4	H: 0 LOB: 0 BB: 0 P: 6	R: 0 E: 0 K: 0 S: 7	H: 1 LOB: 1 BB: 0 P: 10	R: 0 E: 0 K: 0 S: 9	H: 1 LOB: 1 BB: 0 P: 13	1B: 7 2B: 3 3B: 0 HR: 0	SF: 0 SAC: 0 DP: 0 HBP: 0	WP: 0 PB: 0 SB: 0 CS: 0	PA: 39
PITCHER Jim Barr, R ERA: 2.87 (1, 1)	IP: 9.0 WLS: W BF: 39 H: 10 R: 1 ER: 1 SO: 4 BB: 2 IBB: 0 HBP: 0 BLK: 0 WP: 0 HR: 0 S: 73 P: 109 ERA: 1.00 WHIP: 1.333															PITCHER	IP: 9.0 WLS: W BF: 39 H: 10 R: 1 ER: 1 SO: 4 BB: 2 IBB: 0 HBP: 0 BLK: 0 WP: 0 HR: 0 S: 73 P: 109 ERA: 1.00 WHIP: 1.333					

Batter	1	2	3	4	5	6	7	8	9	AB	R	H	RBI	BB	SO	LOB	BOTTOM	
Bobby Bonds, R OBP: 0.323, SLG: 0.440 (1, 9)	1-1 F9		2-1 HR		0-0 F8		4-2 1B SF7 BB			3	2	1	1	1	0	0	Atlanta Braves @ San Francisco Giants Candlestick Park, San Francisco, CA Sat Sep 30 1972, 6:33 AM EDT Att: 4,238 - Unknown livebaseballscores.com AB 28 R 3 H 7 RBI 3 BB 6 SO 3 LOB 17 	
Tito Fuentes, S OBP: 0.303, SLG: 0.372 (1, 4)	1-1 F5		4-2 G5-4-3 BB		1-0 FC6-4 2B		1-3 1B			3	0	2	0	1	0	0		
Chris Speier, R OBP: 0.354, SLG: 0.400 (1, 6)	0-1 1B		1-2 F8		4-1 FC6-4 BB		2-3 K			3	0	1	0	1	1	3		
Dave Kingman, R OBP: 0.308, SLG: 0.471 (1, 5)	3-3 K		2-2 G5-4-3		2-2 FC6-4		0-0 SF7			3	0	0	1	0	1	4		
Dave Rader, L OBP: 0.302, SLG: 0.330 (1, 2)		0-1 1-3		4-2 G5-4-3 BB		1-1 4-3			0-0 6-3	3	0	0	0	1	0	3		
Gary Matthews, R OBP: 0.310, SLG: 0.481 (1, 7)		0-0 6-3		0-0 G5-4-3		4-1 4-3 WP BB			1-0 6-3	3	0	0	0	1	0	1		
Garry Maddox, R OBP: 0.296, SLG: 0.438 (1, 8)		1-2 1B 1B		2-1 HR		1-1 F4			1-1 F8	4	1	2	1	0	0	1		
Gary Thomasson, L OBP: 0.438, SLG: 0.533 (1, 3)		0-0 1-2 1B		4-1 FC6-4 BB		2-2 4-3			1-3 K	3	0	1	0	1	1	1		
Jim Barr, R OBP: 0.184, SLG: 0.245 (1, 1)		0-1 F7		2-2 FC6-4		2-0 F5				3	0	0	0	0	0	4		
Inning Stats	R: 0 E: 0 K: 1 S: 9	H: 1 LOB: 1 BB: 0 P: 14	R: 0 E: 0 K: 0 S: 10	H: 2 LOB: 0 BB: 0 P: 11	R: 1 E: 0 K: 0 S: 10	H: 1 LOB: 0 BB: 1 P: 19	R: 1 E: 0 K: 0 S: 14	H: 1 LOB: 2 BB: 2 P: 26	R: 0 E: 0 K: 0 S: 8	H: 0 LOB: 1 BB: 1 P: 19	R: 1 E: 0 K: 1 S: 10	H: 1 LOB: 1 BB: 1 P: 16	R: 0 E: 0 K: 1 S: 7	H: 0 LOB: 0 BB: 0 P: 10	1B: 4 2B: 1 3B: 0 HR: 2	SF: 1 SAC: 0 DP: 2 HBP: 0		WP: 1 PB: 0 SB: 0 CS: 0
PITCHER Mike McQueen, L ERA: 4.62 (1, 1)	IP: 5.0 WLS: L BF: 23 H: 6 R: 2 ER: 2 SO: 1 BB: 2 IBB: 0 HBP: 0 BLK: 0 WP: 0 HR: 2 S: 51 P: 86 ERA: 1.80 WHIP: 2.000															PITCHER	IP: 5.0 WLS: L BF: 23 H: 6 R: 2 ER: 2 SO: 1 BB: 2 IBB: 0 HBP: 0 BLK: 0 WP: 0 HR: 2 S: 51 P: 86 ERA: 1.80 WHIP: 2.000	
PITCHER Pat Jarvis, R ERA: 4.19 (6, 1)	IP: 3.0 WLS: 12 BF: 1 H: 1 R: 1 ER: 1 SO: 2 BB: 2 IBB: 0 HBP: 0 BLK: 0 WP: 1 HR: 0 S: 27 P: 45 ERA: 3.00 WHIP: 1.000															PITCHER	IP: 3.0 WLS: 12 BF: 1 H: 1 R: 1 ER: 1 SO: 2 BB: 2 IBB: 0 HBP: 0 BLK: 0 WP: 1 HR: 0 S: 27 P: 45 ERA: 3.00 WHIP: 1.000	

Batter	1	2	3	4	5	6	7	8	9	AB	R	H	RBI	BB	SO	LOB	TOP					
Davey Lopes, R OBP: 0.356, SLG: 0.342 (1, 4)										3	2	1	0	2	0	0	Los Angeles Dodgers @ Atlanta Braves Atlanta Stadium, Atlanta, GA Tue Oct 03 1972, 7:05 PM EDT Att: 2,066 - Unknown					
Bill Buckner, L OBP: 0.348, SLG: 0.410 (1, 9)										5	3	3	2	0	0	1						
Willie Davis, L OBP: 0.319, SLG: 0.444 (1, 8)										5	1	3	0	0	0	2						
Tom Paciorek, R OBP: 0.250, SLG: 0.302 (1, 3)										5	0	2	2	0	0	3						
Ron Cey, R OBP: 0.415, SLG: 0.394 (1, 5)										2	0	0	1	1	1	2						
Willie Crawford, L OBP: 0.348, SLG: 0.403 (1, 7)										3	0	0	1	1	1	4						
Joe Ferguson, R OBP: 0.304, SLG: 0.545 (1, 2)										3	0	0	0	1	0	4						
Bill Russell, R OBP: 0.327, SLG: 0.367 (1, 6)										4	0	0	0	0	1	2						
Don Sutton, R OBP: 0.170, SLG: 0.143 (1, 1)										4	0	0	0	0	0	2						
Inning Stats	R: 0 E: 0 K: 0 S: 3	H: 1 LOB: 1 BB: 1 P: 7	R: 0 E: 0 K: 2 S: 7	H: 0 LOB: 2 BB: 1 P: 12	R: 2 E: 0 K: 1 S: 7	H: 2 LOB: 1 BB: 1 P: 11	R: 0 E: 0 K: 0 S: 3	H: 0 LOB: 0 BB: 0 P: 3	R: 3 E: 1 K: 0 S: 6	H: 4 LOB: 1 BB: 1 P: 10	R: 0 E: 0 K: 0 S: 3	H: 0 LOB: 0 BB: 0 P: 3	R: 1 E: 1 K: 0 S: 5	H: 1 LOB: 2 BB: 1 P: 9	R: 0 E: 0 K: 0 S: 3	H: 0 LOB: 0 BB: 0 P: 3	R: 0 E: 0 K: 0 S: 3	H: 1 LOB: 0 BB: 0 P: 3	1B: 7 2B: 2 3B: 0 HR: 0	SF: 0 SAC: 0 DP: 3 HBP: 1	WP: 0 PB: 1 SB: 0 CS: 0	PA: 40
PITCHER	IP WLS BF H R ER SO BB IBB HBP BLK WP HR S P ERA WHIP																					
Phil Niekro, R ERA: 3.06 (1, 1)	4.0 L 22 7 5 4 3 3 0 0 0 0 0 0 24 37 9.00 2.500																					
Ron Schueler, R ERA: 3.73 (5, 1)	3.0 12 1 1 0 0 2 0 0 0 0 0 0 10 18 0.00 1.000																					
Pat Jarvis, R ERA: 4.1 (8, 1)	2.0 6 1 0 0 0 0 0 0 0 0 0 0 6 6 0.00 0.500																					

Batter	1	2	3	4	5	6	7	8	9	AB	R	H	RBI	BB	SO	LOB	BOTTOM					
Ralph Garr, L OBP: 0.356, SLG: 0.427 (1, 7)										5	1	1	0	0	1	4	Los Angeles Dodgers @ Atlanta Braves Atlanta Stadium, Atlanta, GA Tue Oct 03 1972, 7:05 PM EDT Att: 2,066 - Unknown					
Sonny Jackson, L OBP: 0.278, SLG: 0.333 (1, 6)										5	0	1	1	0	0	2						
Hank Aaron, R OBP: 0.392, SLG: 0.517 (1, 3)										5	1	1	2	0	2	2						
Earl Williams, R OBP: 0.336, SLG: 0.458 (1, 2)										4	1	0	0	1	2	0						
Dusty Baker Jr., R OBP: 0.384, SLG: 0.507 (1, 8)										5	1	1	0	0	1	2						
Darrell Evans, L OBP: 0.385, SLG: 0.420 (1, 5)										3	0	2	0	1	1	0						
Mike Lum, L OBP: 0.323, SLG: 0.350 (1, 9)										3	0	0	0	1	1	4						
Larry Blanks, R OBP: 0.393, SLG: 0.444 (1, 4)										2	1	1	1	1	0	0						
Phil Niekro, R OBP: 0.216, SLG: 0.237 (1, 1)										1	0	0	0	0	0	2						
Ron Schueler, R OBP: 0.209, SLG: 0.214 (5, 1)										0	0	0	0	0	0	0						
Bob Didier, S OBP: 0.375, SLG: 0.444 (7, PH)										0	0	0	0	1	0	0						
Pat Jarvis, R OBP: 0.160, SLG: 0.208 (8, 1)										0	0	0	0	0	0	0						
Oscar Brown, R OBP: 0.244, SLG: 0.329 (9, PH)										1	0	0	0	0	0	0						
Inning Stats	R: 0 E: 0 K: 1 S: 5	H: 0 LOB: 0 BB: 0 P: 5	R: 0 E: 0 K: 2 S: 8	H: 1 LOB: 0 BB: 0 P: 8	R: 1 E: 1 K: 0 S: 5	H: 2 LOB: 1 BB: 0 P: 5	R: 2 E: 1 K: 0 S: 4	H: 0 LOB: 2 BB: 3 P: 16	R: 0 E: 0 K: 0 S: 3	H: 0 LOB: 0 BB: 0 P: 3	R: 0 E: 0 K: 1 S: 5	H: 0 LOB: 0 BB: 0 P: 5	R: 0 E: 0 K: 1 S: 5	H: 0 LOB: 1 BB: 1 P: 9	R: 0 E: 0 K: 3 S: 11	H: 2 LOB: 3 BB: 1 P: 15	R: 2 E: 1 K: 1 S: 8	H: 2 LOB: 1 BB: 0 P: 8	1B: 6 2B: 1 3B: 0 HR: 1	SF: 0 SAC: 1 DP: 1 HBP: 0	WP: 1 PB: 0 SB: 0 CS: 0	PA: 41
PITCHER	IP WLS BF H R ER SO BB IBB HBP BLK WP HR S P ERA WHIP																					
Don Sutton, R ERA: 2.08 (1, 1)	9.0 W 41 7 5 3 9 5 0 0 0 0 1 1 54 74 3.00 1.333																					

AB	34
R	6
H	9
RBI	6
BB	5
SO	3
LOB	20



AB	35
R	5
H	7
RBI	4
BB	5
SO	9
LOB	19



Batter	1	2	3	4	5	6	7	8	9	AB	R	H	RBI	BB	SO	LOB	TOP					
Davey Lopes, R OBP: 0.327, SLG: 0.310 (1, 4)										4	0	0	0	0	1	3	Los Angeles Dodgers @ Atlanta Braves Atlanta Stadium, Atlanta, GA Wed Oct 04 1972, 7:05 PM EDT Att: 2,434 - Unknown					
Manny Mota, R OBP: 0.375, SLG: 0.434 (1, 7)										4	0	1	0	0	0	0						
Willie Davis, L OBP: 0.317, SLG: 0.441 (1, 8)										4	0	0	0	0	0	1						
Tom Paciorek, R OBP: 0.271, SLG: 0.404 (1, 3)										4	1	2	1	0	1	1						
Ron Cey, R OBP: 0.400, SLG: 0.378 Maury Wills, S OBP: 0.190, SLG: 0.167 (9, PR) (9, 5)										4	0	1	0	0	2	2						
Joe Ferguson, R OBP: 0.346, SLG: 0.542 (1, 9)										2	0	1	0	1	0	1						
Bill Russell, R OBP: 0.326, SLG: 0.366 (1, 6)										4	0	1	0	0	0	4						
Steve Yeager, R OBP: 0.374, SLG: 0.406 (1, 2)										2	2	2	3	2	0	0						
Claude Osteen, L OBP: 0.319, SLG: 0.386 (1, 1)										4	0	0	0	0	2	5						
Inning Stats	R: 0 E: 0 K: 1 S: 5	H: 0 LOB: 0 BB: 0 P: 5	R: 0 E: 0 K: 1 S: 6	H: 1 LOB: 1 BB: 0 P: 6	R: 1 E: 0 K: 1 S: 6	H: 1 LOB: 0 BB: 0 P: 6	R: 1 E: 0 K: 0 S: 5	H: 2 LOB: 1 BB: 0 P: 5	R: 0 E: 0 K: 0 S: 2	H: 0 LOB: 0 BB: 1 P: 6	R: 0 E: 0 K: 2 S: 8	H: 1 LOB: 1 BB: 0 P: 8	R: 0 E: 0 K: 1 S: 5	H: 1 LOB: 2 BB: 2 P: 13	R: 0 E: 0 K: 0 S: 3	H: 0 LOB: 0 BB: 0 P: 3		R: 2 E: 0 K: 0 S: 5	H: 2 LOB: 1 BB: 0 P: 5	1B: 3 2B: 2 3B: 0 HR: 3	SF: 0 SAC: 1 DP: 2 HBP: 0	WP: 0 PB: 0 SB: 0 CS: 0
PITCHER	IP WLS BF H R ER SO BB IBB HBP BLK WP HR S P ERA WHIP																					
Larry Jaster, L ERA: 5.11 (1, 1)	5.0 L 19 4 2 2 3 1 0 0 0 0 2 24 28 3.60 1.000																					
Tom House, L ERA: 2.99 (6, 1)	3.0 12 2 0 0 3 2 0 0 0 0 0 16 24 0.00 1.333																					
Jim Hardin, R ERA: 4.39 (9, 1)	1.0 5 2 2 2 0 0 0 0 0 0 0 1 5 5 18.00 2.000																					

AB	32
R	4
H	8
RBI	4
BB	3
SO	6
LOB	17



Batter	1	2	3	4	5	6	7	8	9	AB	R	H	RBI	BB	SO	LOB	BOTTOM			
Larvell Blanks, R OBP: 0.376, SLG: 0.424 (1, 4)										4	0	0	0	0	1	1	Los Angeles Dodgers @ Atlanta Braves Atlanta Stadium, Atlanta, GA Wed Oct 04 1972, 7:05 PM EDT Att: 2,434 - Unknown			
Oscar Brown, R OBP: 0.244, SLG: 0.323 (1, 9)										3	1	0	0	1	1	2				
Hank Aaron, R OBP: 0.391, SLG: 0.514 (1, 3)										4	0	1	0	0	0	1				
Earl Williams, R OBP: 0.336, SLG: 0.457 (1, 5)										4	0	1	1	0	2	0				
Dusty Baker Jr., R OBP: 0.383, SLG: 0.504 (1, 8)										4	0	1	0	0	0	2				
Ralph Carr, L OBP: 0.359, SLG: 0.430 (1, 7)										4	0	3	0	0	0	0				
Marty Perez, R OBP: 0.276, SLG: 0.265 (1, 6)										4	0	1	0	0	0	3				
Bob Didier, S OBP: 0.341, SLG: 0.400 (1, 2)										4	0	0	0	0	0	4				
Larry Jaster, L Darell Evans, L Tom House, L Rico Carty, R Jimmy Freeman, J Jim Hardin, R Paul Casanova, R (1, 1) (5, PR) (6, 1) (8, PR) (8, PR) (9, 1) (9, PR)										1	0	0	0	0	0	0				
Inning Stats	R: 0 E: 0 K: 1 S: 5	H: 0 LOB: 0 BB: 0 P: 5	R: 0 E: 0 K: 1 S: 7	H: 2 LOB: 2 BB: 0 P: 7	R: 0 E: 0 K: 0 S: 3	H: 0 LOB: 1 BB: 1 P: 7	R: 0 E: 0 K: 1 S: 6	H: 1 LOB: 1 BB: 0 P: 6	R: 0 E: 0 K: 0 S: 3	H: 0 LOB: 0 BB: 0 P: 3	R: 0 E: 0 K: 0 S: 3	H: 0 LOB: 0 BB: 0 P: 3	R: 1 E: 0 K: 0 S: 6	H: 3 LOB: 2 BB: 0 P: 6	R: 0 E: 0 K: 0 S: 4	H: 2 LOB: 1 BB: 0 P: 4		1B: 8 2B: 1 3B: 0 HR: 0	SF: 0 SAC: 0 DP: 1 HBP: 0	WP: 0 PB: 0 SB: 1 CS: 0
PITCHER	IP WLS BF H R ER SO BB IBB HBP BLK WP HR S P ERA WHIP																			
Claude Osteen, L ERA: 2.64 (1, 1)	9.0 W 36 8 1 1 4 1 0 0 0 0 0 43 47 1.00 1.000																			

AB	35
R	1
H	8
RBI	1
BB	1
SO	4
LOB	14

