

Atlanta Braves - 1974

Batter	1	2	3	4	5	6	7	8	9	10	11	AB	R	H	RBI	BB	SO	LOB	TOP								
Ralph Garr, L (1.9) BB (7.7)	4-0 1B HR BB		0-0 6-3		0-0 6-3	0-0 4-3			0-0 F8			4	1	0	0	1	0	0									
Mike Lum, L (1.3) OBP: 0.600, SLG: 0.600 (10.8)	0-0 1-2 HR 1B		0-3 K		0-0 BB E 1B		0-0 2-3			0-0 SH1-4 1B		5	2	3	0	0	1	0									
Darrell Evans, L (1.5) OBP: 0.250, SLG: 0.250	0-0 F7		0-0 1B		0-3 K		0-0 F8			0-0 SH1-4		4	0	1	0	0	1	3									
Hank Aaron, R (1.7) OBP: 0.500, SLG: 1.333 Rowland Office, L (7.8) Ivan Murrell, R (10, PH) Frank Tepedino, L (10, PH) (10.3)	0-0 1-1 2-H HR		0-0 5-3		4-0 E BB		0-0 F8			4-0 1B IBB		3	2	1	3	1	0	1									
Dusty Baker Jr., R (1.8) OBP: 0.200, SLG: 0.200 (7.9)	0-0 1-3				0-0 SH PB G6-4-3 1B		0-0 E5 BB		0-0 6-3		0-0 F8		5	1	1	0	0	2									
Davey Johnson, R (1.4)	0-0 6-3				4-0 G6-4-3 SH 1-2 BB		1-2 BB		0-0 6-3		0-0 5-3		3	0	0	0	2	2									
Johnny Oates, L (1.2)			0-0 G1		0-0 SH G6-4-3 1-2 2-3		0-0 L1		0-3 K		0-0 F2		4	0	0	0	1	2									
Craig Robinson, R (1.6)			0-0 F9		0-0 G6-4-3 1-2 2-3 3-H		0-0 F8		0-0 4-3		0-3 K		5	0	0	0	1	2									
Carl Morton, R (1.1) Phil Niekro, R (8.1) Tom House, L (8.1) Jack Aker, R (8.1) Norm Miller, L (11, PH) Buzz Capra, R (11.1)			0-3 K		0-0 6-3		0-3 K		0-0 4-3		0-0 4-3		3	0	0	0	0	2	1								
Inning Stats	R: 3 E: 0 K: 0 S: 5	H: 2 LOB: 0 BB: 1 P: 9	R: 0 E: 0 K: 1 S: 5	H: 0 LOB: 0 BB: 0 P: 5	R: 0 E: 0 K: 1 S: 6	H: 1 LOB: 1 BB: 0 P: 6	R: 1 E: 0 K: 0 S: 4	H: 1 LOB: 1 BB: 1 P: 8	R: 2 E: 1 K: 1 S: 7	H: 1 LOB: 2 BB: 2 P: 15	R: 0 E: 0 K: 1 S: 5	H: 0 LOB: 0 BB: 0 P: 5	R: 0 E: 0 K: 0 S: 3	H: 0 LOB: 0 BB: 0 P: 3	R: 0 E: 0 K: 1 S: 5	H: 0 LOB: 0 BB: 0 P: 5	R: 0 E: 0 K: 0 S: 4	H: 1 LOB: 2 BB: 1 P: 8	R: 0 E: 0 K: 1 S: 5	H: 0 LOB: 0 BB: 0 P: 5	1B: 5 2B: 0 3B: 0 HR: 1	SF: 0 SAC: 2 DP: 1 HBP: 0	WP: 0 PB: 1 SB: 0 CS: 0	PA: 45			
PITCHER	IP 5.0	WLS 2.0	BF 25	H 5	R 6	ER 4	SO 3	BB 4	IBB 0	HBP 0	BLK 0	WP 0	HR 1	S 27	P 43	ERA 7.20	WHIP 1.800										
Jack Billingham, R ERA: 7.2	(1.1)	(6.1)	(8.1)	(10.1)	(10.1)	(10.1)																					
Roger Nelson, R ERA:	(6.1)	(8.1)	(10.1)	(10.1)	(10.1)																						
Pedro Borbon, R ERA:	(8.1)	(10.1)	(10.1)	(10.1)																							
Tom Hall, L ERA:	(10.1)	(10.1)	(10.1)																								
Clay Carroll, R ERA:	(10.1)																										

Atlanta Braves @ Cincinnati Reds
Riverfront Stadium, Cincinnati, OH
Thu Apr 04 1974, 3:33 AM EDT
Att: 52,154 - Unknown

AB 38
R 6
H 6
RBI 3
BB 5
SO 6
LOB 13



Batter	1	2	3	4	5	6	7	8	9	10	11	AB	R	H	RBI	BB	SO	LOB	BOTTOM								
Pete Rose, S (1.7) OBP: 0.667, SLG: 1.000	0-0 1B 4-3 1B		0-0 F7			0-0 4-3		4-0 1B HR BB	0-0 1H 2B		0-0 WP 2B	5	3	3	1	1	0	0									
Joe Morgan, L (1.4) OBP: 0.667, SLG: 0.500	0-0 4-3 S 1B		0-3 K			0-0 2B 1B		0-0 P4	4-0 BB IBB		4-0 IBB	4	0	2	0	2	1	1									
Dan Driessen, L (1.5) OBP: 0.500, SLG: 0.750 Phil Gagliano, R (9, PH) Tom Hall, L (10.1) Clay Carroll, R (10.1) Cesar Geronimo, L (11, PH)	0-0 5-3				0-3 K		0-0 2B 1B	0-0 HR 1B	4-0 1-2 2-3 BB		0-0 WP 2H	4	1	2	0	0	1	2									
Tony Perez, R (1.3) OBP: 0.400, SLG: 1.000	0-0 4-3				0-0 G5-4-3 1B		0-3 K	0-0 1H 3H HR	0-0 F2			5	1	2	4	0	1	6									
Johnny Bench, R (1.2)	0-0 6-3				0-0 G5-4-3 1-2		0-0 6-3	0-3 K		0-3 K		5	0	0	0	0	2	4									
Ken Griffey, L (1.9)			0-3 K		4-0 G6-3 BB		0-0 F7	0-3 K2-3		0-3 K		4	0	0	0	1	3	0									
Merv Rettenmund, R (1.8) OBP: 0.200, SLG: 0.200			0-0 G4-6-3 1B		0-0 G6-3 1-2		0-3 K		0-0 6-3	0-3 K		5	0	1	0	0	2	1									
Dave Concepcion, R (1.6) OBP: 0.400, SLG: 1.200			0-0 G4-6-3 1-2		0-0 HR		0-0 2B		0-0 5-3		0-3 K	5	1	2	1	0	1	1									
Jack Billingham, R (1.1) Andy Kosco, R (8, PH) Roger Nelson, R (8.1) Terry Crowley, L (7, PH) Pedro Borbon, R (8.1) George Foster, R (8, PH) Darrel Chaney, S (10.5)			0-3 K		0-0 5-3		0-0 4-3		0-0 2B 1B		0-0 F9	1	0	0	0	0	1	0									
Inning Stats	R: 1 E: 0 K: 0 S: 5	H: 2 LOB: 1 BB: 0 P: 5	R: 0 E: 0 K: 1 S: 5	H: 1 LOB: 0 BB: 0 P: 5	R: 0 E: 0 K: 2 S: 7	H: 0 LOB: 0 BB: 0 P: 7	R: 1 E: 0 K: 1 S: 5	H: 1 LOB: 0 BB: 1 P: 7	R: 3 E: 0 K: 2 S: 9	H: 2 LOB: 0 BB: 1 P: 13	R: 1 E: 0 K: 0 S: 5	H: 2 LOB: 3 BB: 2 P: 13	R: 0 E: 0 K: 3 S: 9	H: 0 LOB: 0 BB: 0 P: 9	R: 1 E: 0 K: 1 S: 5	H: 1 LOB: 1 BB: 1 P: 9	1B: 7 2B: 4 3B: 0 HR: 2	SF: 0 SAC: 0 DP: 3 HBP: 0	WP: 2 PB: 0 SB: 1 CS: 0	PA: 48							
PITCHER	IP 7.0	WLS 1.2	BF 28	H 10	R 4	ER 3	SO 6	BB 2	IBB 0	HBP 0	BLK 0	WP 0	HR 1	S 38	P 46	ERA 3.86	WHIP 1.429										
Carl Morton, R ERA: 3.86	(1.1)	(8.1)	(9.1)	(9.1)	(9.1)	(9.1)																					
Phil Niekro, R ERA: 16.2	(8.1)	(9.1)	(9.1)	(9.1)																							
Tom House, L ERA:	(9.1)	(9.1)	(9.1)																								
Jack Aker, R ERA:	(9.1)																										
Buzz Capra, R ERA: 13.5	(11.1)																										

Atlanta Braves @ Cincinnati Reds
Riverfront Stadium, Cincinnati, OH
Thu Apr 04 1974, 3:33 AM EDT
Att: 52,154 - Unknown

AB 43
R 7
H 13
RBI 6
BB 5
SO 12
LOB 17



Batter	1	2	3	4	5	6	7	8	9	AB	R	H	RBI	BB	SO	LOB	TOP		
Ralph Garr, L (1, 9) (7, 7)	F7		FC6-2 FC4-6		F5		1-3			4	0	0	0	0	0	3			
Mike Lum, L OBP: 0.308, SLG: 0.308 (1, 3)	1-3		FC4-6 HR		F8			K		4	1	0	1	0	1	2			
Darrell Evans, L OBP: 0.462, SLG: 0.727 (1, 5)	4-3		HR					K		4	1	2	3	0	1	0			
Hank Aaron, R OBP: 0.286, SLG: 0.667 Rowland Office, L (7, 8)		K	K		5-3			K		3	0	0	0	0	2	1			
Dusty Baker Jr., R OBP: 0.231, SLG: 0.231 (1, 8) (7, 9)		K		5-3 1B		P4		F8		4	1	1	0	0	1	0			
Davey Johnson, R OBP: 0.385, SLG: 0.222 (1, 4)	F2			K		K		P4		4	0	0	0	0	2	1			
Johnny Oates, L OBP: 0.222, SLG: 0.125 (1, 2)			1B BB FC6-2 1B	5-3		1-3		BB BB BB BB	4-0	3	0	1	0	1	0	1			
Craig Robinson, R OBP: 0.231, SLG: 0.091 (1, 6)			FC6-2 FC4-6 BB	1B 2H 1B		F2		F8		3	1	1	1	1	0	1			
Phil Niekro, R OBP: 0.250, SLG: 0.250 (1, 1)			FC4-6 HR 1B	FC6-2 1-2	FC5-4		K			3	1	1	0	0	1	1			
Inning Stats	R: 0 E: 0 K: 0 S: 3	H: 0 LOB: 0 BB: 0 P: 3	R: 0 E: 0 K: 2 S: 7	H: 0 LOB: 0 BB: 0 P: 7	R: 4 E: 0 K: 1 S: 8	H: 3 LOB: 0 BB: 1 P: 12	R: 1 E: 0 K: 1 S: 7	H: 2 LOB: 1 BB: 0 P: 7	R: 0 E: 0 K: 1 S: 5	H: 0 LOB: 0 BB: 0 P: 5	R: 0 E: 0 K: 1 S: 5	H: 0 LOB: 0 BB: 0 P: 5	R: 0 E: 0 K: 3 S: 9	H: 0 LOB: 0 BB: 0 P: 9	R: 0 E: 0 K: 0 S: 3	H: 0 LOB: 1 BB: 1 P: 7	1B: 5 2B: 0 3B: 0 HR: 1	SF: 0 SAC: 0 DP: 0 HBP: 0	WP: 0 PA: 35 PB: 0 SB: 0 CS: 0
PITCHER	IP	WLS	BF	H	R	ER	SO	BB	IBB	HBP	BLK	WP	HR	S	P	ERA	WHIP		
Clay Kirby, R ERA: 9.0 (1, 1)	5.0	L	22	6	5	5	4	1	0	0	0	0	1	29	33	9.00	1.400		
Fred Norman, L ERA: (6, 1)	2.0		6	0	0	0	2	0	0	0	0	0	0	10	10	0.00	0.000		
Tom Hall, L ERA: (8, 1)	2.0		7	0	0	0	3	1	0	0	0	0	0	12	16	0.00	0.500		

Atlanta Braves @ Cincinnati Reds
Riverfront Stadium, Cincinnati, OH
Sun Apr 07 1974, 3:33 AM EDT
Att: 35,588 - Unknown

AB 33
R 5
H 6
RBI 5
BB 2
SO 9
LOB 10



Batter	1	2	3	4	5	6	7	8	9	AB	R	H	RBI	BB	SO	LOB	BOTTOM				
Pete Rose, S OBP: 0.438, SLG: 0.600 (1, 7)	1B PB 2B		1B		6-3		L6		K	5	1	2	0	0	1	1					
Joe Morgan, L OBP: 0.533, SLG: 0.364 (1, 4)	F8		FC5-4 1B			FC4-6 1B		F8		4	0	2	0	0	0	1					
Dan Driessen, L OBP: 0.308, SLG: 0.333 (1, 5)	PB SF7 1B		F8			FC4-6 1B 2B		F5		4	2	1	0	0	0	3					
Tony Perez, R OBP: 0.462, SLG: 1.000 (1, 3)	SF7		FC5-4			F9		1B BB		2	0	0	1	1	0	3					
Johnny Bench, R OBP: 0.385, SLG: 0.545 (1, 2)	CS BB			F2		2B 1B		1B		3	0	2	0	1	0	0					
George Foster, R OBP: 0.400, SLG: 0.600 (1, 9)	CS	6-3		K		1-3 2H 2B		F7		4	0	1	1	0	1	2					
Dave Concepcion, R OBP: 0.385, SLG: 0.750 (1, 6)		F7		5-3		K				4	0	1	0	0	1	2					
Cesar Geronimo, L (1, 8)	F8				F7		F9		F7	4	0	0	0	0	0	1					
Clay Kirby, R Andy Kosco, R Fred Norman, S Ken Griffey, L Tom Hall, L Terry Crowley, L (1, 1) (5, PH) (6, 1) (7, PH) (8, 1) (9, PH)			K		K		G3		K	1	0	0	0	0	1	0					
Inning Stats	R: 2 E: 0 K: 0 S: 4	H: 2 LOB: 0 BB: 1 P: 8	R: 0 E: 0 K: 0 S: 3	H: 0 LOB: 0 BB: 0 P: 3	R: 0 E: 0 K: 1 S: 7	H: 2 LOB: 2 BB: 0 P: 7	R: 0 E: 0 K: 1 S: 5	H: 0 LOB: 0 BB: 0 P: 5	R: 0 E: 0 K: 1 S: 5	H: 0 LOB: 0 BB: 0 P: 5	R: 1 E: 0 K: 1 S: 8	H: 3 LOB: 2 BB: 0 P: 8	R: 0 E: 0 K: 0 S: 3	H: 0 LOB: 0 BB: 0 P: 3	R: 0 E: 0 K: 0 S: 4	H: 1 LOB: 2 BB: 1 P: 8	R: 0 E: 0 K: 2 S: 8	H: 1 LOB: 1 BB: 0 P: 8	1B: 7 2B: 2 3B: 0 HR: 0	SF: 1 SAC: 0 DP: 0 HBP: 0	WP: 0 PA: 38 PB: 1 SB: 2 CS: 1
PITCHER	IP	WLS	BF	H	R	ER	SO	BB	IBB	HBP	BLK	WP	HR	S	P	ERA	WHIP				
Phil Niekro, R ERA: 4.22 (1, 1)	9.0	W	37	9	3	2	6	2	0	0	0	0	0	47	55	2.00	1.222				

Atlanta Braves @ Cincinnati Reds
Riverfront Stadium, Cincinnati, OH
Sun Apr 07 1974, 3:33 AM EDT
Att: 35,588 - Unknown

AB 34
R 3
H 9
RBI 2
BB 2
SO 6
LOB 14



Batter	1	2	3	4	5	6	7	8	9	AB	R	H	RBI	BB	SO	LOB	TOP				
Davey Lopes, R OBP: 0.444, SLG: 0.357 Lee Lacy, R (7, PH) (7, 4)	0-3 K		0-0 FC5-2 2B		4-0 1B BB		0-3 K			2	1	0	0	1	1	2	Los Angeles Dodgers @ Atlanta Braves Atlanta Stadium, Atlanta, GA Mon Apr 08 1974, 7:05 PM EDT Att: 53,775 - Unknown				
Bill Buckner, L OBP: 0.357, SLG: 0.250 (1, 7)	0-0 4-3		0-0 F5		0-0 FC4 1B		4-0 BB			3	0	1	0	1	0	2					
Jimmy Wynn, R OBP: 0.474, SLG: 1.118 (1, 8)	0-0 P3		0-0 2B		0-0 FC4		0-3 K			4	0	1	2	0	1	3					
Joe Ferguson, R OBP: 0.421, SLG: 0.214 (1, 2)		0-3 K	0-3 K			0-0 6-3			0-3 K	4	0	0	0	0	3	1					
Willie Crawford, L OBP: 0.500, SLG: 0.357 (1, 9)	0-0 6-3			0-3 K		0-0 WP 1B		0-3 K		4	1	1	0	0	2	0					
Ron Cey, R OBP: 0.471, SLG: 0.600 (1, 5)	0-0 1-3			0-0 F8		0-0 FC5-4 1B		0-0 5-3		4	0	1	1	0	0	0					
Steve Garvey, R OBP: 0.250, SLG: 0.583 (1, 3)			0-0 2B 1B	0-0 F3		0-0 FC5-4 1-2		0-3 K		4	1	1	0	0	1	1					
Bill Russell, R OBP: 0.412, SLG: 0.400 (1, 6)			0-0 1B FC5-2 2B		0-0 6-3	0-0 4-3		0-0 5-3		4	0	1	0	0	0	1					
Al Downing, R OBP: 1.000, SLG: 1.000 Mike Marshall, R (4, 1)			0-0 FC5-2 2B		0-0 F6		0-3 K		0-0 L9	1	1	1	1	0	0	0					
Von Joshua, L (7, PH) Charlie Hough, R (7, 1) Manny Mota, R (9, PH)			2-3 2-H 3-H 1B							1	0	0	0	0	0	0					
Inning Stats	R: 0 E: 0 K: 1 S: 5	H: 0 LOB: 0 BB: 0 P: 5	R: 0 E: 0 K: 1 S: 5	H: 0 LOB: 0 BB: 0 P: 5	R: 3 E: 0 K: 1 S: 9	H: 4 LOB: 1 BB: 0 P: 9	R: 0 E: 0 K: 1 S: 5	H: 0 LOB: 0 BB: 0 P: 5	R: 0 E: 0 K: 0 S: 4	H: 1 LOB: 2 BB: 1 P: 8	R: 0 E: 0 K: 0 S: 5	H: 0 LOB: 1 BB: 1 P: 13	R: 0 E: 0 K: 2 S: 7	H: 0 LOB: 0 BB: 0 P: 7	R: 0 E: 0 K: 1 S: 5	H: 0 LOB: 0 BB: 0 P: 5	1B: 5 2B: 2 3B: 0 HR: 0	SF: 0 SAC: 0 DP: 0 HBP: 0	WP: 1 PB: 0 SB: 0 CS: 0	PA: 36	
PITCHER	IP WLS BF H R ER SO	IP WLS BF H R ER SO	IP WLS BF H R ER SO	IP WLS BF H R ER SO	IP WLS BF H R ER SO	IP WLS BF H R ER SO	IP WLS BF H R ER SO	IP WLS BF H R ER SO	IP WLS BF H R ER SO	IP WLS BF H R ER SO	IP WLS BF H R ER SO	IP WLS BF H R ER SO	IP WLS BF H R ER SO	IP WLS BF H R ER SO	IP WLS BF H R ER SO	IP WLS BF H R ER SO	ERA WHIP	ERA WHIP			
Ron Reed, R ERA: 6.0 Buzz Capra, R ERA: 2.45	(1, 1) 6.0 W 26 7 4 4 4	(7, 1) 3.0 S 10 0 0 0 6																			

AB	34
R	4
H	7
RBI	4
BB	2
SO	10
LOB	10



Batter	1	2	3	4	5	6	7	8	9	AB	R	H	RBI	BB	SO	LOB	BOTTOM				
Ralph Garr, L (1, 9) (8, 7)	0-0 1-3		0-0 E5	0-0 SF7		0-0 SH 6-3		0-3 K		3	0	0	1	0	1	1	Los Angeles Dodgers @ Atlanta Braves Atlanta Stadium, Atlanta, GA Mon Apr 08 1974, 7:05 PM EDT Att: 53,775 - Unknown				
Mike Lum, L OBP: 0.222, SLG: 0.222 (1, 3)	0-0 1-3		0-3 K	0-0 1-3		0-0 6-3		0-0 5-3		5	0	0	1	0	1	6					
Darrell Evans, L OBP: 0.353, SLG: 0.533 (1, 5)	0-0 4-3			0-0 E6 HR	0-0 F4	0-0 F5				4	1	0	0	0	0	2					
Hank Aaron, R OBP: 0.364, SLG: 0.889 Rowland Office, L (8, 8)		4-0 2B E BB		1-0 HR	0-0 5-3		0-0 6-3			3	2	1	2	1	0	0					
Dusty Baker Jr., R OBP: 0.353, SLG: 0.333 (1, 8) (8, 9)		0-0 E7 1-H 2B		4-0 E BB BB	0-3 K		4-0 BB			2	1	1	0	2	1	0					
Davey Johnson, R OBP: 0.412, SLG: 0.250 Leo Foster, R (8, 4)		0-0 F8		4-0 BB E SF7 BB		0-0 FC5-4 1B	0-0 F8			3	1	1	0	1	0	1					
Vic Correll, R (1, 2)	0-0 6-3			0-0 FC4 1-2 2-3		0-0 FC5-4 1B FC6	0-0 L9			4	1	0	0	0	0	4					
Craig Robinson, R OBP: 0.286, SLG: 0.091 Frank Tepedino, L (4, PH) Marty Perez, R OBP: 0.500, SLG: 0.500 (5, 6)			4-0 K BB	4-0 1-2 2-3 3-H BB		0-0 SH E 6-3 1B		0-0 1-3 K		0	0	0	0	1	0	0					
Ron Reed, R Johnny Oates, L OBP: 0.200, SLG: 0.111 Buzz Capra, R (7, 1)			0-3 K	0-0 P6		0-0 FC6 6-3 SH		4-0 PB BB		2	0	0	0	0	1	4					
Inning Stats	R: 0 E: 0 K: 0 S: 3	H: 0 LOB: 0 BB: 1 P: 7	R: 0 E: 1 K: 2 S: 7	H: 0 LOB: 1 BB: 1 P: 11	R: 4 E: 2 K: 0 S: 6	H: 1 LOB: 2 BB: 3 P: 19	R: 0 E: 0 K: 1 S: 5	H: 0 LOB: 0 BB: 0 P: 5	R: 2 E: 2 K: 0 S: 7	H: 2 LOB: 2 BB: 0 P: 7	R: 0 E: 0 K: 0 S: 3	H: 0 LOB: 1 BB: 1 P: 7	R: 0 E: 0 K: 1 S: 5	H: 0 LOB: 1 BB: 1 P: 9	R: 0 E: 0 K: 1 S: 5	H: 0 LOB: 0 BB: 0 P: 5		1B: 2 2B: 1 3B: 0 HR: 1	SF: 1 SAC: 1 DP: 0 HBP: 0	WP: 0 PB: 1 SB: 0 CS: 0	PA: 38
PITCHER	IP WLS BF H R ER SO	IP WLS BF H R ER SO	IP WLS BF H R ER SO	IP WLS BF H R ER SO	IP WLS BF H R ER SO	IP WLS BF H R ER SO	IP WLS BF H R ER SO	IP WLS BF H R ER SO	IP WLS BF H R ER SO	IP WLS BF H R ER SO	IP WLS BF H R ER SO	IP WLS BF H R ER SO	IP WLS BF H R ER SO	IP WLS BF H R ER SO	IP WLS BF H R ER SO	IP WLS BF H R ER SO	ERA WHIP	ERA WHIP			
Al Downing, L ERA: 6.0 Mike Marshall, R ERA: 3.0 Charlie Hough, R ERA:	(1, 1) 3.0 L 15 2 5 2 2	(7, 1) 2.0 8 0 0 0 1																			



Batter	1	2	3	4	5	6	7	8	9	AB	R	H	RBI	BB	SO	LOB	TOP							
Lee Lacy, R OBP: 0.333, SLG: 0.500 (1, 4)	5-3	G4-6-3 1B		5-3			6-3 SF8 2B	E5 1B FC5-4		5	2	2	0	0	0	1	Los Angeles Dodgers @ Atlanta Braves Atlanta Stadium, Atlanta, GA Tue Apr 09 1974, 7:05 PM EDT Att: 10,648 - Unknown							
Bill Buckner, L OBP: 0.389, SLG: 0.267 Tom Paciorek, R OBP: 0.500, SLG: 0.833 (8, PH) (8, 7)	4-0 BB 1B	G4-6-3 1-2		6-4-3 1B			6-3	FC5-4 1B		3	1	1	0	1	0	3								
Jimmy Wynn, R OBP: 0.417, SLG: 0.950 (1, 8)	4-0 BB 1B		K	G6-4-3 1-2			SF8	FC5-4 FC6-4		3	1	0	2	1	1	2								
Joe Ferguson, R OBP: 0.458, SLG: 0.235 (1, 2)	4-0 1B SF9 BB		1B SF8 1B		K		1B BB	FC6-4		3	2	1	0	2	1	1								
Willie Crawford, L OBP: 0.522, SLG: 0.421 (1, 9)	1-3 2H 3H 1B		SF8 1-3 1B		K		FC6-4 1B		4-3	5	1	3	2	0	1	0								
Ron Cey, R OBP: 0.409, SLG: 0.500 (1, 5)	SF9		1B IBB		K		FC6-4 1-2		F6	3	0	0	1	1	1	2								
Steve Garvey, R OBP: 0.176, SLG: 0.438 (1, 3)	K		SF8		5-3			6-3	F8	4	0	0	1	0	1	1								
Bill Russell, R OBP: 0.476, SLG: 0.500 (1, 6)		K	2-3 3H 1B		4-0 P3-4 BB			E 2B		3	1	2	1	1	1	0								
Don Sutton, R OBP: 0.333, SLG: 0.333 Manny Mota, R (8, PH) Mike Marshall, R (8, 1)			6-3		P3-4 1-2			E 1B BB		3	0	1	0	0	0	3								
			1B							0	1	0	0	1	0	0								
			1B							0	0	0	0	0	0	0								
Inning Stats	R: 3 E: 0 K: 1 S: 6	H: 1 LOB: 1 BB: 3 P: 18	R: 0 E: 0 K: 1 S: 6	H: 2 LOB: 1 BB: 0 P: 6	R: 2 E: 0 K: 1 S: 8	H: 3 LOB: 2 BB: 1 P: 12	R: 0 E: 0 K: 0 S: 3	H: 1 LOB: 0 BB: 0 P: 3	R: 0 E: 0 K: 3 S: 9	H: 0 LOB: 0 BB: 0 P: 9	R: 0 E: 0 K: 0 S: 2	H: 0 LOB: 0 BB: 1 P: 6	R: 1 E: 0 K: 0 S: 5	H: 2 LOB: 2 BB: 1 P: 9	R: 3 E: 1 K: 0 S: 6	H: 2 LOB: 1 BB: 1 P: 10	R: 0 E: 0 K: 0 S: 3	H: 0 LOB: 0 BB: 0 P: 3	1B: 9 2B: 3 3B: 0 HR: 0	SF: 3 SAC: 0 DP: 3 HBP: 0	WP: 0 PB: 0 SB: 1 CS: 0	PA: 43		
PITCHER	IP WLS BF H R ER SO BB IBB HBP BLK WP HR S P ERA WHIP	6.2 L 32 9 6 6 6 5 1 0 0 0 0 0 38 62 8.10 2.100	0.2 6 2 3 1 0 1 0 0 0 0 0 0 5 9 13.50 4.500	1.2 5 0 0 0 0 0 0 0 0 0 0 0 5 5 0.00 0.000																				



Batter	1	2	3	4	5	6	7	8	9	AB	R	H	RBI	BB	SO	LOB	BOTTOM							
Ralph Garr, L OBP: 0.136, SLG: 0.100 (1, 7)	1-3 1B		G5-4-3 1B			5-3		1-3		4	0	2	0	0	0	0	Los Angeles Dodgers @ Atlanta Braves Atlanta Stadium, Atlanta, GA Tue Apr 09 1974, 7:05 PM EDT Att: 10,648 - Unknown							
Mike Lum, L OBP: 0.182, SLG: 0.182 (1, 9)	1-3		G5-4-3 1-2			3-1		F8		4	0	0	0	0	0	2								
Darrell Evans, L OBP: 0.381, SLG: 0.471 (1, 5)	P6			4-3		4-0 BB			1B BB	2	1	0	0	2	0	1								
Davey Johnson, R OBP: 0.381, SLG: 0.438 (1, 4)	6-3			HR		P5			K	4	1	1	1	0	1	3								
Frank Tepedino, L OBP: 0.571, SLG: 0.400 (1, 3)		FC4-6 1B		F9			6-3		3-1 1B	4	0	2	0	0	0	0								
Rowland Office, L OBP: 0.167, SLG: 0.167 (1, 8)		K		F6			P5		3-1 1B	4	0	1	1	0	1	1								
Johnny Oates, L OBP: 0.214, SLG: 0.154 (1, 2)		FC4-6 1-2				5-3			3-1	4	0	1	0	0	0	3								
Craig Robinson, R OBP: 0.235, SLG: 0.071 Danny Frisella, L (8, 1) Ivan Murrell, R OBP: 0.500, SLG: 0.333 (9, PH)		5-3				F7			F7	3	0	0	0	0	0	2								
							4-3			0	0	0	0	0	0	0								
										1	0	0	0	0	0	2								
Carl Morton, R OBP: 0.333, SLG: 0.333 Marty Perez, R OBP: 0.333, SLG: 0.333 (8, 6)			5-3			1-3		4-3		2	0	0	0	0	0	0								
										0	0	0	0	0	0	0								
										1	0	0	0	0	0	0								
Inning Stats	R: 0 E: 0 K: 0 S: 4	H: 1 LOB: 1 BB: 0 P: 4	R: 0 E: 0 K: 1 S: 6	H: 1 LOB: 0 BB: 0 P: 6	R: 0 E: 0 K: 0 S: 3	H: 1 LOB: 0 BB: 0 P: 3	R: 1 E: 0 K: 0 S: 4	H: 1 LOB: 0 BB: 0 P: 4	R: 0 E: 0 K: 0 S: 3	H: 0 LOB: 0 BB: 0 P: 3	R: 0 E: 0 K: 0 S: 3	H: 0 LOB: 1 BB: 1 P: 7	R: 0 E: 0 K: 0 S: 4	H: 1 LOB: 0 BB: 0 P: 4	R: 0 E: 0 K: 0 S: 3	H: 0 LOB: 0 BB: 0 P: 3	R: 1 E: 0 K: 1 S: 7	H: 2 LOB: 2 BB: 1 P: 11	1B: 6 2B: 0 3B: 0 HR: 1	SF: 0 SAC: 0 DP: 1 HBP: 0	WP: 0 PB: 0 SB: 0 CS: 0	PA: 35		
PITCHER	IP WLS BF H R ER SO BB IBB HBP BLK WP HR S P ERA WHIP	7.0 W 26 5 1 1 1 1 1 0 0 0 0 0 27 31 1.29 0.857	2.0 9 2 1 1 1 1 0 0 0 0 0 0 10 14 4.50 1.500																					



Batter	1	2	3	4	5	6	7	8	9	AB	R	H	RBI	BB	SO	LOB	TOP
Lee Lacy, R (1,4) OBP: 0.400, SLG: 0.500	X 0-0 SF8 1B		0-3 K			X 0-0 BB S BB 1B		X 0-0 L4	0-0 4-3	4	2	2	0	0	1	1	Los Angeles Dodgers @ Atlanta Braves Atlanta Stadium, Atlanta, GA Wed Apr 10 1974, 7:05 PM EDT Att: 6,426 - Unknown
Von Joshua, L (9,PH) Mike Marshall, R (9,1)										1	0	0	0	0	0	1	
Bill Buckner, L (1,7) OBP: 0.384, SLG: 0.263	X 0-0 1B		X 0-0 F9			X 0-0 F8		X 0-0 F8		4	0	1	0	0	0	2	
Jimmy Wynn, R (1,8) OBP: 0.429, SLG: 0.955	X 0-0 SF8			X 0-0 F7		X 4-0 BB BB BB		X 0-0 1B		2	1	1	1	1	0	0	
Joe Ferguson, R (1,2) OBP: 0.464, SLG: 0.250	X 0-0 L9			X 0-0 F8		X 4-0 BB BB		X 0-0 2B		3	0	1	1	1	0	0	
Willie Crawford, L (1,9) OBP: 0.481, SLG: 0.364		X 0-0 4-3		X 0-0 G3		X 4-0 FC4-6 BB		X 0-0 F8		3	0	0	1	1	0	1	
Ron Cey, R (1,5) OBP: 0.385, SLG: 0.429	X 0-0 F7				X 0-0 F8	X 0-0 FC4-6			X 4-0 2B SF8 BB	3	1	0	0	1	0	3	
Steve Garvey, R (1,3) OBP: 0.190, SLG: 0.450	X 0-0 6-3				X 0-0 F8		X 0-0 3-1		X 0-0 1-3 2B	4	0	1	0	0	0	0	
Bill Russell, R (1,6) OBP: 0.440, SLG: 0.455			X 0-0 SH1-4 1B		X 0-0 F7		X 0-0 5-3		X 0-0 P6	4	0	1	0	0	0	2	
Tommy John, R (1,1) OBP: 0.167, SLG: 0.167			X 0-0 SH1-4			X 0-0 6-3		X 0-0 F7		2	0	0	0	0	0	0	
Manny Mota, R (9,PH) Davey Lopes, R (9,4) OBP: 0.444, SLG: 0.357									X 0-0 SF8	0	0	0	1	0	0	0	
									X 3-H	0	0	0	0	0	0	0	
Inning Stats	R: 1 E: 0 K: 0 S: 4	H: 2 LOB: 0 BB: 0 P: 4	R: 0 E: 0 K: 0 S: 3	H: 0 LOB: 0 BB: 0 P: 3	R: 0 E: 0 K: 1 S: 6	H: 1 LOB: 1 BB: 0 P: 6	R: 0 E: 0 K: 0 S: 3	H: 0 LOB: 0 BB: 0 P: 3	R: 0 E: 0 K: 0 S: 3	H: 0 LOB: 0 BB: 0 P: 3	R: 1 E: 0 K: 0 S: 5	H: 2 LOB: 1 BB: 0 P: 5	R: 1 E: 0 K: 0 S: 4	H: 1 LOB: 1 BB: 1 P: 8	1B: 5 2B: 2 3B: 0 HR: 0	SF: 2 SAC: 1 DP: 0 HBP: 0	WP: 0 PA: 37 PB: 0 SB: 1 CS: 0
PITCHER	IP WLS BF H R ER SO BB IBB HBP BLK WP HR S P ERA WHIP																
Roric Harrison, R (1,1) ERA: 6.43	8.0 L 32 6 3 3 1 3 0 0 0 0 0 0 31 43 3.38 1.125																
Jack Aker, R (9,1) ERA: 3.86	1.0 5 1 1 1 0 1 0 0 0 0 0 0 4 8 9.00 2.000																

Batter	1	2	3	4	5	6	7	8	9	AB	R	H	RBI	BB	SO	LOB	BOTTOM				
Ralph Garr, L (1,9) OBP: 0.192, SLG: 0.167	X 0-0 6-3		X 0-0 CS 1B			X 0-3 K		X 0-0 2-3 1B		4	0	2	0	0	1	0	Los Angeles Dodgers @ Atlanta Braves Atlanta Stadium, Atlanta, GA Wed Apr 10 1974, 7:05 PM EDT Att: 6,426 - Unknown				
Craig Robinson, R (1,6) OBP: 0.200, SLG: 0.059	X 0-0 F8		X 0-0 P3			X 0-0 E6		X 0-0 G3		3	0	0	0	0	0	1					
Mike Lum, L (8,PH) Marty Perez, R (9,6) OBP: 0.174, SLG: 0.174 OBP: 0.333, SLG: 0.333										1	0	0	0	0	0	2					
Darrell Evans, L (1,5) OBP: 0.360, SLG: 0.400	X 4-0 BB			X 0-0 F7		X 0-0 4-3		X 0-0 G3		3	0	0	0	1	0	1					
Hank Aaron, R (1,7) OBP: 0.267, SLG: 0.615	X 0-0 F7			X 0-0 6-3		X 0-3 K		X 0-0 F7		4	0	0	0	0	1	1					
Dusty Baker Jr., R (1,8) OBP: 0.333, SLG: 0.316		X 0-0 F9		X 0-0 CS 1B		X 0-0 F8		X 0-3 K		4	0	1	0	0	1	0					
Davey Johnson, R (1,4) OBP: 0.417, SLG: 0.412		X 4-0 BB		X 0-0 CS	X 4-0 G5-4-3 BB	X 0-0 1-3				1	0	0	0	2	0	0					
Ivan Murrell, R (1,3) OBP: 0.429, SLG: 0.333		X 0-3 K			X 0-0 G5-4-3	X 0-0 FC6-4 1B				3	0	1	0	0	1	2					
Vic Correll, R (1,2)		X 0-3 K			X 0-0 1-3	X 0-0 FC6-4 1B 4-3				3	0	0	0	0	1	2					
Roric Harrison, R (1,1) Frank Tepedino, L (8,PH) Jack Aker, R (9,1) OBP: 0.500, SLG: 0.333			X 0-3 K			X 0-0 5-3		X 0-0 4-3		2	0	0	0	0	1	0					
									X 1-2	0	0	0	0	0	0	0					
Inning Stats	R: 0 E: 0 K: 0 S: 3	H: 0 LOB: 1 BB: 1 P: 7	R: 0 E: 0 K: 2 S: 7	H: 0 LOB: 1 BB: 1 P: 11	R: 0 E: 0 K: 1 S: 5	H: 1 LOB: 0 BB: 0 P: 5	R: 0 E: 0 K: 0 S: 3	H: 1 LOB: 0 BB: 0 P: 3	R: 0 E: 0 K: 0 S: 2	H: 0 LOB: 0 BB: 1 P: 6	R: 1 E: 1 K: 1 S: 6	H: 0 LOB: 1 BB: 0 P: 6	R: 0 E: 0 K: 1 S: 5	H: 0 LOB: 0 BB: 0 P: 5	R: 0 E: 0 K: 0 S: 5	H: 2 LOB: 2 BB: 0 P: 5	R: 0 E: 0 K: 1 S: 5	H: 0 LOB: 0 BB: 0 P: 5	1B: 4 2B: 0 3B: 0 HR: 0	SF: 0 SAC: 0 DP: 1 HBP: 0	WP: 0 PA: 33 PB: 0 SB: 0 CS: 2
PITCHER	IP WLS BF H R ER SO BB IBB HBP BLK WP HR S P ERA WHIP																				
Tommy John, L (1,1) ERA	8.0 W 29 4 0 0 5 3 0 0 0 0 0 0 36 48 0.00 0.875																				
Mike Marshall, R (9,1) ERA: 3.0	1.0 3 0 0 0 1 0 0 0 0 0 0 0 5 5 0.00 0.000																				



Batter	1	2	3	4	5	6	7	8	9	AB	R	H	RBI	BB	SO	LOB	TOP					
Lee Lacy, R OBP: 0.357, SLG: 0.429 Manny Mota, R OBP: 0.500, SLG: 0.500 Davey Lopes, R OBP: 0.444, SLG: 0.357	0-3 K		0-0 FC4-6		0-0 5-3		0-0 2B PB 1B		0-0 1B	4	1	1	1	0	1	2	Los Angeles Dodgers @ Atlanta Braves Atlanta Stadium, Atlanta, GA Thu Apr 11 1974, 7:05 PM EDT Att: 5,114 - Unknown					
Bill Buckner, L OBP: 0.333, SLG: 0.292	0-0 1-3		0-0 1-3		0-0 F9		0-0 PB 2B		0-0 F8	5	0	1	1	0	0	4						
Jimmy Wynn, R OBP: 0.438, SLG: 0.875	4-0 CS BB			4-0 4-1 S BB		0-3 K		0-0 1-3		2	0	0	0	2	1	1						
Joe Ferguson, R OBP: 0.406, SLG: 0.208	0-0 CS	0-0 1-4-3		0-0 F4		0-0 L3		0-0 5-3		4	0	0	0	0	0	1						
Willie Crawford, L OBP: 0.452, SLG: 0.320		4-0 PB 1B BB		0-0 4-1		0-0 F8		0-0 G3		3	1	0	0	1	0	1						
Ron Cey, R OBP: 0.400, SLG: 0.417		0-3 K		4-0 BB			0-0 FC5-4 1B		0-0 5-3	3	0	1	0	1	1	1						
Steve Garvey, R OBP: 0.200, SLG: 0.417		0-0 CS 1B		0-0 5-3			0-0 FC5-4 1B		0-0 6-3	4	0	1	1	0	0	3						
Bill Russell, R OBP: 0.448, SLG: 0.440		0-0 CS	0-0 5-3		0-0 SH1-4 1B		4-0 1B BB		0-0 F3	3	1	1	0	1	0	0						
Andy Messersmith, R OBP: 0.400, SLG: 0.400 Doug Rau, L ERA: 1.84 Tom Paciorek, R OBP: 0.429, SLG: 0.714 Charlie Hough, R ERA: 11.57 Mike Marshall, R ERA: 2.35 Von Joshua, L OBP: 0.125, SLG: 0.296			0-0 FC4-6 1B		0-0 SH1-4		0-0 FC5 1B 2B		0-0 1B 2B	1	0	1	0	0	0	0						
Inning Stats	R: 0 E: 0 K: 1 S: 4	H: 0 LOB: 0 BB: 1 P: 8	R: 1 E: 0 K: 1 S: 5	H: 1 LOB: 0 BB: 1 P: 9	R: 0 E: 0 K: 0 S: 4	H: 1 LOB: 2 BB: 0 P: 4	R: 0 E: 0 K: 0 S: 3	H: 0 LOB: 1 BB: 2 P: 11	R: 0 E: 0 K: 0 S: 4	H: 0 LOB: 0 BB: 0 P: 5	R: 3 E: 0 K: 0 S: 6	H: 3 LOB: 1 BB: 1 P: 10	R: 0 E: 0 K: 0 S: 3	H: 0 LOB: 0 BB: 0 P: 3	R: 0 E: 0 K: 0 S: 5	H: 2 LOB: 2 BB: 0 P: 5		1B: 6 2B: 2 3B: 0 HR: 0	SF: 0 SAC: 1 DP: 0 HBP: 0	WP: 0 PB: 2 SB: 1 CS: 2	PA: 40	
PITCHER	IP WLS BF H R ER SO BB IBB HBP BLK WP HR S P ERA WHIP	IP WLS BF H R ER SO BB IBB HBP BLK WP HR S P ERA WHIP	IP WLS BF H R ER SO BB IBB HBP BLK WP HR S P ERA WHIP	IP WLS BF H R ER SO BB IBB HBP BLK WP HR S P ERA WHIP	IP WLS BF H R ER SO BB IBB HBP BLK WP HR S P ERA WHIP	IP WLS BF H R ER SO BB IBB HBP BLK WP HR S P ERA WHIP	IP WLS BF H R ER SO BB IBB HBP BLK WP HR S P ERA WHIP	IP WLS BF H R ER SO BB IBB HBP BLK WP HR S P ERA WHIP	IP WLS BF H R ER SO BB IBB HBP BLK WP HR S P ERA WHIP	IP WLS BF H R ER SO BB IBB HBP BLK WP HR S P ERA WHIP	IP WLS BF H R ER SO BB IBB HBP BLK WP HR S P ERA WHIP	IP WLS BF H R ER SO BB IBB HBP BLK WP HR S P ERA WHIP	IP WLS BF H R ER SO BB IBB HBP BLK WP HR S P ERA WHIP	IP WLS BF H R ER SO BB IBB HBP BLK WP HR S P ERA WHIP	IP WLS BF H R ER SO BB IBB HBP BLK WP HR S P ERA WHIP	IP WLS BF H R ER SO BB IBB HBP BLK WP HR S P ERA WHIP	IP WLS BF H R ER SO BB IBB HBP BLK WP HR S P ERA WHIP	IP WLS BF H R ER SO BB IBB HBP BLK WP HR S P ERA WHIP	IP WLS BF H R ER SO BB IBB HBP BLK WP HR S P ERA WHIP	IP WLS BF H R ER SO BB IBB HBP BLK WP HR S P ERA WHIP	IP WLS BF H R ER SO BB IBB HBP BLK WP HR S P ERA WHIP	IP WLS BF H R ER SO BB IBB HBP BLK WP HR S P ERA WHIP

AB	32
R	4
H	8
RBI	3
BB	5
SO	3
LOB	15



Batter	1	2	3	4	5	6	7	8	9	AB	R	H	RBI	BB	SO	LOB	BOTTOM					
Ralph Garr, L OBP: 0.194, SLG: 0.207	0-0 L3		0-0 G3		0-0 B1-3 2B	0-0 6-3		0-0 6-3		5	0	1	0	0	0	3	Los Angeles Dodgers @ Atlanta Braves Atlanta Stadium, Atlanta, GA Thu Apr 11 1974, 7:05 PM EDT Att: 5,114 - Unknown					
Mike Lum, L OBP: 0.179, SLG: 0.286	0-3 K		0-0 F9		0-0 B1-3		0-0 HR		0-0 4-3	5	1	1	1	0	1	1						
Darrell Evans, L OBP: 0.379, SLG: 0.391	4-0 BB		0-0 G5-4-3 1B		0-0 4-3		0-3 K			3	0	1	0	1	1	1						
Hank Aaron, R OBP: 0.316, SLG: 0.750 Rowland Office, L OBP: 0.167, SLG: 0.167	0-0 F7		0-0 G5-4-3		4-0 BB		0-0 HR			3	1	1	1	1	0	2						
Dusty Baker Jr., R OBP: 0.400, SLG: 0.409		0-0 1B		0-0 E 2B	0-3 K		4-0 5-3 2B BB			3	2	2	0	1	1	2						
Davey Johnson, R OBP: 0.428, SLG: 0.400		0-0 BB		4-0 FC6-4 BB		0-3 K		0-0 5-3		3	1	1	0	1	1	1						
Johnny Oates, L OBP: 0.278, SLG: 0.294		0-3 K		0-3 K		0-0 1B		0-0 2B		4	1	2	1	0	2	3						
Craig Robinson, R OBP: 0.250, SLG: 0.100		4-0 2B		0-0 FC6-4		0-0 E		0-0 6-3		3	0	1	0	1	0	2						
Phil Niekro, R OBP: 0.286, SLG: 0.429 Danny Frisella, L ERA: 2.35		0-0 2B		0-0 P1		0-0 B1		0-0 4-3		3	0	1	1	0	0	2						
Inning Stats	R: 0 E: 0 K: 1 S: 5	H: 0 LOB: 1 BB: 1 P: 9	R: 1 E: 0 K: 1 S: 7	H: 3 LOB: 2 BB: 1 P: 11	R: 0 E: 0 K: 0 S: 3	H: 1 LOB: 0 BB: 0 P: 3	R: 1 E: 1 K: 1 S: 6	H: 1 LOB: 1 BB: 1 P: 10	R: 0 E: 0 K: 1 S: 6	H: 1 LOB: 2 BB: 1 P: 10	R: 1 E: 1 K: 1 S: 7	H: 2 LOB: 1 BB: 0 P: 7	R: 3 E: 0 K: 1 S: 8	H: 3 LOB: 1 BB: 1 P: 12	R: 0 E: 0 K: 0 S: 3	H: 0 LOB: 0 BB: 0 P: 3		1B: 5 2B: 4 3B: 0 HR: 2	SF: 0 SAC: 0 DP: 1 HBP: 0	WP: 0 PB: 0 SB: 0 CS: 0	PA: 38	
PITCHER	IP WLS BF H R ER SO BB IBB HBP BLK WP HR S P ERA WHIP	IP WLS BF H R ER SO BB IBB HBP BLK WP HR S P ERA WHIP	IP WLS BF H R ER SO BB IBB HBP BLK WP HR S P ERA WHIP	IP WLS BF H R ER SO BB IBB HBP BLK WP HR S P ERA WHIP	IP WLS BF H R ER SO BB IBB HBP BLK WP HR S P ERA WHIP	IP WLS BF H R ER SO BB IBB HBP BLK WP HR S P ERA WHIP	IP WLS BF H R ER SO BB IBB HBP BLK WP HR S P ERA WHIP	IP WLS BF H R ER SO BB IBB HBP BLK WP HR S P ERA WHIP	IP WLS BF H R ER SO BB IBB HBP BLK WP HR S P ERA WHIP	IP WLS BF H R ER SO BB IBB HBP BLK WP HR S P ERA WHIP	IP WLS BF H R ER SO BB IBB HBP BLK WP HR S P ERA WHIP	IP WLS BF H R ER SO BB IBB HBP BLK WP HR S P ERA WHIP	IP WLS BF H R ER SO BB IBB HBP BLK WP HR S P ERA WHIP	IP WLS BF H R ER SO BB IBB HBP BLK WP HR S P ERA WHIP	IP WLS BF H R ER SO BB IBB HBP BLK WP HR S P ERA WHIP	IP WLS BF H R ER SO BB IBB HBP BLK WP HR S P ERA WHIP	IP WLS BF H R ER SO BB IBB HBP BLK WP HR S P ERA WHIP	IP WLS BF H R ER SO BB IBB HBP BLK WP HR S P ERA WHIP	IP WLS BF H R ER SO BB IBB HBP BLK WP HR S P ERA WHIP	IP WLS BF H R ER SO BB IBB HBP BLK WP HR S P ERA WHIP	IP WLS BF H R ER SO BB IBB HBP BLK WP HR S P ERA WHIP	IP WLS BF H R ER SO BB IBB HBP BLK WP HR S P ERA WHIP

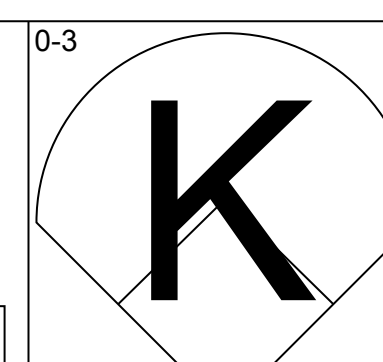
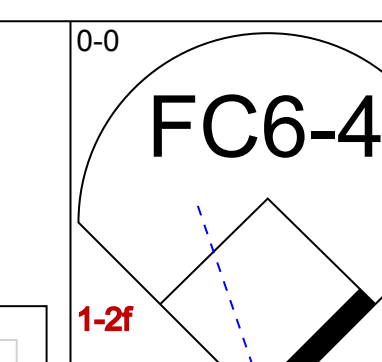
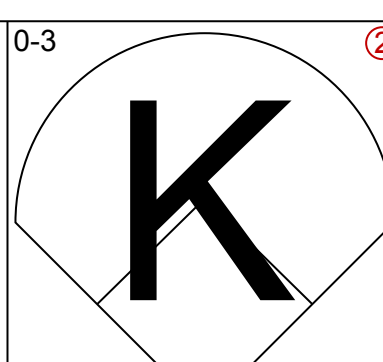
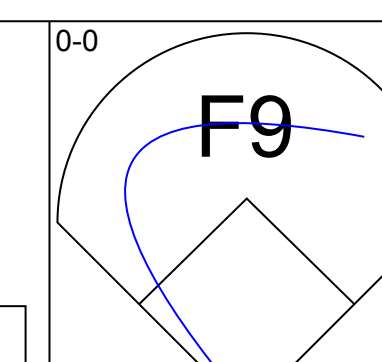
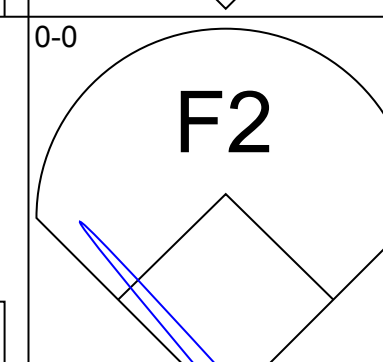
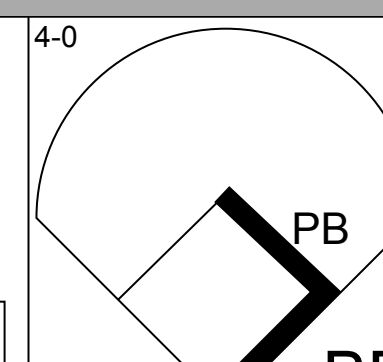
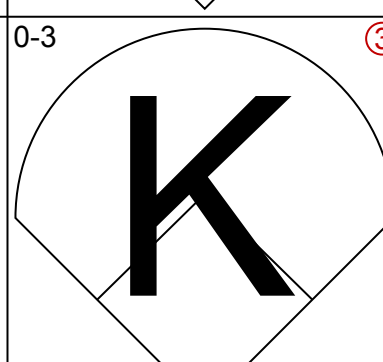
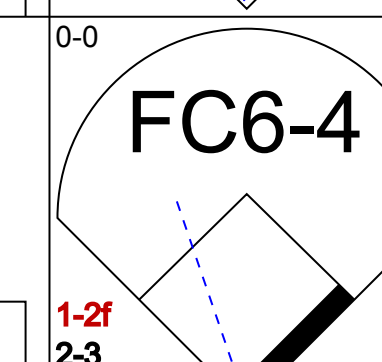
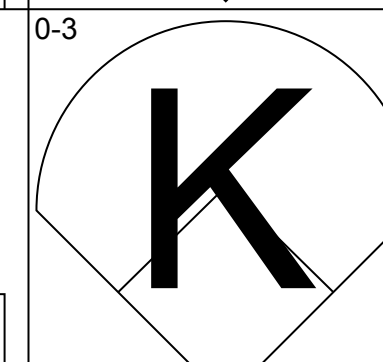
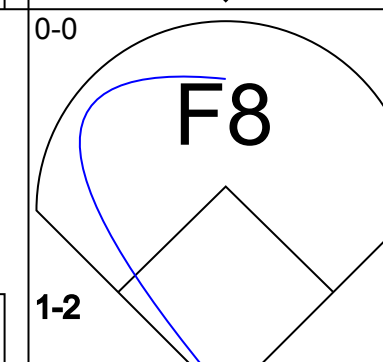
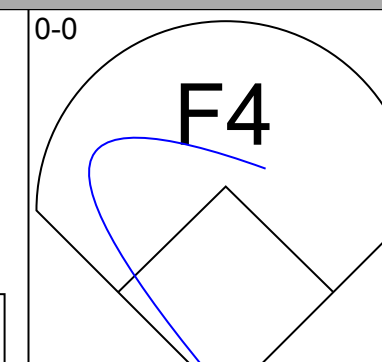
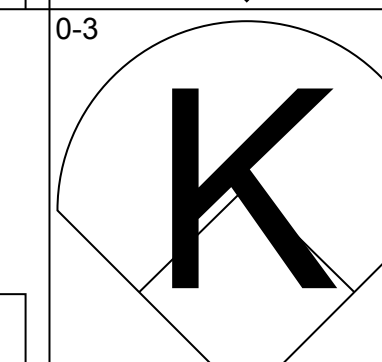
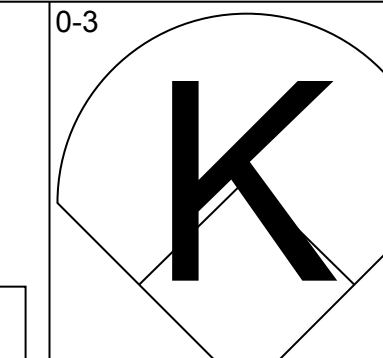
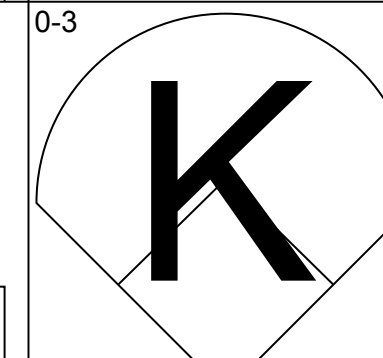
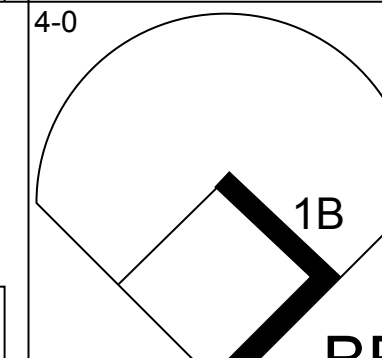
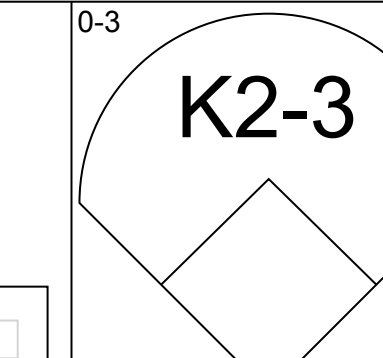
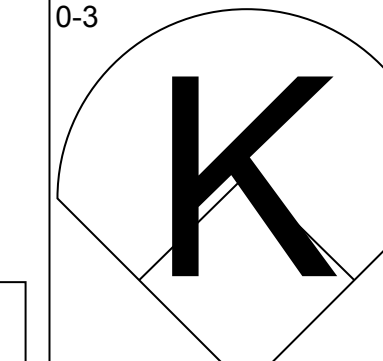
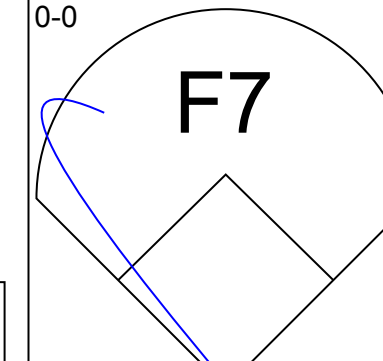
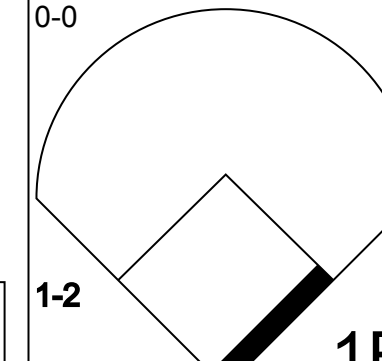
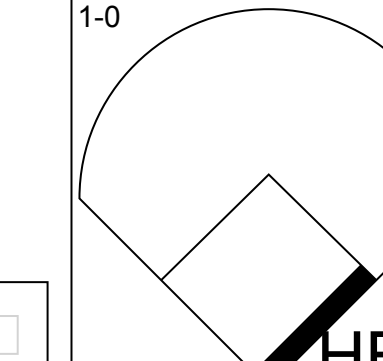
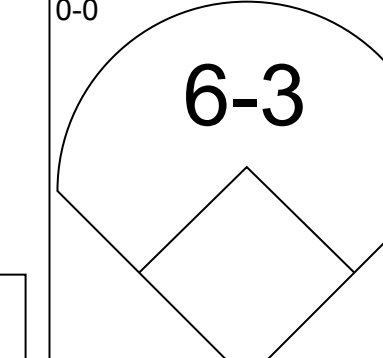
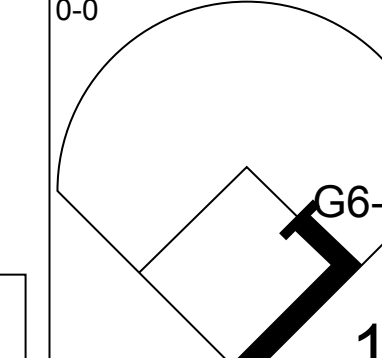
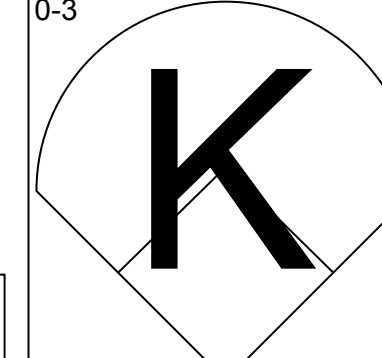
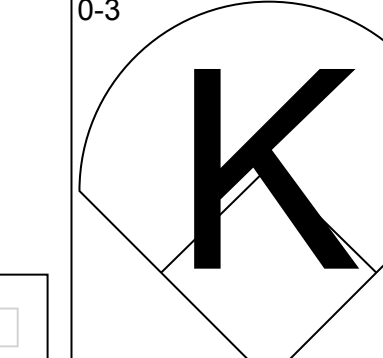
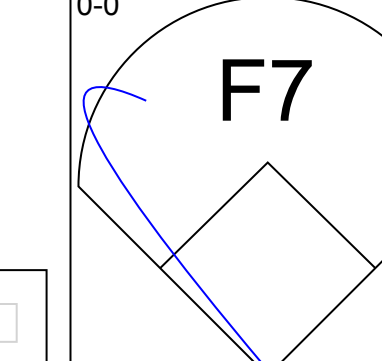
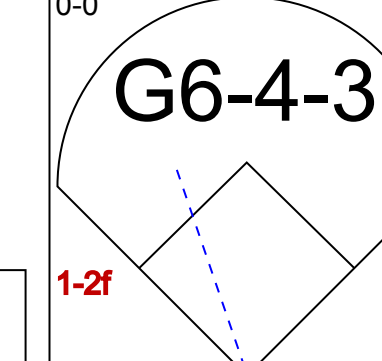
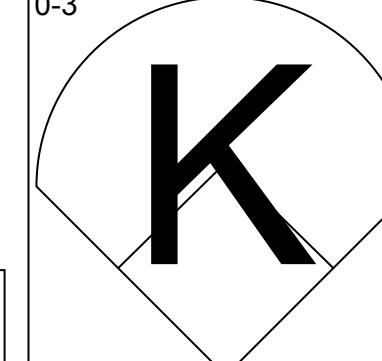
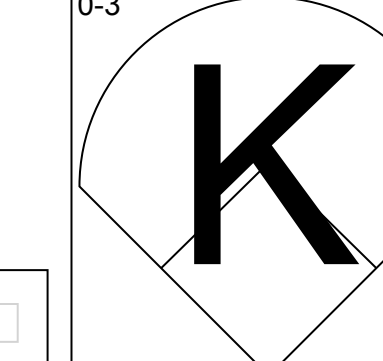
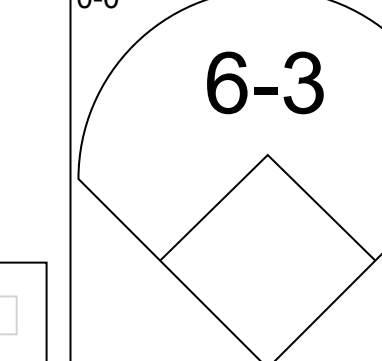
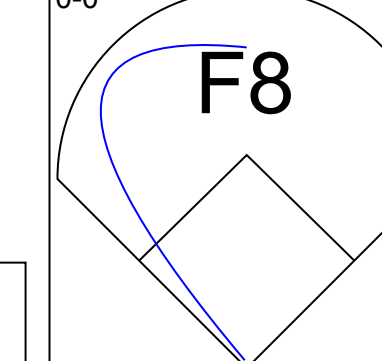
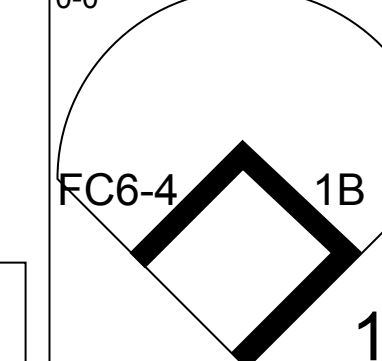
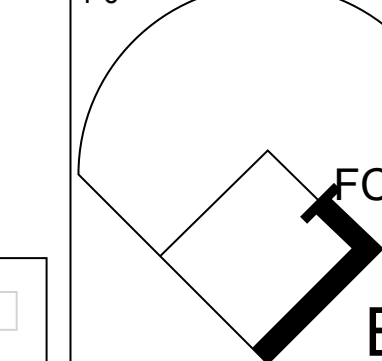
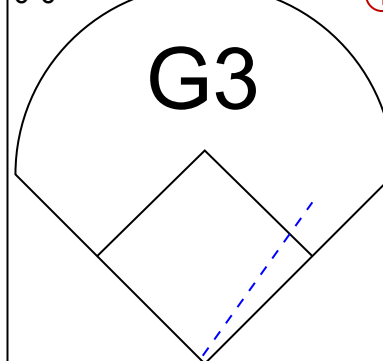
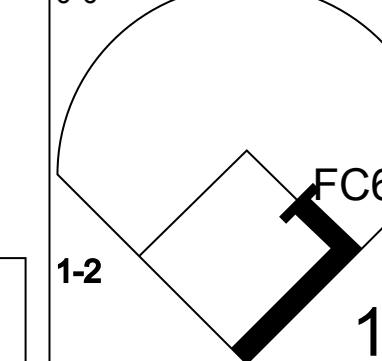


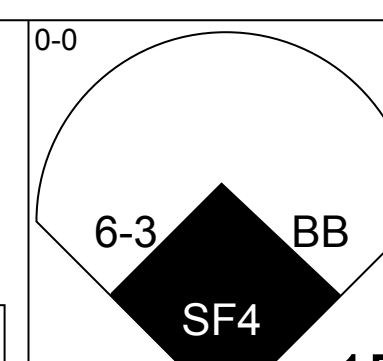
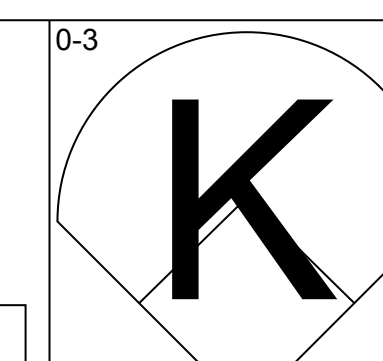
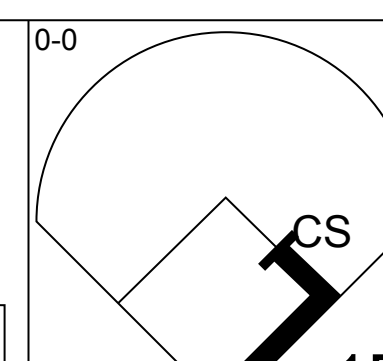
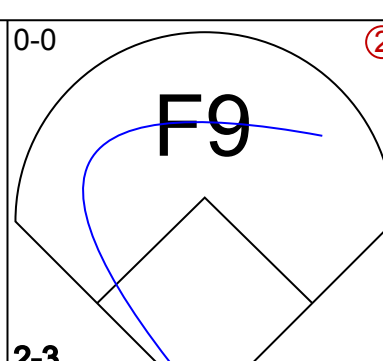
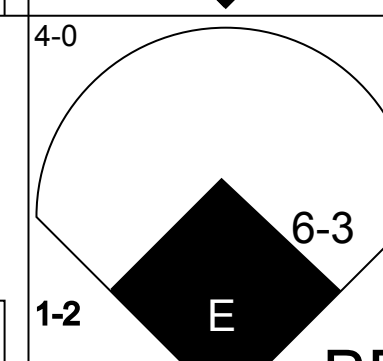
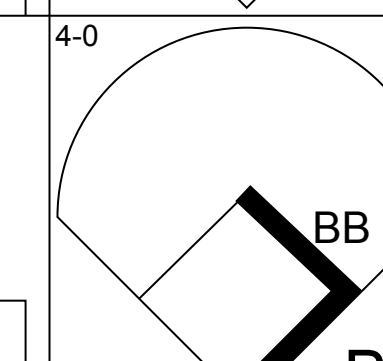
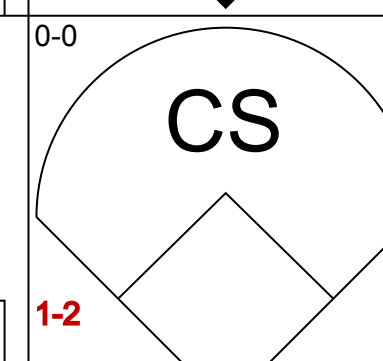
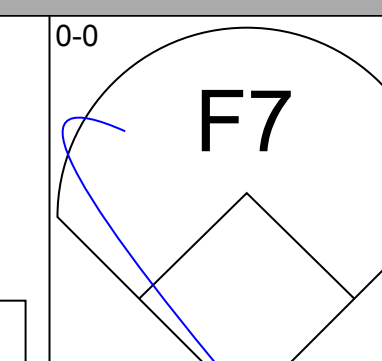
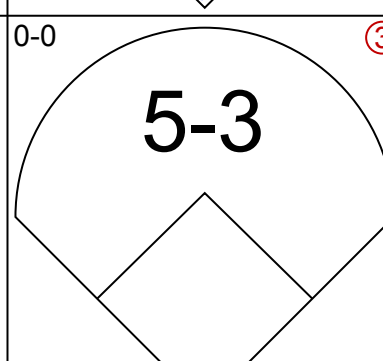
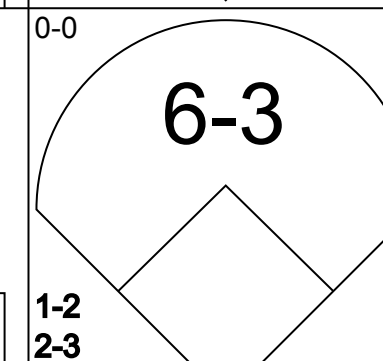
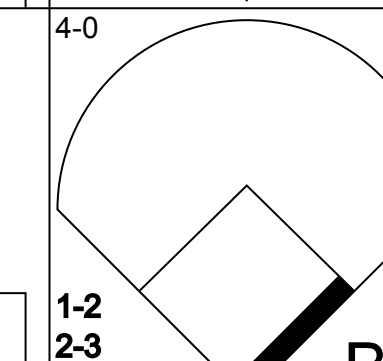
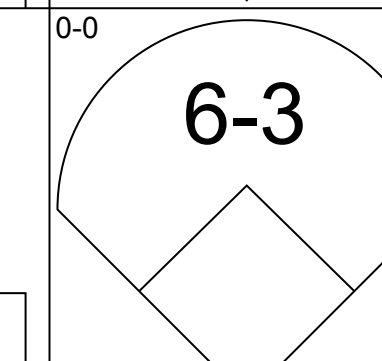
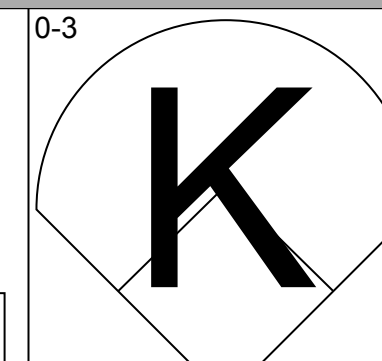
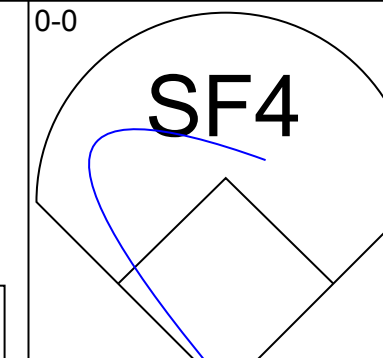
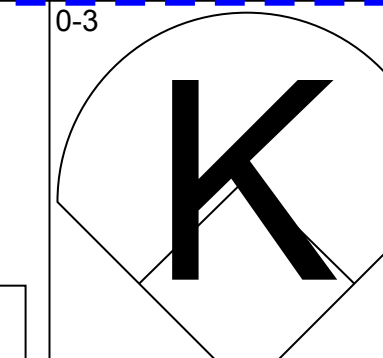
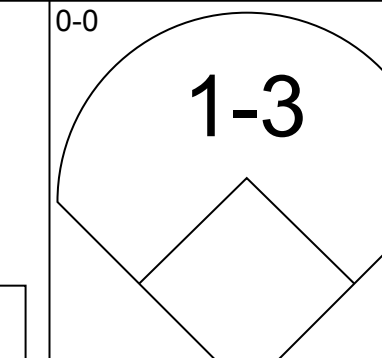
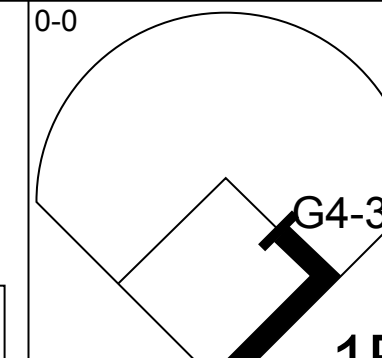
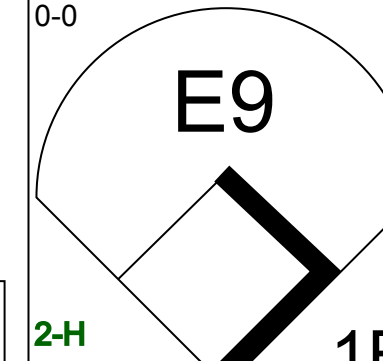
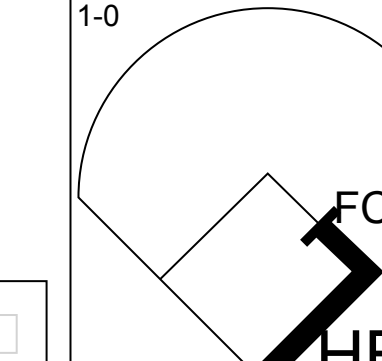
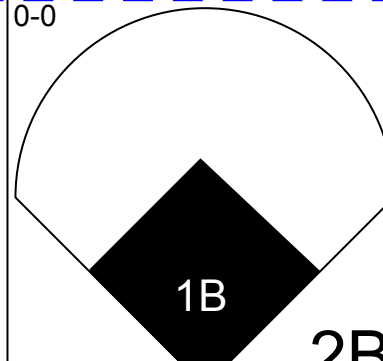
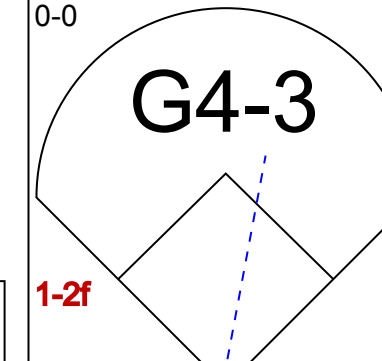
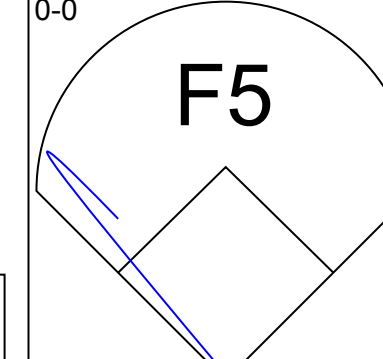
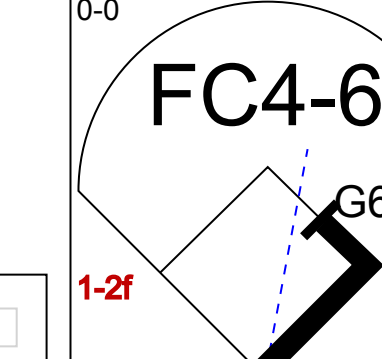
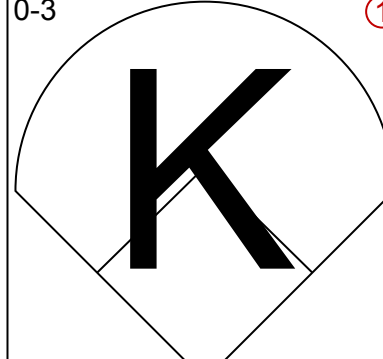
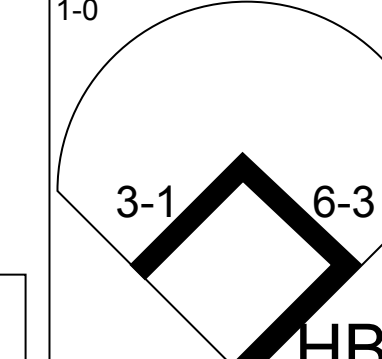
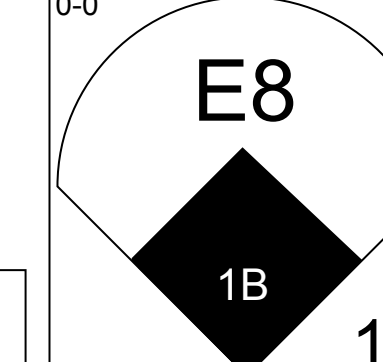
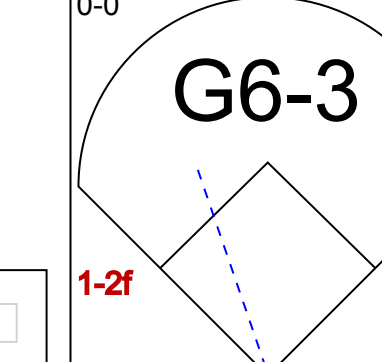
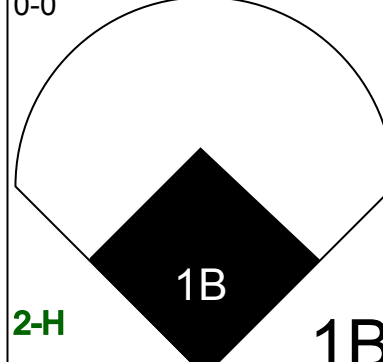
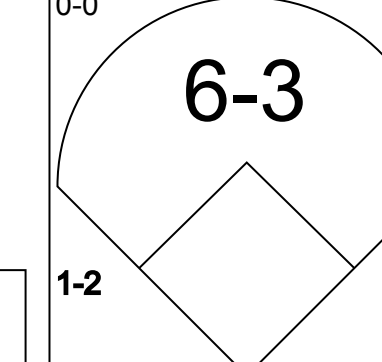
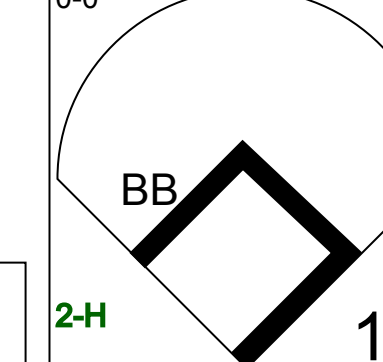
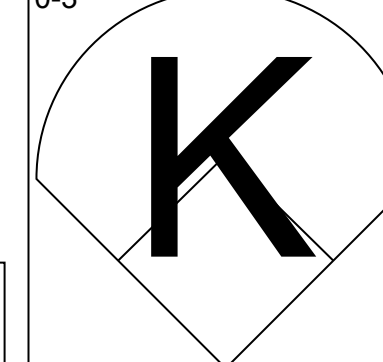
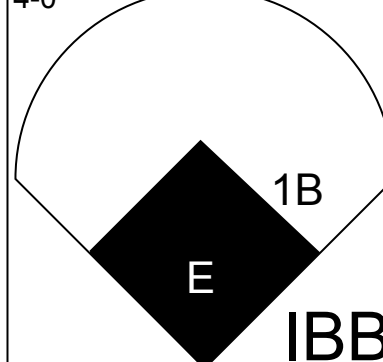
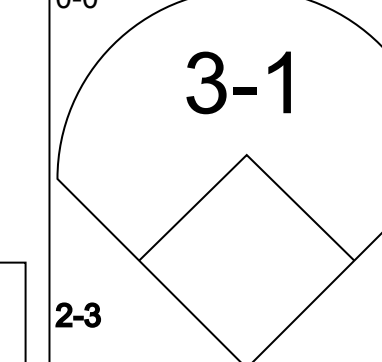
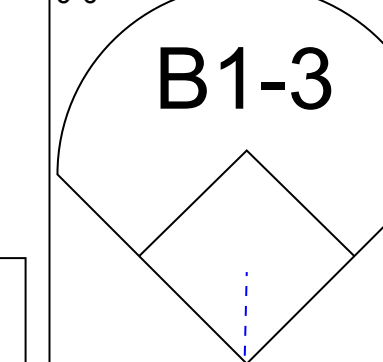
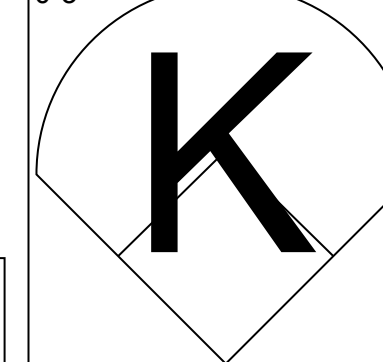
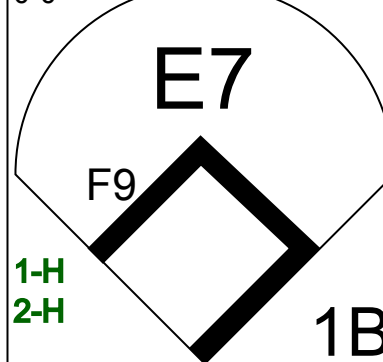
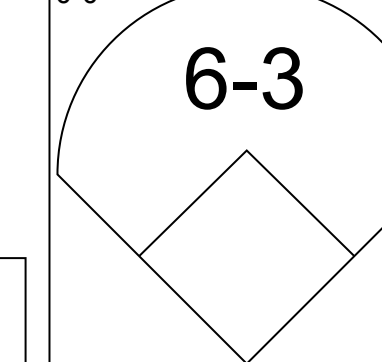
Batter	1	2	3	4	5	6	7	8	9	AB	R	H	RBI	BB	SO	LOB	TOP								
Pete Rose, S OBP: 0.439, SLG: 0.526 (1,7)	0-0 1-3		0-0 6-3		0-0 L7		0-0 1B		0-0 4-3	5	0	1	0	0	0	2	Cincinnati Reds @ Atlanta Braves Atlanta Stadium, Atlanta, GA Sat Apr 13 1974, 7:05 PM EDT Att: 11,238 - Unknown								
Joe Morgan, L OBP: 0.462, SLG: 0.310 (1,4)	0-0 CS 1B		4-0 BB		0-0 E6 1-2 2-3		0-0 F9		4-0 S BB	3	0	1	0	2	0	3									
Dan Driessen, L OBP: 0.342, SLG: 0.324 (1,5)	0-0 1-2 6-3		0-0 1-3		0-0 1-3			0-3 K	0-3 K	5	0	0	0	0	2	6									
Tony Perez, R OBP: 0.417, SLG: 0.655 (1,3)		0-0 BB FC5-2 1B		0-0 6-3		0-0 F3		0-0 F9		4	0	1	0	0	0	0									
Johnny Bench, R OBP: 0.405, SLG: 0.429 (1,2)		0-0 FC5-2 1-2 1B		0-0 6-3		0-0 L5		4-0 BB HR BB		3	1	1	0	1	0	0									
Mery Rettenmund, R OBP: 0.438, SLG: 0.630 (1,8)		4-0 FC5-2 1-2 2-3 BB		0-0 6-3		0-0 1B		4-0 1-2 HR BB		2	1	1	0	2	0	0									
Dave Concepcion, R OBP: 0.353, SLG: 0.667 (1,6)		0-0 FC5-2 1-2 2-3 3-H			0-0 F7		0-3 K	0-0 1-H 2-H HR		4	1	1	3	0	1	4									
Ken Griffey, L OBP: 0.227, SLG: 0.250 (1,9)		0-0 F5			0-0 E 1B 1B		0-0 L9	0-0 F9		4	0	1	0	0	0	2									
Jack Billingham, R Tom Hall, L Andy Kosco, R Pat Osburn, L Terry Crowley, L Mike McQueen, L Cesar Geronimo, L			0-0 4-3		0-0 E 1-2 1B		0-0 F9		0-0 P3	1	0	0	0	0	0	0									
Inning Stats	R: 0 E: 0 K: 0 S: 3	H: 1 LOB: 0 BB: 0 P: 3	R: 0 E: 0 K: 0 S: 4	H: 2 LOB: 2 BB: 1 P: 8	R: 0 E: 0 K: 0 S: 3	H: 0 LOB: 1 BB: 1 P: 7	R: 0 E: 0 K: 0 S: 3	H: 0 LOB: 0 BB: 0 P: 3	R: 0 E: 1 K: 0 S: 6	H: 2 LOB: 3 BB: 0 P: 6	R: 0 E: 0 K: 0 S: 6	H: 1 LOB: 1 BB: 0 P: 6	R: 0 E: 0 K: 0 S: 4	H: 1 LOB: 0 BB: 0 P: 4	R: 3 E: 0 K: 1 S: 6	H: 1 LOB: 0 BB: 2 P: 14	R: 0 E: 0 K: 1 S: 5	H: 0 LOB: 1 BB: 1 P: 9	1B: 7 2B: 0 3B: 0 HR: 1	SF: 0 SAC: 0 DP: 1 HBP: 0	WP: 0 PB: 0 SB: 1 CS: 1	PA: 39			
PITCHER	IP WLS BF H R ER SO BB IBB HBP BLK WP HR S P ERA WHIP	8.0 W 35 8 3 3 2 4 0 0 0 0 1 35 51 3.38 1.500	1.0 4 0 0 0 1 1 0 0 0 0 0 0 5 9 0.00 1.000																						



Batter	1	2	3	4	5	6	7	8	9	AB	R	H	RBI	BB	SO	LOB	BOTTOM							
Ralph Garr, L OBP: 0.275, SLG: 0.368 (1,7)	0-0 L9	0-0 4-3 2B	0-0 F7		0-0 3B		0-0 FC4-6 1B			5	0	3	4	0	0	0	Cincinnati Reds @ Atlanta Braves Atlanta Stadium, Atlanta, GA Sat Apr 13 1974, 7:05 PM EDT Att: 11,238 - Unknown							
Rowland Office, L OBP: 0.167, SLG: 0.250 (1,8)	0-0 2B	0-0 4-3 2-3		0-0 4-3	0-0 G3		0-0 FC4-6 1-2			5	0	1	0	0	0	4								
Darrell Evans, L OBP: 0.342, SLG: 0.323 (1,5)	4-0 BB	0-0 G3		0-3 K	0-0 K		0-0 3-1	0-0 G3		4	0	0	0	1	1	1								
Dusty Baker Jr., R OBP: 0.441, SLG: 0.467 (1,9)	0-3 K		0-0 HR 1B	0-3 K		0-0 FC5-4 1B		0-0 F9		5	1	2	0	0	2	2								
Mike Lum, L OBP: 0.216, SLG: 0.378 (1,3)	0-0 G3		0-0 HR 1B		0-0 HR		0-0 F9	0-3 K		5	2	2	1	0	1	3								
Davey Johnson, R OBP: 0.500, SLG: 0.565 Leo Foster, R (6,4)		4-0 1B BB	0-0 HR 1B		4-0 3B BB		0-0 FC5-4 1-2			1	3	1	3	2	0	0								
Johnny Oates, L OBP: 0.308, SLG: 0.304 (1,2)		0-0 SH1-4 1-2 1B	0-0 G3		0-0 F8		4-0 FC6-4 BB			3	1	1	0	1	0	1								
Marty Perez, R OBP: 0.571, SLG: 1.000 (1,6)		0-0 SH1-4 1-2 2B 1B	0-0 HR		0-0 4-3 3B 1B		0-0 F7			4	3	3	2	0	0	1								
Carl Morton, R Jack Aker, R		0-0 SH1-4 1-2 2-3	0-0 L5		0-0 4-3		0-0 FC6-4 1B			3	0	0	0	0	0	3								
Inning Stats	R: 0 E: 0 K: 1 S: 6	H: 1 LOB: 2 BB: 1 P: 10	R: 3 E: 0 K: 0 S: 6	H: 3 LOB: 1 BB: 1 P: 10	R: 4 E: 0 K: 0 S: 7	H: 4 LOB: 0 BB: 0 P: 7	R: 0 E: 0 K: 2 S: 7	H: 0 LOB: 0 BB: 0 P: 7	R: 3 E: 0 K: 0 S: 6	H: 3 LOB: 1 BB: 1 P: 10	R: 0 E: 0 K: 0 S: 4	H: 1 LOB: 1 BB: 0 P: 4	R: 0 E: 0 K: 0 S: 4	H: 1 LOB: 2 BB: 1 P: 8	R: 0 E: 0 K: 1 S: 5	H: 0 LOB: 0 BB: 0 P: 5	1B: 7 2B: 2 3B: 1 HR: 3	SF: 0 SAC: 1 DP: 0 HBP: 0	WP: 0 PB: 0 SB: 0 CS: 0	PA: 41				
PITCHER	IP WLS BF H R ER SO BB IBB HBP BLK WP HR S P ERA WHIP	2.0 L 15 7 1 1 1 2 0 0 0 0 1 11 11 4.50 0.500	2.0 11 4 3 3 0 1 0 0 0 0 1 10 14 13.50 2.500	2.0 8 1 0 0 1 1 0 0 0 0 0 9 13 0.00 1.000																				



Batter	1	2	3	4	5	6	7	8	9	AB	R	H	RBI	BB	SO	LOB	TOP			
Matty Alou, L OBP: 0.296, SLG: 0.320 (1, 7)										4	0	0	0	0	2	3	San Diego Padres @ Atlanta Braves Atlanta Stadium, Atlanta, GA Mon Apr 15 1974, 7:05 PM EDT Att: 3,029 - Unknown			
Glenn Beckert, R OBP: 0.455, SLG: 0.400 Derrel Thomas, S OBP: 0.344, SLG: 0.367 (1, 4) (4, FR) (4, 4)										1	0	0	0	1	0	0				
Dave Winfield, R OBP: 0.125, SLG: 0.125 (1, 9)										4	0	0	0	0	2	3				
Nate Colbert, R OBP: 0.167, SLG: 0.077 (1, 3)											3	0	0	0	1	3		2		
Johnny Grubb, L OBP: 0.378, SLG: 0.258 (1, 8)											3	0	1	0	0	1		2		
Fred Kendall, R OBP: 0.351, SLG: 0.417 (1, 2)											4	0	1	0	0	2		3		
Dave Roberts, R OBP: 0.200, SLG: 0.158 (1, 5)											4	0	0	0	0	2		4		
Enzo Hernandez, R OBP: 0.179, SLG: 0.259 Bernie Williams, R OBP: 0.400, SLG: 0.400 Rich Morales, R (1, 6) (8, PH) (8, 6)										2	0	0	0	0	0	0				
Randy Jones, R Mike Corkins, R Bobby Tolan, L Gary Ross, R Cito Gaston, R Rich Troedson, L (1, 1) (2, 1) (8, PH) (8, 1) (8, PH) (8, 1)										0	0	0	0	0	0	0				
Inning Stats	R: 0 E: 0 K: 2 S: 7	H: 0 LOB: 0 BB: 0 P: 7	R: 0 E: 0 K: 2 S: 7	H: 0 LOB: 0 BB: 0 P: 7	R: 0 E: 0 K: 0 S: 3	H: 0 LOB: 1 BB: 1 P: 7	R: 0 E: 0 K: 1 S: 5	H: 1 LOB: 0 BB: 0 P: 9	R: 0 E: 0 K: 2 S: 7	H: 0 LOB: 0 BB: 0 P: 7	R: 0 E: 0 K: 1 S: 8	H: 1 LOB: 2 BB: 1 P: 12	R: 0 E: 0 K: 1 S: 7	H: 2 LOB: 2 BB: 0 P: 7	R: 0 E: 0 K: 3 S: 9	H: 0 LOB: 1 BB: 0 P: 10		1B: 4 2B: 0 3B: 0 HR: 0	SF: 0 SAC: 0 DP: 1 HBP: 1	WP: 0 PB: 1 SB: 0 CS: 0
PITCHER Phil Niekro, R ERA: 2.36 (1, 1)	IP: 9.0 WLS: W BF: 34 H: 4 R: 0 ER: 0 SO: 13 BB: 3 IBB: 0 HBP: 1 BLK: 0 WP: 0 HR: 0 S: 56 P: 69 ERA: 0.00 WHIP: 0.778																			

Batter	1	2	3	4	5	6	7	8	9	AB	R	H	RBI	BB	SO	LOB	BOTTOM			
Ralph Garr, L OBP: 0.295, SLG: 0.381 (1, 9) (6, 7)										4	1	2	0	0	1	2	San Diego Padres @ Atlanta Braves Atlanta Stadium, Atlanta, GA Mon Apr 15 1974, 7:05 PM EDT Att: 3,029 - Unknown			
Marty Perez, R OBP: 0.545, SLG: 0.778 (1, 5)										2	1	0	0	2	0	1				
Hank Aaron, R OBP: 0.280, SLG: 0.571 Rowland Office, L OBP: 0.154, SLG: 0.231 (1, 7) (6, 8)										2	0	0	0	1	0	2				
Dusty Baker Jr., R OBP: 0.421, SLG: 0.455 (1, 8) (6, 9)										3	0	1	1	0	1	3				
Davey Johnson, R OBP: 0.526, SLG: 0.615 Leo Foster, R (1, 4) (8, 4)										3	1	2	1	0	0	1				
Mike Lum, L OBP: 0.220, SLG: 0.350 (1, 3)										3	0	0	0	0	1	3				
Craig Robinson, R OBP: 0.281, SLG: 0.179 (1, 6)										4	2	2	1	0	0	2				
Johnny Oates, L OBP: 0.333, SLG: 0.308 (1, 2)										3	1	1	1	1	1	1				
Phil Niekro, R OBP: 0.273, SLG: 0.364 (1, 1)										4	0	1	1	0	1	2				
Inning Stats	R: 2 E: 1 K: 0 S: 5	H: 2 LOB: 1 BB: 1 P: 9	R: 1 E: 1 K: 2 S: 9	H: 2 LOB: 3 BB: 2 P: 17	R: 0 E: 0 K: 0 S: 2	H: 0 LOB: 0 BB: 0 P: 3	R: 0 E: 0 K: 2 S: 7	H: 1 LOB: 0 BB: 0 P: 7	R: 0 E: 0 K: 1 S: 3	H: 0 LOB: 0 BB: 0 P: 3	R: 3 E: 1 K: 1 S: 5	H: 3 LOB: 1 BB: 1 P: 5	R: 0 E: 0 K: 0 S: 3	H: 0 LOB: 1 BB: 0 P: 4	R: 0 E: 0 K: 1 S: 3	H: 0 LOB: 1 BB: 0 P: 4		1B: 8 2B: 1 3B: 0 HR: 0	SF: 1 SAC: 0 DP: 2 HBP: 2	WP: 0 PB: 0 SB: 0 CS: 1
PITCHER Randy Jones, L ERA: 18.41 Mike Corkins, R ERA: 3.21 Gary Ross, R ERA: 9.0 Rich Troedson, L ERA: 5.63 (1, 1) (2, 1) (6, 1) (8, 1)	IP: 1.2 WLS: L BF: 12 H: 4 R: 3 ER: 3 SO: 3 BB: 3 IBB: 0 HBP: 0 BLK: 0 WP: 0 HR: 0 S: 11 P: 23 ERA: 16.20 WHIP: 4.200																			

AB	30
R	0
H	4
RBI	0
BB	3
SO	13
LOB	19



Batter	1	2	3	4	5	6	7	8	9	AB	R	H	RBI	BB	SO	LOB	TOP			
Bobby Tolan, L OBP: 0.282, SLG: 0.282 (1, 9)										5	0	2	0	0	0	3	San Diego Padres @ Atlanta Braves Atlanta Stadium, Atlanta, GA Tue Apr 16 1974, 7:05 PM EDT Att: 3,196 - Unknown			
Derrel Thomas, S OBP: 0.389, SLG: 0.412 (1, 4)										4	0	3	0	0	0	1				
Nate Colbert, R OBP: 0.147, SLG: 0.067 (1, 7)										4	0	0	0	0	2	6				
Willie McCovey, L OBP: 0.344, SLG: 0.296 (1, 3)										3	1	0	0	1	0	2				
Johnny Grubb, L OBP: 0.390, SLG: 0.265 (1, 8)										3	0	1	0	1	0	0				
Fred Kendall, R OBP: 0.341, SLG: 0.400 (1, 2)										4	1	1	0	0	0	1				
Dave Roberts, R OBP: 0.208, SLG: 0.136 (1, 5)										3	0	0	0	1	0	0				
Enzo Hernandez, R OBP: 0.167, SLG: 0.241 (8, PH)										2	0	0	0	0	1	0				
Matty Alou, L OBP: 0.265, SLG: 0.308 (8, PH)										1	0	0	0	0	0	0				
Rich Morales, R OBP: 0.222, SLG: 0.222 (8, PH)										1	0	1	2	0	0	0				
Steve Arlin, R OBP: 0.333, SLG: 0.364 (8, PH)										2	0	0	0	0	0	0				
Cito Gaston, L OBP: 0.341, SLG: 0.400 (8, PH)										1	0	1	0	0	0	0				
Rich Troedson, L OBP: 0.341, SLG: 0.400 (8, PH)										0	0	0	0	0	0	0				
Dave Hilton, R OBP: 0.341, SLG: 0.400 (8, PH)										1	0	0	0	0	0	2				
Inning Stats	R: 0 E: 0 K: 0 S: 4	H: 1 LOB: 1 BB: 0 P: 4	R: 0 E: 0 K: 0 S: 3	H: 0 LOB: 0 BB: 0 P: 3	R: 0 E: 0 K: 2 S: 9	H: 2 LOB: 2 BB: 0 P: 9	R: 0 E: 0 K: 0 S: 3	H: 0 LOB: 0 BB: 0 P: 3	R: 0 E: 0 K: 0 S: 4	H: 1 LOB: 1 BB: 0 P: 4	R: 0 E: 0 K: 0 S: 3	H: 1 LOB: 0 BB: 0 P: 3	R: 0 E: 0 K: 1 S: 7	H: 2 LOB: 2 BB: 0 P: 7	R: 2 E: 0 K: 0 S: 4	H: 2 LOB: 2 BB: 3 P: 16	1B: 9 2B: 0 3B: 0 HR: 0	SF: 0 SAC: 0 DP: 1 HBP: 0	WP: 0 PA: 37 SB: 0 CS: 1	
PITCHER	IP	WLS	BF	H	R	ER	SO	BB	IBB	HBP	BLK	WP	HR	S	P	ERA	WHIP			
Ron Reed, R ERA: 4.19 (1, 1)	8.0	W	31	7	1	1	3	1	0	0	0	0	0	36	40	1.12	1.000			
Jack Aker, R ERA: 8.31 (9, 1)	0.1		3	1	0	0	0	2	0	0	0	0	0	1	9	0.00	9.000			
Danny Frisella, R ERA: (9, 1)	0.2	S	3	1	1	1	0	0	0	0	0	0	0	3	3	13.50	1.500			

AB 34
R 2
H 9
RBI 2
BB 3
SO 3
LOB 15



Batter	1	2	3	4	5	6	7	8	9	AB	R	H	RBI	BB	SO	LOB	BOTTOM			
Ralph Garr, L OBP: 0.327, SLG: 0.391 (1, 7)										4	0	2	0	1	0	2	San Diego Padres @ Atlanta Braves Atlanta Stadium, Atlanta, GA Tue Apr 16 1974, 7:05 PM EDT Att: 3,196 - Unknown			
Mike Lum, L OBP: 0.217, SLG: 0.318 (1, 3)										4	1	0	0	1	0	7				
Darrell Evans, L OBP: 0.333, SLG: 0.400 (1, 5)										4	1	1	2	0	1	2				
Dusty Baker Jr., R OBP: 0.405, SLG: 0.432 (1, 9)										4	1	1	0	0	0	1				
Davey Johnson, R OBP: 0.524, SLG: 0.571 (1, 4)										2	1	0	0	2	0	1				
Leo Foster, R OBP: 0.353, SLG: 0.310 (8, 4)										0	0	0	0	0	0	0				
Johnny Oates, L OBP: 0.353, SLG: 0.310 (1, 2)										3	0	1	0	1	0	1				
Rowland Office, L OBP: 0.118, SLG: 0.188 (1, 8)										3	0	0	2	0	0	1				
Craig Robinson, R OBP: 0.306, SLG: 0.194 (1, 6)										3	0	1	0	1	1	1				
Ron Reed, R OBP: 0.125, SLG: 0.125 (1, 1)										4	0	1	0	0	1	3				
Jack Aker, R OBP: 0.125, SLG: 0.125 (9, 1)										0	0	0	0	0	0	0				
Danny Frisella, L OBP: 0.125, SLG: 0.125 (9, 1)										0	0	0	0	0	0	0				
Inning Stats	R: 0 E: 1 K: 0 S: 4	H: 1 LOB: 1 BB: 0 P: 4	R: 1 E: 0 K: 1 S: 6	H: 1 LOB: 3 BB: 3 P: 18	R: 0 E: 0 K: 0 S: 3	H: 0 LOB: 1 BB: 1 P: 7	R: 0 E: 0 K: 1 S: 6	H: 1 LOB: 1 BB: 0 P: 6	R: 3 E: 0 K: 0 S: 5	H: 2 LOB: 1 BB: 2 P: 13	R: 0 E: 1 K: 1 S: 6	H: 0 LOB: 1 BB: 0 P: 6	R: 0 E: 0 K: 0 S: 3	H: 0 LOB: 2 BB: 0 P: 5	R: 0 E: 0 K: 0 S: 5	H: 2 LOB: 2 BB: 0 P: 5	1B: 6 2B: 0 3B: 0 HR: 1	SF: 1 SAC: 0 DP: 0 HBP: 0	WP: 1 PA: 38 SB: 0 CS: 0	
PITCHER	IP	WLS	BF	H	R	ER	SO	BB	IBB	HBP	BLK	WP	HR	S	P	ERA	WHIP			
Steve Arlin, R ERA: 6.0 (1, 1)	7.0	L	33	5	4	4	3	6	0	0	1	1	0	33	57	5.14	1.571			
Rich Troedson, L ERA: 5.0 (8, 1)	1.0		5	2	0	0	0	0	0	0	0	0	0	5	5	0.00	2.000			



Batter	1	2	3	4	5	6	7	8	9	AB	R	H	RBI	BB	SO	LOB	TOP			
Derrel Thomas, S OBP: 0.439, SLG: 0.462 (1,4)										5	0	4	1	0	0	1	San Diego Padres @ Atlanta Braves Atlanta Stadium, Atlanta, GA Wed Apr 17 1974, 7:05 PM EDT Att: 3,079 - Unknown			
Bobby Tolán, L OBP: 0.277, SLG: 0.295 (1,9)										5	1	2	0	0	0	2				
Nate Colbert, R OBP: 0.139, SLG: 0.063 (1,7)										2	1	0	0	0	0	4				
Dave Winfield, R OBP: 0.250, SLG: 0.500 (3,7)										3	1	1	1	0	0	2				
Willie McCovey, L OBP: 0.400, SLG: 0.321 (1,3)										1	1	1	0	2	0	0				
Matty Alou, L OBP: 0.287, SLG: 0.286 (5, PR)										2	0	0	0	0	0	2				
Johnny Grubb, L OBP: 0.378, SLG: 0.263 (1,8)										4	1	1	2	0	0	3				
Fred Kendall, R OBP: 0.333, SLG: 0.386 (1,2)										4	0	1	2	0	0	1				
Dave Roberts, R OBP: 0.214, SLG: 0.120 (1,5)										3	0	0	0	1	1	1				
Enzo Hernandez, R OBP: 0.147, SLG: 0.212 (1,6)										4	1	0	0	0	0	1				
Jim McAndrew, R OBP: 0.200, SLG: 0.200 (1,1)										4	0	1	0	0	1	1				
Inning Stats	R: 0 E: 1 K: 0 S: 4	H: 1 LOB: 2 BB: 1 P: 8	R: 0 E: 0 K: 0 S: 3	H: 0 LOB: 0 BB: 0 P: 3	R: 4 E: 0 K: 1 S: 9	H: 4 LOB: 1 BB: 1 P: 13	R: 0 E: 0 K: 0 S: 3	H: 1 LOB: 0 BB: 0 P: 3	R: 1 E: 0 K: 0 S: 5	H: 2 LOB: 1 BB: 0 P: 5	R: 0 E: 0 K: 0 S: 3	H: 0 LOB: 0 BB: 0 P: 3	R: 0 E: 0 K: 1 S: 5	H: 0 LOB: 0 BB: 0 P: 5	R: 0 E: 0 K: 0 S: 5	H: 2 LOB: 2 BB: 0 P: 5	1B: 10 2B: 0 3B: 0 HR: 1	SF: 0 SAC: 0 DP: 2 HBP: 0	WP: 0 PB: 0 SB: 1 CS: 0	PA: 40
PITCHER	IP WLS BF H R ER SO BB IBB HBP BLK WP HR S P ERA WHIP																			
Carl Morton, R ERA: 5.65 (1,1)	7.0 L 32 9 6 6 1 3 0 0 0 0 0 1 31 43 7.71 1.714																			
Tom House, L ERA: 9.0 (8,1)	2.0 8 2 0 0 1 0 0 0 0 0 0 0 10 10 0.00 1.000																			

Batter	1	2	3	4	5	6	7	8	9	AB	R	H	RBI	BB	SO	LOB	BOTTOM			
Ralph Garr, L OBP: 0.370, SLG: 0.431 (1,7)										5	0	4	0	0	0	0	San Diego Padres @ Atlanta Braves Atlanta Stadium, Atlanta, GA Wed Apr 17 1974, 7:05 PM EDT Att: 3,079 - Unknown			
Mike Lum, L OBP: 0.223, SLG: 0.348 (1,3)										2	0	1	0	0	0	1				
Frank Tepedino, L OBP: 0.364, SLG: 0.222 (5,3)										3	0	0	0	0	0	3				
Darrell Evans, L OBP: 0.326, SLG: 0.389 (1,5)										1	0	0	0	0	0	1				
Marty Perez, R OBP: 0.533, SLG: 0.692 (3,5)										4	0	2	0	0	1	2				
Dusty Baker Jr., R OBP: 0.391, SLG: 0.400 (1,9)										3	0	0	0	1	0	4				
Davey Johnson, R OBP: 0.522, SLG: 0.594 (1,4)										4	1	2	0	0	0	2				
Johnny Oates, L OBP: 0.316, SLG: 0.273 (1,2)										4	0	0	0	0	1	3				
Rowland Office, L OBP: 0.095, SLG: 0.150 (1,8)										4	0	0	0	0	1	4				
Craig Robinson, R OBP: 0.308, SLG: 0.206 (1,6)										3	0	1	1	0	0	0				
Norm Miller, L (8, PH)										1	0	0	0	0	0	3				
Leo Foster, R (9,6)										0	0	0	0	0	0	0				
Carl Morton, R (1,1)										2	0	0	0	0	1	1				
Vic Correll, R (7, PH)										1	0	0	0	0	0	0				
Tom House, L (8,1)										0	0	0	0	0	0	0				
Ivan Murrell, R OBP: 0.375, SLG: 0.286 (8, PH)										1	0	0	0	0	0	0				
Inning Stats	R: 0 E: 0 K: 0 S: 4	H: 1 LOB: 2 BB: 1 P: 8	R: 0 E: 0 K: 1 S: 7	H: 2 LOB: 2 BB: 0 P: 7	R: 1 E: 0 K: 1 S: 7	H: 2 LOB: 1 BB: 0 P: 7	R: 0 E: 0 K: 0 S: 6	H: 1 LOB: 1 BB: 0 P: 6	R: 0 E: 0 K: 0 S: 3	H: 0 LOB: 0 BB: 0 P: 3	R: 0 E: 0 K: 0 S: 4	H: 1 LOB: 1 BB: 0 P: 4	R: 0 E: 1 K: 0 S: 6	H: 2 LOB: 3 BB: 0 P: 6	R: 0 E: 0 K: 0 S: 4	H: 1 LOB: 1 BB: 0 P: 4	1B: 8 2B: 2 3B: 0 HR: 0	SF: 0 SAC: 0 DP: 0 HBP: 0	WP: 0 PB: 0 SB: 0 CS: 0	PA: 39
PITCHER	IP WLS BF H R ER SO BB IBB HBP BLK WP HR S P ERA WHIP																			
Jim McAndrew, R ERA: 3.78 (1,1)	9.0 W 39 10 1 1 4 1 0 0 0 0 0 0 46 50 1.00 1.222																			

San Diego Padres @ Atlanta Braves
 Atlanta Stadium, Atlanta, GA
 Wed Apr 17 1974, 7:05 PM EDT
 Att: 3,079 - Unknown

AB	37
R	6
H	11
RBI	6
BB	3
SO	2
LOB	18



San Diego Padres @ Atlanta Braves
 Atlanta Stadium, Atlanta, GA
 Wed Apr 17 1974, 7:05 PM EDT
 Att: 3,079 - Unknown

AB	38
R	1
H	10
RBI	1
BB	1
SO	4
LOB	24



Batter	1	2	3	4	5	6	7	8	9	AB	R	H	RBI	BB	SO	LOB	TOP		
Derrel Thomas, S OBP: 0.435, SLG: 0.442 (1, 4)	1-3	F8		BB			L4		1B	4	0	1	0	1	0	1	San Diego Padres @ Atlanta Braves Atlanta Stadium, Atlanta, GA Thu Apr 18 1974, 7:05 PM EDT Att: 3,131 - Unknown		
Bobby Tolán, L OBP: 0.298, SLG: 0.306 (1, 9)	F7		F8	F8			1B		1B	5	0	2	0	0	0	2			
Dave Winfield, R OBP: 0.353, SLG: 0.529 (1, 7)	BB	1B	2B	1B	G4-6-3		F6		F9	5	2	3	0	0	0	3			
Willie McCovey, L OBP: 0.410, SLG: 0.355 (1, 3)	1B	BB	2B	1B	G4-6-3		G3			3	0	1	1	1	0	2			
Johnny Grubb, L OBP: 0.388, SLG: 0.310 (1, 8)	1B	BB	2B	1B					G3	4	0	2	1	0	0	1			
Fred Kendall, R OBP: 0.306, SLG: 0.354 (1, 2)	F4		F7		5-3				6-3	4	0	0	0	0	0	4			
Dave Roberts, R OBP: 0.219, SLG: 0.138 (1, 5)			F7		SH5-3		K		L6	4	0	1	0	0	1	0			
Enzo Hernandez, R OBP: 0.139, SLG: 0.200 (9, PH)		5-3		SH5-3			F8		F9	2	0	0	0	0	0	0			
Matty Alou, L OBP: 0.256, SLG: 0.276 (9, PH)										1	0	0	0	0	0	0			
Bill Greif, R OBP: 0.286, SLG: 0.167 (5, 1)							5-3		F8	1	0	0	0	1	1	1			
Mike Corkins, R (6, PH)										0	0	0	0	0	0	0			
Cito Gaston, R OBP: 0.308, SLG: 0.333 (6, 1)										1	0	0	0	0	0	0			
Gary Ross, R (9, PH)										0	0	0	0	0	0	0			
Nate Colbert, R OBP: 0.135, SLG: 0.061 (9, PH)										1	0	0	0	0	0	0			
Inning Stats	R: 1 E: 0 K: 0 S: 5	H: 2 LOB: 2 BB: 1 P: 9	R: 0 E: 0 K: 0 S: 3	H: 0 LOB: 1 BB: 1 P: 7	R: 1 E: 0 K: 0 S: 5	H: 2 LOB: 1 BB: 0 P: 5	R: 0 E: 0 K: 1 S: 6	H: 1 LOB: 2 BB: 1 P: 10	R: 0 E: 0 K: 0 S: 4	H: 0 LOB: 0 BB: 0 P: 5	R: 0 E: 0 K: 0 S: 4	H: 1 LOB: 1 BB: 0 P: 4	R: 0 E: 0 K: 0 S: 3	H: 0 LOB: 0 BB: 0 P: 3	R: 0 E: 0 K: 0 S: 5	H: 2 LOB: 2 BB: 0 P: 5	1B: 8 2B: 2 3B: 0 HR: 0	SF: 0 SAC: 1 DP: 1 HBP: 0	WP: 0 PA: 39 SB: 0 CS: 1
PITCHER Roric Harrison, R ERA: 4.7 (1, 1)	IP: 9.0 WLS: W BF: 39 H: 10 R: 2 ER: 2 SO: 2 BB: 3 IBB: 0 HBP: 0 BLK: 0 WP: 0 HR: 0 S: 40 P: 52 ERA: 2.00 WHIP: 1.444																		

AB 35
R 2
H 10
RBI 2
BB 3
SO 2
LOB 14



Batter	1	2	3	4	5	6	7	8	9	AB	R	H	RBI	BB	SO	LOB	BOTTOM		
Ralph Garr, L OBP: 0.407, SLG: 0.491 (8, 7)	G3		FC6-4		WP			6-3		4	2	3	2	1	0	0	San Diego Padres @ Atlanta Braves Atlanta Stadium, Atlanta, GA Thu Apr 18 1974, 7:05 PM EDT Att: 3,131 - Unknown		
Marty Pérez, R OBP: 0.450, SLG: 0.556 (1, 5)	5-3		FC6-4		WP		F3		L9	5	1	1	0	0	0	4			
Frank Tepedino, L OBP: 0.400, SLG: 0.462 (1, 3)	G3		5-3							4	2	2	3	0	0	1			
Hank Aaron, R OBP: 0.310, SLG: 0.542 (7, PR)										3	0	1	0	1	2	1			
Rowland Office, L OBP: 0.095, SLG: 0.150 (8, 8)	K									0	0	0	0	0	0	0			
Dusty Baker Jr., R OBP: 0.360, SLG: 0.372 (8, 9)			1-3		SF9		L8			3	0	0	1	0	0	4			
Davey Johnson, R OBP: 0.500, SLG: 0.600 (1, 4)			L9				L8			3	0	1	1	0	0	0			
Johnny Oates, L OBP: 0.333, SLG: 0.297 (1, 2)			L7				SF9			4	0	2	0	0	0	2			
Craig Robinson, R OBP: 0.326, SLG: 0.216 (1, 6)			CS				E5			3	1	1	0	1	0	3			
Roric Harrison, R (1, 1)			CS				1-3			3	1	0	0	1	0	2			
Inning Stats	R: 1 E: 0 K: 1 S: 6	H: 1 LOB: 0 BB: 0 P: 6	R: 0 E: 0 K: 0 S: 3	H: 1 LOB: 0 BB: 0 P: 3	R: 2 E: 1 K: 0 S: 5	H: 2 LOB: 2 BB: 2 P: 13	R: 0 E: 0 K: 0 S: 4	H: 1 LOB: 1 BB: 0 P: 4	R: 3 E: 0 K: 1 S: 8	H: 3 LOB: 0 BB: 0 P: 8	R: 0 E: 0 K: 0 S: 3	H: 1 LOB: 2 BB: 2 P: 11	R: 1 E: 1 K: 0 S: 6	H: 2 LOB: 2 BB: 0 P: 6	R: 0 E: 0 K: 0 S: 3	H: 0 LOB: 0 BB: 0 P: 3	1B: 8 2B: 1 3B: 2 HR: 0	SF: 2 SAC: 0 DP: 0 HBP: 0	WP: 2 PA: 39 SB: 0 CS: 2
PITCHER Bill Greif, R ERA: 8.84 (5, 1)	IP: 4.0 WLS: L BF: 21 H: 8 R: 6 ER: 6 SO: 1 BB: 0 IBB: 0 HBP: 0 BLK: 0 WP: 0 HR: 0 S: 21 P: 29 ERA: 13.50 WHIP: 2.250																		
Mike Corkins, R ERA: 3.0 (6, 1)	IP: 1.0 WLS: L BF: 3 H: 0 R: 0 ER: 0 SO: 1 BB: 0 IBB: 0 HBP: 0 BLK: 0 WP: 0 HR: 0 S: 5 P: 5 ERA: 0.00 WHIP: 0.000																		
Gary Ross, R ERA: 5.4 (6, 1)	IP: 3.0 WLS: L BF: 14 H: 3 R: 1 ER: 1 SO: 0 BB: 1 IBB: 1 HBP: 0 BLK: 0 WP: 0 HR: 0 S: 12 P: 20 ERA: 3.00 WHIP: 1.333																		



Batter	1	2	3	4	5	6	7	8	9	AB	R	H	RBI	BB	SO	LOB	TOP		
Ralph Garr, L OBP: 0.397, SLG: 0.475 (1, 9)										4	0	1	0	0	0	0	Atlanta Braves @ Houston Astros Astrodome, Houston, TX Fri Apr 19 1974, 8:05 PM EDT Att: 13,025 - Dome		
Marty Perez, R OBP: 0.435, SLG: 0.524 Buzz Capra, R (6, 1)										3	0	1	0	0	0	1			
Vic Correll, R Jack Aker, R (8, PH)										1	0	0	0	0	0	0			
Ivan Murrell, R OBP: 0.333, SLG: 0.273 (1, 3)										4	0	1	0	0	2	1			
Hank Aaron, R OBP: 0.303, SLG: 0.500 (1, 7)										4	1	1	0	0	0	2			
Dusty Baker Jr., R OBP: 0.370, SLG: 0.404 (1, 8)										4	1	2	0	0	1	0			
Davey Johnson, R OBP: 0.463, SLG: 0.538 (1, 4)										4	0	0	0	0	0	4			
Johnny Oates, L OBP: 0.326, SLG: 0.317 (1, 2)										4	0	1	2	0	0	2			
Craig Robinson, R OBP: 0.304, SLG: 0.200 (1, 6)										3	0	0	0	0	1	1			
Phil Niekro, R OBP: 0.231, SLG: 0.308 Leo Foster, R (6, 5)										2	0	0	0	0	0	1			
Inning Stats	R: 0 E: 0 K: 1 S: 5	H: 0 LOB: 0 BB: 0 P: 5	R: 2 E: 0 K: 0 S: 6	H: 3 LOB: 1 BB: 0 P: 6	R: 0 E: 0 K: 1 S: 6	H: 1 LOB: 0 BB: 0 P: 6	R: 0 E: 0 K: 1 S: 6	H: 0 LOB: 1 BB: 0 P: 6	R: 0 E: 0 K: 0 S: 3	H: 0 LOB: 0 BB: 0 P: 3	R: 0 E: 0 K: 0 S: 3	H: 0 LOB: 0 BB: 0 P: 3	R: 0 E: 0 K: 1 S: 5	H: 0 LOB: 0 BB: 0 P: 5	R: 0 E: 0 K: 0 S: 5	H: 2 LOB: 2 BB: 0 P: 5	1B: 5 2B: 2 3B: 0 HR: 0	SF: 0 SAC: 0 DP: 0 HBP: 0	WP: 0 PA: 34 PB: 0 SB: 1 CS: 0
PITCHER Dave Roberts, L ERA: 4.33 (1, 1)	IP: 9.0 WLS: W BF: 34 H: 7 R: 2 ER: 2 SO: 5 BB: 0 IBB: 0 HBP: 0 BLK: 0 WP: 0 HR: 0 S: 44 P: 44 ERA: 2.00 WHIP: 0.778															PITCHER			

Batter	1	2	3	4	5	6	7	8	9	AB	R	H	RBI	BB	SO	LOB	BOTTOM		
Greg Gross, L OBP: 0.500, SLG: 0.531 (1, 9)										5	1	2	1	0	0	1	Atlanta Braves @ Houston Astros Astrodome, Houston, TX Fri Apr 19 1974, 8:05 PM EDT Att: 13,025 - Dome		
Roger Metzger, S OBP: 0.356, SLG: 0.365 (1, 6)										3	0	1	0	1	0	0			
Cesar Cedeno, R OBP: 0.441, SLG: 0.655 (1, 8)										3	0	1	1	1	0	3			
Bob Watson, R OBP: 0.333, SLG: 0.392 (1, 7)										4	0	0	0	0	1	4			
Lee May, R OBP: 0.321, SLG: 0.404 Bob Gallagher, L OBP: 0.133, SLG: 0.200 (6, PR)										3	0	1	0	0	2	0			
Milt May, L OBP: 0.324, SLG: 0.333 (1, 2)										4	2	3	0	0	0	0			
Denis Menke, R OBP: 0.286, SLG: 0.200 (1, 5)										3	1	0	1	1	1	2			
Tommy Helms, R OBP: 0.289, SLG: 0.409 Larry Milbourne, S OBP: 0.222, SLG: 0.222 (7, 4)										3	2	2	2	0	0	1			
Dave Roberts, L OBP: 0.182, SLG: 0.300 (1, 1)										3	0	1	2	0	1	0			
Inning Stats	R: 0 E: 1 K: 0 S: 4	H: 0 LOB: 1 BB: 0 P: 4	R: 0 E: 0 K: 1 S: 5	H: 0 LOB: 1 BB: 1 P: 9	R: 0 E: 1 K: 0 S: 4	H: 1 LOB: 2 BB: 1 P: 8	R: 2 E: 0 K: 3 S: 11	H: 2 LOB: 0 BB: 0 P: 11	R: 1 E: 0 K: 1 S: 6	H: 2 LOB: 0 BB: 0 P: 6	R: 3 E: 0 K: 0 S: 7	H: 4 LOB: 2 BB: 1 P: 11	R: 0 E: 0 K: 1 S: 5	H: 1 LOB: 0 BB: 0 P: 5	R: 2 E: 1 K: 0 S: 5	H: 2 LOB: 0 BB: 0 P: 5		1B: 10 2B: 0 3B: 1 HR: 1	SF: 2 SAC: 1 DP: 1 HBP: 0
PITCHER Phil Niekro, R ERA: 3.62 Buzz Capra, R ERA: 1.5 Jack Aker, R ERA: 6.75 (1, 1)	IP: 5.2 WLS: L BF: 28 H: 9 R: 6 ER: 6 SO: 5 BB: 2 IBB: 0 HBP: 0 BLK: 0 WP: 1 HR: 1 S: 36 P: 44 ERA: 9.53 WHIP: 1.941															PITCHER			



Batter	1	2	3	4	5	6	7	8	9	AB	R	H	RBI	BB	SO	LOB	TOP																				
Ralph Garr, L OBP: 0.384, SLG: 0.478 (1, 9)	E6 CS		G1	F8			4-3		L7	5	0	0	0	0	0	3																					
Mike Lum, L OBP: 0.259, SLG: 0.400 (1, 3)	4-3		K		L9		4-3 HR		HBP	4	1	1	0	0	1	1																					
Darrell Evans, L OBP: 0.321, SLG: 0.356 (1, 5)					1B		4-3		F5	4	0	2	0	1	0	2																					
Hank Aaron, R OBP: 0.324, SLG: 0.594 Rowland Office, L OBP: 0.120, SLG: 0.208 Ivan Murrell, R OBP: 0.308, SLG: 0.250 (1, 7)	6-3		K						F8	4	1	2	2	0	1	2																					
Dusty Baker Jr., R OBP: 0.413, SLG: 0.404 (8, 9)		SH2-3 1B SF9 BB		BB FC 1B	5-3				S BB	2	1	1	0	2	0	2																					
Davey Johnson, R OBP: 0.435, SLG: 0.489 (1, 4)		SH2-3 1B		FC BB	5-3				K	4	0	1	0	0	1	4																					
Paul Casanova, R (1, 2)		SH2-3		F7		5-3			5-3	3	0	0	0	0	0	2																					
Craig Robinson, R OBP: 0.283, SLG: 0.178 (1, 6)		SF9				5-3			5-3	2	0	0	1	1	0	0																					
Carl Morton, R Danny Frisella, L (8, 1)			K		K		K		K	4	0	0	0	0	4	4																					
										0	0	0	0	0	0	0																					
Inning Stats	R: 0 E: 1 K: 0 S: 4	H: 1 LOB: 1 BB: 0 P: 4	R: 1 E: 0 K: 1 S: 6	H: 1 LOB: 1 BB: 1 P: 10	R: 0 E: 1 K: 2 S: 8	H: 1 LOB: 3 BB: 0 P: 8	R: 0 E: 0 K: 1 S: 7	H: 1 LOB: 1 BB: 1 P: 11	R: 0 E: 0 K: 0 S: 4	H: 0 LOB: 2 BB: 0 P: 8	R: 2 E: 0 K: 1 S: 7	H: 2 LOB: 1 BB: 1 P: 11	R: 0 E: 0 K: 1 S: 5	H: 0 LOB: 1 BB: 0 P: 5	R: 0 E: 0 K: 0 S: 3	H: 0 LOB: 1 BB: 0 P: 4	1B: 6 2B: 0 3B: 0 HR: 1	SF: 1 SAC: 1 DP: 0 HBP: 1	WP: 0 PB: 0 SB: 1 CS: 1	PA: 40																	
PITCHER	IP	WLS	BF	H	R	ER	SO	BB	IBB	HBP	BLK	WP	HR	S	P	ERA	WHIP	PITCHER			IP	WLS	BF	H	R	ER	SO	BB	IBB	HBP	BLK	WP	HR	S	P	ERA	WHIP
Tom Griffin, R ERA: 1.86 (1, 1)	7.0		33	7	3	3	6	4	0	0	0	0	1	41	57	3.86	1.571																				
Jerry Johnson, R ERA: 3.0 (8, 1)	1.0	W	3	0	0	0	1	0	0	0	0	0	0	5	5	0.00	0.000																				
Fred Scherman, L ERA: 1.08 (9, 1)	1.0		4	0	0	0	0	0	0	1	0	0	0	3	4	0.00	0.000																				

Atlanta Braves @ Houston Astros
Astrodome, Houston, TX
Sun Apr 21 1974, 4:33 AM EDT
Att: 14,922 - Dome

AB 33
R 3
H 7
RBI 3
BB 4
SO 7
LOB 21



Batter	1	2	3	4	5	6	7	8	9	AB	R	H	RBI	BB	SO	LOB	BOTTOM																				
Greg Gross, L OBP: 0.442, SLG: 0.436 (1, 9)	K		F7		1B 1B BB		G3	4-3		4	1	0	0	1	1	4																					
Roger Metzger, S OBP: 0.373, SLG: 0.390 (1, 6)	S BB		5-3		1B PO 1B			HR		3	1	2	0	1	0	0																					
Cesar Cedeno, R OBP: 0.403, SLG: 0.587 (1, 8)	K		4-3		1B			F6		4	0	1	1	0	1	2																					
Bob Watson, R OBP: 0.354, SLG: 0.448 (1, 7)	5-3			1B	PO	6-3		HR		4	1	2	2	0	0	1																					
Lee May, R OBP: 0.344, SLG: 0.463 Larry Milbourne, S OBP: 0.222, SLG: 0.222 (8, PR)		FC6-4 1B		G5-4-3 1B		F9		BB 1B 2B		4	0	3	0	0	0	0																					
Milt May, L OBP: 0.333, SLG: 0.325 (1, 2)		FC6-4 1B		F7		1-3		1B BB IBB		3	0	1	0	1	0	2																					
Doug Rader, R OBP: 0.333, SLG: 0.346 (1, 5)		K		G5-4-3		5-3		1B BB		3	0	0	0	1	1	4																					
Tommy Helms, R OBP: 0.327, SLG: 0.451 Ollie Brown, R OBP: 0.259, SLG: 0.407 (1, 4)		FC6-4 S		SH1-4 1B 1B				FC4-6 1B		4	0	3	1	0	0	2																					
Tom Griffin, R OBP: 0.444, SLG: 0.750 Bob Gallagher, L OBP: 0.116, SLG: 0.176 Jerry Johnson, R (8, PH)		K		SH1-4		FC4-6		F3		1	0	0	0	0	1	2																					
Johnny Edwards, L OBP: 0.250, SLG: 0.286 Fred Scherman, L (9, 1)										0	0	0	0	0	0	3																					
										0	0	0	0	0	0	0																					
Inning Stats	R: 0 E: 0 K: 2 S: 7	H: 0 LOB: 1 BB: 1 P: 11	R: 0 E: 0 K: 2 S: 9	H: 2 LOB: 2 BB: 0 P: 9	R: 0 E: 0 K: 0 S: 3	H: 0 LOB: 0 BB: 0 P: 3	R: 0 E: 0 K: 0 S: 4	H: 2 LOB: 1 BB: 0 P: 4	R: 1 E: 0 K: 0 S: 4	H: 3 LOB: 1 BB: 1 P: 8	R: 0 E: 0 K: 0 S: 3	H: 0 LOB: 0 BB: 0 P: 3	R: 0 E: 0 K: 0 S: 4	H: 1 LOB: 1 BB: 0 P: 4	R: 3 E: 0 K: 0 S: 7	H: 4 LOB: 3 BB: 2 P: 15	1B: 9 2B: 2 3B: 0 HR: 1	SF: 0 SAC: 1 DP: 1 HBP: 0	WP: 0 PB: 0 SB: 2 CS: 0	PA: 38																	
PITCHER	IP	WLS	BF	H	R	ER	SO	BB	IBB	HBP	BLK	WP	HR	S	P	ERA	WHIP	PITCHER			IP	WLS	BF	H	R	ER	SO	BB	IBB	HBP	BLK	WP	HR	S	P	ERA	WHIP
Carl Morton, R ERA: 5.05 (1, 1)	7.0		29	9	2	2	4	2	0	0	0	0	1	35	43	2.57	1.571																				
Danny Frisella, R ERA: 2.45 (8, 1)	1.0	L	8	3	2	2	0	1	1	0	0	0	1	6	14	18.00	4.000																				

Atlanta Braves @ Houston Astros
Astrodome, Houston, TX
Sun Apr 21 1974, 4:33 AM EDT
Att: 14,922 - Dome

AB 32
R 4
H 12
RBI 4
BB 4
SO 4
LOB 21



Batter	1	2	3	4	5	6	7	8	9	AB	R	H	RBI	BB	SO	LOB	TOP			
Ralph Garr, L OBP: 0.377, SLG: 0.479 (1, 9)	6-3		1-3 2B		1-2 K			5-3		4	0	1	0	0	1	2				
Marty Perez, R OBP: 0.444, SLG: 0.600 (1, 4)	4-3 2B		L5				4-3 2B	F8		4	0	2	0	0	0	3				
Darrell Evans, L OBP: 0.316, SLG: 0.333 (1, 5)	4-3		1-3				4-3	BB		3	0	0	0	1	0	4				
Hank Aaron, R OBP: 0.293, SLG: 0.528 (1, 7)	6-3		6-3				5-3	F8		4	0	0	0	0	0	6				
Dusty Baker Jr., R OBP: 0.403, SLG: 0.411 (1, 8)		F9 FC3-2 2B		L6			6-3			4	0	1	0	0	0	1				
Ivan Murrell, R OBP: 0.294, SLG: 0.250 (1, 3)		F9		F3			G4-6-3 1B	F8		4	0	1	0	0	0	1				
Johnny Oates, L OBP: 0.296, SLG: 0.271 (1, 2)		FC3-2		F7			F9	5-3		4	0	0	0	0	0	2				
Craig Robinson, R OBP: 0.268, SLG: 0.167 (1, 6)		6-3					G4-6-3 1-2			3	0	0	0	0	0	2				
Roric Harrison, R OBP: 0.273, SLG: 0.111 Jack Aker, R (7, 1) Vic Correll, R OBP: 0.071, SLG: 0.143 (8, PH) Tom House, L (8, 1)				2B 1B				5-3 2B		1	0	1	0	1	0	0				
Inning Stats	R: 0 E: 0 K: 0 S: 4	H: 1 LOB: 1 BB: 0 P: 4	R: 0 E: 0 K: 0 S: 4	H: 1 LOB: 1 BB: 0 P: 4	R: 0 E: 0 K: 0 S: 5	H: 2 LOB: 2 BB: 0 P: 5	R: 0 E: 0 K: 0 S: 3	H: 0 LOB: 0 BB: 0 P: 3	R: 0 E: 0 K: 1 S: 4	H: 0 LOB: 1 BB: 1 P: 8	R: 0 E: 0 K: 0 S: 3	H: 1 LOB: 0 BB: 0 P: 3	R: 0 E: 0 K: 0 S: 4	H: 1 LOB: 2 BB: 1 P: 8	R: 0 E: 0 K: 0 S: 3	H: 0 LOB: 0 BB: 0 P: 3	1B: 2 2B: 6 3B: 0 HR: 0	SF: 0 SAC: 0 DP: 2 HBP: 0	WP: 0 PB: 0 SB: 0 CS: 1	PA: 34
PITCHER Claude Osteen, L ERA: 3.12 (1, 1)	IP: 9.0 WLS: W BF: 34 H: 7 R: 0 ER: 0 SO: 1 BB: 2 IBB: 0 HBP: 0 BLK: 0 WP: 0 HR: 0 S: 34 P: 42 ERA: 0.00 WHIP: 1.000															PITCHER				

Atlanta Braves @ Houston Astros
Astrodome, Houston, TX
Mon Apr 22 1974, 8:05 PM EDT
Att: 11,502 - Dome

AB 32
R 0
H 7
RBI 0
BB 2
SO 1
LOB 21



Batter	1	2	3	4	5	6	7	8	9	AB	R	H	RBI	BB	SO	LOB	BOTTOM			
Greg Gross, L OBP: 0.426, SLG: 0.442 (1, 9) (8, 7)	L3		F7		6-3		HR 2B			4	1	1	0	0	0	1				
Roger Metzger, S OBP: 0.394, SLG: 0.403 (1, 6)	K				HR 1B		HR BB			3	2	2	1	1	1	0				
Cesar Cedeno, R OBP: 0.408, SLG: 0.672 (1, 8)	K		L5		HR		HR			4	2	2	5	0	1	1				
Bob Watson, R OBP: 0.362, SLG: 0.443 (7, PR) Bob Gallagher, L OBP: 0.116, SLG: 0.176 (8, 9)		F9		WP 2B 1B	F4		BB			3	1	1	0	1	0	0				
Lee May, R OBP: 0.338, SLG: 0.448 Denis Menke, R OBP: 0.286, SLG: 0.200 (8, 3)		1B 1B		6-3	F7		F8			4	0	1	0	0	0	2				
Johnny Edwards, L OBP: 0.250, SLG: 0.280 (1, 2)			1-3 1B		F9		4-3	4-3		4	0	1	0	0	0	2				
Doug Rader, R OBP: 0.328, SLG: 0.357 (1, 5)		F3		2H 2B			F6	1-3		4	0	1	1	0	0	2				
Tommy Helms, R OBP: 0.309, SLG: 0.426 Larry Milbourne, S OBP: 0.200, SLG: 0.200 (7, 4)		F7		F8			K	F3		3	0	0	0	0	1	3				
Claude Osteen, L OBP: 0.222, SLG: 0.222 (1, 1)			K		6-3 1B 1B		3-1	4-3		4	1	1	0	0	1	0				
Inning Stats	R: 0 E: 0 K: 2 S: 7	H: 0 LOB: 0 BB: 0 P: 7	R: 0 E: 0 K: 0 S: 5	H: 2 LOB: 2 BB: 0 P: 5	R: 0 E: 0 K: 1 S: 6	H: 1 LOB: 1 BB: 0 P: 6	R: 1 E: 0 K: 0 S: 5	H: 2 LOB: 1 BB: 0 P: 5	R: 3 E: 0 K: 0 S: 6	H: 3 LOB: 0 BB: 0 P: 6	R: 0 E: 0 K: 1 S: 5	H: 0 LOB: 0 BB: 0 P: 5	R: 3 E: 0 K: 0 S: 5	H: 2 LOB: 1 BB: 2 P: 13	R: 0 E: 0 K: 0 S: 3	H: 0 LOB: 0 BB: 0 P: 3	1B: 6 2B: 2 3B: 0 HR: 2	SF: 0 SAC: 0 DP: 0 HBP: 0	WP: 1 PB: 0 SB: 0 CS: 0	PA: 36
PITCHER Roric Harrison, R ERA: 5.83 Jack Aker, R ERA: 6.0 Tom House, L ERA: 6.75 (1, 1) (7, 1) (8, 1)	IP: 6.1 WLS: L BF: 30 H: 10 R: 7 ER: 7 SO: 4 BB: 1 IBB: 0 HBP: 0 BLK: 0 WP: 1 HR: 2 S: 37 P: 41 ERA: 9.95 WHIP: 1.737															PITCHER				

Atlanta Braves @ Houston Astros
Astrodome, Houston, TX
Mon Apr 22 1974, 8:05 PM EDT
Att: 11,502 - Dome

AB 34
R 7
H 10
RBI 7
BB 2
SO 4
LOB 11




Batter	1	2	3	4	5	6	7	8	9	AB	R	H	RBI	BB	SO	LOB	TOP			
Rennie Stennett, R OBP: 0.310, SLG: 0.441	0-0 6-3		0-0 1B		0-0 5-3		0-0 1B	0-0 F8		5	0	2	0	0	0	1	Pittsburgh Pirates @ Atlanta Braves Atlanta Stadium, Atlanta, GA Wed Apr 24 1974, 7:05 PM EDT Att: 3,395 - Unknown			
Richie Hebner, L OBP: 0.449, SLG: 0.767	0-0 HR		0-0 F9		0-0 G3		0-0 F5	0-0 4-3		5	1	1	1	0	0	4				
Al Oliver, L OBP: 0.309, SLG: 0.448	0-0 FC3-6 1B		0-0 L9		0-0 HR 1B		0-0 1-2 1B		0-0 F8	5	1	3	0	0	0	1				
Willie Stargell, L OBP: 0.317, SLG: 0.429	0-0 FC3-6 1-2		0-0 1B		0-0 HR 1B		0-3 K		0-3 K	5	1	2	2	0	2	3				
Dave Parker, L OBP: 0.382, SLG: 0.481	0-3 K		0-3 K		0-0 F5		0-3 K		0-3 K	5	0	0	0	0	4	5				
Richie Zisk, R OBP: 0.333, SLG: 0.410		0-3 K		0-3 K		0-0 5-3 1B		4-0 HR BB		3	0	1	0	1	2	0				
Gene Clines, R OBP: 0.176, SLG: 0.313										0	1	0	0	0	0	0				
Manny Sanguillen, R OBP: 0.241, SLG: 0.552		0-0 F8		0-0 4-3		0-0 5-3 1-2		0-0 1-H HR		4	1	1	2	0	0	1				
Frank Taveras, R OBP: 0.500, SLG: 0.500		0-0 1B		0-0 2B		0-0 F4		0-0 S 1B		4	0	3	0	0	0	1				
Dock Ellis, S		0-3 K		0-3 K		0-3 K		0-0 B5		3	0	0	0	0	3	3				
Dave Giusti, R										1	0	0	0	0	0	1				
Inning Stats	R: 1 E: 0 K: 1 S: 7	H: 2 LOB: 1 BB: 7	R: 0 E: 0 K: 2 S: 8	H: 1 LOB: 1 BB: 8	R: 0 E: 0 K: 1 S: 7	H: 2 LOB: 2 BB: 7	R: 0 E: 0 K: 2 S: 8	H: 1 LOB: 1 BB: 0	R: 2 E: 0 K: 1 S: 6	H: 2 LOB: 0 BB: 0	R: 0 E: 0 K: 2 S: 9	H: 2 LOB: 2 BB: 1	R: 2 E: 0 K: 0 S: 5	H: 2 LOB: 2 BB: 1	R: 0 E: 0 K: 2 S: 7	H: 0 LOB: 0 BB: 7	1B: 9 2B: 1 3B: 0 HR: 3	SF: 0 SAC: 0 DP: 0 HBP: 0	WP: 0 PB: 0 SB: 1 CS: 0	PA: 41
PITCHER	IP WLS BF H R ER SO BB IBB HBP BLK WP HR S P ERA WHIP	IP WLS BF H R ER SO BB IBB HBP BLK WP HR S P ERA WHIP	IP WLS BF H R ER SO BB IBB HBP BLK WP HR S P ERA WHIP	IP WLS BF H R ER SO BB IBB HBP BLK WP HR S P ERA WHIP	IP WLS BF H R ER SO BB IBB HBP BLK WP HR S P ERA WHIP	IP WLS BF H R ER SO BB IBB HBP BLK WP HR S P ERA WHIP	IP WLS BF H R ER SO BB IBB HBP BLK WP HR S P ERA WHIP	IP WLS BF H R ER SO BB IBB HBP BLK WP HR S P ERA WHIP	IP WLS BF H R ER SO BB IBB HBP BLK WP HR S P ERA WHIP	IP WLS BF H R ER SO BB IBB HBP BLK WP HR S P ERA WHIP	IP WLS BF H R ER SO BB IBB HBP BLK WP HR S P ERA WHIP	IP WLS BF H R ER SO BB IBB HBP BLK WP HR S P ERA WHIP	IP WLS BF H R ER SO BB IBB HBP BLK WP HR S P ERA WHIP	IP WLS BF H R ER SO BB IBB HBP BLK WP HR S P ERA WHIP	IP WLS BF H R ER SO BB IBB HBP BLK WP HR S P ERA WHIP	IP WLS BF H R ER SO BB IBB HBP BLK WP HR S P ERA WHIP	ERA WHIP	ERA WHIP		
Phil Niekro, R ERA: 3.72	6.1	L	30	11	3	3	7	0	0	0	0	0	0	0	0	0	4.26	1.737		
Tom House, L ERA: 5.79	0.2		2	0	0	0	2	0	0	0	0	0	0	0	0	0	0.00	0.000		
Buzz Capra, R ERA: 3.86	2.0		9	2	2	2	2	1	0	0	0	0	0	0	1	12	9.00	1.500		


Batter	1	2	3	4	5	6	7	8	9	AB	R	H	RBI	BB	SO	LOB	BOTTOM					
Ralph Garr, L OBP: 0.378, SLG: 0.468	0-0 1-3		0-0 F2			4-0 G3-6-1 1B WP BB			0-0 FC3-6	4	1	1	0	1	0	2	Pittsburgh Pirates @ Atlanta Braves Atlanta Stadium, Atlanta, GA Wed Apr 24 1974, 7:05 PM EDT Att: 3,395 - Unknown					
Rowland Office, L OBP: 0.138, SLG: 0.214	0-0 F9		0-3 K			0-0 G3-6-1 1B			0-0 F2	4	0	1	0	0	1	4						
Hank Aaron, R OBP: 0.286, SLG: 0.514										1	0	0	0	0	0	1						
Darrell Evans, L OBP: 0.311, SLG: 0.314	4-0 BB		0-0 L8			0-0 G3-6-1 1-2 2-3			0-3 K	3	0	0	0	1	1	3						
Dusty Baker Jr., R OBP: 0.423, SLG: 0.500	0-0 6-3				0-0 G5-4-3 1B				0-0 F8 1B 2B	4	2	3	1	0	0	1						
Davey Johnson, R OBP: 0.409, SLG: 0.451		0-0 F8		0-0 G5-4-3 1-2		0-0 F2			0-0 F8	4	0	0	0	0	0	2						
Frank Tepedino, L OBP: 0.388, SLG: 0.412		0-0 6-3		0-0 6-3					0-0 L1	4	0	1	1	0	0	0						
Johnny Oates, L OBP: 0.293, SLG: 0.269		0-0 FC6-4 1B			0-0 4-3				0-0 E3 1B BB	4	0	1	0	0	0	1						
Craig Robinson, R OBP: 0.259, SLG: 0.160		0-0 FC6-4			0-0 1-3				0-0 F3	2	0	0	0	0	0	1						
Norm Miller, L OBP: 0.278, SLG: 0.235		0-0 1-2			0-0 K				0-0 F7	0	0	0	0	0	0	0						
Leo Foster, R									0-0 FC3-6 BB	1	0	0	0	0	0	2						
Marty Perez, R OBP: 0.464, SLG: 0.660										0	0	0	0	1	0	0						
Inning Stats	R: 0 E: 0 K: 0 S: 3	H: 0 LOB: 1 BB: 1 P: 7	R: 0 E: 0 K: 0 S: 4	H: 1 LOB: 1 BB: 0 P: 4	R: 0 E: 0 K: 1 S: 6	H: 1 LOB: 1 BB: 0 P: 6	R: 0 E: 0 K: 0 S: 3	H: 1 LOB: 0 BB: 0 P: 3	R: 0 E: 0 K: 1 S: 5	H: 0 LOB: 0 BB: 0 P: 5	R: 2 E: 0 K: 0 S: 4	H: 2 LOB: 0 BB: 1 P: 8	R: 0 E: 1 K: 0 S: 5	H: 1 LOB: 3 BB: 1 P: 9	R: 1 E: 0 K: 1 S: 7	H: 2 LOB: 1 BB: 0 P: 7	R: 0 E: 0 K: 0 S: 3	H: 0 LOB: 1 BB: 1 P: 7	1B: 6 2B: 1 3B: 0 HR: 1	SF: 0 SAC: 0 DP: 2 HBP: 0	WP: 1 PB: 0 SB: 0 CS: 0	PA: 38
PITCHER	IP WLS BF H R ER SO BB IBB HBP BLK WP HR S P ERA WHIP	IP WLS BF H R ER SO BB IBB HBP BLK WP HR S P ERA WHIP	IP WLS BF H R ER SO BB IBB HBP BLK WP HR S P ERA WHIP	IP WLS BF H R ER SO BB IBB HBP BLK WP HR S P ERA WHIP	IP WLS BF H R ER SO BB IBB HBP BLK WP HR S P ERA WHIP	IP WLS BF H R ER SO BB IBB HBP BLK WP HR S P ERA WHIP	IP WLS BF H R ER SO BB IBB HBP BLK WP HR S P ERA WHIP	IP WLS BF H R ER SO BB IBB HBP BLK WP HR S P ERA WHIP	IP WLS BF H R ER SO BB IBB HBP BLK WP HR S P ERA WHIP	IP WLS BF H R ER SO BB IBB HBP BLK WP HR S P ERA WHIP	IP WLS BF H R ER SO BB IBB HBP BLK WP HR S P ERA WHIP	IP WLS BF H R ER SO BB IBB HBP BLK WP HR S P ERA WHIP	IP WLS BF H R ER SO BB IBB HBP BLK WP HR S P ERA WHIP	IP WLS BF H R ER SO BB IBB HBP BLK WP HR S P ERA WHIP	IP WLS BF H R ER SO BB IBB HBP BLK WP HR S P ERA WHIP	IP WLS BF H R ER SO BB IBB HBP BLK WP HR S P ERA WHIP	ERA WHIP	ERA WHIP				
Dock Ellis, R ERA: 4.42	6.0	W	23	5	2	2	2	2	0	0	0	0	0	0	0	0	3.00	1.167				
Dave Giusti, R ERA: 5.65	3.0	S	15	3	1	1	1	2	0	0	0	0	0	0	0	0	3.00	1.667				



Batter	1	2	3	4	5	6	7	8	9	AB	R	H	RBI	BB	SO	LOB	TOP			
Rick Monday, L OBP: 0.434, SLG: 0.453 (1, 8)	F9		4-3			HBP 1B	FC5-4		1B	5	0	2	0	0	0	2	Chicago Cubs @ Atlanta Braves Atlanta Stadium, Atlanta, GA Sun Apr 28 1974, 3:33 AM EDT Att: 10,418 - Unknown			
Jerry Morales, R OBP: 0.342, SLG: 0.381 (1, 7)	6-3		CS 1B			F8		CS 1B	F8	5	0	2	0	0	0	2				
Bill Madlock, R OBP: 0.353, SLG: 0.403 (1, 5)	K		CS 1-2	K		HBP 1-2		E6 HR 1-2		3	1	0	0	0	2	1				
Billy Williams, L OBP: 0.382, SLG: 0.500 (1, 3)		PB 1B		4-3		F9		HR 1-H		4	2	2	2	0	0	2				
Jose Cardenal, R OBP: 0.358, SLG: 0.459 (1, 9)	6-3			F7			FC1-6 1B	CS 2B		4	0	2	0	0	0	1				
Don Kessinger, S OBP: 0.327, SLG: 0.171 (1, 6)	6-3				K		FC1-6 1B	CS IBB		3	1	0	0	1	1	2				
George Mitterwald, R OBP: 0.370, SLG: 0.511 Tom Lundstedt, S (7, 2)	FC5-4 1B			P5			K	K		3	0	1	1	0	1	1				
Dave Rosello, R OBP: 0.167, SLG: 0.136 (1, 4)	FC5-4			F2			1B IBB		5-3	3	0	0	0	1	0	1				
Ken Frailing, L OBP: 0.300, SLG: 0.300 Horacio Pina, R (7, 1)			K			G3	FC5-4 1B		F9	3	0	1	1	0	1	0				
Inning Stats	R: 0 E: 0 K: 1 S: 5	H: 0 LOB: 0 BB: 0 P: 5	R: 1 E: 0 K: 0 S: 5	H: 2 LOB: 1 BB: 0 P: 5	R: 0 E: 0 K: 1 S: 5	H: 1 LOB: 0 BB: 0 P: 5	R: 0 E: 0 K: 1 S: 5	H: 0 LOB: 0 BB: 0 P: 5	R: 0 E: 0 K: 0 S: 4	H: 1 LOB: 2 BB: 0 P: 5	R: 1 E: 1 K: 1 S: 7	H: 2 LOB: 2 BB: 1 P: 11	R: 2 E: 1 K: 1 S: 7	H: 3 LOB: 1 BB: 1 P: 11	R: 0 E: 0 K: 0 S: 4	H: 1 LOB: 1 BB: 0 P: 4		1B: 8 2B: 1 3B: 0 HR: 1	SF: 0 SAC: 0 DP: 0 HBP: 1	WP: 0 PB: 1 SB: 0 CS: 4
PITCHER	IP	WLS	BF	H	R	ER	SO	BB	IBB	HBP	BLK	WP	HR	S	P	ERA	WHIP			
Phil Niekro, R ERA: 3.35 (1, 1)	7.0		28	6	2	1	5	0	1	1	0	0	0	36	41	1.29	0.857			
Jack Aker, R ERA: 5.4 (8, 1)	0.1	L	4	3	2	1	0	0	0	0	0	0	1	4	4	27.00	9.000			
Danny Frisella, R ERA: 1.64 (8, 1)	1.2		6	1	0	0	1	0	1	0	0	0	0	7	11	0.00	0.600			

Batter	1	2	3	4	5	6	7	8	9	AB	R	H	RBI	BB	SO	LOB	BOTTOM			
Ralph Garr, L OBP: 0.390, SLG: 0.484 (8, 7)	G3 1B		G4-3-6		L5-3		CS 1B IBB		3-1	4	1	1	0	1	0	2	Chicago Cubs @ Atlanta Braves Atlanta Stadium, Atlanta, GA Sun Apr 28 1974, 3:33 AM EDT Att: 10,418 - Unknown			
Craig Robinson, R OBP: 0.267, SLG: 0.194 (1, 6)	G3		BB 1B		4-3		E CS 1B			4	0	2	3	0	0	0				
Darrell Evans, L OBP: 0.338, SLG: 0.349 (1, 5)	1-3		BB 1-2 BB			K	E5			3	0	0	0	1	1	2				
Hank Aaron, R OBP: 0.302, SLG: 0.596 Jack Aker, R Danny Frisella, L (8, 1)	F8		F3		6-3		6-3	5-3		4	0	0	0	0	0	4				
Dusty Baker Jr., R OBP: 0.407, SLG: 0.520 (8, 9)		F8		6-3				1-3		4	0	1	0	0	0	0				
Davey Johnson, R OBP: 0.390, SLG: 0.410 (1, 4)						K		P4		4	0	2	0	0	1	1				
Ivan Murrell, R OBP: 0.280, SLG: 0.261 (1, 3)		K		F2			FC1-6 1B	F7		4	0	1	0	0	1	2				
Johnny Oates, L OBP: 0.306, SLG: 0.254 (1, 2)		F5		4-3			FC1-6 1B	4-3		4	1	0	0	0	0	3				
Phil Niekro, R OBP: 0.353, SLG: 0.412 Marty Perez, R OBP: 0.515, SLG: 0.667 Rowland Office, L OBP: 0.147, SLG: 0.212 (8, 8)			G4-3-6 1B		L5-3 1B		1-3 1B	G3		2	0	2	0	0	0	0				
Inning Stats	R: 1 E: 1 K: 0 S: 4	H: 1 LOB: 0 BB: 0 P: 4	R: 0 E: 0 K: 1 S: 6	H: 1 LOB: 1 BB: 0 P: 6	R: 0 E: 0 K: 0 S: 4	H: 2 LOB: 1 BB: 1 P: 8	R: 0 E: 0 K: 0 S: 4	H: 1 LOB: 1 BB: 0 P: 4	R: 0 E: 0 K: 2 S: 8	H: 1 LOB: 1 BB: 0 P: 8	R: 2 E: 1 K: 0 S: 6	H: 3 LOB: 2 BB: 1 P: 10	R: 0 E: 0 K: 0 S: 3	H: 0 LOB: 0 BB: 0 P: 3	R: 0 E: 0 K: 0 S: 3	H: 0 LOB: 0 BB: 0 P: 3		1B: 10 2B: 1 3B: 0 HR: 0	SF: 0 SAC: 0 DP: 2 HBP: 0	WP: 0 PB: 0 SB: 0 CS: 2
PITCHER	IP	WLS	BF	H	R	ER	SO	BB	IBB	HBP	BLK	WP	HR	S	P	ERA	WHIP			
Ken Frailing, L ERA: 1.65 (1, 1)	6.1		29	10	3	2	3	1	1	0	0	0	0	8	8	0.00	0.000			
Horacio Pina, R ERA: 3.19 (7, 1)	2.2	W	8	0	0	0	0	0	0	0	0	0	0	8	8	0.00	0.000			

Batter	1	2	3	4	5	6	7	8	9	AB	R	H	RBI	BB	SO	LOB	TOP										
Ralph Garr, L OBP: 0.385, SLG: 0.495 (1, 9)	L1	HR			F7		E6		1B BB	4	2	1	3	1	0	0	Atlanta Braves @ St. Louis Cardinals Busch Stadium, St. Louis, MO Wed May 01 1974, 7:05 PM CDT Att: 14,202 - Unknown AB 35 R 6 H 9 RBI 6 BB 4 SO 2 LOB 14 										
Leo Foster, R OBP: 0.300, SLG: 0.556 (1, 4)	P4	HR			CS		E5		SF9 1B BB	4	1	2	1	1	0	1											
Ivan Murrell, R OBP: 0.287, SLG: 0.250 Frank Tepedino, L OBP: 0.290, SLG: 0.286 (9, PH) (9, 3)	1B	5-3			6-3		K		SF9 1B BB	4	0	1	0	0	1	3											
Hank Aaron, R OBP: 0.295, SLG: 0.600 Rowland Office, L OBP: 0.143, SLG: 0.212 (1, 7) (8, 8)	1B			5-3		4-3		G3	SF9	4	0	1	0	0	0	0											
Dusty Baker Jr., R OBP: 0.411, SLG: 0.500 (1, 8) (8, 9)	F2			F9			F8		5-3	5	0	1	0	0	0	4											
Marty Perez, R OBP: 0.500, SLG: 0.625 Darrell Evans, L OBP: 0.341, SLG: 0.343 (1, 5) (8, PH) (8, 5)		1B HR BB		6-3		F9		BB		2	1	0	0	1	0	1											
Paul Casanova, R (1, 2)	F8			F8		F9		F5		4	0	0	0	0	0	3											
Craig Robinson, R OBP: 0.265, SLG: 0.200 (1, 6)	HR			G3		4-3		BB SH3-4	1B	4	2	2	0	0	0	0											
Carl Morton, R OBP: 0.053, SLG: 0.053 Johnny Oates, L OBP: 0.320, SLG: 0.273 Danny Frisella, L (9, PH) (9, 1)	K			5-3		F9		SH3-4	1B	3	0	0	0	0	1	2											
Inning Stats	R: 0 E: 0 K: 0 S: 5	H: 2 LOB: 2 BB: 0 P: 5	R: 4 E: 0 K: 1 S: 8	H: 3 LOB: 0 BB: 1 P: 12	R: 0 E: 0 K: 0 S: 3	H: 0 LOB: 0 BB: 0 P: 3	R: 0 E: 0 K: 0 S: 3	H: 0 LOB: 0 BB: 0 P: 3	R: 0 E: 0 K: 0 S: 4	H: 1 LOB: 1 BB: 0 P: 4	R: 0 E: 2 K: 1 S: 7	H: 0 LOB: 2 BB: 0 P: 7	R: 0 E: 0 K: 0 S: 3	H: 0 LOB: 1 BB: 1 P: 7	R: 2 E: 0 K: 0 S: 5	H: 2 LOB: 2 BB: 2 P: 13		1B: 7 2B: 0 3B: 0 HR: 2	SF: 1 SAC: 1 DP: 0 HBP: 0	WP: 0 PB: 0 SB: 1 CS: 1	PA: 41						
PITCHER	IP	WLS	BF	H	R	ER	SO	BB	IBB	HBP	BLK	WP	HR	S	P	ERA	WHIP										
John Curtis, L ERA: 5.73 (1, 1)	7.0		30	7	4	4	2	1	0	0	0	0	2	33	37	5.14	1.143										
Mike Garman, R ERA: 2.13 (8, 1)	1.0	L	5	1	1	1	0	1	0	0	0	0	0	4	8	9.00	2.000										
Rich Folkers, L ERA: 2.7 (9, 1)	0.1		3	0	0	0	0	2	0	0	0	0	0	1	9	0.00	6.000										
Orlando Pena, R ERA: 1.93 (9, 1)	0.2		3	1	1	1	0	0	0	0	0	0	0	3	3	13.50	1.500										

Batter	1	2	3	4	5	6	7	8	9	AB	R	H	RBI	BB	SO	LOB	BOTTOM										
Lou Brock, L OBP: 0.373, SLG: 0.420 (1, 7)	SH1-3	S		6-3			6-3		4-3	5	1	2	0	0	0	1	Atlanta Braves @ St. Louis Cardinals Busch Stadium, St. Louis, MO Wed May 01 1974, 7:05 PM CDT Att: 14,202 - Unknown AB 35 R 5 H 9 RBI 4 BB 2 SO 5 LOB 11 										
Ted Sizemore, R OBP: 0.400, SLG: 0.396 (1, 4)	SH1-3	5-3			1B CS		6-3		5-3	4	0	1	0	0	0	1											
Reggie Smith, S OBP: 0.415, SLG: 0.570 (1, 9)	6-3			F8		CS		E	BB	3	1	1	1	1	0	0											
Ted Simmons, S OBP: 0.354, SLG: 0.466 (1, 2)	1B 1B BB			F7		K		F7		3	0	0	0	1	1	3											
Bake McBride, L OBP: 0.354, SLG: 0.423 (1, 8)	1B			F8		F7		E4		4	1	1	0	0	0	1											
Ken Reitz, R OBP: 0.436, SLG: 0.557 (1, 5)	1B				2B		F9		1-3	4	1	2	1	0	0	0											
Joe Torre, R OBP: 0.326, SLG: 0.364 (1, 3)	K			4-3		K2-3		K		4	0	1	0	0	3	3											
Mike Tyson, R OBP: 0.275, SLG: 0.264 Tim McCarver, L OBP: 0.234, SLG: 0.286 (9, PH) (9, 1)		6-3		4-3		4-3		3-1		3	0	0	1	0	0	1											
John Curtis, L OBP: 0.187, SLG: 0.091 Jose Cruz, L OBP: 0.226, SLG: 0.143 Mike Garman, R OBP: 0.320, SLG: 0.273 Rich Folkers, L OBP: 0.341, SLG: 0.343 Orlando Pena, R OBP: 0.265, SLG: 0.200 Jim Hickman, R OBP: 0.400, SLG: 0.687 (1, 1) (7, PH) (8, 1) (9, 1) (9, 1) (9, PH)		6-3			2-3		4-3		HR	2	0	0	0	0	1	1											
Inning Stats	R: 1 E: 0 K: 1 S: 8	H: 3 LOB: 3 BB: 1 P: 12	R: 0 E: 0 K: 0 S: 4	H: 1 LOB: 1 BB: 0 P: 4	R: 0 E: 0 K: 0 S: 3	H: 0 LOB: 0 BB: 0 P: 3	R: 1 E: 0 K: 1 S: 7	H: 2 LOB: 1 BB: 0 P: 7	R: 0 E: 0 K: 1 S: 6	H: 2 LOB: 1 BB: 0 P: 6	R: 0 E: 0 K: 1 S: 5	H: 0 LOB: 0 BB: 0 P: 5	R: 0 E: 1 K: 1 S: 6	H: 0 LOB: 0 BB: 1 P: 10	R: 2 E: 0 K: 1 S: 4	H: 0 LOB: 0 BB: 0 P: 4		1B: 6 2B: 3 3B: 0 HR: 1	SF: 0 SAC: 1 DP: 1 HBP: 0	WP: 0 PB: 0 SB: 1 CS: 2	PA: 38						
PITCHER	IP	WLS	BF	H	R	ER	SO	BB	IBB	HBP	BLK	WP	HR	S	P	ERA	WHIP										
Carl Morton, R ERA: 4.44 (1, 1)	8.0	W	34	8	4	2	5	2	0	0	0	0	0	42	50	2.25	1.250										
Danny Frisella, R ERA: 2.25 (9, 1)	1.0		4	1	1	1	0	0	0	0	0	0	1	4	4	9.00	1.000										

Batter	1	2	3	4	5	6	7	8	9	AB	R	H	RBI	BB	SO	LOB	TOP				
Ralph Garr, L (1,7) OBP: 0.386, SLG: 0.491	0-0 4-3		0-0 BB S 1B		0-0 1-3		0-0 FC6-4 1B		0-0 5-3	5	0	2	0	0	0	0					
Craig Robinson, R (1,6) OBP: 0.294, SLG: 0.215	0-0 F8		4-0 BB 1-2 BB		0-0 F7		0-0 FC6-4 1B		0-0 BB 1B	4	0	2	0	1	0	0					
Darrell Evans, L (1,5) OBP: 0.368, SLG: 0.357	0-0 E8 1B		4-0 1-2 2-3 BB		0-0 1B 2B 1B		0-0 FC6-4 1-2 2-3		4-0 1-2 BB	3	1	2	0	2	0	2					
Davey Johnson, R (1,4) OBP: 0.360, SLG: 0.362	0-0 5-3		0-0 F8		0-0 F4		0-0 5-3		0-3 K	5	0	0	0	0	1	9					
Dusty Baker Jr., R (1,9)		0-0 F3		0-0 3-1		0-0 F9		0-0 F8		4	0	0	0	0	0	1					
Ivan Murrell, R (1,3)		0-3 K		0-0 F4		0-0 1-2 2B 1B		0-0 F3		4	1	1	0	0	1	0					
Rowland Office, L (1,8)		0-0 4-3		4-0 BB		0-0 1-H 2-H 2B		4-0 BB		2	0	1	2	2	0	0					
Paul Casanova, R (1,2)			0-3 K		0-0 F8		0-0 F4		0-0 L7	4	0	0	0	0	1	3					
Roric Harrison, R (1,1) OBP: 0.250, SLG: 0.357			0-0 5-3		0-3 K		0-0 F3		0-0 L8	2	0	0	0	0	1	0					
Vic Correll, R (7, PH) OBP: 0.063, SLG: 0.125										1	0	0	0	0	0	0					
Tom House, L (7, PH)										0	0	0	0	0	0	0					
Marty Perez, R (8, PH) OBP: 0.486, SLG: 0.606										1	0	0	0	0	0	0					
Inning Stats	R: 0 E: 1 K: 0 S: 4	H: 1 LOB: 1 BB: 0 P: 4	R: 0 E: 0 K: 1 S: 5	H: 0 LOB: 0 BB: 0 P: 5	R: 0 E: 0 K: 1 S: 6	H: 1 LOB: 3 BB: 2 P: 14	R: 0 E: 0 K: 0 S: 3	H: 0 LOB: 1 BB: 1 P: 7	R: 0 E: 0 K: 1 S: 5	H: 0 LOB: 0 BB: 0 P: 5	R: 2 E: 0 K: 0 S: 6	H: 3 LOB: 1 BB: 0 P: 6	R: 0 E: 0 K: 0 S: 5	H: 2 LOB: 2 BB: 0 P: 5	R: 0 E: 0 K: 0 S: 3	H: 0 LOB: 1 BB: 1 P: 7	R: 0 E: 0 K: 1 S: 6	H: 1 LOB: 2 BB: 1 P: 10	1B: 7 2B: 1 3B: 0 HR: 0	SF: 0 SAC: 0 DP: 0 HBP: 0	WP: 0 PA: 40 PB: 0 SB: 1 CS: 0
PITCHER Jerry Reuss, L (1,1) ERA: 5.74	IP: 9.0 WLS: W BF: 40 H: 8 R: 2 ER: 2 SO: 4 BB: 5 IBB: 0 HBP: 0 BLK: 0 WP: 0 HR: 0 S: 43 P: 63 ERA: 2.00 WHIP: 1.444															PITCHER	IP: 9.0 WLS: W BF: 40 H: 8 R: 2 ER: 2 SO: 4 BB: 5 IBB: 0 HBP: 0 BLK: 0 WP: 0 HR: 0 S: 43 P: 63 ERA: 2.00 WHIP: 1.444				

Atlanta Braves @ Pittsburgh Pirates
Three Rivers Stadium, Pittsburgh, PA
Fri May 03 1974, 7:05 PM EDT
Att: 11,248 - Unknown

AB 35
R 2
H 8
RBI 2
BB 5
SO 4
LOB 15



Batter	1	2	3	4	5	6	7	8	9	AB	R	H	RBI	BB	SO	LOB	BOTTOM
Rennie Stennett, R (1,4) OBP: 0.316, SLG: 0.415	0-0 BB 1B		0-0 F8		0-0 1B		0-0 F9			4	0	2	0	0	0	1	
Richie Hebner, L (1,5) OBP: 0.422, SLG: 0.675	0-0 F8		0-0 4-3 1-3 2B		0-0 G3		0-0 4-3			4	1	1	0	0	0	2	
Al Oliver, L (1,3) OBP: 0.319, SLG: 0.495	0-0 F9		0-0 4-3		0-0 F8		0-0 F7			4	0	0	1	0	0	2	
Willie Stargell, L (1,7) OBP: 0.375, SLG: 0.500	4-0 1-2 BB		0-0 2-3 3-H 3B 2B		4-0 1B BB		0-0 L6			2	1	1	1	2	0	0	
Dave Parker, L (1,8) OBP: 0.356, SLG: 0.457	0-3 K		0-0 2-H WP 3B		0-0 F7		0-0 1B CS 1B			4	1	2	1	0	1	3	
Richie Zisk, R (1,9) OBP: 0.382, SLG: 0.414		0-0 6-3		4-0 3-H BB		0-0 1-2 1B		0-3 K		3	0	1	0	1	1	1	
Manny Sanguillen, R (1,2) OBP: 0.263, SLG: 0.599		0-0 9-2 3B		0-0 F5		0-0 L8		0-0 1-3 1B		4	0	2	0	0	0	3	
Frank Taveras, R (1,6) OBP: 0.417, SLG: 0.400		0-0 9-2		0-0 6-3		0-0 B1-3		0-0 F8		4	0	0	0	0	0	3	
Jerry Reuss, L (1,1) OBP: 0.417, SLG: 0.222			4-0 2B 4-3 BB		0-0 L8		0-0 F5			2	1	0	0	1	0	0	
Inning Stats	R: 0 E: 0 K: 1 S: 6	H: 1 LOB: 2 BB: 1 P: 10	R: 0 E: 0 K: 0 S: 3	H: 1 LOB: 0 BB: 0 P: 3	R: 4 E: 0 K: 0 S: 6	H: 3 LOB: 1 BB: 2 P: 14	R: 0 E: 0 K: 0 S: 4	H: 1 LOB: 1 BB: 0 P: 4	R: 0 E: 0 K: 0 S: 3	H: 0 LOB: 0 BB: 0 P: 3	R: 0 E: 0 K: 0 S: 3	H: 0 LOB: 0 BB: 0 P: 3	R: 0 E: 0 K: 1 S: 6	H: 2 LOB: 1 BB: 0 P: 6	1B: 5 2B: 3 3B: 2 HR: 0	SF: 0 SAC: 0 DP: 1 HBP: 0	WP: 1 PA: 35 PB: 0 SB: 0 CS: 1
PITCHER Roric Harrison, R (1,1) ERA: 5.31 Tom House, L (7,1) ERA: 3.24	IP: 6.0 WLS: L BF: 28 H: 7 R: 4 ER: 4 SO: 1 BB: 4 IBB: 0 HBP: 0 BLK: 0 WP: 0 HR: 0 S: 26 P: 42 ERA: 6.00 WHIP: 1.833															PITCHER	IP: 6.0 WLS: L BF: 28 H: 7 R: 4 ER: 4 SO: 1 BB: 4 IBB: 0 HBP: 0 BLK: 0 WP: 0 HR: 0 S: 26 P: 42 ERA: 6.00 WHIP: 1.833

Atlanta Braves @ Pittsburgh Pirates
Three Rivers Stadium, Pittsburgh, PA
Fri May 03 1974, 7:05 PM EDT
Att: 11,248 - Unknown

AB 31
R 4
H 9
RBI 3
BB 4
SO 2
LOB 15



Batter	1	2	3	4	5	6	7	8	9	AB	R	H	RBI	BB	SO	LOB	TOP			
Ralph Garr, L (1,7) OBP: 0.390, SLG: 0.491	F8		K														4 0 2 0 0 1 0			
Craig Robinson, R (1,6) OBP: 0.293, SLG: 0.253	S		3-1			FC1-4-6	P	P4-3		5	1	2	1	0	0	2	5 1 2 1 0 0 2			
Darrell Evans, L (1,5) OBP: 0.363, SLG: 0.342	K		3-1			PO		F6		3	0	0	1	1	1	1	3 0 0 1 1 1 1			
Davey Johnson, R (1,4) OBP: 0.344, SLG: 0.342	L7		G3					F7		4	0	0	0	0	2		4 0 0 0 0 0 2			
Dusty Baker Jr., R (1,9) OBP: 0.398, SLG: 0.506		HR			F4					3	1	1	1	1	0	1	3 1 1 1 1 0 1			
Ivan Murrell, R (1,3) OBP: 0.283, SLG: 0.278	F6				F3			F7		4	0	1	0	0	0	1	4 0 1 0 0 0 1			
Rowland Office, L (1,8) Hank Aaron, R (9, PH) OBP: 0.290, SLG: 0.589	K				6-3			L7		3	0	0	0	0	1	2	3 0 0 0 0 0 1 2			
Johnny Oates, L (1,2) Marty Perez, R (9, PH) OBP: 0.290, SLG: 0.606						1B SH2-4	F2			2	1	1	0	1	0	0	2 1 1 0 1 0 0 0			
Phil Niekro, R (1,1) Vic Correll, R (7, PH) Buzz Capra, R (7,1) Leo Foster, R (9, PH) OBP: 0.273, SLG: 0.500	F5				SH2-4		F8	FC6-4		1	0	0	0	0	0	1	1 0 0 0 0 0 0 1			
Inning Stats	R: 0 E: 0 K: 1 S: 6	H: 1 LOB: 1 BB: 0 P: 6	R: 1 E: 0 K: 1 S: 6	H: 1 LOB: 1 BB: 1 P: 10	R: 1 E: 0 K: 1 S: 6	H: 1 LOB: 0 BB: 0 P: 6	R: 0 E: 0 K: 0 S: 3	H: 0 LOB: 0 BB: 0 P: 3	R: 1 E: 0 K: 0 S: 4	H: 2 LOB: 0 BB: 0 P: 4	R: 0 E: 0 K: 0 S: 4	H: 1 LOB: 2 BB: 1 P: 8	R: 0 E: 0 K: 0 S: 3	H: 0 LOB: 0 BB: 0 P: 3	R: 0 E: 0 K: 0 S: 3	H: 0 LOB: 0 BB: 0 P: 11	1B: 4 2B: 1 3B: 1 HR: 1	SF: 0 SAC: 1 DP: 0 HBP: 0	WP: 0 PB: 0 SB: 1 CS: 1	PA: 38
PITCHER Jim Rooker, L (1,1) ERA: 1.76	IP: 9.0 WLS: W BF: 37 H: 7 R: 3 ER: 3 SO: 3 BB: 4 IBB: 0 HBP: 0 BLK: 0 WP: 0 HR: 1 S: 38 P: 54 ERA: 3.00 WHIP: 1.222															PITCHER				

Atlanta Braves @ Pittsburgh Pirates
Three Rivers Stadium, Pittsburgh, PA
Sat May 04 1974, 3:33 AM EDT
Att: 8,069 - Unknown

AB 32
R 3
H 7
RBI 3
BB 4
SO 3
LOB 13



Batter	1	2	3	4	5	6	7	8	9	AB	R	H	RBI	BB	SO	LOB	BOTTOM			
Rennie Stennett, R (1,4) Paul Popovich, S (6,4) OBP: 0.317, SLG: 0.412	6-3		FC6-4			P4				3	1	1	0	0	0	1	3 1 1 0 0 0 1			
Richie Hebner, L (1,5) OBP: 0.404, SLG: 0.643	G3		F6		L8		4-3			4	0	0	0	0	3		4 0 0 0 0 0 3			
Al Oliver, L (1,3) OBP: 0.316, SLG: 0.485	F3				F7		F6			4	1	1	1	0	0	0	4 1 1 1 0 0 0			
Willie Stargell, L (1,7) OBP: 0.402, SLG: 0.500						1B				0	0	0	0	4	0	0	0 0 0 0 4 0 0			
Dave Parker, L (1,8) OBP: 0.364, SLG: 0.459	G6-4-3				F5					4	0	2	2	0	0	2	4 0 2 2 0 0 2			
Richie Zisk, R (1,9) Gene Clines, R (8,9) OBP: 0.403, SLG: 0.467						1B				2	1	1	1	2	1	2	2 1 1 1 2 1 2			
Manny Sanguillen, R (1,2) OBP: 0.263, SLG: 0.474	F7				F5		F8			4	0	0	0	0	5		4 0 0 0 0 0 5			
Frank Taveras, R (1,6) OBP: 0.385, SLG: 0.367			F8			K		F9		4	0	0	0	0	1	0	4 0 0 0 0 0 1			
Jim Rooker, R (1,1) OBP: 0.455, SLG: 0.455			FC6-4			1B		K		4	1	2	0	0	1	0	4 1 2 0 0 1 0			
Inning Stats	R: 0 E: 0 K: 0 S: 3	H: 0 LOB: 0 BB: 0 P: 3	R: 1 E: 0 K: 0 S: 3	H: 1 LOB: 0 BB: 1 P: 7	R: 0 E: 0 K: 0 S: 4	H: 1 LOB: 1 BB: 0 P: 4	R: 0 E: 0 K: 0 S: 3	H: 0 LOB: 2 BB: 2 P: 11	R: 3 E: 0 K: 1 S: 9	H: 4 LOB: 3 BB: 2 P: 17	R: 0 E: 0 K: 0 S: 3	H: 0 LOB: 0 BB: 0 P: 3	R: 0 E: 0 K: 1 S: 6	H: 1 LOB: 2 BB: 1 P: 10	R: 0 E: 0 K: 1 S: 5	H: 0 LOB: 0 BB: 0 P: 5	1B: 6 2B: 0 3B: 0 HR: 1	SF: 0 SAC: 0 DP: 1 HBP: 0	WP: 0 PB: 0 SB: 0 CS: 0	PA: 36
PITCHER Phil Niekro, R (1,1) ERA: 3.66 Buzz Capra, R (7,1) ERA: 4.09	IP: 6.0 WLS: L BF: 28 H: 6 R: 4 ER: 4 SO: 1 BB: 6 IBB: 0 HBP: 0 BLK: 0 WP: 0 HR: 1 S: 25 P: 45 ERA: 6.00 WHIP: 1.833															PITCHER				

Atlanta Braves @ Pittsburgh Pirates
Three Rivers Stadium, Pittsburgh, PA
Sat May 04 1974, 3:33 AM EDT
Att: 8,069 - Unknown

AB 30
R 4
H 7
RBI 4
BB 6
SO 3
LOB 13



Batter	1	2	3	4	5	6	7	8	9	AB	R	H	RBI	BB	SO	LOB	TOP			
Ralph Garr, L (1,9) OBP: 0.398, SLG: 0.496	0-0 CS 1B	0-0 1-2 3-H 1B			0-0 1-3		0-0 SH1-4 1B		0-0 1-3	5	0	3	1	0	0	0	Atlanta Braves @ Pittsburgh Pirates Three Rivers Stadium, Pittsburgh, PA Sun May 05 1974, 3:33 AM EDT Att: 13,596 - Unknown			
Craig Robinson, R (1,6) OBP: 0.291, SLG: 0.241	0-3 K	0-0 F3			0-0 P4-3		0-0 SH1-4		0-0 6-3	4	0	0	0	0	1	3				
Dusty Baker Jr., R (1,8) OBP: 0.398, SLG: 0.495	0-0 6-3				4-0 1B BB		0-0 E6 P6-4-3		0-3 K	4	0	1	0	1	1	1				
Hank Aaron, R (1,7) OBP: 0.303, SLG: 0.600		0-0 HR 2B			0-0 FC5-4		0-0 P6-4-3			4	1	2	0	0	0	3				
Rowland Office, L (7,8) OBP: 0.190, SLG: 0.237					1-2 1B					0	0	0	0	0	0	0				
Davey Johnson, R (1,4) OBP: 0.340, SLG: 0.377		0-0 2H HR			0-0 F8				0-0 F7	4	1	1	2	0	0	3				
Darrell Evans, L (1,5) OBP: 0.358, SLG: 0.329	0-3 K				0-0 P4-3				4-0 1B BB	3	0	0	0	1	1	1				
Ivan Murrell, R (1,3) OBP: 0.286, SLG: 0.282		4-0 1B BB			0-3 K				0-0 F5	3	1	1	0	1	1	0				
Johnny Oates, L (1,2) OBP: 0.329, SLG: 0.292		0-0 F7			0-0 F9				0-3 K	4	0	1	0	0	1	3				
Ron Reed, R (1,1) OBP: 0.211, SLG: 0.167		0-0 1B			0-0 F9				0-0 5-3	4	0	1	0	0	0	3				
Tom House, L (9,1)	1-3 1B								0-0 5-3	0	0	0	0	0	0	0				
Inning Stats	R: 0 E: 0 K: 1 S: 5	H: 1 LOB: 0 BB: 0 P: 5	R: 3 E: 0 K: 1 S: 9	H: 4 LOB: 2 BB: 1 P: 13	R: 0 E: 0 K: 0 S: 4	H: 1 LOB: 1 BB: 0 P: 4	R: 0 E: 0 K: 1 S: 5	H: 0 LOB: 0 BB: 0 P: 5	R: 0 E: 0 K: 0 S: 4	H: 1 LOB: 2 BB: 1 P: 8	R: 0 E: 1 K: 0 S: 4	H: 1 LOB: 1 BB: 0 P: 4	R: 0 E: 0 K: 1 S: 6	H: 1 LOB: 2 BB: 0 P: 10	R: 0 E: 0 K: 1 S: 5	H: 0 LOB: 0 BB: 0 P: 5	1B: 7 2B: 2 3B: 0 HR: 1	SF: 0 SAC: 1 DP: 1 HBP: 0	WP: 0 PB: 0 SB: 0 CS: 1	PA: 39
PITCHER Ken Brett, L (1,1) ERA: 3.55	IP: 9.0 WLS: L BF: 39	H: 10 R: 3 ER: 3 SO: 5	BB: 3 IBB: 0 HBP: 0 BLK: 0	WP: 0 HR: 1 S: 46 P: 58	ERA: 3.00 WHIP: 1.444	PITCHER										IP: 9.0 WLS: L BF: 39	H: 10 R: 3 ER: 3 SO: 5	BB: 3 IBB: 0 HBP: 0 BLK: 0	WP: 0 HR: 1 S: 46 P: 58	ERA: 3.00 WHIP: 1.444

AB 35
R 3
H 10
RBI 3
BB 3
SO 5
LOB 17



Batter	1	2	3	4	5	6	7	8	9	AB	R	H	RBI	BB	SO	LOB	BOTTOM						
Paul Popovich, S (1,4) OBP: 0.200, SLG: 0.143	0-0 F5				0-0 P2-3				0-0 P3-1	4	0	0	0	0	0	1	Atlanta Braves @ Pittsburgh Pirates Three Rivers Stadium, Pittsburgh, PA Sun May 05 1974, 3:33 AM EDT Att: 13,596 - Unknown						
Richie Hebner, L (1,5) OBP: 0.398, SLG: 0.625	0-3 K				0-0 F5				0-0 F8	4	0	1	0	0	1	0							
Al Oliver, L (1,3) OBP: 0.304, SLG: 0.465	0-0 4-3				0-0 L8				0-0 L7	4	0	0	0	0	0	1							
Willie Stargell, L (1,7) OBP: 0.396, SLG: 0.500		0-3 K			0-0 1B 2B				0-3 K	4	1	1	0	0	2	1							
Dave Parker, L (1,8) OBP: 0.363, SLG: 0.455		0-0 F7			0-0 S 1B				0-0 F9	3	0	1	1	0	0	0							
Bob Robertson, R (9,PH) OBP: 0.167, SLG: 0.241					2-H 1B					1	0	0	0	0	0	0							
Richie Ziek, R (1,9) OBP: 0.400, SLG: 0.460		0-0 F8			0-0 1-3				0-0 L4-3 1B	3	0	1	0	0	0	1							
Manny Sanguillen, R (1,2) OBP: 0.290, SLG: 0.450					0-0 F2				0-0 L4-3	3	0	0	0	0	0	1							
Frank Taveras, R (1,6) OBP: 0.370, SLG: 0.353					0-0 4-3				0-0 F6	2	0	0	0	0	0	0							
Ed Kirkpatrick, L (9,PH) OBP: 0.519, SLG: 0.450									0-0 F6	1	0	0	0	0	0	0							
Mario Mendoza, R (9,6)										0	0	0	0	0	0	0							
Ken Brett, L (1,1) OBP: 0.500, SLG: 1.200					0-0 1B				0-0 HR	3	1	2	1	0	0	0							
Inning Stats	R: 0 E: 0 K: 1 S: 5	H: 0 LOB: 0 BB: 0 P: 5	R: 0 E: 0 K: 1 S: 5	H: 0 LOB: 0 BB: 0 P: 5	R: 0 E: 0 K: 0 S: 4	H: 1 LOB: 1 BB: 0 P: 4	R: 1 E: 0 K: 0 S: 5	H: 2 LOB: 1 BB: 0 P: 5	R: 0 E: 0 K: 0 S: 3	H: 0 LOB: 0 BB: 0 P: 3	R: 0 E: 0 K: 0 S: 4	H: 1 LOB: 1 BB: 0 P: 4	R: 0 E: 0 K: 0 S: 3	H: 1 LOB: 0 BB: 0 P: 3	R: 1 E: 0 K: 0 S: 4	H: 1 LOB: 0 BB: 0 P: 4	R: 0 E: 0 K: 1 S: 5	H: 0 LOB: 0 BB: 0 P: 5	1B: 4 2B: 2 3B: 0 HR: 1	SF: 0 SAC: 0 DP: 1 HBP: 0	WP: 0 PB: 0 SB: 1 CS: 0	PA: 32	
PITCHER Ron Reed, R (1,1) ERA: 3.7	IP: 8.0 WLS: W BF: 29	H: 6 R: 2 ER: 2 SO: 2	BB: 0 IBB: 0 HBP: 0 BLK: 0	WP: 0 HR: 1 S: 33 P: 33	ERA: 2.25 WHIP: 0.750	PITCHER										IP: 1.0 WLS: S BF: 3	H: 0 R: 0 ER: 0 SO: 1	BB: 0 IBB: 0 HBP: 0 BLK: 0	WP: 0 HR: 0 S: 5 P: 5	1B: 4 2B: 2 3B: 0 HR: 1	SF: 0 SAC: 0 DP: 1 HBP: 0	WP: 0 PB: 0 SB: 1 CS: 0	PA: 32
Tom House, L (9,1) ERA: 2.89	IP: 1.0 WLS: S BF: 3	H: 0 R: 0 ER: 0 SO: 1	BB: 0 IBB: 0 HBP: 0 BLK: 0	WP: 0 HR: 0 S: 5 P: 5	ERA: 0.00 WHIP: 0.000	PITCHER										IP: 1.0 WLS: S BF: 3	H: 0 R: 0 ER: 0 SO: 1	BB: 0 IBB: 0 HBP: 0 BLK: 0	WP: 0 HR: 0 S: 5 P: 5	1B: 4 2B: 2 3B: 0 HR: 1	SF: 0 SAC: 0 DP: 1 HBP: 0	WP: 0 PB: 0 SB: 1 CS: 0	PA: 32



Batter	1	2	3	4	5	6	7	8	9	AB	R	H	RBI	BB	SO	LOB	TOP				
Ralph Garr, L (1.7) OBP: 0.398, SLG: 0.492										5	0	2	0	0	0	3					
Rowland Office, L (1.8) OBP: 0.196, SLG: 0.238										4	0	1	0	0	1	1					
Dusty Baker Jr., R (1.9) OBP: 0.384, SLG: 0.474										4	0	0	0	0	0	2					
Darrell Evans, L (1.5) OBP: 0.384, SLG: 0.351										1	1	1	0	3	0	0					
Davey Johnson, R (1.4) OBP: 0.347, SLG: 0.375										3	1	1	0	1	0	3					
Frank Tepedino, L (1.3) OBP: 0.257, SLG: 0.250										4	0	0	0	0	0	3					
Johnny Oates, L (1.2) OBP: 0.326, SLG: 0.307										3	0	1	1	0	0	0					
Craig Robinson, R (1.6) OBP: 0.286, SLG: 0.239										1	0	0	0	1	0	0					
Hank Aaron, R (9, PH) OBP: 0.513, SLG: 0.600										0	0	0	0	1	0	0					
Leo Foster, R (9, PH) OBP: 0.273, SLG: 0.500										2	0	0	0	0	0	2					
Carl Morton, R (5, 1) OBP: 0.245, SLG: 0.048										0	0	0	0	0	0	0					
Jack Aker, R (5, 1) OBP: 0.256, SLG: 0.286										0	0	0	0	0	0	0					
Buzz Capra, R (6, 1) OBP: 0.256, SLG: 0.286										0	0	0	0	0	0	0					
Norm Miller, L (7, 1) OBP: 0.256, SLG: 0.286										0	0	0	0	0	0	0					
Tom House, L (7, 1) OBP: 0.256, SLG: 0.286										0	0	0	0	0	0	0					
Marty Perez, R (9, PH) OBP: 0.407, SLG: 0.598										1	0	0	0	0	0	1					
Inning Stats	R: 0 E: 0 K: 0 S: 3	H: 2 LOB: 0 BB: 0 P: 3	R: 0 E: 0 K: 0 S: 2	H: 0 LOB: 0 BB: 1 P: 6	R: 0 E: 0 K: 1 S: 6	H: 1 LOB: 1 BB: 0 P: 6	R: 0 E: 0 K: 1 S: 6	H: 1 LOB: 2 BB: 1 P: 10	R: 0 E: 0 K: 0 S: 5	H: 0 LOB: 0 BB: 0 P: 5	R: 0 E: 0 K: 0 S: 4	H: 1 LOB: 2 BB: 1 P: 8	R: 0 E: 0 K: 0 S: 3	H: 0 LOB: 1 BB: 1 P: 7	R: 0 E: 0 K: 0 S: 3	H: 0 LOB: 0 BB: 0 P: 3	R: 2 E: 1 K: 1 S: 7	H: 1 LOB: 2 BB: 2 P: 15	1B: 4 2B: 2 3B: 0 HR: 0	SF: 1 SAC: 1 DP: 2 HBP: 0	WP: 0 PA: 37 PB: 0 SB: 0 CS: 1
PITCHER	IP WLS BF H R ER SO BB IBB HBP BLK WP HR S P ERA WHIP																				
Steve Stone, R (1, 1) ERA: 3.0	8.0 W 32 6 2 1 3 5 0 0 0 0 0 0 33 53 1.12 1.375																				
Horacio Pina, R (9, 1) ERA: 3.45	0.2 S 4 0 0 0 1 1 0 0 0 0 0 0 5 9 0.00 1.500																				
Jim Kremmel, L (9, 1) ERA: 7.71	0.1 1 0 0 0 0 0 0 0 0 0 0 0 0 1 1 0.00 0.000																				

Atlanta Braves @ Chicago Cubs
Wrigley Field, Chicago, IL
Tue May 07 1974, 3:33 AM CDT
Att. 6,523 - Overcast - 43 F

AB 29
R 2
H 6
RBI 1
BB 6
SO 4
LOB 16



Batter	1	2	3	4	5	6	7	8	9	AB	R	H	RBI	BB	SO	LOB	BOTTOM		
Vic Harris, S (1.4) OBP: 0.260, SLG: 0.217										3	2	2	0	0	0	0			
Jerry Morales, R (1.9) OBP: 0.330, SLG: 0.388										4	1	2	0	0	1	2			
Rick Monday, L (1.8) OBP: 0.389, SLG: 0.440										1	0	0	1	2	1	1			
Billy Williams, L (1.3) OBP: 0.398, SLG: 0.531										4	0	1	2	0	1	2			
Jose Cardenal, R (1, 7) OBP: 0.341, SLG: 0.434										4	0	1	0	0	0	4			
Jim Tyrone, R (9, 7)										0	0	0	0	0	0	0			
Carmen Fanzone, R (1, 5) OBP: 0.286, SLG: 0.167										3	0	0	0	1	1	2			
George Mitterwald, R (1, 2) OBP: 0.320, SLG: 0.418										3	0	0	0	1	0	2			
Don Kessinger, S (1, 6) OBP: 0.325, SLG: 0.258										4	0	0	0	0	1	5			
Steve Stone, R (1, 1) OBP: 0.167, SLG: 0.167										3	0	1	0	0	0	0			
Horacio Pina, R (9, 1) ERA: 5.0										0	0	0	0	0	0	0			
Jim Kremmel, L (9, 1) ERA: 7.71										0	0	0	0	0	0	0			
Inning Stats	R: 1 E: 0 K: 0 S: 4	H: 1 LOB: 0 BB: 0 P: 4	R: 0 E: 1 K: 0 S: 3	H: 0 LOB: 0 BB: 0 P: 3	R: 0 E: 0 K: 1 S: 5	H: 0 LOB: 0 BB: 0 P: 5	R: 1 E: 0 K: 0 S: 5	H: 2 LOB: 2 BB: 2 P: 13	R: 1 E: 0 K: 0 S: 5	H: 2 LOB: 2 BB: 1 P: 9	R: 0 E: 0 K: 1 S: 5	H: 0 LOB: 0 BB: 0 P: 5	R: 0 E: 0 K: 2 S: 8	H: 1 LOB: 1 BB: 0 P: 8	R: 0 E: 0 K: 1 S: 6	H: 1 LOB: 2 BB: 1 P: 10	1B: 4 2B: 3 3B: 0 HR: 0	SF: 1 SAC: 1 DP: 0 HBP: 0	WP: 0 PA: 36 PB: 0 SB: 0 CS: 1
PITCHER	IP WLS BF H R ER SO BB IBB HBP BLK WP HR S P ERA WHIP																		
Carl Morton, R (1, 1) ERA: 4.58	4.1 L 21 5 3 3 3 3 0 0 0 0 0 0 20 32 6.23 1.846																		
Jack Aker, R (5, 1) ERA: 5.0	0.2 2 0 0 0 0 0 0 0 0 0 0 0 2 2 0.00 0.000																		
Buzz Capra, R (6, 1) ERA: 3.75	1.0 3 0 0 0 1 0 0 0 0 0 0 0 5 5 0.00 0.000																		
Tom House, L (7, 1) ERA: 2.38	2.0 9 2 0 0 3 0 1 0 0 0 0 0 14 18 0.00 1.000																		

Atlanta Braves @ Chicago Cubs
Wrigley Field, Chicago, IL
Tue May 07 1974, 3:33 AM CDT
Att. 6,523 - Overcast - 43 F

AB 29
R 3
H 7
RBI 3
BB 4
SO 5
LOB 18



Batter	1	2	3	4	5	6	7	8	9	AB	R	H	RBI	BB	SO	LOB	TOP		
Ralph Garr, L OBP: 0.386, SLG: 0.476 (1, 9)	5-3		1-3			F7		5-3		4	0	0	0	0	0	0			
Craig Robinson, R OBP: 0.294, SLG: 0.250 (1, 6)	6-3			FC1-5 5-3 1B				6-3		4	0	2	0	0	0	0			
Dusty Baker Jr., R OBP: 0.379, SLG: 0.465 (1, 8)				5-3 1-2 1B				5-3		4	0	1	0	0	1	2			
Hank Aaron, R OBP: 0.300, SLG: 0.571 Rowland Office, L OBP: 0.191, SLG: 0.233 (1, 7)	FC6-4 1-2 1B			FC1-5 1B				5-3		3	1	0	0	0	0	3			
Darrell Evans, L OBP: 0.392, SLG: 0.354 (1, 5)		3-1								2	0	1	1	1	0	0			
Davey Johnson, R OBP: 0.337, SLG: 0.361 (1, 4)		F2								3	0	0	0	0	0	2			
Frank Tepedino, L OBP: 0.237, SLG: 0.229 (1, 3)										3	0	0	0	0	0	0			
Johnny Oates, L OBP: 0.315, SLG: 0.295 (1, 2)										3	0	0	0	0	0	0			
Roric Harrison, R OBP: 0.222, SLG: 0.313 Danny Frisella, L (7, 1)										2	0	0	0	0	1	0			
John Fuller, L (8, PH)										0	0	0	0	0	0	0			
Buzz Capra, R (8, 1)										1	0	0	0	0	0	0			
Jack Aker, R (8, 1)										0	0	0	0	0	0	0			
Inning Stats	R: 0 E: 0 K: 0 S: 4	H: 1 LOB: 1 BB: 0 P: 4	R: 0 E: 0 K: 0 S: 3	H: 0 LOB: 0 BB: 0 P: 3	R: 0 E: 0 K: 1 S: 5	H: 0 LOB: 0 BB: 0 P: 5	R: 1 E: 0 K: 0 S: 5	H: 2 LOB: 1 BB: 0 P: 5	R: 0 E: 0 K: 0 S: 4	H: 0 LOB: 0 BB: 1 P: 4	R: 0 E: 0 K: 0 S: 2	H: 0 LOB: 0 BB: 1 P: 6	R: 0 E: 0 K: 0 S: 3	H: 0 LOB: 0 BB: 0 P: 3	R: 0 E: 0 K: 1 S: 5	H: 0 LOB: 0 BB: 0 P: 5	1B: 4 2B: 0 3B: 0 HR: 0	SF: 0 SAC: 0 DP: 1 HBP: 0	WP: 0 PA: 31 PB: 0 SB: 2 CS: 0
PITCHER Rick Reuschel, R ERA: 4.93 (1, 1)	IP: 9.0 WLS: W BF: 31 H: 4 R: 1 ER: 1 SO: 2 BB: 1 IBB: 0 HBP: 0 BLK: 0 WP: 0 HR: 0 S: 34 P: 38 ERA: 1.00 WHIP: 0.556															PITCHER			

Atlanta Braves @ Chicago Cubs
Wrigley Field, Chicago, IL
Thu May 09 1974, 3:33 AM CDT
Att: 6,393 - Cloudy - 48 F

AB 30
R 1
H 4
RBI 1
BB 1
SO 2
LOB 7



Batter	1	2	3	4	5	6	7	8	9	AB	R	H	RBI	BB	SO	LOB	BOTTOM		
Vic Harris, S OBP: 0.270, SLG: 0.230 (1, 4)	G6-4-3 1B									4	0	2	0	0	0	0			
Jerry Morales, R OBP: 0.317, SLG: 0.371 (1, 7)	G6-4-3 1-2									4	1	0	0	0	2	1			
Rick Monday, L OBP: 0.393, SLG: 0.436 (1, 8)	6-3									3	1	1	0	1	0	0			
Billy Williams, L OBP: 0.412, SLG: 0.530 (1, 3)										2	0	1	0	2	0	1			
Jose Cardenal, R OBP: 0.347, SLG: 0.437 (1, 9)										4	1	2	1	0	1	2			
Carmen Fanzone, R OBP: 0.333, SLG: 0.200 (1, 5)										3	0	1	0	1	0	3			
George Mitterwald, R OBP: 0.312, SLG: 0.406 Chris Ward, L OBP: 0.400, SLG: 0.353 Tom Lundstedt, S (8, 2)										2	0	0	0	0	1	1			
Don Kessinger, S OBP: 0.325, SLG: 0.250 (1, 6)										2	0	0	0	1	0	0			
Rick Reuschel, R OBP: 0.200, SLG: 0.267 (1, 1)										3	0	0	0	0	1	2			
Inning Stats	R: 0 E: 0 K: 0 S: 3	H: 1 LOB: 0 BB: 0 P: 3	R: 0 E: 0 K: 2 S: 7	H: 1 LOB: 1 BB: 1 P: 11	R: 0 E: 0 K: 0 S: 3	H: 1 LOB: 0 BB: 0 P: 3	R: 0 E: 0 K: 1 S: 6	H: 1 LOB: 1 BB: 0 P: 6	R: 0 E: 0 K: 0 S: 3	H: 0 LOB: 0 BB: 0 P: 3	R: 0 E: 0 K: 1 S: 5	H: 0 LOB: 0 BB: 0 P: 5	R: 2 E: 1 K: 1 S: 7	H: 2 LOB: 2 BB: 2 P: 15	R: 1 E: 1 K: 0 S: 4	H: 1 LOB: 2 BB: 2 P: 12	1B: 7 2B: 0 3B: 0 HR: 0	SF: 0 SAC: 0 DP: 2 HBP: 0	WP: 0 PA: 34 PB: 0 SB: 0 CS: 2
PITCHER Roric Harrison, R ERA: 4.81 (1, 1)	IP: 6.1 WLS: L BF: 24 H: 6 R: 2 ER: 1 SO: 4 BB: 2 IBB: 0 HBP: 0 BLK: 0 WP: 0 HR: 0 S: 30 P: 38 ERA: 1.42 WHIP: 1.263															PITCHER			
Danny Frisella, R ERA: 2.13 (7, 1)	0.2	3	0	0	0	1	0	1	0	0	0	4	8	0.00	0.000				
Buzz Capra, R ERA: 3.65 (8, 1)	0.1	5	1	1	0	0	2	0	0	0	0	3	11	0.00	9.000				
Jack Aker, R ERA: 4.66 (8, 1)	0.2	1	0	0	0	0	0	0	0	0	0	1	1	0.00	0.000				

Atlanta Braves @ Chicago Cubs
Wrigley Field, Chicago, IL
Thu May 09 1974, 3:33 AM CDT
Att: 6,393 - Cloudy - 48 F

AB 28
R 3
H 7
RBI 2
BB 5
SO 5
LOB 11



Batter	1	2	3	4	5	6	7	8	9	AB	R	H	RBI	BB	SO	LOB	TOP								
Bobby Bonds, R OBP: 0.319, SLG: 0.423 (1, 9)										3	2	1	1	2	2	0	San Francisco Giants @ Atlanta Braves Atlanta Stadium, Atlanta, GA Sat May 11 1974, 3:33 AM EDT Att: 7,271 - Unknown								
Mike Phillips, L OBP: 0.317, SLG: 0.329 Tito Fuentes, S OBP: 0.300, SLG: 0.350 (6, PH) (6, 4)										3	0	1	0	0	0	3									
Garry Maddox, R OBP: 0.348, SLG: 0.440 (1, 8)										4	1	1	0	1	2	2									
Steve Ontiveros, S OBP: 0.417, SLG: 0.411 (1, 5)										4	0	2	0	1	0	1									
Gary Matthews, R OBP: 0.326, SLG: 0.364 (1, 7)										4	1	1	1	0	0	2									
Gary Thomasson, L OBP: 0.342, SLG: 0.226 Dave Kingman, R OBP: 0.336, SLG: 0.490 (6, 3)										2	1	1	0	1	0	1									
Chris Speier, R OBP: 0.289, SLG: 0.291 (1, 6)										4	0	0	0	0	1	3									
Dave Rader, L OBP: 0.353, SLG: 0.419 (1, 2)										3	2	2	1	1	0	0									
Tom Bradley, R OBP: 0.095, SLG: 0.100 Elias Sosa, R (7, 1)										3	1	0	0	0	1	4									
Randy Moffitt, R OBP: 0.500, SLG: 0.500 (9, 1)										0	0	0	0	0	0	0									
Inning Stats	R: 0 E: 0 K: 2 S: 7	H: 0 LOB: 0 BB: 0 P: 7	R: 0 E: 0 K: 0 S: 4	H: 1 LOB: 1 BB: 0 P: 4	R: 0 E: 0 K: 1 S: 5	H: 0 LOB: 0 BB: 0 P: 5	R: 0 E: 0 K: 0 S: 4	H: 2 LOB: 1 BB: 0 P: 4	R: 0 E: 0 K: 2 S: 8	H: 1 LOB: 3 BB: 2 P: 16	R: 6 E: 2 K: 0 S: 9	H: 6 LOB: 1 BB: 1 P: 13	R: 0 E: 0 K: 1 S: 5	H: 0 LOB: 0 BB: 0 P: 5	R: 2 E: 1 K: 1 S: 6	H: 1 LOB: 1 BB: 2 P: 14	R: 0 E: 1 K: 0 S: 2	H: 0 LOB: 0 BB: 1 P: 6	1B: 9 2B: 2 3B: 0 HR: 0	SF: 0 SAC: 2 DP: 2 HBP: 0	WP: 0 PB: 0 SB: 2 CS: 2	PA: 44			
PITCHER	IP	WLS	BF	H	R	ER	SO	BB	IBB	HBP	BLK	WP	HR	S	P	ERA	WHIP								
Ron Reed, R ERA: 3.67 (1, 1)	5.1	L	26	8	5	3	5	2	0	0	0	0	0	34	42	5.06	1.875								
Tom House, L ERA: 2.77 (6, 1)	1.2		7	2	1	0	1	1	0	0	0	0	0	8	12	0.00	1.800								
Danny Frisella, R ERA: 2.63 (8, 1)	1.0		6	1	2	1	1	1	0	0	0	0	0	6	14	9.00	2.000								
Jack Aker, R ERA: 3.55 (9, 1)	1.0		3	0	0	0	0	1	0	0	0	0	0	2	6	0.00	1.000								

Batter	1	2	3	4	5	6	7	8	9	AB	R	H	RBI	BB	SO	LOB	BOTTOM								
Ralph Garr, L OBP: 0.378, SLG: 0.467 (1, 7)										5	0	2	0	0	1	0	San Francisco Giants @ Atlanta Braves Atlanta Stadium, Atlanta, GA Sat May 11 1974, 3:33 AM EDT Att: 7,271 - Unknown								
Johnny Oates, L OBP: 0.313, SLG: 0.286 (1, 2)										4	2	1	1	1	0	2									
Darrell Evans, L OBP: 0.389, SLG: 0.411 (1, 5)										5	2	3	0	0	0	1									
Frank Tepedino, L OBP: 0.222, SLG: 0.214 (1, 3)										5	1	1	1	0	1	4									
Davey Johnson, R OBP: 0.342, SLG: 0.363 (1, 4)										3	1	1	1	1	0	1									
Norm Miller, L OBP: 0.231, SLG: 0.250 (1, 9)										4	0	1	1	0	1	3									
Rowland Office, L OBP: 0.173, SLG: 0.208 (1, 8)										4	0	0	0	0	0	2									
Craig Robinson, R OBP: 0.290, SLG: 0.240 Marty Perez, R OBP: 0.498, SLG: 0.583 (6, 6)										2	0	0	0	0	0	0									
Ron Reed, R OBP: 0.190, SLG: 0.150 (6, 1) John Fuller, L (7, PH) Danny Frisella, L (8, 1) Hank Aaron, R OBP: 0.303, SLG: 0.565 (9, 1) Jack Aker, R (9, 1)										2	0	0	0	0	0	0									
Inning Stats	R: 1 E: 1 K: 2 S: 8	H: 1 LOB: 0 BB: 0 P: 8	R: 0 E: 0 K: 0 S: 3	H: 0 LOB: 0 BB: 0 P: 3	R: 0 E: 0 K: 1 S: 5	H: 0 LOB: 0 BB: 0 P: 5	R: 1 E: 1 K: 0 S: 5	H: 1 LOB: 1 BB: 0 P: 5	R: 0 E: 0 K: 0 S: 3	H: 0 LOB: 0 BB: 0 P: 3	R: 2 E: 0 K: 0 S: 7	H: 4 LOB: 2 BB: 0 P: 7	R: 1 E: 0 K: 0 S: 5	H: 2 LOB: 1 BB: 0 P: 5	R: 2 E: 1 K: 2 S: 9	H: 1 LOB: 1 BB: 1 P: 13		R: 0 E: 0 K: 0 S: 3	H: 1 LOB: 1 BB: 1 P: 7	1B: 8 2B: 1 3B: 1 HR: 0	SF: 0 SAC: 0 DP: 1 HBP: 0	WP: 0 PB: 0 SB: 0 CS: 0	PA: 40		
PITCHER	IP	WLS	BF	H	R	ER	SO	BB	IBB	HBP	BLK	WP	HR	S	P	ERA	WHIP								
Tom Bradley, R ERA: 3.04 (1, 1)	6.1	W	28	8	5	4	3	0	0	0	0	0	0	34	21	0.00	1.263								
Elias Sosa, R ERA: 2.49 (7, 1)	2.0		11	2	2	0	2	2	0	0	0	0	0	13	21	0.00	2.000								
Randy Moffitt, R ERA: 2.45 (9, 1)	0.2	S	1	0	0	0	0	0	0	0	0	0	0	1	1	0.00	0.000								



Batter	1	2	3	4	5	6	7	8	9	AB	R	H	RBI	BB	SO	LOB	TOP			
Bobby Bonds, R OBP: 0.318, SLG: 0.441 (1, 9)	F9		F8			K			HR	4	1	1	1	0	1	2	San Francisco Giants @ Atlanta Braves Atlanta Stadium, Atlanta, GA Sun May 12 1974, 3:33 AM EDT Unknown livebaseballscores.com			
Tito Fuentes, S OBP: 0.250, SLG: 0.292 (1, 4)	K			F7		4-3			F7	4	0	0	0	0	1	1				
Garry Maddox, R OBP: 0.345, SLG: 0.435 (1, 8)	F3			F8					F9	4	0	1	0	0	0	0				
Steve Ontiveros, S OBP: 0.407, SLG: 0.400 (1, 5)		F4		F8						3	0	0	0	0	0	1				
Gary Matthews, R OBP: 0.319, SLG: 0.355 (1, 7)		F8			5-3				F6	3	0	0	0	0	0	0				
Ed Goodson, L OBP: 0.222, SLG: 0.250 Charlie Williams, R (5, 1)					4-3					2	0	0	0	0	0	0				
Gary Thomasson, L OBP: 0.333, SLG: 0.219 Jim Willoughby, R OBP: 0.160, SLG: 0.200 (8, PH)		1-3							K	1	0	0	0	0	1	0				
Chris Speier, R OBP: 0.282, SLG: 0.283 (1, 6)				6-3		6-3			5-3	3	0	0	0	0	0	0				
John Boccabella, R OBP: 0.188, SLG: 0.133 (1, 2)				E6		F2			F7	3	0	0	0	0	0	0				
Ron Bryant, S Dave Kingman, R OBP: 0.339, SLG: 0.490 (5, 3)				SH2-3					6-3	0	0	0	0	0	0	0				
Inning Stats	R: 0 E: 0 K: 1 S: 5	H: 0 LOB: 0 BB: 0 P: 5	R: 0 E: 0 K: 0 S: 3	H: 0 LOB: 0 BB: 0 P: 3	R: 0 E: 1 K: 0 S: 4	H: 0 LOB: 1 BB: 0 P: 4	R: 0 E: 0 K: 0 S: 3	H: 0 LOB: 0 BB: 0 P: 3	R: 0 E: 0 K: 1 S: 6	H: 1 LOB: 1 BB: 0 P: 6	R: 0 E: 0 K: 0 S: 3	H: 1 LOB: 0 BB: 0 P: 3	R: 0 E: 0 K: 1 S: 5	H: 0 LOB: 0 BB: 0 P: 5	R: 1 E: 0 K: 0 S: 4	H: 1 LOB: 0 BB: 0 P: 4		1B: 2 2B: 0 3B: 0 HR: 1	SF: 0 SAC: 1 DP: 1 HBP: 0	WP: 0 PA: 30 PB: 0 SB: 0 CS: 0
PITCHER Carl Morton, R ERA: 4.08 (1, 1)	IP: 9.0 WLS: W BF: 30 H: 3 R: 1 ER: 1 SO: 3 BB: 0 IBB: 0 HBP: 0 BLK: 0 WP: 0 HR: 1 S: 36 P: 36 ERA: 1.00 WHIP: 0.333																	PITCHER Carl Morton, R ERA: 4.08 (1, 1)		

Batter	1	2	3	4	5	6	7	8	9	AB	R	H	RBI	BB	SO	LOB	BOTTOM			
Ralph Garr, L OBP: 0.365, SLG: 0.450 (1, 9)	F8			K		6-3			FC4-6	5	0	0	0	0	1	3	San Francisco Giants @ Atlanta Braves Atlanta Stadium, Atlanta, GA Sun May 12 1974, 3:33 AM EDT Unknown livebaseballscores.com			
Marty Perez, R OBP: 0.435, SLG: 0.512 (1, 6)	E6			5-3		F7			1-3	5	1	0	0	0	0	1				
Dusty Baker Jr., R OBP: 0.378, SLG: 0.445 (1, 8)	F3			FC6-4		1B			6-3	4	1	1	0	1	0	2				
Hank Aaron, R OBP: 0.325, SLG: 0.611 Rowland Office, L OBP: 0.175, SLG: 0.208 (8, 8)	1B			F8		1B			HR	3	2	2	1	1	0	1				
Davey Johnson, R OBP: 0.348, SLG: 0.368 (1, 4)	1B			FC6-4		2B			K	4	0	2	2	0	1	1				
Darrell Evans, L OBP: 0.402, SLG: 0.436 (1, 5)	1B			1B		1B			E3	4	1	3	1	0	0	0				
Ivan Murrell, R OBP: 0.260, SLG: 0.255 (1, 3)				1B		G3			K	4	0	1	0	0	1	3				
Paul Casanova, R OBP: 0.200, SLG: 0.077 Johnny Oates, L OBP: 0.315, SLG: 0.286 (8, 2)				1B		1B			6-3	2	0	1	0	2	0	1				
Carl Morton, R OBP: 0.083, SLG: 0.083 (1, 1)				1B		1B			FC4-6	0	0	0	0	0	0	0				
Inning Stats	R: 1 E: 1 K: 0 S: 5	H: 2 LOB: 2 BB: 1 P: 9	R: 0 E: 0 K: 0 S: 3	H: 0 LOB: 1 BB: 1 P: 7	R: 0 E: 0 K: 1 S: 4	H: 1 LOB: 1 BB: 0 P: 4	R: 0 E: 0 K: 1 S: 7	H: 3 LOB: 1 BB: 0 P: 7	R: 2 E: 0 K: 0 S: 6	H: 3 LOB: 3 BB: 2 P: 14	R: 0 E: 0 K: 0 S: 3	H: 0 LOB: 0 BB: 0 P: 3	R: 1 E: 1 K: 2 S: 9	H: 1 LOB: 1 BB: 0 P: 9	R: 0 E: 0 K: 0 S: 4	H: 1 LOB: 1 BB: 0 P: 4		1B: 9 2B: 1 3B: 0 HR: 1	SF: 0 SAC: 1 DP: 1 HBP: 0	WP: 0 PA: 39 PB: 0 SB: 1 CS: 0
PITCHER Ron Bryant, L ERA: 7.88 Charlie Williams, R ERA: 2.52 Jim Willoughby, R ERA: 4.38 (1, 1)	IP: 4.1 WLS: L BF: 24 H: 9 R: 4 ER: 4 SO: 3 BB: 4 IBB: 3 HBP: 0 BLK: 0 WP: 0 HR: 0 S: 23 P: 35 ERA: 6.23 WHIP: 2.769																	PITCHER Carl Morton, R ERA: 4.08 (1, 1)		

Batter	1	2	3	4	5	6	7	8	9	AB	R	H	RBI	BB	SO	LOB	TOP								
Bobby Bonds, R OBP: 0.320, SLG: 0.435 (1, 9)										4	2	1	0	1	0	0	San Francisco Giants @ Atlanta Braves Atlanta Stadium, Atlanta, GA Sun May 12 1974, 3:38 AM EDT Att: 11,076 - Unknown								
Tito Fuentes, S OBP: 0.286, SLG: 0.269 (1, 4)										2	1	0	0	0	0	1									
Garry Maddox, R OBP: 0.340, SLG: 0.434 (1, 8)										5	1	1	2	0	0	2									
Steve Ontiveros, S OBP: 0.400, SLG: 0.391 (1, 5)										5	0	1	0	0	0	3									
Gary Matthews, R OBP: 0.324, SLG: 0.352 (1, 7)										1	0	0	1	2	0	0									
Dave Kingman, R OBP: 0.345, SLG: 0.520 (1, 3)										4	1	2	1	0	1	2									
Mike Phillips, L OBP: 0.346, SLG: 0.317 (1, 6)										3	0	0	0	0	0	0									
Randy Moffitt, R OBP: 0.500, SLG: 0.500 (7, 1)										0	0	0	0	0	0	0									
Ken Rudolph, R OBP: 0.329, SLG: 0.238 (1, 2)										3	0	0	0	1	0	0									
Jim Barr, R OBP: 0.125, SLG: 0.125 (1, 1)										2	0	0	0	0	1	0									
Chris Speier, R OBP: 0.286, SLG: 0.281 (7, 6)										1	1	0	0	1	0	3									
Inning Stats	R: 0 E: 0 K: 0 S: 3	H: 0 LOB: 0 BB: 0 P: 3	R: 1 E: 0 K: 0 S: 4	H: 1 LOB: 0 BB: 0 P: 4	R: 0 E: 0 K: 0 S: 3	H: 0 LOB: 0 BB: 0 P: 3	R: 0 E: 0 K: 1 S: 5	H: 0 LOB: 2 BB: 1 P: 10	R: 0 E: 0 K: 1 S: 5	H: 0 LOB: 0 BB: 0 P: 5	R: 1 E: 1 K: 0 S: 3	H: 0 LOB: 1 BB: 2 P: 11	R: 0 E: 0 K: 0 S: 3	H: 0 LOB: 0 BB: 0 P: 3	R: 4 E: 1 K: 0 S: 8	H: 4 LOB: 3 BB: 2 P: 16	R: 0 E: 0 K: 0 S: 3	H: 0 LOB: 1 BB: 0 P: 4	1B: 3 2B: 1 3B: 0 HR: 1	SF: 1 SAC: 2 DP: 0 HBP: 2	WP: 0 PB: 1 SB: 1 CS: 0	PA: 40			
PITCHER	IP	WLS	BF	H	R	ER	SO	BB	IBB	HBP	BLK	WP	HR	S	P	ERA	WHIP								
Gary Gentry, R ERA: 1.93 (1, 1)	3.2		14	1	1	1	0	1	0	1	0	0	1	12	17	2.46	0.545								
Buzz Capra, R ERA: 3.09 (4, 1)	3.1		12	0	1	0	2	2	0	0	0	0	0	14	22	0.00	0.600								
Danny Frisella, R ERA: 4.61 (8, 1)	0.0	L	4	2	4	3	0	1	0	0	0	0	0	3	7	∞	∞								
Jack Aker, R ERA: 3.29 (8, 1)	1.0		6	2	0	0	0	1	0	0	0	0	0	5	9	0.00	3.000								
Tom House, L ERA: 2.57 (9, 1)	1.0		4	0	0	0	0	0	0	1	0	0	0	3	4	0.00	0.000								

Batter	1	2	3	4	5	6	7	8	9	AB	R	H	RBI	BB	SO	LOB	BOTTOM								
Ralph Garr, L OBP: 0.366, SLG: 0.448 (1, 7)										5	0	2	1	0	0	2	San Francisco Giants @ Atlanta Braves Atlanta Stadium, Atlanta, GA Sun May 12 1974, 3:38 AM EDT Att: 11,076 - Unknown								
Marty Perez, R OBP: 0.431, SLG: 0.500 (1, 4)										5	0	2	0	0	2	1									
Dusty Baker Jr., R OBP: 0.386, SLG: 0.456 (1, 9)										4	0	2	0	1	1	2									
Darrell Evans, L OBP: 0.393, SLG: 0.424 (1, 5)										5	0	1	0	0	0	4									
Frank Tepedino, L OBP: 0.224, SLG: 0.200 (1, 3)										3	0	0	0	1	0	2									
Rowland Office, L OBP: 0.179, SLG: 0.269 (1, 8)										4	1	1	1	0	0	4									
Tom House, L (9, 1)										0	0	0	0	0	0	0									
Johnny Oates, L OBP: 0.320, SLG: 0.295 (1, 2)										4	1	2	0	0	1	1									
Craig Robinson, R OBP: 0.291, SLG: 0.242 (1, 6)										3	0	1	0	0	1	1									
Gary Gentry, R ERA: 1.93 (1, 1)										1	0	0	0	0	0	0									
Buzz Capra, R ERA: 3.09 (4, 1)										1	0	0	0	0	1	1									
Davey Johnson, R OBP: 0.345, SLG: 0.365 (7, 9)										1	0	0	0	0	0	1									
Danny Frisella, L (8, 1)										0	0	0	0	0	0	0									
Jack Aker, R (8, 1)										0	0	0	0	0	0	0									
John Fuller, L OBP: 0.333, SLG: 0.333 (9, 8)										1	0	1	0	0	0	0									
Inning Stats	R: 0 E: 0 K: 2 S: 7	H: 0 LOB: 0 BB: 0 P: 7	R: 1 E: 0 K: 0 S: 5	H: 2 LOB: 1 BB: 0 P: 5	R: 0 E: 0 K: 1 S: 5	H: 1 LOB: 0 BB: 0 P: 5	R: 0 E: 0 K: 0 S: 4	H: 1 LOB: 1 BB: 0 P: 4	R: 0 E: 0 K: 2 S: 8	H: 1 LOB: 1 BB: 0 P: 8	R: 1 E: 1 K: 0 S: 4	H: 3 LOB: 2 BB: 1 P: 8	R: 0 E: 0 K: 0 S: 4	H: 1 LOB: 1 BB: 0 P: 4	R: 0 E: 0 K: 1 S: 7	H: 2 LOB: 3 BB: 1 P: 11	1B: 10 2B: 1 3B: 0 HR: 1	SF: 0 SAC: 1 DP: 0 HBP: 0	WP: 0 PB: 0 SB: 1 CS: 0	PA: 40					
PITCHER	IP	WLS	BF	H	R	ER	SO	BB	IBB	HBP	BLK	WP	HR	S	P	ERA	WHIP								
Jim Barr, R ERA: 2.54 (1, 1)	6.2		29	9	2	2	5	1	0	0	0	0	1	38	42	2.70	1.500								
Randy Moffitt, R ERA: 2.22 (7, 1)	2.1	W	11	3	0	0	1	1	0	0	0	0	0	12	16	0.00	1.714								

Batter	1	2	3	4	5	6	7	8	9	AB	R	H	RBI	BB	SO	LOB	TOP					
Ralph Garr, L (1.7) OBP: 0.367, SLG: 0.460										5	2	2	1	0	0	2	<p>Atlanta Braves @ San Diego Padres San Diego Stadium, San Diego, CA Mon May 13 1974, 10:05 PM EDT Att: 36,052 - Unknown</p> <p>livebaseballscores.com</p> <p>AB 37 R 7 H 12 RBI 6 BB 1 SO 2 LOB 16</p>					
Johnny Oates, L (1.2) OBP: 0.308, SLG: 0.283										4	0	0	0	0	0	4						
Dusty Baker Jr., R (1.9) OBP: 0.401, SLG: 0.496										5	1	4	4	0	0	1						
Darrell Evans, L (1.5) OBP: 0.378, SLG: 0.404										5	0	0	0	0	0	4						
Frank Tepedino, L (1.3) OBP: 0.241, SLG: 0.240										5	1	2	0	0	0	1						
Davey Johnson, R (1.4) OBP: 0.345, SLG: 0.357										2	1	0	0	1	0	1						
Rowland Office, L (1.8) OBP: 0.200, SLG: 0.304										4	0	2	1	0	0	0						
Craig Robinson, R (1.6) OBP: 0.289, SLG: 0.243										4	1	1	0	0	1	2						
Roric Harrison, R (1.1) OBP: 0.238, SLG: 0.316										3	1	1	0	0	1	1						
Tom House, L (9.1)										0	0	0	0	0	0	0						
Danny Frisella, L (9.1)										0	0	0	0	0	0	0						
Inning Stats	R: 0 E: 0 K: 0 S: 4	H: 1 LOB: 1 BB: 0 P: 4	R: 0 E: 0 K: 0 S: 3	H: 0 LOB: 0 BB: 0 P: 3	R: 2 E: 0 K: 0 S: 6	H: 3 LOB: 1 BB: 0 P: 6	R: 0 E: 0 K: 0 S: 3	H: 1 LOB: 0 BB: 0 P: 3	R: 0 E: 0 K: 1 S: 6	H: 1 LOB: 1 BB: 0 P: 6	R: 2 E: 1 K: 0 S: 5	H: 2 LOB: 1 BB: 1 P: 9	R: 1 E: 1 K: 0 S: 5	H: 1 LOB: 1 BB: 0 P: 5	R: 1 E: 0 K: 1 S: 7	H: 2 LOB: 1 BB: 0 P: 7	R: 1 E: 1 K: 0 S: 5	H: 1 LOB: 1 BB: 0 P: 5	1B: 8 2B: 2 3B: 1 HR: 1	SF: 0 SAC: 3 DP: 0 HBP: 0	WP: 0 PB: 0 SB: 0 CS: 1	PA: 41
PITCHER	IP WLS BF H R ER SO BB IBB HBP BLK WP HR S P ERA WHIP																					
Steve Arlin, R (1.1) ERA: 6.25	6.2 L 30 9 5 3 1 1 0 0 0 0 0 1 31 35 4.05 1.500																					
Dave Tomlin, L (7.1) ERA:	0.1 1 0 0 0 0 0 0 0 0 0 0 1 1 0.00 0.000																					
Jim McAndrew, R (8.1) ERA: 4.81	1.1 8 3 2 1 1 0 0 0 0 0 0 10 10 6.75 2.250																					
Larry Hardy, R (9.1) ERA: 5.14	0.2 2 0 0 0 0 0 0 0 0 0 0 2 2 0.00 0.000																					

Batter	1	2	3	4	5	6	7	8	9	AB	R	H	RBI	BB	SO	LOB	BOTTOM					
Bobby Tolan, L (1.9) OBP: 0.323, SLG: 0.264										5	1	1	1	0	1	4	<p>Atlanta Braves @ San Diego Padres San Diego Stadium, San Diego, CA Mon May 13 1974, 10:05 PM EDT Att: 36,052 - Unknown</p> <p>livebaseballscores.com</p> <p>AB 38 R 5 H 11 RBI 4 BB 3 SO 3 LOB 23</p>					
Enzo Hernandez, R (1.6) OBP: 0.276, SLG: 0.308										3	0	0	0	0	0	2						
Cito Gaston, R (7. PH) OBP: 0.281, SLG: 0.344										1	0	0	0	0	0	2						
Jim McAndrew, R (8.1) OBP: 0.167, SLG: 0.167										0	0	0	0	0	0	0						
Larry Hardy, R (9.1)										0	0	0	0	0	0	0						
Glenn Beckert, R (9. PH) OBP: 0.478, SLG: 0.429										1	0	1	0	0	0	0						
Johnny Grubb, L (1.8) OBP: 0.403, SLG: 0.419										5	0	1	0	0	0	0						
Willie McCovey, L (1.3) OBP: 0.373, SLG: 0.318										3	1	1	2	2	0	0						
Randy Jones, R (9. PR) OBP: 0.297, SLG: 0.286										0	0	0	0	0	0	0						
Dave Winfield, R (1.7) OBP: 0.307, SLG: 0.439										5	0	1	0	0	1	4						
Fred Kendall, R (1.2) OBP: 0.307, SLG: 0.361										5	1	2	0	0	0	5						
Derrel Thomas, S (1.4) OBP: 0.351, SLG: 0.415										4	1	2	0	0	0	2						
Dave Roberts, R (1.5) OBP: 0.290, SLG: 0.284										3	1	2	1	1	0	0						
Steve Arlin, R (1.1) OBP: 0.167, SLG: 0.250										1	0	0	0	0	1	1						
Dave Tomlin, L (7.1) ERA:										0	0	0	0	0	0	0						
Matty Alou, L (7. PH) OBP: 0.232, SLG: 0.226										1	0	0	0	0	0	3						
Rich Morales, R (8.6) OBP: 0.400, SLG: 0.400										1	0	0	0	0	0	0						
Inning Stats	R: 0 E: 0 K: 0 S: 3	H: 0 LOB: 0 BB: 0 P: 3	R: 0 E: 1 K: 0 S: 4	H: 1 LOB: 1 BB: 0 P: 4	R: 0 E: 0 K: 2 S: 8	H: 1 LOB: 1 BB: 0 P: 8	R: 0 E: 0 K: 0 S: 3	H: 0 LOB: 1 BB: 1 P: 7	R: 1 E: 1 K: 0 S: 5	H: 1 LOB: 1 BB: 0 P: 5	R: 0 E: 0 K: 0 S: 3	H: 0 LOB: 0 BB: 0 P: 3	R: 1 E: 0 K: 0 S: 5	H: 2 LOB: 2 BB: 1 P: 9	R: 1 E: 0 K: 0 S: 5	H: 2 LOB: 1 BB: 0 P: 5	R: 2 E: 0 K: 1 S: 9	H: 4 LOB: 3 BB: 1 P: 13	1B: 7 2B: 2 3B: 0 HR: 2	SF: 0 SAC: 1 DP: 0 HBP: 0	WP: 0 PB: 0 SB: 0 CS: 0	PA: 42
PITCHER	IP WLS BF H R ER SO BB IBB HBP BLK WP HR S P ERA WHIP																					
Roric Harrison, R (1.1) ERA: 4.74	8.1 W 38 10 5 4 2 2 0 0 0 1 0 2 40 48 4.32 1.440																					
Tom House, L (9.1) ERA: 2.57	0.0 2 1 0 0 0 1 0 0 0 0 0 0 1 5 ∞ ∞																					
Danny Frisella, R (9.1) ERA: 4.4	0.2 S 2 0 0 0 0 1 0 0 0 0 0 0 4 4 0.00 0.000																					

Batter	1	2	3	4	5	6	7	8	9	AB	R	H	RBI	BB	SO	LOB	TOP							
Ralph Garr, L (1.7) OBP: 0.383, SLG: 0.494										4	2	2	1	0	1	0	Atlanta Braves @ San Diego Padres San Diego Stadium, San Diego, CA Wed May 15 1974, 10:05 PM EDT Att: 9,257 - Unknown							
Craig Robinson, R (1.6) OBP: 0.295, SLG: 0.243										4	1	2	1	0	0	0								
Dusty Baker Jr., R (1.9) OBP: 0.390, SLG: 0.472										3	0	0	0	1	0	2								
Darrell Evans, L (1.5) OBP: 0.397, SLG: 0.432										3	0	1	1	1	0	1								
Davey Johnson, R (1.4) OBP: 0.359, SLG: 0.362										4	0	0	0	0	0	2								
Frank Tepedino, L (1.3) OBP: 0.270, SLG: 0.259										4	0	1	0	0	0	0								
Rowland Office, L (1.8) OBP: 0.200, SLG: 0.311										4	0	1	0	0	1	1								
Johnny Oates, L (1.2) OBP: 0.295, SLG: 0.270										4	0	1	0	0	1	1								
Ron Reed, R (1.1) OBP: 0.190, SLG: 0.150										0	0	0	0	0	0	0								
Buzz Capra, R (7. PH) OBP: 0.255, SLG: 0.250										2	0	0	0	0	1	2								
Ivan Murrell, R (7. PH) OBP: 0.255, SLG: 0.250										1	0	0	0	0	0	0								
Gary Gentry, R (7. PH) OBP: 0.255, SLG: 0.250										0	0	0	0	0	0	0								
Mike Lum, L (9. PH) OBP: 0.350, SLG: 0.393										1	0	0	0	0	0	1								
Danny Frisella, L (9. PH) OBP: 0.350, SLG: 0.393										0	0	0	0	0	0	0								
Inning Stats	R: 1 E: 0 K: 0 S: 4	H: 2 LOB: 0 BB: 0 P: 4	R: 0 E: 0 K: 2 S: 9	H: 2 LOB: 2 BB: 0 P: 9	R: 1 E: 0 K: 1 S: 7	H: 2 LOB: 1 BB: 0 P: 7	R: 0 E: 0 K: 0 S: 3	H: 0 LOB: 0 BB: 0 P: 3	R: 1 E: 1 K: 0 S: 4	H: 1 LOB: 1 BB: 1 P: 8	R: 0 E: 0 K: 0 S: 3	H: 0 LOB: 0 BB: 0 P: 3	R: 0 E: 0 K: 1 S: 5	H: 0 LOB: 0 BB: 0 P: 5	R: 0 E: 0 K: 0 S: 3	H: 0 LOB: 1 BB: 1 P: 7	R: 0 E: 0 K: 0 S: 4	H: 1 LOB: 1 BB: 0 P: 4	R: 0 E: 0 K: 0 S: 5	H: 1 LOB: 1 BB: 0 P: 4	1B: 5 2B: 2 3B: 1 HR: 1	SF: 0 SAC: 0 DP: 1 HBP: 0	WP: 0 PB: 0 SB: 2 CS: 0	PA: 36
PITCHER	IP WLS BF H R ER SO BB IBB HBP BLK WP HR S P ERA WHIP																							
Dave Freisleben, R (1.1) ERA: 3.27	6.0 L 25 7 3 2 3 1 0 0 0 0 0 1 30 34 3.00 1.333																							
Dave Tomlin, L (7.1) ERA:	2.0 7 0 0 0 1 1 0 0 0 0 0 0 8 12 0.00 0.500																							
Jim McAndrew, R (9.1) ERA: 4.62	1.0 4 1 0 0 0 0 0 0 0 0 0 0 4 4 0.00 1.000																							

Batter	1	2	3	4	5	6	7	8	9	AB	R	H	RBI	BB	SO	LOB	BOTTOM							
Bobby Tolan, L (1.9) OBP: 0.318, SLG: 0.274										4	0	1	0	0	1	2	Atlanta Braves @ San Diego Padres San Diego Stadium, San Diego, CA Wed May 15 1974, 10:05 PM EDT Att: 9,257 - Unknown							
Enzo Hernandez, R (1.6) OBP: 0.284, SLG: 0.293										3	0	0	0	0	1	3								
Rod Gaspar, S (9. PH)										1	0	0	0	0	0	0								
Dave Winfield, R (1.7) OBP: 0.301, SLG: 0.448										4	0	0	0	0	3	2								
Willie McCovey, L (1.3) OBP: 0.373, SLG: 0.301											4	0	0	0	1	0								
Johnny Grubb, L (1.8) OBP: 0.381, SLG: 0.393										3	0	0	0	0	0	0								
Fred Kendall, R (1.2) OBP: 0.313, SLG: 0.359										2	0	1	0	1	0	0								
Derrel Thomas, S (1.4) OBP: 0.348, SLG: 0.411										3	0	0	0	0	2									
Dave Roberts, R (1.5) OBP: 0.289, SLG: 0.270										2	0	0	0	1	0	0								
Dave Freisleben, R (1.1) OBP: 0.273, SLG: 0.222										1	0	0	0	0	1	0								
Glenn Beckert, R (6. PH) OBP: 0.500, SLG: 0.458										1	0	1	0	0	0	0								
Dave Tomlin, L (7.1) ERA: 2.29										0	0	0	0	0	0	0								
Matty Alou, L (8. PH) OBP: 0.228, SLG: 0.222										1	0	0	0	0	0	0								
Jim McAndrew, R (9.1) OBP: 0.397, SLG: 0.167										0	0	0	0	0	0	0								
Inning Stats	R: 0 E: 0 K: 1 S: 5	H: 1 LOB: 0 BB: 0 P: 5	R: 0 E: 0 K: 0 S: 3	H: 0 LOB: 0 BB: 0 P: 3	R: 0 E: 0 K: 1 S: 5	H: 0 LOB: 0 BB: 0 P: 5	R: 0 E: 0 K: 2 S: 7	H: 0 LOB: 0 BB: 0 P: 7	R: 0 E: 0 K: 0 S: 3	H: 0 LOB: 1 BB: 1 P: 7	R: 0 E: 0 K: 2 S: 8	H: 1 LOB: 2 BB: 1 P: 12	R: 0 E: 0 K: 0 S: 4	H: 1 LOB: 1 BB: 0 P: 4	R: 0 E: 0 K: 0 S: 3	H: 0 LOB: 0 BB: 0 P: 3	R: 0 E: 0 K: 1 S: 5	H: 0 LOB: 0 BB: 0 P: 5	R: 0 E: 0 K: 0 S: 5	H: 0 LOB: 0 BB: 0 P: 5	1B: 3 2B: 0 3B: 0 HR: 0	SF: 0 SAC: 0 DP: 0 HBP: 0	WP: 0 PB: 0 SB: 0 CS: 1	PA: 31
PITCHER	IP WLS BF H R ER SO BB IBB HBP BLK WP HR S P ERA WHIP																							
Ron Reed, R (1.1) ERA: 3.67	0.0 W 20 1 0 0 6 2 0 0 0 0 0 0 30 38 0.00 0.500																							
Buzz Capra, R (1.1) ERA: 2.29	6.0 7 1 0 0 0 0 0 0 0 0 0 0 7 7 0.00 0.500																							
Gary Gentry, R (7.1) ERA: 1.35	2.0 7 1 0 0 0 0 0 0 0 0 0 0 7 7 0.00 0.500																							
Danny Frisella, R (9.1) ERA: 4.11	1.0 3 0 0 0 0 1 0 0 0 0 0 0 5 5 0.00 0.000																							

AB 34
R 3
H 8
RBI 3
BB 2
SO 4
LOB 10



AB 29
R 0
H 3
RBI 0
BB 2
SO 7
LOB 9



Batter	1	2	3	4	5	6	7	8	9	AB	R	H	RBI	BB	SO	LOB	TOP		
Ralph Garr, L OBP: 0.390, SLG: 0.497 (1, 9)										5	3	3	0	0	0	2			
Marty Perez, R OBP: 0.446, SLG: 0.588 (1, 4)										5	2	3	6	0	0	2			
Dusty Baker Jr., R OBP: 0.391, SLG: 0.466 (1, 8)										4	0	1	0	1	0	2			
Hank Aaron, R OBP: 0.345, SLG: 0.615 Rowland Office, L OBP: 0.197, SLG: 0.306 (1, 7)										4	1	2	2	0	0	3			
Davey Johnson, R OBP: 0.361, SLG: 0.418 (1, 3)										5	2	2	3	0	1	2			
Darrell Evans, L OBP: 0.404, SLG: 0.435 (1, 5)										4	0	2	0	1	0	0			
Paul Casanova, R OBP: 0.150, SLG: 0.056 (1, 2)										5	0	0	0	0	2	4			
Craig Robinson, R OBP: 0.297, SLG: 0.259 (1, 6)										5	2	3	0	0	0	0			
Carl Morton, R OBP: 0.115, SLG: 0.080 (1, 1)										1	1	0	0	1	0	0			
Inning Stats	R: 3 E: 0 K: 1 S: 9	H: 4 LOB: 1 BB: 0 P: 9	R: 3 E: 0 K: 1 S: 8	H: 3 LOB: 1 BB: 1 P: 12	R: 0 E: 0 K: 0 S: 3	H: 0 LOB: 0 BB: 0 P: 3	R: 3 E: 1 K: 0 S: 6	H: 3 LOB: 2 BB: 2 P: 14	R: 1 E: 0 K: 0 S: 6	H: 3 LOB: 0 BB: 0 P: 6	R: 0 E: 0 K: 0 S: 4	H: 1 LOB: 1 BB: 0 P: 4	R: 1 E: 0 K: 0 S: 4	H: 1 LOB: 0 BB: 0 P: 4	R: 0 E: 0 K: 1 S: 5	H: 0 LOB: 0 BB: 0 P: 5	1B: 11 2B: 2 3B: 0 HR: 3	SF: 0 SAC: 3 DP: 1 HBP: 0	WP: 0 PA: 45 PB: 0 SB: 0 CS: 0
PITCHER	IP WLS BF H R ER SO BB IBB HBP BLK WP HR S P ERA WHIP	IP WLS BF H R ER SO BB IBB HBP BLK WP HR S P ERA WHIP	IP WLS BF H R ER SO BB IBB HBP BLK WP HR S P ERA WHIP	IP WLS BF H R ER SO BB IBB HBP BLK WP HR S P ERA WHIP	IP WLS BF H R ER SO BB IBB HBP BLK WP HR S P ERA WHIP	IP WLS BF H R ER SO BB IBB HBP BLK WP HR S P ERA WHIP	IP WLS BF H R ER SO BB IBB HBP BLK WP HR S P ERA WHIP	IP WLS BF H R ER SO BB IBB HBP BLK WP HR S P ERA WHIP	IP WLS BF H R ER SO BB IBB HBP BLK WP HR S P ERA WHIP	IP WLS BF H R ER SO BB IBB HBP BLK WP HR S P ERA WHIP	IP WLS BF H R ER SO BB IBB HBP BLK WP HR S P ERA WHIP	IP WLS BF H R ER SO BB IBB HBP BLK WP HR S P ERA WHIP	IP WLS BF H R ER SO BB IBB HBP BLK WP HR S P ERA WHIP	IP WLS BF H R ER SO BB IBB HBP BLK WP HR S P ERA WHIP	IP WLS BF H R ER SO BB IBB HBP BLK WP HR S P ERA WHIP	IP WLS BF H R ER SO BB IBB HBP BLK WP HR S P ERA WHIP	IP WLS BF H R ER SO BB IBB HBP BLK WP HR S P ERA WHIP	IP WLS BF H R ER SO BB IBB HBP BLK WP HR S P ERA WHIP	
Rich Troedson, L ERA: 8.88 Mike Corkins, R ERA: 5.35 Larry Hardy, R ERA: 4.05 Dave Tomlin, L ERA: 1.93	1.1 L 10 6 5 5 1 0 0 0 0 0 1 12 12 33.75 4.500	1.2 10 3 4 4 1 2 0 0 0 0 0 1 10 18 21.60 3.000	4.0 18 6 1 1 0 0 1 0 0 0 0 1 17 21 2.25 1.500	2.0 7 1 1 1 1 0 0 0 0 0 0 1 9 9 4.50 0.500															

Atlanta Braves @ San Diego Padres
San Diego Stadium, San Diego, CA
Thu May 16 1974, 10:05 PM EDT
Att: 8,974 - Unknown

AB 39
R 11
H 16
RBI 11
BB 3
SO 3
LOB 15


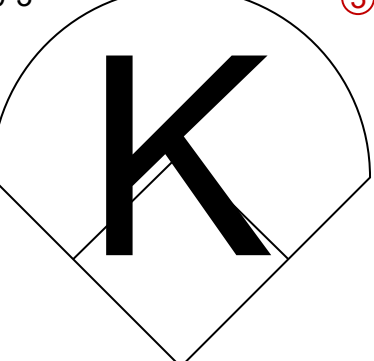
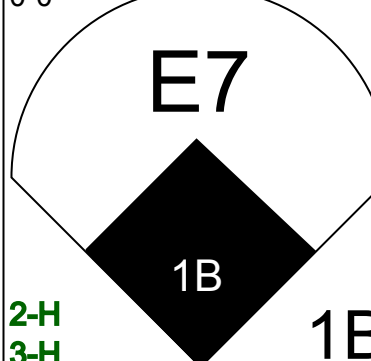
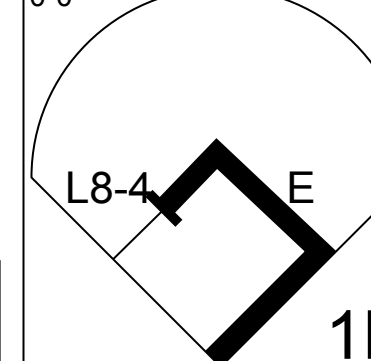
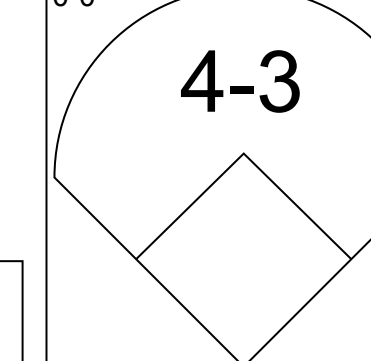
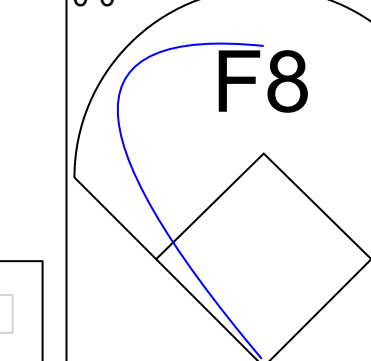
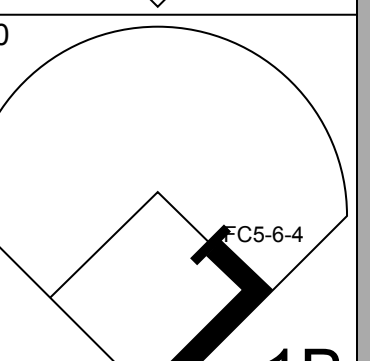
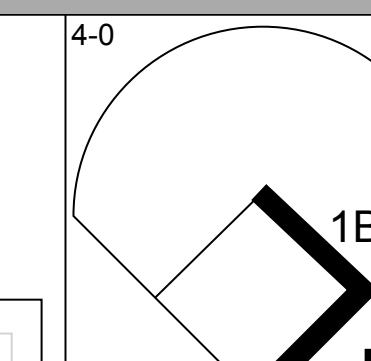
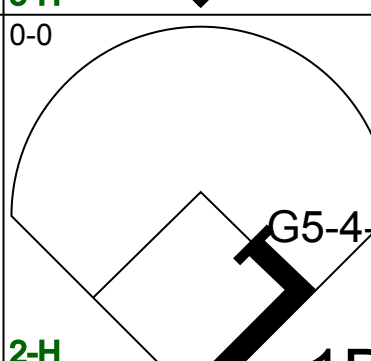
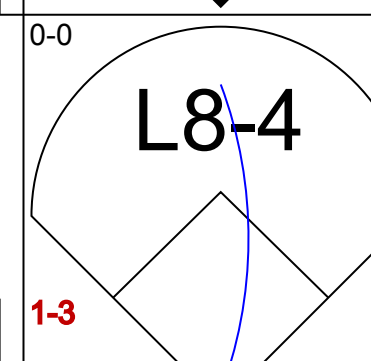
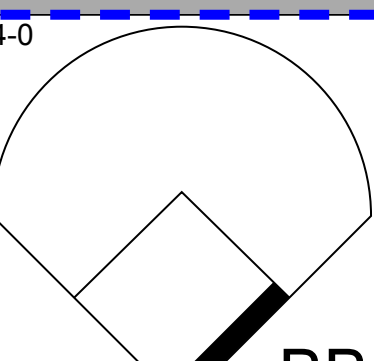
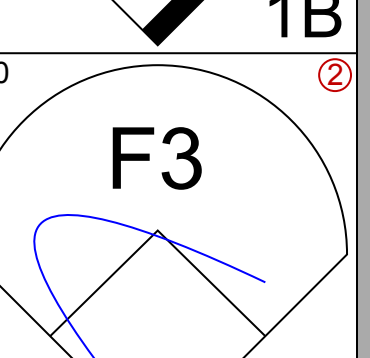
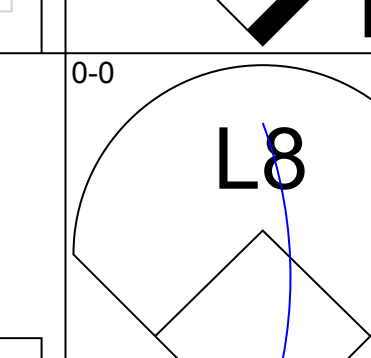
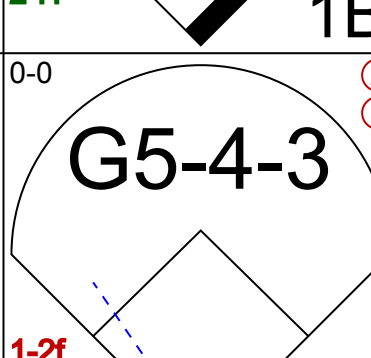
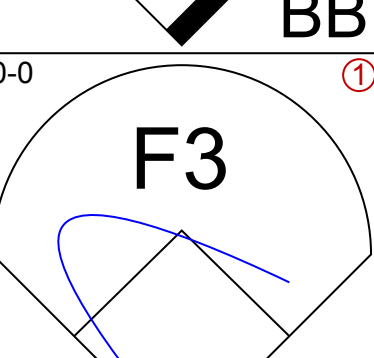
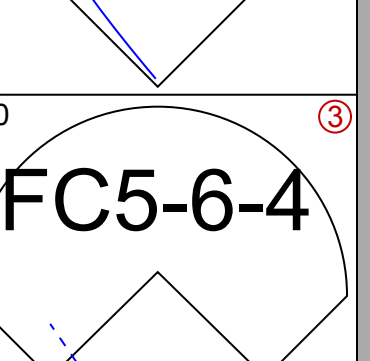
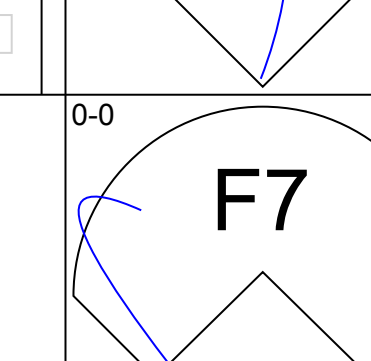
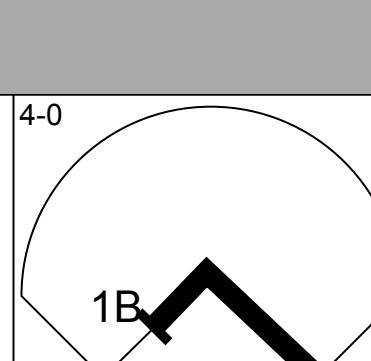
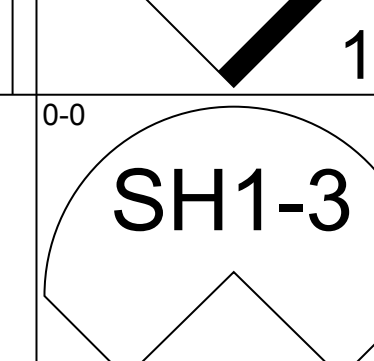
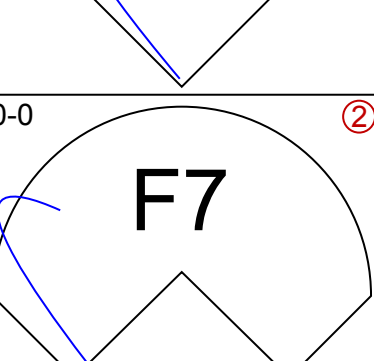
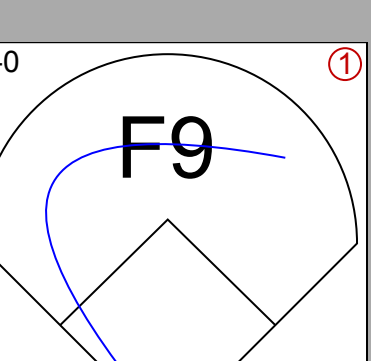
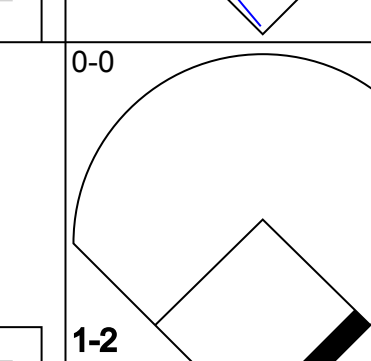
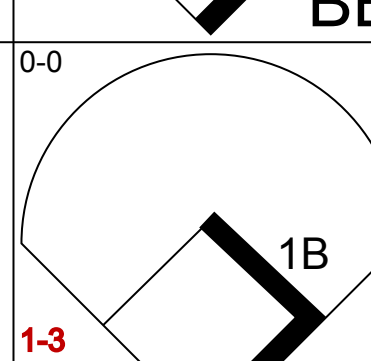
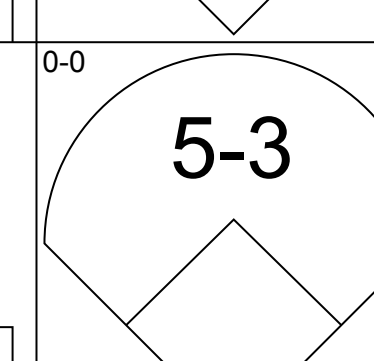
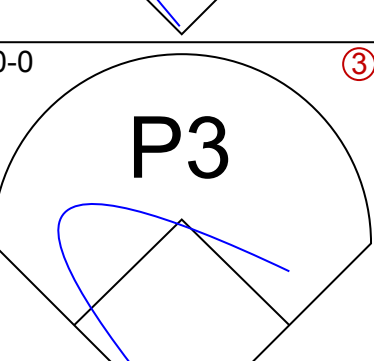
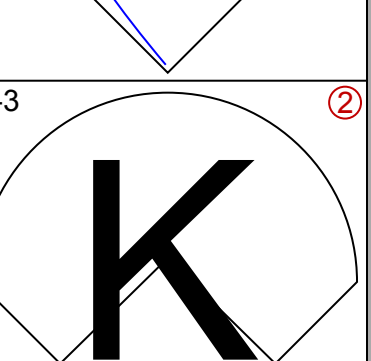
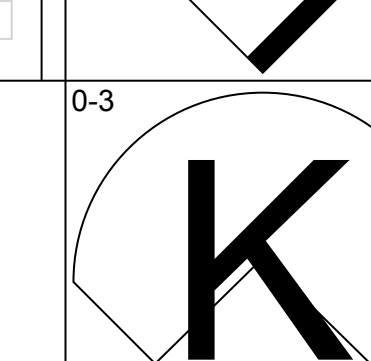
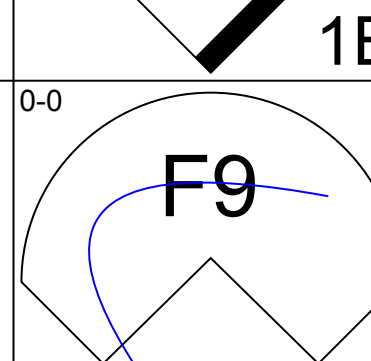
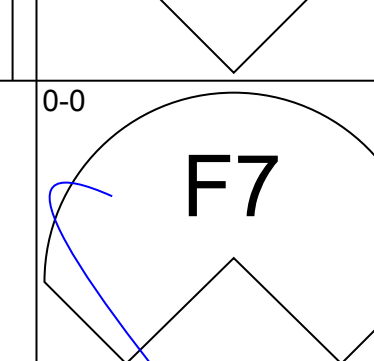
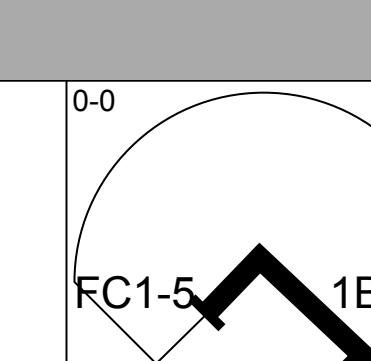
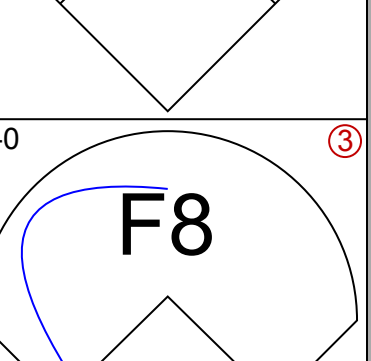
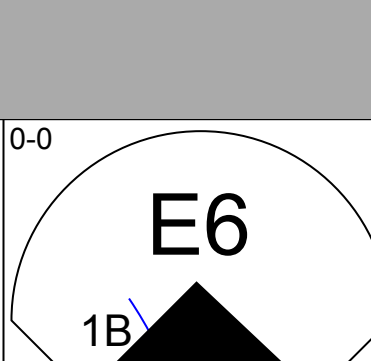
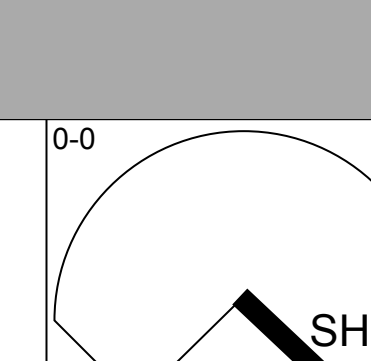
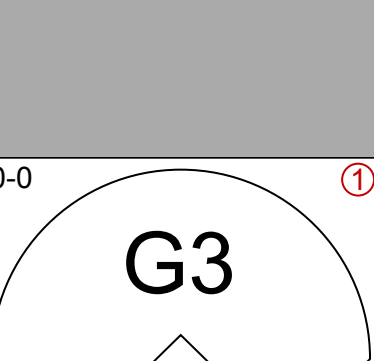
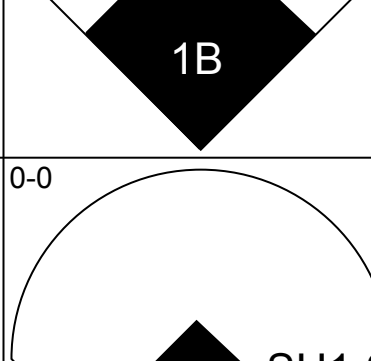
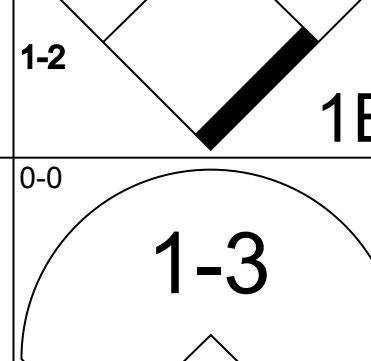
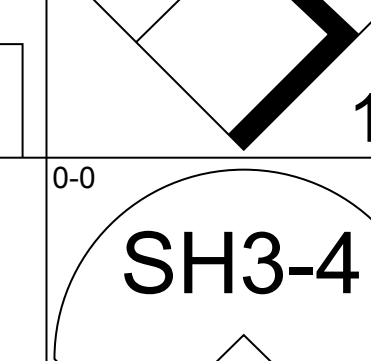
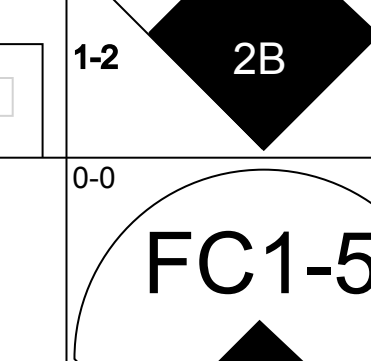
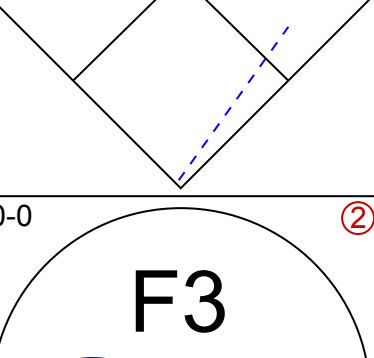
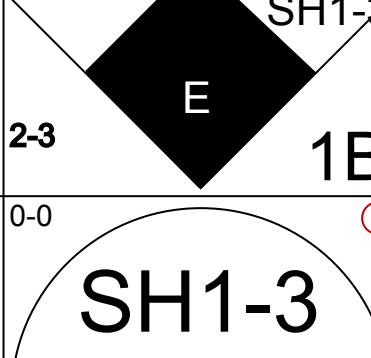
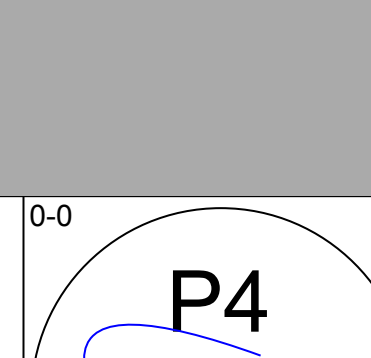
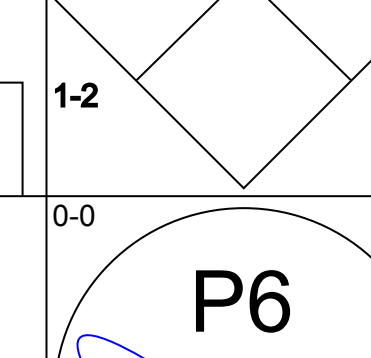
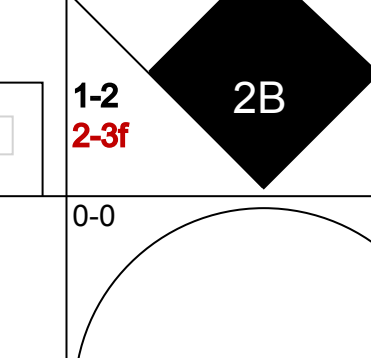
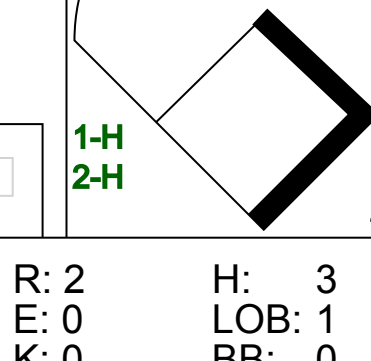


Batter	1	2	3	4	5	6	7	8	9	AB	R	H	RBI	BB	SO	LOB	BOTTOM				
Matty Alou, L OBP: 0.246, SLG: 0.241 (1, 7)										4	0	2	0	0	0	0					
Glenn Beckert, R OBP: 0.500, SLG: 0.464 Rich Morales, R OBP: 0.444, SLG: 0.444 (8, FR)										4	0	2	0	0	0	1					
Bobby Tolan, L OBP: 0.315, SLG: 0.265 (1, 9)										3	0	0	0	1	1	2					
Nate Colbert, R OBP: 0.289, SLG: 0.343 (1, 3)										4	0	0	0	0	2	3					
Dave Winfield, R OBP: 0.315, SLG: 0.466 (1, 8)										2	1	1	0	2	0	0					
Derrel Thomas, S OBP: 0.346, SLG: 0.407 (1, 4)										4	0	1	0	0	0	3					
Fred Kendall, R OBP: 0.304, SLG: 0.348 (1, 2)										4	0	0	1	0	0	2					
Enzo Hernandez, R OBP: 0.265, SLG: 0.288 (1, 6)										2	0	0	0	1	0	0					
Rich Troedson, L (1, 1) Mike Corkins, R (2, 1) Larry Hardy, R (4, 1) Rod Gaspar, S (7, PH) Dave Tomlin, L (8, 1)										0	0	0	0	0	0	0					
Inning Stats	R: 0 E: 0 K: 0 S: 4	H: 2 LOB: 1 BB: 0 P: 4	R: 1 E: 0 K: 1 S: 6	H: 1 LOB: 1 BB: 1 P: 10	R: 0 E: 0 K: 1 S: 5	H: 0 LOB: 0 BB: 0 P: 3	R: 0 E: 0 K: 1 S: 5	H: 0 LOB: 1 BB: 1 P: 9	R: 0 E: 0 K: 1 S: 6	H: 1 LOB: 1 BB: 0 P: 6	R: 0 E: 0 K: 2 S: 7	H: 0 LOB: 1 BB: 1 P: 11	R: 0 E: 0 K: 0 S: 3	H: 0 LOB: 0 BB: 0 P: 3	R: 0 E: 0 K: 0 S: 3	H: 1 LOB: 2 BB: 1 P: 7	R: 0 E: 0 K: 0 S: 3	H: 1 LOB: 0 BB: 0 P: 3	1B: 5 2B: 0 3B: 1 HR: 0	SF: 0 SAC: 0 DP: 3 HBP: 0	WP: 0 PA: 34 PB: 1 SB: 0 CS: 0
PITCHER	IP WLS BF H R ER SO BB IBB HBP BLK WP HR S P ERA WHIP	IP WLS BF H R ER SO BB IBB HBP BLK WP HR S P ERA WHIP	IP WLS BF H R ER SO BB IBB HBP BLK WP HR S P ERA WHIP	IP WLS BF H R ER SO BB IBB HBP BLK WP HR S P ERA WHIP	IP WLS BF H R ER SO BB IBB HBP BLK WP HR S P ERA WHIP	IP WLS BF H R ER SO BB IBB HBP BLK WP HR S P ERA WHIP	IP WLS BF H R ER SO BB IBB HBP BLK WP HR S P ERA WHIP	IP WLS BF H R ER SO BB IBB HBP BLK WP HR S P ERA WHIP	IP WLS BF H R ER SO BB IBB HBP BLK WP HR S P ERA WHIP	IP WLS BF H R ER SO BB IBB HBP BLK WP HR S P ERA WHIP	IP WLS BF H R ER SO BB IBB HBP BLK WP HR S P ERA WHIP	IP WLS BF H R ER SO BB IBB HBP BLK WP HR S P ERA WHIP	IP WLS BF H R ER SO BB IBB HBP BLK WP HR S P ERA WHIP	IP WLS BF H R ER SO BB IBB HBP BLK WP HR S P ERA WHIP	IP WLS BF H R ER SO BB IBB HBP BLK WP HR S P ERA WHIP	IP WLS BF H R ER SO BB IBB HBP BLK WP HR S P ERA WHIP	IP WLS BF H R ER SO BB IBB HBP BLK WP HR S P ERA WHIP	IP WLS BF H R ER SO BB IBB HBP BLK WP HR S P ERA WHIP			
Carl Morton, R ERA: 3.7	9.0 W 34 6 1 1 5 4 0 0 0 0 0 40 56 1.00 1.111																				

Atlanta Braves @ San Diego Padres
San Diego Stadium, San Diego, CA
Thu May 16 1974, 10:05 PM EDT
Att: 8,974 - Unknown

AB 30
R 1
H 6
RBI 1
BB 4
SO 5
LOB 12

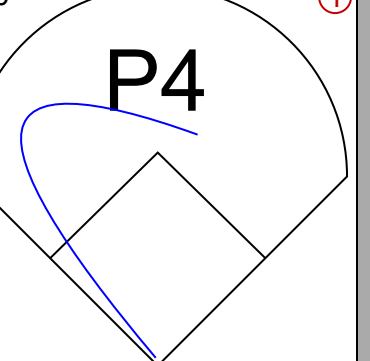
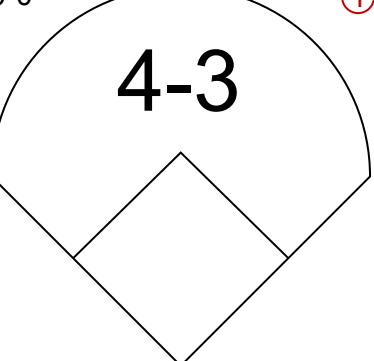
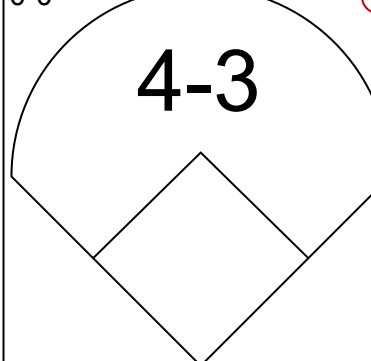
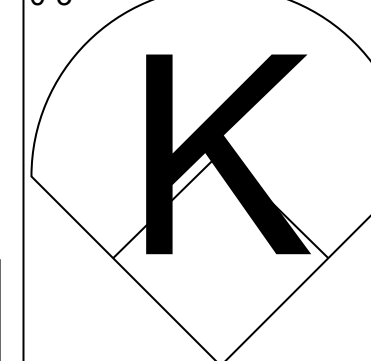
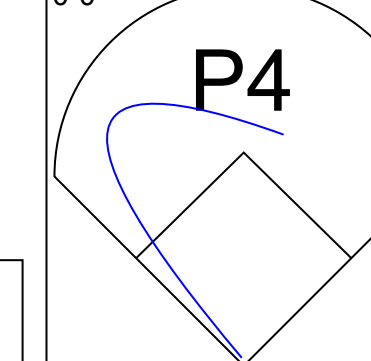
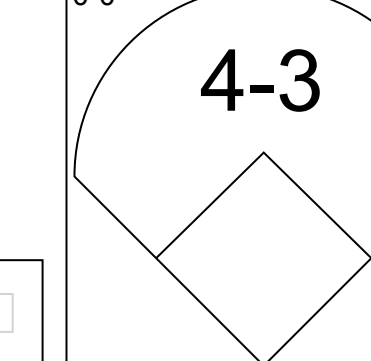
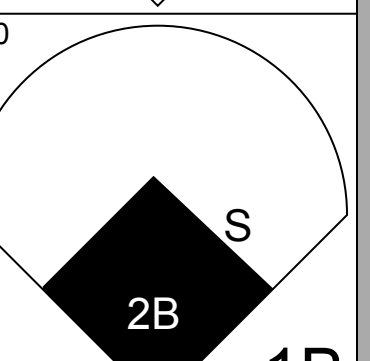
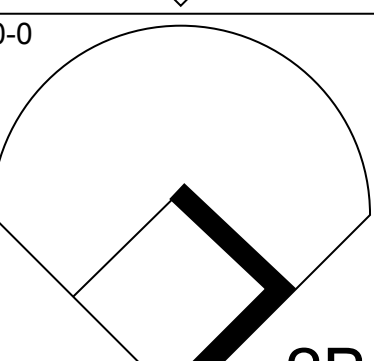
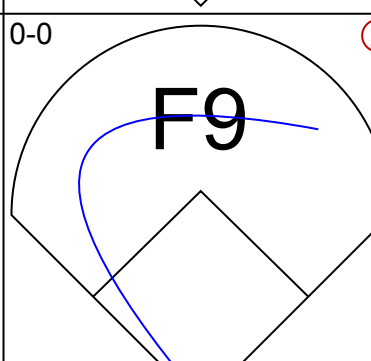
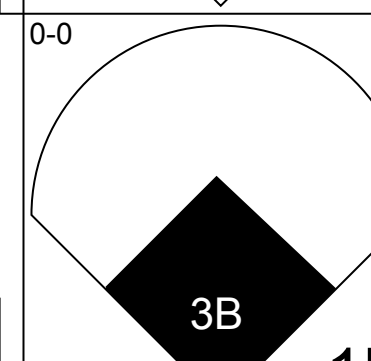
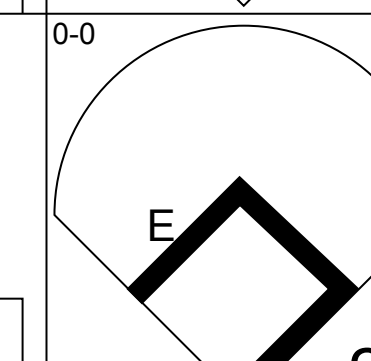
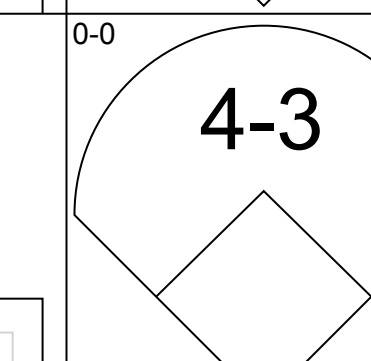
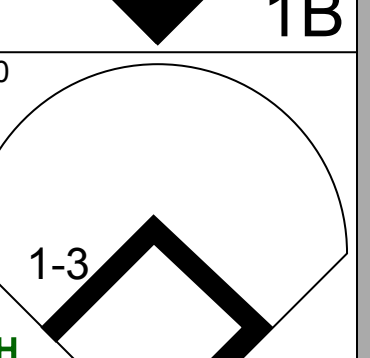
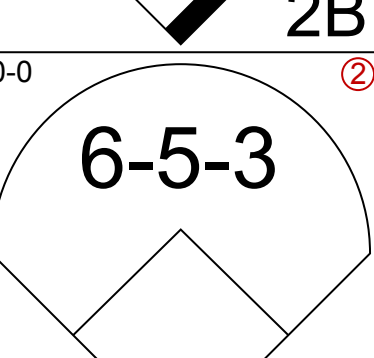
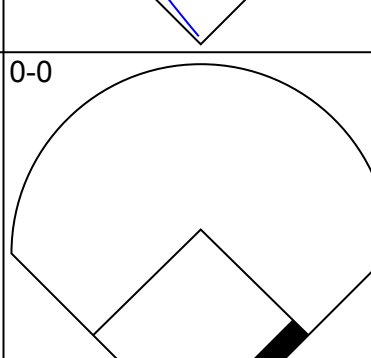
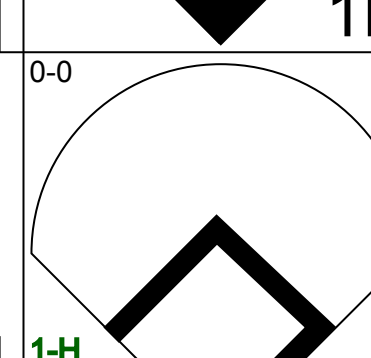
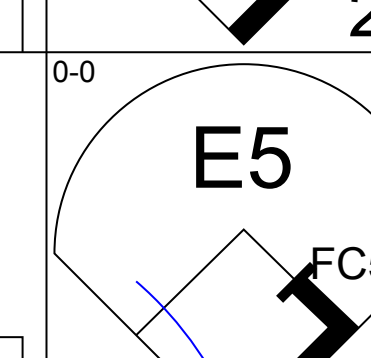
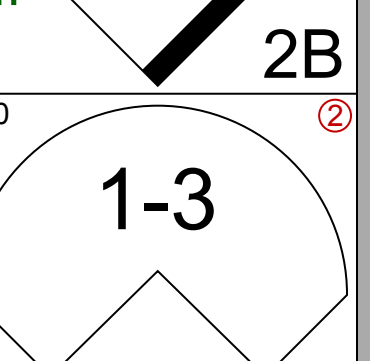
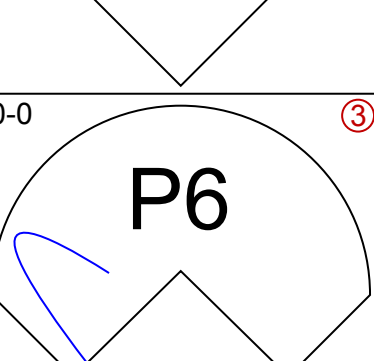
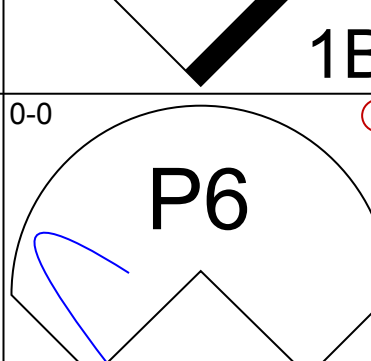
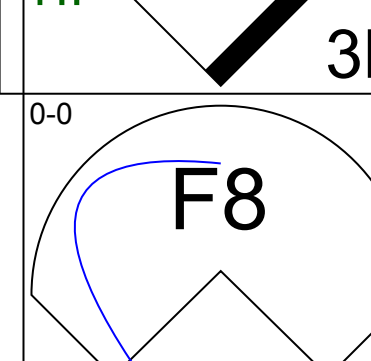
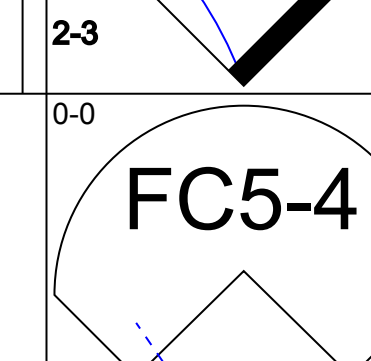
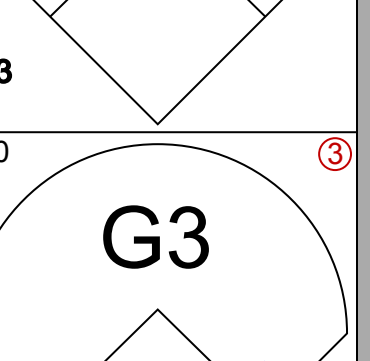
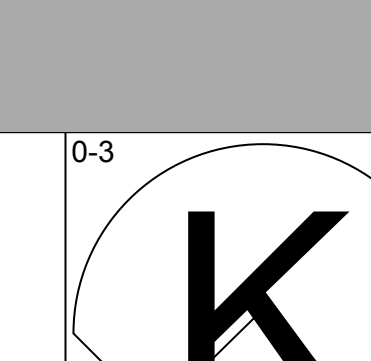
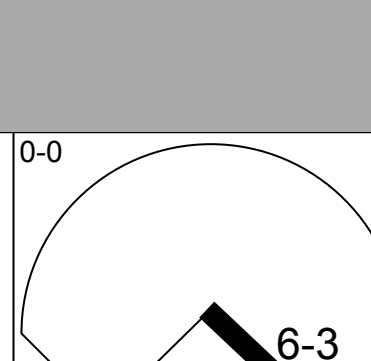
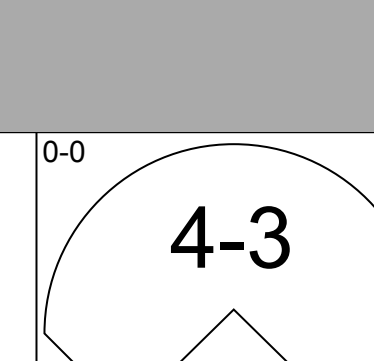
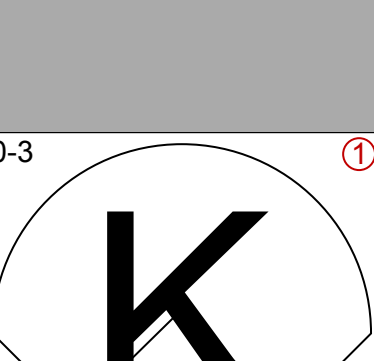
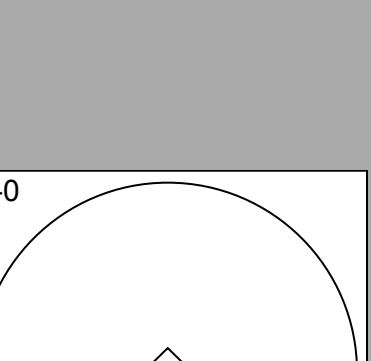
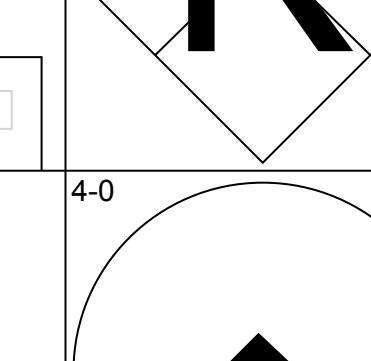
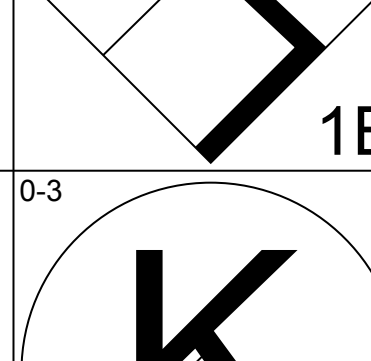
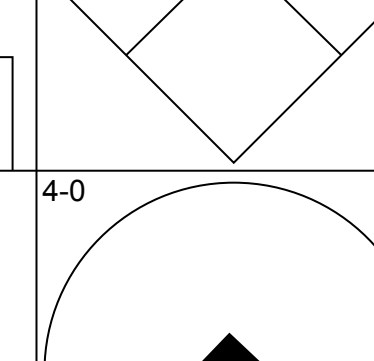
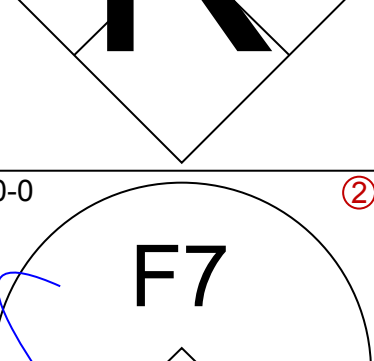
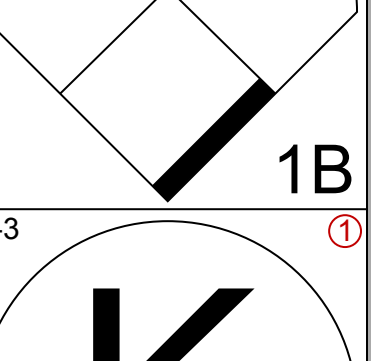
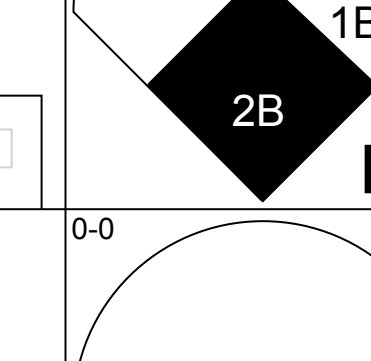
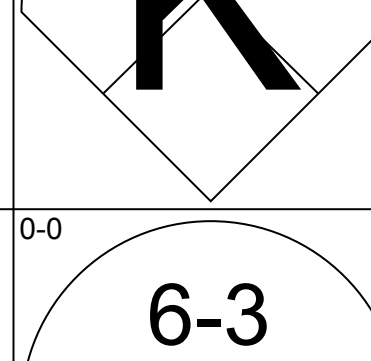
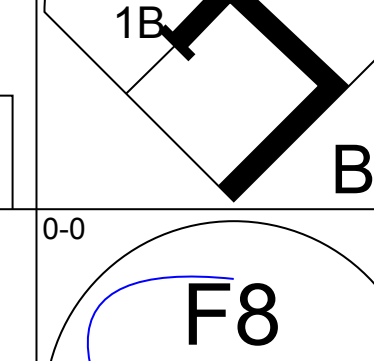
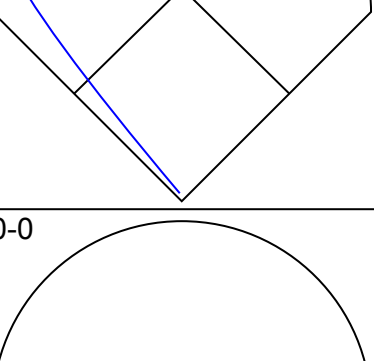
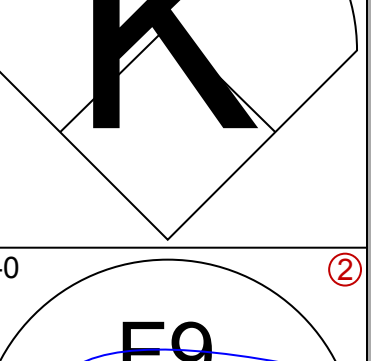
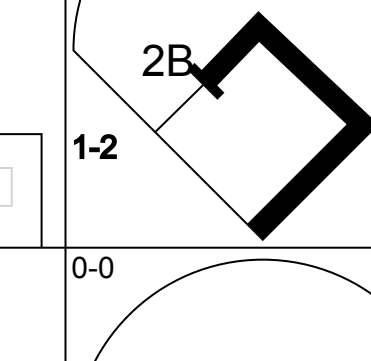
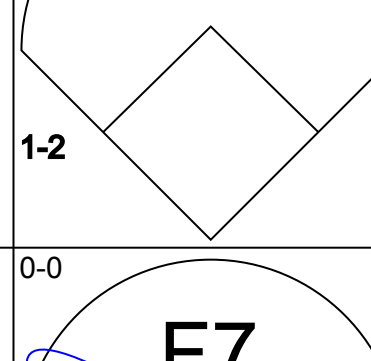
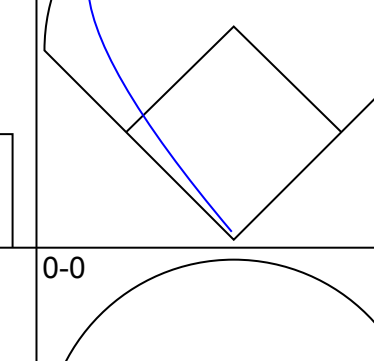
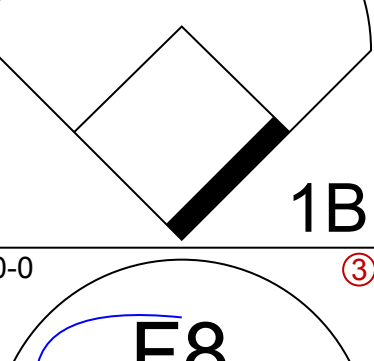
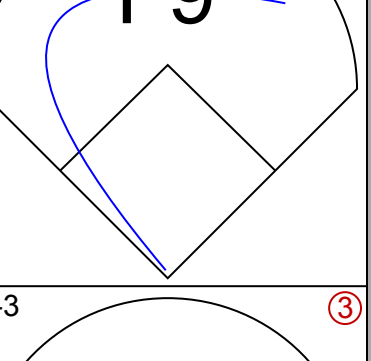
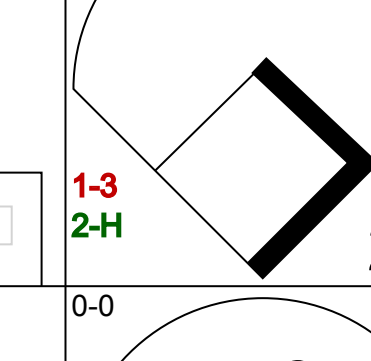
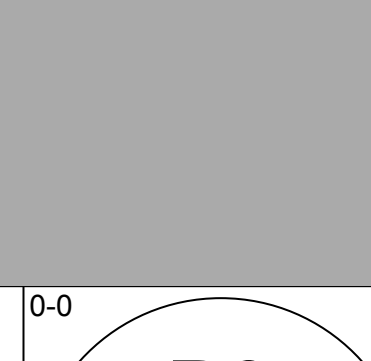
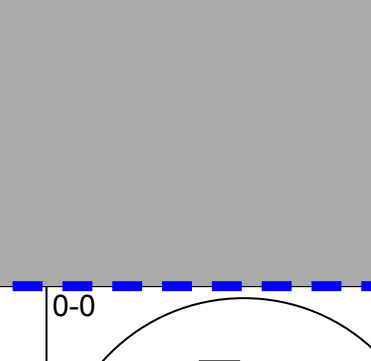
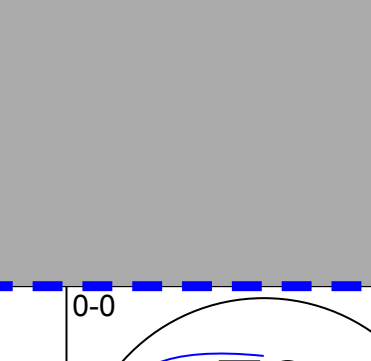


Batter	1	2	3	4	5	6	7	8	9	10	11	AB	R	H	RBI	BB	SO	LOB	TOP						
Ralph Garr, L OBP: 0.388, SLG: 0.491 (1, 9)												6	1	2	1	0	2	2							
Marty Perez, R OBP: 0.468, SLG: 0.582 (1, 4)												4	0	2	1	2	0	2							
Dusty Baker Jr., R OBP: 0.385, SLG: 0.456 (1, 8)												5	0	1	0	0	0	4							
Hank Aaron, R OBP: 0.341, SLG: 0.593 Rowland Office, L OBP: 0.197, SLG: 0.306 (1, 7)												3	0	0	0	1	0	3							
Davey Johnson, R OBP: 0.362, SLG: 0.417 (1, 3)												5	0	2	0	0	0	2							
Darrell Evans, L OBP: 0.487, SLG: 0.425 (1, 5)												5	0	1	0	0	2	4							
Paul Casanova, R OBP: 0.174, SLG: 0.095 Johnny Oates, L OBP: 0.307, SLG: 0.284 (1, 2)												3	1	1	0	0	0	0							
Craig Robinson, R OBP: 0.295, SLG: 0.258 (1, 6)												4	2	1	0	0	0	4							
Roric Harrison, R OBP: 0.217, SLG: 0.286 Frank Tepedino, L OBP: 0.266, SLG: 0.254 Lew Krausse, R (9, 1)												2	0	0	0	0	0	0							
Mike Lum, L OBP: 0.267, SLG: 0.421 Danny Frisella, L (11, 1)												1	0	0	0	0	0	0							
Inning Stats	R: 0 E: 0 K: 1 S: 6	H: 1 LOB: 1 BB: 0 P: 6	R: 0 E: 0 K: 1 S: 5	H: 0 LOB: 0 BB: 0 P: 5	R: 0 E: 0 K: 1 S: 5	H: 0 LOB: 0 BB: 0 P: 5	R: 0 E: 0 K: 1 S: 6	H: 1 LOB: 2 BB: 1 P: 10	R: 3 E: 2 K: 0 S: 6	H: 3 LOB: 0 BB: 0 P: 6	R: 0 E: 0 K: 0 S: 4	H: 2 LOB: 2 BB: 1 P: 8	R: 0 E: 1 K: 0 S: 3	H: 1 LOB: 0 BB: 0 P: 3	R: 0 E: 0 K: 0 S: 4	H: 1 LOB: 1 BB: 0 P: 4	R: 0 E: 0 K: 0 S: 3	H: 0 LOB: 1 BB: 1 P: 7	R: 2 E: 0 K: 0 S: 6	H: 3 LOB: 1 BB: 0 P: 6	1B: 12 2B: 2 3B: 0 HR: 0	SF: 0 SAC: 3 DP: 2 HBP: 0	WP: 0 PB: 0 SB: 0 CS: 0	PA: 47	
PITCHER	IP ERA WLS BF H R ER SO BB IBB HBP BLK WP HR S P ERA WHIP	7.0 4.4 2.0 8 2 0 0 0 0 0 0 0 0 0 8 35 43 0.00 1.000	2.0 2.31 2.0 10 3 2 0 0 1 0 0 0 0 0 9 13 0.00 2.000																						

Atlanta Braves @ Los Angeles Dodgers
Dodger Stadium, Los Angeles, CA
Fri May 17 1974, 7:05 PM PDT
Att: 53,927 - Unknown

AB 41
R 5
H 13
RBI 4
BB 3
SO 4
LOB 22



Batter	1	2	3	4	5	6	7	8	9	10	11	AB	R	H	RBI	BB	SO	LOB	BOTTOM						
Davey Lopes, R OBP: 0.322, SLG: 0.230 Manny Mota, R OBP: 0.440, SLG: 0.444 (1, 4)												5	0	0	0	0	1	0							
Bill Buckner, L OBP: 0.400, SLG: 0.438 (1, 7)												6	2	4	0	0	0	0							
Jimmy Wynn, R OBP: 0.448, SLG: 0.704 (1, 8)												5	0	3	2	0	0	2							
Steve Garvey, R OBP: 0.340, SLG: 0.556 Jim Brewer, L (10, 1)												5	0	0	0	0	0	6							
Willie Crawford, L OBP: 0.403, SLG: 0.423 (1, 9)												5	0	1	0	0	2	1							
Ron Cey, R OBP: 0.390, SLG: 0.397 (1, 5)											3	1	1	0	2	1	1								
Joe Ferguson, R OBP: 0.367, SLG: 0.351 (1, 2)												5	0	2	0	0	1	3							
Bill Russell, R OBP: 0.364, SLG: 0.474 (1, 6)												5	0	2	1	0	0	3							
Al Downing, R OBP: 0.450, SLG: 0.375 Von Joshua, L OBP: 0.188, SLG: 0.286 Mike Marshall, R (8, 1)													2	0	0	0	0	1	2						
Ken McMullen, R OBP: 0.333, SLG: 0.667 Tom Paciorek, R OBP: 0.275, SLG: 0.417 (10, 7)												1	0	0	0	0	0	0							
Inning Stats	R: 1 E: 0 K: 0 S: 5	H: 2 LOB: 1 BB: 0 P: 5	R: 0 E: 0 K: 2 S: 8	H: 1 LOB: 1 BB: 0 P: 8	R: 0 E: 0 K: 0 S: 4	H: 1 LOB: 1 BB: 1 P: 4	R: 1 E: 0 K: 1 S: 6	H: 2 LOB: 1 BB: 1 P: 10	R: 0 E: 0 K: 0 S: 4	H: 1 LOB: 1 BB: 0 P: 6	R: 1 E: 0 K: 1 S: 7	H: 2 LOB: 1 BB: 0 P: 7	R: 0 E: 0 K: 0 S: 3	H: 1 LOB: 2 BB: 1 P: 7	R: 0 E: 1 K: 0 S: 5	H: 1 LOB: 2 BB: 0 P: 5	R: 0 E: 0 K: 1 S: 6	H: 1 LOB: 1 BB: 0 P: 6	R: 0 E: 0 K: 0 S: 3	H: 0 LOB: 0 BB: 0 P: 3	1B: 8 2B: 4 3B: 1 HR: 0	SF: 0 SAC: 0 DP: 0 HBP: 0	WP: 0 PB: 0 SB: 1 CS: 0	PA: 47	
PITCHER	IP ERA WLS BF H R ER SO BB IBB HBP BLK WP HR S P ERA WHIP	8.0 4.57 2.0 9 2 0 0 1 0 0 0 0 0 0 3 43 51 3.38 1.625	2.0 2.0 1.0 3 0 0 0 0 0 0 0 0 0 0 3 3 0.00 0.000																						

Atlanta Braves @ Los Angeles Dodgers
Dodger Stadium, Los Angeles, CA
Fri May 17 1974, 7:05 PM PDT
Att: 53,927 - Unknown

AB 45
R 3
H 13
RBI 3
BB 2
SO 6
LOB 18



Batter	1	2	3	4	5	6	7	8	9	10	11	12	13	AB R H RBI BB SO LOB	TOP													
Ralph Garr, L OBP: 0.363, SLG: 0.483 (1, 7)	L4		E 1B		6-3			K		FC6 1-2			SH1-3	5 0 1 0 0 1 3														
Marty Perez, R OBP: 0.441, SLG: 0.533 (1, 4)	BB		F9		F8			F3		6-3			L6	5 0 0 0 1 0 3														
Dusty Baker Jr., R OBP: 0.377, SLG: 0.451 (1, 9)	K		L5		1-3			F7		F7			P4	6 0 1 0 0 1 4														
Darrell Evans, L OBP: 0.384, SLG: 0.408 (1, 5)	4-3		F7		E3			F7		F8			F8	5 0 0 0 0 0 2														
Mike Lum, L OBP: 0.246, SLG: 0.387 (1, 8)		3-1		1-3				4-3		F8			F8	5 0 0 0 0 0 2														
Frank Tepedino, L OBP: 0.261, SLG: 0.250 (1, 3)	1B		4-3					K		F7			K	5 0 1 0 0 2 0														
Johnny Oates, L OBP: 0.303, SLG: 0.280 (1, 2)	K		4-3					4-3		BB 1B			F9	5 0 1 0 0 1 1														
Craig Robinson, R OBP: 0.292, SLG: 0.250 (1, 6)	F8		F8		1-6-3			F9		FC6 BB			F9	4 0 0 0 1 0 1														
Phil Niekro, R ERA: 2.26, SLG: 0.320 (10, PH) Tom House, L ERA: 2.24, SLG: 0.231 (6, 1) Hank Aaron, R ERA: 2.00, SLG: 0.563 (13, PH) Lew Krausse, R ERA: 2.50, SLG: 0.455 (13, 1)	5-3		5-3		1B			5-3		F5			SH1-3 BB	3 0 1 0 0 0 0 1 0 0 0 0 0 2 0 0 0 0 0 0 0 0 0 0 0 0 1 0 0 0 0 0 0 0 0 0 0 0 0 0 0 0														
Inning Stats	R: 0 E: 0 K: 1 S: 5	H: 0 LOB: 1 BB: 1 P: 9	R: 0 E: 0 K: 1 S: 6	H: 1 LOB: 1 BB: 0 P: 6	R: 0 E: 1 K: 0 S: 4	H: 1 LOB: 1 BB: 0 P: 4	R: 0 E: 0 K: 0 S: 3	H: 0 LOB: 0 BB: 0 P: 3	R: 0 E: 1 K: 1 S: 4	H: 0 LOB: 1 BB: 0 P: 5	R: 0 E: 0 K: 0 S: 3	H: 0 LOB: 0 BB: 0 P: 3	R: 0 E: 0 K: 0 S: 4	H: 1 LOB: 1 BB: 1 P: 8	R: 0 E: 0 K: 1 S: 5	H: 0 LOB: 0 BB: 0 P: 5	R: 0 E: 0 K: 0 S: 3	H: 0 LOB: 0 BB: 0 P: 7	1B: 4 2B: 1 3B: 0 HR: 0	SF: 0 SAC: 1 DP: 0 HBP: 0	WIP: 0 PB: 0 SB: 0 CS: 0	PA: 48						
PITCHER	IP WLS BF H R ER SO BB IBB HBP BLK WP HR S P ERA WHIP	IP WLS BF H R ER SO BB IBB HBP BLK WP HR S P ERA WHIP																										
Andy Messersmith, R ERA: 2.11 (1, 1)	10.0 37 7 2.0	4 1 0 1	0 0 0 0	0 0 0 0	0 0 0 0	0 0 0 0	0 0 0 0	0 0 0 0	9 9 9	0.00 0.600 0.500																		
Mike Marshall, R ERA: 2.2 (11, 1)	2.0 7 1	0 0 0	0 0 0	0 0 0	0 0 0	0 0 0	0 0 0	0 0 0	0 0 0	0.00 0.000 1.000																		
Charlie Haugh, R ERA: 1.8 (13, 1)	1.0 W 4	0 0 0	0 0 0	0 0 0	1 0 0	0 0 0	0 0 0	0 0 0	3 7	0.00 0.000 1.000																		

Atlanta Braves @ Los Angeles Dodgers
Dodger Stadium, Los Angeles, CA
Sat May 18 1974, 3:33 AM PDT
Att. 28,122 - Unknown

livebaseballscorecards.com

AB 44
R 0
H 5
RBI 0
BB 3
SO 5
LOB 18



Batter	1	2	3	4	5	6	7	8	9	10	11	12	13	AB R H RBI BB SO LOB	BOTTOM													
Davey Lopes, R OBP: 0.323, SLG: 0.242 (1, 4)	K			2B		G3			F2		K		1-3 4-3 1B	6 1 2 0 0 2 0														
Bill Buckner, L OBP: 0.391, SLG: 0.427 (1, 7)	G3			F6		E3 CS			4-3		FC5-4 1B		4-3	6 0 1 0 0 0 2														
Jimmy Wynn, R OBP: 0.440, SLG: 0.688 (1, 8)	5-3			K		1-2 BB			BB		FC5-4 1-2		1-3	3 0 0 0 2 1 2 1 0 0 0 0 0 1														
Tom Paciorek, R OBP: 0.269, SLG: 0.408 (12, 8)				F8		K			BB		P6		1B	6 0 1 1 0 1 4														
Steve Garvey, R OBP: 0.333, SLG: 0.541 (1, 3)		6-3				F8			K		F7		1B	6 0 1 1 0 1 4														
Willie Crawford, L OBP: 0.389, SLG: 0.406 (1, 9)		6-3				1-3			K		4-3		F7	5 0 0 0 0 1 1														
Ron Cey, R OBP: 0.381, SLG: 0.386 (1, 5)		L5				F7			6-3		E5		5-3	4 0 0 0 0 0 0 1 0 0 0 0 0 0														
Rick Auerbach, R OBP: 0.500, SLG: 0.500 (10, PH) (11, 5)						F7			6-3		E5		5-3	1 0 0 0 0 0 0														
Joe Ferguson, R OBP: 0.379, SLG: 0.370 (1, 2)				F2		P6			FC6-4 1B		IBB		2B	4 0 2 0 1 0 0														
Bill Russell, R OBP: 0.359, SLG: 0.460 (1, 6)				L5		6-3			FC6-4 1-2		K		IBB	4 0 0 0 1 1 3														
Andy Messersmith, R OBP: 0.321, SLG: 0.462 (1, 1)				5-3		K			K		5-3		K	3 0 0 0 0 2 1 1 0 0 0 0 0 2 0 0 0 0 0 0 0 1 0 0 0 0 0 1 0 0 0 0 0 0 0														
Manny Mota, R OBP: 0.423, SLG: 0.421 (10, PH) (11, 1)				5-3		K			K		5-3		K	1 0 0 0 0 0 1 0 0 0 0 0 0 0														
Ken McMullen, R OBP: 0.300, SLG: 0.600 (12, PH) (13, 1)				5-3		K			K		5-3		K	1 0 0 0 0 0 1 0 0 0 0 0 0 0														
Inning Stats	R: 0 E: 0 K: 1 S: 5	H: 0 LOB: 0 BB: 0 P: 5	R: 0 E: 0 K: 0 S: 3	H: 0 LOB: 0 BB: 0 P: 3	R: 0 E: 0 K: 0 S: 3	H: 0 LOB: 0 BB: 0 P: 3	R: 0 E: 0 K: 1 S: 5	H: 1 LOB: 1 BB: 0 P: 6	R: 0 E: 1 K: 2 S: 7	H: 0 LOB: 1 BB: 1 P: 11	R: 0 E: 0 K: 1 S: 6	H: 1 LOB: 1 BB: 0 P: 6	R: 0 E: 0 K: 0 S: 3	H: 0 LOB: 1 BB: 1 P: 7	R: 0 E: 1 K: 1 S: 6	H: 0 LOB: 1 BB: 1 P: 10	R: 0 E: 0 K: 1 S: 6	H: 1 LOB: 1 BB: 0 P: 6	R: 0 E: 0 K: 1 S: 6	H: 1 LOB: 2 BB: 1 P: 10	R: 1 E: 0 K: 0 S: 4	H: 2 LOB: 1 BB: 0 P: 4	1B: 4 2B: 2 3B: 0 HR: 0	SF: 0 SAC: 0 DP: 0 HBP: 0	WIP: 0 PB: 0 SB: 1 CS: 1	PA: 49		
PITCHER	IP WLS BF H R ER SO BB IBB HBP BLK WP HR S P ERA WHIP	IP WLS BF H R ER SO BB IBB HBP BLK WP HR S P ERA WHIP																										
Phil Niekro, R ERA: 3.09 (1, 1)	9.0 31 2	0 0 0	0 0 0	6 0 0	2 0 0	0 0 0	0 0 0	0 0 0	41 49	0.00 0.444																		
Tom House, L ERA: 2.25 (10, 1)	3.0 14	2 0	0 0	3 0	0 2	0 0	0 0	0 0	18 26	0.00 0.667																		
Lew Krausse, R ERA: 3.38 (13, 1)	0.2 L 4	2 1	1 0	3 0	0 0	0 0	0 0	0 0	4 4	13.50 3.000																		

Atlanta Braves @ Los Angeles Dodgers
Dodger Stadium, Los Angeles, CA
Sat May 18 1974, 3:33 AM PDT
Att. 28,122 - Unknown

livebaseballscorecards.com

AB 45
R 1
H 6
RBI 1
BB 4
SO 9
LOB 18



Batter	1	2	3	4	5	6	7	8	9	AB	R	H	RBI	BB	SO	LOB	TOP			
Ralph Garr, L OBP: 0.394, SLG: 0.511 (1, 9) (7, 7)	0-0 SH1-3 1B 2B	0-0 1B		0-0 F7		4-0 IBB		0-0 HR		4	2	3	1	1	0	0	Atlanta Braves @ Los Angeles Dodgers Dodger Stadium, Los Angeles, CA Sun May 19 1974, 3:33 AM PDT Att: 35,746 - Unknown livebaseballscorecards.com			
Craig Robinson, R OBP: 0.286, SLG: 0.244 Marty Perez, R OBP: 0.435, SLG: 0.525 (1, 6) (7, 6)	0-0 SH1-3 2-3	0-0 6-3			0-0 6-3	0-0 L7		0-3 K		3	0	0	0	0	0	4				
Dusty Baker Jr., R OBP: 0.383, SLG: 0.452 (1, 8) (7, 9)	4-0 1B E BB		0-0 S 1B		0-0 5-3 1B		0-3 K		0-3 K	4	1	2	0	1	2	0				
Hank Aaron, R OBP: 0.344, SLG: 0.576 Rowland Office, L OBP: 0.194, SLG: 0.302 (1, 7) (7, PR) (7, 8)	0-0 E5 1B 1B		0-0 F7		0-0 5-3		0-0 E4 S		0-3 K	4	1	1	1	0	0	2				
Darrell Evans, L OBP: 0.378, SLG: 0.395 (1, 5)	0-0 P6		0-0 BB BB	4-0 BB	0-0 G3		0-0 F8 1-2		0-0 G3	4	0	0	0	1	0	3				
Davey Johnson, R OBP: 0.373, SLG: 0.419 (1, 4)	0-0 1B		0-0 L5		4-0 SH5-3 1B BB	4-0 FC6-4 BB				2	0	1	1	2	0	2				
Mike Lum, L OBP: 0.246, SLG: 0.379 (1, 3)	0-3 K		0-0 F3		0-0 SH5-3 1B	0-0 FC6-4 1-2				4	0	1	0	0	1	5				
Johnny Oates, L OBP: 0.295, SLG: 0.273 (1, 2)		0-0 6-3		0-0 P3		0-0 SH5-3 1-2 2-3		0-0 F8		3	0	0	0	0	0	0				
Buzz Capra, R (1, 1)		0-0 1-3		0-0 6-3		0-3 K		0-0 6-3		4	0	0	0	0	1	2				
Inning Stats	R: 3 E: 1 K: 1 S: 8	H: 3 LOB: 1 BB: 1 P: 12	R: 0 E: 0 K: 0 S: 4	H: 1 LOB: 1 BB: 0 P: 4	R: 0 E: 0 K: 0 S: 4	H: 1 LOB: 2 BB: 1 P: 8	R: 0 E: 0 K: 0 S: 3	H: 0 LOB: 0 BB: 0 P: 3	R: 0 E: 0 K: 0 S: 4	H: 1 LOB: 1 BB: 0 P: 4	R: 0 E: 0 K: 0 S: 6	H: 0 LOB: 2 BB: 1 P: 10	R: 1 E: 0 K: 1 S: 6	H: 1 LOB: 0 BB: 0 P: 6	R: 0 E: 0 K: 2 S: 7	H: 0 LOB: 0 BB: 0 P: 7		1B: 6 2B: 1 3B: 0 HR: 1	SF: 0 SAC: 2 DP: 0 HBP: 0	WP: 0 PB: 0 SB: 2 CS: 0
PITCHER	IP WLS BF L	WLS BF L	H R ER SO	H R ER SO	H R ER SO	H R ER SO	H R ER SO	H R ER SO	H R ER SO	H R ER SO	H R ER SO	H R ER SO	H R ER SO	H R ER SO	H R ER SO	H R ER SO	ERA WHIP	ERA WHIP		
Don Sutton, R ERA: 2.71 Mike Marshall, R ERA: 2.14 (1, 1) (9, 1)	8.0 L	38 L	8 4 3 4	4 4 3 4	4 4 3 4	4 4 3 4	4 4 3 4	4 4 3 4	4 4 3 4	4 4 3 4	4 4 3 4	4 4 3 4	4 4 3 4	4 4 3 4	4 4 3 4	4 4 3 4	3.38 1.500	0.00 0.000		

Batter	1	2	3	4	5	6	7	8	9	AB	R	H	RBI	BB	SO	LOB	BOTTOM			
Davey Lopes, R OBP: 0.316, SLG: 0.237 Ken McMullen, R OBP: 0.273, SLG: 0.545 Mike Marshall, R (1, 4) (8, PH) (9, 1)	0-3 K		0-3 K			0-0 5-3		0-0 G6-4-3 1-2		3	0	0	0	0	2	1	Atlanta Braves @ Los Angeles Dodgers Dodger Stadium, Los Angeles, CA Sun May 19 1974, 3:33 AM PDT Att: 35,746 - Unknown livebaseballscorecards.com			
Bill Buckner, L OBP: 0.381, SLG: 0.415 (1, 7)	0-0 F7		0-0 F7			0-0 L9			0-0 P4	4	0	0	0	0	0	1				
Tom Paciorek, R OBP: 0.268, SLG: 0.396 (1, 8)	0-0 F3			0-0 F9			0-0 3-1		0-0 1B	4	0	1	0	0	0	0				
Steve Garvey, R OBP: 0.325, SLG: 0.528 (1, 3)		0-3 K		0-0 F8		0-0 F7		0-0 F7		4	0	0	0	0	1	1				
Willie Crawford, L OBP: 0.392, SLG: 0.427 (1, 9)		0-0 HR		0-0 6-3		4-0 1B BB		0-0 F9		3	2	1	1	1	0	1				
Ron Cey, R OBP: 0.380, SLG: 0.385 (1, 5)		0-0 6-3			0-0 E6 G6-3		0-0 1B			3	0	1	1	0	0	0				
Joe Ferguson, R OBP: 0.368, SLG: 0.357 (1, 2)		0-0 P6			0-0 F2		0-0 F7			3	0	0	0	0	0	2				
Bill Russell, R OBP: 0.358, SLG: 0.458 (1, 6)			0-0 SH1-4 1B		0-0 G6-3 1-2			0-0 F8		3	0	1	0	0	0	1				
Don Sutton, R OBP: 0.185, SLG: 0.222 Von Joshua, L OBP: 0.235, SLG: 0.333 Lee Lacy, R OBP: 0.320, SLG: 0.333 (1, 1) (8, PH) (9, 4)			0-0 SH1-4		0-0 6-3			0-0 G6-4-3 1B		1	0	0	0	0	0	0				
Inning Stats	R: 0 E: 0 K: 1 S: 5	H: 0 LOB: 0 BB: 0 P: 5	R: 1 E: 0 K: 1 S: 6	H: 1 LOB: 0 BB: 0 P: 6	R: 0 E: 0 K: 1 S: 6	H: 1 LOB: 1 BB: 0 P: 6	R: 0 E: 0 K: 0 S: 3	H: 0 LOB: 0 BB: 0 P: 3	R: 0 E: 0 K: 0 S: 3	H: 0 LOB: 0 BB: 0 P: 3	R: 1 E: 0 K: 0 S: 4	H: 1 LOB: 1 BB: 1 P: 8	R: 0 E: 0 K: 0 S: 3	H: 1 LOB: 0 BB: 0 P: 3	R: 0 E: 0 K: 0 S: 4	H: 1 LOB: 1 BB: 0 P: 4		1B: 4 2B: 0 3B: 0 HR: 1	SF: 0 SAC: 1 DP: 2 HBP: 0	WP: 0 PB: 0 SB: 0 CS: 0
PITCHER	IP WLS BF W	WLS BF W	H R ER SO	H R ER SO	H R ER SO	H R ER SO	H R ER SO	H R ER SO	H R ER SO	H R ER SO	H R ER SO	H R ER SO	H R ER SO	H R ER SO	H R ER SO	H R ER SO	ERA WHIP	ERA WHIP		
Buzz Capra, R ERA: 2.2 (1, 1)	9.0 W	32 W	5 2 2 3	2 2 2 3	1 0 0 0	1 0 0 0	1 0 0 0	1 0 0 0	1 0 0 0	1 0 0 0	1 0 0 0	1 0 0 0	1 0 0 0	1 0 0 0	1 0 0 0	1 0 0 0	2.00 0.667			

Batter	1	2	3	4	5	6	7	8	9	AB	R	H	RBI	BB	SO	LOB	TOP										
Ralph Garr, L (1, 7) OBP: 0.399, SLG: 0.525	4-3																5 1 3 0 0 0 0										
Marty Perez, R (1, 4) OBP: 0.419, SLG: 0.500	K																5 0 1 0 0 1 3										
Dusty Baker Jr., R (1, 9) OBP: 0.374, SLG: 0.440	F3																4 1 0 0 0 0 2										
Darrell Evans, L (1, 5) OBP: 0.369, SLG: 0.383																	4 0 0 0 0 0 2										
Mike Lum, L (1, 8) OBP: 0.260, SLG: 0.386																	4 1 2 0 0 0 1										
Frank Tepedino, L (1, 3) OBP: 0.280, SLG: 0.250																	4 0 1 1 0 0 2										
Paul Casanova, R (1, 2) OBP: 0.148, SLG: 0.080																	4 0 0 0 0 1 4										
Craig Robinson, R (1, 6) OBP: 0.278, SLG: 0.237																	4 0 0 0 0 2 2										
Carl Morton, R (1, 1) OBP: 0.107, SLG: 0.074																	2 0 0 0 0 2 0										
Norm Miller, L (8, PH) OBP: 0.267, SLG: 0.500																	1 1 1 1 0 0 0										
Max Leon, R (8, 1)																	1 0 0 0 0 0 0										
Inning Stats	R: 0 E: 0 K: 1 S: 5	H: 0 LOB: 0 BB: 0 P: 5	R: 0 E: 1 K: 1 S: 7	H: 1 LOB: 2 BB: 0 P: 7	R: 0 E: 0 K: 1 S: 6	H: 1 LOB: 1 BB: 0 P: 6	R: 0 E: 0 K: 0 S: 4	H: 1 LOB: 1 BB: 0 P: 4	R: 0 E: 0 K: 1 S: 5	H: 0 LOB: 0 BB: 0 P: 5	R: 0 E: 0 K: 0 S: 4	H: 1 LOB: 1 BB: 0 P: 4	R: 0 E: 0 K: 2 S: 7	H: 0 LOB: 0 BB: 0 P: 7	R: 4 E: 2 K: 0 S: 8	H: 3 LOB: 1 BB: 0 P: 8	R: 0 E: 0 K: 0 S: 4	H: 1 LOB: 1 BB: 0 P: 4	1B: 6 2B: 0 3B: 1 HR: 1	SF: 0 SAC: 0 DP: 0 HBP: 0	WP: 0 PB: 0 SB: 0 CS: 0	PA: 38					
PITCHER	IP	WLS	BF	H	R	ER	SO	BB	IBB	HBP	BLK	WP	HR	S	P	ERA	WHIP										
John D'Acosta, R (1, 1) ERA: 4.24	7.0	L	28	6	2	1	6	0	0	0	0	0	1	40	40	1.29	0.857										
Elias Sosa, R (8, 1) ERA: 1.82	2.0		10	2	2	0	0	0	0	0	0	0	0	10	10	0.00	1.000										

Atlanta Braves @ San Francisco Giants
Candlestick Park, San Francisco, CA
Tue May 21 1974, 10:05 PM EDT
Unknown

AB 38
R 4
H 8
RBI 2
BB 0
SO 6
LOB 16



Batter	1	2	3	4	5	6	7	8	9	AB	R	H	RBI	BB	SO	LOB	BOTTOM										
Bobby Bonds, R (1, 9) OBP: 0.368, SLG: 0.506	G3 SH6-3 1B BB																2 1 1 0 2 0 0										
Tito Fuentes, S (1, 4) OBP: 0.246, SLG: 0.226	SH6-3 1-2																3 0 0 0 0 0 3										
Garry Maddox, R (1, 8) OBP: 0.332, SLG: 0.429	G3 2-3																4 0 1 0 0 0 2										
Ed Goodson, L (1, 3) OBP: 0.375, SLG: 0.414																	4 0 1 1 0 0 1										
Gary Matthews, R (1, 7) OBP: 0.314, SLG: 0.381	1-3																4 0 1 0 0 0 1										
Steve Ontiveros, S (1, 5) OBP: 0.365, SLG: 0.356																	4 0 1 0 0 0 1										
Chris Speier, R (1, 6) OBP: 0.304, SLG: 0.336																	4 0 2 0 0 0 1										
Dave Rader, L (1, 2) OBP: 0.352, SLG: 0.383																	4 0 1 0 0 0 3										
John D'Acquisto, R (1, 1) OBP: 0.214, SLG: 0.167																	3 0 0 0 0 2 2										
Elias Sosa, R (8, 1) OBP: 0.167, SLG: 0.167																	0 0 0 0 0 0 0										
Gary Thomasson, L (8, PH) OBP: 0.353, SLG: 0.286																	1 0 0 0 0 0 1										
Inning Stats	R: 1 E: 0 K: 0 S: 4	H: 1 LOB: 1 BB: 1 P: 8	R: 0 E: 0 K: 0 S: 4	H: 1 LOB: 0 BB: 0 P: 4	R: 0 E: 0 K: 0 S: 4	H: 1 LOB: 1 BB: 0 P: 4	R: 0 E: 0 K: 0 S: 4	H: 1 LOB: 1 BB: 0 P: 4	R: 0 E: 0 K: 1 S: 6	H: 1 LOB: 0 BB: 0 P: 6	R: 0 E: 0 K: 0 S: 3	H: 1 LOB: 0 BB: 0 P: 3	R: 0 E: 0 K: 1 S: 6	H: 1 LOB: 2 BB: 1 P: 10	R: 0 E: 0 K: 0 S: 3	H: 0 LOB: 0 BB: 0 P: 3	R: 0 E: 0 K: 0 S: 4	H: 1 LOB: 1 BB: 0 P: 4	1B: 7 2B: 0 3B: 1 HR: 0	SF: 0 SAC: 1 DP: 1 HBP: 0	WP: 0 PB: 0 SB: 1 CS: 0	PA: 36					
PITCHER	IP	WLS	BF	H	R	ER	SO	BB	IBB	HBP	BLK	WP	HR	S	P	ERA	WHIP										
Carl Morton, R (1, 1) ERA: 3.49	7.0	W	29	7	1	1	2	2	0	0	0	0	0	31	39	1.29	1.286										
Max Leon, R (8, 1) ERA:	2.0		7	1	0	0	0	0	0	0	0	0	0	7	7	0.00	0.500										

Atlanta Braves @ San Francisco Giants
Candlestick Park, San Francisco, CA
Tue May 21 1974, 10:05 PM EDT
Unknown

AB 33
R 1
H 8
RBI 1
BB 2
SO 2
LOB 15



Batter	1	2	3	4	5	6	7	8	9	AB	R	H	RBI	BB	SO	LOB	TOP			
Ralph Garr, L OBP: 0.391, SLG: 0.513 (1,7)	F7		SH 1B		E6 SH1-3		1-3		F5	4	1	0	0	0	0	1	Atlanta Braves @ San Francisco Giants Candlestick Park, San Francisco, CA Tue May 21 1974, 10:05 PM EDT Att: 8,809 - Unknown livebaseballscorecards.com			
Marty Perez, R OBP: 0.426, SLG: 0.500 (1,4)	5-3		2B BB		SH1-3			WP 1B		2	1	1	0	1	0	0				
Dusty Baker Jr., R OBP: 0.371, SLG: 0.435 (1,9)	1B		F7		F7			K2-3		4	0	1	0	0	1	4				
Davey Johnson, R OBP: 0.370, SLG: 0.413 (1,3)	F9		2B 1B		F7			5-3		4	1	1	1	0	0	3				
Darrell Evans, L OBP: 0.372, SLG: 0.390 (1,5)		F6			4-3			BB		3	0	1	2	1	0	0				
Mike Lum, L OBP: 0.247, SLG: 0.365 (1,8)	K		F9		F3			F5		4	0	0	0	0	1	3				
Johnny Oates, L OBP: 0.294, SLG: 0.272 (1,2)	K			G3						4	0	1	0	0	1	0				
Craig Robinson, R OBP: 0.279, SLG: 0.239 (9, PH)				6-3				FC5-4 1B		3	1	1	0	0	0	0				
Hank Aaron, R OBP: 0.340, SLG: 0.570 (9, PH)			SH3 E 1B							1	0	0	0	0	0	1				
Leo Foster, R OBP: 0.250, SLG: 0.455 (9, PH)										0	0	0	0	0	0	0				
Roric Harrison, R OBP: 0.208, SLG: 0.273 (1,1)			SH3		F8			F9		1	0	0	0	0	0	0				
Ivan Murrell, R OBP: 0.250, SLG: 0.245 (7, PH)										1	0	0	0	0	1	0				
Lew Krausse, R OBP: 0.250, SLG: 0.467 (9, PH)										0	0	0	0	0	0	0				
Norm Miller, L OBP: 0.250, SLG: 0.467 (9, PH)										1	0	0	0	0	0	1				
Inning Stats	R: 0 E: 0 K: 0 S: 4	H: 1 LOB: 1 BB: 0 P: 4	R: 0 E: 0 K: 2 S: 7	H: 0 LOB: 0 BB: 0 P: 7	R: 4 E: 1 K: 0 S: 7	H: 3 LOB: 1 BB: 1 P: 11	R: 0 E: 0 K: 0 S: 3	H: 0 LOB: 0 BB: 0 P: 3	R: 0 E: 0 K: 0 S: 3	H: 0 LOB: 0 BB: 0 P: 3	R: 0 E: 0 K: 1 S: 5	H: 0 LOB: 0 BB: 0 P: 5	R: 0 E: 0 K: 1 S: 6	H: 1 LOB: 2 BB: 1 P: 10	R: 0 E: 0 K: 0 S: 4	H: 1 LOB: 1 BB: 0 P: 4	1B: 5 2B: 1 3B: 0 HR: 0	SF: 0 SAC: 3 DP: 0 HBP: 0	WP: 1 PB: 0 SB: 0 CS: 0	PA: 37
PITCHER	IP WLS BF H R ER SO BB IBB HBP BLK WP HR S P ERA WHIP	IP WLS BF H R ER SO BB IBB HBP BLK WP HR S P ERA WHIP																		
Ron Bryant, L ERA: 7.77 (1,1)	8.0	W	34	6	4	4	4	2	0	0	0	0	1	0	40	48	4.50	1.000		
Randy Moffitt, R ERA: 2.51 (9,1)	1.0	S	3	0	0	0	0	0	0	0	0	0	0	0	3	3	0.00	0.000		

Batter	1	2	3	4	5	6	7	8	9	AB	R	H	RBI	BB	SO	LOB	BOTTOM			
Bobby Bonds, R OBP: 0.360, SLG: 0.494 (1,9)	F4			K		6-3				4	0	0	0	0	1	1	Atlanta Braves @ San Francisco Giants Candlestick Park, San Francisco, CA Tue May 21 1974, 10:05 PM EDT Att: 8,809 - Unknown livebaseballscorecards.com			
Steve Ontiveros, S OBP: 0.372, SLG: 0.355 (1,5)			HR BB		F9		F7			3	1	1	0	1	0	0				
Garry Maddox, R OBP: 0.335, SLG: 0.453 (1,8)	FC4-6 E 1B		HR		2B		F2			4	3	2	2	0	0	1				
Ed Goodson, L OBP: 0.389, SLG: 0.455 (1,3)	1B		6-3		1B SF7 2B		4-3			4	1	2	2	0	0	0				
Gary Matthews, R OBP: 0.318, SLG: 0.384 (1,7)	FC5-4 1B		F7		1B		6-3			4	0	2	0	0	0	0				
Chris Speier, R OBP: 0.302, SLG: 0.331 (1,6)	FC5-4				SF7		K			2	0	0	1	1	1	2				
Chris Arnold, R OBP: 0.273, SLG: 0.300 (1,4)			F5		F8		5-3			4	0	0	0	0	0	2				
John Boccabella, R OBP: 0.150, SLG: 0.105 (1,2)			F9		L5		F8			3	0	0	0	0	0	0				
Ron Bryant, S OBP: 0.167, SLG: 0.167 (1,1)					F8		F7			3	0	1	0	0	0	0				
Randy Moffitt, R OBP: 0.500, SLG: 0.500 (9,1)										0	0	0	0	0	0	0				
Tito Fuentes, S OBP: 0.246, SLG: 0.226 (9,4)										0	0	0	0	0	0	0				
Inning Stats	R: 1 E: 1 K: 0 S: 6	H: 3 LOB: 2 BB: 0 P: 6	R: 0 E: 0 K: 0 S: 4	H: 1 LOB: 1 BB: 0 P: 4	R: 2 E: 0 K: 0 S: 4	H: 1 LOB: 1 BB: 2 P: 12	R: 0 E: 0 K: 1 S: 5	H: 0 LOB: 0 BB: 0 P: 5	R: 2 E: 0 K: 0 S: 6	H: 3 LOB: 1 BB: 0 P: 6	R: 0 E: 0 K: 0 S: 3	H: 0 LOB: 0 BB: 0 P: 3	R: 0 E: 0 K: 1 S: 5	H: 0 LOB: 0 BB: 0 P: 5	R: 0 E: 0 K: 1 S: 5	H: 0 LOB: 0 BB: 0 P: 5	1B: 5 2B: 2 3B: 0 HR: 1	SF: 1 SAC: 0 DP: 0 HBP: 0	WP: 0 PB: 0 SB: 0 CS: 0	PA: 34
PITCHER	IP WLS BF H R ER SO BB IBB HBP BLK WP HR S P ERA WHIP	IP WLS BF H R ER SO BB IBB HBP BLK WP HR S P ERA WHIP																		
Roric Harrison, R ERA: 4.82 (1,1)	6.0	L	28	8	5	5	1	2	0	0	0	0	0	0	28	36	7.50	1.667		
Lew Krausse, R ERA: 1.93 (7,1)	2.0		6	0	0	0	1	0	0	0	0	0	0	8	8	0.00	0.000			

Batter	1	2	3	4	5	6	7	8	9	AB	R	H	RBI	BB	SO	LOB	TOP					
Greg Gross, L (1,9) OBP: 0.418, SLG: 0.386	0-0 1B		0-0 4-3			0-0 4-3		0-0 FC6-4		4	0	1	0	0	0	2						
Roger Metzger, S (1,6) OBP: 0.349, SLG: 0.360	0-0 F8			0-0 F6		0-3 K			0-0 F5	4	0	0	0	0	1	0						
Cesar Cedeno, R (1,8) OBP: 0.357, SLG: 0.503	0-0 F2			0-0 F9 1B			0-0 F8		0-0 F7	4	0	1	0	0	0	0						
Bob Watson, R (1,7) OBP: 0.389, SLG: 0.405		0-0 5-3		0-0 F9			0-0 G3		0-0 E9	4	0	0	0	0	0	1						
Lee May, R (1,3) OBP: 0.306, SLG: 0.433		0-0 E5		0-0 F3			0-3 K		0-0 F7	4	0	0	0	0	1	2						
Milt May, L (1,2) OBP: 0.328, SLG: 0.362		0-0 F8			0-0 F6			4-0 1B BB		2	0	0	0	1	0	1						
Doug Rader, R (1,5) OBP: 0.341, SLG: 0.400		0-3 K			0-0 F8			0-0 F5		3	0	0	0	0	1	2						
Tommy Helms, R (1,4) OBP: 0.304, SLG: 0.386			0-0 F3		0-3 K			0-0 FC6-4 1B		3	0	1	0	0	1	0						
Don Wilson, R (1,1) OBP: 0.100, SLG: 0.100				0-0 6-3				0-0 F9		1	0	0	0	0	0	0						
Bob Gallagher, L (6,PH) OBP: 0.244, SLG: 0.214						0-0 3-1				1	0	0	0	0	0	0						
Mike Cosgrove, L (6,1) OBP: 0.091, SLG: 0.091										0	0	0	0	0	0	0						
Fred Scherman, L (8,1) OBP: 0.091, SLG: 0.091										0	0	0	0	0	0	0						
Inning Stats	R: 0 E: 0 K: 0 S: 3	H: 1 LOB: 0 BB: 0 P: 3	R: 0 E: 1 K: 1 S: 6	H: 0 LOB: 1 BB: 0 P: 6	R: 0 E: 0 K: 0 S: 3	H: 0 LOB: 0 BB: 0 P: 3	R: 0 E: 0 K: 0 S: 4	H: 1 LOB: 1 BB: 0 P: 4	R: 0 E: 0 K: 1 S: 5	H: 0 LOB: 0 BB: 0 P: 5	R: 0 E: 0 K: 1 S: 5	H: 0 LOB: 0 BB: 0 P: 5	R: 0 E: 0 K: 1 S: 5	H: 0 LOB: 0 BB: 0 P: 5	R: 0 E: 1 K: 0 S: 4	H: 1 LOB: 2 BB: 1 P: 8	R: 0 E: 1 K: 0 S: 4	H: 0 LOB: 1 BB: 0 P: 4	1B: 3 2B: 0 3B: 0 HR: 0	SF: 0 SAC: 0 DP: 0 HBP: 0	WP: 0 PB: 0 SB: 1 CS: 0	PA: 32
PITCHER Buzz Capra, R (1,1) ERA: 1.73	IP: 9.0 WLS: W BF: 32 H: 3 R: 0 ER: 0 SO: 4 BB: 1 IBB: 0 HBP: 0 BLK: 0 WP: 0 HR: 0 S: 39 P: 43 ERA: 0.00 WHIP: 0.444															PITCHER						

Houston Astros @ Atlanta Braves
Atlanta Stadium, Atlanta, GA
Fri May 24 1974, 7:05 PM EDT
Att: 10,579 - Unknown

AB	31
R	0
H	3
RBI	0
BB	1
SO	4
LOB	10



Batter	1	2	3	4	5	6	7	8	9	AB	R	H	RBI	BB	SO	LOB	BOTTOM			
Ralph Garr, L (1,9) OBP: 0.407, SLG: 0.565	0-0 HR		0-0 HR		4-0 CS BB		0-0 1B			3	2	3	2	1	0	0				
Darrell Evans, L (1,5) OBP: 0.378, SLG: 0.410	0-0 2B		0-0 4-3		0-0 1B 2B		0-0 F8			4	1	2	0	0	0	1				
Dusty Baker Jr., R (1,8) OBP: 0.361, SLG: 0.420	0-3 K		0-0 F8		0-0 CS 1B		0-3 K			4	0	1	1	0	2	1				
Hank Aaron, R (1,7) OBP: 0.330, SLG: 0.554	0-0 F3		0-0 F7		0-0 CS		0-0 F5			3	0	0	0	0	0	1				
Rowland Office, L (7,8) OBP: 0.217, SLG: 0.338	0-0 F3		0-0 F7		0-0 CS		0-0 F5			1	0	1	0	0	0	0				
Davey Johnson, R (1,4) OBP: 0.370, SLG: 0.430	1-0 HBP		0-0 F5		0-0 F9		0-3 K			3	0	0	0	0	1	1				
Mike Lum, L (1,3) OBP: 0.247, SLG: 0.346	0-0 4-3		0-0 F8		0-0 1B		0-0 F8			4	0	1	0	0	0	3				
Johnny Oates, L (1,2) OBP: 0.301, SLG: 0.289		0-0 F8		0-0 1B 2B		0-0 F9				3	0	1	0	0	0	1				
Craig Robinson, R (1,6) OBP: 0.275, SLG: 0.236		0-0 4-3		0-0 2H 1B		0-0 3-1				3	0	1	0	0	0	0				
Buzz Capra, R (1,1)		0-0 4-3			0-0 4-3		0-0 6-3			3	0	0	0	0	0	0				
Inning Stats	R: 1 E: 0 K: 1 S: 7	H: 2 LOB: 2 BB: 0 P: 8	R: 0 E: 0 K: 0 S: 3	H: 0 LOB: 0 BB: 0 P: 3	R: 1 E: 0 K: 0 S: 4	H: 1 LOB: 0 BB: 0 P: 4	R: 0 E: 0 K: 0 S: 4	H: 2 LOB: 2 BB: 0 P: 4	R: 1 E: 0 K: 0 S: 3	H: 2 LOB: 1 BB: 1 P: 7	R: 0 E: 0 K: 0 S: 4	H: 1 LOB: 1 BB: 0 P: 4	R: 0 E: 0 K: 2 S: 8	H: 1 LOB: 1 BB: 0 P: 8	R: 0 E: 0 K: 2 S: 8	H: 1 LOB: 1 BB: 0 P: 8	1B: 4 2B: 4 3B: 0 HR: 2	SF: 0 SAC: 0 DP: 0 HBP: 1	WP: 0 PB: 0 SB: 0 CS: 2	PA: 34
PITCHER Don Wilson, R (1,1) ERA: 6.0	IP: 5.0 WLS: L BF: 21 H: 7 R: 3 ER: 3 SO: 1 BB: 1 IBB: 0 HBP: 1 BLK: 0 WP: 0 HR: 2 S: 21 P: 26 ERA: 5.40 WHIP: 1.600															PITCHER				
Mike Cosgrove, L (6,1) ERA:	2.0 WLS: L BF: 8 H: 2 R: 0 ER: 0 SO: 0 BB: 0 IBB: 0 HBP: 0 BLK: 0 WP: 0 HR: 0 S: 8 P: 8 ERA: 0.00 WHIP: 1.000															PITCHER				
Fred Scherman, L (8,1) ERA: 3.7	1.0 WLS: L BF: 4 H: 1 R: 0 ER: 0 SO: 2 BB: 0 IBB: 0 HBP: 0 BLK: 0 WP: 0 HR: 0 S: 8 P: 8 ERA: 0.00 WHIP: 1.000															PITCHER				

Houston Astros @ Atlanta Braves
Atlanta Stadium, Atlanta, GA
Fri May 24 1974, 7:05 PM EDT
Att: 10,579 - Unknown

AB	31
R	3
H	10
RBI	3
BB	1
SO	3
LOB	8



Batter	1	2	3	4	5	6	7	8	9	AB	R	H	RBI	BB	SO	LOB	TOP			
Dave Cash, R OBP: 0.371, SLG: 0.399 Tony Taylor, R OBP: 0.286, SLG: 0.211	0-0 FC5-6 L5 1B		0-0 F8			0-0 1B		0-0 1-3		3	0	2	0	0	0	0	Philadelphia Phillies @ Atlanta Braves Atlanta Stadium, Atlanta, GA Mon May 27 1974, 7:05 PM EDT Att: 6,446 - Unknown			
Larry Bowa, S OBP: 0.299, SLG: 0.366 Terry Harmon, R	0-0 FC5-6 1-2 1B			0-0 G3		0-0 G1-6-3 1B		0-0 F7		3	0	2	0	0	0	0				
Del Unser, L OBP: 0.403, SLG: 0.450	0-0 FC5-6 1-2 2-3			0-0 6-3		0-0 G1-6-3 1-2		0-0 F5		4	0	0	0	0	0	4				
Greg Luzinski, R OBP: 0.324, SLG: 0.404 Tom Hutton, L OBP: 0.247, SLG: 0.372	0-0 L5 3-H			0-0 1-3			0-0 L8		0-0 4-3		3	0	0	0	0	2				
Mike Schmidt, R OBP: 0.402, SLG: 0.497 Frank Linzy, R		0-3 K			4-0 FC4-6 BB		0-0 HR				2	1	1	1	1	0				
Willie Montanez, L OBP: 0.255, SLG: 0.319		0-3 K2-3			0-3 K		0-0 3-1				3	0	0	0	0	2				
Mike Anderson, R OBP: 0.329, SLG: 0.402		0-3 K			0-0 FC4-6 1-2		0-0 5-3				3	0	0	0	0	1				
Larry Cox, R			0-3 K		0-0 4-3		0-0 P6				3	0	0	0	0	1				
Ed Farmer, R OBP: 0.111, SLG: 0.111 George Culver, R OBP: 0.333, SLG: 0.571	0-0 K S: 4		0-3 K		0-3 K		0-0 5-3				1	0	0	0	0	1				
											1	0	0	0	0	0				
Inning Stats	R: 0 E: 0 K: 0 S: 4	H: 2 LOB: 1 BB: 0 P: 4	R: 0 E: 0 K: 3 S: 9	H: 0 LOB: 0 BB: 0 P: 9	R: 0 E: 0 K: 2 S: 7	H: 0 LOB: 0 BB: 0 P: 7	R: 0 E: 0 K: 0 S: 3	H: 0 LOB: 0 BB: 1 P: 3	R: 0 E: 0 K: 1 S: 5	H: 2 LOB: 1 BB: 0 P: 6	R: 1 E: 0 K: 0 S: 4	H: 1 LOB: 0 BB: 0 P: 4	R: 0 E: 0 K: 0 S: 3	H: 0 LOB: 0 BB: 0 P: 3	R: 0 E: 0 K: 0 S: 3	H: 0 LOB: 0 BB: 0 P: 3	1B: 4 2B: 1 3B: 0 HR: 1	SF: 0 SAC: 0 DP: 2 HBP: 0	WP: 0 PB: 0 CS: 0	PA: 31
PITCHER Phil Niekro, R ERA: 2.79	IP: 9.0 WLS: W BF: 31	H: 5 R: 1 ER: 1 SO: 7	BB: 1 IBB: 0 HBP: 0 BLK: 0	WP: 0 HR: 1 S: 44 P: 48	ERA: 1.00 WHIP: 0.667															

Batter	1	2	3	4	5	6	7	8	9	AB	R	H	RBI	BB	SO	LOB	BOTTOM			
Ralph Garr, L OBP: 0.422, SLG: 0.571 Rowland Office, L OBP: 0.229, SLG: 0.348	0-0 S 1B		0-0 BB		0-0 1-3		0-0 FC4-6 1B			2	2	1	0	2	0	0	Philadelphia Phillies @ Atlanta Braves Atlanta Stadium, Atlanta, GA Mon May 27 1974, 7:05 PM EDT Att: 6,446 - Unknown			
Darrell Evans, L OBP: 0.372, SLG: 0.408	0-0 WP 1-H 1B		0-0 BB	0-0 4-3	0-0 4-3		0-0 FC4-6 1-2			5	1	2	1	0	0	4				
Dusty Baker Jr., R OBP: 0.372, SLG: 0.450 Frank Tepedino, L OBP: 0.250, SLG: 0.239	0-0 F9 1-2		4-0 BB BB	0-0 1B 2B	0-0 1B 2B	0-0 HR		0-0 F7		3	3	2	1	1	0	1				
Hank Aaron, R OBP: 0.324, SLG: 0.525 Norm Miller, L OBP: 0.222, SLG: 0.412	0-3 K		0-0 2B 1B	0-0 6-3	0-0 6-3		0-0 F6			4	1	1	2	0	1	2				
Davey Johnson, R OBP: 0.364, SLG: 0.426 Marty Perez, R OBP: 0.439, SLG: 0.507	0-0 F7		0-0 1B 2B	0-0 2-3 1B		0-0 F8		0-0 1B		4	2	2	3	0	0	1				
Mike Lum, L OBP: 0.244, SLG: 0.329		0-0 F8	4-0 SH2-3 1B BB	0-0 2-3		0-0 F8		0-0 F8		4	0	0	0	1	0	2				
Johnny Oates, L OBP: 0.312, SLG: 0.304		0-0 FC5 2B	0-0 SH2-3 1B	4-0 1B BB		0-0 F8				3	0	2	1	1	0	0				
Craig Robinson, R OBP: 0.277, SLG: 0.240 Leo Foster, R OBP: 0.231, SLG: 0.417		0-0 F3	0-0 F8	0-0 1-2 2-H 1B	0-0 1B		0-3 K			3	0	1	1	0	0	3				
Phil Niekro, R OBP: 0.250, SLG: 0.281		0-0 FC5 2-3	0-0 SH2-3	0-0 6-3		0-0 P6				3	0	0	0	0	0	3				
Inning Stats	R: 1 E: 0 K: 1 S: 7	H: 2 LOB: 1 BB: 0 P: 7	R: 0 E: 0 K: 0 S: 4	H: 1 LOB: 1 BB: 0 P: 4	R: 5 E: 0 K: 0 S: 7	H: 4 LOB: 3 BB: 4 P: 23	R: 2 E: 0 K: 0 S: 6	H: 3 LOB: 2 BB: 1 P: 10	R: 1 E: 0 K: 0 S: 4	H: 1 LOB: 0 BB: 0 P: 4	R: 0 E: 0 K: 0 S: 3	H: 0 LOB: 0 BB: 0 P: 3	R: 0 E: 0 K: 1 S: 6	H: 1 LOB: 1 BB: 0 P: 6	R: 0 E: 0 K: 0 S: 4	H: 1 LOB: 1 BB: 0 P: 4	1B: 8 2B: 4 3B: 0 HR: 1	SF: 0 SAC: 1 DP: 0 HBP: 0	WP: 1 PB: 0 SB: 2 CS: 0	PA: 42
PITCHER Ed Farmer, R ERA: 5.21 George Culver, R ERA: 6.98 Frank Linzy, R ERA: 2.2	IP: 2.0 WLS: L BF: 13	H: 5 R: 5 ER: 5 SO: 1	BB: 2 IBB: 0 HBP: 0 BLK: 0	WP: 0 HR: 0 S: 13 P: 21	ERA: 22.50 WHIP: 3.500															
	IP: 5.0 WLS: L BF: 25	H: 7 R: 4 ER: 4 SO: 1	BB: 3 IBB: 0 HBP: 0 BLK: 0	WP: 0 HR: 1 S: 24 P: 36	ERA: 7.20 WHIP: 2.000															
	IP: 1.0 WLS: L BF: 4	H: 1 R: 0 ER: 0 SO: 0	BB: 0 IBB: 0 HBP: 0 BLK: 0	WP: 0 HR: 0 S: 4 P: 4	ERA: 0.00 WHIP: 1.000															

AB	30
R	1
H	5
RBI	1
BB	1
SO	7
LOB	9



Batter	1	2	3	4	5	6	7	8	9	10	AB	R	H	RBI	BB	SO	LOB	TOP		
Dave Cash, R OBP: 0.362, SLG: 0.388 (1, 4)	K		5-3		F8			K		E5	5	0	0	0	0	2	3	Philadelphia Phillies @ Atlanta Braves Atlanta Stadium, Atlanta, GA Tue May 28 1974, 7:05 PM EDT Att: 6,140 - Unknown		
Larry Bowa, S OBP: 0.296, SLG: 0.361 (1, 6)	F4		K			F7				K	5	0	1	0	0	2	2			
Del Unser, L OBP: 0.392, SLG: 0.435 (1, 8)	5-3		1-3			F8		K			4	0	0	0	0	1	1			
Greg Luzinski, R OBP: 0.322, SLG: 0.396 (1, 7)				K						5-3	3	1	0	0	1	2	1			
Willie Montanez, L OBP: 0.326, SLG: 0.326 (1, 3)				4-1						6-3	4	0	2	0	0	0	0			
Mike Schmidt, R OBP: 0.393, SLG: 0.483 (1, 5)					F5			F6		F7	4	0	0	0	0	0	3			
Mike Anderson, R OBP: 0.327, SLG: 0.396 (1, 9)					5-3					F7	2	0	0	1	1	0	0			
Bob Boone, R OBP: 0.308, SLG: 0.318 Billy Grabarkewitz, R OBP: 0.333, SLG: 0.271 Larry Cox, R (10, 2)								F8			3	0	1	0	1	0	3			
Jim Lonborg, R OBP: 0.038, SLG: 0.037 (1, 1)					SH3					SH3-4	0	0	0	0	0	0	0			
								K		SH3-4	2	0	0	0	0	2	4			
Inning Stats	R: 0 E: 0 K: 1 S: 5	H: 0 LOB: 0 BB: 0 P: 5	R: 1 E: 0 K: 1 S: 7	H: 1 LOB: 2 BB: 11 P: 11	R: 0 E: 0 K: 1 S: 5	H: 0 LOB: 0 BB: 0 P: 5	R: 0 E: 0 K: 1 S: 5	H: 0 LOB: 0 BB: 0 P: 5	R: 0 E: 0 K: 1 S: 6	H: 1 LOB: 1 BB: 1 P: 10	R: 0 E: 0 K: 2 S: 8	H: 1 LOB: 1 BB: 0 P: 8	R: 0 E: 0 K: 1 S: 3	H: 0 LOB: 0 BB: 0 P: 3	R: 0 E: 1 K: 1 S: 6	H: 1 LOB: 2 BB: 0 P: 6	1B: 4 2B: 0 3B: 0 HR: 0	SF: 1 SAC: 2 DP: 0 HBP: 0	WP: 0 PB: 1 SB: 2 CS: 0	PA: 38
PITCHER	IP 9.0	WLS 34	H 3	R 1	ER 1	SO 8	BB 2	IBB 0	HBP 0	BLK 0	WP 0	HR 0	S 47	P 59	ERA 1.00	WHIP 0.556				
Buzz Capra, R ERA: 1.6 Danny Frisella, R ERA: 3.63 (10, 1)	1.0	W	4	1	0	0	1	0	0	0	0	0	6	6	0.00	1.000				

AB 32
R 1
H 4
RBI 1
BB 3
SO 9
LOB 17



Batter	1	2	3	4	5	6	7	8	9	10	AB	R	H	RBI	BB	SO	LOB	BOTTOM		
Ralph Garr, L OBP: 0.419, SLG: 0.564 (1, 9)	6-3		4-3			2-3					4	0	1	0	0	0	1	Philadelphia Phillies @ Atlanta Braves Atlanta Stadium, Atlanta, GA Tue May 28 1974, 7:05 PM EDT Att: 6,140 - Unknown		
Darrell Evans, L OBP: 0.364, SLG: 0.397 (1, 5)	4-3			4-3			L3			G4-6-3	4	0	0	0	0	0	1			
Dusty Baker Jr., R OBP: 0.364, SLG: 0.439 (1, 8)	5-3				L8			5-3			4	0	0	0	0	0	0			
Hank Aaron, R OBP: 0.322, SLG: 0.544 (1, 7)		L7			L5			F7			4	1	1	1	0	0	0			
Davey Johnson, R OBP: 0.354, SLG: 0.446 (1, 4)		5-3			F8					HR	3	1	1	1	0	0	0			
Mike Lum, L OBP: 0.237, SLG: 0.318 (1, 3)		6-3			F7			6-3			3	0	0	0	0	0	0			
Johnny Oates, L OBP: 0.307, SLG: 0.299 Paul Casanova, R OBP: 0.133, SLG: 0.071 Rowland Office, L OBP: 0.225, SLG: 0.343 Vic Correll, R OBP: 0.095, SLG: 0.143 (8, 2)					F2						2	0	0	0	0	0	0			
Craig Robinson, R OBP: 0.278, SLG: 0.242 (1, 6)											3	0	1	0	0	0	0			
Buzz Capra, R Frank Tepedino, L OBP: 0.247, SLG: 0.236 Danny Frisella, L (9, PH)											2	0	0	0	0	0	1			
											1	0	0	0	0	1	0			
Inning Stats	R: 0 E: 0 K: 0 S: 3	H: 0 LOB: 0 BB: 0 P: 3	R: 0 E: 0 K: 0 S: 3	H: 0 LOB: 0 BB: 3 P: 3	R: 0 E: 0 K: 0 S: 4	H: 1 LOB: 1 BB: 4 P: 4	R: 0 E: 0 K: 0 S: 3	H: 0 LOB: 0 BB: 0 P: 3	R: 0 E: 0 K: 0 S: 3	H: 0 LOB: 0 BB: 0 P: 3	R: 1 E: 0 K: 1 S: 6	H: 1 LOB: 0 BB: 0 P: 6	R: 0 E: 0 K: 1 S: 5	H: 1 LOB: 0 BB: 5 P: 5	R: 1 E: 0 K: 2 S: 2	H: 1 LOB: 0 BB: 2 P: 2	1B: 2 2B: 0 3B: 0 HR: 2	SF: 0 SAC: 0 DP: 1 HBP: 0	WP: 0 PB: 0 SB: 0 CS: 0	PA: 31
PITCHER	IP 9.1	WLS L	BF 31	H 4	R 2	ER 2	SO 2	BB 0	IBB 0	HBP 0	BLK 0	WP 0	HR 2	S 35	P 35	ERA 1.93	WHIP 0.429			
Jim Lonborg, R ERA: 2.69 (1, 1)	9.1	L	31	4	2	2	2	0	0	0	0	0	2	35	35	1.93	0.429			

AB 31
R 2
H 4
RBI 2
BB 0
SO 2
LOB 3



Batter	1	2	3	4	5	6	7	8	9	10	11	AB	R	H	RBI	BB	SO	LOB	TOP	
Dave Cash, R OBP: 0.358, SLG: 0.383 (1, 4)												5	0	1	0	0	0	0		
Larry Bowa, S OBP: 0.294, SLG: 0.357 (1, 6)												5	0	1	0	0	0	0		
Willie Montanez, L OBP: 0.252, SLG: 0.310 (1, 3)												5	0	0	0	0	2	2		
Greg Luzinski, R OBP: 0.321, SLG: 0.389 Billy Grabarkewitz, R OBP: 0.333, SLG: 0.671 Larry Cox, R (10, 2)												3	0	0	0	1	1	2		
Bill Robinson, R OBP: 0.310, SLG: 0.378 (10, 9)												3	0	1	0	0	0	0		
Mike Schmidt, R OBP: 0.399, SLG: 0.481 (1, 5)												3	0	1	0	1	0	0		
Mike Anderson, R OBP: 0.320, SLG: 0.387 Del Unser, L OBP: 0.389, SLG: 0.432 (10, 8)												3	0	0	0	0	0	2		
Jim Essian, R OBP: 0.167, SLG: 0.063 Tom Hutton, L OBP: 0.255, SLG: 0.372 (10, 7)												3	0	1	0	0	0	2		
Steve Carlton, L OBP: 0.176, SLG: 0.212 (1, 1)												4	0	0	0	0	1	4		
Inning Stats	R: 0 E: 0 K: 1 S: 6	H: 2 LOB: 1 BB: 0 P: 6	R: 0 E: 0 K: 0 S: 3	H: 0 LOB: 0 BB: 0 P: 3	R: 0 E: 0 K: 0 S: 3	H: 0 LOB: 0 BB: 0 P: 3	R: 0 E: 0 K: 0 S: 4	H: 2 LOB: 1 BB: 0 P: 4	R: 0 E: 0 K: 1 S: 5	H: 0 LOB: 0 BB: 0 P: 5	R: 0 E: 0 K: 1 S: 6	H: 1 LOB: 1 BB: 0 P: 6	R: 0 E: 0 K: 0 S: 3	H: 0 LOB: 3 BB: 3 P: 15	R: 0 E: 0 K: 1 S: 5	H: 0 LOB: 0 BB: 0 P: 5	1B: 5 2B: 0 3B: 0 HR: 0	SF: 0 SAC: 1 DP: 2 HBP: 0	WP: 0 PB: 0 SB: 0 CS: 0	PA: 39
PITCHER	IP ERA WLS BF H R ER SO BB IBB HBP BLK WP HR S P ERA WHIP	IP WLS BF H R ER SO BB IBB HBP BLK WP HR S P ERA WHIP																		
Carl Morton, R ERA: 3.12 Tom House, L ERA: 2.14	(1, 1) (11, 1)	10.0 1.0 W 3 0 0 0 1 0 0 0 0 0 0 5 5 0.00 0.000																		

Philadelphia Phillies @ Atlanta Braves
Atlanta Stadium, Atlanta, GA
Wed May 29 1974, 7:05 PM EDT
Att: 7,816 - Unknown

AB 35
R 0
H 5
RBI 0
BB 3
SO 4
LOB 14

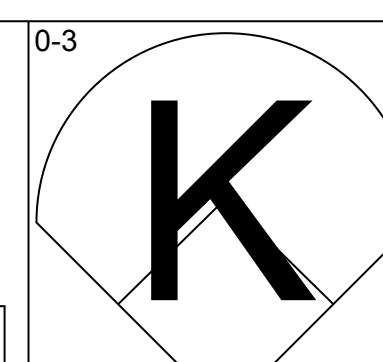
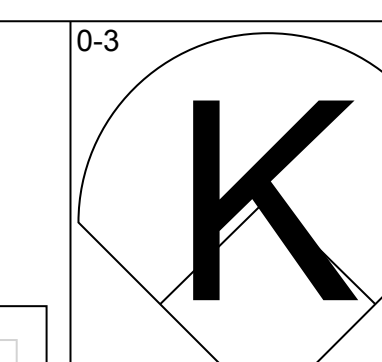
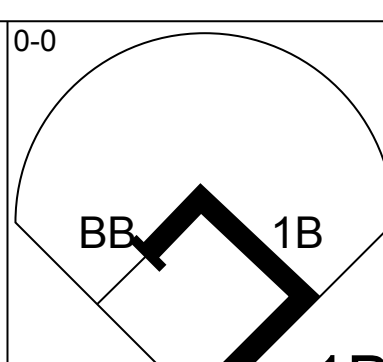
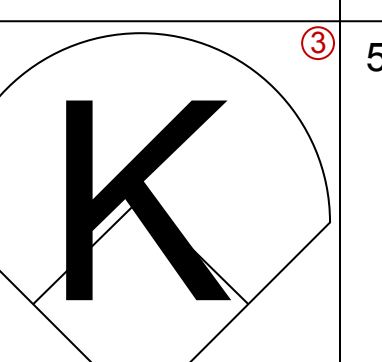
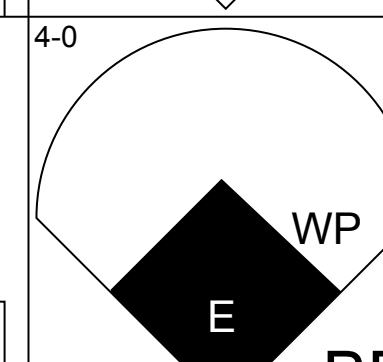
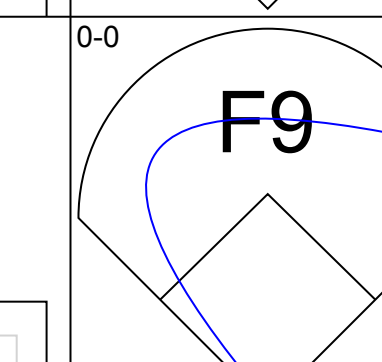
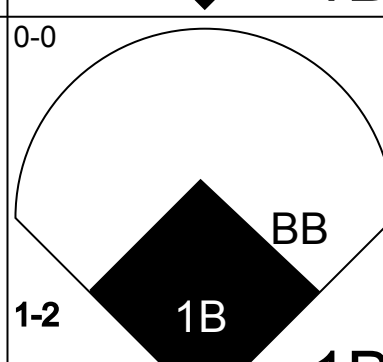
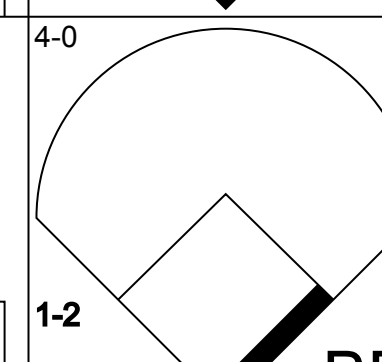
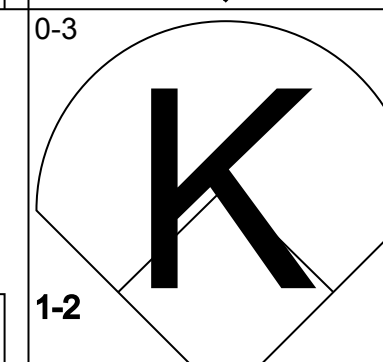
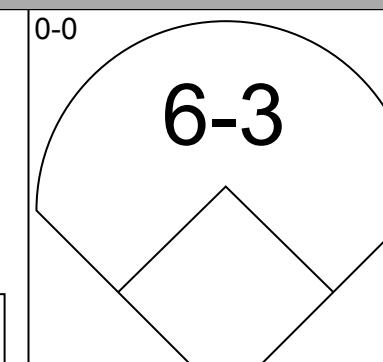
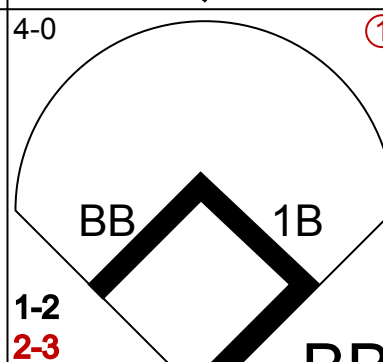
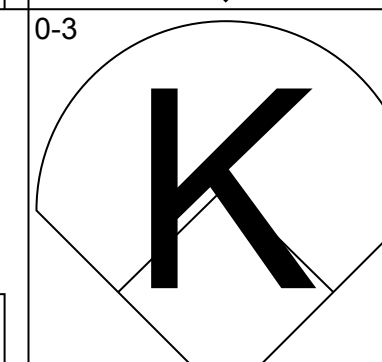
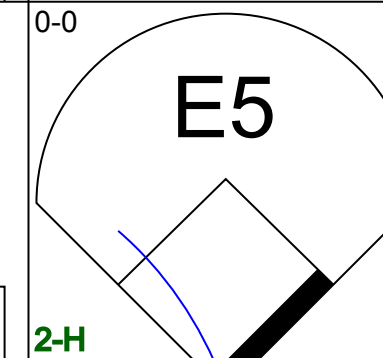
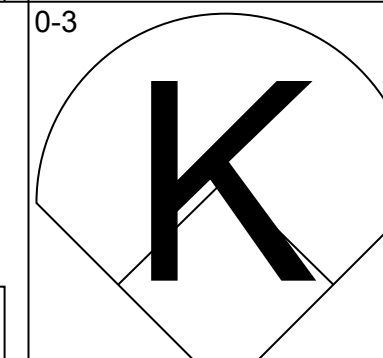
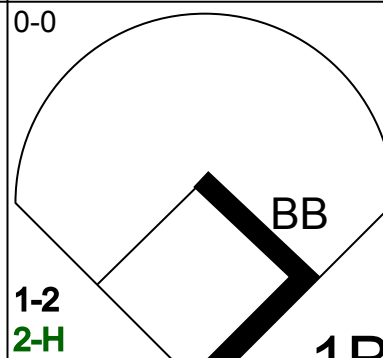
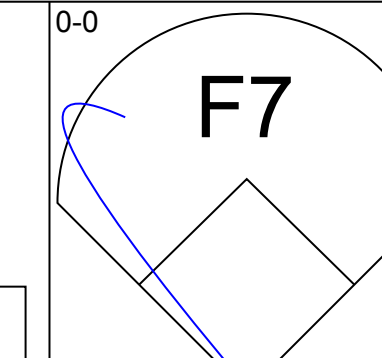
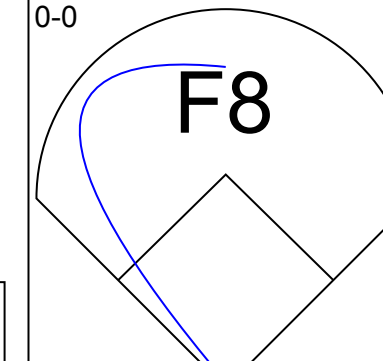
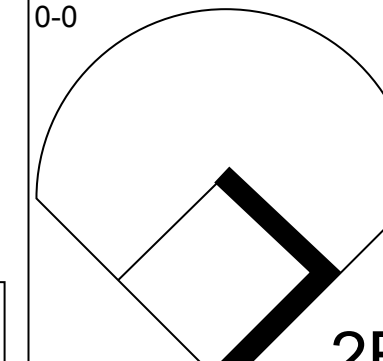
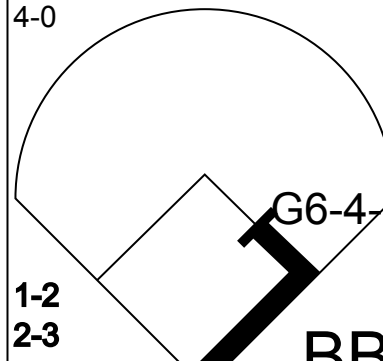
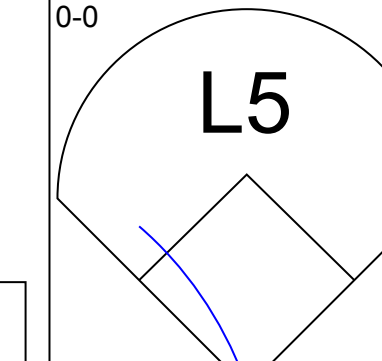
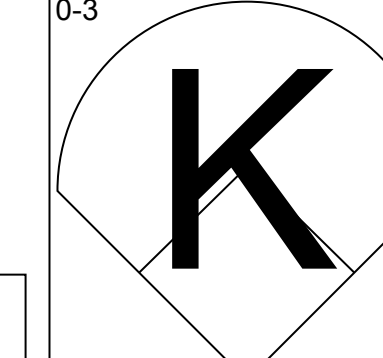
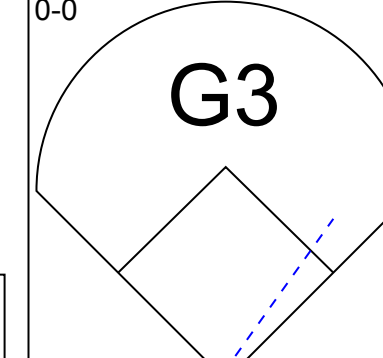
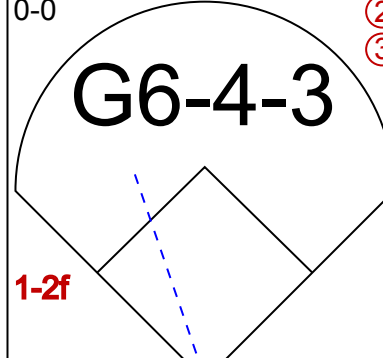
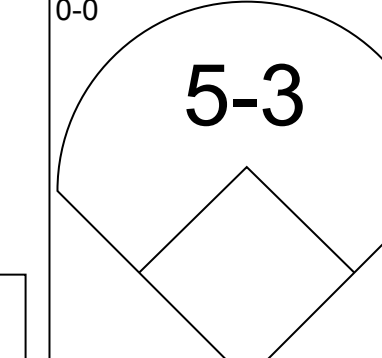
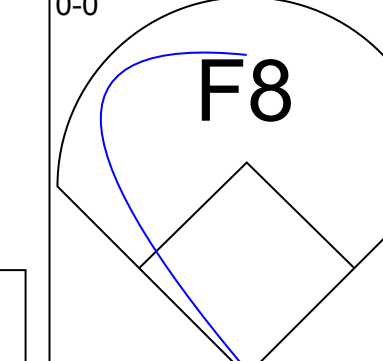
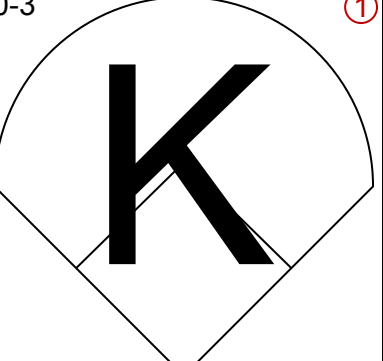
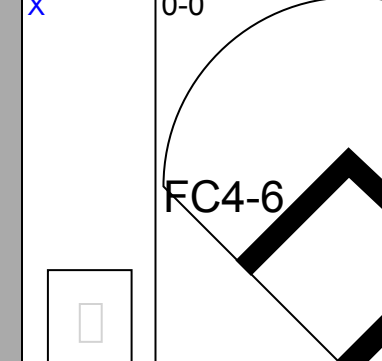
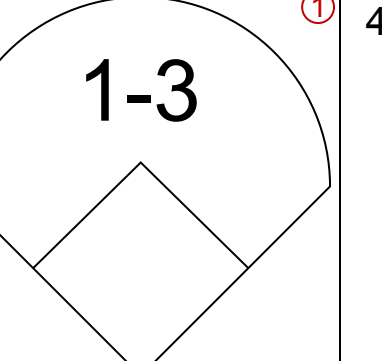
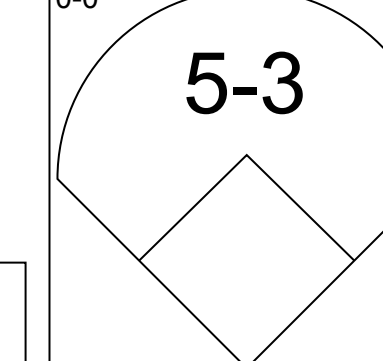
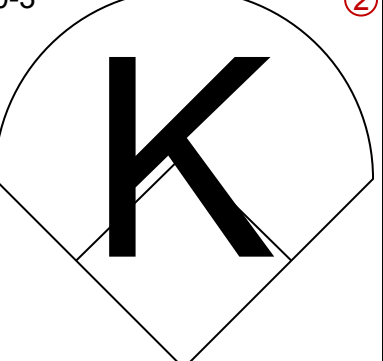
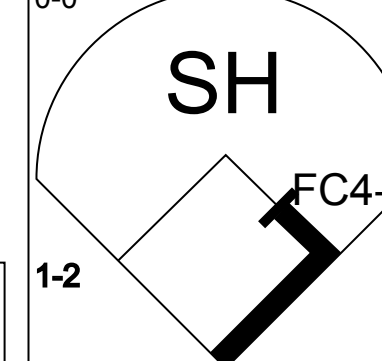
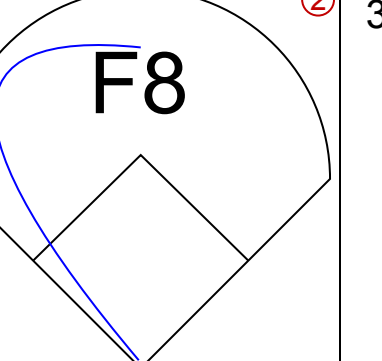
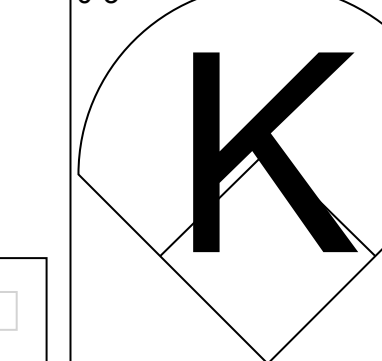
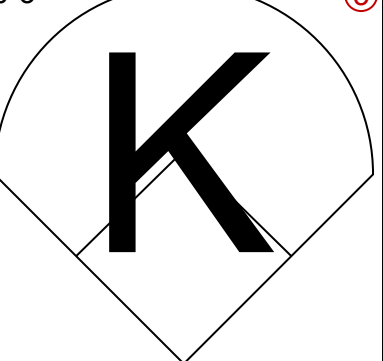
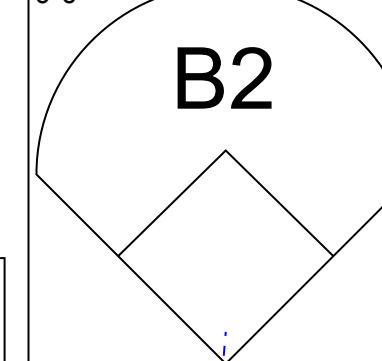
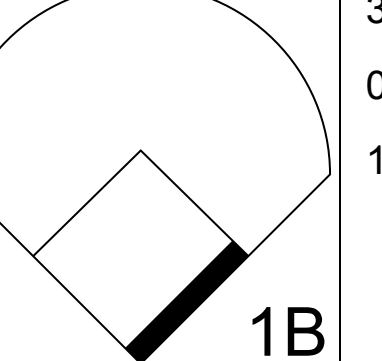


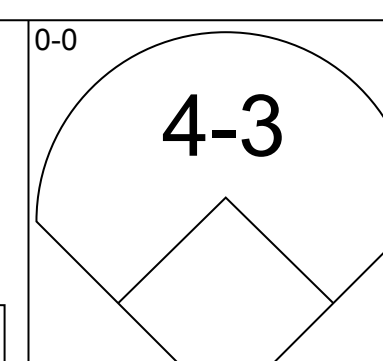
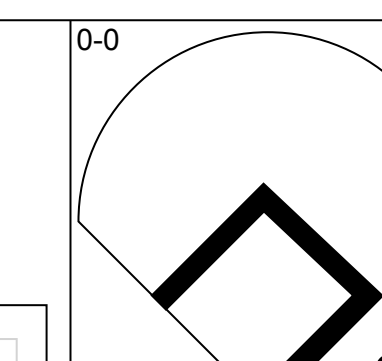
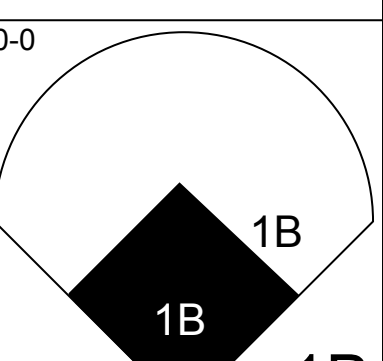
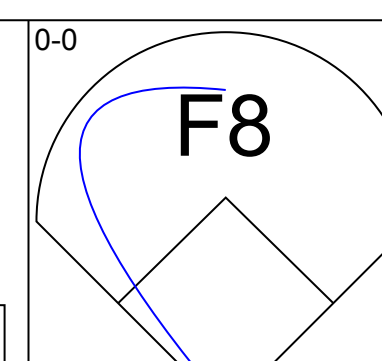
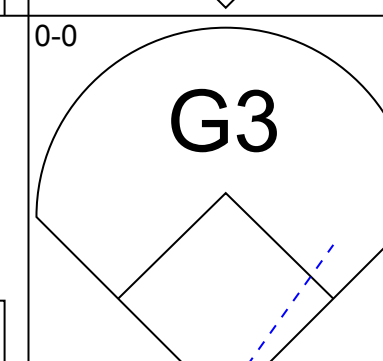
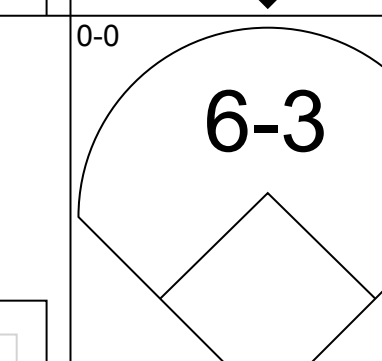
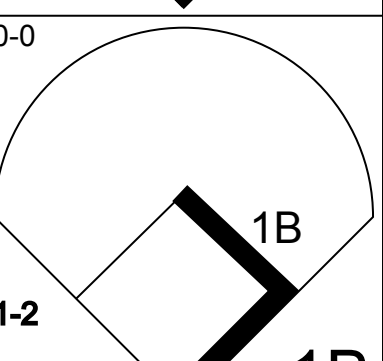
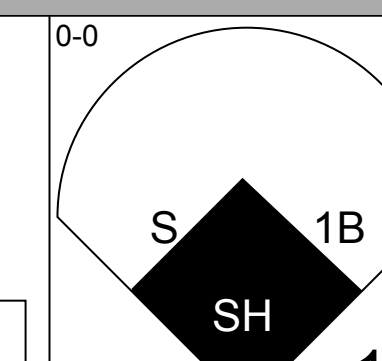
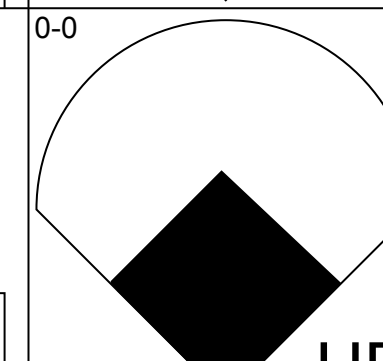
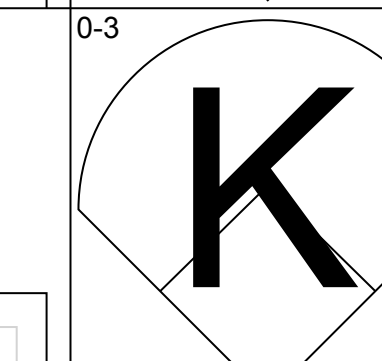
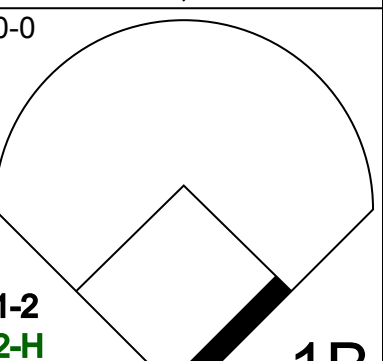
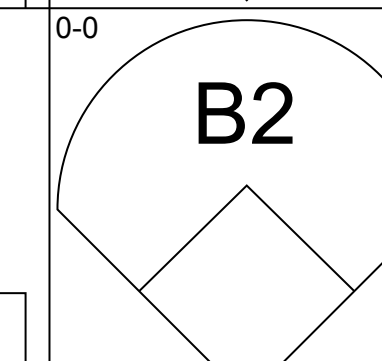
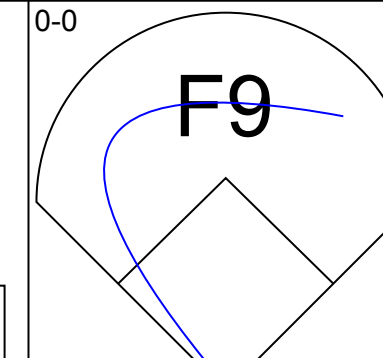
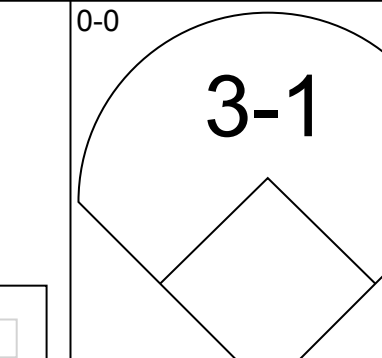
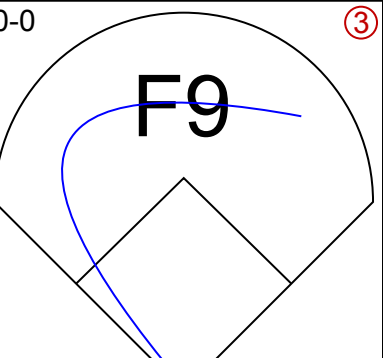
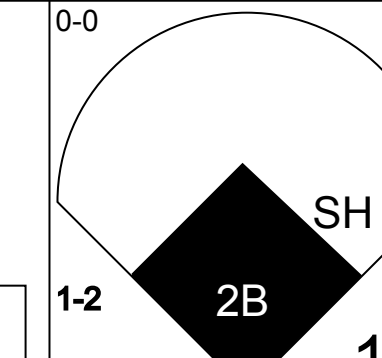
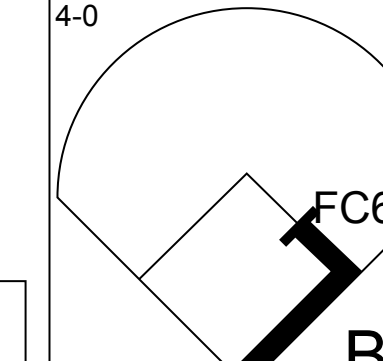
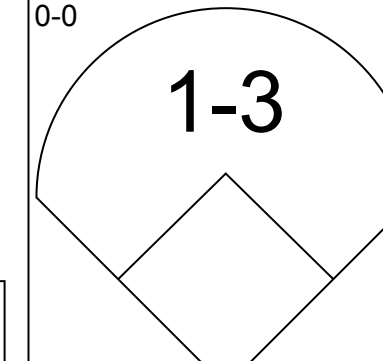
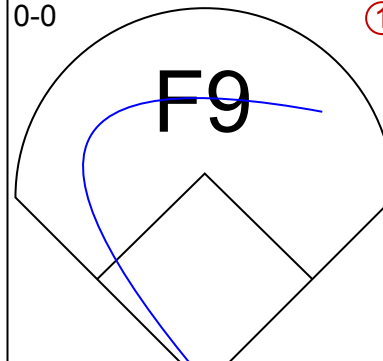
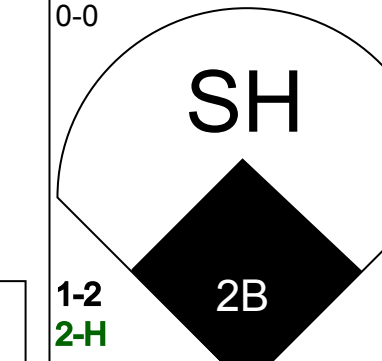
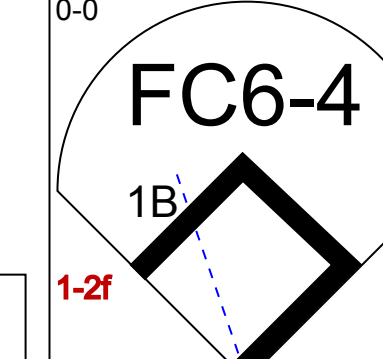
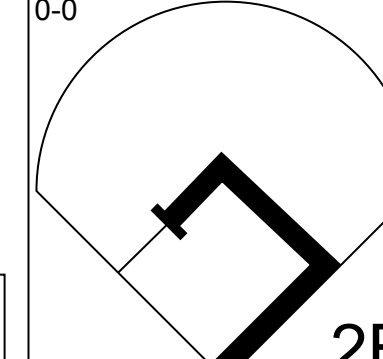
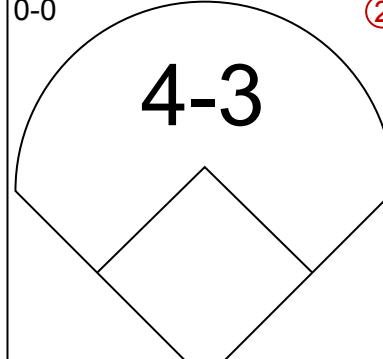
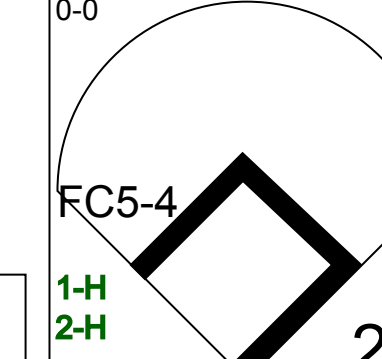
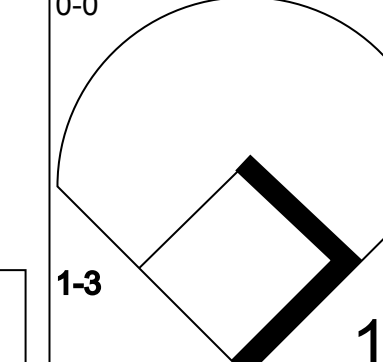
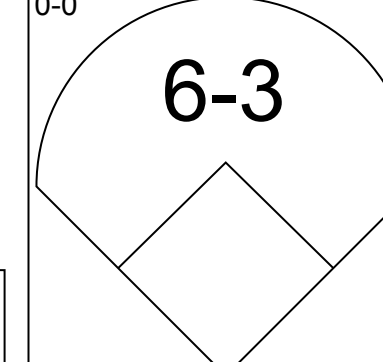
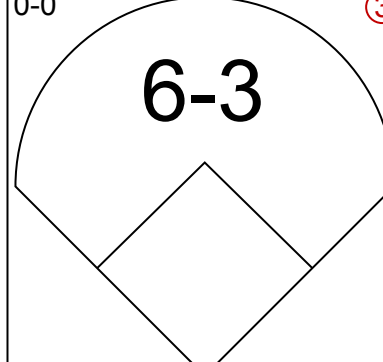
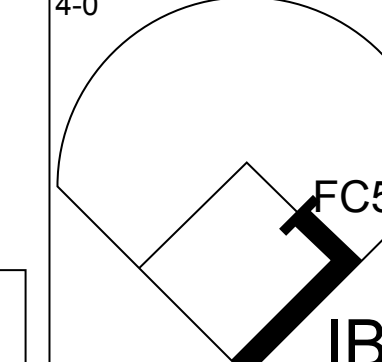
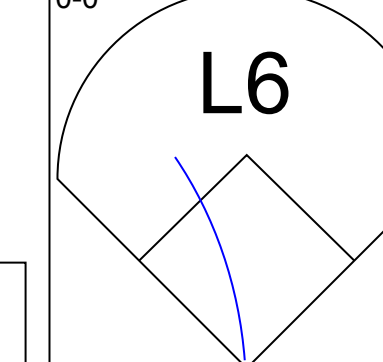
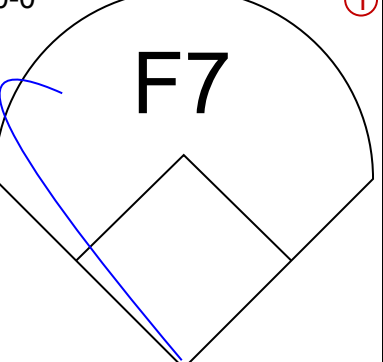
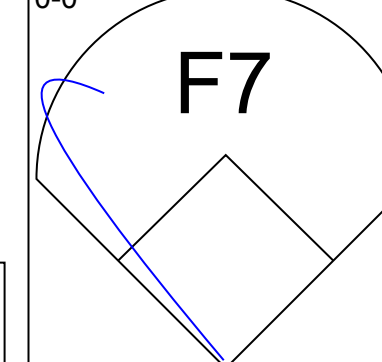
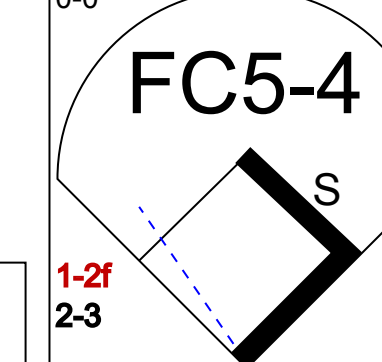
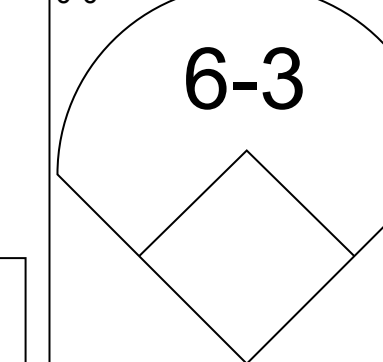
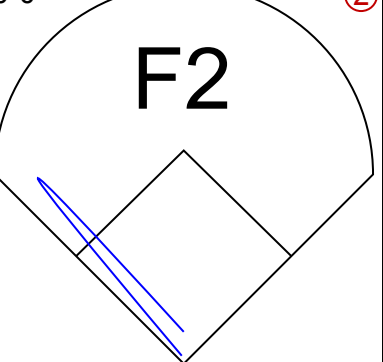
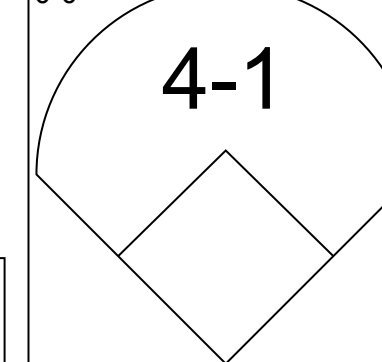
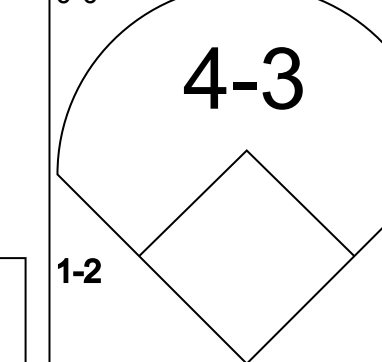
Batter	1	2	3	4	5	6	7	8	9	10	11	AB	R	H	RBI	BB	SO	LOB	BOTTOM	
Ralph Garr, L OBP: 0.423, SLG: 0.570 (10, 7)												5	1	3	0	0	0	0		
Darrell Evans, L OBP: 0.360, SLG: 0.388 (1, 5)												4	0	0	0	1	0	3		
Dusty Baker Jr., R OBP: 0.380, SLG: 0.429 (10, 9)												4	0	0	0	1	2	2		
Hank Aaron, R OBP: 0.528, SLG: 0.538 Rowland Office, L OBP: 0.225, SLG: 0.343 (9, PR)												3	0	1	0	1	1	1		
Vic Cornell, R OBP: 0.136, SLG: 0.182 (11, PH)												1	0	1	1	0	0	0		
Davey Johnson, R OBP: 0.355, SLG: 0.434 (1, 3)												4	0	1	0	0	0	1		
Marty Perez, R OBP: 0.430, SLG: 0.494 (1, 4)												4	0	1	0	0	0	1		
Paul Casanova, R OBP: 0.118, SLG: 0.063 (1, 2)												4	0	0	0	0	2	2		
Craig Robinson, R OBP: 0.277, SLG: 0.237 (1, 6)												3	0	0	0	1	1	1		
Carl Morton, R OBP: 0.121, SLG: 0.094 Ivan Murrell, R OBP: 0.245, SLG: 0.240 Tom House, L (11, 1)	(1, 1) (11, 1)	10.1 L 40 6 1 1 9 3 1 0 0 1 0 0 54 70 0.87 0.871																		
PITCHER	IP ERA WLS BF H R ER SO BB IBB HBP BLK WP HR S P ERA WHIP	IP WLS BF H R ER SO BB IBB HBP BLK WP HR S P ERA WHIP																		
Steve Carlton, L ERA: 3.01	(1, 1)	10.1 L 40 6 1 1 9 3 1 0 0 1 0 0 54 70 0.87 0.871																		

Philadelphia Phillies @ Atlanta Braves
Atlanta Stadium, Atlanta, GA
Wed May 29 1974, 7:05 PM EDT
Att: 7,816 - Unknown

AB 36
R 1
H 6
RBI 1
BB 4
SO 9
LOB 13



Batter	1	2	3	4	5	6	7	8	9	AB	R	H	RBI	BB	SO	LOB	TOP							
Ralph Garr, L (1, 9) OBP: 0.419, SLG: 0.564										5	0	1	0	0	3	3	Atlanta Braves @ Philadelphia Phillies Veterans Stadium, Philadelphia, PA Mon Jun 03 1974, 7:05 PM EDT Att: 44,179 - Unknown							
Darrell Evans, L (1, 5) OBP: 0.360, SLG: 0.378										2	2	1	0	2	0	0								
Mike Lum, L (1, 8) OBP: 0.280, SLG: 0.364										3	0	0	0	1	2	4								
Hank Aaron, R (1, 7) OBP: 0.323, SLG: 0.526										4	0	1	1	0	1	0								
Davey Johnson, R (1, 3) OBP: 0.358, SLG: 0.441										3	0	1	0	1	0	1								
Marty Perez, R (1, 4) OBP: 0.396, SLG: 0.448										4	0	0	0	0	1	4								
Paul Casanova, R (1, 2) OBP: 0.136, SLG: 0.073										4	0	1	0	0	1	0								
Craig Robinson, R (1, 6) OBP: 0.276, SLG: 0.242										3	0	0	0	0	1	0								
Carl Morton, R (1, 1) OBP: 0.111, SLG: 0.086										3	0	0	0	0	2	2								
Danny Frisella, L (8, 1)										0	0	0	0	0	0	0								
Ivan Murrell, R (9, PH) OBP: 0.299, SLG: 0.255										1	0	1	0	0	0	0								
Inning Stats	R: 1 E: 1 K: 2 S: 8	H: 0 LOB: 1 BB: 1 P: 12	R: 0 E: 0 K: 1 S: 5	H: 0 LOB: 0 BB: 0 P: 5	R: 0 E: 0 K: 2 S: 7	H: 0 LOB: 0 BB: 0 P: 7	R: 0 E: 0 K: 1 S: 6	H: 1 LOB: 1 BB: 0 P: 6	R: 0 E: 0 K: 3 S: 9	H: 0 LOB: 0 BB: 0 P: 9	R: 1 E: 0 K: 0 S: 4	H: 3 LOB: 2 BB: 2 P: 12	R: 0 E: 1 K: 1 S: 7	H: 1 LOB: 3 BB: 1 P: 11	R: 0 E: 0 K: 0 S: 3	H: 0 LOB: 0 BB: 0 P: 3	R: 0 E: 0 K: 1 S: 6	H: 1 LOB: 1 BB: 0 P: 6	1B: 5 2B: 1 3B: 0 HR: 0	SF: 0 SAC: 1 DP: 1 HBP: 0	WP: 1 PB: 0 SB: 0 CS: 0	PA: 37		
PITCHER Steve Carlton, L (1, 1) ERA: 2.83	IP: 9.0 WLS: W BF: 37 H: 6 R: 2 ER: 1 SO: 11 BB: 4 IBB: 0 HBP: 0 BLK: 0 WP: 1 HR: 0 S: 55 P: 71 ERA: 1.00 WHIP: 1.111																							

Batter	1	2	3	4	5	6	7	8	9	AB	R	H	RBI	BB	SO	LOB	BOTTOM						
Dave Cash, R (1, 4) OBP: 0.362, SLG: 0.407										4	1	2	0	0	0	0	Atlanta Braves @ Philadelphia Phillies Veterans Stadium, Philadelphia, PA Mon Jun 03 1974, 7:05 PM EDT Att: 44,179 - Unknown						
Larry Bowa, S (1, 6) OBP: 0.300, SLG: 0.358										4	1	2	0	0	1								
Mike Schmidt, R (1, 5) OBP: 0.394, SLG: 0.524										4	1	2	2	0	1	2							
Greg Luzinski, R (1, 7) OBP: 0.325, SLG: 0.415										4	1	1	0	0	3								
Del Unser, L (1, 8) OBP: 0.382, SLG: 0.417										2	1	0	1	1	0	0							
Willie Montanez, L (1, 3) OBP: 0.279, SLG: 0.345										4	0	2	2	0	0	1							
Mike Anderson, R (1, 9) OBP: 0.311, SLG: 0.367										3	0	1	0	1	0	0							
Bob Boone, R (1, 2) OBP: 0.299, SLG: 0.307										4	0	0	0	0	0	4							
Steve Carlton, L (1, 1) OBP: 0.158, SLG: 0.189										4	0	0	0	0	0	4							
Inning Stats	R: 1 E: 0 K: 0 S: 4	H: 1 LOB: 0 BB: 0 P: 4	R: 0 E: 0 K: 0 S: 4	H: 1 LOB: 2 BB: 1 P: 8	R: 0 E: 0 K: 1 S: 6	H: 1 LOB: 1 BB: 0 P: 6	R: 0 E: 0 K: 0 S: 3	H: 1 LOB: 0 BB: 0 P: 3	R: 1 E: 0 K: 0 S: 6	H: 3 LOB: 2 BB: 0 P: 6	R: 0 E: 0 K: 0 S: 3	H: 0 LOB: 0 BB: 0 P: 3	R: 0 E: 0 K: 0 S: 3	H: 0 LOB: 0 BB: 0 P: 3	R: 3 E: 0 K: 0 S: 7	H: 3 LOB: 2 BB: 1 P: 11	1B: 6 2B: 2 3B: 1 HR: 1	SF: 0 SAC: 1 DP: 0 HBP: 0	WP: 0 PB: 0 SB: 0 CS: 0	PA: 36			
PITCHER Carl Morton, R (1, 1) ERA: 3.33	IP: 7.1 WLS: L BF: 33 H: 10 R: 5 ER: 5 SO: 1 BB: 1 IBB: 0 HBP: 0 BLK: 0 WP: 0 HR: 1 S: 34 P: 38 ERA: 6.14 WHIP: 1.500																						
Danny Frisella, R (8, 1) ERA: 5.12	IP: 0.2 WLS: L BF: 3 H: 0 R: 0 ER: 0 SO: 0 BB: 0 IBB: 1 HBP: 0 BLK: 0 WP: 0 HR: 0 S: 2 P: 6 ERA: 0.00 WHIP: 0.000																						



AB	32
R	2
H	6
RBI	1
BB	4
SO	11
LOB	14

AB	33
R	5
H	10
RBI	5
BB	2
SO	1
LOB	15

Batter	1	2	3	4	5	6	7	8	9	AB	R	H	RBI	BB	SO	LOB	TOP			
Ralph Garr, L OBP: 0.410, SLG: 0.548 (1,7)	F8		3-1		F8		K			5	0	1	0	0	1	2	Atlanta Braves @ Philadelphia Phillies Veterans Stadium, Philadelphia, PA Wed Jun 05 1974, 7:05 PM EDT Att: 26,204 - Unknown			
Darrell Evans, L OBP: 0.362, SLG: 0.365 (1,5)	4-3		4-3				F5		F7	4	0	0	0	1	0	4				
Rowland Office, L OBP: 0.268, SLG: 0.423 (1,8)					F7				G3	4	0	2	0	0	0	2				
Mike Lum, L OBP: 0.284, SLG: 0.398 (1,9)	6-3		CS	6-3	F7				K	4	0	0	0	0	1	3				
Davey Johnson, R OBP: 0.356, SLG: 0.447 (1,3)		E5							5-3	4	2	1	1	0	0	0				
Marty Perez, R OBP: 0.371, SLG: 0.417 (1,4)				HR					E5	4	0	1	1	0	2	0				
Paul Casanova, R OBP: 0.196, SLG: 0.146 Frank Tepedino, L OBP: 0.256, SLG: 0.237 (9, PH)	E2	FC6-5					6-3		F8	3	0	2	0	0	0	0				
Craig Robinson, R OBP: 0.279, SLG: 0.244 Hank Aaron, R OBP: 0.326, SLG: 0.542 (9, PH)	FC6-5				FC6-4				F5	3	0	0	0	0	0	2				
Phil Niekro, R OBP: 0.263, SLG: 0.289 Norm Miller, L OBP: 0.304, SLG: 0.368 Lew Krausse, R OBP: 0.268, SLG: 0.264 (9, PH)	FC6-4						5-3			2	0	1	0	0	0	1				
										0	0	0	0	0	1	0				
										0	0	0	0	0	0	0				
										1	0	1	0	0	0	0				
Inning Stats	R: 0 E: 0 K: 0 S: 4	H: 1 LOB: 1 BB: 0 P: 4	R: 1 E: 2 K: 0 S: 5	H: 2 LOB: 1 BB: 0 P: 5	R: 0 E: 0 K: 0 S: 3	H: 1 LOB: 1 BB: 0 P: 3	R: 1 E: 0 K: 1 S: 7	H: 2 LOB: 1 BB: 0 P: 7	R: 0 E: 0 K: 0 S: 4	H: 0 LOB: 0 BB: 0 P: 5	R: 0 E: 0 K: 1 S: 5	H: 0 LOB: 1 BB: 1 P: 9	R: 0 E: 0 K: 1 S: 5	H: 0 LOB: 0 BB: 0 P: 5	R: 0 E: 1 K: 0 S: 6	H: 2 LOB: 3 BB: 0 P: 6	1B: 7 2B: 1 3B: 0 HR: 1	SF: 0 SAC: 0 DP: 0 HBP: 0	WP: 0 PB: 0 SB: 0 CS: 1	PA: 39
PITCHER Jim Lonborg, R ERA: 2.48 (1,1)	IP: 9.0 WLS: W BF: 38 H: 9 R: 2 ER: 1 SO: 4 BB: 2 IBB: 0 HBP: 0 BLK: 0 WP: 0 HR: 1 S: 44 P: 52 ERA: 1.00 WHIP: 1.222																			

AB 36
R 2
H 9
RBI 2
BB 2
SO 4
LOB 16




Batter	1	2	3	4	5	6	7	8	9	AB	R	H	RBI	BB	SO	LOB	BOTTOM
Dave Cash, R OBP: 0.363, SLG: 0.406 (1,4)	F8		1B		F7		6-3			4	1	2	0	0	0	0	Atlanta Braves @ Philadelphia Phillies Veterans Stadium, Philadelphia, PA Wed Jun 05 1974, 7:05 PM EDT Att: 26,204 - Unknown
Larry Bowa, S OBP: 0.295, SLG: 0.352 (1,6)	SH1-3								B2	3	1	1	0	0	1	0	
Mike Schmidt, R OBP: 0.398, SLG: 0.537 (1,5)	F8									4	1	2	3	0	1	1	
Greg Luzinski, R OBP: 0.319, SLG: 0.406 Mike Anderson, R OBP: 0.310, SLG: 0.363 (1,9)										0	0	0	0	0	0	0	
										4	0	1	0	0	1	1	
Del Unser, L OBP: 0.384, SLG: 0.431 (1,8)										2	0	0	0	2	0	0	
Willie Montanez, L OBP: 0.277, SLG: 0.333 (1,3)										3	0	0	0	1	1	2	
Bill Robinson, R OBP: 0.287, SLG: 0.347 (1,7)										3	0	0	0	0	1	2	
Bob Boone, R OBP: 0.300, SLG: 0.329 (1,2)										3	1	1	1	0	0	0	
Jim Lonborg, R OBP: 0.025, SLG: 0.030 (1,1)										3	0	0	0	0	2	0	
										1B: 5 2B: 0 3B: 0 HR: 2	SF: 0 SAC: 1 DP: 0 HBP: 0	WP: 0 PB: 0 SB: 0 CS: 1	PA: 33				
PITCHER Phil Niekro, R ERA: 2.93 Lew Krausse, R ERA: 2.57 (7,1)	IP: 6.0 WLS: L BF: 25 H: 5 R: 4 ER: 4 SO: 6 BB: 2 IBB: 0 HBP: 0 BLK: 0 WP: 0 HR: 2 S: 35 P: 43 ERA: 6.00 WHIP: 1.167																

AB 29
R 4
H 7
RBI 4
BB 3
SO 7
LOB 6



Batter	1	2	3	4	5	6	7	8	9	AB	R	H	RBI	BB	SO	LOB	TOP			
Ron Hunt, R OBP: 0.349, SLG: 0.218 (1, 5)	F4			K		F6			F8	4	0	0	0	0	1	0	Montreal Expos @ Atlanta Braves Atlanta Stadium, Atlanta, GA Fri Jun 07 1974, 7:05 PM EDT Att: 6,518 - Unknown			
Tim Foli, R OBP: 0.307, SLG: 0.302 (1, 6)	K			F8			1B		F3	4	0	1	0	0	1	0				
Willie Davis, L OBP: 0.349, SLG: 0.418 (1, 8)	4-3			BB			F8		F7	3	0	0	0	1	0	1				
Ken Singleton, S OBP: 0.410, SLG: 0.352 (1, 9)		4-3		F7			K			3	0	0	0	0	1	2				
Ron Fairly, L OBP: 0.368, SLG: 0.406 (1, 3)		G5-4-3 1B			F3			FC6-4 1B		3	0	2	0	0	0	0				
Bob Bailey, R OBP: 0.395, SLG: 0.393 (1, 7)		G5-4-3 1-2			F2		FC6-4 1-2			3	0	0	0	0	0	3				
Jim Cox, R OBP: 0.268, SLG: 0.268 (1, 4)				F9		F4			5-3	3	0	0	0	0	0	0				
Terry Humphrey, R OBP: 0.226, SLG: 0.260 (8, PH)				6-3		K			F5	2	0	0	0	0	1	0				
Bob Stinson, S OBP: 0.429, SLG: 0.583 (8, 2)				K		F8			F7	1	0	0	0	0	0	0				
Dennis Blair, R (1, 1) John Montague, R (3, 1) Boots Day, L (6, PH) Tom Walker, R (6, 1) Hal Breeden, R (8, PH) Donald DeMola, R (8, 1)				K						1	0	0	0	0	0	1		0		
Inning Stats	R: 0 E: 0 K: 1 S: 5	H: 0 LOB: 0 BB: 0 P: 5	R: 0 E: 0 K: 0 S: 3	H: 1 LOB: 0 BB: 0 P: 3	R: 0 E: 0 K: 1 S: 5	H: 0 LOB: 0 BB: 0 P: 5	R: 0 E: 0 K: 1 S: 5	H: 0 LOB: 1 BB: 1 P: 9	R: 0 E: 0 K: 0 S: 3	H: 0 LOB: 0 BB: 0 P: 3	R: 0 E: 0 K: 1 S: 7	H: 2 LOB: 2 BB: 0 P: 7	R: 0 E: 0 K: 0 S: 3	H: 0 LOB: 0 BB: 0 P: 3	R: 0 E: 0 K: 0 S: 3	H: 0 LOB: 0 BB: 0 P: 3	1B: 3 2B: 0 3B: 0 HR: 0	SF: 0 SAC: 0 DP: 1 HBP: 0	WP: 0 PB: 0 SB: 0 CS: 0	PA: 30
PITCHER Buzz Capra, R ERA: 1.18 (1, 1)	IP: 9.0 WLS: W BF: 30 H: 3 R: 0 ER: 0 SO: 5 BB: 1 IBB: 0 HBP: 0 BLK: 0 WP: 0 HR: 0 S: 39 P: 43 ERA: 0.00 WHIP: 0.444																			

Batter	1	2	3	4	5	6	7	8	9	AB	R	H	RBI	BB	SO	LOB	BOTTOM	
Ralph Garr, L OBP: 0.415, SLG: 0.549 (1, 7)	WP SF 1B	1B HBP		4-3		SH2-3		FC6-4 BB 1B		3	1	2	0	0	0	0	Montreal Expos @ Atlanta Braves Atlanta Stadium, Atlanta, GA Fri Jun 07 1974, 7:05 PM EDT Att: 6,518 - Unknown	
Darrell Evans, L OBP: 0.372, SLG: 0.370 (1, 5)	FC6-4 1-2 BB	1B		F7		E2 1B		FC6-4 BB		3	1	2	2	2	0	0		
Dusty Baker Jr., R OBP: 0.348, SLG: 0.414 (1, 9)	SF FC6-4 1-2 2-H	K		F4		F4		FC6-4 CS		4	0	0	1	0	1	6		
Mike Lum, L OBP: 0.289, SLG: 0.398 (1, 3)	FC6-4 1-2 2-3			F8		E9 1B		K		5	0	2	2	0	1	4		
Davey Johnson, R OBP: 0.354, SLG: 0.442 (1, 4)	G5-4-3 1-2			K		F4				4	0	1	0	0	1	3		
Rowland Office, L OBP: 0.267, SLG: 0.407 (1, 8)		3-1		1B S BB		FC1-5 FC4-6 1B		4-3		3	0	0	0	1	0	2		
Johnny Oates, L OBP: 0.306, SLG: 0.293 (1, 2)		HBP 4-3 1B		1B 1B		FC4-6 1-2 2-3		E4 S		3	1	1	0	1	0	2		
Craig Robinson, R OBP: 0.278, SLG: 0.244 (1, 6)		4-3		1B		K		F7		4	0	1	0	0	1	4		
Buzz Capra, R OBP: 0.227, SLG: 0.105 (1, 1)		HBP 1B BB		K		E SH2-3 1B		F9		3	2	1	0	1	1	4		
Inning Stats	R: 1 E: 1 K: 0 S: 4	H: 1 LOB: 1 BB: 1 P: 8	R: 2 E: 0 K: 1 S: 7	H: 2 LOB: 2 BB: 1 P: 12	R: 0 E: 0 K: 2 S: 8	H: 1 LOB: 3 BB: 2 P: 16	R: 0 E: 0 K: 0 S: 3	H: 0 LOB: 0 BB: 0 P: 3	R: 0 E: 2 K: 0 S: 6	H: 3 LOB: 1 BB: 0 P: 6	R: 0 E: 1 K: 0 S: 4	H: 0 LOB: 1 BB: 0 P: 4	R: 0 E: 0 K: 1 S: 5	H: 1 LOB: 2 BB: 1 P: 9	1B: 10 2B: 1 3B: 0 HR: 0	SF: 1 SAC: 1 DP: 2 HBP: 1		WP: 1 PB: 0 SB: 3 CS: 1
PITCHER Dennis Blair, R ERA: 4.0 (1, 1) John Montague, R ERA: 1.89 (3, 1) Tom Walker, R ERA: 3.12 (6, 1) Donald DeMola, R ERA: 4.33 (8, 1)	IP: 2.2 WLS: L BF: 17 H: 4 R: 3 ER: 0 SO: 2 BB: 0 IBB: 0 HBP: 0 BLK: 0 WP: 0 HR: 0 S: 16 P: 33 ERA: 0.00 WHIP: 2.625																	



Batter	1	2	3	4	5	6	7	8	9	AB	R	H	RBI	BB	SO	LOB	TOP								
Ron Hunt, R OBP: 0.345, SLG: 0.218 (1, 5)	4-3		F3		F9		CS 1B		6-3	5	0	1	0	0	0	0									
Tim Foli, R OBP: 0.303, SLG: 0.297 (1, 6)	4-3		E6 1-3 2B		F7		1-2		6-3	5	1	1	0	0	0	1									
Willie Davis, L OBP: 0.343, SLG: 0.411 Ron Woods, R OBP: 0.300, SLG: 0.167 (1, 8) (6, 8)	G3		1-3		G3		F8			3	0	0	0	0	0	1									
Ken Singleton, S OBP: 0.417, SLG: 0.364 (1, 9)		1B BB				BB 1B			5-3	3	1	2	1	1	0	0									
Ron Fairly, L OBP: 0.372, SLG: 0.410 (1, 3)		1B S	3-H 2B		F7	BB 1B			F7	4	1	2	0	0	0	1									
Bob Bailey, R OBP: 0.397, SLG: 0.392 (1, 7)		K			5-3	BB 1B			1B	3	0	1	0	1	1	2									
Bob Stinson, S OBP: 0.444, SLG: 0.533 (1, 2)		K			K	BB 1B			1B	3	0	1	1	1	2	2									
Jim Cox, R OBP: 0.268, SLG: 0.265 (1, 4)					F8	1-2 2-3 3-H BB			F8	2	0	0	1	1	0	2									
Steve Rogers, R OBP: 0.229, SLG: 0.156 Hal Breeden, R OBP: 0.365, SLG: 0.371 Chuck Taylor, R OBP: 0.200, SLG: 0.400 Pepe Frias, R OBP: 0.125, SLG: 0.188 (1, 1) (6, PH) (6, PH) (9, PH)	4-3				K	3-H K			5-3	2	0	0	0	0	1	3									
Inning Stats	R: 0 E: 0 K: 0 S: 3	H: 0 LOB: 0 BB: 0 P: 3	R: 0 E: 0 K: 2 S: 8	H: 1 LOB: 3 BB: 2 P: 16	R: 1 E: 1 K: 0 S: 5	H: 2 LOB: 1 BB: 0 P: 5	R: 0 E: 0 K: 1 S: 5	H: 0 LOB: 0 BB: 0 P: 5	R: 0 E: 0 K: 1 S: 5	H: 0 LOB: 0 BB: 0 P: 5	R: 2 E: 0 K: 1 S: 7	H: 2 LOB: 2 BB: 2 P: 15	R: 0 E: 0 K: 0 S: 3	H: 1 LOB: 0 BB: 0 P: 3	R: 0 E: 0 K: 0 S: 5	H: 2 LOB: 2 BB: 0 P: 5	R: 0 E: 0 K: 0 S: 3	H: 0 LOB: 0 BB: 0 P: 3	1B: 7 2B: 1 3B: 0 HR: 0	SF: 1 SAC: 0 DP: 0 HBP: 0	WP: 0 PB: 0 SB: 1 CS: 1	PA: 38			
PITCHER	IP	WLS	BF	H	R	ER	SO	BB	IBB	HBP	BLK	WP	HR	S	P	ERA	WHIP								
Carl Morton, R ERA: 3.42 Tom House, L ERA: 1.95 (1, 1) (6, 1)	5.1	W	25	5	3	3	4	3	1	0	0	0	0	29	45	5.06	1.500								
PITCHER	IP	WLS	BF	H	R	ER	SO	BB	IBB	HBP	BLK	WP	HR	S	P	ERA	WHIP								

Montreal Expos @ Atlanta Braves
Atlanta Stadium, Atlanta, GA
Sat Jun 08 1974, 7:05 PM EDT
Att: 13,705 - Unknown

AB	33
R	3
H	8
RBI	3
BB	4
SO	5
LOB	14



Batter	1	2	3	4	5	6	7	8	9	AB	R	H	RBI	BB	SO	LOB	BOTTOM									
Ralph Garr, L OBP: 0.417, SLG: 0.549 (1, 9) (8, 7)	K		4-3		G4-6-3 1B		BB 1B			4	0	2	0	0	1	0										
Darrell Evans, L OBP: 0.389, SLG: 0.368 (1, 5)	BB 1B		K		G4-6-3 1-2		F8			4	0	1	0	0	1	3										
Dusty Baker Jr., R OBP: 0.355, SLG: 0.412 (1, 8) (8, 9)	4-0 1-2				6-3		BB			1	1	0	0	3	0	0										
Hank Aaron, R OBP: 0.324, SLG: 0.533 Rowland Office, L OBP: 0.297, SLG: 0.407 (1, 7) (8, 8)	K				1B HR		F8		F6	4	1	1	0	0	1	5										
Davey Johnson, R OBP: 0.352, SLG: 0.437 (1, 4)	FC6-4 1-2				1B HR		K		F8	4	1	1	0	0	1	2										
Mike Lum, L OBP: 0.288, SLG: 0.419 (1, 3)		4-3			HR		G3		F9	4	1	1	4	0	0	0										
Paul Casanova, R OBP: 0.189, SLG: 0.140 Johnny Oates, L OBP: 0.309, SLG: 0.296 (1, 2) (7, PH) (8, 2)	F6				5-3				F8	2	0	0	0	0	0	0										
Craig Robinson, R OBP: 0.275, SLG: 0.241 (1, 6)	1-3				F3		SH1-4 1B			2	0	0	0	0	0	0										
Carl Morton, R OBP: 0.105, SLG: 0.081 Tom House, L OBP: 0.500, SLG: 0.500 (1, 1) (6, 1)			6-3		F9		BB 1B			2	0	0	0	0	0	0										
Inning Stats	R: 0 E: 0 K: 2 S: 8	H: 1 LOB: 2 BB: 1 P: 12	R: 0 E: 0 K: 0 S: 3	H: 0 LOB: 0 BB: 0 P: 3	R: 0 E: 0 K: 1 S: 5	H: 0 LOB: 0 BB: 0 P: 5	R: 4 E: 0 K: 0 S: 6	H: 3 LOB: 1 BB: 1 P: 10	R: 0 E: 0 K: 1 S: 5	H: 0 LOB: 0 BB: 0 P: 5	R: 1 E: 0 K: 0 S: 6	H: 3 LOB: 3 BB: 1 P: 10	R: 0 E: 0 K: 0 S: 3	H: 0 LOB: 0 BB: 0 P: 3	R: 0 E: 0 K: 0 S: 3	H: 0 LOB: 0 BB: 0 P: 3	1B: 7 2B: 0 3B: 0 HR: 1	SF: 0 SAC: 1 DP: 1 HBP: 0	WP: 0 PB: 0 SB: 0 CS: 0	PA: 34						
PITCHER	IP	WLS	BF	H	R	ER	SO	BB	IBB	HBP	BLK	WP	HR	S	P	ERA	WHIP									
Steve Rogers, R ERA: 4.96 Chuck Taylor, R ERA: 2.15 (1, 1) (6, 1)	5.0	L	21	5	4	4	3	2	0	0	0	0	0	1	25	33	7.20	1.400								
PITCHER	IP	WLS	BF	H	R	ER	SO	BB	IBB	HBP	BLK	WP	HR	S	P	ERA	WHIP									

Montreal Expos @ Atlanta Braves
Atlanta Stadium, Atlanta, GA
Sat Jun 08 1974, 7:05 PM EDT
Att: 13,705 - Unknown

AB	30
R	5
H	8
RBI	5
BB	3
SO	4
LOB	10



Batter	1	2	3	4	5	6	7	8	9	AB	R	H	RBI	BB	SO	LOB	TOP			
Bob Bailey, R OBP: 0.402, SLG: 0.395 (1, 5)										4	0	2	0	1	2	0	Montreal Expos @ Atlanta Braves Atlanta Stadium, Atlanta, GA Sun Jun 09 1974, 3:33 AM EDT Unknown			
Tim Foli, R OBP: 0.298, SLG: 0.293 (1, 6)										5	0	1	1	0	0	3				
Willie Davis, L OBP: 0.335, SLG: 0.400 (1, 8)										5	0	0	0	0	0	5				
Ken Singleton, S OBP: 0.428, SLG: 0.385 (1, 9)										4	0	4	1	0	0	0				
Mike Jorgensen, L OBP: 0.450, SLG: 0.344 (1, 3)										3	0	1	0	1	1	3				
Boots Day, L OBP: 0.361, SLG: 0.313 (1, 7)										4	1	1	0	0	0	4				
Jim Cox, R OBP: 0.267, SLG: 0.265 (1, 4)										4	0	1	0	0	1	4				
Terry Humphrey, R OBP: 0.218, SLG: 0.250 (7, PH)										2	0	0	0	0	0	2				
Ron Fairly, L OBP: 0.369, SLG: 0.406 (7, 2)										1	0	0	0	0	1	2				
Bob Stinson, S OBP: 0.421, SLG: 0.500 (7, 2)										1	0	0	0	0	0	2				
Ernie McAnally, R OBP: 0.095, SLG: 0.050 (8, PH)										2	0	0	0	0	1	0				
Ron Hunt, R OBP: 0.348, SLG: 0.218 (8, PH)										0	1	0	0	0	0	0				
Tom Walker, R OBP: 0.360, SLG: 0.365 (8, PH)										0	0	0	0	0	0	0				
Hal Breeden, R OBP: 0.360, SLG: 0.365 (8, PH)										1	0	0	0	0	1	2				
Inning Stats	R: 0 E: 0 K: 1 S: 5	H: 0 LOB: 0 BB: 0 P: 5	R: 0 E: 0 K: 0 S: 4	H: 1 LOB: 2 BB: 1 P: 8	R: 0 E: 0 K: 0 S: 3	H: 1 LOB: 0 BB: 0 P: 3	R: 0 E: 0 K: 0 S: 4	H: 2 LOB: 1 BB: 0 P: 4	R: 0 E: 0 K: 1 S: 5	H: 0 LOB: 0 BB: 0 P: 5	R: 0 E: 0 K: 3 S: 11	H: 1 LOB: 2 BB: 0 P: 11	R: 1 E: 0 K: 0 S: 5	H: 2 LOB: 2 BB: 0 P: 6	R: 1 E: 0 K: 1 S: 8	H: 3 LOB: 3 BB: 1 P: 12	1B: 9 2B: 1 3B: 0 HR: 0	SF: 0 SAC: 0 DP: 1 HBP: 1	WP: 0 PB: 0 SB: 0 CS: 0	PA: 39
PITCHER	IP	WLS	BF	H	R	ER	SO	BB	IBB	HBP	BLK	WP	HR	S	P	ERA	WHIP			
Phil Niekro, R ERA: 2.89	8.0	W	33	8	2	2	6	1	0	1	0	0	0	43	48	2.25	1.125			
Danny Frisella, R ERA: 4.87	1.0	S	6	2	0	0	1	1	0	0	0	0	0	7	11	0.00	3.000			

AB 36
R 2
H 10
RBI 2
BB 2
SO 7
LOB 27



Batter	1	2	3	4	5	6	7	8	9	AB	R	H	RBI	BB	SO	LOB	BOTTOM			
Ralph Garr, L OBP: 0.422, SLG: 0.560 (7, 7)										4	0	3	1	0	0	2	Montreal Expos @ Atlanta Braves Atlanta Stadium, Atlanta, GA Sun Jun 09 1974, 3:33 AM EDT Unknown			
Darrell Evans, L OBP: 0.387, SLG: 0.362 (1, 5)										3	0	0	0	1	0	3				
Dusty Baker Jr., R OBP: 0.353, SLG: 0.405 (7, 9)										3	0	0	0	1	1	2				
Hank Aaron, R OBP: 0.317, SLG: 0.520 (7, 8)										3	0	0	0	0	0	1				
Rowland Office, L OBP: 0.264, SLG: 0.402 (7, 8)										1	0	0	0	0	0	2				
Davey Johnson, R OBP: 0.352, SLG: 0.432 (1, 4)										2	1	0	0	1	1	0				
Mike Lum, L OBP: 0.289, SLG: 0.412 (1, 3)										2	1	0	0	1	1	0				
Johnny Oates, L OBP: 0.305, SLG: 0.292 (1, 2)										2	0	0	0	0	0	0				
Craig Robinson, R OBP: 0.271, SLG: 0.237 (1, 6)										3	0	0	1	0	1	1				
Phil Niekro, R OBP: 0.268, SLG: 0.293 (9, 1)										3	1	1	1	0	1	0				
Danny Frisella, L ERA: 3.0										0	0	0	0	0	0	0				
Inning Stats	R: 0 E: 0 K: 0 S: 3	H: 1 LOB: 0 BB: 0 P: 3	R: 0 E: 0 K: 1 S: 5	H: 0 LOB: 0 BB: 0 P: 5	R: 1 E: 1 K: 1 S: 6	H: 1 LOB: 0 BB: 0 P: 6	R: 0 E: 0 K: 0 S: 2	H: 0 LOB: 0 BB: 1 P: 6	R: 2 E: 0 K: 0 S: 5	H: 1 LOB: 2 BB: 2 P: 13	R: 0 E: 0 K: 1 S: 3	H: 0 LOB: 0 BB: 0 P: 3	R: 0 E: 0 K: 2 S: 8	H: 1 LOB: 2 BB: 1 P: 12	R: 0 E: 0 K: 2 S: 8	H: 1 LOB: 2 BB: 1 P: 12		1B: 3 2B: 0 3B: 1 HR: 0	SF: 0 SAC: 1 DP: 1 HBP: 0	WP: 0 PB: 0 SB: 0 CS: 2
PITCHER	IP	WLS	BF	H	R	ER	SO	BB	IBB	HBP	BLK	WP	HR	S	P	ERA	WHIP			
Ernie McAnally, R ERA: 3.84	7.0	L	26	3	3	2	3	3	0	0	0	0	0	29	41	2.57	0.857			
Tom Walker, R ERA: 3.0	1.0		5	1	0	0	2	0	1	0	0	0	0	8	12	0.00	1.000			

AB 26
R 3
H 4
RBI 3
BB 4
SO 5
LOB 11



Batter	1	2	3	4	5	6	7	8	9	AB	R	H	RBI	BB	SO	LOB	TOP
Ron Hunt, R OBP: 0.361, SLG: 0.227	0-0 FC1-6 1B	1-0 FC6-4 HBP		4-0 L3 BB		0-0 F8	0-0 L3 1B			3	0	2	0	1	0	0	Montreal Expos @ Atlanta Braves Atlanta Stadium, Atlanta, GA Sun Jun 09 1974, 3:38 AM EDT Att: 20,138 - Unknown
Tim Foli, R OBP: 0.295, SLG: 0.298	0-0 FC1-6 2B	0-0 FC6-4 1B		0-0 L3		0-0 L3	0-0 L3 2B			5	1	1	0	0	0	5	
Willie Davis, L OBP: 0.346, SLG: 0.412	0-0 BB 1B	0-0 1B			4-0 CS BB	0-0 E PB 1B		0-0 F9		4	2	3	1	1	0	0	
Ken Singleton, S OBP: 0.423, SLG: 0.378	4-0 BB 1B	0-0 4-3			0-0 F8	0-0 SF9		0-0 4-3		3	1	0	1	1	0	3	
Ron Fairly, L OBP: 0.386, SLG: 0.437	4-0 1B BB			0-0 HR	4-0 1B BB	4-0 1B BB		0-0 1-3		2	2	1	1	3	0	0	
Bob Bailey, R OBP: 0.407, SLG: 0.398	0-0 1B			0-0 4-3	0-0 1B BB	4-0 1B BB		0-0 4-3		4	0	2	2	1	0	0	
Ron Woods, R OBP: 0.300, SLG: 0.167	1-2 2-H 3-H 1B			0-0 4-3	1-2 1B	1-2 1B BB		0-0 4-3		0	0	0	0	0	0	0	
Jim Cox, R OBP: 0.271, SLG: 0.269	0-0 F8			0-0 F8	0-0 1B	0-0 1B FC5-4		0-0 F8		5	0	2	1	0	0	2	
Barry Foote, R OBP: 0.285, SLG: 0.333		0-0 FC6-4 HBP 1B		0-0 6-3	4-0 1B BB	0-0 FC5-4		0-3 K		4	1	1	0	1	1	3	
Mike Torrez, R OBP: 0.074, SLG: 0.038		0-0 F2		0-3 K	0-3 K			0-0 4-3		4	0	0	0	0	2	4	
Inning Stats	R: 2 E: 0 K: 0 S: 5	H: 3 LOB: 2 BB: 2 P: 13	R: 1 E: 0 K: 0 S: 5	H: 2 LOB: 2 BB: 0 P: 6	R: 1 E: 0 K: 0 S: 4	H: 1 LOB: 0 BB: 0 P: 4	R: 0 E: 0 K: 1 S: 4	H: 0 LOB: 0 BB: 1 P: 8	R: 1 E: 0 K: 1 S: 6	H: 2 LOB: 3 BB: 2 P: 18	R: 0 E: 0 K: 0 S: 3	H: 1 LOB: 0 BB: 0 P: 3	R: 0 E: 0 K: 1 S: 5	H: 0 LOB: 0 BB: 0 P: 5	1B: 9 2B: 4 3B: 0 HR: 1	SF: 1 SAC: 0 DP: 2 HBP: 1	WP: 0 PA: 44 PB: 1 SB: 0 CS: 1
PITCHER	IP WLS BF H R ER SO BB IBB HBP BLK WP HR S P ERA WHIP	IP WLS BF H R ER SO BB IBB HBP BLK WP HR S P ERA WHIP	IP WLS BF H R ER SO BB IBB HBP BLK WP HR S P ERA WHIP	IP WLS BF H R ER SO BB IBB HBP BLK WP HR S P ERA WHIP	IP WLS BF H R ER SO BB IBB HBP BLK WP HR S P ERA WHIP	IP WLS BF H R ER SO BB IBB HBP BLK WP HR S P ERA WHIP	IP WLS BF H R ER SO BB IBB HBP BLK WP HR S P ERA WHIP	IP WLS BF H R ER SO BB IBB HBP BLK WP HR S P ERA WHIP	IP WLS BF H R ER SO BB IBB HBP BLK WP HR S P ERA WHIP	IP WLS BF H R ER SO BB IBB HBP BLK WP HR S P ERA WHIP	IP WLS BF H R ER SO BB IBB HBP BLK WP HR S P ERA WHIP	IP WLS BF H R ER SO BB IBB HBP BLK WP HR S P ERA WHIP	IP WLS BF H R ER SO BB IBB HBP BLK WP HR S P ERA WHIP	IP WLS BF H R ER SO BB IBB HBP BLK WP HR S P ERA WHIP	IP WLS BF H R ER SO BB IBB HBP BLK WP HR S P ERA WHIP	IP WLS BF H R ER SO BB IBB HBP BLK WP HR S P ERA WHIP	IP WLS BF H R ER SO BB IBB HBP BLK WP HR S P ERA WHIP
Roric Harrison, R ERA: 4.89	4.0 L	21 6	5 5	5 1	4 0	0 0	0 0	0 0	0 0	11 27	10.80	5.400					
Lew Krausse, R ERA: 5.19	2.1 7	1 0	0 0	0 1	0 0	0 0	0 0	0 0	0 0	7 7	0.00	0.429					
Max Leon, R ERA: 5.19	1.0 3	0 0	0 0	0 1	0 0	0 0	0 0	0 0	0 0	5 5	0.00	0.000					
Jack Aker, R ERA: 4.02																	

AB	34
R	7
H	12
RBI	6
BB	8
SO	3
LOB	17



Batter	1	2	3	4	5	6	7	8	9	AB	R	H	RBI	BB	SO	LOB	BOTTOM		
Ralph Garr, L OBP: 0.414, SLG: 0.549	0-0 F4		0-0 6-3	0-0 FC1-6 2-3			0-0 F8		0-0 FC6-4 1-2	5	0	0	0	0	0	2	Montreal Expos @ Atlanta Braves Atlanta Stadium, Atlanta, GA Sun Jun 09 1974, 3:38 AM EDT Att: 20,138 - Unknown		
Darrell Evans, L OBP: 0.385, SLG: 0.365	0-0 1B 2B		0-0 3-1	0-0 4-3			0-0 4-3			4	1	1	0	0	0	1			
Rowland Office, L OBP: 0.275, SLG: 0.419	0-0 2B 1B		0-0 1B 2B		0-0 4-3			0-0 F8		4	1	2	1	0	0	0			
Mike Lum, L OBP: 0.295, SLG: 0.410	0-0 F8		0-0 1B 1B	0-0 1B BB	4-0 G6-4-3			0-3 K		3	1	1	1	1	1	1			
Frank Tepedino, L OBP: 0.271, SLG: 0.266	0-0 1B		0-0 1B	0-0 G6-4-3				0-0 1B		3	0	2	0	0	0	1			
Max Leon, R										0	0	0	0	0	0	0			
Norm Miller, L OBP: 0.333, SLG: 0.400	1-3 2B		1-2 1B	0-0 1B	1-2 1B					1	0	1	0	0	0	0			
Jack Aker, R										0	0	0	0	0	0	0			
Johnny Oates, L OBP: 0.303, SLG: 0.291	0-0 6-3		0-0 1B	0-0 PB 1B	0-0 4-3			0-3 K		4	0	1	1	0	1	3			
Marty Perez, R OBP: 0.367, SLG: 0.404		0-0 F4	0-0 4-3	1-2 2-3			0-0 5-3		4-0 FC6-4 BB	3	0	0	0	1	0	2			
Craig Robinson, R OBP: 0.269, SLG: 0.236		0-0 F8		0-0 FC1-6 SH5-4 1B			0-0 4-3			1	0	0	0	0	0	0			
Leo Foster, R OBP: 0.276, SLG: 0.412									0-0 F8	3	0	1	0	0	0	1			
Roric Harrison, R OBP: 0.185, SLG: 0.240		0-3 K		0-0 SH5-4					0-3 K	1	0	0	0	0	1	0			
Lew Krausse, R										0	0	0	0	0	0	0			
Ivan Murrell, R OBP: 0.259, SLG: 0.255				1-2 1B			0-0 F2			2	0	0	0	0	1	1			
Inning Stats	R: 1 E: 0 K: 0 S: 6	H: 3 LOB: 2 BB: 0 P: 6	R: 0 E: 0 K: 1 S: 5	H: 0 LOB: 0 BB: 0 P: 5	R: 2 E: 0 K: 0 S: 7	H: 4 LOB: 2 BB: 0 P: 7	R: 0 E: 0 K: 0 S: 4	H: 1 LOB: 1 BB: 0 P: 4	R: 0 E: 0 K: 0 S: 2	H: 0 LOB: 0 BB: 1 P: 6	R: 0 E: 0 K: 0 S: 3	H: 0 LOB: 0 BB: 0 P: 3	R: 0 E: 0 K: 2 S: 8	H: 1 LOB: 1 BB: 0 P: 8	R: 0 E: 0 K: 1 S: 5	H: 0 LOB: 1 BB: 1 P: 9	1B: 6 2B: 3 3B: 0 HR: 0	SF: 0 SAC: 1 DP: 1 HBP: 0	WP: 0 PA: 37 PB: 1 SB: 0 CS: 0
PITCHER	IP WLS BF H R ER SO BB IBB HBP BLK WP HR S P ERA WHIP	IP WLS BF H R ER SO BB IBB HBP BLK WP HR S P ERA WHIP	IP WLS BF H R ER SO BB IBB HBP BLK WP HR S P ERA WHIP	IP WLS BF H R ER SO BB IBB HBP BLK WP HR S P ERA WHIP	IP WLS BF H R ER SO BB IBB HBP BLK WP HR S P ERA WHIP	IP WLS BF H R ER SO BB IBB HBP BLK WP HR S P ERA WHIP	IP WLS BF H R ER SO BB IBB HBP BLK WP HR S P ERA WHIP	IP WLS BF H R ER SO BB IBB HBP BLK WP HR S P ERA WHIP	IP WLS BF H R ER SO BB IBB HBP BLK WP HR S P ERA WHIP	IP WLS BF H R ER SO BB IBB HBP BLK WP HR S P ERA WHIP	IP WLS BF H R ER SO BB IBB HBP BLK WP HR S P ERA WHIP	IP WLS BF H R ER SO BB IBB HBP BLK WP HR S P ERA WHIP	IP WLS BF H R ER SO BB IBB HBP BLK WP HR S P ERA WHIP	IP WLS BF H R ER SO BB IBB HBP BLK WP HR S P ERA WHIP	IP WLS BF H R ER SO BB IBB HBP BLK WP HR S P ERA WHIP	IP WLS BF H R ER SO BB IBB HBP BLK WP HR S P ERA WHIP			
Mike Torrez, R ERA: 3.66	9.0 W	37 9	3 3	3 3	4 2	0 0	0 0	0 0	0 0	43 51	3.00	1.222							



Batter	1	2	3	4	5	6	7	8	9	10	11	AB	R	H	RBI	BB	SO	LOB	TOP									
Bud Harrelson, S OBP: 0.401, SLG: 0.319	SH5-3 1B	E6 2B		1-2 1B			L5		K			4	1	1	0	1	1	1										
Felix Milian, R OBP: 0.322, SLG: 0.307	SH5-3			G3			6-3		6-3			4	0	1	0	0	0	3										
Cleon Jones, R OBP: 0.318, SLG: 0.363	F8	P4					L6				F8	5	0	1	0	0	0	3										
Rusty Staub, L OBP: 0.369, SLG: 0.422				4-3			G3		P5			5	0	2	1	0	0	1										
John Miner, L OBP: 0.332, SLG: 0.413	K			4-3			F7		K		G6-4-3 IBB	4	0	0	0	1	2	2										
Dave Schneck, L OBP: 0.308, SLG: 0.407							6-3				G6-4-3	3	1	1	0	0	0	1										
Don Hahn, R OBP: 0.414, SLG: 0.545		1B 2B		3-1					1B		1-2	2	0	1	0	0	0	2										
Wayne Garrett, L OBP: 0.262, SLG: 0.341									4-3			5	1	2	0	0	0	1										
Jerry Grote, R OBP: 0.310, SLG: 0.372		2-3 1B					6-3		F7		6-3	5	0	2	2	0	0	1										
Tom Seaver, R OBP: 0.401, SLG: 0.971												2	0	0	0	1	0	1										
Duffy Lewis, R OBP: 0.274, SLG: 0.116												0	0	0	0	0	0	0										
Tom Martin, R OBP: 0.237, SLG: 0.291												0	0	0	0	0	0	0										
Ray Sadecki, L OBP: 0.334, SLG: 0.333												0	0	0	0	0	0	0										
Bob Miller, R OBP: 0.333, SLG: 0.367												0	0	0	0	0	0	0										
Ken Rosewall, R OBP: 0.361, SLG: 0.334												1	0	0	0	0	1	0										
Bob Apodaca, R OBP: 0.311, SLG: 0.311												0	0	0	0	0	0	0										
Inning Stats	R: 1 E: 0 K: 1 S: 6	H: 1 LOB: 1 BB: 1 P: 10	R: 2 E: 1 K: 0 S: 7	H: 4 LOB: 2 BB: 0 P: 7	R: 0 E: 0 K: 1 S: 3	H: 0 LOB: 0 BB: 0 P: 3	R: 0 E: 0 K: 0 S: 4	H: 1 LOB: 2 BB: 1 P: 8	R: 0 E: 0 K: 0 S: 3	H: 1 LOB: 0 BB: 0 P: 3	R: 0 E: 0 K: 1 S: 6	H: 0 LOB: 1 BB: 1 P: 9	R: 0 E: 0 K: 0 S: 3	H: 1 LOB: 1 BB: 1 P: 7	R: 0 E: 0 K: 0 S: 3	H: 1 LOB: 0 BB: 0 P: 3	1B: 8 2B: 3 3B: 0 HR: 0	SF: 0 SAC: 1 DP: 2 HBP: 0	WP: 0 PB: 0 SB: 0 CS: 1	PA: 45								
PITCHER	IP WLS BF H R ER SO BB IBB HBP BLK WP HR S P ERA WHIP	IP WLS BF H R ER SO BB IBB HBP BLK WP HR S P ERA WHIP																										
Buzz Capra, R ERA: 1.54	(1, 1) 1.2 11 5 3 0 1 1 0 0 0 0 0 12 16 0.00 0.900	Max Leon, R ERA: 4.22	(2, 1) 3.1 13 2 0 0 0 1 0 0 0 0 0 6 6 0.00 0.500	Low Krausse, R ERA: 4.22	(6, 1) 2.0 6 1 0 0 0 0 0 0 0 0 0 6 6 0.00 0.500	Tom House, L ERA: 1.82	(8, 1) 2.0 8 1 0 0 2 1 0 0 0 0 0 11 15 0.00 1.000	Jack Aker, R ERA: 3.75	(10, 1) 1.0 4 1 0 0 0 0 1 0 0 0 0 0 3 7 0.00 1.000	Danny Frisella, R ERA: 4.64	(11, 1) 1.0 3 1 0 0 0 0 0 0 0 0 0 3 3 0.00 1.000																	

New York Mets @ Atlanta Braves
Atlanta Stadium, Atlanta, GA
Tue Jun 11 1974, 7:05 PM EDT
Att: 45,296 - Unknown

AB 40
R 3
H 11
RBI 3
BB 4
SO 3
LOB 17



Batter	1	2	3	4	5	6	7	8	9	10	11	AB	R	H	RBI	BB	SO	LOB	BOTTOM
Ralph Garr, L OBP: 0.410, SLG: 0.550	F5		G3			FC4-6 3B	4-3		G4-2-3			5	1	1	0	0	0	4	
Darrell Evans, L OBP: 0.370, SLG: 0.367	K			3-1		FC4-6 BB		SH1-4 1B		SH2-4 1B		4	0	2	0	1	1	0	
Dusty Baker Jr., R OBP: 0.353, SLG: 0.404	6-3					FC4-6		SH1-4		SH2-4		3	0	1	1	0	0	1	
Hank Aaron, R OBP: 0.326, SLG: 0.516		6-3				F7		B1-6-3 IBB		IBB		3	0	1	0	2	0	1	
Davey Johnson, R OBP: 0.343, SLG: 0.420		F8				K		B1-6-3		F7		5	0	0	0	0	2	7	
Mike Lum, L OBP: 0.301, SLG: 0.444												4	1	2	1	0	0	2	
Leo Foster, R OBP: 0.278, SLG: 0.412												0	0	0	0	0	0	0	
Jack Aker, R												0	0	0	0	0	0	0	
Rowland Office, L OBP: 0.272, SLG: 0.414												1	0	0	0	0	1	2	
Danny Frisella, L												0	0	0	0	0	0	0	
Johnny Oates, L OBP: 0.308, SLG: 0.317						F5		SH IBB				4	2	2	1	0	1	0	
Craig Robinson, R OBP: 0.273, SLG: 0.236						G3		L4		1-3		4	0	1	0	1	0	0	
Buzz Capra, R												0	0	0	0	0	0	0	
Max Leon, R												1	0	0	0	0	0	0	
Norm Miller, L												1	0	0	0	0	0	0	
Leo Foster, R												1	0	0	0	0	0	0	
Jack Aker, R												1	0	0	0	0	0	0	
Rowland Office, L												1	0	0	0	0	0	1	
Danny Frisella, L												1	0	0	0	0	0	0	
Johnny Oates, L												4	2	2	1	0	1	0	
Craig Robinson, R												4	0	1	0	1	0	0	
Buzz Capra, R												0	0	0	0	0	0	0	
Max Leon, R												1	0	0	0	0	0	0	
Norm Miller, L												1	0	0	0	0	0	0	
Leo Foster, R												1	0	0	0	0	0	0	
Jack Aker, R												1	0	0	0	0	0	0	
Rowland Office, L												1	0	0	0	0	0	1	
Danny Frisella, L												1	0	0	0	0	0	0	
Johnny Oates, L												4	2	2	1	0	1	0	
Craig Robinson, R												4	0	1	0	1	0	0	
Buzz Capra, R												0	0	0	0	0	0	0	
Max Leon, R												1	0	0	0	0	0	0	
Norm Miller, L												1	0	0	0	0	0	0	
Leo Foster, R												1	0	0	0	0	0	0	
Jack Aker, R												1	0	0	0	0	0	0	
Rowland Office, L												1	0	0	0	0	0	1	
Danny Frisella, L												1	0	0	0	0	0	0	
Johnny Oates, L												4	2	2	1	0	1	0	
Craig Robinson, R												4	0	1	0	1	0	0	
Buzz Capra, R												0	0	0	0	0	0	0	
Max Leon, R												1	0	0	0	0	0	0	
Norm Miller, L												1	0	0	0	0	0	0	
Leo Foster, R												1	0	0	0	0	0	0	
Jack Aker, R												1	0	0	0	0	0	0	
Rowland Office, L												1	0	0	0	0	0	1	
Danny Frisella, L												1	0	0	0	0	0	0	
Johnny Oates, L												4	2	2	1	0	1	0	
Craig Robinson, R												4	0	1	0	1	0	0	
Buzz Capra, R												0	0	0	0	0	0	0	
Max Leon, R												1	0	0	0	0	0	0	
Norm Miller, L												1	0	0	0	0	0	0	
Leo Foster, R												1	0	0	0	0	0	0	
Jack Aker, R												1	0	0	0	0	0	0	
Rowland Office, L												1	0	0	0	0	0	1	
Danny Frisella, L												1	0	0	0	0	0	0	
Johnny Oates, L												4	2	2	1	0	1	0	
Craig Robinson, R												4	0	1	0	1	0	0	
Buzz Capra, R												0	0	0	0	0	0	0	
Max Leon, R												1	0	0	0	0	0	0	
Norm Miller, L												1	0	0	0	0	0	0	
Leo Foster, R												1	0	0	0	0	0	0	

Batter	1	2	3	4	5	6	7	8	9	AB	R	H	RBI	BB	SO	LOB	TOP					
Bud Harrelson, S (1,6) OBP: 0.404, SLG: 0.319 Ted Martinez, R (1,6) OBP: 0.258, SLG: 0.310	1-0 1B G3 HBP		0-0 1B		0-0 1-2 1B			0-0 6-3		0	0	0	0	0	0	0	New York Mets @ Atlanta Braves Atlanta Stadium, Atlanta, GA Wed Jun 12 1974, 7:05 PM EDT Att: 10,166 - Unknown					
Ken Boswell, L (1,4) OBP: 0.333, SLG: 0.309 (7,5)	0-0 G3		0-0 1-3 G6-3 1B		0-0 F7			0-0 4-3		4	0	1	0	0	0	3						
Cleon Jones, R (1,7) OBP: 0.317, SLG: 0.361	0-0 2-3 1B		0-0 G6-3 1-2		0-0 L7			0-0 6-3		4	0	1	0	0	0	2						
Rusty Staub, L (1,9) OBP: 0.357, SLG: 0.416	4-0 1-2 G4-6-3 BB				0-0 F9			0-0 F7		3	0	0	0	1	0	0						
Ed Kranepool, L (1,3) OBP: 0.405, SLG: 0.394	0-0 G4-6-3 1-2				0-0 F9			0-3 K		4	0	0	0	0	1	3						
Dave Schneck, L (1,8) OBP: 0.300, SLG: 0.396		0-0 G3			0-0 4-3			0-0 F8		4	0	0	0	0	0	0						
Wayne Garrett, L (1,5) OBP: 0.259, SLG: 0.335 Felix Millan, R (7,4) OBP: 0.322, SLG: 0.307		0-3 K			0-0 F9			0-3 K		3	0	0	0	0	2	0						
Jerry Grote, R (1,2) OBP: 0.317, SLG: 0.378		0-0 4-3			0-0 1B 1B			0-0 1B		3	0	2	0	0	0	0						
Harry Parker, R (1,1) Bob Miller, R (8,1) OBP: 0.333, SLG: 0.667				0-0 5-3		0-3 K		0-3 K		3	0	0	0	0	2	2						
Inning Stats	R: 0 E: 0 K: 1 S: 3	H: 1 LOB: 2 BB: 1 P: 8	R: 0 E: 0 K: 1 S: 5	H: 0 LOB: 0 BB: 0 P: 5	R: 0 E: 0 K: 0 S: 4	H: 2 LOB: 1 BB: 0 P: 4	R: 0 E: 0 K: 0 S: 3	H: 0 LOB: 0 BB: 0 P: 3	R: 0 E: 0 K: 1 S: 7	H: 2 LOB: 2 BB: 0 P: 7	R: 0 E: 0 K: 1 S: 5	H: 0 LOB: 0 BB: 0 P: 5	R: 0 E: 0 K: 2 S: 8	H: 1 LOB: 1 BB: 0 P: 8	R: 0 E: 0 K: 0 S: 3	H: 0 LOB: 0 BB: 0 P: 3		R: 0 E: 0 K: 0 S: 3	H: 0 LOB: 0 BB: 0 P: 3	1B: 6 2B: 0 3B: 0 HR: 0	SF: 0 SAC: 0 DP: 2 HBP: 1	WP: 0 PB: 0 CS: 0
PITCHER Carl Morton, R (1,1) ERA: 3.16	IP: 9.0 WLS: W BF: 33 H: 6 R: 0 ER: 0 SO: 5 BB: 1 IBB: 0 HBP: 1 BLK: 0 WP: 0 HR: 0 S: 41 P: 46 ERA: 0.00 WHIP: 0.778															PITCHER						

Batter	1	2	3	4	5	6	7	8	9	AB	R	H	RBI	BB	SO	LOB	BOTTOM			
Ralph Garr, L (1,9) OBP: 0.404, SLG: 0.541 (9,7)	0-0 3-1		0-0 4-3			0-0 F8		0-0 F8		4	0	0	0	0	0	0	New York Mets @ Atlanta Braves Atlanta Stadium, Atlanta, GA Wed Jun 12 1974, 7:05 PM EDT Att: 10,166 - Unknown			
Darrell Evans, L (1,5) OBP: 0.377, SLG: 0.369	4-0 1B BB		0-0 F8			0-0 FC4-6 1B		4-0 FC7-5 1B BB		2	0	1	0	2	0	0				
Dusty Baker Jr., R (1,8) OBP: 0.356, SLG: 0.406 (9,9)	0-0 1-2 1B				0-0 6-3		0-0 FC4-6 1-2 WP	0-0 FC7-5 1B		4	1	2	0	0	0	1				
Hank Aaron, R (1,7) OBP: 0.324, SLG: 0.504 Rowland Office, L (8, PR) OBP: 0.272, SLG: 0.414 (9,8)	0-3 K				0-0 F7		4-0 1-2 BB	0-0 FC7-5 1B		3	0	0	0	1	1	4				
Davey Johnson, R (1,4) OBP: 0.341, SLG: 0.416	0-0 F7				0-3 K		0-0 F8	0-0 1-2 2-3 1B		4	0	1	1	0	1	4				
Mike Lum, L (1,3) OBP: 0.300, SLG: 0.438		0-0 F9			0-0 5-3 1B		0-0 F8	0-0 F7		4	0	1	0	0	0	2				
Paul Casanova, R (1,2) OBP: 0.196, SLG: 0.151		0-0 P4			0-3 K		0-0 FC4-6 1B			3	0	1	0	0	1	1				
Craig Robinson, R (1,6) OBP: 0.269, SLG: 0.232		0-0 F8			0-0 5-3		0-0 FC4-6 1-2			3	0	0	0	0	0	2				
Carl Morton, R (1,1) OBP: 0.098, SLG: 0.075			0-0 P2		0-0 P6		0-0 5-3			3	0	0	0	0	0	2				
Inning Stats	R: 0 E: 0 K: 1 S: 6	H: 1 LOB: 2 BB: 1 P: 10	R: 0 E: 0 K: 0 S: 3	H: 0 LOB: 0 BB: 0 P: 3	R: 0 E: 0 K: 0 S: 3	H: 0 LOB: 0 BB: 0 P: 3	R: 0 E: 0 K: 1 S: 5	H: 0 LOB: 0 BB: 0 P: 5	R: 0 E: 0 K: 1 S: 6	H: 1 LOB: 1 BB: 0 P: 6	R: 0 E: 0 K: 0 S: 4	H: 1 LOB: 2 BB: 1 P: 8	R: 0 E: 0 K: 0 S: 4	H: 1 LOB: 1 BB: 0 P: 4	R: 1 E: 0 K: 0 S: 5	H: 2 LOB: 2 BB: 1 P: 9		1B: 6 2B: 0 3B: 0 HR: 0	SF: 0 SAC: 0 DP: 0 HBP: 0	WP: 1 PB: 0 CS: 0
PITCHER Harry Parker, R (1,1) ERA: 2.33 Bob Miller, R (8,1) ERA: 3.04	IP: 7.1 WLS: L BF: 30 H: 5 R: 1 ER: 1 SO: 3 BB: 3 IBB: 0 HBP: 0 BLK: 0 WP: 1 HR: 0 S: 33 P: 45 ERA: 1.23 WHIP: 1.091															PITCHER				

Batter	1	2	3	4	5	6	7	8	9	AB	R	H	RBI	BB	SO	LOB	TOP					
Lou Brock, L OBP: 0.361, SLG: 0.427 (1, 7)										4	0	0	0	0	0	2	St. Louis Cardinals @ Atlanta Braves Atlanta Stadium, Atlanta, GA Fri Jun 14 1974, 7:05 PM EDT Att: 14,336 - Unknown					
Ted Sizemore, R OBP: 0.365, SLG: 0.359 (1, 4)										4	1	2	0	0	0	2						
Bake McBride, L OBP: 0.347, SLG: 0.397 (1, 8)										4	0	1	0	0	0	1						
Ted Simmons, S OBP: 0.329, SLG: 0.456 (1, 2)										3	0	2	0	1	0	0						
Joe Torre, R OBP: 0.365, SLG: 0.421 (1, 3)										4	0	0	0	0	0	5						
Jose Cruz, L OBP: 0.333, SLG: 0.425 (1, 9)										4	0	1	0	0	0	2						
Ken Reitz, R OBP: 0.336, SLG: 0.403 (1, 5)										4	0	1	0	0	0	1						
Mike Tyson, R OBP: 0.296, SLG: 0.233 (7, PH) Tim McCarver, L OBP: 0.282, SLG: 0.273 (7, 1) Alan Foster, R OBP: 0.231, SLG: 0.167 (8, 1) Pete Richert, L OBP: 0.289, SLG: 0.200 (8, 1) Orlando Pena, R OBP: 0.260, SLG: 0.404 (8, PH)										2	0	0	0	0	1	1						
Bob Gibson, R OBP: 0.212, SLG: 0.242 (7, PH) Tom Heintzelman, R OBP: 0.424, SLG: 0.552 (7, 6) Jack Heidemann, R OBP: 0.214, SLG: 0.214 (7, 6)										2	0	1	0	0	0	0						
Inning Stats	R: 0 E: 0 K: 0 S: 4	H: 2 LOB: 2 BB: 1 P: 8	R: 0 E: 0 K: 0 S: 3	H: 0 LOB: 0 BB: 0 P: 3	R: 0 E: 0 K: 0 S: 3	H: 0 LOB: 0 BB: 0 P: 3	R: 0 E: 0 K: 0 S: 4	H: 1 LOB: 1 BB: 0 P: 4	R: 0 E: 0 K: 0 S: 4	H: 2 LOB: 2 BB: 0 P: 7	R: 0 E: 0 K: 0 S: 4	H: 1 LOB: 0 BB: 0 P: 4	R: 0 E: 0 K: 0 S: 3	H: 0 LOB: 0 BB: 0 P: 3	R: 1 E: 1 K: 0 S: 5	H: 1 LOB: 1 BB: 0 P: 5		R: 0 E: 0 K: 0 S: 3	H: 1 LOB: 0 BB: 0 P: 3	1B: 8 2B: 0 3B: 0 HR: 0	SF: 0 SAC: 0 DP: 1 HBP: 0	WP: 0 PB: 0 SB: 0 CS: 0
PITCHER Roric Harrison, R ERA: 4.4 (1, 1)	IP: 9.0 WLS: W BF: 35 H: 8 R: 1 ER: 0 SO: 1 BB: 1 IBB: 0 HBP: 0 BLK: 0 WP: 0 HR: 0 S: 36 P: 40 ERA: 0.00 WHIP: 1.000															PITCHER						

Batter	1	2	3	4	5	6	7	8	9	AB	R	H	RBI	BB	SO	LOB	BOTTOM					
Ralph Garr, L OBP: 0.407, SLG: 0.539 (1, 9) (8, 7)										3	0	1	0	2	0	0	St. Louis Cardinals @ Atlanta Braves Atlanta Stadium, Atlanta, GA Fri Jun 14 1974, 7:05 PM EDT Att: 14,336 - Unknown					
Darrell Evans, L OBP: 0.377, SLG: 0.366 (1, 5)										4	0	1	1	1	0	1						
Dusty Baker Jr., R OBP: 0.357, SLG: 0.410 (1, 8) (8, 9)										3	1	1	1	1	0	2						
Hank Aaron, R OBP: 0.336, SLG: 0.537 (1, 7) Rowland Office, L OBP: 0.290, SLG: 0.414 (8, 8)										3	1	2	2	1	0	0						
Mike Lum, L OBP: 0.290, SLG: 0.422 (1, 3)										5	0	0	0	0	2	7						
Davey Johnson, R OBP: 0.344, SLG: 0.418 (1, 4)										4	1	2	0	0	0	0						
Johnny Oates, L OBP: 0.313, SLG: 0.322 (1, 2)										4	1	2	0	0	0	1						
Craig Robinson, R OBP: 0.268, SLG: 0.229 (1, 6)										3	1	0	0	1	0	3						
Roric Harrison, R OBP: 0.200, SLG: 0.357 (1, 1)										3	1	1	2	0	1	2						
Inning Stats	R: 0 E: 0 K: 0 S: 3	H: 0 LOB: 0 BB: 0 P: 3	R: 1 E: 0 K: 2 S: 10	H: 3 LOB: 2 BB: 0 P: 10	R: 1 E: 0 K: 0 S: 5	H: 2 LOB: 1 BB: 0 P: 5	R: 0 E: 0 K: 0 S: 3	H: 0 LOB: 0 BB: 0 P: 3	R: 0 E: 0 K: 0 S: 4	H: 1 LOB: 3 BB: 2 P: 12	R: 2 E: 0 K: 0 S: 6	H: 3 LOB: 2 BB: 1 P: 10	R: 0 E: 0 K: 1 S: 5	H: 0 LOB: 0 BB: 0 P: 5	R: 2 E: 0 K: 0 S: 4	H: 1 LOB: 3 BB: 4 P: 20		R: 0 E: 0 K: 0 S: 3	H: 0 LOB: 0 BB: 0 P: 3	1B: 6 2B: 2 3B: 0 HR: 2	SF: 1 SAC: 1 DP: 0 HBP: 0	WP: 0 PB: 0 SB: 0 CS: 0
PITCHER Bob Gibson, R ERA: 5.19 Alan Foster, R ERA: 4.94 Pete Richert, L ERA: 2.89 Orlando Pena, R ERA: 0.79	IP: 6.0 WLS: L BF: 30 H: 9 R: 4 ER: 4 SO: 4 BB: 3 IBB: 0 HBP: 0 BLK: 0 WP: 0 HR: 2 S: 31 P: 43 ERA: 6.00 WHIP: 2.000															PITCHER						

Batter	1	2	3	4	5	6	7	8	9	AB	R	H	RBI	BB	SO	LOB	TOP								
Lou Brock, L OBP: 0.368, SLG: 0.434 Luis Melendez, R OBP: 0.354, SLG: 0.404	E6 CS	1-3 2H 2B			4-3		4-3 1B BB		BB SH5-4 1B	4	1	2	1	1	0	0	St. Louis Cardinals @ Atlanta Braves Atlanta Stadium, Atlanta, GA Sun Jun 16 1974, 3:33 AM EDT Att: 16,417 - Unknown								
Ted Sizemore, R OBP: 0.359, SLG: 0.353	F7	5-3			F8		4-3 1B	SH5-4	4	0	1	1	0	0	3										
Bake McBride, L OBP: 0.349, SLG: 0.399	1B				F8		4-3 1B	BB 1B	4	1	2	0	1	0	2										
Ted Simmons, S OBP: 0.331, SLG: 0.449	F8				4-3		3-1	BB 1B	4	0	0	1	1	0	4										
Joe Torre, R OBP: 0.373, SLG: 0.418		E 1-3 1B			F2		5-3	1-2 2-3 3H 1B	4	1	2	2	1	0	0										
Jose Cruz, L OBP: 0.333, SLG: 0.400	1-3				L9		CS 1B	P4	4	0	1	0	1	0	4										
Ken Reitz, R OBP: 0.328, SLG: 0.388	F7				F9		F7	F3	5	0	0	0	0	0	5										
Mike Tyson, R OBP: 0.244, SLG: 0.247	E6 1B 2B				6-3		6-3	F9	4	1	0	0	0	0	2										
Lynn McGlothen, L OBP: 0.294, SLG: 0.324 Al Hrabosky, R OBP: 0.333, SLG: 0.333	2B 1-2 3H 1B				4-3		BB 1B	SH5-4 BB 1B	4	2	3	1	0	0	0										
Inning Stats	R: 0 E: 1 K: 0 S: 4	H: 1 LOB: 1 BB: 0 P: 4	R: 2 E: 1 K: 0 S: 7	H: 3 LOB: 2 BB: 0 P: 7	R: 0 E: 0 K: 0 S: 3	H: 0 LOB: 1 BB: 1 P: 7	R: 0 E: 0 K: 0 S: 3	H: 0 LOB: 0 BB: 0 P: 3	R: 0 E: 0 K: 0 S: 4	H: 1 LOB: 1 BB: 0 P: 4	R: 1 E: 0 K: 0 S: 5	H: 2 LOB: 2 BB: 1 P: 9	R: 0 E: 0 K: 0 S: 3	H: 0 LOB: 1 BB: 1 P: 7	R: 3 E: 0 K: 0 S: 6	H: 3 LOB: 2 BB: 2 P: 14	1B: 10 2B: 1 3B: 0 HR: 0	SF: 0 SAC: 1 DP: 0 HBP: 0	WP: 0 PB: 0 SB: 0 CS: 2	PA: 43					
PITCHER	IP	WLS	BF	H	R	ER	SO	BB	IBB	HBP	BLK	WP	HR	S	P	ERA	WHIP								
Carl Morton, R ERA: 3.03	8.0	L	35	8	3	1	0	3	0	0	0	0	0	32	44	1.12	1.375								
Danny Frisella, R ERA: 5.82	0.1		5	2	3	3	0	1	1	0	0	0	0	3	11	81.00	9.000								
Joe Niekro, R ERA:	0.2		3	1	0	0	0	0	0	0	0	0	0	3	3	0.00	1.500								

AB	37
R	6
H	11
RBI	6
BB	5
SO	0
LOB	20



Batter	1	2	3	4	5	6	7	8	9	AB	R	H	RBI	BB	SO	LOB	BOTTOM								
Ralph Garr, L OBP: 0.408, SLG: 0.539	F7					3-1		K		4	0	1	1	0	1	0	St. Louis Cardinals @ Atlanta Braves Atlanta Stadium, Atlanta, GA Sun Jun 16 1974, 3:33 AM EDT Att: 16,417 - Unknown								
Darrell Evans, L OBP: 0.379, SLG: 0.384	K		G3-6-3 1B			HR		F8	4	1	1	1	0	1	1										
Dusty Baker Jr., R OBP: 0.360, SLG: 0.406	K				F9	6-3		2B SF8 1B	4	1	1	0	0	1	0										
Hank Aaron, R OBP: 0.338, SLG: 0.535		5-3			F7		G4-6-3 1B	SF8 2B	4	0	2	0	0	0	0										
Mike Lum, L OBP: 0.288, SLG: 0.423	L9				F9	G4-6-3		SF8	3	0	0	1	0	0	1										
Davey Johnson, R OBP: 0.352, SLG: 0.417					K		BB	F9	3	0	1	0	1	1	1										
Paul Casanova, R OBP: 0.190, SLG: 0.145 Johnny Oates, L OBP: 0.310, SLG: 0.314		5-3			F7	G3			2	0	0	0	0	0	1										
Craig Robinson, R OBP: 0.270, SLG: 0.244 Frank Tepedino, L OBP: 0.294, SLG: 0.259 Danny Frisella, L Joe Niekro, R					F8			K	2	1	1	0	0	0	0										
Carl Morton, R OBP: 0.093, SLG: 0.071 Norm Miller, L OBP: 0.308, SLG: 0.364 Leo Foster, R OBP: 0.278, SLG: 0.412					K			P6	2	0	0	0	0	2	1										
Inning Stats	R: 0 E: 0 K: 2 S: 7	H: 0 LOB: 0 BB: 0 P: 7	R: 0 E: 0 K: 0 S: 4	H: 1 LOB: 1 BB: 0 P: 4	R: 1 E: 0 K: 1 S: 6	H: 2 LOB: 0 BB: 0 P: 6	R: 0 E: 0 K: 0 S: 3	H: 0 LOB: 0 BB: 0 P: 3	R: 0 E: 0 K: 1 S: 5	H: 0 LOB: 0 BB: 0 P: 5	R: 1 E: 0 K: 1 S: 6	H: 1 LOB: 1 BB: 0 P: 6	R: 0 E: 0 K: 0 S: 3	H: 1 LOB: 1 BB: 1 P: 7	R: 0 E: 0 K: 2 S: 7	H: 0 LOB: 0 BB: 0 P: 7	R: 1 E: 0 K: 0 S: 5	H: 2 LOB: 1 BB: 0 P: 5	1B: 4 2B: 1 3B: 1 HR: 1	SF: 1 SAC: 0 DP: 2 HBP: 0	WP: 0 PB: 0 SB: 0 CS: 0	PA: 33			
PITCHER	IP	WLS	BF	H	R	ER	SO	BB	IBB	HBP	BLK	WP	HR	S	P	ERA	WHIP								
Lynn McGlothen, R ERA: 2.69	8.1	W	31	7	3	3	7	1	0	0	0	0	0	44	48	3.24	0.960								
Al Hrabosky, L ERA: 4.01	0.2		2	0	0	0	0	0	0	0	0	0	0	2	2	0.00	0.000								

AB	31
R	3
H	7
RBI	3
BB	1
SO	7
LOB	6



Batter	1	2	3	4	5	6	7	8	9	AB	R	H	RBI	BB	SO	LOB	TOP				
Ralph Garr, L OBP: 0.405, SLG: 0.540 (1, 9)	F7	1B		P3			6-3		K	5	1	1	1	0	1	2					
Darrell Evans, L OBP: 0.394, SLG: 0.400 (1, 5)	HR	FC5-4			F8		P6		2B	4	2	2	2	1	0	0					
Dusty Baker Jr., R OBP: 0.352, SLG: 0.396 (1, 8)	6-3	FC5-4			F9		P3		F7	5	0	0	0	0	0	3					
Hank Aaron, R OBP: 0.341, SLG: 0.541 Rowland Office, L OBP: 0.294, SLG: 0.427 (8, PR)	K			F8					4-3	4	0	2	0	0	1	0					
Mike Lum, L OBP: 0.285, SLG: 0.411 (1, 3)		2B		F8					4-3	4	1	0	0	1	1	3					
Davey Johnson, R OBP: 0.356, SLG: 0.426 (1, 4)		4-3		F8						3	1	2	1	1	0	0					
Johnny Oates, L OBP: 0.310, SLG: 0.310 (1, 2)		4-3			SH5-4				F9	2	0	0	1	1	0	2					
Craig Robinson, R OBP: 0.265, SLG: 0.239 (1, 6)		E6		F9			6-3		6-3	4	1	0	0	0	0	3					
Phil Niekro, R OBP: 0.273, SLG: 0.295 (1, 1)		SH1-4		FC4			K			3	1	1	0	0	1	2					
Inning Stats	R: 1 E: 0 K: 1 S: 6	H: 1 LOB: 0 BB: 0 P: 6	R: 4 E: 1 K: 0 S: 7	H: 3 LOB: 1 BB: 1 P: 11	R: 0 E: 0 K: 0 S: 3	H: 0 LOB: 0 BB: 0 P: 3	R: 0 E: 0 K: 0 S: 3	H: 0 LOB: 1 BB: 1 P: 7	R: 0 E: 0 K: 1 S: 4	H: 1 LOB: 1 BB: 0 P: 4	R: 0 E: 0 K: 0 S: 3	H: 0 LOB: 0 BB: 0 P: 3	R: 1 E: 0 K: 0 S: 5	H: 2 LOB: 1 BB: 0 P: 5	R: 2 E: 0 K: 2 S: 9	H: 2 LOB: 1 BB: 1 P: 13	1B: 4 2B: 3 3B: 1 HR: 1	SF: 0 SAC: 2 DP: 0 HBP: 0	WP: 0 PB: 0 SB: 0 CS: 0	PA: 41	
PITCHER	IP	WLS	BF	H	R	ER	SO	BB	IBB	HBP	BLK	WP	HR	S	P	ERA	WHIP				
Harry Parker, R ERA: 2.63 (1, 1)	1.2	L	10	3	5	2	1	1	0	0	0	0	1	11	15	10.80	2.400				
Ray Sadecki, L ERA: 4.97 (2, 1)	3.1		13	2	0	0	0	1	0	0	0	0	0	12	16	0.00	0.900				
Tug McGraw, L ERA: 7.88 (6, 1)	3.0		12	2	1	1	1	1	0	0	0	0	0	13	17	3.00	1.000				
Bob Apodaca, R ERA: 5.76 (9, 1)	1.0		6	2	2	2	2	1	0	0	0	0	0	9	13	18.00	3.000				

Atlanta Braves @ New York Mets
Shea Stadium, Flushing, NY
Mon Jun 17 1974, 7:05 PM EDT
Att: 35,994 - Unknown

AB 35
R 8
H 9
RBI 7
BB 4
SO 4
LOB 15



Batter	1	2	3	4	5	6	7	8	9	AB	R	H	RBI	BB	SO	LOB	BOTTOM				
Wayne Garrett, L OBP: 0.258, SLG: 0.328 (1, 5)	S		G3		F3			4-3		4	1	1	0	0	0	2					
Felix Milan, R OBP: 0.305, SLG: 0.294 (1, 4)	5-3		F8			P4		6-3		4	0	0	0	0	0	1					
Ed Kranepool, L OBP: 0.361, SLG: 0.368 (1, 7)	F8			G3		4-3			1-3	4	0	0	0	0	0	1					
Rusty Staub, L OBP: 0.358, SLG: 0.435 (1, 9)	WP			K		F5			L3	4	0	1	1	0	1	0					
John Milner, L OBP: 0.329, SLG: 0.412 (1, 3)	K			F8			E5			4	0	1	0	0	1	1					
Dave Schneck, L OBP: 0.286, SLG: 0.376 (1, 8)		4-3			F9		F9		4-3	4	0	0	0	0	0	2					
Ron Hodges, L OBP: 0.309, SLG: 0.380 (1, 2)		F7					F9			3	0	1	0	0	0	1					
Ted Martinez, R OBP: 0.227, SLG: 0.268 (1, 6)		F7			6-3		F8			3	0	0	0	0	0	2					
Harry Parker, R Ray Sadecki, L George Theodoris, R Tug McGraw, R Ken Boswell, L Bob Apodaca, R (1, 1)				F9				P4		0	0	0	0	0	0	0					
Inning Stats	R: 1 E: 0 K: 1 S: 7	H: 2 LOB: 1 BB: 0 P: 7	R: 0 E: 0 K: 0 S: 3	H: 0 LOB: 0 BB: 0 P: 3	R: 0 E: 0 K: 1 S: 5	H: 0 LOB: 0 BB: 0 P: 5	R: 0 E: 0 K: 0 S: 4	H: 0 LOB: 1 BB: 0 P: 4	R: 0 E: 1 K: 0 S: 3	H: 0 LOB: 1 BB: 0 P: 3	R: 0 E: 0 K: 0 S: 3	H: 0 LOB: 0 BB: 0 P: 3	R: 0 E: 0 K: 0 S: 4	H: 1 LOB: 1 BB: 0 P: 4	R: 0 E: 0 K: 0 S: 4	H: 1 LOB: 1 BB: 0 P: 4	1B: 1 2B: 3 3B: 0 HR: 0	SF: 0 SAC: 0 DP: 0 HBP: 0	WP: 1 PB: 0 SB: 1 CS: 0	PA: 33	
PITCHER	IP	WLS	BF	H	R	ER	SO	BB	IBB	HBP	BLK	WP	HR	S	P	ERA	WHIP				
Phil Niekro, R ERA: 2.75 (1, 1)	9.0	W	33	4	1	1	2	1	0	0	0	1	0	36	40	1.00	0.556				

Atlanta Braves @ New York Mets
Shea Stadium, Flushing, NY
Mon Jun 17 1974, 7:05 PM EDT
Att: 35,994 - Unknown

AB 32
R 1
H 4
RBI 1
BB 1
SO 2
LOB 10



Batter	1	2	3	4	5	6	7	8	9	AB	R	H	RBI	BB	SO	LOB	TOP			
Ralph Garr, L OBP: 0.401, SLG: 0.533 (1, 9)	F7		F7			4-3		2B		4	0	1	0	0	0	0	Atlanta Braves @ Cincinnati Reds Riverfront Stadium, Cincinnati, OH Fri Jun 21 1974, 7:05 PM EDT Att: 31,128 - Unknown			
Darrell Evans, L OBP: 0.394, SLG: 0.388 (1, 5)	FC6-4 1B			4-3		G3		F5		4	0	1	0	0	0	0				
Dusty Baker Jr., R OBP: 0.346, SLG: 0.384 (1, 8)	FC6-4 1-2			4-3			F9	L6		4	0	0	0	0	0	1				
Hank Aaron, R OBP: 0.339, SLG: 0.533 Rowland Office, L OBP: 0.299, SLG: 0.429 (1, 7)	F8			G3			1B 4-3 2B		3-1	3	1	1	0	0	0	1				
Mike Lum, L OBP: 0.288, SLG: 0.407 (1, 3)		F7			3-1		4-3 1B IBB			3	0	1	0	1	0	0				
Davey Johnson, R OBP: 0.366, SLG: 0.424 (1, 4)		F8			BB		1-2 2-3 1B		K	3	0	1	0	1	1	1				
Paul Casanova, R OBP: 0.193, SLG: 0.140 Frank Tepedino, L OBP: 0.261, SLG: 0.256 Johnny Oates, L OBP: 0.300, SLG: 0.294 (1, 2)		F9			F9		4-3 1-2 2-3 3-H 4-0		4-3	2	0	0	0	0	0	1				
Craig Robinson, R OBP: 0.262, SLG: 0.233 (1, 6)			K		P4					2	0	0	0	1	1	1				
Carl Morton, R OBP: 0.087, SLG: 0.067 Tom House, L OBP: 0.333, SLG: 0.333 (1, 1)			K			6-3		6-3		3	0	0	0	0	1	3				
										0	0	0	0	0	0	0				
Inning Stats	R: 0 E: 0 K: 0 S: 4	H: 1 LOB: 1 BB: 0 P: 4	R: 0 E: 0 K: 0 S: 3	H: 0 LOB: 0 BB: 0 P: 3	R: 0 E: 0 K: 2 S: 7	H: 0 LOB: 0 BB: 0 P: 7	R: 0 E: 0 K: 0 S: 3	H: 0 LOB: 1 BB: 1 P: 7	R: 0 E: 0 K: 0 S: 3	H: 0 LOB: 0 BB: 0 P: 3	R: 1 E: 0 K: 0 S: 5	H: 2 LOB: 2 BB: 2 P: 13	R: 0 E: 0 K: 1 S: 6	H: 1 LOB: 1 BB: 0 P: 6	R: 0 E: 0 K: 1 S: 6	H: 1 LOB: 1 BB: 0 P: 6	1B: 3 2B: 2 3B: 0 HR: 0	SF: 0 SAC: 0 DP: 0 HBP: 0	WP: 0 PB: 0 SB: 0 CS: 0	PA: 34
PITCHER Jack Billingham, R ERA: 4.01 (1, 1)	IP: 9.0 WLS: L BF: 34 H: 5 R: 1 ER: 1 SO: 3 BB: 1 IBB: 2 HBP: 0 BLK: 0 WP: 0 HR: 0 S: 37 P: 49 ERA: 1.00 WHIP: 0.667															PITCHER				

AB	31
R	1
H	5
RBI	1
BB	3
SO	3
LOB	11



Batter	1	2	3	4	5	6	7	8	9	AB	R	H	RBI	BB	SO	LOB	BOTTOM			
Pete Rose, S OBP: 0.372, SLG: 0.377 (1, 7)	F7				6-3		P6		BB	5	0	2	0	0	0	1	Atlanta Braves @ Cincinnati Reds Riverfront Stadium, Cincinnati, OH Fri Jun 21 1974, 7:05 PM EDT Att: 31,128 - Unknown			
Joe Morgan, L OBP: 0.450, SLG: 0.474 (1, 4)	F9		1-2 1B		F6		G3		BB 1B	3	0	0	0	2	0	1				
Johnny Bench, R OBP: 0.385, SLG: 0.511 (1, 2)	F8		F2			5-3		5-3	F7	5	0	0	0	0	0	6				
Tony Perez, R OBP: 0.356, SLG: 0.479 (1, 3)		5-3	F8			1B 1B		F8		4	0	1	0	0	0	3				
Cesar Geronimo, L OBP: 0.423, SLG: 0.515 (1, 8)		FC1-5 2B		SH1-3 CS 2B		1-2 1B			2B	4	0	4	0	0	0	0				
Dave Concepcion, R OBP: 0.323, SLG: 0.387 (1, 6)		FC1-5 2-3		SH1-3 2-3		K		L6		3	0	0	0	0	1	4				
Merv Rettenmund, R OBP: 0.338, SLG: 0.492 (1, 9)		F9			IBB		F9		4-3	3	0	0	0	1	0	3				
Darrel Chaney, S OBP: 0.286, SLG: 0.258 Terry Crowley, L OBP: 0.236, SLG: 0.378 (1, 5)			BB 1B		K		SH1-4 BB		6-3	2	0	1	0	1	1	2				
Jack Billingham, R OBP: 0.038, SLG: 0.038 Dan Driessen, L OBP: 0.350, SLG: 0.396 George Foster, R OBP: 0.331, SLG: 0.376 (1, 1)			K				SH1-4		BB 1B	2	0	0	0	0	2	1				
										1	0	1	0	0	0	0				
										0	0	0	0	0	0	0				
Inning Stats	R: 0 E: 0 K: 0 S: 3	H: 0 LOB: 0 BB: 0 P: 3	R: 0 E: 0 K: 0 S: 4	H: 1 LOB: 1 BB: 0 P: 4	R: 0 E: 0 K: 1 S: 7	H: 2 LOB: 3 BB: 1 P: 11	R: 0 E: 0 K: 1 S: 5	H: 1 LOB: 2 BB: 1 P: 9	R: 0 E: 0 K: 1 S: 7	H: 0 LOB: 0 BB: 0 P: 5	R: 0 E: 0 K: 1 S: 3	H: 2 LOB: 2 BB: 0 P: 7	R: 0 E: 0 K: 0 S: 4	H: 1 LOB: 1 BB: 0 P: 4	R: 0 E: 0 K: 0 S: 5	H: 2 LOB: 3 BB: 1 P: 9	1B: 6 2B: 4 3B: 0 HR: 0	SF: 0 SAC: 2 DP: 1 HBP: 0	WP: 0 PB: 0 SB: 0 CS: 1	PA: 39
PITCHER Carl Morton, R ERA: 2.84 Tom House, L ERA: 1.62 (1, 1)	IP: 8.2 WLS: W BF: 37 H: 9 R: 0 ER: 0 SO: 4 BB: 2 IBB: 1 HBP: 0 BLK: 0 WP: 0 HR: 0 S: 42 P: 54 ERA: 0.00 WHIP: 1.269															PITCHER				



Batter	1	2	3	4	5	6	7	8	9	AB	R	H	RBI	BB	SO	LOB	TOP			
Ralph Garr, L OBP: 0.403, SLG: 0.535 Ivan Murrell, R OBP: 0.273, SLG: 0.349	0-0 FC3-6 1B		0-3 K		0-3 K			0-0 L5		1	0	1	0	0	0	0	Atlanta Braves @ Cincinnati Reds Riverfront Stadium, Cincinnati, OH Sat Jun 22 1974, 3:33 AM EDT Att: 38,081 - Unknown			
Darrell Evans, L OBP: 0.395, SLG: 0.404	0-0 FC3-6 1B		0-0 HR			0-0 P6		0-0 FC5-4 1B		4	2	2	1	0	0	1				
Dusty Baker Jr., R OBP: 0.345, SLG: 0.379	4-0 1B 1-2 BB		0-3 K			0-3 K		0-0 FC5-4 1-2		3	0	0	0	1	2	1				
Hank Aaron, R OBP: 0.343, SLG: 0.538	0-0 1-2 2H 1B		0-0 P4			0-0 2B		0-3 K		4	0	2	1	0	1	1				
Davey Johnson, R OBP: 0.360, SLG: 0.416	0-3 K			0-0 5-3		0-0 F8		0-3 K		4	0	0	0	0	2	3				
Marty Perez, R OBP: 0.374, SLG: 0.414	0-0 F8			0-0 5-3			0-0 FC5-4 1B		0-0 F9		4	0	1	0	0	2				
Johnny Oates, L OBP: 0.299, SLG: 0.293		0-0 F8		0-0 F9			0-0 FC5-4 1-2		0-0 1B		4	0	1	0	0	1				
Craig Robinson, R OBP: 0.259, SLG: 0.230 Mike Lum, L OBP: 0.287, SLG: 0.404	0-0 6-3				0-0 L3		0-3 K		0-0 F8		3	0	0	0	0	1				
Phil Niekro, R OBP: 0.255, SLG: 0.277	0-0 F7				0-0 F7		0-0 F8				3	0	0	0	0	1				
Inning Stats	R: 1 E: 0 K: 1 S: 7	H: 2 LOB: 2 BB: 1 P: 11	R: 0 E: 0 K: 0 S: 3	H: 0 LOB: 0 BB: 0 P: 3	R: 1 E: 0 K: 2 S: 8	H: 1 LOB: 0 BB: 0 P: 8	R: 0 E: 0 K: 0 S: 3	H: 0 LOB: 0 BB: 0 P: 3	R: 0 E: 0 K: 1 S: 5	H: 0 LOB: 0 BB: 0 P: 5	R: 0 E: 0 K: 1 S: 6	H: 1 LOB: 1 BB: 0 P: 6	R: 0 E: 0 K: 1 S: 6	H: 1 LOB: 1 BB: 0 P: 6	R: 0 E: 0 K: 1 S: 6	H: 1 LOB: 1 BB: 0 P: 6		1B: 5 2B: 1 3B: 0 HR: 1	SF: 0 SAC: 0 DP: 0 HBP: 0	WP: 0 PB: 0 SB: 0 CS: 0
PITCHER Fred Norman, L ERA: 2.31	IP: 9.0 WLS: W BF: 35 H: 7 R: 2 ER: 2 SO: 8 BB: 1 IBB: 0 HBP: 0 BLK: 0 WP: 0 HR: 1 S: 50 P: 54 ERA: 2.00 WHIP: 0.889															PITCHER				

AB	34
R	2
H	7
RBI	2
BB	1
SO	8
LOB	12



Batter	1	2	3	4	5	6	7	8	9	AB	R	H	RBI	BB	SO	LOB	BOTTOM			
Pete Rose, S OBP: 0.374, SLG: 0.377	0-0 4-3		0-0 1B SF8 1B		4-0 BB BB		0-0 6-3			3	1	1	0	1	0	0	Atlanta Braves @ Cincinnati Reds Riverfront Stadium, Cincinnati, OH Sat Jun 22 1974, 3:33 AM EDT Att: 38,081 - Unknown			
Cesar Geronimo, L OBP: 0.425, SLG: 0.515	0-0 HR 1B		0-0 1-3 1B		0-0 F8		0-3 K			4	1	2	0	0	1	1				
Joe Morgan, L OBP: 0.451, SLG: 0.487	0-0 1-H HR		0-0 SF8 3-H		4-0 1-2 BB		0-0 F8		0-0 1-3		2	1	1	3	1	0				
Johnny Bench, R OBP: 0.387, SLG: 0.506	4-0 G5-4-3 BB		4-0 1-2 BB		0-0 F9		0-0 1-3				2	0	0	0	2	2				
Tony Perez, R OBP: 0.352, SLG: 0.473	0-0 G5-4-3 1-2		0-0 L5			0-3 K				3	0	0	0	0	1	3				
Dave Concepcion, R OBP: 0.319, SLG: 0.382		0-0 5-3		0-3 K		0-0 F9				3	0	0	0	0	1	0				
Merv Rettenmund, R OBP: 0.331, SLG: 0.392		0-3 K		0-3 K		0-0 5-3				3	0	0	0	0	2	0				
Darrel Chaney, S OBP: 0.263, SLG: 0.235		0-0 G1			0-0 F8		0-0 G3			3	0	0	0	0	0	0				
Fred Norman, S OBP: 0.115, SLG: 0.115			0-3 K		0-3 K		0-0 P5			3	0	0	0	0	2	0				
Inning Stats	R: 2 E: 0 K: 0 S: 4	H: 2 LOB: 0 BB: 1 P: 8	R: 0 E: 0 K: 1 S: 5	H: 0 LOB: 0 BB: 0 P: 5	R: 1 E: 0 K: 1 S: 7	H: 2 LOB: 2 BB: 1 P: 11	R: 0 E: 0 K: 2 S: 7	H: 0 LOB: 0 BB: 0 P: 7	R: 0 E: 0 K: 1 S: 5	H: 0 LOB: 2 BB: 2 P: 13	R: 0 E: 0 K: 1 S: 5	H: 0 LOB: 0 BB: 0 P: 5	R: 0 E: 0 K: 1 S: 3	H: 0 LOB: 0 BB: 0 P: 3	R: 0 E: 0 K: 1 S: 5	H: 0 LOB: 0 BB: 0 P: 5		1B: 3 2B: 0 3B: 0 HR: 1	SF: 1 SAC: 0 DP: 1 HBP: 0	WP: 0 PB: 0 SB: 0 CS: 0
PITCHER Phil Niekro, R ERA: 2.79	IP: 8.0 WLS: L BF: 31 H: 4 R: 3 ER: 3 SO: 7 BB: 4 IBB: 0 HBP: 0 BLK: 0 WP: 0 HR: 1 S: 41 P: 57 ERA: 3.38 WHIP: 1.000															PITCHER				

AB	26
R	3
H	4
RBI	3
BB	4
SO	7
LOB	6



Batter	1	2	3	4	5	6	7	8	9	AB	R	H	RBI	BB	SO	LOB	TOP					
Rowland Office, L OBP: 0.287, SLG: 0.421										4	0	1	0	0	0	2	Atlanta Braves @ Cincinnati Reds Riverfront Stadium, Cincinnati, OH Sun Jun 23 1974, 3:33 AM EDT Unknown					
Darrell Evans, L OBP: 0.394, SLG: 0.398										3	0	0	0	1	0	1						
Dusty Baker Jr., R OBP: 0.340, SLG: 0.372										4	0	0	0	0	2							
Hank Aaron, R OBP: 0.335, SLG: 0.525										4	0	0	0	0	2							
Mike Lum, L OBP: 0.286, SLG: 0.396										3	0	0	0	1	0	0						
Davey Johnson, R OBP: 0.354, SLG: 0.408										4	0	0	0	0	2	3						
Johnny Oates, L OBP: 0.303, SLG: 0.304										4	1	2	0	0	0	0						
Craig Robinson, R OBP: 0.255, SLG: 0.226										3	0	0	0	0	2	2						
Ralph Garr, L OBP: 0.405, SLG: 0.537										1	0	1	0	0	0	0						
Leo Foster, R OBP: 0.263, SLG: 0.389										0	0	0	0	0	0	0						
Roric Harrison, R OBP: 0.235, SLG: 0.469										2	1	2	1	0	0	0						
Frank Tepedino, L OBP: 0.270, SLG: 0.277										1	0	1	1	0	0	0						
Max Leon, R OBP: 0.269, SLG: 0.344										1	0	0	0	0	0	1						
Inning Stats	R: 0 E: 0 K: 1 S: 6	H: 1 LOB: 3 BB: 2 P: 14	R: 0 E: 0 K: 0 S: 4	H: 1 LOB: 1 BB: 0 P: 4	R: 0 E: 0 K: 0 S: 3	H: 0 LOB: 0 BB: 0 P: 3	R: 0 E: 0 K: 1 S: 6	H: 1 LOB: 1 BB: 0 P: 6	R: 1 E: 0 K: 0 S: 4	H: 1 LOB: 0 BB: 0 P: 4	R: 0 E: 0 K: 0 S: 3	H: 0 LOB: 0 BB: 0 P: 3	R: 1 E: 0 K: 1 S: 7	H: 2 LOB: 1 BB: 0 P: 7	R: 0 E: 0 K: 0 S: 3	H: 0 LOB: 0 BB: 0 P: 3	R: 0 E: 0 K: 1 S: 6	H: 1 LOB: 1 BB: 0 P: 6	1B: 4 2B: 2 3B: 0 HR: 1	SF: 0 SAC: 0 DP: 0 HBP: 0	WP: 0 PB: 1 SB: 0 CS: 0	PA: 36
PITCHER	IP WLS BF H R ER SO BB IBB HBP BLK WP HR S P ERA WHIP																					
Roger Nelson, R ERA: 3.38	(1, 1) 7.0 W 29 6 2 2 3 2 0 0 0 0 0 1 33 41 2.57 1.143																					
Clay Carroll, R ERA: 2.25	(8, 1) 2.0 7 1 0 0 1 0 0 0 0 0 0 0 9 9 0.00 0.500																					

AB	34
R	2
H	7
RBI	2
BB	2
SO	4
LOB	13



Batter	1	2	3	4	5	6	7	8	9	AB	R	H	RBI	BB	SO	LOB	BOTTOM			
Pete Rose, S OBP: 0.382, SLG: 0.384										3	1	3	0	1	0	0	Atlanta Braves @ Cincinnati Reds Riverfront Stadium, Cincinnati, OH Sun Jun 23 1974, 3:33 AM EDT Unknown			
Cesar Geronimo, L OBP: 0.420, SLG: 0.522										4	2	1	1	0	1	4				
Joe Morgan, L OBP: 0.455, SLG: 0.504										4	1	3	2	0	1	0				
Johnny Bench, R OBP: 0.381, SLG: 0.498										4	0	0	0	0	2	2				
Tony Perez, R OBP: 0.350, SLG: 0.467										3	0	0	0	1	1	1				
Dan Driessen, L OBP: 0.350, SLG: 0.396										0	0	0	0	0	0	0				
Dave Concepcion, R OBP: 0.314, SLG: 0.376										4	0	0	0	0	2					
Merv Rettenmund, R OBP: 0.342, SLG: 0.496										3	0	2	0	1	0	0				
Bill Plummer, R OBP: 0.227, SLG: 0.395										4	0	0	0	0	1	4				
Roger Nelson, R OBP: 0.233, SLG: 0.179										3	0	0	0	0	1	1				
Clay Carroll, R OBP: 0.167, SLG: 0.167										1	0	0	0	0	1	1				
Inning Stats	R: 3 E: 0 K: 1 S: 9	H: 4 LOB: 2 BB: 1 P: 13	R: 1 E: 0 K: 1 S: 7	H: 2 LOB: 1 BB: 0 P: 7	R: 0 E: 0 K: 0 S: 3	H: 0 LOB: 0 BB: 0 P: 3	R: 0 E: 0 K: 0 S: 4	H: 1 LOB: 1 BB: 0 P: 4	R: 0 E: 0 K: 2 S: 8	H: 1 LOB: 2 BB: 1 P: 12	R: 0 E: 0 K: 3 S: 9	H: 0 LOB: 0 BB: 0 P: 9	R: 0 E: 0 K: 1 S: 5	H: 0 LOB: 1 BB: 1 P: 9	R: 0 E: 0 K: 1 S: 5	H: 0 LOB: 1 BB: 1 P: 9	1B: 6 2B: 1 3B: 1 HR: 1	SF: 0 SAC: 0 DP: 0 HBP: 0	WP: 0 PB: 0 SB: 3 CS: 0	PA: 36
PITCHER	IP WLS BF H R ER SO BB IBB HBP BLK WP HR S P ERA WHIP																			
Roric Harrison, R ERA: 4.11	(1, 1) 6.0 L 29 9 4 3 4 1 1 0 0 1 0 1 35 43 4.50 1.667																			
Max Leon, R ERA:	(7, 1) 2.0 7 0 0 0 4 1 0 0 0 0 0 0 14 18 0.00 0.500																			



Batter	1	2	3	4	5	6	7	8	9	10	11	12	AB	R	H	RBI	BB	SO	LOB			
Rowland Office, L OBP: 0.292, SLG: 0.430													5	0	2	0	0	0	2			
Marty Perez, R OBP: 0.367, SLG: 0.400													4	0	0	0	1	3	2			
Darrell Evans, L OBP: 0.380, SLG: 0.391													4	0	0	0	0	1	1			
Mike Lum, L OBP: 0.277, SLG: 0.384													5	0	0	0	0	2	4			
Frank Tepedino, L OBP: 0.277, SLG: 0.295														5	0	2	0	0	1			
Dusty Baker Jr, R OBP: 0.353, SLG: 0.364														5	0	0	0	0	3			
Johnny Oates, L OBP: 0.297, SLG: 0.297														4	0	0	0	0	1			
Craig Robinson, R OBP: 0.258, SLG: 0.229													2	1	1	0	0	1	0			
Ralph Garr, L OBP: 0.403, SLG: 0.535													1	0	0	0	0	0	0			
Leo Foster, R OBP: 0.250, SLG: 0.368													1	0	0	0	0	0	0			
Lew Krausse, R OBP: 0.333, SLG: 0.391													0	0	0	0	0	0	0			
Norm Miller, L OBP: 0.250, SLG: 0.250													1	0	1	0	0	0	0			
Tom House, L OBP: 0.285, SLG: 0.338													1	0	0	0	0	0	0			
Ivan Murrell, R OBP: 0.250, SLG: 0.338													1	0	0	0	0	0	0			
Joe Niekro, R OBP: 0.250, SLG: 0.250													0	0	0	0	0	0	0			
Inning Stats	R: 0 E: 0 K: 1 S: 5	H: 1 LOB: 1 BB: 0 P: 6	R: 0 E: 0 K: 0 S: 3	H: 1 LOB: 0 BB: 0 P: 3	R: 1 E: 1 K: 1 S: 6	H: 1 LOB: 0 BB: 0 P: 6	R: 0 E: 0 K: 2 S: 7	H: 0 LOB: 0 BB: 0 P: 7	R: 0 E: 0 K: 1 S: 5	H: 0 LOB: 0 BB: 0 P: 5	R: 0 E: 0 K: 0 S: 3	H: 1 LOB: 1 BB: 0 P: 6	R: 0 E: 0 K: 0 S: 3	H: 0 LOB: 0 BB: 0 P: 7	R: 0 E: 0 K: 1 S: 6	H: 1 LOB: 1 BB: 0 P: 6	R: 0 E: 0 K: 1 S: 6	H: 1 LOB: 0 BB: 0 P: 6	1B: 4 2B: 2 3B: 0 HR: 0	SF: 0 SAC: 1 DP: 4 HBP: 1	WP: 0 PB: 0 SB: 0 CS: 0	PA: 42
PITCHER	IP WLS BF H R ER SO BB IBB HBP BLK WP HR S P ERA WHIP																					
Clay Kirby, R ERA: 3.29	(1, 1) 10.0																					
Pedro Borbon, R ERA: 2.24	(11, 1) 2.0 W 8 2 0 0 2 0 0 0 0 0 0 0 12 12 0.00 1.000																					

Atlanta Braves @ Cincinnati Reds
Riverfront Stadium, Cincinnati, OH

Sun Jun 23 1974, 3:38 AM EDT
Alt. 52,147 - Unknown

AB	39
R	1
H	6
RBI	0
BB	1
SO	9
LOB	14

Batter	1	2	3	4	5	6	7	8	9	10	11	12	AB	R	H	RBI	BB	SO	LOB			
Pete Rose, S OBP: 0.382, SLG: 0.382													4	0	1	0	1	0	0			
Cesar Geronimo, L OBP: 0.416, SLG: 0.514													2	0	0	0	0	0	0			
George Foster, R OBP: 0.326, SLG: 0.370													3	0	0	0	2	1	1			
Joe Morgan, L OBP: 0.454, SLG: 0.498														5	0	0	0	0	1	5		
Johnny Bench, R OBP: 0.375, SLG: 0.488																						
Tony Perez, R OBP: 0.351, SLG: 0.482														5	2	2	1	0	1	0		
Terry Crowley, L OBP: 0.302, SLG: 0.395														2	0	1	1	0	0	0		
Merv Rettenmund, R OBP: 0.338, SLG: 0.400														2	0	0	0	0	0	0		
Dave Concepcion, R OBP: 0.310, SLG: 0.389														4	0	0	0	0	0	1		
Phil Plummer, R OBP: 0.234, SLG: 0.391														3	0	1	0	0	0	1		
Darrel Chaney, S OBP: 0.263, SLG: 0.235														0	0	0	0	0	0	0		
Phil Gagliano, R OBP: 0.478, SLG: 0.154														1	0	0	0	0	0	0		
Hal King, L OBP: 0.300, SLG: 0.125														0	0	0	0	0	0	0		
Clay Kirby, R OBP: 0.194, SLG: 0.094														2	0	0	0	2	1	0		
Andy Kosco, R OBP: 0.308, SLG: 0.273														1	0	0	0	1	0	0		
Pedro Borbon, R OBP: 0.250, SLG: 0.250														0	0	0	0	0	0	0		
Inning Stats	R: 0 E: 0 K: 0 S: 3	H: 0 LOB: 1 BB: 1 P: 7	R: 1 E: 0 K: 1 S: 7	H: 2 LOB: 1 BB: 0 P: 7	R: 0 E: 0 K: 0 S: 4	H: 1 LOB: 1 BB: 0 P: 4	R: 0 E: 0 K: 0 S: 3	H: 0 LOB: 0 BB: 0 P: 3	R: 0 E: 0 K: 1 S: 6	H: 0 LOB: 0 BB: 0 P: 5	R: 0 E: 0 K: 0 S: 3	H: 1 LOB: 3 BB: 2 P: 14	R: 0 E: 0 K: 1 S: 5	H: 0 LOB: 0 BB: 0 P: 5	R: 0 E: 0 K: 1 S: 5	H: 0 LOB: 0 BB: 0 P: 5	R: 0 E: 0 K: 0 S: 5	H: 0 LOB: 0 BB: 0 P: 5	1B: 2 2B: 2 3B: 0 HR: 1	SF: 0 SAC: 2 DP: 0 HBP: 0	WP: 0 PB: 0 SB: 0 CS: 0	PA: 41
PITCHER	IP WLS BF H R ER SO BB IBB HBP BLK WP HR S P ERA WHIP																					
Lew Krausse, R ERA: 3.45	(1, 1) 5.0																					
Tom House, L ERA: 1.41	(6, 1) 5.0																					
Joe Niekro, R ERA: 2.7	(11, 1) 1.0 L 4 1 1 1 1 0 0 0 0 0 0 1 6 6 9.00 1.000																					

Atlanta Braves @ Cincinnati Reds
Riverfront Stadium, Cincinnati, OH

Sun Jun 23 1974, 3:38 AM EDT
Alt. 52,147 - Unknown

AB	36
R	2
H	5
RBI	2
BB	3
SO	6
LOB	11

Batter	1	2	3	4	5	6	7	8	9	AB	R	H	RBI	BB	SO	LOB	TOP											
Rowland Office, L OBP: 0.282, SLG: 0.413	G1		K			G3	F8			4	0	0	0	0	1	0	Atlanta Braves @ Los Angeles Dodgers Dodger Stadium, Los Angeles, CA Mon Jun 24 1974, 7:05 PM PDT Att: 30,261 - Unknown											
Marty Perez, R OBP: 0.371, SLG: 0.412	2B		K			1B		5-3		4	0	2	0	0	1	0												
Dusty Baker Jr., R OBP: 0.328, SLG: 0.358	K				F9	K		K		4	0	0	0	0	3	2												
Davey Johnson, R OBP: 0.352, SLG: 0.405	F8				P4			P2		4	1	1	0	0	0	1												
Ivan Murrell, R OBP: 0.278, SLG: 0.338					5-3					3	1	1	0	1	0	0												
Darrell Evans, L OBP: 0.378, SLG: 0.393	FC6-4					K				4	1	1	1	0	2	1												
Johnny Oates, L OBP: 0.296, SLG: 0.296	F9				6-3					4	0	1	1	0	0	2												
Craig Robinson, R OBP: 0.258, SLG: 0.230	4-3				6-3					3	1	1	1	0	0	1												
Buzz Capra, R OBP: 0.233, SLG: 0.148			K			K		SH1-3		2	0	0	1	0	2	0												
Inning Stats	R: 0 E: 0 K: 1 S: 6	H: 1 LOB: 1 BB: 0 P: 6	R: 0 E: 0 K: 0 S: 4	H: 1 LOB: 1 BB: 0 P: 4	R: 0 E: 0 K: 3 S: 9	H: 0 LOB: 0 BB: 0 P: 9	R: 0 E: 0 K: 0 S: 3	H: 0 LOB: 0 BB: 0 P: 3	R: 0 E: 0 K: 1 S: 5	H: 0 LOB: 0 BB: 0 P: 5	R: 0 E: 0 K: 2 S: 8	H: 1 LOB: 1 BB: 0 P: 8	R: 4 E: 0 K: 0 S: 6	H: 3 LOB: 0 BB: 1 P: 10	R: 0 E: 0 K: 1 S: 5	H: 0 LOB: 0 BB: 0 P: 5	R: 0 E: 0 K: 1 S: 5	H: 1 LOB: 0 BB: 0 P: 5	1B: 5 2B: 2 3B: 0 HR: 0	SF: 0 SAC: 1 DP: 0 HBP: 0	WP: 0 PB: 0 SB: 1 CS: 1	PA: 35						
PITCHER	IP	WLS	BF	H	R	ER	SO	BB	IBB	HBP	BLK	WP	HR	S	P	ERA	WHIP											
Doug Rau, L ERA: 3.2	(1, 1)	6.1	L	26	6	4	3	7	1	0	0	0	0	0	39	43	4.26	1.105										
Mike Marshall, R ERA: 2.2	(7, 1)	1.2		5	0	0	0	1	0	0	0	0	0	0	7	7	0.00	0.000										
Jim Brewer, L ERA: 1.9	(9, 1)	1.0		3	1	0	0	1	0	0	0	0	0	0	5	5	0.00	1.000										

Batter	1	2	3	4	5	6	7	8	9	AB	R	H	RBI	BB	SO	LOB	BOTTOM										
Davey Lopes, R OBP: 0.344, SLG: 0.290										4	1	3	0	0	0	0	Atlanta Braves @ Los Angeles Dodgers Dodger Stadium, Los Angeles, CA Mon Jun 24 1974, 7:05 PM PDT Att: 30,261 - Unknown										
Bill Buckner, L OBP: 0.368, SLG: 0.398	L7									4	0	1	0	0	0	2											
Jimmy Wynn, R OBP: 0.420, SLG: 0.609	6-3									4	0	0	1	0	0	2											
Steve Garvey, R OBP: 0.356, SLG: 0.535	F9									4	0	1	0	0	0	2											
Rick Auerbach, R OBP: 0.408, SLG: 0.422										0	0	0	0	0	0	0											
Willie Crawford, L OBP: 0.369, SLG: 0.389										3	1	0	0	1	0	3											
Ron Cey, R OBP: 0.370, SLG: 0.425										4	1	1	2	0	0	1											
Joe Ferguson, R OBP: 0.376, SLG: 0.401	L7									3	0	0	0	0	1	0											
Bill Russell, R OBP: 0.322, SLG: 0.390	F8									3	0	0	0	0	0	0											
Doug Rau, L OBP: 0.206, SLG: 0.156	4-3									2	0	0	0	0	1	0											
Mike Marshall, R										0	0	0	0	0	0	0											
Von Joshua, L OBP: 0.265, SLG: 0.313										1	0	0	0	0	0	0											
Jim Brewer, L										0	0	0	0	0	0	0											
Inning Stats	R: 1 E: 0 K: 0 S: 4	H: 1 LOB: 0 BB: 0 P: 4	R: 2 E: 0 K: 0 S: 4	H: 1 LOB: 0 BB: 1 P: 8	R: 0 E: 0 K: 0 S: 5	H: 2 LOB: 2 BB: 0 P: 5	R: 0 E: 0 K: 0 S: 3	H: 0 LOB: 0 BB: 0 P: 3	R: 0 E: 0 K: 1 S: 5	H: 0 LOB: 0 BB: 0 P: 5	R: 0 E: 0 K: 0 S: 3	H: 0 LOB: 0 BB: 0 P: 3	R: 0 E: 0 K: 1 S: 5	H: 0 LOB: 0 BB: 0 P: 5	R: 0 E: 0 K: 0 S: 3	H: 1 LOB: 0 BB: 0 P: 3	R: 0 E: 0 K: 0 S: 4	H: 1 LOB: 1 BB: 0 P: 4	1B: 5 2B: 1 3B: 0 HR: 1	SF: 0 SAC: 0 DP: 1 HBP: 0	WP: 0 PB: 0 SB: 1 CS: 0	PA: 33					
PITCHER	IP	WLS	BF	H	R	ER	SO	BB	IBB	HBP	BLK	WP	HR	S	P	ERA	WHIP										
Buzz Capra, R ERA: 1.46	(1, 1)	9.0	W	33	6	3	2	2	1	0	0	0	1	36	40	2.00	0.778										

Batter	1	2	3	4	5	6	7	8	9	AB	R	H	RBI	BB	SO	LOB	TOP	
Ralph Garr, L (1.9) OBP: 0.401, SLG: 0.531	0-3 K ①		0-3 K ③			0-0 3-1 ②		0-0 1B 2-3 1B		4	0	1	0	0	2	0	Atlanta Braves @ Los Angeles Dodgers Dodger Stadium, Los Angeles, CA Tue Jun 25 1974, 7:05 PM PDT Att: 38,261 - Unknown	
Rowland Office, L (1.8) OBP: 0.281, SLG: 0.407	0-3 K ②			0-3 K ①		0-0 1B		0-0 F5		4	0	1	0	0	2	2		
Darrell Evans, L (1.5) OBP: 0.377, SLG: 0.391	0-0 1-3 ③			0-3 K ②		0-0 1-3 ③		0-0 1-2 3-H 1B ③		4	0	1	1	0	1	1		
Hank Aaron, R (1.7) OBP: 0.333, SLG: 0.518 Ivan Murrell, R (8.7) OBP: 0.276, SLG: 0.338		0-0 G4-6-3 1B		0-0 F9 ③		0-3 K ①		0-0 L8 ③		4	0	1	0	0	1	2		
Mike Lum, L (1.3) OBP: 0.271, SLG: 0.374		0-0 G4-6-3 1-2 ① ②			0-0 4-3 ①		0-0 F8 ②		0-0 P6 ①	4	0	0	0	0	0	1		
Davey Johnson, R (1.4) OBP: 0.355, SLG: 0.404		4-0 BB			0-0 P3 ②		0-0 1B		0-0 5-3 ②	3	0	1	0	1	0	0		
Johnny Oates, L (1.2) OBP: 0.295, SLG: 0.295		0-0 4-3 ③			0-0 FC6-4 1B ③		0-0 1-3 ③		0-0 G3 ③	4	0	1	0	0	0	2		
Craig Robinson, R (1.6) OBP: 0.259, SLG: 0.232			0-0 L8 ①		0-0 FC6-4 1-2 ③			0-0 1B SH3-4 1B ①		3	1	1	0	0	0	1		
Ron Reed, R (1.1) OBP: 0.182, SLG: 0.143 Vic Correll, R (6, PH) OBP: 0.130, SLG: 0.174 Max Leon, R (6.1) Danny Frisella, L (9.1)			0-3 K ②			0-0 P6 ①		0-0 SH3-4 1-2 ①		1	0	0	0	0	1	0		
Inning Stats	R: 0 E: 0 K: 2 S: 7	H: 0 LOB: 0 BB: 0 P: 7	R: 0 E: 0 K: 0 S: 3	H: 1 LOB: 1 BB: 1 P: 7	R: 0 E: 0 K: 2 S: 7	H: 0 LOB: 0 BB: 0 P: 7	R: 0 E: 0 K: 0 S: 4	H: 1 LOB: 1 BB: 0 P: 4	R: 0 E: 0 K: 1 S: 6	H: 1 LOB: 1 BB: 0 P: 6	R: 1 E: 0 K: 0 S: 6	H: 3 LOB: 2 BB: 0 P: 6	R: 0 E: 0 K: 0 S: 3	H: 0 LOB: 0 BB: 0 P: 3	1B: 7 2B: 0 3B: 0 HR: 0	SF: 0 SAC: 1 DP: 1 HBP: 0		WP: 0 PA: 34 PB: 0 SB: 0 CS: 0
PITCHER	IP WLS BF H R ER SO BB IBB HBP BLK WP HR S P ERA WHIP																	
Andy Messersmith, R (1.1) ERA: 2.09	8.0	31	7	1	1	7	1	0	0	0	0	0	0	0	44	48	1.12	1.000
Mike Marshall, R (9.1) ERA: 2.18	1.0	W	3	0	0	0	0	0	0	0	0	0	0	3	3	0.00	0.000	

Batter	1	2	3	4	5	6	7	8	9	AB	R	H	RBI	BB	SO	LOB	BOTTOM		
Davey Lopes, R (1.4) OBP: 0.339, SLG: 0.286 Ken McMullen, R (8, PH) OBP: 0.357, SLG: 0.556 Mike Marshall, R (9.1)	0-0 F8 ①		0-0 4-3 ②			0-0 5-3 ①		0-0 6-3 ③		3	0	0	0	0	0	0	Atlanta Braves @ Los Angeles Dodgers Dodger Stadium, Los Angeles, CA Tue Jun 25 1974, 7:05 PM PDT Att: 38,261 - Unknown		
Bill Buckner, L (1.7) OBP: 0.374, SLG: 0.409	0-0 P4 ②		0-0 2B			0-0 CS 1B		0-0 1B 1B		4	1	3	0	0	0	0			
Jimmy Wynn, R (1.8) OBP: 0.418, SLG: 0.603	0-0 E6 ③		0-3 K ③			0-0 L5 ③ ② ①		0-0 1-3 1B ③		4	1	1	0	0	1	2			
Steve Garvey, R (1.3) OBP: 0.355, SLG: 0.531	0-0 F9 ③				0-0 F8 ①		0-0 5-3 ①		0-0 1B IBB 1B ③	4	0	1	1	0	0	1			
Willie Crawford, L (1.9) OBP: 0.375, SLG: 0.393		0-0 S 1B		0-0 6-3 ②		0-0 1B		0-0 1-2 IBB 1B		3	0	2	0	1	0	0			
Ron Cey, R (1.5) OBP: 0.388, SLG: 0.422		0-0 F8 ①		0-0 5-3 ③		0-0 F4 ②		0-0 1-2 2-3 3-H 1B ③		4	0	1	1	0	0	2			
Steve Yeager, R (1.2) OBP: 0.397, SLG: 0.434		0-0 F7 ②			0-0 G6-4-3 1B		0-0 F2 ③			3	0	1	0	0	0	2			
Bill Russell, R (1.6) OBP: 0.319, SLG: 0.386		0-0 G3 ③			0-0 G6-4-3 ① ②		0-3 K ①			3	0	0	0	0	1	2			
Andy Messersmith, R (1.1) OBP: 0.314, SLG: 0.333 Von Joshua, L (8, PH) OBP: 0.257, SLG: 0.303 Lee Lacy, R (9.4) OBP: 0.300, SLG: 0.319			0-0 6-3 ①			0-0 F7 ③		0-3 K ②		2	0	0	0	0	0	0			
Inning Stats	R: 0 E: 1 K: 0 S: 4	H: 0 LOB: 1 BB: 0 P: 4	R: 0 E: 0 K: 0 S: 4	H: 1 LOB: 1 BB: 0 P: 4	R: 0 E: 0 K: 1 S: 6	H: 1 LOB: 1 BB: 0 P: 6	R: 0 E: 0 K: 0 S: 3	H: 0 LOB: 0 BB: 0 P: 3	R: 0 E: 0 K: 0 S: 3	H: 1 LOB: 0 BB: 0 P: 3	R: 0 E: 0 K: 0 S: 4	H: 1 LOB: 1 BB: 0 P: 4	R: 0 E: 0 K: 2 S: 7	H: 0 LOB: 0 BB: 0 P: 7	R: 2 E: 0 K: 0 S: 4	H: 4 LOB: 3 BB: 1 P: 8		1B: 8 2B: 1 3B: 0 HR: 0	SF: 0 SAC: 0 DP: 1 HBP: 0
PITCHER	IP WLS BF H R ER SO BB IBB HBP BLK WP HR S P ERA WHIP																		
Ron Reed, R (1.1) ERA: 3.36	5.0	18	3	0	0	1	0	0	0	0	0	0	0	20	20	0.00	0.600		
Max Leon, R (6.1) ERA: 1.42	3.0	L	12	4	2	2	2	0	0	0	0	0	0	16	16	6.00	1.333		
Danny Frisella, R (9.1) ERA: 5.82	0.0	3	2	0	0	0	0	1	0	0	0	0	0	2	6	∞	∞		



Batter	1	2	3	4	5	6	7	8	9	AB	R	H	RBI	BB	SO	LOB	TOP								
Ralph Garr, L OBP: 0.401, SLG: 0.527 (1, 7)	1-3		E6			1B WP	G4-3		FC	4	1	1	1	1	0	1	Atlanta Braves @ Los Angeles Dodgers Dodger Stadium, Los Angeles, CA Wed Jun 26 1974, 3:33 AM PDT Att: 26,500 - Unknown								
Rowland Office, L OBP: 0.277, SLG: 0.398 (1, 8)	4-3		G3-6-3			1B WP	G4-3		G4-6-3	5	1	1	0	0	0	4									
Darrell Evans, L OBP: 0.378, SLG: 0.390 (1, 5)	1B			4-3		1B WP			K	3	1	1	0	1	1	0									
Mike Lum, L OBP: 0.271, SLG: 0.371 (1, 9)	K			F5		1B FC6-4			5-3	4	0	1	2	0	1	1									
Davey Johnson, R OBP: 0.353, SLG: 0.401 Marty Perez, R OBP: 0.371, SLG: 0.412 (1, 4) (9, 4)			F9			1B FC6-4			1B	4	0	1	0	0	0	1									
Frank Tepedino, L OBP: 0.286, SLG: 0.297 (1, 3)	5-3			5-3		1B 1-3			1B	3	0	1	0	1	0	0									
Paul Casanova, R OBP: 0.150 Johnny Oates, L OBP: 0.294, SLG: 0.293 (8, PH) (8, 2)	6-3			1B		1B 1-2			3-1	3	0	1	0	0	0	2									
Craig Robinson, R OBP: 0.263, SLG: 0.246 (1, 6)			SH1-3			1B K			FC	4	1	2	0	0	1	3									
Carl Morton, R OBP: 0.083, SLG: 0.064 Joe Niekro, R (8, 1)	SH1-3			K					6-3	2	0	0	0	0	1	1									
Hank Aaron, R OBP: 0.332, SLG: 0.515 Tom House, L OBP: 0.250, SLG: 0.250 (9, PH) (9, 1)										1	0	0	0	0	0	1									
Inning Stats	R: 0 E: 0 K: 1 S: 6	H: 1 LOB: 1 BB: 0 P: 6	R: 0 E: 0 K: 0 S: 3	H: 0 LOB: 0 BB: 0 P: 3	R: 0 E: 1 K: 0 S: 4	H: 1 LOB: 1 BB: 0 P: 4	R: 0 E: 0 K: 0 S: 3	H: 0 LOB: 0 BB: 0 P: 3	R: 0 E: 0 K: 1 S: 6	H: 1 LOB: 1 BB: 0 P: 6	R: 3 E: 0 K: 1 S: 8	H: 3 LOB: 2 BB: 2 P: 16	R: 0 E: 0 K: 0 S: 2	H: 0 LOB: 0 BB: 1 P: 6	R: 0 E: 0 K: 1 S: 7	H: 2 LOB: 2 BB: 0 P: 7	R: 1 E: 0 K: 0 S: 4	H: 1 LOB: 0 BB: 0 P: 4	1B: 8 2B: 0 3B: 1 HR: 0	SF: 0 SAC: 1 DP: 3 HBP: 0	WP: 1 PB: 0 SB: 0 CS: 0	PA: 38			
PITCHER	IP	WLS	BF	H	R	ER	SO	BB	IBB	HBP	BLK	WP	HR	S	P	ERA	WHIP								
Don Sutton, R ERA: 3.99 (1, 1)	5.0		21	5	3	3	2	1	0	0	0	0	0	24	28	5.40	1.200								
Jim Brewer, L ERA: 1.75 (6, 1)	2.0		8	1	0	0	1	2	0	0	0	1	0	8	16	0.00	1.500								
Mike Marshall, R ERA: 2.23 (8, 1)	2.0	W	9	3	1	1	1	0	0	0	0	0	0	11	11	4.50	1.500								

AB 34
R 4
H 9
RBI 3
BB 3
SO 4
LOB 16



Batter	1	2	3	4	5	6	7	8	9	AB	R	H	RBI	BB	SO	LOB	BOTTOM								
Davey Lopes, R OBP: 0.345, SLG: 0.286 (1, 4)	S		5-3				FC5-4		S	3	2	1	0	2	0	1	Atlanta Braves @ Los Angeles Dodgers Dodger Stadium, Los Angeles, CA Wed Jun 26 1974, 3:33 AM PDT Att: 26,500 - Unknown								
Bill Buckner, L OBP: 0.376, SLG: 0.414 Manny Mota, R OBP: 0.439, SLG: 0.438 (1, 7) (9, PH)	K				L9				1B	4	0	2	0	0	1	2									
Jimmy Wynn, R OBP: 0.416, SLG: 0.598 (1, 8)	1B		F3		G3				2B	4	0	1	1	0	1	2									
Steve Garvey, R OBP: 0.356, SLG: 0.530 (1, 3)	1B		6-3			F7			1B	4	0	2	0	0	0	1									
Willie Crawford, L OBP: 0.373, SLG: 0.390 (1, 9)	G4-6-3			4-3		1B CS			K	4	0	1	0	0	1	4									
Ron Cey, R OBP: 0.397, SLG: 0.420 (1, 5)			F8		HR	F2			F9	4	1	1	0	0	0	3									
Joe Ferguson, R OBP: 0.383, SLG: 0.438 (1, 2)	1B		1B		HR				HR	3	2	2	3	1	1	0									
Rick Auerbach, R OBP: 0.415, SLG: 0.417 (1, 6)	1B		F7			1B FC5-4			P4	3	0	1	0	1	0	0									
Don Sutton, R OBP: 0.195, SLG: 0.220 Jim Brewer, L ERA: 2.09 (1, 1) (6, 1)	G6-4-3			6-3					F9	2	0	0	0	0	0	2									
Von Joshua, L OBP: 0.250, SLG: 0.294 Mike Marshall, R (8, 1)										1	0	0	0	0	0	0									
Inning Stats	R: 1 E: 0 K: 1 S: 6	H: 2 LOB: 1 BB: 1 P: 10	R: 0 E: 0 K: 0 S: 3	H: 1 LOB: 1 BB: 1 P: 7	R: 0 E: 0 K: 0 S: 4	H: 1 LOB: 1 BB: 0 P: 4	R: 2 E: 0 K: 0 S: 5	H: 2 LOB: 0 BB: 0 P: 5	R: 0 E: 0 K: 0 S: 3	H: 1 LOB: 0 BB: 0 P: 3	R: 0 E: 0 K: 1 S: 5	H: 0 LOB: 1 BB: 1 P: 9	R: 0 E: 0 K: 2 S: 9	H: 2 LOB: 2 BB: 0 P: 9	R: 2 E: 0 K: 0 S: 4	H: 2 LOB: 1 BB: 1 P: 8	1B: 9 2B: 1 3B: 0 HR: 2	SF: 0 SAC: 0 DP: 2 HBP: 0	WP: 0 PB: 0 SB: 3 CS: 2	PA: 38					
PITCHER	IP	WLS	BF	H	R	ER	SO	BB	IBB	HBP	BLK	WP	HR	S	P	ERA	WHIP								
Carl Morton, R ERA: 2.89 (1, 1)	7.0		28	8	3	3	2	3	0	0	0	0	0	29	41	3.86	1.571								
Joe Niekro, R ERA: 2.09 (8, 1)	1.0		5	2	0	0	2	0	0	0	0	0	0	9	9	0.00	2.000								
Tom House, L ERA: 1.85 (9, 1)	0.2	L	5	2	2	2	0	1	0	0	0	0	1	4	8	27.00	4.500								


AB 34
R 5
H 12
RBI 5
BB 4
SO 4
LOB 16



Batter	1	2	3	4	5	6	7	8	9	AB	R	H	RBI	BB	SO	LOB	TOP										
Pete Rose, S OBP: 0.391, SLG: 0.370 (1, 7)	F7		F5						6-3	4	0	1	1	1	1	0											
Cesar Geronimo, L OBP: 0.390, SLG: 0.494 (1, 8)	1B 2B		K		P6				K	5	1	1	0	0	3	2											
Joe Morgan, L OBP: 0.458, SLG: 0.502 (1, 4)	K									4	0	2	0	0	1	1											
Johnny Bench, R OBP: 0.364, SLG: 0.470 (1, 2)	2B 1B		F7						F6	4	1	1	0	0	0	2											
Tony Perez, R OBP: 0.347, SLG: 0.470 (1, 3)									F3	3	1	1	2	1	0	1											
Darrel Chaney, S OBP: 0.275, SLG: 0.250 (7, 5)	1-H 3-H								F8	0	0	0	0	0	0	0											
Dan Driessen, L OBP: 0.350, SLG: 0.402 (1, 5)	F9									3	0	0	0	1	1	2											
Merv Rettenmund, R OBP: 0.335, SLG: 0.393 (1, 9)			5-3						F3	4	1	0	0	0	0	2											
Dave Concepcion, R OBP: 0.313, SLG: 0.388 (1, 6)	F2								K	3	2	1	3	1	1	0											
Clay Kirby, R OBP: 0.179, SLG: 0.086 (1, 1)										3	0	0	0	0	2	0											
Pedro Borbon, R OBP: 0.250, SLG: 0.250 (9, 1)	K								L5	0	0	0	0	0	0	0											
Inning Stats	R: 2 E: 0 K: 1 S: 8	H: 3 LOB: 1 BB: 0 P: 8	R: 0 E: 0 K: 1 S: 5	H: 0 LOB: 0 BB: 0 P: 5	R: 0 E: 0 K: 1 S: 6	H: 1 LOB: 1 BB: 0 P: 6	R: 3 E: 0 K: 1 S: 6	H: 1 LOB: 1 BB: 3 P: 18	R: 0 E: 0 K: 0 S: 4	H: 1 LOB: 1 BB: 0 P: 4	R: 1 E: 0 K: 1 S: 6	H: 1 LOB: 1 BB: 1 P: 10	R: 0 E: 0 K: 0 S: 3	H: 0 LOB: 0 BB: 0 P: 3	R: 0 E: 0 K: 2 S: 7	H: 0 LOB: 0 BB: 0 P: 7	R: 0 E: 0 K: 1 S: 5	H: 0 LOB: 0 BB: 0 P: 5	1B: 4 2B: 2 3B: 0 HR: 1	SF: 0 SAC: 1 DP: 0 HBP: 0	WP: 0 PB: 0 SB: 0 CS: 0	PA: 38					
PITCHER	IP	WLS	BF	H	R	ER	SO	BB	IBB	HBP	BLK	WP	HR	S	P	ERA	WHIP										
Phil Niekro, R ERA: 3.04 (1, 1)	7.0	L	32	7	6	6	5	4	0	0	0	0	1	38	54	7.71	1.571										
Danny Frisella, R ERA: 5.32 (8, 1)	2.0		6	0	0	0	3	0	0	0	0	0	0	12	12	0.00	0.000										

Cincinnati Reds @ Atlanta Braves
 Atlanta Stadium, Atlanta, GA
 Thu Jun 27 1974, 7:05 PM EDT
 Att: 14,384 - Unknown


AB 33
 R 6
 H 7
 RBI 6
 BB 4
 SO 8
 LOB 10



Batter	1	2	3	4	5	6	7	8	9	AB	R	H	RBI	BB	SO	LOB	BOTTOM										
Ralph Garr, L OBP: 0.403, SLG: 0.527 (1, 7)	F5									4	0	2	0	0	0	1											
Rowland Office, L OBP: 0.276, SLG: 0.393 (1, 8)	2B 1B									4	1	1	0	0	0	3											
Darrell Evans, L OBP: 0.380, SLG: 0.394 (1, 5)	1B 2B									3	1	1	0	1	0	0											
Mike Lum, L OBP: 0.270, SLG: 0.368 (1, 3)	1B BB									4	1	1	2	0	0	2											
Dusty Baker Jr., R OBP: 0.327, SLG: 0.354 (1, 9)	1B BB									3	0	0	0	1	1	0											
Davey Johnson, R OBP: 0.355, SLG: 0.403 (1, 4)	1B									4	0	2	1	0	0	0											
Johnny Oates, L OBP: 0.293, SLG: 0.289 (1, 2)	K									3	0	0	0	1	1	2											
Craig Robinson, R OBP: 0.260, SLG: 0.242 (1, 6)										3	0	0	0	0	1	2											
Frank Tepedino, L OBP: 0.293, SLG: 0.293 (9, PH)	F8									1	0	0	0	0	0	2											
Phil Niekro, R OBP: 0.245, SLG: 0.265 (1, 1)										2	0	0	0	0	1	0											
Leo Foster, R OBP: 0.238, SLG: 0.350 (7, PH)										1	0	0	0	0	1	0											
Danny Frisella, L OBP: 0.368, SLG: 0.408 (8, PH)										0	0	0	0	0	0	0											
Marty Perez, R OBP: 0.368, SLG: 0.408 (9, PH)										1	0	0	0	0	1	1											
Inning Stats	R: 3 E: 0 K: 1 S: 9	H: 4 LOB: 2 BB: 1 P: 13	R: 0 E: 0 K: 1 S: 6	H: 0 LOB: 1 BB: 1 P: 10	R: 0 E: 0 K: 0 S: 3	H: 0 LOB: 0 BB: 0 P: 3	R: 0 E: 0 K: 1 S: 6	H: 1 LOB: 1 BB: 0 P: 6	R: 0 E: 0 K: 0 S: 5	H: 0 LOB: 0 BB: 0 P: 5	R: 0 E: 0 K: 0 S: 3	H: 0 LOB: 0 BB: 0 P: 3	R: 0 E: 0 K: 1 S: 5	H: 1 LOB: 1 BB: 0 P: 5	R: 0 E: 0 K: 0 S: 3	H: 0 LOB: 0 BB: 0 P: 3	R: 0 E: 0 K: 1 S: 5	H: 1 LOB: 1 BB: 1 P: 9	1B: 6 2B: 1 3B: 0 HR: 0	SF: 0 SAC: 0 DP: 2 HBP: 0	WP: 1 PB: 0 SB: 0 CS: 0	PA: 36					
PITCHER	IP	WLS	BF	H	R	ER	SO	BB	IBB	HBP	BLK	WP	HR	S	P	ERA	WHIP										
Clay Kirby, R ERA: 3.29 (1, 1)	1.0	S	3	0	0	0	1	1	0	0	0	0	0	4	8	0.00	1.000										
Pedro Borbon, R ERA: 2.13 (9, 1)																											

Cincinnati Reds @ Atlanta Braves
 Atlanta Stadium, Atlanta, GA
 Thu Jun 27 1974, 7:05 PM EDT
 Att: 14,384 - Unknown

AB 33
 R 3
 H 7
 RBI 3
 BB 3
 SO 6
 LOB 13



Batter	1	2	3	4	5	6	7	8	9	AB	R	H	RBI	BB	SO	LOB	TOP		
Pete Rose, S OBP: 0.384, SLG: 0.372 (1, 7)	0-0 4-3	4-0 G3 1B 1-2 2-3 3-H 1B BB		0-0 G4-6-3 1B	0-0 BB 1B	0-0 FC6-4				4	1	2	1	1	0	2	Cincinnati Reds @ Atlanta Braves Atlanta Stadium, Atlanta, GA Fri Jun 28 1974, 7:05 PM EDT Unknown		
Cesar Geronimo, L OBP: 0.390, SLG: 0.491 (1, 8)	0-0 BB BB G1-2-3 1B	0-0 G3 1-2 2-3 3-H 1B		0-0 G4-6-3 1B	0-3 K	0-3 K		0-3 K	5	1	2	1	0	2	2				
Joe Morgan, L OBP: 0.457, SLG: 0.496 (1, 4)	4-0 BB 1-2 BB	0-0 G3 1-2 2-3 3-H 1B		0-0 G3	4-0 BB 1-2 BB	4-0 BB 1-2 BB		0-0 4-3	3	0	0	1	2	0	2				
Johnny Bench, R OBP: 0.364, SLG: 0.466 (1, 2)	4-0 BB 1-2 BB	0-0 BB 2-H 3-H 1B		0-0 BB 1-2 BB	0-0 5-3	0-0 F7		0-0 4-3	4	0	1	2	1	0	2				
Tony Perez, R OBP: 0.348, SLG: 0.480 Darrel Chaney, S OBP: 0.275, SLG: 0.250 (1, 3) (9, 5)	0-0 G1-2-3 3-H	0-0 F7		0-0 HR	0-0 F8			0-0 BB 1B	5	1	2	1	0	0	6				
Dan Driessen, L OBP: 0.356, SLG: 0.404 (1, 5) (9, 3)		0-0 HBP BB BB 1B	4-0 4-3 BB		0-0 FC5 WP 1B		0-0 4-3	0-0 F5	4	1	2	0	1	0	1				
Merv Rettenmund, R OBP: 0.343, SLG: 0.388 (1, 9)		4-0 BB HBP 1B BB	0-0 4-3	4-0 BB 1-2 BB	0-0 6-3		0-0 6-3	4-0 BB 1-2 BB G6-4-3	2	1	0	0	3	0	1				
Dave Concepcion, R OBP: 0.315, SLG: 0.386 (1, 6)		1-0 1B BB G3 HBP	0-0 F7	0-0 F6	0-0 F6		0-0 1B	0-0 G6-4-3 1-2	4	1	1	0	0	0	5				
Clay Carroll, R OBP: 0.200, SLG: 0.200 Pedro Borbon, R OBP: 0.250, SLG: 0.250 (1, 1) (7, 1)	0-3 K	0-3 K	0-0 6-3	0-0 FC5 2-3	0-0 FC5		0-0 FC6-4 1B		4	0	1	0	0	1	6				
Inning Stats	R: 0 E: 0 K: 0 S: 3	H: 1 LOB: 2 BB: 2 P: 11	R: 5 E: 0 K: 1 S: 8	H: 3 LOB: 1 BB: 2 P: 17	R: 0 E: 0 K: 0 S: 3	H: 0 LOB: 1 BB: 1 P: 7	R: 0 E: 0 K: 0 S: 3	H: 1 LOB: 0 BB: 0 P: 3	R: 1 E: 0 K: 0 S: 5	H: 2 LOB: 2 BB: 1 P: 9	R: 0 E: 0 K: 1 S: 6	H: 1 LOB: 2 BB: 1 P: 10	R: 0 E: 0 K: 0 S: 5	H: 2 LOB: 2 BB: 0 P: 5	R: 0 E: 0 K: 0 S: 5	H: 0 LOB: 0 BB: 1 P: 7		1B: 10 2B: 9 3B: 0 HR: 1	SF: 0 SAC: 0 DP: 3 HBP: 1
PITCHER	IP WLS BF H R ER SO BB IBB HBP BLK WP HR S P ERA WHIP																		
Roric Harrison, R ERA: 4.49 Max Leon, R ERA: 1.95 Lew Krausse, R ERA: 3.06 Joe Niekro, R ERA: 1.42	(1, 1) (2, 1) (6, 1) (8, 1)	1.1 3.2 2.0 2.0	L 16 4 7	11 4 3 1	3 1 0 0	5 1 0 0	1 0 1 1	1 0 0 0	0 0 0 0	0 1 0 0	0 1 11 8	25 14 15 12	0 1 1 0	8 22 15 12	0.00 2.46 0.00 0.00	1.000 1.636 2.000 1.000			


AB	35
R	6
H	11
RBI	6
BB	8
SO	3
LOB	27




Batter	1	2	3	4	5	6	7	8	9	AB	R	H	RBI	BB	SO	LOB	BOTTOM				
Ralph Garr, L OBP: 0.402, SLG: 0.528 (1, 7)	0-0 1-3		0-0 6-3			0-0 1-4-3		0-0 1B 1B 1B	0-0 2B	5	1	2	0	0	0	0	Cincinnati Reds @ Atlanta Braves Atlanta Stadium, Atlanta, GA Fri Jun 28 1974, 7:05 PM EDT Unknown				
Rowland Office, L OBP: 0.281, SLG: 0.388 (1, 8)	0-0 F9		0-0 1B			4-0 HR BB		0-0 F7	0-0 F8	4	1	1	0	1	0	2					
Darrell Evans, L OBP: 0.380, SLG: 0.406 (1, 5)	0-0 F9		0-0 G3			0-0 HR		0-0 1B 1B 1B	0-0 G3	5	2	2	2	0	0	2					
Mike Lum, L OBP: 0.275, SLG: 0.371 (1, 3)		0-0 6-3		0-0 F6		0-0 G6-3 1B		0-0 1B 1B 1B		4	0	2	0	0	0	0					
Dusty Baker Jr., R OBP: 0.326, SLG: 0.352 (1, 9)		0-0 F7		0-0 E5 7-6-3		0-0 G6-3 1-2		0-0 1B		4	0	1	2	0	0	1					
Davey Johnson, R OBP: 0.381, SLG: 0.404 (1, 4)		4-0 BB 2B		0-0 7-6-3 1-2		0-0 1B		4-0 1B	4-0 FC6 IBB	2	1	1	0	2	0	1					
Johnny Oates, L OBP: 0.301, SLG: 0.304 (1, 2)		0-0 BB 2B		0-0 G6-4-3 1B		0-0 1B		0-0 F5		4	0	3	1	0	0	3					
Craig Robinson, R OBP: 0.258, SLG: 0.240 Frank Tepedino, L OBP: 0.280, SLG: 0.290 Marty Perez, R OBP: 0.366, SLG: 0.405 (1, 6) (7, PH) (8, 6)		0-0 F4		0-0 G6-4-3		0-0 F8		0-0 FC6		2	0	0	0	0	0	2					
Roric Harrison, R ERA: 4.49 Max Leon, R ERA: 1.95 Leo Foster, R OBP: 0.227, SLG: 0.333 Lew Krausse, R ERA: 3.06 Ivan Murrell, R OBP: 0.274, SLG: 0.333 Joe Niekro, R ERA: 1.42 Vic Correll, R OBP: 0.125, SLG: 0.167 (1, 1) (2, 1) (5, PH) (6, 1) (7, PH) (8, 1) (9, PH)	(1, 1) (2, 1) (5, PH) (6, 1) (7, PH) (8, 1) (9, PH)	6.0 3.0	W S	24 15	H 6	R 2	ER 2	SO 3	BB 2	IBB 1	HBP 0	BLK 0	WP 0	HR 1	S 22	P 30		0.450 6.000	1.333 2.000		
Inning Stats	R: 0 E: 0 K: 0 S: 3	H: 0 LOB: 0 BB: 0 P: 3	R: 1 E: 0 K: 0 S: 4	H: 1 LOB: 1 BB: 1 P: 8	R: 0 E: 0 K: 0 S: 4	H: 1 LOB: 1 BB: 0 P: 4	R: 0 E: 1 K: 0 S: 3	H: 0 LOB: 0 BB: 0 P: 3	R: 0 E: 0 K: 0 S: 4	H: 1 LOB: 0 BB: 0 P: 3	R: 2 E: 0 K: 0 S: 4	H: 2 LOB: 1 BB: 1 P: 8	R: 0 E: 0 K: 0 S: 4	H: 2 LOB: 3 BB: 0 P: 4	R: 2 E: 0 K: 0 S: 7	H: 4 LOB: 3 BB: 1 P: 11		R: 0 E: 0 K: 0 S: 4	H: 1 LOB: 1 BB: 0 P: 4	1B: 9 2B: 3 3B: 0 HR: 1	SF: 0 SAC: 0 DP: 4 HBP: 0
PITCHER	IP WLS BF H R ER SO BB IBB HBP BLK WP HR S P ERA WHIP																				
Clay Carroll, R ERA: 2.49 Pedro Borbon, R ERA: 2.31	(1, 1) (7, 1)	6.0 3.0	W S	24 15	H 6	R 2	ER 2	SO 3	BB 2	IBB 1	HBP 0	BLK 0	WP 0	HR 1	S 22	P 30	0.450 6.000	1.333 2.000			

AB	36
R	5
H	12
RBI	5
BB	3
SO	0
LOB	18



Batter	1	2	3	4	5	6	7	8	9	10	AB	R	H	RBI	BB	SO	LOB	TOP		
Pete Rose, S OBP: 0.386, SLG: 0.372 (1, 7)	0-0 3-1		4-0 BB BB		0-0 1-2 G5-4-3 1B			0-0 F6			3	0	1	0	1	0	0	Cincinnati Reds @ Atlanta Braves Atlanta Stadium, Atlanta, GA Fri Jun 28 1974, 7:05 PM EDT Att: 33,728 - Unknown livebaseballscorecards.com AB 30 R 0 H 3 RBI 0 BB 4 SO 7 LOB 10 		
Cesar Geronimo, L OBP: 0.387, SLG: 0.482 (1, 8)	0-0 F2		4-0 FC4-6 BB		0-0 1-2 G5-4-3			0-0 3-4-1			3	0	0	0	1	0	2			
Joe Morgan, L OBP: 0.458, SLG: 0.494 (1, 4)	0-0 S 1B		0-3 K		4-0 CS BB			0-0 F8			3	0	1	0	1	1	3			
Tony Perez, R OBP: 0.343, SLG: 0.473 (1, 3)	0-3 K		0-0 FC4-6		0-0 1-2 F8			0-0 F3			4	0	0	0	0	1	5			
Dan Driessen, L OBP: 0.350, SLG: 0.396 (1, 5)		0-0 1-3		0-0 4-3				0-0 K			4	0	0	0	0	1	0			
Terry Crowley, L OBP: 0.297, SLG: 0.383 (1, 9)		0-3 K		0-0 4-3				0-0 F9			4	0	0	0	0	1	0			
Dave Concepcion, R OBP: 0.311, SLG: 0.380 (1, 6)		0-3 K		0-3 K				0-0 5-3			4	0	0	0	0	2	0			
Bill Plummer, R OBP: 0.245, SLG: 0.385 (1, 2)			0-0 BB SH1-4 1B		0-0 5-3			0-0 F7			4	0	1	0	0	0	0			
Don Gullett, R OBP: 0.297, SLG: 0.250 (1, 1)			0-0 SH1-4		4-0 1B BB			0-3 K			1	0	0	0	1	1	0			
Inning Stats	R: 0 E: 0 K: 1 S: 6	H: 1 LOB: 1 BB: 0 P: 6	R: 0 E: 0 K: 2 S: 7	H: 0 LOB: 0 BB: 0 P: 7	R: 0 E: 0 K: 1 S: 6	H: 1 LOB: 3 BB: 2 P: 14	R: 0 E: 0 K: 1 S: 5	H: 0 LOB: 0 BB: 0 P: 5	R: 0 E: 0 K: 0 S: 3	H: 0 LOB: 0 BB: 0 P: 3	R: 0 E: 0 K: 1 S: 5	H: 0 LOB: 0 BB: 0 P: 5	R: 0 E: 0 K: 0 S: 3	H: 0 LOB: 0 BB: 0 P: 3	R: 0 E: 0 K: 0 S: 3	H: 0 LOB: 0 BB: 0 P: 3	1B: 3 2B: 0 3B: 0 HR: 0		SF: 0 SAC: 1 DP: 1 HBP: 0	WP: 0 PB: 0 SB: 1 CS: 1
PITCHER Buzz Capra, R ERA: 1.32 (1, 1)	IP 10.0	WLS W	BF 35	H 3	R 0	ER 0	SO 7	BB 4	IBB 0	HBP 0	BLK 0	WP 0	HR 0	S 45	P 61	ERA 0.00	WHIP 0.700			

Batter	1	2	3	4	5	6	7	8	9	10	AB	R	H	RBI	BB	SO	LOB	BOTTOM				
Ralph Garr, L OBP: 0.398, SLG: 0.521 (1, 9)	0-3 K	0-0 F8		0-0 1-3				0-0 SH3-4		0-0 G3	4	0	0	0	0	1	5	Cincinnati Reds @ Atlanta Braves Atlanta Stadium, Atlanta, GA Fri Jun 28 1974, 7:05 PM EDT Att: 33,728 - Unknown livebaseballscorecards.com AB 34 R 1 H 8 RBI 1 BB 3 SO 6 LOB 19 				
Marty Perez, R OBP: 0.353, SLG: 0.389 (1, 4)	0-0 F9		0-0 F5		0-0 F8		0-0 F7		0-0 F8		5	0	0	0	0	0	1					
Dusty Baker Jr., R OBP: 0.328, SLG: 0.365 (1, 8)	0-0 BB 1B		0-0 F4		0-0 F8		0-0 F2		0-0 HR		5	1	2	1	0	0	1					
Hank Aaron, R OBP: 0.335, SLG: 0.512 (1, 7)	4-0 BB 1B		0-0 6-3		0-0 F2			0-0 G3 SH3-4 1B			3	0	1	0	1	0	0					
Davey Johnson, R OBP: 0.365, SLG: 0.404 (1, 3)	0-3 K			0-0 1B FC5-2 1B		4-0 BB		0-0 SH3-4			2	0	1	0	1	1	2					
Darrell Evans, L OBP: 0.379, SLG: 0.403 (1, 5)		0-3 K		0-0 FC5-2 FC3-2 1B		0-0 F7		0-0 G3			4	0	1	0	0	1	2					
Paul Casanova, R OBP: 0.194, SLG: 0.156 (1, 2)		0-0 FC3-6 1B		0-0 FC5-2 1B FC3-2		0-3 K		0-0 F7			4	0	1	0	0	1	4					
Craig Robinson, R OBP: 0.254, SLG: 0.236 (1, 6)		0-0 FC3-6 1B		0-0 FC3-2 1B		0-3 K					4	0	0	0	0	2	4					
Buzz Capra, R OBP: 0.294, SLG: 0.200 (1, 1)		0-0 1B		0-0 1B		4-0 SH3-4 BB			0-0 3-1		3	0	2	0	1	0	0					
Inning Stats	R: 0 E: 0 K: 2 S: 8	H: 1 LOB: 2 BB: 1 P: 12	R: 0 E: 0 K: 1 S: 7	H: 2 LOB: 2 BB: 0 P: 7	R: 0 E: 0 K: 0 S: 3	H: 0 LOB: 0 BB: 0 P: 3	R: 0 E: 0 K: 0 S: 6	H: 3 LOB: 3 BB: 0 P: 6	R: 0 E: 0 K: 0 S: 3	H: 0 LOB: 1 BB: 1 P: 11	R: 0 E: 0 K: 0 S: 7	H: 0 LOB: 1 BB: 1 P: 7	R: 0 E: 0 K: 0 S: 4	H: 1 LOB: 1 BB: 0 P: 4	R: 0 E: 0 K: 1 S: 5	H: 0 LOB: 0 BB: 0 P: 5	R: 1 E: 0 K: 0 S: 2		H: 1 LOB: 0 BB: 0 P: 2	1B: 7 2B: 0 3B: 0 HR: 1	SF: 0 SAC: 2 DP: 0 HBP: 0	WP: 0 PB: 0 SB: 0 CS: 0
PITCHER Don Gullett, L ERA: 3.28 (1, 1)	IP 9.1	WLS L	BF 39	H 8	R 1	ER 1	SO 6	BB 3	IBB 0	HBP 0	BLK 0	WP 0	HR 1	S 48	P 60	ERA 0.96	WHIP 1.179					

Batter	1	2	3	4	5	6	7	8	9	AB	R	H	RBI	BB	SO	LOB	TOP				
Pete Rose, S OBP: 0.396, SLG: 0.370 (1, 7)	F9		FC6-4 BB		6-3		G3 1B		F9	4	1	1	0	1	0	0	Cincinnati Reds @ Atlanta Braves Atlanta Stadium, Atlanta, GA Sat Jun 29 1974, 7:05 PM EDT Att: 41,427 - Unknown				
Cesar Geronimo, L OBP: 0.377, SLG: 0.468 (1, 8)	F6		FC6-4 1-2 2-3		G3		G3		K	5	0	0	0	0	1	3					
Joe Morgan, L OBP: 0.461, SLG: 0.498 (1, 4)	1B		F9		1B		FC6-4 2-H 1B			4	0	3	1	0	0	2					
Johnny Bench, R OBP: 0.363, SLG: 0.474 (1, 2)	F8			HR	F8		FC6-4 1-2			4	1	1	1	0	0	3					
Tony Perez, R OBP: 0.342, SLG: 0.467 (8, PR)		6-3		E6 G3		F9		FC2-6 BB		3	0	0	0	1	0	0					
Darrel Chaney, S OBP: 0.275, SLG: 0.250 (8, 5)										0	0	0	0	0	0	0					
Dan Driessen, L OBP: 0.344, SLG: 0.389 (8, 3)	F7			G3		4-3		FC2-6 FC6-4		4	0	0	0	0	0	2					
Merv Rettenmund, R OBP: 0.341, SLG: 0.384 (1, 9)	4-3			K		1B		F8		4	0	1	0	0	1	2					
Dave Concepcion, R OBP: 0.313, SLG: 0.380 (1, 6)			FC6-4 S 1B			P6		FC6-4		3	0	1	0	1	0	2					
Jack Billingham, R OBP: 0.030, SLG: 0.030 (1, 1)			K 1-2		4-3		5-3		K	4	0	0	0	0	2	3					
Inning Stats	R: 0 E: 0 K: 0 S: 4	H: 1 LOB: 1 BB: 0 P: 4	R: 0 E: 0 K: 0 S: 3	H: 0 LOB: 0 BB: 0 P: 3	R: 0 E: 0 K: 1 S: 6	H: 1 LOB: 2 BB: 1 P: 10	R: 1 E: 1 K: 1 S: 7	H: 1 LOB: 2 BB: 1 P: 11	R: 0 E: 0 K: 0 S: 4	H: 1 LOB: 1 BB: 0 P: 4	R: 0 E: 0 K: 0 S: 5	H: 2 LOB: 1 BB: 0 P: 5	R: 0 E: 0 K: 0 S: 3	H: 0 LOB: 1 BB: 1 P: 7	R: 0 E: 0 K: 2 S: 7	H: 0 LOB: 0 BB: 0 P: 7	1B: 6 2B: 0 3B: 0 HR: 1	SF: 0 SAC: 0 DP: 0 HBP: 0	WP: 0 PB: 0 CS: 0	PA: 38	
PITCHER	IP WLS BF H R ER SO BB IBB HBP BLK WP HR S P ERA WHIP	7.0 L 31 7 2 2 2 1 1 0 0 0 1 1 33 41 2.57 1.143	2.0 7 0 0 0 0 2 1 0 0 0 0 0 10 14 0.00 0.500																		

AB	35
R	2
H	7
RBI	2
BB	3
SO	4
LOB	17



Batter	1	2	3	4	5	6	7	8	9	AB	R	H	RBI	BB	SO	LOB	BOTTOM			
Ralph Garr, L OBP: 0.396, SLG: 0.516 (1, 9)	1-3		G6-4-3 HBP		F9			K		3	0	0	0	0	1	0	Cincinnati Reds @ Atlanta Braves Atlanta Stadium, Atlanta, GA Sat Jun 29 1974, 7:05 PM EDT Att: 41,427 - Unknown			
Darrell Evans, L OBP: 0.377, SLG: 0.401 (1, 5)	F4		G6-4-3 1-2			FC5-4 1B		4-3		4	0	1	0	0	0	2				
Dusty Baker Jr., R OBP: 0.326, SLG: 0.367 (1, 8)	1-3			1B FC6-4 2B		FC5-4 1-2 G6-4-3		6-3		4	1	1	0	0	0	1				
Hank Aaron, R OBP: 0.333, SLG: 0.506 (1, 7)		FC4-6 1B		5-3		G6-4-3 1-2		F8		4	0	1	0	0	0	2				
Mike Lum, L OBP: 0.275, SLG: 0.369 (1, 3)	FC4-6 1-2			FC6-4 1B		G3		F8		4	0	1	0	0	0	1				
Davey Johnson, R OBP: 0.363, SLG: 0.402 (1, 4)	F3			FC6-4 1-2		FC3-6 1B		6-3		4	0	1	1	0	0	2				
Johnny Oates, L OBP: 0.297, SLG: 0.299 (1, 2)	1-3			F8 3-H		FC3-6 1B				3	0	0	0	0	0	3				
Craig Robinson, R OBP: 0.252, SLG: 0.234 (7, PH)			E6 SH6-3							2	0	0	0	0	1	0				
Frank Tepedino, L OBP: 0.279, SLG: 0.298 (8, 6)					K					1	0	1	0	0	0	0				
Leo Foster, R OBP: 0.227, SLG: 0.333 (8, 6)					K					0	0	0	0	0	0	0				
Ron Reed, R OBP: 0.174, SLG: 0.136 (7, PH)			SH6-3							1	0	0	0	0	1	0				
Rowland Office, L OBP: 0.279, SLG: 0.385 (7, PH)					K					1	0	0	0	0	0	2				
Tom House, L OBP: 0.250, SLG: 0.250 (8, 1)					K					0	0	0	0	0	0	0				
Inning Stats	R: 0 E: 0 K: 0 S: 3	H: 0 LOB: 0 BB: 0 P: 3	R: 0 E: 0 K: 0 S: 4	H: 1 LOB: 1 BB: 0 P: 4	R: 0 E: 1 K: 0 S: 3	H: 0 LOB: 1 BB: 0 P: 4	R: 1 E: 0 K: 0 S: 5	H: 2 LOB: 1 BB: 0 P: 5	R: 0 E: 0 K: 2 S: 7	H: 0 LOB: 0 BB: 0 P: 7	R: 0 E: 0 K: 0 S: 3	H: 1 LOB: 0 BB: 0 P: 3	R: 0 E: 0 K: 1 S: 5	H: 0 LOB: 0 BB: 0 P: 5	R: 0 E: 0 K: 0 S: 3	H: 0 LOB: 0 BB: 0 P: 3	1B: 5 2B: 1 3B: 0 HR: 0	SF: 0 SAC: 1 DP: 2 HBP: 1	WP: 0 PB: 0 CS: 0	PA: 33
PITCHER	IP WLS BF H R ER SO BB IBB HBP BLK WP HR S P ERA WHIP	9.0 W 33 6 1 1 3 0 0 1 0 0 0 38 39 1.00 0.667																		



Batter	1	2	3	4	5	6	7	8	9	AB	R	H	RBI	BB	SO	LOB	TOP			
Pete Rose, S OBP: 0.393, SLG: 0.367 (1, 7)										5	1	1	0	0	1	1	Cincinnati Reds @ Atlanta Braves Atlanta Stadium, Atlanta, GA Sun Jun 30 1974, 3:33 AM EDT Att: 25,546 - Unknown			
Dan Driessen, L OBP: 0.349, SLG: 0.398 (1, 3)										5	1	3	1	0	0	0				
Joe Morgan, L OBP: 0.460, SLG: 0.494 (1, 4)										4	1	1	0	1	0	1				
Johnny Bench, R OBP: 0.360, SLG: 0.467 (1, 5)										4	0	0	0	1	1	4				
Terry Crowley, L OBP: 0.305, SLG: 0.373 (1, 9)										2	0	0	0	2	0	2				
Mery Rettenmund, R OBP: 0.333, SLG: 0.377 (1, 8)										3	0	0	1	0	0	1				
Darrel Chaney, S OBP: 0.295, SLG: 0.237 (1, 6)										2	0	0	0	2	0	0				
Bill Plummer, R OBP: 0.263, SLG: 0.393 (1, 2)										4	0	2	0	0	1	4				
Fred Norman, S OBP: 0.118, SLG: 0.091 Tom Hall, L (5, 1)										3	0	0	0	0	2	3				
Hal King, L OBP: 0.333, SLG: 0.200 Dick Baney, R (8, 1)										0	0	0	0	0	0	0				
Inning Stats	R: 3 E: 0 K: 0 S: 6	H: 3 LOB: 2 BB: 2 P: 14	R: 0 E: 0 K: 2 S: 8	H: 1 LOB: 2 BB: 1 P: 12	R: 0 E: 0 K: 2 S: 7	H: 0 LOB: 2 BB: 2 P: 15	R: 0 E: 0 K: 0 S: 4	H: 1 LOB: 2 BB: 1 P: 8	R: 0 E: 0 K: 0 S: 3	H: 0 LOB: 0 BB: 0 P: 3	R: 0 E: 0 K: 1 S: 5	H: 0 LOB: 0 BB: 0 P: 5	R: 0 E: 0 K: 0 S: 4	H: 1 LOB: 1 BB: 0 P: 4	R: 0 E: 0 K: 0 S: 3	H: 0 LOB: 0 BB: 0 P: 3	1B: 6 2B: 1 3B: 0 HR: 0	SF: 1 SAC: 0 DP: 0 HBP: 0	WP: 1 PB: 0 CS: 0	PA: 40
PITCHER Carl Morton, R ERA: 2.89 (1, 1)	IP: 9.0 WLS: W BF: 40 H: 7 R: 3 ER: 3 SO: 5 BB: 4 IBB: 2 HBP: 0 BLK: 0 WP: 1 HR: 0 S: 44 P: 68 ERA: 3.00 WHIP: 1.222															PITCHER				


AB	33
R	3
H	7
RBI	2
BB	6
SO	5
LOB	17



Batter	1	2	3	4	5	6	7	8	9	AB	R	H	RBI	BB	SO	LOB	BOTTOM			
Ralph Garr, L OBP: 0.396, SLG: 0.513 (7, 7)										4	0	1	2	1	1	1	Cincinnati Reds @ Atlanta Braves Atlanta Stadium, Atlanta, GA Sun Jun 30 1974, 3:33 AM EDT Att: 25,546 - Unknown			
Darrell Evans, L OBP: 0.384, SLG: 0.402 (1, 5)										2	0	1	1	3	0	0				
Dusty Baker Jr., R OBP: 0.324, SLG: 0.364 (7, 9)										5	1	1	0	0	1	6				
Hank Aaron, R OBP: 0.337, SLG: 0.500 Rowland Office, L OBP: 0.295, SLG: 0.398 (6, PR) (7, 8)										2	0	0	0	2	1	2				
Davey Johnson, R OBP: 0.360, SLG: 0.397 (1, 4)										5	0	1	0	0	0	5				
Mike Lum, L OBP: 0.283, SLG: 0.372 (1, 3)										4	2	2	1	1	1	3				
Paul Casanova, R OBP: 0.197, SLG: 0.164 (1, 2)										3	1	1	2	0	1	2				
Craig Robinson, R OBP: 0.252, SLG: 0.234 (1, 6)										4	2	1	0	0	3					
Carl Morton, R OBP: 0.115, SLG: 0.098 (1, 1)										4	0	2	1	0	1	2				
Inning Stats	R: 0 E: 0 K: 1 S: 5	H: 0 LOB: 1 BB: 1 P: 9	R: 0 E: 0 K: 0 S: 4	H: 1 LOB: 0 BB: 0 P: 4	R: 0 E: 0 K: 1 S: 6	H: 1 LOB: 3 BB: 2 P: 14	R: 2 E: 1 K: 1 S: 7	H: 2 LOB: 2 BB: 1 P: 11	R: 4 E: 0 K: 1 S: 10	H: 5 LOB: 3 BB: 2 P: 18	R: 1 E: 0 K: 1 S: 6	H: 1 LOB: 2 BB: 1 P: 10	R: 0 E: 0 K: 1 S: 5	H: 0 LOB: 0 BB: 0 P: 5	R: 0 E: 0 K: 0 S: 4	H: 1 LOB: 1 BB: 0 P: 4		1B: 10 2B: 1 3B: 0 HR: 0	SF: 1 SAC: 0 DP: 0 HBP: 0	WP: 2 PB: 1 CS: 0
PITCHER Fred Norman, L ERA: 2.45 Tom Hall, L ERA: 4.29 Dick Baney, R ERA: 7.88 (5, 1) (8, 1)	IP: 4.2 WLS: L BF: 26 H: 8 R: 6 ER: 4 SO: 4 BB: 4 IBB: 0 HBP: 0 BLK: 0 WP: 1 HR: 0 S: 30 P: 46 ERA: 7.71 WHIP: 2.571															PITCHER				

AB	34
R	7
H	11
RBI	7
BB	7
SO	6
LOB	24



Batter	1	2	3	4	5	6	7	8	9	AB	R	H	RBI	BB	SO	LOB	TOP										
Greg Gross, L OBP: 0.441, SLG: 0.417 (1, 9)	5-3		SH2-3					4-3		3	1	1	1	1	0	1	Houston Astros @ Atlanta Braves Atlanta Stadium, Atlanta, GA Tue Jul 02 1974, 7:05 PM EDT Att: 6,109 - Unknown										
Roger Metzger, S OBP: 0.395, SLG: 0.317 Larry Milbourne, S OBP: 0.375, SLG: 0.357 (1, 6)	4-3		F7					F8		1	0	0	0	0	0	0											
Cesar Cedeno, R OBP: 0.358, SLG: 0.525 (1, 8)			F5					F4		5	0	2	1	0	1	1											
Bob Watson, R OBP: 0.398, SLG: 0.441 (1, 7)	F9							F9		5	0	1	1	0	0	1											
Lee May, R OBP: 0.296, SLG: 0.438 Bob Gallagher, L OBP: 0.254, SLG: 0.218 (7, PR)			F9					F8		4	0	1	0	0	0	2											
Milt May, L OBP: 0.309, SLG: 0.335 (1, 2)			F8					F8		1	1	0	0	0	0	0											
Doug Rader, R OBP: 0.339, SLG: 0.413 (1, 5)								F8		3	0	1	0	1	0	0											
Tommy Helms, R OBP: 0.322, SLG: 0.382 (1, 4)			F4					F8		4	0	1	0	0	2	3											
Claude Osteen, L OBP: 0.297, SLG: 0.405 (1, 1)								SH2-3		4	1	2	0	0	0	1											
								SH2-3		3	1	3	0	0	0	0											
Inning Stats	R: 0 E: 0 K: 0 S: 4	H: 1 LOB: 1 BB: 0 P: 4	R: 0 E: 0 K: 0 S: 4	H: 1 LOB: 1 BB: 0 P: 4	R: 0 E: 0 K: 0 S: 4	H: 1 LOB: 1 BB: 0 P: 4	R: 0 E: 0 K: 0 S: 3	H: 0 LOB: 0 BB: 0 P: 3	R: 3 E: 0 K: 1 S: 9	H: 4 LOB: 2 BB: 1 P: 13	R: 1 E: 0 K: 1 S: 7	H: 3 LOB: 2 BB: 1 P: 11	R: 1 E: 1 K: 1 S: 7	H: 2 LOB: 2 BB: 0 P: 7	R: 0 E: 0 K: 0 S: 4	H: 1 LOB: 1 BB: 0 P: 4		R: 0 E: 0 K: 1 S: 5	H: 0 LOB: 0 BB: 0 P: 5	1B: 10 2B: 3 3B: 0 HR: 0	SF: 0 SAC: 2 DP: 1 HBP: 0	WP: 0 PB: 0 SB: 0 CS: 0	PA: 41				
PITCHER	IP	WLS	BF	H	R	ER	SO	BB	IBB	HBP	BLK	WP	HR	S	P	ERA	WHIP										
Roric Harrison, R ERA: 4.58 Joe Niekro, R ERA: 1.35 Lew Krausse, R ERA: 2.89 Tom House, L ERA: 1.67	5.2	L	28	10	4	4	1	2	0	0	0	0	0	28	36	6.35	2.118										

Batter	1	2	3	4	5	6	7	8	9	AB	R	H	RBI	BB	SO	LOB	BOTTOM										
Craig Robinson, R OBP: 0.253, SLG: 0.233 (1, 6)	4-3							F7		4	0	1	0	0	0	1	Houston Astros @ Atlanta Braves Atlanta Stadium, Atlanta, GA Tue Jul 02 1974, 7:05 PM EDT Att: 6,109 - Unknown										
Ralph Garr, L OBP: 0.395, SLG: 0.508 (1, 9)	6-3							F7		4	0	1	0	0	1	1											
Hank Aaron, R OBP: 0.330, SLG: 0.489 (1, 7)	F6							F8		4	0	0	0	0	0	1											
Davey Johnson, R OBP: 0.360, SLG: 0.401 (1, 3)								F8		4	0	1	0	0	0	1											
Dusty Baker Jr., R OBP: 0.319, SLG: 0.354 (1, 8)								F8		3	0	0	0	1	0	1											
Darrell Evans, L OBP: 0.387, SLG: 0.402 (1, 5)								F8		4	0	2	0	0	0	1											
Marty Perez, R OBP: 0.350, SLG: 0.385 (1, 4)								F8		4	0	1	0	0	0	3											
Vic Correll, R OBP: 0.107, SLG: 0.143 (1, 2)								F8		3	0	0	0	0	0	4											
Roric Harrison, R OBP: 0.229, SLG: 0.455 Joe Niekro, R OBP: 0.246, SLG: 0.333 Lew Krausse, R OBP: 0.307, SLG: 0.334 Ivan Murrell, R OBP: 0.250, SLG: 0.250 (8, 1)								F5		1	0	0	0	0	0	0											
Inning Stats	R: 0 E: 0 K: 0 S: 3	H: 0 LOB: 0 BB: 0 P: 3	R: 0 E: 0 K: 0 S: 3	H: 0 LOB: 0 BB: 0 P: 3	R: 0 E: 0 K: 1 S: 5	H: 0 LOB: 0 BB: 0 P: 5	R: 0 E: 0 K: 0 S: 5	H: 2 LOB: 2 BB: 0 P: 5	R: 1 E: 1 K: 0 S: 4	H: 1 LOB: 1 BB: 1 P: 8	R: 0 E: 0 K: 1 S: 6	H: 1 LOB: 2 BB: 1 P: 10	R: 0 E: 0 K: 0 S: 3	H: 1 LOB: 0 BB: 0 P: 3	R: 0 E: 0 K: 0 S: 4	H: 1 LOB: 1 BB: 0 P: 4	1B: 6 2B: 0 3B: 0 HR: 0	SF: 0 SAC: 0 DP: 1 HBP: 0	WP: 0 PB: 0 SB: 0 CS: 0	PA: 34							
PITCHER	IP	WLS	BF	H	R	ER	SO	BB	IBB	HBP	BLK	WP	HR	S	P	ERA	WHIP										
Claude Osteen, L ERA: 3.34	9.0	W	34	6	1	0	2	2	0	0	0	0	0	36	44	0.00	0.889										



Batter	1	2	3	4	5	6	7	8	9	10	11	AB	R	H	RBI	BB	SO	LOB	TOP				
Greg Gross, L OBP: 0.440, SLG: 0.416 (1.9)	F8		FC6-4 SH1-4 1B		F9		PB 1B 1B		4-3			5	0	2	0	0	0	1					
Larry Milbourne, S OBP: 0.389, SLG: 0.375 (1.6)	E4 CS		SH1-4		F8		PB 1B		G6-4-3 1B			4	0	2	0	0	0	1					
Cesar Cedeno, R OBP: 0.359, SLG: 0.521 (1.8)	K		FC6-4 BB		BLK BB		K		G6-4-3			3	0	0	0	2	2	4					
Bob Watson, R OBP: 0.398, SLG: 0.439 (1.7)		BB 1B 1B	FC6-4		BB		K				F3	4	1	1	0	1	1	4					
Lee May, R OBP: 0.294, SLG: 0.434 (1.3)		BB 1B	F8		F5				F6		F7	5	1	1	0	0	0	5					
Milt May, L OBP: 0.311, SLG: 0.329 (1.2)		1B BB			G3		F9		G6-4-3 BB		K	3	0	0	0	2	1	0					
Doug Rader, R OBP: 0.333, SLG: 0.405 (1.5)		F6			5-3		K		G6-4-3			5	0	0	0	0	1	4					
Tommy Helms, R OBP: 0.324, SLG: 0.382 (1.4)			K		K		F8				F6	5	1	2	2	0	1	0					
Tom Griffin, R OBP: 0.302, SLG: 0.472 (7. PH)			F5				BLK BB				HR	1	0	0	0	1	0	1					
Willie Pizarro, S OBP: 0.300, SLG: 0.333 (7.1)											F6	1	0	0	0	0	1	0					
Cliff Johnson, R OBP: 0.306, SLG: 0.356 (8. PH)												1	0	1	2	0	0	0					
Ken Forsch, R OBP: 0.306, SLG: 0.356 (8.1)												0	0	0	0	0	0	0					
Bob Gallagher, L OBP: 0.300, SLG: 0.314 (11. PH)												1	0	0	0	0	0	0					
Fred Scherman, L OBP: 0.300, SLG: 0.314 (11.1)												0	0	0	0	0	0	0					
Jim York, R OBP: 0.300, SLG: 0.314 (11.1)												0	0	0	0	0	0	0					
Inning Stats	R: 0 E: 1 K: 1 S: 5	H: 0 LOB: 0 BB: 0 P: 5	R: 2 E: 0 K: 0 S: 5	H: 3 LOB: 1 BB: 1 P: 9	R: 0 E: 0 K: 0 S: 4	H: 1 LOB: 2 BB: 1 P: 8	R: 0 E: 0 K: 1 S: 5	H: 0 LOB: 0 BB: 0 P: 5	R: 0 E: 0 K: 3 S: 11	H: 2 LOB: 2 BB: 0 P: 11	R: 0 E: 0 K: 0 S: 2	H: 0 LOB: 0 BB: 1 P: 6	R: 2 E: 0 K: 0 S: 5	H: 3 LOB: 0 BB: 0 P: 5	R: 0 E: 0 K: 1 S: 5	H: 0 LOB: 0 BB: 0 P: 5	R: 0 E: 0 K: 0 S: 3	H: 0 LOB: 0 BB: 0 P: 3	1B: 8 2B: 0 3B: 0 HR: 1	SF: 0 SAC: 1 DP: 2 HBP: 0	WP: 1 PB: 1 SB: 0 CS: 1	PA: 45	
PITCHER	IP ERA WHS BF H R ER SO BB IBB HBP BLK WP HR S P ERA WHIP	IP ERA WHS BF H R ER SO BB IBB HBP BLK WP HR S P ERA WHIP	IP ERA WHS BF H R ER SO BB IBB HBP BLK WP HR S P ERA WHIP	IP ERA WHS BF H R ER SO BB IBB HBP BLK WP HR S P ERA WHIP	IP ERA WHS BF H R ER SO BB IBB HBP BLK WP HR S P ERA WHIP	IP ERA WHS BF H R ER SO BB IBB HBP BLK WP HR S P ERA WHIP	IP ERA WHS BF H R ER SO BB IBB HBP BLK WP HR S P ERA WHIP	IP ERA WHS BF H R ER SO BB IBB HBP BLK WP HR S P ERA WHIP	IP ERA WHS BF H R ER SO BB IBB HBP BLK WP HR S P ERA WHIP	IP ERA WHS BF H R ER SO BB IBB HBP BLK WP HR S P ERA WHIP	IP ERA WHS BF H R ER SO BB IBB HBP BLK WP HR S P ERA WHIP	IP ERA WHS BF H R ER SO BB IBB HBP BLK WP HR S P ERA WHIP	IP ERA WHS BF H R ER SO BB IBB HBP BLK WP HR S P ERA WHIP	IP ERA WHS BF H R ER SO BB IBB HBP BLK WP HR S P ERA WHIP	IP ERA WHS BF H R ER SO BB IBB HBP BLK WP HR S P ERA WHIP	IP ERA WHS BF H R ER SO BB IBB HBP BLK WP HR S P ERA WHIP	IP ERA WHS BF H R ER SO BB IBB HBP BLK WP HR S P ERA WHIP	IP ERA WHS BF H R ER SO BB IBB HBP BLK WP HR S P ERA WHIP	IP ERA WHS BF H R ER SO BB IBB HBP BLK WP HR S P ERA WHIP	IP ERA WHS BF H R ER SO BB IBB HBP BLK WP HR S P ERA WHIP	IP ERA WHS BF H R ER SO BB IBB HBP BLK WP HR S P ERA WHIP	IP ERA WHS BF H R ER SO BB IBB HBP BLK WP HR S P ERA WHIP	IP ERA WHS BF H R ER SO BB IBB HBP BLK WP HR S P ERA WHIP

Houston Astros @ Atlanta Braves
Atlanta Stadium, Atlanta, GA
Wed Jul 03 1974, 7:05 PM EDT
Att: 40,281 - Unknown

AB	38
R	4
H	9
RBI	4
BB	6
SO	7
LOB	20



Batter	1	2	3	4	5	6	7	8	9	10	11	AB	R	H	RBI	BB	SO	LOB	BOTTOM				
Rowland Office, L OBP: 0.266, SLG: 0.371 (1.8)	F5		6-3		G3		FC4-6			F4		5	0	0	1	0	0	2					
Ralph Garr, L OBP: 0.390, SLG: 0.500 (1.7)	4-3		1-3		1-3					FC4		5	0	0	0	0	0	1					
Dusty Baker Jr., R OBP: 0.320, SLG: 0.357 (1.9)	WP BLK BB				5-3				F5			4	2	1	0	1	0	0					
Darrell Evans, L OBP: 0.388, SLG: 0.415 (1.5)	F8				HR				F5			4	1	2	2	0	0	1					
Davey Johnson, R OBP: 0.358, SLG: 0.394 (1.4)			K		E5 2B 4-3		F7		5-3		SF8 IBB	4	1	0	0	1	1	1					
Frank Tepedino, L OBP: 0.274, SLG: 0.283 (1.3)			F3		4-3		F5		6-3		SF8 IBB	4	0	0	0	0	0	1					
Marty Perez, R OBP: 0.354, SLG: 0.385 (11. PH)									6-3		SF8 IBB	0	0	0	0	1	0	0					
Johnny Oates, L OBP: 0.295, SLG: 0.302 (1.2)			F6				1-3		6-3		SF8	4	0	1	1	0	0	0					
Hank Aaron, R OBP: 0.328, SLG: 0.489 (11. PH)											SF8	0	0	0	1	0	0	0					
Craig Robinson, R OBP: 0.253, SLG: 0.230 (1.6)			E7 SH1-4 6-3		F8		FC4-6 BB			F4		3	1	0	0	1	0	1					
Buzz Capra, R OBP: 0.194 (1.1)			SH1-4									1	0	0	0	0	1	1					
Max Leon, R OBP: 0.194 (8.1)												0	0	0	0	0	0	0					
Joe Niekro, R OBP: 0.194 (7.1)												1	0	0	0	1	1	1					
Tom House, L OBP: 0.200, SLG: 0.400 (8.1)												0	0	1	0	0	0	0					
Leo Castiglioni, R OBP: 0.200, SLG: 0.400 (8. PH)												0	0	0	0	0	0	0					
Danny Frisella, L OBP: 0.200, SLG: 0.400 (11.1)												0	0	0	0	0	0	0					
Inning Stats	R: 0 E: 0 K: 0 S: 3	H: 0 LOB: 1 BB: 1 P: 7	R: 0 E: 0 K: 1 S: 5	H: 0 LOB: 0 BB: 0 P: 5	R: 1 E: 1 K: 0 S: 4	H: 0 LOB: 0 BB: 0 P: 4	R: 3 E: 2 K: 1 S: 9	H: 2 LOB: 1 BB: 0 P: 9	R: 0 E: 0 K: 0 S: 3	H: 1 LOB: 0 BB: 0 P: 3	R: 0 E: 0 K: 0 S: 3	H: 0 LOB: 0 BB: 0 P: 3	R: 0 E: 0 K: 0 S: 3	H: 0 LOB: 0 BB: 0 P: 3	R: 0 E: 0 K: 0 S: 4	H: 1 LOB: 1 BB: 0 P: 4	R: 1 E: 0 K: 0 S: 3	H: 1 LOB: 2 BB: 2 P: 11	1B: 2 2B: 2 3B: 0 HR: 1	SF: 1 SAC: 2 DP: 0 HBP: 0	WP: 0 PB: 0 SB: 0 CS: 1	PA: 43	
PITCHER	IP ERA WHS BF H R ER SO BB IBB HBP BLK WP HR S P ERA WHIP	IP ERA WHS BF H R ER SO BB IBB HBP BLK WP HR S P ERA WHIP	IP ERA WHS BF H R ER SO BB IBB HBP BLK WP HR S P ERA WHIP	IP ERA WHS BF H R ER SO BB IBB HBP BLK WP HR S P ERA WHIP	IP ERA WHS BF H R ER SO BB IBB HBP BLK WP HR S P ERA WHIP	IP ERA WHS BF H R ER SO BB IBB HBP BLK WP HR S P ERA WHIP	IP ERA WHS BF H R ER SO BB IBB HBP BLK WP HR S P ERA WHIP	IP ERA WHS BF H R ER SO BB IBB HBP BLK WP HR S P ERA WHIP	IP ERA WHS BF H R ER SO BB IBB HBP BLK WP HR S P ERA WHIP	IP ERA WHS BF H R ER SO BB IBB HBP BLK WP HR S P ERA WHIP	IP ERA WHS BF H R ER SO BB IBB HBP BLK WP HR S P ERA WHIP	IP ERA WHS BF H R ER SO BB IBB HBP BLK WP HR S P ERA WHIP	IP ERA WHS BF H R ER SO BB IBB HBP BLK WP HR S P ERA WHIP	IP ERA WHS BF H R ER SO BB IBB HBP BLK WP HR S P ERA WHIP	IP ERA WHS BF H R ER SO BB IBB HBP BLK WP HR S P ERA WHIP	IP ERA WHS BF H R ER SO BB IBB HBP BLK WP HR S P ERA WHIP	IP ERA WHS BF H R ER SO BB IBB HBP BLK WP HR S P ERA WHIP	IP ERA WHS BF H R ER SO BB IBB HBP BLK WP HR S P ERA WHIP	IP ERA WHS BF H R ER SO BB IBB HBP BLK WP HR S P ERA WHIP	IP ERA WHS BF H R ER SO BB IBB HBP BLK WP HR S P ERA WHIP	IP ERA WHS BF H R ER SO BB IBB HBP BLK WP HR S P ERA WHIP	IP ERA WHS BF H R ER SO BB IBB HBP BLK WP HR S P ERA WHIP	IP ERA WHS BF H R ER SO BB IBB HBP BLK WP HR S P ERA WHIP

Houston Astros @ Atlanta Braves
Atlanta Stadium, Atlanta, GA
Wed Jul 03 1974, 7:05 PM EDT
Att: 40,281 - Unknown

AB	36
R	5
H	5
RBI	5
BB	4
SO	3
LOB	9



Batter	1	2	3	4	5	6	7	8	9	AB	R	H	RBI	BB	SO	LOB	TOP					
Ralph Garr, L OBP: 0.390, SLG: 0.500 (1,9)	F7		F7				6-3		FC6-4	5	0	1	0	0	0	1						
Darrell Evans, L OBP: 0.396, SLG: 0.420 (1,5)	4-3		P6							3	0	0	0	1	0	2						
Hank Aaron, R OBP: 0.325, SLG: 0.481 (1,7)			F2							4	0	1	0	0	1	3						
Dusty Baker Jr., R OBP: 0.314, SLG: 0.349 (1,8)	FC5-4									4	0	0	0	0	0	4						
Frank Tepedino, L OBP: 0.277, SLG: 0.286 (1,3)										4	0	1	0	0	1	0						
Davey Johnson, R OBP: 0.350, SLG: 0.382 (1,4)										4	0	0	0	0	1	1						
Paul Casanova, R OBP: 0.213, SLG: 0.171 (1,2)										2	0	1	0	1	0	0						
Sonny Jackson, L OBP: 1.000, SLG: 1.000 (9, PH)										1	0	1	0	0	0	0						
Craig Robinson, R OBP: 0.256, SLG: 0.233 (1,6)										3	0	0	0	0	0	3						
Johnny Oates, L OBP: 0.293, SLG: 0.299 (9, PH)										1	0	0	0	0	0	1						
Carl Morton, R OBP: 0.127, SLG: 0.094 (1,1)										2	1	0	0	1	0	2						
Rowland Office, L OBP: 0.268, SLG: 0.370 (9, PH)										1	0	0	0	0	0	1						
Inning Stats	R: 0 E: 0 K: 1 S: 4	H: 1 LOB: 1 BB: 0 P: 4	R: 0 E: 0 K: 1 S: 6	H: 1 LOB: 2 BB: 1 P: 10	R: 0 E: 0 K: 0 S: 3	H: 0 LOB: 0 BB: 0 P: 3	R: 0 E: 0 K: 0 S: 3	H: 0 LOB: 0 BB: 0 P: 3	R: 1 E: 2 K: 0 S: 6	H: 1 LOB: 3 BB: 1 P: 10	R: 0 E: 0 K: 0 S: 4	H: 1 LOB: 1 BB: 0 P: 4	R: 0 E: 0 K: 1 S: 5	H: 0 LOB: 1 BB: 1 P: 9	R: 0 E: 0 K: 1 S: 5	H: 0 LOB: 0 BB: 0 P: 5	R: 0 E: 0 K: 0 S: 4	H: 1 LOB: 1 BB: 0 P: 4	1B: 5 2B: 0 3B: 0 HR: 0	SF: 0 SAC: 0 DP: 0 HBP: 0	WP: 0 PB: 0 SB: 0 CS: 0	PA: 37
PITCHER Bill Bonham, R ERA: 4.37 (1,1)	IP: 9.0 WLS: W BF: 37 H: 5 R: 1 ER: 0 SO: 3 BB: 3 IBB: 0 HBP: 0 BLK: 0 WP: 0 HR: 0 S: 40 P: 52 ERA: 0.00 WHIP: 0.889											PITCHER	IP: 9.0 WLS: W BF: 37 H: 5 R: 1 ER: 0 SO: 3 BB: 3 IBB: 0 HBP: 0 BLK: 0 WP: 0 HR: 0 S: 40 P: 52 ERA: 0.00 WHIP: 0.889									

Atlanta Braves @ Chicago Cubs
Wrigley Field, Chicago, IL
Fri Jul 05 1974, 3:33AM CDT
Sunny - 78 F

AB 34
R 1
H 5
RBI 0
BB 3
SO 3
LOB 18



Batter	1	2	3	4	5	6	7	8	9	AB	R	H	RBI	BB	SO	LOB	BOTTOM			
Don Kessinger, S OBP: 0.346, SLG: 0.318 (1,6)	F7		FC6-4				4-3			4	1	1	2	0	0	2				
Jerry Morales, R OBP: 0.311, SLG: 0.414 (1,7)	5-3		K							4	1	1	1	0	1	1				
Billy Williams, L OBP: 0.386, SLG: 0.471 (1,3)										3	0	0	0	1	0	1				
Andre Thornton, R OBP: 0.354, SLG: 0.437 (9, 3)	E4									0	0	0	0	0	0	0				
Rick Monday, L OBP: 0.374, SLG: 0.441 (1,8)	1-4-3									4	0	0	0	0	0	3				
Jose Cardenal, R OBP: 0.353, SLG: 0.436 (1,9)										4	0	1	1	0	0	1				
Bill Madlock, R OBP: 0.396, SLG: 0.446 (1,5)										4	1	1	0	0	1	2				
Vic Harris, S OBP: 0.285, SLG: 0.240 (1,4)										3	1	1	0	0	0	0				
Steve Swisher, R OBP: 0.338, SLG: 0.279 (1,2)										3	0	1	0	0	2	2				
Bill Bonham, R OBP: 0.158, SLG: 0.135 (1,1)										3	0	0	0	0	2	3				
Inning Stats	R: 0 E: 1 K: 0 S: 4	H: 0 LOB: 1 BB: 0 P: 4	R: 0 E: 0 K: 1 S: 5	H: 0 LOB: 0 BB: 0 P: 5	R: 0 E: 0 K: 2 S: 8	H: 1 LOB: 1 BB: 0 P: 8	R: 0 E: 0 K: 0 S: 3	H: 0 LOB: 0 BB: 0 P: 3	R: 3 E: 0 K: 2 S: 11	H: 4 LOB: 1 BB: 0 P: 11	R: 0 E: 0 K: 0 S: 3	H: 1 LOB: 0 BB: 0 P: 3	R: 0 E: 1 K: 1 S: 6	H: 0 LOB: 1 BB: 1 P: 6	R: 1 E: 1 K: 0 S: 4	H: 0 LOB: 1 BB: 1 P: 8	1B: 5 2B: 1 3B: 0 HR: 0	SF: 0 SAC: 0 DP: 1 HBP: 0	WP: 0 PB: 0 SB: 0 CS: 0	PA: 33
PITCHER Carl Morton, R ERA: 2.92 (1,1)	IP: 8.0 WLS: L BF: 33 H: 6 R: 4 ER: 3 SO: 6 BB: 0 IBB: 1 HBP: 0 BLK: 0 WP: 0 HR: 0 S: 44 P: 48 ERA: 3.38 WHIP: 0.750											PITCHER	IP: 8.0 WLS: L BF: 33 H: 6 R: 4 ER: 3 SO: 6 BB: 0 IBB: 1 HBP: 0 BLK: 0 WP: 0 HR: 0 S: 44 P: 48 ERA: 3.38 WHIP: 0.750							

Atlanta Braves @ Chicago Cubs
Wrigley Field, Chicago, IL
Fri Jul 05 1974, 3:33AM CDT
Sunny - 78 F

AB 32
R 4
H 6
RBI 4
BB 1
SO 6
LOB 15



Batter	1	2	3	4	5	6	7	8	9	AB	R	H	RBI	BB	SO	LOB	TOP																					
Sonny Jackson, L (1,9) OBP: 0.500, SLG: 0.500 Ivan Murrell, R (8,PH) OBP: 0.266, SLG: 0.320	SH2-3 1B		F7		F8			6-3		3	0	1	0	0	0	2																						
Ralph Carr, L (1,7) OBP: 0.390, SLG: 0.499	SH2-3 1-2		FC6-4				K	1B BLK		3	1	1	0	0	1	1																						
Frank Tepedino, L (1,3) OBP: 0.270, SLG: 0.278 Davey Johnson, R (8,PH) OBP: 0.352, SLG: 0.384	F8			6-3			6-3	1B BLK		3	0	0	0	0	0	1																						
Darrell Evans, L (1,5) OBP: 0.388, SLG: 0.418	K			P6			BB	1B 1-2 BB		2	0	0	0	2	1	1																						
Rowland Office, L (1,8) OBP: 0.260, SLG: 0.360		F3		4-3			F8	F3		4	0	0	0	0	0	3																						
Marty Perez, R (1,4) OBP: 0.355, SLG: 0.384	K						F7	F7		4	1	1	0	0	1	0																						
Johnny Oates, L (1,2) OBP: 0.288, SLG: 0.293	1-3						F8	F8		4	0	0	0	0	0	1																						
Craig Robinson, R (1,6) OBP: 0.258, SLG: 0.233			5-3				K	6-3		4	0	1	0	0	1	1																						
Phil Niekro, R (1,1) OBP: 0.269, SLG: 0.288 Leo Foster, R (8,PH) OBP: 0.240, SLG: 0.304 Max Leon, R (8,1)								P3		2	0	2	1	0	0	0																						
Inning Stats	R: 0 E: 0 K: 1 S: 6	H: 1 LOB: 1 BB: 0 P: 6	R: 0 E: 0 K: 1 S: 5	H: 0 LOB: 0 BB: 0 P: 5	R: 0 E: 0 K: 0 S: 4	H: 1 LOB: 1 BB: 0 P: 4	R: 0 E: 0 K: 0 S: 3	H: 0 LOB: 0 BB: 0 P: 3	R: 0 E: 0 K: 1 S: 7	H: 2 LOB: 1 BB: 0 P: 7	R: 0 E: 0 K: 1 S: 5	H: 0 LOB: 1 BB: 1 P: 9	R: 0 E: 0 K: 0 S: 3	H: 1 LOB: 1 BB: 0 P: 3	R: 0 E: 0 K: 0 S: 5	H: 2 LOB: 2 BB: 1 P: 9	R: 0 E: 0 K: 0 S: 3	H: 0 LOB: 0 BB: 0 P: 3	1B: 7 2B: 0 3B: 0 HR: 0	SF: 0 SAC: 1 DP: 0 HBP: 0	WP: 0 PA: 35 PB: 0 SB: 2 CS: 0																	
PITCHER	IP	WLS	BF	H	R	ER	SO	BB	IBB	HBP	BLK	WP	HR	S	P	ERA	WHIP	PITCHER				IP	WLS	BF	H	R	ER	SO	BB	IBB	HBP	BLK	WP	HR	S	P	ERA	WHIP
Ray Burris, R (1,1) ERA: 4.91	5.0		19	4	1	1	3	0	0	0	0	0	0	25	25	1.80	0.800																					
Dave LaRoche, L (6,1) ERA: 2.94	2.2		12	3	1	1	1	2	0	0	1	0	0	12	20	3.38	1.875																					
Oscar Zamora, R (8,1) ERA: 1.71	1.1	W	4	0	0	0	0	0	0	0	0	0	0	4	4	0.00	0.000																					

Atlanta Braves @ Chicago Cubs
Wrigley Field, Chicago, IL
Fri Jul 05 1974, 3:38 AM CDT
Att: 29,076 - Unknown

AB 32
R 2
H 7
RBI 1
BB 2
SO 4
LOB 10



Batter	1	2	3	4	5	6	7	8	9	AB	R	H	RBI	BB	SO	LOB	BOTTOM																					
Don Kessinger, S (1,6) OBP: 0.345, SLG: 0.317	K							G3		4	1	1	0	0	2	0																						
Vic Harris, S (1,4) OBP: 0.289, SLG: 0.255	K							FC3-6 1B		4	1	2	1	0	1	0																						
Billy Williams, L (1,7) OBP: 0.388, SLG: 0.475	1B							L9		4	0	2	1	0	0	1																						
Jose Cardenal, R (1,9) OBP: 0.354, SLG: 0.435	1B							FC3-6 1-2		3	0	1	0	1	1	1																						
Jerry Morales, R (1,8) OBP: 0.311, SLG: 0.412	FC6-4							F8		4	0	1	0	0	0	5																						
Andre Thornton, R (1,3) OBP: 0.349, SLG: 0.467	K							HR		4	1	1	1	0	2	3																						
Carmen Fanzone, R (1,5) OBP: 0.271, SLG: 0.279	K									3	0	0	0	0	2	1																						
George Mitterwald, R (1,2) OBP: 0.289, SLG: 0.317 Steve Swisher, R (8,2) OBP: 0.339, SLG: 0.279	F7									3	0	0	0	0	1	0																						
Ray Burris, R (1,1) Dave LaRoche, L (6,1) OBP: 0.222, SLG: 0.333 Oscar Zamora, R (8,1)	K									2	0	0	0	0	1	0																						
Inning Stats	R: 0 E: 0 K: 2 S: 9	H: 2 LOB: 2 BB: 0 P: 9	R: 0 E: 0 K: 2 S: 7	H: 0 LOB: 0 BB: 0 P: 7	R: 2 E: 0 K: 2 S: 10	H: 3 LOB: 2 BB: 1 P: 14	R: 0 E: 0 K: 2 S: 7	H: 0 LOB: 0 BB: 0 P: 7	R: 0 E: 0 K: 1 S: 5	H: 0 LOB: 0 BB: 0 P: 5	R: 0 E: 0 K: 1 S: 6	H: 1 LOB: 1 BB: 0 P: 6	R: 0 E: 0 K: 0 S: 3	H: 0 LOB: 0 BB: 0 P: 3	R: 0 E: 0 K: 0 S: 4	H: 1 LOB: 1 BB: 0 P: 4	R: 1 E: 0 K: 0 S: 1	H: 1 LOB: 0 BB: 0 P: 1	1B: 5 2B: 1 3B: 1 HR: 1	SF: 0 SAC: 0 DP: 0 HBP: 0	WP: 0 PA: 33 PB: 0 SB: 0 CS: 0																	
PITCHER	IP	WLS	BF	H	R	ER	SO	BB	IBB	HBP	BLK	WP	HR	S	P	ERA	WHIP	PITCHER				IP	WLS	BF	H	R	ER	SO	BB	IBB	HBP	BLK	WP	HR	S	P	ERA	WHIP
Phil Niekro, R (1,1) ERA: 3.07	7.0		28	6	2	2	10	1	0	0	0	0	0	47	51	2.57	1.000																					
Max Leon, R (8,1) ERA: 1.99	1.0	L	5	2	1	1	0	0	0	0	0	0	1	5	5	9.00	2.000																					

Atlanta Braves @ Chicago Cubs
Wrigley Field, Chicago, IL
Fri Jul 05 1974, 3:38 AM CDT
Att: 29,076 - Unknown

AB 32
R 3
H 8
RBI 3
BB 1
SO 10
LOB 11



Batter	1	2	3	4	5	6	7	8	9	10	AB	R	H	RBI	BB	SO	LOB	TOP							
Ralph Garr, L (1, 8) OBP: 0.390, SLG: 0.497 (8, 7)											5	1	2	0	0	2	2								
Craig Robinson, R (1, 6) OBP: 0.261, SLG: 0.232											2	0	0	0	2	2	0								
Darrell Evans, L (1, 5) OBP: 0.394, SLG: 0.426											4	1	3	1	1	1	2								
Hank Aaron, R (1, 7) OBP: 0.324, SLG: 0.476 Rowland Office, L (8, PR) OBP: 0.259, SLG: 0.357 (8, 8)											4	0	1	0	0	0	5								
Dusty Baker Jr., R (1, 8) OBP: 0.313, SLG: 0.346 (8, 9)											5	0	1	0	0	1	3								
Davey Johnson, R (1, 4) OBP: 0.354, SLG: 0.386											4	1	2	0	0	1	3								
Frank Tepedino, L (1, 3) OBP: 0.269, SLG: 0.277											4	0	1	0	0	0	1								
Johnny Oates, L (1, 2) OBP: 0.283, SLG: 0.288											4	0	0	0	0	0	3								
Roric Harrison, R Joe Niekro, R Sonny Jackson, L Lew Krausse, R Danny Frisella, L											3	0	1	1	0	1	0								
Inning Stats	R: 0 E: 0 K: 1 S: 5	H: 1 LOB: 1 BB: 1 P: 9	R: 1 E: 0 K: 0 S: 6	H: 3 LOB: 2 BB: 0 P: 6	R: 1 E: 1 K: 1 S: 5	H: 1 LOB: 1 BB: 2 P: 13	R: 0 E: 0 K: 2 S: 3	H: 0 LOB: 0 BB: 0 P: 3	R: 0 E: 0 K: 2 S: 8	H: 1 LOB: 1 BB: 0 P: 8	R: 0 E: 0 K: 3 S: 9	H: 0 LOB: 0 BB: 0 P: 9	R: 0 E: 0 K: 1 S: 6	H: 2 LOB: 2 BB: 0 P: 6	R: 0 E: 0 K: 0 S: 3	H: 1 LOB: 0 BB: 0 P: 3	R: 1 E: 0 K: 0 S: 5	H: 2 LOB: 1 BB: 0 P: 5	1B: 11 2B: 1 3B: 0 HR: 0	SF: 0 SAC: 1 DP: 2 HBP: 0	WP: 0 PB: 0 SB: 1 CS: 1	PA: 42			
PITCHER	IP	WLS	BF	H	R	ER	SO	BB	IBB	HBP	BLK	WP	HR	S	P	ERA	WHIP								
Jim Todd, R Horacio Pina, R Burt Hooton, R Oscar Zamora, R	(1, 1) (3, 1) (6, 1) (8, 1)	2.0 3.0 2.0 3.0	L	12	5	1	1	1	0	0	0	0	0	14	14	3.00	1.667								

Atlanta Braves @ Chicago Cubs
Wrigley Field, Chicago, IL
Sat Jul 06 1974, 3:33 AM CDT
Att. 27,757 - Sunny - 80 F

AB	37
R	3
H	12
RBI	2
BB	3
SO	8
LOB	20



Batter	1	2	3	4	5	6	7	8	9	10	AB	R	H	RBI	BB	SO	LOB	BOTTOM							
Don Kessinger, S (1, 6) OBP: 0.342, SLG: 0.313											4	0	0	0	1	1	2								
Jerry Morales, R Oscar Zamora, R Carmen Fanzone, R											4	0	0	0	0	0	4								
Billy Williams, L (1, 7) OBP: 0.368, SLG: 0.474											5	0	2	0	0	2	0								
Rick Monday, L (1, 8) OBP: 0.371, SLG: 0.437											3	0	0	0	0	0	1								
Bill Madlock, R (1, 5) OBP: 0.359, SLG: 0.444											3	1	1	0	1	0	1								
Andre Thornton, R (1, 3) OBP: 0.356, SLG: 0.462											3	1	1	0	1	0	2								
Vic Harris, S (1, 4) OBP: 0.288, SLG: 0.251											3	0	0	0	1	0	2								
Steve Swisher, R Chris Ward, L George Mitterwald, R											2	0	0	0	0	0	0								
Jim Todd, L Horacio Pina, R Matt Alexander, S Burt Hooton, R Jose Cardenal, R											0	0	0	0	0	0	0								
Inning Stats	R: 0 E: 0 K: 2 S: 7	H: 0 LOB: 0 BB: 0 P: 7	R: 0 E: 0 K: 0 S: 3	H: 0 LOB: 0 BB: 0 P: 3	R: 0 E: 0 K: 0 S: 4	H: 1 LOB: 1 BB: 1 P: 8	R: 0 E: 0 K: 0 S: 4	H: 1 LOB: 2 BB: 1 P: 8	R: 0 E: 0 K: 0 S: 3	H: 0 LOB: 0 BB: 0 P: 3	R: 2 E: 0 K: 0 S: 6	H: 3 LOB: 2 BB: 1 P: 10	R: 0 E: 0 K: 0 S: 3	H: 1 LOB: 1 BB: 1 P: 7	R: 0 E: 0 K: 0 S: 3	H: 0 LOB: 0 BB: 0 P: 3	R: 0 E: 0 K: 1 S: 5	H: 0 LOB: 0 BB: 0 P: 5	1B: 7 2B: 1 3B: 0 HR: 0	SF: 0 SAC: 1 DP: 1 HBP: 0	WP: 0 PB: 0 SB: 0 CS: 0	PA: 39			
PITCHER	IP	WLS	BF	H	R	ER	SO	BB	IBB	HBP	BLK	WP	HR	S	P	ERA	WHIP								
Roric Harrison, R Joe Niekro, R Lew Krausse, R Danny Frisella, R	(1, 1) (7, 1) (9, 1) (10, 1)	6.0 2.0 1.0 1.0	W	3	0	0	0	1	0	0	0	0	0	5	5	0.00	0.000								

Atlanta Braves @ Chicago Cubs
Wrigley Field, Chicago, IL
Sat Jul 06 1974, 3:33 AM CDT
Att. 27,757 - Sunny - 80 F

AB	34
R	2
H	7
RBI	2
BB	4
SO	3
LOB	15



Batter	1	2	3	4	5	6	7	8	9	AB	R	H	RBI	BB	SO	LOB	TOP					
Ralph Garr, L (1,9) OBP: 0.395, SLG: 0.501										5	0	4	1	0	0	0	Atlanta Braves @ Chicago Cubs Wrigley Field, Chicago, IL Sun Jul 07 1974, 3:33 AM CDT Att: 28,409 - Unknown - 86 F					
Craig Robinson, R (1,6) OBP: 0.285, SLG: 0.236										4	1	2	0	0	0	2						
Ivan Murrell, R (9, PH) OBP: 0.263, SLG: 0.316										1	0	0	0	0	0	1						
Darrell Evans, L (1,5)										4	0	1	0	0	1	4						
Hank Aaron, R (1,7)										4	1	2	2	0	0	2						
Dusty Baker Jr., R (1,8)										4	0	0	0	0	2	2						
Davey Johnson, R (1,4)										4	0	0	0	0	0	0						
Frank Tepedino, L (1,3)										4	0	1	0	0	0	0						
Johnny Oates, L (1,2)										3	1	1	0	1	0	0						
Buzz Capra, R (1,1) Sonny Jackson, L (9, PH) OBP: 0.500, SLG: 0.500										3	0	1	0	0	0	0						
Inning Stats	R: 0 E: 0 K: 0 S: 4	H: 1 LOB: 1 BB: 0 P: 4	R: 0 E: 0 K: 1 S: 5	H: 0 LOB: 0 BB: 0 P: 5	R: 0 E: 0 K: 1 S: 7	H: 2 LOB: 2 BB: 0 P: 7	R: 1 E: 0 K: 1 S: 7	H: 3 LOB: 2 BB: 1 P: 11	R: 1 E: 0 K: 0 S: 5	H: 2 LOB: 1 BB: 0 P: 5	R: 0 E: 0 K: 0 S: 3	H: 0 LOB: 0 BB: 0 P: 3	R: 0 E: 0 K: 0 S: 4	H: 1 LOB: 0 BB: 0 P: 4	R: 0 E: 0 K: 0 S: 3	H: 1 LOB: 0 BB: 0 P: 3	R: 1 E: 0 K: 0 S: 5	H: 2 LOB: 1 BB: 0 P: 5	1B: 9 2B: 3 3B: 0 HR: 1	SF: 0 SAC: 0 DP: 1 HBP: 0	WP: 0 PB: 0 SB: 0 CS: 0	PA: 38
PITCHER	IP WLS BF H R ER SO BB IBB HBP BLK WP HR S P ERA WHIP	8.2 W 37 12 3 3 3 0 1 0 0 0 1 42 46 3.12 1.385	0.1 S 1 0 0 0 0 0 0 0 0 0 0 0 0 1 1 0.00 0.000																			

AB	37
R	3
H	12
RBI	3
BB	1
SO	3
LOB	12



Batter	1	2	3	4	5	6	7	8	9	AB	R	H	RBI	BB	SO	LOB	BOTTOM					
Don Kessinger, S (1,6) OBP: 0.344, SLG: 0.315										4	1	2	0	0	0	0	Atlanta Braves @ Chicago Cubs Wrigley Field, Chicago, IL Sun Jul 07 1974, 3:33 AM CDT Att: 28,409 - Unknown - 86 F					
Rick Monday, L (1,8)										2	1	2	2	2	0	0						
Billy Williams, L (1,7)										3	0	1	0	1	0	3						
Jose Cardenal, R (1,9)										4	0	0	0	0	0	6						
Bill Madlock, R (1,5)										3	1	1	1	1	0	0						
Andre Thornton, R (1,3)										4	1	2	0	0	0	2						
Vic Harris, S (1,4) Dave Rosello, R (5,4) OBP: 0.257, SLG: 0.261										1	0	1	0	1	0	0						
Steve Swisher, R (1,2)										2	0	0	0	0	0	1						
Rick Reuschel, R (1,1) Horacio Pina, R (9,1) OBP: 0.200, SLG: 0.200										4	0	0	0	0	2	2						
Inning Stats	R: 0 E: 0 K: 0 S: 4	H: 2 LOB: 1 BB: 0 P: 4	R: 1 E: 0 K: 1 S: 7	H: 2 LOB: 1 BB: 0 P: 7	R: 0 E: 0 K: 0 S: 3	H: 0 LOB: 1 BB: 1 P: 7	R: 1 E: 0 K: 1 S: 6	H: 1 LOB: 1 BB: 1 P: 10	R: 0 E: 0 K: 0 S: 3	H: 1 LOB: 1 BB: 1 P: 7	R: 0 E: 0 K: 0 S: 4	H: 1 LOB: 0 BB: 0 P: 4	R: 2 E: 0 K: 0 S: 5	H: 2 LOB: 2 BB: 2 P: 13	R: 0 E: 0 K: 0 S: 3	H: 0 LOB: 0 BB: 0 P: 3		R: 0 E: 0 K: 0 S: 3	H: 0 LOB: 0 BB: 0 P: 3	1B: 7 2B: 1 3B: 0 HR: 2	SF: 0 SAC: 0 DP: 2 HBP: 0	WP: 0 PB: 0 SB: 0 CS: 0
PITCHER	IP WLS BF H R ER SO BB IBB HBP BLK WP HR S P ERA WHIP	8.0 L 36 9 4 4 2 5 0 0 0 0 0 2 35 55 4.50 1.750																				



Batter	1	2	3	4	5	6	7	8	9	AB	R	H	RBI	BB	SO	LOB	TOP								
Ralph Garr, L OBP: 0.395, SLG: 0.499 (1, 9)	K		FC4-6		SH3-4 1B		4-3		1B BB	4	1	1	0	1	1	1	Atlanta Braves @ Pittsburgh Pirates Three Rivers Stadium, Pittsburgh, PA Mon Jul 08 1974, 7:05 PM EDT Att: 11,494 - Unknown								
Craig Robinson, R OBP: 0.321, SLG: 0.482 (1, 6)	K			FC5 1B	SH3-4		F9		1B	4	1	2	0	0	1	0									
Hank Aaron, R OBP: 0.321, SLG: 0.482 Rowland Office, L OBP: 0.257, SLG: 0.355 (1, 7) (7, 8)	F9			FC5 3-1	K		L8		K	4	1	0	0	0	1	1									
Dusty Baker Jr., R OBP: 0.308, SLG: 0.338 (1, 8) (7, 9)		6-3		5-3	1B IBB				K	3	0	0	0	1	1	1									
Darrell Evans, L OBP: 0.390, SLG: 0.421 (1, 5)	L8			3-1				F5		4	0	1	2	0	0	0									
Davey Johnson, R OBP: 0.352, SLG: 0.377 (1, 3)	6-3			1B E BB	K				BB	2	1	0	0	2	1	2									
Marty Perez, R OBP: 0.353, SLG: 0.380 (1, 4)			F9	E 1-3 1B		L8		L8		4	1	1	0	0	0	1									
Paul Casanova, R OBP: 0.215, SLG: 0.176 (1, 2)			FC3-6 1B	E7 1-H 3-H		4-3		6-3		4	0	1	0	0	0	0									
Max Leon, R (1, 1)			FC3-6 FC4-6	6-3		K		6-3		4	0	0	0	0	1	2									
Inning Stats	R: 0 E: 0 K: 2 S: 7	H: 0 LOB: 0 BB: 7 P: 7	R: 0 E: 0 K: 0 S: 3	H: 0 LOB: 0 BB: 0 P: 3	R: 0 E: 0 K: 0 S: 4	H: 1 LOB: 1 BB: 0 P: 4	R: 4 E: 2 K: 0 S: 7	H: 2 LOB: 1 BB: 1 P: 11	R: 1 E: 0 K: 2 S: 9	H: 2 LOB: 2 BB: 1 P: 13	R: 0 E: 0 K: 1 S: 5	H: 0 LOB: 0 BB: 0 P: 5	R: 0 E: 0 K: 0 S: 3	H: 0 LOB: 0 BB: 0 P: 3	R: 0 E: 0 K: 1 S: 5	H: 0 LOB: 1 BB: 1 P: 9		R: 0 E: 0 K: 1 S: 6	H: 1 LOB: 2 BB: 1 P: 10	1B: 6 2B: 0 3B: 0 HR: 0	SF: 0 SAC: 1 DP: 0 HBP: 0	WP: 0 PB: 0 SB: 1 CS: 0	PA: 39		
PITCHER	IP	WLS	BF	H	R	ER	SO	BB	IBB	HBP	BLK	WP	HR	S	P	ERA	WHIP								
Jerry Reuss, L ERA: 3.56 (1, 1)	5.0	L	24	5	5	1	4	1	1	0	0	0	0	30	38	1.80	1.200								
John Morton, R ERA: 2.09 (6, 1)	3.0		10	0	0	0	2	1	0	0	0	0	0	13	17	0.00	0.333								
Daryl Patterson, R ERA: 4.5 (9, 1)	1.0		5	1	0	0	1	1	0	0	0	0	0	6	10	0.00	2.000								



Batter	1	2	3	4	5	6	7	8	9	AB	R	H	RBI	BB	SO	LOB	BOTTOM								
Gene Clines, R OBP: 0.320, SLG: 0.276 (1, 8)	L5-3		1B			L5-3		1B BB		3	0	1	0	1	0	0	Atlanta Braves @ Pittsburgh Pirates Three Rivers Stadium, Pittsburgh, PA Mon Jul 08 1974, 7:05 PM EDT Att: 11,494 - Unknown								
Richie Hebner, L OBP: 0.353, SLG: 0.474 (1, 5)	G3		1B			G3		1B		4	0	2	0	0	0	0									
Richie Zisk, R OBP: 0.393, SLG: 0.512 (1, 9)	F7		F9			5-3		6-3		4	0	0	0	0	0	4									
Willie Stargell, L OBP: 0.381, SLG: 0.529 (1, 7)		3-1		F5		K2-3		F5		4	0	0	0	0	1	0									
Bob Robertson, R OBP: 0.308, SLG: 0.515 (1, 3)		L4		K		F9		K		4	0	0	0	0	2	0									
Manny Sanguillen, R OBP: 0.310, SLG: 0.377 (1, 2)				F3				1B		4	0	3	0	0	0	0									
Rennie Stennett, R OBP: 0.328, SLG: 0.384 (1, 4)		L9			F4		1-3		K	4	0	0	0	0	1	3									
Mario Mendoza, R OBP: 0.282, SLG: 0.266 Ed Kirkpatrick, L OBP: 0.324, SLG: 0.287 Frank Taveras, R OBP: 0.304, SLG: 0.298 (1, 6) (8, PH) (9, 6)			F8		F7			L9		2	0	0	0	0	0	0									
Jerry Reuss, L OBP: 0.326, SLG: 0.250 Paul Popovich, S OBP: 0.284, SLG: 0.265 John Morton, R (1, 1) (5, PH) (6, 1)		6-3			P4-3			L8		1	0	0	0	0	0	0									
Ken Brett, L OBP: 0.368, SLG: 0.547 Daryl Patterson, L (8, PH) (9, 1)										0	0	0	0	0	0	0									
Inning Stats	R: 0 E: 0 K: 0 S: 3	H: 0 LOB: 0 BB: 0 P: 3	R: 0 E: 0 K: 0 S: 4	H: 1 LOB: 1 BB: 0 P: 4	R: 0 E: 0 K: 0 S: 5	H: 2 LOB: 2 BB: 0 P: 5	R: 0 E: 0 K: 1 S: 5	H: 0 LOB: 0 BB: 0 P: 5	R: 0 E: 0 K: 0 S: 3	H: 0 LOB: 0 BB: 0 P: 3	R: 0 E: 0 K: 0 S: 3	H: 0 LOB: 0 BB: 0 P: 3	R: 0 E: 0 K: 1 S: 6	H: 1 LOB: 1 BB: 0 P: 6	R: 0 E: 0 K: 0 S: 4	H: 1 LOB: 2 BB: 1 P: 8	R: 0 E: 0 K: 2 S: 8	H: 1 LOB: 1 BB: 0 P: 8	1B: 6 2B: 0 3B: 0 HR: 0	SF: 0 SAC: 0 DP: 0 HBP: 0	WP: 0 PB: 0 SB: 0 CS: 0	PA: 34			
PITCHER	IP	WLS	BF	H	R	ER	SO	BB	IBB	HBP	BLK	WP	HR	S	P	ERA	WHIP								
Max Leon, R ERA: 1.42 (1, 1)	9.0	W	34	6	0	0	4	1	0	0	0	0	0	41	45	0.00	0.778								



Batter	1	2	3	4	5	6	7	8	9	AB	R	H	RBI	BB	SO	LOB	TOP		
Ralph Garr, L (1, 9) OBP: 0.395, SLG: 0.497										5	2	2	0	0	1	1			
Craig Robinson, R (1, 6) OBP: 0.272, SLG: 0.244										3	1	2	0	0	0	0			
Sonny Jackson, L (9, PH) OBP: 0.429, SLG: 0.429										1	0	0	0	0	0	1			
Hank Aaron, R (1, 7) OBP: 0.315, SLG: 0.472										4	0	0	0	0	0	4			
Dusty Baker Jr., R (1, 8) OBP: 0.310, SLG: 0.338										3	0	1	1	1	0	1			
Darrell Evans, L (1, 5) OBP: 0.386, SLG: 0.415										5	0	0	1	0	0	2			
Davey Johnson, R (1, 3) OBP: 0.354, SLG: 0.377										3	0	1	0	1	0	0			
Marty Perez, R (1, 4) OBP: 0.356, SLG: 0.397										4	1	2	0	0	0	2			
Paul Casanova, R (1, 2) OBP: 0.220, SLG: 0.182										3	0	1	1	0	0	2			
Rowland Office, L (9, PH) OBP: 0.262, SLG: 0.359										1	0	1	0	0	0	0			
Phil Niekro, R (1, 1) OBP: 0.259, SLG: 0.278										2	0	0	0	0	0	1			
Ivan Murrell, R (7, PH) OBP: 0.259, SLG: 0.312										1	0	0	0	0	1	2			
Lew Krausse, R (7, 1) OBP: 0.266, SLG: 0.282										1	0	0	0	0	1	1			
Frank Tepedino, L (9, PH)										1	0	0	0	0	1	1			
Inning Stats	R: 0 E: 0 K: 1 S: 6	H: 1 LOB: 1 BB: 0 P: 6	R: 1 E: 0 K: 0 S: 5	H: 2 LOB: 1 BB: 0 P: 5	R: 1 E: 1 K: 0 S: 3	H: 1 LOB: 1 BB: 1 P: 7	R: 0 E: 0 K: 0 S: 3	H: 0 LOB: 0 BB: 0 P: 3	R: 0 E: 0 K: 0 S: 3	H: 0 LOB: 0 BB: 0 P: 3	R: 0 E: 0 K: 1 S: 7	H: 2 LOB: 2 BB: 0 P: 7	R: 2 E: 0 K: 0 S: 6	H: 3 LOB: 2 BB: 1 P: 10	R: 0 E: 0 K: 1 S: 6	H: 1 LOB: 1 BB: 0 P: 6	1B: 9 2B: 0 3B: 1 HR: 0	SF: 0 SAC: 1 DP: 0 HBP: 0	WP: 1 PA: 39
PITCHER	IP WLS BF H R ER SO BB IBB HBP BLK WP HR S P ERA WHIP																		
Ken Brett, L (1, 1) ERA: 2.74	7.2 W 34 9 4 3 2 2 0 0 0 0 0 0 35 43 3.52 1.435																		
Dave Giusti, R (8, 1) ERA: 3.61	1.1 S 5 1 0 0 1 0 0 0 0 1 0 7 7 0.00 0.750																		

Atlanta Braves @ Pittsburgh Pirates
Three Rivers Stadium, Pittsburgh, PA
Tue Jul 09 1974, 7:05 PM EDT
Att: 13,737 - Unknown

AB 36
R 4
H 10
RBI 3
BB 2
SO 3
LOB 17



Batter	1	2	3	4	5	6	7	8	9	AB	R	H	RBI	BB	SO	LOB	BOTTOM	
Gene Clines, R (1, 7) OBP: 0.316, SLG: 0.272										3	0	0	0	0	1	2		
Ed Kirkpatrick, L (1, 3) OBP: 0.311, SLG: 0.275										4	0	0	0	0	0	2		
Richie Hebner, L (1, 5) OBP: 0.356, SLG: 0.474										2	1	1	0	1	0	0		
Richie Zisk, R (1, 9) OBP: 0.395, SLG: 0.510										3	1	1	0	1	1	1		
Manny Sanguillen, R (1, 2) OBP: 0.309, SLG: 0.379										4	1	1	2	0	0	3		
Rennie Stennett, R (1, 4) OBP: 0.330, SLG: 0.386										4	1	2	0	0	0	0		
Dave Augustine, R (1, 8) OBP: 0.367, SLG: 0.536										4	0	0	0	0	2	2		
Mario Mendoza, R (1, 6) OBP: 0.298, SLG: 0.283										4	1	3	1	0	0	0		
Ken Brett, L (1, 1) ERA: 3.12										3	0	1	0	0	1	2		
Dave Giusti, R (8, 1) ERA: 3.57										0	0	0	0	0	0	0		
Inning Stats	R: 0 E: 0 K: 0 S: 3	H: 0 LOB: 0 BB: 0 P: 3	R: 0 E: 0 K: 1 S: 6	H: 1 LOB: 1 BB: 0 P: 6	R: 0 E: 0 K: 1 S: 6	H: 1 LOB: 1 BB: 0 P: 6	R: 4 E: 0 K: 2 S: 12	H: 5 LOB: 1 BB: 0 P: 12	R: 0 E: 1 K: 0 S: 3	H: 0 LOB: 0 BB: 0 P: 3	R: 1 E: 1 K: 0 S: 5	H: 2 LOB: 3 BB: 2 P: 13	R: 0 E: 0 K: 1 S: 5	H: 0 LOB: 0 BB: 0 P: 5	1B: 8 2B: 1 3B: 0 HR: 0	SF: 0 SAC: 1 DP: 1 HBP: 0	WP: 0 PA: 35	
PITCHER	IP WLS BF H R ER SO BB IBB HBP BLK WP HR S P ERA WHIP																	
Phil Niekro, R (1, 1) ERA: 3.12	6.0 L 25 7 4 3 4 0 0 0 0 0 0 0 33 33 4.50 1.167																	
Lew Krausse, R (7, 1) ERA: 3.57	2.0 10 2 1 1 1 1 1 0 0 0 0 10 18 4.50 1.500																	

Atlanta Braves @ Pittsburgh Pirates
Three Rivers Stadium, Pittsburgh, PA
Tue Jul 09 1974, 7:05 PM EDT
Att: 13,737 - Unknown

AB 31
R 5
H 9
RBI 3
BB 2
SO 5
LOB 12



Batter	1	2	3	4	5	6	7	8	9	AB	R	H	RBI	BB	SO	LOB	TOP								
Ralph Garr, L OBP: 0.401, SLG: 0.505 (1, 7)	5-3		4-3 SF9 1B		6-3			FC5-4 1B	2B 1B	5	2	3	0	0	0	0									
Craig Robinson, R OBP: 0.288, SLG: 0.249 Hank Aaron, R OBP: 0.314, SLG: 0.470 Leo Foster, R OBP: 0.231, SLG: 0.292 (1, 6) (8, PH) (8, PR) (9, 9)	F2		4-3		4-3			FC5-4 1B BB 1-2 FC	F8	3	0	0	0	0	0	1									
Darrell Evans, L OBP: 0.384, SLG: 0.412 (1, 5) BB BB	2B BB		SF9		F8			FC 1B BB 1-2 BB	1B 2B	2	3	1	1	2	0	0									
Dusty Baker Jr., R OBP: 0.319, SLG: 0.361 (1, 9) (9, 8)	1-H 2B		6-3		K			BB FC SH3 1B	1B IBB	4	1	2	1	1	1	0									
Rowland Office, L OBP: 0.259, SLG: 0.347 Ivan Murrell, R OBP: 0.259, SLG: 0.312 Frank Tenedino, L OBP: 0.272, SLG: 0.288 (1, 8) (9, PH) (9, PH) (9, 3)	6-3			4-3				F9 SH3 BB 1-2 2-3 3-H	G1-4-3 1B	4	0	0	1	0	0	3									
Davey Johnson, R OBP: 0.358, SLG: 0.388 (1, 3) (9, 4)		G3 SH1-3 1B		CS 1B				F9 SH3 BB 1-2 2-3 3-H	G1-4-3 1B 1-2	4	0	2	1	1	0	2									
Marty Perez, R OBP: 0.371, SLG: 0.418 (1, 4) (9, 6)		SH1-3 1-2		6-3 1-2				1B 1B 1-2 2-3 3-H	SH3	2	0	1	1	0	0	1									
Johnny Oates, L OBP: 0.290, SLG: 0.294 (1, 2)		G3 2-3			F9			1B 1B 1-2	FC6-4 IBB	3	0	1	0	1	0	1									
Roric Harrison, R OBP: 0.225, SLG: 0.421 Norm Miller, L OBP: 0.321, SLG: 0.375 Joe Niekro, R Danny Frisella, L (1, 1) (7, PH) (7, 1) (8, 1)	F8				K			6-3 6-3 1-2	FC6-4 1-2	2	0	0	0	0	1	1									
Inning Stats	R: 1 E: 0 K: 0 S: 4	H: 1 LOB: 1 BB: 1 P: 8	R: 0 E: 0 K: 0 S: 4	H: 1 LOB: 1 BB: 0 P: 4	R: 1 E: 0 K: 0 S: 4	H: 1 LOB: 0 BB: 0 P: 4	R: 0 E: 0 K: 0 S: 3	H: 1 LOB: 0 BB: 0 P: 3	R: 0 E: 0 K: 1 S: 5	H: 0 LOB: 0 BB: 0 P: 5	R: 0 E: 0 K: 0 S: 5	H: 2 LOB: 2 BB: 0 P: 5	R: 0 E: 0 K: 0 S: 5	H: 2 LOB: 2 BB: 0 P: 5	R: 3 E: 0 K: 0 S: 6	H: 2 LOB: 3 BB: 3 P: 18	R: 2 E: 0 K: 0 S: 5	H: 3 LOB: 1 BB: 1 P: 9	1B: 9 2B: 2 3B: 0 HR: 0	SF: 1 SAC: 2 DP: 1 HBP: 0	WP: 0 PB: 0 SB: 1 CS: 1	PA: 42			
PITCHER	IP	WLS	BF	H	R	ER	SO	BB	IBB	HBP	BLK	WP	HR	S	P	ERA	WHIP								
Bob Gibson, R ERA: 4.33 Al Hrabosky, L ERA: 4.51 Mike Garman, R ERA: 3.22 (1, 1) (9, 1) (9, 1)	8.0	L	36	8	5	5	2	3	1	0	0	0	0	36	52	5.62	1.375								
	0.1		4	2	2	2	0	0	1	0	0	0	0	3	7	54.00	6.000								
	0.2		2	1	0	0	0	0	0	0	0	0	0	2	2	0.00	1.500								

Atlanta Braves @ St. Louis Cardinals
Busch Stadium, St. Louis, MO
Fri Jul 12 1974, 7:05 PM CDT
Unknown

AB 34
R 7
H 11
RBI 7
BB 5
SO 2
LOB 16



Batter	1	2	3	4	5	6	7	8	9	AB	R	H	RBI	BB	SO	LOB	BOTTOM								
Lou Brock, L OBP: 0.369, SLG: 0.411 (1, 7)	4-3			CS 1B	CS 1B			FC6-4 1-2 BB		3	0	2	0	1	0	0									
Jack Heidemann, R OBP: 0.344, SLG: 0.333 (1, 6)	F8			1B HR 1B	CS 1B	G4-6-3 1B		FC6-4 1-2 2-3		4	1	2	0	0	0	2									
Reggie Smith, S OBP: 0.391, SLG: 0.564 Al Hrabosky, R OBP: 0.333, SLG: 0.333 Mike Garman, R OBP: 0.250, SLG: 0.250 (1, 9) (9, 1) (9, 1)	K			HR 1B	F8	F8		K		4	1	1	0	0	2	3									
Ted Simmons, S OBP: 0.321, SLG: 0.466 (1, 3)		5-3		HR 1B	G4-6-3 1-2			1B BB		3	1	1	3	1	0	1									
Bake McBride, L OBP: 0.355, SLG: 0.400 (1, 8)		5-3		K			F7	K		4	0	0	0	0	2	1									
Tim McCarver, L OBP: 0.358, SLG: 0.258 (1, 2)		F8		BB			K	F7		3	0	0	0	1	1	1									
Ken Reitz, R OBP: 0.312, SLG: 0.374 (1, 5)			P6	P4			2-3	1B		4	0	1	0	0	0	1									
Mike Tyson, R OBP: 0.242, SLG: 0.235 Jim Dwyer, L OBP: 0.432, SLG: 0.545 (1, 4) (8, PH) (9, 9)			4-3		4-3			FC3-6 BB	K	2	0	0	0	0	0	0									
Bob Gibson, R OBP: 0.167, SLG: 0.191 Jose Cruz, L OBP: 0.328, SLG: 0.410 Tom Heintzelman, R OBP: 0.329, SLG: 0.343 (1, 1) (8, PH) (9, 4)			F8		F9			FC3-6 FC6-4 S 1-2		2	0	0	0	0	0	0									
Inning Stats	R: 0 E: 0 K: 1 S: 5	H: 0 LOB: 0 BB: 0 P: 5	R: 0 E: 0 K: 0 S: 3	H: 0 LOB: 0 BB: 0 P: 3	R: 0 E: 0 K: 0 S: 3	H: 0 LOB: 0 BB: 0 P: 3	R: 3 E: 0 K: 1 S: 8	H: 4 LOB: 1 BB: 1 P: 12	R: 0 E: 0 K: 0 S: 3	H: 1 LOB: 0 BB: 0 P: 3	R: 0 E: 0 K: 1 S: 5	H: 0 LOB: 0 BB: 0 P: 5	R: 0 E: 0 K: 1 S: 5	H: 0 LOB: 2 BB: 2 P: 13	R: 0 E: 0 K: 2 S: 8	H: 1 LOB: 2 BB: 1 P: 12	1B: 6 2B: 0 3B: 0 HR: 1	SF: 0 SAC: 0 DP: 1 HBP: 0	WP: 0 PB: 0 SB: 1 CS: 2	PA: 36					
PITCHER	IP	WLS	BF	H	R	ER	SO	BB	IBB	HBP	BLK	WP	HR	S	P	ERA	WHIP								
Roric Harrison, R ERA: 4.5 Joe Niekro, R ERA: 3.0 Danny Frisella, R ERA: 4.11 (1, 1) (7, 1) (8, 1)	6.0		22	6	3	3	2	1	0	0	0	0	0	6	14	4.50	1.167								
	1.1	W	6	0	0	0	1	2	0	0	0	0	0	6	14	0.00	1.500								
	1.2		7	1	0	0	3	1	0	0	0	0	0	12	16	0.00	1.200								

Atlanta Braves @ St. Louis Cardinals
Busch Stadium, St. Louis, MO
Fri Jul 12 1974, 7:05 PM CDT
Unknown

AB 31
R 3
H 7
RBI 3
BB 4
SO 6
LOB 12



Batter	1	2	3	4	5	6	7	8	9	AB	R	H	RBI	BB	SO	LOB	TOP					
Ralph Garr, L (1,7) OBP: 0.397, SLG: 0.501 Joe Niekro, R (6,1)	K			F8		F7			1B	3	0	0	0	0	1	0	Atlanta Braves @ St. Louis Cardinals Busch Stadium, St. Louis, MO Fri Jul 12, 1974, 7:05 PM CDT Att: 47,944 - Unknown					
Vic Correll, R (8,2)									1B	0	0	0	0	0	0	0						
Craig Robinson, R (1,6) OBP: 0.270, SLG: 0.251 Leo Foster, R (5,6)	G3					5-3			F7	2	0	1	0	0	0	0						
Darrell Evans, L (1,5) OBP: 0.382, SLG: 0.410	F8								G6-4-3	4	0	1	0	0	0	1						
Dusty Baker Jr., R (1,9) OBP: 0.315, SLG: 0.356		K							1B	4	0	0	0	0	1	3						
Rowland Office, L (1,8) OBP: 0.255, SLG: 0.340		4-3								3	0	0	0	0	0	0						
Davey Johnson, R (1,3) OBP: 0.356, SLG: 0.385 Frank Tepedino, L (5,3)										2	0	0	0	0	0	0						
Marty Perez, R (1,4) OBP: 0.365, SLG: 0.410										1	0	1	0	0	0	0						
Johnny Oates, L (1,2) OBP: 0.286, SLG: 0.290 Tom House, L (8,1) OBP: 0.400, SLG: 0.400										3	0	0	0	0	0	2						
Buzz Capra, R (1,1) OBP: 0.289, SLG: 0.206 Lew Krausse, R (1,1) Ivan Murrell, R (6,PH) OBP: 0.253, SLG: 0.304										0	0	0	0	0	0	0						
Inning Stats	R: 0 E: 0 K: 1 S: 5	H: 0 LOB: 0 BB: 0 P: 5	R: 0 E: 0 K: 1 S: 5	H: 0 LOB: 0 BB: 0 P: 5	R: 0 E: 0 K: 1 S: 5	H: 0 LOB: 0 BB: 0 P: 5	R: 0 E: 0 K: 0 S: 4	H: 1 LOB: 1 BB: 0 P: 4	R: 0 E: 1 K: 0 S: 4	H: 0 LOB: 1 BB: 0 P: 4	R: 0 E: 0 K: 1 S: 5	H: 0 LOB: 0 BB: 0 P: 5	R: 0 E: 0 K: 0 S: 3	H: 0 LOB: 0 BB: 0 P: 3	R: 0 E: 0 K: 1 S: 6	H: 1 LOB: 1 BB: 0 P: 6	R: 0 E: 0 K: 0 S: 4	H: 2 LOB: 1 BB: 0 P: 4	1B: 4 2B: 0 3B: 0 HR: 0	SF: 0 SAC: 0 DP: 1 HBP: 0	WP: 0 PB: 0 SB: 0 CS: 0	PA: 31
PITCHER Bob Forsch, R (1,1) ERA: 1.15	IP: 9.0 WLS: W BF: 31 H: 4 R: 0 ER: 0 SO: 5 BB: 0 IBB: 0 HBP: 0 BLK: 0 WP: 0 HR: 0 S: 41 P: 41 ERA: 0.00 WHIP: 0.444											PITCHER	IP: 9.0 WLS: W BF: 31 H: 4 R: 0 ER: 0 SO: 5 BB: 0 IBB: 0 HBP: 0 BLK: 0 WP: 0 HR: 0 S: 41 P: 41 ERA: 0.00 WHIP: 0.444									


AB 31
R 0
H 4
RBI 0
BB 0
SO 5
LOB 10




Batter	1	2	3	4	5	6	7	8	9	AB	R	H	RBI	BB	SO	LOB	BOTTOM				
Lou Brock, L (1,7) OBP: 0.372, SLG: 0.410 Jose Cruz, L (4,7) OBP: 0.322, SLG: 0.402										1	2	0	0	2	0	1	Atlanta Braves @ St. Louis Cardinals Busch Stadium, St. Louis, MO Fri Jul 12, 1974, 7:05 PM CDT Att: 47,944 - Unknown				
Jack Heidemann, R (1,6) OBP: 0.361, SLG: 0.333										3	2	1	1	1	1	1					
Reggie Smith, S (1,9) OBP: 0.389, SLG: 0.565 Jim Dwyer, L (8,9) OBP: 0.421, SLG: 0.529										3	0	1	4	0	0	0					
Ted Simmons, S (1,2) OBP: 0.325, SLG: 0.465										1	1	0	0	0	1	0					
Joe Torre, R (1,3) OBP: 0.374, SLG: 0.406										3	1	2	1	1	1	0					
Bake McBride, L (1,8) OBP: 0.359, SLG: 0.405										4	1	2	2	1	0	2					
Ken Reitz, R (1,5) OBP: 0.310, SLG: 0.369										4	1	0	0	1	0	7					
Mike Tyson, R (1,4) OBP: 0.243, SLG: 0.235										4	1	1	1	0	0	0					
Bob Forsch, R (1,1) OBP: 0.143, SLG: 0.143										4	0	1	0	0	2	2					
Inning Stats	R: 9 E: 2 K: 1 S: 10	H: 4 LOB: 1 BB: 4 P: 27	R: 0 E: 0 K: 1 S: 5	H: 0 LOB: 0 BB: 0 P: 5	R: 0 E: 0 K: 0 S: 4	H: 1 LOB: 1 BB: 0 P: 4	R: 0 E: 0 K: 0 S: 4	H: 1 LOB: 2 BB: 0 P: 5	R: 0 E: 0 K: 0 S: 3	H: 0 LOB: 0 BB: 0 P: 3	R: 0 E: 1 K: 1 S: 6	H: 1 LOB: 3 BB: 2 P: 14	R: 0 E: 0 K: 1 S: 5	H: 0 LOB: 0 BB: 0 P: 5	R: 1 E: 0 K: 0 S: 5	H: 2 LOB: 2 BB: 1 P: 9		R: 0 E: 0 K: 0 S: 4	H: 7 LOB: 1 2B: 2 3B: 0 HR: 0	SF: 1 SAC: 1 DP: 0 HBP: 2	WP: 0 PB: 0 SB: 1 CS: 0
PITCHER Buzz Capra, R (1,1) ERA: 1.87 Lew Krausse, R (1,1) ERA: 3.0 Joe Niekro, R (6,1) ERA: 2.57 Tom House, L (8,1) ERA: 2.01	IP: 0.2 WLS: L BF: 11 H: 3 R: 0 ER: 0 SO: 1 BB: 0 IBB: 0 HBP: 1 BLK: 0 WP: 0 HR: 0 S: 18 P: 19 ERA: 0.00 WHIP: 0.692											PITCHER	IP: 0.2 WLS: L BF: 11 H: 3 R: 0 ER: 0 SO: 1 BB: 0 IBB: 0 HBP: 1 BLK: 0 WP: 0 HR: 0 S: 18 P: 19 ERA: 0.00 WHIP: 0.692								

AB 32
R 10
H 9
RBI 9
BB 7
SO 4
LOB 16



Batter	1	2	3	4	5	6	7	8	9	AB	R	H	RBI	BB	SO	LOB	TOP					
Ralph Garr, L OBP: 0.400, SLG: 0.501 (1, 7)	SH1-3 1B		FC4-6 WP 1B 1-2	G1-6-3 1B		4-0 1-2 2-3 BB		6-3		4	1	2	2	1	0	1	Atlanta Braves @ St. Louis Cardinals Busch Stadium, St. Louis, MO Sat Jul 13 1974, 7:05 PM CDT Att: 41,309 - Unknown AB 36 R 8 H 12 RBI 8 BB 6 SO 4 LOB 24 					
Craig Robinson, R OBP: 0.269, SLG: 0.248 (1, 6)	SH1-3		1B	G1-6-3		0-3 K		1-3		3	0	0	0	1	1	5						
Darrell Evans, L OBP: 0.385, SLG: 0.415 (1, 5)	K		1B			4-0 FC6-4 BB			2B	4	1	2	1	1	1	1						
Dusty Baker Jr., R OBP: 0.316, SLG: 0.358 (1, 9)	F8		F9			0-0 FC5-4 HBP		F9	2B	4	1	1	1	0	0	4						
Frank Tepedino, L OBP: 0.275, SLG: 0.290 (1, 3)		4-3		FC5-4 BB 1B		FC6-4 1B		F7		5	2	1	0	0	0	3						
Rowland Office, L OBP: 0.265, SLG: 0.350 (1, 8)	F7			FC5-4 BB		CS		F8		4	1	2	0	1	0	1						
Marty Perez, R OBP: 0.371, SLG: 0.425 (1, 4)	P3			FC5-4 1B 1B		BB FC1-5 BB			1B	4	1	2	3	1	0	2						
Johnny Oates, L OBP: 0.289, SLG: 0.289 (1, 2)			FC1-6 BB	1B 1B		FC1-5 BB		F7	4-3	4	1	1	1	1	0	4						
Ron Reed, R OBP: 0.172, SLG: 0.143 (1, 1)			FC1-6 FC4-6	1B		K		K		4	0	1	0	0	2	3						
Inning Stats	R: 0 E: 0 K: 1 S: 6	H: 1 LOB: 1 BB: 0 P: 6	R: 0 E: 0 K: 0 S: 3	H: 0 LOB: 0 BB: 0 P: 3	R: 1 E: 0 K: 0 S: 4	H: 1 LOB: 2 BB: 2 P: 12	R: 3 E: 0 K: 0 S: 6	H: 4 LOB: 1 BB: 1 P: 10	R: 0 E: 0 K: 2 S: 8	H: 0 LOB: 0 BB: 0 P: 3	R: 0 E: 0 K: 2 S: 8	H: 1 LOB: 3 BB: 2 P: 16	R: 2 E: 0 K: 0 S: 5	H: 2 LOB: 1 BB: 1 P: 9	R: 0 E: 0 K: 1 S: 5	H: 0 LOB: 0 BB: 0 P: 5	R: 2 E: 0 K: 0 S: 6	H: 3 LOB: 1 BB: 0 P: 6	1B: 8 2B: 3 3B: 1 HR: 0	SF: 0 SAC: 1 DP: 1 HBP: 1	WP: 1 PB: 0 SB: 1 CS: 1	PA: 45
PITCHER	IP WLS BF H R ER SO BB IBB HBP BLK WP HR S P ERA WHIP																					
Lynn McGlothen, R ERA: 2.74 (1, 1)	5.0 L 25 7 4 4 1 4 0 0 0 0 0 0 22 39 7.20 2.200																					
John Curtis, L ERA: 4.74 (6, 1)	3.0 13 2 2 2 3 2 0 0 0 0 0 0 17 25 6.00 1.333																					
Al Hrabosky, L ERA: 5.19 (9, 1)	1.0 6 3 2 2 0 0 0 0 0 0 0 0 6 6 18.00 3.000																					

Batter	1	2	3	4	5	6	7	8	9	AB	R	H	RBI	BB	SO	LOB	BOTTOM					
Lou Brock, L OBP: 0.368, SLG: 0.404 (1, 7)	4-3			F7	FC6-4			FC4-6		4	0	0	0	0	0	3	Atlanta Braves @ St. Louis Cardinals Busch Stadium, St. Louis, MO Sat Jul 13 1974, 7:05 PM CDT Att: 41,309 - Unknown AB 34 R 1 H 7 RBI 1 BB 1 SO 2 LOB 17 					
Tom Heintzelman, R OBP: 0.329, SLG: 0.343 (9, 4)										0	0	0	0	0	0	0						
Jack Heidemann, R OBP: 0.350, SLG: 0.324 (1, 6)	F3			1B				F9		4	0	1	0	0	1	1						
Reggie Smith, S OBP: 0.390, SLG: 0.564 (1, 9)	F9			1B				F7		4	1	2	0	0	0	0						
Ted Simmons, S OBP: 0.324, SLG: 0.462 (1, 2)			G6-3 1B	P5				F7		4	0	1	0	0	0	3						
Joe Torre, R OBP: 0.373, SLG: 0.404 (1, 3)			P6	F8				F9		4	0	1	0	0	0	3						
Bake McBride, L OBP: 0.354, SLG: 0.399 (1, 8)			G6-3					F7		4	0	0	0	0	0	3						
Ken Reitz, R OBP: 0.313, SLG: 0.369 (1, 5)			K					F8		3	0	1	1	1	1	0						
Mike Tyson, R OBP: 0.241, SLG: 0.233 (8, PH)			G3					F7		2	0	0	0	0	0	1						
Jim Dwyer, L OBP: 0.400, SLG: 0.500 (9, 7)				F2						2	0	0	0	0	0	2						
Lynn McGlothen, L OBP: 0.286, SLG: 0.292 (6, 1)			P6							2	0	0	0	0	0	1						
John Curtis, L OBP: 0.147, SLG: 0.094 (6, PH)										0	0	0	0	0	0	0						
Jose Cruz, L OBP: 0.328, SLG: 0.407 (6, PH)										1	0	1	0	0	0	0						
Al Hrabosky, R OBP: 0.333, SLG: 0.333 (9, 1)								FC4-6 1B		0	0	0	0	0	0	0						
Inning Stats	R: 0 E: 0 K: 0 S: 3	H: 0 LOB: 0 BB: 0 P: 3	R: 0 E: 0 K: 0 S: 3	H: 1 LOB: 0 BB: 0 P: 3	R: 0 E: 0 K: 1 S: 5	H: 0 LOB: 0 BB: 0 P: 5	R: 0 E: 0 K: 0 S: 5	H: 2 LOB: 2 BB: 0 P: 5	R: 0 E: 1 K: 0 S: 4	H: 0 LOB: 2 BB: 1 P: 8	R: 0 E: 0 K: 0 S: 3	H: 0 LOB: 0 BB: 0 P: 3	R: 0 E: 0 K: 0 S: 3	H: 0 LOB: 0 BB: 0 P: 3	R: 0 E: 0 K: 1 S: 6	H: 1 LOB: 1 BB: 0 P: 6	R: 1 E: 0 K: 0 S: 6	H: 3 LOB: 2 BB: 0 P: 6	1B: 7 2B: 0 3B: 0 HR: 0	SF: 0 SAC: 0 DP: 1 HBP: 0	WP: 0 PB: 0 SB: 1 CS: 0	PA: 35
PITCHER	IP WLS BF H R ER SO BB IBB HBP BLK WP HR S P ERA WHIP																					
Ron Reed, R ERA: 2.78 (1, 1)	9.0 W 35 7 1 1 2 1 0 0 0 0 0 0 38 42 1.00 0.889																					

Batter	1	2	3	4	5	6	7	8	9	AB	R	H	RBI	BB	SO	LOB	TOP			
Ralph Garr, L OBP: 0.400, SLG: 0.505 (1, 9)			4-3	F7		F8			B3-6-4 1B	5	1	2	0	0	0	0				
Craig Robinson, R OBP: 0.272, SLG: 0.251 (1, 6)	BB SF8 3-H 1B		WP 1B		F9		F9		B3-6-4 1-2 1B	5	2	2	0	0	0	1				
Darrell Evans, L OBP: 0.391, SLG: 0.413 (1, 5)	SF8 BB 1-2 CS BB		1B 1B		HR BB				P6	1	2	0	0	4	0	0				
Hank Aaron, R OBP: 0.317, SLG: 0.468 Rowland Office, L OBP: 0.275, SLG: 0.350 (1, 7) (7, 8)	1-2 2-3 BB		1B 1B		F9		F5			3	0	1	0	1	0	2				
Dusty Baker Jr., R OBP: 0.318, SLG: 0.359 (1, 8) (7, 9)	SF8 2-3 3-H		1-2 2-H 1B		HR BB		K			2	1	1	2	1	1	1				
Davey Johnson, R OBP: 0.355, SLG: 0.394 (1, 3)	K 3-H		P3		HR				6-3	4	1	1	3	0	1	4				
Marty Perez, R OBP: 0.369, SLG: 0.417 (1, 4)		F7	F9		F9				1B BB	3	0	0	0	1	0	2				
Johnny Oates, L OBP: 0.288, SLG: 0.288 (1, 2)		G3		F8		F9			G1-6-3 1-2 1B	4	0	1	0	0	0	0				
Phil Niekro, R OBP: 0.241, SLG: 0.259 (1, 1)		F7		K		F9			G1-6-3 1-2 1B	4	0	0	0	0	1	2				
Inning Stats	R: 2 E: 0 K: 1 S: 6	H: 2 LOB: 2 BB: 2 P: 14	R: 0 E: 0 K: 0 S: 3	H: 0 LOB: 0 BB: 0 P: 3	R: 2 E: 0 K: 0 S: 6	H: 3 LOB: 2 BB: 1 P: 10	R: 0 E: 0 K: 1 S: 5	H: 0 LOB: 0 BB: 0 P: 5	R: 3 E: 0 K: 0 S: 4	H: 1 LOB: 0 BB: 2 P: 12	R: 0 E: 0 K: 0 S: 3	H: 0 LOB: 1 BB: 1 P: 9	R: 0 E: 0 K: 0 S: 3	H: 1 LOB: 1 BB: 1 P: 7	R: 0 E: 0 K: 0 S: 3	H: 1 LOB: 0 BB: 0 P: 3	1B: 6 2B: 1 3B: 1 HR: 1	SF: 1 SAC: 0 DP: 3 HBP: 0	WP: 3 PB: 3 SB: 2 CS: 1	PA: 39
PITCHER	IP WLS BF H R ER SO BB IBB HBP BLK WP HR S P ERA WHIP	IP WLS BF H R ER SO BB IBB HBP BLK WP HR S P ERA WHIP																		
Ray Bare, R ERA: 12.0 (1, 1)	3.0 L 16 5 4 4 1 3 0 0 0 0 0 15 27 12.00 2.667																			
Rich Folkers, L ERA: 3.02 (4, 1)	3.0 12 1 3 3 1 2 0 0 0 0 0 1 12 20 9.00 1.000																			
Orlando Pena, R ERA: 2.36 (7, 1)	2.0 8 1 0 0 1 2 0 0 0 0 0 0 8 16 0.00 1.500																			
Al Hrabosky, L ERA: 5.05 (9, 1)	1.0 3 1 0 0 0 0 0 0 0 0 0 0 3 3 0.00 1.000																			

Atlanta Braves @ St. Louis Cardinals
 Busch Stadium, St. Louis, MO
 Sun Jul 14 1974, 3:33 AM CDT
 Att: 31,794 - Unknown

AB 31
 R 7
 H 8
 RBI 5
 BB 7
 SO 3
 LOB 12



Batter	1	2	3	4	5	6	7	8	9	AB	R	H	RBI	BB	SO	LOB	BOTTOM			
Lou Brock, L OBP: 0.369, SLG: 0.406 Al Hrabosky, R OBP: 0.333, SLG: 0.333 (1, 7) (9, 1)	S 1B		G3			1B 1B		F6		4	0	2	0	0	0	0				
Jack Heidemann, R OBP: 0.341, SLG: 0.317 (1, 6)	F2 1-2		F7			FC6-4 1B		F3		4	0	1	0	0	0	1				
Reggie Smith, S OBP: 0.385, SLG: 0.556 (1, 9)	K			4-3		P4			3-1	4	0	0	0	0	1	3				
Ted Simmons, S OBP: 0.321, SLG: 0.456 (1, 2)	K			4-3		FC6-4 1-2			F8	4	0	0	0	0	1	3				
Joe Torre, R OBP: 0.369, SLG: 0.399 Jim Hickman, R OBP: 0.353, SLG: 0.367 (1, 3) (9, 3)	G3			6-3			F5		FC4 BB	3	0	0	0	0	0	2				
Bake McBride, L OBP: 0.353, SLG: 0.397 (1, 8)		4-3			G4-3 1B		P5		FC4 1-2	4	0	1	0	0	0	1				
Ken Reitz, R OBP: 0.313, SLG: 0.369 (1, 5)		5-3			G4-3 1-2					3	0	1	0	0	0	1				
Mike Tyson, R OBP: 0.238, SLG: 0.231 Tim McCarver, L OBP: 0.354, SLG: 0.254 Tom Heintzelman, R OBP: 0.329, SLG: 0.343 (1, 4) (7, PH) (8, 4)	1-3				1-3		F9			2	0	0	0	0	0	0				
Ray Bare, R Jose Cruz, L Rich Folkers, L Luis Melendez, R Orlando Pena, R Jim Dwyer, L (1, 1) (3, PH) (4, 1) (6, PH) (7, 1) (8, PH) (9, 7)			F8			4-3		F9		0	0	0	0	0	0	0				
Inning Stats	R: 0 E: 0 K: 2 S: 9	H: 1 LOB: 2 BB: 0 P: 9	R: 0 E: 0 K: 0 S: 3	H: 0 LOB: 0 BB: 0 P: 3	R: 0 E: 0 K: 0 S: 3	H: 0 LOB: 0 BB: 0 P: 3	R: 0 E: 0 K: 0 S: 3	H: 1 LOB: 0 BB: 0 P: 3	R: 0 E: 0 K: 0 S: 5	H: 2 LOB: 2 BB: 0 P: 5	R: 0 E: 0 K: 0 S: 4	H: 1 LOB: 1 BB: 0 P: 4	R: 0 E: 0 K: 0 S: 3	H: 0 LOB: 0 BB: 0 P: 3	R: 0 E: 0 K: 0 S: 3	H: 0 LOB: 1 BB: 1 P: 7	1B: 5 2B: 0 3B: 0 HR: 0	SF: 0 SAC: 0 DP: 1 HBP: 0	WP: 0 PB: 1 SB: 1 CS: 0	PA: 33
PITCHER	IP WLS BF H R ER SO BB IBB HBP BLK WP HR S P ERA WHIP	IP WLS BF H R ER SO BB IBB HBP BLK WP HR S P ERA WHIP																		
Phil Niekro, R ERA: 2.95 (1, 1)	9.0 W 33 5 0 0 2 1 0 0 0 0 0 36 40 0.00 0.667																			

Atlanta Braves @ St. Louis Cardinals
 Busch Stadium, St. Louis, MO
 Sun Jul 14 1974, 3:33 AM CDT
 Att: 31,794 - Unknown

AB 32
 R 0
 H 5
 RBI 0
 BB 1
 SO 2
 LOB 12



Batter	1	2	3	4	5	6	7	8	9	AB	R	H	RBI	BB	SO	LOB	TOP							
Don Kessinger, S (1, 6) OBP: 0.345, SLG: 0.323	1-3		3-1		SH5-3	F8			B1	4	0	0	0	0	0	3								
Jerry Morales, R (1, 8) (9, 7) OBP: 0.306, SLG: 0.400	4-3		F8		5-3		5-3		BB 1B BB	4	1	0	0	1	0	2								
Jose Cardenal, R (1, 9) OBP: 0.362, SLG: 0.446	K			6-3	FC5 1B		9-5 2B		BB 1B BB	4	1	2	1	1	1	0								
Billy Williams, L (1, 7) OBP: 0.391, SLG: 0.464		3-1		1B 6-3 1B					1B WP BB	2	2	1	1	3	0	0								
Rick Monday, L (9, 8) OBP: 0.394, SLG: 0.475					1-2 BB				1-2 2-3 3-H BB	0	0	0	0	0	0	0								
Andre Thornton, R (1, 3) OBP: 0.369, SLG: 0.495					FC5		9-5		SH WP 1B	5	0	3	2	0	0	4								
Bill Madlock, R (1, 5) OBP: 0.352, SLG: 0.424		5-3		6-3		G3 SF8 BB			L5-3 BB SH BB	2	1	0	1	3	0	2								
Billy Grabarkewitz, R (1, 4) OBP: 0.283, SLG: 0.250					FC6-4 BB	G3			L5-3 SH	3	0	0	0	1	1	3								
Oscar Zamora, R (8, 1)	K					1-3			1-2 2-3 SH BB	0	0	0	0	0	0	0								
Steve Swisher, R (1, 2) OBP: 0.305, SLG: 0.289			6-3	FC6-4		SF8		F7	G5-4-3	4	0	0	1	0	0	5								
Dave LaRoche, L (1, 1) OBP: 0.286, SLG: 0.429										3	1	2	0	0	0	0								
Ken Frailing, L (7, 1) OBP: 0.325, SLG: 0.339			E6		SH5-3 1B				K BB S	0	0	0	0	0	0	0								
Jim Todd, R (6, 1) OBP: 0.308, SLG: 0.350										0	0	0	0	0	0	0								
Ken Frailing, L (7, 1) OBP: 0.325, SLG: 0.339										0	0	0	0	0	0	0								
Carmen Frazzetta, R (8, 4) OBP: 0.304, SLG: 0.350										0	0	0	0	0	0	0								
Matt Alexander, S (9, PH) OBP: 0.354, SLG: 0.250										0	1	0	0	0	1	0								
Dave Rosello, R (9, 4) OBP: 0.251, SLG: 0.297										0	0	0	0	0	0	0								
Inning Stats	R: 0 E: 0 K: 1 S: 5	H: 0 LOB: 0 BB: 0 P: 5	R: 0 E: 0 K: 1 S: 6	H: 1 LOB: 1 BB: 0 P: 6	R: 0 E: 1 K: 0 S: 4	H: 0 LOB: 1 BB: 0 P: 4	R: 1 E: 0 K: 0 S: 5	H: 2 LOB: 2 BB: 1 P: 9	R: 1 E: 0 K: 0 S: 5	H: 2 LOB: 2 BB: 1 P: 9	R: 1 E: 0 K: 0 S: 4	H: 1 LOB: 1 BB: 1 P: 8	R: 0 E: 0 K: 0 S: 3	H: 1 LOB: 0 BB: 1 P: 7	R: 0 E: 0 K: 0 S: 2	H: 0 LOB: 0 BB: 1 P: 6	R: 4 E: 0 K: 1 S: 7	H: 1 LOB: 3 BB: 4 P: 23	1B: 5 2B: 5 3B: 0 HR: 0	SF: 1 SAC: 2 DP: 3 HBP: 0	WP: 1 PB: 1 SB: 2 CS: 0	PA: 44		
PITCHER	IP WLS BF H R ER SO BB IBB HBP BLK WP HR S P ERA WHIP	7.0 L 7 0 3 3 1 3 0 0 0 0 0 6 18 3.86 2.250	1.1 L 7 0 3 3 1 3 0 0 0 0 0 6 18 20.25 2.250	0.2 L 5 1 1 0 0 2 0 0 0 1 0 3 11 0.00 4.500																				

Chicago Cubs @ Atlanta Braves
Atlanta Stadium, Atlanta, GA
Mon Jul 15 1974, 7:05 PM EDT
Att: 8,688 - Unknown

AB 32
R 7
H 8
RBI 6
BB 9
SO 3
LOB 19



Batter	1	2	3	4	5	6	7	8	9	AB	R	H	RBI	BB	SO	LOB	BOTTOM						
Ralph Garr, L (1, 9) OBP: 0.403, SLG: 0.516	4-3									4	1	3	1	0	0	0							
Craig Robinson, R (1, 6) OBP: 0.271, SLG: 0.251	6-3		F9		4-3					4	0	1	0	0	0	3							
Darrell Evans, L (1, 5) OBP: 0.392, SLG: 0.413	F8			1B		FC6-4 BB			K	3	0	1	0	1	1	1							
Hank Aaron, R (1, 7) OBP: 0.312, SLG: 0.459		F9		F8		FC6-4 HR		6-3		4	1	0	0	0	0	2							
Dusty Baker Jr., R (1, 8) OBP: 0.318, SLG: 0.367		F8		F7		HR		6-3		4	1	1	2	0	0	1							
Davey Johnson, R (1, 3) OBP: 0.353, SLG: 0.392		F8			1-2 1B	6-3		K		4	0	1	0	0	1	0							
Marty Perez, R (1, 4) OBP: 0.361, SLG: 0.407			F8	L4		F3			F8	4	0	0	0	0	0	2							
Paul Casanova, R (1, 2) OBP: 0.225, SLG: 0.193					F4				F9	2	0	1	0	0	0	0							
Johnny Oates, L (7, PH) OBP: 0.296, SLG: 0.286										2	0	0	0	0	0	0							
Carl Morton, R (1, 1) OBP: 0.148, SLG: 0.103										2	0	0	0	0	1	1							
Norm Miller, L (7, PH) OBP: 0.310, SLG: 0.360										1	0	0	0	0	0	0							
Joe Niekro, R (8, 1)										0	0	0	0	0	0	0							
Danny Frisella, L (9, 1)										0	0	0	0	0	0	0							
Frank Tepedino, L (9, PH) OBP: 0.273, SLG: 0.288										1	0	0	0	0	0	0							
Inning Stats	R: 0 E: 0 K: 0 S: 3	H: 0 LOB: 0 BB: 0 P: 3	R: 0 E: 0 K: 0 S: 3	H: 0 LOB: 0 BB: 0 P: 3	R: 0 E: 0 K: 0 S: 5	H: 2 LOB: 2 BB: 0 P: 5	R: 0 E: 0 K: 0 S: 5	H: 2 LOB: 2 BB: 0 P: 5	R: 0 E: 0 K: 1 S: 6	H: 1 LOB: 1 BB: 0 P: 6	R: 2 E: 0 K: 0 S: 4	H: 1 LOB: 0 BB: 1 P: 8	R: 1 E: 0 K: 1 S: 7	H: 2 LOB: 1 BB: 0 P: 7	R: 0 E: 0 K: 1 S: 5	H: 0 LOB: 0 BB: 0 P: 5	R: 0 E: 0 K: 0 S: 3	H: 0 LOB: 0 BB: 0 P: 3	1B: 6 2B: 0 3B: 0 HR: 2	SF: 0 SAC: 0 DP: 0 HBP: 0	WP: 0 PB: 0 SB: 0 CS: 0	PA: 36	
PITCHER	IP WLS BF H R ER SO BB IBB HBP BLK WP HR S P ERA WHIP	5.1 L 23 6 2 1 1 0 0 0 0 0 1 6 6 6.75 1.500	1.1 L 6 2 1 1 0 0 0 0 0 0 0 3 3 0.00 0.000	0.1 L 1 0 0 0 1 0 0 0 0 0 0 3 3 0.00 0.000																			

Chicago Cubs @ Atlanta Braves
Atlanta Stadium, Atlanta, GA
Mon Jul 15 1974, 7:05 PM EDT
Att: 8,688 - Unknown

AB 35
R 3
H 8
RBI 3
BB 1
SO 3
LOB 10



Batter	1	2	3	4	5	6	7	8	9	AB	R	H	RBI	BB	SO	LOB	TOP				
Don Kessinger, S OBP: 0.346, SLG: 0.322 (1, 6)										4	1	1	1	1	0	1	Chicago Cubs @ Atlanta Braves Atlanta Stadium, Atlanta, GA Tue Jul 16 1974, 7:05 PM EDT Alt. 7, 046 - Unknown - 90 F				
Rick Monday, L OBP: 0.391, SLG: 0.471 (1, 8)										5	0	1	0	0	0	3					
Jose Cardenal, R OBP: 0.365, SLG: 0.449 (1, 9)										5	2	3	0	0	1	1					
Billy Williams, L OBP: 0.395, SLG: 0.471 Jerry Morales, R OBP: 0.307, SLG: 0.399 (1, 7) (7, 7)										4	1	3	2	0	1	0					
Andre Thornton, R OBP: 0.362, SLG: 0.482 (1, 3)										5	0	1	1	0	2	2					
Bill Madlock, R OBP: 0.349, SLG: 0.419 (1, 5)										5	1	1	0	0	1	2					
Billy Grabarkewitz, R OBP: 0.323, SLG: 0.278 (1, 4)										2	0	1	0	3	1	0					
Steve Swisher, R OBP: 0.312, SLG: 0.301 (1, 2)										3	1	1	0	1	1	4					
Rick Reuschel, R OBP: 0.196, SLG: 0.240 (1, 1)										4	1	1	0	0	1	4					
Inning Stats	R: 2 E: 0 K: 0 S: 6	H: 3 LOB: 3 BB: 2 P: 14	R: 2 E: 1 K: 0 S: 6	H: 3 LOB: 1 BB: 0 P: 6	R: 0 E: 0 K: 2 S: 8	H: 1 LOB: 1 BB: 0 P: 8	R: 0 E: 0 K: 1 S: 5	H: 0 LOB: 0 BB: 0 P: 9	R: 1 E: 0 K: 0 S: 4	H: 2 LOB: 1 BB: 1 P: 8	R: 2 E: 1 K: 0 S: 5	H: 2 LOB: 2 BB: 2 P: 13	R: 0 E: 1 K: 0 S: 4	H: 1 LOB: 1 BB: 0 P: 4	R: 0 E: 0 K: 2 S: 7	H: 0 LOB: 0 BB: 0 P: 7	1B: 10 2B: 4 3B: 0 HR: 0	SF: 0 SAC: 0 DP: 1 HBP: 0	WP: 0 PB: 0 SB: 1 CS: 1	PA: 43	
PITCHER	IP WLS BF H R ER SO BB IBB HBP BLK WP HR S P ERA WHIP	IP WLS BF H R ER SO BB IBB HBP BLK WP HR S P ERA WHIP	IP WLS BF H R ER SO BB IBB HBP BLK WP HR S P ERA WHIP	IP WLS BF H R ER SO BB IBB HBP BLK WP HR S P ERA WHIP	IP WLS BF H R ER SO BB IBB HBP BLK WP HR S P ERA WHIP	IP WLS BF H R ER SO BB IBB HBP BLK WP HR S P ERA WHIP	IP WLS BF H R ER SO BB IBB HBP BLK WP HR S P ERA WHIP	IP WLS BF H R ER SO BB IBB HBP BLK WP HR S P ERA WHIP	IP WLS BF H R ER SO BB IBB HBP BLK WP HR S P ERA WHIP	IP WLS BF H R ER SO BB IBB HBP BLK WP HR S P ERA WHIP	IP WLS BF H R ER SO BB IBB HBP BLK WP HR S P ERA WHIP	IP WLS BF H R ER SO BB IBB HBP BLK WP HR S P ERA WHIP	IP WLS BF H R ER SO BB IBB HBP BLK WP HR S P ERA WHIP	IP WLS BF H R ER SO BB IBB HBP BLK WP HR S P ERA WHIP	IP WLS BF H R ER SO BB IBB HBP BLK WP HR S P ERA WHIP	IP WLS BF H R ER SO BB IBB HBP BLK WP HR S P ERA WHIP	IP WLS BF H R ER SO BB IBB HBP BLK WP HR S P ERA WHIP	IP WLS BF H R ER SO BB IBB HBP BLK WP HR S P ERA WHIP	IP WLS BF H R ER SO BB IBB HBP BLK WP HR S P ERA WHIP	IP WLS BF H R ER SO BB IBB HBP BLK WP HR S P ERA WHIP	IP WLS BF H R ER SO BB IBB HBP BLK WP HR S P ERA WHIP
Roric Harrison, R ERA: 4.71 (1, 1)	2.0 L	14 6	4 4	4 0	0 2	0 0	0 0	0 0	0 0	0 0	0 0	0 0	0 0	0 0	0 0	0 0	18.00	4.000			
Max Leon, R ERA: 1.34 (3, 1)	2.0 7	2 0	0 0	0 3	0 0	0 0	0 0	0 0	0 0	0 0	0 0	0 0	0 0	0 0	0 0	0 0	0.00	1.000			
Tom House, L ERA: 2.24 (5, 1)	3.0 15	4 3	2 2	3 2	2 2	1 0	0 0	0 0	0 0	0 0	0 0	0 0	0 0	0 0	0 0	0 0	6.00	2.000			
Joe Niekro, R ERA: 3.12 (8, 1)	2.0 7	1 0	0 0	2 2	0 0	0 0	0 0	0 0	0 0	0 0	0 0	0 0	0 0	0 0	0 0	0 0	0.00	0.500			

AB	38
R	7
H	13
RBI	4
BB	5
SO	8
LOB	18



Batter	1	2	3	4	5	6	7	8	9	AB	R	H	RBI	BB	SO	LOB	BOTTOM			
Ralph Garr, L OBP: 0.400, SLG: 0.510 (1, 7)										4	0	0	0	0	0	2	Chicago Cubs @ Atlanta Braves Atlanta Stadium, Atlanta, GA Tue Jul 16 1974, 7:05 PM EDT Alt. 7, 046 - Unknown - 90 F			
Craig Robinson, R OBP: 0.288, SLG: 0.247 (1, 6)										4	0	0	0	0	0	0				
Darrell Evans, L OBP: 0.390, SLG: 0.409 (1, 5)										3	0	0	0	1	1	0				
Dusty Baker Jr., R OBP: 0.314, SLG: 0.362 (1, 9)										4	0	0	0	0	0	2				
Davey Johnson, R OBP: 0.355, SLG: 0.397 (1, 3)										4	1	2	0	0	0	0				
Rowland Office, L OBP: 0.265, SLG: 0.348 (1, 8)										4	0	1	0	0	1	2				
Marty Perez, R OBP: 0.358, SLG: 0.404 (1, 4)										4	1	1	0	0	0	2				
Johnny Oates, L OBP: 0.289, SLG: 0.289 (1, 2)										4	0	2	1	0	0	1				
Roric Harrison, R OBP: 0.225, SLG: 0.421 Norm Miller, L OBP: 0.333, SLG: 0.395 Max Leon, R OBP: 0.346, SLG: 0.188 Vic Corbelli, R OBP: 0.400, SLG: 0.400 Tom House, L OBP: 0.307, SLG: 0.259 Leo Foster, R OBP: 0.307, SLG: 0.259 Joe Niekro, R OBP: 0.312, SLG: 0.301 (1, 1) (2, PH) (3, 1) (4, PH) (5, 1) (7, PH) (8, 1)										0	0	0	0	0	0	0				
Inning Stats	R: 0 E: 0 K: 0 S: 3	H: 0 LOB: 0 BB: 0 P: 3	R: 2 E: 1 K: 1 S: 9	H: 4 LOB: 2 BB: 0 P: 9	R: 0 E: 0 K: 1 S: 3	H: 0 LOB: 0 BB: 0 P: 3	R: 0 E: 0 K: 1 S: 7	H: 2 LOB: 2 BB: 0 P: 7	R: 0 E: 0 K: 1 S: 5	H: 0 LOB: 0 BB: 0 P: 5	R: 0 E: 0 K: 0 S: 3	H: 0 LOB: 0 BB: 0 P: 3	R: 0 E: 1 K: 0 S: 3	H: 0 LOB: 1 BB: 1 P: 7	R: 0 E: 0 K: 0 S: 4	H: 1 LOB: 1 BB: 0 P: 4	1B: 6 2B: 1 3B: 0 HR: 0	SF: 0 SAC: 0 DP: 1 HBP: 0	WP: 0 PB: 0 SB: 0 CS: 0	PA: 35
PITCHER	IP WLS BF H R ER SO BB IBB HBP BLK WP HR S P ERA WHIP	IP WLS BF H R ER SO BB IBB HBP BLK WP HR S P ERA WHIP	IP WLS BF H R ER SO BB IBB HBP BLK WP HR S P ERA WHIP	IP WLS BF H R ER SO BB IBB HBP BLK WP HR S P ERA WHIP	IP WLS BF H R ER SO BB IBB HBP BLK WP HR S P ERA WHIP	IP WLS BF H R ER SO BB IBB HBP BLK WP HR S P ERA WHIP	IP WLS BF H R ER SO BB IBB HBP BLK WP HR S P ERA WHIP	IP WLS BF H R ER SO BB IBB HBP BLK WP HR S P ERA WHIP	IP WLS BF H R ER SO BB IBB HBP BLK WP HR S P ERA WHIP	IP WLS BF H R ER SO BB IBB HBP BLK WP HR S P ERA WHIP	IP WLS BF H R ER SO BB IBB HBP BLK WP HR S P ERA WHIP	IP WLS BF H R ER SO BB IBB HBP BLK WP HR S P ERA WHIP	IP WLS BF H R ER SO BB IBB HBP BLK WP HR S P ERA WHIP	IP WLS BF H R ER SO BB IBB HBP BLK WP HR S P ERA WHIP	IP WLS BF H R ER SO BB IBB HBP BLK WP HR S P ERA WHIP	IP WLS BF H R ER SO BB IBB HBP BLK WP HR S P ERA WHIP	IP WLS BF H R ER SO BB IBB HBP BLK WP HR S P ERA WHIP	IP WLS BF H R ER SO BB IBB HBP BLK WP HR S P ERA WHIP	IP WLS BF H R ER SO BB IBB HBP BLK WP HR S P ERA WHIP	IP WLS BF H R ER SO BB IBB HBP BLK WP HR S P ERA WHIP
Rick Reuschel, R ERA: 4.28 (1, 1)	9.0 W	35 7	2 2	2 2	3 1	0 0	0 0	0 0	0 0	0 0	0 0	0 0	0 0	0 0	0 0	0 0	2.00	0.889		



Batter	1	2	3	4	5	6	7	8	9	AB	R	H	RBI	BB	SO	LOB	TOP					
Don Kessinger, S OBP: 0.349, SLG: 0.326										5	1	3	1	0	0	2	Chicago Cubs @ Atlanta Braves Atlanta Stadium, Atlanta, GA Wed Jul 17 1974, 7:05 PM EDT Att. 7,142 - Unknown - 88 F					
Rick Monday, L OBP: 0.383, SLG: 0.471										4	0	2	1	0	1	2						
Jerry Morales, R OBP: 0.303, SLG: 0.394										4	0	0	0	0	1	5						
Billy Williams, L OBP: 0.391, SLG: 0.465										4	0	0	0	0	0	1						
Jose Cardenal, R OBP: 0.364, SLG: 0.446										4	0	1	0	0	0	0						
Bill Madlock, R OBP: 0.343, SLG: 0.411										4	0	0	0	0	0	1						
Billy Grabarkewitz, R OBP: 0.333, SLG: 0.261										3	1	1	0	1	1	0						
Steve Swisher, R OBP: 0.304, SLG: 0.292										3	0	0	0	0	1	3						
Chris Ward, L OBP: 0.338, SLG: 0.367										1	0	0	0	0	0	0						
Ray Burris, R OBP: 0.250, SLG: 0.100										1	0	0	0	1	1	0						
Burt Hooton, R OBP: 0.088, SLG: 0.091										0	0	0	0	0	0	0						
Ken Frailing, L OBP: 0.333, SLG: 0.308										0	0	0	0	0	0	0						
Andre Thornton, R OBP: 0.367, SLG: 0.496										1	0	1	0	0	0	0						
Inning Stats	R: 0 E: 0 K: 1 S: 6	H: 1 LOB: 1 BB: 0 P: 6	R: 0 E: 0 K: 0 S: 3	H: 0 LOB: 0 BB: 0 P: 3	R: 0 E: 0 K: 0 S: 4	H: 1 LOB: 2 BB: 1 P: 8	R: 0 E: 0 K: 0 S: 3	H: 0 LOB: 0 BB: 0 P: 3	R: 2 E: 0 K: 0 S: 6	H: 3 LOB: 1 BB: 0 P: 6	R: 0 E: 0 K: 1 S: 6	H: 1 LOB: 2 BB: 1 P: 10	R: 0 E: 0 K: 0 S: 8	H: 1 LOB: 0 BB: 0 P: 8	R: 0 E: 0 K: 0 S: 3	H: 0 LOB: 0 BB: 0 P: 3	R: 0 E: 0 K: 1 S: 6	H: 1 LOB: 1 BB: 0 P: 6	1B: 7 2B: 1 3B: 0 HR: 0	SF: 0 SAC: 1 DP: 0 HBP: 0	WP: 0 PB: 0 SB: 1 CS: 0	PA: 37
PITCHER Buzz Capra, R ERA: 1.88	IP: 9.0 WLS: W BF: 37 H: 8 R: 2 ER: 2 SO: 5 BB: 2 IBB: 0 HBP: 0 BLK: 0 WP: 0 HR: 0 S: 45 P: 53 ERA: 2.00 WHIP: 1.111															PITCHER	IP: 9.0 WLS: W BF: 37 H: 8 R: 2 ER: 2 SO: 5 BB: 2 IBB: 0 HBP: 0 BLK: 0 WP: 0 HR: 0 S: 45 P: 53 ERA: 2.00 WHIP: 1.111					

Chicago Cubs @ Atlanta Braves
Atlanta Stadium, Atlanta, GA
Wed Jul 17 1974, 7:05 PM EDT
Att. 7,142 - Unknown - 88 F

AB	34
R	2
H	8
RBI	2
BB	2
SO	5
LOB	14



Batter	1	2	3	4	5	6	7	8	9	AB	R	H	RBI	BB	SO	LOB	BOTTOM			
Ralph Garr, L OBP: 0.400, SLG: 0.508										4	2	1	0	1	0	0	Chicago Cubs @ Atlanta Braves Atlanta Stadium, Atlanta, GA Wed Jul 17 1974, 7:05 PM EDT Att. 7,142 - Unknown - 88 F			
Craig Robinson, R OBP: 0.270, SLG: 0.254										4	1	1	0	0	0	1				
Leo Foster, R OBP: 0.207, SLG: 0.259										0	0	0	0	0	0	0				
Darrell Evans, L OBP: 0.393, SLG: 0.414										3	1	2	2	1	0	0				
Dusty Baker Jr., R OBP: 0.315, SLG: 0.366										5	1	2	2	0	0	2				
Rowland Office, L OBP: 0.274, SLG: 0.361										5	1	3	2	0	1	3				
Davey Johnson, R OBP: 0.358, SLG: 0.397										2	0	1	0	1	0	0				
Marty Perez, R OBP: 0.351, SLG: 0.394										4	0	0	0	0	1	5				
Johnny Oates, L OBP: 0.296, SLG: 0.294										3	1	2	1	1	0	0				
Buzz Capra, R OBP: 0.268, SLG: 0.189										3	0	0	0	0	1	4				
Inning Stats	R: 0 E: 0 K: 0 S: 3	H: 0 LOB: 0 BB: 0 P: 3	R: 0 E: 0 K: 1 S: 7	H: 2 LOB: 3 BB: 1 P: 11	R: 0 E: 0 K: 0 S: 4	H: 1 LOB: 1 BB: 0 P: 4	R: 1 E: 0 K: 1 S: 7	H: 2 LOB: 1 BB: 0 P: 7	R: 1 E: 0 K: 0 S: 5	H: 2 LOB: 1 BB: 0 P: 5	R: 0 E: 0 K: 0 S: 3	H: 0 LOB: 0 BB: 0 P: 3	R: 3 E: 0 K: 0 S: 6	H: 3 LOB: 2 BB: 2 P: 14	R: 2 E: 0 K: 1 S: 7	H: 2 LOB: 2 BB: 1 P: 12	1B: 8 2B: 3 3B: 1 HR: 0	SF: 1 SAC: 2 DP: 0 HBP: 1	WP: 0 PB: 0 SB: 1 CS: 0	PA: 41
PITCHER Ray Burris, R ERA: 5.49	IP: 6.2 WLS: L BF: 31 H: 9 R: 5 ER: 5 SO: 2 BB: 1 IBB: 1 HBP: 1 BLK: 0 WP: 0 HR: 0 S: 33 P: 41 ERA: 6.75 WHIP: 1.500															PITCHER	IP: 6.2 WLS: L BF: 31 H: 9 R: 5 ER: 5 SO: 2 BB: 1 IBB: 1 HBP: 1 BLK: 0 WP: 0 HR: 0 S: 33 P: 41 ERA: 6.75 WHIP: 1.500			
PITCHER Burt Hooton, R ERA: 4.45	IP: 0.2 WLS: 0 BF: 7 H: 2 R: 2 ER: 2 SO: 0 BB: 1 IBB: 1 HBP: 1 BLK: 0 WP: 0 HR: 0 S: 4 P: 13 ERA: 27.00 WHIP: 4.500															PITCHER	IP: 0.2 WLS: 0 BF: 7 H: 2 R: 2 ER: 2 SO: 0 BB: 1 IBB: 1 HBP: 1 BLK: 0 WP: 0 HR: 0 S: 4 P: 13 ERA: 27.00 WHIP: 4.500			
PITCHER Ken Frailing, L ERA: 4.32	IP: 0.2 WLS: 0 BF: 3 H: 1 R: 0 ER: 0 SO: 1 BB: 0 IBB: 0 HBP: 0 BLK: 0 WP: 0 HR: 0 S: 5 P: 5 ERA: 0.00 WHIP: 1.500															PITCHER	IP: 0.2 WLS: 0 BF: 3 H: 1 R: 0 ER: 0 SO: 1 BB: 0 IBB: 0 HBP: 0 BLK: 0 WP: 0 HR: 0 S: 5 P: 5 ERA: 0.00 WHIP: 1.500			

Chicago Cubs @ Atlanta Braves
Atlanta Stadium, Atlanta, GA
Wed Jul 17 1974, 7:05 PM EDT
Att. 7,142 - Unknown - 88 F

AB	33
R	7
H	12
RBI	7
BB	4
SO	3
LOB	15



Batter	1	2	3	4	5	6	7	8	9	AB	R	H	RBI	BB	SO	LOB	TOP					
Rennie Stennett, R (1,4) OBP: 0.319, SLG: 0.370	F6			6-3		F4		F3		4	0	0	0	0	0	1	Pittsburgh Pirates @ Atlanta Braves Atlanta Stadium, Atlanta, GA Thu Jul 18 1974, 7:05 PM EDT Att: 8,262 - Unknown					
Richie Hebner, L (1,5) OBP: 0.360, SLG: 0.467	G3			F8		F7		G6-4-3		4	0	0	0	0	0	1						
Al Oliver, L (1,8) OBP: 0.326, SLG: 0.463	F6			F6		1B			K	4	0	1	0	0	1	0						
Willie Stargell, L (1,7) OBP: 0.385, SLG: 0.520		F7			E				K	4	1	2	0	0	1	0						
Richie Zisk, R (1,9) OBP: 0.401, SLG: 0.517		3-1			E9				E	4	2	2	0	0	0	2						
Manny Sanguillen, R (1,2) OBP: 0.315, SLG: 0.375		F8			FC6-4				2B	3	1	0	0	1	0	1						
Ed Kirkpatrick, L (1,3) OBP: 0.326, SLG: 0.274			5-3		FC6-4				E1	3	0	0	0	1	0	2						
Frank Taveras, R (1,6) OBP: 0.304, SLG: 0.295				G2					2B	3	0	0	1	0	0	1						
Bob Robertson, R (9, PH) OBP: 0.291, SLG: 0.459					FC6-4				2B	1	0	1	2	0	0	0						
Dock Ellis, S (9, FR) OBP: 0.323, SLG: 0.259					1-2				2B	0	0	0	0	0	0	0						
Mario Mendoza, R (9,6) OBP: 0.294, SLG: 0.291					3-H				2B	0	0	0	0	0	0	0						
Jerry Reuss, L (1,1) OBP: 0.327, SLG: 0.261			K			4-3			F5	4	0	1	0	0	1	3						
Inning Stats	R: 0 E: 0 K: 0 S: 3	H: 0 LOB: 0 BB: 0 P: 3	R: 0 E: 0 K: 0 S: 3	H: 0 LOB: 0 BB: 0 P: 3	R: 0 E: 0 K: 1 S: 5	H: 0 LOB: 0 BB: 0 P: 5	R: 0 E: 0 K: 0 S: 3	H: 0 LOB: 0 BB: 0 P: 3	R: 2 E: 1 K: 0 S: 5	H: 2 LOB: 1 BB: 1 P: 9	R: 0 E: 0 K: 0 S: 5	H: 2 LOB: 2 BB: 0 P: 5	R: 0 E: 0 K: 0 S: 3	H: 0 LOB: 0 BB: 0 P: 3	R: 0 E: 0 K: 0 S: 3	H: 1 LOB: 0 BB: 0 P: 3	R: 2 E: 1 K: 2 S: 10	H: 2 LOB: 2 BB: 1 P: 14	1B: 5 2B: 2 3B: 0 HR: 0	SF: 0 SAC: 0 DP: 1 HBP: 0	WP: 0 PB: 0 SB: 0 CS: 0	PA: 36
PITCHER	IP WLS BF H R ER SO BB IBB HBP BLK WP HR S P ERA WHIP																					
Ron Reed, R (1,1) ERA: 2.63	8.0 L 29 5 2 1 1 0 1 0 0 0 0 30 34 1.12 0.625																					
Tom House, L (9,1) ERA: 2.19	1.0 7 2 2 0 2 0 1 0 0 0 0 10 14 0.00 2.000																					

Batter	1	2	3	4	5	6	7	8	9	AB	R	H	RBI	BB	SO	LOB	BOTTOM					
Ralph Garr, L (1,7) OBP: 0.398, SLG: 0.505	1-3		1-3			CS		3-1		4	0	1	0	0	0	0	Pittsburgh Pirates @ Atlanta Braves Atlanta Stadium, Atlanta, GA Thu Jul 18 1974, 7:05 PM EDT Att: 8,262 - Unknown					
Leo Foster, R (1,6) OBP: 0.242, SLG: 0.290				F4		1B		1B		4	0	2	0	0	0	1						
Darrell Evans, L (1,5) OBP: 0.397, SLG: 0.416						1B		1B		3	0	2	0	1	0	1						
Dusty Baker Jr., R (1,9) OBP: 0.315, SLG: 0.364				F6		1B		FC5-4		4	0	1	0	0	0	4						
Davey Johnson, R (1,3) OBP: 0.357, SLG: 0.399		F7			F7				2B	4	0	1	0	0	0	3						
Ivan Murrell, R (1,8) OBP: 0.253, SLG: 0.301					F4			F3		4	0	1	0	0	0	1						
Marty Perez, R (1,4) OBP: 0.344, SLG: 0.385			G6-4-3		E4			F3		4	0	0	0	0	0	2						
Johnny Oates, L (1,2) OBP: 0.292, SLG: 0.289				6-3		F6		F9		4	0	0	0	0	0	2						
Ron Reed, R (1,1) OBP: 0.161, SLG: 0.133								F9		2	0	0	0	0	0	1						
Vic Correll, R (8, PH) OBP: 0.152, SLG: 0.182										1	0	0	0	0	0	0						
Tom House, L (9,1) OBP: 0.400, SLG: 0.400										0	0	0	0	0	0	0						
Inning Stats	R: 0 E: 0 K: 0 S: 4	H: 1 LOB: 1 BB: 0 P: 4	R: 0 E: 0 K: 0 S: 3	H: 1 LOB: 0 BB: 0 P: 3	R: 0 E: 0 K: 0 S: 3	H: 0 LOB: 0 BB: 0 P: 3	R: 0 E: 0 K: 0 S: 3	H: 0 LOB: 1 BB: 1 P: 7	R: 0 E: 1 K: 0 S: 4	H: 0 LOB: 1 BB: 0 P: 4	R: 0 E: 0 K: 0 S: 5	H: 3 LOB: 2 BB: 0 P: 5	R: 0 E: 0 K: 0 S: 3	H: 0 LOB: 0 BB: 0 P: 3	R: 0 E: 0 K: 0 S: 5	H: 2 LOB: 2 BB: 0 P: 5	R: 0 E: 0 K: 0 S: 4	H: 1 LOB: 1 BB: 0 P: 4	1B: 7 2B: 1 3B: 0 HR: 0	SF: 0 SAC: 0 DP: 1 HBP: 0	WP: 0 PB: 0 SB: 0 CS: 1	PA: 35
PITCHER	IP WLS BF H R ER SO BB IBB HBP BLK WP HR S P ERA WHIP																					
Jerry Reuss, L (1,1) ERA: 3.63	9.0 W 35 8 0 0 0 1 0 0 0 0 0 34 38 0.00 1.000																					



Batter	1	2	3	4	5	6	7	8	9	AB	R	H	RBI	BB	SO	LOB	TOP													
Rennie Stennett, R OBP: 0.315, SLG: 0.366 (1, 4)										4	0	0	0	0	1	0	Pittsburgh Pirates @ Atlanta Braves Atlanta Stadium, Atlanta, GA Fri Jul 19 1974, 7:05 PM EDT Att: 9,583 - Unknown													
Richie Hebner, L OBP: 0.359, SLG: 0.465 (1, 5)										4	0	1	0	0	0	0														
Al Oliver, L OBP: 0.325, SLG: 0.467 (1, 8)										4	0	1	0	0	0	1														
Willie Stargell, L OBP: 0.389, SLG: 0.520 (1, 7)										2	0	1	0	2	1	1														
Richie Zisk, R OBP: 0.399, SLG: 0.513 Gene Clines, R OBP: 0.316, SLG: 0.266 (1, 9)										4	0	1	0	0	1	3														
Manny Sanguillen, R OBP: 0.369, SLG: 0.373 (1, 2)										4	0	1	0	0	1	4														
Ed Kirkpatrick, L OBP: 0.338, SLG: 0.278 (1, 3)										2	1	1	0	2	0	2														
Frank Taveras, R OBP: 0.304, SLG: 0.309 Bob Robertson, R OBP: 0.296, SLG: 0.472 Mario Mendoza, R OBP: 0.294, SLG: 0.291 (1, 6)											3	1	1	0	0	2		3												
Ken Brett, L OBP: 0.348, SLG: 0.500 Dave Giusti, R OBP: 0.125, SLG: 0.125 (1, 1)											0	0	0	0	0	0														
Inning Stats	R: 0 E: 0 K: 1 S: 5	H: 0 LOB: 0 BB: 0 P: 5	R: 0 E: 0 K: 1 S: 7	H: 3 LOB: 2 BB: 0 P: 7	R: 0 E: 0 K: 0 S: 3	H: 0 LOB: 0 BB: 0 P: 3	R: 0 E: 0 K: 1 S: 6	H: 1 LOB: 2 BB: 1 P: 10	R: 1 E: 0 K: 0 S: 4	H: 1 LOB: 0 BB: 0 P: 4	R: 0 E: 0 K: 0 S: 3	H: 0 LOB: 0 BB: 1 P: 7	R: 0 E: 0 K: 1 S: 4	H: 0 LOB: 0 BB: 1 P: 8	R: 0 E: 0 K: 1 S: 6	H: 1 LOB: 1 BB: 0 P: 6		R: 1 E: 0 K: 2 S: 8	H: 1 LOB: 1 BB: 1 P: 12	1B: 5 2B: 1 3B: 2 HR: 0	SF: 1 SAC: 0 DP: 2 HBP: 0	WP: 0 PB: 0 SB: 0 CS: 1	PA: 36							
PITCHER	IP: 8.0 WLS: L BF: 31 ERA: 2.87	IP: 1.0 WLS: S BF: 5 ERA: 4.45																												

Batter	1	2	3	4	5	6	7	8	9	AB	R	H	RBI	BB	SO	LOB	BOTTOM													
Ralph Garr, L OBP: 0.397, SLG: 0.502 (1, 9)										4	0	1	0	0	1	1	Pittsburgh Pirates @ Atlanta Braves Atlanta Stadium, Atlanta, GA Fri Jul 19 1974, 7:05 PM EDT Att: 9,583 - Unknown													
Craig Robinson, R OBP: 0.270, SLG: 0.254 (1, 6)										4	0	1	0	0	1	2														
Darrell Evans, L OBP: 0.393, SLG: 0.411 (1, 5)										4	0	0	0	0	1	3														
Hank Aaron, R OBP: 0.311, SLG: 0.455 (1, 7)										4	0	1	0	0	0	1														
Dusty Baker Jr., R OBP: 0.314, SLG: 0.361 (1, 8)										3	0	0	0	1	0	2														
Davey Johnson, R OBP: 0.353, SLG: 0.395 (1, 3)											3	0	0	0	0	2														
Marty Perez, R OBP: 0.343, SLG: 0.385 (1, 4)											3	0	1	0	0	2														
Johnny Oates, L OBP: 0.288, SLG: 0.286 (1, 2)											3	0	0	0	0	1														
Phil Niekro, R OBP: 0.250, SLG: 0.267 Leo Foster, R OBP: 0.235, SLG: 0.281 Danny Frisella, L (1, 1)										2	0	1	0	0	0	0														
Inning Stats	R: 0 E: 0 K: 0 S: 3	H: 1 LOB: 0 BB: 0 P: 3	R: 0 E: 0 K: 0 S: 4	H: 1 LOB: 1 BB: 0 P: 4	R: 0 E: 0 K: 2 S: 8	H: 1 LOB: 1 BB: 0 P: 8	R: 0 E: 0 K: 1 S: 5	H: 0 LOB: 0 BB: 0 P: 5	R: 0 E: 0 K: 0 S: 3	H: 1 LOB: 0 BB: 0 P: 3	R: 0 E: 0 K: 0 S: 4	H: 1 LOB: 1 BB: 0 P: 4	R: 0 E: 0 K: 0 S: 3	H: 0 LOB: 1 BB: 1 P: 7	R: 0 E: 0 K: 0 S: 3	H: 0 LOB: 0 BB: 0 P: 3		R: 0 E: 1 K: 0 S: 4	H: 0 LOB: 1 BB: 0 P: 4	1B: 5 2B: 0 3B: 0 HR: 0	SF: 0 SAC: 0 DP: 1 HBP: 0	WP: 1 PB: 0 SB: 0 CS: 1	PA: 32							
PITCHER	IP: 8.1 WLS: W BF: 30 ERA: 2.6	IP: 0.2 WLS: S BF: 2 ERA: 3.39																												

Batter	1	2	3	4	5	6	7	8	9	AB	R	H	RBI	BB	SO	LOB	TOP								
Rennie Stennett, R OBP: 0.312, SLG: 0.360 (1, 4)										4	1	1	0	1	2	3									
Richie Hebner, L OBP: 0.363, SLG: 0.490 (1, 5)										5	4	4	2	0	1	1									
Al Oliver, L OBP: 0.325, SLG: 0.460 (1, 8)										5	0	1	2	0	0	3									
Willie Stargell, L OBP: 0.393, SLG: 0.534 (1, 7)										3	0	1	1	1	0	0									
Richie Zisk, R OBP: 0.397, SLG: 0.508 (1, 9)										4	0	0	0	0	3	3									
Manny Sanguillen, R OBP: 0.394, SLG: 0.375 (1, 2)										4	1	1	1	0	0	3									
Ed Kirkpatrick, L OBP: 0.324, SLG: 0.266 (1, 3)										4	0	0	0	0	0	0									
Frank Taveras, R OBP: 0.296, SLG: 0.295 (1, 6)										4	0	0	0	0	1	1									
Dock Ellis, S OBP: 0.343, SLG: 0.267 (1, 1)										3	0	1	0	1	1	1									
Inning Stats	R: 1 E: 1 K: 0 S: 6	H: 3 LOB: 2 BB: 0 P: 6	R: 0 E: 1 K: 2 S: 8	H: 0 LOB: 1 BB: 0 P: 8	R: 1 E: 0 K: 1 S: 6	H: 1 LOB: 0 BB: 0 P: 6	R: 0 E: 0 K: 0 S: 3	H: 0 LOB: 0 BB: 0 P: 3	R: 2 E: 0 K: 1 S: 6	H: 2 LOB: 1 BB: 2 P: 14	R: 1 E: 0 K: 1 S: 7	H: 2 LOB: 1 BB: 0 P: 7	R: 1 E: 0 K: 1 S: 6	H: 1 LOB: 0 BB: 0 P: 6	R: 0 E: 0 K: 0 S: 3	H: 0 LOB: 0 BB: 0 P: 3	R: 0 E: 0 K: 2 S: 7	H: 0 LOB: 1 BB: 1 P: 11	1B: 4 2B: 2 3B: 0 HR: 3	SF: 0 SAC: 0 DP: 1 HBP: 0	WP: 0 PB: 0 SB: 0 CS: 0	PA: 39			
PITCHER	IP	WLS	BF	H	R	ER	SO	BB	IBB	HBP	BLK	WP	HR	S	P	ERA	WHIP								
Buzz Capra, R ERA: 2.08 (1, 1)	5.0	L	23	6	4	4	4	2	0	0	0	0	1	29	37	7.20	1.600								
Max Leon, R ERA: 1.72 (6, 1)	3.0		12	3	2	2	2	0	0	0	0	0	2	16	16	6.00	1.000								
Joe Niekro, R ERA: 2.66 (9, 1)	1.0		4	0	0	0	2	1	0	0	0	0	0	7	11	0.00	1.000								

Pittsburgh Pirates @ Atlanta Braves
Atlanta Stadium, Atlanta, GA
Sun Jul 21 1974, 3:33 AM EDT
Att: 9,351 - Unknown

AB 36
R 6
H 9
RBI 6
BB 3
SO 8
LOB 15



Batter	1	2	3	4	5	6	7	8	9	AB	R	H	RBI	BB	SO	LOB	BOTTOM								
Ralph Garr, L OBP: 0.397, SLG: 0.504 (1, 7)										3	0	1	0	1	0	0									
Craig Robinson, R OBP: 0.287, SLG: 0.249 (1, 6)										3	0	0	0	0	0	2									
Dusty Baker Jr., R OBP: 0.312, SLG: 0.358 (8, PH)										1	0	0	0	0	0	0									
Joe Niekro, R (9, 1)										0	0	0	0	0	0	0									
Darrell Evans, L OBP: 0.393, SLG: 0.416 (1, 5)										4	1	1	1	0	1	1									
Frank Tepedino, L OBP: 0.277, SLG: 0.292 (1, 3)										4	1	1	0	0	0	1									
Norm Miller, L OBP: 0.286, SLG: 0.323 (1, 9)										4	0	0	0	0	1	1									
Rowland Office, L OBP: 0.272, SLG: 0.357 (1, 8)										4	0	1	1	0	0	0									
Marty Perez, R OBP: 0.350, SLG: 0.394 (1, 4)										3	0	1	0	1	0	1									
Johnny Oates, L OBP: 0.285, SLG: 0.282 (1, 2)										3	0	0	0	0	0	2									
Buzz Capra, R OBP: 0.262, SLG: 0.184 (1, 1)										1	0	0	0	0	0	0									
Ivan Murrell, R OBP: 0.258, SLG: 0.341 (5, PH)										1	0	0	0	0	1	1									
Max Leon, R (6, 1)										0	0	0	0	0	0	0									
Leo Foster, R OBP: 0.222, SLG: 0.265 (8, PH)										1	0	0	0	0	0	0									
Inning Stats	R: 1 E: 0 K: 0 S: 4	H: 1 LOB: 0 BB: 0 P: 4	R: 0 E: 0 K: 1 S: 5	H: 0 LOB: 0 BB: 0 P: 5	R: 0 E: 0 K: 0 S: 4	H: 1 LOB: 1 BB: 0 P: 4	R: 0 E: 0 K: 0 S: 3	H: 0 LOB: 0 BB: 0 P: 3	R: 0 E: 0 K: 1 S: 5	H: 0 LOB: 1 BB: 1 P: 9	R: 0 E: 0 K: 1 S: 5	H: 0 LOB: 1 BB: 1 P: 9	R: 0 E: 0 K: 0 S: 4	H: 1 LOB: 1 BB: 0 P: 4	R: 0 E: 0 K: 0 S: 3	H: 0 LOB: 0 BB: 0 P: 3	R: 0 E: 0 K: 0 S: 5	H: 2 LOB: 1 BB: 0 P: 5	1B: 3 2B: 1 3B: 0 HR: 1	SF: 0 SAC: 0 DP: 0 HBP: 0	WP: 0 PB: 0 SB: 1 CS: 0	PA: 34			
PITCHER	IP	WLS	BF	H	R	ER	SO	BB	IBB	HBP	BLK	WP	HR	S	P	ERA	WHIP								
Dock Ellis, R ERA: 4.01 (1, 1)	9.0	W	34	5	2	2	3	2	0	0	0	0	1	38	46	2.00	0.778								

Pittsburgh Pirates @ Atlanta Braves
Atlanta Stadium, Atlanta, GA
Sun Jul 21 1974, 3:33 AM EDT
Att: 9,351 - Unknown

AB 32
R 2
H 5
RBI 2
BB 2
SO 3
LOB 9




Batter	1	2	3	4	5	6	7	8	9	10	AB	R	H	RBI	BB	SO	LOB	TOP	
Enzo Hernandez, R OBP: 0.274, SLG: 0.279 (1, 6)	0-0 SH3-4 1B		0-0 5-3			0-0 5-3			0-0 4-3		4	0	1	0	0	0	0	San Diego Padres @ Atlanta Braves Atlanta Stadium, Atlanta, GA Thu Jul 25 1974, 7:05 PM EDT Att: 5,149 - Unknown	
Rich Morales, R OBP: 0.327, SLG: 0.267 (1, 4)	0-0 SH3-4 1-2			0-0 5-3			0-0 5-3		4-0 BB		2	0	0	0	1	0	0		
Dave Winfield, R OBP: 0.318, SLG: 0.470 (1, 7)	0-0 F7			0-3 K			0-0 5-3		0-0 F8		4	0	0	0	0	1	2		
Willie McCovey, L OBP: 0.426, SLG: 0.487 (1, 3)	0-0 5-3			0-0 F8			0-0 4-3		0-0 4-3		4	0	0	0	0	0	2		
Johnny Grubb, L OBP: 0.351, SLG: 0.419 (1, 8)		0-0 F7				0-0 F8			0-0 SH2-4 1B		4	0	1	0	0	0	0		
Cito Gaston, R OBP: 0.289, SLG: 0.384 (1, 9)		0-0 F8				0-0 5-3			0-0 SH2-4 1-2		3	0	0	0	0	0	0		
Fred Kendall, R OBP: 0.331, SLG: 0.373 (1, 2)		0-0 F7				0-0 4-3			0-0 F3		4	0	0	0	0	0	1		
Dave Hilton, R OBP: 0.189, SLG: 0.091 (1, 5)				0-0 F9			0-0 5-3		4-0 IBB		2	0	0	0	1	0	0		
Randy Jones, R OBP: 0.163, SLG: 0.167 Glenn Beckert, R OBP: 0.351, SLG: 0.333 Larry Hardy, R (8, 1) Bill Laxton, L (9, 1) Mike Johnson, R (9, 1)				0-0 6-3			0-0 F8		0-0 1-3		2	0	0	0	0	0	0		
Inning Stats	R: 0 E: 0 K: 0 S: 4	H: 1 LOB: 1 BB: 0 P: 4	R: 0 E: 0 K: 0 S: 3	H: 0 LOB: 0 BB: 0 P: 3	R: 0 E: 0 K: 1 S: 5	H: 0 LOB: 0 BB: 0 P: 5	R: 0 E: 0 K: 0 S: 3	H: 0 LOB: 0 BB: 0 P: 3	R: 0 E: 0 K: 0 S: 3	H: 0 LOB: 0 BB: 0 P: 3	R: 0 E: 0 K: 0 S: 4	H: 1 LOB: 2 BB: 1 P: 8	R: 0 E: 0 K: 0 S: 3	H: 0 LOB: 1 BB: 1 P: 7	R: 0 E: 0 K: 0 S: 3	H: 0 LOB: 0 BB: 0 P: 3	1B: 2 2B: 0 3B: 0 HR: 0		SF: 0 SAC: 2 DP: 0 HBP: 0
PITCHER	IP 9.0	WLS 31	BF 2	H 0	R 0	ER 0	SO 1	BB 1	IBB 0	HBP 0	BLK 0	WP 0	HR 0	S 31	P 39	ERA 0.00	WHIP 0.333		
PITCHER	IP 10.1	WLS 3	BF 0	H 0	R 0	ER 0	SO 0	BB 0	IBB 0	HBP 0	BLK 0	WP 0	HR 0	S 3	P 3	ERA 0.00	WHIP 0.000		

Batter	1	2	3	4	5	6	7	8	9	10	AB	R	H	RBI	BB	SO	LOB	BOTTOM	
Ralph Garr, L OBP: 0.392, SLG: 0.498 (1, 7)	0-3 K		0-0 6-3			0-0 F9			0-0 FC4-2		5	0	0	0	0	1	7	San Diego Padres @ Atlanta Braves Atlanta Stadium, Atlanta, GA Thu Jul 25 1974, 7:05 PM EDT Att: 5,149 - Unknown	
Davey Johnson, R OBP: 0.352, SLG: 0.386 (1, 3) (10, 4)	0-0 F9		4-0 BB			0-3 K			0-0 FC5		4	0	0	0	1	1	3		
Darrell Evans, L OBP: 0.350, SLG: 0.413 (1, 5)	4-0 BB		0-0 F7			0-0 F9			0-0 4-3		3	1	0	0	2	0	2		
Dusty Baker Jr., R OBP: 0.314, SLG: 0.359 (1, 9)	0-3 K			0-0 5-3			0-0 1B		0-0 1B		4	0	2	0	0	1	1		
Ivan Murrell, R OBP: 0.250, SLG: 0.330 Mike Lum, L OBP: 0.284, SLG: 0.364 (8, PH) (9, 8) (10, 3)		0-0 6-3		0-3 K		0-3 K			0-0 1-3		3	0	0	0	0	2	1		
Marty Perez, R OBP: 0.348, SLG: 0.387 Rowland Office, L OBP: 0.276, SLG: 0.360 (9, PR) (10, 8)		0-0 5-3		0-0 L7			0-0 E5 WP 1-3		4-0 BB FC4-2 BB		3	0	0	0	1	0	0		
Craig Robinson, R OBP: 0.264, SLG: 0.246 (1, 6)		0-0 6-3			0-0 L8		0-0 1-3		0-0 B1		4	0	0	0	0	0	2		
Vic Correll, R OBP: 0.243, SLG: 0.229 (1, 2)			4-0 6-3 SH1-4 BB			0-0 1B			0-0 FC4-2 BB 1-2 1B		2	0	2	0	2	0	0		
Ron Reed, R OBP: 0.156, SLG: 0.129 Frank Tepedino, L OBP: 0.277, SLG: 0.292 Hank Aaron, R OBP: 0.310, SLG: 0.447 Tom House, L OBP: 0.400, SLG: 0.400 (9, PH) (9, PH) (10, 1)			0-0 SH1-4			0-3 K			4-0 FC5 FC4-2 BB		1	0	0	0	0	1	1		
Inning Stats	R: 0 E: 0 K: 2 S: 7	H: 0 LOB: 1 BB: 1 P: 11	R: 0 E: 0 K: 0 S: 3	H: 0 LOB: 0 BB: 0 P: 3	R: 0 E: 0 K: 1 S: 5	H: 0 LOB: 0 BB: 0 P: 5	R: 0 E: 0 K: 1 S: 6	H: 1 LOB: 1 BB: 0 P: 6	R: 0 E: 1 K: 0 S: 4	H: 0 LOB: 2 BB: 1 P: 8	R: 0 E: 0 K: 0 S: 4	H: 1 LOB: 1 BB: 0 P: 4	R: 0 E: 0 K: 0 S: 4	H: 1 LOB: 3 BB: 2 P: 12	R: 1 E: 0 K: 0 S: 2	H: 1 LOB: 2 BB: 2 P: 10	1B: 5 2B: 0 3B: 0 HR: 0		SF: 0 SAC: 3 DP: 0 HBP: 0
PITCHER	IP 7.0	WLS 28	BF 2	H 0	R 0	ER 0	SO 6	BB 1	IBB 1	HBP 0	BLK 0	WP 1	HR 0	S 36	P 52	ERA 0.00	WHIP 0.714		
PITCHER	IP 8.1	WLS 7	BF 2	H 0	R 0	ER 0	SO 6	BB 1	IBB 0	HBP 0	BLK 0	WP 0	HR 0	S 6	P 10	ERA 0.00	WHIP 2.250		
PITCHER	IP 9.1	WLS 2	BF 0	H 0	R 0	ER 0	SO 0	BB 1	IBB 0	HBP 0	BLK 0	WP 0	HR 0	S 1	P 5	ERA 0.00	WHIP 3.000		
PITCHER	IP 9.1	WLS 5	BF 1	H 1	R 1	ER 1	SO 0	BB 1	IBB 1	HBP 0	BLK 0	WP 0	HR 0	S 3	P 11	ERA 13.50	WHIP 3.000		

AB	30
R	0
H	2
RBI	0
BB	2
SO	1
LOB	7

AB	31
R	1
H	5
RBI	1
BB	8
SO	6
LOB	18



Batter	1	2	3	4	5	6	7	8	9	AB	R	H	RBI	BB	SO	LOB	TOP			
Davey Lopes, R OBP: 0.355, SLG: 0.328 (1,4)	0-0 6-3		0-0 1B			0-0 5-3		0-0 3B		4	0	2	0	0	0	0	Los Angeles Dodgers @ Atlanta Braves Atlanta Stadium, Atlanta, GA Sat Jul 27 1974, 7:05 PM EDT Att: 30,234 - Unknown			
Bill Buckner, L OBP: 0.349, SLG: 0.398 (1,7)	0-0 4-3		0-0 1B			0-0 1-3		0-0 1-3		4	0	1	0	0	0	1				
Jimmy Wynn, R OBP: 0.400, SLG: 0.555 (1,8)	0-0 F7		0-0 6-3			0-0 5-3		4-0 G5-4-3 BB		3	0	0	0	1	0	2				
Steve Garvey, R OBP: 0.338, SLG: 0.485 (1,3)		0-0 E6 FC5-4		0-0 4-3			0-0 F8		0-0 G5-4-3 1-2	4	0	0	0	0	0	1				
Ron Cey, R OBP: 0.357, SLG: 0.404 (1,5)		0-0 FC5-4 BB 1-2		0-0 P6			0-0 6-3		0-0 4-3	4	0	0	0	0	0	1				
Willie Crawford, L OBP: 0.377, SLG: 0.411 (1,9)		4-0 G6-4-3 BB 1-2		0-0 F8			0-0 1B			2	0	1	0	1	0	0				
Joe Ferguson, R OBP: 0.382, SLG: 0.446 (1,2)		0-0 G6-4-3 1-2		0-0 6-3			0-3 K			3	0	0	0	0	1	3				
Bill Russell, R OBP: 0.328, SLG: 0.377 (1,6)			0-0 F3		0-0 6-3		0-0 F9			3	0	0	0	0	0	0				
Al Downing, R OBP: 0.316, SLG: 0.294 (5, Ph) Lee Eick, R OBP: 0.287, SLG: 0.286 (5, 1) Rex Hudson, S (5, 1) Charlie Hough, R (7, 1) Gail Hopkins, L (8, Ph) Eddie Solomon, R (8, 1)			0-3 K		0-3 K2-3		0-0 6-3			1	0	0	0	0	1	0	AB 30 R 0 H 4 RBI 0 BB 2 SO 3 LOB 8			
										1	0	0	0	0	1	0				
Inning Stats	R: 0 E: 0 K: 0 S: 3	H: 0 LOB: 0 BB: 0 P: 3	R: 0 E: 1 K: 0 S: 3	H: 0 LOB: 1 BB: 1 P: 7	R: 0 E: 0 K: 1 S: 7	H: 2 LOB: 2 BB: 0 P: 7	R: 0 E: 0 K: 0 S: 3	H: 0 LOB: 0 BB: 0 P: 3	R: 0 E: 0 K: 1 S: 5	H: 0 LOB: 0 BB: 0 P: 5	R: 0 E: 0 K: 0 S: 3	H: 1 LOB: 0 BB: 0 P: 6	R: 0 E: 0 K: 0 S: 4	H: 1 LOB: 1 BB: 0 P: 4	R: 0 E: 0 K: 0 S: 2	H: 0 LOB: 0 BB: 1 P: 6	1B: 3 2B: 0 3B: 1 HR: 0	SF: 0 SAC: 0 DP: 2 HBP: 0	WP: 0 PB: 0 SB: 0 CS: 0	PA: 32
PITCHER Phil Niekro, R ERA: 2.72 (1,1)	IP: 9.0 WLS: W BF: 32 H: 4 R: 0 ER: 0 SO: 3 BB: 2 IBB: 0 HBP: 0 BLK: 0 WP: 0 HR: 0 S: 36 P: 44 ERA: 0.00 WHIP: 0.667															PITCHER				


Batter	1	2	3	4	5	6	7	8	9	AB	R	H	RBI	BB	SO	LOB	BOTTOM			
Ralph Garr, L OBP: 0.398, SLG: 0.505 (1,9)	0-0 F9 1B			0-0 E9 CS 1B			0-0 2B	0-0 F5		4	2	4	0	0	0	0	Los Angeles Dodgers @ Atlanta Braves Atlanta Stadium, Atlanta, GA Sat Jul 27 1974, 7:05 PM EDT Att: 30,234 - Unknown			
Rowland Office, L OBP: 0.275, SLG: 0.358 (8,8)				1-3 2-H 1B			0-0 1B			1	0	0	0	0	0	0				
Davey Johnson, R OBP: 0.350, SLG: 0.387 (1,3)	0-0 F9 1-3	0-0 F3		0-0 SF7			0-0 1B HR	0-0 5-3		4	1	1	2	0	0	2				
Darrell Evans, L OBP: 0.395, SLG: 0.412 (1,5)	4-0 1B BB		0-0 P5	0-0 CS 1-2	0-0 F7		0-0 HR 1B	4-0 BB		3	2	1	0	2	0	0				
Hank Aaron, R OBP: 0.313, SLG: 0.462 (1,7)	0-0 1B		0-3 K		0-0 F8		0-0 HR 1B	0-0 P5		4	1	2	4	0	1	0				
Mike Lum, L OBP: 0.283, SLG: 0.362 (8,7)	1-3 3-H 1B				0-0 F8		1-3 3-H HR			1	0	0	0	0	0	1				
Dusty Baker Jr., R OBP: 0.318, SLG: 0.384 (1,8) (8,9)	0-0 K		0-0 HR		0-0 FC5 2B		0-0 HR			4	2	3	2	0	1	2				
Marty Perez, R OBP: 0.350, SLG: 0.387 (1,4)	0-0 1B		0-3 K		0-0 FC5		4-0 BB			3	0	1	1	1	1	1				
Craig Robinson, R OBP: 0.284, SLG: 0.244 (1,6)	0-0 4-3			4-0 1B FC3-2 BB		0-0 F3	0-0 F3 1-2			3	0	0	0	1	0	3				
Vic Correll, R OBP: 0.244, SLG: 0.231 (1,2)		0-3 K		0-0 1B FC3-2 E 1B		0-0 F8	0-0 F7			4	1	1	0	0	1	1				
Phil Niekro, R OBP: 0.234, SLG: 0.250 (1,1)		0-0 5-3		0-0 FC3-2 E SF7 1-2 3-H		0-0 F7	0-0 6-3			4	1	0	0	0	0	3				
Inning Stats	R: 2 E: 0 K: 1 S: 8	H: 3 LOB: 2 BB: 1 P: 12	R: 0 E: 0 K: 1 S: 6	H: 1 LOB: 1 BB: 0 P: 6	R: 1 E: 0 K: 2 S: 8	H: 1 LOB: 0 BB: 0 P: 8	R: 2 E: 1 K: 0 S: 4	H: 2 LOB: 1 BB: 1 P: 8	R: 0 E: 0 K: 0 S: 3	H: 0 LOB: 0 BB: 0 P: 3	R: 5 E: 1 K: 0 S: 8	H: 5 LOB: 1 BB: 1 P: 12	R: 0 E: 0 K: 0 S: 3	H: 0 LOB: 1 BB: 1 P: 7	R: 0 E: 0 K: 0 S: 3	H: 0 LOB: 1 BB: 1 P: 7	1B: 7 2B: 3 3B: 0 HR: 3	SF: 1 SAC: 0 DP: 0 HBP: 0	WP: 0 PB: 0 SB: 1 CS: 1	PA: 41
PITCHER Al Downing, L ERA: 4.71 (1,1) Rex Hudson, R ERA: 22.5 (5, 1) Charlie Hough, R ERA: 3.43 (7, 1) Eddie Solomon, R ERA: (8, 1)	IP: 4.0 WLS: L BF: 20 H: 7 R: 5 ER: 5 SO: 4 BB: 0 IBB: 0 HBP: 0 BLK: 0 WP: 0 HR: 2 S: 12 P: 12 ERA: 22.50 WHIP: 3.000															PITCHER				

Batter	1	2	3	4	5	6	7	8	9	10	AB	R	H	RBI	BB	SO	LOB	TOP				
Davey Lopes, R (1, 4) OBP: 0.355, SLG: 0.330	F7		G3	BB		6-3			2B		4	0	1	0	1	0	0	Los Angeles Dodgers @ Atlanta Braves Atlanta Stadium, Atlanta, GA Sun Jul 28 1974, 3:33 AM EDT Att: 23,485 - Unknown				
Bill Buckner, L (1, 7) OBP: 0.346, SLG: 0.394	K		F9	1-3			F7		4-3		4	0	0	0	0	1	3					
Manny Mota, R (9, PH) OBP: 0.380, SLG: 0.366											1	0	0	0	0	0	1					
Tom Paciorek, R (9, 7) OBP: 0.279, SLG: 0.377											0	0	0	0	0	0	0					
Jimmy Wynn, R (1, 8) OBP: 0.403, SLG: 0.563	E8		HR				F5			F9	4	1	2	1	1	0	0					
Steve Garvey, R (1, 3) OBP: 0.336, SLG: 0.481	K		E9	1B			F8			4-3	5	0	1	0	0	1	2					
Ron Cey, R (1, 5) OBP: 0.335, SLG: 0.404		4-3	5-3							6-3	5	1	1	0	0	1	2					
Willie Crawford, L (1, 9) OBP: 0.379, SLG: 0.408		4-3		SH1-4							2	0	0	0	2	1	1					
Steve Yeager, R (1, 2) OBP: 0.383, SLG: 0.442				BB			F8			FC5	4	0	0	0	0	1	4					
Bill Russell, R (1, 6) OBP: 0.330, SLG: 0.378											4	0	2	1	0	0	0					
Geoff Zahn, L (1, 1) OBP: 0.091, SLG: 0.091		3-H		SH1-4						L6	2	0	0	0	0	0	1					
Mike Marshall, R (6, 1) OBP: 0.091, SLG: 0.091	4-3			1B			6-3			6-3	1	0	0	0	0	0	0					
Inning Stats	R: 0 E: 1 K: 2 S: 8	H: 1 LOB: 1 BB: 0 P: 7	R: 1 E: 0 K: 1 S: 7	H: 2 LOB: 1 BB: 0 P: 7	R: 1 E: 1 K: 0 S: 5	H: 2 LOB: 1 BB: 0 P: 5	R: 0 E: 0 K: 0 S: 4	H: 1 LOB: 3 BB: 2 P: 12	R: 0 E: 1 K: 1 S: 5	H: 0 LOB: 2 BB: 2 P: 13	R: 0 E: 0 K: 0 S: 3	H: 0 LOB: 0 BB: 0 P: 3	R: 0 E: 0 K: 1 S: 5	H: 0 LOB: 0 BB: 0 P: 5	R: 0 E: 0 K: 0 S: 4	H: 1 LOB: 1 BB: 0 P: 4	R: 0 E: 0 K: 0 S: 3	H: 0 LOB: 0 BB: 0 P: 3	1B: 4 2B: 2 3B: 0 HR: 1	SF: 0 SAC: 1 DP: 0 HBP: 0	WP: 0 PB: 0 SB: 1 CS: 1	PA: 41
PITCHER	IP WLS BF H R ER SO	IP WLS BF H R ER SO	IP WLS BF H R ER SO	IP WLS BF H R ER SO	IP WLS BF H R ER SO	IP WLS BF H R ER SO	IP WLS BF H R ER SO	IP WLS BF H R ER SO	IP WLS BF H R ER SO	IP WLS BF H R ER SO	IP WLS BF H R ER SO	IP WLS BF H R ER SO	IP WLS BF H R ER SO	IP WLS BF H R ER SO	IP WLS BF H R ER SO	IP WLS BF H R ER SO	IP WLS BF H R ER SO	IP WLS BF H R ER SO	ERA WHIP	ERA WHIP		
Buzz Capra, R (1, 1) ERA: 2.17	3.0	15	5	2	2	3	BB: 1 IBB: 0 HBP: 0 BLK: 0	WP: 0 HR: 1 S: 20 P: 24	6.00 2.000													
Lew Krausse, R (4, 1) ERA: 2.97	2.0	10	1	0	0	1	BB: 2 IBB: 1 HBP: 0 BLK: 0	WP: 0 HR: 0 S: 9 P: 21	0.00 1.500													
Max Leon, R (6, 1) ERA: 1.63	2.0	6	0	0	0	0	BB: 0 IBB: 0 HBP: 0 BLK: 0	WP: 0 HR: 0 S: 6 P: 6	0.00 0.000													
Tom House, L (8, 1) ERA: 1.99	3.0	10	1	0	0	1	BB: 0 IBB: 0 HBP: 0 BLK: 0	WP: 0 HR: 0 S: 12 P: 12	0.00 0.333													

AB	36
R	2
H	7
RBI	2
BB	4
SO	5
LOB	14



Batter	1	2	3	4	5	6	7	8	9	10	AB	R	H	RBI	BB	SO	LOB	BOTTOM						
Ralph Garr, L (1, 7) OBP: 0.396, SLG: 0.501	G5-4-3		G3					6-3		E1	5	0	1	0	0	0	2	Los Angeles Dodgers @ Atlanta Braves Atlanta Stadium, Atlanta, GA Sun Jul 28 1974, 3:33 AM EDT Att: 23,485 - Unknown						
Davey Johnson, R (1, 3) OBP: 0.349, SLG: 0.385	G5-4-3			P3				F8			4	0	1	0	0	0	1							
Darrell Evans, L (1, 5) OBP: 0.352, SLG: 0.407	F8			P6				FC4-6		K	4	0	0	0	0	1	1							
Dusty Baker Jr., R (1, 9) OBP: 0.317, SLG: 0.382		F7		5-3				E7		K	4	0	1	0	0	1	0							
Ivan Murrell, R (1, 8) OBP: 0.263, SLG: 0.341				SH1-3				FC8-4		F7	3	1	2	0	0	0	2							
Mike Lum, L (9, PH) OBP: 0.282, SLG: 0.360		5-4-3		1B				FC8-4			1	0	0	0	0	0	0							
Marty Perez, R (1, 4) OBP: 0.349, SLG: 0.384		5-4-3		SH1-3				5-3		F7	4	1	1	0	0	0	3							
Craig Robinson, R (1, 6) OBP: 0.262, SLG: 0.242				SH1-3							2	0	0	0	0	1	1							
Hank Aaron, R (10, PH) OBP: 0.312, SLG: 0.459		F3						K		P6	1	0	0	0	0	0	0							
Vic Correll, R (1, 2) OBP: 0.227, SLG: 0.214				F8				K			3	0	0	1	0	1	1							
Frank Tepedino, L (10, PH) OBP: 0.283, SLG: 0.298								K			1	0	1	0	0	0	0							
Leo Foster, R (10, PR) OBP: 0.222, SLG: 0.265										1B	0	1	0	0	0	0	0							
Buzz Capra, R (1, 1) OBP: 0.286, SLG: 0.179											1	0	0	0	0	0	0							
Lew Krausse, R (4, 1) OBP: 0.282, SLG: 0.360											1	0	1	1	0	0	0							
Paul Casanova, R (5, PH) OBP: 0.282, SLG: 0.360											0	0	0	0	0	0	0							
Max Leon, R (6, 1) OBP: 0.282, SLG: 0.360											0	0	0	0	0	0	0							
Norm Miller, L (7, PH) OBP: 0.282, SLG: 0.360											0	0	0	0	0	0	0							
Tom House, L (8, 1) OBP: 0.282, SLG: 0.360											0	0	0	0	0	0	0							
Johnny Oliver, L (10, PH) OBP: 0.282, SLG: 0.360											1	0	1	0	0	0	0							
Inning Stats	R: 0 E: 0 K: 0 S: 3	H: 1 LOB: 0 BB: 0 P: 3	R: 0 E: 0 K: 0 S: 4	H: 1 LOB: 1 BB: 0 P: 4	R: 0 E: 0 K: 0 S: 3	H: 0 LOB: 0 BB: 0 P: 3	R: 0 E: 0 K: 0 S: 3	H: 0 LOB: 0 BB: 0 P: 3	R: 2 E: 0 K: 0 S: 6	H: 3 LOB: 1 BB: 0 P: 6	R: 0 E: 1 K: 0 S: 5	H: 2 LOB: 2 BB: 0 P: 5	R: 0 E: 0 K: 1 S: 5	H: 0 LOB: 0 BB: 0 P: 5	R: 0 E: 0 K: 1 S: 5	H: 0 LOB: 0 BB: 0 P: 5	R: 0 E: 0 K: 1 S: 5	H: 2 LOB: 2 BB: 0 P: 4	R: 1 E: 1 K: 0 S: 4	H: 2 LOB: 2 BB: 0 P: 4	1B: 9 2B: 0 3B: 0 HR: 0	SF: 0 SAC: 1 DP: 0 HBP: 0	WP: 0 PB: 0 SB: 0 CS: 0	PA: 37
PITCHER	IP WLS BF H R ER SO	IP WLS BF H R ER SO	IP WLS BF H R ER SO	IP WLS BF H R ER SO	IP WLS BF H R ER SO	IP WLS BF H R ER SO	IP WLS BF H R ER SO	IP WLS BF H R ER SO	IP WLS BF H R ER SO	IP WLS BF H R ER SO	IP WLS BF H R ER SO	IP WLS BF H R ER SO	IP WLS BF H R ER SO	IP WLS BF H R ER SO	IP WLS BF H R ER SO	IP WLS BF H R ER SO	IP WLS BF H R ER SO	IP WLS BF H R ER SO	ERA WHIP	ERA WHIP				
Geoff Zahn, L (1, 1) ERA: 2.28	5.1	22	7	2	2	0	BB: 0 IBB: 0 HBP: 0 BLK: 0	WP: 0 HR: 0 S: 22 P: 22	3.38 1.312															
Mike Marshall, R (6, 1) ERA: 2.27	4.0	15	2	1	0	4	BB: 0 IBB: 0 HBP: 0 BLK: 0	WP: 0 HR: 0 S: 23 P: 23	0.00 0.500															



Batter	1	2	3	4	5	6	7	8	9	AB	R	H	RBI	BB	SO	LOB	TOP								
Davey Lopes, R OBP: 0.361, SLG: 0.344	6-3		G5-4-3			HR		1B		5	2	3	1	1	0	1	Los Angeles Dodgers @ Atlanta Braves Atlanta Stadium, Atlanta, GA Mon Jul 29 1974, 7:05 PM EDT Att: 16,648 - Unknown								
Bill Buckner, L OBP: 0.348, SLG: 0.396	6-3		HR			G1		BB		6	2	3	1	0	1	4									
Jimmy Wynn, R OBP: 0.405, SLG: 0.572			1B			1B		1B		3	2	2	4	1	0	2									
Tom Paciorek, R OBP: 0.279, SLG: 0.377	1B		HR			1B		1B		0	0	0	0	0	0	0									
Steve Garvey, R OBP: 0.340, SLG: 0.483	1B		HR			1B		1B		5	1	3	0	0	0	2									
Ron Cey, R OBP: 0.353, SLG: 0.399	FC6-4		F3			1B		1B		4	1	0	0	1	1	3									
Willie Crawford, L OBP: 0.382, SLG: 0.415						1B		1B		5	1	3	2	0	1	0									
Steve Yeager, R OBP: 0.375, SLG: 0.429						1B		2B		5	0	0	0	0	3	3									
Bill Russell, R OBP: 0.331, SLG: 0.375								1B		3	0	0	0	2	0	0									
Don Sutton, R OBP: 0.224, SLG: 0.228								1B		5	1	3	1	0	1	2									
Inning Stats	R: 0 E: 0 K: 0 S: 4	H: 1 LOB: 2 BB: 1 P: 8	R: 0 E: 0 K: 1 S: 5	H: 1 LOB: 0 BB: 0 P: 5	R: 2 E: 0 K: 0 S: 6	H: 4 LOB: 1 BB: 0 P: 6	R: 0 E: 0 K: 0 S: 3	H: 0 LOB: 0 BB: 0 P: 3	R: 5 E: 0 K: 2 S: 12	H: 5 LOB: 2 BB: 2 P: 20	R: 1 E: 0 K: 0 S: 4	H: 1 LOB: 0 BB: 0 P: 4	R: 0 E: 0 K: 2 S: 7	H: 0 LOB: 0 BB: 0 P: 7	R: 1 E: 0 K: 0 S: 6	H: 3 LOB: 2 BB: 0 P: 6	R: 1 E: 0 K: 2 S: 9	H: 2 LOB: 3 BB: 2 P: 17	1B: 14 2B: 1 3B: 0 HR: 2	SF: 1 SAC: 0 DP: 1 HBP: 0	WP: 1 PB: 0 SB: 2 CS: 0	PA: 47			
PITCHER	IP	WLS	BF	H	R	ER	SO	BB	IBB	HBP	BLK	WP	HR	S	P	ERA	WHIP								
Ron Reed, R ERA: 2.81	4.1	L	22	10	6	6	1	1	0	0	0	0	2	23	27	12.46	2.538								
Joe Niekro, R ERA: 3.27	1.2		9	2	2	2	2	1	1	0	0	1	0	11	19	10.80	1.800								
Lew Krausse, R ERA: 3.22	3.0		16	5	2	2	4	1	1	0	0	0	0	22	30	6.00	2.000								

Batter	1	2	3	4	5	6	7	8	9	AB	R	H	RBI	BB	SO	LOB	BOTTOM								
Ralph Garr, L OBP: 0.400, SLG: 0.512	1B									5	2	4	0	0	0	0	Los Angeles Dodgers @ Atlanta Braves Atlanta Stadium, Atlanta, GA Mon Jul 29 1974, 7:05 PM EDT Att: 16,648 - Unknown								
Marty Perez, R OBP: 0.345, SLG: 0.384	L5									5	0	1	1	0	1	4									
Darrell Evans, L OBP: 0.387, SLG: 0.402	L9									5	0	0	0	0	1	5									
Hank Aaron, R OBP: 0.316, SLG: 0.462										3	0	2	1	0	1	0									
Rowland Office, L OBP: 0.275, SLG: 0.356	BB									1	0	0	0	0	1	0									
Dusty Baker Jr., R OBP: 0.317, SLG: 0.379	BB									3	0	0	0	1	0	1									
Mike Lum, L OBP: 0.290, SLG: 0.361	BB									2	0	1	0	2	0	0									
Craig Robinson, R OBP: 0.259, SLG: 0.239	6-3									4	0	0	0	0	0	6									
Johnny Oates, L OBP: 0.287, SLG: 0.285										4	0	1	0	0	0	2									
Ron Reed, R OBP: 0.147, SLG: 0.121										2	0	0	0	0	1	1									
Joe Niekro, R ERA: 3.27										0	0	0	0	0	0	0									
Norm Miller, L OBP: 0.270, SLG: 0.303										1	0	0	0	0	1	0									
Lew Krausse, R OBP: 0.567, SLG: 0.500										0	0	0	0	0	0	0									
Frank Tepedino, L OBP: 0.281, SLG: 0.295										1	0	0	0	0	1	0									
Inning Stats	R: 1 E: 0 K: 0 S: 5	H: 2 LOB: 3 BB: 2 P: 13	R: 0 E: 0 K: 2 S: 9	H: 2 LOB: 0 BB: 0 P: 9	R: 0 E: 0 K: 0 S: 5	H: 2 LOB: 2 BB: 0 P: 5	R: 0 E: 0 K: 0 S: 4	H: 1 LOB: 0 BB: 0 P: 4	R: 0 E: 0 K: 1 S: 5	H: 0 LOB: 0 BB: 0 P: 5	R: 0 E: 0 K: 1 S: 3	H: 0 LOB: 0 BB: 0 P: 3	R: 0 E: 0 K: 1 S: 5	H: 0 LOB: 1 BB: 1 P: 9	R: 1 E: 0 K: 2 S: 9	H: 2 LOB: 1 BB: 0 P: 9	1B: 6 2B: 2 3B: 1 HR: 0	SF: 0 SAC: 0 DP: 0 HBP: 0	WP: 0 PB: 0 SB: 0 CS: 0	PA: 39					
PITCHER	IP	WLS	BF	H	R	ER	SO	BB	IBB	HBP	BLK	WP	HR	S	P	ERA	WHIP								
Don Sutton, R ERA: 4.01	9.0	W	39	9	2	2	7	3	0	0	0	0	0	50	62	2.00	1.333								

Batter	1	2	3	4	5	6	7	8	9	AB	R	H	RBI	BB	SO	LOB	TOP		
Bobby Bonds, R OBP: 0.370, SLG: 0.453 Steve Barber, L (8, 1)	0-0 SH5-3 1B		0-0 F8			0-0 6-3 2B		0-0 5-3		4	0	2	0	0	0	1			
Mike Phillips, L OBP: 0.272, SLG: 0.264	0-0 SH5-3-1 1-3f			0-0 1B		0-0 6-3 2-3			0-3 K2-3	3	0	1	0	0	1	1			
Gary Thomasson, L OBP: 0.326, SLG: 0.294	0-0 4-3			0-0 5-3 1-3 1B		4-0 BB			0-0 F8	3	0	1	0	1	0	0			
Ed Goodson, L OBP: 0.361, SLG: 0.425		0-0 F8		0-0 F6		0-0 F7			0-0 F4	4	0	0	0	0	0	4			
Gary Matthews, R OBP: 0.361, SLG: 0.429		0-0 F9		0-0 5-3 1-2f			0-0 F3			3	0	0	0	0	0	2			
Chris Speier, R OBP: 0.327, SLG: 0.338		0-0 6-3			0-0 F8		0-0 F7			3	0	0	0	0	0	0			
Chris Arnold, R OBP: 0.315, SLG: 0.361			0-0 F8		0-0 F4		0-3 K			3	0	0	0	0	1	0			
Dave Rader, L OBP: 0.369, SLG: 0.360			0-0 F5		0-3 K			0-3 K		3	0	0	0	0	2	0			
John D'Acquisto, R OBP: 0.273, SLG: 0.239 Bruce Miller, R OBP: 0.342, SLG: 0.319 Randy Moffitt, R OBP: 0.429, SLG: 0.538 Steve Ontiveros, S OBP: 0.371, SLG: 0.341 (8, 9)			4-0 BB		0-0 6-3			0-3 K		0	0	0	0	1	0	0			
Inning Stats	R: 0 E: 0 K: 0 S: 3	H: 1 LOB: 0 BB: 0 P: 3	R: 0 E: 0 K: 0 S: 3	H: 0 LOB: 0 BB: 0 P: 3	R: 0 E: 0 K: 0 S: 3	H: 0 LOB: 1 BB: 1 P: 7	R: 0 E: 0 K: 0 S: 4	H: 2 LOB: 1 BB: 0 P: 4	R: 0 E: 0 K: 1 S: 5	H: 0 LOB: 2 BB: 0 P: 5	R: 0 E: 0 K: 1 S: 5	H: 0 LOB: 0 BB: 0 P: 5	R: 0 E: 0 K: 2 S: 7	H: 0 LOB: 0 BB: 0 P: 7	R: 0 E: 0 K: 1 S: 5	H: 0 LOB: 0 BB: 0 P: 5	1B: 3 2B: 3 3B: 0 HR: 0	SF: 0 SAC: 1 DP: 2 HBP: 0	WP: 0 PA: 31 CS: 0
PITCHER Phil Niekro, R ERA: 2.6	IP: 9.0 WLS: W BF: 31 H: 4 R: 0 ER: 0 SO: 5 BB: 2 IBB: 0 HBP: 0 BLK: 0 WP: 0 HR: 0 S: 39 P: 47 ERA: 0.00 WHIP: 0.667																		

San Francisco Giants @ Atlanta Braves
Atlanta Stadium, Atlanta, GA
Wed Jul 31 1974, 7:05 PM EDT
Att: 5,631 - Unknown

AB 28
R 0
H 4
RBI 0
BB 2
SO 5
LOB 8



Batter	1	2	3	4	5	6	7	8	9	AB	R	H	RBI	BB	SO	LOB	BOTTOM		
Ralph Garr, L OBP: 0.400, SLG: 0.508	0-0 6-3				0-0 F9	0-3 K		0-0 E S 1B		4	1	1	0	1	1	1			
Marty Perez, R OBP: 0.341, SLG: 0.377	0-0 F4	0-0 F9 IBB			0-0 1B E	0-0 F7		0-3 K		5	1	1	0	0	1	5			
Darrell Evans, L OBP: 0.385, SLG: 0.397	4-0 FC6-4 BB		0-3 K		0-0 E 1-3 WP 1B		0-0 F8	0-3 K		4	1	1	0	1	2	1			
Dusty Baker Jr., R OBP: 0.319, SLG: 0.378	0-0 FC6-4 1-2f		0-0 S 1B		0-0 E5 1-3 3-H		0-0 E5 FC6-2 1B	4-0 E 1B BB		4	1	2	0	1	0	2			
Mike Lum, L OBP: 0.300, SLG: 0.362		0-0 BB 2B 1B	0-0 F5 1-2		0-0 IBB		4-0 FC6-2 HR IBB	0-0 E1 1B 1-2 2-3		3	2	1	0	2	0	3			
Davey Johnson, R OBP: 0.353, SLG: 0.384		4-0 2B 1-2 BB	0-3 K		4-0 BB		4-0 FC6-2 HR BB	0-0 FC6-4 1-3 2-H 3-H 1B		2	1	1	2	3	1	1			
Leo Foster, R OBP: 0.220, SLG: 0.282		0-0 1-3 2-H 2B		0-0 F4	0-3 K		0-0 FC6-2 HR	0-0 FC6-4 1-2 2-3 3-H		5	1	1	1	0	1	7			
Vic Correll, R OBP: 0.250, SLG: 0.326		0-3 K		0-0 6-3		0-0 SH5-3 2B		0-0 HR		4	1	2	4	0	1	2			
Phil Niekro, R OBP: 0.224, SLG: 0.239		0-3 K		0-0 6-3		0-0 SH5-3 2-3		0-0 F8		3	0	0	0	0	1	2			
Inning Stats	R: 0 E: 0 K: 0 S: 3	H: 0 LOB: 1 BB: 1 P: 7	R: 1 E: 0 K: 2 S: 9	H: 2 LOB: 3 BB: 2 P: 17	R: 0 E: 0 K: 2 S: 8	H: 1 LOB: 1 BB: 0 P: 8	R: 0 E: 0 K: 0 S: 3	H: 0 LOB: 0 BB: 0 P: 3	R: 2 E: 1 K: 1 S: 7	H: 2 LOB: 2 BB: 2 P: 15	R: 0 E: 0 K: 1 S: 6	H: 1 LOB: 1 BB: 0 P: 6	R: 4 E: 1 K: 0 S: 5	H: 2 LOB: 0 BB: 2 P: 13	R: 2 E: 1 K: 2 S: 10	H: 2 LOB: 2 BB: 1 P: 14	1B: 7 2B: 2 3B: 0 HR: 1	SF: 0 SAC: 1 DP: 0 HBP: 0	WP: 1 PA: 43 CS: 0
PITCHER John D'Acquisto, R ERA: 3.44 Randy Moffitt, R ERA: 3.86 Steve Barber, L ERA: 5.27	IP: 5.0 WLS: L BF: 25 H: 3 R: 4 ER: 4 SO: 1 BB: 1 IBB: 1 HBP: 0 BLK: 0 WP: 0 HR: 1 S: 11 P: 19 ERA: 18.00 WHIP: 2.000																		
PITCHER	IP: 2.0 WLS: L BF: 11 H: 3 R: 4 ER: 4 SO: 1 BB: 1 IBB: 1 HBP: 0 BLK: 0 WP: 0 HR: 1 S: 11 P: 19 ERA: 18.00 WHIP: 2.000																		
PITCHER	IP: 1.0 WLS: L BF: 7 H: 2 R: 2 ER: 0 SO: 2 BB: 0 IBB: 0 HBP: 0 BLK: 0 WP: 0 HR: 0 S: 10 P: 14 ERA: 0.00 WHIP: 3.000																		

San Francisco Giants @ Atlanta Braves
Atlanta Stadium, Atlanta, GA
Wed Jul 31 1974, 7:05 PM EDT
Att: 5,631 - Unknown

AB 34
R 9
H 10
RBI 7
BB 8
SO 8
LOB 24



Batter	1	2	3	4	5	6	7	8	9	AB	R	H	RBI	BB	SO	LOB	TOP			
Ralph Garr, L (1, 7) OBP: 0.398, SLG: 0.506	1-1 1-3			2-2 4-3		1-0 4-3			0-1 G6-3 1B	4	0	1	0	0	0	0				
Marty Perez, R (1, 4) OBP: 0.335, SLG: 0.370	1-0 F8			2-1 F3		1-2 F9			1-2 G6-3 1-2	4	0	0	0	0	0	1				
Darrell Evans, L (1, 5) OBP: 0.387, SLG: 0.402	0-0 1-3			2-0 1B 2B					2-1 G6-4-3 1B	3	1	2	0	0	0	0				
Dusty Baker Jr., R (1, 8) OBP: 0.319, SLG: 0.378		3-2 4-3		1-2 1B					3-2 F9	3	0	1	1	0	0	1				
Mike Lum, L (1, 9) OBP: 0.296, SLG: 0.356		3-2 F9		0-1 F9					0-0 G6-4-3 1-2	3	0	0	0	0	0	2				
Davey Johnson, R (1, 3) OBP: 0.350, SLG: 0.380		1-1 5-3			3-3 K				0-0 6-3	3	0	0	0	0	1	0				
Leo Foster, R (1, 6) OBP: 0.205, SLG: 0.262			1-1 F8		1-0 6-3				0-0 6-3	3	0	0	0	0	0	0				
Vic Correll, R (1, 2) OBP: 0.235, SLG: 0.306			2-3 K		2-3 K				0-1 5-3	3	0	0	0	0	2	0				
Buzz Capra, R (1, 1) OBP: 0.250, SLG: 0.175			1-3 K			3-2 F6			3-2 F7	1	0	0	0	0	1	0				
Norm Miller, L (6, PH) OBP: 0.256, SLG: 0.286										1	0	0	0	0	0	0				
Lew Krausse, R (6, PH) OBP: 0.667, SLG: 0.500										0	0	0	0	0	0	0				
Frank Tepedino, L (9, PH) OBP: 0.276, SLG: 0.290										1	0	0	0	0	0	0				
Inning Stats	R: 0 H: 0 E: 0 K: 0 S: 4	H: 0 LOB: 0 BB: 0 P: 6	R: 0 H: 0 E: 0 K: 0 S: 10	H: 0 LOB: 0 BB: 0 P: 17	R: 0 H: 0 E: 0 K: 2 S: 8	H: 2 LOB: 1 BB: 0 P: 12	R: 0 H: 0 E: 0 K: 2 S: 7	H: 0 LOB: 0 BB: 0 P: 13	R: 0 H: 0 E: 0 K: 0 S: 7	H: 0 LOB: 0 BB: 0 P: 12	R: 0 H: 1 E: 0 K: 0 S: 6	H: 0 LOB: 0 BB: 0 P: 11	R: 0 H: 0 E: 0 K: 0 S: 4	H: 0 LOB: 0 BB: 0 P: 4	R: 0 H: 1 E: 0 K: 0 S: 10	H: 1 LOB: 0 BB: 0 P: 14	1B: 3 2B: 1 3B: 0 HR: 0	SF: 0 SAC: 0 DP: 2 HBP: 0	WP: 0 PB: 0 SB: 0 CS: 0	PA: 29
PITCHER Jim Barr, R (1, 1) ERA: 2.53	IP: 9.0 WLS: W BF: 29 H: 4 R: 1 ER: 1 SO: 4 BB: 0 IBB: 0 HBP: 0 BLK: 0 WP: 0 HR: 0 S: 67 P: 107 ERA: 1.00 WHIP: 0.444															PITCHER				

Atlanta Braves @ San Francisco Giants
Candlestick Park, San Francisco, CA
Sat Aug 03 1974, 6:33 AM EDT
Att: 13,061 - Unknown

AB	29
R	1
H	4
RBI	1
BB	0
SO	4
LOB	4



Batter	1	2	3	4	5	6	7	8	9	AB	R	H	RBI	BB	SO	LOB	BOTTOM			
Bobby Bonds, R (1, 9) OBP: 0.365, SLG: 0.451	1-0 F3		1-1 5-3		2-2 5-3 1-2		0-1 F5			4	0	0	0	0	0	3				
Tito Fuentes, S (1, 4) OBP: 0.245, SLG: 0.245	2-2 2B 3-1 1B		1-2 6-3		1-0 4-3		0-1 F7			4	1	1	0	0	0	3				
Gary Thomasson, L (1, 8) OBP: 0.332, SLG: 0.304	2-1 3-1 1-3 2B		0-1 F8		3-3 K				0-1 1B	4	0	2	0	0	1	1				
Ed Goodson, L (1, 3) OBP: 0.350, SLG: 0.424	0-0 3-1				0-0 6-3		2-0 G3		0-0 F8	4	0	0	1	0	0	2				
Gary Matthews, R (1, 7) OBP: 0.363, SLG: 0.434	2-3 3-H 0-1 F7			1-3 K		0-1 6-3			0-0 1B	4	0	1	0	0	1	1				
Chris Speier, R (1, 6) OBP: 0.334, SLG: 0.352		0-2 CS 1B		1-2 HR		0-2 6-3			2-2 F8	4	1	2	1	0	0	2				
Bruce Miller, R (1, 5) OBP: 0.341, SLG: 0.321	0-0 F3			1-0 1-3			1-1 E 1B		1-2 6-3	4	0	1	0	0	0	3				
Dave Rader, L (1, 2) OBP: 0.368, SLG: 0.372		2-1 FC5-4 1-2 1B			3-2 HR		1-2 E6			3	1	2	1	0	0	1				
Jim Barr, R (1, 1) OBP: 0.298, SLG: 0.286		1-1 FC5-4			4-2 4-3 5-3 BB		1-3 K			2	0	0	0	1	1	3				
Inning Stats	R: 1 H: 2 E: 0 K: 0 S: 9	H: 2 LOB: 1 BB: 0 P: 14	R: 0 H: 2 E: 0 K: 0 S: 8	H: 2 LOB: 1 BB: 0 P: 11	R: 0 H: 0 E: 0 K: 0 S: 7	H: 0 LOB: 0 BB: 0 P: 9	R: 1 H: 1 E: 0 K: 1 S: 9	H: 1 LOB: 0 BB: 0 P: 12	R: 1 H: 1 E: 0 K: 1 S: 16	H: 1 LOB: 1 BB: 1 P: 29	R: 0 H: 0 E: 0 K: 0 S: 6	H: 0 LOB: 0 BB: 0 P: 8	R: 0 H: 1 E: 1 K: 1 S: 13	H: 1 LOB: 2 BB: 0 P: 16	R: 0 H: 2 E: 0 K: 0 S: 12	H: 2 LOB: 2 BB: 0 P: 15	1B: 6 2B: 1 3B: 0 HR: 2	SF: 0 SAC: 0 DP: 0 HBP: 0	WP: 0 PB: 0 SB: 0 CS: 1	PA: 34
PITCHER Buzz Capra, R (1, 1) ERA: 2.29	IP: 5.0 WLS: L BF: 21 H: 6 R: 3 ER: 3 SO: 3 BB: 3 IBB: 0 HBP: 0 BLK: 0 WP: 0 HR: 2 S: 49 P: 75 ERA: 5.40 WHIP: 1.400															PITCHER				
PITCHER Lew Krausse, R (6, 1) ERA: 2.97	IP: 3.0 WLS: L BF: 13 H: 3 R: 0 ER: 0 SO: 1 BB: 0 IBB: 0 HBP: 0 BLK: 0 WP: 0 HR: 0 S: 31 P: 39 ERA: 0.00 WHIP: 1.000															PITCHER				

Atlanta Braves @ San Francisco Giants
Candlestick Park, San Francisco, CA
Sat Aug 03 1974, 6:33 AM EDT
Att: 13,061 - Unknown

AB	33
R	3
H	9
RBI	3
BB	1
SO	3
LOB	19



Batter	1	2	3	4	5	6	7	8	9	AB	R	H	RBI	BB	SO	LOB	TOP			
Ralph Garr, L (1,7) OBP: 0.399, SLG: 0.506	0-0 6-3		0-3 K			0-0 FC6-4 1B		0-0 1B		4	0	2	0	0	1	0	Atlanta Braves @ San Francisco Giants Candlestick Park, San Francisco, CA Sun Aug 04 1974, 6:33 AM EDT Unknown livebaseballscorecards.com			
Marty Perez, R (1,4) OBP: 0.329, SLG: 0.364	0-0 F3			0-0 6-3		0-0 FC6-4 1-2		0-0 F7		4	0	0	0	0	2					
Darrell Evans, L (1,5) OBP: 0.386, SLG: 0.399	0-0 4-3			0-0 F6		0-0 4-3			4-0 HR BB	3	1	0	0	1	0					
Dusty Baker Jr., R (1,8) OBP: 0.321, SLG: 0.387		0-0 F7		0-0 1B			0-0 F2		0-0 HR 1-H	4	1	2	2	0	0					
Mike Lum, L (1,9) OBP: 0.295, SLG: 0.369		0-0 F4		0-0 F7			0-0 HR		0-0 F3	4	1	1	1	0	0	1				
Davey Johnson, R (1,3) OBP: 0.346, SLG: 0.375		0-0 G3			0-0 F8		0-3 K		0-0 F5	4	0	0	0	0	1	0				
Craig Robinson, R (1,6) OBP: 0.283, SLG: 0.243			0-0 6-3 S 1B		0-0 6-3		0-0 CS 1B		0-0 F8	4	1	2	0	0	0	0				
Johnny Oates, L (1,2) OBP: 0.283, SLG: 0.280			0-0 6-3 1-3		0-0 F5		0-0 CS 1-2		0-0 F7	3	0	0	0	0	0	1				
Ron Reed, R (1,1) OBP: 0.139, SLG: 0.114			0-0 6-3 3-H			0-0 5-3		0-3 K		2	0	0	1	0	0	0				
Hank Aaron, R (8, PH) OBP: 0.313, SLG: 0.458										1	0	0	0	0	1	0				
Tom House, L (8, 1) OBP: 0.400, SLG: 0.400										0	0	0	0	0	0	0				
Inning Stats	R: 0 E: 0 K: 0 S: 3	H: 0 LOB: 0 BB: 0 P: 3	R: 0 E: 0 K: 0 S: 3	H: 0 LOB: 0 BB: 0 P: 3	R: 1 E: 0 K: 1 S: 6	H: 1 LOB: 0 BB: 0 P: 6	R: 0 E: 0 K: 0 S: 4	H: 1 LOB: 1 BB: 0 P: 4	R: 0 E: 0 K: 0 S: 3	H: 0 LOB: 0 BB: 0 P: 3	R: 1 E: 0 K: 1 S: 6	H: 2 LOB: 0 BB: 0 P: 6	R: 0 E: 0 K: 1 S: 6	H: 1 LOB: 1 BB: 0 P: 6	R: 2 E: 0 K: 0 S: 4	H: 1 LOB: 0 BB: 1 P: 8	1B: 5 2B: 0 3B: 0 HR: 2	SF: 0 SAC: 0 DP: 0 HBP: 0	WP: 0 PB: 0 SB: 1 CS: 1	PA: 35
PITCHER John D'Acquisto, R (1,1) ERA: 3.47	IP: 9.0 WLS: L BF: 34 H: 7 R: 4 ER: 4 SO: 3 BB: 1 IBB: 0 HBP: 0 BLK: 0 WP: 0 HR: 2 S: 39 P: 43 ERA: 4.00 WHIP: 0.889																			

Batter	1	2	3	4	5	6	7	8	9	AB	R	H	RBI	BB	SO	LOB	BOTTOM			
Bobby Bonds, R (1,9) OBP: 0.366, SLG: 0.452	0-0 F9		0-0 1-2 1B		0-0 S 1B		0-0 5-3			4	0	2	0	0	0	0	Atlanta Braves @ San Francisco Giants Candlestick Park, San Francisco, CA Sun Aug 04 1974, 6:33 AM EDT Unknown livebaseballscorecards.com			
Tito Fuentes, S (1,4) OBP: 0.245, SLG: 0.241	0-0 5-3		0-0 F7		4-0 G6-3 BB		0-0 F5			3	0	0	0	1	0	2				
Gary Thomasson, L (1,8) OBP: 0.328, SLG: 0.300	0-0 1-3		0-0 F7		0-0 G6-3			0-0 F4		3	0	0	0	0	0	4				
Gary Maddox, R (8, PH) OBP: 0.338, SLG: 0.425					0-0 1-2			0-0 F4		1	0	0	0	0	0	0				
Ed Goodson, L (1,3) OBP: 0.348, SLG: 0.421		0-0 5-3		0-0 F6		0-0 5-3 1B		0-3 K		4	0	1	0	0	1	0				
Gary Matthews, R (1,7) OBP: 0.364, SLG: 0.443		0-0 5-3 1B		0-0 HR		0-0 5-3 1-2		0-0 F9		4	1	2	1	0	0	1				
Chris Speier, R (1,6) OBP: 0.336, SLG: 0.360		0-0 5-3 1-3		0-0 HR		4-0 IBB			0-0 6-3	3	1	1	1	1	0	1				
Bruce Miller, R (1,5) OBP: 0.326, SLG: 0.305		0-3 K		0-0 4-3		0-0 F3			0-0 6-3	4	0	0	0	0	1	3				
Dave Rader, L (1,2) OBP: 0.368, SLG: 0.371			0-0 1B		0-0 F6		0-0 F2		0-0 1-3	3	0	1	0	0	0	2				
Chris Arnold, R (9, PH) OBP: 0.307, SLG: 0.350			0-0 1B							1	0	0	0	0	0	0				
John D'Acquisto, R (1,1) OBP: 0.299, SLG: 0.224			0-3 K		0-0 6-3		0-3 K2-3			3	0	0	0	0	2	1				
Inning Stats	R: 0 E: 0 K: 0 S: 3	H: 0 LOB: 0 BB: 0 P: 3	R: 0 E: 0 K: 1 S: 6	H: 1 LOB: 1 BB: 0 P: 6	R: 0 E: 0 K: 1 S: 7	H: 2 LOB: 2 BB: 0 P: 7	R: 2 E: 0 K: 0 S: 5	H: 2 LOB: 0 BB: 0 P: 5	R: 0 E: 0 K: 0 S: 4	H: 1 LOB: 1 BB: 1 P: 7	R: 0 E: 0 K: 0 S: 5	H: 0 LOB: 0 BB: 0 P: 5	R: 0 E: 0 K: 1 S: 5	H: 0 LOB: 0 BB: 0 P: 5	R: 0 E: 0 K: 0 S: 3	H: 0 LOB: 0 BB: 0 P: 3	1B: 5 2B: 0 3B: 0 HR: 2	SF: 0 SAC: 0 DP: 1 HBP: 0	WP: 0 PB: 0 SB: 1 CS: 0	PA: 35
PITCHER Ron Reed, R (1,1) ERA: 2.8	IP: 7.0 WLS: W BF: 29 H: 7 R: 2 ER: 2 SO: 3 BB: 1 IBB: 1 HBP: 0 BLK: 0 WP: 0 HR: 2 S: 33 P: 41 ERA: 2.57 WHIP: 1.143																			
Tom House, L (8, 1) ERA: 2.01	IP: 2.0 WLS: W BF: 6 H: 0 R: 0 ER: 0 SO: 1 BB: 0 IBB: 0 HBP: 0 BLK: 0 WP: 0 HR: 0 S: 8 P: 8 ERA: 0.00 WHIP: 0.000																			

Batter	1	2	3	4	5	6	7	8	9	AB	R	H	RBI	BB	SO	LOB	TOP			
Darrell Evans, L (1, 5) OBP: 0.382, SLG: 0.395	0-0 6-3			0-0 G3		0-0 F8		0-0 3-1		4	0	0	0	0	0	1				
Marty Perez, R (1, 4) OBP: 0.324, SLG: 0.357	0-0 5-3			0-0 5-3		0-0 FC6-4			0-0 F8	4	0	0	0	0	0	1				
Dusty Baker Jr., R (1, 9) OBP: 0.322, SLG: 0.389	0-0 F8			4-0 BB			0-0 F9		0-0 2B	3	1	1	0	1	0	0				
Hank Aaron, R (1, 7) OBP: 0.316, SLG: 0.468 Rowland Office, L (9, PR) OBP: 0.291, SLG: 0.356		0-0 F7		0-0 F6			0-0 2B		0-0 2B	4	1	2	1	0	0	1				
Ivan Murrell, R (1, 8) OBP: 0.263, SLG: 0.337 Ralph Garr, L (9, PH) OBP: 0.398, SLG: 0.504		0-0 F7			0-0 F7		0-0 2B		0-0 F8	3	0	1	1	0	0	0				
Davey Johnson, R (1, 3) OBP: 0.344, SLG: 0.372 Mike Lum, L (9, PH) OBP: 0.294, SLG: 0.367		0-0 F8			0-0 5-3		0-3 K		0-3 K	3	0	0	0	0	1	1				
Craig Robinson, R (1, 6) OBP: 0.260, SLG: 0.241			0-0 1-3		0-0 B5-3		0-0 F4			3	0	0	0	0	0	1				
Vic Correll, R (1, 2) OBP: 0.222, SLG: 0.288 Lew Krausse, R (8, 1) OBP: 0.697, SLG: 0.500			0-0 F6		0-3 K			0-0 5-3		3	0	0	0	0	1	0				
Max Leon, R (1, 1) Joe Niekro, R (1, 1) Leo Foster, R (6, PH) Danny Frisella, L (6, 1) Paul Casanova, R (8, PH) OBP: 0.176, SLG: 0.187			0-0 6-3		4-0 FC6-4 BB			0-0 F4		0	0	0	0	0	0	0				
Inning Stats	R: 0 E: 0 K: 0 S: 3	H: 0 LOB: 0 BB: 0 P: 3	R: 0 E: 0 K: 0 S: 3	H: 0 LOB: 0 BB: 0 P: 3	R: 0 E: 0 K: 0 S: 3	H: 0 LOB: 1 BB: 1 P: 7	R: 0 E: 0 K: 0 S: 3	H: 0 LOB: 0 BB: 0 P: 3	R: 1 E: 0 K: 1 S: 7	H: 2 LOB: 1 BB: 0 P: 7	R: 0 E: 0 K: 0 S: 3	H: 0 LOB: 0 BB: 0 P: 3	R: 1 E: 0 K: 1 S: 7	H: 2 LOB: 1 BB: 0 P: 7	1B: 1 2B: 3 3B: 0 HR: 0	SF: 0 SAC: 0 DP: 0 HBP: 0	WP: 0 PB: 0 SB: 0 CS: 0	PA: 33		
PITCHER	IP WLS BF H R ER SO BB IBB HBP BLK WP HR S P ERA WHIP																			
Mike Caldwell, L (1, 1) ERA: 3.16	8.1	W	31	4	2	2	2	2	0	0	0	0	0	0	0	0	2.16	0.720		
Elias Sosa, R (9, 1) ERA: 2.57	0.2		2	0	0	0	1	0	0	0	0	0	0	0	4	4	0.00	0.000		

Atlanta Braves @ San Francisco Giants
Candlestick Park, San Francisco, CA
Sun Aug 04 1974, 6:38 AM EDT
Att: 11,003 - Unknown

AB 31
R 2
H 4
RBI 2
BB 2
SO 3
LOB 7



Batter	1	2	3	4	5	6	7	8	9	AB	R	H	RBI	BB	SO	LOB	BOTTOM			
Bruce Miller, R (1, 5) OBP: 0.330, SLG: 0.322	0-0 4-3 2B	0-0 1B		0-0 FC3-6 BB		0-0 6-3		0-0 G6-4-3		5	1	2	0	0	0	3				
Chris Arnold, R (1, 4) OBP: 0.312, SLG: 0.350	0-0 4-3	0-0 1B		4-0 BB		0-0 6-3				3	0	1	0	1	0	1				
Garry Maddox, R (1, 8) OBP: 0.340, SLG: 0.427	0-0 2B	0-0 F8		4-0 BB		0-0 F6				3	1	1	1	1	0	3				
Bobby Bonds, R (1, 9) OBP: 0.365, SLG: 0.452	0-0 2B	0-0 G6-4-3		0-0 F7		0-3 K				4	1	1	1	0	1	6				
Gary Matthews, R (1, 7) OBP: 0.363, SLG: 0.444	0-0 2B		0-3 K		0-0 1-3		0-0 6-3			4	0	1	1	0	1	0				
Chris Speier, R (1, 6) OBP: 0.335, SLG: 0.357	1-0 FC6-4 HBP		0-3 K		0-0 F8			0-0 F8		3	0	0	0	0	1	0				
Dave Kingman, R (1, 3) OBP: 0.293, SLG: 0.410	0-0 F7		0-3 K		0-0 HR			4-0 2B BB		3	2	1	1	1	1	2				
Ken Rudolph, R (1, 2) OBP: 0.306, SLG: 0.241	0-0 FC6-4			0-0 FC3-6 1B		0-0 F7		0-0 1B 2B		4	0	2	0	0	0	2				
Mike Caldwell, R (1, 1) OBP: 0.214, SLG: 0.175 Elias Sosa, R (9, 1) OBP: 0.077, SLG: 0.077		0-0 1B		0-0 FC3-6		0-0 6-3		0-0 G6-4-3 1B		4	0	2	1	0	0	1				
Inning Stats	R: 3 E: 0 K: 0 S: 7	H: 4 LOB: 2 BB: 0 P: 8	R: 0 E: 0 K: 0 S: 5	H: 3 LOB: 2 BB: 0 P: 5	R: 0 E: 0 K: 3 S: 9	H: 0 LOB: 0 BB: 0 P: 9	R: 0 E: 0 K: 0 S: 4	H: 1 LOB: 3 BB: 2 P: 12	R: 1 E: 0 K: 0 S: 4	H: 1 LOB: 0 BB: 0 P: 4	R: 0 E: 0 K: 0 S: 3	H: 0 LOB: 0 BB: 0 P: 3	R: 0 E: 0 K: 1 S: 5	H: 0 LOB: 0 BB: 0 P: 5	R: 1 E: 0 K: 0 S: 4	H: 2 LOB: 1 BB: 1 P: 8	1B: 5 2B: 5 3B: 0 HR: 1	SF: 0 SAC: 0 DP: 2 HBP: 1	WP: 0 PB: 0 SB: 0 CS: 0	PA: 37
PITCHER	IP WLS BF H R ER SO BB IBB HBP BLK WP HR S P ERA WHIP																			
Max Leon, R (1, 1) ERA: 2.25	0.1	L	5	4	3	3	0	0	0	0	0	0	0	0	0	0	81.00	12.000		
Joe Niekro, R (1, 1) ERA: 3.04	4.2		21	5	1	1	3	2	0	1	0	0	0	1	24	33	1.93	1.500		
Danny Frisella, R (6, 1) ERA: 4.82	2.0		6	0	0	0	1	0	0	0	0	0	0	8	8	0.00	0.000			
Lew Krausse, R (8, 1) ERA: 3.12	1.0		5	2	1	1	0	1	0	0	0	0	0	4	8	9.00	3.000			

Atlanta Braves @ San Francisco Giants
Candlestick Park, San Francisco, CA
Sun Aug 04 1974, 6:38 AM EDT
Att: 11,003 - Unknown

AB 33
R 5
H 11
RBI 5
BB 3
SO 4
LOB 18



Batter	1	2	3	4	5	6	7	8	9	AB R H RBI BB SO LOB	TOP											
Ralph Garr, L (1.9) OBP: 0.398, SLG: 0.507	B5-3		HR						F7	5 1 3 0 0 0 0	<p>Atlanta Braves @ San Diego Padres</p> <p>San Diego Stadium, San Diego, CA</p> <p>Tue Aug 06 1974, 10:05 PM EDT</p> <p>Att: 9,492 - Unknown</p>											
Mike Lum, L (1.3) OBP: 0.303, SLG: 0.364	FC3-6		F9						F8	4 0 1 0 1 1 2												
Darrell Evans, L (1.5) OBP: 0.383, SLG: 0.398	FC3-6		HR						K	4 1 0 0 1 2 4												
Hank Aaron, R (1.7) OBP: 0.325, SLG: 0.496										4 2 3 4 0 0 1												
Ivan Murrell, R (7.9) OBP: 0.293, SLG: 0.337			HR						4-3	0 0 0 0 0 0 0												
Dusty Baker Jr., R (1.8) OBP: 0.320, SLG: 0.389										4 1 1 0 0 0 2												
Rowland Office, L (8.8) OBP: 0.281, SLG: 0.356	L8		6-3						6-3	0 0 0 0 0 0 0												
Davey Johnson, R (1.4) OBP: 0.351, SLG: 0.382										3 0 2 0 1 0 0												
Craig Robinson, R (1.6) OBP: 0.265, SLG: 0.244										4 0 2 0 0 1 1												
Vic Correll, R (1.2) OBP: 0.207, SLG: 0.273										3 0 0 1 0 1 3												
Phil Niekro, R (1.1) OBP: 0.211, SLG: 0.225			4-3							4 0 0 0 0 2 3												
Inning Stats	R: 0 E: 0 K: 0 S: 5	H: 2 LOB: 2 BB: 0 P: 5	R: 0 E: 0 K: 1 S: 4	H: 0 LOB: 0 BB: 1 P: 8	R: 3 E: 0 K: 0 S: 5	H: 2 LOB: 0 BB: 1 P: 9	R: 0 E: 0 K: 1 S: 5	H: 0 LOB: 0 BB: 0 P: 5	R: 0 E: 0 K: 2 S: 8	H: 1 LOB: 1 BB: 0 P: 8	R: 0 E: 0 K: 0 S: 6	H: 4 LOB: 1 BB: 0 P: 6	R: 0 E: 0 K: 1 S: 5	H: 1 LOB: 1 BB: 1 P: 9	R: 0 E: 0 K: 1 S: 7	H: 2 LOB: 2 BB: 0 P: 7	R: 0 E: 0 K: 1 S: 5	H: 0 LOB: 0 BB: 0 P: 5	1B: 9 2B: 3 3B: 1 HR: 2	SF: 1 SAC: 0 DP: 3 HBP: 0	WP: 0 PB: 0 SB: 2 CS: 1	PA: 39
PITCHER	IP WLS BF H R ER SO BB IBB HBP BLK WP HR S P ERA WHIP											PITCHER	IP WLS BF H R ER SO BB IBB HBP BLK WP HR S P ERA WHIP									
Bill Greif, R (1.1) ERA: 4.69	6.0 L 29 10 5 5 4 3 0 0 0 0 0 2 34 46 7.50 2.167																					
Bill Laxton, L (7.1) ERA: 3.12	1.0 2 0 0 0 1 0 0 0 0 0 0 4 4 0.00 0.000																					
Mike Johnson, R (8.1) ERA: 6.43	1.0 5 2 0 0 1 0 0 0 0 0 0 7 7 0.00 2.000																					
Rusty Gerhardt, L (9.1) ERA: 10.13	1.0 3 0 0 0 1 0 0 0 0 0 0 5 5 0.00 0.000																					

Batter	1	2	3	4	5	6	7	8	9	AB R H RBI BB SO LOB	BOTTOM											
Enzo Hernandez, R (1.6) OBP: 0.278, SLG: 0.276	CS		6-3							5 0 3 0 0 1 0	<p>Atlanta Braves @ San Diego Padres</p> <p>San Diego Stadium, San Diego, CA</p> <p>Tue Aug 06 1974, 10:05 PM EDT</p> <p>Att: 9,492 - Unknown</p>											
Glenn Beckert, R (1.4) OBP: 0.414, SLG: 0.375			F5						FC6-4	5 1 3 0 0 0 1												
Gene Locklear, L (1.9) OBP: 0.407, SLG: 0.400			6-3							4 0 0 0 1 1 3												
Willie McCovey, L (1.3) OBP: 0.426, SLG: 0.502										4 1 2 2 1 1 4												
Dave Winfield, R (1.8) OBP: 0.315, SLG: 0.453										5 0 1 0 0 3 2												
Nate Colbert, R (1.7) OBP: 0.329, SLG: 0.364										5 0 3 0 0 0 2												
Dave Hilton, R (1.5) OBP: 0.247, SLG: 0.206										4 0 1 0 0 0 4												
Chris Cannizzaro, R (1.2) OBP: 0.154, SLG: 0.083										4 0 0 0 0 1 5												
Bill Greif, R (1.1) OBP: 0.241, SLG: 0.075										2 0 0 0 0 1 2												
Horace Clarke, S (7.99) OBP: 0.274, SLG: 0.221										0 0 0 0 0 0 0												
Mike Johnson, R (8.1) OBP: 0.307, SLG: 0.343										1 0 0 0 0 0 0												
Cito Gaston, R (8.99) OBP: 0.287, SLG: 0.343										1 0 0 0 0 0 2												
Rusty Gerhardt, S (9.1) OBP: 0.287, SLG: 0.343										0 0 0 0 0 0 0												
Inning Stats	R: 0 E: 0 K: 1 S: 6	H: 2 LOB: 1 BB: 0 P: 6	R: 0 E: 0 K: 2 S: 9	H: 2 LOB: 2 BB: 0 P: 9	R: 0 E: 0 K: 0 S: 3	H: 0 LOB: 0 BB: 0 P: 3	R: 0 E: 0 K: 1 S: 6	H: 1 LOB: 2 BB: 1 P: 10	R: 0 E: 0 K: 1 S: 6	H: 1 LOB: 1 BB: 0 P: 6	R: 0 E: 0 K: 0 S: 4	H: 1 LOB: 1 BB: 0 P: 4	R: 0 E: 0 K: 1 S: 7	H: 2 LOB: 3 BB: 1 P: 11	R: 0 E: 1 K: 1 S: 7	H: 1 LOB: 2 BB: 0 P: 7	R: 2 E: 0 K: 1 S: 8	H: 3 LOB: 1 BB: 0 P: 8	1B: 10 2B: 2 3B: 0 HR: 1	SF: 0 SAC: 0 DP: 0 HBP: 0	WP: 0 PB: 0 SB: 0 CS: 1	PA: 42
PITCHER	IP WLS BF H R ER SO BB IBB HBP BLK WP HR S P ERA WHIP											PITCHER	IP WLS BF H R ER SO BB IBB HBP BLK WP HR S P ERA WHIP									
Phil Niekro, R (1.1) ERA: 2.57	9.0 W 42 13 2 2 8 2 0 0 0 0 0 1 56 64 2.00 1.667																					

Batter	1	2	3	4	5	6	7	8	9	AB	R	H	RBI	BB	SO	LOB	TOP										
Ralph Garr, L OBP: 0.396, SLG: 0.503 (1, 7)	6-3		F7		L9			FC1-6 1B	6-3	5	0	1	0	0	0	4	Atlanta Braves @ Houston Astros Astrodome, Houston, TX Wed Aug 07 1974, 8:05 PM EDT Att: 20,338 - Unknown										
Marty Perez, R OBP: 0.319, SLG: 0.351 (1, 4)	K		K			5-3		FC1-6 HR		4	1	0	0	0	2	2											
Darrell Evans, L OBP: 0.382, SLG: 0.404 (1, 5)	L4			K		F9		HR		4	1	1	2	0	1	0											
Dusty Baker Jr., R OBP: 0.322, SLG: 0.398 (8, 9)		G3-6-3 1B		F8		F7		HR		4	1	2	1	0	0	0											
Mike Lum, L OBP: 0.303, SLG: 0.361 (8, PH)		G3-6-3		L8			4-0 2B	6-3		2	1	0	0	1	0	1											
Ivan Murrell, R OBP: 0.260, SLG: 0.333 (8, 8)		1-2					BB			1	0	0	0	0	0	0											
Davey Johnson, R OBP: 0.353, SLG: 0.382 (1, 3)		BB			BB			L9		3	0	1	0	1	1	1											
Craig Robinson, R OBP: 0.283, SLG: 0.243 Johnny Oates, L OBP: 0.282, SLG: 0.279 Leo Foster, R OBP: 0.239, SLG: 0.262 (1, 6)		BB								2	0	0	0	0	2	2											
Vic Correll, R OBP: 0.230, SLG: 0.328 Hank Aaron, R OBP: 0.323, SLG: 0.494 (9, PH)		K								1	0	0	0	0	0	1											
Joe Niekro, R Norm Miller, L OBP: 0.275, SLG: 0.286 Lew Krausse, R OBP: 0.287, SLG: 0.500 Rowland Olin, R OBP: 0.295, SLG: 0.354 Max Leon, R OBP: 0.249, SLG: 0.400 Tom House, L OBP: 0.274, SLG: 0.288 (5, PH)		SH1-4 2B								3	0	2	1	0	1	1											
Inning Stats	R: 0 E: 0 K: 1 S: 5	H: 0 LOB: 0 BB: 0 P: 5	R: 0 E: 0 K: 1 S: 5	H: 1 LOB: 1 BB: 1 P: 9	R: 0 E: 0 K: 1 S: 6	H: 1 LOB: 0 BB: 0 P: 6	R: 0 E: 0 K: 1 S: 5	H: 0 LOB: 0 BB: 0 P: 5	R: 0 E: 0 K: 2 S: 8	H: 1 LOB: 2 BB: 1 P: 12	R: 0 E: 0 K: 0 S: 3	H: 0 LOB: 0 BB: 0 P: 3	R: 1 E: 0 K: 1 S: 6	H: 1 LOB: 1 BB: 1 P: 10	R: 3 E: 0 K: 0 S: 6	H: 3 LOB: 0 BB: 0 P: 6	R: 0 E: 0 K: 1 S: 5	H: 0 LOB: 1 BB: 1 P: 9	1B: 3 2B: 2 3B: 0 HR: 2	SF: 0 SAC: 1 DP: 1 HBP: 0	WP: 0 PB: 0 SB: 0 CS: 0	PA: 37					
PITCHER	IP	WLS	BF	H	R	ER	SO	BB	IBB	HBP	BLK	WP	HR	S	P	ERA	WHIP										
Larry Dierker, R ERA: 2.93 (1, 1)	7.1		31	7	4	4	7	3	0	0	0	0	2	42	54	4.91	1.364										
Fred Scherman, L ERA: 4.24 (8, 1)	0.2	W	3	0	0	0	0	1	0	0	0	0	0	2	6	0.00	1.500										
Ken Forsch, R ERA: 3.09 (9, 1)	1.0	S	3	0	0	0	1	0	0	0	0	0	0	5	5	0.00	0.000										

AB 32
R 4
H 7
RBI 4
BB 4
SO 8
LOB 15



Batter	1	2	3	4	5	6	7	8	9	AB	R	H	RBI	BB	SO	LOB	BOTTOM										
Greg Gross, L OBP: 0.408, SLG: 0.380 (1, 9)	5-3 1-3 1B	4-3			1-3			L7		4	0	1	0	0	0	1	Atlanta Braves @ Houston Astros Astrodome, Houston, TX Wed Aug 07 1974, 8:05 PM EDT Att: 20,338 - Unknown										
Roger Metzger, S OBP: 0.303, SLG: 0.308 (1, 6)	1-3		K2-3		K			1-3 2B	BB	3	1	0	0	1	2	1											
Cesar Cedeno, R OBP: 0.362, SLG: 0.528 (1, 8)	5-3		F9		L7			1-3		4	0	0	0	0	0	2											
Lee May, R OBP: 0.298, SLG: 0.457 Wilbur Howard, S OBP: 0.333, SLG: 0.357 (8, PR)	F9		HBP				6-3			3	0	1	1	0	0	1											
Bob Watson, R OBP: 0.373, SLG: 0.415 (9, 3)		1B 2B	G3				6-3			4	1	1	0	0	1	2											
Johnny Edwards, L OBP: 0.290, SLG: 0.333 Cliff Johnson, R OBP: 0.374, SLG: 0.486 (8, PH)		1B			K2-3					3	1	1	0	0	1	0											
Doug Rader, R OBP: 0.331, SLG: 0.424 (1, 5)		1B			K					1	1	1	2	0	0	0											
Tommy Helms, R OBP: 0.319, SLG: 0.367 (1, 4)		F8 SH1-3 2B					6-3			4	1	1	2	0	2	1											
Larry Dierker, R OBP: 0.212, SLG: 0.255 Fred Scherman, L Ken Forsch, R (8, 1)		F8								2	0	1	0	1	0	1											
Inning Stats	R: 0 E: 0 K: 0 S: 4	H: 1 LOB: 1 BB: 0 P: 4	R: 3 E: 0 K: 0 S: 6	H: 3 LOB: 0 BB: 0 P: 6	R: 0 E: 0 K: 1 S: 5	H: 0 LOB: 0 BB: 0 P: 6	R: 0 E: 0 K: 2 S: 8	H: 1 LOB: 1 BB: 0 P: 8	R: 0 E: 0 K: 1 S: 5	H: 0 LOB: 0 BB: 0 P: 5	R: 0 E: 0 K: 0 S: 3	H: 0 LOB: 0 BB: 0 P: 3	R: 0 E: 0 K: 0 S: 3	H: 0 LOB: 1 BB: 1 P: 7	R: 3 E: 0 K: 2 S: 9	H: 2 LOB: 1 BB: 1 P: 13		R: 0 E: 0 K: 0 S: 4	H: 0 LOB: 0 BB: 0 P: 4	1B: 4 2B: 2 3B: 0 HR: 1	SF: 0 SAC: 1 DP: 0 HBP: 1	WP: 0 PB: 0 SB: 1 CS: 0	PA: 34				
PITCHER	IP	WLS	BF	H	R	ER	SO	BB	IBB	HBP	BLK	WP	HR	S	P	ERA	WHIP										
Joe Niekro, R ERA: 3.52 (1, 1)	4.0		18	5	3	3	3	0	0	0	0	0	0	8	8	0.00	0.000										
Lew Krausse, R ERA: 2.98 (5, 1)	2.0		6	0	0	0	1	0	0	0	0	0	0	8	8	0.00	0.000										
Max Leon, R ERA: 2.49 (7, 1)	1.2	L	8	1	2	2	1	2	0	0	0	0	0	8	16	10.80	1.800										
Tom House, L ERA: 2.13 (8, 1)	0.1		2	1	1	1	1	0	0	0	0	0	1	4	4	27.00	3.000										



Batter	1	2	3	4	5	6	7	8	9	AB	R	H	RBI	BB	SO	LOB	TOP		
Ralph Garr, L OBP: 0.397, SLG: 0.505 (1, 9)										4	0	2	0	0	1	1			
Marty Perez, R OBP: 0.321, SLG: 0.358 (1, 4)										4	1	2	0	0	0	1			
Darrell Evans, L OBP: 0.381, SLG: 0.405 (1, 5)										4	0	1	1	0	2	2			
Hank Aaron, R OBP: 0.322, SLG: 0.488 Rowland Office, L OBP: 0.290, SLG: 0.354 (1, 7)										3	0	0	0	1	0	3			
Dusty Baker Jr., R OBP: 0.319, SLG: 0.394 (1, 8)										4	0	0	0	0	0	4			
Davey Johnson, R OBP: 0.348, SLG: 0.377 (1, 3)										4	0	0	0	0	0	2			
Craig Robinson, R OBP: 0.284, SLG: 0.243 (1, 6)										3	0	1	0	0	0	0			
Vic Correll, R OBP: 0.234, SLG: 0.328 (1, 2)										3	0	1	0	0	0	1			
Ron Reed, R OBP: 0.154, SLG: 0.132 (1, 1)										3	0	1	0	0	1	1			
Inning Stats	R: 0 E: 0 K: 1 S: 7	H: 2 LOB: 2 BB: 0 P: 7	R: 0 E: 0 K: 0 S: 3	H: 1 LOB: 0 BB: 0 P: 3	R: 0 E: 0 K: 0 S: 3	H: 0 LOB: 1 BB: 1 P: 7	R: 0 E: 0 K: 0 S: 4	H: 2 LOB: 2 BB: 0 P: 4	R: 1 E: 0 K: 0 S: 5	H: 2 LOB: 1 BB: 0 P: 5	R: 0 E: 0 K: 1 S: 5	H: 0 LOB: 0 BB: 0 P: 5	R: 0 E: 0 K: 0 S: 3	H: 0 LOB: 0 BB: 0 P: 3	R: 0 E: 0 K: 0 S: 3	H: 0 LOB: 0 BB: 0 P: 3	1B: 5 2B: 3 3B: 0 HR: 0	SF: 0 SAC: 0 DP: 2 HBP: 0	WP: 0 PA: 33 PB: 0 SB: 1 CS: 0
PITCHER	IP WLS BF H R ER SO BB IBB HBP BLK WP HR S P ERA WHIP																PITCHER	IP WLS BF H R ER SO BB IBB HBP BLK WP HR S P ERA WHIP	
Dave Roberts, L ERA: 3.47 Ken Forsch, R ERA: 3.05 (1, 1)	8.0 L 30 8 1 1 4 1 0 0 0 0 0 0 3 3 1.12 1.125																(9, 1)	1.0 3 0 0 0 0 0 0 0 0 0 0 3 3 0.00 0.000	

Atlanta Braves @ Houston Astros
Astrodome, Houston, TX
Thu Aug 08 1974, 8:05 PM EDT
Att: 14,457 - Unknown

AB 32
R 1
H 8
RBI 1
BB 1
SO 4
LOB 15



Batter	1	2	3	4	5	6	7	8	9	AB	R	H	RBI	BB	SO	LOB	BOTTOM				
Greg Gross, L OBP: 0.404, SLG: 0.376 (1, 9)										4	0	0	0	0	1	1					
Roger Metzger, S OBP: 0.303, SLG: 0.308 (1, 6)										4	0	1	0	0	0	1					
Cesar Cedeño, R OBP: 0.359, SLG: 0.523 (1, 8)										4	0	0	0	0	0	1					
Lee May, R OBP: 0.298, SLG: 0.456 (1, 3)										3	0	1	0	0	1	1					
Milt May, L OBP: 0.358, SLG: 0.372 (1, 2)										3	0	0	0	0	0	1					
Bob Watson, R OBP: 0.370, SLG: 0.412 (1, 7)										3	0	0	0	0	0	1					
Doug Rader, R OBP: 0.329, SLG: 0.420 (1, 5)										3	0	0	0	0	0	0					
Tommy Helms, R OBP: 0.319, SLG: 0.369 (1, 4)										3	0	1	0	0	0	0					
Dave Roberts, L OBP: 0.218, SLG: 0.358 Cliff Johnson, R OBP: 0.371, SLG: 0.481 Ken Forsch, R (8, PH) (9, 1)										2	0	0	0	0	0	1					
Inning Stats	R: 0 E: 0 K: 0 S: 3	H: 0 LOB: 0 BB: 0 P: 3	R: 0 E: 0 K: 1 S: 5	H: 0 LOB: 0 BB: 0 P: 5	R: 0 E: 0 K: 0 S: 3	H: 0 LOB: 0 BB: 0 P: 3	R: 0 E: 0 K: 0 S: 4	H: 1 LOB: 1 BB: 0 P: 4	R: 0 E: 0 K: 0 S: 3	H: 0 LOB: 0 BB: 0 P: 3	R: 0 E: 0 K: 0 S: 4	H: 1 LOB: 1 BB: 0 P: 4	R: 0 E: 0 K: 0 S: 4	H: 1 LOB: 1 BB: 0 P: 4	R: 0 E: 0 K: 1 S: 5	H: 0 LOB: 0 BB: 0 P: 5	R: 0 E: 0 K: 1 S: 5	H: 0 LOB: 0 BB: 0 P: 5	1B: 2 2B: 1 3B: 0 HR: 0	SF: 0 SAC: 0 DP: 0 HBP: 0	WP: 0 PA: 30 PB: 0 SB: 0 CS: 0
PITCHER	IP WLS BF H R ER SO BB IBB HBP BLK WP HR S P ERA WHIP																PITCHER	IP WLS BF H R ER SO BB IBB HBP BLK WP HR S P ERA WHIP			
Ron Reed, R ERA: 2.59 (1, 1)	9.0 W 30 3 0 0 3 0 0 0 0 0 0 36 36 0.00 0.333																(1, 1)	9.0 W 30 3 0 0 3 0 0 0 0 0 0 36 36 0.00 0.333			

Atlanta Braves @ Houston Astros
Astrodome, Houston, TX
Thu Aug 08 1974, 8:05 PM EDT
Att: 14,457 - Unknown

AB 30
R 0
H 3
RBI 0
BB 0
SO 3
LOB 7



Batter	1	2	3	4	5	6	7	8	9	AB	R	H	RBI	BB	SO	LOB	TOP							
Ron Hunt, R OBP: 0.380, SLG: 0.302 (1,4)	5-3		F8					2B 1B	5-3	4	1	1	0	1	0	1	Montreal Expos @ Atlanta Braves Atlanta Stadium, Atlanta, GA Tue Aug 13 1974, 7:05 PM EDT Att: 7,950 - Unknown							
Wille Davis, L OBP: 0.320, SLG: 0.413 (1,8)	F8			F6	4-3			1-H 2B		4	0	1	1	0	0	1								
Mike Jorgensen, L OBP: 0.435, SLG: 0.480 (1,3)	4-3			K				BB		3	0	0	0	1	2	0								
Bob Bailey, R OBP: 0.397, SLG: 0.431 (1,5)		K			1B 1B			BB	F8	4	1	1	0	0	2	2								
Jim Northrup, L OBP: 0.303, SLG: 0.373 (1,7) Dale Murray, R (8,1)		K			1B 1B			BB	F7	4	0	1	0	0	2	2								
Ken Singleton, S OBP: 0.390, SLG: 0.377 (1,9)					1B 1B					0	0	0	0	0	0	0								
Barry Foote, R OBP: 0.310, SLG: 0.377 (1,2)					1B					4	0	2	1	0	0	0								
Tim Foli, R OBP: 0.280, SLG: 0.270 (1,6) Ron Fairly, L (9,PH)					1B					4	1	1	0	0	0	3								
Tom Walker, R (1,1) Don Carrithers, R (4,1) Larry Blittner, L (8,PH) Larry Lintz, S (9,PR)					1B					4	1	1	0	0	0	3								
Inning Stats	R: 0 E: 0 S: 3	H: 0 LOB: 0 P: 3	R: 0 E: 0 S: 8	H: 1 LOB: 1 P: 8	R: 0 E: 0 S: 7	H: 0 LOB: 0 P: 7	R: 1 E: 0 S: 8	H: 3 LOB: 2 P: 8	R: 0 E: 0 S: 3	H: 0 LOB: 0 P: 9	R: 0 E: 0 S: 3	H: 0 LOB: 0 P: 3	R: 1 E: 0 S: 5	H: 2 LOB: 2 P: 9	R: 1 E: 0 S: 5	H: 2 LOB: 1 P: 5		1B: 6 2B: 2 3B: 0 HR: 0	SF: 0 SAC: 0 DP: 0 HBP: 0	WP: 0 PB: 0 CS: 0	PA: 37			
PITCHER	IP WLS BF H R ER SO BB IBB HBP BLK WP HR S P ERA WHIP																							
Ron Reed, R (1,1) ERA: 2.62 Phil Niekro, R (9,1) ERA: 2.98	8.2 W 36 8 3 3 8 2 0 0 0 0 0 0 50 58 3.12 1.154																							
Ralph Garr, L OBP: 0.395, SLG: 0.509 (1,9)	F7		F5														4	0	0	0	0	0	0	Montreal Expos @ Atlanta Braves Atlanta Stadium, Atlanta, GA Tue Aug 13 1974, 7:05 PM EDT Att: 7,950 - Unknown
Marty Perez, R OBP: 0.313, SLG: 0.355 (1,4)	4-3				1B 2B												4	1	1	0	0	1	0	
Darrell Evans, L OBP: 0.379, SLG: 0.400 (1,5)	3-1				1B 1B BB												3	1	0	0	1	0	0	
Hank Aaron, R OBP: 0.320, SLG: 0.478 (1,7)		F8			1B 1-6-3 1B												3	1	1	1	0	0	0	
Dusty Baker Jr., R OBP: 0.326, SLG: 0.415 (1,8)					1-6-3 1B												3	1	2	2	0	0	0	
Davey Johnson, R OBP: 0.351, SLG: 0.378 (1,3)					1-3 2-H 1B												3	0	0	0	0	1	2	
Craig Robinson, R OBP: 0.283, SLG: 0.240 (1,6)					F6												3	0	0	0	0	1	2	
Vic Correll, R OBP: 0.260, SLG: 0.333 (1,2)					1-6-3 IBB												2	0	0	0	1	0	0	
Ron Reed, R (1,1) ERA: 3.29 Phil Niekro, R (9,1) ERA: 1.2					1-6-3 1B												3	0	0	1	0	1	2	
Inning Stats	R: 0 E: 0 S: 3	H: 0 LOB: 0 P: 3	R: 1 E: 0 S: 6	H: 1 LOB: 0 P: 6	R: 0 E: 0 S: 3	H: 0 LOB: 0 P: 3	R: 3 E: 0 S: 8	H: 3 LOB: 2 P: 16	R: 0 E: 0 S: 5	H: 0 LOB: 0 P: 5	R: 0 E: 0 S: 3	H: 0 LOB: 0 P: 3	R: 0 E: 0 S: 3	H: 0 LOB: 0 P: 3	R: 0 E: 0 S: 3	H: 0 LOB: 0 P: 3	1B: 2 2B: 1 3B: 0 HR: 1	SF: 0 SAC: 0 DP: 0 HBP: 0	WP: 0 PB: 0 CS: 0	PA: 30				
PITCHER	IP WLS BF H R ER SO BB IBB HBP BLK WP HR S P ERA WHIP																							
Tom Walker, R (1,1) ERA: 3.29 Don Carrithers, R (4,1) ERA: 1.82 Dale Murray, R (8,1) ERA: 1.2	3.0 L 14 4 4 4 1 1 0 0 0 0 0 0 15 19 12.00 1.667																							
Tom Walker, R (1,1) ERA: 1.2	1.0 3 0 0 0 0 0 0 0 0 0 0 0 3 3 0.00 0.000																							

AB	35
R	3
H	8
RBI	3
BB	2
SO	8
LOB	10



livebaseballscores.com

Batter	1	2	3	4	5	6	7	8	9	AB	R	H	RBI	BB	SO	LOB	TOP			
Dave Cash, R OBP: 0.352, SLG: 0.396 (1, 4)	5-3									5	1	3	3	0	0	0	Philadelphia Phillies @ Atlanta Braves Atlanta Stadium, Atlanta, GA Fri Aug 16 1974, 7:05 PM EDT Att: 12,686 - Unknown			
Larry Bowa, S OBP: 0.303, SLG: 0.342 (1, 6)		K								4	0	1	0	0	2	2				
Mike Schmidt, R OBP: 0.416, SLG: 0.584 (1, 5)	F8									4	1	2	0	0	0	2				
Willie Montanez, L OBP: 0.362, SLG: 0.425 (1, 3)	G3									4	0	1	0	0	0	3				
Jay Johnstone, L OBP: 0.436, SLG: 0.627 Pete Richert, L (8, 1)			K	K						4	0	0	0	0	3	2				
Del Unser, L OBP: 0.343, SLG: 0.407 (1, 8)										0	0	0	0	0	0	0				
Bill Robinson, R OBP: 0.275, SLG: 0.332 (8, 9)										3	1	0	0	1	0	1				
Bob Boone, R OBP: 0.298, SLG: 0.328 (1, 2)										4	2	1	0	0	1	0				
Steve Carlton, L OBP: 0.188, SLG: 0.234 Ron Schaefer, R OBP: 0.196, SLG: 0.116 Ollie Brown, L OBP: 0.268, SLG: 0.423 Gene Garber, R (7, 1)										1	0	1	1	0	0	0				
Tom Hutton, L OBP: 0.314, SLG: 0.339 Mike Anderson, R OBP: 0.310, SLG: 0.379 (8, 7)										1	0	0	0	0	0	0				
Inning Stats	R: 0 E: 0 K: 0 S: 4	H: 1 LOB: 1 BB: 0 P: 4	R: 2 E: 0 K: 2 S: 10	H: 3 LOB: 2 BB: 1 P: 14	R: 1 E: 0 K: 1 S: 6	H: 2 LOB: 0 BB: 0 P: 6	R: 0 E: 0 K: 2 S: 7	H: 0 LOB: 0 BB: 0 P: 7	R: 0 E: 0 K: 0 S: 4	H: 1 LOB: 1 BB: 0 P: 4	R: 0 E: 0 K: 1 S: 5	H: 0 LOB: 0 BB: 0 P: 5	R: 0 E: 0 K: 1 S: 6	H: 1 LOB: 1 BB: 0 P: 6	R: 3 E: 1 K: 2 S: 9	H: 1 LOB: 0 BB: 1 P: 13	1B: 6 2B: 3 3B: 1 HR: 0	SF: 0 SAC: 1 DP: 1 HBP: 0	WP: 1 PB: 3 SB: 0 CS: 0	PA: 38
PITCHER Phil Niekro, R ERA: 2.6 (1, 1)	IP: 9.0 WLS: L BF: 38 H: 9 R: 6 ER: 3 SO: 9 BB: 2 IBB: 0 HBP: 0 BLK: 0 WP: 1 HR: 0 S: 54 P: 62 ERA: 3.00 WHIP: 1.222																			

Batter	1	2	3	4	5	6	7	8	9	AB	R	H	RBI	BB	SO	LOB	BOTTOM	
Ralph Garr, L OBP: 0.392, SLG: 0.502 (1, 9)	6-3									5	0	0	0	0	0	4	Philadelphia Phillies @ Atlanta Braves Atlanta Stadium, Atlanta, GA Fri Aug 16 1974, 7:05 PM EDT Att: 12,686 - Unknown	
Marty Perez, R OBP: 0.313, SLG: 0.349 Craig Robinson, R OBP: 0.265, SLG: 0.239 (8, FR)										3	0	0	0	1	0	2		
Darrell Evans, L OBP: 0.376, SLG: 0.393 (1, 5)										3	0	0	0	1	0	1		
Hank Aaron, R OBP: 0.329, SLG: 0.498 (1, 7)										3	1	1	0	1	0	3		
Dusty Baker Jr., R OBP: 0.327, SLG: 0.424 (1, 8)										4	0	0	0	0	1	5		
Davey Johnson, R OBP: 0.348, SLG: 0.382 (9, 4)										3	0	0	0	1	1	2		
Leo Foster, R OBP: 0.269, SLG: 0.261 Mike Lum, L OBP: 0.316, SLG: 0.363 Ivan Murrell, R OBP: 0.267, SLG: 0.330 (8, PH)										2	1	0	0	1	1	0		
Vic Correll, R OBP: 0.271, SLG: 0.359 (1, 2)										0	0	0	0	0	0	0		
Phil Niekro, R OBP: 0.227, SLG: 0.230 Paul Casanova, R OBP: 0.226, SLG: 0.192 (8, PH)										1	0	1	0	0	0	0		
Inning Stats	R: 0 E: 0 K: 0 S: 3	H: 0 LOB: 0 BB: 0 P: 3	R: 3 E: 0 K: 1 S: 7	H: 2 LOB: 0 BB: 1 P: 11	R: 0 E: 0 K: 1 S: 5	H: 0 LOB: 0 BB: 1 P: 7	R: 0 E: 0 K: 1 S: 5	H: 0 LOB: 1 BB: 0 P: 5	R: 0 E: 0 K: 0 S: 4	H: 1 LOB: 1 BB: 0 P: 4	R: 0 E: 1 K: 0 S: 4	H: 0 LOB: 2 BB: 2 P: 12	R: 0 E: 0 K: 1 S: 6	H: 1 LOB: 1 BB: 0 P: 6	1B: 2 2B: 1 3B: 0 HR: 1	SF: 0 SAC: 1 DP: 1 HBP: 0		WP: 0 PB: 0 SB: 0 CS: 0
PITCHER Steve Carlton, L ERA: 3.17 Ron Schaefer, R ERA: 3.33 Gene Garber, R ERA: 4.29 Pete Richert, L ERA: 2.7 (3, 1)	IP: 2.0 WLS: 15 BF: 0 H: 2 R: 3 ER: 0 SO: 2 BB: 3 IBB: 0 HBP: 0 BLK: 0 WP: 0 HR: 1 S: 10 P: 14 ERA: 13.50 WHIP: 1.500																	



Batter	1	2	3	4	5	6	7	8	9	AB	R	H	RBI	BB	SO	LOB	TOP					
Dave Cash, R OBP: 0.353, SLG: 0.393 (1,4)										4	1	2	0	1	0	1	Philadelphia Phillies @ Atlanta Braves Atlanta Stadium, Atlanta, GA Sun Aug 18 1974, 3:33 AM EDT Att: 11,407 - Unknown					
Larry Bowa, S OBP: 0.306, SLG: 0.343 (1,6)										5	1	2	0	0	0	3						
Mike Schmidt, R OBP: 0.416, SLG: 0.593 (1,5)										4	2	2	1	1	0	1						
Willie Montanez, L OBP: 0.358, SLG: 0.428 (1,3)										4	1	1	2	0	2	2						
Del Unser, L OBP: 0.344, SLG: 0.406 (1,8)										3	0	0	0	2	0	2						
Jay Johnstone, L OBP: 0.431, SLG: 0.611 (1,9)										4	1	1	1	1	1	1						
Mike Anderson, R OBP: 0.317, SLG: 0.378 (9,9)										0	0	0	0	0	0	0						
Bill Robinson, R OBP: 0.275, SLG: 0.344 (1,7)										4	1	1	2	1	0	1	AB 36 R 7 H 12 RBI 7 BB 6 SO 3 LOB 15					
Bob Boone, R OBP: 0.298, SLG: 0.330 (1,2)										4	0	2	1	0	0	3						
Dick Ruthven, R OBP: 0.154, SLG: 0.154 (1,1)										4	0	1	0	0	0	1						
Inning Stats	R: 0 E: 0 K: 1 S: 7	H: 2 LOB: 2 BB: 0 P: 7	R: 1 E: 0 K: 1 S: 7	H: 3 LOB: 2 BB: 1 P: 11	R: 0 E: 0 K: 0 S: 3	H: 0 LOB: 0 BB: 0 P: 3	R: 1 E: 0 K: 0 S: 5	H: 2 LOB: 1 BB: 0 P: 5	R: 1 E: 0 K: 1 S: 6	H: 1 LOB: 0 BB: 0 P: 6	R: 0 E: 0 K: 0 S: 3	H: 0 LOB: 0 BB: 0 P: 3	R: 3 E: 0 K: 0 S: 5	H: 2 LOB: 3 BB: 4 P: 21	R: 0 E: 0 K: 0 S: 4	H: 1 LOB: 1 BB: 0 P: 4	R: 1 E: 0 K: 0 S: 3	H: 1 LOB: 0 BB: 1 P: 7	1B: 7 2B: 2 3B: 0 HR: 3	SF: 1 SAC: 0 DP: 1 HBP: 0	WP: 0 PB: 0 SB: 3 CS: 0	PA: 43
PITCHER	IP WLS BF H R ER SO BB IBB HBP BLK WP HR S P ERA WHIP																					
Ron Reed, R ERA: 2.9 (1,1)	6.2 L 33 10 6 6 3 4 0 0 0 0 2 35 51 8.10 2.100																					
Danny Frisella, R ERA: 4.79 (7,1)	0.1 2 0 0 0 0 1 0 0 0 0 0 1 5 0.00 3.000																					
Lew Krausse, R ERA: 3.04 (8,1)	2.0 8 2 1 1 0 1 0 0 0 0 1 7 11 4.50 1.500																					

Batter	1	2	3	4	5	6	7	8	9	AB	R	H	RBI	BB	SO	LOB	BOTTOM					
Ralph Garr, L OBP: 0.388, SLG: 0.503 (1,7)										5	1	1	2	0	1	2	Philadelphia Phillies @ Atlanta Braves Atlanta Stadium, Atlanta, GA Sun Aug 18 1974, 3:33 AM EDT Att: 11,407 - Unknown					
Marty Perez, R OBP: 0.318, SLG: 0.353 (1,4)										4	2	2	0	0	0	1						
Darrell Evans, L OBP: 0.380, SLG: 0.391 (1,5)										3	0	1	0	1	0	1						
Dusty Baker Jr., R OBP: 0.328, SLG: 0.425 (1,8)										4	0	1	1	0	2	2						
Mike Lum, L OBP: 0.313, SLG: 0.357 (1,9)										3	0	0	1	0	1	2						
Davey Johnson, R OBP: 0.346, SLG: 0.375 (1,3)										4	0	0	0	0	1	1						
Craig Robinson, R OBP: 0.286, SLG: 0.243 (1,6)										3	0	0	0	0	0	0						
Johnny Oates, L OBP: 0.280, SLG: 0.277 (9, PH)										1	0	0	0	0	0	0	AB 33 R 4 H 6 RBI 4 BB 3 SO 7 LOB 12					
Vic Correll, R OBP: 0.298, SLG: 0.349 (1,2)										1	0	0	0	2	1	0						
Frank Tepedino, L OBP: 0.277, SLG: 0.293 (9, PH)										1	0	1	0	0	0	0						
Ron Reed, R OBP: 0.136, SLG: 0.116 (1,1)										2	1	0	0	0	0	1						
Danny Frisella, L OBP: 0.262, SLG: 0.270 (7, PH)										0	0	0	0	0	0	0						
Norm Miller, L OBP: 0.867, SLG: 0.500 (8,1)										1	0	0	0	0	0	1						
Hank Aaron, R OBP: 0.330, SLG: 0.496 (9, PH)										1	0	0	0	0	0	1						
Inning Stats	R: 0 E: 0 K: 0 S: 3	H: 0 LOB: 0 BB: 0 P: 3	R: 0 E: 0 K: 2 S: 7	H: 0 LOB: 0 BB: 0 P: 7	R: 3 E: 0 K: 0 S: 6	H: 3 LOB: 2 BB: 2 P: 14	R: 0 E: 0 K: 1 S: 5	H: 0 LOB: 0 BB: 0 P: 5	R: 0 E: 0 K: 1 S: 6	H: 0 LOB: 1 BB: 0 P: 6	R: 0 E: 0 K: 1 S: 5	H: 0 LOB: 0 BB: 0 P: 5	R: 0 E: 1 K: 1 S: 5	H: 0 LOB: 1 BB: 1 P: 9	R: 1 E: 0 K: 1 S: 7	H: 2 LOB: 1 BB: 0 P: 7	R: 0 E: 0 K: 0 S: 4	H: 1 LOB: 1 BB: 0 P: 4	1B: 5 2B: 0 3B: 0 HR: 1	SF: 1 SAC: 0 DP: 0 HBP: 0	WP: 2 PB: 0 SB: 0 CS: 0	PA: 37
PITCHER	IP WLS BF H R ER SO BB IBB HBP BLK WP HR S P ERA WHIP																					
Dick Ruthven, R ERA: 4.04 (1,1)	9.0 W 37 6 4 4 7 3 0 0 0 2 1 48 60 4.00 1.000																					



Batter	1	2	3	4	5	6	7	8	9	AB	R	H	RBI	BB	SO	LOB	TOP								
Lou Brock, L OBP: 0.373, SLG: 0.397 (1, 7)	3-1		1B	K			1B		G3	5	2	2	1	0	1	0	St. Louis Cardinals @ Atlanta Braves Atlanta Stadium, Atlanta, GA Mon Aug 19 1974, 7:05 PM EDT Att: 7,104 - Unknown								
Ted Sizemore, R OBP: 0.350, SLG: 0.318 (1, 4)	5-3		1B			4-3	K		1-3	5	1	1	1	0	1	1									
Reggie Smith, S OBP: 0.383, SLG: 0.559 (1, 9)	BB		1B	1B		1B	1B		1-6-3	3	1	2	0	1	0	1									
Joe Torre, R OBP: 0.379, SLG: 0.413 (1, 3)	F8		1B	FC4-6		1B	1B		2H	4	1	3	2	0	0	1									
Bake McBride, L OBP: 0.358, SLG: 0.378 (1, 8)		4-3	1B	FC4-6		1B	G6-3		F7	4	0	2	1	0	0	1									
Ted Simmons, S OBP: 0.308, SLG: 0.419 (1, 2)	5-3		FC4-6			G6-3			6-3	4	0	0	1	0	0	4									
Ken Reitz, R OBP: 0.305, SLG: 0.367 (1, 5)	3-1		L6			L4			F8	4	0	0	0	0	0	1									
Mike Tyson, R OBP: 0.250, SLG: 0.274 (1, 6)			1B	L5		5-3			F9	4	1	1	0	0	0	0									
Claude Osteen, L OBP: 0.271, SLG: 0.354 (4, 1)			K	F7		F9			K	2	0	0	0	0	0	1									
Rich Folkers, L OBP: 0.279, SLG: 0.400 (6, PH)										0	0	0	0	0	0	0									
Bob Forsch, R OBP: 0.279, SLG: 0.400 (6, PH)										0	0	0	0	0	0	0									
Joe Mauer, R OBP: 0.279, SLG: 0.400 (6, PH)										0	0	0	0	0	0	0									
Sonny Siebert, R OBP: 0.279, SLG: 0.400 (6, PH)										0	0	0	0	0	0	0									
Danny Godby, R OBP: 0.279, SLG: 0.400 (6, PH)										0	0	0	0	0	0	1									
Inning Stats	R: 0 E: 0 K: 0 S: 3	H: 0 LOB: 1 BB: 1 P: 7	R: 0 E: 0 K: 0 S: 3	H: 0 LOB: 0 BB: 0 P: 3	R: 5 E: 0 K: 1 S: 11	H: 6 LOB: 1 BB: 0 P: 11	R: 0 E: 0 K: 1 S: 5	H: 0 LOB: 0 BB: 0 P: 5	R: 0 E: 0 K: 0 S: 3	H: 3 LOB: 2 BB: 0 P: 5	R: 0 E: 0 K: 0 S: 3	H: 0 LOB: 0 BB: 0 P: 3	R: 1 E: 0 K: 1 S: 7	H: 2 LOB: 1 BB: 0 P: 7	R: 0 E: 0 K: 0 S: 3	H: 0 LOB: 0 BB: 0 P: 3	R: 0 E: 0 K: 1 S: 5	H: 0 LOB: 0 BB: 0 P: 5	1B: 10 2B: 1 3B: 0 HR: 0	SF: 0 SAC: 0 DP: 1 HBP: 0	WP: 0 PB: 0 SB: 2 CS: 0	PA: 38			
PITCHER	IP	WLS	BF	H	R	ER	SO	BB	IBB	HBP	BLK	WP	HR	S	P	ERA	WHIP								
Carl Morton, R ERA: 3.16 (1, 1)	2.1		14	6	5	5	1	1	0	0	0	0	0	15	19	19.29	3.000								
Joe Niekro, R ERA: 4.13 (3, 1)	1.2	W	5	0	0	0	1	0	0	0	0	0	0	7	7	0.00	0.000								
Max Leon, R ERA: 2.39 (5, 1)	3.0	S	13	5	1	1	1	0	0	0	0	0	0	15	15	3.00	1.667								
Tom House, L ERA: 2.07 (8, 1)	2.0		6	0	0	0	1	0	0	0	0	0	0	8	8	0.00	0.000								

Batter	1	2	3	4	5	6	7	8	9	AB	R	H	RBI	BB	SO	LOB	BOTTOM								
Ralph Garr, L OBP: 0.390, SLG: 0.504 (1, 9)	FC3-6		G1-6-3	2B	FC4-6		1-3			5	2	3	0	0	0	2	St. Louis Cardinals @ Atlanta Braves Atlanta Stadium, Atlanta, GA Mon Aug 19 1974, 7:05 PM EDT Att: 7,104 - Unknown								
Rowland Office, L OBP: 0.284, SLG: 0.350 (8, 8)	1B		1B	SF8	2B					0	0	0	0	0	0	0									
Marty Perez, R OBP: 0.323, SLG: 0.365 (1, 4)	FC3-6		G1-6-3	1B	1B		HR			5	1	3	4	0	0	2									
Darrell Evans, L OBP: 0.384, SLG: 0.400 (1, 5)	FC1-4		HR	1B	HBP		HR			3	2	2	2	1	0	1									
Hank Aaron, R OBP: 0.331, SLG: 0.506 (1, 7)	BB		HR	1B	SF8		K			3	1	1	3	1	1	2									
Tom House, L OBP: 0.286, SLG: 0.286 (8, 1)	BB		HR	1B	F8		K			0	0	0	0	0	0	0									
Dusty Baker Jr., R OBP: 0.324, SLG: 0.420 (1, 8)	F7		L5	K			F7			5	0	0	0	0	2	4									
Mike Lum, L OBP: 0.314, SLG: 0.359 (1, 3)		CS	F8	F8	1B		4-3		L3	4	1	1	0	1	0	0									
Craig Robinson, R OBP: 0.254, SLG: 0.242 (1, 6)	BB		2B	E3	FC4-6		F3			2	1	0	0	0	0	1									
Leo Foster, R OBP: 0.291, SLG: 0.286 (6, 6)	6-3		1B	1B	2B		1B			3	1	2	0	0	0	0									
Vic Correll, R OBP: 0.313, SLG: 0.379 (1, 2)	2B		1B	1B	SF8		6-3			4	1	3	1	0	0	0									
Carl Morton, R OBP: 0.147, SLG: 0.099 (1, 1)	5-3		1B	1B	1B		K			1	0	0	0	0	0	1									
Joe Niekro, R (3, 1)			1B	1B	1B					0	0	0	0	0	0	0									
Davey Johnson, R OBP: 0.347, SLG: 0.377 (4, PH)			1B	1B	1B					1	1	1	1	0	0	0									
Max Leon, R OBP: 0.077, SLG: 0.083 (5, 1)			2B	1B	1B					2	0	1	0	0	1	2									
Ivan Murrell, R OBP: 0.254, SLG: 0.327 (8, 7)			1B	1B	1B					0	0	0	0	0	0	0									
Inning Stats	R: 0 E: 0 K: 0 S: 4	H: 1 LOB: 2 BB: 1 P: 8	R: 0 E: 0 K: 0 S: 3	H: 1 LOB: 1 BB: 1 P: 7	R: 2 E: 0 K: 1 S: 5	H: 3 LOB: 0 BB: 0 P: 5	R: 4 E: 1 K: 1 S: 10	H: 4 LOB: 2 BB: 0 P: 11	R: 3 E: 0 K: 0 S: 7	H: 4 LOB: 2 BB: 1 P: 11	R: 0 E: 0 K: 2 S: 9	H: 2 LOB: 0 BB: 0 P: 9	R: 2 E: 0 K: 1 S: 7	H: 2 LOB: 0 BB: 0 P: 7	R: 0 E: 0 K: 0 S: 3	H: 0 LOB: 0 BB: 0 P: 3	R: 0 E: 0 K: 1 S: 3	H: 0 LOB: 0 BB: 0 P: 3	1B: 11 2B: 4 3B: 0 HR: 2	SF: 2 SAC: 0 DP: 1 HBP: 1	WP: 0 PB: 0 SB: 1 CS: 1	PA: 44			
PITCHER	IP	WLS	BF	H	R	ER	SO	BB	IBB	HBP	BLK	WP	HR	S	P	ERA	WHIP								
Claude Osteen, L ERA: 3.88 (1, 1)	3.1	L	20	9	6	4	0	2	0	0	0	0	0	10	15	10.80	3.300								
Rich Folkers, L ERA: 2.79 (4, 1)	1.1		10	4	3	3	1	1	0	1	0	0	0	10	15	20.25	3.750								
Bob Forsch, R ERA: 3.22 (5, 1)	0.1		1	0	0	0	0	0	0	0	0	0	0	1	1	0.00	0.000								
Sonny Siebert, R ERA: 3.26 (6, 1)	3.0		13	4	2	2	3	0	0	0	0	0	1	19	19	6.00	1.333								

AB 37
R 6
H 11
RBI 6
BB 1
SO 4
LOB 10



AB 38
R 11
H 17
RBI 11
BB 3
SO 4
LOB 15




Batter	1	2	3	4	5	6	7	8	9	AB	R	H	RBI	BB	SO	LOB	TOP					
Lou Brock, L OBP: 0.373, SLG: 0.397 (1, 7)										5	0	2	0	0	1	0	St. Louis Cardinals @ Atlanta Braves Atlanta Stadium, Atlanta, GA Tue Aug 20 1974, 7:05 PM EDT Att: 8,190 - Unknown					
Ted Sizemore, R OBP: 0.351, SLG: 0.320 Jerry Davanon, R OBP: 0.286, SLG: 0.194 (1, 4)										5	1	2	0	0	0	1						
Reggie Smith, S OBP: 0.384, SLG: 0.557 (1, 9)										5	2	2	0	0	0	2						
Joe Torre, R OBP: 0.381, SLG: 0.424 (1, 3)										4	1	2	3	0	1	2						
Bake McBride, L OBP: 0.358, SLG: 0.377 (1, 8)										4	1	1	1	0	0	3						
Tim McCarver, L OBP: 0.355, SLG: 0.250 (1, 2)										3	1	0	0	1	1	3						
Ken Reitz, R OBP: 0.305, SLG: 0.366 (1, 5)										4	0	1	1	0	0	0						
Mike Tyson, R OBP: 0.250, SLG: 0.274 (1, 6)										4	0	1	1	0	1	0						
Alan Foster, R OBP: 0.268, SLG: 0.174 Bob Forsch, R OBP: 0.279, SLG: 0.186 Jose Guillen, L OBP: 0.289, SLG: 0.397 Rich Folkers, L OBP: 0.285, SLG: 0.167 Jim Dwyer, L OBP: 0.282, SLG: 0.382 Al Hrabosky, R OBP: 0.285, SLG: 0.167 Danny Godby, R OBP: 0.285, SLG: 0.333 Mike Garman, R OBP: 0.143, SLG: 0.143 (1, 1)										1	0	0	0	0	0	0						
Inning Stats	R: 2 E: 0 K: 2 S: 10	H: 3 LOB: 1 BB: 0 P: 10	R: 0 E: 0 K: 0 S: 3	H: 0 LOB: 0 BB: 0 P: 3	R: 0 E: 0 K: 0 S: 3	H: 0 LOB: 0 BB: 0 P: 3	R: 1 E: 0 K: 0 S: 4	H: 1 LOB: 0 BB: 0 P: 4	R: 0 E: 0 K: 1 S: 6	H: 1 LOB: 1 BB: 0 P: 6	R: 2 E: 0 K: 0 S: 5	H: 2 LOB: 2 BB: 1 P: 10	R: 1 E: 0 K: 0 S: 5	H: 2 LOB: 2 BB: 0 P: 6	R: 0 E: 0 K: 1 S: 5	H: 0 LOB: 0 BB: 0 P: 5		R: 0 E: 0 K: 1 S: 7	H: 2 LOB: 2 BB: 0 P: 7	1B: 9 2B: 1 3B: 0 HR: 1	SF: 0 SAC: 0 DP: 0 HBP: 2	WP: 0 PB: 0 SB: 2 CS: 0
PITCHER	IP WLS BF H R ER SO BB IBB HBP BLK WP HR S P ERA WHIP	6.2 W 31 8 6 6 3 1 0 2 0 0 1 34 40 8.10 1.350	2.1 S 10 3 0 0 2 0 0 0 0 0 0 0 14 14 0.00 1.286											IP WLS BF H R ER SO BB IBB HBP BLK WP HR S P ERA WHIP								
Phil Niekro, R ERA: 2.76 Tom House, L ERA: 2.0																						

AB	38
R	6
H	11
RBI	6
BB	1
SO	5
LOB	13



Batter	1	2	3	4	5	6	7	8	9	AB	R	H	RBI	BB	SO	LOB	BOTTOM				
Ralph Garr, L OBP: 0.389, SLG: 0.501 (1, 9)										5	1	1	0	0	1	3	St. Louis Cardinals @ Atlanta Braves Atlanta Stadium, Atlanta, GA Tue Aug 20 1974, 7:05 PM EDT Att: 8,190 - Unknown				
Marty Perez, R OBP: 0.328, SLG: 0.373 (1, 4)										5	3	3	1	0	1	1					
Darrell Evans, L OBP: 0.384, SLG: 0.412 (1, 5)										5	1	2	2	0	2	2					
Hank Aaron, R OBP: 0.339, SLG: 0.513 Rowland Office, L OBP: 0.294, SLG: 0.350 (1, 7)										4	1	3	1	1	0	1					
Dusty Baker Jr., R OBP: 0.327, SLG: 0.418 (1, 8)										2	0	0	0	3	0	2					
Mike Lum, L OBP: 0.312, SLG: 0.353 (1, 3)										4	0	0	0	1	2	8					
Leo Foster, R OBP: 0.317, SLG: 0.302 (1, 6)										4	1	2	2	1	0	4					
Vic Correll, R OBP: 0.320, SLG: 0.378 (1, 2)										3	1	1	0	1	0	3					
Phil Niekro, R OBP: 0.218, SLG: 0.221 Tom House, L OBP: 0.286, SLG: 0.286 (1, 1)										3	0	0	0	0	0	2					
Inning Stats	R: 2 E: 0 K: 1 S: 8	H: 3 LOB: 1 BB: 0 P: 8	R: 4 E: 1 K: 0 S: 8	H: 5 LOB: 2 BB: 1 P: 12	R: 0 E: 0 K: 0 S: 3	H: 0 LOB: 1 BB: 1 P: 7	R: 2 E: 0 K: 1 S: 7	H: 2 LOB: 2 BB: 2 P: 15	R: 0 E: 0 K: 1 S: 5	H: 0 LOB: 0 BB: 0 P: 5	R: 0 E: 0 K: 2 S: 8	H: 1 LOB: 1 BB: 1 P: 12	R: 0 E: 0 K: 1 S: 5	H: 0 LOB: 1 BB: 1 P: 9	R: 0 E: 0 K: 0 S: 4	H: 1 LOB: 2 BB: 1 P: 8		1B: 8 2B: 2 3B: 1 HR: 1	SF: 0 SAC: 1 DP: 1 HBP: 0	WP: 1 PB: 0 SB: 2 CS: 0	PA: 43
PITCHER	IP WLS BF H R ER SO BB IBB HBP BLK WP HR S P ERA WHIP	1.2 L 13 2 2 2 1 3 1 0 0 0 0 0 11 27 7.71 2.143	1.0 3 0 0 0 1 0 0 0 0 0 0 5 5 0.00 0.000	2.0 9 1 0 0 3 1 1 0 0 0 0 13 21 0.00 1.000	3.0 5 1 0 0 0 0 0 1 0 0 0 4 8 0.00 1.000											IP WLS BF H R ER SO BB IBB HBP BLK WP HR S P ERA WHIP					
Alan Foster, R ERA: 3.44 Bob Forsch, R ERA: 3.42 Rich Folkers, L ERA: 2.75 Al Hrabosky, L ERA: 3.05 Mike Garman, R ERA: 2.86																					

AB	35
R	8
H	12
RBI	6
BB	7
SO	6
LOB	26



Batter	1	2	3	4	5	6	7	8	9	AB	R	H	RBI	BB	SO	LOB	TOP			
Ted Martinez, R OBP: 0.239, SLG: 0.293 (1, 6)										4	0	1	0	0	0	0	New York Mets @ Atlanta Braves Atlanta Stadium, Atlanta, GA Fri Aug 23 1974, 7:05 PM EDT Att: 12,860 - Unknown			
Felix Milan, R OBP: 0.313, SLG: 0.297 (1, 4)										2	0	0	0	2	0					
Ken Boswell, L OBP: 0.293, SLG: 0.308 (1, 7)										4	0	0	0	0	2					
Rusty Staub, L OBP: 0.365, SLG: 0.420 (1, 9)										4	0	0	0	0	2					
Wayne Garrett, L OBP: 0.327, SLG: 0.326 (1, 5)										4	0	1	0	0	0	1				
Ron Hodges, L OBP: 0.340, SLG: 0.398 (1, 2)										3	0	1	0	0	0	1				
Jim Gosger, L OBP: 0.077, SLG: 0.077 (1, 8)										3	0	0	0	0	0	1				
George Theodore, R OBP: 0.227, SLG: 0.213 (1, 3)										3	0	0	0	0	0	1				
Harry Parker, R Jerry Cram, R Bud Harrison, S Jack Aker, R Duffy Dyer, R Bob Miller, R										1	0	0	0	0	0	0				
Inning Stats	R: 0 E: 0 K: 0 S: 3	H: 0 LOB: 1 BB: 1 P: 7	R: 0 E: 0 K: 0 S: 3	H: 0 LOB: 0 BB: 0 P: 3	R: 0 E: 0 K: 0 S: 3	H: 0 LOB: 0 BB: 1 P: 7	R: 0 E: 0 K: 0 S: 3	H: 1 LOB: 0 BB: 0 P: 3	R: 0 E: 0 K: 0 S: 4	H: 0 LOB: 0 BB: 0 P: 3	R: 0 E: 0 K: 0 S: 4	H: 1 LOB: 1 BB: 0 P: 4	R: 0 E: 0 K: 0 S: 4	H: 1 LOB: 2 BB: 1 P: 8	R: 0 E: 0 K: 0 S: 3	H: 0 LOB: 0 BB: 0 P: 3		1B: 3 2B: 0 3B: 0 HR: 0	SF: 0 SAC: 0 DP: 1 HBP: 0	WP: 0 PB: 0 SB: 0 CS: 0
PITCHER	IP WLS BF H R ER SO BB IBB HBP BLK WP HR S P ERA WHIP																			
Lew Krausse, R ERA: 2.7 Tom House, L ERA: 1.94	(1, 1) (7, 1)	6.0 W 20 1 0 0 0 2 0 0 0 0 0 0 18 26 0.00 0.500																		

AB 29
R 0
H 3
RBI 0
BB 3
SO 0
LOB 10



Batter	1	2	3	4	5	6	7	8	9	AB	R	H	RBI	BB	SO	LOB	BOTTOM			
Ralph Garr, L OBP: 0.390, SLG: 0.499 Ivan Murrell, R OBP: 0.259, SLG: 0.320 (1, 7) (8, 9)										4	0	2	1	0	0	1	New York Mets @ Atlanta Braves Atlanta Stadium, Atlanta, GA Fri Aug 23 1974, 7:05 PM EDT Att: 12,860 - Unknown			
Marty Perez, R OBP: 0.334, SLG: 0.371 (1, 4)										4	1	1	1	1	0	1				
Darrell Evans, L OBP: 0.390, SLG: 0.425 (1, 5)										3	1	1	1	1	1	4				
Mike Lum, L OBP: 0.324, SLG: 0.372 (1, 9) (8, 7)										3	0	1	0	1	0	2				
Frank Tepedino, L OBP: 0.270, SLG: 0.285 (1, 3)										4	0	0	0	0	0	6				
Rowland Office, L OBP: 0.277, SLG: 0.341 (1, 8)										4	0	0	1	0	0	3				
Leo Foster, R OBP: 0.286, SLG: 0.274 (1, 6)										4	1	1	0	0	2	2				
Johnny Oates, L OBP: 0.290, SLG: 0.285 (1, 2)										3	2	3	0	1	0	0				
Lew Krausse, R OBP: 0.600, SLG: 1.250 Tom House, L OBP: 0.286, SLG: 0.286 (1, 1) (7, 1)										2	1	1	2	0	1	2				
Inning Stats	R: 0 E: 0 K: 0 S: 4	H: 1 LOB: 2 BB: 1 P: 8	R: 2 E: 0 K: 1 S: 7	H: 2 LOB: 0 BB: 0 P: 7	R: 1 E: 0 K: 0 S: 5	H: 2 LOB: 1 BB: 0 P: 5	R: 2 E: 0 K: 2 S: 10	H: 4 LOB: 2 BB: 0 P: 10	R: 0 E: 0 K: 0 S: 3	H: 0 LOB: 0 BB: 0 P: 3	R: 0 E: 0 K: 1 S: 6	H: 1 LOB: 1 BB: 0 P: 6	R: 1 E: 1 K: 0 S: 4	H: 0 LOB: 2 BB: 2 P: 12	R: 0 E: 0 K: 0 S: 3	H: 0 LOB: 1 BB: 1 P: 7		1B: 8 2B: 1 3B: 0 HR: 2	SF: 0 SAC: 2 DP: 1 HBP: 0	WP: 0 PB: 0 SB: 1 CS: 1
PITCHER	IP WLS BF H R ER SO BB IBB HBP BLK WP HR S P ERA WHIP																			
Harry Parker, R ERA: 3.8 Jerry Cram, R ERA: 3.91 Jack Aker, R ERA: 3.91 Bob Miller, R ERA: 3.38	(1, 1) (4, 1) (6, 1) (8, 1)	3.1 L 4 0 0 0 1 0 0 0 0 0 0 6 6 0.00 0.000																		



Batter	1	2	3	4	5	6	7	8	9	10	AB	R	H	RBI	BB	SO	LOB	TOP
Bud Harrelson, S OBP: 0.379, SLG: 0.268 (1, 6)	4-0 1B S G4-3 BB		0-0 F7			0-0 6-3		4-0 BB		4-0 BB	2	1	0	0	3	0	0	New York Mets @ Atlanta Braves Atlanta Stadium, Atlanta, GA Sat Aug 24 1974, 7:05 PM EDT Att: 34,060 - Unknown
Felix Millan, R OBP: 0.314, SLG: 0.298 (1, 4)	0-0 G4-3 1B		0-0 FC6 1B			0-0 F8		0-0 F9		0-0 F8	5	0	2	0	0	0	2	
Cleon Jones, R OBP: 0.341, SLG: 0.417 (1, 7)	0-0 G4-3		0-0 FC6			0-0 1B			0-0 4-3 1-3 1B		4	1	2	0	0	0	2	
Rusty Staub, L OBP: 0.364, SLG: 0.426 (1, 9)	0-0 HR					0-0 F8			0-0 1-3		4	1	1	1	0	0	2	
Ed Kranepool, L OBP: 0.305, SLG: 0.443 (1, 3)	0-3 K					0-0 F9			0-0 4-3		4	0	0	0	0	1	1	
Wayne Garrett, L OBP: 0.327, SLG: 0.325 (1, 5)		0-0 3-1				0-0 3-1			0-0 4-3		4	0	1	1	0	1	0	
Jerry Grote, R OBP: 0.326, SLG: 0.335 (1, 2)		0-0 F8				0-0 G1-6-3 1B			0-0 5-3		4	0	1	0	0	0	1	
Jim Gosger, L OBP: 0.059, SLG: 0.059 (1, 8)			0-0 G1			0-0 P3			0-0 F8		4	0	0	0	0	0	1	
Tom Seaver, R OBP: 0.190, SLG: 0.060 Ken Boswell, L OBP: 0.291, SLG: 0.306 Jerry Cram, R OBP: 0.336, SLG: 0.394 Ron Hodges, L OBP: 0.111, SLG: 0.222 (10, PH)			0-0 4-3			0-0 G1-6-3			0-0 6-3		2	0	0	0	0	0	1	
Bob Miller, R OBP: 0.111, SLG: 0.222 (10, 1)						1-2			0-0 6-3		1	0	0	0	0	0	0	
Inning Stats	R: 2 E: 0 K: 1 S: 6	H: 2 LOB: 0 BB: 1 P: 10	R: 0 E: 0 K: 0 S: 3	H: 0 LOB: 0 BB: 0 P: 3	R: 0 E: 0 K: 0 S: 4	H: 1 LOB: 1 BB: 0 P: 4	R: 0 E: 0 K: 0 S: 3	H: 0 LOB: 0 BB: 0 P: 3	R: 0 E: 0 K: 1 S: 5	H: 0 LOB: 0 BB: 1 P: 5	R: 0 E: 0 K: 0 S: 3	H: 2 LOB: 1 BB: 1 P: 5	R: 0 E: 0 K: 0 S: 3	H: 0 LOB: 1 BB: 1 P: 7	1B: 6 2B: 0 3B: 0 HR: 1	SF: 0 SAC: 0 DP: 2 HBP: 0	WP: 0 PA: 38 PB: 0 SB: 1 CS: 0	
PITCHER Carl Morton, R ERA: 3.14 (1, 1)	IP 10.0	WLS W 38	H 7	R 3	ER 3	SO 2	BB 3	IBB 0	HBP 0	BLK 0	WP 0	HR 1	S 39	P 51	ERA 2.70	WHIP 1.000		

Batter	1	2	3	4	5	6	7	8	9	10	AB	R	H	RBI	BB	SO	LOB	BOTTOM			
Ralph Garr, L OBP: 0.390, SLG: 0.504 (1, 9)	0-0 HR					0-0 4-3			0-0 G6-4-3		5	1	2	2	0	0	2	New York Mets @ Atlanta Braves Atlanta Stadium, Atlanta, GA Sat Aug 24 1974, 7:05 PM EDT Att: 34,060 - Unknown			
Marty Perez, R OBP: 0.329, SLG: 0.365 (1, 4)	0-0 F3		0-0 FC3-6 1B			0-0 P4			0-0 F9		5	0	0	0	0	0	3				
Darrell Evans, L OBP: 0.352, SLG: 0.430 (1, 5)	0-0 1B		0-0 F8			0-3 K			0-0 FC1-4 1B		5	2	3	0	0	1	2				
Hank Aaron, R OBP: 0.340, SLG: 0.504 (1, 7)	0-0 F6		0-3 K			0-0 5-3			0-0 FC1-4 G4-3 1-2		5	0	0	0	0	1	3				
Dusty Baker Jr., R OBP: 0.327, SLG: 0.416 (1, 8)	0-0 S 1B		0-0 BB 2B			0-3 K			0-0 G4-3 1-2		5	0	3	1	0	1	1				
Mike Lum, L OBP: 0.329, SLG: 0.371 (1, 3)	0-0 F8		4-0 BB BB			0-0 E4 FC6			0-0 FC1-6 1B		3	0	1	0	2	0	1				
Leo Foster, R OBP: 0.270, SLG: 0.258 Frank Tepedino, L OBP: 0.268, SLG: 0.283 (10, PH)			0-3 K			0-0 FC6			0-0 FC1-6 G6-3 1-2		4	0	0	0	0	2	4				
Vic Correll, R OBP: 0.322, SLG: 0.360 Norm Miller, L OBP: 0.279, SLG: 0.270 (10, PH)			0-0 K			0-0 K			0-0 G6-3		2	1	1	0	2	0	1				
Carl Morton, R OBP: 0.154, SLG: 0.108 (1, 1)			0-0 FC1 FC3-6 1B			0-0 P4			0-0 SH1-4 BB		3	0	1	0	0	0	4				
Inning Stats	R: 2 E: 0 K: 0 S: 6	H: 3 LOB: 1 BB: 0 P: 6	R: 1 E: 1 K: 1 S: 8	H: 2 LOB: 2 BB: 0 P: 8	R: 0 E: 0 K: 2 S: 8	H: 1 LOB: 3 BB: 2 P: 16	R: 0 E: 0 K: 1 S: 5	H: 0 LOB: 0 BB: 0 P: 5	R: 0 E: 1 K: 1 S: 6	H: 0 LOB: 1 BB: 0 P: 6	R: 0 E: 0 K: 0 S: 3	H: 1 LOB: 0 BB: 1 P: 7	R: 0 E: 0 K: 0 S: 3	H: 1 LOB: 0 BB: 0 P: 3	R: 0 E: 0 K: 0 S: 3	H: 1 LOB: 0 BB: 0 P: 3	R: 1 E: 0 K: 0 S: 4		H: 2 LOB: 3 BB: 2 P: 12	1B: 8 2B: 2 3B: 0 HR: 1	SF: 0 SAC: 1 DP: 3 HBP: 0
PITCHER Tom Seaver, R ERA: 3.36 (1, 1)	IP 7.0	WLS 32	H 7	R 3	ER 2	SO 5	BB 3	IBB 0	HBP 0	BLK 0	WP 0	HR 1	S 39	P 51	ERA 2.57	WHIP 1.429					
Jerry Cram, R ERA: (8, 1)	2.0	6	2	0	0	0	0	0	0	0	0	0	6	6	0.00	1.000					
Bob Miller, R ERA: 3.48 (10, 1)	0.2	L	6	2	1	1	0	1	1	0	0	0	4	12	13.50	4.500					

Batter	1	2	3	4	5	6	7	8	9	AB	R	H	RBI	BB	SO	LOB	TOP				
Bud Harrelson, S OBP: 0.378, SLG: 0.267 (1, 6)	0-0 1-6-3		0-0 CS 1B		0-0 F7			0-3 K		4	0	1	0	0	1	1	New York Mets @ Atlanta Braves Atlanta Stadium, Atlanta, GA Sun Aug 25 1974, 3:33 AM EDT Att: 9,358 - Unknown				
Felix Milan, R OBP: 0.311, SLG: 0.295 (1, 4)	0-0 F8		0-0 F8			0-0 5-3			0-0 6-3	4	0	0	0	0	1						
Cleon Jones, R OBP: 0.340, SLG: 0.418 (1, 7)	0-3 K2-3			0-0 1-3		0-0 6-3			0-0 2B	4	0	1	0	0	1	0					
Rusty Staub, L OBP: 0.361, SLG: 0.422 (1, 9)		0-0 P6		0-0 6-3		0-0 F2			0-0 F7	4	0	0	0	0	1						
Ed Kranepool, L OBP: 0.363, SLG: 0.438 (1, 3)		0-0 BB 1B		0-0 3-1			0-0 4-3		0-0 P6	4	0	1	0	0	1						
Wayne Garrett, L OBP: 0.327, SLG: 0.323 (1, 5)		4-0 BB 1B			0-0 G3		0-0 F9			2	0	0	0	1	0	0					
Jim Gosger, L OBP: 0.150, SLG: 0.150 (1, 8)		0-0 BB		0-0 5-3 PB 1B		0-0 L9				3	1	2	0	0	0	0					
Duffy Dyer, R OBP: 0.271, SLG: 0.122 (1, 2)		0-0 L4		0-0 5-3			0-0 F8			3	0	0	0	0	3						
Ray Sadecki, L OBP: 0.143, SLG: 0.143 (1, 1)			0-0 4-3		0-0 3H 1B		0-0 G3			3	0	1	1	0	0	0					
Inning Stats	R: 0 E: 0 K: 1 S: 5	H: 0 LOB: 0 BB: 5	R: 0 E: 0 K: 0 S: 4	H: 2 LOB: 2 BB: 8	R: 0 E: 0 K: 0 S: 3	H: 1 LOB: 0 BB: 3	R: 0 E: 0 K: 0 S: 3	H: 0 LOB: 0 BB: 0	R: 1 E: 0 K: 0 S: 5	H: 2 LOB: 1 BB: 0	R: 0 E: 0 K: 0 S: 3	H: 0 LOB: 0 BB: 0	R: 0 E: 0 K: 1 S: 5	H: 0 LOB: 0 BB: 5	R: 0 E: 0 K: 0 S: 4	H: 1 LOB: 1 BB: 4	1B: 5 2B: 1 3B: 0 HR: 0	SF: 0 SAC: 0 DP: 0 HBP: 0	WP: 0 PB: 1 CS: 1	PA: 32	
PITCHER	IP	WLS	BF	H	R	ER	SO	BB	IBB	HBP	BLK	WP	HR	S	P	ERA	WHIP				
Phil Niekro, R ERA: 2.7 (1, 1)	8.0	L	28	5	1	1	2	1	0	0	0	0	0	31	35	1.12	0.750				
Max Leon, R ERA: 2.3 (9, 1)	1.0		4	1	0	0	0	0	0	0	0	0	0	4	4	0.00	1.000				

AB	31
R	1
H	6
RBI	1
BB	1
SO	2
LOB	7



Batter	1	2	3	4	5	6	7	8	9	AB	R	H	RBI	BB	SO	LOB	BOTTOM				
Ralph Garr, L OBP: 0.388, SLG: 0.501 (1, 7)	0-0 F8		0-0 6-3			0-0 L3		0-0 SH3-4		3	0	0	0	0	0	0	New York Mets @ Atlanta Braves Atlanta Stadium, Atlanta, GA Sun Aug 25 1974, 3:33 AM EDT Att: 9,358 - Unknown				
Marty Perez, R OBP: 0.325, SLG: 0.360 (1, 4)	0-0 6-3		0-0 F7			0-0 5-3		0-0 F9		4	0	0	0	0	2						
Darrell Evans, L OBP: 0.391, SLG: 0.427 (1, 5)	4-0 BB BB		0-0 3-1			0-0 4-3		0-0 F8		3	0	0	0	1	2						
Dusty Baker Jr., R OBP: 0.327, SLG: 0.413 (1, 8)	4-0 1-2 BB			0-0 6-3		0-3 K		0-0 6-3		3	0	0	0	1	1	0					
Davey Johnson, R OBP: 0.348, SLG: 0.377 (1, 3)	0-0 P4		0-0 F9		0-0 1B 1B		0-0 P6		0-0 P6	4	0	1	0	0	2						
Ivan Murrell, R OBP: 0.252, SLG: 0.311 (1, 9)		0-0 F9		0-0 F8		0-3 K		0-0 1B		3	0	0	0	0	1	1					
Hank Aaron, R OBP: 0.342, SLG: 0.505 (9, PH)					0-0 F8		0-3 K		0-0 1B	1	0	1	0	0	0	0					
Rowland Office, L OBP: 0.277, SLG: 0.341 (9, PR)							0-3 K		0-0 1B	0	0	0	0	0	0	0					
Leo Foster, R OBP: 0.269, SLG: 0.257 (1, 6)		0-0 F2			0-0 6-3		0-0 1-2 1B		0-3 K	4	0	1	0	0	1	1					
Vic Correll, R OBP: 0.322, SLG: 0.359 (1, 2)		0-0 1B			0-0 P6		0-3 K			3	0	1	0	0	1	2					
Phil Niekro, R OBP: 0.213, SLG: 0.215 (1, 1)		0-0 F5			0-0 5-3		0-0 SH3-4 1B			2	0	0	0	0	1						
Paul Casanova, R OBP: 0.239, SLG: 0.208 (8, PH)										1	0	1	0	0	0	0					
Craig Robinson, R OBP: 0.264, SLG: 0.242 (9, PR)										0	0	0	0	0	0	0					
Max Leon, R OBP: 0.077, SLG: 0.083 (9, 1)										0	0	0	0	0	0	0					
Inning Stats	R: 0 E: 0 K: 0 S: 3	H: 0 LOB: 2 BB: 2 P: 11	R: 0 E: 0 K: 0 S: 4	H: 1 LOB: 1 BB: 0 P: 4	R: 0 E: 0 K: 0 S: 3	H: 0 LOB: 0 BB: 0 P: 3	R: 0 E: 0 K: 0 S: 3	H: 0 LOB: 0 BB: 0 P: 3	R: 0 E: 0 K: 3 S: 11	H: 2 LOB: 2 BB: 0 P: 11	R: 0 E: 0 K: 0 S: 4	H: 1 LOB: 2 BB: 0 P: 4	R: 0 E: 0 K: 1 S: 6	H: 1 LOB: 1 BB: 0 P: 6	1B: 5 2B: 0 3B: 0 HR: 0	SF: 0 SAC: 1 DP: 0 HBP: 0	WP: 0 PB: 0 CS: 0	PA: 34			
PITCHER	IP	WLS	BF	H	R	ER	SO	BB	IBB	HBP	BLK	WP	HR	S	P	ERA	WHIP				
Ray Sadecki, L ERA: 3.76 (1, 1)	9.0	W	34	5	0	0	4	2	0	0	0	0	0	40	48	0.00	0.778				



Batter	1	2	3	4	5	6	7	8	9	AB	R	H	RBI	BB	SO	LOB	TOP									
Ralph Garr, L OBP: 0.389, SLG: 0.502 (1, 9)	4-3		FC6 1B						L3	5	1	3	0	0	0	1	Atlanta Braves @ Montreal Expos Jarry Park, Montreal, QB Mon Aug 26 1974, 7:05 PM EDT Att: 14,139 - Unknown									
Marty Perez, R OBP: 0.323, SLG: 0.364 (1, 4)	F3		F8		G3				L3	5	0	1	1	0	0	4										
Darrell Evans, L OBP: 0.390, SLG: 0.425 (1, 5)	K		FC6-4 1B			3-1			L3	4	0	1	0	0	1	1										
Hank Aaron, R OBP: 0.341, SLG: 0.502 Rowland Office, L OBP: 0.277, SLG: 0.341 (8, FR)		L4	FC6-4 1B			F8			CS 1B	4	0	1	0	0	0	2										
Dusty Baker Jr., R OBP: 0.330, SLG: 0.422 (8, 9)		CS BB		K		2B 1B			1-2 HR	3	1	2	1	1	1	0										
Davey Johnson, R OBP: 0.348, SLG: 0.379 (1, 3)		BB	L3			L3			K	3	0	1	0	1	1	1										
Leo Foster, R OBP: 0.256, SLG: 0.243 (1, 6)		BB	F8		K	2B			K	4	0	0	0	0	2	4										
Vic Correll, R OBP: 0.320, SLG: 0.364 (1, 2)				WP 2B		K			K	4	1	1	0	0	3	0										
Buzz Capra, R OBP: 0.255, SLG: 0.163 Max Leon, R OBP: 0.077, SLG: 0.083 (9, 1)			FC6 1B		K	K			1B BB	3	0	1	0	1	2	0										
Inning Stats	R: 0 E: 0 K: 1 S: 5	H: 0 LOB: 0 BB: 0 P: 5	R: 0 E: 0 K: 0 S: 2	H: 0 LOB: 1 BB: 2 P: 10	R: 1 E: 0 K: 0 S: 6	H: 3 LOB: 2 BB: 0 P: 6	R: 0 E: 0 K: 2 S: 7	H: 0 LOB: 0 BB: 0 P: 7	R: 0 E: 0 K: 1 S: 8	H: 1 LOB: 1 BB: 0 P: 8	R: 0 E: 0 K: 2 S: 7	H: 2 LOB: 2 BB: 0 P: 7	R: 1 E: 0 K: 2 S: 9	H: 2 LOB: 1 BB: 0 P: 9	R: 1 E: 0 K: 1 S: 6	H: 2 LOB: 1 BB: 0 P: 6		R: 0 E: 0 K: 1 S: 5	H: 1 LOB: 1 BB: 1 P: 9	1B: 7 2B: 3 3B: 1 HR: 1	SF: 0 SAC: 0 DP: 1 HBP: 0	WP: 2 PB: 0 SB: 0 CS: 2	PA: 38			
PITCHER	IP	WLS	BF	H	R	ER	SO	BB	IBB	HBP	BLK	WP	HR	S	P	ERA	WHIP									
Steve Renko, R ERA: 3.93 Don Carrithers, R ERA: 2.87	(1, 1)	7.0	L	30	8	2	2	8	2	0	0	0	1	0	44	52	2.57	1.429								
(8, 1)	2.0		8	3	1	1	2	1	0	0	0	0	0	1	11	15	4.50	2.000								

AB	35
R	3
H	11
RBI	2
BB	3
SO	10
LOB	13



Batter	1	2	3	4	5	6	7	8	9	AB	R	H	RBI	BB	SO	LOB	BOTTOM									
Ron Hunt, R OBP: 0.378, SLG: 0.308 (1, 4)	F8		F9		6-3			F2		4	0	0	0	0	0	0	Atlanta Braves @ Montreal Expos Jarry Park, Montreal, QB Mon Aug 26 1974, 7:05 PM EDT Att: 14,139 - Unknown									
Larry Lintz, S OBP: 0.343, SLG: 0.290 (1, 6)	K		2B		K			6-3		4	0	1	0	0	2	0										
Willie Davis, L OBP: 0.318, SLG: 0.405 (1, 8)	6-3		K			P6		G3		4	0	0	0	0	1	1										
Ron Fairly, L OBP: 0.382, SLG: 0.430 (1, 7)		BB 2B	F7			P3			1B 1B	4	1	2	0	0	0	1										
Mike Jorgensen, L OBP: 0.440, SLG: 0.460 (1, 3)		P6			F8		4-3		1B 1B G1-4-3	4	1	1	0	0	0	1										
Jim Northrup, L OBP: 0.306, SLG: 0.371 Ron Woods, R OBP: 0.322, SLG: 0.214 (9, FR)		F7			BB			K		3	0	1	1	1	1	1										
Bob Bailey, R OBP: 0.394, SLG: 0.424 (1, 5)		BB BB	F7					2B		0	0	0	0	0	0	0										
Bob Stinson, S OBP: 0.321, SLG: 0.275 (1, 2)		BB BB			K			K		3	0	0	0	1	2	3										
Steve Renko, R OBP: 0.267, SLG: 0.338 Ken Singleton, S OBP: 0.380, SLG: 0.359 Don Carrithers, R OBP: 0.286, SLG: 0.286 (8, 1)		BB	K			F7		K		2	0	0	0	0	1	3										
Inning Stats	R: 0 E: 0 K: 1 S: 5	H: 1 LOB: 3 BB: 2 P: 14	R: 0 E: 0 K: 1 S: 6	H: 1 LOB: 1 BB: 0 P: 6	R: 0 E: 0 K: 1 S: 5	H: 0 LOB: 1 BB: 1 P: 9	R: 0 E: 0 K: 1 S: 5	H: 0 LOB: 0 BB: 0 P: 5	R: 0 E: 0 K: 3 S: 10	H: 1 LOB: 1 BB: 0 P: 10	R: 0 E: 0 K: 0 S: 3	H: 0 LOB: 0 BB: 0 P: 3	R: 0 E: 0 K: 0 S: 3	H: 0 LOB: 0 BB: 0 P: 3	R: 2 E: 0 K: 0 S: 5	H: 3 LOB: 1 BB: 0 P: 5		1B: 3 2B: 3 3B: 0 HR: 0	SF: 0 SAC: 0 DP: 1 HBP: 0	WP: 0 PB: 0 SB: 0 CS: 0	PA: 35					
PITCHER	IP	WLS	BF	H	R	ER	SO	BB	IBB	HBP	BLK	WP	HR	S	P	ERA	WHIP									
Buzz Capra, R ERA: 2.48 Max Leon, R ERA: 2.25	(1, 1)	8.0	W	33	6	2	2	8	3	0	0	0	0	0	2	2	0.00	0.000								
(9, 1)	1.0	S	2	0	0	0	0	0	0	0	0	0	0	2	2	0.00	0.000									



Batter	1	2	3	4	5	6	7	8	9	AB	R	H	RBI	BB	SO	LOB	TOP					
Ralph Garr, L OBP: 0.390, SLG: 0.504 (1, 9)	F9		2B		G6-3 1B		E1			4	0	2	0	0	0	2						
Marty Perez, R OBP: 0.322, SLG: 0.362 (1, 4)	1B		4-3		G6-3		G1-2-3			4	0	1	0	0	0	6						
Darrell Evans, L OBP: 0.389, SLG: 0.430 (1, 5)	F8			HR		G3		K		4	1	1	1	0	1	1						
Hank Aaron, R OBP: 0.336, SLG: 0.495 Ivan Murrell, R OBP: 0.252, SLG: 0.311 (1, 7) (8, 9)	6-3			4-3		F7		5-3		4	0	0	0	0	0	1						
Dusty Baker Jr., R OBP: 0.329, SLG: 0.419 (1, 8)		K		E4 BB		S BB		K		3	0	0	0	1	2	0						
Davey Johnson, R OBP: 0.348, SLG: 0.376 (1, 3)	6-3			G6-4-3 BB		L7		F9		3	0	0	0	1	0	1						
Leo Foster, R OBP: 0.256, SLG: 0.244 (1, 6)	K			G6-4-3			E BB G1-2-3 1B	K		4	0	1	0	0	2	2						
Vic Correll, R OBP: 0.317, SLG: 0.360 (1, 2)			6-3		6-3		F8	1B		4	0	1	0	0	0	1						
Ron Reed, R OBP: 0.238, SLG: 0.109 Rowland Collins, L OBP: 0.281, SLG: 0.350 Joe Niekro, R OBP: 0.295, SLG: 0.270 Norm Miller, R OBP: 0.271, SLG: 0.283 Max Leon, R OBP: 0.262, SLG: 0.283 Frank Tepedino, L OBP: 0.296, SLG: 0.283 (1, 1) (5, PH) (5, 1) (7, PH) (7, 1) (8, PH)			K		1B 2B		1-2 BB	F6		1	0	0	0	0	1	0						
Inning Stats	R: 0 E: 0 K: 0 S: 4	H: 1 LOB: 1 BB: 0 P: 4	R: 0 E: 0 K: 2 S: 7	H: 0 LOB: 0 BB: 0 P: 7	R: 0 E: 0 K: 1 S: 6	H: 1 LOB: 1 BB: 0 P: 6	R: 1 E: 1 K: 0 S: 4	H: 1 LOB: 1 BB: 1 P: 8	R: 0 E: 0 K: 0 S: 3	H: 2 LOB: 1 BB: 0 P: 4	R: 0 E: 0 K: 0 S: 3	H: 0 LOB: 1 BB: 1 P: 7	R: 0 E: 1 K: 0 S: 4	H: 1 LOB: 2 BB: 1 P: 8	R: 0 E: 0 K: 2 S: 7	H: 0 LOB: 0 BB: 0 P: 7	R: 0 E: 0 K: 1 S: 6	H: 1 LOB: 1 BB: 0 P: 6	1B: 4 2B: 2 3B: 0 HR: 1	SF: 0 SAC: 0 DP: 3 HBP: 0	WP: 0 PB: 0 SB: 1 CS: 0	PA: 36
PITCHER Mike Torrez, R ERA: 4.15 (1, 1)	IP: 9.0 WLS: W BF: 36 H: 7 R: 1 ER: 1 SO: 6 BB: 3 IBB: 0 HBP: 0 BLK: 0 WP: 0 HR: 1 S: 45 P: 57 ERA: 1.00 WHIP: 1.111															PITCHER						

Atlanta Braves @ Montreal Expos
Jarry Park, Montreal, QB
Tue Aug 27 1974, 7:05 PM EDT
Att: 12,183 - Unknown - 66 F

AB 33
R 1
H 7
RBI 1
BB 3
SO 6
LOB 15



Batter	1	2	3	4	5	6	7	8	9	AB	R	H	RBI	BB	SO	LOB	BOTTOM			
Ron Hunt, R OBP: 0.374, SLG: 0.305 (1, 4)	F5		6-3		K		F8			4	0	0	0	0	1	0				
Larry Lintz, S OBP: 0.341, SLG: 0.290 (1, 6)	G3			6-3	L5			1B 1B		4	1	1	0	0	0	0				
Willie Davis, L OBP: 0.319, SLG: 0.408 (1, 8)	F8			WP 1B 2B		K		1B S 1B		4	2	2	0	0	1	0				
Ron Fairly, L OBP: 0.387, SLG: 0.445 (1, 7)			G5-4-3 1B	WP 1B BB		HR		F9		3	2	2	1	1	0	2				
Mike Jorgensen, L OBP: 0.440, SLG: 0.458 (1, 3)	F2			1-2 2-3	K	FC PB 9-2 BB		E 1B		3	0	1	2	1	1	3				
Jim Northrup, L OBP: 0.306, SLG: 0.370 (1, 9)	G5-4-3			2H 3H 1B		FC		4-3		4	0	1	2	0	0	3				
Bob Bailey, R OBP: 0.395, SLG: 0.432 Pepe Frias, R OBP: 0.276, SLG: 0.278 (1, 5) (9, 5)			HR	1-2 1B		9-2		K		4	1	2	1	0	1	3				
Bob Stinson, S OBP: 0.310, SLG: 0.264 (1, 2)			1-3		F9			F6		3	0	0	0	0	0	2				
Mike Torrez, R OBP: 0.087, SLG: 0.067 (1, 1)			K		1-3			B2-3		3	0	0	0	0	1	0				
Inning Stats	R: 0 E: 0 K: 0 S: 3	H: 0 LOB: 0 BB: 0 P: 3	R: 0 E: 0 K: 0 S: 3	H: 1 LOB: 0 BB: 0 P: 3	R: 1 E: 0 K: 1 S: 6	H: 1 LOB: 0 BB: 0 P: 6	R: 2 E: 0 K: 1 S: 8	H: 3 LOB: 2 BB: 1 P: 12	R: 0 E: 0 K: 1 S: 5	H: 0 LOB: 0 BB: 0 P: 5	R: 1 E: 0 K: 1 S: 6	H: 1 LOB: 1 BB: 1 P: 10	R: 0 E: 0 K: 0 S: 3	H: 0 LOB: 0 BB: 0 P: 3	R: 2 E: 1 K: 1 S: 8	H: 3 LOB: 1 BB: 0 P: 8	1B: 6 2B: 2 3B: 0 HR: 2	SF: 0 SAC: 0 DP: 2 HBP: 0	WP: 1 PB: 1 SB: 1 CS: 0	PA: 34
PITCHER Ron Reed, R ERA: 3.05 Joe Niekro, R ERA: 4.15 Max Leon, R ERA: 2.5 (1, 1) (5, 1) (7, 1)	IP: 4.0 WLS: L BF: 17 H: 5 R: 3 ER: 3 SO: 2 BB: 1 IBB: 0 HBP: 0 BLK: 0 WP: 1 HR: 1 S: 20 P: 24 ERA: 6.75 WHIP: 1.500															PITCHER				

Atlanta Braves @ Montreal Expos
Jarry Park, Montreal, QB
Tue Aug 27 1974, 7:05 PM EDT
Att: 12,183 - Unknown - 66 F

AB 32
R 6
H 9
RBI 6
BB 2
SO 5
LOB 13



Batter	1	2	3	4	5	6	7	8	9	AB	R	H	RBI	BB	SO	LOB	TOP										
Ralph Garr, L OBP: 0.390, SLG: 0.505 (1, 7)	0-0 6-3		0-0 4-3			0-0 4-3	4-0 FC6-4 IBB		0-0 1B 3B	4	1	2	1	0	0	0											
Marty Perez, R OBP: 0.324, SLG: 0.363 (1, 4) (8, 6)	0-0 1-3		0-0 F9			0-0 1B	0-0 FC6-4 1-2		0-0 1B	5	0	2	1	0	0	3											
Darrell Evans, L OBP: 0.387, SLG: 0.428 (1, 5)	0-0 4-3			0-0 G6-4-3 1B		0-3 K		0-0 P4	0-3 K	5	0	1	0	0	2	2											
Dusty Baker Jr., R OBP: 0.328, SLG: 0.416 (1, 8) (9, 9)		0-0 5-3		0-0 G6-4-3 1-2		0-3 K		0-0 FC6-4 1B	0-0 F2	5	0	1	0	0	1	3											
Mike Lum, L OBP: 0.330, SLG: 0.369 Tom House, L OBP: 0.286, SLG: 0.286 (1, 9) (9, 1)		0-0 L3		4-0 FC5-4 BB			0-0 F8	0-0 FC6-4 1B	0-3 K	4	0	1	0	1	1	1											
Davey Johnson, R OBP: 0.350, SLG: 0.380 (1, 3) (8, 4)		0-0 1B 2B		0-0 FC5-4 1-2			0-0 1B	0-0 FC6-4 1-2 2-3		4	1	2	0	0	0	3											
Craig Robinson, R Norm Miller, R Leo Foster, R Frank Tepedino, L OBP: 0.296, SLG: 0.293 OBP: 0.331, SLG: 0.289 OBP: 0.256, SLG: 0.244 OBP: 0.285, SLG: 0.279 (1, 6) (7, PH) (7, PH) (7, 6) (8, PH) (8, 3)		0-0 2-3 1B		0-0 F9			0-0 SH5-4 1-3 1B	0-0 1-3		2	0	1	0	0	0	0											
Vic Correll, R OBP: 0.323, SLG: 0.374 (1, 2)		0-0 L7			0-3 K		0-0 SH5-4 1-2 3-H 1B		0-0 3B 2B	4	1	2	1	0	1	2											
Carl Morton, R Hank Aaron, R Rowland Office, L OBP: 0.150, SLG: 0.105 OBP: 0.338, SLG: 0.495 OBP: 0.281, SLG: 0.350 (1, 1) (9, PH) (9, PH) (9, 8)			0-0 5-3		0-3 K		0-0 SH5-4 1-2 1B	4-0 3B BB		2	0	0	0	0	1	0											
Inning Stats	R: 0 E: 0 K: 0 S: 3	H: 0 LOB: 0 BB: 0 P: 3	R: 0 E: 0 K: 0 S: 5	H: 2 LOB: 2 BB: 0 P: 5	R: 0 E: 0 K: 0 S: 3	H: 0 LOB: 1 BB: 0 P: 3	R: 0 E: 0 K: 0 S: 3	H: 1 LOB: 1 BB: 1 P: 7	R: 0 E: 0 K: 2 S: 7	H: 0 LOB: 0 BB: 0 P: 7	R: 0 E: 0 K: 2 S: 8	H: 1 LOB: 1 BB: 0 P: 8	R: 1 E: 0 K: 0 S: 6	H: 3 LOB: 3 BB: 1 P: 10	R: 0 E: 0 K: 0 S: 5	H: 2 LOB: 2 BB: 0 P: 5	R: 3 E: 0 K: 2 S: 10	H: 3 LOB: 1 BB: 1 P: 14	1B: 9 2B: 2 3B: 1 HR: 0	SF: 0 SAC: 1 DP: 1 HBP: 0	WP: 0 PB: 0 SB: 0 CS: 0	PA: 41					
PITCHER	IP	WLS	BF	H	R	ER	SO	BB	IBB	HBP	BLK	WP	HR	S	P	ERA	WHIP										
Tom Walker, R ERA: 3.49 Chuck Taylor, R ERA: 2.15 John Montague, R ERA: 3.17 Dale Murray, R ERA: 0.98 (1, 1) (7, 1) (9, 1) (9, 1)	6.1		26	7	1	1	4	1	0	0	0	0	0	33	37	1.42	1.263										

Atlanta Braves @ Montreal Expos
Jarry Park, Montreal, QB
Wed Aug 28 1974, 7:05 PM EDT
Att: 14,121 - Unknown

AB 37
R 4
H 12
RBI 4
BB 3
SO 6
LOB 16



Batter	1	2	3	4	5	6	7	8	9	AB	R	H	RBI	BB	SO	LOB	BOTTOM										
Ron Hunt, R OBP: 0.378, SLG: 0.306 (1, 4)	0-0 F7		0-0 SH1		4-0 BB 1B BB		0-0 1B		4-0 2B SF7 BB	2	1	1	0	2	0	0											
Larry Lintz, S OBP: 0.347, SLG: 0.301 (1, 6)	0-0 E7 6-3 2B		0-0 F9		0-0 1-2 1B		0-0 1-2 1B		0-0 F9	5	1	3	0	0	0	2											
Willie Davis, L OBP: 0.320, SLG: 0.409 (1, 8)	0-0 6-3		0-0 F8		4-0 1-2 2-3 BB		0-0 F8		0-0 2B	4	0	1	1	1	0	3											
Ron Fairly, L OBP: 0.389, SLG: 0.444 Ron Woods, R OBP: 0.400, SLG: 0.444 OBP: 0.319, SLG: 0.214 (1, 7) (8, PH) (9, 7)	4-0 BB BB			0-0 1B		0-0 G3		0-0 E3 BB SH2-3	0-0 SF7	3	0	1	0	1	0	3											
Mike Jorgensen, L OBP: 0.434, SLG: 0.449 (1, 3)	0-0 P6			0-0 L6		0-0 F2		0-0 SH2-3	0-3 K	4	0	0	0	0	1	3											
Jim Northrup, L OBP: 0.307, SLG: 0.369 (1, 9)		0-0 P6		0-0 F9		0-0 G5-4-3 1B		4-0 BB IBB		3	0	1	0	1	0	1											
Bob Bailey, R OBP: 0.392, SLG: 0.428 (1, 5)		0-0 6-3		0-0 F8		0-0 G5-4-3 1-2		0-0 P6		4	0	0	0	0	0	4											
Bob Stinson, S OBP: 0.318, SLG: 0.267 (1, 2)		0-0 3-1			0-0 K S 1B		0-0 4-3	4-0 1-2 2-3 BB		3	0	1	0	1	0	0											
Tom Walker, R Chuck Taylor, R Ken Singleton, S John Montague, R Dale Murray, R OBP: 0.333, SLG: 0.364 OBP: 0.400, SLG: 0.444 OBP: 0.380, SLG: 0.358 OBP: 0.250, SLG: 0.100 OBP: 0.250, SLG: 0.100 (1, 1) (7, 1) (8, PH) (9, 1) (9, 1)			0-0 F9 SH1		0-3 K		0-0 F9	0-0 G3		2	0	1	0	0	1	1											
Inning Stats	R: 1 E: 1 K: 0 S: 4	H: 1 LOB: 1 BB: 1 P: 8	R: 0 E: 0 K: 0 S: 3	H: 0 LOB: 0 BB: 0 P: 3	R: 0 E: 0 K: 0 S: 4	H: 1 LOB: 1 BB: 0 P: 4	R: 0 E: 0 K: 0 S: 4	H: 1 LOB: 1 BB: 0 P: 4	R: 0 E: 0 K: 0 S: 3	H: 2 LOB: 3 BB: 2 P: 14	R: 0 E: 0 K: 0 S: 3	H: 1 LOB: 0 BB: 0 P: 3	R: 0 E: 0 K: 0 S: 5	H: 2 LOB: 2 BB: 0 P: 5	R: 0 E: 1 K: 0 S: 4	H: 0 LOB: 3 BB: 2 P: 12	R: 1 E: 0 K: 1 S: 6	H: 1 LOB: 1 BB: 1 P: 10	1B: 7 2B: 2 3B: 0 HR: 0	SF: 1 SAC: 2 DP: 1 HBP: 0	WP: 0 PB: 0 SB: 1 CS: 0	PA: 41					
PITCHER	IP	WLS	BF	H	R	ER	SO	BB	IBB	HBP	BLK	WP	HR	S	P	ERA	WHIP										
Carl Morton, R Tom House, L ERA: 3.03 ERA: 2.03 (1, 1) (9, 1)	8.0		36	8	1	0	1	4	1	0	0	0	0	33	53	0.00	1.500										

Atlanta Braves @ Montreal Expos
Jarry Park, Montreal, QB
Wed Aug 28 1974, 7:05 PM EDT
Att: 14,121 - Unknown


AB 32
R 2
H 9
RBI 2
BB 6
SO 2
LOB 20



Batter	1	2	3	4	5	6	7	8	9	AB	R	H	RBI	BB	SO	LOB	TOP							
Ralph Garr, L (1,9) OBP: 0.386, SLG: 0.504	F7		FC6-4 L5-3		F9-4-3			4-3		4	0	0	0	0	0	2								
Marty Perez, R (1,4) OBP: 0.315, SLG: 0.353	F8		L5-3		F8			L5		4	0	0	0	0	0	1								
Darrell Evans, L (1,5) OBP: 0.386, SLG: 0.425	4-3			E3 FC5 BB		F7		K		4	0	0	0	0	1	0								
Hank Aaron, R (1,7) OBP: 0.334, SLG: 0.488		P5		F8		F2		6-3		4	0	0	0	0	0	1								
Dusty Baker Jr., R (1,8) OBP: 0.330, SLG: 0.417		P3		FC5 BB		5-3		G1-4-3 1B		3	0	1	0	1	0	0								
Davey Johnson, R (1,3) OBP: 0.350, SLG: 0.387		HR		FC5 1-2 2-3f		F8		G1-4-3 1B		4	1	1	1	0	0	3								
Craig Robinson, R (1,6) OBP: 0.271, SLG: 0.255		1B		K		6-3 1B				3	0	2	0	0	1	2								
Vic Correll, R (1,2) OBP: 0.321, SLG: 0.392		F8		HR		6-3				3	1	1	1	0	0	2								
Buzz Capra, R (1,1) OBP: 0.281, SLG: 0.180						K				1	0	1	0	1	0	0								
Paul Casanova, R (7, PH) OBP: 0.236, SLG: 0.206										1	0	0	0	0	1	1								
Max Leon, R (7, 1) OBP: 0.077, SLG: 0.083				FC6-4 BB		F9-4-3 1B		K		0	0	0	0	0	0	0								
Inning Stats	R: 0 E: 0 K: 0 S: 3	H: 0 LOB: 0 BB: 0 P: 3	R: 1 E: 0 K: 0 S: 5	H: 2 LOB: 1 BB: 0 P: 5	R: 0 E: 0 K: 0 S: 2	H: 0 LOB: 0 BB: 1 P: 6	R: 0 E: 1 K: 1 S: 6	H: 0 LOB: 2 BB: 1 P: 10	R: 1 E: 0 K: 0 S: 4	H: 2 LOB: 0 BB: 0 P: 4	R: 0 E: 0 K: 0 S: 3	H: 0 LOB: 0 BB: 0 P: 3	R: 0 E: 0 K: 1 S: 6	H: 1 LOB: 1 BB: 0 P: 6	R: 0 E: 0 K: 1 S: 5	H: 0 LOB: 0 BB: 0 P: 5	R: 0 E: 0 K: 0 S: 3	H: 1 LOB: 0 BB: 0 P: 3	R: 0 E: 0 K: 0 S: 3	H: 1 LOB: 0 BB: 0 P: 3	1B: 4 2B: 2 3B: 0 HR: 2	SF: 0 SAC: 0 DP: 3 HBP: 0	WP: 0 PB: 0 CS: 0	PA: 33
PITCHER Ray Sadecki, L (1,1) ERA: 3.56	IP: 9.0 WLS: W BF: 33 H: 6 R: 2 ER: 2 SO: 3 BB: 2 IBB: 0 HBP: 0 BLK: 0 WP: 0 HR: 2 S: 37 P: 45 ERA: 2.00 WHIP: 0.889															PITCHER	IP: 9.0 WLS: W BF: 33 H: 6 R: 2 ER: 2 SO: 3 BB: 2 IBB: 0 HBP: 0 BLK: 0 WP: 0 HR: 2 S: 37 P: 45 ERA: 2.00 WHIP: 0.889							

Atlanta Braves @ New York Mets
Shea Stadium, Flushing, NY
Fri Aug 30 1974, 7:05 PM EDT
Att: 32,482 - Unknown


AB 31
R 2
H 6
RBI 2
BB 2
SO 3
LOB 12



Batter	1	2	3	4	5	6	7	8	9	AB	R	H	RBI	BB	SO	LOB	BOTTOM					
Bud Harrelson, S (1,6) OBP: 0.373, SLG: 0.263	F5		K		P6			CS BB		3	0	0	0	1	1	1						
Felix Milan, R (1,4) OBP: 0.315, SLG: 0.308	F8			6-3		BB 1B 2B		5-3		4	1	1	0	0	0	1						
Ed Kranepool, L (1,3) OBP: 0.358, SLG: 0.422	G3			K		BB 1B BB		1-3		3	1	0	0	1	1	0						
Rusty Staub, L (1,9) OBP: 0.363, SLG: 0.430		F7		2B		K		2B WP 1B		4	1	2	0	0	1	2						
Benny Ayala, R (1,7) OBP: 0.529, SLG: 0.692		K		K		K		WP 1-3 2B		4	0	1	0	0	3	3						
Wayne Garrett, L (1,5) OBP: 0.335, SLG: 0.322				BB		5-3 1B BB		FC5-4 IBB		1	0	0	0	3	0	0						
Ted Martinez, R (1,8) OBP: 0.250, SLG: 0.320		P5			SF9 3B	1-2 2-3 3-H 1B		K		4	1	2	2	0	1	3						
Duffy Dyer, R (1,2) OBP: 0.300, SLG: 0.172			4-3		SF9	F7		FC5-4		3	0	0	1	0	0	4						
Ray Sadecki, L (1,1) OBP: 0.176, SLG: 0.176		F7			F7		F9			3	0	1	0	0	0	0						
Inning Stats	R: 0 E: 0 K: 0 S: 3	H: 0 LOB: 0 BB: 0 P: 3	R: 0 E: 0 K: 1 S: 5	H: 0 LOB: 1 BB: 1 P: 9	R: 0 E: 0 K: 1 S: 5	H: 0 LOB: 0 BB: 0 P: 5	R: 0 E: 0 K: 2 S: 8	H: 1 LOB: 1 BB: 0 P: 8	R: 1 E: 0 K: 0 S: 5	H: 2 LOB: 1 BB: 0 P: 5	R: 2 E: 0 K: 2 S: 9	H: 2 LOB: 2 BB: 2 P: 17	R: 0 E: 0 K: 0 S: 2	H: 0 LOB: 0 BB: 1 P: 6	R: 1 E: 0 K: 1 S: 7	H: 2 LOB: 2 BB: 1 P: 11	R: 0 E: 0 K: 0 S: 3	H: 1 LOB: 0 BB: 0 P: 3	1B: 3 2B: 3 3B: 1 HR: 0	SF: 1 SAC: 0 DP: 0 HBP: 0	WP: 1 PB: 0 CS: 1	PA: 35
PITCHER Buzz Capra, R (1,1) ERA: 2.55	IP: 6.0 WLS: L BF: 26 H: 5 R: 3 ER: 3 SO: 6 BB: 3 IBB: 0 HBP: 0 BLK: 0 WP: 0 HR: 0 S: 35 P: 47 ERA: 4.50 WHIP: 1.333															PITCHER	IP: 6.0 WLS: L BF: 26 H: 5 R: 3 ER: 3 SO: 6 BB: 3 IBB: 0 HBP: 0 BLK: 0 WP: 0 HR: 0 S: 35 P: 47 ERA: 4.50 WHIP: 1.333					
PITCHER Max Leon, R (7, 1) ERA: 2.56	IP: 2.0 WLS: 9 BF: 2 H: 1 R: 1 ER: 1 SO: 1 BB: 1 IBB: 0 HBP: 0 BLK: 0 WP: 1 HR: 0 S: 9 P: 17 ERA: 4.50 WHIP: 1.500															PITCHER	IP: 2.0 WLS: 9 BF: 2 H: 1 R: 1 ER: 1 SO: 1 BB: 1 IBB: 0 HBP: 0 BLK: 0 WP: 1 HR: 0 S: 9 P: 17 ERA: 4.50 WHIP: 1.500					

Atlanta Braves @ New York Mets
Shea Stadium, Flushing, NY
Fri Aug 30 1974, 7:05 PM EDT
Att: 32,482 - Unknown

AB 29
R 4
H 7
RBI 3
BB 5
SO 7
LOB 14



Batter	1	2	3	4	5	6	7	8	9	AB	R	H	RBI	BB	SO	LOB	TOP			
Ralph Garr, L OBP: 0.385, SLG: 0.504 (1, 9)			G3		F8			6-3		4	0	1	0	0	0	0				
Marty Perez, R OBP: 0.317, SLG: 0.352 (1, 4)	SH G6-4-3			1B WP 1B			4-3		F7	3	0	1	0	0	0	0				
Darrell Evans, L OBP: 0.385, SLG: 0.420 (1, 5)	K			F8 1-2			L9			4	0	1	0	0	1	3				
Hank Aaron, R OBP: 0.333, SLG: 0.485 (1, 7)	G6-4-3			1B 2-3			L5		P4	4	0	1	0	0	0	3				
Dusty Baker Jr., R OBP: 0.328, SLG: 0.411 (1, 8)		F7		1B					F8	3	0	0	0	1	0	1				
Davey Johnson, R OBP: 0.351, SLG: 0.387 (1, 3)		G4-6-3 1B		F5			L5			3	0	1	0	0	0	3				
Craig Robinson, R OBP: 0.289, SLG: 0.253 Tom House, L OBP: 0.286, SLG: 0.286 (7, 1)	G4-6-3 1B			F9			K			3	0	0	0	0	1	4				
Vic Correll, R OBP: 0.310, SLG: 0.376 Johnny Oates, L OBP: 0.288, SLG: 0.283 (3, 2)			5-3		P5			1-3		1	0	0	0	0	0	0				
Carl Morton, R OBP: 0.146, SLG: 0.103 Leo Foster, R OBP: 0.261, SLG: 0.263 (7, 6)			K		5-3			F7		2	0	0	0	0	1	0				
Inning Stats	R: 0 E: 1 K: 1 S: 6	H: 1 LOB: 1 BB: 0 P: 6	R: 0 E: 0 K: 0 S: 3	H: 1 LOB: 0 BB: 3 P: 3	R: 0 E: 0 K: 1 S: 5	H: 0 LOB: 0 BB: 1 P: 5	R: 0 E: 0 K: 0 S: 5	H: 2 LOB: 3 BB: 1 P: 9	R: 0 E: 0 K: 0 S: 3	H: 0 LOB: 0 BB: 0 P: 3	R: 0 E: 0 K: 1 S: 5	H: 0 LOB: 0 BB: 0 P: 5	R: 0 E: 0 K: 0 S: 3	H: 0 LOB: 0 BB: 0 P: 3	R: 0 E: 0 K: 0 S: 4	H: 1 LOB: 1 BB: 0 P: 4	1B: 5 2B: 0 3B: 0 HR: 0	SF: 0 SAC: 1 DP: 2 HBP: 0	WP: 1 PB: 0 CS: 0	PA: 32
PITCHER Tug McGraw, L ERA: 3.67 (1, 1)	IP: 9.0 WLS: W BF: 32 H: 5 R: 0 ER: 0 SO: 3 BB: 0 IBB: 1 HBP: 0 BLK: 0 WP: 1 HR: 0 S: 37 P: 41 ERA: 0.00 WHIP: 0.556															PITCHER				

Atlanta Braves @ New York Mets
Shea Stadium, Flushing, NY
Sun Sep 01 1974, 3:33 AM EDT
Att: 33,879 - Unknown

AB 30
R 0
H 5
RBI 0
BB 1
SO 3
LOB 14



Batter	1	2	3	4	5	6	7	8	9	AB	R	H	RBI	BB	SO	LOB	BOTTOM			
Bud Harrelson, S OBP: 0.372, SLG: 0.269 (1, 6)	F8		F7		FC6-4 1B		SH1-3 FC5 2B			4	0	2	1	0	0	0				
Felix Milan, R OBP: 0.313, SLG: 0.305 (1, 4)	F9		F8		FC6-4 1B		SH1-3			3	0	0	1	0	0	1				
John Milner, L OBP: 0.330, SLG: 0.417 (1, 3)				1B SF8-3-6			FC5			4	1	3	0	0	0	1				
Rusty Staub, L OBP: 0.366, SLG: 0.434 (1, 9)	F9			1B SF8-3-6			K			4	0	1	0	0	1	4				
Benny Ayala, R OBP: 0.423, SLG: 0.474 (1, 7)		6-3		1B SF8-3-6			6-3			3	0	0	1	0	0	0				
Wayne Garrett, L OBP: 0.334, SLG: 0.320 (1, 5)		L9		4-3			E4 1B			4	0	0	0	0	0	0				
Ted Martinez, R OBP: 0.262, SLG: 0.335 (1, 8)							PB BB 1B		P6	4	1	3	0	0	0	0				
Duffy Dyer, R OBP: 0.288, SLG: 0.164 (1, 2)		5-3					K		F9	3	0	0	0	0	1	4				
Tug McGraw, R OBP: 0.250, SLG: 0.200 (1, 1)			2-3		1B FC6-4 BB		1-3			2	1	0	0	1	0	2				
Inning Stats	R: 0 E: 0 K: 0 S: 4	H: 1 LOB: 1 BB: 0 P: 4	R: 0 E: 0 K: 0 S: 4	H: 1 LOB: 1 BB: 0 P: 4	R: 0 E: 0 K: 0 S: 3	H: 0 LOB: 0 BB: 0 P: 3	R: 1 E: 0 K: 0 S: 4	H: 2 LOB: 0 BB: 0 P: 4	R: 2 E: 0 K: 1 S: 8	H: 3 LOB: 2 BB: 1 P: 12	R: 0 E: 1 K: 0 S: 5	H: 1 LOB: 2 BB: 0 P: 5	R: 0 E: 0 K: 1 S: 6	H: 1 LOB: 1 BB: 0 P: 6	R: 0 E: 0 K: 0 S: 3	H: 0 LOB: 0 BB: 0 P: 3	1B: 7 2B: 3 3B: 0 HR: 0	SF: 1 SAC: 1 DP: 1 HBP: 0	WP: 0 PB: 1 CS: 0	PA: 34
PITCHER Carl Morton, R ERA: 3.06 Tom House, L ERA: 1.93 (7, 1)	IP: 6.1 WLS: L BF: 29 H: 9 R: 3 ER: 3 SO: 3 BB: 1 IBB: 0 HBP: 0 BLK: 0 WP: 0 HR: 0 S: 30 P: 34 ERA: 4.26 WHIP: 1.579															PITCHER				

Atlanta Braves @ New York Mets
Shea Stadium, Flushing, NY
Sun Sep 01 1974, 3:33 AM EDT
Att: 33,879 - Unknown

AB 31
R 3
H 9
RBI 3
BB 1
SO 2
LOB 12



Batter	1	2	3	4	5	6	7	8	9	AB	R	H	RBI	BB	SO	LOB	TOP	
Johnny Grubb, L OBP: 0.361, SLG: 0.415	0-0 3-1 3B	0-0 4-3		0-0 L9			0-0 F6			4	1	1	0	0	0	3		
Glenn Beckert, R OBP: 0.323, SLG: 0.274 Mike Johnson, R (7.1)	0-0 3-1		0-0 BB 1B		0-0 L6		0-0 5-3			4	0	1	1	0	0	0		
Jerry Turner, L (1.7)	0-0 L9		0-0 F9		0-0 4-3			0-0 3-1		4	0	0	0	0	0	1		
Willie McCovey, L OBP: 0.426, SLG: 0.529 Mike Ivie, R (5.3)	4-0 BB		4-0 1-2 BB		0-0 HR			0-0 F7		1	1	1	1	2	0	0		
Dave Winfield, R OBP: 0.318, SLG: 0.441	0-3 K		0-0 F6		0-0 F4			4-0 BB		3	0	0	0	1	1	3		
Derrel Thomas, S OBP: 0.316, SLG: 0.341		0-3 K2-3	0-0 F8		0-0 L4			0-0 F7		4	0	0	0	0	1	3		
Fred Kendall, R OBP: 0.310, SLG: 0.342		0-0 FC6-4 1B		0-0 F5		0-0 6-3		0-0 F8		4	0	1	0	0	0	0		
Bill Almon, R (1.6)		0-0 FC6-4 BB		0-0 6-3		0-3 K2-3		0-0 6-3		4	0	0	0	0	1	1		
Randy Jones, R OBP: 0.177, SLG: 0.167 Horace Clarke, S OBP: 0.269, SLG: 0.218 Lowell Palmer, R OBP: 0.087, SLG: 0.174 Dave Hilton, R OBP: 0.304, SLG: 0.303	4-0 1-2 BB		0-3 K		0-0 F2			0-0 F4		0	0	0	0	1	0	0		
Inning Stats	R: 1 E: 0 K: 1 S: 6	H: 1 LOB: 1 BB: 1 P: 10	R: 0 E: 0 K: 1 S: 6	H: 1 LOB: 2 BB: 1 P: 10	R: 0 E: 0 K: 0 S: 4	H: 1 LOB: 0 BB: 0 P: 6	R: 1 E: 0 K: 1 S: 4	H: 1 LOB: 0 BB: 0 P: 4	R: 0 E: 0 K: 0 S: 3	H: 0 LOB: 0 BB: 0 P: 3	R: 0 E: 0 K: 0 S: 3	H: 0 LOB: 1 BB: 1 P: 7	R: 0 E: 0 K: 0 S: 3	H: 0 LOB: 0 BB: 0 P: 3	1B: 2 2B: 0 3B: 1 HR: 1	SF: 0 SAC: 0 DP: 0 HBP: 0	WP: 0 PB: 1 SB: 0 CS: 0	PA: 36
PITCHER Phil Niekro, R ERA: 2.67	IP: 9.0 WLS: W BF: 36 H: 4 R: 2 ER: 2 SO: 4 BB: 4 IBB: 0 HBP: 0 BLK: 0 WP: 0 HR: 1 S: 40 P: 56 ERA: 2.00 WHIP: 0.889																	

San Diego Padres @ Atlanta Braves
Atlanta Stadium, Atlanta, GA
Mon Sep 02 1974, 3:33 AM EDT
Unknown

AB 32
R 2
H 4
RBI 2
BB 4
SO 4
LOB 11



Batter	1	2	3	4	5	6	7	8	9	AB	R	H	RBI	BB	SO	LOB	BOTTOM	
Ralph Garr, L OBP: 0.383, SLG: 0.500 Rowland Office, L OBP: 0.279, SLG: 0.348	0-0 4-3	0-0 4-3	0-0 F8		0-0 F7			0-0 F3		4	0	0	0	0	0	4		
Marty Perez, R OBP: 0.320, SLG: 0.351	0-0 BB 2B	4-0 BB		4-0 HR BB	0-0 4-3			0-0 4-3		3	2	1	0	2	0	2		
Darrell Evans, L OBP: 0.387, SLG: 0.426	4-0 2B 1-2 BB	0-0 F9		0-0 1-H HR		0-0 F8		4-0 BB		3	2	1	2	2	0	1		
Dusty Baker Jr., R OBP: 0.329, SLG: 0.415	0-0 E 2B		0-0 4-3 HR 2B	0-3 K		0-3 K		0-0 F8		5	2	2	1	0	2	1		
Mike Lum, L OBP: 0.326, SLG: 0.372	4-0 E SF8 BB		0-0 4-3	0-0 F6		0-0 F8				3	1	0	0	1	0	1		
Davey Johnson, R OBP: 0.350, SLG: 0.393	0-0 E6 SF8		0-0 HR	0-0 L5			0-0 F6			4	1	1	3	0	0	1		
Craig Robinson, R OBP: 0.267, SLG: 0.251	0-0 SF8		0-0 6-3		0-3 K		0-3 K			3	0	0	1	0	2	0		
Vic Correll, R OBP: 0.322, SLG: 0.386	0-0 5-3				4-0 1B BB		4-0 BB			2	0	1	0	2	0	1		
Phil Niekro, R OBP: 0.227, SLG: 0.221		0-0 F6	4-0 BB		0-0 1-2 1B		0-3 K			3	0	1	0	1	1	1		
Inning Stats	R: 4 E: 1 K: 0 S: 6	H: 2 LOB: 1 BB: 2 P: 14	R: 0 E: 0 K: 0 S: 3	H: 0 LOB: 1 BB: 1 P: 7	R: 2 E: 0 K: 0 S: 6	H: 3 LOB: 2 BB: 1 P: 10	R: 2 E: 0 K: 1 S: 6	H: 1 LOB: 0 BB: 1 P: 10	R: 0 E: 0 K: 1 S: 5	H: 0 LOB: 0 BB: 0 P: 5	R: 0 E: 0 K: 2 S: 7	H: 0 LOB: 1 BB: 1 P: 11	R: 0 E: 0 K: 0 S: 3	H: 0 LOB: 1 BB: 1 P: 7	1B: 2 2B: 3 3B: 0 HR: 2	SF: 1 SAC: 0 DP: 0 HBP: 0	WP: 0 PB: 0 SB: 0 CS: 0	PA: 40
PITCHER Randy Jones, L ERA: 4.32 Lowell Palmer, R ERA: 5.74 Mike Johnson, R ERA: 5.52	IP: 3.0 WLS: L BF: 19 H: 5 R: 6 ER: 4 SO: 3 BB: 4 IBB: 0 HBP: 0 BLK: 0 WP: 0 HR: 1 S: 15 P: 31 ERA: 12.00 WHIP: 3.000																	

San Diego Padres @ Atlanta Braves
Atlanta Stadium, Atlanta, GA
Mon Sep 02 1974, 3:33 AM EDT
Unknown

AB 31
R 8
H 7
RBI 7
BB 8
SO 5
LOB 12



Batter	1	2	3	4	5	6	7	8	9	AB	R	H	RBI	BB	SO	LOB	TOP										
Derrel Thomas, S (1,4) OBP: 0.318, SLG: 0.341										3	0	1	0	1	0	1	San Diego Padres @ Atlanta Braves Atlanta Stadium, Atlanta, GA Mon Sep 02 1974, 3:38 AM EDT Att: 8,214 - Unknown										
Dave Hilton, R (1,5) OBP: 0.297, SLG: 0.295										4	0	0	0	0	1	2											
Jerry Turner, L (1,7) OBP: 0.297, SLG: 0.295										4	0	0	0	0	2												
Dave Winfield, R (1,9) OBP: 0.315, SLG: 0.437										4	0	0	0	0	1	2											
Johnny Grubb, L (1,8) OBP: 0.363, SLG: 0.416										2	0	1	0	1	0	0											
Mike Ivie, R (1,3) OBP: 0.363, SLG: 0.416										3	0	0	0	0	0	2											
Chris Cannizzaro, R (1,2) OBP: 0.309, SLG: 0.226										3	0	0	0	0	2	1											
Bill Almon, R (1,6) OBP: 0.143, SLG: 0.143										3	0	1	0	0	0	1											
Bill Greif, R (1,1) OBP: 0.211, SLG: 0.063										2	0	0	0	0	1	0											
Gene Locklear, L (8, PH) OBP: 0.323, SLG: 0.429										1	0	0	0	0	0	1											
Bill Laxton, L (8, 1) OBP: 0.200, SLG: 0.200										0	0	0	0	0	0	0											
Inning Stats	R: 0 E: 0 K: 1 S: 6	H: 1 LOB: 1 BB: 0 P: 6	R: 0 E: 0 K: 1 S: 5	H: 0 LOB: 1 BB: 1 P: 9	R: 0 E: 0 K: 0 S: 3	H: 0 LOB: 0 BB: 0 P: 3	R: 0 E: 0 K: 0 S: 4	H: 1 LOB: 1 BB: 0 P: 4	R: 0 E: 0 K: 1 S: 5	H: 0 LOB: 0 BB: 0 P: 5	R: 0 E: 0 K: 1 S: 5	H: 0 LOB: 0 BB: 1 P: 7	R: 0 E: 0 K: 1 S: 5	H: 0 LOB: 0 BB: 0 P: 5	R: 0 E: 0 K: 0 S: 3	H: 1 LOB: 0 BB: 0 P: 3	R: 0 E: 0 K: 1 S: 5	H: 0 LOB: 0 BB: 0 P: 5	1B: 3 2B: 0 3B: 0 HR: 0	SF: 0 SAC: 0 DP: 1 HBP: 0	WP: 0 PB: 0 SB: 1 CS: 0	PA: 31					
PITCHER	IP	WLS	BF	H	R	ER	SO	BB	IBB	HBP	BLK	WP	HR	S	P	ERA	WHIP										
Ron Reed, R (1,1) ERA: 2.87	9.0	W	31	3	0	0	5	2	0	0	0	0	0	39	47	0.00	0.556										

Batter	1	2	3	4	5	6	7	8	9	AB	R	H	RBI	BB	SO	LOB	BOTTOM											
Ralph Garr, L (1,7) OBP: 0.385, SLG: 0.506										3	1	2	1	1	0	0	San Diego Padres @ Atlanta Braves Atlanta Stadium, Atlanta, GA Mon Sep 02 1974, 3:38 AM EDT Att: 8,214 - Unknown											
Marty Perez, R (1,4) OBP: 0.317, SLG: 0.347										4	0	0	0	0	1	3												
Darrell Evans, L (1,5) OBP: 0.388, SLG: 0.424										2	1	0	0	1	0	0												
Dusty Baker Jr., R (1,8) OBP: 0.328, SLG: 0.419										4	1	1	2	0	1	2												
Mike Lum, L (1,9) OBP: 0.328, SLG: 0.374										4	0	2	0	0	0	2												
Rowland Office, L (8, PR) OBP: 0.279, SLG: 0.348										0	0	0	0	0	0	0												
Davey Johnson, R (1,3) OBP: 0.348, SLG: 0.399										4	1	1	1	0	1	2												
Craig Robinson, R (1,6) OBP: 0.265, SLG: 0.249										3	0	0	0	0	1	0												
Johnny Oates, L (1,2) OBP: 0.289, SLG: 0.284										3	0	1	0	0	0	0												
Ron Reed, R (1,1) OBP: 0.122, SLG: 0.104										2	0	0	0	0	0	0												
Inning Stats	R: 1 E: 0 K: 1 S: 6	H: 1 LOB: 0 BB: 0 P: 6	R: 0 E: 0 K: 0 S: 3	H: 1 LOB: 0 BB: 0 P: 3	R: 0 E: 0 K: 0 S: 3	H: 0 LOB: 0 BB: 0 P: 3	R: 2 E: 0 K: 0 S: 4	H: 1 LOB: 0 BB: 0 P: 5	R: 0 E: 0 K: 1 S: 5	H: 0 LOB: 0 BB: 0 P: 5	R: 0 E: 0 K: 0 S: 4	H: 1 LOB: 2 BB: 1 P: 8	R: 1 E: 0 K: 1 S: 7	H: 2 LOB: 2 BB: 1 P: 11	R: 0 E: 0 K: 1 S: 6	H: 1 LOB: 1 BB: 0 P: 6	1B: 4 2B: 0 3B: 0 HR: 3	SF: 0 SAC: 1 DP: 1 HBP: 1	WP: 0 PB: 0 SB: 0 CS: 0	PA: 33								
PITCHER	IP	WLS	BF	H	R	ER	SO	BB	IBB	HBP	BLK	WP	HR	S	P	ERA	WHIP											
Bill Greif, R (1,1) ERA: 4.88	7.0	L	29	6	4	4	3	1	1	1	0	0	0	3	32	41	5.14	1.000										
Bill Laxton, L (8, 1) ERA: 3.45	1.0		4	1	0	0	1	0	0	0	0	0	0	6	6	0.00	1.000											



Batter	1	2	3	4	5	6	7	8	9	AB	R	H	RBI	BB	SO	LOB	TOP		
Johnny Grubb, L (1, 8) OBP: 0.363, SLG: 0.415	F4		L9			FC2-5 E 1B	1-2 1B		F5	5	0	2	0	0	0	1			
Glenn Beckert, R (1, 4) OBP: 0.326, SLG: 0.279	F6					FC BB FC2-5 FC6-4	1-2 2-3 1B		FC9-6 FC4-6	5	1	2	0	0	0	2			
Jerry Turner, L (1, 7) Cito Gaston, R (9, PH) OBP: 0.083, SLG: 0.083 OBP: 0.295, SLG: 0.319			4-3			FC2-5 FC6-4 BB	F4		FC4-6	4	0	1	0	0	0	6			
Willie McCovey, L (1, 3) OBP: 0.427, SLG: 0.537	F5					FC6-4 BB				3	1	1	1	1	0	1			
Dave Winfield, R (1, 9) OBP: 0.315, SLG: 0.435		K				FC6-4 BB		HR		4	0	1	1	0	2	2			
Dave Hilton, R (1, 5) OBP: 0.292, SLG: 0.289	E3					FC6-4 1-2 2-3 3-H	F8		SH2-4 1B	3	0	0	0	0	1	2			
Fred Kendall, R (1, 2) OBP: 0.307, SLG: 0.339							F8		SH2-4 1-2	4	0	0	0	0	0	2			
Bill Almon, R (1, 6) Derrel Thomas, S (8, PH) OBP: 0.100, SLG: 0.100 OBP: 0.317, SLG: 0.341									5-3	3	0	0	0	0	2	1			
	F9						K		K	1	0	0	0	0	1	1			
Dave Freisleben, R (1, 1) Geng Loebke, L (7, PH) Larry Hardy, R (7, 1) Rusty Gerhardt, S (7, 1) Mike Johnson, R (8, 1) Horace Clarke, S (8, PH) OBP: 0.260, SLG: 0.189 OBP: 0.333, SLG: 0.429 OBP: 0.275, SLG: 0.225			F3				G3		FC9-6 1B	2	0	0	0	0	0	0			
										0	0	0	0	0	0	0			
										0	0	0	0	0	0	0			
										0	0	0	0	0	0	0			
										0	0	0	0	0	0	0			
										0	0	0	0	0	0	0			
										1	0	1	0	0	0	0			
Inning Stats	R: 0 E: 0 K: 0 S: 4	H: 1 LOB: 1 BB: 0 P: 4	R: 0 E: 1 K: 1 S: 6	H: 0 LOB: 1 BB: 0 P: 6	R: 0 E: 0 K: 2 S: 7	H: 0 LOB: 0 BB: 0 P: 7	R: 0 E: 0 K: 1 S: 5	H: 0 LOB: 0 BB: 0 P: 5	R: 1 E: 1 K: 0 S: 5	H: 1 LOB: 2 BB: 1 P: 9	R: 0 E: 0 K: 1 S: 7	H: 2 LOB: 3 BB: 1 P: 11	R: 1 E: 0 K: 0 S: 7	H: 2 LOB: 1 BB: 0 P: 7	R: 0 E: 0 K: 0 S: 4	H: 1 LOB: 1 BB: 0 P: 4	1B: 7 2B: 0 3B: 0 HR: 1	SF: 0 SAC: 1 DP: 0 HBP: 0	WP: 0 PA: 39 CS: 0
PITCHER	IP WLS BF H R ER SO BB IBB HBP BLK WP HR S P ERA WHIP																		
Buzz Capra, R (1, 1) ERA: 2.45	7.0 W 30 5 1 0 5 2 0 0 0 0 0 38 46 0.00 1.000																		
Tom House, L (8, 1) ERA: 1.99	2.0 9 3 1 1 1 0 0 0 0 0 0 1 11 11 4.50 1.500																		

San Diego Padres @ Atlanta Braves
Atlanta Stadium, Atlanta, GA
Tue Sep 03 1974, 7:05 PM EDT
Att: 1,562 - Unknown

AB 36
R 2
H 8
RBI 2
BB 2
SO 6
LOB 19



Batter	1	2	3	4	5	6	7	8	9	AB	R	H	RBI	BB	SO	LOB	BOTTOM		
Ralph Garr, L (1, 7) OBP: 0.384, SLG: 0.505	E6									1	0	0	0	0	0	0			
Rowland Office, L (1, PR) OBP: 0.284, SLG: 0.351	FC3-6 1B									4	1	2	1	0	0	0			
Marty Perez, R (1, 4) OBP: 0.321, SLG: 0.354			G5-4-3 1B							5	0	3	1	0	0	1			
Darrell Evans, L (1, 5) OBP: 0.386, SLG: 0.421	FC3-6 BB		4-3							4	0	0	0	1	0	3			
Dusty Baker Jr., R (1, 8) OBP: 0.333, SLG: 0.419										0	1	0	1	4	0	0			
Mike Lum, L (1, 9) OBP: 0.326, SLG: 0.370	G3-6-3 BB									5	1	1	1	0	0	8			
Davey Johnson, R (1, 3) OBP: 0.353, SLG: 0.406										2	2	1	1	2	1	1			
Craig Robinson, R (1, 6) OBP: 0.265, SLG: 0.249										4	0	1	1	0	2	2			
Vic Correll, R (1, 2) OBP: 0.327, SLG: 0.385										3	1	1	0	1	1	0			
Buzz Capra, R (1, 1) OBP: 0.267, SLG: 0.170										3	0	0	0	0	3	3			
Tom House, L (8, 1) OBP: 0.375, SLG: 0.375										1	1	1	1	0	0	0			
Inning Stats	R: 0 E: 1 K: 0 S: 4	H: 1 LOB: 2 BB: 1 P: 8	R: 1 E: 0 K: 1 S: 6	H: 1 LOB: 0 BB: 0 P: 6	R: 0 E: 0 K: 2 S: 3	H: 1 LOB: 0 BB: 0 P: 3	R: 0 E: 0 K: 2 S: 7	H: 0 LOB: 1 BB: 1 P: 11	R: 0 E: 0 K: 1 S: 7	H: 0 LOB: 0 BB: 0 P: 7	R: 2 E: 0 K: 1 S: 7	H: 2 LOB: 3 BB: 3 P: 19	R: 0 E: 0 K: 0 S: 4	H: 1 LOB: 2 BB: 1 P: 8	R: 4 E: 0 K: 1 S: 9	H: 4 LOB: 2 BB: 2 P: 17	1B: 8 2B: 1 3B: 0 HR: 1	SF: 1 SAC: 0 DP: 2 HBP: 0	WP: 1 PA: 41 CS: 0
PITCHER	IP WLS BF H R ER SO BB IBB HBP BLK WP HR S P ERA WHIP																		
Dave Freisleben, R (1, 1) ERA: 3.44	6.0 L 27 5 3 0 0 4 1 0 0 0 1 0 3 7 4.50 1.500																		
Larry Hardy, R (7, 1) ERA: 4.79	0.2 4 1 0 0 0 1 0 0 0 0 0 0 3 7 0.00 3.000																		
Rusty Gerhardt, L (7, 1) ERA: 10.38	0.2 6 3 4 4 1 1 0 0 0 0 0 0 7 11 54.00 6.000																		
Mike Johnson, R (8, 1) ERA: 5.28	0.2 4 1 0 0 0 0 0 1 0 0 0 0 0 3 7 0.00 1.500																		

San Diego Padres @ Atlanta Braves
Atlanta Stadium, Atlanta, GA
Tue Sep 03 1974, 7:05 PM EDT
Att: 1,562 - Unknown

AB 32
R 7
H 10
RBI 7
BB 8
SO 7
LOB 18



Batter	1	2	3	4	5	6	7	8	9	AB	R	H	RBI	BB	SO	LOB	TOP										
Derrel Thomas, S OBP: 0.315, SLG: 0.338 (1, 5)	F7		F9		3-1		B2-3			4	0	0	0	0	0	0	San Diego Padres @ Atlanta Braves Atlanta Stadium, Atlanta, GA Wed Sep 04 1974, 7:05 PM EDT Att: 4,115 - Unknown										
Glenn Beckert, R OBP: 0.316, SLG: 0.270 (1, 4)	6-3		6-3		L8			6-3		4	0	0	0	0	0	0											
Jerry Turner, L OBP: 0.250, SLG: 0.200 (1, 7)	1B			BB	1B			F7		3	1	2	0	1	0	0											
Willie McCovey, L OBP: 0.425, SLG: 0.531 (1, 3)	F8			BB	4-3			K		3	1	0	0	1	1	2											
Johnny Grubb, L OBP: 0.362, SLG: 0.412 (1, 8)		F7		SH3-4	1B		G3		G3	3	1	0	0	1	0	0											
Dave Winfield, R OBP: 0.316, SLG: 0.436 (1, 9)				E	1B		K		K	4	0	2	2	0	2	0											
Chris Cannizzaro, R OBP: 0.289, SLG: 0.212 Gene Locklear, L OBP: 0.328, SLG: 0.422 (9, PH)		F9		SH3-4	1B		K		1-3	2	0	0	0	0	1	1											
Bill Almon, R OBP: 0.077, SLG: 0.077 (1, 6)				L7			F7			3	0	0	0	0	1	2											
Joe McIntosh, S (1, 1)			L6		F7		K			3	0	0	0	0	1	1											
Bill Greif, R OBP: 0.211, SLG: 0.063 Bill Laxton, L OBP: 0.200, SLG: 0.200 (8, 1)										0	0	0	0	0	0	0											
Inning Stats	R: 0 E: 0 K: 0 S: 4	H: 1 LOB: 1 BB: 0 P: 4	R: 0 E: 0 K: 1 S: 6	H: 1 LOB: 0 BB: 0 P: 6	R: 0 E: 0 K: 0 S: 3	H: 0 LOB: 0 BB: 0 P: 3	R: 3 E: 1 K: 0 S: 4	H: 1 LOB: 1 BB: 3 P: 16	R: 0 E: 0 K: 0 S: 4	H: 1 LOB: 1 BB: 0 P: 4	R: 0 E: 0 K: 2 S: 7	H: 0 LOB: 0 BB: 0 P: 7	R: 0 E: 0 K: 1 S: 5	H: 0 LOB: 0 BB: 0 P: 5	R: 0 E: 0 K: 1 S: 5	H: 0 LOB: 0 BB: 0 P: 5	R: 0 E: 0 K: 1 S: 5	H: 0 LOB: 0 BB: 0 P: 5	1B: 4 2B: 0 3B: 0 HR: 0	SF: 0 SAC: 1 DP: 0 HBP: 0	WP: 0 PB: 0 SB: 0 CS: 0	PA: 34					
PITCHER	IP	WLS	BF	H	R	ER	SO	BB	IBB	HBP	BLK	WP	HR	S	P	ERA	WHIP										
Lew Krausse, R ERA: 2.88 Max Leon, R ERA: 2.63	(1, 1)	6.0	25	4	3	3	3	3	0	0	0	0	0	28	40	4.50	1.167										
PITCHER	IP	WLS	BF	H	R	ER	SO	BB	IBB	HBP	BLK	WP	HR	S	P	ERA	WHIP										

AB 30
R 3
H 4
RBI 2
BB 3
SO 6
LOB 6



Batter	1	2	3	4	5	6	7	8	9	AB	R	H	RBI	BB	SO	LOB	BOTTOM										
Rowland Office, L OBP: 0.291, SLG: 0.351 (1, 8)	6-3			BB		4-3				3	0	1	0	2	0	0	San Diego Padres @ Atlanta Braves Atlanta Stadium, Atlanta, GA Wed Sep 04 1974, 7:05 PM EDT Att: 4,115 - Unknown										
Marty Perez, R OBP: 0.319, SLG: 0.350 (1, 4)	6-3		F8			L7		K		4	0	0	0	1	1	2											
Darrell Evans, L OBP: 0.387, SLG: 0.418 (1, 5)	BB		F2		F3		BB	F5		3	2	0	0	2	0	4											
Dusty Baker Jr., R OBP: 0.333, SLG: 0.418 (1, 9)	BB	1B			L7		E3	E4		4	2	1	0	1	0	5											
Mike Lum, L OBP: 0.330, SLG: 0.375 (1, 7)	1B		F4				SH1-4	F8		5	0	3	2	0	0	3											
Davey Johnson, R OBP: 0.356, SLG: 0.408 (1, 3)	1-3				F3		FC6-2			3	1	2	2	1	0	1											
Craig Robinson, R OBP: 0.283, SLG: 0.247 (1, 6)	F8		F8		F8		SH1-4			3	0	0	0	0	0	5											
Vic Correll, R OBP: 0.318, SLG: 0.373 (1, 2)			K		5-3		FC6-2			4	0	0	0	0	1	3											
Lew Krausse, R OBP: 0.571, SLG: 1.000 Frank Tepedino, L OBP: 0.263, SLG: 0.277 Max Leon, R OBP: 0.133, SLG: 0.143 (7, 1)		F5		BB		F9		1B		1	0	0	0	1	0	0											
Inning Stats	R: 2 E: 0 K: 0 S: 5	H: 2 LOB: 2 BB: 2 P: 13	R: 0 E: 0 K: 1 S: 6	H: 1 LOB: 1 BB: 0 P: 6	R: 0 E: 0 K: 0 S: 4	H: 1 LOB: 2 BB: 1 P: 8	R: 0 E: 0 K: 0 S: 3	H: 0 LOB: 3 BB: 3 P: 15	R: 0 E: 0 K: 0 S: 4	H: 1 LOB: 1 BB: 0 P: 4	R: 0 E: 0 K: 0 S: 3	H: 0 LOB: 0 BB: 0 P: 3	R: 3 E: 1 K: 0 S: 6	H: 3 LOB: 2 BB: 1 P: 10	R: 0 E: 1 K: 1 S: 6	H: 0 LOB: 2 BB: 1 P: 10		R: 0 E: 1 K: 1 S: 6	H: 0 LOB: 2 BB: 1 P: 10	1B: 8 2B: 0 3B: 0 HR: 0	SF: 0 SAC: 1 DP: 0 HBP: 0	WP: 0 PB: 0 SB: 1 CS: 0	PA: 41				
PITCHER	IP	WLS	BF	H	R	ER	SO	BB	IBB	HBP	BLK	WP	HR	S	P	ERA	WHIP										
Joe McIntosh, R ERA: 3.94 Bill Greif, R ERA: 4.56 Bill Laxton, L ERA: 3.38	(1, 1)	6.0	32	6	5	3	1	6	1	0	0	0	0	27	55	4.50	2.000										
PITCHER	IP	WLS	BF	H	R	ER	SO	BB	IBB	HBP	BLK	WP	HR	S	P	ERA	WHIP										

AB 32
R 5
H 8
RBI 5
BB 8
SO 2
LOB 23



Batter	1	2	3	4	5	6	7	8	9	AB	R	H	RBI	BB	SO	LOB	TOP										
Garry Maddox, R OBP: 0.329, SLG: 0.413 (1, 8)	0-0 1-3	0-3 K					0-0 1B 2B		0-0 6-3 S 1B								4 1 2 0 0 1 1										
Tito Fuentes, S OBP: 0.294, SLG: 0.301 (1, 4)	0-0 F6		0-0 4-3			0-0 5-3 2H 1B		0-0 6-3									4 0 1 1 0 0 1										
Bobby Bonds, R OBP: 0.364, SLG: 0.443 (1, 9)	0-0 1B 1B		0-0 S 1B			0-0 5-3 1-2		0-0 5-3									4 0 2 0 0 0 2										
Gary Matthews, R OBP: 0.359, SLG: 0.440 (1, 7)	0-0 1-2 1B		0-0 5-3			0-0 F3		0-0 F7									4 0 1 0 0 0 2										
Ed Goodson, L OBP: 0.330, SLG: 0.386 Bruce Miller, R OBP: 0.324, SLG: 0.323 (1, 5) (8, 5)	0-3 K		0-0 F6			0-0 6-3		0-0 F9									4 0 0 0 0 1 4 0 0 0 0 0 0 0										
Dave Kingman, R OBP: 0.310, SLG: 0.449 (1, 3)		0-0 E6 1B 2B		0-3 K		0-3 K		0-3 K									4 1 1 0 0 3 0										
Chris Speier, R OBP: 0.332, SLG: 0.350 (1, 6)		0-0 SH1-3 1B		0-0 G3 1B		0-0 6-3		0-0 5-3									4 0 2 1 0 0 0										
Dave Rader, L OBP: 0.362, SLG: 0.372 (1, 2)		0-0 SH1-3		0-0 G3		0-3 K		0-0 4-3									3 0 0 0 0 1 1										
John D'Acquisto, R OBP: 0.203, SLG: 0.169 (1, 1)		0-0 F8		0-3 K		0-3 K		0-3 K									4 0 0 0 0 3 2										
Inning Stats	R: 0 E: 0 K: 1 S: 7	H: 2 LOB: 2 BB: 0 P: 7	R: 1 E: 1 K: 1 S: 7	H: 2 LOB: 1 BB: 0 P: 7	R: 0 E: 0 K: 0 S: 4	H: 1 LOB: 1 BB: 0 P: 4	R: 0 E: 0 K: 2 S: 8	H: 1 LOB: 1 BB: 0 P: 8	R: 1 E: 0 K: 0 S: 5	H: 2 LOB: 1 BB: 0 P: 5	R: 0 E: 0 K: 1 S: 6	H: 1 LOB: 1 BB: 0 P: 6	R: 0 E: 0 K: 1 S: 5	H: 0 LOB: 0 BB: 0 P: 5	R: 0 E: 0 K: 1 S: 5	H: 0 LOB: 0 BB: 0 P: 5	1B: 7 2B: 2 3B: 0 HR: 0	SF: 0 SAC: 1 DP: 0 HBP: 0	WP: 0 PB: 0 SB: 2 CS: 0	PA: 36							
PITCHER	IP	WLS	BF	H	R	ER	SO	BB	IBB	HBP	BLK	WP	HR	S	P	ERA	WHIP										
Carl Morton, R ERA: 3.03 Max Leon, R ERA: 2.59	(1, 1) (9, 1)	8.0 L	33	9	2	2	8	0	0	0	0	0	0	49	49	2.25	1.125										

San Francisco Giants @ Atlanta Braves
Atlanta Stadium, Atlanta, GA
Fri Sep 06 1974, 7:05 PM EDT
Att: 2,122 - Unknown

AB 35
R 2
H 9
RBI 2
BB 0
SO 9
LOB 13



Batter	1	2	3	4	5	6	7	8	9	AB	R	H	RBI	BB	SO	LOB	BOTTOM										
Rowland Office, L OBP: 0.300, SLG: 0.361 (1, 8)	0-0 5-3 1B		0-0 2B			4-0 G4-6-3 BB		0-0 3-1									3 0 2 0 1 0 0										
Marty Perez, R OBP: 0.318, SLG: 0.349 (1, 4)	0-0 5-3 1-2		0-0 F4			0-0 G4-6-3 1-2		0-0 2B 1B									4 0 1 0 0 0 3										
Darrell Evans, L OBP: 0.386, SLG: 0.416 (1, 5)	4-0 BB		0-0 F6			0-3 K		0-0 F8									3 0 0 0 1 1 1										
Dusty Baker Jr., R OBP: 0.331, SLG: 0.415 (1, 9)	0-0 F5		0-0 6-3			0-0 5-3		0-0 K									4 0 0 0 0 1 2										
Mike Lum, L OBP: 0.332, SLG: 0.378 (1, 7)		0-3 K		4-0 BB		0-0 F2		0-0 2B									3 0 1 0 1 1 0										
Davey Johnson, R OBP: 0.355, SLG: 0.405 (1, 3)		0-0 6-3		0-0 F7		4-0 BB		0-3 K									3 0 0 0 1 1 3										
Craig Robinson, R OBP: 0.252, SLG: 0.246 Frank Teperino, L OBP: 0.261, SLG: 0.275 Leo Foster, R OBP: 0.261, SLG: 0.263 (1, 6) (7, PH) (8, 6)		0-0 F9		0-0 4-3		0-0 F6		0-0 F6									2 0 0 0 0 0 0 1 0 0 0 0 0 1 0 0 0 0 0 0 0										
Vic Correll, R OBP: 0.318, SLG: 0.368 (1, 2)		0-0 F8		4-0 BB		0-0 F9		0-0 F9									2 0 0 0 1 0 0										
Carl Morton, R OBP: 0.143, SLG: 0.100 Johnny Oates, L OBP: 0.288, SLG: 0.283 Max Leon, R OBP: 0.133, SLG: 0.143 (1, 1) (8, PH) (9, 1)		0-0 6-3		0-0 B3-6-4 BB		0-0 B3-6-4 1-2		0-3 K									2 0 0 0 0 0 1 1 0 0 0 0 1 0 0 0 0 0 0 0 0										
Inning Stats	R: 0 E: 0 K: 0 S: 3	H: 1 LOB: 1 BB: 1 P: 7	R: 0 E: 0 K: 1 S: 5	H: 0 LOB: 0 BB: 0 P: 5	R: 0 E: 0 K: 0 S: 4	H: 1 LOB: 1 BB: 0 P: 4	R: 0 E: 0 K: 0 S: 3	H: 0 LOB: 1 BB: 1 P: 7	R: 0 E: 0 K: 1 S: 4	H: 0 LOB: 0 BB: 1 P: 8	R: 0 E: 0 K: 0 S: 3	H: 0 LOB: 1 BB: 1 P: 7	R: 0 E: 0 K: 1 S: 5	H: 0 LOB: 0 BB: 0 P: 5	R: 0 E: 0 K: 2 S: 9	H: 2 LOB: 2 BB: 0 P: 9	1B: 2 2B: 3 3B: 0 HR: 0	SF: 0 SAC: 0 DP: 3 HBP: 0	WP: 0 PB: 0 SB: 0 CS: 0	PA: 33							
PITCHER	IP	WLS	BF	H	R	ER	SO	BB	IBB	HBP	BLK	WP	HR	S	P	ERA	WHIP										
John D'Acquisto, R ERA: 3.41	(1, 1)	9.0 W	33	4	0	0	5	5	0	0	0	0	0	38	58	0.00	1.000										

San Francisco Giants @ Atlanta Braves
Atlanta Stadium, Atlanta, GA
Fri Sep 06 1974, 7:05 PM EDT
Att: 2,122 - Unknown

AB 28
R 0
H 4
RBI 0
BB 5
SO 5
LOB 11



Batter	1	2	3	4	5	6	7	8	9	AB	R	H	RBI	BB	SO	LOB	TOP		
Gary Thomasson, L (1, 8) OBP: 0.331, SLG: 0.309	6-3		4-3		F8		F9			4	0	0	0	0	0	0	San Francisco Giants @ Atlanta Braves Atlanta Stadium, Atlanta, GA Sun Sep 08 1974, 3:33 AM EDT Att: 5,210 - Unknown		
Mike Phillips, L (1, 6) OBP: 0.281, SLG: 0.253	4-3			HR HBP	6-3 2B		F8			3	1	1	0	0	0				
Bobby Bonds, R (1, 9) OBP: 0.366, SLG: 0.440				K	6-3			F7		3	0	0	0	1	2				
Gary Matthews, R (1, 7) OBP: 0.361, SLG: 0.448	F4			HR	F2			6-3		4	1	1	2	0	2				
Steve Ontiveros, S (1, 3)					F6			F8		4	0	1	0	0	0				
Brucy Miller, R (1, 5) OBP: 0.322, SLG: 0.321		G4-6-3 1B			2B 1B		F9		F9	4	1	1	0	0	1				
Glenn Redmon, R (1, 4) OBP: 0.500, SLG: 1.000	4-3				2B			F2		4	0	2	1	0	0				
John Boccabella, R (1, 2) OBP: 0.173, SLG: 0.169			6-3					F9		3	0	0	0	1	0				
Ron Bryant, S (1, 1) OBP: 0.107, SLG: 0.074			1-3		4-3			F7		2	0	0	0	0	2				
Butch Metzger, R (5, 1) Tito Fuentes, S (7, PH) Elias Sosa, R (7, 1) OBP: 0.293, SLG: 0.297 OBP: 0.067, SLG: 0.067										0	0	0	0	0	0				
Inning Stats	R: 0 E: 0 K: 0 S: 3	H: 0 LOB: 1 BB: 1 P: 7	R: 0 E: 0 K: 0 S: 3	H: 1 LOB: 0 BB: 0 P: 3	R: 0 E: 0 K: 0 S: 3	H: 0 LOB: 0 BB: 0 P: 3	R: 3 E: 0 K: 1 S: 8	H: 3 LOB: 2 BB: 1 P: 13	R: 0 E: 0 K: 0 S: 4	H: 1 LOB: 1 BB: 0 P: 4	R: 0 E: 0 K: 0 S: 3	H: 0 LOB: 0 BB: 0 P: 3	R: 0 E: 0 K: 0 S: 3	H: 0 LOB: 0 BB: 0 P: 3	R: 0 E: 0 K: 0 S: 3	H: 0 LOB: 0 BB: 0 P: 3	1B: 2 2B: 3 3B: 0 HR: 1	SF: 0 SAC: 0 DP: 1 HBP: 1	WP: 0 PA: 35 PB: 0 SB: 1 CS: 0
PITCHER Ron Reed, R (1, 1) ERA: 2.88	IP: 9.0 WLS: W BF: 35 H: 6 R: 3 ER: 3 SO: 1 BB: 1 IBB: 1 HBP: 1 BLK: 0 WP: 0 HR: 1 S: 34 P: 43 ERA: 3.00 WHIP: 0.778																		

Batter	1	2	3	4	5	6	7	8	9	AB	R	H	RBI	BB	SO	LOB	BOTTOM		
Darrell Evans, L (1, 5) OBP: 0.383, SLG: 0.411	1-3		K		E9 CS 1B			F6		4	1	1	0	1	1	1	San Francisco Giants @ Atlanta Braves Atlanta Stadium, Atlanta, GA Sun Sep 08 1974, 3:33 AM EDT Att: 5,210 - Unknown		
Marty Perez, R (1, 4) OBP: 0.319, SLG: 0.349	F8			1B 2B	1B CS BB		4-3	F6		4	1	1	0	1	0				
Dusty Baker Jr., R (1, 8) OBP: 0.326, SLG: 0.408	5-3				F8 F7			5-3		4	0	0	0	0	4				
Hank Aaron, R (1, 7) OBP: 0.335, SLG: 0.483		5-3		BB E 1B	1B IBB			F6		3	1	1	1	1	0				
Davey Johnson, R (1, 3) OBP: 0.358, SLG: 0.404		F8								2	1	1	1	2	0				
Rowland Office, L (7, PR) OBP: 0.294, SLG: 0.354				E BB	FC6-4 1B			1B BB		0	1	0	0	0	0				
Mike Lum, L (1, 9) OBP: 0.333, SLG: 0.378		K		K	FC6-4			1B		4	0	1	0	0	2				
Vic Correll, R (1, 2) OBP: 0.323, SLG: 0.378			5-3	E6 1H 2H	2B			F2		4	0	2	3	0	0				
Leo Foster, R (1, 6) OBP: 0.261, SLG: 0.262		F4		F9				FC6-4		4	0	1	0	0	3				
Ron Reed, R (1, 1) OBP: 0.115, SLG: 0.098			E6		E6 CS		SH3		K	3	0	0	0	0	1				
Inning Stats	R: 0 E: 0 K: 0 S: 3	H: 0 LOB: 0 BB: 0 P: 3	R: 0 E: 0 K: 1 S: 5	H: 0 LOB: 0 BB: 0 P: 5	R: 0 E: 1 K: 1 S: 6	H: 0 LOB: 1 BB: 0 P: 6	R: 3 E: 1 K: 1 S: 8	H: 3 LOB: 1 BB: 1 P: 12	R: 1 E: 2 K: 0 S: 5	H: 2 LOB: 3 BB: 2 P: 13	R: 0 E: 0 K: 0 S: 4	H: 1 LOB: 2 BB: 1 P: 8	R: 1 E: 0 K: 0 S: 5	H: 2 LOB: 2 BB: 1 P: 9	R: 0 E: 0 K: 1 S: 5	H: 0 LOB: 0 BB: 0 P: 5	1B: 6 2B: 2 3B: 0 HR: 0	SF: 0 SAC: 1 DP: 0 HBP: 0	WP: 0 PA: 38 PB: 0 SB: 0 CS: 3
PITCHER Ron Bryant, L (1, 1) ERA: 5.89	IP: 4.0 WLS: L BF: 20 H: 4 R: 4 ER: 3 SO: 3 BB: 2 IBB: 0 HBP: 0 BLK: 0 WP: 0 HR: 0 S: 24 P: 32 ERA: 6.75 WHIP: 1.500																		
Butch Metzger, R (5, 1) ERA: 3.17	IP: 2.0 WLS: 9 BF: 9 H: 2 R: 0 ER: 0 SO: 0 BB: 0 IBB: 2 HBP: 0 BLK: 0 WP: 0 HR: 0 S: 7 P: 15 ERA: 0.00 WHIP: 1.000																		
Elias Sosa, R (7, 1)	IP: 2.0 WLS: 9 BF: 2 H: 1 R: 1 ER: 1 SO: 1 BB: 0 IBB: 0 HBP: 0 BLK: 0 WP: 0 HR: 0 S: 10 P: 14 ERA: 4.50 WHIP: 1.500																		




Batter	1	2	3	4	5	6	7	8	9	AB	R	H	RBI	BB	SO	LOB	TOP																					
Davey Lopes, R OBP: 0.362, SLG: 0.385	5-3		5-3		F7			K		4	0	0	0	0	1	1	Los Angeles Dodgers @ Atlanta Braves Atlanta Stadium, Atlanta, GA Tue Sep 10 1974, 7:05 PM EDT Att: 5,886 - Unknown																					
Bill Buckner, L OBP: 0.351, SLG: 0.402	G6-3 1B		4-3			L3		G3		4	0	1	0	0	0	0																						
Jimmy Wynn, R OBP: 0.388, SLG: 0.511	G6-3 1-2		4-3			K		F8		4	0	0	0	0	1	1																						
Steve Garvey, R OBP: 0.356, SLG: 0.494		1B 1B		5-3		5-3		P6		4	1	1	0	0	0	0																						
Willie Crawford, L OBP: 0.379, SLG: 0.450		SH1-3 1-2 1B		G6-4-3 1B				G6-4-3 1B		3	0	3	0	0	0	0																						
Ron Cey, R OBP: 0.362, SLG: 0.414		SH1-3 1-2 2-H 1B		G6-4-3 1-2				G6-4-3 1-2		3	0	1	1	0	0	2																						
Bill Russell, R OBP: 0.333, SLG: 0.355		SH1-3 1-2 2-3			B1-4 1B			5-3		2	0	1	0	0	0	0																						
Steve Yeager, R OBP: 0.330, SLG: 0.407		F7			F7			K		3	0	0	0	0	1	3																						
Don Sutton, R OBP: 0.211, SLG: 0.195		P5			B1-4 1-2			K		3	0	0	0	0	1	3																						
Inning Stats	R: 0 E: 0 K: 0 S: 3	H: 1 LOB: 0 BB: 0 P: 3	R: 1 E: 0 K: 0 S: 6	H: 3 LOB: 2 BB: 0 P: 6	R: 0 E: 0 K: 0 S: 3	H: 0 LOB: 0 BB: 0 P: 3	R: 0 E: 0 K: 0 S: 3	H: 1 LOB: 1 BB: 0 P: 3	R: 0 E: 0 K: 1 S: 5	H: 0 LOB: 0 BB: 0 P: 5	R: 0 E: 0 K: 0 S: 3	H: 1 LOB: 0 BB: 0 P: 3	R: 0 E: 0 K: 3 S: 9	H: 0 LOB: 0 BB: 0 P: 9	R: 0 E: 0 K: 0 S: 3	H: 0 LOB: 0 BB: 0 P: 3	1B: 7 2B: 0 3B: 0 HR: 0	SF: 0 SAC: 1 DP: 3 HBP: 0	WP: 0 PB: 0 SB: 0 CS: 0	PA: 31																		
PITCHER	IP	WLS	BF	H	R	ER	SO	BB	IBB	HBP	BLK	WP	HR	S	P	ERA	WHIP	PITCHER				IP	WLS	BF	H	R	ER	SO	BB	IBB	HBP	BLK	WP	HR	S	P	ERA	WHIP
Carl Morton, R ERA: 2.98	(1, 1)	7.0	L	25	7	1	1	1	0	0	0	0	0	27	27	1.29	1.000																					
Max Leon, R ERA: 2.51	(8, 1)	2.0		6	0	0	0	3	0	0	0	0	0	12	12	0.00	0.000																					

AB	30
R	1
H	7
RBI	1
BB	0
SO	4
LOB	10



Batter	1	2	3	4	5	6	7	8	9	AB	R	H	RBI	BB	SO	LOB	BOTTOM																					
Rowland Office, L OBP: 0.288, SLG: 0.345	F8		4-3		F7			F8		4	0	0	0	0	0	2	Los Angeles Dodgers @ Atlanta Braves Atlanta Stadium, Atlanta, GA Tue Sep 10 1974, 7:05 PM EDT Att: 5,886 - Unknown																					
Marty Perez, R OBP: 0.315, SLG: 0.344	E4 1B		6-3			6-3		K		4	0	0	0	0	1	0																						
Darrell Evans, L OBP: 0.361, SLG: 0.406	F9			L9		P4		G3		4	0	0	0	0	0	1																						
Mike Lum, L OBP: 0.328, SLG: 0.371		1-3 1B		1-3 1B		4-3			P6	4	0	1	0	0	0	0																						
Davey Johnson, R OBP: 0.354, SLG: 0.398		P4		K			1B BB		F8	3	0	0	0	1	1	2																						
Ivan Murrell, R OBP: 0.246, SLG: 0.303			F5		K		F7		K	3	0	0	0	0	1	1																						
Hank Aaron, R OBP: 0.339, SLG: 0.482									K	1	0	0	0	0	1	0																						
Vic Correll, R OBP: 0.316, SLG: 0.373		K			SH1-3 2B		P6			3	0	1	0	0	1	1																						
Leo Foster, R OBP: 0.265, SLG: 0.258										2	0	1	0	0	0	0																						
Frank Tepedino, L OBP: 0.270, SLG: 0.280			F8							1	0	1	0	0	0	0																						
Craig Robinson, R OBP: 0.261, SLG: 0.246					SH1-3 1B					0	0	0	0	0	0	0																						
Carl Morton, R OBP: 0.141, SLG: 0.099										1	0	0	0	0	1	0																						
Norm Miller, L OBP: 0.304, SLG: 0.282					K					1	0	0	0	0	1	2																						
Max Leon, R OBP: 0.133, SLG: 0.143					1-2 2-3					0	0	0	0	0	0	0																						
Inning Stats	R: 0 E: 1 K: 0 S: 5	H: 1 LOB: 2 BB: 0 P: 5	R: 0 E: 0 K: 1 S: 5	H: 0 LOB: 0 BB: 0 P: 5	R: 0 E: 0 K: 1 S: 5	H: 0 LOB: 0 BB: 0 P: 5	R: 0 E: 0 K: 1 S: 7	H: 2 LOB: 2 BB: 0 P: 7	R: 0 E: 0 K: 0 S: 3	H: 0 LOB: 0 BB: 0 P: 3	R: 0 E: 0 K: 1 S: 6	H: 1 LOB: 2 BB: 1 P: 10	R: 0 E: 0 K: 1 S: 5	H: 0 LOB: 0 BB: 0 P: 5	R: 0 E: 0 K: 1 S: 5	H: 0 LOB: 0 BB: 0 P: 5	1B: 3 2B: 1 3B: 0 HR: 0	SF: 0 SAC: 1 DP: 0 HBP: 0	WP: 0 PB: 0 SB: 0 CS: 0	PA: 33																		
PITCHER	IP	WLS	BF	H	R	ER	SO	BB	IBB	HBP	BLK	WP	HR	S	P	ERA	WHIP	PITCHER				IP	WLS	BF	H	R	ER	SO	BB	IBB	HBP	BLK	WP	HR	S	P	ERA	WHIP
Don Sutton, R ERA: 3.42	(1, 1)	9.0	W	33	4	0	0	7	1	0	0	0	0	46	50	0.00	0.556																					

AB	31
R	0
H	4
RBI	0
BB	1
SO	7
LOB	9



Batter	1	2	3	4	5	6	7	8	9	AB	R	H	RBI	BB	SO	LOB	TOP					
Darrell Evans, L OBP: 0.379, SLG: 0.409 Craig Robinson, R OBP: 0.261, SLG: 0.246 Norm Miller, L OBP: 0.298, SLG: 0.275 Tom House, L OBP: 0.375, SLG: 0.375	0-3 K	0-0 HR		0-3 K		0-3 K		0-0 6-3		3	1	1	4	0	2	1						
Marty Perez, R OBP: 0.319, SLG: 0.353 Dusty Baker Jr., R OBP: 0.329, SLG: 0.411 Hank Aaron, R OBP: 0.334, SLG: 0.474 Mike Lum, L OBP: 0.325, SLG: 0.365	0-0 2B	0-3 K		0-0 BB		0-0 BB		0-0 F8		5	0	2	1	0	1	0						
Davey Johnson, R OBP: 0.358, SLG: 0.397 Vic Correll, R OBP: 0.311, SLG: 0.361 Leo Foster, R OBP: 0.279, SLG: 0.274 Ron Reed, R OBP: 0.132, SLG: 0.115 Jack Pierce, L OBP: 0.500, SLG: 0.500 Max Leon, R OBP: 0.133, SLG: 0.143 Frank Tepedino, L OBP: 0.269, SLG: 0.278	4-0 1B E HR BB	0-0 F8		0-0 F8		0-0 F7		0-0 F8		4	0	0	0	0	0	4						
Tom Carroll, R ERA: 3.53 Rawly Eastwick, R ERA: 4.5 Pedro Borbon, R ERA: 2.91 Clay Carroll, R ERA: 2.34	0-0 G3		0-0 L3		0-0 P5			0-0 1B BB FC3-6 1B		2	1	1	0	2	0	0						
Pete Rose, S OBP: 0.385, SLG: 0.383 Cesar Geronimo, L OBP: 0.366, SLG: 0.426 Johnny Bench, R OBP: 0.361, SLG: 0.495 Tony Perez, R OBP: 0.336, SLG: 0.468 Dan Driessen, L OBP: 0.343, SLG: 0.400 Ray Knight, R	0-0 4-3	0-0 HR 1B		0-0 4-3		0-0 2B		0-0 G6-4-3		5	1	2	0	0	0	1						
Dave Concepcion, R OBP: 0.325, SLG: 0.389 Ken Griffey, L OBP: 0.310, SLG: 0.313 Darrel Chaney, S OBP: 0.343, SLG: 0.309 Tom Carroll, L OBP: 0.192, SLG: 0.160 Hal Kwock, R OBP: 0.310, SLG: 0.194 Rawly Eastwick, R OBP: 0.310, SLG: 0.194 Merv Rettenmund, R OBP: 0.174, SLG: 0.174 Pedro Borbon, R OBP: 0.174, SLG: 0.174 Clay Carroll, R OBP: 0.200, SLG: 0.200	0-0 FC4 1B HR	0-0 SH1-4 1B		0-0 SH1-4 1B		0-0 4-3		0-0 FC3-6 1B		4	2	2	0	0	1	1						
Pitcher	IP	WLS	BF	H	R	ER	SO	BB	IBB	HBP	BLK	WP	HR	S	P	ERA	WHIP					
Tom Carroll, R	2.0		12	3	4	3	3	2	0	0	0	0	0	1	16	24	13.50	2.500				
Rawly Eastwick, R	2.0		10	3	1	1	1	1	0	0	0	0	0	0	11	15	4.50	2.000				
Pedro Borbon, R	3.1	W	13	2	1	1	2	1	0	0	0	0	0	0	16	20	2.70	0.900				
Clay Carroll, R	1.2	S	6	1	0	0	1	0	0	0	0	0	0	0	8	8	0.00	0.600				
Inning Stats	R: 0 E: 0 K: 1 S: 6	H: 1 LOB: 2 BB: 1 P: 10	R: 4 E: 1 K: 2 S: 10	H: 2 LOB: 0 BB: 1 P: 14	R: 0 E: 0 K: 0 S: 4	H: 1 LOB: 1 BB: 0 P: 4	R: 1 E: 0 K: 1 S: 7	H: 2 LOB: 2 BB: 1 P: 11	R: 0 E: 0 K: 0 S: 3	H: 0 LOB: 0 BB: 0 P: 3	R: 0 E: 0 K: 2 S: 7	H: 0 LOB: 0 BB: 0 P: 7	R: 0 E: 0 K: 0 S: 3	H: 0 LOB: 0 BB: 0 P: 3	R: 1 E: 0 K: 0 S: 5	H: 2 LOB: 2 BB: 1 P: 9	R: 0 E: 0 K: 1 S: 6	H: 1 LOB: 1 BB: 0 P: 6	1B: 6 2B: 2 3B: 0 HR: 1	SF: 0 SAC: 1 DP: 0 HBP: 0	WP: 0 PB: 0 SB: 0 CS: 0	PA: 41

Atlanta Braves @ Cincinnati Reds
Riverfront Stadium, Cincinnati, OH
Thu Sep 12 1974, 3:33 AM EDT
Unknown

AB 36
R 6
H 9
RBI 6
BB 4
SO 7
LOB 18



Batter	1	2	3	4	5	6	7	8	9	AB	R	H	RBI	BB	SO	LOB	BOTTOM					
Pete Rose, S OBP: 0.385, SLG: 0.383 Cesar Geronimo, L OBP: 0.366, SLG: 0.426 Johnny Bench, R OBP: 0.361, SLG: 0.495 Tony Perez, R OBP: 0.336, SLG: 0.468 Dan Driessen, L OBP: 0.343, SLG: 0.400 Ray Knight, R	0-0 4-3	0-0 HR 1B		0-0 4-3		0-0 2B		0-0 G6-4-3		5	1	2	0	0	0	1						
Dave Concepcion, R OBP: 0.325, SLG: 0.389 Ken Griffey, L OBP: 0.310, SLG: 0.313 Darrel Chaney, S OBP: 0.343, SLG: 0.309 Tom Carroll, L OBP: 0.192, SLG: 0.160 Hal Kwock, R OBP: 0.310, SLG: 0.194 Rawly Eastwick, R OBP: 0.310, SLG: 0.194 Merv Rettenmund, R OBP: 0.174, SLG: 0.174 Pedro Borbon, R OBP: 0.174, SLG: 0.174 Clay Carroll, R OBP: 0.200, SLG: 0.200	0-0 2B	0-0 HR		0-0 F8		0-0 2B BB		0-0 6-3		3	1	0	0	1	0	1						
Pitcher	IP	WLS	BF	H	R	ER	SO	BB	IBB	HBP	BLK	WP	HR	S	P	ERA	WHIP					
Tom Carroll, R	5.0	L	25	6	7	7	2	3	0	1	0	0	0	1	25	38	12.60	1.800				
Max Leon, R	2.0		8	2	1	1	0	0	0	0	0	0	0	1	8	8	4.50	1.000				
Tom House, L	1.0		4	2	1	1	0	0	0	0	0	1	0	4	4	9.00	2.000					
Inning Stats	R: 0 E: 0 K: 1 S: 6	H: 1 LOB: 1 BB: 0 P: 6	R: 5 E: 0 K: 0 S: 7	H: 4 LOB: 0 BB: 1 P: 11	R: 0 E: 0 K: 0 S: 3	H: 0 LOB: 1 BB: 0 P: 4	R: 0 E: 0 K: 1 S: 5	H: 0 LOB: 0 BB: 0 P: 5	R: 2 E: 0 K: 0 S: 4	H: 1 LOB: 1 BB: 2 P: 12	R: 0 E: 0 K: 0 S: 4	H: 1 LOB: 0 BB: 0 P: 4	R: 1 E: 0 K: 0 S: 4	H: 1 LOB: 0 BB: 0 P: 4	R: 1 E: 0 K: 0 S: 4	H: 2 LOB: 0 BB: 0 P: 4	R: 0 E: 0 K: 0 S: 4	H: 1 LOB: 2 BB: 0 P: 4	1B: 5 2B: 3 3B: 0 HR: 2	SF: 0 SAC: 0 DP: 1 HBP: 1	WP: 1 PB: 0 SB: 3 CS: 0	PA: 37

Atlanta Braves @ Cincinnati Reds
Riverfront Stadium, Cincinnati, OH
Thu Sep 12 1974, 3:33 AM EDT
Unknown

AB 33
R 9
H 10
RBI 8
BB 3
SO 2
LOB 12



Batter	1	2	3	4	5	6	7	8	9	AB	R	H	RBI	BB	SO	LOB	TOP					
Rowland Office, L OBP: 0.283, SLG: 0.338 (1, 8)										4	0	0	0	0	0	0						
Marty Perez, R OBP: 0.318, SLG: 0.352 (1, 4)										4	0	1	0	0	1	0						
Darrell Evans, L OBP: 0.380, SLG: 0.416 (1, 5)										4	2	2	1	0	0	1						
Dusty Baker Jr., R OBP: 0.330, SLG: 0.411 (1, 9)										3	0	1	0	1	1	1						
Mike Lum, L OBP: 0.327, SLG: 0.372 (1, 7)										3	0	1	1	1	2	1						
Davey Johnson, R OBP: 0.357, SLG: 0.398 (1, 3)										4	0	1	0	0	0	3						
Johnny Oates, L OBP: 0.287, SLG: 0.279 (1, 2)										3	0	0	0	1	1	3						
Leo Foster, R OBP: 0.269, SLG: 0.263 (1, 6)										4	0	0	0	0	1	4						
Lew Krausse, R OBP: 0.500, SLG: 0.833 Joe Niekro, R (4, 1)										1	0	0	0	0	1	0						
Frank Tepedino, L OBP: 0.267, SLG: 0.276 Mike Beard, L (7, 1)										1	0	0	0	0	0	0						
										1	0	0	0	0	0	2						
										0	0	0	0	0	0	0						
Inning Stats	R: 0 E: 0 K: 0 S: 3	H: 1 LOB: 0 BB: 0 P: 3	R: 0 E: 0 K: 0 S: 3	H: 0 LOB: 2 BB: 2 P: 11	R: 0 E: 0 K: 1 S: 5	H: 0 LOB: 0 BB: 0 P: 5	R: 1 E: 0 K: 1 S: 7	H: 2 LOB: 1 BB: 0 P: 7	R: 0 E: 0 K: 0 S: 3	H: 0 LOB: 0 BB: 0 P: 3	R: 0 E: 0 K: 2 S: 7	H: 0 LOB: 0 BB: 0 P: 7	R: 0 E: 0 K: 1 S: 8	H: 1 LOB: 2 BB: 1 P: 12	R: 1 E: 0 K: 1 S: 7	H: 2 LOB: 1 BB: 0 P: 7	R: 0 E: 0 K: 0 S: 3	H: 0 LOB: 0 BB: 0 P: 3	1B: 3 2B: 1 3B: 1 HR: 1	SF: 0 SAC: 0 DP: 1 HBP: 0	WP: 0 PB: 0 SB: 0 CS: 0	PA: 35
PITCHER	IP WLS BF H R ER SO BB IBB HBP BLK WP HR S P ERA WHIP																					
Pat Darcy, R ERA: 2.35 Will McEnaney, L ERA: 4.81	(1, 1) 7.2 W 31 6 2 2 6 3 0 0 0 0 0 1 40 52 2.35 1.174																					
(8, 1) 1.1 4 0 0 0 1 0 0 0 0 0 0 0 6 6 0.00 0.000																						

Atlanta Braves @ Cincinnati Reds
Riverfront Stadium, Cincinnati, OH
Thu Sep 12 1974, 3:38 AM EDT
Att: 22,628 - Unknown

AB 32
R 2
H 6
RBI 2
BB 3
SO 7
LOB 15

Batter	1	2	3	4	5	6	7	8	9	AB	R	H	RBI	BB	SO	LOB	BOTTOM			
Pete Rose, S OBP: 0.385, SLG: 0.385 (1, 7)										3	2	1	0	1	1	1				
Joe Morgan, L OBP: 0.427, SLG: 0.498 Dave Concepcion, R OBP: 0.326, SLG: 0.389 (1, 4)										3	1	2	0	0	0	1				
Johnny Bench, R OBP: 0.362, SLG: 0.506 (1, 2)										4	2	2	6	0	0	1				
Tony Perez, R OBP: 0.336, SLG: 0.466 (1, 3)										4	0	1	0	0	2	1				
Dan Driessen, L OBP: 0.343, SLG: 0.398 Ray Knight, R (6, 5)										2	0	0	0	1	1	1				
Cesar Geronimo, L OBP: 0.362, SLG: 0.422 (1, 8)										4	0	0	0	0	2	4				
Ken Griffey, L OBP: 0.305, SLG: 0.307 George Foster, R OBP: 0.333, SLG: 0.400 (8, PH) (9, 9)										3	0	0	0	0	0	0				
Darrel Chaney, S OBP: 0.343, SLG: 0.304 (5, 4)										2	0	0	0	1	0	0				
Roger Freed, R OBP: 0.500, SLG: 0.500 Junior Kennedy, R OBP: 0.294, SLG: 0.143 (8, PH) (9, 4)										1	0	0	0	0	1	1				
Pat Darcy, L OBP: 0.500, SLG: 0.500 Will McEnaney, L (8, 1)										2	1	1	0	0	0	0				
										0	0	0	0	0	0	0				
Inning Stats	R: 2 E: 0 K: 2 S: 10	H: 3 LOB: 1 BB: 0 P: 10	R: 0 E: 0 K: 0 S: 3	H: 0 LOB: 1 BB: 1 P: 7	R: 0 E: 1 K: 1 S: 6	H: 1 LOB: 2 BB: 1 P: 10	R: 4 E: 0 K: 0 S: 6	H: 3 LOB: 0 BB: 1 P: 10	R: 0 E: 0 K: 1 S: 5	H: 0 LOB: 0 BB: 0 P: 5	R: 0 E: 0 K: 1 S: 4	H: 0 LOB: 0 BB: 0 P: 5	R: 0 E: 0 K: 1 S: 5	H: 0 LOB: 1 BB: 1 P: 9	R: 0 E: 0 K: 1 S: 5	H: 0 LOB: 1 BB: 1 P: 9	1B: 4 2B: 1 3B: 0 HR: 2	SF: 0 SAC: 1 DP: 1 HBP: 1	WP: 1 PB: 0 SB: 1 CS: 0	PA: 35
PITCHER	IP WLS BF H R ER SO BB IBB HBP BLK WP HR S P ERA WHIP																			
Lew Krausse, R ERA: 3.93 Joe Niekro, R ERA: 3.69 Mike Beard, L ERA: 5.79	(1, 1) 3.2 L 21 7 6 6 3 3 0 0 0 0 0 0 11 11 0.00 0.000																			
(4, 1) 2.1 7 0 0 0 2 0 0 0 0 0 0 0 11 11 0.00 0.000																				
(7, 1) 2.0 7 0 0 0 2 1 0 1 0 0 0 0 9 14 0.00 0.500																				


Atlanta Braves @ Cincinnati Reds
Riverfront Stadium, Cincinnati, OH
Thu Sep 12 1974, 3:38 AM EDT
Att: 22,628 - Unknown


AB 29
R 6
H 7
RBI 6
BB 4
SO 7
LOB 11

Batter	1	2	3	4	5	6	7	8	9	AB	R	H	RBI	BB	SO	LOB	TOP					
Darrell Evans, L OBP: 0.384, SLG: 0.423										3	2	1	3	0	0		<p>Atlanta Braves @ San Diego Padres San Diego Stadium, San Diego, CA</p> <p>Fri Sep 13 1974, 10:05 PM EDT Att: 6,537 - Unknown</p>					
Marty Perez, R OBP: 0.318, SLG: 0.352										6	2	2	0	0	1	2						
Dusty Baker Jr., R OBP: 0.334, SLG: 0.413										2	1	1	2	3	0	2						
Davey Johnson, R OBP: 0.357, SLG: 0.395										3	1	0	0	2	0	4						
Rowland Office, L OBP: 0.293, SLG: 0.338										0	0	0	0	0	0	0						
Ivan Murrell, R OBP: 0.256, SLG: 0.304										4	1	2	1	1	1	5						
Mike Lum, L OBP: 0.325, SLG: 0.380										4	1	1	5	0	0	5						
Vic Correll, R OBP: 0.313, SLG: 0.354										3	0	0	0	1	1	5						
Leo Foster, R OBP: 0.257, SLG: 0.250										5	0	0	0	0	1	4						
Buzz Capra, R OBP: 0.258, SLG: 0.169										5	1	1	0	0	1	0						
Inning Stats	R: 5 E: 1 K: 0 S: 6	H: 3 LOB: 0 BB: 2 P: 14	R: 0 E: 0 K: 0 S: 3	H: 0 LOB: 0 BB: 0 P: 3	R: 0 E: 0 K: 2 S: 7	H: 0 LOB: 3 BB: 2 P: 16	R: 3 E: 0 K: 0 S: 6	H: 3 LOB: 2 BB: 1 P: 14	R: 0 E: 0 K: 1 S: 4	H: 1 LOB: 2 BB: 1 P: 8	R: 0 E: 0 K: 1 S: 5	H: 0 LOB: 1 BB: 1 P: 9	R: 0 E: 0 K: 2 S: 7	H: 0 LOB: 1 BB: 1 P: 11	R: 0 E: 0 K: 0 S: 4	H: 1 LOB: 2 BB: 2 P: 8	R: 1 E: 0 K: 0 S: 4	H: 1 LOB: 0 BB: 0 P: 4	1B: 6 2B: 1 3B: 0 HR: 2	SF: 1 SAC: 0 DP: 1 HBP: 1	WP: 0 PB: 0 SB: 0 CS: 0	PA: 47
PITCHER	IP WLS BF H R ER SO BB IBB HBP BLK WP HR S P ERA WHIP																					
Randy Jones, L ERA: 4.37	(1, 1) 0.1 L 6 3 5 4 0 1 0 0 0 0 0 1 5 9 108.00 12.000																					
Rusty Gerhardt, L ERA: 8.33	(1, 1) 2.2 13 1 2 2 2 4 0 1 0 0 0 0 12 29 6.75 1.875																					
Mike Johnson, R ERA: 4.66	(4, 1) 2.0 11 3 1 1 0 2 0 0 0 0 0 0 9 17 4.50 2.500																					
Bill Laxton, L ERA: 3.48	(6, 1) 3.0 13 1 0 0 3 3 0 0 0 0 0 0 16 28 0.00 1.333																					
Larry Hardy, R ERA: 4.7	(9, 1) 1.0 4 1 1 1 0 0 0 0 0 0 0 1 4 4 9.00 1.000																					
Batter	1	2	3	4	5	6	7	8	9	AB	R	H	RBI	BB	SO	LOB	BOTTOM					
John Scott, R OBP: 0.292										4	0	0	0	0	2	1	<p>Atlanta Braves @ San Diego Padres San Diego Stadium, San Diego, CA</p> <p>Fri Sep 13 1974, 10:05 PM EDT Att: 6,537 - Unknown</p>					
Horace Clarke, S OBP: 0.277, SLG: 0.225										4	0	2	0	0	0	0						
Jerry Turner, L OBP: 0.303, SLG: 0.267										4	0	1	0	0	1	3						
Johnny Grubb, L OBP: 0.362, SLG: 0.416										4	0	1	0	0	0	1						
Mike Ivie, R OBP: 0.185, SLG: 0.240										4	0	0	0	0	2	2						
Dave Hilton, R OBP: 0.271, SLG: 0.301										3	0	1	0	0	1	1						
Fred Kendall, R OBP: 0.306, SLG: 0.340										3	0	0	0	0	1	2						
Bill Almon, R OBP: 0.160, SLG: 0.200										3	0	1	0	0	0	0						
Randy Jones, R OBP: 0.185, SLG: 0.175	(1, 1) 0 0 0 0 0 0 0 0 0 0 0 0 0 0 0 0																					
Rusty Gerhardt, S OBP: 0.250, SLG: 0.250	(1, 1) 0 0 0 0 0 0 0 0 0 0 0 0 0 0 0 0																					
Mike Johnson, R OBP: 0.250, SLG: 0.250	(4, 1) 0 0 0 0 0 0 0 0 0 0 0 0 0 0 0 0																					
Gene Locklear, L OBP: 0.250, SLG: 0.250	(5, PH) 0 0 0 0 0 0 0 0 0 0 0 0 0 0 0 0																					
Bill Laxton, L OBP: 0.337, SLG: 0.330	(6, 1) 0 0 0 0 0 0 0 0 0 0 0 0 0 0 0 0																					
Randy Elliott, R OBP: 0.318, SLG: 0.308	(6, PH) 1 0 0 0 0 1 0 0 0 0 0 0 0 0 0 0																					
Larry Hardy, R ERA: 4.7	(9, 1) 0 0 0 0 0 0 0 0 0 0 0 0 0 0 0 0																					
Inning Stats	R: 0 E: 0 K: 1 S: 5	H: 1 LOB: 0 BB: 0 P: 5	R: 0 E: 0 K: 0 S: 4	H: 1 LOB: 1 BB: 0 P: 4	R: 0 E: 0 K: 1 S: 7	H: 2 LOB: 2 BB: 0 P: 7	R: 0 E: 0 K: 2 S: 8	H: 1 LOB: 1 BB: 0 P: 8	R: 0 E: 0 K: 0 S: 3	H: 0 LOB: 0 BB: 0 P: 3	R: 0 E: 0 K: 1 S: 6	H: 1 LOB: 1 BB: 0 P: 6	R: 0 E: 0 K: 1 S: 5	H: 0 LOB: 0 BB: 0 P: 5	R: 0 E: 0 K: 2 S: 7	H: 0 LOB: 0 BB: 0 P: 7	R: 0 E: 0 K: 1 S: 5	H: 0 LOB: 0 BB: 0 P: 5	1B: 4 2B: 3 3B: 0 HR: 0	SF: 0 SAC: 0 DP: 1 HBP: 0	WP: 2 PB: 0 SB: 0 CS: 0	PA: 32
PITCHER	IP WLS BF H R ER SO BB IBB HBP BLK WP HR S P ERA WHIP																					
Buzz Capra, R ERA: 2.46	(1, 1) 9.0 W 32 6 0 0 9 0 0 0 0 2 0 50 50 0.00 0.667																					

Batter	1	2	3	4	5	6	7	8	9	AB	R	H	RBI	BB	SO	LOB	TOP					
Darrell Evans, L (1,5) OBP: 0.386, SLG: 0.421										3	2	0	0	2	3	0	<p>Atlanta Braves @ San Diego Padres San Diego Stadium, San Diego, CA Sat Sep 14 1974, 10:05 PM EDT Att: 17,213 - Unknown</p> <p>AB 37 R 7 H 10 RBI 6 BB 8 SO 8 LOB 28</p>					
Marty Perez, R (1,4) OBP: 0.316, SLG: 0.349										6	1	1	0	0	1	3						
Dusty Baker Jr., R (1,8) OBP: 0.334, SLG: 0.412										4	1	1	1	1	1	4						
Hank Aaron, R (1,7) OBP: 0.335, SLG: 0.481										4	1	1	1	1	0	3						
Max Leon, R (8,1) OBP: 0.153, SLG: 0.143										0	0	0	0	0	0	0						
Mike Lum, L (1,9) OBP: 0.329, SLG: 0.381										4	1	2	1	1	0	0						
Davey Johnson, R (1,3) OBP: 0.359, SLG: 0.395										3	0	1	2	2	0	3						
Ivan Murrell, R (8,7) OBP: 0.256, SLG: 0.304										0	0	0	0	0	0	0						
Vic Correll, R (1,2) OBP: 0.316, SLG: 0.356										5	0	2	1	0	1	6						
Leo Foster, R (1,6) OBP: 0.263, SLG: 0.250										4	0	1	0	1	1	5						
Carl Morton, R (1,1) OBP: 0.148, SLG: 0.119										3	1	1	0	0	0	4						
Rowland Office, L (8,8) OBP: 0.282, SLG: 0.336										1	0	0	0	0	1	0						
Inning Stats	R: 1 E: 1 K: 0 S: 5	H: 1 LOB: 3 BB: 1 P: 10	R: 0 E: 0 K: 2 S: 7	H: 0 LOB: 2 BB: 2 P: 15	R: 1 E: 0 K: 0 S: 4	H: 1 LOB: 2 BB: 2 P: 12	R: 0 E: 0 K: 1 S: 5	H: 0 LOB: 0 BB: 0 P: 5	R: 1 E: 0 K: 0 S: 6	H: 3 LOB: 2 BB: 0 P: 6	R: 0 E: 0 K: 1 S: 3	H: 0 LOB: 1 BB: 1 P: 9	R: 0 E: 0 K: 0 S: 3	H: 0 LOB: 1 BB: 1 P: 7	R: 4 E: 1 K: 2 S: 12	H: 5 LOB: 2 BB: 1 P: 16	R: 0 E: 0 K: 2 S: 7	H: 0 LOB: 0 BB: 0 P: 7	1B: 8 2B: 1 3B: 0 HR: 1	SF: 0 SAC: 1 DP: 0 HBP: 1	WP: 0 PB: 0 SB: 0 CS: 0	PA: 47
PITCHER	IP WLS BF H R ER SO BB IBB HBP BLK WP HR S P ERA WHIP																					
Dave Freisleben, R (1,1) ERA: 3.72	7.0 L 38 7 6 6 4 8 0 0 0 0 0 1 37 70 7.71 2.143																					
Larry Hardy, R (8,1) ERA: 4.73	0.1 4 3 1 1 0 0 0 0 0 0 0 0 4 4 27.00 9.000																					
Dave Tomlin, L (8,1) ERA: 4.84	0.2 2 0 0 0 2 0 0 0 0 0 0 0 6 6 0.00 0.000																					
Rusty Gerhardt, L (9,1) ERA: 8.04	1.0 3 0 0 0 2 0 0 0 0 0 0 0 7 7 0.00 0.000																					

Batter	1	2	3	4	5	6	7	8	9	AB	R	H	RBI	BB	SO	LOB	BOTTOM					
Johnny Grubb, L (1,8) OBP: 0.364, SLG: 0.418										5	1	3	0	0	0	1	<p>Atlanta Braves @ San Diego Padres San Diego Stadium, San Diego, CA Sat Sep 14 1974, 10:05 PM EDT Att: 17,213 - Unknown</p> <p>AB 35 R 3 H 11 RBI 3 BB 4 SO 6 LOB 19</p>					
Horace Clarke, S (1,4) OBP: 0.276, SLG: 0.226										4	0	1	0	0	1	3						
Nate Colbert, R (1,7) OBP: 0.316, SLG: 0.349										5	0	0	0	0	2	3						
Willie McCovey, L (1,3) OBP: 0.416, SLG: 0.513										4	0	1	1	1	1	0						
Dave Winfield, R (1,9) OBP: 0.319, SLG: 0.428										2	1	1	0	2	0	2						
Dave Hilton, R (1,5) OBP: 0.276, SLG: 0.305										4	1	2	0	0	0	4						
Fred Kendall, R (1,2) OBP: 0.305, SLG: 0.338										3	0	0	0	1	1	1						
Bill Almon, R (1,6) OBP: 0.207, SLG: 0.241										4	0	2	2	0	1	1						
Dave Freisleben, R (1,1) OBP: 0.231, SLG: 0.172										3	0	0	0	0	0	4						
Larry Hardy, R (8,1)										0	0	0	0	0	0	0						
Dave Tomlin, L (8,1)										0	0	0	0	0	0	0						
Gene Locklear, L (8,PH) OBP: 0.338, SLG: 0.448										1	0	1	0	0	0	0						
Rusty Gerhardt, S (9,1) OBP: 0.250, SLG: 0.250										0	0	0	0	0	0	0						
Inning Stats	R: 1 E: 0 K: 1 S: 7	H: 3 LOB: 2 BB: 1 P: 11	R: 0 E: 0 K: 1 S: 7	H: 2 LOB: 0 BB: 0 P: 7	R: 2 E: 0 K: 1 S: 7	H: 2 LOB: 2 BB: 2 P: 15	R: 0 E: 0 K: 0 S: 4	H: 1 LOB: 2 BB: 1 P: 8	R: 0 E: 0 K: 0 S: 6	H: 1 LOB: 1 BB: 0 P: 6	R: 0 E: 1 K: 0 S: 3	H: 0 LOB: 0 BB: 0 P: 3	R: 0 E: 0 K: 0 S: 3	H: 1 LOB: 0 BB: 0 P: 3	R: 0 E: 0 K: 1 S: 6	H: 1 LOB: 1 BB: 0 P: 6	R: 0 E: 0 K: 1 S: 5	H: 0 LOB: 0 BB: 0 P: 5	1B: 10 2B: 1 3B: 1 HR: 0	SF: 0 SAC: 1 DP: 2 HBP: 0	WP: 1 PB: 0 SB: 1 CS: 1	PA: 41
PITCHER	IP WLS BF H R ER SO BB IBB HBP BLK WP HR S P ERA WHIP																					
Carl Morton, R (1,1) ERA: 3.01	7.0 W 33 10 3 3 4 3 0 0 0 0 0 0 37 53 3.86 1.857																					
Max Leon, R (8,1) ERA: 2.5	2.0 7 1 0 0 2 0 0 0 0 0 0 0 11 11 0.00 0.500																					


Batter	1	2	3	4	5	6	7	8	9	AB	R	H	RBI	BB	SO	LOB	TOP								
Rowland Office, L OBP: 0.281, SLG: 0.336 (1, 8)	0-0 4-3		0-0 4-3			0-0 G3 4-3 2B 1B	0-0 SF8			3	1	1	1	0	0	0	Atlanta Braves @ San Diego Padres San Diego Stadium, San Diego, CA Sun Sep 15 1974, 6:33 AM EDT Att: 6,003 - Unknown AB 33 R 3 H 7 RBI 3 BB 1 SO 6 LOB 10 								
Marty Perez, R OBP: 0.313, SLG: 0.345 (1, 4)	0-0 L1			0-0 F8		0-0 4-3	0-0 FC6-4			4	0	0	0	0	0	2									
Darrell Evans, L OBP: 0.386, SLG: 0.425 (1, 5)	0-0 2B			0-0 2B		0-0 G3		0-0 F5		4	0	2	0	0	0	1									
Dusty Baker Jr., R OBP: 0.334, SLG: 0.412 (1, 9)	0-3 K			0-3 K		0-0 2B		0-0 5-3		4	0	1	1	0	2	2									
Mike Lum, L OBP: 0.325, SLG: 0.377 (1, 7)		0-3 K		0-0 F7		0-0 F8		0-3 K		4	0	0	0	0	2	2									
Davey Johnson, R OBP: 0.356, SLG: 0.394 (1, 3)		0-0 F5			0-0 1B		0-0 F7		0-3 K	4	0	1	0	0	1	0									
Vic Correll, R OBP: 0.314, SLG: 0.359 (1, 2)		0-0 F8			0-0 F7		0-0 1B 2B		0-0 6-3	4	1	1	0	0	0	1									
Leo Foster, R OBP: 0.256, SLG: 0.245 (7, PH)			0-0 L8		0-0 B1-3		4-0 1B SF8 BB		0-0 4-3	2	0	0	0	0	0	1									
Jack Pierce, L OBP: 0.667, SLG: 0.500 (7, PR)										0	0	0	0	1	0	0									
Craig Robinson, R OBP: 0.260, SLG: 0.245 (7, PR)										1	1	0	0	0	0	0									
Phil Niekro, R OBP: 0.237, SLG: 0.222 (1, 1)			0-0 5-3		0-3 K		0-0 FC6-4 1B			3	0	1	1	0	1	1									
Inning Stats	R: 0 E: 0 K: 1 S: 6	H: 1 LOB: 1 BB: 0 P: 6	R: 0 E: 0 K: 1 S: 5	H: 0 LOB: 0 BB: 0 P: 5	R: 0 E: 0 K: 0 S: 3	H: 0 LOB: 0 BB: 0 P: 3	R: 0 E: 0 K: 1 S: 6	H: 1 LOB: 1 BB: 0 P: 6	R: 0 E: 0 K: 1 S: 5	H: 1 LOB: 1 BB: 0 P: 6	R: 1 E: 0 K: 0 S: 5	H: 2 LOB: 1 BB: 0 P: 5	R: 2 E: 0 K: 0 S: 5	H: 2 LOB: 1 BB: 1 P: 9	R: 0 E: 0 K: 1 S: 5	H: 0 LOB: 0 BB: 0 P: 5	R: 0 E: 0 K: 1 S: 5	H: 0 LOB: 0 BB: 0 P: 5	1B: 3 2B: 4 3B: 0 HR: 0	SF: 1 SAC: 0 DP: 0 HBP: 0	WP: 0 PB: 0 SB: 0 CS: 0	PA: 35			
PITCHER	IP	WLS	BF	H	R	ER	SO	BB	IBB	HBP	BLK	WP	HR	S	P	ERA	WHIP								
Joe McIntosh, R ERA: 4.44 (1, 1)	7.0	L	29	7	3	3	4	1	0	0	0	0	0	36	40	3.86	1.143								
Randy Jones, L ERA: 4.32 (8, 1)	2.0		6	0	0	0	2	0	0	0	0	0	0	10	10	0.00	0.000								


Batter	1	2	3	4	5	6	7	8	9	AB	R	H	RBI	BB	SO	LOB	BOTTOM								
Bobby Tolan, L OBP: 0.332, SLG: 0.406 (1, 9)	0-0 G3				0-0 F8		0-0 4-3			4	0	0	0	0	0	2	Atlanta Braves @ San Diego Padres San Diego Stadium, San Diego, CA Sun Sep 15 1974, 6:33 AM EDT Att: 6,003 - Unknown AB 32 R 1 H 7 RBI 1 BB 2 SO 3 LOB 11 								
Randy Jones, R OBP: 0.185, SLG: 0.175 (8, 1)		0-3 F7								0	0	0	0	0	0	0									
Horace Clarke, S OBP: 0.286, SLG: 0.219 (1, 4)	0-3 K		0-0 F6		0-0 4-3			0-0 F8		4	0	0	0	0	1	0									
Nate Colbert, R OBP: 0.318, SLG: 0.357 (1, 3)	4-0 1B BB		0-0 HR		0-3 K2-3			0-0 6-3		3	1	1	1	1	1	0									
Johnny Grubb, L OBP: 0.365, SLG: 0.419 (1, 8)	0-0 FC5 1B		0-0 S 1B		0-0 F8			0-0 4-3		4	0	2	0	0	0	0									
Dave Winfield, R OBP: 0.319, SLG: 0.425 (1, 7)	4-0 1-2 BB		0-3 K		0-0 6-3			0-0 F7		3	0	0	0	1	1	1									
Dave Hilton, R OBP: 0.275, SLG: 0.309 (1, 5)	0-0 FC5		0-0 F7		0-0 F3			0-0 2B		4	0	1	0	0	0	4									
Chris Cannizzaro, R OBP: 0.266, SLG: 0.265 (7, PH)		0-0 F5		0-0 F4		0-0 4-3		0-0 F7		2	0	0	0	0	0	0									
Gene Locklear, L OBP: 0.333, SLG: 0.441 (8, 2)										1	0	0	0	0	0	0									
Fred Kendall, R OBP: 0.305, SLG: 0.337 (7, PH)										1	0	0	0	0	0	1									
Bill Almon, R OBP: 0.258, SLG: 0.290 (7, PH)		0-0 SH1-4 1B		0-0 G6-4-3 1B		0-0 F9 PB 1B		0-0 4-3		2	0	2	0	0	0	0									
Jerry Turner, L OBP: 0.314, SLG: 0.281 (8, 7)										2	0	1	0	0	0	1									
Joe McIntosh, S (1, 1)		0-0 SH1-4		0-0 G6-4-3		0-0 F9				1	0	0	0	0	0	1									
Willie McCovey, L OBP: 0.415, SLG: 0.511 (7, PH)										1	0	0	0	0	0	1									
Rich Morales, R OBP: 0.294, SLG: 0.300 (8, 6)										0	0	0	0	0	0	0									
Inning Stats	R: 0 E: 0 K: 1 S: 6	H: 1 LOB: 3 BB: 2 P: 14	R: 0 E: 0 K: 0 S: 4	H: 1 LOB: 1 BB: 0 P: 4	R: 1 E: 0 K: 1 S: 7	H: 2 LOB: 1 BB: 0 P: 7	R: 0 E: 0 K: 0 S: 3	H: 1 LOB: 0 BB: 0 P: 3	R: 0 E: 0 K: 1 S: 5	H: 0 LOB: 0 BB: 0 P: 5	R: 0 E: 0 K: 0 S: 3	H: 0 LOB: 0 BB: 0 P: 3	R: 0 E: 0 K: 0 S: 4	H: 1 LOB: 1 BB: 0 P: 4	R: 0 E: 0 K: 0 S: 3	H: 0 LOB: 0 BB: 0 P: 3	R: 0 E: 0 K: 0 S: 4	H: 1 LOB: 1 BB: 0 P: 4	1B: 5 2B: 1 3B: 0 HR: 1	SF: 0 SAC: 1 DP: 1 HBP: 0	WP: 0 PB: 1 SB: 1 CS: 0	PA: 35			
PITCHER	IP	WLS	BF	H	R	ER	SO	BB	IBB	HBP	BLK	WP	HR	S	P	ERA	WHIP								
Phil Niekro, R ERA: 2.61 (1, 1)	9.0	W	35	7	1	1	3	2	0	0	0	0	1	39	47	1.00	1.000								

Batter	1	2	3	4	5	6	7	8	9	AB	R	H	RBI	BB	SO	LOB	TOP					
Rowland Office, L OBP: 0.285, SLG: 0.336	3-1		1B				6-3			3	0	1	1	1	0	2	Atlanta Braves @ San Francisco Giants Candlestick Park, San Francisco, CA Mon Sep 16 1974, 6:33 AM EDT Att: 748 - Unknown					
Marty Perez, R OBP: 0.310, SLG: 0.342	F6		F9			6-3	K			4	0	0	0	0	1	5						
Darrell Evans, L OBP: 0.384, SLG: 0.422	K		4-3			F8		4-3		4	0	0	0	0	1	1						
Dusty Baker Jr., R OBP: 0.333, SLG: 0.417		HR			F8	K		F8		4	1	1	1	0	1	0						
Mike Lum, L OBP: 0.321, SLG: 0.372	F7			3-1		4-3		F6		4	0	0	0	0	0	0						
Frank Tepedino, L OBP: 0.287, SLG: 0.276	6-3			F5			1B 6-3 1B	5-3		4	1	1	0	0	0	0						
Vic Correll, R OBP: 0.318, SLG: 0.368	WP 1B				4-3 2B		F9	F8		4	0	2	0	0	0	1						
Craig Robinson, R OBP: 0.261, SLG: 0.246	6-3				F3		6-3 1B	K		3	0	1	0	0	0	2						
Norm Miller, L OBP: 0.292, SLG: 0.268							1-2 1B			1	0	0	0	0	1	0						
Ron Reed, R OBP: 0.127, SLG: 0.111					4-3		1-2 2-3 1B			2	0	0	0	0	1	1						
Johnny Oates, L OBP: 0.290, SLG: 0.282			K							1	0	1	0	0	0	0						
Tom House, L OBP: 0.375, SLG: 0.375										0	0	0	0	0	0	0						
Inning Stats	R: 0 E: 0 K: 1 S: 5	H: 0 LOB: 0 BB: 0 P: 5	R: 1 E: 0 K: 0 S: 5	H: 2 LOB: 1 BB: 0 P: 5	R: 0 E: 0 K: 1 S: 6	H: 1 LOB: 1 BB: 0 P: 6	R: 0 E: 0 K: 0 S: 3	H: 0 LOB: 0 BB: 0 P: 3	R: 0 E: 0 K: 1 S: 4	H: 1 LOB: 2 BB: 1 P: 8	R: 0 E: 0 K: 1 S: 5	H: 0 LOB: 0 BB: 0 P: 5	R: 1 E: 0 K: 1 S: 8	H: 3 LOB: 2 BB: 0 P: 8	R: 0 E: 0 K: 0 S: 3	H: 0 LOB: 0 BB: 0 P: 3	R: 0 E: 0 K: 1 S: 5	H: 0 LOB: 0 BB: 0 P: 5	1B: 5 2B: 1 3B: 0 HR: 1	SF: 0 SAC: 0 DP: 0 HBP: 0	WP: 1 PB: 0 SB: 0 CS: 0	PA: 35
PITCHER Jim Barr, R ERA: 2.64	IP: 9.0 WLS: W BF: 35 H: 7 R: 2 ER: 2 SO: 5 BB: 1 IBB: 0 HBP: 0 BLK: 0 WP: 1 HR: 1 S: 44 P: 48 ERA: 2.00 WHIP: 0.889															PITCHER						

Batter	1	2	3	4	5	6	7	8	9	AB	R	H	RBI	BB	SO	LOB	BOTTOM					
Gary Thomasson, L OBP: 0.330, SLG: 0.323	2B 1B	4-3			HR		4-3			4	2	2	1	0	0	1	Atlanta Braves @ San Francisco Giants Candlestick Park, San Francisco, CA Mon Sep 16 1974, 6:33 AM EDT Att: 748 - Unknown					
Tito Fuentes, S OBP: 0.295, SLG: 0.303	F7		F8		G3			E5 1B		4	0	1	0	0	0	1						
Bobby Bonds, R OBP: 0.372, SLG: 0.454	1H 2B		HR		K			6-3		4	1	2	2	0	1	1						
Gary Matthews, R OBP: 0.370, SLG: 0.451	F5		K			5-3		G4-6-3 IBB		3	0	0	0	1	1	1						
Ed Goodson, L OBP: 0.329, SLG: 0.383	K		G3			1-3		G4-6-3 1-2		4	0	0	0	0	1	3						
Steve Ontiveros, S OBP: 0.397, SLG: 0.335		1B 2B			F5					3	1	2	0	0	0	0						
Mike Phillips, L OBP: 0.255, SLG: 0.259		FC4-6 1B			K			K		3	0	1	1	0	2	1						
Dave Rader, L OBP: 0.354, SLG: 0.366		FC4-6 SH3-4 WP 1-2			F8			3-1		3	0	0	0	0	0	1						
Jim Barr, R OBP: 0.309, SLG: 0.349		SH3-4			K			5-3		2	0	0	0	0	1	0						
Inning Stats	R: 1 E: 0 K: 1 S: 7	H: 2 LOB: 1 BB: 0 P: 7	R: 1 E: 0 K: 0 S: 5	H: 2 LOB: 1 BB: 0 P: 5	R: 1 E: 0 K: 1 S: 6	H: 1 LOB: 0 BB: 0 P: 6	R: 0 E: 0 K: 1 S: 5	H: 0 LOB: 0 BB: 0 P: 5	R: 1 E: 0 K: 2 S: 8	H: 1 LOB: 0 BB: 0 P: 8	R: 0 E: 0 K: 1 S: 6	H: 1 LOB: 1 BB: 0 P: 6	R: 0 E: 0 K: 0 S: 3	H: 0 LOB: 0 BB: 0 P: 3	R: 0 E: 1 K: 0 S: 3	H: 1 LOB: 1 BB: 1 P: 7		R: 0 E: 0 K: 0 S: 3	H: 0 LOB: 0 BB: 0 P: 3	1B: 4 2B: 2 3B: 0 HR: 2	SF: 0 SAC: 1 DP: 1 HBP: 0	WP: 1 PB: 0 SB: 0 CS: 0
PITCHER Ron Reed, R ERA: 3.26	IP: 6.0 WLS: L BF: 25 H: 7 R: 4 ER: 4 SO: 6 BB: 0 IBB: 0 HBP: 0 BLK: 0 WP: 1 HR: 2 S: 37 P: 37 ERA: 6.00 WHIP: 1.167															PITCHER						
Tom House, L ERA: 2.02	IP: 2.0 WLS: 7 BF: 7 H: 1 R: 0 ER: 0 SO: 0 BB: 0 IBB: 1 HBP: 0 BLK: 0 WP: 0 HR: 0 S: 6 P: 10 ERA: 0.00 WHIP: 0.500															PITCHER						



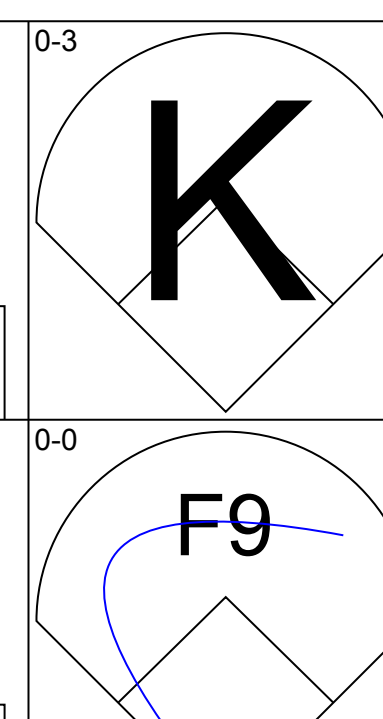
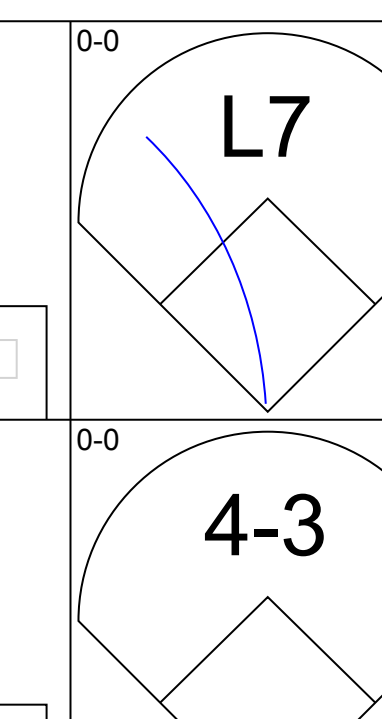
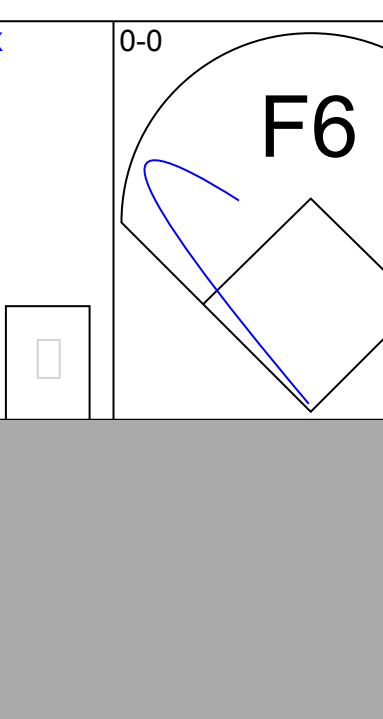
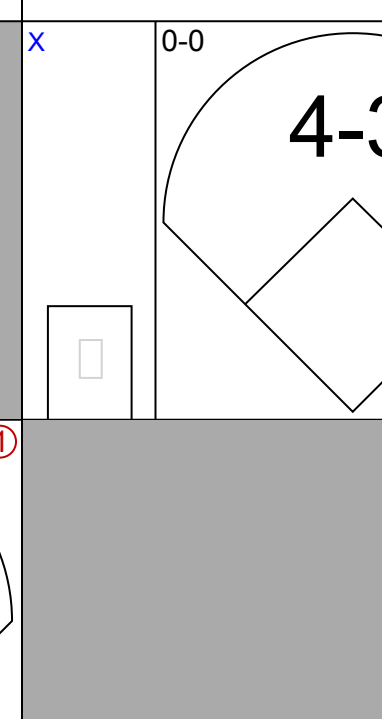
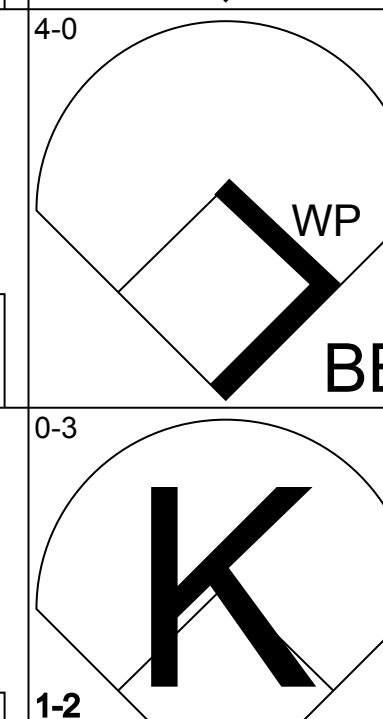

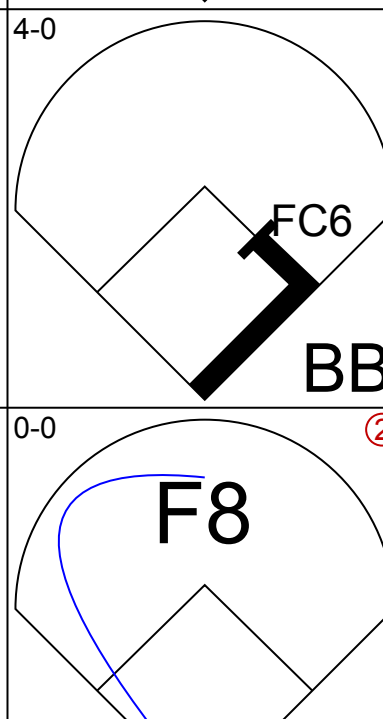
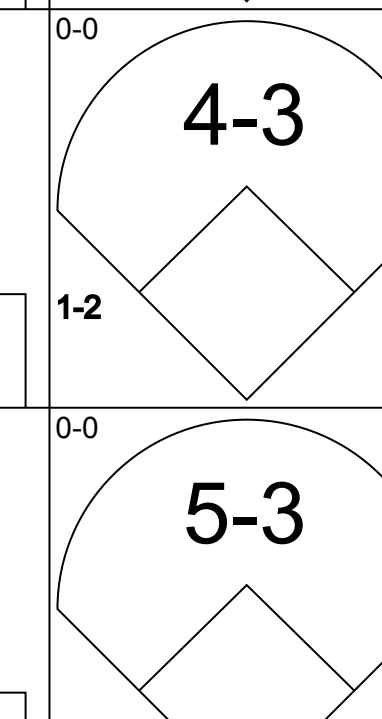

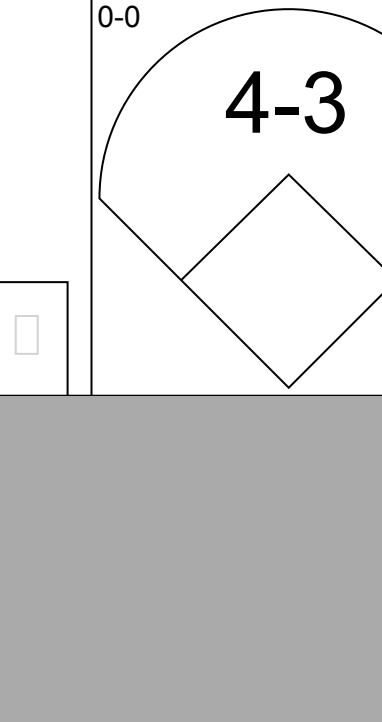
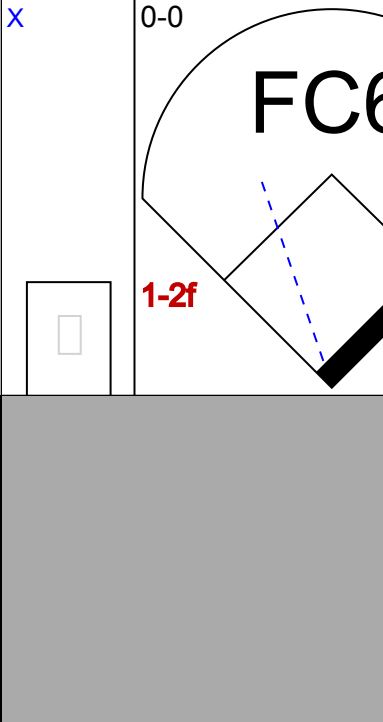
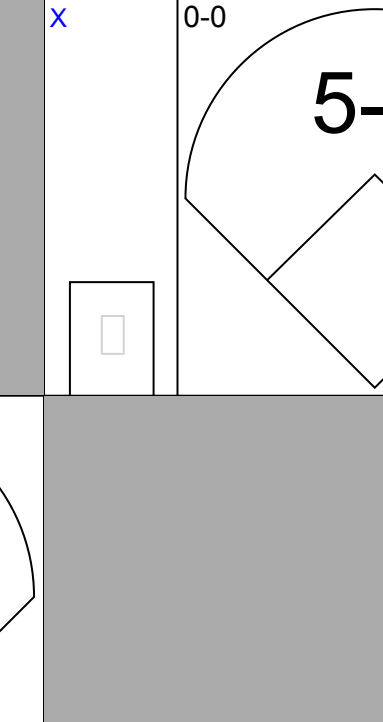



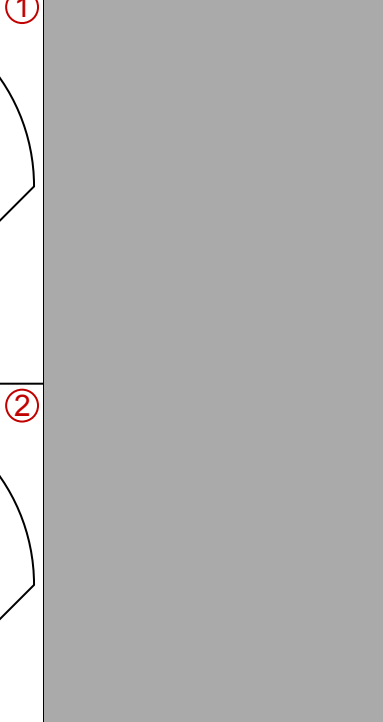
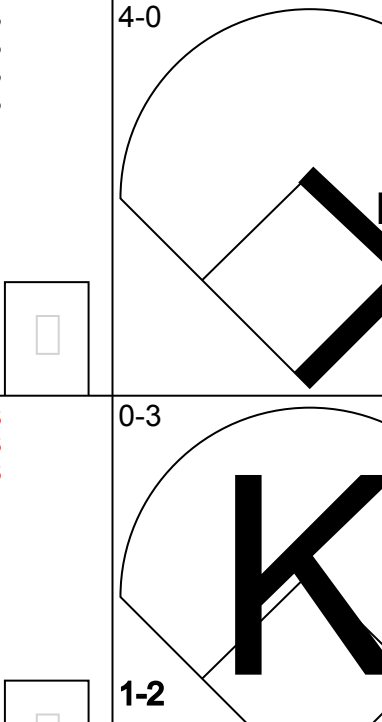


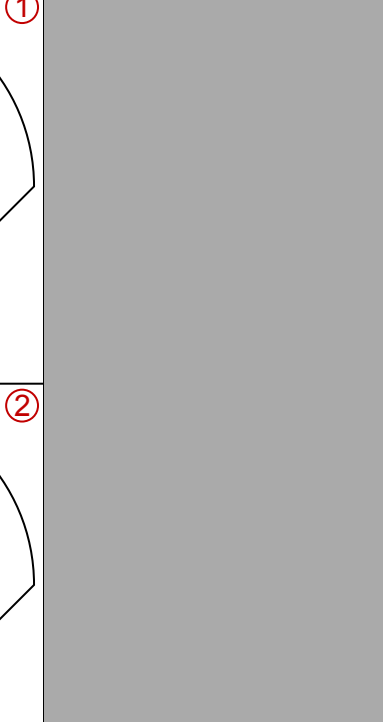

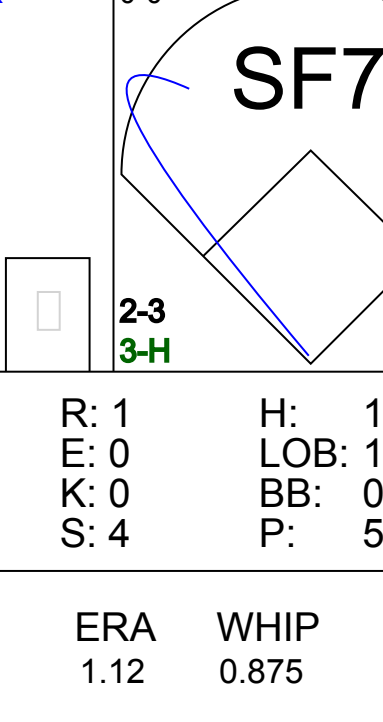
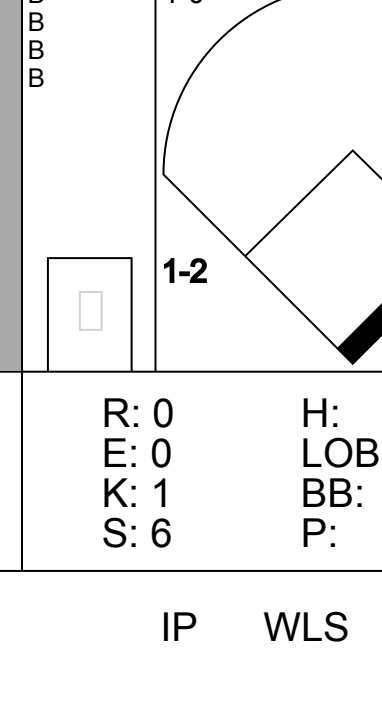

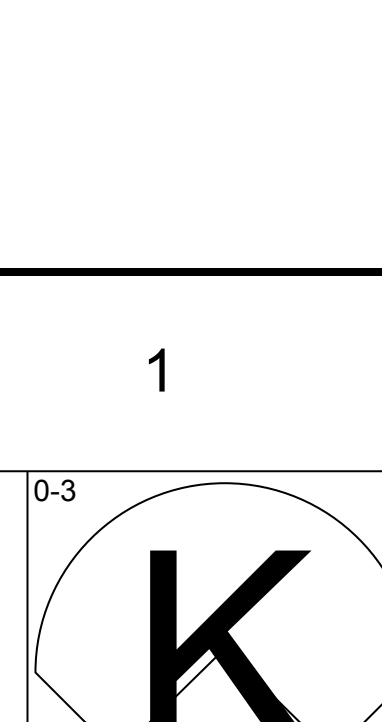
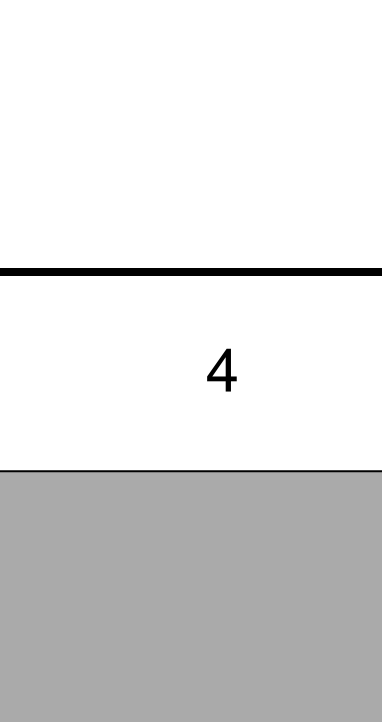
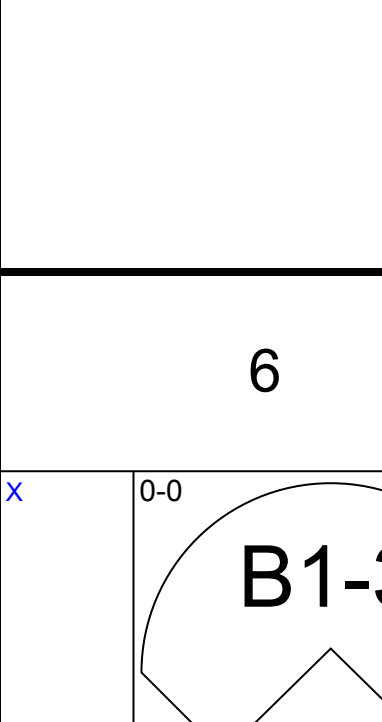
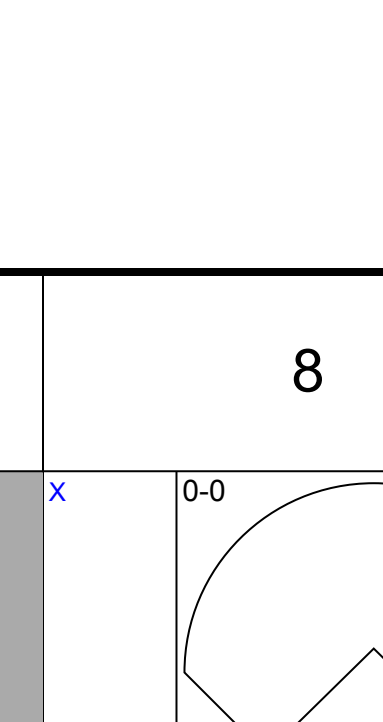
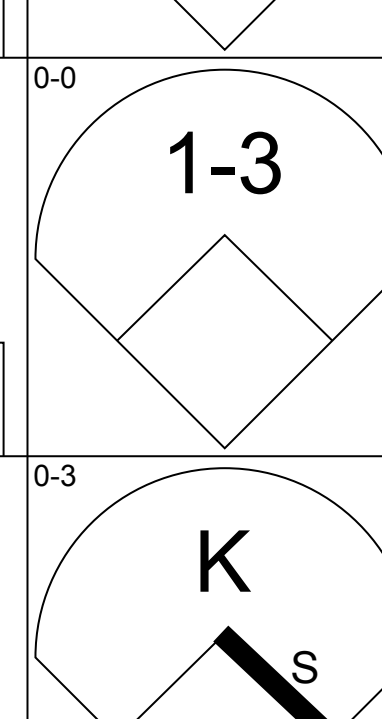

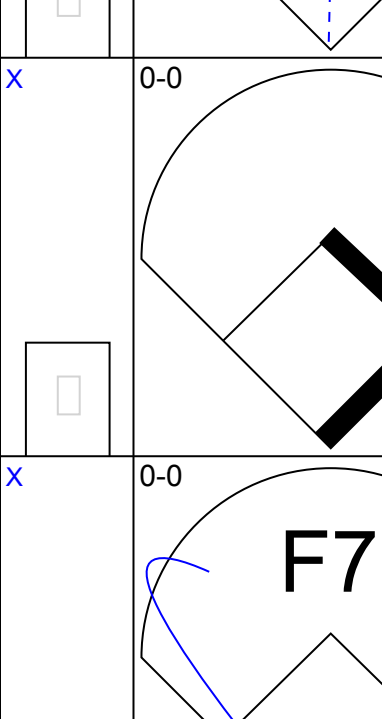
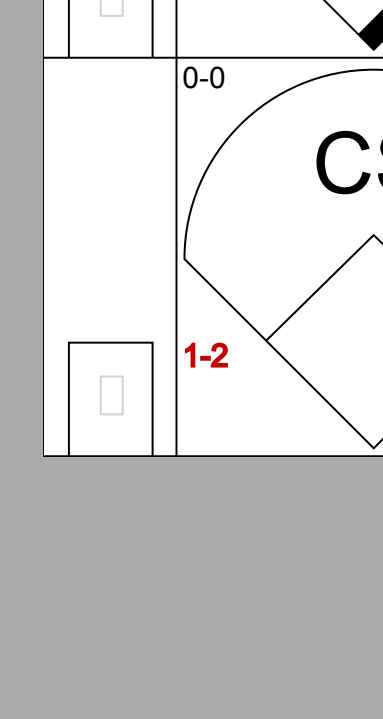
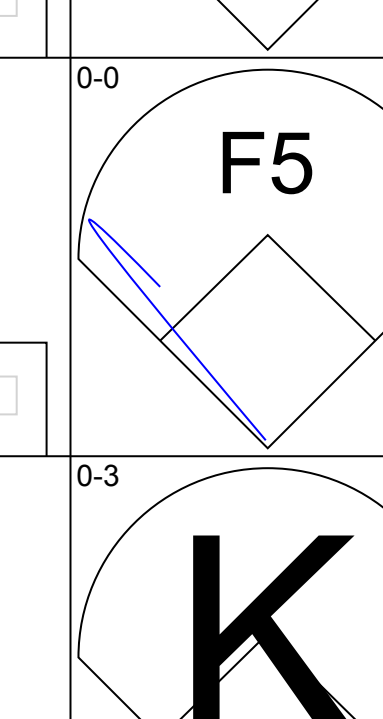


Batter	1	2	3	4	5	6	7	8	9	AB R H RBI BB SO LOB	TOP																									
Darrell Evans, L OBP: 0.382, SLG: 0.419	F7	K			K		FC6-4 1B BB		K	4 0 0 0 1 3 2	Atlanta Braves @ San Francisco Giants Candlestick Park, San Francisco, CA Tue Sep 17 1974, 10:05 PM EDT Att. 1,347 - Unknown livebaseballscorecards.com																									
Marty Perez, R OBP: 0.311, SLG: 0.341	F4		5-3			BB 1B BB	FC6-4 1B		6-3	4 1 1 1 1 0 1																										
Dusty Baker Jr., R OBP: 0.334, SLG: 0.416	1B BB		5-3			BB 1B	FC6-4			3 2 1 0 1 0 2																										
Davey Johnson, R OBP: 0.360, SLG: 0.393 Rowland Office, L OBP: 0.295, SLG: 0.336	1B		6-3			BB 1B	F3			3 0 1 0 1 0 2 0 0 0 0 0 0 0																										
Ivan Murrell, R OBP: 0.264, SLG: 0.311	1B			K		BB 1B			F3	4 0 2 3 0 1 0																										
Mike Lum, L OBP: 0.318, SLG: 0.367	4-3		G3			BB 1B	G4-6-3		F8	4 0 0 0 0 0 4																										
Vic Correll, R OBP: 0.317, SLG: 0.366		SH2-4 1B	6-3				4-3		K	4 0 1 0 0 1 1																										
Craig Robinson, R OBP: 0.263, SLG: 0.248		K			5-3		BB 1B		SH2-4 1B	4 1 2 0 0 1 1																										
Buzz Capra, R OBP: 0.250, SLG: 0.164		SH2-4			5-3		K		SH2-4	2 0 0 0 0 1 1																										
Inning Stats	R: 1 E: 0 K: 0 S: 5	H: 2 LOB: 2 BB: 1 P: 9	R: 0 E: 0 K: 2 S: 8	H: 1 LOB: 1 BB: 0 P: 8	R: 0 E: 0 K: 0 S: 3	H: 0 LOB: 0 BB: 0 P: 3	R: 0 E: 0 K: 1 S: 5	H: 0 LOB: 0 BB: 0 P: 5	R: 0 E: 0 K: 1 S: 5	H: 0 LOB: 0 BB: 0 P: 5	R: 2 E: 0 K: 0 S: 4	H: 2 LOB: 1 BB: 2 P: 12	R: 1 E: 0 K: 1 S: 7	H: 2 LOB: 2 BB: 1 P: 11	R: 0 E: 0 K: 1 S: 5	H: 0 LOB: 0 BB: 0 P: 5	R: 0 E: 0 K: 1 S: 6	H: 1 LOB: 1 BB: 0 P: 6	1B: 8 2B: 0 3B: 0 HR: 0	SF: 0 SAC: 2 DP: 1 HBP: 0	WP: 0 PB: 0 SB: 0 CS: 0	PA: 38														
PITCHER	IP WLS BF H R ER SO BB IBB HBP BLK WP HR S P ERA WHIP																																			
Ron Bryant, L ERA: 5.6	(1, 1) 5.0	23	5	3	3	4	3	0	0	0	0	0	0	28	40	5.40	1.600																			
John Morris, L ERA: 2.94	(6, 1) 1.1	L	5	1	1	1	1	0	0	0	0	0	0	6	10	6.75	1.500																			
Elias Sosa, R ERA: 3.19	(7, 1) 0.2		3	1	0	0	0	0	0	0	0	0	0	3	3	0.00	1.500																			
Gary Lavelle, L ERA: 0.93	(8, 1) 2.0		7	1	0	0	2	0	0	0	0	0	0	11	11	0.00	0.500																			

Batter	1	2	3	4	5	6	7	8	9	AB R H RBI BB SO LOB	BOTTOM																									
Gary Thomasson, L OBP: 0.326, SLG: 0.320	4-3	SF8			6-3			3-1		3 0 0 1 0 0 0	Atlanta Braves @ San Francisco Giants Candlestick Park, San Francisco, CA Tue Sep 17 1974, 10:05 PM EDT Att. 1,347 - Unknown livebaseballscorecards.com																									
Tito Fuentes, S OBP: 0.297, SLG: 0.305	1B	G6-4-3			1B			4-3		4 0 2 0 0 0 1																										
Bobby Bonds, R OBP: 0.372, SLG: 0.452	1B		1-3		1-3			1-3		4 0 1 0 0 0 0																										
Gary Matthews, R OBP: 0.368, SLG: 0.447	F7		F9		F7			F2		4 0 0 0 0 0 2																										
Ed Goodson, L OBP: 0.325, SLG: 0.377	F8		F5		G3			6-3		4 0 0 0 0 0 2																										
Steve Ontiveros, S OBP: 0.396, SLG: 0.334		1B E 1B			F7			F5		4 1 1 0 0 1 0																										
Mike Phillips, L OBP: 0.259, SLG: 0.263		E 1B 1B			FC4 1B			4-3		3 1 2 0 0 0 0																										
Dave Rader, L OBP: 0.350, SLG: 0.362		E4 1B SF8			F7			6-3		3 1 0 0 0 0 2																										
Ron Bryant, S OBP: 0.156, SLG: 0.129 John Morris, R OBP: 1.000, SLG: 1.000 Elias Sosa, R OBP: 0.067, SLG: 0.067 Dave Kingman, R OBP: 0.304, SLG: 0.428 Gary Lavelle, S		G6-4-3 1B			FC4			F6		2 0 1 1 0 0 1 0 0 0 0 0 0 0 0 0 0 0 0 0 0 1 0 0 0 0 0 0 0 0 0 0 0 0 0																										
Inning Stats	R: 0 E: 0 K: 0 S: 5	H: 2 LOB: 2 BB: 0 P: 5	R: 3 E: 1 K: 0 S: 6	H: 3 LOB: 0 BB: 0 P: 6	R: 0 E: 0 K: 0 S: 3	H: 0 LOB: 0 BB: 0 P: 3	R: 0 E: 0 K: 0 S: 4	H: 1 LOB: 1 BB: 0 P: 4	R: 0 E: 0 K: 0 S: 3	H: 1 LOB: 0 BB: 0 P: 3	R: 0 E: 0 K: 0 S: 3	H: 0 LOB: 0 BB: 0 P: 3	R: 0 E: 0 K: 0 S: 3	H: 0 LOB: 0 BB: 0 P: 3	R: 0 E: 0 K: 1 S: 5	H: 0 LOB: 0 BB: 0 P: 5	1B: 7 2B: 0 3B: 0 HR: 0	SF: 1 SAC: 0 DP: 1 HBP: 0	WP: 0 PB: 0 SB: 1 CS: 0	PA: 33																
PITCHER	IP WLS BF H R ER SO BB IBB HBP BLK WP HR S P ERA WHIP																																			
Buzz Capra, R ERA: 2.39	(1, 1) 9.0	W	33	7	3	1	1	0	0	0	0	0	0	35	35	1.00	0.778																			

Batter	1	2	3	4	5	6	7	8	9	AB	R	H	RBI	BB	SO	LOB	TOP				
Rowland Office, L OBP: 0.289, SLG: 0.348	F7		FC3-6 1B	3B			K			4	0	2	2	0	1	0	Atlanta Braves @ San Francisco Giants Candlestick Park, San Francisco, CA Wed Sep 18, 1974, 6:33 AM EDT Att: 1,503 - Unknown				
Marty Perez, R OBP: 0.308, SLG: 0.337	K		F9	K			F9			4	0	0	0	0	2	3					
Darrell Evans, L OBP: 0.380, SLG: 0.415	K		FC3-6 1B		F3			F6		4	0	0	0	0	1	2					
Hank Aaron, R OBP: 0.337, SLG: 0.491		HR			K			F7		4	1	2	2	0	1	0					
Ivan Murrell, R OBP: 0.264, SLG: 0.311										0	0	0	0	0	0	0					
Dusty Baker Jr., R OBP: 0.334, SLG: 0.414			F3		K			K		3	0	0	0	1	2	2					
Mike Lum, L OBP: 0.315, SLG: 0.363	K				6-3				6-3	4	0	0	0	0	1	1					
Vic Correll, R OBP: 0.315, SLG: 0.360	5-3			1B 3B BB		F9		F9		3	1	0	0	1	0	1					
Craig Robinson, R OBP: 0.263, SLG: 0.248	K			3B 1B		6-3		5-3		4	1	1	0	0	1	1					
Carl Morton, R OBP: 0.154, SLG: 0.116			FC3-6 1B BB				F7			2	1	0	0	1	1	2					
Tom House, L OBP: 0.375, SLG: 0.375										0	0	0	0	0	0	0					
Inning Stats	R: 0 E: 0 K: 2 S: 7	H: 0 LOB: 0 BB: 0 P: 7	R: 1 E: 0 K: 2 S: 8	H: 1 LOB: 1 BB: 1 P: 12	R: 1 E: 0 K: 0 S: 5	H: 2 LOB: 2 BB: 1 P: 9	R: 2 E: 0 K: 2 S: 9	H: 2 LOB: 1 BB: 1 P: 13	R: 0 E: 0 K: 0 S: 3	H: 0 LOB: 0 BB: 0 P: 3	R: 0 E: 0 K: 1 S: 5	H: 0 LOB: 0 BB: 0 P: 5	R: 0 E: 0 K: 1 S: 5	H: 0 LOB: 0 BB: 0 P: 5	R: 0 E: 0 K: 0 S: 3	H: 0 LOB: 0 BB: 0 P: 3	1B: 3 2B: 0 3B: 1 HR: 1	SF: 0 SAC: 0 DP: 0 HBP: 0	WP: 0 PB: 0 SB: 1 CS: 0	PA: 35	
PITCHER	IP	WLS	BF	H	R	ER	SO	BB	IBB	HBP	BLK	WP	HR	S	P	ERA	WHIP				
John Montefusco, R ERA: 4.88	5.0	L	23	5	4	4	8	3	0	0	0	0	1	36	48	7.20	1.600				
Butch Metzger, R ERA: 1.17	2.0		6	0	0	0	1	0	0	0	0	0	0	8	8	0.00	0.000				
Randy Moffitt, R ERA: 4.54	2.0		6	0	0	0	1	0	0	0	0	0	0	8	8	0.00	0.000				

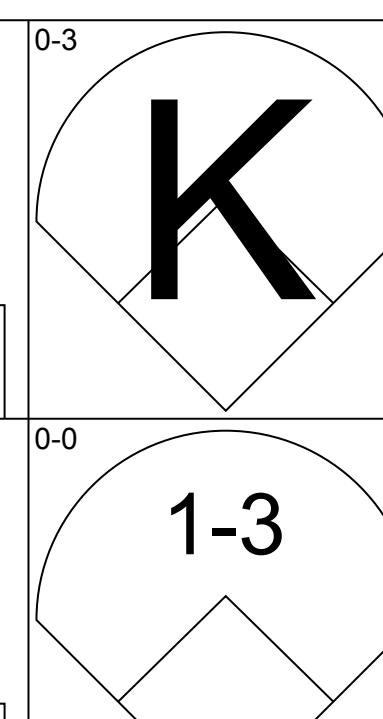
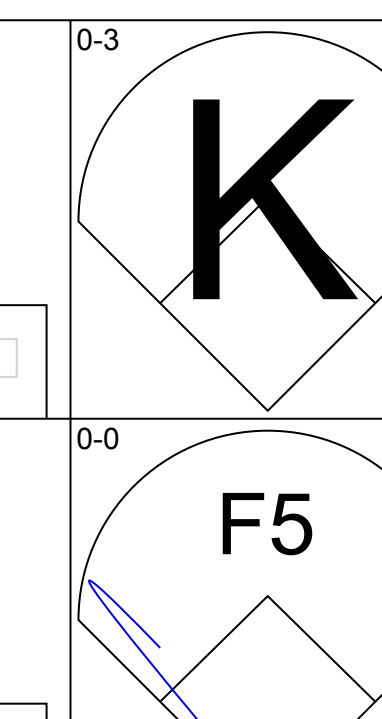
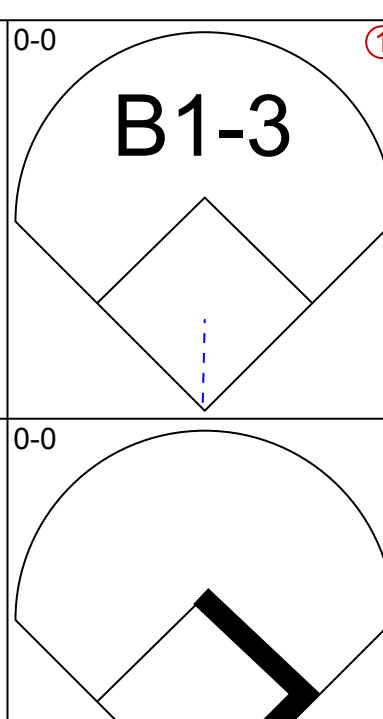
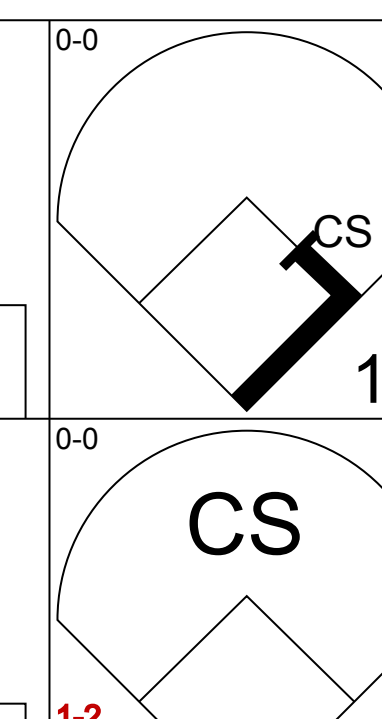
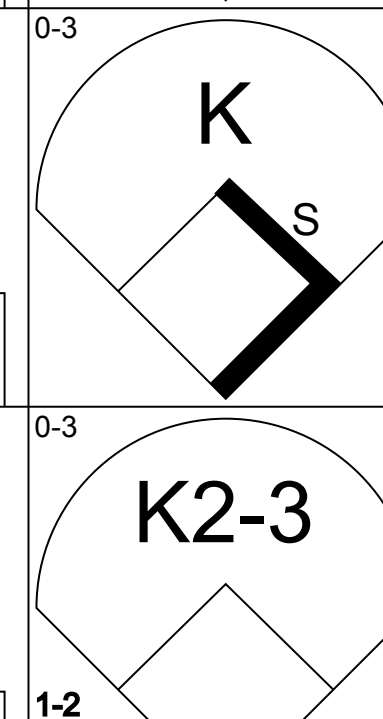
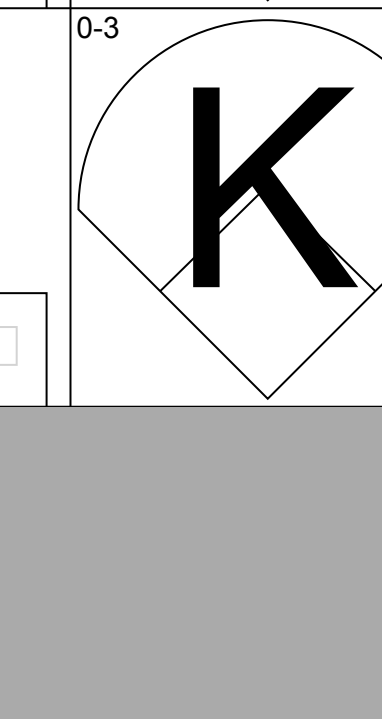
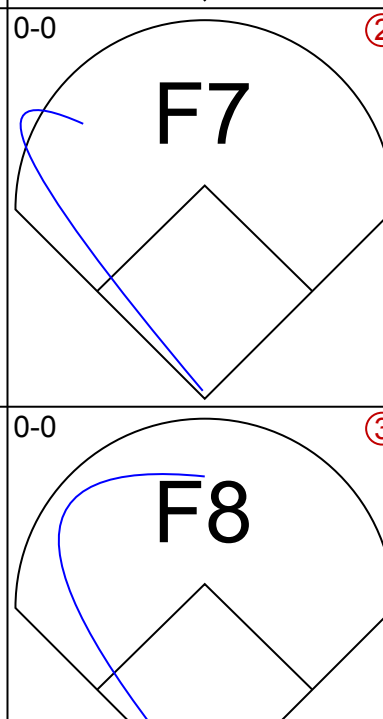

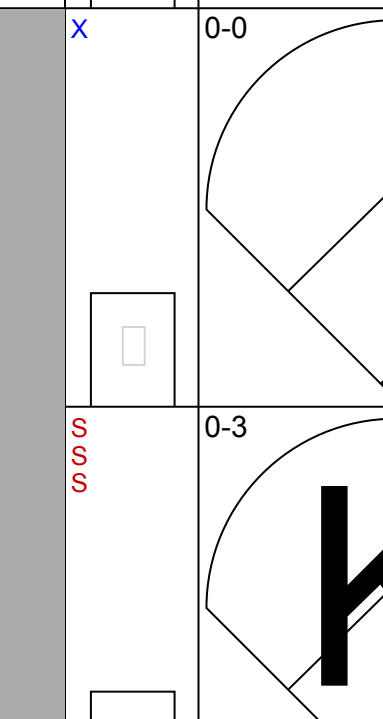







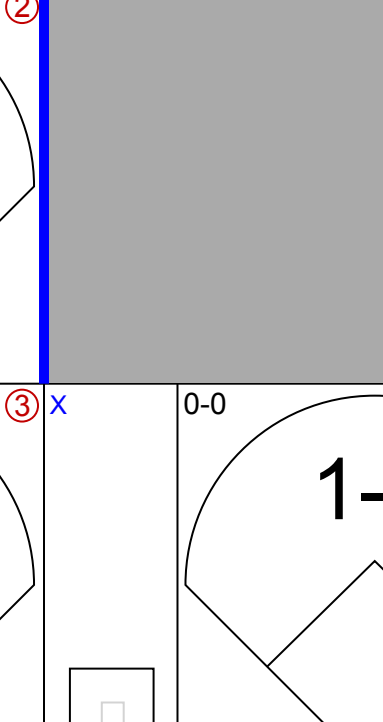
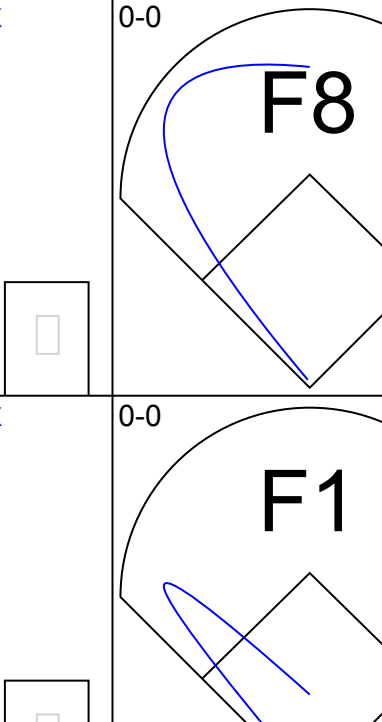


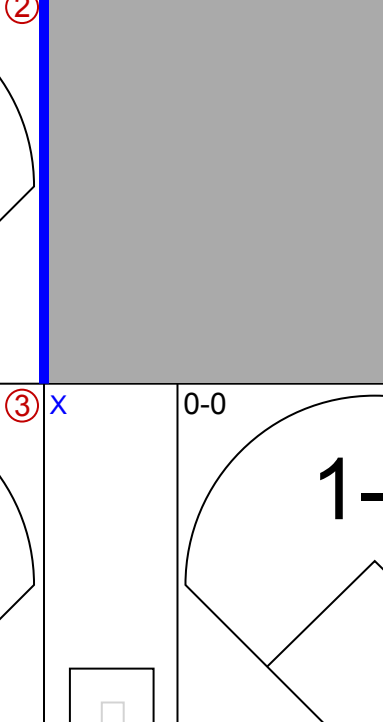


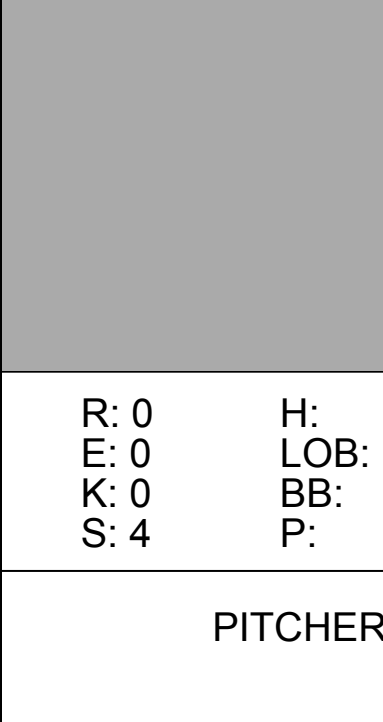
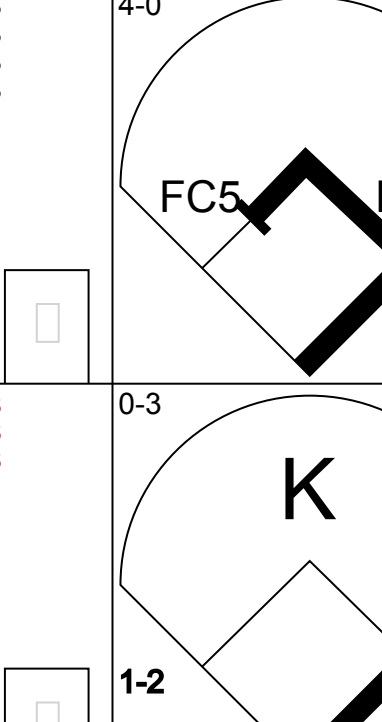
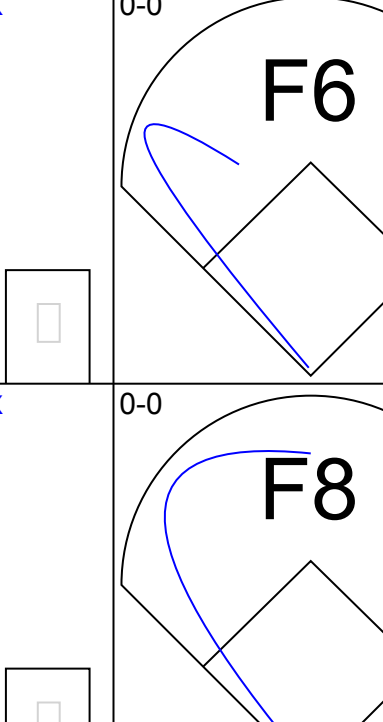
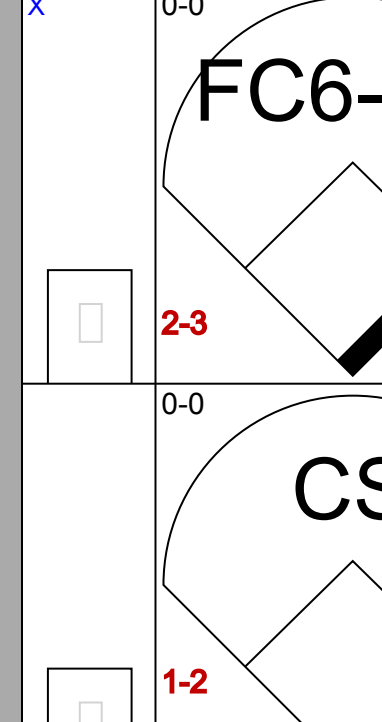
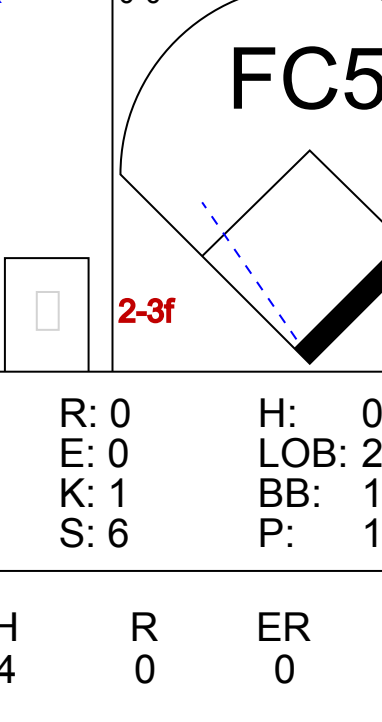
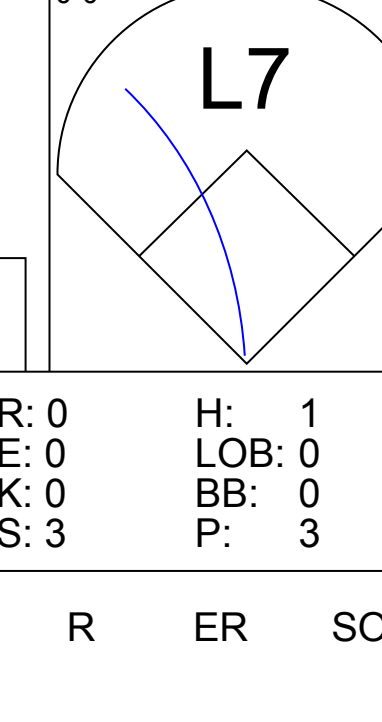






Batter	1	2	3	4	5	6	7	8	9	AB	R	H	RBI	BB	SO	LOB	BOTTOM					
Gary Thomasson, L OBP: 0.322, SLG: 0.315	4-3		FC4-6 1B		F9			F8		4	0	0	0	0	0	1	Atlanta Braves @ San Francisco Giants Candlestick Park, San Francisco, CA Wed Sep 18, 1974, 6:33 AM EDT Att: 1,503 - Unknown					
Tito Fuentes, S OBP: 0.302, SLG: 0.311					F7			1B 1B		4	1	3	0	0	0	0						
Bobby Bonds, R OBP: 0.371, SLG: 0.451	F9		F8			K		1B 1B		4	0	1	0	0	1	3						
Gary Matthews, R OBP: 0.367, SLG: 0.446	F8				1-3			1B 1B		4	0	1	1	0	1	1						
Steve Ontiveros, S OBP: 0.365, SLG: 0.331		4-3				BB		G5-4-3		3	0	0	0	1	0	2						
Dave Kingman, R OBP: 0.304, SLG: 0.435	F8			HR		K		F6		4	1	1	1	0	1	1						
Mike Phillips, L OBP: 0.256, SLG: 0.260										3	0	0	0	0	0	0						
Glenn Redmon, R OBP: 0.300, SLG: 0.600	F5		E7				4-3	F8		1	0	0	0	0	0	0						
Ken Rudolph, R OBP: 0.341, SLG: 0.276										2	0	1	0	0	0	1						
Dave Rader, L OBP: 0.349, SLG: 0.361			FC4-6 1B		5-3		F8			1	0	0	0	0	0	0						
Bruce Miller, R OBP: 0.318, SLG: 0.328								2B		1	0	1	0	0	0	0						
John Montefusco, R OBP: 0.300, SLG: 0.556			K							1	0	0	0	0	1	1						
Chris Armstrong, R OBP: 0.287, SLG: 0.321										1	0	0	0	0	0	0						
Butch Metzger, R OBP: 0.287, SLG: 0.321										0	0	0	0	0	0	0						
Ed Goodson, L OBP: 0.376, SLG: 0.376										0	0	0	0	0	0	0						
Randy Moffitt, R OBP: 0.302, SLG: 0.438										0	0	0	0	0	0	0						
Chris Speier, R OBP: 0.300, SLG: 0.348										1	0	0	0	0	0	1						
Inning Stats	R: 0 E: 0 K: 0 S: 4	H: 1 LOB: 1 BB: 0 P: 4	R: 0 E: 0 K: 0 S: 3	H: 0 LOB: 0 BB: 0 P: 3	R: 0 E: 0 K: 1 S: 7	H: 2 LOB: 2 BB: 0 P: 7	R: 1 E: 1 K: 1 S: 7	H: 1 LOB: 1 BB: 0 P: 7	R: 0 E: 0 K: 0 S: 3	H: 0 LOB: 0 BB: 0 P: 3	R: 0 E: 0 K: 2 S: 7	H: 0 LOB: 1 BB: 1 P: 11	R: 0 E: 0 K: 0 S: 3	H: 0 LOB: 0 BB: 0 P: 3	R: 1 E: 0 K: 0 S: 5	H: 3 LOB: 1 BB: 0 P: 5	R: 0 E: 0 K: 0 S: 4	H: 1 LOB: 1 BB: 0 P: 4	1B: 6 2B: 1 3B: 0 HR: 1	SF: 0 SAC: 0 DP: 1 HBP: 0	WP: 0 PB: 0 SB: 0 CS: 0	PA: 36
PITCHER	IP	WLS	BF	H	R	ER	SO	BB	IBB	HBP	BLK	WP	HR	S	P	ERA	WHIP					
Carl Morton, R ERA: 2.99	7.1	W	31	7	2	2	4	1	0	0	0	0	1	38	42	2.46	1.091					
Tom House, L ERA: 1.99	1.2	S	5	1	0	0	0	0	0	0	0	0	0	5	5	0.00	0.600					



Batter	1	2	3	4	5	6	7	8	9	AB	R	H	RBI	BB	SO	LOB	TOP			
Rowland Office, L (1, 8) OBP: 0.284, SLG: 0.342										4	0	0	0	0	1	3	Atlanta Braves @ Houston Astros Astrodome, Houston, TX Fri Sep 20 1974, 8:05 PM EDT Att: 7,524 - Dome			
Marty Perez, R (1, 4) OBP: 0.308, SLG: 0.335										3	0	0	0	1	0	0				
Darrell Evans, L (1, 5) OBP: 0.381, SLG: 0.414										2	0	0	0	2	1	1				
Dusty Baker Jr., R (1, 9) OBP: 0.332, SLG: 0.411										4	0	0	0	0	1	3				
Mike Lum, L (1, 7) OBP: 0.314, SLG: 0.360										3	0	0	0	1	0	2				
Frank Tepedino, L (1, 3) OBP: 0.272, SLG: 0.281										4	0	2	0	0	1	1				
Vic Correll, R (1, 2) OBP: 0.314, SLG: 0.354										3	1	0	0	0	2	3				
Craig Robinson, R (1, 6) OBP: 0.263, SLG: 0.251										4	0	1	0	0	0	3				
Phil Niekro, R (1, 1) OBP: 0.240, SLG: 0.220										1	0	0	1	1	0	0				
Inning Stats	R: 0 E: 0 K: 2 S: 7	H: 0 LOB: 1 BB: 1 P: 11	R: 0 E: 0 K: 2 S: 7	H: 0 LOB: 1 BB: 1 P: 11	R: 0 E: 0 K: 0 S: 3	H: 0 LOB: 0 BB: 0 P: 3	R: 0 E: 0 K: 1 S: 5	H: 0 LOB: 0 BB: 0 P: 5	R: 1 E: 0 K: 0 S: 4	H: 1 LOB: 1 BB: 0 P: 5	R: 0 E: 0 K: 0 S: 3	H: 0 LOB: 1 BB: 1 P: 7	R: 0 E: 0 K: 1 S: 6	H: 1 LOB: 2 BB: 1 P: 10	R: 0 E: 0 K: 0 S: 3	H: 1 LOB: 1 BB: 0 P: 3	1B: 2 2B: 1 3B: 0 HR: 0	SF: 1 SAC: 0 DP: 1 HBP: 1	WP: 1 PB: 1 SB: 0 CS: 0	PA: 35
PITCHER	IP WLS BF H R ER SO BB IBB HBP BLK WP HR S P ERA WHIP																			
J.R. Richard, R (1, 1) ERA: 3.4	8.0 L 32 2 1 1 6 5 0 1 0 1 0 0 38 59 1.12 0.875																			
Ramon de los Santos, L (9, 1) ERA: 1.0	1.0 3 1 0 0 0 0 0 0 0 0 0 0 3 3 0.00 1.000																			

AB 28
R 1
H 3
RBI 1
BB 5
SO 6
LOB 16



Batter	1	2	3	4	5	6	7	8	9	AB	R	H	RBI	BB	SO	LOB	BOTTOM			
Wilbur Howard, S (1, 7) OBP: 0.291, SLG: 0.370										4	0	1	0	0	2	0	Atlanta Braves @ Houston Astros Astrodome, Houston, TX Fri Sep 20 1974, 8:05 PM EDT Att: 7,524 - Dome			
Greg Gross, L (1, 9) OBP: 0.387, SLG: 0.364										4	0	1	0	0	0	0				
Cesar Cedeño, R (1, 8) OBP: 0.341, SLG: 0.468										4	0	1	0	0	2	1				
Lee May, R (1, 3) OBP: 0.293, SLG: 0.452										4	0	0	0	0	2	3				
Mitt May, L (1, 2) OBP: 0.355, SLG: 0.409										3	0	1	0	0	0	0				
Skip Jutze, R (7, PR) OBP: 0.286, SLG: 0.286										0	0	0	0	0	0	0				
Johnny Edwards, L (9, PH) OBP: 0.283, SLG: 0.313										1	0	0	0	0	1	1				
Doug Rader, R (1, 5) OBP: 0.333, SLG: 0.420										3	0	0	0	0	1	1				
Tommy Helms, R (1, 4) OBP: 0.315, SLG: 0.350										2	0	0	0	1	0	1				
Larry Milbourne, S (7, PR) OBP: 0.323, SLG: 0.317										0	0	0	0	0	0	0				
Roger Metzger, S (1, 6) OBP: 0.301, SLG: 0.322										3	0	0	0	0	1	1				
J.R. Richard, R (1, 1) OBP: 0.176, SLG: 0.353										2	0	0	0	0	0	2				
Bob Watson, R (8, PH) OBP: 0.371, SLG: 0.410										1	0	0	0	0	0	0				
Ramon de los Santos, L (9, 1) ERA: 2.52										0	0	0	0	0	0	0				
Inning Stats	R: 0 E: 0 K: 3 S: 10	H: 0 LOB: 2 BB: 1 P: 10	R: 0 E: 0 K: 1 S: 6	H: 0 LOB: 1 BB: 1 P: 10	R: 0 E: 0 K: 2 S: 7	H: 0 LOB: 0 BB: 0 P: 7	R: 0 E: 0 K: 0 S: 3	H: 0 LOB: 0 BB: 0 P: 3	R: 0 E: 0 K: 0 S: 4	H: 1 LOB: 1 BB: 0 P: 4	R: 0 E: 0 K: 1 S: 5	H: 1 LOB: 2 BB: 0 P: 5	R: 0 E: 0 K: 0 S: 3	H: 1 LOB: 1 BB: 0 P: 3	R: 0 E: 0 K: 2 S: 8	H: 1 LOB: 1 BB: 0 P: 8	1B: 1 2B: 3 3B: 0 HR: 0	SF: 0 SAC: 0 DP: 0 HBP: 0	WP: 0 PB: 2 SB: 1 CS: 2	PA: 34
PITCHER	IP WLS BF H R ER SO BB IBB HBP BLK WP HR S P ERA WHIP																			
Phil Niekro, R (1, 1) ERA: 2.52	9.0 W 32 4 0 0 9 1 0 0 0 0 0 0 49 53 0.00 0.556																			



Batter	1	2	3	4	5	6	7	8	9	AB	R	H	RBI	BB	SO	LOB	TOP			
Rowland Office, L OBP: 0.283, SLG: 0.352	4-3			F8		P4		HR		4	1	1	2	0	0	0	Atlanta Braves @ Los Angeles Dodgers Dodger Stadium, Los Angeles, CA Mon Sep 23 1974, 7:05 PM PDT Att: 26,704 - Unknown			
Marty Perez, R OBP: 0.312, SLG: 0.342	F7			F8		F9		PB WP 1B		4	0	1	0	0	0	0				
Darrell Evans, L OBP: 0.377, SLG: 0.412	5-3			BB		K		F9		3	0	0	0	1	1					
Dusty Baker Jr., R OBP: 0.333, SLG: 0.408		G6-3 1B		F7		P4		F7		4	0	1	0	0	0	2				
Mike Lum, L OBP: 0.314, SLG: 0.357		K			G4-3 1B		BB		F7	3	0	1	0	1	1					
Frank Tepedino, L OBP: 0.274, SLG: 0.274		G6-3			FC5 G4-3		BB		K	4	0	0	0	0	1	3				
Johnny Oates, L OBP: 0.287, SLG: 0.277			G3		G4-3			F9		4	0	1	0	0	0	2				
Craig Robinson, R OBP: 0.270, SLG: 0.259				F9		K2-3			F8	3	1	1	0	0	1	1				
Hank Aaron, R OBP: 0.336, SLG: 0.485								3B 1B		1	0	0	0	0	0	1				
Carl Morton, R OBP: 0.152, SLG: 0.115				4-3		1-3		HR		1	0	0	0	0	0	0				
Inning Stats	R: 0 E: 0 K: 0 S: 3	H: 0 LOB: 0 BB: 0 P: 3	R: 0 E: 0 K: 1 S: 5	H: 1 LOB: 0 BB: 0 P: 5	R: 0 E: 0 K: 0 S: 3	H: 0 LOB: 0 BB: 1 P: 3	R: 0 E: 0 K: 0 S: 3	H: 0 LOB: 1 BB: 0 P: 7	R: 0 E: 1 K: 1 S: 6	H: 0 LOB: 1 BB: 0 P: 6	R: 0 E: 0 K: 0 S: 3	H: 0 LOB: 1 BB: 1 P: 9	R: 3 E: 0 K: 0 S: 7	H: 4 LOB: 1 BB: 0 P: 7	R: 0 E: 0 K: 1 S: 6	H: 1 LOB: 1 BB: 0 P: 6	1B: 5 2B: 0 3B: 1 HR: 1	SF: 0 SAC: 0 DP: 2 HBP: 0	WP: 1 PB: 1 SB: 0 CS: 0	PA: 35
PITCHER	IP WLS BF H R ER SO BB IBB HBP BLK WP HR S P ERA WHIP																			
Don Sutton, R ERA: 3.31	(1, 1) 7.1 W 29 6 3 3 3 2 0 0 0 0 0 1 33 41 3.68 1.091																			
Mike Marshall, R ERA: 2.31	(8, 1) 1.2 S 6 1 0 0 1 0 0 0 0 0 1 0 8 8 0.00 0.600																			

AB	33
R	3
H	7
RBI	3
BB	2
SO	4
LOB	11



Batter	1	2	3	4	5	6	7	8	9	AB	R	H	RBI	BB	SO	LOB	BOTTOM			
Davey Lopes, R OBP: 0.351, SLG: 0.377	FC6-4 1B		F3	FC5		1B		F8		5	0	2	0	0	0	3	Atlanta Braves @ Los Angeles Dodgers Dodger Stadium, Los Angeles, CA Mon Sep 23 1974, 7:05 PM PDT Att: 26,704 - Unknown			
Bill Buckner, L OBP: 0.357, SLG: 0.412	FC6-4 1B		6-3	2B		1B		K		5	1	4	1	0	1	1				
Jimmy Wynn, R OBP: 0.387, SLG: 0.506	FC6-4		6-3			E 1B		FC6-4 FC5-4		4	0	1	1	0	0	5				
Steve Garvey, R OBP: 0.348, SLG: 0.481	K		6-3			FC6 G5-4-3		FC5-4		4	0	0	0	0	1	6				
Willie Crawford, L OBP: 0.378, SLG: 0.439	K			1B 1B		P1		4-3		4	1	1	0	0	1	4				
Ron Cey, R OBP: 0.354, SLG: 0.400				F9		G5-4-3		F5		4	0	1	0	0	0	3				
Mike Marshall, R OBP: 0.219, SLG: 0.219										0	0	0	0	0	0	0				
Bill Russell, R OBP: 0.329, SLG: 0.343		G5-4-3		FC5 1B				K		4	0	1	0	0	1	1				
Steve Yeager, R OBP: 0.338, SLG: 0.428				F9				2B 2B		4	1	3	0	0	0	2				
Don Sutton, R OBP: 0.214, SLG: 0.211										3	1	2	2	0	0	1				
Ken McMullen, R OBP: 0.296, SLG: 0.442			F3			1B 2B		SH1		0	0	0	0	0	0	0				
Inning Stats	R: 0 E: 0 K: 2 S: 9	H: 2 LOB: 2 BB: 0 P: 9	R: 0 E: 0 K: 0 S: 4	H: 2 LOB: 1 BB: 0 P: 4	R: 0 E: 0 K: 0 S: 4	H: 1 LOB: 1 BB: 0 P: 4	R: 1 E: 0 K: 0 S: 6	H: 3 LOB: 2 BB: 0 P: 6	R: 1 E: 1 K: 0 S: 5	H: 2 LOB: 1 BB: 0 P: 5	R: 2 E: 0 K: 1 S: 9	H: 4 LOB: 2 BB: 0 P: 9	R: 0 E: 0 K: 0 S: 3	H: 0 LOB: 0 BB: 0 P: 3	R: 0 E: 0 K: 1 S: 6	H: 1 LOB: 1 BB: 0 P: 6	1B: 12 2B: 3 3B: 0 HR: 0	SF: 0 SAC: 1 DP: 2 HBP: 0	WP: 0 PB: 0 SB: 0 CS: 0	PA: 38
PITCHER	IP WLS BF H R ER SO BB IBB HBP BLK WP HR S P ERA WHIP																			
Carl Morton, R ERA: 3.0	(1, 1) 5.0 L 24 3 2 2 1 0 0 0 0 0 0 0 6 6 3.60 2.000																			
Lew Krausse, R ERA: 4.19	(6, 1) 0.1 4 3 2 2 1 0 0 0 0 0 0 0 6 6 54.00 9.000																			
Mike Beard, L ERA: 4.26	(6, 1) 1.2 6 1 0 0 0 0 0 0 0 0 0 0 6 6 0.00 0.600																			
Joe Niekro, R ERA: 3.6	(8, 1) 1.0 4 1 0 0 1 0 0 0 0 0 0 0 6 6 0.00 1.000																			



Batter	1	2	3	4	5	6	7	8	9	10	AB	R	H	RBI	BB	SO	LOB	TOP
Ralph Garr, L OBP: 0.386, SLG: 0.510 (1, 8) (8, 7)	0-0 4-3 2B		0-0 1B		0-0 4-3			0-0 F7		0-0 6-3	5	1	2	0	0	0	1	
Marty Perez, R OBP: 0.309, SLG: 0.338 (1, 4)	0-0 4-3 2-3		0-0 F7			0-0 6-3		0-3 K		0-0 F8	5	0	0	0	0	1	2	
Darrell Evans, L OBP: 0.378, SLG: 0.411 (1, 5)	0-0 4-3			0-0 FC5-4 1B		0-0 P6		4-0 FC5 1B BB			3	0	1	1	1	0	0	
Hank Aaron, R OBP: 0.338, SLG: 0.485 (8, PR)	0-3 K			0-0 FC5-4 1-2 1B		0-0 FC6-4 1B		0-0 1B			4	0	2	0	0	1	1	
Rowland Office, L OBP: 0.283, SLG: 0.352 (8, 8)								1-2 1B			0	0	0	0	0	0	0	
Dusty Baker Jr., R OBP: 0.331, SLG: 0.405 (1, 8) (8, 9)		0-3 K		0-3 K		0-0 FC6-4 1-2 1B		0-0 FC5 2-3f			4	0	0	0	0	2	4	
Mike Lum, L OBP: 0.316, SLG: 0.359 (1, 3)		0-0 1-3		0-0 4-3				0-0 SH4-3 1B		0-0 L1-6 SH5-3 1B	4	0	2	0	0	0	1	
Johnny Oates, L OBP: 0.285, SLG: 0.275 (1, 2)		0-0 4-3			0-0 4-3			0-0 SH4-3 1-2 1B		0-0 SH5-3 1-2 1B	2	0	0	0	0	0	0	
Craig Robinson, R OBP: 0.270, SLG: 0.259 (1, 6)			0-0 6-3		0-0 FC2-6 1B			0-0 F9		0-0 L1-6 2-3 1B	4	0	1	0	0	0	2	
Phil Niekro, R OBP: 0.230, SLG: 0.211 (1, 1)			0-0 6-3		0-0 FC2-6 1-2 1B			0-0 F9		0-0 6-3	4	0	0	0	0	0	2	
Inning Stats	R: 1 E: 0 K: 1 S: 6	H: 1 LOB: 0 BB: 0 P: 6	R: 0 E: 0 K: 1 S: 5	H: 0 LOB: 0 BB: 0 P: 5	R: 0 E: 0 K: 0 S: 4	H: 1 LOB: 1 BB: 0 P: 4	R: 0 E: 0 K: 0 S: 4	H: 1 LOB: 1 BB: 0 P: 4	R: 0 E: 0 K: 0 S: 4	H: 1 LOB: 2 BB: 1 P: 10	R: 0 E: 0 K: 0 S: 3	H: 1 LOB: 0 BB: 0 P: 3	R: 0 E: 0 K: 0 S: 3	H: 0 LOB: 0 BB: 0 P: 3	1B: 7 2B: 2 3B: 0 HR: 0	SF: 0 SAC: 2 DP: 1 HBP: 0	WP: 0 PA: 38	
PITCHER	IP 8.0	WLS 32	BF 7	H 1	R 1	ER 1	SO 4	BB 1	IBB 0	HBP 0	BLK 0	WP 0	HR 0	S 39	P 43	ERA 1.12	WHIP 1.000	
Andy Messersmith, R ERA: 2.61																		
Mike Marshall, R ERA: 2.29																		

Atlanta Braves @ Los Angeles Dodgers
Dodger Stadium, Los Angeles, CA
Tue Sep 24 1974, 7:05 PM PDT
Att: 33,815 - Unknown

AB 35
R 1
H 8
RBI 1
BB 1
SO 4
LOB 13

Batter	1	2	3	4	5	6	7	8	9	10	AB	R	H	RBI	BB	SO	LOB	BOTTOM	
Davey Lopes, R OBP: 0.349, SLG: 0.374 (1, 4)	0-0 1-3		0-3 K			0-0 6-3			0-0 5-3	0-0 PB	5	0	0	0	0	1	3		
Bill Buckner, L OBP: 0.354, SLG: 0.409 (1, 7)	0-0 P4			0-0 G3			0-0 P6		0-0 6-3		4	0	0	0	0	0	0		
Jimmy Wynn, R OBP: 0.386, SLG: 0.504 (1, 8)	0-3 K			0-0 F7			0-0 5-3		0-0 FC5-4 1B		4	0	1	0	0	1	0		
Steve Garvey, R OBP: 0.347, SLG: 0.479 (1, 3)		0-0 G3-6 1B		0-3 K2-3			0-3 K		0-0 FC5-4 1-2 1B		4	0	1	0	0	2	1		
Willie Crawford, L OBP: 0.375, SLG: 0.435 (1, 9)		0-0 G3-6 1-2 1B		0-0 6-3				0-0 P6		0-0 L3	4	0	0	0	0	0	1		
Ron Cey, R OBP: 0.353, SLG: 0.405 (1, 5)		0-0 L5		0-0 F8				0-0 HR		0-3 K	4	1	1	1	0	1	0		
Steve Yeager, R OBP: 0.340, SLG: 0.435 (1, 2)			0-0 E5 FC6-5 1B		0-0 5-3			0-0 2B		0-0 BB PB 2B	4	1	2	0	0	0	0		
Rick Auerbach, R OBP: 0.403, SLG: 0.385 (8, PH)			0-0 FC6-5 S			0-0 F7		0-0 F7		4-0 PB BB IBB	2	0	0	0	0	0	1		
Ken McMullen, R OBP: 0.291, SLG: 0.434 (8, PH)			2-3 1B					0-0 K			1	0	0	0	0	0	1		
Bill Russell, R OBP: 0.330, SLG: 0.343 (9, 6)								0-3 K		4-0 PB BB	0	0	0	0	1	0	0		
Andy Messersmith, R OBP: 0.330, SLG: 0.378 (8, PH)			0-0 F2					0-0 K		1-2 2-3 BB	2	0	0	0	0	1	1		
Manny Mota, R OBP: 0.333, SLG: 0.321 (8, PH)											1	0	0	0	0	1	1		
Mike Marshall, R OBP: 0.219, SLG: 0.219 (9, 1)											0	0	0	0	0	0	0		
Gail Hopkins, L OBP: 0.545, SLG: 0.444 (10, PH)											0	0	0	0	1	0	0		
Inning Stats	R: 0 E: 0 K: 1 S: 5	H: 0 LOB: 0 BB: 0 P: 5	R: 0 E: 0 K: 0 S: 3	H: 1 LOB: 0 BB: 0 P: 3	R: 0 E: 1 K: 1 S: 6	H: 0 LOB: 1 BB: 0 P: 6	R: 0 E: 0 K: 1 S: 5	H: 0 LOB: 0 BB: 0 P: 5	R: 0 E: 0 K: 0 S: 3	H: 0 LOB: 0 BB: 0 P: 3	R: 0 E: 0 K: 1 S: 5	H: 0 LOB: 0 BB: 0 P: 5	R: 0 E: 0 K: 0 S: 4	H: 1 LOB: 1 BB: 0 P: 4	R: 1 E: 0 K: 1 S: 5	H: 1 LOB: 2 BB: 2 P: 13	1B: 2 2B: 2 3B: 0 HR: 1	SF: 0 SAC: 0 DP: 1 HBP: 0	WP: 0 PA: 37
PITCHER	IP 9.2	WLS L	BF 37	H 5	R 2	ER 1	SO 7	BB 1	IBB 1	HBP 0	BLK 0	WP 0	HR 1	S 48	P 56	ERA 0.93	WHIP 0.621		
Phil Niekro, R ERA: 2.47																			

Atlanta Braves @ Los Angeles Dodgers
Dodger Stadium, Los Angeles, CA
Tue Sep 24 1974, 7:05 PM PDT
Att: 33,815 - Unknown

AB 35
R 2
H 5
RBI 1
BB 2
SO 7
LOB 9

Batter	1	2	3	4	5	6	7	8	9	AB	R	H	RBI	BB	SO	LOB	TOP					
Greg Gross, L (1,9) OBP: 0.391, SLG: 0.370	0-0 2B		0-0 G3		0-0 G4-3		0-0 5-3			4	0	2	0	0	0	1	Houston Astros @ Atlanta Braves Atlanta Stadium, Atlanta, GA Sat Sep 28 1974, 7:05 PM EDT Unknown					
Roger Metzger, S (1,6) OBP: 0.295, SLG: 0.315	0-0 F6		0-0 F7		0-0 G4-3			0-3 K		4	0	0	0	0	1	3						
Cesar Cedeno, R (1,8) OBP: 0.339, SLG: 0.465	0-0 F9			0-0 5-3		0-0 1B		0-0 5-3		4	0	1	0	0	0	1						
Bob Watson, R (1,7) OBP: 0.368, SLG: 0.410	0-0 1-3			0-0 F9		0-0 F9		0-0 5-3		4	0	0	0	0	0	2						
Wilbur Howard, S (8,7) OBP: 0.297, SLG: 0.354					1-2					0	0	0	0	0	0	0						
Cliff Johnson, R (1,3) OBP: 0.318, SLG: 0.370		0-0 F5		0-0 1B		0-0 5-3			0-0 F8	4	1	1	0	0	0	1						
Bob Gallagher, L (9,3) OBP: 0.292, SLG: 0.205				1B HR		2B				0	0	0	0	0	0	0						
Doug Rader, R (1,5) OBP: 0.333, SLG: 0.417	0-0 F8		0-0 F8		HR				0-0 2B	4	2	3	0	0	0	0						
Tommy Helms, R (1,4) OBP: 0.340, SLG: 0.370				2-3 1B		2-3 1B			0-0 1B	4	1	2	3	0	0	2						
Larry Milbourne, S (9, PR) OBP: 0.336, SLG: 0.325	0-0 5-3			HR					0-0 SF8	0	1	0	0	0	0	0						
Skip Jutze, R (1,2) OBP: 0.231, SLG: 0.250			0-0 SH1-4		0-0 F5				0-0 SF8	3	0	1	1	0	0	0						
Don Wilson, R (1,1) OBP: 0.227, SLG: 0.286			0-0 SH1-4		0-0 5-3				0-0 F8	3	0	0	0	0	0	1						
Inning Stats	R: 0 E: 0 K: 0 S: 4	H: 1 LOB: 1 BB: 0 P: 4	R: 0 E: 0 K: 0 S: 3	H: 0 LOB: 0 BB: 0 P: 3	R: 0 E: 0 K: 0 S: 4	H: 1 LOB: 1 BB: 0 P: 4	R: 3 E: 0 K: 0 S: 6	H: 3 LOB: 0 BB: 0 P: 6	R: 0 E: 0 K: 0 S: 5	H: 1 LOB: 0 BB: 0 P: 3	R: 0 E: 0 K: 0 S: 5	H: 2 LOB: 2 BB: 0 P: 5	R: 0 E: 0 K: 0 S: 5	H: 0 LOB: 0 BB: 0 P: 3	R: 0 E: 0 K: 1 S: 5	H: 0 LOB: 0 BB: 0 P: 5	R: 2 E: 0 K: 0 S: 5	H: 2 LOB: 1 BB: 0 P: 5	1B: 6 2B: 3 3B: 0 HR: 1	SF: 1 SAC: 1 DP: 1 HBP: 0	WP: 0 PB: 1 SB: 1 CS: 0	PA: 36
PITCHER	IP WLS BF H R ER SO BB IBB HBP BLK WP HR S P ERA WHIP																					
Ron Reed, R (1,1) ERA: 3.39	6.0 L 25 8 3 3 0 0 0 0 0 0 1 25 25 4.50 1.333																					
Mike Beard, L (7,1) ERA: 3.24	2.0 6 0 0 0 1 0 0 0 0 0 0 8 8 0.00 0.000																					
Joe Niekro, R (9,1) ERA: 3.56	1.0 5 2 2 1 0 0 0 0 0 0 0 5 5 9.00 2.000																					

AB	34
R	5
H	10
RBI	4
BB	0
SO	1
LOB	11



Batter	1	2	3	4	5	6	7	8	9	AB	R	H	RBI	BB	SO	LOB	BOTTOM					
Ralph Garr, L (1,7) OBP: 0.382, SLG: 0.506	0-0 4-3		0-0 E6			0-0 L7		0-0 6-3		4	0	0	0	0	0	0	Houston Astros @ Atlanta Braves Atlanta Stadium, Atlanta, GA Sat Sep 28 1974, 7:05 PM EDT Unknown					
Rod Gilbreath, R (1,4) OBP: 0.500, SLG: 0.333	0-0 F8		0-0 CS		0-0 G1-6-3		4-0 BB		0-0 F3	3	0	1	0	1	0	0						
Darrell Evans, L (1,5) OBP: 0.379, SLG: 0.414	4-0 BB			0-0 G1-6-3		4-0 BB			0-0 3-1	2	0	0	0	2	0	1						
Mike Lum, L (1,9) OBP: 0.312, SLG: 0.353	0-0 F3			0-0 F8		0-0 F5			0-0 F4	4	0	0	0	0	0	3						
Jack Pierce, L (1,3) OBP: 0.286, SLG: 0.167		0-0 F8			0-0 4-3				0-0 6-3	3	0	0	0	0	0	0						
Rowland Office, L (1,8) OBP: 0.284, SLG: 0.351		0-0 F7			0-0 1B				0-0 F8	3	0	1	0	0	0	0						
Johnny Oates, L (1,2) OBP: 0.282, SLG: 0.272			0-0 L9		0-0 F7				0-0 G3	3	0	0	0	0	0	1						
Larry Blanks, R (1,6) OBP: 0.250, SLG: 0.250			0-0 F7		0-0 L9				0-0 F4	3	0	0	0	0	0	1						
Ron Reed, R (1,1) OBP: 0.136, SLG: 0.105					0-0 F9				0-0 F3	1	0	0	0	0	0	0						
Marty Perez, R (6, PH) OBP: 0.311, SLG: 0.340									0-0 6-3	1	0	0	0	0	0	0						
Frank Tepedino, L (8, PH) OBP: 0.272, SLG: 0.272										0	0	0	0	0	0	0						
Joe Niekro, R (9,1) ERA: 3.56										0	0	0	0	0	0	0						
Inning Stats	R: 0 E: 0 K: 0 S: 3	H: 0 LOB: 0 BB: 0 P: 7	R: 0 E: 0 K: 0 S: 3	H: 0 LOB: 0 BB: 0 P: 3	R: 0 E: 1 K: 0 S: 3	H: 0 LOB: 0 BB: 0 P: 3	R: 0 E: 0 K: 0 S: 3	H: 1 LOB: 0 BB: 0 P: 3	R: 0 E: 0 K: 0 S: 4	H: 1 LOB: 1 BB: 0 P: 4	R: 0 E: 0 K: 0 S: 3	H: 0 LOB: 2 BB: 2 P: 11	R: 0 E: 0 K: 0 S: 3	H: 0 LOB: 0 BB: 0 P: 3	R: 0 E: 0 K: 0 S: 3	H: 0 LOB: 0 BB: 0 P: 3	R: 0 E: 0 K: 0 S: 3	H: 0 LOB: 0 BB: 0 P: 3	1B: 2 2B: 0 3B: 0 HR: 0	SF: 0 SAC: 0 DP: 1 HBP: 0	WP: 0 PB: 0 SB: 0 CS: 1	PA: 32
PITCHER	IP WLS BF H R ER SO BB IBB HBP BLK WP HR S P ERA WHIP																					
Don Wilson, R (1,1) ERA: 3.08	9.0 W 31 2 0 0 0 3 0 0 0 0 0 28 40 0.00 0.556																					

AB	28
R	0
H	2
RBI	0
BB	3
SO	0
LOB	6



Batter	1	2	3	4	5	6	7	8	9	AB	R	H	RBI	BB	SO	LOB	TOP			
Wilbur Howard, S OBP: 0.276, SLG: 0.340 (1, 7)	0-0 4-3		0-0 4-3		0-0 F3			0-3 K		4	0	0	0	0	1	2				
Roger Metzger, S OBP: 0.296, SLG: 0.312 (1, 6)	0-3 K		0-0 4-3			0-0 F6			0-0 3-1	4	0	0	0	0	1	0				
Greg Gross, L OBP: 0.389, SLG: 0.368 (1, 9)	0-0 3-1			0-0 F7		0-0 4-3			0-0 1-3	4	0	0	0	0	0	0				
Cesar Cedeno, R OBP: 0.337, SLG: 0.461 (1, 8)		0-0 1-3		0-0 F9		0-3 K			0-0 L5	4	0	0	0	0	1	0				
Bob Watson, R OBP: 0.368, SLG: 0.412 (1, 3)		0-0		0-0			0-0 F8			2	1	1	0	0	0	0				
Mike Cosgrove, L OBP: 0.150, SLG: 0.056 (5, 1)				0-0 4-3						0	0	0	0	0	0	0				
Bob Gallagher, L OBP: 0.289, SLG: 0.202 (7, PH)		HR								1	0	0	0	0	0	0				
Ken Forsch, R (7, 1)		HR 2B								0	0	0	0	0	0	0				
Milt May, L OBP: 0.353, SLG: 0.412 (1, 2)		2H HR		0-0 4-3			0-0 F2			3	1	1	2	0	0	0				
Doug Rader, R OBP: 0.332, SLG: 0.414 (1, 5)		0-3 K		0-3 K			0-0 F8			3	0	0	0	0	2	0				
Larry Milbourne, S OBP: 0.336, SLG: 0.320 (1, 4)		0-0 5-3		4-0 BB				0-0 5-3		2	0	0	0	1	0	0				
Paul Siebert, L (1, 1)			0-3 K		4-0 BB			0-3 K		0	0	0	0	0	0	0				
Jim York, R (2, 1)					1-2 BB					1	0	0	0	0	1	0				
Cliff Johnson, R OBP: 0.342, SLG: 0.395 (5, PH)										1	0	0	0	1	1	0				
Inning Stats	R: 0 E: 0 K: 1 S: 5	H: 0 LOB: 0 BB: 0 P: 5	R: 2 E: 0 K: 1 S: 7	H: 2 LOB: 0 BB: 0 P: 7	R: 0 E: 0 K: 1 S: 5	H: 0 LOB: 0 BB: 0 P: 5	R: 0 E: 0 K: 0 S: 3	H: 0 LOB: 0 BB: 0 P: 3	R: 0 E: 0 K: 1 S: 5	H: 0 LOB: 2 BB: 2 P: 13	R: 0 E: 0 K: 0 S: 3	H: 0 LOB: 0 BB: 0 P: 3	R: 0 E: 0 K: 2 S: 7	H: 0 LOB: 0 BB: 0 P: 7	R: 0 E: 0 K: 0 S: 3	H: 0 LOB: 0 BB: 0 P: 3	1B: 0 2B: 1 3B: 0 HR: 1	SF: 0 SAC: 0 DP: 0 HBP: 0	WP: 0 PB: 0 SB: 0 CS: 0	PA: 31
PITCHER Phil Niekro, R ERA: 2.45 (1, 1)	IP: 9.0 WLS: W BF: 31 H: 2 R: 2 ER: 2 SO: 7 BB: 2 IBB: 0 HBP: 0 BLK: 0 WP: 0 HR: 1 S: 43 P: 51 ERA: 2.00 WHIP: 0.444																			

Houston Astros @ Atlanta Braves
Atlanta Stadium, Atlanta, GA
Sat Sep 28 1974, 7:05 PM EDT
Att: 8,498 - Unknown

AB	29
R	2
H	2
RBI	2
BB	2
SO	7
LOB	2



Batter	1	2	3	4	5	6	7	8	9	AB	R	H	RBI	BB	SO	LOB	BOTTOM			
Craig Robinson, R OBP: 0.277, SLG: 0.266 (1, 6)	0-0 SH1-3 HR	0-0 S 1B	4-0 1-2 2-3 3H BB			0-0 6-3		0-0 5-3		4	1	2	1	1	0	0				
Marty Perez, R OBP: 0.311, SLG: 0.339 (1, 4)	0-0 SH1-3 1-2	0-0 F7	0-0 L6			0-0 4-3		0-0 BB 2B 1B		4	1	1	0	0	0	4				
Darrell Evans, L OBP: 0.380, SLG: 0.419 (1, 5)	0-0 2H HR	4-0 BB		0-0 4-1			0-0 4-3	4-0 1-2 2B BB		3	2	1	2	2	0	0				
Hank Aaron, R OBP: 0.340, SLG: 0.484 (8, PR)	0-0 4-3 1B	0-0 F5		0-0 F5			0-0 2B 1B	0-0 1H 2H 2B		5	0	3	2	0	0	2				
Rowland Office, L OBP: 0.294, SLG: 0.351 (9, 8)										0	0	0	0	0	0	0				
Dusty Baker Jr., R OBP: 0.332, SLG: 0.414 (9, 9)	0-0 1-2 4-3 1B		0-0 FC1-5 2B		0-0 F3			0-3 K		5	0	3	0	0	1	1				
Mike Lum, L OBP: 0.312, SLG: 0.350 (1, 3)	0-0 1-2 2-3 4-3		0-0 FC1-5 BB			0-3 K			4-0 IBB	3	1	0	0	1	1	3				
Ivan Murrell, R OBP: 0.265, SLG: 0.308 (1, 9)	0-0 6-3		0-0 E4 BB		0-3 K		0-3 K			4	0	0	0	0	2	6				
Vic Correll, R OBP: 0.309, SLG: 0.358 (1, 2)		0-0 HR	4-0 BB IBB		0-3 K		0-3 K			3	1	1	1	1	2	3				
Phil Niekro, R OBP: 0.221, SLG: 0.202 (1, 1)		0-0 L6	0-3 K			0-3 K		0-0 6-3		4	0	0	0	0	2	3				
Inning Stats	R: 2 E: 0 K: 0 S: 7	H: 4 LOB: 2 BB: 0 P: 7	R: 1 E: 0 K: 0 S: 5	H: 2 LOB: 1 BB: 1 P: 9	R: 1 E: 1 K: 1 S: 7	H: 1 LOB: 2 BB: 2 P: 15	R: 0 E: 0 K: 0 S: 3	H: 0 LOB: 0 BB: 0 P: 3	R: 0 E: 0 K: 3 S: 9	H: 0 LOB: 0 BB: 0 P: 9	R: 0 E: 0 K: 1 S: 5	H: 0 LOB: 0 BB: 0 P: 5	R: 0 E: 0 K: 2 S: 9	H: 2 LOB: 1 BB: 1 P: 13	R: 2 E: 0 K: 1 S: 7	H: 2 LOB: 1 BB: 1 P: 11	1B: 6 2B: 3 3B: 0 HR: 2	SF: 0 SAC: 1 DP: 0 HBP: 0	WP: 0 PB: 0 SB: 1 CS: 0	PA: 41
PITCHER Paul Siebert, L ERA: 3.72 Jim York, R ERA: 3.38 Mike Cosgrove, L ERA: 3.48 Ken Forsch, R ERA: 2.87	IP: 1.2 WLS: L BF: 12 H: 6 R: 3 ER: 3 SO: 3 BB: 1 IBB: 0 HBP: 0 BLK: 0 WP: 0 HR: 2 S: 11 P: 15 ERA: 16.20 WHIP: 4.200																			

Houston Astros @ Atlanta Braves
Atlanta Stadium, Atlanta, GA
Sat Sep 28 1974, 7:05 PM EDT
Att: 8,498 - Unknown

AB	35
R	6
H	11
RBI	6
BB	5
SO	8
LOB	22



Batter	1	2	3	4	5	6	7	8	9	AB	R	H	RBI	BB	SO	LOB	TOP				
Greg Gross, L (1,9) OBP: 0.390, SLG: 0.369	0-0 3B 1B		4-0 1B SF8 BB	0-0 1B		0-0 4-3		0-0 4-3		4	2	2	0	1	0	1	Houston Astros @ Atlanta Braves Atlanta Stadium, Atlanta, GA Sun Sep 29 1974, 3:33 AM EDT Att: 6,012 - Unknown				
Roger Metzger, S (1,6) OBP: 0.331, SLG: 0.312	0-0 L7		0-0 1B 1-3 2-H	0-0 1-3		0-0 E3 1B		4-0 1B HR BB		4	2	1	1	1	0	3					
Cesar Cedeno, R (1,8) OBP: 0.338, SLG: 0.466	0-0 1-H 3B		0-0 SF8 3-H		0-0 5-3	0-0 SF9		0-0 1-2 HR 1B		3	1	2	3	0	0	0					
Cliff Johnson, R (1,3) OBP: 0.348, SLG: 0.416	0-0 6-3		0-0 K		4-0 1B E BB	0-0 1-2 1B		0-0 1-2 HR 1B		4	2	2	3	1	1	2					
Milt May, L (1,2) OBP: 0.353, SLG: 0.411	0-0 6-3		4-0 1B BB		0-0 1-3 1B	0-0 4-3		0-0 E6		4	0	1	0	1	0	3					
Doug Radler, R (1,5) OBP: 0.331, SLG: 0.412		0-0 F9	0-0 FC6-4 1-2 2-H 1B		0-3 K		0-0 F2		0-0 6-3	5	0	1	1	0	1	2					
Tommy Helms, R (1,4) Larry Milbourne, S (7,4) OBP: 0.333, SLG: 0.318	0-0 6-3		0-0 FC6-4 1-2 1B		0-0 E5		0-0 F3		0-3 K	4	0	0	0	0	0	3					
Wilbur Howard, S (1,7) OBP: 0.264, SLG: 0.324	0-0 3-1			0-0 4-3		0-0 L3		0-3 K		5	0	0	0	0	1	2					
Tom Griffin, R (1,1) Dave Roberts, L (5,1) OBP: 0.324, SLG: 0.456 OBP: 0.213, SLG: 0.397			0-0 1B BB 1B		0-0 F4		0-0 4-3 SF9 2B		0-0 4-3	2	1	1	0	0	0	0					
Inning Stats	R: 1 E: 0 K: 0 S: 5	H: 2 LOB: 1 BB: 0 P: 5	R: 0 E: 0 K: 0 S: 3	H: 0 LOB: 0 BB: 0 P: 3	R: 3 E: 0 K: 1 S: 8	H: 3 LOB: 2 BB: 2 P: 16	R: 0 E: 0 K: 0 S: 4	H: 1 LOB: 1 BB: 0 P: 4	R: 1 E: 1 K: 0 S: 6	H: 2 LOB: 2 BB: 0 P: 6	R: 0 E: 0 K: 1 S: 5	H: 0 LOB: 0 BB: 0 P: 5	R: 3 E: 1 K: 0 S: 5	H: 2 LOB: 1 BB: 1 P: 9	R: 0 E: 0 K: 1 S: 5	H: 0 LOB: 0 BB: 0 P: 5		1B: 8 2B: 1 3B: 1 HR: 1	SF: 2 SAC: 0 DP: 0 HBP: 0	WP: 0 PB: 0 CS: 0	PA: 44
PITCHER	IP WLS BF H R ER SO BB IBB HBP BLK WP HR S P ERA WHIP	8.0 L 41 11 9 7 3 4 0 0 0 0 1 43 59 7.88 1.875	1.0 3 0 0 0 1 0 0 0 0 0 0 5 5 0.00 0.000																		

AB 38
R 9
H 11
RBI 8
BB 4
SO 4
LOB 16



Batter	1	2	3	4	5	6	7	8	9	AB	R	H	RBI	BB	SO	LOB	BOTTOM					
Ralph Garr, L (1,7) OBP: 0.380, SLG: 0.503	0-0 4-3		0-0 F3		0-0 FC4-6 WP 1B HR		0-0 SH1 1B		0-0 F8	5	2	1	0	0	0	2	Houston Astros @ Atlanta Braves Atlanta Stadium, Atlanta, GA Sun Sep 29 1974, 3:33 AM EDT Att: 6,012 - Unknown					
Rod Gilbreath, R (1,4) OBP: 0.500, SLG: 0.333	0-0 6-3			4-0 FC4-6 1B BB	0-0 WP HR 1B		0-0 SH1		0-0 F4	3	2	1	0	1	0	0						
Dusty Baker Jr., R (1,9) OBP: 0.334, SLG: 0.420	0-3 K			0-0 FC4-6 1-2 1B	0-0 1-H 2-H HR		0-0 FC FC4-6 1B		0-0 1B	5	1	3	3	0	1	1						
Jack Pierce, L (1,3) Ivan Murrell, R (7,PH) OBP: 0.200, SLG: 0.111 OBP: 0.310, SLG: 0.311		0-0 L3		0-0 FC4-6 1B 1-2 2-3 1B	0-0 4-3		0-0 FC4-6 1-2 2-H 1B		0-3 K	3	1	0	0	0	0	2						
Rowland Office, L (1,8) OBP: 0.287, SLG: 0.358		0-0 F9		0-0 1B 1-2 3-H 1B	0-0 2B		0-0 FC4-6 1-2 2-3 1B			4	0	2	1	0	0	2						
Larvell Blanks, R (1,6) OBP: 0.250, SLG: 0.250		0-0 F3		0-0 1-2 2-H 1B	0-0 F7		0-0 1-3			4	0	1	1	0	0	3						
Johnny Oates, L (1,2) OBP: 0.278, SLG: 0.268			0-0 5-3		0-0 F5		0-0 F3		0-0 G3	4	0	0	0	0	0	2						
Leo Foster, R (1,5) Darrell Evans, L (6,5) OBP: 0.254, SLG: 0.241 OBP: 0.379, SLG: 0.417			0-0 F3		0-0 F2		0-0 3-1		0-0 4-3	2	0	0	0	0	0	2						
Carl Morton, R (1,1) Marty Perez, R (8,PH) Mike Beard, L (9,1) OBP: 0.168, SLG: 0.124 OBP: 0.310, SLG: 0.339				0-0 1B		4-0 FC4-6 BB	0-3 K		0-0 5-3	1	0	0	0	0	0	0						
Inning Stats	R: 0 E: 0 K: 1 S: 5	H: 0 LOB: 0 BB: 0 P: 5	R: 0 E: 0 K: 0 S: 3	H: 0 LOB: 0 BB: 0 P: 3	R: 0 E: 0 K: 0 S: 4	H: 1 LOB: 1 BB: 0 P: 4	R: 2 E: 0 K: 0 S: 6	H: 3 LOB: 2 BB: 1 P: 10	R: 3 E: 0 K: 0 S: 6	H: 3 LOB: 1 BB: 1 P: 10	R: 0 E: 0 K: 1 S: 5	H: 0 LOB: 0 BB: 0 P: 5	R: 1 E: 0 K: 0 S: 6	H: 2 LOB: 2 BB: 0 P: 6	R: 0 E: 0 K: 0 S: 3	H: 0 LOB: 0 BB: 0 P: 3		R: 0 E: 0 K: 1 S: 6	H: 1 LOB: 1 BB: 0 P: 6	1B: 8 2B: 1 3B: 0 HR: 1	SF: 0 SAC: 1 DP: 0 HBP: 0	WP: 1 PB: 0 CS: 0
PITCHER	IP WLS BF H R ER SO BB IBB HBP BLK WP HR S P ERA WHIP	4.1 W 19 4 1 1 2 0 0 0 0 0 0 23 23 1.93 0.857																				



Batter	1	2	3	4	5	6	7	8	9	AB	R	H	RBI	BB	SO	LOB	TOP					
Pete Rose, S OBP: 0.385, SLG: 0.388 (1, 7)										3	0	1	0	0	0	0	Cincinnati Reds @ Atlanta Braves Atlanta Stadium, Atlanta, GA Tue Oct 01 1974, 7:05 PM EDT Att: 4,257 - Unknown					
Joe Morgan, L OBP: 0.427, SLG: 0.495 (1, 4)										3	0	0	0	1	2	3						
Johnny Bench, R OBP: 0.364, SLG: 0.508 (1, 2)										4	0	0	0	0	3	4						
Tony Perez, R OBP: 0.331, SLG: 0.460 (1, 3)										4	0	0	0	0	2	4						
Dan Driessen, L OBP: 0.348, SLG: 0.402 (1, 5)										2	1	0	0	2	0	0						
Dave Concepcion, R OBP: 0.335, SLG: 0.398 (1, 6)										4	0	1	1	0	1	1						
Ken Griffey, L OBP: 0.335, SLG: 0.363 (1, 9)										3	0	1	0	1	0	2						
Cesar Geronimo, L OBP: 0.345, SLG: 0.395 (1, 8)										4	0	0	0	0	0	3						
Jack Billingham, R OBP: 0.285, SLG: 0.075 (1, 1)										0	0	0	0	0	0	0						
Pedro Borbon, R OBP: 0.192, SLG: 0.192 (3, PH)										0	0	0	0	0	0	0						
Phil Casiano, R OBP: 0.276, SLG: 0.065 (3, PH)										0	0	0	0	0	0	0						
Fred Norman, L OBP: 0.223, SLG: 0.033 (6, PH)										0	0	0	0	0	0	0						
Ed Armbrister, R OBP: 0.429, SLG: 0.333 (6, PH)										0	0	0	0	0	0	0						
Pat Darcy, L OBP: 0.300, SLG: 0.255 (7, PH)										0	0	0	0	0	0	0						
Hal King, R OBP: 0.255, SLG: 0.255 (7, PH)										0	0	0	0	0	0	0						
Rawly Eastwick, R (7, PH)										0	0	0	0	0	0	0						
Inning Stats	R: 0 E: 0 K: 1 S: 5	H: 0 LOB: 0 BB: 0 P: 5	R: 0 E: 0 K: 2 S: 7	H: 0 LOB: 1 BB: 1 P: 11	R: 0 E: 0 K: 0 S: 3	H: 0 LOB: 0 BB: 0 P: 3	R: 0 E: 0 K: 1 S: 4	H: 0 LOB: 0 BB: 1 P: 8	R: 0 E: 0 K: 0 S: 3	H: 0 LOB: 1 BB: 1 P: 7	R: 0 E: 0 K: 2 S: 8	H: 1 LOB: 2 BB: 0 P: 9	R: 1 E: 0 K: 1 S: 6	H: 1 LOB: 1 BB: 1 P: 10	R: 0 E: 0 K: 2 S: 8	H: 1 LOB: 1 BB: 0 P: 8	R: 0 E: 0 K: 0 S: 4	H: 1 LOB: 1 BB: 0 P: 4	1B: 3 2B: 1 3B: 0 HR: 0	SF: 0 SAC: 0 DP: 1 HBP: 1	WP: 0 PB: 0 SB: 0 CS: 0	PA: 35
PITCHER Buzz Capra, R ERA: 2.28 (1, 1)	IP: 9.0 WLS: W BF: 35 H: 4 R: 1 ER: 1 SO: 9 BB: 4 IBB: 0 HBP: 1 BLK: 0 WP: 0 HR: 0 S: 48 P: 65 ERA: 1.00 WHIP: 0.889															PITCHER						

AB	30
R	1
H	4
RBI	1
BB	4
SO	9
LOB	18



Batter	1	2	3	4	5	6	7	8	9	AB	R	H	RBI	BB	SO	LOB	BOTTOM	
Ralph Garr, L OBP: 0.382, SLG: 0.504 (1, 7)										5	1	3	0	0	0	2	Cincinnati Reds @ Atlanta Braves Atlanta Stadium, Atlanta, GA Tue Oct 01 1974, 7:05 PM EDT Att: 4,257 - Unknown	
Marty Perez, R OBP: 0.313, SLG: 0.341 (1, 4)										3	2	2	1	1	0	0		
Darrell Evans, L OBP: 0.379, SLG: 0.418 (1, 5)										4	1	1	2	1	2	3		
Dusty Baker Jr., R OBP: 0.337, SLG: 0.425 (1, 9)										4	1	3	1	1	1	1		
Mike Lum, L OBP: 0.313, SLG: 0.355 (1, 3)										4	0	1	1	1	0	6		
Rowland Office, L OBP: 0.289, SLG: 0.356 (1, 8)										4	0	1	0	1	1	3		
Vic Correll, R OBP: 0.311, SLG: 0.374 (1, 2)										5	1	2	0	0	0	3		
Craig Robinson, R OBP: 0.278, SLG: 0.266 (1, 6)										4	1	1	1	1	1	3		
Buzz Capra, R OBP: 0.253, SLG: 0.164 (1, 1)										4	0	0	0	0	1	3		
Inning Stats	R: 3 E: 0 K: 1 S: 9	H: 4 LOB: 2 BB: 1 P: 13	R: 1 E: 0 K: 0 S: 5	H: 2 LOB: 2 BB: 1 P: 9	R: 0 E: 0 K: 0 S: 3	H: 1 LOB: 3 BB: 2 P: 12	R: 0 E: 0 K: 1 S: 6	H: 1 LOB: 2 BB: 1 P: 10	R: 0 E: 0 K: 1 S: 6	H: 1 LOB: 1 BB: 1 P: 10	R: 2 E: 0 K: 2 S: 10	H: 3 LOB: 0 BB: 0 P: 10	R: 1 E: 2 K: 1 S: 7	H: 1 LOB: 1 BB: 0 P: 7	1B: 9 2B: 3 3B: 2 HR: 0	SF: 1 SAC: 0 DP: 1 HBP: 0		WP: 0 PB: 0 SB: 0 CS: 0
PITCHER Jack Billingham, R ERA: 3.94 (1, 1)	IP: 0.1 WLS: L BF: 5 H: 4 R: 3 ER: 3 SO: 1 BB: 0 IBB: 0 HBP: 0 BLK: 0 WP: 0 HR: 0 S: 7 P: 7 ERA: 81.00 WHIP: 12.000															PITCHER		
Pedro Borbon, R ERA: 3.24 (1, 1)	IP: 1.2 WLS: 0 BF: 9 H: 2 R: 1 ER: 1 SO: 1 BB: 1 IBB: 0 HBP: 0 BLK: 0 WP: 0 HR: 0 S: 7 P: 15 ERA: 5.40 WHIP: 1.800																	
Fred Norman, L ERA: 3.14 (3, 1)	IP: 3.0 WLS: 0 BF: 14 H: 3 R: 0 ER: 0 SO: 1 BB: 2 IBB: 1 HBP: 0 BLK: 0 WP: 0 HR: 0 S: 13 P: 25 ERA: 0.00 WHIP: 1.667																	
Pat Darcy, R ERA: 3.71 (6, 1)	IP: 1.0 WLS: 0 BF: 5 H: 1 R: 0 ER: 0 SO: 1 BB: 0 IBB: 0 HBP: 0 BLK: 0 WP: 0 HR: 0 S: 6 P: 10 ERA: 0.00 WHIP: 1.000																	
Rawly Eastwick, R ERA: 1.84 (7, 1)	IP: 2.0 WLS: 0 BF: 11 H: 4 R: 3 ER: 2 SO: 3 BB: 0 IBB: 0 HBP: 0 BLK: 0 WP: 0 HR: 0 S: 17 P: 17 ERA: 9.00 WHIP: 2.000																	



Batter	1	2	3	4	5	6	7	8	9	AB	R	H	RBI	BB	SO	LOB	TOP				
Pete Rose, S OBP: 0.385, SLG: 0.388 Ed Armbrister, R OBP: 0.375, SLG: 0.286	0-0 4-3		0-0 G3			0-0 FC4-6 1B		0-0 2-3		3	0	1	0	0	0	0	Cincinnati Reds @ Atlanta Braves Atlanta Stadium, Atlanta, GA Wed Oct 02 1974, 3:33 AM EDT Att: 11,081 - Unknown				
Ken Griffey, L OBP: 0.333, SLG: 0.361	0-0 P6		0-0 G1			0-0 FC4-6 1-2		0-0 BB 1B		4	0	1	0	0	0	1					
Dave Concepcion, R OBP: 0.335, SLG: 0.397	0-0 E5 1B		0-0 5-3			0-0 F7		0-0 P3		4	0	1	0	0	0	2					
Terry Crowley, L OBP: 0.293, SLG: 0.360 Roger Freed, R OBP: 0.429, SLG: 0.833	0-0 P4		0-0 G3			0-0 5-3		4-0 BB 1-2		2	0	0	0	0	0	1					
Dan Driessen, L OBP: 0.347, SLG: 0.400 Ray Knight, R OBP: 0.250, SLG: 0.273		0-0 G3		0-0 F2		0-0 G5-4-3 1B		0-0 F2		2	0	0	0	0	0	0					
George Foster, R OBP: 0.343, SLG: 0.406		4-0 BB BB		0-0 6-3		0-0 G5-4-3 1-2		0-0 F9		3	0	0	0	1	0	3					
Bill Plummer, R OBP: 0.258, SLG: 0.333		0-3 K		0-3 K		0-0 6-3				3	0	0	0	0	2	1					
Junior Kennedy, R OBP: 0.360, SLG: 0.158		4-0 1-2 BB		0-3 K				0-0 5-3		2	0	0	0	1	1	0					
Tom Carroll, L OBP: 0.185, SLG: 0.154 Joe Morgan, L OBP: 0.427, SLG: 0.494 Rawly Eastwick, R OBP: 0.363, SLG: 0.507 Johnny Bench, R OBP: 0.363, SLG: 0.507 Dick Baney, R	0-0 4-3		0-0 3-1			0-0 P3				1	0	0	0	0	0	2					
Inning Stats	R: 0 E: 1 K: 0 S: 4	H: 1 LOB: 1 BB: 0 P: 4	R: 0 E: 0 K: 1 S: 5	H: 0 LOB: 2 BB: 2 P: 13	R: 0 E: 0 K: 0 S: 3	H: 0 LOB: 0 BB: 0 P: 3	R: 0 E: 0 K: 2 S: 7	H: 0 LOB: 0 BB: 0 P: 7	R: 0 E: 0 K: 0 S: 4	H: 1 LOB: 1 BB: 0 P: 4	R: 0 E: 0 K: 0 S: 3	H: 1 LOB: 0 BB: 0 P: 3	R: 0 E: 0 K: 0 S: 3	H: 0 LOB: 2 BB: 1 P: 8	R: 0 E: 0 K: 0 S: 4	H: 1 LOB: 2 BB: 1 P: 8		1B: 4 2B: 0 3B: 0 HR: 0	SF: 0 SAC: 0 DP: 1 HBP: 0	WP: 0 PB: 0 SB: 0 CS: 0	PA: 33
PITCHER Phil Niekro, R ERA: 2.38	IP: 9.0 WLS: W BF: 33 H: 4 R: 0 ER: 0 SO: 3 BB: 3 IBB: 0 HBP: 0 BLK: 0 WP: 0 HR: 0 S: 36 P: 48 ERA: 0.00 WHIP: 0.778											PITCHER	IP: WLS: BF: H: R: ER: SO: BB: IBB: HBP: BLK: WP: HR: S: P: ERA: WHIP:								

AB	30
R	0
H	4
RBI	0
BB	3
SO	3
LOB	13



Batter	1	2	3	4	5	6	7	8	9	AB	R	H	RBI	BB	SO	LOB	BOTTOM			
Ralph Garr, L OBP: 0.383, SLG: 0.503	4-0 E 1B BB		0-0 6-3		0-0 F8		0-0 1B		0-0 BB 1B	5	2	0	1	0	2	Cincinnati Reds @ Atlanta Braves Atlanta Stadium, Atlanta, GA Wed Oct 02 1974, 3:33 AM EDT Att: 11,081 - Unknown				
Marty Perez, R OBP: 0.314, SLG: 0.340	0-0 E1 1B 2B		0-0 1B		0-0 6-3		0-3 K		4-0 1B 1-2 FC4-6 BB	4	2	1	0	1	2					
Darrell Evans, L OBP: 0.381, SLG: 0.419	0-0 1-3 2-H 2B 1B		0-0 P3		4-0 BB		0-0 F8		0-0 1-3 2-H FC4-6 1B	4	1	2	2	1	0		1			
Hank Aaron, R OBP: 0.341, SLG: 0.491 Rowland Office, L OBP: 0.298, SLG: 0.355	0-0 P6		4-0 HR BB		0-0 6-3		0-0 HR		0-0 FC4-6 1B 1-2 3-H	3	2	1	1	1	0		3			
Dusty Baker Jr., R OBP: 0.335, SLG: 0.422 Ivan Murrell, R OBP: 0.273, SLG: 0.316	0-0 P4		0-0 F9		0-0 5-3		0-3 K		0-0 1B 1-2 1B	4	0	0	0	0	1		3			
Mike Lum, L OBP: 0.319, SLG: 0.366	4-0 2B IBB		0-0 HR		0-0 F8		4-0 1B BB		0-0 1B 1-3 2-H 2B 1B	3	3	2	3	2	0					
Vic Correll, R OBP: 0.317, SLG: 0.381	0-0 1-H 2-H 3-H 2B		0-0 L4		0-0 G3		0-0 FC6-4 1B		4-0 1B 1-2 2B BB	4	1	2	3	1	0		0			
Craig Robinson, R OBP: 0.280, SLG: 0.285	0-0 6-3		4-0 BB		0-0 F8		0-0 6-3		0-0 FC6-4 1-2 2B 1B	4	0	1	1	1	0		3			
Phil Niekro, R OBP: 0.220, SLG: 0.212		0-3 K		0-0 F8		0-0 F7		0-0 5-3		5	0	1	2	0	1		1			
Inning Stats	R: 4 E: 1 K: 0 S: 6	H: 2 LOB: 1 BB: 2 P: 14	R: 0 E: 0 K: 1 S: 6	H: 1 LOB: 1 BB: 0 P: 6	R: 2 E: 0 K: 0 S: 4	H: 1 LOB: 1 BB: 2 P: 12	R: 0 E: 0 K: 0 S: 3	H: 0 LOB: 1 BB: 1 P: 7	R: 0 E: 0 K: 1 S: 6	H: 1 LOB: 1 BB: 0 P: 6	R: 1 E: 0 K: 1 S: 7	H: 2 LOB: 2 BB: 1 P: 11	R: 6 E: 0 K: 0 S: 9	H: 6 LOB: 2 BB: 2 P: 17	R: 0 E: 0 K: 0 S: 4		H: 9 LOB: 2 3B: 0 HR: 2	SF: 0 SAC: 0 DP: 0 HBP: 0	WP: 0 PB: 0 SB: 0 CS: 0	PA: 46
PITCHER Tom Carroll, R ERA: 3.88 Rawly Eastwick, R ERA: 2.04 Dick Baney, R ERA: 5.49	IP: 4.0 WLS: L BF: 22 H: 4 R: 6 ER: 3 SO: 1 BB: 4 IBB: 6 HBP: 3 BLK: 1 WP: 1 HR: 19 S: 39 P: 20 ERA: 6.75 WHIP: 2.000											PITCHER	IP: WLS: BF: H: R: ER: SO: BB: IBB: HBP: BLK: WP: HR: S: P: ERA: WHIP:							

AB	38
R	13
H	13
RBI	13
BB	8
SO	3
LOB	16

