

Atlanta Braves - 1975

Batter	1	2	3	4	5	6	7	8	9	AB	R	H	RBI	BB	SO	LOB	TOP			
Ralph Garr, L (1,7)	L9			1B HBP	1-3			F8		3	1	0	0	0	0	0				
Marty Perez, R (1,4) OBP: 0.250, SLG: 0.250	K			F4				F8		4	0	1	0	0	1	1				
Darrell Evans, L (1,5) OBP: 0.250, SLG: 0.250	4-3			1B 1-2	F9			F8		4	1	1	0	0	0	1				
Mike Lum, L (1,3) OBP: 0.250, SLG: 0.250		1-3		FC5-4 1-2 2H				F9		4	0	1	1	0	0	0				
Dusty Baker Jr., R (1,9) OBP: 0.250, SLG: 0.250	1-3			FC5-4 1-2 2H				F9		4	0	1	1	0	1	0				
Rowland Office, L (1,8)	4-3			FC5-4 BB 1-2 2-3				F6		4	0	0	0	0	1	2				
Vic Correll, R (1,2)			K	1-2 BB				K		2	0	0	0	1	2	0				
Larvell Blanks, R (1,6)			4-3	F7				K		3	0	0	0	0	1	3				
Phil Niekro, R (1,1)			F7							2	0	0	0	0	1	0				
Roric Harrison, R (5,1)					K					0	0	0	0	0	0	0				
Frank Tepedino, L (7,PH)										1	0	0	0	0	0	0				
Gary Gentry, R (7,1)								1-3		0	0	0	0	0	0	0				
Inning Stats	R: 0 E: 0 K: 1 S: 5	H: 0 LOB: 0 BB: 0 P: 5	R: 0 E: 0 K: 0 S: 3	H: 0 LOB: 0 BB: 0 P: 3	R: 0 E: 0 K: 1 S: 5	H: 0 LOB: 0 BB: 0 P: 5	R: 2 E: 0 K: 0 S: 6	H: 3 LOB: 3 BB: 1 P: 11	R: 0 E: 0 K: 2 S: 7	H: 0 LOB: 0 BB: 0 P: 7	R: 0 E: 0 K: 2 S: 7	H: 0 LOB: 0 BB: 0 P: 7	R: 0 E: 0 K: 0 S: 3	H: 0 LOB: 0 BB: 0 P: 3	R: 0 E: 0 K: 0 S: 3	H: 0 LOB: 0 BB: 0 P: 3	1B: 4 2B: 0 3B: 0 HR: 0	SF: 0 SAC: 0 DP: 0 HBP: 1	WP: 0 PB: 0 SB: 0 CS: 0	PA: 33
PITCHER Larry Dierker, R (1,1) ERA: 2.0	IP: 9.0 WLS: W BF: 33	H: 4 R: 2 ER: 2 SO: 7	BB: 1 IBB: 0 HBP: 1 BLK: 0	WP: 0 HR: 0 S: 45 P: 50	ERA: 2.00 WHIP: 0.556															

Atlanta Braves @ Houston Astros
Astrodome, Houston, TX
Mon Apr 07 1975, 8:05 PM EDT
Att: 14,959 - Dome

AB 31
R 2
H 4
RBI 2
BB 1
SO 7
LOB 7



Batter	1	2	3	4	5	6	7	8	9	AB	R	H	RBI	BB	SO	LOB	BOTTOM		
Enos Cabell, R (1,7) OBP: 0.400, SLG: 0.400	K		K		1B	S		K		5	0	2	0	0	3	0			
Rob Andrews, R (1,4) OBP: 0.400, SLG: 0.400	K		E	1B	PB	1-3	1B	F8		5	1	2	0	0	2	1			
Cesar Cedeno, R (1,8) OBP: 0.600, SLG: 0.750	F7		E5	1-3	2H	2B	1B	1B	SF8	4	2	2	1	1	0	1			
Mitt May, L (1,2) OBP: 0.500, SLG: 0.500		K	4-3	1-2	CI	2B	HR	1B	1B	4	1	2	0	0	1	2			
Cliff Johnson, R (1,3) OBP: 0.200, SLG: 0.500	6-3			L5	1-3	2H	HR	2B	SF8	4	1	1	2	0	0	2			
Jose Cruz, L (1,9) OBP: 0.750, SLG: 1.500	1B	1B		G3	2H	3H	HR	S		4	1	3	3	0	0	0			
Doug Rader, R (1,5) OBP: 0.500, SLG: 0.500		1B			L9			K		4	0	2	0	0	1	2			
Roger Metzger, S (1,6)	F9			4-3				F7		3	0	0	0	1	0	3			
Larry Dierker, R (1,1)			6-3		5-3			K	K	4	0	0	0	0	2	3			
Inning Stats	R: 0 E: 0 K: 2 S: 7	H: 2 LOB: 2 BB: 0 P: 7	R: 0 E: 1 K: 1 S: 7	H: 1 LOB: 2 BB: 0 P: 7	R: 0 E: 0 K: 0 S: 4	H: 1 LOB: 1 BB: 0 P: 4	R: 5 E: 1 K: 0 S: 8	H: 5 LOB: 0 BB: 0 P: 8	R: 0 E: 0 K: 2 S: 8	H: 1 LOB: 1 BB: 0 P: 8	R: 1 E: 0 K: 2 S: 10	H: 3 LOB: 3 BB: 1 P: 14	R: 0 E: 0 K: 1 S: 6	H: 1 LOB: 2 BB: 1 P: 10	1B: 11 2B: 2 3B: 0 HR: 1	SF: 1 SAC: 0 DP: 0 HBP: 0	WP: 0 PB: 1 SB: 3 CS: 0	PA: 41	
PITCHER Phil Niekro, R (1,1) ERA: 4.2	IP: 4.2 WLS: L BF: 24	H: 9 R: 5 ER: 0 SO: 4	BB: 0 IBB: 0 HBP: 0 BLK: 0	WP: 0 HR: 1 S: 32 P: 32	ERA: 0.00 WHIP: 1.929														
Roric Harrison, R (5,1) ERA: 1.1	IP: 1.1 WLS: 5 BF: 1	H: 1 R: 0 ER: 0 SO: 2	BB: 0 IBB: 0 HBP: 0 BLK: 0	WP: 0 HR: 0 S: 9 P: 9	ERA: 0.00 WHIP: 0.750														
Gary Gentry, R (7,1) ERA: 4.5	IP: 2.0 WLS: 12 BF: 4	H: 1 R: 1 ER: 1 SO: 3	BB: 1 IBB: 1 HBP: 0 BLK: 0	WP: 0 HR: 0 S: 16 P: 24	ERA: 4.50 WHIP: 2.500														

Atlanta Braves @ Houston Astros
Astrodome, Houston, TX
Mon Apr 07 1975, 8:05 PM EDT
Att: 14,959 - Dome

AB 37
R 6
H 14
RBI 6
BB 2
SO 9
LOB 14



Batter	1	2	3	4	5	6	7	8	9	AB	R	H	RBI	BB	SO	LOB	TOP					
Ralph Garr, L (1,7) OBP: 0.333, SLG: 0.250	6-3		6-3		E 1B 1B		F8			5	1	2	0	0	0	0						
Marty Perez, R (1,4) OBP: 0.222, SLG: 0.222	K				E6 1B 1-2 FC4-6		F9		4-3	5	1	1	0	0	1	2						
Darrell Evans, L (1,5) OBP: 0.375, SLG: 0.375	F7		4-3		FC4-6 1-3 2-H 1B					4	0	2	1	0	0	1						
Mike Lum, L (1,3) OBP: 0.375, SLG: 0.286					F8 FC4-6 1-2 3-H					3	0	1	1	1	0	1						
Dusty Baker Jr., R (1,9) OBP: 0.125, SLG: 0.125	F9				K F7					4	0	0	0	0	1	4						
Rowland Office, L (1,8) OBP: 0.250, SLG: 0.250							F9			4	0	2	0	0	1	2						
Vic Correll, R (1,2) OBP: 0.286, SLG: 0.167	K						L7			4	0	1	0	0	2	4						
Larvell Blanks, R (1,6)							F7			4	0	0	0	0	1	4						
Carl Morton, R (1,1)			K						F9	4	0	0	0	0	2	0						
Inning Stats	R: 0 E: 0 K: 1 S: 5	H: 0 LOB: 0 BB: 0 P: 5	R: 0 E: 0 K: 1 S: 7	H: 2 LOB: 2 BB: 0 P: 7	R: 0 E: 0 K: 1 S: 6	H: 1 LOB: 1 BB: 0 P: 6	R: 0 E: 0 K: 1 S: 7	H: 2 LOB: 2 BB: 0 P: 7	R: 2 E: 1 K: 1 S: 8	H: 2 LOB: 1 BB: 0 P: 8	R: 0 E: 0 K: 0 S: 3	H: 0 LOB: 0 BB: 0 P: 3	R: 0 E: 0 K: 0 S: 3	H: 0 LOB: 0 BB: 0 P: 3	R: 0 E: 0 K: 2 S: 8	H: 1 LOB: 2 BB: 1 P: 12	R: 0 E: 0 K: 1 S: 6	H: 1 LOB: 1 BB: 0 P: 6	1B: 9 2B: 0 3B: 0 HR: 0	SF: 0 SAC: 0 DP: 0 HBP: 0	WP: 0 PB: 0 SB: 0 CS: 0	PA: 38
PITCHER	IP	WLS	BF	H	R	ER	SO	BB	IBB	HBP	BLK	WP	HR	S	P	ERA	WHIP					
Doug Konieczny, R (1,1) ERA: 1.5	6.0	L	26	7	2	1	5	0	0	0	0	0	0	36	36	1.50	1.167					
Mike Cosgrove, L (7,1) ERA:	1.2		7	1	0	0	1	1	0	0	1	0	0	8	12	0.00	1.200					
Wayne Granger, R (8,1) ERA:	1.1		5	1	0	0	2	0	0	0	0	0	0	9	9	0.00	0.750					

Atlanta Braves @ Houston Astros
Astrodome, Houston, TX
Tue Apr 08 1975, 8:05 PM EDT
Att: 7,937 - Dome

AB 37
R 2
H 9
RBI 2
BB 1
SO 8
LOB 18



Batter	1	2	3	4	5	6	7	8	9	AB	R	H	RBI	BB	SO	LOB	BOTTOM					
Enos Cabell, R (1,7) OBP: 0.222, SLG: 0.222	2-3		1-3			6-3			6-3	4	0	0	0	0	0	0						
Rob Andrews, R (1,4) OBP: 0.375, SLG: 0.375										3	0	1	0	0	0	0						
Rafael Batista, L (9, PH) OBP: 1.000, SLG: 2.000							E6 L5-3		WP 2B	1	0	1	0	0	0	0						
Cesar Cedeno, R (1,8) OBP: 0.444, SLG: 0.500						5-3			6-3	4	0	1	0	0	0	2						
Milt May, L (1,2) OBP: 0.286, SLG: 0.286	F8									3	0	0	0	0	1	1						
Cliff Johnson, R (1,3) OBP: 0.250, SLG: 0.429							F3			3	0	1	0	0	0	0						
Jose Cruz, L (1,9) OBP: 0.429, SLG: 0.857									G3-6-3	3	0	0	0	0	1	1						
Doug Rader, R (1,5) OBP: 0.429, SLG: 0.429										3	0	1	0	0	1	0						
Roger Metzger, S (1,6)										2	0	0	0	0	0	0						
Bob Watson, R (8, PH)										1	0	0	0	0	0	1						
Larry Milbourne, S (9,6)										0	0	0	0	0	0	0						
Doug Konieczny, R (1,1)										1	0	0	0	0	0	0						
Wilbur Howard, S (6, PH)										1	0	0	0	0	1	0						
Mike Cosgrove, L (7,1)										0	0	0	0	0	0	0						
Wayne Granger, R (8,1)										0	0	0	0	0	0	0						
Ken Boswell, L (9, PH)										1	0	0	0	0	0	0						
Inning Stats	R: 0 E: 0 K: 0 S: 4	H: 2 LOB: 1 BB: 0 P: 4	R: 0 E: 0 K: 1 S: 5	H: 0 LOB: 0 BB: 0 P: 5	R: 0 E: 0 K: 0 S: 3	H: 0 LOB: 0 BB: 0 P: 3	R: 0 E: 0 K: 1 S: 5	H: 0 LOB: 0 BB: 0 P: 5	R: 0 E: 0 K: 1 S: 5	H: 0 LOB: 0 BB: 0 P: 5	R: 0 E: 0 K: 0 S: 4	H: 2 LOB: 1 BB: 0 P: 4	R: 0 E: 0 K: 0 S: 4	H: 1 LOB: 1 BB: 0 P: 4	1B: 4 2B: 2 3B: 0 HR: 0	SF: 0 SAC: 0 DP: 2 HBP: 0	WP: 1 PB: 0 SB: 1 CS: 1	PA: 30				
PITCHER	IP	WLS	BF	H	R	ER	SO	BB	IBB	HBP	BLK	WP	HR	S	P	ERA	WHIP					
Carl Morton, R (1,1) ERA:	9.0	W	30	5	0	0	4	0	0	0	0	1	0	38	38	0.00	0.556					

Atlanta Braves @ Houston Astros
Astrodome, Houston, TX
Tue Apr 08 1975, 8:05 PM EDT
Att: 7,937 - Dome

AB 30
R 0
H 5
RBI 0
BB 0
SO 4
LOB 5



Batter	1	2	3	4	5	6	7	8	9	AB	R	H	RBI	BB	SO	LOB	TOP				
Ralph Garr, L OBP: 0.385, SLG: 0.333 (1, 7)										4	0	2	0	0	0	4					
Marty Perez, R OBP: 0.154, SLG: 0.154 Roric Harrison, R (7, 1)										4	0	0	0	0	0	7					
Darrell Evans, L OBP: 0.333, SLG: 0.417 (1, 5)										4	0	1	0	0	0	0					
Mike Lum, L OBP: 0.250, SLG: 0.182 (1, 3)										4	0	0	0	0	0	1					
Dusty Baker Jr., R OBP: 0.083, SLG: 0.083 (1, 9)											4	0	0	0	0	1	0				
Rowland Office, L OBP: 0.250, SLG: 0.250 (1, 8)											4	1	1	0	0	1	0				
Vic Correll, R OBP: 0.273, SLG: 0.200 (1, 2)											4	1	1	0	0	1	1				
Larryell Blanks, R OBP: 0.182, SLG: 0.182 (1, 6)											4	0	2	0	0	0	0				
Ron Reed, R Pablo Torrealba, L Frank Tepedino, L Jamie Easterly, L Davey Johnson, R Tom House, L Rod Gilbreath, R (1, 1) (4, 1) (5, PR) (5, 1) (7, PR) (7, 1) (7, 4)											1	0	0	0	0	1	0				
Inning Stats	R: 0 E: 0 K: 0 S: 3	H: 1 LOB: 0 BB: 0 P: 3	R: 0 E: 0 K: 1 S: 5	H: 0 LOB: 0 BB: 0 P: 5	R: 0 E: 0 K: 1 S: 5	H: 0 LOB: 0 BB: 0 P: 5	R: 0 E: 0 K: 0 S: 4	H: 2 LOB: 1 BB: 0 P: 4	R: 1 E: 0 K: 0 S: 6	H: 2 LOB: 3 BB: 1 P: 10	R: 0 E: 0 K: 0 S: 5	H: 0 LOB: 0 BB: 0 P: 5	R: 1 E: 0 K: 1 S: 8	H: 3 LOB: 2 BB: 0 P: 8	R: 0 E: 0 K: 0 S: 3	H: 0 LOB: 0 BB: 0 P: 3	R: 0 E: 0 K: 0 S: 3	H: 0 LOB: 0 BB: 0 P: 3	1B: 6 2B: 2 3B: 0 HR: 0	SF: 0 SAC: 0 DP: 2 HBP: 0	WP: 0 PA: 35 ERA: 0 WHIP: 0
PITCHER	IP WLS BF H R ER SO BB IBB HBP BLK WP HR S P ERA WHIP	4.2 19 5 1 0 2 1 0 0 0 0 0 0 22 26 0.00 1.286	5.1 16 3 1 1 2 0 0 0 0 0 0 0 20 20 2.08 0.692																		

Atlanta Braves @ Houston Astros
Astrodome, Houston, TX
Wed Apr 09 1975, 8:05 PM EDT
Att: 13,257 - Dome

AB 34
R 2
H 8
RBI 1
BB 1
SO 4
LOB 13



Batter	1	2	3	4	5	6	7	8	9	AB	R	H	RBI	BB	SO	LOB	BOTTOM
Enos Cabell, R OBP: 0.357, SLG: 0.429 (1, 7) (8, 3)										5	1	3	1	0	0	1	
Rob Andrews, R OBP: 0.385, SLG: 0.333 (1, 4)										4	2	1	0	1	0	3	
Cesar Cedeno, R OBP: 0.500, SLG: 0.500 (1, 8)										4	2	2	2	1	0	1	
Milt May, L OBP: 0.364, SLG: 0.300 (1, 2)										3	1	1	1	1	0	1	
Cliff Johnson, R OBP: 0.417, SLG: 0.444 Wilbur Howard, S (7, PR) (8, 7)										2	1	1	2	2	0	0	
Jose Cruz, L OBP: 0.417, SLG: 0.600 (1, 9)										3	1	0	1	2	1	3	
Doug Rader, R OBP: 0.500, SLG: 0.583 (1, 5)										5	2	3	2	0	0	1	
Roger Metzger, S OBP: 0.364, SLG: 0.300 (1, 6)										5	2	3	2	0	0	1	
J.R. Richard, R OBP: 0.500, SLG: 1.000 Dave Roberts, L (1, 1) (5, 1)										2	0	1	2	0	1	1	
Inning Stats	R: 0 E: 0 K: 0 S: 3	H: 0 LOB: 0 BB: 0 P: 3	R: 0 E: 0 K: 0 S: 3	H: 0 LOB: 0 BB: 0 P: 3	R: 0 E: 0 K: 1 S: 5	H: 1 LOB: 1 BB: 0 P: 5	R: 6 E: 0 K: 1 S: 11	H: 6 LOB: 1 BB: 1 P: 15	R: 0 E: 0 K: 0 S: 4	H: 2 LOB: 2 BB: 0 P: 4	R: 8 E: 1 K: 0 S: 10	H: 6 LOB: 3 BB: 3 P: 22	R: 0 E: 0 K: 0 S: 2	H: 0 LOB: 0 BB: 1 P: 6	1B: 12 2B: 3 3B: 0 HR: 0	SF: 0 SAC: 2 DP: 1 HBP: 0	WP: 1 PA: 44 ERA: 0 WHIP: 0
PITCHER	IP WLS BF H R ER SO BB IBB HBP BLK WP HR S P ERA WHIP	3.2 18 7 6 6 2 1 0 0 0 0 0 0 21 25 14.73 2.182	0.1 1 0 0 0 0 0 0 0 0 0 0 0 1 1 0.00 0.000	2.0 9 2 0 0 0 2 0 0 0 1 0 7 15 0.00 2.000	0.1 9 4 8 6 0 2 1 0 0 0 0 6 18 162.00 18.000	1.2 7 2 0 0 0 1 0 0 0 0 0 6 10 0.00 1.800											

Atlanta Braves @ Houston Astros
Astrodome, Houston, TX
Wed Apr 09 1975, 8:05 PM EDT
Att: 13,257 - Dome

AB 35
R 14
H 15
RBI 14
BB 7
SO 2
LOB 16



Batter	1	2	3	4	5	6	7	8	9	AB	R	H	RBI	BB	SO	LOB	TOP			
Ralph Garr, L (1,7) OBP: 0.346, SLG: 0.360	F7		F8		4-3			F6		4	0	0	0	0	0	2	Atlanta Braves @ San Francisco Giants Candlestick Park, San Francisco, CA Sun Apr 13 1975, 6:33 AM EDT Unknown			
Marty Perez, R (1,4) OBP: 0.280, SLG: 0.217	FC3-6 BB		6-3				6-3	K		3	0	0	0	1	1					
Darrell Evans, L (1,5) OBP: 0.360, SLG: 0.625	FC3-6 1-2				K		G3			4	0	1	0	0	1	1				
Mike Lum, L (1,3) OBP: 0.200, SLG: 0.130	4-3				5-3		4-3			4	0	0	0	0	2					
Dusty Baker Jr., R (1,9) OBP: 0.208, SLG: 0.318			F9				F2			4	0	1	0	0	0	1				
Rowland Office, L (1,8) OBP: 0.292, SLG: 0.273							4-3			4	0	1	0	0	1	2				
Johnny Oates, L (1,2) OBP: 0.333, SLG: 0.667			K				5-3			3	0	1	0	0	1	1				
Laryell Blanks, R (1,6) OBP: 0.182, SLG: 0.143			K				P6	F2		3	0	0	0	0	1	2				
Ron Reed, R (1,1)										2	0	0	0	0	2	1	Braves			
Tom House, L (7,1)										0	0	0	0	0	0	0				
Dave May, L (8,PH)										0	0	0	0	1	0	0				
Roric Harrison, R (8,1)										0	0	0	0	0	0	0				
Inning Stats	R: 0 E: 0 K: 0 S: 3	H: 0 LOB: 1 BB: 1 P: 7	R: 0 E: 0 K: 2 S: 8	H: 1 LOB: 1 BB: 0 P: 8	R: 0 E: 0 K: 1 S: 5	H: 0 LOB: 0 BB: 0 P: 5	R: 0 E: 0 K: 2 S: 8	H: 1 LOB: 1 BB: 0 P: 8	R: 0 E: 0 K: 1 S: 6	H: 1 LOB: 1 BB: 0 P: 6	R: 0 E: 0 K: 0 S: 3	H: 0 LOB: 0 BB: 0 P: 3	R: 0 E: 0 K: 0 S: 3	H: 0 LOB: 1 BB: 1 P: 9	R: 0 E: 0 K: 1 S: 4	H: 1 LOB: 1 BB: 0 P: 4	1B: 3 2B: 1 3B: 0 HR: 0	SF: 0 SAC: 0 DP: 0 HBP: 0	WP: 0 PB: 0 SB: 1 CS: 0	PA: 33
PITCHER John Montefusco, R (1,1) ERA:	IP: 9.0 WLS: W BF: 33 H: 4 R: 0 ER: 0 SO: 7 BB: 2 IBB: 0 HBP: 0 BLK: 0 WP: 0 HR: 0 S: 45 P: 53 ERA: 0.00 WHIP: 0.667															PITCHER				

Batter	1	2	3	4	5	6	7	8	9	AB	R	H	RBI	BB	SO	LOB	BOTTOM		
Gary Maddox, R (1,8) OBP: 0.250, SLG: 0.200	F8		4-3		3-1					4	0	1	2	0	0	0	Atlanta Braves @ San Francisco Giants Candlestick Park, San Francisco, CA Sun Apr 13 1975, 6:33 AM EDT Unknown		
Derrel Thomas, S (1,4) OBP: 0.059, SLG: 0.059	1-3		P5				4-3	5-3		4	0	0	0	0	1				
Gary Thomasson, L (1,3) OBP: 0.000, SLG: 0.000			E5 FC6 BB				L5	F8		3	0	0	0	1	0	0			
Bobby Murcer, L (1,9) OBP: 0.500, SLG: 0.786	L6		FC6 1-2				K	4-3		4	0	0	0	0	1	2			
Gary Matthews, R (1,7) OBP: 0.563, SLG: 0.846							6-3			4	3	3	1	0	0	0			
Chris Speier, R (1,6) OBP: 0.286, SLG: 0.357			K				F4	1-3		4	0	1	1	0	1	1			
Steve Ontiveros, S (1,5) OBP: 0.143, SLG: 0.143			4-3				F8			3	1	1	0	0	0	1			
Marc Hill, R (1,2) OBP: 0.333, SLG: 0.778							F7			3	1	2	1	0	0	0			
John Montefusco, R (1,1) ERA:			K				6-3			3	0	0	0	0	2	3	GIANTS		
Inning Stats	R: 0 E: 0 K: 0 S: 3	H: 0 LOB: 1 BB: 1 P: 7	R: 1 E: 0 K: 2 S: 9	H: 2 LOB: 1 BB: 0 P: 9	R: 0 E: 1 K: 0 S: 4	H: 0 LOB: 1 BB: 0 P: 4	R: 0 E: 0 K: 0 S: 3	H: 0 LOB: 0 BB: 0 P: 3	R: 0 E: 0 K: 1 S: 5	H: 0 LOB: 0 BB: 0 P: 5	R: 3 E: 0 K: 1 S: 9	H: 5 LOB: 1 BB: 0 P: 9	R: 1 E: 0 K: 0 S: 4	H: 1 LOB: 0 BB: 0 P: 4	1B: 4 2B: 3 3B: 0 HR: 1	SF: 0 SAC: 0 DP: 0 HBP: 0		WP: 0 PB: 0 SB: 1 CS: 1	PA: 33
PITCHER Ron Reed, R (1,1) ERA: 8.71	IP: 6.2 WLS: L BF: 28 H: 7 R: 4 ER: 4 SO: 4 BB: 1 IBB: 0 HBP: 0 BLK: 0 WP: 0 HR: 0 S: 35 P: 39 ERA: 5.40 WHIP: 1.200															PITCHER			
PITCHER Tom House, L (7,1) ERA: 81.0	IP: 0.1 WLS: 1 BF: 1 H: 0 R: 0 ER: 0 SO: 0 BB: 0 IBB: 0 HBP: 0 BLK: 0 WP: 0 HR: 1 S: 1 P: 1 ERA: 0.00 WHIP: 0.000															PITCHER			
PITCHER Roric Harrison, R (8,1) ERA: 2.25	IP: 1.0 WLS: 4 BF: 1 H: 1 R: 1 ER: 1 SO: 0 BB: 0 IBB: 0 HBP: 0 BLK: 0 WP: 0 HR: 1 S: 4 P: 4 ERA: 9.00 WHIP: 1.000															PITCHER			

Batter	1	2	3	4	5	6	7	8	9	AB	R	H	RBI	BB	SO	LOB	TOP			
Ralph Garr, L OBP: 0.433, SLG: 0.500 (1, 7)										3	0	3	0	1	0	0	Atlanta Braves @ San Francisco Giants Candlestick Park, San Francisco, CA Sun Apr 13 1975, 6:38 AM EDT Att: 10,527 - Unknown			
Marty Perez, R OBP: 0.241, SLG: 0.185 (1, 4)										4	0	0	0	0	0	4				
Darrell Evans, L OBP: 0.345, SLG: 0.556 (1, 5)										3	0	0	0	1	0	1				
Mike Lum, L OBP: 0.172, SLG: 0.111 (1, 3)										4	0	0	0	0	1	2				
Dusty Baker Jr., R OBP: 0.250, SLG: 0.292 (1, 9)										2	0	0	0	2	0	2				
Rowland Office, L OBP: 0.286, SLG: 0.240 (1, 8)										3	1	0	0	0	0	1				
Vic Correll, R OBP: 0.217, SLG: 0.318 (1, 2)										4	1	1	2	0	1	2				
Craig Robinson, R Frank Tepedino, L (9, PH)										3	0	0	0	0	0	0				
Gary Gentry, R Tom House, L Roric Harrison, R										3	0	0	0	0	3	0				
										0	0	0	0	0	0	0				
										0	0	0	0	0	0	0				
Inning Stats	R: 0 E: 0 K: 1 S: 6	H: 1 LOB: 2 BB: 1 P: 10	R: 0 E: 0 K: 1 S: 5	H: 0 LOB: 0 BB: 0 P: 5	R: 0 E: 0 K: 1 S: 6	H: 1 LOB: 1 BB: 0 P: 6	R: 2 E: 0 K: 0 S: 4	H: 1 LOB: 0 BB: 1 P: 8	R: 0 E: 0 K: 0 S: 3	H: 0 LOB: 0 BB: 1 P: 8	R: 0 E: 0 K: 1 S: 6	H: 1 LOB: 1 BB: 0 P: 6	R: 0 E: 0 K: 0 S: 3	H: 0 LOB: 0 BB: 0 P: 3	R: 0 E: 0 K: 0 S: 3	H: 0 LOB: 0 BB: 0 P: 3	1B: 2 2B: 1 3B: 1 HR: 1	SF: 0 SAC: 0 DP: 1 HBP: 1	WP: 0 PB: 0 SB: 1 CS: 0	PA: 35
PITCHER	IP WLS BF H R ER SO BB IBB HBP BLK WP HR S P ERA WHIP																			
Pete Falcone, L ERA: 2.25	(1, 1)	8.0 W 32 4 2 2 5 4 0 0 0 0 0 1 37 54 2.25 1.000																		
Randy Moffitt, R ERA:	(9, 1)	1.0 S 3 0 0 0 0 0 0 0 0 0 0 0 3 3 0.00 0.000																		

Batter	1	2	3	4	5	6	7	8	9	AB	R	H	RBI	BB	SO	LOB	BOTTOM			
Gary Maddox, R OBP: 0.250, SLG: 0.214 (1, 8)										4	1	1	0	0	0	0	Atlanta Braves @ San Francisco Giants Candlestick Park, San Francisco, CA Sun Apr 13 1975, 6:38 AM EDT Att: 10,527 - Unknown			
Derrel Thomas, S OBP: 0.190, SLG: 0.381 (1, 4)										4	2	3	1	0	0	0				
Bobby Murcer, L OBP: 0.500, SLG: 0.706 (1, 9)										3	0	1	1	1	0	1				
Gary Matthews, R OBP: 0.450, SLG: 0.647 (1, 7)										4	0	0	0	0	0	2				
Ed Goodson, L OBP: 0.500, SLG: 1.333 (1, 3)										3	1	1	1	0	0	0				
Chris Speier, R OBP: 0.235, SLG: 0.294 (1, 6)										3	0	0	0	0	0	0				
Mike Phillips, L OBP: 0.687, SLG: 0.500 (1, 5)										2	0	1	0	1	0	0				
Dave Rader, L OBP: 0.111, SLG: 0.111 (1, 2)										3	0	0	0	0	0	2				
Pete Falcone, L Chris Arnold, R Randy Moffitt, R										2	0	0	0	0	1	0				
										1	0	0	0	0	0	0				
										0	0	0	0	0	0	0				
Inning Stats	R: 0 E: 0 K: 0 S: 3	H: 0 LOB: 1 BB: 1 P: 7	R: 1 E: 0 K: 0 S: 4	H: 2 LOB: 0 BB: 0 P: 4	R: 0 E: 0 K: 1 S: 6	H: 1 LOB: 1 BB: 0 P: 6	R: 0 E: 0 K: 0 S: 3	H: 0 LOB: 0 BB: 0 P: 3	R: 0 E: 0 K: 0 S: 3	H: 0 LOB: 0 BB: 0 P: 3	R: 1 E: 0 K: 0 S: 4	H: 1 LOB: 0 BB: 0 P: 4	R: 0 E: 0 K: 0 S: 3	H: 0 LOB: 1 BB: 1 P: 7	R: 2 E: 1 K: 0 S: 5	H: 3 LOB: 1 BB: 0 P: 5	1B: 4 2B: 1 3B: 0 HR: 2	SF: 0 SAC: 0 DP: 1 HBP: 0	WP: 0 PB: 0 SB: 1 CS: 0	PA: 31
PITCHER	IP WLS BF H R ER SO BB IBB HBP BLK WP HR S P ERA WHIP																			
Gary Gentry, R ERA: 3.0	(1, 1)	7.0 L 26 4 2 2 1 2 0 0 0 0 0 0 26 34 2.57 0.857																		
Tom House, L ERA: 72.0	(8, 1)	0.1 L 4 3 2 2 0 0 0 0 0 0 0 0 4 4 54.00 9.000																		
Roric Harrison, R ERA: 1.93	(8, 1)	0.2 1 0 0 0 0 0 0 0 0 0 0 0 1 1 0.00 0.000																		

Batter	1	2	3	4	5	6	7	8	9	AB	R	H	RBI	BB	SO	LOB	TOP			
Rob Andrews, R OBP: 0.360, SLG: 0.364 (1, 4)	0-0 1-3		0-0 F9		4-0 G4-6-3 BB			4-0 FC6-4 BB		2	0	0	0	2	0	0	Houston Astros @ Atlanta Braves Atlanta-Fulton County Stadium, Atlanta, GA Tue Apr 15 1975, 7:05 PM EDT Att: 12,774 - Unknown			
Jose Cruz, L OBP: 0.255, SLG: 0.417 (1, 9)	0-0 HR		0-0 F6		0-0 G4-6-3 1-2			0-0 FC6-4 1-2		4	1	1	1	0	0	2				
Cesar Cedeno, R OBP: 0.467, SLG: 0.560 (1, 8)	0-0 F9 2B		0-0 1B					0-0 F8		4	0	2	0	0	0	1				
Mitt May, L OBP: 0.269, SLG: 0.217 (1, 2)	0-0 F9 2-3		0-0 4-1					0-0 G3		3	0	0	0	1	0	3				
Bob Watson, R OBP: 0.111, SLG: 0.222 (1, 7)	0-0 6-3			0-3 K				0-0 L7		4	0	0	0	0	1	2				
Cliff Johnson, R OBP: 0.321, SLG: 0.480 (1, 3)		0-0 1B SH2-3 1B		0-0 F8				0-0 F8		4	0	2	0	0	0	1				
Doug Rader, R OBP: 0.409, SLG: 0.455 (1, 5)		0-0 SH2-3 1-2		0-0 E5				0-0 G4-6-3 1B		3	0	1	0	0	1	0				
Roger Metzger, S OBP: 0.375, SLG: 0.318 (1, 6)		0-0 G5-4-3 1B 2-3		0-0 2-3				0-0 P6		3	0	1	0	0	0	2				
J.R. Richard, R OBP: 0.333, SLG: 0.667 (1, 1)			0-0 G5-4-3 2-3		0-0 4-3			0-0 G4-6-3 1-2		1	0	0	0	0	0	2				
Mike Easter, L (5, PH)										1	0	0	0	0	0	0				
Mike Cosgrove, L (5, PH)										0	0	0	0	0	0	0				
Rafael Batista, L OBP: 0.667, SLG: 1.000 (7, PH)										1	0	0	0	0	0	1				
Fred Scherman, L (7, 1)										0	0	0	0	0	0	0				
Inning Stats	R: 1 E: 0 K: 0 S: 5	H: 2 LOB: 1 BB: 0 P: 5	R: 0 E: 0 K: 0 S: 4	H: 2 LOB: 1 BB: 0 P: 4	R: 0 E: 0 K: 0 S: 4	H: 1 LOB: 1 BB: 0 P: 4	R: 0 E: 1 K: 1 S: 6	H: 0 LOB: 1 BB: 0 P: 6	R: 0 E: 0 K: 0 S: 2	H: 0 LOB: 0 BB: 1 P: 6	R: 0 E: 0 K: 0 S: 3	H: 1 LOB: 0 BB: 0 P: 3	R: 0 E: 0 K: 0 S: 3	H: 0 LOB: 1 BB: 1 P: 7	R: 0 E: 0 K: 1 S: 5	H: 1 LOB: 0 BB: 0 P: 5	1B: 5 2B: 1 3B: 0 HR: 1	SF: 0 SAC: 1 DP: 3 HBP: 0	WP: 0 PB: 0 SB: 0 CS: 0	PA: 34
PITCHER Phil Niekro, R ERA: 0.66 (1, 1)	IP: 9.0 WLS: W BF: 34 H: 7 R: 1 ER: 1 SO: 2 BB: 3 IBB: 0 HBP: 0 BLK: 0 WP: 0 HR: 1 S: 35 P: 47 ERA: 1.00 WHIP: 1.111															PITCHER				

Batter	1	2	3	4	5	6	7	8	9	AB	R	H	RBI	BB	SO	LOB	BOTTOM										
Ralph Garr, L OBP: 0.441, SLG: 0.484 (1, 7)	4-0 HR BB		0-0 HBP 1B 1B	0-3 K		0-0 1-3				3	2	1	0	1	1	1	Houston Astros @ Atlanta Braves Atlanta-Fulton County Stadium, Atlanta, GA Tue Apr 15 1975, 7:05 PM EDT Att: 12,774 - Unknown										
Marty Perez, R OBP: 0.242, SLG: 0.167 (1, 4)	0-3 K		4-0 HBP 1B BB	0-0 P3		0-3 K				3	1	0	0	1	2	2											
Darrell Evans, L OBP: 0.394, SLG: 0.655 (1, 5)	0-0 1-H HR		1-0 1-2 2-3 3-H	1B HBP	4-0 1B SF9 BB		0-0 F8			2	2	1	3	1	0	0											
Mike Lum, L OBP: 0.212, SLG: 0.161 (1, 3)	0-0 CS 1B		0-3 K		0-0 E SF9 1B		0-0 6-3			4	0	2	0	0	1	3											
Dusty Baker Jr., R OBP: 0.250, SLG: 0.296 (1, 9)	0-3 K 1-2		0-0 1B		0-0 SF9			0-0 F9		3	0	1	3	0	1	1											
Rowland Office, L OBP: 0.250, SLG: 0.207 (1, 8)		0-0 4-3	0-3 K		0-3 K		0-3 K		0-3 K	4	0	0	0	0	3	3											
Vic Correll, R OBP: 0.185, SLG: 0.269 (1, 2)		0-0 F8	0-3 K		0-0 6-3		0-3 K		0-3 K	4	0	0	0	0	2	3											
Larry Blanks, R OBP: 0.160, SLG: 0.125 (1, 6)		0-3 K		0-0 6-3		0-0 F3				3	0	0	0	0	1	0											
Phil Niekro, R OBP: 0.400, SLG: 0.400 (1, 1)			0-0 BB 1B HBP 1B		0-0 1B		0-0 6-3			3	1	2	0	0	0	0											
Inning Stats	R: 2 E: 0 K: 2 S: 8	H: 2 LOB: 1 BB: 1 P: 12	R: 0 E: 0 K: 1 S: 5	H: 0 LOB: 0 BB: 0 P: 5	R: 3 E: 0 K: 3 S: 12	H: 3 LOB: 2 BB: 1 P: 17	R: 0 E: 0 K: 1 S: 6	H: 1 LOB: 1 BB: 0 P: 6	R: 1 E: 1 K: 1 S: 6	H: 1 LOB: 1 BB: 1 P: 10	R: 0 E: 0 K: 0 S: 3	H: 0 LOB: 0 BB: 0 P: 3	R: 0 E: 0 K: 1 S: 5	H: 0 LOB: 0 BB: 0 P: 5	R: 0 E: 0 K: 2 S: 7	H: 0 LOB: 0 BB: 0 P: 7		1B: 6 2B: 1 3B: 0 HR: 1	SF: 1 SAC: 0 DP: 1 HBP: 1	WP: 0 PB: 0 SB: 0 CS: 1	PA: 34						
PITCHER J.R. Richard, R ERA: 5.19 (1, 1)	IP: 4.0 WLS: L BF: 20 H: 6 R: 5 ER: 5 SO: 7 BB: 2 IBB: 0 HBP: 1 BLK: 0 WP: 0 HR: 1 S: 31 P: 40 ERA: 11.25 WHIP: 2.000															PITCHER											
Mike Cosgrove, L ERA: 2.54 (5, 1)	2.0	8	1	1	1	1	1	0	0	9	13	4.50	1.000														
Fred Scherman, L ERA: (7, 1)	2.0	6	0	0	0	3	0	0	0	0	12	0.00	0.000														

AB	30
R	1
H	7
RBI	1
BB	3
SO	2
LOB	14



AB	29
R	6
H	7
RBI	6
BB	3
SO	11
LOB	13



Batter	1	2	3	4	5	6	7	8	9	AB	R	H	RBI	BB	SO	LOB	TOP			
Rob Andrews, R (1,4) OBP: 0.310, SLG: 0.308	5-3		1-3		G4-6-3			F9		4	0	0	0	0	0	2				
Jose Cruz, L (1,9) OBP: 0.256, SLG: 0.393	1B		L8					F9		4	0	1	0	0	1	0				
Cesar Cedeno, R (1,8) OBP: 0.441, SLG: 0.517	P3		L7						P5	4	0	1	0	0	0	1				
Mitt May, L (1,2) OBP: 0.233, SLG: 0.185 Larry Milbourne, S (9, PR) OBP: 0.333, SLG: 0.333	G3				6-3			G1-6-3	E3 HR	4	0	0	0	0	0	2				
Bob Watson, R (1,7) OBP: 0.308, SLG: 0.583					K					3	1	2	2	1	1	0				
Cliff Johnson, R (1,3) OBP: 0.281, SLG: 0.414					F8					4	0	0	0	0	1	3				
Doug Rader, R (1,5) OBP: 0.423, SLG: 0.462										4	0	2	0	0	0	2				
Roger Metzger, S (1,6) OBP: 0.370, SLG: 0.292										2	0	0	0	1	0	3				
Larry Dierker, R (1,1) (5, PH)										1	0	0	0	0	0	2				
Rafael Batista, L (5, PH) OBP: 0.500, SLG: 0.750 Ken Forsch, R (5, 1) Mike Easter, L (8, PH) Fred Scherman, L (8, 1)										1	0	0	0	0	0	2				
Inning Stats	R: 0 E: 0 K: 0 S: 4	H: 1 LOB: 1 BB: 0 P: 4	R: 0 E: 0 K: 1 S: 6	H: 1 LOB: 2 BB: 1 P: 10	R: 0 E: 0 K: 0 S: 3	H: 0 LOB: 0 BB: 0 P: 3	R: 0 E: 0 K: 1 S: 5	H: 0 LOB: 0 BB: 0 P: 5	R: 0 E: 0 K: 1 S: 5	H: 1 LOB: 1 BB: 1 P: 9	R: 0 E: 0 K: 0 S: 4	H: 1 LOB: 1 BB: 0 P: 4	R: 0 E: 0 K: 0 S: 3	H: 0 LOB: 0 BB: 0 P: 3	R: 2 E: 1 K: 0 S: 5	H: 1 LOB: 1 BB: 0 P: 5	1B: 5 2B: 0 3B: 0 HR: 1	SF: 0 SAC: 0 DP: 2 HBP: 0	WP: 0 PB: 0 SB: 0 CS: 0	PA: 34
PITCHER Buzz Capra, R (1,1) ERA: 1.5	IP: 9.0 WLS: W BF: 34 H: 6 R: 2 ER: 1 SO: 4 BB: 2 IBB: 0 HBP: 0 BLK: 0 WP: 0 HR: 1 S: 40 P: 48 ERA: 1.00 WHIP: 0.889															PITCHER Buzz Capra, R (1,1) ERA: 1.5	IP: 9.0 WLS: W BF: 34 H: 6 R: 2 ER: 1 SO: 4 BB: 2 IBB: 0 HBP: 0 BLK: 0 WP: 0 HR: 1 S: 40 P: 48 ERA: 1.00 WHIP: 0.889			

Houston Astros @ Atlanta Braves
Atlanta-Fulton County Stadium, Atlanta, GA
Wed Apr 16 1975, 7:05 PM EDT
Att: 3,401 - Unknown

AB	32
R	2
H	6
RBI	2
BB	2
SO	4
LOB	17



Batter	1	2	3	4	5	6	7	8	9	AB	R	H	RBI	BB	SO	LOB	BOTTOM			
Ralph Garr, L (1,7) OBP: 0.421, SLG: 0.441	1-3		F7	E 1B IBB			E1 CS			3	0	0	0	1	0	0				
Marty Perez, R (1,4) OBP: 0.243, SLG: 0.176	F9		F8	E6 1B			K			4	0	1	1	0	1	1				
Darrell Evans, L (1,5) OBP: 0.378, SLG: 0.636	2B		F8				K			4	0	1	0	0	1	0				
Mike Lum, L (1,3) OBP: 0.216, SLG: 0.147	F8			1B 1B BB	6-3			F9		3	1	0	0	1	0	1				
Dusty Baker Jr., R (1,9) OBP: 0.250, SLG: 0.387				K	4-3			F7		4	1	1	1	0	1	1				
Rowland Office, L (1,8) OBP: 0.278, SLG: 0.242				BB 1B			4-3			4	1	2	0	0	0	0				
Vic Correll, R (1,2) OBP: 0.194, SLG: 0.241				SH2-4 1B BB			K			3	1	0	0	1	2	1				
Larry Blanks, R (1,6) OBP: 0.250, SLG: 0.222				1B SH2-4 E 1B						3	1	3	2	0	0	0				
Buzz Capra, R (1,1)				SH2-4			K			2	0	0	0	0	2	2				
Inning Stats	R: 0 E: 0 K: 0 S: 4	H: 1 LOB: 1 BB: 0 P: 4	R: 1 E: 0 K: 1 S: 7	H: 2 LOB: 1 BB: 0 P: 7	R: 0 E: 0 K: 0 S: 3	H: 0 LOB: 0 BB: 0 P: 3	R: 4 E: 1 K: 1 S: 7	H: 3 LOB: 2 BB: 3 P: 19	R: 0 E: 0 K: 0 S: 3	H: 0 LOB: 0 BB: 0 P: 3	R: 0 E: 0 K: 2 S: 8	H: 1 LOB: 1 BB: 0 P: 8	R: 0 E: 1 K: 2 S: 7	H: 0 LOB: 0 BB: 0 P: 7	R: 0 E: 0 K: 1 S: 6	H: 1 LOB: 1 BB: 0 P: 6	1B: 6 2B: 1 3B: 0 HR: 1	SF: 0 SAC: 1 DP: 0 HBP: 0	WP: 0 PB: 0 SB: 0 CS: 1	PA: 34
PITCHER Larry Dierker, R (1,1) ERA: 5.5 Ken Forsch, R (5, 1) ERA: 1.42 Fred Scherman, L (8, 1) ERA:	IP: 4.0 WLS: L BF: 20 H: 5 R: 5 ER: 4 SO: 2 BB: 2 IBB: 1 HBP: 0 BLK: 0 WP: 0 HR: 1 S: 21 P: 33 ERA: 9.00 WHIP: 2.000															PITCHER Larry Dierker, R (1,1) ERA: 5.5 Ken Forsch, R (5, 1) ERA: 1.42 Fred Scherman, L (8, 1) ERA:	IP: 4.0 WLS: L BF: 20 H: 5 R: 5 ER: 4 SO: 2 BB: 2 IBB: 1 HBP: 0 BLK: 0 WP: 0 HR: 1 S: 21 P: 33 ERA: 9.00 WHIP: 2.000			

Houston Astros @ Atlanta Braves
Atlanta-Fulton County Stadium, Atlanta, GA
Wed Apr 16 1975, 7:05 PM EDT
Att: 3,401 - Unknown

AB	30
R	5
H	8
RBI	4
BB	3
SO	7
LOB	6



Batter	1	2	3	4	5	6	7	8	9	10	AB	R	H	RBI	BB	SO	LOB	TOP			
Rob Andrews, R OBP: 0.273, SLG: 0.267 Ken Boswell, L OBP: 0.429, SLG: 0.429 (10, PH)	F9		5-3		4-3		6-3		5-3		4	0	0	0	0	0	1	Houston Astros @ Atlanta Braves Atlanta-Fulton County Stadium, Atlanta, GA Thu Apr 17 1975, 7:05 PM EDT Att: 3,123 - Unknown			
Jose Cruz, L OBP: 0.278, SLG: 0.455 (1, 9)	1B 2B		4-3		6-3		6-3		F9		5	1	2	0	0	0	1				
Cesar Cedeño, R OBP: 0.410, SLG: 0.471 (1, 8)	S 1B		6-3		F7				F7		5	0	1	1	0	0	1				
Cliff Johnson, R OBP: 0.306, SLG: 0.424 (1, 3)	5-3				5-3 1B				F5		4	0	2	0	0	0	1				
Bob Watson, R OBP: 0.294, SLG: 0.500 Wilbur Howard, S OBP: 0.333, SLG: 0.333 (8, PR)	G3		5-3		5-3 1B				1B CS 1B		4	0	1	0	0	1	3				
Milt May, L OBP: 0.235, SLG: 0.194 (1, 2)			6-3		5-3		L9		1B		4	0	1	0	0	0	2				
Doug Rader, R OBP: 0.433, SLG: 0.448 (1, 5)							6-3		CS 1B		3	0	1	0	1	0	1				
Roger Metzger, S OBP: 0.355, SLG: 0.286 (1, 6)			F5		F7				SH2-4 1B		4	0	1	0	0	0	3				
Dave Roberts, L (1, 1)			F8		F9		SH2-4 1B				3	0	0	0	0	0	1				
Inning Stats	R: 1 E: 0 K: 0 S: 5	H: 2 LOB: 1 BB: 0 P: 5	R: 0 E: 0 K: 0 S: 4	H: 1 LOB: 1 BB: 0 P: 4	R: 0 E: 0 K: 0 S: 3	H: 0 LOB: 0 BB: 0 P: 3	R: 0 E: 0 K: 1 S: 6	H: 1 LOB: 1 BB: 0 P: 6	R: 0 E: 0 K: 0 S: 4	H: 1 LOB: 1 BB: 0 P: 4	R: 0 E: 0 K: 0 S: 3	H: 0 LOB: 0 BB: 0 P: 3	R: 0 E: 0 K: 0 S: 3	H: 0 LOB: 0 BB: 0 P: 3	1B: 7 2B: 2 3B: 0 HR: 0	SF: 0 SAC: 1 DP: 0 HBP: 0	WP: 0 PB: 0 SB: 1 CS: 1		PA: 40		
PITCHER Carl Morton, R ERA: 1.61 (1, 1)	IP: 10.0 W: 10 L: 0 BF: 39 H: 9 R: 1 ER: 1 SO: 1 BB: 1 IBB: 0 HBP: 0 BLK: 0 WP: 0 HR: 0 S: 40 P: 44 ERA: 0.90 WHIP: 1.000											PITCHER IP: 10.0 W: 10 L: 0 BF: 39 H: 9 R: 1 ER: 1 SO: 1 BB: 1 IBB: 0 HBP: 0 BLK: 0 WP: 0 HR: 0 S: 40 P: 44 ERA: 0.90 WHIP: 1.000									

Batter	1	2	3	4	5	6	7	8	9	10	AB	R	H	RBI	BB	SO	LOB	BOTTOM			
Ralph Garr, L OBP: 0.395, SLG: 0.395 (1, 7)	1-3		1-3		P6					K	4	0	0	0	1	1	1	Houston Astros @ Atlanta Braves Atlanta-Fulton County Stadium, Atlanta, GA Thu Apr 17 1975, 7:05 PM EDT Att: 3,123 - Unknown			
Marty Perez, R OBP: 0.237, SLG: 0.171 Rod Gilbreath, R (3, PH)	F9		K				5-3		L9		1	0	0	0	0	0	0				
Darrell Evans, L OBP: 0.361, SLG: 0.595 (1, 5)	F9				G4-6-3 1B		K		F9		4	0	1	0	1	1	0				
Mike Lum, L OBP: 0.238, SLG: 0.179 (1, 3)			F3		G4-6-3 1B				4-3		5	0	2	1	0	0	1				
Dusty Baker Jr., R OBP: 0.300, SLG: 0.394 (1, 9)			FC5-2 BB		1B BB				F3		2	1	1	0	2	0	0				
Rowland Office, L OBP: 0.275, SLG: 0.243 (1, 8)			E3 FC5-2 1-3		1B 1B				1-3		4	0	1	0	0	0	3				
Vic Correll, R OBP: 0.229, SLG: 0.273 (1, 2)			FC5-2 2-3 3-H		1B				SH1-4 1B		4	0	2	1	0	0	2				
Larvell Blanks, R OBP: 0.228, SLG: 0.200 (1, 6)			P5		6-3				SH1-4 1B		3	0	0	0	0	0	2				
Carl Morton, R OBP: 0.167, SLG: 0.091 (1, 1)			F8		6-3				P6		4	1	1	0	0	0	1				
Inning Stats	R: 0 E: 0 K: 0 S: 3	H: 0 LOB: 0 BB: 0 P: 3	R: 0 E: 1 K: 0 S: 4	H: 0 LOB: 2 BB: 1 P: 8	R: 0 E: 0 K: 1 S: 5	H: 0 LOB: 0 BB: 0 P: 5	R: 1 E: 0 K: 0 S: 4	H: 3 LOB: 2 BB: 1 P: 8	R: 0 E: 0 K: 0 S: 3	H: 2 LOB: 2 BB: 0 P: 7	R: 0 E: 0 K: 0 S: 7	H: 1 LOB: 1 BB: 1 P: 8	R: 0 E: 0 K: 0 S: 3	H: 0 LOB: 0 BB: 0 P: 3	R: 0 E: 0 K: 0 S: 3	H: 0 LOB: 0 BB: 0 P: 3	1B: 8 2B: 0 3B: 0 HR: 0		SF: 0 SAC: 2 DP: 1 HBP: 0	WP: 0 PB: 0 SB: 0 CS: 0	PA: 40
PITCHER Dave Roberts, L ERA: 1.93 (1, 1)	IP: 9.2 W: 9 L: 0 BF: 40 H: 8 R: 2 ER: 2 SO: 3 BB: 2 IBB: 2 HBP: 0 BLK: 0 WP: 0 HR: 0 S: 42 P: 58 ERA: 1.86 WHIP: 1.034											PITCHER IP: 9.2 W: 9 L: 0 BF: 40 H: 8 R: 2 ER: 2 SO: 3 BB: 2 IBB: 2 HBP: 0 BLK: 0 WP: 0 HR: 0 S: 42 P: 58 ERA: 1.86 WHIP: 1.034									

Batter	1	2	3	4	5	6	7	8	9	AB	R	H	RBI	BB	SO	LOB	TOP						
Enzo Hernandez, R (1,6) OBP: 0.344, SLG: 0.345	F9		4-3			K		G3 S 1B		4	0	1	0	0	1	0	San Diego Padres @ Atlanta Braves Atlanta-Fulton County Stadium, Atlanta, GA Fri Apr 18 1975, 7:05 PM EDT Att: 5,954 - Unknown						
Bobby Tolan, L (1,7) OBP: 0.250, SLG: 0.258	1-3		3-1			B1-3		G3		4	0	0	0	0	0	1							
Johnny Grubb, L (1,8) OBP: 0.281, SLG: 0.310	F8				F7		E S 1B	F7		4	1	1	0	0	0	1							
Willie McCovey, L (1,3) OBP: 0.318, SLG: 0.381		F9			K			F8		3	0	0	0	0	1	1							
Hector Torres, R (7,5) OBP: 0.500, SLG: 0.500					K				K	1	0	0	0	0	1	0							
Dave Winfield, R (1,9) OBP: 0.355, SLG: 0.423		1B SF9 1B			K			1B FC3-2 BB		3	2	2	1	1	1	0							
Mike Ivie, R (1,5) OBP: 0.174, SLG: 0.304		1B 1B				F9			F7	4	0	2	1	0	0	0							
Tito Fuentes, S (1,4) OBP: 0.387, SLG: 0.357		SF9				G4-3 1B		1B		3	0	1	1	0	0	2							
Fred Kendall, R (1,2) OBP: 0.154, SLG: 0.154		3-H 1B				G4-3		3-H 1B		3	0	1	0	0	0	3							
Joe McIntosh, S (1,1) Dave Tomlin, L (9,1)					F8					3	0	0	0	0	0	0							
						5-3				0	0	0	0	0	0	0							
Inning Stats	R: 0 E: 0 K: 0 S: 3	H: 0 LOB: 0 BB: 0 P: 3	R: 1 E: 0 K: 0 S: 5	H: 3 LOB: 2 BB: 0 P: 5	R: 0 E: 0 K: 0 S: 3	H: 0 LOB: 0 BB: 0 P: 3	R: 0 E: 0 K: 2 S: 7	H: 0 LOB: 1 BB: 0 P: 7	R: 0 E: 0 K: 0 S: 5	H: 0 LOB: 0 BB: 0 P: 5	R: 1 E: 0 K: 0 S: 5	H: 2 LOB: 2 BB: 1 P: 9	R: 0 E: 0 K: 0 S: 4	H: 1 LOB: 0 BB: 0 P: 4	R: 1 E: 0 K: 1 S: 6	H: 1 LOB: 0 BB: 0 P: 6	1B: 7 2B: 0 3B: 0 HR: 1	SF: 1 SAC: 0 DP: 1 HBP: 0	WP: 0 PB: 0 SB: 2 CS: 0	PA: 34			
PITCHER	IP WLS BF H R ER SO BB IBB HBP BLK WP HR S P ERA WHIP	8.0 L 30 7 2 2 3 1 0 0 0 0 0 35 39 2.25 1.000	1.0 4 1 1 1 1 0 0 0 0 0 0 1 6 6 9.00 1.000																				

AB	32
R	3
H	8
RBI	3
BB	1
SO	4
LOB	8



Batter	1	2	3	4	5	6	7	8	9	AB	R	H	RBI	BB	SO	LOB	BOTTOM					
Ralph Garr, L (1,7) OBP: 0.383, SLG: 0.366	4-3		L7					F8		3	0	0	0	1	0	0	San Diego Padres @ Atlanta Braves Atlanta-Fulton County Stadium, Atlanta, GA Fri Apr 18 1975, 7:05 PM EDT Att: 5,954 - Unknown					
Marty Perez, R (1,4) OBP: 0.214, SLG: 0.154	F8				L7		F3	L7		4	0	0	0	0	0	2						
Darrell Evans, L (1,5) OBP: 0.348, SLG: 0.537	2-3				K					4	0	0	0	0	1	0						
Mike Lum, L (1,3) OBP: 0.261, SLG: 0.233		F7				F5				4	0	2	0	0	0	0						
Dusty Baker Jr., R (1,9) OBP: 0.273, SLG: 0.351		K			BLK 1B					4	0	0	0	0	2	2						
Rowland Office, L (1,8) OBP: 0.295, SLG: 0.268		K			K					4	0	2	0	0	0	0						
Vic Correll, R (1,2) Dave May, L (9, PH) Cito Gaston, R (9, PH)		FC5-4 1B			E3 FC6-4					4	0	2	0	0	0	0						
		FC5-4			K					3	0	0	0	0	1	2						
		1-2			K					0	0	0	0	0	0	0						
		1-2			K					1	0	0	0	0	1	2						
Laryell Blanks, R (1,6) OBP: 0.206, SLG: 0.182					1-3					3	1	0	0	0	0	1						
Ron Reed, R (1,1) Frank Tepedino, L (8, PH) Roric Harrison, R (9,1)					1-3					2	0	1	1	0	0	0						
					1-3					1	0	0	0	0	0	0						
					1-3					0	0	0	0	0	0	0						
Inning Stats	R: 0 E: 0 K: 0 S: 3	H: 0 LOB: 0 BB: 0 P: 3	R: 0 E: 0 K: 1 S: 6	H: 1 LOB: 1 BB: 0 P: 6	R: 0 E: 0 K: 0 S: 3	H: 0 LOB: 0 BB: 0 P: 3	R: 0 E: 0 K: 2 S: 8	H: 1 LOB: 1 BB: 0 P: 8	R: 1 E: 1 K: 1 S: 7	H: 1 LOB: 2 BB: 1 P: 11	R: 0 E: 0 K: 0 S: 3	H: 0 LOB: 0 BB: 0 P: 3	R: 0 E: 0 K: 0 S: 3	H: 0 LOB: 0 BB: 0 P: 3	R: 0 E: 0 K: 1 S: 7	H: 2 LOB: 2 BB: 0 P: 7	1B: 3 2B: 2 3B: 0 HR: 0	SF: 0 SAC: 0 DP: 0 HBP: 0	WP: 0 PB: 0 SB: 0 CS: 0	PA: 34		
PITCHER	IP WLS BF H R ER SO BB IBB HBP BLK WP HR S P ERA WHIP	8.2 W 33 5 1 0 4 0 0 0 0 0 0 3 3 0.00 0.577	0.1 S 1 0 0 0 1 0 0 0 0 0 0 0 3 3 0.00 0.000																			

AB	33
R	1
H	5
RBI	1
BB	1
SO	5
LOB	9



Batter	1	2	3	4	5	6	7	8	9	AB	R	H	RBI	BB	SO	LOB	TOP								
Enzo Hernandez, R OBP: 0.351, SLG: 0.353 (1, 6)										5	0	2	0	0	0	0									
Bobby Tolan, L OBP: 0.216, SLG: 0.222 (1, 7)										5	0	0	0	0	1	2									
Johnny Grubb, L OBP: 0.243, SLG: 0.265 (1, 8)										5	0	0	0	0	0	1									
Willie McCovey, L OBP: 0.360, SLG: 0.391 Hector Torres, R OBP: 0.371, SLG: 0.571 (6, PR) (6, 5)										2	1	1	0	1	0	0									
Dave Winfield, R OBP: 0.371, SLG: 0.533 (1, 9)										4	2	2	2	0	0	1									
Mike Ivie, R OBP: 0.259, SLG: 0.370 (1, 5) (6, 3)										4	2	3	0	0	0	1									
Tito Fuentes, S OBP: 0.400, SLG: 0.438 (1, 4)										4	1	2	2	0	0	3									
Fred Kendall, R OBP: 0.235, SLG: 0.294 (1, 2)										4	0	2	2	0	0	2									
Dave Freisleben, R OBP: 0.238, SLG: 0.256 (1, 1)										4	0	0	0	0	1	3									
Bill Greif, R (9, 1)										0	0	0	0	0	0	0									
Inning Stats	R: 0 E: 0 K: 0 S: 3	H: 1 LOB: 0 BB: 0 P: 3	R: 1 E: 0 K: 0 S: 4	H: 2 LOB: 1 BB: 1 P: 8	R: 0 E: 0 K: 2 S: 7	H: 0 LOB: 0 BB: 0 P: 7	R: 3 E: 1 K: 0 S: 7	H: 3 LOB: 1 BB: 0 P: 7	R: 0 E: 0 K: 0 S: 3	H: 0 LOB: 0 BB: 0 P: 3	R: 2 E: 0 K: 0 S: 6	H: 3 LOB: 1 BB: 0 P: 6	R: 0 E: 0 K: 0 S: 3	H: 0 LOB: 0 BB: 0 P: 3	R: 2 E: 1 K: 0 S: 6	H: 3 LOB: 1 BB: 0 P: 6	R: 0 E: 0 K: 0 S: 3	H: 1 LOB: 0 BB: 0 P: 3	1B: 10 2B: 1 3B: 1 HR: 1	SF: 0 SAC: 0 DP: 2 HBP: 0	WP: 1 PB: 0 SB: 1 CS: 0	PA: 39			
PITCHER	IP	WLS	BF	H	R	ER	SO	BB	IBB	HBP	BLK	WP	HR	S	P	ERA	WHIP								
Gary Gentry, R ERA: 3.86 (1, 1)	5.0	L	23	8	6	3	2	1	0	0	0	1	1	26	30	5.40	1.800								
Roric Harrison, R ERA: 3.12 (6, 1)	3.0		13	4	2	1	0	0	0	0	0	0	0	13	13	3.00	1.333								
Tom House, L ERA: 36.0 (9, 1)	1.0		3	1	0	0	0	0	0	0	0	0	0	3	3	0.00	1.000								

San Diego Padres @ Atlanta Braves
Atlanta-Fulton County Stadium, Atlanta, GA

AB 38
R 8
H 13
RBI 6
BB 1
SO 2
LOB 13



Sat Apr 19 1975, 3:33 AM EDT
Att: 4,714 - Unknown

Batter	1	2	3	4	5	6	7	8	9	AB	R	H	RBI	BB	SO	LOB	BOTTOM								
Ralph Garr, L OBP: 0.373, SLG: 0.378 (1, 7)										4	0	1	0	0	0	1									
Marty Perez, R OBP: 0.261, SLG: 0.190 (1, 4)										3	0	2	1	1	1	1									
Darrell Evans, L OBP: 0.320, SLG: 0.489 (1, 5)										4	0	0	0	0	0	4									
Mike Lum, L OBP: 0.240, SLG: 0.213 (1, 3)										4	0	0	0	0	0	1									
Dusty Baker Jr., R OBP: 0.271, SLG: 0.415 (1, 9)										4	1	1	1	0	0	0									
Rowland Office, L OBP: 0.313, SLG: 0.289 (1, 8)										4	0	2	0	0	0	0									
Vic Correll, R OBP: 0.238, SLG: 0.256 (1, 2)										3	0	1	0	1	0	0									
Larry Blanks, R OBP: 0.211, SLG: 0.167 (1, 6)										3	1	0	0	1	0	4									
Gary Gentry, R (1, 1)										1	0	0	0	0	1	0									
Roric Harrison, R (6, 1)										0	0	0	0	0	0	0									
Frank Tepedino, L (8, PH)										1	0	0	0	0	1	0									
Tom House, L (9, 1)										0	0	0	0	0	0	0									
Dave May, L (9, PH)										1	0	0	0	0	2	0									
Inning Stats	R: 0 E: 0 K: 0 S: 4	H: 1 LOB: 0 BB: 0 P: 4	R: 0 E: 0 K: 0 S: 3	H: 0 LOB: 0 BB: 0 P: 3	R: 1 E: 0 K: 0 S: 4	H: 1 LOB: 1 BB: 1 P: 8	R: 0 E: 0 K: 0 S: 3	H: 0 LOB: 0 BB: 0 P: 3	R: 0 E: 0 K: 1 S: 5	H: 0 LOB: 0 BB: 0 P: 5	R: 0 E: 0 K: 0 S: 2	H: 0 LOB: 0 BB: 1 P: 6	R: 0 E: 0 K: 0 S: 5	H: 2 LOB: 2 BB: 0 P: 5	R: 0 E: 0 K: 2 S: 8	H: 1 LOB: 1 BB: 0 P: 8	R: 0 E: 0 K: 0 S: 5	H: 2 LOB: 2 BB: 1 P: 9	1B: 5 2B: 1 3B: 0 HR: 1	SF: 0 SAC: 1 DP: 1 HBP: 0	WP: 0 PB: 0 SB: 0 CS: 0	PA: 36			
PITCHER	IP	WLS	BF	H	R	ER	SO	BB	IBB	HBP	BLK	WP	HR	S	P	ERA	WHIP								
Dave Freisleben, R ERA: 1.38 (1, 1)	8.1	W	34	7	2	2	3	3	0	0	0	0	1	37	49	2.16	1.200								
Bill Greif, R ERA: 2.09 (9, 1)	0.2		2	0	0	0	0	0	0	0	0	0	0	2	2	0.00	0.000								

San Diego Padres @ Atlanta Braves
Atlanta-Fulton County Stadium, Atlanta, GA

AB 32
R 2
H 7
RBI 2
BB 3
SO 3
LOB 13



Sat Apr 19 1975, 3:33 AM EDT
Att: 4,714 - Unknown

Batter	1	2	3	4	5	6	7	8	9	AB	R	H	RBI	BB	SO	LOB	TOP																					
Enzo Hernandez, R OBP: 0.397, SLG: 0.368	F7		5-3		3-1		G6-3		F8	4	0	1	0	1	0	0																						
Bobby Tolán, L OBP: 0.220, SLG: 0.275	K		1B		1-3		G6-3			4	1	1	0	0	1	2																						
Johnny Grubb, L OBP: 0.288, SLG: 0.270	1B		1B		3-1				L7	3	0	1	0	0	0	1																						
Willie McCovey, L OBP: 0.414, SLG: 0.462	FC6-4									3	0	2	1	1	1	1																						
Hector Torres, R OBP: 0.571, SLG: 0.571	BB				K					0	0	0	0	0	0	0																						
Dave Winfield, R OBP: 0.385, SLG: 0.606	FC6-4								2B	3	1	1	1	1	1	2																						
Mike Ivie, R OBP: 0.323, SLG: 0.516										4	1	3	1	0	0	2																						
Tito Fuentes, S OBP: 0.359, SLG: 0.389	1B								F3	4	0	0	0	0	0	4																						
Fred Kendall, R OBP: 0.190, SLG: 0.238	6-3								B1-3	4	0	0	0	0	0	2																						
Sonny Siebert, R									L7	2	0	0	0	0	1	0																						
Rich Folkers, L									K	2	0	0	0	0	1	0																						
Inning Stats	R: 0 E: 0 K: 1 S: 6	H: 1 LOB: 2 BB: 1 P: 10	R: 0 E: 0 K: 0 S: 3	H: 1 LOB: 0 BB: 0 P: 3	R: 1 E: 0 K: 1 S: 6	H: 2 LOB: 2 BB: 0 P: 7	R: 2 E: 0 K: 0 S: 5	H: 2 LOB: 0 BB: 0 P: 5	R: 0 E: 0 K: 1 S: 6	H: 1 LOB: 1 BB: 0 P: 6	R: 0 E: 0 K: 0 S: 2	H: 0 LOB: 0 BB: 1 P: 6	R: 0 E: 0 K: 0 S: 4	H: 1 LOB: 2 BB: 1 P: 8	R: 0 E: 0 K: 1 S: 5	H: 0 LOB: 0 BB: 0 P: 5	1B: 4 2B: 2 3B: 1 HR: 2	SF: 0 SAC: 0 DP: 1 HBP: 1	WP: 0 PB: 0 SB: 0 CS: 1	PA: 37																		
PITCHER	IP	WLS	BF	H	R	ER	SO	BB	IBB	HBP	BLK	WP	HR	S	P	ERA	WHIP	PITCHER				IP	WLS	BF	H	R	ER	SO	BB	IBB	HBP	BLK	WP	HR	S	P	ERA	WHIP
Phil Niekro, R ERA: 1.66	8.0		34	9	3	3	4	2	1	1	0	0	2	38	51	3.38	1.375																					
Tom House, L ERA: 24.0	1.0	W	3	0	0	0	1	0	0	0	0	0	0	5	5	0.00	0.000																					

San Diego Padres @ Atlanta Braves
Atlanta-Fulton County Stadium, Atlanta, GA
Sun Apr 20 1975, 3:33 AM EDT
Att: 7,204 - Unknown

AB 33
R 3
H 9
RBI 3
BB 3
SO 5
LOB 14



Batter	1	2	3	4	5	6	7	8	9	AB	R	H	RBI	BB	SO	LOB	BOTTOM																					
Ralph Garr, L OBP: 0.375, SLG: 0.380	4-3	2-3		L9		1B		F7		5	1	2	0	0	0	0																						
Marty Pérez, R OBP: 0.314, SLG: 0.261	4-3									4	2	3	0	1	0	1																						
Darrell Evans, L OBP: 0.345, SLG: 0.560	5-3									5	1	3	3	0	1	3																						
Mike Lum, L OBP: 0.259, SLG: 0.255	5-3									4	0	2	1	0	0	4																						
Dusty Baker Jr., R OBP: 0.250, SLG: 0.378	5-3									4	0	0	0	0	1	6																						
Rowland Office, L OBP: 0.346, SLG: 0.283										1	0	0	0	3	1	0																						
Vic Correll, R OBP: 0.217, SLG: 0.233	F8									4	0	0	0	0	0	9																						
Larry Blanks, R OBP: 0.195, SLG: 0.154										3	0	0	0	0	0	3																						
Cito Gaston, R										1	0	0	0	0	0	0																						
Craig Robinson, R										0	0	0	0	0	0	0																						
Phil Niekro, R OBP: 0.250, SLG: 0.250										3	0	0	0	0	2	0																						
Earl Williams, R										1	0	0	0	0	1	0																						
Tom House, L										0	0	0	0	0	0	0																						
Inning Stats	R: 1 E: 0 K: 0 S: 6	H: 3 LOB: 3 BB: 1 P: 10	R: 0 E: 0 K: 1 S: 5	H: 0 LOB: 0 BB: 0 P: 5	R: 0 E: 1 K: 0 S: 5	H: 1 LOB: 3 BB: 1 P: 9	R: 0 E: 0 K: 0 S: 3	H: 0 LOB: 0 BB: 0 P: 3	R: 1 E: 0 K: 1 S: 7	H: 2 LOB: 3 BB: 2 P: 15	R: 0 E: 0 K: 2 S: 9	H: 2 LOB: 2 BB: 0 P: 9	R: 0 E: 0 K: 1 S: 5	H: 0 LOB: 0 BB: 0 P: 5	R: 0 E: 0 K: 1 S: 5	H: 0 LOB: 0 BB: 0 P: 5	R: 2 E: 0 K: 0 S: 2	H: 2 LOB: 0 BB: 0 P: 2	1B: 7 2B: 2 3B: 0 HR: 1	SF: 0 SAC: 0 DP: 0 HBP: 0	WP: 0 PB: 0 SB: 1 CS: 0	PA: 39																
PITCHER	IP	WLS	BF	H	R	ER	SO	BB	IBB	HBP	BLK	WP	HR	S	P	ERA	WHIP	PITCHER				IP	WLS	BF	H	R	ER	SO	BB	IBB	HBP	BLK	WP	HR	S	P	ERA	WHIP
Sonny Siebert, R ERA: 1.74	5.0		26	6	2	2	2	1	3	0	0	0	0	26	42	3.60	1.400																					
Rich Folkers, L ERA: 8.1	3.0	L	13	4	2	2	4	0	0	0	0	0	1	21	21	6.00	1.333																					

San Diego Padres @ Atlanta Braves
Atlanta-Fulton County Stadium, Atlanta, GA
Sun Apr 20 1975, 3:33 AM EDT
Att: 7,204 - Unknown

AB 35
R 4
H 10
RBI 4
BB 4
SO 6
LOB 26



Batter	1	2	3	4	5	6	7	8	9	AB	R	H	RBI	BB	SO	LOB	TOP			
Davey Lopes, R OBP: 0.448, SLG: 0.327 (1, 4)	4-0 G5-4-3 1B BB		0-0 SH1-3		0-0 5-3			0-0 L3		2	0	0	0	1	0	0	Los Angeles Dodgers @ Atlanta Braves Atlanta-Fulton County Stadium, Atlanta, GA Mon Apr 21 1975, 7:05 PM EDT Att: 9,256 - Unknown			
Manny Mota, R OBP: 0.333, SLG: 0.286 (1, 7)	0-0 G5-4-3 1B		0-0 F9		0-0 5-3			0-0 6-3		4	0	1	0	0	0	1				
Jimmy Wynn, R OBP: 0.463, SLG: 0.660 Lee Lacy, R OBP: 0.200, SLG: 0.200 (9, PH) (9, 4)	0-0 G5-4-3 1-2 2-3		0-0 1-3		0-3 K			0-0 1-6-3 2B 1B		3	0	0	0	0	1	3				
Steve Garvey, R OBP: 0.354, SLG: 0.444 (1, 3)	0-0 F3			0-0 F7		0-0 P6		0-0 1-6-3		4	0	0	0	0	0	2				
Ron Cey, R OBP: 0.356, SLG: 0.604 Ken McMullen, R (9, PR) (9, 5)		0-0 HR		0-0 F8			0-0 F8	4-0 2B IBB		3	1	1	1	1	0	0				
Joe Ferguson, R OBP: 0.296, SLG: 0.182 (1, 2)		0-3 K		4-0 BB			0-0 1B	0-0 F8		3	0	1	0	1	1	2				
Henry Cruz, L OBP: 0.273, SLG: 0.364 (1, 9)		0-0 3-1		0-0 3-1			0-3 K	0-0 2B		4	0	1	1	0	1	2				
Rick Auerbach, R OBP: 0.243, SLG: 0.265 (1, 6)		0-3 K			0-0 F8		0-3 K			3	0	0	0	0	2	1				
Andy Messersmith, R OBP: 0.231, SLG: 0.167 (1, 1)			0-0 F9 SH1-3 1B		0-0 6-3			0-0 F7		3	0	1	0	0	0	0				
Inning Stats	R: 0 E: 0 K: 0 S: 3	H: 1 LOB: 1 BB: 1 P: 7	R: 1 E: 0 K: 2 S: 8	H: 1 LOB: 0 BB: 0 P: 8	R: 0 E: 0 K: 0 S: 4	H: 1 LOB: 1 BB: 0 P: 4	R: 0 E: 0 K: 0 S: 3	H: 0 LOB: 0 BB: 0 P: 7	R: 0 E: 0 K: 1 S: 5	H: 0 LOB: 0 BB: 0 P: 5	R: 0 E: 0 K: 2 S: 8	H: 1 LOB: 1 BB: 0 P: 8	R: 0 E: 0 K: 0 S: 3	H: 0 LOB: 0 BB: 0 P: 3	R: 1 E: 0 K: 0 S: 4	H: 2 LOB: 3 BB: 1 P: 8	1B: 4 2B: 1 3B: 0 HR: 1	SF: 0 SAC: 1 DP: 1 HBP: 0	WP: 0 PB: 0 SB: 0 CS: 0	PA: 34
PITCHER Buzz Capra, R ERA: 1.67 (1, 1)	IP: 9.0 WLS: L BF: 34 H: 6 R: 2 ER: 2 SO: 5 BB: 2 IBB: 1 HBP: 0 BLK: 0 WP: 0 HR: 1 S: 41 P: 53 ERA: 2.00 WHIP: 0.889																			

Batter	1	2	3	4	5	6	7	8	9	AB	R	H	RBI	BB	SO	LOB	BOTTOM			
Ralph Garr, L OBP: 0.350, SLG: 0.352 (1, 7)	0-0		0-0 F7		0-3 K		0-0 F8			4	0	0	0	0	1	2	Los Angeles Dodgers @ Atlanta Braves Atlanta-Fulton County Stadium, Atlanta, GA Mon Apr 21 1975, 7:05 PM EDT Att: 9,256 - Unknown			
Marty Perez, R OBP: 0.291, SLG: 0.240 (1, 4)	0-0 F7			0-0 5-3	0-0 F7			0-3 K		4	0	0	0	0	1	2				
Darrell Evans, L OBP: 0.356, SLG: 0.566 (1, 5)	0-3 K			4-0 1B BB		0-0 1B 2B		0-0 P5		3	0	1	0	1	1	0				
Mike Lum, L OBP: 0.259, SLG: 0.255 (1, 3)		0-3 K		0-0 F8		0-0 L5-3 1B		0-0 F8		4	0	1	0	0	1	1				
Dusty Baker Jr., R OBP: 0.250, SLG: 0.367 (1, 9)		0-3 K		0-0 1B		0-0 L5-3	0-0 1-2		0-0 F7	4	0	1	0	0	1	2				
Rowland Office, L OBP: 0.339, SLG: 0.300 (1, 8)		0-0 2B		0-0 G3		0-3 K		0-0 4-3		4	0	1	0	0	1	3				
Vic Correll, R OBP: 0.240, SLG: 0.319 (1, 2)		0-0 F7			0-0 SH1-4 1B		0-0 HR		0-0 F9	4	1	2	1	0	0	1				
Laryell Blanks, R OBP: 0.205, SLG: 0.146 (1, 6)			0-0 4-3		4-0 SH1-4 BB		0-3 K			2	0	0	0	1	1	0				
Buzz Capra, R (1, 1)					0-0 SH1-4		0-0 L6			2	0	0	0	0	0	0				
Inning Stats	R: 0 E: 0 K: 1 S: 5	H: 0 LOB: 0 BB: 0 P: 5	R: 0 E: 0 K: 2 S: 8	H: 1 LOB: 1 BB: 0 P: 8	R: 0 E: 0 K: 0 S: 3	H: 0 LOB: 0 BB: 0 P: 3	R: 0 E: 0 K: 0 S: 4	H: 1 LOB: 2 BB: 1 P: 8	R: 0 E: 0 K: 1 S: 6	H: 2 LOB: 1 BB: 0 P: 6	R: 1 E: 0 K: 1 S: 6	H: 1 LOB: 0 BB: 0 P: 6	R: 0 E: 0 K: 1 S: 5	H: 0 LOB: 0 BB: 0 P: 5	R: 0 E: 0 K: 0 S: 3	H: 0 LOB: 0 BB: 0 P: 3	1B: 3 2B: 3 3B: 0 HR: 1	SF: 0 SAC: 1 DP: 1 HBP: 0	WP: 0 PB: 0 SB: 0 CS: 0	PA: 34
PITCHER Andy Messersmith, R ERA: 3.09 (1, 1)	IP: 9.0 WLS: W BF: 34 H: 6 R: 1 ER: 1 SO: 7 BB: 2 IBB: 0 HBP: 0 BLK: 0 WP: 0 HR: 1 S: 46 P: 54 ERA: 1.00 WHIP: 0.889																			

Batter	1	2	3	4	5	6	7	8	9	AB	R	H	RBI	BB	SO	LOB	TOP				
Davey Lopes, R OBP: 0.437, SLG: 0.308 (1, 9)	4-0 BB 7-4 6-3		0-0 F9		0-0 6-3		0-0 SH5-3		0-0 P3	3	0	0	0	1	0	0					
Manny Mota, R OBP: 0.353, SLG: 0.313 Jimmy Wynn, R OBP: 0.463, SLG: 0.660 Steve Yeager, R OBP: 0.294, SLG: 0.400 (1, 7)	0-0 6-3			0-0 1B SF8		0-0 3-1	0-0 6-3			2	0	1	0	0	0	1					
Henry Cruz, L OBP: 0.333, SLG: 0.400 (1, 8)	0-0 7-4			0-0 SF8 5-3 1B		0-0 1B	0-0 G3			4	0	2	0	0	0	4					
Steve Garvey, R OBP: 0.362, SLG: 0.448 (1, 3)		0-0 1B 1B		0-0 5-3		0-0 1B		0-0 F8		4	0	2	0	0	0	2					
Ron Cey, R OBP: 0.349, SLG: 0.589 (1, 5)		0-3 K		0-0 SF8		0-0 F8		0-0 FC6-4 1B		3	0	1	1	0	1	3					
Joe Ferguson, R OBP: 0.310, SLG: 0.191 (1, 2)		0-0 G1-6-3 1B		0-0 FC6-4 BB		0-0 F2		0-3 K		3	0	1	0	1	1	3					
Lee Lacy, R OBP: 0.222, SLG: 0.222 (1, 4)		0-0 G1-6-3 1-2		0-0 FC6-4				0-0 1B 1B		4	1	1	0	0	0	5					
Rick Auerbach, R OBP: 0.250, SLG: 0.270 Willie Crawford, L OBP: 0.340, SLG: 0.237 (1, 6)			0-0 F8		0-0 F8		0-0 SH5-3 1B 1B		0-0 L6	3	0	1	0	0	0	0					
Doug Rau, L OBP: 0.143, SLG: 0.143 Charlie Minton, L OBP: 1.000, SLG: 1.000 Andy Messersmith, L OBP: 0.231, SLG: 0.167 Charlie Hough, R OBP: 0.191, SLG: 0.191 Ken McMullen, R OBP: 0.191, SLG: 0.191 (1, 1)			0-0 F7				0-0 SH5-3 1B		0-0 P5	2	0	0	0	0	0	0					
Inning Stats	R: 0 E: 0 K: 0 S: 2	H: 0 LOB: 0 BB: 1 P: 6	R: 0 E: 0 K: 1 S: 6	H: 2 LOB: 1 BB: 0 P: 6	R: 0 E: 0 K: 0 S: 3	H: 0 LOB: 0 BB: 0 P: 3	R: 1 E: 0 K: 0 S: 5	H: 2 LOB: 2 BB: 1 P: 9	R: 0 E: 0 K: 0 S: 3	H: 0 LOB: 0 BB: 0 P: 3	R: 0 E: 0 K: 0 S: 5	H: 2 LOB: 2 BB: 0 P: 5	R: 0 E: 0 K: 1 S: 6	H: 3 LOB: 3 BB: 0 P: 6	R: 0 E: 0 K: 1 S: 6	H: 1 LOB: 1 BB: 0 P: 6	R: 0 E: 0 K: 0 S: 3	H: 0 LOB: 0 BB: 0 P: 3	1B: 10 2B: 1 3B: 0 HR: 0	SF: 1 SAC: 1 DP: 2 HBP: 0	WP: 0 PA: 37 PB: 0 SB: 0 CS: 0
PITCHER	IP WLS BF H R ER SO BB IBB HBP BLK WP HR S P ERA WHIP	IP WLS BF H R ER SO BB IBB HBP BLK WP HR S P ERA WHIP																			
Carl Morton, R ERA: 1.8 (1, 1)	7.0 W 30 9 2 2 1	2.0 S 7 1 0 0 1																			
Roric Harrison, R ERA: 2.53 (8, 1)	2.0 S 7 1 0 0 1																				

Los Angeles Dodgers @ Atlanta Braves
Atlanta-Fulton County Stadium, Atlanta, GA
Tue Apr 22 1975, 7:05 PM EDT
Att: 5,049 - Unknown


AB 33
R 2
H 10
RBI 2
BB 2
SO 2
LOB 21



Batter	1	2	3	4	5	6	7	8	9	AB	R	H	RBI	BB	SO	LOB	BOTTOM		
Ralph Garr, L OBP: 0.344, SLG: 0.362 (1, 7)	0-0 E1 G3		0-0 4-3			0-3 K	0-0 2B			4	0	1	2	0	1	0			
Marty Perez, R OBP: 0.322, SLG: 0.269 (1, 4)	0-0 F8			4-0 3B BB		0-0 G3 2B	0-0 BB			2	1	1	0	2	0	1			
Darrell Evans, L OBP: 0.349, SLG: 0.579 (1, 5)	0-0 G3			0-0 1H 3B		0-0 G3	0-3 K			4	0	1	1	0	1	5			
Earl Williams, R Rowland Office, L OBP: 0.339, SLG: 0.300 (1, 3)	0-0 F7			0-0 L5		0-0 P3		0-0 1		4	0	0	0	0	0	2			
Dusty Baker Jr., R OBP: 0.267, SLG: 0.377 (1, 9)		0-0 P4		0-0 1B		0-0 SH5-3 PB 2B 1B		0-0 F8		4	1	2	0	0	0	0			
Mike Lum, L OBP: 0.258, SLG: 0.241 (1, 8)		0-0 6-3		0-0 G3		4-0 SH5-3 2B BB		0-3 K		3	1	0	0	1	1	1			
Vic Correll, R OBP: 0.231, SLG: 0.306 (1, 2)		0-0 5-3			0-0 P6		0-0 SH5-3			2	0	0	0	0	0	0			
Larry Blanks, R OBP: 0.196, SLG: 0.140 Johnny Oates, L OBP: 0.250, SLG: 0.500 Roric Harrison, R (1, 6)			0-0 F9		0-0 F3		0-0 G3			2	0	0	0	0	0	0			
Carl Morton, R OBP: 0.143, SLG: 0.077 Dave May, L Craig Robinson, R (1, 1)			0-3 K		0-3 K		4-0 2B BB			2	0	0	0	0	2	0			
Inning Stats	R: 0 E: 1 K: 0 S: 4	H: 0 LOB: 1 BB: 0 P: 4	R: 0 E: 0 K: 0 S: 3	H: 0 LOB: 0 BB: 0 P: 3	R: 0 E: 0 K: 1 S: 5	H: 0 LOB: 0 BB: 0 P: 5	R: 1 E: 0 K: 0 S: 4	H: 2 LOB: 1 BB: 1 P: 8	R: 0 E: 0 K: 1 S: 5	H: 0 LOB: 0 BB: 0 P: 5	R: 0 E: 0 K: 1 S: 6	H: 1 LOB: 1 BB: 0 P: 6	R: 2 E: 0 K: 1 S: 7	H: 2 LOB: 3 BB: 3 P: 19	R: 0 E: 0 K: 1 S: 5	H: 0 LOB: 0 BB: 0 P: 5	1B: 2 2B: 2 3B: 1 HR: 0	SF: 0 SAC: 1 DP: 0 HBP: 0	WP: 0 PA: 33 PB: 1 SB: 0 CS: 0
PITCHER	IP WLS BF H R ER SO BB IBB HBP BLK WP HR S P ERA WHIP	IP WLS BF H R ER SO BB IBB HBP BLK WP HR S P ERA WHIP																	
Doug Rau, L ERA: 4.13 (7, 1)	0.2 L 5 1 2 2 0																		
Charlie Hough, R ERA: 5.59 (7, 1)	0.2 L 5 1 2 2 0																		
Jim Brewer, L ERA: (7, 1)	1.1 6 1 0 0 2																		

Los Angeles Dodgers @ Atlanta Braves
Atlanta-Fulton County Stadium, Atlanta, GA
Tue Apr 22 1975, 7:05 PM EDT
Att: 5,049 - Unknown

AB 28
R 3
H 5
RBI 3
BB 4
SO 5
LOB 11



Batter	1	2	3	4	5	6	7	8	9	10	11	AB	R	H	RBI	BB	SO	LOB	TOP						
Pete Rose, S OBP: 0.429, SLG: 0.452 (1,7)												5	0	2	0	0	1	0							
Dave Concepcion, R OBP: 0.317, SLG: 0.328 (1,6)												4	1	1	0	1	0	1							
Joe Morgan, L OBP: 0.519, SLG: 0.508 (1,4)												3	1	0	0	2	0	3							
Johnny Bench, R OBP: 0.307, SLG: 0.463 (1,2)												5	1	1	3	0	1	2							
Dan Driessen, L OBP: 0.471, SLG: 0.308 (1,3)												5	0	1	0	0	1	2							
Cesar Geronimo, L OBP: 0.317, SLG: 0.390 (1,8)												5	0	0	0	0	0	1							
Ken Griffey, L OBP: 0.414, SLG: 0.383 (1,9)												5	1	2	0	0	0	2							
John Vukovich, R OBP: 0.344, SLG: 0.357 (1,5)												3	0	1	0	0	0	1							
Merv Rettenmund, R OBP: 0.188, SLG: 0.143 (9, PH)												1	0	0	0	0	0	0							
Doug Flynn, R OBP: 0.222, SLG: 0.235 (9,5)												0	0	0	0	0	0	0							
Don Gullett, R OBP: 0.313, SLG: 0.267 (1,1)												4	0	0	1	0	0	1							
Inning Stats	R: 0 E: 0 K: 2 S: 8	H: 1 LOB: 2 BB: 1 P: 12	R: 1 E: 0 K: 0 S: 6	H: 3 LOB: 3 BB: 1 P: 10	R: 0 E: 0 K: 0 S: 3	H: 0 LOB: 0 BB: 0 P: 3	R: 0 E: 0 K: 0 S: 3	H: 1 LOB: 0 BB: 0 P: 3	R: 3 E: 1 K: 1 S: 6	H: 3 LOB: 1 BB: 1 P: 10	R: 0 E: 0 K: 1 S: 5	H: 0 LOB: 0 BB: 0 P: 5	R: 0 E: 0 K: 0 S: 3	H: 0 LOB: 0 BB: 0 P: 3	R: 0 E: 0 K: 0 S: 3	H: 0 LOB: 0 BB: 0 P: 3	R: 0 E: 0 K: 0 S: 3	H: 0 LOB: 0 BB: 0 P: 3	R: 0 E: 0 K: 0 S: 3	H: 0 LOB: 0 BB: 0 P: 3	1B: 6 2B: 1 3B: 0 HR: 1	SF: 0 SAC: 0 DP: 1 HBP: 0	WP: 0 PB: 0 SB: 1 CS: 1	PA: 43	
PITCHER Ron Reed, R ERA: 4.91 (1,1)	IP: 11.0 WLS: 4 BF: 43 H: 8 R: 4 ER: 4 SO: 3	BB: 3 IBB: 0 HBP: 0 BLK: 0 WP: 0	HR: 1 S: 46 P: 58 ERA: 3.27 WHIP: 1.000	PITCHER																					

Cincinnati Reds @ Atlanta Braves
Atlanta-Fulton County Stadium, Atlanta, GA
Wed Apr 23 1975, 7:05 PM EDT
Att: 7,234 - Unknown

AB	40
R	4
H	8
RBI	4
BB	3
SO	3
LOB	13



Batter	1	2	3	4	5	6	7	8	9	10	11	AB	R	H	RBI	BB	SO	LOB	BOTTOM						
Ralph Garr, L OBP: 0.348, SLG: 0.365 (1,7)												5	1	2	0	0	1	0							
Marty Perez, R OBP: 0.313, SLG: 0.263 (1,4)												5	0	1	0	0	0	3							
Darrell Evans, L OBP: 0.368, SLG: 0.645 (1,5)												5	1	3	2	0	1	0							
Earl Williams, R (1,3)												5	0	0	0	0	0	3							
Dusty Baker Jr., R OBP: 0.277, SLG: 0.368 (1,9)												4	1	1	0	1	1	0							
Mike Lum, L OBP: 0.254, SLG: 0.226 (1,8)												4	1	0	0	1	1	2							
Vic Correll, R OBP: 0.228, SLG: 0.352 (1,2)												5	1	1	2	0	2	1							
Larvell Blanks, R OBP: 0.216, SLG: 0.188 (1,6)												5	0	2	1	0	0	0							
Ron Reed, R OBP: 0.111, SLG: 0.222 (1,1)												4	0	0	0	0	2	1							
Inning Stats	R: 0 E: 0 K: 0 S: 4	H: 1 LOB: 1 BB: 0 P: 4	R: 2 E: 0 K: 1 S: 6	H: 1 LOB: 0 BB: 1 P: 10	R: 2 E: 0 K: 0 S: 6	H: 3 LOB: 1 BB: 0 P: 6	R: 0 E: 0 K: 0 S: 3	H: 0 LOB: 0 BB: 0 P: 3	R: 0 E: 0 K: 1 S: 5	H: 0 LOB: 0 BB: 0 P: 5	R: 0 E: 0 K: 2 S: 7	H: 2 LOB: 2 BB: 0 P: 7	R: 0 E: 0 K: 0 S: 3	H: 0 LOB: 0 BB: 0 P: 3	R: 0 E: 0 K: 0 S: 3	H: 0 LOB: 0 BB: 0 P: 3	R: 0 E: 0 K: 2 S: 9	H: 2 LOB: 0 BB: 0 P: 9	R: 1 E: 0 K: 1 S: 5	H: 1 LOB: 1 BB: 1 P: 9	1B: 6 2B: 2 3B: 0 HR: 2	SF: 0 SAC: 0 DP: 0 HBP: 0	WP: 0 PB: 0 SB: 0 CS: 0	PA: 44	
PITCHER Don Gullett, L ERA: 1.88 (1,1)	IP: 10.2 WLS: 4 BF: 44 H: 10 R: 5 ER: 5 SO: 8	BB: 2 IBB: 0 HBP: 0 BLK: 0 WP: 0	HR: 2 S: 58 P: 66 ERA: 4.22 WHIP: 1.125	PITCHER																					

Cincinnati Reds @ Atlanta Braves
Atlanta-Fulton County Stadium, Atlanta, GA
Wed Apr 23 1975, 7:05 PM EDT
Att: 7,234 - Unknown

AB	42
R	5
H	10
RBI	5
BB	2
SO	8
LOB	10



Batter	1	2	3	4	5	6	7	8	9	AB	R	H	RBI	BB	SO	LOB	TOP											
Pete Rose, S OBP: 0.416, SLG: 0.436 George Foster, R OBP: 0.250, SLG: 0.750										5	0	1	0	0	1	7	Cincinnati Reds @ Atlanta Braves Atlanta-Fulton County Stadium, Atlanta, GA Thu Apr 24 1975, 7:05 PM EDT Att: 8,266 - Unknown											
Dave Concepcion, R OBP: 0.324, SLG: 0.344										6	2	3	0	0	0	1												
Joe Morgan, L OBP: 0.524, SLG: 0.508 Ed Armbriester, R OBP: 0.333, SLG: 0.444										4	2	2	0	1	0	1												
Johnny Bench, R OBP: 0.313, SLG: 0.486 Bill Plummer, R OBP: 0.333, SLG: 0.200										5	2	2	3	0	1	2												
Tony Perez, R OBP: 0.247, SLG: 0.385 Darrel Chaney, S OBP: 0.130, SLG: 0.050										5	3	3	3	0	1	3												
Cesar Geronimo, L OBP: 0.338, SLG: 0.397										4	0	2	1	1	0	1												
Ken Griffey, L OBP: 0.429, SLG: 0.392										4	1	2	1	1	0	3												
Doug Flynn, R OBP: 0.250, SLG: 0.263 Dan Driessen, L OBP: 0.444, SLG: 0.286 John Vukovich, R OBP: 0.333, SLG: 0.345										2	0	1	0	0	0	2												
Jack Billingham, R OBP: 0.167, SLG: 0.167										3	0	1	1	0	1	3												
Inning Stats	R: 0 E: 0 K: 0 S: 5	H: 2 LOB: 2 BB: 0 P: 5	R: 1 E: 0 K: 0 S: 4	H: 2 LOB: 1 BB: 1 P: 8	R: 0 E: 0 K: 2 S: 8	H: 1 LOB: 1 BB: 0 P: 8	R: 0 E: 0 K: 2 S: 9	H: 2 LOB: 2 BB: 0 P: 9	R: 0 E: 0 K: 0 S: 3	H: 0 LOB: 0 BB: 0 P: 3	R: 1 E: 1 K: 0 S: 6	H: 2 LOB: 2 BB: 0 P: 6	R: 4 E: 0 K: 0 S: 7	H: 3 LOB: 2 BB: 2 P: 15	R: 4 E: 1 K: 0 S: 8	H: 5 LOB: 1 BB: 0 P: 8		R: 1 E: 0 K: 1 S: 6	H: 1 LOB: 0 BB: 0 P: 6	1B: 14 2B: 3 3B: 0 HR: 1	SF: 0 SAC: 3 DP: 1 HBP: 0	WP: 0 PB: 1 SB: 2 CS: 2	PA: 49					
PITCHER	IP	WLS	BF	H	R	ER	SO	BB	IBB	HBP	BLK	WP	HR	S	P	ERA	WHIP											
Phil Niekro, R ERA: 3.25	(1, 1)	6.0	L	32	12	6	6	4	2	0	0	0	0	0	38	46	9.00	2.333										
Jamie Easterly, L ERA:	(7, 1)	1.0		5	0	0	0	0	1	0	0	0	0	0	4	8	0.00	1.000										
Max Leon, R ERA:	(8, 1)	0.0		5	5	4	4	0	0	0	0	0	0	5	5	∞	∞											
Tom House, L ERA: 16.2	(8, 1)	2.0		7	1	1	1	1	0	0	0	0	0	1	9	9	4.50	0.500										

AB	43
R	11
H	18
RBI	11
BB	3
SO	5
LOB	25



Batter	1	2	3	4	5	6	7	8	9	AB	R	H	RBI	BB	SO	LOB	BOTTOM											
Ralph Garr, L OBP: 0.338, SLG: 0.368										5	0	1	0	0	0	2	Cincinnati Reds @ Atlanta Braves Atlanta-Fulton County Stadium, Atlanta, GA Thu Apr 24 1975, 7:05 PM EDT Att: 8,266 - Unknown											
Marty Perez, R OBP: 0.319, SLG: 0.279										4	1	1	0	1	0	2												
Darrell Evans, L OBP: 0.375, SLG: 0.631										3	1	1	0	1	0	3												
Earl Williams, R										4	0	0	1	0	3	3												
Dusty Baker Jr., R OBP: 0.290, SLG: 0.417										3	1	1	2	1	0	1												
Mike Lum, L OBP: 0.282, SLG: 0.246										3	0	2	0	1	0	0												
Vic Correll, R OBP: 0.213, SLG: 0.328										4	0	0	0	0	1	4												
Laryell Blanks, R OBP: 0.236, SLG: 0.231										4	0	2	0	0	0	0												
Phil Niekro, R OBP: 0.300, SLG: 0.400 Jamie Easterly, L OBP: 0.300, SLG: 0.400 Frank Tepedino, L OBP: 0.300, SLG: 0.400 Max Leon, R OBP: 0.300, SLG: 0.400 Tom House, L OBP: 0.300, SLG: 0.400 Dave May, L OBP: 0.300, SLG: 0.400										2	0	1	0	0	1	1												
Inning Stats	R: 1 E: 0 K: 0 S: 4	H: 1 LOB: 1 BB: 1 P: 8	R: 0 E: 0 K: 2 S: 8	H: 1 LOB: 1 BB: 0 P: 8	R: 0 E: 0 K: 1 S: 6	H: 1 LOB: 1 BB: 0 P: 6	R: 0 E: 0 K: 0 S: 3	H: 1 LOB: 0 BB: 0 P: 3	R: 0 E: 0 K: 1 S: 5	H: 1 LOB: 2 BB: 1 P: 9	R: 0 E: 0 K: 0 S: 3	H: 0 LOB: 0 BB: 0 P: 3	R: 2 E: 0 K: 1 S: 7	H: 2 LOB: 1 BB: 1 P: 11	R: 0 E: 0 K: 0 S: 4	H: 1 LOB: 1 BB: 0 P: 4		1B: 4 2B: 4 3B: 0 HR: 1	SF: 0 SAC: 0 DP: 2 HBP: 0	WP: 3 PB: 0 SB: 0 CS: 0	PA: 38							
PITCHER	IP	WLS	BF	H	R	ER	SO	BB	IBB	HBP	BLK	WP	HR	S	P	ERA	WHIP											
Jack Billingham, R ERA: 5.4	(1, 1)	9.0	W	38	9	3	3	5	4	0	0	0	3	1	44	60	3.00	1.444										

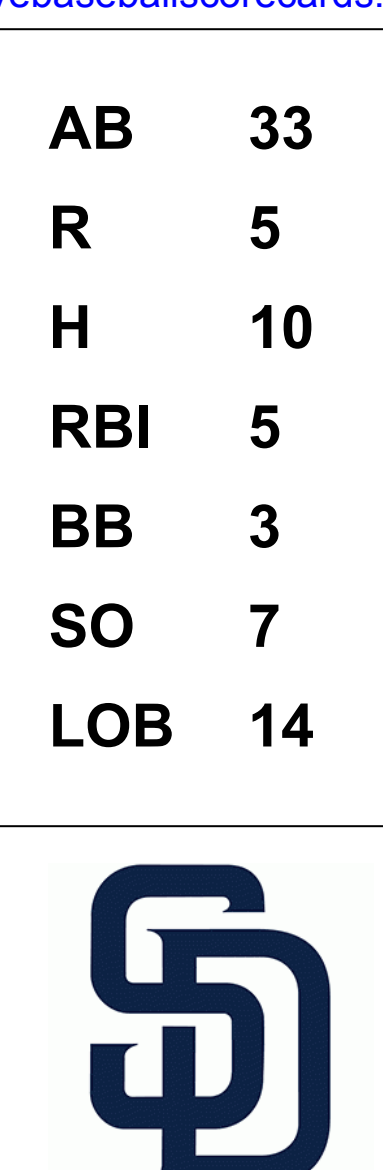


Batter	1	2	3	4	5	6	7	8	9	AB	R	H	RBI	BB	SO	LOB	TOP							
Ralph Garr, L OBP: 0.329, SLG: 0.384 (1, 7)	0-0 4-3 3B		0-0 5-3		0-0 4-3		0-0 F8		0-3 K	5	1	1	0	0	1	1	Atlanta Braves @ San Diego Padres San Diego Stadium, San Diego, CA Fri Apr 25 1975, 10:05 PM EDT Att: 11,033 - Unknown							
Marty Perez, R OBP: 0.311, SLG: 0.273 (1, 4)	0-0 4-3		0-0 F8		0-0 1B		0-3 K		0-0 5-3	5	0	1	2	0	1	0								
Darrell Evans, L OBP: 0.390, SLG: 0.629 (1, 5)	0-0 G5-4-3 1B			0-0 G1-2-3 1B		0-0 K		0-0 1B		0-0 F6	5	0	3	0	0	1								
Earl Williams, R (1, 3)	0-0 G5-4-3 1-2			0-3 K		0-0 5-3		0-0 F8			4	0	0	0	0	1								
Dusty Baker Jr., R OBP: 0.301, SLG: 0.438 (1, 9)		0-0 F9		0-0 1-3 2B		0-0 F8		0-0 F8 1B 1B			4	1	2	0	0	0								
Mike Lum, L OBP: 0.307, SLG: 0.254 (1, 8)	0-0 4-3			4-0 IBB		4-0 1B BLK BB		0-0 1-2 1B			2	0	1	0	2	0								
Vic Correll, R OBP: 0.234, SLG: 0.333 (8, PH)	0-0 E5 1B			0-0 G1-2-3		4-0 1-2 BB		0-0 F8 2-3			2	0	1	0	1	0								
Dave May, L (8, PH)										1	0	0	0	0	0	2								
Biff Pocoroba, S (8, 2)										0	0	0	0	0	0	0								
Laryell Blanks, R OBP: 0.254, SLG: 0.250 (1, 6)	0-0 F9				0-0 E6 4-3 1B		0-0 1-2 2-3 1B		0-0 1-2 3-H G4-6-3 1B	4	1	2	1	0	0	1								
Buzz Capra, R (1, 1)			0-3 K		0-0 F7		0-0 F7		0-0 G4-6-3 1-2	2	0	0	0	0	1	1								
Johanny Oates, L OBP: 0.200, SLG: 0.400 (6, PH)										1	0	0	0	0	0	3								
Gary Gentry, R (6, 1)										0	0	0	0	0	0	0								
Frank Tepedino, L (8, PH)										1	0	0	0	0	0	2								
Tom House, L (8, 1)										0	0	0	0	0	0	0								
Inning Stats	R: 1 E: 0 K: 0 S: 4	H: 2 LOB: 0 BB: 0 P: 4	R: 0 E: 1 K: 0 S: 4	H: 1 LOB: 1 BB: 0 P: 4	R: 0 E: 0 K: 1 S: 5	H: 0 LOB: 0 BB: 0 P: 5	R: 0 E: 0 K: 1 S: 6	H: 2 LOB: 2 BB: 1 P: 10	R: 1 E: 1 K: 1 S: 7	H: 1 LOB: 1 BB: 0 P: 7	R: 0 E: 0 K: 0 S: 4	H: 1 LOB: 3 BB: 2 P: 12	R: 0 E: 0 K: 1 S: 6	H: 1 LOB: 1 BB: 0 P: 6	R: 1 E: 0 K: 0 S: 5	H: 3 LOB: 1 BB: 0 P: 5	R: 0 E: 0 K: 1 S: 5	H: 0 LOB: 0 BB: 0 P: 5	1B: 9 2B: 1 3B: 1 HR: 0	SF: 0 SAC: 0 DP: 3 HBP: 0	WP: 0 PB: 0 SB: 0 CS: 0	PA: 39		
PITCHER	IP WLS BF H R ER SO BB IBB HBP BLK WP HR S P ERA WHIP	7.0 W 33 10 3 2 4 2 1 0 0 0 0 0 38 50 2.57 1.714	2.0 S 6 1 0 0 1 0 0 0 0 0 0 0 8 8 0.00 0.500																					

AB	36
R	3
H	11
RBI	3
BB	3
SO	5
LOB	17



Batter	1	2	3	4	5	6	7	8	9	AB	R	H	RBI	BB	SO	LOB	BOTTOM						
Enzo Hernandez, R OBP: 0.400, SLG: 0.372 (1, 6)	0-0 E S 1B		4-0 3-1 S BB	0-0 S 1B			0-0 SH1-4 1-2	4-0 BB		2	1	2	0	2	0	0	Atlanta Braves @ San Diego Padres San Diego Stadium, San Diego, CA Fri Apr 25 1975, 10:05 PM EDT Att: 11,033 - Unknown						
Bobby Tolan, L OBP: 0.282, SLG: 0.293 (1, 7) (9, 3)	0-0 4-1 1-1 1B		0-0 3-1	0-0 F7 1-2			0-0 FC1-5 2-3 1B	0-3 K		5	0	1	1	0	1	7							
Johanny Grubb, L OBP: 0.328, SLG: 0.346 (1, 8)	0-0 F6		0-0 F8		0-0 F7		0-0 1-2 1B			4	0	1	0	0	0	2							
Willie McCovey, L OBP: 0.348, SLG: 0.439 (1, 3)	0-0 4-1			0-3 K		0-0 4-3		0-3 K		4	0	0	0	0	2	3							
Hector Torres, R OBP: 0.333, SLG: 0.333 (8, 5)	0-0 1-2				0-0 4-3					0	0	0	0	0	0	0							
Dave Winfield, R OBP: 0.450, SLG: 0.633 (1, 9)	0-0 F8			0-3 K		0-0 5-3		0-3 K		4	0	0	0	0	2	1							
Mike Ivie, R OBP: 0.302, SLG: 0.404 (1, 5) (8, 3)		0-0 6-3		0-0 1B		0-0 6-3		0-0 1B		4	1	2	0	0	0	0							
John Scott, R (8, PR)				0-0 2B 1B				0-0 1B FC 1B		0	1	0	0	0	0	0							
Dick Sharon, R OBP: 0.100, SLG: 0.100 (9, 7)										0	0	0	0	0	0	0							
Tito Fuentes, S OBP: 0.300, SLG: 0.333 (1, 4)	0-0 F5			0-0 2B 1B		0-3 K		0-0 SH1-4 FC 1-3 1B		4	1	2	0	0	1	0							
Fred Kendall, R OBP: 0.303, SLG: 0.355 (1, 2)	0-0 F7			0-0 2B 2B		0-0 F8		0-0 FC SH1-4 1-2 3-H		4	1	1	3	0	0	1							
Sonny Siebert, R OBP: 0.333, SLG: 0.400 (1, 1)				0-0 1B 2B			4-0 FC1-5 SH1-4 BB	0-0 SH1-4		2	0	1	1	1	1	0							
Bill Greif, R (8, 1)								1-2 2-3		0	0	0	0	0	0	0							
Inning Stats	R: 1 E: 0 K: 0 S: 5	H: 2 LOB: 1 BB: 0 P: 5	R: 0 E: 0 K: 0 S: 3	H: 0 LOB: 0 BB: 0 P: 3	R: 0 E: 0 K: 1 S: 5	H: 0 LOB: 1 BB: 1 P: 9	R: 3 E: 0 K: 2 S: 12	H: 5 LOB: 2 BB: 0 P: 12	R: 0 E: 0 K: 0 S: 3	H: 0 LOB: 0 BB: 0 P: 3	R: 0 E: 0 K: 1 S: 5	H: 0 LOB: 0 BB: 0 P: 5	R: 0 E: 0 K: 1 S: 6	H: 1 LOB: 2 BB: 1 P: 10	R: 1 E: 0 K: 2 S: 10	H: 2 LOB: 3 BB: 1 P: 14	R: 0 E: 0 K: 0 S: 5	H: 0 LOB: 0 BB: 0 P: 5	1B: 8 2B: 2 3B: 0 HR: 0	SF: 0 SAC: 2 DP: 0 HBP: 0	WP: 0 PB: 0 SB: 3 CS: 0	PA: 38	
PITCHER	IP WLS BF H R ER SO BB IBB HBP BLK WP HR S P ERA WHIP	5.0 L 23 7 4 4 3 1 0 0 0 0 0 0 28 32 7.20 1.600	2.0 8 1 0 0 2 1 0 0 0 0 0 0 0 11 15 0.00 1.000	1.0 7 2 1 1 2 1 0 0 0 0 0 0 0 10 14 9.00 3.000																			



Batter	1	2	3	4	5	6	7	8	9	AB	R	H	RBI	BB	SO	LOB	TOP																					
Ralph Garr, L (1,7) OBP: 0.337, SLG: 0.390	4-3		F7	E		SH5-3			6-3	4	1	2	0	0	0	0	<p>Atlanta Braves @ San Diego Padres San Diego Stadium, San Diego, CA Sat Apr 26 1975, 10:05 PM EDT Att: 38,189 - Unknown</p> <p>livebaseballscores.com</p>																					
Marty Perez, R (1,4) OBP: 0.304, SLG: 0.282	F9		1B	E5		F3			6-3	5	1	1	0	0	0	3																						
Darrell Evans, L (1,5) OBP: 0.390, SLG: 0.613	K		FC6-4	L8		4-3			E9	5	0	2	2	0	1	3																						
Earl Williams, R (1,3)		HR	K		4-3		K		5-3	4	1	0	0	1	2	2																						
Dusty Baker Jr., R (1,9) OBP: 0.321, SLG: 0.485		HR	FC6-4		1B		F7			4	1	2	2	1	0	1																						
Mike Lum, L (1,8) OBP: 0.313, SLG: 0.254		G4-6-3			6-3		F8		F5	4	0	1	0	1	0	2																						
Vic Correll, R (1,2) OBP: 0.333	G4-6-3		FC2-5		F2				CS	3	0	1	0	1	0	3																						
Larry Blanks, R (1,6) OBP: 0.270, SLG: 0.267		FC6-4		1B	1-3				F8	4	1	2	0	0	0	3																						
Carl Morton, R (1,1) OBP: 0.167, SLG: 0.118	FC6-4		FC2-5						F9	4	1	1	0	0	0	3																						
Tom House, L (9,1)					FC2-5				E7	0	0	0	0	0	0	0																						
Inning Stats	R: 0 E: 0 K: 1 S: 5	H: 0 LOB: 0 BB: 0 P: 5	R: 2 E: 0 K: 0 S: 4	H: 2 LOB: 1 BB: 2 P: 12	R: 1 E: 0 K: 1 S: 7	H: 2 LOB: 1 BB: 0 P: 7	R: 2 E: 1 K: 0 S: 7	H: 3 LOB: 2 BB: 0 P: 7	R: 0 E: 0 K: 0 S: 5	H: 2 LOB: 2 BB: 0 P: 5	R: 0 E: 1 K: 0 S: 4	H: 1 LOB: 1 BB: 0 P: 4	R: 0 E: 0 K: 1 S: 5	H: 0 LOB: 0 BB: 0 P: 5	R: 0 E: 0 K: 0 S: 2	H: 0 LOB: 0 BB: 1 P: 6	R: 1 E: 1 K: 0 S: 5	H: 2 LOB: 2 BB: 1 P: 9	1B: 10 2B: 1 3B: 0 HR: 1	SF: 0 SAC: 1 DP: 1 HBP: 0	WP: 0 PB: 0 SB: 0 CS: 1	PA: 42																
PITCHER	IP	WLS	BF	H	R	ER	SO	BB	IBB	HBP	BLK	WP	HR	S	P	ERA	WHIP	PITCHER				IP	WLS	BF	H	R	ER	SO	BB	IBB	HBP	BLK	WP	HR	S	P	ERA	WHIP
Randy Jones, L (1,1) ERA: 0.84	7.0	L	33	10	5	3	3	2	0	0	0	0	1	37	45	3.86	1.714																					
Danny Frisella, R (8,1) ERA: 5.79	1.0		3	0	0	0	0	1	0	0	0	0	0	2	6	0.00	1.000																					
Dave Tomlin, L (9,1) ERA: 4.05	1.0		6	2	1	1	0	0	1	0	0	0	0	5	9	9.00	2.000																					

Batter	1	2	3	4	5	6	7	8	9	AB	R	H	RBI	BB	SO	LOB	BOTTOM																					
Enzo Hernandez, R (1,6) OBP: 0.418, SLG: 0.404	HBP		F8		G3		FC6-4		4-3	4	1	2	0	1	0	1	<p>Atlanta Braves @ San Diego Padres San Diego Stadium, San Diego, CA Sat Apr 26 1975, 10:05 PM EDT Att: 38,189 - Unknown</p> <p>livebaseballscores.com</p>																					
Bobby Tolan, L (1,7) OBP: 0.298, SLG: 0.286	E6				G3		4-6-3		F5	5	0	1	0	0	0	4																						
Johnny Grubb, L (1,8) OBP: 0.317, SLG: 0.321			L8		G3		F9		4-3	4	0	0	0	0	0	4																						
Willie McCovey, L (1,3) OBP: 0.333, SLG: 0.413	G5-4-3		F6		K				F8	5	0	1	1	0	1	3																						
Dave Winfield, R (1,9) OBP: 0.453, SLG: 0.679	K				4-3		HR		1B	4	2	2	1	0	1	3																						
Mike Ivie, R (1,5) OBP: 0.298, SLG: 0.393	G5-4-3				6-3		F4			4	0	1	0	0	0	3																						
John Scott, R (8,FR) OBP: 0.500, SLG: 0.500										0	0	0	0	0	0	0																						
Hector Torres, R (9,5) OBP: 0.333, SLG: 0.333									1B	0	0	0	0	0	0	0																						
Tito Fuentes, S (1,4) OBP: 0.297, SLG: 0.322									F9	2	1	0	1	1	0	0																						
Fred Kendall, R (1,2) OBP: 0.324, SLG: 0.429										4	0	2	1	0	1	0																						
Randy Jones, R (1,1) OBP: 0.273, SLG: 0.200										2	0	0	0	0	0	1																						
Gene Locklear, L (7,PH) OBP: 0.500, SLG: 0.500										1	0	1	0	0	0	0																						
Danny Frisella, L (8,1)										0	0	0	0	0	0	0																						
Glenn Beckert, R (8,PH) OBP: 0.438, SLG: 0.467										1	0	0	0	0	0	2																						
Dave Tomlin, L (9,1)										0	0	0	0	0	0	0																						
Inning Stats	R: 1 E: 1 K: 1 S: 7	H: 2 LOB: 2 BB: 0 P: 8	R: 0 E: 0 K: 1 S: 5	H: 0 LOB: 0 BB: 0 P: 5	R: 0 E: 0 K: 0 S: 4	H: 1 LOB: 1 BB: 0 P: 4	R: 1 E: 0 K: 0 S: 4	H: 1 LOB: 1 BB: 1 P: 8	R: 0 E: 0 K: 0 S: 5	H: 0 LOB: 0 BB: 1 P: 9	R: 1 E: 0 K: 0 S: 4	H: 1 LOB: 1 BB: 0 P: 4	R: 0 E: 0 K: 0 S: 4	H: 1 LOB: 1 BB: 0 P: 4	R: 0 E: 0 K: 0 S: 6	H: 3 LOB: 2 BB: 0 P: 6	R: 0 E: 0 K: 0 S: 4	H: 1 LOB: 1 BB: 0 P: 4	1B: 7 2B: 1 3B: 1 HR: 1	SF: 1 SAC: 0 DP: 1 HBP: 1	WP: 0 PB: 0 SB: 0 CS: 0	PA: 40																
PITCHER	IP	WLS	BF	H	R	ER	SO	BB	IBB	HBP	BLK	WP	HR	S	P	ERA	WHIP	PITCHER				IP	WLS	BF	H	R	ER	SO	BB	IBB	HBP	BLK	WP	HR	S	P	ERA	WHIP
Carl Morton, R (1,1) ERA: 2.3	8.0	W	37	10	4	4	3	2	0	1	0	0	1	40	49	4.50	1.500																					
Tom House, L (9,1) ERA: 12.86	1.0	S	3	0	0	0	0	0	0	0	0	0	0	3	3	0.00	0.000																					



Batter	1	2	3	4	5	6	7	8	9	AB	R	H	RBI	BB	SO	LOB	TOP					
Ralph Garr, L (1,7) OBP: 0.318, SLG: 0.366	F7	5-3			4-3		1-3	F4		5	0	0	0	0	0	4	<p>Atlanta Braves @ San Diego Padres</p> <p>San Diego Stadium, San Diego, CA</p> <p>Sun Apr 27 1975, 6:33 AM EDT</p> <p>Unknown</p>					
Marty Perez, R (1,4) OBP: 0.286, SLG: 0.263	4-3	6-3			F9		F8	FC5 BB 3B		5	1	0	0	0	0	3						
Darrell Evans, L (1,5) OBP: 0.402, SLG: 0.620						L8				4	2	2	0	1	0	0						
Earl Williams, R (1,3) OBP: 0.074, SLG: 0.038 Rowland Office, L (8, PR) OBP: 0.351, SLG: 0.353										4	0	1	0	0	0	3						
Dusty Baker Jr., R (1,9) OBP: 0.349, SLG: 0.521										1	2	1	3	0	0	0						
Mike Lum, L (1,8) OBP: 0.341, SLG: 0.270										5	2	4	2	0	0	0						
Vic Correll, R (1,2) Dave May, L (8, PH) OBP: 0.500, SLG: 0.250 Biff Pocoroba, S (8, 2)										3	2	2	0	2	0	1						
Laryell Blanks, R (1,6) OBP: 0.265, SLG: 0.262										2	1	0	0	1	0	2						
Ron Reed, R (1,1) OBP: 0.231, SLG: 0.385 Tom House, L (8, 1)										1	1	1	2	0	0	0						
Inning Stats	R: 0 E: 0 K: 1 S: 6	H: 1 LOB: 1 BB: 0 P: 6	R: 3 E: 1 K: 0 S: 7	H: 3 LOB: 1 BB: 0 P: 7	R: 0 E: 0 K: 1 S: 5	H: 0 LOB: 0 BB: 0 P: 5	R: 0 E: 0 K: 0 S: 3	H: 1 LOB: 0 BB: 0 P: 3	R: 0 E: 0 K: 0 S: 3	H: 0 LOB: 0 BB: 0 P: 3	R: 0 E: 0 K: 1 S: 6	H: 1 LOB: 3 BB: 2 P: 14	R: 0 E: 0 K: 0 S: 3	H: 0 LOB: 0 BB: 0 P: 3	R: 9 E: 1 K: 0 S: 11	H: 8 LOB: 1 BB: 2 P: 19		R: 0 E: 0 K: 0 S: 3	H: 0 LOB: 0 BB: 0 P: 3	1B: 10 2B: 3 3B: 1 HR: 0	SF: 0 SAC: 0 DP: 0 HBP: 0	WP: 0 PB: 0 SB: 0 CS: 1
PITCHER	IP	WLS	BF	H	R	ER	SO	BB	IBB	HBP	BLK	WP	HR	S	P	ERA	WHIP					
Dan Spillner, R (1,1) ERA: 2.73	7.0		29	6	3	2	3	1	1	0	0	0	0	33	41	2.57	1.000					
Rich Folkers, L (8,1) ERA: 10.57	0.0	L	3	3	4	4	0	0	0	0	0	0	0	3	3	∞	∞					
Bill Greif, R (8,1) ERA: 2.57	0.2		8	4	4	0	0	1	1	0	0	0	0	6	14	0.00	7.500					
Danny Frisella, R (8,1) ERA: 5.4	0.1		2	1	1	0	0	0	0	0	0	0	0	2	2	0.00	3.000					
Dave Tomlin, L (9,1) ERA: 3.52	1.0		3	0	0	0	0	0	0	0	0	0	0	3	3	0.00	0.000					


Batter	1	2	3	4	5	6	7	8	9	AB	R	H	RBI	BB	SO	LOB	BOTTOM					
Enzo Hernandez, R (1,6) OBP: 0.433, SLG: 0.431	F8		B1-3							4	2	2	1	1	0	1	<p>Atlanta Braves @ San Diego Padres</p> <p>San Diego Stadium, San Diego, CA</p> <p>Sun Apr 27 1975, 6:33 AM EDT</p> <p>Unknown</p>					
Tito Fuentes, S (1,4) OBP: 0.290, SLG: 0.313	K		6-3		6-3		F8	2B		5	1	1	2	0	1	5						
Johnny Grubb, L (1,8) OBP: 0.353, SLG: 0.393			L6							5	1	4	3	0	0	1						
Dave Winfield, R (1,9) OBP: 0.449, SLG: 0.655					6-3					5	0	2	0	0	0	2						
Mike Ivie, R (1,3) OBP: 0.274, SLG: 0.361					5-3					5	0	0	0	0	1	4						
Bobby Tolan, L (1,7) OBP: 0.288, SLG: 0.299					6-3					4	1	2	1	0	0	0						
Dave Hilton, R (1,5)										5	0	0	0	0	0	2						
Randy Hundley, R (7, PR) John Scott, R (8, 1) Rich Folkers, L (8, 1) Bill Greif, R (8, 1) Danny Frisella, L (8, PH) Gene Locklear, L (8, 33) Dave Tomlin, L (8, 1)					4-3					3	0	1	0	0	0	0						
Dan Spillner, R (1,1) OBP: 0.100, SLG: 0.200 Fred Kendall, R (7, PH) OBP: 0.333, SLG: 0.432										2	0	1	0	0	0	0						
Inning Stats	R: 0 E: 0 K: 2 S: 9	H: 2 LOB: 2 BB: 0 P: 9	R: 0 E: 0 K: 0 S: 3	H: 1 LOB: 0 BB: 0 P: 3	R: 0 E: 1 K: 0 S: 4	H: 0 LOB: 1 BB: 0 P: 4	R: 0 E: 0 K: 0 S: 3	H: 0 LOB: 0 BB: 0 P: 3	R: 0 E: 0 K: 0 S: 5	H: 2 LOB: 2 BB: 0 P: 5	R: 1 E: 0 K: 0 S: 5	H: 2 LOB: 1 BB: 0 P: 5	R: 2 E: 0 K: 1 S: 7	H: 2 LOB: 1 BB: 1 P: 11	R: 5 E: 1 K: 0 S: 9	H: 5 LOB: 1 BB: 0 P: 9		R: 0 E: 0 K: 0 S: 3	H: 0 LOB: 0 BB: 0 P: 3	1B: 9 2B: 5 3B: 0 HR: 0	SF: 1 SAC: 0 DP: 1 HBP: 0	WP: 1 PB: 0 SB: 2 CS: 0
PITCHER	IP	WLS	BF	H	R	ER	SO	BB	IBB	HBP	BLK	WP	HR	S	P	ERA	WHIP					
Ron Reed, R (1,1) ERA: 4.62	7.2	W	36	11	6	5	3	1	0	0	0	0	0	41	45	5.87	1.565					
Tom House, L (8,1) ERA: 12.96	1.1		7	3	2	0	0	0	0	0	0	0	0	7	7	0.00	2.250					


AB 41
R 12
H 14
RBI 10
BB 4
SO 3
LOB 16



AB 41
R 8
H 14
RBI 7
BB 1
SO 3
LOB 16



Batter	1	2	3	4	5	6	7	8	9	AB	R	H	RBI	BB	SO	LOB	TOP										
Ralph Garr, L (1,7) OBP: 0.312, SLG: 0.356	E6 3B	4-3		3-1			4-3		E 1B SF7	5	2	1	0	0	0	3	<p>Atlanta Braves @ San Diego Padres San Diego Stadium, San Diego, CA Sun Apr 27 1975, 6:38 AM EDT Att: 25,996 - Unknown</p> <p>livebaseballscores.com</p> <p>AB 38 R 4 H 10 RBI 4 BB 1 SO 5 LOB 23</p> 										
Marty Perez, R (1,4) OBP: 0.315, SLG: 0.325	1B 3B		FC3-6 BB		2B		F8		E 1B	4	1	3	2	1	0	0											
Darrell Evans, L (1,5) OBP: 0.391, SLG: 0.595	K		FC3-6 1-2		F7				E3 FC5-4	5	0	1	0	0	1	5											
Earl Williams, R (1,3) OBP: 0.094, SLG: 0.067	5-3 1B		K		F4		6-3		SF7	4	0	1	2	0	1	3											
Dusty Baker Jr., R (1,9) OBP: 0.330, SLG: 0.487	5-3 1-2		K		6-3				F3 FC5-4	5	0	0	0	0	1	5											
Mike Lum, L (1,8) OBP: 0.337, SLG: 0.269	4-1				F8				F4	4	0	1	0	0	0	1											
Johnny Oates, L (1,2)									FC4-6 1B	4	0	2	0	0	0	1											
Craig Robinson, R (1,6)									F9 K	4	0	0	0	0	1	3											
Roric Harrison, R (1,1) OBP: 0.500, SLG: 0.667									F7 1B HBP	3	1	1	0	0	1	2											
Inning Stats	R: 2 E: 1 K: 1 S: 8	H: 2 LOB: 1 BB: 0 P: 8	R: 0 E: 1 K: 1 S: 6	H: 1 LOB: 1 BB: 0 P: 6	R: 0 E: 0 K: 2 S: 7	H: 0 LOB: 1 BB: 1 P: 11	R: 0 E: 0 K: 0 S: 5	H: 2 LOB: 2 BB: 0 P: 5	R: 0 E: 0 K: 0 S: 4	H: 1 LOB: 1 BB: 0 P: 4	R: 0 E: 0 K: 0 S: 4	H: 1 LOB: 1 BB: 0 P: 4	R: 0 E: 0 K: 0 S: 3	H: 0 LOB: 0 BB: 0 P: 3	R: 2 E: 1 K: 1 S: 8	H: 2 LOB: 2 BB: 0 P: 9	1B: 7 2B: 2 3B: 1 HR: 0	SF: 1 SAC: 0 DP: 0 HBP: 1	WP: 0 PB: 0 SB: 1 CS: 0	PA: 41							
PITCHER	IP	WLS	BF	H	R	ER	SO	BB	IBB	HBP	BLK	WP	HR	S	P	ERA	WHIP										
Alan Foster, R (1,1) ERA: 2.53	8.0	L	34	8	2	1	4	1	0	0	0	0	0	41	45	1.12	1.125										
Bill Greif, R (9,1) ERA: 3.38	1.0		7	2	2	1	1	0	0	1	0	0	0	8	9	9.00	2.000										

Batter	1	2	3	4	5	6	7	8	9	AB	R	H	RBI	BB	SO	LOB	BOTTOM										
Enzo Hernandez, R (1,6) OBP: 0.406, SLG: 0.400	4-3		F9			F8			F8	4	0	0	0	0	0	0	<p>Atlanta Braves @ San Diego Padres San Diego Stadium, San Diego, CA Sun Apr 27 1975, 6:38 AM EDT Att: 25,996 - Unknown</p> <p>livebaseballscores.com</p> <p>AB 32 R 1 H 5 RBI 1 BB 0 SO 0 LOB 8</p> 										
Tito Fuentes, S (1,4) OBP: 0.288, SLG: 0.309	5-3		L7			F5			1B 1B	4	0	1	0	0	0	0											
Johnny Grubb, L (1,8) OBP: 0.361, SLG: 0.400			5-3			F8			1-2 1B	4	0	2	0	0	0	0											
Willie McCovey, L (1,3) OBP: 0.309, SLG: 0.380	F4					F2			F8	4	0	0	0	0	0	3											
Dave Winfield, R (1,9) OBP: 0.438, SLG: 0.629						F9			1-3 5-3	4	1	1	0	0	0	2											
Bobby Tolan, L (1,7) OBP: 0.257, SLG: 0.286						L8				3	0	0	0	0	0	1											
Fred Kendall, R (1,2) OBP: 0.310, SLG: 0.400										3	0	0	0	0	0	1											
Hector Torres, R (1,5) OBP: 0.348, SLG: 0.348										2	0	1	1	0	0	0											
Glenn Beckert, R (8,PH) OBP: 0.412, SLG: 0.438										1	0	0	0	0	0	0											
Dave Hilton, R (9,5)										0	0	0	0	0	0	0											
Alan Foster, R (1,1)										2	0	0	0	0	0	1											
Gene Locklear, L (8,PH) OBP: 0.250, SLG: 0.250										1	0	0	0	0	0	0											
Bill Greif, R (9,1)										0	0	0	0	0	0	0											
Inning Stats	R: 0 E: 0 K: 0 S: 4	H: 1 LOB: 1 BB: 0 P: 4	R: 1 E: 0 K: 0 S: 5	H: 2 LOB: 1 BB: 0 P: 5	R: 0 E: 0 K: 0 S: 3	H: 0 LOB: 0 BB: 0 P: 3	R: 0 E: 0 K: 0 S: 3	H: 0 LOB: 0 BB: 0 P: 3	R: 0 E: 0 K: 0 S: 3	H: 0 LOB: 0 BB: 0 P: 3	R: 0 E: 0 K: 0 S: 3	H: 0 LOB: 0 BB: 0 P: 3	R: 0 E: 0 K: 0 S: 3	H: 0 LOB: 0 BB: 0 P: 3	R: 0 E: 0 K: 0 S: 5	H: 2 LOB: 2 BB: 0 P: 5	1B: 5 2B: 0 3B: 0 HR: 0	SF: 0 SAC: 0 DP: 0 HBP: 0	WP: 0 PB: 0 SB: 0 CS: 0	PA: 32							
PITCHER	IP	WLS	BF	H	R	ER	SO	BB	IBB	HBP	BLK	WP	HR	S	P	ERA	WHIP										
Roric Harrison, R (1,1) ERA: 1.83	9.0	W	32	5	1	1	0	0	0	0	0	0	0	32	32	1.00	0.556										

Batter	1	2	3	4	5	6	7	8	9	AB	R	H	RBI	BB	SO	LOB	TOP								
Ralph Garr, L OBP: 0.309, SLG: 0.352 (1, 7)	6-3	F9					F8			4	1	1	0	0	0	2	Atlanta Braves @ Los Angeles Dodgers Dodger Stadium, Los Angeles, CA Mon Apr 28 1975, 7:05 PM PDT Att: 32,097 - Unknown								
Marty Perez, R OBP: 0.312, SLG: 0.321 (1, 4)	4-3		5-3				6-3			4	0	1	0	0	0	0									
Darrell Evans, L OBP: 0.385, SLG: 0.581 (1, 5)	G3									2	0	0	1	1	1	0									
Earl Williams, R OBP: 0.139, SLG: 0.118 (1, 3)										4	1	2	0	0	2	0									
Dusty Baker Jr., R OBP: 0.337, SLG: 0.488 (1, 9)										4	1	2	0	0	0	2									
Mike Lum, L OBP: 0.344, SLG: 0.272 (1, 8)										3	0	1	1	1	0	3									
Johnny Oates, L OBP: 0.333, SLG: 0.417 Cito Gaston, R (9, PH)										3	0	1	0	0	0	2									
Laryell Blanks, R OBP: 0.278, SLG: 0.254 (1, 6)										2	0	0	0	2	0	1									
Phil Niekro, R OBP: 0.231, SLG: 0.308 Tom House, L (8, 1)										3	0	0	1	0	0	2									
Vic Correll, R OBP: 0.250, SLG: 0.318 (9, PH)										1	0	0	0	0	0	1									
Inning Stats	R: 0 E: 0 K: 0 S: 3	H: 0 LOB: 0 BB: 0 P: 3	R: 2 E: 0 K: 0 S: 6	H: 3 LOB: 2 BB: 1 P: 10	R: 0 E: 0 K: 0 S: 4	H: 1 LOB: 2 BB: 1 P: 8	R: 0 E: 0 K: 0 S: 3	H: 0 LOB: 0 BB: 0 P: 3	R: 1 E: 0 K: 1 S: 6	H: 2 LOB: 0 BB: 0 P: 6	R: 0 E: 0 K: 0 S: 4	H: 2 LOB: 1 BB: 0 P: 4	R: 0 E: 0 K: 2 S: 7	H: 0 LOB: 0 BB: 0 P: 3	R: 0 E: 0 K: 2 S: 7	H: 0 LOB: 0 BB: 0 P: 7	R: 0 E: 0 K: 0 S: 2	H: 0 LOB: 1 BB: 2 P: 10	1B: 8 2B: 0 3B: 0 HR: 0	SF: 1 SAC: 0 DP: 1 HBP: 0	WP: 0 PB: 0 SB: 0 CS: 1	PA: 36			
PITCHER	IP	WLS	BF	H	R	ER	SO	BB	IBB	HBP	BLK	WP	HR	S	P	ERA	WHIP								
Rick Rhoden, R ERA: 4.81 (1, 1)	5.0		23	7	3	3	1	2	0	0	0	0	0	23	31	5.40	1.800								
Al Downing, L ERA: 1.29 (6, 1)	2.0		6	1	0	0	0	0	0	0	0	0	0	6	6	0.00	0.500								
Jim Brewer, L ERA: 0.96 (8, 1)	2.0	W	7	0	0	0	2	2	0	0	0	0	0	9	17	0.00	1.000								

Batter	1	2	3	4	5	6	7	8	9	AB	R	H	RBI	BB	SO	LOB	BOTTOM								
Davey Lopes, R OBP: 0.426, SLG: 0.346 (8, 6)	6-3									4	0	0	0	0	1	1	Atlanta Braves @ Los Angeles Dodgers Dodger Stadium, Los Angeles, CA Mon Apr 28 1975, 7:05 PM PDT Att: 32,097 - Unknown								
Lee Lacy, R OBP: 0.452, SLG: 0.444 (1, 4)	5-3									3	1	0	0	1	0	1									
Jimmy Wynn, R OBP: 0.479, SLG: 0.661 (1, 7) (8, 8)	3-1									3	1	2	0	1	0	0									
Steve Garvey, R OBP: 0.404, SLG: 0.479 (1, 3)										4	1	3	2	0	0	0									
Willie Crawford, L OBP: 0.397, SLG: 0.345 (8, 7)										3	0	0	0	0	0	4									
Manny Mota, R OBP: 0.368, SLG: 0.333 Henry Cruz, L OBP: 0.185, SLG: 0.222 (8, PH) (8, PH) (9, 7)										1	0	1	2	0	0	0									
Ron Cey, R OBP: 0.348, SLG: 0.568 (1, 5)										0	0	0	0	0	0	0									
Ron Cey, R OBP: 0.348, SLG: 0.568 (1, 5)										4	0	1	0	0	0	1									
Steve Yeager, R OBP: 0.273, SLG: 0.256 (1, 2)										4	0	0	0	0	1	2									
Rick Auerbach, R OBP: 0.217, SLG: 0.200 Jim Brewer, L (8, 1)										2	0	0	0	0	0	0									
Rick Rhoden, R Al Downing, R Ivan De Jesus, R Tom Paciorek, R Joe Ferguson, R (8, 9) (8, 9)										1	0	0	0	0	0	0									
Inning Stats	R: 0 E: 0 K: 0 S: 3	H: 0 LOB: 0 BB: 0 P: 3	R: 0 E: 0 K: 0 S: 3	H: 0 LOB: 0 BB: 0 P: 3	R: 0 E: 0 K: 0 S: 5	H: 2 LOB: 2 BB: 0 P: 5	R: 0 E: 0 K: 1 S: 5	H: 0 LOB: 0 BB: 0 P: 5	R: 1 E: 0 K: 0 S: 5	H: 2 LOB: 1 BB: 1 P: 9	R: 0 E: 0 K: 1 S: 6	H: 2 LOB: 1 BB: 0 P: 6	R: 3 E: 0 K: 1 S: 7	H: 2 LOB: 1 BB: 2 P: 15	1B: 6 2B: 2 3B: 0 HR: 0	SF: 0 SAC: 0 DP: 1 HBP: 0	WP: 0 PB: 0 SB: 0 CS: 0	PA: 34							
PITCHER	IP	WLS	BF	H	R	ER	SO	BB	IBB	HBP	BLK	WP	HR	S	P	ERA	WHIP								
Phil Niekro, R ERA: 2.86 (1, 1)	7.0		27	6	1	1	2	1	0	0	0	0	0	30	34	1.29	1.000								
Tom House, L ERA: 14.46 (8, 1)	1.0	L	7	2	3	3	1	2	0	0	0	0	0	7	15	27.00	4.000								

Batter	1	2	3	4	5	6	7	8	9	AB	R	H	RBI	BB	SO	LOB	TOP			
Ralph Garr, L OBP: 0.307, SLG: 0.358 (1, 7)	4-3		6-3		K			2B		4	0	1	0	0	1	1	Atlanta Braves @ Los Angeles Dodgers Dodger Stadium, Los Angeles, CA Tue Apr 29 1975, 7:05 PM PDT Att: 31,638 - Unknown			
Marty Perez, R OBP: 0.320, SLG: 0.330 (1, 4)	G4-6-3 1B		K			1-3 1B		F9		4	0	2	0	0	1	1				
Darrell Evans, L OBP: 0.370, SLG: 0.556 (1, 5)	G4-6-3 1-2			F5		F9		K		4	0	0	0	0	1	3				
Earl Williams, R OBP: 0.125, SLG: 0.105 (1, 3)		G3		F7		1-3		F2		4	0	0	0	0	0	1				
Dusty Baker Jr., R OBP: 0.344, SLG: 0.488 (1, 9)	1B 1B			1B		6-3		6-3		4	0	2	0	0	0	1				
Mike Lum, L OBP: 0.340, SLG: 0.271 (1, 8)		1-3 1B		F7			1-3	6-3		4	0	1	0	0	0	1				
Johnny Oates, L OBP: 0.267, SLG: 0.333 (1, 2)			K		4-3		K			3	0	0	0	0	2	2				
Larry Blanks, R OBP: 0.280, SLG: 0.271 (1, 6)	F7						F8			3	0	1	0	0	0	2				
Buzz Capra, R (1, 1)										2	0	0	0	0	1	1				
Max Leon, R (5, 1)										0	0	0	0	0	0	0				
Frank Tepedino, L (8, PH)										1	0	0	0	0	1	0				
Jamie Easterly, L (8, 1)										0	0	0	0	0	0	0				
Inning Stats	R: 0 E: 0 K: 0 S: 3	H: 1 LOB: 0 BB: 0 P: 3	R: 0 E: 0 K: 1 S: 7	H: 2 LOB: 2 BB: 0 P: 7	R: 0 E: 0 K: 1 S: 5	H: 0 LOB: 0 BB: 0 P: 5	R: 0 E: 0 K: 0 S: 4	H: 1 LOB: 1 BB: 0 P: 4	R: 0 E: 0 K: 2 S: 8	H: 1 LOB: 1 BB: 0 P: 8	R: 0 E: 0 K: 1 S: 5	H: 0 LOB: 0 BB: 0 P: 5	R: 0 E: 0 K: 2 S: 8	H: 1 LOB: 1 BB: 0 P: 8	R: 0 E: 0 K: 0 S: 3	H: 0 LOB: 0 BB: 0 P: 3	1B: 5 2B: 2 3B: 0 HR: 0	SF: 0 SAC: 0 DP: 1 HBP: 0	WP: 0 PB: 0 SB: 0 CS: 0	PA: 33
PITCHER Andy Messersmith, R ERA: 2.76 (1, 1)	IP: 9.0 WLS: W BF: 33 H: 7 R: 0 ER: 0 SO: 7 BB: 0 IBB: 0 HBP: 0 BLK: 0 WP: 0 HR: 0 S: 47 P: 47 ERA: 0.00 WHIP: 0.778																			

Batter	1	2	3	4	5	6	7	8	9	AB	R	H	RBI	BB	SO	LOB	BOTTOM			
Davey Lopes, R OBP: 0.425, SLG: 0.349 (1, 8)	P4	F8		F7		6-3 1B HR		G6-4-3 1B		5	1	2	0	0	0	3	Atlanta Braves @ Los Angeles Dodgers Dodger Stadium, Los Angeles, CA Tue Apr 29 1975, 7:05 PM PDT Att: 31,638 - Unknown			
Lee Lacy, R OBP: 0.472, SLG: 0.531 (1, 4)	F8 2B			F8		6-3 1B HR		G6-4-3 1-2		5	1	3	1	0	0	2				
Jimmy Wynn, R OBP: 0.453, SLG: 0.617 (1, 7)	F8				P5	6-3				4	0	0	0	0	1	4				
Henry Cruz, L OBP: 0.214, SLG: 0.250 (7, 7)	F8		K							1	0	1	0	0	0	0				
Steve Garvey, R OBP: 0.404, SLG: 0.505 (1, 3)	P3		F8			HR		6-3		5	2	2	3	0	0	3				
Willie Crawford, L OBP: 0.403, SLG: 0.397 (1, 9)		F9				HR		3-1		3	1	1	2	1	0	0				
Ron Cey, R OBP: 0.344, SLG: 0.553 (1, 5)	F2		F5			HR		L6		4	0	1	0	0	0	2				
Steve Yeager, R OBP: 0.271, SLG: 0.238 (1, 2)		BB 1B BB		F7		G6-4-3 1-2		F2		3	1	0	0	1	0	1				
Rick Auerbach, R OBP: 0.266, SLG: 0.246 (1, 6)		BB 1B BB				1B SH3-4 BB		FC5-4 1B		2	2	2	0	2	0	0				
Andy Messersmith, R OBP: 0.400, SLG: 0.526 (1, 1)		1-2 2H 1B				SH3-4		FC5-4		3	0	2	2	0	0	1				
Inning Stats	R: 0 E: 0 K: 0 S: 4	H: 1 LOB: 1 BB: 0 P: 4	R: 1 E: 0 K: 0 S: 4	H: 1 LOB: 2 BB: 2 P: 12	R: 0 E: 0 K: 1 S: 6	H: 1 LOB: 2 BB: 1 P: 10	R: 1 E: 0 K: 0 S: 5	H: 2 LOB: 1 BB: 0 P: 5	R: 2 E: 0 K: 0 S: 5	H: 3 LOB: 0 BB: 0 P: 5	R: 4 E: 0 K: 0 S: 6	H: 3 LOB: 1 BB: 1 P: 10	R: 0 E: 0 K: 0 S: 4	H: 1 LOB: 1 BB: 0 P: 4	R: 0 E: 0 K: 0 S: 4	H: 2 LOB: 1 BB: 0 P: 4	1B: 9 2B: 3 3B: 0 HR: 2	SF: 0 SAC: 1 DP: 2 HBP: 0	WP: 0 PB: 0 SB: 0 CS: 0	PA: 40
PITCHER Buzz Capra, R ERA: 3.22 (1, 1)	IP: 4.1 WLS: L BF: 24 H: 8 R: 4 ER: 4 SO: 4 BB: 3 IBB: 0 HBP: 0 BLK: 0 WP: 0 HR: 1 S: 23 P: 35 ERA: 8.31 WHIP: 2.538																			
Max Leon, R ERA: 13.5 (5, 1)	2.2 L BF: 12 H: 4 R: 4 ER: 0 SO: 0 BB: 1 IBB: 0 HBP: 0 BLK: 0 WP: 0 HR: 1 S: 11 P: 15 ERA: 0.00 WHIP: 1.875																			
Jamie Easterly, L ERA: (8, 1)	1.0 L BF: 4 H: 2 R: 0 ER: 0 SO: 0 BB: 0 IBB: 0 HBP: 0 BLK: 0 WP: 0 HR: 0 S: 4 P: 4 ERA: 0.00 WHIP: 2.000																			

Batter	1	2	3	4	5	6	7	8	9	AB	R	H	RBI	BB	SO	LOB	TOP			
Ralph Garr, L OBP: 0.305, SLG: 0.354 (1, 7)										4	0	1	0	0	1	1	Atlanta Braves @ Los Angeles Dodgers Dodger Stadium, Los Angeles, CA Wed Apr 30 1975, 7:05 PM PDT Att: 29,640 - Unknown			
Marty Perez, R OBP: 0.307, SLG: 0.315 (1, 4)										4	0	0	0	0	3					
Darrell Evans, L OBP: 0.356, SLG: 0.532 (1, 5)										4	0	0	0	2	2					
Earl Williams, R OBP: 0.114, SLG: 0.095 (1, 3)										4	0	0	0	1	2					
Dusty Baker Jr., R OBP: 0.340, SLG: 0.472 (1, 9)										3	0	0	0	1	0					
Mike Lum, L OBP: 0.347, SLG: 0.281 (1, 8)										4	0	2	0	0	1					
Vic Correll, R OBP: 0.263, SLG: 0.329 (1, 2)										4	1	2	0	0	3					
Laryell Blanks, R OBP: 0.278, SLG: 0.311 (1, 6)										4	1	1	2	0	1					
Carl Morton, R OBP: 0.200, SLG: 0.158 Gary Gentry, R (6, 1)										2	0	1	0	0	0					
Rod Gilbreath, R (7, PH) Tom House, L (7, 1) Cito Gaston, R (9, PH)										0	0	0	0	0	0					
Inning Stats	R: 0 E: 0 K: 1 S: 5	H: 0 LOB: 0 BB: 0 P: 5	R: 0 E: 0 K: 1 S: 6	H: 1 LOB: 2 BB: 1 P: 10	R: 0 E: 1 K: 1 S: 7	H: 1 LOB: 2 BB: 0 P: 7	R: 2 E: 0 K: 0 S: 5	H: 2 LOB: 0 BB: 0 P: 5	R: 0 E: 0 K: 0 S: 4	H: 1 LOB: 1 BB: 0 P: 4	R: 0 E: 0 K: 0 S: 4	H: 1 LOB: 1 BB: 0 P: 4	R: 0 E: 0 K: 0 S: 3	H: 0 LOB: 0 BB: 0 P: 3	R: 0 E: 0 K: 3 S: 10	H: 1 LOB: 1 BB: 0 P: 10	1B: 6 2B: 0 3B: 0 HR: 1	SF: 0 SAC: 0 DP: 0 HBP: 0	WP: 0 PB: 0 SB: 0 CS: 0	PA: 36
PITCHER Doug Rau, L ERA: 3.29 (1, 1)	IP: 9.0 WLS: W BF: 36 H: 7 R: 2 ER: 2 SO: 7 BB: 1 IBB: 0 HBP: 0 BLK: 0 WP: 0 HR: 1 S: 49 P: 53 ERA: 2.00 WHIP: 0.889															PITCHER				

Batter	1	2	3	4	5	6	7	8	9	AB	R	H	RBI	BB	SO	LOB	BOTTOM	
Davey Lopes, R OBP: 0.432, SLG: 0.356 (1, 8)										4	3	2	1	1	0	0	Atlanta Braves @ Los Angeles Dodgers Dodger Stadium, Los Angeles, CA Wed Apr 30 1975, 7:05 PM PDT Att: 29,640 - Unknown	
Lee Lacy, R OBP: 0.488, SLG: 0.541 (1, 4)										5	0	3	2	0	0			
Jimmy Wynn, R OBP: 0.450, SLG: 0.609 Henry Cruz, L OBP: 0.214, SLG: 0.250 (9, 7)										4	0	1	1	1	0			
Steve Garvey, R OBP: 0.389, SLG: 0.485 (1, 3)										4	0	0	0	0	6			
Willie Crawford, L OBP: 0.382, SLG: 0.371 (1, 9)										4	0	0	0	0	2			
Ron Cey, R OBP: 0.350, SLG: 0.545 (1, 5)										3	0	1	0	1	0			
Steve Yeager, R OBP: 0.269, SLG: 0.239 (1, 2)										4	0	1	0	0	1			
Rick Auerbach, R OBP: 0.279, SLG: 0.250 (1, 6)										3	1	1	0	1	0			
Doug Rau, L OBP: 0.286, SLG: 0.167 (1, 1)										3	1	1	0	0	4			
Inning Stats	R: 1 E: 0 K: 0 S: 6	H: 3 LOB: 2 BB: 0 P: 6	R: 2 E: 1 K: 0 S: 6	H: 2 LOB: 2 BB: 1 P: 10	R: 0 E: 0 K: 0 S: 3	H: 0 LOB: 1 BB: 1 P: 7	R: 0 E: 0 K: 0 S: 3	H: 0 LOB: 0 BB: 0 P: 3	R: 2 E: 1 K: 0 S: 6	H: 3 LOB: 1 BB: 0 P: 6	R: 0 E: 0 K: 0 S: 3	H: 0 LOB: 2 BB: 2 P: 11	R: 0 E: 0 K: 0 S: 3	H: 0 LOB: 0 BB: 0 P: 3	1B: 9 2B: 1 3B: 0 HR: 0	SF: 0 SAC: 1 DP: 0 HBP: 0		WP: 0 PB: 1 SB: 0 CS: 0
PITCHER Carl Morton, R ERA: 2.79 Gary Gentry, R ERA: 3.24 Tom House, L ERA: 11.91	IP: 5.1 WLS: L BF: 29 H: 10 R: 5 ER: 4 SO: 4 BB: 2 IBB: 0 HBP: 0 BLK: 0 WP: 0 HR: 0 S: 27 P: 35 ERA: 6.75 WHIP: 2.250															PITCHER		



Batter	1	2	3	4	5	6	7	8	9	AB	R	H	RBI	BB	SO	LOB	TOP					
Ralph Garr, L OBP: 0.303, SLG: 0.350 (1, 7)	0-3 K	0-0 2H 1B			0-0 E1 CS		0-0 F7			4	0	1	1	0	1	0						
Marty Perez, R OBP: 0.305, SLG: 0.305 (1, 4)	4-0 1B BB	0-0 F8			0-0 F9 1-2		0-0 F9			3	0	0	0	1	0	2						
Darrell Evans, L OBP: 0.352, SLG: 0.520 (1, 5)	0-0 1-3 1B		0-3 K		0-0 F8		0-0 F9		0-0 F9	4	0	1	0	0	1	0						
Dusty Baker Jr., R OBP: 0.327, SLG: 0.452 (1, 9)	0-3 K		0-0 F2		0-0 F7		0-0 F7		0-0 F7	4	0	0	0	0	1	2						
Mike Lum, L OBP: 0.333, SLG: 0.269 (1, 8)	0-3 K		0-3 K		0-0 G3		0-0 4-3			4	0	0	0	0	2	2						
Earl Williams, R OBP: 0.146, SLG: 0.196 (1, 3)		0-0 HR		0-0 F8		0-0 BB HR 1B		0-0 5-3		4	2	2	1	0	0	0						
Vic Correll, R OBP: 0.263, SLG: 0.315 (1, 2)		0-0 5-3		0-0 5-3		4-0 1-2 HR BB		0-3 K		3	1	0	0	1	1	0						
Laryell Blanks, R OBP: 0.289, SLG: 0.372 (1, 6)		0-0 1B 2B		0-0 5-3		0-0 F8		0-0 HR		4	2	2	1	0	0	2						
Ron Reed, R OBP: 0.200, SLG: 0.333 (1, 1)	0-3 K		0-3 F8		0-0 F8		0-0 1-1-H 2-H HR		0-0 5-3	2	0	0	0	0	1	1						
Cito Gaston, R OBP: 0.200, SLG: 0.800 (7, PH)										1	1	1	3	0	0	0						
Gary Gentry, R (7, 1)										1	0	0	0	0	0	0						
Tom House, L (9, 1)										0	0	0	0	0	0	0						
Inning Stats	R: 0 E: 0 K: 3 S: 10	H: 1 LOB: 2 BB: 1 P: 14	R: 2 E: 0 K: 1 S: 8	H: 3 LOB: 1 BB: 0 P: 8	R: 0 E: 0 K: 2 S: 7	H: 0 LOB: 0 BB: 0 P: 7	R: 0 E: 0 K: 0 S: 3	H: 0 LOB: 0 BB: 0 P: 3	R: 0 E: 0 K: 0 S: 3	H: 0 LOB: 0 BB: 0 P: 3	R: 3 E: 0 K: 0 S: 5	H: 2 LOB: 0 BB: 1 P: 9	R: 0 E: 0 K: 0 S: 3	H: 0 LOB: 0 BB: 0 P: 3	R: 1 E: 0 K: 1 S: 6	H: 1 LOB: 0 BB: 0 P: 6	1B: 3 2B: 1 3B: 0 HR: 3	SF: 0 SAC: 0 DP: 0 HBP: 0	WP: 0 PB: 0 SB: 0 CS: 1	PA: 36		
PITCHER	IP WLS BF H R ER SO BB IBB HBP BLK WP HR S P ERA WHIP	IP WLS BF H R ER SO BB IBB HBP BLK WP HR S P ERA WHIP	IP WLS BF H R ER SO BB IBB HBP BLK WP HR S P ERA WHIP	IP WLS BF H R ER SO BB IBB HBP BLK WP HR S P ERA WHIP	IP WLS BF H R ER SO BB IBB HBP BLK WP HR S P ERA WHIP	IP WLS BF H R ER SO BB IBB HBP BLK WP HR S P ERA WHIP	IP WLS BF H R ER SO BB IBB HBP BLK WP HR S P ERA WHIP	IP WLS BF H R ER SO BB IBB HBP BLK WP HR S P ERA WHIP	IP WLS BF H R ER SO BB IBB HBP BLK WP HR S P ERA WHIP	IP WLS BF H R ER SO BB IBB HBP BLK WP HR S P ERA WHIP	IP WLS BF H R ER SO BB IBB HBP BLK WP HR S P ERA WHIP	IP WLS BF H R ER SO BB IBB HBP BLK WP HR S P ERA WHIP	IP WLS BF H R ER SO BB IBB HBP BLK WP HR S P ERA WHIP	IP WLS BF H R ER SO BB IBB HBP BLK WP HR S P ERA WHIP	IP WLS BF H R ER SO BB IBB HBP BLK WP HR S P ERA WHIP	IP WLS BF H R ER SO BB IBB HBP BLK WP HR S P ERA WHIP	IP WLS BF H R ER SO BB IBB HBP BLK WP HR S P ERA WHIP	IP WLS BF H R ER SO BB IBB HBP BLK WP HR S P ERA WHIP	IP WLS BF H R ER SO BB IBB HBP BLK WP HR S P ERA WHIP	IP WLS BF H R ER SO BB IBB HBP BLK WP HR S P ERA WHIP	IP WLS BF H R ER SO BB IBB HBP BLK WP HR S P ERA WHIP	IP WLS BF H R ER SO BB IBB HBP BLK WP HR S P ERA WHIP

Atlanta Braves @ Cincinnati Reds
Riverfront Stadium, Cincinnati, OH
Fri May 02 1975, 7:05 PM EDT
Att: 21,061 - Unknown

AB 34
R 6
H 7
RBI 6
BB 2
SO 7
LOB 9



Batter	1	2	3	4	5	6	7	8	9	AB	R	H	RBI	BB	SO	LOB	BOTTOM						
Pete Rose, S OBP: 0.407, SLG: 0.417 (1, 7)	0-0 4-3		0-3 K		0-0 1B		4-0 2B E BB		4-0 1B BB	3	1	1	0	2	1	0							
Dave Concepcion, R OBP: 0.374, SLG: 0.378 (1, 6)	0-0 6-3		0-0 S 1B		0-0 4-3		1-1-H 1B 2B		1-2 FC6-4 1B	5	1	3	0	0	0	1							
Joe Morgan, L OBP: 0.545, SLG: 0.506 (1, 4)	0-0 F7		0-0 F8 1-2		4-0 2B BB		0-0 G5-4-3 1B		0-0 F8	4	1	1	1	1	0	3							
Johnny Bench, R OBP: 0.324, SLG: 0.458 (1, 2)		0-0 P6		0-0 G5-4-3 1B		0-3 K	0-0 G5-4-3		0-0 FC6-4	5	0	1	0	0	1	4							
Dan Driessen, L OBP: 0.480, SLG: 0.400 Clay Kirby, R (8, 1)		0-0 E 1B		0-0 G5-4-3		0-0 FC4-5 2B	0-3 K			4	1	2	1	0	1	1							
Tony Perez, R OBP: 0.250, SLG: 0.396 (1, 3)		0-0 E2 1-H 2B		0-0 1B		0-0 FC4-5 1B 2B	0-0 F8		0-0 F8	4	1	2	1	0	0	1							
Cesar Geronimo, L OBP: 0.352, SLG: 0.383 (1, 8)		0-0 L4		0-0 F8		0-0 2B 1B	0-0 K		0-3 K	4	0	1	0	0	1	2							
Darrel Chaney, S OBP: 0.156, SLG: 0.071 Terry Crowley, L OBP: 0.543, SLG: 0.833 John Vukovich, R OBP: 0.306, SLG: 0.313 (7, 5)		0-0 F8		0-0 F8		0-0 1-3 2-H 2B	0-0 F8		0-0 F8	2	0	0	0	0	0	1							
Fred Norman, S George Foster, R OBP: 0.333, SLG: 0.769 (8, 9)			0-3 K		0-3 K		0-3 K		0-0 F8	3	0	0	0	0	3	2							
Inning Stats	R: 0 E: 0 K: 0 S: 3	H: 0 LOB: 0 BB: 0 P: 3	R: 1 E: 1 K: 0 S: 5	H: 2 LOB: 1 BB: 0 P: 5	R: 0 E: 0 K: 2 S: 8	H: 1 LOB: 1 BB: 0 P: 8	R: 0 E: 0 K: 0 S: 4	H: 2 LOB: 1 BB: 0 P: 4	R: 0 E: 0 K: 1 S: 6	H: 1 LOB: 1 BB: 0 P: 6	R: 2 E: 0 K: 2 S: 10	H: 3 LOB: 2 BB: 1 P: 14	R: 2 E: 1 K: 1 S: 6	H: 2 LOB: 0 BB: 1 P: 10	R: 0 E: 0 K: 1 S: 5	H: 0 LOB: 0 BB: 0 P: 5	R: 0 E: 0 K: 0 S: 4	H: 1 LOB: 2 BB: 1 P: 8	1B: 8 2B: 4 3B: 0 HR: 0	SF: 0 SAC: 0 DP: 2 HBP: 0	WP: 0 PB: 0 SB: 2 CS: 0	PA: 40	
PITCHER	IP WLS BF H R ER SO BB IBB HBP BLK WP HR S P ERA WHIP	IP WLS BF H R ER SO BB IBB HBP BLK WP HR S P ERA WHIP	IP WLS BF H R ER SO BB IBB HBP BLK WP HR S P ERA WHIP	IP WLS BF H R ER SO BB IBB HBP BLK WP HR S P ERA WHIP	IP WLS BF H R ER SO BB IBB HBP BLK WP HR S P ERA WHIP	IP WLS BF H R ER SO BB IBB HBP BLK WP HR S P ERA WHIP	IP WLS BF H R ER SO BB IBB HBP BLK WP HR S P ERA WHIP	IP WLS BF H R ER SO BB IBB HBP BLK WP HR S P ERA WHIP	IP WLS BF H R ER SO BB IBB HBP BLK WP HR S P ERA WHIP	IP WLS BF H R ER SO BB IBB HBP BLK WP HR S P ERA WHIP	IP WLS BF H R ER SO BB IBB HBP BLK WP HR S P ERA WHIP	IP WLS BF H R ER SO BB IBB HBP BLK WP HR S P ERA WHIP	IP WLS BF H R ER SO BB IBB HBP BLK WP HR S P ERA WHIP	IP WLS BF H R ER SO BB IBB HBP BLK WP HR S P ERA WHIP	IP WLS BF H R ER SO BB IBB HBP BLK WP HR S P ERA WHIP	IP WLS BF H R ER SO BB IBB HBP BLK WP HR S P ERA WHIP	IP WLS BF H R ER SO BB IBB HBP BLK WP HR S P ERA WHIP	IP WLS BF H R ER SO BB IBB HBP BLK WP HR S P ERA WHIP	IP WLS BF H R ER SO BB IBB HBP BLK WP HR S P ERA WHIP	IP WLS BF H R ER SO BB IBB HBP BLK WP HR S P ERA WHIP	IP WLS BF H R ER SO BB IBB HBP BLK WP HR S P ERA WHIP	IP WLS BF H R ER SO BB IBB HBP BLK WP HR S P ERA WHIP	IP WLS BF H R ER SO BB IBB HBP BLK WP HR S P ERA WHIP

Atlanta Braves @ Cincinnati Reds
Riverfront Stadium, Cincinnati, OH
Fri May 02 1975, 7:05 PM EDT
Att: 21,061 - Unknown

AB 37
R 5
H 12
RBI 4
BB 3
SO 7
LOB 15



Batter	1	2	3	4	5	6	7	8	9	AB	R	H	RBI	BB	SO	LOB	TOP		
Ralph Garr, L OBP: 0.297, SLG: 0.339 (1, 7)	0-0 4-3		0-0 1B	0-0 F8			0-0 F8		0-0 L8	5	0	1	0	0	0	1			
Marty Perez, R OBP: 0.292, SLG: 0.291 (1, 4)	0-0 F3		0-0 1B		0-0 F8		0-0 6-3			4	0	1	0	0	0	0			
Darrell Evans, L OBP: 0.345, SLG: 0.490 (1, 5)	0-0 F7		0-0 1-3		4-0 F8			4-0 FC1-6		2	0	0	0	2	0	2			
Dusty Baker Jr., R OBP: 0.321, SLG: 0.430 (1, 9)		0-0 5-3	0-0 L8		0-0 F8			0-0 F8		4	0	0	0	0	0	4			
Mike Lum, L OBP: 0.319, SLG: 0.277 (1, 8)	0-0 F9			0-0 F7		0-3 K		0-0 FC1-6		4	0	0	0	0	1	1			
Earl Williams, R OBP: 0.178, SLG: 0.241 (1, 3)	0-0 1B			0-0 2B		0-0 F6		0-0 1B		4	1	3	0	0	0	0			
Vic Correll, R OBP: 0.289, SLG: 0.347 (8, PH)	0-0 1B			0-0 1B		4-0 BLK		0-0 F9		2	1	2	1	1	0	0			
Dave May, L OBP: 0.429, SLG: 0.200 (8, 2)	1-2 1B		2-H SF7		0-3 K					1	0	0	0	0	0	2			
Johnny Oates, L OBP: 0.263, SLG: 0.278 (8, 2)				2-3 1B						0	0	0	0	0	0	0			
Larryell Blanks, R OBP: 0.308, SLG: 0.376 (1, 6)	0-0 F8					0-3 K			0-0 4-3	4	0	1	0	0	1	3			
Phil Niekro, R OBP: 0.188, SLG: 0.267 (9, PH)			0-0 6-3		0-0 SF7				0-0 4-3	2	0	0	1	0	0	0			
Rowland Office, L OBP: 0.339, SLG: 0.340 (9, PH)				3-H						1	0	0	0	0	0	0			
Inning Stats	R: 0 E: 0 K: 0 S: 3	H: 0 LOB: 0 BB: 0 P: 3	R: 0 E: 0 K: 0 S: 5	H: 2 LOB: 2 BB: 0 P: 5	R: 0 E: 0 K: 0 S: 5	H: 2 LOB: 2 BB: 0 P: 5	R: 2 E: 0 K: 0 S: 6	H: 3 LOB: 1 BB: 0 P: 6	R: 0 E: 0 K: 2 S: 7	H: 0 LOB: 1 BB: 1 P: 11	R: 0 E: 0 K: 0 S: 3	H: 0 LOB: 0 BB: 0 P: 3	R: 0 E: 0 K: 0 S: 4	H: 1 LOB: 2 BB: 1 P: 8	R: 0 E: 0 K: 0 S: 3	H: 0 LOB: 0 BB: 0 P: 3	1B: 6 2B: 2 3B: 0 HR: 0	SF: 1 SAC: 0 DP: 0 HBP: 0	WP: 0 PA: 37 PB: 0 SB: 0 CS: 0
PITCHER	IP WLS BF H R ER SO BB IBB HBP BLK WP HR S P ERA WHIP	7.0 W 30 7 2 2 2 3 0 0 0 0 0 0 31 43 2.57 1.429	2.0 S 7 1 0 0 0 0 0 0 0 0 0 0 7 7 0.00 0.500																

Atlanta Braves @ Cincinnati Reds
Riverfront Stadium, Cincinnati, OH
Sun May 04 1975, 3:33 AM EDT
Att: 51,030 - Unknown

AB 33
R 2
H 8
RBI 2
BB 3
SO 2
LOB 13



Batter	1	2	3	4	5	6	7	8	9	AB	R	H	RBI	BB	SO	LOB	BOTTOM		
Pete Rose, S OBP: 0.402, SLG: 0.409 (7, 7)	0-0 3-1		1-0 1B		0-0 4-3		0-3 K			3	0	0	0	0	1	1			
Dave Concepcion, R OBP: 0.398, SLG: 0.455 (1, 6)	0-0 BLK		0-0 F9		0-0 HR		1-H 2B			4	2	3	2	0	0	1			
Joe Morgan, L OBP: 0.525, SLG: 0.478 (1, 4)	0-3 K		0-0 F9		0-0 F8		0-0 F9			4	0	0	0	0	1	3			
Johnny Bench, R OBP: 0.345, SLG: 0.471 (1, 2)	0-0 1B		0-0 1B		0-0 G3		0-0 1B		0-0 PB	4	0	4	1	0	0	0			
Dan Driessen, L OBP: 0.452, SLG: 0.333 (7, 5)	0-3 K		0-0 F8		0-0 G3		1-2 G3		0-0 B2	3	0	0	0	0	1	4			
John Vukovich, R OBP: 0.297, SLG: 0.303 (7, 5)										1	0	0	0	0	0	1			
Tony Perez, R OBP: 0.250, SLG: 0.384 (1, 3)		0-0 CS		0-3 K		0-0 6-3		0-0 6-3		4	0	1	0	0	1	2			
Cesar Geronimo, L OBP: 0.354, SLG: 0.375 (1, 8)	0-3 K		0-0 G6-4-3		0-0 K		0-3 K		4-0 PB	3	0	1	0	1	2	2			
George Foster, R OBP: 0.371, SLG: 0.818 (1, 9)				1-2 1B		0-0 G6-4-3		0-3 K		4	0	1	0	0	1	3			
Don Gullett, R OBP: 0.273, SLG: 0.238 (8, 1)	0-0 6-3				0-0 5-3		0-0 2B			3	1	1	0	0	0	1			
Inning Stats	R: 1 E: 0 K: 2 S: 9	H: 2 LOB: 1 BB: 0 P: 9	R: 0 E: 0 K: 1 S: 6	H: 2 LOB: 1 BB: 0 P: 6	R: 0 E: 0 K: 1 S: 4	H: 1 LOB: 0 BB: 0 P: 5	R: 0 E: 0 K: 1 S: 5	H: 1 LOB: 0 BB: 0 P: 5	R: 1 E: 0 K: 0 S: 4	H: 1 LOB: 0 BB: 0 P: 4	R: 0 E: 0 K: 1 S: 6	H: 1 LOB: 1 BB: 0 P: 6	R: 1 E: 0 K: 1 S: 7	H: 2 LOB: 1 BB: 0 P: 7	R: 0 E: 0 K: 1 S: 6	H: 1 LOB: 2 BB: 1 P: 10	1B: 9 2B: 2 3B: 0 HR: 1	SF: 0 SAC: 0 DP: 2 HBP: 1	WP: 0 PA: 35 PB: 1 SB: 1 CS: 1
PITCHER	IP WLS BF H R ER SO BB IBB HBP BLK WP HR S P ERA WHIP	8.0 L 35 11 3 3 3 7 1 0 1 1 0 1 47 52 3.38 1.500																	

Atlanta Braves @ Cincinnati Reds
Riverfront Stadium, Cincinnati, OH
Sun May 04 1975, 3:33 AM EDT
Att: 51,030 - Unknown

AB 33
R 3
H 11
RBI 3
BB 1
SO 7
LOB 18



Batter	1	2	3	4	5	6	7	8	9	AB	R	H	RBI	BB	SO	LOB	TOP								
Von Joshua, L (1,8) OBP: 0.383, SLG: 0.370	K		BB E 1B		S 1B BB		G3		F7	4	2	1	0	1	1	2	San Francisco Giants @ Atlanta Braves Atlanta-Fulton County Stadium, Atlanta, GA Tue May 06 1975, 7:05 PM EDT Att: 5,102 - Unknown livebaseballscorecards.com								
Derrel Thomas, S (1,4) OBP: 0.289, SLG: 0.304	F5		CS E BB		G6-4-3 1B		K		1B 1B	4	1	2	1	1	1	0									
Bobby Murcer, L (1,9) OBP: 0.394, SLG: 0.467 Randy Moffitt, R (9,1) OBP: 0.500, SLG: 0.500	5-3		E3 CS		G6-4-3 1B		F7		1B 1B	5	0	1	2	0	0	2									
Gary Matthews, R (1,7) OBP: 0.439, SLG: 0.568		F8	6-3		1B				1B 1B	5	0	3	1	0	0	2									
Willie Montanez, L (1,3) OBP: 0.309, SLG: 0.438				F9	4-3				1B 1B	5	0	1	0	0	0	4									
Chris Speier, R (1,6) OBP: 0.374, SLG: 0.394		F6		HR			4-3		F4 F4	5	1	1	1	0	0	4									
Steve Ontiveros, S (1,5) OBP: 0.357, SLG: 0.324		F4					F7		G3	4	0	1	0	0	0	2									
Dave Rader, L (1,2) OBP: 0.279, SLG: 0.275			BB E BB	F8					1B 1B 1B	3	2	2	0	1	0	1									
Pete Falcone, L (1,1) OBP: 0.077, SLG: 0.077 Ed Goodson, L (9,PH) OBP: 0.299, SLG: 0.371 Horace Speed, R (9,PR) OBP: 0.308, SLG: 0.273			K	K			K		1B 1B	3	0	0	0	0	3	3									
Inning Stats	R: 0 E: 0 K: 1 S: 5	H: 0 LOB: 0 BB: 0 P: 5	R: 0 E: 0 K: 0 S: 4	H: 1 LOB: 1 BB: 0 P: 4	R: 2 E: 1 K: 1 S: 6	H: 1 LOB: 1 BB: 2 P: 14	R: 1 E: 0 K: 1 S: 7	H: 2 LOB: 1 BB: 0 P: 7	R: 1 E: 0 K: 0 S: 4	H: 2 LOB: 1 BB: 1 P: 8	R: 0 E: 0 K: 1 S: 6	H: 1 LOB: 0 BB: 0 P: 6	R: 0 E: 0 K: 0 S: 5	H: 0 LOB: 0 BB: 0 P: 5	R: 0 E: 0 K: 0 S: 4	H: 1 LOB: 1 BB: 0 P: 4		R: 3 E: 0 K: 0 S: 8	H: 5 LOB: 2 BB: 0 P: 8	1B: 11 2B: 1 3B: 0 HR: 1	SF: 0 SAC: 0 DP: 1 HBP: 0	WP: 0 PB: 0 SB: 1 CS: 2	PA: 42		
PITCHER	IP	WLS	BF	H	R	ER	SO	BB	IBB	HBP	BLK	WP	HR	S	P	ERA	WHIP								
Buzz Capra, R (1,1) ERA: 3.35	4.0	L	20	5	4	2	3	3	0	0	0	0	1	23	35	4.50	2.000								
Max Leon, R (5,1)	4.0		14	3	0	0	2	0	0	0	0	0	0	18	18	0.00	0.750								
Gary Gentry, R (9,1) ERA: 4.95	1.0		8	5	3	3	0	0	0	0	0	0	0	8	8	27.00	5.000								

Batter	1	2	3	4	5	6	7	8	9	AB	R	H	RBI	BB	SO	LOB	BOTTOM								
Ralph Garr, L (1,7) OBP: 0.287, SLG: 0.328	5-3		F8					E4 BLK G5-2-3		4	0	0	0	0	0	2	San Francisco Giants @ Atlanta Braves Atlanta-Fulton County Stadium, Atlanta, GA Tue May 06 1975, 7:05 PM EDT Att: 5,102 - Unknown livebaseballscorecards.com								
Marty Perez, R (1,4) OBP: 0.282, SLG: 0.280	6-3			6-3			F9	G5-2-3		4	0	0	0	0	0	3									
Darrell Evans, L (1,5) OBP: 0.350, SLG: 0.481				BB BB			F9	G3		2	0	0	0	2	0	1									
Dusty Baker Jr., R (1,9) OBP: 0.328, SLG: 0.427			K		G4-6-3 BB				5-3	3	0	1	0	1	1	1									
Mike Lum, L (1,8) OBP: 0.308, SLG: 0.267		F7		G4-6-3			G3	F7		4	0	0	0	0	0	3									
Earl Williams, R (1,3) OBP: 0.183, SLG: 0.241		6-3			K		K		FC6-4 1B	4	0	1	0	0	2	1									
Vic Correll, R (1,2) OBP: 0.276, SLG: 0.329		K			E6 FC6-4		6-3		FC6-4	4	0	0	0	0	1	2									
Larry Blanks, R (1,6) OBP: 0.309, SLG: 0.368			K		FC6-4 FC6-4			E G5-2-3 BB		2	0	0	0	1	1	1									
Buzz Capra, R (1,1) Max Leon, R (5,1) Rod Gilbreath, R (9,PH) OBP: 0.200, SLG: 0.200 Gary Gentry, R (9,1)			5-3		FC6-4			G5-2-3 E BLK 1B		1	0	0	0	0	0	0									
Inning Stats	R: 0 E: 0 K: 1 S: 5	H: 0 LOB: 1 BB: 1 P: 9	R: 0 E: 0 K: 1 S: 5	H: 0 LOB: 0 BB: 0 P: 5	R: 0 E: 0 K: 1 S: 5	H: 0 LOB: 0 BB: 0 P: 5	R: 0 E: 0 K: 0 S: 2	H: 0 LOB: 1 BB: 2 P: 10	R: 0 E: 1 K: 1 S: 6	H: 0 LOB: 1 BB: 0 P: 6	R: 0 E: 0 K: 0 S: 3	H: 0 LOB: 0 BB: 0 P: 3	R: 0 E: 0 K: 0 S: 6	H: 1 LOB: 1 BB: 0 P: 6	R: 1 E: 1 K: 0 S: 4	H: 1 LOB: 1 BB: 1 P: 8		R: 0 E: 0 K: 0 S: 4	H: 1 LOB: 1 BB: 0 P: 4	1B: 3 2B: 0 3B: 0 HR: 0	SF: 0 SAC: 0 DP: 2 HBP: 0	WP: 0 PB: 0 SB: 0 CS: 0	PA: 34		
PITCHER	IP	WLS	BF	H	R	ER	SO	BB	IBB	HBP	BLK	WP	HR	S	P	ERA	WHIP								
Pete Falcone, L (1,1) ERA: 1.95	8.0	W	30	2	1	0	5	4	0	0	1	0	0	36	52	0.00	0.750								
Randy Moffitt, R (9,1) ERA: 1.39	1.0		4	1	0	0	0	0	0	0	0	0	0	4	4	0.00	1.000								



Batter	1	2	3	4	5	6	7	8	9	AB	R	H	RBI	BB	SO	LOB	TOP					
Von Joshua, L OBP: 0.385, SLG: 0.373 (1, 8)	4-3	4-3			F3				SH1-3 SF8 1B	5	2	2	0	0	0	0	San Francisco Giants @ Atlanta Braves Atlanta-Fulton County Stadium, Atlanta, GA Wed May 07 1975, 7:05 PM EDT Att: 2,687 - Unknown livebaseballscorecards.com					
Derrel Thomas, S OBP: 0.313, SLG: 0.342 (1, 4)	F FC6-3 1B		4-3		G3 2B				SH1-3 1-3	4	1	3	1	0	0	0						
Bobby Murcer, L OBP: 0.386, SLG: 0.458 (1, 9)	FC6-3 1-2 1B		G3		G3				SF8 3-H	4	1	1	1	0	1	2						
Gary Matthews, R OBP: 0.417, SLG: 0.535 (1, 7)	E6 FC6-3 1-2 2-3 1B		5-3		5-3				5-3	5	0	0	0	0	0	4						
Willie Montanez, L OBP: 0.316, SLG: 0.473 (1, 3)	FC6-3 1-2 2-3 3-H 1B									4	1	2	2	0	0	2						
Chris Speier, R OBP: 0.376, SLG: 0.408 (1, 6)	FC5-4 1-2 3-H 1B		1-6-3 1-2 1B							4	1	2	1	0	0	0						
Steve Ontiveros, S OBP: 0.352, SLG: 0.312 (1, 5)	FC5-4 1-2 1B		1-6-3 2-3 1B							3	0	0	0	1	0	3						
Dave Rader, L OBP: 0.296, SLG: 0.279 (1, 2)										3	0	1	1	1	0	1						
Jim Barr, R OBP: 0.071, SLG: 0.071 (1, 1)										4	0	0	0	0	1	2						
Inning Stats	R: 2 E: 1 K: 0 S: 7	H: 3 LOB: 2 BB: 0 P: 7	R: 0 E: 0 K: 0 S: 3	H: 0 LOB: 0 BB: 0 P: 3	R: 0 E: 0 K: 0 S: 3	H: 0 LOB: 0 BB: 0 P: 3	R: 1 E: 0 K: 0 S: 5	H: 3 LOB: 1 BB: 0 P: 5	R: 0 E: 0 K: 0 S: 4	H: 0 LOB: 1 BB: 0 P: 4	R: 0 E: 0 K: 0 S: 3	H: 0 LOB: 1 BB: 1 P: 7	R: 1 E: 0 K: 2 S: 9	H: 2 LOB: 1 BB: 0 P: 9	R: 1 E: 0 K: 0 S: 4	H: 1 LOB: 1 BB: 1 P: 8		R: 1 E: 1 K: 0 S: 4	H: 1 LOB: 0 BB: 0 P: 4	1B: 8 2B: 2 3B: 0 HR: 1	SF: 1 SAC: 1 DP: 0 HBP: 0	WP: 0 PB: 0 SB: 2 CS: 1
PITCHER	IP WLS BF H R ER SO BB IBB HBP BLK WP HR S P ERA WHIP	8.0 L 36 10 5 3 2 2 0 0 0 0 1 38 46 3.38 1.500	1.0 4 1 1 0 0 0 0 0 0 0 0 0 4 4 0.00 1.000																			

Batter	1	2	3	4	5	6	7	8	9	AB	R	H	RBI	BB	SO	LOB	BOTTOM					
Ralph Garr, L OBP: 0.276, SLG: 0.317 (1, 7)	6-3		F8			F4			F9	4	0	0	0	0	0	2	San Francisco Giants @ Atlanta Braves Atlanta-Fulton County Stadium, Atlanta, GA Wed May 07 1975, 7:05 PM EDT Att: 2,687 - Unknown livebaseballscorecards.com					
Rod Gilbreath, R OBP: 0.222, SLG: 0.333 (1, 4)	4-3		1-3			1-3			G4-6-3 1B 2B	4	1	1	0	0	0	1						
Darrell Evans, L OBP: 0.347, SLG: 0.468 (1, 5)	F7					K			G4-6-3 BB	3	0	0	0	1	1	0						
Dusty Baker Jr., R OBP: 0.317, SLG: 0.411 (1, 9)									G4-6-3 1-2 2-3	4	0	0	0	0	0	2						
Dave May, L OBP: 0.364, SLG: 0.222 (1, 8)									FC5-4 1B	4	0	1	1	0	0	0						
Mike Lum, L OBP: 0.314, SLG: 0.312 (1, 3)									FC5-4 1-2	4	1	2	1	0	0	1						
Larvell Blanks, R OBP: 0.299, SLG: 0.356 (1, 6)										3	0	0	0	0	0	1						
Biff Pocoroba, S (1, 2)										3	0	0	0	0	0	1						
Carl Morton, R OBP: 0.227, SLG: 0.190 Rowland Office, L OBP: 0.350, SLG: 0.352 Tom House, L (8, PH) (9, 1)										2	0	1	0	0	0	1						
Inning Stats	R: 0 E: 0 K: 0 S: 3	H: 0 LOB: 0 BB: 0 P: 3	R: 1 E: 0 K: 0 S: 4	H: 1 LOB: 1 BB: 0 P: 4	R: 0 E: 0 K: 0 S: 4	H: 0 LOB: 0 BB: 0 P: 3	R: 0 E: 0 K: 1 S: 5	H: 0 LOB: 0 BB: 0 P: 5	R: 0 E: 0 K: 0 S: 3	H: 0 LOB: 0 BB: 0 P: 3	R: 0 E: 0 K: 0 S: 4	H: 1 LOB: 1 BB: 0 P: 4	R: 0 E: 0 K: 0 S: 4	H: 1 LOB: 1 BB: 0 P: 4	R: 1 E: 0 K: 0 S: 4	H: 2 LOB: 1 BB: 1 P: 8		R: 1 E: 0 K: 0 S: 4	H: 2 LOB: 1 BB: 1 P: 8	1B: 3 2B: 2 3B: 0 HR: 1	SF: 0 SAC: 0 DP: 1 HBP: 0	WP: 0 PB: 0 SB: 0 CS: 0
PITCHER	IP WLS BF H R ER SO BB IBB HBP BLK WP HR S P ERA WHIP	9.0 W 33 6 2 2 1 1 0 0 0 0 1 34 38 2.00 0.778																				

Batter	1	2	3	4	5	6	7	8	9	AB	R	H	RBI	BB	SO	LOB	TOP					
Von Joshua, L (1, 8) OBP: 0.386, SLG: 0.365	0-0 4-3		0-0 FC4-6			0-0 1B		0-0 1B	0-3 K	4	0	1	0	1	1	3	San Francisco Giants @ Atlanta Braves Atlanta-Fulton County Stadium, Atlanta, GA Thu May 08 1975, 7:05 PM EDT Att: 3,656 - Unknown livebaseballscorecards.com					
Derrel Thomas, S (1, 4) OBP: 0.306, SLG: 0.333	0-0 5-3		0-0 CS	0-0 F9		0-3 K		0-0 FC6-4	0-0 FC6-4	5	0	1	0	0	1	3						
Bobby Murcer, L (1, 9) OBP: 0.373, SLG: 0.440	0-0 F7			0-0 F8		0-0 F8		0-0 F9		4	0	0	0	0	0	3						
Gary Matthews, R (1, 7)		0-0 S		0-0 S			0-0 6-3	0-0 FC6-4		4	0	2	0	0	0	2						
Willie Montanez, L (1, 3) OBP: 0.304, SLG: 0.454		0-0 F7		0-0 F7			0-0 F9		0-0 F6	4	0	0	0	0	0	2						
Chris Speier, R (1, 6) OBP: 0.383, SLG: 0.422		0-0 F2			0-0 5-3		0-0 2B		0-0 1B	4	1	2	0	0	0	1						
Steve Ontiveros, S (1, 5) OBP: 0.359, SLG: 0.325		0-3 K			0-0 F7		0-0 1B		4-0 1B	3	1	1	0	1	1	1						
Dave Rader, L (1, 2) OBP: 0.314, SLG: 0.298 Horace Speed, R (9, PR) OBP: 0.308, SLG: 0.273			0-0 FC4-6		0-0 F7		0-0 F7		0-0 1B	4	0	2	0	0	0	2						
Mike Caldwell, R (1, 1) Ed Goodson, L (8, PH) OBP: 0.294, SLG: 0.365 Gary Lavelle, S (8, 1) Glenn Adams, L (9, PH) OBP: 0.500, SLG: 0.333 Jim Barr, R (9, PR) OBP: 0.071, SLG: 0.071			0-3 K			0-3 K		0-0 F9	0-0 FC6-4	2	0	0	0	0	0	2						
Inning Stats	R: 0 E: 0 K: 0 S: 3	H: 0 LOB: 0 BB: 0 P: 3	R: 0 E: 0 K: 1 S: 6	H: 1 LOB: 1 BB: 0 P: 6	R: 0 E: 0 K: 1 S: 5	H: 1 LOB: 0 BB: 0 P: 5	R: 0 E: 0 K: 0 S: 4	H: 1 LOB: 1 BB: 0 P: 4	R: 0 E: 0 K: 0 S: 3	H: 0 LOB: 0 BB: 0 P: 3	R: 0 E: 0 K: 2 S: 8	H: 1 LOB: 1 BB: 0 P: 8	R: 0 E: 0 K: 0 S: 5	H: 2 LOB: 2 BB: 0 P: 5	R: 0 E: 0 K: 0 S: 4	H: 1 LOB: 2 BB: 1 P: 8		R: 2 E: 0 K: 1 S: 8	H: 3 LOB: 2 BB: 1 P: 12	1B: 8 2B: 2 3B: 0 HR: 0	SF: 0 SAC: 0 DP: 0 HBP: 0	WP: 0 PB: 0 SB: 2 CS: 1
PITCHER	IP WLS BF H R ER SO BB IBB HBP BLK WP HR S P ERA WHIP																					
Ron Reed, R (1, 1) ERA: 4.21	8.1 W 36 10 2 2 4 2 0 0 0 0 0 0 42 50 2.16 1.440																					
Tom House, L (9, 1) ERA: 9.88	0.2 S 2 0 0 0 1 0 0 0 0 0 0 0 4 4 0.00 0.000																					

Batter	1	2	3	4	5	6	7	8	9	AB	R	H	RBI	BB	SO	LOB	BOTTOM	
Ralph Garr, L (1, 7) OBP: 0.285, SLG: 0.323	0-0 F9		0-0 G4-6-3		0-0 G4-6-3			0-0 F8		4	1	2	0	0	0	1	San Francisco Giants @ Atlanta Braves Atlanta-Fulton County Stadium, Atlanta, GA Thu May 08 1975, 7:05 PM EDT Att: 3,656 - Unknown livebaseballscorecards.com	
Marty Perez, R (1, 4) OBP: 0.281, SLG: 0.279	0-0 1B		0-0 5-3		0-0 G4-6-3		0-0 F9		0-0 F9	4	0	1	0	0	0	1		
Darrell Evans, L (1, 5) OBP: 0.344, SLG: 0.469	0-0 F9			0-0 1B		0-0 3-1		0-3 K		4	1	1	0	0	1	2		
Dusty Baker Jr., R (1, 9) OBP: 0.317, SLG: 0.413	0-0 SF7			0-0 4-3		0-0 F8				2	0	1	2	0	0	0		
Mike Lum, L (1, 8) OBP: 0.306, SLG: 0.304	0-0 5-3			0-0 4-3		0-0 1-3				3	0	0	0	0	0	2		
Earl Williams, R (1, 3) OBP: 0.175, SLG: 0.230		0-3 K		0-0 F2		0-0 5-3				3	0	0	0	0	1	1		
Larvell Blanks, R (1, 6) OBP: 0.310, SLG: 0.380		0-0 F4		4-0 BB		0-0 6-3				2	1	1	0	1	0	0		
Biff Pocoroba, S (1, 2)		0-0 F8		0-0 4-3		0-0 6-3				3	0	0	1	0	0	2		
Ron Reed, R (1, 1) OBP: 0.222, SLG: 0.333 Tom House, L (9, 1) ERA: 9.88			0-0 G4-6-3		0-0 5-3		3-H 0-0 6-3			3	0	1	0	0	0	0		
Inning Stats	R: 1 E: 0 K: 0 S: 5	H: 2 LOB: 1 BB: 0 P: 5	R: 0 E: 0 K: 1 S: 5	H: 0 LOB: 0 BB: 0 P: 5	R: 0 E: 0 K: 0 S: 3	H: 1 LOB: 0 BB: 0 P: 3	R: 1 E: 0 K: 0 S: 5	H: 2 LOB: 2 BB: 1 P: 9	R: 0 E: 0 K: 0 S: 3	H: 0 LOB: 0 BB: 0 P: 3	R: 1 E: 0 K: 0 S: 4	H: 1 LOB: 0 BB: 0 P: 4	R: 0 E: 0 K: 1 S: 5	H: 0 LOB: 0 BB: 0 P: 5	1B: 5 2B: 1 3B: 1 HR: 0	SF: 1 SAC: 0 DP: 2 HBP: 0		WP: 0 PB: 0 SB: 0 CS: 0
PITCHER	IP WLS BF H R ER SO BB IBB HBP BLK WP HR S P ERA WHIP																	
Mike Caldwell, L (1, 1) ERA: 3.64	7.0 L 27 7 3 3 3 1 0 0 0 0 0 0 28 32 3.86 1.143																	
Gary Lavelle, L (8, 1) ERA: 1.84	1.0 3 0 0 0 1 0 0 0 0 0 0 0 5 5 0.00 0.000																	

Batter	1	2	3	4	5	6	7	8	9	AB	R	H	RBI	BB	SO	LOB	TOP					
Dave Cash, R OBP: 0.424, SLG: 0.448 (1,4)	6-3		P4		F9		F8		6-3	5	0	0	0	0	0	2	Philadelphia Phillies @ Atlanta Braves Atlanta-Fulton County Stadium, Atlanta, GA Fri May 09 1975, 7:05 PM EDT Att: 7,444 - Unknown					
Larry Bowa, S OBP: 0.336, SLG: 0.410 (1,6)	4-3			F3			F3			4	0	1	0	0	0	1						
Garry Maddox, R OBP: 0.260, SLG: 0.318 (1,8)	B5-3			S	F7			F8		4	0	1	0	0	0	2						
Greg Luzinski, R OBP: 0.330, SLG: 0.531 (1,7)		BLK		F9		HR		E		3	1	2	1	1	0	1						
Tom Hutton, L OBP: 0.297, SLG: 0.188 (1,3)	5-3			S	P4			E3		3	0	0	0	1	0	2						
Mike Schmidt, R OBP: 0.276, SLG: 0.391 (1,5)	K			S	K		K	F8		3	0	0	0	1	2	3						
Bob Boone, R OBP: 0.435, SLG: 0.392 (1,2)	6-3				1-3		F3	6-3		4	0	0	0	0	0	6						
Mike Anderson, R OBP: 0.296, SLG: 0.355 (1,9)			5-3		F3		E5		K	4	0	0	0	0	1	0						
Tom Underwood, R OBP: 0.167, SLG: 0.167 (1,1)							FC1-6		F8	2	0	1	0	0	0	0						
Jay Johnstone, L (7, PH) OBP: 0.400, SLG: 0.517 (7,1)	6-3				1B		FC1-6			1	0	0	0	0	0	1						
Johnny Oates, L (9, PH) OBP: 0.250, SLG: 0.263 (9,1)					1B					0	0	0	0	0	0	0						
Inning Stats	R: 0 E: 0 K: 0 S: 3	H: 0 LOB: 0 BB: 0 P: 3	R: 0 E: 0 K: 1 S: 5	H: 0 LOB: 1 BB: 1 P: 9	R: 0 E: 0 K: 0 S: 3	H: 0 LOB: 0 BB: 0 P: 3	R: 0 E: 0 K: 0 S: 4	H: 1 LOB: 3 BB: 2 P: 12	R: 0 E: 0 K: 0 S: 5	H: 2 LOB: 2 BB: 0 P: 5	R: 1 E: 0 K: 1 S: 6	H: 1 LOB: 0 BB: 0 P: 6	R: 0 E: 1 K: 0 S: 4	H: 0 LOB: 1 BB: 0 P: 4	R: 0 E: 1 K: 0 S: 5	H: 1 LOB: 2 BB: 0 P: 5	R: 0 E: 0 K: 1 S: 5	H: 0 LOB: 0 BB: 0 P: 5	1B: 3 2B: 1 3B: 0 HR: 1	SF: 0 SAC: 0 DP: 0 HBP: 0	WP: 0 PB: 0 SB: 2 CS: 0	PA: 37
PITCHER Roric Harrison, R ERA: 2.67 (1,1)	IP: 9.0 WLS: W BF: 37 H: 5 R: 1 ER: 1 SO: 3 BB: 3 IBB: 0 HBP: 0 BLK: 1 WP: 0 HR: 1 S: 40 P: 52 ERA: 1.00 WHIP: 0.889															PITCHER						

Batter	1	2	3	4	5	6	7	8	9	AB	R	H	RBI	BB	SO	LOB	BOTTOM			
Ralph Garr, L OBP: 0.276, SLG: 0.313 (1,7)	B1-3	P3			FC3-6		E6			4	0	0	0	0	0	2	Philadelphia Phillies @ Atlanta Braves Atlanta-Fulton County Stadium, Atlanta, GA Fri May 09 1975, 7:05 PM EDT Att: 7,444 - Unknown			
Marty Perez, R OBP: 0.280, SLG: 0.272 (1,4)	F9		6-3				FC5-4			3	0	0	0	1	0	1				
Darrell Evans, L OBP: 0.348, SLG: 0.466 (1,5)				G5-4-3	F9			K		3	0	1	0	1	1	1				
Dusty Baker Jr., R OBP: 0.315, SLG: 0.402 (1,9)	6-3		G5-4-3			S	F7			3	1	0	0	1	0	2				
Mike Lum, L OBP: 0.305, SLG: 0.296 (1,8)		P5			6-3		F9		5-3	3	0	0	0	1	0	1				
Earl Williams, R OBP: 0.182, SLG: 0.234 (1,3)					P4					3	1	1	0	0	0	2				
Larvell Blanks, R OBP: 0.320, SLG: 0.490 (1,6)					6-3					3	1	2	1	0	0	1				
Biff Pocoroba, S OBP: 0.100, SLG: 0.100 (1,2)					P3		CS	F8		3	0	1	2	0	0	1				
Roric Harrison, R OBP: 0.333, SLG: 0.375 (1,1)								F7		3	0	1	0	0	1	1				
Inning Stats	R: 0 E: 0 K: 0 S: 4	H: 1 LOB: 1 BB: 0 P: 4	R: 2 E: 0 K: 1 S: 8	H: 3 LOB: 1 BB: 0 P: 8	R: 0 E: 0 K: 0 S: 2	H: 0 LOB: 0 BB: 1 P: 6	R: 0 E: 0 K: 0 S: 3	H: 0 LOB: 1 BB: 1 P: 7	R: 0 E: 0 K: 0 S: 3	H: 1 LOB: 1 BB: 1 P: 7	R: 1 E: 0 K: 0 S: 3	H: 1 LOB: 0 BB: 1 P: 7	R: 0 E: 1 K: 0 S: 4	H: 0 LOB: 1 BB: 0 P: 4	R: 0 E: 0 K: 1 S: 5	H: 0 LOB: 0 BB: 0 P: 5		1B: 5 2B: 1 3B: 0 HR: 0	SF: 0 SAC: 0 DP: 1 HBP: 0	WP: 0 PB: 0 SB: 1 CS: 2
PITCHER Tom Underwood, L ERA: 3.32 (1,1)	IP: 6.0 WLS: L BF: 25 H: 6 R: 3 ER: 3 SO: 3 BB: 4 IBB: 0 HBP: 0 BLK: 1 WP: 0 HR: 0 S: 23 P: 39 ERA: 4.50 WHIP: 1.667															PITCHER				
Tom Hilgendorf, L ERA: 1.64 (7,1)	IP: 2.0 WLS: 7 BF: 7 H: 0 R: 0 ER: 0 SO: 1 BB: 0 IBB: 0 HBP: 0 BLK: 0 WP: 0 HR: 0 S: 9 P: 9 ERA: 0.00 WHIP: 0.000															PITCHER				

AB	33
R	1
H	5
RBI	1
BB	3
SO	3
LOB	18



AB	28
R	3
H	6
RBI	3
BB	4
SO	2
LOB	12



Batter	1	2	3	4	5	6	7	8	9	10	11	AB	R	H	RBI	BB	SO	LOB	TOP							
Dave Cash, R OBP: 0.423, SLG: 0.445 (1, 4)												5	0	2	0	0	1	1								
Larry Bowa, S OBP: 0.330, SLG: 0.400 (1, 6)												5	0	1	0	0	0	2								
Garry Maddox, R OBP: 0.296, SLG: 0.352 (1, 8)												5	1	1	1	0	2	2								
Greg Luzinski, R OBP: 0.327, SLG: 0.520 (9, PR)												4	0	1	0	0	2	0								
Olle Brown, R OBP: 0.182, SLG: 0.182 (9, 7)												0	0	0	0	0	0	0								
Tom Hutton, L OBP: 0.288, SLG: 0.167 (1, 3)												4	0	0	0	0	0	1								
Mike Schmidt, R OBP: 0.275, SLG: 0.379 (1, 5)												3	0	0	0	1	1	1								
Bob Boone, R OBP: 0.427, SLG: 0.386 (1, 2)												4	0	1	0	0	1	1								
Mike Anderson, R OBP: 0.294, SLG: 0.342 (1, 9)												3	0	0	0	1	0	1								
Steve Carlton, L (1, 1)												2	0	0	0	0	1	1								
Jay Johnstone, L (8, PH)												1	0	1	0	0	0	0								
Alan Bregman, R (8, PH)												0	0	0	0	0	0	0								
Tug McGraw, R (8, PH)												0	0	0	0	0	0	0								
Tommy Sisk, R (10, PH)												1	0	0	0	0	0	0								
Gene Garber, R (10, 1)												0	0	0	0	0	0	0								
Inning Stats	R: 0 E: 0 K: 1 S: 3	H: 1 LOB: 0 BB: 0 P: 3	R: 0 E: 0 K: 1 S: 5	H: 0 LOB: 1 BB: 1 P: 9	R: 0 E: 0 K: 2 S: 8	H: 2 LOB: 2 BB: 1 P: 12	R: 0 E: 0 K: 2 S: 7	H: 0 LOB: 0 BB: 0 P: 7	R: 0 E: 0 K: 1 S: 5	H: 0 LOB: 0 BB: 0 P: 5	R: 1 E: 0 K: 1 S: 6	H: 1 LOB: 1 BB: 0 P: 6	R: 0 E: 0 K: 0 S: 4	H: 1 LOB: 1 BB: 0 P: 4	R: 0 E: 0 K: 0 S: 3	H: 1 LOB: 1 BB: 0 P: 3	R: 0 E: 0 K: 1 S: 6	H: 1 LOB: 1 BB: 0 P: 6	R: 0 E: 0 K: 0 S: 3	H: 0 LOB: 0 BB: 0 P: 3	R: 0 E: 0 K: 0 S: 3	H: 0 LOB: 0 BB: 0 P: 3	1B: 6 2B: 0 3B: 0 HR: 1	SF: 0 SAC: 0 DP: 1 HBP: 0	WP: 0 PB: 0 SB: 0 CS: 1	PA: 39
PITCHER Phil Niekro, R ERA: 2.52 (1, 1)	IP: 11.0 W: 7 L: 1 BF: 39 H: 7 R: 1 ER: 1 SO: 8 BB: 2 IBB: 0 HBP: 0 BLK: 0 WP: 0 HR: 1 S: 53 P: 61 ERA: 2.52 WHIP: 0.818																									

Philadelphia Phillies @ Atlanta Braves
Atlanta-Fulton County Stadium, Atlanta, GA
Sat May 10 1975, 3:33 AM EDT
Att: 6,510 - Unknown

AB 37
R 1
H 7
RBI 1
BB 2
SO 8
LOB 10



Batter	1	2	3	4	5	6	7	8	9	10	11	AB	R	H	RBI	BB	SO	LOB	BOTTOM					
Ralph Garr, L OBP: 0.281, SLG: 0.338 (1, 7)												5	1	2	1	0	0	2						
Marty Perez, R OBP: 0.279, SLG: 0.271 (1, 4)												4	0	1	0	0	0	2						
Dave May, L OBP: 0.333, SLG: 0.200 (10, PH)												1	0	0	0	0	0	1						
Rod Gilbreath, R OBP: 0.222, SLG: 0.333 (11, 4)												0	0	0	0	0	0	0						
Darrell Evans, L OBP: 0.343, SLG: 0.455 (1, 5)												5	1	1	0	0	2	2						
Dusty Baker Jr., R OBP: 0.313, SLG: 0.391 (1, 9)												3	0	0	0	1	0	0						
Mike Lum, L OBP: 0.311, SLG: 0.297 (1, 8)												3	0	1	0	1	0	0						
Earl Williams, R OBP: 0.211, SLG: 0.239 (1, 3)												3	0	1	1	2	1	1						
Larvell Blanks, R OBP: 0.318, SLG: 0.388 (1, 6)												3	0	0	0	1	1	3						
Biff Pocoroba, S OBP: 0.071, SLG: 0.071 (1, 2)												4	0	0	0	0	2	3						
Phil Niekro, R OBP: 0.290, SLG: 0.316 (1, 1)												4	0	2	0	0	0	0						
Inning Stats	R: 1 E: 0 K: 1 S: 6	H: 1 LOB: 0 BB: 0 P: 6	R: 0 E: 1 K: 2 S: 8	H: 1 LOB: 1 BB: 0 P: 8	R: 0 E: 0 K: 0 S: 3	H: 1 LOB: 1 BB: 0 P: 3	R: 0 E: 0 K: 1 S: 5	H: 0 LOB: 0 BB: 0 P: 5	R: 0 E: 0 K: 2 S: 7	H: 0 LOB: 0 BB: 0 P: 7	R: 0 E: 0 K: 0 S: 4	H: 1 LOB: 1 BB: 0 P: 4	R: 0 E: 0 K: 0 S: 3	H: 0 LOB: 1 BB: 2 P: 11	R: 0 E: 0 K: 0 S: 2	H: 1 LOB: 1 BB: 2 P: 10	R: 0 E: 0 K: 0 S: 4	H: 1 LOB: 1 BB: 0 P: 4	R: 1 E: 0 K: 0 S: 3	H: 2 LOB: 2 BB: 1 P: 7	1B: 7 2B: 1 3B: 0 HR: 1	SF: 0 SAC: 2 DP: 1 HBP: 0	WP: 0 PB: 0 SB: 0 CS: 1	PA: 43
PITCHER Steve Carlton, L ERA: 5.4 (1, 1)	IP: 7.0 W: 2 L: 8 BF: 26 H: 4 R: 1 ER: 1 SO: 6 BB: 2 IBB: 0 HBP: 0 BLK: 0 WP: 0 HR: 1 S: 36 P: 44 ERA: 5.4 WHIP: 1.29																							
PITCHER Tug McGraw, L ERA: 2.65 (8, 1)	IP: 2.0 W: 1 L: 8 BF: 8 H: 4 R: 1 ER: 1 SO: 6 BB: 1 IBB: 0 HBP: 0 BLK: 0 WP: 0 HR: 1 S: 6 P: 14 ERA: 2.65 WHIP: 1.000																							
PITCHER Gene Garber, R ERA: 2.65 (10, 1)	IP: 1.1 W: 0 L: 8 BF: 3 H: 1 R: 1 ER: 1 SO: 0 BB: 0 IBB: 0 HBP: 0 BLK: 0 WP: 0 HR: 0 S: 7 P: 11 ERA: 2.65 WHIP: 2.250																							

Philadelphia Phillies @ Atlanta Braves
Atlanta-Fulton County Stadium, Atlanta, GA
Sat May 10 1975, 3:33 AM EDT
Att: 6,510 - Unknown

AB 35
R 2
H 8
RBI 2
BB 5
SO 6
LOB 14



Batter	1	2	3	4	5	6	7	8	9	AB	R	H	RBI	BB	SO	LOB	TOP			
Dave Cash, R OBP: 0.422, SLG: 0.452	0-0 1B 1B 2B	0-0 6-3		0-0 F9		0-0 4-3		0-0 1B	5	1	2	0	0	0	2					
Larry Bowa, S OBP: 0.342, SLG: 0.421	0-0 BLK SF7 2-3	0-0 3B		0-0 6-3		0-0 S BB		0-0 F9	4	1	2	1	1	0	1					
Garry Maddox, R OBP: 0.265, SLG: 0.368	0-0 S BLK 1-2 3-H	0-3 K		0-0 4-3		0-0 P6		0-0 F7	5	0	2	1	0	1	3					
Greg Luzinski, R OBP: 0.316, SLG: 0.500	0-3 K		0-3 K		0-0 P7		0-3 K		4	0	0	0	0	3	4					
Tom Hutton, L OBP: 0.244, SLG: 0.154	0-0 SF7		0-0 F8		0-0 4-3		0-0 F3		3	0	0	1	0	0	2					
Jay Johnstone, L OBP: 0.425, SLG: 0.515	0-0 3-H 4-0		0-0 E		0-0 F9		0-0 F9		3	0	1	0	1	0	1					
Mike Schmidt, R OBP: 0.265, SLG: 0.364	0-0 6-3		0-0 E5		0-3 K		0-3 K		4	0	0	0	0	2	3					
Bob Boone, R OBP: 0.430, SLG: 0.384		0-0 SH1-4 3B 1B		0-0 P4		4-0 BB		0-0 F9	3	1	1	0	1	0	2					
Wayne Twitchell, R OBP: 0.067, SLG: 0.133		0-0 SH1-4		0-3 K		0-0 P5		0-0 F7	1	0	0	0	0	1	0					
Tom Hilgendorf, S (4, 1)									0	0	0	0	0	0	0					
Johnny Oates, L OBP: 0.238, SLG: 0.250									0	0	0	0	0	0	0					
Ron Schueler, R (6, 1)									0	0	0	0	0	0	0					
Tony Taylor, R OBP: 0.462, SLG: 0.400									1	0	0	0	0	0	0					
Inning Stats	R: 2 E: 0 K: 1 S: 8	H: 3 LOB: 2 BB: 1 P: 12	R: 1 E: 0 K: 1 S: 7	H: 2 LOB: 1 BB: 0 P: 7	R: 0 E: 1 K: 1 S: 7	H: 1 LOB: 2 BB: 0 P: 7	R: 0 E: 0 K: 1 S: 5	H: 0 LOB: 0 BB: 0 P: 5	R: 0 E: 0 K: 0 S: 4	H: 1 LOB: 1 BB: 1 P: 4	R: 0 E: 0 K: 1 S: 5	H: 0 LOB: 1 BB: 1 P: 9	R: 0 E: 0 K: 1 S: 5	H: 0 LOB: 1 BB: 1 P: 9	R: 0 E: 0 K: 0 S: 4	H: 1 LOB: 0 BB: 0 P: 4	1B: 5 2B: 2 3B: 1 HR: 0	SF: 1 SAC: 1 DP: 0 HBP: 0	WP: 0 PB: 0 SB: 2 CS: 0	PA: 39
PITCHER Buzz Capra, R ERA: 3.28	IP: 9.0 WLS: W BF: 39 H: 8 R: 3 ER: 3 SO: 7 BB: 3 IBB: 0 HBP: 0 BLK: 1 WP: 0 HR: 0 S: 50 P: 62 ERA: 3.00 WHIP: 1.222																			

Philadelphia Phillies @ Atlanta Braves
Atlanta-Fulton County Stadium, Atlanta, GA
Sun May 11 1975, 3:33 AM EDT
Att: 6,456 - Unknown

AB 33
R 3
H 8
RBI 3
BB 3
SO 7
LOB 18



Batter	1	2	3	4	5	6	7	8	9	AB	R	H	RBI	BB	SO	LOB	BOTTOM	
Ralph Garr, L OBP: 0.285, SLG: 0.358	0-0 E3 1B E	0-0 G4-6-3		0-0 1-H 3-H HR	4-0 1-2 2-3 BB			0-0 FC4 FC4-6	4	2	1	3	1	0	3			
Marty Perez, R OBP: 0.284, SLG: 0.276	0-0 FC2-6 1-2 1B	0-3 K		0-0 1B	0-0 F7			0-0 FC4-6 1-2	5	0	2	0	0	1	5			
Darrell Evans, L OBP: 0.338, SLG: 0.444	0-0 FC2-6 1-2 2-H 1B		0-0 F8	0-0 1-3 1B		0-0 F8		0-0 4-3	5	1	1	0	0	0	2			
Dusty Baker Jr., R OBP: 0.319, SLG: 0.385	0-3 K		4-0 FC BB	4-0 BB		0-0 5-3			2	0	0	0	2	1	1			
Mike Lum, L OBP: 0.309, SLG: 0.295	0-0 HR 2-H 1B		0-0 FC 1-2	0-0 4-3		0-0 3-1			4	1	1	1	0	0	3			
Earl Williams, R OBP: 0.227, SLG: 0.286	0-0 HR		0-3 K		4-0 FC5-6 BB		0-0 6-3		3	1	1	2	1	1	2			
Larvell Blanks, R OBP: 0.315, SLG: 0.382	0-0 6-3		0-0 E5 CI HR 1B	0-0 F3		0-0 F9		0-0 P4	4	1	1	0	0	0	1			
Biff Pocoroba, S OBP: 0.167, SLG: 0.063		4-0 G4-6-3 SH BB		0-0 F9	4-0 BB FC5-6 BB		0-0 P4		2	0	0	0	2	0	1			
Buzz Capra, R OBP: 0.067, SLG: 0.067		0-0 SH G4-6-3		0-1 CI HR	0-0 FC5-6 BB		0-0 FC4 1B		2	1	1	0	0	0	2			
Inning Stats	R: 4 E: 2 K: 1 S: 9	H: 3 LOB: 0 BB: 0 P: 9	R: 0 E: 0 K: 1 S: 5	H: 0 LOB: 1 BB: 1 P: 9	R: 0 E: 0 K: 1 S: 5	H: 0 LOB: 1 BB: 1 P: 9	R: 3 E: 2 K: 0 S: 7	H: 4 LOB: 2 BB: 1 P: 11	R: 0 E: 0 K: 0 S: 3	H: 0 LOB: 3 BB: 3 P: 15	R: 0 E: 0 K: 0 S: 3	H: 0 LOB: 0 BB: 0 P: 3	R: 0 E: 0 K: 0 S: 3	H: 1 LOB: 1 BB: 0 P: 4	1B: 6 2B: 0 3B: 0 HR: 2	SF: 0 SAC: 1 DP: 1 HBP: 0	WP: 0 PB: 0 SB: 0 CS: 0	PA: 39
PITCHER Wayne Twitchell, R ERA: 5.02	IP: 3.1 WLS: L BF: 19 H: 5 R: 7 ER: 2 SO: 3 BB: 2 IBB: 0 HBP: 0 BLK: 0 WP: 0 HR: 2 S: 23 P: 31 ERA: 5.40 WHIP: 2.100																	
PITCHER Tom Hilgendorf, L ERA: 1.42	IP: 1.2 WLS: L BF: 10 H: 2 R: 0 ER: 0 SO: 0 BB: 4 IBB: 0 HBP: 0 BLK: 0 WP: 0 HR: 0 S: 6 P: 22 ERA: 0.00 WHIP: 3.600																	
PITCHER Ron Schueler, R ERA: 6.27	IP: 3.0 WLS: L BF: 10 H: 1 R: 0 ER: 0 SO: 0 BB: 0 IBB: 0 HBP: 0 BLK: 0 WP: 0 HR: 10 S: 10 P: 10 ERA: 0.00 WHIP: 0.333																	

Philadelphia Phillies @ Atlanta Braves
Atlanta-Fulton County Stadium, Atlanta, GA
Sun May 11 1975, 3:33 AM EDT
Att: 6,456 - Unknown

AB 31
R 7
H 8
RBI 6
BB 6
SO 3
LOB 20



Batter	1	2	3	4	5	6	7	8	9	AB	R	H	RBI	BB	SO	LOB	TOP	
Ralph Garr, L OBP: 0.291, SLG: 0.362 (1, 7)			4-3					P4		4	0	2	0	0	0	0	Atlanta Braves @ Montreal Expos Jarry Park, Montreal, QB Mon May 12 1975, 7:05 PM EDT Att. 7,432 - Unknown - 64 F	
Marty Perez, R OBP: 0.230, SLG: 0.278 (1, 4)								5-3		3	0	1	0	1	0	1		
Darrell Evans, L OBP: 0.342, SLG: 0.446 (1, 5)								K		4	0	2	0	0	1	2		
Earl Williams, R OBP: 0.228, SLG: 0.324 (1, 3)										4	1	1	1	0	0	3		
Mike Lum, L OBP: 0.300, SLG: 0.286 (1, 9)		6-3		4-3						4	0	0	0	0	0	1		
Larvell Blanks, R OBP: 0.313, SLG: 0.371 (1, 6)										3	0	0	0	1	0	0		
Rowland Office, L OBP: 0.344, SLG: 0.345 (1, 8)										4	0	1	0	0	0	1		
Biff Pocoroba, S OBP: 0.182, SLG: 0.100 (1, 2)										4	0	1	0	0	0	2		
Carl Morton, R OBP: 0.217, SLG: 0.182 (1, 1)										1	0	0	0	0	0	2		
Mike Thompson, R (3, 1)										1	0	0	0	0	0	0		
Bob Beall, S (7, PH)										1	0	0	0	0	1	0		
Jamie Easterly, L (7, 1)										0	0	0	0	0	0	0		
Inning Stats	R: 0 E: 0 K: 0 S: 4	H: 2 LOB: 1 BB: 0 P: 4	R: 0 E: 0 K: 0 S: 4	H: 1 LOB: 2 BB: 1 P: 8	R: 0 E: 0 K: 0 S: 4	H: 2 LOB: 1 BB: 0 P: 4	R: 0 E: 0 K: 0 S: 3	H: 0 LOB: 0 BB: 0 P: 3	R: 0 E: 1 K: 1 S: 5	H: 0 LOB: 0 BB: 0 P: 5	R: 0 E: 0 K: 1 S: 5	H: 0 LOB: 0 BB: 0 P: 5	R: 1 E: 0 K: 0 S: 5	H: 2 LOB: 1 BB: 0 P: 5	1B: 7 2B: 0 3B: 0 HR: 1	SF: 0 SAC: 0 DP: 3 HBP: 0	WP: 0 PB: 0 SB: 0 CS: 1	PA: 35
PITCHER Steve Rogers, R ERA: 3.49 (1, 1)	IP: 9.0 WLS: W BF: 35 H: 8 R: 1 ER: 1 SO: 2 BB: 2 IBB: 0 HBP: 0 BLK: 0 WP: 0 HR: 1 S: 37 P: 45 ERA: 1.00 WHIP: 1.111															PITCHER		

AB 33
R 1
H 8
RBI 1
BB 2
SO 2
LOB 12



Batter	1	2	3	4	5	6	7	8	9	AB	R	H	RBI	BB	SO	LOB	BOTTOM			
Larry Lintz, S OBP: 0.295, SLG: 0.139 (1, 4)		4-3				4-3				4	1	0	0	2	1	4	Atlanta Braves @ Montreal Expos Jarry Park, Montreal, QB Mon May 12 1975, 7:05 PM EDT Att. 7,432 - Unknown - 64 F			
Tim Foli, R OBP: 0.349, SLG: 0.299 (1, 6)										4	0	1	0	2	1	1				
Pepe Mangual, R OBP: 0.387, SLG: 0.372 (1, 8)										6	2	2	1	0	0	4				
Mike Jorgensen, L OBP: 0.320, SLG: 0.310 (1, 3)										3	2	1	0	2	0	2				
Larry Bittner, L OBP: 0.500, SLG: 0.600 (7, PH)										4	1	2	2	0	0	4				
Bob Bailey, R OBP: 0.190, SLG: 0.056 (7, PH)										1	1	0	0	0	0	1				
Jerry White, S (8, 7)										0	0	0	0	0	0	0				
Pat Scanlon, L OBP: 0.571, SLG: 0.700 (1, 5)										4	1	2	4	1	1	3				
Tony Scott, S OBP: 0.274, SLG: 0.239 (1, 9)										4	1	2	2	1	0	3				
Gary Carter, R OBP: 0.282, SLG: 0.386 (1, 2)										5	1	1	1	0	1	6				
Steve Rogers, R OBP: 0.357, SLG: 0.250 (1, 1)										3	1	1	0	2	1	1				
Inning Stats	R: 2 E: 1 K: 0 S: 5	H: 1 LOB: 2 BB: 2 P: 13	R: 1 E: 0 K: 2 S: 8	H: 1 LOB: 0 BB: 0 P: 8	R: 5 E: 0 K: 0 S: 8	H: 5 LOB: 2 BB: 2 P: 16	R: 0 E: 0 K: 1 S: 6	H: 1 LOB: 2 BB: 1 P: 10	R: 1 E: 0 K: 1 S: 7	H: 1 LOB: 2 BB: 1 P: 11	R: 0 E: 0 K: 1 S: 6	H: 1 LOB: 2 BB: 1 P: 10	R: 2 E: 1 K: 0 S: 5	H: 1 LOB: 2 BB: 2 P: 13	R: 0 E: 0 K: 0 S: 3	H: 1 LOB: 1 BB: 1 P: 7	1B: 9 2B: 1 3B: 0 HR: 2	SF: 0 SAC: 0 DP: 1 HBP: 0	WP: 0 PB: 1 SB: 2 CS: 0	PA: 48
PITCHER Carl Morton, R ERA: 3.7 (1, 1)	IP: 2.0 WLS: L BF: 15 H: 6 R: 7 ER: 6 SO: 2 BB: 2 IBB: 0 HBP: 0 BLK: 0 WP: 0 HR: 2 S: 17 P: 25 ERA: 27.00 WHIP: 4.000															PITCHER				
Mike Thompson, R ERA: 3.0 (3, 1)	IP: 4.0 WLS: L BF: 22 H: 4 R: 2 ER: 1 SO: 3 BB: 5 IBB: 0 HBP: 0 BLK: 0 WP: 0 HR: 0 S: 23 P: 43 ERA: 2.25 WHIP: 2.250															PITCHER				
Jamie Easterly, L ERA: (7, 1)	IP: 2.0 WLS: L BF: 11 H: 2 R: 2 ER: 0 SO: 0 BB: 3 IBB: 0 HBP: 0 BLK: 0 WP: 0 HR: 0 S: 8 P: 20 ERA: 0.00 WHIP: 2.500															PITCHER				




Batter	1	2	3	4	5	6	7	8	9	AB	R	H	RBI	BB	SO	LOB	TOP										
Ralph Garr, L OBP: 0.283, SLG: 0.344 (1, 7)	6-3		F8		6-3	4-3			K	5	0	0	0	0	1	2	Atlanta Braves @ Montreal Expos Jarry Park, Montreal, QB Wed May 14, 1975, 7:05 PM EDT Att: 8,227 - Unknown										
Marty Perez, R OBP: 0.289, SLG: 0.279 (1, 4)	F8		6-3		4-3		F7		4-3	5	0	0	0	0	0	0											
Darrell Evans, L OBP: 0.353, SLG: 0.446 (1, 5)	1B BB		PB 1B		K		4-3		K	4	0	1	0	1	2	0											
Dusty Baker Jr., R OBP: 0.324, SLG: 0.388 (1, 9)	1-2 1B		PB 1B			K	K			4	0	2	0	0	2	0											
Mike Lum, L OBP: 0.309, SLG: 0.301 (1, 3)	3-1		1-2 2-3 BB			K			1B G6-4-3 1B	3	1	1	0	1	1	2											
Cito Gaston, R OBP: 0.214, SLG: 0.643 (1, 8)		F7	K			HR			G6-4-3 1-3 1B	4	1	2	1	0	1	3											
Larvell Blanks, R OBP: 0.315, SLG: 0.381 (1, 6)		F9		P6		1B 3B			G6-4-3 1-2 3-H 1B	4	1	1	0	0	0	1											
Vic Correll, R OBP: 0.302, SLG: 0.372 (1, 2)		HR		K		1B IBB			1B	3	1	2	1	1	1	0											
Roric Harrison, R OBP: 0.333, SLG: 0.364 (8, PH) Dave May, L OBP: 0.308, SLG: 0.182 (8, PH) Max Leon, R OBP: 0.308, SLG: 0.182 (8, PH)		P6		K		1-3 3-H 1B			4-3	3	0	1	1	0	1	0											
Inning Stats	R: 0 E: 0 K: 0 S: 4	H: 1 LOB: 2 BB: 1 P: 8	R: 1 E: 0 K: 0 S: 4	H: 1 LOB: 0 BB: 0 P: 4	R: 0 E: 0 K: 1 S: 7	H: 2 LOB: 3 BB: 1 P: 11	R: 0 E: 0 K: 2 S: 7	H: 0 LOB: 0 BB: 0 P: 7	R: 0 E: 0 K: 1 S: 5	H: 0 LOB: 0 BB: 0 P: 5	R: 2 E: 0 K: 2 S: 10	H: 3 LOB: 2 BB: 1 P: 14	R: 0 E: 0 K: 1 S: 5	H: 0 LOB: 0 BB: 0 P: 5	R: 1 E: 0 K: 0 S: 5	H: 3 LOB: 1 BB: 0 P: 5	R: 0 E: 0 K: 2 S: 7	H: 0 LOB: 0 BB: 0 P: 7	1B: 7 2B: 0 3B: 1 HR: 2	SF: 0 SAC: 0 DP: 1 HBP: 0	WP: 0 PB: 1 SB: 0 CS: 0	PA: 39					
PITCHER	IP	WLS	BF	H	R	ER	SO	BB	IBB	HBP	BLK	WP	HR	S	P	ERA	WHIP										
Woodie Fryman, L ERA: 1.81 (1, 1)	7.0	W	31	7	3	3	7	2	1	0	0	0	2	42	54	3.86	1.286										
John Montague, R ERA: 0.77 (8, 1)	2.0	S	8	3	1	1	2	0	0	0	0	0	0	12	12	4.50	1.500										


Batter	1	2	3	4	5	6	7	8	9	AB	R	H	RBI	BB	SO	LOB	BOTTOM										
Larry Lintz, S OBP: 0.308, SLG: 0.182 (1, 4) Jose Morales, R OBP: 0.455, SLG: 0.600 (7, PH) Peter Mackanin, R OBP: 0.340, SLG: 0.420 (7, PR)	4-3		SH1-3 1B		6-3		E 1-3 3-H 1B 2B			3	0	1	0	0	0	0	Atlanta Braves @ Montreal Expos Jarry Park, Montreal, QB Wed May 14, 1975, 7:05 PM EDT Att: 8,227 - Unknown										
Tim Foli, R OBP: 0.345, SLG: 0.291 (1, 6)	G6-4-3 BB		SH1-3 1-2		F4		E6 1B			2	0	0	0	1	0	1											
Pepe Mangual, R OBP: 0.377, SLG: 0.363 (1, 8)	G6-4-3 1-2		K			P6			2-3 3-H 1B	4	0	1	1	0	1	2											
Mike Jorgensen, L OBP: 0.321, SLG: 0.304 (1, 3)		K	F8			F7			F8	4	0	0	0	0	1	1											
Larry Bittner, L OBP: 0.455, SLG: 0.517 (1, 7)		4-3		6-3		F7			1-5-3	4	0	0	0	0	0	0											
Larry Parrish, R OBP: 0.344, SLG: 0.495 (1, 5)		HR BB		E6 WP		5-3			K	3	1	0	0	1	1	0											
Gary Carter, R OBP: 0.314, SLG: 0.455 (1, 9)		HR		P6		1B 2B				3	2	2	2	0	0	1											
Barry Foote, R OBP: 0.174, SLG: 0.207 (1, 2)		HR		F7		2B E 1B				3	1	2	0	0	0	1											
Woodie Fryman, R OBP: 0.133, SLG: 0.200 (1, 1) Pat Scanlon, L OBP: 0.500, SLG: 0.533 (7, PH) John Montague, R ERA: 3.95 (8, 1)		2B		P3		P6				2	0	0	0	0	0	1											
Inning Stats	R: 0 E: 0 K: 0 S: 2	H: 0 LOB: 0 BB: 1 P: 6	R: 2 E: 0 K: 1 S: 7	H: 2 LOB: 1 BB: 1 P: 11	R: 0 E: 0 K: 1 S: 6	H: 1 LOB: 1 BB: 0 P: 6	R: 0 E: 1 K: 0 S: 4	H: 0 LOB: 1 BB: 0 P: 4	R: 0 E: 0 K: 0 S: 3	H: 0 LOB: 0 BB: 0 P: 3	R: 0 E: 0 K: 0 S: 3	H: 0 LOB: 0 BB: 0 P: 3	R: 3 E: 1 K: 0 S: 7	H: 4 LOB: 2 BB: 0 P: 7	R: 0 E: 0 K: 1 S: 5	H: 0 LOB: 0 BB: 0 P: 5	R: 0 E: 0 K: 1 S: 5	H: 0 LOB: 0 BB: 0 P: 5	1B: 3 2B: 3 3B: 0 HR: 1	SF: 0 SAC: 1 DP: 1 HBP: 0	WP: 1 PB: 0 SB: 0 CS: 0	PA: 33					
PITCHER	IP	WLS	BF	H	R	ER	SO	BB	IBB	HBP	BLK	WP	HR	S	P	ERA	WHIP										
Roric Harrison, R ERA: 2.88 (1, 1)	7.0	L	30	7	3	3	2	2	0	0	0	0	1	32	40	3.86	1.286										
Max Leon, R ERA: 3.95 (8, 1)	1.0		3	0	0	0	1	0	0	0	0	0	0	5	5	0.00	0.000										



Batter	1	2	3	4	5	6	7	8	9	AB	R	H	RBI	BB	SO	LOB	TOP				
Ralph Garr, L OBP: 0.278, SLG: 0.348 (1, 7)										5	1	2	0	0	0	2	Atlanta Braves @ Philadelphia Phillies Veterans Stadium, Philadelphia, PA Fri May 16 1975, 7:05 PM EDT Att: 18,710 - Unknown				
Marty Perez, R OBP: 0.295, SLG: 0.317 Rod Gilbreath, R OBP: 0.273, SLG: 0.300 (7, PH) (7, 4)										2	1	1	1	0	0	1					
Darrell Evans, L OBP: 0.366, SLG: 0.479 (1, 5)										4	1	1	1	0	1	1					
Earl Williams, R OBP: 0.239, SLG: 0.329 (1, 3)										4	0	0	0	0	1	2					
Dusty Baker Jr., R OBP: 0.324, SLG: 0.389 (1, 9)										3	0	1	0	1	0	1					
Mike Lum, L OBP: 0.318, SLG: 0.297 (1, 8)										4	1	1	0	0	1	2					
Larvell Blanks, R OBP: 0.318, SLG: 0.375 (1, 6)										3	2	1	1	1	0	2					
Vic Correll, R OBP: 0.308, SLG: 0.436 (1, 2)										4	2	3	4	0	0	1					
Buzz Capra, R ERA: 0.007, SLG: 0.007 Mike Thompson, R Mike Beard, L Bob Beall, S Roric Harrison, R Tom House, L Rowland Office, L (1, 1) (2, 1) (4, 1) (6, PH) (8, 1) (8, 1) (9, PH)										0	0	0	0	0	0	0					
										0	0	0	0	0	0	0					
Inning Stats	R: 0 E: 0 K: 0 S: 3	H: 1 LOB: 0 BB: 0 P: 3	R: 0 E: 0 K: 0 S: 3	H: 0 LOB: 1 BB: 1 P: 7	R: 0 E: 0 K: 1 S: 5	H: 1 LOB: 0 BB: 0 P: 5	R: 5 E: 1 K: 2 S: 12	H: 5 LOB: 0 BB: 0 P: 10	R: 1 E: 0 K: 1 S: 4	H: 1 LOB: 0 BB: 1 P: 10	R: 0 E: 0 K: 0 S: 4	H: 0 LOB: 1 BB: 0 P: 4	R: 0 E: 0 K: 0 S: 4	H: 1 LOB: 1 BB: 0 P: 4	R: 0 E: 0 K: 0 S: 3	H: 1 LOB: 0 BB: 0 P: 3	1B: 6 2B: 2 3B: 2 HR: 2	SF: 1 SAC: 0 DP: 3 HBP: 0	WP: 0 PB: 0 SB: 0 CS: 0	PA: 38	
PITCHER	IP WLS BF H R ER SO	IP WLS BF H R ER SO	IP WLS BF H R ER SO	IP WLS BF H R ER SO	IP WLS BF H R ER SO	IP WLS BF H R ER SO	IP WLS BF H R ER SO	IP WLS BF H R ER SO	IP WLS BF H R ER SO	IP WLS BF H R ER SO	IP WLS BF H R ER SO	IP WLS BF H R ER SO	IP WLS BF H R ER SO	IP WLS BF H R ER SO	IP WLS BF H R ER SO	IP WLS BF H R ER SO	ERA WHIP	ERA WHIP			
Larry Christenson, R ERA: 11.25 Tom Hilgendorf, L ERA: 3.0 Gene Garber, R ERA: 2.49 (1, 1) (5, 1) (7, 1)	4.0 18 7 5 5 3	2.1 11 2 3 3 1	2.2 9 2 0 0 1	2.1 11 2 3 3 1	2.1 11 2 3 3 1	2.1 11 2 3 3 1	2.1 11 2 3 3 1	2.1 11 2 3 3 1	2.1 11 2 3 3 1	2.1 11 2 3 3 1	2.1 11 2 3 3 1	2.1 11 2 3 3 1	2.1 11 2 3 3 1	2.1 11 2 3 3 1	2.1 11 2 3 3 1	2.1 11 2 3 3 1	11.25 2.000	11.57 1.714	0.00 0.750		

Batter	1	2	3	4	5	6	7	8	9	AB	R	H	RBI	BB	SO	LOB	BOTTOM					
Dave Cash, R OBP: 0.430, SLG: 0.452 (1, 4)										4	1	3	1	1	1	0	Atlanta Braves @ Philadelphia Phillies Veterans Stadium, Philadelphia, PA Fri May 16 1975, 7:05 PM EDT Att: 18,710 - Unknown					
Larry Bowa, S OBP: 0.355, SLG: 0.452 (1, 6)										5	1	2	3	0	0	4						
Garry Maddox, R OBP: 0.250, SLG: 0.337 (1, 8)										4	0	0	1	0	1	2						
Greg Luzinski, R OBP: 0.356, SLG: 0.545 Ollie Brown, R OBP: 0.250, SLG: 0.500 (1, 7) (8, 7)										2	2	0	0	3	0	2						
Dick Allen, R OBP: 0.308, SLG: 0.333 Tom Hutton, L OBP: 0.264, SLG: 0.174 (1, 3) (9, 3)										4	0	1	2	1	2	1						
Mike Schmidt, R OBP: 0.276, SLG: 0.390 (1, 5)										4	1	1	2	1	3	4						
Bob Boone, R OBP: 0.363 Gene Garber, R (1, 2) (7, 1)											4	2	2	0	0	0		1				
Mike Anderson, R OBP: 0.337, SLG: 0.411 (1, 9)										3	2	1	0	1	1	1						
Larry Christenson, R OBP: 1.000, SLG: 4.000 Jay Johnstone, L OBP: 0.429, SLG: 0.514 Tom Hilgendorf, S Johnny Oates, L OBP: 0.308, SLG: 0.320 (1, 1) (4, PH) (5, 1) (7, 2)										1	1	1	2	0	0	0						
										1	1	1	1	0	0	0						
										1	0	0	0	0	1	1						
										1	0	1	0	0	0	0						
Inning Stats	R: 0 E: 0 K: 1 S: 5	H: 0 LOB: 0 BB: 0 P: 5	R: 6 E: 0 K: 2 S: 12	H: 5 LOB: 0 BB: 1 P: 16	R: 0 E: 0 K: 2 S: 7	H: 0 LOB: 0 BB: 0 P: 7	R: 3 E: 0 K: 1 S: 7	H: 2 LOB: 3 BB: 4 P: 23	R: 1 E: 0 K: 1 S: 7	H: 2 LOB: 1 BB: 0 P: 7	R: 1 E: 0 K: 1 S: 6	H: 1 LOB: 1 BB: 1 P: 10	R: 1 E: 0 K: 1 S: 8	H: 3 LOB: 2 BB: 0 P: 8	R: 0 E: 0 K: 0 S: 2	H: 0 LOB: 0 BB: 1 P: 6	1B: 7 2B: 4 3B: 0 HR: 3	SF: 1 SAC: 0 DP: 1 HBP: 0	WP: 1 PB: 0 SB: 1 CS: 0	PA: 43		
PITCHER	IP WLS BF H R ER SO	IP WLS BF H R ER SO	IP WLS BF H R ER SO	IP WLS BF H R ER SO	IP WLS BF H R ER SO	IP WLS BF H R ER SO	IP WLS BF H R ER SO	IP WLS BF H R ER SO	IP WLS BF H R ER SO	IP WLS BF H R ER SO	IP WLS BF H R ER SO	IP WLS BF H R ER SO	IP WLS BF H R ER SO	IP WLS BF H R ER SO	IP WLS BF H R ER SO	IP WLS BF H R ER SO	ERA WHIP	ERA WHIP				
Buzz Capra, R ERA: 4.24 Mike Thompson, R ERA: 5.63 Mike Beard, L ERA: 6.75 Roric Harrison, R ERA: 3.16 Tom House, L ERA: 9.2 (1, 1) (2, 1) (4, 1) (6, 1) (8, 1)	1.2 11 12 2 3 3	2.0 12 2 3 3 3	1.1 6 2 1 1 2	1.1 6 2 1 1 2	1.1 6 2 1 1 2	1.1 6 2 1 1 2	1.1 6 2 1 1 2	1.1 6 2 1 1 2	1.1 6 2 1 1 2	1.1 6 2 1 1 2	1.1 6 2 1 1 2	1.1 6 2 1 1 2	1.1 6 2 1 1 2	1.1 6 2 1 1 2	1.1 6 2 1 1 2	1.1 6 2 1 1 2	32.40 3.600	13.50 3.000	6.75 1.500	9.00 2.500	0.00 1.000	

Batter	1	2	3	4	5	6	7	8	9	AB	R	H	RBI	BB	SO	LOB	TOP
Ralph Garr, L (1, 7) OBP: 0.292, SLG: 0.351	0-0 4-3			0-0 6-3		0-0 4-3			4-0 FC6-4 BB	3	0	0	0	1	0	0	Atlanta Braves @ Philadelphia Phillies Veterans Stadium, Philadelphia, PA Sun May 18 1975, 3:33 AM EDT Att: 25,905 - Unknown AB 30 R 1 H 4 RBI 1 BB 1 SO 5 LOB 9 
Rod Gilbreath, R (1, 4) OBP: 0.300, SLG: 0.421	0-3 K			0-0 FC4-6 1B		0-0 F9			0-0 FC6-4 1-2	4	0	1	0	0	1	1	
Darrell Evans, L (1, 5) OBP: 0.364, SLG: 0.484	0-0 F8			0-0 FC4-6 1-2 2B		0-0 F9			0-3 K	4	1	0	0	0	1	2	
Earl Williams, R (1, 3) OBP: 0.237, SLG: 0.330		0-0 5-3		0-0 1-H 2B			0-0 5-3		0-3 K	4	0	1	1	0	1	1	
Dusty Baker Jr., R (1, 9) OBP: 0.320, SLG: 0.425		0-0 F9		0-0 F9			0-0 5-3			3	0	0	0	0	0	1	
Mike Lum, L (1, 8) OBP: 0.315, SLG: 0.295		0-0 5-3			0-0 FC5-4 1B		0-0 G3			3	0	1	0	0	0	0	
Larvell Blanks, R (1, 6) OBP: 0.307, SLG: 0.359			0-0 6-3		0-0 FC5-4 1-2 BLK 1B			0-0 G6-4-3 1B		3	0	1	0	0	0	1	
Vic Correll, R (1, 2) OBP: 0.324, SLG: 0.465			0-0 P4		0-3 K			0-0 G6-4-3 1-2		3	0	0	0	0	1	2	
Ron Reed, R (1, 1) OBP: 0.240, SLG: 0.292			0-0 F9		0-3 K			0-0 5-3		2	0	0	0	0	1	1	
Bob Beall, S (8, PH)										1	0	0	0	0	0	0	
Tom House, L (8, 1)										0	0	0	0	0	0	0	
Inning Stats	R: 0 E: 0 K: 1 S: 5	H: 0 LOB: 0 BB: 0 P: 5	R: 0 E: 0 K: 0 S: 3	H: 0 LOB: 0 BB: 0 P: 3	R: 0 E: 0 K: 0 S: 3	H: 0 LOB: 0 BB: 0 P: 3	R: 1 E: 0 K: 0 S: 5	H: 2 LOB: 1 BB: 0 P: 5	R: 0 E: 0 K: 0 S: 3	H: 0 LOB: 0 BB: 0 P: 3	R: 0 E: 0 K: 0 S: 3	H: 1 LOB: 0 BB: 0 P: 3	R: 0 E: 0 K: 0 S: 7	H: 1 LOB: 1 BB: 1 P: 11	1B: 3 2B: 1 3B: 0 HR: 0	SF: 0 SAC: 0 DP: 1 HBP: 0	WP: 0 PA: 31 PB: 0 SB: 0 CS: 0
PITCHER Tom Underwood, L (1, 1) ERA: 2.41	IP: 9.0 WLS: W BF: 31 H: 4 R: 1 ER: 1 SO: 5 BB: 1 IBB: 0 HBP: 0 BLK: 1 WP: 0 HR: 0 S: 40 P: 44 ERA: 1.00 WHIP: 0.556											PITCHER	IP: 9.0 WLS: W BF: 31 H: 4 R: 1 ER: 1 SO: 5 BB: 1 IBB: 0 HBP: 0 BLK: 1 WP: 0 HR: 0 S: 40 P: 44 ERA: 1.00 WHIP: 0.556				

Batter	1	2	3	4	5	6	7	8	9	AB	R	H	RBI	BB	SO	LOB	BOTTOM
Dave Cash, R (1, 4) OBP: 0.422, SLG: 0.441	0-3 K	0-0 FC4-6 1-2		0-0 4-3			0-0 1B			4	0	1	0	0	1	2	Atlanta Braves @ Philadelphia Phillies Veterans Stadium, Philadelphia, PA Sun May 18 1975, 3:33 AM EDT Att: 25,905 - Unknown AB 33 R 5 H 9 RBI 5 BB 3 SO 5 LOB 9 
Larry Bowa, S (1, 6) OBP: 0.380, SLG: 0.451	0-0 4-3		0-0 1-3		0-0 G3		0-0 1B			4	0	1	0	0	0	0	
Garry Maddox, R (1, 8) OBP: 0.265, SLG: 0.359	0-0 4-3		0-0 2B 1B		0-0 F9		0-0 P4			4	1	1	0	0	0	2	
Greg Luzinski, R (1, 7) OBP: 0.354, SLG: 0.554		0-3 K	0-0 4-3 2B		0-0 F7			0-3 K		4	1	1	1	0	2	0	
Ollie Brown, R (9, 7) OBP: 0.306, SLG: 0.538		0-3 K	0-0 1-H 2B		0-0 F7			0-3 K		0	0	0	0	0	0	0	
Tom Hutton, L (1, 3) OBP: 0.259, SLG: 0.160		4-0 1B BB	0-0 4-3 2-3		0-0 1-3		0-0 4-3			3	1	0	0	1	0	1	
Mike Schmidt, R (1, 5) OBP: 0.287, SLG: 0.400		0-3 K	0-0 3-H 2B		0-0 F8		4-0 S BB			3	1	1	1	1	1	1	
Bob Boone, R (1, 2) OBP: 0.416, SLG: 0.385		0-0 E 1B 1B	0-0 3-H F7		0-0 6-3		4-0 1B BB			3	1	1	0	1	0	1	
Mike Anderson, R (1, 9) OBP: 0.336, SLG: 0.404		0-0 1B 1B	0-0 F9		0-0 F9		0-0 FC6-4 1B			4	0	2	2	0	0	0	
Tom Underwood, R (1, 1) OBP: 0.158, SLG: 0.158		0-0 FC4-6 1B		0-0 K		0-0 4-3		0-0 FC6-4 1-2		4	0	1	1	0	1	2	
Inning Stats	R: 0 E: 0 K: 1 S: 5	H: 0 LOB: 0 BB: 0 P: 5	R: 2 E: 1 K: 2 S: 10	H: 3 LOB: 2 BB: 1 P: 14	R: 2 E: 0 K: 0 S: 6	H: 3 LOB: 1 BB: 0 P: 6	R: 0 E: 0 K: 1 S: 5	H: 0 LOB: 0 BB: 0 P: 5	R: 0 E: 0 K: 0 S: 3	H: 0 LOB: 0 BB: 0 P: 3	R: 0 E: 0 K: 0 S: 5	H: 2 LOB: 2 BB: 0 P: 5	R: 1 E: 0 K: 1 S: 6	H: 1 LOB: 2 BB: 2 P: 14	1B: 7 2B: 2 3B: 0 HR: 0	SF: 0 SAC: 0 DP: 0 HBP: 0	WP: 0 PA: 36 PB: 0 SB: 1 CS: 0
PITCHER Ron Reed, R (1, 1) ERA: 4.19	IP: 7.0 WLS: L BF: 30 H: 8 R: 4 ER: 3 SO: 4 BB: 1 IBB: 0 HBP: 0 BLK: 0 WP: 0 HR: 0 S: 37 P: 41 ERA: 3.86 WHIP: 1.286											PITCHER	IP: 7.0 WLS: L BF: 30 H: 8 R: 4 ER: 3 SO: 4 BB: 1 IBB: 0 HBP: 0 BLK: 0 WP: 0 HR: 0 S: 37 P: 41 ERA: 3.86 WHIP: 1.286				
PITCHER Tom House, L (8, 1) ERA: 9.19	IP: 1.0 WLS: L BF: 6 H: 1 R: 1 ER: 1 SO: 1 BB: 2 IBB: 0 HBP: 0 BLK: 0 WP: 0 HR: 0 S: 6 P: 14 ERA: 9.00 WHIP: 3.000											PITCHER	IP: 1.0 WLS: L BF: 6 H: 1 R: 1 ER: 1 SO: 1 BB: 2 IBB: 0 HBP: 0 BLK: 0 WP: 0 HR: 0 S: 6 P: 14 ERA: 9.00 WHIP: 3.000				

Batter	1	2	3	4	5	6	7	8	9	AB	R	H	RBI	BB	SO	LOB	TOP				
Larry Lintz, S OBP: 0.313, SLG: 0.200 Jose Morales, R OBP: 0.533, SLG: 0.923 John Montague, R OBP: 0.81	0-0 5-3		0-0 1-3		4-0 E S BB		0-0 4-3 S 1B	0-3 K		3	1	1	0	1	0	0					
Tim Foli, R OBP: 0.319, SLG: 0.287	0-0 1B SF7 2B		0-0 1-3		0-3 K 1-3		0-0 4-3		0-0 F8	5	1	1	0	0	1	2					
Pepe Mangual, R OBP: 0.386, SLG: 0.347	0-0 CS 2-3 1B		0-0 F9		0-3 K		0-3 K		0-3 K	5	0	1	0	0	3	2					
Mike Jorgensen, L OBP: 0.344, SLG: 0.370	0-0 SF7			0-0 F7		0-0 4-3 HR 2B	0-0 PB 1B BB		0-0 BB 1B	3	1	2	1	1	0	0					
Larry Bittner, L OBP: 0.413, SLG: 0.524	0-0 CS 1-2	0-0 F7		0-0 4-3		0-0 4-3	0-0 PB 1B		0-0 BB 1B	5	0	2	1	0	0	1					
Gary Carter, R OBP: 0.340, SLG: 0.473				0-0 E5 BB 1B		0-0 HR	0-3 K		4-0 BB 1B	4	1	2	2	1	1	2					
Barry Foote, R OBP: 0.196, SLG: 0.210				4-0 1-2 BB 1B		0-0 F9			0-3 K	4	0	1	0	1	2	3					
Larry Parrish, R OBP: 0.315, SLG: 0.450				0-0 F8		0-0 F8			0-0 6-3	4	0	1	0	0	0	4					
Woodie Fryman, R ERA: 2.54 Chuck Taylor, R ERA: 3.72 Donald DeMola, R ERA: 3.86 Dan Warthen, L ERA: 4.02				0-0 F9		0-3 K	0-3 K		0-0 1B	1	0	0	0	0	0	2					
Inning Stats	R: 1 E: 0 K: 0 S: 4	H: 2 LOB: 0 BB: 0 P: 4	R: 0 E: 0 K: 0 S: 5	H: 2 LOB: 2 BB: 0 P: 5	R: 0 E: 0 K: 0 S: 3	H: 0 LOB: 0 BB: 0 P: 3	R: 0 E: 1 K: 0 S: 4	H: 0 LOB: 2 BB: 1 P: 8	R: 0 E: 0 K: 3 S: 9	H: 3 LOB: 1 BB: 0 P: 8	R: 1 E: 0 K: 2 S: 9	H: 2 LOB: 2 BB: 1 P: 13	R: 0 E: 0 K: 2 S: 8	H: 1 LOB: 3 BB: 1 P: 8	R: 0 E: 0 K: 2 S: 9	H: 2 LOB: 3 BB: 1 P: 13	1B: 8 2B: 3 3B: 0 HR: 1	SF: 1 SAC: 0 DP: 0 HBP: 0	WP: 0 PB: 1 SB: 2 CS: 1	PA: 44	
PITCHER	IP WLS BF H R ER SO BB IBB HBP BLK WP HR S P ERA WHIP	IP WLS BF H R ER SO BB IBB HBP BLK WP HR S P ERA WHIP	IP WLS BF H R ER SO BB IBB HBP BLK WP HR S P ERA WHIP	IP WLS BF H R ER SO BB IBB HBP BLK WP HR S P ERA WHIP	IP WLS BF H R ER SO BB IBB HBP BLK WP HR S P ERA WHIP	IP WLS BF H R ER SO BB IBB HBP BLK WP HR S P ERA WHIP	IP WLS BF H R ER SO BB IBB HBP BLK WP HR S P ERA WHIP	IP WLS BF H R ER SO BB IBB HBP BLK WP HR S P ERA WHIP	IP WLS BF H R ER SO BB IBB HBP BLK WP HR S P ERA WHIP	IP WLS BF H R ER SO BB IBB HBP BLK WP HR S P ERA WHIP	IP WLS BF H R ER SO BB IBB HBP BLK WP HR S P ERA WHIP	IP WLS BF H R ER SO BB IBB HBP BLK WP HR S P ERA WHIP	IP WLS BF H R ER SO BB IBB HBP BLK WP HR S P ERA WHIP	IP WLS BF H R ER SO BB IBB HBP BLK WP HR S P ERA WHIP	IP WLS BF H R ER SO BB IBB HBP BLK WP HR S P ERA WHIP	IP WLS BF H R ER SO BB IBB HBP BLK WP HR S P ERA WHIP	IP WLS BF H R ER SO BB IBB HBP BLK WP HR S P ERA WHIP	IP WLS BF H R ER SO BB IBB HBP BLK WP HR S P ERA WHIP	IP WLS BF H R ER SO BB IBB HBP BLK WP HR S P ERA WHIP	IP WLS BF H R ER SO BB IBB HBP BLK WP HR S P ERA WHIP	IP WLS BF H R ER SO BB IBB HBP BLK WP HR S P ERA WHIP

Montreal Expos @ Atlanta Braves
Atlanta-Fulton County Stadium, Atlanta, GA
Tue May 20 1975, 7:05 PM EDT
Att: 3,681 - Unknown


AB	38
R	4
H	12
RBI	4
BB	4
SO	10
LOB	18



Batter	1	2	3	4	5	6	7	8	9	AB	R	H	RBI	BB	SO	LOB	BOTTOM				
Ralph Garr, L OBP: 0.290, SLG: 0.353	0-0 1-3			0-0 F7		0-0 G6-4-3		0-0 F7		5	0	1	0	0	0	2					
Rod Gilbreath, R OBP: 0.320, SLG: 0.391	0-0 BB 1B	0-0 1-3		0-0 F7		4-0 L4-3 BB		0-0 1-3		4	1	1	0	1	0	3					
Darrell Evans, L OBP: 0.365, SLG: 0.474	4-0 1-2 HR BB	4-0 FC5-4 IBB		0-0 F6		0-0 L4-3		0-3 K		3	1	0	0	2	1	2					
Earl Williams, R OBP: 0.238, SLG: 0.326	0-0 1-2 HR 1B	0-0 FC5-4		0-3 K		0-3 K				4	1	1	1	0	2	3					
Dusty Baker Jr., R OBP: 0.331, SLG: 0.453	0-0 1-1 HR		4-0 P3 1B BB		0-0 4-3		0-0 1B BLK 1B			3	3	2	3	1	0	0					
Mike Lum, L OBP: 0.325, SLG: 0.307	0-0 F2		0-0 G5-3 1B		0-0 FC6 1B		0-0 HR 1B			4	1	3	0	0	0	0					
Larvell Blanks, R OBP: 0.306, SLG: 0.351	0-0 L4		0-0 P3		0-0 FC6		1-0 HR HBP			3	1	0	0	0	0	3					
Vic Correll, R OBP: 0.348, SLG: 0.505		4-0 FC5-6 BB		1-2 3-H 1B		4-0 FC1-6 BB		0-0 HR		2	1	2	5	2	0	0					
Roric Harrison, R OBP: 0.267, SLG: 0.286 Max Leon, R OBP: 0.500, SLG: 0.500		0-0 FC5-6 2B		0-0 G5-3		0-0 FC1-6		0-0 1-3 1B		3	0	0	0	0	0	4					
Inning Stats	R: 4 E: 0 K: 0 S: 6	H: 3 LOB: 1 BB: 1 P: 10	R: 0 E: 0 K: 0 S: 4	H: 1 LOB: 2 BB: 2 P: 12	R: 1 E: 0 K: 0 S: 4	H: 2 LOB: 1 BB: 1 P: 8	R: 0 E: 0 K: 0 S: 3	H: 0 LOB: 0 BB: 0 P: 3	R: 0 E: 0 K: 1 S: 6	H: 1 LOB: 1 BB: 0 P: 6	R: 0 E: 0 K: 0 S: 2	H: 0 LOB: 0 BB: 1 P: 6	R: 0 E: 0 K: 1 S: 4	H: 0 LOB: 0 BB: 1 P: 8	R: 4 E: 0 K: 1 S: 9	H: 4 LOB: 1 BB: 0 P: 10	1B: 8 2B: 2 3B: 0 HR: 2	SF: 0 SAC: 0 DP: 3 HBP: 1	WP: 0 PB: 0 SB: 0 CS: 0	PA: 39	
PITCHER	IP WLS BF H R ER SO BB IBB HBP BLK WP HR S P ERA WHIP	IP WLS BF H R ER SO BB IBB HBP BLK WP HR S P ERA WHIP	IP WLS BF H R ER SO BB IBB HBP BLK WP HR S P ERA WHIP	IP WLS BF H R ER SO BB IBB HBP BLK WP HR S P ERA WHIP	IP WLS BF H R ER SO BB IBB HBP BLK WP HR S P ERA WHIP	IP WLS BF H R ER SO BB IBB HBP BLK WP HR S P ERA WHIP	IP WLS BF H R ER SO BB IBB HBP BLK WP HR S P ERA WHIP	IP WLS BF H R ER SO BB IBB HBP BLK WP HR S P ERA WHIP	IP WLS BF H R ER SO BB IBB HBP BLK WP HR S P ERA WHIP	IP WLS BF H R ER SO BB IBB HBP BLK WP HR S P ERA WHIP	IP WLS BF H R ER SO BB IBB HBP BLK WP HR S P ERA WHIP	IP WLS BF H R ER SO BB IBB HBP BLK WP HR S P ERA WHIP	IP WLS BF H R ER SO BB IBB HBP BLK WP HR S P ERA WHIP	IP WLS BF H R ER SO BB IBB HBP BLK WP HR S P ERA WHIP	IP WLS BF H R ER SO BB IBB HBP BLK WP HR S P ERA WHIP	IP WLS BF H R ER SO BB IBB HBP BLK WP HR S P ERA WHIP	IP WLS BF H R ER SO BB IBB HBP BLK WP HR S P ERA WHIP	IP WLS BF H R ER SO BB IBB HBP BLK WP HR S P ERA WHIP	IP WLS BF H R ER SO BB IBB HBP BLK WP HR S P ERA WHIP	IP WLS BF H R ER SO BB IBB HBP BLK WP HR S P ERA WHIP	IP WLS BF H R ER SO BB IBB HBP BLK WP HR S P ERA WHIP

Montreal Expos @ Atlanta Braves
Atlanta-Fulton County Stadium, Atlanta, GA
Tue May 20 1975, 7:05 PM EDT
Att: 3,681 - Unknown

AB	32
R	9
H	11
RBI	9
BB	6
SO	3
LOB	17



Batter	1	2	3	4	5	6	7	8	9	AB	R	H	RBI	BB	SO	LOB	TOP			
Larry Lintz, S OBP: 0.294, SLG: 0.186 (1, 4)	G3		4-3		F8		4-3			4	0	0	0	0	0	1	<p>Montreal Expos @ Atlanta Braves Atlanta-Fulton County Stadium, Atlanta, GA</p> <p>Wed May 21 1975, 7:05 PM EDT Att: 3,263 - Unknown</p> <p>livebaseballscores.com</p>			
Pepe Mangual, R OBP: 0.377, SLG: 0.355 (1, 8)	1B		4-3		E6 1B		HBP G6-4-3			3	0	2	0	0	0	0				
Tim Foli, R OBP: 0.317, SLG: 0.286 (1, 6)	K			E4 2B 1B		1B		G6-4-3	4	1	1	0	0	1	3					
Bob Bailey, R OBP: 0.324, SLG: 0.273 (1, 7)	K			1B G5-4-3 2B		P4		6-3	4	1	1	0	0	1	3					
Barry Foote, R OBP: 0.207, SLG: 0.221 (1, 2)		PB 1B		G5-4-3 1B		K		5-3	4	0	2	1	0	1	0					
Hal Bredesen, R OBP: 0.353, SLG: 0.231 (1, 3)	P4			G5-4-3 1B		K		5-3	4	0	0	0	0	1	2					
Gary Carter, R OBP: 0.345, SLG: 0.500 (1, 9)	5-3			BB		HR			3	1	1	1	1	1	1					
Larry Parrish, R OBP: 0.304, SLG: 0.434 (1, 5)	K			F8		F8		1-3	4	0	0	0	0	1	2					
Steve Renko, R Mike Jorgensen, L Donald Demola, R Larry Bittner, L Dan Warthen, S Pat Scanlon, L (1, 1) (5, PH) (5, 1) (7, PH) (7, 1) (9, PH)			F9		F7		4-3 1B		P4	1	0	0	0	0	0	0				
Inning Stats	R: 0 E: 0 K: 2 S: 8	H: 1 LOB: 1 BB: 0 P: 8	R: 0 E: 0 K: 1 S: 6	H: 1 LOB: 1 BB: 0 P: 6	R: 0 E: 0 K: 0 S: 3	H: 0 LOB: 0 BB: 0 P: 3	R: 2 E: 1 K: 0 S: 5	H: 2 LOB: 1 BB: 1 P: 9	R: 0 E: 1 K: 0 S: 5	H: 2 LOB: 2 BB: 0 P: 5	R: 1 E: 0 K: 2 S: 8	H: 1 LOB: 1 BB: 0 P: 4	R: 0 E: 0 K: 0 S: 3	H: 0 LOB: 0 BB: 0 P: 3	R: 0 E: 0 K: 1 S: 5	H: 0 LOB: 0 BB: 0 P: 5		1B: 6 2B: 1 3B: 0 HR: 1	SF: 0 SAC: 0 DP: 2 HBP: 1	WP: 0 PB: 1 SB: 1 CS: 0
PITCHER Phil Niekro, R ERA: 2.63 (1, 1)	IP: 9.0 WLS: W BF: 36 H: 8 R: 3 ER: 1 SO: 6 BB: 1 IBB: 0 HBP: 1 BLK: 0 WP: 0 HR: 1 S: 46 P: 51 ERA: 1.00 WHIP: 1.000															PITCHER				

Batter	1	2	3	4	5	6	7	8	9	AB	R	H	RBI	BB	SO	LOB	BOTTOM			
Ralph Garr, L OBP: 0.287, SLG: 0.348 (1, 7)	F7			3-1		6-3				5	0	1	0	0	1	3	<p>Montreal Expos @ Atlanta Braves Atlanta-Fulton County Stadium, Atlanta, GA</p> <p>Wed May 21 1975, 7:05 PM EDT Att: 3,263 - Unknown</p> <p>livebaseballscores.com</p>			
Rod Gilbreath, R OBP: 0.333, SLG: 0.346 (1, 4)	K			CS BB		6-3		1B 6-3	3	0	0	1	2	1	1					
Darrell Evans, L OBP: 0.368, SLG: 0.513 (1, 5)	HR			HR					4	2	2	2	0	0	2					
Earl Williams, R OBP: 0.238, SLG: 0.333 (1, 3)	5-3			6-3					4	0	1	0	0	0	0					
Dusty Baker Jr., R OBP: 0.342, SLG: 0.460 (1, 9)		1B S 1B BB		F8 2B		F9		FC6-4 IBB	2	1	1	0	2	0	0					
Mike Lum, L OBP: 0.335, SLG: 0.333 (1, 8)		1B 1B BB 1B		F8 IBB		HR		F9	3	2	2	1	1	0	2					
Larvell Blanks, R OBP: 0.304, SLG: 0.348 (1, 6)		BB 1B WP 1B		F8		5-3		FC6-4	4	1	1	1	0	0	4					
Vic Correll, R OBP: 0.345, SLG: 0.490 (1, 2)	K			IBB				L6	3	0	0	0	1	1	2					
Phil Niekro, R OBP: 0.214, SLG: 0.259 (1, 1)	WP BB 1B			K		6-3		4-3	4	0	1	0	0	1	3					
Inning Stats	R: 1 E: 0 K: 1 S: 6	H: 1 LOB: 0 BB: 0 P: 6	R: 3 E: 0 K: 2 S: 10	H: 3 LOB: 2 BB: 2 P: 18	R: 0 E: 0 K: 1 S: 6	H: 1 LOB: 2 BB: 2 P: 14	R: 1 E: 0 K: 0 S: 3	H: 1 LOB: 0 BB: 1 P: 7	R: 1 E: 0 K: 0 S: 4	H: 1 LOB: 0 BB: 0 P: 4	R: 0 E: 0 K: 0 S: 3	H: 0 LOB: 0 BB: 0 P: 3	R: 0 E: 0 K: 0 S: 4	H: 1 LOB: 2 BB: 1 P: 8	R: 0 E: 0 K: 0 S: 4	H: 1 LOB: 1 BB: 0 P: 4		1B: 4 2B: 2 3B: 0 HR: 3	SF: 0 SAC: 0 DP: 0 HBP: 0	WP: 1 PB: 0 SB: 1 CS: 1
PITCHER Steve Renko, R ERA: 7.03 Donald Demola, R ERA: 3.95 Dan Warthen, L ERA: (1, 1) (5, 1) (7, 1)	IP: 4.0 WLS: L BF: 22 H: 6 R: 5 ER: 5 SO: 4 BB: 3 IBB: 2 HBP: 0 BLK: 0 WP: 1 HR: 2 S: 25 P: 45 ERA: 11.25 WHIP: 2.250															PITCHER				

Batter	1	2	3	4	5	6	7	8	9	AB	R	H	RBI	BB	SO	LOB	TOP					
Del Unser, L OBP: 0.372, SLG: 0.444 (1, 8)	5-3			1B	4-3			P1		4	1	1	0	0	0	1	New York Mets @ Atlanta Braves Atlanta-Fulton County Stadium, Atlanta, GA Fri May 23 1975, 7:05 PM EDT Att: 10,144 - Unknown					
Felix Milten, R OBP: 0.303, SLG: 0.357 (1, 4)	4-3			1B		5-3		FC		4	1	1	0	0	0	1						
Ed Kranepool, L OBP: 0.414, SLG: 0.463 Jesus Alou, R OBP: 0.364, SLG: 0.364 (1, 3) (8, 7)	F8			1B				PO	6-3	3	1	2	1	0	0	0						
Rusty Staub, L OBP: 0.429, SLG: 0.540 Bob Gallagher, L OBP: 0.388, SLG: 0.667 (1, 9) (9, 9)				1B					G3	4	0	3	1	0	0	0						
Joe Torre, R OBP: 0.290, SLG: 0.321 Wayne Garrett, L OBP: 0.388, SLG: 0.400 (1, 5) (9, 5)	FC4-6			1B	G6-4-3				L6	4	0	0	0	0	0	4						
John Milner, L OBP: 0.319, SLG: 0.392 (1, 7) (8, 3)	G4-6-3									3	0	1	0	0	0	1						
Mike Phillips, L OBP: 0.373, SLG: 0.293 (1, 6)				E3	F8			P4		3	0	0	0	0	0	1						
Jerry Grote, R OBP: 0.278, SLG: 0.333 (1, 2)				G4-6-3		5-3		6-3		3	0	0	0	0	0	1						
Jon Matlack, L OBP: 0.263, SLG: 0.125 Bob Apodaca, R (1, 1) (8, 1)				K		F8		FC		2	0	0	0	1	1	0						
Inning Stats	R: 0 E: 0 K: 0 S: 3	H: 0 LOB: 0 BB: 0 P: 3	R: 0 E: 0 K: 0 S: 3	H: 1 LOB: 0 BB: 0 P: 3	R: 0 E: 1 K: 1 S: 5	H: 0 LOB: 0 BB: 0 P: 5	R: 3 E: 0 K: 0 S: 7	H: 5 LOB: 1 BB: 0 P: 7	R: 0 E: 0 K: 0 S: 3	H: 0 LOB: 0 BB: 0 P: 3	R: 0 E: 0 K: 0 S: 4	H: 2 LOB: 1 BB: 0 P: 4	R: 0 E: 0 K: 0 S: 3	H: 0 LOB: 0 BB: 0 P: 3	R: 0 E: 0 K: 0 S: 2	H: 0 LOB: 0 BB: 1 P: 6		R: 0 E: 0 K: 0 S: 3	H: 0 LOB: 0 BB: 0 P: 3	1B: 8 2B: 0 3B: 0 HR: 0	SF: 0 SAC: 0 DP: 4 HBP: 0	WP: 0 PB: 0 CS: 0
PITCHER	IP	WLS	BF	H	R	ER	SO	BB	IBB	HBP	BLK	WP	HR	S	P	ERA	WHIP					
Carl Morton, R ERA: 4.26 Tom House, L ERA: 8.15	(1, 1) (8, 1)	7.0 L	26 26	8 8	3 3	3 3	1 1	0 1	0 0	0 0	0 0	0 0	0 0	28 5	28 9	3.86 0.00	1.143 0.500					

AB	31
R	3
H	8
RBI	2
BB	1
SO	1
LOB	9



Batter	1	2	3	4	5	6	7	8	9	AB	R	H	RBI	BB	SO	LOB	BOTTOM					
Ralph Garr, L OBP: 0.281, SLG: 0.341 (1, 7)	F7		K			F5		L8		4	0	0	0	0	1	0	New York Mets @ Atlanta Braves Atlanta-Fulton County Stadium, Atlanta, GA Fri May 23 1975, 7:05 PM EDT Att: 10,144 - Unknown					
Rod Gilbreath, R OBP: 0.353, SLG: 0.345 (1, 4)	K		F9			1B		FC5-4		3	0	1	0	1	1	0						
Darrell Evans, L OBP: 0.366, SLG: 0.506 (1, 5)	K			4-3				FC5-4		4	0	1	0	0	1	1						
Earl Williams, R OBP: 0.248, SLG: 0.340 Bob Beall, S (1, 3) (9, 3)		P3			1B			K		4	0	2	0	0	1	2						
Dusty Baker Jr., R OBP: 0.352, SLG: 0.465 (1, 9)								1B		0	0	0	0	0	0	0						
Mike Lum, L OBP: 0.328, SLG: 0.325 (1, 8)								6-3		3	1	2	0	1	0	2						
Mike Lum, L OBP: 0.328, SLG: 0.325 (1, 8)									6-3	4	0	0	0	0	0	6						
Larvell Blanks, R OBP: 0.309, SLG: 0.353 (1, 6)										4	0	2	1	0	0	0						
Vic Correll, R OBP: 0.333, SLG: 0.472 (1, 2)										4	0	0	0	0	0	2						
Carl Morton, R OBP: 0.185, SLG: 0.154 Marty Perez, R OBP: 0.293, SLG: 0.315 Tom House, L (1, 1) (7, PH) (8, 1)										2	0	0	0	0	2	0						
Inning Stats	R: 0 E: 0 K: 2 S: 7	H: 2 LOB: 1 BB: 0 P: 7	R: 1 E: 0 K: 0 S: 5	H: 2 LOB: 1 BB: 0 P: 5	R: 0 E: 0 K: 2 S: 7	H: 0 LOB: 0 BB: 0 P: 7	R: 0 E: 0 K: 0 S: 4	H: 2 LOB: 1 BB: 0 P: 4	R: 0 E: 0 K: 1 S: 5	H: 0 LOB: 0 BB: 0 P: 5	R: 0 E: 0 K: 1 S: 6	H: 1 LOB: 3 BB: 2 P: 14	R: 0 E: 0 K: 0 S: 3	H: 1 LOB: 0 BB: 0 P: 3	R: 0 E: 0 K: 0 S: 5	H: 2 LOB: 2 BB: 0 P: 5	R: 0 E: 0 K: 0 S: 3	H: 0 LOB: 0 BB: 0 P: 3	1B: 8 2B: 0 3B: 0 HR: 0	SF: 0 SAC: 0 DP: 2 HBP: 0	WP: 0 PB: 0 CS: 0	PA: 35
PITCHER	IP	WLS	BF	H	R	ER	SO	BB	IBB	HBP	BLK	WP	HR	S	P	ERA	WHIP					
Jon Matlack, L ERA: 3.9 Bob Apodaca, R ERA: 1.13	(1, 1) (8, 1)	7.2 S	31 4	8 0	1 0	1 0	6 0	2 0	0 0	0 0	0 0	0 0	0 0	4 4	4 4	0.00 0.000	1.17 1.304					



Batter	1	2	3	4	5	6	7	8	9	AB	R	H	RBI	BB	SO	LOB	TOP					
Del Unser, L OBP: 0.373, SLG: 0.443 (1, 8)										5	1	2	0	0	1	3						
Felix Milan, R OBP: 0.299, SLG: 0.358 (1, 4)										5	1	1	0	0	2	3						
Ed Kranepool, L OBP: 0.419, SLG: 0.466 (1, 3)										4	1	2	1	0	0	1						
Gene Clines, R OBP: 0.227, SLG: 0.175 (9, PH)										1	1	1	0	0	0	0						
Bob Gallagher, L OBP: 0.500, SLG: 0.667 (9, 7)										0	0	0	0	0	0	0						
Rusty Staub, L OBP: 0.435, SLG: 0.538 (1, 9)										4	1	2	2	1	0	1						
Joe Torre, R OBP: 0.306, SLG: 0.330 (1, 5)										4	0	2	0	1	0	2						
Wayne Garrett, L OBP: 0.388, SLG: 0.400 (9, 5)										0	0	0	0	0	0	0						
John Milner, L OBP: 0.333, SLG: 0.398 (1, 7)										4	0	2	1	1	0	4						
Mike Phillips, L OBP: 0.361, SLG: 0.286 (1, 6)										5	0	1	1	0	0	8						
Jerry Grote, R OBP: 0.287, SLG: 0.340 (1, 2)										4	0	2	0	0	0	0						
Randy Tate, R OBP: 0.388, SLG: 0.400 (1, 1)										3	0	0	0	0	1	2						
Bob Apodaca, R OBP: 0.388, SLG: 0.400 (8, 1)										0	0	0	0	0	0	0						
Inning Stats	R: 3 E: 0 K: 1 S: 9	H: 5 LOB: 2 BB: 0 P: 9	R: 0 E: 0 K: 2 S: 8	H: 1 LOB: 1 BB: 0 P: 8	R: 0 E: 0 K: 0 S: 3	H: 0 LOB: 0 BB: 0 P: 3	R: 0 E: 0 K: 0 S: 5	H: 2 LOB: 2 BB: 0 P: 5	R: 1 E: 0 K: 0 S: 6	H: 3 LOB: 2 BB: 0 P: 6	R: 0 E: 0 K: 0 S: 5	H: 0 LOB: 0 BB: 0 P: 5	R: 0 E: 0 K: 0 S: 4	H: 1 LOB: 3 BB: 2 P: 12	R: 0 E: 0 K: 0 S: 4	H: 1 LOB: 1 BB: 0 P: 4	R: 1 E: 0 K: 0 S: 4	H: 2 LOB: 1 BB: 1 P: 8	1B: 14 2B: 1 3B: 0 HR: 0	SF: 0 SAC: 1 DP: 1 HBP: 0	WP: 1 PB: 0 SB: 1 CS: 0	PA: 43
PITCHER	IP WLS BF H R ER SO BB IBB HBP BLK WP HR S P ERA WHIP																					
Ron Reed, R ERA: 4.22 (1, 1)	8.0 L 38 13 4 4 4 4 0 2 0 0 1 0 44 52 4.50 1.625																					
Tom House, L ERA: 8.2 (9, 1)	1.0 5 2 1 1 0 0 0 1 0 1 0 0 4 8 9.00 2.000																					

New York Mets @ Atlanta Braves
Atlanta-Fulton County Stadium, Atlanta, GA
Sat May 24 1975, 7:05 PM EDT
Att: 13,407 - Unknown

AB	39
R	5
H	15
RBI	5
BB	3
SO	4
LOB	24



Batter	1	2	3	4	5	6	7	8	9	AB	R	H	RBI	BB	SO	LOB	BOTTOM					
Ralph Garr, L OBP: 0.281, SLG: 0.339 (1, 7)										4	0	1	0	0	0	1						
Rod Gilbreath, R OBP: 0.324, SLG: 0.313 (1, 4)										3	0	0	0	0	1	1						
Rowland Office, L OBP: 0.348, SLG: 0.350 (8, PH)										1	0	0	0	0	2							
Tom House, L ERA: 8.2 (9, 1)										0	0	0	0	0	0	0						
Darrell Evans, L OBP: 0.363, SLG: 0.500 (1, 5)										4	0	1	0	0	0	0						
Earl Williams, R OBP: 0.239, SLG: 0.327 (1, 3)										4	0	0	0	0	1	1						
Dusty Baker Jr., R OBP: 0.343, SLG: 0.452 (1, 9)										4	0	0	0	0	0	0						
Mike Lum, L OBP: 0.326, SLG: 0.331 (1, 8)										3	0	1	0	0	0	0						
Larvell Blanks, R OBP: 0.310, SLG: 0.348 (1, 6)										2	0	0	0	1	0	1						
Vic Correll, R OBP: 0.333, SLG: 0.486 (1, 2)										3	1	1	0	0	2							
Ron Reed, R OBP: 0.259, SLG: 0.308 (1, 1)										2	0	1	1	0	1	1						
Dave May, L OBP: 0.333, SLG: 0.500 (8, PH)										1	0	0	0	0	1	1						
Marty Perez, R OBP: 0.293, SLG: 0.315 (9, 4)										0	0	0	0	0	0	0						
Inning Stats	R: 0 E: 0 K: 0 S: 3	H: 0 LOB: 0 BB: 0 P: 3	R: 0 E: 0 K: 1 S: 5	H: 0 LOB: 0 BB: 0 P: 5	R: 1 E: 0 K: 1 S: 7	H: 2 LOB: 1 BB: 0 P: 7	R: 0 E: 0 K: 0 S: 3	H: 1 LOB: 0 BB: 0 P: 3	R: 0 E: 0 K: 0 S: 6	H: 1 LOB: 1 BB: 0 P: 6	R: 0 E: 0 K: 0 S: 3	H: 0 LOB: 0 BB: 0 P: 3	R: 0 E: 0 K: 0 S: 3	H: 0 LOB: 0 BB: 0 P: 3	R: 0 E: 0 K: 1 S: 6	H: 1 LOB: 2 BB: 1 P: 10	R: 0 E: 0 K: 0 S: 3	H: 0 LOB: 0 BB: 0 P: 3	1B: 3 2B: 1 3B: 1 HR: 0	SF: 0 SAC: 0 DP: 1 HBP: 0	WP: 0 PB: 0 SB: 0 CS: 0	PA: 32
PITCHER	IP WLS BF H R ER SO BB IBB HBP BLK WP HR S P ERA WHIP																					
Randy Tate, R ERA: 4.41 (1, 1)	7.0 W 25 4 1 1 3 3 1 0 0 0 0 0 30 34 1.29 0.714																					
Bob Apodaca, R ERA: 1.0 (8, 1)	2.0 S 7 1 0 0 1 0 0 0 0 0 0 0 9 9 0.00 0.500																					

New York Mets @ Atlanta Braves
Atlanta-Fulton County Stadium, Atlanta, GA
Sat May 24 1975, 7:05 PM EDT
Att: 13,407 - Unknown

AB	31
R	1
H	5
RBI	1
BB	1
SO	4
LOB	10



Batter	1	2	3	4	5	6	7	8	9	AB	R	H	RBI	BB	SO	LOB	TOP			
Ralph Garr, L (1.7) OBP: 0.273, SLG: 0.333	F8			F7		F7			P5	4	0	0	0	0	0	1				
Marty Perez, R (1.4) OBP: 0.303, SLG: 0.320	4-3			BB 1B				G4-6-3 1B	E4	4	0	2	0	0	0	1				
Darrell Evans, L (1.5) OBP: 0.369, SLG: 0.494	P4			G6-4-3 BB				G4-6-3 1-2	4-3	3	0	0	0	1	0	3				
Earl Williams, R (1.3) OBP: 0.250, SLG: 0.360		5-3		G6-4-3 1-2				F8		3	0	0	0	0	0	2				
Dusty Baker Jr., R (1.9) OBP: 0.335, SLG: 0.444		6-3			F7			F3		3	0	0	0	0	0	0				
Dave May, L (1.8) OBP: 0.333, SLG: 0.474		4-3			CS 1B			5-3		3	0	1	0	0	0	0				
Larvell Blanks, R (1.6) OBP: 0.302, SLG: 0.340			K		F7			F7		3	0	0	0	0	1	1				
Vic Correll, R (1.2) OBP: 0.346, SLG: 0.483		L9						5-3		2	0	0	0	1	0	0				
Roric Harrison, R (1.1) OBP: 0.250, SLG: 0.267									5-3	1	0	0	0	0	1	0				
Mike Thompson, R (5.1)										0	0	0	0	0	0	0				
Rowland Office, L (6. PH) OBP: 0.338, SLG: 0.339										1	0	0	0	0	0	1				
Mike Beard, L (6.1)										0	0	0	0	0	0	0				
Mike Lum, L (9. PH) OBP: 0.331, SLG: 0.335										1	0	1	0	0	0	0				
Inning Stats	R: 0 E: 0 K: 0 S: 3	H: 0 LOB: 0 BB: 0 P: 3	R: 0 E: 0 K: 0 S: 3	H: 0 LOB: 0 BB: 0 P: 3	R: 0 E: 0 K: 2 S: 7	H: 0 LOB: 1 BB: 0 P: 7	R: 0 E: 0 K: 0 S: 3	H: 1 LOB: 1 BB: 1 P: 7	R: 0 E: 0 K: 0 S: 2	H: 0 LOB: 0 BB: 1 P: 6	R: 0 E: 0 K: 0 S: 3	H: 1 LOB: 0 BB: 0 P: 3	R: 0 E: 0 K: 0 S: 3	H: 0 LOB: 0 BB: 0 P: 3	R: 0 E: 1 K: 0 S: 5	H: 1 LOB: 2 BB: 0 P: 5	1B: 4 2B: 0 3B: 0 HR: 0	SF: 0 SAC: 0 DP: 3 HBP: 0	WP: 0 PB: 0 SB: 0 CS: 1	PA: 30
PITCHER Ray Burris, R (1.1) ERA: 3.57	IP: 9.0 WLS: W BF: 30 H: 4 R: 0 ER: 0 SO: 2 BB: 2 IBB: 0 HBP: 0 BLK: 0 WP: 0 HR: 0 S: 32 P: 40 ERA: 0.00 WHIP: 0.667															PITCHER				

Atlanta Braves @ Chicago Cubs
Wrigley Field, Chicago, IL
Mon May 26 1975, 3:33 AM CDT
Att: 18,993 - Sunny - 70 F

AB 28
R 0
H 4
RBI 0
BB 2
SO 2
LOB 9



Batter	1	2	3	4	5	6	7	8	9	AB	R	H	RBI	BB	SO	LOB	BOTTOM			
Don Kessinger, S (1.6) OBP: 0.354, SLG: 0.373	5-3		4-3		2B 1B BB			FC5-4		4	1	1	1	1	0	2				
Jose Cardenal, R (1.7) OBP: 0.403, SLG: 0.474	S 1B		F9		1B 2B					3	1	2	1	1	0	1				
Ralph LaCock, L (1.9) OBP: 0.347, SLG: 0.320	F9			4-3	1B SF8			4-3		4	1	1	2	0	0	3				
Bill Madlock, R (1.5) OBP: 0.375, SLG: 0.444	6-3			BB	1B			L8		3	0	1	0	1	0	1				
Andre Thornton, R (1.3) OBP: 0.343, SLG: 0.406		6-3		F9	SF8			5-3		3	0	0	1	0	0	1				
Jerry Morales, R (1.8) OBP: 0.316, SLG: 0.318		4-3		F7	K			F8		4	0	0	0	0	1	2				
George Mitterwald, R (1.2) OBP: 0.379, SLG: 0.500		K			K			F8		4	0	0	0	0	3	0				
Manny Trillo, R (1.4) OBP: 0.306, SLG: 0.336			4-3 SH BB		HR			K FC1-8		3	1	1	1	1	1	0				
Ray Burris, R (1.1) OBP: 0.304, SLG: 0.200		SH		SH	WP 2B BB			FC1-6 FC5-4		1	2	0	0	2	0	1				
Inning Stats	R: 0 E: 0 K: 0 S: 4	H: 1 LOB: 1 BB: 0 P: 4	R: 0 E: 0 K: 1 S: 5	H: 0 LOB: 0 BB: 0 P: 5	R: 0 E: 0 K: 0 S: 3	H: 0 LOB: 1 BB: 1 P: 7	R: 0 E: 0 K: 0 S: 3	H: 0 LOB: 1 BB: 1 P: 7	R: 5 E: 0 K: 2 S: 11	H: 4 LOB: 1 BB: 2 P: 19	R: 1 E: 0 K: 1 S: 6	H: 1 LOB: 2 BB: 2 P: 14	R: 0 E: 0 K: 0 S: 3	H: 0 LOB: 0 BB: 0 P: 3	R: 0 E: 0 K: 1 S: 6	H: 0 LOB: 1 BB: 0 P: 6	1B: 3 2B: 2 3B: 0 HR: 1	SF: 1 SAC: 1 DP: 0 HBP: 0	WP: 1 PB: 1 SB: 1 CS: 0	PA: 37
PITCHER Roric Harrison, R (1.1) ERA: 4.08	IP: 4.1 WLS: L BF: 21 H: 4 R: 5 ER: 5 SO: 2 BB: 4 IBB: 0 HBP: 0 BLK: 0 WP: 1 HR: 1 S: 21 P: 37 ERA: 10.38 WHIP: 1.846															PITCHER				
Mike Thompson, R (5.1) ERA: 5.19	0.2	3	1	0	0	1	0	0	0	0	0	5	5	0.00	1.500					
Mike Beard, L (6.1) ERA: 4.15	3.0	13	1	1	1	2	1	1	0	0	0	15	23	3.00	0.667					

Atlanta Braves @ Chicago Cubs
Wrigley Field, Chicago, IL
Mon May 26 1975, 3:33 AM CDT
Att: 18,993 - Sunny - 70 F

AB 29
R 6
H 6
RBI 6
BB 6
SO 5
LOB 11



Batter	1	2	3	4	5	6	7	8	9	AB	R	H	RBI	BB	SO	LOB	TOP				
Ralph Garr, L OBP: 0.284, SLG: 0.342 (1, 7)	0-0 6-3 3-1 2B		0-0 1-3		0-0 FC3-6 BB 1B	0-0 SF9		0-0 SH5-3 BB	4-0	3	2	1	1	1	0	1					
Marty Perez, R OBP: 0.316, SLG: 0.329 (1, 4)	0-0 6-3		0-0 6-3		0-0 BB 1B	0-0 6-3		0-0 SH5-3	0-0	4	1	1	0	0	0	2					
Darrell Evans, L OBP: 0.370, SLG: 0.478 (1, 5)	0-0 3-1		0-0 G3		4-0 BB 1B		0-0 F7	0-0	F8	4	0	0	1	1	0	1					
Earl Williams, R OBP: 0.269, SLG: 0.355 (1, 3)	1-0 BB HBP			0-0 L7	0-0 BB 1B		0-0 1-3	0-0	1-3	4	0	1	2	0	0	1					
Dusty Baker Jr., R OBP: 0.335, SLG: 0.431 (1, 9)	4-0 1-2 BB		4-0 5-3		4-0 BB 1B		0-0 P4			2	0	0	0	2	0	0					
Dave May, L OBP: 0.320, SLG: 0.409 (1, 8)	0-0 4-3			4-0 BB	0-0 1-3			0-0	4-3	3	0	0	0	1	0	5					
Larvell Blanks, R OBP: 0.310, SLG: 0.353 (1, 6)		0-0 4-3		0-3 K		0-0 SH1-4 SF9 1B		0-0		4	1	2	0	0	1	1					
Vic Correll, R OBP: 0.348, SLG: 0.476 (1, 2)		0-0 F9			0-0 FC3-6 1B	0-0 SF9 SH1-4 1B		0-0	F2	4	0	2	0	0	0	1					
Carl Morton, R OBP: 0.173, SLG: 0.148 (5, PH)			0-0 6-3		0-3 K	0-0 SH1-4		0-0	F8	1	0	0	0	0	0	0					
Bob Borch, S (5, PH)								0-0		1	0	0	0	0	1	1					
Mike Thompson, R (5, PH)								0-0		0	0	0	0	0	0	0					
Rod Gilbreath, R OBP: 0.249, SLG: 0.313 (6, PH)								0-0		0	0	0	0	0	0	0					
Mike Beard, L (6, PH)								0-0		0	0	0	0	0	0	0					
Rowland Office, L OBP: 0.303, SLG: 0.333 (6, PH)								0-0		1	0	0	0	0	0	1					
Max Leon, R OBP: 0.500, SLG: 0.500 (8, 1)								0-0		0	0	0	0	0	0	0					
Inning Stats	R: 1 E: 0 K: 0 S: 4	H: 1 LOB: 2 BB: 1 P: 9	R: 0 E: 0 K: 0 S: 3	H: 0 LOB: 0 BB: 0 P: 3	R: 0 E: 0 K: 0 S: 3	H: 0 LOB: 1 BB: 1 P: 9	R: 2 E: 0 K: 1 S: 8	H: 3 LOB: 3 BB: 2 P: 16	R: 1 E: 0 K: 0 S: 5	H: 2 LOB: 1 BB: 0 P: 5	R: 0 E: 0 K: 0 S: 3	H: 0 LOB: 0 BB: 0 P: 3	R: 0 E: 0 K: 0 S: 4	H: 1 LOB: 1 BB: 1 P: 4	R: 0 E: 0 K: 0 S: 3	H: 0 LOB: 1 BB: 1 P: 7	1B: 5 2B: 2 3B: 0 HR: 0	SF: 1 SAC: 2 DP: 0 HBP: 1	WP: 0 PB: 0 SB: 0 CS: 0	PA: 40	
PITCHER	IP WLS BF H R ER SO BB IBB HBP BLK WP HR S P ERA WHIP	IP WLS BF H R ER SO BB IBB HBP BLK WP HR S P ERA WHIP	IP WLS BF H R ER SO BB IBB HBP BLK WP HR S P ERA WHIP	IP WLS BF H R ER SO BB IBB HBP BLK WP HR S P ERA WHIP	IP WLS BF H R ER SO BB IBB HBP BLK WP HR S P ERA WHIP	IP WLS BF H R ER SO BB IBB HBP BLK WP HR S P ERA WHIP	IP WLS BF H R ER SO BB IBB HBP BLK WP HR S P ERA WHIP	IP WLS BF H R ER SO BB IBB HBP BLK WP HR S P ERA WHIP	IP WLS BF H R ER SO BB IBB HBP BLK WP HR S P ERA WHIP	IP WLS BF H R ER SO BB IBB HBP BLK WP HR S P ERA WHIP	IP WLS BF H R ER SO BB IBB HBP BLK WP HR S P ERA WHIP	IP WLS BF H R ER SO BB IBB HBP BLK WP HR S P ERA WHIP	IP WLS BF H R ER SO BB IBB HBP BLK WP HR S P ERA WHIP	IP WLS BF H R ER SO BB IBB HBP BLK WP HR S P ERA WHIP	IP WLS BF H R ER SO BB IBB HBP BLK WP HR S P ERA WHIP	IP WLS BF H R ER SO BB IBB HBP BLK WP HR S P ERA WHIP	IP WLS BF H R ER SO BB IBB HBP BLK WP HR S P ERA WHIP	IP WLS BF H R ER SO BB IBB HBP BLK WP HR S P ERA WHIP	IP WLS BF H R ER SO BB IBB HBP BLK WP HR S P ERA WHIP	IP WLS BF H R ER SO BB IBB HBP BLK WP HR S P ERA WHIP	IP WLS BF H R ER SO BB IBB HBP BLK WP HR S P ERA WHIP

Atlanta Braves @ Chicago Cubs
Wrigley Field, Chicago, IL
Wed May 28, 1975, 3:33 AM CDT
Att: 10,085 - Sunny - 68 F

AB 31
R 4
H 7
RBI 4
BB 5
SO 2
LOB 14



Batter	1	2	3	4	5	6	7	8	9	AB	R	H	RBI	BB	SO	LOB	BOTTOM				
Don Kessinger, S OBP: 0.355, SLG: 0.376 (1, 6)	0-0 F8		0-0 SH1-3	0-0 F9		0-0 1B		0-0 1-3 2B		4	0	2	0	0	0	1					
Jose Cardenal, R OBP: 0.395, SLG: 0.453 (1, 7)	0-0 G3		4-0 1B SF6 BB	0-0 P6		0-0 P4		0-0 P4		4	1	0	0	1	0	4					
Rick Monday, L OBP: 0.447, SLG: 0.562 (1, 8)	0-0 G3		0-0 1-3 2H 2B 1B	0-0 F9		0-0 5-3				4	1	1	1	0	0	2					
Bill Madlock, R OBP: 0.359, SLG: 0.425 (1, 5)		0-0 1-3	0-0 SF6		0-0 6-3		0-0 5-3			3	0	0	1	0	0	0					
Andre Thornton, R OBP: 0.395, SLG: 0.447 (1, 3)		4-0 FC5 4-3 BB	0-0 1H 1B 2B		4-0 1B BB		0-0 F7			2	1	1	1	2	0	0					
Ralph LaCock, L OBP: 0.348, SLG: 0.324 (1, 9)		0-0 4-3	0-0 1B		0-0 1-3 1B		0-0 G3			4	0	2	1	0	0	1					
George Mitterwald, R OBP: 0.364, SLG: 0.448 (1, 2)		4-0 BB	0-0 P6		0-0 F9		4-0 FC2-6 BB			2	0	0	0	2	0	3					
Manny Trillo, R OBP: 0.310, SLG: 0.352 (1, 4)		0-0 FC5		0-0 1B 3B		0-0 G3		0-0 F3		4	1	1	0	0	0	5					
Bill Bonham, R OBP: 0.125, SLG: 0.125 (5, 1)			0-0 SH1-3 1B 1B		0-0 1B 3H		0-0 P3		0-0 FC2-6 2B	2	1	2	1	0	0	0					
Geoff Zahn, L (5, 1)										0	0	0	0	0	0	0					
Oscar Zamora, R OBP: 0.200, SLG: 0.200 (6, 1)										2	0	0	0	0	0	1					
Inning Stats	R: 0 E: 0 K: 0 S: 3	H: 0 LOB: 2 BB: 2 P: 11	R: 0 E: 0 K: 0 S: 3	H: 0 LOB: 2 BB: 2 P: 11	R: 4 E: 0 K: 0 S: 7	H: 4 LOB: 1 BB: 1 P: 11	R: 1 E: 0 K: 0 S: 5	H: 2 LOB: 1 BB: 0 P: 5	R: 0 E: 0 K: 0 S: 4	H: 1 LOB: 1 BB: 0 P: 4	R: 0 E: 0 K: 0 S: 3	H: 0 LOB: 0 BB: 0 P: 3	R: 0 E: 0 K: 0 S: 4	H: 1 LOB: 2 BB: 1 P: 8	R: 0 E: 0 K: 0 S: 3	H: 0 LOB: 1 BB: 1 P: 8	1B: 6 2B: 2 3B: 1 HR: 0	SF: 1 SAC: 1 DP: 0 HBP: 0	WP: 0 PB: 0 SB: 0 CS: 0	PA: 38	
PITCHER	IP WLS BF H R ER SO BB IBB HBP BLK WP HR S P ERA WHIP	IP WLS BF H R ER SO BB IBB HBP BLK WP HR S P ERA WHIP	IP WLS BF H R ER SO BB IBB HBP BLK WP HR S P ERA WHIP	IP WLS BF H R ER SO BB IBB HBP BLK WP HR S P ERA WHIP	IP WLS BF H R ER SO BB IBB HBP BLK WP HR S P ERA WHIP	IP WLS BF H R ER SO BB IBB HBP BLK WP HR S P ERA WHIP	IP WLS BF H R ER SO BB IBB HBP BLK WP HR S P ERA WHIP	IP WLS BF H R ER SO BB IBB HBP BLK WP HR S P ERA WHIP	IP WLS BF H R ER SO BB IBB HBP BLK WP HR S P ERA WHIP	IP WLS BF H R ER SO BB IBB HBP BLK WP HR S P ERA WHIP	IP WLS BF H R ER SO BB IBB HBP BLK WP HR S P ERA WHIP	IP WLS BF H R ER SO BB IBB HBP BLK WP HR S P ERA WHIP	IP WLS BF H R ER SO BB IBB HBP BLK WP HR S P ERA WHIP	IP WLS BF H R ER SO BB IBB HBP BLK WP HR S P ERA WHIP	IP WLS BF H R ER SO BB IBB HBP BLK WP HR S P ERA WHIP	IP WLS BF H R ER SO BB IBB HBP BLK WP HR S P ERA WHIP	IP WLS BF H R ER SO BB IBB HBP BLK WP HR S P ERA WHIP	IP WLS BF H R ER SO BB IBB HBP BLK WP HR S P ERA WHIP	IP WLS BF H R ER SO BB IBB HBP BLK WP HR S P ERA WHIP	IP WLS BF H R ER SO BB IBB HBP BLK WP HR S P ERA WHIP	IP WLS BF H R ER SO BB IBB HBP BLK WP HR S P ERA WHIP

Atlanta Braves @ Chicago Cubs
Wrigley Field, Chicago, IL
Wed May 28, 1975, 3:33 AM CDT
Att: 10,085 - Sunny - 68 F

AB 31
R 5
H 9
RBI 5
BB 5
SO 0
LOB 17



Batter	1	2	3	4	5	6	7	8	9	AB	R	H	RBI	BB	SO	LOB	TOP			
Ralph Garr, L OBP: 0.291, SLG: 0.348 (1, 7)										5	0	3	1	0	0	0	Atlanta Braves @ Pittsburgh Pirates Three Rivers Stadium, Pittsburgh, PA Fri May 30 1975, 7:05 PM EDT Att: 11,565 - Unknown			
Marty Perez, R OBP: 0.318, SLG: 0.331 (1, 4)										5	0	2	0	0	0	4				
Darrell Evans, L OBP: 0.366, SLG: 0.467 (1, 5)										4	0	0	0	1	3	3				
Earl Williams, R OBP: 0.269, SLG: 0.347 (1, 3)										3	0	0	0	1	0	5				
Dusty Baker Jr., R OBP: 0.339, SLG: 0.429 (1, 9)										3	0	1	0	1	0	3				
Cito Gaston, R OBP: 0.304, SLG: 0.545 (1, 8)										3	0	1	0	1	1	1				
Larvell Blanks, R OBP: 0.309, SLG: 0.350 (1, 6)										4	1	1	0	0	1	3				
Vic Correll, R OBP: 0.352, SLG: 0.468 (1, 2)										2	0	0	0	2	1	2				
Buzz Capra, R OBP: 0.095, SLG: 0.050 (1, 1)										3	0	0	0	0	1	3				
Inning Stats	R: 0 E: 0 K: 1 S: 7	H: 2 LOB: 2 BB: 0 P: 7	R: 1 E: 0 K: 1 S: 7	H: 2 LOB: 2 BB: 1 P: 11	R: 0 E: 0 K: 1 S: 5	H: 0 LOB: 0 BB: 1 P: 9	R: 0 E: 0 K: 1 S: 5	H: 0 LOB: 0 BB: 0 P: 5	R: 0 E: 0 K: 0 S: 3	H: 1 LOB: 1 BB: 2 P: 10	R: 0 E: 0 K: 1 S: 6	H: 1 LOB: 3 BB: 2 P: 14	R: 0 E: 0 K: 1 S: 7	H: 2 LOB: 2 BB: 0 P: 7	R: 0 E: 0 K: 1 S: 5	H: 0 LOB: 0 BB: 0 P: 5	1B: 8 2B: 0 3B: 0 HR: 0	SF: 0 SAC: 1 DP: 1 HBP: 0	WP: 0 PB: 0 SB: 1 CS: 1	PA: 39
PITCHER Jerry Reuss, L ERA: 3.16 (1, 1)	IP: 9.0 WLS: W BF: 39	H: 8 R: 1 ER: 1 SO: 7	BB: 6 IBB: 0 HBP: 0 BLK: 1	WP: 0 HR: 0 S: 47 P: 71	ERA: 1.00 WHIP: 1.556	PITCHER										IP: 9.0 WLS: W BF: 39	H: 8 R: 1 ER: 1 SO: 7	BB: 6 IBB: 0 HBP: 0 BLK: 1	WP: 0 HR: 0 S: 47 P: 71	ERA: 1.00 WHIP: 1.556

Batter	1	2	3	4	5	6	7	8	9	AB	R	H	RBI	BB	SO	LOB	BOTTOM			
Frank Taveras, R OBP: 0.212, SLG: 0.196 (1, 6)										4	1	1	0	0	1	2	Atlanta Braves @ Pittsburgh Pirates Three Rivers Stadium, Pittsburgh, PA Fri May 30 1975, 7:05 PM EDT Att: 11,565 - Unknown			
Rennie Stennett, R OBP: 0.322, SLG: 0.371 (1, 4)										4	0	1	0	0	0	2				
Willie Stargell, L OBP: 0.329, SLG: 0.486 (1, 3)										2	0	0	0	2	1	1				
Dave Parker, L OBP: 0.352, SLG: 0.511 (1, 9)										4	0	2	1	0	0	3				
Al Oliver, L OBP: 0.281, SLG: 0.446 (1, 8)										4	0	1	0	0	0	3				
Manny Sanguillen, R OBP: 0.419, SLG: 0.439 (1, 2)										4	0	0	0	0	0	3				
Bill Robinson, R OBP: 0.310, SLG: 0.456 (1, 7)										4	0	2	0	0	1	0				
Art Howe, R OBP: 0.264, SLG: 0.191 (9, PH)										3	0	0	0	0	0	3				
Jerry Reuss, L OBP: 0.300, SLG: 0.300 (9, PH)										3	0	1	0	0	0	3				
Inning Stats	R: 1 E: 0 K: 0 S: 5	H: 2 LOB: 2 BB: 1 P: 9	R: 0 E: 0 K: 1 S: 6	H: 1 LOB: 1 BB: 0 P: 6	R: 0 E: 0 K: 0 S: 3	H: 0 LOB: 0 BB: 0 P: 3	R: 0 E: 0 K: 0 S: 4	H: 1 LOB: 2 BB: 1 P: 8	R: 0 E: 0 K: 0 S: 5	H: 2 LOB: 2 BB: 0 P: 5	R: 0 E: 0 K: 0 S: 4	H: 1 LOB: 1 BB: 0 P: 4	R: 0 E: 0 K: 1 S: 5	H: 0 LOB: 0 BB: 0 P: 5	R: 0 E: 0 K: 0 S: 2	H: 2 LOB: 1 BB: 0 P: 2	1B: 7 2B: 3 3B: 0 HR: 0	SF: 0 SAC: 0 DP: 0 HBP: 0	WP: 0 PB: 0 SB: 2 CS: 0	PA: 36
PITCHER Buzz Capra, R ERA: 3.97 (1, 1)	IP: 8.0 WLS: L BF: 36	H: 10 R: 2 ER: 2 SO: 3	BB: 2 IBB: 0 HBP: 0 BLK: 0	WP: 0 HR: 0 S: 40 P: 48	ERA: 2.25 WHIP: 1.500	PITCHER										IP: 8.0 WLS: L BF: 36	H: 10 R: 2 ER: 2 SO: 3	BB: 2 IBB: 0 HBP: 0 BLK: 0	WP: 0 HR: 0 S: 40 P: 48	ERA: 2.25 WHIP: 1.500

Batter	1	2	3	4	5	6	7	8	9	AB	R	H	RBI	BB	SO	LOB	TOP				
Ralph Garr, L OBP: 0.284, SLG: 0.340 (1, 7)	4-3		F7		F6	K			6-3	5	0	0	0	0	1	4					
Marty Perez, R OBP: 0.328, SLG: 0.337 (1, 4)	5-3									3	0	2	2	1	0	0					
Dave May, L OBP: 0.310, SLG: 0.385 (1, 8)	F2		K							4	0	1	0	0	1	2					
Earl Williams, R OBP: 0.261, SLG: 0.339 (1, 3)		E6			F4	SF7			G1-4-3	3	0	0	1	0	0	1					
Dusty Baker Jr., R OBP: 0.332, SLG: 0.419 (1, 9)		G6-4			K	FC5-4				4	0	0	0	0	1	3					
Darrell Evans, L OBP: 0.384, SLG: 0.460 (1, 5)					4-3					3	0	0	0	1	1	0					
Biff Pocoroba, S OBP: 0.269, SLG: 0.208 (1, 2)										4	2	3	0	0	0	0					
Craig Robinson, R OBP: 0.091, SLG: 0.091 (1, 6)										4	1	1	0	0	2	3					
Roric Harrison, R Mike Thompson, R Bob Beal, S Elias Sosa, R Mike Beard, L Mike Lutz, L Ray Sadecki, L Renee Stennett, R Willie Stargell, L Dave Parker, L Al Oliver, L Manny Sanguillen, R Bill Robinson, R Art Howe, R Bruce Kison, R			K						F9	0	0	0	0	0	0	0					
Inning Stats	R: 0 E: 0 K: 0 S: 3	H: 0 LOB: 0 BB: 0 P: 3	R: 0 E: 1 K: 1 S: 6	H: 1 LOB: 2 BB: 1 P: 10	R: 0 E: 0 K: 2 S: 7	H: 0 LOB: 1 BB: 1 P: 11	R: 0 E: 0 K: 1 S: 5	H: 0 LOB: 0 BB: 0 P: 5	R: 3 E: 0 K: 0 S: 7	H: 4 LOB: 2 BB: 1 P: 11	R: 1 E: 0 K: 2 S: 9	H: 2 LOB: 1 BB: 0 P: 9	R: 0 E: 0 K: 0 S: 3	H: 1 LOB: 0 BB: 0 P: 3	R: 0 E: 0 K: 1 S: 5	H: 0 LOB: 0 BB: 0 P: 5	R: 0 E: 0 K: 0 S: 3	H: 0 LOB: 0 BB: 0 P: 3	1B: 8 2B: 0 3B: 0 HR: 0	SF: 1 SAC: 0 DP: 2 HBP: 0	WP: 1 PA: 37 PB: 0 SB: 0 CS: 0
PITCHER Bruce Kison, R ERA: 2.77 (1, 1)	IP	WLS	BF	H	R	ER	SO	BB	IBB	HBP	BLK	WP	HR	S	P	ERA	WHIP				
	9.0	W	37	8	4	4	7	3	0	0	0	1	0	48	60	4.00	1.222				

Atlanta Braves @ Pittsburgh Pirates
Three Rivers Stadium, Pittsburgh, PA
Sat May 31 1975, 7:05 PM EDT
Att: 13,423 - Unknown

AB 33
R 4
H 8
RBI 3
BB 3
SO 7
LOB 13



Batter	1	2	3	4	5	6	7	8	9	AB	R	H	RBI	BB	SO	LOB	BOTTOM				
Frank Taveras, R OBP: 0.220, SLG: 0.216 (1, 6)		F8			F7		F4			5	1	2	1	0	0	1					
Rennie Stennett, R OBP: 0.330, SLG: 0.390 (1, 4)	F8				F3					5	1	3	1	0	0	1					
Willie Stargell, L OBP: 0.325, SLG: 0.473 (1, 3)					L8		F8			4	1	0	0	1	1	3					
Dave Parker, L OBP: 0.367, SLG: 0.532 (1, 9)										4	3	3	2	0	0	0					
Al Oliver, L OBP: 0.284, SLG: 0.444 (1, 8)	F5						F8			5	1	2	1	0	0	3					
Manny Sanguillen, R OBP: 0.404, SLG: 0.441 (1, 2)	E2						F9			4	1	2	2	1	0	1					
Bill Robinson, R OBP: 0.316, SLG: 0.466 (1, 7)										5	1	2	2	0	2	5					
Art Howe, R OBP: 0.298, SLG: 0.260 (1, 5)										3	2	2	2	1	0	1					
Bruce Kison, R OBP: 0.167, SLG: 0.091 (1, 1)	L7									2	0	0	0	0	1	3					
Inning Stats	R: 4 E: 1 K: 0 S: 7	H: 4 LOB: 2 BB: 2 P: 15	R: 2 E: 0 K: 2 S: 10	H: 3 LOB: 1 BB: 1 P: 14	R: 1 E: 0 K: 0 S: 5	H: 3 LOB: 0 BB: 0 P: 5	R: 2 E: 0 K: 2 S: 10	H: 3 LOB: 1 BB: 0 P: 10	R: 0 E: 0 K: 0 S: 3	H: 0 LOB: 0 BB: 0 P: 3	R: 0 E: 0 K: 0 S: 3	H: 0 LOB: 0 BB: 0 P: 3	R: 2 E: 0 K: 0 S: 6	H: 3 LOB: 1 BB: 0 P: 6	R: 0 E: 0 K: 0 S: 3	H: 0 LOB: 1 BB: 0 P: 4	1B: 10 2B: 4 3B: 2 HR: 0	SF: 0 SAC: 2 DP: 0 HBP: 1	WP: 0 PA: 43 PB: 0 SB: 2 CS: 0		
PITCHER Roric Harrison, R Mike Thompson, R Elias Sosa, R Mike Beard, L Ray Sadecki, L	IP	WLS	BF	H	R	ER	SO	BB	IBB	HBP	BLK	WP	HR	S	P	ERA	WHIP				
	1.2	L	14	7	6	5	1	1	0	0	0	0	0	3	7	0.00	3.000				
	0.1		2	0	0	0	1	1	0	0	0	0	0	3	7	0.00	3.000				
	2.0		11	6	3	3	2	0	0	0	0	0	0	15	15	13.50	3.000				
	1.0		3	0	0	0	0	0	0	0	0	0	0	3	3	0.00	0.000				
	3.0		13	3	2	2	0	0	0	1	0	0	0	12	13	6.00	1.000				

Atlanta Braves @ Pittsburgh Pirates
Three Rivers Stadium, Pittsburgh, PA
Sat May 31 1975, 7:05 PM EDT
Att: 13,423 - Unknown

AB 37
R 11
H 16
RBI 11
BB 3
SO 4
LOB 18



Batter	1	2	3	4	5	6	7	8	9	AB	R	H	RBI	BB	SO	LOB	TOP										
Ralph Garr, L (1, 7) OBP: 0.287, SLG: 0.341	0-3 K		0-0 SH3 1B		0-0 1-3		0-0 1-H 1B		0-0 L7	5	0	2	1	0	1	0	Atlanta Braves @ Pittsburgh Pirates Three Rivers Stadium, Pittsburgh, PA Sun Jun 01 1975, 3:33 AM EDT Att: 37,373 - Unknown										
Marty Perez, R (1, 4) OBP: 0.321, SLG: 0.329	0-0 6-3		0-0 SH3		0-0 F3		0-3 K		0-0 6-3	4	0	0	0	0	1	1											
Cito Gaston, R (1, 8) OBP: 0.333, SLG: 0.500 Rowland Office, L (8, PR) OBP: 0.329, SLG: 0.328	0-3 K		4-0 G4-3 IBB		0-0 5-3			4-0 CS BB		2	0	0	0	2	1	0											
Earl Williams, R (1, 3) OBP: 0.261, SLG: 0.331		0-3 K	0-0 G4-3		0-0 F8			4-0 1-2 BB		3	1	0	0	1	1	3											
Dusty Baker Jr., R (1, 9) OBP: 0.335, SLG: 0.456		0-0 HR		0-0 HR		0-0 4-3		0-0 5-3		4	2	2	2	0	0	1											
Darrell Evans, L (1, 5) OBP: 0.371, SLG: 0.463		0-0 BB 1B		0-3 K			4-0 1-6-3 BB	0-0 2-H 1B		3	1	2	1	1	1	0											
Vic Correll, R (1, 2) OBP: 0.356, SLG: 0.461		4-0 G6-4-3 BB		0-0 F3			0-0 F9	4-0 BB		2	0	0	0	2	0	1											
Craig Robinson, R (1, 6) OBP: 0.067, SLG: 0.067		0-0 G6-4-3		0-0 G3			0-0 1-6-3	0-0 4-3		4	0	0	0	0	0	5											
Phil Niekro, R (1, 1) OBP: 0.250, SLG: 0.286			0-0 SH3 1B		0-0 5-3		0-0 2-H 1B	0-0 F3		4	1	2	1	0	0	0											
Inning Stats	R: 0 E: 0 K: 2 S: 7	H: 0 LOB: 0 BB: 0 P: 7	R: 1 E: 0 K: 1 S: 6	H: 2 LOB: 1 BB: 1 P: 10	R: 0 E: 0 K: 0 S: 4	H: 2 LOB: 2 BB: 1 P: 8	R: 1 E: 0 K: 1 S: 6	H: 1 LOB: 0 BB: 0 P: 6	R: 0 E: 0 K: 0 S: 3	H: 0 LOB: 0 BB: 0 P: 3	R: 0 E: 0 K: 0 S: 3	H: 0 LOB: 0 BB: 0 P: 3	R: 2 E: 0 K: 1 S: 7	H: 2 LOB: 1 BB: 1 P: 11	R: 1 E: 0 K: 0 S: 3	H: 1 LOB: 2 BB: 0 P: 15		R: 0 E: 0 K: 0 S: 3	H: 0 LOB: 0 BB: 0 P: 3	1B: 6 2B: 0 3B: 0 HR: 2	SF: 0 SAC: 1 DP: 2 HBP: 0	WP: 1 PB: 0 SB: 0 CS: 1	PA: 38				
PITCHER	IP	WLS	BF	H	R	ER	SO	BB	IBB	HBP	BLK	WP	HR	S	P	ERA	WHIP										
Jim Rooker, L (1, 1) ERA: 4.04	6.2	L	28	7	4	4	4	2	1	0	0	1	2	33	45	5.40	1.350										
Larry Demery, R (7, 1) ERA: 1.57	0.1		1	0	0	0	1	0	0	0	0	0	0	3	3	0.00	0.000										
Sam McDowell, L (8, 1) ERA: 2.29	0.2		5	1	1	1	0	3	0	0	0	0	0	2	14	13.50	6.000										
Ramon Hernandez, L (8, 1) ERA: 3.29	1.1		4	0	0	0	0	0	0	0	0	0	0	4	4	0.00	0.000										

Batter	1	2	3	4	5	6	7	8	9	AB	R	H	RBI	BB	SO	LOB	BOTTOM										
Frank Taveras, R (1, 6) OBP: 0.223, SLG: 0.219	0-0 5-3		0-0 FC4-6 FC1-6 1B		0-0 CS 1B			0-0 6-3		3	0	1	0	0	0	1	Atlanta Braves @ Pittsburgh Pirates Three Rivers Stadium, Pittsburgh, PA Sun Jun 01 1975, 3:33 AM EDT Att: 37,373 - Unknown										
Richie Zisk, R (8, PH) OBP: 0.315, SLG: 0.280			1-2 FC1-6 1B		0-0 CS		0-0 4-3		0-0 4-3	4	0	2	0	0	0	0											
Mario Mendoza, R (8, 6) OBP: 0.174, SLG: 0.174			1-2 FC3-6 1B		0-0 FC1-6 1B		0-0 4-3		0-0 4-3	4	0	2	0	0	0	0											
Rennie Stennett, R (1, 4) OBP: 0.333, SLG: 0.393			1-2 FC3-6 1B		0-0 FC1-6 1B		0-0 4-3		0-0 4-3	4	0	2	0	0	0	0											
Willie Stargell, L (1, 3) OBP: 0.329, SLG: 0.480			1-2 FC3-6 1B		0-0 FC1-6 1B		0-0 2B		0-0 F8	4	0	2	0	0	0	2											
Dave Parker, L (1, 9) OBP: 0.357, SLG: 0.517			1-2 FC3-6 1B		0-0 G1		0-0 5-3		0-3 K 1B FC6-4	4	1	0	0	0	1	5											
Al Oliver, L (1, 8) OBP: 0.283, SLG: 0.440			0-0 F9		0-0 F9		0-3 K		0-0 FC6-4 1B	4	0	1	0	0	1	3											
Manny Sanguillen, R (1, 2) OBP: 0.420, SLG: 0.435			1-2 FC3-6 1B		0-0 5-3 PB 1B		0-0 6-3		0-0 FC6-4 FC6-4	4	0	1	1	0	0	1											
Bill Robinson, R (1, 7) OBP: 0.313, SLG: 0.494			0-3 K		0-0 5-3		0-0 HR		0-0 FC6-4 1B	4	1	1	1	0	1	2											
Art Howe, R (1, 5) OBP: 0.288, SLG: 0.250			0-3 K		0-0 F8		0-0 G3		0-0 FC6-4 1B	2	0	0	0	0	1	0											
Richie Hebner, L (7, PH) OBP: 0.351, SLG: 0.381			0-0 K		0-0 F8		0-0 G3		0-0 1B	2	0	1	0	0	0	0											
Jim Rooker, R (1, 1) OBP: 0.258, SLG: 0.056 Larry Demery, R (7, 1) OBP: 0.336, SLG: 0.364 Ed Kirkpatrick, L (8, 1) OBP: 0.351, SLG: 0.381 Sam McDowell, L (8, 1) OBP: 0.351, SLG: 0.381 Ramon Hernandez, S (8, 1) OBP: 0.351, SLG: 0.381 Bob Robertson, R (8, PH) OBP: 0.351, SLG: 0.381			0-0 FC4-6 1B		0-0 5-3		0-0 4-3		0-0 5-3	2	0	1	0	0	0	0											
Inning Stats	R: 0 E: 0 K: 0 S: 5	H: 2 LOB: 2 BB: 0 P: 5	R: 0 E: 0 K: 2 S: 7	H: 0 LOB: 0 BB: 0 P: 7	R: 0 E: 0 K: 0 S: 5	H: 2 LOB: 2 BB: 0 P: 5	R: 0 E: 0 K: 0 S: 3	H: 1 LOB: 0 BB: 0 P: 3	R: 0 E: 0 K: 1 S: 6	H: 1 LOB: 1 BB: 0 P: 6	R: 1 E: 0 K: 0 S: 4	H: 1 LOB: 0 BB: 0 P: 4	R: 0 E: 0 K: 0 S: 3	H: 0 LOB: 0 BB: 0 P: 3	R: 1 E: 0 K: 1 S: 8	H: 2 LOB: 2 BB: 0 P: 8	R: 0 E: 0 K: 0 S: 3	H: 0 LOB: 0 BB: 0 P: 3	1B: 8 2B: 2 3B: 0 HR: 1	SF: 0 SAC: 0 DP: 1 HBP: 0	WP: 1 PB: 1 SB: 0 CS: 1	PA: 37					
PITCHER	IP	WLS	BF	H	R	ER	SO	BB	IBB	HBP	BLK	WP	HR	S	P	ERA	WHIP										
Phil Niekro, R (1, 1) ERA: 2.5	9.0	W	36	10	2	2	4	0	0	0	0	1	1	44	44	2.00	1.111										

AB	31
R	5
H	8
RBI	5
BB	6
SO	5
LOB	11



Batter	1	2	3	4	5	6	7	8	9	AB	R	H	RBI	BB	SO	LOB	TOP			
Ralph Garr, L (1, 7) OBP: 0.286, SLG: 0.339	0-0 1B		0-0 F7			0-0 6-3		0-0 F8		4	0	1	0	0	0	1				
Marty Perez, R (1, 4) OBP: 0.319, SLG: 0.328	0-0 5-3		0-0 4-3			0-0 F9			0-0 FC6-4 1B	4	0	1	0	0	0	0				
Dave May, L (1, 8) OBP: 0.273, SLG: 0.333	0-0 4-3			0-0 F7			0-3 K		0-0 F9	4	0	0	0	0	0	1				
Earl Williams, R (1, 3) OBP: 0.255, SLG: 0.323 Bob Beall, S (7, 3)		0-0 4-3		0-0 1-3			0-0 6-3		0-0 F8	3	0	0	0	0	0	0				
Dusty Baker Jr., R (1, 9) OBP: 0.333, SLG: 0.448		0-0 F8		0-0 6-3			4-0 BB		0-0 FC6-4 1-2	3	0	0	0	1	0	1				
Darrell Evans, L (1, 5) OBP: 0.371, SLG: 0.461		0-0 BB 1B		0-0 4-3			0-0 G3			3	0	1	0	0	0	1				
Biff Pocoroba, S (1, 2) OBP: 0.276, SLG: 0.192		4-0 1-2 BB		0-0 F8				0-0 F5		2	0	0	0	1	0	0				
Craig Robinson, R (1, 6) OBP: 0.059, SLG: 0.059 Rowland Office, L (8, PH) Tom House, L (8, 1)		0-3 K		0-3 K				0-0 4-3		2	0	0	0	0	2	2				
Carl Morton, R (1, 1) OBP: 0.167, SLG: 0.138 Cito Gaston, R (8, PH) Larvell Blanks, R (8, PR)			0-0 4-3			0-3 K		0-0 1B		2	0	0	0	0	1	0				
										1	0	1	0	0	0	0				
										0	0	0	0	0	0	0				
Inning Stats	R: 0 E: 0 K: 0 S: 3	H: 1 LOB: 0 BB: 0 P: 3	R: 0 E: 0 K: 1 S: 6	H: 1 LOB: 2 BB: 1 P: 10	R: 0 E: 0 K: 0 S: 3	H: 0 LOB: 0 BB: 0 P: 3	R: 0 E: 0 K: 0 S: 3	H: 0 LOB: 0 BB: 0 P: 3	R: 0 E: 0 K: 1 S: 5	H: 0 LOB: 0 BB: 0 P: 5	R: 0 E: 0 K: 1 S: 5	H: 0 LOB: 1 BB: 1 P: 9	R: 0 E: 0 K: 0 S: 4	H: 1 LOB: 1 BB: 0 P: 4	R: 0 E: 0 K: 0 S: 4	H: 1 LOB: 1 BB: 0 P: 4	1B: 4 2B: 0 3B: 0 HR: 0	SF: 0 SAC: 0 DP: 0 HBP: 0	WP: 0 PB: 0 SB: 0 CS: 0	PA: 32
PITCHER Lynn McClothen, R (1, 1) ERA: 4.2	IP: 9.0 WLS: W BF: 32 H: 4 R: 0 ER: 0 SO: 4 BB: 2 IBB: 0 HBP: 0 BLK: 0 WP: 0 HR: 0 S: 38 P: 46 ERA: 0.00 WHIP: 0.667															PITCHER				

Atlanta Braves @ St. Louis Cardinals
 Busch Stadium, St. Louis, MO
 Mon Jun 02 1975, 7:05 PM CDT
 Att: 12,001 - Unknown

AB 30
 R 0
 H 4
 RBI 0
 BB 2
 SO 4
 LOB 7

Braves

Batter	1	2	3	4	5	6	7	8	9	AB	R	H	RBI	BB	SO	LOB	BOTTOM			
Lou Brock, L (1, 7) OBP: 0.388, SLG: 0.476	0-0 3-1			0-0 FC4-6 1B		0-0 5-3		0-0 F7		4	0	1	0	0	0	0				
Ted Sizemore, R (1, 4) OBP: 0.332, SLG: 0.324	0-0 P4-3 1B			0-0 FC4-6 1B 1-2		0-0 F7				3	1	1	0	0	0	1				
Reggie Smith, S (1, 9) OBP: 0.407, SLG: 0.654	0-0 P4-3 1-2			4-0 1B 1-2 BB		0-0 F5				2	0	0	0	1	0	1				
Ted Simmons, S (1, 2) OBP: 0.351, SLG: 0.407		0-0 G3-6-1 1B		0-0 1-3 2H 1B			0-0 L4			3	0	2	1	0	0	0				
Ron Fairly, L (1, 3) OBP: 0.407, SLG: 0.366		0-0 G3-6-1 1-2		0-0 4-3			0-0 F8			3	0	0	0	0	0	2				
Luis Melendez, R (1, 8) OBP: 0.282, SLG: 0.371		0-0 5-3			0-0 F8			0-0 1B		3	0	1	0	0	0	0				
Ken Reitz, R (1, 5) OBP: 0.305, SLG: 0.339			0-0 6-3		0-0 FC6-4 1B		0-3 K			3	0	1	0	0	1	1				
Mario Guerrero, R (1, 6) OBP: 0.268, SLG: 0.275			0-0 4-3		0-0 FC6-4 1-2			0-0 6-3		3	0	0	0	0	0	1				
Lynn McClothen, L (1, 1)			0-0 6-3		0-0 5-3			0-0 4-3		3	0	0	0	0	0	1				
Inning Stats	R: 0 E: 0 K: 0 S: 3	H: 1 LOB: 0 BB: 0 P: 3	R: 0 E: 0 K: 0 S: 3	H: 1 LOB: 0 BB: 0 P: 3	R: 0 E: 0 K: 0 S: 3	H: 0 LOB: 0 BB: 0 P: 3	R: 1 E: 0 K: 0 S: 4	H: 2 LOB: 1 BB: 1 P: 8	R: 0 E: 0 K: 0 S: 4	H: 1 LOB: 1 BB: 0 P: 4	R: 0 E: 0 K: 0 S: 3	H: 0 LOB: 0 BB: 0 P: 3	R: 0 E: 0 K: 1 S: 6	H: 1 LOB: 1 BB: 0 P: 6	R: 0 E: 0 K: 0 S: 3	H: 0 LOB: 0 BB: 0 P: 3	1B: 6 2B: 1 3B: 0 HR: 0	SF: 0 SAC: 0 DP: 2 HBP: 0	WP: 0 PB: 0 SB: 0 CS: 0	PA: 28
PITCHER Carl Morton, R (1, 1) ERA: 4.35 Tom House, L (8, 1) ERA: 6.95	IP: 7.0 WLS: L BF: 25 H: 6 R: 1 ER: 1 SO: 1 BB: 1 IBB: 0 HBP: 0 BLK: 0 WP: 0 HR: 0 S: 26 P: 30 ERA: 1.29 WHIP: 1.000															PITCHER				

Atlanta Braves @ St. Louis Cardinals
 Busch Stadium, St. Louis, MO
 Mon Jun 02 1975, 7:05 PM CDT
 Att: 12,001 - Unknown

AB 27
 R 1
 H 6
 RBI 1
 BB 1
 SO 1
 LOB 7

Cardinals

Batter	1	2	3	4	5	6	7	8	9	AB	R	H	RBI	BB	SO	LOB	TOP				
Ralph Garr, L OBP: 0.295, SLG: 0.346 (1, 7)	6-3	6-3		F7		K			1-2 1B	5	0	1	0	0	1	4					
Marty Perez, R OBP: 0.325, SLG: 0.333 (1, 4)	2B 1B		4-3		BB 1B		F7		F9	5	1	2	0	0	0	2					
Darrell Evans, L OBP: 0.363, SLG: 0.450 (1, 5)	1B SF7 2B		F4		K		F6		F7	5	1	1	1	0	1	3					
Cito Gaston, R OBP: 0.375, SLG: 0.517 (1, 8)	2-3 1B		FC4-6 1B		F8		6-3			4	0	2	0	0	0	1					
Dusty Baker Jr., R OBP: 0.325, SLG: 0.433 (1, 9)	SF7		FC4-6 1-2		BB 1-2 BB			F8		2	0	0	1	1	0	1					
Vic Correll, R OBP: 0.346, SLG: 0.447 (1, 2)	3-H F9			F9		F8		K		4	0	0	0	0	1	3					
Larvell Blanks, R OBP: 0.311, SLG: 0.357 (1, 6)		5-3		1B 2B		4-3 S 1B		6-3		4	0	2	0	0	0	0					
Bob Beall, S OBP: 0.214, SLG: 0.214 (1, 3)		SH1-4 1B		2-3 1B		K			1B	4	0	3	0	0	1	1					
Ray Sadecki, L (1, 1)		SH1-4		K		4-3			L3	2	0	0	0	0	1	3					
Max Leon, R OBP: 0.500, SLG: 0.500 (8, 1)										0	0	0	0	0	0	0					
Rod Gilbreath, R OBP: 0.333, SLG: 0.303 (9, PH)										1	0	0	0	0	0	1					
Inning Stats	R: 2 E: 0 K: 0 S: 6	H: 3 LOB: 1 BB: 0 P: 6	R: 0 E: 0 K: 0 S: 4	H: 1 LOB: 1 BB: 0 P: 4	R: 0 E: 0 K: 0 S: 4	H: 1 LOB: 2 BB: 0 P: 7	R: 0 E: 0 K: 1 S: 7	H: 2 LOB: 2 BB: 0 P: 7	R: 0 E: 0 K: 2 S: 8	H: 1 LOB: 1 BB: 0 P: 8	R: 0 E: 0 K: 0 S: 3	H: 0 LOB: 0 BB: 0 P: 3	R: 0 E: 0 K: 1 S: 5	H: 0 LOB: 0 BB: 0 P: 5	R: 0 E: 0 K: 0 S: 5	H: 2 LOB: 2 BB: 0 P: 5	1B: 9 2B: 2 3B: 0 HR: 0	SF: 1 SAC: 1 DP: 0 HBP: 0	WP: 0 PB: 0 SB: 1 CS: 0	PA: 39	
PITCHER	IP WLS BF H R ER SO BB IBB HBP BLK WP HR S P ERA WHIP	IP WLS BF H R ER SO BB IBB HBP BLK WP HR S P ERA WHIP	IP WLS BF H R ER SO BB IBB HBP BLK WP HR S P ERA WHIP	IP WLS BF H R ER SO BB IBB HBP BLK WP HR S P ERA WHIP	IP WLS BF H R ER SO BB IBB HBP BLK WP HR S P ERA WHIP	IP WLS BF H R ER SO BB IBB HBP BLK WP HR S P ERA WHIP	IP WLS BF H R ER SO BB IBB HBP BLK WP HR S P ERA WHIP	IP WLS BF H R ER SO BB IBB HBP BLK WP HR S P ERA WHIP	IP WLS BF H R ER SO BB IBB HBP BLK WP HR S P ERA WHIP	IP WLS BF H R ER SO BB IBB HBP BLK WP HR S P ERA WHIP	IP WLS BF H R ER SO BB IBB HBP BLK WP HR S P ERA WHIP	IP WLS BF H R ER SO BB IBB HBP BLK WP HR S P ERA WHIP	IP WLS BF H R ER SO BB IBB HBP BLK WP HR S P ERA WHIP	IP WLS BF H R ER SO BB IBB HBP BLK WP HR S P ERA WHIP	IP WLS BF H R ER SO BB IBB HBP BLK WP HR S P ERA WHIP	IP WLS BF H R ER SO BB IBB HBP BLK WP HR S P ERA WHIP	IP WLS BF H R ER SO BB IBB HBP BLK WP HR S P ERA WHIP	IP WLS BF H R ER SO BB IBB HBP BLK WP HR S P ERA WHIP	IP WLS BF H R ER SO BB IBB HBP BLK WP HR S P ERA WHIP	IP WLS BF H R ER SO BB IBB HBP BLK WP HR S P ERA WHIP	IP WLS BF H R ER SO BB IBB HBP BLK WP HR S P ERA WHIP

Atlanta Braves @ St. Louis Cardinals
 Busch Stadium, St. Louis, MO
 Wed Jun 04 1975, 7:05 PM CDT
 Att: 12,570 - Unknown

AB 36
 R 2
 H 11
 RBI 2
 BB 1
 SO 5
 LOB 19



Batter	1	2	3	4	5	6	7	8	9	AB	R	H	RBI	BB	SO	LOB	BOTTOM				
Lou Brock, L OBP: 0.377, SLG: 0.460 (1, 7)	F7		E1 1B		1-3			F8		4	1	0	0	0	0	2					
Ted Sizemore, R OBP: 0.330, SLG: 0.324 (1, 4)	L5		SF7		5-3			1B 3B		3	1	1	1	0	0	0					
Luis Melendez, R OBP: 0.288, SLG: 0.389 (1, 8)	5-3		3-H 1-H FC5-4 1B			K		1-2 3B 1B		4	1	2	1	0	1	0					
Reggie Smith, S OBP: 0.397, SLG: 0.643 (1, 9)			FC5-4 1-2			5-3		1-2 2-H 1B 3B		4	1	2	2	0	0	1					
Ken Reitz, R OBP: 0.315, SLG: 0.350 (1, 5)		F8						3-H 1B		3	0	2	1	0	0	1					
Danny Cater, R OBP: 0.257, SLG: 0.294 (1, 3)		L6								3	0	0	0	0	0	3					
Ron Fairly, L OBP: 0.429, SLG: 0.419 (8, PH) (9, 3)								3-H 1-2 G6-4-3 1B		1	0	1	0	0	0	0					
Ken Rudolph, R OBP: 0.116, SLG: 0.118 (1, 2)		F5						1-2	G6-4-3	4	0	0	0	0	0	4					
Mario Guerrero, R OBP: 0.273, SLG: 0.262 (3, PR) (4, 6)			SH2-3 SF7 WP HBP							0	0	0	0	0	0	0					
John Curtis, L OBP: 0.294, SLG: 0.200 (1, 1)			SH2-3							2	0	0	0	0	0	0					
Al Hrabosky, R OBP: 0.500, SLG: 0.333 (9, 1)			1-3 SH2-3		F5					0	0	0	0	0	0	0					
Inning Stats	R: 0 E: 0 K: 0 S: 3	H: 0 LOB: 0 BB: 0 P: 3	R: 0 E: 0 K: 0 S: 4	H: 1 LOB: 1 BB: 0 P: 4	R: 2 E: 1 K: 0 S: 5	H: 1 LOB: 1 BB: 0 P: 6	R: 0 E: 0 K: 0 S: 4	H: 1 LOB: 1 BB: 0 P: 4	R: 0 E: 0 K: 1 S: 5	H: 0 LOB: 1 BB: 0 P: 6	R: 0 E: 0 K: 0 S: 3	H: 0 LOB: 0 BB: 0 P: 3	R: 3 E: 0 K: 0 S: 7	H: 5 LOB: 1 BB: 0 P: 7	R: 0 E: 0 K: 0 S: 5	H: 0 LOB: 1 BB: 0 P: 5	1B: 7 2B: 0 3B: 1 HR: 0	SF: 1 SAC: 1 DP: 1 HBP: 2	WP: 1 PB: 0 SB: 0 CS: 0	PA: 34	
PITCHER	IP WLS BF H R ER SO BB IBB HBP BLK WP HR S P ERA WHIP	IP WLS BF H R ER SO BB IBB HBP BLK WP HR S P ERA WHIP	IP WLS BF H R ER SO BB IBB HBP BLK WP HR S P ERA WHIP	IP WLS BF H R ER SO BB IBB HBP BLK WP HR S P ERA WHIP	IP WLS BF H R ER SO BB IBB HBP BLK WP HR S P ERA WHIP	IP WLS BF H R ER SO BB IBB HBP BLK WP HR S P ERA WHIP	IP WLS BF H R ER SO BB IBB HBP BLK WP HR S P ERA WHIP	IP WLS BF H R ER SO BB IBB HBP BLK WP HR S P ERA WHIP	IP WLS BF H R ER SO BB IBB HBP BLK WP HR S P ERA WHIP	IP WLS BF H R ER SO BB IBB HBP BLK WP HR S P ERA WHIP	IP WLS BF H R ER SO BB IBB HBP BLK WP HR S P ERA WHIP	IP WLS BF H R ER SO BB IBB HBP BLK WP HR S P ERA WHIP	IP WLS BF H R ER SO BB IBB HBP BLK WP HR S P ERA WHIP	IP WLS BF H R ER SO BB IBB HBP BLK WP HR S P ERA WHIP	IP WLS BF H R ER SO BB IBB HBP BLK WP HR S P ERA WHIP	IP WLS BF H R ER SO BB IBB HBP BLK WP HR S P ERA WHIP	IP WLS BF H R ER SO BB IBB HBP BLK WP HR S P ERA WHIP	IP WLS BF H R ER SO BB IBB HBP BLK WP HR S P ERA WHIP	IP WLS BF H R ER SO BB IBB HBP BLK WP HR S P ERA WHIP	IP WLS BF H R ER SO BB IBB HBP BLK WP HR S P ERA WHIP	IP WLS BF H R ER SO BB IBB HBP BLK WP HR S P ERA WHIP

Atlanta Braves @ St. Louis Cardinals
 Busch Stadium, St. Louis, MO
 Wed Jun 04 1975, 7:05 PM CDT
 Att: 12,570 - Unknown

AB 30
 R 5
 H 8
 RBI 5
 BB 0
 SO 1
 LOB 12



Batter	1	2	3	4	5	6	7	8	9	AB	R	H	RBI	BB	SO	LOB	TOP			
Ralph Garr, L (1,7) OBP: 0.297, SLG: 0.338	F7			K		1-3			G3	5	0	1	1	1	1	4				
Marty Perez, R (1,4) OBP: 0.322, SLG: 0.326	F9					1-3				2	0	0	0	0	1	2				
Rod Gilbreath, R (2,4) OBP: 0.333, SLG: 0.306		K						F8		3	0	1	0	0	0	2				
Darrell Evans, L (1,5) OBP: 0.361, SLG: 0.443	F9	F7		F8						5	1	2	0	0	0	4				
Cito Gaston, R (1,8) OBP: 0.361, SLG: 0.515										4	1	1	0	0	0	1				
Rowland Office, L (9, PH) OBP: 0.315, SLG: 0.313		5-3		4-3		6-3		FC6-4	F5	1	0	0	0	0	0	1				
Dusty Baker Jr., R (1,9) OBP: 0.324, SLG: 0.420										4	2	1	0	1	0	2				
Vic Correll, R (1,2) OBP: 0.356, SLG: 0.454										5	1	2	2	0	0	3				
Larvell Blanks, R (1,6) OBP: 0.332, SLG: 0.366										3	1	2	1	2	0	0				
Bob Beall, S (1,3) OBP: 0.348, SLG: 0.300										2	1	1	0	3	0	2				
Carl Morton, R (1,1) OBP: 0.188, SLG: 0.161										2	0	1	2	0	1	0				
Mike Lum, L (8, PH) OBP: 0.330, SLG: 0.333										1	0	0	0	0	0	2				
Tom House, L (8,1)										0	0	0	1	1	0	0				
Inning Stats	R: 0 E: 0 K: 0 S: 3	H: 0 LOB: 0 BB: 0 P: 3	R: 4 E: 0 K: 1 S: 9	H: 4 LOB: 2 BB: 2 P: 17	R: 1 E: 0 K: 0 S: 4	H: 1 LOB: 0 BB: 0 P: 4	R: 0 E: 0 K: 1 S: 6	H: 1 LOB: 2 BB: 1 P: 10	R: 0 E: 0 K: 0 S: 4	H: 0 LOB: 0 BB: 0 P: 5	R: 0 E: 0 K: 0 S: 4	H: 1 LOB: 1 BB: 0 P: 4	R: 0 E: 0 K: 0 S: 4	H: 2 LOB: 2 BB: 1 P: 8	R: 2 E: 0 K: 0 S: 5	H: 2 LOB: 3 BB: 3 P: 17	1B: 10 2B: 2 3B: 0 HR: 0	SF: 0 SAC: 1 DP: 1 HBP: 0	WP: 0 PB: 0 CS: 0	PA: 46
PITCHER	IP WLS BF H R ER SO BB IBB HBP BLK WP HR S P ERA WHIP																			
Jon Matlack, L (1,1) ERA: 3.79	1.1 L 10 4 4 4 0 2 0 0 0 0 0 8 16 27.00 4.500																			
Rick Baldwin, R (2,1) ERA: 3.66	4.2 19 3 1 1 3 2 0 0 0 0 0 23 31 1.93 1.071																			
Hank Webb, R (7,1) ERA: 5.24	3.0 17 5 2 2 0 3 1 0 0 0 0 13 29 6.00 2.667																			

Atlanta Braves @ New York Mets
Shea Stadium, Flushing, NY
Sat Jun 07 1975, 3:33 AM EDT
Att: 50,048 - Unknown

AB 37
R 7
H 12
RBI 7
BB 8
SO 3
LOB 23



Batter	1	2	3	4	5	6	7	8	9	AB	R	H	RBI	BB	SO	LOB	BOTTOM					
Del Unser, L (1,8) OBP: 0.361, SLG: 0.431										4	1	1	0	0	0	0						
Cleon Jones, R (9, PH) OBP: 0.500, SLG: 0.538										1	0	0	0	0	0	2						
Tom Hall, L (9, PR)										0	0	0	0	0	0	0						
Felix Milten, R (1,4) OBP: 0.322, SLG: 0.362										5	2	2	0	0	0	2						
Joe Torre, R (1,5) OBP: 0.319, SLG: 0.346										4	0	2	1	0	0	0						
Rusty Staub, L (1,9) OBP: 0.406, SLG: 0.483										4	0	1	1	0	1	2						
Ed Kranepool, L (1,3) OBP: 0.402, SLG: 0.505										3	0	1	1	0	0	2						
Gene Clines, R (8, PH) OBP: 0.240, SLG: 0.196										1	0	0	0	0	0	0						
Dave Kingman, R (1,7) OBP: 0.275, SLG: 0.472										3	0	0	0	1	1	2						
Mike Phillips, L (1,6) OBP: 0.328, SLG: 0.291										3	0	1	0	0	0	2						
Jack Heidemann, R (9, PH) OBP: 0.300, SLG: 0.364										1	0	0	0	0	0	0						
Jerry Grote, R (1,2) OBP: 0.294, SLG: 0.310										2	0	1	0	2	0	0						
Jon Matlack, L (1,1) OBP: 0.240, SLG: 0.095										0	0	0	0	0	0	0						
Rick Baldwin, L (2,1) OBP: 0.200, SLG: 0.200										2	0	0	0	0	0	2						
John Milner, L (6, PH) OBP: 0.301, SLG: 0.337										1	0	0	0	0	0	1						
Hank Webb, R (7,1)										0	0	0	0	0	0	0						
Jesus Alou, R (9, PH) OBP: 0.345, SLG: 0.345										1	0	1	0	0	0	0						
Inning Stats	R: 2 E: 0 K: 0 S: 6	H: 4 LOB: 2 BB: 1 P: 10	R: 0 E: 0 K: 0 S: 3	H: 0 LOB: 0 BB: 0 P: 3	R: 0 E: 0 K: 0 S: 3	H: 0 LOB: 0 BB: 0 P: 3	R: 0 E: 0 K: 0 S: 5	H: 2 LOB: 2 BB: 0 P: 5	R: 1 E: 0 K: 1 S: 8	H: 3 LOB: 2 BB: 0 P: 8	R: 0 E: 0 K: 0 S: 2	H: 0 LOB: 0 BB: 1 P: 6	R: 0 E: 0 K: 0 S: 3	H: 0 LOB: 0 BB: 0 P: 3	R: 0 E: 0 K: 1 S: 5	H: 0 LOB: 0 BB: 0 P: 5	R: 0 E: 0 K: 0 S: 4	H: 1 LOB: 2 BB: 1 P: 8	1B: 10 2B: 0 3B: 0 HR: 0	SF: 0 SAC: 0 DP: 1 HBP: 0	WP: 0 PB: 0 CS: 0	PA: 38
PITCHER	IP WLS BF H R ER SO BB IBB HBP BLK WP HR S P ERA WHIP																					
Carl Morton, R (1,1) ERA: 4.31	7.0 W 30 9 3 3 1 2 0 0 0 0 0 30 38 3.86 1.571																					
Tom House, L (8,1) ERA: 6.35	2.0 S 8 1 0 0 1 1 0 0 0 0 0 9 13 0.00 1.000																					

Atlanta Braves @ New York Mets
Shea Stadium, Flushing, NY
Sat Jun 07 1975, 3:33 AM EDT
Att: 50,048 - Unknown

AB 35
R 3
H 10
RBI 3
BB 3
SO 2
LOB 15



Batter	1	2	3	4	5	6	7	8	9	10	11	12	13	14	AB	R	H	RBI	BB	SO	LOB	TOP												
Ralph Garr, L OBP: 0.300, SLG: 0.346 (1, 7)	1-3			F9	E4		F9		4-3		4-3			F9	6	1	2	2	1	0	2													
Rod Gilbreath, R OBP: 0.327, SLG: 0.357 (1, 4)	P6			F9	HR		5-3		4-3					6-3	6	1	1	1	1	0	4													
Darrell Evans, L OBP: 0.355, SLG: 0.431 (1, 5)	F7			BB	F7				6-3		4-3			F8	6	0	0	0	1	1	1													
Cito Gaston, R OBP: 0.326, SLG: 0.450 (1, 9)		F8		F9	F8				4-3		L4				7	0	1	0	0	0	3													
Dusty Baker Jr., R OBP: 0.320, SLG: 0.418 (1, 9)		K		P4			P4		F2		5-3			F5	6	1	1	0	0	1	3													
Vic Correll, R OBP: 0.349, SLG: 0.441 (1, 2)	5-3								5-3						4	1	0	1	1	0	0													
Larvell Blanks, R OBP: 0.332, SLG: 0.365 (1, 6)				F2					F8					P4	6	1	2	0	0	0	0													
Bob Beall, S OBP: 0.379, SLG: 0.360 (1, 3)				K										E6	5	1	2	0	1	1	0													
Buzz Capra, R OBP: 0.303, SLG: 0.363 (7, PR)				P4											1	0	0	0	1	0	0													
Mike Leon, R OBP: 0.310, SLG: 0.331 (7, PR)															1	0	0	0	0	0	0													
Dave King, R OBP: 0.310, SLG: 0.350 (8, PR)															1	0	0	0	0	0	0													
Craig Robinson, R OBP: 0.310, SLG: 0.350 (8, PR)															0	0	0	0	0	0	0													
Tom House, L OBP: 0.310, SLG: 0.350 (8, PR)															0	0	0	0	0	0	0													
Ronnie Oleson, L OBP: 0.310, SLG: 0.350 (8, PR)															1	0	0	0	0	0	0													
Elias Soza, R OBP: 0.310, SLG: 0.350 (8, PR)															1	0	0	0	0	0	0													
Inning Stats	R: 0 E: 0 K: 0 S: 3	H: 0 LOB: 0 BB: 0 P: 3	R: 0 E: 0 K: 1 S: 5	H: 0 LOB: 0 BB: 0 P: 5	R: 0 E: 0 K: 1 S: 5	H: 0 LOB: 0 BB: 0 P: 5	R: 0 E: 0 K: 0 S: 4	H: 1 LOB: 2 BB: 1 P: 8	R: 5 E: 1 K: 0 S: 6	H: 3 LOB: 0 BB: 2 P: 14	R: 1 E: 0 K: 0 S: 4	H: 1 LOB: 0 BB: 0 P: 4	R: 0 E: 0 K: 0 S: 3	H: 0 LOB: 0 BB: 0 P: 3	R: 0 E: 0 K: 0 S: 3	H: 0 LOB: 0 BB: 0 P: 3	R: 0 E: 0 K: 0 S: 5	H: 2 LOB: 3 BB: 1 P: 9	R: 0 E: 0 K: 0 S: 3	H: 0 LOB: 0 BB: 0 P: 3	R: 0 E: 0 K: 0 S: 5	H: 2 LOB: 2 BB: 0 P: 5	R: 0 E: 0 K: 0 S: 4	H: 1 LOB: 1 BB: 0 P: 4	R: 0 E: 0 K: 1 S: 4	H: 0 LOB: 1 BB: 0 P: 4	R: 0 E: 0 K: 1 S: 5	H: 0 LOB: 1 BB: 1 P: 9	R: 0 E: 0 K: 1 S: 5	H: 0 LOB: 1 BB: 1 P: 9	1B: 5 2B: 3 3B: 1 HR: 1	SF: 2 SAC: 0 DP: 0 HBP: 0	WP: 2 PB: 0 SB: 0 CS: 0	PA: 58
PITCHER	IP	WLS	BF	H	R	ER	SO	BB	IBB	HBP	BLK	WP	HR	S	P	ERA	WHIP																	
Tom Hall, L ERA: 4.88 (5, 1)	4.1		20	4	5	5	2	3	0	0	0	0	1	0	9	3.38	1.615																	
Bob Apodaca, R ERA: 1.27 (8, 1)	2.2		9	1	1	1	0	0	0	0	0	0	0	0	7	0.00	1.200																	
Harry Parker, R ERA: 3.97 (9, 1)	1.2		7	2	0	0	0	0	0	0	0	0	0	0	17	0.00	0.692																	
Rick Baldwin, R ERA: 3.22 (14, 1)	4.1		18	3	0	0	0	0	1	0	0	0	0	0	5	0.00	1.000																	
Hank Webb, R ERA: 5.01	1.0	W	4	0	0	0	1	1	0	0	0	1	0	5	9	0.00	1.000																	

Atlanta Braves @ New York Mets
Shea Stadium, Flushing, NY
Sun Jun 08 1975, 3:33 AM EDT
Att. 24,928 - Unknown

AB 51
R 6
H 10
RBI 5
BB 5
SO 3
LOB 16



Batter	1	2	3	4	5	6	7	8	9	10	11	12	13	14	AB	R	H	RBI	BB	SO	LOB	BOTTOM										
Del Unser, L OBP: 0.363, SLG: 0.437 (1, 8)	F8			F7							G3			K	7	2	3	0	0	1	1											
Felix Millan, R OBP: 0.321, SLG: 0.356 (1, 4)	F8			5-3											6	1	1	0	0	0	5											
Joe Torre, R OBP: 0.338, SLG: 0.381 (1, 5)															6	2	4	3	1	0	3											
Rusty Staub, L OBP: 0.396, SLG: 0.465 (1, 9)															6	0	0	1	1	1	3											
Ed Kranepool, L OBP: 0.402, SLG: 0.500 (10, PR)															5	0	2	0	0	0	1											
Gene Clines, R OBP: 0.235, SLG: 0.191 (11, 7)															2	0	0	0	0	0	2											
Dave Kingman, R OBP: 0.270, SLG: 0.465 (11, 3)															6	1	1	1	0	1	2											
Mike Phillips, L OBP: 0.325, SLG: 0.290 (10, PR)															4	0	1	1	0	0	1											
Jesus Alou, R OBP: 0.367, SLG: 0.345 (11, 6)															0	0	0	0	1	0	0											
Jack Hedemann, R OBP: 0.314, SLG: 0.378 (11, 6)															1	0	1	0	0	0	0											
John Stearns, R OBP: 0.295, SLG: 0.295 (1, 2)															5	0	1	0	0	1	4											
Tom Hall, L OBP: 0.303, SLG: 0.363 (7, PR)															1	0	0	0	0	0	0											
Bob Apodaca, R OBP: 0.310, SLG: 0.331 (7, PR)															0	0	0	0	1	0	0											
Harry Parker, R OBP: 0.310, SLG: 0.350 (8, PR)															1	0	0	0	0	0	0											
Rick Baldwin, L OBP: 0.310, SLG: 0.350 (8, PR)															2	0	0	0	0	2	1											
Bob Callender, R OBP: 0.310, SLG: 0.350 (8, PR)															1	0	0	0	0	1	2											
Hank Webb, R OBP: 0.310, SLG: 0.350 (8, PR)															0	0	0	0	0	0	0											
Inning Stats	R: 0 E: 0 K: 0 S: 4	H: 1 LOB: 1 BB: 0 P: 4	R: 0 E: 0 K: 1 S: 6	H: 1 LOB: 1 BB: 0 P: 6	R: 0 E: 0 K: 0 S: 3	H: 0 LOB: 0 BB: 0 P: 3	R: 2 E: 0 K: 0 S: 5	H: 2 LOB: 1 BB: 1 P: 9	R: 3 E: 0 K: 0 S: 5	H: 2 LOB: 0 BB: 1 P: 9	R: 0 E: 0 K: 0 S: 3	H: 0 LOB: 0 BB: 0 P: 3	R: 1 E: 0 K: 0 S: 5	H: 2 LOB: 1 BB: 0 P: 5	R: 0 E: 0 K: 0 S: 5	H: 0 LOB: 0 BB: 0 P: 5	R: 0 E: 0 K: 0 S: 7	H: 2 LOB: 2 BB: 1 P: 7	R: 0 E: 0 K: 0 S: 4	H: 1 LOB: 2 BB: 1 P: 8	R: 0 E: 0 K: 1 S: 5	H: 1 LOB: 2 BB: 0 P: 6	R: 0 E: 0 K: 1 S: 5	H: 0 LOB: 0 BB: 0 P: 5	R: 0 E: 0 K: 2 S: 8	H: 1 LOB: 1 BB: 0 P: 8	R: 1 E: 1 K: 0 S: 2	H: 1 LOB: 2 BB: 1 P: 6	1B: 10 2B: 3 3B: 1 HR: 0	SF: 0 SAC: 1 DP: 0 HBP: 1	WP: 1 PB: 0 SB: 1 CS: 0	PA: 59
PITCHER	IP	WLS	BF	H	R	ER	SO	BB	IBB	HBP	BLK	WP	HR	S	P	ERA	WHIP															
Buzz Capra, R ERA: 4.25 (7, 1)	6.0		26	6	5	5	1	2	0	0	0	0	0	10	7.50	1.333																
Max Leon, R ERA: 2.95 (9, 1)	2.0		8	2	1	1	1	0	0	0	0	0	0	10	4.50	1.000																
Tom House, L ERA: 5.88 (11, 1)	2.0		10	3	0	0	1	0	0	0	0	0	0	11	0.00	1.500																
Elias Soza, R ERA: 4.18	3.0	L	15	3	1	0	4	0	1	1	0	1	0	20	0.00	1.000																

Atlanta Braves @ New York Mets
Shea Stadium, Flushing, NY
Sun Jun 08 1975, 3:33 AM EDT
Att. 24,928 - Unknown

AB 53
R 7
H 14
RBI 6
BB 4
SO 7
LOB 25



Batter	1	2	3	4	5	6	7	8	9	AB	R	H	RBI	BB	SO	LOB	TOP								
Rennie Stennett, R OBP: 0.321, SLG: 0.374 (1, 4)	4-3			4-3 G3 1B	F4		1-3		F7	5	1	1	0	0	0	4									
Richie Hebner, L OBP: 0.337, SLG: 0.445 (1, 5)	F7			G3			F7		5-3	4	0	0	0	0	0	1									
Al Oliver, L OBP: 0.297, SLG: 0.441 (1, 8)	6-3			4-3					L4	4	1	1	0	0	0	1									
Willie Stargell, L OBP: 0.333, SLG: 0.474 (1, 3)		4-3							F8	4	0	1	1	0	1	1									
Dave Parker, L OBP: 0.363, SLG: 0.553 (1, 9)		4-3							K	4	0	1	0	0	1	1									
Richie Zisk, R OBP: 0.318, SLG: 0.347 Bill Robinson, R OBP: 0.305, SLG: 0.481 (9, PR) (9, 7)			5-3																						
Duffy Dyer, R OBP: 0.360, SLG: 0.500 (1, 2)				6-3						2	0	0	0	2	0	1									
Frank Taveras, R OBP: 0.242, SLG: 0.229 (1, 6)				1-3						4	0	2	0	0	1	3									
Jerry Reuss, L OBP: 0.241, SLG: 0.241 Dave Giusti, R OBP: 0.250, SLG: 0.250 (9, 1) (9, 1)				3-1						3	0	1	0	0	0	0									
Inning Stats	R: 0 E: 0 K: 0 S: 3	H: 0 LOB: 0 BB: 0 P: 3	R: 0 E: 0 K: 0 S: 3	H: 0 LOB: 0 BB: 0 P: 3	R: 0 E: 0 K: 0 S: 3	H: 0 LOB: 0 BB: 0 P: 3	R: 1 E: 0 K: 0 S: 5	H: 2 LOB: 1 BB: 0 P: 5	R: 0 E: 0 K: 0 S: 4	H: 1 LOB: 2 BB: 1 P: 8	R: 1 E: 0 K: 2 S: 10	H: 3 LOB: 3 BB: 1 P: 14	R: 0 E: 0 K: 0 S: 3	H: 0 LOB: 0 BB: 0 P: 3	R: 0 E: 0 K: 1 S: 5	H: 0 LOB: 0 BB: 0 P: 5	R: 0 E: 0 K: 0 S: 5	H: 3 LOB: 2 BB: 0 P: 5	1B: 9 2B: 0 3B: 0 HR: 0	SF: 0 SAC: 1 DP: 0 HBP: 0	WP: 0 PB: 0 SB: 0 CS: 1	PA: 37			
PITCHER	IP	WLS	BF	H	R	ER	SO	BB	IBB	HBP	BLK	WP	HR	S	P	ERA	WHIP								
Mike Thompson, R ERA: 4.02 (1, 1)	5.2	L	25	6	2	2	1	2	0	0	0	0	0	25	33	3.18	1.412								
Max Leon, R ERA: 2.53 (6, 1)	2.1		7	0	0	0	2	0	0	0	0	0	0	11	11	0.00	0.000								
Elias Sosa, R ERA: 3.82 (9, 1)	1.0		5	3	0	0	0	0	0	0	0	0	0	5	5	0.00	3.000								

Pittsburgh Pirates @ Atlanta Braves
Atlanta-Fulton County Stadium, Atlanta, GA
Sat Jun 14 1975, 7:05 PM EDT
Att: 29,308 - Unknown

AB 34
R 2
H 9
RBI 2
BB 2
SO 3
LOB 12



Batter	1	2	3	4	5	6	7	8	9	AB	R	H	RBI	BB	SO	LOB	BOTTOM								
Ralph Garr, L OBP: 0.314, SLG: 0.376 (1, 7)	4-3		4-3		4-3					4	0	1	0	0	0	1									
Marty Perez, R OBP: 0.338, SLG: 0.338 (1, 4)	F7									3	0	1	0	1	0	0									
Cito Gaston, R OBP: 0.322, SLG: 0.442 (1, 8)	F8									4	0	1	0	0	0	3									
Earl Williams, R OBP: 0.252, SLG: 0.317 Rowland Office, L OBP: 0.320, SLG: 0.333 (9, PR) (9, 9)		5-3								4	0	1	0	0	0	2									
Dusty Baker Jr., R OBP: 0.325, SLG: 0.417 (1, 9)	F7									3	0	1	0	1	0	0									
Ed Goodson, L OBP: 0.248, SLG: 0.282 (1, 5)										3	0	0	0	0	1	2									
Larvell Blanks, R OBP: 0.327, SLG: 0.353 (1, 6)										4	1	2	0	0	0	3									
Biff Pocoroba, S OBP: 0.404, SLG: 0.366 (1, 2)										4	0	1	0	0	1	4									
Mike Thompson, R (1, 1)										1	0	0	0	0	0	1									
Max Leon, R OBP: 0.500, SLG: 0.500 (6, 1)										0	0	0	0	0	0	0									
Rod Gilbreath, R OBP: 0.327, SLG: 0.357 (6, PH)										0	0	0	0	0	0	0									
Elias Sosa, R OBP: 0.111, SLG: 0.111 (9, 1)										0	0	0	0	0	0	0									
Inning Stats	R: 0 E: 0 K: 0 S: 3	H: 0 LOB: 0 BB: 0 P: 3	R: 0 E: 0 K: 1 S: 5	H: 0 LOB: 0 BB: 0 P: 5	R: 1 E: 0 K: 0 S: 4	H: 2 LOB: 0 BB: 0 P: 4	R: 0 E: 1 K: 0 S: 5	H: 3 LOB: 2 BB: 0 P: 5	R: 0 E: 0 K: 0 S: 4	H: 1 LOB: 1 BB: 0 P: 4	R: 0 E: 0 K: 0 S: 3	H: 0 LOB: 0 BB: 0 P: 3	R: 0 E: 1 K: 0 S: 4	H: 1 LOB: 2 BB: 1 P: 8	R: 0 E: 0 K: 1 S: 6	H: 1 LOB: 3 BB: 1 P: 10	1B: 7 2B: 1 3B: 0 HR: 0	SF: 0 SAC: 3 DP: 2 HBP: 0	WP: 0 PB: 0 SB: 0 CS: 0	PA: 35					
PITCHER	IP	WLS	BF	H	R	ER	SO	BB	IBB	HBP	BLK	WP	HR	S	P	ERA	WHIP								
Jerry Reuss, L ERA: 2.63 (1, 1)	8.0	W	32	8	1	1	1	1	0	0	0	0	0	32	40	1.12	1.125								
Dave Giusti, R ERA: 1.23 (9, 1)	1.0	S	3	0	0	0	1	0	0	0	0	0	0	5	5	0.00	0.000								

Pittsburgh Pirates @ Atlanta Braves
Atlanta-Fulton County Stadium, Atlanta, GA
Sat Jun 14 1975, 7:05 PM EDT
Att: 29,308 - Unknown

AB 30
R 1
H 8
RBI 0
BB 2
SO 2
LOB 16



Batter	1	2	3	4	5	6	7	8	9	AB	R	H	RBI	BB	SO	LOB	TOP										
Rennie Stennett, R OBP: 0.318, SLG: 0.371	6-3		FC4-6 1B		F9	FC5-4		FC6-4 1B		5	1	1	1	0	0	3	Pittsburgh Pirates @ Atlanta Braves Atlanta-Fulton County Stadium, Atlanta, GA Sun Jun 15 1975, 3:33 AM EDT Att: 8,352 - Unknown										
Manny Sanguillen, R OBP: 0.410, SLG: 0.54	P4		2B SF8 1B		F3	4-3		FC6-4 FC5 WP 1B		5	1	1	0	0	0	4											
Bill Robinson, R OBP: 0.322, SLG: 0.494 Larry Demery, R OBP: 0.250, SLG: 0.143	6-3		SF8 1-3 3-H 2B		HR		L8	4-0 1-2 BB		4	1	2	1	1	0	0											
Bob Robertson, R OBP: 0.283, SLG: 0.357		1B FC3-2 1B	SF8		HR		P3	FC5 2-3		4	1	2	3	0	0	3											
Richie Zisk, R OBP: 0.325, SLG: 0.354		FC3-2 1B SF8 1B	F9		HR		F7		1B	5	1	3	0	0	0	1											
Dave Parker, L OBP: 0.394, SLG: 0.564		SF8 FC3-2 CS 1B		F7	F2			HR	F8	5	1	2	1	0	0	2											
Richie Hebner, L OBP: 0.368, SLG: 0.473		FC3-2		HR		FC1-5 BB 1B		SH3-4 1B		5	2	4	1	0	0	3											
Frank Taveras, R OBP: 0.242, SLG: 0.226		SF8		4-3		FC5-4 FC1-5 BB		SH3-4	K	2	0	0	1	1	1	2											
John Candelaria, L OBP: 0.332, SLG: 0.333 Art Howe, R OBP: 0.283, SLG: 0.245 Bob Moose, R OBP: 0.222, SLG: 0.222 Dave Giusti, R OBP: 0.250, SLG: 0.250 Al Oliver, L OBP: 0.259, SLG: 0.438	CS		FC4-6 1B		F8	FC1-5 FC5-4		FC6-4 1B	F4	2	0	1	0	0	0	0											
Inning Stats	R: 0 E: 0 K: 0 S: 3	H: 0 LOB: 0 BB: 0 P: 3	R: 1 E: 0 K: 0 S: 5	H: 3 LOB: 1 BB: 0 P: 5	R: 2 E: 0 K: 0 S: 6	H: 3 LOB: 1 BB: 0 P: 6	R: 1 E: 0 K: 0 S: 4	H: 1 LOB: 0 BB: 0 P: 4	R: 2 E: 0 K: 0 S: 6	H: 3 LOB: 1 BB: 0 P: 6	R: 0 E: 0 K: 0 S: 3	H: 0 LOB: 0 BB: 0 P: 3	R: 2 E: 0 K: 0 S: 6	H: 3 LOB: 2 BB: 2 P: 14	R: 0 E: 0 K: 1 S: 7	H: 2 LOB: 2 BB: 0 P: 7		1B: 12 2B: 1 3B: 0 HR: 3	SF: 2 SAC: 1 DP: 0 HBP: 0	WP: 1 PB: 0 SB: 0 CS: 1	PA: 46						
PITCHER	IP	WLS	BF	H	R	ER	SO	BB	IBB	HBP	BLK	WP	HR	S	P	ERA	WHIP										
Ray Sadecki, L ERA: 4.94	(1, 1)	4.2	23	10	6	6	0	0	0	0	0	0	2	23	23	11.57	2.143										
Mike Beard, L ERA: 2.4	(5, 1)	1.1	6	1	0	0	0	1	0	0	0	0	0	5	9	0.00	1.500										
Elias Sosa, R ERA: 4.17	(7, 1)	1.1	L 8	3	2	2	0	0	1	0	0	0	1	7	11	13.50	2.250										
Jamie Easterly, L ERA: 5.16	(8, 1)	0.2	3	0	0	0	0	1	0	0	0	1	0	2	6	0.00	1.500										
Tom House, L	(9, 1)	1.0	5	2	0	0	1	0	0	0	0	0	0	7	7	0.00	2.000										

AB	39
R	8
H	16
RBI	8
BB	3
SO	1
LOB	22



Batter	1	2	3	4	5	6	7	8	9	AB	R	H	RBI	BB	SO	LOB	BOTTOM										
Ralph Garr, L OBP: 0.315, SLG: 0.384	4-3 3B		K		6-3		6-3			5	1	2	0	0	1	1	Pittsburgh Pirates @ Atlanta Braves Atlanta-Fulton County Stadium, Atlanta, GA Sun Jun 15 1975, 3:33 AM EDT Att: 8,352 - Unknown										
Rod Gilbreath, R OBP: 0.327, SLG: 0.356 Darrell Evans, L OBP: 0.348, SLG: 0.420	4-3		F4 1B		F8		HR	F8		3	0	1	1	0	0	0											
Dusty Baker Jr., R OBP: 0.331, SLG: 0.440	CS 1B		F4 1-2		2B		HR		F7	5	2	3	2	0	0	2											
Earl Williams, R OBP: 0.269, SLG: 0.336 Rowland Office, L OBP: 0.320, SLG: 0.333			K		2B		FC6-4 1B		BB	4	0	3	1	1	1	2											
Cito Gaston, R OBP: 0.302, SLG: 0.411 Dave May, L OBP: 0.333, SLG: 0.455	K		F9		5-3		FC6-4 1B		BB	4	1	0	0	0	1	3											
Marty Perez, R OBP: 0.343, SLG: 0.349		G5-4-3 1B		1B	2B		6-3		F9	5	1	3	1	0	0	2											
Vic Correll, R OBP: 0.341, SLG: 0.426	G5-4-3				1B		5-3		P5	5	0	1	1	0	0	4											
Larry Blanks, R OBP: 0.326, SLG: 0.351	K		L8				FC4-6 1B		F8	4	0	1	0	0	1	1											
Ray Sadecki, L OBP: 0.280, SLG: 0.500 Mike Garcia, L OBP: 0.280, SLG: 0.327 Bob Beall, S OBP: 0.111, SLG: 0.111 Elias Sosa, R OBP: 0.250, SLG: 0.250 Jamie Easterly, L OBP: 0.259, SLG: 0.438 Mike Lum, L OBP: 0.334, SLG: 0.317 Tom House, L			1B		F5		FC4-6		P5	2	0	1	0	0	0	1											
Inning Stats	R: 1 E: 0 K: 1 S: 7	H: 3 LOB: 1 BB: 0 P: 7	R: 0 E: 0 K: 1 S: 5	H: 1 LOB: 0 BB: 0 P: 5	R: 0 E: 0 K: 2 S: 9	H: 2 LOB: 2 BB: 0 P: 9	R: 1 E: 0 K: 0 S: 5	H: 2 LOB: 1 BB: 0 P: 5	R: 1 E: 0 K: 0 S: 4	H: 2 LOB: 1 BB: 0 P: 4	R: 3 E: 1 K: 0 S: 7	H: 4 LOB: 1 BB: 0 P: 7	R: 0 E: 0 K: 0 S: 4	H: 1 LOB: 1 BB: 0 P: 4	R: 0 E: 0 K: 0 S: 3	H: 0 LOB: 2 BB: 2 P: 11		1B: 9 2B: 5 3B: 1 HR: 1	SF: 0 SAC: 0 DP: 1 HBP: 0	WP: 0 PB: 0 SB: 0 CS: 1	PA: 43						
PITCHER	IP	WLS	BF	H	R	ER	SO	BB	IBB	HBP	BLK	WP	HR	S	P	ERA	WHIP										
John Candelaria, L ERA: 4.91	(1, 1)	5.0	23	10	3	3	4	0	0	0	0	0	1	31	31	5.40	2.000										
Bob Moose, R ERA: 5.97	(6, 1)	1.1	7	3	2	2	0	0	0	0	0	0	1	7	7	13.50	2.250										
Dave Giusti, R ERA: 1.2	(7, 1)	0.2	4	2	1	0	0	0	0	0	0	0	0	4	4	0.00	3.000										
Larry Demery, R ERA: 1.85	(8, 1)	2.0	W 9	1	0	0	0	2	0	0	0	0	0	7	15	0.00	1.500										

AB	41
R	6
H	16
RBI	6
BB	2
SO	4
LOB	18




Batter	1	2	3	4	5	6	7	8	9	AB R H RBI BB SO LOB	TOP											
Ralph Garr, L OBP: 0.313, SLG: 0.378 (1, 7)	0-0 4-3		0-0 FC4-6			0-0 2B HR 1B	0-0 4-3			4 1 1 0 0 0 1	Atlanta Braves @ Cincinnati Reds Riverfront Stadium, Cincinnati, OH Tue Jun 17 1975, 7:05 PM EDT Att: 22,133 - Unknown AB 35 R 5 H 9 RBI 5 BB 1 SO 3 LOB 8											
Mike Lum, L OBP: 0.313, SLG: 0.321 (1, 3)	0-3 K			0-0 F8		0-0 HR 2B	0-0 6-3			4 1 1 0 0 1 0												
Dusty Baker Jr., R OBP: 0.328, SLG: 0.435 (1, 9)	0-0 5-3			0-0 2B		4-0 HR IBB		0-0 F7		3 1 1 0 1 0 0												
Dave May, L OBP: 0.346, SLG: 0.521 Rowland Office, L OBP: 0.320, SLG: 0.333 (1, 8)		0-0 F2 1B		0-0 F3		0-0 HR		0-3 K		4 1 2 4 0 1 1 0 0 0 0 0 0 0												
Darrell Evans, L OBP: 0.349, SLG: 0.432 (1, 5)		0-0 F2 1-2		0-3 K		0-0 F9 1B		0-0 HR		4 1 2 1 0 1 2												
Marty Perez, R OBP: 0.344, SLG: 0.350 (1, 4)		0-0 F9			0-0 5-3	0-0 1-2 1B		0-0 F8		4 0 1 0 0 0 0												
Larvell Blanks, R OBP: 0.319, SLG: 0.340 (1, 6)			0-0 F8		0-0 L6	0-0 F9 2-3		0-0 4-3		4 0 0 0 0 0 2												
Biff Pocoroba, S OBP: 0.373, SLG: 0.333 (1, 2)			0-0 F8		0-0 G3	0-0 6-3		0-0 P6		4 0 0 0 0 0 2												
Carl Morton, R OBP: 0.250, SLG: 0.256 (1, 1)				0-0 FC4-6 1B		0-0 F7	0-0 F8		0-0 5-3	4 0 1 0 0 0 0												
Inning Stats	R: 0 E: 0 K: 1 S: 5	H: 0 LOB: 0 BB: 0 P: 5	R: 0 E: 0 K: 0 S: 3	H: 1 LOB: 0 BB: 0 P: 3	R: 0 E: 0 K: 1 S: 4	H: 1 LOB: 1 BB: 0 P: 4	R: 0 E: 0 K: 1 S: 6	H: 1 LOB: 0 BB: 0 P: 6	R: 0 E: 0 K: 0 S: 3	H: 0 LOB: 0 BB: 0 P: 3	R: 4 E: 0 K: 0 S: 8	H: 5 LOB: 2 BB: 1 P: 12	R: 0 E: 0 K: 0 S: 3	H: 0 LOB: 0 BB: 0 P: 3	R: 1 E: 0 K: 1 S: 6	H: 1 LOB: 0 BB: 0 P: 6	R: 0 E: 0 K: 0 S: 3	H: 0 LOB: 0 BB: 0 P: 3	1B: 5 2B: 2 3B: 0 HR: 2	SF: 0 SAC: 0 DP: 0 HBP: 0	WP: 0 PB: 0 SB: 0 CS: 0	PA: 36
PITCHER	IP WLS BF H R ER SO BB IBB HBP BLK WP HR S P ERA WHIP											PITCHER	IP WLS BF H R ER SO BB IBB HBP BLK WP HR S P ERA WHIP									
Gary Nolan, R ERA: 2.62 (1, 1)	5.1 L 24 8 4 4 2 0 0 0 0 0 0 1 27 31 6.75 1.500																					
Rawly Eastwick, R ERA: 4.87 (6, 1)	0.2 2 0 0 0 0 0 0 0 0 0 0 0 2 2 0.00 0.000																					
Fred Norman, L ERA: 4.86 (7, 1)	2.0 7 1 1 1 1 0 0 0 0 0 0 1 9 9 4.50 0.500																					
Pedro Borbon, R ERA: 3.74 (9, 1)	1.0 3 0 0 0 0 0 0 0 0 0 0 0 3 3 0.00 0.000																					

Batter	1	2	3	4	5	6	7	8	9	AB R H RBI BB SO LOB	BOTTOM									
Pete Rose, S OBP: 0.403, SLG: 0.419 (1, 5)	0-0 4-3		0-0 3-1			0-0 1-3			0-0 6-3	4 0 0 0 0 0 0	Atlanta Braves @ Cincinnati Reds Riverfront Stadium, Cincinnati, OH Tue Jun 17 1975, 7:05 PM EDT Att: 22,133 - Unknown AB 29 R 1 H 3 RBI 1 BB 4 SO 1 LOB 10									
Ken Griffey, L OBP: 0.437, SLG: 0.452 (1, 9)	4-0 FC5-4 BB			0-0 4-3		0-0 F8		4-0 1B 2B BB	2 1 0 0 2 0 0											
Joe Morgan, L OBP: 0.502, SLG: 0.566 (1, 4)	0-0 F9			4-0 G5-4-3 BB		0-0 2B		0-0 2B 1B	3 0 2 0 1 0 1											
Johnny Bench, R OBP: 0.367, SLG: 0.558 (1, 2)	0-0 FC5-4 1-2			0-0 G5-4-3 1-2		0-0 5-3		0-0 2B	4 0 1 1 0 0 3											
Tony Perez, R OBP: 0.336, SLG: 0.440 (1, 3)		0-0 5-3			0-0 6-3		4-0 FC5-4 BB	0-0 1-3	3 0 0 0 1 0 2											
Cesar Ceronimo, L OBP: 0.361, SLG: 0.406 (1, 8)		0-0 4-3			0-0 P6		0-0 FC5-4 1-2	0-0 4-3	4 0 0 0 0 0 4											
Dave Concepcion, R OBP: 0.317, SLG: 0.355 (1, 6)		0-0 F8			0-0 L7			0-0 L6	3 0 0 0 0 0 0											
Merv Rettenmund, R OBP: 0.346, SLG: 0.262 (1, 7)			0-0 6-3			0-0 F7		0-0 6-3	3 0 0 0 0 0 0											
Gary Nolan, R OBP: 0.278, SLG: 0.279 Rawly Eastwick, R OBP: 0.346, SLG: 0.500 Terry Crowley, L OBP: 0.344, SLG: 0.500 Fred Norman, S OBP: 0.344, SLG: 0.500 Dan Driessen, L OBP: 0.344, SLG: 0.376 Pedro Borbon, R OBP: 0.320, SLG: 0.250 (1, 1)			0-3 K			0-0 4-3		0-0 G3	1 0 0 0 0 1 0 0 0 0 0 0 0 0 1 0 0 0 0 0 0 0 0 0 0 0 0 0 1 0 0 0 0 0 0 0 0 0 0 0 0 0											
Inning Stats	R: 0 E: 0 K: 0 S: 3	H: 0 LOB: 1 BB: 1 P: 7	R: 0 E: 0 K: 0 S: 3	H: 0 LOB: 0 BB: 0 P: 3	R: 0 E: 0 K: 1 S: 5	H: 0 LOB: 0 BB: 0 P: 5	R: 0 E: 0 K: 0 S: 2	H: 0 LOB: 0 BB: 1 P: 6	R: 0 E: 0 K: 0 S: 3	H: 0 LOB: 0 BB: 0 P: 3	R: 0 E: 0 K: 0 S: 4	H: 1 LOB: 2 BB: 1 P: 8	R: 0 E: 0 K: 0 S: 3	H: 0 LOB: 0 BB: 0 P: 3	R: 1 E: 0 K: 0 S: 5	H: 2 LOB: 2 BB: 1 P: 9	1B: 1 2B: 2 3B: 0 HR: 0	SF: 0 SAC: 0 DP: 1 HBP: 0	WP: 0 PB: 0 SB: 0 CS: 0	PA: 33
PITCHER	IP WLS BF H R ER SO BB IBB HBP BLK WP HR S P ERA WHIP											PITCHER	IP WLS BF H R ER SO BB IBB HBP BLK WP HR S P ERA WHIP							
Carl Morton, R ERA: 3.87 (1, 1)	9.0 W 33 3 1 1 1 4 0 0 0 0 0 0 31 47 1.00 0.778																			

Batter	1	2	3	4	5	6	7	8	9	AB	R	H	RBI	BB	SO	LOB	TOP			
Ralph Garr, L OBP: 0.313, SLG: 0.374 (1, 7)	0-0 6-3		4-0 BB		0-0 G3		0-0 F2			3	0	0	0	1	0	0				
Mike Lum, L OBP: 0.307, SLG: 0.314 (1, 3)	0-0 4-3		0-0 F9		0-0 4-3			0-0 4-3		4	0	0	0	0	0	2				
Dusty Baker Jr., R OBP: 0.327, SLG: 0.429 (1, 9)	0-0 F8		0-3 K		0-0 F9				4-0 BB	3	0	0	0	1	1	2				
Dave May, L OBP: 0.357, SLG: 0.519 (1, 8)		0-0 G3		0-0 6-3 1B		0-0 FC4-6 1B		0-3 K		4	0	2	0	0	1	1				
Darrell Evans, L OBP: 0.351, SLG: 0.433 (1, 5)		0-0 CS 1B		0-0 6-3 1B		0-0 FC4-6 S		0-0 5-3		4	0	2	0	0	0	2				
Marty Perez, R OBP: 0.343, SLG: 0.348 (1, 4)	0-0 F8			0-0 F8		0-0 L3			0-0 FC1-6-4 1B	4	0	1	0	0	0	4				
Larvell Blanks, R OBP: 0.318, SLG: 0.338 (1, 6)			0-0 4-3 2B	0-0 6-3		0-0 F9			0-0 FC1-6-4 FC5-4	4	1	1	0	0	0	4				
Biff Pocaroba, S OBP: 0.364, SLG: 0.313 (1, 2)			0-0 4-3	4-0 IBB		0-0 F6-3			0-0 FC5-4	3	0	0	0	1	0	2				
Blue Moon Odom, R OBP: 0.298, SLG: 0.500 (4, PH)			0-0 F9	0-3 K		0-0 F8			0-3 K	1	0	1	1	0	0	0				
Bob Beard, L OBP: 0.371, SLG: 0.310 (4, 1)										1	0	0	0	0	1	3				
Ray Sadecki, L OBP: 0.291, SLG: 0.500 (6, 1)										0	0	0	0	0	0	0				
Earl Williams, R OBP: 0.373, SLG: 0.338 (7, PH)										0	0	0	0	0	0	0				
Max Leon, R OBP: 0.302, SLG: 0.500 (7, 1)										0	0	0	0	0	0	0				
Cito Gaston, R OBP: 0.284, SLG: 0.443 (9, PH)										1	0	0	0	0	1	1				
Inning Stats	R: 0 E: 0 K: 0 S: 3	H: 0 LOB: 0 BB: 0 P: 3	R: 0 E: 0 K: 0 S: 3	H: 1 LOB: 0 BB: 0 P: 3	R: 1 E: 0 K: 1 S: 7	H: 2 LOB: 2 BB: 1 P: 11	R: 0 E: 0 K: 1 S: 7	H: 2 LOB: 3 BB: 1 P: 11	R: 0 E: 0 K: 0 S: 4	H: 1 LOB: 1 BB: 0 P: 4	R: 0 E: 0 K: 0 S: 3	H: 0 LOB: 0 BB: 0 P: 3	R: 0 E: 0 K: 1 S: 5	H: 0 LOB: 1 BB: 1 P: 9	R: 0 E: 0 K: 1 S: 6	H: 1 LOB: 1 BB: 0 P: 6	1B: 6 2B: 1 3B: 0 HR: 0	SF: 0 SAC: 0 DP: 0 HBP: 0	WP: 0 PA: 36 CS: 1	
PITCHER	IP WLS BF H R ER SO BB IBB HBP BLK WP HR S P ERA WHIP	IP WLS BF H R ER SO BB IBB HBP BLK WP HR S P ERA WHIP	IP WLS BF H R ER SO BB IBB HBP BLK WP HR S P ERA WHIP	IP WLS BF H R ER SO BB IBB HBP BLK WP HR S P ERA WHIP	IP WLS BF H R ER SO BB IBB HBP BLK WP HR S P ERA WHIP	IP WLS BF H R ER SO BB IBB HBP BLK WP HR S P ERA WHIP	IP WLS BF H R ER SO BB IBB HBP BLK WP HR S P ERA WHIP	IP WLS BF H R ER SO BB IBB HBP BLK WP HR S P ERA WHIP	IP WLS BF H R ER SO BB IBB HBP BLK WP HR S P ERA WHIP	IP WLS BF H R ER SO BB IBB HBP BLK WP HR S P ERA WHIP	IP WLS BF H R ER SO BB IBB HBP BLK WP HR S P ERA WHIP	IP WLS BF H R ER SO BB IBB HBP BLK WP HR S P ERA WHIP	IP WLS BF H R ER SO BB IBB HBP BLK WP HR S P ERA WHIP	IP WLS BF H R ER SO BB IBB HBP BLK WP HR S P ERA WHIP	IP WLS BF H R ER SO BB IBB HBP BLK WP HR S P ERA WHIP	IP WLS BF H R ER SO BB IBB HBP BLK WP HR S P ERA WHIP	IP WLS BF H R ER SO BB IBB HBP BLK WP HR S P ERA WHIP	IP WLS BF H R ER SO BB IBB HBP BLK WP HR S P ERA WHIP	IP WLS BF H R ER SO BB IBB HBP BLK WP HR S P ERA WHIP	
Jack Billingham, R ERA: 3.55 (1, 1)	6.0 W 25 6 1 1 2	3.0 S 11 1 0 0 2	3.0 S 11 1 0 0 2	3.0 S 11 1 0 0 2	3.0 S 11 1 0 0 2	3.0 S 11 1 0 0 2	3.0 S 11 1 0 0 2	3.0 S 11 1 0 0 2	3.0 S 11 1 0 0 2	3.0 S 11 1 0 0 2	3.0 S 11 1 0 0 2	3.0 S 11 1 0 0 2	3.0 S 11 1 0 0 2	3.0 S 11 1 0 0 2	3.0 S 11 1 0 0 2	3.0 S 11 1 0 0 2	3.0 S 11 1 0 0 2	3.0 S 11 1 0 0 2	3.0 S 11 1 0 0 2	3.0 S 11 1 0 0 2
Will McEnaney, L ERA: 2.02 (7, 1)	3.0 S 11 1 0 0 2	3.0 S 11 1 0 0 2	3.0 S 11 1 0 0 2	3.0 S 11 1 0 0 2	3.0 S 11 1 0 0 2	3.0 S 11 1 0 0 2	3.0 S 11 1 0 0 2	3.0 S 11 1 0 0 2	3.0 S 11 1 0 0 2	3.0 S 11 1 0 0 2	3.0 S 11 1 0 0 2	3.0 S 11 1 0 0 2	3.0 S 11 1 0 0 2	3.0 S 11 1 0 0 2	3.0 S 11 1 0 0 2	3.0 S 11 1 0 0 2	3.0 S 11 1 0 0 2	3.0 S 11 1 0 0 2	3.0 S 11 1 0 0 2	3.0 S 11 1 0 0 2

Atlanta Braves @ Cincinnati Reds
Riverfront Stadium, Cincinnati, OH
Wed Jun 18 1975, 3:33 AM EDT
Att: 30,333 - Unknown


AB 33
R 1
H 7
RBI 1
BB 3
SO 4
LOB 21



Batter	1	2	3	4	5	6	7	8	9	AB	R	H	RBI	BB	SO	LOB	BOTTOM			
Pete Rose, S OBP: 0.406, SLG: 0.424 (1, 5)	4-0 SH1-3 BB		0-0 G6-4-3	0-0 1B		0-0 2B		0-0 F9		4	0	2	1	1	0	3				
Ken Griffey, L OBP: 0.433, SLG: 0.447 (1, 9)	0-0 SH1-3		0-0 2B		0-0 F7	0-0 F9		0-0 4-3-2-6		4	1	1	0	0	0	3				
Joe Morgan, L OBP: 0.498, SLG: 0.558 (1, 4)	0-0 P6		4-0 2B		0-0 6-3	0-0 G3				3	1	0	0	1	0	2				
Johnny Bench, R OBP: 0.369, SLG: 0.559 (1, 2)	0-3 K		0-0 2B		4-0 BB		0-3 K			3	0	1	2	1	2	1				
Tony Perez, R OBP: 0.335, SLG: 0.433 (1, 3)		0-0 F7	0-0 5-3		4-0 BB		0-0 F8			3	0	0	0	1	0	1				
Dan Driessen, L OBP: 0.371, SLG: 0.316 (1, 7)		4-0 BB		4-0 BLK E BB		4-0 BB				0	1	0	0	2	0	0				
Merv Rettenmund, R OBP: 0.350, SLG: 0.258 (5, PH)			0-0 G6-4-3 BB		0-0 FC5-4		4-0 BB			1	0	0	0	1	0	2				
Dave Concepcion, R OBP: 0.181, SLG: 0.351 (1, 6)		0-0 G6-4-3		0-0 6-3		0-0 E5 1B		0-0 P6		3	1	0	0	0	2					
Will McEnaney, L (7, 1)										1	0	0	0	0	1					
Cesar Geronimo, L OBP: 0.367, SLG: 0.419 (1, 8)			0-0 1B		0-0 F8		0-0 SH1-4 2B 1B	4-0 1B		3	2	2	1	1	0	1				
Jack Billingham, R OBP: 0.181, SLG: 0.103 (1, 1)			0-0 3B		0-0 E1		0-0 SH1-4			2	0	1	1	0	0	0				
Doug Flynn, R OBP: 0.318, SLG: 0.367 (6, PH)			0-0 1B		0-0 E1		0-0 SH1-4			1	0	1	0	0	0	0				
Inning Stats	R: 0 E: 0 K: 1 S: 5	H: 0 LOB: 1 BB: 1 P: 9	R: 0 E: 0 K: 0 S: 2	H: 0 LOB: 1 BB: 1 P: 6	R: 3 E: 0 K: 0 S: 6	H: 4 LOB: 1 BB: 1 P: 10	R: 1 E: 1 K: 0 S: 4	H: 1 LOB: 2 BB: 1 P: 8	R: 0 E: 0 K: 0 S: 3	H: 0 LOB: 2 BB: 2 P: 11	R: 2 E: 1 K: 0 S: 6	H: 2 LOB: 1 BB: 0 P: 6	R: 0 E: 0 K: 1 S: 5	H: 0 LOB: 1 BB: 1 P: 9	R: 0 E: 0 K: 0 S: 3	H: 1 LOB: 1 BB: 1 P: 7	1B: 5 2B: 3 3B: 1 HR: 0	SF: 0 SAC: 2 DP: 3 HBP: 0	WP: 1 PA: 38 CS: 0	
PITCHER	IP WLS BF H R ER SO BB IBB HBP BLK WP HR S P ERA WHIP	IP WLS BF H R ER SO BB IBB HBP BLK WP HR S P ERA WHIP	IP WLS BF H R ER SO BB IBB HBP BLK WP HR S P ERA WHIP	IP WLS BF H R ER SO BB IBB HBP BLK WP HR S P ERA WHIP	IP WLS BF H R ER SO BB IBB HBP BLK WP HR S P ERA WHIP	IP WLS BF H R ER SO BB IBB HBP BLK WP HR S P ERA WHIP	IP WLS BF H R ER SO BB IBB HBP BLK WP HR S P ERA WHIP	IP WLS BF H R ER SO BB IBB HBP BLK WP HR S P ERA WHIP	IP WLS BF H R ER SO BB IBB HBP BLK WP HR S P ERA WHIP	IP WLS BF H R ER SO BB IBB HBP BLK WP HR S P ERA WHIP	IP WLS BF H R ER SO BB IBB HBP BLK WP HR S P ERA WHIP	IP WLS BF H R ER SO BB IBB HBP BLK WP HR S P ERA WHIP	IP WLS BF H R ER SO BB IBB HBP BLK WP HR S P ERA WHIP	IP WLS BF H R ER SO BB IBB HBP BLK WP HR S P ERA WHIP	IP WLS BF H R ER SO BB IBB HBP BLK WP HR S P ERA WHIP	IP WLS BF H R ER SO BB IBB HBP BLK WP HR S P ERA WHIP	IP WLS BF H R ER SO BB IBB HBP BLK WP HR S P ERA WHIP	IP WLS BF H R ER SO BB IBB HBP BLK WP HR S P ERA WHIP	IP WLS BF H R ER SO BB IBB HBP BLK WP HR S P ERA WHIP	
Blue Moon Odom, R ERA: 8.81 (4, 1)	3.0 L 14 4 3 3 1	2.1 14 3 3 1 0	2.1 14 3 3 1 0	2.1 14 3 3 1 0	2.1 14 3 3 1 0	2.1 14 3 3 1 0	2.1 14 3 3 1 0	2.1 14 3 3 1 0	2.1 14 3 3 1 0	2.1 14 3 3 1 0	2.1 14 3 3 1 0	2.1 14 3 3 1 0	2.1 14 3 3 1 0	2.1 14 3 3 1 0	2.1 14 3 3 1 0	2.1 14 3 3 1 0	2.1 14 3 3 1 0	2.1 14 3 3 1 0	2.1 14 3 3 1 0	2.1 14 3 3 1 0
Mike Beard, L ERA: 2.5 (4, 1)	2.1 14 3 3 1 0	2.1 14 3 3 1 0	2.1 14 3 3 1 0	2.1 14 3 3 1 0	2.1 14 3 3 1 0	2.1 14 3 3 1 0	2.1 14 3 3 1 0	2.1 14 3 3 1 0	2.1 14 3 3 1 0	2.1 14 3 3 1 0	2.1 14 3 3 1 0	2.1 14 3 3 1 0	2.1 14 3 3 1 0	2.1 14 3 3 1 0	2.1 14 3 3 1 0	2.1 14 3 3 1 0	2.1 14 3 3 1 0	2.1 14 3 3 1 0	2.1 14 3 3 1 0	2.1 14 3 3 1 0
Ray Sadecki, L ERA: 4.82 (6, 1)	0.2 2 0 0 0 0	0.2 2 0 0 0 0	0.2 2 0 0 0 0	0.2 2 0 0 0 0	0.2 2 0 0 0 0	0.2 2 0 0 0 0	0.2 2 0 0 0 0	0.2 2 0 0 0 0	0.2 2 0 0 0 0	0.2 2 0 0 0 0	0.2 2 0 0 0 0	0.2 2 0 0 0 0	0.2 2 0 0 0 0	0.2 2 0 0 0 0	0.2 2 0 0 0 0	0.2 2 0 0 0 0	0.2 2 0 0 0 0	0.2 2 0 0 0 0	0.2 2 0 0 0 0	0.2 2 0 0 0 0
Max Leon, R ERA: 4.05 (7, 1)	2.0 8 1 0 0 1	2.0 8 1 0 0 1	2.0 8 1 0 0 1	2.0 8 1 0 0 1	2.0 8 1 0 0 1	2.0 8 1 0 0 1	2.0 8 1 0 0 1	2.0 8 1 0 0 1	2.0 8 1 0 0 1	2.0 8 1 0 0 1	2.0 8 1 0 0 1	2.0 8 1 0 0 1	2.0 8 1 0 0 1	2.0 8 1 0 0 1	2.0 8 1 0 0 1	2.0 8 1 0 0 1	2.0 8 1 0 0 1	2.0 8 1 0 0 1	2.0 8 1 0 0 1	2.0 8 1 0 0 1

Atlanta Braves @ Cincinnati Reds
Riverfront Stadium, Cincinnati, OH
Wed Jun 18 1975, 3:33 AM EDT
Att: 30,333 - Unknown


AB 28
R 6
H 8
RBI 5
BB 8
SO 2
LOB 16




Batter	1	2	3	4	5	6	7	8	9	AB	R	H	RBI	BB	SO	LOB	TOP										
Derrel Thomas, S (1, 4) OBP: 0.356, SLG: 0.349	4-0 SH5-3 BB		1-0 1-3 HBP		0-0 F8		0-0 F9			2	0	0	0	1	0	3	San Francisco Giants @ Atlanta Braves Atlanta-Fulton County Stadium, Atlanta, GA Fri Jun 20 1975, 7:05 PM EDT Att: 4,373 - Unknown										
Von Joshua, L (1, 8) OBP: 0.361, SLG: 0.429	0-0 SH5-3		0-0 1-3			0-0 F9	0-0 P6			2	0	0	0	0	0	1											
Jake Brown, R (7, PH) OBP: 0.286, SLG: 0.400	1-2		1-2							1	0	0	0	0	0	3											
Bobby Murcer, L (1, 9) OBP: 0.398, SLG: 0.498	0-0 F6		0-0 F8			0-0 4-3	0-0 F8			4	0	0	0	0	0	5											
Willie Montanez, L (1, 3) OBP: 0.332, SLG: 0.397	0-0 6-3			0-0 FC1-6 1B		0-0 4-3		0-0 4-3		4	0	1	0	0	0	1											
Chris Speier, R (1, 6) OBP: 0.355, SLG: 0.373		0-0 4-3		0-0 FC1-6 8-4 BB 1-2		0-0 1B 1B 1B	0-0 F8			4	1	1	0	0	0	1											
Gary Thomasson, L (1, 7) OBP: 0.278, SLG: 0.288		0-0 WP 2B		4-0 1-2 BB		0-0 1B 1B	0-0 3-1			3	1	2	0	1	0	0											
Steve Ontiveros, S (1, 5) OBP: 0.396, SLG: 0.322		0-0 6-3		0-0 8-4 2-3		0-0 E 1B 1B 1-2 2-3		0-3 K		4	0	1	0	0	1	3											
Dave Rader, L (1, 2) OBP: 0.336, SLG: 0.330		0-0 F8			0-0 F8			0-0 F6		3	0	1	2	0	0	1											
Bruce Miller, R (9, PH) OBP: 0.310, SLG: 0.343		2-3				0-0 E 1B		0-0 F6		1	0	0	0	0	0	0											
Jim Barr, R (1, 1) OBP: 0.091, SLG: 0.032			0-0 F8			0-0 5-3		0-0 F3		2	0	0	0	0	0	0											
Glenn Adams, L (7, PH) OBP: 0.379, SLG: 0.579						0-0 1B 1B 1-2 2-3 3-4 4-0				0	0	0	0	1	0	0											
Gary Lavelle, S (7, 1) OBP: 0.167, SLG: 0.167										0	0	0	0	0	0	0											
Chris Arnold, R (9, PH) OBP: 0.324, SLG: 0.258										1	0	0	0	0	0	0											
Inning Stats	R: 0 E: 0 K: 0 S: 3	H: 0 LOB: 1 BB: 1 P: 7	R: 0 E: 0 K: 0 S: 4	H: 1 LOB: 1 BB: 0 P: 4	R: 0 E: 0 K: 0 S: 3	H: 0 LOB: 1 BB: 0 P: 4	R: 0 E: 0 K: 0 S: 3	H: 0 LOB: 0 BB: 0 P: 3	R: 0 E: 0 K: 0 S: 3	H: 0 LOB: 0 BB: 0 P: 3	R: 2 E: 1 K: 0 S: 7	H: 4 LOB: 3 BB: 1 P: 11	R: 0 E: 0 K: 1 S: 5	H: 0 LOB: 0 BB: 0 P: 5	R: 0 E: 0 K: 1 S: 5	H: 0 LOB: 0 BB: 0 P: 5	1B: 5 2B: 2 3B: 0 HR: 0	SF: 0 SAC: 1 DP: 1 HBP: 1	WP: 1 PB: 0 SB: 0 CS: 0	PA: 36							
PITCHER	IP	WLS	BF	H	R	ER	SO	BB	IBB	HBP	BLK	WP	HR	S	P	ERA	WHIP										
Phil Niekro, R (1, 1) ERA: 2.63	6.0	W	26	6	2	2	0	2	0	1	0	1	0	23	32	3.00	1.333										
Elias Sosa, R (7, 1) ERA: 4.17	0.0		1	0	0	0	0	1	0	0	0	0	0	0	4	∞	∞										
Tom House, L (7, 1) ERA: 4.68	3.0	S	9	0	0	0	1	0	0	0	0	0	0	11	11	0.00	0.000										

Batter	1	2	3	4	5	6	7	8	9	AB	R	H	RBI	BB	SO	LOB	BOTTOM										
Ralph Garr, L (1, 7) OBP: 0.320, SLG: 0.379	0-0 FC4-6 1B		0-0 G6-4-3 1B		0-0 CS 1B		4-0 BB SH5-3 1B BB	0-0 6-3		4	1	3	0	1	0	0	San Francisco Giants @ Atlanta Braves Atlanta-Fulton County Stadium, Atlanta, GA Fri Jun 20 1975, 7:05 PM EDT Att: 4,373 - Unknown										
Mike Lum, L (1, 3) OBP: 0.302, SLG: 0.309	0-0 FC4-6 1-2 BB		0-0 G6-4-3 1-2		0-0 F6 1-2		0-0 SH5-3 1-2			3	0	0	0	0	0	3											
Dusty Baker Jr., R (1, 9) OBP: 0.326, SLG: 0.424	0-0 F8		0-0 6-3		0-0 1-4-3		4-0 1B BB IBB			3	0	0	0	1	0	1											
Dave May, L (1, 8) OBP: 0.373, SLG: 0.574	4-0			0-0		0-0 F8	0-0 F8			2	1	1	1	1	0	0											
Earl Williams, R (7, PH) OBP: 0.272, SLG: 0.336										1	0	0	0	0	0	2											
Rowland Office, L (8, 8) OBP: 0.320, SLG: 0.333	1-2 BB									0	0	0	0	0	0	0											
Darrell Evans, L (1, 5) OBP: 0.353, SLG: 0.430	0-0 F5			0-0 4-3		4-0 E BB	4-0 1B BB	1-2 2-3 3-4		2	1	0	0	2	0	2											
Marty Perez, R (1, 4) OBP: 0.341, SLG: 0.346		0-0 F8		0-3 K		0-0 G3	0-0 G3	1-2 2-3 3-4		4	0	1	1	0	1	1											
Larvell Blanks, R (1, 6) OBP: 0.317, SLG: 0.336		0-0 G3		0-0 2B 1B		0-0 E5 2B	0-0 6-3			4	1	1	0	0	0	3											
Vic Correll, R (1, 2) OBP: 0.353, SLG: 0.448								0-0 F8		4	0	3	1	0	0	0											
Phil Niekro, R (1, 1) OBP: 0.208, SLG: 0.234										3	0	0	0	0	0	4											
Elias Sosa, R (7, 1) OBP: 0.111, SLG: 0.111										0	0	0	0	0	0	0											
Tom House, L (7, 1) ERA: 2.22										1	0	0	0	0	1	0											
Inning Stats	R: 0 E: 0 K: 0 S: 4	H: 1 LOB: 2 BB: 1 P: 8	R: 0 E: 0 K: 0 S: 4	H: 1 LOB: 1 BB: 0 P: 4	R: 0 E: 0 K: 0 S: 3	H: 1 LOB: 2 BB: 0 P: 3	R: 1 E: 0 K: 1 S: 8	H: 3 LOB: 0 BB: 0 P: 8	R: 0 E: 0 K: 0 S: 3	H: 1 LOB: 0 BB: 0 P: 3	R: 2 E: 1 K: 0 S: 5	H: 1 LOB: 1 BB: 1 P: 9	R: 1 E: 0 K: 0 S: 4	H: 1 LOB: 3 BB: 3 P: 16	R: 0 E: 0 K: 1 S: 5	H: 0 LOB: 0 BB: 0 P: 5		1B: 6 2B: 2 3B: 0 HR: 1	SF: 0 SAC: 1 DP: 1 HBP: 0	WP: 0 PB: 0 SB: 0 CS: 1	PA: 37						
PITCHER	IP	WLS	BF	H	R	ER	SO	BB	IBB	HBP	BLK	WP	HR	S	P	ERA	WHIP										
Jim Barr, R (1, 1) ERA: 2.71	6.0	L	27	8	3	1	1	2	1	0	0	0	0	27	35	1.50	1.667										
Gary Lavelle, L (7, 1) ERA: 2.22	2.0		10	1	1	1	1	2	1	0	0	0	0	9	21	4.50	1.500										



Batter	1	2	3	4	5	6	7	8	9	AB	R	H	RBI	BB	SO	LOB	TOP					
Derrel Thomas, S (1.4) OBP: 0.352, SLG: 0.355	4-3		1B	F5		F5			1-3	5	1	1	0	0	0	3	San Francisco Giants @ Atlanta Braves Atlanta-Fulton County Stadium, Atlanta, GA Sat Jun 21 1975, 7:05 PM EDT Att: 10,084 - Unknown livebaseballscorecards.com					
Von Joshua, L (1.8) OBP: 0.397, SLG: 0.431	1B		3B	CS			G3		4-3	4	0	2	1	1	0	1						
Bobby Murcer, L (1.9) OBP: 0.392, SLG: 0.489	F8		1B	4-3			F8			4	0	0	0	0	0	5						
Willie Montanez, L (1.3) OBP: 0.331, SLG: 0.395	FC6-4		6-3				5-3			4	0	1	0	0	0	0						
Chris Speier, R (1.6) OBP: 0.353, SLG: 0.371	FC6-4			BB		1B	6-3		F7	4	1	1	0	0	0	2						
Gary Thomasson, L (1.7) OBP: 0.277, SLG: 0.287		6-3		BB		1B	4-3		P1	4	1	1	0	0	0	0						
Steve Ontiveros, S (1.5) OBP: 0.406, SLG: 0.350		3-4-1		2B		1B			K	2	1	1	1	2	1	0						
Dave Rader, L (1.2) OBP: 0.333, SLG: 0.336	3-4-1						G3		4-3	4	0	1	2	0	0	1						
Mike Caldwell, R (1.1) OBP: 0.138, SLG: 0.207	F9			2B			F4		E5	3	0	0	0	0	0	3						
Randy Moffitt, R (6.1) OBP: 0.143, SLG: 0.143				6-3						1	0	0	0	0	0	0						
Inning Stats	R: 0 E: 0 K: 0 S: 5	H: 2 LOB: 2 BB: 0 P: 5	R: 0 E: 0 K: 0 S: 3	H: 0 LOB: 1 BB: 1 P: 7	R: 1 E: 0 K: 0 S: 4	H: 2 LOB: 0 BB: 0 P: 4	R: 2 E: 0 K: 0 S: 6	H: 3 LOB: 3 BB: 2 P: 14	R: 0 E: 0 K: 0 S: 3	H: 0 LOB: 0 BB: 0 P: 3	R: 1 E: 0 K: 0 S: 4	H: 1 LOB: 0 BB: 0 P: 4	R: 0 E: 0 K: 0 S: 3	H: 0 LOB: 0 BB: 0 P: 3	R: 0 E: 1 K: 1 S: 5	H: 0 LOB: 1 BB: 0 P: 5	R: 0 E: 1 K: 0 S: 4	H: 0 LOB: 1 BB: 0 P: 4	1B: 5 2B: 1 3B: 1 HR: 1	SF: 0 SAC: 0 DP: 0 HBP: 0	WP: 0 PB: 0 SB: 0 CS: 1	PA: 38
PITCHER	IP WLS BF H R ER SO BB IBB HBP BLK WP HR S P ERA WHIP																					
Carl Morton, R (1.1) ERA: 3.95	7.0 L 31 8 4 4 0 3 0 0 0 0 0 1 28 40 5.14 1.571																					
Tom House, L (8.1) ERA: 4.41	2.0 7 0 0 0 1 0 0 0 0 0 0 0 9 9 0.00 0.000																					

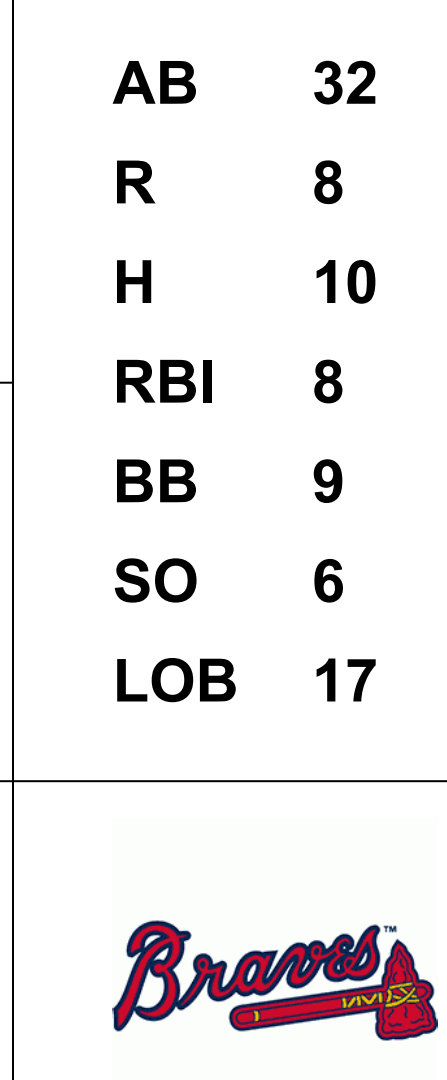
Batter	1	2	3	4	5	6	7	8	9	AB	R	H	RBI	BB	SO	LOB	BOTTOM					
Ralph Garr, L (1.7) OBP: 0.319, SLG: 0.377	4-3		K				F5			4	0	1	0	0	1	1	San Francisco Giants @ Atlanta Braves Atlanta-Fulton County Stadium, Atlanta, GA Sat Jun 21 1975, 7:05 PM EDT Att: 10,084 - Unknown livebaseballscorecards.com					
Marty Perez, R (1.4) OBP: 0.340, SLG: 0.345	F3			5-3			6-3			4	0	1	0	0	0	0						
Dusty Baker Jr., R (1.9) OBP: 0.328, SLG: 0.438	F3			HR			K			4	1	2	1	0	1	2						
Cito Gaston, R (1.8) OBP: 0.296, SLG: 0.438				5-3			F8		G1-6-3	3	0	1	0	0	0	0						
Dave May, L (6, PH) OBP: 0.397, SLG: 0.564		FC3-6							1-2	1	0	0	0	0	0	1						
Darrell Evans, L (1.5) OBP: 0.355, SLG: 0.429		FC3-6					HR		G3	3	1	1	0	1	0	1						
Earl Williams, R (1.3) OBP: 0.277, SLG: 0.355		G5-4-3					HR		F8	3	1	1	2	1	0	1						
Larvell Blanks, R (1.6) OBP: 0.316, SLG: 0.335				L7			K		F4	4	0	1	0	0	1	2						
Vic Correll, R (1.2) OBP: 0.346, SLG: 0.437			K				F5		F6	4	0	0	0	0	1	1						
Carl Morton, R (1.1) OBP: 0.238, SLG: 0.244				FC1-6			5-3		4-3	2	0	0	0	0	0	1						
Ed Goodson, L (7, PH) OBP: 0.244, SLG: 0.278				1-2						1	0	0	0	0	0	0						
Tom House, L (8.1) ERA: 4.11										0	0	0	0	0	0	0						
Inning Stats	R: 0 E: 0 K: 0 S: 3	H: 0 LOB: 0 BB: 0 P: 3	R: 0 E: 0 K: 0 S: 3	H: 1 LOB: 0 BB: 0 P: 3	R: 0 E: 0 K: 2 S: 8	H: 1 LOB: 1 BB: 0 P: 8	R: 1 E: 0 K: 0 S: 5	H: 2 LOB: 2 BB: 1 P: 9	R: 0 E: 0 K: 1 S: 7	H: 2 LOB: 2 BB: 0 P: 7	R: 2 E: 0 K: 1 S: 6	H: 1 LOB: 0 BB: 1 P: 10	R: 0 E: 0 K: 0 S: 3	H: 0 LOB: 0 BB: 0 P: 3	R: 0 E: 0 K: 0 S: 3	H: 1 LOB: 0 BB: 0 P: 3	R: 0 E: 0 K: 0 S: 3	H: 0 LOB: 0 BB: 0 P: 3	1B: 6 2B: 0 3B: 0 HR: 2	SF: 0 SAC: 0 DP: 2 HBP: 0	WP: 0 PB: 0 SB: 0 CS: 0	PA: 35
PITCHER	IP WLS BF H R ER SO BB IBB HBP BLK WP HR S P ERA WHIP																					
Mike Caldwell, L (1.1) ERA: 4.71	5.1 W 24 7 3 3 3 2 0 0 0 0 0 0 2 28 5.06 1.688																					
Randy Moffitt, R (6.1) ERA: 4.11	3.2 S 11 1 0 0 1 0 0 0 0 0 0 0 13 13 0.00 0.273																					

Batter	1	2	3	4	5	6	7	8	9	AB	R	H	RBI	BB	SO	LOB	TOP				
Derrel Thomas, S OBP: 0.353, SLG: 0.358 (1, 4)	4-3		BB FC5-2 BB	1-3 2B		F8			E6 BB	4	0	1	0	1	0	0	San Francisco Giants @ Atlanta Braves Atlanta-Fulton County Stadium, Atlanta, GA Sun Jun 22 1975, 3:33 AM EDT Unknown				
Von Joshua, L OBP: 0.368, SLG: 0.424 (1, 8)	3-1		FC5-2 BB 1-2 FC3-6 BB	K		4-3				3	1	0	0	2	1	2					
Bobby Murcer, L OBP: 0.401, SLG: 0.493 Jake Brown, R OBP: 0.273, SLG: 0.381 (1, 9) (7, 9)	1B BB		FC3-6 FC5-2 1-2 2-3 BB		BB SF8 1B				K	2	1	2	0	2	0	0					
Willie Montanez, L OBP: 0.332, SLG: 0.395 (1, 3)	1B		FC5-2 FC3-6 1-2 2-3 3-H		FC5-4 BB 1B				K	5	0	2	0	0	0	6					
Chris Speier, R OBP: 0.352, SLG: 0.367 Craig Robinson, R OBP: 0.056, SLG: 0.056 (1, 6) (7, 6)	F9		FC3-6 1-2 2-3 3-H		FC5-4 BB				F8	3	0	0	1	1	0	4					
Gary Thomasson, L OBP: 0.270, SLG: 0.280 (1, 7)			F5		SF8				4-3	3	0	0	1	0	1	2					
Steve Ontiveros, S OBP: 0.401, SLG: 0.342 (1, 5)	BB BB			6-3		FC5-4 1-2 2-3			K	3	0	0	0	1	1	2					
Marc Hill, R OBP: 0.321, SLG: 0.333 (1, 2)				F8		F8			6-3	3	0	0	0	1	0	2					
Ed Hallicki, R OBP: 0.125, SLG: 0.067 Charlie Williams, R OBP: 0.230, SLG: 0.131 Bruce Miller, R OBP: 0.339, SLG: 0.339 Dave Heaverlo, R OBP: 0.314, SLG: 0.250 (1, 1) (1, 1) (6, PH) (6, 1) (9, PH)	G4-6-3			2B 1B		4-3			F8	0	0	0	0	0	0	0					
Inning Stats	R: 0 E: 0 K: 0 S: 4	H: 1 LOB: 2 BB: 1 P: 8	R: 0 E: 0 K: 1 S: 4	H: 0 LOB: 1 BB: 2 P: 12	R: 1 E: 0 K: 0 S: 3	H: 0 LOB: 3 BB: 3 P: 15	R: 0 E: 0 K: 1 S: 7	H: 2 LOB: 2 BB: 0 P: 7	R: 1 E: 0 K: 0 S: 5	H: 2 LOB: 2 BB: 1 P: 9	R: 0 E: 0 K: 0 S: 3	H: 1 LOB: 0 BB: 0 P: 3	R: 0 E: 0 K: 1 S: 5	H: 0 LOB: 0 BB: 0 P: 5	R: 0 E: 1 K: 1 S: 6	H: 0 LOB: 2 BB: 1 P: 10		1B: 5 2B: 1 3B: 0 HR: 0	SF: 1 SAC: 0 DP: 2 HBP: 0	WP: 0 PB: 0 SB: 0 CS: 0	PA: 40
PITCHER	IP WLS BF H R ER SO BB IBB HBP BLK WP HR S P ERA WHIP	IP WLS BF H R ER SO BB IBB HBP BLK WP HR S P ERA WHIP	IP WLS BF H R ER SO BB IBB HBP BLK WP HR S P ERA WHIP	IP WLS BF H R ER SO BB IBB HBP BLK WP HR S P ERA WHIP	IP WLS BF H R ER SO BB IBB HBP BLK WP HR S P ERA WHIP	IP WLS BF H R ER SO BB IBB HBP BLK WP HR S P ERA WHIP	IP WLS BF H R ER SO BB IBB HBP BLK WP HR S P ERA WHIP	IP WLS BF H R ER SO BB IBB HBP BLK WP HR S P ERA WHIP	IP WLS BF H R ER SO BB IBB HBP BLK WP HR S P ERA WHIP	IP WLS BF H R ER SO BB IBB HBP BLK WP HR S P ERA WHIP	IP WLS BF H R ER SO BB IBB HBP BLK WP HR S P ERA WHIP	IP WLS BF H R ER SO BB IBB HBP BLK WP HR S P ERA WHIP	IP WLS BF H R ER SO BB IBB HBP BLK WP HR S P ERA WHIP	IP WLS BF H R ER SO BB IBB HBP BLK WP HR S P ERA WHIP	IP WLS BF H R ER SO BB IBB HBP BLK WP HR S P ERA WHIP	IP WLS BF H R ER SO BB IBB HBP BLK WP HR S P ERA WHIP	IP WLS BF H R ER SO BB IBB HBP BLK WP HR S P ERA WHIP	IP WLS BF H R ER SO BB IBB HBP BLK WP HR S P ERA WHIP	IP WLS BF H R ER SO BB IBB HBP BLK WP HR S P ERA WHIP	IP WLS BF H R ER SO BB IBB HBP BLK WP HR S P ERA WHIP	IP WLS BF H R ER SO BB IBB HBP BLK WP HR S P ERA WHIP

AB	31
R	2
H	6
RBI	2
BB	8
SO	4
LOB	22



Batter	1	2	3	4	5	6	7	8	9	AB	R	H	RBI	BB	SO	LOB	BOTTOM				
Ralph Garr, L OBP: 0.321, SLG: 0.373 (1, 7)	BB 1B		5-3		G1-6-3		G3			3	1	0	0	2	0	1	San Francisco Giants @ Atlanta Braves Atlanta-Fulton County Stadium, Atlanta, GA Sun Jun 22 1975, 3:33 AM EDT Unknown				
Marty Perez, R OBP: 0.345, SLG: 0.347 (1, 4)	BB 1B		K		BB BB		K			4	1	2	1	1	2	0					
Dave May, L OBP: 0.369, SLG: 0.542 Dusty Baker Jr., R OBP: 0.328, SLG: 0.438 (1, 9) (8, 9)	BB 1B		3-1		BB		K			4	1	1	1	1	1	2					
Darrell Evans, L OBP: 0.353, SLG: 0.428 (1, 5)	E 6-3 2B			F3	4-3				F9	5	1	1	1	0	0	2					
Mike Lum, L OBP: 0.300, SLG: 0.307 (1, 3)	E4 BB 1B	1B SF7 1B		4-3		F4			K	5	2	1	1	0	1	1					
Rowland Office, L OBP: 0.363, SLG: 0.370 (1, 8)	BB 6-3 1B	BB 1B		BB 1B		S BB 1B			1B	4	1	4	0	1	0	0					
Larvell Blanks, R OBP: 0.317, SLG: 0.332 (1, 6)	6-3	SF7		FC6-4 BB		S BB			6-3	2	0	0	2	2	0	3					
Biff Pocoroba, S OBP: 0.373, SLG: 0.314 (1, 2)	SH1-4 1B	BB		FC6-4		F8				3	1	1	2	1	0	4					
Mike Thompson, R OBP: 0.317, SLG: 0.332 Mike Beard, L OBP: 0.317, SLG: 0.332 (1, 1) (3, 1)	SH1-4	K			G1-6-3 BB		K			1	0	0	0	0	1	2					
Inning Stats	R: 7 E: 1 K: 0 S: 9	H: 5 LOB: 3 BB: 3 P: 21	R: 1 E: 0 K: 1 S: 7	H: 2 LOB: 2 BB: 1 P: 11	R: 0 E: 0 K: 1 S: 5	H: 0 LOB: 0 BB: 0 P: 5	R: 0 E: 0 K: 0 S: 4	H: 1 LOB: 2 BB: 1 P: 8	R: 0 E: 0 K: 1 S: 2	H: 0 LOB: 2 BB: 3 P: 14	R: 0 E: 0 K: 1 S: 6	H: 1 LOB: 1 BB: 1 P: 10	R: 0 E: 0 K: 2 S: 7	H: 0 LOB: 0 BB: 0 P: 7	R: 0 E: 0 K: 1 S: 6	H: 1 LOB: 1 BB: 0 P: 6		1B: 9 2B: 1 3B: 0 HR: 0	SF: 1 SAC: 1 DP: 1 HBP: 0	WP: 0 PB: 0 SB: 2 CS: 0	PA: 43
PITCHER	IP WLS BF H R ER SO BB IBB HBP BLK WP HR S P ERA WHIP	IP WLS BF H R ER SO BB IBB HBP BLK WP HR S P ERA WHIP	IP WLS BF H R ER SO BB IBB HBP BLK WP HR S P ERA WHIP	IP WLS BF H R ER SO BB IBB HBP BLK WP HR S P ERA WHIP	IP WLS BF H R ER SO BB IBB HBP BLK WP HR S P ERA WHIP	IP WLS BF H R ER SO BB IBB HBP BLK WP HR S P ERA WHIP	IP WLS BF H R ER SO BB IBB HBP BLK WP HR S P ERA WHIP	IP WLS BF H R ER SO BB IBB HBP BLK WP HR S P ERA WHIP	IP WLS BF H R ER SO BB IBB HBP BLK WP HR S P ERA WHIP	IP WLS BF H R ER SO BB IBB HBP BLK WP HR S P ERA WHIP	IP WLS BF H R ER SO BB IBB HBP BLK WP HR S P ERA WHIP	IP WLS BF H R ER SO BB IBB HBP BLK WP HR S P ERA WHIP	IP WLS BF H R ER SO BB IBB HBP BLK WP HR S P ERA WHIP	IP WLS BF H R ER SO BB IBB HBP BLK WP HR S P ERA WHIP	IP WLS BF H R ER SO BB IBB HBP BLK WP HR S P ERA WHIP	IP WLS BF H R ER SO BB IBB HBP BLK WP HR S P ERA WHIP	IP WLS BF H R ER SO BB IBB HBP BLK WP HR S P ERA WHIP	IP WLS BF H R ER SO BB IBB HBP BLK WP HR S P ERA WHIP	IP WLS BF H R ER SO BB IBB HBP BLK WP HR S P ERA WHIP	IP WLS BF H R ER SO BB IBB HBP BLK WP HR S P ERA WHIP	IP WLS BF H R ER SO BB IBB HBP BLK WP HR S P ERA WHIP



Batter	1	2	3	4	5	6	7	8	9	AB	R	H	RBI	BB	SO	LOB	TOP					
Derrel Thomas, S (1.4) OBP: 0.354, SLG: 0.359	E6 G4-3		1-3 1B			G3		F8		5	1	2	3	0	0	0	San Francisco Giants @ Atlanta Braves Atlanta-Fulton County Stadium, Atlanta, GA Sun Jun 22 1975, 3:38 AM EDT Att: 12,410 - Unknown					
Von Joshua, L (1.8) OBP: 0.369, SLG: 0.420	F7		1-3			G3		F		4	0	1	0	1	0	3						
Bobby Murcer, L (1.9) OBP: 0.401, SLG: 0.487	G4-3		1B					G3		3	0	0	0	2	0	2						
Willie Montanez, L (1.3) OBP: 0.330, SLG: 0.391		4-1				4-3				5	0	1	1	0	0	3						
Steve Ontiveros, S (8.3) OBP: 0.401, SLG: 0.342			1-3			4-3		F3		0	0	0	0	0	0	0						
Chris Speier, R (1.6) OBP: 0.360, SLG: 0.373			F5							4	0	3	0	1	0	2						
Gary Thomasson, L (1.7) OBP: 0.287, SLG: 0.277	FC6					4-3		F7		5	0	1	0	0	0	3						
Bruce Miller, R (1.5) OBP: 0.303, SLG: 0.327	4-3					F3		F9		4	1	0	0	1	1	5						
Dave Rader, L (1.2) OBP: 0.360, SLG: 0.396										4	3	4	1	1	0	0						
Pete Falcone, L (1.1) OBP: 0.069, SLG: 0.069			1-3			3-1		FC6-5		4	0	0	0	0	1	5						
Gary Lavelle, S (9.1) OBP: 0.167, SLG: 0.167										0	0	0	0	0	0	0						
Inning Stats	R: 0 E: 1 K: 0 S: 3	H: 0 LOB: 0 BB: 0 P: 3	R: 0 E: 0 K: 0 S: 4	H: 1 LOB: 1 BB: 0 P: 4	R: 2 E: 0 K: 0 S: 6	H: 3 LOB: 2 BB: 1 P: 10	R: 2 E: 0 K: 0 S: 5	H: 2 LOB: 1 BB: 1 P: 9	R: 0 E: 0 K: 0 S: 5	H: 2 LOB: 2 BB: 0 P: 5	R: 1 E: 0 K: 0 S: 4	H: 1 LOB: 2 BB: 2 P: 12	R: 0 E: 0 K: 1 S: 7	H: 2 LOB: 2 BB: 0 P: 7	R: 0 E: 1 K: 0 S: 4	H: 1 LOB: 1 BB: 2 P: 4	R: 0 E: 0 K: 1 S: 5	H: 0 LOB: 2 BB: 2 P: 13	1B: 10 2B: 1 3B: 0 HR: 1	SF: 0 SAC: 1 DP: 1 HBP: 0	WP: 0 PB: 1 CS: 0	PA: 45
PITCHER	IP	WLS	BF	H	R	ER	SO	BB	IBB	HBP	BLK	WP	HR	S	P	ERA	WHIP					
Blue Moon Odum, R (1.1) ERA: 8.68	5.2	L	29	9	5	5	0	3	0	0	0	0	1	26	38	7.94	2.118					
Max Leon, R (6.1) ERA: 4.0	0.1	2	0	0	0	0	0	1	0	0	0	0	0	1	5	0.00	3.000					
Ray Sadecki, L (7.1) ERA: 4.5	2.0	9	3	0	0	1	0	0	0	0	0	0	0	11	11	0.00	1.500					
Elias Sosa, R (9.1) ERA: 4.06	1.0	5	0	0	0	0	1	1	1	0	0	0	0	5	13	0.00	1.000					

Batter	1	2	3	4	5	6	7	8	9	AB	R	H	RBI	BB	SO	LOB	BOTTOM				
Ralph Garr, L (1.7) OBP: 0.320, SLG: 0.372	F6		F7			1-3				4	0	1	0	0	0	0	San Francisco Giants @ Atlanta Braves Atlanta-Fulton County Stadium, Atlanta, GA Sun Jun 22 1975, 3:38 AM EDT Att: 12,410 - Unknown				
Marty Perez, R (1.4) OBP: 0.343, SLG: 0.343						6-3		G3		3	0	0	0	1	0	3					
Dusty Baker Jr., R (1.9) OBP: 0.327, SLG: 0.432	F4					5-3				3	1	0	0	1	0	1					
Earl Williams, R (1.3) OBP: 0.271, SLG: 0.346	K					F7				4	0	0	0	0	2	2					
Darrell Evans, L (1.5) OBP: 0.351, SLG: 0.423						G3				3	1	0	0	1	0	0					
Cito Gaston, R (1.8) OBP: 0.293, SLG: 0.418								K		3	0	0	0	1	2	2					
Larvell Blanks, R (1.6) OBP: 0.316, SLG: 0.335										4	0	1	2	0	1	1					
Vic Correll, R (1.2) OBP: 0.344, SLG: 0.429										3	0	0	0	1	1	2					
Blue Moon Odum, R (1.1) OBP: 0.226, SLG: 0.400										1	0	0	0	0	1	0					
Max Leon, R (6.1) OBP: 0.299, SLG: 0.500										0	0	0	0	0	0	0					
Bob Beall, S (6.9) OBP: 0.241, SLG: 0.300										1	0	0	0	0	1	0					
Ray Sadecki, L (7.1) OBP: 0.241, SLG: 0.300										0	0	0	0	0	0	0					
Rod Gilbreath, R (8.9) OBP: 0.252, SLG: 0.347										1	0	1	0	0	0	0					
Elias Sosa, R (9.1) OBP: 0.171, SLG: 0.111										0	0	0	0	0	0	0					
Inning Stats	R: 0 E: 0 K: 1 S: 5	H: 0 LOB: 1 BB: 1 P: 9	R: 0 E: 0 K: 1 S: 5	H: 0 LOB: 0 BB: 0 P: 5	R: 0 E: 0 K: 0 S: 3	H: 0 LOB: 0 BB: 0 P: 3	R: 0 E: 0 K: 2 S: 7	H: 0 LOB: 1 BB: 1 P: 11	R: 0 E: 0 K: 1 S: 5	H: 0 LOB: 0 BB: 0 P: 5	R: 0 E: 0 K: 0 S: 3	H: 0 LOB: 0 BB: 0 P: 3	R: 0 E: 0 K: 1 S: 7	H: 2 LOB: 3 BB: 1 P: 11	R: 2 E: 0 K: 1 S: 6	H: 1 LOB: 2 BB: 2 P: 14	1B: 2 2B: 1 3B: 0 HR: 0	SF: 0 SAC: 0 DP: 0 HBP: 0	WP: 0 PB: 1 CS: 0	PA: 35	
PITCHER	IP	WLS	BF	H	R	ER	SO	BB	IBB	HBP	BLK	WP	HR	S	P	ERA	WHIP				
Pete Falcone, L (1.1) ERA: 3.26	8.2	W	34	3	2	2	8	5	0	0	0	0	0	45	65	2.08	0.923				
Gary Lavelle, L (9.1) ERA: 2.2	0.1	S	1	0	0	0	0	0	0	0	0	0	0	1	1	0.00	0.000				



Batter	1	2	3	4	5	6	7	8	9	AB	R	H	RBI	BB	SO	LOB	TOP								
Pete Rose, S OBP: 0.495, SLG: 0.437 (1, 5)	0-0 6-3		0-0 1B FC3-6 1B		0-0 P6		0-0 F7	0-0		5	1	1	0	0	0	0	Cincinnati Reds @ Atlanta Braves Atlanta-Fulton County Stadium, Atlanta, GA Mon Jun 23 1975, 7:05 PM EDT Att: 8,537 - Unknown								
Doug Flynn, R OBP: 0.318, SLG: 0.367 (8, 5)										0	0	0	0	0	0	0									
Dave Concepcion, R OBP: 0.318, SLG: 0.360 (1, 6)	0-0 G3		0-0 FC3-6 1-3 1B		4-0 S BB		0-0 1B HR 1B		0-0 1B	4	1	3	0	1	0	0									
Joe Morgan, L OBP: 0.497, SLG: 0.549 (1, 4)	0-0 6-3		0-0 FC3-6 2B		0-3 K		0-0 1B HR		0-0 S 1B	5	2	2	1	0	1	2									
Johnny Bench, R OBP: 0.369, SLG: 0.562 (1, 9)		0-0 F7	0-0 1-H 2B		0-0 4-3		0-0 1B HR		0-3 K	5	1	2	4	0	1	2									
Tony Perez, R OBP: 0.335, SLG: 0.443 (1, 3)		0-0 5-3	0-0 F9		0-0 E6 1B BB		1-0 HBP		4-0 G5-4-3 IBB	3	1	0	0	1	0	1									
George Foster, R OBP: 0.335, SLG: 0.508 (1, 7)	0-0 5-3			0-0 5-3		0-0 F8	0-0 F8		0-0 G5-4-3 1-2	5	0	0	0	0	0	5									
Cesar Geronimo, L OBP: 0.374, SLG: 0.427 (1, 8)			0-0 HR 1B		4-0 1B BB		0-0 G3			3	1	1	0	1	0	1									
Bill Plummer, R OBP: 0.273, SLG: 0.387 (1, 2)			0-0 1-H HR		0-0 1-2 2-H 1B		0-0 F8		0-0 F8	4	1	2	3	0	0	0									
Jack Billingham, R OBP: 0.143, SLG: 0.091 Will McEnaney, L (8, 1)			0-3 K		0-0 1-3		0-0 FC4-6 1B		0-3 K	4	0	0	0	0	2	2									
Inning Stats	R: 0 E: 0 K: 0 S: 3	H: 0 LOB: 0 BB: 0 P: 3	R: 0 E: 0 K: 0 S: 3	H: 0 LOB: 0 BB: 0 P: 3	R: 4 E: 0 K: 1 S: 10	H: 5 LOB: 1 BB: 0 P: 10	R: 0 E: 0 K: 0 S: 3	H: 0 LOB: 0 BB: 0 P: 3	R: 0 E: 0 K: 1 S: 5	H: 0 LOB: 1 BB: 1 P: 9	R: 1 E: 1 K: 0 S: 5	H: 1 LOB: 2 BB: 1 P: 9	R: 3 E: 0 K: 0 S: 6	H: 3 LOB: 1 BB: 0 P: 7	R: 0 E: 0 K: 1 S: 5	H: 0 LOB: 0 BB: 0 P: 5	R: 0 E: 0 K: 1 S: 6	H: 2 LOB: 2 BB: 1 P: 10	1B: 8 2B: 1 3B: 0 HR: 2	SF: 0 SAC: 0 DP: 1 HBP: 1	WP: 0 PB: 0 SB: 2 CS: 0	PA: 42			
PITCHER	IP	WLS	BF	H	R	ER	SO	BB	IBB	HBP	BLK	WP	HR	S	P	ERA	WHIP								
Jamie Easterly, L ERA: 4.66 (1, 1)	2.2	L	13	5	4	4	1	0	0	0	0	0	1	15	15	13.50	1.875								
Max Leon, R ERA: 4.4 (3, 1)	3.2		19	4	4	3	1	2	0	1	0	0	1	18	27	7.36	1.636								
Ray Sadecki, L ERA: 4.4 (7, 1)	0.2		2	0	0	0	0	0	0	0	0	0	0	2	2	0.00	0.000								
Elias Sosa, R ERA: 3.86 (8, 1)	2.0		8	2	0	0	2	0	1	0	0	0	0	11	15	0.00	1.000								

AB	38
R	8
H	11
RBI	8
BB	3
SO	4
LOB	13



Batter	1	2	3	4	5	6	7	8	9	AB	R	H	RBI	BB	SO	LOB	BOTTOM									
Ralph Garr, L OBP: 0.322, SLG: 0.373 (1, 7)	0-0 5-3		0-0 F7		0-0 1-2 1B			0-0 BB 1B 1B	0-3 K	4	1	2	0	0	0	0	Cincinnati Reds @ Atlanta Braves Atlanta-Fulton County Stadium, Atlanta, GA Mon Jun 23 1975, 7:05 PM EDT Att: 8,537 - Unknown									
Cito Gaston, R OBP: 0.289, SLG: 0.412 (9, FH)										1	0	0	0	0	1	1										
Marty Perez, R OBP: 0.344, SLG: 0.344 (1, 4)	0-0 4-3		0-0 G4-6-3 1B		0-0 F8		0-0 1-2 1B 1B	0-0 F7		5	1	2	0	0	0	3										
Dusty Baker Jr., R OBP: 0.329, SLG: 0.432 (1, 9)	0-0 5-3		0-0 G4-6-3 1-2				0-0 1B	0-0 F8	0-0 1-2 1B	5	0	2	0	0	0	3										
Dave May, L OBP: 0.357, SLG: 0.508 (1, 8)		0-0 6-3		0-0 F8		0-0 F8		4-0 1-2 2-3 1B BB	0-0 3-1	4	1	0	0	1	0	3										
Darrell Evans, L OBP: 0.347, SLG: 0.417 (1, 5)		0-0 F9		0-0 P5		0-0 F8		0-3 K		4	0	0	0	0	1	4										
Mike Lum, L OBP: 0.304, SLG: 0.325 (1, 3)		0-0 HR		0-0 6-3		0-0 F8		0-0 1-2 2-H 3-H 1B 1B		4	1	2	3	0	0	1										
Larvell Blanks, R OBP: 0.323, SLG: 0.348 (1, 6)		0-0 3B		1-0 G4-6-3 HBP		0-3 K		0-0 1-2 2-H 1B		3	0	2	1	0	1	0										
Biff Pocoroba, S OBP: 0.365, SLG: 0.296 (1, 2)		4-0 BB		0-0 G4-6-3 1-2		0-0 4-3		0-0 F7		3	0	0	0	1	0	3										
Jamie Easterly, L ERA: 4.66 (1, 1)	2.2	L	13	5	4	4	1	0	0	0	0	0	0	0	0	2		Braves								
Max Leon, R ERA: 4.4 (3, 1)	3.2		19	4	4	3	1	2	0	1	0	0	0	0	0	0										
Ray Sadecki, L ERA: 4.4 (7, 1)	0.2		2	0	0	0	0	0	0	0	0	0	0	0	0	0										
Elias Sosa, R ERA: 3.86 (8, 1)	2.0		8	2	0	0	2	0	1	0	0	0	0	0	0	0										
Inning Stats	R: 0 E: 0 K: 0 S: 3	H: 2 LOB: 2 BB: 1 P: 9	R: 1 E: 0 K: 0 S: 5	H: 2 LOB: 1 BB: 0 P: 9	R: 0 E: 0 K: 0 S: 3	H: 0 LOB: 0 BB: 0 P: 3	R: 0 E: 0 K: 0 S: 4	H: 2 LOB: 2 BB: 0 P: 5	R: 0 E: 0 K: 0 S: 4	H: 1 LOB: 1 BB: 0 P: 4	R: 0 E: 0 K: 1 S: 5	H: 0 LOB: 0 BB: 0 P: 5	R: 3 E: 0 K: 1 S: 9	H: 4 LOB: 2 BB: 1 P: 13	R: 0 E: 0 K: 1 S: 7	H: 2 LOB: 2 BB: 0 P: 7	1B: 10 2B: 0 3B: 1 HR: 1		SF: 0 SAC: 0 DP: 2 HBP: 1	WP: 0 PB: 0 SB: 0 CS: 0	PA: 40					
PITCHER	IP	WLS	BF	H	R	ER	SO	BB	IBB	HBP	BLK	WP	HR	S	P	ERA	WHIP									
Jack Billingham, R ERA: 3.65 (1, 1)	7.1	W	31	8	4	4	1	0	0	0	0	0	0	13	39	4.91	1.364									
Will McEnaney, L ERA: 1.71 (8, 1)	1.2		9	4	0	0	2	0	0	0	0	0	0	13	13	0.00	2.400									

Batter	1	2	3	4	5	6	7	8	9	AB	R	H	RBI	BB	SO	LOB	TOP										
Pete Rose, S OBP: 0.409, SLG: 0.437 (1, 5)										2	1	1	0	1	0	0	Cincinnati Reds @ Atlanta Braves Atlanta-Fulton County Stadium, Atlanta, GA Tue Jun 24 1975, 7:05 PM EDT Att: 9,148 - Unknown										
Ken Griffey, L OBP: 0.428, SLG: 0.436 (1, 9)										4	0	0	0	0	0	4											
Joe Morgan, L OBP: 0.497, SLG: 0.559 (1, 4)										3	1	1	3	1	1	1											
Johnny Bench, R OBP: 0.371, SLG: 0.565 (1, 7)										4	0	2	0	0	1	1											
Tony Perez, R OBP: 0.329, SLG: 0.436 (1, 3)											4	0	0	0	0	1		2									
Cesar Geronimo, L OBP: 0.368, SLG: 0.419 (1, 8)										4	0	0	0	0	0	1											
Dave Concepcion, R OBP: 0.319, SLG: 0.359 (1, 6)											3	0	1	0	0	1		0									
Bill Plummer, R OBP: 0.278, SLG: 0.364 (1, 2)											2	1	0	0	1	1		0									
Pat Darcy, L (1, 1)										2	0	0	0	0	0	0		REDS									
Fred Norman, S OBP: 0.130, SLG: 0.048 (8, 1)										0	0	0	0	0	0	0											
Pedro Borbon, R OBP: 0.200, SLG: 0.200 (9, 1)										0	0	0	0	0	0	0											
Inning Stats	R: 0 E: 0 K: 1 S: 5	H: 1 LOB: 1 BB: 1 P: 9	R: 0 E: 0 K: 1 S: 5	H: 0 LOB: 0 BB: 0 P: 5	R: 3 E: 0 K: 0 S: 4	H: 1 LOB: 0 BB: 2 P: 12	R: 0 E: 0 K: 0 S: 3	H: 1 LOB: 1 BB: 0 P: 3	R: 0 E: 0 K: 0 S: 3	H: 0 LOB: 0 BB: 0 P: 3	R: 0 E: 0 K: 0 S: 4	H: 1 LOB: 1 BB: 0 P: 4	R: 0 E: 0 K: 2 S: 7	H: 0 LOB: 0 BB: 0 P: 7	R: 0 E: 0 K: 1 S: 5	H: 0 LOB: 1 BB: 0 P: 6	R: 0 E: 0 K: 0 S: 3	H: 1 LOB: 0 BB: 0 P: 3	1B: 3 2B: 1 3B: 0 HR: 1	SF: 0 SAC: 1 DP: 1 HBP: 1	WP: 1 PB: 1 SB: 1 CS: 0	PA: 34					
PITCHER	IP	WLS	BF	H	R	ER	SO	BB	IBB	HBP	BLK	WP	HR	S	P	ERA	WHIP										
Phil Niekro, R ERA: 2.67 (1, 1)	8.0	L	31	4	3	3	5	3	0	1	0	1	1	36	49	3.38	0.875										
Tom House, L ERA: 4.29 (9, 1)	1.0		3	1	0	0	0	0	0	0	0	0	0	3	3	0.00	1.000										

Batter	1	2	3	4	5	6	7	8	9	AB	R	H	RBI	BB	SO	LOB	BOTTOM										
Ralph Garr, L OBP: 0.324, SLG: 0.375 (1, 7)										4	0	2	0	0	0	1	Cincinnati Reds @ Atlanta Braves Atlanta-Fulton County Stadium, Atlanta, GA Tue Jun 24 1975, 7:05 PM EDT Att: 9,148 - Unknown										
Marty Perez, R OBP: 0.343, SLG: 0.343 (1, 4)										4	0	1	0	0	0	4											
Dusty Baker Jr., R OBP: 0.331, SLG: 0.428 (1, 9)										2	0	0	0	2	0	2											
Dave May, L OBP: 0.356, SLG: 0.500 (8, PH)										3	0	1	0	0	1	4											
Earl Williams, R OBP: 0.259, SLG: 0.344 (8, PH)										1	0	0	0	0	1	2											
Tom House, L (9, 1)										0	0	0	0	0	0	0											
Darrell Evans, L OBP: 0.345, SLG: 0.412 (1, 5)											3	0	0	0	1	2		3									
Mike Lum, L OBP: 0.303, SLG: 0.324 (1, 3)											4	0	1	0	0	1		1									
Larvell Blanks, R OBP: 0.326, SLG: 0.345 (1, 6)											2	0	0	0	2	0		2									
Biff Pocoroba, S OBP: 0.343, SLG: 0.276 (1, 2)										4	0	0	0	0	0	3											
Phil Niekro, R OBP: 0.220, SLG: 0.245 (8, PH)											2	0	1	0	0	0	0										
Rowland Office, L OBP: 0.370, SLG: 0.370 (8, PH)										0	0	0	0	1	0	0											
Inning Stats	R: 0 E: 0 K: 2 S: 8	H: 1 LOB: 2 BB: 1 P: 12	R: 0 E: 0 K: 1 S: 4	H: 0 LOB: 0 BB: 1 P: 8	R: 0 E: 0 K: 0 S: 3	H: 1 LOB: 0 BB: 0 P: 3	R: 0 E: 0 K: 1 S: 6	H: 1 LOB: 1 BB: 0 P: 6	R: 0 E: 0 K: 0 S: 3	H: 0 LOB: 0 BB: 0 P: 3	R: 0 E: 0 K: 0 S: 3	H: 1 LOB: 1 BB: 1 P: 7	R: 0 E: 0 K: 0 S: 3	H: 0 LOB: 1 BB: 1 P: 7	R: 0 E: 0 K: 1 S: 6	H: 1 LOB: 2 BB: 1 P: 10	R: 0 E: 0 K: 0 S: 3	H: 1 LOB: 1 BB: 1 P: 7	1B: 6 2B: 0 3B: 0 HR: 0	SF: 0 SAC: 0 DP: 4 HBP: 0	WP: 0 PB: 0 SB: 1 CS: 0	PA: 35					
PITCHER	IP	WLS	BF	H	R	ER	SO	BB	IBB	HBP	BLK	WP	HR	S	P	ERA	WHIP										
Pat Darcy, R ERA: 3.23 (1, 1)	7.0	W	27	4	0	0	4	5	0	0	0	0	0	30	50	0.00	1.286										
Fred Norman, L ERA: 4.58 (8, 1)	1.0		6	2	0	0	1	1	0	0	0	0	0	7	11	0.00	3.000										
Pedro Borbon, R ERA: 3.42 (9, 1)	1.0	S	2	0	0	0	0	0	0	0	0	0	0	2	2	0.00	0.000										

Batter	1	2	3	4	5	6	7	8	9	AB	R	H	RBI	BB	SO	LOB	TOP								
Pete Rose, S OBP: 0.410, SLG: 0.440 (1, 5)										3	1	1	0	0	1	0	Cincinnati Reds @ Atlanta Braves Atlanta-Fulton County Stadium, Atlanta, GA Wed Jun 25 1975, 7:05 PM EDT Att: 8,117 - Unknown								
Ken Griffey, L OBP: 0.427, SLG: 0.435 (1, 9)										3	0	1	0	0	1	0									
Joe Morgan, L OBP: 0.497, SLG: 0.558 (1, 4)										2	0	1	1	1	0	1									
Johnny Bench, R OBP: 0.373, SLG: 0.563 (1, 7)										3	1	1	0	1	0	1									
Dan Driessen, L OBP: 0.359, SLG: 0.298 (1, 3)										3	0	0	0	1	0	1									
Cesar Geronimo, L OBP: 0.366, SLG: 0.417 (1, 8)										4	0	1	0	0	0	4									
Dave Concepcion, R OBP: 0.318, SLG: 0.359 (1, 6)										3	0	1	1	0	0	1									
Bill Plummer, R OBP: 0.256, SLG: 0.333 (1, 2)										3	0	0	0	0	0	2									
Tom Carroll, L Will McEnaney, L (9, 1)										3	0	0	0	0	1	0									
										0	0	0	0	0	0	0									
Inning Stats	R: 0 E: 0 K: 0 S: 3	H: 1 LOB: 1 BB: 0 P: 4	R: 0 E: 0 K: 0 S: 4	H: 1 LOB: 1 BB: 0 P: 4	R: 0 E: 0 K: 1 S: 5	H: 0 LOB: 0 BB: 0 P: 5	R: 0 E: 0 K: 0 S: 2	H: 0 LOB: 1 BB: 2 P: 10	R: 0 E: 0 K: 0 S: 3	H: 0 LOB: 0 BB: 0 P: 3	R: 1 E: 0 K: 0 S: 4	H: 1 LOB: 0 BB: 0 P: 4	R: 0 E: 0 K: 0 S: 4	H: 1 LOB: 1 BB: 0 P: 4	R: 0 E: 0 K: 2 S: 7	H: 0 LOB: 0 BB: 0 P: 7	R: 1 E: 0 K: 0 S: 4	H: 2 LOB: 1 BB: 1 P: 8	1B: 5 2B: 1 3B: 0 HR: 0	SF: 2 SAC: 1 DP: 0 HBP: 1	WP: 0 PB: 0 SB: 1 CS: 2	PA: 35			
PITCHER Carl Morton, R ERA: 3.8 (1, 1)	IP: 9.0 WLS: L BF: 34 H: 6 R: 2 ER: 2 SO: 3 BB: 3 IBB: 0 HBP: 1 BLK: 0 WP: 0 HR: 0 S: 36 P: 49 ERA: 2.00 WHIP: 1.000																								

Batter	1	2	3	4	5	6	7	8	9	AB	R	H	RBI	BB	SO	LOB	BOTTOM							
Ralph Garr, L OBP: 0.320, SLG: 0.370 (1, 7)										4	0	0	0	0	0	2	Cincinnati Reds @ Atlanta Braves Atlanta-Fulton County Stadium, Atlanta, GA Wed Jun 25 1975, 7:05 PM EDT Att: 8,117 - Unknown							
Marty Perez, R OBP: 0.342, SLG: 0.341 (1, 4)										4	0	1	0	0	1	1								
Dusty Baker Jr., R OBP: 0.331, SLG: 0.424 (1, 9)										2	0	0	0	1	0	0								
Darrell Evans, L OBP: 0.342, SLG: 0.407 (1, 5)										3	0	0	0	0	0	2								
Mike Lum, L OBP: 0.307, SLG: 0.329 (1, 3)										3	0	2	0	0	0	0								
Vic Correll, R OBP: 0.340, SLG: 0.424 (1, 2)										2	0	0	0	0	1	1								
Rowland Office, L OBP: 0.369, SLG: 0.360 (1, 8)										2	0	0	0	1	1	2								
Laryell Blanks, R OBP: 0.322, SLG: 0.340 (1, 6)										3	0	0	0	0	0	2								
Carl Morton, R OBP: 0.250, SLG: 0.238 (1, 1) Dave May, L (9, PH) Bob Beall, S (9, PR)										1	0	0	0	1	0	0								
										0	0	0	0	1	0	0								
										0	0	0	0	0	0	0								
Inning Stats	R: 0 E: 0 K: 1 S: 5	H: 0 LOB: 0 BB: 0 P: 5	R: 0 E: 0 K: 1 S: 5	H: 0 LOB: 0 BB: 0 P: 5	R: 0 E: 0 K: 0 S: 2	H: 0 LOB: 1 BB: 1 P: 6	R: 0 E: 0 K: 0 S: 3	H: 1 LOB: 1 BB: 1 P: 7	R: 0 E: 0 K: 0 S: 3	H: 1 LOB: 0 BB: 0 P: 3	R: 0 E: 0 K: 0 S: 2	H: 0 LOB: 1 BB: 1 P: 6	R: 0 E: 0 K: 1 S: 6	H: 1 LOB: 1 BB: 0 P: 6	R: 0 E: 0 K: 0 S: 2	H: 0 LOB: 1 BB: 1 P: 6	1B: 3 2B: 0 3B: 0 HR: 0	SF: 0 SAC: 1 DP: 5 HBP: 0	WP: 0 PB: 0 SB: 0 CS: 0	PA: 29				
PITCHER Tom Carroll, R ERA: 1.88 Will McEnaney, L ERA: 1.07 (9, 1)	IP: 8.0 WLS: W BF: 27 H: 3 R: 0 ER: 0 SO: 3 BB: 4 IBB: 0 HBP: 0 BLK: 0 WP: 0 HR: 0 S: 29 P: 45 ERA: 0.00 WHIP: 0.875																							



Batter	1	2	3	4	5	6	7	8	9	AB	R	H	RBI	BB	SO	LOB	TOP		
Ralph Garr, L OBP: 0.319, SLG: 0.365 (1, 7)	F7	HBP		L4		F8			4-3	4	0	0	0	0	0	1			
Marty Perez, R OBP: 0.343, SLG: 0.342 (1, 4)	G3 BB	6-3		K			G3		WP	5	1	2	0	0	1	2			
Dusty Baker Jr., R OBP: 0.336, SLG: 0.423 (1, 9)	G3 BB			S	3-1		DI S		F8	3	1	1	0	2	0	1			
Darrell Evans, L OBP: 0.346, SLG: 0.407 (1, 5)	G3			E2			K		WP	3	1	1	0	2	1	3			
Mike Lum, L OBP: 0.301, SLG: 0.321 (1, 3)	3-1			K			4-3		4-3	5	0	0	0	0	2	6			
Vic Correll, R OBP: 0.336, SLG: 0.420 (1, 2)				K					F8	4	0	1	0	0	1	2			
Rowland Office, L OBP: 0.375, SLG: 0.380 (1, 8)		FC4-6							L8	4	1	2	1	0	0	1			
Larvell Blanks, R OBP: 0.325, SLG: 0.347 (1, 6)										4	0	2	1	0	0	2			
Mike Thompson, R Mike Beard, L Ed Goodson, L Max Leon, R Bob Beall, S Elias Sosa, R (1, 1) (2, 1) (6, PH) (6, 1) (8, PH) (8, 1)	K			K					5-3	1	0	0	0	0	1	1			
Inning Stats	R: 0 E: 0 K: 0 S: 4	H: 1 LOB: 2 BB: 1 P: 8	R: 1 E: 0 K: 1 S: 7	H: 2 LOB: 2 BB: 0 P: 8	R: 2 E: 1 K: 1 S: 7	H: 2 LOB: 1 BB: 1 P: 11	R: 0 E: 0 K: 2 S: 7	H: 0 LOB: 0 BB: 0 P: 7	R: 0 E: 0 K: 0 S: 4	H: 1 LOB: 1 BB: 0 P: 4	R: 0 E: 0 K: 1 S: 6	H: 1 LOB: 1 BB: 0 P: 6	R: 0 E: 0 K: 0 S: 4	H: 1 LOB: 1 BB: 0 P: 4	R: 1 E: 0 K: 0 S: 4	H: 1 LOB: 1 BB: 0 P: 8	1B: 7 2B: 2 3B: 0 HR: 0	SF: 0 SAC: 0 DP: 0 HBP: 1	WP: 3 PA: 41
PITCHER J.R. Richard, R ERA: 4.52 (1, 1)	IP: 9.0 WLS: W BF: 41	H: 9 R: 4 ER: 2 SO: 7	BB: 4 IBB: 0 HBP: 1 BLK: 0	WP: 2 HR: 0 S: 50 P: 67	ERA: 2.00 WHIP: 1.444	PITCHER IP: WLS: BF: H: R: ER: SO: BB: IBB: HBP: BLK: WP: HR: S: P: ERA: WHIP													

Atlanta Braves @ Houston Astros
Astrodome, Houston, TX
Thu Jun 26 1975, 8:05 PM EDT
Att: 7,017 - Dome

AB 36
R 4
H 9
RBI 2
BB 4
SO 7
LOB 21

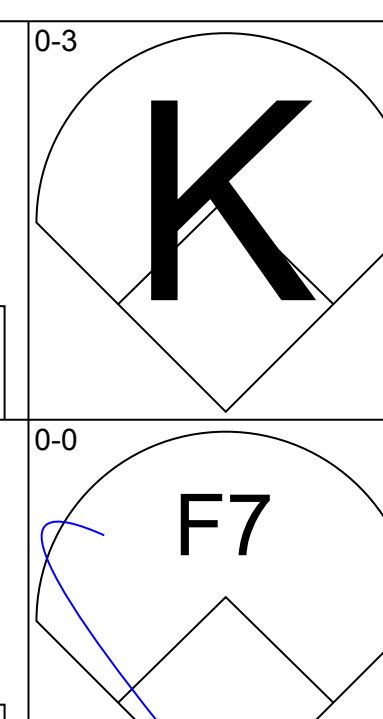
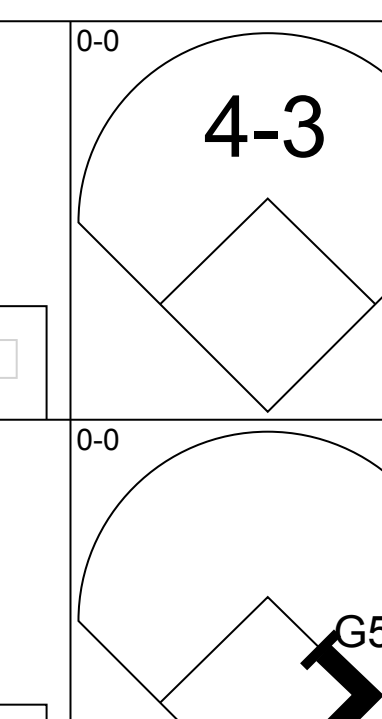
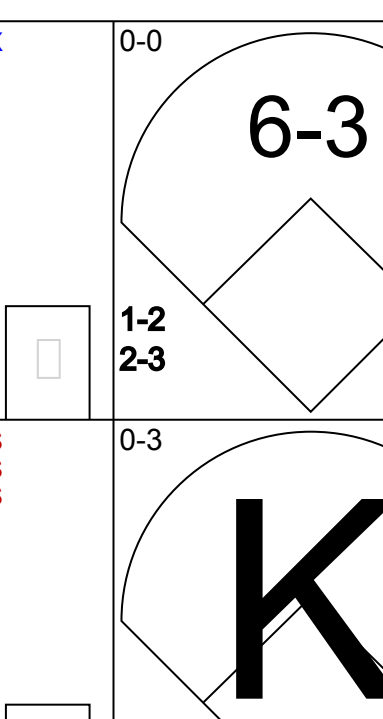
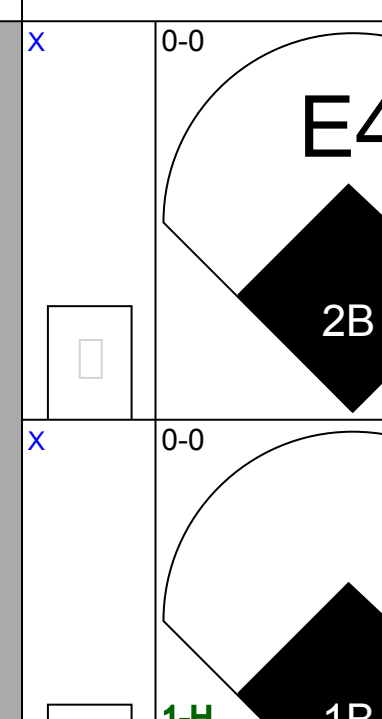
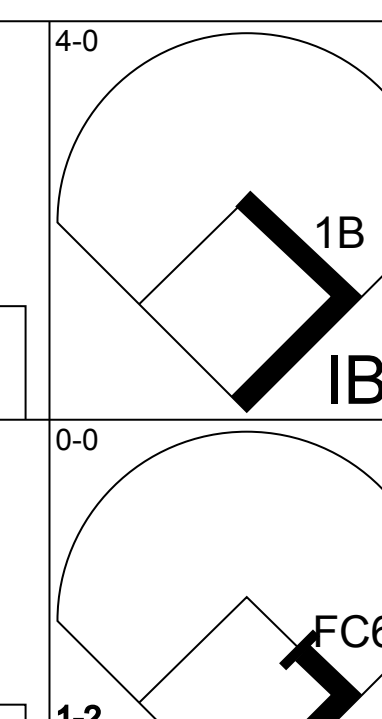
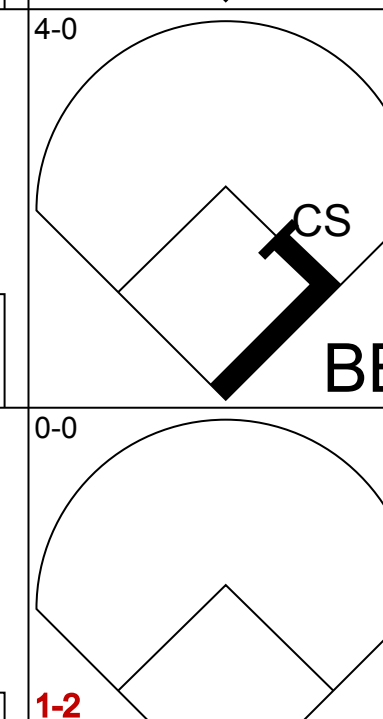
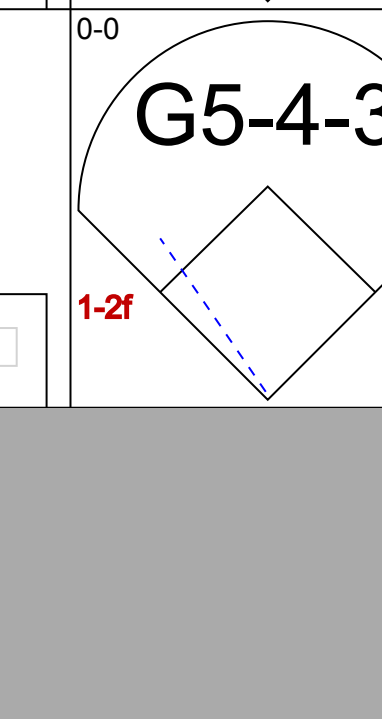

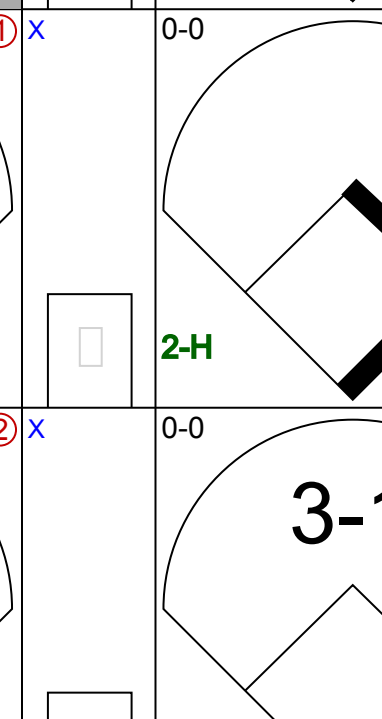
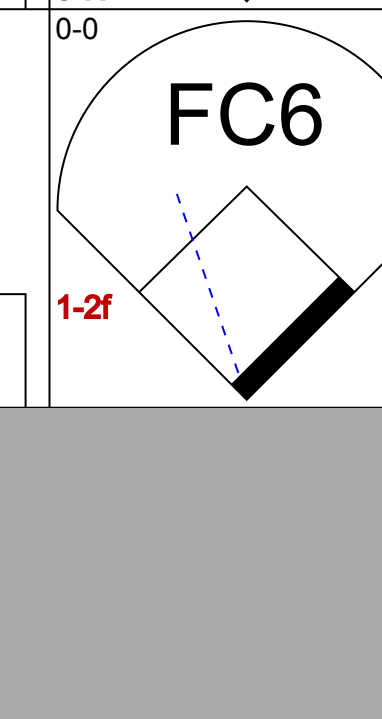



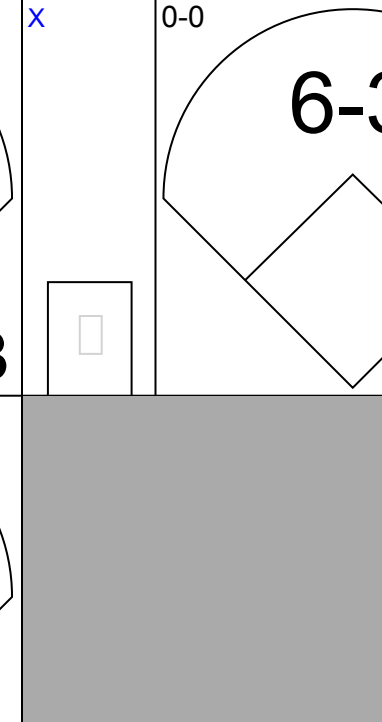
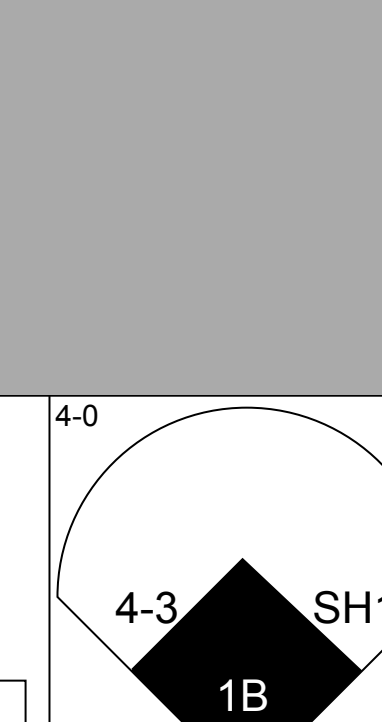

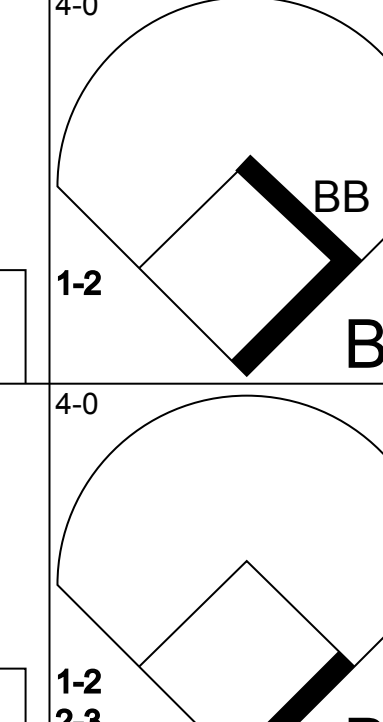

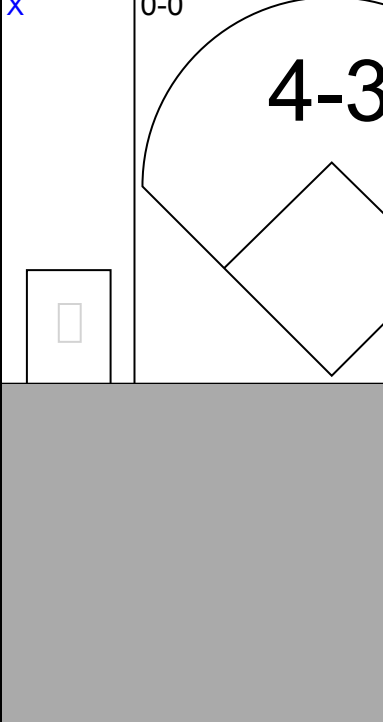
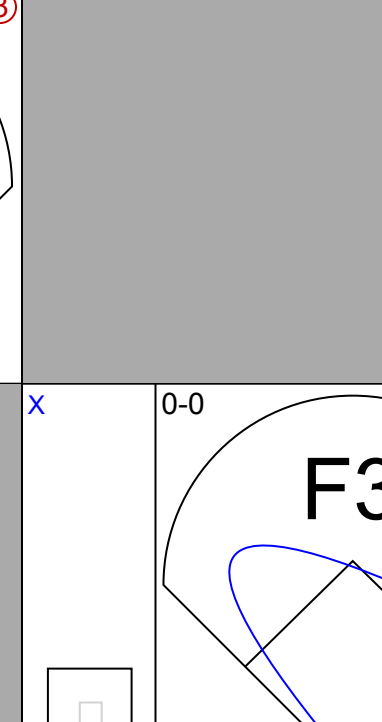
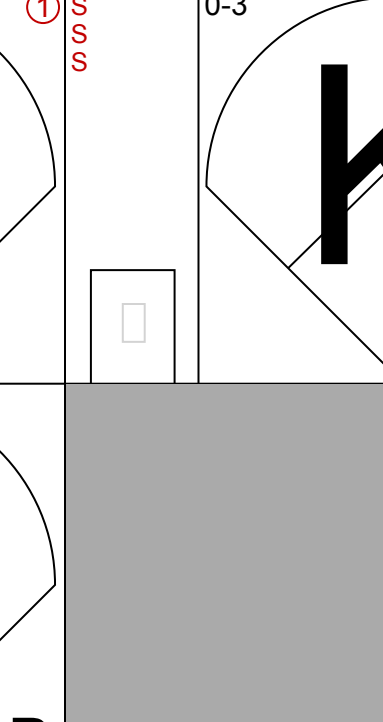
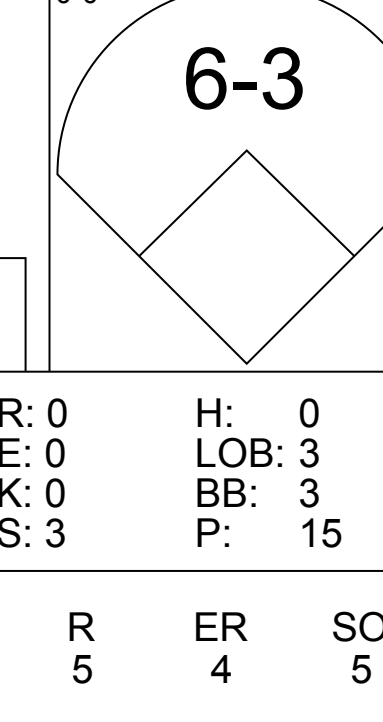
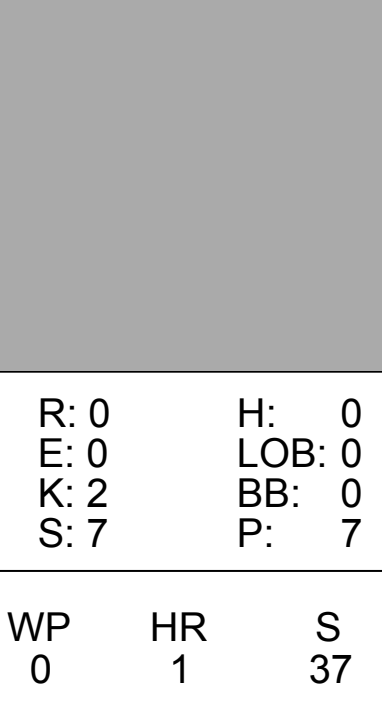
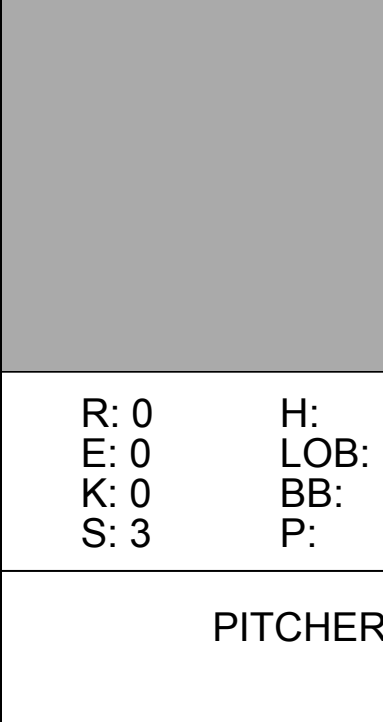
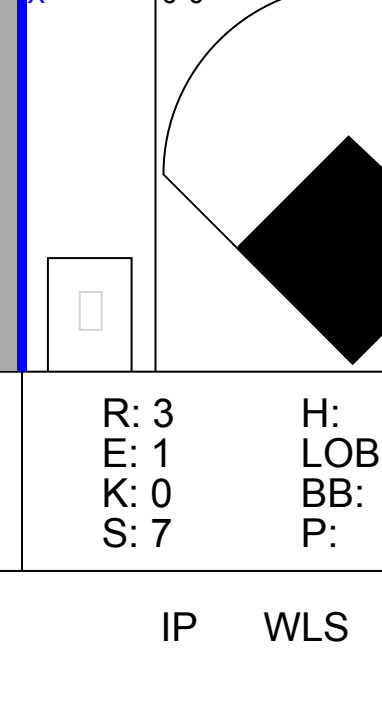
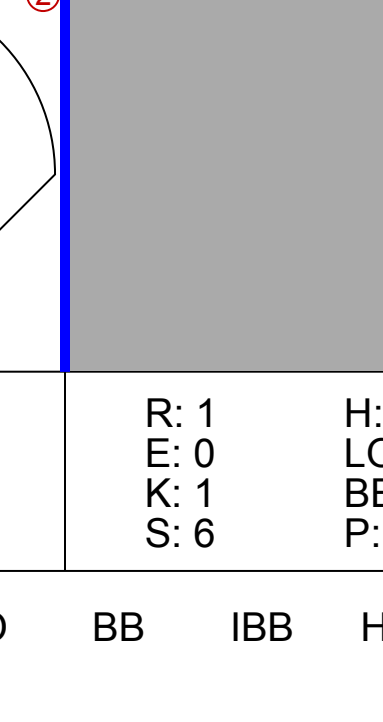
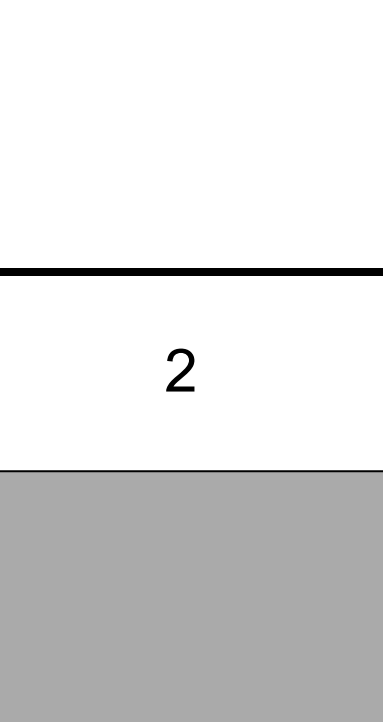
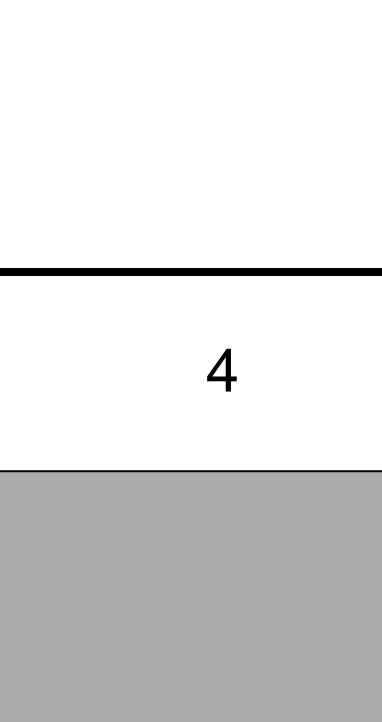
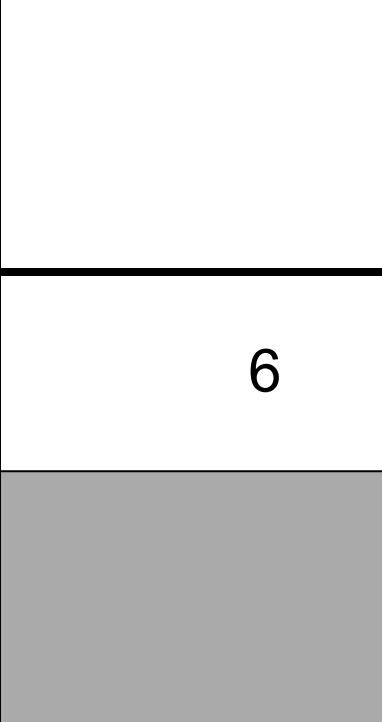
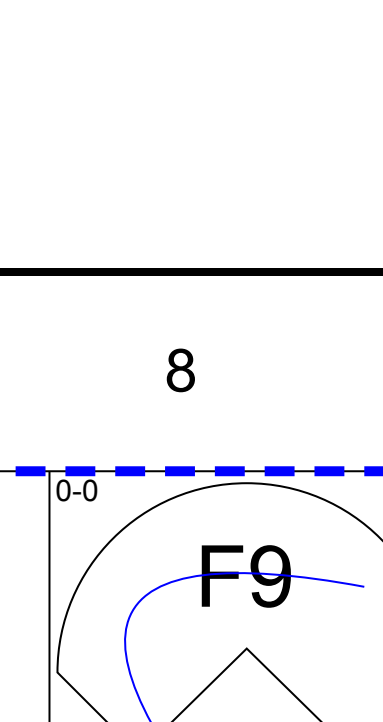
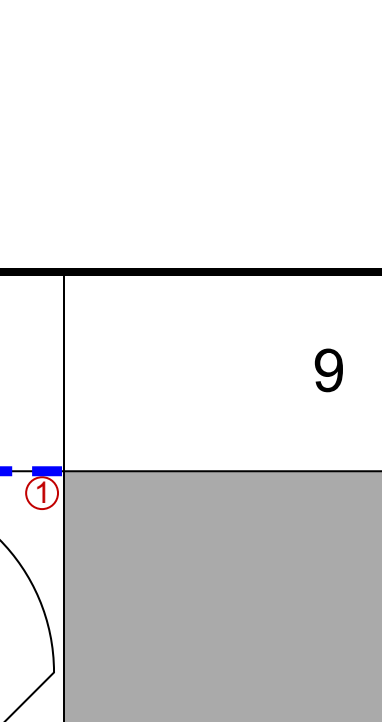

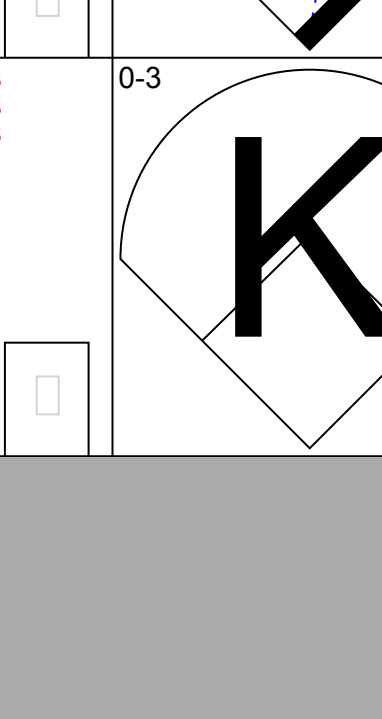
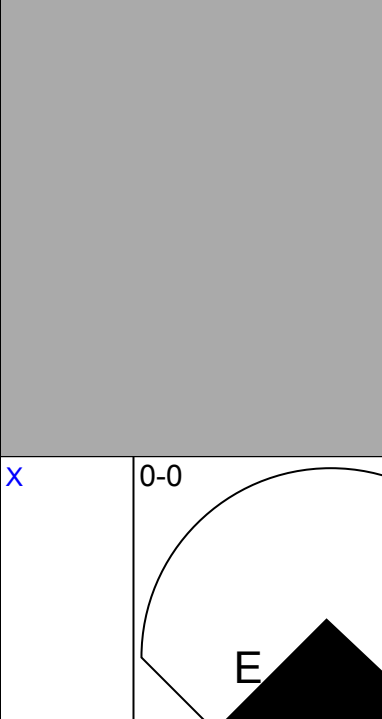
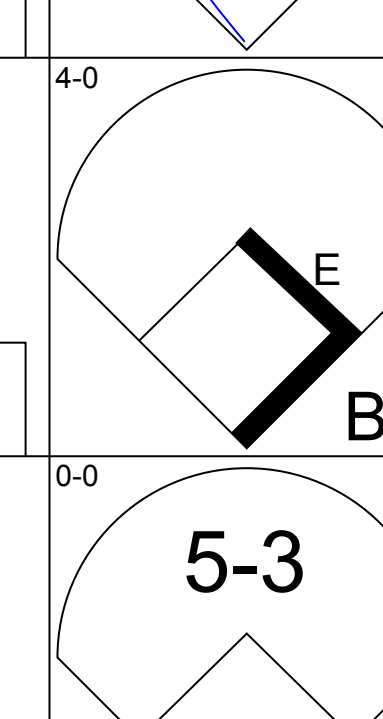
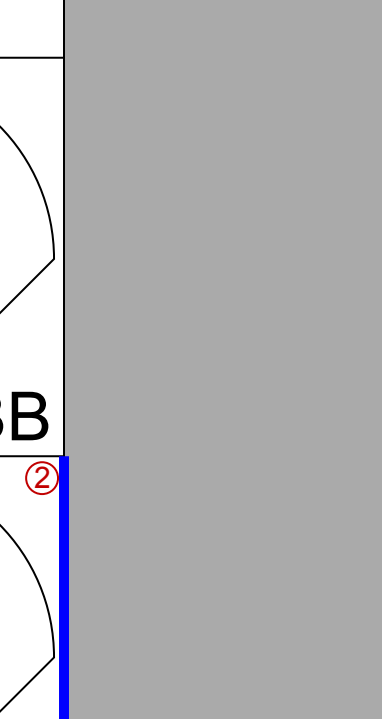



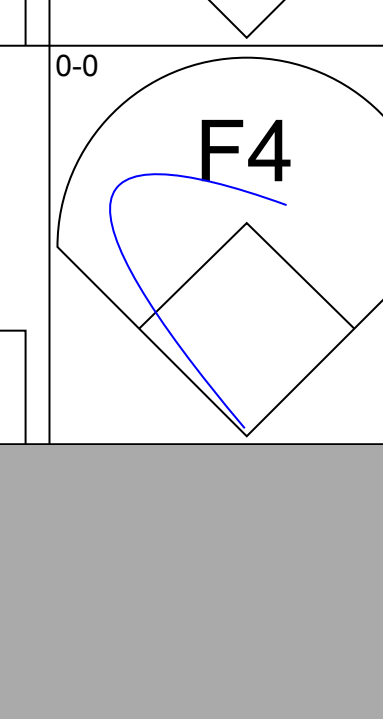
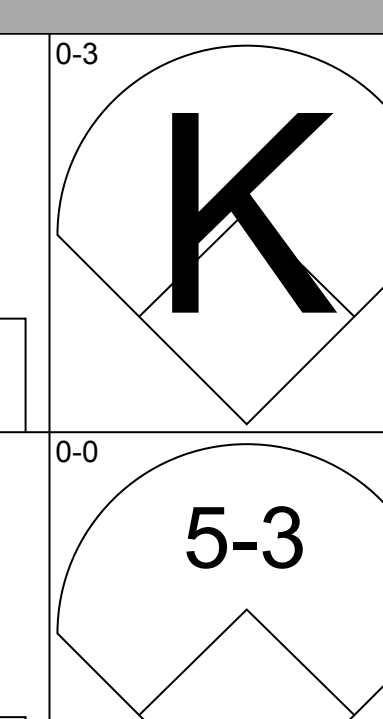

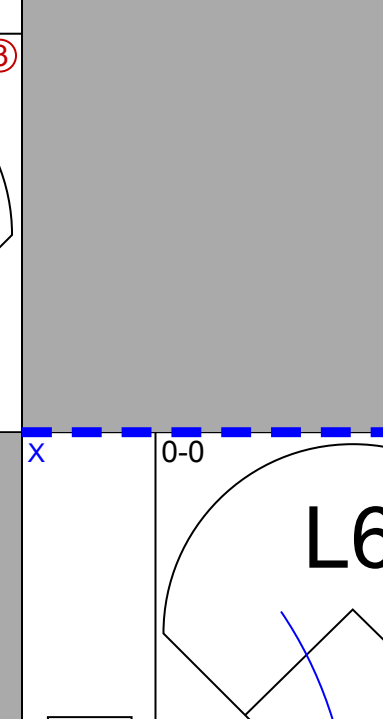



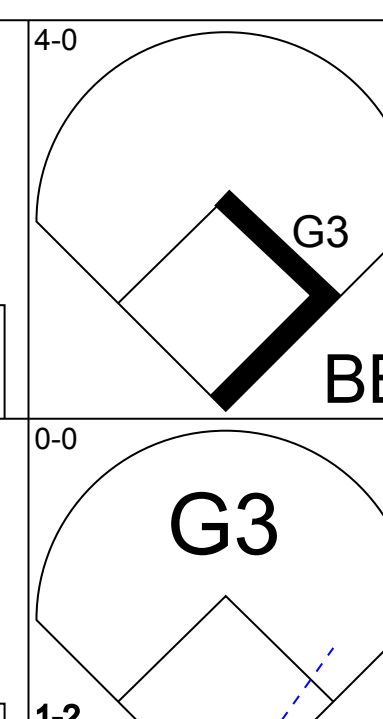
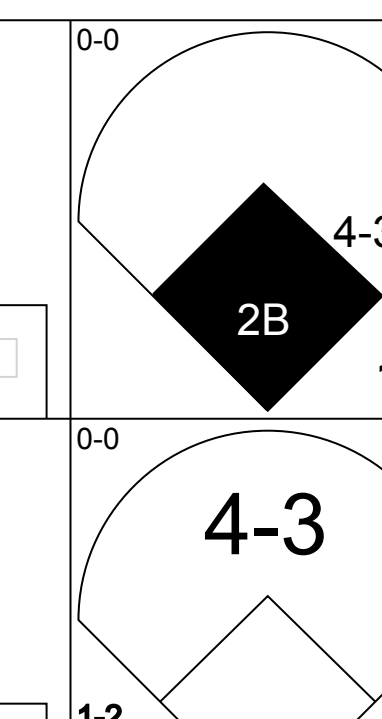
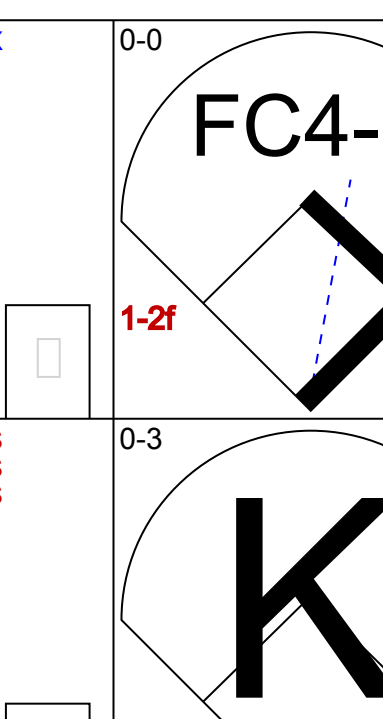
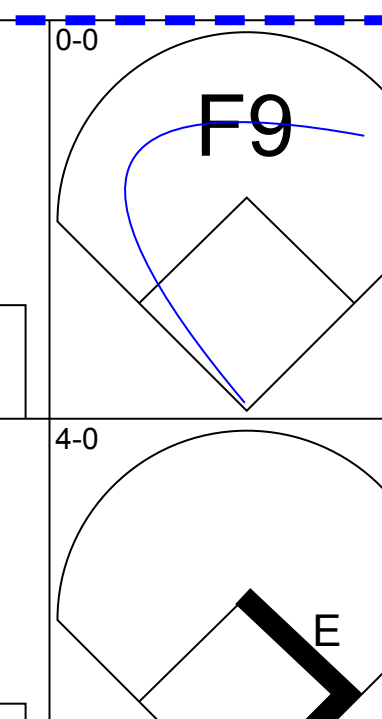
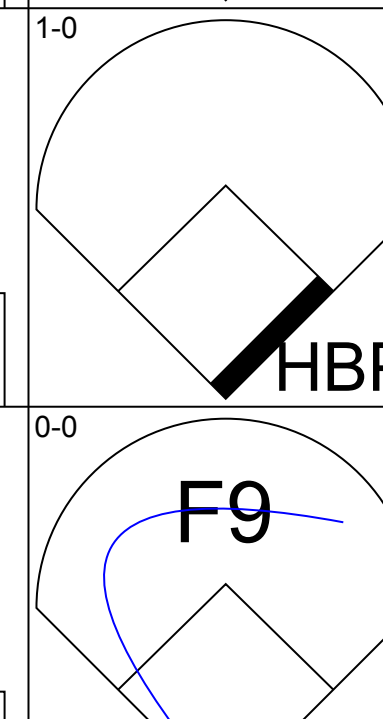
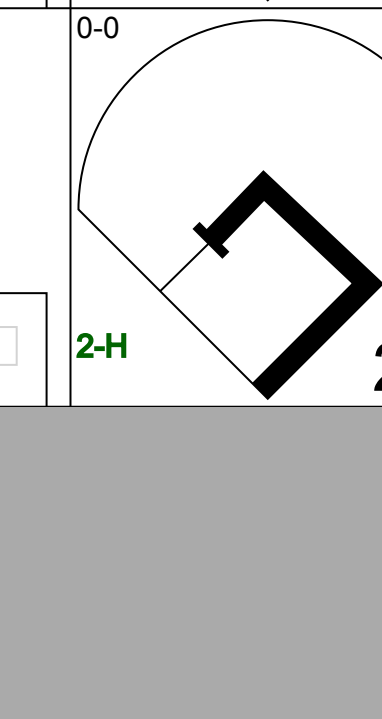

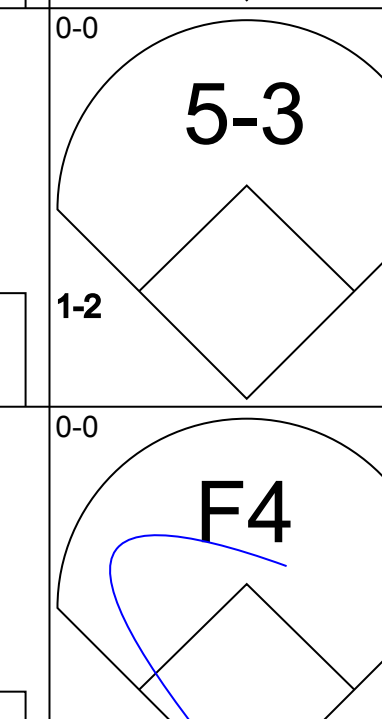
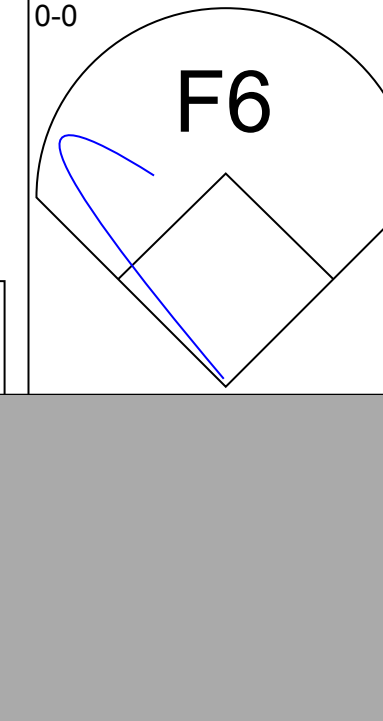

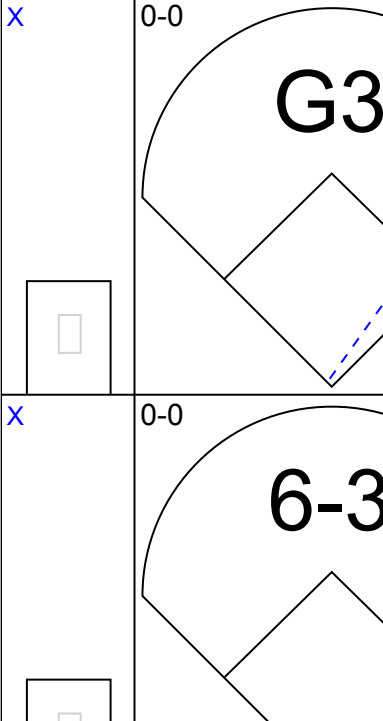


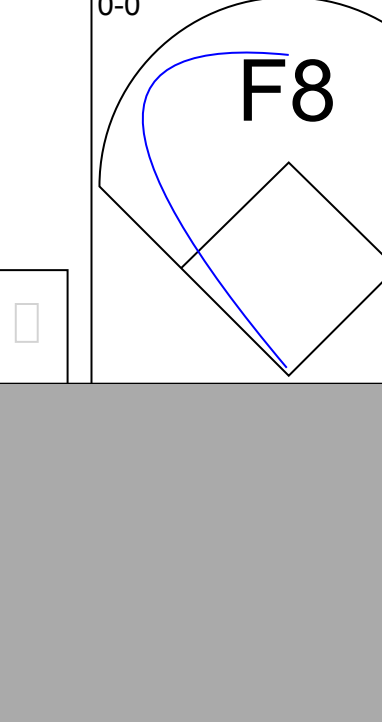



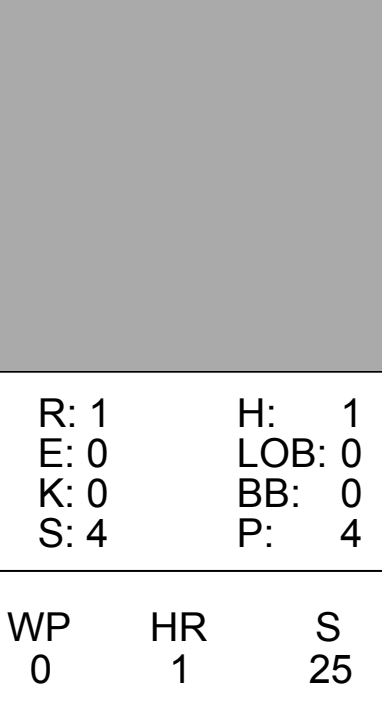



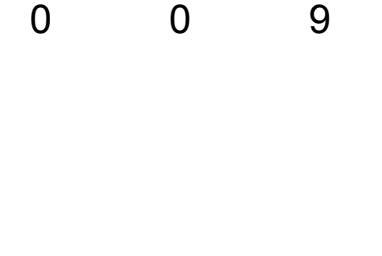


Batter	1	2	3	4	5	6	7	8	9	AB	R	H	RBI	BB	SO	LOB	BOTTOM		
Greg Gross, L OBP: 0.340, SLG: 0.341 (1, 7)	1B WP	SH5-3		1B	L8		F8			3	2	1	1	1	0	4			
Roger Metzger, S OBP: 0.305, SLG: 0.323 (1, 6)	WP	FC6-4		E7		1-3			1-3	5	0	3	0	0	0	0			
Cesar Cedeno, R OBP: 0.343, SLG: 0.393 (1, 8)	F6	FC6-4		6-3		6-3			F9	5	0	0	0	0	0	3			
Bob Watson, R OBP: 0.377, SLG: 0.516 (1, 3)	K			E4	F7		K		1-3	5	1	0	0	0	2	2			
Mitt May, L OBP: 0.292, SLG: 0.310 (1, 2)	4-3			F6	4-3					4	1	1	0	0	0	3			
Enos Cabell, R OBP: 0.331, SLG: 0.419 (1, 9)				S	1B		5-3		5-3	3	2	2	1	1	0	1			
Doug Rader, R OBP: 0.327, SLG: 0.368 (1, 5)				1B			K			4	1	3	1	0	1	1			
Rob Andrews, R OBP: 0.282, SLG: 0.248 (1, 4)				1B					1B	3	1	2	1	1	0	2			
J.R. Richard, R OBP: 0.258, SLG: 0.387 (1, 1)		SH1-4		FC6-4					1B	3	0	1	1	0	1	3			
Inning Stats	R: 1 E: 0 K: 1 S: 6	H: 1 LOB: 1 BB: 1 P: 10	R: 3 E: 0 K: 0 S: 6	H: 3 LOB: 1 BB: 1 P: 10	R: 2 E: 1 K: 0 S: 6	H: 3 LOB: 1 BB: 0 P: 6	R: 1 E: 1 K: 0 S: 5	H: 2 LOB: 1 BB: 0 P: 5	R: 0 E: 0 K: 1 S: 7	H: 2 LOB: 2 BB: 0 P: 7	R: 0 E: 0 K: 1 S: 5	H: 0 LOB: 0 BB: 0 P: 5	R: 1 E: 0 K: 1 S: 7	H: 2 LOB: 2 BB: 1 P: 11	R: 0 E: 0 K: 0 S: 3	H: 0 LOB: 0 BB: 0 P: 3	1B: 11 2B: 1 3B: 1 HR: 0	SF: 0 SAC: 2 DP: 0 HBP: 0	WP: 1 PA: 40
PITCHER Mike Thompson, R ERA: 5.59 Mike Beard, L ERA: 2.28 Max Leon, R ERA: 4.41 Elias Sosa, R ERA: 3.76 (1, 1) (2, 1) (6, 1) (8, 1)	IP: 1.2 WLS: L BF: 17	H: 4 R: 4 ER: 4 SO: 1	BB: 2 IBB: 0 HBP: 0 BLK: 0	WP: 0 HR: 0 S: 19 P: 19	ERA: 21.60 WHIP: 3.600	PITCHER IP: WLS: BF: H: R: ER: SO: BB: IBB: HBP: BLK: WP: HR: S: P: ERA: WHIP													

Atlanta Braves @ Houston Astros
Astrodome, Houston, TX
Thu Jun 26 1975, 8:05 PM EDT
Att: 7,017 - Dome


AB 35
R 8
H 13
RBI 5
BB 3
SO 4
LOB 19



Batter	1	2	3	4	5	6	7	8	9	AB	R	H	RBI	BB	SO	LOB	TOP				
Ralph Garr, L OBP: 0.318, SLG: 0.359 (1, 7)										4	1	0	0	1	1	2	<p>Atlanta Braves @ Houston Astros Astrodome, Houston, TX Sat Jun 28 1975, 4:33 AM EDT Att: 10,999 - Dome</p>				
Marty Perez, R OBP: 0.345, SLG: 0.349 (1, 4)										5	1	3	3	0	1	2					
Dusty Baker Jr., R OBP: 0.334, SLG: 0.416 (1, 9)										4	0	1	1	1	0	3					
Darrell Evans, L OBP: 0.342, SLG: 0.397 (1, 5)										6	0	0	0	0	0	2					
Earl Williams, R OBP: 0.267, SLG: 0.335 (1, 3)										4	0	0	0	1	1	1					
Vic Correll, R OBP: 0.338, SLG: 0.414 Biff Poooroba, S OBP: 0.371, SLG: 0.339 (4, 2)										1	0	0	0	1	1	0					
Rowland Office, L OBP: 0.385, SLG: 0.395 (1, 8)										3	0	1	0	1	1	2					
Laryell Blanks, R OBP: 0.337, SLG: 0.355 (1, 6)										2	1	1	0	2	0	0					
Phil Niekro, R OBP: 0.212, SLG: 0.235 Rod Gilbreath, R OBP: 0.345, SLG: 0.431 Mike Beard, L OBP: 0.295, SLG: 0.412 Cito Gaston, R OBP: 0.302, SLG: 0.321 Mike Lum, L OBP: 0.321 Tom House, L OBP: 0.321 (11, 1) (7, PH) (7, 1) (8, PH) (8, PH) (8, 1)										2	0	0	0	0	1	5					
Inning Stats	R: 0 E: 0 K: 1 S: 4	H: 0 LOB: 0 BB: 1 P: 8	R: 0 E: 0 K: 0 S: 3	H: 0 LOB: 3 BB: 3 P: 15	R: 0 E: 0 K: 0 S: 3	H: 1 LOB: 0 BB: 0 P: 3	R: 0 E: 0 K: 2 S: 7	H: 0 LOB: 0 BB: 0 P: 7	R: 0 E: 0 K: 2 S: 9	H: 2 LOB: 2 BB: 0 P: 9	R: 0 E: 0 K: 0 S: 3	H: 0 LOB: 2 BB: 2 P: 11	R: 3 E: 1 K: 0 S: 7	H: 3 LOB: 1 BB: 0 P: 7	R: 2 E: 0 K: 0 S: 4	H: 1 LOB: 2 BB: 3 P: 16		R: 1 E: 0 K: 1 S: 6	H: 1 LOB: 0 BB: 0 P: 6	1B: 5 2B: 1 3B: 0 HR: 2	SF: 0 SAC: 1 DP: 1 HBP: 0
PITCHER	IP WLS BF H R ER SO BB IBB HBP BLK WP HR S P ERA WHIP	IP WLS BF H R ER SO BB IBB HBP BLK WP HR S P ERA WHIP																			
Dave Roberts, L ERA: 4.1 Wayne Granger, R ERA: 2.27 (1, 1) (8, 1)	7.1 L 36 6 5 4 5 8 0 0 0 0 1 37 69 4.91 1.909	1.2 8 2 1 1 1 0 1 0 0 0 1 9 13 5.40 1.200																			

Batter	1	2	3	4	5	6	7	8	9	AB	R	H	RBI	BB	SO	LOB	BOTTOM				
Greg Gross, L OBP: 0.344, SLG: 0.342 (1, 7)										3	1	1	0	1	0	1	<p>Atlanta Braves @ Houston Astros Astrodome, Houston, TX Sat Jun 28 1975, 4:33 AM EDT Att: 10,999 - Dome</p>				
Roger Metzger, S OBP: 0.295, SLG: 0.314 (1, 6)										3	0	0	0	1	1	3					
Cesar Cedeno, R OBP: 0.350, SLG: 0.397 Wilbur Howard, S OBP: 0.324, SLG: 0.361 (1, 8) (9, 8)										3	1	2	1	0	0	1					
Bob Watson, R OBP: 0.366, SLG: 0.502 (1, 3)										3	0	0	1	0	0	3					
Mitt May, L OBP: 0.287, SLG: 0.304 (1, 2)										4	0	0	0	0	0	2					
Enos Cabell, R OBP: 0.339, SLG: 0.443 (1, 9)										4	1	1	1	0	2	0					
Doug Rader, R OBP: 0.328, SLG: 0.374 (1, 5)										4	0	1	0	0	0	0					
Rob Andrews, R OBP: 0.272, SLG: 0.242 Cliff Johnson, R OBP: 0.336, SLG: 0.466 (1, 4) (9, PH)										3	0	0	0	0	0	0					
Dave Roberts, L OBP: 0.125, SLG: 0.194 Wayne Granger, R (8, 1)										2	0	0	0	1	0	0					
Inning Stats	R: 0 E: 0 K: 0 S: 3	H: 0 LOB: 2 BB: 1 P: 8	R: 0 E: 0 K: 1 S: 5	H: 0 LOB: 0 BB: 0 P: 5	R: 1 E: 0 K: 0 S: 4	H: 2 LOB: 1 BB: 0 P: 4	R: 1 E: 0 K: 0 S: 4	H: 1 LOB: 0 BB: 0 P: 4	R: 0 E: 0 K: 0 S: 3	H: 0 LOB: 0 BB: 0 P: 3	R: 1 E: 0 K: 0 S: 4	H: 1 LOB: 1 BB: 1 P: 4	R: 0 E: 0 K: 0 S: 3	H: 0 LOB: 1 BB: 1 P: 7	R: 0 E: 0 K: 1 S: 6	H: 1 LOB: 1 BB: 0 P: 6		R: 0 E: 0 K: 1 S: 6	H: 1 LOB: 0 BB: 0 P: 6	1B: 2 2B: 2 3B: 0 HR: 1	SF: 1 SAC: 0 DP: 0 HBP: 1
PITCHER	IP WLS BF H R ER SO BB IBB HBP BLK WP HR S P ERA WHIP	IP WLS BF H R ER SO BB IBB HBP BLK WP HR S P ERA WHIP																			
Phil Niekro, R ERA: 2.69 Mike Beard, L ERA: 2.2 Tom House, L ERA: 4.06 (1, 1) (7, 1) (8, 1)	6.0 W 24 4 3 0 2 2 2 0 0 0 0 0 25 34 3.00 1.000	1.0 W 3 0 0 0 0 0 0 0 0 0 0 0 3 3 0.00 0.000	2.0 S 8 1 0 0 0 1 1 0 0 0 0 0 9 13 0.00 1.000																		

AB	34
R	6
H	8
RBI	6
BB	9
SO	6
LOB	19



Batter	1	2	3	4	5	6	7	8	9	AB	R	H	RBI	BB	SO	LOB	TOP										
Ralph Garr, L (1,7) OBP: 0.314, SLG: 0.354	0-0 6-3		0-0 F6		0-0 F9		0-0 F4		0-0 6-3	5	0	0	0	0	0	3											
Marty Perez, R (1,4) OBP: 0.343, SLG: 0.348	0-0 5-3			0-0 1B	0-0 F7		0-0 4-3			4	1	1	0	0	0	1											
Dusty Baker Jr., R (1,9) OBP: 0.333, SLG: 0.414	0-0 5-3			0-3 K	0-0 6-3			0-0 CS		4	0	1	0	0	1	1											
Darrell Evans, L (1,5) OBP: 0.343, SLG: 0.396		0-0 F8		0-0 1B		0-0 4-3		4-0 1B		3	1	1	0	1	0	0											
Mike Lum, L (1,3) OBP: 0.309, SLG: 0.323		0-0 L4-3		0-0 F7		4-0 1B		4-0 BB		2	0	1	0	2	0	2											
Larvell Blanks, R (1,6) OBP: 0.339, SLG: 0.361		0-0 L4-3		0-0 1B		0-0 FC5-4		0-0 BB		4	1	2	2	0	0	3											
Rowland Office, L (1,8) OBP: 0.390, SLG: 0.393			0-0 F8	0-0 1B		0-0 FC5-4		4-0 F9		3	0	1	1	1	0	2											
Biff Pocoroba, S (1,2) OBP: 0.365, SLG: 0.333			0-0 3-1	0-0 1B		0-0 CS		0-0 F4		4	0	1	0	0	0	1											
Carl Morton, R (1,1) OBP: 0.277, SLG: 0.250			0-0 WP	0-0 F6				0-0 F9		2	0	1	0	1	0	2											
Max Leon, R (8,1) OBP: 0.500, SLG: 0.500								0-0 2-3		1	0	0	0	0	0	1											
Inning Stats	R: 0 E: 0 K: 0 S: 3	H: 0 LOB: 0 BB: 0 P: 3	R: 0 E: 0 K: 0 S: 3	H: 1 LOB: 0 BB: 0 P: 3	R: 0 E: 0 K: 0 S: 4	H: 1 LOB: 1 BB: 0 P: 4	R: 3 E: 0 K: 1 S: 10	H: 5 LOB: 2 BB: 0 P: 10	R: 0 E: 0 K: 0 S: 3	H: 0 LOB: 1 BB: 0 P: 7	R: 0 E: 0 K: 0 S: 2	H: 1 LOB: 1 BB: 1 P: 10	R: 0 E: 0 K: 0 S: 3	H: 0 LOB: 1 BB: 1 P: 7	R: 0 E: 0 K: 0 S: 3	H: 0 LOB: 1 BB: 1 P: 7	1B: 8 2B: 2 3B: 0 HR: 0	SF: 0 SAC: 0 DP: 2 HBP: 0	WP: 1 PB: 0 SB: 0 CS: 2	PA: 38							
PITCHER	IP	WLS	BF	H	R	ER	SO	BB	IBB	HBP	BLK	WP	HR	S	P	ERA	WHIP										
Ken Forsch, R (1,1) ERA: 3.21	5.0	L	21	7	3	3	1	0	0	0	0	1	0	23	23	5.40	1.400										
Mike Cosgrove, L (6,1) ERA: 1.35	3.0		12	2	0	0	0	4	0	0	0	0	0	8	24	0.00	2.000										
Joe Niekro, R (9,1) ERA: 3.86	1.0		4	0	0	0	0	1	0	0	0	0	0	3	7	0.00	1.000										

Atlanta Braves @ Houston Astros
Astrodome, Houston, TX
Sun Jun 29 1975, 4:33 AM EDT
Att: 10,576 - Dome

AB 32
R 3
H 9
RBI 3
BB 5
SO 1
LOB 16



Batter	1	2	3	4	5	6	7	8	9	AB	R	H	RBI	BB	SO	LOB	BOTTOM										
Wilbur Howard, S (1,8) OBP: 0.397, SLG: 0.390	0-0 4-3		0-0 1-3			0-0 1B		0-0 FC1-5		5	0	3	0	0	1	1											
Greg Gross, L (1,7) OBP: 0.346, SLG: 0.342	4-0 1-2		0-0 F5			0-0 F8		0-0 BB		3	0	1	1	1	0	1											
Enos Cabell, R (1,9) OBP: 0.337, SLG: 0.438	0-0 F9			0-3 K		0-0 1B		0-0 FC1-5		4	0	1	0	0	1	4											
Bob Watson, R (1,3) OBP: 0.365, SLG: 0.498	0-0 4-3			0-0 F8		0-0 G3-6-1		0-0 F4		4	0	1	0	0	0	4											
Milt May, L (1,2) OBP: 0.286, SLG: 0.300	0-0 4-3			0-0 F5		0-0 G3-6-1		4-0 BB		3	0	0	0	1	0	5											
Skip Jutze, R (8, PR) OBP: 0.175, SLG: 0.175						1-2 2-3		1-2 2-3		0	0	0	0	0	0	0											
Doug Rader, R (1,5) OBP: 0.327, SLG: 0.372		0-0 G6-3			0-0 1-4-3		0-0 5-3	0-0 F8		4	0	1	0	0	0	3											
Roger Metzger, S (1,6) OBP: 0.299, SLG: 0.320		0-0 F9			0-0 3B		0-0 G3		0-0 F8	4	0	1	0	0	0	1											
Rob Andrews, R (1,4) OBP: 0.267, SLG: 0.237		0-0 G6-3			0-0 1-3		0-0 F4		1-0 HBP	3	0	0	0	0	0	2											
Tommy Helms, R (9, PH) OBP: 0.258, SLG: 0.170										0	0	0	0	0	0	0											
Ken Forsch, R (1,1) OBP: 0.291, SLG: 0.091			0-0 1-3					4-0 1B		1	0	0	0	0	0	0											
Joe Niekro, R (5, PH) OBP: 0.341, SLG: 0.318										1	0	0	0	0	0	1											
Mike Cosgrove, L (6,1) OBP: 0.346, SLG: 0.318										0	0	0	0	0	0	0											
Ken Boswell, L (8, PH) OBP: 0.291, SLG: 0.339										0	1	0	0	1	0	0											
Joe Niekro, R (9,1) OBP: 0.350, SLG: 0.333										0	0	0	0	0	0	0											
Cliff Johnson, R (9, PH) OBP: 0.333, SLG: 0.462										1	0	0	0	0	1	1											
Inning Stats	R: 0 E: 0 K: 0 S: 4	H: 1 LOB: 2 BB: 1 P: 8	R: 0 E: 0 K: 0 S: 3	H: 1 LOB: 0 BB: 0 P: 3	R: 0 E: 0 K: 1 S: 5	H: 0 LOB: 0 BB: 0 P: 5	R: 0 E: 0 K: 1 S: 6	H: 0 LOB: 1 BB: 0 P: 6	R: 0 E: 0 K: 0 S: 5	H: 3 LOB: 2 BB: 0 P: 5	R: 0 E: 0 K: 0 S: 3	H: 0 LOB: 0 BB: 0 P: 3	R: 1 E: 0 K: 0 S: 5	H: 2 LOB: 3 BB: 2 P: 13	R: 0 E: 0 K: 2 S: 7	H: 0 LOB: 1 BB: 0 P: 8	1B: 7 2B: 0 3B: 1 HR: 0	SF: 0 SAC: 0 DP: 2 HBP: 1	WP: 0 PB: 0 SB: 1 CS: 0	PA: 37							
PITCHER	IP	WLS	BF	H	R	ER	SO	BB	IBB	HBP	BLK	WP	HR	S	P	ERA	WHIP										
Carl Morton, R (1,1) ERA: 3.67	7.0	W	29	8	1	1	2	2	0	0	0	0	0	31	39	1.29	1.429										
Max Leon, R (8,1) ERA: 3.93	2.0	S	8	0	0	0	2	1	0	1	0	0	0	10	15	0.00	0.500										

Atlanta Braves @ Houston Astros
Astrodome, Houston, TX
Sun Jun 29 1975, 4:33 AM EDT
Att: 10,576 - Dome

AB 33
R 1
H 8
RBI 1
BB 3
SO 4
LOB 23



Batter	1	2	3	4	5	6	7	8	9	AB	R	H	RBI	BB	SO	LOB	TOP					
Ralph Garr, L OBP: 0.314, SLG: 0.352 Cito Gaston, R OBP: 0.299, SLG: 0.420	1-3		4-3			1B BB		1B		2	0	0	0	1	0	0	Atlanta Braves @ San Francisco Giants Candlestick Park, San Francisco, CA Tue Jul 01 1975, 10:05 PM EDT Att: 2,796 - Unknown					
Rod Gilbreath, R OBP: 0.332, SLG: 0.418	6-3			K		1B FC6-4		K		4	0	1	0	0	2	1						
Dusty Baker Jr., R OBP: 0.332, SLG: 0.411	1B			6-3		1B F8		F9		4	0	1	0	0	0	3						
Darrell Evans, L OBP: 0.342, SLG: 0.394	K			F7		F8		1B FC4		4	0	1	0	0	1	3						
Earl Williams, R OBP: 0.267, SLG: 0.333		K			1B 5-3	1B FC6-4		F3		4	1	1	0	0	1	3						
Larvell Blanks, R OBP: 0.335, SLG: 0.355		5-3			5-3			FC4		4	0	0	0	0	0	2						
Vic Correll, R OBP: 0.332, SLG: 0.405		F4			F4			5-3		4	0	0	0	0	0	2						
Rowland Office, L OBP: 0.398, SLG: 0.402				F7 1B		F7				3	0	2	1	0	0	0						
Jamie Easterly, L Ray Sadecki, L Ed Goodson, L Mike Beard, L	F7			F7		3-1		6-3		1	0	0	0	0	0	1						
										1	0	0	0	0	0	1						
										1	0	0	0	0	0	1						
										1	0	0	0	0	0	0						
										0	0	0	0	0	0	0						
Inning Stats	R: 0 E: 0 K: 1 S: 6	H: 1 LOB: 1 BB: 0 P: 6	R: 0 E: 0 K: 1 S: 5	H: 0 LOB: 0 BB: 0 P: 5	R: 0 E: 0 K: 1 S: 3	H: 1 LOB: 0 BB: 0 P: 3	R: 0 E: 0 K: 1 S: 5	H: 0 LOB: 0 BB: 0 P: 5	R: 1 E: 0 K: 0 S: 5	H: 2 LOB: 1 BB: 0 P: 5	R: 0 E: 0 K: 0 S: 4	H: 1 LOB: 2 BB: 1 P: 8	R: 0 E: 0 K: 0 S: 3	H: 0 LOB: 0 BB: 0 P: 3	R: 0 E: 0 K: 1 S: 6	H: 1 LOB: 1 BB: 0 P: 6	R: 0 E: 1 K: 0 S: 4	H: 1 LOB: 1 BB: 0 P: 4	1B: 7 2B: 0 3B: 0 HR: 0	SF: 0 SAC: 0 DP: 0 HBP: 0	WP: 0 PB: 0 SB: 1 CS: 0	PA: 34
PITCHER Mike Caldwell, L ERA: 4.43	IP: 9.0 WLS: W BF: 34 H: 7 R: 1 ER: 1 SO: 4 BB: 1 IBB: 0 HBP: 0 BLK: 0 WP: 0 HR: 0 S: 41 P: 45 ERA: 1.00 WHIP: 0.889																					

Batter	1	2	3	4	5	6	7	8	9	AB	R	H	RBI	BB	SO	LOB	BOTTOM			
Von Joshua, L OBP: 0.381, SLG: 0.436	BB E 1B			1B E 1B		FC4-6 BB		FC4-6 1B		3	2	3	0	2	0	0	Atlanta Braves @ San Francisco Giants Candlestick Park, San Francisco, CA Tue Jul 01 1975, 10:05 PM EDT Att: 2,796 - Unknown			
Derrel Thomas, S OBP: 0.341, SLG: 0.363 Chris Arnold, R OBP: 0.308, SLG: 0.229	K	G5-3		E 2B 1B		FC4-6 E6 1-2f		FC4-6 5-3		5	1	1	0	0	1	5				
Bobby Murcer, L OBP: 0.410, SLG: 0.488 Bruce Miller, R OBP: 0.290, SLG: 0.318	BB E BB			FC4-6 BB	E3 2B 1B	E6		5-3		1	2	1	1	2	0	0				
Willie Montanez, L OBP: 0.339, SLG: 0.392	E BB			FC4-6 BB	2B SF8 BB			6-3		3	2	0	0	2	0	2				
Chris Speier, R OBP: 0.351, SLG: 0.370	E2 E 2B			6-3 BB	WP 2B		K			3	1	2	5	1	1	0				
Marc Hill, R OBP: 0.325, SLG: 0.326	K			6-3 BB	E5 WP		F7			4	0	0	0	0	1	5				
Steve Ontiveros, S OBP: 0.381, SLG: 0.333 Glenn Adams, L OBP: 0.373, SLG: 0.569	E3			6-3 K	SF8			G5-4-3 1B		3	0	1	1	0	1	2				
Gary Thomasson, L OBP: 0.278, SLG: 0.282		G5-3 SH3-4 1B			FC6-4 1B 1B			F3		3	0	1	0	1	1	3				
Mike Caldwell, R OBP: 0.118, SLG: 0.176		SH3-4			FC6-4 1B 1B			G5-4-3		3	1	0	0	0	0	2				
										1B: 7 2B: 2 3B: 0 HR: 0	SF: 1 SAC: 1 DP: 2 HBP: 0	WP: 1 PB: 0 SB: 0 CS: 0	PA: 40							
Inning Stats	R: 4 E: 2 K: 2 S: 9	H: 2 LOB: 1 BB: 2 P: 17	R: 0 E: 0 K: 0 S: 3	H: 1 LOB: 1 BB: 1 P: 7	R: 0 E: 1 K: 1 S: 5	H: 0 LOB: 2 BB: 2 P: 13	R: 5 E: 2 K: 1 S: 10	H: 4 LOB: 2 BB: 2 P: 18	R: 0 E: 1 K: 0 S: 3	H: 0 LOB: 1 BB: 1 P: 7	R: 0 E: 0 K: 1 S: 5	H: 0 LOB: 0 BB: 0 P: 5	R: 0 E: 0 K: 0 S: 3	H: 1 LOB: 0 BB: 0 P: 3	R: 0 E: 0 K: 0 S: 4	H: 1 LOB: 1 BB: 0 P: 4	1B: 7 2B: 2 3B: 0 HR: 0	SF: 1 SAC: 1 DP: 2 HBP: 0	WP: 1 PB: 0 SB: 0 CS: 0	PA: 40
PITCHER Jamie Easterly, L ERA: 6.3 Ray Sadecki, L ERA: 4.19 Mike Beard, L ERA: 2.12	IP: 6.3 WLS: L BF: 16 H: 3 R: 2 ER: 1 SO: 7 BB: 2 IBB: 0 HBP: 0 BLK: 0 WP: 1 HR: 0 S: 20 P: 26 ERA: 2.46 WHIP: 1.364																			

Batter	1	2	3	4	5	6	7	8	9	AB	R	H	RBI	BB	SO	LOB	TOP			
Ralph Garr, L (1, 7) OBP: 0.312, SLG: 0.352										5	1	1	0	0	1	0	Atlanta Braves @ San Francisco Giants Candlestick Park, San Francisco, CA Wed Jul 02 1975, 6:33 AM EDT Att: 5,253 - Unknown			
Rod Gilbreath, R (1, 4) OBP: 0.358, SLG: 0.424										4	0	2	0	1	0	0				
Dusty Baker Jr., R (1, 9) OBP: 0.333, SLG: 0.407										3	2	0	0	2	2	2				
Darrell Evans, L (1, 5) OBP: 0.340, SLG: 0.389										4	1	0	1	1	1	2				
Mike Lum, L (1, 3) OBP: 0.315, SLG: 0.323										3	0	1	0	2	0	4				
Larvell Blanks, R (1, 6) OBP: 0.339, SLG: 0.355										3	1	1	2	2	1	2				
Rowland Office, L (1, 8) OBP: 0.380, SLG: 0.381										5	0	0	0	0	1	8				
Biff Pocoroba, S (1, 2) OBP: 0.385, SLG: 0.388										4	1	3	2	0	0	3				
Phil Niekro, R (1, 1) OBP: 0.196, SLG: 0.222									3	0	0	1	0	0	4					
Inning Stats	R: 0 E: 0 K: 2 S: 7	H: 0 LOB: 0 BB: 0 P: 7	R: 0 E: 0 K: 0 S: 3	H: 1 LOB: 1 BB: 1 P: 7	R: 0 E: 0 K: 0 S: 4	H: 1 LOB: 0 BB: 0 P: 4	R: 2 E: 0 K: 0 S: 5	H: 1 LOB: 2 BB: 2 P: 13	R: 0 E: 0 K: 2 S: 8	H: 1 LOB: 1 BB: 0 P: 8	R: 3 E: 1 K: 0 S: 6	H: 3 LOB: 2 BB: 2 P: 14	R: 0 E: 0 K: 0 S: 3	H: 0 LOB: 1 BB: 1 P: 7	R: 0 E: 0 K: 0 S: 3	H: 0 LOB: 1 BB: 1 P: 7	1B: 6 2B: 1 3B: 1 HR: 0	SF: 1 SAC: 0 DP: 2 HBP: 0	WP: 0 PB: 1 SB: 2 CS: 0	PA: 43
PITCHER	IP WLS BF H R ER SO BB IBB HBP BLK WP HR S P ERA WHIP	IP WLS BF H R ER SO BB IBB HBP BLK WP HR S P ERA WHIP																		
Ed Halicki, R (1, 1) ERA: 4.12	6.0 L 30 7 6 6 6 5 0 0 0 0 0 0 37 57 9.00 2.000																			
Gary Lavelle, L (7, 1) ERA: 2.37	1.0 5 1 0 0 0 0 1 0 0 0 0 0 0 4 8 0.00 2.000																			
Dave Heaverlo, R (8, 1) ERA: 2.67	1.0 4 0 0 0 0 0 1 0 0 0 0 0 0 3 7 0.00 1.000																			
Charlie Williams, R (9, 1) ERA: 3.83	1.0 4 0 0 0 0 0 1 0 0 0 0 0 0 3 7 0.00 1.000																			

Batter	1	2	3	4	5	6	7	8	9	AB	R	H	RBI	BB	SO	LOB	BOTTOM			
Von Joshua, L (1, 8) OBP: 0.374, SLG: 0.429										4	0	0	0	0	0	0	Atlanta Braves @ San Francisco Giants Candlestick Park, San Francisco, CA Wed Jul 02 1975, 6:33 AM EDT Att: 5,253 - Unknown			
Bruce Miller, R (1, 4) OBP: 0.282, SLG: 0.308										4	0	0	0	0	0	0				
Bobby Murcer, L (1, 9) OBP: 0.405, SLG: 0.481										4	0	0	0	0	0	0				
Willie Montanez, L (1, 3) OBP: 0.339, SLG: 0.391										3	0	1	0	0	0	0				
Chris Speier, R (1, 6) OBP: 0.348, SLG: 0.366										3	0	0	0	0	0	1				
Gary Thomasson, L (1, 7) OBP: 0.278, SLG: 0.283										3	0	1	0	0	0	1				
Steve Ontiveros, S (1, 5) OBP: 0.385, SLG: 0.340										3	0	2	0	0	0	0				
Dave Rader, L (1, 2) OBP: 0.347, SLG: 0.362										3	0	0	0	0	0	3				
Ed Halicki, R (1, 1) OBP: 0.143, SLG: 0.100										2	0	0	0	0	2	0				
Gary Lavelle, S (7, 1) OBP: 0.167, SLG: 0.167										0	0	0	0	0	0	0				
Dave Heaverlo, R (8, 1) OBP: 0.368, SLG: 0.559										0	0	0	0	0	0	0				
Glenn Adams, L (8, PH) OBP: 0.154, SLG: 0.183										1	0	0	0	0	0	0				
Charlie Williams, R (9, 1) OBP: 0.194, SLG: 0.222										0	0	0	0	0	0	0				
Inning Stats	R: 0 E: 0 K: 0 S: 3	H: 0 LOB: 0 BB: 0 P: 3	R: 0 E: 0 K: 0 S: 5	H: 2 LOB: 2 BB: 0 P: 5	R: 0 E: 0 K: 1 S: 5	H: 0 LOB: 0 BB: 0 P: 5	R: 0 E: 0 K: 0 S: 4	H: 1 LOB: 1 BB: 0 P: 4	R: 0 E: 0 K: 1 S: 5	H: 1 LOB: 0 BB: 0 P: 5	R: 0 E: 0 K: 0 S: 3	H: 0 LOB: 0 BB: 0 P: 3	R: 0 E: 0 K: 0 S: 3	H: 0 LOB: 0 BB: 0 P: 3	R: 0 E: 0 K: 0 S: 3	H: 0 LOB: 0 BB: 0 P: 3	1B: 4 2B: 0 3B: 0 HR: 0	SF: 0 SAC: 0 DP: 1 HBP: 0	WP: 0 PB: 0 SB: 0 CS: 0	PA: 30
PITCHER	IP WLS BF H R ER SO BB IBB HBP BLK WP HR S P ERA WHIP	IP WLS BF H R ER SO BB IBB HBP BLK WP HR S P ERA WHIP																		
Phil Niekro, R (1, 1) ERA: 2.52	9.0 W 30 4 0 0 2 0 0 0 0 0 0 0 34 34 0.00 0.444																			

AB	34
R	6
H	8
RBI	6
BB	8
SO	6
LOB	25



AB	30
R	0
H	4
RBI	0
BB	0
SO	2
LOB	5



Batter	1	2	3	4	5	6	7	8	9	AB	R	H	RBI	BB	SO	LOB	TOP					
Wilbur Howard, S (1, 7) OBP: 0.379, SLG: 0.435	0-0 6-3 1B	0-0 L8			4-0 4-3 1B BB		0-0 4-1 1B 1B		0-0 4-3	4	3	2	0	1	0	1						
Greg Gross, L (1, 9) OBP: 0.347, SLG: 0.333	0-0 6-3 1-2		0-0 6-3		0-0 4-3		0-0 4-1 1B 1B		0-0 4-3	5	1	1	0	0	0	2						
Cesar Cedeno, R (1, 8) OBP: 0.354, SLG: 0.402	4-0 1B BB		0-0 5-3		0-0 1B		0-0 4-1			1	0	0	0	1	0	0						
Jose Cruz, L (3, 7) OBP: 0.338, SLG: 0.315					0-0 3-H 1B		1-2 2-3 1B			2	0	1	1	0	0	2						
Bob Watson, R (1, 3) OBP: 0.368, SLG: 0.516	0-0 L9		0-0 F9		0-0 L9		0-0 1B			4	0	1	2	0	0	3						
Cliff Johnson, R (1, 2) OBP: 0.331, SLG: 0.474	0-0 1-2 2-H 1B			0-0 6-3		0-0 FC6-4 1B		0-0 6-3		4	0	2	1	0	0	1						
Doug Rader, R (1, 5) OBP: 0.327, SLG: 0.376	0-0 F9			0-0 6-3 2B		0-0 F9		0-0 5-3		4	0	1	0	0	0	3						
Roger Metzger, S (1, 6) OBP: 0.299, SLG: 0.319		0-0 SH1 2B		0-0 6-3		0-0 F8		0-0 L9		4	0	1	0	0	0	2						
Rob Andrews, R (1, 4) OBP: 0.282, SLG: 0.253		0-0 SH1		0-0 6-3		0-0 FC6-4		0-0 4-3		3	0	0	0	0	0	2						
Dave Roberts, L (1, 1) OBP: 0.114, SLG: 0.176		0-0 6-3			0-0 4-3			0-0 F7		3	0	0	0	0	0	1						
Wayne Granger, R (7, 1)									0-0 G3	0	0	0	0	0	0	0						
Ken Boswell, L (9, PH) OBP: 0.366, SLG: 0.316										1	0	0	0	0	0	0						
Inning Stats	R: 1 E: 0 K: 0 S: 5	H: 2 LOB: 2 BB: 1 P: 9	R: 0 E: 0 K: 0 S: 4	H: 1 LOB: 1 BB: 0 P: 4	R: 0 E: 0 K: 0 S: 3	H: 0 LOB: 0 BB: 0 P: 3	R: 0 E: 0 K: 0 S: 4	H: 1 LOB: 1 BB: 0 P: 4	R: 1 E: 0 K: 0 S: 4	H: 1 LOB: 1 BB: 1 P: 8	R: 0 E: 0 K: 0 S: 4	H: 1 LOB: 1 BB: 0 P: 4	R: 2 E: 0 K: 0 S: 6	H: 3 LOB: 1 BB: 0 P: 6	R: 0 E: 0 K: 0 S: 3	H: 0 LOB: 0 BB: 0 P: 3	R: 0 E: 0 K: 0 S: 3	H: 0 LOB: 0 BB: 0 P: 3	1B: 7 2B: 2 3B: 0 HR: 0	SF: 0 SAC: 1 DP: 0 HBP: 0	WP: 0 PB: 0 SB: 1 CS: 0	PA: 38
PITCHER Carl Morton, R (1, 1) ERA: 3.69	IP: 9.0 WLS: W BF: 38 H: 9 R: 4 ER: 4 SO: 0 BB: 2 IBB: 0 HBP: 0 BLK: 0 WP: 0 HR: 0 S: 36 P: 44 ERA: 4.00 WHIP: 1.222															PITCHER	IP: 9.0 WLS: W BF: 38 H: 9 R: 4 ER: 4 SO: 0 BB: 2 IBB: 0 HBP: 0 BLK: 0 WP: 0 HR: 0 S: 36 P: 44 ERA: 4.00 WHIP: 1.222					

Houston Astros @ Atlanta Braves
Atlanta-Fulton County Stadium, Atlanta, GA
Fri Jul 04, 1975, 7:05 PM EDT
Att: 29,487 - Unknown

AB 35
R 4
H 9
RBI 4
BB 2
SO 0
LOB 17

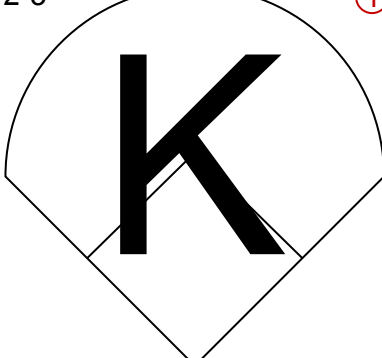
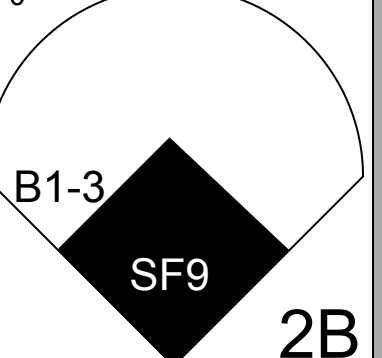
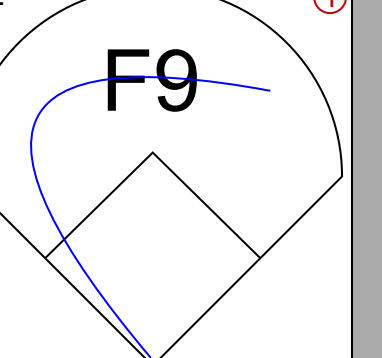
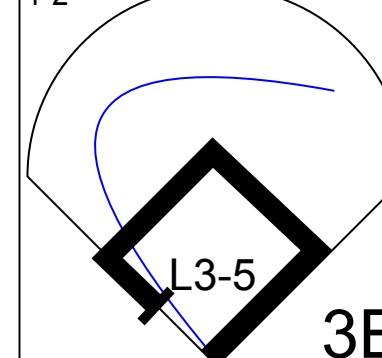
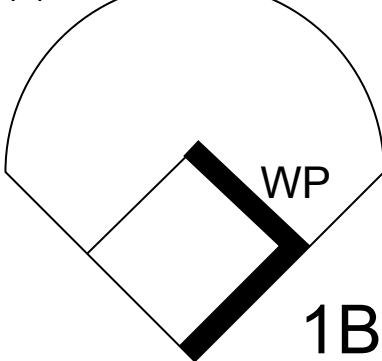
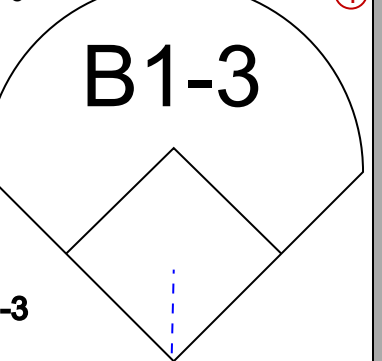
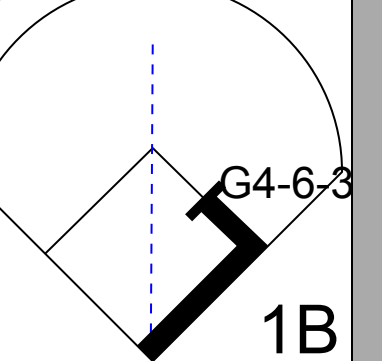
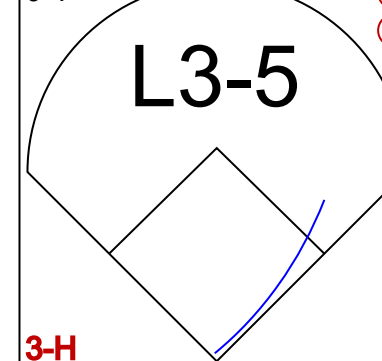
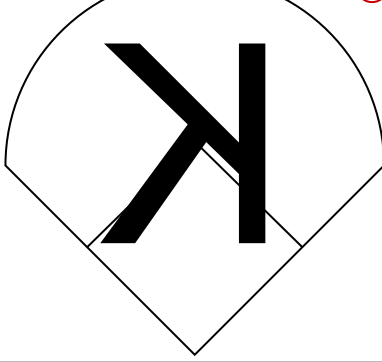
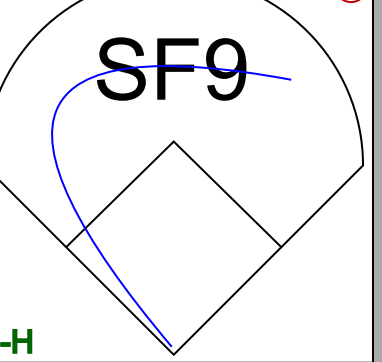
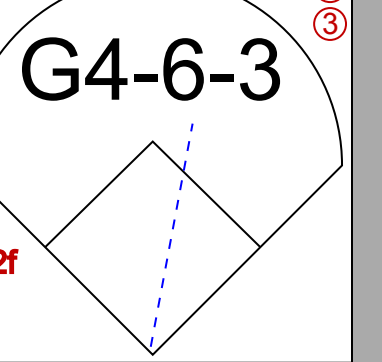
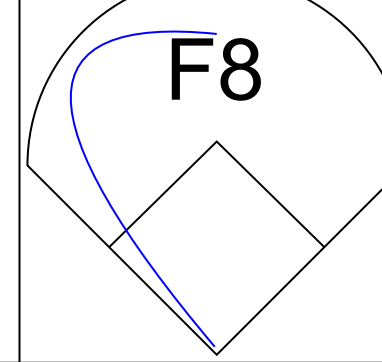
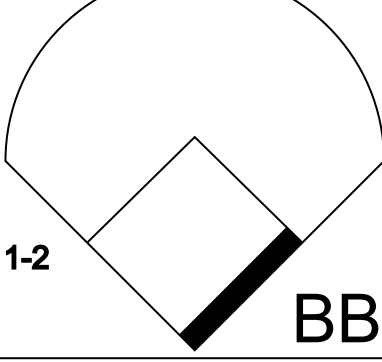
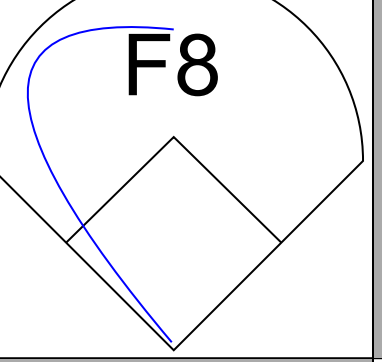
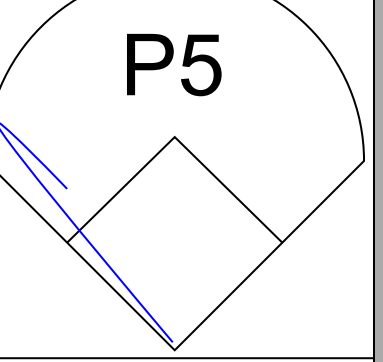
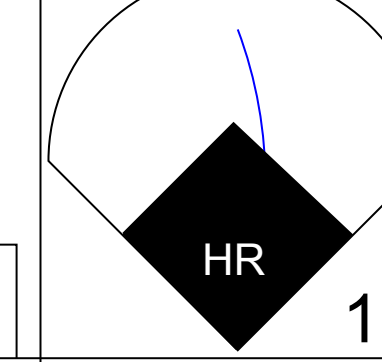
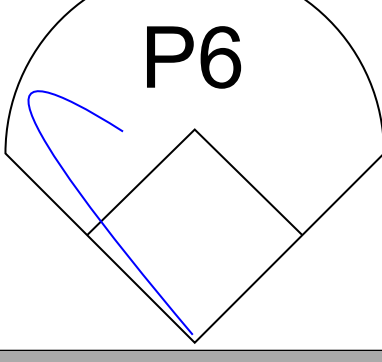
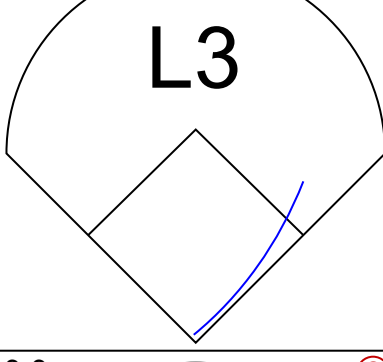
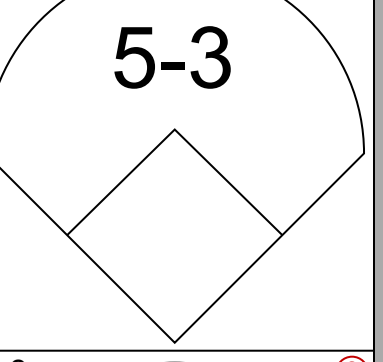
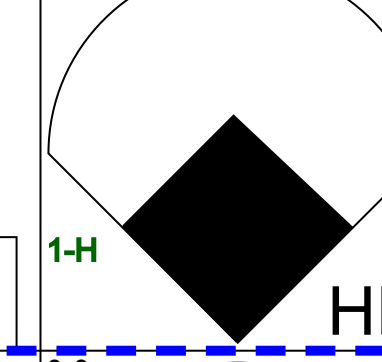
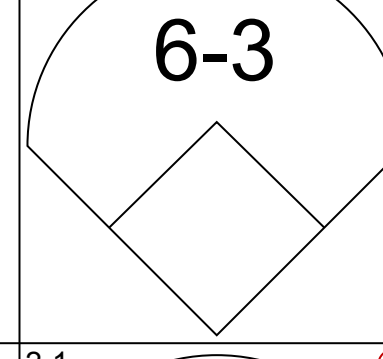

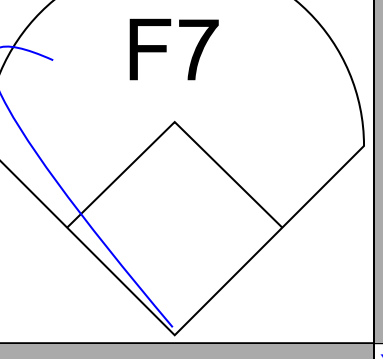
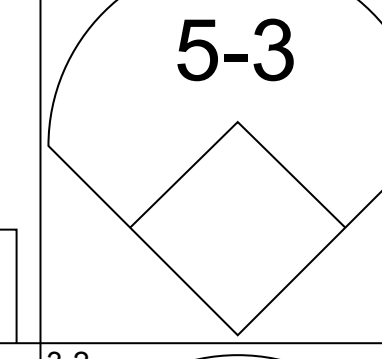
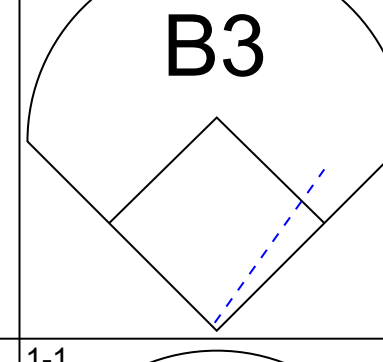
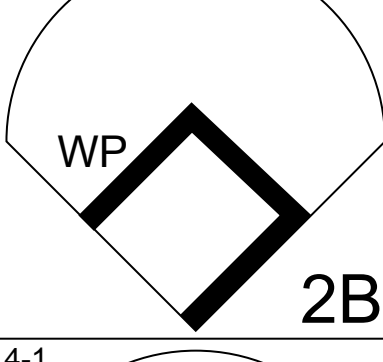
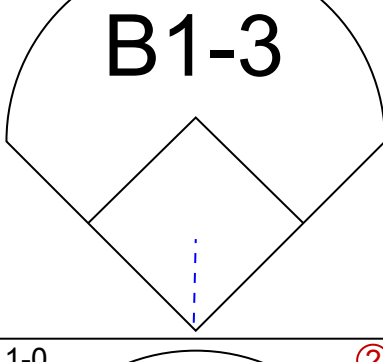
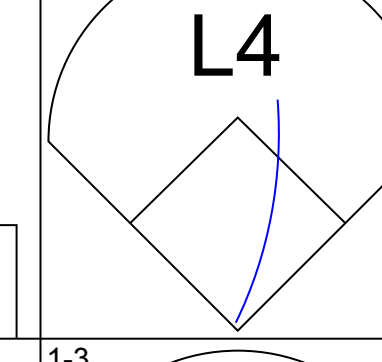
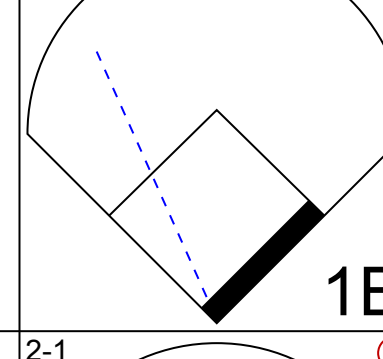
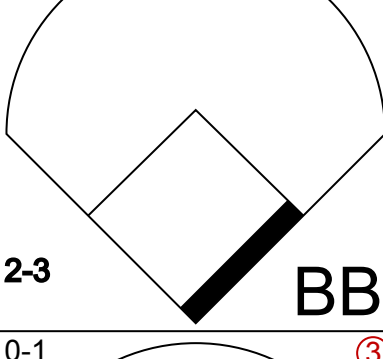
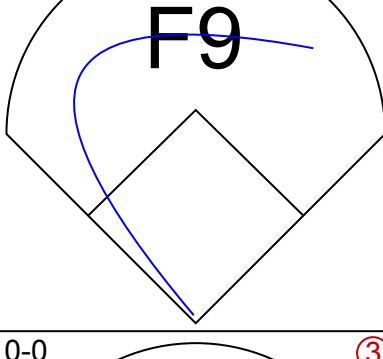
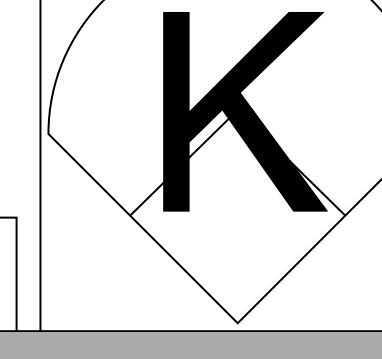
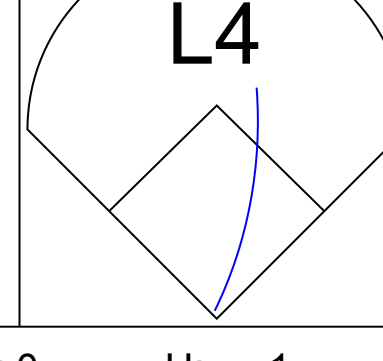
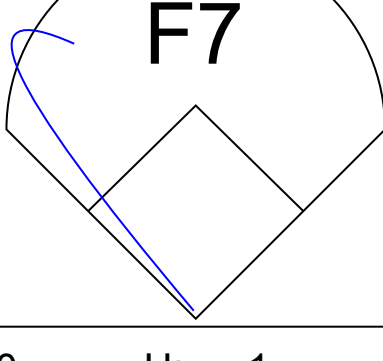
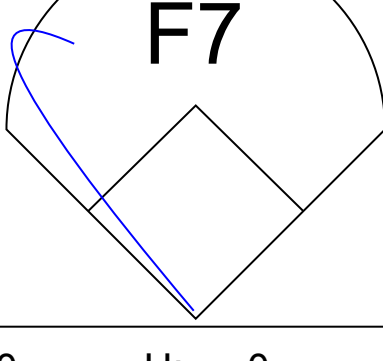


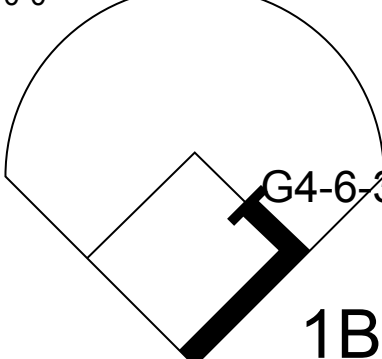
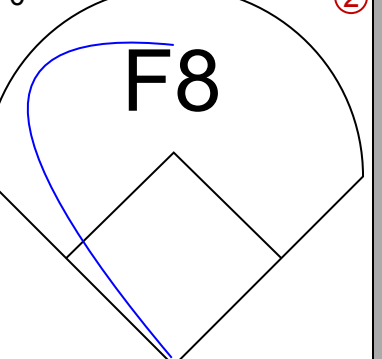
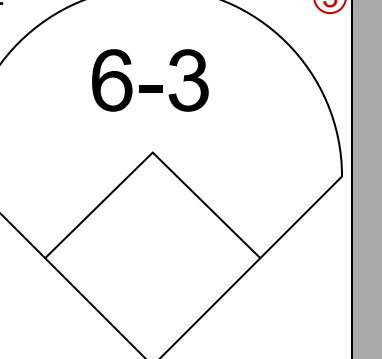
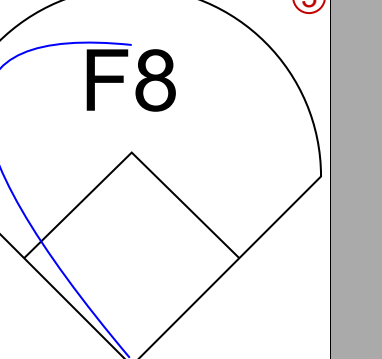
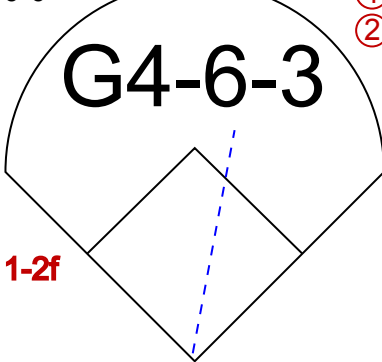
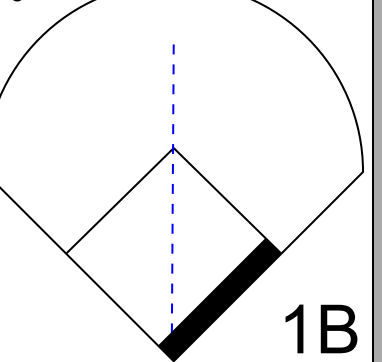
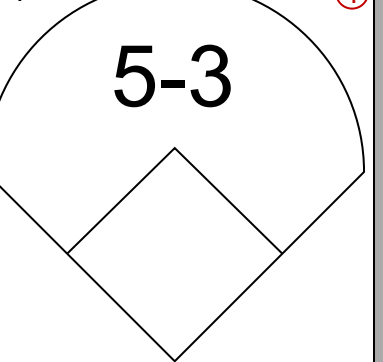
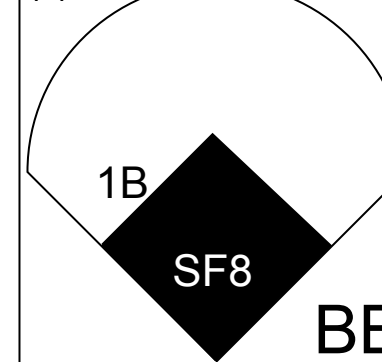
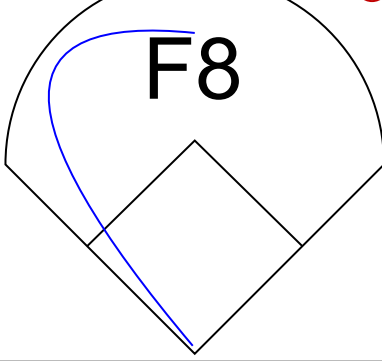
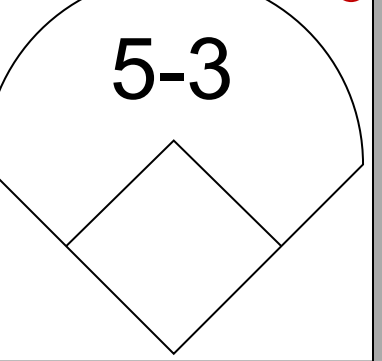
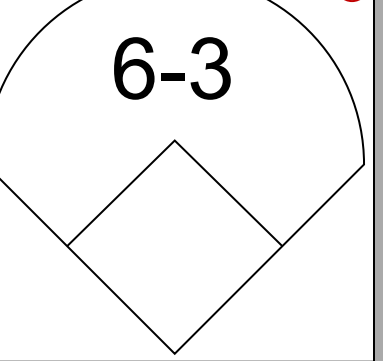
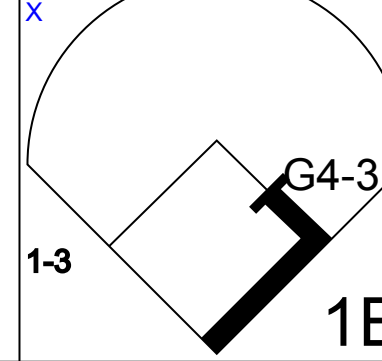
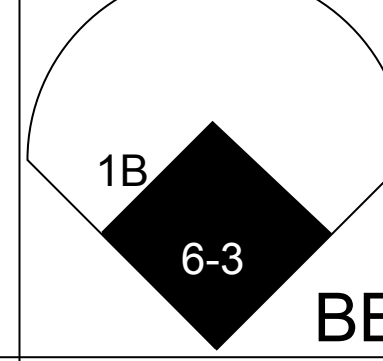
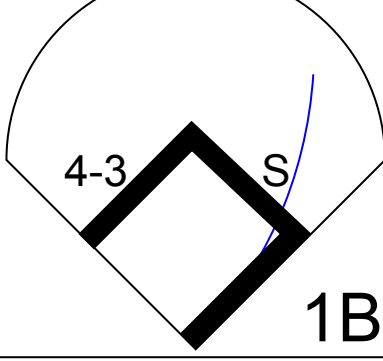
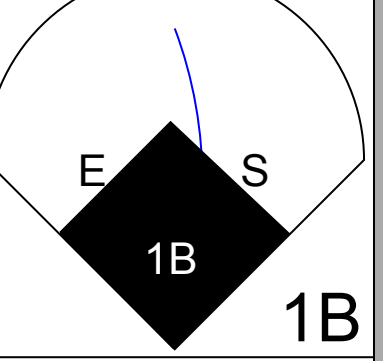
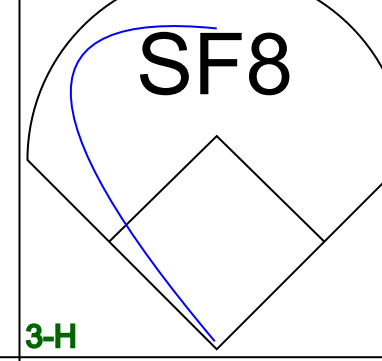
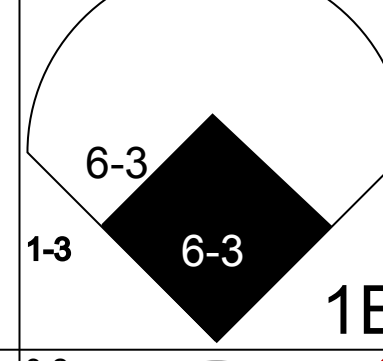
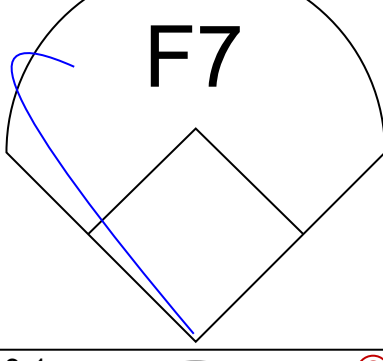
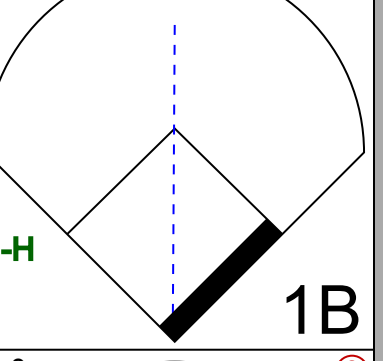
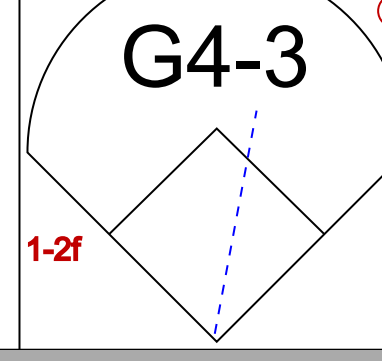
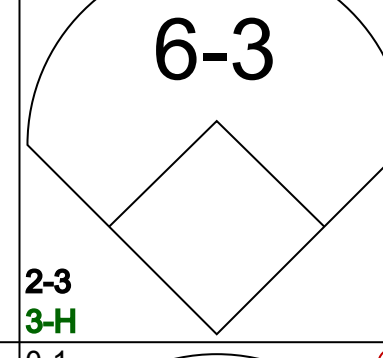
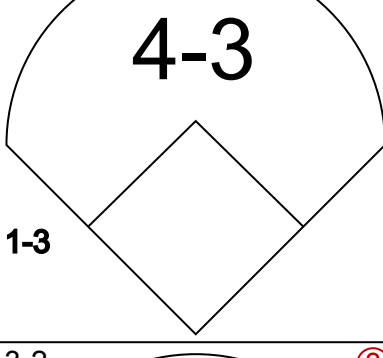
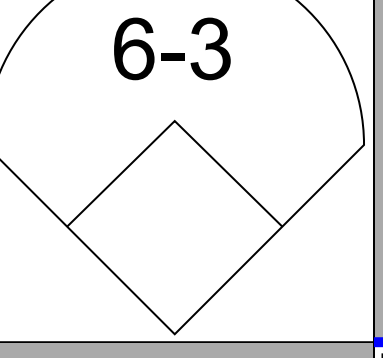
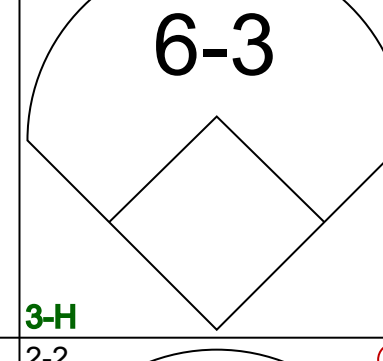
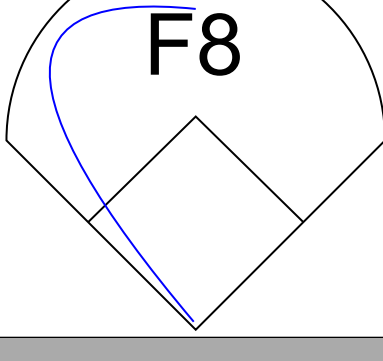
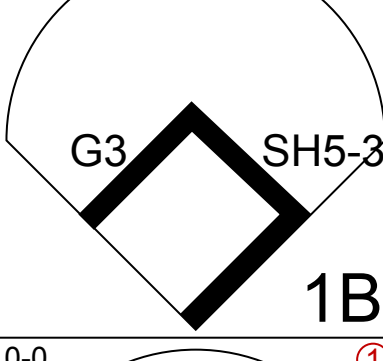
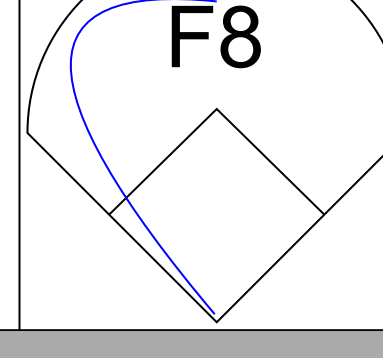
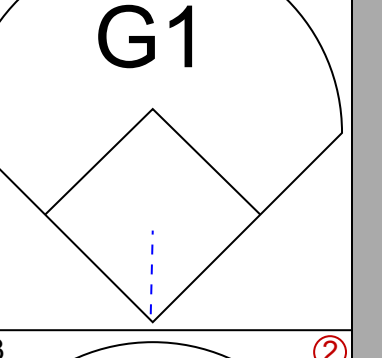
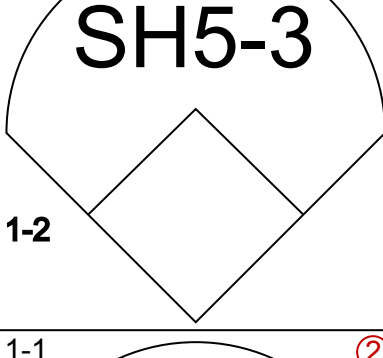
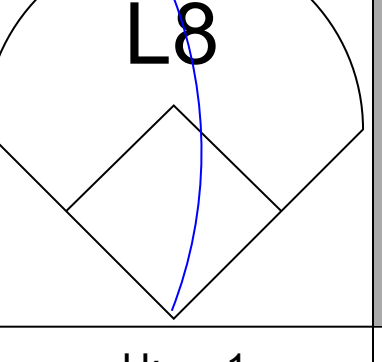
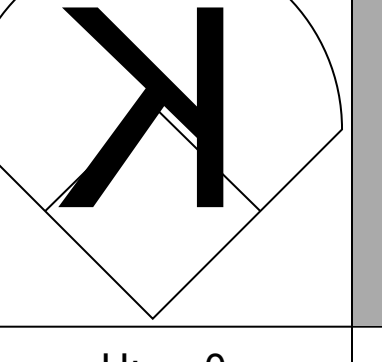
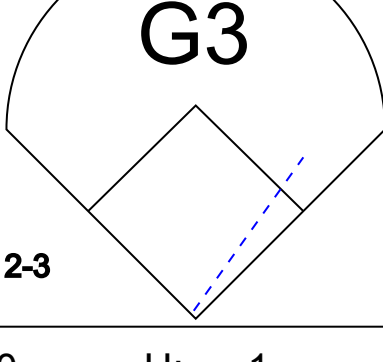
Batter	1	2	3	4	5	6	7	8	9	AB	R	H	RBI	BB	SO	LOB	BOTTOM			
Ralph Garr, L (1, 7) OBP: 0.313, SLG: 0.362	0-0 FC1-6 1B		0-0 6-3		0-0 6-3		0-0 F9	0-0 HR		5	1	2	1	0	0	1				
Marty Perez, R (1, 4) OBP: 0.344, SLG: 0.349	0-0 FC1-6 1B BB		0-0 G3		0-0 1B		0-0 2B 4-3 1B	0-0 E5		5	1	2	1	0	0	1				
Dusty Baker Jr., R (1, 9) OBP: 0.334, SLG: 0.408	0-0 F9		4-0 BB		0-0 F7		0-0 4-3 1B 2B	0-0 6-3		4	1	1	0	1	0	3				
Darrell Evans, L (1, 5) OBP: 0.339, SLG: 0.385	4-0 1B BB		0-0 L9		0-3 K		0-0 4-3			3	0	0	1	1	1	2				
Earl Williams, R (1, 3) OBP: 0.277, SLG: 0.339	0-0 1-2 2-H 1B			0-0 5-3		4-0 1B BB	0-0 HBP 1B			3	1	2	1	1	0	0				
Vic Correll, R (1, 2) OBP: 0.330, SLG: 0.399		0-0 5-3		0-0 5-3		0-0 P4	1-0 HBP 1B			3	0	0	0	0	0	1				
Biff Pocoroba, S (7, FR) OBP: 0.385, SLG: 0.388						1-2 HBP				0	0	0	0	0	0	0				
Larvell Blanks, R (1, 6) OBP: 0.338, SLG: 0.351		0-0 L6		0-0 6-3		4-0 1B BB	0-0 4-3			3	0	0	0	1	0	2				
Rowland Office, L (1, 8) OBP: 0.393, SLG: 0.396					0-0 6-3 SH1 1B		0-0 1-2 2-H 1B		0-0 6-3	4	1	3	1	0	0	0				
Carl Morton, R (1, 1) OBP: 0.260, SLG: 0.234		0-0 FC6-4		0-0 SH1		0-3 K		0-0 6-3		3	0	0	0	0	1	3				
Inning Stats	R: 0 E: 0 K: 0 S: 4	H: 2 LOB: 2 BB: 1 P: 8	R: 0 E: 0 K: 0 S: 4	H: 1 LOB: 1 BB: 0 P: 4	R: 0 E: 0 K: 0 S: 3	H: 0 LOB: 0 BB: 1 P: 7	R: 0 E: 0 K: 0 S: 3	H: 0 LOB: 0 BB: 0 P: 3	R: 1 E: 0 K: 0 S: 5	H: 2 LOB: 1 BB: 0 P: 5	R: 1 E: 0 K: 2 S: 8	H: 1 LOB: 2 BB: 2 P: 16	R: 2 E: 0 K: 0 S: 6	H: 3 LOB: 2 BB: 0 P: 7	R: 1 E: 1 K: 0 S: 5	H: 1 LOB: 1 BB: 0 P: 5	1B: 8 2B: 1 3B: 0 HR: 1	SF: 0 SAC: 1 DP: 0 HBP: 1	WP: 0 PB: 0 SB: 0 CS: 0	PA: 39
PITCHER Dave Roberts, L (1, 1) ERA: 4.08	IP: 6.2 WLS: L BF: 32 H: 9 R: 4 ER: 4 SO: 2 BB: 4 IBB: 0 HBP: 0 BLK: 0 WP: 0 HR: 0 S: 32 P: 48 ERA: 5.40 WHIP: 1.950															PITCHER Wayne Granger, R (7, 1) ERA: 2.44	IP: 1.1 WLS: L BF: 7 H: 1 R: 1 ER: 1 SO: 0 BB: 0 IBB: 0 HBP: 1 BLK: 0 WP: 0 HR: 1 S: 6 P: 7 ERA: 6.75 WHIP: 0.750			

Houston Astros @ Atlanta Braves
Atlanta-Fulton County Stadium, Atlanta, GA
Fri Jul 04, 1975, 7:05 PM EDT
Att: 29,487 - Unknown

AB 33
R 5
H 10
RBI 5
BB 4
SO 2
LOB 13



Batter	1	2	3	4	5	6	7	8	9	AB	R	H	RBI	BB	SO	LOB	TOP			
Wilbur Howard, S (1, 8) OBP: 0.386, SLG: 0.485										4	1	2	0	0	1	0	Houston Astros @ Atlanta Braves Atlanta-Fulton County Stadium, Atlanta, GA Sat Jul 05 1975, 7:05 PM EDT Unknown			
Greg Gross, L (1, 9) OBP: 0.349, SLG: 0.336										4	0	2	0	0	0	2				
Enos Cabell, R (1, 7) OBP: 0.327, SLG: 0.420										3	0	0	1	0	1	2				
Bob Watson, R (1, 3) OBP: 0.370, SLG: 0.514										3	1	1	0	1	0	0				
Cliff Johnson, R (1, 2) OBP: 0.329, SLG: 0.489										4	1	1	2	0	0	2				
Doug Ratler, R (1, 5)										4	0	0	0	0	1	0				
Roger Metzger, S (1, 6) OBP: 0.298, SLG: 0.322										4	0	1	0	0	0	0				
Rob Andrews, R (1, 4) OBP: 0.288, SLG: 0.256 (9, PH) Jose Cruz, L (9, PH) OBP: 0.336, SLG: 0.314										2	0	1	0	1	0	0				
Ken Forsch, R (1, 1) OBP: 0.077, SLG: 0.077 (7, PH) Tommy Helms, R (7, PH) OBP: 0.254, SLG: 0.167 (7, 1) Jim Crawford, L (7, 1) OBP: 0.250, SLG: 0.375										1	0	0	0	0	0	0				
Inning Stats	R: 0 E: 0 K: 2 S: 14	H: 1 LOB: 2 BB: 1 P: 24	R: 0 E: 0 K: 0 S: 7	H: 1 LOB: 1 BB: 0 P: 13	R: 1 E: 0 K: 0 S: 5	H: 1 LOB: 0 BB: 0 P: 6	R: 0 E: 0 K: 1 S: 10	H: 1 LOB: 2 BB: 1 P: 17	R: 0 E: 0 K: 0 S: 7	H: 0 LOB: 0 BB: 0 P: 10	R: 0 E: 0 K: 0 S: 3	H: 0 LOB: 0 BB: 0 P: 4	R: 0 E: 0 K: 0 S: 7	H: 1 LOB: 0 BB: 0 P: 8	R: 2 E: 0 K: 1 S: 9	H: 2 LOB: 0 BB: 0 P: 13		1B: 4 2B: 3 3B: 1 HR: 1	SF: 1 SAC: 0 DP: 2 HBP: 0	WP: 2 PB: 0 SB: 0 CS: 0
PITCHER	IP WLS BF H R ER SO BB IBB HBP BLK WP HR S P ERA WHIP	IP WLS BF H R ER SO BB IBB HBP BLK WP HR S P ERA WHIP																		
Ray Sadecki, L (1, 1) ERA: 4.04	8.0 W 32 8 3 3 3 2 0 0 0 0 2 1 62 93 3.38 1.250																			
Elias Sosa, R (9, 1) ERA: 3.67	1.0 S 3 0 0 0 1 0 0 0 0 0 0 0 7 11 0.00 0.000																			

Batter	1	2	3	4	5	6	7	8	9	AB	R	H	RBI	BB	SO	LOB	BOTTOM		
Ralph Garr, L (1, 7) OBP: 0.313, SLG: 0.361										4	0	1	0	0	0	1	Houston Astros @ Atlanta Braves Atlanta-Fulton County Stadium, Atlanta, GA Sat Jul 05 1975, 7:05 PM EDT Unknown		
Marty Perez, R (1, 4) OBP: 0.346, SLG: 0.349										3	1	1	0	1	0	1			
Dusty Baker Jr., R (1, 9) OBP: 0.333, SLG: 0.406										4	0	1	0	0	0	1			
Darrell Evans, L (1, 5) OBP: 0.344, SLG: 0.389										2	2	2	1	1	0	0			
Mike Lum, L (1, 3) OBP: 0.318, SLG: 0.326										4	1	2	1	0	0	2			
Larvell Blanks, R (1, 6) OBP: 0.334, SLG: 0.347										3	0	0	1	0	0	3			
Rowland Office, L (1, 8) OBP: 0.391, SLG: 0.394										3	0	1	1	0	0	1			
Biff Pocoroba, S (1, 2) OBP: 0.375, SLG: 0.377										2	0	0	0	0	0	0			
Ray Sadecki, L (1, 1) OBP: 0.125, SLG: 0.250 Elias Sosa, R (9, 1) OBP: 0.111, SLG: 0.111										3	0	0	0	0	1	1			
Inning Stats	R: 0 E: 0 K: 0 S: 4	H: 1 LOB: 0 BB: 0 P: 4	R: 2 E: 0 K: 0 S: 14	H: 1 LOB: 0 BB: 1 P: 24	R: 0 E: 0 K: 0 S: 6	H: 1 LOB: 1 BB: 0 P: 10	R: 0 E: 0 K: 0 S: 8	H: 1 LOB: 0 BB: 0 P: 15	R: 0 E: 0 K: 1 S: 10	H: 2 LOB: 1 BB: 0 P: 15	R: 0 E: 0 K: 0 S: 10	H: 1 LOB: 0 BB: 0 P: 14	R: 1 E: 0 K: 0 S: 6	H: 1 LOB: 0 BB: 1 P: 15	1B: 8 2B: 0 3B: 0 HR: 0	SF: 1 SAC: 1 DP: 2 HBP: 0		WP: 0 PB: 0 SB: 2 CS: 0	PA: 32
PITCHER	IP WLS BF H R ER SO BB IBB HBP BLK WP HR S P ERA WHIP	IP WLS BF H R ER SO BB IBB HBP BLK WP HR S P ERA WHIP																	
Ken Forsch, R (1, 1) ERA: 3.44	6.0 L 24 6 3 3 1 1 0 0 0 0 0 0 51 83 4.50 1.167																		
Jim Crawford, L (7, 1) ERA: 2.89	2.0 8 2 1 1 0 1 0 0 0 0 0 0 16 29 4.50 1.500																		



Batter	1	2	3	4	5	6	7	8	9	AB	R	H	RBI	BB	SO	LOB	TOP				
Wilbur Howard, S OBP: 0.373, SLG: 0.465 Mike Cosgrove, L (8, 1)	F5	K				F9 1B	P5	L5		5	0	1	0	0	1	4					
Greg Gross, L OBP: 0.350, SLG: 0.335	1B		1-3			HBP	5-3	F7		4	1	1	0	1	0	0					
Jose Cruz, L OBP: 0.333, SLG: 0.311	1B		F5			F9	5-3	1-3		5	1	1	0	0	0	2					
Cliff Johnson, R OBP: 0.344, SLG: 0.496	E		K			FC5-4	FC6-4	2B		4	1	3	1	0	1	0					
Enos Cabell, R OBP: 0.329, SLG: 0.424	E5					FC5-4	FC6-4	2B		5	1	2	1	0	0	4					
Ken Boswell, L OBP: 0.367, SLG: 0.325	SF9					F7	FC5-4	1B		4	0	2	1	0	0	3					
Tommy Helms, R OBP: 0.239, SLG: 0.155	F9					F9	FC5-4	F8		4	0	0	0	0	0	3					
Larry Milbourne, S OBP: 0.167, SLG: 0.141 Bob Watson, R OBP: 0.369, SLG: 0.512	G3					FC6	F8	F7		3	0	0	0	0	0	2					
Doug Konieczny, R OBP: 0.216, SLG: 0.250 Joe Niekro, R OBP: 0.500, SLG: 0.333 Doug Rader, R OBP: 0.325, SLG: 0.372 Roger Metzger, S OBP: 0.298, SLG: 0.322	K					K		1B		3	0	1	0	0	2	0					
Inning Stats	R: 4 E: 1 K: 0 S: 16	H: 2 LOB: 0 BB: 1 P: 24	R: 0 E: 0 K: 2 S: 9	H: 0 LOB: 0 BB: 0 P: 12	R: 0 E: 0 K: 1 S: 6	H: 0 LOB: 0 BB: 0 P: 8	R: 0 E: 0 K: 0 S: 4	H: 1 LOB: 1 BB: 0 P: 4	R: 0 E: 0 K: 1 S: 7	H: 2 LOB: 3 BB: 0 P: 8	R: 0 E: 0 K: 0 S: 5	H: 1 LOB: 1 BB: 0 P: 4	R: 0 E: 0 K: 0 S: 5	H: 2 LOB: 2 BB: 0 P: 5	R: 0 E: 0 K: 0 S: 5	H: 2 LOB: 2 BB: 0 P: 5	1B: 11 2B: 1 3B: 0 HR: 0	SF: 1 SAC: 0 DP: 0 HBP: 1	WP: 0 PB: 0 SB: 0 CS: 0	PA: 42	
PITCHER	IP	WLS	BF	H	R	ER	SO	BB	IBB	HBP	BLK	WP	HR	S	P	ERA	WHIP				
Max Leon, R ERA: 3.8	6.0	W	28	7	4	2	4	1	0	1	0	0	0	47	61	3.00	1.333				
Tom House, L ERA: 3.76	3.0	S	14	5	0	0	0	0	0	0	0	0	0	14	14	0.00	1.667				

Houston Astros @ Atlanta Braves
Atlanta-Fulton County Stadium, Atlanta, GA
Sat Jul 05 1975, 7:05 PM EDT
Att: 11,202 - Unknown

livebaseballscorecards.com

AB 39
R 4
H 12
RBI 3
BB 1
SO 4
LOB 19



Batter	1	2	3	4	5	6	7	8	9	AB	R	H	RBI	BB	SO	LOB	BOTTOM				
Ralph Garr, L OBP: 0.317, SLG: 0.377	2B		F5	1B		HR				4	1	3	3	0	0	1					
Marty Perez, R OBP: 0.342, SLG: 0.344	F9		F3	G3		K				4	0	0	0	0	1	3					
Dusty Baker Jr., R OBP: 0.332, SLG: 0.404	K			F9	BB	P3		F3		4	1	1	0	0	1	1					
Darrell Evans, L OBP: 0.343, SLG: 0.385	F5			FC3	1B	5-3		F3		3	1	0	0	1	0	1					
Earl Williams, R OBP: 0.271, SLG: 0.331	K			F9	BB	F8		K		4	0	0	0	0	2	2					
Larvell Blanks, R OBP: 0.337, SLG: 0.345	K			FC3	1B	HR		G3	SH1-3	2	2	0	1	2	1	1					
Rowland Office, L OBP: 0.390, SLG: 0.393	F5			HR	1B	SH1-3		FC6-4	BB	3	1	1	1	0	0	1					
Vic Correll, R OBP: 0.329, SLG: 0.411			F9	HR		E6		K		4	2	1	3	0	1	2					
Max Leon, R OBP: 0.500, SLG: 0.500 Ed Goodson, L OBP: 0.236, SLG: 0.267 Tom House, L (7, 1)				4-3		G3		5-3		2	0	1	0	0	0	0					
Inning Stats	R: 0 E: 0 K: 1 S: 10	H: 1 LOB: 1 BB: 0 P: 15	R: 0 E: 0 K: 2 S: 7	H: 0 LOB: 0 BB: 0 P: 11	R: 0 E: 0 K: 0 S: 4	H: 1 LOB: 1 BB: 0 P: 4	R: 5 E: 0 K: 0 S: 8	H: 4 LOB: 1 BB: 1 P: 12	R: 0 E: 0 K: 0 S: 3	H: 0 LOB: 0 BB: 0 P: 3	R: 3 E: 1 K: 1 S: 7	H: 1 LOB: 0 BB: 1 P: 11	R: 0 E: 0 K: 1 S: 5	H: 0 LOB: 0 BB: 0 P: 5	R: 0 E: 0 K: 1 S: 5	H: 0 LOB: 1 BB: 1 P: 9	1B: 4 2B: 1 3B: 0 HR: 2	SF: 0 SAC: 1 DP: 0 HBP: 0	WP: 0 PB: 0 SB: 0 CS: 0	PA: 36	
PITCHER	IP	WLS	BF	H	R	ER	SO	BB	IBB	HBP	BLK	WP	HR	S	P	ERA	WHIP				
Doug Konieczny, R ERA: 4.42	5.2	L	28	7	8	5	3	2	0	0	0	0	0	8	8	0.00	0.000				
Joe Niekro, R ERA: 4.5	1.1		4	0	0	0	2	0	0	0	0	0	0	8	8	0.00	1.000				
Mike Cosgrove, L ERA: 2.87	1.0		4	0	0	0	1	1	0	0	0	0	0	5	9	0.00	1.000				

Houston Astros @ Atlanta Braves
Atlanta-Fulton County Stadium, Atlanta, GA
Sat Jul 05 1975, 7:05 PM EDT
Att: 11,202 - Unknown

livebaseballscorecards.com

AB 32
R 8
H 7
RBI 8
BB 3
SO 6
LOB 15



Batter	1	2	3	4	5	6	7	8	9	AB	R	H	RBI	BB	SO	LOB	TOP					
Wayne Garrett, L (1,5) OBP: 0.372, SLG: 0.394	0-0 HR		0-0 F9		0-0 G3		0-0 G6-3 E 1B		0-0 E1 1B	5	1	2	1	0	0	1						
Felix Milan, R (1,4) OBP: 0.329, SLG: 0.358	0-0 6-3		0-0 BB 1B		0-0 E6 FC8-5		0-0 E1 G6-3		0-0 1B	5	0	2	0	0	0	1						
Joe Torre, R (1,3) OBP: 0.349, SLG: 0.364	0-3 K		4-0 BB 1B		4-0 FC8-5 HR BB		0-0 G6-3		0-0 4-3	3	1	0	0	2	1	4						
Rusty Staub, L (1,9) OBP: 0.354, SLG: 0.430	0-0 G3		0-0 L9		0-0 FC8-5 HR		0-0 F7			4	1	0	0	0	0	6						
Dave Kingman, R (1,7) OBP: 0.288, SLG: 0.498		0-3 K		0-0 CS 1B		0-0 HR		4-0 L4-3 BB		3	1	2	3	1	1	0						
Del Unser, L (1,8) OBP: 0.342, SLG: 0.384	0-0 4-3		0-0 5-3		0-0 BB 1B		0-0 L4-3		0-0 1B	4	0	1	0	0	0	2						
Jack Heidemann, R (1,6) OBP: 0.303, SLG: 0.328	0-0 4-3		0-0 P1		0-0 F9		0-0 1-3		0-0 1-3	4	0	0	0	0	0	1						
Jerry Grote, R (1,2) OBP: 0.321, SLG: 0.364			0-0 E5 FC2-6		0-0 6-3		4-0 BB		0-0 F7	3	0	0	0	1	0	0						
Jerry Koosman, R (1,1) OBP: 0.217, SLG: 0.227			0-0 FC2-6 BB 1B		0-0 4-3		0-3 K		0-0 P5	3	0	0	0	0	1	3						
Ed Kranepool, L (9, PH) OBP: 0.355, SLG: 0.411										1	0	0	0	0	0	0						
Ken Sanders, R (9, 1)										0	0	0	0	0	0	0						
Inning Stats	R: 1 E: 0 K: 1 S: 6	H: 1 LOB: 0 BB: 0 P: 6	R: 0 E: 0 K: 1 S: 5	H: 0 LOB: 0 BB: 0 P: 5	R: 0 E: 1 K: 0 S: 5	H: 1 LOB: 3 BB: 1 P: 9	R: 0 E: 0 K: 0 S: 3	H: 1 LOB: 0 BB: 0 P: 3	R: 0 E: 0 K: 0 S: 3	H: 0 LOB: 0 BB: 0 P: 3	R: 3 E: 1 K: 1 S: 8	H: 2 LOB: 2 BB: 2 P: 16	R: 0 E: 1 K: 0 S: 4	H: 1 LOB: 1 BB: 0 P: 4	R: 0 E: 0 K: 0 S: 2	H: 0 LOB: 0 BB: 1 P: 6	R: 0 E: 1 K: 0 S: 5	H: 1 LOB: 2 BB: 0 P: 5	1B: 5 2B: 1 3B: 0 HR: 2	SF: 0 SAC: 0 DP: 2 HBP: 0	WP: 0 PB: 0 SB: 0 CS: 1	PA: 39
PITCHER	IP WLS BF H R ER SO BB IBB HBP BLK WP HR S P ERA WHIP																					
Carl Morton, R (1, 1) ERA: 3.72	6.0 L 29 6 4 3 3 3 0 0 0 0 0 2 32 44 4.50 1.500																					
Max Leon, R (7, 1) ERA: 3.53	2.0 5 0 0 0 0 1 0 0 0 0 0 0 4 8 0.00 0.500																					
Elias Sosa, R (9, 1) ERA: 3.33	1.0 5 1 0 0 0 0 0 0 0 0 0 0 0 5 5 0.00 1.000																					

New York Mets @ Atlanta Braves
Atlanta-Fulton County Stadium, Atlanta, GA

AB 35
R 4
H 7
RBI 4
BB 4
SO 3
LOB 18



Tue Jul 08 1975, 7:05 PM EDT
Att: 4,942 - Unknown

Batter	1	2	3	4	5	6	7	8	9	AB	R	H	RBI	BB	SO	LOB	BOTTOM					
Ralph Garr, L (1,7) OBP: 0.320, SLG: 0.375	0-0 6-3		0-0 G5-4-3 1B		0-0 F7		0-0 FC4-6 1B		0-0 1B	4	0	1	0	0	0	2						
Marty Perez, R (1,4) OBP: 0.344, SLG: 0.343	0-3 K		0-0 G5-4-3		0-3 K		0-0 1B		0-0 1B	4	0	1	1	0	2	1						
Darrell Evans, L (1,5) OBP: 0.342, SLG: 0.376	4-0 BB		0-0 P2		0-3 K		0-0 F7		0-0 1B	3	0	0	0	1	1	2						
Cito Gaston, R (1,9) OBP: 0.296, SLG: 0.452	0-0 P6		0-0 HR		0-0 F4		0-0 G3		0-0 G3	3	1	1	1	0	0	1						
Dave May, L (9, PH) OBP: 0.329, SLG: 0.446										1	0	0	0	0	0	0						
Earl Williams, R (1,3) OBP: 0.271, SLG: 0.347		0-0 HR		0-0 F8		0-0 F3		0-0 6-3		4	1	1	1	0	0	0						
Larvell Blanks, R (1,6) OBP: 0.343, SLG: 0.350		0-0 F8		0-0 6-3		0-0 6-3		0-0 4-3		4	0	0	0	0	0	0						
Vic Correll, R (1,2) OBP: 0.329, SLG: 0.403		0-0 F9		0-0 6-3		4-0 FC4-6 1B BB		0-0 K		2	1	0	0	1	0	0						
Rowland Office, L (1,8) OBP: 0.372, SLG: 0.373		0-0 F8		0-0 F7		0-3 K		0-0 FC4-6 1B		3	0	0	0	0	1	1						
Carl Morton, R (1, 1) OBP: 0.250, SLG: 0.224			0-0 6-3		0-0 K		0-0 1B		0-0 1B	2	0	0	0	0	1	0						
Max Leon, R (7, 1) OBP: 0.500, SLG: 0.500										0	0	0	0	0	0	0						
Rod Gilbreath, R (9, PH) OBP: 0.368, SLG: 0.433										1	0	1	0	0	0	0						
Elias Sosa, R (9, 1) OBP: 0.111, SLG: 0.111										0	0	0	0	0	0	0						
Inning Stats	R: 0 E: 0 K: 1 S: 5	H: 0 LOB: 1 BB: 1 P: 9	R: 1 E: 0 K: 0 S: 4	H: 1 LOB: 0 BB: 0 P: 4	R: 0 E: 0 K: 0 S: 3	H: 1 LOB: 0 BB: 0 P: 3	R: 1 E: 0 K: 0 S: 4	H: 1 LOB: 0 BB: 0 P: 4	R: 0 E: 0 K: 1 S: 5	H: 0 LOB: 0 BB: 0 P: 5	R: 0 E: 0 K: 2 S: 7	H: 0 LOB: 0 BB: 0 P: 7	R: 0 E: 0 K: 0 S: 3	H: 0 LOB: 0 BB: 0 P: 3	R: 1 E: 0 K: 1 S: 7	H: 2 LOB: 2 BB: 1 P: 11	R: 0 E: 0 K: 0 S: 3	H: 0 LOB: 0 BB: 0 P: 3	1B: 3 2B: 0 3B: 0 HR: 2	SF: 0 SAC: 0 DP: 1 HBP: 0	WP: 0 PB: 0 SB: 0 CS: 0	PA: 33
PITCHER	IP WLS BF H R ER SO BB IBB HBP BLK WP HR S P ERA WHIP																					
Jerry Koosman, L (1, 1) ERA: 3.71	8.0 W 30 5 3 3 3 5 2 0 0 0 0 0 2 38 46 3.38 0.875																					
Ken Sanders, R (9, 1) ERA: 1.23	1.0 S 3 0 0 0 0 0 0 0 0 0 0 0 0 3 3 0.00 0.000																					

New York Mets @ Atlanta Braves
Atlanta-Fulton County Stadium, Atlanta, GA

AB 31
R 3
H 5
RBI 3
BB 2
SO 5
LOB 7



Tue Jul 08 1975, 7:05 PM EDT
Att: 4,942 - Unknown

Batter	1	2	3	4	5	6	7	8	9	10	AB	R	H	RBI	BB	SO	LOB	TOP					
Wayne Garrett, L OBP: 0.368, SLG: 0.385 Jesus Alou, R OBP: 0.288, SLG: 0.294 Ed Kranepool, L OBP: 0.355, SLG: 0.411	4-0 1B BB		0-0 F7		0-0 F8			0-3 K	0-0 F8		3	0	0	0	1	1	0						
Felix Millan, R OBP: 0.330, SLG: 0.358	0-0 1-2 1B		0-0 5-3		0-0 5-3			0-0 5-3		0-0 G4-3 1B	5	0	2	0	0	0	0						
Joe Torre, R OBP: 0.346, SLG: 0.360	0-0 F9		0-0 G3			0-0 6-3		0-0 1B	0-0 1B	0-0 G4-3 1-2f	5	0	1	0	0	0	3						
Rusty Staub, L OBP: 0.358, SLG: 0.444	0-0 F3			0-0 WP 1B		0-0 4-3		0-0 1-3 1B	0-0 1B	0-0 HR	5	2	3	1	0	0	2						
Dave Kingman, R OBP: 0.266, SLG: 0.488 Gene Clines, R OBP: 0.227, SLG: 0.189	0-3 K			0-3 K 1-2		0-0 L5		0-0 1-3	0-0 FC4-6 BB	4-0 FC4-6	4	0	0	0	1	2	5						
Del Unser, L OBP: 0.346, SLG: 0.388		0-0 F7		0-0 1B			0-0 FC5-4 1B		0-0 SH3-4 1B	0-0 FC4-6 1-2f	5	0	3	1	0	0	1						
Jack Heidemann, R OBP: 0.291, SLG: 0.314		0-0 5-3		0-0 2H 1B		0-0 5-3		0-0 FC5-4 1-2f	0-0 SH3-4		3	0	0	0	0	0	2						
Jerry Grote, R OBP: 0.324, SLG: 0.369		0-0 2B		0-0 P3		0-0 K		0-3 K 1-2	0-0 IBB		3	0	1	0	1	1	2						
Tom Seaver, R OBP: 0.232, SLG: 0.208		0-3 K			0-0 5-3		0-0 4-3		0-0 F9		4	0	0	0	0	1	4						
Inning Stats	R: 0 E: 0 K: 1 S: 6	H: 1 LOB: 2 BB: 1 P: 10	R: 0 E: 0 K: 1 S: 6	H: 1 LOB: 1 BB: 0 P: 6	R: 0 E: 0 K: 1 S: 3	H: 0 LOB: 0 BB: 0 P: 3	R: 1 E: 0 K: 1 S: 7	H: 2 LOB: 1 BB: 0 P: 7	R: 0 E: 0 K: 0 S: 3	H: 0 LOB: 0 BB: 0 P: 3	R: 0 E: 0 K: 1 S: 6	H: 1 LOB: 1 BB: 0 P: 6	R: 0 E: 0 K: 1 S: 7	H: 2 LOB: 2 BB: 0 P: 7	R: 0 E: 0 K: 0 S: 4	H: 1 LOB: 2 BB: 1 P: 8	R: 1 E: 0 K: 0 S: 4	H: 2 LOB: 1 BB: 1 P: 8	1B: 8 2B: 1 3B: 0 HR: 1	SF: 0 SAC: 1 DP: 1 HBP: 0	WP: 1 PB: 0 SB: 1 CS: 0	PA: 42	
PITCHER	IP 7.0	WLS 27	BF 5	H 1	R 1	ER 1	SO 4	BB 1	IBB 0	HBP 0	BLK 0	WP 1	HR 0	S 34	P 38	ERA 1.29	WHIP 0.857						
Bruce Dal Canton, R ERA: 9.19	(1, 1)																						
Tom House, L ERA: 3.59	(8, 1)	2.0	10	3	0	0	1	0	1	0	0	0	0	11	15	0.00	1.500						
Max Leon, R ERA: 3.74	(10, 1)	1.0	L	5	2	1	1	0	1	0	0	0	0	1	4	8	9.00	3.000					

New York Mets @ Atlanta Braves
Atlanta-Fulton County Stadium, Atlanta, GA
Wed Jul 09 1975, 7:05 PM EDT
Att: 6,515 - Unknown

AB	38
R	2
H	10
RBI	2
BB	3
SO	5
LOB	21



Batter	1	2	3	4	5	6	7	8	9	10	AB	R	H	RBI	BB	SO	LOB	BOTTOM				
Ralph Garr, L OBP: 0.321, SLG: 0.374	0-0 1B 1B		0-3 K		4-0 G5-4-3 BB		0-0 F9			0-0 P6	4	1	1	0	1	1	2					
Marty Perez, R OBP: 0.338, SLG: 0.338	0-0 F7		0-0 4-3		0-0 G5-4-3 1-2f		0-0 F8		0-0 F2	5	0	0	0	0	0	4						
Darrell Evans, L OBP: 0.342, SLG: 0.375	0-0 1H 1B			4-0 S BB		0-3 K		0-0 F5		0-0 L7	4	0	1	1	1	1	0					
Dave May, L OBP: 0.314, SLG: 0.423	0-0 P6			0-0 F7 1-2		0-3 K		0-3 K			4	0	0	0	0	2	1					
Mike Lum, L OBP: 0.310, SLG: 0.318 Biff Poccoroba, S OBP: 0.381, SLG: 0.366		0-0 FC4-5 2B		0-3 K		0-0 F8			0-0 6-3		4	0	1	0	0	1	1					
Larvell Blanks, R OBP: 0.342, SLG: 0.349		0-0 FC4-5 2-3		0-0 G3			0-3 K		0-0 1B 1B		4	0	1	0	0	1	2					
Rowland Office, L OBP: 0.383, SLG: 0.385		0-3 K			0-0 E3 1B		0-0 FC3-6 1B		0-0 1-2 1B		4	0	3	0	0	1	1					
Vic Correll, R OBP: 0.329, SLG: 0.402 Dusty Baker Jr., R OBP: 0.329, SLG: 0.399 Max Leon, R OBP: 0.500, SLG: 0.500		0-3 K			0-0 BB 1B		0-0 FC3-6 1-2f		0-3 K		3	0	1	0	0	1	2					
Bruce Dal Canton, R Ed Goodson, L Tom House, L Earl Williams, R	(1, 1) (7, PH) (8, 1) (9, PH)		0-0 F3		0-0 L4		0-0 1-2 1B		0-0 F5		2	0	0	0	0	0	2					
Inning Stats	R: 1 E: 0 K: 0 S: 4	H: 2 LOB: 0 BB: 0 P: 4	R: 0 E: 0 K: 2 S: 8	H: 1 LOB: 1 BB: 0 P: 8	R: 0 E: 0 K: 1 S: 5	H: 0 LOB: 1 BB: 1 P: 9	R: 0 E: 1 K: 0 S: 4	H: 2 LOB: 2 BB: 1 P: 8	R: 0 E: 0 K: 2 S: 7	H: 2 LOB: 2 BB: 0 P: 7	R: 0 E: 0 K: 1 S: 5	H: 0 LOB: 0 BB: 0 P: 5	R: 0 E: 0 K: 1 S: 7	H: 2 LOB: 2 BB: 0 P: 7	R: 0 E: 0 K: 1 S: 4	H: 0 LOB: 0 BB: 0 P: 3	1B: 8 2B: 1 3B: 0 HR: 0	SF: 0 SAC: 0 DP: 1 HBP: 0	WP: 0 PB: 0 SB: 1 CS: 0	PA: 39		
PITCHER	IP 10.0	WLS W	BF 39	H 9	R 1	ER 1	SO 9	BB 2	IBB 0	HBP 0	BLK 0	WP 0	HR 0	S 55	P 63	ERA 0.90	WHIP 1.100					
Tom Seaver, R ERA: 1.78	(1, 1)																					

New York Mets @ Atlanta Braves
Atlanta-Fulton County Stadium, Atlanta, GA
Wed Jul 09 1975, 7:05 PM EDT
Att: 6,515 - Unknown

AB	37
R	1
H	9
RBI	1
BB	2
SO	9
LOB	19



Batter	1	2	3	4	5	6	7	8	9	10	AB	R	H	RBI	BB	SO	LOB	TOP					
Bob Bailey, R (1, 7) OBP: 0.388, SLG: 0.369 Larry Blittner, L (8, PH) OBP: 0.413, SLG: 0.439	1-0 5-3		2-1 5-3			1-0 5-3 HBP		1-1 6-3		0-0 F9	2	0	0	0	0	0	0						
Jose Morales, R (10, PH) OBP: 0.340, SLG: 0.465 Dale Murray, R (10, 1)								2-3 6-3															
Pepe Mangual, R (1, 8) OBP: 0.339, SLG: 0.367	4-1 CS BB		3-1 F9			1-0 5-3 1-2 2-3		0-0 6-3															
Mike Jorgensen, L (1, 3) OBP: 0.357, SLG: 0.384	3-2 F7		0-0 4-3			0-3 K			0-1 F9														
Gary Carter, R (1, 9) OBP: 0.365, SLG: 0.436		2-1 F9		3-1 4-3				2-0 4-3 1B 2B		2-0 1-3													
Barry Foote, R (1, 2) OBP: 0.233, SLG: 0.276		1-1 5-3				1-1 F9		0-0 4-3		1-0 L8													
Larry Pamish, R (1, 5) OBP: 0.300, SLG: 0.408		1-2 E7				0-1 4-3		0-1 G5-4-3 1B		3-1 SH3-4 1B													
Pete Mackanin, R (1, 4) OBP: 0.331, SLG: 0.416		1-2 5-3				0-0 5-3		1-1 G5-4-3 1-2		0-0 SH3-4 1B													
Tim Foli, R (1, 6) OBP: 0.282, SLG: 0.262			2-1 6-3			1-0 5-3 2B		0-1 6-3 SH2-4 1B		1-2 F9													
Dan Warthen, S (1, 1) OBP: 0.167, SLG: 0.167 Pat Scanlon, L (10, PH) OBP: 0.296, SLG: 0.341 Nate Colbert, R (10, PH) OBP: 0.218, SLG: 0.271 Tony Scott, S (10, PR) OBP: 0.264, SLG: 0.260			0-3 K			1-3 K		0-0 SH2-4 1B		4-3 IBB													
Inning Stats	R: 0 E: 0 K: 0 S: 5	H: 0 LOB: 0 BB: 1 P: 13	R: 0 E: 1 K: 0 S: 10	H: 0 LOB: 1 BB: 0 P: 15	R: 0 E: 0 K: 1 S: 7	H: 0 LOB: 0 BB: 0 P: 11	R: 0 E: 0 K: 2 S: 5	H: 0 LOB: 0 BB: 0 P: 11	R: 0 E: 0 K: 0 S: 5	H: 1 LOB: 2 BB: 0 P: 12	R: 1 E: 0 K: 0 S: 6	H: 2 LOB: 0 BB: 0 P: 9	R: 0 E: 0 K: 0 S: 6	H: 1 LOB: 1 BB: 0 P: 7	R: 0 E: 0 K: 0 S: 4	H: 0 LOB: 0 BB: 0 P: 7	R: 0 E: 0 K: 0 S: 7	H: 1 LOB: 2 BB: 1 P: 15	1B: 3 2B: 2 3B: 0 HR: 0	SF: 0 SAC: 2 DP: 1 HBP: 1	WP: 0 PA: 37 PB: 0 SB: 0 CS: 1		
PITCHER	IP WLS BF H R ER SO ERA WHIP	IP WLS BF H R ER SO ERA WHIP	IP WLS BF H R ER SO ERA WHIP	IP WLS BF H R ER SO ERA WHIP	IP WLS BF H R ER SO ERA WHIP	IP WLS BF H R ER SO ERA WHIP	IP WLS BF H R ER SO ERA WHIP	IP WLS BF H R ER SO ERA WHIP	IP WLS BF H R ER SO ERA WHIP	IP WLS BF H R ER SO ERA WHIP	IP WLS BF H R ER SO ERA WHIP	IP WLS BF H R ER SO ERA WHIP	IP WLS BF H R ER SO ERA WHIP	IP WLS BF H R ER SO ERA WHIP	IP WLS BF H R ER SO ERA WHIP	IP WLS BF H R ER SO ERA WHIP	IP WLS BF H R ER SO ERA WHIP	IP WLS BF H R ER SO ERA WHIP	IP WLS BF H R ER SO ERA WHIP	IP WLS BF H R ER SO ERA WHIP	IP WLS BF H R ER SO ERA WHIP		
Phil Niekro, R (1, 1) ERA: 2.64	7.0	2.0	0.2	0.1	0.1	0.1	0.1	0.1	0.1	0.1	0.1	0.1	0.1	0.1	0.1	0.1	0.1	0.1	0.1	0.1	0.1	0.1	0.1
Elias Sosa, R (8, 1) ERA: 3.19	2.0	7	3	1	0	0	0	0	0	0	0	0	0	0	0	0	0	0	0	0	0	0	0
Max Leon, R (10, 1) ERA: 3.69	0.2	3	1	0	0	0	0	0	0	0	0	0	0	0	0	0	0	0	0	0	0	0	0
Tom House, L (10, 1) ERA: 3.56	0.1	W	2	0	0	0	0	0	0	0	0	0	0	0	0	0	0	0	0	0	0	0	0

Montreal Expos @ Atlanta Braves
Atlanta-Fulton County Stadium, Atlanta, GA
Fri Jul 11 1975, 7:05 PM EDT
Att: 5,010 - Unknown

AB 32
R 1
H 5
RBI 1
BB 2
SO 3
LOB 14



WP: 0 PA: 37
PB: 0
SB: 0
CS: 1

Batter	1	2	3	4	5	6	7	8	9	10	AB	R	H	RBI	BB	SO	LOB	BOTTOM				
Ralph Garr, L (1, 7) OBP: 0.319, SLG: 0.372	0-0 1B 1B		0-1 6-3			0-1 4-3		1-3 K		0-0 6-3	5	0	1	0	0	1	1					
Marty Perez, R (1, 4) OBP: 0.336, SLG: 0.333	1-2 F8		0-1 4-3			0-0 1-3		3-2 4-3		4-2 E 1B BB	4	1	0	0	1	0	1					
Darrell Evans, L (1, 5) OBP: 0.343, SLG: 0.375	3-2 1B			1-3 K		1-1 G3		0-3 K		2-0 E9 1B 1B	5	0	2	0	0	2	0					
Earl Williams, R (1, 3) OBP: 0.278, SLG: 0.348	1-3 K			4-2 FC6-4 BB		3-1 FC4-6 1B		1-3 K		1-0 1B	4	0	2	1	1	2	2					
Dusty Baker Jr., R (1, 9) OBP: 0.325, SLG: 0.384	2-0 F8			2-2 FC6-4 E 1-2r		1-2 FC4-6 1-2r		0-0 E5 E		2-3 3-H 1B	4	1	0	0	0	0	4					
Larvell Blanks, R (1, 6) OBP: 0.344, SLG: 0.349		4-0 G6-4-3 BB		1-3 K		0-0 6-3		3-2 E7 1B			3	0	1	1	1	1	1					
Vic Correll, R (1, 2) OBP: 0.328, SLG: 0.396		2-1 G6-4-3 1-2r				3-1 L9		2-0 F5		4-0 IBB	3	0	0	0	1	0	1					
Rowland Office, L (1, 8) OBP: 0.382, SLG: 0.379 Rod Gilbreath, R (9, PH) OBP: 0.362, SLG: 0.426 Max Leon, R (10, 1) OBP: 0.500, SLG: 0.500 Tom House, L (10, 1)		0-1 4-3				1-2 E6		4-2 BB		0-3 K	2	0	0	0	1	0	0					
Phil Niekro, R (1, 1) OBP: 0.180, SLG: 0.203 Cito Gaston, R (7, PH) OBP: 0.293, SLG: 0.446 Elias Sosa, R (8, 1) OBP: 0.111, SLG: 0.111 Mike Lum, L (9, PH) OBP: 0.309, SLG: 0.317			1-2 4-3			0-3 K		1-0 F7		3-3 K	2	0	0	0	0	1	1					
Inning Stats	R: 0 E: 0 K: 1 S: 13	H: 2 LOB: 2 BB: 0 P: 22	R: 0 E: 0 K: 0 S: 4	H: 0 LOB: 0 BB: 1 P: 10	R: 0 E: 0 K: 0 S: 7	H: 0 LOB: 0 BB: 0 P: 8	R: 0 E: 0 K: 2 S: 13	H: 0 LOB: 1 BB: 1 P: 21	R: 0 E: 1 K: 1 S: 11	H: 0 LOB: 1 BB: 0 P: 15	R: 0 E: 0 K: 0 S: 9	H: 1 LOB: 1 BB: 0 P: 14	R: 0 E: 0 K: 2 S: 11	H: 0 LOB: 0 BB: 0 P: 15	R: 1 E: 2 K: 3 S: 14	H: 1 LOB: 2 BB: 1 P: 25	R: 1 E: 1 K: 0 S: 6	H: 2 LOB: 2 BB: 1 P: 13	1B: 6 2B: 0 3B: 0 HR: 0	SF: 0 SAC: 0 DP: 1 HBP: 0	WP: 0 PA: 40 PB: 0 SB: 1 CS: 0	
PITCHER	IP WLS BF H R ER SO ERA WHIP	IP WLS BF H R ER SO ERA WHIP	IP WLS BF H R ER SO ERA WHIP	IP WLS BF H R ER SO ERA WHIP	IP WLS BF H R ER SO ERA WHIP	IP WLS BF H R ER SO ERA WHIP	IP WLS BF H R ER SO ERA WHIP	IP WLS BF H R ER SO ERA WHIP	IP WLS BF H R ER SO ERA WHIP	IP WLS BF H R ER SO ERA WHIP	IP WLS BF H R ER SO ERA WHIP	IP WLS BF H R ER SO ERA WHIP	IP WLS BF H R ER SO ERA WHIP	IP WLS BF H R ER SO ERA WHIP	IP WLS BF H R ER SO ERA WHIP	IP WLS BF H R ER SO ERA WHIP	IP WLS BF H R ER SO ERA WHIP	IP WLS BF H R ER SO ERA WHIP	IP WLS BF H R ER SO ERA WHIP	IP WLS BF H R ER SO ERA WHIP	IP WLS BF H R ER SO ERA WHIP	
Dan Warthen, L (1, 1) ERA: 2.94	9.0	0.1	0.1	0.1	0.1	0.1	0.1	0.1	0.1	0.1	0.1	0.1	0.1	0.1	0.1	0.1	0.1	0.1	0.1	0.1	0.1	0.1
Dale Murray, R (10, 1) ERA: 5.14	0.1	L	4	2	1	0	1	0	0	0	0	0	0	0	0	0	0	0	0	0	0	0

Montreal Expos @ Atlanta Braves
Atlanta-Fulton County Stadium, Atlanta, GA
Fri Jul 11 1975, 7:05 PM EDT
Att: 5,010 - Unknown

AB 35
R 2
H 6
RBI 2
BB 5
SO 9
LOB 16



WP: 0 PA: 40
PB: 0
SB: 1
CS: 0

Batter	1	2	3	4	5	6	7	8	9	AB	R	H	RBI	BB	SO	LOB	TOP			
Pepe Mangual, R OBP: 0.340, SLG: 0.370 (1, 8)	4-2 BB 1B BB	0-1 PB 2B			0-1 6-3		2-2 SF8		1-1 G5-4-3	3	1	1	1	1	0	1				
Larry Lintz, S OBP: 0.318, SLG: 0.198 (1, 4)	0-0 BB 5-3 1B	1-3 K			2-1 G1		0-0 FC4			4	1	1	0	0	1	2				
Mike Jorgensen, L OBP: 0.355, SLG: 0.379 (1, 3)	4-1 5-3 1B	3-2 F7			1-0 F7			1-2 F8		3	0	0	0	1	0	2				
Larry Bittner, L OBP: 0.409, SLG: 0.434 (1, 7)	0-3 K			0-1 F9		2-2 L3		2-0 4-3 1B		4	1	1	0	0	1	3				
Pat Scanlon, L OBP: 0.294, SLG: 0.330 (1, 5)	4-1 5-3 BB			0-1 F2		1-3 K		0-1 4-3		3	0	0	1	1	1	1				
Gary Carter, R OBP: 0.363, SLG: 0.433 (1, 2)	0-0 5-3			0-2 F9		1-0 1-3		2-0 1B		4	0	1	2	0	0	2				
Tony Scott, S OBP: 0.264, SLG: 0.254 (1, 9)	1-0 1-3			0-1 G3			4-1 1B SF8 BB	0-3 K		3	1	0	0	1	1	3				
Pepe Frias, R OBP: 0.231, SLG: 0.250 (7, PH)		1-3 K		0-0 F9			1-2 FC4 1B	0-3 K		2	0	0	0	0	1	0				
Bob Bailey, R OBP: 0.392, SLG: 0.374 (7, PH)										1	0	1	0	0	0	0				
Chuck Taylor, R OBP: 0.333, SLG: 0.455 (9, PH)										0	0	0	0	0	0	0				
Jose Morales, R OBP: 0.284, SLG: 0.265 (7, 6)										1	0	0	0	0	1	0				
Fred Scherman, L OBP: 0.083, SLG: 0.167 (5, 1)		1-1 5-3		0-1 5-3			1-3 K	0-0 G5-4-3 1B		2	0	0	0	0	0	0				
Donald DeMola, R OBP: 0.217, SLG: 0.269 (7, PH)										0	0	0	0	0	0	0				
Nate Colbert, R OBP: 0.284, SLG: 0.265 (7, 6)										1	0	1	0	0	0	0				
Tim Foli, R OBP: 0.284, SLG: 0.265 (7, 6)										1	0	1	0	0	0	0				
Inning Stats	R: 2 E: 0 K: 1 S: 10	H: 1 LOB: 2 BB: 3 P: 23	R: 0 E: 0 K: 2 S: 14	H: 1 LOB: 2 BB: 0 P: 20	R: 0 E: 0 K: 0 S: 7	H: 0 LOB: 0 BB: 0 P: 7	R: 0 E: 0 K: 0 S: 5	H: 0 LOB: 0 BB: 0 P: 5	R: 0 E: 0 K: 1 S: 7	H: 0 LOB: 0 BB: 0 P: 11	R: 1 E: 0 K: 1 S: 11	H: 1 LOB: 1 BB: 1 P: 19	R: 1 E: 0 K: 1 S: 10	H: 2 LOB: 1 BB: 0 P: 15	R: 0 E: 0 K: 1 S: 7	H: 1 LOB: 0 BB: 0 P: 8	1B: 5 2B: 1 3B: 0 HR: 0	SF: 1 SAC: 0 DP: 1 HBP: 0	WP: 0 PB: 1 SB: 0 CS: 0	PA: 37
PITCHER Carl Morton, R ERA: 3.74 (1, 1)	IP: 9.0 WLS: W BF: 37 H: 6 R: 4 ER: 4 SO: 7 BB: 4 IBB: 0 HBP: 0 BLK: 0 WP: 0 HR: 0 S: 76 P: 116 ERA: 4.00 WHIP: 1.111															PITCHER				

Montreal Expos @ Atlanta Braves
Atlanta-Fulton County Stadium, Atlanta, GA
Sat Jul 12 1975, 7:05 PM EDT
Unknown

AB	32
R	4
H	6
RBI	4
BB	4
SO	7
LOB	16



Batter	1	2	3	4	5	6	7	8	9	AB	R	H	RBI	BB	SO	LOB	BOTTOM			
Ralph Garr, L OBP: 0.320, SLG: 0.372 (1, 7)	0-2 1-3		0-0 4-3		1-0 F7	1-1 1B SF7 1B		0-1 1B		5	1	2	1	0	0	1				
Marty Perez, R OBP: 0.343, SLG: 0.339 (1, 4)	2-3 K		4-2 BB		3-2 HR 1B	0-1 SF7 1B		1-0 1B		4	1	3	2	1	1	0				
Darrell Evans, L OBP: 0.341, SLG: 0.383 (1, 5)	3-1 HR		3-3 K		0-0 F7	1-1 SF7		0-0 L8		4	1	1	2	0	1	4				
Earl Williams, R OBP: 0.282, SLG: 0.364 (1, 3)	2-1 HR			3-3 K	4-1 HR BB	1-0 F4				3	2	1	1	1	1	1				
Dusty Baker Jr., R OBP: 0.327, SLG: 0.412 (1, 9)	1-3 K			0-0 3B	0-1 HR		1-2 F9			4	1	2	3	0	1	0				
Larvell Blanks, R OBP: 0.340, SLG: 0.344 (1, 6)		1-0 6-3		1-0 L3	0-3 K		0-0 F8			4	0	0	0	0	1	1				
Vic Correll, R OBP: 0.331, SLG: 0.392 (1, 2)		2-3 K		4-0 FC4 IBB		4-2 FC5-4 1B BB	3-1 1-3			2	1	0	0	2	1	0				
Rowland Office, L OBP: 0.379, SLG: 0.375 (1, 8)		1-1 2-3		0-1 FC4		1-2 FC5-4 1B		0-0 3-1		4	0	1	0	0	0	2				
Carl Morton, R OBP: 0.250, SLG: 0.245 (1, 1)			2-3 K		1-1 WP 1B 2B	2-1 FC5-4 1B		2-1 5-3		4	2	1	0	0	1	2				
Inning Stats	R: 2 E: 0 K: 2 S: 13	H: 2 LOB: 0 BB: 0 P: 21	R: 0 E: 0 K: 1 S: 6	H: 0 LOB: 0 BB: 0 P: 10	R: 0 E: 0 K: 2 S: 9	H: 0 LOB: 1 BB: 1 P: 18	R: 0 E: 0 K: 1 S: 7	H: 1 LOB: 2 BB: 1 P: 15	R: 4 E: 0 K: 1 S: 14	H: 3 LOB: 0 BB: 1 P: 23	R: 3 E: 0 K: 0 S: 17	H: 3 LOB: 1 BB: 1 P: 27	R: 0 E: 0 K: 0 S: 6	H: 0 LOB: 0 BB: 0 P: 10	R: 0 E: 0 K: 0 S: 7	H: 2 LOB: 2 BB: 0 P: 10	1B: 6 2B: 1 3B: 1 HR: 3	SF: 1 SAC: 0 DP: 0 HBP: 0	WP: 1 PB: 0 SB: 1 CS: 0	PA: 39
PITCHER Fred Scherman, L ERA: 3.79 (1, 1)	IP: 4.2 WLS: L BF: 21 H: 5 R: 4 ER: 4 SO: 6 BB: 1 IBB: 0 HBP: 0 BLK: 0 WP: 1 HR: 2 S: 43 P: 77 ERA: 7.71 WHIP: 1.286															PITCHER				
Donald DeMola, R ERA: 3.04 (5, 1)	1.1 WLS: L BF: 10 H: 4 R: 5 ER: 5 SO: 1 BB: 2 IBB: 0 HBP: 0 BLK: 0 WP: 0 HR: 1 S: 23 P: 37 ERA: 33.75 WHIP: 4.500															PITCHER				
Chuck Taylor, R ERA: 4.34 (7, 1)	2.0 WLS: L BF: 8 H: 2 R: 0 ER: 0 SO: 0 BB: 0 IBB: 0 HBP: 0 BLK: 0 WP: 0 HR: 0 S: 13 P: 20 ERA: 0.00 WHIP: 1.000															PITCHER				

Montreal Expos @ Atlanta Braves
Atlanta-Fulton County Stadium, Atlanta, GA
Sat Jul 12 1975, 7:05 PM EDT
Unknown

AB	34
R	9
H	11
RBI	9
BB	4
SO	7
LOB	11



Batter	1	2	3	4	5	6	7	8	9	AB	R	H	RBI	BB	SO	LOB	TOP										
Pepe Mangual, R OBP: 0.338, SLG: 0.367 (1, 8)	0-2 4-3		0-1 F7		2-3 K		2-2 SH3-4 SF9 1B	0-1 6-3		5	1	1	0	0	1	2											
Tim Foli, R OBP: 0.284, SLG: 0.268 (1, 6)	0-1 HR 2B		0-0 1-3			0-0 6-3	0-1 SH3-4		0-0 4-3	4	1	1	0	0	0	0											
Gary Carter, R OBP: 0.370, SLG: 0.458 (1, 9)	2-2 HR			1-3 K		1-0 HR	4-0 2B SF9 IBB		4-1 WP BB	3	2	2	3	2	1	0											
Bob Bailey, R OBP: 0.386, SLG: 0.370 Tony Scott, S OBP: 0.284, SLG: 0.254 (1, 7) (9, 7)	1-1 6-3			0-0 1-3		2-1 HBP 1B	1-2 SF9		2-2 F8	4	1	1	2	0	0	1											
Nate Colbert, R OBP: 0.221, SLG: 0.274 (1, 3)	2-2 1-3			2-3 K		2-2 1B HBP	0-2 2B		2-3 K	4	0	1	0	0	2	1											
Larry Parrish, R OBP: 0.303, SLG: 0.413 (1, 5)		0-0 F3			0-0 1B 2B	1-2 FC6-4 1B	1-2 6-3			4	1	2	1	0	0	2											
Pete Mackanin, R OBP: 0.330, SLG: 0.412 (1, 4)		0-3 K			0-0 S 1B	0-2 F8		1-1 F5		4	0	1	1	0	1	2											
Barry Foote, R OBP: 0.229, SLG: 0.271 (1, 2)		2-2 F7			3-2 F7	0-0 FC6-4		1-1 F8		4	0	0	0	0	0	3											
Woodie Fryman, R OBP: 0.216, SLG: 0.250 (1, 1)			1-3 K		2-3 K		0-1 SH3-4 SF9 1B	0-0 1B		4	1	2	0	0	2	1											
Inning Stats	R: 2 E: 0 K: 0 S: 13	H: 2 LOB: 0 BB: 0 P: 18	R: 0 E: 0 K: 1 S: 12	H: 0 LOB: 0 BB: 0 P: 14	R: 0 E: 0 K: 1 S: 6	H: 0 LOB: 0 BB: 0 P: 7	R: 0 E: 0 K: 2 S: 7	H: 0 LOB: 0 BB: 0 P: 10	R: 1 E: 0 K: 2 S: 13	H: 2 LOB: 1 BB: 0 P: 20	R: 2 E: 0 K: 0 S: 15	H: 3 LOB: 2 BB: 0 P: 21	R: 2 E: 0 K: 0 S: 16	H: 3 LOB: 2 BB: 1 P: 24	R: 0 E: 0 K: 0 S: 7	H: 1 LOB: 1 BB: 0 P: 9	R: 0 E: 0 K: 1 S: 8	H: 0 LOB: 1 BB: 1 P: 16	1B: 6 2B: 3 3B: 0 HR: 2	SF: 1 SAC: 1 DP: 0 HBP: 1	WP: 1 PB: 0 CS: 0	PA: 41					
PITCHER	IP	WLS	BF	H	R	ER	SO	BB	IBB	HBP	BLK	WP	HR	S	P	ERA	WHIP										
Jamie Easterly, L ERA: 6.26 (1, 1)	1.0	L	5	2	2	2	0	0	0	0	0	0	1	13	18	18.00	2.000										
Max Leon, R ERA: 3.58 (2, 1)	4.0		14	2	1	1	6	0	0	0	0	0	0	38	51	2.25	0.500										
Mike Beard, L ERA: 2.84 (6, 1)	0.1		5	3	2	2	0	0	0	1	0	0	1	11	17	54.00	9.000										
Ray Sadecki, L ERA: 4.3 (6, 1)	1.2		9	3	2	2	0	0	1	0	0	0	0	20	28	10.80	1.800										
Elias Sosa, R ERA: 3.69 (8, 1)	2.0		8	1	0	0	1	1	0	0	0	1	0	15	25	0.00	1.000										

Montreal Expos @ Atlanta Braves
Atlanta-Fulton County Stadium, Atlanta, GA
Sat Jul 12 1975, 7:05 PM EDT
Att: 25,246 - Unknown

AB	36
R	7
H	11
RBI	7
BB	2
SO	7
LOB	12



Batter	1	2	3	4	5	6	7	8	9	AB	R	H	RBI	BB	SO	LOB	BOTTOM										
Ralph Garr, L OBP: 0.324, SLG: 0.372 (1, 7)	4-2 CS BB		4-1 BB		2-2 1B		1-3 K		1-2 6-3	3	0	1	0	2	1	3											
Marty Perez, R OBP: 0.342, SLG: 0.338 (1, 4)	2-2 1-2 1B		3-3 K		3-2 L9		1-1 F7			4	0	1	0	0	1	4											
Darrell Evans, L OBP: 0.346, SLG: 0.383 (1, 5)	3-2 F5			4-2 1B BB		4-2 WP 1B BB		1-0 G6-4-3 1B		2	2	1	0	2	0	0											
Earl Williams, R OBP: 0.286, SLG: 0.367 (1, 3)		3-2 1B		0-0 L8		2-1 G6-4-3 1B		1-0 G6-4-3		4	0	2	1	0	0	2											
Dusty Baker Jr., R OBP: 0.327, SLG: 0.412 Mike Lum, L OBP: 0.307, SLG: 0.316 (1, 9) (7, 9)		0-0 F4		2-2 FC6-4 1B		1-2 F7		3-3 K		3	0	1	0	0	0	2											
Larvell Blanks, R OBP: 0.338, SLG: 0.353 (1, 6)		0-3 K		0-0 FC6-4		0-2 G6-4-3		1-1 HR		4	1	1	1	0	1	3											
Biff Pocoroba, S OBP: 0.364, SLG: 0.347 (1, 2)		2-1 F3		0-1 F6		1-3 K		0-0 F7		4	0	0	0	0	1	2											
Rowland Office, L OBP: 0.382, SLG: 0.386 (1, 8)			0-3 K		2-3 K		2-0 1B 1B		2-2 2B	4	0	2	0	0	2	0											
Jamie Easterly, L Max Leon, R Rod Gilbreath, R Mike Beard, L Ray Sadecki, L Ed Goodson, R Elias Sosa, R Cito Gaston, R (1, 1) (2, 1) (5, PH) (8, 1) (8, 1) (7, PH) (8, 1) (9, PH)			0-3 K		1-2 F6		1-2 1B		3-3 K	0	0	0	0	0	0	0											
Inning Stats	R: 0 E: 0 K: 0 S: 14	H: 1 LOB: 0 BB: 1 P: 23	R: 0 E: 0 K: 1 S: 11	H: 1 LOB: 0 BB: 0 P: 16	R: 0 E: 0 K: 3 S: 11	H: 0 LOB: 1 BB: 1 P: 18	R: 1 E: 1 K: 0 S: 10	H: 1 LOB: 1 BB: 1 P: 16	R: 0 E: 0 K: 1 S: 14	H: 1 LOB: 1 BB: 0 P: 22	R: 1 E: 0 K: 0 S: 11	H: 1 LOB: 0 BB: 1 P: 18	R: 0 E: 0 K: 2 S: 13	H: 2 LOB: 2 BB: 0 P: 19	R: 0 E: 0 K: 1 S: 5	H: 1 LOB: 0 BB: 0 P: 10	R: 1 E: 0 K: 1 S: 15	H: 2 LOB: 1 BB: 0 P: 22	1B: 8 2B: 1 3B: 0 HR: 1	SF: 0 SAC: 0 DP: 2 HBP: 0	WP: 1 PB: 0 CS: 1	PA: 37					
PITCHER	IP	WLS	BF	H	R	ER	SO	BB	IBB	HBP	BLK	WP	HR	S	P	ERA	WHIP										
Woodie Fryman, L ERA: 2.99 (1, 1)	9.0	W	37	10	3	2	9	4	0	0	0	1	1	104	164	2.00	1.556										

Montreal Expos @ Atlanta Braves
Atlanta-Fulton County Stadium, Atlanta, GA
Sat Jul 12 1975, 7:05 PM EDT
Att: 25,246 - Unknown

AB	33
R	3
H	10
RBI	2
BB	4
SO	9
LOB	17



Batter	1	2	3	4	5	6	7	8	9	10	11	12	13	14	AB	R	H	BB	SO	LOB	TOP					
Pope Manganui, R OBP: 0.354, SLG: 0.362 (1, 8)	K		F3		5-3		F9		F5		CS 1B			K	7	0	1	0	0	2	0					
Mike Jorgensen, L OBP: 0.357, SLG: 0.384 (1, 3)	2B		1B		K		1B WP		3-1		1B			F8	7	1	3	0	0	1	2					
Larry Bittner, L OBP: 0.411, SLG: 0.436 (9, PH)	F7		F9				1B		1B		1B			1-3	4	1	2	0	0	0	2					
Jose Morales, R OBP: 0.343, SLG: 0.467 (9, PR)							1B								1	0	1	0	0	0	0					
Tony Scott, S OBP: 0.262, SLG: 0.252 (9, 7)	6-3						1B		F8		F7			5-3	1	0	0	0	0	0	0					
Gary Carter, R OBP: 0.369, SLG: 0.451 (1, 9)							1B								4	0	0	0	2	0	3					
Larry Parrish, R OBP: 0.307, SLG: 0.415 (1, 5)		WP SF7 1B	F9				1B							K	6	2	3	1	0	2	2					
Pete Mackanin, R OBP: 0.321, SLG: 0.400 (1, 4)		E4 WP		5-3			K		SH5-4 1B		F3			F8	5	0	0	0	0	1	3					
Barry Foote, R OBP: 0.223, SLG: 0.264 (1, 2)		1-2	K				F7		L7		F4			F7	6	0	0	0	0	1	5					
Tim Foli, R OBP: 0.282, SLG: 0.266 (1, 6)		1-2 2-3	SF7				5-3							4-3	5	0	1	2	0	0	2					
Steve Rogers, R OBP: 0.355, SLG: 0.354 (7, PH)		3-H	6-3				5-3		F8		1B				2	0	0	0	0	0	1					
Pat Scanlon, R OBP: 0.329, SLG: 0.329 (7, 1)															0	0	0	0	0	0	0					
Chuck Taylor, R OBP: 0.302, SLG: 0.187 (7, 1)															0	0	0	0	0	0	0					
Bob Bailey, R OBP: 0.303, SLG: 0.307 (8, 1)															0	0	0	0	0	0	1					
Dale Murray, R OBP: 0.312, SLG: 0.500 (10, PH)															1	0	1	0	0	0	0					
Donald DeMola, R OBP: 0.253, SLG: 0.273 (14, 1)															0	0	0	0	0	0	0					
Inning Stats	R: 0 E: 0 K: 1 S: 8	H: 1 LOB: 1 BB: 0 P: 8	R: 1 E: 1 K: 1 S: 12	H: 1 LOB: 1 BB: 0 P: 18	R: 0 E: 0 K: 0 S: 6	H: 0 LOB: 0 BB: 0 P: 8	R: 1 E: 0 K: 1 S: 13	H: 2 LOB: 1 BB: 1 P: 25	R: 1 E: 0 K: 0 S: 8	H: 2 LOB: 1 BB: 0 P: 10	R: 1 E: 0 K: 0 S: 5	H: 2 LOB: 1 BB: 0 P: 8	R: 0 E: 0 K: 1 S: 15	H: 1 LOB: 1 BB: 0 P: 22	R: 0 E: 0 K: 0 S: 8	H: 2 LOB: 0 BB: 0 P: 13	R: 0 E: 0 K: 0 S: 9	H: 0 LOB: 0 BB: 0 P: 14	R: 0 E: 0 K: 0 S: 5	H: 0 LOB: 0 BB: 0 P: 6	R: 0 E: 0 K: 2 S: 8	H: 0 LOB: 0 BB: 0 P: 12	R: 0 E: 0 K: 0 S: 8	H: 0 LOB: 0 BB: 0 P: 12	1B: 11 SF: 1 2B: 1 3B: 0 HR: 0	WP: 2 PA: 56
PITCHER	IP WLS BF H R ER SO BB IBB HBP BLK WP HR S P ERA WHIP	IP WLS BF H R ER SO BB IBB HBP BLK WP HR S P ERA WHIP	IP WLS BF H R ER SO BB IBB HBP BLK WP HR S P ERA WHIP	IP WLS BF H R ER SO BB IBB HBP BLK WP HR S P ERA WHIP	IP WLS BF H R ER SO BB IBB HBP BLK WP HR S P ERA WHIP	IP WLS BF H R ER SO BB IBB HBP BLK WP HR S P ERA WHIP	IP WLS BF H R ER SO BB IBB HBP BLK WP HR S P ERA WHIP	IP WLS BF H R ER SO BB IBB HBP BLK WP HR S P ERA WHIP	IP WLS BF H R ER SO BB IBB HBP BLK WP HR S P ERA WHIP	IP WLS BF H R ER SO BB IBB HBP BLK WP HR S P ERA WHIP	IP WLS BF H R ER SO BB IBB HBP BLK WP HR S P ERA WHIP	IP WLS BF H R ER SO BB IBB HBP BLK WP HR S P ERA WHIP	IP WLS BF H R ER SO BB IBB HBP BLK WP HR S P ERA WHIP	IP WLS BF H R ER SO BB IBB HBP BLK WP HR S P ERA WHIP	IP WLS BF H R ER SO BB IBB HBP BLK WP HR S P ERA WHIP	IP WLS BF H R ER SO BB IBB HBP BLK WP HR S P ERA WHIP	IP WLS BF H R ER SO BB IBB HBP BLK WP HR S P ERA WHIP	IP WLS BF H R ER SO BB IBB HBP BLK WP HR S P ERA WHIP	IP WLS BF H R ER SO BB IBB HBP BLK WP HR S P ERA WHIP	IP WLS BF H R ER SO BB IBB HBP BLK WP HR S P ERA WHIP	IP WLS BF H R ER SO BB IBB HBP BLK WP HR S P ERA WHIP	IP WLS BF H R ER SO BB IBB HBP BLK WP HR S P ERA WHIP	IP WLS BF H R ER SO BB IBB HBP BLK WP HR S P ERA WHIP	IP WLS BF H R ER SO BB IBB HBP BLK WP HR S P ERA WHIP	IP WLS BF H R ER SO BB IBB HBP BLK WP HR S P ERA WHIP	IP WLS BF H R ER SO BB IBB HBP BLK WP HR S P ERA WHIP

Montreal Expos @ Atlanta Braves
Atlanta-Fulton County Stadium, Atlanta, GA
Sun Jul 13 1975, 3:33 AM EDT
Att. 4,908 - Unknown

AB	52
R	4
H	12
RBI	3
BB	2
SO	8
LOB	21



Batter	1	2	3	4	5	6	7	8	9	10	11	12	13	14	AB	R	H	BB	SO	LOB	BOTTOM					
Ralph Garr, L OBP: 0.320, SLG: 0.367 (1, 7)	4-3			6-3			4-3		F7		F9			6-3	7	1	1	0	0	0	2					
Marty Perez, R OBP: 0.350, SLG: 0.347 (1, 4)	1B			6-3			BB BB				2B			F6	6	2	4	0	1	0	0					
Darrell Evans, L OBP: 0.350, SLG: 0.382 (1, 5)	1B			F8			F4				4-3			4-3	4	2	1	0	3	0	3					
Earl Williams, R OBP: 0.296, SLG: 0.371 (1, 3)	1B WP						G4-3 1B				G4-3 1B			5-3	6	0	3	3	1	0	3					
Mike Lum, L OBP: 0.310, SLG: 0.316 (1, 9)	1B			G4-6-3 1B			BB							F5	6	0	3	3	1	0	3					
Larvell Blanks, R OBP: 0.332, SLG: 0.346 (1, 6)	1B			F9			1-3				1-4-3			G3	6	0	0	0	0	1	5					
Rowland Office, L OBP: 0.373, SLG: 0.377 (1, 8)	L7						1-3				F7				6	0	1	0	0	1	2					
Vic Correll, R OBP: 0.328, SLG: 0.388 (1, 2)				G3			5-3				5-3			SH1-3-4 1B	5	0	1	0	0	1	0					
Bruce Dal Canton, R OBP: 0.310, SLG: 0.316 (8, 1)														5-3	2	0	0	0	0	1	1					
Ed Gooden, L OBP: 0.325, SLG: 0.375 (10, PH)															0	0	0	0	0	0	0					
Mike Leon, R OBP: 0.326, SLG: 0.429 (10, PH)															0	0	0	0	0	0	0					
Ray Sadecki, L OBP: 0.253, SLG: 0.273 (14, 1)															0	0	0	0	0	0	0					
Inning Stats	R: 2 E: 0 K: 0 S: 15	H: 4 LOB: 2 BB: 0 P: 22	R: 2 E: 0 K: 0 S: 12	H: 3 LOB: 2 BB: 1 P: 22	R: 0 E: 0 K: 0 S: 12	H: 0 LOB: 0 BB: 0 P: 6	R: 0 E: 0 K: 0 S: 4	H: 0 LOB: 0 BB: 0 P: 8	R: 0 E: 0 K: 0 S: 7	H: 0 LOB: 3 BB: 3 P: 9	R: 0 E: 0 K: 0 S: 5	H: 1 LOB: 1 BB: 1 P: 10	R: 0 E: 0 K: 0 S: 8	H: 0 LOB: 2 BB: 1 P: 16	R: 0 E: 0 K: 0 S: 9	H: 0 LOB: 0 BB: 0 P: 13	R: 0 E: 0 K: 0 S: 6	H: 1 LOB: 1 BB: 0 P: 9	R: 1 E: 0 K: 0 S: 6	H: 1 LOB: 1 BB: 1 P: 15	1B: 12 SF: 0 2B: 1 3B: 0 HR: 0	WP: 2 PA: 59				
PITCHER	IP WLS BF H R ER SO BB IBB HBP BLK WP HR S P ERA WHIP	IP WLS BF H R ER SO BB IBB HBP BLK WP HR S P ERA WHIP	IP WLS BF H R ER SO BB IBB HBP BLK WP HR S P ERA WHIP	IP WLS BF H R ER SO BB IBB HBP BLK WP HR S P ERA WHIP	IP WLS BF H R ER SO BB IBB HBP BLK WP HR S P ERA WHIP	IP WLS BF H R ER SO BB IBB HBP BLK WP HR S P ERA WHIP	IP WLS BF H R ER SO BB IBB HBP BLK WP HR S P ERA WHIP	IP WLS BF H R ER SO BB IBB HBP BLK WP HR S P ERA WHIP	IP WLS BF H R ER SO BB IBB HBP BLK WP HR S P ERA WHIP	IP WLS BF H R ER SO BB IBB HBP BLK WP HR S P ERA WHIP	IP WLS BF H R ER SO BB IBB HBP BLK WP HR S P ERA WHIP	IP WLS BF H R ER SO BB IBB HBP BLK WP HR S P ERA WHIP	IP WLS BF H R ER SO BB IBB HBP BLK WP HR S P ERA WHIP	IP WLS BF H R ER SO BB IBB HBP BLK WP HR S P ERA WHIP	IP WLS BF H R ER SO BB IBB HBP BLK WP HR S P ERA WHIP	IP WLS BF H R ER SO BB IBB HBP BLK WP HR S P ERA WHIP	IP WLS BF H R ER SO BB IBB HBP BLK WP HR S P ERA WHIP	IP WLS BF H R ER SO BB IBB HBP BLK WP HR S P ERA WHIP	IP WLS BF H R ER SO BB IBB HBP BLK WP HR S P ERA WHIP	IP WLS BF H R ER SO BB IBB HBP BLK WP HR S P ERA WHIP	IP WLS BF H R ER SO BB IBB HBP BLK WP HR S P ERA WHIP	IP WLS BF H R ER SO BB IBB HBP BLK WP HR S P ERA WHIP	IP WLS BF H R ER SO BB IBB HBP BLK WP HR S P ERA WHIP	IP WLS BF H R ER SO BB IBB HBP BLK WP HR S P ERA WHIP	IP WLS BF H R ER SO BB IBB HBP BLK WP HR S P ERA WHIP	IP WLS BF H R ER SO BB IBB HBP BLK WP HR S P ERA WHIP

Montreal Expos @ Atlanta Braves
Atlanta-Fulton County Stadium, Atlanta, GA
Sun Jul 13 1975, 3:33 AM EDT
Att. 4,908 - Unknown

AB	51
R	5
H	13
RBI	3
BB	7
SO	4
LOB	20



Batter	1	2	3	4	5	6	7	8	9	AB	R	H	RBI	BB	SO	LOB	TOP		
Ralph Garr, L (1,7) OBP: 0.324, SLG: 0.371	BB 2B		1B		F7	IBB		F8	F8	4	0	2	0	1	0	1	Atlanta Braves @ New York Mets Shea Stadium, Flushing, NY Thu Jul 17 1975, 7:05 PM EDT Att: 16,010 - Unknown		
Marty Perez, R (1,4) OBP: 0.350, SLG: 0.348	6-3		E5 G3 1B		6-3	F8		FC3-6 1B	FC3-6 1B	5	0	2	0	0	0	4			
Darrell Evans, L (1,5) OBP: 0.348, SLG: 0.377	BB BB		G3 2-3		4-3		F8	FC3-6 1B	FC3-6 1B	4	0	0	0	1	0	3			
Earl Williams, R (1,3) OBP: 0.294, SLG: 0.372	F7		F9			WP 2B	6-3	F8	F8	5	1	1	0	0	0	5			
Cito Gaston, R (1,9) OBP: 0.307, SLG: 0.494	FC4-6 1-2 2-3 BB			HR		1B FC6-2 2B	F4			3	1	2	2	1	0	0			
Larvell Blanks, R (1,6) OBP: 0.334, SLG: 0.351	FC4-6 1-2			2B		HBP SH1 2B		F9		4	1	2	0	0	0	3			
Vic Correll, R (1,2)		6-3		5-3		FC6-2 SH1 HBP		F9		4	0	0	0	0	0	3			
Rowland Office, L (1,8) OBP: 0.370, SLG: 0.369		F5		K		SH1 HBP		6-3		3	0	0	0	0	1	1			
Phil Niekro, R (1,1) OBP: 0.175, SLG: 0.197				K		SH1				2	0	0	1	0	1	1			
Tom House, L (7,1)		F7								0	0	0	0	0	0	0			
Dave May, L (9,PH) OBP: 0.318, SLG: 0.425						1-2 2-3 3-H		FC3-6 1B	FC3-6 1B	1	0	1	0	0	0	0			
Inning Stats	R: 0 E: 0 K: 0 S: 4	H: 1 LOB: 3 BB: 2 P: 12	R: 0 E: 0 K: 0 S: 3	H: 0 LOB: 0 BB: 0 P: 3	R: 0 E: 1 K: 0 S: 4	H: 2 LOB: 1 BB: 0 P: 4	R: 1 E: 0 K: 2 S: 9	H: 2 LOB: 1 BB: 0 P: 9	R: 0 E: 0 K: 0 S: 3	H: 0 LOB: 0 BB: 0 P: 3	R: 0 E: 0 K: 0 S: 3	H: 0 LOB: 0 BB: 0 P: 3	R: 0 E: 0 K: 0 S: 3	H: 0 LOB: 0 BB: 0 P: 3	R: 0 E: 0 K: 0 S: 5	H: 2 LOB: 2 BB: 0 P: 5	1B: 5 2B: 4 3B: 0 HR: 1	SF: 0 SAC: 1 DP: 0 HBP: 1	WP: 1 PA: 40 CS: 0
PITCHER	IP WLS BF H R ER SO	IP WLS BF H R ER SO	IP WLS BF H R ER SO	IP WLS BF H R ER SO	IP WLS BF H R ER SO	IP WLS BF H R ER SO	IP WLS BF H R ER SO	IP WLS BF H R ER SO	IP WLS BF H R ER SO	IP WLS BF H R ER SO	IP WLS BF H R ER SO	IP WLS BF H R ER SO	IP WLS BF H R ER SO	IP WLS BF H R ER SO	IP WLS BF H R ER SO	IP WLS BF H R ER SO	ERA WHIP	ERA WHIP	
Jerry Koosman, L (1,1) ERA: 3.55	5.1	26	8	3	3	2	2	0	1	0	0	1	1	27	36	5.06	1.875		
Ken Sanders, R (6,1) ERA: 1.95	0.2	3	0	0	0	0	0	1	0	0	0	0	0	2	6	0.00	0.000		
Rick Baldwin, R (7,1) ERA: 3.08	3.0	W 11	2	0	0	0	0	0	0	0	0	0	0	11	11	0.00	0.667		

AB 35
R 3
H 10
RBI 3
BB 3
SO 2
LOB 21



Batter	1	2	3	4	5	6	7	8	9	AB	R	H	RBI	BB	SO	LOB	BOTTOM		
Del Unser, L (1,8) OBP: 0.347, SLG: 0.384	5-3		G6-4-3 1B		G4-6-3 1B		5-3			4	0	2	0	0	0	0	Atlanta Braves @ New York Mets Shea Stadium, Flushing, NY Thu Jul 17 1975, 7:05 PM EDT Att: 16,010 - Unknown		
Felix Milten, R (1,4) OBP: 0.336, SLG: 0.363	F5		G6-4-3 1B		G4-6-3 1B		HBP 1B			4	0	1	0	0	0	5			
Ed Kranepool, L (1,3) OBP: 0.359, SLG: 0.415							F8			3	1	1	0	0	0	0			
Jesus Alou, R (7,PH) OBP: 0.278, SLG: 0.283	F8			1-3		HR 1B	F8			1	0	0	0	0	0	1			
Rusty Staub, L (1,9) OBP: 0.361, SLG: 0.460			G5-4-3 1B		F8	HR 1B	HBP			3	1	2	2	0	0	0			
Dave Kingman, R (1,7) OBP: 0.287, SLG: 0.485		G5-4-3 1B			E 1B	HR	F4			4	1	2	1	0	0	3			
Joe Torre, R (1,5) OBP: 0.332, SLG: 0.357					E6 1B	HR				4	1	1	1	0	1	1			
Wayne Garrett, L (9,5) OBP: 0.357, SLG: 0.370		K				F8		HR		0	0	0	0	0	0	0			
Mike Phillips, L (1,6) OBP: 0.299, SLG: 0.321			FC1-5 1B		1-3	6-3 2B				4	0	2	0	0	1	2			
Jerry Grote, R (1,2) OBP: 0.326, SLG: 0.370			1B FC1-5 1B			6-3		F3		4	0	2	0	0	0	1			
Jerry Koosman, R (1,1) OBP: 0.216, SLG: 0.224			FC1-5 1B			1B				2	0	0	0	0	0	3			
Ken Sanders, R (6,1) ERA: 2.71					P3					0	0	0	0	0	0	0			
John Milner, L (6,PH) OBP: 0.322, SLG: 0.381										1	0	0	0	0	0	1			
Rick Baldwin, L (7,1) OBP: 0.100, SLG: 0.100			1-2 2-3							1	0	0	0	0	1	0			
Inning Stats	R: 0 E: 0 K: 0 S: 3	H: 0 LOB: 0 BB: 0 P: 3	R: 0 E: 0 K: 1 S: 5	H: 1 LOB: 0 BB: 0 P: 5	R: 0 E: 0 K: 0 S: 5	H: 3 LOB: 2 BB: 0 P: 5	R: 0 E: 1 K: 0 S: 5	H: 1 LOB: 2 BB: 0 P: 5	R: 0 E: 0 K: 0 S: 4	H: 2 LOB: 1 BB: 0 P: 4	R: 3 E: 0 K: 0 S: 7	H: 4 LOB: 1 BB: 0 P: 7	R: 0 E: 0 K: 0 S: 4	H: 1 LOB: 2 BB: 0 P: 5	R: 1 E: 0 K: 2 S: 8	H: 1 LOB: 0 BB: 0 P: 8	1B: 9 2B: 1 3B: 0 HR: 3	SF: 0 SAC: 0 DP: 3 HBP: 1	WP: 0 PA: 36 CS: 0
PITCHER	IP WLS BF H R ER SO	IP WLS BF H R ER SO	IP WLS BF H R ER SO	IP WLS BF H R ER SO	IP WLS BF H R ER SO	IP WLS BF H R ER SO	IP WLS BF H R ER SO	IP WLS BF H R ER SO	IP WLS BF H R ER SO	IP WLS BF H R ER SO	IP WLS BF H R ER SO	IP WLS BF H R ER SO	IP WLS BF H R ER SO	IP WLS BF H R ER SO	IP WLS BF H R ER SO	IP WLS BF H R ER SO	ERA WHIP	ERA WHIP	
Phil Niekro, R (1,1) ERA: 2.71	6.1	29	12	3	3	1	0	0	0	0	0	1	1	1	2	0			
Tom House, L (7,1) ERA: 3.4	1.2	L 7	1	1	1	2	0	0	0	0	0	1	10	11	5.40	0.600			

AB 35
R 4
H 13
RBI 4
BB 0
SO 3
LOB 17



Batter	1	2	3	4	5	6	7	8	9	AB	R	H	RBI	BB	SO	LOB	TOP								
Ralph Garr, L OBP: 0.322, SLG: 0.369 (1, 7)	F7		F8		SF7		1-3		BB IBB	3	0	1	1	0	0		Atlanta Braves @ New York Mets Shea Stadium, Flushing, NY Fri Jul 18, 1975, 7:05 PM EDT Att: 23,262 - Unknown								
Marty Perez, R OBP: 0.351, SLG: 0.348 (1, 4)	F4				E6 2B			SH2-3 BB SF8 1B	L7	5	2	2	0	0	2										
Darrell Evans, L OBP: 0.351, SLG: 0.380 (1, 5)	F5		P5					SH2-3 BB	FC5-4 BB	3	0	1	1	2	0	1									
Earl Williams, R OBP: 0.293, SLG: 0.369 (1, 3)		E 1B 1B		K	5-3			SH2-3	FC5-4	4	0	1	0	0	1	4									
Cito Gaston, R OBP: 0.304, SLG: 0.476 (1, 9)		K		K			6-3			3	0	0	0	1	2	1									
Vic Correll, R OBP: 0.317, SLG: 0.375 (1, 2)		K		F8			6-3		SF8	3	0	0	1	0	1	1									
Rod Gilbreath, R Laryell Blanks, R OBP: 0.333, SLG: 0.350 (1, 6) (7, 6)		E8 1B			E S SF7 1B		F8		L1	3	1	2	0	0	0	0									
Rowland Office, L OBP: 0.361, SLG: 0.359 (1, 8)		6-3			1-3		4-3		E6 BB SH5-4	4	0	0	0	0	3										
Carl Morton, R Tom House, L OBP: 0.241, SLG: 0.236 (6, 1) (6, 1)				K			P5		SH5-4	2	1	0	0	0	1	1									
Elias Sosa, R Max Leon, R OBP: 0.100, SLG: 0.100 (9, 1) (9, 1)					E5 WP E					0	0	0	0	0	0	0									
Inning Stats	R: 0 E: 0 K: 0 S: 3	H: 0 LOB: 0 BB: 0 P: 3	R: 0 E: 1 K: 2 S: 9	H: 2 LOB: 2 BB: 0 P: 9	R: 0 E: 0 K: 1 S: 6	H: 1 LOB: 1 BB: 0 P: 6	R: 0 E: 0 K: 2 S: 7	H: 0 LOB: 0 BB: 0 P: 7	R: 3 E: 2 K: 0 S: 7	H: 2 LOB: 1 BB: 0 P: 7	R: 0 E: 0 K: 0 S: 3	H: 0 LOB: 0 BB: 0 P: 3	R: 0 E: 0 K: 0 S: 3	H: 0 LOB: 2 BB: 0 P: 3	R: 1 E: 0 K: 0 S: 4	H: 1 LOB: 2 BB: 2 P: 12	R: 0 E: 1 K: 0 S: 4	H: 0 LOB: 3 BB: 2 P: 12	1B: 5 2B: 1 3B: 0 HR: 0	SF: 2 SAC: 2 DP: 0 HBP: 0	WP: 1 PB: 0 SB: 1 CS: 0	PA: 40			
PITCHER	IP	WLS	BF	H	R	ER	SO	BB	IBB	HBP	BLK	WP	HR	S	P	ERA	WHIP								
Jon Matlack, L ERA: 3.38 (1, 1)	6.0	L	25	5	3	0	5	0	0	0	0	1	0	35	35	0.00	0.833								
Ken Sanders, R ERA: 2.31 (7, 1)	2.0		9	1	1	1	0	1	1	0	0	0	0	7	15	4.50	1.000								
Hank Webb, R ERA: 3.33 (9, 1)	1.0		6	0	0	0	0	1	1	0	0	0	0	4	12	0.00	1.000								

AB	32
R	4
H	6
RBI	3
BB	4
SO	5
LOB	15



Batter	1	2	3	4	5	6	7	8	9	AB	R	H	RBI	BB	SO	LOB	BOTTOM								
Del Unser, L OBP: 0.343, SLG: 0.380 (1, 8)	4-3				F7				FC6-4	3	0	0	0	0	4		Atlanta Braves @ New York Mets Shea Stadium, Flushing, NY Fri Jul 18, 1975, 7:05 PM EDT Att: 23,262 - Unknown								
Jesus Alou, R OBP: 0.273, SLG: 0.278 (6, PH)		FC5								1	0	0	0	0	1	2									
Ken Sanders, R (7, 1)										0	0	0	0	0	0	0									
John Stearns, R OBP: 0.273, SLG: 0.299 (8, PH)										1	0	0	0	0	3										
Hank Webb, R OBP: 0.100, SLG: 0.100 (9, 1)										0	0	0	0	0	0	0									
Felix Milan, R OBP: 0.334, SLG: 0.363 (1, 4)	6-3				5-3					5	1	1	0	0	0	0									
Ed Kranepool, L OBP: 0.364, SLG: 0.419 (1, 3)									4-3 1B 2B	3	0	2	0	0	0	0									
Cleon Jones, R OBP: 0.283, SLG: 0.260 (7, PH)					4-3				4-3	1	0	0	0	0	0	0									
Wayne Garrett, L OBP: 0.354, SLG: 0.368 (8, 5)		1B			1B					1	0	0	0	0	1										
Rusty Staub, L OBP: 0.361, SLG: 0.459 (1, 9)	L7				3-1					5	1	2	1	0	0	1									
Dave Kingman, R OBP: 0.290, SLG: 0.483 (1, 7)									6-3 F7	5	1	2	0	0	1	3									
Joe Torre, R OBP: 0.337, SLG: 0.362 (8, 3)		BB FC5 1B			1-3					5	0	3	0	0	0	3									
Mike Phillips, L OBP: 0.299, SLG: 0.322 (1, 6)										3	0	1	0	0	3										
Jack Heidemann, R OBP: 0.294, SLG: 0.329 (8, PH)		F8							FC6-4 1B	2	0	1	1	0	0	1									
Jerry Grote, R OBP: 0.328, SLG: 0.367 (1, 2)										4	0	1	1	1	1	5									
Jon Matlack, L OBP: 0.283, SLG: 0.057 (6, PH)										0	0	0	0	1	0	0									
John Milner, L OBP: 0.326, SLG: 0.385 (6, PH)										1	0	1	0	0	0	0									
Gene Clines, R OBP: 0.235, SLG: 0.191 (7, 8)									FC6-4 1B	1	0	1	0	0	0	0									
Inning Stats	R: 0 E: 0 K: 0 S: 4	H: 1 LOB: 1 BB: 0 P: 4	R: 0 E: 0 K: 1 S: 7	H: 2 LOB: 3 BB: 1 P: 11	R: 0 E: 0 K: 1 S: 7	H: 2 LOB: 2 BB: 0 P: 7	R: 0 E: 0 K: 0 S: 4	H: 1 LOB: 1 BB: 0 P: 4	R: 0 E: 0 K: 0 S: 3	H: 0 LOB: 0 BB: 0 P: 3	R: 1 E: 0 K: 1 S: 8	H: 3 LOB: 2 BB: 0 P: 8	R: 0 E: 0 K: 0 S: 3	H: 0 LOB: 0 BB: 0 P: 3	R: 0 E: 1 K: 0 S: 5	H: 2 LOB: 3 BB: 1 P: 9	R: 2 E: 0 K: 0 S: 7	H: 4 LOB: 2 BB: 0 P: 7	1B: 14 2B: 1 3B: 0 HR: 0	SF: 0 SAC: 1 DP: 0 HBP: 0	WP: 0 PB: 0 SB: 0 CS: 0	PA: 44			
PITCHER	IP	WLS	BF	H	R	ER	SO	BB	IBB	HBP	BLK	WP	HR	S	P	ERA	WHIP								
Carl Morton, R ERA: 3.66 (1, 1)	5.2	W	27	9	1	1	2	1	0	0	0	0	0	10	14	0.00	1.500								
Tom House, L ERA: 3.29 (6, 1)	2.0		9	2	0	0	1	1	0	0	0	0	0	4	4	27.00	3.000								
Elias Sosa, R ERA: 3.52 (8, 1)	0.2		4	2	2	2	0	0	0	0	0	0	0	4	4	0.00	3.000								
Max Leon, R ERA: 3.4 (9, 1)	0.2	S	4	2	0	0	0	0	0	0	0	0	0	4	4	0.00	3.000								

AB	41
R	3
H	15
RBI	3
BB	2
SO	3
LOB	26



Batter	1	2	3	4	5	6	7	8	9	10	11	AB	R	H	RBI	BB	SO	LOB	TOP					
Ralph Garr, L OBP: 0.324, SLG: 0.372 (1, 7)	F7		F9	FC6-4			G6-4-3 1B		1B		1B	6	1	3	0	0	0	1						
Marty Perez, R OBP: 0.344, SLG: 0.341 (1, 4)	6-3		F8		6-3		G6-4-3 1-2f		1-3		6-3	6	0	0	0	0	0	3						
Darrell Evans, L OBP: 0.352, SLG: 0.383 (1, 5)	K		F6				2B 1B		2H 1B		G3	6	1	3	1	0	1	1						
Earl Williams, R OBP: 0.304, SLG: 0.382 (1, 3)		E BB 1B		BB 1-3 1B		G6-4-3 IBB		1H 2B			6-3	4	1	3	1	1	0	0						
Cito Gaston, R OBP: 0.292, SLG: 0.453 Dave May, L OBP: 0.340, SLG: 0.435 (7, PH) (7, 9)	L8		F4		G6-4-3 1-2f		FC6-4 IBB				1B 1B	3	0	0	0	0	0	4						
Larvell Blanks, R OBP: 0.333, SLG: 0.345 (1, 6)	E BB		1-3 BB 1B				FC6-4 1-2f				L1	4	1	1	0	1	1	3						
Vic Correll, R OBP: 0.323, SLG: 0.374 (1, 2)	F8		1-2 BB 1B				1-2f				G4-6-3 1B	3	1	1	0	2	0	2						
Rowland Office, L OBP: 0.353, SLG: 0.357 (1, 8)	E6		1-3 BB 1B				G4-6-3 1B		K		G4-6-3 1-2f	5	0	1	1	0	1	6						
Ray Sadecki, L OBP: 0.273, SLG: 0.273 Max Leon, R OBP: 0.429, SLG: 0.429 Mike Beard, L OBP: 0.309, SLG: 0.325 Mike Lum, L OBP: 0.309, SLG: 0.325 Tom House, L OBP: 0.309, SLG: 0.325 (1, 1) (6, 1) (6, 1) (6, PH) (8, 1)	4-3		FC6-4 1B				G4-6-3 1-2f		F7		6-3	3	0	1	2	0	0	5						
Inning Stats	R: 0 E: 0 K: 1 S: 10	H: 0 LOB: 0 BB: 0 P: 14	R: 0 E: 1 K: 0 S: 16	H: 1 LOB: 3 BB: 1 P: 25	R: 0 E: 0 K: 0 S: 7	H: 0 LOB: 0 BB: 0 P: 11	R: 3 E: 0 K: 0 S: 9	H: 3 LOB: 1 BB: 1 P: 18	R: 0 E: 0 K: 1 S: 11	H: 1 LOB: 1 BB: 1 P: 17	R: 1 E: 0 K: 0 S: 8	H: 3 LOB: 2 BB: 1 P: 17	R: 0 E: 0 K: 1 S: 6	H: 0 LOB: 0 BB: 0 P: 8	R: 1 E: 0 K: 0 S: 9	H: 2 LOB: 0 BB: 0 P: 15	R: 0 E: 0 K: 0 S: 5	H: 2 LOB: 1 BB: 0 P: 10	R: 0 E: 0 K: 0 S: 7	H: 1 LOB: 1 BB: 1 P: 11	1B: 11 2B: 3 3B: 0 HR: 0	SF: 0 SAC: 0 DP: 4 HBP: 0	WP: 0 PB: 0 SB: 0 CS: 0	PA: 48
PITCHER	IP ERA WLS BF H R ER SO BB IBB HBP BLK WP HR S P ERA WHIP	5.0 3.1 1.0 4 1 0 0 1 2 0 0 0 0 0 0 49 83 0.00 1.400	6.1 3.0 3.0 17 7 2 2 1 0 1 0 0 0 0 0 28 50 4.50 1.750	11.1 3.84 1.0 4 1 0 0 0 0 0 0 0 0 0 0 7 11 0.00 1.000	PITCHER										IP ERA WLS BF H R ER SO BB IBB HBP BLK WP HR S P ERA WHIP	5.0 3.1 1.0 4 1 0 0 1 2 0 0 0 0 0 0 7 11 0.00 1.000								

Atlanta Braves @ Montreal Expos
 Jarry Park, Montreal, QB
 Sun Jul 20 1975, 3:33 AM EDT
 Att: 16,056 - Unknown

AB 43
 R 5
 H 14
 RBI 5
 BB 5
 SO 3
 LOB 25



Batter	1	2	3	4	5	6	7	8	9	10	11	AB	R	H	RBI	BB	SO	LOB	BOTTOM					
Pepe Mangual, R OBP: 0.330, SLG: 0.361 (1, 8)	L6-4 S BB		G5-4-3 1-2f			1B BB	F7		G5-4-3 1-2f		SH1-4	3	1	0	0	2	0	2						
Pete Mackanin, R OBP: 0.333, SLG: 0.422 (1, 4)	F7		K			1B 1B	2B E 1B		F8		1B	6	2	3	1	0	1	1						
Gary Carter, R OBP: 0.373, SLG: 0.462 (1, 9)	L6-4 2-3		G6-4-3 1B			K	E7 2B		6-3			5	0	2	0	0	1	3						
Bob Bailey, R OBP: 0.383, SLG: 0.358 Tony Scott, S OBP: 0.260, SLG: 0.250 (1, 7) (8, 7)			G6-4-3 1-2f			F8	BB IBB		K			2	0	0	0	2	0	3						
Barry Foote, R OBP: 0.228, SLG: 0.263 (1, 2)	F7		F7			1B 1B	FC5-4 BB				5-3	4	1	1	1	1	0	1						
Nate Colbert, R OBP: 0.222, SLG: 0.273 Mike Jorgensen, L OBP: 0.351, SLG: 0.374 (1, 3) (6, PH) (7, 3)	F8		1B 1B			1B 1B	K		K			2	0	1	0	0	0	1						
Larry Parrish, R OBP: 0.315, SLG: 0.426 (1, 5)	5-3		1B 1B			1B 1B	FC5-4 1-2f				2B	5	0	3	1	0	0	4						
Pepe Frias, R OBP: 0.208, SLG: 0.190 Larry Blittler, L OBP: 0.402, SLG: 0.436 Dale Murray, R OBP: 0.500, SLG: 0.250 Steve Renko, R OBP: 0.345, SLG: 0.333 Fred Scherman, L OBP: 0.083, SLG: 0.167 (1, 6) (6, PH) (7, 1) (10, PH) (11, 1)	6-3		F9			1B 1B	1B		4-3		6-3	2	0	0	0	0	0	2						
Woodie Fryman, R OBP: 0.207, SLG: 0.170 Jose Mota, R OBP: 0.263, SLG: 0.245 Dwight Gooden, R OBP: 0.263, SLG: 0.245 Jim Lytle, L OBP: 0.263, SLG: 0.245 Tim Foli, R OBP: 0.268, SLG: 0.270 (1, 1) (5, PH) (8, PH) (8, PH) (7, 5)			G5-4-3 1B			F9	F9		G5-4-3 1B		SH1-4 1B	1	0	1	0	0	0	0						
Inning Stats	R: 0 E: 0 K: 0 S: 5	H: 0 LOB: 0 BB: 1 P: 11	R: 0 E: 0 K: 0 S: 9	H: 0 LOB: 1 BB: 1 P: 19	R: 0 E: 0 K: 0 S: 6	H: 1 LOB: 0 BB: 0 P: 11	R: 0 E: 0 K: 1 S: 7	H: 1 LOB: 2 BB: 0 P: 10	R: 0 E: 0 K: 0 S: 9	H: 2 LOB: 2 BB: 0 P: 15	R: 4 E: 0 K: 1 S: 22	H: 5 LOB: 2 BB: 0 P: 34	R: 1 E: 1 K: 1 S: 10	H: 2 LOB: 3 BB: 1 P: 23	R: 0 E: 0 K: 0 S: 5	H: 0 LOB: 0 BB: 0 P: 9	R: 0 E: 0 K: 1 S: 7	H: 1 LOB: 1 BB: 0 P: 14	R: 1 E: 0 K: 0 S: 5	H: 2 LOB: 1 BB: 1 P: 8	1B: 13 2B: 3 3B: 0 HR: 0	SF: 0 SAC: 1 DP: 4 HBP: 0	WP: 0 PB: 0 SB: 1 CS: 0	PA: 47
PITCHER	IP ERA WLS BF H R ER SO BB IBB HBP BLK WP HR S P ERA WHIP	5.2 4.26 0.0 3 3 1 1 0 3 0 0 0 0 0 51 91 4.76 1.588	6.1 3.48 1.1 8 2 1 1 1 1 1 0 0 0 0 13 27 6.75 2.250	8.1 3.23 3.1 13 4 1 1 2 0 0 0 0 0 0 25 38 2.70 1.200	PITCHER										IP ERA WLS BF H R ER SO BB IBB HBP BLK WP HR S P ERA WHIP	5.2 4.26 0.0 3 3 1 1 0 3 0 0 0 0 0 51 91 4.76 1.588								

Atlanta Braves @ Montreal Expos
 Jarry Park, Montreal, QB
 Sun Jul 20 1975, 3:33 AM EDT
 Att: 16,056 - Unknown

AB 41
 R 6
 H 15
 RBI 5
 BB 5
 SO 5
 LOB 25



Batter	1	2	3	4	5	6	7	8	9	AB	R	H	RBI	BB	SO	LOB	TOP								
Ralph Garr, L (1, 7) OBP: 0.321, SLG: 0.368	2-1 4-3		0-0 F7			3-3 K		1-1 F9		4	0	0	0	0	1	2									
Marty Perez, R (1, 4) OBP: 0.346, SLG: 0.343	2-3 K			1-3 K			0-0 G6-4-3 1B		0-0 1B	4	0	2	0	0	2	0									
Darrell Evans, L (1, 5) OBP: 0.351, SLG: 0.382	2-3 K			3-3 K			0-0 G6-4-3		0-0 1B 1-3 HR	4	1	1	0	0	3	1									
Earl Williams, R (1, 3) OBP: 0.303, SLG: 0.393		2-1 5-3		0-1 5-3			0-0 G6-4-3 1-2		3-2 1B 1-H HR	4	1	1	2	0	0	1									
Cito Gaston, R (1, 9) OBP: 0.300, SLG: 0.443		4-2 G6-4-3 BB			1-2 F4			4-1 2B BB	1-3 K	2	1	0	0	2	1	0									
Larvell Blanks, R (1, 6) OBP: 0.335, SLG: 0.347		1-0 G6-4-3 1-2			0-0 CS 1B			3-3 K	0-0 1B	4	0	2	0	0	1	2									
Vic Correll, R (1, 2) OBP: 0.326, SLG: 0.386			2-0 2B		0-0 F7			3-1 1-H 1B 2B	0-0 F9	4	1	2	1	0	0	2									
Rowland Office, L (1, 8) OBP: 0.347, SLG: 0.350			1-0 1-3		0-2 CS	3-1 3-1		1-1 6-3		3	0	0	0	0	0	2									
Mike Thompson, R (1, 1) Rod Gilbreath, R (6, PH) Mike Beard, L (6, 1) Dusty Baker Jr., R (6, PH) Mike Lum, L (6, PH) Elias Sosa, R (8, 1)			1-3 K		0-0 F9			0-0 2-H 1B		1	0	0	0	0	1	1									
Inning Stats	R: 0 E: 0 K: 2 S: 8	H: 0 LOB: 0 BB: 0 P: 14	R: 0 E: 0 K: 0 S: 5	H: 0 LOB: 0 BB: 1 P: 12	R: 0 E: 0 K: 1 S: 6	H: 1 LOB: 1 BB: 0 P: 10	R: 0 E: 0 K: 2 S: 9	H: 0 LOB: 0 BB: 0 P: 13	R: 0 E: 0 K: 0 S: 7	H: 1 LOB: 0 BB: 0 P: 8	R: 0 E: 0 K: 1 S: 6	H: 0 LOB: 0 BB: 0 P: 12	R: 0 E: 0 K: 1 S: 5	H: 1 LOB: 0 BB: 0 P: 8	R: 2 E: 0 K: 1 S: 11	H: 2 LOB: 1 BB: 1 P: 23	R: 2 E: 0 K: 1 S: 10	H: 4 LOB: 1 BB: 0 P: 14	1B: 6 2B: 2 3B: 0 HR: 1	SF: 0 SAC: 0 DP: 2 HBP: 0	WP: 0 PB: 0 SB: 0 CS: 1	PA: 35			
PITCHER	IP WLS BF H R ER SO BB IBB HBP BLK WP HR S P ERA WHIP	8.0 L 28 5 2 2 8 2 0 0 0 0 0 1 57 100 2.25 0.875	1.0 6 4 2 2 1 0 0 0 0 0 0 1 10 14 18.00 4.000																						

Atlanta Braves @ Montreal Expos
Jarry Park, Montreal, QB
Mon Jul 21 1975, 7:05 PM EDT
Att: 15,127 - Unknown

AB 32
R 4
H 9
RBI 4
BB 2
SO 9
LOB 11



Batter	1	2	3	4	5	6	7	8	9	AB	R	H	RBI	BB	SO	LOB	BOTTOM								
Pepe Manguat, R (1, 8) OBP: 0.329, SLG: 0.360	0-2 FC4-5 BLK 1B		1-2 1-3			1-3 K		1-0 6-3		4	0	1	0	0	1	0									
Mike Jorgensen, L (1, 3) OBP: 0.349, SLG: 0.372	1-3 K		0-0 1B			1-2 2-3		0-3 K		4	0	1	0	0	2	1									
Larry Bittner, L (1, 7) OBP: 0.399, SLG: 0.432	1-2 FC4-5 2-3			0-0 SH1-3 1B		0-0 4-3			0-0 G3	4	0	1	0	0	0	1									
Gary Carter, R (1, 9) OBP: 0.372, SLG: 0.459	1-1 F9			0-0 SH1-3		1-1 5-3			4-0 BB	2	0	0	0	1	0	1									
Pete Mackanin, R (1, 4) OBP: 0.332, SLG: 0.415		4-1 1B SF7 BB		2-3 K		1-1 L8		0-0 F9		3	1	0	0	1	1	2									
Larry Parrish, R (1, 5) OBP: 0.318, SLG: 0.427		0-0 G4-6-3 1B		1-0 L9		1-1 1B		1-1 1B	2-2 F8	4	0	2	0	0	0	2									
Tim Foli, R (1, 6) OBP: 0.288, SLG: 0.275			0-0 SF7		0-0 G5-4-3 1B		1-2 1B			2	0	2	1	0	0	0									
Barry Foote, R (1, 2) OBP: 0.225, SLG: 0.259		3-H 3-2 G4-6-3 1-2			0-0 G5-4-3		3-2 F9			3	0	0	0	0	0	4									
Dan Warthen, S (1, 1) Jim Lyttle, L (8, PH) Donald DeMola, R (9, 1)			1-1 1-3		0-1 L3			1-0 F8		2	0	0	0	0	0	0									
Inning Stats	R: 0 E: 0 K: 1 S: 11	H: 1 LOB: 1 BB: 0 P: 14	R: 1 E: 0 K: 0 S: 7	H: 1 LOB: 0 BB: 1 P: 14	R: 0 E: 0 K: 0 S: 6	H: 1 LOB: 1 BB: 0 P: 8	R: 0 E: 0 K: 1 S: 7	H: 1 LOB: 0 BB: 0 P: 10	R: 0 E: 0 K: 0 S: 4	H: 1 LOB: 0 BB: 0 P: 4	R: 0 E: 0 K: 1 S: 7	H: 0 LOB: 0 BB: 0 P: 9	R: 0 E: 0 K: 0 S: 10	H: 2 LOB: 2 BB: 0 P: 16	R: 0 E: 0 K: 1 S: 5	H: 0 LOB: 0 BB: 0 P: 7	R: 0 E: 0 K: 0 S: 5	H: 0 LOB: 1 BB: 1 P: 11	1B: 7 2B: 0 3B: 0 HR: 0	SF: 1 SAC: 1 DP: 2 HBP: 0	WP: 0 PB: 0 SB: 0 CS: 0	PA: 33			
PITCHER	IP WLS BF H R ER SO BB IBB HBP BLK WP HR S P ERA WHIP	5.0 W 8 2 0 0 1 0 0 0 0 0 0 17 25 0.00 1.000	2.0 W 8 2 0 0 1 0 0 0 0 0 0 10 18 0.00 0.500																						

Atlanta Braves @ Montreal Expos
Jarry Park, Montreal, QB
Mon Jul 21 1975, 7:05 PM EDT
Att: 15,127 - Unknown

AB 29
R 1
H 7
RBI 1
BB 2
SO 4
LOB 11



Batter	1	2	3	4	5	6	7	8	9	AB	R	H	RBI	BB	SO	LOB	TOP			
Ralph Garr, L OBP: 0.323, SLG: 0.368 (1, 7)	0-0 S 1B		0-3 K			0-0 4-3		4-0 1-2 2-3 BB		3	0	1	0	1	1	1	Atlanta Braves @ Philadelphia Phillies Veterans Stadium, Philadelphia, PA Tue Jul 22 1975, 7:05 PM EDT Att: 20,052 - Unknown livebaseballscorecards.com			
Marty Perez, R OBP: 0.342, SLG: 0.339 (1, 4)	0-3 K		0-0 5-3			0-3 K		0-0 P6		4	0	0	0	0	2	5				
Darrell Evans, L OBP: 0.348, SLG: 0.377 (1, 5)	0-0 6-3 1-2			0-3 K			0-0 F7		0-0 F8	4	0	0	0	0	1	1				
Earl Williams, R OBP: 0.302, SLG: 0.388 (1, 3)	0-0 F8			4-0 G6-4-3 BB			0-0 5-3		0-0 5-3	3	0	0	0	1	0	1				
Cito Gaston, R OBP: 0.288, SLG: 0.424 (1, 9)		0-0 5-3		0-0 G6-4-3 1-2			0-3 K		0-3 K	4	0	0	0	0	2	1				
Larvell Blanks, R OBP: 0.335, SLG: 0.347 (1, 6)		0-0 F9			0-0 F8			0-0 BB 1B		3	0	1	0	0	0	0				
Vic Correll, R OBP: 0.322, SLG: 0.381 (1, 2)		0-0 F3			0-3 K			0-0 F9		3	0	0	0	0	1	1				
Rowland Office, L OBP: 0.353, SLG: 0.352 (1, 8)			4-0 E S BB		0-0 6-3			0-0 BB 1B		2	0	1	0	1	0	0				
Carl Morton, R OBP: 0.230, SLG: 0.224 (1, 1)			0-3 K 1-3			0-0 F3		0-0 F8		3	0	0	0	0	1	3				
Inning Stats	R: 0 E: 0 K: 1 S: 6	H: 1 LOB: 1 BB: 0 P: 6	R: 0 E: 0 K: 0 S: 3	H: 0 LOB: 0 BB: 0 P: 3	R: 0 E: 0 K: 2 S: 7	H: 0 LOB: 1 BB: 1 P: 11	R: 0 E: 0 K: 1 S: 4	H: 0 LOB: 0 BB: 0 P: 8	R: 0 E: 0 K: 1 S: 5	H: 0 LOB: 0 BB: 0 P: 5	R: 0 E: 0 K: 1 S: 5	H: 0 LOB: 0 BB: 0 P: 5	R: 0 E: 0 K: 0 S: 5	H: 2 LOB: 2 BB: 1 P: 9	R: 0 E: 0 K: 1 S: 5	H: 0 LOB: 0 BB: 0 P: 5	1B: 3 2B: 0 3B: 0 HR: 0	SF: 0 SAC: 0 DP: 1 HBP: 0	WP: 0 PB: 0 SB: 2 CS: 0	PA: 32
PITCHER Steve Carlton, L ERA: 3.41 (1, 1)	IP: 9.0 WLS: W BF: 32 H: 3 R: 0 ER: 0 SO: 8 BB: 3 IBB: 0 HBP: 0 BLK: 0 WP: 0 HR: 0 S: 45 P: 57 ERA: 0.00 WHIP: 0.667																			

Batter	1	2	3	4	5	6	7	8	9	AB	R	H	RBI	BB	SO	LOB	BOTTOM			
Dave Cash, R OBP: 0.375, SLG: 0.409 (1, 4)	0-0 F8			0-0 G4-6-3 1B		0-0 4-3 SH2-3 1B		0-0 L4		4	0	2	0	0	0	0	Atlanta Braves @ Philadelphia Phillies Veterans Stadium, Philadelphia, PA Tue Jul 22 1975, 7:05 PM EDT Att: 20,052 - Unknown livebaseballscorecards.com			
Larry Bowa, S OBP: 0.346, SLG: 0.411 (1, 6)	0-0 B5-3			0-0 G4-6-3 1-2		0-0 SH2-3 1-2		0-0 F7		3	0	0	0	0	1					
Jay Johnstone, L OBP: 0.427, SLG: 0.495 Terry Harmon, R OBP: 0.307, SLG: 0.277 (9, PR)	0-0 4-3			0-0 1B		0-0 4-3 2-3		0-0 BB G4-2 1B	4	0	2	0	0	0	1					
Greg Luzinski, R OBP: 0.390, SLG: 0.579 (1, 7)		0-0 F8		0-0 F8		4-0 BB		4-0 1-2 E BB	2	1	0	0	2	0	1					
Dick Allen, R OBP: 0.336, SLG: 0.348 (1, 3)		0-0 CS 1B			0-0 L8		0-0 P4		4-0 1-2 2-3 E BB	3	0	1	0	1	0	2				
Mike Schmidt, R OBP: 0.351, SLG: 0.482 (1, 5)		4-0 CS 1-2 BB			0-0 S 1B			0-0 P5	3	0	1	0	1	0	3					
Garry Maddox, R OBP: 0.316, SLG: 0.366 Johnny Oates, L OBP: 0.366, SLG: 0.362 (9, PH)	0-0 CS		0-3 K		0-3 K		0-0 F3		0-0 G4-2 1-2 2-H 3-H	3	0	0	0	0	2	1				
Tim McCarver, L OBP: 0.513, SLG: 0.613 (1, 2)				0-0 F9		4-0 1-2 IBB		0-0 1-3		2	0	0	0	1	0	0				
Steve Carlton, L OBP: 0.179, SLG: 0.148 (1, 1)			0-0 4-3		0-0 F8			0-0 F7		3	0	0	0	0	0	2				
Inning Stats	R: 0 E: 0 K: 0 S: 3	H: 0 LOB: 0 BB: 0 P: 3	R: 0 E: 0 K: 0 S: 2	H: 1 LOB: 1 BB: 1 P: 6	R: 0 E: 0 K: 1 S: 5	H: 0 LOB: 0 BB: 0 P: 5	R: 0 E: 0 K: 0 S: 4	H: 2 LOB: 1 BB: 0 P: 4	R: 0 E: 0 K: 1 S: 6	H: 1 LOB: 2 BB: 1 P: 10	R: 0 E: 0 K: 0 S: 4	H: 1 LOB: 2 BB: 1 P: 8	R: 0 E: 0 K: 0 S: 3	H: 0 LOB: 0 BB: 0 P: 3	R: 1 E: 1 K: 0 S: 3	H: 1 LOB: 3 BB: 2 P: 11	1B: 6 2B: 0 3B: 0 HR: 0	SF: 0 SAC: 1 DP: 1 HBP: 0	WP: 0 PB: 0 SB: 1 CS: 2	PA: 35
PITCHER Carl Morton, R ERA: 3.47 (1, 1)	IP: 8.2 WLS: L BF: 34 H: 6 R: 1 ER: 0 SO: 2 BB: 4 IBB: 1 HBP: 0 BLK: 0 WP: 0 HR: 0 S: 33 P: 53 ERA: 0.00 WHIP: 1.154																			

Batter	1	2	3	4	5	6	7	8	9	AB	R	H	RBI	BB	SO	LOB	TOP			
Ralph Garr, L OBP: 0.320, SLG: 0.364 (1, 7)	0-0 3-1		0-0 F7		0-0 F8			0-0 F5		4	0	0	0	0	0	0	Atlanta Braves @ Philadelphia Phillies Veterans Stadium, Philadelphia, PA Wed Jul 23 1975, 7:05 PM EDT Att: 28,268 - Unknown			
Marty Perez, R OBP: 0.341, SLG: 0.341 (1, 4)	0-0 4-3		0-0 2B		0-0 6-3			0-0 F9		4	1	1	0	0	0	0				
Darrell Evans, L OBP: 0.347, SLG: 0.379 (1, 5)	0-0 6-3		0-0 2B		0-0 F8			0-0 F6		4	0	1	1	0	0	0				
Earl Williams, R OBP: 0.301, SLG: 0.390 Rod Gilbreath, R OBP: 0.350, SLG: 0.418 (9, PR)		0-0 6-3	0-0 F8		0-0 F8			0-0 FC5-6 2B		4	0	1	0	0	0	1				
Mike Lum, L OBP: 0.315, SLG: 0.327 (1, 9)		0-0 2B	4-0 FC6-4 BB		0-3 K			4-0 FC5-6 BB		2	1	1	0	2	1	0				
Larvell Blanks, R OBP: 0.331, SLG: 0.343 (1, 6)		0-3 K	0-0 FC6-4 1-2		0-0 G3			0-0 FC5-6 1-2 2-3		4	0	0	0	0	1	5				
Rowland Office, L OBP: 0.350, SLG: 0.356 (1, 8)		0-0 1-H 2B		0-0 B4-3			0-0 4-3	0-0 F5		4	0	1	1	0	0	2				
Biff Pocoroba, S OBP: 0.362, SLG: 0.338 Dave May, L OBP: 0.337, SLG: 0.430 (9, PH)		4-0 BB		0-0 F8			0-0 F8	0-0 L1		2	0	1	0	1	0	0				
Bruce Dal Canton, R Elias Sosa, R OBP: 0.150, SLG: 0.100 (8, 1)		0-3 K		0-0 P6			0-0 6-3			3	0	0	0	0	1	2				
										0	0	0	0	0	0	0				
Inning Stats	R: 0 E: 0 K: 0 S: 3	H: 0 LOB: 0 BB: 0 P: 3	R: 1 E: 0 K: 2 S: 9	H: 2 LOB: 2 BB: 1 P: 13	R: 1 E: 0 K: 0 S: 5	H: 2 LOB: 2 BB: 1 P: 9	R: 0 E: 0 K: 0 S: 3	H: 1 LOB: 0 BB: 0 P: 3	R: 0 E: 0 K: 1 S: 5	H: 0 LOB: 0 BB: 0 P: 5	R: 0 E: 0 K: 0 S: 3	H: 0 LOB: 0 BB: 0 P: 3	R: 0 E: 0 K: 0 S: 3	H: 0 LOB: 0 BB: 0 P: 3	R: 0 E: 0 K: 0 S: 4	H: 1 LOB: 2 BB: 1 P: 8	1B: 2 2B: 4 3B: 0 HR: 0	SF: 0 SAC: 0 DP: 0 HBP: 0	WP: 0 PB: 0 SB: 0 CS: 0	PA: 35
PITCHER Jim Lonborg, R ERA: 3.33 (1, 1)	IP: 9.0 WLS: W BF: 35 H: 6 R: 2 ER: 2 SO: 3 BB: 3 IBB: 0 HBP: 0 BLK: 0 WP: 0 HR: 0 S: 38 P: 50 ERA: 2.00 WHIP: 1.000															PITCHER				

AB 32
R 2
H 6
RBI 2
BB 3
SO 3
LOB 12



Batter	1	2	3	4	5	6	7	8	9	AB	R	H	RBI	BB	SO	LOB	BOTTOM	
Dave Cash, R OBP: 0.374, SLG: 0.407 (1, 4)	0-0 SH1-3 4-3 1B		0-3 K		0-0 P5			0-3 K		4	1	1	0	0	2	0	Atlanta Braves @ Philadelphia Phillies Veterans Stadium, Philadelphia, PA Wed Jul 23 1975, 7:05 PM EDT Att: 28,268 - Unknown	
Larry Bowa, S OBP: 0.346, SLG: 0.410 (1, 6)	0-0 SH1-3 1-3		0-0 F7		0-0 S 1B		0-0 F5			3	0	1	0	0	0	0		
Jay Johnstone, L Ollie Brown, R OBP: 0.429, SLG: 0.500 OBP: 0.429, SLG: 0.638 (9, 7)	0-0 4-3		0-0 2B		0-0 1-2 1B		0-0 G3			4	0	2	1	0	0	0		
Greg Luzinski, R Terry Harmon, R Tom Hutton, L OBP: 0.391, SLG: 0.577 OBP: 0.307, SLG: 0.277 OBP: 0.301, SLG: 0.268 (1, 7) (8, PR) (9, 3)	4-0 3-H PB BB		0-0 L5		0-0 L6		0-0 G3 1B			3	0	1	0	1	0	3		
Dick Allen, R Mike Anderson, R OBP: 0.331, SLG: 0.341 OBP: 0.319, SLG: 0.396 (1, 3) (9, 9)	0-3 K			0-0 5-3	0-0 5-3		0-0 G3			4	0	0	0	0	1	4		
Mike Schmidt, R OBP: 0.355, SLG: 0.483 (1, 5)		0-0 S PB SH1-3 1B		4-0 1B FC5-2 BB		0-3 K		0-0 S 1B		3	1	2	1	1	1	0		
Garry Maddox, R OBP: 0.324, SLG: 0.371 (1, 8)		0-3 K		0-0 FC5-2 PB 1B		0-0 G3 1B		0-0 3-H 4-0 G6-4-3 IBB		3	0	2	0	1	1	1		
Bob Boone, R OBP: 0.331, SLG: 0.331 (1, 2)		0-0 SH1-3 2-H		0-0 FC5-2		0-0 G3		0-0 G6-4-3		3	0	0	1	0	0	5		
Jim Lonborg, R OBP: 0.143, SLG: 0.023 (1, 1)		0-0 6-3		0-0 3-H 6-3		0-0 5-3				3	0	0	0	0	0	3		
Inning Stats	R: 1 E: 0 K: 1 S: 6	H: 1 LOB: 1 BB: 1 P: 10	R: 1 E: 0 K: 1 S: 6	H: 1 LOB: 0 BB: 0 P: 6	R: 0 E: 0 K: 1 S: 6	H: 1 LOB: 1 BB: 0 P: 6	R: 0 E: 0 K: 0 S: 4	H: 1 LOB: 2 BB: 1 P: 8	R: 0 E: 0 K: 1 S: 6	H: 1 LOB: 1 BB: 0 P: 6	R: 0 E: 0 K: 1 S: 5	H: 0 LOB: 0 BB: 0 P: 5	R: 1 E: 0 K: 0 S: 4	H: 2 LOB: 1 BB: 1 P: 8	1B: 8 2B: 1 3B: 0 HR: 0	SF: 0 SAC: 2 DP: 1 HBP: 0		WP: 0 PB: 3 SB: 5 CS: 0
PITCHER Bruce Dal Canton, R Elias Sosa, R ERA: 3.63 (1, 1) (8, 1)	IP: 7.1 WLS: L BF: 34 H: 9 R: 3 ER: 2 SO: 5 BB: 2 IBB: 1 HBP: 0 BLK: 0 WP: 0 HR: 0 S: 41 P: 53 ERA: 2.46 WHIP: 1.500															PITCHER		

AB 30
R 3
H 9
RBI 3
BB 3
SO 5
LOB 16



Batter	1	2	3	4	5	6	7	8	9	AB	R	H	RBI	BB	SO	LOB	TOP										
Ralph Garr, L OBP: 0.316, SLG: 0.360 (1, 7)	0-0 5-3		0-0 F8		0-0 F7		0-0 F9		0-0 4-3	5	0	0	0	0	0	3											
Marty Perez, R OBP: 0.338, SLG: 0.337 (1, 4)	0-0 F8			0-0 F9		0-0 F9	0-0 F9			4	0	0	0	0	0	1											
Darrell Evans, L OBP: 0.344, SLG: 0.375 (1, 5)	0-0 F8			0-0 3-1		0-0 F7		0-0 F8		4	0	0	0	0	0	0											
Earl Williams, R OBP: 0.309, SLG: 0.396 (1, 3)		0-0 P6		0-0 1B HR		0-0 1B		0-0 FC4-6 1B		4	1	3	0	0	0	0											
Dusty Baker Jr., R OBP: 0.329, SLG: 0.411 (1, 9)	0-0 6-3		0-0 1-2 HR	1B		0-0 F8		0-3 K		4	1	1	0	0	1	2											
Rowland Office, L OBP: 0.348, SLG: 0.371 (1, 8)	0-0 F7		0-0 1-1 2-H HR	1B			0-0 F7	0-0 FC4-6		4	1	1	3	0	0	1											
Larvell Blanks, R OBP: 0.333, SLG: 0.345 (1, 6)			0-0 F8		0-0 F9		0-0 2B 1B		0-0 SH1-3 1B	4	1	2	0	0	0	0											
Biff Pocaroba, S OBP: 0.371, SLG: 0.354 (1, 2)			4-0 BB		0-0 F9		0-0 1-H 2B 2B		0-0 SH1-3	2	1	1	1	1	0	0											
Phil Niekro, R OBP: 0.179, SLG: 0.215 (1, 1)	0-0 F8			0-0 6-3			0-0 2-H 2B		0-0 5-3	4	0	1	1	0	0	2											
Inning Stats	R: 0 E: 0 K: 0 S: 3	H: 0 LOB: 0 BB: 0 P: 3	R: 0 E: 0 K: 0 S: 3	H: 0 LOB: 1 BB: 1 P: 3	R: 0 E: 0 K: 0 S: 3	H: 0 LOB: 0 BB: 0 P: 7	R: 3 E: 0 K: 0 S: 6	H: 3 LOB: 0 BB: 0 P: 6	R: 0 E: 0 K: 0 S: 4	H: 1 LOB: 1 BB: 0 P: 4	R: 2 E: 0 K: 0 S: 6	H: 3 LOB: 1 BB: 0 P: 6	R: 0 E: 0 K: 1 S: 6	H: 1 LOB: 1 BB: 0 P: 6	R: 0 E: 0 K: 0 S: 4	H: 1 LOB: 1 BB: 0 P: 4	1B: 6 2B: 2 3B: 0 HR: 1	SF: 0 SAC: 1 DP: 0 HBP: 0	WP: 0 PB: 0 SB: 0 CS: 0	PA: 37							
PITCHER	IP	WLS	BF	H	R	ER	SO	BB	IBB	HBP	BLK	WP	HR	S	P	ERA	WHIP										
Larry Christenson, R ERA: 3.39 (1, 1)	6.1	L	27	7	5	5	0	1	0	0	0	0	1	26	30	7.11	1.263										
Tug McGraw, L ERA: 2.55 (7, 1)	1.2		6	1	0	0	1	0	0	0	0	0	0	8	8	0.00	0.600										
Tom Hilgendorf, L ERA: 1.83 (9, 1)	1.0		4	1	0	0	0	0	0	0	0	0	0	4	4	0.00	1.000										

Atlanta Braves @ Philadelphia Phillies
Veterans Stadium, Philadelphia, PA
Thu Jul 24 1975, 7:05 PM EDT
Att: 21,706 - Unknown

AB 35
R 5
H 9
RBI 5
BB 1
SO 1
LOB 9



Batter	1	2	3	4	5	6	7	8	9	AB	R	H	RBI	BB	SO	LOB	BOTTOM										
Dave Cash, R OBP: 0.374, SLG: 0.408 (1, 4)	0-0 F8	4-0 FC4-6 BB		0-0 5-3			0-0 F4 PB 2B		0-0 F9	4	1	1	0	1	0	0											
Larry Bowa, S OBP: 0.344, SLG: 0.407 (1, 6)	0-0 F7	0-0 FC4-6			0-0 1B G3 1B		0-0 F4		0-0 4-3	5	1	1	0	0	0	3											
Ollie Brown, R OBP: 0.427, SLG: 0.611 (1, 9)	4-0 BB		0-0 5-3		0-0 F9		4-0 PB BB		0-0 F8	3	0	0	0	2	0	1											
Greg Luzinski, R OBP: 0.392, SLG: 0.576 (1, 7)	0-0 F8		0-0 S 1B		0-0 G3 1B		0-3 K		0-3 K	4	0	2	0	0	1	2											
Dick Allen, R OBP: 0.325, SLG: 0.335 (1, 3)		0-3 K	0-0 F9		0-0 G3 1B		1-3 3-H F9		0-0 F9	4	0	0	1	0	1	3											
Mike Schmidt, R OBP: 0.359, SLG: 0.482 (1, 5)		4-0 S 3B BB	4-0 BB		0-0 F7		4-0 FC6-4 BB			1	1	0	0	3	0	1											
Garry Maddox, R OBP: 0.318, SLG: 0.364 (1, 8)		0-3 K	0-0 F9			0-3 K		0-0 FC6-4 4-3		4	0	0	0	0	2	4											
Johnny Oates, L OBP: 0.362, SLG: 0.353 (1, 2)		4-0 BB		0-3 K		0-0 1-3		0-0 4-3		3	0	0	0	1	1	1											
Larry Christenson, R OBP: 0.154, SLG: 0.385 (1, 1)		0-0 BB		0-0 1-3			0-0 F7		0-0 G3	3	0	1	2	0	0	0											
Tug McGraw, R OBP: 0.250, SLG: 0.250 (7, 1)										0	0	0	0	0	0	0											
Tim McCarver, L OBP: 0.500, SLG: 0.594 (8, PH)										1	0	0	0	0	0	1											
Tom Hilgendorf, S OBP: 0.250, SLG: 0.250 (9, 1)		1-1 2-H 3B								0	0	0	0	0	0	0											
Inning Stats	R: 0 E: 0 K: 0 S: 3	H: 0 LOB: 1 BB: 1 P: 7	R: 2 E: 0 K: 2 S: 8	H: 1 LOB: 2 BB: 3 P: 20	R: 0 E: 0 K: 1 S: 5	H: 1 LOB: 2 BB: 1 P: 8	R: 0 E: 0 K: 1 S: 5	H: 0 LOB: 0 BB: 0 P: 5	R: 1 E: 0 K: 0 S: 5	H: 2 LOB: 1 BB: 0 P: 5	R: 0 E: 0 K: 1 S: 5	H: 0 LOB: 0 BB: 0 P: 5	R: 1 E: 0 K: 1 S: 6	H: 1 LOB: 1 BB: 1 P: 10	R: 0 E: 0 K: 0 S: 3	H: 0 LOB: 1 BB: 1 P: 7	R: 0 E: 0 K: 0 S: 3	H: 0 LOB: 0 BB: 0 P: 3	1B: 3 2B: 1 3B: 1 HR: 0	SF: 0 SAC: 0 DP: 0 HBP: 0	WP: 0 PB: 2 SB: 0 CS: 0	PA: 39					
PITCHER	IP	WLS	BF	H	R	ER	SO	BB	IBB	HBP	BLK	WP	HR	S	P	ERA	WHIP										
Phil Niekro, R ERA: 2.72 (1, 1)	9.0	W	39	5	4	3	5	7	0	0	0	0	0	42	70	3.00	1.333										

Atlanta Braves @ Philadelphia Phillies
Veterans Stadium, Philadelphia, PA
Thu Jul 24 1975, 7:05 PM EDT
Att: 21,706 - Unknown

AB 32
R 3
H 5
RBI 3
BB 7
SO 5
LOB 16



Batter	1	2	3	4	5	6	7	8	9	AB	R	H	RBI	BB	SO	LOB	TOP										
Johnny Grubb, L OBP: 0.368, SLG: 0.394	3-1	BB			E	G4-3			4-3	4	1	2	1	1	0	0	San Diego Padres @ Atlanta Braves Atlanta-Fulton County Stadium, Atlanta, GA Fri Jul 25 1975, 7:05 PM EDT Unknown										
Tito Fuentes, S OBP: 0.297, SLG: 0.341	F4	F6			K	G4-3			2B	5	0	1	0	0	1	6											
Mike Ivey, R OBP: 0.295, SLG: 0.375	1-3				G6-4-3	2B			5-3	5	1	3	2	0	0	0											
Dave Winfield, R OBP: 0.349, SLG: 0.416		BB			G6-4-3	2B			6-3	3	2	1	0	2	0	1											
Dick Sharon, R OBP: 0.320, SLG: 0.329	F3	BB			IBB				IBB	5	0	2	2	0	0	4											
Hector Torres, R OBP: 0.302, SLG: 0.333	BB	3-1			FC6-5	2B			G5-4-3	3	1	1	0	1	0	1											
Randy Hundley, R OBP: 0.259, SLG: 0.276	3-1				K				CS	3	0	0	1	0	1	2											
Enzo Hernandez, R OBP: 0.282, SLG: 0.264	BB	E			G5-4-3				6-3	4	0	1	0	0	0	1											
Joe McIntosh, S OBP: 0.211, SLG: 0.212	E4								5-3	4	2	2	0	0	0	1											
Bill Greif, R (8, 1)					E	2B			1B	0	0	0	0	0	0	0											
Inning Stats	R: 0 E: 0 K: 0 S: 3	H: 0 LOB: 0 BB: 0 P: 3	R: 2 E: 1 K: 0 S: 7	H: 3 LOB: 3 BB: 1 P: 11	R: 0 E: 0 K: 0 S: 3	H: 1 LOB: 0 BB: 0 P: 3	R: 0 E: 0 K: 0 S: 2	H: 0 LOB: 0 BB: 0 P: 3	R: 4 E: 1 K: 2 S: 11	H: 4 LOB: 1 BB: 1 P: 15	R: 1 E: 0 K: 0 S: 4	H: 2 LOB: 0 BB: 0 P: 4	R: 0 E: 0 K: 0 S: 3	H: 0 LOB: 0 BB: 0 P: 3	R: 0 E: 0 K: 0 S: 4	H: 2 LOB: 2 BB: 1 P: 8	1B: 8 2B: 5 3B: 0 HR: 0	SF: 0 SAC: 0 DP: 4 HBP: 1	WP: 0 PB: 0 SB: 0 CS: 1	PA: 42							
PITCHER	IP	WLS	BF	H	R	ER	SO	BB	IBB	HBP	BLK	WP	HR	S	P	ERA	WHIP										
Ray Sadecki, L ERA: 4.75	4.1	L	23	8	6	5	1	1	1	1	0	0	0	22	31	10.38	2.077										
Max Leon, R ERA: 3.44	0.2		2	0	0	0	1	0	0	0	0	0	0	4	4	0.00	0.000										
Blue Moon Odom, R ERA: 8.26	3.0		11	3	1	1	0	1	0	0	0	0	0	10	14	3.00	1.333										
Tom House, L ERA: 3.17	1.0		5	2	0	0	0	0	1	0	0	0	0	4	8	0.00	2.000										

Batter	1	2	3	4	5	6	7	8	9	AB	R	H	RBI	BB	SO	LOB	BOTTOM										
Ralph Garr, L OBP: 0.318, SLG: 0.361	G4-6-3		B3			6-3				4	0	2	0	0	0	0	San Diego Padres @ Atlanta Braves Atlanta-Fulton County Stadium, Atlanta, GA Fri Jul 25 1975, 7:05 PM EDT Unknown										
Marty Perez, R OBP: 0.334, SLG: 0.333	G4-6-3		F4			5-3				4	0	0	0	0	2												
Darrell Evans, L OBP: 0.345, SLG: 0.384	F8		L9			HR				4	1	2	1	0	0	0											
Earl Williams, R OBP: 0.312, SLG: 0.396	BB	WP			F7	F8				3	1	1	0	1	0	0											
Dusty Baker Jr., R OBP: 0.330, SLG: 0.413	4-3	WP			6-3					4	0	2	0	0	0	3											
Rowland Office, L OBP: 0.341, SLG: 0.363	F7				F7					4	0	0	0	0	2												
Larvell Blanks, R OBP: 0.332, SLG: 0.343	4-3				G4-6-3	2B				4	1	1	0	0	2												
Biff Pocaroba, S OBP: 0.386, SLG: 0.376					F9					3	0	2	1	1	0	1											
Ray Sadecki, L OBP: 0.167, SLG: 0.250										1	0	0	0	0	1	2											
Max Leon, R OBP: 0.429, SLG: 0.429										0	0	0	0	0	0	0											
Ed Goodson, L OBP: 0.247, SLG: 0.279										1	0	0	0	0	0	1											
Blue Moon Odom, R OBP: 0.249, SLG: 0.343										0	0	0	0	0	0	0											
Mike Lum, L OBP: 0.244, SLG: 0.326										1	0	0	0	0	0	0											
Tom House, L OBP: 0.333, SLG: 0.425										0	0	0	0	0	0	1											
Inning Stats	R: 0 E: 0 K: 0 S: 3	H: 1 LOB: 0 BB: 0 P: 3	R: 1 E: 0 K: 1 S: 7	H: 2 LOB: 2 BB: 1 P: 11	R: 0 E: 0 K: 0 S: 3	H: 0 LOB: 0 BB: 0 P: 3	R: 0 E: 0 K: 0 S: 3	H: 0 LOB: 0 BB: 0 P: 3	R: 0 E: 0 K: 0 S: 4	H: 1 LOB: 0 BB: 0 P: 4	R: 1 E: 0 K: 0 S: 4	H: 2 LOB: 1 BB: 0 P: 4	R: 0 E: 0 K: 0 S: 5	H: 2 LOB: 3 BB: 1 P: 9	R: 0 E: 0 K: 0 S: 4	H: 1 LOB: 1 BB: 0 P: 4	1B: 8 2B: 1 3B: 0 HR: 1	SF: 0 SAC: 0 DP: 2 HBP: 0	WP: 1 PB: 0 SB: 0 CS: 0	PA: 36							
PITCHER	IP	WLS	BF	H	R	ER	SO	BB	IBB	HBP	BLK	WP	HR	S	P	ERA	WHIP										
Joe McIntosh, R ERA: 3.2	7.2	W	30	9	3	3	1	1	0	0	0	0	0	31	35	3.52	1.304										
Bill Greif, R ERA: 3.17	1.1	S	6	1	0	0	0	1	0	0	0	0	0	5	9	0.00	1.500										



Batter	1	2	3	4	5	6	7	8	9	AB	R	H	RBI	BB	SO	LOB	TOP										
Johnny Grubb, L OBP: 0.368, SLG: 0.396 (1, 8)	0-0 6-3	0-0 E 1-3 2B		0-0 F9		0-0 E1 4-3		0-0 E 1B 1B	0-0 4-3	6	3	2	0	0	0	1											
Tito Fuentes, S OBP: 0.296, SLG: 0.337 (1, 4)	0-3 K	0-0 E3		0-0 F5		1-0 4-3 HBP		0-0 E4 F8 1B FC6-4		4	1	0	0	0	1	1											
Mike Ivie, R OBP: 0.300, SLG: 0.379 (1, 5) (8, 3)	0-0 1B 1B	0-0 5-3			0-0 BB F5 1B 1B	0-0 4-3		0-0 FC6-4 1B		5	2	3	2	0	0	2											
Willie McCovey, L OBP: 0.326, SLG: 0.425 Enzo Hernandez, R OBP: 0.292, SLG: 0.294 (1, 3) (8, 6)	0-0 1B 1-2 1B		0-0 HR		0-0 F5 1-2	0-0 G6-4-3 IBB		0-0 F8 2-3		4	1	2	1	1	0	3											
Dave Winfield, R OBP: 0.350, SLG: 0.414 (1, 9)	0-0 1B 1-2 2-H 1B		0-0 F9		4-0 1B BB BB	0-0 G6-4-3		0-0 FC6-4		4	0	1	2	1	0	3											
Dick Sharon, R OBP: 0.304, SLG: 0.310 (1, 7)	0-3 K		0-3 K		0-0 F8		0-0 6-3	0-0 F5		5	0	0	0	0	2	5											
Hector Torres, R OBP: 0.317, SLG: 0.344 (1, 6) (8, 5)		0-0 L4-3 1B	0-0 BLK 1B		4-0 1B 1-2 2-3 BB		0-0 1B		0-0 6-3	4	0	3	0	1	0	0											
Bob Davis, R OBP: 0.143, SLG: 0.190 (1, 2)		0-0 L4-3	0-3 K		0-0 1-2 2-3 3-H 1B		0-3 K		0-0 6-3	5	0	1	1	0	2	3											
Dan Spillner, R OBP: 0.343, SLG: 0.241 (1, 1)		0-0 2B E 1B		0-3 K	0-3 K		0-3 K		4-0 WP BB	4	1	1	0	1	3	4											
Inning Stats	R: 1 E: 0 K: 2 S: 10	H: 3 LOB: 2 BB: 0 P: 10	R: 2 E: 1 K: 0 S: 6	H: 3 LOB: 1 BB: 0 P: 6	R: 1 E: 0 K: 2 S: 9	H: 2 LOB: 1 BB: 0 P: 9	R: 0 E: 0 K: 1 S: 5	H: 0 LOB: 0 BB: 0 P: 5	R: 1 E: 0 K: 0 S: 7	H: 2 LOB: 3 BB: 2 P: 15	R: 1 E: 1 K: 0 S: 3	H: 0 LOB: 1 BB: 1 P: 8	R: 0 E: 0 K: 2 S: 8	H: 1 LOB: 1 BB: 0 P: 8	R: 2 E: 1 K: 0 S: 6	H: 2 LOB: 1 BB: 0 P: 6	R: 0 E: 0 K: 0 S: 3	H: 0 LOB: 1 BB: 1 P: 7	1B: 11 2B: 2 3B: 0 HR: 1	SF: 0 SAC: 0 DP: 2 HBP: 1	WP: 1 PA: 46						
PITCHER	IP	WLS	BF	H	R	ER	SO	BB	IBB	HBP	BLK	WP	HR	S	P	ERA	WHIP										
Mike Thompson, R ERA: 4.94 (1, 1)	3.0	L	17	8	4	2	4	0	0	0	1	0	1	25	25	6.00	2.667										
Mike Beard, L ERA: 2.77 (4, 1)	2.0		10	2	1	1	2	2	0	0	0	0	0	12	20	4.50	2.000										
Max Leon, R ERA: 3.41 (6, 1)	3.0		15	3	3	1	2	0	1	1	0	0	0	17	22	3.00	1.000										
Jamie Easterly, L ERA: 6.04 (9, 1)	1.0		4	0	0	0	0	1	0	0	0	1	0	3	7	0.00	1.000										

San Diego Padres @ Atlanta Braves
Atlanta-Fulton County Stadium, Atlanta, GA
Fri Jul 25 1975, 7:05 PM EDT
Att: 9,860 - Unknown

AB 41
R 8
H 13
RBI 6
BB 4
SO 8
LOB 22



Batter	1	2	3	4	5	6	7	8	9	AB	R	H	RBI	BB	SO	LOB	BOTTOM										
Ralph Garr, L OBP: 0.315, SLG: 0.358 (1, 7)	0-0 6-3		0-0 6-3			0-0 F6		0-0 F6		4	0	0	0	0	0	1											
Marty Perez, R OBP: 0.331, SLG: 0.330 (1, 4)	0-3 K		0-0 F7			0-0 F9			0-0 F7	4	0	0	0	0	1	1											
Darrell Evans, L OBP: 0.342, SLG: 0.380 (1, 5)	0-3 K			0-0 G3		0-3 K			0-0 G3	4	0	0	0	0	2	0											
Earl Williams, R OBP: 0.323, SLG: 0.417 (1, 3)		0-0 FC5-4 1B		0-0 HR		4-0 G6-4-3 1B BB			0-0 1B	3	1	3	1	1	0	0											
Mike Lum, L OBP: 0.313, SLG: 0.324 (1, 9)		0-0 F2		0-0 F6		0-0 F6		0-0 G6-4-3 1B	0-0 F6	4	0	1	0	0	0	2											
Larvell Blanks, R OBP: 0.330, SLG: 0.340 (1, 6)		0-0 FC5-4 FC6-4		0-0 6-3		0-0 6-3		0-0 G6-4-3		3	0	0	0	0	0	3											
Rowland Office, L OBP: 0.335, SLG: 0.356 (1, 8)		0-0 FC6-4			0-0 F5		0-0 F9			3	0	0	0	0	0	2											
Vic Correll, R OBP: 0.318, SLG: 0.376 (1, 2)			0-0 F9		0-0 G2			0-0 4-3		3	0	0	0	0	0	0											
Mike Thompson, R Ed Goodson, L Mike Beard, L Rod Gilbreath, R Max Leon, R Dave May, L Jamie Easterly, L (1, 1) (3, PH) (4, 1) (5, PH) (6, 1) (8, PH) (9, 1)			0-0 F9		0-3 K			0-0 4-3		0	0	0	0	0	0	0											
Inning Stats	R: 0 E: 0 K: 2 S: 7	H: 0 LOB: 0 BB: 0 P: 7	R: 0 E: 0 K: 0 S: 4	H: 1 LOB: 1 BB: 0 P: 4	R: 0 E: 0 K: 0 S: 4	H: 1 LOB: 0 BB: 0 P: 4	R: 1 E: 0 K: 0 S: 4	H: 1 LOB: 0 BB: 0 P: 4	R: 0 E: 0 K: 1 S: 5	H: 0 LOB: 0 BB: 0 P: 5	R: 0 E: 0 K: 1 S: 5	H: 0 LOB: 0 BB: 0 P: 5	R: 0 E: 0 K: 0 S: 3	H: 1 LOB: 1 BB: 1 P: 7	R: 0 E: 0 K: 0 S: 3	H: 0 LOB: 0 BB: 0 P: 3	R: 0 E: 0 K: 0 S: 4	H: 1 LOB: 1 BB: 0 P: 4	1B: 4 2B: 0 3B: 0 HR: 1	SF: 0 SAC: 0 DP: 1 HBP: 0	WP: 0 PA: 32						
PITCHER	IP	WLS	BF	H	R	ER	SO	BB	IBB	HBP	BLK	WP	HR	S	P	ERA	WHIP										
Dan Spillner, R ERA: 3.71 (1, 1)	9.0	W	32	5	1	1	4	1	0	0	0	0	1	39	43	1.00	0.667										

San Diego Padres @ Atlanta Braves
Atlanta-Fulton County Stadium, Atlanta, GA
Fri Jul 25 1975, 7:05 PM EDT
Att: 9,860 - Unknown

AB 31
R 1
H 5
RBI 1
BB 1
SO 4
LOB 9



Batter	1	2	3	4	5	6	7	8	9	AB	R	H	RBI	BB	SO	LOB	TOP																
Johnny Grubb, L OBP: 0.368, SLG: 0.405 (1, 8)										5	2	2	2	0	0	2	San Diego Padres @ Atlanta Braves Atlanta-Fulton County Stadium, Atlanta, GA Sat Jul 26 1975, 7:05 PM EDT Att: 12,225 - Unknown livebaseballscorecards.com																
Tito Fuentes, S OBP: 0.295, SLG: 0.335 (1, 4)										5	0	1	0	0	0	1																	
Mike Ivie, R OBP: 0.305, SLG: 0.383 (1, 5) (9, 3)										5	0	3	0	0	0	1																	
Willie McCovey, L OBP: 0.327, SLG: 0.422 Enzo Hernandez, R OBP: 0.292, SLG: 0.294 (9, 6) (9, 6)										4	0	1	1	1	1	3																	
Dave Winfield, R OBP: 0.348, SLG: 0.411 (1, 9)										5	0	1	0	0	3	4																	
Bobby Tolan, L OBP: 0.289, SLG: 0.312 (1, 7)										3	1	1	0	1	0	2																	
Hector Torres, R OBP: 0.310, SLG: 0.335 (1, 6) (9, 5)										4	0	0	0	0	0	2																	
Bob Davis, R OBP: 0.160, SLG: 0.167 (1, 2)										3	0	0	0	1	0	1																	
Jerry Johnson, R OBP: 0.333, SLG: 0.667 Dave Tomlin, L (7, 1) Gene Locklear, L OBP: 0.390, SLG: 0.466 Danny Frisella, L (8, 1) (8, 1)										3	1	1	0	0	2	1																	
Inning Stats	R: 0 E: 0 K: 0 S: 4	H: 1 LOB: 2 BB: 1 P: 8	R: 0 E: 0 K: 1 S: 5	H: 0 LOB: 1 BB: 1 P: 9	R: 1 E: 0 K: 1 S: 7	H: 2 LOB: 1 BB: 0 P: 7	R: 0 E: 0 K: 0 S: 3	H: 0 LOB: 0 BB: 0 P: 3	R: 2 E: 0 K: 0 S: 7	H: 4 LOB: 2 BB: 0 P: 7	R: 0 E: 0 K: 1 S: 5	H: 0 LOB: 1 BB: 0 P: 5	R: 0 E: 0 K: 1 S: 6	H: 1 LOB: 1 BB: 0 P: 6	R: 1 E: 0 K: 1 S: 7	H: 2 LOB: 2 BB: 1 P: 11		R: 0 E: 0 K: 1 S: 6	H: 1 LOB: 1 BB: 0 P: 6	1B: 8 2B: 2 3B: 0 HR: 1	SF: 0 SAC: 0 DP: 0 HBP: 0	WP: 0 PB: 0 SB: 0 CS: 0	PA: 41										
PITCHER	IP WLS BF H R ER SO BB IBB HBP BLK WP HR S P ERA WHIP																																
Carl Morton, R ERA: 3.49 Elias Sosa, R ERA: 3.66	(1, 1) (8, 1)	7.0 L	31 31	8 3	3 3	3 3	4 4	2 1	0 0	0 0	0 0	0 0	0 0	0 13	45 17	3.86 4.50	1.429 2.000																

Batter	1	2	3	4	5	6	7	8	9	AB	R	H	RBI	BB	SO	LOB	BOTTOM																	
Rowland Office, L OBP: 0.335, SLG: 0.356 Mike Lum, L OBP: 0.311, SLG: 0.321 (1, 8) (1, 8)										0	0	0	0	0	0	0	San Diego Padres @ Atlanta Braves Atlanta-Fulton County Stadium, Atlanta, GA Sat Jul 26 1975, 7:05 PM EDT Att: 12,225 - Unknown livebaseballscorecards.com																	
Marty Perez, R OBP: 0.332, SLG: 0.332 (1, 4)										4	0	2	0	0	0	1																		
Darrell Evans, L OBP: 0.343, SLG: 0.378 (1, 5)										2	0	0	0	2	1	3																		
Earl Williams, R OBP: 0.318, SLG: 0.409 (1, 3)										4	0	0	0	0	2	4																		
Dusty Baker Jr., R OBP: 0.332, SLG: 0.410 (1, 9)										2	0	0	0	2	0	4																		
Dave May, L OBP: 0.327, SLG: 0.446 (1, 7)										4	1	1	1	0	0	2																		
Larvell Blanks, R OBP: 0.329, SLG: 0.337 (1, 6)										3	1	0	0	1	0	2																		
Vic Correll, R OBP: 0.313, SLG: 0.369 (1, 2)										4	0	0	0	0	0	1																		
Carl Morton, R ERA: 2.61 Ed Goodson, L OBP: 0.252, SLG: 0.277 Rod Gilbreath, R OBP: 0.364, SLG: 0.420 Elias Sosa, R OBP: 0.100, SLG: 0.100 Ralph Garr, L OBP: 0.315, SLG: 0.357 (1, 1) (7, PH) (7, PH) (8, 1) (9, PH)										2	0	1	0	0	0	0																		
Inning Stats	R: 0 E: 0 K: 1 S: 5	H: 1 LOB: 2 BB: 2 P: 13	R: 0 E: 0 K: 0 S: 3	H: 0 LOB: 0 BB: 0 P: 3	R: 0 E: 0 K: 1 S: 6	H: 1 LOB: 1 BB: 0 P: 6	R: 0 E: 0 K: 1 S: 5	H: 0 LOB: 1 BB: 1 P: 9	R: 0 E: 0 K: 0 S: 3	H: 0 LOB: 0 BB: 0 P: 3	R: 0 E: 0 K: 0 S: 3	H: 0 LOB: 1 BB: 1 P: 7	R: 2 E: 0 K: 1 S: 8	H: 3 LOB: 2 BB: 1 P: 12	R: 0 E: 0 K: 0 S: 3	H: 0 LOB: 1 BB: 1 P: 7		R: 0 E: 0 K: 1 S: 5	H: 0 LOB: 0 BB: 0 P: 5	1B: 4 2B: 0 3B: 0 HR: 1	SF: 1 SAC: 0 DP: 1 HBP: 0	WP: 0 PB: 0 SB: 0 CS: 0	PA: 37											
PITCHER	IP WLS BF H R ER SO BB IBB HBP BLK WP HR S P ERA WHIP																																	
Jerry Johnson, R ERA: 2.61 Dave Tomlin, L ERA: 3.64 Danny Frisella, R ERA: 2.76	(1, 1) (7, 1) (8, 1)	6.1 0.2 2.0	W S	26 4	3 2	2 0	3 0	1 0	0 0	0 0	1 0	1 0	0 0	0 0	0 0	1 12	0.00 0.00 0.00	0.500																

San Diego Padres @ Atlanta Braves
 Atlanta-Fulton County Stadium, Atlanta, GA
 Sat Jul 26 1975, 7:05 PM EDT
 Att: 12,225 - Unknown

AB 38
 R 4
 H 11
 RBI 4
 BB 3
 SO 6
 LOB 17



Batter	1	2	3	4	5	6	7	8	9	AB	R	H	RBI	BB	SO	LOB	TOP										
Johnny Grubb, L OBP: 0.370, SLG: 0.409 (1, 8)	0-0 4-3	0-0 4-3															4 1 2 0 0 0 1										
Tito Fuentes, S OBP: 0.295, SLG: 0.333 (1, 4)	4-0 1B HBP SF9 BB		0-0 F6														2 1 0 0 1 0 0										
Mike Ivie, R OBP: 0.308, SLG: 0.387 (1, 5) (8, 3)	1-0 1B HBP		0-0 F8 1B 2B														2 1 1 1 0 0 0										
Willie McCovey, L OBP: 0.326, SLG: 0.419 Enzo Hernandez, R OBP: 0.295, SLG: 0.294 (8, 6)	0-0 1-2 1B		0-0 F8														4 0 1 0 0 0 1 0 0 0 0 0 0 0										
Dave Winfield, R OBP: 0.349, SLG: 0.411 (1, 9)	0-0 SF9		0-0 S 1B														2 0 1 2 1 0 0										
Bobby Tolán, L OBP: 0.287, SLG: 0.309 (1, 7)	0-0 4-3		0-0 F8 1-2														3 0 0 0 0 0 3										
Hector Torres, R OBP: 0.303, SLG: 0.327 (1, 6) (8, 5)			0-0 F7														4 0 0 0 0 0 1										
Fred Kendall, R OBP: 0.245, SLG: 0.236 (1, 2)			4-0 SH1 BB														2 0 0 0 1 0 0										
Randy Jones, R OBP: 0.154, SLG: 0.140 (1, 1)			0-0 SH1 1-2														2 0 0 0 0 0 0										
Inning Stats	R: 1 E: 0 K: 0 S: 4	H: 1 LOB: 2 BB: 1 P: 9	R: 0 E: 0 K: 0 S: 3	H: 0 LOB: 1 BB: 1 P: 7	R: 1 E: 0 K: 0 S: 5	H: 2 LOB: 1 BB: 0 P: 5	R: 0 E: 0 K: 0 S: 3	H: 0 LOB: 0 BB: 0 P: 3	R: 1 E: 0 K: 0 S: 4	H: 1 LOB: 0 BB: 0 P: 4	R: 0 E: 0 K: 0 S: 3	H: 0 LOB: 0 BB: 0 P: 3	R: 0 E: 0 K: 0 S: 3	H: 1 LOB: 0 BB: 0 P: 3	R: 0 E: 0 K: 0 S: 2	H: 0 LOB: 0 BB: 1 P: 6	1B: 3 2B: 3 3B: 0 HR: 0	SF: 2 SAC: 0 DP: 1 HBP: 1	WP: 0 PA: 35 PB: 0 SB: 0 CS: 1								
PITCHER	IP	WLS	BF	H	R	ER	SO	BB	IBB	HBP	BLK	WP	HR	S	P	ERA	WHIP										
Bruce Dal Canton, R ERA: 5.92 (1, 1)	6.0	L	25	4	3	3	0	2	0	1	0	0	0	22	31	4.50	1.000										
Max Leon, R ERA: 3.3 (7, 1)	2.0		6	1	0	0	0	0	0	0	0	0	0	6	6	0.00	0.500										
Elias Sosa, R ERA: 3.6 (9, 1)	1.0		3	0	0	0	0	1	0	0	0	0	0	2	6	0.00	1.000										

San Diego Padres @ Atlanta Braves
Atlanta-Fulton County Stadium, Atlanta, GA
Sun Jul 27 1975, 3:33 AM EDT
Att: 4,496 - Unknown

AB 25
R 3
H 5
RBI 3
BB 3
SO 0
LOB 6



Batter	1	2	3	4	5	6	7	8	9	AB	R	H	RBI	BB	SO	LOB	BOTTOM										
Ralph Garr, L OBP: 0.318, SLG: 0.363 (1, 7)	0-0 G4-6-3 1B																4 0 3 0 0 0 0										
Marty Pérez, R OBP: 0.332, SLG: 0.331 (1, 4)	0-0 G4-6-3 1-2																4 0 1 1 0 0 2										
Darrell Evans, L OBP: 0.342, SLG: 0.377 (1, 5)	0-0 F6																4 0 1 0 0 0 3										
Earl Williams, R OBP: 0.313, SLG: 0.403 (1, 3)			0-0 5-3														4 0 0 0 0 0 1										
Dusty Baker Jr., R OBP: 0.329, SLG: 0.405 (1, 9)			0-0 F9														4 0 0 0 0 0 0										
Cito Gastón, R OBP: 0.297, SLG: 0.417 (1, 8)			0-0 5-3														4 0 1 0 0 0 0										
Larvell Blanks, R OBP: 0.328, SLG: 0.334 (1, 6)			0-0 F9														3 0 0 0 1 0 1										
Vic Correll, R OBP: 0.310, SLG: 0.364 (1, 2)			0-0 F7														3 0 0 0 0 0 1										
Bruce Dal Canton, R (1, 1)			0-3 K														1 0 0 0 0 1 0										
Ed Goodson, L OBP: 0.250, SLG: 0.275 (8, PH)			0-0 K														1 0 0 0 0 1 0										
Max Leon, R OBP: 0.429, SLG: 0.429 (7, 1)			0-0 K														0 0 0 0 0 0 0										
Rod Gilbreath, R OBP: 0.372, SLG: 0.420 (8, PH)			0-0 K														0 1 0 0 1 0 0										
Elias Sosa, R OBP: 0.100, SLG: 0.100 (9, 1)			0-0 K														0 0 0 0 0 0 0										
Inning Stats	R: 0 E: 0 K: 0 S: 3	H: 1 LOB: 0 BB: 0 P: 3	R: 0 E: 0 K: 0 S: 3	H: 0 LOB: 0 BB: 0 P: 3	R: 0 E: 0 K: 1 S: 5	H: 0 LOB: 0 BB: 0 P: 5	R: 0 E: 0 K: 0 S: 4	H: 1 LOB: 1 BB: 0 P: 4	R: 0 E: 0 K: 0 S: 3	H: 0 LOB: 0 BB: 0 P: 3	R: 0 E: 0 K: 0 S: 3	H: 0 LOB: 0 BB: 0 P: 3	R: 0 E: 0 K: 0 S: 5	H: 2 LOB: 2 BB: 1 P: 9	R: 0 E: 0 K: 0 S: 4	H: 1 LOB: 1 BB: 0 P: 4	1B: 5 2B: 1 3B: 0 HR: 0	SF: 0 SAC: 0 DP: 1 HBP: 0	WP: 0 PA: 34 PB: 0 SB: 0 CS: 0								
PITCHER	IP	WLS	BF	H	R	ER	SO	BB	IBB	HBP	BLK	WP	HR	S	P	ERA	WHIP										
Randy Jones, L ERA: 1.99 (1, 1)	9.0	W	34	6	1	1	2	2	0	0	0	0	0	36	44	1.00	0.889										

San Diego Padres @ Atlanta Braves
Atlanta-Fulton County Stadium, Atlanta, GA
Sun Jul 27 1975, 3:33 AM EDT
Att: 4,496 - Unknown

AB 32
R 1
H 6
RBI 1
BB 2
SO 2
LOB 8





Batter	1	2	3	4	5	6	7	8	9	AB	R	H	RBI	BB	SO	LOB	TOP					
Davey Lopes, R OBP: 0.357, SLG: 0.333 (1, 4)										5	1	2	0	0	1	3	Los Angeles Dodgers @ Atlanta Braves Atlanta-Fulton County Stadium, Atlanta, GA Mon Jul 28 1975, 7:05 PM EDT Att: 6,328 - Unknown					
Willie Crawford, L OBP: 0.331, SLG: 0.350 (1, 7)										4	0	2	1	0	0	1						
Jimmy Wynn, R OBP: 0.410, SLG: 0.446 Mike Marshall, R (8, 1)										4	1	1	0	0	1	2						
Steve Garvey, R OBP: 0.346, SLG: 0.483 (1, 3)										4	1	1	0	0	0	0						
John Hale, L OBP: 0.305, SLG: 0.432 (8, 8)										4	0	0	0	0	1	2						
Ron Cey, R OBP: 0.347, SLG: 0.424 (1, 5)										1	0	0	1	2	0	0						
Bill Russell, R OBP: 0.259, SLG: 0.219 Bill Buckner, L OBP: 0.278, SLG: 0.335 (9, PH)										2	0	1	1	1	0	1						
Paul Powell, R OBP: 0.333, SLG: 0.375 Manny Mota, R OBP: 0.349, SLG: 0.289 Rick Auerbach, R OBP: 0.288, SLG: 0.258 (9, PR)										3	0	1	0	0	1	2						
Burt Hooton, R OBP: 0.195, SLG: 0.231 Tom Paciorek, R OBP: 0.262, SLG: 0.292 (8, 9)										3	0	0	0	0	0	0						
Inning Stats	R: 1 E: 0 K: 0 S: 4	H: 2 LOB: 0 BB: 4 P: 4	R: 0 E: 0 K: 0 S: 2	H: 0 LOB: 1 BB: 2 P: 10	R: 0 E: 0 K: 0 S: 3	H: 0 LOB: 0 BB: 0 P: 3	R: 2 E: 0 K: 1 S: 8	H: 4 LOB: 2 BB: 0 P: 8	R: 0 E: 0 K: 0 S: 6	H: 1 LOB: 1 BB: 0 P: 6	R: 0 E: 0 K: 0 S: 3	H: 0 LOB: 1 BB: 1 P: 7	R: 0 E: 0 K: 1 S: 6	H: 1 LOB: 1 BB: 0 P: 6	R: 0 E: 0 K: 1 S: 5	H: 0 LOB: 0 BB: 0 P: 5		R: 0 E: 0 K: 0 S: 5	H: 2 LOB: 3 BB: 0 P: 5	1B: 7 2B: 3 3B: 0 HR: 0	SF: 1 SAC: 0 DP: 2 HBP: 0	WP: 0 PB: 1 SB: 0 CS: 0
PITCHER Phil Niekro, R ERA: 2.73 (1, 1)	IP: 9.0 WLS: W BF: 37 H: 10 R: 3 ER: 3 SO: 4 BB: 3 IBB: 0 HBP: 0 BLK: 0 WP: 0 HR: 0 S: 42 P: 54 ERA: 3.00 WHIP: 1.444															PITCHER						


Batter	1	2	3	4	5	6	7	8	9	AB	R	H	RBI	BB	SO	LOB	BOTTOM			
Ralph Garr, L OBP: 0.317, SLG: 0.361 (1, 7)										5	0	1	0	0	1	2	Los Angeles Dodgers @ Atlanta Braves Atlanta-Fulton County Stadium, Atlanta, GA Mon Jul 28 1975, 7:05 PM EDT Att: 6,328 - Unknown			
Marty Perez, R OBP: 0.333, SLG: 0.330 (1, 4)										4	0	1	0	1	1	5				
Darrell Evans, L OBP: 0.342, SLG: 0.374 (1, 5)										3	1	0	0	1	3	2				
Earl Williams, R OBP: 0.316, SLG: 0.404 Rod Gilbreath, R OBP: 0.372, SLG: 0.420 Mike Lum, L OBP: 0.311, SLG: 0.321 (9, PR)										4	0	2	0	0	0	2				
Dusty Baker Jr., R OBP: 0.328, SLG: 0.401 Ed Goodson, L OBP: 0.250, SLG: 0.275 (9, 3)										3	2	0	0	1	0	3				
Rowland Office, L OBP: 0.339, SLG: 0.360 (1, 8)										4	1	2	1	0	0	1				
Larvell Blanks, R OBP: 0.330, SLG: 0.334 (1, 6)										3	1	1	0	1	0	1				
Biff Pocoroba, S OBP: 0.400, SLG: 0.393 (1, 2)										4	0	3	3	0	0	0				
Phil Niekro, R OBP: 0.183, SLG: 0.217 (1, 1)										4	0	1	1	0	1	3				
Inning Stats	R: 0 E: 0 K: 2 S: 7	H: 0 LOB: 1 BB: 1 P: 11	R: 1 E: 0 K: 2 S: 9	H: 2 LOB: 3 BB: 2 P: 17	R: 1 E: 0 K: 0 S: 4	H: 1 LOB: 1 BB: 1 P: 8	R: 0 E: 0 K: 0 S: 3	H: 0 LOB: 0 BB: 0 P: 3	R: 0 E: 0 K: 1 S: 6	H: 1 LOB: 1 BB: 0 P: 6	R: 0 E: 0 K: 0 S: 4	H: 1 LOB: 1 BB: 0 P: 4	R: 0 E: 0 K: 1 S: 5	H: 1 LOB: 1 BB: 0 P: 5	R: 3 E: 0 K: 0 S: 8	H: 5 LOB: 2 BB: 0 P: 8		1B: 11 2B: 1 3B: 0 HR: 0	SF: 0 SAC: 0 DP: 1 HBP: 0	WP: 0 PB: 0 SB: 3 CS: 1
PITCHER Burt Hooton, R ERA: 4.15 Mike Marshall, R ERA: 3.24 (8, 1)	IP: 7.0 WLS: L BF: 8 H: 5 R: 3 ER: 2 SO: 0 BB: 0 IBB: 0 HBP: 0 BLK: 0 WP: 0 HR: 0 S: 8 P: 54 ERA: 27.00 WHIP: 5.000															PITCHER				


AB 33
R 3
H 10
RBI 3
BB 3
SO 4
LOB 13


AB 34
R 5
H 11
RBI 5
BB 4
SO 6
LOB 19


Batter	1	2	3	4	5	6	7	8	9	AB	R	H	RBI	BB	SO	LOB	TOP	
Davey Lopes, R OBP: 0.359, SLG: 0.335 (1, 4)	F7			L5-3 1B		G4-6-3 1B		F3	F3	4	0	2	0	0	0	0	Los Angeles Dodgers @ Atlanta Braves Atlanta-Fulton County Stadium, Atlanta, GA Tue Jul 29 1975, 7:05 PM EDT Att: 4,906 - Unknown AB 30 R 2 H 6 RBI 2 BB 3 SO 5 LOB 7 	
Bill Buckner, L OBP: 0.273, SLG: 0.329 (1, 7)	3-1			L5-3 1-2		G4-6-3 1-2		F9	F9	4	0	0	0	0	0	4		
Jimmy Wynn, R OBP: 0.408, SLG: 0.443 (1, 8)	F5			6-3			F7	BB 2B 1B	BB 2B 1B	4	1	1	0	0	0	0		
Steve Garvey, R OBP: 0.346, SLG: 0.479 (1, 3)		F8			K		4-3	BB 2B BB	BB 2B BB	3	1	0	0	1	1	0		
John Hale, L OBP: 0.303, SLG: 0.418 (1, 9)		K			K		K	BB 2B BB	BB 2B BB	3	0	0	0	1	3	0		
Ron Cey, R OBP: 0.346, SLG: 0.425 Rick Auerbach, R OBP: 0.288, SLG: 0.258 (9, PR)	F7				5-3			F3	2B	4	0	1	2	0	0	0		
Steve Yeager, R OBP: 0.326, SLG: 0.368 Leron Lee, L OBP: 0.265, SLG: 0.205 Ken McMullen, R OBP: 0.182, SLG: 0.400 (9, PH)			K			SH5-4 1B BB		6-3	F9	2	0	0	0	1	1	0		
Bill Russell, R OBP: 0.269, SLG: 0.231 (1, 6)			F7			SH5-4 1B				3	0	2	0	0	0	0		
Andy Messersmith, R OBP: 0.238, SLG: 0.253 Willie Crawford, L OBP: 0.329, SLG: 0.348 Rick Rhoden, R (8, 1)			6-3			SH5-4 1-2 2-3		F3		1	0	0	0	0	0	0		
Inning Stats	R: 0 E: 0 K: 0 S: 3	H: 0 LOB: 0 BB: 0 P: 3	R: 0 E: 0 K: 1 S: 5	H: 0 LOB: 0 BB: 0 P: 5	R: 0 E: 0 K: 1 S: 5	H: 1 LOB: 0 BB: 0 P: 3	R: 0 E: 0 K: 2 S: 7	H: 0 LOB: 0 BB: 0 P: 7	R: 0 E: 0 K: 1 S: 5	H: 0 LOB: 0 BB: 0 P: 5	R: 0 E: 0 K: 0 S: 4	H: 1 LOB: 1 BB: 0 P: 4	R: 2 E: 0 K: 0 S: 5	H: 2 LOB: 2 BB: 2 P: 13	1B: 5 2B: 2 3B: 0 HR: 0	SF: 0 SAC: 1 DP: 2 HBP: 0		WP: 0 PB: 0 SB: 0 CS: 0
PITCHER	IP WLS BF H R ER SO BB IBB HBP BLK WP HR S P ERA WHIP	8.2 W 32 5 2 2 5 3 0 0 0 0 0 0 1 1 2.08 0.923	0.0 1 1 0 0 0 0 0 0 0 0 0 0 1 1 ∞ ∞	0.1 S 1 0 0 0 0 0 0 0 0 0 0 0 1 1 0.00 0.000														

Batter	1	2	3	4	5	6	7	8	9	AB	R	H	RBI	BB	SO	LOB	BOTTOM
Ralph Garr, L OBP: 0.316, SLG: 0.360 (1, 7)	4-3				L9		F6			4	0	1	1	0	0	0	Los Angeles Dodgers @ Atlanta Braves Atlanta-Fulton County Stadium, Atlanta, GA Tue Jul 29 1975, 7:05 PM EDT Att: 4,906 - Unknown AB 33 R 4 H 10 RBI 3 BB 1 SO 4 LOB 15 
Marty Perez, R OBP: 0.334, SLG: 0.332 (1, 4)	1B	6-3			5-3			1B FC5-2-5 1B		4	0	2	0	0	0	2	
Darrell Evans, L OBP: 0.343, SLG: 0.383 (1, 5)	F5				F9		HR	1B FC5-2-5 1B	1B	4	2	2	1	0	0	1	
Earl Williams, R OBP: 0.315, SLG: 0.402 (1, 3)	1B			5-3	F4			FC6-2-5 1B E		4	1	1	0	0	0	2	
Dusty Baker Jr., R OBP: 0.330, SLG: 0.402 (1, 9)	F3					K		E9 1B		4	0	2	1	0	1	2	
Rowland Office, L OBP: 0.342, SLG: 0.359 (1, 8)		FC5-4 1B 1B		F8		CS BB		F4		3	1	1	0	1	0	2	
Larvell Blanks, R OBP: 0.329, SLG: 0.333 (1, 6)				6-3		K		K		4	0	1	0	0	2	2	
Biff Pocoroba, S OBP: 0.389, SLG: 0.380 (1, 2)		F5			K		5-3			3	0	0	0	0	1	2	
Blue Moon Odom, R OBP: 0.125, SLG: 0.250 Elias Sosa, R OBP: 0.100, SLG: 0.100 Tom House, L (9, 1)		FC5-4 1B		F4			6-3			3	0	0	0	0	0	2	
Inning Stats	R: 0 E: 0 K: 0 S: 5	H: 2 LOB: 2 BB: 0 P: 5	R: 1 E: 0 K: 0 S: 6	H: 3 LOB: 2 BB: 0 P: 6	R: 0 E: 0 K: 1 S: 4	H: 1 LOB: 1 BB: 0 P: 4	R: 0 E: 0 K: 2 S: 6	H: 0 LOB: 1 BB: 1 P: 10	R: 0 E: 0 K: 1 S: 3	H: 0 LOB: 0 BB: 0 P: 3	R: 2 E: 1 K: 1 S: 8	H: 3 LOB: 1 BB: 0 P: 8	1B: 9 2B: 0 3B: 0 HR: 1	SF: 0 SAC: 0 DP: 0 HBP: 0	WP: 0 PB: 0 SB: 0 CS: 1	PA: 34	
PITCHER	IP WLS BF H R ER SO BB IBB HBP BLK WP HR S P ERA WHIP	7.0 L 28 7 2 2 3 1 0 0 0 0 0 0 8 8 2.57 1.143	1.0 6 3 2 1 1 0 0 0 0 0 0 0 8 8 9.00 3.000														

Batter	1	2	3	4	5	6	7	8	9	AB	R	H	RBI	BB	SO	LOB	TOP		
Davey Lopes, R OBP: 0.359, SLG: 0.336 (1, 4)	F9		6-3		F8		1B S 1B	E1 1B 1B		5	2	2	0	0	0	1	Los Angeles Dodgers @ Atlanta Braves Atlanta-Fulton County Stadium, Atlanta, GA Wed Jul 30 1975, 7:05 PM EDT Att: 3,954 - Unknown AB 36 R 8 H 10 RBI 4 BB 4 SO 2 LOB 17 		
Bill Buckner, L OBP: 0.280, SLG: 0.335 (1, 7)	BB 2B 1B		F6		F8		S 1B	1B 1B		5	1	3	1	0	0	1			
Jimmy Wynn, R OBP: 0.406, SLG: 0.439 Mike Marshall, R (7, 1)	BB 1B		F4		FC6-4		1-2 1B	6-3 6-3		3	1	0	0	1	0	2			
Steve Garvey, R OBP: 0.348, SLG: 0.482 (1, 3)	1-2 2B BB				FC6-4		1-2 2H	5-3		1	0	0	0	0	0	1			
John Hale, L OBP: 0.301, SLG: 0.406 (7, 8)	2B 1B		FC1-2 1B		SH5-3 1B BB		SH5-3 BB	4-3 F8		3	1	0	0	1	2	2			
Ron Cey, R OBP: 0.350, SLG: 0.430 Rick Auerbach, R OBP: 0.288, SLG: 0.258 (9, 5)	5-3		FC1-2 2B		FC1-2 1B		SH1-4 BB	SH1-4 BB		3	0	2	1	0	0	1			
Steve Yeager, R OBP: 0.320, SLG: 0.361 (1, 2)			FC1-2		F9		2H 1B	E6 1B E		5	1	0	0	0	0	4			
Bill Russell, R OBP: 0.260, SLG: 0.223 (1, 6)	4-3		F9		F9		F9	F2		4	0	0	0	0	0	4			
Doug Rau, L OBP: 0.246, SLG: 0.193 Willie Crawford, L OBP: 0.332, SLG: 0.348 (7, 9)	F5				FC6-4 1B		L6	E E IBB		3	0	1	0	0	0	0			
Inning Stats	R: 2 E: 0 K: 1 S: 7	H: 2 LOB: 1 BB: 1 P: 11	R: 0 E: 0 K: 0 S: 3	H: 0 LOB: 0 BB: 0 P: 3	R: 0 E: 0 K: 1 S: 3	H: 2 LOB: 2 BB: 0 P: 7	R: 0 E: 0 K: 1 S: 4	H: 1 LOB: 1 BB: 1 P: 4	R: 1 E: 0 K: 0 S: 5	H: 2 LOB: 1 BB: 0 P: 5	R: 4 E: 2 K: 0 S: 6	H: 2 LOB: 1 BB: 2 P: 14	R: 0 E: 0 K: 0 S: 3	H: 0 LOB: 0 BB: 0 P: 4	1B: 8 2B: 2 3B: 0 HR: 0	SF: 0 SAC: 2 DP: 0 HBP: 1		WP: 0 PB: 0 SB: 3 CS: 0	PA: 43
PITCHER	IP WLS BF H R ER SO BB IBB HBP BLK WP HR S P ERA WHIP	7.0 L 31 8 4 4 2 2 0 0 0 0 0 0 33 41 5.14 1.429	1.0 8 2 4 0 0 1 1 0 0 0 0 6 14 0.00 3.000	1.0 4 0 0 0 0 0 0 1 0 0 0 3 4 0.00 0.000															

Batter	1	2	3	4	5	6	7	8	9	AB	R	H	RBI	BB	SO	LOB	BOTTOM			
Ralph Garr, L OBP: 0.318, SLG: 0.361 (1, 7)	E1 4-3 1B		1-3		F2		SH5-4 1-2 2-3	FC5-4 1B		4	0	2	0	0	0	0	Los Angeles Dodgers @ Atlanta Braves Atlanta-Fulton County Stadium, Atlanta, GA Wed Jul 30 1975, 7:05 PM EDT Att: 3,954 - Unknown AB 36 R 2 H 9 RBI 2 BB 3 SO 5 LOB 19 			
Marty Perez, R OBP: 0.333, SLG: 0.330 (1, 4)	L4		BB 2B 1B		F9		F2	FC5-4 4-3		5	1	1	0	0	0	4				
Darrell Evans, L OBP: 0.344, SLG: 0.384 (1, 5)	4-3		2B BB		2B		4-3	4-3		4	1	1	0	1	0	4				
Earl Williams, R OBP: 0.313, SLG: 0.402 (1, 3)	F4		1-2 2B		K		6-3	2-3		5	0	1	2	0	1	3				
Dusty Baker Jr., R OBP: 0.329, SLG: 0.400 (1, 9)			F4		F6		F8	BB BB 1B		4	0	1	0	0	0	1				
Larvell Blanks, R OBP: 0.326, SLG: 0.330 (1, 6)	E3 FC6		F8		F8		6-3	K		4	0	0	0	0	1	1				
Vic Correll, R OBP: 0.309, SLG: 0.360 (1, 2)	K		F7		F8		F8	BB BB		3	0	0	0	1	1	1				
Rowland Office, L OBP: 0.350, SLG: 0.364 (1, 8)	FC6				1B		SH5-4 1B	1-2 2-3 BB		3	0	2	0	1	0	1				
Carl Morton, R OBP: 0.231, SLG: 0.226 Rod Gilbreath, R OBP: 0.380, SLG: 0.429 Max Leon, R OBP: 0.429, SLG: 0.429 Mike Lum, L OBP: 0.310, SLG: 0.320 Elias Sosa, R OBP: 0.100, SLG: 0.100 (9, 1)	K		K		K		SH5-4 1B	1-3		2	0	0	0	0	2	1				
Inning Stats	R: 0 E: 1 K: 0 S: 4	H: 1 LOB: 1 BB: 0 P: 4	R: 0 E: 1 K: 1 S: 6	H: 0 LOB: 0 BB: 0 P: 6	R: 2 E: 0 K: 1 S: 7	H: 2 LOB: 1 BB: 1 P: 11	R: 0 E: 0 K: 1 S: 6	H: 1 LOB: 1 BB: 0 P: 6	R: 0 E: 0 K: 0 S: 3	H: 0 LOB: 0 BB: 0 P: 3	R: 0 E: 0 K: 0 S: 5	H: 2 LOB: 2 BB: 0 P: 5	R: 0 E: 0 K: 1 S: 6	H: 1 LOB: 3 BB: 2 P: 14	R: 0 E: 0 K: 0 S: 4	H: 1 LOB: 1 BB: 0 P: 4		1B: 7 2B: 2 3B: 0 HR: 0	SF: 0 SAC: 1 DP: 0 HBP: 0	WP: 0 PB: 0 SB: 0 CS: 0
PITCHER	IP WLS BF H R ER SO BB IBB HBP BLK WP HR S P ERA WHIP	6.1 W 28 7 2 2 4 1 0 0 0 0 0 12 20 0.00 1.500	2.2 S 12 2 0 0 1 2 0 0 0 0 0 0 12 20 0.00 1.500																	

Batter	1	2	3	4	5	6	7	8	9	AB	R	H	RBI	BB	SO	LOB	TOP
Ralph Garr, L (1,7) OBP: 0.318, SLG: 0.359	0-0 5-3			0-0 4-3		0-0 F7			0-0 6-3 1B	4	0	1	0	0	0	0	Atlanta Braves @ San Diego Padres San Diego Stadium, San Diego, CA Fri Aug 01 1975, 10:05 PM EDT Att: 11,348 - Unknown AB 29 R 0 H 3 RBI 0 BB 1 SO 3 LOB 9 
Rod Gilbreath, R (1,4) OBP: 0.394, SLG: 0.442	0-0 F9			0-0 6-3			0-0 6-3		0-0 6-3 1-2	4	0	0	0	0	0	1	
Darrell Evans, L (1,5) OBP: 0.346, SLG: 0.388	0-0 F8			0-0 F6			4-0 FC6-4 BB		0-3 K	3	0	0	0	1	1	1	
Earl Williams, R (1,3) OBP: 0.318, SLG: 0.409		0-0 G1-4-3 1B			0-0 FC5-4 1B		0-0 FC6-4 FC5-4 1-2			3	0	2	0	0	0	1	
Cito Gaston, R (1,9) OBP: 0.279, SLG: 0.404		0-3 K			0-0 FC5-4 1-2		0-0 FC5-4 1-2			3	0	0	0	0	1	3	
Larvell Blanks, R (1,6) OBP: 0.322, SLG: 0.325		0-0 G1-4-3 1-2			0-0 6-3 1-2			0-0 6-3		3	0	0	0	0	0	2	
Rowland Office, L (1,8) OBP: 0.351, SLG: 0.380			0-3 K		0-0 4-3			0-0 6-3		3	0	0	0	0	1	1	
Biff Pocoroba, S (1,2) OBP: 0.383, SLG: 0.367			0-0 4-3			0-0 3-1		0-0 G3		3	0	0	0	0	0	0	
Phil Niekro, R (1,1) OBP: 0.178, SLG: 0.211 Dusty Baker Jr., R (9,PH) OBP: 0.326, SLG: 0.396			0-0 6-3			0-0 6-3			0-0 6-3	2	0	0	0	0	0	0	
										1	0	0	0	0	0	0	
Inning Stats	R: 0 E: 0 K: 0 S: 3	H: 0 LOB: 0 BB: 0 P: 3	R: 0 E: 0 K: 1 S: 5	H: 1 LOB: 0 BB: 0 P: 5	R: 0 E: 0 K: 1 S: 5	H: 0 LOB: 0 BB: 0 P: 5	R: 0 E: 0 K: 0 S: 3	H: 0 LOB: 1 BB: 0 P: 3	R: 0 E: 0 K: 0 S: 3	H: 0 LOB: 1 BB: 1 P: 7	R: 0 E: 0 K: 0 S: 3	H: 0 LOB: 0 BB: 0 P: 3	R: 0 E: 0 K: 1 S: 6	H: 1 LOB: 1 BB: 0 P: 6	1B: 3 2B: 0 3B: 0 HR: 0	SF: 0 SAC: 0 DP: 1 HBP: 0	WP: 0 PA: 30 PB: 0 SB: 0 CS: 0
PITCHER Randy Jones, L (1,1) ERA: 1.89	IP: 9.0 WLS: W BF: 30 H: 3 R: 0 ER: 0 SO: 3 BB: 1 IBB: 0 HBP: 0 BLK: 0 WP: 0 HR: 0 S: 35 P: 39 ERA: 0.00 WHIP: 0.444																PITCHER

Batter	1	2	3	4	5	6	7	8	9	AB	R	H	RBI	BB	SO	LOB	BOTTOM
Johnny Grubb, L (1,8) OBP: 0.362, SLG: 0.397	0-0 5-3		4-0 1B 4-3 BB		0-0 F5			0-0 SH5-4 1-H 2-H E 2B		3	1	1	2	1	0	0	Atlanta Braves @ San Diego Padres San Diego Stadium, San Diego, CA Fri Aug 01 1975, 10:05 PM EDT Att: 11,348 - Unknown AB 27 R 4 H 5 RBI 3 BB 4 SO 4 LOB 9 
Tito Fuentes, S (1,4) OBP: 0.293, SLG: 0.334	0-0 3-1		0-0 4-3 1-2			0-3 K		0-0 SH5-4 2-3		3	0	0	0	0	1	1	
Gene Locklear, L (1,7) OBP: 0.391, SLG: 0.460 Enzo Hernandez, R (9,PR) OBP: 0.281, SLG: 0.263	0-0 2-3		0-0 2-3 1B			0-0 5-3		4-0 E S BB		3	0	1	0	1	0	0	
Mike Ivie, R (1,5) OBP: 0.307, SLG: 0.388		0-0 5-3		0-0 L5		0-3 K		4-0 FC5 E 1-2 BB		3	0	0	0	1	1	2	
Dave Winfield, R (1,9) OBP: 0.342, SLG: 0.408		0-0 6-3		0-3 K			0-0 SH1-3-5 1B	0-0 F7 1-2 2-3 3-H		4	0	1	0	0	1	2	
Bobby Tolan, L (1,3) OBP: 0.287, SLG: 0.317		0-3 K CS 1B		0-0 F7		0-0 SH1-3-5 1-3f		4-0 IBB		2	1	0	0	1	1	0	
Hector Torres, R (1,6) OBP: 0.303, SLG: 0.337		0-0 1-H S 1B		0-0 F4		0-0 6-3		0-0 FC5 2-3f		4	0	1	1	0	0	3	
Fred Kendall, R (1,2) OBP: 0.245, SLG: 0.236		0-0 F7 1-2			0-0 5-3			0-0 SH 2B 1B		3	1	1	0	0	0	1	
Randy Jones, R (1,1) OBP: 0.148, SLG: 0.135			0-0 F6		0-0 F8			0-0 SH 2B		2	1	0	0	0	0	0	
Inning Stats	R: 0 E: 0 K: 0 S: 3	H: 0 LOB: 0 BB: 0 P: 3	R: 1 E: 0 K: 1 S: 7	H: 1 LOB: 1 BB: 0 P: 7	R: 0 E: 0 K: 0 S: 4	H: 1 LOB: 2 BB: 1 P: 8	R: 0 E: 0 K: 1 S: 5	H: 0 LOB: 0 BB: 0 P: 5	R: 0 E: 0 K: 2 S: 7	H: 0 LOB: 0 BB: 0 P: 7	R: 0 E: 0 K: 0 S: 3	H: 1 LOB: 0 BB: 0 P: 3	R: 3 E: 2 K: 0 S: 6	H: 2 LOB: 3 BB: 3 P: 18	1B: 4 2B: 2 3B: 0 HR: 0	SF: 0 SAC: 3 DP: 1 HBP: 0	WP: 0 PA: 34 PB: 1 SB: 2 CS: 1
PITCHER Phil Niekro, R (1,1) ERA: 2.67	IP: 8.0 WLS: L BF: 34 H: 5 R: 4 ER: 1 SO: 4 BB: 3 IBB: 1 HBP: 0 BLK: 0 WP: 0 HR: 0 S: 38 P: 54 ERA: 1.12 WHIP: 1.000																PITCHER

Batter	1	2	3	4	5	6	7	8	9	10	11	12	13	14	15	AB	R	H	RBI	BB	SO	LOB	TOP					
Ralph Garr, L OBP: 0.317, SLG: 0.356 (1.7)	4-3	K		F7		2B 1B		F2		F9			K		FC1-6 BB	7	1	1	0	1	2	3						
Rod Gilbreath, R OBP: 0.415, SLG: 0.463 (1.4)	6-3		BB 1B	S 1B		2B			1B FC4-2		SH3-4 BB		BB BB		FC1-6 HR	5	2	3	1	3	0	1						
Darrell Evans, L OBP: 0.351, SLG: 0.397 (1.5)	L9		1B BB	WP BB		K			FC5 FC4-2 1B		SH3-4		BB BB		HR	4	2	2	2	3	1	1						
Earl Williams, R OBP: 0.313, SLG: 0.398 (1.3)		BB 1B	F4	1-3		F8			FC4-2		6-3		F9		K	7	1	0	0	1	1	10						
Dave May, L OBP: 0.339, SLG: 0.427 (1.9)		1B BB	WP 1B E		4-3		K		F8						F7	4	2	0	0	4	1	2						
Larvell Blanks, R OBP: 0.321, SLG: 0.324 (1.6)		SH2-3 1B	E WP 1B		6-3		K		FC5		F9		F8			7	0	2	2	0	1	7						
Rowland Office, L OBP: 0.349, SLG: 0.377 (1.8)		SH2-3 1B	E2 1B		B1-3		4-3				F7				4-3	7	0	2	2	0	0	0						
Biff Pocoroba, S OBP: 0.369, SLG: 0.352 (1.2)		F6	F9			K		L8		F8			C4-6-3 1B		4-3	7	0	1	0	0	1	4						
Blue Moon Odom, R Max Leon, R Ray Sadecki, L Tom House, L Mike Beard, L (11.1)		SH2-3	K			F3		K							K	1	0	0	0	0	1	2						
Inning Stats	R: 0 E: 0 K: 0 S: 3	H: 0 LOB: 0 BB: 0 P: 3	R: 2 E: 0 K: 1 S: 7	H: 2 LOB: 2 BB: 2 P: 15	R: 3 E: 1 K: 1 S: 7	H: 2 LOB: 3 BB: 0 P: 19	R: 0 E: 0 K: 1 S: 6	H: 1 LOB: 1 BB: 0 P: 6	R: 0 E: 0 K: 0 S: 3	H: 0 LOB: 0 BB: 0 P: 3	R: 1 E: 0 K: 1 S: 7	H: 2 LOB: 2 BB: 1 P: 11	R: 0 E: 0 K: 2 S: 7	H: 0 LOB: 0 BB: 0 P: 7	R: 0 E: 0 K: 1 S: 5	H: 0 LOB: 0 BB: 0 P: 5	R: 0 E: 0 K: 0 S: 4	H: 1 LOB: 1 BB: 0 P: 4	R: 0 E: 0 K: 0 S: 3	H: 0 LOB: 2 BB: 2 P: 11	R: 0 E: 0 K: 1 S: 5	H: 0 LOB: 0 BB: 0 P: 5	R: 0 E: 0 K: 1 S: 6	H: 1 LOB: 0 BB: 1 P: 10	1B: 10 2B: 1 3B: 0 HR: 1	SF: 0 SAC: 2 DP: 1 HBP: 0	WP: 1 PB: 0 SB: 0 CS: 0	PA: 68
PITCHER	IP ERA WLS BF R ER SO BB IBB HBP BLK WP HR S P ERA WHIP	2.0 3.78 1.0 6 2 1 1 4 0 0 0 1 0 7 11 9.00 3.000	4.0 4.52 3 16 3 1 1 4 1 0 0 0 0 0 23 27 2.25 1.000	8.0 2.86 2 8 2 0 0 1 0 0 0 0 0 0 10 10 0.00 1.000	10.0 3.12 2 9 1 0 0 0 1 1 0 0 0 0 7 15 0.00 1.000	PITCHER	IP ERA WLS BF H R ER SO BB IBB HBP BLK WP HR S P ERA WHIP	4.0 3.38 12.1 4.0 17 2 2 2 3 0 0 0 0 0 1 19 35 4.50 1.500																				

Atlanta Braves @ San Diego Padres
San Diego Stadium, San Diego, CA
Sat Aug 02 1975, 10:05 PM EDT
Att: 26,892 - Unknown

AB 54
R 8
H 12
RBI 7
BB 10
SO 12
LOB 31



Batter	1	2	3	4	5	6	7	8	9	10	11	12	13	14	15	AB	R	H	RBI	BB	SO	LOB	BOTTOM							
Johnny Grubb, L OBP: 0.365, SLG: 0.398 (1.8)	1B BB	F9			2H 1B		F8		K			SH1-4 1B		FC5-4 FC5-2 IBB		7	1	3	0	1	1	7								
Tito Fuentes, S OBP: 0.293, SLG: 0.332 (1.4)	1B 4-3 1B	F7		4-3		F8		F8		F8		SH1-4		FC5-2 IBB		6	1	1	0	1	0	3								
Mike Ivie, R OBP: 0.308, SLG: 0.384 (15.2)	4-3 1B	F5				F4		F3		5-3		C4-6-3 IBB		FC5-2		6	1	1	1	2	0	3								
Willie McCovey, L OBP: 0.327, SLG: 0.432 (1.3)	4-3		3-1			K		K		F5		G4-6-3 IBB		K		7	0	0	1	1	3	6								
Dave Winfield, R OBP: 0.345, SLG: 0.408 (1.9)	E FC1-2 1B		1B 1B		F5		1B BB		F2		E5 SH5-3 G6-2-3		F4		F9 1B	7	2	3	1	1	0	2								
Bobby Tolan, L OBP: 0.289, SLG: 0.319 (1.7)	E1 1B		1B E		G6-4-3		F8		F8 BB BB 1B		SH5-3		G3		F9	7	1	3	0	0	0	4								
Hector Torres, R OBP: 0.315, SLG: 0.339 (15.9)			E HBP 1B			SH3 1B BB		1B 1B		F7		IBB IBB		F7		5	0	2	1	3	0	2								
Bob Davis, R OBP: 0.189, SLG: 0.147 (1.2)	K					K		F9						FC5-4 FC5-2 1B		1	0	0	0	1	3									
Randy Hundley, R OBP: 0.262, SLG: 0.289 (4.2)			E HBP			K				BB BB 1B				F8		3	0	1	0	2	1	3								
Enzo Hernandez, R OBP: 0.280, SLG: 0.262 (14. PR)			1B HBP							BB BB 1B						1	0	0	0	0	1									
Inning Stats	R: 3 E: 1 K: 1 S: 9	H: 4 LOB: 3 BB: 2 P: 17	R: 0 E: 0 K: 0 S: 3	H: 0 LOB: 0 BB: 0 P: 3	R: 2 E: 1 K: 0 S: 7	H: 4 LOB: 3 BB: 0 P: 8	R: 0 E: 0 K: 0 S: 2	H: 0 LOB: 1 BB: 2 P: 10	R: 0 E: 0 K: 1 S: 5	H: 1 LOB: 2 BB: 1 P: 9	R: 0 E: 0 K: 1 S: 5	H: 2 LOB: 2 BB: 0 P: 9	R: 0 E: 0 K: 1 S: 5	H: 0 LOB: 0 BB: 0 P: 5	R: 0 E: 0 K: 1 S: 6	H: 1 LOB: 1 BB: 2 P: 14	R: 0 E: 0 K: 0 S: 3	H: 0 LOB: 0 BB: 0 P: 3	R: 0 E: 1 K: 0 S: 3	H: 0 LOB: 1 BB: 1 P: 7	R: 0 E: 0 K: 0 S: 3	H: 0 LOB: 0 BB: 0 P: 3	R: 0 E: 0 K: 1 S: 7	H: 2 LOB: 3 BB: 1 P: 11	R: 0 E: 0 K: 1 S: 4	H: 1 LOB: 1 BB: 0 P: 4	1B: 16 2B: 0 3B: 0 HR: 0	SF: 0 SAC: 3 DP: 3 HBP: 1	WP: 0 PB: 0 SB: 1 CS: 0	PA: 71
PITCHER	IP ERA WLS BF H R ER SO BB IBB HBP BLK WP HR S P ERA WHIP	2.1 7.71 2.2 12 2 0 0 1 3 0 1 0 0 0 0 10 23 0.00 1.875	2.0 3.23 2 9 2 1 1 1 1 0 0 0 0 0 0 10 14 4.50 1.500	4.0 3.03 1 17 1 0 0 2 2 2 0 0 0 0 17 33 0.00 0.750	4.0 2.7 4 17 4 0 0 1 0 2 0 0 0 0 17 25 0.00 1.000	PITCHER	IP ERA WLS BF H R ER SO BB IBB HBP BLK WP HR S P ERA WHIP	19.29 3.857 12.1 4.0 17 2 2 3 0 0 0 0 0 1 19 35 4.50 1.500																						

Atlanta Braves @ San Diego Padres
San Diego Stadium, San Diego, CA
Sat Aug 02 1975, 10:05 PM EDT
Att: 26,892 - Unknown

AB 55
R 6
H 16
RBI 6
BB 12
SO 6
LOB 42



Batter	1	2	3	4	5	6	7	8	9	AB	R	H	RBI	BB	SO	LOB	TOP
Ralph Garr, L OBP: 0.316, SLG: 0.354 (1, 7)	F7		1-3				4-3		F8	5	0	1	0	0	0	1	Atlanta Braves @ Los Angeles Dodgers Dodger Stadium, Los Angeles, CA Mon Aug 04 1975, 7:05 PM PDT Att: 25,036 - Unknown
Rod Gilbreath, R OBP: 0.392, SLG: 0.422 (1, 4)	K		6-3				5-3		F9	5	0	0	0	0	1	2	
Darrell Evans, L OBP: 0.354, SLG: 0.412 (1, 5)	HR		1B	BB			L4		F5	3	1	1	1	1	0	1	
Earl Williams, R OBP: 0.324, SLG: 0.401 Mike Lum, L OBP: 0.307, SLG: 0.316 (8, PR) (8, 3)	BB		1B				P5		1B	2	0	1	0	2	0	1	
Dave May, L OBP: 0.345, SLG: 0.456 (1, 9)	K		G3						1B	4	0	2	0	0	1	3	
Larvell Blanks, R OBP: 0.320, SLG: 0.323 (1, 6)				6-3			E4		1B	4	0	2	0	0	0	1	
Rowland Office, L OBP: 0.344, SLG: 0.370 (1, 8)			1B				G6-4-3		1B	4	0	1	0	0	0	6	
Biff Pocoroba, S OBP: 0.362, SLG: 0.345 (1, 2)			F3				F3		F9	4	0	0	0	0	0	3	
Bruce Dal Canton, R Ed Goodson, L OBP: 0.245, SLG: 0.270 Mike Beard, L (7, PH) Max Leon, R OBP: 0.429, SLG: 0.429 Dusty Baker Jr., R OBP: 0.330, SLG: 0.401 (9, PH)	K			FC6-4			K		BB	2	0	0	0	0	1	2	
Inning Stats	R: 1 E: 0 K: 2 S: 8	H: 1 LOB: 1 BB: 1 P: 12	R: 0 E: 0 K: 1 S: 6	H: 1 LOB: 0 BB: 0 P: 6	R: 0 E: 0 K: 0 S: 4	H: 1 LOB: 2 BB: 1 P: 8	R: 0 E: 0 K: 0 S: 4	H: 1 LOB: 1 BB: 0 P: 4	R: 0 E: 1 K: 0 S: 4	H: 0 LOB: 0 BB: 0 P: 5	R: 0 E: 0 K: 0 S: 4	H: 2 LOB: 2 BB: 1 P: 8	R: 0 E: 0 K: 0 S: 3	H: 0 LOB: 1 BB: 1 P: 7	1B: 7 2B: 1 3B: 0 HR: 1	SF: 0 SAC: 0 DP: 2 HBP: 0	
PITCHER Burt Hooton, R ERA: 3.94 (1, 1)	IP: 9.0 WLS: W BF: 38 H: 8 R: 1 ER: 1 SO: 4 BB: 4 IBB: 0 HBP: 0 BLK: 0 WP: 0 HR: 1 S: 42 P: 58 ERA: 1.00 WHIP: 1.333																

Batter	1	2	3	4	5	6	7	8	9	AB	R	H	RBI	BB	SO	LOB	BOTTOM		
Davey Lopes, R OBP: 0.361, SLG: 0.348 (1, 4)	K			E6			HR			5	1	3	1	0	1	0	Atlanta Braves @ Los Angeles Dodgers Dodger Stadium, Los Angeles, CA Mon Aug 04 1975, 7:05 PM PDT Att: 25,036 - Unknown		
Bill Buckner, L OBP: 0.281, SLG: 0.342 (1, 7)	1B	4-3		G3			HR		G4-6-3	5	2	2	1	0	0	4			
Jimmy Wynn, R OBP: 0.408, SLG: 0.431 John Hale, L OBP: 0.305, SLG: 0.391 (8, 8)	1B		6-3				1B		BB	3	2	1	0	1	1	0			
Steve Garvey, R OBP: 0.353, SLG: 0.478 (1, 3)	5-3		F4				BB		1B	3	0	1	1	1	0	1			
Willie Crawford, L OBP: 0.345, SLG: 0.371 (1, 9)	HR		F5				F7		FC4-6	4	2	1	2	0	0	3			
Ron Cey, R OBP: 0.346, SLG: 0.426 (1, 5)	F8			6-3			5-3		P4	4	0	0	0	0	0	3			
Steve Yeager, R OBP: 0.313, SLG: 0.354 (1, 2)			F2				F8		1B	4	1	1	2	0	0	0			
Bill Russell, R OBP: 0.272, SLG: 0.230 (1, 6)	P4			E			6-3		FC5-4	4	1	1	1	0	0	1			
Burt Hooton, R OBP: 0.200, SLG: 0.214 (1, 1)			1B	F9			3-1		P6	3	0	0	0	1	0	1			
Inning Stats	R: 3 E: 0 K: 1 S: 8	H: 3 LOB: 0 BB: 0 P: 8	R: 0 E: 0 K: 0 S: 4	H: 1 LOB: 2 BB: 1 P: 8	R: 0 E: 0 K: 0 S: 3	H: 0 LOB: 0 BB: 0 P: 3	R: 2 E: 2 K: 0 S: 6	H: 1 LOB: 1 BB: 0 P: 6	R: 0 E: 0 K: 1 S: 5	H: 0 LOB: 0 BB: 1 P: 9	R: 0 E: 0 K: 0 S: 3	H: 0 LOB: 0 BB: 1 P: 3	R: 4 E: 0 K: 0 S: 7	H: 4 LOB: 1 BB: 1 P: 11	R: 0 E: 0 K: 0 S: 3	H: 1 LOB: 0 BB: 0 P: 3		1B: 6 2B: 1 3B: 0 HR: 3	SF: 0 SAC: 0 DP: 1 HBP: 0
PITCHER Bruce Dal Canton, R ERA: 6.38 Mike Beard, L ERA: 3.32 Max Leon, R ERA: 3.27 (1, 1) (7, 1) (7, 1)	IP: 6.0 WLS: L BF: 27 H: 5 R: 5 ER: 3 SO: 2 BB: 2 IBB: 0 HBP: 0 BLK: 0 WP: 0 HR: 1 S: 29 P: 37 ERA: 4.50 WHIP: 1.167																		



Batter	1	2	3	4	5	6	7	8	9	AB	R	H	RBI	BB	SO	LOB	TOP		
Ralph Garr, L (1, 7) OBP: 0.319, SLG: 0.356	F8		BB BB BB					1B									3 0 2 0 1 0 0		
Rod Gilbreath, R (1, 4) OBP: 0.397, SLG: 0.419	5-3		BB BB					1B									3 0 1 0 1 0 0		
Darrell Evans, L (1, 5) OBP: 0.355, SLG: 0.412	1B		BB BB					1B									3 0 1 0 1 0 2		
Dave May, L (1, 9) OBP: 0.333, SLG: 0.439	P4		BB BB					1B									4 0 0 0 0 2 4		
Ed Goodson, L (1, 3) OBP: 0.245, SLG: 0.269		4-1						1B									4 0 1 0 0 0 0		
Larvell Blanks, R (1, 6) OBP: 0.317, SLG: 0.319	P4							1B									4 0 0 0 0 0 1		
Rowland Office, L (1, 8) OBP: 0.339, SLG: 0.365	P7							1B									3 0 0 0 0 1 0		
Biff Pocoroba, S (1, 2) OBP: 0.353, SLG: 0.336			L8					1B									3 0 0 0 0 0 0		
Phil Niekro, R (1, 1) OBP: 0.173, SLG: 0.205								1B									2 0 0 0 0 0 0		
Mike Lum, L (8, PH) OBP: 0.306, SLG: 0.315			6-3					1B									1 0 0 0 0 0 0		
Elias Sosa, R (8, 1) OBP: 0.100, SLG: 0.100								1B									0 0 0 0 0 0 0		
Inning Stats	R: 0 E: 0 K: 0 S: 4	H: 1 LOB: 1 BB: 0 P: 4	R: 0 E: 0 K: 0 S: 3	H: 0 LOB: 0 BB: 0 P: 3	R: 0 E: 0 K: 1 S: 5	H: 0 LOB: 3 BB: 3 P: 17	R: 0 E: 0 K: 1 S: 5	H: 0 LOB: 0 BB: 0 P: 5	R: 0 E: 0 K: 0 S: 3	H: 1 LOB: 1 BB: 0 P: 3	R: 0 E: 0 K: 0 S: 3	H: 0 LOB: 0 BB: 0 P: 3	R: 0 E: 0 K: 0 S: 5	H: 2 LOB: 2 BB: 0 P: 5	R: 0 E: 0 K: 0 S: 3	H: 1 LOB: 0 BB: 0 P: 3	1B: 5 2B: 0 3B: 0 HR: 0	SF: 0 SAC: 0 DP: 1 HBP: 0	WP: 0 PA: 33 PB: 0 SB: 0 CS: 0
PITCHER Don Sutton, R (1, 1) ERA: 2.43	IP: 9.0 WLS: W BF: 33 H: 5 R: 0 ER: 0 SO: 3 BB: 3 IBB: 0 HBP: 0 BLK: 0 WP: 0 HR: 0 S: 36 P: 48 ERA: 0.00 WHIP: 0.889											PITCHER	IP: 9.0 WLS: W BF: 33 H: 5 R: 0 ER: 0 SO: 3 BB: 3 IBB: 0 HBP: 0 BLK: 0 WP: 0 HR: 0 S: 36 P: 48 ERA: 0.00 WHIP: 0.889						

Atlanta Braves @ Los Angeles Dodgers
Dodger Stadium, Los Angeles, CA
Tue Aug 05 1975, 7:05 PM PDT
Att: 24,452 - Unknown

AB 30
R 0
H 5
RBI 0
BB 3
SO 3
LOB 7



Batter	1	2	3	4	5	6	7	8	9	AB	R	H	RBI	BB	SO	LOB	BOTTOM		
Bill Buckner, L (1, 7) OBP: 0.287, SLG: 0.356	S 4-3		2B					F2									5 1 3 0 0 1 2		
Lee Lacy, R (1, 4) OBP: 0.376, SLG: 0.478	4-3		1B					F8									5 0 2 1 0 0 2		
Jimmy Wynn, R (1, 8) OBP: 0.407, SLG: 0.438	P4		2B					1B									4 1 1 1 0 2 3		
Steve Garvey, R (1, 3) OBP: 0.352, SLG: 0.479	2B		6-3					HR									4 0 1 0 0 0 3		
Willie Crawford, L (1, 9) OBP: 0.348, SLG: 0.371								F5									4 0 1 0 0 0 3		
John Hale, L (9, 9) OBP: 0.305, SLG: 0.391	K							F8									4 0 1 0 0 0 3		
Ron Cey, R (1, 5) OBP: 0.350, SLG: 0.431								HR									4 1 3 0 0 0 0		
Steve Yeager, R (1, 2) OBP: 0.313, SLG: 0.350	1B		6-3					F2									4 0 1 0 0 0 0		
Bill Russell, R (1, 6) OBP: 0.266, SLG: 0.224								F9									4 0 2 1 0 0 1		
Manny Mota, R (8, PH) OBP: 0.362, SLG: 0.293								1B									4 0 2 1 0 0 1		
Rick Auerbach, R (9, 6) OBP: 0.294, SLG: 0.265								F9									4 0 2 1 0 0 1		
Don Sutton, R (1, 1) OBP: 0.183, SLG: 0.134								6-3									4 0 2 1 0 0 1		
Inning Stats	R: 1 E: 0 K: 1 S: 7	H: 2 LOB: 1 BB: 0 P: 7	R: 0 E: 0 K: 0 S: 4	H: 1 LOB: 1 BB: 0 P: 4	R: 0 E: 0 K: 1 S: 6	H: 2 LOB: 1 BB: 0 P: 6	R: 0 E: 0 K: 0 S: 3	H: 0 LOB: 0 BB: 0 P: 3	R: 0 E: 0 K: 0 S: 6	H: 1 LOB: 1 BB: 0 P: 6	R: 1 E: 0 K: 0 S: 6	H: 3 LOB: 2 BB: 0 P: 6	R: 0 E: 0 K: 1 S: 7	H: 2 LOB: 2 BB: 0 P: 7	R: 3 E: 0 K: 0 S: 5	H: 3 LOB: 1 BB: 2 P: 13	1B: 8 2B: 5 3B: 0 HR: 1	SF: 0 SAC: 0 DP: 0 HBP: 0	WP: 0 PA: 38 PB: 0 SB: 1 CS: 0
PITCHER Phil Niekro, R (1, 1) ERA: 2.66	IP: 7.0 WLS: L BF: 31 H: 11 R: 2 ER: 2 SO: 4 BB: 0 IBB: 0 HBP: 0 BLK: 0 WP: 0 HR: 1 S: 39 P: 39 ERA: 2.57 WHIP: 1.571											PITCHER	IP: 7.0 WLS: L BF: 31 H: 11 R: 2 ER: 2 SO: 4 BB: 0 IBB: 0 HBP: 0 BLK: 0 WP: 0 HR: 1 S: 39 P: 39 ERA: 2.57 WHIP: 1.571						
Elias Sosa, R (8, 1) ERA: 3.66	IP: 1.0 WLS: 7 BF: 3 H: 3 R: 3 ER: 3 SO: 0 BB: 1 IBB: 1 HBP: 0 BLK: 0 WP: 0 HR: 0 S: 5 P: 13 ERA: 27.00 WHIP: 4.000											PITCHER	IP: 1.0 WLS: 7 BF: 3 H: 3 R: 3 ER: 3 SO: 0 BB: 1 IBB: 1 HBP: 0 BLK: 0 WP: 0 HR: 0 S: 5 P: 13 ERA: 27.00 WHIP: 4.000						

Atlanta Braves @ Los Angeles Dodgers
Dodger Stadium, Los Angeles, CA
Tue Aug 05 1975, 7:05 PM PDT
Att: 24,452 - Unknown

AB 36
R 5
H 14
RBI 5
BB 2
SO 4
LOB 18



Batter	1	2	3	4	5	6	7	8	9	AB	R	H	RBI	BB	SO	LOB	TOP
Ralph Garr, L (1,7)	0-0 HR		0-0 1B			0-0 1B		0-0 1B	0-0 P6	5	2	4	1	0	0	2	Atlanta Braves @ Los Angeles Dodgers Dodger Stadium, Los Angeles, CA Wed Aug 06 1975, 7:05 PM PDT Att: 23,779 - Unknown
Rod Gilbreath, R (1,4)	0-0 1-3		0-0 G5-4-3			0-0 1B		0-3 K		4	0	1	0	0	1	2	
Darrell Evans, L (1,5)	4-0 BB			0-3 K		0-0 1B		0-0 4-3		3	0	0	0	1	1	3	
Dusty Baker Jr., R (1,9)	0-0 P6			0-0 HR		0-0 5-3			4-0 SH3-4 1B	3	2	1	2	1	0	2	
Ed Goodson, L (1,3)	0-3 K			0-0 4-3		0-0 6-3			0-0 1B SH3-4	4	1	1	0	0	1	2	
Larvell Blanks, R (1,6)		0-0 5-3		0-0 6-3			0-0 5-3		0-0 SH3-4	3	0	0	0	0	0	0	
Rowland Office, L (1,8)		0-3 K			0-3 K		0-0 6-3		0-0 1B	4	0	1	1	0	2	0	
Biff Pocoroba, S (1,2)		0-0 P4			0-0 F8		0-0 F9		0-0 L3	4	0	0	0	0	0	2	
Blue Moon Odom, R (1,1)			0-3 K			0-0 6-3			0-0 1B	2	0	0	0	0	1	0	
Mike Lum, L (8, PH)									0-0 1B	1	0	0	0	0	1	0	
Tom House, L (8, PH)									0-0 1B	0	0	0	0	0	0	0	
Dave May, L (8, PH)									0-0 1B	1	0	1	1	0	0	0	
Max Leon, R (9,1)									0-0 1B	0	0	0	0	0	0	0	
Inning Stats	R: 1 E: 0 K: 1 S: 6	H: 1 LOB: 1 BB: 1 P: 10	R: 0 E: 0 K: 1 S: 5	H: 0 LOB: 0 BB: 0 P: 5	R: 0 E: 0 K: 1 S: 5	H: 1 LOB: 0 BB: 0 P: 5	R: 1 E: 0 K: 1 S: 6	H: 1 LOB: 0 BB: 0 P: 6	R: 0 E: 0 K: 0 S: 3	H: 0 LOB: 0 BB: 0 P: 3	R: 0 E: 0 K: 2 S: 8	H: 1 LOB: 1 BB: 0 P: 8	R: 2 E: 0 K: 0 S: 6	H: 3 LOB: 2 BB: 1 P: 10	1B: 7 2B: 0 3B: 0 HR: 2	SF: 0 SAC: 1 DP: 1 HBP: 0	WP: 0 PA: 37 PB: 0 SB: 1 CS: 0
PITCHER	IP WLS BF H R ER SO BB IBB HBP BLK WP HR S P ERA WHIP																
Andy Messersmith, R (1,1)	9.0 L 37 9 5 5 7 2 0 0 0 0 2 49 57 5.00 1.222																

AB	34
R	5
H	9
RBI	5
BB	2
SO	7
LOB	13



Batter	1	2	3	4	5	6	7	8	9	AB	R	H	RBI	BB	SO	LOB	BOTTOM				
Davey Lopes, R (1,4)	0-0 F7	4-0 1B BB			4-0 S 1B BB		0-0 P3			2	1	0	0	2	0	0	Atlanta Braves @ Los Angeles Dodgers Dodger Stadium, Los Angeles, CA Wed Aug 06 1975, 7:05 PM PDT Att: 23,779 - Unknown				
Bill Buckner, L (1,7)	0-0 5-3 1B	0-0 FC6-4 1B			0-0 P3		0-0 P6			4	1	2	0	0	0	1					
Jimmy Wynn, R (1,8)	0-0 5-3	0-0 FC6-4			0-0 CS 1B			4-0 FC6-4 BB		3	0	1	1	1	0	4					
Steve Garvey, R (1,3)	0-0 WP HR 1B		0-0 F4		0-0 F9			0-0 L7		4	1	1	1	0	0	2					
Willie Crawford, L (1,9)	0-0 1-H HR		0-0 F8		0-0 CS	0-0 F2		0-0 F9		4	1	1	2	0	0	1					
Ron Cey, R (1,5)	0-0 F7		0-0 6-3		0-0 5-3			0-0 FC6-4		4	0	0	0	0	0	1					
Steve Yeager, R (1,2)		4-0 FC2-6 BB		0-3 K		0-0 1B			0-0 L8	2	0	1	0	1	1	0					
John Hale, L (8, PH)									0-0 4-3	1	0	0	0	0	0	0					
Bill Russell, R (1,6)		0-0 FC2-6 1B S		0-0 6-3		0-0 F9			0-0 4-3	3	0	0	0	0	0	2					
Leron Lee, L (8, PH)		0-0 1-2		0-0 6-3					0-3 K	1	0	0	0	0	1	0					
Andy Messersmith, R (1,1)		0-0 F7		0-0 6-3			0-3 K		0-3 K	3	0	0	0	0	1	1					
Lee Lacy, R (8, PH)										1	0	0	0	0	1	0					
Inning Stats	R: 3 E: 0 K: 0 S: 6	H: 3 LOB: 0 BB: 0 P: 6	R: 0 E: 0 K: 0 S: 4	H: 1 LOB: 3 BB: 2 P: 12	R: 0 E: 0 K: 1 S: 3	H: 0 LOB: 0 BB: 0 P: 3	R: 0 E: 0 K: 1 S: 5	H: 0 LOB: 0 BB: 0 P: 5	R: 1 E: 0 K: 0 S: 3	H: 1 LOB: 0 BB: 1 P: 7	R: 0 E: 0 K: 0 S: 4	H: 1 LOB: 1 BB: 0 P: 4	R: 0 E: 0 K: 1 S: 5	H: 0 LOB: 0 BB: 0 P: 5	R: 0 E: 0 K: 0 S: 3	H: 0 LOB: 1 BB: 1 P: 7	R: 0 E: 0 K: 1 S: 5	H: 0 LOB: 0 BB: 0 P: 5	1B: 5 2B: 0 3B: 0 HR: 1	SF: 0 SAC: 0 DP: 0 HBP: 0	WP: 1 PA: 37 PB: 0 SB: 3 CS: 1
PITCHER	IP WLS BF H R ER SO BB IBB HBP BLK WP HR S P ERA WHIP																				
Blue Moon Odom, R (1,1)	7.0 4 29 6 4 4 2 3 0 0 0 0 1 30 42 5.14 1.286																				
Tom House, L (8,1)	1.0 W 4 0 0 0 0 1 0 0 0 0 0 3 7 0.00 1.000																				
Max Leon, R (8,1)	1.0 S 3 0 0 0 0 1 0 0 0 0 0 0 5 5 0.00 0.000																				




Batter	1	2	3	4	5	6	7	8	9	AB	R	H	RBI	BB	SO	LOB	TOP							
Don Kessinger, S (1, 6) OBP: 0.303, SLG: 0.308										4	0	1	0	0	0	2	Chicago Cubs @ Atlanta Braves Atlanta-Fulton County Stadium, Atlanta, GA Fri Aug 08 1975, 7:05 PM EDT Unknown							
Rick Monday, L (1, 8) OBP: 0.380, SLG: 0.469										4	0	0	0	0	1	1								
Jose Cardenal, R (1, 7) OBP: 0.374, SLG: 0.388										4	0	0	0	0	1	1								
Jerry Morales, R (1, 9) OBP: 0.338, SLG: 0.373										3	0	1	0	1	0	1								
Andre Thornton, R (1, 3) OBP: 0.403, SLG: 0.420										3	0	0	0	1	0	1								
Bill Bonham, R (9, PR) OBP: 0.186, SLG: 0.220										0	0	0	0	0	0	0								
George Mitterwald, R (1, 2) OBP: 0.319, SLG: 0.341										4	0	1	0	0	1	2								
Manny Trillo, R (1, 4) OBP: 0.297, SLG: 0.314										4	0	1	0	0	1	2								
Rob Sperring, R (1, 5) OBP: 0.292, SLG: 0.283										2	0	0	0	0	1	0								
Gene Hiser, L (7, PH) OBP: 0.308, SLG: 0.333										1	0	0	0	0	0	1								
Vic Harris, S (7, 5) OBP: 0.292, SLG: 0.233										1	0	0	0	0	0	2								
Tom Dettore, L (1, 1) OBP: 0.389, SLG: 0.353										2	0	1	0	0	0	0								
Champ Summers, L (7, PH) OBP: 0.333, SLG: 0.328										1	0	0	0	0	0	1								
Paul Reuschel, R (7, 1) OBP: 0.200, SLG: 0.111										0	0	0	0	0	0	0								
Darold Knowles, L (8, 1) OBP: 0.200, SLG: 0.111										0	0	0	0	0	0	0								
Inning Stats	R: 0 E: 0 K: 1 S: 6	H: 1 LOB: 1 BB: 0 P: 6	R: 0 E: 0 K: 2 S: 7	H: 0 LOB: 0 BB: 0 P: 7	R: 0 E: 0 K: 1 S: 5	H: 0 LOB: 0 BB: 0 P: 5	R: 0 E: 0 K: 0 S: 4	H: 1 LOB: 2 BB: 1 P: 8	R: 0 E: 1 K: 0 S: 4	H: 1 LOB: 1 BB: 0 P: 4	R: 0 E: 0 K: 0 S: 3	H: 0 LOB: 0 BB: 1 P: 7	R: 0 E: 0 K: 0 S: 4	H: 1 LOB: 1 BB: 0 P: 4	R: 0 E: 0 K: 1 S: 5	H: 0 LOB: 0 BB: 0 P: 5	R: 0 E: 1 K: 0 S: 5	H: 1 LOB: 2 BB: 0 P: 5	R: 0 E: 0 K: 0 S: 5	H: 1 LOB: 0 BB: 0 P: 5	1B: 4 2B: 2 3B: 0 HR: 0	SF: 0 SAC: 0 DP: 1 HBP: 0	WP: 0 PB: 0 SB: 0 CS: 0	PA: 35
PITCHER Carl Morton, R (1, 1) ERA: 3.27	IP: 9.0 WLS: W BF: 35 H: 5 R: 0 ER: 0 SO: 5 BB: 2 IBB: 0 HBP: 0 BLK: 0 WP: 0 HR: 0 S: 43 P: 51 ERA: 0.00 WHIP: 0.778																							

AB	33
R	0
H	5
RBI	0
BB	2
SO	5
LOB	14



Batter	1	2	3	4	5	6	7	8	9	AB	R	H	RBI	BB	SO	LOB	BOTTOM				
Ralph Garr, L (1, 7) OBP: 0.326, SLG: 0.369										3	1	1	0	1	0	0	Chicago Cubs @ Atlanta Braves Atlanta-Fulton County Stadium, Atlanta, GA Fri Aug 08 1975, 7:05 PM EDT Unknown				
Rod Gilbreath, R (1, 4) OBP: 0.372, SLG: 0.400										3	0	0	0	0	3						
Darrell Evans, L (1, 5) OBP: 0.355, SLG: 0.407										2	0	0	0	2	1	3					
Earl Williams, R (1, 3) OBP: 0.321, SLG: 0.397										3	0	0	1	0	0	2					
Dusty Baker Jr., R (1, 9) OBP: 0.332, SLG: 0.408										3	0	1	0	0	0	2					
Rowland Office, L (1, 8) OBP: 0.333, SLG: 0.358										3	0	0	0	0	0	3					
Larvell Blanks, R (1, 6) OBP: 0.314, SLG: 0.317										3	0	1	0	0	1	0					
Biff Pocaroba, S (1, 2) OBP: 0.343, SLG: 0.325										3	0	1	0	0	0	0					
Carl Morton, R (1, 1) OBP: 0.211, SLG: 0.206										2	0	0	0	0	2	0					
Inning Stats	R: 1 E: 1 K: 0 S: 5	H: 1 LOB: 2 BB: 1 P: 9	R: 0 E: 0 K: 2 S: 7	H: 0 LOB: 0 BB: 0 P: 7	R: 0 E: 0 K: 0 S: 2	H: 0 LOB: 0 BB: 1 P: 6	R: 0 E: 0 K: 0 S: 3	H: 1 LOB: 0 BB: 0 P: 3	R: 0 E: 0 K: 1 S: 5	H: 0 LOB: 0 BB: 0 P: 5	R: 0 E: 0 K: 1 S: 5	H: 0 LOB: 0 BB: 0 P: 5	R: 0 E: 0 K: 0 S: 3	H: 0 LOB: 0 BB: 0 P: 3	R: 0 E: 0 K: 0 S: 5	H: 2 LOB: 3 BB: 1 P: 9		1B: 3 2B: 1 3B: 0 HR: 0	SF: 0 SAC: 2 DP: 1 HBP: 0	WP: 0 PB: 0 SB: 1 CS: 1	PA: 31
PITCHER Tom Dettore, R (1, 1) ERA: 3.38	IP: 6.0 WLS: L BF: 21 H: 2 R: 1 ER: 1 SO: 4 BB: 2 IBB: 1 HBP: 0 BLK: 0 WP: 0 HR: 0 S: 27 P: 35 ERA: 1.50 WHIP: 0.667																				
PITCHER Paul Reuschel, R (7, 1) ERA: 2.84	IP: 1.2 WLS: L BF: 8 H: 2 R: 0 ER: 0 SO: 0 BB: 0 IBB: 1 HBP: 0 BLK: 0 WP: 0 HR: 0 S: 7 P: 11 ERA: 0.00 WHIP: 1.200																				
PITCHER Darold Knowles, L (8, 1) ERA: 6.59	IP: 0.1 WLS: L BF: 1 H: 0 R: 0 ER: 0 SO: 0 BB: 0 IBB: 0 HBP: 0 BLK: 0 WP: 0 HR: 0 S: 1 P: 1 ERA: 0.00 WHIP: 0.000																				



Batter	1	2	3	4	5	6	7	8	9	AB	R	H	RBI	BB	SO	LOB	TOP
Don Kessinger, S OBP: 0.343, SLG: 0.370 (1.6)	F7		FC5				F3		E4	5	0	1	0	0	0	3	Chicago Cubs @ Atlanta Braves Atlanta-Fulton County Stadium, Atlanta, GA Fri Aug 08 1975, Postponed Att: 5,360 - Unknown
Jose Cardenal, R OBP: 0.373, SLG: 0.431 (1.7)	F9		E3				F9			5	0	0	1	0	1	5	
Bill Madlock, R OBP: 0.377, SLG: 0.482 (1.5)	6-3		K				4-3			4	0	1	0	0	1	3	
Rick Monday, L OBP: 0.405, SLG: 0.503 (1.8)		K	4-3						FC4-6	4	1	1	1	0	1	3	
Jerry Morales, R OBP: 0.326, SLG: 0.350 (1.9)		G1					4-3		F8	4	0	1	0	0	0	1	
Andre Thornton, R OBP: 0.436, SLG: 0.512 (1.3)	G1						6-3		F7	4	0	0	0	0	1	2	
George Mitterwald, R Gene Hiser, L (9, PH)	4-3						K			3	0	1	0	0	1	1	
Manny Trillo, R OBP: 0.302, SLG: 0.342 (1.4)			FC5	SH1-6	6-3				K	3	1	1	0	1	1	1	
Geoff Zahn, L Bob Locker, S (5, 1)			SH1-6				F7			1	0	0	0	0	1	0	
Champ Summers, L Eddie Watt, R (7, PH)							K		E	0	0	0	0	0	0	0	
Ralph LaCock, L OBP: 0.345, SLG: 0.312 (9, PH)									PB	0	0	0	0	0	0	0	
Inning Stats	R: 0 E: 0 K: 0 S: 3	H: 0 LOB: 0 BB: 0 P: 3	R: 0 E: 0 K: 1 S: 6	H: 1 LOB: 1 BB: 0 P: 6	R: 1 E: 1 K: 1 S: 7	H: 0 LOB: 2 BB: 1 P: 11	R: 0 E: 0 K: 1 S: 6	H: 1 LOB: 1 BB: 0 P: 6	R: 0 E: 0 K: 1 S: 6	H: 1 LOB: 0 BB: 0 P: 6	R: 0 E: 0 K: 0 S: 4	H: 1 LOB: 1 BB: 0 P: 4	R: 0 E: 1 K: 1 S: 6	H: 0 LOB: 2 BB: 1 P: 10	1B: 5 2B: 0 3B: 0 HR: 1	SF: 0 SAC: 1 DP: 0 HBP: 0	WP: 0 PA: 38 PB: 1 SB: 2 CS: 0
PITCHER	IP WLS BF H R ER SO BB IBB HBP BLK WP HR S P ERA WHIP																
Carl Morton, R ERA: 4.14 (1, 1)	8.0 W 33 6 2 2 6 1 0 0 0 0 1 44 48 2.25 0.875																
Phil Niekro, R ERA: 2.52 (9, 1)	1.0 5 0 0 0 1 1 0 0 0 0 0 6 10 0.00 1.000																

AB	35
R	2
H	6
RBI	2
BB	2
SO	7
LOB	20



Batter	1	2	3	4	5	6	7	8	9	AB	R	H	RBI	BB	SO	LOB	BOTTOM
Ralph Garr, L OBP: 0.309, SLG: 0.364 (1.7)	E3		2B				4-3			3	1	1	0	2	0	0	Chicago Cubs @ Atlanta Braves Atlanta-Fulton County Stadium, Atlanta, GA Fri Aug 08 1975, Postponed Att: 5,360 - Unknown
Marty Perez, R Rod Gilbreath, R (9, 4)	6-3		BB						E6	4	0	2	2	1	0	2	
Darrell Evans, L OBP: 0.353, SLG: 0.424 (1.5)	K		2B				1B		K	5	0	0	0	0	4	9	
Cito Gaston, R Rowland Office, L (8, 8)	K		F8						2B	2	0	0	1	1	1	2	
Dusty Baker Jr., R OBP: 0.319, SLG: 0.405 (1.9)	5-3						F7		6-3	4	0	0	0	0	0	4	
Mike Lum, L OBP: 0.322, SLG: 0.326 (1.3)	K						F8		5-3	3	1	0	0	1	1	0	
Larvell Blanks, R OBP: 0.321, SLG: 0.347 (1.6)	F3								5-3	3	0	0	0	1	0	2	
Vic Correll, R Biff Pocorebs, S (6, PH)	1-3						5-3		2B	2	0	0	0	0	0	0	
Carl Morton, R Phil Niekro, R (9, 1)			2B						E	4	2	3	2	0	1	0	
Inning Stats	R: 1 E: 1 K: 2 S: 8	H: 0 LOB: 0 BB: 0 P: 8	R: 0 E: 0 K: 1 S: 5	H: 0 LOB: 0 BB: 0 P: 5	R: 1 E: 0 K: 1 S: 7	H: 2 LOB: 2 BB: 1 P: 11	R: 0 E: 0 K: 0 S: 3	H: 0 LOB: 0 BB: 0 P: 3	R: 1 E: 0 K: 0 S: 5	H: 2 LOB: 3 BB: 2 P: 13	R: 0 E: 0 K: 2 S: 8	H: 1 LOB: 1 BB: 0 P: 8	R: 3 E: 1 K: 1 S: 8	H: 2 LOB: 3 BB: 3 P: 20	1B: 3 2B: 4 3B: 0 HR: 0	SF: 0 SAC: 0 DP: 0 HBP: 0	
PITCHER	IP WLS BF H R ER SO BB IBB HBP BLK WP HR S P ERA WHIP																
Geoff Zahn, L ERA: 5.81 (5, 1)	1.1 4 0 0 0 0 1 0 0 0 0 0 3 7 0.00 0.750																
Eddie Watt, R ERA: 14.4 (7, 1)	2.0 13 3 3 2 3 0 3 0 0 0 0 0 16 28 9.00 1.500																



Batter	1	2	3	4	5	6	7	8	9	AB	R	H	RBI	BB	SO	LOB	TOP										
Don Kessinger, S OBP: 0.306, SLG: 0.311 (1, 6)										3	1	2	3	0	0	0	Chicago Cubs @ Atlanta Braves Atlanta-Fulton County Stadium, Atlanta, GA Sat Aug 09 1975, 7:05 PM EDT Att: 22,605 - Unknown - 80 F										
Rick Monday, L OBP: 0.394, SLG: 0.476 (1, 8)										3	1	2	3	2	0	0											
Gene Hiser, L OBP: 0.306, SLG: 0.353 (1, 7)										5	0	1	0	0	0	4											
Jerry Morales, R OBP: 0.339, SLG: 0.374 (1, 9)										5	1	2	0	0	0	1											
Andre Thornton, R OBP: 0.399, SLG: 0.432 (1, 3)										5	1	2	2	0	0	5											
Manny Trillo, R OBP: 0.295, SLG: 0.312 (1, 4)										5	0	0	0	0	2	3											
Steve Swisher, R OBP: 0.307, SLG: 0.301 (1, 2)										5	2	3	0	0	0	1											
Rob Sperring, R OBP: 0.292, SLG: 0.276 (1, 5)										4	1	1	0	0	1	2											
Steve Stone, R OBP: 0.192, SLG: 0.200 (8, PH)										2	1	1	0	0	0	0											
Jose Cardenal, R OBP: 0.375, SLG: 0.389 (8, PH)										1	0	1	0	0	0	0											
Paul Reuschel, R (8, 1)										0	0	0	0	0	0	0											
Inning Stats	R: 0 E: 0 K: 0 S: 4	H: 2 LOB: 2 BB: 1 P: 8	R: 2 E: 0 K: 0 S: 6	H: 4 LOB: 2 BB: 0 P: 6	R: 0 E: 1 K: 0 S: 3	H: 0 LOB: 0 BB: 0 P: 3	R: 0 E: 0 K: 0 S: 3	H: 0 LOB: 0 BB: 0 P: 3	R: 0 E: 0 K: 0 S: 3	H: 3 LOB: 1 BB: 0 P: 8	R: 3 E: 2 K: 0 S: 7	H: 3 LOB: 1 BB: 0 P: 7	R: 1 E: 0 K: 1 S: 7	H: 2 LOB: 2 BB: 1 P: 11	R: 0 E: 0 K: 1 S: 6	H: 1 LOB: 1 BB: 0 P: 6	1B: 9 2B: 5 3B: 0 HR: 2	SF: 1 SAC: 2 DP: 2 HBP: 0	WP: 0 PB: 0 SB: 0 CS: 1	PA: 43							
PITCHER	IP	WLS	BF	H	R	ER	SO	BB	IBB	HBP	BLK	WP	HR	S	P	ERA	WHIP										
Phil Niekro, R ERA: 2.85 (1, 1)	6.0	L	30	11	7	6	1	1	0	0	0	0	2	30	34	9.00	2.000										
Elias Sosa, R ERA: 3.52 (7, 1)	1.0		4	1	0	0	0	0	0	0	0	0	0	4	4	0.00	1.000										
Mike Beard, L ERA: 3.38 (8, 1)	2.0		10	3	1	1	2	1	0	0	0	0	0	13	17	4.50	2.000										

AB	38
R	8
H	15
RBI	8
BB	2
SO	3
LOB	16



Batter	1	2	3	4	5	6	7	8	9	AB	R	H	RBI	BB	SO	LOB	BOTTOM										
Ralph Garr, L OBP: 0.325, SLG: 0.370 (1, 7)										4	1	1	0	1	0	0	Chicago Cubs @ Atlanta Braves Atlanta-Fulton County Stadium, Atlanta, GA Sat Aug 09 1975, 7:05 PM EDT Att: 22,605 - Unknown - 80 F										
Rod Gilbreath, R OBP: 0.368, SLG: 0.387 (1, 4)										3	0	0	1	0	0	3											
Darrell Evans, L OBP: 0.357, SLG: 0.415 (1, 5)										4	1	3	1	0	0	0											
Earl Williams, R OBP: 0.322, SLG: 0.399 (1, 3)										3	0	0	0	1	1	1											
Dusty Baker Jr., R OBP: 0.330, SLG: 0.405 (1, 9)										4	0	0	0	0	1	3											
Rowland Office, L OBP: 0.340, SLG: 0.359 (1, 8)										2	0	1	0	2	0	0											
Larvell Blanks, R OBP: 0.313, SLG: 0.315 (1, 6)										4	0	0	0	0	1	5											
Biff Pocoroba, S OBP: 0.340, SLG: 0.317 (1, 2)										3	0	0	0	1	0	3											
Phil Niekro, R OBP: 0.171, SLG: 0.203 (1, 1)										1	0	0	0	0	0	0											
Elias Sosa, R OBP: 0.100, SLG: 0.100 (7, PH)										0	0	0	0	0	0	0											
Ed Goodson, L OBP: 0.244, SLG: 0.273 (7, PH)										1	0	0	0	0	1	0											
Mike Beard, L (8, 1)										0	0	0	0	0	0	0											
Mike Lum, L OBP: 0.306, SLG: 0.315 (8, PH)										1	0	0	0	0	0	0											
Inning Stats	R: 1 E: 0 K: 1 S: 6	H: 1 LOB: 0 BB: 0 P: 6	R: 0 E: 0 K: 0 S: 3	H: 0 LOB: 0 BB: 0 P: 3	R: 0 E: 0 K: 0 S: 3	H: 0 LOB: 0 BB: 0 P: 3	R: 0 E: 0 K: 2 S: 8	H: 1 LOB: 3 BB: 2 P: 16	R: 1 E: 0 K: 1 S: 6	H: 1 LOB: 0 BB: 0 P: 6	R: 0 E: 0 K: 0 S: 4	H: 1 LOB: 1 BB: 0 P: 4	R: 0 E: 0 K: 0 S: 3	H: 0 LOB: 0 BB: 0 P: 3	1B: 3 2B: 0 3B: 1 HR: 1	SF: 1 SAC: 1 DP: 0 HBP: 0	WP: 0 PB: 0 SB: 0 CS: 0	PA: 37									
PITCHER	IP	WLS	BF	H	R	ER	SO	BB	IBB	HBP	BLK	WP	HR	S	P	ERA	WHIP										
Steve Stone, R ERA: 3.27 (1, 1)	7.0	W	30	4	2	2	4	4	1	0	0	0	1	33	53	2.57	1.143										
Paul Reuschel, R ERA: 2.45 (8, 1)	2.0		7	1	0	0	0	0	0	0	0	0	0	7	7	0.00	0.500										



Batter	1	2	3	4	5	6	7	8	9	AB	R	H	RBI	BB	SO	LOB	TOP											
Rennie Stennett, R OBP: 0.292, SLG: 0.351	4-0 WP BB		FC1-6 E 1B					K	2B 1B	4	3	2	1	1	1	1												
Manny Sanguillen, R OBP: 0.366, SLG: 0.448	4-3		E4 1B					G3	1B 2B	5	1	2	2	0	0	3												
Al Oliver, L OBP: 0.300, SLG: 0.444	6-3		3-6 1B					3-1	FC6-4 1B	5	0	1	1	1	0	3												
Bob Robertson, R OBP: 0.369, SLG: 0.435										2	0	0	0	2	0	0												
Willie Randolph, R OBP: 0.200, SLG: 0.136									FC6-4	1	1	0	0	0	0	1												
Craig Reynolds, L OBP: 0.292, SLG: 0.304										0	0	0	0	0	0	0												
Richie Zisk, R OBP: 0.357, SLG: 0.421	F8							F9		3	0	0	0	1	1	2												
Dave Parker, L OBP: 0.369, SLG: 0.561		L5								4	1	1	1	0	0	1												
Richie Hebner, L OBP: 0.338, SLG: 0.429										3	1	2	0	1	0	1												
Frank Taveras, R OBP: 0.261, SLG: 0.238										3	1	2	0	1	0	1												
Ed Kirkpatrick, L OBP: 0.339, SLG: 0.366	G4-3 1B									3	0	0	0	0	0	2												
John Candelaria, L OBP: 0.296, SLG: 0.208										1	1	1	1	0	0	0												
Bill Robinson, R OBP: 0.306, SLG: 0.439										1	0	0	0	0	0	1												
Kent Tekulve, R OBP: 0.222, SLG: 0.125										1	0	0	0	0	0	2												
Inning Stats	R: 1 E: 0 K: 0 S: 3	H: 0 LOB: 1 BB: 2 P: 11	R: 0 E: 0 K: 0 S: 3	H: 1 LOB: 0 BB: 0 P: 3	R: 1 E: 1 K: 0 S: 3	H: 1 LOB: 0 BB: 1 P: 7	R: 0 E: 0 K: 0 S: 3	H: 0 LOB: 1 BB: 1 P: 7	R: 0 E: 0 K: 1 S: 5	H: 0 LOB: 0 BB: 0 P: 5	R: 0 E: 0 K: 0 S: 3	H: 1 LOB: 0 BB: 0 P: 3	R: 0 E: 0 K: 1 S: 5	H: 0 LOB: 0 BB: 0 P: 5	R: 6 E: 0 K: 0 S: 8	H: 5 LOB: 1 BB: 2 P: 16	1B: 7 2B: 3 3B: 0 HR: 0	SF: 0 SAC: 0 DP: 3 HBP: 0	WP: 1 PB: 0 SB: 1 CS: 0	PA: 40								
PITCHER	IP	WLS	BF	H	R	ER	SO	BB	IBB	HBP	BLK	WP	HR	S	P	ERA	WHIP											
Jamie Easterly, L ERA: 5.09	(1, 1)	7.0	L	27	4	2	1	1	5	0	0	0	1	0	24	44	1.29	1.286										
Max Leon, R ERA: 3.56	(8, 1)	1.1		7	1	3	3	1	1	1	0	0	0	0	7	15	20.25	1.500										
Tom House, L ERA: 3.39	(9, 1)	0.2		6	4	3	3	0	0	0	0	0	0	0	6	6	40.50	6.000										

Pittsburgh Pirates @ Atlanta Braves
Atlanta-Fulton County Stadium, Atlanta, GA

AB 33
R 8
H 9
RBI 6
BB 7
SO 2
LOB 17



Mon Aug 11 1975, 7:05 PM EDT
Att: 4,701 - Unknown

Batter	1	2	3	4	5	6	7	8	9	AB	R	H	RBI	BB	SO	LOB	BOTTOM											
Ralph Garr, L OBP: 0.326, SLG: 0.372	F5		FC5-4 1B					6-3		4	0	2	0	0	0	0												
Rob Bellor, R OBP: 0.250, SLG: 0.143			F9					K		3	0	0	0	1	1	2												
Darrell Evans, L OBP: 0.353, SLG: 0.416	L8		FC5-4 1B							4	1	1	1	0	0	3												
Earl Williams, R OBP: 0.317, SLG: 0.391	FC6-4		F3					K		4	0	0	0	0	1	2												
Dusty Baker Jr., R OBP: 0.329, SLG: 0.405										4	0	1	0	0	0	0												
Vic Correll, R OBP: 0.304, SLG: 0.352		F8								4	0	0	0	0	0	1												
Rowland Office, L OBP: 0.335, SLG: 0.352										4	0	1	0	0	0	0												
Larry Blanks, R OBP: 0.309, SLG: 0.311		F9								3	0	0	0	0	0	3												
Jamie Easterly, L ERA: 2.88	(1, 1)	6.0	W	24	4	0	0	1	1	0	0	0	0	0	25	29	0.00	0.833										
Mike Lum, L OBP: 0.308, SLG: 0.327	(7, PH)									2	0	0	0	0	0	0												
Max Leon, R OBP: 0.429, SLG: 0.429	(8, 1)	3.0	S	10	1	1	1	2	0	0	0	0	0	1	14	14	3.00	0.333										
Tom House, L ERA: 1.93	(9, 1)									0	0	0	0	0	0	0												
Inning Stats	R: 0 E: 0 K: 0 S: 3	H: 0 LOB: 1 BB: 1 P: 7	R: 0 E: 0 K: 0 S: 5	H: 2 LOB: 2 BB: 0 P: 5	R: 0 E: 0 K: 0 S: 4	H: 1 LOB: 1 BB: 0 P: 4	R: 0 E: 0 K: 0 S: 4	H: 0 LOB: 1 BB: 0 P: 4	R: 0 E: 0 K: 1 S: 6	H: 1 LOB: 1 BB: 0 P: 6	R: 0 E: 0 K: 0 S: 3	H: 0 LOB: 0 BB: 0 P: 3	R: 0 E: 0 K: 2 S: 8	H: 0 LOB: 0 BB: 0 P: 8	R: 0 E: 0 K: 0 S: 3	H: 0 LOB: 0 BB: 0 P: 3	1B: 4 2B: 0 3B: 0 HR: 1	SF: 0 SAC: 0 DP: 0 HBP: 0	WP: 0 PB: 0 SB: 0 CS: 0	PA: 34								
PITCHER	IP	WLS	BF	H	R	ER	SO	BB	IBB	HBP	BLK	WP	HR	S	P	ERA	WHIP											
John Candelaria, L ERA: 2.88	(1, 1)	6.0	W	24	4	0	0	1	1	0	0	0	0	0	25	29	0.00	0.833										
Kent Tekulve, R ERA: 1.93	(7, 1)	3.0	S	10	1	1	1	2	0	0	0	0	0	1	14	14	3.00	0.333										

Pittsburgh Pirates @ Atlanta Braves
Atlanta-Fulton County Stadium, Atlanta, GA

AB 33
R 1
H 5
RBI 1
BB 1
SO 3
LOB 13



Mon Aug 11 1975, 7:05 PM EDT
Att: 4,701 - Unknown

Batter	1	2	3	4	5	6	7	8	9	AB	R	H	RBI	BB	SO	LOB	TOP										
Willie Randolph, R (1,4) OBP: 0.172, SLG: 0.115	5-3	1-3		6-3			6-3		SH1-4	4	0	0	0	0	0	3											
Richie Hebner, L (1,5) OBP: 0.339, SLG: 0.437	3B		G3		F8		F8		2B	5	0	2	1	0	0	0											
Al Oliver, L (1,8) OBP: 0.297, SLG: 0.440	6-3		L9		L9		4-3		P3	5	0	0	0	0	0	4											
Dave Parker, L (1,9) OBP: 0.370, SLG: 0.561	L7		1B		6-3				4-3	5	0	2	0	0	0	4											
Bob Robertson, R (1,3)		HR	1B				5-3		6-3	4	1	3	1	0	0	1											
Richie Ziek, R (1,7) OBP: 0.354, SLG: 0.417	K		FC5-4		5-3		F7			4	0	0	0	0	1	4											
Manny Sanguillen, R (1,2) OBP: 0.363, SLG: 0.446	1B				1-3		F9		F3	4	0	1	0	0	0	2											
Craig Reynolds, L (1,6) OBP: 0.393, SLG: 0.385	1B				SH1-4		1B		SH1-4	3	1	3	0	1	0	0											
Bruce Kison, R (1,1) OBP: 0.143, SLG: 0.106					SH1-4		1B		2B	2	0	0	0	0	2	4											
Ramon Hernandez, S (7,1)	K				SH1-4		K		2B	0	0	0	0	0	0	0											
Ed Kirkpatrick, L (9, PH) OBP: 0.345, SLG: 0.372									1B	1	0	1	0	0	0	0											
Frank Taveras, R (9, PR) OBP: 0.261, SLG: 0.238									1B	0	0	0	0	0	0	0											
Inning Stats	R: 0 E: 0 K: 0 S: 4	H: 1 LOB: 1 BB: 0 P: 4	R: 1 E: 0 K: 2 S: 10	H: 3 LOB: 2 BB: 0 P: 10	R: 0 E: 0 K: 0 S: 5	H: 2 LOB: 2 BB: 0 P: 5	R: 0 E: 0 K: 0 S: 4	H: 1 LOB: 1 BB: 0 P: 4	R: 0 E: 0 K: 1 S: 3	H: 0 LOB: 0 BB: 0 P: 3	R: 0 E: 0 K: 1 S: 6	H: 1 LOB: 2 BB: 1 P: 10	R: 0 E: 0 K: 0 S: 3	H: 0 LOB: 0 BB: 0 P: 3	R: 0 E: 0 K: 0 S: 4	H: 1 LOB: 1 BB: 0 P: 4	R: 1 E: 0 K: 0 S: 6	H: 3 LOB: 3 BB: 0 P: 6	1B: 8 2B: 2 3B: 1 HR: 1	SF: 0 SAC: 2 DP: 0 HBP: 0	WP: 0 PB: 0 SB: 0 CS: 0	PA: 40					
PITCHER	IP	WLS	BF	H	R	ER	SO	BB	IBB	HBP	BLK	WP	HR	S	P	ERA	WHIP										
Carl Morton, R (1,1) ERA: 3.23	8.1	W	37	11	2	2	3	0	1	0	0	0	1	42	46	2.16	1.320										
Tom House, L (9,1) ERA: 3.95	0.2	S	3	1	0	0	0	0	0	0	0	0	0	3	3	0.00	1.500										

Pittsburgh Pirates @ Atlanta Braves
Atlanta-Fulton County Stadium, Atlanta, GA

AB 37
R 2
H 12
RBI 2
BB 1
SO 3
LOB 22



WP: 0 PA: 40
PB: 0
SB: 0
CS: 0

Tue Aug 12 1975, 7:05 PM EDT
Att. 4,506 - Unknown

livebaseballscores.com

Batter	1	2	3	4	5	6	7	8	9	AB	R	H	RBI	BB	SO	LOB	BOTTOM										
Ralph Garr, L (1,7) OBP: 0.327, SLG: 0.370	FC4-6	F9			4-3		2B			2	1	0	0	2	0	1											
Rob Bellor, R (1,6) OBP: 0.333, SLG: 0.364	FC4-6				5-3		1B			4	1	2	2	0	0	1											
Darrell Evans, L (1,5) OBP: 0.352, SLG: 0.413	FC3-6				F8		2B			3	0	0	0	1	1	2											
Dusty Baker Jr., R (1,9) OBP: 0.328, SLG: 0.402	FC3-6				L8					3	0	0	0	1	0	1											
Mike Lum, L (1,3) OBP: 0.310, SLG: 0.325	FC3-6									2	0	0	1	2	0	2											
Rowland Office, L (1,8) OBP: 0.333, SLG: 0.351	4-3				F7		K			4	0	1	0	0	1	4											
Larvell Blanks, R (1,4) OBP: 0.306, SLG: 0.308					F9					4	0	0	0	0	0	2											
Biff Pocoroba, S (1,2) OBP: 0.338, SLG: 0.323					3-1		2B			4	1	2	0	0	0	2											
Carl Morton, R (1,1) OBP: 0.203, SLG: 0.197										3	0	0	0	0	2	2											
Tom House, L (9,1) OBP: 0.222, SLG: 0.125					K					0	0	0	0	0	0	0											
Inning Stats	R: 1 E: 0 K: 0 S: 3	H: 0 LOB: 2 BB: 3 P: 15	R: 0 E: 0 K: 0 S: 4	H: 1 LOB: 1 BB: 0 P: 4	R: 0 E: 0 K: 0 S: 4	H: 1 LOB: 2 BB: 1 P: 8	R: 0 E: 0 K: 1 S: 5	H: 0 LOB: 0 BB: 0 P: 5	R: 0 E: 0 K: 1 S: 5	H: 0 LOB: 0 BB: 0 P: 5	R: 2 E: 0 K: 2 S: 9	H: 2 LOB: 1 BB: 1 P: 13	R: 0 E: 0 K: 0 S: 4	H: 1 LOB: 2 BB: 1 P: 8	R: 0 E: 0 K: 0 S: 4	H: 1 LOB: 2 BB: 1 P: 8	1B: 3 2B: 2 3B: 0 HR: 0	SF: 0 SAC: 0 DP: 0 HBP: 0	WP: 0 PB: 0 SB: 0 CS: 0	PA: 35							
PITCHER	IP	WLS	BF	H	R	ER	SO	BB	IBB	HBP	BLK	WP	HR	S	P	ERA	WHIP										
Bruce Kison, R (1,1) ERA: 3.55	6.2	L	29	4	3	3	3	4	1	0	0	0	0	30	50	4.05	1.200										
Ramon Hernandez, L (7,1) ERA: 3.4	1.1		6	1	0	0	1	1	0	0	0	0	0	7	11	0.00	1.500										

Pittsburgh Pirates @ Atlanta Braves
Atlanta-Fulton County Stadium, Atlanta, GA

AB 29
R 3
H 5
RBI 3
BB 6
SO 4
LOB 17



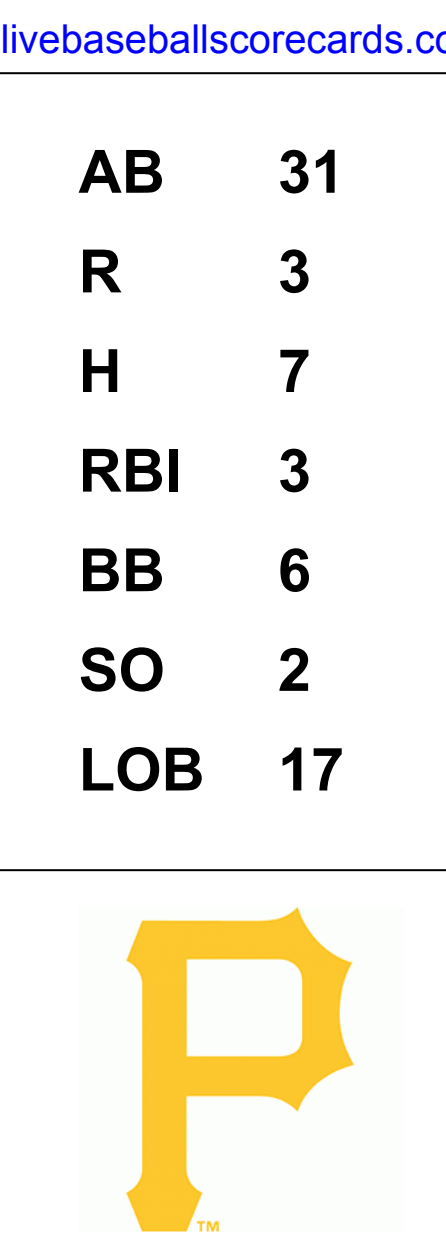
WP: 0 PA: 35
PB: 0
SB: 0
CS: 0

Tue Aug 12 1975, 7:05 PM EDT
Att. 4,506 - Unknown

livebaseballscores.com

Batter	1	2	3	4	5	6	7	8	9	AB	R	H	RBI	BB	SO	LOB	TOP				
Rennie Stennett, R OBP: 0.295, SLG: 0.353	L3		E8 G3 1B	BB 1B		6-3			1B	5	1	3	0	0	0	0	Pittsburgh Pirates @ Atlanta Braves Atlanta-Fulton County Stadium, Atlanta, GA Wed Aug 13 1975, 7:05 PM EDT Att: 4,163 - Unknown				
Richie Hebner, L OBP: 0.340, SLG: 0.433	3-1		G3	BB 1B			G6-3 BB		F9	3	0	0	1	2	0	2					
Al Oliver, L OBP: 0.296, SLG: 0.436	F7		1B SF7 HBP	4-3			G6-3		K	4	1	0	0	0	1	4					
Dave Parker, L OBP: 0.371, SLG: 0.561					6-3		4-3			4	0	2	1	0	0	0					
Bob Robertson, R OBP: 0.378, SLG: 0.473										2	0	0	1	1	0	1					
Willie Randolph, R OBP: 0.172, SLG: 0.115	F4		SF7						FC5-6 1B	0	0	0	0	0	0	0					
Ed Kirkpatrick, L OBP: 0.345, SLG: 0.372									BB	0	0	0	0	0	0	0					
Richie Zisk, R OBP: 0.358, SLG: 0.419	K								FC5-6 1B	3	0	2	0	1	1	1					
Manny Sanguillen, R OBP: 0.362, SLG: 0.442									FC5-6 1B	3	0	0	0	1	0	5					
Craig Reynolds, L OBP: 0.355, SLG: 0.345	L1								G6-4-3	3	0	0	0	0	0	2					
Bill Robinson, R OBP: 0.304, SLG: 0.436									1-2	1	0	0	0	0	0	2					
Frank Taveras, R OBP: 0.261, SLG: 0.238									1-2	0	0	0	0	0	0	0					
Dock Ellis, S OBP: 0.222, SLG: 0.156									F2	0	0	0	0	0	0	0					
Ken Brett, L OBP: 0.250, SLG: 0.359										2	1	0	0	1	0	0					
Dave Giusti, R OBP: 0.375, SLG: 0.286										0	0	0	0	0	0	0					
Art Howe, R OBP: 0.278, SLG: 0.262										1	0	0	0	0	0	0					
Inning Stats	R: 0 E: 0 K: 0 S: 3	H: 0 LOB: 0 BB: 0 P: 3	R: 0 E: 0 K: 1 S: 6	H: 1 LOB: 2 BB: 1 P: 10	R: 3 E: 1 K: 0 S: 6	H: 3 LOB: 2 BB: 1 P: 11	R: 0 E: 0 K: 0 S: 4	H: 1 LOB: 2 BB: 1 P: 8	R: 0 E: 0 K: 0 S: 3	H: 0 LOB: 1 BB: 1 P: 7	R: 0 E: 0 K: 0 S: 2	H: 0 LOB: 0 BB: 1 P: 6	R: 0 E: 0 K: 0 S: 3	H: 1 LOB: 2 BB: 1 P: 7	R: 0 E: 0 K: 1 S: 6	H: 1 LOB: 1 BB: 0 P: 6	1B: 7 2B: 0 3B: 0 HR: 0	SF: 1 SAC: 0 DP: 2 HBP: 1	WP: 0 PB: 0 SB: 1 CS: 0	PA: 39	
PITCHER	IP	WLS	BF	H	R	ER	SO	BB	IBB	HBP	BLK	WP	HR	S	P	ERA	WHIP				
Bruce Dal Canton, R ERA: 5.77	2.2		15	4	3	3	1	2	0	1	0	0	0	14	23	10.12	2.250				
Elias Sosa, R ERA: 3.74	1.1		6	1	0	0	0	1	0	0	0	0	0	5	9	0.00	1.500				
Ray Sadecki, L ERA: 4.55	2.0		7	0	0	0	0	1	0	0	0	0	0	6	10	0.00	0.500				
Tom House, L ERA: 3.2	3.0	W	11	2	0	0	1	2	0	0	0	0	0	11	19	0.00	1.333				

Batter	1	2	3	4	5	6	7	8	9	AB	R	H	RBI	BB	SO	LOB	BOTTOM				
Ralph Garr, L OBP: 0.330, SLG: 0.375	1B 1B 1B			F8					1B G3 2B	4	2	3	1	0	0	1	Pittsburgh Pirates @ Atlanta Braves Atlanta-Fulton County Stadium, Atlanta, GA Wed Aug 13 1975, 7:05 PM EDT Att: 4,163 - Unknown				
Rob Bellor, R OBP: 0.375, SLG: 0.400	1B 1B 1B	F6							6-3 G3 1B	4	1	2	0	0	0	2					
Darrell Evans, L OBP: 0.353, SLG: 0.416	1B 1B 1B	F9							G3	4	0	2	1	0	0	3					
Dusty Baker Jr., R OBP: 0.328, SLG: 0.400	1B G4-6-3 1B			F7					6-3	4	0	1	1	0	1	2					
Mike Lum, L OBP: 0.309, SLG: 0.324	F3			F4					1B	4	0	1	1	0	0	4					
Rowland Office, L OBP: 0.328, SLG: 0.345	G4-6-3			F4					F9	4	0	0	0	0	0	4					
Larvell Blanks, R OBP: 0.306, SLG: 0.307				L7					F8	4	1	1	0	0	0	0					
Biff Pocoroba, S OBP: 0.335, SLG: 0.321				F7					4-3	4	0	1	0	0	0	1					
Bruce Dal Canton, R ERA: 5.77										1	0	1	0	0	0	0					
Elias Sosa, R ERA: 3.74										0	0	0	0	0	0	0					
Rod Gilbreath, R OBP: 0.106, SLG: 0.100										1	0	1	0	0	0	0					
Ray Sadecki, L ERA: 4.55										0	0	0	0	0	0	0					
Earl Williams, R OBP: 0.316, SLG: 0.350										1	0	0	0	0	0	1					
Tom House, L ERA: 3.2										1	0	0	0	0	1	0					
Inning Stats	R: 1 E: 0 K: 0 S: 6	H: 4 LOB: 2 BB: 0 P: 6	R: 1 E: 0 K: 0 S: 6	H: 3 LOB: 0 BB: 0 P: 6	R: 0 E: 0 K: 0 S: 3	H: 0 LOB: 0 BB: 0 P: 3	R: 0 E: 0 K: 0 S: 4	H: 1 LOB: 1 BB: 0 P: 4	R: 0 E: 0 K: 0 S: 6	H: 1 LOB: 1 BB: 0 P: 6	R: 2 E: 0 K: 0 S: 6	H: 3 LOB: 1 BB: 0 P: 6	R: 0 E: 0 K: 1 S: 5	H: 0 LOB: 0 BB: 0 P: 5	1B: 11 2B: 2 3B: 0 HR: 0	SF: 0 SAC: 0 DP: 1 HBP: 0	WP: 0 PB: 0 SB: 0 CS: 0	PA: 36			
PITCHER	IP	WLS	BF	H	R	ER	SO	BB	IBB	HBP	BLK	WP	HR	S	P	ERA	WHIP				
Dock Ellis, R ERA: 3.8	0.0		4	4	1	1	0	0	0	0	0	0	0	28	28	4.26	1.263				
Ken Brett, L ERA: 2.88	1.1	L	26	8	3	3	1	0	0	0	0	0	0	8	8	0.00	0.600				
Dave Giusti, R ERA: 2.43	7.1		6	1	0	0	1	0	0	0	0	0	0	8	8	0.00	0.600				



Batter	1	2	3	4	5	6	7	8	9	AB	R	H	RBI	BB	SO	LOB	TOP					
Lou Brock, L OBP: 0.372, SLG: 0.426 (1, 7)										4	0	1	0	1	0	2	St. Louis Cardinals @ Atlanta Braves Atlanta-Fulton County Stadium, Atlanta, GA Thu Aug 14 1975, 7:05 PM EDT Att: 4,188 - Unknown					
Bake McBride, L OBP: 0.336, SLG: 0.361 (1, 8)										5	1	3	1	0	0	2						
Willie Davis, L OBP: 0.305, SLG: 0.451 (1, 9)										5	1	2	1	0	0	5						
Ted Simmons, S OBP: 0.414, SLG: 0.522 (1, 2)										3	0	0	0	2	0	3						
Reggie Smith, S OBP: 0.374, SLG: 0.516 (1, 3)										5	1	3	2	0	1	3						
Ted Sizemore, R OBP: 0.308, SLG: 0.317 (1, 4)										5	0	2	0	0	0	5						
Ken Reitz, R OBP: 0.302, SLG: 0.349 (7, PR)										3	0	0	0	0	1	3						
Larry Lintz, S OBP: 0.317, SLG: 0.197 (7, 6)										0	0	0	0	0	0	0						
Luis Melendez, R OBP: 0.297, SLG: 0.355 (9, PH)										1	0	0	0	0	0	0						
Mike Tyson, R OBP: 0.316, SLG: 0.359 (7, 5)										5	1	2	0	0	1	2						
Lynn McClothen, L OBP: 0.085, SLG: 0.082 (4, 1)										2	0	1	0	0	0	0						
Ken Reynolds, L OBP: 0.336, SLG: 0.412 (6, PH)										0	0	0	0	0	0	0						
Buddy Bradford, R OBP: 0.336, SLG: 0.412 (6, 1)										1	0	0	0	0	0	0						
Harry Parker, R OBP: 0.336, SLG: 0.412 (6, 1)										0	0	0	0	0	0	0						
Ron Fairly, L OBP: 0.442, SLG: 0.470 (7, PH)										1	0	0	0	0	0	2						
Mike Garman, R OBP: 0.226, SLG: 0.279 (9, PH)										0	0	0	0	0	0	0						
Ken Rudolph, R OBP: 0.226, SLG: 0.279 (9, PH)										1	0	0	0	0	0	1						
Inning Stats	R: 1 E: 0 K: 0 S: 5	H: 2 LOB: 2 BB: 1 P: 9	R: 0 E: 0 K: 0 S: 3	H: 0 LOB: 0 BB: 0 P: 3	R: 1 E: 0 K: 0 S: 6	H: 3 LOB: 3 BB: 1 P: 10	R: 0 E: 0 K: 1 S: 6	H: 1 LOB: 2 BB: 1 P: 10	R: 0 E: 0 K: 0 S: 3	H: 0 LOB: 0 BB: 0 P: 3	R: 1 E: 0 K: 1 S: 8	H: 3 LOB: 2 BB: 0 P: 8	R: 1 E: 0 K: 0 S: 5	H: 2 LOB: 2 BB: 0 P: 6	R: 0 E: 0 K: 1 S: 8	H: 3 LOB: 3 BB: 0 P: 8	R: 0 E: 0 K: 0 S: 3	H: 1 LOB: 0 BB: 0 P: 3	1B: 13 2B: 1 3B: 0 HR: 2	SF: 0 SAC: 0 DP: 1 HBP: 1	WP: 0 PB: 1 SB: 0 CS: 0	PA: 45
PITCHER	IP WLS BF H R ER SO BB IBB HBP BLK WP HR S P ERA WHIP																					
Phil Niekro, R ERA: 2.94 (1, 1)	6.1 W 33 11 4 4 2 3 0 0 0 0 2 34 46 5.68 2.211																					
Max Leon, R ERA: 3.52 (7, 1)	0.2 S 4 1 0 0 0 0 0 0 1 0 0 0 3 4 0.00 1.500																					
Ray Sadecki, L ERA: 4.41 (8, 1)	2.0 S 8 3 0 0 1 0 0 0 0 0 0 0 10 10 0.00 1.500																					

AB	41
R	4
H	15
RBI	4
BB	3
SO	3
LOB	28



Batter	1	2	3	4	5	6	7	8	9	AB	R	H	RBI	BB	SO	LOB	BOTTOM					
Rowland Office, L OBP: 0.329, SLG: 0.346 (1, 8)										5	1	2	1	0	0	1	St. Louis Cardinals @ Atlanta Braves Atlanta-Fulton County Stadium, Atlanta, GA Thu Aug 14 1975, 7:05 PM EDT Att: 4,188 - Unknown					
Rob Bellor, R OBP: 0.350, SLG: 0.368 (1, 6)										4	1	1	0	0	1	1						
Darrell Evans, L OBP: 0.355, SLG: 0.416 (1, 5)										3	1	1	0	1	2	2						
Dave May, L OBP: 0.344, SLG: 0.468 (1, 7)										3	1	1	3	0	0	1						
Mike Lum, L OBP: 0.318, SLG: 0.331 (1, 3)										3	0	3	0	1	0	0						
Dusty Baker Jr., R OBP: 0.327, SLG: 0.398 (1, 9)										4	0	1	0	0	0	4						
Larvell Blanks, R OBP: 0.303, SLG: 0.304 (1, 4)										4	0	0	0	0	1	4						
Vic Correll, R OBP: 0.307, SLG: 0.364 (1, 2)										3	1	1	1	1	0	2						
Phil Niekro, R OBP: 0.177, SLG: 0.234 (7, 1)										3	1	1	0	0	1	0						
Max Leon, R OBP: 0.429, SLG: 0.429 (8, 1)										0	0	0	0	0	0	0						
Ray Sadecki, L OBP: 0.154, SLG: 0.231 (8, 1)										1	0	0	0	0	1	1						
Inning Stats	R: 3 E: 0 K: 2 S: 12	H: 5 LOB: 2 BB: 0 P: 12	R: 0 E: 0 K: 2 S: 7	H: 0 LOB: 0 BB: 0 P: 7	R: 1 E: 1 K: 0 S: 5	H: 2 LOB: 1 BB: 0 P: 5	R: 2 E: 0 K: 0 S: 4	H: 3 LOB: 1 BB: 1 P: 8	R: 0 E: 0 K: 0 S: 4	H: 1 LOB: 1 BB: 0 P: 4	R: 0 E: 0 K: 0 S: 3	H: 0 LOB: 0 BB: 0 P: 3	R: 0 E: 0 K: 1 S: 5	H: 0 LOB: 2 BB: 1 P: 10	R: 0 E: 0 K: 1 S: 5	H: 0 LOB: 1 BB: 1 P: 9	R: 0 E: 0 K: 0 S: 3	H: 0 LOB: 1 BB: 1 P: 9	1B: 8 2B: 0 3B: 1 HR: 2	SF: 0 SAC: 0 DP: 1 HBP: 1	WP: 0 PB: 0 SB: 0 CS: 1	PA: 38
PITCHER	IP WLS BF H R ER SO BB IBB HBP BLK WP HR S P ERA WHIP																					
Lynn McClothen, R ERA: 3.95 (1, 1)	3.0 L 18 9 6 6 4 0 0 0 0 0 0 0 6 10 0.00 1.500																					
Ken Reynolds, L ERA: 3.52 (4, 1)	2.0 7 2 0 0 0 1 0 0 0 0 0 0 6 10 0.00 1.500																					
Harry Parker, R ERA: 4.91 (6, 1)	1.0 3 0 0 0 0 0 0 0 0 0 0 0 3 3 0.00 0.000																					
Mike Garman, R ERA: 1.99 (7, 1)	2.0 9 0 0 0 2 2 0 1 0 0 0 0 10 19 0.00 1.000																					

AB	33
R	6
H	11
RBI	5
BB	3
SO	6
LOB	16



Batter	1	2	3	4	5	6	7	8	9	AB	R	H	RBI	BB	SO	LOB	TOP										
Bake McBride, L OBP: 0.337, SLG: 0.359 (1, 8)	0-0 4-3 S 1B		0-0 4-3		0-0 6-3		0-0 4-0 BB		0-0 F5	4	1	1	0	1	0	1											
Luis Melendez, R OBP: 0.293, SLG: 0.349 (1, 7)	0-0 4-3		0-0 6-3		0-0 1-3		0-0 4-3			4	0	0	0	0	0	3											
Buddy Bradford, R OBP: 0.324, SLG: 0.402 (1, 9)	0-0 4-3		0-0 F9			4-0 1B SF8 BB		0-0 F7		3	1	0	1	1	0	0											
Reggie Smith, S OBP: 0.373, SLG: 0.521 (1, 3)	0-0 F9			0-3 K		0-0 F9		0-0 HR		4	1	1	1	0	1	1											
Ted Sizemore, R OBP: 0.310, SLG: 0.317 (1, 4)		0-0 F5		0-0 F9		0-0 WP 1B		4-0 4-3 BB		3	0	1	0	1	0	0											
Ken Reitz, R OBP: 0.301, SLG: 0.349 (1, 5)		0-0 E 1B		0-0 5-3		0-0 SF8		0-0 4-3 BB		3	0	1	1	0	0	1											
Ken Rudolph, R OBP: 0.227, SLG: 0.277 (1, 2)		0-0 F9			0-0 E9 1B	0-0 6-3		0-3 K		4	1	1	0	0	1	3											
Mike Tyson, R OBP: 0.315, SLG: 0.357 (1, 6)		0-0 E6			0-0 6-3 SH1-4 1B		0-0 5-3		0-0 6-3	4	0	1	1	0	0	1											
Ron Reed, R OBP: 0.215, SLG: 0.270 (1, 1)		0-3 K			0-0 SH1-4		0-0 F8		0-3 K	0	0	0	0	0	0	0											
Inning Stats	R: 1 E: 0 K: 0 S: 4	H: 1 LOB: 0 BB: 0 P: 4	R: 0 E: 1 K: 1 S: 7	H: 1 LOB: 2 BB: 0 P: 7	R: 0 E: 0 K: 1 S: 3	H: 0 LOB: 0 BB: 0 P: 3	R: 0 E: 0 K: 1 S: 5	H: 0 LOB: 0 BB: 0 P: 5	R: 1 E: 1 K: 0 S: 5	H: 2 LOB: 1 BB: 1 P: 5	R: 0 E: 0 K: 0 S: 4	H: 1 LOB: 1 BB: 1 P: 8	R: 0 E: 0 K: 0 S: 3	H: 0 LOB: 1 BB: 1 P: 7	R: 1 E: 0 K: 0 S: 6	H: 1 LOB: 1 BB: 1 P: 10	R: 0 E: 0 K: 1 S: 5	H: 0 LOB: 0 BB: 0 P: 5	1B: 5 2B: 0 3B: 0 HR: 1	SF: 1 SAC: 1 DP: 0 HBP: 0	WP: 1 PB: 0 SB: 1 CS: 0	PA: 37					
PITCHER	IP	WLS	BF	H	R	ER	SO	BB	IBB	HBP	BLK	WP	HR	S	P	ERA	WHIP										
Jamie Easterly, L ERA: 4.68 (1, 1)	7.0	L	29	5	3	2	2	2	0	0	0	1	0	31	39	2.57	1.000										
Elias Sosa, R ERA: 3.75 (8, 1)	2.0		8	1	1	1	2	1	0	0	0	0	1	11	15	4.50	1.000										

St. Louis Cardinals @ Atlanta Braves
Atlanta-Fulton County Stadium, Atlanta, GA
Fri Aug 15 1975, 7:05 PM EDT
Unknown


AB 29
R 4
H 6
RBI 4
BB 3
SO 2
LOB 10



Batter	1	2	3	4	5	6	7	8	9	AB	R	H	RBI	BB	SO	LOB	BOTTOM										
Ralph Garr, L OBP: 0.331, SLG: 0.378 (1, 7)	0-0 G3 1B		0-0 6-3 1B 2B		0-3 K			0-0 E5		4	1	2	0	0	1	0											
Rob Bellor, R OBP: 0.292, SLG: 0.304 (1, 6)	0-0 F2		0-0 6-3		0-0 F4			0-0 G6-4-3		4	0	0	0	0	0	3											
Darrell Evans, L OBP: 0.354, SLG: 0.414 (1, 5)	0-0 G3		0-0 S 1B			0-0 F3		0-0 F9		4	0	1	1	0	0	1											
Dave May, L OBP: 0.341, SLG: 0.456 (1, 9)	4-0 BB		0-3 K		0-0 F9			0-0 4-3		3	0	0	0	1	1	1											
Mike Lum, L OBP: 0.317, SLG: 0.330 (1, 3)	0-0 F9		0-3 K			0-0 G3			0-0 FC4-6 1B	4	0	1	0	0	1	3											
Rowland Office, L OBP: 0.328, SLG: 0.344 (1, 8)		0-0 F9		0-0 4-3			0-0 6-3 1B		0-0 FC4-6 1B	4	0	1	0	0	0	1											
Rod Gilbreath, R OBP: 0.307, SLG: 0.384 (1, 4)		0-0 F3		0-0 F3			0-0 6-3		0-0 FC6-4 1B	4	0	1	0	0	0	1											
Vic Correll, R OBP: 0.306, SLG: 0.362 (1, 2)		0-0 1B		0-0 6-3			0-0 5-3		0-0 FC6-4	4	0	1	0	0	0	3											
Jamie Easterly, L Ed Goodson, L (7, PH) Elias Sosa, R (8, 1)		0-3 K			0-3 K			0-3 K		2	0	0	0	0	2	1											
Inning Stats	R: 0 E: 0 K: 0 S: 4	H: 1 LOB: 2 BB: 1 P: 8	R: 0 E: 0 K: 1 S: 6	H: 1 LOB: 1 BB: 0 P: 6	R: 1 E: 0 K: 2 S: 9	H: 2 LOB: 1 BB: 0 P: 9	R: 0 E: 0 K: 0 S: 3	H: 0 LOB: 0 BB: 0 P: 3	R: 0 E: 0 K: 2 S: 7	H: 0 LOB: 0 BB: 0 P: 7	R: 0 E: 0 K: 0 S: 3	H: 0 LOB: 0 BB: 0 P: 3	R: 0 E: 0 K: 1 S: 6	H: 1 LOB: 1 BB: 0 P: 6	R: 0 E: 0 K: 0 S: 3	H: 0 LOB: 0 BB: 0 P: 3	R: 0 E: 0 K: 0 S: 5	H: 2 LOB: 2 BB: 0 P: 5	1B: 6 2B: 1 3B: 0 HR: 0	SF: 0 SAC: 0 DP: 1 HBP: 0	WP: 0 PB: 0 SB: 1 CS: 0	PA: 35					
PITCHER	IP	WLS	BF	H	R	ER	SO	BB	IBB	HBP	BLK	WP	HR	S	P	ERA	WHIP										
Ron Reed, R ERA: 3.29 (1, 1)	9.0	W	35	7	1	1	6	1	0	0	0	0	0	46	50	1.00	0.889										

St. Louis Cardinals @ Atlanta Braves
Atlanta-Fulton County Stadium, Atlanta, GA
Fri Aug 15 1975, 7:05 PM EDT
Unknown

AB 34
R 1
H 7
RBI 1
BB 1
SO 6
LOB 15



Batter	1	2	3	4	5	6	7	8	9	AB	R	H	RBI	BB	SO	LOB	TOP								
Lou Brock, L OBP: 0.369, SLG: 0.419 (1, 7)	F9	2B	F7		K			K		5	1	1	2	0	2	4	St. Louis Cardinals @ Atlanta Braves Atlanta-Fulton County Stadium, Atlanta, GA Sat Aug 16 1975, 7:05 PM EDT Att: 16,255 - Unknown								
Bake McBride, L OBP: 0.337, SLG: 0.362 (1, 8)	E	2B				4-3		F7		5	0	3	1	0	0	1									
Ron Fairly, L OBP: 0.407, SLG: 0.458 (1, 3)	F4	4-3			G3-6-3				F9	4	0	0	0	1	0	3									
Ted Simmons, S OBP: 0.413, SLG: 0.517 (1, 2)	E4				G3				5-3	5	1	1	0	0	0	2									
Reggie Smith, S OBP: 0.377, SLG: 0.524 (1, 9)										4	1	3	0	1	0	0									
Ted Sizemore, R OBP: 0.310, SLG: 0.318 (1, 4)										5	1	3	1	0	0	1									
Ken Reitz, R OBP: 0.300, SLG: 0.347 (1, 5)										5	1	1	1	0	0	5									
Mike Tyson, R OBP: 0.310, SLG: 0.351 (1, 6)										4	1	1	0	0	0	3									
John Curtis, L OBP: 0.302, SLG: 0.211 (1, 1)										0	0	0	0	0	0	0									
Harry Parker, R OBP: 0.329, SLG: 0.431 (5, PH)										0	0	0	0	1	0	0									
Buddy Bradford, R OBP: 0.082, SLG: 0.082 (5, 1)										1	1	1	2	0	0	0									
Lynn McGlothen, L OBP: 0.242, SLG: 0.179 (7, 1)										0	0	0	0	0	0	0									
Bob Gibson, R OBP: 0.310, SLG: 0.351 (7, 1)										0	0	0	0	0	0	0									
Inning Stats	R: 0 E: 1 K: 0 S: 5	H: 2 LOB: 2 BB: 0 P: 5	R: 3 E: 0 K: 0 S: 7	H: 4 LOB: 1 BB: 0 P: 7	R: 1 E: 0 K: 0 S: 6	H: 3 LOB: 3 BB: 1 P: 10	R: 0 E: 0 K: 0 S: 3	H: 1 LOB: 0 BB: 0 P: 3	R: 3 E: 0 K: 1 S: 8	H: 3 LOB: 0 BB: 0 P: 8	R: 0 E: 0 K: 0 S: 2	H: 0 LOB: 0 BB: 1 P: 6	R: 0 E: 0 K: 0 S: 3	H: 0 LOB: 0 BB: 0 P: 3	R: 0 E: 1 K: 1 S: 6	H: 0 LOB: 1 BB: 0 P: 6		R: 0 E: 0 K: 0 S: 4	H: 1 LOB: 2 BB: 1 P: 8	1B: 11 2B: 2 3B: 0 HR: 1	SF: 0 SAC: 2 DP: 2 HBP: 0	WP: 0 PB: 0 SB: 0 CS: 0	PA: 43		
PITCHER	IP	WLS	BF	H	R	ER	SO	BB	IBB	HBP	BLK	WP	HR	S	P	ERA		WHIP							
Carl Morton, R ERA: 3.45 (1, 1)	4.2		27	13	7	7	0	1	0	0	0	0	1	26	30	13.50	3.000								
Mike Beard, L ERA: 3.14 (5, 1)	2.1		7	0	0	0	1	1	0	0	0	0	0	8	12	0.00	0.429								
Tom House, L ERA: 3.01 (8, 1)	2.0	W	9	1	0	0	1	1	0	0	0	0	0	10	14	0.00	1.000								

Batter	1	2	3	4	5	6	7	8	9	AB	R	H	RBI	BB	SO	LOB	BOTTOM								
Ralph Garr, L OBP: 0.330, SLG: 0.375 (1, 7)	1-3	K			F7			K		4	0	0	0	1	2	1	St. Louis Cardinals @ Atlanta Braves Atlanta-Fulton County Stadium, Atlanta, GA Sat Aug 16 1975, 7:05 PM EDT Att: 16,255 - Unknown								
Rod Gilbreath, R OBP: 0.358, SLG: 0.368 (1, 4)		K	F6			6-3		1-3		4	0	0	0	1	1	3									
Darrell Evans, L OBP: 0.355, SLG: 0.413 (1, 5)					4-3				F5	3	2	1	0	2	0	3									
Earl Williams, R OBP: 0.320, SLG: 0.389 (1, 3)										4	2	3	0	1	0	1									
Dusty Baker Jr., R OBP: 0.329, SLG: 0.396 (1, 9)										3	1	1	0	2	0	1									
Vic Correll, R OBP: 0.306, SLG: 0.369 (1, 2)										4	2	1	3	1	1	5									
Rowland Office, L OBP: 0.336, SLG: 0.353 (1, 8)										4	1	4	1	0	0	0									
Rob Belloir, R OBP: 0.276, SLG: 0.259 (1, 6)										1	0	0	0	1	0	1									
Dave May, L OBP: 0.351, SLG: 0.466 (9, PH)										0	0	0	0	1	0	0									
Carl Morton, R OBP: 0.200, SLG: 0.194 (1, 1)										1	0	0	0	0	0	2									
Mike Beard, L ERA: 4.95 (5, 1)										1	0	0	0	0	0	0									
Mike Lum, L OBP: 0.318, SLG: 0.329 (7, PH)										1	0	0	0	0	0	1									
Tom House, L OBP: 0.200, SLG: 0.111 (8, 1)										0	0	0	0	0	0	0									
Ed Goodson, L OBP: 0.246, SLG: 0.274 (9, PH)										1	0	1	2	0	0	0									
Inning Stats	R: 4 E: 1 K: 0 S: 5	H: 3 LOB: 4 BB: 0 P: 21	R: 1 E: 0 K: 2 S: 9	H: 2 LOB: 1 BB: 1 P: 13	R: 0 E: 0 K: 0 S: 5	H: 1 LOB: 3 BB: 1 P: 9	R: 1 E: 0 K: 0 S: 5	H: 2 LOB: 1 BB: 0 P: 5	R: 0 E: 0 K: 1 S: 5	H: 0 LOB: 0 BB: 1 P: 9	R: 0 E: 0 K: 1 S: 6	H: 1 LOB: 1 BB: 0 P: 6	R: 0 E: 0 K: 0 S: 2	H: 0 LOB: 0 BB: 1 P: 6	R: 2 E: 0 K: 0 S: 3	H: 2 LOB: 2 BB: 2 P: 11		1B: 9 2B: 1 3B: 0 HR: 1	SF: 1 SAC: 3 DP: 1 HBP: 0	WP: 1 PB: 1 SB: 0 CS: 1	PA: 45				
PITCHER	IP	WLS	BF	H	R	ER	SO	BB	IBB	HBP	BLK	WP	HR	S	P	ERA	WHIP								
John Curtis, L ERA: 3.68 (1, 1)	0.2		8	3	4	0	0	4	0	0	0	1	0	4	20	5.40	1.800								
Harry Parker, R ERA: 4.95 (1, 1)	3.1		18	5	2	2	2	1	1	0	0	1	0	20	28	5.40	1.800								
Lynn McGlothen, R ERA: 3.91 (5, 1)	2.0		7	0	0	0	1	1	0	0	0	0	0	8	12	0.00	0.500								
Bob Gibson, R ERA: 4.77 (7, 1)	2.1	L	12	3	2	2	1	3	2	0	0	0	0	11	23	7.71	2.571								

AB 38
R 7
H 14
RBI 7
BB 3
SO 2
LOB 19



AB 31
R 8
H 11
RBI 6
BB 10
SO 4
LOB 18




Batter	1	2	3	4	5	6	7	8	9	AB	R	H	RBI	BB	SO	LOB	TOP										
Dave Cash, R OBP: 0.359, SLG: 0.394 (1, 4)	E6 F7		1-3		P3		1B 1B		1B	5	0	2	2	0	0	1	Philadelphia Phillies @ Atlanta Braves Atlanta-Fulton County Stadium, Atlanta, GA Mon Aug 18 1975, 7:05 PM EDT Att: 4,320 - Unknown										
Larry Bowa, S OBP: 0.336, SLG: 0.389 (1, 6)	F7				F7		P3		F8	5	0	1	0	0	0	4											
Jay Johnstone, L OBP: 0.414, SLG: 0.498 Mike Anderson, R OBP: 0.321, SLG: 0.398 (7, PH) (7, 9)	4-3		P2		2-3		1B		K	3	0	0	0	0	0	1											
Greg Luzinski, R OBP: 0.401, SLG: 0.590 (1, 7)		HR 1B	K			CS BB	F8			3	1	1	0	1	1	3											
Dick Allen, R OBP: 0.313, SLG: 0.353 Tom Hutton, L OBP: 0.323, SLG: 0.290 (1, 3) (8, 3)		HR		6-3		K			K	4	1	1	2	0	2	1											
Mike Schmidt, R OBP: 0.374, SLG: 0.523 (1, 5)		HR		F7					K	4	2	2	2	0	1	0											
Garry Maddox, R OBP: 0.352, SLG: 0.417 (1, 8)		6-3		P6			SH2-4 1B		1B	4	1	2	0	0	0	0											
Tim McCarver, L OBP: 0.429, SLG: 0.421 Bob Boone, R OBP: 0.318, SLG: 0.317 (1, 2) (7, 2)	F9				F9		SH2-4 1B		F9	3	1	1	0	0	0	0											
Steve Carlton, L OBP: 0.169, SLG: 0.145 Tom Hilgendorf, S OBP: 0.333, SLG: 0.250 (1, 1) (5, 1)	5-3					1B	SH2-4		4-3	2	0	1	0	0	0	0											
Inning Stats	R: 0 E: 1 K: 0 S: 3	H: 0 LOB: 0 BB: 0 P: 3	R: 3 E: 0 K: 0 S: 6	H: 3 LOB: 0 BB: 0 P: 6	R: 0 E: 0 K: 1 S: 6	H: 1 LOB: 1 BB: 0 P: 6	R: 0 E: 0 K: 0 S: 3	H: 0 LOB: 0 BB: 0 P: 3	R: 0 E: 0 K: 0 S: 4	H: 1 LOB: 1 BB: 0 P: 4	R: 0 E: 0 K: 1 S: 4	H: 0 LOB: 1 BB: 1 P: 8	R: 3 E: 0 K: 0 S: 8	H: 5 LOB: 2 BB: 0 P: 8	R: 0 E: 0 K: 2 S: 8	H: 1 LOB: 1 BB: 0 P: 8		R: 0 E: 0 K: 1 S: 6	H: 1 LOB: 1 BB: 0 P: 6	1B: 9 2B: 1 3B: 0 HR: 3	SF: 0 SAC: 1 DP: 1 HBP: 0	WP: 0 PB: 0 SB: 0 CS: 1	PA: 39				
PITCHER	IP	WLS	BF	H	R	ER	SO	BB	IBB	HBP	BLK	WP	HR	S	P	ERA	WHIP										
Phil Niekro, R ERA: 3.1 (1, 1)	6.1	L	28	9	6	6	2	1	0	0	0	0	3	31	35	8.53	1.579										
Ray Sadecki, L ERA: 4.17 (7, 1)	1.2		7	2	0	0	2	0	0	0	0	0	0	11	11	0.00	1.200										
Bruce Dal Canton, R ERA: 5.68 (9, 1)	1.0		4	1	0	0	1	0	0	0	0	0	0	6	6	0.00	1.000										


AB	37
R	6
H	12
RBI	6
BB	1
SO	5
LOB	12



Batter	1	2	3	4	5	6	7	8	9	AB	R	H	RBI	BB	SO	LOB	BOTTOM										
Ralph Garr, L OBP: 0.334, SLG: 0.385 (1, 7)	FC5-4 1B	5-3		G3 2B		K			FC5-4 1B	5	0	3	0	0	1	0	Philadelphia Phillies @ Atlanta Braves Atlanta-Fulton County Stadium, Atlanta, GA Mon Aug 18 1975, 7:05 PM EDT Att: 4,320 - Unknown										
Rod Gilbreath, R OBP: 0.390, SLG: 0.358 Larvell Blanks, R OBP: 0.299, SLG: 0.300 (1, 4) (3, 4)	FC5-4 1B		4-3	G3		1-3			P4	1	1	0	0	0	0	1											
Darrell Evans, L OBP: 0.351, SLG: 0.407 (1, 5)	E8 BB 1B		4-3	K		F9			FC5-4	5	0	0	0	0	1	3											
Earl Williams, R OBP: 0.329, SLG: 0.403 (1, 3)	FC5 BB 1B			1B 2B HBP		BB 1B			F8	4	1	2	1	0	0	1											
Dusty Baker Jr., R OBP: 0.333, SLG: 0.397 (1, 9)				2B 1B		BB 1B			5-3	3	1	2	0	1	0	0											
Vic Correll, R OBP: 0.306, SLG: 0.367 (1, 2)	K			2B		F8			K	4	0	1	2	0	2	5											
Rowland Office, L OBP: 0.330, SLG: 0.344 (1, 8)	FC5			BB		F8			F7	3	0	0	0	1	0	5											
Rob Belloir, R OBP: 0.297, SLG: 0.265 (1, 6)		F7		K					G6-4-3 1B	3	0	1	0	1	1	2											
Phil Niekro, R OBP: 0.171, SLG: 0.225 Ray Sadecki, L OBP: 0.154, SLG: 0.231 Cito Gaston, R OBP: 0.278, SLG: 0.398 Bruce Dal Canton, R OBP: 0.059, SLG: 0.059 (1, 1) (7, 1) (8, PH) (9, 1)		5-3		4-3		L5			G6-4-3	3	0	0	0	0	0	3											
Inning Stats	R: 1 E: 1 K: 1 S: 8	H: 2 LOB: 3 BB: 1 P: 12	R: 0 E: 0 K: 0 S: 3	H: 0 LOB: 0 BB: 0 P: 3	R: 2 E: 0 K: 1 S: 7	H: 2 LOB: 1 BB: 1 P: 12	R: 0 E: 0 K: 1 S: 6	H: 1 LOB: 0 BB: 0 P: 6	R: 0 E: 0 K: 1 S: 5	H: 2 LOB: 3 BB: 1 P: 9	R: 0 E: 0 K: 1 S: 5	H: 0 LOB: 0 BB: 0 P: 5	R: 0 E: 0 K: 1 S: 5	H: 0 LOB: 0 BB: 0 P: 5	R: 0 E: 1 K: 0 S: 3	H: 1 LOB: 0 BB: 0 P: 3		R: 0 E: 1 K: 0 S: 4	H: 1 LOB: 1 BB: 0 P: 4	1B: 7 2B: 2 3B: 0 HR: 0	SF: 0 SAC: 0 DP: 1 HBP: 1	WP: 0 PB: 0 SB: 0 CS: 0	PA: 40				
PITCHER	IP	WLS	BF	H	R	ER	SO	BB	IBB	HBP	BLK	WP	HR	S	P	ERA	WHIP										
Steve Carlton, L ERA: 3.6 (1, 1)	4.0		23	7	3	2	3	2	0	1	0	0	0	26	35	4.50	2.250										
Tom Hilgendorf, L ERA: 1.74 (5, 1)	5.0	W	17	2	0	0	2	1	0	0	0	0	0	20	24	0.00	0.600										



Batter	1	2	3	4	5	6	7	8	9	AB	R	H	RBI	BB	SO	LOB	TOP			
Dave Cash, R OBP: 0.358, SLG: 0.392 (1, 4)	4-3		1B	1-3		F7		K		5	1	1	0	0	1	0	Philadelphia Phillies @ Atlanta Braves Atlanta-Fulton County Stadium, Atlanta, GA Tue Aug 19 1975, 7:05 PM EDT Att. 4,470 - Unknown AB 33 R 4 H 9 RBI 4 BB 3 SO 6 LOB 16 			
Larry Bowa, S OBP: 0.333, SLG: 0.386 (1, 6)	6-3		SH2-3	5-3		4-3		4-3		4	0	0	0	0	0	0				
Jay Johnstone, L OBP: 0.413, SLG: 0.495 (1, 9)	E6		1B	1B		G3		1-3		4	2	1	1	1	0	0				
Greg Luzinski, R OBP: 0.404, SLG: 0.594 (1, 7)	1-H		2B	1B		5-3		1B		5	1	4	1	0	0	0				
Dick Allen, R OBP: 0.314, SLG: 0.355 (1, 3)	K		2B	F7		2B		F8		4	0	1	0	1	1	4				
Mike Schmidt, R OBP: 0.375, SLG: 0.524 (1, 5)			K			1-3		5-3		3	0	1	0	1	1	4				
Garry Maddox, R OBP: 0.351, SLG: 0.418 (1, 8)	5-3		2B			P2		K		4	0	1	2	0	1	3				
Johnny Oates, L OBP: 0.371, SLG: 0.345 (1, 2)			1B	IBB		1-3		F7		0	0	0	0	0	0	0				
Dick Ruthven, R OBP: 0.143, SLG: 0.143 (1, 1)	K		F7			1-3		K		2	0	0	0	0	1	4				
Ron Schueler, R OBP: 0.154, SLG: 0.154 (3, 1)										1	0	0	0	0	0	1				
Tim McCarver, L OBP: 0.423, SLG: 0.414 (6, PH)										1	0	0	0	0	1	0				
Gene Garber, R OBP: 0.200, SLG: 0.200 (8, 1)										0	0	0	0	0	0	0				
Inning Stats	R: 1 E: 1 K: 1 S: 7	H: 1 LOB: 1 BB: 0 P: 7	R: 0 E: 0 K: 1 S: 5	H: 1 LOB: 1 BB: 1 P: 9	R: 3 E: 0 K: 1 S: 9	H: 4 LOB: 2 BB: 2 P: 17	R: 0 E: 0 K: 0 S: 4	H: 1 LOB: 2 BB: 1 P: 8	R: 0 E: 0 K: 0 S: 3	H: 0 LOB: 0 BB: 0 P: 3	R: 0 E: 0 K: 1 S: 6	H: 1 LOB: 1 BB: 0 P: 6	R: 0 E: 0 K: 2 S: 7	H: 0 LOB: 0 BB: 0 P: 7	R: 0 E: 0 K: 0 S: 4	H: 1 LOB: 1 BB: 0 P: 4	1B: 6 2B: 4 3B: 0 HR: 0	SF: 0 SAC: 1 DP: 0 HBP: 0	WP: 2 PB: 0 SB: 0 CS: 1	PA: 41
PITCHER	IP WLS BF H R ER SO BB IBB HBP BLK WP HR S P ERA WHIP																			
Mike Thompson, R ERA: 5.0 (1, 1)	2.2	16	6	4	3	3	2	0	0	0	0	2	0	20	28	10.12	3.000			
Max Leon, R ERA: 3.49 (3, 1)	6.1	25	4	0	0	3	1	1	0	0	0	0	0	29	37	0.00	0.789			

Batter	1	2	3	4	5	6	7	8	9	AB	R	H	RBI	BB	SO	LOB	BOTTOM			
Ralph Garr, L OBP: 0.332, SLG: 0.382 (1, 7)	1-3		F8	1-3			F8			4	0	0	0	0	0	1	Philadelphia Phillies @ Atlanta Braves Atlanta-Fulton County Stadium, Atlanta, GA Tue Aug 19 1975, 7:05 PM EDT Att. 4,470 - Unknown AB 30 R 6 H 8 RBI 6 BB 5 SO 2 LOB 15 			
Rod Gilbreath, R OBP: 0.394, SLG: 0.358 (1, 4)	CS		FC6-4			BB	K			3	2	1	0	1	1	1				
Darrell Evans, L OBP: 0.352, SLG: 0.406 (1, 5)	F8		1B	2B		FC9-4	3-1			2	1	0	0	2	0	1				
Earl Williams, R OBP: 0.331, SLG: 0.403 (1, 3)			1B	1B		FC9-4	F8			3	1	1	2	1	0	1				
Dusty Baker Jr., R OBP: 0.334, SLG: 0.401 (1, 9)			1B	2B		FC6-4	6-3			4	0	2	1	0	0	1				
Rowland Office, L OBP: 0.329, SLG: 0.342 (1, 8)	P5		1B	1B		1-3	5-3			4	0	1	1	0	0	3				
Vic Correll, R OBP: 0.366, SLG: 0.367 (1, 2)			FC4-6							3	0	1	0	0	1	4				
Biff Pocoroba, S OBP: 0.331, SLG: 0.317 (7, 2)			K			8-1-4	4-3			1	0	0	0	0	0	0				
Rob Belloir, R OBP: 0.300, SLG: 0.270 (1, 6)	L7			6-3		SH3-4	HR			3	1	1	0	0	0	2				
Mike Thompson, R ERA: 6.86 (1, 1)										0	0	0	0	0	0	0				
Max Leon, R ERA: 5.35 (3, 1)										2	0	0	0	1	0	1				
Dave May, L OBP: 0.353, SLG: 0.488 (9, PH)										1	1	1	2	0	0	0				
Inning Stats	R: 0 E: 0 K: 0 S: 2	H: 0 LOB: 0 BB: 1 P: 6	R: 0 E: 0 K: 0 S: 4	H: 1 LOB: 2 BB: 1 P: 8	R: 3 E: 0 K: 1 S: 8	H: 3 LOB: 2 BB: 2 P: 16	R: 0 E: 0 K: 0 S: 3	H: 0 LOB: 0 BB: 0 P: 3	R: 1 E: 0 K: 0 S: 4	H: 1 LOB: 1 BB: 1 P: 8	R: 0 E: 0 K: 0 S: 3	H: 1 LOB: 0 BB: 0 P: 5	R: 0 E: 0 K: 0 S: 3	H: 0 LOB: 0 BB: 0 P: 3	R: 0 E: 0 K: 0 S: 3	H: 2 LOB: 0 BB: 0 P: 3	1B: 6 2B: 2 3B: 0 HR: 1	SF: 0 SAC: 1 DP: 1 HBP: 0	WP: 1 PB: 0 SB: 0 CS: 1	PA: 36
PITCHER	IP WLS BF H R ER SO BB IBB HBP BLK WP HR S P ERA WHIP																			
Dick Ruthven, R ERA: 6.86 (1, 1)	2.2	15	4	3	3	0	4	0	0	0	0	1	0	11	27	10.12	3.000			
Ron Schueler, R ERA: 5.35 (3, 1)	4.1	15	2	1	1	2	1	0	0	0	0	0	0	18	22	2.08	0.692			
Gene Garber, R ERA: 3.59 (8, 1)	1.1	6	2	2	2	0	0	0	0	0	1	6	6	13.50	1.500					

Batter	1	2	3	4	5	6	7	8	9	AB	R	H	RBI	BB	SO	LOB	TOP									
Dave Cash, R OBP: 0.358, SLG: 0.393	6-3		F8						L6	5	1	2	2	0	0	0	Philadelphia Phillies @ Atlanta Braves Atlanta-Fulton County Stadium, Atlanta, GA Wed Aug 20 1975, 7:05 PM EDT Att: 4,704 - Unknown									
Larry Bowa, S OBP: 0.333, SLG: 0.386	5-3		6-3							5	1	2	0	0	1											
Jay Johnstone, L OBP: 0.416, SLG: 0.495 Ollie Brown, R OBP: 0.398, SLG: 0.570				L7					P3	2	0	1	0	1	0											
Greg Luzinski, R OBP: 0.403, SLG: 0.593	F9			5-3						4	0	1	1	0	0											
Dick Allen, R OBP: 0.316, SLG: 0.356 Tug McGraw, R OBP: 0.222, SLG: 0.222		F9								4	0	2	0	0	0											
Mike Schmidt, R OBP: 0.374, SLG: 0.521				P3						4	0	1	0	0	0											
Garry Maddox, R OBP: 0.350, SLG: 0.416		FC4-6			6-3					4	1	1	0	0	0											
Johnny Oates, L OBP: 0.371, SLG: 0.350										0	1	0	0	0	0											
Larry Christenson, R OBP: 0.250, SLG: 0.368 Tim McCarver, L OBP: 0.417, SLG: 0.497 Tom Hutton, L OBP: 0.320, SLG: 0.287			P3							2	0	0	0	0	1											
Inning Stats	R: 0 E: 0 K: 0 S: 4	H: 1 LOB: 1 BB: 0 P: 4	R: 0 E: 0 K: 0 S: 4	H: 1 LOB: 1 BB: 0 P: 4	R: 0 E: 0 K: 0 S: 3	H: 0 LOB: 0 BB: 0 P: 3	R: 0 E: 0 K: 0 S: 4	H: 1 LOB: 1 BB: 0 P: 4	R: 1 E: 0 K: 2 S: 9	H: 2 LOB: 1 BB: 0 P: 9	R: 0 E: 0 K: 0 S: 3	H: 1 LOB: 1 BB: 1 P: 7	R: 3 E: 0 K: 0 S: 8	H: 5 LOB: 2 BB: 0 P: 8	R: 0 E: 0 K: 0 S: 3	H: 0 LOB: 0 BB: 0 P: 3	R: 0 E: 0 K: 0 S: 4	H: 1 LOB: 1 BB: 0 P: 4	1B: 10 2B: 2 3B: 0 HR: 0	SF: 0 SAC: 1 DP: 0 HBP: 0	WP: 0 PB: 0 SB: 2 CS: 0	PA: 39				
PITCHER	IP	WLS	BF	H	R	ER	SO	BB	IBB	HBP	BLK	WP	HR	S	P	ERA	WHIP									
Carl Morton, R ERA: 3.51	(1, 1)	6.2	L	29	9	4	4	2	1	0	0	0	0	0	32	36	5.40	1.500								
Ray Sadecki, L ERA: 4.17	(7, 1)	0.0		2	2	0	0	0	0	0	0	0	0	2	2	*	*									
Elias Sosa, R ERA: 3.61	(7, 1)	1.1		4	0	0	0	0	0	0	0	0	0	4	4	0.00	0.000									
Tom House, L ERA: 2.97	(9, 1)	1.0		4	1	0	0	0	0	0	0	0	0	4	4	0.00	1.000									

AB	34
R	4
H	11
RBI	4
BB	1
SO	2
LOB	11



Batter	1	2	3	4	5	6	7	8	9	AB	R	H	RBI	BB	SO	LOB	BOTTOM								
Ralph Garr, L OBP: 0.329, SLG: 0.379	6-3		P6							4	0	0	0	0	1	3	Philadelphia Phillies @ Atlanta Braves Atlanta-Fulton County Stadium, Atlanta, GA Wed Aug 20 1975, 7:05 PM EDT Att: 4,704 - Unknown								
Rod Gilbreath, R OBP: 0.354, SLG: 0.346	F9		F9							4	0	0	0	0	0										
Darrell Evans, L OBP: 0.352, SLG: 0.404	G3			F9						4	0	1	1	0	0										
Earl Williams, R OBP: 0.327, SLG: 0.397		F7			5-3					4	0	0	0	0	2										
Dusty Baker Jr., R OBP: 0.333, SLG: 0.398					F8					3	0	0	0	1	0										
Rowland Office, L OBP: 0.328, SLG: 0.338						5-3				3	0	0	0	1	0										
Vic Correll, R OBP: 0.303, SLG: 0.361						5-3				4	0	0	0	0	2										
Rob Belloir, R OBP: 0.326, SLG: 0.300										3	1	2	0	0	0										
Carl Morton, R OBP: 0.208, SLG: 0.203 Ray Sadecki, L OBP: 0.154, SLG: 0.231 Elias Sosa, R OBP: 0.100, SLG: 0.100 Cito Gaston, R OBP: 0.284, SLG: 0.398 Tom House, L OBP: 0.200, SLG: 0.111										2	0	1	0	0	0										
Inning Stats	R: 0 E: 0 K: 0 S: 3	H: 0 LOB: 0 BB: 0 P: 3	R: 0 E: 0 K: 1 S: 5	H: 0 LOB: 1 BB: 1 P: 9	R: 0 E: 0 K: 0 S: 4	H: 1 LOB: 1 BB: 0 P: 4	R: 0 E: 0 K: 0 S: 3	H: 0 LOB: 0 BB: 0 P: 3	R: 0 E: 0 K: 1 S: 5	H: 0 LOB: 0 BB: 0 P: 5	R: 0 E: 0 K: 0 S: 3	H: 0 LOB: 1 BB: 1 P: 7	R: 1 E: 0 K: 0 S: 5	H: 2 LOB: 2 BB: 1 P: 9	R: 0 E: 0 K: 1 S: 5	H: 0 LOB: 0 BB: 0 P: 5	1B: 4 2B: 0 3B: 0 HR: 0	SF: 0 SAC: 0 DP: 0 HBP: 0	WP: 0 PB: 0 SB: 0 CS: 0	PA: 34					
PITCHER	IP	WLS	BF	H	R	ER	SO	BB	IBB	HBP	BLK	WP	HR	S	P	ERA	WHIP								
Larry Christenson, R ERA: 3.62	(1, 1)	6.0	W	21	2	0	0	2	1	0	0	0	0	24	28	0.00	0.500								
Tug McGraw, L ERA: 3.09	(7, 1)	3.0	S	13	2	1	1	1	2	0	0	0	0	13	21	3.00	1.333								



Batter	1	2	3	4	5	6	7	8	9	AB	R	H	RBI	BB	SO	LOB	TOP										
Ralph Garr, L OBP: 0.326, SLG: 0.375 (1, 7)	F7		F9		F9	F7		5-3		5	0	0	0	0	0	3	Atlanta Braves @ St. Louis Cardinals Busch Stadium, St. Louis, MO Fri Aug 22 1975, 7:05 PM CDT Att: 23,769 - Unknown										
Rod Gilbreath, R OBP: 0.362, SLG: 0.351 (1, 4)	K			F8		1B		G6-4-3 WP BB	4	1	2	1	1	1	0												
Darrell Evans, L OBP: 0.356, SLG: 0.412 (1, 5)	HR			F9		1B		G6-4-3 BB	3	2	2	1	2	0	0												
Earl Williams, R OBP: 0.326, SLG: 0.394 (1, 3)	K			F9		1B		G6-4-3 BB	5	1	1	0	0	1	5												
Dusty Baker Jr., R OBP: 0.334, SLG: 0.396 (1, 9)		F2			F5	WP SH 1B		FC1-6 BB	4	1	1	2	1	0	1												
Rowland Office, L OBP: 0.328, SLG: 0.342 (1, 8)	1-3				3B	2B		SH WP FC1-6 L1-3	3	2	1	0	0	0	1												
Vic Correll, R OBP: 0.305, SLG: 0.359 (1, 2)	K				3B	IBB		FC1-6 1B BB	2	1	0	0	2	1	1												
Rob Belloir, R OBP: 0.340, SLG: 0.364 (1, 6)			F5			FC4-5 3B		FC1-6 1B 1B	4	1	2	4	0	0	0												
Jamie Easterly, L (1, 1)			K			FC4-5		FC1-6 PB 1B	2	0	0	0	0	1	1												
Elias Sosa, R OBP: 0.083, SLG: 0.083 (5, 1)								K	2	0	0	0	0	1	2												
Tom House, L OBP: 0.200, SLG: 0.111 (9, 1)									0	0	0	0	0	0	0												
Inning Stats	R: 1 E: 0 K: 2 S: 8	H: 1 LOB: 0 BB: 0 P: 8	R: 0 E: 0 K: 1 S: 5	H: 0 LOB: 0 BB: 0 P: 5	R: 0 E: 0 K: 1 S: 5	H: 0 LOB: 0 BB: 0 P: 5	R: 0 E: 0 K: 0 S: 3	H: 0 LOB: 0 BB: 0 P: 3	R: 2 E: 0 K: 0 S: 5	H: 2 LOB: 1 BB: 1 P: 9	R: 6 E: 1 K: 0 S: 10	H: 6 LOB: 3 BB: 2 P: 18	R: 0 E: 0 K: 0 S: 2	H: 0 LOB: 0 BB: 1 P: 6	R: 0 E: 0 K: 1 S: 5	H: 0 LOB: 1 BB: 2 P: 10	1B: 6 2B: 2 3B: 1 HR: 1	SF: 0 SAC: 1 DP: 2 HBP: 0	WP: 2 PB: 1 SB: 0 CS: 0	PA: 41							
PITCHER	IP	WLS	BF	H	R	ER	SO	BB	IBB	HBP	BLK	WP	HR	S	P	ERA	WHIP										
Eric Rasmussen, R ERA: 3.15 (1, 1)	5.0		19	3	3	3	4	0	1	0	0	0	1	26	30	5.40	0.600										
Harry Parker, R ERA: 5.83 (6, 1)	0.0	L	3	3	3	3	0	0	0	0	0	0	0	3	3	∞	∞										
Mike Garman, R ERA: 2.07 (6, 1)	0.1		5	2	2	1	0	1	0	0	0	1	0	4	8	27.00	9.000										
John Curtis, L ERA: 3.64 (6, 1)	2.2		10	1	1	0	1	2	0	0	0	0	0	10	18	0.00	1.125										
Bob Gibson, R ERA: 4.73 (9, 1)	1.0		4	0	0	0	0	2	0	0	0	1	0	2	10	0.00	2.000										

Batter	1	2	3	4	5	6	7	8	9	AB	R	H	RBI	BB	SO	LOB	BOTTOM										
Lou Brock, L OBP: 0.363, SLG: 0.409 (1, 7)	K		K		F7	F7			G3 BB	4	0	0	0	1	2	3	Atlanta Braves @ St. Louis Cardinals Busch Stadium, St. Louis, MO Fri Aug 22 1975, 7:05 PM CDT Att: 23,769 - Unknown										
Bake McBride, L OBP: 0.340, SLG: 0.385 (1, 8)	6-3		F5		1B	E 1B		6-3	SF9	4	1	1	2	0	0	1											
Willie Davis, L OBP: 0.312, SLG: 0.462 (1, 9)	1B		4-3		WP 2B 1B			F9	G3	5	1	2	1	0	0	3											
Ted Simmons, S OBP: 0.408, SLG: 0.509 (1, 2)	F3			6-3	1B 2B			F9	6-3	5	0	1	1	0	0	3											
Reggie Smith, S OBP: 0.376, SLG: 0.515 (1, 3)		F9		6-3	1B IBB			4-3		3	0	0	0	1	0	0											
Ted Sizemore, R OBP: 0.309, SLG: 0.317 (1, 4)		BB 1B		5-3	1B			5-3		4	0	2	0	0	0	0											
Ken Reitz, R OBP: 0.309, SLG: 0.354 (1, 5)					F9			F9		2	0	0	0	1	0	3											
John Curtis, L OBP: 0.302, SLG: 0.211 (8, PH)										0	0	0	0	0	0	0											
Ron Fairly, L OBP: 0.410, SLG: 0.467 (8, PH)		G1-6-3 BB								1	0	0	0	0	0	0											
Bob Gibson, R OBP: 0.242, SLG: 0.179 (9, 1)										0	0	0	0	0	0	0											
Mike Tyson, R OBP: 0.321, SLG: 0.354 (6, 5)		G1-6-3			1B 1B			G4-3 1B	BB SF9 1B	4	2	3	0	0	0	2											
Eric Rasmussen, R OBP: 0.154, SLG: 0.154 (5, PH)										1	0	1	0	0	0	0											
Hector Cruz, R OBP: 1.000, SLG: 1.000 (8, 1)										1	1	0	0	0	0	0											
Harry Parker, R (8, 1)										0	0	0	0	0	0	0											
Mike Garman, R (8, 6)										0	0	0	0	0	0	0											
Mario Guerrero, R OBP: 0.376, SLG: 0.252 (8, 6)										1	0	0	0	0	0	1											
Buddy Bradford, R OBP: 0.327, SLG: 0.425 (8, PH)										1	0	1	0	0	0	0											
Inning Stats	R: 0 E: 0 K: 1 S: 6	H: 1 LOB: 1 BB: 0 P: 6	R: 0 E: 0 K: 0 S: 3	H: 1 LOB: 1 BB: 1 P: 7	R: 0 E: 0 K: 1 S: 6	H: 1 LOB: 1 BB: 0 P: 6	R: 0 E: 0 K: 0 S: 3	H: 0 LOB: 0 BB: 0 P: 3	R: 4 E: 0 K: 0 S: 9	H: 6 LOB: 3 BB: 1 P: 13	R: 0 E: 0 K: 0 S: 3	H: 1 LOB: 0 BB: 0 P: 3	R: 0 E: 0 K: 0 S: 3	H: 0 LOB: 0 BB: 0 P: 3	R: 0 E: 0 K: 0 S: 3	H: 0 LOB: 0 BB: 0 P: 3	R: 1 E: 0 K: 0 S: 5	H: 2 LOB: 2 BB: 1 P: 9	1B: 11 2B: 1 3B: 0 HR: 0	SF: 1 SAC: 0 DP: 2 HBP: 0	WP: 2 PB: 0 SB: 0 CS: 0	PA: 40					
PITCHER	IP	WLS	BF	H	R	ER	SO	BB	IBB	HBP	BLK	WP	HR	S	P	ERA	WHIP										
Jamie Easterly, L ERA: 4.98 (1, 1)	4.2		23	8	4	4	2	1	1	0	0	0	0	25	33	7.71	1.929										
Elias Sosa, R ERA: 3.57 (5, 1)	3.1	W	14	4	1	1	0	1	0	0	0	0	0	13	17	2.70	1.500										
Tom House, L ERA: 2.93 (9, 1)	1.0	S	3	0	0	0	0	0	0	0	0	0	0	3	3	0.00	0.000										



Batter	1	2	3	4	5	6	7	8	9	AB	R	H	RBI	BB	SO	LOB	TOP			
Ralph Garr, L OBP: 0.327, SLG: 0.374 (1, 7)	0-0 4-3		4-0 S E 1B BB		0-0 CS 1B		0-0 E4 5-3		0-0 F9	4	1	1	0	1	0	3	Atlanta Braves @ St. Louis Cardinals Busch Stadium, St. Louis, MO Sat Aug 23 1975, 7:05 PM CDT Att: 30,930 - Unknown AB 37 R 2 H 10 RBI 2 BB 1 SO 5 LOB 26			
Rod Gilbreath, R OBP: 0.357, SLG: 0.346 (1, 4)	0-3 K		0-0 5-3		0-3 K		0-0 5-3		0-0 1B	5	0	1	1	0	2	4				
Darrell Evans, L OBP: 0.356, SLG: 0.412 (1, 5)	0-0 G3		0-0 1B		0-0 FC5-4 1B		0-0 1-3		0-0 1-6-3	5	0	2	1	0	0	4				
Earl Williams, R OBP: 0.325, SLG: 0.390 (1, 3)		1-0 2B HBP	0-0 1-3		0-0 FC5-4 1B		0-0 6-3			3	0	0	0	0	0	4				
Dusty Baker Jr., R OBP: 0.327, SLG: 0.397 (1, 9)		0-0 1-3 2B		0-3 K		0-0 6-3		0-0 6-3		4	0	1	0	0	1	1				
Rowland Office, L OBP: 0.327, SLG: 0.341 (1, 8)		0-0 1-3		0-0 F2		0-0 1B		0-0 G3		4	0	1	0	0	0	2				
Vic Correll, R OBP: 0.304, SLG: 0.357 (1, 2)		0-3 K		0-0 1B		0-0 F8		0-0 6-3		4	0	1	0	0	1	4				
Rob Belloir, R OBP: 0.353, SLG: 0.375 (1, 6)		0-0 5-3		0-0 F7		0-0 E 5-3 1B		0-0 1B 1B		4	1	2	0	0	0	3				
Phil Niekro, R OBP: 0.167, SLG: 0.220 (1, 1)			0-0 5-3		0-0 4-3		0-0 5-3 E 1B		0-3 K	2	0	0	0	0	0	0				
Bruce Dal Canton, R OBP: 0.259, SLG: 0.099 (7, PH)										0	0	0	0	0	0	0				
Ed Goodson, L OBP: 0.250, SLG: 0.278 (7, PH)										1	0	1	0	0	0	0				
Mike Beard, L (7, 1)										0	0	0	0	0	0	0				
Dave May, L OBP: 0.350, SLG: 0.484 (9, PH)										1	0	0	0	0	1	1				
Inning Stats	R: 0 E: 0 K: 1 S: 5	H: 0 LOB: 0 BB: 0 P: 5	R: 0 E: 0 K: 1 S: 6	H: 1 LOB: 2 BB: 0 P: 7	R: 1 E: 1 K: 0 S: 4	H: 1 LOB: 1 BB: 1 P: 8	R: 0 E: 0 K: 1 S: 6	H: 1 LOB: 1 BB: 0 P: 6	R: 0 E: 0 K: 0 S: 5	H: 2 LOB: 2 BB: 0 P: 5	R: 1 E: 1 K: 0 S: 6	H: 2 LOB: 2 BB: 0 P: 6	R: 0 E: 0 K: 0 S: 3	H: 0 LOB: 0 BB: 0 P: 3	R: 0 E: 0 K: 1 S: 7	H: 2 LOB: 2 BB: 0 P: 7	1B: 9 2B: 1 3B: 0 HR: 0	SF: 0 SAC: 0 DP: 0 HBP: 1	WP: 0 PB: 0 SB: 1 CS: 1	PA: 39
PITCHER John Denny, R ERA: 3.49 (1, 1)	IP: 9.0 WLS: W BF: 39 H: 10 R: 2 ER: 2 SO: 5 BB: 1 IBB: 0 HBP: 1 BLK: 0 WP: 0 HR: 0 S: 47 P: 52 ERA: 2.00 WHIP: 1.222																			

Batter	1	2	3	4	5	6	7	8	9	AB	R	H	RBI	BB	SO	LOB	BOTTOM			
Lou Brock, L OBP: 0.364, SLG: 0.410 (1, 7)	0-0 CS 1B		0-0 3-1		0-0 FC3-2 HR 1B		0-0 FC6-4 S 1B		0-0 F8	4	2	2	0	0	0	2	Atlanta Braves @ St. Louis Cardinals Busch Stadium, St. Louis, MO Sat Aug 23 1975, 7:05 PM CDT Att: 30,930 - Unknown AB 34 R 7 H 11 RBI 6 BB 2 SO 3 LOB 12			
Luis Melendez, R OBP: 0.293, SLG: 0.349 (7, 7)										1	0	0	0	0	0	0				
Bake McBride, L OBP: 0.345, SLG: 0.388 (1, 8)	0-0 E S 1B		0-0 6-3		4-0 FC3-2 HR BB		0-0 1B 1B			3	2	2	1	1	0	0				
Willie Davis, L OBP: 0.314, SLG: 0.462 (1, 9)	0-0 HBP 1B		0-0 F5		0-0 FC3-2 HR		0-0 FC6-4 1B			4	1	2	1	0	0	3				
Ted Simmons, S OBP: 0.409, SLG: 0.515 (1, 2)	4-0 HBP BB		0-0 4-3		0-0 HR		0-0 FC6-4			3	1	1	4	1	0	2				
Reggie Smith, S OBP: 0.378, SLG: 0.516 (1, 3)	1-0 G4-6-3 HBP			0-0 6-3	0-0 E 2B		0-0 5-3			3	1	1	0	0	0	0				
Ted Sizemore, R OBP: 0.307, SLG: 0.314 (1, 4)	0-0 G4-6-3			0-0 6-3	0-0 E6		0-0 F4			4	0	0	0	0	0	3				
Ken Reitz, R OBP: 0.307, SLG: 0.351 (1, 5)		0-0 5-3		0-0 6-3	0-0 F6		0-0 6-3			4	0	0	0	0	0	1				
Mike Tyson, R OBP: 0.320, SLG: 0.352 (1, 6)		0-0 S 1B		0-0 K	0-3 K		0-0 F8			4	0	1	0	0	2	0				
John Denny, R OBP: 0.216, SLG: 0.216 (1, 1)		0-0 P1		0-0 BB FC3-2 1B	0-0 FC6-4 1B		0-3 K			4	0	2	0	0	1	1				
Inning Stats	R: 1 E: 0 K: 0 S: 4	H: 3 LOB: 2 BB: 1 P: 9	R: 0 E: 0 K: 0 S: 4	H: 1 LOB: 0 BB: 0 P: 4	R: 0 E: 0 K: 0 S: 3	H: 0 LOB: 0 BB: 0 P: 3	R: 0 E: 0 K: 0 S: 3	H: 0 LOB: 0 BB: 0 P: 3	R: 5 E: 1 K: 1 S: 10	H: 4 LOB: 1 BB: 1 P: 14	R: 1 E: 0 K: 1 S: 8	H: 3 LOB: 2 BB: 0 P: 8	R: 0 E: 0 K: 0 S: 3	H: 0 LOB: 0 BB: 0 P: 3	R: 0 E: 0 K: 1 S: 5	H: 0 LOB: 0 BB: 0 P: 5	1B: 9 2B: 1 3B: 0 HR: 1	SF: 0 SAC: 0 DP: 1 HBP: 1	WP: 0 PB: 0 SB: 3 CS: 1	PA: 37
PITCHER Phil Niekro, R ERA: 3.24 (1, 1)	IP: 4.2 WLS: L BF: 23 H: 8 R: 6 ER: 5 SO: 1 BB: 2 IBB: 0 HBP: 0 BLK: 0 WP: 0 HR: 1 S: 22 P: 31 ERA: 6.75 WHIP: 2.143																			
PITCHER Bruce Dal Canton, R ERA: 5.7 (5, 1)	IP: 1.1 WLS: 8 BF: 3 H: 1 R: 1 ER: 1 SO: 1 BB: 0 IBB: 0 HBP: 0 BLK: 0 WP: 0 HR: 10 S: 10 P: 10 ERA: 6.75 WHIP: 2.250																			
PITCHER Mike Beard, L ERA: 3.08 (7, 1)	IP: 2.0 WLS: 6 BF: 0 H: 0 R: 0 ER: 0 SO: 1 BB: 0 IBB: 0 HBP: 0 BLK: 0 WP: 0 HR: 8 S: 8 P: 8 ERA: 0.00 WHIP: 0.000																			

Batter	1	2	3	4	5	6	7	8	9	AB	R	H	RBI	BB	SO	LOB	TOP		
Ralph Garr, L OBP: 0.328, SLG: 0.375 (1, 7)	0-0 6-3		0-0 G6-4-3 1B			0-0 WP 1B		0-0 FC1-6 1-6-3 1B		4	1	2	0	0	0	1			
Rod Gilbreath, R OBP: 0.348, SLG: 0.336 (1, 4)	0-0 E6		0-0 G6-4-3 1-2			0-0 F8 1-2		0-0 1-6-3		4	0	0	0	0	0	3			
Darrell Evans, L OBP: 0.355, SLG: 0.411 (1, 5)	0-0 F9			0-3 K		0-0 G3		0-0		4	0	1	1	0	1	2			
Earl Williams, R OBP: 0.322, SLG: 0.387 Ed Goodson, L OBP: 0.249, SLG: 0.277 (1, 3) (7, 3)	0-0 F6			0-0 F3			0-3 K	0-0 F7		3	0	0	0	0	1	1			
Dusty Baker Jr., R OBP: 0.337, SLG: 0.399 (1, 9)		0-0 E7 G3 SF7 1B		0-0 5-3			4-0 2B BB		0-0 1B	3	1	2	0	1	0	0			
Rowland Office, L OBP: 0.326, SLG: 0.343 (1, 8)		0-0 G3			0-0 G3		0-0 1-3 2B		0-3 K	4	0	1	0	0	1	2			
Biff Pocoroba, S OBP: 0.323, SLG: 0.310 (1, 2)		0-0 SF7			0-0 6-3		0-0 F2		0-0 F9	3	0	0	1	0	0	3			
Rob Belloir, R OBP: 0.345, SLG: 0.365 (1, 6)		0-0 F5			0-0 6-3		0-0 5-3		0-0 1B	4	0	1	0	0	0	2			
Carl Morton, R OBP: 0.206, SLG: 0.200 Mike Lundy, L OBP: 0.310, SLG: 0.320 Elias Sosa, R OBP: 0.382, SLG: 0.484 Cito Gaston, R OBP: 0.300, SLG: 0.333 Max Leon, R OBP: 0.303, SLG: 0.396 Vic Correll, R OBP: 0.303, SLG: 0.396 (1, 1) (5, PH) (6, PH) (8, PH) (9, 1) (9, PH)			0-0 F7			0-0 F7		0-0 FC1-6 1B	0-3 K	1	0	0	0	0	0	0			
Inning Stats	R: 0 E: 1 K: 0 S: 4	H: 0 LOB: 1 BB: 0 P: 4	R: 1 E: 1 K: 0 S: 4	H: 1 LOB: 0 BB: 0 P: 4	R: 0 E: 0 K: 1 S: 3	H: 1 LOB: 0 BB: 0 P: 3	R: 0 E: 0 K: 0 S: 5	H: 0 LOB: 0 BB: 0 P: 5	R: 0 E: 0 K: 1 S: 3	H: 1 LOB: 2 BB: 1 P: 10	R: 1 E: 0 K: 2 S: 5	H: 2 LOB: 1 BB: 0 P: 5	R: 0 E: 0 K: 2 S: 9	H: 2 LOB: 2 BB: 0 P: 9	1B: 7 2B: 1 3B: 0 HR: 0	SF: 1 SAC: 0 DP: 1 HBP: 0	WP: 1 PB: 0 SB: 0 CS: 0	PA: 36	
PITCHER	IP WLS BF H R ER SO BB IBB HBP BLK WP HR S P ERA WHIP	IP WLS BF H R ER SO BB IBB HBP BLK WP HR S P ERA WHIP	IP WLS BF H R ER SO BB IBB HBP BLK WP HR S P ERA WHIP	IP WLS BF H R ER SO BB IBB HBP BLK WP HR S P ERA WHIP	IP WLS BF H R ER SO BB IBB HBP BLK WP HR S P ERA WHIP	IP WLS BF H R ER SO BB IBB HBP BLK WP HR S P ERA WHIP	IP WLS BF H R ER SO BB IBB HBP BLK WP HR S P ERA WHIP	IP WLS BF H R ER SO BB IBB HBP BLK WP HR S P ERA WHIP	IP WLS BF H R ER SO BB IBB HBP BLK WP HR S P ERA WHIP	IP WLS BF H R ER SO BB IBB HBP BLK WP HR S P ERA WHIP	IP WLS BF H R ER SO BB IBB HBP BLK WP HR S P ERA WHIP	IP WLS BF H R ER SO BB IBB HBP BLK WP HR S P ERA WHIP	IP WLS BF H R ER SO BB IBB HBP BLK WP HR S P ERA WHIP	IP WLS BF H R ER SO BB IBB HBP BLK WP HR S P ERA WHIP	IP WLS BF H R ER SO BB IBB HBP BLK WP HR S P ERA WHIP	IP WLS BF H R ER SO BB IBB HBP BLK WP HR S P ERA WHIP	IP WLS BF H R ER SO BB IBB HBP BLK WP HR S P ERA WHIP	IP WLS BF H R ER SO BB IBB HBP BLK WP HR S P ERA WHIP	IP WLS BF H R ER SO BB IBB HBP BLK WP HR S P ERA WHIP
Bob Forsch, R ERA: 2.74 Al Hrabosky, L ERA: 1.52 (1, 1) (8, 1)	7.2 W 30 6 2 1 2 1 0 0 0 0 0 0 33 37 1.17 0.913	1.1 S 6 2 0 0 2 0 0 0 0 0 0 0 10 10 0.00 1.500																	

Atlanta Braves @ St. Louis Cardinals
Busch Stadium, St. Louis, MO
Sun Aug 24 1975, 3:33 AM CDT
Att: 24,786 - Unknown

AB 34
R 2
H 8
RBI 2
BB 1
SO 4
LOB 17



Batter	1	2	3	4	5	6	7	8	9	AB	R	H	RBI	BB	SO	LOB	BOTTOM		
Lou Brock, L OBP: 0.368, SLG: 0.413 Luis Melendez, R OBP: 0.292, SLG: 0.347 (1, 7) (7, 7)	0-0 2B FC 1B			0-0 S 1B		0-0 4-3		0-0 F2		4	1	3	1	0	0	1			
Bake McBride, L OBP: 0.340, SLG: 0.381 (1, 8)	0-0 F9 1-2	0-0 F8 2-H 1B		0-0 4-3 1-2			0-0 G3	0-0 FC4-6 1-2		5	0	0	0	0	0	5			
Willie Davis, L OBP: 0.316, SLG: 0.465 (1, 9)	0-0 FC 4-3 2B	0-0 G3			0-0 G3 S 1B		0-0 F2			4	1	2	0	0	0	1			
Ted Simmons, S OBP: 0.406, SLG: 0.510 (1, 2)	0-0 FC 4-3 E		0-0 4-3		0-0 L4		0-0 3-1			4	1	0	1	0	0	2			
Reggie Smith, S OBP: 0.376, SLG: 0.512 (1, 3)	0-0 4-3		0-0 4-3		0-0 G3			4-0 S SH1-3 2B BB		3	1	0	1	1	0	2			
Ted Sizemore, R OBP: 0.307, SLG: 0.313 (1, 4)	0-0 E3			4-0 BB	0-0 F6			0-0 SH1-3		2	0	0	0	1	0	1			
Ken Reitz, R OBP: 0.308, SLG: 0.349 (1, 5)	0-3 K		0-0 F9			4-0 4-3 SH1-3 BB		4-0 2B SH BB		2	1	0	0	2	1	2			
Mike Tyson, R OBP: 0.321, SLG: 0.353 Ron Fairly, L OBP: 0.413, SLG: 0.475 Larry Lintz, S OBP: 0.317, SLG: 0.197 (1, 6) (8, PH) (8, PH) (9, 6)		0-0 SH1-3 1B		0-0 5-3		0-0 SH1-3		0-0 SH 2B		2	1	1	0	0	0	0			
Bob Forsch, R OBP: 0.358, SLG: 0.492 Al Hrabosky, R OBP: 0.273, SLG: 0.111 (1, 1) (8, 1)		0-0 SH1-3		0-0 F8		0-0 4-3		0-0 SH		2	0	0	0	0	0	1			
Inning Stats	R: 3 E: 1 K: 1 S: 9	H: 2 LOB: 1 BB: 0 P: 9	R: 1 E: 0 K: 0 S: 5	H: 2 LOB: 1 BB: 0 P: 5	R: 0 E: 0 K: 0 S: 3	H: 0 LOB: 1 BB: 1 P: 7	R: 0 E: 0 K: 0 S: 4	H: 1 LOB: 1 BB: 0 P: 4	R: 0 E: 0 K: 0 S: 3	H: 0 LOB: 0 BB: 0 P: 3	R: 0 E: 0 K: 0 S: 5	H: 1 LOB: 2 BB: 2 P: 13	R: 2 E: 0 K: 0 S: 5	H: 1 LOB: 2 BB: 2 P: 13	1B: 5 2B: 2 3B: 0 HR: 0	SF: 0 SAC: 4 DP: 0 HBP: 0	WP: 0 PB: 0 SB: 4 CS: 0	PA: 38	
PITCHER	IP WLS BF H R ER SO BB IBB HBP BLK WP HR S P ERA WHIP	IP WLS BF H R ER SO BB IBB HBP BLK WP HR S P ERA WHIP	IP WLS BF H R ER SO BB IBB HBP BLK WP HR S P ERA WHIP	IP WLS BF H R ER SO BB IBB HBP BLK WP HR S P ERA WHIP	IP WLS BF H R ER SO BB IBB HBP BLK WP HR S P ERA WHIP	IP WLS BF H R ER SO BB IBB HBP BLK WP HR S P ERA WHIP	IP WLS BF H R ER SO BB IBB HBP BLK WP HR S P ERA WHIP	IP WLS BF H R ER SO BB IBB HBP BLK WP HR S P ERA WHIP	IP WLS BF H R ER SO BB IBB HBP BLK WP HR S P ERA WHIP	IP WLS BF H R ER SO BB IBB HBP BLK WP HR S P ERA WHIP	IP WLS BF H R ER SO BB IBB HBP BLK WP HR S P ERA WHIP	IP WLS BF H R ER SO BB IBB HBP BLK WP HR S P ERA WHIP	IP WLS BF H R ER SO BB IBB HBP BLK WP HR S P ERA WHIP	IP WLS BF H R ER SO BB IBB HBP BLK WP HR S P ERA WHIP	IP WLS BF H R ER SO BB IBB HBP BLK WP HR S P ERA WHIP	IP WLS BF H R ER SO BB IBB HBP BLK WP HR S P ERA WHIP	IP WLS BF H R ER SO BB IBB HBP BLK WP HR S P ERA WHIP	IP WLS BF H R ER SO BB IBB HBP BLK WP HR S P ERA WHIP	IP WLS BF H R ER SO BB IBB HBP BLK WP HR S P ERA WHIP
Carl Morton, R ERA: 3.56 Elias Sosa, R ERA: 3.48 Max Leon, R ERA: 3.68 (1, 1) (6, 1) (8, 1)	5.0 L 24 6 4 3 1 0 0 0 0 0 0 6 25 5.40 1.400	2.0 7 0 0 0 0 1 0 0 0 0 0 6 10 0.00 0.500																	

Atlanta Braves @ St. Louis Cardinals
Busch Stadium, St. Louis, MO
Sun Aug 24 1975, 3:33 AM CDT
Att: 24,786 - Unknown

AB 30
R 6
H 7
RBI 5
BB 4
SO 1
LOB 17



Batter	1	2	3	4	5	6	7	8	9	AB	R	H	RBI	BB	SO	LOB	TOP					
Ralph Garr, L OBP: 0.326, SLG: 0.372	1-3		1-3			6-3			6-3	4	0	0	0	0	0	0						
Rob Belloir, R OBP: 0.339, SLG: 0.357	1B			F7		6-3			F8	4	0	1	0	0	0	0						
Darrell Evans, L OBP: 0.354, SLG: 0.408	K			F8			G6-4-3 BB		F8	3	0	0	0	1	1	1						
Earl Williams, R OBP: 0.319, SLG: 0.383	4-3			E5			L5			3	0	0	0	0	0	2						
Dusty Baker Jr., R OBP: 0.337, SLG: 0.399		CS 1B		F4			G6-4-3 1-2			3	0	1	0	0	0	2						
Vic Correll, R OBP: 0.304, SLG: 0.359	K				1-3				6-3 2B	3	0	1	0	0	1	1						
Roland Office, L OBP: 0.322, SLG: 0.339	4-3				5-3				F7	3	0	0	0	0	0	2						
Laryell Blanks, R OBP: 0.297, SLG: 0.297					1-3				6-3	3	0	0	0	0	0	1						
Mike Thompson, R Ray Sadecki, L Rod Gilbreath, R Mike Beard, L Cito Gaston, R Tom House, L				K					4-3	1	0	0	0	0	1	0						
Inning Stats	R: 0 E: 0 K: 1 S: 6	H: 1 LOB: 1 BB: 0 P: 6	R: 0 E: 0 K: 1 S: 5	H: 1 LOB: 0 BB: 0 P: 5	R: 0 E: 0 K: 1 S: 5	H: 0 LOB: 0 BB: 0 P: 5	R: 0 E: 1 K: 0 S: 4	H: 0 LOB: 1 BB: 0 P: 4	R: 0 E: 0 K: 0 S: 3	H: 0 LOB: 0 BB: 0 P: 3	R: 0 E: 0 K: 1 S: 5	H: 0 LOB: 0 BB: 0 P: 5	R: 0 E: 0 K: 0 S: 2	H: 0 LOB: 1 BB: 1 P: 6	R: 0 E: 0 K: 0 S: 4	H: 1 LOB: 1 BB: 0 P: 4	R: 0 E: 0 K: 0 S: 3	H: 0 LOB: 0 BB: 0 P: 3	1B: 2 2B: 1 3B: 0 HR: 0	SF: 0 SAC: 0 DP: 1 HBP: 0	WP: 0 PB: 0 SB: 0 CS: 1	PA: 30
PITCHER Jim Rooker, L ERA: 3.25	IP: 9.0 WLS: W BF: 30 H: 3 R: 0 ER: 0 SO: 4 BB: 1 IBB: 0 HBP: 0 BLK: 0 WP: 0 HR: 0 S: 37 P: 41 ERA: 0.00 WHIP: 0.444											PITCHER	IP: 9.0 WLS: W BF: 30 H: 3 R: 0 ER: 0 SO: 4 BB: 1 IBB: 0 HBP: 0 BLK: 0 WP: 0 HR: 0 S: 37 P: 41 ERA: 0.00 WHIP: 0.444									

Atlanta Braves @ Pittsburgh Pirates
Three Rivers Stadium, Pittsburgh, PA
Mon Aug 25 1975, 7:05 PM EDT
Att: 11,146 - Unknown

AB 29
R 0
H 3
RBI 0
BB 1
SO 4
LOB 10



Batter	1	2	3	4	5	6	7	8	9	AB	R	H	RBI	BB	SO	LOB	BOTTOM			
Rennie Stennett, R OBP: 0.310, SLG: 0.370	G3 1B		1B 3-1 BB			F9				3	2	1	1	0	0					
Craig Reynolds, L OBP: 0.256, SLG: 0.283	G3 1-2		1B 3-1	F2			3-1			4	1	1	0	0	3					
Al Oliver, L OBP: 0.300, SLG: 0.450	K		3-1	G3				1B		4	0	1	1	0	1	4				
Willie Stargell, L OBP: 0.369, SLG: 0.542	1B 2H		BB 1B 2H		K		F7			4	0	2	2	0	1					
Dave Parker, L OBP: 0.365, SLG: 0.545	K		FC6-4 BB				5-3			3	0	1	0	1	1	2				
Richie Zisk, R OBP: 0.358, SLG: 0.446		5-3	FC6-4 1-2			G3-6-3 IBB		FC4-6 1B		3	0	1	0	1	0	2				
Richie Hebner, L OBP: 0.329, SLG: 0.418		6-3		E9 1B		G3-6-3		FC4-6 G5-4-3 1-2		4	1	1	0	0	3					
Duffy Dyer, R OBP: 0.216, SLG: 0.327		5-3		FC6 1B SH1-4 2-3		F8		G5-4-3 1-2		4	0	0	0	0	2					
Jim Rooker, R OBP: 0.143, SLG: 0.094			4-3	SH1-4		F9				2	0	0	0	0	0					
Inning Stats	R: 1 E: 0 K: 2 S: 9	H: 2 LOB: 1 BB: 0 P: 9	R: 0 E: 0 K: 0 S: 3	H: 0 LOB: 0 BB: 0 P: 3	R: 2 E: 0 K: 0 S: 5	H: 2 LOB: 2 BB: 2 P: 13	R: 1 E: 2 K: 0 S: 6	H: 2 LOB: 2 BB: 0 P: 6	R: 0 E: 0 K: 1 S: 5	H: 1 LOB: 1 BB: 1 P: 9	R: 0 E: 0 K: 0 S: 3	H: 0 LOB: 0 BB: 0 P: 3	R: 0 E: 0 K: 0 S: 4	H: 1 LOB: 1 BB: 0 P: 4	R: 0 E: 0 K: 0 S: 3	H: 1 LOB: 0 BB: 0 P: 3	1B: 8 2B: 1 3B: 0 HR: 0	SF: 0 SAC: 1 DP: 2 HBP: 0	WP: 0 PB: 0 SB: 0 CS: 0	PA: 35
PITCHER Mike Thompson, R ERA: 5.26 Ray Sadecki, L ERA: 4.08 Mike Beard, L ERA: 2.96 Tom House, L ERA: 2.89	IP: 3.1 WLS: L BF: 19 H: 6 R: 4 ER: 3 SO: 2 BB: 2 IBB: 0 HBP: 0 BLK: 0 WP: 0 HR: 0 S: 21 P: 29 ERA: 8.10 WHIP: 2.400											PITCHER	IP: 3.1 WLS: L BF: 19 H: 6 R: 4 ER: 3 SO: 2 BB: 2 IBB: 0 HBP: 0 BLK: 0 WP: 0 HR: 0 S: 21 P: 29 ERA: 8.10 WHIP: 2.400							

Atlanta Braves @ Pittsburgh Pirates
Three Rivers Stadium, Pittsburgh, PA
Mon Aug 25 1975, 7:05 PM EDT
Att: 11,146 - Unknown

AB 31
R 4
H 9
RBI 4
BB 3
SO 3
LOB 17



Batter	1	2	3	4	5	6	7	8	9	AB	R	H	RBI	BB	SO	LOB	TOP		
Ralph Garr, L (1, 7) OBP: 0.324, SLG: 0.369	K		K			5-3		E1	1B	5	1	1	1	0	2	0			
Rob Belloir, R (1, 6) OBP: 0.304, SLG: 0.318	1-3			K		6-3		F9	1B	5	1	1	1	0	1	1			
Darrell Evans, L (1, 5) OBP: 0.355, SLG: 0.403	K			5-3 HBP			K	K	1B	3	0	0	0	1	3	1			
Dusty Baker Jr., R (1, 9) OBP: 0.336, SLG: 0.395		F4		5-3			E6	1B	1B	4	1	1	2	1	0	1			
Mike Lum, L (1, 3) OBP: 0.309, SLG: 0.318	L9			F7			E4	1B	1B	5	1	0	0	0	1	6			
Vic Correll, R (1, 2) OBP: 0.303, SLG: 0.355	BB				6-3		F8		E6	3	1	0	0	1	0	2			
Rowland Office, L (1, 8) OBP: 0.325, SLG: 0.339	F7				4-3		1B	SH2-3	1B	3	0	1	1	0	0	1			
Larryl Blanks, R (1, 4) OBP: 0.300, SLG: 0.302			6-3				F8	1B	1B	3	1	1	1	1	0	0			
Phil Niekro, R (1, 1) OBP: 0.161, SLG: 0.212							F9		F9	3	0	0	0	0	0	2			
Cito Gaston, R (9, PH) OBP: 0.293, SLG: 0.400										1	0	0	0	0	0	2			
Tom House, L (9, 1) OBP: 0.200, SLG: 0.111										0	0	0	0	0	0	0			
Inning Stats	R: 0 E: 0 K: 2 S: 7	H: 0 LOB: 0 BB: 0 P: 7	R: 0 E: 0 K: 0 S: 3	H: 0 LOB: 1 BB: 1 P: 7	R: 0 E: 0 K: 1 S: 5	H: 0 LOB: 0 BB: 0 P: 5	R: 0 E: 0 K: 1 S: 5	H: 0 LOB: 1 BB: 0 P: 6	R: 0 E: 0 K: 0 S: 3	H: 0 LOB: 0 BB: 0 P: 3	R: 2 E: 2 K: 1 S: 9	H: 2 LOB: 2 BB: 0 P: 9	R: 0 E: 1 K: 1 S: 6	H: 0 LOB: 2 BB: 1 P: 10	R: 4 E: 1 K: 1 S: 9	H: 3 LOB: 2 BB: 2 P: 17	1B: 5 2B: 0 3B: 0 HR: 0	SF: 0 SAC: 1 DP: 0 HBP: 1	WP: 0 PA: 41 CS: 0
PITCHER	IP	WLS	BF	H	R	ER	SO	BB	IBB	HBP	BLK	WP	HR	S	P	ERA	WHIP		
John Candelaria, L (1, 1) ERA: 2.73	8.2	L	37	3	5	1	6	1	2	1	0	0	0	45	58	1.04	0.462		
Dave Giusti, R (9, 1) ERA: 2.54	0.0		3	2	1	0	0	0	1	0	0	0	0	2	6	∞	∞		
Ramon Hernandez, L (9, 1) ERA: 3.29	0.1		1	0	0	0	1	0	0	0	0	0	0	3	3	0.00	0.000		

Atlanta Braves @ Pittsburgh Pirates
Three Rivers Stadium, Pittsburgh, PA
Wed Aug 27 1975, 7:05 PM EDT
Att: 21,209 - Unknown

AB 35
R 6
H 5
RBI 6
BB 4
SO 7
LOB 16



Batter	1	2	3	4	5	6	7	8	9	AB	R	H	RBI	BB	SO	LOB	BOTTOM		
Rennie Stennett, R (1, 4) OBP: 0.312, SLG: 0.370	HR		S		5-3			G3	2B	2	1	1	0	1	0	0			
Richie Hebner, L (1, 5) OBP: 0.325, SLG: 0.412	F7		F8			K		G3		4	0	0	0	0	1	3			
Al Oliver, L (1, 8) OBP: 0.303, SLG: 0.458	HR		4-3			6-3		2-1	K	4	1	1	2	0	1	1			
Willie Stargell, L (1, 3) OBP: 0.369, SLG: 0.537	G4-3			F7		WP	1B	K	K	3	0	1	0	1	1	0			
Dave Parker, L (1, 9) OBP: 0.363, SLG: 0.540	G4-3			F8		K		K	5-3	4	0	0	0	0	1	2			
Richie Ziek, R (1, 7) OBP: 0.361, SLG: 0.455		F9				1-3				3	0	1	0	0	0	0			
Manny Sanguillen, R (1, 2) OBP: 0.361, SLG: 0.449		1-3			F8		F9			3	0	0	0	0	0	1			
Craig Reynolds, L (1, 6) OBP: 0.246, SLG: 0.270		F7			F5		K			3	0	0	0	0	1	0			
John Candelaria, L (1, 1) OBP: 0.229, SLG: 0.156									K	3	0	0	0	0	2	0			
Dave Giusti, R (9, 1) OBP: 0.375, SLG: 0.286										0	0	0	0	0	0	0			
Ramon Hernandez, S (9, 1) ERA: 2.85			K							0	0	0	0	0	0	0			
Inning Stats	R: 2 E: 0 K: 0 S: 3	H: 1 LOB: 0 BB: 1 P: 8	R: 0 E: 0 K: 0 S: 3	H: 0 LOB: 0 BB: 0 P: 3	R: 0 E: 0 K: 1 S: 5	H: 0 LOB: 1 BB: 1 P: 9	R: 0 E: 0 K: 0 S: 4	H: 1 LOB: 0 BB: 0 P: 4	R: 0 E: 0 K: 0 S: 3	H: 0 LOB: 0 BB: 0 P: 3	R: 0 E: 0 K: 2 S: 8	H: 1 LOB: 1 BB: 0 P: 8	R: 0 E: 0 K: 1 S: 5	H: 0 LOB: 1 BB: 0 P: 5	R: 0 E: 0 K: 1 S: 7	H: 0 LOB: 0 BB: 0 P: 7	1B: 1 2B: 2 3B: 0 HR: 1	SF: 0 SAC: 0 DP: 1 HBP: 1	WP: 1 PA: 32 CS: 0
PITCHER	IP	WLS	BF	H	R	ER	SO	BB	IBB	HBP	BLK	WP	HR	S	P	ERA	WHIP		
Phil Niekro, R (1, 1) ERA: 3.21	8.0	W	30	4	2	2	5	2	0	1	0	0	0	36	45	2.25	0.750		
Tom House, L (9, 1) ERA: 2.85	1.0		3	0	0	0	2	0	0	0	0	0	0	7	7	0.00	0.000		

Atlanta Braves @ Pittsburgh Pirates
Three Rivers Stadium, Pittsburgh, PA
Wed Aug 27 1975, 7:05 PM EDT
Att: 21,209 - Unknown

AB 29
R 2
H 4
RBI 2
BB 2
SO 7
LOB 7



Batter	1	2	3	4	5	6	7	8	9	AB	R	H	RBI	BB	SO	LOB	TOP										
Ralph Garr, L (1, 7) OBP: 0.327, SLG: 0.381	4-0 BB SH2-4 BB		0-0 4-3		0-0 FC7-5 E 1B		0-0 1-H SF9 3B		0-3 K	4	1	2	1	1	1	1											
Rod Gilbreath, R (1, 4) OBP: 0.335, SLG: 0.325	0-0 SH2-4		0-0 1B		0-0 E6 FC7-5		0-0 SF9		0-0 FC6-4 1B	3	0	1	1	0	0	2											
Darrell Evans, L (1, 5) OBP: 0.356, SLG: 0.408	4-0 BB BB		0-0 F7		0-0 FC7-5		0-0 4-3		0-0 1B	4	0	1	0	1	0	3											
Ed Goodson, L (1, 3) OBP: 0.235, SLG: 0.260	0-0 F5		0-0 L6		0-0 4-3				0-3 F8	4	0	0	0	0	0	5											
Earl Williams, R (9, PH) OBP: 0.316, SLG: 0.378									0-3 K	1	0	0	0	0	1	2											
Dusty Baker Jr., R (1, 9) OBP: 0.345, SLG: 0.403	4-0 1-2 2-3 BB		0-0 6-3		0-3 K		0-0 WP E 5-3 1B			3	1	1	0	1	1	0											
Rowland Office, L (1, 8) OBP: 0.323, SLG: 0.332	0-0 F9		0-0 1B		0-0 F5		0-0 WP BB			3	0	1	0	1	0	3											
Biff Pocoroba, S (1, 2) OBP: 0.324, SLG: 0.318		0-0 G6-4-3 1B		0-0 F7		0-0 G3		0-0 5-3		4	0	1	1	0	0	2											
Rob Belloir, R (1, 6) OBP: 0.280, SLG: 0.291		0-3 K		0-0 L7			0-3 K		0-0 5-3	3	0	0	0	0	2	2											
Larvell Blanks, R (8, PH) OBP: 0.299, SLG: 0.300										1	0	0	0	0	0	1											
Jamie Easterly, L (1, 1) Eras: 4.71		0-0 G6-4-3		0-0 4-3			0-0 3B 1B		4-0 FC6-4 BB	1	0	0	0	0	0	1											
Inning Stats	R: 0 E: 0 K: 0 S: 3	H: 0 LOB: 3 BB: 3 P: 15	R: 0 E: 0 K: 1 S: 5	H: 1 LOB: 0 BB: 0 P: 5	R: 0 E: 0 K: 0 S: 4	H: 1 LOB: 1 BB: 0 P: 4	R: 0 E: 0 K: 0 S: 4	H: 1 LOB: 2 BB: 0 P: 4	R: 0 E: 1 K: 1 S: 5	H: 0 LOB: 0 BB: 0 P: 5	R: 2 E: 0 K: 1 S: 7	H: 2 LOB: 2 BB: 7 P: 7	R: 1 E: 1 K: 0 S: 4	H: 1 LOB: 1 BB: 1 P: 8	R: 0 E: 0 K: 2 S: 8	H: 1 LOB: 2 BB: 1 P: 12	1B: 7 2B: 0 3B: 1 HR: 0	SF: 1 SAC: 1 DP: 1 HBP: 0	WP: 1 PA: 40 PB: 0 SB: 0 CS: 0								
PITCHER	IP	WLS	BF	H	R	ER	SO	BB	IBB	HBP	BLK	WP	HR	S	P	ERA	WHIP										
Doug Konieczny, R (1, 1) ERA: 4.71	7.1	W	33	7	3	3	3	4	0	0	0	0	0	35	51	3.68	1.500										
Dave Roberts, L (8, 1) ERA: 4.33	1.1		6	1	0	0	1	1	0	0	0	1	0	7	11	0.00	1.500										
Joe Niekro, R (9, 1) ERA: 3.52	0.1	S	1	0	0	0	1	0	0	0	0	0	0	3	3	0.00	0.000										

Atlanta Braves @ Houston Astros
Astrodome, Houston, TX
Mon Sep 01 1975, 8:05 PM EDT
Att: 6,329 - Dome

AB 33
R 3
H 8
RBI 3
BB 5
SO 5
LOB 22



Batter	1	2	3	4	5	6	7	8	9	AB	R	H	RBI	BB	SO	LOB	BOTTOM										
Wilbur Howard, S (1, 9) OBP: 0.346, SLG: 0.398	0-3 K		0-0 1B 2B		0-3 K		0-0 L5-3			4	1	1	0	0	2	2											
Rob Andrews, R (1, 4) OBP: 0.281, SLG: 0.252	0-0 6-3		4-0 E 1B BB		0-0 2B 1B		0-0 G5-3 S 1B			3	2	2	0	1	0	0											
Cesar Cedeno, R (1, 8) OBP: 0.373, SLG: 0.425	4-0 WP E BB		0-0 E7 S E 1B		0-0 1-H 2-H 2B		4-0 1B G5-3 BB			2	1	2	3	2	0	0											
Cliff Johnson, R (1, 2) OBP: 0.381, SLG: 0.509	0-0 E6		0-0 E6 S		0-3 K		0-0 G5-3			4	0	0	1	0	1	4											
Skip Jutze, R (8, 2) OBP: 0.237, SLG: 0.253	1-H E6		1-2 3-H E6 S		0-0 K		1-2 2-3 G5-3			0	0	0	0	0	0	0											
Bob Watson, R (1, 3) OBP: 0.373, SLG: 0.517	0-0 F4		0-0 F7		0-0 6-3		0-0 K			4	0	1	0	0	0	3											
Jose Cruz, L (7, PR) OBP: 0.370, SLG: 0.426			1-2 2-3 F7				2-3 1B			0	0	0	0	0	0	0											
Enos Cabell, R (1, 7) OBP: 0.393, SLG: 0.378		0-0 5-3	0-3 K		0-0 F4		0-0 F9			4	0	0	0	0	1	4											
Doug Rader, R (1, 5) OBP: 0.300, SLG: 0.359		0-0 2B	0-3 K		0-0 F4				0-0 6-3	4	0	1	0	0	1	2											
Roger Metzger, S (1, 6) OBP: 0.300, SLG: 0.314		0-0 5-3	0-0 F9		0-0 K		0-3 K		0-0 3-1	4	0	0	0	0	1	1											
Doug Konieczny, R (1, 1) ERA: 6.04		0-3 K	4-0 1B 2B BB		4-0 L5-3 BB				0-0 L4	1	1	0	0	2	1	1											
Dave Roberts, L (8, 1) ERA: 3.7										1	0	0	0	0	0	0											
Joe Niekro, R (9, 1) ERA: 5.34										0	0	0	0	0	0	0											
Inning Stats	R: 1 E: 1 K: 1 S: 6	H: 0 LOB: 1 BB: 1 P: 10	R: 0 E: 0 K: 1 S: 6	H: 1 LOB: 0 BB: 0 P: 6	R: 2 E: 2 K: 2 S: 10	H: 2 LOB: 2 BB: 1 P: 14	R: 2 E: 0 K: 2 S: 9	H: 2 LOB: 1 BB: 1 P: 13	R: 0 E: 0 K: 0 S: 3	H: 0 LOB: 0 BB: 0 P: 3	R: 0 E: 0 K: 1 S: 4	H: 2 LOB: 2 BB: 1 P: 8	R: 0 E: 0 K: 0 S: 4	H: 0 LOB: 0 BB: 0 P: 3	R: 0 E: 0 K: 3 S: 3	H: 0 LOB: 0 BB: 0 P: 3	1B: 4 2B: 4 3B: 0 HR: 0	SF: 0 SAC: 0 DP: 2 HBP: 0	WP: 2 PA: 36 PB: 0 SB: 3 CS: 0								
PITCHER	IP	WLS	BF	H	R	ER	SO	BB	IBB	HBP	BLK	WP	HR	S	P	ERA	WHIP										
Jamie Easterly, L (1, 1) ERA: 6.04	3.2	L	21	5	3	3	5	3	0	0	0	0	0	28	40	7.36	2.182										
Elias Sosa, R (4, 1) ERA: 3.7	0.1		1	0	0	0	1	0	0	0	0	0	0	3	3	0.00	0.000										
Blue Moon Odom, R (5, 1) ERA: 7.21	2.0		6	0	0	0	1	1	0	0	0	0	0	7	11	0.00	0.500										
Bruce Dal Canton, R (7, 1) ERA: 5.34	2.0		8	2	0	0	0	1	0	0	0	0	0	7	11	0.00	1.500										

Atlanta Braves @ Houston Astros
Astrodome, Houston, TX
Mon Sep 01 1975, 8:05 PM EDT
Att: 6,329 - Dome

AB 31
R 5
H 7
RBI 4
BB 5
SO 7
LOB 17

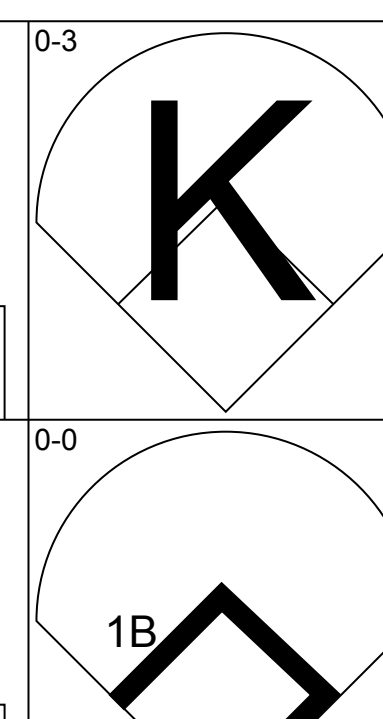
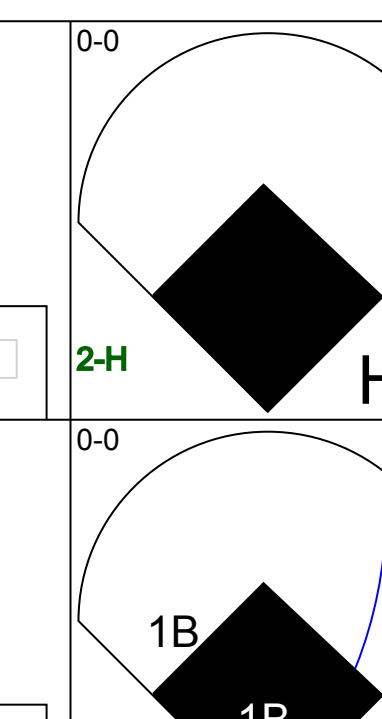
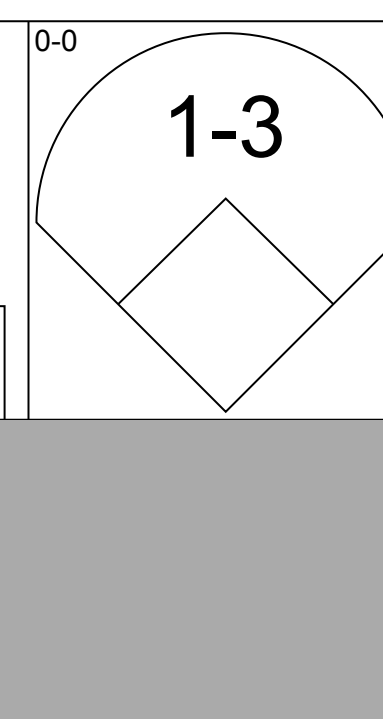
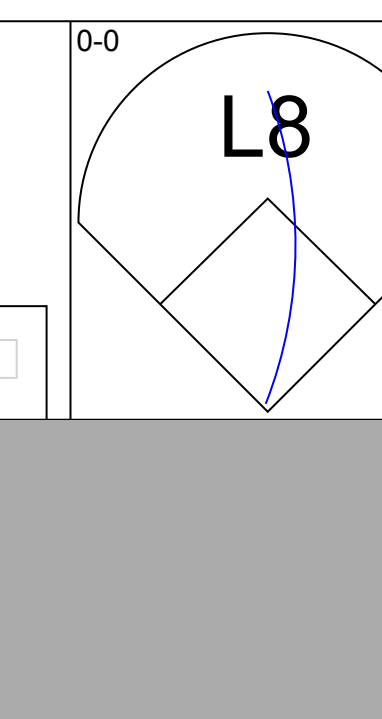
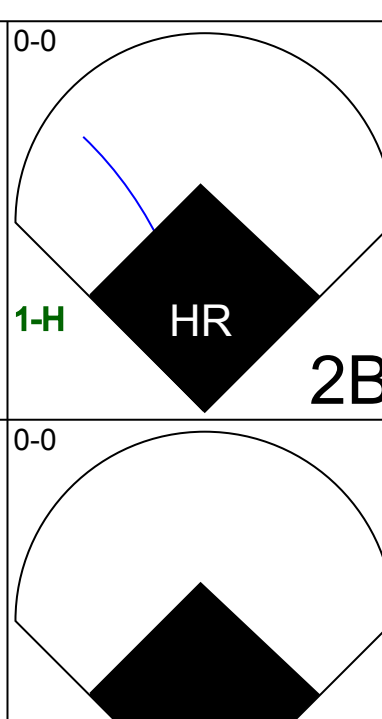
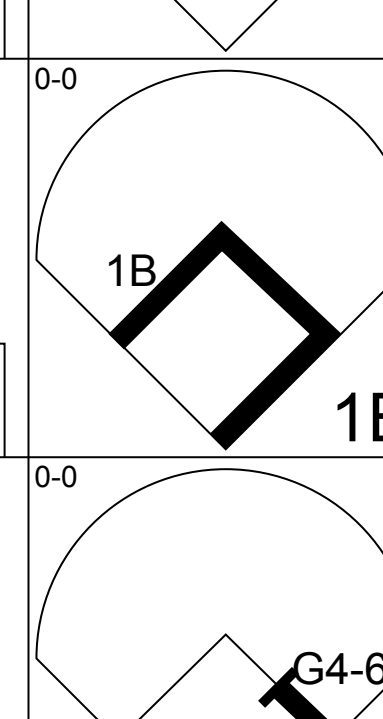
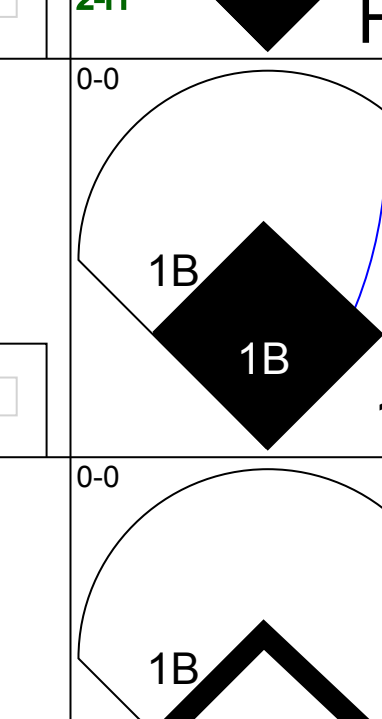
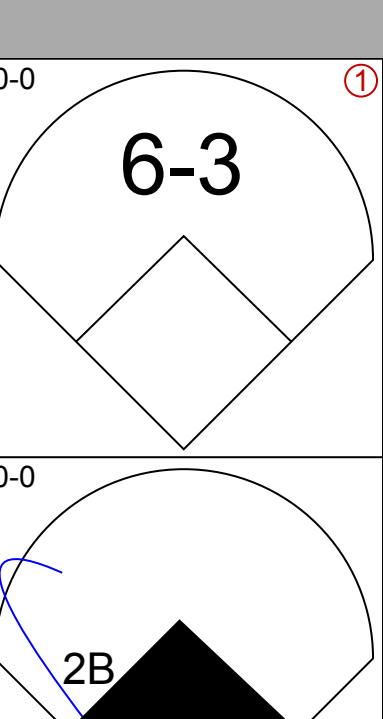
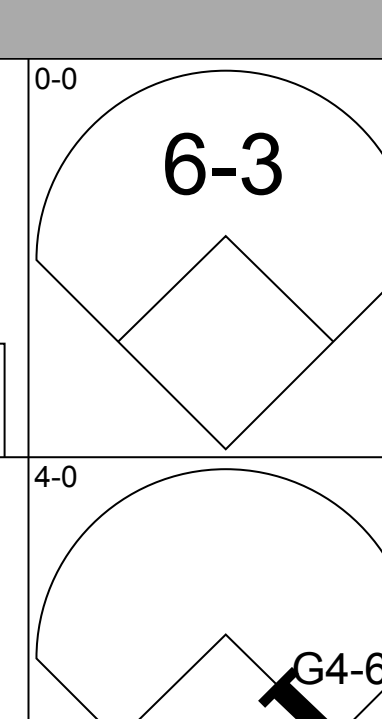
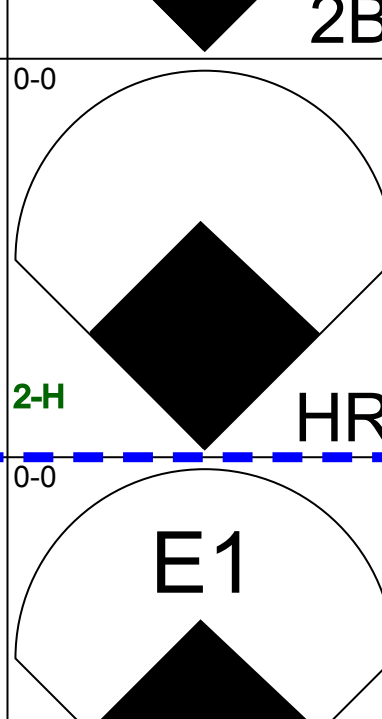
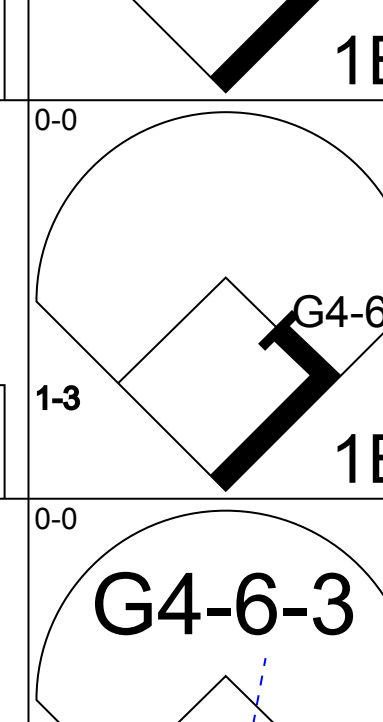
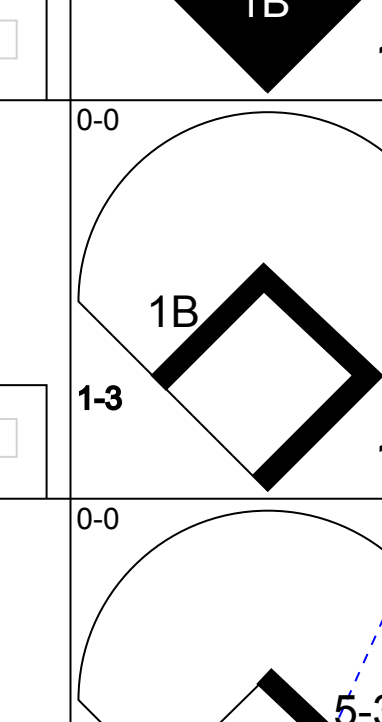
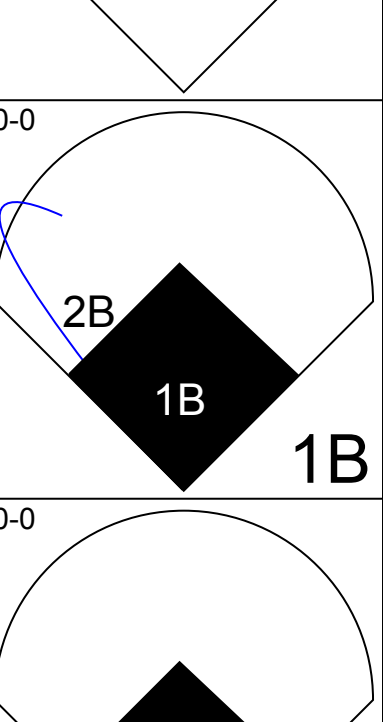
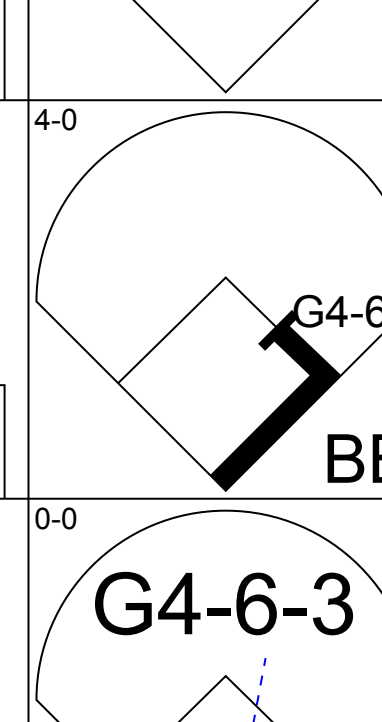
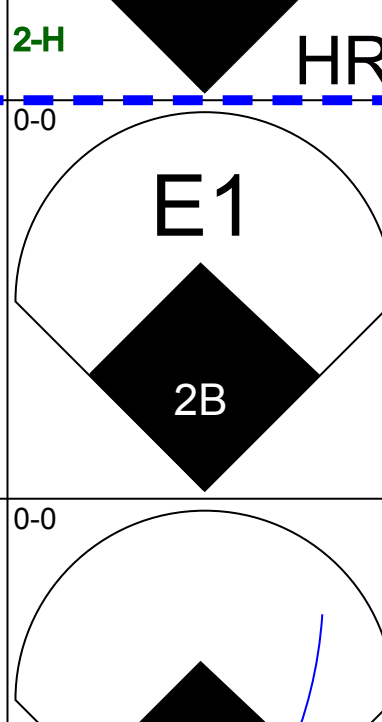
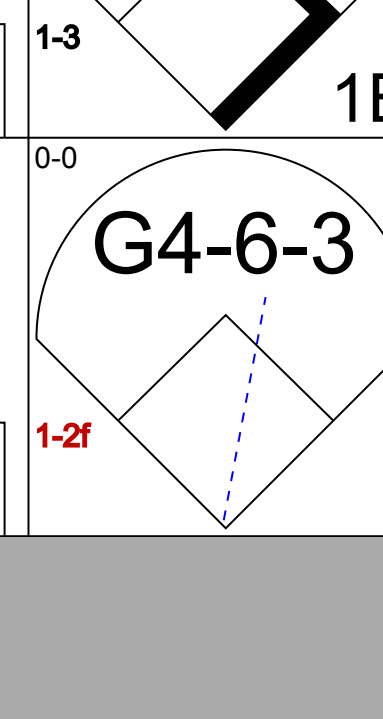
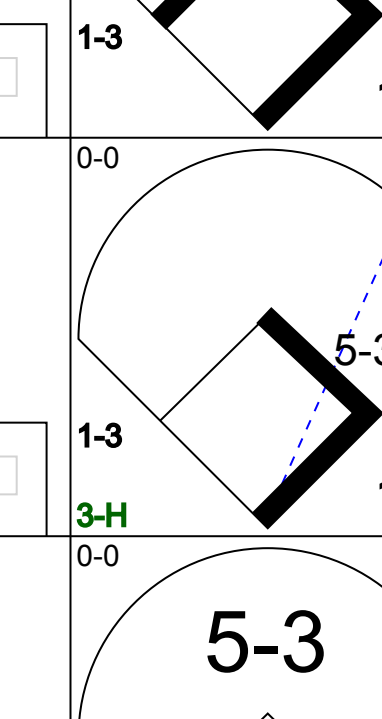
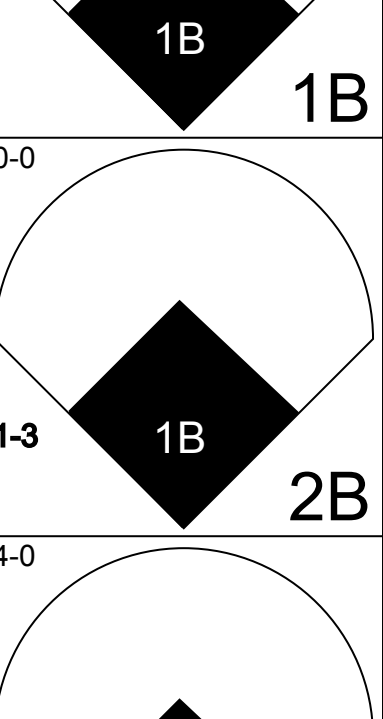
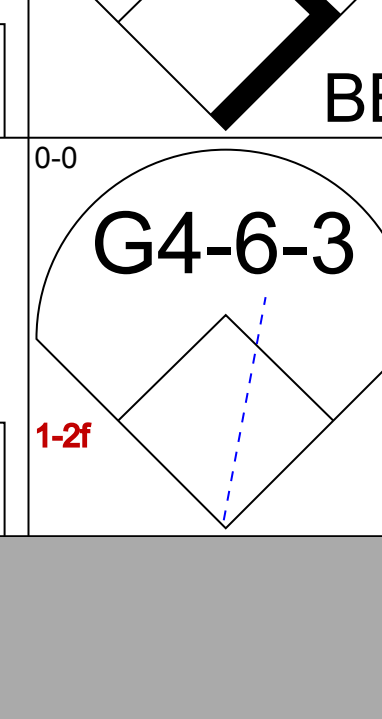
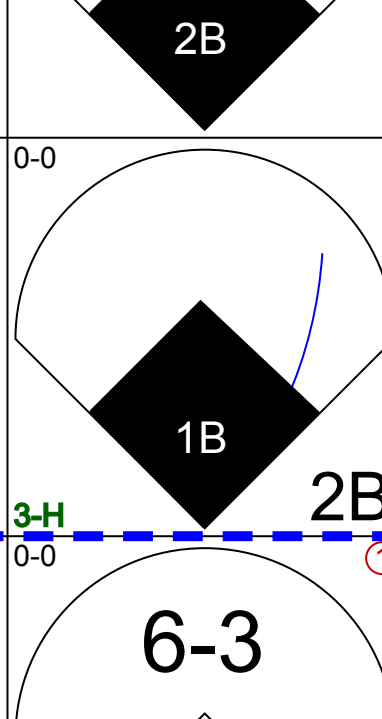
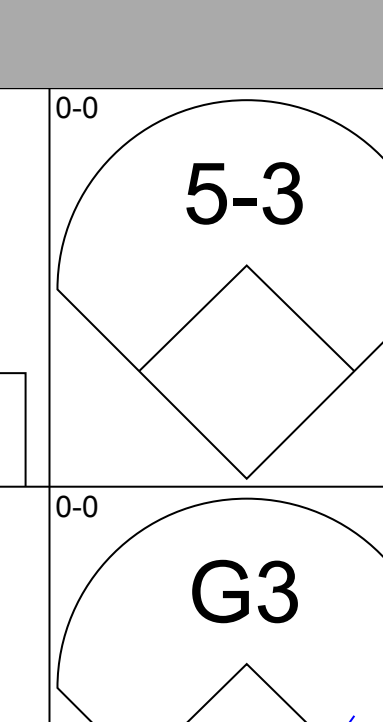
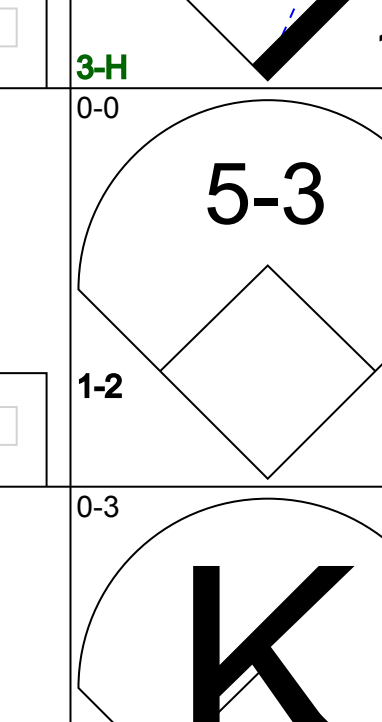
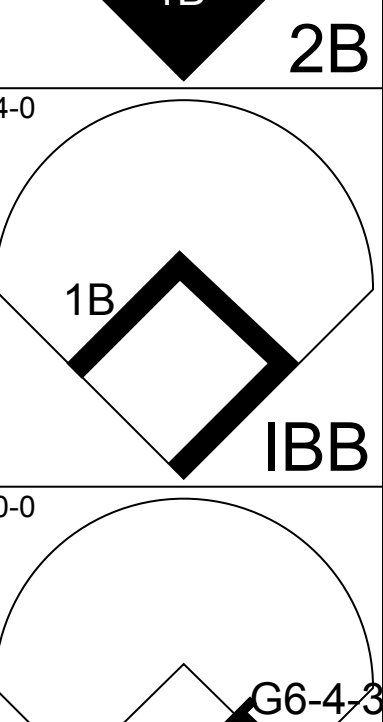
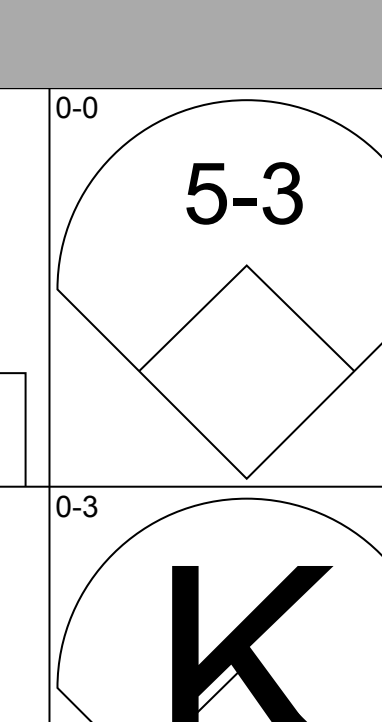
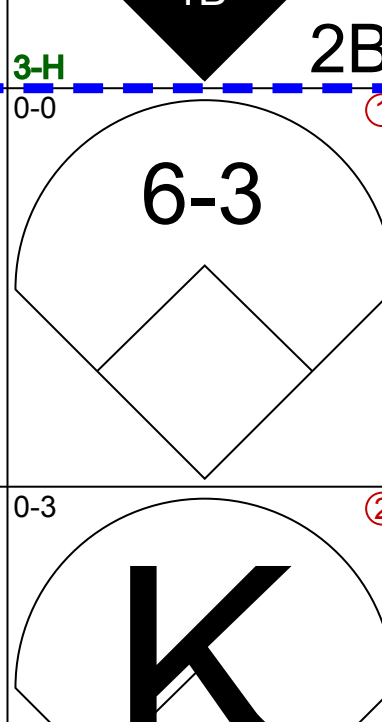

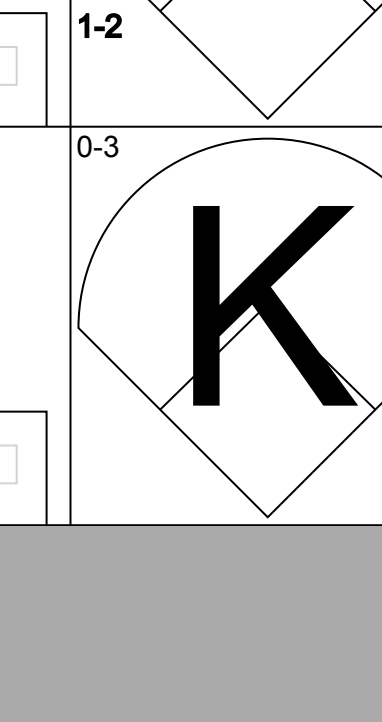
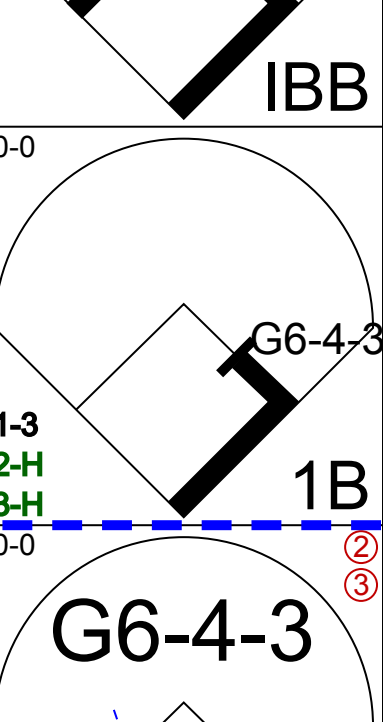
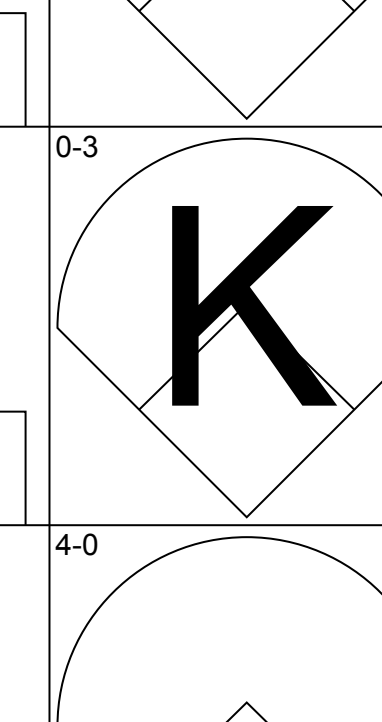
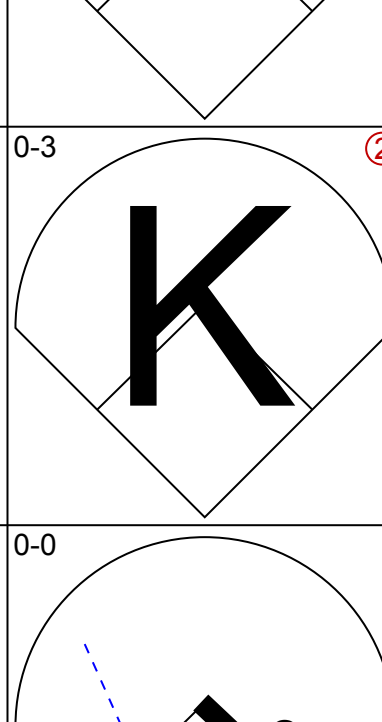

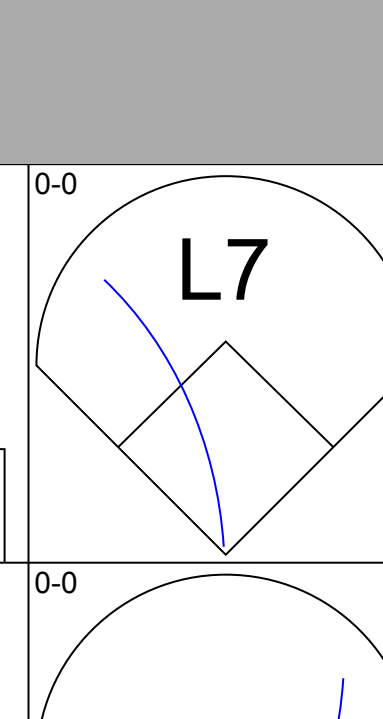
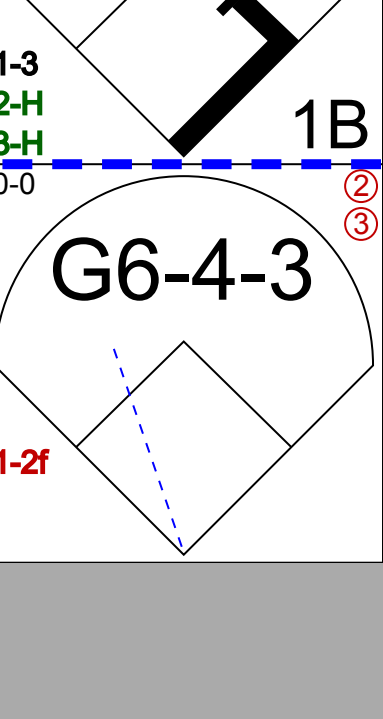
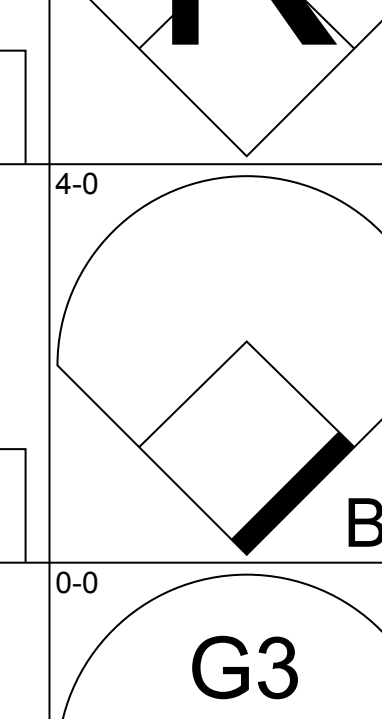
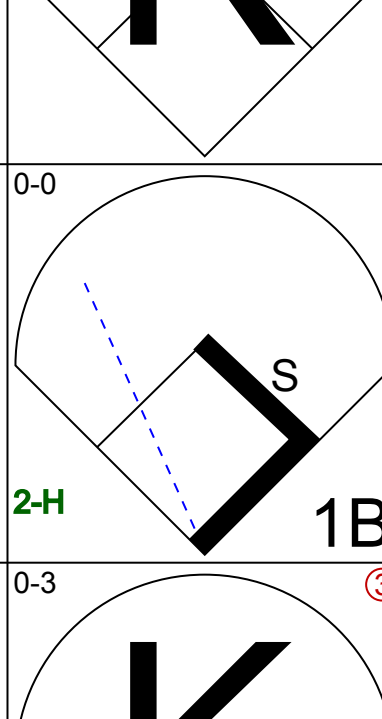
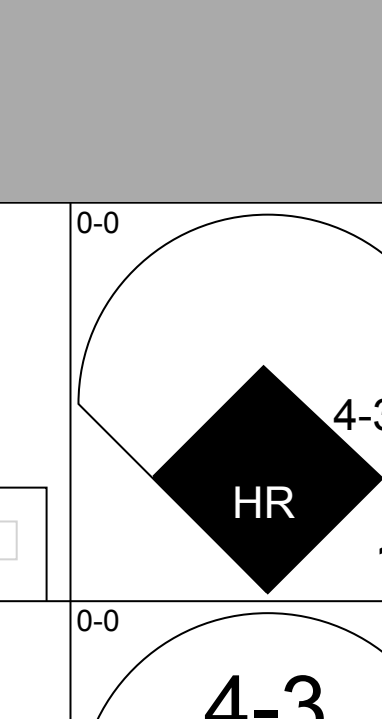
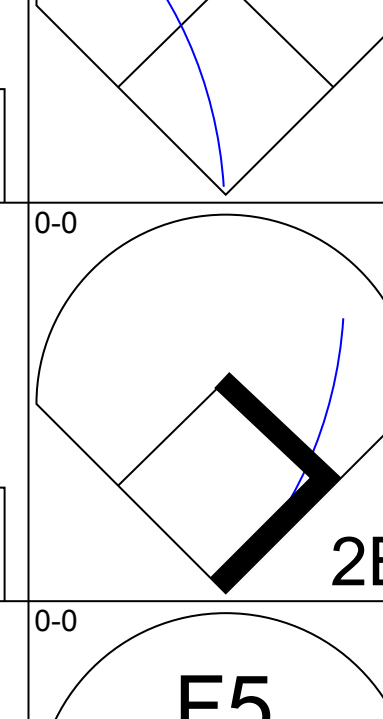
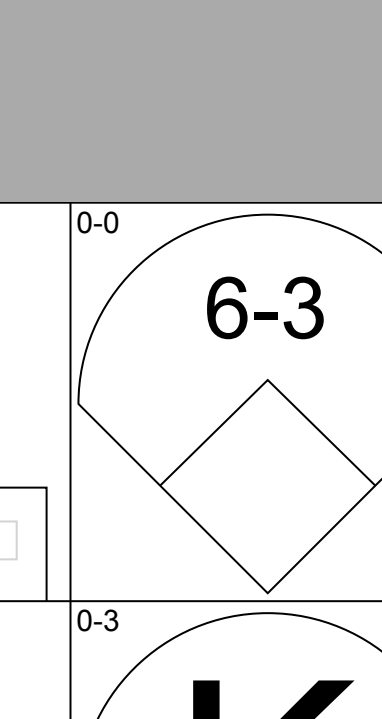
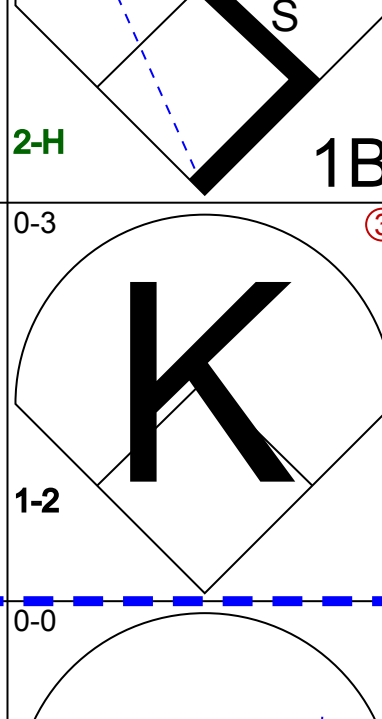
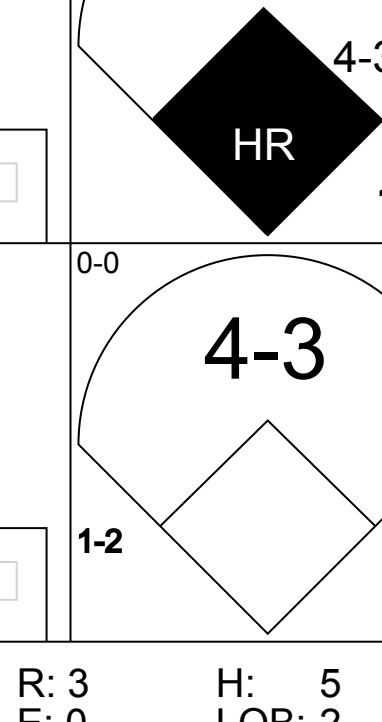
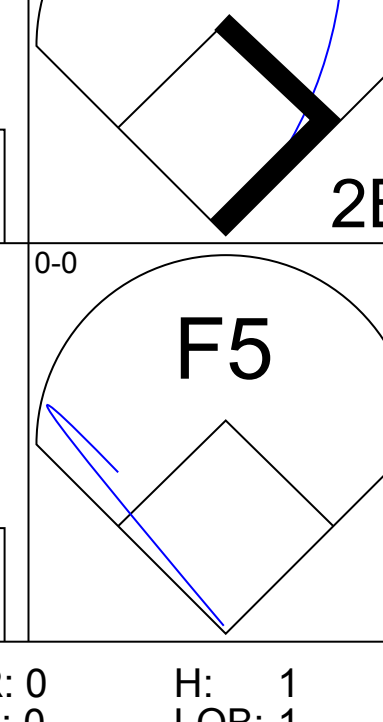
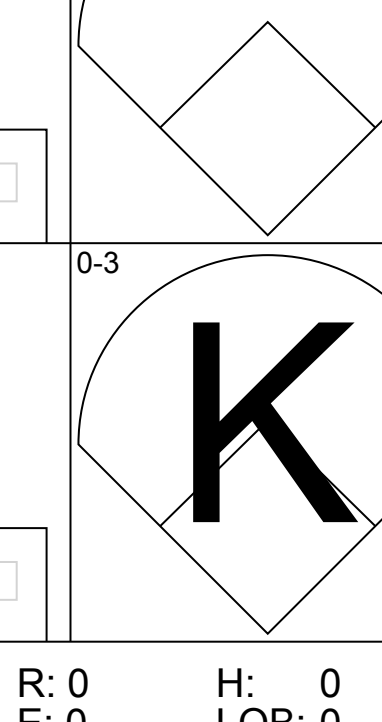
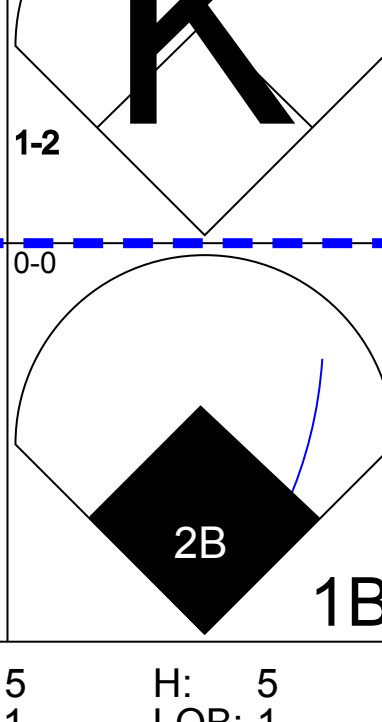


Batter	1	2	3	4	5	6	7	8	9	AB	R	H	RBI	BB	SO	LOB	TOP									
Ralph Garr, L OBP: 0.328, SLG: 0.382	F5		4-3 2B		4-3		SF8			4	1	2	1	0	0	0	Atlanta Braves @ Houston Astros Astrodome, Houston, TX Tue Sep 02 1975, 8:05 PM EDT Att: 4,019 - Dome									
Rowland Office, L OBP: 0.321, SLG: 0.328	4-3		4-3		4-3		3-H 4-0		1B	4	0	0	0	1	0	2										
Dave May, L OBP: 0.360, SLG: 0.511	4-3						1-2		BB	3	1	2	1	1	0	0										
Darrell Evans, L OBP: 0.357, SLG: 0.408		F8					1-3		BB	3	0	1	0	1	1	3										
Mike Lum, L OBP: 0.308, SLG: 0.324		1B					FC6-4		1B	3	1	0	1	1	0	3										
Biff Pocoroba, S OBP: 0.322, SLG: 0.317		1B					1-2 3-H		4-3	4	0	1	0	0	1	1										
Rod Gilbreath, R OBP: 0.333, SLG: 0.323		1B					1-2		K	4	0	1	1	0	1	0										
Rob Belloir, R OBP: 0.279, SLG: 0.301		G6-4-3					1-2 2-H		G3	4	1	1	0	0	1	2										
Carl Morton, R OBP: 0.207, SLG: 0.203							1-2		F9	3	0	1	0	0	2	0										
Bruce Dal Canton, R OBP: 0.056, SLG: 0.056									K	1	0	0	0	0	1	0										
Inning Stats	R: 0 E: 0 K: 0 S: 3	H: 0 LOB: 0 BB: 0 P: 3	R: 1 E: 0 K: 0 S: 4	H: 2 LOB: 1 BB: 1 P: 8	R: 1 E: 0 K: 1 S: 7	H: 2 LOB: 2 BB: 1 P: 11	R: 0 E: 0 K: 0 S: 3	H: 0 LOB: 0 BB: 0 P: 3	R: 0 E: 0 K: 1 S: 5	H: 0 LOB: 0 BB: 0 P: 5	R: 1 E: 0 K: 0 S: 4	H: 2 LOB: 0 BB: 0 P: 4	R: 1 E: 0 K: 2 S: 9	H: 2 LOB: 3 BB: 2 P: 17	R: 0 E: 0 K: 1 S: 5	H: 0 LOB: 0 BB: 0 P: 5	R: 0 E: 0 K: 2 S: 8	H: 1 LOB: 1 BB: 0 P: 8	1B: 7 2B: 2 3B: 0 HR: 0	SF: 1 SAC: 0 DP: 1 HBP: 0	WP: 0 PB: 0 SB: 1 CS: 1	PA: 38				
PITCHER	IP	WLS	BF	H	R	ER	SO	BB	IBB	HBP	BLK	WP	HR	S	P	ERA	WHIP									
Jim York, R ERA: 4.94	(1, 1)	6.2	L	29	8	4	4	3	3	0	0	0	0	0	32	44	5.40	1.650								
Jim Crawford, L ERA: 3.59	(7, 1)	0.1		2	0	0	0	1	1	0	0	0	0	0	3	7	0.00	3.000								
Mike Cosgrove, L ERA: 2.68	(8, 1)	1.0		3	0	0	0	1	0	0	0	0	0	5	5	0.00	0.000									
Jose Sosa, R ERA: 4.18	(9, 1)	1.0		4	1	0	0	2	0	0	0	0	0	8	8	0.00	1.000									



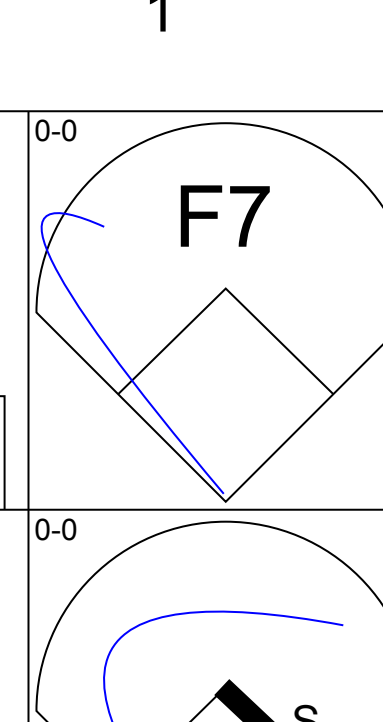
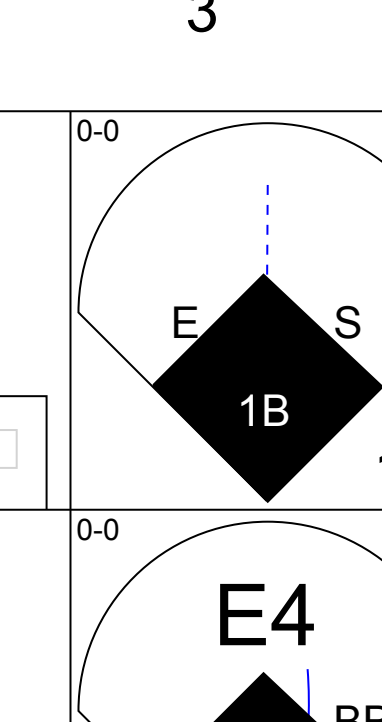
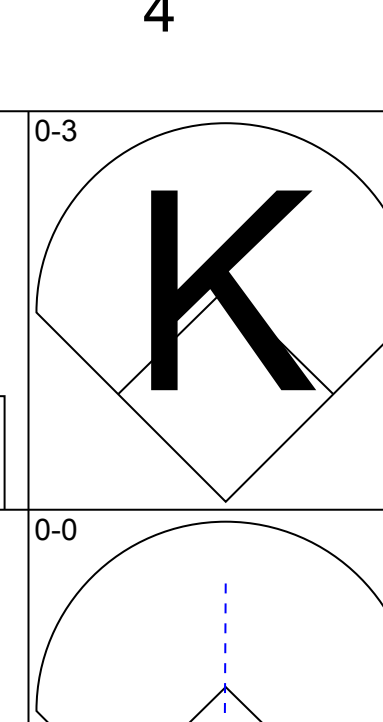
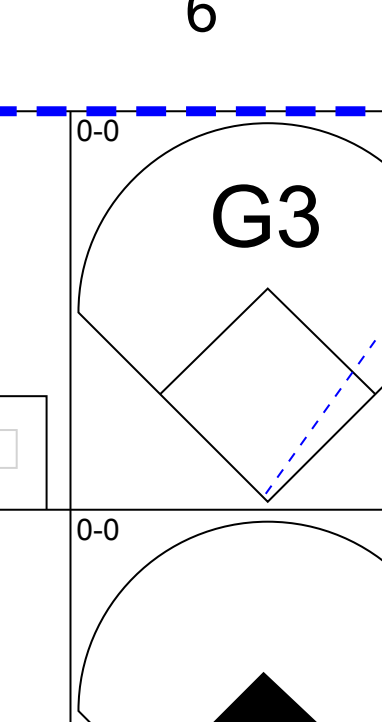
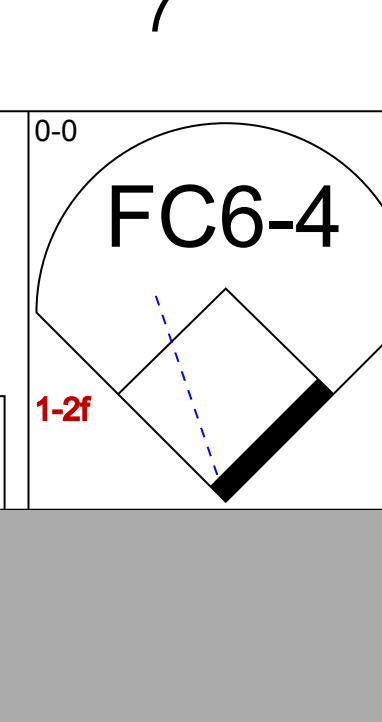
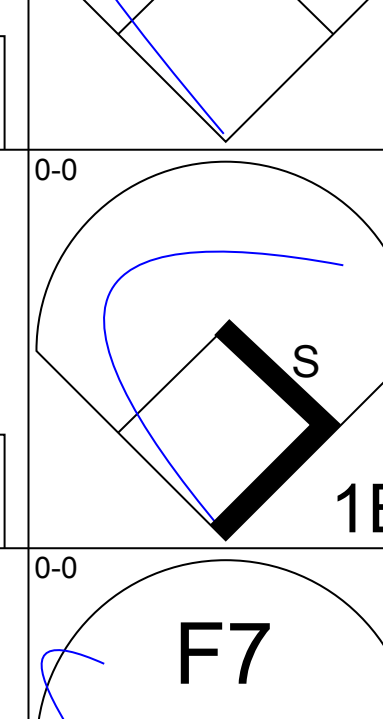
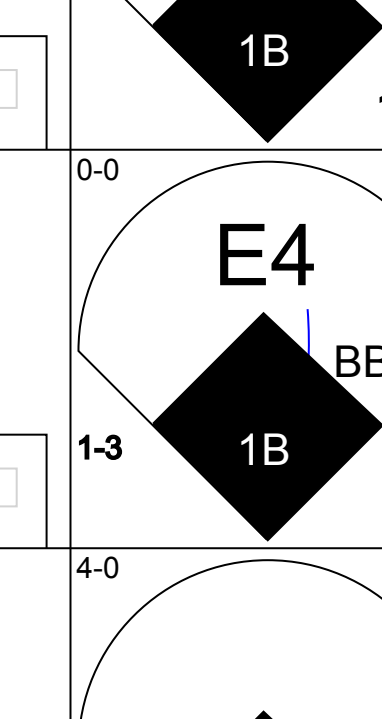
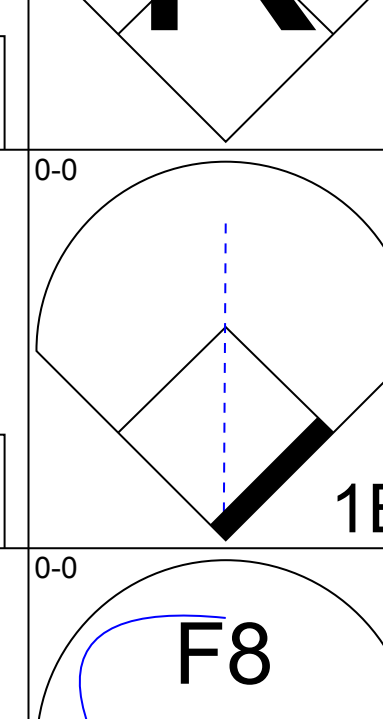
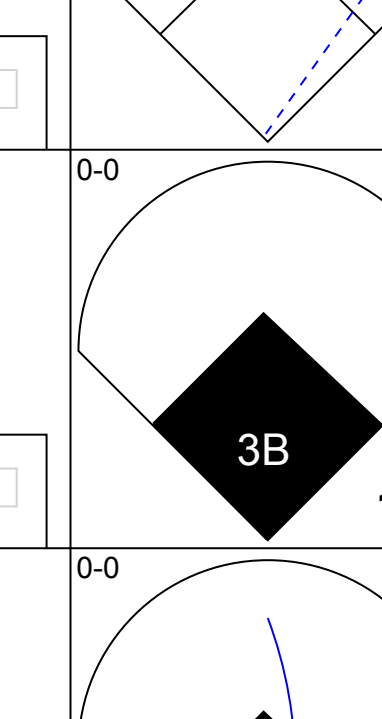
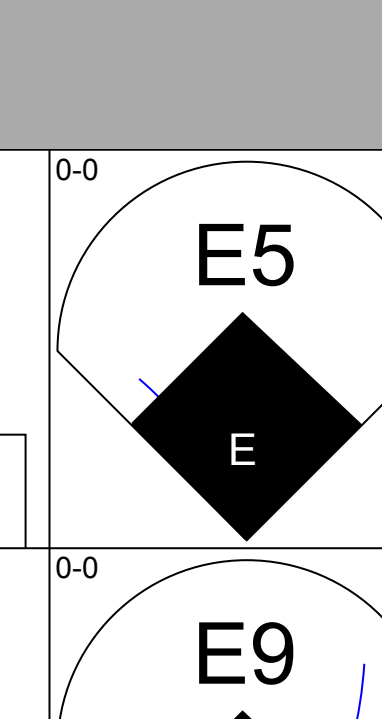
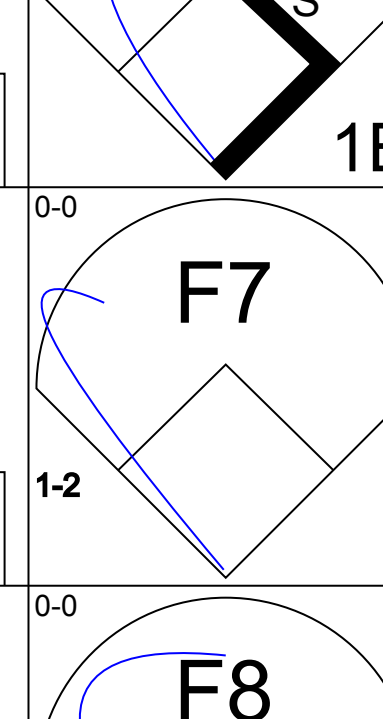
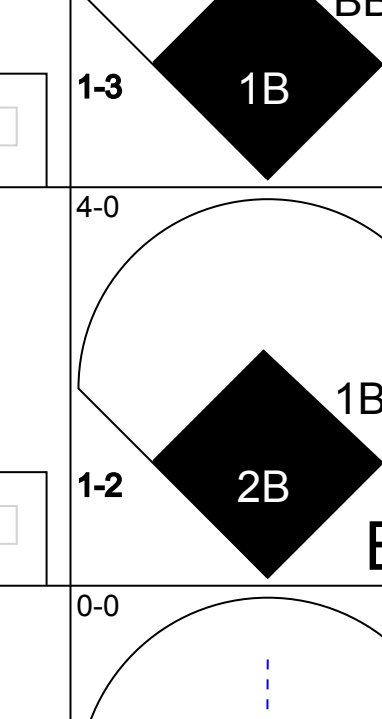
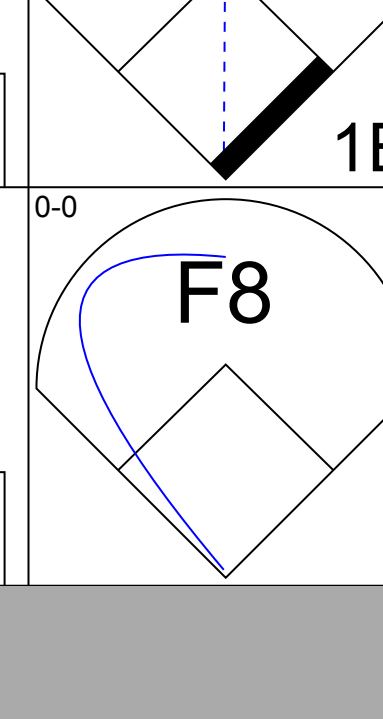
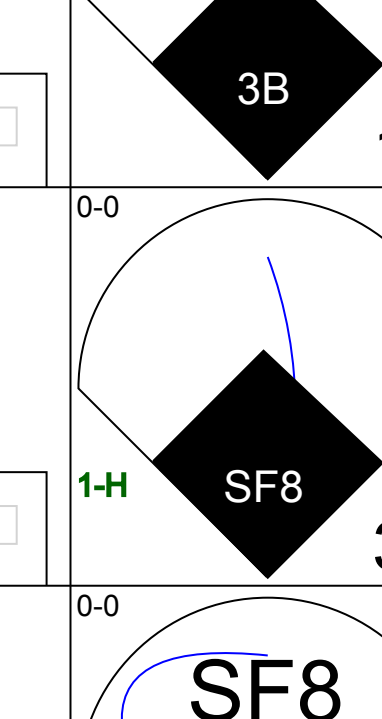
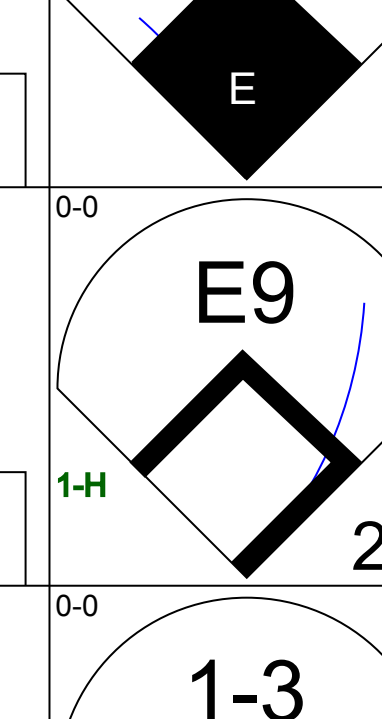
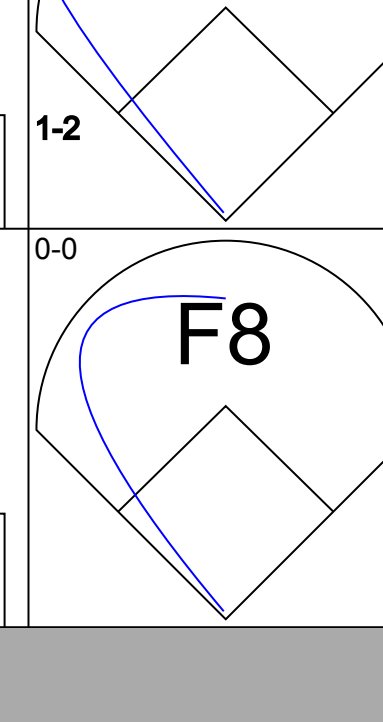
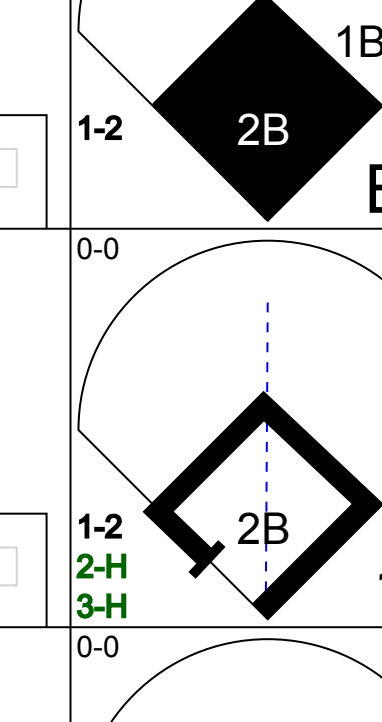
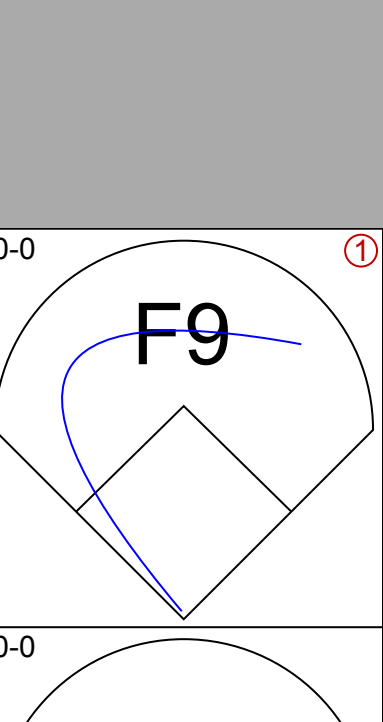
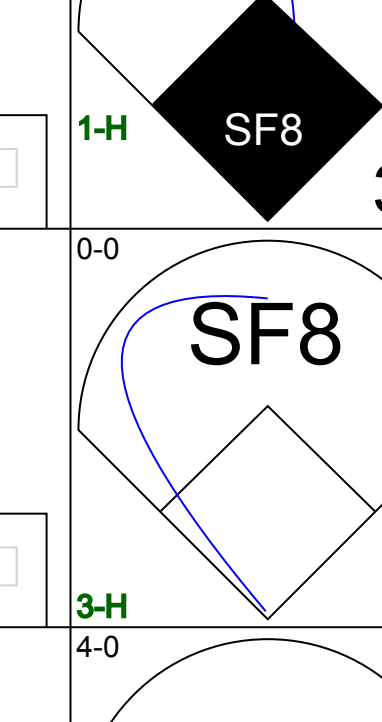
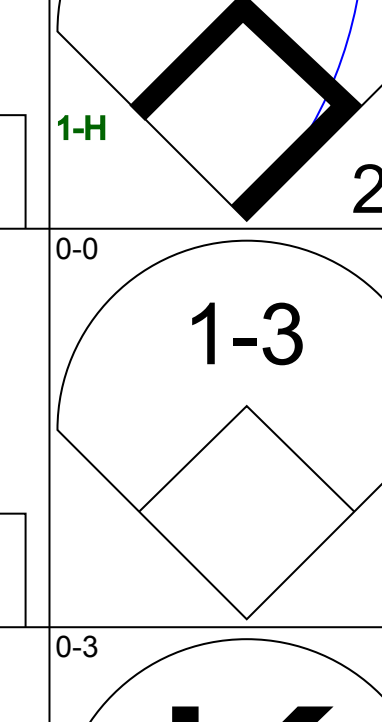
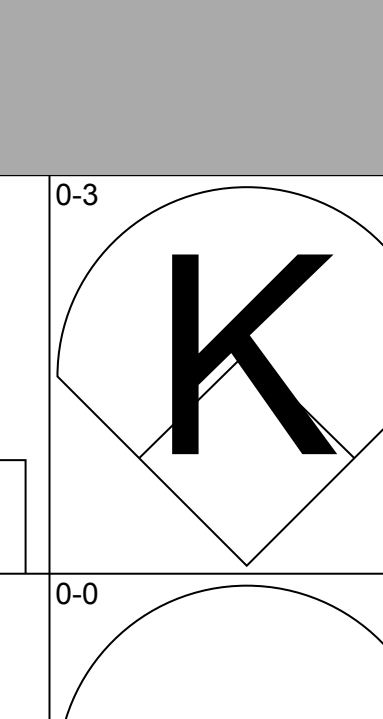
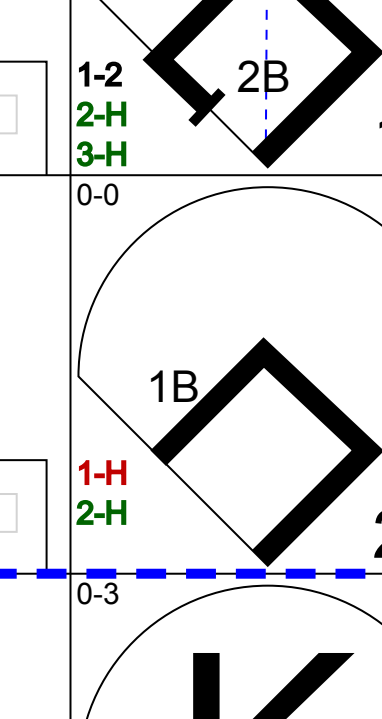
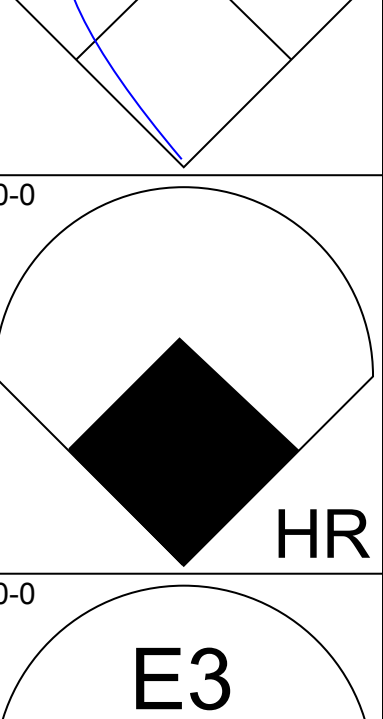
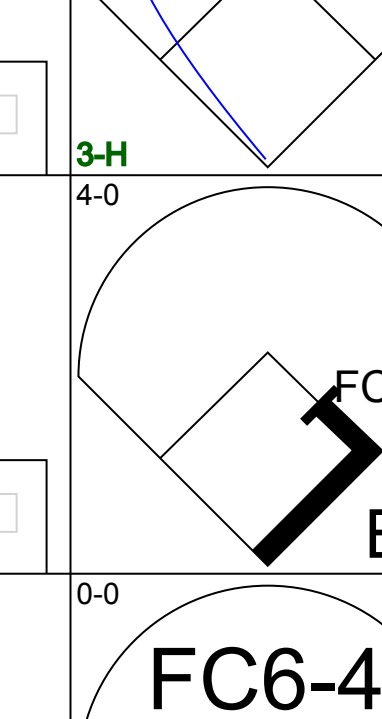
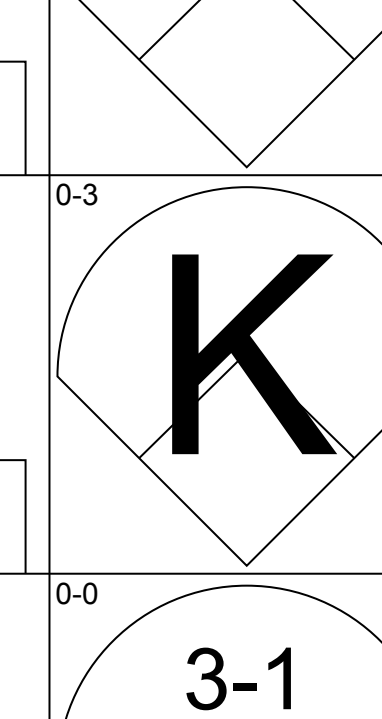
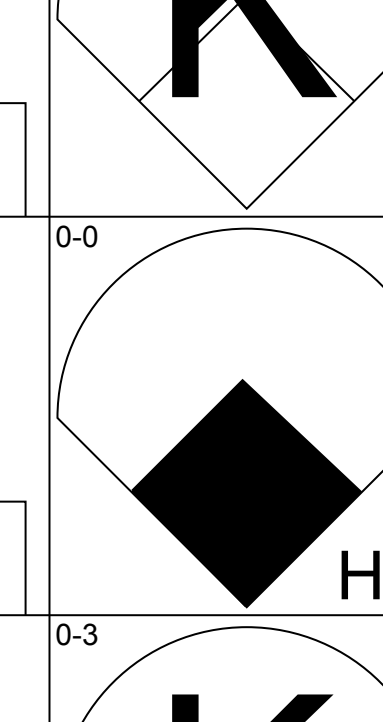
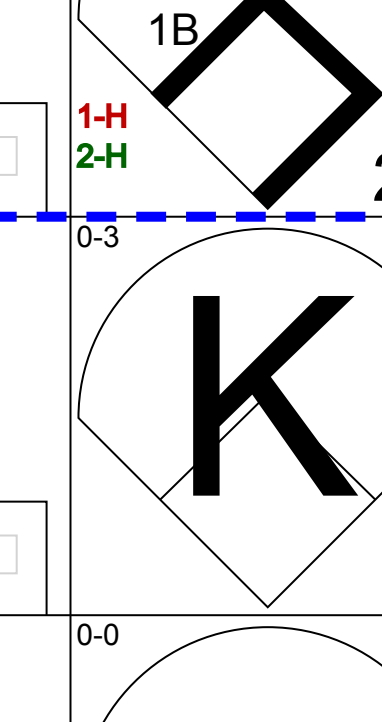
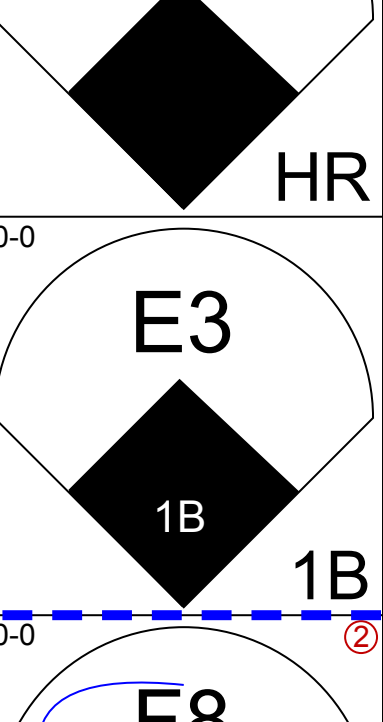
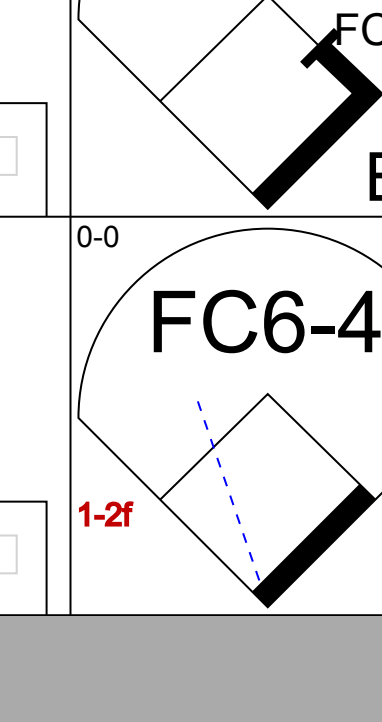
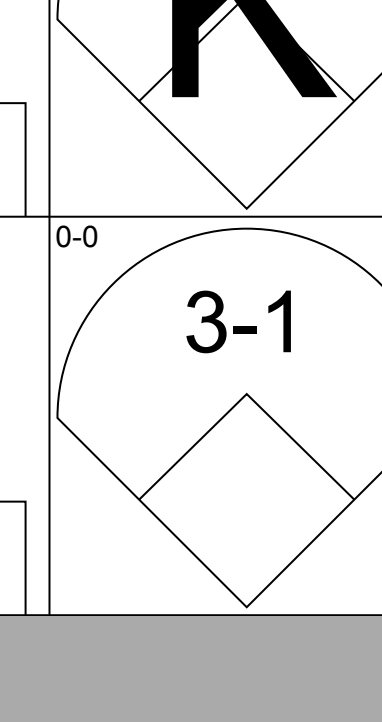
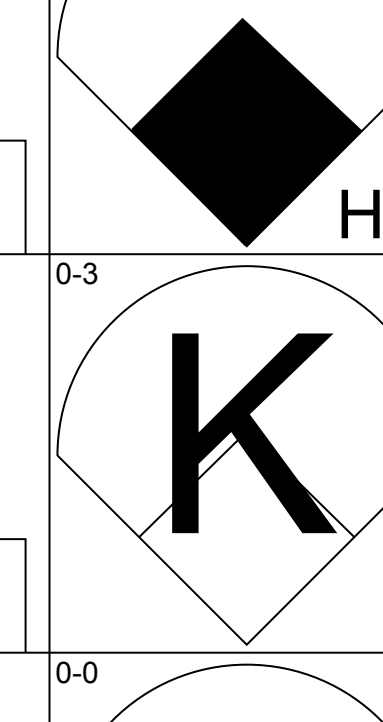
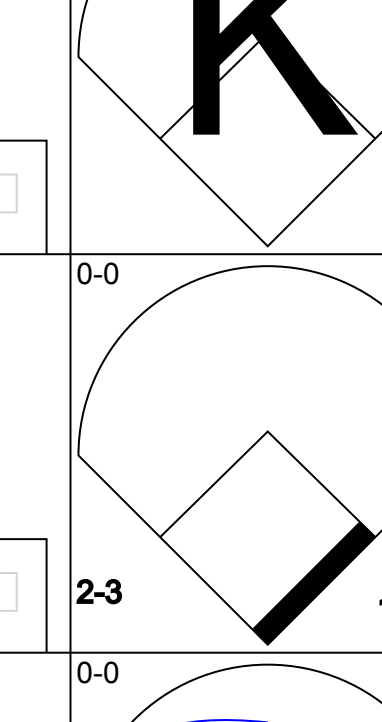
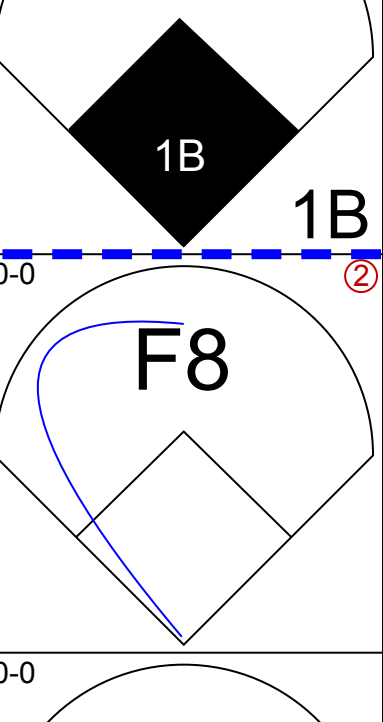
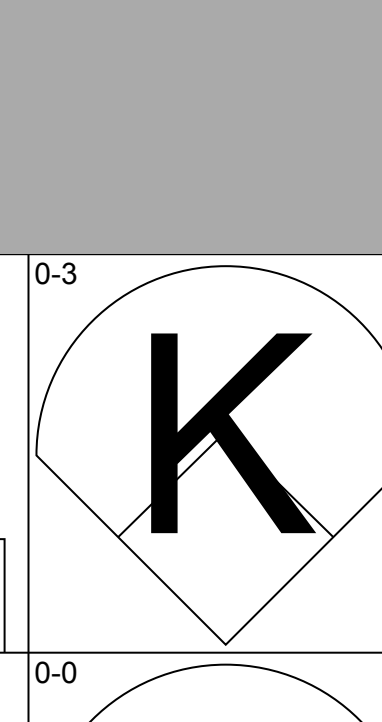
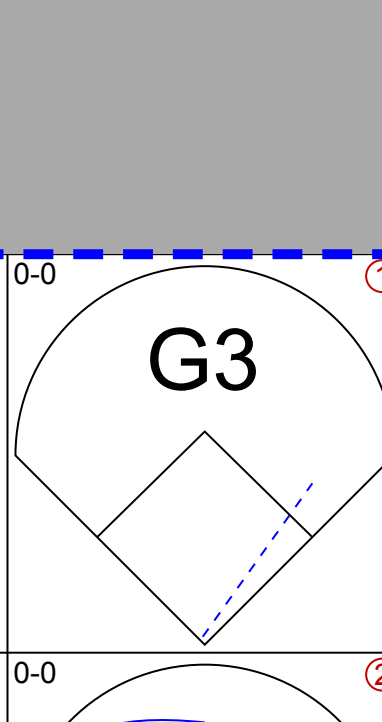
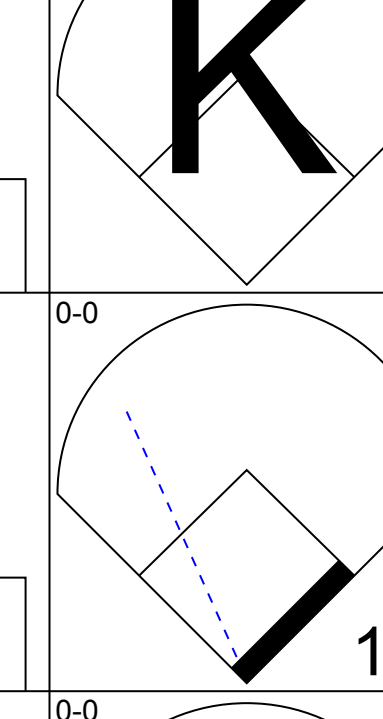
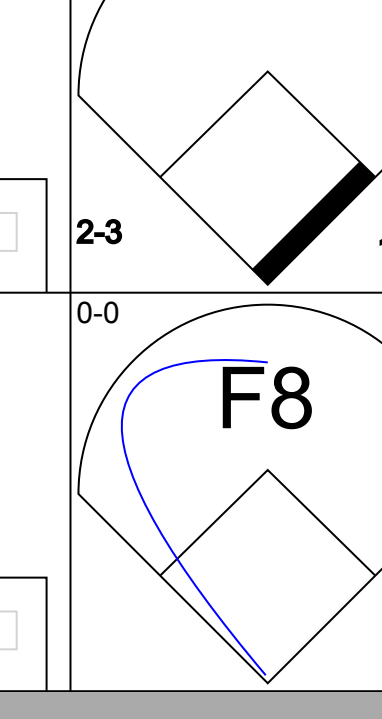
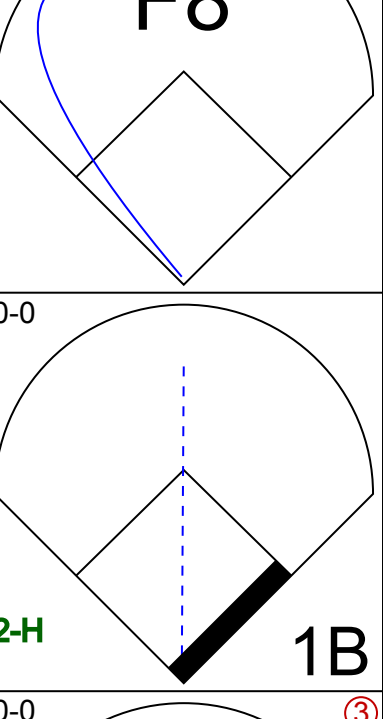
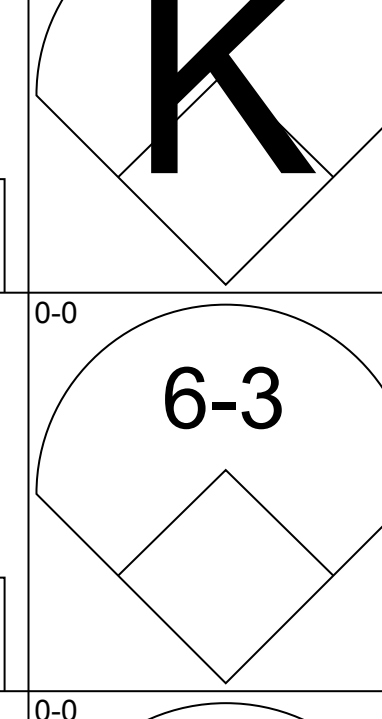
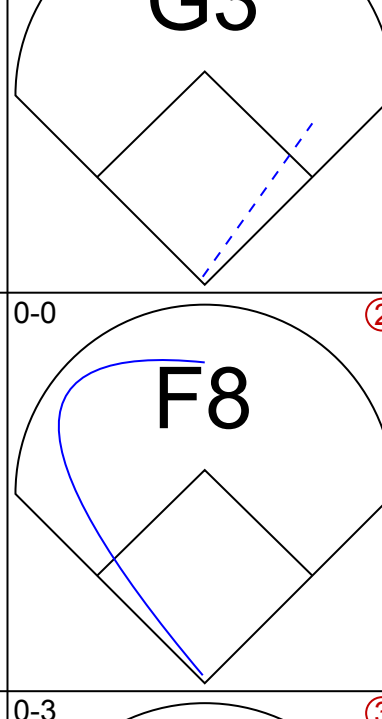
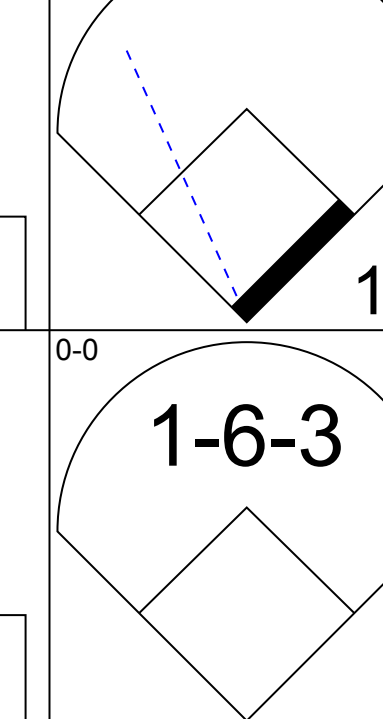
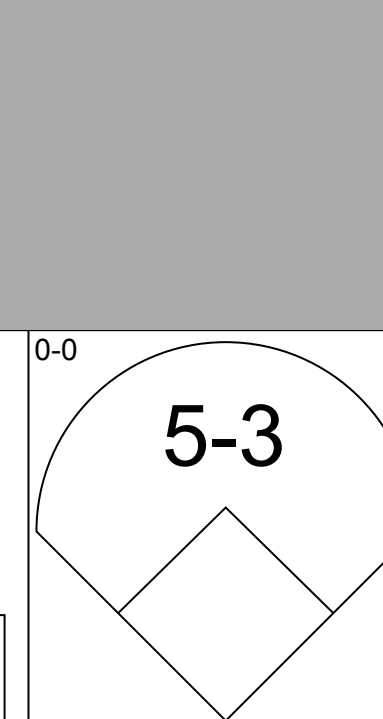
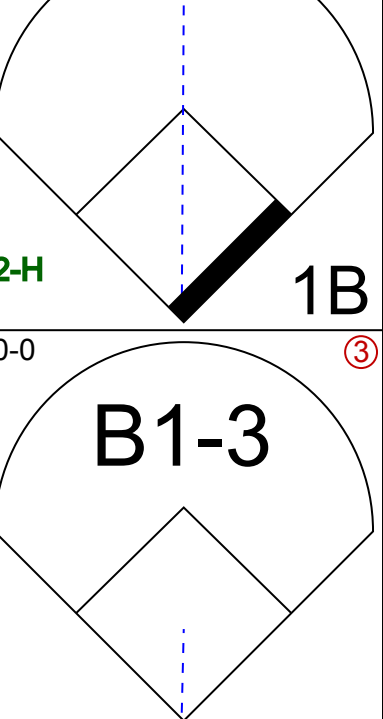
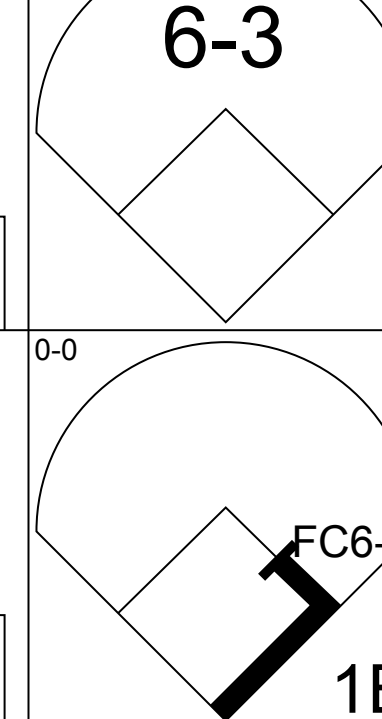
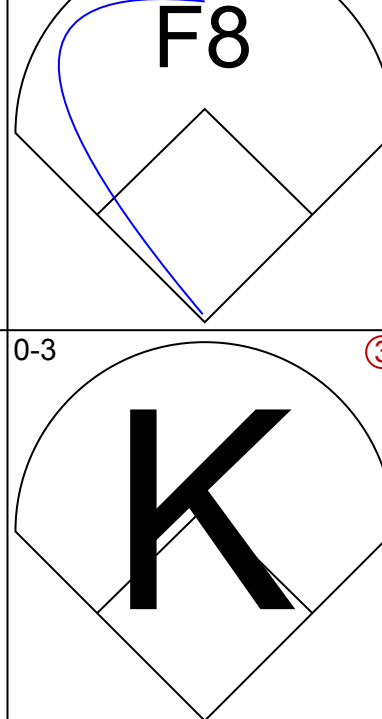
Batter	1	2	3	4	5	6	7	8	9	AB	R	H	RBI	BB	SO	LOB	BOTTOM								
Wilbur Howard, S OBP: 0.350, SLG: 0.407	6-3									3	1	2	0	1	0	1	Atlanta Braves @ Houston Astros Astrodome, Houston, TX Tue Sep 02 1975, 8:05 PM EDT Att: 4,019 - Dome								
Rob Andrews, R OBP: 0.276, SLG: 0.249	6-3									3	0	0	1	0	0	1									
Milt May, L OBP: 0.291, SLG: 0.334	6-3									1	0	1	0	0	0	0									
Jerry Davanon, R OBP: 0.396, SLG: 0.393										0	0	0	0	0	0	0									
Cesar Cedeno, R OBP: 0.372, SLG: 0.426	BB									4	0	1	0	0	0	3									
Cliff Johnson, R OBP: 0.379, SLG: 0.504	BB									3	0	0	0	0	0	3									
Bob Watson, R OBP: 0.370, SLG: 0.512	F7									4	0	0	0	0	0	5									
Jose Cruz, L OBP: 0.369, SLG: 0.422										3	0	0	0	1	0	0									
Doug Rader, R OBP: 0.297, SLG: 0.356	6-3									4	0	0	0	0	0	3									
Roger Metzger, S OBP: 0.301, SLG: 0.313										1	0	0	0	1	0	0									
Art Gardner, L OBP: 0.302, SLG: 0.376										1	0	0	0	0	0	0									
Mike Cosgrove, L OBP: 0.302, SLG: 0.376										0	0	0	0	0	0	0									
Jose Sosa, R OBP: 0.302, SLG: 0.376										0	0	0	0	0	0	0									
Enos Cabell, R OBP: 0.302, SLG: 0.376										1	0	0	0	0	0	0									
Jim York, R ERA: 3.52										2	0	0	0	0	2	1									
Jim Crawford, L ERA: 3.52										0	0	0	0	0	0	0									
Ken Boswell, L OBP: 0.352, SLG: 0.321										1	0	1	0	0	0	0									
Inning Stats	R: 1 E: 0 K: 0 S: 5	H: 2 LOB: 3 BB: 1 P: 10	R: 0 E: 0 K: 1 S: 5	H: 0 LOB: 1 BB: 1 P: 9	R: 0 E: 0 K: 0 S: 3	H: 0 LOB: 0 BB: 0 P: 3	R: 0 E: 0 K: 0 S: 3	H: 0 LOB: 0 BB: 0 P: 3	R: 0 E: 0 K: 0 S: 3	H: 0 LOB: 0 BB: 0 P: 3	R: 0 E: 0 K: 0 S: 3	H: 0 LOB: 0 BB: 0 P: 3	R: 0 E: 0 K: 0 S: 3	H: 0 LOB: 3 BB: 1 P: 9	R: 0 E: 0 K: 0 S: 3	H: 0 LOB: 0 BB: 0 P: 3	R: 0 E: 0 K: 0 S: 3	H: 0 LOB: 0 BB: 0 P: 3	1B: 3 2B: 1 3B: 1 HR: 0	SF: 0 SAC: 0 DP: 0 HBP: 1	WP: 0 PB: 0 SB: 0 CS: 0	PA: 35			
PITCHER	IP	WLS	BF	H	R	ER	SO	BB	IBB	HBP	BLK	WP	HR	S	P	ERA	WHIP								
Carl Morton, R ERA: 3.52	(1, 1)	7.0	W	29	5	1	1	2	3	0	0	0	0	29	42	1.29	1.143								
Bruce Dal Canton, R ERA: 5.18	(8, 1)	2.0	S	6	0	0	0	0	0	0	0	0	0	6	6	0.00	0.000								



Batter	1	2	3	4	5	6	7	8	9	AB	R	H	RBI	BB	SO	LOB	TOP																
Johnny Grubb, L OBP: 0.351, SLG: 0.380 (1, 8)										5	2	3	0	1	1		San Diego Padres @ Atlanta Braves Atlanta-Fulton County Stadium, Atlanta, GA Wed Sep 03 1975, 7:05 PM EDT Att: 1,119 - Unknown																
Hector Torres, R OBP: 0.300, SLG: 0.348 (1, 6)										5	2	3	2	0	0	0																	
Bobby Tolan, L OBP: 0.299, SLG: 0.330 (1, 7) (9, 3)										4	2	3	0	1	0	0																	
Willie McCovey, L OBP: 0.342, SLG: 0.441 Don Hahn, R OBP: 0.359, SLG: 0.200 (9, PR) (9, 7)										5	1	3	2	0	0	3																	
Dave Winfield, R OBP: 0.355, SLG: 0.412 (1, 9)										4	0	0	0	1	0	3																	
Mike Ivie, R OBP: 0.295, SLG: 0.373 (1, 5)										5	0	1	2	0	3	3																	
Dave Roberts, R OBP: 0.377, SLG: 0.500 (1, 4)										4	0	1	1	1	0	2																	
Bob Davis, R OBP: 0.301, SLG: 0.282 (1, 2)										5	1	2	0	0	1	3																	
Joe McIntosh, S OBP: 0.256, SLG: 0.250 Dave Tomlin, L OBP: 0.429, SLG: 0.200 Dave Freisleben, R OBP: 0.373, SLG: 0.085 Ted Kubiak, R OBP: 0.336, SLG: 0.259 Jerry Johnson, R OBP: 0.281, SLG: 0.167 Gene Locklear, L OBP: 0.321, SLG: 0.431 Bill Greif, R (9, 1)										1	0	0	0	0	0	1																	
Inning Stats	R: 0 E: 0 K: 1 S: 6	H: 2 LOB: 1 BB: 0 P: 6	R: 0 E: 0 K: 0 S: 3	H: 0 LOB: 0 BB: 0 P: 3	R: 3 E: 0 K: 1 S: 10	H: 5 LOB: 2 BB: 0 P: 10	R: 0 E: 0 K: 0 S: 4	H: 1 LOB: 1 BB: 0 P: 4	R: 2 E: 0 K: 0 S: 5	H: 3 LOB: 1 BB: 1 P: 9	R: 0 E: 0 K: 1 S: 5	H: 0 LOB: 0 BB: 0 P: 5	R: 0 E: 0 K: 0 S: 2	H: 0 LOB: 0 BB: 1 P: 6	R: 0 E: 0 K: 1 S: 5	H: 0 LOB: 1 BB: 1 P: 9	R: 5 E: 1 K: 2 S: 13	H: 5 LOB: 1 BB: 0 P: 13	1B: 10 2B: 4 3B: 0 HR: 2	SF: 0 SAC: 0 DP: 3 HBP: 0	WP: 0 PB: 0 SB: 1 CS: 0	PA: 44											
PITCHER	IP WLS BF H R ER SO BB IBB HBP BLK WP HR S P ERA WHIP	IP WLS BF H R ER SO BB IBB HBP BLK WP HR S P ERA WHIP																															
Adrian Devine, R ERA: 10.38 (1, 1)	4.1	24	11	5	5	2	0	1	0	0	0	0	1	27	31	10.38	2.538																
Elias Sosa, R ERA: 3.99 (5, 1)	3.2	14	3	3	3	2	2	0	0	0	0	0	1	16	24	7.36	1.364																
Tom House, L ERA: 3.04 (9, 1)	0.0	L	2	1	1	0	0	0	0	0	0	0	0	2	2	∞	∞																
Blue Moon Odom, R ERA: 7.11 (9, 1)	1.0	4	1	1	1	0	2	0	0	0	0	0	0	8	8	0.00	1.000																

AB 41
R 10
H 16
RBI 10
BB 3
SO 6
LOB 17



Batter	1	2	3	4	5	6	7	8	9	AB	R	H	RBI	BB	SO	LOB	BOTTOM															
Ralph Garr, L OBP: 0.327, SLG: 0.380 (1, 7)										5	1	1	0	0	1	1	San Diego Padres @ Atlanta Braves Atlanta-Fulton County Stadium, Atlanta, GA Wed Sep 03 1975, 7:05 PM EDT Att: 1,119 - Unknown															
Rod Gilbreath, R OBP: 0.341, SLG: 0.331 (1, 4)										5	3	3	0	0	0	1																
Darrell Evans, L OBP: 0.359, SLG: 0.414 (1, 5)										4	2	2	2	1	0	2																
Ed Goodson, L OBP: 0.234, SLG: 0.260 (1, 3)										4	0	1	3	0	0	2																
Dave May, L OBP: 0.368, SLG: 0.540 (1, 9)										4	1	2	2	1	2	1																
Rowland Office, L OBP: 0.322, SLG: 0.339 (1, 8)										5	2	2	1	0	1	3																
Vic Correll, R OBP: 0.310, SLG: 0.361 Joe Nolan, L (9, PH)										4	0	1	0	0	2	1																
Rob Belloir, R OBP: 0.289, SLG: 0.310 Mike Lum, L OBP: 0.307, SLG: 0.323 (9, PH)										4	0	2	1	0	0	2																
Adrian Devine, R (1, 1) Elias Sosa, R OBP: 0.143, SLG: 0.143 (5, 1) Tom House, L OBP: 0.200, SLG: 0.111 (9, 1) Blue Moon Odom, R OBP: 0.083, SLG: 0.167 (9, 1) Earl Williams, R OBP: 0.315, SLG: 0.377 (9, PH)										2	0	0	0	0	0	1																
Inning Stats	R: 0 E: 0 K: 0 S: 4	H: 1 LOB: 1 BB: 0 P: 4	R: 1 E: 0 K: 2 S: 9	H: 2 LOB: 1 BB: 0 P: 9	R: 3 E: 1 K: 1 S: 9	H: 4 LOB: 2 BB: 1 P: 13	R: 0 E: 0 K: 1 S: 6	H: 1 LOB: 1 BB: 0 P: 6	R: 2 E: 0 K: 0 S: 5	H: 3 LOB: 1 BB: 0 P: 6	R: 2 E: 0 K: 0 S: 5	H: 2 LOB: 1 BB: 1 P: 9	R: 0 E: 0 K: 1 S: 6	H: 1 LOB: 0 BB: 0 P: 6	R: 1 E: 2 K: 1 S: 7	H: 1 LOB: 1 BB: 0 P: 7	R: 0 E: 0 K: 1 S: 5	H: 0 LOB: 0 BB: 0 P: 5	1B: 10 2B: 2 3B: 1 HR: 2	SF: 1 SAC: 0 DP: 0 HBP: 0	WP: 0 PB: 0 SB: 2 CS: 0	PA: 45										
PITCHER	IP WLS BF H R ER SO BB IBB HBP BLK WP HR S P ERA WHIP	IP WLS BF H R ER SO BB IBB HBP BLK WP HR S P ERA WHIP																														
Joe McIntosh, R ERA: 3.61 (1, 1)	2.1	14	4	2	1	2	0	0	0	0	0	1	14	14	4.50	2.000																
Dave Tomlin, L ERA: 3.63 (3, 1)	2.0	10	4	2	1	2	0	0	0	0	0	3	3	0.00	1.500																	
Dave Freisleben, R ERA: 4.14 (5, 1)	0.2	3	1	0	0	0	0	0	0	0	0	0	3	3	0.00	1.500																
Jerry Johnson, R ERA: 4.44 (6, 1)	3.0	W	15	4	3	2	2	1	0	0	0	0	18	22	6.00	1.667																
Bill Greif, R ERA: 3.48 (9, 1)	1.0	S	3	0	0	0	1	0	0	0	0	0	5	5	0.00	0.000																

AB 42
R 9
H 15
RBI 9
BB 2
SO 7
LOB 15



Batter	1	2	3	4	5	6	7	8	9	AB	R	H	RBI	BB	SO	LOB	TOP										
Johnny Grubb, L OBP: 0.349, SLG: 0.377 (1, 8)	3-1		FC3-6 FC6-4			6-3		F7		4	0	0	0	0	0	1	San Diego Padres @ Atlanta Braves Atlanta-Fulton County Stadium, Atlanta, GA Thu Sep 04 1975, 7:05 PM EDT Att: 1,062 - Unknown										
Hector Torres, R OBP: 0.305, SLG: 0.354 (1, 6)	1B		FC6-4			1B		1B		4	0	3	0	0	0	1											
Bobby Tolan, L OBP: 0.299, SLG: 0.330 (1, 7)	K2-3					1-3		1B		4	0	1	0	0	1	2											
Willie McCovey, L OBP: 0.341, SLG: 0.447 (1, 3)										4	1	1	1	0	1	2											
Ted Kubiak, S OBP: 0.303, SLG: 0.253 (9, 5)										0	0	0	0	0	0	0											
Dave Winfield, R OBP: 0.354, SLG: 0.413 (1, 9)		HR								4	0	1	0	0	2	2											
Mike Ivie, R OBP: 0.293, SLG: 0.369 (1, 5)										4	0	0	0	0	4	1											
Dave Roberts, R OBP: 0.386, SLG: 0.491 (1, 4)										3	0	1	0	1	0	0											
Bob Davis, R OBP: 0.299, SLG: 0.273 (1, 2)										3	0	0	0	1	2	0											
Danny Frisella, L OBP: 0.200, SLG: 0.200 (9, 1)										0	0	0	0	0	0	0											
Rich Folkers, L OBP: 0.250, SLG: 0.233 (1, 1)										3	0	1	0	0	1	3											
Fred Kendall, R OBP: 0.277, SLG: 0.265 (9, 2)										0	0	0	0	0	0	0											
Inning Stats	R: 0 E: 0 K: 1 S: 5	H: 1 LOB: 0 BB: 0 P: 5	R: 1 E: 0 K: 2 S: 8	H: 2 LOB: 0 BB: 0 P: 8	R: 0 E: 0 K: 1 S: 6	H: 1 LOB: 1 BB: 0 P: 6	R: 0 E: 0 K: 1 S: 5	H: 0 LOB: 0 BB: 0 P: 5	R: 0 E: 0 K: 1 S: 5	H: 0 LOB: 0 BB: 0 P: 5	R: 0 E: 0 K: 1 S: 6	H: 1 LOB: 1 BB: 0 P: 6	R: 0 E: 0 K: 1 S: 6	H: 1 LOB: 3 BB: 2 P: 14	R: 0 E: 0 K: 2 S: 7	H: 2 LOB: 2 BB: 0 P: 7	R: 0 E: 0 K: 2 S: 7	H: 0 LOB: 0 BB: 0 P: 7	1B: 6 2B: 1 3B: 0 HR: 1	SF: 0 SAC: 0 DP: 0 HBP: 0	WP: 0 PB: 0 SB: 0 CS: 2	PA: 36					
PITCHER	IP	WLS	BF	H	R	ER	SO	BB	IBB	HBP	BLK	WP	HR	S	P	ERA	WHIP										
Phil Niekro, R ERA: 3.08 (1, 1)	8.0		32	8	1	1	9	1	1	0	0	0	1	48	56	1.12	1.125										
Bruce Dal Canton, R ERA: 5.1 (9, 1)	1.0	W	3	0	0	0	2	0	0	0	0	0	0	7	7	0.00	0.000										

AB 33
R 1
H 8
RBI 1
BB 2
SO 11
LOB 12



Batter	1	2	3	4	5	6	7	8	9	AB	R	H	RBI	BB	SO	LOB	BOTTOM										
Ralph Garr, L OBP: 0.325, SLG: 0.378 (1, 7)	L7		F3			G4-6-3		FC6-4		4	0	0	0	0	0	4	San Diego Padres @ Atlanta Braves Atlanta-Fulton County Stadium, Atlanta, GA Thu Sep 04 1975, 7:05 PM EDT Att: 1,062 - Unknown										
Rod Gilbreath, R OBP: 0.339, SLG: 0.329 (1, 4)	K		K			F9		SH1-3 1B		4	1	1	0	0	2	1											
Darrell Evans, L OBP: 0.357, SLG: 0.412 (1, 5)	K					F3		SH1-3 1B		3	0	0	0	0	1	0											
Earl Williams, R OBP: 0.312, SLG: 0.374 (1, 3)								1B		3	0	0	0	0	0	0											
Mike Lum, L OBP: 0.309, SLG: 0.323 (9, PH)								1B BB		0	1	0	0	1	0	0											
Cito Gaston, R OBP: 0.305, SLG: 0.412 (1, 9)								1B		3	0	1	0	0	1	0											
Ed Goodson, L OBP: 0.238, SLG: 0.264 (9, PH)								1B		1	0	1	1	0	0	0											
Vic Correll, R OBP: 0.308, SLG: 0.359 (1, 2)								1B		2	0	0	0	0	0	1											
Marty Perez, R OBP: 0.332, SLG: 0.329 (8, PH)								1B		2	0	1	1	0	0	0											
Rowland Office, L OBP: 0.319, SLG: 0.335 (1, 8)								1B		3	0	0	0	0	0	1											
Rob Belloir, R OBP: 0.293, SLG: 0.307 (1, 6)								1B		1	0	0	0	1	0	0											
Dave May, L OBP: 0.372, SLG: 0.543 (8, PH)								1B		1	0	1	0	0	0	0											
Biff Pocoroba, S OBP: 0.322, SLG: 0.317 (9, 2)								1B		0	0	0	0	0	0	0											
Phil Niekro, R OBP: 0.176, SLG: 0.216 (1, 1)								1B		1	0	0	0	1	0	1											
Dusty Baker Jr., R OBP: 0.347, SLG: 0.405 (8, PH)								1B		1	0	1	0	0	0	0											
Bruce Dal Canton, R OBP: 0.056, SLG: 0.056 (9, 1)								1B		0	0	0	0	0	0	0											
Inning Stats	R: 0 E: 0 K: 2 S: 7	H: 0 LOB: 0 BB: 0 P: 7	R: 0 E: 0 K: 0 S: 4	H: 1 LOB: 1 BB: 0 P: 4	R: 0 E: 0 K: 1 S: 5	H: 0 LOB: 1 BB: 1 P: 9	R: 0 E: 0 K: 1 S: 5	H: 0 LOB: 0 BB: 0 P: 5	R: 0 E: 0 K: 1 S: 3	H: 0 LOB: 0 BB: 0 P: 3	R: 0 E: 0 K: 0 S: 2	H: 0 LOB: 0 BB: 1 P: 6	R: 0 E: 0 K: 0 S: 3	H: 0 LOB: 0 BB: 0 P: 3	R: 0 E: 0 K: 0 S: 5	H: 2 LOB: 2 BB: 0 P: 5	R: 2 E: 0 K: 0 S: 4	H: 3 LOB: 2 BB: 1 P: 8	1B: 5 2B: 1 3B: 0 HR: 0	SF: 0 SAC: 1 DP: 1 HBP: 0	WP: 1 PB: 0 SB: 0 CS: 0	PA: 33					
PITCHER	IP	WLS	BF	H	R	ER	SO	BB	IBB	HBP	BLK	WP	HR	S	P	ERA	WHIP										
Rich Folkers, L ERA: 4.38 (1, 1)	8.1		30	4	1	1	4	2	0	0	0	0	0	36	44	1.08	0.720										
Danny Frisella, R ERA: 3.17 (9, 1)	0.0	L	3	2	1	1	0	1	0	0	0	0	0	2	6	∞	∞										





Batter	1	2	3	4	5	6	7	8	9	AB	R	H	RBI	BB	SO	LOB	TOP					
Davey Lopes, R OBP: 0.355, SLG: 0.360 (1, 4)	F8		K2-3			HR 3B		FC6-4 1B		4	1	2	0	0	1	0	Los Angeles Dodgers @ Atlanta Braves Atlanta-Fulton County Stadium, Atlanta, GA Fri Sep 05 1975, 7:05 PM EDT Att: 2,725 - Unknown					
Lee Lacy, R OBP: 0.359, SLG: 0.486 (1, 7)	K					HR		FC6-4 1-2		4	1	2	2	0	1	1						
Willie Crawford, L OBP: 0.339, SLG: 0.377 (1, 9)	WP 1B BB					4-3		F8		3	1	0	0	1	0	2						
Steve Garvey, R OBP: 0.343, SLG: 0.459 (1, 3)	CS 1-H 1B					4-3		FC6-4 1B		4	0	2	1	0	1	0						
Ron Cey, R OBP: 0.358, SLG: 0.461 Ken McMullen, R OBP: 0.278, SLG: 0.471 (7, 5)	CS 1-2	K				5-3		4-3		3	0	0	0	0	1	0						
John Hays, L OBP: 0.305, SLG: 0.360 (1, 8)		K				5-3		FC5-4 1B		4	1	1	0	0	1	1						
Steve Yeager, R OBP: 0.306, SLG: 0.368 (1, 2)		6-3				2B		K		4	1	2	2	0	1	1						
Ivan De Jesus, R OBP: 0.270, SLG: 0.200 (1, 6)						1-3		FC5-4 1-2		4	0	0	0	0	0	2						
Burt Hooton, R OBP: 0.156, SLG: 0.164 (1, 1)						K		L4		3	0	0	0	0	2	0						
Inning Stats	R: 1 E: 0 X: 1 S: 5	H: 1 LOB: 0 BB: 1 P: 9	R: 0 E: 0 X: 2 S: 7	H: 0 LOB: 0 BB: 0 P: 7	R: 0 E: 0 X: 2 S: 7	H: 0 LOB: 0 BB: 0 P: 7	R: 0 E: 0 X: 1 S: 5	H: 1 LOB: 0 BB: 0 P: 5	R: 0 E: 0 X: 0 S: 4	H: 1 LOB: 1 BB: 0 P: 4	R: 2 E: 0 X: 0 S: 5	H: 2 LOB: 2 BB: 0 P: 5	R: 0 E: 0 X: 1 S: 6	H: 1 LOB: 1 BB: 0 P: 6	R: 0 E: 0 X: 1 S: 6	H: 1 LOB: 0 BB: 0 P: 6		R: 2 E: 0 X: 1 S: 7	H: 2 LOB: 0 BB: 0 P: 7	1B: 5 2B: 1 3B: 1 HR: 2	SF: 0 SAC: 0 DP: 0 HBP: 0	WP: 1 PB: 0 SB: 0 CS: 2
PITCHER	IP	WLS	BF	H	R	ER	SO	BB	IBB	HBP	BLK	WP	HR	S	P	ERA	WHIP					
Mike Thompson, R ERA: 4.7 (1, 1)	7.0	L	26	6	3	3	7	1	0	0	0	1	1	39	43	3.86	1.000					
Max Leon, R ERA: 4.1 (8, 1)	2.0		9	3	2	2	2	0	0	0	0	0	1	13	13	9.00	1.500					

Batter	1	2	3	4	5	6	7	8	9	AB	R	H	RBI	BB	SO	LOB	BOTTOM					
Ralph Garr, L OBP: 0.324, SLG: 0.377 (1, 7)	4-3		L6			BB 1B		4-3		4	1	1	0	0	0	1	Los Angeles Dodgers @ Atlanta Braves Atlanta-Fulton County Stadium, Atlanta, GA Fri Sep 05 1975, 7:05 PM EDT Att: 2,725 - Unknown					
Rod Gilbreath, R OBP: 0.337, SLG: 0.327 (1, 4)	1B 1B		6-3			F9		4-3		4	1	1	0	0	0	1						
Darrell Evans, L OBP: 0.358, SLG: 0.411 (1, 5)	1B 1-3 1B		G3			1B 1-2 BB		K		3	0	1	0	1	1	0						
Dave May, L OBP: 0.369, SLG: 0.535 (1, 9)	1-2 3-H 1B					K		F9		4	0	1	1	0	2	2						
Dusty Baker Jr., R OBP: 0.348, SLG: 0.406 (1, 8)	K					P6		1B 1B		4	0	2	1	0	1	2						
Mike Lum, L OBP: 0.306, SLG: 0.319 (1, 3)	4-3					1-3 2-H 1B		4-3		4	0	0	0	0	2	5						
Earl Williams, R OBP: 0.311, SLG: 0.372 (1, 2)						1-3 1B		5-3		4	0	1	0	0	0	0						
Rob Belloir, R OBP: 0.287, SLG: 0.300 Marty Perez, R OBP: 0.321, SLG: 0.327 (7, PH) (8, 6)						F9		L3		2	0	0	0	0	0	0						
Mike Thompson, R OBP: 0.071, SLG: 0.071 Rowland Office, L OBP: 0.321, SLG: 0.341 Max Leon, R OBP: 0.400, SLG: 0.333 (8, 1)						K		5-3		2	0	0	0	0	0	2						
Inning Stats	R: 1 E: 0 X: 1 S: 8	H: 3 LOB: 2 BB: 0 P: 8	R: 0 E: 0 X: 1 S: 5	H: 0 LOB: 0 BB: 0 P: 5	R: 0 E: 0 X: 2 S: 3	H: 0 LOB: 0 BB: 0 P: 3	R: 0 E: 0 X: 2 S: 7	H: 0 LOB: 0 BB: 0 P: 7	R: 0 E: 0 X: 1 S: 5	H: 0 LOB: 0 BB: 0 P: 5	R: 1 E: 0 X: 1 S: 7	H: 2 LOB: 2 BB: 1 P: 11	R: 0 E: 0 X: 0 S: 4	H: 1 LOB: 1 BB: 0 P: 4	R: 0 E: 0 X: 1 S: 5	H: 0 LOB: 0 BB: 0 P: 5		R: 0 E: 0 X: 1 S: 6	H: 2 LOB: 1 BB: 0 P: 6	1B: 7 2B: 2 3B: 0 HR: 0	SF: 0 SAC: 0 DP: 1 HBP: 0	WP: 0 PB: 0 SB: 0 CS: 0
PITCHER	IP	WLS	BF	H	R	ER	SO	BB	IBB	HBP	BLK	WP	HR	S	P	ERA	WHIP					
Burt Hooton, R ERA: 3.11 (1, 1)	9.0	W	35	8	2	2	8	1	0	0	0	0	0	50	54	2.00	1.000					

Batter	1	2	3	4	5	6	7	8	9	AB	R	H	RBI	BB	SO	LOB	TOP					
Davey Lopes, R OBP: 0.354, SLG: 0.358 (1, 4)										5	1	1	0	0	1	2	Los Angeles Dodgers @ Atlanta Braves Atlanta-Fulton County Stadium, Atlanta, GA Sat Sep 06 1975, 7:05 PM EDT Att: 7,357 - Unknown AB 36 R 2 H 10 RBI 2 BB 1 SO 3 LOB 16 					
Lee Lacy, R OBP: 0.355, SLG: 0.478 (1, 7)										4	0	0	0	1	0	2						
Willie Crawford, L OBP: 0.338, SLG: 0.379 (1, 9)										3	1	1	1	0	0	0						
Steve Garvey, R OBP: 0.343, SLG: 0.458 (1, 3)										4	0	1	1	0	0	1						
John Hale, L OBP: 0.304, SLG: 0.358 (1, 8)										4	0	1	0	0	1	1						
Steve Yeager, R OBP: 0.310, SLG: 0.369 (1, 2)										4	0	2	0	0	0	2						
Jerry Royster, R OBP: 0.500, SLG: 0.857 (1, 5)										4	0	2	0	0	0	3						
Ivan De Jesus, R OBP: 0.273, SLG: 0.206 (8, PH)										3	0	1	0	0	0	1						
Henry Cruz, L OBP: 0.290, SLG: 0.303 (8, PH)										1	0	0	0	0	0	1						
Rick Auerbach, R OBP: 0.299, SLG: 0.278 (8, 6)										0	0	0	0	0	0	0						
Rick Rhoden, R OBP: 0.095, SLG: 0.095 (8, 1)										3	0	1	0	0	0	3						
Charlie Hough, R (8, 1)										0	0	0	0	0	0	0						
Dave Sells, R (8, 1)										0	0	0	0	0	0	0						
Jimmy Wynn, R OBP: 0.402, SLG: 0.409 (9, PH)										1	0	0	0	0	1	0						
Inning Stats	R: 1 E: 0 K: 0 S: 5	H: 2 LOB: 2 BB: 1 P: 9	R: 0 E: 0 K: 0 S: 5	H: 2 LOB: 2 BB: 0 P: 5	R: 1 E: 0 K: 1 S: 9	H: 4 LOB: 3 BB: 0 P: 9	R: 0 E: 0 K: 0 S: 3	H: 0 LOB: 0 BB: 0 P: 3	R: 0 E: 0 K: 0 S: 4	H: 1 LOB: 1 BB: 0 P: 4	R: 0 E: 0 K: 0 S: 3	H: 0 LOB: 0 BB: 0 P: 3	R: 0 E: 0 K: 0 S: 3	H: 0 LOB: 0 BB: 0 P: 3	R: 0 E: 0 K: 0 S: 4	H: 1 LOB: 1 BB: 0 P: 4		R: 0 E: 0 K: 2 S: 7	H: 0 LOB: 0 BB: 0 P: 7	1B: 8 2B: 1 3B: 1 HR: 0	SF: 1 SAC: 0 DP: 0 HBP: 0	WP: 0 PB: 1 SB: 1 CS: 0
PITCHER	IP WLS BF H R ER SO BB IBB HBP BLK WP HR S P ERA WHIP																					
Carl Morton, R ERA: 3.49 (1, 1)	8.0 W 35 10 2 2 1 1 0 0 0 0 0 0 36 40 2.25 1.375																					
Bruce Dal Canton, R ERA: 5.03 (9, 1)	1.0 S 3 0 0 0 2 0 0 0 0 0 0 0 7 7 0.00 0.000																					

Batter	1	2	3	4	5	6	7	8	9	AB	R	H	RBI	BB	SO	LOB	BOTTOM			
Ralph Garr, L OBP: 0.324, SLG: 0.376 (1, 7)										4	1	1	1	0	0	1	Los Angeles Dodgers @ Atlanta Braves Atlanta-Fulton County Stadium, Atlanta, GA Sat Sep 06 1975, 7:05 PM EDT Att: 7,357 - Unknown AB 27 R 3 H 3 RBI 3 BB 7 SO 2 LOB 15 			
Marty Perez, R OBP: 0.327, SLG: 0.324 (1, 4) (9, 6)										4	0	0	0	0	1	3				
Darrell Evans, L OBP: 0.361, SLG: 0.412 (1, 5)										2	0	1	0	2	0	0				
Dave May, L OBP: 0.366, SLG: 0.524 (1, 9)										3	0	0	0	1	1	5				
Bruce Dal Canton, R OBP: 0.056, SLG: 0.056 (9, 1)										0	0	0	0	0	0	0				
Dusty Baker Jr., R OBP: 0.347, SLG: 0.403 (1, 8) (9, 9)										3	0	0	1	1	0	2				
Mike Lum, L OBP: 0.305, SLG: 0.316 (1, 3)										3	0	0	1	1	0	0				
Earl Williams, R OBP: 0.311, SLG: 0.369 (1, 2)										3	0	0	0	1	0	3				
Rob Belloir, R OBP: 0.284, SLG: 0.297 (1, 6)										1	0	0	0	0	0	1				
Joe Nolan, L (5, PH)										1	0	0	0	0	0	0				
Larry Blanks, R OBP: 0.299, SLG: 0.300 (6, 6)										0	0	0	0	0	0	0				
Bill Poceroba, S OBP: 0.326, SLG: 0.317 (8, PH)										0	1	0	0	1	0	0				
Rod Gilbreath, R OBP: 0.337, SLG: 0.327 (9, 4)										0	0	0	0	0	0	0				
Carl Morton, R OBP: 0.202, SLG: 0.198 (1, 1)										2	0	0	0	0	0	0				
Rowland Office, L OBP: 0.323, SLG: 0.346 (8, PH) (9, 8)										1	1	1	0	0	0	0				
Inning Stats	R: 0 E: 0 K: 0 S: 3	H: 0 LOB: 2 BB: 2 P: 11	R: 0 E: 0 K: 0 S: 2	H: 0 LOB: 0 BB: 1 P: 6	R: 0 E: 0 K: 0 S: 5	H: 2 LOB: 2 BB: 0 P: 5	R: 0 E: 0 K: 0 S: 3	H: 0 LOB: 0 BB: 0 P: 3	R: 0 E: 0 K: 0 S: 3	H: 0 LOB: 0 BB: 0 P: 3	R: 0 E: 0 K: 0 S: 3	H: 0 LOB: 0 BB: 0 P: 3	R: 0 E: 0 K: 0 S: 3	H: 0 LOB: 0 BB: 0 P: 3	R: 3 E: 1 K: 2 S: 9	H: 1 LOB: 3 BB: 4 P: 25	1B: 2 2B: 1 3B: 0 HR: 0	SF: 0 SAC: 0 DP: 1 HBP: 0	WP: 1 PB: 0 SB: 0 CS: 0	PA: 34
PITCHER	IP WLS BF H R ER SO BB IBB HBP BLK WP HR S P ERA WHIP																			
Rick Rhoden, R ERA: 3.3 (1, 1)	7.0 27 3 2 1 0 0 0 0 0 0 0 23 39 1.29 1.000																			
Charlie Hough, R ERA: 3.49 (8, 1)	0.2 L 4 0 0 0 2 1 0 0 0 0 1 0 7 11 0.00 1.500																			
Dave Sells, R ERA: 6.75 (8, 1)	0.1 3 0 0 1 0 0 2 0 0 0 0 0 0 1 9 0.00 6.000																			

Batter	1	2	3	4	5	6	7	8	9	AB	R	H	RBI	BB	SO	LOB	TOP										
Davey Lopes, R OBP: 0.353, SLG: 0.356 (1, 4)	0-0 6-3		0-0 6-3		0-0 FC5-4 G3 S		4-0 S 1B BB	0-0 FC5-4		4	1	0	0	1	0	3	Los Angeles Dodgers @ Atlanta Braves Atlanta-Fulton County Stadium, Atlanta, GA Sun Sep 07 1975, 3:33 AM EDT Att: 3,439 - Unknown AB 34 R 4 H 9 RBI 4 BB 7 SO 6 LOB 26 										
Lee Lacy, R OBP: 0.356, SLG: 0.474 (1, 7)	0-0 P4		0-0 5-3		0-0 G3		4-0 1B 1-3 BB		0-0 BLK 1B	4	1	1	0	1	0	2											
Jimmy Wynn, R OBP: 0.402, SLG: 0.406 (1, 8)	4-0 FC5-4 BB			0-3 K	4-0 BB		0-3 K		0-3 K	3	0	0	0	2	3	3											
Steve Garvey, R OBP: 0.343, SLG: 0.459 (1, 3)	0-0 FC5-4 1-2			0-0 1B 2B	0-0 5-3		0-0 1-3 1B		0-0 F8	5	1	2	1	0	0	4											
Ken McMullen, R OBP: 0.317, SLG: 0.459 (1, 5)		0-0 6-3		4-0 1B BB		4-0 3-1 2B BB		0-0 3-H 0-3 1B	0-0 2H 1B	3	1	1	1	2	1	2											
Steve Yeager, R OBP: 0.311, SLG: 0.368 (1, 2)		4-0 G4-3 BB		0-0 1-2 2H 1B		0-0 5-3		0-0 1-2	0-0 P4	4	0	1	1	1	0	4											
Jerry Royster, R OBP: 0.288, SLG: 0.271 (6, PH)	0-0 G4-3			0-3 K		0-0 3-1		0-3 K		3	0	0	0	0	1	4											
Bill Russell, R OBP: 0.302, SLG: 0.356 (8, PH)	0-0 1-2									0	0	0	0	0	0	0											
John Hale, L OBP: 0.302, SLG: 0.356 (8, PH)	0-0 1-2									1	0	1	0	0	0	0											
Ivan De Jesus, R OBP: 0.295, SLG: 0.295 (4, PH)			0-0 6-3 SH1-4 1B		0-0 L6		0-0 3-H 2B		0-0 FC5-4 1B	1	0	1	0	0	0	0											
Tom Paciorek, R OBP: 0.295, SLG: 0.295 (4, PH)										1	0	0	0	0	0	2											
Rick Auerbach, R OBP: 0.295, SLG: 0.295 (4, PH)										0	0	0	0	0	0	0											
Willie Crawford, L OBP: 0.340, SLG: 0.386 (8, 7)										2	0	2	1	0	0	0											
Don Sutton, R OBP: 0.169, SLG: 0.127 (1, 1)										1	0	1	0	0	0	0											
Henry Cruz, L OBP: 0.286, SLG: 0.299 (6, PH)										1	0	0	0	0	0	1											
Stan Wall, L OBP: 0.234, SLG: 0.190 (8, PH)										0	0	0	0	0	0	0											
Leron Lee, L OBP: 0.234, SLG: 0.190 (8, PH)										1	0	0	0	0	0	1											
Charlie Hough, R ERA: 5.0 (8, 1)										0	0	0	0	0	0	0											
Inning Stats	R: 0 E: 0 K: 0 S: 3	H: 0 LOB: 1 BB: 1 P: 7	R: 0 E: 0 K: 0 S: 2	H: 0 LOB: 0 BB: 1 P: 6	R: 0 E: 0 K: 0 S: 4	H: 1 LOB: 1 BB: 0 P: 4	R: 1 E: 0 K: 2 S: 9	H: 2 LOB: 2 BB: 1 P: 13	R: 0 E: 0 K: 0 S: 4	H: 1 LOB: 2 BB: 1 P: 8	R: 1 E: 0 K: 2 S: 8	H: 1 LOB: 2 BB: 2 P: 16	R: 0 E: 0 K: 1 S: 6	H: 1 LOB: 1 BB: 0 P: 6	R: 1 E: 0 K: 1 S: 7	H: 2 LOB: 1 BB: 0 P: 7	1B: 7 2B: 2 3B: 0 HR: 0	SF: 0 SAC: 1 DP: 1 HBP: 0	WP: 0 PB: 0 SB: 3 CS: 0	PA: 42							
PITCHER	IP	WLS	BF	H	R	ER	SO	BB	IBB	HBP	BLK	WP	HR	S	P	ERA	WHIP										
Jamie Easterly, L ERA: 5.69 (5, 1)	4.2		21	4	1	1	2	4	0	0	0	0	0	21	37	1.93	1.714										
Blue Moon Odum, R ERA: 7.19 (7, 1)	1.2		10	2	2	2	1	3	0	0	0	0	0	9	21	10.80	3.000										
Elias Sosa, R ERA: 3.86 (9, 1)	2.1	W	10	3	1	1	3	0	0	0	1	0	0	16	16	3.86	1.286										
Bruce Dal Canton, R ERA: 5.0 (8, 1)	0.1		1	0	0	0	0	0	0	0	0	0	0	1	1	0.00	0.000										

Batter	1	2	3	4	5	6	7	8	9	AB	R	H	RBI	BB	SO	LOB	BOTTOM										
Ralph Garr, L OBP: 0.326, SLG: 0.379 (1, 7)	0-0 SH1-3 1B				0-0 F5				0-0 E4 1B	5	1	3	0	0	0	2	Los Angeles Dodgers @ Atlanta Braves Atlanta-Fulton County Stadium, Atlanta, GA Sun Sep 07 1975, 3:33 AM EDT Att: 3,439 - Unknown AB 31 R 5 H 7 RBI 5 BB 4 SO 5 LOB 9 										
Marty Perez, R OBP: 0.329, SLG: 0.326 (1, 4)	0-0 SH1-3				0-0 F8				0-0 1B	4	0	2	2	0	0	1											
Darrell Evans, L OBP: 0.360, SLG: 0.409 (1, 5)	4-0 1B 4-3 BB				0-0 P5			0-3 K		3	1	0	0	1	1	2											
Dave May, L OBP: 0.363, SLG: 0.517 (1, 9)	0-0 4-3 1B		0-3 K		0-0 P5			0-0 5-3		4	0	1	1	0	1	0											
Mike Lum, L OBP: 0.304, SLG: 0.313 (1, 3)	0-0 4-3				0-0 F8			0-0 F8		3	1	0	1	1	0	1											
Rowland Office, L OBP: 0.320, SLG: 0.343 (1, 8)	0-0 P6				0-0 F8			0-0 SF9 BB		3	0	0	1	0	1	1											
Earl Williams, R OBP: 0.313, SLG: 0.367 (8, PR)								0-0 F9		2	1	0	0	2	0	0											
Rod Gilbreath, R OBP: 0.337, SLG: 0.327 (8, PR)									4-0 E 1B BB	0	1	0	0	0	0	0											
Rob Belloir, R OBP: 0.278, SLG: 0.290 (8, PH)									0-0 E 1B BB	2	0	0	0	0	0	0											
Ed Goodson, L OBP: 0.237, SLG: 0.263 (8, PH)									0-0 F5	1	0	0	0	0	0	1											
Jamie Easterly, L ERA: 2.9 (5, 1)									0-0 1B E 1B	2	0	0	0	0	2	1											
Blue Moon Odum, R ERA: 1.74 (8, 1)									0-0 1B	0	0	0	0	0	0	0											
Elias Sosa, R OBP: 0.105, SLG: 0.105 (8, 1)									0-0 1B E	1	0	1	0	0	0	0											
Bruce Dal Canton, R ERA: 3.35 (8, 1)									1-2 1B	1	0	1	0	0	0	0											
Inning Stats	R: 2 E: 1 K: 0 S: 5	H: 2 LOB: 2 BB: 1 P: 9	R: 1 E: 0 K: 1 S: 7	H: 2 LOB: 1 BB: 1 P: 11	R: 0 E: 0 K: 1 S: 5	H: 0 LOB: 0 BB: 0 P: 5	R: 0 E: 0 K: 1 S: 5	H: 0 LOB: 0 BB: 0 P: 5	R: 0 E: 0 K: 0 S: 3	H: 0 LOB: 0 BB: 0 P: 3	R: 1 E: 0 K: 0 S: 3	H: 0 LOB: 0 BB: 1 P: 7	R: 0 E: 0 K: 1 S: 4	H: 1 LOB: 1 BB: 0 P: 4	R: 0 E: 0 K: 1 S: 5	H: 0 LOB: 0 BB: 0 P: 5	R: 1 E: 1 K: 1 S: 7	H: 2 LOB: 3 BB: 1 P: 11	1B: 6 2B: 1 3B: 0 HR: 0	SF: 1 SAC: 2 DP: 0 HBP: 0	WP: 0 PB: 0 SB: 1 CS: 0	PA: 38					
PITCHER	IP	WLS	BF	H	R	ER	SO	BB	IBB	HBP	BLK	WP	HR	S	P	ERA	WHIP										
Don Sutton, R ERA: 2.9 (6, 1)	5.0		21	4	3	3	3	2	0	0	0	0	0	7	11	0.00	1.000										
Stan Wall, L ERA: 1.74 (8, 1)	2.0	L	8	1	1	0	0	1	0	0	0	0	0	7	11	0.00	1.000										
Charlie Hough, R ERA: 3.35 (8, 1)	1.2	L	9	2	1	0	2	1	0	0	0	0	0	12	16	0.00	1.800										

Batter	1	2	3	4	5	6	7	8	9	AB	R	H	RBI	BB	SO	LOB	TOP														
Wilbur Howard, S OBP: 0.349, SLG: 0.400 (1, 7)										5	2	2	0	0	0	2															
Rob Andrews, R OBP: 0.296, SLG: 0.268 Greg Gross, L OBP: 0.378, SLG: 0.371 Tommy Helms, R OBP: 0.245, SLG: 0.203 (1, 4) (8, PH) (8, 4)										3	1	1	0	0	1	0															
Cesar Cedeno, R OBP: 0.369, SLG: 0.437 (1, 8)										5	3	3	6	0	2	1															
Bob Watson, R OBP: 0.370, SLG: 0.501 (1, 3)										3	0	0	0	1	0	1															
Mitt May, L OBP: 0.288, SLG: 0.329 (1, 2)										4	0	1	1	0	0	1															
Art Gardner, L OBP: 0.311, SLG: 0.111 Mike Stanton, S (8, 1) (8, 1)										4	0	0	0	0	2	1															
Doug Rader, R OBP: 0.296, SLG: 0.364 Enos Cabell, R OBP: 0.305, SLG: 0.372 (1, 5) (7, 5)										3	0	1	0	0	1	0															
Larry Milbourne, S OBP: 0.220, SLG: 0.229 (1, 6)										3	1	0	0	0	1	1															
J.R. Richard, R OBP: 0.231, SLG: 0.359 Jose Sosa, R OBP: 0.400, SLG: 1.200 Jose Cruz, L OBP: 0.372, SLG: 0.413 (1, 1) (6, 1) (8, PH) (8, 9)										2	0	0	0	0	0	0															
Inning Stats	R: 3 E: 0 K: 0 S: 6	H: 3 LOB: 0 BB: 0 P: 6	R: 0 E: 0 K: 0 S: 3	H: 1 LOB: 0 BB: 0 P: 3	R: 1 E: 0 K: 1 S: 6	H: 1 LOB: 1 BB: 1 P: 10	R: 0 E: 0 K: 2 S: 7	H: 0 LOB: 0 BB: 0 P: 7	R: 0 E: 0 K: 0 S: 3	H: 0 LOB: 0 BB: 0 P: 3	R: 0 E: 0 K: 1 S: 5	H: 0 LOB: 0 BB: 0 P: 5	R: 0 E: 0 K: 1 S: 5	H: 0 LOB: 0 BB: 0 P: 5	R: 3 E: 0 K: 2 S: 10	H: 3 LOB: 1 BB: 1 P: 14	R: 2 E: 1 K: 2 S: 10	H: 2 LOB: 1 BB: 0 P: 10	1B: 7 2B: 1 3B: 0 HR: 2	SF: 0 SAC: 1 DP: 1 HBP: 0	WP: 0 PB: 1 SB: 1 CS: 0	PA: 39									
PITCHER	IP WLS BF H R ER SO BB IBB HBP BLK WP HR S P ERA WHIP																														
Phil Niekro, R ERA: 3.17 Frank LaCorte, R ERA: 4.15 Bruce Dal Canton, R ERA: 5.09 Tom House, L ERA: 3.12 (1, 1) (4, 1) (8, 1) (9, 1)	3.0 4.1 0.2 1.0	L	14 15 4 6	5 2 2 2	4 2 1 2	4 5 1 2	1 1 0 0	0 0 0 0	0 0 0 0	0 0 0 0	0 0 1 0	1 24 6 10	19 28 6 10	12.00 4.15 13.50 9.00	2.000 0.462 3.000 2.000																

Houston Astros @ Atlanta Braves
Atlanta-Fulton County Stadium, Atlanta, GA
Mon Sep 08 1975, 7:05 PM EDT
Att: 737 - Unknown

AB 36
R 9
H 10
RBI 8
BB 2
SO 9
LOB 9



Batter	1	2	3	4	5	6	7	8	9	AB	R	H	RBI	BB	SO	LOB	BOTTOM														
Ralph Garr, L OBP: 0.327, SLG: 0.383 (1, 7)										5	1	2	0	0	0	2															
Marty Perez, R OBP: 0.334, SLG: 0.331 (1, 4)										3	3	2	0	2	1	1															
Darrell Evans, L OBP: 0.362, SLG: 0.416 (1, 5)										4	1	2	3	1	1	3															
Dave May, L OBP: 0.358, SLG: 0.506 (1, 9)										5	1	1	1	0	0	4															
Mike Lum, L OBP: 0.306, SLG: 0.314 (1, 3)										5	0	2	1	0	0	2															
Rowland Office, L OBP: 0.318, SLG: 0.339 (1, 8)										4	0	0	0	1	1	4															
Vic Correll, R OBP: 0.309, SLG: 0.358 Larvell Blanks, R OBP: 0.298, SLG: 0.299 (1, 2) (4, PH) (5, 6)										1	0	0	0	1	0	1															
Rob Belloir, R OBP: 0.276, SLG: 0.287 Biff Pocoroba, S OBP: 0.321, SLG: 0.311 (1, 6) (4, PH) (5, 2)										1	0	0	0	0	0	0															
Phil Niekro, R OBP: 0.176, SLG: 0.216 Joe Niekro, L OBP: 0.315 Frank LaCorte, R OBP: 0.340, SLG: 0.327 Bruce Dal Canton, R OBP: 0.340, SLG: 0.327 Rod Gilbreath, R OBP: 0.200, SLG: 0.111 (1, 1) (3, PH) (4, 1) (8, PH) (8, 1) (9, 1)										0	0	0	0	0	0	0															
Inning Stats	R: 0 E: 0 K: 2 S: 8	H: 1 LOB: 0 BB: 0 P: 8	R: 0 E: 0 K: 0 S: 3	H: 1 LOB: 0 BB: 0 P: 3	R: 0 E: 0 K: 0 S: 4	H: 1 LOB: 2 BB: 1 P: 8	R: 1 E: 0 K: 0 S: 4	H: 1 LOB: 3 BB: 2 P: 12	R: 2 E: 0 K: 0 S: 3	H: 0 LOB: 0 BB: 0 P: 3	R: 2 E: 0 K: 0 S: 4	H: 1 LOB: 0 BB: 1 P: 8	R: 0 E: 0 K: 1 S: 5	H: 0 LOB: 1 BB: 1 P: 9	R: 1 E: 0 K: 1 S: 6	H: 1 LOB: 1 BB: 1 P: 10	1B: 6 2B: 1 3B: 1 HR: 1	SF: 0 SAC: 0 DP: 1 HBP: 0	WP: 2 PB: 0 SB: 0 CS: 0	PA: 42											
PITCHER	IP WLS BF H R ER SO BB IBB HBP BLK WP HR S P ERA WHIP																														
J.R. Richard, R ERA: 4.73 Jose Sosa, R ERA: 4.22 Mike Stanton, R ERA: 6.14 (1, 1) (6, 1) (8, 1)	5.0 2.0 2.0	L W S	25 8 9	7 1 1	3 2 1	3 2 1	3 0 0	2 0 0	0 0 0	0 0 0	0 0 1	0 7 11	25 11 19	4.73 9.00 4.50	2.200 1.000 1.500																

Houston Astros @ Atlanta Braves
Atlanta-Fulton County Stadium, Atlanta, GA
Mon Sep 08 1975, 7:05 PM EDT
Att: 737 - Unknown

AB 35
R 6
H 9
RBI 6
BB 7
SO 4
LOB 24



Batter	1	2	3	4	5	6	7	8	9	AB	R	H	RBI	BB	SO	LOB	TOP											
Roger Metzger, S OBP: 0.292, SLG: 0.304 (1, 6)	F8		5-3		6-3		6-3		K	5	0	0	0	0	1	0	Houston Astros @ Atlanta Braves Atlanta-Fulton County Stadium, Atlanta, GA Tue Sep 09 1975, 7:05 PM EDT Att: 2,074 - Unknown											
Larry Milbourne, S OBP: 0.236, SLG: 0.240 Cliff Johnson, R OBP: 0.382, SLG: 0.498 Jose Sosa, R OBP: 0.400, SLG: 1.200 (1, 4)	4-0				5-3		1B		F 1B BB	3	0	2	0	1	0	0												
Cesar Cedeno, R OBP: 0.372, SLG: 0.438 (1, 8)	F9		FC6-4		FC6-4		1B		BB E 1B	5	0	3	0	0	0	2												
Bob Watson, R OBP: 0.368, SLG: 0.497 (1, 3)	CS	2B BB			FC6-4		FC6-4		E6 BB	4	0	0	0	1	1	5												
Jose Cruz, L OBP: 0.371, SLG: 0.412 Tommy Helms, R OBP: 0.255, SLG: 0.209 (1, 7)		P6			FC4-6 E 1B		K			3	0	1	0	0	1	1												
Art Gardner, L OBP: 0.083, SLG: 0.083 Greg Gross, L OBP: 0.376, SLG: 0.369 (1, 9)		F7			E6 FC4-6 1-2		K FC4-6		1-3 1B BB	3	0	0	0	0	1	2												
Enos Cabell, R OBP: 0.305, SLG: 0.374 (1, 5)					FC4-6 S 1-2 2-3		FC4-6 1-2		1-3 1-2	4	0	1	0	0	0	4												
Mitt May, L OBP: 0.288, SLG: 0.327 (1, 2)		L7					F7		3-1	3	0	0	0	1	0	4												
Larry Dierker, R OBP: 0.083, SLG: 0.083 Ken Boyce, L OBP: 0.330, SLG: 0.319 Wayne Granger, R OBP: 0.340, SLG: 0.399 Wilbur Howard, S OBP: 0.362, SLG: 0.273 Joe Niekro, R OBP: 0.362, SLG: 0.273 Rob Andrews, R OBP: 0.295, SLG: 0.297 (1, 1)					F9		K		F9	1	0	0	0	0	0	0												
Inning Stats	R: 0 E: 0 K: 0 S: 2	H: 0 LOB: 0 BB: 1 P: 6	R: 0 E: 0 K: 0 S: 4	H: 1 LOB: 2 BB: 1 P: 8	R: 0 E: 0 K: 0 S: 4	H: 1 LOB: 3 BB: 1 P: 13	R: 0 E: 1 K: 2 S: 9	H: 0 LOB: 1 BB: 0 P: 8	R: 0 E: 0 K: 0 S: 5	H: 2 LOB: 2 BB: 5 P: 5	R: 0 E: 0 K: 0 S: 4	H: 1 LOB: 1 BB: 0 P: 4	R: 1 E: 1 K: 2 S: 9	H: 1 LOB: 3 BB: 2 P: 17	1B: 7 2B: 1 3B: 0 HR: 0	SF: 0 SAC: 0 DP: 0 HBP: 0		WP: 0 PB: 1 SB: 1 CS: 1	PA: 43									
PITCHER	IP	WLS	BF	H	R	ER	SO	BB	IBB	HBP	BLK	WP	HR	S	P	ERA		WHIP										
Adrian Devine, R ERA: 4.35 Pablo Torrealba, L ERA: Bruce Dal Canton, R ERA: 5.06 (1, 1)	6.0	W	26	4	0	0	4	3	0	0	0	0	0	31	43	0.00		1.167										
Marty Perez, R OBP: 0.334, SLG: 0.338 (1, 4)	2.2	S	15	4	1	0	1	2	0	0	0	0	0	15	23	0.00		2.250										
Dave May, L OBP: 0.362, SLG: 0.522 (1, 9)	0.1	S	1	0	0	0	1	0	0	0	0	0	0	3	3	0.00		0.000										
Mike Lum, L OBP: 0.308, SLG: 0.325 (1, 3)	3.0	L	15	7	4	4	1	2	0	0	0	0	0	16	16	0.00		0.333										
Dusty Baker Jr., R OBP: 0.348, SLG: 0.402 (1, 8)	2.0		9	3	0	0	1	0	0	0	0	0	0	11	11	0.00	1.500											
Earl Williams, R OBP: 0.311, SLG: 0.365 Joe Nolan, L OBP: 0.400, SLG: 0.250 (1, 2)	3.0	L	15	7	4	4	1	2	0	0	0	0	0	16	16	0.00	0.333											
Rod Gilbreath, R OBP: 0.338, SLG: 0.326 (1, 5)	3.0	L	15	7	4	4	1	2	0	0	0	0	0	16	16	0.00	0.333											
Rob Belloir, R OBP: 0.270, SLG: 0.281 (1, 6)	3.0	L	15	7	4	4	1	2	0	0	0	0	0	16	16	0.00	0.333											
Adrian Devine, R ERA: 3.98 Wayne Granger, R ERA: 3.3 Joe Niekro, R ERA: 3.51 (1, 1)	3.0	L	15	7	4	4	1	2	0	0	0	0	0	16	16	0.00	0.333											
Inning Stats	R: 3 E: 0 K: 0 S: 5	H: 4 LOB: 0 BB: 1 P: 9	R: 0 E: 0 K: 1 S: 6	H: 1 LOB: 1 BB: 0 P: 6	R: 1 E: 0 K: 0 S: 4	H: 2 LOB: 1 BB: 1 P: 8	R: 0 E: 0 K: 1 S: 5	H: 0 LOB: 0 BB: 0 P: 5	R: 0 E: 0 K: 2 S: 7	H: 0 LOB: 0 BB: 0 P: 7	R: 0 E: 0 K: 0 S: 5	H: 2 LOB: 2 BB: 0 P: 5	R: 0 E: 0 K: 1 S: 6	H: 1 LOB: 1 BB: 0 P: 6	1B: 8 2B: 0 3B: 0 HR: 3	SF: 0 SAC: 2 DP: 3 HBP: 0	WP: 1 PB: 0 SB: 1 CS: 0	PA: 34										
PITCHER	IP	WLS	BF	H	R	ER	SO	BB	IBB	HBP	BLK	WP	HR	S	P	ERA	WHIP											
Larry Dierker, R ERA: 3.98 Wayne Granger, R ERA: 3.3 Joe Niekro, R ERA: 3.51 (1, 1)	3.0	L	15	7	4	4	1	2	0	0	0	0	0	16	16	0.00	0.333											



Batter	1	2	3	4	5	6	7	8	9	AB	R	H	RBI	BB	SO	LOB	BOTTOM											
Ralph Garr, L OBP: 0.329, SLG: 0.386 (1, 7)		P6								4	0	3	0	0	0	1	Houston Astros @ Atlanta Braves Atlanta-Fulton County Stadium, Atlanta, GA Tue Sep 09 1975, 7:05 PM EDT Att: 2,074 - Unknown											
Marty Perez, R OBP: 0.334, SLG: 0.338 (1, 4)					F9		SH		F9	3	1	1	1	0	0	2												
Dave May, L OBP: 0.362, SLG: 0.522 (1, 9)							G4-6-3		1-3	3	2	1	1	1	0	4												
Mike Lum, L OBP: 0.308, SLG: 0.325 (1, 3)							G3		6-3	4	1	2	2	0	0	1												
Dusty Baker Jr., R OBP: 0.348, SLG: 0.402 (1, 8)									K	3	0	1	0	1	2	0												
Earl Williams, R OBP: 0.311, SLG: 0.365 Joe Nolan, L OBP: 0.400, SLG: 0.250 (1, 2)									F8	2	0	0	0	0	0	3												
Rod Gilbreath, R OBP: 0.338, SLG: 0.326 (1, 5)									K	2	0	1	0	0	0	0												
Rob Belloir, R OBP: 0.270, SLG: 0.281 (1, 6)									F8	4	0	1	0	0	1	1												
Adrian Devine, R ERA: 3.98 Wayne Granger, R ERA: 3.3 Joe Niekro, R ERA: 3.51 (1, 1)										2	0	0	0	0	2	1												
Inning Stats	R: 3 E: 0 K: 0 S: 5	H: 4 LOB: 0 BB: 1 P: 9	R: 0 E: 0 K: 1 S: 6	H: 1 LOB: 1 BB: 0 P: 6	R: 1 E: 0 K: 0 S: 4	H: 2 LOB: 1 BB: 1 P: 8	R: 0 E: 0 K: 1 S: 5	H: 0 LOB: 0 BB: 0 P: 5	R: 0 E: 0 K: 2 S: 7	H: 0 LOB: 0 BB: 0 P: 7	R: 0 E: 0 K: 0 S: 5	H: 2 LOB: 2 BB: 0 P: 5	R: 0 E: 0 K: 1 S: 6	H: 1 LOB: 1 BB: 0 P: 6	1B: 8 2B: 0 3B: 0 HR: 3	SF: 0 SAC: 2 DP: 3 HBP: 0		WP: 1 PB: 0 SB: 1 CS: 0	PA: 34									
PITCHER	IP	WLS	BF	H	R	ER	SO	BB	IBB	HBP	BLK	WP	HR	S	P	ERA		WHIP										
Larry Dierker, R ERA: 3.98 Wayne Granger, R ERA: 3.3 Joe Niekro, R ERA: 3.51 (1, 1)	3.0	L	15	7	4	4	1	2	0	0	0	0	0	16	16	0.00		0.333										



Batter	1	2	3	4	5	6	7	8	9	AB	R	H	RBI	BB	SO	LOB	TOP		
Dusty Baker Jr. R OBP: 0.347, SLG: 0.401 (1, 8)	L6			5-3			BB 1B SF8		4-3	4	1	1	0	0	0	0			
Ralph Carr L OBP: 0.329, SLG: 0.385 (1, 7)	K			5-3			SF8 BB 1-2		1-3	4	0	1	0	0	0	1			
Marty Perez R OBP: 0.333, SLG: 0.336 (1, 4)	L4			F4			BB 1-2 2-3		L6	3	0	0	0	1	0	0			
Earl Williams R OBP: 0.309, SLG: 0.363 (1, 3)		6-3			6-3		SF8 2-3 3-H			2	0	0	1	0	0	0			
Cito Gaston R OBP: 0.298, SLG: 0.402 Rowland Office L OBP: 0.318, SLG: 0.339 (1, 9)		4-3			5-3		K			3	0	0	0	0	1	2			
Rod Gilbreath R OBP: 0.338, SLG: 0.322 (1, 5)		CS BB			6-3		F9			2	0	0	0	1	0	2			
Biff Pocoroba S OBP: 0.316, SLG: 0.305 Mike Lum L OBP: 0.308, SLG: 0.325 (1, 2)	CS		L3			F7			K	3	0	0	0	0	1	0			
Rob Belloir R OBP: 0.262, SLG: 0.273 (1, 6)			6-3			F7			5-3	3	0	0	0	0	0	0			
Carl Morton R OBP: 0.195, SLG: 0.190 Tom House L OBP: 0.250, SLG: 0.111 Bruce Dal Canton R OBP: 0.105, SLG: 0.105 (1, 1)				K		6-3			5-3	3	0	0	0	0	1	0			
										0	0	0	0	0	0	0			
										0	0	0	0	0	0	0			
Inning Stats	R: 0 E: 0 K: 1 S: 5	H: 0 LOB: 0 BB: 0 P: 5	R: 0 E: 0 K: 0 S: 2	H: 0 LOB: 0 BB: 1 P: 6	R: 0 E: 0 K: 1 S: 5	H: 0 LOB: 0 BB: 0 P: 5	R: 0 E: 0 K: 0 S: 3	H: 0 LOB: 0 BB: 0 P: 3	R: 0 E: 0 K: 0 S: 3	H: 0 LOB: 0 BB: 0 P: 3	R: 1 E: 0 K: 1 S: 7	H: 2 LOB: 2 BB: 1 P: 11	R: 0 E: 0 K: 1 S: 5	H: 0 LOB: 0 BB: 0 P: 5	R: 0 E: 0 K: 0 S: 3	H: 0 LOB: 0 BB: 0 P: 3	1B: 2 2B: 0 3B: 0 HR: 0	SF: 1 SAC: 0 DP: 0 HBP: 0	WP: 0 PA: 31 PB: 0 SB: 0 CS: 1
PITCHER Randy Jones L ERA: 2.19 (1, 1)	IP: 9.0 WLS: W BF: 30 H: 2 R: 1 ER: 1 SO: 4 BB: 2 IBB: 0 HBP: 0 BLK: 0 WP: 0 HR: 0 S: 36 P: 44 ERA: 1.00 WHIP: 0.444															PITCHER			

Atlanta Braves @ San Diego Padres
San Diego Stadium, San Diego, CA
Wed Sep 10 1975, 10:05 PM EDT
Att: 6,648 - Unknown

AB 27
R 1
H 2
RBI 1
BB 2
SO 4
LOB 4



Batter	1	2	3	4	5	6	7	8	9	AB	R	H	RBI	BB	SO	LOB	BOTTOM		
Johnny Grubb L OBP: 0.353, SLG: 0.376 (1, 8)	G3		4-3				G3			3	0	0	0	1	0	2			
Hector Torres R OBP: 0.308, SLG: 0.354 (1, 6)	F8			3-1 SH1-3 1B	4-3			E6 PB SH1 E		4	1	1	0	0	0	2			
Bobby Tolan L OBP: 0.301, SLG: 0.329 (1, 7)	S 1B			SH1-3 1-2		4-3		SH1 1-2		2	0	1	0	0	0	0			
Willie McCovey L OBP: 0.345, SLG: 0.456 (1, 3)	F9 1-2			3-1 2-3		F9		1-3 2-3		4	0	0	0	0	0	3			
Dave Winfield R OBP: 0.352, SLG: 0.405 (1, 9)		F2		BB		4-3		S E BB		2	1	0	0	2	0	0			
Dave Roberts R OBP: 0.329, SLG: 0.400 Gene Locklear L OBP: 0.369, SLG: 0.427 Enzo Hernandez R OBP: 0.274, SLG: 0.285 (1, 5)		F3		K			6-3	E4 1-H 3-H		3	0	0	0	0	1	2			
										1	0	0	0	0	0	0			
										0	0	0	0	0	0	0			
Ted Kubiak S OBP: 0.306, SLG: 0.249 (1, 4)		4-3			L9		1B BB	F8 1-2		3	0	0	0	1	0	1			
Fred Kendall R OBP: 0.271, SLG: 0.259 (1, 2)			5-3			5-3		F9		3	0	0	0	0	0	1			
Randy Jones R OBP: 0.177, SLG: 0.171 (1, 1)			F3				1-2 1B			3	0	2	0	0	0	0			
Inning Stats	R: 0 E: 0 K: 0 S: 4	H: 1 LOB: 1 BB: 0 P: 4	R: 0 E: 0 K: 0 S: 3	H: 0 LOB: 0 BB: 0 P: 3	R: 0 E: 0 K: 1 S: 6	H: 1 LOB: 2 BB: 1 P: 10	R: 0 E: 0 K: 0 S: 4	H: 1 LOB: 2 BB: 1 P: 8	R: 0 E: 0 K: 0 S: 4	H: 0 LOB: 0 BB: 0 P: 3	R: 0 E: 0 K: 0 S: 4	H: 1 LOB: 2 BB: 1 P: 8	R: 2 E: 2 K: 0 S: 5	H: 0 LOB: 2 BB: 1 P: 9	R: 0 E: 0 K: 0 S: 3	H: 0 LOB: 0 BB: 0 P: 3	1B: 4 2B: 0 3B: 0 HR: 0	SF: 0 SAC: 2 DP: 0 HBP: 0	WP: 0 PA: 34 PB: 1 SB: 3 CS: 0
PITCHER Carl Morton R ERA: 3.39 Tom House L ERA: 3.11 Bruce Dal Canton R ERA: 5.04 (1, 1)	IP: 7.1 WLS: 30 BF: 4 H: 1 R: 0 ER: 0 SO: 1 BB: 3 IBB: 0 HBP: 0 BLK: 0 WP: 0 HR: 0 S: 29 P: 41 ERA: 0.00 WHIP: 0.955															PITCHER			

Atlanta Braves @ San Diego Padres
San Diego Stadium, San Diego, CA
Wed Sep 10 1975, 10:05 PM EDT
Att: 6,648 - Unknown

AB 28
R 2
H 4
RBI 0
BB 4
SO 1
LOB 11



Batter	1	2	3	4	5	6	7	8	9	AB	R	H	RBI	BB	SO	LOB	TOP				
Ralph Garr, L (1, 7) OBP: 0.329, SLG: 0.387	3-1		E 1B S 1B		4-3		G3 2B	P6		5	1	2	0	0	0	1					
Marty Perez, R (1, 4) OBP: 0.333, SLG: 0.333	K		E 1B BB		5-3		6-3		5-3	4	0	0	0	1	1	1					
Darrell Evans, L (1, 5) OBP: 0.361, SLG: 0.413	K		F5		1B BB		G3		6-3	4	0	0	0	1	1	3					
Dave May, L (1, 9) OBP: 0.363, SLG: 0.516		5-3	E3 1B		1B		BB HBP		G3	4	0	1	0	0	0	2					
Dusty Baker Jr., R (1, 8) OBP: 0.350, SLG: 0.415					F6					3	1	2	2	1	0	2					
Mike Lum, L (1, 3) OBP: 0.306, SLG: 0.324		F2			FC6-4 1B		E3 FC3-6		4-3	4	0	1	0	0	0	3					
Vic Correll, R (1, 2) OBP: 0.307, SLG: 0.355					F3		FC3-6 FC6-4		K	4	0	1	0	0	1	2					
Larry Blanks, R (1, 6) OBP: 0.293, SLG: 0.294					F7		F7		4-3	4	0	0	0	0	0	3					
Phil Niekro, R (1, 1) OBP: 0.179, SLG: 0.217			K		FC6-4		FC6-4			4	0	1	0	0	1	2					
Inning Stats	R: 0 E: 0 K: 2 S: 7	H: 0 LOB: 0 BB: 0 P: 7	R: 1 E: 0 K: 0 S: 5	H: 2 LOB: 1 BB: 0 P: 5	R: 1 E: 1 K: 1 S: 7	H: 2 LOB: 2 BB: 1 P: 11	R: 0 E: 0 K: 0 S: 4	H: 1 LOB: 1 BB: 0 P: 4	R: 0 E: 0 K: 0 S: 4	H: 0 LOB: 1 BB: 1 P: 4	R: 0 E: 0 K: 0 S: 4	H: 1 LOB: 3 BB: 1 P: 9	R: 0 E: 0 K: 1 S: 6	H: 1 LOB: 1 BB: 0 P: 6	R: 0 E: 0 K: 0 S: 3	H: 0 LOB: 0 BB: 0 P: 3	1B: 6 2B: 1 3B: 0 HR: 1	SF: 0 SAC: 0 DP: 0 HBP: 1	WP: 0 PB: 0 SB: 1 CS: 0	PA: 40	
PITCHER	IP	WLS	BF	H	R	ER	SO	BB	IBB	HBP	BLK	WP	HR	S	P	ERA	WHIP				
Don Sutton, R (1, 1) ERA: 2.87	6.0	L	27	6	2	1	3	2	0	0	0	0	1	31	39	1.50	1.333				
Stan Wall, L (7, 1) ERA: 1.59	1.0		6	1	0	0	0	1	0	1	0	0	0	4	9	0.00	2.000				
Charlie Hough, R (8, 1) ERA: 2.98	2.0		7	1	0	0	1	0	0	0	0	0	0	9	9	0.00	0.500				

Atlanta Braves @ Los Angeles Dodgers
Dodger Stadium, Los Angeles, CA
Fri Sep 12 1975, 7:05 PM PDT
Att: 18,067 - Unknown

AB	36
R	2
H	8
RBI	2
BB	3
SO	4
LOB	19





Batter	1	2	3	4	5	6	7	8	9	AB	R	H	RBI	BB	SO	LOB	BOTTOM					
Davey Lopes, R (1, 4) OBP: 0.354, SLG: 0.354	5-3		FC6-4 BB		6-3		SF7			2	0	0	1	1	0	1						
Lee Lacy, R (1, 7) OBP: 0.356, SLG: 0.462	P4		FC6-4		5-3		5-3			4	0	0	0	0	0	5						
Willie Crawford, L (1, 9) OBP: 0.346, SLG: 0.389	L3		F7				G3		K	4	0	0	0	0	1	2						
Steve Garvey, R (1, 3) OBP: 0.345, SLG: 0.466		P3			F3		K2-3		K	4	0	0	0	0	2	0						
Ron Cey, R (1, 5) OBP: 0.362, SLG: 0.465					E6 WP		5-3			3	0	1	0	1	0	0						
Henry Cruz, L (1, 8) OBP: 0.271, SLG: 0.284		F7			F6		FC1-5 E 1B		F9	4	0	1	0	0	0	3						
Steve Yeager, R (1, 2) OBP: 0.310, SLG: 0.368		5-3			K		E5 1B FC1-5 SF7		5-3	4	1	0	0	0	1	3						
Bill Russell, R (1, 6) OBP: 0.285, SLG: 0.272					F8		FC1-5 SF7 1B		5-3	3	0	0	0	0	0	2						
Ken McMullen, R (9, PH) OBP: 0.319, SLG: 0.452					E9 SH1-4		FC1-5 SF7 1B		5-3	1	0	0	0	0	0	0						
Don Sutton, R (1, 1) OBP: 0.179, SLG: 0.150					SH1-4				F8	1	0	1	0	0	0	0						
Stan Wall, L (7, 1)										0	0	0	0	0	0	0						
Leron Lee, L (7, PH) OBP: 0.258, SLG: 0.233					FC6-4					1	0	1	0	0	0	0						
Charlie Hough, R (8, 1)										0	0	0	0	0	0	0						
Jimmy Wynn, R (9, PH) OBP: 0.301, SLG: 0.405										1	0	0	0	0	0	0						
Inning Stats	R: 0 E: 0 K: 0 S: 3	H: 0 LOB: 0 BB: 0 P: 3	R: 0 E: 0 K: 0 S: 3	H: 0 LOB: 1 BB: 1 P: 7	R: 0 E: 0 K: 0 S: 4	H: 1 LOB: 2 BB: 1 P: 8	R: 0 E: 1 K: 1 S: 6	H: 0 LOB: 1 BB: 0 P: 6	R: 0 E: 0 K: 0 S: 4	H: 0 LOB: 1 BB: 0 P: 4	R: 0 E: 0 K: 1 S: 5	H: 0 LOB: 0 BB: 0 P: 5	R: 1 E: 1 K: 0 S: 6	H: 2 LOB: 2 BB: 0 P: 6	R: 0 E: 0 K: 2 S: 8	H: 1 LOB: 1 BB: 0 P: 8	R: 0 E: 0 K: 0 S: 3	H: 0 LOB: 0 BB: 0 P: 3	1B: 3 2B: 1 3B: 0 HR: 0	SF: 1 SAC: 1 DP: 0 HBP: 0	WP: 1 PB: 0 SB: 0 CS: 0	PA: 36
PITCHER	IP	WLS	BF	H	R	ER	SO	BB	IBB	HBP	BLK	WP	HR	S	P	ERA	WHIP					
Phil Niekro, R (1, 1) ERA: 3.05	9.0	W	36	4	1	0	4	2	0	0	0	1	0	42	50	0.00	0.667					

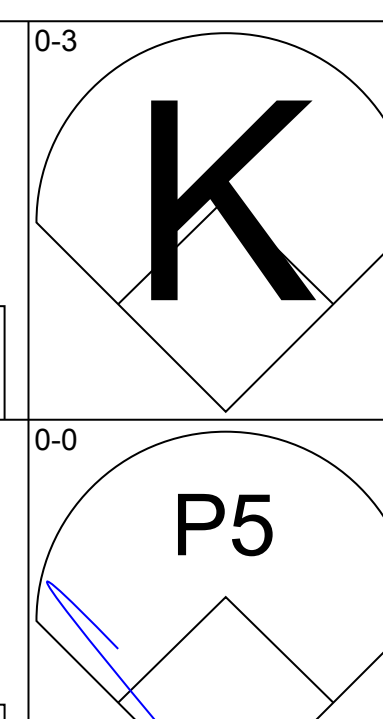
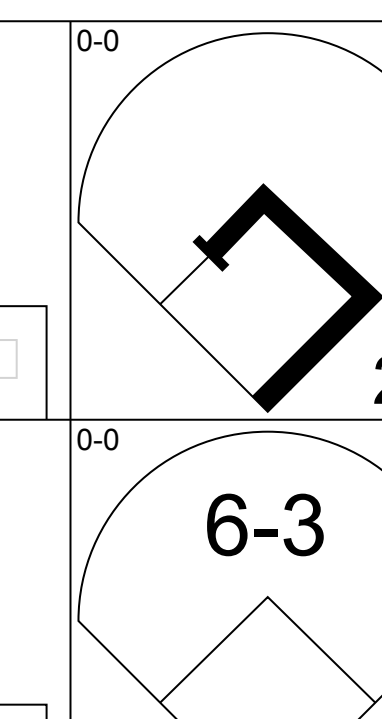
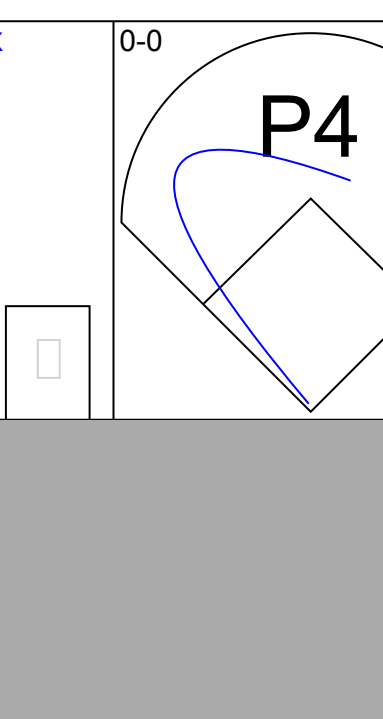
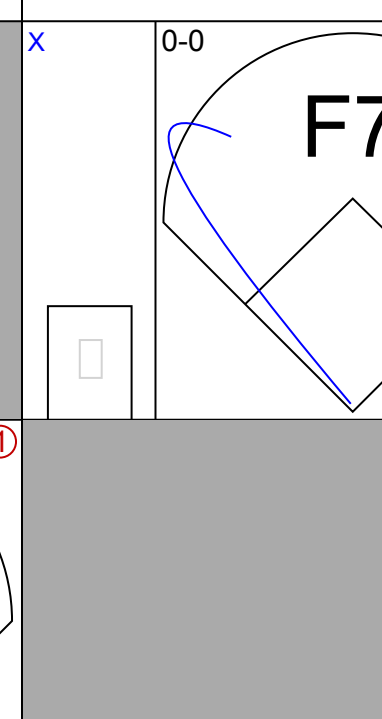
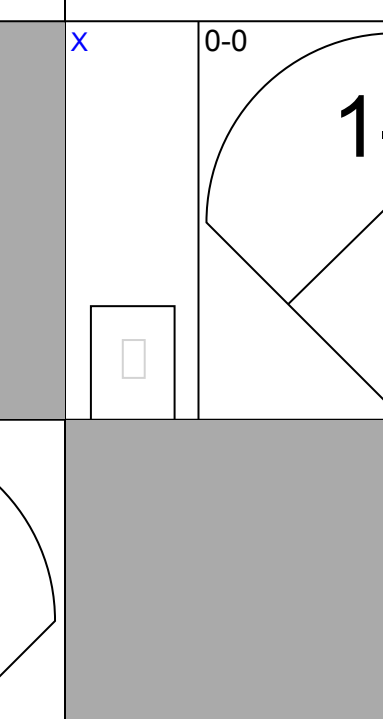
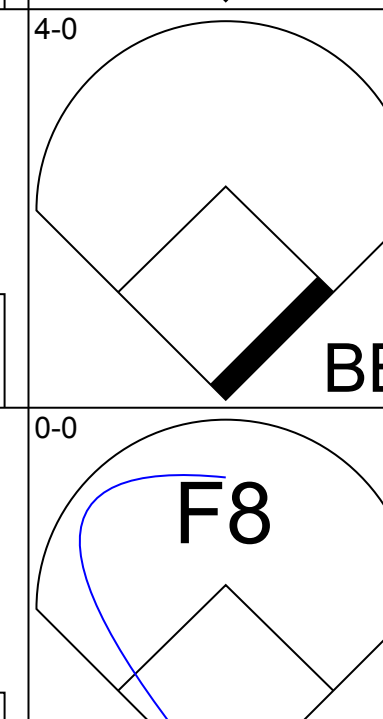




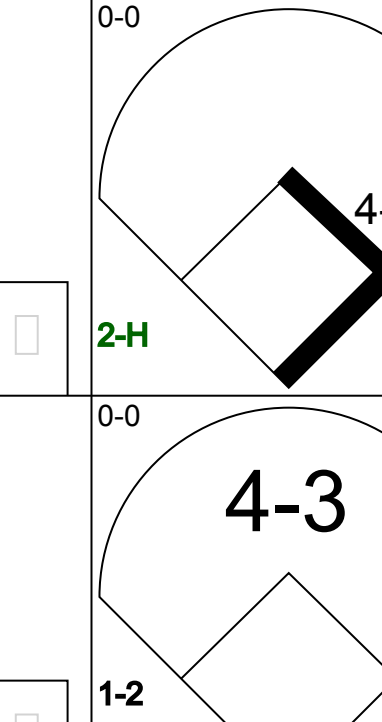
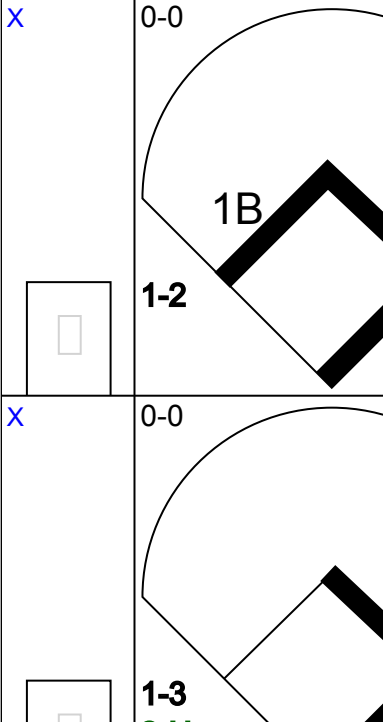
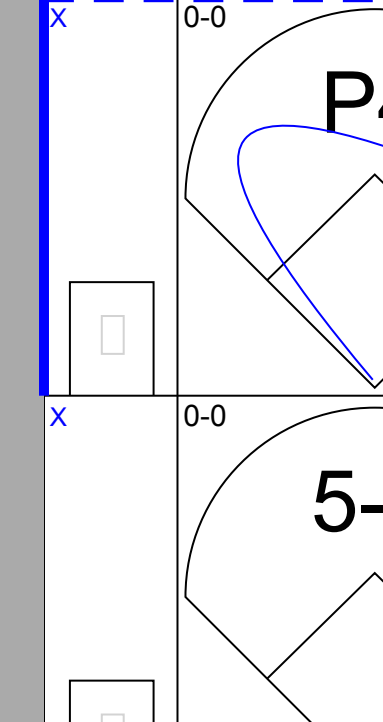

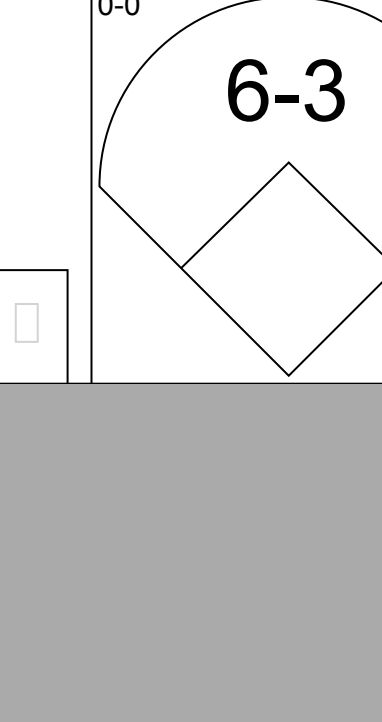
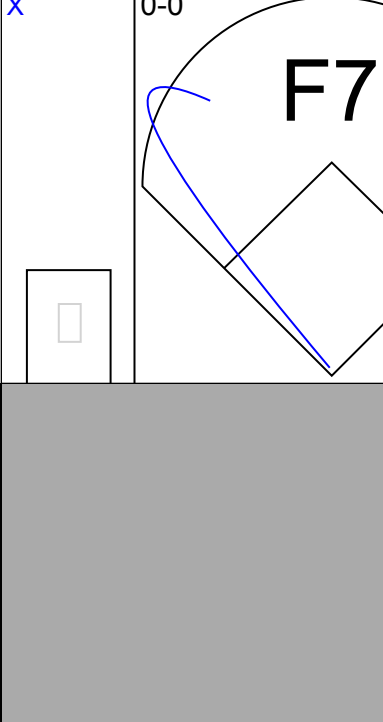
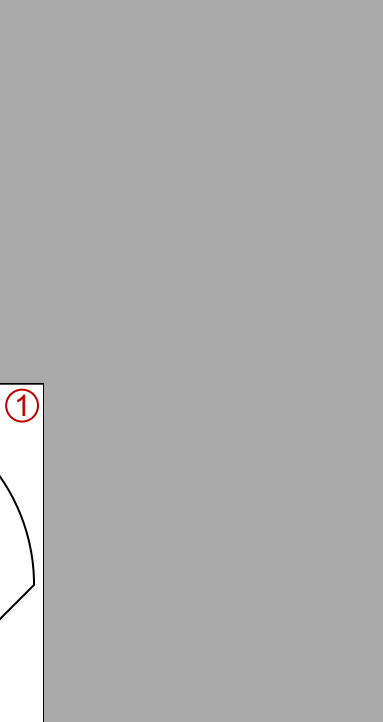
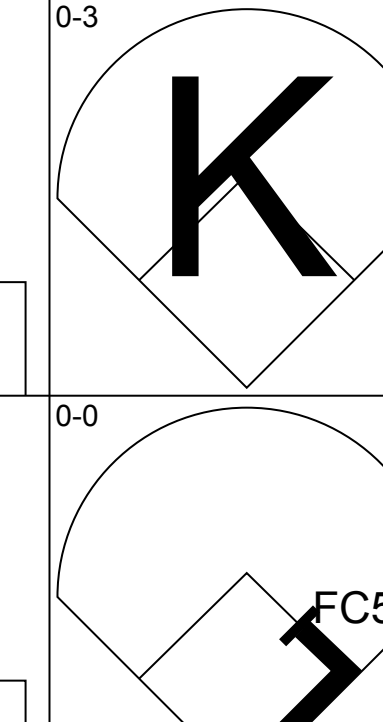
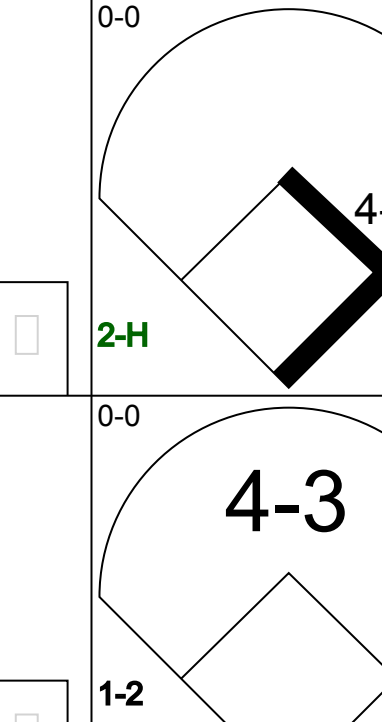
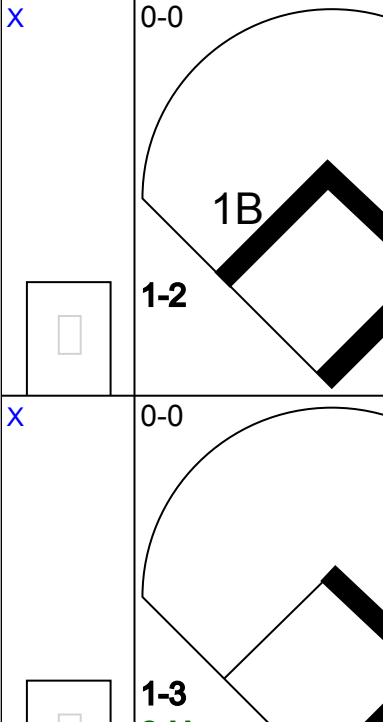
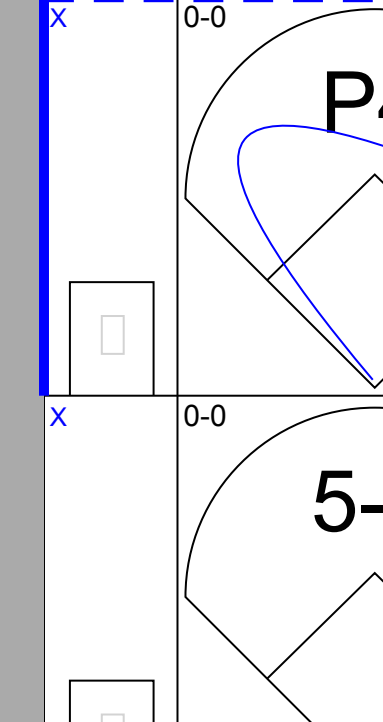
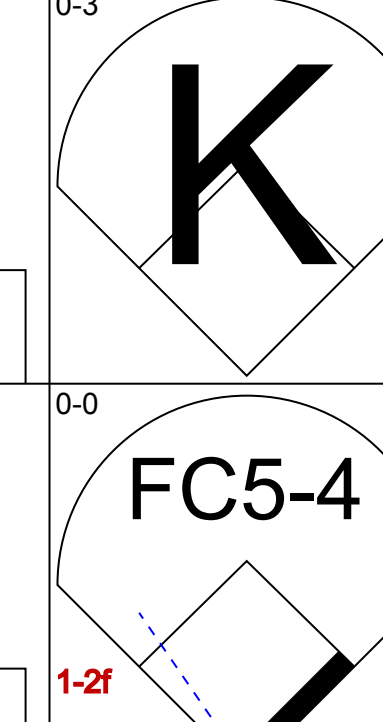
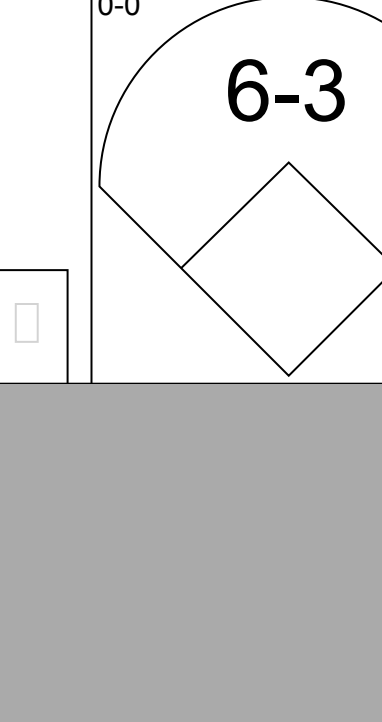
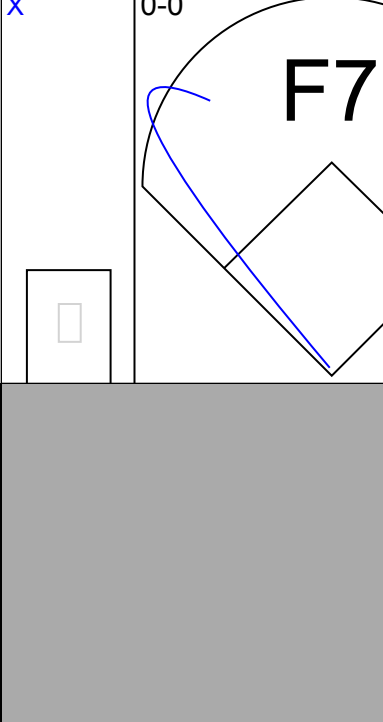
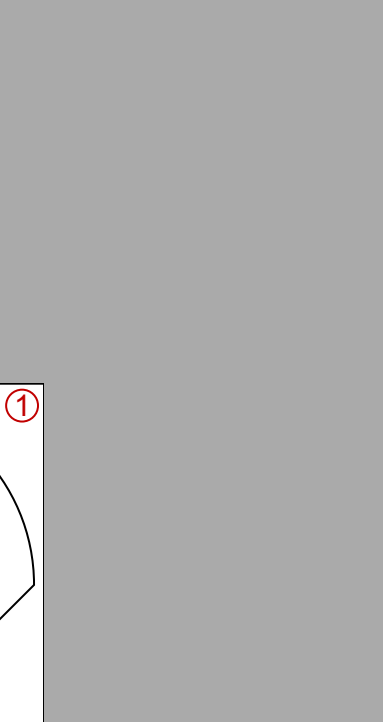
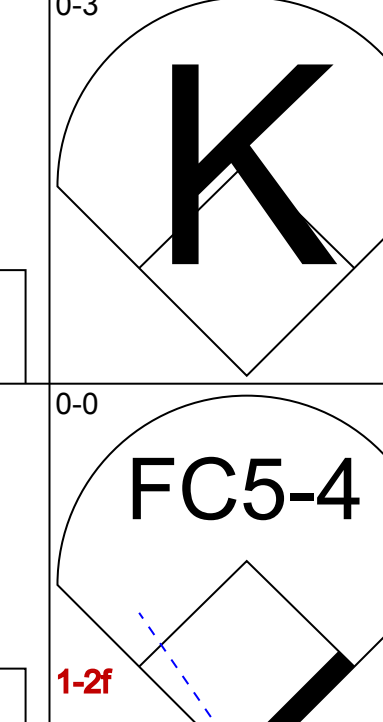
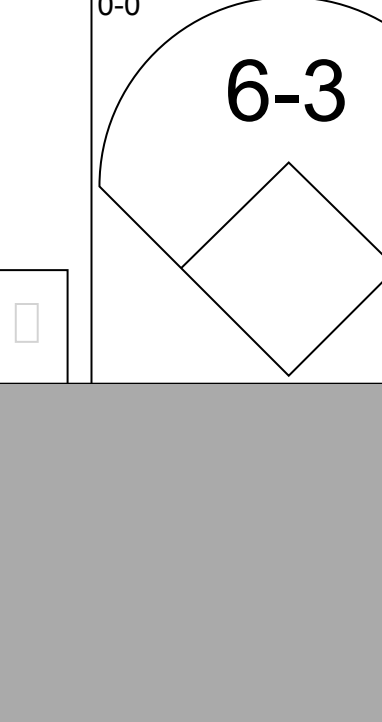
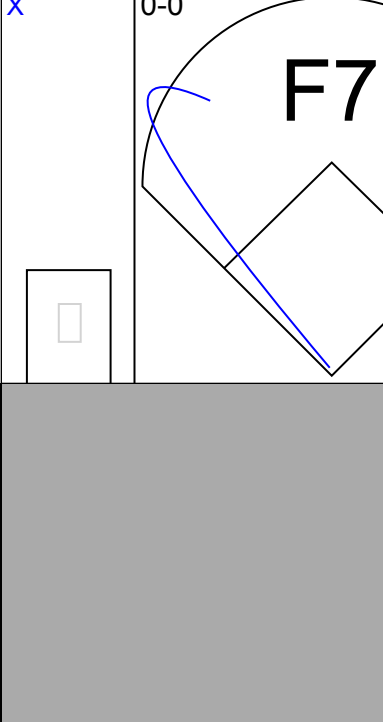
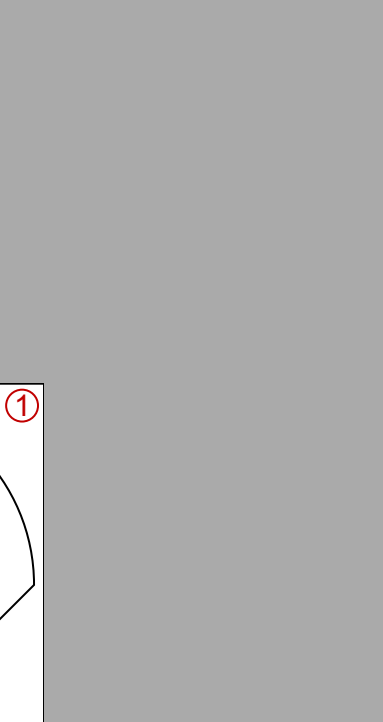
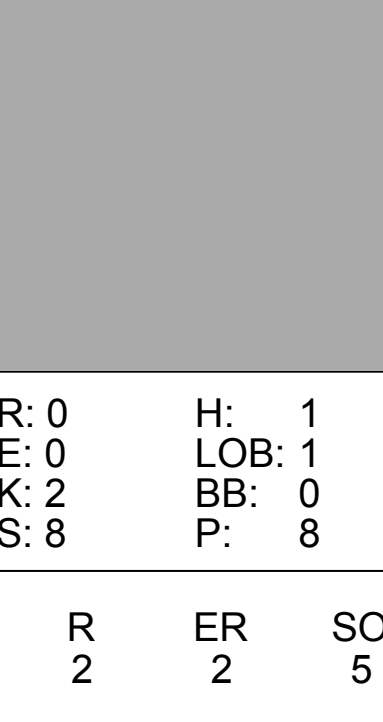
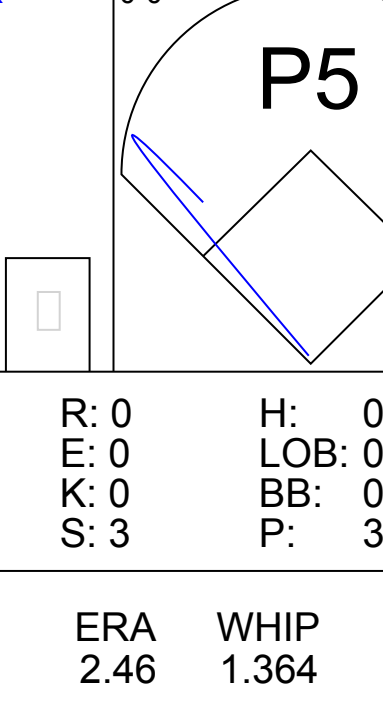
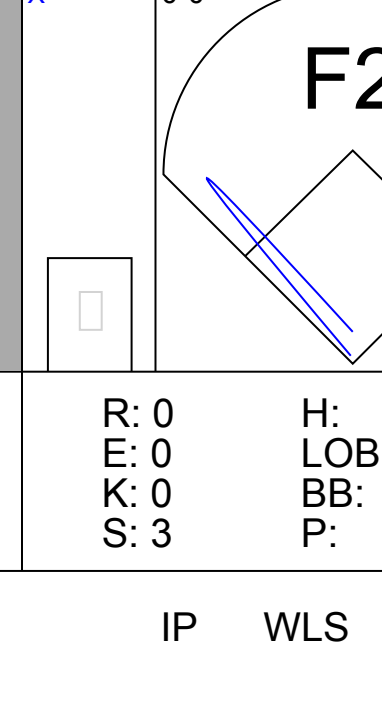
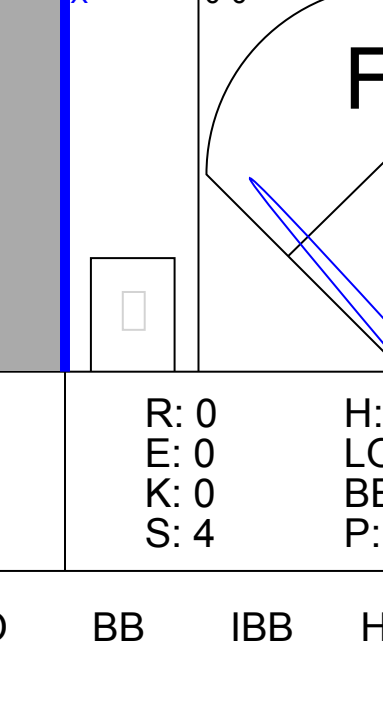
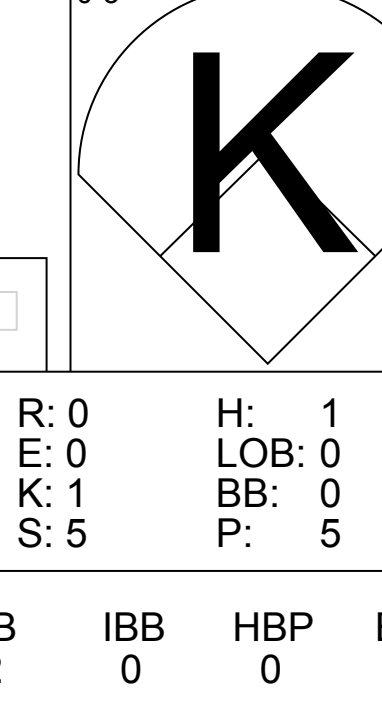
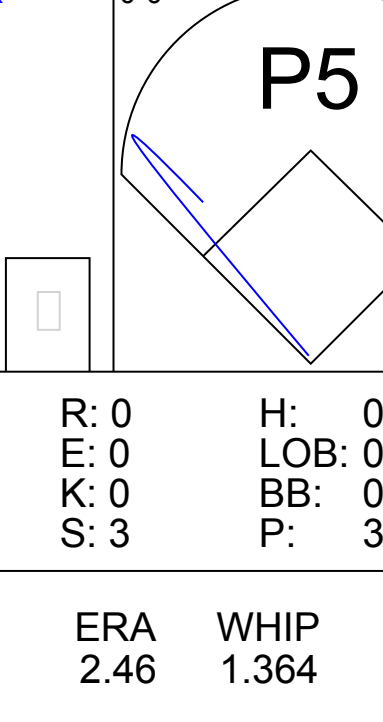
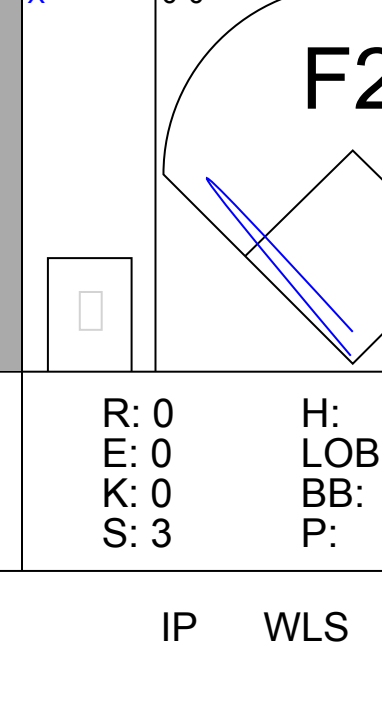
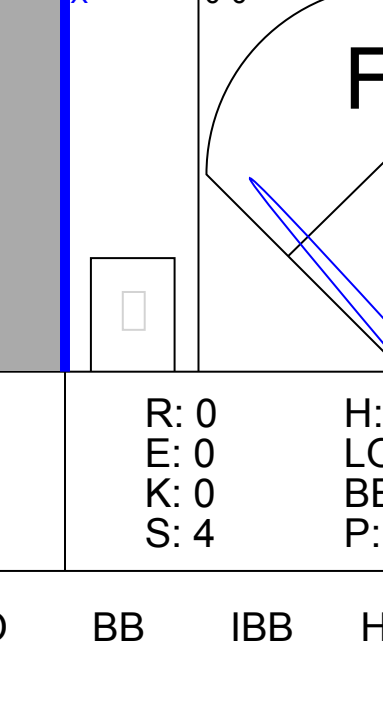
Atlanta Braves @ Los Angeles Dodgers
Dodger Stadium, Los Angeles, CA
Fri Sep 12 1975, 7:05 PM PDT
Att: 18,067 - Unknown

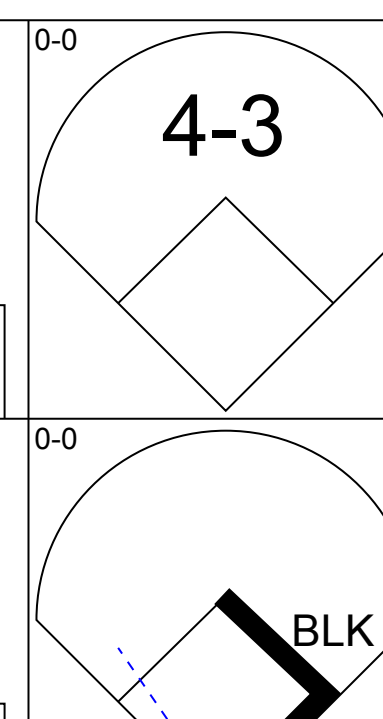
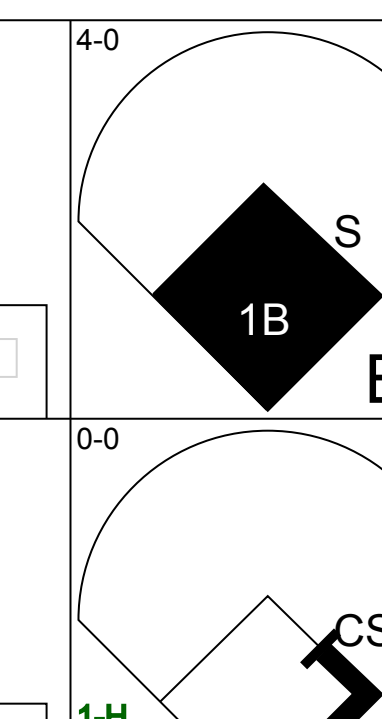
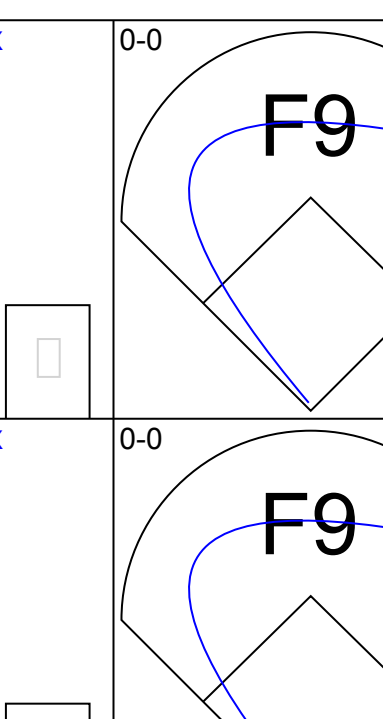
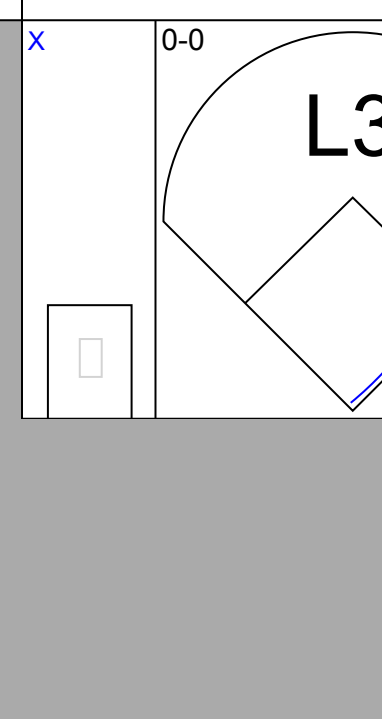
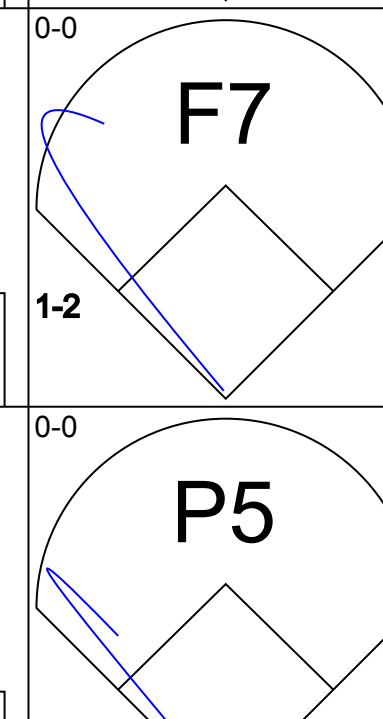
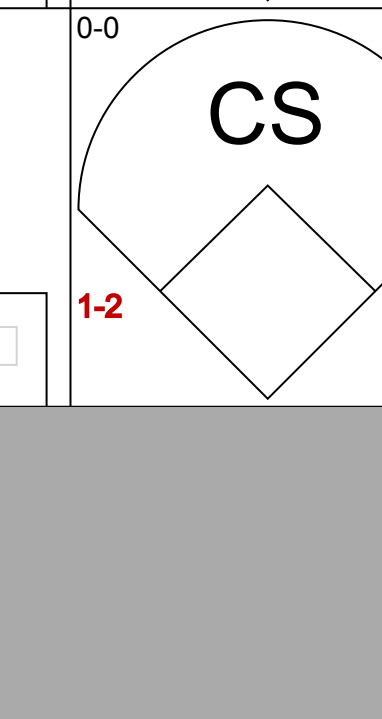




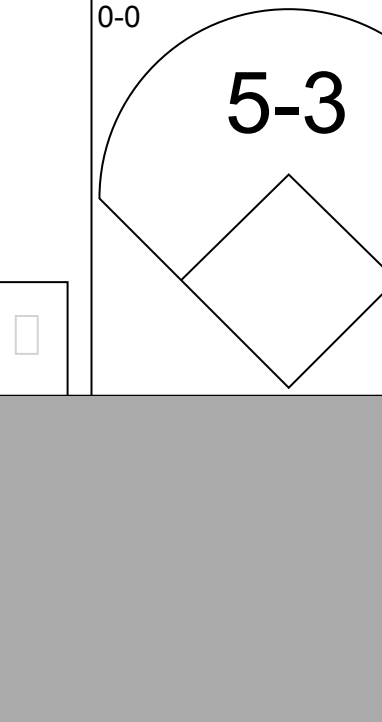
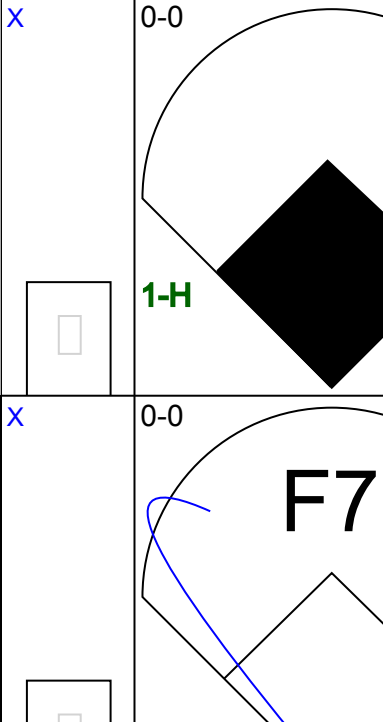
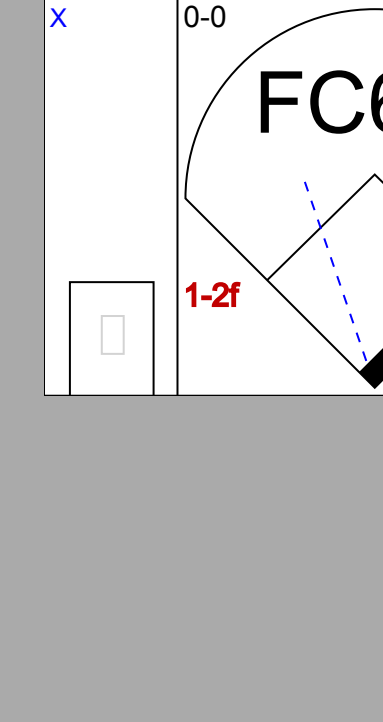


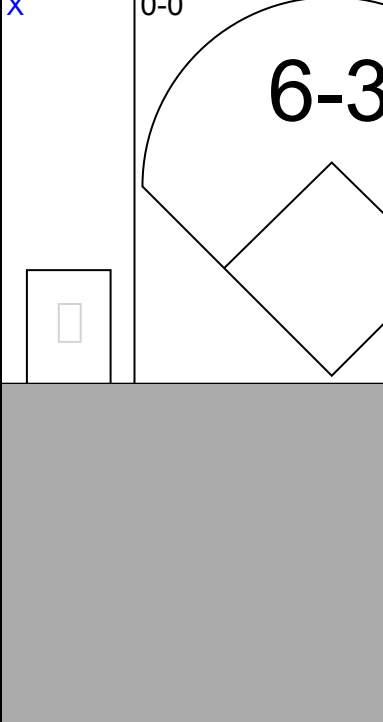
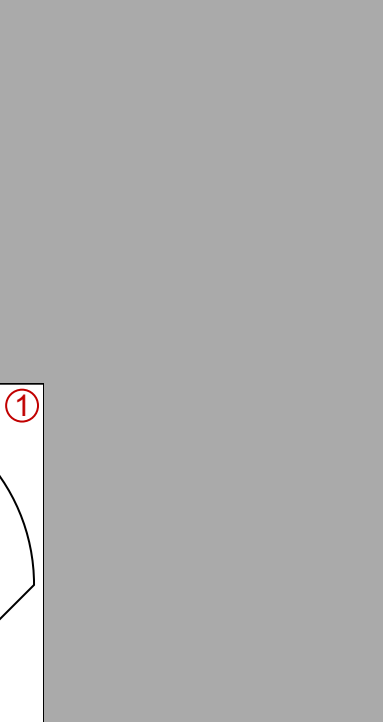
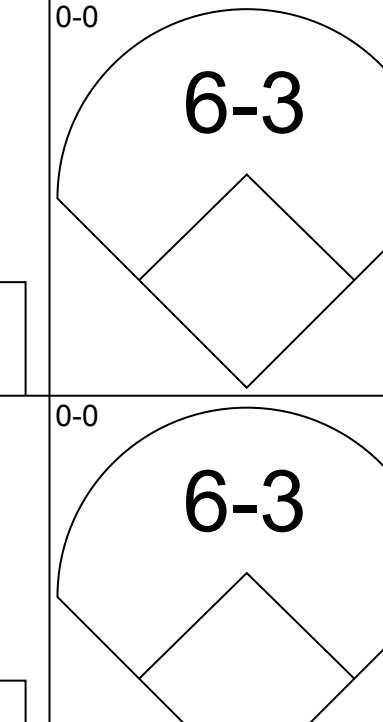
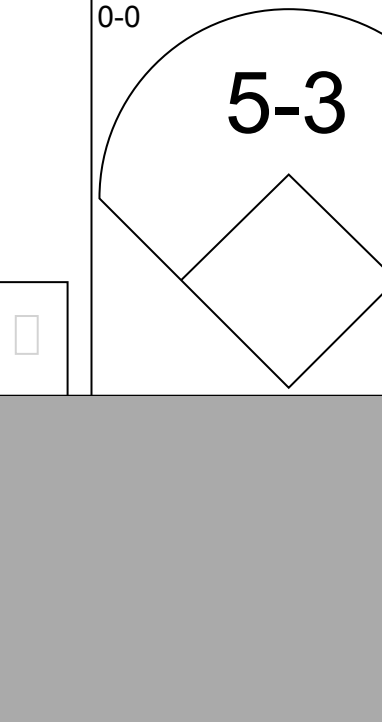
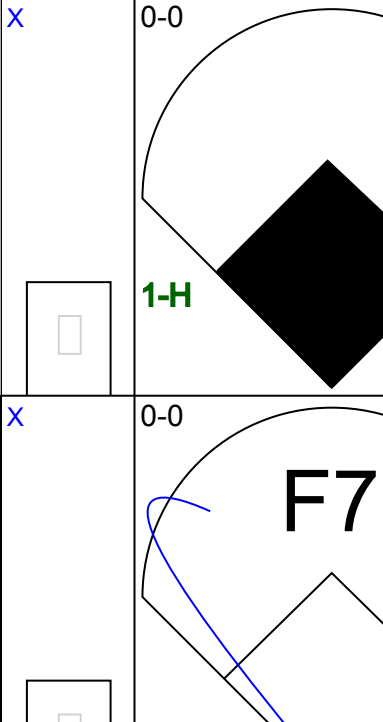
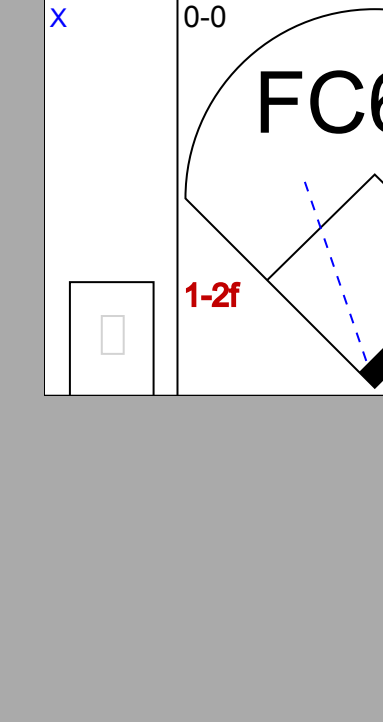
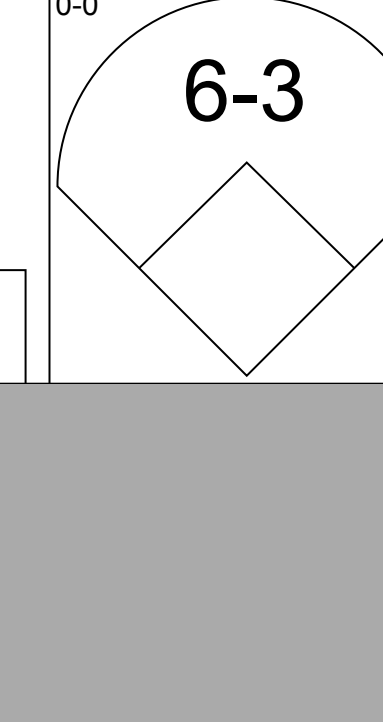
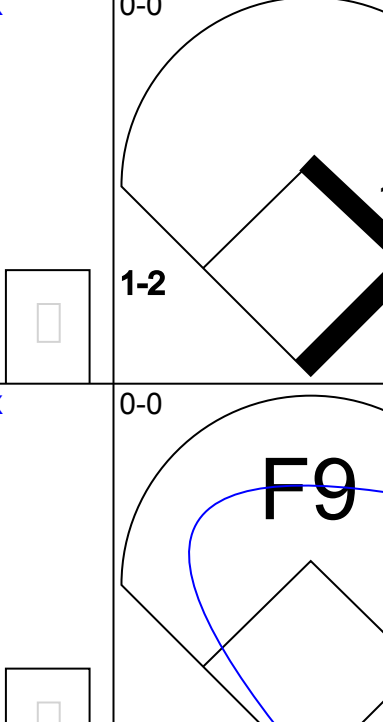
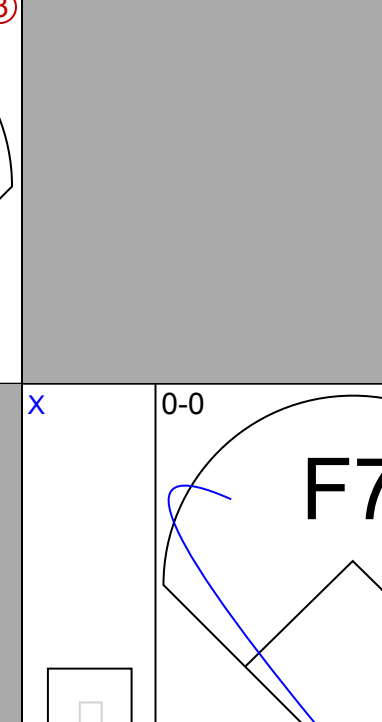

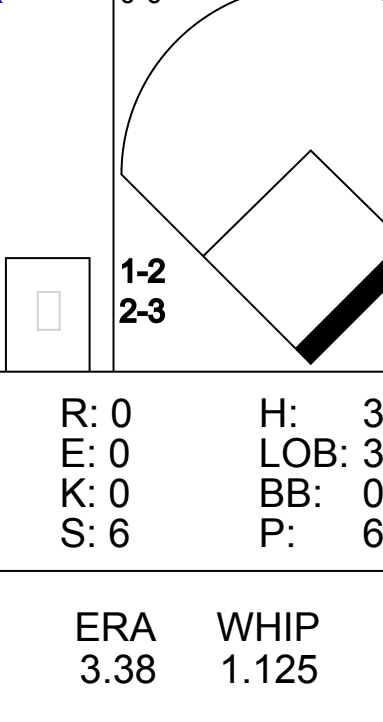
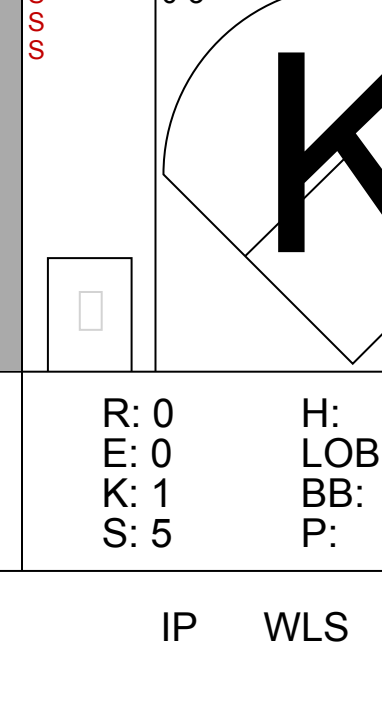
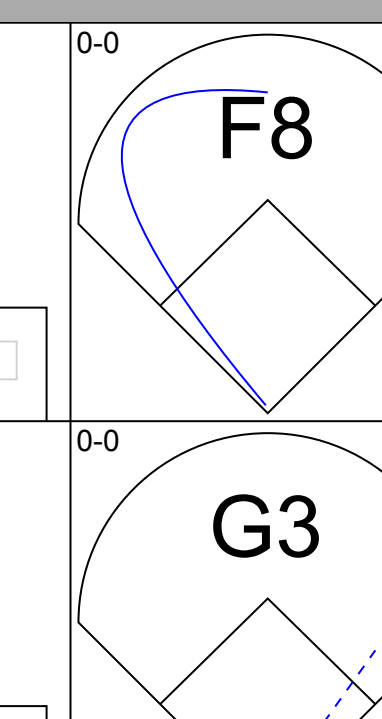
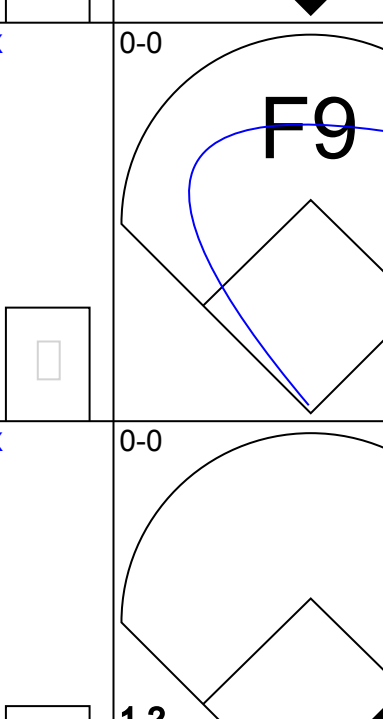
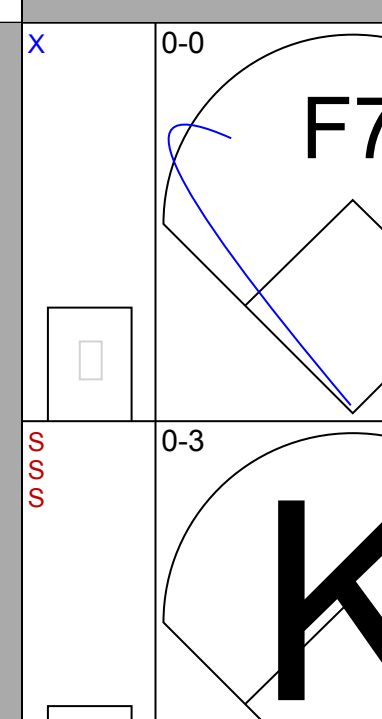
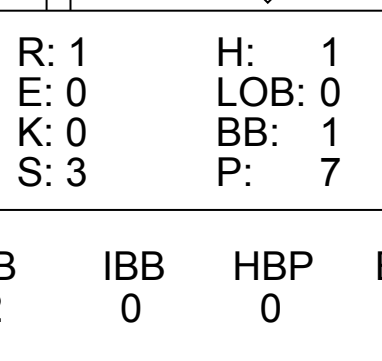
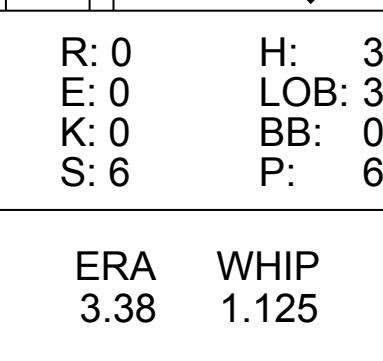
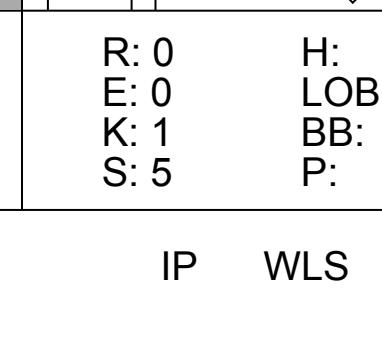
AB	32
R	1
H	4
RBI	1
BB	2
SO	4
LOB	16



Batter	1	2	3	4	5	6	7	8	9	AB	R	H	RBI	BB	SO	LOB	TOP			
Ralph Garr, L (1, 7) OBP: 0.327, SLG: 0.385	0-3 K		0-3 K		0-3 K			0-0 4-3		4	0	0	0	0	3	3	<p>Atlanta Braves @ Los Angeles Dodgers Dodger Stadium, Los Angeles, CA Sat Sep 13 1975, 7:05 PM PDT Att: 17,929 - Unknown</p> <p>livebaseballscores.com</p> <p>AB 32 R 0 H 5 RBI 0 BB 1 SO 7 LOB 16</p> 			
Marty Perez, R (1, 4) OBP: 0.330, SLG: 0.329	0-0 F9		0-0 F9				0-0 4-3	0-0 5-3		4	0	0	0	0	2					
Darrell Evans, L (1, 5) OBP: 0.360, SLG: 0.410	4-0 BB			0-0 F7			0-0 F9		0-3 K	3	0	0	0	1	1	0				
Ed Goodson, L (1, 3) OBP: 0.237, SLG: 0.263	0-0 P6			0-0 4-3			0-0 G3		0-0 1B	4	0	1	0	0	0	1				
Dusty Baker Jr., R (1, 9) OBP: 0.347, SLG: 0.411		0-0 5-3		0-0 G3			0-0 F7		0-0 F2	4	0	0	0	0	0	1				
Rowland Office, L (1, 8) OBP: 0.322, SLG: 0.343	0-3 K				0-0 1-3 E 1B			0-0 G5-4-3 1B	0-0 6-3	4	0	2	0	0	1	1				
Earl Williams, R (1, 2) OBP: 0.306, SLG: 0.358			0-0 1B		0-0 E7 1-3 1-2			0-0 G5-4-3 1-2		3	0	1	0	0	0	2				
Larvell Blanks, R (1, 6) Mike Lum, L (5, PH) Rob Balloir, R (5, 6) Biff Picoroba, S (5, PH) Rod Gilbreath, R (5, PH)	0-0 F5				0-0 1-3 1-2 2-3			0-0 4-3 1B		1	0	0	0	0	0	0				
Frank LaCorte, R (1, 1) Pablo Torrealba, L (5, 1) Preston Hanna, R (6, 1) Dave May, L (8, PH) Tom House, L (8, 1)			0-0 1-3		0-3 K			0-3 K		2	0	0	0	0	1	2				
Inning Stats	R: 0 E: 0 K: 1 S: 5	H: 0 LOB: 1 BB: 1 P: 9	R: 0 E: 0 K: 1 S: 6	H: 1 LOB: 1 BB: 0 P: 6	R: 0 E: 0 K: 1 S: 5	H: 0 LOB: 0 BB: 0 P: 5	R: 0 E: 0 K: 0 S: 3	H: 0 LOB: 0 BB: 0 P: 3	R: 0 E: 1 K: 2 S: 9	H: 1 LOB: 2 BB: 0 P: 9	R: 0 E: 0 K: 0 S: 3	H: 0 LOB: 0 BB: 0 P: 3	R: 0 E: 0 K: 1 S: 6	H: 1 LOB: 2 BB: 0 P: 6	R: 0 E: 0 K: 1 S: 6	H: 1 LOB: 1 BB: 0 P: 6		1B: 5 2B: 0 3B: 0 HR: 0	SF: 0 SAC: 0 DP: 1 HBP: 0	WP: 0 PB: 0 SB: 0 CS: 0
PITCHER Andy Messersmith, R (1, 1) ERA: 2.33	IP: 9.0 WLS: W BF: 33 H: 5 R: 0 ER: 0 SO: 7 BB: 1 IBB: 0 HBP: 0 BLK: 0 WP: 0 HR: 0 S: 46 P: 50 ERA: 0.00 WHIP: 0.667											PITCHER	IP: 9.0 WLS: W BF: 33 H: 5 R: 0 ER: 0 SO: 7 BB: 1 IBB: 0 HBP: 0 BLK: 0 WP: 0 HR: 0 S: 46 P: 50 ERA: 0.00 WHIP: 0.667							

Batter	1	2	3	4	5	6	7	8	9	AB	R	H	RBI	BB	SO	LOB	BOTTOM
Davey Lopes, R (1, 4) OBP: 0.355, SLG: 0.354	0-0 4-3 S 1B 1B		0-0 F7		0-0 E8 1-3 2-H 1B		0-0 4-3	0-0 FC4-6 E		5	2	2	2	0	0	2	<p>Atlanta Braves @ Los Angeles Dodgers Dodger Stadium, Los Angeles, CA Sat Sep 13 1975, 7:05 PM PDT Att: 17,929 - Unknown</p> <p>livebaseballscores.com</p> <p>AB 32 R 6 H 8 RBI 5 BB 4 SO 5 LOB 17</p> 
Lee Lacy, R (1, 7) OBP: 0.357, SLG: 0.464	0-0 4-3		0-0 F9		0-3 K		0-0 WP 1B	0-0 E6 1-H 3-H 2B		5	0	2	2	0	1	3	
Willie Crawford, L (1, 9) OBP: 0.346, SLG: 0.387	0-0 1B 3-H 1B		0-0 L8		0-3 K		4-0 1-2 BB	0-0 6-3		4	0	1	1	1	1	4	
Steve Garvey, R (1, 3) OBP: 0.344, SLG: 0.464	0-0 1B			0-0 F8		0-0 2-3	0-0 G3			4	0	1	0	0	0	2	
Ron Cey, R (1, 5) OBP: 0.362, SLG: 0.464	0-3 K		0-0 F3		0-0 F9			0-0 SH1-4 E 1B		4	1	1	0	0	1	2	
John Hale, L (1, 8) Manny Mota, R (8, PH) Joe Simpson, L (8, PR)	0-0 L9		0-3 K		4-0 HBP 1B BB			1-0 E SH1-4 FC4-6 HBP		2	0	0	0	1	1	2	
Steve Yeager, R (1, 2) OBP: 0.310, SLG: 0.366		0-0 6-3			0-0 F9	1-0 1B HBP		0-0 SH1-4		2	0	0	0	0	0	0	
Bill Russell, R (1, 6) OBP: 0.288, SLG: 0.273	0-0 1-3				0-0 E6 BB 1B	1-2 2-H 1B		4-0 FC4-6 E BB		3	2	1	0	1	0	0	
Andy Messersmith, R (1, 1) OBP: 0.211, SLG: 0.192	0-0 F7				4-0 E 1B BB		0-3 K	0-0 E5 FC4-6		3	0	0	0	1	1	2	
Inning Stats	R: 1 E: 0 K: 1 S: 8	H: 3 LOB: 2 BB: 0 P: 8	R: 0 E: 0 K: 0 S: 3	H: 0 LOB: 0 BB: 0 P: 3	R: 0 E: 0 K: 1 S: 5	H: 0 LOB: 0 BB: 0 P: 5	R: 0 E: 0 K: 0 S: 3	H: 1 LOB: 3 BB: 1 P: 8	R: 0 E: 0 K: 1 S: 6	H: 1 LOB: 2 BB: 1 P: 10	R: 4 E: 2 K: 0 S: 6	H: 2 LOB: 2 BB: 1 P: 11	1B: 7 2B: 1 3B: 0 HR: 0	SF: 0 SAC: 1 DP: 0 HBP: 2	WP: 1 PB: 0 SB: 1 CS: 0	PA: 39	
PITCHER Frank LaCorte, R (1, 1) ERA: 3.0 Pablo Torrealba, L (5, 1) Preston Hanna, R (6, 1) Tom House, L (8, 1)	IP: 4.2 WLS: L BF: 20 H: 4 R: 2 ER: 1 SO: 3 BB: 1 IBB: 0 HBP: 0 BLK: 0 WP: 0 HR: 0 S: 25 P: 29 ERA: 1.93 WHIP: 1.071											PITCHER	IP: 4.2 WLS: L BF: 20 H: 4 R: 2 ER: 1 SO: 3 BB: 1 IBB: 0 HBP: 0 BLK: 0 WP: 0 HR: 0 S: 25 P: 29 ERA: 1.93 WHIP: 1.071				

Batter	1	2	3	4	5	6	7	8	9	AB	R	H	RBI	BB	SO	LOB	TOP																
Dusty Baker Jr. R OBP: 0.346, SLG: 0.411 (1, 8)										5	0	1	0	0	1	1	Atlanta Braves @ Los Angeles Dodgers Dodger Stadium, Los Angeles, CA Sun Sep 14 1975, 3:33 AM PDT Att: 14,833 - Unknown																
Ralph Carr L OBP: 0.326, SLG: 0.384 (1, 7)										4	0	1	0	0	0	0																	
Marty Perez R OBP: 0.330, SLG: 0.327 (1, 4)										3	0	0	0	1	1	1																	
Earl Williams R OBP: 0.310, SLG: 0.361 (8, PR) Rod Gilbreath R OBP: 0.336, SLG: 0.322 (8, 5)										3	2	2	0	1	0	1																	
Cito Gaston R OBP: 0.304, SLG: 0.411 Dave May L OBP: 0.359, SLG: 0.509 (8, 9)										3	0	2	1	0	1	0																	
Darrell Evans L OBP: 0.381, SLG: 0.411 (8, 3)										4	0	2	1	0	0	3																	
Vic Correll R OBP: 0.352 Biff Pocoroba S OBP: 0.323, SLG: 0.314 (8, PH)										3	0	0	0	0	1	4																	
Larryl Blanks R OBP: 0.290, SLG: 0.291 Rowland Office L OBP: 0.324, SLG: 0.345 (8, PH)										3	0	0	0	0	0	1																	
Carl Morton R OBP: 0.189, SLG: 0.184 Mike Lum L OBP: 0.305, SLG: 0.322 (8, PH)										3	0	0	0	0	1	0																	
Inning Stats	R: 0 E: 0 K: 1 S: 5	H: 0 LOB: 1 BB: 1 P: 9	R: 0 E: 0 K: 2 S: 8	H: 1 LOB: 1 BB: 0 P: 8	R: 0 E: 0 K: 1 S: 5	H: 1 LOB: 0 BB: 0 P: 5	R: 1 E: 1 K: 1 S: 7	H: 2 LOB: 1 BB: 0 P: 7	R: 0 E: 0 K: 0 S: 3	H: 0 LOB: 0 BB: 0 P: 3	R: 1 E: 0 K: 0 S: 6	H: 3 LOB: 2 BB: 0 P: 6	R: 0 E: 0 K: 0 S: 3	H: 0 LOB: 0 BB: 0 P: 3	R: 0 E: 0 K: 0 S: 4	H: 1 LOB: 2 BB: 1 P: 8		R: 0 E: 0 K: 0 S: 4	H: 2 LOB: 1 BB: 0 P: 4	1B: 9 2B: 1 3B: 0 HR: 0	SF: 0 SAC: 0 DP: 0 HBP: 0	WP: 0 PB: 0 SB: 0 CS: 0	PA: 37										
PITCHER	IP WLS BF H R ER SO BB IBB HBP BLK WP HR S P ERA WHIP																																
Doug Rau L ERA: 3.19 Charlie Hough R ERA: 2.87	(1, 1) (8, 1)	7.1 S	31 6	8 2	2 0	2 0	5 0	2 0	0 0	0 0	0 0	0 0	0 6	47 6	2.46 0.00	1.364 1.200																	

Batter	1	2	3	4	5	6	7	8	9	AB	R	H	RBI	BB	SO	LOB	BOTTOM														
Davey Lopes R OBP: 0.354, SLG: 0.352 (1, 4)										3	1	0	0	1	0	3	Atlanta Braves @ Los Angeles Dodgers Dodger Stadium, Los Angeles, CA Sun Sep 14 1975, 3:33 AM PDT Att: 14,833 - Unknown														
Lee Lacy R OBP: 0.359, SLG: 0.465 (1, 7)										4	0	2	1	0	0	3															
Willie Crawford L OBP: 0.348, SLG: 0.387 Joe Simpson L (8, PR) (9, 8)										3	0	1	0	1	0	1															
Steve Garvey R OBP: 0.342, SLG: 0.461 (1, 3)										4	1	0	0	0	0	3															
Ron Cey R OBP: 0.361, SLG: 0.468 (1, 5)										4	1	1	2	0	0	1															
John Hate L OBP: 0.302, SLG: 0.346 (8, 9)										3	0	1	0	0	0	0															
Steve Yeager R OBP: 0.311, SLG: 0.366 (1, 2)										3	0	1	0	0	0	0															
Bill Russell R OBP: 0.285, SLG: 0.270 (1, 6)										3	0	0	0	0	0	2															
Doug Rau L OBP: 0.235, SLG: 0.188 Charlie Hough R (8, 1)										3	0	1	0	0	1	0															
Inning Stats	R: 0 E: 0 K: 0 S: 4	H: 1 LOB: 1 BB: 0 P: 4	R: 0 E: 0 K: 0 S: 3	H: 0 LOB: 0 BB: 0 P: 3	R: 1 E: 0 K: 0 S: 3	H: 1 LOB: 0 BB: 1 P: 7	R: 0 E: 0 K: 0 S: 3	H: 0 LOB: 0 BB: 0 P: 3	R: 0 E: 0 K: 0 S: 6	H: 3 LOB: 3 BB: 0 P: 6	R: 2 E: 0 K: 0 S: 5	H: 2 LOB: 0 BB: 0 P: 5	R: 0 E: 0 K: 1 S: 5	H: 0 LOB: 0 BB: 0 P: 5	R: 0 E: 0 K: 0 S: 3	H: 0 LOB: 1 BB: 1 P: 7		1B: 6 2B: 0 3B: 0 HR: 1	SF: 0 SAC: 0 DP: 0 HBP: 0	WP: 0 PB: 0 SB: 1 CS: 1	PA: 33										
PITCHER	IP WLS BF H R ER SO BB IBB HBP BLK WP HR S P ERA WHIP																														
Carl Morton R ERA: 3.39	(1, 1)	8.0 L	32 32	7 3	3 3	3 1	1 0	2 0	0 0	0 0	0 1	32 32	40 40	3.38 1.125																	



Batter	1	2	3	4	5	6	7	8	9	AB	R	H	RBI	BB	SO	LOB	TOP			
Dusty Baker Jr. R OBP: 0.349, SLG: 0.423 (1, 8)	F4		F7			F3		K		4	0	0	0	0	1	2	Atlanta Braves @ San Francisco Giants Candlestick Park, San Francisco, CA Wed Sep 17 1975, 6:33 AM EDT Att: 1,141 - Unknown livebaseballscorecards.com			
Ralph Garr L OBP: 0.328, SLG: 0.385 (1, 7)	E6			1-3				FC6-4		4	0	1	0	0	0	2				
Darrell Evans L OBP: 0.363, SLG: 0.408 (1, 5)	K			6-3		G3			G3	4	0	0	0	0	1	2				
Mike Lum L OBP: 0.301, SLG: 0.317 (1, 3)	4-1			F4					3-1	4	0	0	0	0	0	1				
Dave May L OBP: 0.362, SLG: 0.500 (1, 9)		4-3				F8			F9	4	0	0	0	0	0	0				
Vic Correll R OBP: 0.306, SLG: 0.359 (1, 2)		E6				6-3			F9	3	0	0	0	0	0	0				
Rod Gilbreath R OBP: 0.333, SLG: 0.317 (8, PH) Rowland Office L OBP: 0.331, SLG: 0.351 (8, 6) Larvell Blanks R OBP: 0.293, SLG: 0.294 (8, 6)		FC6-4				F4		FC1-5	1B	2	0	0	0	0	0	1				
Rob Belloir R OBP: 0.257, SLG: 0.267 (6, PH) Marty Perez R OBP: 0.330, SLG: 0.335 (6, 6)		CS	5-3					FC1-5	1B	1	0	0	0	0	0	0				
Phil Niekro R OBP: 0.173, SLG: 0.211 (8, 1) Pablo Torrealba L OBP: 1.000, SLG: 1.000 (8, 1)				F9		1-3		FC1-5	FC6-4	3	0	0	0	0	0	2				
Inning Stats	R: 0 E: 1 K: 1 S: 6	H: 0 LOB: 1 BB: 0 P: 6	R: 0 E: 1 K: 0 S: 3	H: 0 LOB: 0 BB: 0 P: 3	R: 0 E: 0 K: 0 S: 3	H: 0 LOB: 0 BB: 0 P: 3	R: 0 E: 0 K: 0 S: 3	H: 0 LOB: 0 BB: 0 P: 3	R: 1 E: 0 K: 0 S: 5	H: 2 LOB: 1 BB: 0 P: 5	R: 0 E: 0 K: 0 S: 3	H: 0 LOB: 0 BB: 0 P: 3	R: 0 E: 0 K: 1 S: 7	H: 2 LOB: 2 BB: 0 P: 7	R: 0 E: 0 K: 0 S: 3	H: 0 LOB: 0 BB: 0 P: 3		1B: 3 2B: 0 3B: 0 HR: 1	SF: 0 SAC: 0 DP: 0 HBP: 0	WP: 0 PB: 0 SB: 1 CS: 1
PITCHER Jim Barr, R ERA: 3.01 (1, 1)	IP: 9.0 WLS: W BF: 32	H: 4 R: 1 ER: 1 SO: 2	BB: 0 IBB: 0 HBP: 0 BLK: 0	WP: 0 HR: 1 S: 36 P: 36	ERA: 1.00 WHIP: 0.444											ERA: 1.00 WHIP: 0.444				

Batter	1	2	3	4	5	6	7	8	9	AB	R	H	RBI	BB	SO	LOB	BOTTOM			
Von Joshua L OBP: 0.359, SLG: 0.443 (1, 8)	G3		G3	K		4-3				5	0	1	3	0	1	2	Atlanta Braves @ San Francisco Giants Candlestick Park, San Francisco, CA Wed Sep 17 1975, 6:33 AM EDT Att: 1,141 - Unknown livebaseballscorecards.com			
Dave Radler L OBP: 0.388, SLG: 0.406 (1, 2)	3-1		F7	G3				F9	K	5	0	0	0	0	1	3				
Bobby Murcer L OBP: 0.395, SLG: 0.438 (1, 9)			1B	BB		G6-4-3		F7		3	0	2	0	1	0	0				
Gary Matthews R OBP: 0.371, SLG: 0.407 (1, 7)	F8			BB		G6-4-3		5-3		3	0	1	0	1	0	1				
Willie Montanez L OBP: 0.347, SLG: 0.407 (1, 3)		4-3	1B	2B		G6-4-3		FC5-4	1B	3	1	2	0	1	0	2				
Steve Ontiveros S OBP: 0.397, SLG: 0.363 (1, 5)		4-3		F9		G3		FC5-4	1B	4	0	1	0	0	0	5				
Bruce Miller R OBP: 0.275, SLG: 0.286 (1, 4)		FC5-4				4-3		FC5-4	1B	4	1	2	1	0	0	2				
Johnnie LeMaster R OBP: 0.270, SLG: 0.345 (1, 6)		FC5-4		F2		5-3		FC5-2	1B	4	1	1	0	0	0	2				
Jim Barr R OBP: 0.135, SLG: 0.125 (1, 1)		FC5-4		K				FC5-2	3B	4	1	1	0	0	1	5				
Inning Stats	R: 0 E: 0 K: 0 S: 4	H: 1 LOB: 1 BB: 0 P: 4	R: 1 E: 0 K: 0 S: 5	H: 2 LOB: 1 BB: 0 P: 5	R: 0 E: 0 K: 2 S: 9	H: 1 LOB: 3 BB: 2 P: 12	R: 0 E: 0 K: 0 S: 3	H: 1 LOB: 1 BB: 1 P: 7	R: 0 E: 0 K: 0 S: 4	H: 1 LOB: 1 BB: 0 P: 4	R: 0 E: 0 K: 0 S: 3	H: 0 LOB: 0 BB: 0 P: 3	R: 3 E: 0 K: 1 S: 9	H: 4 LOB: 1 BB: 0 P: 9	R: 0 E: 0 K: 0 S: 3	H: 0 LOB: 0 BB: 0 P: 3		1B: 9 2B: 1 3B: 1 HR: 0	SF: 0 SAC: 0 DP: 1 HBP: 0	WP: 1 PB: 1 SB: 1 CS: 0
PITCHER Phil Niekro, R ERA: 3.1 (1, 1) Pablo Torrealba, L ERA: (8, 1)	IP: 7.2 WLS: L BF: 37	H: 11 R: 4 ER: 4 SO: 2	BB: 3 IBB: 0 HBP: 0 BLK: 0	WP: 1 HR: 0 S: 38 P: 50	ERA: 4.70 WHIP: 1.826											ERA: 4.70 WHIP: 1.826				

Batter	1	2	3	4	5	6	7	8	9	10	AB	R	H	RBI	BB	SO	LOB	TOP			
Pete Rose, S OBP: 0.402, SLG: 0.428 Doug Flynn, R OBP: 0.331, SLG: 0.348	(1,5) X 0-0 4-3		X 0-0 1-3 1B	X 0-0 6-3		X 0-0 F7		X 0-0 L8		X 4-0 1B BB	4	1	1	0	1	0	1				
Dave Concepcion, R OBP: 0.320, SLG: 0.344	(1,6) X 0-0 5-3		X 0-0 1-3		X 0-0 4-3		X 0-0		X 0-0 F8	X 0-0 F8	5	0	0	0	0	0	2				
Joe Morgan, L OBP: 0.460, SLG: 0.498 Darrin Chaney, S OBP: 0.277, SLG: 0.301	(1,4) B 4-0 (7,4) B BB		X 0-0 P5		X 0-0 4-3		X 0-0		X 0-0 F8	X 0-0 P6	2	0	0	0	1	0	1				
Tony Perez, R OBP: 0.354, SLG: 0.473	(1,3) X 0-0 BB L9		X 0-0 F8		X 0-0 HR		X 0-0		X 4-0	X 0-0 1B 1B	4	1	2	1	1	0	2				
Johnny Bench, R OBP: 0.460, SLG: 0.518 Bill Plummer, R OBP: 0.302, SLG: 0.257	(1,2) X (4,2) X	X 0-0 PB 1B		X 0-0 6-3	X 0-0 6-3		X 0-0		X 0-3	X 0-0 1B	2	0	1	0	0	0	0				
George Foster, R OBP: 0.363, SLG: 0.534	(1,7) S 0-3 K		X 0-0 HR		X 0-0		X 0-0		X 0-0	X 0-0 F8	5	1	1	1	0	1	4				
Dan Driessen, L OBP: 0.373, SLG: 0.412 Merv Rettenmund, R OBP: 0.351, SLG: 0.310	(1,9) B 4-0 (8,9) B BB		X 0-0 BB		X 0-0 HR		X 0-3		X 0-0	X 0-0 1-3	2	1	1	1	1	1	0				
Cesar Geronimo, L OBP: 0.321, SLG: 0.362	(1,8) X 0-0 F7		X 0-0 HR		X 0-0		X 0-0		X 0-0	X 0-0 4-3	4	0	1	0	0	0	2				
Clay Kirby, R OBP: 0.250, SLG: 0.233 Will McEnaney, L OBP: 0.067, SLG: 0.067	(1,1) X 0-0 F8		X 0-0 5-3		X 0-0		X 0-3		X 0-3	X 0-0	3	0	0	0	0	1	3				
Rawly Eastwick, R OBP: 0.273, SLG: 0.220 Ed Armbrister, R OBP: 0.261, SLG: 0.304	(8, PH) 0-0 (9, 1) 0-0		X 0-0		X 0-0		X 0-0		X 0-0	X 0-0	1	0	0	0	0	0	0				
Inning Stats	R: 0 E: 0 K: 0 S: 3	H: 0 LOB: 1 BB: 1 P: 7	R: 0 E: 0 K: 1 S: 6	H: 1 LOB: 2 BB: 1 P: 10	R: 0 E: 0 K: 0 S: 4	H: 1 LOB: 1 BB: 0 P: 4	R: 2 E: 0 K: 0 S: 6	H: 3 LOB: 1 BB: 0 P: 6	R: 1 E: 0 K: 0 S: 5	H: 1 LOB: 0 BB: 0 P: 4	R: 0 E: 0 K: 1 S: 5	H: 0 LOB: 0 BB: 0 P: 5	R: 0 E: 0 K: 1 S: 5	H: 0 LOB: 1 BB: 1 P: 9	R: 0 E: 0 K: 1 S: 5	H: 0 LOB: 0 BB: 0 P: 5	R: 1 E: 0 K: 0 S: 5	H: 2 LOB: 2 BB: 1 P: 9	1B: 4 2B: 0 3B: 1 HR: 3	SF: 0 SAC: 0 DP: 0 HBP: 0	WP: 0 PA: 42
PITCHER	IP 8.0	WLS 33	BF 6	H 3	R 3	ER 3	SO 4	BB 3	IBB 0	HBP 0	BLK 0	WP 0	HR 3	S 38	P 50	ERA 3.38	WHIP 1.125				
PITCHER	IP 2.0	WLS L	BF 9	H 2	R 1	ER 1	SO 1	BB 0	IBB 0	HBP 0	BLK 0	WP 0	HR 0	S 10	P 14	ERA 4.50	WHIP 1.500				

Cincinnati Reds @ Atlanta Braves
Atlanta-Fulton County Stadium, Atlanta, GA
Thu Sep 18 1975, 7:05 PM EDT
Att: 3,123 - Unknown

AB	38
R	4
H	8
RBI	4
BB	4
SO	5
LOB	17



Batter	1	2	3	4	5	6	7	8	9	10	AB	R	H	RBI	BB	SO	LOB	BOTTOM			
Dusty Baker Jr., R OBP: 0.350, SLG: 0.421	(1,8) X 0-3 K		X 0-0 SH2-3 2B 1B		X 0-0 6-3		X 4-0 1B BB		X 0-0 F3		4	1	1	0	1	1	0				
Ralph Garr, L OBP: 0.327, SLG: 0.384 Rowland Office, L OBP: 0.336, SLG: 0.355	(1,7) X 0-0 6-3		X 0-0 SH2-3		X 4-0 FC4-6 BB		X 0-0 1-2 1B		X 0-0 G4-6-3 1B		1	0	0	0	0	0	0				
Darrell Evans, L OBP: 0.361, SLG: 0.408	(1,5) X 0-3 K		X 0-0 F9 2B		X 0-0 FC4-6 1-2		X 0-0 K		X 0-0 G4-6-3 1-2		5	0	1	1	0	2	4				
Mike Lum, L OBP: 0.304, SLG: 0.321 Rod Gilbreath, R OBP: 0.330, SLG: 0.313	(1,3) X 0-0 (8, PH) 4-0 (9, 5) BB	X 0-0 1B 2B	X 4-0 F9 BB		X 0-0 6-3		X 0-0		X 0-0	X 0-0 4-3	2	1	1	0	1	0	1				
Dave May, L OBP: 0.382, SLG: 0.497	(1,9) X 0-0	X 0-0 2B	X 0-0 F9		X 0-0		X 4-0 F3		X 4-0	X 0-0	3	0	1	1	0	0	2				
Cito Gaston, R OBP: 0.319, SLG: 0.414	(8, PH) 0-0 (9, 7) BB	X 2H 1B	X 1-2 2-3		X 0-0		X 0-0		X 0-0	X 0-0 1B BB	1	1	1	0	1	0	0				
Earl Williams, R OBP: 0.311, SLG: 0.361	(1,2) B 4-0 1-2	X 0-0 BB	X 0-0 F5		X 0-0		X 0-0		X 0-0	X 0-0 F3	4	0	1	0	1	0	3				
Marty Perez, R OBP: 0.328, SLG: 0.333	(1,4) X 0-0 L8		X 0-0 F9		X 0-0 4-3		X 0-0		X 0-0	X 0-0 P4	5	0	1	0	0	0	4				
Larvell Blanks, R OBP: 0.291, SLG: 0.292 Ed Goodson, L OBP: 0.240, SLG: 0.270 Rob Belloir, R OBP: 0.255, SLG: 0.265	(1,6) X 0-0 F7		X 0-0 F7		X 0-0		X 0-0		X 0-0	X 0-0 FC6-4	3	0	0	0	0	0	2				
Carl Morton, R OBP: 0.183, SLG: 0.178 Vic Correll, R OBP: 0.336, SLG: 0.358 Pablo Torrealba, L OBP: 1.000, SLG: 1.000	(1,1) X 0-0 F5		X 0-0 6-3		X 0-0		X 0-3		X 0-3	X 0-0	3	0	0	0	0	1	2				
Inning Stats	R: 0 E: 0 K: 2 S: 7	H: 2 LOB: 2 BB: 1 P: 9	R: 1 E: 0 K: 0 S: 5	H: 2 LOB: 2 BB: 1 P: 9	R: 0 E: 0 K: 0 S: 3	H: 0 LOB: 0 BB: 0 P: 3	R: 0 E: 0 K: 0 S: 3	H: 0 LOB: 1 BB: 0 P: 7	R: 0 E: 0 K: 2 S: 8	H: 1 LOB: 2 BB: 1 P: 12	R: 1 E: 0 K: 2 S: 9	H: 2 LOB: 2 BB: 1 P: 13	R: 0 E: 0 K: 0 S: 3	H: 1 LOB: 0 BB: 0 P: 3	R: 0 E: 0 K: 0 S: 5	H: 2 LOB: 2 BB: 0 P: 5	1B: 8 2B: 2 3B: 0 HR: 0	SF: 0 SAC: 1 DP: 1 HBP: 0	WP: 0 PA: 44		
PITCHER	IP 6.2	WLS 29	BF 5	H 2	R 2	ER 2	SO 3	BB 4	IBB 0	HBP 0	BLK 0	WP 0	HR 0	S 31	P 47	ERA 2.70	WHIP 1.350				
PITCHER	IP 0.2	WLS 0	BF 0	H 0	R 0	ER 0	SO 0	BB 0	IBB 0	HBP 0	BLK 0	WP 0	HR 0	S 6	P 6	ERA 0.00	WHIP 0.000				
PITCHER	IP 0.2	WLS 5	BF 2	H 1	R 1	ER 1	SO 1	BB 0	IBB 0	HBP 0	BLK 0	WP 0	HR 0	S 6	P 10	ERA 13.50	WHIP 4.500				
PITCHER	IP 2.0	WLS W	BF 8	H 3	R 0	ER 0	SO 0	BB 0	IBB 0	HBP 0	BLK 0	WP 0	HR 0	S 8	P 8	ERA 0.00	WHIP 1.500				

Cincinnati Reds @ Atlanta Braves
Atlanta-Fulton County Stadium, Atlanta, GA
Thu Sep 18 1975, 7:05 PM EDT
Att: 3,123 - Unknown

AB	38
R	3
H	10
RBI	3
BB	5
SO	6
LOB	22



Batter	1	2	3	4	5	6	7	8	9	AB	R	H	RBI	BB	SO	LOB	TOP								
Pete Rose, S (1, 5) OBP: 0.401, SLG: 0.427 Darrel Chaney, S (8, 4) OBP: 0.277, SLG: 0.301	F7	G4-6-3			G3	6-3		1B		5	0	1	0	0	0	2	Cincinnati Reds @ Atlanta Braves Atlanta-Fulton County Stadium, Atlanta, GA Fri Sep 19 1975, 7:05 PM EDT Att: 4,290 - Unknown								
Dave Concepcion, R (1, 6) OBP: 0.324, SLG: 0.354	BB				HR	BB		F8		3	1	2	1	2	0	1									
Joe Morgan, L (1, 4) Doug Flynn, R (8, 5) OBP: 0.331, SLG: 0.348	P5				1B	4-3		K		4	1	0	0	1	1	4									
Tony Perez, R (1, 3) OBP: 0.356, SLG: 0.473	BB				1B	1B		1B		4	1	2	0	1	0	2									
George Foster, R (1, 7) OBP: 0.361, SLG: 0.530	F3				K	1B		FC5		5	1	1	0	0	2	4									
Terry Crowley, L (1, 9) Merv Rettenmund, R (5, 9) OBP: 0.357, SLG: 0.324					P3	E		1B		3	1	1	3	0	0	0									
Cesar Geronimo, L (1, 8) OBP: 0.323, SLG: 0.363					S	E		F7		4	1	2	0	1	1	2									
Bill Plummer, R (1, 2) OBP: 0.305, SLG: 0.257	BB				F7	E1		K		4	0	1	1	1	1	3									
Pat Darcy, L (1, 1) Will McEnaney, L (7, 1)					K	K		1-3		4	0	1	1	0	2	3									
Inning Stats	R: 0 E: 0 K: 0 S: 3	H: 0 LOB: 2 BB: 2 P: 11	R: 1 E: 0 K: 0 S: 4	H: 2 LOB: 1 BB: 1 P: 8	R: 0 E: 0 K: 0 S: 3	H: 1 LOB: 0 BB: 0 P: 3	R: 0 E: 0 K: 1 S: 6	H: 1 LOB: 1 BB: 0 P: 6	R: 5 E: 1 K: 2 S: 12	H: 4 LOB: 2 BB: 2 P: 20	R: 0 E: 0 K: 0 S: 3	H: 0 LOB: 1 BB: 1 P: 7	R: 1 E: 0 K: 2 S: 9	H: 2 LOB: 1 BB: 0 P: 9	R: 0 E: 0 K: 1 S: 7	H: 2 LOB: 2 BB: 0 P: 7		R: 0 E: 0 K: 2 S: 8	H: 1 LOB: 1 BB: 0 P: 8	1B: 9 2B: 4 3B: 0 HR: 1	SF: 0 SAC: 0 DP: 2 HBP: 0	WP: 0 PB: 0 SB: 5 CS: 0	PA: 45		
PITCHER	IP	WLS	BF	H	R	ER	SO	BB	IBB	HBP	BLK	WP	HR	S	P	ERA	WHIP								
Frank LaCorte, R (1, 1) ERA: 5.27 Max Leon, R (5, 1) ERA: 4.09 Mike Beard, L (6, 1) ERA: 3.22 Bruce Dal Canton, R (9, 1) ERA: 4.9	4.2	L	24	8	6	5	2	4	0	0	0	0	1	24	40	9.64	2.571								

Batter	1	2	3	4	5	6	7	8	9	AB	R	H	RBI	BB	SO	LOB	BOTTOM								
Dusty Baker Jr., R (1, 9) OBP: 0.350, SLG: 0.426	4-3				HR		1B	K		4	1	1	2	1	1	2	Cincinnati Reds @ Atlanta Braves Atlanta-Fulton County Stadium, Atlanta, GA Fri Sep 19 1975, 7:05 PM EDT Att: 4,290 - Unknown								
Rowland Office, L (1, 8) OBP: 0.340, SLG: 0.359	4-3				F7		1B	1B		5	0	3	1	0	0	0									
Darrell Evans, L (1, 5) OBP: 0.360, SLG: 0.405	BB				G3		K	K		4	0	0	0	1	2	5									
Ed Goodson, L (1, 3) Marty Perez, R (7, PH) OBP: 0.327, SLG: 0.332	FC6				1B	1B	1B	1B		3	2	2	0	0	0	1									
Dave May, L (1, 7) Vic Correll, R (9, PH) OBP: 0.307, SLG: 0.363					F7		K			4	0	1	1	0	1	3									
Earl Williams, R (1, 2) Biff Pocoroba, S (7, 2) OBP: 0.327, SLG: 0.318	K				1B	5-3		1B		3	0	1	0	0	1	1									
Rod Gilbreath, R (1, 4) OBP: 0.332, SLG: 0.312	BB				1B	6-3		F5-3		4	0	1	1	1	0	2									
Larry Blanks, R (1, 6) OBP: 0.291, SLG: 0.292	FC6-4				G4-6-3		6-3	E		4	1	1	1	0	0	3									
Frank LaCorte, R (1, 1) Max Leon, R (5, PH) Rob Bellini, R (8, PH) Mike Beard, L (8, PH) Cito Gaston, R (9, PH) Bruce Dal Canton, R (9, PH)	F9				HR		K	F5		1	0	0	0	0	0	0									
Inning Stats	R: 0 E: 0 K: 0 S: 3	H: 0 LOB: 1 BB: 1 P: 7	R: 0 E: 0 K: 1 S: 5	H: 0 LOB: 1 BB: 1 P: 9	R: 0 E: 0 K: 0 S: 4	H: 1 LOB: 1 BB: 0 P: 4	R: 1 E: 0 K: 0 S: 5	H: 3 LOB: 1 BB: 0 P: 5	R: 3 E: 0 K: 0 S: 6	H: 3 LOB: 1 BB: 1 P: 10	R: 0 E: 0 K: 1 S: 5	H: 0 LOB: 0 BB: 0 P: 5	R: 0 E: 0 K: 2 S: 8	H: 1 LOB: 2 BB: 1 P: 12	R: 2 E: 1 K: 2 S: 11	H: 3 LOB: 2 BB: 0 P: 11		R: 0 E: 0 K: 1 S: 6	H: 1 LOB: 1 BB: 0 P: 6	1B: 9 2B: 2 3B: 0 HR: 1	SF: 0 SAC: 0 DP: 1 HBP: 0	WP: 0 PB: 0 SB: 0 CS: 0	PA: 43		
PITCHER	IP	WLS	BF	H	R	ER	SO	BB	IBB	HBP	BLK	WP	HR	S	P	ERA	WHIP								
Pat Darcy, R (1, 1) ERA: 3.69 Will McEnaney, L (7, 1) ERA: 1.75	6.0	W	29	8	4	4	2	4	0	0	0	0	0	24	45	6.00	2.000								

Batter	1	2	3	4	5	6	7	8	9	AB	R	H	RBI	BB	SO	LOB	TOP										
Pete Rose, S OBP: 0.402, SLG: 0.429 (1, 5)	4-0 WP BB		0-0 G3		0-0 1B 2B		0-0 4-1		0-0 1B 1B	4	2	2	0	1	0	0	Cincinnati Reds @ Atlanta Braves Atlanta-Fulton County Stadium, Atlanta, GA Sat Sep 20 1975, 7:05 PM EDT Att: 7,094 - Unknown										
Dave Concepcion, R OBP: 0.324, SLG: 0.354 Darrel Chaney, S OBP: 0.280, SLG: 0.303 (1, 6) (6, 6)	0-0 6-3			0-0 F8	0-0 FC5-4 1B		0-0 F7		0-0 1B HR	3	0	1	2	0	0	1											
George Foster, R OBP: 0.360, SLG: 0.526 (1, 8)	0-0 5-3			0-3 K	0-0 FC5-4 BB		0-0 6-3		0-0 HR 1B	5	1	1	1	0	1	2											
Tony Perez, R OBP: 0.355, SLG: 0.471 Dan Driessen, L OBP: 0.377, SLG: 0.429 (1, 3) (5, PH) (5, 3)	0-0 4-3			0-0 E5	4-0 1-2 BB			0-0 F9	0-0 HR	2	0	0	0	0	0	1											
Merv Rettenmund, R OBP: 0.353, SLG: 0.317 (1, 9)		0-3 K		0-0 6-3	0-0 5-3			4-0 1B BB	0-0 E5 FC6-4	4	0	0	0	1	1	3											
Ed Ambrister, R OBP: 0.283, SLG: 0.236 (1, 7)		0-0 G3			0-0 F6-3 1B		0-0 6-3		0-0 FC6-4 1B	5	1	2	0	0	0	1											
Bill Plummer, R OBP: 0.302, SLG: 0.250 (1, 2)		0-0 P6			0-0 E5 1B		1-0 F4-3 HBP		0-0 F9 K	4	1	0	0	0	1	4											
Doug Flynn, R OBP: 0.318, SLG: 0.333 (1, 4)				0-0 F4-3	0-0 F6-3		0-0 F4-3		0-3 K	5	0	0	1	0	1	5											
Gary Nolan, R OBP: 0.247, SLG: 0.212 Terry Crowley, L OBP: 0.348, SLG: 0.429 Clay Carroll, R (1, 1) (6, PH) (6, 1)				0-0 L9	0-0 2B 1B 1B		0-0 6-3		0-0 E5 1B	2	1	1	1	0	0	0											
Pedro Borbon, R OBP: 0.261, SLG: 0.304 (9, 1)									0-0 1B	1	0	0	0	0	0	0											
Inning Stats	R: 0 E: 0 K: 0 S: 3	H: 0 LOB: 1 BB: 1 P: 7	R: 0 E: 0 K: 1 S: 5	H: 0 LOB: 0 BB: 0 P: 5	R: 0 E: 0 K: 0 S: 3	H: 0 LOB: 0 BB: 0 P: 3	R: 0 E: 1 K: 1 S: 6	H: 0 LOB: 1 BB: 0 P: 6	R: 4 E: 1 K: 0 S: 8	H: 4 LOB: 2 BB: 1 P: 12	R: 0 E: 0 K: 0 S: 3	H: 0 LOB: 0 BB: 0 P: 4	R: 0 E: 0 K: 0 S: 3	H: 0 LOB: 0 BB: 0 P: 3	R: 0 E: 0 K: 1 S: 6	H: 1 LOB: 2 BB: 1 P: 10	R: 5 E: 2 K: 1 S: 11	H: 4 LOB: 1 BB: 0 P: 11	1B: 7 2B: 1 3B: 0 HR: 1	SF: 0 SAC: 0 DP: 0 HBP: 1	WP: 1 PB: 0 SB: 0 CS: 0	PA: 44					
PITCHER	IP	WLS	BF	H	R	ER	SO	BB	IBB	HBP	BLK	WP	HR	S	P	ERA	WHIP										
Jamie Easterly, L ERA: 5.0 (1, 1)	4.1	L	18	2	3	2	2	1	0	0	0	1	0	21	25	4.15	0.692										
Preston Hanna, R ERA: 1.53 (5, 1)	0.2		5	2	1	1	0	1	0	0	0	0	0	4	8	13.50	4.500										
Adrian Devine, R ERA: 3.77 (6, 1)	2.0		7	0	0	0	0	0	0	1	0	0	0	6	7	0.00	0.000										
Elias Sosa, R ERA: 4.12 (8, 1)	1.0		9	4	4	3	1	1	0	0	0	0	0	10	14	27.00	5.000										
Max Leon, R ERA: 4.15 (9, 1)	1.0		5	1	1	1	1	0	0	0	0	0	1	7	7	9.00	1.000										

AB	40
R	9
H	9
RBI	9
BB	3
SO	4
LOB	18



Batter	1	2	3	4	5	6	7	8	9	AB	R	H	RBI	BB	SO	LOB	BOTTOM										
Dusty Baker Jr., R OBP: 0.349, SLG: 0.425 (1, 9)	0-0 5-3			0-0 6-3		0-0 6-3			0-0 2B SF9 1B	4	1	1	0	0	0	0	Cincinnati Reds @ Atlanta Braves Atlanta-Fulton County Stadium, Atlanta, GA Sat Sep 20 1975, 7:05 PM EDT Att: 7,094 - Unknown										
Rowland Office, L OBP: 0.339, SLG: 0.360 (1, 8)	0-3 K			0-0 F9		0-0 6-3			0-0 1B 2B	4	1	1	0	0	1	0											
Darrell Evans, L OBP: 0.359, SLG: 0.406 (1, 5)	0-0 G3			0-0 2B		0-0 F4-3			0-0 SF9	3	0	1	1	0	0	0											
Mike Lum, L OBP: 0.262, SLG: 0.319 Adrian Devine, R OBP: 0.261, SLG: 0.262 Rob Belloir, R OBP: 0.133, SLG: 0.133 Elias Sosa, R OBP: 0.400, SLG: 0.333 Max Leon, R OBP: 0.302, SLG: 0.415 (1, 3) (6, 1) (7, PH) (8, 1) (9, 1) (9, PH)		0-0 P3		0-0 F4-3			0-0 L8		0-0 BB 1B	2	0	0	0	0	0	1											
Dave May, L OBP: 0.362, SLG: 0.500 (1, 7)		0-0 F7			0-0 2B		0-0 G3		4-0 F6-4-3 BB	3	0	1	0	1	0	0											
Biff Pocoroba, S OBP: 0.325, SLG: 0.313 (1, 2)		0-0 F9			4-0 BB		0-0 F4-3		0-0 F6-4-3	3	0	0	0	1	0	2											
Rod Gilbreath, R OBP: 0.327, SLG: 0.307 (1, 4)				0-0 6-3		0-0 F3		0-0 6-3		3	0	0	0	0	0	2											
Larvell Blanks, R OBP: 0.290, SLG: 0.291 Marty Perez, R OBP: 0.326, SLG: 0.330 (1, 6) (5, PH) (6, 6)				0-0 F8		0-0 F8		0-0 F7		1	0	0	0	0	0	0											
Jamie Easterly, L OBP: 0.056, SLG: 0.056 Preston Hanna, R (1, 1) (5, 1)				0-0 F2		0-0 F8		0-0 P2		0	0	0	0	0	0	0											
Ed Goodson, L OBP: 0.244, SLG: 0.274 (5, PH) (6, 3)										2	0	0	0	0	0	2											
Inning Stats	R: 0 E: 0 K: 1 S: 5	H: 0 LOB: 0 BB: 0 P: 5	R: 0 E: 0 K: 0 S: 3	H: 0 LOB: 0 BB: 0 P: 3	R: 0 E: 0 K: 0 S: 3	H: 0 LOB: 0 BB: 0 P: 3	R: 0 E: 0 K: 0 S: 4	H: 1 LOB: 1 BB: 0 P: 4	R: 0 E: 0 K: 0 S: 4	H: 1 LOB: 2 BB: 1 P: 8	R: 0 E: 0 K: 0 S: 3	H: 0 LOB: 0 BB: 0 P: 3	R: 0 E: 0 K: 0 S: 3	H: 0 LOB: 0 BB: 0 P: 3	R: 2 E: 0 K: 0 S: 5	H: 3 LOB: 1 BB: 1 P: 9	1B: 2 2B: 3 3B: 0 HR: 0	SF: 1 SAC: 0 DP: 1 HBP: 0	WP: 0 PB: 0 SB: 0 CS: 0	PA: 33							
PITCHER	IP	WLS	BF	H	R	ER	SO	BB	IBB	HBP	BLK	WP	HR	S	P	ERA	WHIP										
Gary Nolan, R ERA: 3.03 (1, 1)	5.0	W	18	2	0	0	0	1	0	0	0	0	0	13	17	5.40	1.200										
Clay Carroll, R ERA: 2.64 (6, 1)	3.1		14	3	2	2	0	1	0	0	0	0	0	13	17	5.40	1.200										
Pedro Borbon, R ERA: 3.05 (9, 1)	0.2		1	0	0	0	0	0	0	0	0	0	0	1	1	0.00	0.000										



Batter	1	2	3	4	5	6	7	8	9	AB	R	H	RBI	BB	SO	LOB	TOP										
Pete Rose, S (1,5) OBP: 0.402, SLG: 0.430 Merv Rettenmund, R (6,7) OBP: 0.352, SLG: 0.315	0-0 HR 2B		0-0 F8			0-0 G3		0-3 K		3	1	1	0	0	0	0	Cincinnati Reds @ Atlanta Braves Atlanta-Fulton County Stadium, Atlanta, GA Sun Sep 21 1975, 3:33 AM EDT Att: 6,858 - Unknown										
Dave Concepcion, R (1,6) OBP: 0.324, SLG: 0.353	0-0 6-3		0-0 6-3			0-0 FC4-6 1B		0-0 P4		4	0	1	0	0	0	1											
Ken Griffey, L (1,9) OBP: 0.392, SLG: 0.406	0-0 2H HR		0-0 P6			0-0 FC4-6 2B		0-0 4-3		4	2	1	2	0	0	1											
Dan Driessen, L (1,3) OBP: 0.374, SLG: 0.430	0-0 F7			0-0 F9		0-0 1H 2B		0-3 K		4	0	1	1	0	1	0											
Terry Crowley, L (1,7) OBP: 0.361, SLG: 0.431 Doug Flynn, R (6,5) OBP: 0.323, SLG: 0.339	0-0 FC6-4 1B		0-0 F8			0-0 BB		0-0 1B		2	0	1	0	1	0	0											
Ed Ambrister, R (1,8) OBP: 0.286, SLG: 0.220 Cesar Geronimo, L (9,8) OBP: 0.323, SLG: 0.363	0-0 FC6-4 1-2		0-0 5-3			0-3 K		0-0 F8		4	0	0	0	0	1	4											
Darrel Chaney, S (1,4) OBP: 0.273, SLG: 0.296		0-0			0-0 F5			0-0 F7		4	0	0	0	0	0	1											
Bill Plummer, R (1,2) OBP: 0.297, SLG: 0.245 Don Werner, R (8,2) OBP: 0.250, SLG: 0.143		0-3 K								3	0	0	0	0	1	0											
Don Gullett, R (1,1) OBP: 0.234, SLG: 0.262 Rawly Eastwick, R (8,1) OBP: 0.067, SLG: 0.067		0-0 6-3			0-0 5-3					3	0	0	0	0	0	0											
Inning Stats	R: 2 E: 0 K: 0 S: 6	H: 3 LOB: 1 BB: 0 P: 6	R: 0 E: 0 K: 1 S: 5	H: 0 LOB: 0 BB: 0 P: 5	R: 0 E: 0 K: 0 S: 3	H: 0 LOB: 0 BB: 0 P: 3	R: 0 E: 0 K: 0 S: 3	H: 0 LOB: 0 BB: 0 P: 3	R: 1 E: 0 K: 1 S: 7	H: 2 LOB: 2 BB: 1 P: 11	R: 0 E: 0 K: 0 S: 3	H: 0 LOB: 0 BB: 0 P: 3	R: 0 E: 0 K: 1 S: 5	H: 0 LOB: 0 BB: 0 P: 5	R: 0 E: 0 K: 1 S: 6	H: 1 LOB: 1 BB: 0 P: 6		1B: 3 2B: 2 3B: 0 HR: 1	SF: 0 SAC: 0 DP: 0 HBP: 0	WP: 0 PB: 0 SB: 1 CS: 0	PA: 34						
PITCHER	IP	WLS	BF	H	R	ER	SO	BB	IBB	HBP	BLK	WP	HR	S	P	ERA	WHIP										
Phil Niekro, R (1,1) ERA: 3.11 Pablo Torrealba, L (9,1) ERA: 1.35	8.0	L	30	5	3	3	3	1	0	0	0	0	1	35	39	3.38	0.750										

Batter	1	2	3	4	5	6	7	8	9	AB	R	H	RBI	BB	SO	LOB	BOTTOM										
Dusty Baker Jr., R (1,8) OBP: 0.347, SLG: 0.421	0-0 5-3		0-0 6-3			0-0 6-3		0-0 4-3		4	0	0	0	0	0	0	Cincinnati Reds @ Atlanta Braves Atlanta-Fulton County Stadium, Atlanta, GA Sun Sep 21 1975, 3:33 AM EDT Att: 6,858 - Unknown										
Rod Gilbreath, R (1,5) OBP: 0.321, SLG: 0.301	0-0 6-3			0-0 6-3		0-0 P4		0-0 4-3		4	0	0	0	0	0	0											
Dave May, L (1,7) OBP: 0.360, SLG: 0.495	0-0 4-3				0-0 1B		0-0 F7		0-0 L1	4	0	1	0	0	0	0											
Earl Williams, R (1,3) OBP: 0.308, SLG: 0.357		0-0				0-0 F7		0-0 F8		4	0	0	0	0	0	1											
Cito Gaston, R (1,9) OBP: 0.322, SLG: 0.409		0-0 L5			0-3 K		4-0 S BB			2	0	0	0	1	1	1											
Marty Perez, R (1,4) OBP: 0.326, SLG: 0.329		4-0 BB				0-0 F8		0-0 F5-3 1-2		2	0	0	0	1	0	1											
Vic Correll, R (1,2) OBP: 0.305, SLG: 0.359		0-3 K				0-0 6-3		0-3 K		3	0	0	0	0	2	2											
Larry Blanks, R (1,6) OBP: 0.291, SLG: 0.292 Rowland Office, L (8,PH) OBP: 0.338, SLG: 0.359 Rob Belloir, R (9,6) OBP: 0.259, SLG: 0.262			0-0 4-3			0-0 1B		0-3 K		2	0	1	0	0	0	0											
Phil Niekro, R (1,1) OBP: 0.170, SLG: 0.206 Mike Lum, L (8,PH) OBP: 0.302, SLG: 0.318 Pablo Torrealba, L (9,1) OBP: 1.000, SLG: 1.000			0-0 F9			0-0 F8		0-0 6-3		2	0	0	0	0	0	1											
Inning Stats	R: 0 E: 0 K: 0 S: 3	H: 0 LOB: 0 BB: 0 P: 3	R: 0 E: 0 K: 1 S: 5	H: 0 LOB: 1 BB: 1 P: 9	R: 0 E: 0 K: 0 S: 3	H: 0 LOB: 0 BB: 0 P: 3	R: 0 E: 0 K: 1 S: 6	H: 1 LOB: 1 BB: 0 P: 6	R: 0 E: 0 K: 0 S: 4	H: 1 LOB: 1 BB: 0 P: 4	R: 0 E: 0 K: 0 S: 3	H: 0 LOB: 0 BB: 0 P: 3	R: 0 E: 0 K: 1 S: 5	H: 0 LOB: 0 BB: 0 P: 5	R: 0 E: 0 K: 0 S: 3	H: 0 LOB: 0 BB: 0 P: 3		1B: 2 2B: 0 3B: 0 HR: 0	SF: 0 SAC: 0 DP: 0 HBP: 0	WP: 0 PB: 0 SB: 1 CS: 0	PA: 31						
PITCHER	IP	WLS	BF	H	R	ER	SO	BB	IBB	HBP	BLK	WP	HR	S	P	ERA	WHIP										
Don Gullett, L (1,1) ERA: 2.5 Rawly Eastwick, R (8,1) ERA: 2.69	7.0	W	25	2	0	0	3	2	0	0	0	0	0	29	37	0.00	0.571										



Batter	1	2	3	4	5	6	7	8	9	10	11	AB	R	H	RBI	BB	SO	LOB	TOP											
Gary Thomasson, L OBP: 0.304, SLG: 0.340	1-2 1B BB F7-2 1B		1-2 HR 1B	1-0 1B		1-2 G3		3-3 K			4-1 SH3-4 BB 1B	5	2	3	0	1	1	0												
Derrel Thomas, S OBP: 0.342, SLG: 0.381	0-0 B1		1-0 HR 1B	0-1 1B		1-2 5-3		0-2 6-3			0-0 SH3-4	5	1	2	4	0	0	1												
Bobby Murcer, L OBP: 0.394, SLG: 0.431	4-0 1B BB		2-2 G3	0-2 F8		0-0 F5			4-1 G5-4-3 BB		4-0 PB 1B BB	3	0	0	0	3	0	2												
Gary Matthews, R OBP: 0.377, SLG: 0.416	1-0 1B		2-2 1B 1B		1-0 FC4-6 1B		2-0 2B 1B		1-1 G5-4-3 1-2f		0-0 PB 1B	6	1	5	1	0	0	1												
Willie Montanez, L OBP: 0.351, SLG: 0.414	2-1 F7-2 3-H		0-1 G6-4-3 1B		0-0 FC4-6 2B 1-2f		0-0 2B		0-2 1B		0-1 F9	6	0	3	1	0	0	6												
Chris Speier, R OBP: 0.361, SLG: 0.414 Johannie LeMaster, R OBP: 0.269, SLG: 0.355		0-0 4-3	1-2 G6-4-3 1-2f		0-0 2B		1-2 F9		0-1 F3		3-0 4-3 1-2 2-3	2	0	0	0	0	0	2												
Sieve Ontiveros, S OBP: 0.394, SLG: 0.360 Bruce Miller, R OBP: 0.270, SLG: 0.283		0-0 F9		0-0 4-3	2-1 6-3		1-3 K			0-1 4-3		3	0	0	0	0	0	2	AB 44											
Dave Rader, L OBP: 0.365, SLG: 0.401		1-1 F9		2-1 F9	4-0 IBB		2-2 F8			0-2 F5		4	0	0	0	1	0	1	R 6											
Jim Barr, R OBP: 0.152, SLG: 0.132 Gary Lavelle, S OBP: 0.111, SLG: 0.111			4-2 1B HR BB	1-1 1B 1B	0-3 K			0-0 F3				4	2	1	0	1	2	3	H 15											
Inning Stats	R: 0 E: 1 K: 0 S: 7	H: 2 LOB: 2 BB: 1 P: 15	R: 0 E: 0 K: 0 S: 4	H: 0 LOB: 0 BB: 0 P: 5	R: 3 E: 0 K: 0 S: 18	H: 4 LOB: 1 BB: 1 P: 29	R: 1 E: 0 K: 0 S: 11	H: 3 LOB: 2 BB: 0 P: 15	R: 0 E: 0 K: 1 S: 10	H: 2 LOB: 3 BB: 1 P: 17	R: 0 E: 0 K: 0 S: 8	H: 0 LOB: 0 BB: 0 P: 10	R: 1 E: 0 K: 1 S: 12	H: 2 LOB: 1 BB: 0 P: 18	R: 0 E: 0 K: 1 S: 8	H: 0 LOB: 0 BB: 0 P: 11	R: 0 E: 0 K: 0 S: 9	H: 1 LOB: 1 BB: 1 P: 14	R: 0 E: 0 K: 1 S: 8	H: 0 LOB: 0 BB: 0 P: 8	R: 1 E: 0 K: 0 S: 6	H: 1 LOB: 2 BB: 2 P: 17	1B: 12 2B: 3 3B: 0 HR: 1	SF: 0 SAC: 1 DP: 3 HBP: 0	WP: 0 PB: 1 SB: 0 CS: 0	PA: 51				
PITCHER	IP WLS BF H R ER SO BB IBB HBP BLK WP HR S P ERA WHIP	5.0 27 11 4 1 2 2 0 0 0 0 0 0 28 39 3.00 0.667	2.2 12 2 1 1 1 3 0 0 0 0 0 0 22 35 3.38 1.875	0.1 W 1 0 0 0 0 0 0 0 0 0 0 1 4 0.00 0.000																										

San Francisco Giants @ Atlanta Braves
Atlanta-Fulton County Stadium, Atlanta, GA
Wed Sep 24 1975, 7:05 PM EDT
Att: 1,045 - Unknown

livebaseballscores.com
AB 44
R 6
H 15
RBI 6
BB 6
SO 4
LOB 23



Batter	1	2	3	4	5	6	7	8	9	10	11	AB	R	H	RBI	BB	SO	LOB	BOTTOM								
Dusty Baker Jr., R OBP: 0.347, SLG: 0.419	4-1 BB 1B 3-1 BB		0-0 F8	0-2 F3		3-1 6-3 2-3			0-1 4-3		0-0 BB 1B 2-H BB 1B	5	2	1	1	1	0	3									
Marty Perez, R OBP: 0.329, SLG: 0.329	0-0 3-1 BB 1-2 1B		2-3 K		3-2 F3		3-2 F9		0-0 F7		1-0 BB BB 1-2 1B	6	0	2	0	0	1	1									
Darrell Evans, L OBP: 0.362, SLG: 0.406	4-1 7-6 3-1 BB		1-1 G3 HR 1B		4-2 1B FC4-6 BB		0-2 F7		0-1 F9		4-2 1-2 2-3 BB	3	2	1	0	3	0	0									
Dave May, L OBP: 0.369, SLG: 0.487	2-1 3-1		2-0 G3		1-2 FC4-6 1B		1-2 F8			1-0 4-3		5	0	1	2	1	0	3									
Mike Lum, L OBP: 0.300, SLG: 0.325	7-6 2-3f		1-0 HR		1-1 FC4-6 1B 1-2f 3-H		1-1 F8			0-0 4-3		5	1	1	3	0	0	3									
Rowland Offie, L OBP: 0.339, SLG: 0.363		1-0 F9 1B 2B	2-1 4-3		1-1 1B		1-2 1B		1-0 F8		1-2 F8	5	1	2	0	0	0	0									
Earl Williams, R OBP: 0.307, SLG: 0.357		3-2 6-3		0-2 2B	3-1 1-3		1-2 F2			0-0 4-3		5	0	1	0	0	0	3	AB 43								
Larvell Blanks, R OBP: 0.293, SLG: 0.294 Biff Pocoroba, S OBP: 0.323, SLG: 0.311		1-0 F9		1-1 6-3		3-2 SH1-4 1B		0-2 1B		0-2 E8 1B		4	0	2	0	0	0	2	R 7								
Carl Morton, R OBP: 0.180, SLG: 0.185 Mike Beard, L OBP: 0.110, SLG: 0.111 Paul Glendon, R OBP: 0.180, SLG: 0.229 Bruce Dal Canton, R OBP: 0.160, SLG: 0.166 Elias Sosa, R OBP: 0.130, SLG: 0.133 Ed Goodson, L OBP: 0.260, SLG: 0.272		1-2 3-H 1B		1-3 K		0-1 SH1-4 1-2		0-1 F9		1-2 F8		2	0	1	1	0	1	1	H 12								
Inning Stats	R: 1 E: 0 K: 0 S: 6	H: 1 LOB: 1 BB: 2 P: 17	R: 1 E: 0 K: 0 S: 9	H: 2 LOB: 1 BB: 0 P: 15	R: 2 E: 0 K: 1 S: 11	H: 2 LOB: 0 BB: 0 P: 19	R: 0 E: 0 K: 1 S: 12	H: 1 LOB: 1 BB: 0 P: 14	R: 1 E: 0 K: 0 S: 14	H: 2 LOB: 2 BB: 1 P: 27	R: 0 E: 0 K: 0 S: 11	H: 1 LOB: 1 BB: 0 P: 20	R: 0 E: 0 K: 0 S: 6	H: 0 LOB: 0 BB: 0 P: 7	R: 0 E: 0 K: 0 S: 11	H: 1 LOB: 1 BB: 0 P: 13	R: 0 E: 0 K: 0 S: 5	H: 0 LOB: 0 BB: 0 P: 5	R: 0 E: 0 K: 0 S: 5	H: 0 LOB: 0 BB: 0 P: 7	R: 2 E: 1 K: 0 S: 14	H: 2 LOB: 3 BB: 2 P: 24	1B: 9 2B: 3 3B: 0 HR: 1	SF: 0 SAC: 1 DP: 1 HBP: 0	WP: 0 PB: 0 SB: 0 CS: 0	PA: 49	
PITCHER	IP WLS BF H R ER SO BB IBB HBP BLK WP HR S P ERA WHIP	10.2 L 47 12 7 5 2 3 0 0 0 0 1 101 157 4.22 1.406	0.0 2 0 0 0 0 2 0 0 0 0 0 0 3 11 ∞ ∞																								

San Francisco Giants @ Atlanta Braves
Atlanta-Fulton County Stadium, Atlanta, GA
Wed Sep 24 1975, 7:05 PM EDT
Att: 1,045 - Unknown

livebaseballscores.com
AB 43
R 7
H 12
RBI 7
BB 5
SO 2
LOB 18



Batter	1	2	3	4	5	6	7	8	9	AB	R	H	RBI	BB	SO	LOB	TOP			
Dusty Baker Jr. R OBP: 0.345, SLG: 0.414	F8		FC6-4 1B BB	BB 1B		BLK 1B		F3	P3	5	0	2	1	1	0	3				
Rod Gilbreath R OBP: 0.327, SLG: 0.302	F8		K	BB 1B		HBP			HR 1B	4	1	1	0	1	1	3				
Marty Perez R OBP: 0.329, SLG: 0.330			FC6-4 1B	F7		5-3			BB F4-3	4	1	1	0	2	0	8				
Earl Williams R OBP: 0.305, SLG: 0.363	K		FC6-4 1-2 2-3		K		1-3		HR 1-2 2-3	5	1	1	3	0	2	3				
Cito Gaston R OBP: 0.323, SLG: 0.401		BB BB	K		P4		F4		BB 1B 1B	4	1	1	0	1	1	2				
Dave May L OBP: 0.358, SLG: 0.477		P5		E4 FC1-6 1B	1B		F4-3		BB 1B 1B	4	2	1	0	1	0	1				
Vic Correll R Biff Pocaroba S OBP: 0.327, SLG: 0.315	K		FC1-6 BB	4-3			6-3		E 1B 1B	2	0	0	0	1	1	2	AB 39 R 6 H 10 RBI 6 BB 8 SO 8 LOB 32			
Rob Belloir R Darrell Evans L OBP: 0.264, SLG: 0.260			FC1-6 BB 1B			K		FC4-6 1B	F5	1	0	0	0	1	0	2				
Blue Moon Odom R Larvell Blankens R Jamie Easterly L Ed Goodson L Adrian Devine R Rowland Office L Preston Hanna R Mike Lum L	B2-3		K		K		K	FC4-6 1-2	E 1B	1	0	0	0	0	0	2				
Inning Stats	R: 0 E: 0 K: 1 S: 5	H: 0 LOB: 1 BB: 1 P: 9	R: 0 E: 0 K: 1 S: 5	H: 0 LOB: 2 BB: 2 P: 13	R: 0 E: 0 K: 2 S: 8	H: 1 LOB: 2 BB: 1 P: 12	R: 1 E: 1 K: 1 S: 7	H: 1 LOB: 3 BB: 2 P: 15	R: 0 E: 0 K: 2 S: 8	H: 1 LOB: 1 BB: 0 P: 6	R: 0 E: 0 K: 0 S: 3	H: 0 LOB: 0 BB: 0 P: 3	R: 0 E: 0 K: 0 S: 4	H: 1 LOB: 1 BB: 0 P: 4	R: 5 E: 1 K: 0 S: 9	H: 5 LOB: 3 BB: 2 P: 17	1B: 9 2B: 0 3B: 0 HR: 1	SF: 0 SAC: 0 DP: 0 HBP: 1	WP: 0 PB: 1 SB: 0 CS: 0	PA: 48
PITCHER	IP WLS BF H R ER SO BB IBB HBP BLK WP HR S P ERA WHIP																			
Don Gullett L ERA: 2.42	5.0 W 25 3 1 0 6 6 0 0 0 0 0 0 31 55 0.00 1.800																			
Jack Billingham R ERA: 4.11	2.0 8 1 0 0 2 0 0 1 1 0 0 11 12 0.00 0.500																			
Rawly Eastwick R ERA: 2.6	1.0 4 1 0 0 0 0 0 0 0 0 0 4 4 0.00 1.000																			
Will McEnaney L ERA: 2.4	0.1 8 5 5 5 0 2 0 0 0 0 1 6 14 135.00 21.000																			
Pat Darcy R ERA: 3.58	0.2 S 3 0 0 0 0 0 0 0 0 0 0 0 3 3 0.00 0.000																			

Atlanta Braves @ Cincinnati Reds
Riverfront Stadium, Cincinnati, OH
Sat Sep 27 1975, 3:33 AM EDT
Att: 27,105 - Unknown

AB 39
R 6
H 10
RBI 6
BB 8
SO 8
LOB 32



Batter	1	2	3	4	5	6	7	8	9	AB	R	H	RBI	BB	SO	LOB	BOTTOM			
Pete Rose S OBP: 0.405, SLG: 0.432	WP 1B 2B	FC6-4		1B		HR BB		BLK HBP		3	2	2	1	1	0	1				
Dave Concepcion R Darrel Chaney S	K		F8 S BB	1B		L6		BB		3	0	1	0	1	1	2				
Joe Morgan L Doug Flynn R	S SF6 1B		F8	K		HR		F9		4	2	2	3	0	1	3				
Tony Perez R	S 1B		HR BB		K	F8				3	1	1	0	1	1	0				
Johnny Bench R Don Werner R	SF6		HR		5-3		G4-6-3 1B			3	1	2	3	0	0	0				
George Foster R Ken Griffey L	K		F8		1B BB		K			2	0	0	0	1	1	1				
Merv Rettenmund R Jack Billingham R Dan Driessens L Rawly Eastwick R Will McEnaney L Pat Darcy L	F8		SH1 BB	1B		G4-6-3 1-2				2	1	1	0	1	0	0				
Cesar Geronimo L	F9		K		F8		F8			4	0	0	0	0	1	3				
Don Gullett R Ed Armbrister R	FC6-4 1B		SH1			K		F9		1	0	1	0	0	0	0				
Inning Stats	R: 2 E: 0 K: 2 S: 10	H: 3 LOB: 1 BB: 0 P: 10	R: 0 E: 0 K: 0 S: 4	H: 1 LOB: 0 BB: 0 P: 4	R: 2 E: 0 K: 0 S: 3	H: 1 LOB: 0 BB: 2 P: 11	R: 1 E: 0 K: 2 S: 9	H: 2 LOB: 2 BB: 1 P: 13	R: 0 E: 0 K: 1 S: 6	H: 1 LOB: 2 BB: 1 P: 10	R: 0 E: 0 K: 1 S: 5	H: 1 LOB: 1 BB: 0 P: 5	R: 0 E: 0 K: 0 S: 3	H: 0 LOB: 2 BB: 1 P: 8	R: 0 E: 0 K: 0 S: 3	H: 0 LOB: 1 BB: 1 P: 8	1B: 7 2B: 1 3B: 0 HR: 2	SF: 1 SAC: 1 DP: 1 HBP: 1	WP: 1 PB: 0 SB: 3 CS: 0	PA: 39
PITCHER	IP WLS BF H R ER SO BB IBB HBP BLK WP HR S P ERA WHIP																			
Blue Moon Odom R ERA: 7.22	3.0 L 15 5 4 4 2 2 0 0 0 0 0 0 15 23 4.50 2.333																			
Jamie Easterly L ERA: 4.99	2.0 11 3 1 1 3 2 0 0 0 0 0 0 15 23 4.50 2.500																			
Adrian Devine R ERA: 4.41	2.0 8 2 2 2 2 1 0 0 0 0 1 11 15 9.00 1.500																			
Preston Hanna R ERA: 1.59	1.0 5 0 0 0 0 1 0 1 1 0 0 0 3 8 0.00 1.000																			

Atlanta Braves @ Cincinnati Reds
Riverfront Stadium, Cincinnati, OH
Sat Sep 27 1975, 3:33 AM EDT
Att: 27,105 - Unknown

AB 30
R 7
H 10
RBI 7
BB 6
SO 7
LOB 14



Batter	1	2	3	4	5	6	7	8	9	AB	R	H	RBI	BB	SO	LOB	TOP		
Dusty Baker Jr. R OBP: 0.346, SLG: 0.421	0-0 F3		0-0 HR		0-0 F7			0-0 SH5-4 1B		4	1	2	3	0	0	0	Atlanta Braves @ Cincinnati Reds Riverfront Stadium, Cincinnati, OH Sun Sep 28 1975, 3:33 AM EDT Att: 44,130 - Unknown		
Rod Gilbreath R OBP: 0.323, SLG: 0.297	0-0 5-3		0-0 F7		0-0 6-3			0-0 SH5-4 1-2		3	0	0	0	0	0	0			
Marty Perez R OBP: 0.327, SLG: 0.328	0-0 6-3		0-0 6-3		0-0 F9			0-0 4-3 2-3		3	0	0	0	0	0	0			
Darrell Evans L OBP: 0.361, SLG: 0.406										1	0	0	0	0	0	1			
Earl Williams R OBP: 0.305, SLG: 0.360		0-3 K		4-0 1B 2B BB		0-0 F9		0-0 F8		3	1	0	0	1	1	1			
Cito Gaston R OBP: 0.321, SLG: 0.397		0-3 K		0-0 1B 2B 1B		0-0 P4		0-0 6-3		4	1	1	0	0	1	0			
Dave May L OBP: 0.361, SLG: 0.493		0-0 L6		0-0 2B 1-2 2-3 1B		0-0 4-3		0-0 HR		4	1	2	1	0	0	0			
Biff Pocoroba S OBP: 0.325, SLG: 0.319			0-0 F8	0-0 1-3 2-H 3-H 2B		0-0 G3		0-0 F7		4	0	1	2	0	0	0			
Rob Belloir R OBP: 0.268, SLG: 0.257			4-0 HR BB	0-0 L4		0-0 F7		0-0 F9		1	1	0	0	1	0	2			
Ed Goodson L OBP: 0.240, SLG: 0.284										1	0	0	0	0	0	0			
Larvell Blanks R OBP: 0.292, SLG: 0.293										1	0	0	0	0	0	0			
Carl Morton R OBP: 0.194, SLG: 0.181			4-0 HR BB	0-0 L6-5		0-0 6-3				2	1	0	0	1	0	2			
Mike Beard L OBP: 0.250, SLG: 0.111										0	0	0	0	0	0	0			
Bruce Dal Canton R OBP: 0.105, SLG: 0.105										0	0	0	0	0	0	0			
Inning Stats	R: 0 E: 0 K: 0 S: 3	H: 0 LOB: 0 BB: 0 P: 3	R: 0 E: 0 K: 2 S: 7	H: 0 LOB: 0 BB: 0 P: 7	R: 3 E: 0 K: 0 S: 4	H: 1 LOB: 0 BB: 2 P: 12	R: 2 E: 0 K: 0 S: 5	H: 3 LOB: 1 BB: 1 P: 9	R: 0 E: 0 K: 0 S: 3	H: 0 LOB: 0 BB: 0 P: 3	R: 0 E: 0 K: 0 S: 3	H: 0 LOB: 0 BB: 0 P: 3	R: 0 E: 0 K: 0 S: 4	H: 1 LOB: 1 BB: 0 P: 4	R: 1 E: 0 K: 0 S: 4	H: 1 LOB: 0 BB: 0 P: 4	1B: 3 2B: 2 3B: 0 HR: 2	SF: 0 SAC: 1 DP: 1 HBP: 0	WP: 0 PA: 35 PB: 0 SB: 0 CS: 0
PITCHER	IP WLS BF H R ER SO BB IBB HBP BLK WP HR S P ERA WHIP																		
Fred Norman, L ERA: 3.73	(1, 1) 6.0 0 24 4 5 5 2 3 0 0 0 0 0 1 25 37 7.50 1.167																		
Clay Carroll, R ERA: 2.92	(7, 1) 1.0 3 0 0 0 0 0 0 0 0 0 0 0 0 3 3 0.00 0.000																		
Pedro Borbon, R ERA: 2.95	(8, 1) 1.0 4 1 0 0 0 0 0 0 0 0 0 0 0 4 4 0.00 1.000																		
Will McEnaney, L ERA: 2.47	(9, 1) 1.0 W 4 1 1 1 0 0 0 0 0 0 0 0 1 4 4 9.00 1.000																		

Batter	1	2	3	4	5	6	7	8	9	AB	R	H	RBI	BB	SO	LOB	BOTTOM				
Pete Rose, S OBP: 0.406, SLG: 0.432	0-0 BB 1B E	4-0 FC5-4 BB		0-3 K		0-0 4-3		0-0 1B 1B		4	1	2	1	1	1	0	Atlanta Braves @ Cincinnati Reds Riverfront Stadium, Cincinnati, OH Sun Sep 28 1975, 3:33 AM EDT Att: 44,130 - Unknown				
Dave Concepcion R OBP: 0.326, SLG: 0.353	0-0 1-2 E	0-0 FC5-4 1B 1-2		0-0 BB 1B		0-0 F8		0-0 3-H 1B G1-6-3 1B		5	1	3	0	0	0	1					
Joe Morgan L OBP: 0.466, SLG: 0.508	4-0 E	0-0		4-0 1-2 BB		0-0 G1		0-0 G1-6-3 1-2		2	1	1	0	2	0	0					
Pedro Borbon R OBP: 0.292, SLG: 0.333	0-0 1-2 2-3 1B BB	1-3 S 1B		4-0 1-2 BB		0-0 F7				5	0	0	0	0	1	5					
Merv Rettenmund R OBP: 0.356, SLG: 0.314										0	0	0	0	0	0	0					
Tony Perez R OBP: 0.350, SLG: 0.466	0-0 E5 1B	0-0 F8		0-0 F6		0-0 5-3		0-0 K		3	0	0	0	0	0	2					
Johnny Bench R OBP: 0.359, SLG: 0.519	0-0 L5		0-0 5-3		0-0 5-3		0-0 5-3		0-0 E5 FC4-6 PB 1B	2	1	0	0	0	0	0					
Bill Plummer R OBP: 0.291, SLG: 0.245										0	0	0	0	0	0	0					
Dan Driessen L OBP: 0.386, SLG: 0.429	0-0		4-0		0-0	4-3		0-0	4-0	3	1	2	1	1	0	0					
Will McEnaney L OBP: 0.254, SLG: 0.200	0-0									0	0	0	0	0	0	0					
Ed Armbrister R OBP: 0.254, SLG: 0.200	2-3 3-H 1B		FC5-4 BB					0-0 2B 1B	1-2 BB	0	0	0	0	1	0	0					
Ken Griffey L OBP: 0.391, SLG: 0.402	0-0 K		0-0 FC5-4 1-2		0-0 1B			0-0 2B 1B F6-3 1B	1-2 2-3 FC4-6 1B	5	1	2	0	0	1	5					
Cesar Geronimo L OBP: 0.327, SLG: 0.363	0-0 F8		0-0 P4		0-0 F5			0-0 F6-3 1B 2B	1-2 3-H 1B	5	1	2	2	0	0	4					
Fred Norman S OBP: 0.156, SLG: 0.133		0-0 F7		0-3 K		0-0 F8		0-0 F6-3		2	0	0	0	0	1	0					
Terry Crowley R OBP: 0.337, SLG: 0.394										1	0	0	0	0	0	0					
Clay Carroll R OBP: 0.337, SLG: 0.394										0	0	0	0	0	0	0					
Darrell Chaney S OBP: 0.286, SLG: 0.294										0	0	0	0	0	0	0					
Doug Flynn R OBP: 0.324, SLG: 0.346										1	0	0	1	0	0	1					
Inning Stats	R: 3 E: 1 K: 1 S: 9	H: 3 LOB: 2 BB: 1 P: 13	R: 0 E: 0 K: 0 S: 4	H: 1 LOB: 2 BB: 1 P: 8	R: 0 E: 0 K: 0 S: 3	H: 0 LOB: 1 BB: 1 P: 7	R: 0 E: 0 K: 2 S: 8	H: 1 LOB: 2 BB: 1 P: 12	R: 0 E: 0 K: 0 S: 4	H: 1 LOB: 1 BB: 0 P: 4	R: 0 E: 0 K: 0 S: 3	H: 0 LOB: 0 BB: 0 P: 3	R: 0 E: 0 K: 0 S: 3	H: 0 LOB: 0 BB: 0 P: 3	R: 3 E: 0 K: 0 S: 7	H: 5 LOB: 1 BB: 0 P: 7	R: 1 E: 1 K: 1 S: 6	H: 1 LOB: 2 BB: 1 P: 10	1B: 11 2B: 1 3B: 0 HR: 0	SF: 0 SAC: 0 DP: 1 HBP: 0	WP: 0 PA: 44 PB: 1 SB: 1 CS: 0
PITCHER	IP WLS BF H R ER SO BB IBB HBP BLK WP HR S P ERA WHIP																				
Carl Morton, R ERA: 3.5	(1, 1) 7.0 0 35 9 6 4 3 4 0 0 0 0 0 0 37 53 5.14 1.857																				
Mike Beard, L ERA: 3.2	(8, 1) 0.1 2 1 0 0 0 0 0 0 0 0 0 0 0 2 2 0.00 3.000																				
Bruce Dal Canton, R ERA: 4.76	(8, 1) 1.1 L 7 2 1 0 1 1 1 0 0 0 0 0 0 0 8 12 0.00 2.250																				