

Atlanta Braves - 1976

Batter	1	2	3	4	5	6	7	8	9	AB	R	H	RBI	BB	SO	LOB	TOP			
Rowland Office, L (1, 8) BB	4-0 FC5-4 BB		0-0 4-3			0-0 F5		0-0 G3		3	0	0	0	1	0	1	<p>Atlanta Braves @ San Diego Padres San Diego Stadium, San Diego, CA</p> <p>Fri Apr 09 1976, 9:05 PM EST Att: 44,728 - Unknown</p>			
Jerry Royster, R (1, 5) (6, 6) FC5-4 CS	0-0 FC5-4 1-2		0-0 4-3			0-0 FC6-4 1-2		0-0 6-3		4	0	0	0	0	0	2				
Darrell Evans, L (1, 3) BB	4-0 FC5-4 BB 1-2		0-0 G3			0-0 E6 1B		0-3 K		3	1	0	0	1	1	0				
Jimmy Wynn, R (1, 7) Rod Gilbreath, R (9, PR)	0-0 FC5-4 1-2		0-0 6-3			0-0 1B 1B		0-0 G6-3 1B		4	1	2	0	0	0	1				
Tom Paciorek, R (1, 9) OBP: 0.250, SLG: 0.250		0-0 6-3			0-0 F8		0-0 1B 1B		0-0 G6-3 1B	4	0	1	1	0	0	1				
Lee Lacy, R (1, 4) (6, 5)		0-0 6-3			0-0 5-3		0-0 F8			3	0	0	0	0	0	2				
Biff Pocoroba, S (1, 2) Earl Williams, R (7, PH) OBP: 1.000, SLG: 1.000		0-0 1-3			0-0 F8		0-0 G5-4-3 1B			2	0	0	0	0	0	0				
Darrel Chaney, S (1, 6) Marty Perez, R (6, PH) (6, 4)			0-0 F9			0-0 F7		0-0 G5-4-3 1B		1	0	0	0	0	0	0				
Carl Morton, R (1, 1) Adrian Devine, R (5, 1) Cito Gaston, R (6, PH) Roger Moret, S (6, 1) Ken Henderson, S (8, PH) Bruce Dal Canton, R (8, 1)			0-3 K			0-0 FC6-4 1B		0-0 6-3		1	0	0	0	0	0	1				
Inning Stats	R: 0 E: 0 K: 0 S: 2	H: 0 LOB: 1 BB: 2 P: 10	R: 0 E: 0 K: 0 S: 3	H: 0 LOB: 0 BB: 0 P: 3	R: 0 E: 0 K: 1 S: 5	H: 0 LOB: 0 BB: 0 P: 5	R: 0 E: 0 K: 0 S: 3	H: 0 LOB: 0 BB: 0 P: 3	R: 0 E: 0 K: 0 S: 4	H: 1 LOB: 1 BB: 0 P: 4	R: 2 E: 1 K: 0 S: 6	H: 3 LOB: 1 BB: 0 P: 6	R: 0 E: 0 K: 0 S: 3	H: 0 LOB: 0 BB: 0 P: 3	R: 0 E: 0 K: 1 S: 5	H: 1 LOB: 1 BB: 0 P: 5		1B: 5 2B: 0 3B: 0 HR: 0	SF: 0 SAC: 0 DP: 2 HBP: 0	WP: 0 PB: 0 SB: 0 CS: 1
PITCHER Randy Jones, L (1, 1) ERA: 1.0	IP: 9.0 WLS: W BF: 32 H: 5 R: 2 ER: 1 SO: 2 BB: 2 IBB: 0 HBP: 0 BLK: 0 WP: 0 HR: 0 S: 34 P: 42 ERA: 1.00 WHIP: 0.778															PITCHER				

Batter	1	2	3	4	5	6	7	8	9	AB	R	H	RBI	BB	SO	LOB	BOTTOM			
Johnny Grubb, L (1, 7) OBP: 0.800, SLG: 0.800	0-0 E 1B HBP			0-0 2H 3H 1B		0-0 F9		0-0 BB 1B SF8		5	2	4	2	0	0	0	<p>Atlanta Braves @ San Diego Padres San Diego Stadium, San Diego, CA</p> <p>Fri Apr 09 1976, 9:05 PM EST Att: 44,728 - Unknown</p>			
Tito Fuentes, S (1, 4) Enzo Hernandez, R (6, 6) OBP: 0.333, SLG: 0.333 OBP: 0.500, SLG: 0.500	0-0 HBP E 1B	0-0 L6			0-0 1-3	0-0 F3		0-0 BB 1B		3	0	1	0	0	0	1				
Willie Davis, L (1, 8) OBP: 0.400, SLG: 0.250	0-0 F4		0-0 F3		0-0 3B 1B	0-0 F4		4-0 FC6-4 BB		4	1	1	0	1	0	2				
Dave Winfield, R (1, 9) OBP: 0.200, SLG: 0.750	0-3 K		0-0 L5		0-0 1B 3B	0-3 K		0-0 SF8		4	1	1	2	0	2	2				
Mike Ivie, R (1, 3) OBP: 0.200, SLG: 0.200	0-0 E6 HBP		0-0 4-3		0-0 1B BB 1B	0-0 E5 E		0-0 FC6-4		5	1	1	1	0	0	4				
Doug Rader, R (1, 5) OBP: 0.750, SLG: 1.000	1-0 FC5-4 HBP			0-0 SH5-4 1B 2B	4-0 1B SF7 BB	0-0 E6		0-0 E6		2	2	1	1	1	0	1				
Hector Torres, R (1, 6) (6, 4) OBP: 0.250, SLG: 0.250	0-0 FC5-4 1-2			0-0 6-3	0-0 1B 1B	0-3 K				4	0	1	1	0	1	6				
Bob Davis, R (1, 2)		0-0 F3		0-0 E6 SH5-4 1B	0-0 SF7	0-0 F8				3	1	0	1	0	0	3				
Randy Jones, R (1, 1)		0-3 K		0-0 SH5-4	0-0 F8	0-0 6-3				3	0	0	0	0	1	1				
Inning Stats	R: 1 E: 1 K: 1 S: 8	H: 2 LOB: 3 BB: 0 P: 9	R: 0 E: 0 K: 1 S: 6	H: 1 LOB: 1 BB: 0 P: 6	R: 0 E: 0 K: 0 S: 3	H: 0 LOB: 0 BB: 0 P: 3	R: 2 E: 1 K: 0 S: 5	H: 2 LOB: 1 BB: 0 P: 5	R: 4 E: 0 K: 0 S: 7	H: 4 LOB: 1 BB: 1 P: 11	R: 0 E: 0 K: 0 S: 3	H: 0 LOB: 0 BB: 0 P: 3	R: 0 E: 2 K: 2 S: 9	H: 0 LOB: 2 BB: 0 P: 9	R: 1 E: 0 K: 0 S: 5	H: 2 LOB: 2 BB: 1 P: 9		1B: 9 2B: 1 3B: 1 HR: 0	SF: 2 SAC: 1 DP: 0 HBP: 1	WP: 0 PB: 0 SB: 0 CS: 0
PITCHER Carl Morton, R (1, 1) ERA: 6.23 Adrian Devine, R (5, 1) ERA: 13.5 Roger Moret, L (6, 1) ERA: 13.5 Bruce Dal Canton, R (8, 1) ERA: 9.0	IP: 4.1 WLS: L BF: 23 H: 8 R: 6 ER: 3 SO: 2 BB: 0 IBB: 0 HBP: 1 BLK: 0 WP: 0 HR: 0 S: 26 P: 27 ERA: 6.23 WHIP: 1.846															PITCHER				

AB 30
R 2
H 5
RBI 2
BB 2
SO 2
LOB 9



AB 35
R 8
H 11
RBI 8
BB 2
SO 4
LOB 20



Batter	1	2	3	4	5	6	7	8	9	AB	R	H	RBI	BB	SO	LOB	TOP		
Rowland Office, L OBP: 0.250, SLG: 0.571	1-3		L9		4-1		HR			4	1	1	3	0	0	0	Atlanta Braves @ San Diego Padres San Diego Stadium, San Diego, CA Sat Apr 10 1976, 9:05 PM EST Att: 17,445 - Unknown		
Jerry Royster, R (1.5)	BB		F9		F9		F4			3	0	0	0	1	0	0			
Jimmy Wynn, R OBP: 0.375, SLG: 0.375 Tom Paciorek, R OBP: 0.250, SLG: 0.250	E5		1B		F5			K		4	0	1	0	0	1	1			
Darrell Evans, L OBP: 0.375, SLG: 0.167	FC4		F5		F8		FC3-6	1B		3	0	1	0	1	0	1			
Dave May, L (1.9)	K			L3		F6		FC3-6	1B	4	0	0	0	0	1	4			
Lee Lacy, R OBP: 0.143, SLG: 0.286	FC4				2B		6-3	F9		4	0	1	0	0	0	4			
Biff Pocoroba, S (1.2)		L4		F7			E4	FC1-5	BB	4	0	0	0	0	0	1			
Darrel Chaney, S (1.6)		K		F8			FC1-5	HR	BB	3	1	0	0	1	1	1			
Phil Niekro, R Pablo Torrealba, L (8.1)	5-3				5-3		FC1-5	HR		3	1	0	0	0	0	2			
Inning Stats	R: 0 H: 0 E: 1 LOB: 3 K: 1 S: 6	H: 0 R: 0 ER: 0 SO: 0 BB: 2 P: 14	R: 0 H: 0 E: 0 LOB: 0 K: 0 S: 5	H: 1 R: 0 ER: 0 SO: 0 BB: 0 P: 4	H: 1 R: 0 ER: 0 SO: 0 BB: 0 P: 4	H: 0 R: 0 ER: 0 SO: 0 BB: 0 P: 3	H: 0 R: 0 ER: 0 SO: 0 BB: 0 P: 3	H: 1 R: 3 ER: 1 SO: 1 BB: 1 P: 9	H: 1 R: 0 ER: 0 SO: 0 BB: 0 P: 3	1B: 2 2B: 1 3B: 0 HR: 1	SF: 0 SAC: 0 DP: 0 HBP: 0	WP: 0 PA: 36 PB: 0 SB: 0 CS: 0							
PITCHER	IP	WLS	BF	H	R	ER	SO	BB	IBB	HBP	BLK	WP	HR	S	P	ERA	WHIP		
Dan Spillner, R ERA:	(1.1)	8.0	L	33	4	3	0	3	3	0	0	0	0	1	36	48	0.00	0.875	
Butch Metzger, R ERA:	(9.1)	1.0		3	0	0	0	0	0	0	0	0	0	0	3	3	0.00	0.000	

Batter	1	2	3	4	5	6	7	8	9	AB	R	H	RBI	BB	SO	LOB	BOTTOM		
Johnny Grubb, L OBP: 0.556, SLG: 0.556	K		F8		F6			6-3	1B	4	0	1	0	0	1	2	Atlanta Braves @ San Diego Padres San Diego Stadium, San Diego, CA Sat Apr 10 1976, 9:05 PM EST Att: 17,445 - Unknown		
Tito Fuentes, S OBP: 0.143, SLG: 0.143	G3			3-1		K		6-3		4	0	0	0	0	1	2			
Willie Davis, L OBP: 0.222, SLG: 0.125	K			4-1		4-3		L9		4	0	0	0	0	1	2			
Dave Winfield, R OBP: 0.333, SLG: 0.571		F7		WP	1B	6-3		1B	BB	3	0	1	0	1	0	0			
Mike Ivie, R OBP: 0.222, SLG: 0.125		6-3			BB	6-3		F9		3	0	0	0	1	0	1			
Doug Radler, R OBP: 0.500, SLG: 0.500		F9		L6		K		1B		4	0	1	0	0	1	2			
Hector Torres, R OBP: 0.375, SLG: 0.375			1B		FC5-4	1B	5-3	K		4	0	2	0	0	1	2			
Bob Davis, R OBP: 0.167, SLG: 0.200 Gene Locklear, L (8, PH) Fred Kendall, R (9.2)			1B		FC5-4	FC3-6		K	F9	2	0	1	0	0	0	1			
Dan Spillner, R Jerry Turner, L (8, PH) Butch Metzger, R (9.1)			K		FC3-6			6-3	1B	0	0	0	0	1	0	0			
Inning Stats	R: 0 H: 0 E: 0 LOB: 0 K: 2 S: 7	H: 0 R: 0 ER: 0 SO: 0 BB: 0 P: 7	R: 0 H: 2 E: 0 LOB: 1 K: 1 S: 6	H: 1 R: 0 ER: 0 SO: 0 BB: 0 P: 6	H: 1 R: 0 ER: 0 SO: 0 BB: 1 P: 8	H: 1 R: 0 ER: 0 SO: 0 BB: 0 P: 4	H: 0 R: 0 ER: 0 SO: 0 BB: 0 P: 5	H: 0 R: 0 ER: 0 SO: 0 BB: 0 P: 5	H: 1 R: 0 ER: 0 SO: 0 BB: 1 P: 10	H: 1 R: 0 ER: 0 SO: 0 BB: 1 P: 10	1B: 6 2B: 0 3B: 0 HR: 0	SF: 0 SAC: 0 DP: 0 HBP: 0	WP: 1 PA: 35 PB: 0 SB: 0 CS: 0						
PITCHER	IP	WLS	BF	H	R	ER	SO	BB	IBB	HBP	BLK	WP	HR	S	P	ERA	WHIP		
Phil Niekro, R ERA:	(1.1)	7.1	W	28	5	0	6	2	0	0	0	0	0	8	38	46	0.00	0.955	
Pablo Torrealba, L ERA:	(8.1)	1.2	S	7	1	0	0	1	0	0	0	0	0	8	12	0.00	1.200		

Batter	1	2	3	4	5	6	7	8	9	AB	R	H	RBI	BB	SO	LOB	TOP										
Rowland Office, L OBP: 0.154, SLG: 0.364	F8	G3		SF8			L3		6-3	4	0	1	0	0	2												
Jerry Royster, R (1.5)	F6		5-3	5-3			FC5-4 BB			3	0	0	0	1	0	2											
Jimmy Wynn, R OBP: 0.333, SLG: 0.273	6-3		F7		G6-4-3 BB		FC5-4 1-2			3	0	0	0	1	0	1											
Darrell Evans, L OBP: 0.333, SLG: 0.111		4-3	L8		G6-4-3 1-2			FC5-6 BB		3	0	0	0	1	0	1											
Dave May, L (1.9) (7.7)		K		F7	6-3			FC5-6 1-2		4	0	0	0	0	1	1											
Lee Lacy, R OBP: 0.273, SLG: 0.364		1B		1B		6-3		F9		4	2	2	0	0	0	1											
Biff Pocoroba, S OBP: 0.200, SLG: 0.200		1B		1B		F9		F9		4	2	2	0	0	0	1											
Darrel Chaney, S OBP: 0.333, SLG: 0.143		1B		1B		F7			4-3	3	0	1	0	1	0	0											
Dick Ruthven, R OBP: 1.000, SLG: 1.000										2	0	2	3	0	0	0											
Roger Moret, S (6.1)										1	0	0	0	0	0	0											
Pablo Torrealba, L (7.1)										0	0	0	0	0	0	0											
Ken Henderson, S (7.9)									K	1	0	0	0	0	1	0											
Inning Stats	R: 0 E: 0 K: 0 S: 3	H: 0 LOB: 0 BB: 0 P: 3	R: 2 E: 0 K: 1 S: 8	H: 3 LOB: 2 BB: 1 P: 12	R: 0 E: 0 K: 0 S: 3	H: 0 LOB: 0 BB: 0 P: 3	R: 2 E: 0 K: 0 S: 7	H: 4 LOB: 0 BB: 0 P: 7	R: 0 E: 0 K: 0 S: 2	H: 0 LOB: 0 BB: 1 P: 6	R: 0 E: 0 K: 0 S: 3	H: 0 LOB: 1 BB: 1 P: 7	R: 0 E: 0 K: 0 S: 3	H: 0 LOB: 1 BB: 0 P: 7	R: 0 E: 0 K: 1 S: 5	H: 0 LOB: 0 BB: 0 P: 5	1B: 7 2B: 0 3B: 0 HR: 0	SF: 1 SAC: 0 DP: 1 HBP: 0	WP: 0 PA: 37 PB: 0 SB: 0 CS: 0								
PITCHER	IP	WLS	BF	H	R	ER	SO	BB	IBB	HBP	BLK	WP	HR	S	P	ERA	WHIP										
Bill Greif, R ERA: 10.8	3.1	L	18	7	4	4	1	1	0	0	0	0	0	19	23	10.80	2.400										
Alan Foster, R ERA:	3.2		12	0	0	0	0	2	0	0	0	0	0	10	18	0.00	0.545										
Dave Tomlin, L ERA:	2.0		7	0	0	0	1	1	0	0	0	0	0	8	12	0.00	0.500										

Atlanta Braves @ San Diego Padres
San Diego Stadium, San Diego, CA
Sun Apr 11 1976, 6:33 AM EST
Att: 16,314 - Unknown

AB 32
R 4
H 7
RBI 4
BB 4
SO 2
LOB 9



Batter	1	2	3	4	5	6	7	8	9	AB	R	H	RBI	BB	SO	LOB	BOTTOM										
Johnny Grubb, L OBP: 0.538, SLG: 0.500	SH1-4 1B		G3			1B FC3-6 BB	K			3	1	1	0	1	1	2											
Tito Fuentes, S OBP: 0.200, SLG: 0.111	SH1-4			F4		FC3-6 1B BB		6-3		2	0	0	0	1	0	0											
Willie Davis, L OBP: 0.385, SLG: 0.333	F5				1B	FC3-6 1B			G4-6-3 1B	4	0	3	0	0	0	1											
Dave Winfield, R OBP: 0.231, SLG: 0.364	6-3			F9		FC3-6 G5-4-3		G4-6-3		4	0	0	1	0	0	5											
Mike Ivie, R OBP: 0.154, SLG: 0.083		1-3		4-3		G5-4-3			4-3	4	0	0	0	0	0	3											
Doug Rader, R OBP: 0.500, SLG: 0.667		K			4-3 3B		FC5-6 BB		K	3	1	1	0	1	2	0											
Hector Torres, R OBP: 0.417, SLG: 0.455		6-3			4-3		FC5-6 BB			3	0	1	1	1	0	0											
Bob Davis, R OBP: 0.111, SLG: 0.125				F8			FC5-6			3	0	0	0	0	1	2											
Willie McCovey, L (9, PH)									G3	1	0	0	0	0	0	1											
Bill Greif, R (1.1)										1	0	0	0	0	0	0											
Alan Foster, R (4.1)										1	0	0	0	0	1	0											
Merv Rettenmund, R (7, PH)										1	0	0	0	0	0	2											
Dave Tomlin, L (8.1)										0	0	0	0	0	0	0											
Inning Stats	R: 0 E: 0 K: 0 S: 4	H: 1 LOB: 1 BB: 0 P: 4	R: 0 E: 0 K: 1 S: 5	H: 0 LOB: 0 BB: 0 P: 5	R: 0 E: 0 K: 0 S: 3	H: 0 LOB: 0 BB: 0 P: 3	R: 0 E: 0 K: 0 S: 4	H: 1 LOB: 1 BB: 0 P: 4	R: 1 E: 0 K: 2 S: 8	H: 1 LOB: 0 BB: 0 P: 8	R: 1 E: 0 K: 0 S: 3	H: 1 LOB: 2 BB: 2 P: 11	R: 0 E: 0 K: 1 S: 5	H: 0 LOB: 2 BB: 2 P: 13	R: 0 E: 0 K: 0 S: 3	H: 1 LOB: 0 BB: 0 P: 3	R: 0 E: 0 K: 1 S: 6	H: 1 LOB: 1 BB: 0 P: 6	1B: 4 2B: 1 3B: 1 HR: 0	SF: 0 SAC: 1 DP: 2 HBP: 0	WP: 0 PA: 35 PB: 0 SB: 0 CS: 0						
PITCHER	IP	WLS	BF	H	R	ER	SO	BB	IBB	HBP	BLK	WP	HR	S	P	ERA	WHIP										
Dick Ruthven, R ERA: 3.6	5.0	W	20	3	2	2	3	2	0	0	0	0	0	24	32	3.60	1.000										
Roger Moret, L ERA:	1.0		4	1	0	0	0	1	0	0	0	0	0	3	7	0.00	2.000										
Pablo Torrealba, L ERA:	3.0	S	11	2	0	0	2	1	0	0	0	0	0	14	18	0.00	1.000										

Atlanta Braves @ San Diego Padres
San Diego Stadium, San Diego, CA
Sun Apr 11 1976, 6:33 AM EST
Att: 16,314 - Unknown

AB 30
R 2
H 6
RBI 2
BB 4
SO 5
LOB 16



Batter	1	2	3	4	5	6	7	8	9	AB	R	H	RBI	BB	SO	LOB	TOP					
Pete Rose, S OBP: 0.619, SLG: 0.737 (1, 5)										3	1	2	1	2	0	1	Cincinnati Reds @ Atlanta Braves Atlanta-Fulton County Stadium, Atlanta, GA Tue Apr 13 1976, 6:05 PM EST Att: 37,973 - Unknown					
Ken Griffey, L OBP: 0.400, SLG: 0.333 (1, 9)										5	0	2	2	0	0	4						
Joe Morgan, L OBP: 0.650, SLG: 0.857 (1, 4)										3	0	0	0	2	1	3						
Johnny Bench, R OBP: 0.250, SLG: 0.353 (1, 2)										5	0	0	0	0	3	7						
Tony Perez, R OBP: 0.400, SLG: 0.438 (1, 3)										4	0	0	0	1	2	3						
George Foster, R OBP: 0.400, SLG: 0.294 (1, 7)										5	1	2	0	0	0	3						
Dave Concepcion, R OBP: 0.300, SLG: 0.353 (1, 6)										5	2	1	1	0	0	3						
Cesar Geronimo, L OBP: 0.421, SLG: 0.765 (1, 8)										4	1	1	1	1	2	0						
Gary Nolan, R OBP: 0.750, SLG: 0.750 (7, PH)										2	0	2	0	0	0	0						
Ed Armbrister, R (7, PH)										0	0	0	0	0	0	0						
Fred Norman, S (7, PH)										0	0	0	0	0	0	0						
Bob Bailey, R OBP: 1.000, SLG: 1.000 (8, PH)										1	0	1	0	0	0	0						
Joel Youngblood, R (8, PH)										0	1	0	0	0	0	0						
Rawly Eastwick, R (8, PH)										1	0	0	0	0	1	2						
Inning Stats	R: 0 E: 0 K: 1 S: 6	H: 1 LOB: 3 BB: 2 P: 14	R: 0 E: 0 K: 0 S: 4	H: 1 LOB: 1 BB: 0 P: 4	R: 0 E: 0 K: 1 S: 5	H: 0 LOB: 0 BB: 0 P: 5	R: 0 E: 0 K: 0 S: 3	H: 0 LOB: 0 BB: 0 P: 3	R: 0 E: 0 K: 2 S: 8	H: 1 LOB: 2 BB: 1 P: 12	R: 0 E: 0 K: 1 S: 5	H: 0 LOB: 0 BB: 0 P: 5	R: 1 E: 1 K: 1 S: 7	H: 2 LOB: 3 BB: 2 P: 15	R: 5 E: 0 K: 1 S: 10	H: 5 LOB: 1 BB: 1 P: 14	R: 0 E: 0 K: 2 S: 8	H: 1 LOB: 2 BB: 1 P: 12	1B: 10 2B: 0 3B: 0 HR: 1	SF: 0 SAC: 0 DP: 0 HBP: 0	WP: 0 PB: 0 SB: 0 CS: 0	PA: 45
PITCHER	IP WLS BF H R ER SO BB IBB HBP BLK WP HR S P ERA WHIP																					
Carl Morton, R ERA: 3.38 (1, 1)	6.1	28	5	1	1	6	4	0	0	0	0	0	0	0	1	36	52	1.42	1.421			
Pablo Torrealba, L ERA: 6.35 (7, 1)	1.0	L	8	3	4	4	0	2	0	0	0	0	0	0	0	6	14	36.00	5.000			
Elias Sosa, R ERA: 13.5 (8, 1)	0.2		4	2	1	1	0	0	0	0	0	0	0	0	0	6	6	13.50	3.000			
Adrian Devine, R ERA: 5.4 (9, 1)	1.0		5	1	0	0	0	1	0	0	0	0	0	0	8	12	0.00	1.000				

AB	38
R	6
H	11
RBI	6
BB	7
SO	9
LOB	26



Batter	1	2	3	4	5	6	7	8	9	AB	R	H	RBI	BB	SO	LOB	BOTTOM			
Rowland Office, L OBP: 0.118, SLG: 0.267 (1, 8)										4	0	0	0	0	0	0	Cincinnati Reds @ Atlanta Braves Atlanta-Fulton County Stadium, Atlanta, GA Tue Apr 13 1976, 6:05 PM EST Att: 37,973 - Unknown			
Jerry Royster, R (1, 5)										4	0	0	0	0	1	1				
Jimmy Wynn, R OBP: 0.400, SLG: 0.357 (7, PH)										3	0	2	0	0	0	0				
Tom Paciorek, R OBP: 0.400, SLG: 0.400 (8, 7)										1	0	1	0	0	0	0				
Darrell Evans, L OBP: 0.313, SLG: 0.083 (1, 3)										3	0	0	0	1	2	2				
Ken Henderson, S OBP: 0.333, SLG: 0.833 (1, 9)										4	1	2	1	0	0	2				
Lee Lacy, R OBP: 0.267, SLG: 0.286 (1, 4)										3	0	0	0	1	1	2				
Biff Pocoreba, S OBP: 0.231, SLG: 0.231 (9, PH)										3	0	1	0	0	0	0				
Earl Williams, R OBP: 0.500, SLG: 0.500 (9, PH)										1	0	0	0	0	0	2				
Darrel Chaney, S OBP: 0.250, SLG: 0.100 (1, 6)										3	0	0	0	0	0	3				
Carl Morton, R (1, 1)										2	0	0	0	0	0	0				
Pablo Torrealba, L (7, 1)										0	0	0	0	0	0	0				
Elias Sosa, R (8, 1)										0	0	0	0	0	0	0				
Terry Crowley, L (8, PH)										1	0	0	0	0	0	0				
Adrian Devine, R (9, 1)										0	0	0	0	0	0	0				
Inning Stats	R: 0 E: 0 K: 1 S: 6	H: 1 LOB: 1 BB: 0 P: 6	R: 1 E: 0 K: 0 S: 4	H: 1 LOB: 0 BB: 0 P: 4	R: 0 E: 0 K: 0 S: 3	H: 0 LOB: 0 BB: 0 P: 3	R: 0 E: 0 K: 1 S: 5	H: 0 LOB: 0 BB: 0 P: 5	R: 0 E: 1 K: 0 S: 3	H: 0 LOB: 0 BB: 0 P: 3	R: 0 E: 0 K: 0 S: 4	H: 2 LOB: 2 BB: 2 P: 12	R: 0 E: 0 K: 1 S: 5	H: 0 LOB: 0 BB: 0 P: 5	R: 0 E: 0 K: 1 S: 7	H: 2 LOB: 2 BB: 0 P: 7	1B: 5 2B: 1 3B: 0 HR: 1	SF: 0 SAC: 0 DP: 2 HBP: 0	WP: 0 PB: 0 SB: 1 CS: 0	PA: 34
PITCHER	IP WLS BF H R ER SO BB IBB HBP BLK WP HR S P ERA WHIP																			
Gary Nolan, R ERA: 3.97 (1, 1)	6.0		20	2	1	1	2	0	0	0	0	0	0	0	1	24	24	1.50	0.333	
Fred Norman, L ERA: (7, 1)	1.0	W	6	2	0	0	0	1	1	0	0	0	0	0	4	12	0.00	3.000		
Rawly Eastwick, R ERA: (8, 1)	2.0		8	2	0	0	2	0	0	0	0	0	0	0	12	12	0.00	1.000		

AB	32
R	1
H	6
RBI	1
BB	2
SO	4
LOB	12



Batter	1	2	3	4	5	6	7	8	9	AB	R	H	RBI	BB	SO	LOB	TOP	
Bill Buckner, L OBP: 0.290, SLG: 0.452 (1, 7)										5	1	1	1	0	0	1	Los Angeles Dodgers @ Atlanta Braves Atlanta-Fulton County Stadium, Atlanta, GA Sun Apr 18 1976, 3:33 AM EST Att: 21,734 - Unknown	
Ted Sizemore, R OBP: 0.226, SLG: 0.207 (1, 4)										5	0	0	0	0	1	3		
Dusty Baker Jr., R OBP: 0.367, SLG: 0.519 (1, 8)										4	1	2	1	1	0	0		
Steve Garvey, R OBP: 0.267, SLG: 0.250 (1, 3)										4	0	2	1	1	0	0		
Ron Cey, R OBP: 0.414, SLG: 0.440 (1, 5)										3	1	0	0	1	2	5		
John Hale, L (1, 9)										2	0	0	0	0	1	1		
Joe Ferguson, R OBP: 0.273, SLG: 0.250 (6, PH) (6, 9) (7, 2)										2	0	1	1	0	0	1		
Steve Yeager, R OBP: 0.357, SLG: 0.500 Stan Wall, L (7, 1)										3	1	0	0	1	1	3		
Ivan De Jesus, R OBP: 0.375, SLG: 0.429 Ed Goodson, L (8, PH) Bill Russell, R OBP: 0.250, SLG: 0.200 (8, 6)										2	1	1	1	1	1	0		
Burt Hooton, R OBP: 0.250, SLG: 0.250 Charlie Hough, R (6, 1) Manny Mota, R OBP: 0.500, SLG: 0.333 (7, PH) (7, 7)										2	0	1	0	0	0	1		
Inning Stats	R: 0 E: 0 K: 0 S: 3	H: 1 LOB: 1 BB: 1 P: 7	R: 1 E: 0 K: 1 S: 6	H: 1 LOB: 1 BB: 1 P: 10	R: 0 E: 0 K: 1 S: 6	H: 0 LOB: 0 BB: 0 P: 5	R: 0 E: 0 K: 0 S: 4	H: 0 LOB: 0 BB: 0 P: 4	R: 5 E: 2 K: 3 S: 14	H: 5 LOB: 2 BB: 2 P: 22	R: 0 E: 0 K: 0 S: 5	H: 0 LOB: 0 BB: 0 P: 3	R: 0 E: 0 K: 0 S: 3	H: 0 LOB: 0 BB: 0 P: 3	1B: 6 2B: 4 3B: 0 HR: 0	SF: 0 SAC: 0 DP: 1 HBP: 0	WP: 0 PB: 0 SB: 0 CS: 0	PA: 40
PITCHER	IP WLS BF H R ER SO BB IBB HBP BLK WP HR S P ERA WHIP																	
Andy Messersmith, R ERA: 2.25 (1, 1)	4.0	17	3	1	1	3	3	0	0	0	0	0	0	20	32	2.25	1.500	
Roger Moret, L ERA: 6.35 (5, 1)	2.0	11	3	4	4	0	2	0	0	0	0	0	0	9	17	18.00	2.500	
Adrian Devine, R ERA: 7.71 (7, 1)	0.2	5	3	1	1	2	0	0	0	0	0	0	0	9	9	13.50	4.500	
Elias Sosa, R ERA: 1.59 (7, 1)	2.1	W 7	0	0	0	2	0	0	0	0	0	0	0	11	11	0.00	0.000	


Batter	1	2	3	4	5	6	7	8	9	AB	R	H	RBI	BB	SO	LOB	BOTTOM	
Rowland Office, L OBP: 0.257, SLG: 0.290 (1, 8)										4	2	2	0	1	0	0	Los Angeles Dodgers @ Atlanta Braves Atlanta-Fulton County Stadium, Atlanta, GA Sun Apr 18 1976, 3:33 AM EST Att: 21,734 - Unknown	
Jerry Royster, R OBP: 0.344, SLG: 0.345 (1, 5)										4	1	2	1	0	0	1		
Jimmy Wynn, R OBP: 0.424, SLG: 0.464 (1, 7)										5	2	3	3	0	1	1		
Darrell Evans, L OBP: 0.394, SLG: 0.292 (1, 3)										3	1	0	0	1	1	3		
Ken Henderson, S OBP: 0.391, SLG: 0.591 (1, 9)										4	0	3	2	0	0	0		
Lee Lacy, R OBP: 0.250, SLG: 0.290 (1, 4)										4	0	2	1	0	0	2		
Biff Pocoroba, S OBP: 0.345, SLG: 0.370 (1, 2)										4	0	0	0	0	0	4		
Darrel Chaney, S OBP: 0.308, SLG: 0.304 (1, 6)										4	1	2	0	0	0	2		
Andy Messersmith, R Rogier Moret, S Adrian Devine, R Elias Sosa, R (1, 1) (5, 1) (7, 1) (7, 1)										2	0	0	0	0	0	2		
Inning Stats	R: 3 E: 0 K: 0 S: 6	H: 3 LOB: 2 BB: 2 P: 14	R: 0 E: 0 K: 0 S: 5	H: 2 LOB: 2 BB: 0 P: 5	R: 0 E: 0 K: 1 S: 6	H: 1 LOB: 1 BB: 0 P: 6	R: 0 E: 0 K: 2 S: 12	H: 5 LOB: 1 BB: 0 P: 12	R: 0 E: 0 K: 0 S: 3	H: 0 LOB: 0 BB: 0 P: 3	R: 0 E: 0 K: 0 S: 3	H: 0 LOB: 0 BB: 0 P: 3	R: 0 E: 0 K: 0 S: 3	H: 0 LOB: 0 BB: 0 P: 3	1B: 11 2B: 3 3B: 0 HR: 1	SF: 0 SAC: 1 DP: 1 HBP: 0		WP: 0 PB: 0 SB: 1 CS: 0
PITCHER	IP WLS BF H R ER SO BB IBB HBP BLK WP HR S P ERA WHIP																	
Burt Hooton, R ERA: 7.71 Charlie Hough, R ERA: 10.13 Stan Wall, L ERA: 6.75 (1, 1) (6, 1) (7, 1)	5.1	L 28	11	5	5	2	2	0	0	0	0	0	0	1	7	7	27.00	4.500
	0.2	5	3	2	2	1	0	0	0	0	0	0	0	6	6	0.00	0.000	


AB 35
R 6
H 9
RBI 5
BB 5
SO 7
LOB 15



AB 36
R 7
H 14
RBI 7
BB 2
SO 3
LOB 16



Batter	1	2	3	4	5	6	7	8	9	10	AB	R	H	RBI	BB	SO	LOB	TOP										
Von Joshua, L OBP: 0.349, SLG: 0.350 (1, 8)	F7		F5	G3		E7 6-3 1B		1-3 2B			5	1	2	0	1	0	2	San Francisco Giants @ Atlanta Braves Atlanta-Fulton County Stadium, Atlanta, GA Tue Apr 20 1976, 6:05 PM EST Att: 7,895 - Unknown livebaseballscorecards.com AB 48 R 12 H 19 RBI 12 BB 2 SO 5 LOB 19 										
Derrel Thomas, S OBP: 0.366, SLG: 0.324 (1, 4)	F7		K		6-3	E7 6-3 G3 1B		SF8	F9		5	1	1	2	0	1	3											
Bobby Murcer, L OBP: 0.488, SLG: 0.516 (1, 9)	F8			K		6-3 1B		1-3		G3	6	1	1	1	0	1	2											
Gary Matthews, R OBP: 0.351, SLG: 0.639 (1, 7)		BLK 1B				G3		K			6	4	4	3	0	1	1											
Willie Montanez, L OBP: 0.308, SLG: 0.257 (1, 3)	F3				F4	G3			F7	1-3	6	1	1	0	0	0	3											
Chris Speler, R OBP: 0.421, SLG: 0.290 (1, 6)							F7			F6	5	2	3	2	1	0	0											
Ken Reitz, R OBP: 0.389, SLG: 0.400 (9, PR)	5-3										5	0	3	2	0	0	1											
Craig Robinson, R OBP: 1.000, SLG: 1.000 (9, 1)											0	0	0	0	0	0	0											
Ed Halicki, R (9, 1)											0	0	0	0	0	0	0											
Dave Rader, L OBP: 0.269, SLG: 0.360 (1, 2)	3-1										5	0	1	2	0	1	4											
Phil Niekro, R ERA: 4.22 (1, 1)	PITCHER										IP	WLS	BF	H	R	ER	SO	BB	IBB	HBP	BLK	WP	HR	S	P	ERA	WHIP	PA: 51
Pablo Torrealba, L ERA: 6.3 (6, 1)	PITCHER										IP	WLS	BF	H	R	ER	SO	BB	IBB	HBP	BLK	WP	HR	S	P	ERA	WHIP	
Elias Sosa, R ERA: 3.12 (8, 1)	PITCHER										IP	WLS	BF	H	R	ER	SO	BB	IBB	HBP	BLK	WP	HR	S	P	ERA	WHIP	

Batter	1	2	3	4	5	6	7	8	9	10	AB	R	H	RBI	BB	SO	LOB	BOTTOM										
Rowland Office, L OBP: 0.244, SLG: 0.270 (1, 8)	5-3	4-3	F5				1-3		F5		6	0	1	0	0	0	3	San Francisco Giants @ Atlanta Braves Atlanta-Fulton County Stadium, Atlanta, GA Tue Apr 20 1976, 6:05 PM EST Att: 7,895 - Unknown livebaseballscorecards.com AB 42 R 11 H 15 RBI 8 BB 9 SO 5 LOB 20 										
Jerry Royster, R OBP: 0.353, SLG: 0.333 (1, 5)	K				5-3				6-3		1	0	0	0	1	1	0											
Rod Gilbreath, R OBP: 0.667, SLG: 1.000 (2, PR)											3	0	2	1	0	0	0											
Dave May, L (9, PH)											1	0	0	0	0	0	0											
Darrel Evans, L OBP: 0.410, SLG: 0.310 (1, 3)		F9	K		4-3						5	0	2	0	1	1	3											
Jimmy Wynn, R OBP: 0.385, SLG: 0.394 (1, 7)											5	1	0	0	1	1	3											
Marty Perez, R (10, 5)	K								FC6-4		0	0	0	0	0	0	0											
Ken Henderson, S OBP: 0.445, SLG: 0.714 (1, 9)											6	3	4	1	0	2	1											
Lee Lacy, R OBP: 0.316, SLG: 0.371 (1, 4)											4	2	2	1	2	0	1											
Biff Pocoroba, S OBP: 0.382, SLG: 0.438 (1, 2)											5	3	3	1	0	0	3											
Earl Williams, R OBP: 0.250, SLG: 0.250 (10, PH)											1	0	0	0	0	0	0											
Darrel Chaney, S OBP: 0.387, SLG: 0.292 (1, 6)											1	1	0	1	4	0	1											
Phil Niekro, R OBP: 0.111, SLG: 0.111 (1, 1)	PITCHER										IP	WLS	BF	H	R	ER	SO	BB	IBB	HBP	BLK	WP	HR	S	P	ERA	WHIP	PA: 52
Mike Caldwell, L ERA: 7.56 (1, 1)	PITCHER										IP	WLS	BF	H	R	ER	SO	BB	IBB	HBP	BLK	WP	HR	S	P	ERA	WHIP	
Dave Heaverlo, R ERA: 4.85 (3, 1)	PITCHER										IP	WLS	BF	H	R	ER	SO	BB	IBB	HBP	BLK	WP	HR	S	P	ERA	WHIP	
Greg Minton, R ERA: 3.12 (4, 1)	PITCHER										IP	WLS	BF	H	R	ER	SO	BB	IBB	HBP	BLK	WP	HR	S	P	ERA	WHIP	
Randy Moffitt, R ERA: 5.4 (6, 1)	PITCHER										IP	WLS	BF	H	R	ER	SO	BB	IBB	HBP	BLK	WP	HR	S	P	ERA	WHIP	
Gary Lavelle, L ERA: (8, 1)	PITCHER										IP	WLS	BF	H	R	ER	SO	BB	IBB	HBP	BLK	WP	HR	S	P	ERA	WHIP	

Batter	1	2	3	4	5	6	7	8	9	AB	R	H	RBI	BB	SO	LOB	TOP								
Rowland Office, L OBP: 0.260, SLG: 0.273	5-3			5-3		1B	BB		BB	3	2	1	0	2	0	0	Atlanta Braves @ Philadelphia Phillies Veterans Stadium, Philadelphia, PA Fri Apr 23 1976, 6:05 PM EST Att: 29,398 - Unknown								
Jerry Royster, R OBP: 0.317, SLG: 0.297	F7					P4	BB		BB	3	0	1	0	0	0	1									
Dave May, L (7, PH)										0	0	0	0	0	0	0									
Earl Williams, R OBP: 0.400, SLG: 0.250				BB					BB	0	0	0	0	1	0	0									
Rod Gilbreath, R OBP: 0.750, SLG: 1.000				1B					BB	0	1	0	1	1	0	0									
Jimmy Wynn, R OBP: 0.340, SLG: 0.325	F8					F8				4	0	0	0	0	1	5									
Bruce Dal Canton, R (7, PH)										0	0	0	0	0	0	0									
Vic Cornell, R OBP: 1.000, SLG: 2.000				K					BB	1	1	1	2	0	0	0									
Elias Sosa, R (9, PH)									BB	0	0	0	0	0	0	0									
Darrell Evans, L OBP: 0.438, SLG: 0.314		3-1				BB		G6-4-3	P4	3	0	1	1	2	0	2									
Ken Henderson, S OBP: 0.421, SLG: 0.600		K			G3				BB	3	0	1	0	2	1	2									
Lee Lacy, R OBP: 0.304, SLG: 0.333									BB	4	0	0	1	1	0	4									
Biff Pocoroba, S OBP: 0.357, SLG: 0.410			4-3						BB	5	0	0	0	0	1	4									
Darrel Chaney, S OBP: 0.417, SLG: 0.321									BB	2	0	1	0	0	0	0									
Marty Perez, R (6, PH)			6-3						BB	0	0	0	0	0	0	0									
Terry Crowley, L (7, PH)									BB	1	0	0	0	0	0	0									
Tom Paciorek, R OBP: 0.571, SLG: 0.500									BB	1	1	1	1	1	0	0									
Carl Morton, R (1, PH)									BB	2	0	0	0	0	1	1									
Cito Gaston, R OBP: 0.750, SLG: 0.667			L4						G3	2	1	1	0	1	0	3									
Inning Stats	R: 0 E: 0 K: 0 S: 3	H: 0 LOB: 0 BB: 0 P: 3	R: 0 E: 0 K: 1 S: 5	H: 0 LOB: 0 BB: 0 P: 5	R: 0 E: 0 K: 0 S: 3	H: 0 LOB: 0 BB: 0 P: 3	R: 0 E: 0 K: 1 S: 6	H: 1 LOB: 2 BB: 1 P: 10	R: 0 E: 0 K: 2 S: 8	H: 1 LOB: 1 BB: 0 P: 8	R: 1 E: 0 K: 0 S: 5	H: 2 LOB: 2 BB: 1 P: 9	R: 0 E: 0 K: 0 S: 4	H: 1 LOB: 3 BB: 2 P: 12	R: 0 E: 0 K: 0 S: 3	H: 1 LOB: 1 BB: 1 P: 7	R: 5 E: 0 K: 0 S: 5	H: 2 LOB: 3 BB: 6 P: 29	1B: 6 2B: 2 3B: 0 HR: 0	SF: 0 SAC: 0 DP: 1 HBP: 0	WP: 0 PB: 0 SB: 0 CS: 0	PA: 45			
PITCHER	IP	WLS	BF	H	R	ER	SO	BB	IBB	HBP	BLK	WP	HR	S	P	ERA	WHIP								
Jim Lonborg, R ERA: 1.13	(1, 1)	6.2	28	5	1	1	4	3	0	0	0	0	0	33	45	1.35	1.200								
Jim Kaat, L ERA: 3.79	(7, 1)	0.0	1	0	0	0	0	1	0	0	0	0	0	0	4	∞	∞								
Gene Garber, R ERA: 7.88	(7, 1)	1.1	7	2	2	2	0	2	0	0	0	0	0	5	13	13.50	3.000								
Tug McGraw, L ERA: 3.38	(9, 1)	0.2	L	8	1	3	3	4	1	0	0	0	0	3	23	40.50	7.500								
Ron Reed, R ERA: 3.38	(9, 1)	0.1	1	0	0	0	0	0	0	0	0	0	0	1	1	0.00	0.000								

Batter	1	2	3	4	5	6	7	8	9	AB	R	H	RBI	BB	SO	LOB	BOTTOM									
Dave Cash, R OBP: 0.333, SLG: 0.400	G3		F7	4-3				4-3		5	1	2	0	0	0	1	Atlanta Braves @ Philadelphia Phillies Veterans Stadium, Philadelphia, PA Fri Apr 23 1976, 6:05 PM EST Att: 29,398 - Unknown									
Larry Bowa, S OBP: 0.390, SLG: 0.382	G3		3-1			SF8		F8		4	0	1	2	0	0	1										
Jay Johnstone, L OBP: 0.469, SLG: 0.677	3-1					F7		G3		5	1	1	0	0	0	2										
Greg Luzinski, R OBP: 0.436, SLG: 0.500									F9	2	1	1	1	2	1	0										
Jerry Martin, R OBP: 0.500, SLG: 0.250										0	1	0	0	0	0	0										
Bobby Tolan, L OBP: 0.333, SLG: 0.333										1	0	0	0	0	0	0										
Dick Allen, R OBP: 0.381, SLG: 0.281		6-3							F9	1	0	0	0	3	0	0										
Tom Hutton, L (9, 3)										1	0	0	0	0	0	0										
Mike Schmidt, R OBP: 0.356, SLG: 0.878									G3	4	0	1	1	1	0	2										
Garry Maddox, R OBP: 0.375, SLG: 0.485			F3	FC4-6				FC5-4		3	0	0	0	1	0	6										
Bob Boone, R OBP: 0.314, SLG: 0.467					5-3			G3		3	0	0	0	1	0	4										
Jim Lonborg, R OBP: 0.288, SLG: 0.429										3	1	1	0	0	1	2										
Jim Kaat, L OBP: 0.286, SLG: 0.333										0	0	0	0	0	0	0										
Gene Garber, R OBP: 1.000, SLG: 1.000										1	0	1	0	0	0	0										
Tug McGraw, R (9, 1)										0	0	0	0	0	0	0										
Ron Reed, R (9, 1)										0	0	0	0	0	0	0										
Inning Stats	R: 1 E: 0 K: 1 S: 6	H: 1 LOB: 0 BB: 0 P: 6	R: 0 E: 0 K: 1 S: 5	H: 0 LOB: 2 BB: 2 P: 13	R: 1 E: 0 K: 0 S: 6	H: 3 LOB: 3 BB: 1 P: 10	R: 0 E: 0 K: 0 S: 3	H: 0 LOB: 0 BB: 0 P: 3	R: 1 E: 1 K: 0 S: 4	H: 1 LOB: 3 BB: 3 P: 16	R: 1 E: 0 K: 0 S: 4	H: 2 LOB: 0 BB: 0 P: 4	R: 1 E: 1 K: 0 S: 3	H: 0 LOB: 2 BB: 2 P: 11	R: 0 E: 0 K: 0 S: 4	H: 1 LOB: 1 BB: 0 P: 4	R: 0 E: 0 K: 0 S: 3	H: 0 LOB: 0 BB: 0 P: 3	1B: 5 2B: 3 3B: 1 HR: 0	SF: 1 SAC: 0 DP: 2 HBP: 0	WP: 1 PB: 3 SB: 1 CS: 1	PA: 42				
PITCHER	IP	WLS	BF	H	R	ER	SO	BB	IBB	HBP	BLK	WP	HR	S	P	ERA	WHIP									
Carl Morton, R ERA: 4.71	(1, 1)	6.0	30	7	4	3	2	4	2	0	0	0	1	0	7	15	0.00	1.500								
Bruce Dal Canton, R ERA: 1.8	(7, 1)	2.0	W	9	1	1	0	2	0	0	0	0	0	3	3	0.00	0.000									
Elias Sosa, R ERA: 2.79	(9, 1)	1.0	S	3	0	0	0	0	0	0	0	0	0	3	3	0.00	0.000									



Batter	1	2	3	4	5	6	7	8	9	AB	R	H	RBI	BB	SO	LOB	TOP																
Rowland Office, L OBP: 0.254, SLG: 0.288 (1, 8)										3	1	1	0	1	0	0	Atlanta Braves @ Philadelphia Phillies Veterans Stadium, Philadelphia, PA Sun Apr 25 1976, 3:33 AM EDT Att: 10,565 - Unknown																
Jerry Royster, R OBP: 0.300, SLG: 0.267 (1, 5)										4	0	1	1	0	0	1																	
Jimmy Wynn, R OBP: 0.400, SLG: 0.391 (1, 7)										3	1	2	0	1	1	0																	
Darrell Evans, L OBP: 0.421, SLG: 0.268 (1, 3)										3	0	0	0	1	1	4																	
Dave May, L OBP: 0.071, SLG: 0.286 Roger Moret, S Elias Sosa, R (8, 1) (9, 1)										4	1	1	2	0	0	2																	
Lee Lacy, R OBP: 0.315, SLG: 0.340 (1, 4)										4	0	1	0	0	0	0																	
Biff Pocoroba, S OBP: 0.333, SLG: 0.378 (1, 2)										4	0	0	0	0	1	1																	
Darrel Chaney, S OBP: 0.381, SLG: 0.273 (1, 6)										4	0	0	0	0	2	1																	
Phil Niekro, R OBP: 0.083, SLG: 0.083 Tom Paciorek, R OBP: 0.364, SLG: 0.300 (1, 1) (8, 9)										3	0	0	0	0	0	0																	
Inning Stats	R: 1 E: 0 K: 0 S: 5	H: 2 LOB: 1 BB: 0 P: 5	R: 0 E: 0 K: 0 S: 3	H: 0 LOB: 0 BB: 0 P: 3	R: 0 E: 0 K: 1 S: 6	H: 1 LOB: 2 BB: 1 P: 10	R: 0 E: 0 K: 0 S: 3	H: 0 LOB: 0 BB: 0 P: 3	R: 0 E: 0 K: 0 S: 3	H: 0 LOB: 1 BB: 1 P: 7	R: 2 E: 0 K: 0 S: 5	H: 2 LOB: 0 BB: 0 P: 5	R: 0 E: 0 K: 1 S: 5	H: 0 LOB: 0 BB: 0 P: 5	R: 0 E: 0 K: 3 S: 10	H: 1 LOB: 1 BB: 0 P: 10		1B: 3 2B: 1 3B: 1 HR: 1	SF: 0 SAC: 0 DP: 0 HBP: 0	WP: 1 PB: 0 SB: 2 CS: 0	PA: 36												
PITCHER	IP WLS BF H R ER SO BB IBB HBP BLK WP HR S P ERA WHIP																																
Larry Christenson, R ERA: 5.4 Gene Garber, R ERA: 7.0	(1, 1) (8, 1)	8.0 4	L 32	5 3	3 3	3 3	3 3	3 0	0 0	0 0	0 0	1 0	1 0	35 10	47 10	3.38 0.00	1.000 1.000																

Batter	1	2	3	4	5	6	7	8	9	AB	R	H	RBI	BB	SO	LOB	BOTTOM																	
Dave Cash, R OBP: 0.298, SLG: 0.346 (1, 4)										3	0	0	1	0	0	2	Atlanta Braves @ Philadelphia Phillies Veterans Stadium, Philadelphia, PA Sun Apr 25 1976, 3:33 AM EDT Att: 10,565 - Unknown																	
Larry Bowa, S OBP: 0.380, SLG: 0.349 (1, 6)										4	0	1	0	0	1	2																		
Jay Johnstone, L OBP: 0.450, SLG: 0.632 Ollie Brown, R OBP: 0.636, SLG: 0.714 (1, 9) (8, PH) (9, 9)										3	0	1	0	0	1	0																		
Greg Luzinski, R OBP: 0.426, SLG: 0.579 (1, 7)										4	0	0	0	0	0	2																		
Tom Hutton, L Jerry Martin, R OBP: 0.375, SLG: 0.167 (1, 3) (8, PH)										3	0	0	0	0	1	1																		
Mike Schmidt, R OBP: 0.340, SLG: 0.833 (1, 5)										4	0	0	0	0	1	2																		
Garry Maddox, R OBP: 0.380, SLG: 0.500 (1, 8)										3	1	1	0	0	0	0																		
Bob Boone, R OBP: 0.366, SLG: 0.471 Bobby Tolan, L OBP: 0.273, SLG: 0.273 Gene Garber, R OBP: 1.000, SLG: 1.000 (1, 2) (8, PH) (9, 1)										1	0	0	0	1	0	0																		
Larry Christenson, R OBP: 0.250, SLG: 0.500 Tim McCarver, L OBP: 1.000, SLG: 2.000 (1, 1) (8, PH) (9, 2)										1	0	0	0	0	0	0																		
Inning Stats	R: 0 E: 0 K: 1 S: 5	H: 0 LOB: 0 BB: 0 P: 5	R: 0 E: 0 K: 1 S: 5	H: 0 LOB: 0 BB: 0 P: 5	R: 0 E: 0 K: 0 S: 4	H: 0 LOB: 2 BB: 1 P: 8	R: 0 E: 0 K: 1 S: 6	H: 1 LOB: 1 BB: 0 P: 6	R: 0 E: 0 K: 0 S: 3	H: 0 LOB: 0 BB: 0 P: 3	R: 0 E: 0 K: 1 S: 5	H: 0 LOB: 0 BB: 0 P: 5	R: 0 E: 0 K: 0 S: 3	H: 0 LOB: 0 BB: 0 P: 3	R: 2 E: 1 K: 1 S: 7	H: 3 LOB: 0 BB: 0 P: 7		R: 0 E: 0 K: 1 S: 6	H: 1 LOB: 1 BB: 0 P: 6	1B: 3 2B: 1 3B: 1 HR: 0	SF: 1 SAC: 1 DP: 0 HBP: 0	WP: 0 PB: 1 SB: 0 CS: 1	PA: 34											
PITCHER	IP WLS BF H R ER SO BB IBB HBP BLK WP HR S P ERA WHIP																																	
Phil Niekro, R ERA: 3.72 Roger Moret, L ERA: 5.68 Elias Sosa, R ERA: 6.75	(1, 1) (8, 1) (9, 1)	7.2 0.2 0.2	W 2 S	29 1 0	4 0 0	2 0 0	2 0 0	0 0 0	0 0 0	0 0 0	0 0 0	0 0 0	0 0 0	0 0 0	0 0 0	0 0 0	0.00 0.00 0.00	1.500 0.000																



Batter	1	2	3	4	5	6	7	8	9	AB	R	H	RBI	BB	SO	LOB	TOP			
Rowland Office, L OBP: 0.258, SLG: 0.291 Cito Gaston, R OBP: 0.667, SLG: 0.500	0-0 6-3 1B	0-0 1-3			0-3 K		4-0 BB	0-3 K		3	0	1	0	0	1	4				
Jerry Royster, R OBP: 0.283, SLG: 0.250 Earl Williams, R OBP: 0.375, SLG: 0.286	0-0 6-3 1-2		0-0 F9		0-3 K		0-3 K			3	0	0	0	0	1	2				
Darrell Evans, L OBP: 0.426, SLG: 0.256	4-0 G6-4-3 BB		0-0 F9		4-0 5-3 PB 1B BB			0-3 K		2	1	0	0	2	1	0				
Jimmy Wynn, R OBP: 0.390, SLG: 0.367	0-0 G6-4-3 1-2		0-3 K		0-0 F9 1-2			4-0 BB BB		3	0	0	0	1	1	3				
Tom Paciorek, R OBP: 0.333, SLG: 0.231		0-3 K		0-0 5-3		0-0 5-3 2-3		4-0 FC5-4 BB		3	0	0	0	1	1	1				
Lee Lacy, R OBP: 0.310, SLG: 0.333		0-0 F9		0-0 F3		0-0 FC6-4 1B		0-0 F9		4	0	1	1	0	0	2				
Biff Pocoroba, S OBP: 0.375, SLG: 0.375 Roger Moret, S (8, 1)		0-0 BB 1B 1B		0-0 1-3		0-0 FC6-4 1-2		0-0 FC5-4 1-2		3	0	1	0	0	0	1				
Darrel Chaney, S OBP: 0.391, SLG: 0.297		0-0 BB 1-2 1B		0-0 1-3 1B		0-0 6-3		0-3 K		4	0	2	0	0	1	0				
Dick Ruthven, R OBP: 0.400, SLG: 0.333 Pablo Torrealba, L (6, 1) Vic Correll, R OBP: 0.333, SLG: 0.667 Ken Henderson, S OBP: 0.425, SLG: 0.583 (8, PH)		4-0 BB 1-2 2-3 BB		0-0 1-3		0-0 6-3		0-3 K		1	0	0	0	1	0	1				
Inning Stats	R: 0 E: 0 K: 0 S: 3	H: 1 LOB: 1 BB: 1 P: 7	R: 0 E: 0 K: 1 S: 7	H: 2 LOB: 3 BB: 1 P: 11	R: 0 E: 0 K: 1 S: 5	H: 0 LOB: 0 BB: 0 P: 5	R: 0 E: 0 K: 0 S: 3	H: 0 LOB: 0 BB: 0 P: 3	R: 0 E: 0 K: 0 S: 8	H: 1 LOB: 1 BB: 1 P: 8	R: 0 E: 0 K: 1 S: 5	H: 0 LOB: 1 BB: 1 P: 9	R: 0 E: 0 K: 1 S: 9	H: 0 LOB: 2 BB: 2 P: 13	R: 0 E: 0 K: 3 S: 9	H: 0 LOB: 0 BB: 0 P: 9	1B: 5 2B: 0 3B: 0 HR: 0	SF: 0 SAC: 0 DP: 1 HBP: 0	WP: 0 PB: 1 CS: 0	PA: 37
PITCHER Mickey Lolich, L ERA: 3.13 (1, 1)	IP: 9.0 WLS: W BF: 37 H: 5 R: 1 ER: 0 SO: 9 BB: 6 IBB: 0 HBP: 0 BLK: 0 WP: 0 HR: 0 S: 49 P: 73 ERA: 0.00 WHIP: 1.222															PITCHER				

Atlanta Braves @ New York Mets
Shea Stadium, Flushing, NY
Mon Apr 26 1976, 3:33 AM EDT
Att: 3,342 - Unknown

AB 31
R 1
H 5
RBI 1
BB 6
SO 9
LOB 17



Batter	1	2	3	4	5	6	7	8	9	AB	R	H	RBI	BB	SO	LOB	BOTTOM	
Bruce Boisclair, L OBP: 0.409, SLG: 0.429 (1, 7)	0-0 F7	0-0 F7			0-0 L4-3 1B		0-0 1-3			4	0	1	0	0	0	3		
Felix Milan, R OBP: 0.408, SLG: 0.455 (1, 4)	0-0 1-3		4-0 1B G4-6-3 BB		0-0 L4-3 1-2		0-0 F9			3	1	0	0	1	0	1		
Del Unser, L OBP: 0.333, SLG: 0.441 (1, 8)	0-3 K		0-0 G4-6-3 1B		0-3 K		0-0 G3			4	0	1	0	0	2	0		
Ed Kranepool, L OBP: 0.305, SLG: 0.339 (1, 3)		0-0 2B 1B 1B	0-0 G4-6-3 1-2 3-H		0-0 G1-6-3 1B 1B		0-0 FC6-4 1B			4	1	3	0	0	0	1		
Dave Kingman, R OBP: 0.288, SLG: 0.574 (1, 9)		0-0 F8	0-0 F4		0-0 G1-6-3 1-2 1B		0-0 FC6-4 1-2			4	0	1	0	0	0	2		
Wayne Garrett, L OBP: 0.313, SLG: 0.305 (1, 5)		0-0 1B 2B		0-0 6-3 S 1B		0-0 G1-6-3 1-2 2-3				3	1	2	0	0	0	2		
Ron Hodges, L OBP: 0.588, SLG: 0.500 (1, 2)		0-0 SH3-4 BB 2H 3H		0-0 F8 1-2		0-0 F5				3	0	1	2	0	0	1		
Bud Harrelson, S OBP: 0.433, SLG: 0.333 (1, 6)		4-0 SH3-4 BB		0-0 6-3		4-0 SH1-4 BB				1	0	0	0	2	0	1		
Mickey Lolich, S OBP: 0.286, SLG: 0.286 (1, 1)		0-0 SH3-4		0-3 K		0-0 SH1-4				1	0	0	0	0	1	1		
Inning Stats	R: 0 E: 0 K: 1 S: 5	H: 0 LOB: 0 BB: 0 P: 5	R: 2 E: 0 K: 0 S: 6	H: 3 LOB: 2 BB: 1 P: 10	R: 1 E: 0 K: 0 S: 3	H: 1 LOB: 0 BB: 1 P: 7	R: 0 E: 0 K: 1 S: 6	H: 1 LOB: 1 BB: 0 P: 6	R: 0 E: 0 K: 0 S: 3	H: 2 LOB: 0 BB: 0 P: 3	R: 0 E: 0 K: 0 S: 3	H: 0 LOB: 1 BB: 1 P: 7	R: 0 E: 0 K: 0 S: 4	H: 1 LOB: 1 BB: 0 P: 4	1B: 8 2B: 2 3B: 0 HR: 0	SF: 0 SAC: 2 DP: 3 HBP: 0	WP: 0 PB: 0 CS: 0	PA: 32
PITCHER Dick Ruthven, R ERA: 1.96 Pablo Torrealba, L ERA: 5.25 Roger Moret, L ERA: 4.91	IP: 5.0 WLS: L BF: 23 H: 8 R: 3 ER: 3 SO: 3 BB: 2 IBB: 0 HBP: 0 BLK: 0 WP: 0 HR: 0 S: 27 P: 35 ERA: 5.40 WHIP: 2.000															PITCHER		

Atlanta Braves @ New York Mets
Shea Stadium, Flushing, NY
Mon Apr 26 1976, 3:33 AM EDT
Att: 3,342 - Unknown

AB 27
R 3
H 9
RBI 2
BB 3
SO 3
LOB 12



Batter	1	2	3	4	5	6	7	8	9	AB	R	H	RBI	BB	SO	LOB	TOP			
Lee Lacy, R OBP: 0.302, SLG: 0.322 (1, 4)										5	1	1	0	0	0	2				
Jerry Royster, R OBP: 0.263, SLG: 0.231 (1, 5)										4	0	0	0	0	0	0				
Jimmy Wynn, R OBP: 0.391, SLG: 0.346 (1, 7)										3	1	0	0	2	2	0				
Tom Paciorek, R OBP: 0.294, SLG: 0.200 (1, 8)									2	0	0	0	0	1	1	0				
Darrell Evans, L OBP: 0.429, SLG: 0.250 (7, PH) (7, 3)									1	0	0	0	1	1	0	0				
Earl Williams, R OBP: 0.364, SLG: 0.300 Rowland Office, L OBP: 0.254, SLG: 0.286 (6, PR) (6, 8)									3	0	1	0	0	1	1	1				
Cito Gaston, R OBP: 0.500, SLG: 0.625 (1, 9)									4	1	2	1	0	0	0	0				
Vic Correll, R OBP: 0.714, SLG: 1.333 (1, 2)									3	1	3	2	1	0	0	0				
Darrel Chaney, S OBP: 0.380, SLG: 0.293 (1, 6)									4	0	1	1	0	1	5	0				
Carl Morton, R Pablo Torrealba, L (8, 1)									4	0	0	0	0	2	5	0				
Inning Stats	R: 1 E: 1 K: 1 S: 6	H: 1 LOB: 0 BB: 0 P: 6	R: 0 E: 0 K: 1 S: 6	H: 1 LOB: 1 BB: 0 P: 6	R: 0 E: 0 K: 1 S: 5	H: 0 LOB: 0 BB: 0 P: 5	R: 3 E: 0 K: 0 S: 6	H: 3 LOB: 1 BB: 1 P: 10	R: 0 E: 0 K: 1 S: 5	H: 2 LOB: 2 BB: 1 P: 9	R: 0 E: 0 K: 0 S: 3	H: 0 LOB: 2 BB: 2 P: 11	R: 0 E: 1 K: 2 S: 9	H: 1 LOB: 2 BB: 0 P: 9	R: 0 E: 0 K: 2 S: 7	H: 0 LOB: 0 BB: 0 P: 7	1B: 6 2B: 1 3B: 0 HR: 1	SF: 0 SAC: 2 DP: 0 HBP: 0	WP: 0 PB: 0 SB: 0 CS: 0	PA: 40
PITCHER	IP WLS BF H R ER SO BB IBB HBP BLK WP HR S P ERA WHIP																			
Jerry Kosman, L ERA: 3.38 Hank Webb, R ERA: 4.15 Tom Hall, L ERA: 2.08	(1, 1) (6, 1) (9, 1)	5.2 2.1 1.0	WLS BF W	26 11 3	H R 0	R 5 0	ER 4 0	SO 4 2	BB 1 0	IBB 1 0	HBP 0 0	BLK 0 0	WP 0 0	HR 1 0	S 32 13 7	P 40 21 7	ERA 6.35 0.00 0.00	WHIP 1.412 1.286 0.000		

Atlanta Braves @ New York Mets
Shea Stadium, Flushing, NY
Tue Apr 27 1976, 3:33 AM EDT
Att: 4,002 - Unknown

AB 34
R 5
H 8
RBI 4
BB 4
SO 8
LOB 15



Batter	1	2	3	4	5	6	7	8	9	AB	R	H	RBI	BB	SO	LOB	BOTTOM			
Bruce Boisclair, L OBP: 0.370, SLG: 0.423 (1, 7)										5	0	1	2	0	0	4				
Felix Milan, R OBP: 0.413, SLG: 0.471 (1, 4)										4	1	2	1	0	0	0				
Del Unser, L OBP: 0.313, SLG: 0.413 (1, 8)										4	0	0	0	0	0	2				
Ed Kranepool, L OBP: 0.290, SLG: 0.328 Benny Ayala, R OBP: 0.214, SLG: 0.154 (9, PH) (9, 9)										2	0	0	1	0	0	0				
Dave Kingman, R OBP: 0.299, SLG: 0.611 (9, 3) John Stearns, R OBP: 0.091, SLG: 0.091 (9, PR)										0	1	0	0	0	0	0				
Wayne Garrett, L OBP: 0.294, SLG: 0.286 (1, 5)										4	0	0	0	0	1	0				
Ron Hodges, L OBP: 0.550, SLG: 0.471 Jerry Grote, R OBP: 0.490, SLG: 0.409 (9, PH)										3	0	1	0	0	0	0				
Bud Harrelson, S OBP: 0.438, SLG: 0.347 (1, 6)										4	0	2	0	0	2	0				
Jerry Kosman, R Hank Webb, R Joe Torre, R Mike Phillips Tom Hall, L John Milner (1, 1) (6, 1) (9, PH) (9, PH) (9, PH)	(1, 1) (6, 1) (9, 1)	7.1 L 1.1	WLS BF L	29 8 8	H 6 4	R 3 3	ER 3 3	SO 0 1	BB 1 0	IBB 0 0	HBP 0 0	BLK 0 0	WP 0 0	HR 1 0	S 28 10 10	P 32 10 10	ERA 3.68 20.25 3.000	WHIP 0.955 3.000		
Inning Stats	R: 0 E: 0 K: 0 S: 3	H: 0 LOB: 0 BB: 0 P: 3	R: 0 E: 0 K: 0 S: 3	H: 0 LOB: 0 BB: 0 P: 3	R: 0 E: 0 K: 0 S: 4	H: 1 LOB: 1 BB: 0 P: 4	R: 1 E: 0 K: 0 S: 4	H: 1 LOB: 0 BB: 0 P: 4	R: 0 E: 0 K: 0 S: 3	H: 0 LOB: 0 BB: 0 P: 3	R: 1 E: 0 K: 0 S: 4	H: 1 LOB: 0 BB: 0 P: 4	R: 1 E: 0 K: 1 S: 6	H: 1 LOB: 1 BB: 1 P: 10	R: 3 E: 0 K: 0 S: 6	H: 4 LOB: 2 BB: 0 P: 6	1B: 7 2B: 2 3B: 0 HR: 1	SF: 1 SAC: 2 DP: 1 HBP: 0	WP: 0 PB: 0 SB: 0 CS: 0	PA: 37
PITCHER	IP WLS BF H R ER SO BB IBB HBP BLK WP HR S P ERA WHIP																			
Carl Morton, R Pablo Torrealba, L	(1, 1) (8, 1)	7.1 L	WLS BF	29 8	H 6 4	R 3 3	ER 3 3	SO 0 1	BB 1 0	IBB 0 0	HBP 0 0	BLK 0 0	WP 0 0	HR 1 0	S 28 10 10	P 32 10 10	ERA 3.68 20.25 3.000	WHIP 0.955 3.000		

Atlanta Braves @ New York Mets
Shea Stadium, Flushing, NY
Tue Apr 27 1976, 3:33 AM EDT
Att: 4,002 - Unknown

AB 33
R 6
H 10
RBI 6
BB 1
SO 1
LOB 11



Batter	1	2	3	4	5	6	7	8	9	AB	R	H	RBI	BB	SO	LOB	TOP		
Rowland Office, L (1, 8) OBP: 0.269, SLG: 0.288										3	0	1	0	1	0	1	Atlanta Braves @ New York Mets Shea Stadium, Flushing, NY Wed Apr 28 1976, 3:33 AM EDT Att: 7,602 - Unknown		
Jerry Royster, R (1, 5) OBP: 0.254, SLG: 0.222										2	0	0	0	0	2	1			
Ken Henderson, S (8, PH) OBP: 0.439, SLG: 0.595										1	0	1	0	0	0	0			
Rod Gilbreath, R (8, PR) OBP: 0.750, SLG: 1.000										0	0	0	0	0	0	0			
Jimmy Wynn, R (1, 7) OBP: 0.368, SLG: 0.321										4	0	0	0	0	2	4			
Darrell Evans, L (1, 3) OBP: 0.403, SLG: 0.229										4	0	0	0	0	3	3			
Dave May, L (1, 9) OBP: 0.056, SLG: 0.222										4	0	0	0	0	1	2			
Lee Lacy, R (1, 4) OBP: 0.288, SLG: 0.306										3	0	0	0	0	0	0			
Vic Correll, R (1, 2) OBP: 0.700, SLG: 1.111										3	0	2	0	0	1	0			
Darrel Chaney, S (1, 6) OBP: 0.365, SLG: 0.279										2	0	0	0	0	1	1			
Terry Crowley, L (8, PH)										1	0	0	0	0	0	1			
Marty Perez, R (8, 6)										0	0	0	0	0	0	0			
Andy Messersmith, R (1, 1) OBP: 0.167, SLG: 0.167										2	0	1	0	0	0	0			
Cito Gaston, R (8, PH) OBP: 0.545, SLG: 0.556										1	0	0	0	0	1	0			
Bruce Dal Canton, R (8, 1)										0	0	0	0	0	0	0			
Inning Stats	R: 0 H: 0 E: 0 K: 2 S: 7	H: 0 LOB: 1 BB: 1 P: 11	R: 0 H: 0 E: 0 K: 1 S: 5	H: 0 LOB: 0 BB: 0 P: 5	R: 0 H: 0 E: 0 K: 1 S: 5	H: 0 LOB: 0 BB: 0 P: 5	R: 0 H: 0 E: 0 K: 0 S: 7	H: 1 LOB: 0 BB: 0 P: 7	R: 0 H: 1 E: 0 K: 1 S: 4	H: 1 LOB: 1 BB: 0 P: 4	R: 0 H: 0 E: 0 K: 1 S: 5	H: 0 LOB: 0 BB: 0 P: 5	R: 0 H: 1 E: 0 K: 1 S: 5	H: 1 LOB: 0 BB: 0 P: 5	R: 0 H: 2 E: 0 K: 2 S: 9	H: 2 LOB: 2 BB: 0 P: 9	1B: 5 2B: 0 3B: 0 HR: 0	SF: 0 SAC: 1 DP: 1 HBP: 0	WP: 0 PA: 32 CS: 0
PITCHER Craig Swan, R (1, 1) ERA: 3.32	IP: 9.0 WLS: W BF: 32 H: 5 R: 0 ER: 0 SO: 11 BB: 1 IBB: 0 HBP: 0 BLK: 0 WP: 0 HR: 0 S: 53 P: 57 ERA: 0.00 WHIP: 0.667															PITCHER			

Batter	1	2	3	4	5	6	7	8	9	AB	R	H	RBI	BB	SO	LOB	BOTTOM		
Bruce Boisclair, L (1, 9) OBP: 0.355, SLG: 0.400										4	0	1	0	0	2	1	Atlanta Braves @ New York Mets Shea Stadium, Flushing, NY Wed Apr 28 1976, 3:33 AM EDT Att: 7,602 - Unknown		
Felix Milten, R (1, 4) OBP: 0.405, SLG: 0.473										4	0	1	0	0	0	1			
Del Unser, L (1, 8) OBP: 0.310, SLG: 0.394										3	1	0	0	1	1	0			
Ed Kranepool, L (1, 7) OBP: 0.303, SLG: 0.339										4	1	2	0	0	0	0			
Dave Kingman, R (1, 3) OBP: 0.296, SLG: 0.632										4	1	1	3	0	2	1			
Wayne Garrett, L (1, 5) OBP: 0.310, SLG: 0.292										2	0	1	0	1	0	0			
Jerry Grote, R (1, 2) OBP: 0.463, SLG: 0.383										3	0	0	0	0	1	2			
Bud Harrelson, S (1, 6) OBP: 0.448, SLG: 0.340										1	0	0	0	2	1	0			
Craig Swan, R (1, 1)										3	0	0	0	0	1	2			
Inning Stats	R: 3 H: 2 E: 0 K: 2 S: 9	H: 2 LOB: 1 BB: 2 P: 17	R: 0 H: 0 E: 0 K: 2 S: 7	H: 0 LOB: 0 BB: 0 P: 7	R: 0 H: 1 E: 0 K: 0 S: 4	H: 1 LOB: 1 BB: 0 P: 4	R: 0 H: 0 E: 0 K: 0 S: 3	H: 0 LOB: 1 BB: 1 P: 7	R: 0 H: 1 E: 0 K: 1 S: 5	H: 1 LOB: 0 BB: 0 P: 5	R: 0 H: 1 E: 0 K: 1 S: 6	H: 1 LOB: 1 BB: 0 P: 6	R: 0 H: 1 E: 0 K: 1 S: 5	H: 1 LOB: 2 BB: 1 P: 9	R: 0 H: 0 E: 0 K: 1 S: 5	H: 0 LOB: 0 BB: 0 P: 5		1B: 4 2B: 2 3B: 0 HR: 1	SF: 0 SAC: 0 DP: 1 HBP: 0
PITCHER Andy Messersmith, R (1, 1) ERA: 4.5	IP: 7.0 WLS: L BF: 29 H: 6 R: 3 ER: 3 SO: 7 BB: 4 IBB: 0 HBP: 0 BLK: 0 WP: 0 HR: 1 S: 39 P: 55 ERA: 3.86 WHIP: 1.429															PITCHER			
PITCHER Bruce Dal Canton, R (8, 1) ERA: 1.35	IP: 1.0 WLS: L BF: 3 H: 0 R: 0 ER: 0 SO: 1 BB: 0 IBB: 0 HBP: 0 BLK: 0 WP: 0 HR: 0 S: 5 P: 5 ERA: 0.00 WHIP: 0.000															PITCHER			

AB 30
R 0
H 5
RBI 0
BB 1
SO 11
LOB 13



Batter	1	2	3	4	5	6	7	8	9	AB	R	H	RBI	BB	SO	LOB	TOP						
Rowland Office, L (1, 8) OBP: 0.254, SLG: 0.270	6-3		F8		F7			K		4	0	0	0	0	1	3							
Jerry Royster, R (1, 5) OBP: 0.242, SLG: 0.211 Ken Henderson, S (8, PH) OBP: 0.429, SLG: 0.579	6-3		F9			K			K	3	0	0	0	0	1	2							
Jimmy Wynn, R (1, 7) OBP: 0.375, SLG: 0.333	F4						F4			4	0	2	0	0	0	0							
Darrell Evans, L (1, 3) OBP: 0.380, SLG: 0.212		F7				K				4	0	0	0	0	2	2							
Dave May, L (1, 9) OBP: 0.045, SLG: 0.182	1-3					K				4	0	0	0	0	2	2							
Lee Lacy, R (1, 4) OBP: 0.275, SLG: 0.292	6-3									3	0	0	0	0	1	1							
Biff Pocoroba, S (1, 2) OBP: 0.315, SLG: 0.353			6-3							3	0	0	0	0	0	0							
Darrel Chaney, S (1, 6) OBP: 0.382, SLG: 0.304										3	0	2	0	0	1	0							
Phil Niekro, R (1, 1) OBP: 0.154, SLG: 0.154 Terry Crowley, L (8, PH) Roger Moret, S (8, 1)										1	0	1	0	0	0	0							
Inning Stats	R: 0 E: 0 K: 0 S: 3	H: 0 LOB: 0 BB: 0 P: 3	R: 0 E: 0 K: 0 S: 3	H: 0 LOB: 0 BB: 0 P: 3	R: 0 E: 0 K: 0 S: 5	H: 2 LOB: 2 BB: 0 P: 5	R: 0 E: 0 K: 2 S: 8	H: 1 LOB: 1 BB: 0 P: 8	R: 0 E: 0 K: 0 S: 4	H: 1 LOB: 1 BB: 0 P: 4	R: 0 E: 0 K: 1 S: 7	H: 0 LOB: 0 BB: 0 P: 7	R: 0 E: 0 K: 1 S: 5	H: 0 LOB: 0 BB: 0 P: 5	R: 0 E: 0 K: 2 S: 7	H: 0 LOB: 0 BB: 0 P: 7	R: 0 E: 0 K: 1 S: 8	H: 1 LOB: 1 BB: 0 P: 8	1B: 5 2B: 0 3B: 0 HR: 0	SF: 0 SAC: 1 DP: 0 HBP: 0	WP: 0 PB: 0 SB: 1 CS: 0	PA: 32	
PITCHER Tom Seaver, R (1, 1) ERA: 1.89	IP: 9.0 WLS: W BF: 32 H: 5 R: 0 ER: 0 SO: 9 BB: 0 IBB: 0 HBP: 0 BLK: 0 WP: 0 HR: 0 S: 50 P: 50 ERA: 0.00 WHIP: 0.556											PITCHER	IP: 9.0 WLS: W BF: 32 H: 5 R: 0 ER: 0 SO: 9 BB: 0 IBB: 0 HBP: 0 BLK: 0 WP: 0 HR: 0 S: 50 P: 50 ERA: 0.00 WHIP: 0.556										

Atlanta Braves @ New York Mets
Shea Stadium, Flushing, NY
Thu Apr 29 1976, 3:33 AM EDT
Att: 10,953 - Unknown

AB 31
R 0
H 5
RBI 0
BB 0
SO 9
LOB 10



Batter	1	2	3	4	5	6	7	8	9	AB	R	H	RBI	BB	SO	LOB	BOTTOM						
Bruce Boisclair, L (1, 9) OBP: 0.343, SLG: 0.364	4-3					K	F2			3	0	0	0	1	1	0							
Felix Milan, R (1, 4) OBP: 0.420, SLG: 0.481			CS							3	1	2	0	1	1	0							
Del Unser, L (1, 8) OBP: 0.320, SLG: 0.391			CS							3	1	1	0	1	0	2							
Ed Kranepool, L (1, 7) OBP: 0.300, SLG: 0.333										4	0	1	0	0	1	4							
Dave Kingman, R (1, 3) OBP: 0.294, SLG: 0.613										4	0	1	1	0	3	2							
Wayne Garrett, L (1, 5) OBP: 0.293, SLG: 0.275										4	0	0	0	0	0	2							
Jerry Grote, R (1, 2) OBP: 0.448, SLG: 0.360										3	0	0	0	1	0	1							
Bud Harrelson, S (1, 6) OBP: 0.443, SLG: 0.327										2	0	0	0	1	0	3							
Tom Seaver, R (1, 1) OBP: 0.250, SLG: 0.143										3	0	0	0	0	1	1							
Inning Stats	R: 0 E: 0 K: 0 S: 4	H: 1 LOB: 1 BB: 0 P: 4	R: 0 E: 0 K: 1 S: 5	H: 0 LOB: 0 BB: 0 P: 5	R: 0 E: 0 K: 0 S: 2	H: 0 LOB: 0 BB: 1 P: 6	R: 0 E: 0 K: 2 S: 7	H: 0 LOB: 1 BB: 1 P: 11	R: 0 E: 0 K: 0 S: 3	H: 0 LOB: 1 BB: 1 P: 7	R: 2 E: 1 K: 2 S: 10	H: 2 LOB: 3 BB: 2 P: 18	R: 0 E: 0 K: 1 S: 6	H: 1 LOB: 1 BB: 0 P: 6	R: 0 E: 0 K: 1 S: 6	H: 1 LOB: 1 BB: 0 P: 6	1B: 5 2B: 0 3B: 0 HR: 0	SF: 0 SAC: 0 DP: 0 HBP: 0	WP: 0 PB: 0 SB: 0 CS: 1	PA: 35			
PITCHER Phil Niekro, R (1, 1) ERA: 3.25 Roger Moret, L (8, 1) ERA: 4.32	IP: 7.0 WLS: L BF: 30 H: 4 R: 2 ER: 1 SO: 6 BB: 5 IBB: 0 HBP: 0 BLK: 0 WP: 0 HR: 0 S: 37 P: 57 ERA: 1.29 WHIP: 1.286											PITCHER	IP: 1.0 WLS: L BF: 4 H: 1 R: 0 ER: 0 SO: 1 BB: 0 IBB: 0 HBP: 0 BLK: 0 WP: 0 HR: 0 S: 6 P: 6 ERA: 0.00 WHIP: 1.000										

Atlanta Braves @ New York Mets
Shea Stadium, Flushing, NY
Thu Apr 29 1976, 3:33 AM EDT
Att: 10,953 - Unknown

AB 29
R 2
H 5
RBI 1
BB 5
SO 7
LOB 15



Batter	1	2	3	4	5	6	7	8	9	AB	R	H	RBI	BB	SO	LOB	TOP										
Dave Cash, R OBP: 0.338, SLG: 0.394 (1, 4)	4-3		K		FC4-6 1B		FC3-6 1B	E5 1-2 3-H		5	0	2	1	0	1	1	Philadelphia Phillies @ Atlanta Braves Atlanta-Fulton County Stadium, Atlanta, GA Sat May 01 1976, 7:05 PM EDT Unknown										
Bobby Tolan, L OBP: 0.296, SLG: 0.360 (1, 3)	4-3		L6		FC4-6 CS		FC3-6 E 1B	G4-6-3		5	0	0	0	0	0	4											
Mike Schmidt, R OBP: 0.380, SLG: 0.889 (1, 5)	F8		K		HR		E 1-2 1B		F8	5	1	2	1	0	1	0											
Greg Luzinski, R OBP: 0.385, SLG: 0.481 Jerry Martin, R OBP: 0.333, SLG: 0.143 (9, 7)		BB HBP		6-3	1B		E5 1-2 2-3		K	4	0	1	0	0	1	2											
Jay Johnstone, L OBP: 0.423, SLG: 0.592 Ollie Brown, R OBP: 0.500, SLG: 0.571 (7, PH) (7, 9)		BB BB		BLK 1B	1B		K		F7	2	1	1	0	1	0	1											
Gary Maddox, R OBP: 0.391, SLG: 0.455 (1, 8)	F8			FC5 BLK 1B		1B	4-3			4	0	2	0	0	0	5											
Bob Boone, R OBP: 0.370, SLG: 0.500 (1, 2)	K			FC5 1B		F7		K		4	0	1	1	0	2	3											
Terry Harmon, R OBP: 0.375, SLG: 0.286 (1, 6)		BB		FC5		1B		K E S		3	1	1	0	1	1	2											
Larry Christenson, R OBP: 0.143, SLG: 0.286 Tom Underwood, R (7, 1) Tim McCarver, L OBP: 0.600, SLG: 1.000 Tug McGraw, R (8, 1)	K			K		K		E 1-3 BB		3	0	0	0	0	3	6											
Inning Stats	R: 0 E: 0 K: 0 S: 3	H: 0 LOB: 0 BB: 0 P: 3	R: 0 E: 0 K: 2 S: 7	H: 0 LOB: 3 BB: 2 P: 16	R: 0 E: 0 K: 2 S: 7	H: 0 LOB: 0 BB: 0 P: 7	R: 1 E: 0 K: 1 S: 8	H: 3 LOB: 2 BB: 0 P: 8	R: 1 E: 0 K: 0 S: 5	H: 3 LOB: 1 BB: 0 P: 5	R: 0 E: 0 K: 1 S: 6	H: 2 LOB: 1 BB: 0 P: 6	R: 0 E: 1 K: 1 S: 8	H: 2 LOB: 3 BB: 0 P: 8	R: 1 E: 1 K: 2 S: 8	H: 0 LOB: 1 BB: 1 P: 12		R: 0 E: 0 K: 1 S: 5	H: 0 LOB: 0 BB: 0 P: 5	1B: 9 2B: 0 3B: 0 HR: 1	SF: 0 SAC: 0 DP: 1 HBP: 1	WP: 0 PB: 1 SB: 1 CS: 1	PA: 41				
PITCHER	IP	WLS	BF	H	R	ER	SO	BB	IBB	HBP	BLK	WP	HR	S	P	ERA	WHIP										
Dick Ruthven, R ERA: 2.15 (1, 1)	6.1	L	30	10	2	2	6	2	0	1	1	0	1	39	48	2.84	1.895										
Adrian Devine, R ERA: 4.15 (7, 1)	0.0		1	0	0	0	0	0	0	0	0	0	0	1	1	=	=										
Roger Moret, L ERA: 4.0 (7, 1)	0.2		2	0	0	0	1	0	0	0	0	0	0	4	4	0.00	0.000										
Bruce Dal Canton, R ERA: 1.04 (8, 1)	2.0		8	0	1	0	3	1	0	0	0	0	0	13	17	0.00	0.500										

Batter	1	2	3	4	5	6	7	8	9	AB	R	H	RBI	BB	SO	LOB	BOTTOM										
Rowland Office, L OBP: 0.270, SLG: 0.288 Tom Paciorek, R OBP: 0.263, SLG: 0.176 (8, 8)	4-3		1B		G5-4-3 1B		6-3		F9	3	0	2	0	0	0	0	Philadelphia Phillies @ Atlanta Braves Atlanta-Fulton County Stadium, Atlanta, GA Sat May 01 1976, 7:05 PM EDT Unknown										
Rod Gillbreath, R OBP: 0.500, SLG: 0.500 (1, 5)	BB		L9		G5-4-3 1-2			F8	3	0	0	0	1	0	2												
Jimmy Wynn, R OBP: 0.368, SLG: 0.328 (1, 7)	F3		1B		F9			E6 BB	4	0	1	0	0	0	1												
Darrell Evans, L OBP: 0.360, SLG: 0.196 (1, 3)	L8		F8		F7			F9	4	0	0	0	0	0	4												
Ken Henderson, S OBP: 0.435, SLG: 0.561 (1, 9)		G5-4-3 1B		1-3	P6			BB	3	0	1	0	1	0	0												
Lee Lacy, R OBP: 0.280, SLG: 0.275 (1, 4)	G5-4-3		L8		6-3			F8	4	0	0	0	0	0	3												
Biff Pocoroba, S OBP: 0.328, SLG: 0.352 (1, 2)		1B		1B BB			F8		5-3	3	0	1	0	1	0												
Darrel Chaney, S OBP: 0.390, SLG: 0.340 (1, 6)	F8		1B		1B			F8	4	0	2	0	0	0	1												
Dick Ruthven, R OBP: 0.333, SLG: 0.273 Adrian Devine, R Roger Moret, S Dave May, L Cito Gaston, R Bruce Dal Canton, R Vic Correll, R OBP: 0.727, SLG: 1.100 (8, PH) (7, 1) (7, 1) (7, PH) (7, PH) (8, 1) (8, PH)			6-3		G1		K		1B	2	0	0	0	0	0	2											
Inning Stats	R: 0 E: 0 K: 0 S: 3	H: 0 LOB: 1 BB: 1 P: 7	R: 0 E: 0 K: 0 S: 4	H: 2 LOB: 1 BB: 0 P: 4	R: 0 E: 0 K: 0 S: 5	H: 2 LOB: 2 BB: 0 P: 5	R: 0 E: 0 K: 0 S: 4	H: 1 LOB: 2 BB: 1 P: 8	R: 0 E: 0 K: 0 S: 3	H: 1 LOB: 0 BB: 0 P: 3	R: 0 E: 0 K: 1 S: 6	H: 0 LOB: 0 BB: 0 P: 3	R: 0 E: 0 K: 1 S: 4	H: 1 LOB: 1 BB: 0 P: 6	R: 0 E: 1 K: 0 S: 4	H: 0 LOB: 2 BB: 1 P: 8		R: 0 E: 0 K: 0 S: 4	H: 1 LOB: 1 BB: 0 P: 4	1B: 7 2B: 1 3B: 0 HR: 0	SF: 0 SAC: 0 DP: 2 HBP: 0	WP: 0 PB: 0 SB: 0 CS: 0	PA: 37				
PITCHER	IP	WLS	BF	H	R	ER	SO	BB	IBB	HBP	BLK	WP	HR	S	P	ERA	WHIP										
Larry Christenson, R ERA: 3.8 (1, 1)	6.1	W	26	7	0	0	0	2	0	0	0	0	0	24	32	0.00	1.421										
Tom Underwood, L ERA: 8.0 (7, 1)	0.2		2	0	0	0	1	0	0	0	0	0	0	4	4	0.00	0.000										
Tug McGraw, L ERA: 2.04 (8, 1)	2.0	S	9	1	0	0	0	1	0	0	0	0	0	8	12	0.00	1.000										

AB	37
R	3
H	10
RBI	3
BB	3
SO	10
LOB	27



AB	34
R	0
H	8
RBI	0
BB	3
SO	1
LOB	16



Batter	1	2	3	4	5	6	7	8	9	AB	R	H	RBI	BB	SO	LOB	TOP										
Dave Cash, R OBP: 0.314, SLG: 0.363 (1, 4)	F9	FC6-2 2B		F8			6-3		4-3	5	1	0	0	0	0	3											
Tom Hutton, L OBP: 0.436, SLG: 0.182 (1, 3)	K	2B			F7				1B	4	1	2	1	1	1	0											
Mike Schmidt, R OBP: 0.400, SLG: 0.873 (1, 5)					E				1B	4	1	3	2	1	0	1											
Ollie Brown, R OBP: 0.481, SLG: 0.524 (1, 7)	P4	K			G6-3				1B	3	1	1	1	2	1	3											
Jay Johnstone, L OBP: 0.417, SLG: 0.607 Gene Garber, R OBP: 1.000, SLG: 1.000 (8, 1)		1B		F9	G6-3				SH	3	1	0	0	1	0	3											
Gary Maddox, R OBP: 0.370, SLG: 0.429 (1, 8)		BB		F3			6-3		SH	4	1	1	1	0	0	1											
Bob Boone, R OBP: 0.373, SLG: 0.469 (1, 2)		WP		F8			F5		5-3	3	0	0	0	2	0	1											
Terry Harmon, R OBP: 0.375, SLG: 0.231 (1, 6)		FC6-2					6-3		K	3	1	0	1	1	1	2											
Jim Kaat, L OBP: 0.167, SLG: 0.182 Tom Underwood, R (7, 1)		2B								3	0	0	0	0	2	2											
Jerry Martin, R OBP: 0.400, SLG: 0.375 (8, 9)	K			F7			K		1B	1	1	1	0	0	0	0											
Inning Stats	R: 0 E: 0 K: 1 S: 6	H: 1 LOB: 1 BB: 0 P: 6	R: 4 E: 0 K: 2 S: 9	H: 2 LOB: 2 BB: 4 P: 25	R: 0 E: 0 K: 0 S: 3	H: 0 LOB: 0 BB: 0 P: 3	R: 0 E: 0 K: 0 S: 3	H: 0 LOB: 0 BB: 0 P: 3	R: 0 E: 0 K: 0 S: 2	H: 0 LOB: 1 BB: 2 P: 10	R: 0 E: 0 K: 1 S: 6	H: 1 LOB: 1 BB: 0 P: 6	R: 0 E: 0 K: 1 S: 5	H: 0 LOB: 2 BB: 2 P: 13	R: 4 E: 1 K: 0 S: 8	H: 4 LOB: 1 BB: 0 P: 8	1B: 5 2B: 3 3B: 0 HR: 0	SF: 1 SAC: 1 DP: 1 HBP: 0	WP: 1 PB: 0 SB: 1 CS: 0	PA: 43							
PITCHER	IP	WLS	BF	H	R	ER	SO	BB	IBB	HBP	BLK	WP	HR	S	P	ERA	WHIP										
Andy Messersmith, R ERA: 4.68 (1, 1)	7.0	L	30	4	4	4	4	6	0	0	0	1	0	32	56	5.14	1.429										
Bruce Dal Canton, R ERA: 0.79 (8, 1)	0.2		4	0	0	0	0	1	1	0	1	0	0	2	10	0.00	1.500										
Elias Sosa, R ERA: 7.94 (8, 1)	0.2		6	4	4	2	1	0	0	0	0	0	0	8	8	27.00	6.000										
Adrian Devine, R ERA: 2.7 (9, 1)	0.2		3	0	0	0	0	0	0	0	0	0	0	3	3	0.00	0.000										

Philadelphia Phillies @ Atlanta Braves
Atlanta-Fulton County Stadium, Atlanta, GA
Sun May 02 1976, 3:33 AM EDT
Att: 20,479 - Unknown

AB 33
R 8
H 8
RBI 6
BB 8
SO 5
LOB 16



Batter	1	2	3	4	5	6	7	8	9	AB	R	H	RBI	BB	SO	LOB	BOTTOM										
Jerry Royster, R OBP: 0.265, SLG: 0.238 Darrell Evans, L OBP: 0.355, SLG: 0.193 (7, PH)	K		5-3			K	K			3	0	0	0	0	2	1											
Marty Perez, R OBP: 0.077, SLG: 0.154 (1, 4)			F3			6-3			K	4	0	1	0	0	1	1											
Jimmy Wynn, R OBP: 0.381, SLG: 0.319 (1, 7)			F9			F8			1B	3	0	1	0	1	0	1											
Earl Williams, R OBP: 0.389, SLG: 0.529 Dave May, L OBP: 0.043, SLG: 0.174 (8, PH)	G6-4-3				F2		FC1-6		F9	3	0	1	0	0	0	2											
Ken Henderson, S OBP: 0.370, SLG: 0.469 (9, 8)		5-3			F9		FC1-6		6-3	4	1	0	0	0	0	2											
Tom Paciorek, R OBP: 0.231, SLG: 0.250 (9, 3)		5-3			5-3					3	1	1	1	0	0	0											
Rowland Office, L OBP: 0.267, SLG: 0.284 (9, PH)							2B		4-3	1	0	0	0	0	0	0											
Vic Correll, R OBP: 0.556, SLG: 0.824 Terry Crowley, L (9, PH)					F8		4-3		1-3	3	0	2	1	0	0	0											
Darrel Chaney, S OBP: 0.375, SLG: 0.327 Lee Lacy, R OBP: 0.267, SLG: 0.271 (7, PH)			1-3				4-3		F9	2	0	0	0	0	1	1											
Andy Messersmith, R OBP: 0.250, SLG: 0.250 Cito Gaston, R OBP: 0.429, SLG: 0.417 Bruce Dal Canton, R (8, 1)										2	0	1	0	0	0	0											
Elias Sosa, R Adrian Devine, R (9, 1)			5-3				4-3			1	0	0	0	0	0	0											
Inning Stats	R: 0 E: 0 K: 1 S: 5	H: 1 LOB: 1 BB: 1 P: 9	R: 0 E: 0 K: 0 S: 4	H: 1 LOB: 1 BB: 0 P: 4	R: 0 E: 0 K: 0 S: 4	H: 1 LOB: 1 BB: 0 P: 4	R: 0 E: 0 K: 0 S: 3	H: 0 LOB: 0 BB: 0 P: 3	R: 0 E: 0 K: 1 S: 5	H: 0 LOB: 0 BB: 0 P: 5	R: 2 E: 0 K: 1 S: 8	H: 3 LOB: 2 BB: 1 P: 12	R: 0 E: 0 K: 1 S: 6	H: 1 LOB: 1 BB: 0 P: 6	R: 0 E: 0 K: 0 S: 3	H: 0 LOB: 0 BB: 0 P: 3	1B: 4 2B: 2 3B: 1 HR: 0	SF: 0 SAC: 0 DP: 1 HBP: 0	WP: 0 PB: 0 SB: 0 CS: 0	PA: 35							
PITCHER	IP	WLS	BF	H	R	ER	SO	BB	IBB	HBP	BLK	WP	HR	S	P	ERA	WHIP										
Jim Kaat, L ERA: 4.11 (1, 1)	6.1	W	25	6	2	2	3	1	0	0	0	0	0	30	34	2.84	1.105										
Tom Underwood, L ERA: 7.45 (7, 1)	0.2		3	0	0	0	1	1	0	0	0	0	0	4	8	0.00	1.500										
Gene Garber, R ERA: 4.97 (8, 1)	2.0	S	7	1	0	0	1	0	0	0	0	0	0	9	9	0.00	0.500										

Philadelphia Phillies @ Atlanta Braves
Atlanta-Fulton County Stadium, Atlanta, GA
Sun May 02 1976, 3:33 AM EDT
Att: 20,479 - Unknown

AB 33
R 2
H 7
RBI 2
BB 2
SO 5
LOB 13



Batter	1	2	3	4	5	6	7	8	9	10	11	12	AB	R	H	RBI	BB	SO	LOB	TOP							
Lou Brock, L OBP: 0.276, SLG: 0.325 (1, 7)													6	1	3	1	0	3	2								
Vic Harris, S OBP: 0.296, SLG: 0.307 (10, 5)														6	0	1	1	0	2	4							
Bake McBride, L OBP: 0.378, SLG: 0.410 (1, 8)														5	3	2	2	0	1	0							
Ted Simmons, S OBP: 0.344, SLG: 0.407 (1, 2)														5	1	4	3	1	0	0							
Willie Crawford, L OBP: 0.392, SLG: 0.444 (1, 9)														6	0	1	0	0	1	3							
Ron Fairly, L OBP: 0.336, SLG: 0.500 (1, 3)														4	0	1	0	2	1	1							
Hector Cruz, R OBP: 0.179, SLG: 0.234 (10, PH)														1	0	0	0	0	2								
Keith Hernandez, L OBP: 0.271, SLG: 0.269 (10, 4)														5	1	1	0	0	1	0							
Doug Clary, R OBP: 0.333, SLG: 1.333 (10, 4)														4	1	0	0	0	1	1							
Don Kessinger, S OBP: 0.280, SLG: 0.303 (1, 6)														1	0	0	0	0	2								
Inning Stats	R: 2 E: 0 K: 0 S: 5	H: 3 LOB: 0 BB: 0 P: 5	R: 2 E: 0 K: 1 S: 7	H: 2 LOB: 2 BB: 1 P: 11	R: 0 E: 0 K: 2 S: 7	H: 0 LOB: 1 BB: 1 P: 11	R: 0 E: 0 K: 1 S: 6	H: 2 LOB: 1 BB: 0 P: 7	R: 0 E: 0 K: 2 S: 7	H: 0 LOB: 0 BB: 0 P: 3	R: 1 E: 0 K: 4 S: 4	H: 1 LOB: 0 BB: 0 P: 4	R: 1 E: 0 K: 2 S: 9	H: 2 LOB: 2 BB: 0 P: 9	R: 0 E: 0 K: 0 S: 5	H: 2 LOB: 2 BB: 0 P: 5	R: 0 E: 0 K: 2 S: 7	H: 0 LOB: 0 BB: 0 P: 7	R: 1 E: 0 K: 1 S: 7	H: 2 LOB: 2 BB: 1 P: 11	1B: 10 2B: 3 3B: 0 HR: 2	SF: 0 SAC: 1 DP: 1 HBP: 1	WP: 0 PA: 52 PB: 0 SB: 0 CS: 1				
PITCHER	IP	WLS	BF	H	R	ER	SO	BB	IBB	HBP	BLK	WP	HR	S	P	ERA	WHIP										
Phil Niekro, R ERA: 3.98	(1, 1)	4.2	22	7	5	5	4	0	0	0	0	0	1	24	24	4.15	0.692										
Roger Moret, L ERA: 4.11	(5, 1)	4.1	16	3	2	2	4	0	0	0	0	0	0	4	4	0.00	3.000										
Pablo Torrealba, L ERA: 6.43	(10, 1)	0.2	4	2	0	0	0	0	0	0	0	0	0	4	4	0.00	3.000										
Elias Sosa, R ERA: 7.11	(10, 1)	1.1	4	0	0	0	2	0	0	0	0	0	0	8	8	0.00	0.000										
Adrian Devine, R ERA: 3.52	(12, 1)	1.0	L	6	2	1	1	1	0	1	0	0	0	7	11	9.00	2.000										

St. Louis Cardinals @ Atlanta Braves
Atlanta-Fulton County Stadium, Atlanta, GA

Tue May 04 1976, 7:05 PM EDT
Att. 5,541 - Unknown

AB 47
R 8
H 14
RBI 8
BB 3
SO 11
LOB 15



Batter	1	2	3	4	5	6	7	8	9	10	11	12	AB	R	H	RBI	BB	SO	LOB	BOTTOM							
Rowland Office, L OBP: 0.270, SLG: 0.286 (8, PH)													3	1	1	2	1	0	0								
Tom Paciorek, R OBP: 0.250, SLG: 0.269 (10, 8)													2	0	1	0	0	0	0								
Adrian Devine, R (12, 1)													0	0	0	0	0	0	0								
Jerry Royster, R OBP: 0.243, SLG: 0.217 (1, 5)													6	0	0	0	0	0	4								
Jimmy Wynn, R OBP: 0.378, SLG: 0.351 (1, 7)													5	1	1	3	1	0	1								
Darrell Evans, L OBP: 0.350, SLG: 0.197 (8, PH)													4	0	1	0	0	1	1								
Earl Williams, R OBP: 0.350, SLG: 0.474 (10, 3)													2	0	0	0	0	0	1								
Ken Henderson, S OBP: 0.383, SLG: 0.463 (12, 8)													5	1	2	0	1	0	0								
Biff Pocoroba, S OBP: 0.339, SLG: 0.351 (1, 2)													3	2	1	0	1	1	3								
Vic Correll, R OBP: 0.526, SLG: 0.778 (11, 2)													1	0	0	0	0	1	0								
Marty Perez, R OBP: 0.222, SLG: 0.278 (1, 4)													5	1	3	0	0	0	3								
Darrel Chaney, S OBP: 0.377, SLG: 0.367 (1, 6)													5	1	2	2	0	1	4								
Phil Niekro, R ERA: 3.0	(1, 1)	2.2	17	7	7	7	2	2	0	0	0	0	0	13	17	0.00	0.900										
Danny Frisella, R ERA: 0.75	(3, 1)	3.1	12	2	0	0	1	1	0	0	0	0	0	8	12	0.00	1.000										
Mike Wallace, L ERA: 1.56	(7, 1)	2.0	7	1	0	0	1	1	0	0	0	0	0	10	10	0.00	1.000										
Al Hrabosky, L ERA: 1.86	(9, 1)	2.0	8	2	0	0	1	0	0	0	0	0	0	10	10	0.00	1.000										
Eric Rasmussen, R ERA: 2.04	(11, 1)	2.0	W	6	0	0	0	0	0	0	0	0	0	6	6	0.00	0.000										
Inning Stats	R: 0 E: 0 K: 1 S: 5	H: 0 LOB: 1 BB: 1 P: 1	R: 6 E: 0 K: 1 S: 11	H: 6 LOB: 0 BB: 1 P: 11	R: 1 E: 0 K: 0 S: 8	H: 1 LOB: 1 BB: 1 P: 8	R: 0 E: 0 K: 0 S: 3	H: 0 LOB: 0 BB: 0 P: 3	R: 0 E: 0 K: 1 S: 7	H: 2 LOB: 2 BB: 0 P: 7	R: 0 E: 0 K: 0 S: 2	H: 0 LOB: 0 BB: 1 P: 6	R: 0 E: 0 K: 0 S: 3	H: 1 LOB: 0 BB: 0 P: 3	R: 0 E: 0 K: 0 S: 4	H: 1 LOB: 1 BB: 0 P: 4	R: 0 E: 0 K: 1 S: 6	H: 1 LOB: 1 BB: 0 P: 6	R: 0 E: 0 K: 0 S: 3	H: 0 LOB: 0 BB: 0 P: 3	R: 0 E: 0 K: 0 S: 3	H: 0 LOB: 0 BB: 0 P: 3	1B: 10 2B: 0 3B: 1 HR: 1	SF: 0 SAC: 0 DP: 2 HBP: 0	WP: 0 PA: 50 PB: 0 SB: 0 CS: 0		
PITCHER	IP	WLS	BF	H	R	ER	SO	BB	IBB	HBP	BLK	WP	HR	S	P	ERA	WHIP										
John Denny, R ERA: 3.375	(1, 1)	2.2	17	7	7	7	2	2	0	0	0	0	0	13	17	0.00	0.900										
Danny Frisella, R ERA: 0.75	(3, 1)	3.1	12	2	0	0	1	1	0	0	0	0	0	8	12	0.00	1.000										
Mike Wallace, L ERA: 1.56	(7, 1)	2.0	7	1	0	0	1	1	0	0	0	0	0	10	10	0.00	1.000										
Al Hrabosky, L ERA: 1.86	(9, 1)	2.0	8	2	0	0	1	0	0	0	0	0	0	10	10	0.00	1.000										
Eric Rasmussen, R ERA: 2.04	(11, 1)	2.0	W	6	0	0	0	0	0	0	0	0	0	6	6	0.00	0.000										

St. Louis Cardinals @ Atlanta Braves
Atlanta-Fulton County Stadium, Atlanta, GA

Tue May 04 1976, 7:05 PM EDT
Att. 5,541 - Unknown

AB 46
R 7
H 12
RBI 7
BB 4
SO 5
LOB 21



Batter	1	2	3	4	5	6	7	8	9	AB	R	H	RBI	BB	SO	LOB	TOP				
Lou Brock, L OBP: 0.261, SLG: 0.302 Luis Melendez, R OBP: 0.150, SLG: 0.150	6-3		4-3		1-3		F7	P3		5	0	0	1	0	0	4					
Vic Harris, S OBP: 0.341, SLG: 0.353	L4 BB 1B		1-3		1B		1B		F8	5	1	3	2	0	0	0					
Bake McBride, L OBP: 0.400, SLG: 0.418	1-2 BB			G6-3 BB 1B	1B 1B BB		F7		K	3	0	1	0	2	1	1					
Ted Simmons, S OBP: 0.350, SLG: 0.386	L4 2-3			G6-3 BB 1-2	1B 1-2 2H		F8		F8	4	0	1	1	1	0	3					
Willie Crawford, L OBP: 0.373, SLG: 0.415		6-3		G6-3 1-2 2-3	G4-6-3 1B			SH1-3 2B		4	1	2	0	0	0	2					
Ron Fairly, L OBP: 0.457, SLG: 0.429	K			G3	G4-6-3 1-2			SH1-3 1-2		3	0	0	0	0	1	4					
Hector Cruz, R OBP: 0.200, SLG: 0.239							6-3			3	1	2	0	1	0	0					
Don Kessinger, S OBP: 0.300, SLG: 0.333	FC6-4 1B				1B 1-3		F5			4	1	2	1	0	0	1					
John Curtis, L OBP: 0.111, SLG: 0.111 Eric Rasmussen, R			6-3							4	1	1	0	0	1	2					
Mike Wallace, L Mike Proly, R Al Hrabosky, R					1-2 1B		4-3		K	0	0	0	0	0	0	0					
Inning Stats	R: 0 E: 0 K: 0 S: 3	H: 1 LOB: 1 BB: 1 P: 7	R: 0 E: 0 K: 1 S: 6	H: 1 LOB: 1 BB: 0 P: 6	R: 0 E: 0 K: 0 S: 3	H: 0 LOB: 0 BB: 1 P: 3	R: 0 E: 0 K: 0 S: 3	H: 1 LOB: 1 BB: 1 P: 7	R: 4 E: 0 K: 0 S: 8	H: 6 LOB: 2 BB: 1 P: 12	R: 0 E: 0 K: 0 S: 3	H: 0 LOB: 0 BB: 0 P: 3	R: 0 E: 0 K: 0 S: 4	H: 1 LOB: 1 BB: 0 P: 4	R: 1 E: 0 K: 1 S: 7	H: 2 LOB: 2 BB: 1 P: 11	R: 0 E: 0 K: 1 S: 5	H: 0 LOB: 0 BB: 0 P: 5	1B: 11 2B: 2 3B: 0 HR: 0	SF: 0 SAC: 1 DP: 3 HBP: 0	WP: 0 PA: 40 PB: 0 SB: 0 CS: 0
PITCHER	IP WLS BF H R ER SO BB IBB HBP BLK WP HR S P ERA WHIP																				
Carl Morton, R ERA: 5.25 Pablo Torrealba, L ERA: 6.14 Bruce Dal Canton, R ERA: 0.68 Roger Moret, L ERA: 4.15	4.1 L 20 7 4 4 1 2 0 0 0 0 0 0 20 28 8.31 2.077																				

St. Louis Cardinals @ Atlanta Braves
Atlanta-Fulton County Stadium, Atlanta, GA
Thu May 06 1976, 7:05 PM EDT
Att: 4,145 - Unknown

AB 35
R 5
H 12
RBI 5
BB 4
SO 3
LOB 17



Batter	1	2	3	4	5	6	7	8	9	AB	R	H	RBI	BB	SO	LOB	BOTTOM
Rowland Office, L OBP: 0.298, SLG: 0.288	G6-4-3 BB		FC6-4 1-2		3-1		1B		1B 1-2 2-3	3	0	1	0	2	0	1	
Marty Perez, R OBP: 0.222, SLG: 0.269	G6-4-3 1-2			L5	F7		4-3		SF7 3H	4	0	0	1	0	0	2	
Jimmy Wynn, R OBP: 0.384, SLG: 0.358	P4			2B BB			2B		6-3 1-2 2H	4	2	2	1	1	0	0	
Earl Williams, R OBP: 0.296, SLG: 0.360 Darrell Evans, L OBP: 0.346, SLG: 0.194 Lee Lacy, R OBP: 0.260, SLG: 0.264		K		2B FC5-2 BB			P6		6-3 K	3	0	0	0	1	1	1	
Ken Henderson, S OBP: 0.397, SLG: 0.500		F8		FC5-2 1-3 2H	2B		2B		1B	4	0	3	2	0	0	0	
Vic Correll, R OBP: 0.407, SLG: 0.560		F8		FC5-2 IBB			F9		F9	3	0	0	0	1	0	2	
Jerry Royster, R OBP: 0.256, SLG: 0.227			CS S BB	FC5-2 1-2 2-3 3H			K		F8	3	0	0	0	1	1	4	
Darrel Chaney, S OBP: 0.373, SLG: 0.344			FC6-4 BB	6-3			F7		BB 1B SF7 BB	2	1	0	0	2	0	3	
Carl Morton, R Pablo Torrealba, L Cito Gaston, R Bruce Dal Canton, R Rod Gilbreath, R Roger Moret, S Tom Paciorek, R Dave May, L	IP WLS BF H R ER SO BB IBB HBP BLK WP HR S P ERA WHIP																
John Curtis, L Eric Rasmussen, R Mike Wallace, L Mike Proly, R Al Hrabosky, L	8.1 W 35 5 3 3 3 6 1 0 0 0 0 0 0 1 0 0 62 3.24 1.320																

St. Louis Cardinals @ Atlanta Braves
Atlanta-Fulton County Stadium, Atlanta, GA
Thu May 06 1976, 7:05 PM EDT
Att: 4,145 - Unknown

AB 31
R 4
H 7
RBI 4
BB 8
SO 4
LOB 16



Batter	1	2	3	4	5	6	7	8	9	AB	R	H	RBI	BB	SO	LOB	TOP	
Rowland Office, L OBP: 0.287, SLG: 0.276 Tom Paciorek, R OBP: 0.212, SLG: 0.226	(1, 8) 0-3 K		(2) 0-3 K		(3) 0-0 4-3			(2) 0-0 F8		3	0	0	0	0	2	0	Atlanta Braves @ Pittsburgh Pirates Three Rivers Stadium, Pittsburgh, PA Fri May 07 1976, 7:05 PM EDT Att. 6,049 - Unknown - 45 F	
Marty Perez, R OBP: 0.226, SLG: 0.267	(1, 5) 0-0 F8		(3) 0-0 5-3			(1) 0-0 FC6-4 1B		(3) 0-0 4-3		4	0	1	0	0	0	0		
Jimmy Wynn, R OBP: 0.379, SLG: 0.345	(1, 7) 0-3 K			(1) 4-0 1B BB		(1) 0-3 K		(1) 0-0 F7		3	0	0	0	1	2	1		
Ken Henderson, S OBP: 0.389, SLG: 0.485		(1) 0-0 2B 1B		(1) 0-3 K		(2) 0-0 F9		(2) 0-0 6-3		4	1	1	0	0	1	2		
Earl Williams, R OBP: 0.290, SLG: 0.345	(1, 3) 0-0 F7			(1) 0-0 FC5-4 1B		(3) 0-0 FC6-4 1-2		(3) 0-0 G3		4	0	1	0	0	0	2		
Lee Lacy, R OBP: 0.263, SLG: 0.267	(1, 4) 0-0 F9			(2) 0-0 F9						3	0	1	0	0	0	3		
Vic Correll, R OBP: 0.400, SLG: 0.571	(1, 2) 0-0 1-H 2B			(1) 0-0 FC5-4 1-2		(1) 0-3 K		(1) 0-0 G6-4-3 1B		3	0	1	1	0	1	3		
Darrel Chaney, S OBP: 0.364, SLG: 0.333 Cito Gaston, R OBP: 0.353, SLG: 0.333 Jerry Royster, R OBP: 0.256, SLG: 0.227	(1, 6) 0-3 K			(1) 0-3 K		(2) 0-0 G6-4-3 1-2		(2) 0-0 K		2	0	0	0	0	2	1		
Andy Messersmith, R OBP: 0.200, SLG: 0.200 Rod Gilbert, R OBP: 0.394, SLG: 0.333 Bruce Dal Canton, R OBP: 0.212, SLG: 0.226	(1, 1) 0-3 K		(1) 0-3 K		(2) 0-0 5-3			(1) 0-3 K		2	0	0	0	0	1	0		
Inning Stats	R: 0 E: 0 K: 2 S: 7	H: 0 LOB: 0 BB: 0 P: 7	R: 1 E: 0 K: 1 S: 7	H: 2 LOB: 1 BB: 0 P: 7	R: 0 E: 0 K: 2 S: 6	H: 0 LOB: 0 BB: 0 P: 10	R: 0 E: 0 K: 1 S: 5	H: 1 LOB: 1 BB: 0 P: 6	R: 0 E: 0 K: 1 S: 5	H: 1 LOB: 0 BB: 0 P: 5	R: 0 E: 0 K: 1 S: 5	H: 0 LOB: 0 BB: 0 P: 3	R: 0 E: 0 K: 0 S: 3	H: 0 LOB: 0 BB: 0 P: 3	1B: 4 2B: 1 3B: 0 HR: 0	SF: 0 SAC: 0 DP: 1 HBP: 0		WP: 0 PB: 0 CS: 0
PITCHER John Candelaria, L ERA: 1.88	IP: 9.0 WLS: W BF: 32 H: 5 R: 1 ER: 1 SO: 10 BB: 1 IBB: 0 HBP: 0 BLK: 0 WP: 0 HR: 0 S: 51 P: 55 ERA: 1.00 WHIP: 0.667															PITCHER		

livebaseballscores.com

AB	31
R	1
H	5
RBI	1
BB	1
SO	10
LOB	13



Batter	1	2	3	4	5	6	7	8	9	AB	R	H	RBI	BB	SO	LOB	BOTTOM	
Rennie Stennett, R OBP: 0.295, SLG: 0.374	(1, 4) 0-0 4-3	(1) 0-0 S 1B			(1) 0-0 6-3		(1) 0-0 E1 1B			4	0	2	0	0	0	0	Atlanta Braves @ Pittsburgh Pirates Three Rivers Stadium, Pittsburgh, PA Fri May 07 1976, 7:05 PM EDT Att. 6,049 - Unknown - 45 F	
Richie Hebner, L OBP: 0.394, SLG: 0.343	(1, 5) 0-0 F3	(2) 4-0 1-2 BB			(2) 0-0 1-3		(2) 4-0 BB			2	0	0	0	2	0	0		
Al Oliver, L OBP: 0.407, SLG: 0.500	(1, 8) 0-0 E 1B	(3) 0-0 4-3			(3) 0-0 1B		(3) 0-0 4-3			4	1	2	0	0	0	4		
Willie Stargell, L OBP: 0.427, SLG: 0.577	(1, 3) 0-0 1-H 3B 1B		(1) 0-0 4-3		(3) 0-3 K		(1) 0-3 K			4	1	1	0	0	2	1		
Dave Parker, L OBP: 0.315, SLG: 0.551	(1, 9) 0-0 2-H 1B 3B		(2) 0-3 K		(1) 0-0 G3		(1) 0-0 WP S 1B			4	1	2	1	0	1	0		
Richie Zisk, R OBP: 0.318, SLG: 0.420	(1, 7) 0-0 3-H 1B		(3) 0-3 K		(2) 0-3 K		(2) 0-3 K			4	0	1	1	0	3	1		
Manny Sanguillen, R OBP: 0.305, SLG: 0.312	(1, 2) 0-0 F9			(1) 0-0 F8		(3) 0-0 5-3		(1) 4-0 WP IBB		3	0	0	0	1	0	1		
Mario Mendoza, R OBP: 0.278, SLG: 0.278 Ed Kirkpatrick, L OBP: 0.333, SLG: 0.364 Frank Taveras, R OBP: 0.226, SLG: 0.217	(1, 6) 0-0 5-3			(2) 0-0 F2			(1) 0-0 F9	(1) 4-0 1-2 3 IBB		3	0	0	0	0	0	0		
John Candelaria, L OBP: 0.273, SLG: 0.111	(1, 1) 0-3 K		(2) 0-3 K		(3) 0-3 K		(2) 0-0 4-3	(3) 0-3 K		4	0	0	0	0	3	3		
Inning Stats	R: 3 E: 1 K: 0 S: 7	H: 4 LOB: 1 BB: 0 P: 7	R: 0 E: 0 K: 1 S: 6	H: 1 LOB: 2 BB: 1 P: 10	R: 0 E: 0 K: 2 S: 7	H: 0 LOB: 0 BB: 0 P: 7	R: 0 E: 0 K: 1 S: 5	H: 0 LOB: 0 BB: 0 P: 5	R: 0 E: 0 K: 1 S: 5	H: 0 LOB: 0 BB: 0 P: 5	R: 0 E: 0 K: 0 S: 4	H: 1 LOB: 2 BB: 1 P: 8	R: 0 E: 0 K: 3 S: 10	H: 1 LOB: 3 BB: 2 P: 18	1B: 7 2B: 0 3B: 1 HR: 0	SF: 0 SAC: 0 DP: 0 HBP: 0		WP: 1 PB: 0 SB: 2 CS: 0
PITCHER Andy Messersmith, R ERA: 4.5 Bruce Dal Canton, R ERA: 0.63	IP: 7.0 WLS: L BF: 30 H: 7 R: 3 ER: 3 SO: 6 BB: 2 IBB: 0 HBP: 0 BLK: 0 WP: 0 HR: 0 S: 48 P: 48 ERA: 3.86 WHIP: 1.286															PITCHER		



Batter	1	2	3	4	5	6	7	8	9	AB	R	H	RBI	BB	SO	LOB	TOP					
Darrell Evans, L (1,5) OBP: 0.356, SLG: 0.214	K		L3				F5		F4	4	0	0	0	1	1	1	Atlanta Braves @ Pittsburgh Pirates Three Rivers Stadium, Pittsburgh, PA Sun May 09 1976, 3:33 AM EDT Att: 9,275 - Unknown					
Marty Perez, R (1,4) OBP: 0.216, SLG: 0.278	5-3		F8			G5-4-3 BB	F9		F9	5	0	0	0	0	0	2						
Jimmy Wynn, R (1,7) OBP: 0.387, SLG: 0.330	6-3								F9	2	0	0	0	2	0	0						
Ken Henderson, S (1,9)			6-3							4	0	2	0	0	0	2						
Lee Lacy, R (1,8) OBP: 0.273, SLG: 0.313										4	0	2	0	0	0	1						
Earl Williams, R (1,3) OBP: 0.231, SLG: 0.270										4	0	0	0	0	0	5						
Vic Correll, R (1,2) OBP: 0.382, SLG: 0.516										3	0	0	0	1	1	2						
Darrel Chaney, S (1,6) OBP: 0.341, SLG: 0.310										2	0	0	0	0	1	4						
Rod Gilbreath, R (7, PH) OBP: 0.462, SLG: 0.400										1	1	1	0	1	0	0						
Dick Ruthven, R (1,1) OBP: 0.250, SLG: 0.200										2	0	0	0	0	0	3						
Cito Gaston, R (7, PH) OBP: 0.389, SLG: 0.563										1	1	1	2	0	0	0						
Bruce Dal Canton, R (7,1)										0	0	0	0	0	0	0						
Roger Moret, S (7,1)										0	0	0	0	0	0	0						
Tom Paciorek, R (9, PH) OBP: 0.208, SLG: 0.219										1	0	0	0	0	0	1						
Inning Stats	R: 0 E: 0 K: 1 S: 5	H: 0 LOB: 0 BB: 0 P: 5	R: 0 E: 0 K: 1 S: 7	H: 2 LOB: 3 BB: 1 P: 11	R: 0 E: 0 K: 0 S: 3	H: 0 LOB: 1 BB: 1 P: 7	R: 0 E: 1 K: 0 S: 4	H: 0 LOB: 0 BB: 0 P: 4	R: 0 E: 0 K: 0 S: 2	H: 0 LOB: 0 BB: 1 P: 6	R: 0 E: 0 K: 0 S: 3	H: 0 LOB: 1 BB: 1 P: 7	R: 2 E: 0 K: 1 S: 6	H: 1 LOB: 0 BB: 1 P: 10	R: 0 E: 0 K: 0 S: 5	H: 2 LOB: 2 BB: 0 P: 5	R: 0 E: 0 K: 0 S: 4	H: 1 LOB: 1 BB: 0 P: 4	1B: 5 2B: 0 3B: 0 HR: 1	SF: 0 SAC: 0 DP: 1 HBP: 0	WP: 1 PB: 0 SB: 0 CS: 0	PA: 38
PITCHER Jerry Reuss, L (1,1) ERA: 3.78	IP: 9.0 WLS: W BF: 38 H: 6 R: 2 ER: 2 SO: 3 BB: 5 IBB: 0 HBP: 0 BLK: 0 WP: 1 HR: 1 S: 39 P: 59 ERA: 2.00 WHIP: 1.222															PITCHER						

AB 33
R 2
H 6
RBI 2
BB 5
SO 3
LOB 21



Batter	1	2	3	4	5	6	7	8	9	AB	R	H	RBI	BB	SO	LOB	BOTTOM			
Rennie Stennett, R (1,4) OBP: 0.291, SLG: 0.367	K		5-3				4-3			4	0	1	2	0	1	0	Atlanta Braves @ Pittsburgh Pirates Three Rivers Stadium, Pittsburgh, PA Sun May 09 1976, 3:33 AM EDT Att: 9,275 - Unknown			
Richie Hebner, L (1,5) OBP: 0.365, SLG: 0.342	G3									2	1	1	0	2	0	0				
Al Oliver, L (1,8) OBP: 0.403, SLG: 0.565										4	0	2	1	0	0	3				
Willie Stargell, L (1,3) OBP: 0.400, SLG: 0.526	K									4	0	0	0	0	3	2				
Dave Parker, L (1,9) OBP: 0.330, SLG: 0.598										4	1	1	0	0	1	1				
Richie Ziek, R (1,7) OBP: 0.354, SLG: 0.448										4	1	3	1	0	0	0				
Manny Sanguillen, R (1,2) OBP: 0.300, SLG: 0.306										4	1	2	0	0	0	1				
Mario Mendoza, R (1,6) OBP: 0.269, SLG: 0.269										4	1	1	1	0	1	2				
Jerry Reuss, L (1,1) OBP: 0.421, SLG: 0.412										2	0	0	0	0	2	2				
Inning Stats	R: 0 E: 0 K: 2 S: 8	H: 1 LOB: 1 BB: 0 P: 8	R: 0 E: 0 K: 2 S: 9	H: 2 LOB: 2 BB: 0 P: 9	R: 0 E: 0 K: 0 S: 2	H: 0 LOB: 0 BB: 1 P: 6	R: 4 E: 0 K: 1 S: 10	H: 5 LOB: 2 BB: 1 P: 14	R: 0 E: 0 K: 1 S: 5	H: 0 LOB: 0 BB: 0 P: 5	R: 0 E: 0 K: 1 S: 5	H: 0 LOB: 0 BB: 0 P: 5	R: 1 E: 0 K: 0 S: 5	H: 2 LOB: 1 BB: 0 P: 5	R: 0 E: 0 K: 1 S: 5	H: 1 LOB: 0 BB: 0 P: 5		1B: 7 2B: 3 3B: 1 HR: 0	SF: 0 SAC: 1 DP: 2 HBP: 0	WP: 1 PB: 0 SB: 0 CS: 0
PITCHER Dick Ruthven, R (1,1) ERA: 2.91 Bruce Dal Canton, R (7,1) ERA: 1.23 Roger Moret, L (7,1) ERA: 4.19	IP: 6.0 WLS: L BF: 27 H: 4 R: 4 ER: 4 SO: 7 BB: 2 IBB: 0 HBP: 0 BLK: 0 WP: 0 HR: 0 S: 39 P: 47 ERA: 6.00 WHIP: 1.667															PITCHER				

AB 32
R 5
H 11
RBI 5
BB 2
SO 8
LOB 11



Batter	1	2	3	4	5	6	7	8	9	AB	R	H	RBI	BB	SO	LOB	TOP					
Del Unser, L OBP: 0.274, SLG: 0.349 (1, 8)										5	0	0	0	0	1	2						
Felix Milan, R OBP: 0.371, SLG: 0.402 (1, 4)											5	0	1	0	0	0						
Ed Kranepool, L OBP: 0.321, SLG: 0.359 (1, 7)										4	1	1	0	1	0	1						
Dave Kingman, R OBP: 0.276, SLG: 0.570 (1, 9)											5	0	1	0	0	0						
Joe Torre, R OBP: 0.433, SLG: 0.500 (1, 3)											4	2	3	0	1	0						
Wayne Garrett, L OBP: 0.316, SLG: 0.267 (1, 5)											4	1	1	0	1	0						
Ron Hodges, L OBP: 0.500, SLG: 0.542 (7, PH)											2	2	1	3	1	0						
Jerry Grote, R OBP: 0.407, SLG: 0.341 (7, 2)											3	1	2	1	1	1						
Bud Harrelson, S OBP: 0.415, SLG: 0.337 (1, 6)										1	0	0	0	0	0	2						
Jon Matlack, L OBP: 0.176, SLG: 0.067 (5, PH)										1	0	1	2	0	0	0						
John Milner, R OBP: 0.289, SLG: 0.796 (5, PH)										0	0	0	0	0	0	0						
Bruce Bozzer, R OBP: 0.326, SLG: 0.341 (5, 1)										0	0	0	0	0	0	0						
Hank Webb, R OBP: 0.182, SLG: 0.133 (8, PH)										0	0	0	0	0	0	0						
Benny Ayala, R OBP: 0.182, SLG: 0.133 (8, 1)										0	0	0	0	0	0	0						
Bob Apodaca, R OBP: 0.500, SLG: 0.796 (8, 1)										0	0	0	0	0	0	0						
Inning Stats	R: 0 E: 0 K: 0 S: 4	H: 1 LOB: 1 BB: 0 P: 4	R: 0 E: 0 K: 0 S: 4	H: 1 LOB: 2 BB: 1 P: 8	R: 0 E: 0 K: 0 S: 3	H: 0 LOB: 0 BB: 0 P: 3	R: 3 E: 0 K: 0 S: 6	H: 3 LOB: 1 BB: 1 P: 10	R: 0 E: 0 K: 0 S: 3	H: 0 LOB: 0 BB: 0 P: 3	R: 2 E: 0 K: 1 S: 7	H: 2 LOB: 1 BB: 1 P: 11	R: 1 E: 0 K: 0 S: 4	H: 1 LOB: 2 BB: 2 P: 12	R: 1 E: 0 K: 1 S: 7	H: 2 LOB: 1 BB: 0 P: 7	R: 0 E: 0 K: 1 S: 6	H: 1 LOB: 1 BB: 0 P: 6	1B: 8 2B: 1 3B: 0 HR: 2	SF: 0 SAC: 1 DP: 0 HBP: 0	WP: 0 PB: 0 CS: 0	PA: 43
PITCHER	IP WLS BF H R ER SO BB IBB HBP BLK WP HR S P ERA WHIP																					
Carl Morton, R ERA: 5.62 (1, 1)	5.2	27	7	5	5	1	3	0	0	0	0	0	0	1	26	38	7.94	1.765				
Roger Moret, L ERA: 4.57 (6, 1)	2.1	12	3	2	2	1	2	0	0	1	0	0	1	12	20	7.71	2.143					
Elias Sosa, R ERA: 6.75 (9, 1)	1.0	W 4	1	0	0	1	0	0	0	0	0	0	0	6	6	0.00	1.000					

New York Mets @ Atlanta Braves
Atlanta-Fulton County Stadium, Atlanta, GA
Tue May 11 1976, 7:05 PM EDT
Att: 5,974 - Unknown

AB	37
R	7
H	11
RBI	6
BB	5
SO	3
LOB	16



Batter	1	2	3	4	5	6	7	8	9	AB	R	H	RBI	BB	SO	LOB	BOTTOM			
Lee Lacy, R OBP: 0.280, SLG: 0.352 (1, 8)											5	2	2	2	0	2				
Darrell Evans, L OBP: 0.382, SLG: 0.230 (1, 5)											4	0	2	0	0	1				
Rowland Office, L OBP: 0.304, SLG: 0.296 (8, 8)											1	0	1	1	0	0				
Tom Paciorek, R OBP: 0.211, SLG: 0.222 (1, 7)											4	0	1	2	0	0				
Jerry Royster, R OBP: 0.296, SLG: 0.227 (8, 5)											0	0	0	0	0	0				
Ken Henderson, S OBP: 0.357, SLG: 0.436 (1, 9)											4	0	0	0	0	0				
Earl Williams, R OBP: 0.233, SLG: 0.341 (1, 3)										4	1	1	1	0	0	0				
Vic Correll, R OBP: 0.388, SLG: 0.500 (1, 2)										1	1	0	0	1	0	0				
Biff Pocoroba, S OBP: 0.338, SLG: 0.349 (6, PH)										2	0	0	0	0	0	0				
Marty Perez, R OBP: 0.268, SLG: 0.385 (1, 4)										3	3	2	2	1	0	0				
Darrel Chaney, S OBP: 0.333, SLG: 0.301 (1, 6)										2	0	0	0	0	0	0				
Carl Morton, R OBP: 0.133, SLG: 0.071 (1, 1)										2	1	1	0	0	0	0				
Roger Moret, S (6, 1)										1	0	0	0	0	0	0				
Elias Sosa, R (9, 1)										0	0	0	0	0	0	0				
Dave May, L OBP: 0.111, SLG: 0.192 (9, PH)										0	0	0	0	1	0	0				
Inning Stats	R: 0 E: 0 K: 0 S: 3	H: 1 LOB: 0 BB: 0 P: 3	R: 0 E: 0 K: 0 S: 3	H: 0 LOB: 0 BB: 0 P: 3	R: 3 E: 0 K: 1 S: 8	H: 3 LOB: 1 BB: 1 P: 12	R: 2 E: 0 K: 0 S: 4	H: 1 LOB: 0 BB: 1 P: 8	R: 1 E: 0 K: 0 S: 4	H: 1 LOB: 0 BB: 0 P: 4	R: 1 E: 0 K: 0 S: 4	H: 1 LOB: 1 BB: 0 P: 4	R: 0 E: 0 K: 0 S: 3	H: 0 LOB: 0 BB: 0 P: 3	R: 1 E: 0 K: 0 S: 4	H: 2 LOB: 2 BB: 1 P: 8	1B: 7 2B: 0 3B: 0 HR: 3	SF: 0 SAC: 2 DP: 1 HBP: 0	WP: 0 PB: 1 CS: 0	PA: 38
PITCHER	IP WLS BF H R ER SO BB IBB HBP BLK WP HR S P ERA WHIP																			
Jon Matlack, L ERA: 2.49 (6, 1)	2.0	8	2	1	1	0	0	0	0	0	0	1	8	8	4.50	1.000				
Hank Webb, R ERA: 4.22 (8, 1)	1.2	L 8	2	1	1	0	0	1	0	0	0	0	7	11	5.40	1.200				

New York Mets @ Atlanta Braves
Atlanta-Fulton County Stadium, Atlanta, GA
Tue May 11 1976, 7:05 PM EDT
Att: 5,974 - Unknown

AB	33
R	8
H	10
RBI	8
BB	3
SO	1
LOB	7



Batter	1	2	3	4	5	6	7	8	9	AB	R	H	RBI	BB	SO	LOB	TOP								
Mike Phillips, L OBP: 0.313, SLG: 0.313 (1.4)	G3		4-3			F8		K		5	0	1	1	0	1	2	New York Mets @ Atlanta Braves Atlanta-Fulton County Stadium, Atlanta, GA Wed May 12 1976, 7:05 PM EDT Att: 8,408 - Unknown								
Del Unser, L OBP: 0.270, SLG: 0.339 (1.8)	G1-6-3 BB		1-4-3			4-3		F7		3	0	0	1	1	0	2									
Ed Kranepool, L OBP: 0.325, SLG: 0.355 (1.7)	G1-6-3							E1		4	1	1	0	1	0	3									
Dave Kingman, R OBP: 0.295, SLG: 0.635 (1.9)			F5					F8		5	2	4	3	0	0	1									
Joe Torre, R OBP: 0.431, SLG: 0.508 (1.3)								G4-6-3		5	1	2	0	0	0	3									
Ron Hodges, L OBP: 0.355, SLG: 0.464 (1.2)								4-3		4	1	0	0	1	2	3									
Roy Staiger, R OBP: 0.176, SLG: 0.125 (1.5)										3	1	1	1	1	0	1									
Bud Harrelson, S OBP: 0.427, SLG: 0.341 (1.6)										2	0	1	0	2	0	2									
Jerry Koosman, R OBP: 0.385, SLG: 0.462 (1.1)										2	0	0	0	0	1	5									
Skip Lockwood, R OBP: 0.600, SLG: 0.500 (9.1)										0	0	0	0	0	0	0									
Inning Stats	R: 0 E: 0 K: 0 S: 2	H: 0 LOB: 0 BB: 1 P: 6	R: 1 E: 0 K: 1 S: 7	H: 2 LOB: 2 BB: 1 P: 11	R: 0 E: 0 K: 0 S: 3	H: 0 LOB: 1 BB: 1 P: 7	R: 3 E: 0 K: 1 S: 8	H: 3 LOB: 2 BB: 2 P: 16	R: 1 E: 0 K: 1 S: 6	H: 1 LOB: 0 BB: 0 P: 6	R: 0 E: 0 K: 0 S: 3	H: 0 LOB: 1 BB: 1 P: 7	R: 1 E: 1 K: 0 S: 5	H: 1 LOB: 1 BB: 0 P: 5	R: 0 E: 0 K: 1 S: 6	H: 1 LOB: 1 BB: 0 P: 6	R: 0 E: 0 K: 0 S: 4	H: 2 LOB: 1 BB: 0 P: 4	1B: 6 2B: 2 3B: 0 HR: 2	SF: 1 SAC: 2 DP: 2 HBP: 0	WP: 0 PB: 0 SB: 1 CS: 0	PA: 42			
PITCHER	IP	WLS	BF	H	R	ER	SO	BB	IBB	HBP	BLK	WP	HR	S	P	ERA	WHIP								
Andy Messersmith, R ERA: 5.11 (1.1)	5.0	L	25	6	5	5	3	5	0	0	0	0	2	26	46	9.00	2.200								
Bruce Dal Canton, R ERA: 1.08 (6.1)	2.0		9	1	1	0	0	1	0	0	0	0	0	8	12	0.00	1.000								
Pablo Torrealba, L ERA: 5.4 (6.1)	2.0		8	3	0	0	1	0	0	0	0	0	0	10	10	0.00	1.500								

Batter	1	2	3	4	5	6	7	8	9	AB	R	H	RBI	BB	SO	LOB	BOTTOM								
Lee Lacy, R OBP: 0.276, SLG: 0.344 (1.8)	SH1-4 1B		5-3			F8		6-3		5	0	1	0	0	0	2	New York Mets @ Atlanta Braves Atlanta-Fulton County Stadium, Atlanta, GA Wed May 12 1976, 7:05 PM EDT Att: 8,408 - Unknown								
Jerry Royster, R OBP: 0.255, SLG: 0.231 (1.5)	SH1-4							5-3		3	0	1	0	0	0	0									
Tom Paciorek, R OBP: 0.214, SLG: 0.205 (1.7)	5-3		CS			F9		6-3		3	0	0	0	1	0	1									
Ken Henderson, S OBP: 0.341, SLG: 0.415 (1.9)	K					P3				4	0	0	0	0	1	2									
Earl Williams, R OBP: 0.255, SLG: 0.356 (1.3)						F2		F9		4	1	2	0	0	1	1									
Vic Correll, R OBP: 0.375, SLG: 0.472 (1.2)						F4		F8		4	1	1	0	0	0	2									
Marty Perez, R OBP: 0.311, SLG: 0.405 (1.4)										3	0	2	0	1	0	2									
Darrel Chaney, S OBP: 0.322, SLG: 0.289 (1.6)										3	0	0	0	0	0	4									
Jimmy Wynn, R OBP: 0.393, SLG: 0.371 (9. PH)										1	1	1	3	0	0	0									
Andy Messersmith, R OBP: 0.182, SLG: 0.152 (5. PH)										1	0	0	0	0	0	0									
Rod Gilbreath, R OBP: 0.428, SLG: 0.392 (6.1)										0	0	0	0	0	0	0									
Cito Gaston, R OBP: 0.386, SLG: 0.529 (7. PH)										1	0	0	0	0	0	2									
Pablo Torrealba, L OBP: 0.301, SLG: 0.229 (8. PH)										0	0	0	0	0	0	0									
Rowland Office, L OBP: 0.301, SLG: 0.229 (8. PH)										1	0	0	0	0	0	0									
Inning Stats	R: 0 E: 0 K: 1 S: 6	H: 1 LOB: 1 BB: 0 P: 6	R: 0 E: 0 K: 1 S: 6	H: 1 LOB: 1 BB: 0 P: 6	R: 0 E: 0 K: 0 S: 3	H: 0 LOB: 0 BB: 1 P: 3	R: 0 E: 0 K: 0 S: 3	H: 0 LOB: 1 BB: 1 P: 7	R: 0 E: 0 K: 0 S: 4	H: 1 LOB: 2 BB: 1 P: 8	R: 0 E: 0 K: 0 S: 3	H: 0 LOB: 0 BB: 0 P: 3	R: 0 E: 0 K: 0 S: 4	H: 1 LOB: 2 BB: 1 P: 8	R: 0 E: 0 K: 0 S: 3	H: 0 LOB: 0 BB: 0 P: 3	R: 3 E: 1 K: 0 S: 7	H: 3 LOB: 1 BB: 0 P: 7	1B: 7 2B: 0 3B: 0 HR: 1	SF: 0 SAC: 1 DP: 0 HBP: 0	WP: 0 PB: 0 SB: 0 CS: 1	PA: 38			
PITCHER	IP	WLS	BF	H	R	ER	SO	BB	IBB	HBP	BLK	WP	HR	S	P	ERA	WHIP								
Jerry Koosman, L ERA: 3.09 (1.1)	8.2	W	36	8	3	3	2	2	0	0	0	0	1	38	46	3.12	1.154								
Skip Lockwood, R ERA: 2.55 (9.1)	0.1	S	1	0	0	0	0	0	0	0	0	0	0	1	1	0.00	0.000								



Batter	1	2	3	4	5	6	7	8	9	AB	R	H	RBI	BB	SO	LOB	TOP			
Pepe Mangual, R OBP: 0.388, SLG: 0.389 (1, 7)	6-3		K			6-3	L6-4			4	0	1	1	0	1	1	Montreal Expos @ Atlanta Braves Atlanta-Fulton County Stadium, Atlanta, GA Sat May 15 1976, 3:33 AM EDT Unknown			
Jerry White, S OBP: 0.356, SLG: 0.398 (1, 8)	F6			F7		BB	L6-4			4	0	1	0	0	0	2				
Mike Jorgensen, L OBP: 0.283, SLG: 0.367 (1, 3)	K					BB		F7		3	0	1	0	1	1	0				
Gary Carter, R OBP: 0.357, SLG: 0.380 (1, 9)		K		K		BB		4-3		3	0	0	0	1	2	1				
Larry Parrish, R OBP: 0.283, SLG: 0.340 (1, 5)	K			F9		BB	F6	5-3		4	0	0	0	0	1	4				
Tim Foli, R OBP: 0.283, SLG: 0.430 (1, 6)	F5				G4-6-3	K			1-3	4	0	1	0	0	1	3				
Pete Mackanin, R OBP: 0.248, SLG: 0.354 (1, 4)			4-3		G4-6-3		1B	K		4	1	1	0	0	1	1				
Barry Foote, R OBP: 0.273, SLG: 0.283 (1, 2)			1-3				5-3	6-3		3	0	0	0	1	0	1				
Steve Rogers, R OBP: 0.158, SLG: 0.158 (7, PH)										2	0	1	0	0	0	1				
Jim Dwyer, L OBP: 0.349, SLG: 0.342 (7, 1)					4-3					1	0	1	0	0	0	0				
Wayne Granger, R (7, 1)							1B			0	0	0	0	0	0	0				
Inning Stats	R: 0 E: 0 K: 1 S: 5	H: 0 LOB: 0 BB: 0 P: 5	R: 0 E: 0 K: 2 S: 7	H: 0 LOB: 0 BB: 0 P: 7	R: 0 E: 0 K: 1 S: 6	H: 1 LOB: 1 BB: 0 P: 6	R: 0 E: 0 K: 1 S: 6	H: 1 LOB: 1 BB: 0 P: 6	R: 0 E: 0 K: 0 S: 3	H: 1 LOB: 3 BB: 2 P: 14	R: 1 E: 0 K: 0 S: 5	H: 3 LOB: 1 BB: 0 P: 5	R: 0 E: 0 K: 0 S: 3	H: 0 LOB: 0 BB: 0 P: 3	R: 0 E: 0 K: 1 S: 5	H: 0 LOB: 0 BB: 0 P: 5	1B: 6 2B: 2 3B: 0 HR: 0	SF: 0 SAC: 0 DP: 2 HBP: 0	WP: 0 PB: 0 CS: 0	PA: 35
PITCHER Dick Ruthven, R ERA: 2.88 (1, 1)	IP: 9.0 WLS: W BF: 35 H: 7 R: 1 ER: 1 SO: 7 BB: 3 IBB: 0 HBP: 0 BLK: 0 WP: 0 HR: 0 S: 46 P: 58 ERA: 1.00 WHIP: 1.111															PITCHER				

AB	32
R	1
H	7
RBI	1
BB	3
SO	7
LOB	14



Batter	1	2	3	4	5	6	7	8	9	AB	R	H	RBI	BB	SO	LOB	BOTTOM			
Rowland Office, L OBP: 0.289, SLG: 0.279 (1, 8)	K	F7			E5		4-3			4	0	0	0	0	1	2	Montreal Expos @ Atlanta Braves Atlanta-Fulton County Stadium, Atlanta, GA Sat May 15 1976, 3:33 AM EDT Unknown			
Marty Perez, R OBP: 0.347, SLG: 0.478 (1, 6)			F7		1B			G4-6-3		4	0	3	1	0	0	0				
Jimmy Wynn, R OBP: 0.397, SLG: 0.370 (1, 7)	2B			5-3	1B			G4-6-3		3	0	1	0	1	0	1				
Darrell Evans, L OBP: 0.347, SLG: 0.218 (1, 5) (8, 3)	K				F3			G4-6-3		4	0	0	0	0	2	5				
Ken Henderson, S OBP: 0.348, SLG: 0.405 (1, 9)		HR			F9		1-3	FC5-4		2	1	0	0	2	0	0				
Lee Lacy, R OBP: 0.275, SLG: 0.371 (1, 4)		HR			F8		F8	FC5-4		4	1	1	2	0	0	2				
Earl Williams, R OBP: 0.260, SLG: 0.340 (1, 3)					F7					2	0	0	0	1	0	0				
Jerry Royster, R OBP: 0.259, SLG: 0.231 (8, 5)							F7			0	0	0	0	0	0	0				
Biff Pocoroba, S OBP: 0.338, SLG: 0.348 (1, 2)		G4-6-3					4-3			3	1	1	0	0	0	1				
Dick Ruthven, R OBP: 0.278, SLG: 0.235 (1, 1)					SH1-4		K			2	0	1	0	0	1	0				
Inning Stats	R: 0 E: 0 K: 2 S: 8	H: 1 LOB: 1 BB: 0 P: 8	R: 2 E: 0 K: 0 S: 4	H: 2 LOB: 1 BB: 2 P: 12	R: 0 E: 0 K: 1 S: 5	H: 0 LOB: 0 BB: 0 P: 5	R: 0 E: 0 K: 0 S: 3	H: 0 LOB: 0 BB: 0 P: 3	R: 1 E: 1 K: 0 S: 6	H: 3 LOB: 2 BB: 0 P: 6	R: 0 E: 0 K: 0 S: 3	H: 0 LOB: 0 BB: 0 P: 3	R: 0 E: 0 K: 1 S: 5	H: 0 LOB: 2 BB: 2 P: 11	R: 0 E: 0 K: 0 S: 3	H: 1 LOB: 2 BB: 2 P: 11	1B: 4 2B: 2 3B: 0 HR: 1	SF: 0 SAC: 1 DP: 2 HBP: 0	WP: 0 PB: 0 CS: 0	PA: 33
PITCHER Steve Rogers, R ERA: 3.72 (1, 1)	IP: 6.0 WLS: L BF: 25 H: 6 R: 3 ER: 3 SO: 3 BB: 2 IBB: 0 HBP: 0 BLK: 0 WP: 0 HR: 1 S: 29 P: 37 ERA: 4.50 WHIP: 1.333															PITCHER				
Wayne Granger, R ERA: 2.79 (7, 1)	IP: 2.0 WLS: 8 BF: 1 H: 0 R: 0 ER: 0 SO: 1 BB: 1 IBB: 1 HBP: 0 BLK: 0 WP: 0 HR: 0 S: 8 P: 16 ERA: 0.00 WHIP: 1.000															PITCHER				



Batter	1	2	3	4	5	6	7	8	9	AB	R	H	RBI	BB	SO	LOB	TOP										
Pepe Mangual, R OBP: 0.403, SLG: 0.431 (1, 7)	0-0 1-5-3		0-0 4-3 3B		0-0 1B	0-0 1B			0-0 F7	4	2	2	0	1	0	0											
Jerry White, S OBP: 0.339, SLG: 0.378 (1, 8)	0-3 K		0-0 4-3		0-3 K	0-0 F9			0-0 L5	5	0	0	1	0	2	3											
Mike Jorgensen, L OBP: 0.308, SLG: 0.389 (1, 3)	0-0 FC5 1B		0-0 PB 1B		0-0 E 1B				0-0 1B 1B	5	2	4	1	0	0	0											
Gary Carter, R OBP: 0.359, SLG: 0.375 (1, 2)	4-0 1-2 BB		0-3 K		0-0 F6				0-0 1B 1B	4	0	1	0	1	2	1											
Larry Parrish, R OBP: 0.280, SLG: 0.333 (1, 5)	0-0 FC5		0-3 K		0-0 F2				0-0 1-2 1B	5	0	1	1	0	1	3											
Tim Foli, R OBP: 0.282, SLG: 0.454 (1, 6)		0-0 5-3				0-3 K			0-0 F3	4	1	1	1	0	1	0											
Jim Dwyer, L OBP: 0.350 (1, 9)		0-0			0-0 HR				4-0	2	1	1	0	2	0	0											
Ellis Valentine, R OBP: 0.256, SLG: 0.381 (8, PR) (8, 9)					0-0 3-1				4-0 2B BB	0	0	0	0	0	0	0											
Pete Mackanin, R OBP: 0.248, SLG: 0.359 (1, 4)		0-0			0-0 F7				0-0 F6	4	0	1	1	0	0	2											
Pepe Frias, R OBP: 0.364, SLG: 0.400 (8, 4)		0-0 F8			0-0 F7				0-0 F6	0	0	0	0	0	0	0											
Dan Warthen, S (1, 1)		0-0 1-3			0-0 F6				0-3 FC5-2 BB	4	0	0	0	0	1	3											
Inning Stats	R: 0 E: 0 K: 1 S: 6	H: 1 LOB: 2 BB: 1 P: 10	R: 0 E: 0 K: 0 S: 4	H: 1 LOB: 1 BB: 0 P: 4	R: 1 E: 0 K: 2 S: 9	H: 2 LOB: 1 BB: 0 P: 9	R: 1 E: 0 K: 0 S: 4	H: 1 LOB: 0 BB: 0 P: 4	R: 2 E: 0 K: 1 S: 7	H: 2 LOB: 0 BB: 0 P: 7	R: 1 E: 0 K: 1 S: 6	H: 1 LOB: 2 BB: 2 P: 14	R: 0 E: 0 K: 1 S: 5	H: 0 LOB: 0 BB: 0 P: 5	R: 0 E: 0 K: 1 S: 5	H: 0 LOB: 1 BB: 1 P: 9	R: 1 E: 0 K: 0 S: 5	H: 3 LOB: 1 BB: 0 P: 5	1B: 8 2B: 1 3B: 1 HR: 1	SF: 0 SAC: 0 DP: 0 HBP: 0	WP: 0 PB: 1 SB: 3 CS: 0	PA: 41					
PITCHER	IP	WLS	BF	H	R	ER	SO	BB	IBB	HBP	BLK	WP	HR	S	P	ERA	WHIP										
Phil Niekro, R ERA: 4.39 (1, 1)	5.2	L	28	8	5	4	5	3	0	0	0	0	1	35	47	6.35	1.941										
Max Leon, R ERA: (6, 1)	2.1		8	0	0	0	2	1	0	0	0	0	0	11	15	0.00	0.429										
Adrian Devine, R ERA: 4.15 (9, 1)	1.0		5	3	1	1	0	0	0	0	0	0	0	5	5	9.00	3.000										

Montreal Expos @ Atlanta Braves
Atlanta-Fulton County Stadium, Atlanta, GA
Sat May 15 1976, 3:38 AM EDT
Att: 10,306 - Unknown

AB	37
R	6
H	11
RBI	5
BB	4
SO	7
LOB	12



Batter	1	2	3	4	5	6	7	8	9	AB	R	H	RBI	BB	SO	LOB	BOTTOM										
Rowland Office, L OBP: 0.287, SLG: 0.270 (1, 8)	1-0 BB 1B HBP		0-3 K			0-0 1-3			0-3 K	3	1	0	0	0	2	0											
Marty Perez, R OBP: 0.340, SLG: 0.460 (1, 6)	0-0 F8		0-0 4-3			0-0 FC6-4 1B			0-0 F9	4	0	1	0	0	0	1											
Jimmy Wynn, R OBP: 0.383, SLG: 0.354 (1, 7)	0-0 F3		0-3 K			0-0 F7			0-0 4-3	4	0	0	0	0	1	2											
Ken Henderson, S OBP: 0.344, SLG: 0.391 (1, 9)	4-0 1-2 1B BB		0-0 F4			0-0 FC6-4			0-0 5-3	3	0	0	0	1	0	1											
Lee Lacy, R OBP: 0.276, SLG: 0.370 (1, 4)	0-0 1-3 2H 1B		0-0 1-3			0-0 F3				3	0	1	1	0	0	0											
Earl Williams, R OBP: 0.284, SLG: 0.327 (1, 3)	0-0 F6		0-0 F7			4-0 BB				2	0	0	0	1	0	2											
Vic Correll, R OBP: 0.349, SLG: 0.436 (1, 2)		0-0 1-3				0-0 F6			0-0 G5-4-3	3	0	0	0	0	0	1											
Jerry Royster, R OBP: 0.250, SLG: 0.222 (1, 5)		0-0 F3				0-0 F9			0-0 F9	3	0	0	0	0	0	0											
Phil Niekro, R OBP: 0.105, SLG: 0.105 (1, 1)		0-0 F4				0-0 1-3			0-3 K	2	0	0	0	0	0	0											
Max Leon, R (6, 1)										0	0	0	0	0	0	0											
Cito Gaston, R OBP: 0.350, SLG: 0.500 (8, PH)										1	0	0	0	0	1	0											
Adrian Devine, R (9, 1)										0	0	0	0	0	0	0											
Inning Stats	R: 1 E: 0 K: 0 S: 4	H: 1 LOB: 2 BB: 1 P: 9	R: 0 E: 0 K: 0 S: 3	H: 0 LOB: 0 BB: 0 P: 3	R: 0 E: 0 K: 2 S: 7	H: 0 LOB: 0 BB: 0 P: 7	R: 0 E: 0 K: 0 S: 3	H: 0 LOB: 0 BB: 0 P: 3	R: 0 E: 0 K: 0 S: 4	H: 1 LOB: 1 BB: 0 P: 4	R: 0 E: 0 K: 0 S: 2	H: 0 LOB: 0 BB: 1 P: 6	R: 0 E: 0 K: 2 S: 7	H: 0 LOB: 0 BB: 0 P: 7	R: 0 E: 0 K: 0 S: 3	H: 0 LOB: 0 BB: 0 P: 3	1B: 2 2B: 0 3B: 0 HR: 0	SF: 0 SAC: 0 DP: 1 HBP: 1	WP: 0 PB: 0 SB: 0 CS: 0	PA: 31							
PITCHER	IP	WLS	BF	H	R	ER	SO	BB	IBB	HBP	BLK	WP	HR	S	P	ERA	WHIP										
Dan Warthen, L ERA: 3.82 (1, 1)	9.0	W	31	2	1	1	4	2	0	1	0	0	0	36	45	1.00	0.444										

Montreal Expos @ Atlanta Braves
Atlanta-Fulton County Stadium, Atlanta, GA
Sat May 15 1976, 3:38 AM EDT
Att: 10,306 - Unknown

AB	28
R	1
H	2
RBI	1
BB	2
SO	4
LOB	7

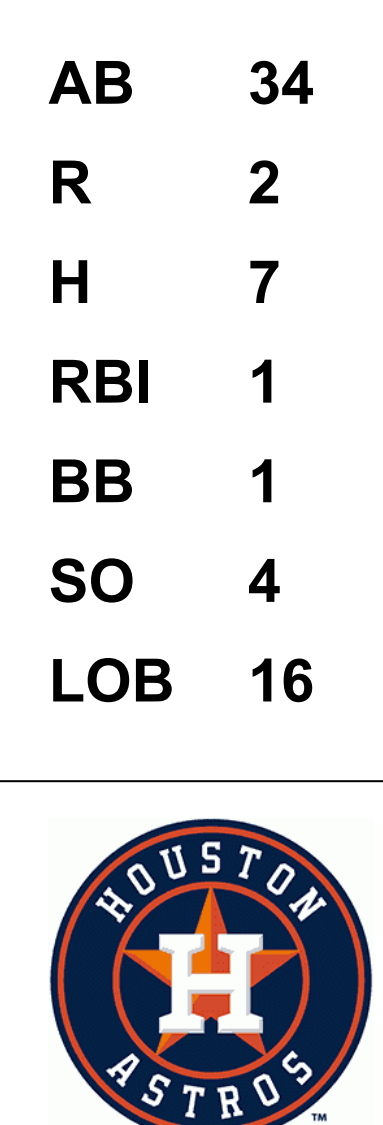


Batter	1	2	3	4	5	6	7	8	9	AB	R	H	RBI	BB	SO	LOB	TOP											
Rowland Office, L OBP: 0.306, SLG: 0.271 (1, 8)										3	0	1	0	2	2	1	Atlanta Braves @ Houston Astros Astrodome, Houston, TX Mon May 17 1976, 4:33 AM EDT Unknown											
Marty Perez, R OBP: 0.349, SLG: 0.421 (1, 6)										4	1	0	0	1	1	5												
Jimmy Wynn, R OBP: 0.384, SLG: 0.366 (1, 7)										4	2	2	0	0	2	1												
Darrell Evans, L OBP: 0.336, SLG: 0.218 (1, 3)										4	0	2	2	0	1	1												
Ken Henderson, S OBP: 0.375, SLG: 0.446 (1, 9)										1	0	1	1	2	0	0												
Lee Lacy, R OBP: 0.259, SLG: 0.346 (1, 4)										4	0	0	0	0	2	5												
Biff Pocoroba, S OBP: 0.321, SLG: 0.319 (1, 2)										4	0	0	0	0	1	2												
Jerry Royster, R OBP: 0.281, SLG: 0.235 (1, 5)										3	0	1	0	1	0	0												
Andy Messersmith, R OBP: 0.200, SLG: 0.143 (1, 1)										3	0	0	0	1	2	4												
Inning Stats	R: 2 E: 0 K: 1 S: 8	H: 3 LOB: 1 BB: 0 P: 8	R: 0 E: 0 K: 1 S: 5	H: 0 LOB: 0 BB: 0 P: 5	R: 0 E: 0 K: 1 S: 4	H: 0 LOB: 0 BB: 1 P: 8	R: 0 E: 0 K: 0 S: 3	H: 0 LOB: 2 BB: 2 P: 11	R: 1 E: 0 K: 2 S: 9	H: 2 LOB: 3 BB: 2 P: 17	R: 0 E: 0 K: 3 S: 9	H: 0 LOB: 1 BB: 1 P: 13	R: 0 E: 0 K: 0 S: 3	H: 1 LOB: 0 BB: 0 P: 3	R: 0 E: 0 K: 2 S: 8	H: 1 LOB: 1 BB: 0 P: 8	1B: 5 2B: 2 3B: 0 HR: 0	SF: 1 SAC: 0 DP: 1 HBP: 0	WP: 0 PB: 1 SB: 1 CS: 1	PA: 39								
PITCHER	IP WLS BF L	H R ER SO	BB IBB HBP BLK	WP HR S P	ERA WHIP	PITCHER										IP WLS BF H R ER SO	BB IBB HBP BLK	WP HR S P	ERA WHIP									
J.R. Richard, R ERA: 2.93 (1, 1)	7.0	5	3	3	9	7	0	0	0	0	0	0	0	0	42	70	3.86	1.714										
Ken Forsch, R ERA: 1.89 (8, 1)	2.0	2	0	0	2	0	0	0	0	0	0	0	0	11	11	0.00	1.000											

AB	30
R	3
H	7
RBI	3
BB	7
SO	11
LOB	19



Batter	1	2	3	4	5	6	7	8	9	AB	R	H	RBI	BB	SO	LOB	BOTTOM										
Greg Gross, L OBP: 0.354, SLG: 0.360 (1, 9)										4	0	0	0	0	1	2	Atlanta Braves @ Houston Astros Astrodome, Houston, TX Mon May 17 1976, 4:33 AM EDT Unknown										
Rob Andrews, R OBP: 0.333, SLG: 0.333 (1, 4)										4	0	1	0	0	0	1											
Cesar Cedeno, R OBP: 0.342, SLG: 0.546 (1, 8)										4	0	0	0	0	0	3											
Cliff Johnson, R OBP: 0.356, SLG: 0.418 (1, 2)										3	0	0	0	1	0	1											
Jose Cruz, L OBP: 0.309, SLG: 0.322 (1, 7)										4	1	1	0	0	1	1											
Bob Watson, R OBP: 0.394, SLG: 0.352 (1, 3)										4	0	2	0	0	0	2											
Ken Boswell, L OBP: 0.300, SLG: 0.286 (1, 5)										4	1	2	1	0	0	2											
Wilbur Howard, S OBP: 0.233, SLG: 0.256 (9, PH)										0	0	0	0	0	0	0											
Roger Metzger, S OBP: 0.328, SLG: 0.336 (1, 6)										3	0	1	0	0	1	1											
Leon Roberts, R OBP: 0.362, SLG: 0.577 (9, PH)										1	0	0	0	0	1	1											
J.R. Richard, R OBP: 0.040, SLG: 0.042 (1, 1)										2	0	0	0	0	0	2											
Larry Milbourne, S OBP: 0.326, SLG: 0.282 (7, PH)										1	0	0	0	0	0	0											
Ken Forsch, R ERA: 1.89 (8, 1)										0	0	0	0	0	0	0											
Inning Stats	R: 0 E: 0 K: 0 S: 4	H: 1 LOB: 1 BB: 0 P: 4	R: 0 E: 0 K: 2 S: 8	H: 1 LOB: 0 BB: 0 P: 8	R: 0 E: 0 K: 0 S: 3	H: 0 LOB: 0 BB: 0 P: 3	R: 0 E: 0 K: 0 S: 3	H: 0 LOB: 1 BB: 1 P: 7	R: 1 E: 1 K: 0 S: 6	H: 2 LOB: 2 BB: 0 P: 6	R: 0 E: 0 K: 0 S: 4	H: 1 LOB: 0 BB: 0 P: 4	R: 0 E: 0 K: 1 S: 5	H: 0 LOB: 0 BB: 0 P: 5	R: 0 E: 0 K: 0 S: 3	H: 0 LOB: 0 BB: 0 P: 3	R: 1 E: 0 K: 1 S: 6	H: 2 LOB: 1 BB: 0 P: 6	1B: 6 2B: 1 3B: 1 HR: 0	SF: 0 SAC: 0 DP: 1 HBP: 0	WP: 0 PB: 0 SB: 0 CS: 1	PA: 35					
PITCHER	IP WLS BF L	H R ER SO	BB IBB HBP BLK	WP HR S P	ERA WHIP	PITCHER										IP WLS BF H R ER SO	BB IBB HBP BLK	WP HR S P	ERA WHIP								
Andy Messersmith, R ERA: 4.3 (1, 1)	9.0	7	2	1	4	1	0	0	0	0	0	0	0	42	46	1.00	0.889										



Batter	1	2	3	4	5	6	7	8	9	AB	R	H	RBI	BB	SO	LOB	TOP										
Rowland Office, L OBP: 0.310, SLG: 0.280	4-0 BB		0-0 2B		0-0 L7		0-0 F7		0-0 FC4-6	4	0	1	0	1	0	2											
Jerry Royster, R OBP: 0.297, SLG: 0.222	0-0 6-3		0-0 F9		0-0 F8		0-3 K		0-0 6-3	5	0	0	0	0	1	4											
Jimmy Wynn, R OBP: 0.372, SLG: 0.352	0-0 F8		0-3 K		0-0 F2				0-0 F5	4	0	0	0	0	1	2											
Darrell Evans, L OBP: 0.342, SLG: 0.213	4-0 BB		0-0 F9		4-0 1B BB				0-0 F5	2	1	0	0	2	0	1											
Ken Henderson, S OBP: 0.380, SLG: 0.474	0-0 L7			0-0 HR	0-0 F8				4-0 FC6 BB	3	1	1	1	1	0	3											
Lee Lacy, R OBP: 0.259, SLG: 0.342		0-0 6-3		0-0 F7	0-0 1B				0-0 FC6	4	0	1	0	0	0	1											
Vic Correll, R OBP: 0.340, SLG: 0.419		0-0 F7		0-0 F7	0-0 1B				0-0 G3	4	0	1	1	0	0	0											
Bruce Dal Canton, R					1-2 3H					0	0	0	0	0	0	0											
Darrel Chaney, S OBP: 0.330, SLG: 0.282		4-0 BB		0-0 4-3	0-0 4-3				4-0 1B BB	2	0	0	0	2	0	2											
Roger Moret, S		0-0 4-3			0-3 K				0-0 F5	2	0	0	0	0	1	1											
Dave May, L OBP: 0.129, SLG: 0.200										1	0	0	0	0	0	0											
Max Leon, R										0	0	0	0	0	0	0											
Biff Pocoroba, S OBP: 0.329, SLG: 0.329									1-2 FC4-6 1B	1	0	1	0	0	0	0											
Inning Stats	R: 0 E: 0 K: 0 S: 3	H: 0 LOB: 2 BB: 2 P: 11	R: 0 E: 0 K: 0 S: 3	H: 0 LOB: 1 BB: 1 P: 7	R: 0 E: 0 K: 1 S: 6	H: 1 LOB: 0 BB: 0 P: 6	R: 1 E: 0 K: 0 S: 4	H: 1 LOB: 0 BB: 0 P: 4	R: 0 E: 0 K: 1 S: 5	H: 0 LOB: 0 BB: 0 P: 5	R: 1 E: 0 K: 0 S: 5	H: 2 LOB: 2 BB: 1 P: 9	R: 0 E: 0 K: 1 S: 5	H: 0 LOB: 0 BB: 0 P: 5	R: 0 E: 0 K: 0 S: 3	H: 0 LOB: 1 BB: 1 P: 7	R: 0 E: 0 K: 0 S: 4	H: 1 LOB: 2 BB: 1 P: 8	1B: 3 2B: 1 3B: 0 HR: 1	SF: 0 SAC: 0 DP: 0 HBP: 0	WP: 0 PA: 38 PB: 0 SB: 0 CS: 0						
PITCHER	IP	WLS	BF	H	R	ER	SO	BB	IBB	HBP	BLK	WP	HR	S	P	ERA	WHIP										
Gilberto Rondon, R ERA: 6.75	5.2		25	4	2	2	2	4	0	0	0	0	1	25	41	3.18	1.412										
Joe Niekro, R ERA: 4.12	2.1		8	0	0	0	1	1	0	0	0	0	0	9	13	0.00	0.429										
Ken Forsch, R ERA: 1.8	1.0	W	5	1	0	0	0	1	0	0	0	0	0	4	8	0.00	2.000										

Atlanta Braves @ Houston Astros
Astrodome, Houston, TX
Mon May 17 1976, 4:38 AM EDT
Att: 10,126 - Unknown

AB 32
R 2
H 5
RBI 2
BB 6
SO 3
LOB 16



Batter	1	2	3	4	5	6	7	8	9	AB	R	H	RBI	BB	SO	LOB	BOTTOM										
Wilbur Howard, S OBP: 0.223, SLG: 0.244	0-0 F3		0-0 5-3		0-0 G5-4-3			0-0 L5		4	0	0	0	0	0	1											
Rob Andrews, R OBP: 0.313, SLG: 0.313	0-0 1B		0-0 5-3			0-0 L3		0-0 6-3		4	0	1	0	0	0	0											
Cesar Cedeno, R OBP: 0.347, SLG: 0.541	0-0 F7			0-0 F9 WP 1B		0-0 F2			4-0 F7 SH1-4 BB	3	2	1	0	1	0	1											
Bob Watson, R OBP: 0.363, SLG: 0.352	0-0 F7			0-0 F9		0-0 1B			0-0 SH1-4	3	0	1	0	0	0	2											
Leon Roberts, R OBP: 0.355, SLG: 0.554		0-0 1-3 1B		0-0 L4		0-0 F2			0-0 F7	4	0	1	0	0	0	2											
Art Howe, R OBP: 0.154, SLG: 0.167		0-3 K		0-0 F2					0-0 E6	3	0	0	0	0	1	1											
Ken Boswell, L OBP: 0.290, SLG: 0.276									0-0 3H	1	0	0	0	0	0	0											
Skip Jutze, R OBP: 0.115, SLG: 0.160		0-0 1-3			0-3 K			0-0 5-3		3	0	0	0	0	1	1											
Roger Metzger, S OBP: 0.328, SLG: 0.345		0-0 L8			0-0 WP 1B 2B			0-0 4-3		3	1	1	0	0	0	1											
Gilberto Rondon, R OBP: 0.200, SLG: 0.200			0-0 5-3						0-0 F8	2	0	1	1	0	0	0											
Joe Niekro, R OBP: 0.154, SLG: 0.167										0	0	0	0	0	0	0											
Larry Milbourne, S OBP: 0.324, SLG: 0.280										1	0	0	0	0	0	0											
Ken Forsch, R										0	0	0	0	0	0	0											
Inning Stats	R: 0 E: 0 K: 0 S: 4	H: 1 LOB: 1 BB: 0 P: 4	R: 0 E: 0 K: 1 S: 6	H: 1 LOB: 0 BB: 0 P: 6	R: 0 E: 0 K: 0 S: 3	H: 0 LOB: 0 BB: 0 P: 3	R: 1 E: 0 K: 0 S: 4	H: 1 LOB: 0 BB: 0 P: 4	R: 1 E: 0 K: 1 S: 6	H: 2 LOB: 0 BB: 0 P: 6	R: 0 E: 0 K: 0 S: 4	H: 1 LOB: 1 BB: 0 P: 4	R: 0 E: 0 K: 0 S: 3	H: 0 LOB: 0 BB: 0 P: 3	R: 0 E: 0 K: 0 S: 3	H: 0 LOB: 0 BB: 0 P: 3	R: 1 E: 1 K: 0 S: 3	H: 0 LOB: 1 BB: 1 P: 7	1B: 5 2B: 1 3B: 0 HR: 0	SF: 0 SAC: 1 DP: 1 HBP: 0	WP: 2 PA: 33 PB: 0 SB: 2 CS: 0						
PITCHER	IP	WLS	BF	H	R	ER	SO	BB	IBB	HBP	BLK	WP	HR	S	P	ERA	WHIP										
Roger Moret, L ERA: 4.23	6.0		23	6	2	2	2	0	0	0	0	0	0	27	27	3.00	1.000										
Max Leon, R ERA:	2.0		6	0	0	0	0	0	0	0	0	0	0	6	6	0.00	0.000										
Bruce Dal Canton, R ERA: 1.04	0.2	L	4	0	1	0	0	1	0	0	0	0	0	3	7	0.00	1.500										

Atlanta Braves @ Houston Astros
Astrodome, Houston, TX
Mon May 17 1976, 4:38 AM EDT
Att: 10,126 - Unknown

AB 31
R 3
H 6
RBI 1
BB 1
SO 2
LOB 9



Batter	1	2	3	4	5	6	7	8	9	10	AB	R	H	RBI	BB	SO	LOB	TOP	
Rowland Office, L OBP: 0.322, SLG: 0.280 Dave May, L OBP: 0.176, SLG: 0.333	4-0 3-1 1B BB	1-0 HBP			0-0 9-2 3B		0-0 F8			0-0 1B 2B	0 1 0 0 1 0 0 3 1 2 0 0 0 0								
Jerry Royster, R OBP: 0.264, SLG: 0.221	0-3 K	0-0 F8			0-0 G3			0-3 K		0-0 G1-6-3 1B 2-3	5 0 1 0 0 2 3								
Jimmy Wynn, R OBP: 0.373, SLG: 0.349	4-0 3-1 1B BB	0-0 F7			0-0 9-2 3-H			0-0 F8		0-0 G1-6-3 1B 1-2 3-H	4 1 1 1 1 0 2								
Darrell Evans, L OBP: 0.336, SLG: 0.204	0-0 3-1 1-2 2-3				0-0 F7			4-0 4-3		0-0 G1-6-3 3 1-2 2-3	4 0 0 0 1 0 4								
Ken Henderson, S OBP: 0.369, SLG: 0.469	4-0 PB 1B BB				0-0 F8			0-0 4-3 S 1B		4-0 BB	3 0 1 0 2 0 1								
Biff Pocoroba, S OBP: 0.333, SLG: 0.333	0-0 PB 1B				0-0 4-3			0-0 G3 1-2		0-0 SH1-4 1B	5 0 2 2 0 0 3								
Marty Perez, R OBP: 0.348, SLG: 0.407	4-0 1-2 2-3 BB				0-0 5-3			0-0 F8		0-0 SH1-4 1-2	2 0 0 0 1 0 1								
Darrel Chaney, S OBP: 0.319, SLG: 0.272 Lee Lacy, R OBP: 0.256, SLG: 0.339	0-0 F5				0-0 F8			0-0 F9		0-0 6-3	3 0 0 0 0 0 3 1 0 0 0 0 0 1								
Phil Niekro, R OBP: 0.091, SLG: 0.091 Max Leon, R Earl Williams, R OBP: 0.255, SLG: 0.314 Elias Sosa, R	0-0 F4				0-0 1-3			0-0 F8		0-0 F8	3 0 0 0 0 0 0 0 0 0 0 0 0 0 1 0 0 0 0 0 1 0 0 0 0 0 0 0								
Inning Stats	R: 2 E: 0 K: 1 S: 6	H: 1 LOB: 3 BB: 4 P: 22	R: 0 E: 0 K: 0 S: 3	H: 0 LOB: 1 BB: 0 P: 4	R: 0 E: 0 K: 0 S: 3	H: 0 LOB: 0 BB: 0 P: 3	R: 0 E: 0 K: 1 S: 4	H: 1 LOB: 1 BB: 0 P: 4	R: 0 E: 0 K: 0 S: 3	H: 0 LOB: 0 BB: 0 P: 3	R: 0 E: 0 K: 1 S: 5	H: 0 LOB: 1 BB: 1 P: 9	R: 0 E: 0 K: 0 S: 4	H: 1 LOB: 1 BB: 0 P: 4	R: 1 E: 0 K: 0 S: 5	H: 3 LOB: 2 BB: 1 P: 9	1B: 5 2B: 2 3B: 1 HR: 0	SF: 0 SAC: 1 DP: 2 HBP: 1	WP: 0 PA: 42 PB: 1 SB: 1 CS: 0
PITCHER	IP WLS BF H R ER SO BB IBB HBP BLK WP HR S P ERA WHIP	PITCHER																	
Joaquin Andujar, R ERA: 6.62	(1, 1) 7.0	28	3	2	2	1	4	0	0	0	0	0	0	0	0	25	42	2.57	1.000
Ken Forsch, R ERA: 1.67	(8, 1) 2.0	8	1	0	0	1	1	0	0	0	0	0	0	0	0	9	13	0.00	1.000
Mike Barlow, R ERA: 4.5	(10, 1) 0.0	L	3	3	1	1	0	0	0	0	0	0	0	0	0	3	3	∞	∞
Tom Griffin, R ERA: 7.47	(10, 1) 1.0	3	0	0	0	0	1	0	0	0	0	0	0	0	0	2	6	0.00	1.000

Atlanta Braves @ Houston Astros
Astrodome, Houston, TX
Tue May 18 1976, 4:33 AM EDT
Att: 7,689 - Unknown

AB 34
R 3
H 7
RBI 3
BB 6
SO 2
LOB 19



Batter	1	2	3	4	5	6	7	8	9	10	AB	R	H	RBI	BB	SO	LOB	BOTTOM	
Greg Gross, L OBP: 0.364, SLG: 0.359 Larry Milbourne, S OBP: 0.324, SLG: 0.280	4-0 G1-6-3 BB		0-0 F6		0-0 F7		4-0 1-2 2-3 BB BB			0-0 FC5-4 1B	3 0 1 0 2 0 1 0 0 0 0 0 0 0								
Rob Andrews, R OBP: 0.286, SLG: 0.250	0-0 G1-6-3 1-2		0-0 FC5-4 1-2		0-3 K		4-0 1-2 2-3 BB			0-0 F3	4 0 0 1 1 1 3								
Cesar Cedeno, R OBP: 0.341, SLG: 0.552	0-0 F3				0-0 HR		0-3 K			0-0 FC5-4 BB 1-2	5 1 1 1 0 2 4								
Cliff Johnson, R OBP: 0.350, SLG: 0.402		0-0 E5			0-0 F7		0-3 K			4-0 BB	4 0 0 0 1 1 0								
Bob Watson, R OBP: 0.358, SLG: 0.341		0-0 F8			4-0 1B BB		0-3 K			0-0 F7	4 0 0 0 1 2 3								
Jose Cruz, L OBP: 0.319, SLG: 0.323		0-3 K			0-0 S 1B		4-0 BB			0-0 F3	3 0 1 0 1 1 1								
Ken Boswell, L OBP: 0.257, SLG: 0.242		0-0 F8			0-3 K		0-0 FC2-6 BB 1-2			0-0 4-3	4 1 0 0 0 1 4								
Roger Metzger, S OBP: 0.317, SLG: 0.333			0-0 G3		0-0 F8		0-3 K			0-3 K	4 0 0 0 0 2 3								
Joaquin Andujar, S OBP: 0.299, SLG: 0.290 Leon Roberts, R OBP: 0.085, SLG: 0.084 Ken Forsch, R Wilbur Howard, S OBP: 0.210, SLG: 0.242 Mike Barlow, L Tom Griffin, R	(1, 1) (7, PH) (8, 1) (8, PH) (10, 1) (10, 1)	6.2 1.1 2.0	29 4 8	2 0 1	2 0 0	7 2 2	6 0 1	0 0 0	0 0 0	0 0 0	37 8 15	61 8 15	2.70 0.00 0.00	1.350 0.000 1.000					
Inning Stats	R: 0 E: 0 K: 2 S: 2	H: 0 LOB: 0 BB: 1 P: 6	R: 0 E: 1 K: 1 S: 6	H: 0 LOB: 1 BB: 0 P: 6	R: 0 E: 0 K: 0 S: 4	H: 1 LOB: 1 BB: 0 P: 4	R: 0 E: 0 K: 1 S: 7	H: 2 LOB: 2 BB: 1 P: 11	R: 0 E: 0 K: 1 S: 5	H: 0 LOB: 0 BB: 0 P: 5	R: 0 E: 0 K: 3 S: 9	H: 0 LOB: 3 BB: 4 P: 23	R: 0 E: 0 K: 1 S: 5	H: 0 LOB: 0 BB: 0 P: 5	R: 0 E: 0 K: 2 S: 7	H: 1 LOB: 2 BB: 1 P: 8	1B: 3 2B: 0 3B: 0 HR: 1	SF: 0 SAC: 0 DP: 1 HBP: 0	WP: 0 PA: 41 PB: 0 SB: 2 CS: 0
PITCHER	IP WLS BF H R ER SO BB IBB HBP BLK WP HR S P ERA WHIP	PITCHER																	
Phil Niekro, R ERA: 4.2	(1, 1) 6.2	29	3	2	2	7	6	0	0	0	0	0	0	0	0	37	61	2.70	1.350
Max Leon, R ERA:	(7, 1) 1.1	4	0	0	0	2	0	0	0	0	0	0	0	0	0	8	8	0.00	0.000
Elias Sosa, R ERA: 6.27	(9, 1) 2.0	W	8	1	0	0	1	0	0	0	0	0	0	0	0	11	15	0.00	1.000

Atlanta Braves @ Houston Astros
Astrodome, Houston, TX
Tue May 18 1976, 4:33 AM EDT
Att: 7,689 - Unknown

AB 34
R 2
H 4
RBI 2
BB 7
SO 11
LOB 19



Batter	1	2	3	4	5	6	7	8	9	AB	R	H	RBI	BB	SO	LOB	TOP					
Rowland Office, L OBP: 0.311, SLG: 0.269 (1, 8)										4	0	0	0	0	1	2	Atlanta Braves @ Los Angeles Dodgers Dodger Stadium, Los Angeles, CA Wed May 19 1976, 7:05 PM PDT Att: 29,929 - Unknown					
Marty Perez, R OBP: 0.343, SLG: 0.397 (1, 6)										4	0	1	0	0	2	1						
Jimmy Wynn, R OBP: 0.362, SLG: 0.336 (1, 7)										4	1	0	0	0	0	2						
Ken Henderson, S OBP: 0.385, SLG: 0.461 (1, 9)										4	0	1	1	0	0	0						
Lee Lacy, R OBP: 0.258, SLG: 0.339 (1, 4)										0	0	0	0	0	0	0						
Earl Williams, R OBP: 0.256, SLG: 0.315 (1, 3)										3	0	1	0	0	1	1						
Biff Pocoroba, S OBP: 0.322, SLG: 0.321 (1, 2)										3	0	0	0	0	0	1						
Jerry Royster, R OBP: 0.266, SLG: 0.224 (1, 5)										3	0	1	0	0	0	0						
Dick Ruthven, R OBP: 0.263, SLG: 0.222 (6, PH)										1	0	0	0	0	1	0						
Tom Paciorek, R OBP: 0.227, SLG: 0.220 (6, 1)										1	0	1	0	0	0	0						
Adrian Devine, R (6, 1)										0	0	0	0	0	0	0						
Dave May, L OBP: 0.171, SLG: 0.324 (8, PH)										1	0	0	0	0	0	1						
Bruce Dal Canton, R (8, 1)										0	0	0	0	0	0	0						
Inning Stats	R: 1 E: 0 K: 0 S: 5	H: 2 LOB: 1 BB: 0 P: 5	R: 0 E: 0 K: 1 S: 5	H: 0 LOB: 0 BB: 0 P: 5	R: 0 E: 0 K: 2 S: 7	H: 0 LOB: 0 BB: 0 P: 7	R: 0 E: 0 K: 0 S: 3	H: 0 LOB: 0 BB: 0 P: 3	R: 0 E: 0 K: 0 S: 3	H: 1 LOB: 1 BB: 0 P: 3	R: 0 E: 0 K: 0 S: 4	H: 1 LOB: 1 BB: 0 P: 4	R: 0 E: 0 K: 0 S: 3	H: 1 LOB: 1 BB: 0 P: 3	R: 0 E: 0 K: 1 S: 6	H: 1 LOB: 1 BB: 0 P: 6	R: 0 E: 0 K: 1 S: 5	H: 0 LOB: 0 BB: 0 P: 5	1B: 6 2B: 0 3B: 0 HR: 0	SF: 0 SAC: 0 DP: 2 HBP: 0	WP: 0 PB: 0 SB: 1 CS: 0	PA: 31
PITCHER	IP WLS BF H R ER SO BB IBB HBP BLK WP HR S P ERA WHIP																					
Tommy John, L ERA: 2.6 (1, 1)	7.0 W 24 5 1 1 3 0 0 0 0 0 0 30 30 1.29 0.714																					
Mike Marshall, R ERA: 2.38 (8, 1)	2.0 S 7 1 0 0 2 0 0 0 0 0 0 0 11 11 0.00 0.500																					

Batter	1	2	3	4	5	6	7	8	9	AB	R	H	RBI	BB	SO	LOB	BOTTOM					
Bill Russell, R OBP: 0.333, SLG: 0.429 (1, 6)										4	0	0	0	0	1	1	Atlanta Braves @ Los Angeles Dodgers Dodger Stadium, Los Angeles, CA Wed May 19 1976, 7:05 PM PDT Att: 29,929 - Unknown					
Bill Buckner, L OBP: 0.301, SLG: 0.414 (1, 7)										4	1	2	0	0	0	0						
Dusty Baker Jr., R OBP: 0.321, SLG: 0.346 (1, 8)										4	0	2	1	0	0	0						
Steve Garvey, R OBP: 0.335, SLG: 0.386 (1, 3)										4	1	1	0	0	2	4						
Ron Cey, R OBP: 0.428, SLG: 0.559 (1, 5)										2	0	0	1	1	1	1						
Joe Ferguson, R OBP: 0.318, SLG: 0.409 (1, 9)										2	0	0	0	2	0	4						
John Hale, L OBP: 0.309, SLG: 0.222 (8, FR) (9, 9)										0	0	0	0	0	0	0						
Steve Yeager, R OBP: 0.343, SLG: 0.474 (1, 2)										4	1	1	2	0	0	3						
Rick Auerbach, R OBP: 0.139, SLG: 0.031 (1, 4)										3	0	0	0	0	0	1						
Tommy John, R OBP: 0.200, SLG: 0.143 (1, 1)										1	1	0	0	1	0	0						
Henry Cruz, L OBP: 0.275, SLG: 0.521 (7, PH)										1	0	0	0	0	1	0						
Mike Marshall, R (8, 1)										0	0	0	0	0	0	0						
Inning Stats	R: 0 E: 0 K: 0 S: 3	H: 0 LOB: 0 BB: 0 P: 3	R: 2 E: 0 K: 1 S: 7	H: 2 LOB: 0 BB: 0 P: 7	R: 1 E: 0 K: 0 S: 5	H: 2 LOB: 3 BB: 1 P: 10	R: 0 E: 0 K: 0 S: 3	H: 0 LOB: 0 BB: 0 P: 3	R: 1 E: 0 K: 1 S: 6	H: 2 LOB: 1 BB: 0 P: 6	R: 0 E: 0 K: 0 S: 3	H: 0 LOB: 1 BB: 1 P: 7	R: 0 E: 0 K: 2 S: 7	H: 0 LOB: 0 BB: 0 P: 7	R: 0 E: 0 K: 1 S: 5	H: 0 LOB: 2 BB: 2 P: 13	R: 0 E: 0 K: 1 S: 5	H: 0 LOB: 2 BB: 2 P: 13	1B: 3 2B: 3 3B: 0 HR: 1	SF: 0 SAC: 0 DP: 1 HBP: 1	WP: 0 PB: 0 SB: 1 CS: 1	PA: 34
PITCHER	IP WLS BF H R ER SO BB IBB HBP BLK WP HR S P ERA WHIP																					
Dick Ruthven, R ERA: 2.98 (6, 1)	5.0 L 22 6 4 4 2 1 0 1 0 0 0 1 24 29 7.20 1.400																					
Adrian Devine, R ERA: 3.38 (8, 1)	2.0 7 0 0 0 2 1 0 0 0 0 0 0 10 14 0.00 0.500																					
Bruce Dal Canton, R ERA: 0.98 (8, 1)	1.0 5 0 0 0 1 2 0 0 0 0 0 0 5 13 0.00 2.000																					


Batter	1	2	3	4	5	6	7	8	9	AB	R	H	RBI	BB	SO	LOB	TOP								
Rowland Office, L OBP: 0.307, SLG: 0.259	1-3	F8			F9		FC6-4 SH1-4 2B BB	F6		4	1	0	0	1	0	4	<p>Atlanta Braves @ Los Angeles Dodgers Dodger Stadium, Los Angeles, CA Thu May 20 1976, 7:05 PM PDT Att: 26,585 - Unknown</p> <p>livebaseballscorecards.com</p>								
Marty Perez, R OBP: 0.338, SLG: 0.388	F9		FC4-6 1B		FC4-6 1-2		SH1-4	F2	4	0	1	0	0	0	0	1									
Darrell Evans, L OBP: 0.339, SLG: 0.206	1B		FC4-6 FC6-4 1-2		F7		FC6-4 BB	K	4	0	1	0	1	1	2										
Jimmy Wynn, R OBP: 0.364, SLG: 0.339	1-2 1B		FC6-4 1-2		F6		FC6-4 2B	HBP S 1B	5	0	2	1	0	0	3										
Ken Henderson, S OBP: 0.385, SLG: 0.462	K		F3		5-3		FC6-4 1-3 3H	HBP IBB	4	0	1	1	1	1	3										
Lee Lacy, R OBP: 0.272, SLG: 0.345					5-3				0	0	0	0	0	0	0										
Darrel Chaney, S OBP: 0.319, SLG: 0.272							F4	1-2 2-3 HBP	0	0	0	0	0	0	0										
Biff Pocoroba, S OBP: 0.315, SLG: 0.306	F7				F7		1-2 BB	1-6-3	4	0	0	0	1	0	4										
Jerry Royster, R OBP: 0.265, SLG: 0.225	1B				1-3		F7	F7	4	0	1	0	0	0	2										
Carl Morton, R OBP: 0.222, SLG: 0.176									2	0	2	0	0	0	0										
Adrian Devine, R									0	0	0	0	0	0	0										
Tom Paciorek, R OBP: 0.244, SLG: 0.220							SH1-4 FC6-4 BB		0	1	0	0	1	0	0										
Elias Sosa, R OBP: 0.333, SLG: 0.333	1-2 1B								1	0	1	0	0	0	0										
Max Leon, R									0	0	0	0	0	0	0										
Inning Stats	R: 0 E: 0 K: 1 S: 7	H: 2 LOB: 2 BB: 0 P: 7	R: 0 E: 0 K: 0 S: 5	H: 3 LOB: 2 BB: 0 P: 5	R: 0 E: 0 K: 0 S: 4	H: 1 LOB: 1 BB: 0 P: 4	R: 0 E: 0 K: 0 S: 3	H: 0 LOB: 0 BB: 0 P: 3	R: 0 E: 0 K: 0 S: 4	H: 1 LOB: 2 BB: 1 P: 4	R: 0 E: 0 K: 0 S: 4	H: 1 LOB: 2 BB: 1 P: 8	R: 2 E: 0 K: 0 S: 4	H: 1 LOB: 2 BB: 3 P: 16	R: 0 E: 0 K: 0 S: 4	H: 1 LOB: 1 BB: 0 P: 4	R: 0 E: 0 K: 1 S: 6	H: 1 LOB: 3 BB: 1 P: 11	1B: 10 2B: 1 3B: 0 HR: 0	SF: 0 SAC: 1 DP: 0 HBP: 1	WP: 0 PB: 0 SB: 1 CS: 1	PA: 43			
PITCHER	IP	WLS	BF	H	R	ER	SO	BB	IBB	HBP	BLK	WP	HR	S	P	ERA	WHIP								
Doug Rau, L ERA: 3.51	6.0		26	8	0	0	1	1	0	0	0	0	0	27	31	0.00	1.500								
Mike Marshall, R ERA: 2.74	0.2		6	1	2	2	0	3	0	0	0	0	0	3	15	27.00	6.000								
Charlie Hough, R ERA: 2.55	2.1	W	11	2	0	0	1	0	1	1	0	0	0	11	16	0.00	0.857								


Batter	1	2	3	4	5	6	7	8	9	AB	R	H	RBI	BB	SO	LOB	BOTTOM								
Bill Russell, R OBP: 0.326, SLG: 0.416	2B 1B	FC5-4 1-2		F7		K			K	5	1	1	0	0	2	5	<p>Atlanta Braves @ Los Angeles Dodgers Dodger Stadium, Los Angeles, CA Thu May 20 1976, 7:05 PM PDT Att: 26,585 - Unknown</p> <p>livebaseballscorecards.com</p>								
Bill Buckner, L OBP: 0.311, SLG: 0.428	1B 2B		3-1		1B		F8	1B 1B	5	1	3	0	0	0	0										
Dusty Baker Jr., R OBP: 0.324, SLG: 0.348	G5-4-3 2-3 3H		5-3		F8		6-3	1B 1B	5	0	2	1	0	0	1										
Steve Garvey, R OBP: 0.344, SLG: 0.393	K		F8		1-3 1B		1B	1B	5	0	3	1	0	1	2										
Ron Cey, R OBP: 0.423, SLG: 0.550	G5-4-3 1-2			FC4-6 1B	K		K		4	0	1	0	0	2	5										
Joe Ferguson, R OBP: 0.306, SLG: 0.392		6-3		FC4-6 1B	4-3			K	4	1	0	0	0	1	3										
Steve Yeager, R OBP: 0.349, SLG: 0.475		BLK FC4-2 1B		FC3-6 1B		5-3		F8	4	0	2	0	0	0	0										
Rick Auerbach, R OBP: 0.200, SLG: 0.111		FC4-2 BLK 1B		FC3-6 1B			4-3 1B	K	4	0	3	1	0	1	0										
Doug Rau, L OBP: 0.313, SLG: 0.167		FC4-2		FC3-6		4-3		F7	2	0	0	0	0	0	4										
Henry Cruz, L OBP: 0.269, SLG: 0.510		FC4-2 FC5-4		FC3-6					1	0	0	0	0	0	1										
Mike Marshall, R									0	0	0	0	0	0	0										
Charlie Hough, R		1-3 2H		1-2 2-3					1	0	0	0	0	0	0										
Inning Stats	R: 1 E: 0 K: 1 S: 7	H: 3 LOB: 1 BB: 0 P: 7	R: 0 E: 0 K: 0 S: 5	H: 2 LOB: 2 BB: 0 P: 5	R: 0 E: 0 K: 0 S: 3	H: 0 LOB: 0 BB: 0 P: 3	R: 1 E: 0 K: 0 S: 6	H: 3 LOB: 2 BB: 0 P: 6	R: 0 E: 0 K: 1 S: 7	H: 2 LOB: 2 BB: 0 P: 7	R: 0 E: 0 K: 1 S: 6	H: 1 LOB: 1 BB: 0 P: 6	R: 0 E: 0 K: 2 S: 7	H: 0 LOB: 0 BB: 0 P: 7	R: 1 E: 0 K: 1 S: 7	H: 3 LOB: 2 BB: 0 P: 7	1B: 14 2B: 1 3B: 0 HR: 0	SF: 0 SAC: 0 DP: 1 HBP: 0	WP: 0 PB: 0 SB: 0 CS: 0	PA: 40					
PITCHER	IP	WLS	BF	H	R	ER	SO	BB	IBB	HBP	BLK	WP	HR	S	P	ERA	WHIP								
Carl Morton, R ERA: 5.37	4.1		22	10	2	2	1	0	0	0	1	0	0	24	24	4.15	2.308								
Adrian Devine, R ERA: 2.92	1.2		6	1	0	0	2	0	0	0	0	0	0	10	10	0.00	0.600								
Elias Sosa, R ERA: 5.91	2.2	L	11	3	1	1	4	0	0	0	0	0	0	19	19	3.38	1.125								
Max Leon, R ERA:	0.0		1	1	0	0	0	0	0	0	0	0	0	1	1	∞	∞								

Batter	1	2	3	4	5	6	7	8	9	AB	R	H	RBI	BB	SO	LOB	TOP			
Rowland Office, L OBP: 0.338, SLG: 0.286										3	2	2	0	3	1	0	Atlanta Braves @ San Francisco Giants Candlestick Park, San Francisco, CA Sun May 23 1976, 6:33 AM EDT Unknown			
Lee Lacy, R OBP: 0.284, SLG: 0.352										6	1	2	1	0	1	4				
Jimmy Wynn, R OBP: 0.369, SLG: 0.359										2	2	0	0	3	0	2				
Darrell Evans, L OBP: 0.348, SLG: 0.213										0	1	0	0	0	0	0				
Dave May, L OBP: 0.196, SLG: 0.326										1	0	0	0	1	1	0				
Cito Gaston, R OBP: 0.435, SLG: 0.550										2	1	2	2	1	0	0				
Biff Pocoroba, S OBP: 0.311, SLG: 0.309										5	1	2	1	0	0	5				
Darrel Chaney, S OBP: 0.343, SLG: 0.290										5	0	3	1	0	0	1				
Jerry Royster, R OBP: 0.270, SLG: 0.230									4	0	1	1	1	1	2					
Dick Ruthven, R OBP: 0.217, SLG: 0.182									4	1	0	0	0	1	4					
Elias Sosa, R OBP: 0.250, SLG: 0.250									1	0	0	0	0	0	1					
Inning Stats	R: 1 E: 1 K: 0 S: 3	H: 1 LOB: 2 BB: 3 P: 15	R: 1 E: 0 K: 0 S: 6	H: 3 LOB: 3 BB: 1 P: 10	R: 0 E: 0 K: 1 S: 7	H: 3 LOB: 2 BB: 0 P: 7	R: 5 E: 0 K: 0 S: 7	H: 4 LOB: 1 BB: 2 P: 15	R: 2 E: 1 K: 1 S: 7	H: 2 LOB: 1 BB: 1 P: 11	R: 0 E: 0 K: 2 S: 5	H: 0 LOB: 0 BB: 0 P: 5	R: 0 E: 0 K: 0 S: 3	H: 0 LOB: 1 BB: 2 P: 7	R: 0 E: 0 K: 0 S: 2	H: 0 LOB: 1 BB: 2 P: 10	1B: 13 2B: 1 3B: 0 HR: 0	SF: 0 SAC: 0 DP: 2 HBP: 0	WP: 1 PB: 0 CS: 1	PA: 47
PITCHER	IP WLS BF H R ER SO	IP WLS BF H R ER SO	IP WLS BF H R ER SO	IP WLS BF H R ER SO	IP WLS BF H R ER SO	IP WLS BF H R ER SO	IP WLS BF H R ER SO	IP WLS BF H R ER SO	IP WLS BF H R ER SO	IP WLS BF H R ER SO	IP WLS BF H R ER SO	IP WLS BF H R ER SO	IP WLS BF H R ER SO	IP WLS BF H R ER SO	IP WLS BF H R ER SO	IP WLS BF H R ER SO	ERA WHIP	ERA WHIP		
Ed Halicki, R ERA: 6.31	3.1	L	22	8	5	4	1	6	0	0	0	0	0	0	0	0	10.80	4.200		
Mike Caldwell, L ERA: 4.55	0.0	2	2	0	0	0	0	0	0	0	0	0	0	0	0	0	∞	∞		
Dave Heaverlo, R ERA: 4.13	2.2	12	3	4	3	3	1	0	0	0	0	0	0	0	0	17	10.12	1.500		
John D'Acquisto, R ERA: 9.0	3.0	11	0	0	0	0	1	3	0	0	0	0	0	0	0	22	0.00	1.000		

Batter	1	2	3	4	5	6	7	8	9	AB	R	H	RBI	BB	SO	LOB	BOTTOM					
Von Joshua, L OBP: 0.276, SLG: 0.311										4	1	2	0	0	1	1	Atlanta Braves @ San Francisco Giants Candlestick Park, San Francisco, CA Sun May 23 1976, 6:33 AM EDT Unknown					
Derrel Thomas, S OBP: 0.311, SLG: 0.318										3	0	0	0	0	0	2						
Larry Hemdon, R OBP: 0.452, SLG: 0.444										1	0	0	1	0	0	0						
Bobby Murcer, L OBP: 0.374, SLG: 0.361										2	0	0	0	1	1	0						
Marc Hill, R OBP: 0.273, SLG: 0.381										1	0	0	0	0	1	0						
Gary Matthews, R OBP: 0.317, SLG: 0.388										3	0	0	0	0	1	3						
Chris Arnold, R OBP: 0.192, SLG: 0.240										1	0	0	0	0	0	0						
Willie Montanez, L OBP: 0.353, SLG: 0.420										3	1	1	1	0	1	3						
John D'Acquisto, R OBP: 0.500, SLG: 0.500										0	0	0	0	0	0	0						
Glenn Adams, L OBP: 0.250, SLG: 0.300										1	0	0	0	0	0	0						
Chris Speier, R OBP: 0.345, SLG: 0.322										3	0	0	0	1	0	0						
Ken Reitz, R OBP: 0.293, SLG: 0.313										3	0	0	0	0	0	1						
Dave Rader, L OBP: 0.272, SLG: 0.312										3	0	0	0	0	0	0						
Ed Halicki, R OBP: 0.267, SLG: 0.250										1	0	1	0	0	0	0						
Mike Caldwell, R OBP: 0.111, SLG: 0.111										0	0	0	0	0	0	0						
Dave Heaverlo, R OBP: 0.111, SLG: 0.111										0	0	0	0	0	0	0						
Steve Ontiveros, S OBP: 0.226, SLG: 0.176										2	0	1	0	0	0	0						
Inning Stats	R: 0 E: 0 K: 2 S: 7	H: 0 LOB: 0 BB: 0 P: 7	R: 0 E: 0 K: 1 S: 5	H: 0 LOB: 0 BB: 0 P: 5	R: 0 E: 0 K: 0 S: 4	H: 1 LOB: 1 BB: 0 P: 4	R: 0 E: 0 K: 0 S: 3	H: 0 LOB: 0 BB: 0 P: 3	R: 1 E: 0 K: 0 S: 3	H: 1 LOB: 0 BB: 1 P: 7	R: 0 E: 0 K: 1 S: 7	H: 2 LOB: 3 BB: 1 P: 11	R: 0 E: 0 K: 0 S: 3	H: 0 LOB: 0 BB: 0 P: 3	R: 1 E: 0 K: 1 S: 6	H: 1 LOB: 0 BB: 0 P: 6	R: 0 E: 0 K: 0 S: 3	H: 0 LOB: 0 BB: 0 P: 3	1B: 2 2B: 2 3B: 0 HR: 1	SF: 0 SAC: 0 DP: 1 HBP: 0	WP: 0 PB: 1 SB: 0 CS: 0	PA: 33
PITCHER	IP WLS BF H R ER SO	IP WLS BF H R ER SO	IP WLS BF H R ER SO	IP WLS BF H R ER SO	IP WLS BF H R ER SO	IP WLS BF H R ER SO	IP WLS BF H R ER SO	IP WLS BF H R ER SO	IP WLS BF H R ER SO	IP WLS BF H R ER SO	IP WLS BF H R ER SO	IP WLS BF H R ER SO	IP WLS BF H R ER SO	IP WLS BF H R ER SO	IP WLS BF H R ER SO	IP WLS BF H R ER SO	ERA WHIP	ERA WHIP				
Dick Ruthven, R ERA: 2.89	5.0	W	17	2	1	1	3	1	0	0	0	0	0	0	0	0	1.80	0.600				
Elias Sosa, R ERA: 4.97	4.0	S	16	3	1	0	2	1	0	0	0	0	0	0	0	19	23	0.00	1.000			



Batter	1	2	3	4	5	6	7	8	9	10	AB	R	H	RBI	BB	SO	LOB	TOP	
Rowland Office, L OBP: 0.340, SLG: 0.290 (1, 8)	3-1		F5			E 1B		SH 1B		K	5	0	2	0	0	1	0	Atlanta Braves @ San Francisco Giants Candlestick Park, San Francisco, CA Sun May 23 1976, 6:38 AM EDT Att: 15,383 - Unknown AB 30 R 0 H 3 RBI 0 BB 3 SO 5 LOB 12 	
Marty Perez, R OBP: 0.329, SLG: 0.373 (1, 4) (9, 6)	F8			6-3		E9 1-2		SH		F9	4	0	0	0	0	0	1		
Jimmy Wynn, R OBP: 0.366, SLG: 0.351 (1, 7) BB				K		K		L5			3	0	0	0	1	2	4		
Darrell Evans, L OBP: 0.338, SLG: 0.205 (1, 3)	F6			1-4-3		K		F8			0	0	0	0	0	0	0		
Dave May, L OBP: 0.200, SLG: 0.304 (1, 9)		F6			4-0 BB BB	FC6-4 BB		5-3		4-3	3	0	0	0	1	0	2		
Biff Pocoroba, S OBP: 0.320, SLG: 0.297 (1, 2)		F8				FC6-4 S 1-2		F6		4-3	4	0	0	0	0	0	1		
Darrel Chaney, S OBP: 0.339, SLG: 0.309 (1, 6) (9, 5)		L3				K				F8	4	0	1	0	0	1	1		
Jerry Royster, R OBP: 0.271, SLG: 0.226 Lee Lacy, R OBP: 0.281, SLG: 0.349 (1, 5) (9, PH) (9, 4)			2-3			5-3				K	2	0	0	0	1	0	1		
Phil Niekro, R OBP: 0.080, SLG: 0.080 Ken Henderson, S OBP: 0.362, SLG: 0.458 Max Leon, R (1, 1) (10, PH) (10, 1)			F9			4-3		2-3		F9	3	0	0	0	0	0	2		
											1	0	0	0	0	0	0		
											0	0	0	0	0	0	0		
Inning Stats	R: 0 E: 0 K: 0 S: 3	H: 0 LOB: 1 BB: 1 P: 7	R: 0 E: 0 K: 0 S: 3	H: 0 LOB: 0 BB: 0 P: 3	R: 0 E: 0 K: 0 S: 3	H: 0 LOB: 0 BB: 0 P: 5	R: 0 E: 0 K: 1 S: 5	H: 0 LOB: 0 BB: 0 P: 5	R: 0 E: 0 K: 1 S: 5	H: 0 LOB: 1 BB: 1 P: 9	R: 0 E: 0 K: 0 S: 4	H: 1 LOB: 2 BB: 1 P: 8	R: 0 E: 0 K: 0 S: 5	H: 0 LOB: 0 BB: 0 P: 5	R: 0 E: 0 K: 1 S: 5	H: 0 LOB: 0 BB: 0 P: 5	1B: 2 2B: 0 3B: 1 HR: 0	SF: 0 SAC: 1 DP: 0 HBP: 0	WP: 0 PA: 38 PB: 0 SB: 1 CS: 0
PITCHER John Montefusco, R ERA: 2.51 (1, 1)	IP 10.0	WLS W 38	H 3	R 0	ER 0	SO 6	BB 2	IBB 1	HBP 0	BLK 0	WP 0	HR 0	S 47	P 59	ERA 0.00	WHIP 0.500			

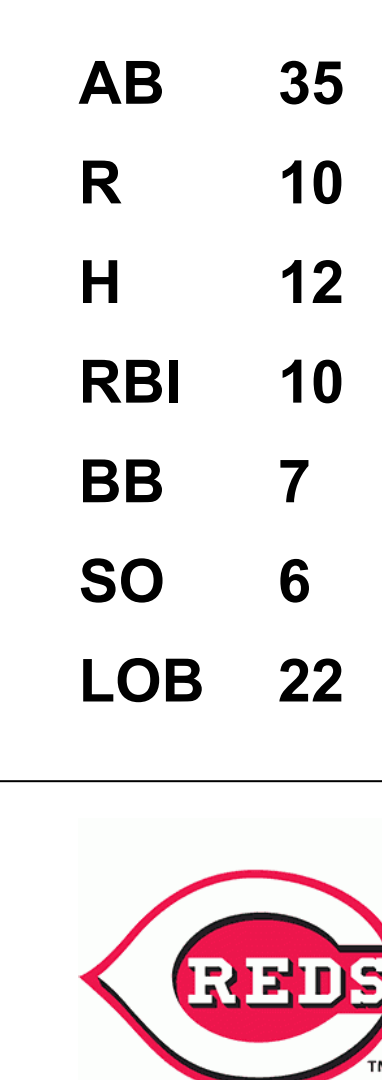
Batter	1	2	3	4	5	6	7	8	9	10	AB	R	H	RBI	BB	SO	LOB	BOTTOM	
Larry Hemdon, R OBP: 0.500, SLG: 0.516 (1, 8)	6-3					6-4-3 1B			SH1-4 1B	FC HBP	4	0	3	0	0	0	0	Atlanta Braves @ San Francisco Giants Candlestick Park, San Francisco, CA Sun May 23 1976, 6:38 AM EDT Att: 15,383 - Unknown AB 33 R 1 H 5 RBI 1 BB 3 SO 3 LOB 16 	
Chris Speier, R OBP: 0.343, SLG: 0.315 (1, 6) S	K			2B		6-4-3 1-2		SH1-4 1-2		FC 1-2 2-3 3-H	3	0	0	1	1	1	3		
Bobby Murcer, L OBP: 0.371, SLG: 0.353 (1, 9)	4-1			BB		F4		4-3		IBB	3	0	0	0	1	0	3		
Wille Montanez, L OBP: 0.345, SLG: 0.410 (1, 3)		L6		F2		4-3		4-3		F8	4	0	0	0	0	0	4		
Steve Ontveros, S OBP: 0.233, SLG: 0.158 (1, 7)		F5		G3		4-3		4-3		G3	4	0	0	0	0	0	4		
Ken Reitz, R OBP: 0.286, SLG: 0.305 (1, 5)		F6				F9		5-3		5-3	4	0	0	0	0	0	0		
Chris Arnold, R OBP: 0.214, SLG: 0.259 Derrel Thomas, S OBP: 0.314, SLG: 0.320 (1, 4) (8, 4)			F8			G6-4-3 1B		4-3		HBP FC 3-4-3 1B	2	0	1	0	0	0	0		
Marc Hill, R OBP: 0.261, SLG: 0.364 Von Joshua, L OBP: 0.274, SLG: 0.309 Mike Sadek, R OBP: 0.357, SLG: 0.385 Glenn Adams, L OBP: 0.238, SLG: 0.286 (1, 2) (8, PH) (9, 2) (10, PH)		F6		G6-4-3 1-2		F7		3-4-3		3-4-3 1-2	2	0	0	0	0	0	1		
John Montefusco, R OBP: 0.200, SLG: 0.182 Dave Rader, L OBP: 0.280, SLG: 0.312 (1, 1) (10, PH)			K			1-3		K		FC HBP IBB	3	0	0	0	0	2	0		
											0	0	0	0	1	0	0		
Inning Stats	R: 0 E: 0 K: 1 S: 5	H: 0 LOB: 0 BB: 0 P: 5	R: 0 E: 0 K: 0 S: 3	H: 0 LOB: 0 BB: 0 P: 3	R: 0 E: 0 K: 1 S: 5	H: 0 LOB: 0 BB: 0 P: 5	R: 0 E: 0 K: 0 S: 4	H: 1 LOB: 2 BB: 1 P: 8	R: 0 E: 0 K: 0 S: 3	H: 0 LOB: 0 BB: 0 P: 3	R: 0 E: 0 K: 0 S: 4	H: 1 LOB: 2 BB: 1 P: 8	R: 1 E: 0 K: 0 S: 4	H: 1 LOB: 3 BB: 1 P: 9	1B: 4 2B: 1 3B: 0 HR: 0	SF: 0 SAC: 1 DP: 1 HBP: 1	WP: 0 PA: 38 PB: 0 SB: 0 CS: 0		
PITCHER Phil Niekro, R ERA: 3.65 Max Leon, R ERA: 1.08 (1, 1) (10, 1)	IP 9.0	WLS L 6	H 1	R 1	ER 1	SO 3	BB 1	IBB 1	HBP 0	BLK 0	WP 0	HR 0	S 36	P 44	ERA 0.00	WHIP 0.556			

Batter	1	2	3	4	5	6	7	8	9	AB	R	H	RBI	BB	SO	LOB	TOP										
Rowland Office, L OBP: 0.349, SLG: 0.326	F5		F8		FC1-5 2B 1B		HR		G6-3 1B	5	2	3	2	0	0	0	Atlanta Braves @ Cincinnati Reds Riverfront Stadium, Cincinnati, OH Tue May 25 1976, 7:05 PM EDT Att: 20,037 - Unknown										
Marty Perez, R OBP: 0.310, SLG: 0.350	F8		F3		FC1-5 2B		1-3		G6-3 1B	5	1	0	0	0	0	4											
Jimmy Wynn, R OBP: 0.394, SLG: 0.356																											
Elias Sosa, R OBP: 0.250, SLG: 0.250	P5						F8																				
Bruce Dal Canton, R OBP: 0.250, SLG: 0.250																											
Pablo Torrealba, L OBP: 0.250, SLG: 0.250																											
Darrell Evans, L OBP: 0.336, SLG: 0.200		F7					F4-3																				
Dave May, L OBP: 0.222, SLG: 0.292									6-3																		
Biff Pocoreba, S OBP: 0.298, SLG: 0.288																											
Darrel Chaney, S OBP: 0.336, SLG: 0.300																											
Jerry Royster, R OBP: 0.263, SLG: 0.218																											
Carl Morton, R OBP: 0.250, SLG: 0.167																											
Adrian Devine, R OBP: 0.277, SLG: 0.256																											
Tom Paciorek, R OBP: 0.277, SLG: 0.256																											
Inning Stats	R: 0 E: 0 K: 0 S: 3	H: 0 LOB: 0 BB: 0 P: 3	R: 0 E: 0 K: 0 S: 3	H: 0 LOB: 2 BB: 2 P: 11	R: 0 E: 0 K: 0 S: 3	H: 0 LOB: 0 BB: 0 P: 3	R: 0 E: 0 K: 1 S: 5	H: 0 LOB: 3 BB: 3 P: 17	R: 2 E: 0 K: 0 S: 5	H: 2 LOB: 1 BB: 1 P: 9	R: 0 E: 0 K: 0 S: 3	H: 0 LOB: 0 BB: 0 P: 3	R: 2 E: 0 K: 0 S: 5	H: 2 LOB: 0 BB: 0 P: 5	R: 0 E: 0 K: 1 S: 5	H: 0 LOB: 1 BB: 0 P: 4	R: 0 E: 0 K: 0 S: 4	H: 2 LOB: 1 BB: 0 P: 4	1B: 4 2B: 1 3B: 0 HR: 1	SF: 0 SAC: 0 DP: 1 HBP: 0	WP: 0 PB: 0 SB: 0 CS: 0	PA: 38					
PITCHER	IP	WLS	BF	H	R	ER	SO	BB	IBB	HBP	BLK	WP	HR	S	P	ERA	WHIP										
Santo Alcala, R ERA: 4.31	6.0	W	28	4	4	4	1	6	0	0	0	0	1	24	48	6.00	1.667										
Pedro Borbon, R ERA: 4.7	3.0	S	10	2	0	0	1	0	0	0	0	0	0	12	12	0.00	0.667										

AB 32
R 4
H 6
RBI 4
BB 6
SO 2
LOB 15



Batter	1	2	3	4	5	6	7	8	9	AB	R	H	RBI	BB	SO	LOB	BOTTOM										
Pete Rose, S OBP: 0.466, SLG: 0.497	F7									4	1	2	0	1	0	1	Atlanta Braves @ Cincinnati Reds Riverfront Stadium, Cincinnati, OH Tue May 25 1976, 7:05 PM EDT Att: 20,037 - Unknown										
Ken Griffey, L OBP: 0.401, SLG: 0.471	1B									3	3	1	0	2	0	3											
Dave Concepcion, R OBP: 0.335, SLG: 0.373																											
Tony Perez, R OBP: 0.327, SLG: 0.407																											
George Foster, R OBP: 0.384, SLG: 0.536																											
Johnny Bench, R OBP: 0.333, SLG: 0.462																											
Cesar Geronimo, L OBP: 0.384, SLG: 0.407																											
Doug Flynn, R OBP: 0.256, SLG: 0.237																											
Santo Alcala, R OBP: 0.100, SLG: 0.100																											
Pedro Borbon, R OBP: 0.500, SLG: 0.500																											
Inning Stats	R: 1 E: 0 K: 0 S: 5	H: 2 LOB: 2 BB: 1 P: 9	R: 0 E: 0 K: 1 S: 6	H: 1 LOB: 1 BB: 1 P: 10	R: 1 E: 0 K: 0 S: 4	H: 1 LOB: 0 BB: 0 P: 4	R: 0 E: 0 K: 2 S: 7	H: 0 LOB: 0 BB: 0 P: 7	R: 3 E: 1 K: 1 S: 9	H: 4 LOB: 1 BB: 0 P: 9	R: 0 E: 0 K: 1 S: 6	H: 1 LOB: 1 BB: 0 P: 6	R: 4 E: 0 K: 0 S: 5	H: 2 LOB: 1 BB: 2 P: 14	R: 1 E: 1 K: 1 S: 6	H: 1 LOB: 3 BB: 3 P: 18	1B: 10 2B: 0 3B: 0 HR: 2	SF: 0 SAC: 1 DP: 0 HBP: 1	WP: 0 PB: 2 SB: 0 CS: 0	PA: 44							
PITCHER	IP	WLS	BF	H	R	ER	SO	BB	IBB	HBP	BLK	WP	HR	S	P	ERA	WHIP										
Carl Morton, R ERA: 5.48	4.0	L	19	5	3	3	3	2	0	0	0	0	0	23	31	6.75	1.750										
Adrian Devine, R ERA: 3.63	2.0		10	4	2	2	2	0	0	0	0	0	0	14	14	9.00	2.000										
Elias Sosa, R ERA: 0.04	0.0		3	2	3	3	0	1	0	0	0	0	1	2	6	*	*										
Bruce Dal Canton, R ERA: 1.37	1.1		10	1	2	1	0	4	0	1	0	0	0	5	22	6.75	3.750										
Pablo Torrealba, L ERA: 5.19	0.2		2	0	0	0	1	0	0	0	0	0	0	4	4	0.00	0.000										



Batter	1	2	3	4	5	6	7	8	9	AB	R	H	RBI	BB	SO	LOB	TOP					
Rowland Office, L OBP: 0.346, SLG: 0.323	E9 1B		F5			K		F4-3		4	0	1	0	0	1	2	Atlanta Braves @ Cincinnati Reds Riverfront Stadium, Cincinnati, OH Wed May 26 1976, 3:33 AM EDT Att: 25,679 - Unknown					
Marty Perez, R OBP: 0.297, SLG: 0.333	1-3		F2			F4		F3		4	0	0	0	0	0	3						
Darrell Evans, L OBP: 0.327, SLG: 0.193	K			F9			F7		F8	4	0	0	0	0	1	1						
Ken Henderson, S OBP: 0.378, SLG: 0.450	G3				K		F4-3		1B 2B 1B	4	1	1	0	0	1	1						
Dave May, L OBP: 0.224, SLG: 0.288		F4-3			P6			F7	1B 2B 1B	4	1	1	0	0	0	0						
Biff Pocoroba, S OBP: 0.299, SLG: 0.283		G3				F4-3			1B 2B 1B	2	0	0	0	1	0	0						
Jimmy Wynn, R OBP: 0.364, SLG: 0.356									2B 1B	0	1	0	0	0	0	0						
Vic Correll, R OBP: 0.340, SLG: 0.419									1-2 2-3	0	0	0	0	0	0	0						
Earl Williams, R OBP: 0.271, SLG: 0.327									1B	1	0	1	0	0	0	0						
Darrel Chaney, S OBP: 0.350, SLG: 0.327						F8			1B 2B	4	1	3	2	0	0	0						
Jerry Royster, R OBP: 0.259, SLG: 0.215									1-3 2-H 3-H	2	0	0	0	0	0	1						
Cito Gaston, R OBP: 0.459, SLG: 0.571		2-3				F9			1B	1	0	1	2	0	0	0						
Rod Gilbreath, R OBP: 0.400, SLG: 0.333									SH1-4 1B	1	0	0	0	0	0	2						
Andy Messersmith, R OBP: 0.143, SLG: 0.100										2	0	0	0	0	1	0						
Roger Moret, S OBP: 0.143, SLG: 0.100										0	0	0	0	0	0	0						
Max Leon, R			K							1	0	0	0	0	0	2						
Inning Stats	R: 0 E: 1 K: 1 S: 6	H: 1 LOB: 1 BB: 0 P: 6	R: 0 E: 0 K: 0 S: 4	H: 1 LOB: 1 BB: 0 P: 4	R: 0 E: 0 K: 1 S: 5	H: 0 LOB: 0 BB: 0 P: 5	R: 0 E: 0 K: 1 S: 5	H: 0 LOB: 0 BB: 0 P: 5	R: 0 E: 0 K: 0 S: 3	H: 0 LOB: 0 BB: 0 P: 3	R: 0 E: 0 K: 1 S: 5	H: 0 LOB: 0 BB: 0 P: 5	R: 0 E: 0 K: 0 S: 3	H: 0 LOB: 0 BB: 0 P: 3	R: 2 E: 0 K: 0 S: 5	H: 2 LOB: 2 BB: 1 P: 9	R: 2 E: 0 K: 0 S: 7	H: 4 LOB: 2 BB: 0 P: 7	1B: 7 2B: 1 3B: 0 HR: 0	SF: 0 SAC: 1 DP: 0 HBP: 0	WP: 0 PB: 1 SB: 0 CS: 0	PA: 36
PITCHER	IP WLS BF H R ER SO BB IBB HBP BLK WP HR S P ERA WHIP																					
Gary Nolan, R ERA: 2.77	(1, 1) 7.0 23 2 0 0 4 0 0 0 0 0 0 0 31 31 0.00 0.286																					
Rawly Eastwick, R ERA: 3.54	(8, 1) 1.1 L 11 6 4 4 0 1 0 0 0 0 0 0 10 14 27.00 5.250																					
Pedro Borbon, R ERA: 4.56	(9, 1) 0.2 2 0 0 0 0 0 0 0 0 0 0 0 2 2 0.00 0.000																					

Batter	1	2	3	4	5	6	7	8	9	AB	R	H	RBI	BB	SO	LOB	BOTTOM					
Pete Rose, S OBP: 0.459, SLG: 0.485	F7		L7			F8			FC6-4	4	1	0	0	1	0	3	Atlanta Braves @ Cincinnati Reds Riverfront Stadium, Cincinnati, OH Wed May 26 1976, 3:33 AM EDT Att: 25,679 - Unknown					
Ken Griffey, L OBP: 0.404, SLG: 0.479	G3			1B		P5		1B SF7 2B		4	1	2	1	0	0	0						
Dave Concepcion, R OBP: 0.328, SLG: 0.364	K			F3		E5 1B SF9		4-3		4	1	0	0	0	1	2						
Tony Perez, R OBP: 0.331, SLG: 0.409					K			SF7		2	0	1	1	0	1	1						
George Foster, R OBP: 0.397, SLG: 0.545		F7				SF9				3	0	2	1	0	0	1						
Johnny Bench, R OBP: 0.324, SLG: 0.446		P3			K			F8		4	0	0	0	0	1	5						
Cesar Geronimo, L OBP: 0.368, SLG: 0.404		CS						F9		3	0	1	0	1	1	0						
Doug Flynn, R OBP: 0.262, SLG: 0.244										3	0	1	0	0	0	1						
Dan Driessen, L OBP: 0.333, SLG: 0.348										1	0	0	0	0	0	1						
Gary Nolan, R OBP: 0.238, SLG: 0.200										1	0	0	0	1	1	0						
Rawly Eastwick, R										0	0	0	0	0	0	0						
Pedro Borbon, R OBP: 0.500, SLG: 0.500										0	0	0	0	0	0	0						
Mike Lum, L OBP: 0.333, SLG: 0.359										1	0	0	0	0	0	1						
Joel Youngblood, R OBP: 0.324, SLG: 0.375										0	0	0	0	0	0	0						
Inning Stats	R: 0 E: 0 K: 1 S: 5	H: 0 LOB: 0 BB: 0 P: 5	R: 0 E: 0 K: 0 S: 2	H: 0 LOB: 0 BB: 0 P: 3	R: 0 E: 0 K: 0 S: 3	H: 1 LOB: 1 BB: 1 P: 7	R: 0 E: 0 K: 2 S: 9	H: 2 LOB: 2 BB: 0 P: 9	R: 0 E: 0 K: 1 S: 6	H: 1 LOB: 1 BB: 0 P: 6	R: 1 E: 1 K: 0 S: 5	H: 1 LOB: 1 BB: 0 P: 5	R: 0 E: 0 K: 1 S: 5	H: 0 LOB: 0 BB: 0 P: 5	R: 2 E: 0 K: 0 S: 5	H: 2 LOB: 1 BB: 1 P: 9	R: 0 E: 0 K: 0 S: 3	H: 0 LOB: 1 BB: 1 P: 7	1B: 5 2B: 2 3B: 0 HR: 0	SF: 2 SAC: 1 DP: 0 HBP: 1	WP: 0 PB: 1 SB: 0 CS: 2	PA: 38
PITCHER	IP WLS BF H R ER SO BB IBB HBP BLK WP HR S P ERA WHIP																					
Andy Messersmith, R ERA: 3.34	(1, 1) 7.0 28 5 2 1 5 2 0 1 0 0 0 0 35 44 1.29 1.000																					
Roger Moret, L ERA: 3.78	(8, 1) 0.0 1 1 0 0 0 0 0 0 0 0 0 0 1 1 - - -																					
Max Leon, R ERA: 0.87	(8, 1) 2.0 W 8 1 1 1 0 1 0 0 0 0 0 0 7 11 4.50 1.000																					

Batter	1	2	3	4	5	6	7	8	9	AB	R	H	RBI	BB	SO	LOB	TOP			
Greg Gross, L (1,9) OBP: 0.397, SLG: 0.336	4-0 BB		E4 1B		FC5-4 1B		F6		4-3	4	0	1	0	1	0	0	Houston Astros @ Atlanta Braves Atlanta-Fulton County Stadium, Atlanta, GA Sat May 29 1976, 7:05 PM EDT Att: 11,238 - Unknown			
Rob Andrews, R (1,4) OBP: 0.338, SLG: 0.311	4-3 1-2		1B		5-3 1-2		K			4	0	1	0	0	1	2				
Cesar Cedeno, R (1,8) OBP: 0.340, SLG: 0.503	F5		1B		FC5-4 2-3			4-0 2B		3	1	1	0	1	0	1				
Bob Watson, R (1,3) OBP: 0.366, SLG: 0.412		F3	K			F8		F4		4	0	0	0	0	1	3				
Jose Cruz, L (1,7) OBP: 0.360, SLG: 0.344		FC5-4 1B E BB		S 1B		6-3		1B 2B		3	2	2	1	1	0	0				
Ken Boswell, L (1,5) OBP: 0.316, SLG: 0.296										4	0	3	1	0	0	1				
Jerry Davanon, R (8, PR) OBP: 0.400, SLG: 0.286		FC5-4 1B		6-3				G4-6-3 1B		0	0	0	0	0	0	0				
Skip Jutze, R (1,2) OBP: 0.155, SLG: 0.164		FC5-4 1-2 2-3		F4		F7		G4-6-3 1B		4	0	0	0	0	0	5				
Roger Metzger, S (1,6) OBP: 0.315, SLG: 0.315		F7 1-1 3-H		6-3			4-3		F7	4	0	0	0	0	0	2				
Joe Niekro, R (1,1) OBP: 0.211, SLG: 0.389			F8			F8			5-3	3	1	1	1	0	0	0				
Wilbur Howard, S (9, PH) OBP: 0.226, SLG: 0.275										1	0	0	0	0	0	0				
Ken Forsch, R (9, 1) OBP: 0.333, SLG: 0.333							HR			0	0	0	0	0	0	0				
Inning Stats	R: 0 E: 0 K: 0 S: 2	H: 0 LOB: 0 BB: 1 P: 6	R: 1 E: 1 K: 0 S: 4	H: 1 LOB: 1 BB: 1 P: 8	R: 0 E: 1 K: 1 S: 7	H: 2 LOB: 2 BB: 0 P: 7	R: 0 E: 0 K: 0 S: 4	H: 1 LOB: 1 BB: 0 P: 4	R: 0 E: 0 K: 0 S: 4	H: 1 LOB: 1 BB: 0 P: 4	R: 1 E: 0 K: 1 S: 6	H: 1 LOB: 0 BB: 0 P: 6	R: 2 E: 0 K: 0 S: 4	H: 2 LOB: 1 BB: 1 P: 8	R: 0 E: 0 K: 0 S: 3	H: 0 LOB: 0 BB: 0 P: 3	1B: 7 2B: 2 3B: 0 HR: 1	SF: 0 SAC: 0 DP: 2 HBP: 0	WP: 0 PB: 0 SB: 2 CS: 0	PA: 37
PITCHER	IP WLS BF H R ER SO BB IBB HBP BLK WP HR S P ERA WHIP	IP WLS BF H R ER SO BB IBB HBP BLK WP HR S P ERA WHIP																		
Phil Niekro, R (1,1) ERA: 3.66	7.1 L 33 9 4 3 2 3 0 0 0 0 1 34 46 3.68 1.636																			
Max Leon, R (8, 1) ERA: 0.75	1.2 4 0 0 0 0 0 0 0 0 0 0 0 4 4 0.00 0.000																			

Batter	1	2	3	4	5	6	7	8	9	AB	R	H	RBI	BB	SO	LOB	BOTTOM			
Rowland Office, L (1,8) OBP: 0.342, SLG: 0.319	PB E G3 1B		K		G3		6-3		G1-6-3	5	1	1	0	0	1	4	Houston Astros @ Atlanta Braves Atlanta-Fulton County Stadium, Atlanta, GA Sat May 29 1976, 7:05 PM EDT Att: 11,238 - Unknown			
Marty Perez, R (1,4) OBP: 0.284, SLG: 0.318	G3 1-2		6-3			F3		F8		4	0	0	0	0	1					
Jimmy Wynn, R (1,7) OBP: 0.373, SLG: 0.380	4-0 E WP BB 2-3		F7			S BB		HR		2	2	1	1	2	0	0				
Ken Henderson, S (1,9) OBP: 0.366, SLG: 0.435	E3 FC WP 3-H 3-H		K			K		K		4	0	0	1	0	3	2				
Biff Pocoroba, S (1,2) OBP: 0.298, SLG: 0.275	FC				3-1		F9			3	0	0	0	1	0	2				
Tom Paciorek, R (8, PR) OBP: 0.277, SLG: 0.256										0	0	0	0	0	0	0				
Vic Correll, R (9, 2) OBP: 0.340, SLG: 0.419	1-3 3-H							BB		0	0	0	0	0	0	0				
Darrell Evans, L (1,3) OBP: 0.325, SLG: 0.195	K					K		F8		4	0	1	0	0	2	3				
Darrel Chaney, S (1,6) OBP: 0.347, SLG: 0.324	F7				F8		SH5-4 1B		F8	4	0	1	0	0	0	3				
Jerry Royster, R (1,5) OBP: 0.259, SLG: 0.216		1-3				F6		SH5-4 1B		4	0	1	0	0	0	1				
Phil Niekro, R (1,1) OBP: 0.074, SLG: 0.074										2	0	0	0	0	0	0				
Max Leon, R (8, 1) OBP: 0.347, SLG: 0.324		5-3				6-3		SH5-4		0	0	0	0	0	0	0				
Dave May, L (9, PH) OBP: 0.237, SLG: 0.302							1-2 2-3		G1-6-3 1B	1	0	1	0	0	0	0				
Inning Stats	R: 2 E: 1 K: 1 S: 8	H: 1 LOB: 2 BB: 1 P: 12	R: 0 E: 0 K: 1 S: 5	H: 0 LOB: 0 BB: 0 P: 5	R: 0 E: 0 K: 1 S: 5	H: 0 LOB: 0 BB: 0 P: 5	R: 0 E: 0 K: 1 S: 5	H: 0 LOB: 0 BB: 0 P: 5	R: 0 E: 0 K: 1 S: 5	H: 0 LOB: 1 BB: 1 P: 9	R: 0 E: 0 K: 0 S: 5	H: 2 LOB: 2 BB: 0 P: 5	R: 1 E: 0 K: 1 S: 6	H: 1 LOB: 1 BB: 1 P: 10	R: 0 E: 0 K: 0 S: 4	H: 2 LOB: 1 BB: 0 P: 4	1B: 5 2B: 0 3B: 0 HR: 1	SF: 0 SAC: 1 DP: 1 HBP: 0	WP: 1 PB: 1 SB: 1 CS: 0	PA: 37
PITCHER	IP WLS BF H R ER SO BB IBB HBP BLK WP HR S P ERA WHIP	IP WLS BF H R ER SO BB IBB HBP BLK WP HR S P ERA WHIP																		
Joe Niekro, R (1,1) ERA: 3.36	8.0 W 33 4 3 1 6 3 0 0 0 0 1 42 54 1.12 0.875																			
Ken Forsch, R (9, 1) ERA: 1.95	1.0 S 4 2 0 0 0 0 0 0 0 0 0 4 4 0.00 2.000																			

AB	34
R	4
H	9
RBI	3
BB	3
SO	2
LOB	14



livebaseballscores.com

Batter	1	2	3	4	5	6	7	8	9	AB	R	H	RBI	BB	SO	LOB	TOP					
Greg Gross, L (1, 9) OBP: 0.354, SLG: 0.333										4	1	1	0	0	2	2						
Rob Andrews, R (1, 4) OBP: 0.346, SLG: 0.323										4	2	2	1	0	1	0						
Cesar Cedeno, R (1, 8) OBP: 0.344, SLG: 0.503										4	1	2	1	0	0	1						
Bob Watson, R (1, 3) OBP: 0.359, SLG: 0.405										3	0	0	1	0	0	1						
Jose Cruz, L (1, 7) OBP: 0.357, SLG: 0.340										4	0	1	1	0	1	1						
Cliff Johnson, R (1, 2) OBP: 0.319, SLG: 0.360										4	0	0	0	0	1	1						
Ken Boswell, L (1, 5) OBP: 0.317, SLG: 0.316										3	0	1	0	0	1	0						
Jerry Davanon, R (7, PR) OBP: 0.364, SLG: 0.250										1	0	0	0	0	0	0						
Roger Metzger, S (1, 6) OBP: 0.313, SLG: 0.313										4	1	1	0	0	1	1						
Mike Cosgrove, L (1, 1) OBP: 0.250, SLG: 0.100										1	0	0	0	1	1							
Tom Griffin, R (5, 1)										1	0	0	0	0	1	1						
Ken Forsch, R (8, 1) OBP: 0.333, SLG: 0.333										0	0	0	0	0	0	0						
Inning Stats	R: 3 E: 0 K: 0 S: 6	H: 3 LOB: 0 BB: 0 P: 6	R: 0 E: 0 K: 1 S: 5	H: 0 LOB: 1 BB: 1 P: 9	R: 0 E: 0 K: 1 S: 5	H: 0 LOB: 0 BB: 0 P: 5	R: 0 E: 0 K: 2 S: 7	H: 0 LOB: 0 BB: 0 P: 7	R: 1 E: 1 K: 2 S: 9	H: 2 LOB: 1 BB: 0 P: 9	R: 0 E: 0 K: 1 S: 5	H: 1 LOB: 0 BB: 0 P: 5	R: 0 E: 0 K: 1 S: 5	H: 1 LOB: 1 BB: 0 P: 5	R: 1 E: 2 K: 0 S: 5	H: 1 LOB: 1 BB: 0 P: 5	R: 0 E: 0 K: 1 S: 5	H: 0 LOB: 0 BB: 0 P: 5	1B: 7 2B: 2 3B: 0 HR: 0	SF: 1 SAC: 0 DP: 1 HBP: 0	WP: 0 PB: 0 SB: 1 CS: 1	PA: 36
PITCHER	IP WLS BF H R ER SO BB IBB HBP BLK WP HR S P ERA WHIP																					
Andy Messersmith, R (1, 1) ERA: 3.34	8.0 L 32 8 5 3 8 1 0 0 0 0 0 0 47 51 3.38 1.125																					
Adrian Devine, R (9, 1) ERA: 3.44	1.0 3 0 0 0 1 0 0 0 0 0 0 0 5 5 0.00 0.000																					

Houston Astros @ Atlanta Braves
 Atlanta-Fulton County Stadium, Atlanta, GA
 Sun May 30 1976, 3:33 AM EDT
 Unknown

livebaseballscores.com

AB 33
 R 5
 H 8
 RBI 4
 BB 1
 SO 9
 LOB 9



Batter	1	2	3	4	5	6	7	8	9	AB	R	H	RBI	BB	SO	LOB	BOTTOM					
Rowland Office, L (1, 8) OBP: 0.343, SLG: 0.317										4	0	1	0	1	0	4						
Rod Gilbreath, R (1, 4) OBP: 0.450, SLG: 0.412										5	1	3	0	0	0	2						
Jimmy Wynn, R (1, 7) OBP: 0.379, SLG: 0.386										3	0	1	1	2	1	2						
Ken Henderson, S (1, 9) OBP: 0.353, SLG: 0.417										5	0	0	0	0	2	7						
Earl Williams, R (1, 3) OBP: 0.281, SLG: 0.322										4	0	1	0	1	1	5						
Biff Pocoroba, S (1, 2) OBP: 0.296, SLG: 0.268										3	0	0	0	1	0	7						
Darrel Chaney, S (1, 6) OBP: 0.359, SLG: 0.321										1	0	0	0	3	0	2						
Jerry Royster, R (1, 5) OBP: 0.266, SLG: 0.242										3	1	1	1	1	1	3						
Andy Messersmith, R (1, 1) OBP: 0.125, SLG: 0.087										3	0	0	0	0	0	2						
Dave May, L (8, PH) ERA: 4.55										1	0	0	0	0	1	2						
Adrian Devine, R (9, 1) ERA: 1.85										0	0	0	0	0	0	0						
Inning Stats	R: 0 E: 0 K: 1 S: 7	H: 2 LOB: 2 BB: 0 P: 7	R: 0 E: 0 K: 1 S: 5	H: 0 LOB: 2 BB: 2 P: 13	R: 1 E: 0 K: 1 S: 7	H: 2 LOB: 2 BB: 1 P: 11	R: 1 E: 0 K: 0 S: 4	H: 1 LOB: 0 BB: 0 P: 4	R: 0 E: 0 K: 0 S: 3	H: 1 LOB: 1 BB: 1 P: 7	R: 0 E: 0 K: 0 S: 2	H: 0 LOB: 0 BB: 1 P: 6	R: 0 E: 0 K: 1 S: 6	H: 1 LOB: 3 BB: 2 P: 14	R: 0 E: 0 K: 1 S: 5	H: 0 LOB: 2 BB: 2 P: 13	R: 0 E: 0 K: 1 S: 5	H: 0 LOB: 0 BB: 0 P: 5	1B: 5 2B: 2 3B: 0 HR: 1	SF: 0 SAC: 0 DP: 2 HBP: 0	WP: 0 PB: 0 SB: 0 CS: 0	PA: 41
PITCHER	IP WLS BF H R ER SO BB IBB HBP BLK WP HR S P ERA WHIP																					
Mike Cosgrove, L (1, 1) ERA: 5.11	4.1 W 23 6 2 2 3 4 0 0 0 0 0 0 25 41 4.15 2.308																					
Tom Griffin, R (5, 1) ERA: 4.55	2.2 W 12 1 0 0 1 5 0 0 0 0 0 0 9 29 0.00 2.250																					
Ken Forsch, R (8, 1) ERA: 1.85	2.0 S 6 0 0 0 2 0 0 0 0 0 0 0 10 10 0.00 0.000																					

Houston Astros @ Atlanta Braves
 Atlanta-Fulton County Stadium, Atlanta, GA
 Sun May 30 1976, 3:33 AM EDT
 Unknown

livebaseballscores.com

AB 32
 R 2
 H 7
 RBI 2
 BB 9
 SO 6
 LOB 36




Batter	1	2	3	4	5	6	7	8	9	AB	R	H	RBI	BB	SO	LOB	TOP					
Wilbur Howard, S OBP: 0.241, SLG: 0.287 (1, 9)										6	2	3	2	0	0	0	Houston Astros @ Atlanta Braves Atlanta-Fulton County Stadium, Atlanta, GA Sun May 30 1976, 3:38 AM EDT Att: 12,261 - Unknown					
Rob Andrews, R OBP: 0.365, SLG: 0.343 (1, 4)										5	0	3	0	0	0	0						
Cesar Cedeno, R OBP: 0.349, SLG: 0.500 Jose Cruz, L OBP: 0.357, SLG: 0.340 (1, 8) (9, 8)										5	1	2	3	1	1	3						
Bob Watson, R OBP: 0.361, SLG: 0.407 Skip Jutze, R OBP: 0.167, SLG: 0.175 (1, 3) (6, PH) (6, 2)										4	1	2	0	0	2	3						
Leon Roberts, R OBP: 0.400, SLG: 0.541 (1, 7)										4	3	2	1	1	1	2						
Cliff Johnson, R OBP: 0.333, SLG: 0.383 (1, 2) (6, 3)										6	2	4	1	0	0	2						
Enos Cabell, R OBP: 0.346, SLG: 0.385 (1, 5)										5	3	3	1	0	0	4						
Jerry Davanon, R OBP: 0.412, SLG: 0.500 (1, 6)										6	1	3	5	0	0	4						
Gilberto Rondon, R OBP: 0.222, SLG: 0.222 Ken Boswell, L OBP: 0.328, SLG: 0.328 Gene Pentz, R (6, PH) (6, 1)										3	1	1	0	0	1	3						
Inning Stats	R: 5 E: 0 K: 1 S: 11	H: 6 LOB: 1 BB: 0 P: 11	R: 0 E: 0 K: 0 S: 5	H: 2 LOB: 2 BB: 0 P: 5	R: 3 E: 0 K: 1 S: 10	H: 5 LOB: 2 BB: 0 P: 10	R: 1 E: 0 K: 0 S: 4	H: 2 LOB: 1 BB: 0 P: 5	R: 0 E: 0 K: 1 S: 5	H: 0 LOB: 1 BB: 1 P: 9	R: 4 E: 1 K: 2 S: 13	H: 5 LOB: 2 BB: 0 P: 13	R: 0 E: 0 K: 0 S: 3	H: 1 LOB: 1 BB: 1 P: 7	R: 0 E: 0 K: 0 S: 3	H: 0 LOB: 0 BB: 0 P: 3		R: 3 E: 0 K: 0 S: 7	H: 4 LOB: 1 BB: 0 P: 7	1B: 23 2B: 1 3B: 1 HR: 0	SF: 1 SAC: 1 DP: 2 HBP: 1	WP: 0 PB: 0 SB: 0 CS: 0
PITCHER	IP WLS BF H R ER SO BB IBB HBP BLK WP HR S P ERA WHIP																					
Roger Moret, L ERA: 5.03 (1, 1)	0.2 L 8 6 5 5 0 0 0 0 0 0 0 0 0 0 8 8 67.50 9.000																					
Adrian Devine, R ERA: 3.2 (3, 1)	1.1 6 2 0 0 1 0 0 0 0 0 0 0 0 0 8 8 0.00 1.500																					
Pablo Torrealba, L ERA: 6.5 (3, 1)	0.2 7 5 3 3 0 0 0 0 0 0 0 0 0 0 7 7 40.50 7.500																					
Elias Sosa, R ERA: 6.75 (6, 1)	2.2 16 6 5 4 3 1 0 1 0 0 0 0 0 0 20 25 13.50 2.625																					
Bruce Dal Canton, R ERA: 2.31 (6, 1)	3.2 17 6 3 3 1 1 0 0 0 0 0 0 0 0 18 22 7.36 1.909																					


Batter	1	2	3	4	5	6	7	8	9	AB	R	H	RBI	BB	SO	LOB	BOTTOM					
Rowland Office, L OBP: 0.345, SLG: 0.315 (1, 8)										4	1	1	0	1	0	3	Houston Astros @ Atlanta Braves Atlanta-Fulton County Stadium, Atlanta, GA Sun May 30 1976, 3:38 AM EDT Att: 12,261 - Unknown					
Rod Gilbreath, R OBP: 0.480, SLG: 0.476 (1, 4) (6, 5)										4	2	2	1	1	0	2						
Dave May, L OBP: 0.246, SLG: 0.293 (1, 7)										4	0	1	0	1	0	3						
Ken Henderson, S OBP: 0.348, SLG: 0.416 (1, 9)										5	1	1	2	0	0	4						
Darrell Evans, L OBP: 0.340, SLG: 0.213 (1, 3)										4	0	3	2	1	0	2						
Vic Cornell, R OBP: 0.365, SLG: 0.413 (1, 2)										3	0	1	0	2	0	2						
Darrel Chaney, S OBP: 0.353, SLG: 0.316 (1, 6)										5	0	1	0	0	1	5						
Jerry Royster, R OBP: 0.274, SLG: 0.252 Bruce Dal Canton, R OBP: 0.440, SLG: 0.545 (1, 5) (6, PH) (9, PH)										3	0	2	0	0	0	2						
Roger Moret, S Adrian Devine, R Tom Paciorek, R Pablo Torrealba, L Elias Sosa, R Marty Perez, R (1, 1) (1, 1) (2, PH) (3, 1) (3, 1) (4, 1) (4, 1)										0	0	0	0	0	0	0						
Inning Stats	R: 0 E: 0 K: 0 S: 2	H: 0 LOB: 1 BB: 2 P: 10	R: 0 E: 0 K: 0 S: 3	H: 1 LOB: 2 BB: 2 P: 11	R: 0 E: 0 K: 0 S: 4	H: 1 LOB: 2 BB: 1 P: 8	R: 0 E: 0 K: 0 S: 4	H: 1 LOB: 2 BB: 1 P: 8	R: 2 E: 0 K: 1 S: 7	H: 4 LOB: 2 BB: 0 P: 7	R: 3 E: 0 K: 1 S: 10	H: 5 LOB: 2 BB: 0 P: 10	R: 0 E: 0 K: 0 S: 4	H: 1 LOB: 1 BB: 0 P: 4	R: 0 E: 0 K: 0 S: 4	H: 1 LOB: 1 BB: 0 P: 4		R: 0 E: 0 K: 1 S: 5	H: 0 LOB: 0 BB: 0 P: 5	1B: 12 2B: 2 3B: 0 HR: 0	SF: 0 SAC: 0 DP: 1 HBP: 0	WP: 0 PB: 0 SB: 0 CS: 0
PITCHER	IP WLS BF H R ER SO BB IBB HBP BLK WP HR S P ERA WHIP																					
Gilberto Rondon, R ERA: 5.93 (6, 1)	4.0 S 19 7 3 3 2 0 0 0 0 0 0 0 0 23 23 6.75 1.750																					

AB	49
R	16
H	25
RBI	15
BB	2
SO	5
LOB	24



Batter	1	2	3	4	5	6	7	8	9	AB	R	H	RBI	BB	SO	LOB	TOP			
Enzo Hernandez, R OBP: 0.385, SLG: 0.353	4-0 BB		0-0 1B			0-0 F9		0-0 F6		0-0 E6 1B SF7		0-0 F8		5	1	1	0	1	0	2
Ted Kubiak, S OBP: 0.375, SLG: 0.371	0-0 G4-6-3		0-0 G3			4-0 BB				0-0 K		0-0 1B HR		4	1	1	1	2	1	2
Willie Davis, L OBP: 0.312, SLG: 0.427 Luis Melendez, R OBP: 0.133, SLG: 0.138	0-0 3-1		0-0 4-3			0-0 4-1				0-0 BB 1B		0-0 SF7		3	0	0	0	0	0	2
Willie McCovey, L OBP: 0.286, SLG: 0.284 Alan Foster, R OBP: 0.268, SLG: 0.236		1-0 L8 1B HBP	4-0 FC6-4 BB			0-0 F3		4-0 1-2 BB		0-0 E6 E		0-0 L6		2	1	1	0	2	0	0
Fred Kendall, R OBP: 0.268, SLG: 0.236		0-0 L8	0-0 FC6-4			0-0 E6		0-0 L6		0-0 1-2 HR 1B		0-0 HR		5	2	1	3	0	0	5
Dave Winfield, R OBP: 0.344, SLG: 0.460		0-0 L8	0-0 FC6-4			4-0 5-3		4-0 1-2 BB		4-0 FC6-4 BB		0-0 L9		3	0	1	0	2	0	2
Doug Rader, R OBP: 0.400, SLG: 0.526		4-0 1B 1-2 BB			0-0 5-3			4-0 1-2 BB		0-0 FC6-4 BB		0-0 L9		3	0	1	0	2	0	2
Jerry Turner, L OBP: 0.287, SLG: 0.356 Butch Metzger, R		0-0 L8			0-0 4-3			0-0 FC6-4 2B		0-0 BB				4	2	1	0	1	0	3
Bob Davis, R OBP: 0.200, SLG: 0.174 Merv Rettenmund, R OBP: 0.455, SLG: 0.429		0-0 L8			0-0 4-3			4-0 1-2 2B BB		0-0 BB				2	1	1	1	1	0	0
Ken Reynolds, L Dan Spillner, R Dave Tomlin, L Gene Locklear, L Rich Folkers, L Mike Ivie, R		0-0 1-3 1B			0-0 L8			0-0 1-2 2B BB		0-0 FC6-4				1	1	0	0	0	0	2
		0-0 1-3			0-0 L8			0-0 1-2 2B BB		0-0 FC6-4				1	0	0	0	0	0	2
		0-0 1-3			0-0 L8			0-0 1-2 2B BB		0-0 FC6-4				1	0	0	0	0	0	2
		0-0 1-3			0-0 L8			0-0 1-2 2B BB		0-0 FC6-4				1	0	0	0	0	0	2
		0-0 1-3			0-0 L8			0-0 1-2 2B BB		0-0 FC6-4				1	0	0	0	0	0	2
		0-0 1-3			0-0 L8			0-0 1-2 2B BB		0-0 FC6-4				1	0	0	0	0	0	2
		0-0 1-3			0-0 L8			0-0 1-2 2B BB		0-0 FC6-4				1	0	0	0	0	0	2
		0-0 1-3			0-0 L8			0-0 1-2 2B BB		0-0 FC6-4				1	0	0	0	0	0	2
		0-0 1-3			0-0 L8			0-0 1-2 2B BB		0-0 FC6-4				1	0	0	0	0	0	2
		0-0 1-3			0-0 L8			0-0 1-2 2B BB		0-0 FC6-4				1	0	0	0	0	0	2
		0-0 1-3			0-0 L8			0-0 1-2 2B BB		0-0 FC6-4				1	0	0	0	0	0	2
		0-0 1-3			0-0 L8			0-0 1-2 2B BB		0-0 FC6-4				1	0	0	0	0	0	2
		0-0 1-3			0-0 L8			0-0 1-2 2B BB		0-0 FC6-4				1	0	0	0	0	0	2
		0-0 1-3			0-0 L8			0-0 1-2 2B BB		0-0 FC6-4				1	0	0	0	0	0	2
		0-0 1-3			0-0 L8			0-0 1-2 2B BB		0-0 FC6-4				1	0	0	0	0	0	2
		0-0 1-3			0-0 L8			0-0 1-2 2B BB		0-0 FC6-4				1	0	0	0	0	0	2
		0-0 1-3			0-0 L8			0-0 1-2 2B BB		0-0 FC6-4				1	0	0	0	0	0	2
		0-0 1-3			0-0 L8			0-0 1-2 2B BB		0-0 FC6-4				1	0	0	0	0	0	2
		0-0 1-3			0-0 L8			0-0 1-2 2B BB		0-0 FC6-4				1	0	0	0	0	0	2
		0-0 1-3			0-0 L8			0-0 1-2 2B BB		0-0 FC6-4				1	0	0	0	0	0	2
		0-0 1-3			0-0 L8			0-0 1-2 2B BB		0-0 FC6-4				1	0	0	0	0	0	2
		0-0 1-3			0-0 L8			0-0 1-2 2B BB		0-0 FC6-4				1	0	0	0	0	0	2
		0-0 1-3			0-0 L8			0-0 1-2 2B BB		0-0 FC6-4				1	0	0	0	0	0	2
		0-0 1-3			0-0 L8			0-0 1-2 2B BB		0-0 FC6-4				1	0	0	0	0	0	2
		0-0 1-3			0-0 L8			0-0 1-2 2B BB		0-0 FC6-4				1	0	0	0	0	0	2
		0-0 1-3			0-0 L8			0-0 1-2 2B BB		0-0 FC6-4				1	0	0	0	0	0	2
		0-0 1-3			0-0 L8			0-0 1-2 2B BB		0-0 FC6-4				1	0	0	0	0	0	2
		0-0 1-3			0-0 L8			0-0 1-2 2B BB		0-0 FC6-4				1	0	0	0	0	0	2
		0-0 1-3			0-0 L8			0-0 1-2 2B BB		0-0 FC6-4				1	0	0	0	0	0	2
		0-0 1-3			0-0 L8			0-0 1-2 2B BB		0-0 FC6-4				1	0	0	0	0	0	2
		0-0 1-3			0-0 L8			0-0 1-2 2B BB		0-0 FC6-4				1	0	0	0	0	0	2
		0-0 1-3			0-0 L8			0-0 1-2 2B BB		0-0 FC6-4				1	0	0	0	0	0	2
		0-0 1-3			0-0 L8			0-0 1-2 2B BB		0-0 FC6-4				1	0	0	0	0	0	2
		0-0 1-3			0-0 L8			0-0 1-2 2B BB		0-0 FC6-4				1	0	0	0	0	0	2
		0-0 1-3			0-0 L8			0-0 1-2 2B BB		0-0 FC6-4				1	0	0	0	0	0	2
		0-0 1-3			0-0 L8			0-0 1-2 2B BB		0-0 FC6-4				1	0	0	0	0	0	2
		0-0 1-3			0-0 L8			0-0 1-2 2B BB		0-0 FC6-4				1	0	0	0	0	0	2
		0-0 1-3			0-0 L8			0-0 1-2 2B BB		0-0 FC6-4				1	0	0	0	0	0	2
		0-0 1-3			0-0 L8			0-0 1-2 2B BB		0-0 FC6-4				1	0	0	0	0	0	2
		0-0 1-3			0-0 L8			0-0 1-2 2B BB		0-0 FC6-4				1	0	0	0	0	0	2
		0-0 1-3			0-0 L8			0-0 1-2 2B BB		0-0 FC6-4				1	0	0	0	0	0	2
		0-0 1-3			0-0 L8			0-0 1-2 2B BB		0-0 FC6-4				1	0	0	0	0	0	2
		0-0 1-3			0-0 L8			0-0 1-2 2B BB		0-0 FC6-4				1	0	0	0	0	0	2
		0-0 1-3			0-0 L8			0-0 1-2 2B BB		0-0 FC6-4				1	0	0	0	0	0	2
		0-0 1-3			0-0 L8			0-0 1-2 2B BB		0-0 FC6-4				1	0	0	0	0	0	2
		0-0 1-3			0-0 L8			0-0 1-2 2B BB		0-0 FC6-4				1	0	0	0	0	0	2
		0-0 1-3			0-0 L8			0-0 1-2 2B BB		0-0 FC6-4				1	0	0	0	0	0	2
		0-0 1-3			0-0 L8			0-0 1-2 2B BB		0-0 FC6-4				1	0	0	0	0	0	2
		0-0 1-3			0-0 L8			0-0 1-2 2B BB		0-0 FC6-4				1	0	0	0	0	0	2
		0-0 1-3			0-0 L8			0-0 1-2 2B BB		0-0 FC6-4				1	0	0	0	0	0	2
		0-0 1-3			0-0 L8			0-0 1-2 2B BB		0-0 FC6-4				1	0	0	0	0	0	2
		0-0 1-3			0-0 L8			0-0 1-2 2B BB		0-0 FC6-4				1	0	0	0	0	0	2
		0-0 1-3			0-0 L8			0-0 1-2 2B BB		0-0 FC6-4				1	0	0	0	0	0	2
		0-0 1-3			0-0 L8			0-0 1-2 2B BB		0-0 FC6-4				1	0	0	0	0	0	2
		0-0 1-3			0-0 L8			0-0 1-2 2B BB		0-0 FC6-4				1	0	0	0	0	0	2
		0-0 1-3			0-0 L8			0-0 1-2 2B BB		0-0 FC6-4				1	0	0	0	0	0	2
		0-0 1-3			0-0 L8			0-0 1-2 2B BB		0-0 FC6-4				1	0	0	0	0	0	2
		0-0 1-3			0-0 L8			0-0 1-2 2B BB		0-0 FC6-4				1	0	0	0	0	0	2
		0-0 1-3			0-0 L8			0-0 1-2 2B BB		0-0 FC6-4				1	0	0	0	0	0	2
		0-0 1-3			0-0 L8			0-0 1-2 2B BB		0-0 FC6-4				1	0	0	0	0	0	2
		0-0 1-3			0-0 L8			0-0 1-2 2B BB												

Batter	1	2	3	4	5	6	7	8	9	AB	R	H	RBI	BB	SO	LOB	TOP
Enzo Hernandez, R (1, 6) OBP: 0.390, SLG: 0.352	4-0 SH1-3 1B BB	0-0 F3			0-0 FC6-4 1B			0-0 6-3		3	1	1	0	1	0	0	San Diego Padres @ Atlanta Braves Atlanta-Fulton County Stadium, Atlanta, GA Tue Jun 01 1976, 7:05 PM EDT Att: 2,109 - Unknown AB 32 R 1 H 6 RBI 1 BB 2 SO 0 LOB 11 
Mery Rettenmund, R (1, 7) OBP: 0.448, SLG: 0.422	0-0 SH1-3 1-2		0-0 F8		0-0 FC6-4 1-2			0-0 1B 1B		3	0	1	0	0	0	1	
Willie Davis, L (1, 8) OBP: 0.312, SLG: 0.425	0-0		0-0		0-0			0-0		3	0	1	1	0	0	1	
Luis Melendez, R (7, 8) OBP: 0.161, SLG: 0.167	1B 2-H 1B		4-3		G3			1-2 1B		1	0	1	0	0	0	0	
Dave Winfield, R (1, 9) OBP: 0.342, SLG: 0.455	0-0 L5		0-0		0-0 WP 1B			0-0 F3		4	0	1	0	0	0	3	
Doug Rader, R (1, 5) OBP: 0.396, SLG: 0.515	4-0 1B BB		0-0 F3 1-2		0-0 6-3			0-0 F9		3	0	0	0	1	0	3	
Tito Fuentes, S (1, 4) OBP: 0.285, SLG: 0.309	0-0 1-2 2-3 1B		0-0 F7		0-0 L7			0-0 F2		4	0	1	0	0	0	0	
Mike Ivie, R (1, 3) OBP: 0.279, SLG: 0.354	0-0 F9		0-0 L8		0-0 F6			0-0 F9		4	0	0	0	0	0	3	
Bob Davis, R (1, 2) OBP: 0.172, SLG: 0.148			0-0 L8		0-0 6-3			0-0 L8		4	0	0	0	0	0	0	
Brent Strom, R (1, 1) OBP: 0.190, SLG: 0.111			0-0 F3		0-0 5-3			0-0 5-3		1	0	0	0	0	0	0	
Dan Spillner, R (3, 1) OBP: 0.287, SLG: 0.083										1	0	0	0	0	0	0	
Rich Folkers, L (5, 1) OBP: 0.322, SLG: 0.406										0	0	0	0	0	0	0	
Hector Torres, R (7, PH) OBP: 0.322, SLG: 0.406										1	0	0	0	0	0	0	
Ken Reynolds, L (7, 1) OBP: 0.322, SLG: 0.406										0	0	0	0	0	0	0	
Inning Stats	R: 1 E: 0 K: 0 S: 5	H: 2 LOB: 3 BB: 2 P: 13	R: 0 E: 0 K: 0 S: 3	H: 0 LOB: 0 BB: 0 P: 3	R: 0 E: 0 K: 0 S: 4	H: 1 LOB: 1 BB: 0 P: 4	R: 0 E: 0 K: 0 S: 3	H: 0 LOB: 0 BB: 0 P: 3	R: 0 E: 0 K: 0 S: 3	H: 0 LOB: 0 BB: 0 P: 3	R: 0 E: 0 K: 0 S: 5	H: 2 LOB: 2 BB: 0 P: 5	R: 0 E: 0 K: 0 S: 3	H: 0 LOB: 0 BB: 0 P: 3	1B: 6 2B: 0 3B: 0 HR: 0	SF: 0 SAC: 1 DP: 0 HBP: 0	WP: 1 PA: 35 CS: 0
PITCHER Roger Moret, L (1, 1) ERA: 4.19	IP: 9.0 WLS: W BF: 35 H: 6 R: 1 ER: 1 SO: 0 BB: 2 IBB: 0 HBP: 0 BLK: 0 WP: 1 HR: 0 S: 33 P: 41 ERA: 1.00 WHIP: 0.889																

Batter	1	2	3	4	5	6	7	8	9	AB	R	H	RBI	BB	SO	LOB	BOTTOM		
Rowland Office, L (1, 8) OBP: 0.344, SLG: 0.318	0-0 FC1-6 1B	0-0 SF8 3-H			0-3 K	0-0 F7				3	0	1	1	0	1	0	San Diego Padres @ Atlanta Braves Atlanta-Fulton County Stadium, Atlanta, GA Tue Jun 01 1976, 7:05 PM EDT Att: 2,109 - Unknown AB 31 R 9 H 10 RBI 9 BB 3 SO 6 LOB 10 		
Rod Gilbreath, R (1, 4) OBP: 0.441, SLG: 0.448	0-0 FC1-6 1B 1-2 HR	0-0 4-3			0-0 1B 2B	0-0 F8				4	2	1	0	0	0	1			
Jimmy Wynn, R (1, 7) OBP: 0.399, SLG: 0.401	0-0 1-2 HR 1B		0-0 FC6-4 1B		0-0 WP 1B BB	0-0 F7				4	2	3	1	0	0	0			
Ken Henderson, S (1, 9) OBP: 0.347, SLG: 0.418	0-0 F6		0-0 F8		0-0 F7			0-0 F8		4	0	0	0	0	0	4			
Earl Williams, R (1, 2) OBP: 0.315, SLG: 0.424	0-0 1-H 2-H HR		0-3 K		4-0 1B WP 1B BB	4-0 G5-4-3 BB				2	2	1	3	2	1	1			
Tom Paciorek, R (1, 3) OBP: 0.266, SLG: 0.250	0-3 K		0-0 FC6-4 1-2		0-0 1-3 2-H 1B 1B	0-0 G5-4-3 1-2				4	1	1	1	0	1	2			
Darrel Chaney, S (1, 6) OBP: 0.358, SLG: 0.316		4-0 2B SF9 BB		0-0 1-3 1B	0-0 1-2 3-H 1B	0-3 K				3	1	1	1	1	1	0			
Jerry Royster, R (1, 5) OBP: 0.292, SLG: 0.281		0-0 SF9 SF8 2B		0-0 6-3	0-0 1-2 2-H 1B	0-0 F7				4	1	2	1	0	0	0			
Roger Moret, S (1, 1) ERA: 4.19		0-0 SF9 2-3 3-H		0-3 K	0-0 F4	0-3 K				3	0	0	1	0	2	2			
Inning Stats	R: 3 E: 0 K: 1 S: 8	H: 3 LOB: 0 BB: 1 P: 8	R: 2 E: 0 K: 0 S: 4	H: 1 LOB: 0 BB: 1 P: 8	R: 0 E: 0 K: 1 S: 6	H: 1 LOB: 1 BB: 0 P: 6	R: 0 E: 0 K: 1 S: 5	H: 0 LOB: 0 BB: 0 P: 5	R: 4 E: 0 K: 1 S: 10	H: 5 LOB: 2 BB: 1 P: 14	R: 0 E: 0 K: 0 S: 3	H: 0 LOB: 0 BB: 1 P: 3	R: 0 E: 0 K: 0 S: 2	H: 0 LOB: 0 BB: 0 P: 6	R: 0 E: 0 K: 2 S: 7	H: 0 LOB: 0 BB: 0 P: 7		1B: 7 2B: 2 3B: 0 HR: 1	SF: 2 SAC: 0 DP: 1 HBP: 0
PITCHER Brent Strom, L (1, 1) ERA: 4.22	IP: 2.0 WLS: L BF: 11 H: 4 R: 5 ER: 5 SO: 1 BB: 1 IBB: 0 HBP: 0 BLK: 0 WP: 1 HR: 0 S: 12 P: 16 ERA: 22.50 WHIP: 2.500																		
Dan Spillner, R (3, 1) ERA: 3.51	IP: 2.2 WLS: L BF: 15 H: 6 R: 4 ER: 4 SO: 3 BB: 1 IBB: 0 HBP: 0 BLK: 0 WP: 0 HR: 0 S: 20 P: 24 ERA: 13.50 WHIP: 2.625																		
Rich Folkers, L (5, 1) ERA: 5.06	IP: 1.1 WLS: L BF: 4 H: 0 R: 0 ER: 0 SO: 0 BB: 0 IBB: 0 HBP: 0 BLK: 0 WP: 0 HR: 0 S: 4 P: 4 ERA: 0.00 WHIP: 0.000																		
Ken Reynolds, L (7, 1) ERA: 6.48	IP: 2.0 WLS: L BF: 6 H: 0 R: 0 ER: 0 SO: 2 BB: 1 IBB: 0 HBP: 0 BLK: 0 WP: 0 HR: 0 S: 9 P: 13 ERA: 0.00 WHIP: 0.500																		

Batter	1	2	3	4	5	6	7	8	9	AB R H RBI BB SO LOB	TOP							
Rowland Office, L (1, 8) OBP: 0.351, SLG: 0.323	4-0 SH3-4 1B BB		0-0 6-3				0-0 BB 1B		0-0 F8	4 1 2 0 1 0 0	Atlanta Braves @ Montreal Expos Jarry Park, Montreal, QB Fri Jun 04 1976, 7:05 PM EDT Att: 11,085 - Unknown - 70 F							
Rod Gilbreath, R (1, 4) OBP: 0.474, SLG: 0.469	0-0 SH3-4		0-0 6-3			4-0 BB 1B	0-0 G6-2-3 BB 1B		0-0	3 0 2 0 1 0 0								
Jimmy Wynn, R (1, 7) OBP: 0.399, SLG: 0.393	0-0 F3		4-0 1B WP BB		0-3 K		4-0 G6-2-3 BB 1B		0-0 F7	3 1 0 0 2 1 4								
Ken Henderson, S (1, 9) OBP: 0.351, SLG: 0.420	0-0 2H 1B		0-0 WP 1B		0-0 G4-6-3		0-0 G6-2-3		0-0	4 0 2 1 0 0 5								
Earl Williams, R (1, 2) OBP: 0.312, SLG: 0.429	0-0 2-3		0-0 F9				0-0 F9		0-0	0 0 0 0 0 0 0								
Darrell Evans, L (1, 3) OBP: 0.325, SLG: 0.201		0-0 F7		0-0 4-3			0-0 F8		0-0 P6	4 0 0 0 0 0 1								
Darrel Chaney, S (1, 6) OBP: 0.355, SLG: 0.308		0-0 F8		0-0 1-3			4-0 BB IBB		0-0 L8	3 0 0 0 1 0 0								
Jerry Royster, R (1, 5) OBP: 0.304, SLG: 0.284		1-0 HBP		0-0 1B			4-0 G5-4-3 BB		0-0 F9	2 0 1 0 1 0 0								
Andy Messersmith, R (1, 1) OBP: 0.107, SLG: 0.074		0-0 F9		0-0 5-3			0-0 G5-4-3		0-0 4-3	4 0 0 0 0 0 5								
Inning Stats	R: 1 E: 0 K: 0 S: 4	H: 1 LOB: 1 BB: 1 P: 8	R: 0 E: 0 K: 0 S: 3	H: 0 LOB: 1 BB: 0 P: 4	R: 1 E: 0 K: 0 S: 4	H: 1 LOB: 1 BB: 1 P: 8	R: 0 E: 0 K: 1 S: 5	H: 1 LOB: 1 BB: 1 P: 9	R: 0 E: 0 K: 0 S: 3	H: 2 LOB: 2 BB: 1 P: 8	R: 0 E: 0 K: 0 S: 3	H: 0 LOB: 0 BB: 0 P: 3	R: 0 E: 0 K: 0 S: 4	H: 1 LOB: 1 BB: 0 P: 4	1B: 7 2B: 1 3B: 0 HR: 0	SF: 0 SAC: 1 DP: 3 HBP: 1	WP: 1 PB: 0 SB: 0 CS: 0	PA: 39
PITCHER	IP WLS BF H R ER SO BB IBB HBP BLK WP HR S P ERA WHIP											PITCHER	IP WLS BF H R ER SO BB IBB HBP BLK WP HR S P ERA WHIP					
Don Carrithers, R (1, 1) ERA: 3.76	6.0 L 27 5 2 2 1 4 1 1 1 0 1 0 23 44 3.00 1.500																	
Dale Murray, R (7, 1) ERA: 3.45	3.0 12 3 0 0 0 1 0 0 0 0 0 0 11 15 0.00 1.333																	

Batter	1	2	3	4	5	6	7	8	9	AB R H RBI BB SO LOB	BOTTOM									
Pepe Manguat, R (1, 8) OBP: 0.417, SLG: 0.398	0-3 K		0-0 6-3				0-0 5-3		0-0 1B	4 0 1 0 0 1 0	Atlanta Braves @ Montreal Expos Jarry Park, Montreal, QB Fri Jun 04 1976, 7:05 PM EDT Att: 11,085 - Unknown - 70 F									
Jim Dwyer, L (1, 7) OBP: 0.328, SLG: 0.296	0-0 E1 BB		0-0 F8				0-0 1-3		0-3 K	4 0 0 0 0 1 1										
Mike Jorgensen, L (1, 3) OBP: 0.326, SLG: 0.368	4-0 1-2 BB				0-0 4-3		0-0 F8		0-3 K	3 0 0 0 1 1 1										
Gary Carter, R (1, 9) OBP: 0.318, SLG: 0.329	0-0 P6				0-0 F8		0-0 1-3		0-0 1-3	3 0 0 0 0 0 2										
Larry Parrish, R (1, 5) OBP: 0.287, SLG: 0.344	0-3 K				0-0 P4		0-3 K		0-3 K	3 0 0 0 0 2 2										
Tim Foli, R (1, 6) OBP: 0.276, SLG: 0.428		0-0 F5			0-0 P4				0-0 P5	3 0 0 0 0 0 0										
Barry Foote, R (1, 2) OBP: 0.282, SLG: 0.387		0-0 5-3			0-0 5-3				0-3 K	3 0 0 0 0 1 0										
Jim Cox, R (1, 4) OBP: 0.429, SLG: 0.429		0-0 F7			0-0 F8				0-0 P4	3 0 0 0 0 0 0										
Don Carrithers, R (1, 1) OBP: 0.429, SLG: 0.333			0-3 K				0-0 G3		0-0 6-3	1 0 0 0 0 1 0										
Jim Lytle, L (6, PH) OBP: 0.429, SLG: 0.333										1 0 0 0 0 0 0										
Dale Murray, R (7, 1) OBP: 0.250, SLG: 0.300										0 0 0 0 0 0 0										
Jose Morales, R (8, PH) OBP: 0.250, SLG: 0.300										1 0 0 0 0 0 0										
Inning Stats	R: 0 E: 1 K: 2 S: 8	H: 0 LOB: 2 BB: 1 P: 12	R: 0 E: 0 K: 0 S: 3	H: 0 LOB: 0 BB: 0 P: 3	R: 0 E: 0 K: 1 S: 5	H: 0 LOB: 0 BB: 0 P: 5	R: 0 E: 0 K: 0 S: 3	H: 0 LOB: 0 BB: 0 P: 3	R: 0 E: 0 K: 0 S: 3	H: 0 LOB: 0 BB: 0 P: 3	R: 0 E: 0 K: 1 S: 5	H: 0 LOB: 0 BB: 0 P: 5	R: 0 E: 0 K: 1 S: 5	H: 0 LOB: 0 BB: 0 P: 5	R: 0 E: 0 K: 2 S: 8	H: 1 LOB: 1 BB: 0 P: 8	1B: 1 2B: 0 3B: 0 HR: 0	SF: 0 SAC: 0 DP: 0 HBP: 0	WP: 0 PB: 0 SB: 0 CS: 0	PA: 30
PITCHER	IP WLS BF H R ER SO BB IBB HBP BLK WP HR S P ERA WHIP											PITCHER	IP WLS BF H R ER SO BB IBB HBP BLK WP HR S P ERA WHIP							
Andy Messersmith, R (1, 1) ERA: 2.96	9.0 W 30 1 0 0 7 1 0 0 0 0 0 0 43 47 0.00 0.222																			

AB	27
R	2
H	7
RBI	1
BB	6
SO	1
LOB	15



livebaseballscores.com

livebaseballscores.com

Batter	1	2	3	4	5	6	7	8	9	AB	R	H	RBI	BB	SO	LOB	TOP		
Rowland Office, L OBP: 0.378, SLG: 0.388	L8		1B	4-3		2B			6-3	4	1	1	0	1	0	2			
Rod Gilbreath, R OBP: 0.462, SLG: 0.556	P6		1B			SF8			1B	5	2	4	2	0	0	0			
Jimmy Wynn, R OBP: 0.412, SLG: 0.405	BB		L7			CS			F7	3	0	1	1	2	0	3			
Ken Henderson, S OBP: 0.347, SLG: 0.400	4-1		F8			CS			F3	4	0	0	1	0	0	4			
Earl Williams, R OBP: 0.304, SLG: 0.434						K				3	1	1	0	1	2	0			
Tom Paciorek, R OBP: 0.328, SLG: 0.418										4	0	1	1	0	1	1			
Darrel Chaney, S OBP: 0.344, SLG: 0.298									F9	4	1	0	0	0	0	1			
Jerry Royster, R OBP: 0.306, SLG: 0.309									P4	4	2	2	2	0	0	1			
Phil Niekro, R OBP: 0.100, SLG: 0.100										3	0	1	0	0	0	0			
Adrian Devine, R										0	0	0	0	0	0	0			
Inning Stats	R: 0 E: 0 K: 0 S: 3	H: 0 LOB: 1 BB: 1 P: 7	R: 0 E: 0 K: 0 S: 2	H: 0 LOB: 0 BB: 1 P: 6	R: 1 E: 0 K: 0 S: 6	H: 3 LOB: 2 BB: 0 P: 6	R: 1 E: 0 K: 0 S: 6	H: 3 LOB: 0 BB: 1 P: 9	R: 4 E: 1 K: 0 S: 6	H: 3 LOB: 0 BB: 1 P: 10	R: 0 E: 0 K: 2 S: 7	H: 0 LOB: 0 BB: 0 P: 7	R: 0 E: 0 K: 0 S: 3	H: 0 LOB: 1 BB: 0 P: 3	R: 0 E: 0 K: 0 S: 4	H: 1 LOB: 1 BB: 0 P: 4	1B: 6 2B: 2 3B: 2 HR: 1	SF: 1 SAC: 1 DP: 1 HBP: 0	WP: 0 PA: 41 PB: 0 SB: 0 CS: 2
PITCHER	IP	WLS	BF	H	R	ER	SO	BB	IBB	HBP	BLK	WP	HR	S	P	ERA	WHIP		
Ray Burris, R ERA: 4.24	5.2	L	28	8	6	5	1	4	0	0	0	0	1	26	42	7.94	2.118		
Mike Garman, R ERA: 6.75	1.1		5	2	1	0	2	0	0	0	0	0	0	9	9	0.00	1.500		
Bruce Sutter, R ERA: 2.03	2.0		7	1	0	0	0	0	0	0	0	0	0	7	7	0.00	0.500		

Atlanta Braves @ Chicago Cubs
Wrigley Field, Chicago, IL
Tue Jun 08 1976, 3:33 AM CDT
Att: 10,893 - Sunny - 87 F

AB 34
R 7
H 11
RBI 7
BB 4
SO 3
LOB 12

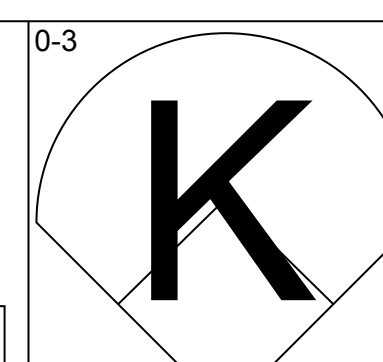
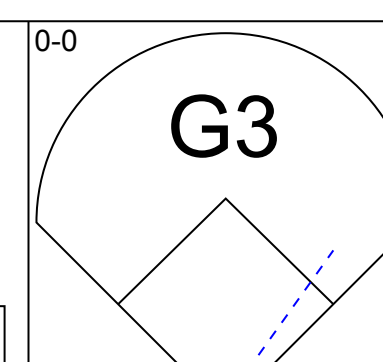
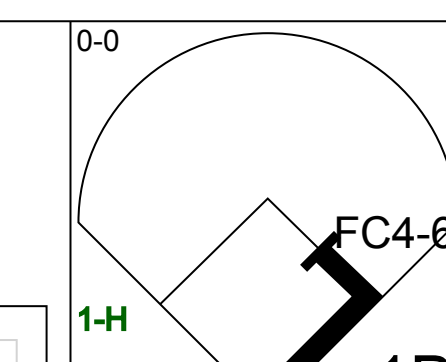
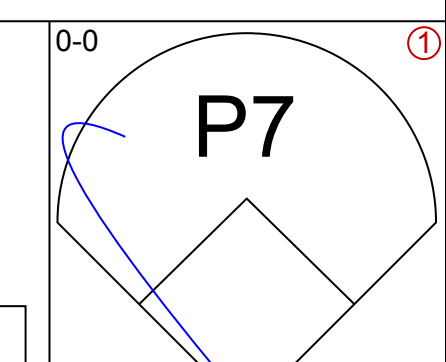
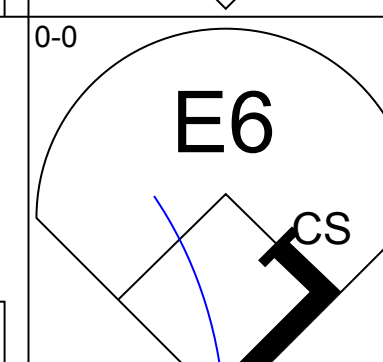
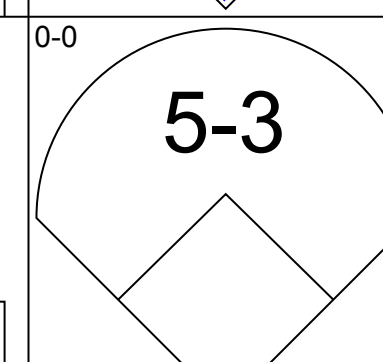
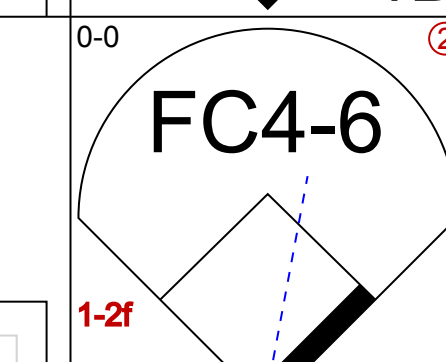
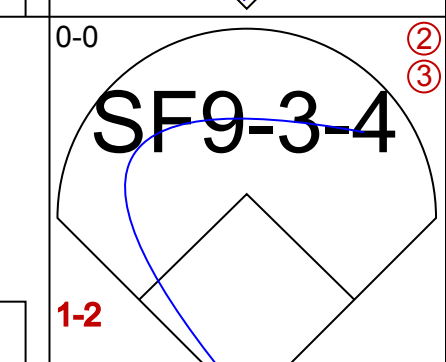
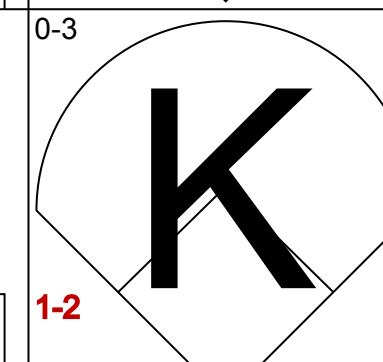
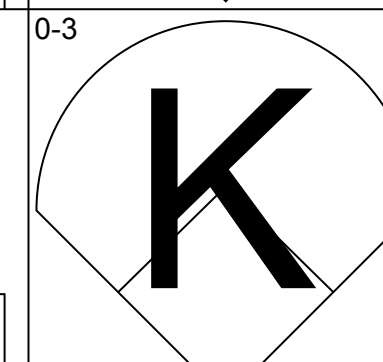
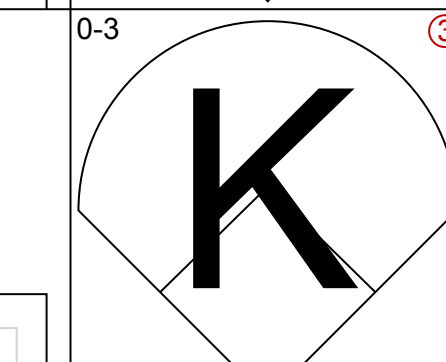
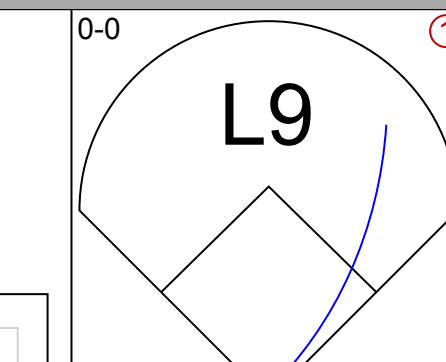
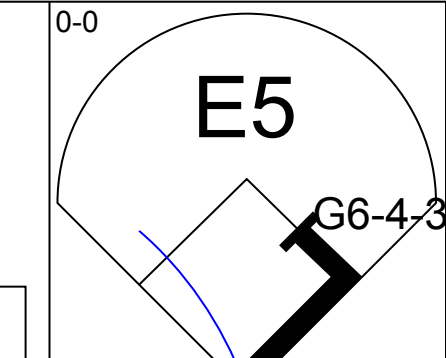
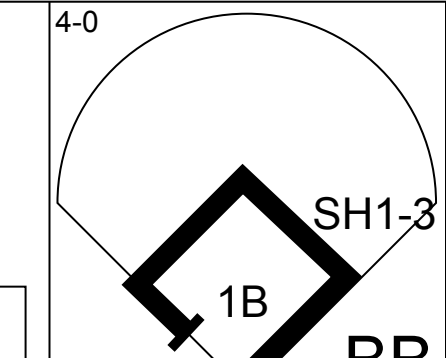
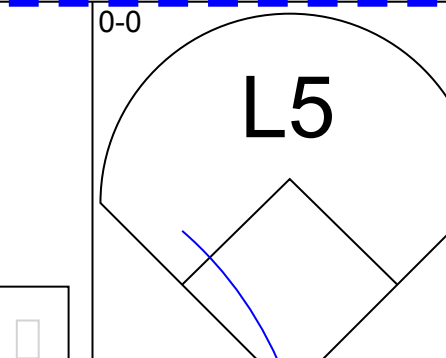
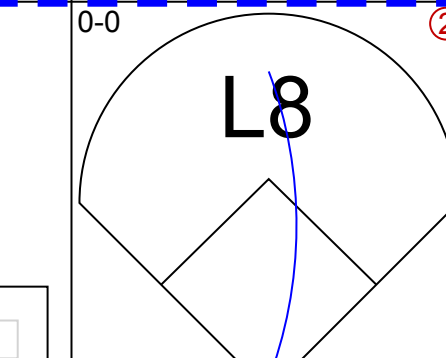
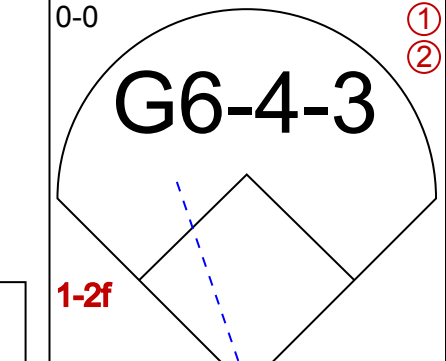
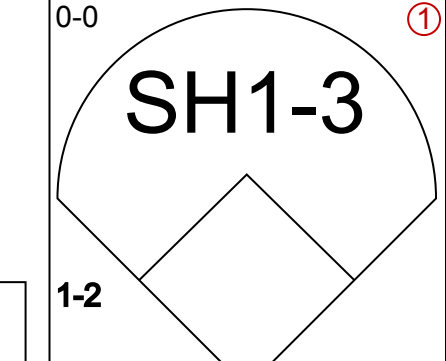
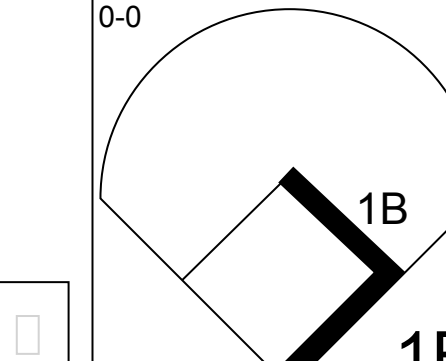
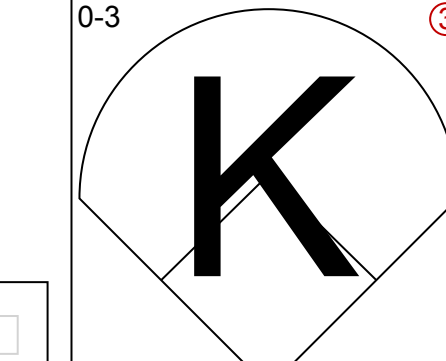
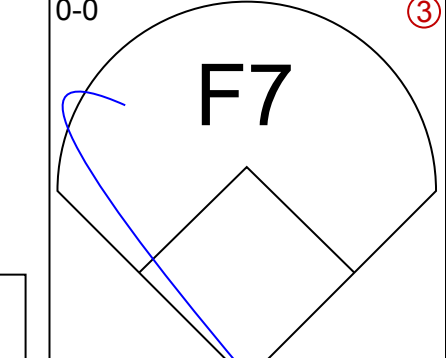
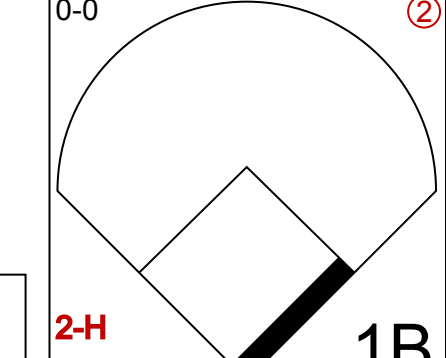
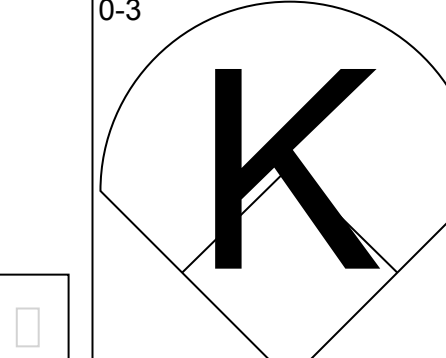
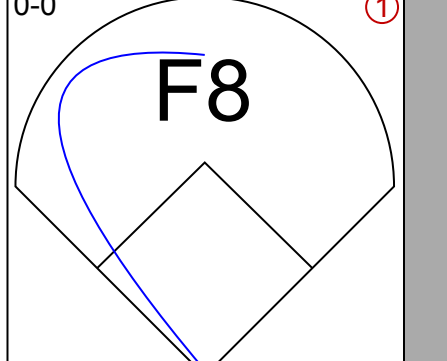
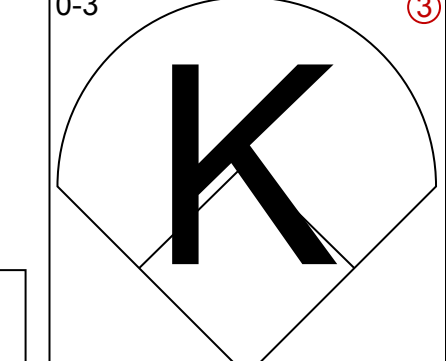
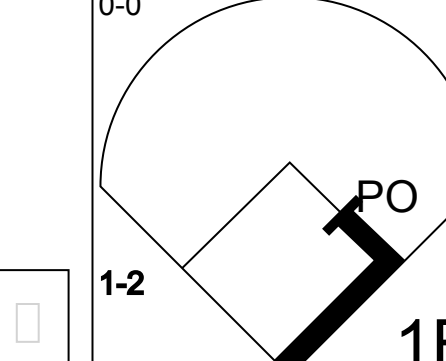
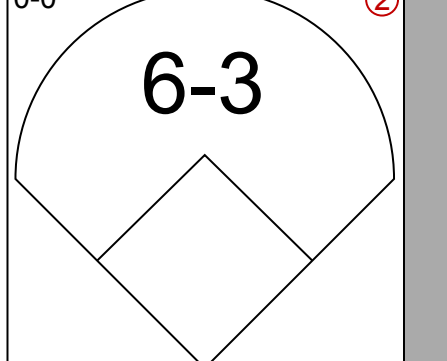
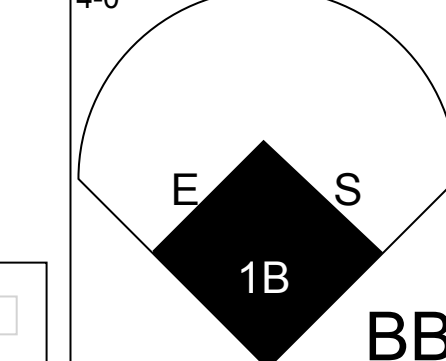
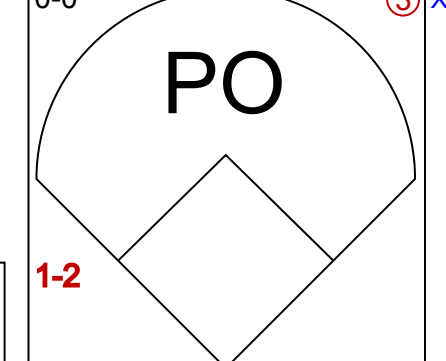
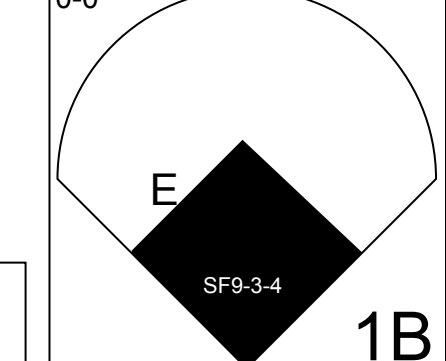
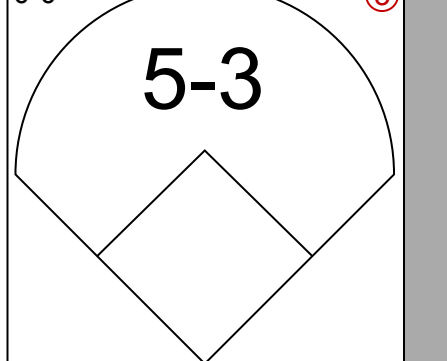
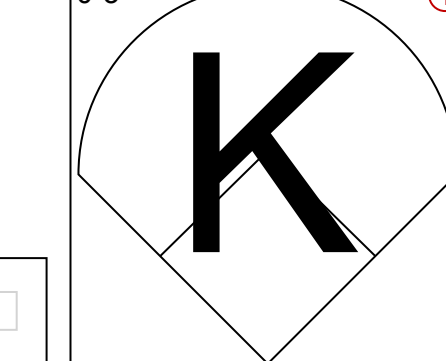
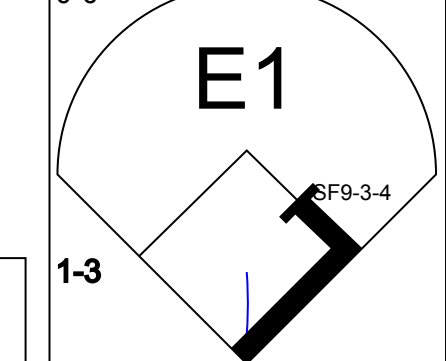


Batter	1	2	3	4	5	6	7	8	9	AB	R	H	RBI	BB	SO	LOB	BOTTOM		
Rick Monday, L OBP: 0.375, SLG: 0.507	6-3		BB			4-3			K	4	0	1	0	1	1	3			
Jose Cardenal, R OBP: 0.349, SLG: 0.427	4-3		6-3			F8			5-3	3	0	0	0	1	0	2			
Bill Madlock, R OBP: 0.376, SLG: 0.468	4-3					G5-4-3			6-3	4	1	2	1	0	0	2			
Jerry Morales, R OBP: 0.327, SLG: 0.376	F3					G5-4-3			K	4	0	0	0	0	1	3			
Champ Summers, L OBP: 0.317, SLG: 0.364			F7			1-3			G3	4	0	0	0	0	1	0			
Manny Trillo, R OBP: 0.343, SLG: 0.342			K			F7			5-3	4	1	1	0	0	1	0			
Steve Swisher, R OBP: 0.284, SLG: 0.352			K			F7			BB	3	1	1	1	0	1	0			
Mick Kelleher, R OBP: 0.250, SLG: 0.299						P7			BB	2	0	0	0	0	0	0			
Larry Blittner, L OBP: 0.224, SLG: 0.241						6-3			1B	1	0	0	0	0	0	1			
Dave Rosello, R OBP: 0.368, SLG: 0.295									BB	0	0	0	0	1	0	0			
Ray Burris, R OBP: 0.192, SLG: 0.160						5-3			1B	2	0	1	0	0	0	0			
Mike Garman, R									1B	0	0	0	0	0	0	0			
Ralph LaCock, L OBP: 0.306, SLG: 0.250									1B	1	0	1	0	0	0	0			
Bruce Sutter, R									1B	0	0	0	0	0	0	0			
Joe Wallis, S OBP: 0.298, SLG: 0.349									1B	1	0	1	1	0	0	0			
Inning Stats	R: 0 E: 0 K: 0 S: 3	H: 0 LOB: 0 BB: 0 P: 7	R: 0 E: 0 K: 2 S: 7	H: 0 LOB: 0 BB: 0 P: 7	R: 0 E: 0 K: 0 S: 3	H: 0 LOB: 1 BB: 1 P: 7	R: 1 E: 0 K: 0 S: 4	H: 1 LOB: 0 BB: 0 P: 4	R: 0 E: 0 K: 0 S: 4	H: 1 LOB: 1 BB: 0 P: 4	R: 1 E: 0 K: 1 S: 7	H: 3 LOB: 2 BB: 0 P: 7	R: 0 E: 0 K: 1 S: 6	H: 1 LOB: 1 BB: 0 P: 6	R: 1 E: 0 K: 1 S: 6	H: 1 LOB: 2 BB: 1 P: 11	1B: 5 2B: 2 3B: 0 HR: 1	SF: 0 SAC: 0 DP: 1 HBP: 1	WP: 0 PA: 37 PB: 0 SB: 0 CS: 0
PITCHER	IP	WLS	BF	H	R	ER	SO	BB	IBB	HBP	BLK	WP	HR	S	P	ERA	WHIP		
Phil Niekro, L ERA: 3.6	8.2	W	36	8	3	3	4	3	0	1	0	0	0	40	53	3.12	1.269		
Adrian Devine, R ERA: 2.96	0.1	S	1	0	0	0	1	0	0	0	0	0	0	3	3	0.00	0.000		

Atlanta Braves @ Chicago Cubs
Wrigley Field, Chicago, IL
Tue Jun 08 1976, 3:33 AM CDT
Att: 10,893 - Sunny - 87 F

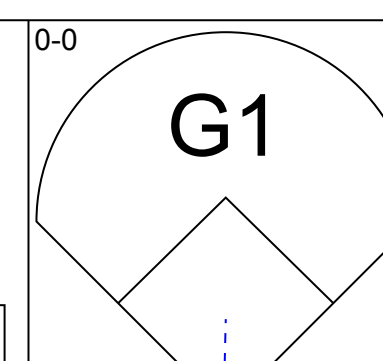
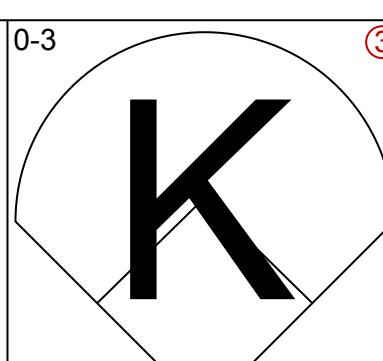
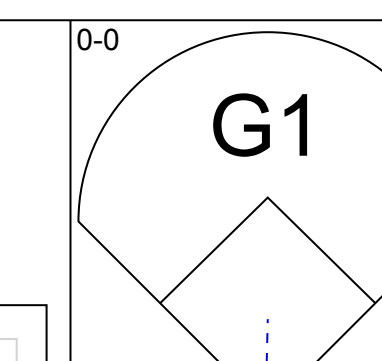
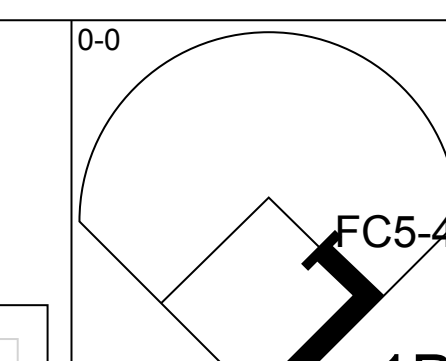
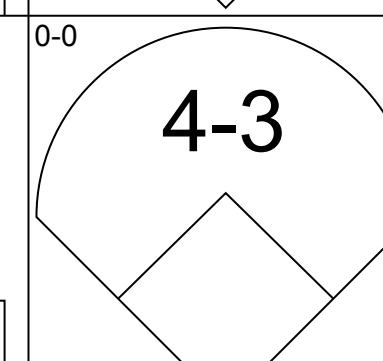
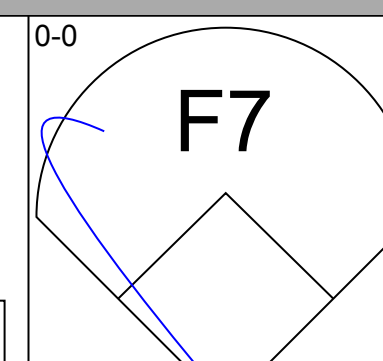
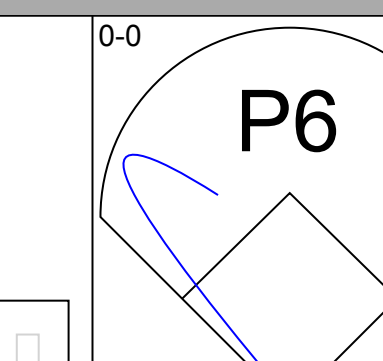
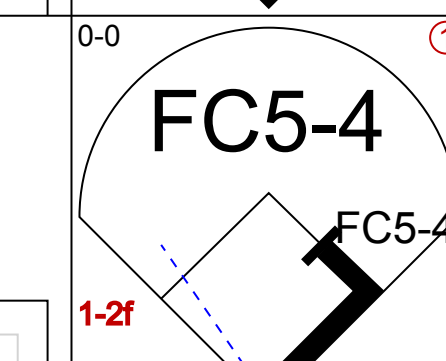
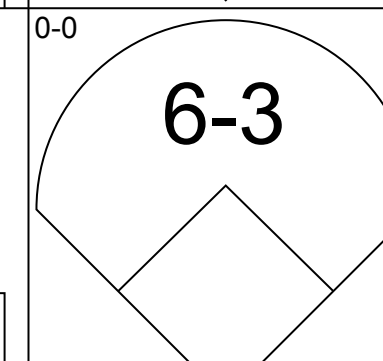
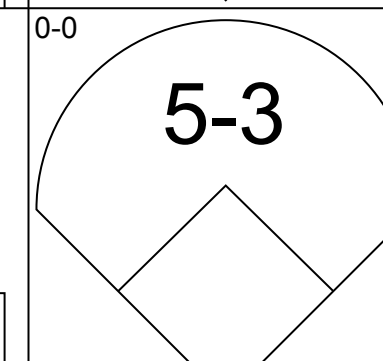
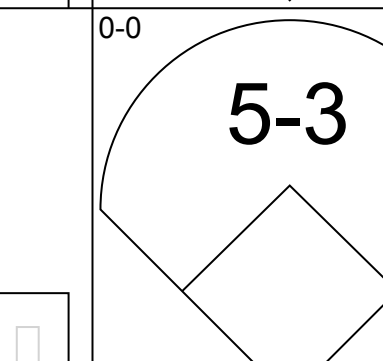
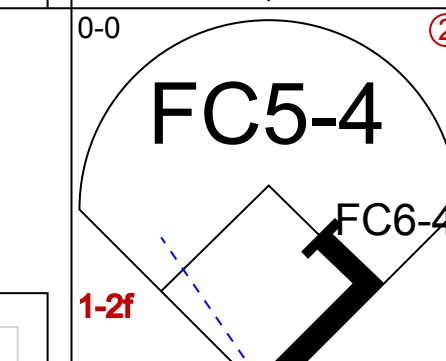
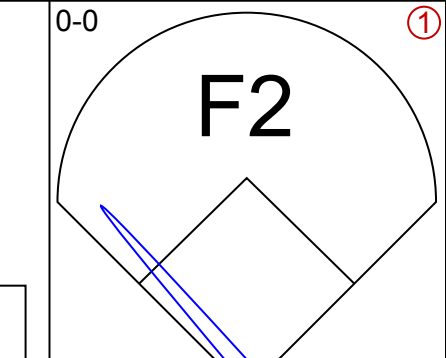
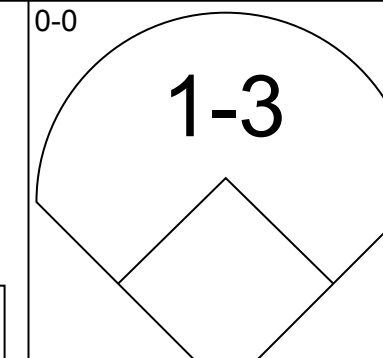
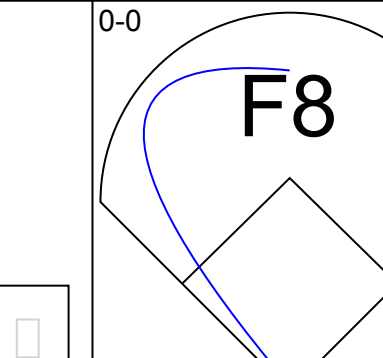
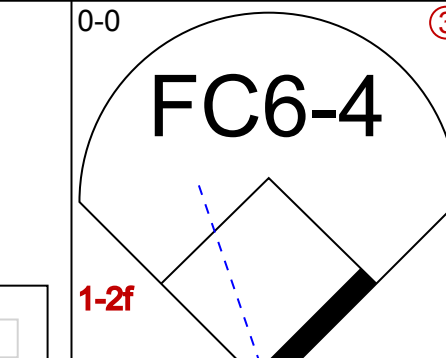
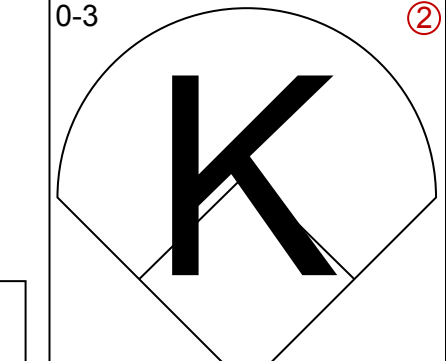
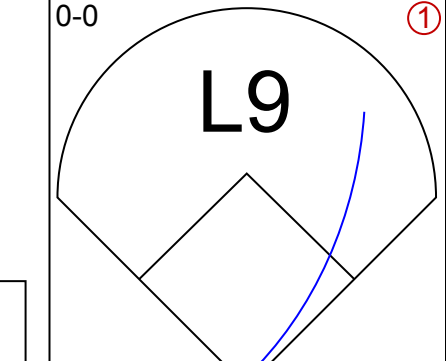
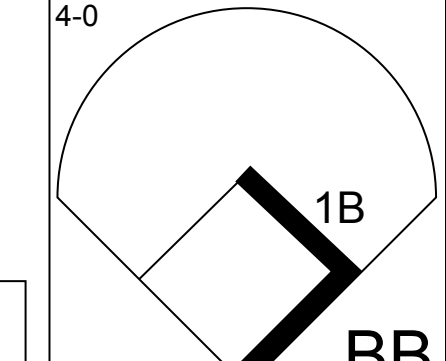
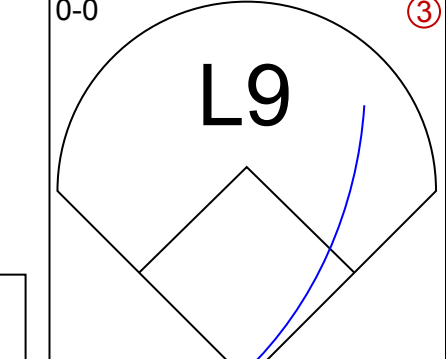
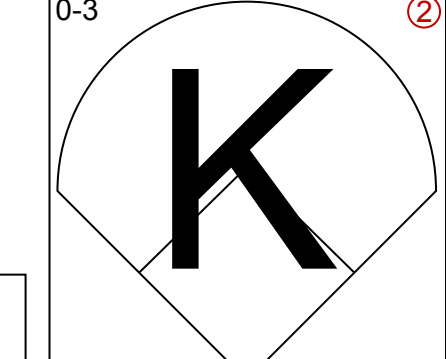
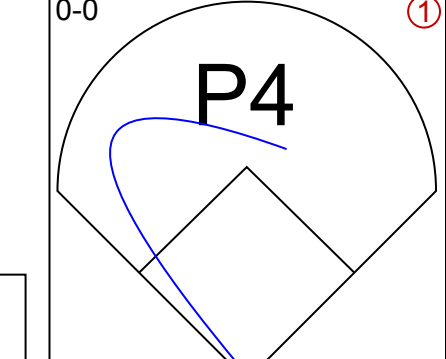
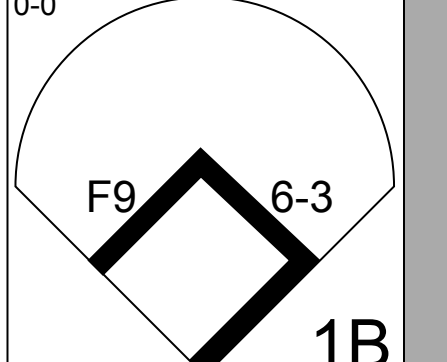
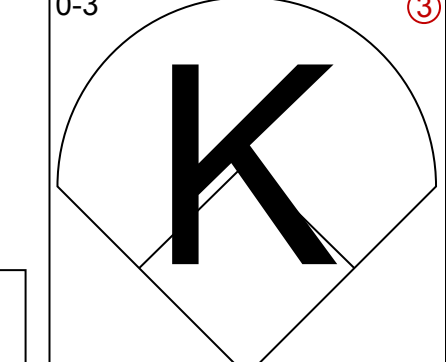
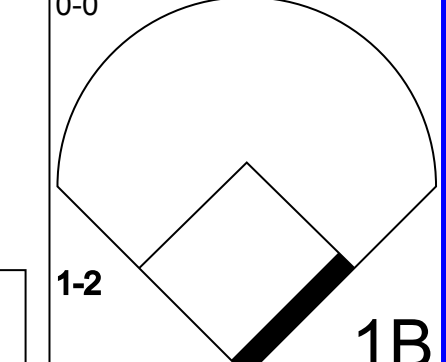
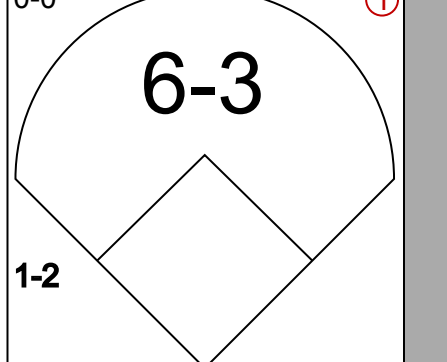
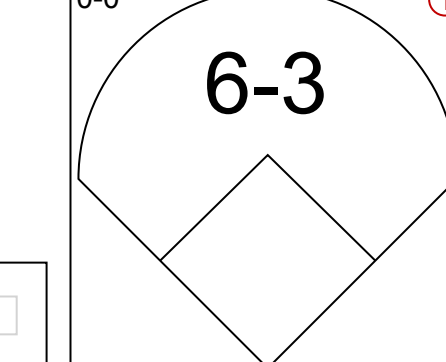
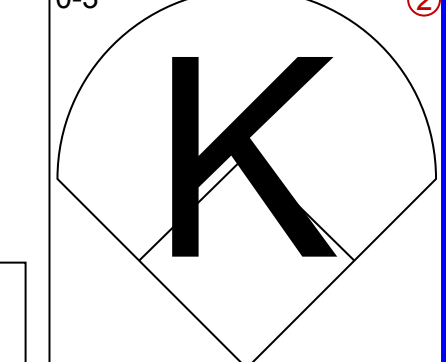
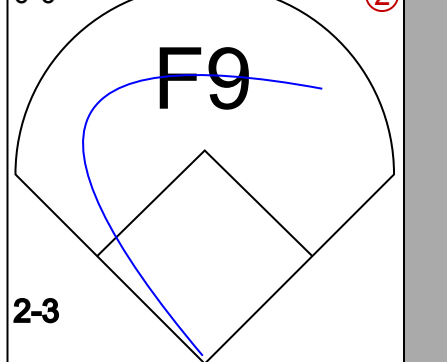
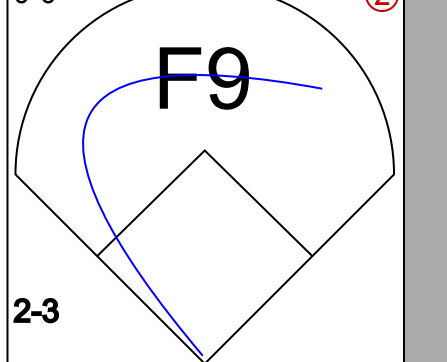
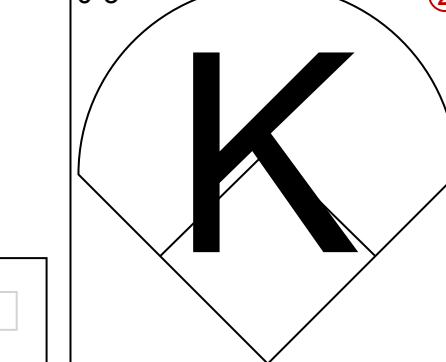
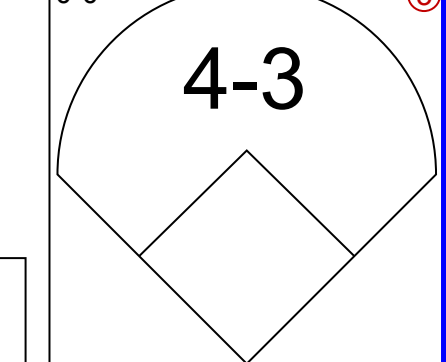
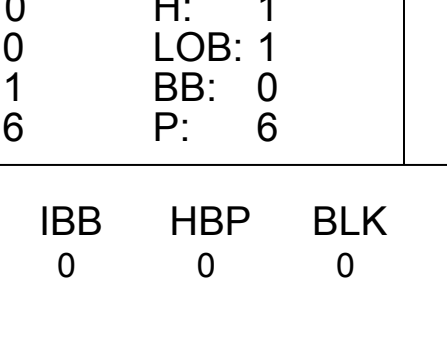
AB 33
R 3
H 8
RBI 3
BB 3
SO 5
LOB 11



Batter	1	2	3	4	5	6	7	8	9	AB	R	H	RBI	BB	SO	LOB	TOP					
Rowland Office, L (1, 8) OBP: 0.376, SLG: 0.385										4	0	1	1	0	1	2	Atlanta Braves @ Chicago Cubs Wrigley Field, Chicago, IL Wed Jun 09 1976, 3:33 AM CDT Att: 9,452 - Sunny - 86 F					
Rod Gilbreath, R (1, 4) OBP: 0.429, SLG: 0.521										3	0	0	1	0	0	1						
Jimmy Wynn, R (1, 7) OBP: 0.404, SLG: 0.395										4	0	0	0	0	3	2						
Ken Henderson, S (1, 9) OBP: 0.345, SLG: 0.392										3	0	0	0	1	0	0						
Earl Williams, R (1, 2) OBP: 0.305, SLG: 0.430										3	0	1	0	0	1	1						
Tom Paciorek, R (1, 3) OBP: 0.326, SLG: 0.414										3	0	1	0	0	1	1						
Darrel Chaney, S (1, 6) OBP: 0.344, SLG: 0.299										3	0	1	0	0	1	1						
Jerry Royster, R (1, 5) OBP: 0.312, SLG: 0.312										2	2	1	0	1	0	0						
Andy Messersmith, R (1, 1) OBP: 0.097, SLG: 0.067										3	0	0	0	0	1	2						
Inning Stats	R: 0 E: 1 K: 2 S: 7	H: 0 LOB: 0 BB: 0 P: 7	R: 0 E: 1 K: 0 S: 3	H: 0 LOB: 0 BB: 0 P: 3	R: 0 E: 0 K: 0 S: 3	H: 0 LOB: 0 BB: 0 P: 3	R: 0 E: 0 K: 1 S: 5	H: 0 LOB: 0 BB: 0 P: 5	R: 0 E: 0 K: 1 S: 5	H: 1 LOB: 1 BB: 1 P: 9	R: 1 E: 0 K: 2 S: 8	H: 1 LOB: 1 BB: 1 P: 12	R: 0 E: 0 K: 1 S: 6	H: 2 LOB: 1 BB: 0 P: 6	R: 1 E: 1 K: 0 S: 4	H: 1 LOB: 0 BB: 0 P: 4	R: 0 E: 0 K: 1 S: 5	H: 0 LOB: 0 BB: 0 P: 5	1B: 5 2B: 1 3B: 0 HR: 0	SF: 1 SAC: 1 DP: 2 HBP: 0	WP: 0 PB: 0 SB: 1 CS: 1	PA: 33
PITCHER	IP	WLS	BF	H	R	ER	SO	BB	IBB	HBP	BLK	WP	HR	S	P	ERA	WHIP					
Joe Coleman, R (1, 1) ERA: 4.58	6.0	L	21	2	1	1	6	2	0	0	0	0	0	31	39	1.50	0.667					
Darold Knowles, L (7, 1) ERA: 3.21	2.0		8	3	1	0	1	0	0	0	0	0	0	10	10	0.00	1.500					
Paul Reuschel, R (9, 1) ERA: 5.55	1.0		3	0	0	0	1	0	0	0	0	0	0	5	5	0.00	0.000					

AB	28
R	2
H	5
RBI	2
BB	2
SO	8
LOB	10



Batter	1	2	3	4	5	6	7	8	9	AB	R	H	RBI	BB	SO	LOB	BOTTOM					
Rick Monday, L (1, 8) OBP: 0.373, SLG: 0.502										4	0	1	0	0	1	1	Atlanta Braves @ Chicago Cubs Wrigley Field, Chicago, IL Wed Jun 09 1976, 3:33 AM CDT Att: 9,452 - Sunny - 86 F					
Jose Cardenal, R (1, 7) OBP: 0.343, SLG: 0.419										4	0	0	0	0	0	1						
Bill Madlock, R (1, 5) OBP: 0.369, SLG: 0.459										4	0	0	0	0	0	1						
Jerry Morales, R (1, 9) OBP: 0.320, SLG: 0.368										4	0	0	0	0	0	1						
Ralph LaCock, L (1, 3) OBP: 0.308, SLG: 0.238										2	0	0	0	1	1	0						
Manny Trillo, R (1, 4) OBP: 0.338, SLG: 0.337										3	0	0	0	0	1	1						
Steve Swisher, R (1, 2) OBP: 0.291, SLG: 0.358										3	0	2	0	0	1	0						
Mick Kelleher, R (8, PR) OBP: 0.250, SLG: 0.299 (9, 6)										0	0	0	0	0	0	0						
Dave Rosello, R (1, 6) OBP: 0.363, SLG: 0.290										2	0	0	0	0	0	1						
Champ Summers, L (8, PH) OBP: 0.313, SLG: 0.357										1	0	0	0	0	1	2						
George Mitterwald, R (9, 2) OBP: 0.231, SLG: 0.266										0	0	0	0	0	0	0						
Joe Coleman, R (1, 1)										1	0	0	0	0	0	1						
Joe Wallis, S (6, PH)										1	0	0	0	0	1	0						
Darold Knowles, L (7, 1) OBP: 0.667, SLG: 0.333										0	0	0	0	0	0	0						
Larry Bittner, L (8, PH) OBP: 0.221, SLG: 0.238										1	0	0	0	0	0	2						
Paul Reuschel, R (9, 1)										0	0	0	0	0	0	0						
Inning Stats	R: 0 E: 0 K: 0 S: 3	H: 0 LOB: 0 BB: 0 P: 3	R: 0 E: 0 K: 1 S: 5	H: 0 LOB: 0 BB: 0 P: 5	R: 0 E: 0 K: 1 S: 6	H: 1 LOB: 1 BB: 0 P: 6	R: 0 E: 0 K: 0 S: 3	H: 0 LOB: 0 BB: 0 P: 3	R: 0 E: 0 K: 2 S: 7	H: 0 LOB: 0 BB: 0 P: 7	R: 0 E: 0 K: 1 S: 5	H: 0 LOB: 0 BB: 0 P: 5	R: 0 E: 0 K: 0 S: 3	H: 0 LOB: 0 BB: 0 P: 3	R: 0 E: 0 K: 1 S: 6	H: 1 LOB: 2 BB: 1 P: 10	R: 0 E: 0 K: 0 S: 4	H: 1 LOB: 1 BB: 0 P: 4	1B: 3 2B: 0 3B: 0 HR: 0	SF: 0 SAC: 0 DP: 0 HBP: 0	WP: 0 PB: 0 SB: 0 CS: 0	PA: 31
PITCHER	IP	WLS	BF	H	R	ER	SO	BB	IBB	HBP	BLK	WP	HR	S	P	ERA	WHIP					
Andy Messersmith, R (1, 1) ERA: 2.66	9.0	W	31	3	0	0	6	1	0	0	0	0	0	42	46	0.00	0.444					



Batter	1	2	3	4	5	6	7	8	9	AB	R	H	RBI	BB	SO	LOB	TOP										
Rowland Office, L OBP: 0.381, SLG: 0.397	0-0 4-3 SF9 2B		0-0 F7		0-0 E6		0-0 FC6-4 1B		0-0 1B	5	1	3	0	0	0	1											
Rod Gilbreath, R OBP: 0.393, SLG: 0.472	0-0 4-3 2-3			0-0 L8	0-0 L7		0-0 FC6-4 2B 1-2		0-0 F7	5	0	0	0	0	0	5											
Jimmy Wynn, R OBP: 0.399, SLG: 0.398	0-0 SF9			0-0 F8	0-0 F8		0-0 2B 1-3		0-0 P6	4	0	1	1	0	0	3											
Ken Henderson, S OBP: 0.348, SLG: 0.410	0-3 K			0-0 HR		0-0 F9	4-0 2B			3	1	1	1	1	1	0											
Earl Williams, R OBP: 0.313, SLG: 0.467		0-0 6-3		0-0 HR		0-0 HR 1B		0-0 1-3		4	2	2	1	0	0	3											
Tom Paciorek, R OBP: 0.309, SLG: 0.387	0-3 K			0-0 F9		0-0 F3		0-0 F9		4	0	0	0	0	1	1											
Darrel Chaney, S OBP: 0.342, SLG: 0.319	0-0 2-3				0-0 4-3	0-0 HR		0-0 F7		4	1	1	2	0	0	0											
Jerry Royster, R OBP: 0.311, SLG: 0.310			0-0 4-3		0-0 E 1B	0-0 6-3		0-0 4-3		4	1	1	0	0	0	0											
Dick Ruthven, R OBP: 0.286, SLG: 0.200			0-0 6-3					0-0 G3		2	0	1	0	0	0	0											
Elias Sosa, R OBP: 0.200, SLG: 0.200									0-3 K	0	0	0	0	0	0	0											
Darrell Evans, L OBP: 0.315, SLG: 0.194										1	0	0	0	0	0	0											
Max Leon, R OBP: 0.242, SLG: 0.288										0	0	0	0	0	0	0											
Dave May, L OBP: 0.242, SLG: 0.288										1	0	0	0	0	1	0											
Inning Stats	R: 1 E: 0 K: 1 S: 6	H: 1 LOB: 0 BB: 0 P: 6	R: 0 E: 0 K: 1 S: 5	H: 0 LOB: 0 BB: 0 P: 5	R: 0 E: 0 K: 0 S: 3	H: 0 LOB: 0 BB: 0 P: 3	R: 2 E: 0 K: 0 S: 5	H: 2 LOB: 0 BB: 0 P: 5	R: 1 E: 1 K: 0 S: 6	H: 2 LOB: 2 BB: 0 P: 6	R: 2 E: 0 K: 0 S: 5	H: 2 LOB: 3 BB: 1 P: 9	R: 0 E: 0 K: 0 S: 3	H: 0 LOB: 0 BB: 0 P: 3	R: 0 E: 0 K: 1 S: 6	H: 1 LOB: 1 BB: 0 P: 6	1B: 5 2B: 2 3B: 0 HR: 3	SF: 1 SAC: 0 DP: 0 HBP: 0	WP: 0 PA: 39 PB: 0 SB: 0 CS: 0								
PITCHER	IP	WLS	BF	H	R	ER	SO	BB	IBB	HBP	BLK	WP	HR	S	P	ERA	WHIP	PITCHER									
Steve Renko, R ERA: 5.31	6.1	W	28	8	6	5	2	0	0	0	0	0	3	32	32	7.11	1.263										
Bruce Sutter, R ERA: 1.98	0.1		2	1	0	0	0	0	0	0	0	0	0	2	2	0.00	3.000										
Oscar Zamora, R ERA: 3.26	2.1	S	9	1	0	0	1	0	1	0	0	0	0	10	14	0.00	0.429										
Batter	1	2	3	4	5	6	7	8	9	AB	R	H	RBI	BB	SO	LOB	BOTTOM										
Rick Monday, L OBP: 0.379, SLG: 0.517	4-0 G4-6-3 BB		4-0 HR BB		0-0 HR	0-0 4-3				2	2	1	2	2	0	0											
Jose Cardenal, R OBP: 0.350, SLG: 0.452	0-0 G4-6-3 1-2		0-0 HR		0-0 6-3 3B	0-0 2B				4	2	3	2	0	0	1											
Bill Madlock, R OBP: 0.362, SLG: 0.449	0-0 4-3		0-0 5-3		0-0 6-3	0-0 6-3				4	0	0	1	0	0	1											
Jerry Morales, R OBP: 0.324, SLG: 0.371		0-0 6-3		0-0 S 1B	0-0 2B 1B		0-3 K			4	1	2	0	0	1	0											
Ralph LaCock, L OBP: 0.321, SLG: 0.267		4-0 1B BB		0-0 F2	0-0 1B 2B		0-0 4-3			3	1	1	1	1	0	1											
Manny Trillo, R OBP: 0.341, SLG: 0.337		0-0 G6-4-3 1B		0-3 K	4-0 1B BB		0-0 6-3			3	0	1	0	1	1	1											
Steve Swisher, R OBP: 0.290, SLG: 0.355	0-0 G6-4-3 1-2		0-0 F9		0-0 1B		0-3 K			4	0	1	1	0	1	3											
Dave Rosello, R OBP: 0.360, SLG: 0.284			0-3 K		0-0 SH1-4		0-0 F9			3	1	0	0	1	1	2											
Steve Renko, R OBP: 0.083, SLG: 0.083			0-0 P4		0-0 K		0-3 K			2	0	0	0	0	1	0											
Bruce Sutter, R ERA: 6.44										0	0	0	0	0	0	0											
Oscar Zamora, R ERA: 0.61										1	0	0	0	0	1	0											
Inning Stats	R: 0 E: 0 K: 0 S: 2	H: 0 LOB: 0 BB: 1 P: 6	R: 0 E: 0 K: 0 S: 3	H: 1 LOB: 1 BB: 1 P: 7	R: 2 E: 0 K: 1 S: 6	H: 1 LOB: 0 BB: 1 P: 10	R: 0 E: 0 K: 1 S: 6	H: 1 LOB: 1 BB: 0 P: 6	R: 5 E: 0 K: 0 S: 8	H: 5 LOB: 2 BB: 2 P: 16	R: 0 E: 0 K: 1 S: 6	H: 1 LOB: 0 BB: 0 P: 6	R: 0 E: 0 K: 1 S: 5	H: 0 LOB: 0 BB: 0 P: 5	R: 0 E: 0 K: 2 S: 7	H: 0 LOB: 0 BB: 0 P: 7	1B: 4 2B: 2 3B: 1 HR: 2	SF: 0 SAC: 1 DP: 2 HBP: 0	WP: 0 PA: 36 PB: 0 SB: 1 CS: 0								
PITCHER	IP	WLS	BF	H	R	ER	SO	BB	IBB	HBP	BLK	WP	HR	S	P	ERA	WHIP	PITCHER									
Dick Ruthven, R ERA: 3.2	4.2	L	23	7	7	7	2	4	0	0	0	0	0	8	12	0.00	2.250										
Elias Sosa, R ERA: 6.44	1.1		7	2	0	0	1	1	0	0	0	0	0	8	12	0.00	2.250										
Max Leon, R ERA: 0.61	2.0		6	0	0	0	3	0	0	0	0	0	0	12	12	0.00	0.000										

Atlanta Braves @ Chicago Cubs
Wrigley Field, Chicago, IL
Thu Jun 10 1976, 3:33 AM CDT
Att. 6,987 - Overcast - 85 F

AB 37
R 6
H 10
RBI 5
BB 1
SO 3
LOB 13



Atlanta Braves @ Chicago Cubs
Wrigley Field, Chicago, IL
Thu Jun 10 1976, 3:33 AM CDT
Att. 6,987 - Overcast - 85 F

AB 30
R 7
H 9
RBI 7
BB 5
SO 6
LOB 9



Batter	1	2	3	4	5	6	7	8	9	AB	R	H	RBI	BB	SO	LOB	TOP																		
Frank Taveras, R OBP: 0.276, SLG: 0.253 (1, 6)	5-3		6-3		L8		F9		L4	5	0	0	0	0	0	2																			
Tommy Helms, R OBP: 0.323, SLG: 0.517 (1, 5)	F7			6-3		F8		HR	F8	5	1	1	0	0	0	0																			
Richie Zisk, R OBP: 0.344, SLG: 0.483 (1, 7)	G3			6-3		FC4 1B		HR		4	1	2	2	0	0	0																			
Willie Stargell, L OBP: 0.387, SLG: 0.503 (1, 3)		F7		F7		K		BB 1B		4	0	1	0	0	1	1																			
Al Oliver, L OBP: 0.359, SLG: 0.524 (1, 8)		1B 1B				2B 5-3 1B	FC4 1-2		G6-4-3 BB	3	1	2	0	1	0	1																			
Bill Robinson, R OBP: 0.390, SLG: 0.664 (1, 9)		G6-4-3 1B				5-3 WP 2B		HR	F9	4	2	3	1	0	0	2																			
Rennie Stennett, R OBP: 0.289, SLG: 0.332 (1, 4)		G6-4-3				5-3		4-3 S 1B	G6-4-3	4	0	1	1	0	0	5																			
Duffy Dyer, R OBP: 0.255, SLG: 0.348 (1, 2)			5-3		F4		F9		F9	4	0	0	0	0	0	1																			
John Candelaria, L OBP: 0.231, SLG: 0.091 Bob Moose, R OBP: 0.600, SLG: 1.600 (8, 1)			K				4-3		HR	2	0	0	0	1	1	1																			
Inning Stats	R: 0 E: 0 K: 0 S: 3	H: 0 LOB: 0 BB: 0 P: 3	R: 0 E: 0 K: 0 S: 4	H: 2 LOB: 1 BB: 0 P: 4	R: 0 E: 0 K: 1 S: 5	H: 0 LOB: 0 BB: 0 P: 5	R: 0 E: 0 K: 0 S: 3	H: 0 LOB: 0 BB: 0 P: 3	R: 2 E: 0 K: 0 S: 5	H: 2 LOB: 1 BB: 1 P: 9	R: 0 E: 0 K: 1 S: 6	H: 1 LOB: 1 BB: 0 P: 6	R: 1 E: 0 K: 0 S: 5	H: 2 LOB: 1 BB: 0 P: 5	R: 2 E: 0 K: 0 S: 5	H: 3 LOB: 1 BB: 1 P: 9	R: 1 E: 0 K: 0 S: 4	H: 1 LOB: 0 BB: 0 P: 4	1B: 7 2B: 1 3B: 0 HR: 3	SF: 0 SAC: 0 DP: 2 HBP: 0	WP: 1 PB: 0 SB: 1 CS: 0	PA: 38													
PITCHER	IP	WLS	BF	H	R	ER	SO	BB	IBB	HBP	BLK	WP	HR	S	P	ERA	WHIP																		
Roger Moret, L ERA: 4.98 Mike Beard, L ERA: Bruce Dal Canton, R ERA: 2.59	7.0	L	30	9	5	5	2	1	0	0	0	1	2	33	37	6.43	1.429																		
																		PITCHER	IP	WLS	BF	H	R	ER	SO	BB	IBB	HBP	BLK	WP	HR	S	P	ERA	WHIP

Pittsburgh Pirates @ Atlanta Braves
Atlanta-Fulton County Stadium, Atlanta, GA
Fri Jun 11 1976, 7:05 PM EDT
Att: 13,687 - Unknown

AB 36
R 6
H 11
RBI 5
BB 2
SO 2
LOB 13



Batter	1	2	3	4	5	6	7	8	9	AB	R	H	RBI	BB	SO	LOB	BOTTOM																		
Rowland Office, L OBP: 0.388, SLG: 0.401 (1, 8)	6-3 SH1-4 1B		4-0 G5-4-3 BB			4-3		1-2 3B 1B		3	1	2	0	1	0	0																			
Rod Gilbreath, R OBP: 0.405, SLG: 0.509 (1, 4)	SH1-4		G5-4-3			BB		1-2 3B 2H		2	0	1	2	1	0	2																			
Jimmy Wynn, R OBP: 0.396, SLG: 0.391 (1, 7)	6-3			4-0 G5-4-3 BB		4-3		4-3		3	0	0	0	1	0	3																			
Ken Henderson, S OBP: 0.341, SLG: 0.400 (1, 9)	K				F8		F7		K	4	0	0	0	0	2	2																			
Earl Williams, R OBP: 0.301, SLG: 0.447 (1, 2)		F4		G5-4-3		F7		6-3		4	0	0	0	0	0	1																			
Tom Paciorek, R OBP: 0.306, SLG: 0.379 (1, 3)		K			6-3		F4		1B	4	0	1	0	0	1	0																			
Jerry Royster, R OBP: 0.304, SLG: 0.302 (1, 5)		F8			L5		L4		F4	4	0	0	0	0	0	1																			
Darrel Chaney, S OBP: 0.346, SLG: 0.319 Marty Perez, R OBP: 0.305, SLG: 0.323 (3, PR) (4, 6)			SH1-4 HBP		K			1B 3B 1B		0	0	0	0	0	0	0																			
Roger Moret, S OBP: 0.053, SLG: 0.067 Mike Beard, L Cito Gaston, R OBP: 0.407, SLG: 0.550 Bruce Dal Canton, R ERA: 1.27		SH1-4				K		K		1	0	0	0	0	1	0																			
Inning Stats	R: 0 E: 0 K: 1 S: 6	H: 1 LOB: 1 BB: 0 P: 6	R: 0 E: 0 K: 1 S: 5	H: 0 LOB: 0 BB: 0 P: 5	R: 0 E: 0 K: 0 S: 2	H: 0 LOB: 2 BB: 1 P: 7	R: 0 E: 0 K: 0 S: 2	H: 0 LOB: 0 BB: 1 P: 6	R: 0 E: 0 K: 1 S: 5	H: 0 LOB: 0 BB: 0 P: 5	R: 0 E: 0 K: 1 S: 5	H: 0 LOB: 1 BB: 1 P: 9	R: 0 E: 0 K: 0 S: 3	H: 0 LOB: 0 BB: 0 P: 3	R: 2 E: 0 K: 1 S: 8	H: 3 LOB: 1 BB: 0 P: 8	R: 0 E: 0 K: 1 S: 6	H: 1 LOB: 1 BB: 0 P: 6	1B: 4 2B: 0 3B: 1 HR: 0	SF: 0 SAC: 2 DP: 2 HBP: 1	WP: 0 PB: 0 SB: 0 CS: 0	PA: 34													
PITCHER	IP	WLS	BF	H	R	ER	SO	BB	IBB	HBP	BLK	WP	HR	S	P	ERA	WHIP																		
John Candelaria, L ERA: 3.38 Bob Moose, R ERA: 1.27	7.2	W	29	4	2	2	5	3	0	1	0	0	0	7	7	0.00	0.750																		
																		PITCHER	IP	WLS	BF	H	R	ER	SO	BB	IBB	HBP	BLK	WP	HR	S	P	ERA	WHIP

Pittsburgh Pirates @ Atlanta Braves
Atlanta-Fulton County Stadium, Atlanta, GA
Fri Jun 11 1976, 7:05 PM EDT
Att: 13,687 - Unknown


AB 28
R 2
H 5
RBI 2
BB 3
SO 6
LOB 10



Batter	1	2	3	4	5	6	7	8	9	10	11	AB	R	H	RBI	BB	SO	LOB	TOP								
Frank Taveras, R OBP: 0.280, SLG: 0.258 (1, 6)												5	2	2	0	0	2	1									
Bill Robinson, R OBP: 0.379, SLG: 0.645 Richie Hebner, L OBP: 0.281, SLG: 0.266 (7, 5)												4	0	0	0	0	2	2									
Al Oliver, L OBP: 0.358, SLG: 0.526 (1, 8)												5	1	2	3	0	0	0									
Willie Stargell, L OBP: 0.385, SLG: 0.494 (1, 3)												5	0	1	0	0	1	1									
Dave Parker, L OBP: 0.314, SLG: 0.503 (1, 9)												5	0	3	1	1	0	0									
Richie Zisk, R OBP: 0.334, SLG: 0.476 (1, 7)												5	0	1	0	1	1	7									
Rennie Stennett, R OBP: 0.271, SLG: 0.336 (1, 4)												6	0	2	0	0	0	6									
Duffy Dyer, R OBP: 0.278, SLG: 0.354 Ed Kirkpatrick, L OBP: 0.324, SLG: 0.233 Manny Sanguillen, R OBP: 0.295, SLG: 0.326 (8, PH)												2	0	1	0	1	0	2									
Bruce Kison, R OBP: 0.323, SLG: 0.280 Bob Robertson, R OBP: 0.650, SLG: 1.600 Bob Moose, R OBP: 0.357, SLG: 0.250 Ed Ott, L OBP: 0.357, SLG: 0.250 Kent Tekulve, R OBP: 0.357, SLG: 0.250 (11, PH)												2	0	0	0	0	0	5									
Inning Stats	R: 1 E: 0 K: 1 S: 6	H: 1 LOB: 0 BB: 0 P: 6	R: 0 E: 0 K: 0 S: 5	H: 2 LOB: 2 BB: 0 P: 5	R: 0 E: 0 K: 1 S: 5	H: 0 LOB: 0 BB: 0 P: 5	R: 0 E: 0 K: 0 S: 5	H: 2 LOB: 3 BB: 1 P: 9	R: 1 E: 0 K: 1 S: 8	H: 4 LOB: 2 BB: 0 P: 8	R: 0 E: 0 K: 1 S: 6	H: 1 LOB: 1 BB: 0 P: 6	R: 0 E: 0 K: 0 S: 3	H: 0 LOB: 0 BB: 0 P: 3	R: 0 E: 0 K: 1 S: 5	H: 0 LOB: 2 BB: 2 P: 13	R: 0 E: 0 K: 1 S: 5	H: 0 LOB: 0 BB: 0 P: 5	R: 0 E: 1 K: 0 S: 4	H: 1 LOB: 2 BB: 0 P: 5	R: 2 E: 1 K: 1 S: 8	H: 1 LOB: 3 BB: 2 P: 16	1B: 9 2B: 3 3B: 0 HR: 0	SF: 1 SAC: 3 DP: 2 HBP: 1	WP: 0 PB: 0 SB: 2 CS: 0	PA: 52	
PITCHER	IP ERA WLS BF H R ER SO BB IBB HBP BLK WP HR S P ERA WHIP	7.0 5.13 3.0 13 1 0 0 2 2 0 1 0 0 0 14 23 0.00 1.000	1.0 L 8 1 2 2 1 1 1 0 0 0 0 0 8 16 18.00 2.000	PITCHER										IP WLS BF H R ER SO BB IBB HBP BLK WP HR S P ERA WHIP													

Pittsburgh Pirates @ Atlanta Braves
Atlanta-Fulton County Stadium, Atlanta, GA
Sat Jun 12 1976, 7:05 PM EDT
Att. 20,117 - Unknown


AB 42
R 4
H 12
RBI 4
BB 5
SO 7
LOB 29



Batter	1	2	3	4	5	6	7	8	9	10	11	AB	R	H	RBI	BB	SO	LOB	BOTTOM					
Rowland Office, L OBP: 0.393, SLG: 0.412 (1, 8)												5	0	3	0	0	0	1						
Rod Gilbreath, R OBP: 0.398, SLG: 0.483 Lee Lacy, R OBP: 0.277, SLG: 0.344 (6, 4)												3	0	0	0	0	0	2						
Jimmy Wynn, R OBP: 0.592, SLG: 0.382 (1, 7)												4	0	0	0	1	1	2						
Ken Henderson, S OBP: 0.342, SLG: 0.393 (1, 9)												3	0	0	0	2	0	1						
Earl Williams, R OBP: 0.287, SLG: 0.424 (1, 2)												5	0	0	0	0	2	2						
Tom Paciorek, R OBP: 0.312, SLG: 0.380 (1, 3)												5	1	2	0	0	0	1						
Darrel Chaney, S OBP: 0.339, SLG: 0.312 Cito Gaston, R OBP: 0.393, SLG: 0.480 (11, PH)												3	0	0	0	0	0	0						
Jerry Royster, R OBP: 0.303, SLG: 0.301 (1, 5)												4	1	1	0	0	1	1						
Carl Morton, R OBP: 0.192, SLG: 0.136 Dave May, L OBP: 0.239, SLG: 0.288 Max Leon, R OBP: 0.320, SLG: 0.194 Darrell Evans, L OBP: 0.320, SLG: 0.194 Adrian Devine, R OBP: 0.320, SLG: 0.194 (11, 1)												1	0	0	0	0	1	0						
Inning Stats	R: 0 E: 0 K: 0 S: 3	H: 0 LOB: 1 BB: 1 P: 7	R: 0 E: 0 K: 0 S: 3	H: 0 LOB: 0 BB: 0 P: 3	R: 0 E: 0 K: 2 S: 8	H: 1 LOB: 1 BB: 0 P: 8	R: 0 E: 0 K: 1 S: 5	H: 0 LOB: 1 BB: 1 P: 9	R: 1 E: 1 K: 0 S: 6	H: 2 LOB: 2 BB: 0 P: 6	R: 0 E: 0 K: 1 S: 4	H: 0 LOB: 0 BB: 1 P: 8	R: 0 E: 0 K: 0 S: 3	H: 0 LOB: 0 BB: 0 P: 3	R: 0 E: 0 K: 0 S: 3	H: 1 LOB: 1 BB: 1 P: 7	R: 0 E: 0 K: 1 S: 6	H: 1 LOB: 1 BB: 0 P: 6	1B: 5 2B: 1 3B: 0 HR: 0	SF: 1 SAC: 2 DP: 2 HBP: 0	WP: 0 PB: 0 SB: 0 CS: 0	PA: 43		
PITCHER	IP ERA WLS BF H R ER SO BB IBB HBP BLK WP HR S P ERA WHIP	3.1 3.0 W 10 1 0 0 1 2 0 0 0 0 0 10 18 0.00 1.000	1.0 S 4 1 0 0 1 0 0 0 0 0 0 0 6 6 0.00 1.000	PITCHER										IP WLS BF H R ER SO BB IBB HBP BLK WP HR S P ERA WHIP										

Pittsburgh Pirates @ Atlanta Braves
Atlanta-Fulton County Stadium, Atlanta, GA
Sat Jun 12 1976, 7:05 PM EDT
Att. 20,117 - Unknown

AB 36
R 2
H 6
RBI 1
BB 4
SO 5
LOB 15



Batter	1	2	3	4	5	6	7	8	9	AB	R	H	RBI	BB	SO	LOB	TOP			
Frank Taveras, R (1, 6) OBP: 0.273, SLG: 0.252 Bob Robertson, R (9, PH) OBP: 0.317, SLG: 0.275 Bob Moose, R (9, 1) OBP: 0.600, SLG: 1.600	F9	F7			1-3		FC6-4 F9 WP		K	4	1	0	0	0	0	1				
Richie Hebner, L (1, 5) OBP: 0.284, SLG: 0.265	F7		F7		1B BB		F9		1B 3B	4	1	1	0	1	0	1				
Al Oliver, L (1, 8) OBP: 0.364, SLG: 0.533	2B 1B		K		F3				1-2 3B	5	1	3	1	0	1	1				
Dave Parker, L (1, 9) OBP: 0.323, SLG: 0.526	1-3 2B		6-3		1-2 1B		3-H F8		1-2 3-H 2-H 3B	5	0	3	2	0	0	1				
Richie Zisk, R (1, 7) OBP: 0.336, SLG: 0.465	K2-3			3-1	5-3				6-3 5-3	5	0	0	0	0	1	5				
Bill Robinson, R (1, 3) OBP: 0.376, SLG: 0.634 Mario Mendoza, R (9, 6) OBP: 0.240, SLG: 0.217		K		E9 1B			K		K	4	0	1	0	0	3	0				
Rennie Stennett, R (1, 4) OBP: 0.271, SLG: 0.332		F9			BB		1-3		4-3	3	0	0	0	1	0	0				
Duffy Dyer, R (1, 2) OBP: 0.281, SLG: 0.353 Manny Sanguillen, R (9, PH) OBP: 0.298, SLG: 0.330					F4		6-3		1B 1B 1B	3	1	1	0	0	0	2				
Jim Rooker, R (1, 1) OBP: 0.320, SLG: 0.391 Rick Langford, R (5, 1) OBP: 0.342, SLG: 0.258 Ed Kirkpatrick, L (7, PH) OBP: 0.245, SLG: 0.200 Larry Demery, R (7, 1) OBP: 0.245, SLG: 0.200 Willie Stargell, L (9, PH) OBP: 0.383, SLG: 0.491					F1				F6	2	1	1	2	0	0	2				
Inning Stats	R: 0 E: 0 K: 1 S: 7	H: 2 LOB: 2 BB: 0 P: 7	R: 2 E: 0 K: 1 S: 7	H: 2 LOB: 0 BB: 0 P: 7	R: 0 E: 0 K: 1 S: 5	H: 0 LOB: 0 BB: 0 P: 5	R: 0 E: 1 K: 0 S: 4	H: 1 LOB: 2 BB: 1 P: 8	R: 0 E: 0 K: 1 S: 5	H: 0 LOB: 0 BB: 0 P: 5	R: 1 E: 1 K: 0 S: 5	H: 2 LOB: 1 BB: 0 P: 5	R: 0 E: 0 K: 1 S: 5	H: 0 LOB: 0 BB: 0 P: 5	R: 3 E: 0 K: 1 S: 9	H: 4 LOB: 1 BB: 0 P: 9	1B: 8 2B: 2 3B: 1 HR: 1	SF: 0 SAC: 0 DP: 0 HBP: 0	WP: 1 PB: 0 SB: 0 CS: 0	PA: 41
PITCHER	IP WLS BF H R ER SO BB IBB HBP BLK WP HR S P ERA WHIP																			
Phil Niekro, R (1, 1) ERA: 3.68 Max Leon, R (9, 1) ERA: 1.45	8.0 1.0	L L	35 6	9 3	4 2	4 2	5 1	2 0	0 0	0 0	0 0	1 0	1 0	43 8	51 8	18.00	3.000			

Pittsburgh Pirates @ Atlanta Braves
Atlanta-Fulton County Stadium, Atlanta, GA
Sun Jun 13 1976, 3:33 AM EDT
Att: 15,656 - Unknown

AB 39
R 6
H 12
RBI 5
BB 2
SO 6
LOB 15




Batter	1	2	3	4	5	6	7	8	9	AB	R	H	RBI	BB	SO	LOB	BOTTOM						
Rowland Office, L (1, 8) OBP: 0.388, SLG: 0.406	K	CS	FC6-4 1B	F7			1-3		F5	5	0	1	0	0	1	2							
Lee Lacy, R (1, 4) OBP: 0.275, SLG: 0.346	F6		FC6-4 G3		WP 1B 2B		F3		F9	5	1	1	0	0	0	1							
Jimmy Wynn, R (1, 7) OBP: 0.389, SLG: 0.375	K		G3		1B BB		K			3	0	0	0	1	2	1							
Earl Williams, R (1, 2) OBP: 0.286, SLG: 0.417		1B 1B 1B	F7		K				5-3	4	1	1	0	0	1	3							
Tom Paciorek, R (1, 3) OBP: 0.333, SLG: 0.400		1B 1B		1B 1B			G3-6-1 1B		F6	4	2	3	1	0	0	0							
Ken Henderson, S (1, 9) OBP: 0.351, SLG: 0.401		G4-6-3 1B 1B		1B			G3-6-1 1B		S 1B	4	1	3	0	0	0	2							
Jerry Royster, R (1, 5) OBP: 0.312, SLG: 0.308		G4-6-3 1B		E 1B			K		1-2 BB	3	0	2	3	1	1	0							
Darrel Chaney, S (1, 6) OBP: 0.337, SLG: 0.310		G4-6-3		E 1B			G3		4-3	4	0	1	0	0	0	4							
Phil Niekro, R (1, 1) OBP: 0.121, SLG: 0.121 Max Leon, R (9, 1) OBP: 0.235, SLG: 0.283		CS 1B		K			4-3		F5	3	0	1	1	0	1	2							
Inning Stats	R: 0 E: 0 K: 2 S: 7	H: 0 LOB: 0 BB: 0 P: 7	R: 3 E: 0 K: 0 S: 6	H: 5 LOB: 0 BB: 0 P: 6	R: 0 E: 0 K: 0 S: 4	H: 1 LOB: 1 BB: 0 P: 4	R: 1 E: 0 K: 1 S: 8	H: 4 LOB: 2 BB: 0 P: 8	R: 1 E: 0 K: 1 S: 6	H: 2 LOB: 1 BB: 1 P: 10	R: 0 E: 0 K: 1 S: 5	H: 0 LOB: 0 BB: 0 P: 5	R: 0 E: 0 K: 1 S: 5	H: 0 LOB: 0 BB: 0 P: 5	R: 0 E: 0 K: 0 S: 4	H: 1 LOB: 2 BB: 1 P: 8	R: 0 E: 0 K: 0 S: 3	H: 0 LOB: 0 BB: 0 P: 3	1B: 12 2B: 1 3B: 0 HR: 0	SF: 0 SAC: 0 DP: 2 HBP: 0	WP: 1 PB: 0 SB: 1 CS: 1	PA: 39	
PITCHER	IP WLS BF H R ER SO BB IBB HBP BLK WP HR S P ERA WHIP																						
Jim Rooker, L (1, 1) ERA: 3.91 Rick Langford, R (5, 1) ERA Larry Demery, R (7, 1) ERA: 4.17 Bob Moose, R (9, 1) ERA: 1.11	12 4 2.0 1.0	W S	23 4 8 3	H R E S	12 0 0 0	R R E O	5 0 0 0	SO SO O O	4 1 1 0	BB BB BB BB	0 0 0 0	IBB IBB IBB IBB	0 0 0 0	HBP HBP HBP HBP	0 0 0 0	BLK BLK BLK BLK	0 0 0 0	WP HR S P	1 0 9 3	0 0 13 3	0.00 0.00 0.00 0.00	0.000 0.000 1.000 0.000	ERA WHIP

Pittsburgh Pirates @ Atlanta Braves
Atlanta-Fulton County Stadium, Atlanta, GA
Sun Jun 13 1976, 3:33 AM EDT
Att: 15,656 - Unknown

AB 36
R 5
H 13
RBI 5
BB 2
SO 6
LOB 15



Batter	1	2	3	4	5	6	7	8	9	AB	R	H	RBI	BB	SO	LOB	TOP					
Rowland Office, L OBP: 0.384, SLG: 0.401	1-3	1-2 2-H 1B			4-3	F7			1-3	5	0	1	1	0	0	2	Atlanta Braves @ St. Louis Cardinals Busch Stadium, St. Louis, MO Mon Jun 14 1976, 7:05 PM CDT Att: 13,084 - Unknown					
Lee Lacy, R OBP: 0.272, SLG: 0.340	E5	4-3			F8		F7		G4-6-3 1B	5	0	1	0	0	0	2						
Dave May, L OBP: 0.233, SLG: 0.292	P2				F8		K		G4-6-3 1-2 1B	5	1	1	0	0	1	2						
Tom Paciorek, R OBP: 0.329, SLG: 0.392	K				F8		6-3		FC4-6 1B	4	0	1	0	0	1	2						
Ken Henderson, S OBP: 0.359, SLG: 0.412		F9 1B BB			CS 1B		2B 2B		FC4-6 1-2 1B	3	2	2	1	1	0	1						
Earl Williams, R OBP: 0.276, SLG: 0.402	K				F9		5-3		F7	4	0	0	0	0	1	3						
Darrel Chaney, S OBP: 0.347, SLG: 0.329		1B 1B			F9		1B 2B		FC6-4 1B	4	2	3	1	0	0	0						
Jerry Royster, R OBP: 0.311, SLG: 0.302	F9				F8		1B IBB		P6	3	0	0	0	1	0	3						
Andy Messersmith, R OBP: 0.143, SLG: 0.118	1-2 3-H 1B				P4		1-3 2-H 1B		FC6-4	4	0	2	2	0	0	1						
Inning Stats	R: 0 E: 1 K: 1 S: 6	H: 0 LOB: 1 BB: 0 P: 6	R: 2 E: 0 K: 1 S: 8	H: 3 LOB: 2 BB: 1 P: 12	R: 1 E: 0 K: 0 S: 4	H: 2 LOB: 0 BB: 0 P: 4	R: 0 E: 0 K: 0 S: 3	H: 0 LOB: 0 BB: 0 P: 3	R: 0 E: 0 K: 0 S: 6	H: 0 LOB: 2 BB: 1 P: 10	R: 0 E: 0 K: 1 S: 6	H: 1 LOB: 1 BB: 0 P: 6	R: 0 E: 0 K: 0 S: 4	H: 1 LOB: 1 BB: 0 P: 4	R: 0 E: 0 K: 0 S: 3	H: 1 LOB: 0 BB: 0 P: 3	1B: 8 2B: 3 3B: 0 HR: 0	SF: 0 SAC: 0 DP: 1 HBP: 0	WP: 0 PB: 0 SB: 0 CS: 1	PA: 39		
PITCHER	IP	WLS	BF	H	R	ER	SO	BB	IBB	HBP	BLK	WP	HR	S	P	ERA	WHIP					
Lynn McGlothen, R ERA: 3.78	(1, 1)	8.0	L	36	10	5	5	3	1	1	0	0	0	0	40	48	5.62	1.375				
Eddie Solomon, R ERA:	(9, 1)	1.0		3	1	0	0	0	0	0	0	0	0	3	3	0.00	1.000					

Batter	1	2	3	4	5	6	7	8	9	AB	R	H	RBI	BB	SO	LOB	BOTTOM					
Jerry Mumphrey, S OBP: 0.340, SLG: 0.349	F8		4-3						F7	5	1	2	1	0	0	3	Atlanta Braves @ St. Louis Cardinals Busch Stadium, St. Louis, MO Mon Jun 14 1976, 7:05 PM CDT Att: 13,084 - Unknown					
Don Kessinger, S OBP: 0.313, SLG: 0.327	BB 1B		K		G3			F5		4	0	1	0	0	1	2						
Bake McBride, L OBP: 0.408, SLG: 0.450	F8				3-1			F7		4	0	1	1	0	0	1						
Ted Simmons, S OBP: 0.332, SLG: 0.350					FC3-6 BB			P6		2	0	0	0	2	0	1						
Reggie Smith, S OBP: 0.277, SLG: 0.408	F9				FC3-6			K		4	0	1	0	0	1	3						
Willie Crawford, L OBP: 0.362, SLG: 0.457			K		G3			4-3		4	0	1	0	0	1	1						
Hector Cruz, R OBP: 0.230, SLG: 0.333								F7		4	0	0	0	0	0	2						
Mike Tyson, R OBP: 0.336, SLG: 0.486					L9			F9		3	1	1	0	1	0	0						
Lynn McGlothen, L OBP: 0.167, SLG: 0.138					4-3					2	0	0	0	0	0	1						
Keith Hernandez, L OBP: 0.287, SLG: 0.236					G3					1	0	0	0	0	1	0						
Eddie Solomon, R										0	0	0	0	0	0	0						
Ron Fairly, L OBP: 0.415, SLG: 0.338										1	0	0	0	0	0	3						
Lee Richard, R OBP: 0.114, SLG: 0.061										0	0	0	0	0	0	0						
Inning Stats	R: 0 E: 0 K: 0 S: 4	H: 1 LOB: 2 BB: 1 P: 8	R: 0 E: 0 K: 1 S: 5	H: 0 LOB: 0 BB: 0 P: 5	R: 0 E: 0 K: 1 S: 5	H: 0 LOB: 0 BB: 0 P: 5	R: 0 E: 0 K: 0 S: 3	H: 0 LOB: 1 BB: 1 P: 7	R: 1 E: 0 K: 0 S: 5	H: 2 LOB: 1 BB: 0 P: 5	R: 0 E: 0 K: 1 S: 5	H: 0 LOB: 0 BB: 0 P: 5	R: 0 E: 0 K: 0 S: 3	H: 0 LOB: 1 BB: 0 P: 3	R: 1 E: 0 K: 1 S: 7	H: 2 LOB: 1 BB: 0 P: 7	R: 0 E: 0 K: 0 S: 5	H: 2 LOB: 3 BB: 1 P: 9	1B: 5 2B: 1 3B: 1 HR: 0	SF: 0 SAC: 0 DP: 0 HBP: 0	WP: 1 PB: 0 SB: 0 CS: 0	PA: 37
PITCHER	IP	WLS	BF	H	R	ER	SO	BB	IBB	HBP	BLK	WP	HR	S	P	ERA	WHIP					
Andy Messersmith, R ERA: 2.6	(1, 1)	9.0	W	37	7	2	2	4	3	0	0	0	1	0	42	54	2.00	1.111				



Batter	1	2	3	4	5	6	7	8	9	AB	R	H	RBI	BB	SO	LOB	TOP					
Rowland Office, L OBP: 0.380, SLG: 0.396										5	1	1	0	0	0	2	Atlanta Braves @ St. Louis Cardinals Busch Stadium, St. Louis, MO Tue Jun 15 1976, 7:05 PM CDT Att: 18,422 - Unknown					
Lee Lacy, R OBP: 0.272, SLG: 0.338										4	1	1	0	0	0	1						
Dave May, L OBP: 0.247, SLG: 0.294										3	1	1	0	1	1	1						
Willie Montanez, L OBP: 0.349, SLG: 0.415										4	0	1	1	0	0	3						
Ken Henderson, S OBP: 0.357, SLG: 0.414										4	0	1	2	0	0	2						
Earl Williams, R OBP: 0.275, SLG: 0.423										4	1	1	1	0	1	0						
Darrel Chaney, S OBP: 0.350, SLG: 0.340										4	1	2	0	0	1	0						
Jerry Royster, R OBP: 0.310, SLG: 0.301										4	0	1	0	0	0	2						
Dick Ruthven, R OBP: 0.290, SLG: 0.214										3	0	1	1	0	1	2						
Adrian Devine, R Max Leon, R Mike Beard, L										1	0	0	0	0	0	0						
Inning Stats	R: 1 E: 0 K: 1 S: 7	H: 2 LOB: 1 BB: 0 P: 7	R: 1 E: 0 K: 1 S: 7	H: 2 LOB: 1 BB: 0 P: 7	R: 0 E: 0 K: 0 S: 3	H: 0 LOB: 1 BB: 1 P: 7	R: 0 E: 1 K: 0 S: 4	H: 1 LOB: 1 BB: 0 P: 4	R: 2 E: 0 K: 0 S: 5	H: 3 LOB: 1 BB: 0 P: 5	R: 1 E: 0 K: 0 S: 5	H: 2 LOB: 1 BB: 0 P: 5	R: 0 E: 0 K: 0 S: 3	H: 0 LOB: 0 BB: 0 P: 3	R: 0 E: 0 K: 2 S: 7	H: 0 LOB: 0 BB: 0 P: 7	R: 0 E: 0 K: 0 S: 3	H: 0 LOB: 0 BB: 0 P: 3	1B: 7 2B: 2 3B: 0 HR: 1	SF: 0 SAC: 0 DP: 0 HBP: 0	WP: 1 PB: 0 SB: 1 CS: 0	PA: 37
PITCHER	IP WLS BF H R ER SO BB IBB HBP BLK WP HR S P ERA WHIP																					
Eric Rasmussen, R ERA: 4.53	5.0 L 23 8 4 4 2 1 0 0 0 0 1 1 26 30 7.20 1.800																					
Eddie Solomon, R ERA: 1.5	2.0 8 2 1 1 0 0 0 0 0 0 0 0 8 8 4.50 1.000																					
Mike Wallace, L ERA: 2.55	2.0 6 0 0 0 2 0 0 0 0 0 0 0 10 10 0.00 0.000																					

Batter	1	2	3	4	5	6	7	8	9	AB	R	H	RBI	BB	SO	LOB	BOTTOM			
Jerry Mumphrey, S OBP: 0.327, SLG: 0.354										5	1	1	1	0	0	3	Atlanta Braves @ St. Louis Cardinals Busch Stadium, St. Louis, MO Tue Jun 15 1976, 7:05 PM CDT Att: 18,422 - Unknown			
Don Kessinger, S OBP: 0.312, SLG: 0.322										3	1	0	0	1	0	0				
Mike Anderson, R OBP: 0.385, SLG: 0.375										1	0	0	0	0	0	1				
Bake McBride, L OBP: 0.425, SLG: 0.461										3	1	3	0	2	0	0				
Ted Simmons, S OBP: 0.325, SLG: 0.342										5	0	0	1	0	0	7				
Willie Crawford, L OBP: 0.354, SLG: 0.446										4	0	0	0	0	1	4				
Keith Hernandez, L OBP: 0.286, SLG: 0.258										4	0	3	2	0	0	0				
Hector Cruz, R OBP: 0.226, SLG: 0.326										4	0	0	0	0	1	3				
Mike Tyson, R OBP: 0.333, SLG: 0.473										3	1	0	0	1	0	2				
Eric Rasmussen, R Vic Harris, S Eddie Solomon, R Ron Fairly, L Mike Wallace, L Reggie Smith, S										1	0	0	0	0	1	0				
Inning Stats	R: 0 E: 0 K: 0 S: 4	H: 1 LOB: 0 BB: 0 P: 4	R: 0 E: 0 K: 0 S: 3	H: 0 LOB: 0 BB: 0 P: 3	R: 0 E: 0 K: 1 S: 5	H: 0 LOB: 0 BB: 0 P: 5	R: 0 E: 1 K: 1 S: 6	H: 1 LOB: 1 BB: 0 P: 6	R: 0 E: 0 K: 0 S: 4	H: 1 LOB: 1 BB: 0 P: 4	R: 0 E: 0 K: 0 S: 4	H: 1 LOB: 1 BB: 0 P: 4	R: 3 E: 0 K: 0 S: 5	H: 2 LOB: 1 BB: 2 P: 13	R: 1 E: 0 K: 0 S: 4	H: 1 LOB: 2 BB: 2 P: 12	1B: 8 2B: 1 3B: 0 HR: 0	SF: 0 SAC: 0 DP: 0 HBP: 0	WP: 0 PB: 0 SB: 2 CS: 0	PA: 40
PITCHER	IP WLS BF H R ER SO BB IBB HBP BLK WP HR S P ERA WHIP																			
Dick Ruthven, R ERA: 3.23	7.2 W 33 8 3 3 3 2 0 0 0 0 0 0 37 45 3.52 1.304																			
Adrian Devine, R ERA: 3.66	0.1 2 0 1 1 0 1 0 0 0 0 0 0 1 5 27.00 3.000																			
Max Leon, R ERA: 1.45	0.0 1 1 0 0 0 0 0 0 0 0 0 0 1 1 ∞ ∞																			
Mike Beard, L ERA:	1.0 S 4 0 0 0 0 1 0 0 0 0 0 0 3 7 0.00 1.000																			

Batter	1	2	3	4	5	6	7	8	9	AB	R	H	RBI	BB	SO	LOB	TOP						
Rowland Office, L OBP: 0.378, SLG: 0.393	F9	6-3		1B			SH1-3		K	4	0	1	1	0	1	0	Atlanta Braves @ St. Louis Cardinals Busch Stadium, St. Louis, MO Wed Jun 16 1976, 7:05 PM CDT Att: 10,607 - Unknown						
Lee Lacy, R OBP: 0.276, SLG: 0.353	FC5			P4			F8		F4	5	1	2	0	0	0	2							
Dave May, L OBP: 0.280, SLG: 0.310	FC5	F9			G6-4-3		PB		1B	3	0	2	1	2	0	1							
Willie Montanez, L OBP: 0.350, SLG: 0.414	FC5			FC4-6	G6-4-3		F9		1B	5	0	2	1	0	0	3							
Ken Henderson, S OBP: 0.353, SLG: 0.404				F7					K	4	0	0	0	1	2	3							
Phil Niekro, R OBP: 0.121, SLG: 0.121					F8				K	0	0	0	0	0	0	0							
Earl Williams, R OBP: 0.274, SLG: 0.412	K			F3			K			3	0	0	0	1	2	4							
Darrel Chaney, S OBP: 0.348, SLG: 0.338	F8			FC4-6			K			4	0	1	0	0	1	4							
Jerry Royster, R OBP: 0.308, SLG: 0.300		WP		5-3			5-3		FC4-6	4	1	1	0	0	0	2							
Roger Moret, S OBP: 0.059, SLG: 0.063		SH3-4								1	0	0	0	0	1	0							
Elias Sosa, R OBP: 0.200, SLG: 0.200		SH3-4								0	0	0	0	0	0	0							
Tom Paciorek, R OBP: 0.337, SLG: 0.400										1	1	1	0	0	0	0							
Mike Beard, L OBP: 0.389, SLG: 0.375							F8			1	0	0	0	0	1	2							
Jimmy Wynn, R OBP: 0.389, SLG: 0.375										0	0	0	0	0	0	0							
Inning Stats	R: 1 E: 1 K: 1 S: 7	H: 1 LOB: 3 BB: 2 P: 15	R: 1 E: 0 K: 0 S: 5	H: 2 LOB: 1 BB: 0 P: 5	R: 0 E: 0 K: 0 S: 4	H: 1 LOB: 1 BB: 0 P: 4	R: 0 E: 0 K: 1 S: 6	H: 1 LOB: 0 BB: 1 P: 6	R: 0 E: 0 K: 2 S: 7	H: 0 LOB: 0 BB: 0 P: 7	R: 1 E: 0 K: 0 S: 5	H: 2 LOB: 1 BB: 0 P: 5	R: 0 E: 0 K: 2 S: 8	H: 1 LOB: 2 BB: 1 P: 12	R: 0 E: 0 K: 2 S: 9	H: 2 LOB: 2 BB: 0 P: 9	1B: 9 2B: 0 3B: 1 HR: 0	SF: 0 SAC: 2 DP: 1 HBP: 0	WP: 1 PB: 1 SB: 0 CS: 0	PA: 41			
PITCHER	IP WLS BF H R ER SO BB IBB HBP BLK WP HR S P ERA WHIP	7.0 31 7 3 2 4 2 1 0 0 1 0 36 48 2.57 1.286	2.0 W 10 3 0 0 4 1 0 0 0 0 0 17 21 0.00 2.000																				

AB	35
R	3
H	10
RBI	3
BB	4
SO	8
LOB	21



Batter	1	2	3	4	5	6	7	8	9	AB	R	H	RBI	BB	SO	LOB	BOTTOM				
Jerry Mumphrey, S OBP: 0.351, SLG: 0.392	G3-6-3		4-3			1B			F7	3	1	1	0	2	0	2	Atlanta Braves @ St. Louis Cardinals Busch Stadium, St. Louis, MO Wed Jun 16 1976, 7:05 PM CDT Att: 10,607 - Unknown				
Don Kessinger, S OBP: 0.314, SLG: 0.317	F9			4-3		1B		8-4		3	1	0	0	2	0	3					
Bake McBride, L OBP: 0.425, SLG: 0.459	G3-6-3			4-3		SF9		1-3		5	0	2	2	0	0	1					
Ted Simmons, S OBP: 0.324, SLG: 0.338		6-3		K				4-3		3	0	0	0	1	1	0					
Joe Ferguson, R OBP: 0.316, SLG: 0.356					1-3	SF9		6-3		3	0	1	1	0	0	0					
Mike Anderson, R OBP: 0.387, SLG: 0.370										1	0	0	0	1	0	0					
Willie Crawford, L OBP: 0.356, SLG: 0.444					F8	F5				1	0	0	0	1	0	2					
Lou Brock, L OBP: 0.309, SLG: 0.348									E	0	1	0	0	0	0	0					
Hector Cruz, R OBP: 0.227, SLG: 0.323			G6-4-3			L5			SH5-4	2	0	0	0	1	0	4					
Mike Tyson, R OBP: 0.339, SLG: 0.474					F2				E3	4	1	2	0	0	0	2					
John Denny, R OBP: 0.238, SLG: 0.300										2	0	0	0	0	1	2					
Lee Richard, R OBP: 0.114, SLG: 0.061					F7					0	0	0	0	0	0	0					
Al Hrabosky, R OBP: 0.316, SLG: 0.358										0	0	0	0	0	0	0					
Vic Harris, S OBP: 0.316, SLG: 0.358										1	0	1	1	0	0	0					
Inning Stats	R: 0 E: 0 K: 0 S: 2	H: 0 LOB: 0 BB: 1 P: 6	R: 0 E: 0 K: 0 S: 3	H: 1 LOB: 1 BB: 1 P: 7	R: 0 E: 0 K: 0 S: 3	H: 0 LOB: 0 BB: 0 P: 3	R: 0 E: 0 K: 1 S: 5	H: 0 LOB: 0 BB: 0 P: 5	R: 0 E: 0 K: 1 S: 6	H: 1 LOB: 2 BB: 1 P: 10	R: 2 E: 0 K: 0 S: 5	H: 2 LOB: 2 BB: 2 P: 13	R: 0 E: 0 K: 0 S: 3	H: 0 LOB: 0 BB: 0 P: 3	R: 2 E: 1 K: 0 S: 5	H: 2 LOB: 2 BB: 2 P: 13	1B: 6 2B: 1 3B: 1 HR: 0	SF: 1 SAC: 2 DP: 3 HBP: 0	WP: 0 PB: 0 SB: 1 CS: 0	PA: 39	
PITCHER	IP WLS BF H R ER SO BB IBB HBP BLK WP HR S P ERA WHIP	5.0 22 4 2 2 2 4 1 0 0 0 0 33 41 3.60 1.600	1.0 3 0 0 0 0 0 0 0 0 0 0 3 3 0.00 0.000	2.1 L 11 2 2 1 0 2 0 0 0 0 0 9 17 3.86 1.714	0.1 3 1 0 0 0 1 0 0 0 0 0 2 6 0.00 6.000																



Batter	1	2	3	4	5	6	7	8	9	AB	R	H	RBI	BB	SO	LOB	TOP								
Rick Monday, L (1, 8) OBP: 0.377, SLG: 0.516 Paul Reuschel, R (7, 1) Oscar Zamora, R (7, 1) Darold Knowles, L (7, 1) OBP: 0.500, SLG: 0.290	0-0 G3 1B		0-3 K		0-0 E3 1B		0-3 K		0-0 F4	4	0	1	0	0	2	4	Chicago Cubs @ Atlanta Braves Atlanta-Fulton County Stadium, Atlanta, GA Fri Jun 18 1976, 7:05 PM EDT Att: 9,549 - Cloudy - 71 F								
Jose Cardenal, R (1, 7) OBP: 0.356, SLG: 0.452	0-0 G3 1-2		0-0 1-3		0-0 1-2 3-H 1B		0-0 1-2 2-3 HR 1B		0-0 L6-3 1B	5	1	3	1	0	0	2									
Bill Madlock, R (1, 5) OBP: 0.386, SLG: 0.468	0-0 6-3			4-0 4-3 BB		0-0 F8		0-0 HR	0-0 L6-3	4	1	1	4	1	0	4									
Jerry Morales, R (1, 9) OBP: 0.311, SLG: 0.363	0-0 4-3			0-0 L9		0-0 G6-3 1B		0-0 5-3		4	0	1	0	0	0	2									
Ralph LaCock, L (1, 3) OBP: 0.360, SLG: 0.377		0-0 F3		0-0 4-3		0-0 G6-3		0-0 SH2-3 SF8 2B		4	1	1	0	0	0	2									
Manny Trillo, R (1, 4) OBP: 0.324, SLG: 0.342		0-0 6-3		0-0 6-3		0-0 6-3		0-0 SH2-3		3	0	0	0	0	0	1									
Steve Swisher, R (1, 2) OBP: 0.302, SLG: 0.362		0-3 K			0-0 E 1-3 1B		0-0 CS 1B		0-0 SF8	3	1	2	1	0	1	0									
Dave Rosello, R (1, 6) OBP: 0.366, SLG: 0.301			0-0 E6 SH1-4		0-0 1-3		4-0 1B HR BB	0-0 3-H 1B		3	1	1	0	1	0	1									
Rick Reuschel, R (1, 1) OBP: 0.364, SLG: 0.286 Champ Summers, L (7, PH) OBP: 0.323, SLG: 0.357 Joe Wallis, S (7, 8) OBP: 0.313, SLG: 0.362			0-0 SH1-4		0-0 L8		4-0 1B HR BB	0-0 F8		1	0	0	0	0	0	1									
Inning Stats	R: 0 E: 0 K: 0 S: 4	H: 1 LOB: 1 BB: 0 P: 4	R: 0 E: 0 K: 1 S: 5	H: 0 LOB: 0 BB: 0 P: 5	R: 0 E: 1 K: 1 S: 6	H: 0 LOB: 1 BB: 0 P: 6	R: 0 E: 0 K: 0 S: 3	H: 0 LOB: 1 BB: 1 P: 7	R: 1 E: 1 K: 0 S: 6	H: 2 LOB: 2 BB: 0 P: 6	R: 0 E: 0 K: 0 S: 3	H: 1 LOB: 0 BB: 0 P: 3	R: 4 E: 0 K: 1 S: 7	H: 3 LOB: 0 BB: 2 P: 15	R: 1 E: 0 K: 0 S: 5	H: 2 LOB: 1 BB: 0 P: 5		R: 0 E: 0 K: 0 S: 3	H: 1 LOB: 0 BB: 0 P: 3	1B: 8 2B: 2 3B: 0 HR: 1	SF: 1 SAC: 2 DP: 2 HBP: 0	WP: 0 PB: 0 SB: 0 CS: 1	PA: 39		
PITCHER	IP	WLS	BF	H	R	ER	SO	BB	IBB	HBP	BLK	WP	HR	S	P	ERA	WHIP								
Carl Morton, R (1, 1) ERA: 5.03	6.2	L	29	6	4	3	3	3	0	0	0	0	0	32	44	4.05	1.350								
Max Leon, R (7, 1) ERA: 1.99	0.1		2	1	1	1	0	0	0	0	0	0	1	2	2	27.00	3.000								
Mike Beard, L (8, 1) ERA: 2.35	2.0		8	3	1	1	0	0	0	0	0	0	0	8	8	4.50	1.500								

AB 33
R 6
H 10
RBI 6
BB 3
SO 3
LOB 18



Batter	1	2	3	4	5	6	7	8	9	AB	R	H	RBI	BB	SO	LOB	BOTTOM								
Rowland Office, L (1, 8) OBP: 0.374, SLG: 0.389	0-0 4-3		0-3 K		0-0 F6		0-0 FC3-6 1B		0-3 K	5	0	1	1	0	2	3	Chicago Cubs @ Atlanta Braves Atlanta-Fulton County Stadium, Atlanta, GA Fri Jun 18 1976, 7:05 PM EDT Att: 9,549 - Cloudy - 71 F								
Lee Lacy, R (1, 4) OBP: 0.286, SLG: 0.361	0-0 CS 1B			0-0 G5-3 BB 1B		0-0 1B FC4-2 1B	0-0 FC3-6 BB 1B		0-0 F8	5	0	3	0	0	0	2									
Jimmy Wynn, R (1, 7) OBP: 0.396, SLG: 0.376	0-3 K			4-0 G5-3 BB		0-0 FC4-2 1B	4-0 1B BB			2	1	1	0	2	1	1									
Willie Montanez, L (1, 3) OBP: 0.352, SLG: 0.416		0-0 G4-6-3 1B		0-0 G5-3		0-0 FC4-2 1B	0-0 FC5			4	1	2	0	0	0	4									
Ken Henderson, S (1, 9) OBP: 0.346, SLG: 0.396		0-0 G4-6-3		0-3 K2-3		0-0 FC4-2 2B		0-0 F8		4	0	0	0	0	1	5									
Earl Williams, R (1, 2) OBP: 0.286, SLG: 0.398		0-0 F9			0-3 K	0-3 K		0-0 1-3		4	0	0	0	0	2	3									
Darrel Chaney, S (1, 6) OBP: 0.346, SLG: 0.342			0-0 F7		0-0 F7	0-0 1-3 2-H 3-H 2B		0-3 K		4	0	1	2	0	1	0									
Jerry Royster, R (1, 5) OBP: 0.317, SLG: 0.311			0-0 1B		0-0 1B 1B		4-0 G1 1B BB		0-0 F4	3	2	2	0	1	0	0									
Carl Morton, R (1, 1) OBP: 0.214, SLG: 0.167 Max Leon, R (7, 1) ERA: 5.17 Dave May, L (7, PH) OBP: 0.277, SLG: 0.306 Mike Beard, L (8, 1) Tom Paciorek, R (8, PH) OBP: 0.345, SLG: 0.420			0-0 6-3		0-0 1B		0-0 G1		0-0 2B	2	0	1	1	0	0	1									
Inning Stats	R: 0 E: 0 K: 1 S: 5	H: 1 LOB: 1 BB: 0 P: 5	R: 0 E: 0 K: 0 S: 3	H: 1 LOB: 0 BB: 0 P: 3	R: 0 E: 0 K: 1 S: 6	H: 1 LOB: 1 BB: 0 P: 6	R: 0 E: 0 K: 1 S: 5	H: 1 LOB: 1 BB: 1 P: 9	R: 1 E: 0 K: 1 S: 7	H: 2 LOB: 1 BB: 0 P: 7	R: 2 E: 0 K: 1 S: 8	H: 4 LOB: 2 BB: 0 P: 8	R: 1 E: 0 K: 0 S: 4	H: 1 LOB: 2 BB: 2 P: 12	R: 0 E: 0 K: 1 S: 5	H: 0 LOB: 0 BB: 0 P: 5		R: 0 E: 0 K: 1 S: 6	H: 1 LOB: 1 BB: 0 P: 6	1B: 9 2B: 4 3B: 0 HR: 0	SF: 0 SAC: 0 DP: 3 HBP: 0	WP: 0 PB: 0 SB: 0 CS: 1	PA: 38		
PITCHER	IP	WLS	BF	H	R	ER	SO	BB	IBB	HBP	BLK	WP	HR	S	P	ERA	WHIP								
Rick Reuschel, R (1, 1) ERA: 4.27	6.0	W	25	10	3	3	5	1	0	0	0	0	0	34	38	4.50	1.833								
Paul Reuschel, R (7, 1) ERA: 5.17	0.1		3	1	1	1	0	1	0	0	0	0	0	2	6	27.00	6.000								
Oscar Zamora, R (7, 1) ERA: 3.35	0.1		2	0	0	0	0	1	0	0	0	0	0	1	5	0.00	3.000								
Darold Knowles, L (7, 1) ERA: 3.25	2.1	S	8	1	0	0	2	0	0	0	0	0	0	12	12	0.00	0.429								

AB 35
R 4
H 12
RBI 4
BB 3
SO 7
LOB 20




Batter	1	2	3	4	5	6	7	8	9	AB	R	H	RBI	BB	SO	LOB	TOP			
Joe Wallis, S OBP: 0.319, SLG: 0.365 (1, 8)										5	1	2	0	0	0	0	Chicago Cubs @ Atlanta Braves Atlanta-Fulton County Stadium, Atlanta, GA Sat Jun 19 1976, 7:05 PM EDT Cloudy - 79 F			
Jose Cardenal, R OBP: 0.357, SLG: 0.449 Oscar Zamora, R (7, 1)										4	0	1	0	0	0	3				
Mike Garman, R (7, 1) Champ Summers, L (9, PH) OBP: 0.318, SLG: 0.351										3	1	2	0	2	0	2				
Bill Madlock, R OBP: 0.395, SLG: 0.476 (1, 5)										5	0	1	0	0	2	5				
Jerry Morales, R OBP: 0.308, SLG: 0.359 (1, 9)										3	1	2	2	1	0	2				
Ralph LaCock, L OBP: 0.380, SLG: 0.391 (1, 3)										3	0	0	0	1	1	4				
Manny Trillo, R OBP: 0.323, SLG: 0.338 (1, 4)										4	0	1	1	0	0	3				
George Mitterwald, R OBP: 0.279, SLG: 0.328 (1, 2)										3	0	1	0	1	0	1				
Dave Rosello, R OBP: 0.369, SLG: 0.301 (1, 6)										2	0	0	0	0	1	0				
Ray Burris, R OBP: 0.167, SLG: 0.138 Larry Bittner, L (7, PH) OBP: 0.213, SLG: 0.230 (7, 7)										2	0	0	0	0	1	0				
Inning Stats	R: 2 E: 0 K: 1 S: 8	H: 3 LOB: 1 BB: 0 P: 8	R: 0 E: 0 K: 0 S: 3	H: 0 LOB: 0 BB: 0 P: 3	R: 0 E: 0 K: 1 S: 5	H: 1 LOB: 1 BB: 1 P: 9	R: 0 E: 0 K: 0 S: 3	H: 1 LOB: 1 BB: 1 P: 7	R: 0 E: 0 K: 1 S: 5	H: 2 LOB: 2 BB: 0 P: 5	R: 0 E: 0 K: 0 S: 5	H: 2 LOB: 2 BB: 0 P: 5	R: 1 E: 0 K: 0 S: 4	H: 1 LOB: 2 BB: 2 P: 12	R: 0 E: 0 K: 2 S: 7	H: 0 LOB: 1 BB: 1 P: 11	1B: 8 2B: 2 3B: 0 HR: 0	SF: 0 SAC: 0 DP: 0 HBP: 0	WP: 1 PB: 0 SB: 0 CS: 2	PA: 40
PITCHER Andy Messersmith, R ERA: 2.63 (1, 1)	IP: 9.0 WLS: W BF: 40 H: 10 R: 3 ER: 3 SO: 5 BB: 5 IBB: 0 HBP: 0 BLK: 0 WP: 1 HR: 0 S: 45 P: 65 ERA: 3.00 WHIP: 1.667															PITCHER				

AB	35
R	3
H	10
RBI	3
BB	5
SO	5
LOB	23



Batter	1	2	3	4	5	6	7	8	9	AB	R	H	RBI	BB	SO	LOB	BOTTOM			
Rowland Office, L OBP: 0.379, SLG: 0.400 (1, 8)										4	2	2	1	1	0	2	Chicago Cubs @ Atlanta Braves Atlanta-Fulton County Stadium, Atlanta, GA Sat Jun 19 1976, 7:05 PM EDT Cloudy - 79 F			
Lee Lacy, R OBP: 0.289, SLG: 0.363 (1, 4)										5	0	2	1	0	1	4				
Jimmy Wynn, R OBP: 0.391, SLG: 0.374 (1, 7)										4	1	1	1	0	1	2				
Willie Montanez, L OBP: 0.361, SLG: 0.443 (1, 3)										3	2	2	2	2	0	1				
Tom Paciorek, R OBP: 0.359, SLG: 0.424 (1, 9)										4	1	2	0	1	1	1				
Darrel Chaney, S OBP: 0.339, SLG: 0.333 (1, 6)										4	1	0	1	0	0	5				
Jerry Royster, R OBP: 0.321, SLG: 0.328 (1, 5)										3	1	1	3	1	1	1				
Vic Correll, R OBP: 0.375, SLG: 0.408 (1, 2)										3	0	1	0	1	1	1				
Andy Messersmith, R OBP: 0.162, SLG: 0.114 (1, 1)										1	1	0	0	1	0	1				
Inning Stats	R: 1 E: 0 K: 0 S: 5	H: 2 LOB: 2 BB: 1 P: 9	R: 0 E: 0 K: 1 S: 5	H: 0 LOB: 2 BB: 2 P: 13	R: 1 E: 0 K: 1 S: 6	H: 1 LOB: 0 BB: 0 P: 6	R: 2 E: 1 K: 1 S: 8	H: 3 LOB: 1 BB: 0 P: 8	R: 1 E: 0 K: 0 S: 4	H: 2 LOB: 0 BB: 0 P: 4	R: 0 E: 0 K: 1 S: 5	H: 0 LOB: 1 BB: 1 P: 9	R: 4 E: 0 K: 0 S: 5	H: 2 LOB: 1 BB: 3 P: 17	R: 0 E: 0 K: 1 S: 6	H: 1 LOB: 1 BB: 0 P: 6	1B: 6 2B: 2 3B: 0 HR: 3	SF: 1 SAC: 2 DP: 0 HBP: 0	WP: 0 PB: 0 SB: 1 CS: 1	PA: 41
PITCHER Ray Burris, R ERA: 4.52 Oscar Zamora, R ERA: 4.02 Mike Garman, R ERA: 6.63 (7, 1)	IP: 6.0 WLS: L BF: 29 H: 8 R: 5 ER: 5 SO: 4 BB: 4 IBB: 0 HBP: 0 BLK: 0 WP: 0 HR: 2 S: 33 P: 49 ERA: 7.50 WHIP: 2.000															PITCHER				



Batter	1	2	3	4	5	6	7	8	9	AB	R	H	RBI	BB	SO	LOB	TOP					
Joe Wallis, S OBP: 0.311, SLG: 0.368 (1, 8)	F9		K			K		G4-6-3		5	1	1	0	0	2	4	Chicago Cubs @ Atlanta Braves Atlanta-Fulton County Stadium, Atlanta, GA Sat Jun 19 1976, 7:05 PM EDT Att: 22,055 - Cloudy - 79 F					
Larry Blittner, L OBP: 0.255, SLG: 0.286 (1, 3)	FC6-4 BB		BB		HR					4	1	4	2	1	0	0						
Bill Madlock, R OBP: 0.362, SLG: 0.469 Paul Reuschel, R OBP: 0.275, SLG: 0.323 Mike Garman, R (8, PH)	F3		FC5-4 BB		6-3		6-3	G1		3	0	0	0	1	0	3						
Jose Cardenal, R OBP: 0.356, SLG: 0.446 Oscar Zamora, R OBP: 0.327, SLG: 0.358 Bruce Sutter, R OBP: 0.306, SLG: 0.336 (7, PH)	FC6-4		FC5-4		5-3		F6			2	0	0	0	0	0	4						
Ralph LaCock, L OBP: 0.381, SLG: 0.426 (1, 9)		F7		F8		HR		F3		4	1	1	2	1	0	0						
Manny Trillo, R OBP: 0.320, SLG: 0.335 (1, 4)	F9		1B		6-3		L5			5	0	1	0	0	0	2						
Steve Swisher, R OBP: 0.310, SLG: 0.370 (1, 2)	5-3		1B							4	1	3	0	0	0	0						
Mick Kelleher, R OBP: 0.280, SLG: 0.315 (1, 6)			6-3		K		F7			4	1	1	0	0	1	3						
Joe Coleman, R OBP: 0.250, SLG: 0.250 Buddy Schultz, R (3, 1)					5-3		F8			1	0	1	0	0	0	0						
Mike Adams, R OBP: 0.370, SLG: 0.250 (4, PH)			BB		1B					0	0	0	0	0	0	0						
			1B							2	0	0	0	0	0	3						
Inning Stats	R: 0 E: 0 K: 0 S: 3	H: 0 LOB: 1 BB: 1 P: 7	R: 0 E: 0 K: 0 S: 3	H: 0 LOB: 0 BB: 0 P: 3	R: 0 E: 0 K: 1 S: 7	H: 2 LOB: 3 BB: 1 P: 11	R: 0 E: 0 K: 1 S: 7	H: 2 LOB: 2 BB: 0 P: 7	R: 3 E: 0 K: 0 S: 6	H: 3 LOB: 0 BB: 0 P: 6	R: 0 E: 0 K: 1 S: 6	H: 1 LOB: 1 BB: 0 P: 6	R: 0 E: 0 K: 0 S: 4	H: 1 LOB: 2 BB: 1 P: 8	R: 2 E: 0 K: 0 S: 5	H: 3 LOB: 1 BB: 0 P: 6		R: 0 E: 0 K: 0 S: 3	H: 0 LOB: 0 BB: 0 P: 3	1B: 8 2B: 3 3B: 0 HR: 1	SF: 0 SAC: 0 DP: 1 HBP: 1	WP: 0 PB: 0 SB: 0 CS: 0
PITCHER Phil Niekro, R ERA: 3.78 (1, 1)	IP: 9.0 WLS: W BF: 42 H: 12 R: 5 ER: 5 SO: 3 BB: 3 IBB: 0 HBP: 1 BLK: 0 WP: 0 HR: 1 S: 44 P: 57 ERA: 5.00 WHIP: 1.667															PITCHER						

Batter	1	2	3	4	5	6	7	8	9	AB	R	H	RBI	BB	SO	LOB	BOTTOM				
Rowland Office, L OBP: 0.379, SLG: 0.397 (1, 8)	K		BB		L8					4	2	1	1	1	1	1	Chicago Cubs @ Atlanta Braves Atlanta-Fulton County Stadium, Atlanta, GA Sat Jun 19 1976, 7:05 PM EDT Att: 22,055 - Cloudy - 79 F				
Lee Lacy, R OBP: 0.304, SLG: 0.376 (1, 4)	HR		BB							5	3	4	3	0	0	0					
Jimmy Wynn, R OBP: 0.404, SLG: 0.413 Tom Paciorek, R OBP: 0.359, SLG: 0.424 (7, PR)	HR		BB							2	2	2	5	3	0	0					
Willie Montanez, L OBP: 0.358, SLG: 0.438 (1, 3)	F6		BB							5	0	1	2	0	1	3					
Ken Henderson, S OBP: 0.347, SLG: 0.389 (1, 9)	F8									3	0	0	0	2	0	1					
Earl Williams, R OBP: 0.256, SLG: 0.382 (1, 2)										5	0	0	0	0	1	6					
Darrel Chaney, S OBP: 0.340, SLG: 0.353 (1, 6)										5	1	2	0	0	0	0					
Jerry Royster, R OBP: 0.322, SLG: 0.330 (1, 5)										5	2	2	1	0	1	1					
Phil Niekro, R OBP: 0.184, SLG: 0.211 (1, 1)										5	2	3	0	0	1	1					
Inning Stats	R: 2 E: 0 K: 1 S: 7	H: 2 LOB: 0 BB: 0 P: 7	R: 5 E: 0 K: 1 S: 10	H: 5 LOB: 0 BB: 0 P: 10	R: 5 E: 0 K: 0 S: 8	H: 5 LOB: 3 BB: 3 P: 20	R: 0 E: 0 K: 1 S: 6	H: 1 LOB: 1 BB: 0 P: 6	R: 0 E: 0 K: 0 S: 5	H: 0 LOB: 0 BB: 1 P: 9	R: 0 E: 0 K: 0 S: 4	H: 1 LOB: 1 BB: 0 P: 4	R: 0 E: 0 K: 0 S: 4	H: 1 LOB: 3 BB: 2 P: 12	R: 0 E: 0 K: 1 S: 5	H: 0 LOB: 0 BB: 0 P: 5		1B: 10 2B: 2 3B: 1 HR: 2	SF: 0 SAC: 0 DP: 0 HBP: 0	WP: 0 PB: 1 SB: 0 CS: 0	PA: 45
PITCHER Joe Coleman, R ERA: 5.53 Buddy Schultz, L ERA: 4.15 Oscar Zamora, R ERA: 3.92 Bruce Sutter, R ERA: 1.85 Paul Reuschel, R ERA: 5.07 (1, 1)	IP: 2.2 WLS: L BF: 19 H: 10 R: 11 ER: 11 SO: 10 BB: 1 IBB: 0 HBP: 0 BLK: 0 WP: 0 HR: 2 S: 22 P: 26 ERA: 37.12 WHIP: 4.125															PITCHER Mike Garman, R ERA: 6.46 (8, 1)					



Batter	1	2	3	4	5	6	7	8	9	AB	R	H	RBI	BB	SO	LOB	TOP			
Joe Wallis, S (1, 8) OBP: 0.321, SLG: 0.375										4	0	2	0	0	1	0	<p>Chicago Cubs @ Atlanta Braves Atlanta-Fulton County Stadium, Atlanta, GA</p> <p>Sun Jun 20 1976, 7:05 PM EDT Att: 11,647 - Cloudy - 78 F</p>			
Larry Blittner, L (1, 3) OBP: 0.255, SLG: 0.284										4	0	1	0	0	0	2				
Bill Madlock, R (1, 5) OBP: 0.386, SLG: 0.461										4	0	0	0	0	1	2				
Ralph LaCock, L (1, 9) OBP: 0.364, SLG: 0.403										4	0	0	0	0	1	1				
Champ Summers, L (1, 7) OBP: 0.319, SLG: 0.339										3	0	1	0	1	1	0				
Manny Trillo, R (1, 4) OBP: 0.320, SLG: 0.332										2	0	0	0	1	0	1				
Steve Swisher, R (1, 2) OBP: 0.306, SLG: 0.364										3	0	0	0	0	2	3				
Dave Rosello, R (1, 6) OBP: 0.370, SLG: 0.299										1	0	0	0	1	0	0				
Jose Cardenal, R (7, PH) OBP: 0.353, SLG: 0.444										1	0	0	0	0	0	2				
Mick Kelleher, R (7, 6) OBP: 0.280, SLG: 0.315										0	0	0	0	0	0	0				
Steve Renko, R (1, 1) OBP: 0.067, SLG: 0.067										2	0	0	0	0	0	2				
Bruce Sutter, R (5, 1)										0	0	0	0	0	0	0				
Mike Adams, R (8, PH) OBP: 0.357, SLG: 0.238										1	0	0	0	0	0	0				
Oscar Zamora, R (8, 1)										0	0	0	0	0	0	0				
Inning Stats	R: 0 E: 0 K: 1 S: 6	H: 1 LOB: 1 BB: 0 P: 6	R: 0 E: 0 K: 1 S: 6	H: 1 LOB: 2 BB: 1 P: 10	R: 0 E: 0 K: 0 S: 3	H: 1 LOB: 0 BB: 0 P: 3	R: 0 E: 0 K: 0 S: 3	H: 0 LOB: 0 BB: 0 P: 3	R: 0 E: 0 K: 0 S: 3	H: 1 LOB: 0 BB: 0 P: 3	R: 0 E: 0 K: 1 S: 5	H: 0 LOB: 2 BB: 2 P: 13	R: 0 E: 0 K: 1 S: 5	H: 0 LOB: 0 BB: 0 P: 5	R: 0 E: 0 K: 2 S: 7	H: 0 LOB: 0 BB: 0 P: 7	1B: 4 2B: 0 3B: 0 HR: 0	SF: 0 SAC: 0 DP: 2 HBP: 0	WP: 0 PB: 0 SB: 0 CS: 0	PA: 32
PITCHER Dick Ruthven, R (1, 1) ERA: 2.91	IP: 9.0 WLS: W BF: 32 H: 4 R: 0 ER: 0 SO: 6 BB: 3 IBB: 0 HBP: 0 BLK: 0 WP: 0 HR: 0 S: 41 P: 53 ERA: 0.00 WHIP: 0.778															PITCHER				

AB	29
R	0
H	4
RBI	0
BB	3
SO	6
LOB	13



Batter	1	2	3	4	5	6	7	8	9	AB	R	H	RBI	BB	SO	LOB	BOTTOM			
Rowland Office, L (1, 8) OBP: 0.377, SLG: 0.399										4	0	1	0	0	1	0	<p>Chicago Cubs @ Atlanta Braves Atlanta-Fulton County Stadium, Atlanta, GA</p> <p>Sun Jun 20 1976, 7:05 PM EDT Att: 11,647 - Cloudy - 78 F</p>			
Lee Lacy, R (1, 4) OBP: 0.303, SLG: 0.373										4	2	1	0	0	0	1				
Jimmy Wynn, R (1, 7) OBP: 0.406, SLG: 0.417										3	1	1	0	1	2	0				
Willie Montanez, L (1, 3) OBP: 0.364, SLG: 0.441										3	1	2	1	1	1	0				
Tom Paciorek, R (1, 9) OBP: 0.354, SLG: 0.416										4	0	1	0	0	2	6				
Darrel Chaney, S (1, 6) OBP: 0.343, SLG: 0.368										4	1	2	3	0	0	1				
Jerry Royster, R (1, 5) OBP: 0.321, SLG: 0.325										3	0	0	0	1	0	3				
Vic Correll, R (1, 2) OBP: 0.383, SLG: 0.404										3	0	1	1	1	1	0				
Dick Ruthven, R (1, 1) OBP: 0.257, SLG: 0.188										4	0	0	0	0	3	4				
Inning Stats	R: 1 E: 0 K: 0 S: 4	H: 2 LOB: 1 BB: 1 P: 8	R: 0 E: 0 K: 0 S: 3	H: 0 LOB: 0 BB: 0 P: 3	R: 0 E: 0 K: 1 S: 5	H: 0 LOB: 0 BB: 0 P: 5	R: 2 E: 0 K: 3 S: 12	H: 3 LOB: 2 BB: 1 P: 16	R: 2 E: 0 K: 2 S: 10	H: 3 LOB: 2 BB: 1 P: 14	R: 0 E: 0 K: 1 S: 5	H: 0 LOB: 0 BB: 0 P: 5	R: 0 E: 0 K: 2 S: 7	H: 0 LOB: 0 BB: 0 P: 7	R: 0 E: 0 K: 1 S: 6	H: 1 LOB: 2 BB: 1 P: 10		1B: 5 2B: 4 3B: 0 HR: 0	SF: 0 SAC: 0 DP: 0 HBP: 0	WP: 1 PB: 0 SB: 0 CS: 1
PITCHER Steve Renko, R (1, 1) ERA: 5.47	IP: 4.2 WLS: L BF: 24 H: 8 R: 5 ER: 5 SO: 6 BB: 2 IBB: 0 HBP: 0 BLK: 0 WP: 1 HR: 0 S: 33 P: 45 ERA: 9.64 WHIP: 2.143															PITCHER				
Bruce Sutter, R (5, 1) ERA: 1.45	IP: 2.1 WLS: 7 BF: 0 H: 0 R: 0 ER: 0 SO: 3 BB: 0 IBB: 0 HBP: 0 BLK: 0 WP: 0 HR: 13 S: 13 P: 13 ERA: 0.00 WHIP: 0.000															PITCHER				
Oscar Zamora, R (8, 1) ERA: 3.83	IP: 1.0 WLS: 5 BF: 1 H: 0 R: 0 ER: 0 SO: 1 BB: 0 IBB: 1 HBP: 0 BLK: 0 WP: 0 HR: 6 S: 6 P: 10 ERA: 0.00 WHIP: 1.000															PITCHER				

AB	32
R	5
H	9
RBI	5
BB	4
SO	10
LOB	15



Batter	1	2	3	4	5	6	7	8	9	AB	R	H	RBI	BB	SO	LOB	TOP					
Enos Cabell, R OBP: 0.341, SLG: 0.366 (1, 5)										6	2	4	0	0	1	1	Houston Astros @ Atlanta Braves Atlanta-Fulton County Stadium, Atlanta, GA Mon Jun 21 1976, 7:05 PM EDT Att: 4,821 - Unknown					
Rob Andrews, R OBP: 0.363, SLG: 0.358 (1, 4)										4	2	2	1	2	0	3						
Cesar Cedeno, R OBP: 0.353, SLG: 0.491 (1, 8)										6	1	1	3	0	2	7						
Bob Watson, R OBP: 0.347, SLG: 0.370 (1, 3)										5	1	2	0	0	1	4						
Leon Roberts, R OBP: 0.396, SLG: 0.566 (1, 9)										4	1	3	3	0	0	1						
Gene Pentz, R OBP: 0.333, SLG: 0.333 (6, 1)										0	0	0	0	0	0	0						
Ken Boswell, L OBP: 0.333, SLG: 0.364 (6, PH)										1	0	0	0	0	0	0						
Ken Forsch, R OBP: 0.333, SLG: 0.333 (8, 1)										0	0	0	0	0	0	0						
Cliff Johnson, R OBP: 0.359, SLG: 0.381 (1, 7)										4	1	1	0	1	0	3						
Ed Herrmann, L OBP: 0.306, SLG: 0.351 (1, 2)										5	0	0	0	0	2	5						
Roger Metzger, S OBP: 0.316, SLG: 0.302 (1, 6)										4	0	2	1	0	0	1						
Greg Gross, L OBP: 0.364, SLG: 0.338 (9, PH)										1	0	0	0	0	0	0						
Joaquin Andujar, S OBP: 0.286, SLG: 0.350 (1, 1)										2	1	1	0	0	0	1						
Joe Niekro, R OBP: 0.290, SLG: 0.421 (4, 1)										0	0	0	0	0	0	0						
Paul Siebert, L OBP: 0.319, SLG: 0.272 (6, PH)										0	0	0	0	0	0	0						
Larry Milbourne, S OBP: 0.370, SLG: 0.395 (6, PH)										1	0	0	0	0	0	0						
Jose Cruz, L OBP: 0.370, SLG: 0.395 (6, 9)										1	0	0	0	1	1	2						
Inning Stats	R: 3 E: 0 K: 0 S: 7	H: 5 LOB: 1 BB: 0 P: 7	R: 0 E: 0 K: 1 S: 6	H: 1 LOB: 1 BB: 0 P: 6	R: 0 E: 0 K: 1 S: 7	H: 2 LOB: 2 BB: 0 P: 7	R: 1 E: 1 K: 1 S: 8	H: 3 LOB: 2 BB: 0 P: 8	R: 0 E: 0 K: 0 S: 4	H: 1 LOB: 1 BB: 0 P: 4	R: 5 E: 2 K: 2 S: 12	H: 3 LOB: 2 BB: 2 P: 20	R: 0 E: 0 K: 1 S: 5	H: 0 LOB: 1 BB: 1 P: 9	R: 0 E: 0 K: 1 S: 5	H: 0 LOB: 0 BB: 0 P: 5	R: 0 E: 0 K: 0 S: 4	H: 1 LOB: 2 BB: 1 P: 8	1B: 13 2B: 2 3B: 0 HR: 2	SF: 0 SAC: 0 DP: 1 HBP: 0	WP: 0 PB: 1 SB: 0 CS: 0	PA: 48
PITCHER	IP	WLS	BF	H	R	ER	SO	BB	IBB	HBP	BLK	WP	HR	S	P	ERA	WHIP					
Roger Moret, L ERA: 5.31 (1, 1)	0.0		5	5	3	3	0	0	0	0	0	0	1	5	5	∞	∞					
Bruce Dal Canton, R ERA: 2.4 (1, 1)	5.2		27	9	5	1	4	1	0	0	0	0	1	34	38	1.59	1.765					
Elias Sosa, R ERA: 5.61 (6, 1)	3.1	W	16	2	1	0	3	3	0	0	0	0	0	19	31	0.00	1.500					

AB	44
R	9
H	16
RBI	8
BB	4
SO	7
LOB	28



Batter	1	2	3	4	5	6	7	8	9	AB	R	H	RBI	BB	SO	LOB	BOTTOM				
Rowland Office, L OBP: 0.388, SLG: 0.417 (1, 8)										5	3	4	3	1	1	0	Houston Astros @ Atlanta Braves Atlanta-Fulton County Stadium, Atlanta, GA Mon Jun 21 1976, 7:05 PM EDT Att: 4,821 - Unknown				
Lee Lacy, R OBP: 0.306, SLG: 0.370 (1, 4)										4	1	1	0	1	1	4					
Jimmy Wynn, R OBP: 0.406, SLG: 0.429 (1, 7)										4	2	1	3	1	0	5					
Willie Montanez, L OBP: 0.368, SLG: 0.448 (1, 3)										5	0	3	2	0	0	4					
Dave May, L OBP: 0.307, SLG: 0.320 (1, 9)										3	0	2	1	1	1	0					
Darrel Chaney, S OBP: 0.347, SLG: 0.367 (1, 6)										3	0	1	2	1	1	2					
Jerry Royster, R OBP: 0.321, SLG: 0.325 (1, 5)										3	1	1	0	0	0	2					
Rod Gilbreath, R OBP: 0.377, SLG: 0.467 (7, 5)										2	0	0	0	0	0	5					
Vic Correll, R OBP: 0.400, SLG: 0.389 (1, 2)										2	3	0	0	3	1	2					
Roger Moret, S OBP: 0.059, SLG: 0.063 (1, 1)										0	0	0	0	0	0	0					
Bruce Dal Canton, R OBP: 0.333, SLG: 0.333 (1, 1)										2	1	1	0	0	0	2					
Elias Sosa, R OBP: 0.143, SLG: 0.143 (6, 1)										2	0	0	0	0	0	0					
Inning Stats	R: 0 E: 0 K: 0 S: 3	H: 1 LOB: 1 BB: 1 P: 7	R: 0 E: 0 K: 2 S: 7	H: 0 LOB: 0 BB: 0 P: 7	R: 3 E: 0 K: 0 S: 7	H: 4 LOB: 2 BB: 1 P: 11	R: 5 E: 0 K: 0 S: 6	H: 3 LOB: 3 BB: 3 P: 19	R: 1 E: 0 K: 1 S: 6	H: 1 LOB: 1 BB: 1 P: 10	R: 0 E: 0 K: 0 S: 5	H: 2 LOB: 2 BB: 0 P: 5	R: 2 E: 0 K: 0 S: 6	H: 3 LOB: 3 BB: 2 P: 14	R: 0 E: 0 K: 2 S: 7	H: 0 LOB: 0 BB: 0 P: 7	1B: 10 2B: 4 3B: 0 HR: 1	SF: 0 SAC: 2 DP: 1 HBP: 1	WP: 0 PB: 0 SB: 0 CS: 0	PA: 46	
PITCHER	IP	WLS	BF	H	R	ER	SO	BB	IBB	HBP	BLK	WP	HR	S	P	ERA	WHIP				
Joaquin Andujar, R ERA: 5.27 (4, 1)	0.1		4	1	0	0	0	2	0	0	0	0	0	2	10	0.00	9.000				
Joe Niekro, R ERA: 3.63 (4, 1)	1.2		9	2	4	4	1	1	0	1	0	0	0	9	14	21.60	1.800				
Gene Pentz, R ERA: 4.22 (6, 1)	2.0	L	13	5	2	2	0	1	1	0	0	0	1	11	19	9.00	3.000				
Ken Forsch, R ERA: 1.9 (8, 1)	1.0		3	0	0	0	2	0	0	0	0	0	0	7	7	0.00	0.000				



Batter	1	2	3	4	5	6	7	8	9	AB	R	H	RBI	BB	SO	LOB	TOP			
Pepe Mangual, R OBP: 0.417, SLG: 0.412 (1, 8)	F4			HR		F3		F9		4	1	1	1	0	0	1	Montreal Expos @ Atlanta Braves Atlanta-Fulton County Stadium, Atlanta, GA Wed Jun 23 1976, 7:05 PM EDT Unknown livebaseballscorecards.com			
Jim Lyttle, L OBP: 0.341, SLG: 0.525 (1, 7)	K			3-1		K			K	4	0	0	0	0	3	0				
Gary Roenicke, R OBP: 0.317, SLG: 0.473 (1, 9)	F9			5-3			4-3 WP SF7 1B		F3	4	1	1	0	0	0	0				
Pat Scanlon, L OBP: 0.143, SLG: 0.357 (1, 5)		F8		K			4-3		4-3	4	0	0	0	0	1	1				
Mike Jorgensen, L OBP: 0.341, SLG: 0.366 (1, 3)		K			4-3		SF7			2	0	0	1	0	1	0				
Tim Foli, R OBP: 0.279, SLG: 0.400 (1, 6) Chip Lang, R (7, 1)						E 1B 1B		3-H F7		3	0	1	0	0	0	0				
Barry Foote, R OBP: 0.288, SLG: 0.384 (1, 2)					5-3	E7 1B 1B			5-3	3	0	1	0	0	0	0				
Pete Mackanin, R OBP: 0.267, SLG: 0.370 (1, 4) (8, 6)				K		5-3			K	3	0	0	0	0	2	1				
Steve Dunning, R (1, 1) Wayne Granger, R (6, 1) Pepe Frias, R OBP: 0.303, SLG: 0.276 (7, 6) Jim Dwyer, L OBP: 0.321, SLG: 0.292 (8, PH) Jim Cox, R OBP: 0.214, SLG: 0.259 (8, 4)						1-3				2	0	0	0	0	0	0				
Inning Stats	R: 0 E: 0 K: 1 S: 5	H: 0 LOB: 0 BB: 0 P: 5	R: 0 E: 0 K: 1 S: 5	H: 0 LOB: 0 BB: 0 P: 5	R: 0 E: 0 K: 1 S: 5	H: 0 LOB: 0 BB: 0 P: 5	R: 1 E: 0 K: 1 S: 6	H: 1 LOB: 0 BB: 0 P: 6	R: 0 E: 1 K: 0 S: 4	H: 2 LOB: 1 BB: 0 P: 4	R: 0 E: 0 K: 1 S: 5	H: 0 LOB: 0 BB: 0 P: 5	R: 1 E: 0 K: 0 S: 4	H: 1 LOB: 0 BB: 0 P: 4	R: 0 E: 0 K: 1 S: 6	H: 1 LOB: 0 BB: 0 P: 6		1B: 4 2B: 0 3B: 0 HR: 1	SF: 1 SAC: 0 DP: 0 HBP: 0	WP: 1 PB: 0 SB: 0 CS: 0
PITCHER Andy Messersmith, R ERA: 2.58 (1, 1)	IP: 9.0 WLS: W BF: 31 H: 5 R: 2 ER: 2 SO: 7 BB: 0 IBB: 0 HBP: 0 BLK: 0 WP: 1 HR: 1 S: 45 P: 45 ERA: 2.00 WHIP: 0.556																			

Batter	1	2	3	4	5	6	7	8	9	AB	R	H	RBI	BB	SO	LOB	BOTTOM			
Rowland Office, L OBP: 0.392, SLG: 0.426 (1, 8)	SH1-4 1B		E4 4-3 SH1-4		4-3	1-3 2-H 2B				5	0	3	1	0	0	0	Montreal Expos @ Atlanta Braves Atlanta-Fulton County Stadium, Atlanta, GA Wed Jun 23 1976, 7:05 PM EDT Unknown livebaseballscorecards.com			
Rod Gilbreath, R OBP: 0.390, SLG: 0.463 (1, 4)	SH1-4		SH1-4		1-3	5-3		F8		3	0	0	0	0	0	3				
Dave May, L OBP: 0.301, SLG: 0.304 (1, 7)	G4-6-3 BB		4-3		K		6-3			3	0	0	0	1	1	1				
Willie Montanez, L OBP: 0.367, SLG: 0.448 (1, 3)	G4-6-3		F5			SH FC1-2 1B	WP 2B			4	0	2	0	0	0	3				
Ken Henderson, S OBP: 0.358, SLG: 0.394 (1, 9)		1B BB		SH5-4 1B 1B		FC1-2 SH 1B	WP BB			2	3	2	0	2	0	0				
Darrel Chaney, S OBP: 0.356, SLG: 0.374 (1, 6)		G6-4-3 1B		SH5-4		SH FC1-2 1B	K			2	1	1	0	0	1	2				
Jerry Royster, R OBP: 0.324, SLG: 0.328 (1, 5)		G6-4-3 1B		FC4-6 1B		K	F7			4	0	2	2	0	1	5				
Vic Correll, R OBP: 0.377, SLG: 0.362 (1, 2)	G6-4-3		FC4-6		FC1-2 1B			F7		4	1	0	0	0	0	6				
Andy Messersmith, R OBP: 0.171, SLG: 0.128 (1, 1)	K		F9			2B 1B		5-3		4	0	1	2	0	1	2				
Inning Stats	R: 0 E: 0 K: 0 S: 3	H: 1 LOB: 1 BB: 1 P: 7	R: 1 E: 0 K: 1 S: 6	H: 2 LOB: 1 BB: 1 P: 10	R: 0 E: 0 K: 0 S: 4	H: 0 LOB: 0 BB: 0 P: 4	R: 1 E: 0 K: 0 S: 5	H: 2 LOB: 1 BB: 0 P: 5	R: 0 E: 0 K: 1 S: 5	H: 0 LOB: 0 BB: 0 P: 5	R: 3 E: 1 K: 1 S: 10	H: 4 LOB: 2 BB: 0 P: 10	R: 0 E: 0 K: 1 S: 6	H: 1 LOB: 2 BB: 1 P: 10	R: 0 E: 0 K: 0 S: 4	H: 1 LOB: 1 BB: 0 P: 4		1B: 9 2B: 2 3B: 0 HR: 0	SF: 0 SAC: 4 DP: 2 HBP: 0	WP: 1 PB: 0 SB: 0 CS: 0
PITCHER Steve Dunning, R ERA: 4.66 (1, 1) Wayne Granger, R ERA: 3.77 (6, 1) Chip Lang, R ERA: 4.61 (7, 1)	IP: 5.2 WLS: L BF: 28 H: 9 R: 5 ER: 2 SO: 3 BB: 2 IBB: 0 HBP: 0 BLK: 0 WP: 0 HR: 0 S: 32 P: 40 ERA: 3.18 WHIP: 1.941																			

Batter	1	2	3	4	5	6	7	8	9	AB	R	H	RBI	BB	SO	LOB	TOP				
Pepe Mangual, R OBP: 0.413, SLG: 0.414 (1, 8)										4	0	1	0	0	0	0	Montreal Expos @ Atlanta Braves Atlanta-Fulton County Stadium, Atlanta, GA Wed Jun 23 1976, 7:05 PM EDT Att: 12,124 - Unknown				
Jim Lyttle, L OBP: 0.356, SLG: 0.512 (1, 7)										3	0	1	0	1	0	1					
Gary Roenicke, R OBP: 0.313, SLG: 0.458 Dale Murray, R (8, 1)										4	0	1	0	0	2	4					
Pat Scanlon, L OBP: 0.167, SLG: 0.294 (1, 5)										3	0	0	0	1	1	1					
Mike Jorgensen, L OBP: 0.339, SLG: 0.364 Jose Morales, R OBP: 0.310, SLG: 0.509 (2, 3)										1	0	0	0	0	0	0					
Tim Foli, R OBP: 0.274, SLG: 0.392 (1, 6)										4	0	0	0	0	1	1					
Barry Foote, R OBP: 0.280, SLG: 0.373 (1, 2)										4	0	0	0	0	2	1					
Jim Cox, R OBP: 0.200, SLG: 0.241 Jim Dwyer, L OBP: 0.318, SLG: 0.288 Pete Mackanin, R OBP: 0.267, SLG: 0.370 (7, 4)										2	0	0	0	0	1	0					
Woodie Fryman, R OBP: 0.069, SLG: 0.069 Jerry White, S OBP: 0.306, SLG: 0.333 (8, 8)										2	0	0	0	0	0	0					
Inning Stats	R: 0 E: 0 K: 0 S: 4	H: 1 LOB: 1 BB: 0 P: 4	R: 0 E: 0 K: 1 S: 5	H: 0 LOB: 0 BB: 0 P: 5	R: 0 E: 1 K: 1 S: 7	H: 1 LOB: 2 BB: 0 P: 7	R: 0 E: 0 K: 1 S: 5	H: 0 LOB: 0 BB: 0 P: 5	R: 0 E: 0 K: 1 S: 5	H: 1 LOB: 2 BB: 1 P: 8	R: 0 E: 0 K: 1 S: 5	H: 0 LOB: 0 BB: 0 P: 5	R: 0 E: 0 K: 2 S: 5	H: 0 LOB: 1 BB: 1 P: 11	R: 0 E: 0 K: 3 S: 10	H: 1 LOB: 1 BB: 0 P: 10		1B: 2 2B: 2 3B: 0 HR: 0	SF: 0 SAC: 0 DP: 0 HBP: 0	WP: 1 PB: 0 SB: 0 CS: 0	PA: 34
PITCHER Phil Niekro, R ERA: 3.48 (1, 1)	IP: 9.0 WLS: W BF: 34	H: 4 R: 0 ER: 0 SO: 10	BB: 2 IBB: 0 HBP: 0 BLK: 0	WP: 1 HR: 0 S: 52 P: 60	ERA: 0.00 WHIP: 0.667											ERA: 0.00 WHIP: 0.667					

Batter	1	2	3	4	5	6	7	8	9	AB	R	H	RBI	BB	SO	LOB	BOTTOM				
Rowland Office, L OBP: 0.390, SLG: 0.423 (1, 8)										4	0	1	0	0	2	1	Montreal Expos @ Atlanta Braves Atlanta-Fulton County Stadium, Atlanta, GA Wed Jun 23 1976, 7:05 PM EDT Att: 12,124 - Unknown				
Rod Gilbreath, R OBP: 0.383, SLG: 0.465 (7, 4)										4	1	1	0	0	0	1					
Jimmy Wynn, R OBP: 0.403, SLG: 0.422 (1, 7)										3	0	0	0	1	0	2					
Willie Montanez, L OBP: 0.365, SLG: 0.445 (1, 3)										4	0	1	0	0	0	2					
Tom Paciorek, R OBP: 0.352, SLG: 0.439 (1, 9)										4	1	1	1	0	0	2					
Lee Lacy, R OBP: 0.299, SLG: 0.367 Jerry Royster, R OBP: 0.326, SLG: 0.335 (6, PH)										2	0	0	0	0	0	2					
Earl Williams, R OBP: 0.282, SLG: 0.383 (1, 2)										2	0	1	1	1	0	0					
Darrel Chaney, S OBP: 0.349, SLG: 0.366 (1, 6)										4	0	0	0	0	1	3					
Phil Niekro, R OBP: 0.175, SLG: 0.200 (1, 1)										2	0	0	0	0	0	3					
Inning Stats	R: 1 E: 0 K: 0 S: 6	H: 3 LOB: 2 BB: 0 P: 6	R: 0 E: 0 K: 2 S: 8	H: 1 LOB: 1 BB: 0 P: 8	R: 0 E: 0 K: 0 S: 3	H: 0 LOB: 1 BB: 1 P: 7	R: 0 E: 0 K: 0 S: 3	H: 0 LOB: 1 BB: 1 P: 7	R: 0 E: 1 K: 0 S: 5	H: 0 LOB: 2 BB: 0 P: 5	R: 0 E: 0 K: 1 S: 5	H: 0 LOB: 0 BB: 0 P: 5	R: 2 E: 1 K: 0 S: 5	H: 1 LOB: 0 BB: 0 P: 5	R: 0 E: 0 K: 0 S: 5	H: 0 LOB: 0 BB: 0 P: 5		1B: 4 2B: 2 3B: 0 HR: 0	SF: 1 SAC: 1 DP: 0 HBP: 0	WP: 0 PB: 0 SB: 1 CS: 0	PA: 35
PITCHER Woodie Fryman, L ERA: 3.6 Dale Murray, R ERA: 3.23 (8, 1)	IP: 7.0 WLS: L BF: 30	H: 5 R: 1 ER: 1 SO: 3	BB: 2 IBB: 0 HBP: 0 BLK: 0	WP: 0 HR: 0 S: 34 P: 42	ERA: 1.29 WHIP: 1.000											ERA: 0.00 WHIP: 1.000					



Batter	1	2	3	4	5	6	7	8	9	AB	R	H	RBI	BB	SO	LOB	TOP		
Pepe Mangual, R (1, 8) OBP: 0.415, SLG: 0.409	4-0 S 1B BB	4-0 1-2 BB			0-0 5-3		0-0 F8			2	1	0	0	2	0	1			
Jim Lytle, L (1, 7) OBP: 0.327, SLG: 0.468	0-0 6-3	0-0 F1			0-0 F7			0-0 4-3		4	0	0	0	0	0	3			
Gary Roenicke, R (1, 9) OBP: 0.294, SLG: 0.429	0-0 G3				0-0 5-3			0-0 6-3		4	0	0	0	0	0	1			
Jose Morales, R (1, 3) OBP: 0.323, SLG: 0.525	0-0 1B 2H 1B				0-0 FC5 2B		0-0 F7	0-0 F7		4	0	2	1	0	0	0			
Pete Mackanin, R (1, 4) OBP: 0.267, SLG: 0.367	0-0 1-2 1B				0-0 FC5 2-3		0-0 6-3		0-0 6-3	4	0	1	0	0	0	1			
Barry Foote, R (1, 2) OBP: 0.273, SLG: 0.363	0-0 3-1				0-0 F2		0-0 F6		0-0 F5	4	0	0	0	0	0	3			
Larry Parrish, R (1, 5) OBP: 0.254, SLG: 0.306 Jim Dwyer, L (9, PH) OBP: 0.326, SLG: 0.297 Jerry White, S (9, PR) OBP: 0.306, SLG: 0.333			0-0 F9		0-0 6-3		0-0 F7		0-0 S 1B	3	0	0	0	0	0	0			
Pepe Frias, R (1, 6) OBP: 0.306, SLG: 0.281 Tim Foli, R (9, PH) OBP: 0.273, SLG: 0.390		0-3 K			0-0 F9		0-0 E1 1B		0-0 5-3	3	0	1	0	0	1	0			
Don Stanhouse, R (1, 1) OBP: 0.533, SLG: 0.500		4-0 BB BB			0-0 4-3		0-0 E1 1-H			2	0	0	0	1	0	1			
Inning Stats	R: 1 E: 0 K: 0 S: 5	H: 2 LOB: 2 BB: 1 P: 9	R: 0 E: 0 K: 1 S: 5	H: 0 LOB: 2 BB: 2 P: 13	R: 0 E: 0 K: 0 S: 4	H: 1 LOB: 1 BB: 0 P: 4	R: 0 E: 0 K: 0 S: 3	H: 0 LOB: 0 BB: 0 P: 3	R: 0 E: 0 K: 0 S: 3	H: 0 LOB: 0 BB: 0 P: 3	R: 0 E: 1 K: 0 S: 4	H: 1 LOB: 1 BB: 0 P: 4	R: 0 E: 0 K: 0 S: 3	H: 0 LOB: 0 BB: 0 P: 3	R: 0 E: 0 K: 0 S: 4	H: 1 LOB: 2 BB: 0 P: 4	1B: 4 2B: 1 3B: 0 HR: 0	SF: 0 SAC: 0 DP: 0 HBP: 0	WP: 0 PA: 35 SB: 0 CS: 0
PITCHER Dick Ruthven, R (1, 1) ERA: 2.74	IP: 9.0 WLS: W BF: 35 H: 5 R: 1 ER: 1 SO: 1 BB: 3 IBB: 0 HBP: 0 BLK: 0 WP: 0 HR: 0 S: 34 P: 46 ERA: 1.00 WHIP: 0.889																		

Montreal Expos @ Atlanta Braves
Atlanta-Fulton County Stadium, Atlanta, GA
Thu Jun 24 1976, 7:05 PM EDT
Att: 7,730 - Unknown

AB 32
R 1
H 5
RBI 1
BB 3
SO 1
LOB 11



Batter	1	2	3	4	5	6	7	8	9	AB	R	H	RBI	BB	SO	LOB	BOTTOM		
Rowland Office, L (1, 8) OBP: 0.388, SLG: 0.418	4-0 SH1-4 BB	0-0 4-3			0-0 F8		0-0 4-3			3	0	0	0	1	0	4			
Rod Gilbreath, R (1, 4) OBP: 0.381, SLG: 0.459	0-0 SH1-4 1-2		0-0 G3-6-3 1B		0-3 K		0-0 F3			3	0	1	0	0	1	0			
Jimmy Wynn, R (1, 7) OBP: 0.408, SLG: 0.423	4-0 G3-6-4 BB		0-0 G3-6-3 1B		4-0 BB		0-0 F2			2	0	1	0	2	0	0			
Willie Montanez, L (1, 3) OBP: 0.360, SLG: 0.438	0-0 G3-6-1 1-2		0-0 G3-6-3 1-2 2-3		0-0 F9		0-0 4-3			4	0	0	0	0	0	5			
Ken Henderson, S (1, 9) OBP: 0.356, SLG: 0.387		0-0 F5	4-0 BB		0-0 3-4-3		0-0 F8			3	0	0	0	1	0	1			
Darrel Chaney, S (1, 6) OBP: 0.347, SLG: 0.363		0-0 E 2B 1B		0-0 5-3		0-0 F7		0-0 E4 G6-4		4	1	1	0	0	0	2			
Jerry Royster, R (1, 5) OBP: 0.325, SLG: 0.333		0-0 E6 1-2 2B		0-0 6-3		0-0 SH1-4 S 1B		0-0 F8		4	1	1	0	0	0	2			
Earl Williams, R (1, 2) OBP: 0.276, SLG: 0.392		0-0 1-H 2H 2B		1-0 HBP		4-0 BB		0-0 G6-4 1-2		2	0	1	2	1	0	1			
Dick Ruthven, R (1, 1) OBP: 0.250, SLG: 0.182		0-0 6-3		0-0 SH3 1-2		0-0 SH1-4 1-2 2-3				1	0	0	0	0	0	1			
Inning Stats	R: 0 E: 0 K: 0 S: 2	H: 0 LOB: 1 BB: 2 P: 10	R: 2 E: 1 K: 0 S: 6	H: 2 LOB: 1 BB: 0 P: 6	R: 0 E: 0 K: 0 S: 4	H: 2 LOB: 1 BB: 1 P: 8	R: 0 E: 0 K: 0 S: 3	H: 0 LOB: 1 BB: 0 P: 4	R: 0 E: 0 K: 1 S: 5	H: 0 LOB: 1 BB: 1 P: 9	R: 0 E: 0 K: 0 S: 4	H: 1 LOB: 2 BB: 1 P: 8	R: 0 E: 0 K: 0 S: 3	H: 0 LOB: 0 BB: 0 P: 3	R: 0 E: 1 K: 0 S: 4	H: 0 LOB: 1 BB: 0 P: 4	1B: 4 2B: 1 3B: 0 HR: 0	SF: 0 SAC: 0 DP: 2 HBP: 1	WP: 0 PA: 35 SB: 1 CS: 0
PITCHER Don Stanhouse, R (1, 1) ERA: 2.32	IP: 8.0 WLS: L BF: 35 H: 5 R: 2 ER: 1 SO: 1 BB: 5 IBB: 0 HBP: 1 BLK: 0 WP: 0 HR: 0 S: 31 P: 52 ERA: 1.12 WHIP: 1.250																		

Montreal Expos @ Atlanta Braves
Atlanta-Fulton County Stadium, Atlanta, GA
Thu Jun 24 1976, 7:05 PM EDT
Att: 7,730 - Unknown

AB 26
R 2
H 5
RBI 2
BB 5
SO 1
LOB 16



Batter	1	2	3	4	5	6	7	8	9	AB	R	H	RBI	BB	SO	LOB	TOP				
Rowland Office, L OBP: 0.381, SLG: 0.407	E4 5-3 SH1-3		5-3			4-3		F8	FC6-4	5	0	0	0	0	0	3	<p>Atlanta Braves @ San Diego Padres</p> <p>San Diego Stadium, San Diego, CA</p> <p>Sat Jun 26 1976, 10:05 PM EDT</p> <p>Unknown</p>				
Rod Gilbreath, R OBP: 0.492, SLG: 0.512	SH1-3			1B		1B		1B		3	2	3	1	0	0	0					
Jimmy Wynn, R OBP: 0.402, SLG: 0.411	5-3			F8		L8		1B		4	1	1	1	0	0	3					
Willie Montanez, L OBP: 0.364, SLG: 0.444	G3			G6-4-3				1B		4	1	2	2	0	0	1					
Tom Paciorek, R OBP: 0.343, SLG: 0.426		5-3		G6-4-3				1B		3	0	0	0	0	0	1					
Ken Henderson, S OBP: 0.361, SLG: 0.423							5-3			1	1	1	3	0	0	0					
Darrel Chaney, S OBP: 0.339, SLG: 0.350	K						K			4	0	0	0	0	3	0					
Jerry Royster, R OBP: 0.318, SLG: 0.326	5-3					1-3		L7		4	0	1	0	0	0	0					
Vic Correll, R OBP: 0.375, SLG: 0.350			6-3			F9				2	1	0	0	0	0	0					
Dave May, L OBP: 0.296, SLG: 0.300								1B	F2	1	0	0	0	0	0	1					
Carl Morton, R OBP: 0.297, SLG: 0.199				F7						1	0	0	0	0	0	0					
Bruce Dal Canton, R OBP: 0.335, SLG: 0.303						6-3				0	0	0	0	0	0	0					
Craig Robinson, R OBP: 0.442, SLG: 0.557										0	0	0	0	0	0	0					
Pablo Torrealba, L OBP: 0.414, SLG: 0.490										0	1	0	0	1	0	0					
Cito Gaston, R OBP: 0.414, SLG: 0.490										0	0	0	0	0	0	0					
Mike Marshall, R OBP: 0.280, SLG: 0.388										1	0	0	0	0	1	1					
Earl Williams, R OBP: 0.280, SLG: 0.388										1	0	0	0	0	1	1					
Inning Stats	R: 0 E: 1 K: 0 S: 4	H: 0 LOB: 1 BB: 0 P: 4	R: 0 E: 0 K: 1 S: 5	H: 0 LOB: 0 BB: 0 P: 5	R: 0 E: 0 K: 0 S: 3	H: 0 LOB: 0 BB: 0 P: 3	R: 1 E: 0 K: 0 S: 4	H: 2 LOB: 0 BB: 0 P: 4	R: 0 E: 0 K: 0 S: 3	H: 0 LOB: 0 BB: 0 P: 3	R: 0 E: 0 K: 0 S: 4	H: 1 LOB: 1 BB: 0 P: 4	R: 0 E: 0 K: 1 S: 5	H: 0 LOB: 0 BB: 0 P: 5	R: 6 E: 0 K: 1 S: 9	H: 4 LOB: 0 BB: 1 P: 14	R: 0 E: 0 K: 1 S: 6	H: 1 LOB: 1 BB: 0 P: 6	1B: 6 2B: 1 3B: 0 HR: 1	SF: 0 SAC: 1 DP: 1 HBP: 1	WP: 0 PA: 37
PITCHER	IP WLS BF H R ER SO BB IBB HBP BLK WP HR S P ERA WHIP																				
Randy Jones, L ERA: 2.69	(1, 1) 7.2 31 6 6 6 2 1 0 1 0 0 0 0 33 38 7.04 0.913																				
Butch Metzger, R ERA: 1.92	(8, 1) 1.1 W 6 2 1 1 2 0 0 0 0 0 0 1 10 10 6.75 1.500																				

Batter	1	2	3	4	5	6	7	8	9	AB	R	H	RBI	BB	SO	LOB	BOTTOM		
Johnny Grubb, L OBP: 0.438, SLG: 0.440	2B			F7				HR		4	1	1	0	1	1	3	<p>Atlanta Braves @ San Diego Padres</p> <p>San Diego Stadium, San Diego, CA</p> <p>Sat Jun 26 1976, 10:05 PM EDT</p> <p>Unknown</p>		
Luis Melendez, R OBP: 0.192, SLG: 0.186	1B	4-1						BB		0	1	0	0	0	0	0			
Tito Fuentes, S OBP: 0.302, SLG: 0.345	1B		L8	FC1		F8		F5		5	2	1	0	0	0	2			
Jerry Turner, L OBP: 0.312, SLG: 0.388	1B		HBP	BB	WP	2B		1B		3	4	3	4	2	0	0			
Willie McCovey, L OBP: 0.312, SLG: 0.383	1B		BB	HBP						3	0	2	3	2	0	1			
Mike Ivie, R OBP: 0.327, SLG: 0.447	1B		BB	HBP						0	0	0	0	0	0	0			
Dave Winfield, R OBP: 0.361, SLG: 0.477	SF7		F8	G6-4-3		K		F6		4	0	0	1	0	1	6			
Doug Rader, R OBP: 0.343, SLG: 0.403	1B		BB	HBP		6-3				3	0	1	0	0	1	1			
Hector Torres, R OBP: 0.302, SLG: 0.354	G6-4-3		BB	HBP						2	0	0	1	1	0	2			
Fred Kendall, R OBP: 0.280, SLG: 0.249		F4		K				F7		4	0	0	0	0	1	4			
Randy Jones, R OBP: 0.154, SLG: 0.083								F8		3	1	1	0	1	0	0			
Butch Metzger, R	(8, 1) 5-3							F3		0	0	0	0	0	0	0			
Inning Stats	R: 3 E: 0 K: 0 S: 6	H: 4 LOB: 1 BB: 1 P: 10	R: 0 E: 0 K: 0 S: 3	H: 0 LOB: 0 BB: 0 P: 3	R: 1 E: 0 K: 1 S: 5	H: 0 LOB: 3 BB: 3 P: 18	R: 2 E: 1 K: 0 S: 5	H: 2 LOB: 1 BB: 1 P: 9	R: 0 E: 0 K: 2 S: 7	H: 0 LOB: 2 BB: 1 P: 12	R: 1 E: 0 K: 1 S: 7	H: 2 LOB: 1 BB: 0 P: 7	R: 0 E: 0 K: 0 S: 3	H: 0 LOB: 0 BB: 0 P: 3	R: 2 E: 0 K: 0 S: 4	H: 1 LOB: 1 BB: 1 P: 8	1B: 5 2B: 3 3B: 0 HR: 1	SF: 1 SAC: 0 DP: 2 HBP: 2	WP: 2 PA: 41
PITCHER	IP WLS BF H R ER SO BB IBB HBP BLK WP HR S P ERA WHIP																		
Carl Morton, R ERA: 5.4	(1, 1) 2.2 16 4 4 4 0 4 0 1 0 0 2 0 15 24 3.86 1.714																		
Bruce Dal Canton, R ERA: 2.51	(3, 1) 2.1 12 2 2 1 3 2 0 1 0 0 2 0 15 24 3.86 1.714																		
Pablo Torrealba, L ERA: 0.3	(6, 1) 2.0 8 2 1 1 1 0 0 0 0 0 0 0 10 10 4.50 1.000																		
Mike Marshall, R ERA: 4.52	(8, 1) 1.0 L 5 1 2 2 0 1 0 0 0 0 0 1 4 8 18.00 2.000																		

Batter	1	2	3	4	5	6	7	8	9	AB	R	H	RBI	BB	SO	LOB	TOP								
Rowland Office, L OBP: 0.385, SLG: 0.412										4	2	2	0	1	0	2	Atlanta Braves @ San Diego Padres San Diego Stadium, San Diego, CA Sat Jun 26 1976, 10:05 PM EDT Att: 27,179 - Unknown								
Rod Gilbreath, R OBP: 0.365, SLG: 0.488										4	0	0	0	0	1	2									
Dave May, L OBP: 0.306, SLG: 0.301										3	2	1	1	1	1	0									
Tom Paciorek, R OBP: 0.339, SLG: 0.422										1	0	0	0	0	1	0									
Willie Montanez, L OBP: 0.365, SLG: 0.446										5	1	2	2	0	0	0									
Ken Henderson, S OBP: 0.359, SLG: 0.417										3	1	0	0	1	0	1									
Earl Williams, R OBP: 0.286, SLG: 0.413										4	1	2	3	0	0	1									
Darrel Chaney, S OBP: 0.338, SLG: 0.348										4	0	1	1	0	2	0									
Jerry Royster, R OBP: 0.321, SLG: 0.326										3	0	1	0	1	0	0									
Phil Niekro, R OBP: 0.186, SLG: 0.209										3	0	1	0	0	0	3									
Inning Stats	R: 2 E: 0 K: 0 S: 5	H: 2 LOB: 1 BB: 1 P: 9	R: 0 E: 0 K: 1 S: 6	H: 1 LOB: 1 BB: 0 P: 6	R: 0 E: 0 K: 1 S: 5	H: 0 LOB: 0 BB: 0 P: 5	R: 1 E: 0 K: 0 S: 4	H: 1 LOB: 0 BB: 0 P: 4	R: 4 E: 0 K: 0 S: 8	H: 5 LOB: 3 BB: 2 P: 16	R: 0 E: 0 K: 1 S: 4	H: 0 LOB: 0 BB: 1 P: 8	R: 0 E: 0 K: 0 S: 3	H: 0 LOB: 0 BB: 0 P: 3	R: 0 E: 0 K: 1 S: 6	H: 1 LOB: 0 BB: 0 P: 6	R: 0 E: 0 K: 1 S: 5	H: 0 LOB: 0 BB: 0 P: 5	1B: 7 2B: 2 3B: 0 HR: 1	SF: 0 SAC: 2 DP: 0 HBP: 0	WP: 1 PB: 0 SB: 0 CS: 1	PA: 40			
PITCHER	IP WLS BF H R ER SO BB IBB HBP BLK WP HR S P ERA WHIP	4.2 L 24 8 7 7 2 2 0 0 0 0 1 26 34 13.50 2.143	(1, 1)	5.1 2.1 9 1 0 0 1 1 1 0 0 1 0 9 17 0.00 0.857	(5, 1)	8.1 2.0 7 1 0 0 2 0 0 0 0 0 0 11 11 0.00 0.500	(8, 1)																		

AB	34
R	7
H	10
RBI	7
BB	4
SO	5
LOB	9



Batter	1	2	3	4	5	6	7	8	9	AB	R	H	RBI	BB	SO	LOB	BOTTOM							
Johnny Grubb, L OBP: 0.440, SLG: 0.430										2	1	0	0	2	1	0	Atlanta Braves @ San Diego Padres San Diego Stadium, San Diego, CA Sat Jun 26 1976, 10:05 PM EDT Att: 27,179 - Unknown							
Ted Kubiak, S OBP: 0.412, SLG: 0.398										3	0	2	1	1	0	0								
Jerry Turner, L OBP: 0.301, SLG: 0.373										4	0	0	0	0	1	5								
Dave Winfield, R OBP: 0.363, SLG: 0.485										4	1	2	1	0	0	1								
Mike Ivie, R OBP: 0.325, SLG: 0.441										4	0	1	1	0	0	1								
Doug Rader, R OBP: 0.346, SLG: 0.402										3	0	1	0	1	0	1								
Hector Torres, R OBP: 0.294, SLG: 0.344										4	0	0	0	0	0	2								
Bob Davis, R OBP: 0.185, SLG: 0.216										2	1	0	0	0	0	0								
Gene Locklear, L OBP: 0.277, SLG: 0.283										1	0	0	0	0	0	0								
Fred Kendall, R OBP: 0.279, SLG: 0.247										1	0	0	0	0	1	1								
Dan Spillner, R OBP: 0.211, SLG: 0.063										2	0	0	0	0	1	1								
Dave Tomlin, L										0	0	0	0	0	0	0								
Tito Fuentes, S OBP: 0.301, SLG: 0.343										1	0	0	0	0	0	0								
Rich Folkers, L										0	0	0	0	0	0	0								
Mery Rettenmund, R OBP: 0.390, SLG: 0.338										1	0	0	0	0	1	1								
Inning Stats	R: 2 E: 0 K: 0 S: 5	H: 3 LOB: 1 BB: 1 P: 9	R: 1 E: 1 K: 2 S: 9	H: 1 LOB: 2 BB: 1 P: 13	R: 0 E: 0 K: 0 S: 3	H: 0 LOB: 0 BB: 0 P: 3	R: 0 E: 0 K: 0 S: 3	H: 0 LOB: 0 BB: 0 P: 3	R: 0 E: 0 K: 0 S: 3	H: 0 LOB: 1 BB: 1 P: 7	R: 0 E: 0 K: 0 S: 2	H: 0 LOB: 0 BB: 1 P: 6	R: 0 E: 0 K: 1 S: 5	H: 0 LOB: 0 BB: 0 P: 5	R: 0 E: 0 K: 0 S: 4	H: 1 LOB: 1 BB: 0 P: 4	R: 0 E: 0 K: 2 S: 8	H: 1 LOB: 1 BB: 0 P: 8	1B: 3 2B: 3 3B: 0 HR: 0	SF: 0 SAC: 0 DP: 2 HBP: 0	WP: 1 PB: 0 SB: 0 CS: 0	PA: 36		
PITCHER	IP WLS BF H R ER SO BB IBB HBP BLK WP HR S P ERA WHIP	9.0 W 36 6 3 2 5 4 0 0 0 1 0 42 58 2.00 1.111	(1, 1)																					

AB	32
R	3
H	6
RBI	3
BB	4
SO	5
LOB	13

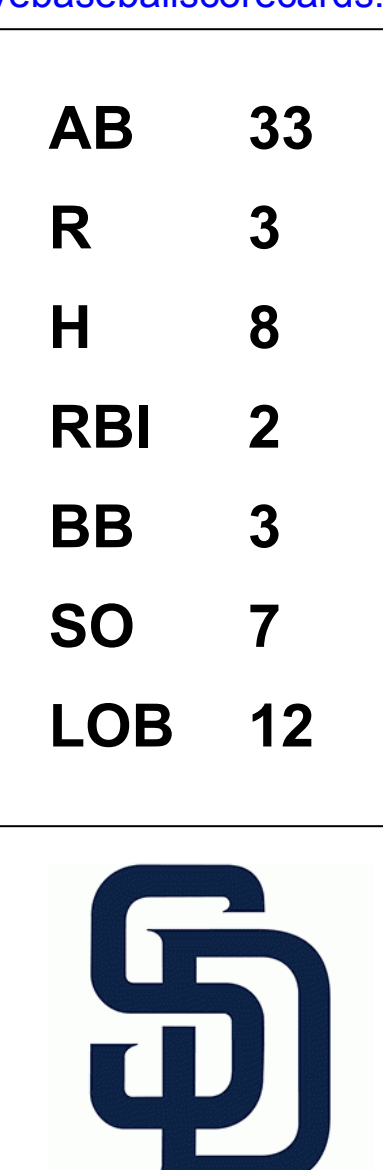



Batter	1	2	3	4	5	6	7	8	9	AB	R	H	RBI	BB	SO	LOB	TOP			
Jimmy Wynn, R (1, 8) OBP: 0.400, SLG: 0.406	F8		L7					F8		3	0	0	0	1	0	0	Atlanta Braves @ San Diego Padres San Diego Stadium, San Diego, CA Sun Jun 27 1976, 6:33 AM EDT Att: 6,947 - Unknown			
Rod Gilbreath, R (1, 4) OBP: 0.380, SLG: 0.472	BB			F7	L5			1-3		3	0	0	0	1	0	2				
Tom Paciorek, R (1, 7) OBP: 0.327, SLG: 0.406	K			L5				F9		4	0	0	0	0	1	1				
Willie Montanez, L (1, 3) OBP: 0.363, SLG: 0.444	L8			6-3				L9		4	0	1	0	0	0	1				
Ken Henderson, S (1, 9) OBP: 0.355, SLG: 0.411		K			5-3			F7		3	0	0	0	0	1	0				
Earl Williams, R (1, 2) OBP: 0.291, SLG: 0.407		5-3								2	1	0	0	2	1	0				
Jerry Royster, R (1, 5) OBP: 0.320, SLG: 0.324		K								4	0	1	0	0	1	3				
Darrel Chaney, S (1, 6) OBP: 0.342, SLG: 0.353				6-3						3	1	2	0	0	0	0				
Andy Messersmith, R (1, 1) OBP: 0.182, SLG: 0.143			K					F3		3	0	1	2	0	1	1				
Inning Stats	R: 0 E: 0 K: 1 S: 5	H: 0 LOB: 1 BB: 1 P: 9	R: 0 E: 0 K: 2 S: 7	H: 0 LOB: 0 BB: 0 P: 7	R: 0 E: 0 K: 1 S: 5	H: 1 LOB: 2 BB: 1 P: 5	R: 0 E: 0 K: 0 S: 3	H: 0 LOB: 0 BB: 0 P: 3	R: 2 E: 0 K: 0 S: 5	H: 2 LOB: 2 BB: 2 P: 13	R: 0 E: 0 K: 1 S: 6	H: 2 LOB: 1 BB: 0 P: 6	R: 0 E: 0 K: 0 S: 3	H: 0 LOB: 0 BB: 0 P: 3	R: 0 E: 0 K: 0 S: 3	H: 1 LOB: 1 BB: 1 P: 7	1B: 5 2B: 0 3B: 0 HR: 0	SF: 0 SAC: 1 DP: 1 HBP: 0	WP: 0 PB: 0 SB: 0 CS: 0	PA: 34
PITCHER Brent Strom, L (1, 1) ERA: 3.5	IP: 9.0 WLS: W BF: 34 H: 5 R: 2 ER: 2 SO: 5 BB: 3 IBB: 1 HBP: 0 BLK: 0 WP: 0 HR: 0 S: 40 P: 56 ERA: 2.00 WHIP: 0.889																			


AB	29
R	2
H	5
RBI	2
BB	4
SO	5
LOB	8



Batter	1	2	3	4	5	6	7	8	9	AB	R	H	RBI	BB	SO	LOB	BOTTOM					
Johnny Grubb, L (1, 9) OBP: 0.447, SLG: 0.433	G3									4	0	2	0	1	0	0	Atlanta Braves @ San Diego Padres San Diego Stadium, San Diego, CA Sun Jun 27 1976, 6:33 AM EDT Att: 6,947 - Unknown					
Tito Fuentes, S (1, 4) OBP: 0.303, SLG: 0.344	K		FC6-4							5	0	2	1	0	1	4						
Willie Davis, L (1, 8) OBP: 0.310, SLG: 0.409	K									4	1	1	0	0	1	1						
Willie McCovey, L (1, 3) OBP: 0.304, SLG: 0.372		G3								4	1	0	0	0	0	2						
Doug Rader, R (1, 5) OBP: 0.349, SLG: 0.405		1-3								3	0	2	0	0	0	0						
Jerry Turner, L (1, 7) OBP: 0.291, SLG: 0.362		K								3	0	0	1	0	1	3						
Hector Torres, R (1, 6) OBP: 0.295, SLG: 0.351										3	0	1	0	0	0	0						
Gene Locklear, L (9, PH) OBP: 0.273, SLG: 0.279										1	0	0	0	0	1	0						
Fred Kendall, R (1, 2) OBP: 0.275, SLG: 0.243										3	0	0	0	0	2	1						
Dave Winfield, R (9, PH) OBP: 0.365, SLG: 0.485										0	0	0	0	1	0	0						
Brent Strom, R (1, 1) OBP: 0.162, SLG: 0.091										3	0	0	0	0	1	1						
Ted Kubiak, S (9, PH) OBP: 0.417, SLG: 0.398										0	1	0	0	1	0	0						
Inning Stats	R: 0 E: 0 K: 2 S: 7	H: 0 LOB: 0 BB: 0 P: 7	R: 0 E: 0 K: 1 S: 5	H: 0 LOB: 0 BB: 0 P: 5	R: 0 E: 0 K: 2 S: 8	H: 1 LOB: 2 BB: 1 P: 12	R: 2 E: 1 K: 0 S: 5	H: 1 LOB: 0 BB: 0 P: 5	R: 0 E: 0 K: 1 S: 5	H: 0 LOB: 0 BB: 0 P: 5	R: 0 E: 0 K: 0 S: 5	H: 2 LOB: 2 BB: 0 P: 5	R: 0 E: 1 K: 0 S: 5	H: 1 LOB: 2 BB: 0 P: 5	R: 0 E: 0 K: 0 S: 4	H: 1 LOB: 1 BB: 0 P: 4	R: 1 E: 0 K: 1 S: 5	H: 2 LOB: 2 BB: 2 P: 13	1B: 7 2B: 1 3B: 0 HR: 0	SF: 1 SAC: 1 DP: 0 HBP: 0	WP: 1 PB: 0 SB: 1 CS: 0	PA: 38
PITCHER Andy Messersmith, R (1, 1) ERA: 2.55	IP: 8.2 WLS: L BF: 38 H: 8 R: 3 ER: 2 SO: 7 BB: 3 IBB: 0 HBP: 0 BLK: 1 WP: 1 HR: 0 S: 49 P: 61 ERA: 2.08 WHIP: 1.269																					



Batter	1	2	3	4	5	6	7	8	9	AB	R	H	RBI	BB	SO	LOB	TOP			
Rowland Office, L OBP: 0.383, SLG: 0.410	6-3		1B			L3		F7		4	0	1	0	0	0	0	<p>Atlanta Braves @ Los Angeles Dodgers Dodger Stadium, Los Angeles, CA Mon Jun 28 1976, 7:05 PM PDT Att: 21,386 - Unknown</p> <p>livebaseballscores.com</p> <p>AB 29 R 2 H 4 RBI 2 BB 2 SO 2 LOB 4</p> 			
Rod Gilbreath, R OBP: 0.375, SLG: 0.462	CS 1B		F4			5-3		F4		4	0	1	0	0	0	1				
Jimmy Wynn, R OBP: 0.398, SLG: 0.400	FC6-4 BB				F8		E5 HR		K	3	1	0	0	1	1	0				
Willie Montanez, L OBP: 0.362, SLG: 0.451	FC6-4				4-3		HR		4-3	4	1	1	2	0	0	1				
Ken Henderson, S OBP: 0.350, SLG: 0.405		K			4-3		F7			3	0	0	0	0	1	0				
Earl Williams, R OBP: 0.298, SLG: 0.408		G3-6-3 1B			6-3		L3 BB			2	0	1	0	1	0	0				
Darrel Chaney, S OBP: 0.338, SLG: 0.348		G3-6-3			5-3		L3			3	0	0	0	0	0	2				
Jerry Royster, R OBP: 0.316, SLG: 0.320					F7		F8		F8	3	0	0	0	0	0	0				
Dick Ruthven, R OBP: 0.237, SLG: 0.171					5-3		F7		1-3	2	0	0	0	0	0	0				
Dave May, L OBP: 0.303, SLG: 0.298										1	0	0	0	0	0	0				
Mike Marshall, R OBP: 0.298, SLG: 0.357										0	0	0	0	0	0	0				
Inning Stats	R: 0 E: 0 K: 0 S: 3	H: 1 LOB: 1 BB: 1 P: 7	R: 0 E: 0 K: 1 S: 5	H: 1 LOB: 0 BB: 0 P: 5	R: 0 E: 0 K: 0 S: 4	H: 1 LOB: 1 BB: 0 P: 4	R: 0 E: 0 K: 0 S: 3	H: 0 LOB: 0 BB: 0 P: 3	R: 0 E: 0 K: 0 S: 3	H: 0 LOB: 0 BB: 0 P: 3	R: 2 E: 1 K: 0 S: 4	H: 1 LOB: 0 BB: 1 P: 8	R: 0 E: 0 K: 0 S: 3	H: 0 LOB: 0 BB: 0 P: 3	R: 0 E: 0 K: 1 S: 5	H: 0 LOB: 0 BB: 0 P: 5	1B: 3 2B: 1 3B: 0 HR: 1	SF: 0 SAC: 0 DP: 2 HBP: 0	WP: 0 PB: 0 SB: 0 CS: 1	PA: 31
PITCHER	IP WLS BF H R ER SO BB IBB HBP BLK WP HR S P ERA WHIP																			
Rick Rhoden, R ERA: 2.93	(1, 1) 7.0 W 25 4 2 1 1 2 0 0 0 0 0 1 25 33 1.29 0.857																			
Charlie Hough, R ERA: 2.45	(8, 1) 2.0 S 6 0 0 0 1 0 0 0 0 0 0 0 8 8 0.00 0.000																			

Batter	1	2	3	4	5	6	7	8	9	AB	R	H	RBI	BB	SO	LOB	BOTTOM			
Lee Lacy, R OBP: 0.299, SLG: 0.361	L1		4-3			F6		SF9		3	0	0	1	0	0	2	<p>Atlanta Braves @ Los Angeles Dodgers Dodger Stadium, Los Angeles, CA Mon Jun 28 1976, 7:05 PM PDT Att: 21,386 - Unknown</p> <p>livebaseballscores.com</p> <p>AB 30 R 5 H 10 RBI 5 BB 3 SO 3 LOB 17</p> 			
Ted Sizemore, R OBP: 0.286, SLG: 0.278	F8				1B BB	SH1-3 1B		4-3		3	1	1	0	1	0	1				
Bill Buckner, L OBP: 0.332, SLG: 0.417	F8				F8	SH1-3 1B		HR		4	2	2	1	0	0	1				
Steve Garvey, R OBP: 0.350, SLG: 0.430					G4-6-3 1B	SH1-3		4-3		3	0	2	0	0	0	1				
Reggie Smith, S OBP: 0.280, SLG: 0.388		4-3			G4-6-3	1B				3	1	1	0	1	0	3				
Ed Goodson, L OBP: 0.243, SLG: 0.288		4-3				1B				3	0	0	0	1	1	4				
Bill Russell, R OBP: 0.321, SLG: 0.384		6-3				K		F5		3	0	1	3	0	1	1				
Steve Yeager, R OBP: 0.301, SLG: 0.365					5-3			F3		4	0	1	0	0	0	3				
Rick Rhoden, R OBP: 0.361, SLG: 0.500						1B				3	0	2	0	0	0	0				
Davey Lopes, R OBP: 0.316, SLG: 0.312					6-3					0	1	0	0	0	0	0				
Charlie Hough, R OBP: 0.286, SLG: 0.357						1B				1	0	0	0	0	1	1				
Inning Stats	R: 0 E: 0 K: 0 S: 3	H: 0 LOB: 0 BB: 0 P: 3	R: 0 E: 0 K: 0 S: 4	H: 1 LOB: 1 BB: 0 P: 4	R: 0 E: 0 K: 0 S: 3	H: 0 LOB: 0 BB: 0 P: 3	R: 0 E: 0 K: 0 S: 3	H: 1 LOB: 1 BB: 1 P: 7	R: 0 E: 0 K: 2 S: 9	H: 2 LOB: 2 BB: 0 P: 9	R: 2 E: 0 K: 0 S: 6	H: 3 LOB: 2 BB: 1 P: 10	R: 2 E: 0 K: 0 S: 5	H: 2 LOB: 1 BB: 0 P: 5	R: 1 E: 0 K: 1 S: 6	H: 1 LOB: 1 BB: 1 P: 10	1B: 9 2B: 0 3B: 0 HR: 1	SF: 2 SAC: 1 DP: 1 HBP: 0	WP: 1 PB: 0 SB: 1 CS: 0	PA: 36
PITCHER	IP WLS BF H R ER SO BB IBB HBP BLK WP HR S P ERA WHIP																			
Dick Ruthven, R ERA: 2.9	(1, 1) 7.0 L 31 9 4 4 2 1 1 0 0 0 0 1 33 41 5.14 1.429																			
Mike Marshall, R ERA: 4.59	(8, 1) 1.0 5 1 1 1 1 1 0 0 0 0 1 0 6 10 9.00 2.000																			

Batter	1	2	3	4	5	6	7	8	9	AB	R	H	RBI	BB	SO	LOB	TOP			
Rowland Office, L OBP: 0.384, SLG: 0.414			6-3		K		FC6-4			5	1	2	0	0	1	2	Atlanta Braves @ Los Angeles Dodgers Dodger Stadium, Los Angeles, CA Tue Jun 29 1976, 7:05 PM PDT Att: 40,366 - Unknown			
Rod Gilbreath, R OBP: 0.358, SLG: 0.439	1-3		F8		FC5-4			5-3		5	0	0	0	0	0	5				
Jimmy Wynn, R OBP: 0.396, SLG: 0.396	SF9				5-3			6-3		2	0	0	1	1	0	1				
Willie Montanez, L OBP: 0.363, SLG: 0.452			F7							4	0	2	0	0	0	1				
Tom Paciorek, R OBP: 0.350, SLG: 0.422										3	0	3	0	1	0	0				
Earl Williams, R OBP: 0.297, SLG: 0.404	FC6-4						L5	K		4	0	1	0	0	1	5				
Darrel Chaney, S OBP: 0.340, SLG: 0.348		6-3		F9						3	0	1	0	1	0	2				
Jerry Royster, R OBP: 0.312, SLG: 0.316		6-3		G5-3			K			3	0	0	0	0	1	3				
Ken Henderson, S OBP: 0.353, SLG: 0.405										0	0	0	0	1	0	0				
Roger Moret, S OBP: 0.091, SLG: 0.095		6-3					F9		K	2	0	1	0	0	0	0				
Cito Gaston, R OBP: 0.400, SLG: 0.462										1	0	0	0	0	0	1				
Mike Marshall, R OBP: 0.389, SLG: 0.333										0	0	0	0	0	0	0				
Craig Robinson, R OBP: 0.389, SLG: 0.333										0	0	0	0	0	0	0				
Dave May, L OBP: 0.303, SLG: 0.298										1	0	0	0	0	1	2				
Inning Stats	R: 1 E: 0 K: 0 S: 6	H: 3 LOB: 2 BB: 0 P: 6	R: 0 E: 0 K: 0 S: 3	H: 0 LOB: 0 BB: 0 P: 3	R: 0 E: 0 K: 0 S: 3	H: 0 LOB: 1 BB: 1 P: 7	R: 0 E: 0 K: 0 S: 3	H: 1 LOB: 1 BB: 0 P: 7	R: 0 E: 0 K: 1 S: 6	H: 1 LOB: 0 BB: 0 P: 3	R: 0 E: 0 K: 1 S: 6	H: 1 LOB: 1 BB: 0 P: 6	R: 0 E: 0 K: 1 S: 7	H: 2 LOB: 2 BB: 0 P: 7	R: 0 E: 0 K: 1 S: 5	H: 1 LOB: 2 BB: 2 P: 13	1B: 9 2B: 1 3B: 0 HR: 0	SF: 1 SAC: 0 DP: 2 HBP: 0	WP: 0 PB: 0 SB: 0 CS: 1	PA: 38
PITCHER	IP WLS BF H R ER SO BB IBB HBP BLK WP HR S P ERA WHIP																			
Tommy John, L ERA: 2.87	(1, 1) 7.2 W 32 9 1 1 2 2 2 0 0 0 0 0 0 34 42 1.17 1.435																			
Charlie Hough, R ERA: 2.45	(8, 1) 0.2 5 1 0 0 2 2 0 0 0 0 0 0 7 15 0.00 4.500																			
Elias Sosa, R ERA: 5.11	(9, 1) 0.2 S 1 0 0 0 0 0 0 0 0 0 0 0 1 1 0.00 0.000																			

AB 33
R 1
H 10
RBI 1
BB 4
SO 4
LOB 22



Batter	1	2	3	4	5	6	7	8	9	AB	R	H	RBI	BB	SO	LOB	BOTTOM			
Bill Buckner, L OBP: 0.331, SLG: 0.415	F5	6-3			F9					4	0	1	0	0	0	1	Atlanta Braves @ Los Angeles Dodgers Dodger Stadium, Los Angeles, CA Tue Jun 29 1976, 7:05 PM PDT Att: 40,366 - Unknown			
Ted Sizemore, R OBP: 0.304, SLG: 0.304					E 1B		FC5 S 1B			4	0	4	0	0	0	0				
Bill Russell, R OBP: 0.320, SLG: 0.379	6-3		F8		F5			SH5-3 HBP		3	0	0	0	0	0	3				
Steve Garvey, R OBP: 0.350, SLG: 0.430	K				FC5			SH5-3		3	0	1	0	0	1	2				
Reggie Smith, S OBP: 0.280, SLG: 0.382					E6		K		K	3	1	0	0	1	2	3				
Henry Cruz, L OBP: 0.250, SLG: 0.376					G5-4-3					0	0	0	0	0	0	0				
Lee Lacy, R OBP: 0.288, SLG: 0.359					G5-4-3		6-3		F8	4	0	1	0	0	0	4				
Dusty Baker Jr., R OBP: 0.306, SLG: 0.299					F9		6-3			3	0	1	1	0	0	0				
Steve Yeager, R OBP: 0.297, SLG: 0.359								F8		3	0	0	0	0	1	2				
Tommy John, R OBP: 0.152, SLG: 0.156										2	0	0	1	0	0	0				
Charlie Hough, R OBP: 0.286, SLG: 0.357										0	0	0	0	0	0	0				
Elias Sosa, R OBP: 0.143, SLG: 0.143										0	0	0	0	0	0	0				
Inning Stats	R: 0 E: 0 K: 1 S: 6	H: 1 LOB: 1 BB: 0 P: 6	R: 2 E: 0 K: 1 S: 7	H: 2 LOB: 1 BB: 1 P: 11	R: 0 E: 1 K: 0 S: 5	H: 2 LOB: 2 BB: 0 P: 5	R: 0 E: 0 K: 0 S: 3	H: 0 LOB: 0 BB: 0 P: 3	R: 0 E: 0 K: 0 S: 4	H: 1 LOB: 1 BB: 0 P: 4	R: 0 E: 0 K: 1 S: 5	H: 0 LOB: 0 BB: 0 P: 5	R: 0 E: 0 K: 0 S: 4	H: 2 LOB: 2 BB: 0 P: 4	R: 0 E: 0 K: 1 S: 5	H: 0 LOB: 1 BB: 0 P: 6	1B: 7 2B: 1 3B: 0 HR: 0	SF: 0 SAC: 2 DP: 1 HBP: 1	WP: 0 PB: 0 SB: 2 CS: 0	PA: 33
PITCHER	IP WLS BF H R ER SO BB IBB HBP BLK WP HR S P ERA WHIP																			
Roger Moret, L ERA: 4.71	(1, 1) 6.0 L 25 6 2 2 2 3 1 0 0 0 0 0 0 30 34 3.00 1.167																			
Mike Marshall, R ERA: 4.46	(7, 1) 2.0 8 2 0 0 1 0 0 0 1 0 0 0 9 10 0.00 1.000																			

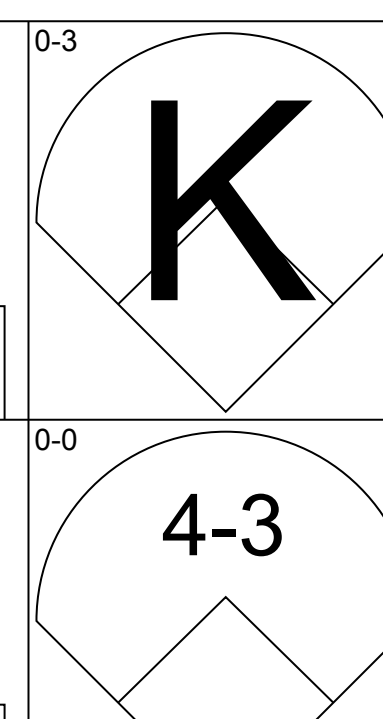
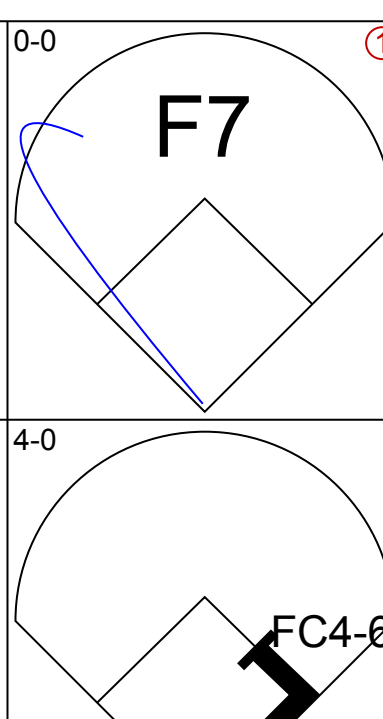
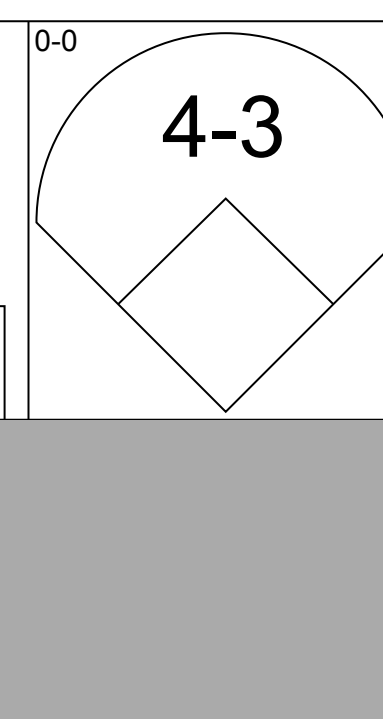
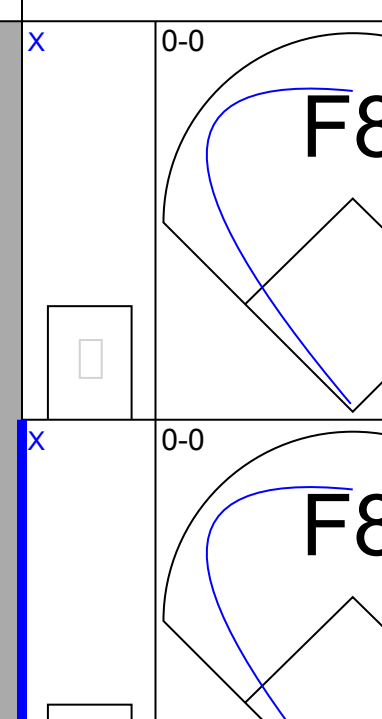
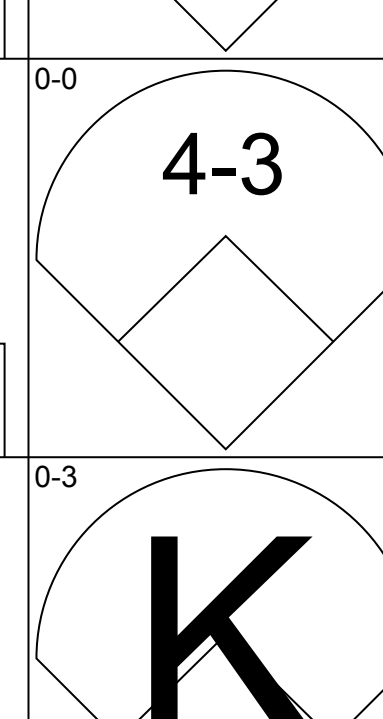
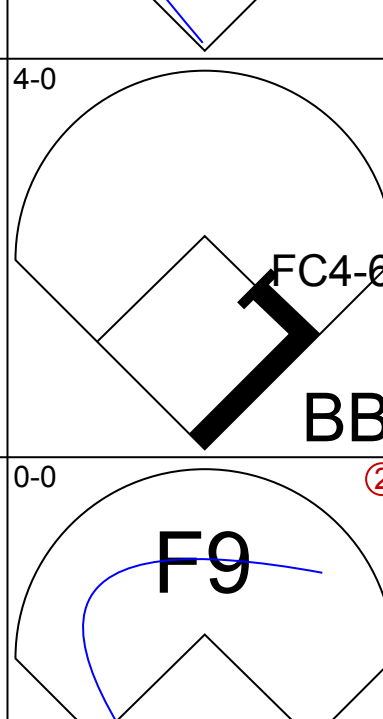
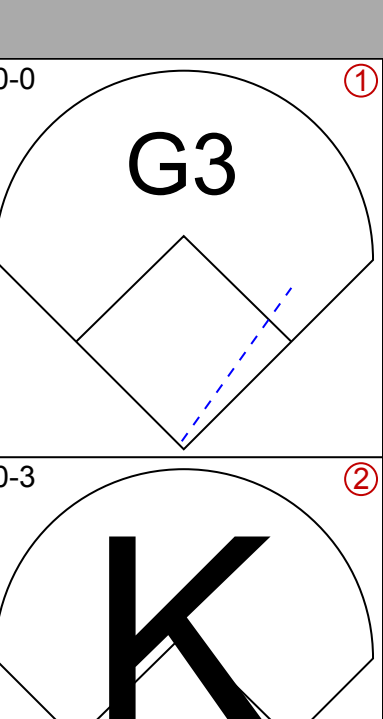
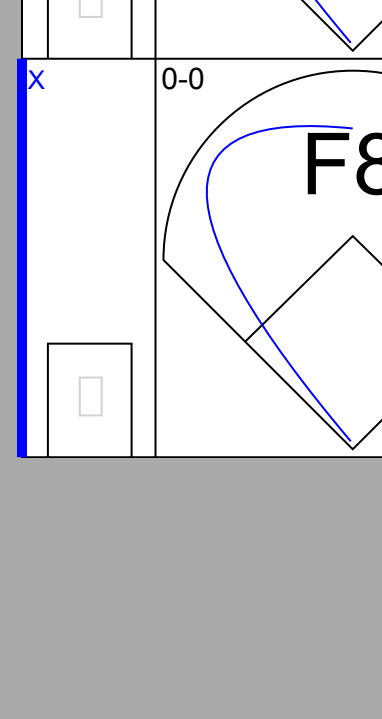
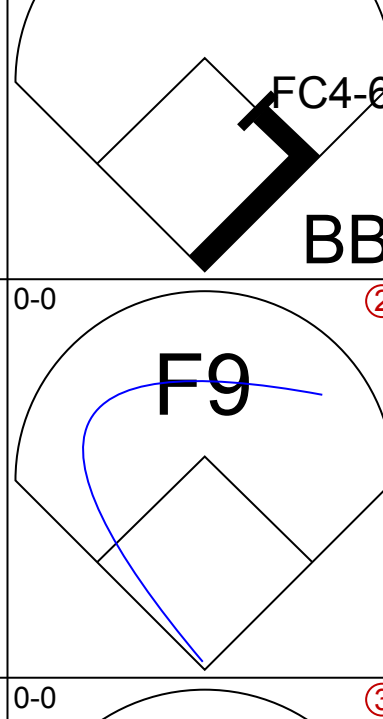
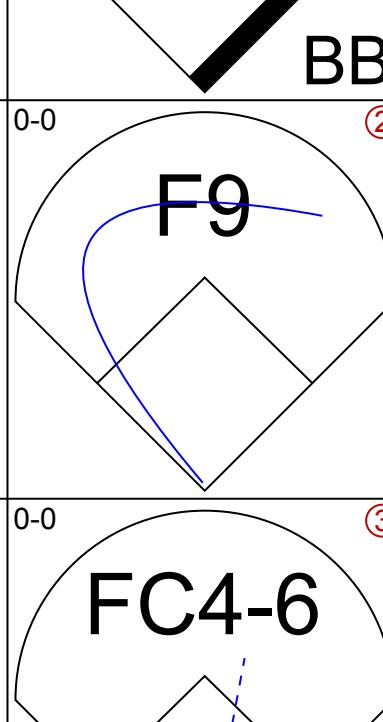
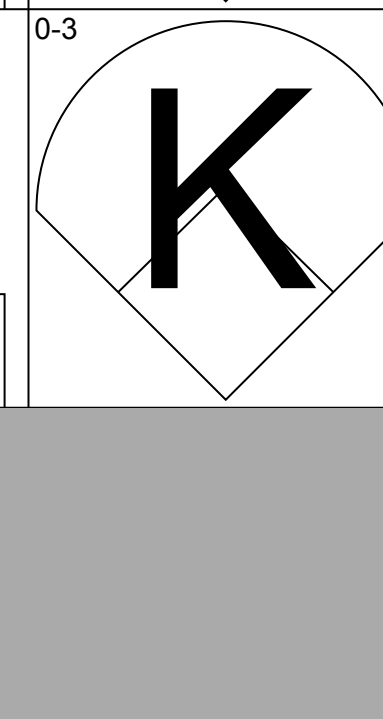
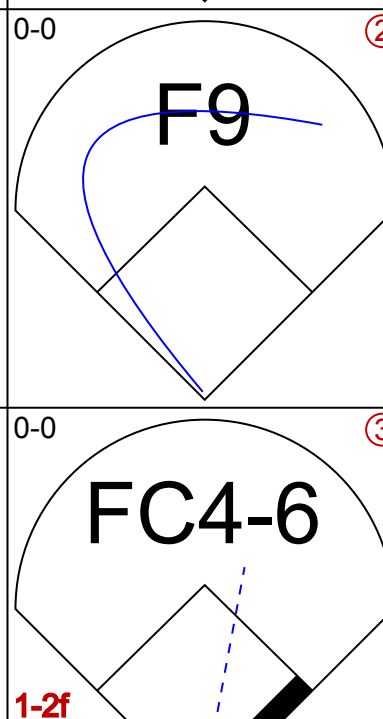
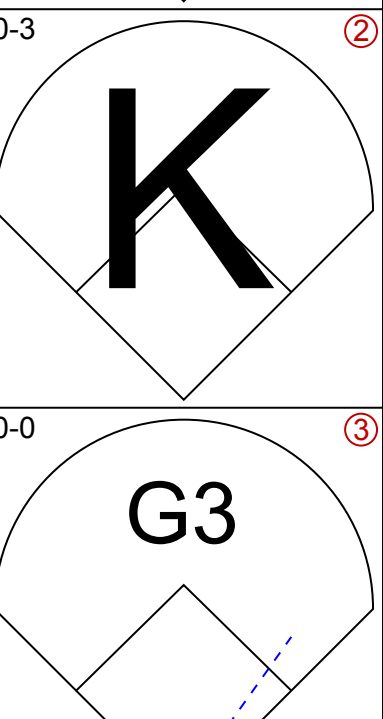
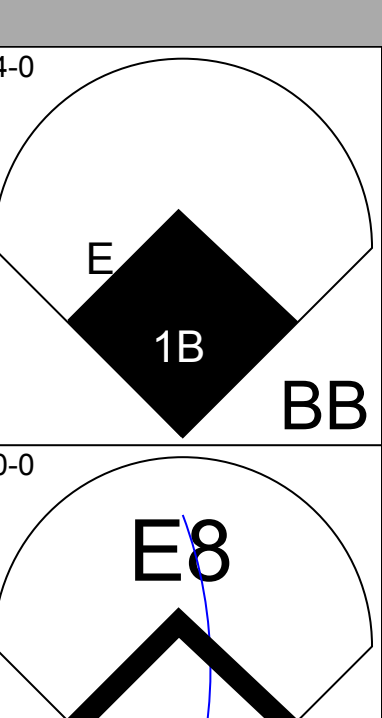
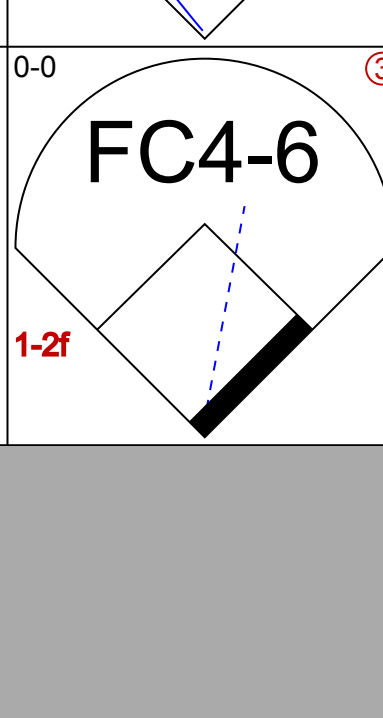
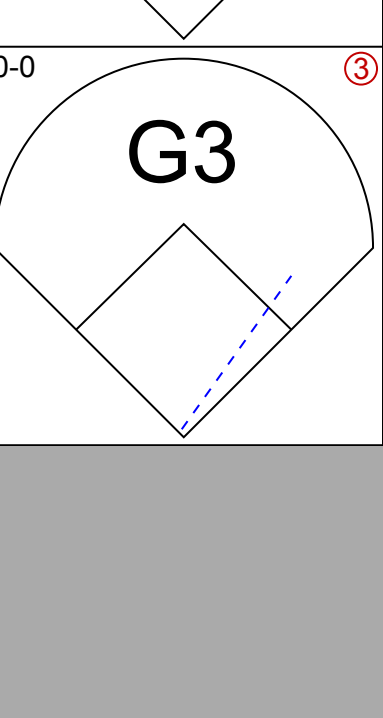
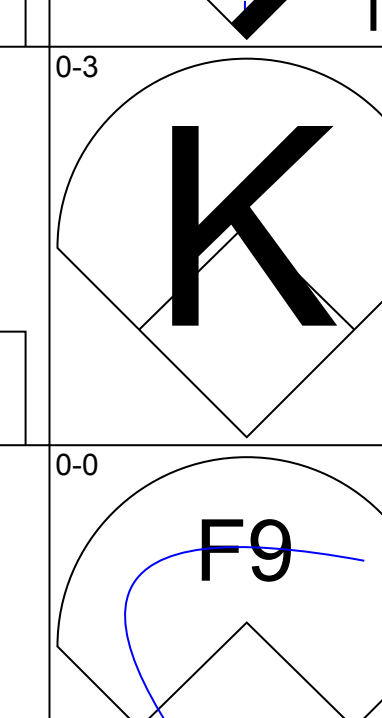
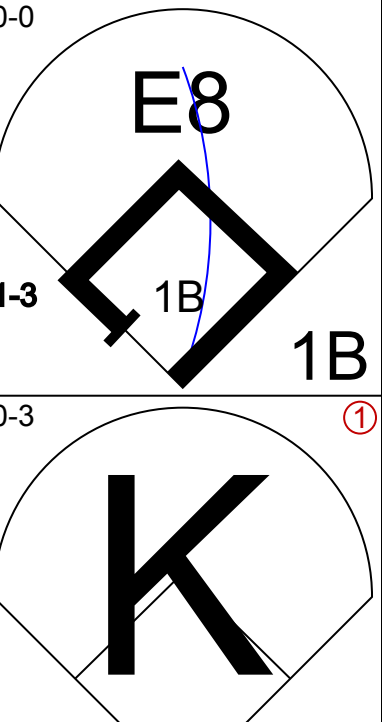
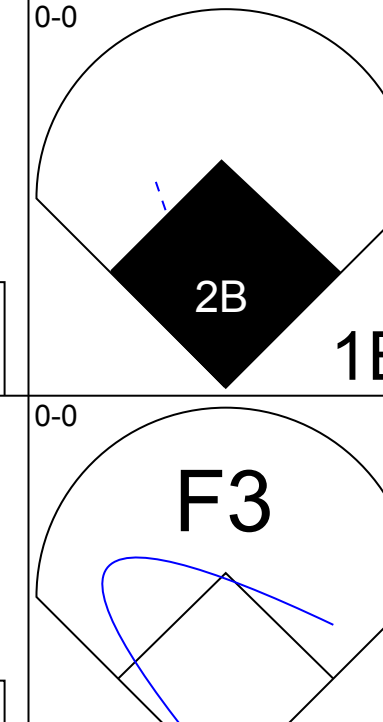
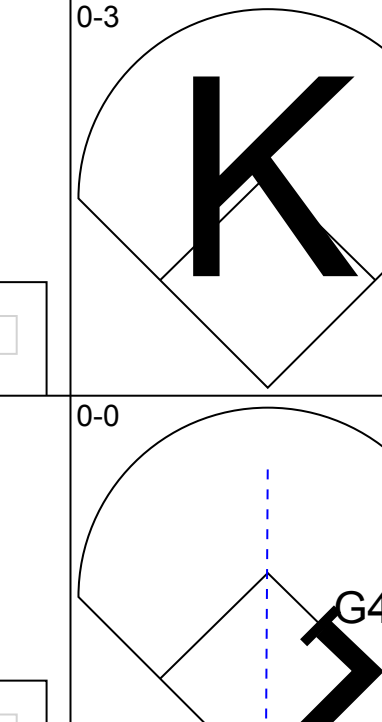
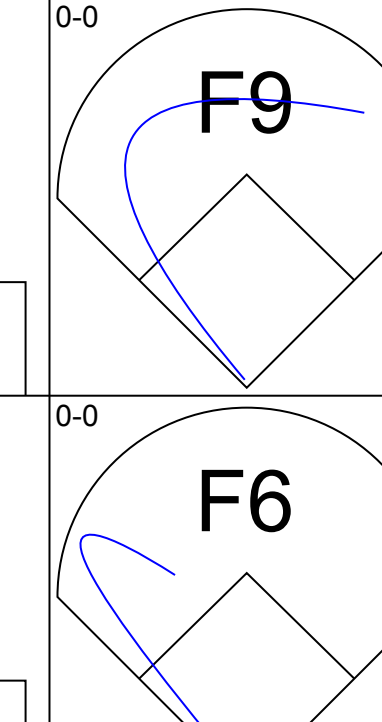

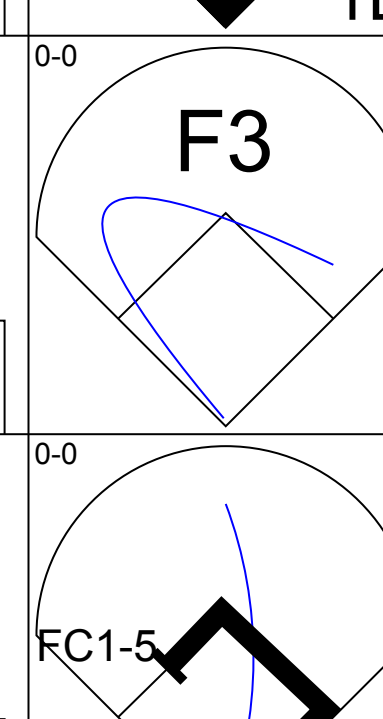
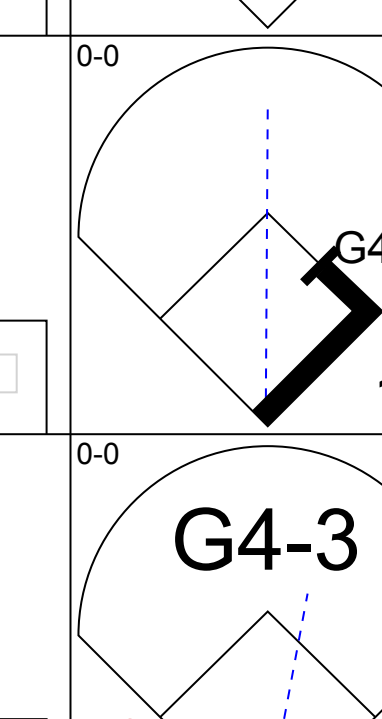
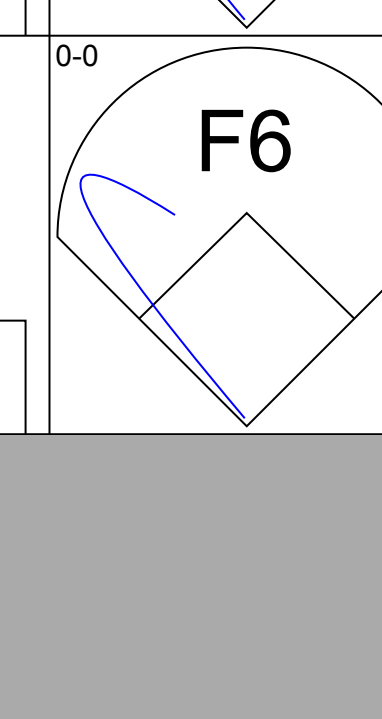
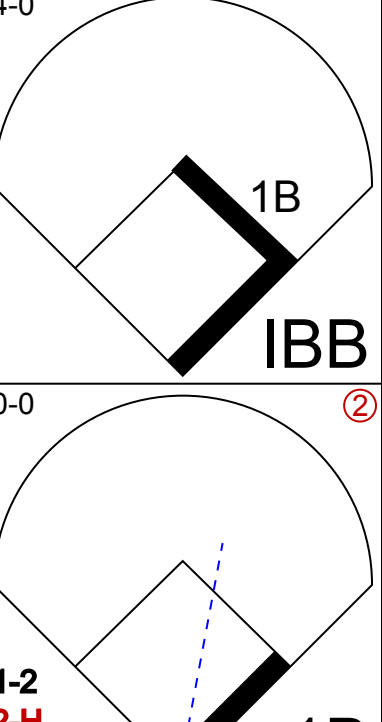
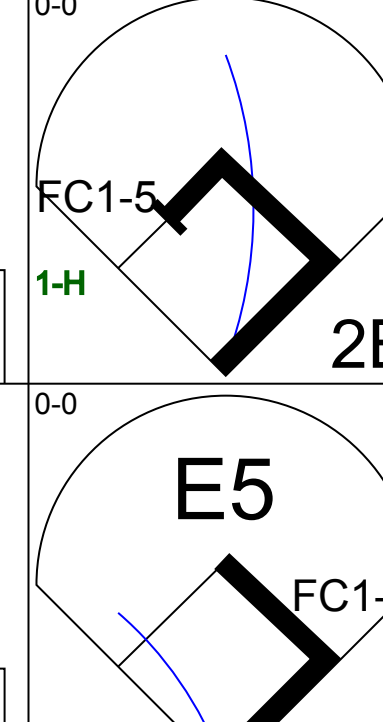
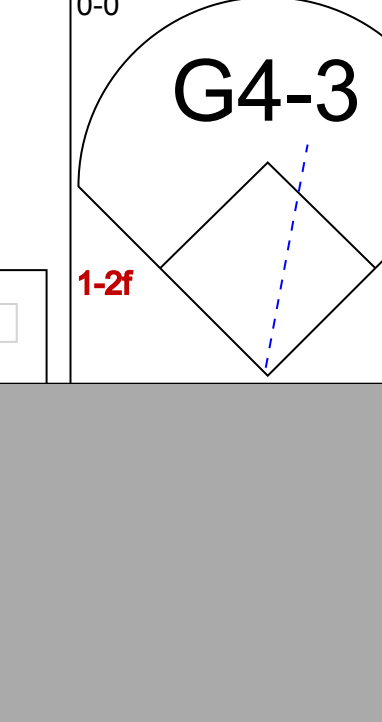
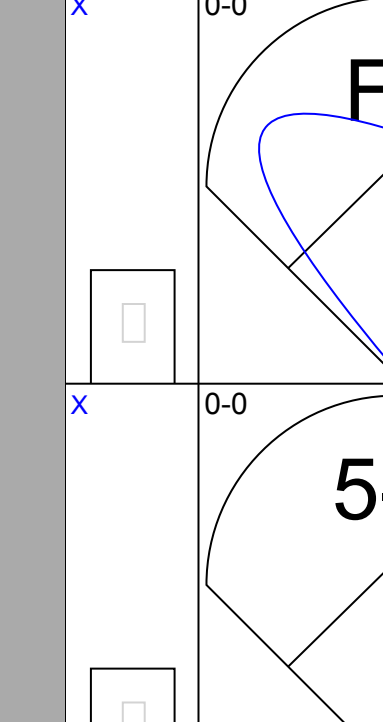
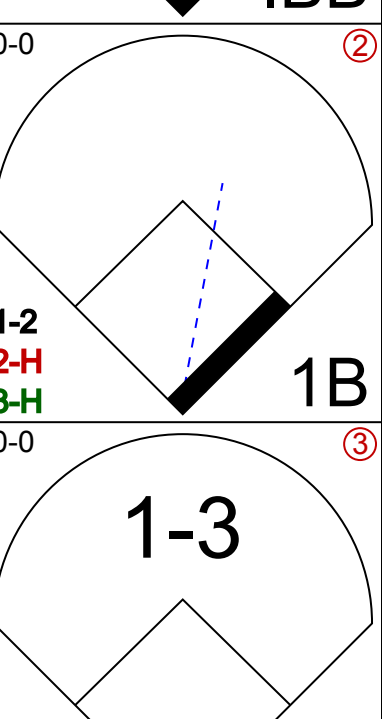
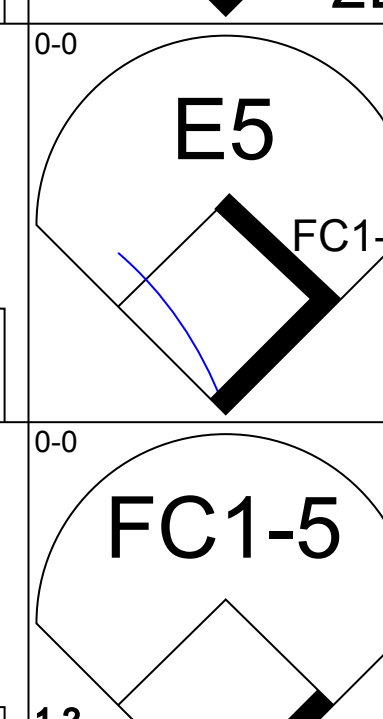
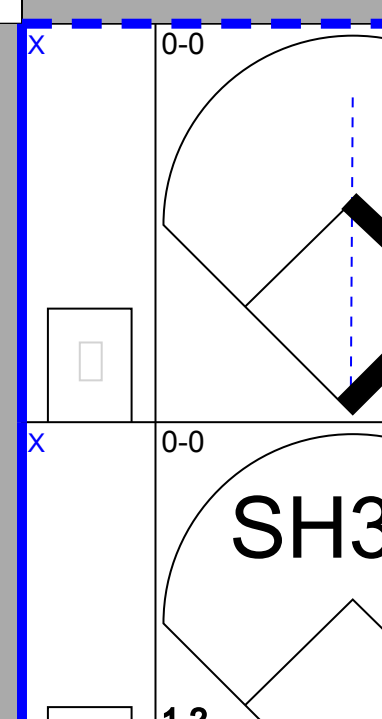
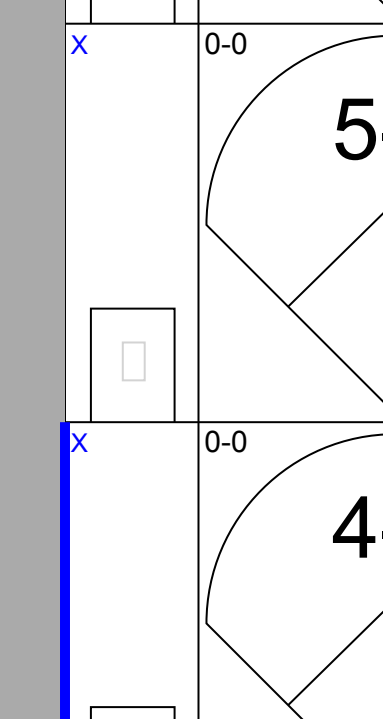
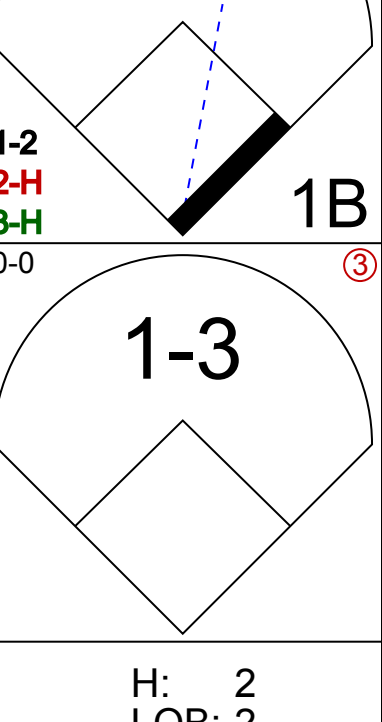
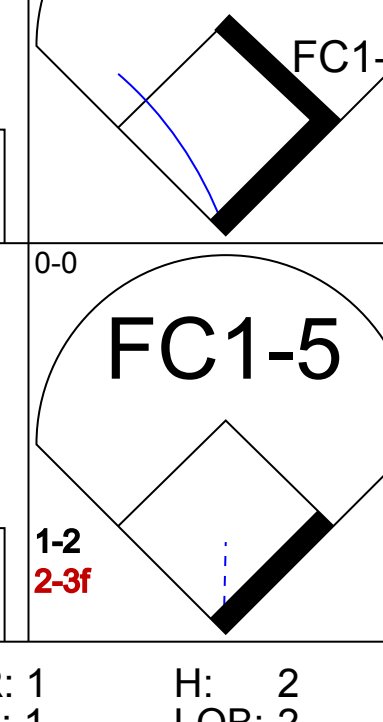
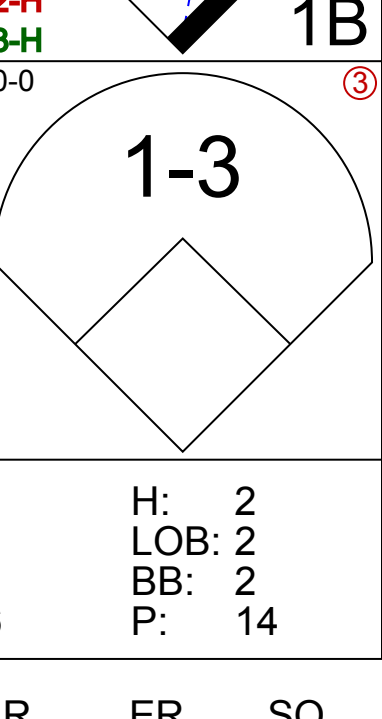
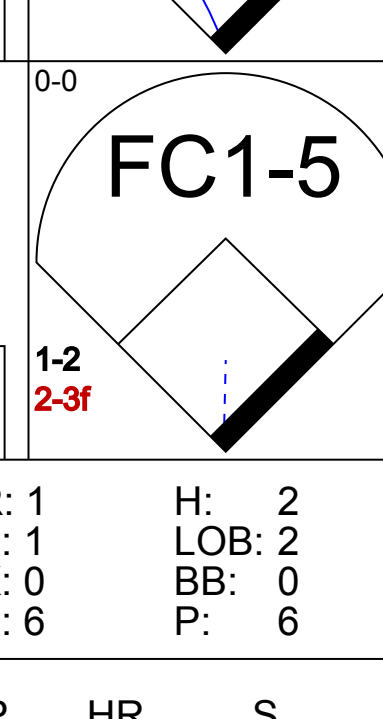

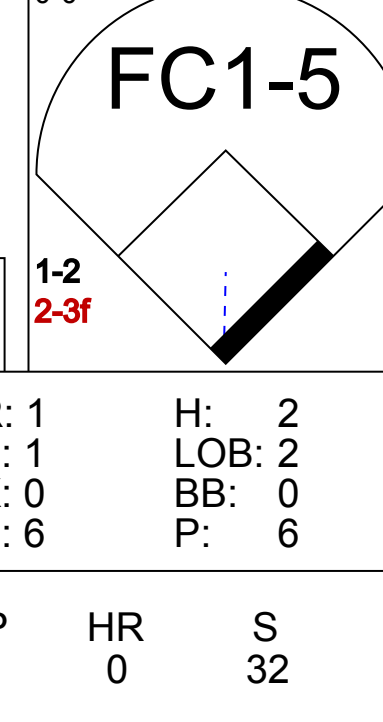
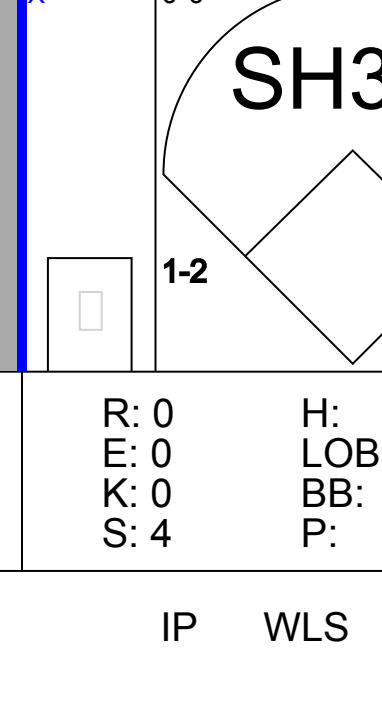
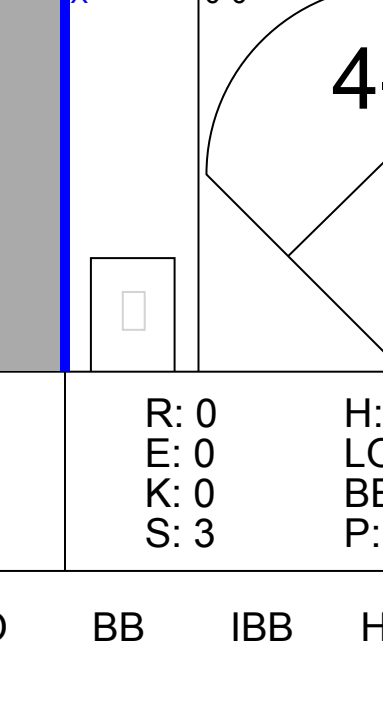
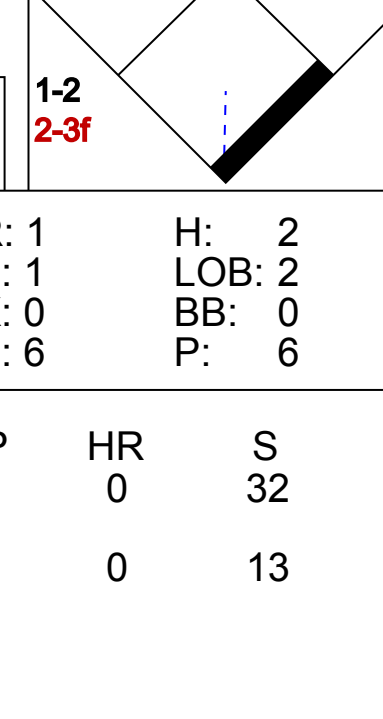
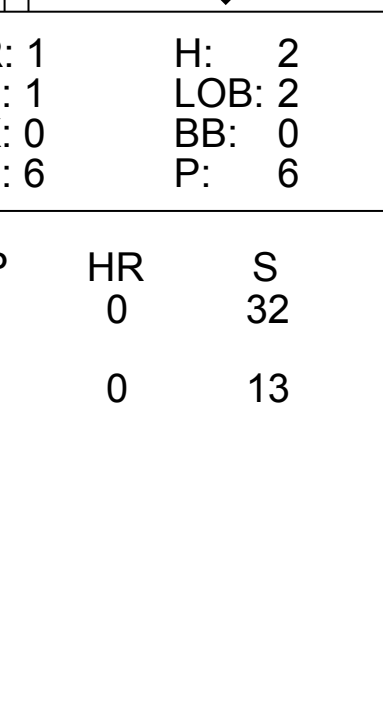
AB 29
R 1
H 8
RBI 2
BB 1
SO 4
LOB 15

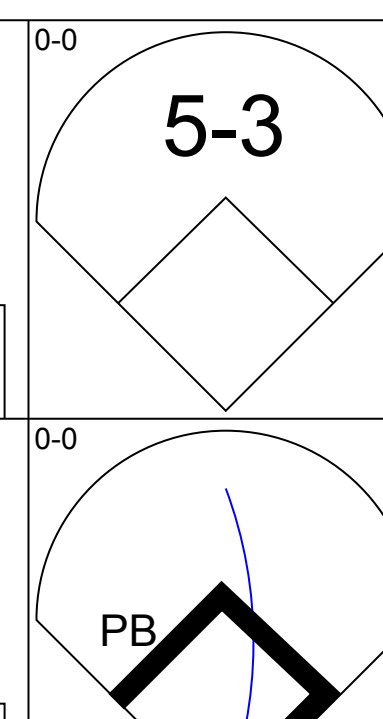
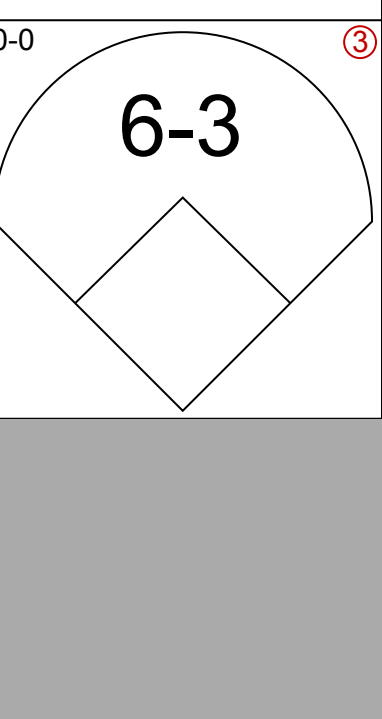
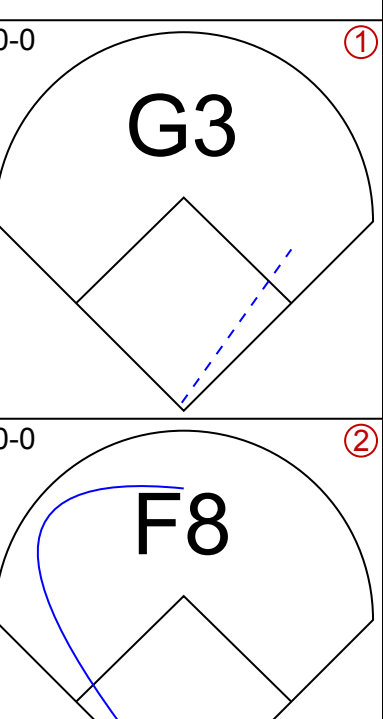
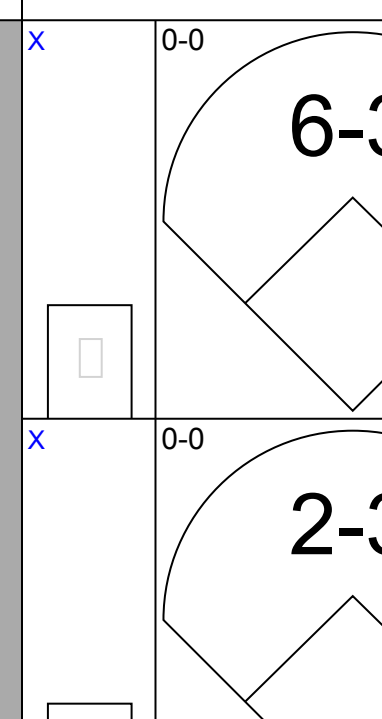
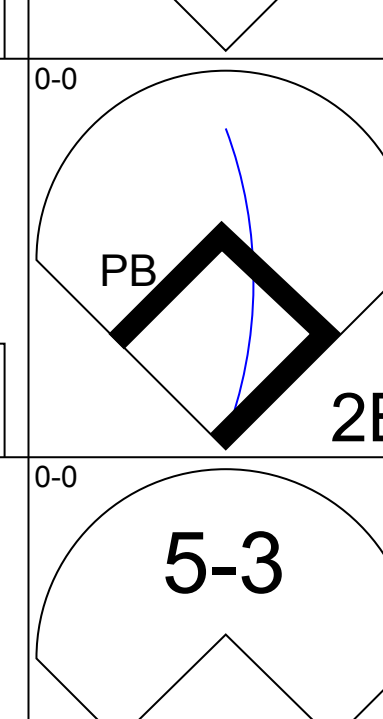
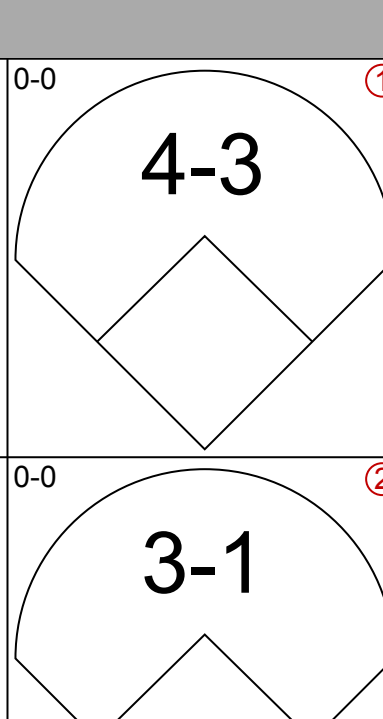
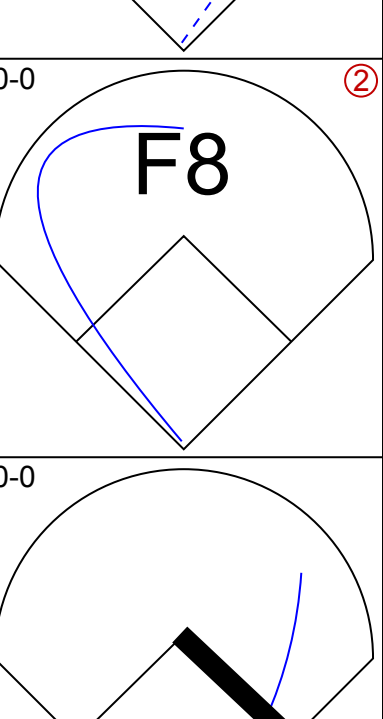
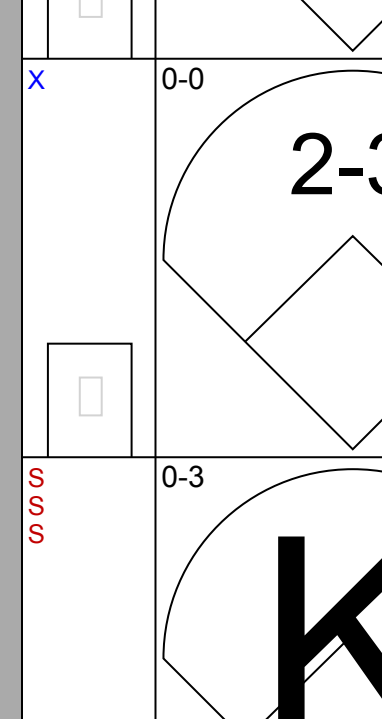
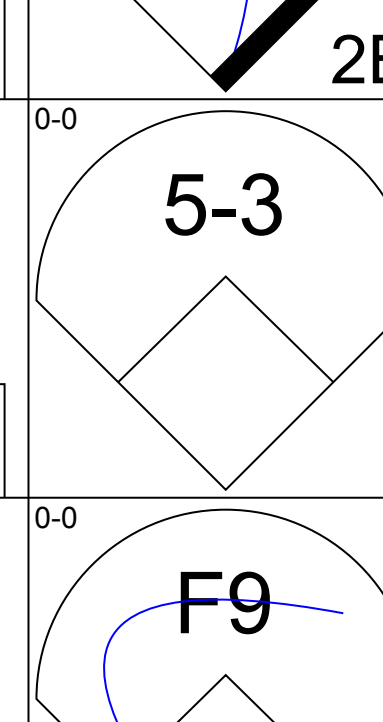
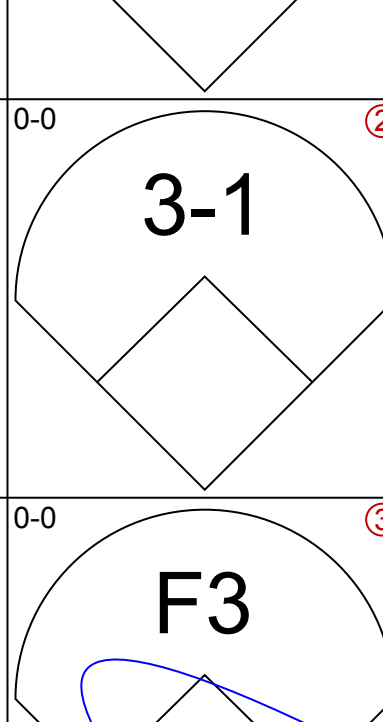
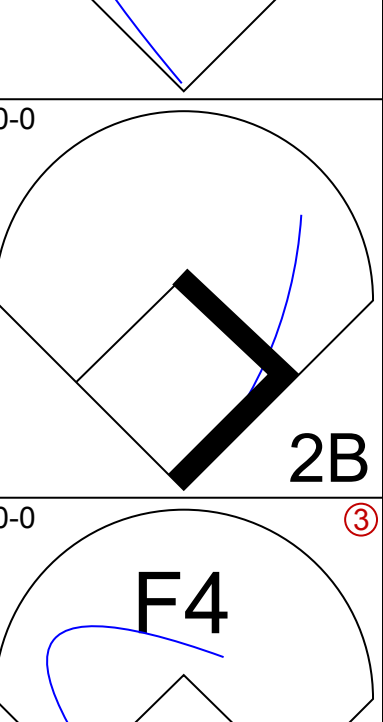
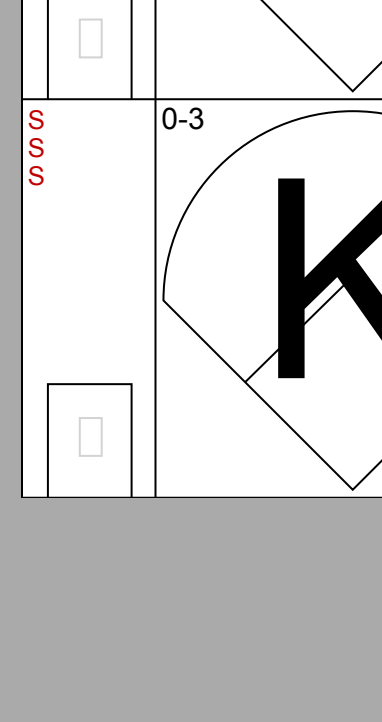
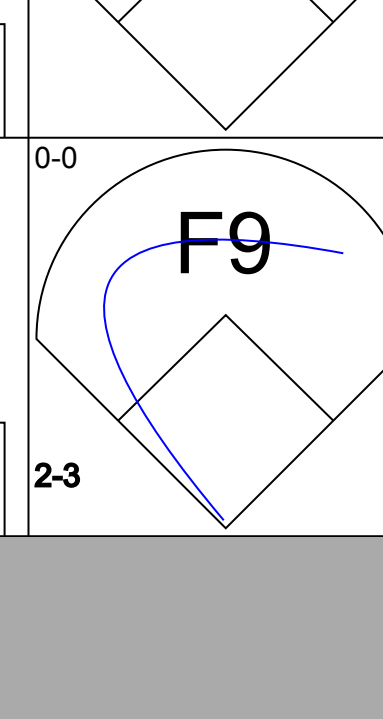
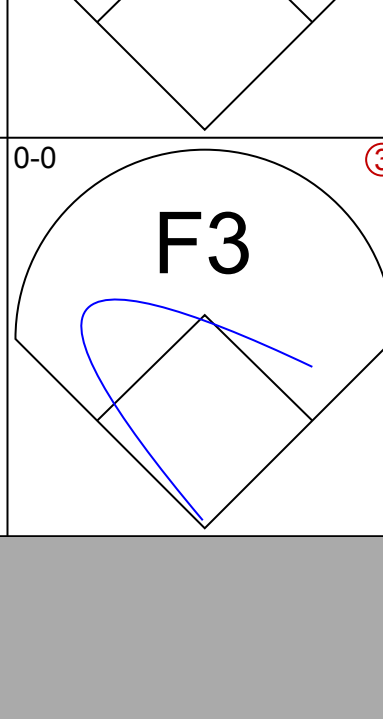
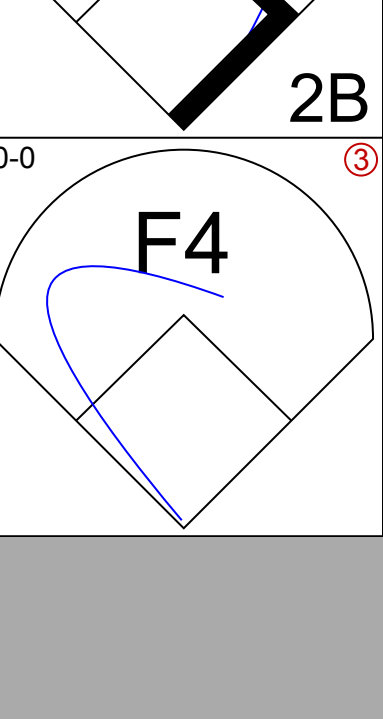
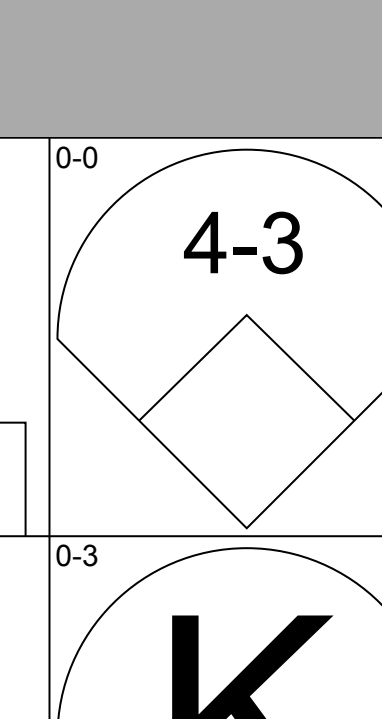
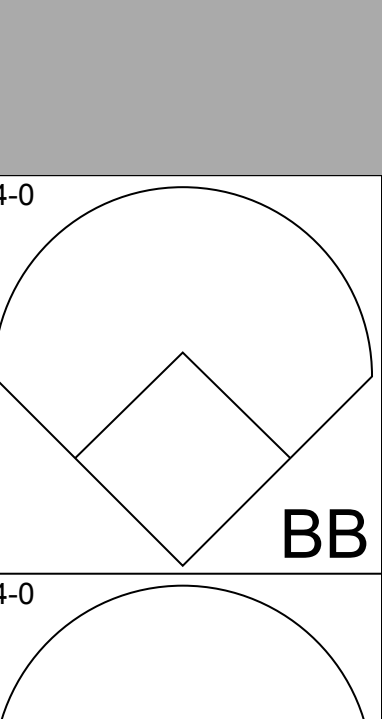
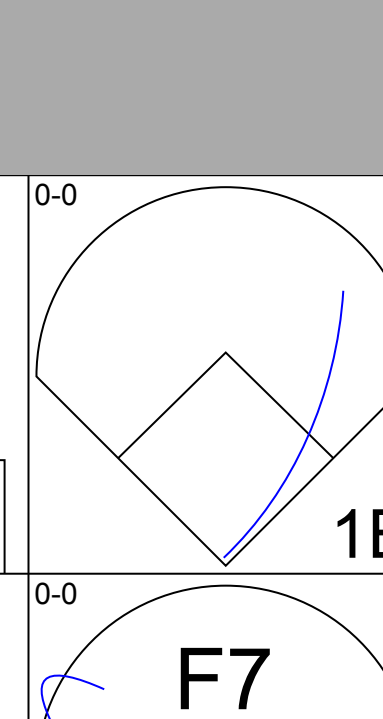
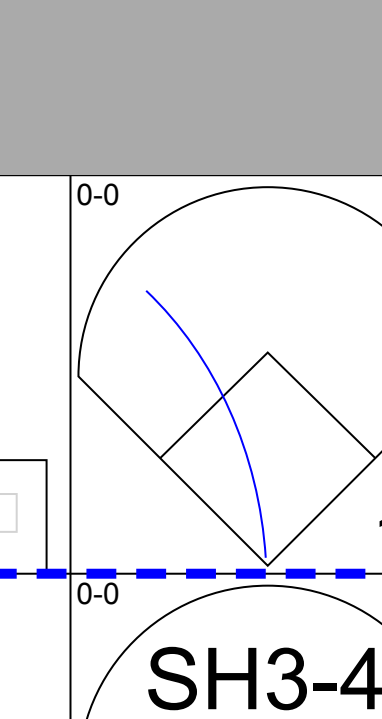
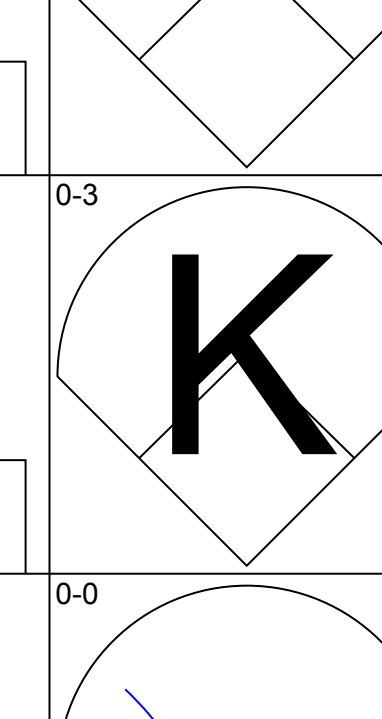
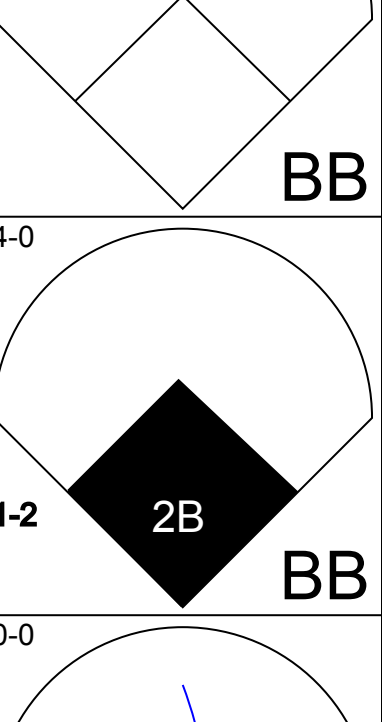
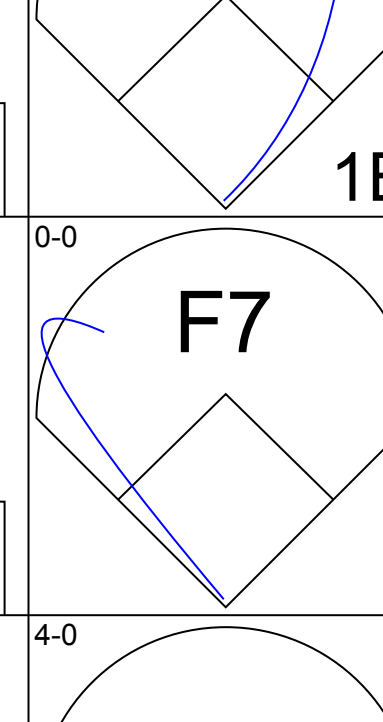
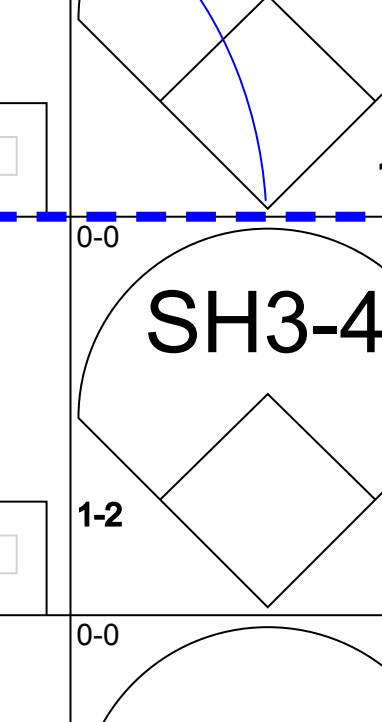
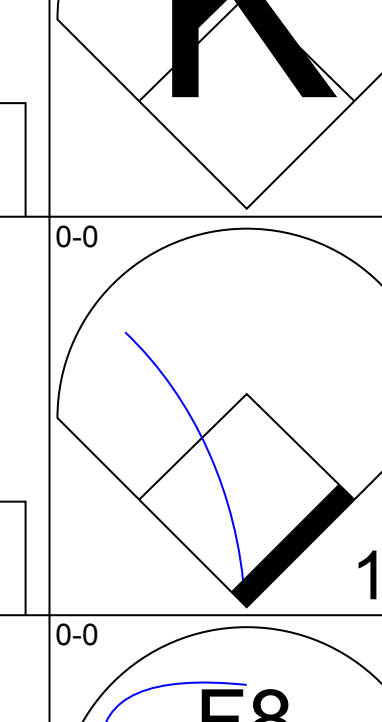
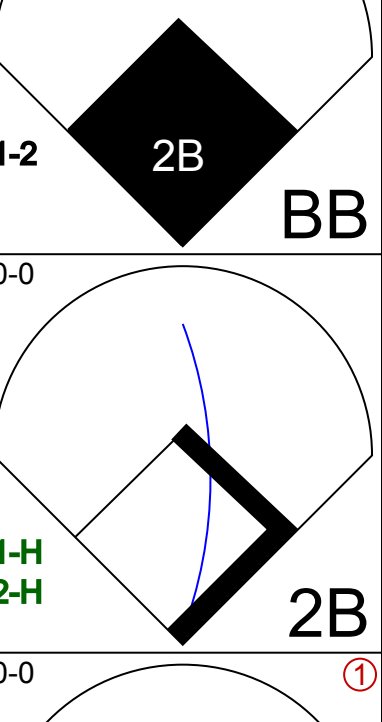
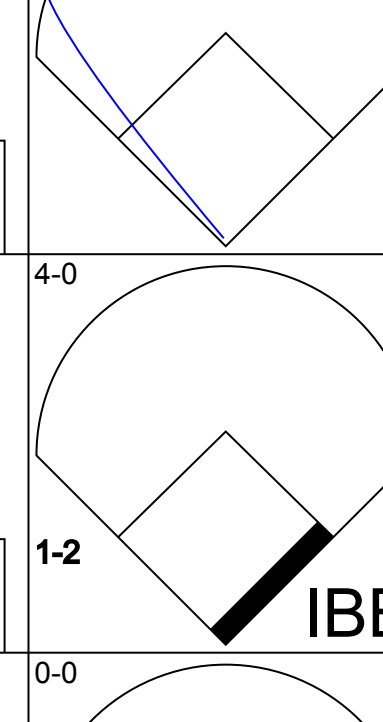
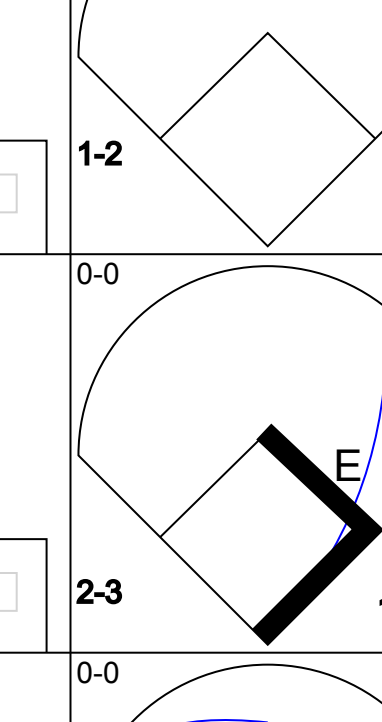
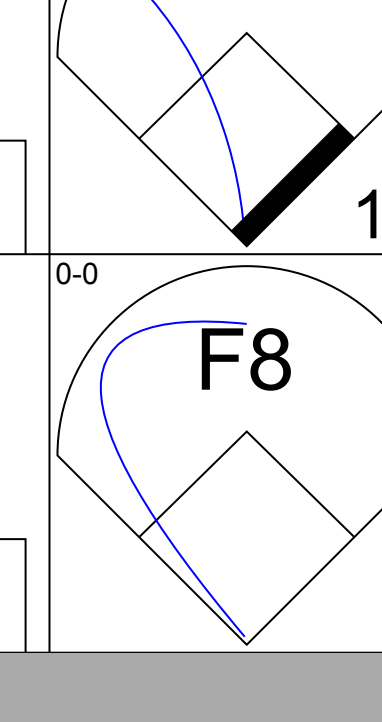
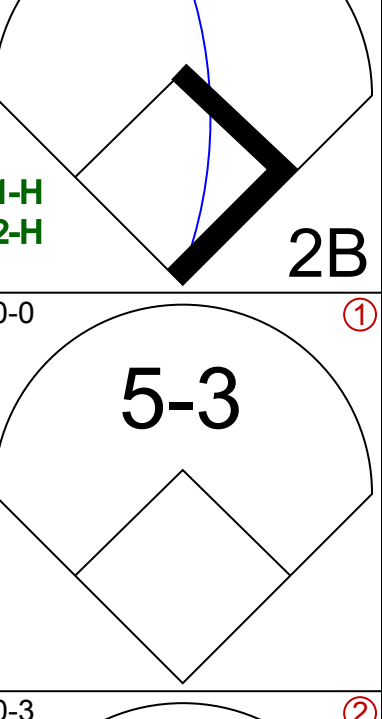
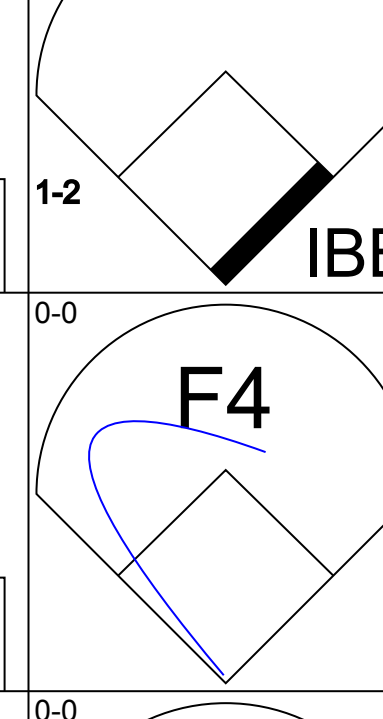
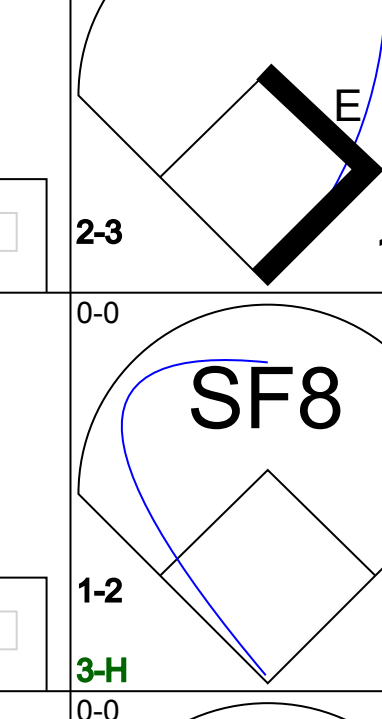
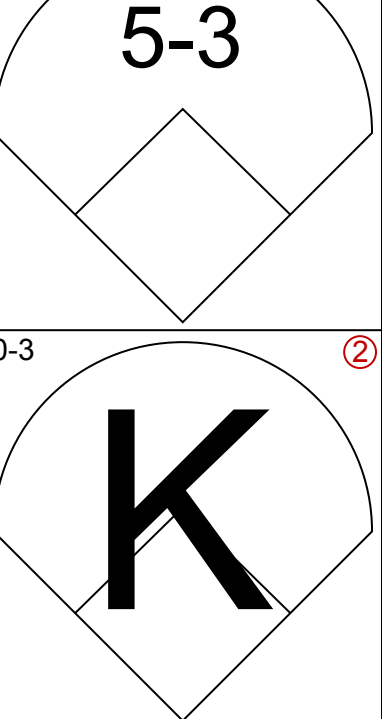
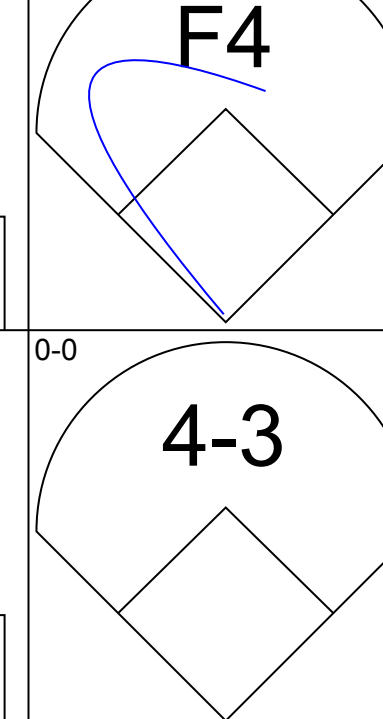
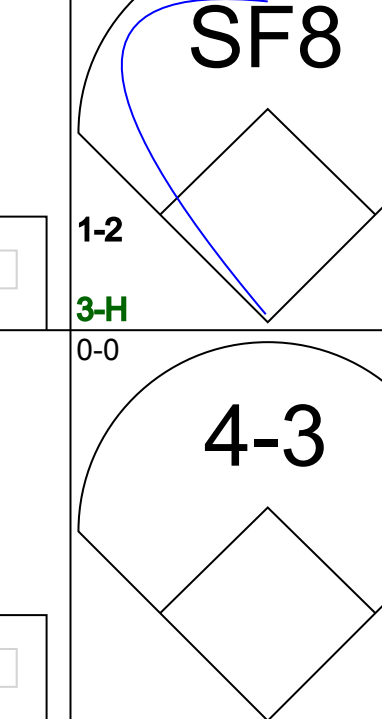
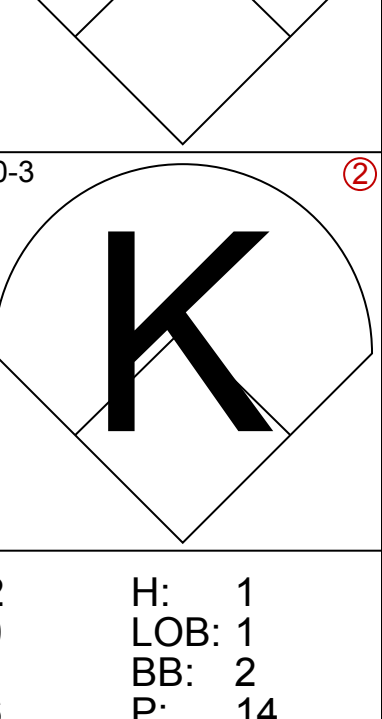
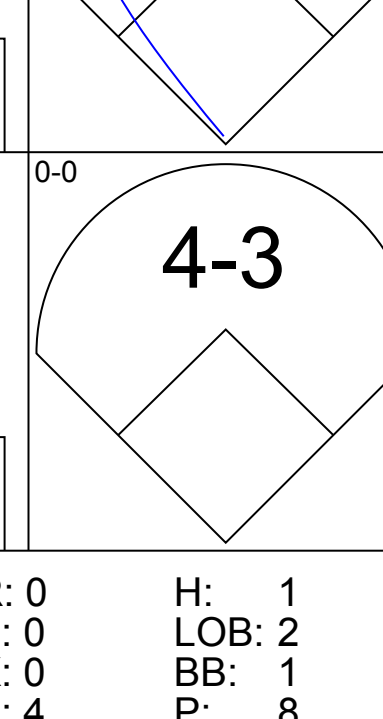
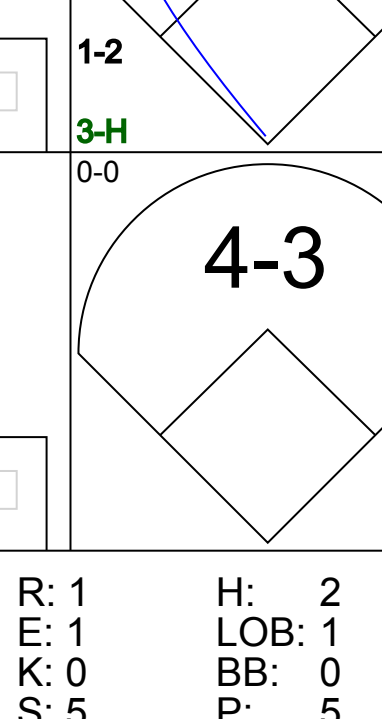
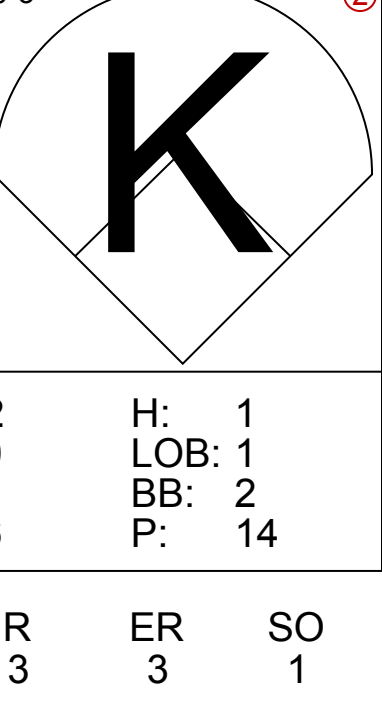
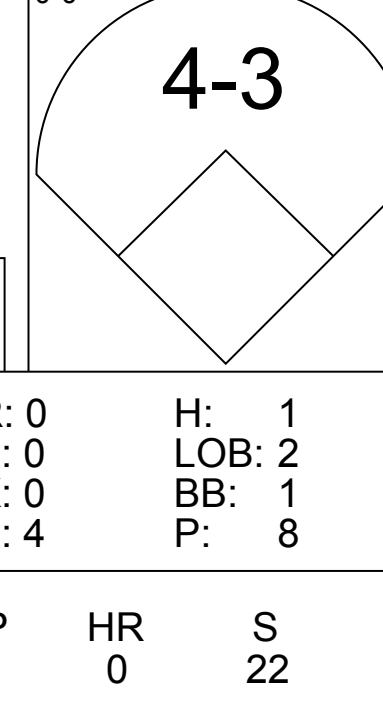
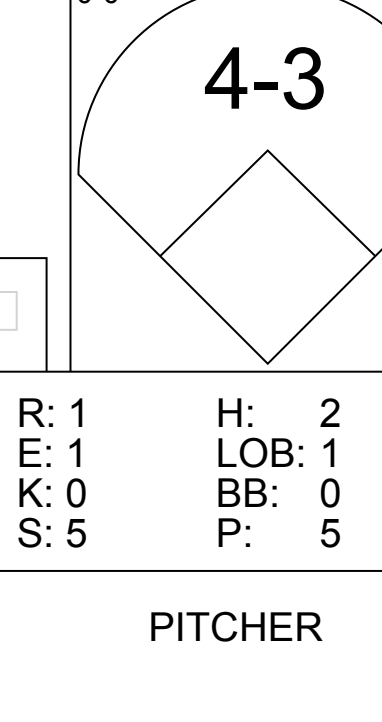


Batter	1	2	3	4	5	6	7	8	9	AB	R	H	RBI	BB	SO	LOB	TOP					
Rowland Office, L OBP: 0.381, SLG: 0.413										5	0	1	0	0	3	0	Atlanta Braves @ Los Angeles Dodgers Dodger Stadium, Los Angeles, CA Wed Jun 30 1976, 7:05 PM PDT Att: 22,852 - Unknown					
Rod Gilbreath, R OBP: 0.393, SLG: 0.451 Craig Robinson, R OBP: 0.368, SLG: 0.313										4	1	2	0	0	0	1						
Jimmy Wynn, R OBP: 0.396, SLG: 0.410										5	2	2	1	0	0	1						
Willie Montanez, L OBP: 0.362, SLG: 0.459										4	1	1	3	0	1	1						
Ken Henderson, S OBP: 0.355, SLG: 0.401										2	2	0	0	2	0	0						
Darrel Chaney, S OBP: 0.343, SLG: 0.350										4	1	2	0	0	0	0						
Jerry Royster, R OBP: 0.307, SLG: 0.310										4	0	0	1	0	0	3						
Earl Williams, R OBP: 0.302, SLG: 0.423										3	1	1	3	1	1	0						
Phil Niekro, R OBP: 0.174, SLG: 0.196 Mike Marshall, R (7, 1)										3	0	0	0	0	1	0						
										1	0	0	0	0	0	2						
Inning Stats	R: 0 E: 0 K: 1 S: 5	H: 0 LOB: 0 BB: 0 P: 5	R: 0 E: 0 K: 1 S: 5	H: 0 LOB: 0 BB: 0 P: 5	R: 0 E: 0 K: 1 S: 5	H: 0 LOB: 0 BB: 0 P: 5	R: 0 E: 0 K: 1 S: 6	H: 1 LOB: 1 BB: 0 P: 6	R: 3 E: 0 K: 0 S: 6	H: 2 LOB: 0 BB: 1 P: 9	R: 3 E: 0 K: 0 S: 6	H: 3 LOB: 0 BB: 0 P: 6	R: 0 E: 0 K: 1 S: 6	H: 1 LOB: 1 BB: 0 P: 6	R: 2 E: 0 K: 0 S: 5	H: 2 LOB: 2 BB: 2 P: 13		R: 0 E: 0 K: 2 S: 7	H: 0 LOB: 0 BB: 0 P: 7	1B: 4 2B: 2 3B: 0 HR: 3	SF: 0 SAC: 0 DP: 0 HBP: 0	WP: 0 PB: 0 SB: 0 CS: 0
PITCHER	IP WLS BF H R ER SO BB IBB HBP BLK WP HR S P ERA WHIP																					
Burt Hooton, R ERA: 4.37	(1, 1) 5.0 L 22 6 6 6 4 1 0 0 0 0 0 2 29 33 10.80 1.400																					
Elias Sosa, R ERA: 4.55	(6, 1) 2.0 7 1 0 0 1 0 0 0 0 0 0 0 9 9 0.00 0.500																					
Al Downing, L ERA: 8.04	(8, 1) 1.0 7 2 2 2 0 1 1 0 0 0 1 5 13 18.00 3.000																					
Stan Wall, L ERA: 4.6	(9, 1) 1.0 3 0 0 0 2 0 0 0 0 0 0 0 7 7 0.00 0.000																					

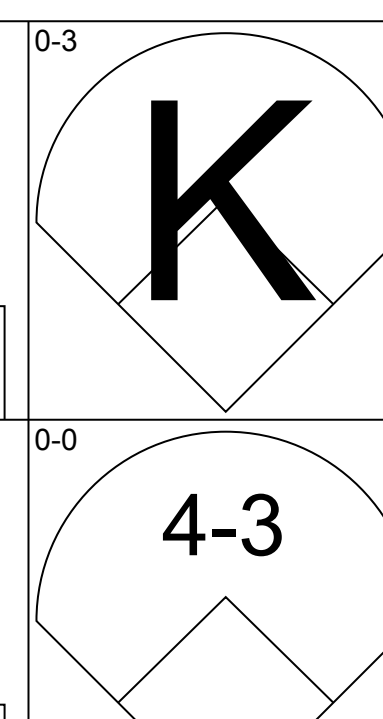
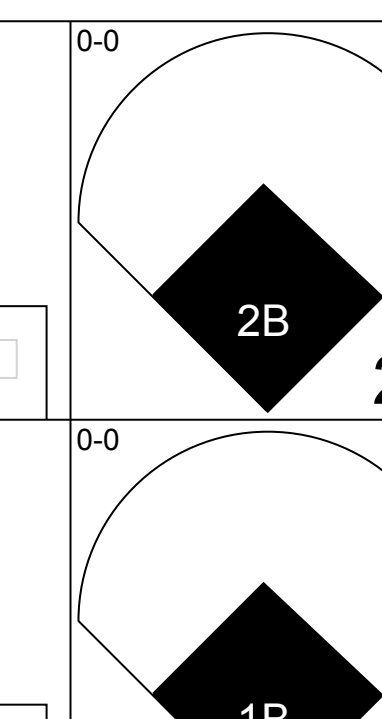
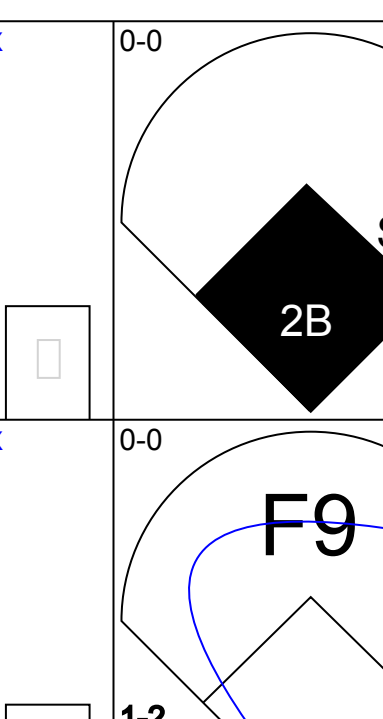
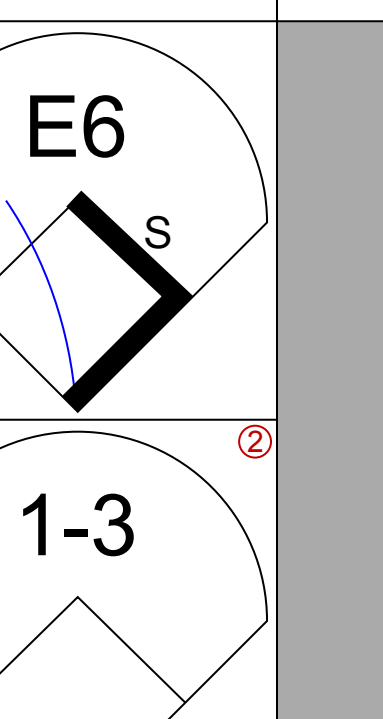
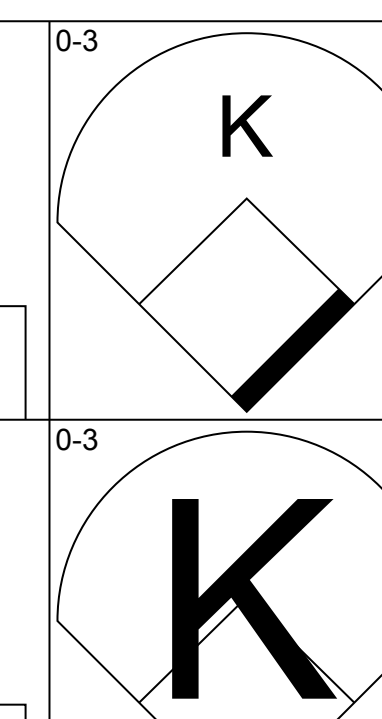
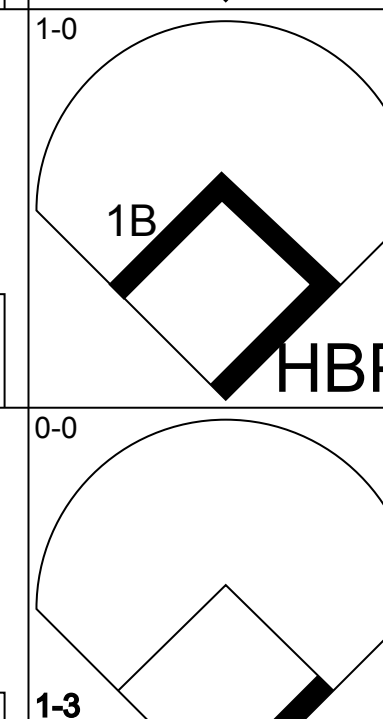
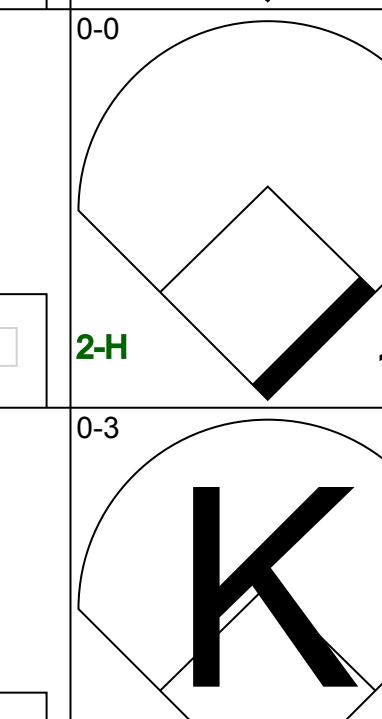
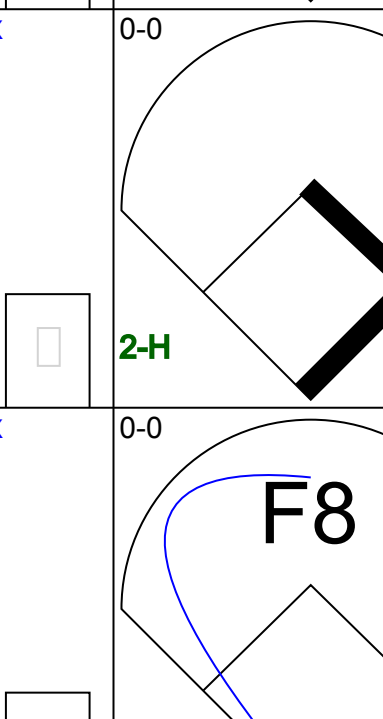
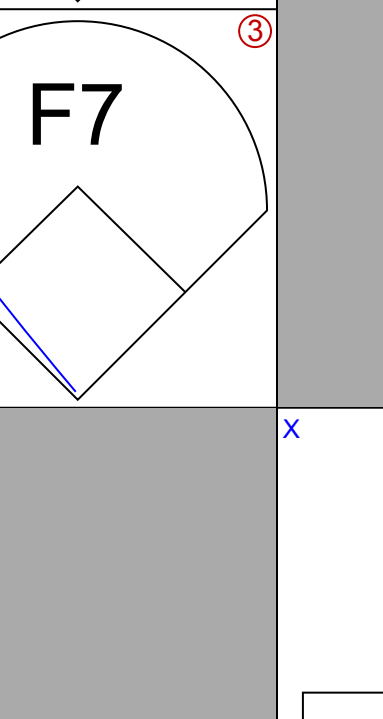
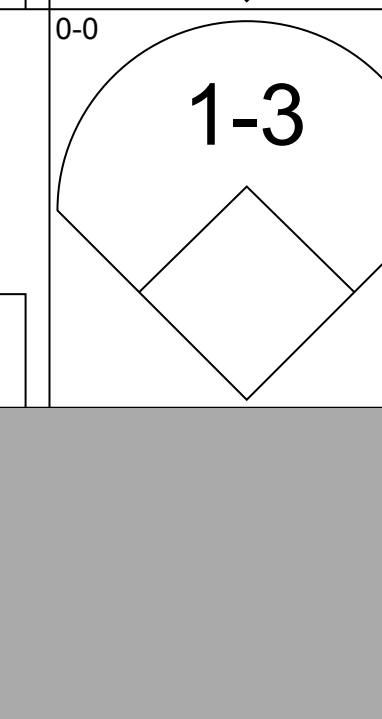
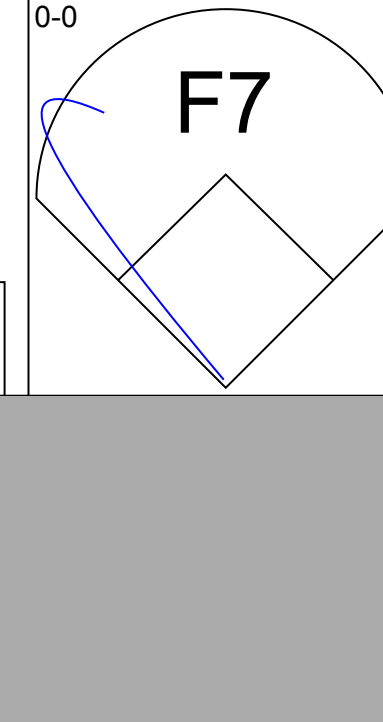
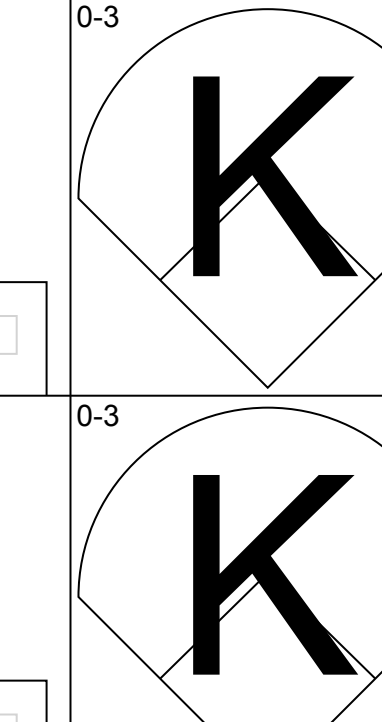
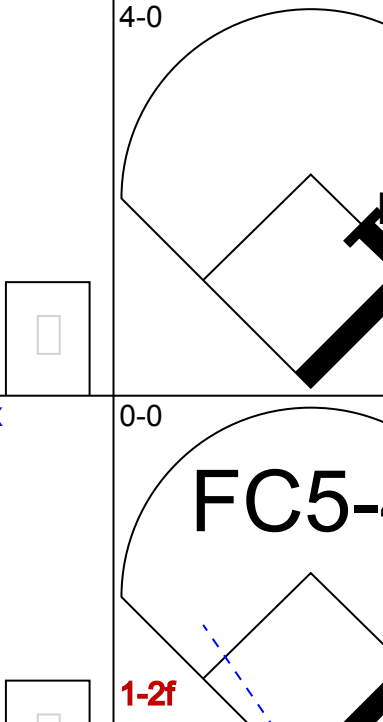
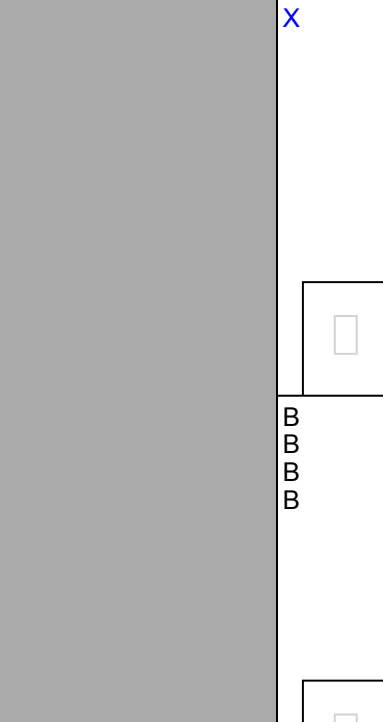




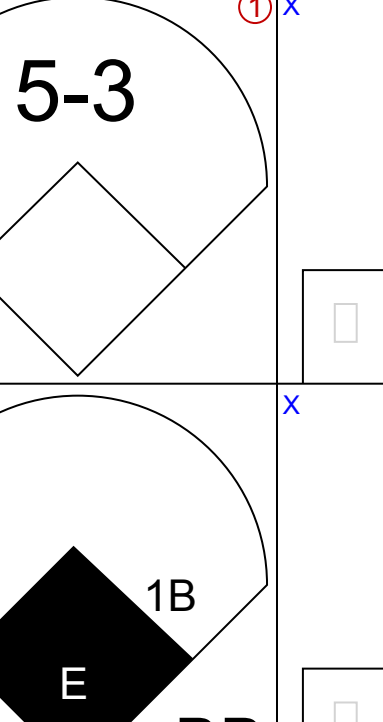


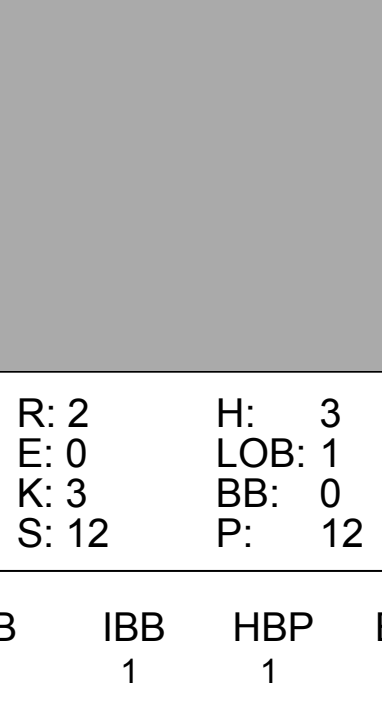
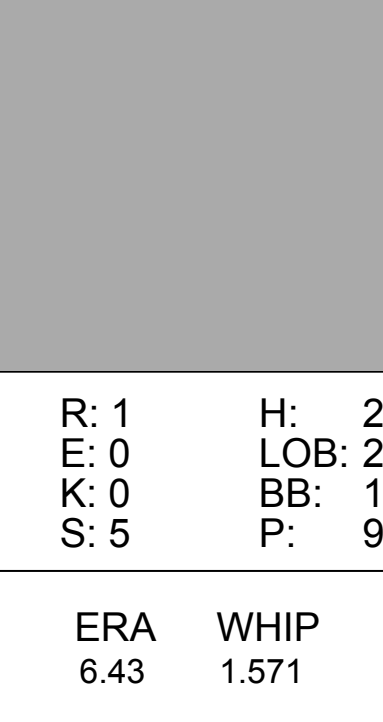
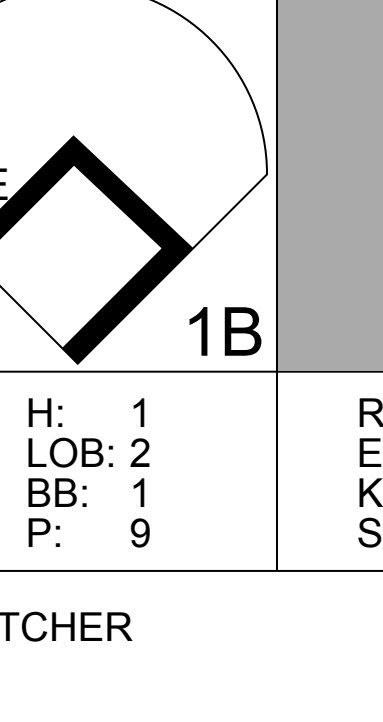
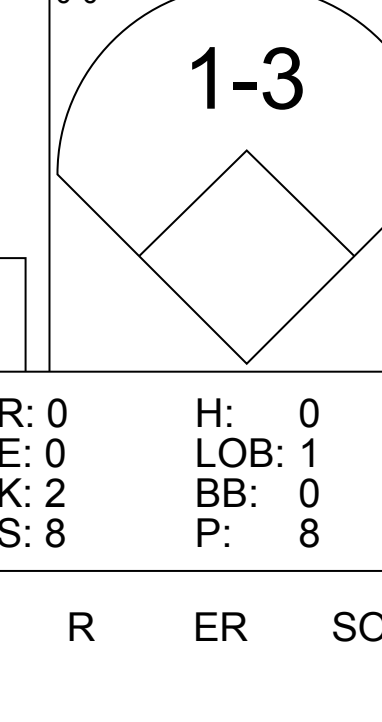
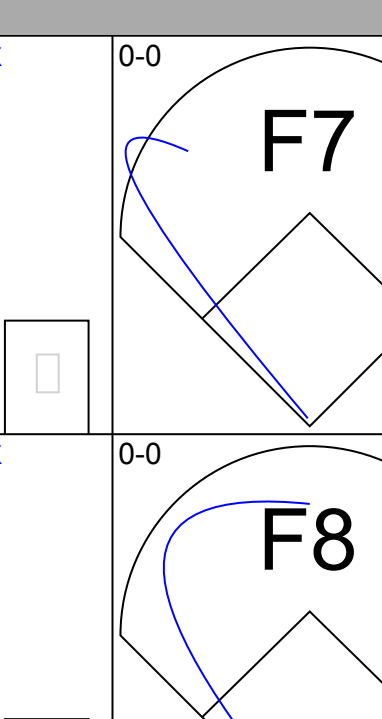

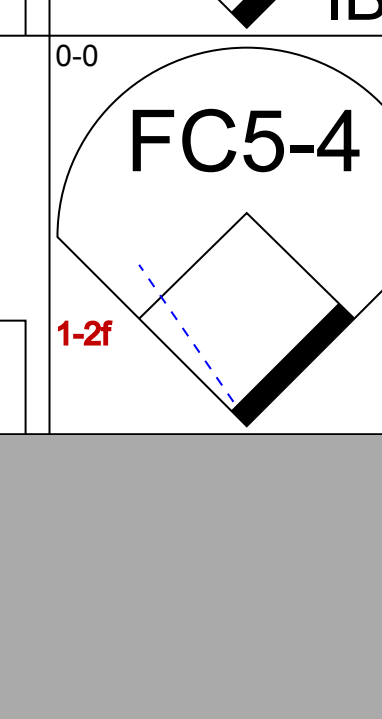
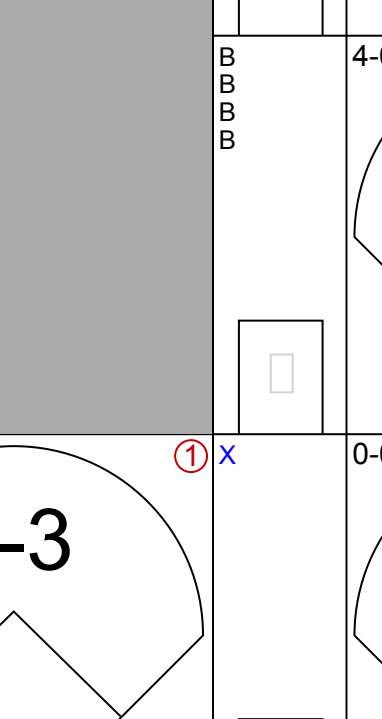

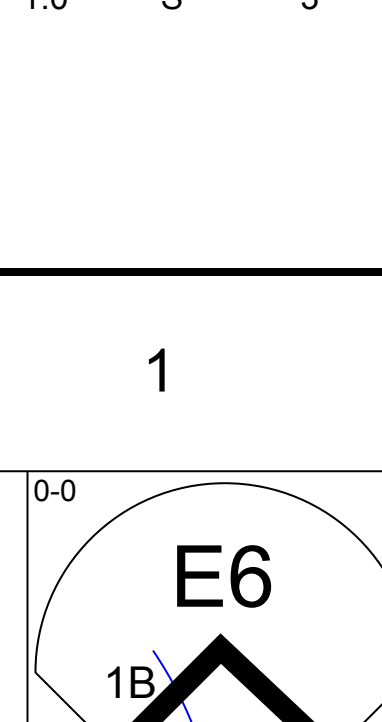
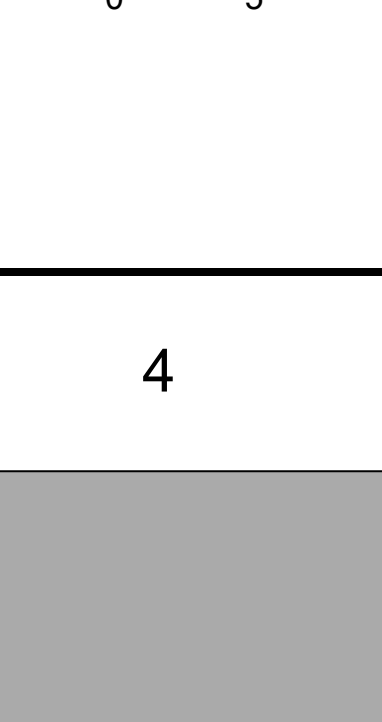
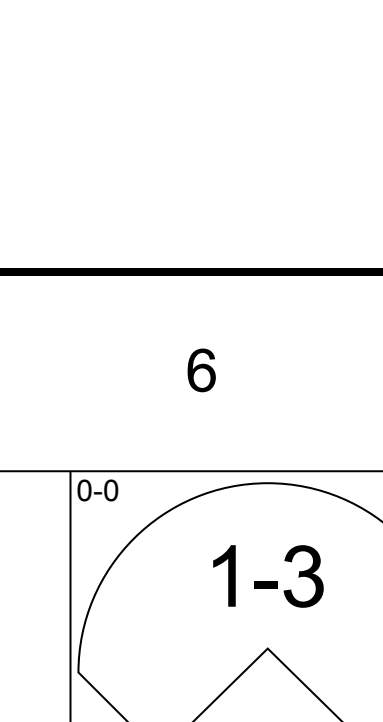
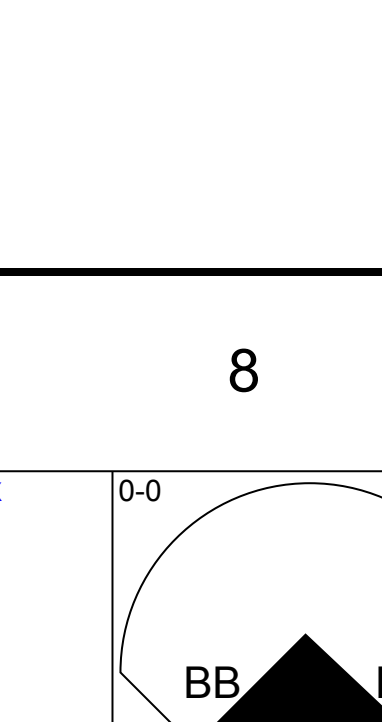
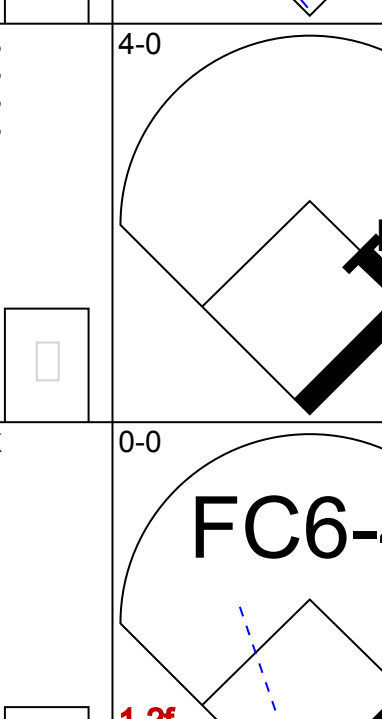
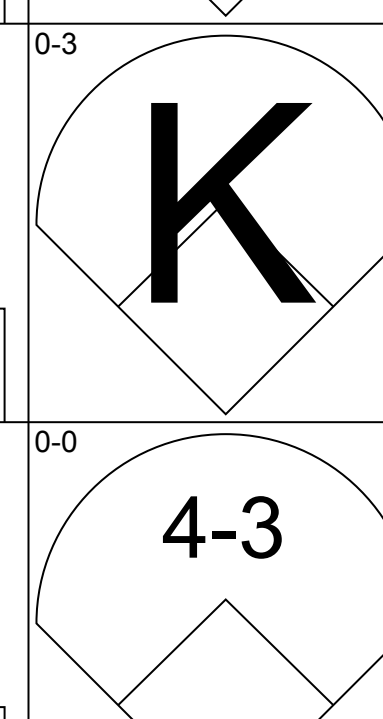
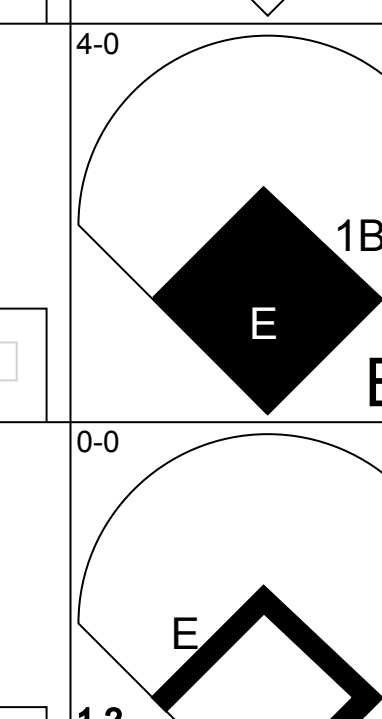
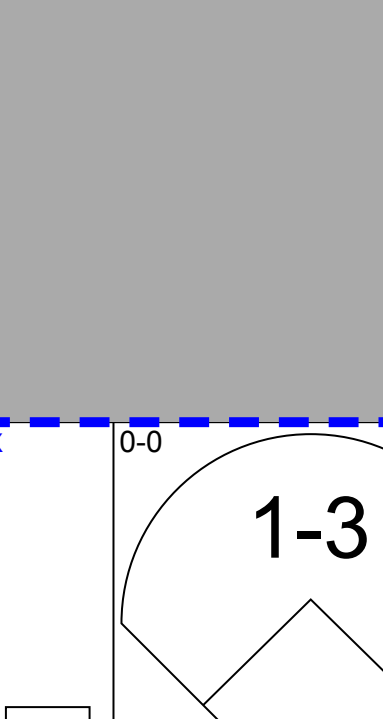
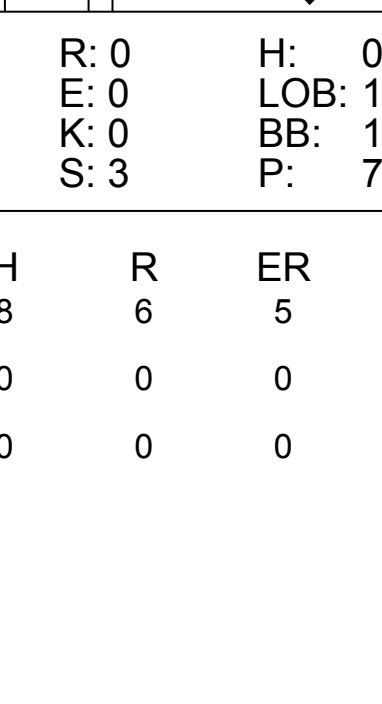
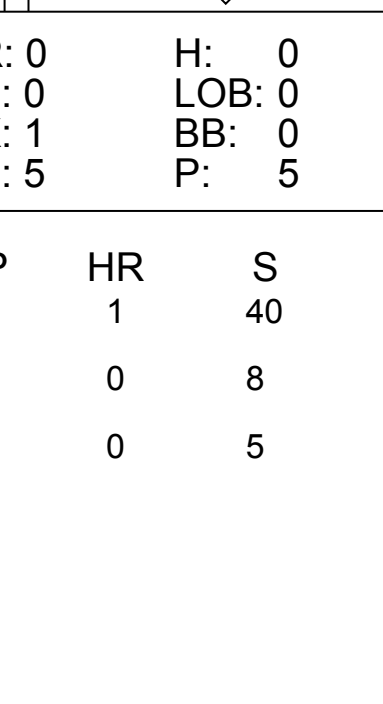
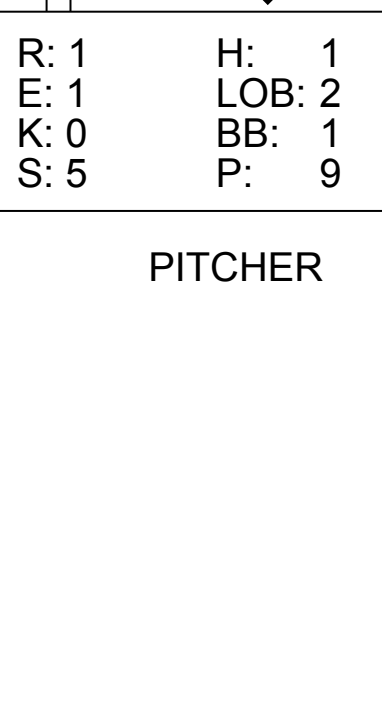
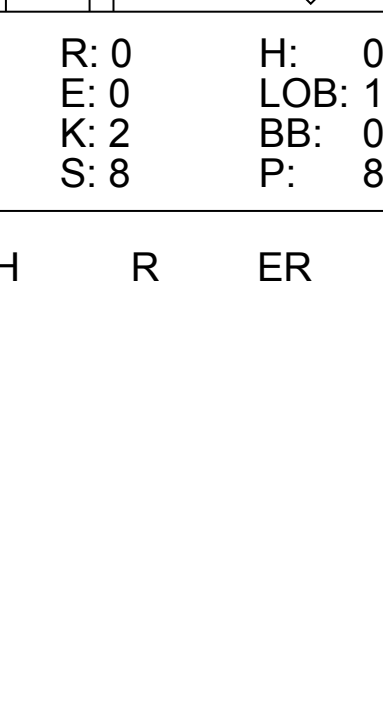
Batter	1	2	3	4	5	6	7	8	9	AB	R	H	RBI	BB	SO	LOB	BOTTOM					
Lee Lacy, R OBP: 0.300, SLG: 0.357										4	0	1	1	1	1	0	Atlanta Braves @ Los Angeles Dodgers Dodger Stadium, Los Angeles, CA Wed Jun 30 1976, 7:05 PM PDT Att: 22,852 - Unknown					
Ted Sizemore, R OBP: 0.301, SLG: 0.307										5	0	1	0	0	1	5						
Bill Buckner, L OBP: 0.332, SLG: 0.413										4	0	1	1	1	0	1						
Ron Cey, R OBP: 0.418, SLG: 0.530										5	0	1	0	0	1	3						
Steve Garvey, R OBP: 0.347, SLG: 0.435										5	1	1	1	0	0	4						
Bill Russell, R OBP: 0.325, SLG: 0.383										5	0	3	0	0	0	0						
Dusty Baker Jr., R OBP: 0.301, SLG: 0.293										5	0	0	0	0	2	4						
Ellie Rodriguez, R OBP: 0.542, SLG: 0.353										1	1	0	0	3	0	1						
Burt Hooton, R ERA: 4.37 Elias Sosa, R ERA: 4.55 Ed Gooden, R OBP: 0.228, SLG: 0.299 Al Downing, L ERA: 8.04 Danny Walton, R OBP: 0.296, SLG: 0.320 Stan Wall, L (9, 1)	(1, 1) 5.0 L 22 6 6 6 4 1 0 0 0 0 0 2 29 33 10.80 1.400	(6, 1) 2.0 7 1 0 0 1 0 0 0 0 0 0 0 9 9 0.00 0.500	(8, 1) 1.0 7 2 2 2 0 1 1 0 0 0 1 5 13 18.00 3.000	(9, 1) 1.0 3 0 0 0 2 0 0 0 0 0 0 0 7 7 0.00 0.000																		
Inning Stats	R: 0 E: 0 K: 1 S: 6	H: 1 LOB: 1 BB: 0 P: 6	R: 0 E: 1 K: 1 S: 6	H: 0 LOB: 2 BB: 1 P: 10	R: 0 E: 0 K: 1 S: 4	H: 1 LOB: 2 BB: 1 P: 8	R: 0 E: 0 K: 1 S: 6	H: 1 LOB: 1 BB: 0 P: 6	R: 0 E: 0 K: 1 S: 3	H: 0 LOB: 0 BB: 0 P: 3	R: 0 E: 0 K: 1 S: 6	H: 1 LOB: 1 BB: 0 P: 6	R: 2 E: 0 K: 1 S: 8	H: 3 LOB: 2 BB: 1 P: 12	R: 0 E: 1 K: 0 S: 4	H: 0 LOB: 3 BB: 2 P: 12	R: 1 E: 0 K: 1 S: 7	H: 2 LOB: 1 BB: 0 P: 7	1B: 7 2B: 1 3B: 0 HR: 1	SF: 0 SAC: 0 DP: 0 HBP: 0	WP: 2 PB: 2 SB: 0 CS: 0	PA: 43
PITCHER	IP WLS BF H R ER SO BB IBB HBP BLK WP HR S P ERA WHIP																					
Phil Niekro, R ERA: 3.33	(1, 1) 6.2 W 31 7 2 2 5 2 1 0 0 0 0 1 12 20 2.70 1.350																					
Mike Marshall, R ERA: 4.44	(7, 1) 2.1 S 12 2 1 1 1 2 0 0 0 0 0 1 12 20 3.86 1.714																					

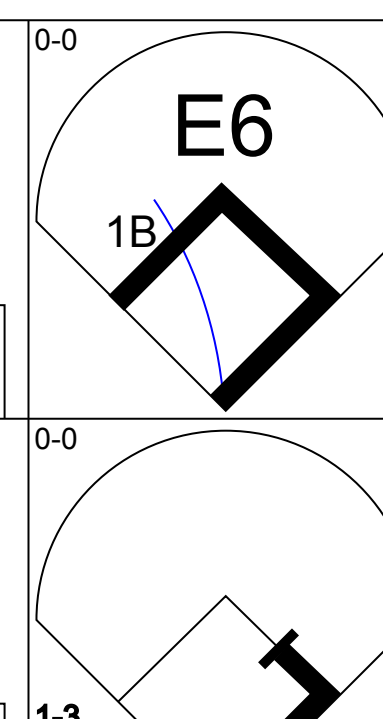
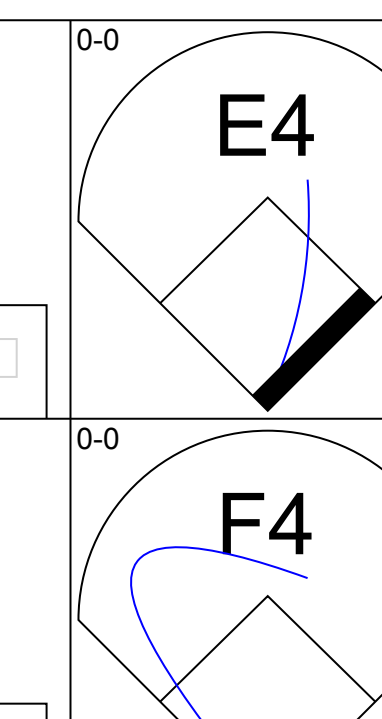
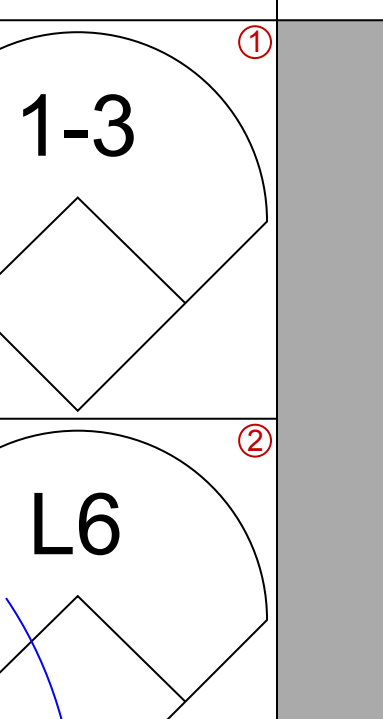
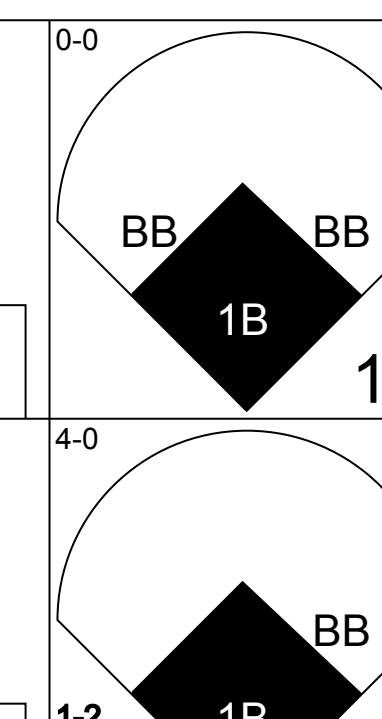
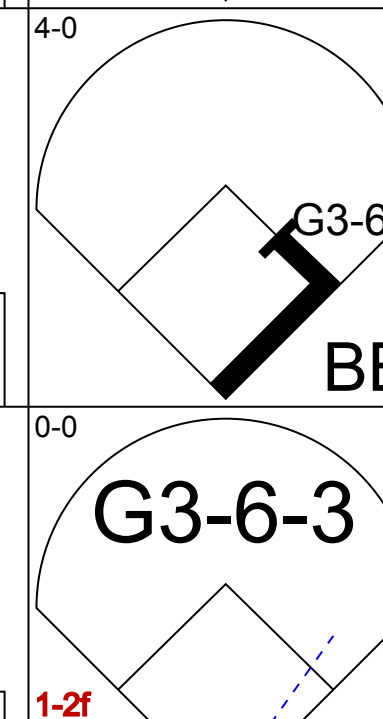

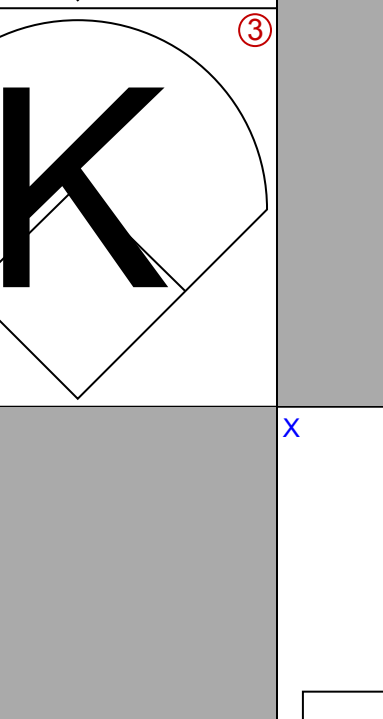
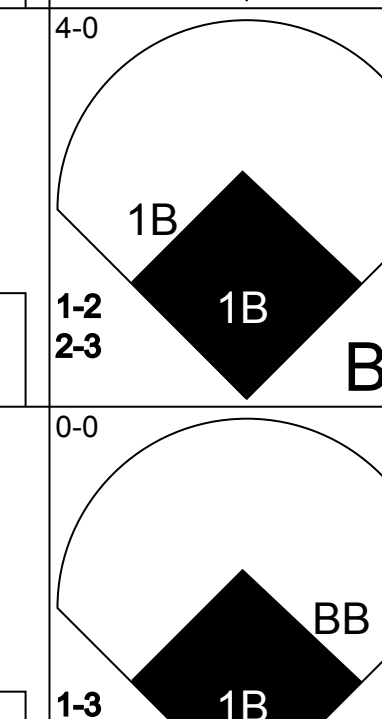

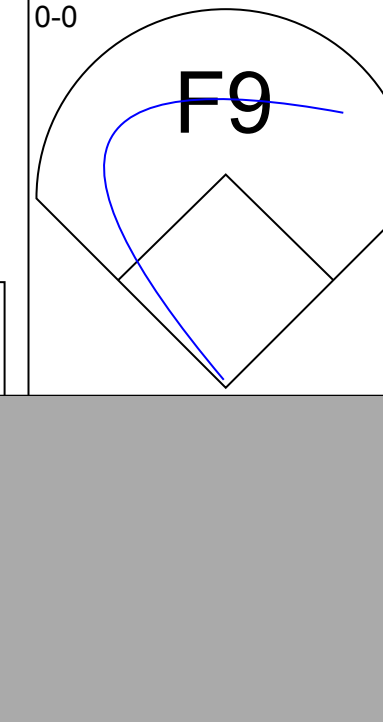

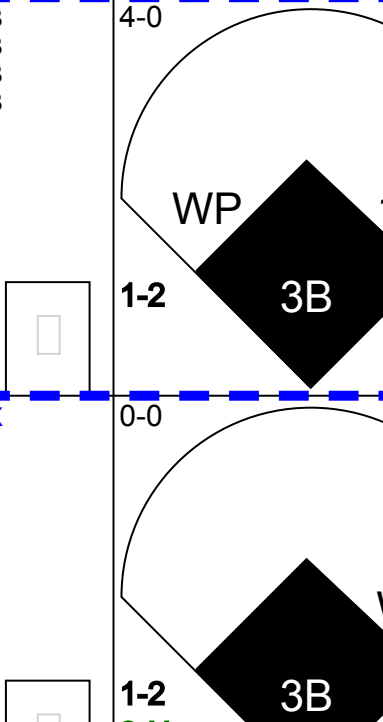



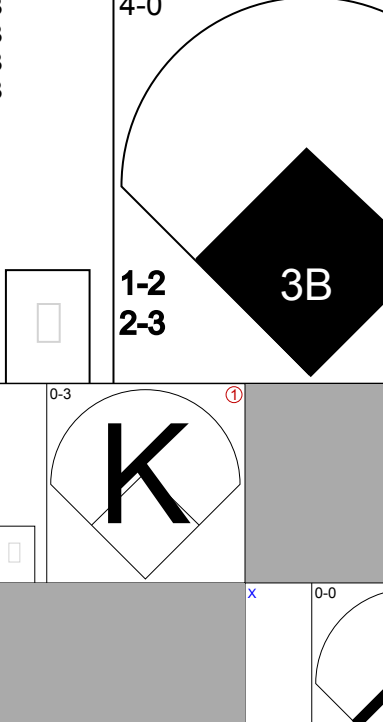


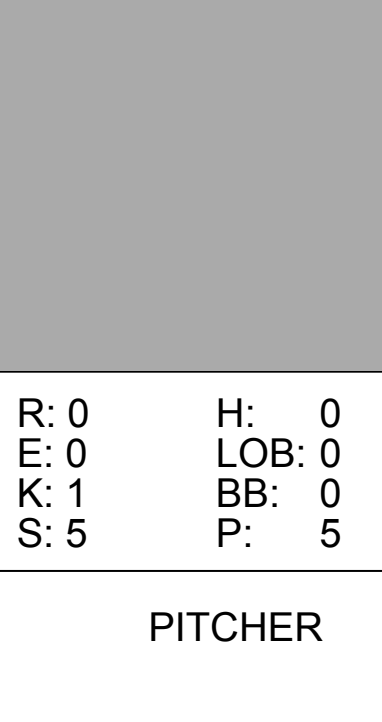
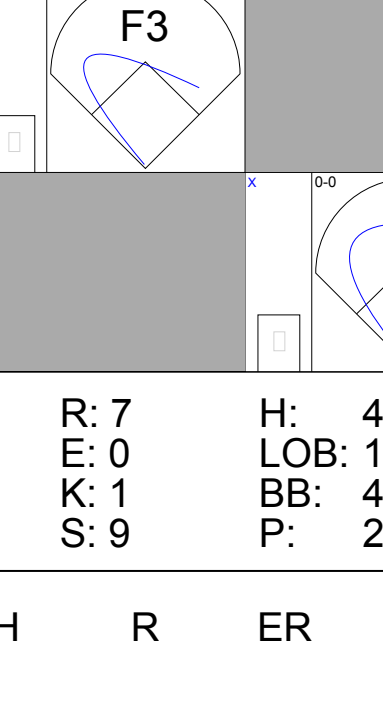

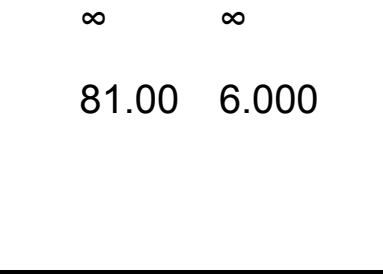




Batter	1	2	3	4	5	6	7	8	9	AB	R	H	RBI	BB	SO	LOB	TOP				
Rowland Office, L OBP: 0.383, SLG: 0.408										4	0	0	0	0	1	3	<p>Atlanta Braves @ San Francisco Giants</p> <p>Candlestick Park, San Francisco, CA</p> <p>Sun Jul 04 1976, 6:33 AM EDT</p> <p>Att: 8,693 - Unknown</p>				
Craig Robinson, R OBP: 0.344, SLG: 0.240										2	0	0	0	1	0	0					
Tom Paciorek, R OBP: 0.347, SLG: 0.418										1	0	0	0	0	0	1					
Rod Gilbreath, R OBP: 0.363, SLG: 0.451										0	0	0	0	0	0	0					
Jimmy Wynn, R OBP: 0.401, SLG: 0.407										4	0	1	0	0	2	1					
Willie Montanez, L OBP: 0.362, SLG: 0.449										3	1	0	0	1	1	2					
Ken Henderson, S OBP: 0.359, SLG: 0.405										4	1	2	0	0	1	1					
Earl Williams, R OBP: 0.291, SLG: 0.401										4	0	1	0	0	1	4					
Darrel Chaney, S OBP: 0.340, SLG: 0.348										3	0	1	1	1	0	1					
Rob Belloir, R OBP: 0.455, SLG: 0.556										2	0	1	1	0	0	1					
Dave May, L OBP: 0.310, SLG: 0.306										1	0	1	0	0	0	0					
Jerry Royster, R OBP: 0.306, SLG: 0.309										1	0	0	0	0	0	0					
Frank LaCorte, R OBP: 0.397, SLG: 0.444										2	0	0	0	0	0	4					
Mike Marshall, R OBP: 0.397, SLG: 0.444										0	0	0	0	0	0	0					
Cito Gaston, R OBP: 0.397, SLG: 0.444										1	0	0	0	0	0	0					
Inning Stats	R: 0 E: 0 K: 2 S: 7	H: 0 LOB: 0 BB: 0 P: 7	R: 1 E: 1 K: 1 S: 6	H: 2 LOB: 2 BB: 2 P: 14	R: 0 E: 0 K: 0 S: 3	H: 0 LOB: 1 BB: 1 P: 7	R: 1 E: 1 K: 0 S: 6	H: 2 LOB: 2 BB: 1 P: 6	R: 0 E: 0 K: 1 S: 5	H: 1 LOB: 0 BB: 0 P: 5	R: 0 E: 0 K: 1 S: 4	H: 1 LOB: 1 BB: 0 P: 4	R: 0 E: 0 K: 1 S: 6	H: 1 LOB: 1 BB: 0 P: 6	R: 0 E: 0 K: 0 S: 3	H: 0 LOB: 0 BB: 0 P: 3	1B: 6 2B: 1 3B: 0 HR: 0	SF: 0 SAC: 1 DP: 1 HBP: 0	WP: 0 PB: 0 SB: 0 CS: 0	PA: 36	
PITCHER	IP	WLS	BF	H	R	ER	SO	BB	IBB	HBP	BLK	WP	HR	S	P	ERA	WHIP				
Rob Dressler, R ERA: 4.75	6.0	W	25	5	2	2	5	2	1	0	0	0	0	32	44	3.00	1.167				
Randy Moffitt, R ERA: 2.6	3.0	S	11	2	0	0	1	0	0	0	0	0	0	13	13	0.00	0.667				

Batter	1	2	3	4	5	6	7	8	9	AB	R	H	RBI	BB	SO	LOB	BOTTOM				
Larry Herndon, R OBP: 0.366, SLG: 0.390										4	0	0	0	0	0	1	<p>Atlanta Braves @ San Francisco Giants</p> <p>Candlestick Park, San Francisco, CA</p> <p>Sun Jul 04 1976, 6:33 AM EDT</p> <p>Att: 8,693 - Unknown</p>				
Marty Perez, R OBP: 0.326, SLG: 0.353										4	0	1	0	0	0	0					
Gary Matthews, R OBP: 0.355, SLG: 0.428										4	0	1	0	0	1	1					
Bobby Murcer, L OBP: 0.345, SLG: 0.376										4	0	0	0	0	0	2					
Darrell Evans, L OBP: 0.341, SLG: 0.290										3	0	2	0	1	1	0					
Ken Reitz, R OBP: 0.317, SLG: 0.362										2	1	1	0	1	0	1					
Chris Speier, R OBP: 0.319, SLG: 0.295										3	0	2	2	1	0	1					
Mike Sadek, R OBP: 0.333, SLG: 0.302										2	0	0	0	0	0	3					
Gary Thomasson, L OBP: 0.290, SLG: 0.400										0	0	0	1	0	0	0					
Marc Hill, R OBP: 0.245, SLG: 0.333										0	0	0	0	0	0	0					
Rob Dressler, R OBP: 0.176, SLG: 0.176										2	0	0	0	0	1	3					
Glenn Adams, L OBP: 0.263, SLG: 0.342										1	0	0	0	0	0	1					
Randy Moffitt, R OBP: 0.333, SLG: 0.333										0	0	0	0	0	0	0					
Inning Stats	R: 0 E: 0 K: 0 S: 4	H: 1 LOB: 1 BB: 0 P: 4	R: 2 E: 0 K: 1 S: 6	H: 1 LOB: 1 BB: 2 P: 14	R: 0 E: 0 K: 0 S: 3	H: 0 LOB: 0 BB: 0 P: 3	R: 0 E: 0 K: 0 S: 4	H: 1 LOB: 2 BB: 1 P: 8	R: 0 E: 0 K: 0 S: 4	H: 1 LOB: 1 BB: 0 P: 4	R: 1 E: 1 K: 0 S: 5	H: 2 LOB: 1 BB: 0 P: 5	R: 0 E: 0 K: 1 S: 5	H: 0 LOB: 0 BB: 0 P: 5	R: 0 E: 0 K: 1 S: 6	H: 1 LOB: 1 BB: 0 P: 6	1B: 4 2B: 3 3B: 0 HR: 0	SF: 1 SAC: 1 DP: 0 HBP: 0	WP: 0 PB: 1 SB: 1 CS: 0	PA: 34	
PITCHER	IP	WLS	BF	H	R	ER	SO	BB	IBB	HBP	BLK	WP	HR	S	P	ERA	WHIP				
Frank LaCorte, R ERA: 7.27	5.0	L	23	5	3	3	1	2	1	0	0	0	0	22	34	5.40	1.400				
Mike Marshall, R ERA: 4.26	3.0		11	2	0	0	2	0	0	0	0	0	0	15	15	0.00	0.667				



Batter	1	2	3	4	5	6	7	8	9	AB	R	H	RBI	BB	SO	LOB	TOP					
Frank Taveras, R OBP: 0.301, SLG: 0.271 (1, 6)										5	2	2	0	0	2	1	Pittsburgh Pirates @ Atlanta Braves Atlanta-Fulton County Stadium, Atlanta, GA Mon Jul 05 1976, 7:05 PM EDT Att: 48,467 - Unknown					
Rennie Stennett, R OBP: 0.288, SLG: 0.324 (1, 4)										5	1	1	1	0	1	4						
Al Oliver, L OBP: 0.404, SLG: 0.588 (1, 8)										4	0	2	2	0	0	3						
Willie Stargell, L OBP: 0.349, SLG: 0.463 (1, 3)										5	0	1	0	0	2	2						
Dave Parker, L OBP: 0.303, SLG: 0.448 (1, 9)										4	0	0	0	1	1	3						
Richie Zisk, R OBP: 0.340, SLG: 0.454 (1, 7)										4	1	0	0	1	1	4						
Bill Robinson, R OBP: 0.346, SLG: 0.610 Tommy Helms, R OBP: 0.302, SLG: 0.458 (1, 5) (7, 5)										4	1	1	2	0	0	0						
Manny Sanguillen, R OBP: 0.335, SLG: 0.364 (1, 2)										2	1	0	0	2	1	0						
John Candelaria, L OBP: 0.250, SLG: 0.200 Kent Tekulve, R (8, 1) Ramon Hernandez, S (8, 1) Bob Moose, R OBP: 0.600, SLG: 1.600 (8, 1)										4	0	1	0	0	0	1						
Inning Stats	R: 0 E: 0 K: 1 S: 6	H: 1 LOB: 2 BB: 0 P: 7	R: 0 E: 0 K: 0 S: 3	H: 0 LOB: 1 BB: 1 P: 7	R: 2 E: 0 K: 3 S: 12	H: 3 LOB: 1 BB: 0 P: 12	R: 0 E: 0 K: 1 S: 5	H: 0 LOB: 0 BB: 0 P: 5	R: 1 E: 0 K: 0 S: 5	H: 2 LOB: 2 BB: 1 P: 9	R: 1 E: 0 K: 0 S: 5	H: 1 LOB: 2 BB: 1 P: 9	R: 2 E: 0 K: 0 S: 4	H: 1 LOB: 0 BB: 1 P: 8	R: 0 E: 0 K: 2 S: 8	H: 0 LOB: 1 BB: 0 P: 8		R: 0 E: 1 K: 1 S: 5	H: 0 LOB: 0 BB: 0 P: 5	1B: 4 2B: 3 3B: 0 HR: 1	SF: 0 SAC: 0 DP: 1 HBP: 1	WP: 0 PB: 1 CS: 0
PITCHER	IP	WLS	BF	H	R	ER	SO	BB	IBB	HBP	BLK	WP	HR	S	P	ERA	WHIP					
Phil Niekro, R ERA: 3.49 (1, 1)	7.0		35	8	6	5	5	3	1	1	0	0	1	40	57	6.43	1.571					
Bruce Dal Canton, R ERA: 2.43 (8, 1)	1.0	W	4	0	0	0	2	0	0	0	0	0	0	8	8	0.00	0.000					
Mike Marshall, R ERA: 4.2 (9, 1)	1.0	S	3	0	0	0	1	0	0	0	0	0	0	5	5	0.00	0.000					

Batter	1	2	3	4	5	6	7	8	9	AB	R	H	RBI	BB	SO	LOB	BOTTOM				
Rowland Office, L OBP: 0.381, SLG: 0.406 (1, 8)										4	1	1	0	0	0	0	Pittsburgh Pirates @ Atlanta Braves Atlanta-Fulton County Stadium, Atlanta, GA Mon Jul 05 1976, 7:05 PM EDT Att: 48,467 - Unknown				
Rod Gilbreath, R OBP: 0.398, SLG: 0.448 (1, 4)										3	1	1	0	1	0	1					
Jimmy Wynn, R OBP: 0.402, SLG: 0.403 (1, 7)										2	1	0	0	2	2	0					
Willie Montanez, L OBP: 0.363, SLG: 0.450 (1, 3)										4	2	2	2	0	0	2					
Tom Paciorek, R OBP: 0.347, SLG: 0.416 Ken Henderson, S OBP: 0.362, SLG: 0.405 (1, 9) (8, PH) (9, 9)										3	0	1	0	0	1	0					
Earl Williams, R OBP: 0.288, SLG: 0.394 Bruce Dal Canton, R OBP: 0.333, SLG: 0.333 Dave May, L OBP: 0.310, SLG: 0.306 Cito Gaston, R OBP: 0.408, SLG: 0.464 Vic Correll, R OBP: 0.375, SLG: 0.350 (1, 2) (8, 1) (8, PH) (8, PH) (9, 2)										3	0	0	0	0	1	1					
Jerry Royster, R OBP: 0.305, SLG: 0.305 (1, 5)										3	1	0	0	1	0	0					
Darrel Chaney, S OBP: 0.342, SLG: 0.359 (1, 6)										4	0	2	3	0	1	0					
Phil Niekro, R OBP: 0.167, SLG: 0.188 Pete Varney, R OBP: 0.287, SLG: 0.488 Mike Marshall, R (1, 1) (8, 2) (9, 1)										2	0	0	0	0	0	1					
Inning Stats	R: 0 E: 1 K: 0 S: 3	H: 1 LOB: 1 BB: 1 P: 7	R: 0 E: 0 K: 2 S: 7	H: 0 LOB: 0 BB: 0 P: 7	R: 0 E: 1 K: 0 S: 4	H: 0 LOB: 1 BB: 0 P: 4	R: 0 E: 0 K: 1 S: 5	H: 0 LOB: 0 BB: 0 P: 5	R: 1 E: 0 K: 0 S: 4	H: 2 LOB: 2 BB: 0 P: 4	R: 7 E: 0 K: 1 S: 9	H: 4 LOB: 1 BB: 4 P: 25	1B: 7 2B: 0 3B: 1 HR: 0	SF: 0 SAC: 0 DP: 2 HBP: 0	WP: 1 PB: 0 CS: 0	PA: 36					
PITCHER	IP	WLS	BF	H	R	ER	SO	BB	IBB	HBP	BLK	WP	HR	S	P	ERA	WHIP				
John Candelaria, L ERA: 2.97 (1, 1)	7.2		31	6	5	4	5	3	0	0	0	0	0	38	50	4.70	1.174				
Kent Tekulve, R ERA: 3.35 (8, 1)	0.0		1	0	0	0	0	1	0	0	0	0	0	4	4	∞	∞				
Ramon Hernandez, L ERA: 4.65 (8, 1)	0.0	L	1	1	0	0	0	0	0	0	0	0	0	1	1	∞	∞				
Bob Moose, R ERA: 2.18 (8, 1)	0.1		3	1	3	3	0	1	0	0	0	1	0	2	6	81.00	6.000				

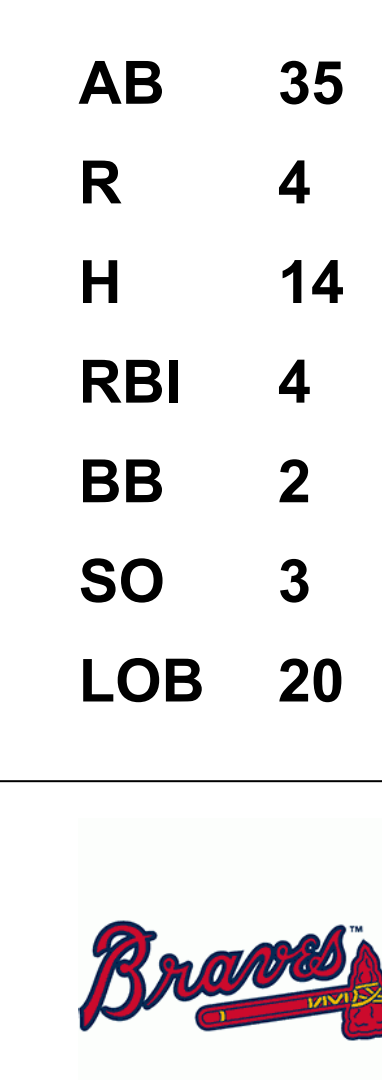


Batter	1	2	3	4	5	6	7	8	9	AB	R	H	RBI	BB	SO	LOB	TOP										
Frank Taveras, R (1, 6) OBP: 0.297, SLG: 0.267 Richie Zisk, R (8, PH) OBP: 0.339, SLG: 0.452 Mario Mendoza, R (8, 6) OBP: 0.240, SLG: 0.217	0-0 1-3		0-3 K			0-3 K		0-0 FC6-4 2B		3	0	0	0	0	2	1	Pittsburgh Pirates @ Atlanta Braves Atlanta-Fulton County Stadium, Atlanta, GA Tue Jul 06 1976, 7:05 PM EDT Att: 12,448 - Unknown										
Ed Kirkpatrick, L (1, 7) OBP: 0.339, SLG: 0.354	0-0 1-3		0-0 1B			0-3 K		0-0 2B		4	0	2	2	0	1	0											
Al Oliver, L (1, 8) OBP: 0.402, SLG: 0.587	0-0 4-3		0-0 F8			0-0 2B		0-0 4-3		4	0	1	0	0	0	2											
Willie Stargell, L (1, 3) OBP: 0.347, SLG: 0.459		0-0 6-3		0-0 L8		0-3 K		0-0 1B		4	0	1	0	0	1	1											
Dave Parker, L (1, 9) OBP: 0.306, SLG: 0.444		4-0 FC6-4 BB		4-0 G5-4-3 BB			0-0 F8	0-0 G6-4-3 1B		2	0	0	0	2	0	1											
Bill Robinson, R (1, 5) OBP: 0.344, SLG: 0.602		0-3 K		0-0 G5-4-3 1-2			0-0 F9	0-0 FC6-4 1B		4	0	1	0	0	1	2											
Rennie Stennett, R (1, 4) OBP: 0.264, SLG: 0.320		0-0 FC6-4 1-2			0-0 F8		0-0 5-3	0-0 FC6-4 1B		4	0	0	0	0	0	2											
Duffy Dyer, R (1, 2) OBP: 0.265, SLG: 0.323			0-3 K		0-0 5-3			0-3 K		3	0	0	0	0	2	0											
Jim Rooker, R (1, 1) OBP: 0.250, SLG: 0.387 Ed Ott, L (8, PH) OBP: 0.400, SLG: 0.308 Rick Langford, R (8, 1) OBP: 0.500, SLG: 1.000			0-0 1B 2B		0-3 K			0-0 FC6-4 1B		2	1	1	0	0	1	0											
Inning Stats	R: 0 E: 0 K: 0 S: 3	H: 0 LOB: 0 BB: 0 P: 3	R: 0 E: 0 K: 1 S: 5	H: 0 LOB: 1 BB: 1 P: 9	R: 1 E: 0 K: 2 S: 9	H: 2 LOB: 1 BB: 0 P: 9	R: 0 E: 0 K: 0 S: 2	H: 0 LOB: 0 BB: 1 P: 6	R: 0 E: 0 K: 1 S: 5	H: 0 LOB: 0 BB: 0 P: 5	R: 0 E: 0 K: 3 S: 10	H: 1 LOB: 1 BB: 0 P: 10	R: 0 E: 0 K: 0 S: 3	H: 0 LOB: 0 BB: 0 P: 3	R: 1 E: 0 K: 1 S: 7	H: 2 LOB: 1 BB: 0 P: 7		R: 0 E: 0 K: 0 S: 4	H: 2 LOB: 1 BB: 0 P: 4	1B: 4 2B: 3 3B: 0 HR: 0	SF: 0 SAC: 0 DP: 2 HBP: 0	WP: 0 PB: 0 CS: 0	PA: 34				
PITCHER	IP	WLS	BF	H	R	ER	SO	BB	IBB	HBP	BLK	WP	HR	S	P	ERA	WHIP										
Andy Messersmith, R (1, 1) ERA: 2.37 Mike Marshall, R (8, 1) ERA: 4.13	7.2	W	29	5	2	2	8	2	0	0	0	0	0	43	51	2.35	0.913										

AB 32
R 2
H 7
RBI 2
BB 2
SO 8
LOB 10



Batter	1	2	3	4	5	6	7	8	9	AB	R	H	RBI	BB	SO	LOB	BOTTOM										
Rowland Office, L (1, 8) OBP: 0.381, SLG: 0.405	0-0 F7	0-0 6-3		0-0 S 1B		0-0 SH1-4		0-0 SH3		3	1	1	0	0	0	1	Pittsburgh Pirates @ Atlanta Braves Atlanta-Fulton County Stadium, Atlanta, GA Tue Jul 06 1976, 7:05 PM EDT Att: 12,448 - Unknown										
Rod Gilbreath, R (1, 4) OBP: 0.399, SLG: 0.445	0-0 2B	0-0 6-3		0-0 1B 1B		0-3 K		0-0 FC5-2 BB		5	1	2	1	0	1	4											
Jimmy Wynn, R (1, 7) OBP: 0.408, SLG: 0.411	0-0 1B 1B		0-3 K		0-0 1B		4-0 BB	0-0 BB		3	1	2	1	2	1	0											
Willie Montanez, L (1, 3) OBP: 0.361, SLG: 0.446	0-0 1B	0-0 6-3		0-3 K		0-0 F8		0-0 3-1		5	0	1	0	0	1	7											
Tom Paciorek, R (1, 9) OBP: 0.360, SLG: 0.422	0-0 1B		0-0 E 1B		1-0 F8 PB 1B HBP		0-0 1-3			3	1	2	1	0	0	0											
Earl Williams, R (1, 2) OBP: 0.286, SLG: 0.391	0-0 F7		0-0 E9 1B		0-0 F8		0-0 6-3			4	0	1	0	0	0	3											
Jerry Royster, R (1, 5) OBP: 0.305, SLG: 0.304	0-0 F2		0-0 5-3		0-0 1B		0-0 6-3			4	0	1	1	0	0	4											
Darrel Chaney, S (1, 6) OBP: 0.345, SLG: 0.366		0-0 6-3 2B		0-0 F8		0-0 4-3		0-0 SH3 FC5-2 1B		4	0	2	0	0	0	0											
Andy Messersmith, R (1, 1) OBP: 0.240, SLG: 0.208 Mike Marshall, R (8, 1) OBP: 0.417, SLG: 0.143		0-0 F3		0-0 1-4-3		0-0 WP SH1-4 1B		0-0 FC5-2 SH3 1B		3	0	1	0	0	0	1											
Inning Stats	R: 2 E: 0 K: 0 S: 7	H: 4 LOB: 2 BB: 0 P: 7	R: 0 E: 0 K: 0 S: 4	H: 1 LOB: 0 BB: 0 P: 4	R: 0 E: 1 K: 1 S: 7	H: 2 LOB: 2 BB: 0 P: 7	R: 1 E: 0 K: 1 S: 8	H: 3 LOB: 2 BB: 0 P: 8	R: 1 E: 0 K: 0 S: 3	H: 1 LOB: 0 BB: 0 P: 4	R: 0 E: 0 K: 1 S: 6	H: 1 LOB: 2 BB: 1 P: 10	R: 0 E: 0 K: 0 S: 3	H: 0 LOB: 0 BB: 0 P: 3	R: 0 E: 0 K: 0 S: 5	H: 2 LOB: 3 BB: 1 P: 9		1B: 12 2B: 2 3B: 0 HR: 0	SF: 0 SAC: 2 DP: 0 HBP: 1	WP: 1 PB: 1 CS: 0	PA: 40						
PITCHER	IP	WLS	BF	H	R	ER	SO	BB	IBB	HBP	BLK	WP	HR	S	P	ERA	WHIP										
Jim Rooker, L (1, 1) ERA: 3.86 Rick Langford, R (8, 1) ERA: 4.15	7.0	L	34	12	4	4	3	1	0	1	0	0	0	5	9	0.00	3.000										



Batter	1	2	3	4	5	6	7	8	9	AB	R	H	RBI	BB	SO	LOB	TOP										
Frank Taveras, R OBP: 0.307, SLG: 0.281 (1, 6)	0-0 1B 2B		4-0 1B BB	4-0 S BB		0-0 1-3 2-H 3-H 2B		0-0 FC4-2-5 1B 3-H		3	2	2	2	2	0	1											
Rennie Stennett, R OBP: 0.289, SLG: 0.324 (1, 4)	0-0 S 2-H 1B		0-0 G6-3 1B 1-3	0-0 1-3 1-2		0-0 6-3		0-0 1B 2-H		5	0	3	2	0	0	3											
Al Oliver, L OBP: 0.395, SLG: 0.577 (1, 8)	0-0 F8 1-2		0-0 G6-3 1-2		0-3 K		0-0 L1		0-0 6-3	5	0	0	0	0	1	5											
Willie Stargell, L OBP: 0.346, SLG: 0.457 Ed Kirkpatrick, L OBP: 0.333, SLG: 0.346 (1, 3)	0-3 K			0-0 2B 4-3 1B		0-0 4-3		0-0 1-3		1	0	0	0	0	1	1											
Dave Parker, L OBP: 0.304, SLG: 0.443 (1, 9)	0-0 F8			0-0 4-3 1B 2B		0-0 1-3		0-0 4-3		5	1	1	0	0	0	1											
Richie Zisk, R OBP: 0.338, SLG: 0.449 (1, 7)		0-3 K		0-0 4-3		0-0 2B BB 1B		0-0 5-3		4	1	1	1	0	1	1											
Bill Robinson, R OBP: 0.347, SLG: 0.605 Tommy Helms, R OBP: 0.302, SLG: 0.458 (1, 5)	0-0 F5			2-3 3-H 0-0 HR 1B		0-0 BB 2B		0-0 F7		4	2	2	1	0	0	0											
Manny Sanguillen, R OBP: 0.341, SLG: 0.380 (1, 2)	0-0 F8			0-0 1-H HR		4-0 2B IBB		0-0 SH5-3 FC4-2-5 1B		3	2	2	2	1	0	0											
Jerry Reuss, L OBP: 0.395, SLG: 0.378 Larry Demery, R OBP: 0.250, SLG: 0.100 Ramon Hernandez, S OBP: 0.600, SLG: 1.600 (1, 1)			0-3 K	0-0 1-3		4-0 2B BB		0-0 SH5-3 1-3		2	0	0	1	1	1	0											
Inning Stats	R: 1 E: 0 K: 1 S: 7	H: 2 LOB: 1 BB: 0 P: 7	R: 0 E: 0 K: 1 S: 5	H: 0 LOB: 0 BB: 0 P: 5	R: 0 E: 0 K: 1 S: 5	H: 1 LOB: 1 BB: 1 P: 9	R: 4 E: 0 K: 0 S: 7	H: 4 LOB: 1 BB: 1 P: 11	R: 0 E: 0 K: 1 S: 5	H: 0 LOB: 0 BB: 0 P: 5	R: 3 E: 0 K: 0 S: 6	H: 3 LOB: 2 BB: 2 P: 14	R: 0 E: 0 K: 0 S: 3	H: 0 LOB: 0 BB: 0 P: 3	R: 1 E: 0 K: 0 S: 4	H: 2 LOB: 1 BB: 0 P: 4	R: 0 E: 0 K: 0 S: 3	H: 0 LOB: 0 BB: 0 P: 3	1B: 7 2B: 4 3B: 0 HR: 1	SF: 0 SAC: 1 DP: 1 HBP: 0	WP: 0 PB: 0 SB: 2 CS: 0	PA: 41					
PITCHER	IP	WLS	BF	H	R	ER	SO	BB	IBB	HBP	BLK	WP	HR	S	P	ERA	WHIP										
Dick Ruthven, R ERA: 3.15	5.0	L	27	9	8	8	4	3	1	0	0	0	1	31	47	14.40	2.400										
Bruce Dal Canton, R ERA: 2.29	2.0		7	1	0	0	0	0	0	0	0	0	0	7	7	0.00	0.500										
Mike Beard, L ERA: 3.12	1.0		4	2	1	1	0	0	0	0	0	0	0	4	4	9.00	2.000										
Mike Marshall, R ERA: 4.07	1.0		3	0	0	0	0	0	0	0	0	0	0	3	3	0.00	0.000										

Pittsburgh Pirates @ Atlanta Braves
Atlanta-Fulton County Stadium, Atlanta, GA
Wed Jul 07 1976, 7:05 PM EDT
Att: 11,480 - Unknown

AB 36
R 9
H 12
RBI 9
BB 4
SO 4
LOB 14



Batter	1	2	3	4	5	6	7	8	9	AB	R	H	RBI	BB	SO	LOB	BOTTOM										
Rowland Office, L OBP: 0.375, SLG: 0.398 (1, 8)	0-0 6-3	0-0 6-3			0-0 1-3		0-0 G6-4-3 1-2		0-3 K	5	0	0	0	0	1	2											
Rod Gilbreath, R OBP: 0.370, SLG: 0.439 (1, 4)	4-0 1B FC4 BB		0-0 F3			0-0 E5 HR		0-0 6-3		4	2	1	0	1	0	0											
Jimmy Wynn, R OBP: 0.415, SLG: 0.429 (1, 7)	0-0 FC4 1B		0-0 F4			0-0 1-H HR		0-0 1B 1B		4	2	3	2	1	0	0											
Willie Montanez, L OBP: 0.359, SLG: 0.442 (1, 3)	0-0 FC4 1B 1-2 3-H		0-0 F9			0-0 F8		0-0 2B 1B 1B		5	2	1	1	0	0	3											
Tom Paciorek, R OBP: 0.380, SLG: 0.450 Ken Henderson, S OBP: 0.360, SLG: 0.403 (1, 9)	0-0 1-H 1B			0-0 G4-6-3 1B		0-0 1B		0-0 1B SF8 2B		4	1	4	2	0	0	0											
Earl Williams, R OBP: 0.285, SLG: 0.387 (1, 2)	0-0 F4			0-0 F2		0-0 F2		0-0 BB 1B		4	0	1	1	0	0	3											
Jerry Royster, R OBP: 0.304, SLG: 0.305 (1, 5)			0-0 6-3 1B		0-0 G4-6-3 1-2		0-0 5-3		0-0 SF8	3	0	1	1	0	0	2											
Darrel Chaney, S OBP: 0.347, SLG: 0.363 (1, 6)		0-0 6-3 1-2			0-0 F9		4-0 G6-4-3 BB		4-0 BB	2	0	0	0	2	0	1											
Dick Ruthven, R OBP: 0.246, SLG: 0.171 Bruce Dal Canton, R OBP: 0.375, SLG: 0.333 Vic Cornell, L OBP: 0.370, SLG: 0.344 Mike Beard, L OBP: 0.312, SLG: 0.302 Mike Marshall, R OBP: 0.417, SLG: 0.143 (1, 1)		0-3 K			0-0 F7		0-3 K		0-0 F6	2	0	0	0	0	1	1											
Inning Stats	R: 2 E: 1 K: 0 S: 5	H: 2 LOB: 1 BB: 1 P: 9	R: 0 E: 0 K: 1 S: 6	H: 1 LOB: 0 BB: 0 P: 6	R: 0 E: 0 K: 0 S: 3	H: 1 LOB: 0 BB: 0 P: 3	R: 0 E: 0 K: 0 S: 3	H: 0 LOB: 0 BB: 0 P: 3	R: 2 E: 1 K: 0 S: 6	H: 2 LOB: 1 BB: 0 P: 6	R: 0 E: 0 K: 1 S: 4	H: 0 LOB: 0 BB: 1 P: 8	R: 3 E: 0 K: 0 S: 7	H: 4 LOB: 2 BB: 1 P: 11	R: 0 E: 0 K: 1 S: 6	H: 1 LOB: 2 BB: 1 P: 10	1B: 9 2B: 1 3B: 0 HR: 1	SF: 1 SAC: 0 DP: 2 HBP: 0	WP: 0 PB: 0 SB: 0 CS: 0	PA: 41							
PITCHER	IP	WLS	BF	H	R	ER	SO	BB	IBB	HBP	BLK	WP	HR	S	P	ERA	WHIP										
Jerry Reuss, L ERA: 4.61	7.1	W	32	9	7	5	2	2	0	0	0	0	0	7	15	0.00	4.000										
Larry Demery, R ERA: 4.33	1.0		7	2	0	0	1	2	0	0	0	0	0	7	15	0.00	4.000										
Ramon Hernandez, L ERA: 4.6	0.1		1	0	0	0	0	0	0	0	0	0	0	1	1	0.00	0.000										
Bob Moose, R ERA: 2.16	0.1	S	1	0	0	0	0	0	0	0	0	0	0	1	1	0.00	0.000										

Pittsburgh Pirates @ Atlanta Braves
Atlanta-Fulton County Stadium, Atlanta, GA
Wed Jul 07 1976, 7:05 PM EDT
Att: 11,480 - Unknown

AB 36
R 7
H 11
RBI 7
BB 4
SO 3
LOB 17



Batter	1	2	3	4	5	6	7	8	9	AB	R	H	RBI	BB	SO	LOB	TOP			
Mike Phillips, L (1.6)										4	0	2	1	0	0	0	New York Mets @ Atlanta Braves Atlanta-Fulton County Stadium, Atlanta, GA Thu Jul 08 1976, 7:05 PM EDT Att: 10,522 - Unknown			
Felix Milten, R (1.4)										4	0	0	0	0	0	2				
John Milner, L (1.7)										4	0	0	0	0	0	2				
Dave Kingman, R (1.9)										4	0	0	0	0	2	1				
Ed Kranepool, L (1.3)										4	1	1	0	0	0	0				
Bruce Boisclair, L (1.8)										3	2	1	0	1	0	0				
Ron Hodges, L (1.2)										4	1	1	1	0	0	1				
Wayne Garrett, L (1.5)										4	0	1	2	0	1	1				
Tom Seaver, R (1.1)										3	1	0	0	0	0	1				
Inning Stats	R: 0 E: 0 K: 1 S: 6	H: 1 LOB: 1 BB: 0 P: 6	R: 0 E: 0 K: 0 S: 3	H: 0 LOB: 0 BB: 0 P: 3	R: 0 E: 0 K: 1 S: 5	H: 0 LOB: 0 BB: 0 P: 5	R: 0 E: 0 K: 0 S: 3	H: 0 LOB: 0 BB: 0 P: 3	R: 4 E: 1 K: 0 S: 8	H: 4 LOB: 1 BB: 0 P: 8	R: 0 E: 0 K: 0 S: 3	H: 0 LOB: 0 BB: 0 P: 3	R: 0 E: 0 K: 0 S: 3	H: 0 LOB: 0 BB: 0 P: 3	R: 1 E: 0 K: 1 S: 6	H: 1 LOB: 1 BB: 1 P: 10	1B: 5 2B: 0 3B: 1 HR: 0	SF: 0 SAC: 0 DP: 0 HBP: 0	WP: 0 PB: 0 CS: 0	PA: 35
PITCHER	IP WLS BF H R ER SO BB IBB HBP BLK WP HR S P ERA WHIP																			
Frank LaCorte, R (1.1)	4.1 L 19 5 4 3 2 0 0 0 0 0 0 0 23 23 6.23 1.154																			
Bruce Dal Canton, R (5.1)	1.2 5 0 0 0 0 0 0 0 0 0 0 0 5 5 0.00 0.000																			
Carl Morton, R (7.1)	2.0 6 0 0 0 0 0 0 0 0 0 0 0 6 6 0.00 0.000																			
Pablo Torrealba, L (9.1)	1.0 5 1 1 1 1 1 0 0 0 0 0 0 6 10 9.00 2.000																			

Batter	1	2	3	4	5	6	7	8	9	AB	R	H	RBI	BB	SO	LOB	BOTTOM				
Rowland Office, L (1.8)										4	0	0	0	0	0	3	New York Mets @ Atlanta Braves Atlanta-Fulton County Stadium, Atlanta, GA Thu Jul 08 1976, 7:05 PM EDT Att: 10,522 - Unknown				
Rod Gilbreath, R (1.4)										4	1	2	1	0	1	0					
Jimmy Wynn, R (1.7)										4	0	0	0	0	2	3					
Willie Montanez, L (1.3)										4	0	0	0	0	0	3					
Ken Henderson, S (1.9)										4	0	1	1	0	1	0					
Darrel Chaney, S (1.6)										4	0	0	0	0	3	1					
Jerry Royster, R (1.5)										3	0	1	0	0	0	0					
Biff Pocoroba, S (1.2)										3	1	1	0	0	0	1					
Frank LaCorte, R (1.1)										1	0	0	0	0	1	1					
Bruce Dal Canton, R (5.1)										0	0	0	0	0	0	0					
Cito Gaston, R (6.1)										1	0	1	0	0	0	0					
Carl Morton, R (7.1)										0	0	0	0	0	0	0					
Dave May, L (8.1)										1	0	0	0	0	0	0					
Pablo Torrealba, L (9.1)										0	0	0	0	0	0	0					
Inning Stats	R: 0 E: 0 K: 2 S: 7	H: 0 LOB: 0 BB: 0 P: 7	R: 0 E: 0 K: 2 S: 7	H: 0 LOB: 0 BB: 0 P: 7	R: 0 E: 0 K: 1 S: 6	H: 1 LOB: 1 BB: 0 P: 6	R: 0 E: 0 K: 1 S: 5	H: 0 LOB: 0 BB: 0 P: 5	R: 0 E: 0 K: 0 S: 3	H: 0 LOB: 0 BB: 0 P: 3	R: 1 E: 0 K: 0 S: 6	H: 3 LOB: 2 BB: 0 P: 6	R: 0 E: 0 K: 0 S: 3	H: 0 LOB: 0 BB: 0 P: 3	R: 0 E: 0 K: 0 S: 3	R: 1 E: 1 K: 1 S: 7	H: 2 LOB: 1 BB: 0 P: 7	1B: 6 2B: 0 3B: 0 HR: 0	SF: 0 SAC: 0 DP: 0 HBP: 0	WP: 0 PB: 0 CS: 0	PA: 33
PITCHER	IP WLS BF H R ER SO BB IBB HBP BLK WP HR S P ERA WHIP																				
Tom Seaver, R (1.1)	9.0 W 33 6 2 1 8 0 0 0 0 0 0 0 49 49 1.00 0.667																				

AB	34
R	5
H	6
RBI	4
BB	1
SO	3
LOB	8



AB	33
R	2
H	6
RBI	2
BB	0
SO	8
LOB	12



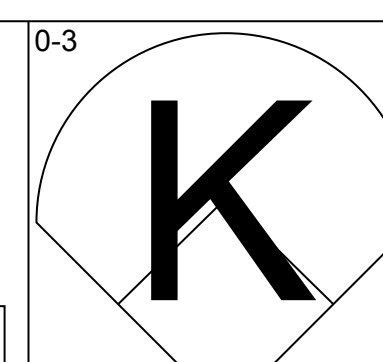
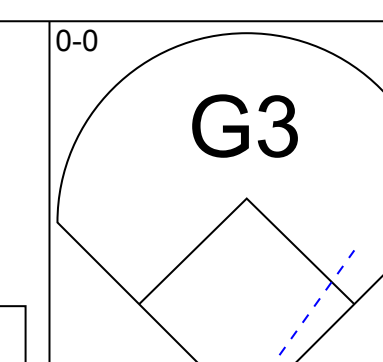
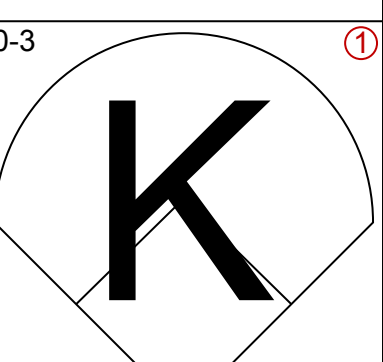
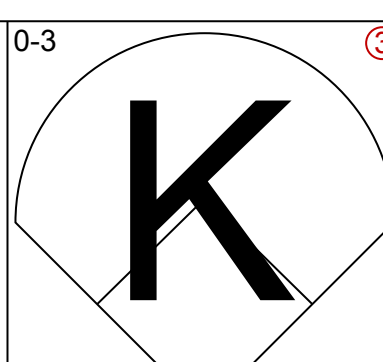
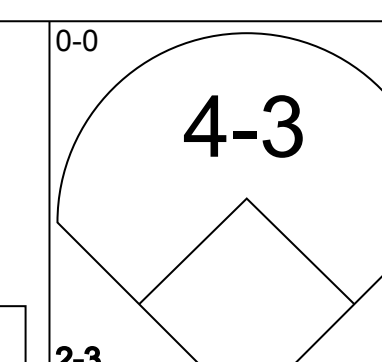

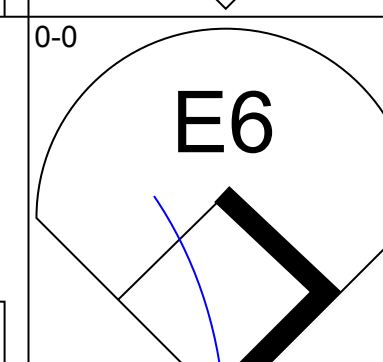
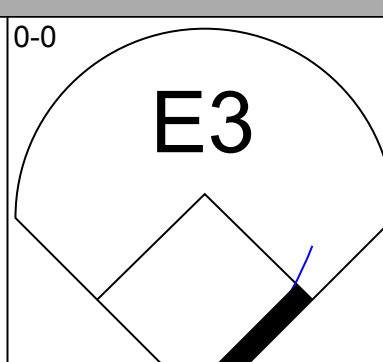
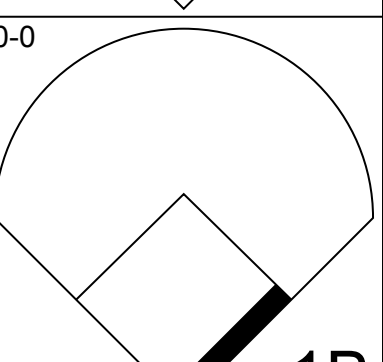
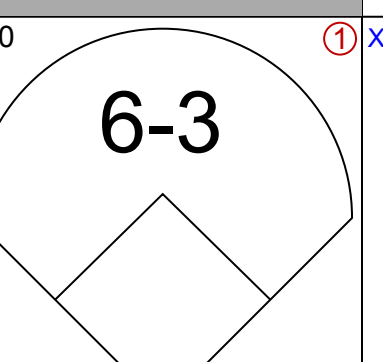
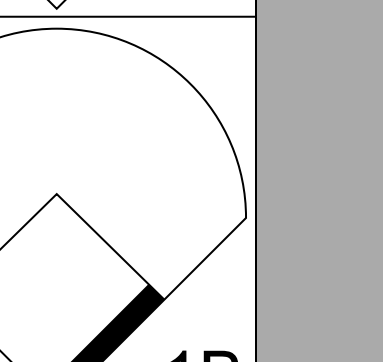
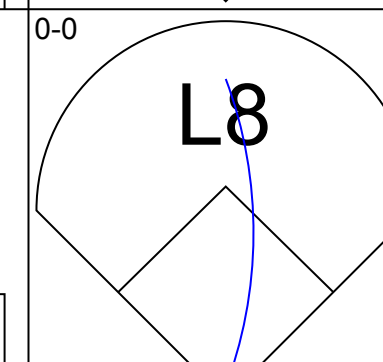
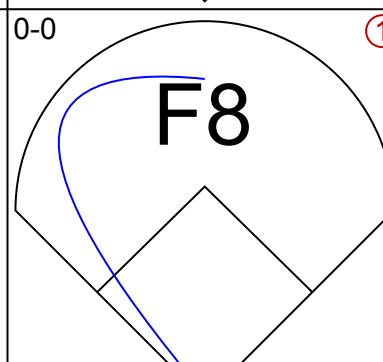
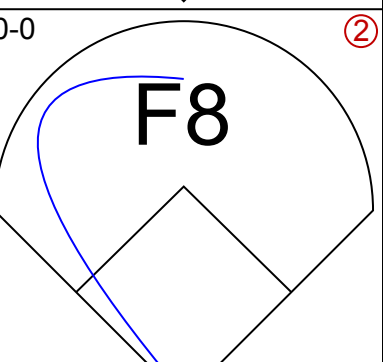
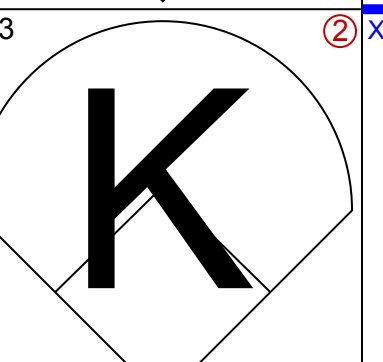
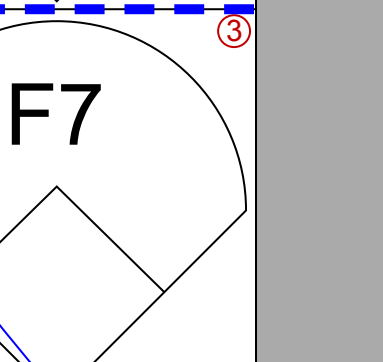
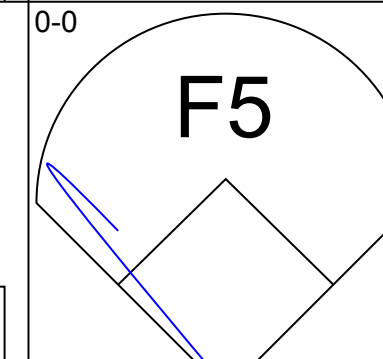
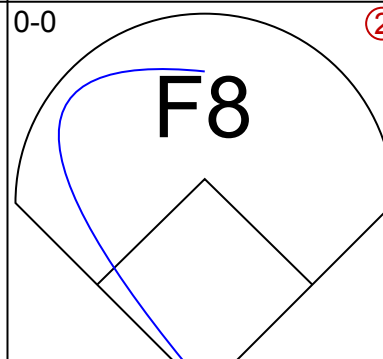
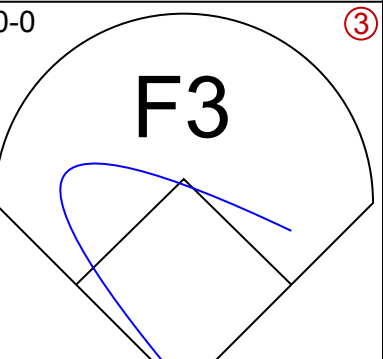
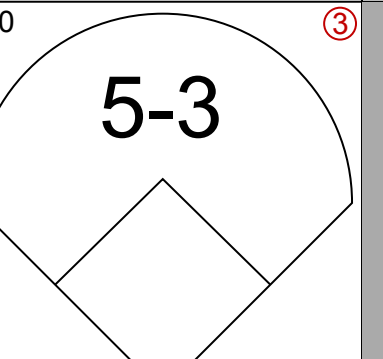
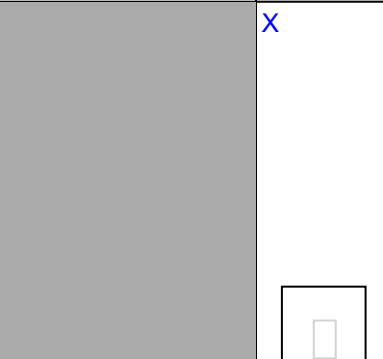
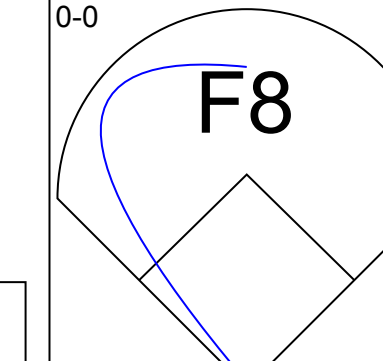
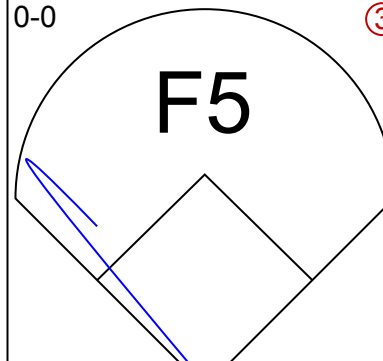
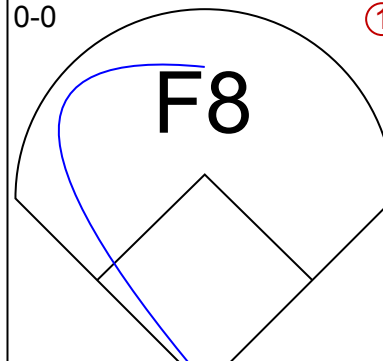
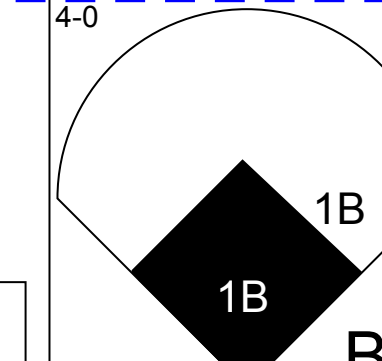
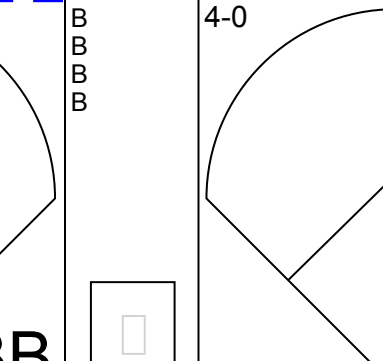
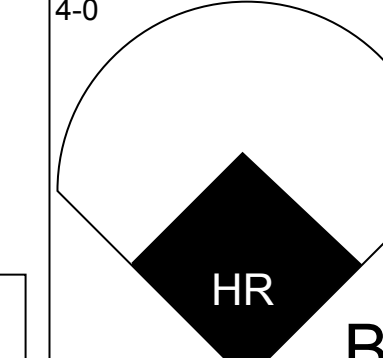
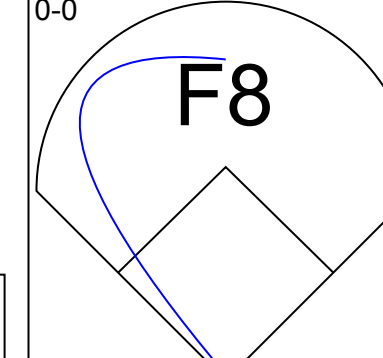
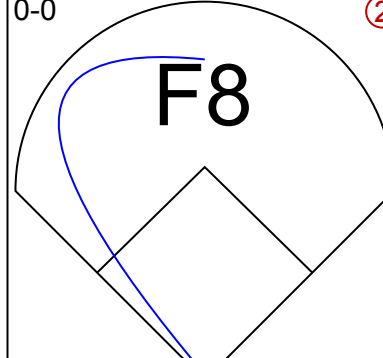
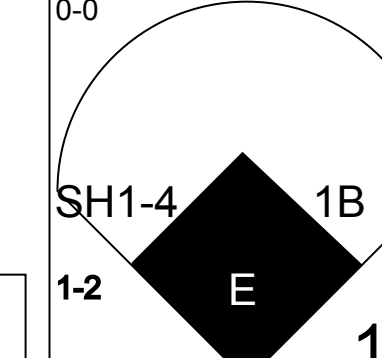
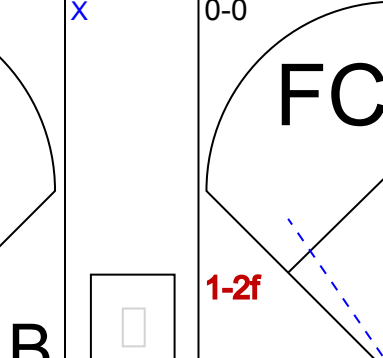
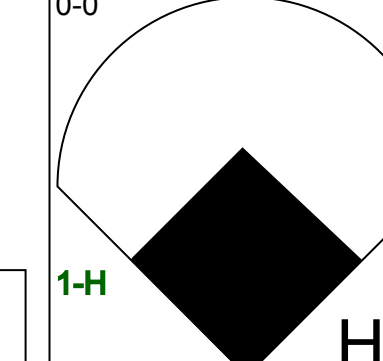
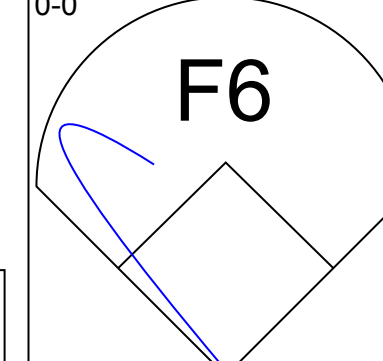
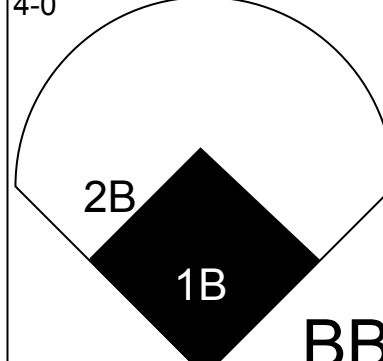
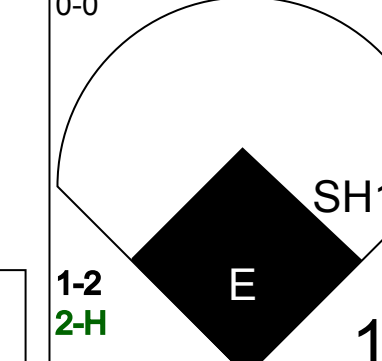
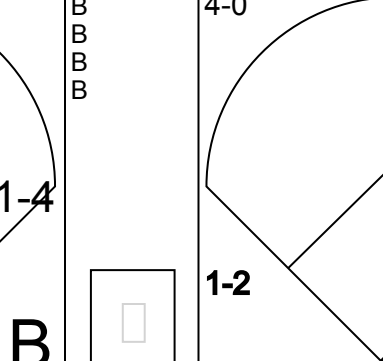
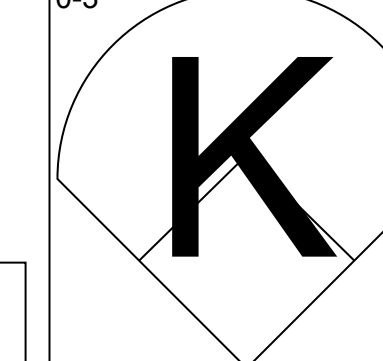
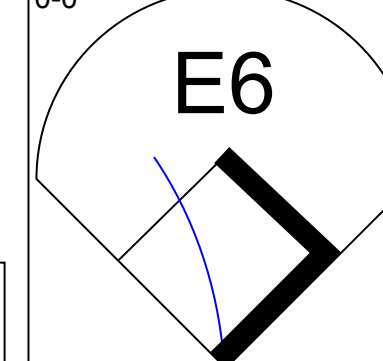
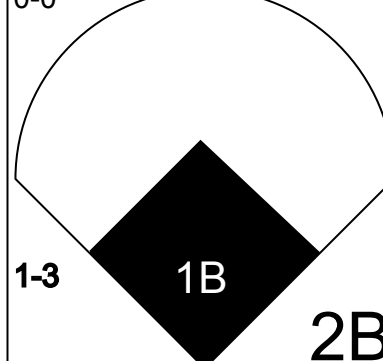
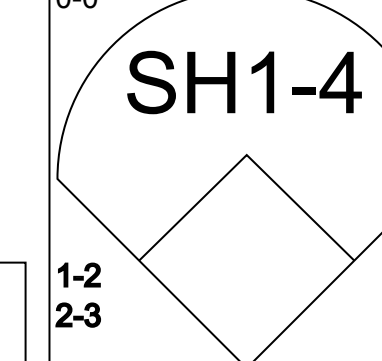
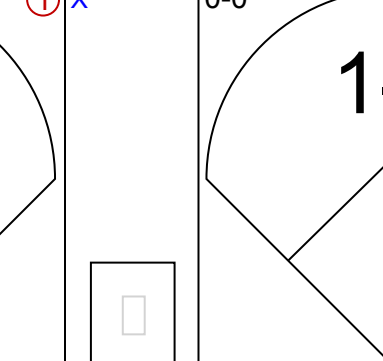
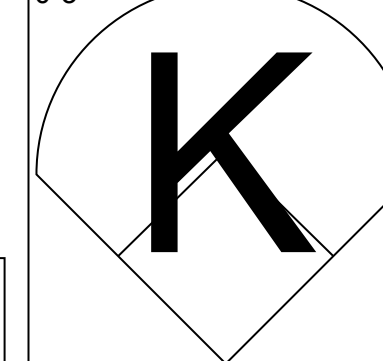
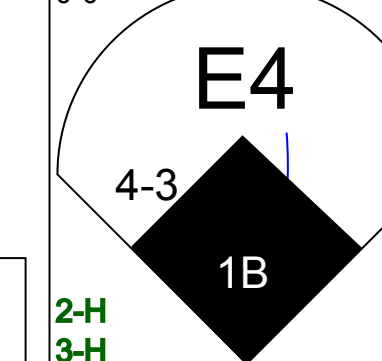
Batter	1	2	3	4	5	6	7	8	9	AB	R	H	RBI	BB	SO	LOB	TOP				
Mike Phillips, L (1, 6) OBP: 0.343, SLG: 0.400	0-0 1B	0-1 CI		0-0 F8			0-0 E4 FC3-6		0-0 4-3	4	0	1	0	0	0	2	New York Mets @ Atlanta Braves Atlanta-Fulton County Stadium, Atlanta, GA Fri Jul 09 1976, 7:05 PM EDT Att: 12,871 - Unknown AB 34 R 3 H 8 RBI 3 BB 1 SO 5 LOB 16				
Felix Milan, R (1, 4) OBP: 0.312, SLG: 0.324	0-0 1B	0-0 F7			0-0 6-3		0-0 FC3-6 1-2			4	0	1	0	0	0	3					
John Milner, L (1, 7) OBP: 0.351, SLG: 0.485	0-0 F5		0-0 4-3		0-0 F8		0-3 K			4	0	0	0	0	1	3					
Dave Kingman, R (1, 9) OBP: 0.285, SLG: 0.524	0-3 K		0-3 K		0-0 F7			0-0 HR		4	1	1	1	0	2	2					
Ed Kranepool, L (1, 3) OBP: 0.335, SLG: 0.395	0-0 1-3		0-0 F6			0-0 1B 2B		0-0 4-3		4	1	1	0	0	0	2					
Ron Hodges, L (1, 2) OBP: 0.384, SLG: 0.400		0-0 6-3		0-0 F7		0-0 G5-4-3 2H 1B		0-0 L3		4	0	1	1	0	0	0					
Wayne Garrett, L (1, 5) OBP: 0.357, SLG: 0.322		0-0 HR		4-0 FC5-6 1B BB		0-3 K		0-3 K		3	1	1	1	1	2	1					
Leon Brown, R (1, 8) OBP: 0.268, SLG: 0.275	0-0 SH3 1B		0-0 SH3 1B		0-0 FC5-6 1-2 1B		0-0 G5-4-3 1-2		0-0 5-3	4	0	2	0	0	0	1					
Craig Swan, R (1, 1) ERA: 3.19, SLG: 0.107		0-0 SH3		0-0 FC5-6			0-0 F8		0-0 F9	1	0	0	0	0	0	2					
Bob Myrick, R (6, 1) ERA: 2.67, SLG: 0.287				1-2 2-3						0	0	0	0	0	0	0					
Mike Vail, R (7, PH) ERA: 2.20, SLG: 0.287										0	0	0	0	0	0	0					
Nino Espinosa, R (7, 1) ERA: 2.61										0	0	0	0	0	0	0					
Bob Apodaca, R (8, PH) OBP: 0.323, SLG: 0.300										0	0	0	0	0	0	0					
Joe Torre, R (8, PH) OBP: 0.340, SLG: 0.422										0	0	0	0	0	0	0					
Inning Stats	R: 0 E: 0 K: 1 S: 7	H: 2 LOB: 2 BB: 0 P: 7	R: 1 E: 1 K: 0 S: 6	H: 2 LOB: 2 BB: 0 P: 6	R: 0 E: 0 K: 1 S: 5	H: 0 LOB: 0 BB: 0 P: 5	R: 0 E: 0 K: 0 S: 4	H: 1 LOB: 2 BB: 1 P: 8	R: 0 E: 0 K: 0 S: 3	H: 0 LOB: 0 BB: 0 P: 3	R: 1 E: 0 K: 1 S: 6	H: 2 LOB: 1 BB: 0 P: 6	R: 0 E: 1 K: 1 S: 6	H: 0 LOB: 1 BB: 0 P: 6	R: 1 E: 0 K: 0 S: 6	H: 1 LOB: 0 BB: 0 P: 6	R: 0 E: 0 K: 0 S: 3	H: 0 LOB: 0 BB: 0 P: 3	1B: 5 2B: 1 3B: 0 HR: 2	SF: 0 SAC: 1 DP: 1 HBP: 0	WP: 0 PA: 37 SB: 0 CS: 0
PITCHER	IP WLS BF H R ER SO BB IBB HBP BLK WP HR S P ERA WHIP																				
Phil Niekro, R (1, 1) ERA: 3.49	8.0 W 34 8 3 3 5 1 0 0 0 0 2 43 47 3.38 1.125																				
Mike Marshall, R (9, 1) ERA: 4.02	1.0 S 3 0 0 0 0 0 0 0 0 0 0 3 3 0.00 0.000																				

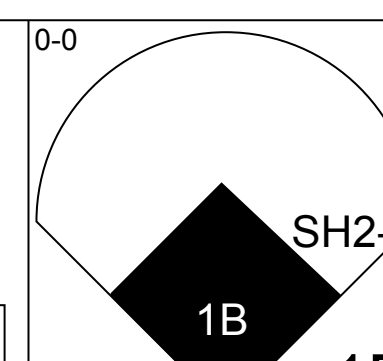
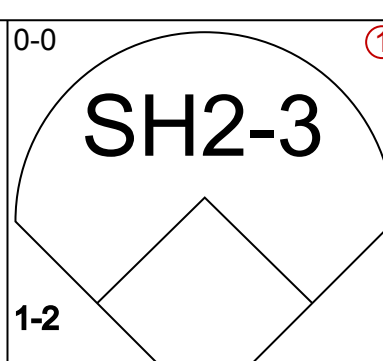
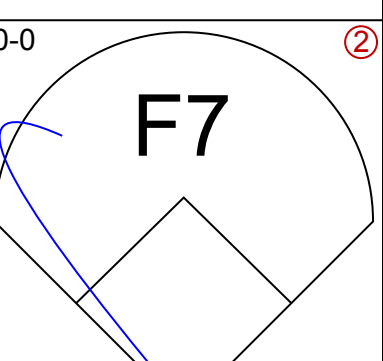
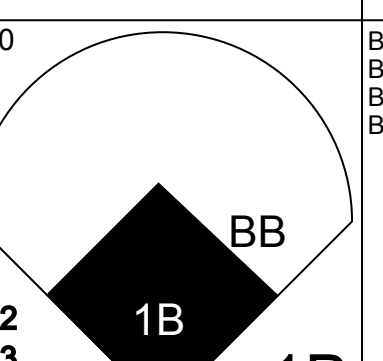
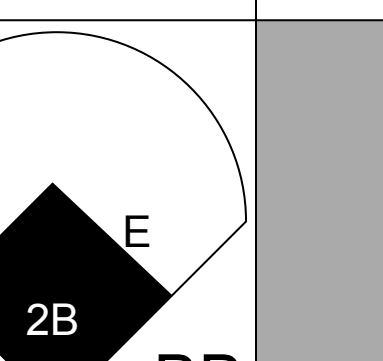

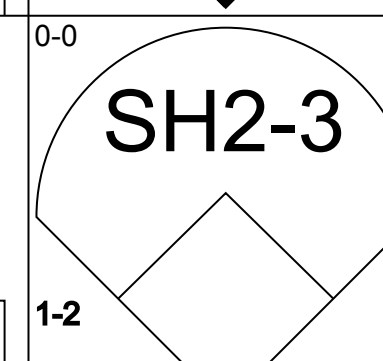
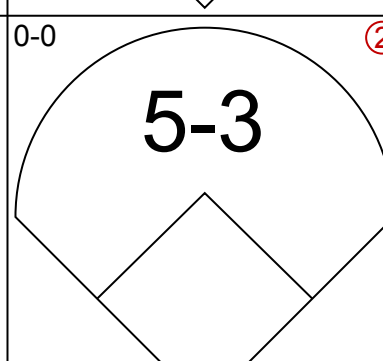
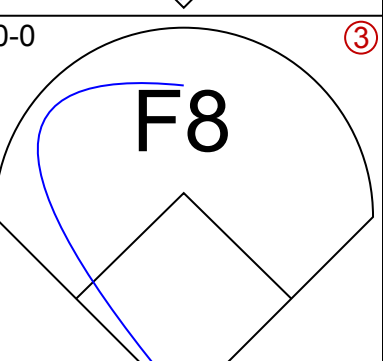
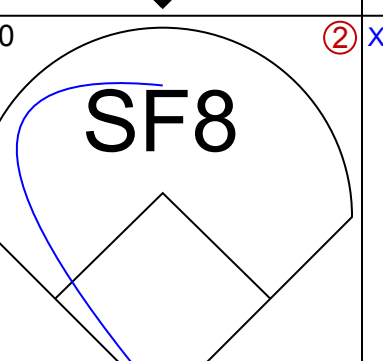
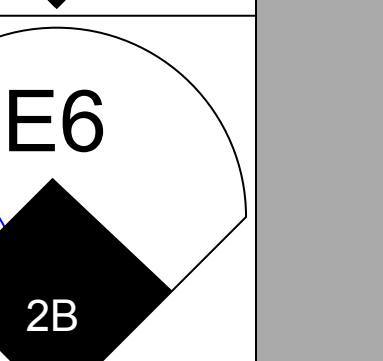
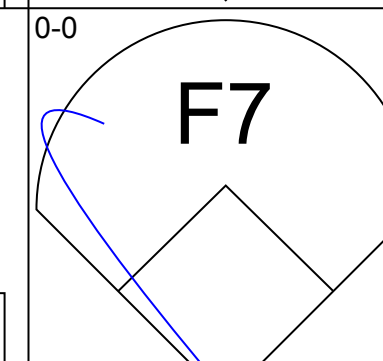
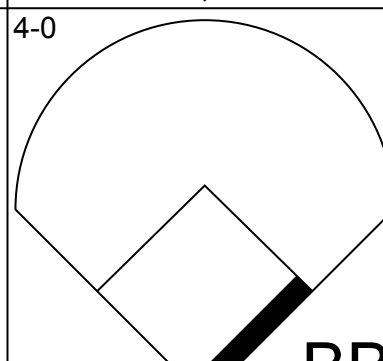

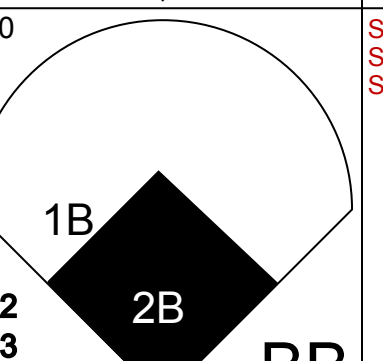
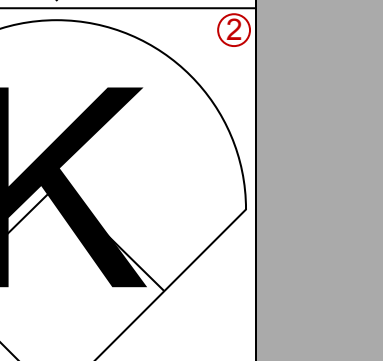
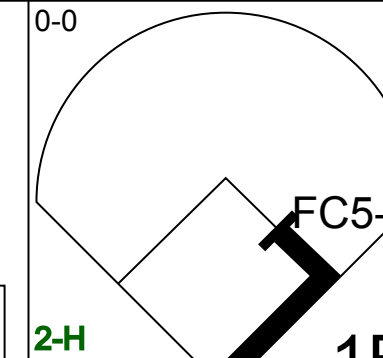
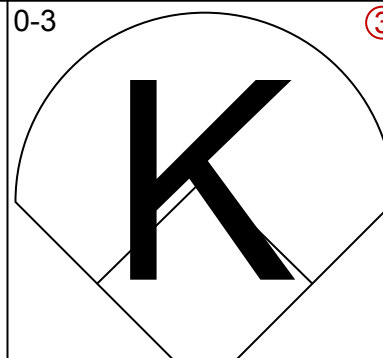

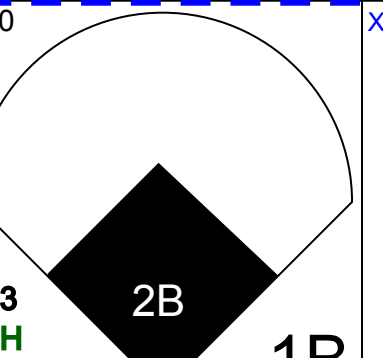
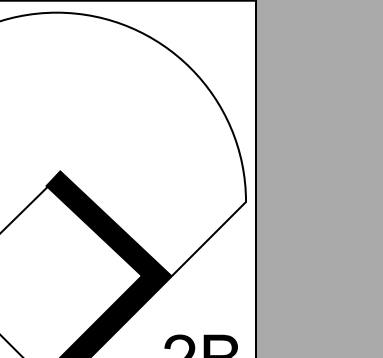
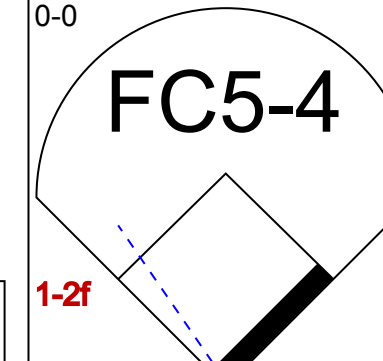
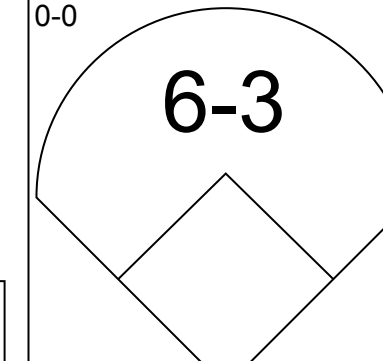
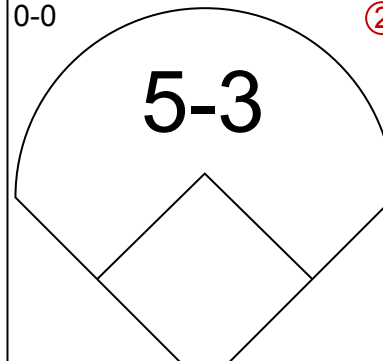
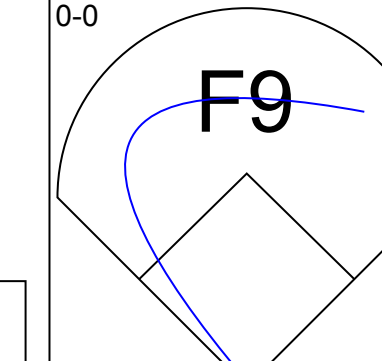
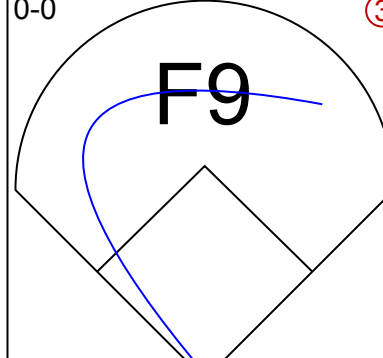
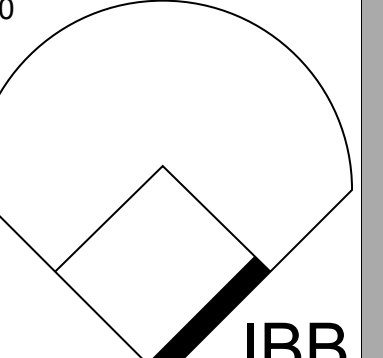
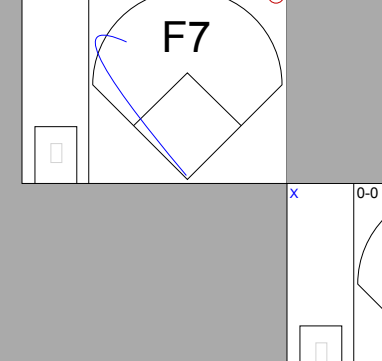
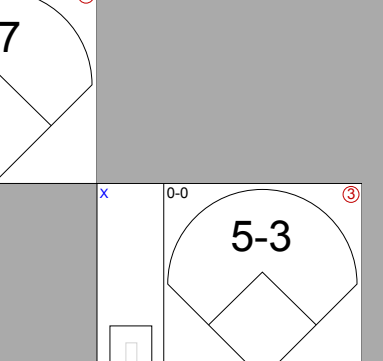
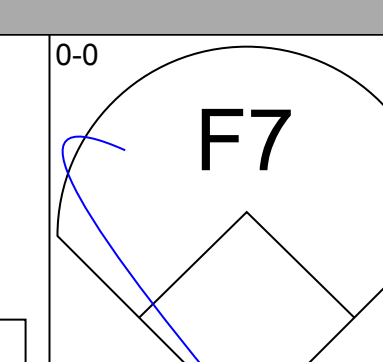
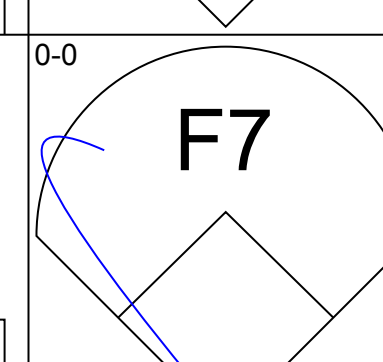
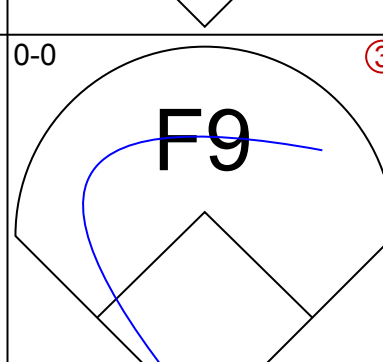
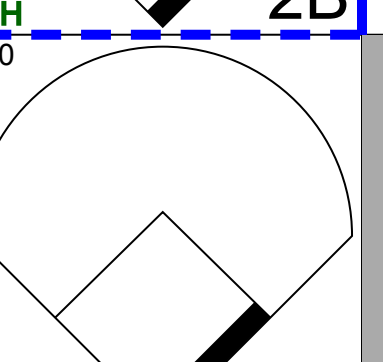
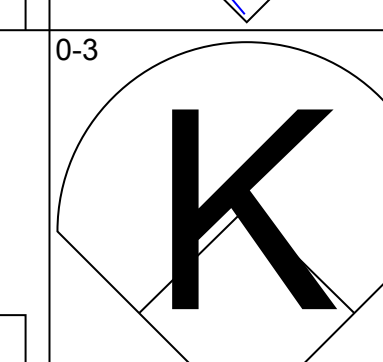
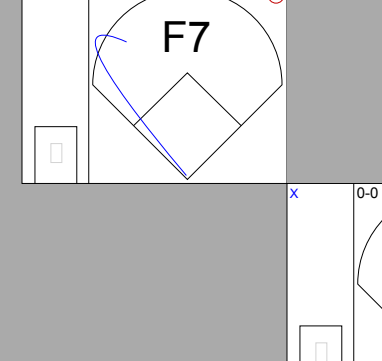
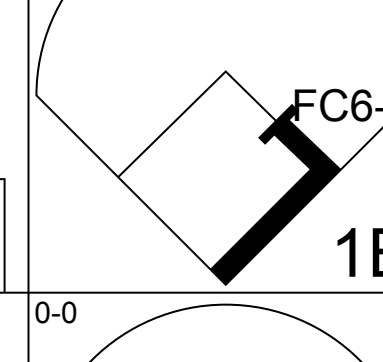
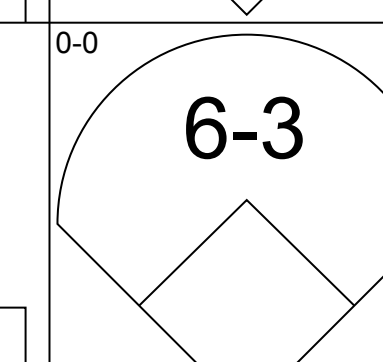
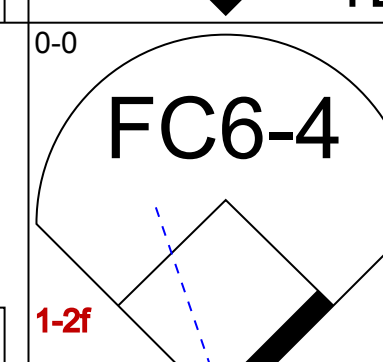
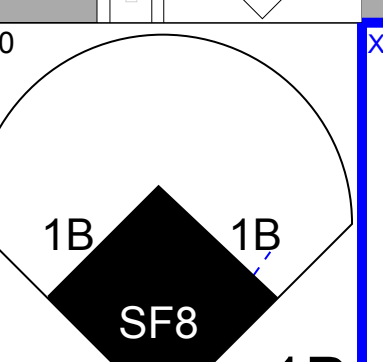
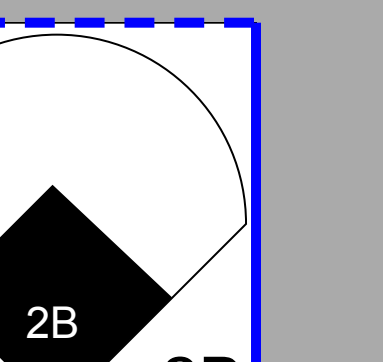
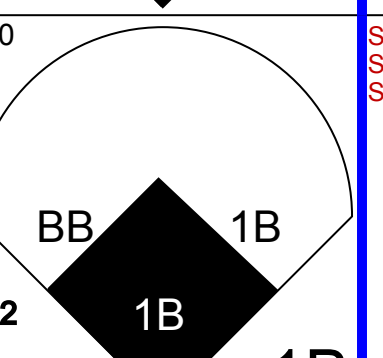
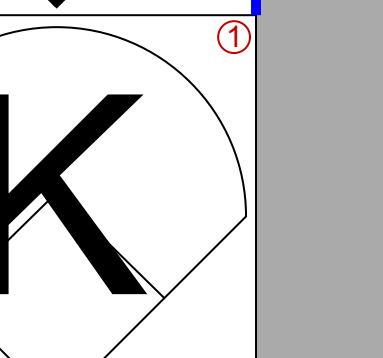
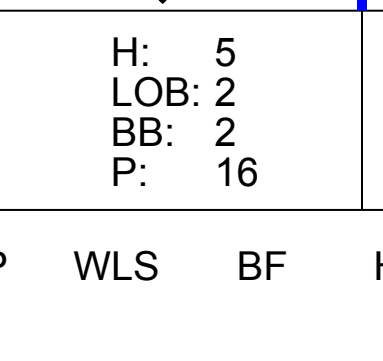
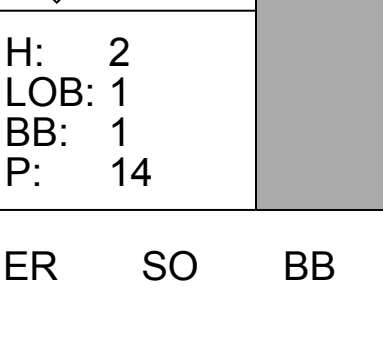

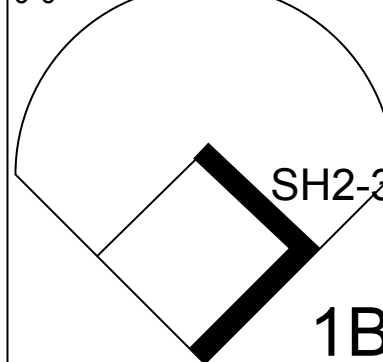
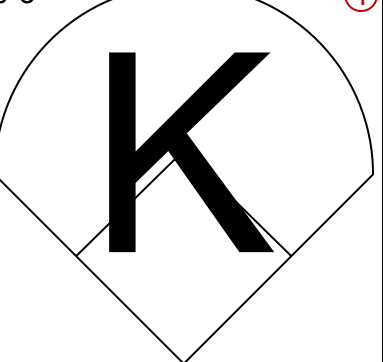
Batter	1	2	3	4	5	6	7	8	9	AB	R	H	RBI	BB	SO	LOB	BOTTOM		
Rowland Office, L (1, 8) OBP: 0.366, SLG: 0.387	0-0 6-3			0-0 4-3	0-0 FC6-4 CS			0-0 E4 FC6-4		4	0	0	0	0	0	1	New York Mets @ Atlanta Braves Atlanta-Fulton County Stadium, Atlanta, GA Fri Jul 09 1976, 7:05 PM EDT Att: 12,871 - Unknown AB 31 R 5 H 6 RBI 3 BB 2 SO 6 LOB 10		
Rod Gilbreath, R (1, 4) OBP: 0.370, SLG: 0.430	0-0 F4			4-0 E BB	0-0 CS	0-0 4-3		0-0 FC6-4 1B		3	2	0	0	1	0	1			
Tom Paciorek, R (1, 7) OBP: 0.383, SLG: 0.452	0-0 F9			0-0 E5 E S	0-0 FC6-4 1B			0-0 1B 1B		4	2	2	0	0	0	1			
Willie Montanez, L (1, 3) OBP: 0.354, SLG: 0.435		0-3 K		0-3 K	0-3 FC6-4 1-3 3H		0-0 G3	0-0 1B 2H		4	0	1	1	0	2	2			
Ken Henderson, S (1, 9) OBP: 0.361, SLG: 0.399		0-3 K		4-0 E BB		0-0 G3		0-0 1B		3	0	1	1	1	1	1			
Darrel Chaney, S (1, 6) OBP: 0.337, SLG: 0.351		0-3 K		0-0 F3	1-3 3H		0-0 F8	0-0 1-3 2H 1B		4	0	0	0	0	1	3			
Jerry Royster, R (1, 5) OBP: 0.304, SLG: 0.305			0-0 4-3		0-0 1B 1B		0-3 K			3	1	1	0	0	1	0			
Biff Pocoroba, S (1, 2) OBP: 0.295, SLG: 0.269			0-3 K		0-0 FC6-4 1H 1B		0-0 F3			3	0	1	1	0	1	0			
Phil Niekro, R (1, 1) OBP: 0.160, SLG: 0.180			0-0 F7		0-0 F5			0-0 F8		2	0	0	0	0	0	1			
Dave May, L (8, PH) ERA: 2.61										1	0	0	0	0	0	0			
Mike Marshall, R (9, 1) OBP: 0.417, SLG: 0.143										0	0	0	0	0	0	0			
Inning Stats	R: 0 E: 0 K: 0 S: 3	H: 0 LOB: 0 BB: 0 P: 3	R: 0 E: 0 K: 3 S: 9	H: 0 LOB: 0 BB: 0 P: 9	R: 0 E: 0 K: 1 S: 5	H: 0 LOB: 0 BB: 0 P: 5	R: 2 E: 2 K: 1 S: 6	H: 0 LOB: 1 BB: 2 P: 14	R: 1 E: 0 K: 0 S: 4	H: 2 LOB: 0 BB: 0 P: 4	R: 0 E: 0 K: 0 S: 4	H: 1 LOB: 1 BB: 0 P: 4	R: 0 E: 0 K: 1 S: 5	H: 0 LOB: 0 BB: 0 P: 5	R: 2 E: 1 K: 0 S: 7	H: 3 LOB: 2 BB: 0 P: 7	1B: 6 2B: 0 3B: 0 HR: 0	SF: 0 SAC: 0 DP: 0 HBP: 0	WP: 0 PA: 34 SB: 1 CS: 1
PITCHER	IP WLS BF H R ER SO BB IBB HBP BLK WP HR S P ERA WHIP																		
Craig Swan, R (1, 1) ERA: 3.42	5.0 2 3 1 5 2 0 0 0 0 0 0 4 4 0.00 1.000																		
Bob Myrick, L (6, 1) ERA: 2.67	1.0 4 1 0 0 0 0 0 0 0 0 0 4 4 0.00 1.000																		
Nino Espinosa, R (7, 1) ERA: 2.61	1.2 L 8 2 2 0 1 0 0 0 0 0 0 10 10 0.00 1.200																		
Bob Apodaca, R (8, 1) ERA: 2.88	0.1 2 1 0 0 0 0 0 0 0 0 0 2 2 0.00 3.000																		



Batter	1	2	3	4	5	6	7	8	9	AB	R	H	RBI	BB	SO	LOB	TOP										
Bruce Boisclair, L OBP: 0.359, SLG: 0.361 (1, 8)										4	0	0	0	1	1	0	New York Mets @ Atlanta Braves Atlanta-Fulton County Stadium, Atlanta, GA Sat Jul 10 1976, 7:05 PM EDT Att: 26,268 - Unknown										
Felix Milten, R OBP: 0.310, SLG: 0.322 (1, 4)										5	0	1	0	0	0	1											
John Milner, L OBP: 0.352, SLG: 0.483 (1, 7)										5	0	2	0	0	0	2											
Dave Kingman, R OBP: 0.286, SLG: 0.540 (1, 9)										5	2	2	2	0	0	3											
Ed Kranepool, L OBP: 0.330, SLG: 0.389 (1, 3)										4	1	0	0	0	1	2											
Wayne Garrett, L OBP: 0.355, SLG: 0.318 (1, 5)										3	0	0	0	1	0	1											
Ron Hodges, L OBP: 0.392, SLG: 0.437 (1, 2)										2	1	1	2	1	0	0											
Bud Harrelson, S OBP: 0.370, SLG: 0.307 (1, 6)										3	0	1	0	1	0	1											
Mickey Lolich, S OBP: 0.219, SLG: 0.167 (1, 1)										3	0	0	0	0	2	3											
Skip Lockwood, R OBP: 0.455, SLG: 0.500 (7, 1)										1	0	0	0	0	0	1											
Inning Stats	R: 0 E: 1 K: 1 S: 7	H: 1 LOB: 2 BB: 0 P: 7	R: 0 E: 0 K: 1 S: 5	H: 0 LOB: 1 BB: 1 P: 9	R: 0 E: 0 K: 0 S: 3	H: 0 LOB: 0 BB: 0 P: 3	R: 1 E: 0 K: 1 S: 6	H: 2 LOB: 2 BB: 2 P: 14	R: 0 E: 0 K: 0 S: 4	H: 1 LOB: 1 BB: 0 P: 4	R: 1 E: 0 K: 1 S: 6	H: 1 LOB: 0 BB: 0 P: 6	R: 0 E: 0 K: 0 S: 3	H: 0 LOB: 1 BB: 1 P: 7	R: 2 E: 2 K: 0 S: 6	H: 1 LOB: 1 BB: 0 P: 6	R: 0 E: 0 K: 0 S: 4	H: 1 LOB: 1 BB: 0 P: 4	1B: 3 2B: 1 3B: 0 HR: 3	SF: 0 SAC: 1 DP: 0 HBP: 0	WP: 0 PB: 0 CS: 1	PA: 40					
PITCHER	IP	WLS	BF	H	R	ER	SO	BB	IBB	HBP	BLK	WP	HR	S	P	ERA	WHIP										
Andy Messersmith, R ERA: 2.43 (1, 1)	8.0	L	36	6	4	3	4	4	0	0	0	0	3	40	56	3.38	1.250										
Mike Marshall, R ERA: 3.97 (9, 1)	1.0		4	1	0	0	0	0	0	0	0	0	0	4	4	0.00	1.000										

Batter	1	2	3	4	5	6	7	8	9	AB	R	H	RBI	BB	SO	LOB	BOTTOM										
Jerry Royster, R OBP: 0.305, SLG: 0.303 (1, 5)										2	0	0	0	1	0	5	New York Mets @ Atlanta Braves Atlanta-Fulton County Stadium, Atlanta, GA Sat Jul 10 1976, 7:05 PM EDT Att: 26,268 - Unknown										
Rowland Office, L OBP: 0.365, SLG: 0.386 (8, PH)										1	0	0	0	0	0	1											
Mike Marshall, R OBP: 0.417, SLG: 0.143 (9, 1)										0	0	0	0	0	0	0											
Rod Gilbreath, R OBP: 0.394, SLG: 0.421 (1, 4)										5	0	1	0	0	1	2											
Jimmy Wynn, R OBP: 0.406, SLG: 0.422 (1, 8)										5	1	1	1	0	1	3											
Willie Montanez, L OBP: 0.357, SLG: 0.437 (1, 3)										5	0	3	1	0	0	2											
Tom Paciorek, R OBP: 0.377, SLG: 0.442 (1, 7)										5	0	1	0	0	3	6											
Ken Henderson, S OBP: 0.383, SLG: 0.398 (1, 9)										3	0	1	0	1	0	0											
Darrel Chaney, S OBP: 0.336, SLG: 0.349 (1, 6)										4	0	1	0	0	1	6											
Biff Pocoroba, S OBP: 0.301, SLG: 0.270 (1, 2)										3	0	1	0	1	1	2											
Andy Messersmith, R OBP: 0.284, SLG: 0.204 (1, 1)										1	1	0	0	2	1	3											
Dave May, L OBP: 0.258, SLG: 0.292 (8, PH)										1	0	0	0	0	1	1											
Rob Bellor, R OBP: 0.455, SLG: 0.556 (9, 5)										0	0	0	0	0	0	0											
Inning Stats	R: 0 E: 0 K: 2 S: 8	H: 1 LOB: 2 BB: 1 P: 12	R: 0 E: 1 K: 0 S: 3	H: 0 LOB: 0 BB: 0 P: 3	R: 2 E: 0 K: 2 S: 9	H: 2 LOB: 1 BB: 1 P: 13	R: 0 E: 0 K: 1 S: 6	H: 1 LOB: 2 BB: 1 P: 10	R: 0 E: 0 K: 0 S: 3	H: 0 LOB: 0 BB: 0 P: 3	R: 0 E: 0 K: 1 S: 7	H: 2 LOB: 3 BB: 1 P: 11	R: 0 E: 1 K: 2 S: 9	H: 1 LOB: 3 BB: 1 P: 13	R: 0 E: 0 K: 1 S: 6	H: 1 LOB: 1 BB: 0 P: 6	R: 0 E: 0 K: 0 S: 3	H: 1 LOB: 0 BB: 0 P: 3	1B: 8 2B: 1 3B: 0 HR: 0	SF: 0 SAC: 1 DP: 2 HBP: 0	WP: 1 PB: 0 CS: 0	PA: 41					
PITCHER	IP	WLS	BF	H	R	ER	SO	BB	IBB	HBP	BLK	WP	HR	S	P	ERA	WHIP										
Mickey Lolich, L ERA: 2.92 (1, 1)	6.1		31	7	2	2	6	4	0	0	0	0	0	39	55	2.84	1.737										
Skip Lockwood, R ERA: 2.15 (7, 1)	2.2	W	10	2	0	0	3	1	0	0	0	0	0	15	19	0.00	1.125										

Batter	1	2	3	4	5	6	7	8	9	AB	R	H	RBI	BB	SO	LOB	TOP	
Bruce Boisclair, L OBP: 0.344, SLG: 0.345 (1, 8)										5	0	0	0	0	3	3	New York Mets @ Atlanta Braves Atlanta-Fulton County Stadium, Atlanta, GA Sun Jul 11 1976, 3:33 AM EDT Att: 14,661 - Unknown 	
Felix Milten, R OBP: 0.312, SLG: 0.323 (1, 4)										5	0	2	1	0	0	0		
John Milner, L OBP: 0.346, SLG: 0.473 (1, 7)										5	0	0	0	0	1	5		
Dave Kingman, R OBP: 0.282, SLG: 0.532 (1, 9)										5	0	0	0	0	0	3		
Ed Kranepool, L OBP: 0.331, SLG: 0.384 (1, 3)										3	1	0	0	2	0	1		
Wayne Garrett, L OBP: 0.356, SLG: 0.317 (1, 5)										4	2	1	0	1	0	1		
Ron Hodges, L OBP: 0.311, SLG: 0.478 (1, 2)										3	3	2	3	2	0	0		
Bud Harrelson, S OBP: 0.368, SLG: 0.311 (1, 6)										4	1	1	0	0	1	2		
Jon Matlack, L OBP: 0.285, SLG: 0.184 ERA: 3.26 (7, 1)										3	0	2	2	0	1	1		
Inning Stats	R: 0 E: 1 K: 1 S: 6	H: 0 LOB: 1 BB: 0 P: 6	R: 2 E: 0 K: 1 S: 7	H: 2 LOB: 1 BB: 1 P: 11	R: 0 E: 1 K: 0 S: 4	H: 0 LOB: 1 BB: 0 P: 4	R: 0 E: 1 K: 1 S: 6	H: 1 LOB: 1 BB: 0 P: 6	R: 0 E: 0 K: 1 S: 5	H: 0 LOB: 0 BB: 0 P: 5	R: 4 E: 0 K: 0 S: 7	H: 3 LOB: 2 BB: 1 P: 11	R: 0 E: 0 K: 0 S: 3	H: 0 LOB: 0 BB: 2 P: 11	1B: 6 2B: 1 3B: 0 HR: 1	SF: 0 SAC: 1 DP: 0 HBP: 0		WP: 0 PB: 0 SB: 0 CS: 0
PITCHER	IP WLS BF H R ER SO BB IBB HBP BLK WP HR S P ERA WHIP																	
Dick Ruthven, R ERA: 3.26 (1, 1)	7.0 31 5 4 4 6 2 0 0 0 0 0 1 41 49 5.14 1.000																	
Mike Marshall, R ERA: 4.16 (8, 1)	0.2 7 3 4 2 0 1 0 0 0 0 0 0 6 10 27.00 6.000																	
Bruce Dal Canton, R ERA: 2.11 (8, 1)	1.1 W 6 0 0 0 0 2 0 0 0 0 0 0 4 12 0.00 1.500																	

Batter	1	2	3	4	5	6	7	8	9	AB	R	H	RBI	BB	SO	LOB	BOTTOM			
Jerry Royster, R OBP: 0.311, SLG: 0.307 (1, 5)										3	3	2	0	1	0	0	New York Mets @ Atlanta Braves Atlanta-Fulton County Stadium, Atlanta, GA Sun Jul 11 1976, 3:33 AM EDT Att: 14,661 - Unknown 			
Rod Gilbreath, R OBP: 0.354, SLG: 0.411 (1, 4)										3	1	0	1	0	0	3				
Jimmy Wynn, R OBP: 0.406, SLG: 0.417 (1, 8) (8, 7)										3	1	0	0	2	1	4				
Willie Montanez, L OBP: 0.360, SLG: 0.443 (1, 3)										5	1	3	6	0	1	2				
Tom Paciorek, R OBP: 0.373, SLG: 0.444 (7, PH)										4	0	1	2	0	0	2				
Mike Marshall, R OBP: 0.441, SLG: 0.143 ERA: 4.0 (8, 1)										0	0	0	0	0	0	0				
Bruce Dal Canton, R OBP: 0.250, SLG: 0.250 (8, 1)										1	0	0	0	0	0	1				
Ken Henderson, S OBP: 0.381, SLG: 0.393 (1, 9)										3	0	0	0	1	0	1				
Biff Pocoroba, S OBP: 0.299, SLG: 0.268 (1, 2)										1	0	0	0	0	1	0				
Earl Williams, R OBP: 0.286, SLG: 0.386 (4, 2)										3	0	1	0	0	0	2				
Craig Robinson, R OBP: 0.343, SLG: 0.250 (1, 6)										3	1	1	0	0	0	1				
Dave May, L OBP: 0.305, SLG: 0.311 (8, PH)										1	1	1	0	0	0	0				
Rob Belloir, R OBP: 0.455, SLG: 0.556 (9, 6)										0	0	0	0	0	0	0				
Dick Ruthven, R OBP: 0.255, SLG: 0.186 (1, 1)										2	0	1	0	0	1	0				
Cito Gaston, R OBP: 0.441, SLG: 0.500 (7, PH)										1	1	1	0	0	0	0				
Rowland Office, L OBP: 0.364, SLG: 0.385 (8, 8)										1	0	0	0	0	1	1				
Inning Stats	R: 1 E: 0 K: 0 S: 5	H: 2 LOB: 1 BB: 0 P: 5	R: 0 E: 0 K: 1 S: 5	H: 0 LOB: 0 BB: 0 P: 5	R: 0 E: 0 K: 1 S: 6	H: 1 LOB: 2 BB: 1 P: 10	R: 0 E: 0 K: 0 S: 4	H: 1 LOB: 1 BB: 0 P: 4	R: 0 E: 0 K: 0 S: 5	H: 0 LOB: 0 BB: 0 P: 5	R: 0 E: 1 K: 0 S: 4	H: 0 LOB: 1 BB: 0 P: 4	R: 5 E: 0 K: 0 S: 8	H: 5 LOB: 2 BB: 2 P: 16	R: 3 E: 1 K: 2 S: 10	H: 2 LOB: 1 BB: 1 P: 14	1B: 8 2B: 3 3B: 0 HR: 0	SF: 1 SAC: 2 DP: 0 HBP: 0	WP: 0 PB: 0 SB: 0 CS: 0	PA: 41
PITCHER	IP WLS BF H R ER SO BB IBB HBP BLK WP HR S P ERA WHIP																			
Jon Matlack, L ERA: 2.64 (1, 1)	6.2 30 7 5 5 3 2 0 0 0 0 0 0 2 2 6.75 1.350																			
Jerry Koosman, L ERA: 4.0 (7, 1)	0.0 2 2 1 1 0 0 0 0 0 0 0 0 2 2 0.00 0.000																			
Tom Seaver, R ERA: 2.8 (7, 1)	0.1 2 0 0 0 0 0 1 0 0 0 0 0 1 5 0.00 0.000																			
Bob Apodaca, R ERA: 2.63 (8, 1)	1.0 L 7 2 3 0 2 1 0 0 0 0 0 0 10 14 0.00 3.000																			

Batter	1	2	3	4	5	6	7	8	9	AB	R	H	RBI	BB	SO	LOB	TOP								
Jerry Royster, R OBP: 0.310, SLG: 0.306 (1, 5)										4	0	1	0	0	0	3	Atlanta Braves @ Pittsburgh Pirates Three Rivers Stadium, Pittsburgh, PA Thu Jul 15 1976, 7:05 PM EDT Att: 10,488 - Unknown								
Rod Gilbreath, R OBP: 0.354, SLG: 0.424 (1, 4)										3	1	1	0	0	2	0									
Jimmy Wynn, R OBP: 0.304, SLG: 0.415 Dave May, L OBP: 0.308, SLG: 0.315 (1, 8) (6, 9)										1	0	0	1	0	0	1									
Willie Montanez, L OBP: 0.356, SLG: 0.438 (1, 3)										4	0	0	0	0	2	2									
Tom Paciorek, R OBP: 0.366, SLG: 0.434 (1, 7)										3	0	0	0	0	1	0									
Ken Henderson, S OBP: 0.385, SLG: 0.397 (1, 9) (6, 8)										3	0	2	0	0	0	0									
Earl Williams, R OBP: 0.385, SLG: 0.385 Pablo Torrealba, L (8, 1) (1, 2)										3	0	1	0	0	0	1									
Darrel Chaney, S OBP: 0.337, SLG: 0.351 Mike Beard, L (5, 1) Vic Correll, R OBP: 0.365, SLG: 0.339 (8, PH) (8, 2)										2	0	1	0	0	0	0									
Phil Niekro, R OBP: 0.157, SLG: 0.176 Frank LaCorte, R (5, 1) Rob Belloir, R OBP: 0.462, SLG: 0.500 (5, 6)										1	0	0	0	0	0	1									
Inning Stats	R: 0 E: 0 K: 1 S: 6	H: 1 LOB: 1 BB: 0 P: 6	R: 0 E: 0 K: 0 S: 3	H: 1 LOB: 0 BB: 0 P: 3	R: 0 E: 0 K: 0 S: 3	H: 1 LOB: 0 BB: 0 P: 3	R: 1 E: 0 K: 2 S: 8	H: 1 LOB: 0 BB: 0 P: 8	R: 0 E: 0 K: 0 S: 3	H: 0 LOB: 0 BB: 0 P: 3	R: 0 E: 0 K: 1 S: 4	H: 0 LOB: 0 BB: 1 P: 8	R: 0 E: 0 K: 0 S: 5	H: 2 LOB: 2 BB: 0 P: 5	R: 0 E: 0 K: 1 S: 5	H: 1 LOB: 0 BB: 0 P: 5		1B: 6 2B: 0 3B: 1 HR: 0	SF: 1 SAC: 1 DP: 3 HBP: 0	WP: 0 PB: 0 SB: 0 CS: 1	PA: 32				
PITCHER	IP	WLS	BF	H	R	ER	SO	BB	IBB	HBP	BLK	WP	HR	S	P	ERA	WHIP								
John Candelaria, L ERA: 2.78 (1, 1)	5.0	W	17	4	1	1	3	0	0	0	0	0	0	23	23	1.80	0.800								
Larry Demery, R ERA: 4.25 (6, 1)	3.0		11	2	0	0	1	1	0	0	0	0	0	12	16	0.00	1.000								
Dave Giusti, R ERA: 3.91 (9, 1)	1.0		3	1	0	0	1	0	0	0	0	0	0	5	5	0.00	1.000								

Batter	1	2	3	4	5	6	7	8	9	AB	R	H	RBI	BB	SO	LOB	BOTTOM								
Frank Taveras, R OBP: 0.301, SLG: 0.285 (1, 6)										5	2	2	2	0	0	0	Atlanta Braves @ Pittsburgh Pirates Three Rivers Stadium, Pittsburgh, PA Thu Jul 15 1976, 7:05 PM EDT Att: 10,488 - Unknown								
Rennie Stennett, R OBP: 0.278, SLG: 0.340 (1, 4)										5	0	3	3	0	0	0									
Al Oliver, L OBP: 0.394, SLG: 0.577 Tommy Helms, R OBP: 0.338, SLG: 0.448 (1, 8) (6, PR) (9, 5)										3	0	1	1	0	1	3									
Willie Stargell, L OBP: 0.343, SLG: 0.451 (1, 3)										5	0	1	0	0	1	2									
Dave Parker, L OBP: 0.318, SLG: 0.456 (1, 9)										5	2	3	1	0	0	0									
Richie Zisk, R OBP: 0.344, SLG: 0.462 (1, 7)										3	3	1	0	2	1	3									
Bill Robinson, R OBP: 0.365, SLG: 0.630 (1, 5) (9, 8)										5	2	2	3	0	2	5									
Manny Sanguillen, R OBP: 0.343, SLG: 0.379 (1, 2)										3	1	1	2	1	0	0									
John Candelaria, L OBP: 0.239, SLG: 0.195 Ed Kirkpatrick, L OBP: 0.338, SLG: 0.333 Larry Demery, R OBP: 0.231, SLG: 0.091 Dave Giusti, R (9, 1)										2	1	0	0	0	0	2									
Inning Stats	R: 4 E: 0 K: 1 S: 9	H: 3 LOB: 2 BB: 2 P: 17	R: 2 E: 0 K: 1 S: 6	H: 1 LOB: 0 BB: 1 P: 10	R: 1 E: 1 K: 1 S: 7	H: 1 LOB: 1 BB: 0 P: 7	R: 5 E: 0 K: 0 S: 8	H: 6 LOB: 1 BB: 1 P: 12	R: 0 E: 0 K: 1 S: 5	H: 0 LOB: 0 BB: 0 P: 5	R: 0 E: 0 K: 0 S: 3	H: 0 LOB: 0 BB: 0 P: 3	R: 1 E: 0 K: 1 S: 7	H: 2 LOB: 3 BB: 0 P: 8	R: 0 E: 0 K: 1 S: 5	H: 0 LOB: 0 BB: 0 P: 5		1B: 10 2B: 2 3B: 1 HR: 1	SF: 1 SAC: 0 DP: 0 HBP: 1	WP: 0 PB: 1 SB: 1 CS: 1	PA: 44				
PITCHER	IP	WLS	BF	H	R	ER	SO	BB	IBB	HBP	BLK	WP	HR	S	P	ERA	WHIP								
Phil Niekro, R ERA: 3.64 (1, 1)	4.0	L	24	8	9	4	3	2	0	0	0	0	0	27	39	9.00	2.500								
Frank LaCorte, R ERA: 8.78 (5, 1)	0.1		5	4	2	2	0	1	0	0	0	0	0	4	8	54.00	15.000								
Mike Beard, L ERA: 2.38 (5, 1)	2.2		8	0	1	1	1	0	0	0	0	0	0	10	10	3.38	0.000								
Pablo Torrealba, L ERA: 6.55 (8, 1)	1.0		6	2	1	1	1	0	0	1	0	0	0	7	8	9.00	2.000								

Batter	1	2	3	4	5	6	7	8	9	AB	R	H	RBI	BB	SO	LOB	TOP					
Jerry Royster, R OBP: 0.315, SLG: 0.312 (1, 5)										5	0	3	0	0	1	2	Atlanta Braves @ Pittsburgh Pirates Three Rivers Stadium, Pittsburgh, PA Fri Jul 16 1976, 7:05 PM EDT Att: 11,151 - Unknown					
Rod Gilbreath, R OBP: 0.349, SLG: 0.412 (1, 4)										4	0	0	0	1	0	3						
Jimmy Wynn, R OBP: 0.402, SLG: 0.410 (1, 8)										3	1	0	0	1	0	3						
Willie Montanez, L OBP: 0.355, SLG: 0.435 (1, 3)										4	0	1	0	0	0	0						
Tom Paciorek, R OBP: 0.376, SLG: 0.443 (1, 7)										4	1	3	1	0	0	0						
Ken Henderson, S OBP: 0.383, SLG: 0.398 (1, 9)										4	0	1	1	0	1	3						
Biff Pocoroba, S OBP: 0.298, SLG: 0.268 (1, 2)										4	0	1	0	0	0	4						
Darrel Chaney, S OBP: 0.332, SLG: 0.345 (1, 6)										4	0	0	0	0	0	1						
Andy Messersmith, R Rob Bellini, R Bruce Dal Canton, R Vic Caruso, R Mike Beard, L Cito Gaston, R OBP: 0.407, SLG: 0.518 (1, 1) (3, PH) (3, 1) (7, PH) (7, 1) (9, PH)										0	0	0	0	0	0	0						
Inning Stats	R: 0 E: 0 K: 0 S: 3	H: 1 LOB: 0 BB: 0 P: 3	R: 0 E: 0 K: 1 S: 5	H: 0 LOB: 0 BB: 0 P: 5	R: 0 E: 0 K: 1 S: 6	H: 1 LOB: 1 BB: 0 P: 6	R: 1 E: 0 K: 0 S: 5	H: 2 LOB: 2 BB: 1 P: 9	R: 0 E: 0 K: 1 S: 6	H: 1 LOB: 1 BB: 0 P: 6	R: 1 E: 0 K: 0 S: 5	H: 2 LOB: 1 BB: 0 P: 5	R: 0 E: 0 K: 1 S: 6	H: 1 LOB: 2 BB: 1 P: 10	R: 0 E: 0 K: 0 S: 4	H: 1 LOB: 1 BB: 0 P: 4			R: 0 E: 0 K: 1 S: 6	H: 1 LOB: 1 BB: 0 P: 6	1B: 9 2B: 2 HR: 0	SF: 0 SAC: 0 DP: 1 HBP: 0
PITCHER Jerry Reuss, L ERA: 4.42 (1, 1)	IP: 9.0 WLS: W BF: 38 H: 10 R: 2 ER: 2 SO: 5 BB: 2 IBB: 0 HBP: 0 BLK: 0 WP: 0 HR: 0 S: 46 P: 54 ERA: 2.00 WHIP: 1.333															PITCHER	IP: 9.0 WLS: W BF: 38 H: 10 R: 2 ER: 2 SO: 5 BB: 2 IBB: 0 HBP: 0 BLK: 0 WP: 0 HR: 0 S: 46 P: 54 ERA: 2.00 WHIP: 1.333					

Batter	1	2	3	4	5	6	7	8	9	AB	R	H	RBI	BB	SO	LOB	BOTTOM			
Frank Taveras, R OBP: 0.300, SLG: 0.284 (1, 6)										4	1	1	0	0	0	1	Atlanta Braves @ Pittsburgh Pirates Three Rivers Stadium, Pittsburgh, PA Fri Jul 16 1976, 7:05 PM EDT Att: 11,151 - Unknown			
Rennie Stennett, R OBP: 0.278, SLG: 0.339 (1, 4)										4	1	1	0	0	0	0				
Al Oliver, L OBP: 0.396, SLG: 0.576 (1, 8)										4	2	2	0	0	0	0				
Willie Stargell, L OBP: 0.345, SLG: 0.463 (1, 3)										3	1	1	2	1	1	0				
Dave Parker, L OBP: 0.313, SLG: 0.449 (1, 9)										4	1	0	1	0	0	1				
Richie Ziek, R OBP: 0.344, SLG: 0.471 (1, 7)										3	1	1	2	0	1	0				
Bill Robinson, R OBP: 0.360, SLG: 0.621 (1, 5)										3	0	0	0	0	0	0				
Manny Sanguillen, R OBP: 0.343, SLG: 0.376 (1, 2)										2	0	0	0	1	1	0				
Jerry Reuss, L OBP: 0.391, SLG: 0.375 (1, 1)										3	0	1	0	0	1	1				
Inning Stats	R: 5 E: 2 K: 1 S: 9	H: 4 LOB: 1 BB: 2 P: 17	R: 2 E: 0 K: 0 S: 5	H: 2 LOB: 0 BB: 0 P: 5	R: 0 E: 0 K: 2 S: 7	H: 0 LOB: 0 BB: 0 P: 7	R: 0 E: 0 K: 0 S: 3	H: 1 LOB: 0 BB: 0 P: 3	R: 0 E: 0 K: 1 S: 5	H: 0 LOB: 0 BB: 0 P: 5	R: 0 E: 0 K: 0 S: 3	H: 0 LOB: 0 BB: 0 P: 3	R: 0 E: 0 K: 0 S: 3	H: 0 LOB: 0 BB: 0 P: 3	R: 0 E: 0 K: 0 S: 3	H: 0 LOB: 0 BB: 0 P: 3		1B: 5 2B: 0 3B: 0 HR: 2	SF: 0 SAC: 0 DP: 1 HBP: 0	WP: 0 PB: 0 SB: 1 CS: 0
PITCHER Andy Messersmith, R ERA: 2.81 Bruce Dal Canton, R ERA: 1.91 Mike Beard, L ERA: 2.03 (1, 1) (3, 1) (7, 1)	IP: 2.0 WLS: L BF: 14 H: 7 R: 1 ER: 0 SO: 7 BB: 2 IBB: 0 HBP: 0 BLK: 0 WP: 0 HR: 0 S: 14 P: 22 ERA: 0.00 WHIP: 0.250															PITCHER	IP: 2.0 WLS: L BF: 14 H: 7 R: 1 ER: 0 SO: 7 BB: 2 IBB: 0 HBP: 0 BLK: 0 WP: 0 HR: 0 S: 14 P: 22 ERA: 0.00 WHIP: 0.250			

Batter	1	2	3	4	5	6	7	8	9	AB	R	H	RBI	BB	SO	LOB	TOP			
Jerry Royster, R OBP: 0.309, SLG: 0.306 (1, 5)										4	0	0	0	0	1	1				
Rod Gilbreath, R OBP: 0.335, SLG: 0.393 (1, 4)										4	0	0	0	0	0	0				
Jimmy Wynn, R OBP: 0.400, SLG: 0.408 (1, 8)										4	0	1	0	0	1	1				
Willie Montanez, L OBP: 0.358, SLG: 0.438 (1, 3)										3	0	0	0	0	0	1				
Tom Paciorek, R OBP: 0.357, SLG: 0.419 (1, 7)										3	0	0	0	0	2	1				
Ken Henderson, S OBP: 0.383, SLG: 0.405 (1, 9)										3	0	0	0	0	0	0				
Earl Williams, R OBP: 0.282, SLG: 0.379 (1, 2)										3	0	0	0	0	0	0				
Darrel Chaney, S OBP: 0.334, SLG: 0.351 Mike Marshall, R OBP: 0.429, SLG: 0.455 (8, 1)										3	0	1	0	0	0	0				
Carl Morton, R OBP: 0.200, SLG: 0.154 Rob Belloir, R OBP: 0.429, SLG: 0.455 Cito Gaston, R OBP: 0.444, SLG: 0.500 (9, PH)										1	0	0	0	0	0	0				
Inning Stats	R: 0 E: 0 K: 1 S: 5	H: 0 LOB: 0 BB: 0 P: 5	R: 0 E: 0 K: 1 S: 5	H: 0 LOB: 0 BB: 0 P: 5	R: 0 E: 0 K: 0 S: 4	H: 1 LOB: 1 BB: 0 P: 4	R: 0 E: 0 K: 1 S: 6	H: 1 LOB: 1 BB: 0 P: 6	R: 0 E: 0 K: 0 S: 3	H: 0 LOB: 0 BB: 0 P: 3	R: 0 E: 0 K: 0 S: 3	H: 0 LOB: 0 BB: 0 P: 3	R: 0 E: 0 K: 0 S: 3	H: 0 LOB: 0 BB: 0 P: 3	R: 0 E: 1 K: 1 S: 6	H: 0 LOB: 1 BB: 0 P: 6	1B: 2 2B: 0 3B: 0 HR: 0	SF: 0 SAC: 1 DP: 0 HBP: 0	WP: 0 PB: 0 CS: 0	PA: 30
PITCHER Mickey Lolich, L ERA: 2.69 (1, 1)	IP: 9.0 WLS: W BF: 30 H: 2 R: 0 ER: 0 SO: 4 BB: 0 IBB: 0 HBP: 0 BLK: 1 WP: 0 HR: 0 S: 38 P: 38 ERA: 0.00 WHIP: 0.222																			

Atlanta Braves @ New York Mets
Shea Stadium, Flushing, NY
Sun Jul 18 1976, 3:33 AM EDT
Att: 20,147 - Unknown

AB 29
R 0
H 2
RBI 0
BB 0
SO 4
LOB 4



Batter	1	2	3	4	5	6	7	8	9	AB	R	H	RBI	BB	SO	LOB	BOTTOM	
Mike Phillips, L OBP: 0.339, SLG: 0.388 (1, 6)										4	0	1	0	0	0	1		
Felix Milan, R OBP: 0.318, SLG: 0.327 (1, 4)										4	0	3	1	0	0	1		
Joe Torre, R OBP: 0.342, SLG: 0.416 (1, 3)										4	0	1	0	0	2	3		
Dave Kingman, R OBP: 0.281, SLG: 0.536 (1, 7)										4	1	1	1	0	0	4		
Mike Vail, R OBP: 0.250, SLG: 0.250 (1, 9)										4	0	1	0	0	1	1		
Del Unser, L OBP: 0.277, SLG: 0.351 (1, 8)										3	0	1	0	0	0	0		
Ron Hodges, L OBP: 0.300, SLG: 0.462 (1, 2)										3	0	0	0	0	1	2		
Roy Staiger, R OBP: 0.245, SLG: 0.247 (1, 5)										3	1	1	0	0	0	2		
Mickey Lolich, S OBP: 0.206, SLG: 0.156 (1, 1)										2	0	0	0	0	0	0		
Inning Stats	R: 0 E: 0 K: 1 S: 6	H: 1 LOB: 1 BB: 0 P: 6	R: 0 E: 0 K: 1 S: 5	H: 0 LOB: 0 BB: 0 P: 5	R: 1 E: 0 K: 0 S: 5	H: 2 LOB: 1 BB: 0 P: 5	R: 1 E: 0 K: 0 S: 5	H: 3 LOB: 1 BB: 0 P: 5	R: 0 E: 0 K: 0 S: 3	H: 0 LOB: 0 BB: 0 P: 3	R: 0 E: 0 K: 2 S: 8	H: 0 LOB: 0 BB: 0 P: 8	R: 0 E: 0 K: 2 S: 8	H: 1 LOB: 1 BB: 0 P: 8	1B: 8 2B: 0 3B: 0 HR: 1	SF: 0 SAC: 1 DP: 1 HBP: 0	WP: 0 PB: 0 CS: 0	PA: 32
PITCHER Carl Morton, R ERA: 5.07 Mike Marshall, R ERA: 4.11 (8, 1)	IP: 7.0 WLS: L BF: 28 H: 8 R: 2 ER: 2 SO: 2 BB: 0 IBB: 0 HBP: 0 BLK: 0 WP: 0 HR: 1 S: 32 P: 32 ERA: 2.57 WHIP: 1.143																	

Atlanta Braves @ New York Mets
Shea Stadium, Flushing, NY
Sun Jul 18 1976, 3:33 AM EDT
Att: 20,147 - Unknown

AB 31
R 2
H 9
RBI 2
BB 0
SO 4
LOB 14



Batter	1	2	3	4	5	6	7	8	9	AB	R	H	RBI	BB	SO	LOB	TOP			
Jerry Royster, R OBP: 0.314, SLG: 0.309	1-6-3 BB		1-3	1-2 1B		F9		1B		4	0	2	0	1	0	2	<p>Atlanta Braves @ New York Mets Shea Stadium, Flushing, NY Mon Jul 19 1976, 7:05 PM EDT Att: 17,473 - Unknown</p>			
Biff Pocoroba, S OBP: 0.293, SLG: 0.272	1-6-3		F5	F8				4-3		5	0	1	1	0	0	5				
Jimmy Wynn, R OBP: 0.394, SLG: 0.400	F5		K		F6	F6			K	5	0	0	0	0	2	3				
Willie Montanez, L OBP: 0.361, SLG: 0.439	3-1			2B SF9 1B	F8 1B			BB	4-3	4	1	2	0	1	0	1				
Ken Henderson, S OBP: 0.367, SLG: 0.417				E 2B	1-2 1B		F7		G3	5	1	3	0	0	0	1				
Dave May, L OBP: 0.297, SLG: 0.302		K		6-3	F8		K			4	0	0	0	0	2	6				
Darrel Chaney, S OBP: 0.333, SLG: 0.347		K		E 1B IBB	K		F9			3	1	0	0	1	2	4				
Rod Gilbreath, R OBP: 0.333, SLG: 0.392	F8		SF9			F9 SH3-4 1B		5-3		3	1	1	1	0	0	1				
Phil Niekro, R OBP: 0.189, SLG: 0.226						SH3-4		5-3		2	0	2	1	0	0	0				
Mike Marshall, R OBP: 0.385, SLG: 0.125				1B		1-2				1	0	0	0	0	0	0				
Inning Stats	R: 0 E: 0 K: 0 S: 3	H: 0 LOB: 1 BB: 1 P: 7	R: 0 E: 0 K: 2 S: 8	H: 1 LOB: 1 BB: 0 P: 8	R: 0 E: 0 K: 1 S: 6	H: 1 LOB: 2 BB: 0 P: 6	R: 3 E: 1 K: 0 S: 7	H: 4 LOB: 2 BB: 1 P: 11	R: 0 E: 0 K: 1 S: 7	H: 2 LOB: 2 BB: 0 P: 7	R: 0 E: 0 K: 1 S: 5	H: 0 LOB: 1 BB: 1 P: 9	R: 0 E: 0 K: 0 S: 4	H: 1 LOB: 1 BB: 0 P: 4	R: 0 E: 0 K: 1 S: 5	H: 0 LOB: 0 BB: 0 P: 5	1B: 8 2B: 3 3B: 0 HR: 0	SF: 1 SAC: 1 DP: 0 HBP: 0	WP: 0 PB: 0 SB: 0 CS: 0	PA: 41
PITCHER	IP WLS BF H R ER SO	IP WLS BF H R ER SO	IP WLS BF H R ER SO	IP WLS BF H R ER SO	IP WLS BF H R ER SO	IP WLS BF H R ER SO	IP WLS BF H R ER SO	IP WLS BF H R ER SO	IP WLS BF H R ER SO	IP WLS BF H R ER SO	IP WLS BF H R ER SO	IP WLS BF H R ER SO	IP WLS BF H R ER SO	IP WLS BF H R ER SO	IP WLS BF H R ER SO	IP WLS BF H R ER SO	ERA WHIP	ERA WHIP		
Craig Swan, R ERA: 3.56	(1, 1)	3.2	L	19	6	3	3	3	1	1	0	0	0	0	0	0	0	7.36	1.909	
Bob Myrick, L ERA: 2.31	(4, 1)	1.1		6	2	0	0	1	0	0	0	0	0	0	0	8	8	0.00	1.500	
Nino Espinosa, R ERA: 2.45	(6, 1)	2.0		9	2	1	1	1	1	0	0	0	0	0	10	14	4.50	1.500		
Ken Sanders, R ERA: 1.61	(8, 1)	2.0		7	1	0	0	1	0	0	0	0	0	0	9	9	0.00	0.500		

AB	36
R	4
H	11
RBI	3
BB	3
SO	6
LOB	23



Batter	1	2	3	4	5	6	7	8	9	AB	R	H	RBI	BB	SO	LOB	BOTTOM			
Del Unser, L OBP: 0.276, SLG: 0.346	F6		K		3-1			BB	G4-6-3	4	0	0	0	1	1	3	<p>Atlanta Braves @ New York Mets Shea Stadium, Flushing, NY Mon Jul 19 1976, 7:05 PM EDT Att: 17,473 - Unknown</p>			
Felix Milan, R OBP: 0.317, SLG: 0.326	K					5-3	4-3			4	0	1	0	0	1	3				
Joe Torre, R OBP: 0.340, SLG: 0.412	F8		K			5-3		F8 1B 4-3 1B		4	1	1	0	0	1	3				
Dave Kingman, R OBP: 0.280, SLG: 0.534		6-3				F7		4-3 1B		1	0	0	0	0	0	0				
Bruce Boisclair, L OBP: 0.351, SLG: 0.352				FC4-6 1B				1-2 1B		3	0	2	0	0	0	0				
Mike Vail, R OBP: 0.250, SLG: 0.250		6-3			F9		5-3 3B 1B	F8		4	1	1	0	0	0	3				
Ron Hodges, L OBP: 0.395, SLG: 0.448					FC4-6		5-3	4-3		3	0	0	1	1	0	3				
Mike Phillips, L OBP: 0.343, SLG: 0.400		2-6		FC1-4 BB	F8			F8		3	0	1	1	1	0	2				
Roy Staiger, R OBP: 0.245, SLG: 0.240			FC1-4 1B E			G6-4-3 BB			E5 G4-6-3	3	0	0	0	1	1	2				
Craig Swan, R ERA: 3.56	(1, 1)	6.2	W	28	4	1	1	4	4	0	0	0	0	0	0	1	1.35	1.200		
Bob Myrick, R ERA: 2.31	(4, 1)	1.1		6	2	0	0	1	0	0	0	0	0	0	0	8	8	0.00	1.500	
Leon Brown, R ERA: 2.31	(5, PH)																			
Nino Espinosa, R ERA: 2.45	(6, 1)	2.0		9	2	1	1	1	1	0	0	0	0	0	10	14	4.50	1.500		
Ed Kranenpoot, L ERA: 3.85	(7, PH)																			
Ken Sanders, R ERA: 1.61	(8, 1)	2.0		7	1	0	0	1	0	0	0	0	0	0	9	9	0.00	0.500		
Wayne Garrett, L ERA: 1.61	(9, PH)																			
Inning Stats	R: 0 E: 0 K: 1 S: 5	H: 0 LOB: 0 BB: 0 P: 5	R: 0 E: 0 K: 0 S: 2	H: 0 LOB: 1 BB: 1 P: 6	R: 0 E: 1 K: 2 S: 9	H: 1 LOB: 3 BB: 1 P: 13	R: 0 E: 0 K: 0 S: 4	H: 1 LOB: 1 BB: 0 P: 4	R: 0 E: 0 K: 0 S: 2	H: 0 LOB: 0 BB: 1 P: 6	R: 0 E: 0 K: 0 S: 3	H: 0 LOB: 2 BB: 2 P: 15	R: 1 E: 0 K: 0 S: 5	H: 2 LOB: 1 BB: 0 P: 5	R: 0 E: 1 K: 1 S: 5	H: 0 LOB: 0 BB: 0 P: 5	1B: 5 2B: 0 3B: 1 HR: 0	SF: 0 SAC: 0 DP: 2 HBP: 0	WP: 0 PB: 0 SB: 0 CS: 0	PA: 37
PITCHER	IP WLS BF H R ER SO	IP WLS BF H R ER SO	IP WLS BF H R ER SO	IP WLS BF H R ER SO	IP WLS BF H R ER SO	IP WLS BF H R ER SO	IP WLS BF H R ER SO	IP WLS BF H R ER SO	IP WLS BF H R ER SO	IP WLS BF H R ER SO	IP WLS BF H R ER SO	IP WLS BF H R ER SO	IP WLS BF H R ER SO	IP WLS BF H R ER SO	IP WLS BF H R ER SO	IP WLS BF H R ER SO	ERA WHIP	ERA WHIP		
Phil Niekro, R ERA: 3.54	(1, 1)	3.2	L	19	6	3	3	3	1	1	0	0	0	0	0	0	7.36	1.909		
Mike Marshall, R ERA: 4.1	(7, 1)	2.1	S	10	2	1	1	1	1	0	0	0	0	0	11	15	3.86	1.286		



Batter	1	2	3	4	5	6	7	8	9	AB	R	H	RBI	BB	SO	LOB	TOP					
Jerry Royster, R (1,5) OBP: 0.315, SLG: 0.321	F4		G4-6-3 1B		FC5-4			HR	F8	5	1	2	2	0	0	3						
Biff Pocoroba, S (1,2) OBP: 0.292, SLG: 0.266	K		G4-6-3 1B			HBP BB		6-3		3	0	0	0	1	1	1						
Jimmy Wynn, R (1,8) OBP: 0.395, SLG: 0.397	BB			5-3				FC6-4 BB		2	0	0	0	2	0	1						
Willie Montanez, L (1,3) OBP: 0.358, SLG: 0.434	4-3			F9				FC6-4 BB		4	0	0	0	0	0	3						
Ken Henderson, S (1,9) OBP: 0.366, SLG: 0.412		F8		3-1				6-3		3	0	0	0	0	0	1						
Dave May, L (1,7) OBP: 0.304, SLG: 0.303	F5									3	1	1	0	1	1	2						
Craig Robinson, R (9, PR) OBP: 0.343, SLG: 0.250					G3-6-1 1B BB			K		0	0	0	0	0	0	0						
Darrel Chaney, S (1,6) OBP: 0.336, SLG: 0.347		CS BB			G3-6-1 1B			K		3	0	1	0	1	1	1						
Rod Gilbreath, R (1,4) OBP: 0.331, SLG: 0.388	CS		WP SH2-4 1B		G3-6-1 1B			F9		4	1	1	0	0	1	4						
Andy Messersmith, R (1,1) OBP: 0.273, SLG: 0.216			SH2-4 1B					K		2	0	1	1	0	1	0						
Cito Gaston, R (9, PH) OBP: 0.452, SLG: 0.485					FC5-4 1B			K		1	0	0	0	0	1	2						
Inning Stats	R: 0 E: 0 K: 1 S: 5	H: 0 LOB: 1 BB: 1 P: 9	R: 0 E: 0 K: 0 S: 2	H: 0 LOB: 0 BB: 1 P: 6	R: 1 E: 0 K: 0 S: 4	H: 2 LOB: 0 BB: 0 P: 4	R: 0 E: 0 K: 0 S: 3	H: 0 LOB: 0 BB: 0 P: 3	R: 1 E: 0 K: 0 S: 4	H: 2 LOB: 1 BB: 1 P: 8	R: 0 E: 0 K: 1 S: 5	H: 0 LOB: 2 BB: 1 P: 10	R: 0 E: 0 K: 2 S: 7	H: 0 LOB: 0 BB: 0 P: 7	R: 1 E: 0 K: 0 S: 4	H: 1 LOB: 1 BB: 1 P: 8	R: 0 E: 1 K: 2 S: 9	H: 1 LOB: 2 BB: 0 P: 9	1B: 5 2B: 0 3B: 0 HR: 1	SF: 0 SAC: 1 DP: 2 HBP: 1	WP: 1 PB: 0 SB: 0 CS: 1	PA: 38
PITCHER Don Carrithers, R (1,1) ERA: 4.61	IP: 9.0 WLS: W BF: 37 H: 6 R: 3 ER: 3 SO: 6 BB: 5 IBB: 0 HBP: 1 BLK: 0 WP: 1 HR: 1 S: 43 P: 64 ERA: 3.00 WHIP: 1.222															PITCHER	IP: 9.0 WLS: W BF: 37 H: 6 R: 3 ER: 3 SO: 6 BB: 5 IBB: 0 HBP: 1 BLK: 0 WP: 1 HR: 1 S: 43 P: 64 ERA: 3.00 WHIP: 1.222					

Atlanta Braves @ Montreal Expos
 Jarry Park, Montreal, QB
 Tue Jul 20 1976, 7:05 PM EDT
 Att: 10,423 - Overcast - 73 F

AB 30
 R 3
 H 6
 RBI 3
 BB 5
 SO 6
 LOB 18



Batter	1	2	3	4	5	6	7	8	9	AB	R	H	RBI	BB	SO	LOB	BOTTOM			
Jerry White, S (1,7) OBP: 0.307, SLG: 0.317	G3	2B 1B		K				CS 1B		4	0	2	1	0	1	0				
Ellis Valentine, R (1,8) OBP: 0.308, SLG: 0.393	1B			5-3				F9		4	1	2	0	0	0	1				
Mike Jorgensen, L (1,9) OBP: 0.336, SLG: 0.356	BB 1B			F4				F3		4	0	1	1	0	1	2				
Andre Thornton, R (1,3) OBP: 0.335, SLG: 0.391				FC5-4 BB				K		2	0	0	0	2	2	0				
Jim Lytle, L (9,9) OBP: 0.319, SLG: 0.376	1-2 BB							K		0	0	0	0	0	0	0				
Larry Parrish, R (1,5) OBP: 0.278, SLG: 0.314	F7			FC5-4 1B				F2		4	1	1	0	0	0	3				
Tim Foli, R (1,6) OBP: 0.275, SLG: 0.389	F8							5-3-2 1B		1	0	0	0	0	0	2				
Pete Mackanin, R (3, PH) OBP: 0.269, SLG: 0.350				1B SF9 1B				5-3		3	1	1	0	0	0	1				
Barry Foote, R (1,2) OBP: 0.262, SLG: 0.359				5-3				5-3		3	0	1	1	0	0	0				
Pepe Frias, R (1,4) OBP: 0.262, SLG: 0.268				6-3				F3		2	0	0	1	0	0	0				
Don Carrithers, R (1,1) OBP: 0.100, SLG: 0.200				3B				K		3	1	1	0	0	1	1				
Inning Stats	R: 1 E: 0 K: 0 S: 5	H: 2 LOB: 2 BB: 1 P: 9	R: 1 E: 0 K: 1 S: 8	H: 3 LOB: 0 BB: 0 P: 8	R: 2 E: 0 K: 0 S: 5	H: 2 LOB: 1 BB: 1 P: 9	R: 0 E: 0 K: 1 S: 5	H: 0 LOB: 0 BB: 0 P: 5	R: 0 E: 0 K: 1 S: 5	H: 1 LOB: 0 BB: 0 P: 5	R: 0 E: 0 K: 0 S: 3	H: 1 LOB: 0 BB: 0 P: 3	R: 0 E: 0 K: 1 S: 5	H: 0 LOB: 0 BB: 0 P: 5	R: 0 E: 0 K: 1 S: 5	H: 0 LOB: 0 BB: 0 P: 5	1B: 6 2B: 3 3B: 1 HR: 0	SF: 1 SAC: 0 DP: 1 HBP: 0	WP: 0 PB: 0 SB: 0 CS: 1	PA: 33
PITCHER Andy Messersmith, R (1,1) ERA: 2.9	IP: 8.0 WLS: L BF: 33 H: 9 R: 4 ER: 4 SO: 5 BB: 2 IBB: 0 HBP: 0 BLK: 0 WP: 0 HR: 0 S: 41 P: 49 ERA: 4.50 WHIP: 1.375															PITCHER	IP: 8.0 WLS: L BF: 33 H: 9 R: 4 ER: 4 SO: 5 BB: 2 IBB: 0 HBP: 0 BLK: 0 WP: 0 HR: 0 S: 41 P: 49 ERA: 4.50 WHIP: 1.375			

Atlanta Braves @ Montreal Expos
 Jarry Park, Montreal, QB
 Tue Jul 20 1976, 7:05 PM EDT
 Att: 10,423 - Overcast - 73 F

AB 30
 R 4
 H 9
 RBI 4
 BB 2
 SO 5
 LOB 10



Batter	1	2	3	4	5	6	7	8	9	AB	R	H	RBI	BB	SO	LOB	TOP		
Jerry Royster, R OBP: 0.323, SLG: 0.323 (1, 5)	0-0 SH1-4 1B		4-0 S 1B BB		4-0 G6-3 BB	4-0 BB		0-0 1-3		2	1	1	0	3	0	1			
Rod Gilbreath, R OBP: 0.335, SLG: 0.387 (1, 4)	0-0 SH1-4 1-2		4-0 3-4-1 1B BB		0-0 G6-3 1-2	0-0 F9		0-0 G1-4-3 1B		3	0	1	0	1	0	4			
Jimmy Wynn, R OBP: 0.393, SLG: 0.393 (1, 8)	0-0 F7		0-0 3-4-1 1B		0-0 F7		0-0 F5		0-0 G1-4-3 1B		5	0	1	1	0	0	2		
Willie Montanez, L OBP: 0.353, SLG: 0.428 (1, 3)	0-3 K		0-0 3-4-1 1B		0-0 3-4-1		0-0 6-3		0-0 F7		5	0	0	0	0	1	3		
Ken Henderson, S OBP: 0.371, SLG: 0.415 (1, 9)		0-0 F8	4-0 BB		0-0 BB		0-0 1B 1B		0-0 FC4-6 1B		3	1	2	0	1	0	0		
Dave May, L OBP: 0.303, SLG: 0.301 Mike Marshall, R OBP: 0.385, SLG: 0.125 (7, 1)		0-0 4-3	0-0 F9		0-0 F9		0-0 1B 1B		0-0 FC4-6		4	1	1	0	0	0	4		
Darrel Chaney, S OBP: 0.338, SLG: 0.349 (1, 6)		0-0 FC4-6 1B		0-0 4-3		0-0 SH1-4 1B		0-0 1-3		4	0	2	1	0	0	0			
Biff Pocoroba, S OBP: 0.291, SLG: 0.266 (1, 2)		0-0 FC4-6		0-0 4-3		0-0 SH1-4 1B		0-0 4-3		4	0	1	1	0	0	1			
Dick Ruthven, R OBP: 0.231, SLG: 0.167 Bruce Dal Canton, R OBP: 0.230, SLG: 0.290 Tom Paciorek, R OBP: 0.361, SLG: 0.423 (6, 1) (7, 7)			0-3 K		0-0 6-3		0-0 SH1-4		0-0 1B		2	0	0	0	0	1	0		
Inning Stats	R: 0 E: 0 K: 1 S: 6	H: 1 LOB: 1 BB: 0 P: 6	R: 0 E: 0 K: 0 S: 4	H: 1 LOB: 1 BB: 0 P: 4	R: 1 E: 0 K: 1 S: 6	H: 1 LOB: 3 BB: 3 P: 18	R: 0 E: 0 K: 0 S: 3	H: 0 LOB: 0 BB: 0 P: 3	R: 0 E: 0 K: 0 S: 2	H: 0 LOB: 0 BB: 1 P: 6	R: 2 E: 0 K: 0 S: 7	H: 4 LOB: 3 BB: 1 P: 11	R: 0 E: 0 K: 0 S: 4	H: 1 LOB: 1 BB: 0 P: 4	R: 0 E: 0 K: 0 S: 4	H: 1 LOB: 1 BB: 0 P: 3	1B: 10 2B: 0 3B: 0 HR: 0	SF: 0 SAC: 2 DP: 2 HBP: 0	WP: 0 PA: 40 PB: 0 SB: 1 CS: 0
PITCHER	IP WLS BF H R ER SO BB IBB HBP BLK WP HR S P ERA WHIP	IP WLS BF H R ER SO BB IBB HBP BLK WP HR S P ERA WHIP	IP WLS BF H R ER SO BB IBB HBP BLK WP HR S P ERA WHIP	IP WLS BF H R ER SO BB IBB HBP BLK WP HR S P ERA WHIP	IP WLS BF H R ER SO BB IBB HBP BLK WP HR S P ERA WHIP	IP WLS BF H R ER SO BB IBB HBP BLK WP HR S P ERA WHIP	IP WLS BF H R ER SO BB IBB HBP BLK WP HR S P ERA WHIP	IP WLS BF H R ER SO BB IBB HBP BLK WP HR S P ERA WHIP	IP WLS BF H R ER SO BB IBB HBP BLK WP HR S P ERA WHIP	IP WLS BF H R ER SO BB IBB HBP BLK WP HR S P ERA WHIP	IP WLS BF H R ER SO BB IBB HBP BLK WP HR S P ERA WHIP	IP WLS BF H R ER SO BB IBB HBP BLK WP HR S P ERA WHIP	IP WLS BF H R ER SO BB IBB HBP BLK WP HR S P ERA WHIP	IP WLS BF H R ER SO BB IBB HBP BLK WP HR S P ERA WHIP	IP WLS BF H R ER SO BB IBB HBP BLK WP HR S P ERA WHIP	IP WLS BF H R ER SO BB IBB HBP BLK WP HR S P ERA WHIP	IP WLS BF H R ER SO BB IBB HBP BLK WP HR S P ERA WHIP	IP WLS BF H R ER SO BB IBB HBP BLK WP HR S P ERA WHIP	IP WLS BF H R ER SO BB IBB HBP BLK WP HR S P ERA WHIP

Atlanta Braves @ Montreal Expos
 Jarry Park, Montreal, QB
 Wed Jul 21 1976, 7:05 PM EDT
 Att: 10,171 - Unknown - 75 F

AB	33
R	3
H	10
RBI	3
BB	5
SO	2
LOB	15





Batter	1	2	3	4	5	6	7	8	9	AB	R	H	RBI	BB	SO	LOB	BOTTOM		
Ellis Valentine, R OBP: 0.304, SLG: 0.385 (1, 8)	0-0 F8		0-0 1-3		0-0 1B		0-0 PB		0-0 1-3		5	0	1	0	0	0	2		
Del Unser, L OBP: 0.275, SLG: 0.341 (1, 7)	0-0 F7		0-0 G3		0-3 K		0-0 6-3				3	1	0	0	1	1	2		
Mike Jorgensen, L OBP: 0.346, SLG: 0.364 (8, 3)	0-0 1B			0-0 G5-3 HBP 1B		4-0 1B BB		4-0 1B BB			3	1	3	0	1	0	0		
Andre Thornton, R OBP: 0.333, SLG: 0.386 Jim Lytle, L OBP: 0.319, SLG: 0.376 (1, 3) (8, 9)	0-0 F8			0-0 F3		0-0 F7		0-0 FC5-4 BB			3	0	0	0	1	0	3		
Larry Parrish, R OBP: 0.281, SLG: 0.311 (1, 5)		0-0 4-3		1-0 HBP		4-0 1B BB		4-0 FC5-4 BB			2	1	0	1	1	0	2		
Barry Foote, R OBP: 0.297, SLG: 0.362 (1, 2)		0-0 1B		0-0 G5-3		0-0 1B 1B		0-0 FC5-4			4	1	2	0	0	0	4		
Pete Mackanin, R OBP: 0.268, SLG: 0.348 Jose Morales, R OBP: 0.323, SLG: 0.484 Jerry White, S OBP: 0.307, SLG: 0.317 Dale Murray, R (6, PH) (6, PR) (7, 1)		0-3 K			0-0 6-3		0-0 1B PB 1B		0-0 F7		2	0	0	0	0	1	1		
Pepe Frias, R OBP: 0.246, SLG: 0.250 (7, 4)		0-0 6-3			0-0 4-3		0-0 F9		0-0 1-3		4	0	0	0	0	0	3		
Don Stanhouse, R OBP: 0.429, SLG: 0.375 Tim Foli, R OBP: 0.276, SLG: 0.390 (6, PH) (7, 6)			0-0 6-3		4-0 1B		0-0 PB 1B		0-0 F9		1	0	0	0	1	0	0		
Inning Stats	R: 0 E: 0 K: 0 S: 4	H: 1 LOB: 1 BB: 0 P: 4	R: 0 E: 0 K: 1 S: 6	H: 1 LOB: 1 BB: 0 P: 6	R: 0 E: 0 K: 0 S: 3	H: 1 LOB: 1 BB: 0 P: 3	R: 0 E: 0 K: 0 S: 3	H: 1 LOB: 1 BB: 0 P: 4	R: 0 E: 0 K: 0 S: 6	H: 1 LOB: 2 BB: 1 P: 10	R: 3 E: 0 K: 0 S: 5	H: 3 LOB: 3 BB: 2 P: 13	R: 1 E: 0 K: 0 S: 4	H: 1 LOB: 2 BB: 2 P: 12	R: 0 E: 0 K: 0 S: 3	H: 0 LOB: 0 BB: 0 P: 3	1B: 8 2B: 0 3B: 0 HR: 0	SF: 0 SAC: 0 DP: 1 HBP: 1	WP: 0 PA: 37 PB: 1 SB: 0 CS: 0
PITCHER	IP WLS BF H R ER SO BB IBB HBP BLK WP HR S P ERA WHIP	IP WLS BF H R ER SO BB IBB HBP BLK WP HR S P ERA WHIP	IP WLS BF H R ER SO BB IBB HBP BLK WP HR S P ERA WHIP	IP WLS BF H R ER SO BB IBB HBP BLK WP HR S P ERA WHIP	IP WLS BF H R ER SO BB IBB HBP BLK WP HR S P ERA WHIP	IP WLS BF H R ER SO BB IBB HBP BLK WP HR S P ERA WHIP	IP WLS BF H R ER SO BB IBB HBP BLK WP HR S P ERA WHIP	IP WLS BF H R ER SO BB IBB HBP BLK WP HR S P ERA WHIP	IP WLS BF H R ER SO BB IBB HBP BLK WP HR S P ERA WHIP	IP WLS BF H R ER SO BB IBB HBP BLK WP HR S P ERA WHIP	IP WLS BF H R ER SO BB IBB HBP BLK WP HR S P ERA WHIP	IP WLS BF H R ER SO BB IBB HBP BLK WP HR S P ERA WHIP	IP WLS BF H R ER SO BB IBB HBP BLK WP HR S P ERA WHIP	IP WLS BF H R ER SO BB IBB HBP BLK WP HR S P ERA WHIP	IP WLS BF H R ER SO BB IBB HBP BLK WP HR S P ERA WHIP	IP WLS BF H R ER SO BB IBB HBP BLK WP HR S P ERA WHIP	IP WLS BF H R ER SO BB IBB HBP BLK WP HR S P ERA WHIP	IP WLS BF H R ER SO BB IBB HBP BLK WP HR S P ERA WHIP	IP WLS BF H R ER SO BB IBB HBP BLK WP HR S P ERA WHIP

Atlanta Braves @ Montreal Expos
 Jarry Park, Montreal, QB
 Wed Jul 21 1976, 7:05 PM EDT
 Att: 10,171 - Unknown - 75 F

AB	31
R	4
H	8
RBI	4
BB	5
SO	2
LOB	17



Batter	1	2	3	4	5	6	7	8	9	AB	R	H	RBI	BB	SO	LOB	TOP										
Pete Rose, S OBP: 0.428, SLG: 0.459 (1, 5)	4-0 FC6-4 BB		0-0 F8			4-0 BB BB	0-0 F7		4-0 S BB	2	0	0	0	3	0	1	Cincinnati Reds @ Atlanta Braves Atlanta-Fulton County Stadium, Atlanta, GA Fri Jul 23 1976, 7:05 PM EDT Att: 27,423 - Unknown livebaseballscorecards.com										
Ken Griffey, L OBP: 0.402, SLG: 0.442 (1, 9)	0-0 FC6-4 1-2		0-0 F7			0-0 F5		0-0 1B 1B	4-0 BB	4	1	1	0	1	0	3											
Joe Morgan, L OBP: 0.450, SLG: 0.607 (1, 4)	0-0 P6			0-0 G3		4-0 BB BB	1-2 2-3	0-0 S 1B	4-0 BB	4	1	1	0	1	1	3											
George Foster, R OBP: 0.379, SLG: 0.554 (1, 7)	0-0 P3			4-0 G6-3 BB		0-3 K		0-0 G3 S 1B		3	0	1	2	1	1	4											
Dan Driessen, L OBP: 0.378, SLG: 0.408 (1, 3)		0-3 K2-3		0-0 G6-3 1-2		4-0 BB	1-2 2-3 3H	0-0 G3		3	0	0	1	1	1	2											
Johnny Bench, R OBP: 0.347, SLG: 0.390 (1, 2)		0-0 5-3			0-3 K	0-0 5-3		0-0 5-3		4	0	0	0	0	1	4											
Cesar Geronimo, L OBP: 0.382, SLG: 0.447 (1, 8)		0-0 1B			0-3 K		0-0 F7	0-0 L5		4	0	1	0	0	1	1											
Dave Concepcion, R OBP: 0.332, SLG: 0.399 (1, 6)		0-3 K			0-0 1-3		0-0 SH3-4 1B		0-0 F3	4	0	1	0	0	1	1											
Santo Alcala, R OBP: 0.167, SLG: 0.172 (1, 1)			0-3 K			0-0 BB BB 2B	0-0 SH3-4		0-0 P5	3	1	1	0	0	1	0											
Inning Stats	R: 0 E: 0 K: 0 S: 3	H: 0 LOB: 1 BB: 1 P: 7	R: 0 E: 0 K: 2 S: 8	H: 1 LOB: 1 BB: 0 P: 8	R: 0 E: 0 K: 1 S: 5	H: 0 LOB: 0 BB: 1 P: 5	R: 0 E: 0 K: 0 S: 2	H: 0 LOB: 0 BB: 1 P: 6	R: 0 E: 0 K: 2 S: 7	H: 0 LOB: 0 BB: 0 P: 7	R: 1 E: 0 K: 1 S: 6	H: 1 LOB: 3 BB: 3 P: 18	R: 0 E: 0 K: 0 S: 4	H: 1 LOB: 1 BB: 0 P: 4	R: 2 E: 0 K: 0 S: 6	H: 3 LOB: 1 BB: 0 P: 6		R: 0 E: 0 K: 1 S: 5	H: 0 LOB: 2 BB: 2 P: 13	1B: 5 2B: 1 3B: 0 HR: 0	SF: 0 SAC: 1 DP: 1 HBP: 0	WP: 0 PB: 0 SB: 3 CS: 0	PA: 39				
PITCHER	IP	WLS	BF	H	R	ER	SO	BB	IBB	HBP	BLK	WP	HR	S	P	ERA	WHIP										
Phil Niekro, R ERA: 3.55 (1, 1)	7.0	L	31	6	3	3	6	5	0	0	0	0	0	38	58	3.86	1.571										
Bruce Dal Canton, R ERA: 2.08 (8, 1)	1.2		7	0	0	0	0	2	0	0	0	0	0	5	13	0.00	1.200										
Mike Beard, L ERA: 1.98 (9, 1)	0.1		1	0	0	0	1	0	0	0	0	0	0	3	3	0.00	0.000										

Batter	1	2	3	4	5	6	7	8	9	AB	R	H	RBI	BB	SO	LOB	BOTTOM										
Jerry Royster, R OBP: 0.329, SLG: 0.331 (1, 5)	0-0 SH1-4 1B		0-0 4-3 1-3 1B		0-0 F8		0-0 E6 SH3-4		0-0 F8	5	0	2	0	0	0	1	Cincinnati Reds @ Atlanta Braves Atlanta-Fulton County Stadium, Atlanta, GA Fri Jul 23 1976, 7:05 PM EDT Att: 27,423 - Unknown livebaseballscorecards.com										
Rob Bellor, R OBP: 0.368, SLG: 0.375 (1, 4)	0-0 SH1-4		0-0 4-3		0-0 FC5-4 1B		0-0 SH3-4		0-0 F4	2	0	1	0	0	0	2											
Dave May, L OBP: 0.300, SLG: 0.298 (9, PH)	1-2		1-2		0-0 FC5-4 S 1B		1-2			1	0	0	0	0	0	1											
Jimmy Wynn, R OBP: 0.388, SLG: 0.385 (1, 8)	0-3 K		4-0 G4-6-3 BB		0-0 FC5-4 S 1-2		0-3 K			3	0	0	0	1	2	3											
Willie Montanez, L OBP: 0.353, SLG: 0.424 (1, 3)	4-0 IBB		0-0 G4-6-3 1-2		0-0 F8		0-0 4-3			3	0	0	0	1	0	5											
Ken Henderson, S OBP: 0.376, SLG: 0.426 (1, 9)	0-0 3-1			4-0 WP 1B BB		0-0 S 1B		0-0 F7		3	1	1	0	1	0	2											
Tom Paciorek, R OBP: 0.359, SLG: 0.410 (1, 7)		0-3 K		0-0 6-3 1-2		0-0 P4		0-0 5-3		4	0	0	0	0	1	2											
Darrel Chaney, S OBP: 0.335, SLG: 0.344 (1, 6)		0-0 4-3		4-0 1B BB		0-3 K		0-0 6-3		3	0	0	0	1	1	1											
Biff Pocoroba, S OBP: 0.296, SLG: 0.267 (1, 2)		0-0 6-3		0-0 G4-6-3 1-3 2H 1B		4-0 FC6-4 IBB			0-0 F8	3	0	1	1	1	0	0											
Phil Niekro, R OBP: 0.196, SLG: 0.232 (1, 1)			0-0 1B		0-0 G4-6-3		0-0 FC6-4		0-0 1B	3	0	1	0	0	0	4											
Bruce Dal Canton, R OBP: 0.333, SLG: 0.353 (8, 1)				0-0 1B		0-0 FC6-4			0-0 1B	0	0	0	0	0	0	0											
Mike Beard, L (9, 1)										0	0	0	0	0	0	0											
Rowland Office, L OBP: 0.366, SLG: 0.387 (9, PH)										1	0	1	0	0	0	0											
Craig Robinson, R OBP: 0.343, SLG: 0.250 (9, PR)										0	0	0	0	0	0	0											
Inning Stats	R: 0 E: 0 K: 1 S: 6	H: 1 LOB: 2 BB: 1 P: 10	R: 0 E: 0 K: 1 S: 5	H: 0 LOB: 0 BB: 0 P: 5	R: 0 E: 0 K: 0 S: 4	H: 2 LOB: 2 BB: 1 P: 8	R: 1 E: 0 K: 0 S: 3	H: 1 LOB: 1 BB: 2 P: 11	R: 0 E: 0 K: 0 S: 4	H: 1 LOB: 1 BB: 0 P: 4	R: 0 E: 0 K: 1 S: 6	H: 1 LOB: 2 BB: 1 P: 10	R: 0 E: 1 K: 1 S: 6	H: 0 LOB: 1 BB: 0 P: 6	R: 0 E: 0 K: 0 S: 3	H: 0 LOB: 0 BB: 0 P: 3	R: 0 E: 0 K: 0 S: 4	H: 1 LOB: 1 BB: 0 P: 4	1B: 7 2B: 0 3B: 0 HR: 0	SF: 0 SAC: 2 DP: 2 HBP: 0	WP: 1 PB: 0 SB: 2 CS: 0	PA: 38					
PITCHER	IP	WLS	BF	H	R	ER	SO	BB	IBB	HBP	BLK	WP	HR	S	P	ERA	WHIP										
Santo Alcala, R ERA: 4.04 (1, 1)	9.0	W	38	7	1	1	4	3	2	0	0	1	0	41	61	1.00	1.111										

Batter	1	2	3	4	5	6	7	8	9	AB	R	H	RBI	BB	SO	LOB	TOP					
Pete Rose, S OBP: 0.429, SLG: 0.458 (1, 5)										3	2	1	0	1	0	0	Cincinnati Reds @ Atlanta Braves Atlanta-Fulton County Stadium, Atlanta, GA Sat Jul 24 1976, 7:05 PM EDT Unknown					
Ken Griffey, L OBP: 0.403, SLG: 0.450 (1, 9)										3	1	1	2	1	1	0						
Joe Morgan, L OBP: 0.445, SLG: 0.598 (1, 4)										4	0	0	0	0	0	2						
George Foster, R OBP: 0.383, SLG: 0.563 (1, 7)										3	1	2	2	1	0	0						
Johnny Bench, R OBP: 0.346, SLG: 0.388 (1, 2)										4	0	1	0	0	1	3						
Tony Perez, R OBP: 0.321, SLG: 0.431 (1, 3)										4	0	1	0	0	1	3						
Ed Arbrister, R OBP: 0.371, SLG: 0.429 (9, PH)										0	0	0	0	0	0	0						
Cesar Geronimo, L OBP: 0.378, SLG: 0.441 (1, 8)									4	0	0	0	0	0	1	2						
Doug Flynn, R OBP: 0.325, SLG: 0.345 (1, 6)										3	0	0	0	0	0	0						
Dan Driessen, L OBP: 0.383, SLG: 0.421 (9, PH)										1	0	1	0	0	0	0						
Pat Zachry, R OBP: 0.246, SLG: 0.171 (1, 1)										2	0	0	0	0	1	0						
Pedro Borbon, R OBP: 0.400, SLG: 0.400 (6, PH)										0	0	0	0	0	0	0						
Mike Luff, L OBP: 0.348, SLG: 0.375 (8, 1)										0	0	0	0	0	0	0						
Rich Hinton, L OBP: 0.348, SLG: 0.375 (8, 1)										0	0	0	0	0	0	0						
Rawly Eastwick, R OBP: 0.371, SLG: 0.589 (9, PH)										1	0	0	0	0	0	2						
Inning Stats	R: 1 E: 0 K: 1 S: 6	H: 1 LOB: 2 BB: 2 P: 14	R: 0 E: 0 K: 2 S: 7	H: 0 LOB: 0 BB: 0 P: 7	R: 0 E: 0 K: 1 S: 5	H: 0 LOB: 0 BB: 0 P: 5	R: 0 E: 0 K: 0 S: 4	H: 1 LOB: 1 BB: 0 P: 4	R: 0 E: 0 K: 0 S: 3	H: 0 LOB: 0 BB: 0 P: 3	R: 1 E: 0 K: 1 S: 6	H: 1 LOB: 0 BB: 0 P: 6	R: 0 E: 0 K: 0 S: 3	H: 0 LOB: 0 BB: 0 P: 3	R: 2 E: 0 K: 0 S: 5	H: 2 LOB: 1 BB: 1 P: 9	R: 0 E: 0 K: 0 S: 4	H: 2 LOB: 2 BB: 0 P: 4	1B: 4 2B: 1 3B: 0 HR: 2	SF: 0 SAC: 0 DP: 1 HBP: 0	WP: 0 PB: 0 SB: 0 CS: 0	PA: 36
PITCHER	IP WLS BF H R ER SO BB IBB HBP BLK WP HR S P ERA WHIP																					
Andy Messersmith, R ERA: 2.9 (1, 1)	6.0 23 3 2 2 5 2 0 0 0 0 1 31 39 3.00 0.833																					
Mike Marshall, R ERA: 4.09 (7, 1)	3.0 W 13 4 2 2 0 1 0 0 0 0 1 12 16 6.00 1.667																					

AB	33
R	4
H	7
RBI	4
BB	3
SO	5
LOB	12



Batter	1	2	3	4	5	6	7	8	9	AB	R	H	RBI	BB	SO	LOB	BOTTOM			
Jerry Royster, R OBP: 0.328, SLG: 0.330 (1, 5)										4	0	1	0	0	0	0	Cincinnati Reds @ Atlanta Braves Atlanta-Fulton County Stadium, Atlanta, GA Sat Jul 24 1976, 7:05 PM EDT Unknown			
Rob Bellair, R OBP: 0.348, SLG: 0.350 (1, 4)										4	0	1	0	0	0	1				
Jimmy Wynn, R OBP: 0.390, SLG: 0.382 (1, 8)										2	1	0	0	2	0	1				
Willie Montanez, L OBP: 0.354, SLG: 0.425 (1, 3)										4	2	2	0	0	0	1				
Ken Henderson, S OBP: 0.378, SLG: 0.435 (1, 9)										4	2	2	1	0	1	1				
Tom Paciorek, R OBP: 0.357, SLG: 0.415 (1, 7)										3	0	1	2	0	0	1				
Darrel Chaney, S OBP: 0.344, SLG: 0.349 (1, 6)										2	0	2	2	2	0	0				
Vic Correll, R OBP: 0.354, SLG: 0.328 (1, 2)										4	0	1	0	0	0	3				
Andy Messersmith, R OBP: 0.283, SLG: 0.208 (1, 1)										2	0	0	0	0	1	2				
Mike Marshall, R OBP: 0.357, SLG: 0.111 (7, 1)										1	0	0	0	0	0	0				
Inning Stats	R: 0 E: 0 K: 0 S: 3	H: 0 LOB: 1 BB: 1 P: 7	R: 0 E: 0 K: 1 S: 6	H: 1 LOB: 1 BB: 1 P: 10	R: 0 E: 0 K: 0 S: 3	H: 0 LOB: 0 BB: 0 P: 3	R: 1 E: 0 K: 0 S: 4	H: 2 LOB: 0 BB: 0 P: 4	R: 0 E: 0 K: 1 S: 6	H: 1 LOB: 1 BB: 0 P: 6	R: 3 E: 0 K: 0 S: 5	H: 3 LOB: 0 BB: 1 P: 9	R: 0 E: 0 K: 0 S: 4	H: 1 LOB: 1 BB: 0 P: 4	R: 1 E: 0 K: 0 S: 4	H: 2 LOB: 1 BB: 1 P: 8	1B: 7 2B: 4 3B: 0 HR: 0	SF: 1 SAC: 0 DP: 2 HBP: 0	WP: 0 PB: 0 SB: 0 CS: 1	PA: 36
PITCHER	IP WLS BF H R ER SO BB IBB HBP BLK WP HR S P ERA WHIP																			
Pat Zachry, R ERA: 2.81 (1, 1)	5.0 23 4 4 4 2 3 0 0 0 0 0 0 7 7 0.00 1.000																			
Pedro Borbon, R ERA: 3.17 (6, 1)	2.0 7 2 0 0 0 0 0 0 0 0 0 0 7 7 0.00 1.000																			
Rich Hinton, L ERA: 7.9 (8, 1)	0.1 L 2 1 1 1 0 0 0 0 0 0 0 0 2 2 27.00 3.000																			
Rawly Eastwick, R ERA: 2.7 (8, 1)	0.2 3 1 0 0 0 1 0 0 0 0 0 0 2 6 0.00 3.000																			



Batter	1	2	3	4	5	6	7	8	9	AB	R	H	RBI	BB	SO	LOB	TOP			
Pete Rose, S OBP: 0.431, SLG: 0.459 (1, 5)	4-3		2B	BB		E	F7			4	2	2	0	1	0	0	Cincinnati Reds @ Atlanta Braves Atlanta-Fulton County Stadium, Atlanta, GA Sat Jul 24 1976, 7:05 PM EDT Att: 50,419 - Unknown			
Ken Griffey, L OBP: 0.403, SLG: 0.452 (1, 9)	E8		WP SF9	K		F8		G3		5	2	2	1	0	1	3				
Joe Morgan, L OBP: 0.439, SLG: 0.586 (1, 4)	F6		K	K		E5		F8		5	0	0	0	0	2	4				
George Foster, R OBP: 0.381, SLG: 0.558 (8, 7)	1B		SF9			FC6-2		F2		3	0	0	1	1	0	1				
Dan Driessen, L OBP: 0.390, SLG: 0.429 (1, 3)	1B					E6		L9		5	0	3	1	0	0	0				
Dave Concepcion, R OBP: 0.333, SLG: 0.397 (1, 6)	G3		F9			6-3				4	1	1	0	1	0	4				
Mike Lum, L OBP: 0.355, SLG: 0.407 (1, 7)			4-3							3	1	1	1	1	0	3				
Cesar Geronimo, L OBP: 0.380, SLG: 0.446 (8, 8)				HR		G3				1	0	1	1	0	0	0				
Bill Plummer, R OBP: 0.366, SLG: 0.516 (1, 2)	F8			SH3-4		6-3		P5		3	0	0	0	2	0	1				
Don Gullett, R OBP: 0.133, SLG: 0.103 (1, 1)			K	SH3-4		6-3		F8		3	0	0	0	0	1	3				
Jack Billingham, R OBP: 0.308, SLG: 0.306 (7, 1)				1-2		FC6-4				1	0	0	0	0	0	1				
Inning Stats	R: 1 E: 1 K: 0 S: 5	H: 2 LOB: 2 BB: 1 P: 9	R: 0 E: 0 K: 1 S: 5	H: 0 LOB: 0 BB: 0 P: 5	R: 2 E: 0 K: 1 S: 8	H: 3 LOB: 1 BB: 0 P: 8	R: 1 E: 0 K: 2 S: 8	H: 1 LOB: 2 BB: 2 P: 16	R: 0 E: 1 K: 0 S: 4	H: 0 LOB: 3 BB: 0 P: 12	R: 1 E: 1 K: 0 S: 7	H: 3 LOB: 3 BB: 0 P: 7	R: 0 E: 0 K: 0 S: 3	H: 0 LOB: 0 BB: 0 P: 3	R: 0 E: 0 K: 0 S: 3	H: 0 LOB: 0 BB: 1 P: 8	1B: 7 2B: 2 3B: 0 HR: 1	SF: 1 SAC: 1 DP: 0 HBP: 0	WP: 1 PB: 0 SB: 1 CS: 0	PA: 45
PITCHER	IP WLS BF H R ER SO BB IBB HBP BLK WP HR S P ERA WHIP																			
Frank LaCorte, R ERA: 9.18 (1, 1)	3.1 L 19 6 4 4 2 3 0 0 0 0 1 1 20 32 10.80 2.700																			
Adrian Devine, R ERA: 3.38 (4, 1)	3.2 18 3 1 0 2 1 1 0 0 0 0 0 20 28 0.00 1.091																			
Max Leon, R ERA: 2.14 (8, 1)	2.0 8 1 1 1 0 1 0 0 0 0 0 0 7 11 4.50 1.000																			

AB	37
R	6
H	10
RBI	5
BB	6
SO	4
LOB	20



Batter	1	2	3	4	5	6	7	8	9	AB	R	H	RBI	BB	SO	LOB	BOTTOM			
Jerry Royster, R OBP: 0.329, SLG: 0.327 (1, 5)	S SH1-4		K			G5-4-3	K		FC6-4	3	2	0	0	2	2	2	Cincinnati Reds @ Atlanta Braves Atlanta-Fulton County Stadium, Atlanta, GA Sat Jul 24 1976, 7:05 PM EDT Att: 50,419 - Unknown			
Rob Bellor, R OBP: 0.346, SLG: 0.318 (1, 4)	SH1-4		5-3			F7		5-3		2	0	0	0	1	0	1				
Cito Gaston, R OBP: 0.421, SLG: 0.471 (9, PH)	1-2						1B			1	0	0	0	0	0	1				
Jimmy Wynn, R OBP: 0.390, SLG: 0.384 (1, 8)	F8		1B			G5-4-3	K			4	0	1	1	1	1	4				
Willie Montanez, L OBP: 0.357, SLG: 0.427 (1, 3)						4-3		4-3		5	0	3	2	0	0	1				
Ken Henderson, S OBP: 0.373, SLG: 0.429 (1, 9)	F7		L7			6-3		P4		4	0	0	0	0	0	5				
Tom Paciorek, R OBP: 0.360, SLG: 0.417 (1, 7)						1-3		F8		4	0	2	0	0	0	0				
Darrel Chaney, S OBP: 0.346, SLG: 0.349 (1, 6)			K			F9				3	0	1	0	1	1	1				
Biff Pocoroba, S OBP: 0.295, SLG: 0.262 (1, 2)	F3					F2		G4-6-3		3	0	0	0	1	0	4				
Frank LaCorte, R OBP: 0.361, SLG: 0.250 (7, PH)	4-3					F9				1	0	0	0	0	0	1				
Max Leon, R OBP: 0.306, SLG: 0.298 (9, PH)								FC6-4		0	0	0	0	1	0	0				
Inning Stats	R: 1 E: 0 K: 0 S: 4	H: 1 LOB: 1 BB: 1 P: 8	R: 0 E: 0 K: 1 S: 6	H: 1 LOB: 0 BB: 0 P: 6	R: 0 E: 0 K: 1 S: 6	H: 1 LOB: 1 BB: 1 P: 10	R: 0 E: 0 K: 0 S: 3	H: 0 LOB: 1 BB: 1 P: 7	R: 0 E: 0 K: 0 S: 2	H: 0 LOB: 0 BB: 1 P: 6	R: 0 E: 0 K: 2 S: 8	H: 2 LOB: 2 BB: 0 P: 5	R: 1 E: 0 K: 0 S: 2	H: 1 LOB: 0 BB: 1 P: 6	R: 0 E: 0 K: 0 S: 4	H: 1 LOB: 1 BB: 1 P: 8	1B: 6 2B: 1 3B: 0 HR: 0	SF: 0 SAC: 1 DP: 2 HBP: 0	WP: 0 PB: 0 SB: 2 CS: 0	PA: 40
PITCHER	IP WLS BF H R ER SO BB IBB HBP BLK WP HR S P ERA WHIP																			
Don Gullett, L ERA: 2.93 (1, 1)	6.1 W 29 5 2 2 3 6 0 0 0 0 0 0 29 53 2.84 1.737																			
Jack Billingham, R ERA: 4.92 (7, 1)	2.2 S 11 2 1 1 1 2 0 0 0 0 0 0 11 19 3.38 1.500																			



Batter	1	2	3	4	5	6	7	8	9	AB	R	H	RBI	BB	SO	LOB	TOP																
Pete Rose, S OBP: 0.430, SLG: 0.465 (1, 5)										5	1	2	1	0	0	3	Cincinnati Reds @ Atlanta Braves Atlanta-Fulton County Stadium, Atlanta, GA Sun Jul 25 1976, 7:05 PM EDT Att: 19,192 - Unknown																
Ken Griffey, L OBP: 0.403, SLG: 0.450 (1, 9)										4	2	1	0	1	0	0																	
Joe Morgan, L OBP: 0.441, SLG: 0.585 (1, 4)										4	1	2	0	1	1	0																	
George Foster, R OBP: 0.381, SLG: 0.565 (1, 7)										5	1	2	2	0	2	2																	
Dan Driessen, L OBP: 0.392, SLG: 0.426 (1, 3)										3	1	1	0	1	0	3																	
Johnny Bench, R OBP: 0.350, SLG: 0.391 (1, 2)										3	1	2	2	1	0	2																	
Cesar Geronimo, L OBP: 0.381, SLG: 0.447 (1, 8)										4	0	2	0	0	0	2																	
Doug Flynn, R OBP: 0.323, SLG: 0.345 (1, 6)										3	0	1	2	0	0	0																	
Gary Nolan, R OBP: 0.127, SLG: 0.094 (1, 1)										3	0	0	0	0	2	3																	
Mike Lum, L OBP: 0.351, SLG: 0.402 (8, PH)										1	0	0	0	0	1	1																	
Rawly Eastwick, R (8, 1)										0	0	0	0	0	0	0																	
Inning Stats	R: 1 E: 0 K: 2 S: 8	H: 1 LOB: 0 BB: 0 P: 8	R: 3 E: 0 K: 0 S: 7	H: 3 LOB: 2 BB: 1 P: 11	R: 2 E: 0 K: 0 S: 4	H: 2 LOB: 1 BB: 2 P: 12	R: 0 E: 0 K: 1 S: 5	H: 1 LOB: 1 BB: 0 P: 5	R: 1 E: 0 K: 0 S: 4	H: 2 LOB: 1 BB: 1 P: 8	R: 0 E: 0 K: 0 S: 3	H: 0 LOB: 0 BB: 0 P: 3	R: 0 E: 0 K: 0 S: 3	H: 0 LOB: 0 BB: 0 P: 3	R: 2 E: 0 K: 1 S: 8	H: 3 LOB: 1 BB: 0 P: 8	R: 0 E: 0 K: 1 S: 6	H: 1 LOB: 1 BB: 0 P: 6	1B: 11 2B: 0 3B: 0 HR: 2	SF: 1 SAC: 0 DP: 3 HBP: 0	WP: 0 PB: 0 SB: 2 CS: 0	PA: 40											
PITCHER	IP WLS BF H R ER SO BB IBB HBP BLK WP HR S P ERA WHIP																																
Dick Ruthven, R ERA: 3.48 (1, 1)	4.0	21	9	5	5	4	3	0	0	0	0	1	26	38	11.25	3.000																	
Bruce Dal Canton, R ERA: 2.26 (5, 1)	4.0	L	15	3	2	2	1	0	1	0	0	0	1	16	20	4.50	0.750																
Mike Marshall, R ERA: 4.04 (9, 1)	1.0		4	1	0	0	1	0	0	0	0	0	0	6	6	0.00	1.000																

Batter	1	2	3	4	5	6	7	8	9	AB	R	H	RBI	BB	SO	LOB	BOTTOM														
Jerry Royster, R OBP: 0.333, SLG: 0.331 (1, 5)										5	1	3	2	0	0	1	Cincinnati Reds @ Atlanta Braves Atlanta-Fulton County Stadium, Atlanta, GA Sun Jul 25 1976, 7:05 PM EDT Att: 19,192 - Unknown														
Rob Bellor, R OBP: 0.323, SLG: 0.296 (1, 4)										5	0	1	1	0	0	2															
Jimmy Wynn, R OBP: 0.387, SLG: 0.391 (1, 8)										5	1	1	1	0	0	2															
Willie Montanez, L OBP: 0.355, SLG: 0.425 (1, 3)										5	1	1	0	0	0	1															
Ken Henderson, S OBP: 0.375, SLG: 0.428 (1, 9)										3	0	1	0	1	1	1															
Tom Paciorek, R OBP: 0.358, SLG: 0.419 (1, 7)										4	1	1	0	0	1	2															
Darrel Chaney, S OBP: 0.348, SLG: 0.348 (1, 6)										3	1	1	1	1	1	1															
Biff Pocoroba, S OBP: 0.300, SLG: 0.268 (1, 2)										4	1	2	0	0	0	1															
Dick Ruthven, R OBP: 0.226, SLG: 0.163 (1, 1)										1	0	0	0	0	0	0															
Bruce Dal Canton, R OBP: 0.299, SLG: 0.296 (5, 1)										1	0	0	0	0	0	1															
Dave May, L OBP: 0.303, SLG: 0.295 (8, PH)										1	0	0	0	0	0	1															
Mike Marshall, R OBP: 0.357, SLG: 0.111 (9, 1)										0	0	0	0	0	0	0															
Inning Stats	R: 0 E: 0 K: 0 S: 3	H: 0 LOB: 0 BB: 0 P: 3	R: 5 E: 0 K: 0 S: 9	H: 6 LOB: 1 BB: 0 P: 9	R: 0 E: 0 K: 1 S: 6	H: 1 LOB: 1 BB: 0 P: 6	R: 0 E: 0 K: 0 S: 4	H: 1 LOB: 1 BB: 0 P: 4	R: 0 E: 0 K: 1 S: 6	H: 1 LOB: 1 BB: 0 P: 6	R: 1 E: 0 K: 1 S: 6	H: 1 LOB: 0 BB: 0 P: 6	R: 0 E: 0 K: 0 S: 3	H: 0 LOB: 1 BB: 1 P: 7	R: 0 E: 0 K: 0 S: 4	H: 1 LOB: 1 BB: 0 P: 4	1B: 9 2B: 1 3B: 0 HR: 1	SF: 0 SAC: 1 DP: 0 HBP: 0	WP: 0 PB: 0 SB: 2 CS: 0	PA: 40											
PITCHER	IP WLS BF H R ER SO BB IBB HBP BLK WP HR S P ERA WHIP																														
Gary Nolan, R ERA: 3.35 (1, 1)	7.0	W	32	10	6	3	0	1	0	0	1	37	41	7.71	1.571																
Rawly Eastwick, R ERA: 2.62 (8, 1)	2.0	S	8	1	0	0	0	1	0	0	0	7	11	0.00	1.000																

AB	35
R	7
H	13
RBI	7
BB	4
SO	6
LOB	16



Batter	1	2	3	4	5	6	7	8	9	AB	R	H	RBI	BB	SO	LOB	TOP			
Davey Lopes, R OBP: 0.327, SLG: 0.346 (1, 8)										4	1	1	0	0	0	1	Los Angeles Dodgers @ Atlanta Braves Atlanta-Fulton County Stadium, Atlanta, GA Wed Jul 28 1976, 7:05 PM EDT Att: 7,021 - Unknown			
Ted Sizemore, R OBP: 0.314, SLG: 0.317 (1, 4)										4	1	2	0	0	1	0				
Reggie Smith, S OBP: 0.292, SLG: 0.436 (1, 9)										4	0	0	0	0	2	3				
Ron Cey, R OBP: 0.396, SLG: 0.472 (1, 5)										1	0	0	0	3	0	0				
Steve Garvey, R OBP: 0.353, SLG: 0.428 (1, 3)										4	0	2	0	0	0	4				
Bill Russell, R OBP: 0.334, SLG: 0.397 (1, 6)										4	0	1	2	0	0	1				
Bill Buckner, L OBP: 0.310, SLG: 0.383 (1, 7)											4	0	0	0	0	3				
Ellie Rodriguez, R OBP: 0.417, SLG: 0.259 (1, 2)										3	0	1	0	0	1	0				
Tommy John, R OBP: 0.163, SLG: 0.146 (1, 1)										2	0	0	0	0	2	1				
Charlie Hough, R OBP: 0.267, SLG: 0.333 (6, 1)										0	0	0	0	0	0	0				
Ed Goodson, L OBP: 0.235, SLG: 0.273 (7, PH)										1	0	0	0	0	0	0				
Elias Sosa, R OBP: 0.143, SLG: 0.143 (7, 1)										0	0	0	0	0	0	0				
Inning Stats	R: 2 E: 0 K: 0 S: 6	H: 3 LOB: 2 BB: 1 P: 10	R: 0 E: 0 K: 1 S: 5	H: 1 LOB: 0 BB: 0 P: 5	R: 0 E: 0 K: 2 S: 7	H: 1 LOB: 2 BB: 1 P: 11	R: 0 E: 0 K: 1 S: 5	H: 0 LOB: 0 BB: 0 P: 5	R: 0 E: 0 K: 1 S: 6	H: 1 LOB: 1 BB: 0 P: 6	R: 0 E: 0 K: 0 S: 2	H: 0 LOB: 0 BB: 1 P: 6	R: 0 E: 0 K: 0 S: 3	H: 0 LOB: 0 BB: 0 P: 3	R: 0 E: 0 K: 1 S: 5	H: 1 LOB: 1 BB: 0 P: 4	1B: 7 2B: 0 3B: 0 HR: 0	SF: 0 SAC: 0 DP: 2 HBP: 0	WP: 1 PB: 0 SB: 0 CS: 0	PA: 34
PITCHER Phil Niekro, R ERA: 3.47 (1, 1)	IP: 9.0 WLS: W BF: 34 H: 7 R: 2 ER: 2 SO: 6 BB: 3 IBB: 0 HBP: 0 BLK: 0 WP: 1 HR: 0 S: 43 P: 55 ERA: 2.00 WHIP: 1.111															PITCHER				

Batter	1	2	3	4	5	6	7	8	9	AB	R	H	RBI	BB	SO	LOB	BOTTOM			
Jerry Royster, R OBP: 0.330, SLG: 0.334 (1, 5)										5	1	2	0	0	1	1	Los Angeles Dodgers @ Atlanta Braves Atlanta-Fulton County Stadium, Atlanta, GA Wed Jul 28 1976, 7:05 PM EDT Att: 7,021 - Unknown			
Rod Gilbreath, R OBP: 0.333, SLG: 0.390 (1, 4)										4	0	1	0	0	0	3				
Jimmy Wynn, R OBP: 0.384, SLG: 0.395 (1, 8)										3	1	1	1	0	0	1				
Willie Montanez, L OBP: 0.353, SLG: 0.424 (1, 3)										4	1	1	0	0	0	1				
Tom Paciorek, R OBP: 0.358, SLG: 0.414 (1, 7)										4	1	2	1	0	0	2				
Ken Henderson, S OBP: 0.375, SLG: 0.428 (1, 9)										4	0	2	1	0	1	1				
Darrel Chaney, S OBP: 0.345, SLG: 0.344 (1, 6)										3	0	0	0	1	2	3				
Vic Correll, R OBP: 0.373, SLG: 0.371 (1, 2)										3	2	2	0	1	0	2				
Phil Niekro, R OBP: 0.217, SLG: 0.300 (1, 1)										4	1	2	4	0	0	3				
Inning Stats	R: 0 E: 0 K: 0 S: 3	H: 0 LOB: 0 BB: 0 P: 3	R: 0 E: 0 K: 1 S: 6	H: 1 LOB: 1 BB: 0 P: 6	R: 0 E: 0 K: 0 S: 4	H: 2 LOB: 1 BB: 0 P: 4	R: 2 E: 0 K: 0 S: 6	H: 3 LOB: 2 BB: 1 P: 10	R: 1 E: 0 K: 0 S: 4	H: 1 LOB: 0 BB: 0 P: 4	R: 3 E: 0 K: 0 S: 5	H: 3 LOB: 0 BB: 1 P: 9	R: 0 E: 0 K: 0 S: 4	H: 1 LOB: 1 BB: 0 P: 4	R: 1 E: 0 K: 3 S: 11	H: 2 LOB: 1 BB: 0 P: 11	1B: 7 2B: 2 3B: 3 HR: 1	SF: 1 SAC: 0 DP: 2 HBP: 0	WP: 0 PB: 0 SB: 0 CS: 0	PA: 37
PITCHER Tommy John, L ERA: 3.1 (1, 1)	IP: 5.0 WLS: L BF: 24 H: 9 R: 5 ER: 5 SO: 1 BB: 1 IBB: 0 HBP: 0 BLK: 0 WP: 0 HR: 0 S: 25 P: 29 ERA: 9.00 WHIP: 2.000															PITCHER				
Charlie Hough, R ERA: 2.55 (6, 1)	1.0 4 1 1 1 0 1 0 0 0 0 1 3 7 9.00 2.000																			
Elias Sosa, R ERA: 4.69 (7, 1)	2.0 9 3 1 1 3 0 0 0 0 0 0 15 15 4.50 1.500																			

Batter	1	2	3	4	5	6	7	8	9	AB	R	H	RBI	BB	SO	LOB	TOP										
Jerry Royster, R (1.5)	F4		BB														3 0 0 0 1 0 1										
Rod Gilbreath, R (1.4)	4-3		BB														3 1 1 1 1 0 1										
Jimmy Wynn, R (1.7)	F7																4 0 2 1 0 1 0										
Willie Montanez, L (1.3)		5-3															4 0 1 0 0 0 2										
Ken Henderson, S (1.9)																	4 0 1 0 0 0 2										
Rowland Office, L (1.8)																	4 0 0 0 0 1 3										
Darrel Chaney, S (1.6)																	3 0 0 0 1 1 1										
Vic Correll, R (1.2)																	4 1 1 0 0 2 1										
Andy Messersmith, R (1.1)																	3 1 1 1 0 0 0										
Inning Stats	R: 0 E: 0 K: 0 S: 3	H: 0 LOB: 0 BB: 0 P: 3	R: 0 E: 0 K: 0 S: 4	H: 1 LOB: 1 BB: 0 P: 4	R: 0 E: 0 K: 0 S: 3	H: 0 LOB: 1 BB: 1 P: 7	R: 0 E: 0 K: 0 S: 4	H: 2 LOB: 1 BB: 0 P: 4	R: 2 E: 0 K: 2 S: 6	H: 3 LOB: 2 BB: 1 P: 10	R: 0 E: 0 K: 1 S: 5	H: 0 LOB: 0 BB: 0 P: 5	R: 1 E: 0 K: 1 S: 6	H: 1 LOB: 0 BB: 1 P: 6	R: 0 E: 0 K: 1 S: 4	H: 0 LOB: 0 BB: 1 P: 8	1B: 4 2B: 3 3B: 0 HR: 1	SF: 0 SAC: 0 DP: 1 HBP: 0	WP: 0 PA: 35 PB: 1 SB: 0 CS: 1								
PITCHER	IP	WLS	BF	H	R	ER	SO	BB	IBB	HBP	BLK	WP	HR	S	P	ERA	WHIP										
Dan Larson, R (1.1)	4.2	L	21	6	2	2	0	2	0	0	0	0	0	19	27	3.86	1.714										
Joe Sambito, L (5.1)	3.1		11	1	1	1	4	0	0	0	0	0	1	19	19	2.70	0.300										
Ken Forsch, R (9.1)	1.0		3	0	0	0	1	1	0	0	0	0	0	4	8	0.00	1.000										

Atlanta Braves @ Houston Astros
Astrodome, Houston, TX
Fri Jul 30 1976, 8:05 PM EDT
Att: 10,869 - Dome - 72 F

AB 32
R 3
H 7
RBI 3
BB 3
SO 5
LOB 11



Batter	1	2	3	4	5	6	7	8	9	AB	R	H	RBI	BB	SO	LOB	BOTTOM										
Greg Gross, L (1.9)	4-3																4 0 0 0 0 1 0										
Enos Cabell, R (1.5)																	4 1 1 0 0 2 0										
Cesar Cedeno, R (1.8)																	4 0 1 1 0 0 0										
Bob Watson, R (1.3)																	4 0 2 0 0 0 1										
Jerry Davanon, R (9. PR)																	0 1 0 0 0 0 0										
Jose Cruz, L (1.7)																	4 0 1 0 0 1 2										
Ed Herrmann, L (1.2)																	4 0 0 0 0 1 2										
Wilbur Howard, S (9. PR)																	0 0 0 0 0 0 0										
Rob Andrews, R (1.4)																	2 0 0 0 1 0 1										
Leon Roberts, R (9. PH)																	1 0 0 0 0 1 1										
Roger Metzger, S (1.6)																	2 0 0 0 1 0 1										
Dan Larson, R (1.1)																	1 0 0 0 0 0 1										
Joe Sambito, L (5.1)																	1 0 0 0 0 0 0										
Ken Boswell, L (9. PH)																	1 0 0 0 0 1 0										
Ken Forsch, R (9.1)																	0 0 0 0 0 0 0										
Inning Stats	R: 1 E: 0 K: 0 S: 5	H: 2 LOB: 1 BB: 0 P: 5	R: 0 E: 0 K: 1 S: 5	H: 0 LOB: 1 BB: 1 P: 9	R: 0 E: 0 K: 1 S: 5	H: 0 LOB: 0 BB: 0 P: 5	R: 0 E: 0 K: 0 S: 4	H: 1 LOB: 0 BB: 0 P: 4	R: 0 E: 0 K: 1 S: 5	H: 0 LOB: 0 BB: 0 P: 5	R: 0 E: 0 K: 0 S: 3	H: 0 LOB: 0 BB: 0 P: 3	R: 0 E: 0 K: 1 S: 5	H: 0 LOB: 0 BB: 1 P: 9	R: 0 E: 0 K: 2 S: 7	H: 0 LOB: 0 BB: 0 P: 7	R: 1 E: 1 K: 1 S: 7	H: 2 LOB: 1 BB: 0 P: 7	1B: 4 2B: 1 3B: 0 HR: 0	SF: 0 SAC: 0 DP: 0 HBP: 0	WP: 0 PA: 34 PB: 0 SB: 1 CS: 0						
PITCHER	IP	WLS	BF	H	R	ER	SO	BB	IBB	HBP	BLK	WP	HR	S	P	ERA	WHIP										
Andy Messersmith, R (1.1)	9.0	W	34	5	2	1	7	2	0	0	0	0	0	46	54	1.00	0.778										

Atlanta Braves @ Houston Astros
Astrodome, Houston, TX
Fri Jul 30 1976, 8:05 PM EDT
Att: 10,869 - Dome - 72 F

AB 32
R 2
H 5
RBI 1
BB 2
SO 7
LOB 9



Batter	1	2	3	4	5	6	7	8	9	AB	R	H	RBI	BB	SO	LOB	TOP			
Jerry Royster, R (1, 5) OBP: 0.331, SLG: 0.331	4-0 6-3 PB S BB		0-0 1B			0-0 F4		0-0 B2-4		3	1	1	0	1	0	1	Atlanta Braves @ Houston Astros Astrodome, Houston, TX Sat Jul 31 1976, 8:05 PM EDT Dome			
Rod Gilbreath, R (1, 4) OBP: 0.330, SLG: 0.398	0-0 6-3		0-0 F9			0-3 K		0-0 F8		4	0	0	0	0	1	3				
Jimmy Wynn, R (1, 8) OBP: 0.389, SLG: 0.395	4-0 G6-3 BB		0-0 F8			4-0 BB			4-0 G4-6-3 BB	1	0	0	0	3	0	1				
Willie Montanez, L (1, 3) OBP: 0.349, SLG: 0.418	0-0 G6-3			0-0 4-3		0-0 6-3			0-0 G4-6-3	4	0	0	0	0	0	3				
Ken Henderson, S (1, 9)		0-0 G3		0-0 4-3			4-0 FC4-6 BB		0-3 K	3	0	0	0	1	1	0				
Dave May, L (1, 7) OBP: 0.302, SLG: 0.287		4-0 2B BB		0-0 4-3			0-0 FC4-6 1B			2	0	0	0	1	0	1				
Darrel Chaney, S (1, 6) OBP: 0.350, SLG: 0.348		0-0 1-H 2B			4-0 G6-4-3 BB		0-0 1-3 1B			2	0	2	0	1	0	0				
Biff Pocoroba, S (1, 2) OBP: 0.299, SLG: 0.270		0-0 F9			0-0 G6-4-3		0-0 4-3			3	0	0	0	0	0	3				
Dick Ruthven, R (1, 1) OBP: 0.218, SLG: 0.157			0-3 K			0-3 K			0-0 B2-4 1B	2	0	0	0	0	2	0				
Rowland Office, L (8, PH) OBP: 0.363, SLG: 0.383										1	0	1	0	0	0	0				
Craig Robinson, R (8, PR) OBP: 0.361, SLG: 0.250										0	0	0	0	0	0	0				
Mike Marshall, R (8, 1) OBP: 0.357, SLG: 0.111										0	0	0	0	0	0	0				
Inning Stats	R: 1 E: 0 K: 0 S: 2	H: 0 LOB: 0 BB: 2 P: 10	R: 0 E: 0 K: 0 S: 3	H: 1 LOB: 1 BB: 1 P: 7	R: 0 E: 0 K: 1 S: 6	H: 1 LOB: 1 BB: 0 P: 6	R: 0 E: 0 K: 0 S: 3	H: 0 LOB: 0 BB: 0 P: 3	R: 0 E: 0 K: 1 S: 4	H: 0 LOB: 0 BB: 1 P: 8	R: 0 E: 0 K: 0 S: 5	H: 0 LOB: 1 BB: 1 P: 9	R: 0 E: 0 K: 0 S: 3	H: 1 LOB: 1 BB: 1 P: 7	R: 0 E: 0 K: 0 S: 3	H: 1 LOB: 0 BB: 1 P: 8	1B: 3 2B: 2 3B: 0 HR: 0	SF: 0 SAC: 0 DP: 4 HBP: 0	WP: 0 PB: 1 SB: 1 CS: 0	PA: 32
PITCHER J.R. Richard, R (1, 1) ERA: 2.48	IP: 9.0 WLS: W BF: 32 H: 4 R: 1 ER: 0 SO: 4 BB: 7 IBB: 0 HBP: 0 BLK: 0 WP: 0 HR: 0 S: 33 P: 61 ERA: 0.00 WHIP: 1.222																			

AB	25
R	1
H	4
RBI	0
BB	7
SO	4
LOB	12



Batter	1	2	3	4	5	6	7	8	9	AB	R	H	RBI	BB	SO	LOB	BOTTOM			
Greg Gross, L (1, 9) OBP: 0.354, SLG: 0.334	0-0 F7	0-0 F8			0-0 6-3		0-0 F9			4	0	0	0	0	0	2	Atlanta Braves @ Houston Astros Astrodome, Houston, TX Sat Jul 31 1976, 8:05 PM EDT Dome			
Enos Cabell, R (1, 5) OBP: 0.318, SLG: 0.339	0-0 5-3		0-0 F9		0-0 6-3			0-0 5-3		4	0	0	0	0	0	0				
Cesar Cedeno, R (1, 8) OBP: 0.356, SLG: 0.484	0-0 S 1B		0-0 F3		0-0 4-3			0-0 F2		4	0	1	0	0	0	0				
Bob Watson, R (1, 3) OBP: 0.372, SLG: 0.447	0-0 4-3		4-0 2B BB			0-0 F4		0-0 2B		3	0	1	0	1	0	1				
Jose Cruz, L (1, 7) OBP: 0.388, SLG: 0.392		0-0 F8 S 1B 1B	0-0 1-3 2B			0-0 WP FC 2B		0-0 4-3		4	2	3	0	0	0	1				
Ed Herrmann, L (1, 2) OBP: 0.286, SLG: 0.326		0-0 F8 1-3	0-0 F7			0-0 FC G5-4-3				3	0	0	1	0	0	3				
Rob Andrews, R (1, 4) OBP: 0.327, SLG: 0.323		0-0 S 1B		0-0 F5		0-0 G5-4-3				3	0	1	1	0	0	1				
Roger Metzger, S (1, 6) OBP: 0.307, SLG: 0.285	0-0 3-H K			0-0 1-3				0-0 1-3		3	0	0	0	0	1	1				
J.R. Richard, R (1, 1) OBP: 0.118, SLG: 0.121		1-0 HBP		0-3 K				0-0 4-3		2	0	0	0	0	1	0				
Inning Stats	R: 0 E: 0 K: 0 S: 4	H: 1 LOB: 1 BB: 0 P: 4	R: 1 E: 0 K: 1 S: 7	H: 2 LOB: 2 BB: 0 P: 8	R: 0 E: 0 K: 0 S: 4	H: 1 LOB: 2 BB: 1 P: 8	R: 0 E: 0 K: 1 S: 5	H: 0 LOB: 0 BB: 0 P: 5	R: 0 E: 0 K: 0 S: 3	H: 0 LOB: 0 BB: 0 P: 3	R: 1 E: 0 K: 0 S: 4	H: 1 LOB: 0 BB: 0 P: 4	R: 0 E: 0 K: 0 S: 3	H: 0 LOB: 0 BB: 0 P: 3	R: 0 E: 0 K: 0 S: 4	H: 1 LOB: 1 BB: 0 P: 4		1B: 3 2B: 3 3B: 0 HR: 0	SF: 0 SAC: 0 DP: 1 HBP: 1	WP: 1 PB: 0 SB: 3 CS: 0
PITCHER Dick Ruthven, R (1, 1) ERA: 3.42	IP: 7.0 WLS: L BF: 28 H: 5 R: 2 ER: 2 SO: 2 BB: 1 IBB: 1 HBP: 1 BLK: 0 WP: 1 HR: 0 S: 30 P: 35 ERA: 2.57 WHIP: 0.857																			
Mike Marshall, R (8, 1) ERA: 4.0	IP: 1.0 WLS: L BF: 4 H: 1 R: 0 ER: 0 SO: 0 BB: 0 IBB: 0 HBP: 0 BLK: 0 WP: 0 HR: 0 S: 4 P: 4 ERA: 0.00 WHIP: 1.000																			



Batter	1	2	3	4	5	6	7	8	9	AB	R	H	RBI	BB	SO	LOB	TOP				
Jerry Royster, R OBP: 0.329, SLG: 0.328 Craig Robinson, R OBP: 0.378, SLG: 0.250 (5, FR)	F9	F3			E6	1B		F7		3	0	0	0	0	0	1	Atlanta Braves @ Houston Astros Astrodome, Houston, TX Sat Jul 31 1976, 8:05 PM EDT Att: 15,927 - Dome				
Dave May, L OBP: 0.299, SLG: 0.284 Rob Beloir, R OBP: 0.321, SLG: 0.321 (8, PH)						BB			FC6	1	0	0	0	0	0	0					
Rod Gilbreath, R OBP: 0.325, SLG: 0.390 (1, 4)	E6		F9					F8	FC6	6	1	1	0	0	1	3					
Jimmy Wynn, R OBP: 0.394, SLG: 0.396 (1, 8)			F9							2	1	1	0	3	0	0					
Willie Montanez, L OBP: 0.354, SLG: 0.423 (1, 3)	F7									4	1	3	2	1	0	2					
Ken Henderson, S OBP: 0.369, SLG: 0.416 (1, 9)			F7							3	0	0	1	1	0	6					
Tom Paciorek, R OBP: 0.359, SLG: 0.421 Carl Morton, R OBP: 0.200, SLG: 0.161 (9, FR)	FC4				5-3	6-3				4	1	1	0	0	0	5					
Darrel Chaney, S OBP: 0.354, SLG: 0.356 (1, 6)										0	1	0	0	0	0	0					
Vic Correll, R OBP: 0.348, SLG: 0.354 (1, 2)	F6									4	0	3	2	0	0	1					
Adrian Devine, R OBP: 0.222, SLG: 0.222 Bruce Dal Canton, R OBP: 0.313, SLG: 0.091 Mike Marshall, R OBP: 0.436, SLG: 0.486 (9, PH)										5	0	0	0	0	1	5					
Inning Stats	R: 0 E: 1 K: 0 S: 5	H: 1 LOB: 3 BB: 1 P: 9	R: 0 E: 0 K: 1 S: 6	H: 1 LOB: 1 BB: 0 P: 6	R: 0 E: 0 K: 0 S: 3	H: 0 LOB: 1 BB: 1 P: 7	R: 0 E: 0 K: 1 S: 4	H: 1 LOB: 1 BB: 0 P: 4	R: 4 E: 1 K: 1 S: 9	H: 3 LOB: 2 BB: 1 P: 13	R: 0 E: 0 K: 2 S: 8	H: 1 LOB: 0 BB: 2 P: 16	R: 1 E: 0 K: 0 S: 4	H: 1 LOB: 0 BB: 0 P: 4	R: 0 E: 0 K: 0 S: 4	H: 1 LOB: 2 BB: 0 P: 8	R: 1 E: 0 K: 0 S: 5	H: 2 LOB: 2 BB: 0 P: 6	1B: 8 2B: 2 3B: 1 HR: 0	SF: 2 SAC: 0 DP: 0 HBP: 1	WP: 0 PA: 47 PB: 0 SB: 0 CS: 0
PITCHER	IP	WLS	BF	H	R	ER	SO	BB	IBB	HBP	BLK	WP	HR	S	P	ERA	WHIP				
Bo McLaughlin, R ERA: 1.31	4.2		25	6	4	2	1	3	0	0	0	0	0	24	36	3.86	1.929				
Joe Niekro, R ERA: 3.53	1.0	W	6	1	0	0	3	2	0	0	0	0	0	10	18	0.00	3.000				
Joe Sambito, L ERA: 3.86	1.1	S	5	1	1	1	0	0	0	0	0	0	0	5	5	6.75	0.750				
Ken Forsch, R ERA: 2.35	2.0		11	3	1	1	0	1	0	1	0	0	0	9	14	4.50	2.000				

AB	38
R	6
H	11
RBI	6
BB	6
SO	4
LOB	25



Batter	1	2	3	4	5	6	7	8	9	AB	R	H	RBI	BB	SO	LOB	BOTTOM				
Greg Gross, L OBP: 0.361, SLG: 0.343 (1, 9)	1B	2B			5-3			4-3		4	2	3	0	1	0	2	Atlanta Braves @ Houston Astros Astrodome, Houston, TX Sat Jul 31 1976, 8:05 PM EDT Att: 15,927 - Dome				
Enos Cabell, R OBP: 0.320, SLG: 0.343 (1, 5)	1B							SH2-3		4	1	2	0	0	1	0					
Cesar Cedeno, R OBP: 0.359, SLG: 0.484 (1, 8)	1B				6-3			4-3		4	1	2	1	1	0	1					
Bob Watson, R OBP: 0.372, SLG: 0.445 (1, 3)	5-3	F9						1B		4	2	1	0	1	0	5					
Jose Cruz, L OBP: 0.392, SLG: 0.394 (1, 7)	5-3	F8						1B		4	3	2	1	1	0	3					
Rob Andrews, R OBP: 0.331, SLG: 0.334 (1, 4)	5-3							1B		5	0	3	1	0	0	1					
Jerry Davanon, R OBP: 0.192, SLG: 0.571 Roger Metzger, S OBP: 0.309, SLG: 0.285 (8, 6)								1B		4	0	2	2	0	0	3					
Skip Jutze, R OBP: 0.194, SLG: 0.250 Ken Boswell, L OBP: 0.219, SLG: 0.333 Ed Herrmann, L OBP: 0.288, SLG: 0.325 (1, 2)	5-3							1B		2	0	0	0	0	0	2					
Bo McLaughlin, R OBP: 0.192, SLG: 0.320 Joe Niekro, R OBP: 0.371, SLG: 0.500 Ken Forsch, R OBP: 0.182, SLG: 0.100 (8, 1)		4-3			6-3			1B		0	0	0	0	0	0	0					
Inning Stats	R: 4 E: 0 K: 0 S: 8	H: 5 LOB: 1 BB: 0 P: 8	R: 0 E: 0 K: 0 S: 4	H: 1 LOB: 3 BB: 2 P: 12	R: 0 E: 0 K: 0 S: 4	H: 1 LOB: 1 BB: 0 P: 4	R: 0 E: 0 K: 1 S: 5	H: 1 LOB: 0 BB: 0 P: 5	R: 2 E: 0 K: 0 S: 6	H: 3 LOB: 2 BB: 1 P: 10	R: 0 E: 0 K: 0 S: 3	H: 1 LOB: 0 BB: 0 P: 3	R: 0 E: 0 K: 1 S: 6	H: 1 LOB: 2 BB: 1 P: 10	R: 3 E: 0 K: 1 S: 8	H: 3 LOB: 2 BB: 2 P: 16		1B: 13 2B: 2 3B: 1 HR: 0	SF: 0 SAC: 2 DP: 1 HBP: 0	WP: 4 PA: 44 PB: 0 SB: 1 CS: 0	
PITCHER	IP	WLS	BF	H	R	ER	SO	BB	IBB	HBP	BLK	WP	HR	S	P	ERA	WHIP				
Adrian Devine, R ERA: 4.09	0.2	L	7	5	2	2	1	0	0	0	0	0	0	7	7	54.00	7.500				
Bruce Dal Canton, R ERA: 2.45	3.1		17	5	2	2	1	2	1	0	0	1	0	16	28	5.40	2.100				
Mike Marshall, R ERA: 4.12	4.0		20	6	3	3	2	3	0	0	0	2	0	21	33	6.75	2.250				



Batter	1	2	3	4	5	6	7	8	9	AB	R	H	RBI	BB	SO	LOB	TOP					
Darrel Chaney, S OBP: 0.352, SLG: 0.355 (1, 6)			4-1		3-1			BB 1B		4	0	1	0	0	1	0	<p>Atlanta Braves @ Houston Astros Astrodome, Houston, TX Sun Aug 01 1976, 4:33 AM EDT Att: 10,136 - Dome</p>					
Rod Gilbreath, R OBP: 0.328, SLG: 0.385 (1, 4)	F8		BB BB BB BB BB BB BB BB BB BB	6-3 BB		F8		BB BB		2	0	0	0	2	0							
Jimmy Wynn, R OBP: 0.393, SLG: 0.392 (1, 8)	BB		6-3					BB BB BB BB BB BB BB BB BB BB		3	0	0	0	1	2	3						
Willie Montanez, L OBP: 0.351, SLG: 0.419 (1, 3)	F4		F8					F8		4	0	0	0	0	0	4						
Ken Henderson, S OBP: 0.368, SLG: 0.414 (1, 9)		G3		K				K		4	0	1	0	0	2	0						
Tom Paciorek, R OBP: 0.357, SLG: 0.418 (1, 7)		1-6-3 1B		F7				G5-4-3 1B		4	0	1	0	0	0	1						
Biff Pocoroba, S OBP: 0.304, SLG: 0.276 (1, 2)		1-6-3 1B						F7		4	0	2	0	0	0	0						
Rob Belloir, R OBP: 0.314, SLG: 0.290 (1, 5)		1-6-3		F7				5-3		3	0	0	0	0	0	3						
Phil Niekro, R OBP: 0.210, SLG: 0.290 Max Leon, R Mike Beard, L Dave May, L (8, PH) Pablo Torrealba, L (8, 1)		6-3		4-3				F5		2	0	0	0	0	0	2						
Inning Stats	R: 0 E: 0 K: 1 S: 5	H: 0 LOB: 1 BB: 1 P: 9	R: 0 E: 0 K: 0 S: 5	H: 2 LOB: 2 BB: 0 P: 5	R: 0 E: 0 K: 0 S: 3	H: 0 LOB: 1 BB: 1 P: 7	R: 0 E: 0 K: 1 S: 6	H: 1 LOB: 1 BB: 0 P: 6	R: 0 E: 0 K: 0 S: 3	H: 0 LOB: 0 BB: 0 P: 3	R: 0 E: 0 K: 0 S: 7	H: 0 LOB: 0 BB: 0 P: 7	R: 0 E: 0 K: 0 S: 3	H: 0 LOB: 0 BB: 0 P: 3	R: 0 E: 0 K: 1 S: 6	H: 1 LOB: 2 BB: 1 P: 10		R: 0 E: 0 K: 0 S: 3	H: 1 LOB: 0 BB: 0 P: 3	1B: 5 2B: 0 3B: 0 HR: 0	SF: 0 SAC: 0 DP: 1 HBP: 0	WP: 0 PB: 0 SB: 0 CS: 0
PITCHER Larry Dierker, R ERA: 3.65 (1, 1)	IP: 9.0 WLS: W BF: 34 H: 5 R: 0 ER: 0 SO: 5 BB: 3 IBB: 0 HBP: 0 BLK: 0 WP: 0 HR: 0 S: 41 P: 53 ERA: 0.00 WHIP: 0.889															PITCHER						

Batter	1	2	3	4	5	6	7	8	9	AB	R	H	RBI	BB	SO	LOB	BOTTOM			
Greg Gross, L OBP: 0.364, SLG: 0.341 (1, 9)	1-3		F6		SH1-3 BB	1B BB		1B FC1-2-5 BB		2	0	0	0	3	0	0	<p>Atlanta Braves @ Houston Astros Astrodome, Houston, TX Sun Aug 01 1976, 4:33 AM EDT Att: 10,136 - Dome</p>			
Enos Cabell, R OBP: 0.324, SLG: 0.347 (1, 5)	3-1		F8 BLK 1B		SH1-3	1-2 2-3 1B		FC1-2-5 1B		4	1	3	0	0	0					
Cesar Cedeno, R OBP: 0.355, SLG: 0.477 (1, 8)	F8		FC 1B S		F7	F8		FC1-2-5 G4-6-3		5	0	0	0	0	0	7				
Bob Watson, R OBP: 0.372, SLG: 0.452 (1, 3)		HR	F8		6-3			3H 1B G4-6-3		5	2	2	1	0	0	5				
Jose Cruz, L OBP: 0.397, SLG: 0.403 (1, 7)		F7	1-3 3H 1B			4-1 1B 2B		1H E 1B		4	2	3	2	0	0	0				
Ed Herrmann, L OBP: 0.288, SLG: 0.325 (1, 2)		2B 1B	G3			4-1		SH3		3	0	1	0	0	0	3				
Rob Andrews, R OBP: 0.330, SLG: 0.331 (1, 4)		F6		F7		1B FC1-6-4 BB		E6		3	1	0	0	1	0	1				
Roger Metzger, S OBP: 0.311, SLG: 0.291 (1, 6)				K				6-3		4	0	2	1	0	1	1				
Larry Dierker, R OBP: 0.100, SLG: 0.104 (1, 1)			K		6-3			FC1-6-4 1B BB		4	0	0	1	0	1	4				
Inning Stats	R: 0 E: 0 K: 0 S: 3	H: 0 LOB: 0 BB: 0 P: 3	R: 1 E: 0 K: 1 S: 8	H: 3 LOB: 2 BB: 0 P: 8	R: 1 E: 0 K: 0 S: 6	H: 2 LOB: 2 BB: 0 P: 6	R: 0 E: 0 K: 1 S: 5	H: 0 LOB: 0 BB: 0 P: 5	R: 0 E: 0 K: 0 S: 3	H: 0 LOB: 1 BB: 1 P: 7	R: 2 E: 0 K: 0 S: 6	H: 3 LOB: 3 BB: 2 P: 14	R: 2 E: 1 K: 0 S: 6	H: 2 LOB: 1 BB: 0 P: 6	R: 0 E: 0 K: 0 S: 3	H: 1 LOB: 1 BB: 1 P: 7		1B: 8 2B: 2 3B: 0 HR: 1	SF: 0 SAC: 2 DP: 1 HBP: 0	WP: 0 PB: 0 SB: 1 CS: 0
PITCHER Phil Niekro, R ERA: 3.56 Max Leon, R ERA: 2.79 Mike Beard, L ERA: 2.35 Pablo Torrealba, L ERA: 6.26 (1, 1)	IP: 5.2 WLS: L BF: 28 H: 7 R: 4 ER: 4 SO: 4 BB: 3 IBB: 0 HBP: 0 BLK: 0 WP: 0 HR: 1 S: 29 P: 41 ERA: 6.35 WHIP: 1.765															PITCHER				

AB	31
R	0
H	5
RBI	0
BB	3
SO	5
LOB	13

AB	34
R	6
H	11
RBI	5
BB	4
SO	2
LOB	21



Batter	1	2	3	4	5	6	7	8	9	AB	R	H	RBI	BB	SO	LOB	TOP			
Johnny Grubb, L OBP: 0.395, SLG: 0.421 (1, 9)	F8		G3		FC5-4		4-3			4	0	0	0	0	0	2				
Enzo Hernandez, R OBP: 0.314, SLG: 0.331 (1, 6)	F9		1B E		G4-6-3			F4		4	1	1	0	0	0	1				
Dave Winfield, R OBP: 0.357, SLG: 0.447 (1, 8)	WP 2B		1B E			F9		F4		4	1	2	0	0	0	0				
Jerry Turner, L OBP: 0.319, SLG: 0.368 (1, 7)	6-3		1B E4			HR		FC5-4 1B		4	1	2	1	0	0	2				
Mike Ivie, R OBP: 0.313, SLG: 0.401 (1, 3)		F8	1B			F3		FC5-4		4	0	1	1	0	0	1				
Tito Fuentes, S OBP: 0.304, SLG: 0.332 (1, 4)		G3		G6-4-3 1B		F8			6-3	4	0	1	0	0	0	0				
Doug Rader, R OBP: 0.327, SLG: 0.365 (1, 5)					F4		4-3 1B		K	4	0	2	0	0	1	1				
Fred Kendall, R OBP: 0.279, SLG: 0.282 (1, 2)		F3		G6-4-3		F8			5-3	4	0	0	0	0	0	3				
Rich Folkers, L OBP: 0.352, SLG: 0.500 (5, PH)			F7		FC5-4 BB		4-3			1	0	0	0	0	0	0				
Dave Tomlin, L OBP: 0.352, SLG: 0.500 (5, PH)										0	0	0	0	0	0	0				
Merv Rettenmund, R OBP: 0.352, SLG: 0.500 (5, PH)										0	0	0	0	0	0	0				
Jerry Johnson, R OBP: 0.352, SLG: 0.500 (5, PH)										0	0	0	0	0	0	0				
Ted Kubiak, S OBP: 0.352, SLG: 0.500 (7, PH)										0	0	0	0	0	0	0				
Alan Foster, R OBP: 0.195, SLG: 0.295 (7, 1)										0	0	0	0	0	0	0				
Inning Stats	R: 0 E: 0 K: 0 S: 4	H: 1 LOB: 1 BB: 0 P: 4	R: 0 E: 0 K: 0 S: 4	H: 1 LOB: 1 BB: 0 P: 4	R: 2 E: 1 K: 0 S: 6	H: 3 LOB: 2 BB: 0 P: 6	R: 0 E: 0 K: 0 S: 3	H: 1 LOB: 0 BB: 0 P: 3	R: 0 E: 0 K: 0 S: 2	H: 0 LOB: 0 BB: 1 P: 6	R: 1 E: 0 K: 0 S: 4	H: 1 LOB: 0 BB: 0 P: 4	R: 0 E: 0 K: 0 S: 4	H: 1 LOB: 1 BB: 0 P: 4	R: 0 E: 0 K: 1 S: 5	H: 0 LOB: 0 BB: 0 P: 5	1B: 7 2B: 1 3B: 0 HR: 1	SF: 0 SAC: 0 DP: 2 HBP: 0	WP: 1 PB: 0 SB: 0 CS: 0	PA: 35
PITCHER Andy Messersmith, R ERA: 2.71 (1, 1)	IP: 9.0 WLS: W BF: 35 H: 9 R: 3 ER: 1 SO: 1 BB: 1 IBB: 0 HBP: 0 BLK: 0 WP: 1 HR: 1 S: 36 P: 40 ERA: 1.00 WHIP: 1.111																			

San Diego Padres @ Atlanta Braves
Atlanta-Fulton County Stadium, Atlanta, GA
Tue Aug 03 1976, 7:05 PM EDT
Att: 3,819 - Unknown


AB 34
R 3
H 9
RBI 2
BB 1
SO 1
LOB 11



Batter	1	2	3	4	5	6	7	8	9	AB	R	H	RBI	BB	SO	LOB	BOTTOM	
Darrel Chaney, S OBP: 0.357, SLG: 0.368 (1, 6)	F9		HR	L4			BB BB 1B			4	1	2	0	0	0	0		
Rod Gilbreath, R OBP: 0.333, SLG: 0.381 (1, 4)	HR 6-4-3 1B		HR	4-3			F6			4	2	2	0	0	0	1		
Jimmy Wynn, R OBP: 0.384, SLG: 0.384 (1, 8)	6-4-3 1-2		F7		6-3		F7			4	0	0	0	0	0	4		
Cito Gaston, R OBP: 0.458, SLG: 0.628 (1, 3)	HR 2H		HR		FC4 1B		BB BB			3	2	3	5	1	0	0		
Ken Henderson, S OBP: 0.367, SLG: 0.407 (1, 9)	K		E 1B BB		K		BB BB			2	1	0	0	2	2	1		
Vic Correll, R OBP: 0.343, SLG: 0.333 (1, 2)		G4-6-3 BB	E5 1B		FC4		F3			3	1	0	0	1	0	5		
Dave May, L OBP: 0.299, SLG: 0.284 (1, 7)		G4-6-3 1-2	FC6-4 1B			G1		6-3		4	0	1	2	0	0	1		
Rob Belloir, R OBP: 0.286, SLG: 0.263 (1, 5)		5-3	FC6-4			F8		6-3		4	0	0	0	0	0	1		
Andy Messersmith, R OBP: 0.250, SLG: 0.217 (1, 1)			K		G3		F9		F9	4	0	0	0	0	1	0		
Inning Stats	R: 2 E: 0 K: 1 S: 7	H: 2 LOB: 0 BB: 0 P: 7	R: 0 E: 0 K: 0 S: 2	H: 0 LOB: 0 BB: 1 P: 6	R: 5 E: 1 K: 1 S: 10	H: 4 LOB: 1 BB: 1 P: 14	R: 0 E: 0 K: 0 S: 3	H: 0 LOB: 0 BB: 0 P: 3	R: 0 E: 0 K: 0 S: 3	H: 0 LOB: 0 BB: 0 P: 3	R: 0 E: 0 K: 0 S: 4	H: 1 LOB: 3 BB: 2 P: 12	R: 0 E: 0 K: 0 S: 3	H: 0 LOB: 0 BB: 0 P: 3	1B: 5 2B: 1 3B: 0 HR: 2	SF: 0 SAC: 0 DP: 1 HBP: 0	WP: 0 PB: 0 SB: 0 CS: 0	PA: 36
PITCHER Rich Folkers, L ERA: 5.29 (1, 1)	IP: 2.2 WLS: L BF: 15 H: 5 R: 7 ER: 5 SO: 2 BB: 2 IBB: 0 HBP: 0 BLK: 0 WP: 0 HR: 2 S: 17 P: 25 ERA: 16.88 WHIP: 2.625																	
Dave Tomlin, L ERA: 3.53 (3, 1)	IP: 1.1 WLS: L BF: 5 H: 1 R: 0 ER: 0 SO: 0 BB: 0 IBB: 0 HBP: 0 BLK: 0 WP: 0 HR: 0 S: 5 P: 5 ERA: 0.00 WHIP: 0.750																	
Jerry Johnson, R ERA: 6.75 (5, 1)	IP: 2.0 WLS: L BF: 7 H: 1 R: 0 ER: 0 SO: 1 BB: 0 IBB: 0 HBP: 0 BLK: 0 WP: 0 HR: 0 S: 9 P: 9 ERA: 0.00 WHIP: 0.500																	
Alan Foster, R ERA: 3.23 (7, 1)	IP: 2.0 WLS: L BF: 9 H: 1 R: 0 ER: 0 SO: 0 BB: 2 IBB: 0 HBP: 0 BLK: 0 WP: 0 HR: 0 S: 7 P: 15 ERA: 0.00 WHIP: 1.500																	

San Diego Padres @ Atlanta Braves
Atlanta-Fulton County Stadium, Atlanta, GA
Tue Aug 03 1976, 7:05 PM EDT
Att: 3,819 - Unknown

AB 32
R 7
H 8
RBI 7
BB 4
SO 3
LOB 13



Batter	1	2	3	4	5	6	7	8	9	AB	R	H	RBI	BB	SO	LOB	TOP			
Johnny Grubb, L (1, 9) OBP: 0.388, SLG: 0.412										5	0	0	0	0	2	0				
Enzo Hernandez, R (1, 6) OBP: 0.313, SLG: 0.330										4	0	1	0	0	0	0				
Dave Winfield, R (1, 8) OBP: 0.358, SLG: 0.450										4	0	2	0	0	2	1				
Jerry Turner, L (1, 7) OBP: 0.323, SLG: 0.367										3	0	1	0	1	1	2				
Mike Ivie, R (1, 3) OBP: 0.312, SLG: 0.398										4	0	1	0	0	0	1				
Tito Fuentes, S (1, 4) OBP: 0.301, SLG: 0.329										4	0	0	0	0	2	2				
Doug Rader, R (1, 5) OBP: 0.332, SLG: 0.366										2	0	1	0	2	0	1				
Fred Kendall, R (1, 2) OBP: 0.282, SLG: 0.285										4	0	2	0	0	2	2				
Randy Jones, R (1, 1) OBP: 0.100, SLG: 0.053										4	0	0	0	0	1	6				
Inning Stats	R: 0 E: 0 K: 2 S: 8	H: 1 LOB: 1 BB: 0 P: 8	R: 0 E: 0 K: 1 S: 6	H: 1 LOB: 2 BB: 1 P: 10	R: 0 E: 0 K: 1 S: 4	H: 2 LOB: 2 BB: 0 P: 4	R: 0 E: 0 K: 1 S: 7	H: 2 LOB: 2 BB: 0 P: 7	R: 0 E: 0 K: 1 S: 6	H: 1 LOB: 1 BB: 1 P: 6	R: 0 E: 0 K: 2 S: 8	H: 0 LOB: 0 BB: 0 P: 7	R: 0 E: 0 K: 0 S: 3	H: 0 LOB: 1 BB: 1 P: 7	R: 0 E: 0 K: 1 S: 5	H: 0 LOB: 0 BB: 0 P: 5	1B: 7 2B: 1 3B: 0 HR: 0	SF: 0 SAC: 0 DP: 0 HBP: 0	WP: 0 PB: 0 SB: 3 CS: 0	PA: 37
PITCHER Dick Ruthven, R (1, 1) ERA: 3.23	IP: 9.0 WLS: W BF: 37 H: 8 R: 0 ER: 0 SO: 10 BB: 3 IBB: 0 HBP: 0 BLK: 0 WP: 0 HR: 0 S: 54 P: 66 ERA: 0.00 WHIP: 1.222															PITCHER				

San Diego Padres @ Atlanta Braves
Atlanta-Fulton County Stadium, Atlanta, GA
Wed Aug 04 1976, 7:05 PM EDT
Att: 2,715 - Unknown

AB 34
R 0
H 8
RBI 0
BB 3
SO 10
LOB 15

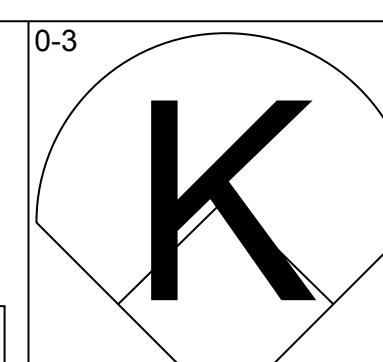
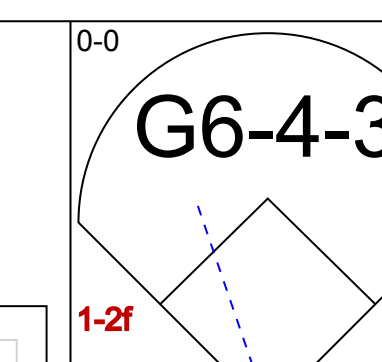
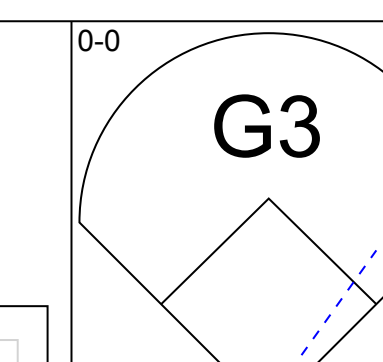
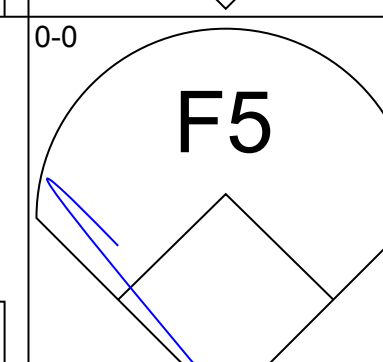
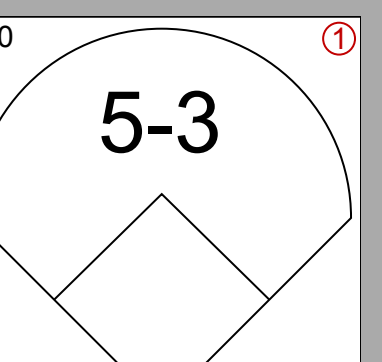
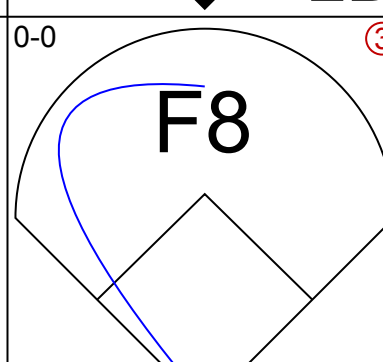
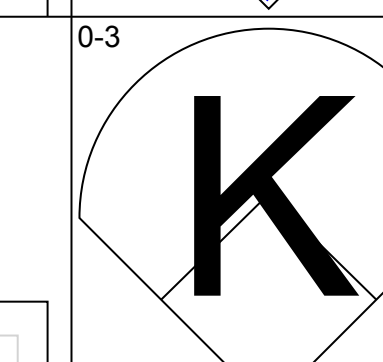
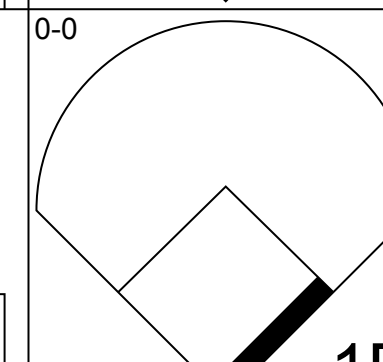
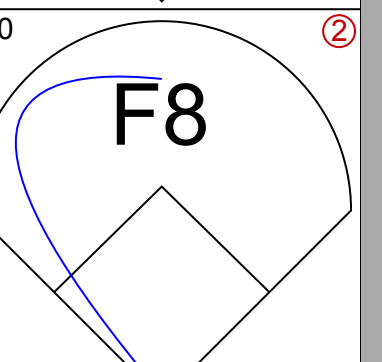
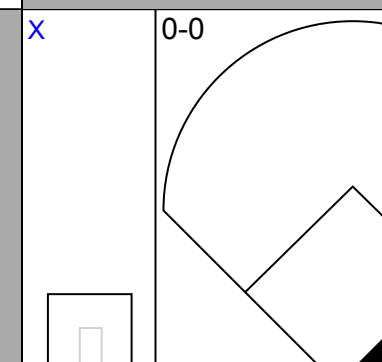
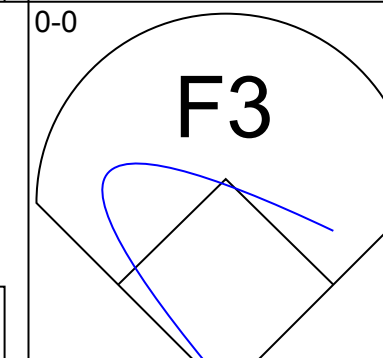
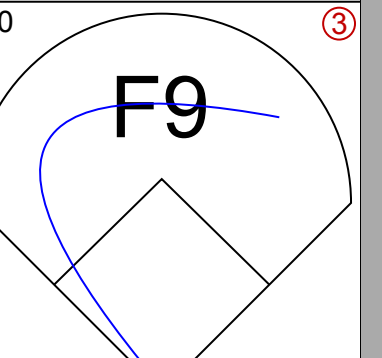
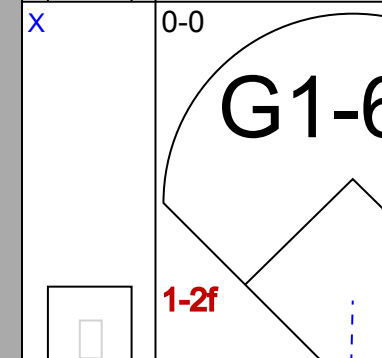
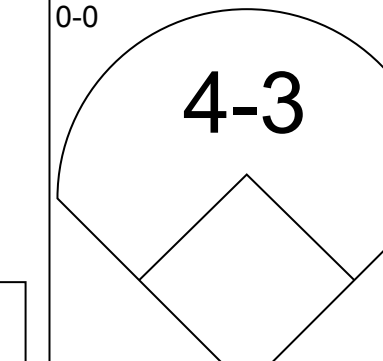
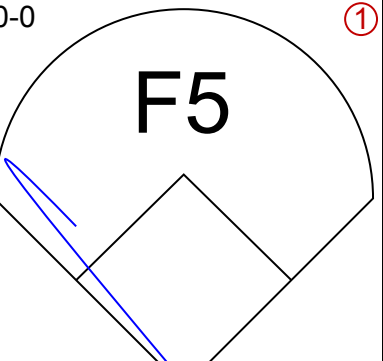
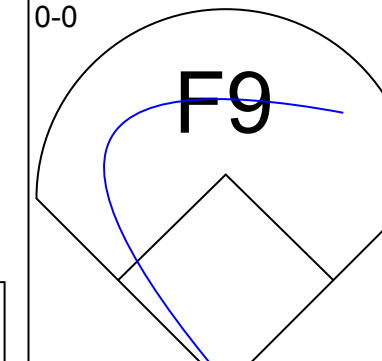

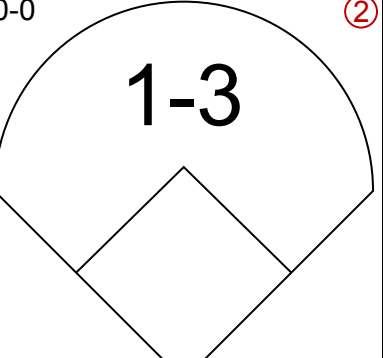
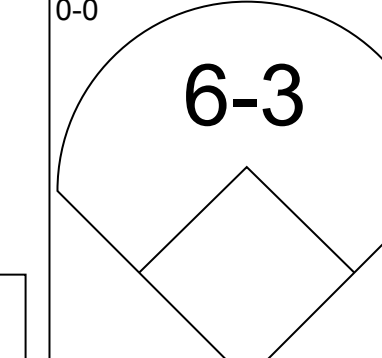

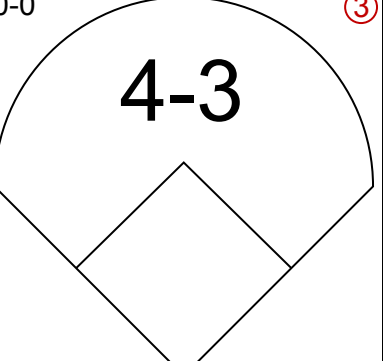
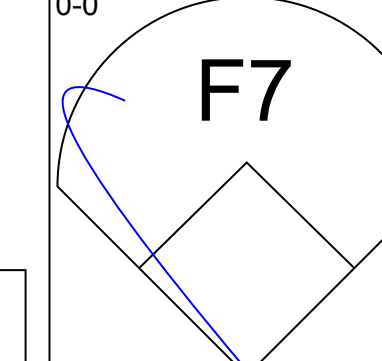
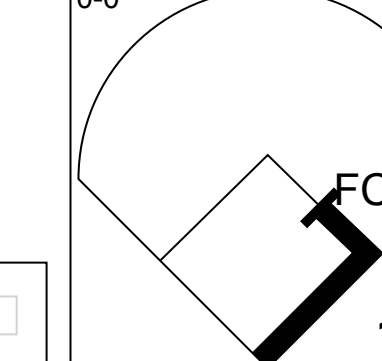
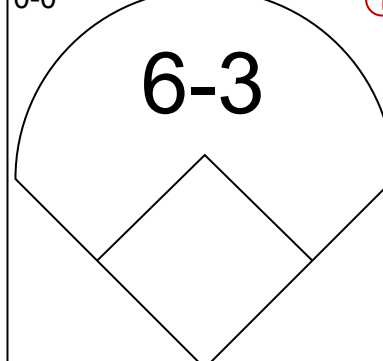
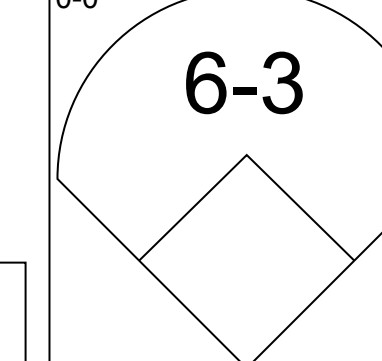
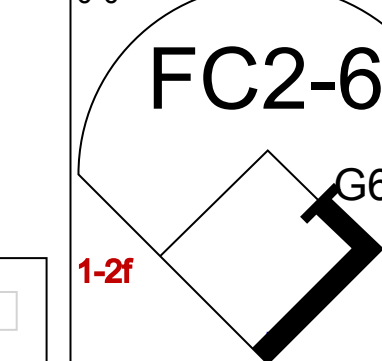
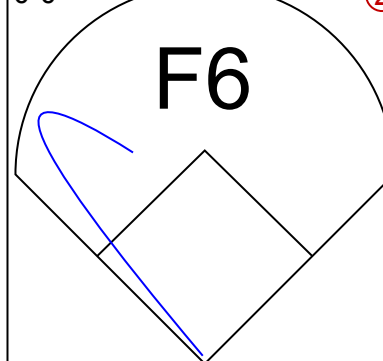
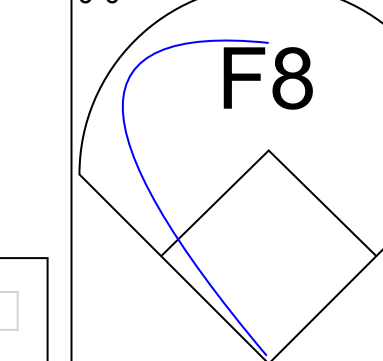



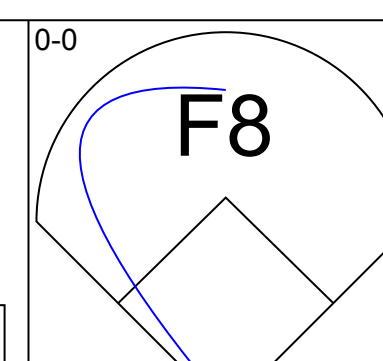
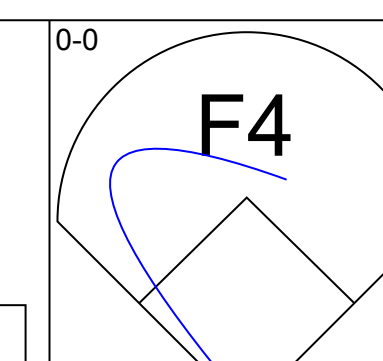
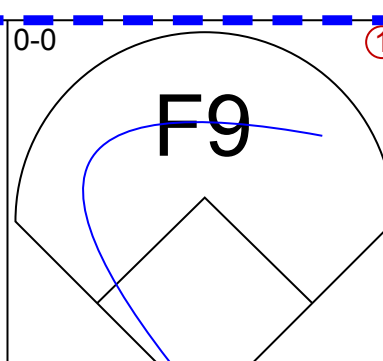
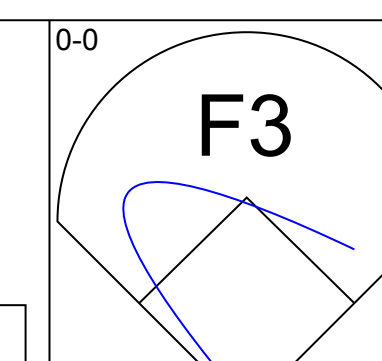
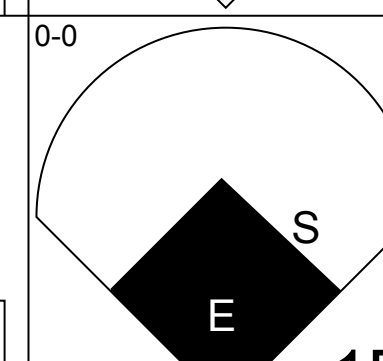
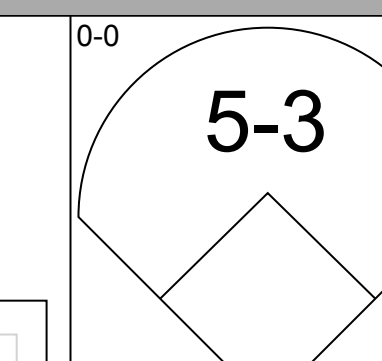
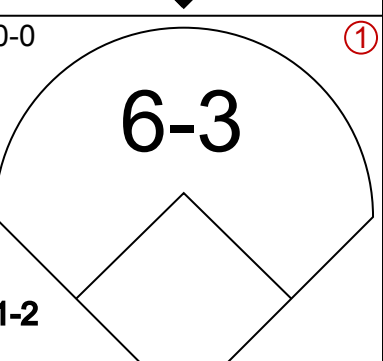
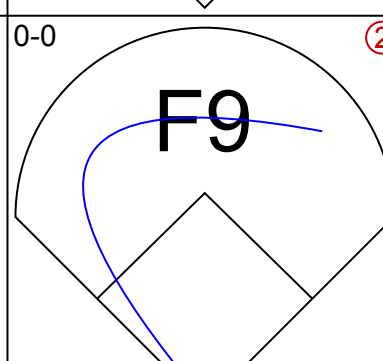
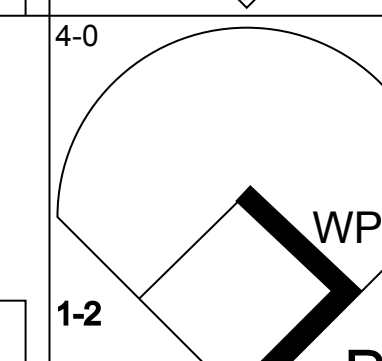
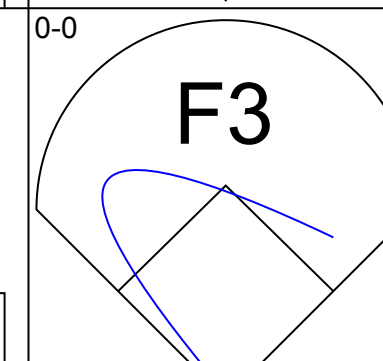
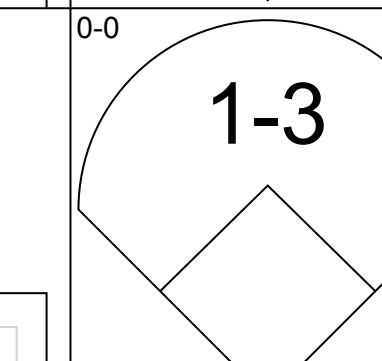
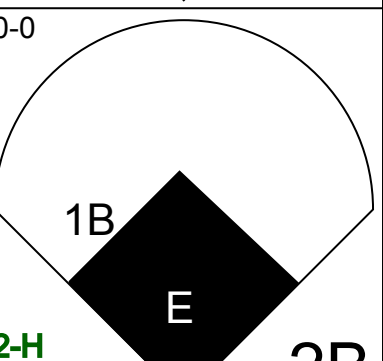
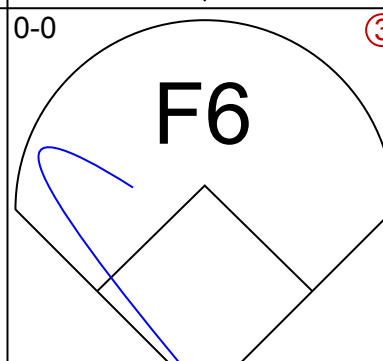
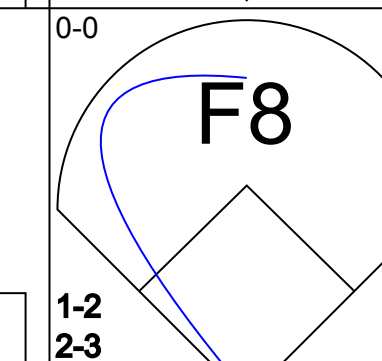
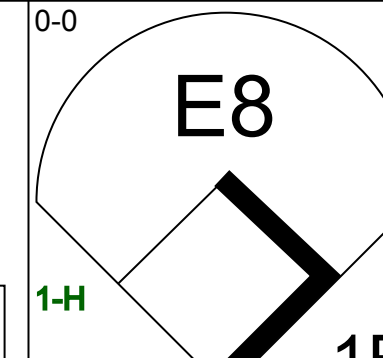
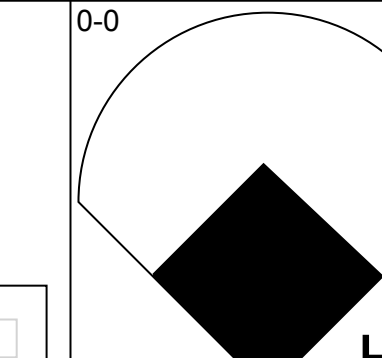
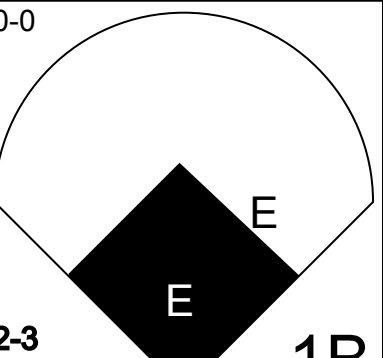
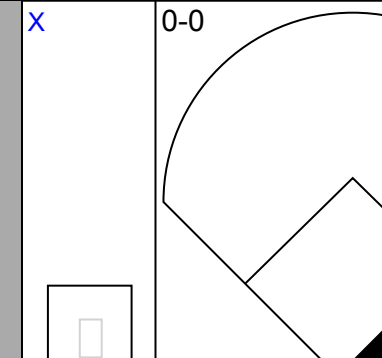
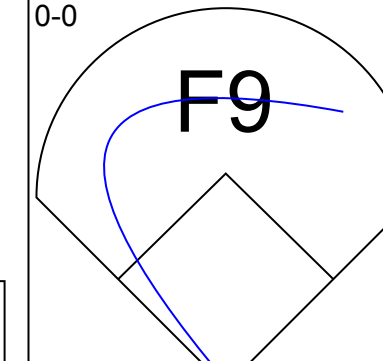
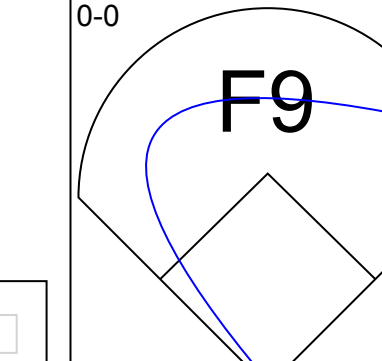
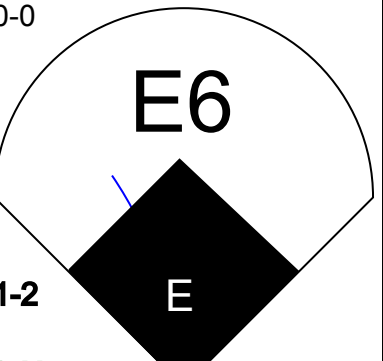
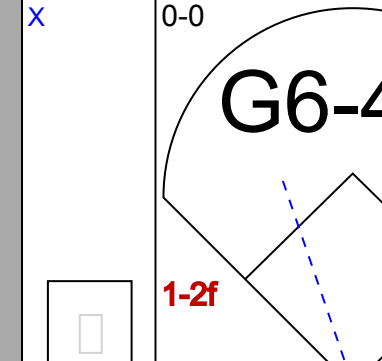
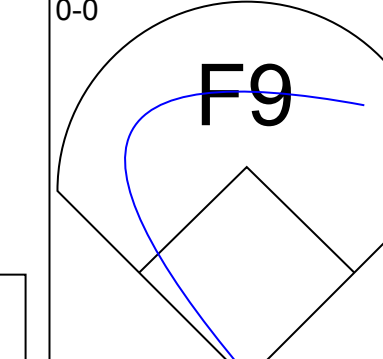
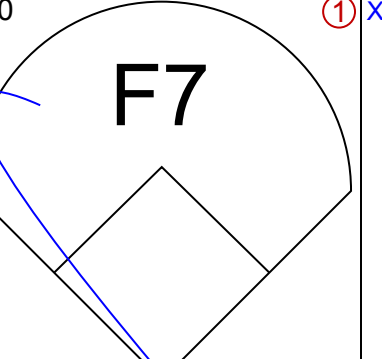
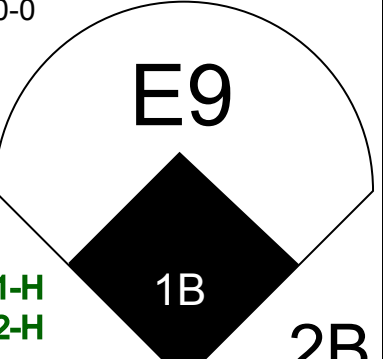

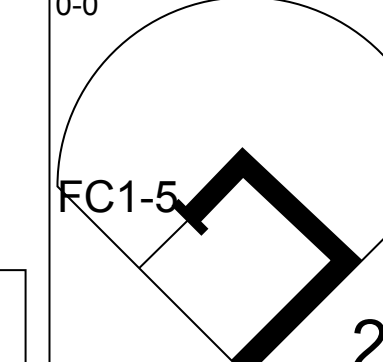
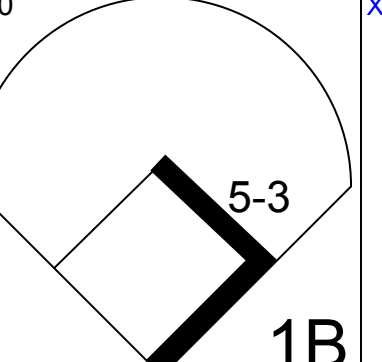
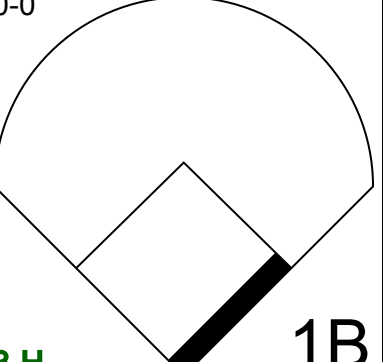
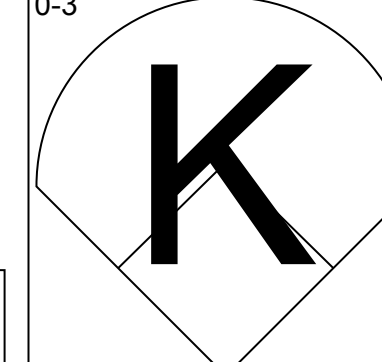
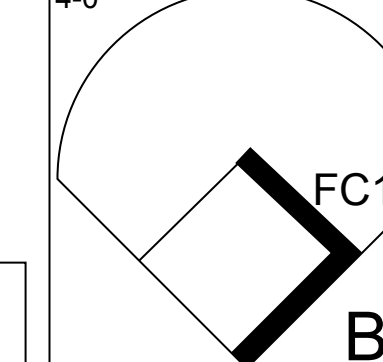
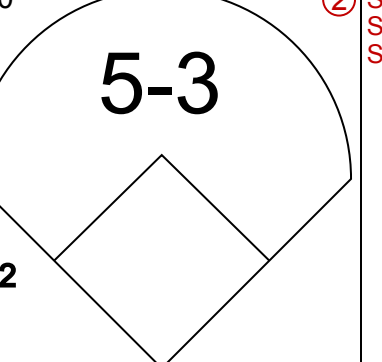
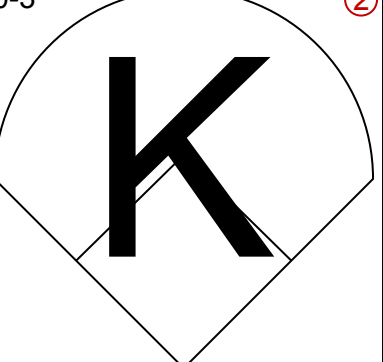
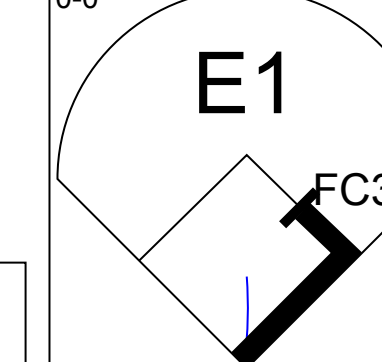
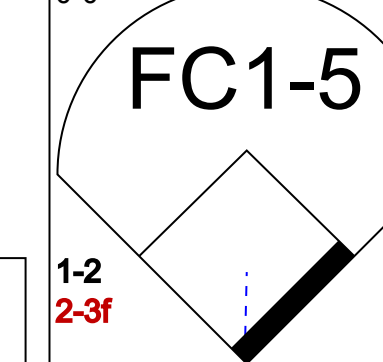
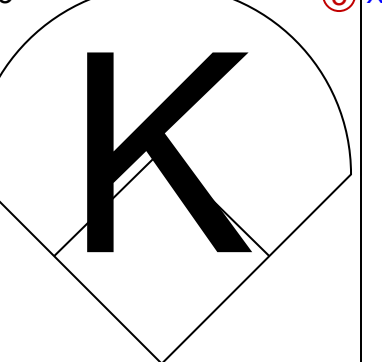
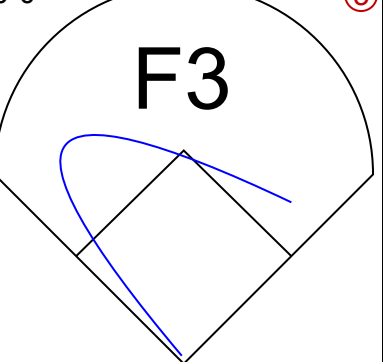
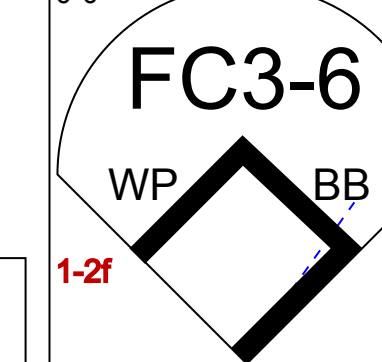
Batter	1	2	3	4	5	6	7	8	9	AB	R	H	RBI	BB	SO	LOB	BOTTOM			
Jerry Royster, R (1, 5) OBP: 0.325, SLG: 0.324										4	0	0	0	0	0	2				
Rod Gilbreath, R (1, 4) OBP: 0.341, SLG: 0.389										4	1	3	0	0	0	0				
Jimmy Wynn, R (1, 8) OBP: 0.385, SLG: 0.388										4	0	2	1	0	0	1				
Cito Gaston, R (1, 3) OBP: 0.431, SLG: 0.587										3	0	0	0	0	0	3				
Ken Henderson, S (1, 9) OBP: 0.366, SLG: 0.405										2	0	0	0	1	0	0				
Darrel Chaney, S (1, 6) OBP: 0.354, SLG: 0.364										3	0	0	0	0	2	3				
Dave May, L (1, 7) OBP: 0.292, SLG: 0.277										3	0	0	0	0	1	3				
Vic Correll, R (1, 2) OBP: 0.333, SLG: 0.322										3	0	0	0	0	1	0				
Dick Ruthven, R (1, 1) OBP: 0.241, SLG: 0.185										3	0	2	0	0	0	0				
Inning Stats	R: 0 E: 1 K: 0 S: 4	H: 0 LOB: 0 BB: 0 P: 4	R: 0 E: 0 K: 1 S: 5	H: 0 LOB: 0 BB: 0 P: 5	R: 0 E: 0 K: 1 S: 5	H: 1 LOB: 0 BB: 0 P: 5	R: 0 E: 0 K: 1 S: 7	H: 2 LOB: 3 BB: 1 P: 11	R: 0 E: 0 K: 0 S: 3	H: 1 LOB: 0 BB: 0 P: 3	R: 0 E: 0 K: 1 S: 5	H: 0 LOB: 0 BB: 0 P: 5	R: 0 E: 0 K: 0 S: 3	H: 0 LOB: 0 BB: 0 P: 3	R: 1 E: 0 K: 0 S: 2	H: 2 LOB: 1 BB: 0 P: 2	1B: 6 2B: 2 3B: 0 HR: 0	SF: 0 SAC: 0 DP: 2 HBP: 0	WP: 0 PB: 0 SB: 0 CS: 0	PA: 30
PITCHER Randy Jones, L (1, 1) ERA: 2.62	IP: 8.0 WLS: L BF: 30 H: 7 R: 1 ER: 1 SO: 4 BB: 0 IBB: 1 HBP: 0 BLK: 0 WP: 0 HR: 0 S: 37 P: 41 ERA: 1.12 WHIP: 0.875															PITCHER				

San Diego Padres @ Atlanta Braves
Atlanta-Fulton County Stadium, Atlanta, GA
Wed Aug 04 1976, 7:05 PM EDT
Att: 2,715 - Unknown

AB 29
R 1
H 7
RBI 1
BB 1
SO 4
LOB 12



Batter	1	2	3	4	5	6	7	8	9	AB	R	H	RBI	BB	SO	LOB	TOP		
Gary Thomasson, L (1, 8) OBP: 0.320, SLG: 0.425										4	0	1	0	0	1	1	San Francisco Giants @ Atlanta Braves Atlanta-Fulton County Stadium, Atlanta, GA Fri Aug 06 1976, 7:05 PM EDT Att: 6,633 - Unknown		
Marty Perez, R (1, 4) OBP: 0.324, SLG: 0.323										4	0	0	0	0	1	1			
Gary Matthews, R (1, 7) OBP: 0.358, SLG: 0.424										3	0	2	0	0	0	0			
Bobby Murcer, L (1, 9) OBP: 0.354, SLG: 0.403										3	0	0	0	0	0	2			
Darrell Evans, L (1, 3) OBP: 0.329, SLG: 0.305										0	0	0	0	0	0	0			
Ken Reitz, R (1, 5) OBP: 0.304, SLG: 0.343										3	0	0	0	0	0	0			
Dave Rader, L (1, 2) OBP: 0.318, SLG: 0.338										3	0	0	0	0	0	0			
Johnnie LeMaster, R (1, 6) OBP: 0.286, SLG: 0.286										3	0	1	0	0	0	0			
Rob Dressler, R (1, 1) OBP: 0.154, SLG: 0.154										1	0	0	0	0	0	0			
Dave Heaverlo, R (5, 1) OBP: 0.252, SLG: 0.333										0	0	0	0	0	0	0			
Glen Adams, R (6, 1) OBP: 0.252, SLG: 0.333										0	0	0	0	0	0	0			
Mike Caldwell, L (6, 1) OBP: 0.491, SLG: 0.128										0	0	0	0	0	0	0			
Charlie Williams, R (8, 1) OBP: 0.370, SLG: 0.287										0	0	0	0	0	0	0			
Inning Stats	R: 0 E: 0 K: 1 S: 6	H: 1 LOB: 1 BB: 0 P: 6	R: 0 E: 0 K: 0 S: 3	H: 0 LOB: 0 BB: 0 P: 3	R: 0 E: 0 K: 0 S: 3	H: 1 LOB: 0 BB: 0 P: 3	R: 0 E: 0 K: 0 S: 3	H: 0 LOB: 0 BB: 0 P: 3	R: 0 E: 0 K: 0 S: 4	H: 1 LOB: 1 BB: 0 P: 4	R: 0 E: 0 K: 0 S: 3	H: 1 LOB: 0 BB: 0 P: 3	R: 0 E: 0 K: 0 S: 3	H: 0 LOB: 0 BB: 0 P: 3	R: 0 E: 0 K: 1 S: 5	H: 0 LOB: 0 BB: 0 P: 5	1B: 3 2B: 1 3B: 0 HR: 0	SF: 0 SAC: 0 DP: 2 HBP: 0	WP: 0 PA: 29 PB: 0 SB: 0 CS: 0
PITCHER Carl Morton, R (1, 1) ERA: 4.45	IP: 9.0 WLS: W BF: 29 H: 4 R: 0 ER: 0 SO: 2 BB: 0 IBB: 0 HBP: 0 BLK: 0 WP: 0 HR: 0 S: 33 P: 33 ERA: 0.00 WHIP: 0.444															PITCHER			

Batter	1	2	3	4	5	6	7	8	9	AB	R	H	RBI	BB	SO	LOB	BOTTOM		
Jerry Royster, R (1, 5) OBP: 0.323, SLG: 0.321										5	1	1	0	0	0	3	San Francisco Giants @ Atlanta Braves Atlanta-Fulton County Stadium, Atlanta, GA Fri Aug 06 1976, 7:05 PM EDT Att: 6,633 - Unknown		
Rod Gilbreath, R (1, 4) OBP: 0.336, SLG: 0.378										4	1	1	0	1	0	1			
Jimmy Wynn, R (1, 8) OBP: 0.382, SLG: 0.385										5	1	1	1	0	0	3			
Willie Montanez, L (1, 3) OBP: 0.350, SLG: 0.425										4	2	4	2	0	0	0			
Ken Henderson, S (1, 9) OBP: 0.361, SLG: 0.396										4	1	0	1	0	0	3			
Darrel Chaney, S (1, 6) OBP: 0.355, SLG: 0.368										4	1	2	2	0	0	0			
Cito Gaston, R (1, 7) OBP: 0.448, SLG: 0.604										4	0	3	1	0	1	1			
Biff Pocoroba, S (1, 2) OBP: 0.307, SLG: 0.269										3	0	0	0	1	1	2			
Carl Morton, R (1, 1) OBP: 0.175, SLG: 0.139										4	0	0	0	0	1	5			
Inning Stats	R: 1 E: 1 K: 0 S: 5	H: 2 LOB: 1 BB: 0 P: 5	R: 0 E: 0 K: 0 S: 4	H: 1 LOB: 2 BB: 1 P: 8	R: 1 E: 0 K: 0 S: 4	H: 1 LOB: 0 BB: 0 P: 4	R: 0 E: 0 K: 1 S: 6	H: 1 LOB: 1 BB: 0 P: 6	R: 5 E: 2 K: 1 S: 11	H: 5 LOB: 1 BB: 0 P: 11	R: 0 E: 0 K: 0 S: 3	H: 0 LOB: 0 BB: 0 P: 3	R: 0 E: 0 K: 1 S: 6	H: 2 LOB: 1 BB: 0 P: 6	R: 0 E: 1 K: 0 S: 4	H: 0 LOB: 2 BB: 1 P: 8	1B: 8 2B: 3 3B: 0 HR: 1	SF: 0 SAC: 0 DP: 1 HBP: 0	WP: 1 PA: 39 PB: 0 SB: 2 CS: 0
PITCHER Rob Dressler, R (1, 1) ERA: 4.48	IP: 4.1 WLS: L BF: 24 H: 7 R: 7 ER: 5 SO: 1 BB: 0 IBB: 0 HBP: 0 BLK: 0 WP: 0 HR: 0 S: 25 P: 29 ERA: 10.38 WHIP: 2.308															PITCHER			
Dave Heaverlo, R (5, 1) ERA: 4.55	0.2 L 3 1 0 0 1 0 0 0 0 0 0 5 5 0.00 1.500																		
Mike Caldwell, L (6, 1) ERA: 4.91	2.0 7 2 0 0 1 0 0 0 0 0 0 9 9 0.00 1.000																		
Charlie Williams, R (8, 1) ERA: 1.98	1.0 5 0 0 0 0 1 0 0 0 0 1 0 4 8 0.00 1.000																		

Batter	1	2	3	4	5	6	7	8	9	AB	R	H	RBI	BB	SO	LOB	TOP															
Larry Herndon, R OBP: 0.351, SLG: 0.386 (1, 8)										4	1	2	1	0	0	1	San Francisco Giants @ Atlanta Braves Atlanta-Fulton County Stadium, Atlanta, GA Sat Aug 07 1976, 7:05 PM EDT Att: 9,679 - Unknown															
Marty Perez, R OBP: 0.326, SLG: 0.333 (1, 4)										4	1	2	0	0	1	0																
Gary Matthews, R OBP: 0.359, SLG: 0.423 (1, 7)										3	0	1	0	1	1	1																
Bobby Murcer, L OBP: 0.351, SLG: 0.399 (1, 9)										4	0	0	0	0	0	4																
Gary Thomasson, L OBP: 0.312, SLG: 0.414 (1, 3)										4	0	0	1	0	0	1																
Chris Speier, R OBP: 0.314, SLG: 0.291 (1, 5)										2	1	1	0	2	0	0																
Dave Rader, L OBP: 0.317, SLG: 0.337 (1, 2)										4	0	1	1	0	1	3																
Johnnie LeMaster, R OBP: 0.400, SLG: 0.500 (1, 6)										3	0	2	0	0	1	0																
John D'Acquisto, R OBP: 0.286, SLG: 0.333 (1, 1)										2	0	0	0	0	1	2																
Gary Lavelle, S OBP: 0.143, SLG: 0.143 (6, 1)										1	0	0	0	0	0	0																
Randy Moffitt, R OBP: 0.222, SLG: 0.222 (7, 1)										0	0	0	0	0	0	0																
Inning Stats	R: 2 E: 0 K: 1 S: 7	H: 2 LOB: 2 BB: 2 P: 15	R: 0 E: 0 K: 1 S: 5	H: 1 LOB: 0 BB: 0 P: 5	R: 0 E: 0 K: 0 S: 3	H: 1 LOB: 1 BB: 0 P: 3	R: 1 E: 0 K: 0 S: 5	H: 3 LOB: 1 BB: 0 P: 5	R: 0 E: 0 K: 0 S: 4	H: 0 LOB: 0 BB: 1 P: 6	R: 0 E: 0 K: 1 S: 5	H: 1 LOB: 0 BB: 0 P: 5	R: 0 E: 0 K: 2 S: 7	H: 0 LOB: 0 BB: 0 P: 7	R: 0 E: 0 K: 0 S: 3	H: 0 LOB: 0 BB: 0 P: 3	1B: 4 2B: 5 3B: 0 HR: 1	SF: 0 SAC: 0 DP: 3 HBP: 0	WP: 1 PB: 0 SB: 0 CS: 0	PA: 35												
PITCHER	IP WLS BF H R ER SO BB IBB HBP BLK WP HR S P ERA WHIP																															
Andy Messersmith, R ERA: 2.76 (1, 1)	7.0	28	9	3	3	3	3	0	0	0	0	1	1	31	43	3.86	1.714															
Mike Marshall, R ERA: 3.95 (8, 1)	2.0	W	6	0	0	0	2	0	0	0	0	0	0	10	10	0.00	0.000															

Batter	1	2	3	4	5	6	7	8	9	AB	R	H	RBI	BB	SO	LOB	BOTTOM															
Jerry Royster, R OBP: 0.319, SLG: 0.318 (1, 5)										3	0	0	1	0	0	2	San Francisco Giants @ Atlanta Braves Atlanta-Fulton County Stadium, Atlanta, GA Sat Aug 07 1976, 7:05 PM EDT Att: 9,679 - Unknown															
Rod Gilbreath, R OBP: 0.338, SLG: 0.377 (1, 4)										3	1	1	0	1	0	2																
Jimmy Wynn, R OBP: 0.383, SLG: 0.383 (1, 8)										2	1	0	0	2	1	1																
Willie Montanez, L OBP: 0.347, SLG: 0.421 (1, 3)										4	0	0	0	0	0	4																
Ken Henderson, S OBP: 0.363, SLG: 0.395 (1, 9)										3	0	1	1	1	1	0																
Darrel Chaney, S OBP: 0.356, SLG: 0.369 (1, 6)										4	0	2	1	0	1	2																
Cito Gaston, R OBP: 0.435, SLG: 0.579 (1, 7)										4	1	1	0	0	1	3																
Vic Correll, R OBP: 0.340, SLG: 0.330 (1, 2)										4	1	2	0	0	0	2																
Andy Messersmith, R OBP: 0.246, SLG: 0.213 (1, 1)										1	0	0	0	0	1	0																
Junior Moore, R OBP: 0.250, SLG: 0.250 (7, PH)										1	0	1	1	0	0	0																
Mike Marshall, R OBP: 0.313, SLG: 0.091 (8, 1)										0	0	0	0	0	0	0																
Inning Stats	R: 1 E: 1 K: 1 S: 6	H: 1 LOB: 2 BB: 2 P: 14	R: 0 E: 0 K: 2 S: 7	H: 0 LOB: 0 BB: 0 P: 7	R: 0 E: 0 K: 1 S: 5	H: 1 LOB: 1 BB: 0 P: 5	R: 0 E: 0 K: 0 S: 4	H: 1 LOB: 1 BB: 0 P: 4	R: 1 E: 0 K: 0 S: 4	H: 3 LOB: 2 BB: 1 P: 8	R: 1 E: 1 K: 0 S: 6	H: 3 LOB: 2 BB: 0 P: 6	R: 1 E: 1 K: 0 S: 5	H: 1 LOB: 2 BB: 1 P: 9	1B: 8 2B: 1 3B: 0 HR: 0	SF: 1 SAC: 1 DP: 2 HBP: 0	WP: 1 PB: 1 SB: 1 CS: 2	PA: 35														
PITCHER	IP WLS BF H R ER SO BB IBB HBP BLK WP HR S P ERA WHIP																															
John D'Acquisto, R ERA: 4.67 (1, 1)	5.0	21	4	2	1	4	3	0	0	0	0	1	0	26	38	1.80	1.400															
Gary Lavelle, L ERA: 2.91 (6, 1)	1.1	6	3	1	1	1	0	0	0	0	0	0	0	8	8	6.75	2.250															
Randy Moffitt, R ERA: 2.56 (7, 1)	1.2	L	8	1	1	0	0	1	0	0	0	0	0	7	11	0.00	1.200															



Batter	1	2	3	4	5	6	7	8	9	AB	R	H	RBI	BB	SO	LOB	TOP					
Larry Herndon, R (1, 8) OBP: 0.346, SLG: 0.380	0-3 K ①		0-0 6-3 ③		0-0 FC4-6 ③		0-0 FC6-4 ③			4	0	0	0	0	1	4	San Francisco Giants @ Atlanta Braves Atlanta-Fulton County Stadium, Atlanta, GA Sun Aug 08 1976, 3:33 AM EDT Unknown					
Marty Perez, R (1, 4) OBP: 0.322, SLG: 0.328	0-3 K ②			0-0 F9 ①		0-0 5-3 ①		0-0 4-3 ①	4	0	0	0	0	1	0							
Gary Matthews, R (1, 7) OBP: 0.360, SLG: 0.423	4-0 BB ③			0-0 5-3 ②		0-0 1-3 ②		0-0 CS 1B ②	3	0	1	0	1	0	0							
Bobby Murcer, L (1, 9) OBP: 0.352, SLG: 0.400	0-3 K ③			0-0 2B 1B		0-0 F7 ③		0-0 1B ②	4	1	2	0	0	1	1							
Gary Thomasson, L (1, 3) OBP: 0.316, SLG: 0.419		0-0 F3 ①		0-0 2B ①		4-0 SH1-4 BB ①		0-0 F8 ③	3	0	1	1	1	0	1							
Ken Reitz, R (1, 5) OBP: 0.302, SLG: 0.341		0-0 F8 ②		0-0 F9 ③		0-0 SH1-4 ①		0-0 5-3 ①	3	0	0	0	0	0	1							
Dave Rader, L (1, 2) OBP: 0.316, SLG: 0.332		0-0 F5 ③			0-0 F7 ①		4-0 BB IBB ②	0-0 F8 ②	3	0	0	0	1	0	0							
Johnnie LeMaster, R (1, 6) OBP: 0.333, SLG: 0.417			0-0 G3 ①		0-0 5-3 ②		0-3 K ②	0-3 K ③	2	0	0	0	0	0	0							
Darrell Evans, L (7, PH) OBP: 0.328, SLG: 0.304									0	0	0	0	0	0	0							
Randy Moffitt, R (7, 1) OBP: 0.222, SLG: 0.222									0	0	0	0	0	0	0							
Gary Lavelle, S (8, 1) OBP: 0.125, SLG: 0.125									1	0	0	0	0	1	0							
Ed Hallicki, R (1, 1) OBP: 0.289, SLG: 0.200			0-3 K ②						0	0	0	0	0	0	0							
Charlie Williams, R (1, 1) OBP: 0.236, SLG: 0.167					0-0 FC4-6 1B				2	0	1	0	0	1	0							
Chris Speier, R (7, PH) OBP: 0.316, SLG: 0.291									0	0	0	0	1	0	0							
Inning Stats	R: 0 E: 0 K: 3 S: 9	H: 0 LOB: 1 BB: 1 P: 13	R: 0 E: 0 K: 0 S: 3	H: 0 LOB: 0 BB: 0 P: 3	R: 0 E: 0 K: 1 S: 5	H: 0 LOB: 0 BB: 0 P: 5	R: 1 E: 0 K: 0 S: 5	H: 2 LOB: 1 BB: 0 P: 5	R: 0 E: 0 K: 0 S: 4	H: 1 LOB: 1 BB: 0 P: 4	R: 0 E: 0 K: 0 S: 3	H: 0 LOB: 0 BB: 0 P: 3	R: 0 E: 0 K: 1 S: 5	H: 0 LOB: 3 BB: 3 P: 17	R: 0 E: 0 K: 0 S: 4	H: 2 LOB: 1 BB: 0 P: 4	R: 0 E: 0 K: 1 S: 5	H: 0 LOB: 0 BB: 0 P: 5	1B: 4 2B: 1 3B: 0 HR: 0	SF: 0 SAC: 1 DP: 0 HBP: 0	WP: 0 PB: 0 SB: 2 CS: 1	PA: 35
PITCHER Dick Ruthven, R (1, 1) ERA: 3.12	IP: 9.0 WLS: W BF: 35 H: 5 R: 1 ER: 1 SO: 6 BB: 3 IBB: 1 HBP: 0 BLK: 0 WP: 0 HR: 0 S: 43 P: 59 ERA: 1.00 WHIP: 0.889															PITCHER						

Batter	1	2	3	4	5	6	7	8	9	AB	R	H	RBI	BB	SO	LOB	BOTTOM					
Jerry Royster, R (1, 5) OBP: 0.323, SLG: 0.323	1-0 F4 ①		0-0 6-3 ②		0-0 1B ③			0-0 FC6-5 SH3-4 1B ①	0-0 1B ②	5	0	3	1	0	0	0	San Francisco Giants @ Atlanta Braves Atlanta-Fulton County Stadium, Atlanta, GA Sun Aug 08 1976, 3:33 AM EDT Unknown					
Rod Gilbreath, R (1, 4) OBP: 0.343, SLG: 0.376	4-0 BB ③		4-0 CS BB ③		0-0 1-3 ③			0-0 SH3-4 ①	1-2 2-3 3-4 ①	1	0	0	0	2	0	1						
Jimmy Wynn, R (1, 8) OBP: 0.382, SLG: 0.379	0-0 F7 ②		0-0 CS ③	0-0 6-3 ①		0-3 K ①		4-0 S FC6-5 BB ②		3	0	0	0	1	1							
Willie Montanez, L (1, 3) OBP: 0.344, SLG: 0.417	0-0 F7 ③			0-0 4-3 ②		0-0 F8 ②		0-0 FC6-5 ②	1-2 2-3 ③	4	0	0	0	0	3							
Ken Henderson, S (1, 9) OBP: 0.367, SLG: 0.396		0-0 F9 1-3 1B ①		4-0 BB ③		4-0 BB ③		0-3 K ③	2-3 ③	2	0	1	0	2	1	2						
Darrel Chaney, S (1, 6) OBP: 0.355, SLG: 0.368		0-0 1-3 ①		0-0 F5 ③		0-3 K ③			BB S 1B ①	4	1	1	0	0	1	3						
Cito Gaston, R (1, 7) OBP: 0.424, SLG: 0.607	0-0 F9 ②				0-0 HR ①		0-3 K ①		0-0 B1 ①	4	1	1	1	0	1	2						
Vic Correll, R (1, 2) OBP: 0.336, SLG: 0.319	0-0 F9 ③				0-0 6-3 ①		0-0 F5 ②		4-0 1B BB ①	3	0	0	0	1	0	1						
Dick Ruthven, R (1, 1) OBP: 0.230, SLG: 0.175			0-3 K ①		0-0 5-3 ②		0-3 K ③		4-0 1B BB ①	3	0	0	0	0	2	0						
Tom Paciorek, R (9, PH) OBP: 0.360, SLG: 0.413									1-2 2-3 ③	0	0	0	0	1	0	0						
Mike Eden, S (9, PR)									0-0 1B ①	0	0	0	0	0	0	0						
Inning Stats	R: 0 E: 0 K: 0 S: 3	H: 0 LOB: 1 BB: 1 P: 8	R: 0 E: 0 K: 0 S: 4	H: 1 LOB: 0 BB: 0 P: 4	R: 0 E: 0 K: 1 S: 4	H: 0 LOB: 0 BB: 1 P: 8	R: 0 E: 0 K: 0 S: 3	H: 0 LOB: 1 BB: 1 P: 7	R: 1 E: 0 K: 0 S: 5	H: 2 LOB: 1 BB: 0 P: 5	R: 0 E: 0 K: 2 S: 7	H: 0 LOB: 0 BB: 1 P: 11	R: 0 E: 0 K: 2 S: 7	H: 0 LOB: 0 BB: 0 P: 7	R: 0 E: 0 K: 1 S: 6	H: 1 LOB: 2 BB: 1 P: 10	R: 1 E: 0 K: 0 S: 3	H: 2 LOB: 3 BB: 2 P: 11	1B: 5 2B: 0 3B: 0 HR: 1	SF: 0 SAC: 1 DP: 0 HBP: 0	WP: 0 PB: 0 SB: 2 CS: 1	PA: 38
PITCHER Ed Hallicki, R (1, 1) ERA: 4.08	IP: 0.0 WLS: 0 BF: 24 H: 3 R: 0 ER: 0 SO: 0 BB: 4 IBB: 0 HBP: 0 BLK: 0 WP: 0 HR: 1 S: 26 P: 43 ERA: 1.50 WHIP: 1.167															PITCHER						
Charlie Williams, R (1, 1) ERA: 1.94	IP: 6.0 WLS: 24 BF: 3 H: 1 R: 1 ER: 1 SO: 3 BB: 4 IBB: 0 HBP: 0 BLK: 0 WP: 0 HR: 26 S: 43 P: 43 ERA: 1.50 WHIP: 1.167																					
Randy Moffitt, R (7, 1) ERA: 2.51	IP: 1.1 WLS: 6 BF: 1 H: 0 R: 0 ER: 0 SO: 2 BB: 1 IBB: 0 HBP: 0 BLK: 0 WP: 0 HR: 9 S: 13 P: 13 ERA: 0.00 WHIP: 1.500																					
Gary Lavelle, L (8, 1) ERA: 2.99	IP: 1.0 WLS: L BF: 7 H: 2 R: 1 ER: 1 SO: 1 BB: 2 IBB: 0 HBP: 0 BLK: 0 WP: 0 HR: 7 S: 15 P: 15 ERA: 9.00 WHIP: 4.000																					



Batter	1	2	3	4	5	6	7	8	9	AB	R	H	RBI	BB	SO	LOB	TOP					
Larry Herndon, R OBP: 0.350, SLG: 0.383 (1, 8)										3	0	2	0	0	0	0	San Francisco Giants @ Atlanta Braves Atlanta-Fulton County Stadium, Atlanta, GA Sun Aug 08 1976, 3:38 AM EDT Att: 9,912 - Unknown					
Marty Perez, R OBP: 0.318, SLG: 0.325 (1, 4)										3	0	0	1	0	2	2						
Gary Matthews, R OBP: 0.363, SLG: 0.423 Darrell Evans, L OBP: 0.328, SLG: 0.304 (1, 7) (7, 3)										2	1	1	0	2	0	1						
Bobby Murcer, L OBP: 0.351, SLG: 0.398 (1, 9)										4	1	1	0	0	0	3						
Gary Thomasson, L OBP: 0.315, SLG: 0.411 (1, 3) (7, 7)										3	1	0	0	1	0	2						
Ken Reitz, R OBP: 0.304, SLG: 0.342 (1, 5)										4	0	2	3	0	0	0						
Johnnie LetMaster, R OBP: 0.250, SLG: 0.313 (1, 6)										4	0	0	0	0	1	2						
Mike Sadek, R OBP: 0.333, SLG: 0.283 (1, 2)										3	1	0	0	1	1	0						
John Montefusco, R OBP: 0.164, SLG: 0.125 (1, 1)										2	0	0	0	1	2	0						
Inning Stats	R: 0 E: 0 K: 0 S: 3	H: 1 LOB: 1 BB: 1 P: 7	R: 0 E: 0 K: 0 S: 3	H: 0 LOB: 0 BB: 0 P: 3	R: 0 E: 0 K: 2 S: 7	H: 0 LOB: 0 BB: 0 P: 7	R: 2 E: 1 K: 1 S: 7	H: 2 LOB: 1 BB: 1 P: 11	R: 0 E: 0 K: 1 S: 5	H: 0 LOB: 1 BB: 1 P: 9	R: 1 E: 0 K: 0 S: 4	H: 2 LOB: 1 BB: 1 P: 8	R: 1 E: 0 K: 0 S: 4	H: 1 LOB: 1 BB: 1 P: 8	R: 0 E: 0 K: 0 S: 3	H: 0 LOB: 0 BB: 0 P: 3	R: 0 E: 0 K: 2 S: 7	H: 0 LOB: 0 BB: 0 P: 7	1B: 6 2B: 0 3B: 0 HR: 0	SF: 1 SAC: 2 DP: 2 HBP: 0	WP: 0 PB: 0 SB: 2 CS: 0	PA: 36
PITCHER	IP WLS BF	H R ER SO	BB IBB HBP BLK	WP HR S P	ERA WHIP	PITCHER										IP WLS BF	H R ER SO	BB IBB HBP BLK	WP HR S P	ERA WHIP		
Frank LaCorte, R ERA: 7.22 (1, 1)	7.0 L	30 6 4 4 4	5 0 0 0	0 0 3 7	5.14 1.571											7.0 W	4 1 1 6	2 0 0 0	0 0 0 0	0 0 0 0	1.00 0.667	
Mike Beard, L ERA: 2.16 (8, 1)	1.0	3 0 0 0	0 0 0 0	0 0 0 0	0.00 0.000											1.0	0 0 0 0	0 0 0 0	0 0 0 0	0.00 0.000		
Adrian Devine, R ERA: 4.75 (9, 1)	1.0	3 0 0 0	0 0 0 2	0 0 0 0	0.00 0.000											1.0	0 0 0 0	0 0 0 0	0 0 0 0	0.00 0.000		

AB 28
R 4
H 6
RBI 4
BB 5
SO 6
LOB 10



Batter	1	2	3	4	5	6	7	8	9	AB	R	H	RBI	BB	SO	LOB	BOTTOM				
Jerry Royster, R OBP: 0.322, SLG: 0.322 (1, 5)										4	0	1	0	0	0	1	San Francisco Giants @ Atlanta Braves Atlanta-Fulton County Stadium, Atlanta, GA Sun Aug 08 1976, 3:38 AM EDT Att: 9,912 - Unknown				
Rod Gilbreath, R OBP: 0.338, SLG: 0.368 (1, 4)									4	0	0	0	0	1	3						
Jimmy Wynn, R OBP: 0.383, SLG: 0.377 Adrian Devine, R ERA: 4.75 (1, 8) (9, 1)										2	0	0	0	2	1						
Willie Montanez, L OBP: 0.341, SLG: 0.413 (1, 3)										4	0	0	0	0	1	2					
Ken Henderson, S OBP: 0.366, SLG: 0.394 (1, 9) (9, 8)										4	1	1	0	0	0	0					
Darrel Chaney, S OBP: 0.352, SLG: 0.365 (1, 6)									3	0	0	0	0	0	0						
Cito Gaston, R OBP: 0.406, SLG: 0.578 (1, 7)									3	0	0	0	0	2	1						
Biff Pocoroba, S OBP: 0.313, SLG: 0.282 (1, 2)									3	0	2	1	0	0	0						
Frank LaCorte, R OBP: 0.111, SLG: 0.111 Mike Beard, L Dave May, L OBP: 0.288, SLG: 0.273 (1, 1) (8, 1) (8, PH) (9, 9)									2	0	0	0	0	1	2						
Inning Stats	R: 0 E: 0 K: 2 S: 7	H: 0 LOB: 1 BB: 1 P: 11	R: 1 E: 0 K: 0 S: 5	H: 2 LOB: 1 BB: 0 P: 5	R: 0 E: 0 K: 1 S: 3	H: 0 LOB: 1 BB: 1 P: 7	R: 0 E: 0 K: 1 S: 5	H: 0 LOB: 0 BB: 0 P: 5	R: 0 E: 0 K: 1 S: 6	H: 2 LOB: 1 BB: 0 P: 6	R: 0 E: 0 K: 1 S: 5	H: 0 LOB: 0 BB: 0 P: 5	R: 0 E: 1 K: 0 S: 4	H: 0 LOB: 1 BB: 0 P: 4	R: 0 E: 0 K: 0 S: 3	H: 0 LOB: 0 BB: 0 P: 3	1B: 3 2B: 2 3B: 0 HR: 0	SF: 0 SAC: 1 DP: 1 HBP: 0	WP: 0 PB: 0 SB: 1 CS: 0	PA: 33	
PITCHER	IP WLS BF	H R ER SO	BB IBB HBP BLK	WP HR S P	ERA WHIP	PITCHER										IP WLS BF	H R ER SO	BB IBB HBP BLK	WP HR S P	ERA WHIP	
John Montefusco, R ERA: 2.81 (1, 1)	9.0 W	33 4 1 1 6	2 0 0 0	0 0 43 51	1.00 0.667											9.0	4 1 1 6	2 0 0 0	0 0 0 0	0 0 0 0	1.00 0.667

AB 30
R 1
H 4
RBI 1
BB 2
SO 6
LOB 10



Batter	1	2	3	4	5	6	7	8	9	AB	R	H	RBI	BB	SO	LOB	TOP								
Jerry Royster, R OBP: 0.321, SLG: 0.321	F9			F8		FC1-6 1B	F7			4	0	1	0	0	0	1	Atlanta Braves @ Philadelphia Phillies Veterans Stadium, Philadelphia, PA Tue Aug 10 1976, 7:05 PM EDT Att: 30,323 - Unknown								
Rod Gilbreath, R OBP: 0.332, SLG: 0.362	4-3			F9		FC1-6 S		K		4	0	0	0	0	1	1									
Ken Henderson, S OBP: 0.362, SLG: 0.389	P5			F9		F8		K		4	0	0	0	0	1	1									
Willie Montanez, L OBP: 0.346, SLG: 0.416		G6-3 1B			1B 1B					2	1	2	0	2	0	0									
Cito Gaston, R OBP: 0.397, SLG: 0.559	F9			1B 1B		F4		K		4	0	1	0	0	1	4									
Darrel Chaney, S OBP: 0.349, SLG: 0.360	G6-3			1B 1B		F7				4	0	0	0	0	1	3									
Dave May, L OBP: 0.289, SLG: 0.274			F8			F5				3	0	1	1	0	0	0									
Jimmy Wynn, R OBP: 0.384, SLG: 0.377				1B				G6-4-3 BB		0	0	0	0	1	0	0									
Vic Correll, R OBP: 0.333, SLG: 0.337	F9		F9		F8			G6-4-3		4	1	1	0	0	0	3									
Phil Niekro, R OBP: 0.209, SLG: 0.299										3	0	1	1	0	1	2									
Mike Marshall, R OBP: 0.313, SLG: 0.091	4-3				K					0	0	0	0	0	0	0									
Adrian Devine, R										0	0	0	0	0	0	0									
Inning Stats	R: 0 E: 0 K: 0 S: 3	H: 0 LOB: 0 BB: 0 P: 3	R: 0 E: 0 K: 0 S: 3	H: 1 LOB: 0 BB: 0 P: 3	R: 0 E: 0 K: 0 S: 3	H: 0 LOB: 0 BB: 0 P: 3	R: 0 E: 0 K: 0 S: 3	H: 0 LOB: 0 BB: 0 P: 3	R: 1 E: 0 K: 1 S: 8	H: 3 LOB: 2 BB: 0 P: 8	R: 0 E: 0 K: 0 S: 4	H: 1 LOB: 1 BB: 1 P: 8	R: 1 E: 0 K: 0 S: 5	H: 2 LOB: 1 BB: 0 P: 5	R: 0 E: 0 K: 3 S: 9	H: 0 LOB: 1 BB: 1 P: 13	R: 0 E: 0 K: 1 S: 4	H: 0 LOB: 0 BB: 1 P: 8	1B: 5 2B: 1 3B: 1 HR: 0	SF: 0 SAC: 0 DP: 2 HBP: 0	WP: 0 PB: 0 SB: 1 CS: 0	PA: 35			
PITCHER	IP	WLS	BF	H	R	ER	SO	BB	IBB	HBP	BLK	WP	HR	S	P	ERA	WHIP								
Larry Christenson, R ERA: 4.02	6.2	L	27	7	2	2	1	0	1	0	0	0	0	28	32	2.70	1.050								
Gene Garber, R ERA: 2.53	1.1		5	0	0	0	3	1	0	0	0	0	0	10	14	0.00	0.750								
Tug McGraw, L ERA: 2.69	1.0		3	0	0	0	1	1	0	0	0	0	0	4	8	0.00	1.000								



Batter	1	2	3	4	5	6	7	8	9	AB	R	H	RBI	BB	SO	LOB	BOTTOM								
Dave Cash, R OBP: 0.333, SLG: 0.342	F8		F8			F8 1B		F7		4	0	1	0	0	0	1	Atlanta Braves @ Philadelphia Phillies Veterans Stadium, Philadelphia, PA Tue Aug 10 1976, 7:05 PM EDT Att: 30,323 - Unknown								
Gary Maddox, R OBP: 0.373, SLG: 0.457	6-3					F2		L7		4	0	1	0	0	0	2									
Mike Schmidt, R OBP: 0.394, SLG: 0.576			L5			F8				3	0	1	0	1	0	2									
Greg Luzinski, R OBP: 0.361, SLG: 0.495										3	0	0	0	1	1	2									
Terry Harmon, R OBP: 0.342, SLG: 0.343	K			6-3		F9				0	1	0	0	0	0	0									
Jay Johnstone, L OBP: 0.381, SLG: 0.468			F9		F9			F5		4	0	1	0	0	0	0									
Tom Hutton, L OBP: 0.376, SLG: 0.329										3	0	1	0	1	0	0									
Bobby Tolan, L OBP: 0.262, SLG: 0.335					F8			F7		0	0	0	0	0	0	0									
Johnny Oates, L OBP: 0.290, SLG: 0.262			K			G3		F7		4	0	0	0	0	1	4									
Larry Bowa, S OBP: 0.292, SLG: 0.296			F9			F9				4	0	1	1	0	0	1									
Larry Christenson, R OBP: 0.200, SLG: 0.237										2	0	0	0	0	1	0									
Gene Garber, R OBP: 0.500, SLG: 0.333			6-3							0	0	0	0	0	0	0									
Tony Taylor, R										0	0	0	0	0	0	0									
Tug McGraw, R OBP: 0.167, SLG: 0.333										0	0	0	0	0	0	0									
Tim McCarver, L OBP: 0.460, SLG: 0.430										1	0	0	0	0	0	3									
Inning Stats	R: 0 E: 0 K: 1 S: 5	H: 0 LOB: 1 BB: 1 P: 9	R: 0 E: 0 K: 1 S: 6	H: 1 LOB: 1 BB: 0 P: 6	R: 0 E: 0 K: 0 S: 4	H: 1 LOB: 1 BB: 0 P: 4	R: 0 E: 0 K: 0 S: 3	H: 0 LOB: 0 BB: 0 P: 3	R: 0 E: 0 K: 1 S: 5	H: 0 LOB: 0 BB: 0 P: 5	R: 0 E: 0 K: 0 S: 4	H: 1 LOB: 1 BB: 0 P: 4	R: 0 E: 0 K: 0 S: 3	H: 0 LOB: 0 BB: 0 P: 3	R: 0 E: 0 K: 0 S: 3	H: 0 LOB: 1 BB: 0 P: 4	R: 0 E: 0 K: 0 S: 5	H: 3 LOB: 3 BB: 2 P: 13	1B: 5 2B: 1 3B: 0 HR: 0	SF: 0 SAC: 0 DP: 0 HBP: 1	WP: 1 PB: 0 SB: 0 CS: 0	PA: 36			
PITCHER	IP	WLS	BF	H	R	ER	SO	BB	IBB	HBP	BLK	WP	HR	S	P	ERA	WHIP								
Phil Niekro, R ERA: 3.42	8.0	W	31	4	1	1	3	2	0	1	0	0	0	34	43	1.12	0.750								
Mike Marshall, R ERA: 3.94	0.1		1	1	0	0	0	0	0	0	0	0	0	1	1	0.00	3.000								
Adrian Devine, R ERA: 4.66	0.2	S	4	1	0	0	0	1	0	0	0	0	0	3	7	0.00	3.000								



Batter	1	2	3	4	5	6	7	8	9	AB	R	H	RBI	BB	SO	LOB	TOP			
Jerry Royster, R OBP: 0.321, SLG: 0.320	5-3		K		CS 1B		K			4	0	1	0	0	2	0	Atlanta Braves @ Philadelphia Phillies Veterans Stadium, Philadelphia, PA Wed Aug 11 1976, 7:05 PM EDT Att: 30,247 - Unknown			
Rod Gilbreath, R OBP: 0.339, SLG: 0.366	1B		CS 1B		1-2		K			3	0	2	0	1	1	0				
Jimmy Wynn, R OBP: 0.385, SLG: 0.376	G4-6-3		CS	F6			K			3	0	1	0	1	1	2				
Willie Montanez, L OBP: 0.346, SLG: 0.414	G4-6-3			BB E SF9				L6		4	1	1	0	0	0	3				
Ken Henderson, S OBP: 0.361, SLG: 0.390		F6		E5				F7		4	0	1	0	0	0	2				
Cito Gaston, R OBP: 0.416, SLG: 0.551		BB		1-2				P4		1	0	0	0	3	0	1				
Darrel Chaney, S OBP: 0.348, SLG: 0.360		F9		SF9						3	0	1	1	0	1	1				
Vic Correll, R OBP: 0.322, SLG: 0.324		K		K				F7		4	0	0	0	0	2	5				
Carl Morton, R OBP: 0.167, SLG: 0.132			K		2-3			K		2	0	0	0	0	1	0				
Dave May, L OBP: 0.297, SLG: 0.272										1	0	0	0	0	0	0				
Mike Beard, L OBP: 0.222, SLG: 0.222										0	0	0	0	0	0	0				
Bruce Dal Canton, R OBP: 0.222, SLG: 0.222										0	0	0	0	0	0	0				
Tom Paciorek, R OBP: 0.358, SLG: 0.411										1	0	0	0	0	1	0				
Inning Stats	R: 0 E: 0 K: 0 S: 3	H: 1 LOB: 1 BB: 1 P: 7	R: 0 E: 0 K: 1 S: 5	H: 0 LOB: 1 BB: 1 P: 9	R: 0 E: 0 K: 2 S: 7	H: 1 LOB: 0 BB: 0 P: 7	R: 1 E: 1 K: 1 S: 7	H: 1 LOB: 2 BB: 1 P: 11	R: 0 E: 0 K: 1 S: 6	H: 2 LOB: 2 BB: 0 P: 6	R: 0 E: 0 K: 0 S: 4	H: 0 LOB: 0 BB: 0 P: 7	R: 0 E: 0 K: 0 S: 3	H: 0 LOB: 1 BB: 1 P: 7	R: 0 E: 0 K: 2 S: 7	H: 0 LOB: 0 BB: 0 P: 7	1B: 6 2B: 2 3B: 0 HR: 0	SF: 1 SAC: 0 DP: 2 HBP: 0	WP: 0 PB: 0 SB: 0 CS: 2	PA: 37
PITCHER	IP WLS BF H R ER SO BB IBB HBP BLK WP HR S P ERA WHIP	5.2 W 25 7 1 0 5 4 0 0 0 0 0 0 31 47 0.00 1.941	0.1 1 0 0 0 0 0 0 0 0 0 0 0 1 1 0.00 0.000	3.0 S 10 0 0 0 4 1 0 0 0 0 0 0 17 21 0.00 0.333																

Batter	1	2	3	4	5	6	7	8	9	AB	R	H	RBI	BB	SO	LOB	BOTTOM			
Dave Cash, R OBP: 0.330, SLG: 0.338	F9	FC5			1-3	6-3		6-3		5	0	0	0	0	0	3	Atlanta Braves @ Philadelphia Phillies Veterans Stadium, Philadelphia, PA Wed Aug 11 1976, 7:05 PM EDT Att: 30,247 - Unknown			
Gary Maddox, R OBP: 0.373, SLG: 0.458	S		6-3		FC5	E6		P4		4	0	1	0	1	0	0				
Mike Schmidt, R OBP: 0.392, SLG: 0.572	K		5-3		E5	P6		1B		5	1	1	0	0	1	3				
Greg Luzinski, R OBP: 0.359, SLG: 0.491	5-3				FC5	F8		F7		5	1	1	0	0	0	4				
Jerry Martin, R OBP: 0.315, SLG: 0.339					1B					0	0	0	0	0	0	0				
Jay Johnstone, L OBP: 0.384, SLG: 0.470		4-3			BB					3	1	2	0	0	0	1				
Ollie Brown, R OBP: 0.372, SLG: 0.437		1B			1B					1	0	1	0	0	0	0				
Tom Hutton, L OBP: 0.375, SLG: 0.329		4-3		K				SH5-3		3	0	1	1	0	1	1				
Johnny Oates, L OBP: 0.301, SLG: 0.265		E			F8			F7		3	0	1	1	1	0	1				
Larry Bowa, S OBP: 0.294, SLG: 0.296		E3								3	0	1	0	1	0	4				
Tom Underwood, R OBP: 0.138, SLG: 0.074		FC6-2								2	0	0	0	0	0	3				
Ron Schueler, R OBP: 0.286, SLG: 0.167					F7			F9		0	0	0	0	0	0	0				
Tony Taylor, R OBP: 0.167, SLG: 0.222						6-3				1	1	1	0	0	0	0				
Inning Stats	R: 0 E: 0 K: 1 S: 5	H: 0 LOB: 1 BB: 1 P: 9	R: 1 E: 1 K: 0 S: 6	H: 2 LOB: 2 BB: 0 P: 6	R: 0 E: 0 K: 1 S: 4	H: 1 LOB: 1 BB: 0 P: 4	R: 0 E: 0 K: 1 S: 6	H: 1 LOB: 1 BB: 0 P: 6	R: 2 E: 2 K: 0 S: 7	H: 3 LOB: 3 BB: 1 P: 11	R: 1 E: 1 K: 0 S: 5	H: 1 LOB: 1 BB: 0 P: 5	R: 0 E: 0 K: 0 S: 4	H: 1 LOB: 2 BB: 1 P: 8	R: 0 E: 0 K: 0 S: 4	H: 1 LOB: 1 BB: 0 P: 4	1B: 9 2B: 1 3B: 0 HR: 0	SF: 0 SAC: 1 DP: 0 HBP: 0	WP: 0 PB: 0 SB: 0 CS: 0	PA: 40
PITCHER	IP WLS BF H R ER SO BB IBB HBP BLK WP HR S P ERA WHIP	6.0 L 31 4 1 2 2 2 0 0 0 0 0 0 4 8 1.50 1.667	1.0 5 1 0 0 0 0 0 1 0 0 0 0 4 8 0.00 1.000	1.0 4 1 0 0 0 0 0 0 0 0 0 0 4 4 0.00 1.000																

Batter	1	2	3	4	5	6	7	8	9	AB	R	H	RBI	BB	SO	LOB	TOP											
Jerry Royster, R OBP: 0.327, SLG: 0.323 (1, 5)										3	2	2	0	2	1	0	Atlanta Braves @ Philadelphia Phillies Veterans Stadium, Philadelphia, PA Thu Aug 12 1976, 7:05 PM EDT Att: 30,415 - Unknown											
Darrel Chaney, S OBP: 0.348, SLG: 0.361 (1, 6)										5	0	2	0	0	2	3												
Cito Gaston, R OBP: 0.402, SLG: 0.541 (1, 7)										5	1	1	1	0	2	4												
Willie Montanez, L OBP: 0.344, SLG: 0.419 (1, 3)										5	1	1	2	0	1	1												
Ken Henderson, S OBP: 0.359, SLG: 0.389 (1, 8) (7, 9)										4	0	1	0	0	1	0												
Dave May, L OBP: 0.293, SLG: 0.279 Adrian Devine, R (7, 1)										4	0	2	0	0	0	1												
Rod Gilbreath, R OBP: 0.341, SLG: 0.373 (1, 4)										4	0	2	0	0	1	2												
Vic Correll, R OBP: 0.328, SLG: 0.324 (1, 2)										3	0	1	0	1	1	1												
Frank LaCorte, R OBP: 0.083, SLG: 0.083 Mike Beard, L (6, 1)										3	0	0	0	0	0	5												
Jimmy Wynn, R OBP: 0.384, SLG: 0.375 (7, 8)										0	0	0	0	0	0	0												
Inning Stats	R: 1 E: 0 K: 1 S: 6	H: 2 LOB: 0 BB: 0 P: 6	R: 0 E: 0 K: 0 S: 5	H: 2 LOB: 2 BB: 0 P: 5	R: 3 E: 0 K: 0 S: 7	H: 4 LOB: 3 BB: 2 P: 15	R: 0 E: 0 K: 1 S: 6	H: 1 LOB: 1 BB: 0 P: 6	R: 0 E: 0 K: 3 S: 10	H: 1 LOB: 1 BB: 0 P: 10	R: 0 E: 0 K: 2 S: 7	H: 0 LOB: 1 BB: 1 P: 11	R: 0 E: 0 K: 0 S: 4	H: 1 LOB: 1 BB: 0 P: 4	R: 0 E: 0 K: 1 S: 5	H: 0 LOB: 0 BB: 0 P: 5	R: 0 E: 0 K: 1 S: 5	H: 1 LOB: 0 BB: 0 P: 5	1B: 9 2B: 2 3B: 0 HR: 1	SF: 0 SAC: 0 DP: 1 HBP: 0	WP: 0 PB: 0 SB: 2 CS: 1	PA: 40						
PITCHER	IP	WLS	BF	H	R	ER	SO	BB	IBB	HBP	BLK	WP	HR	S	P	ERA	WHIP											
Jim Lonborg, R ERA: 3.01 Wayne Twitchell, R ERA: 1.34 Tug McGraw, L ERA: 2.6 Gene Garber, R ERA: 2.45	3.0	L	18	8	4	4	1	1	1	0	0	0	0	1	18	26	12.00	3.000										

AB 37
R 4
H 12
RBI 3
BB 3
SO 9
LOB 17



Batter	1	2	3	4	5	6	7	8	9	AB	R	H	RBI	BB	SO	LOB	BOTTOM										
Dave Cash, R OBP: 0.329, SLG: 0.337 (1, 4)										5	0	1	0	0	0	3	Atlanta Braves @ Philadelphia Phillies Veterans Stadium, Philadelphia, PA Thu Aug 12 1976, 7:05 PM EDT Att: 30,415 - Unknown										
Gary Maddox, R OBP: 0.373, SLG: 0.457 (1, 8)										5	1	2	1	0	0	0											
Mike Schmidt, R OBP: 0.390, SLG: 0.566 (1, 5)										4	0	0	0	1	2	3											
Greg Luzinski, R OBP: 0.362, SLG: 0.490 (1, 7)										3	0	1	0	1	1	3											
Jay Johnstone, L OBP: 0.386, SLG: 0.468 (1, 9)										3	0	1	0	1	0	2											
Tom Hutton, L OBP: 0.370, SLG: 0.318 (1, 3)										3	0	0	0	1	0	2											
Johnny Oates, L OBP: 0.293, SLG: 0.257 Ollie Brown, R OBP: 0.376, SLG: 0.437 Tim McCarver, L OBP: 0.446, SLG: 0.426										2	0	0	0	0	0	0											
Larry Bowa, S OBP: 0.296, SLG: 0.298 (1, 6)										4	1	2	0	0	0	3											
Jim Lonborg, R OBP: 0.245, SLG: 0.204 Bobby Tolan, L OBP: 0.280, SLG: 0.320 Wayne Twitchell, R OBP: 0.373, SLG: 0.457 Bob Boone, R OBP: 0.373, SLG: 0.418 Tug McGraw, L OBP: 0.376, SLG: 0.437 Tony Taylor, R OBP: 0.325, SLG: 0.167 Gene Garber, R OBP: 0.328, SLG: 0.324 Jerry Martin, R OBP: 0.326, SLG: 0.349										0	0	0	0	0	0	0											
Inning Stats	R: 0 E: 0 K: 0 S: 2	H: 0 LOB: 0 BB: 1 P: 6	R: 0 E: 1 K: 0 S: 2	H: 0 LOB: 0 BB: 1 P: 6	R: 0 E: 0 K: 0 S: 4	H: 1 LOB: 1 BB: 0 P: 4	R: 0 E: 0 K: 1 S: 5	H: 0 LOB: 1 BB: 0 P: 6	R: 1 E: 0 K: 0 S: 5	H: 2 LOB: 1 BB: 0 P: 5	R: 1 E: 0 K: 1 S: 6	H: 1 LOB: 3 BB: 3 P: 18	R: 0 E: 0 K: 0 S: 2	H: 0 LOB: 0 BB: 1 P: 6	R: 0 E: 0 K: 0 S: 5	H: 2 LOB: 2 BB: 0 P: 5		R: 1 E: 0 K: 1 S: 8	H: 3 LOB: 2 BB: 0 P: 8	1B: 8 2B: 1 3B: 0 HR: 0	SF: 0 SAC: 0 DP: 2 HBP: 1	WP: 0 PB: 0 SB: 1 CS: 2	PA: 42				
PITCHER	IP	WLS	BF	H	R	ER	SO	BB	IBB	HBP	BLK	WP	HR	S	P	ERA	WHIP										
Frank LaCorte, R ERA: 6.55 Mike Beard, L ERA: 2.0 Adrian Devine, R ERA: 4.54	5.2	W	24	4	2	2	2	4	0	1	0	0	0	1	5	0.00	3.000										

AB 33
R 3
H 9
RBI 3
BB 6
SO 3
LOB 19



Batter	1	2	3	4	5	6	7	8	9	AB	R	H	RBI	BB	SO	LOB	TOP					
Jerry Mumphrey, S (1, 8) OBP: 0.322, SLG: 0.301	G3		K		F8		P6			4	0	0	0	0	1	1	St. Louis Cardinals @ Atlanta Braves Atlanta-Fulton County Stadium, Atlanta, GA Sun Aug 15 1976, 3:33 AM EDT Att: 7,564 - Unknown					
Gary Templeton, S (1, 6) OBP: 0.192, SLG: 0.160	1B BB		K		G3		4-3			3	0	0	0	1	1	0						
Lou Brock, L (1, 7) OBP: 0.319, SLG: 0.354	F9		S 1B		F8		F5			4	0	1	0	0	0	1						
Willie Crawford, L (1, 9) OBP: 0.373, SLG: 0.475	1-3 1B		4-3		K		K			4	0	1	0	0	2	1						
Keith Hernandez, L (1, 3) OBP: 0.361, SLG: 0.362	K				K		G3		F7	4	0	0	0	0	2	2						
Joe Ferguson, R (1, 2) OBP: 0.337, SLG: 0.395		E 1B BB 7-6		1B SF7 HBP		K			HR	2	2	1	1	1	1	0						
Don Kessinger, S (1, 4) OBP: 0.330, SLG: 0.319	E9						SH1-4 1B		F7	4	0	3	0	0	0	0						
Hector Cruz, R (1, 5) OBP: 0.249, SLG: 0.315	7-6				SF7		SH1-4		K2-3	2	0	0	1	0	1	2						
Bob Forsch, R (1, 1) OBP: 0.163, SLG: 0.229	F9				1-3		F7			2	0	0	0	0	0	2						
Ron Fairly, L (7, PH) OBP: 0.390, SLG: 0.303										1	0	0	0	0	0	1						
John Curtis, L (7, 1) OBP: 0.258, SLG: 0.241										0	0	0	0	0	0	0						
Al Hrabosky, R (8, 1) OBP: 0.258, SLG: 0.241										0	0	0	0	0	0	0						
Inning Stats	R: 0 E: 0 K: 1 S: 6	H: 1 LOB: 2 BB: 1 P: 10	R: 0 E: 1 K: 0 S: 3	H: 1 LOB: 1 BB: 1 P: 7	R: 0 E: 0 K: 2 S: 8	H: 1 LOB: 1 BB: 0 P: 8	R: 1 E: 0 K: 1 S: 6	H: 1 LOB: 1 BB: 0 P: 7	R: 0 E: 0 K: 0 S: 3	H: 0 LOB: 0 BB: 0 P: 3	R: 0 E: 0 K: 2 S: 7	H: 0 LOB: 0 BB: 0 P: 7	R: 0 E: 0 K: 0 S: 4	H: 1 LOB: 1 BB: 0 P: 4	R: 0 E: 0 K: 1 S: 5	H: 0 LOB: 0 BB: 0 P: 5	R: 1 E: 0 K: 1 S: 6	H: 1 LOB: 0 BB: 0 P: 6	1B: 5 2B: 1 3B: 0 HR: 1	SF: 1 SAC: 1 DP: 1 HBP: 1	WP: 0 PB: 0 SB: 1 CS: 0	PA: 35
PITCHER Phil Niekro, R (1, 1) ERA: 3.36	IP: 9.0 WLS: W BF: 35 H: 6 R: 2 ER: 2 SO: 8 BB: 2 IBB: 0 HBP: 1 BLK: 0 WP: 0 HR: 1 S: 48 P: 57 ERA: 2.00 WHIP: 0.889															PITCHER						

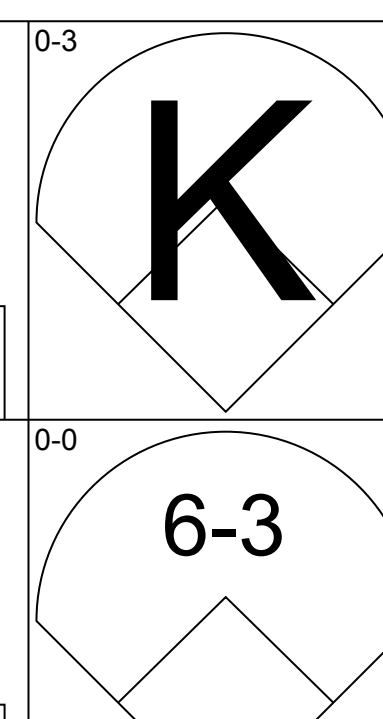
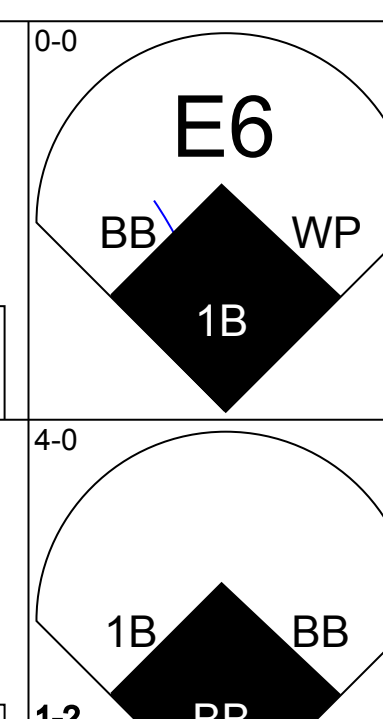
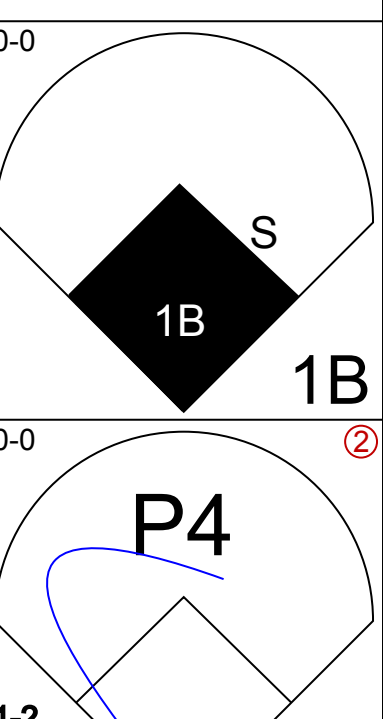
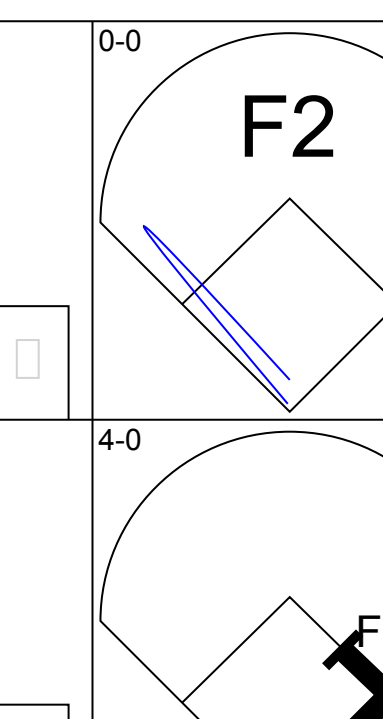
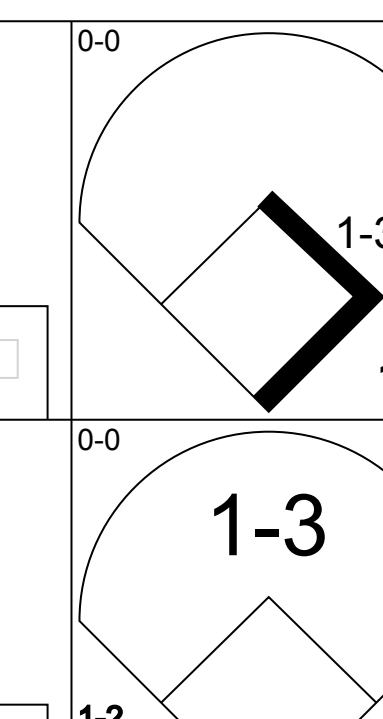
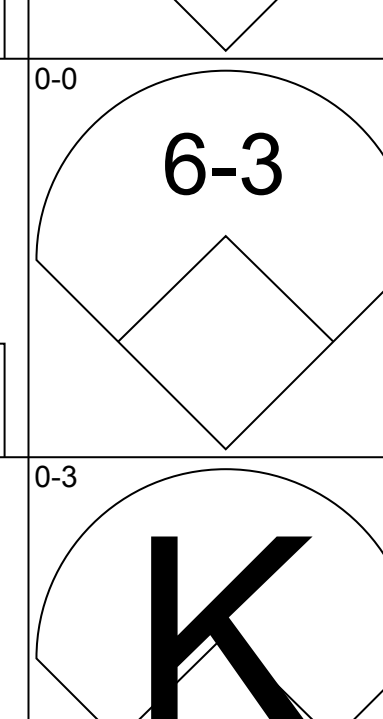
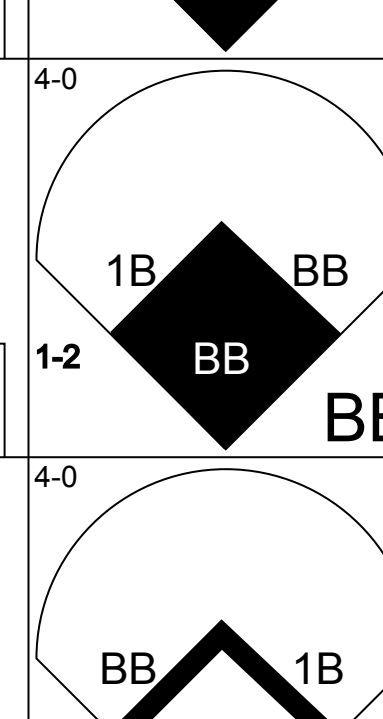
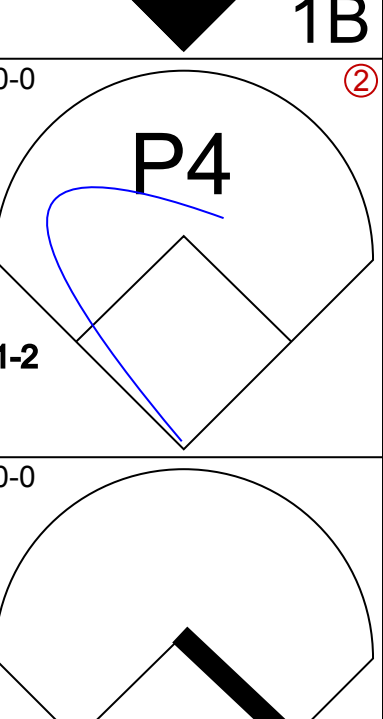
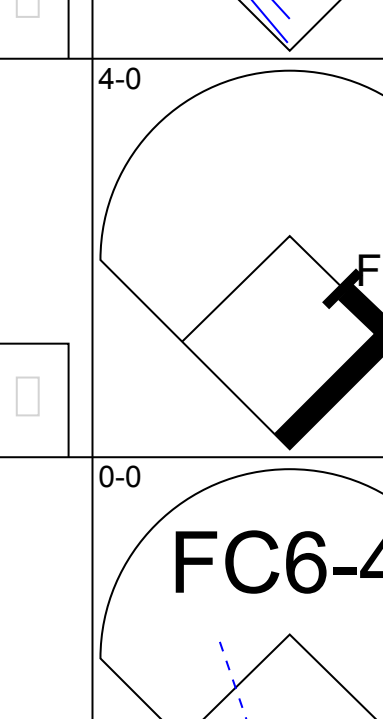
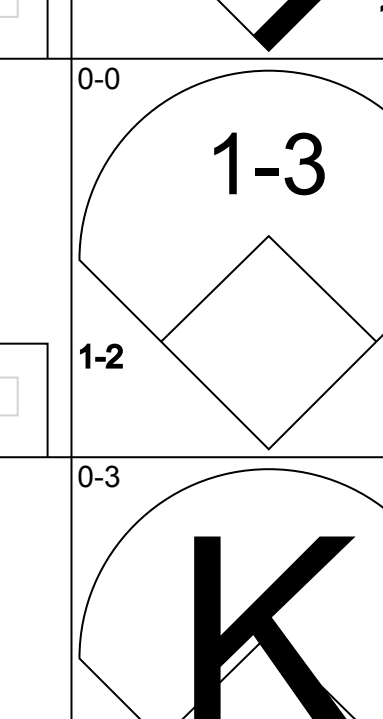
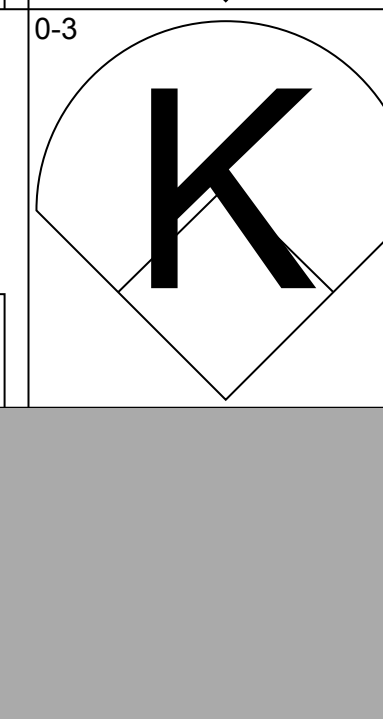
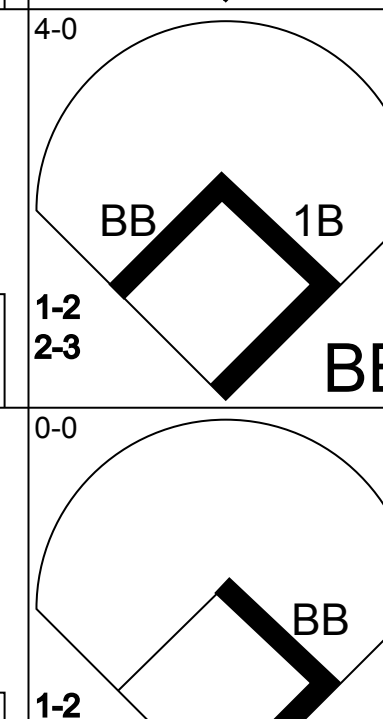
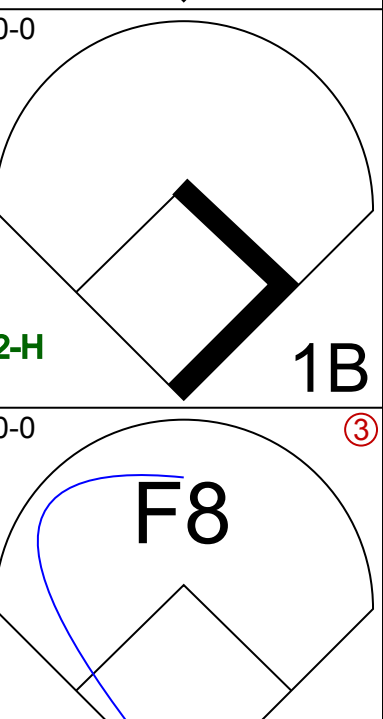
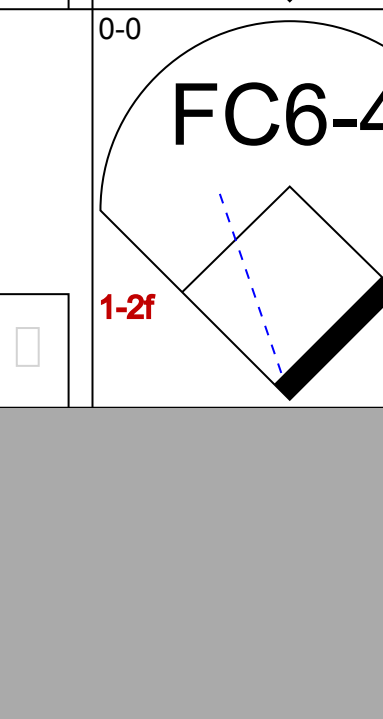
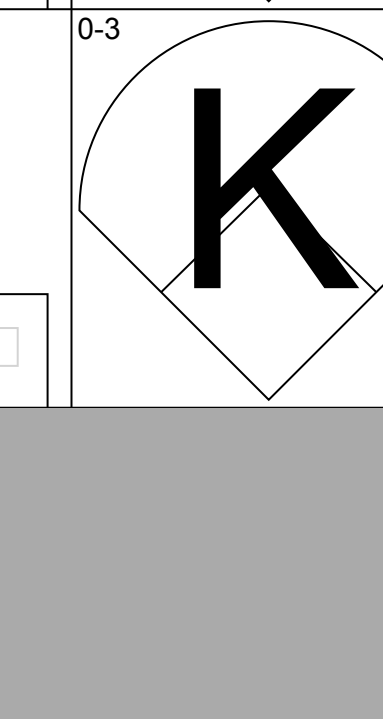
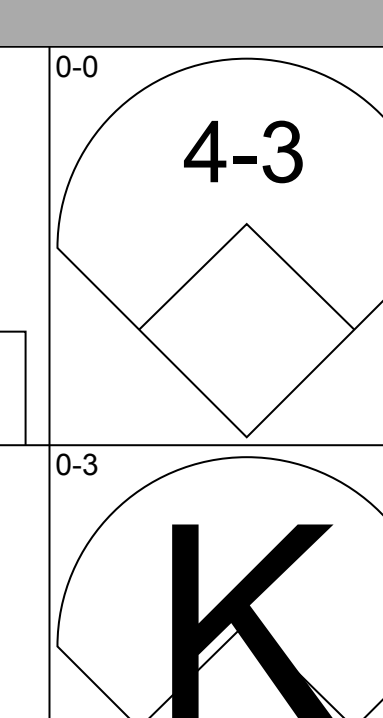
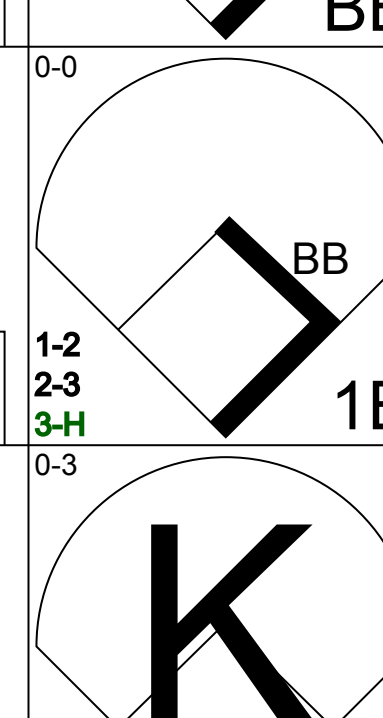
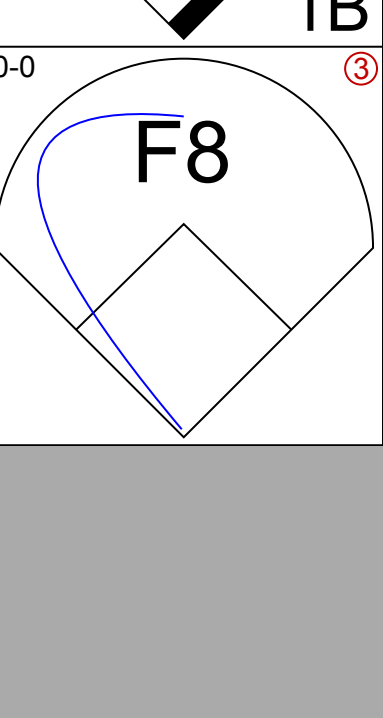
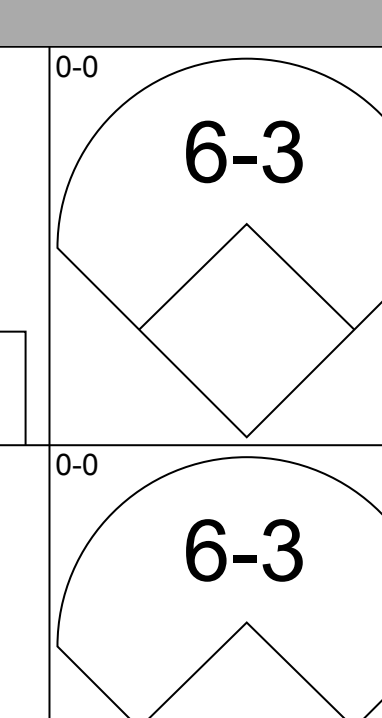
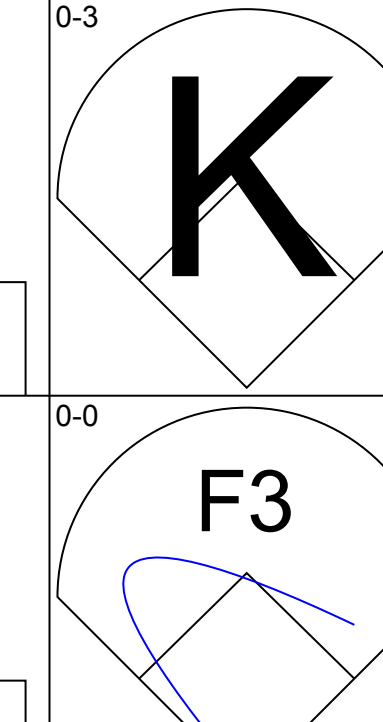
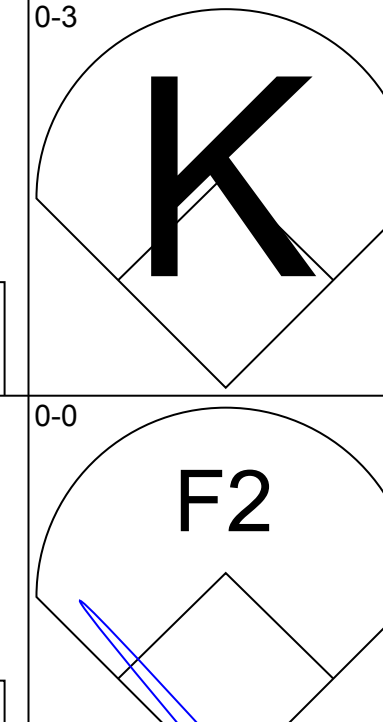
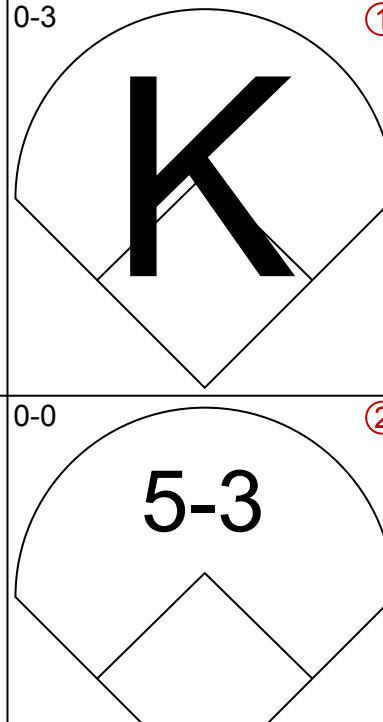
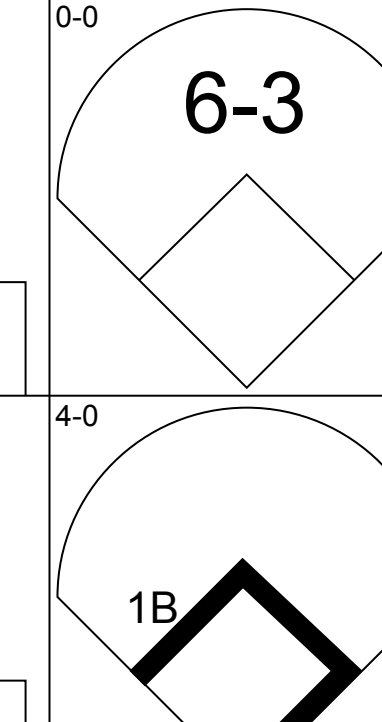
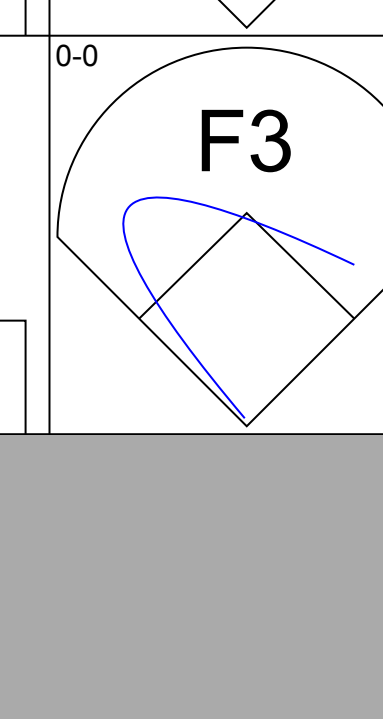
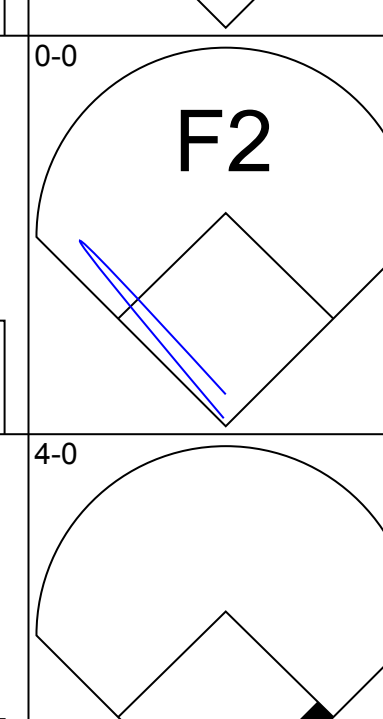
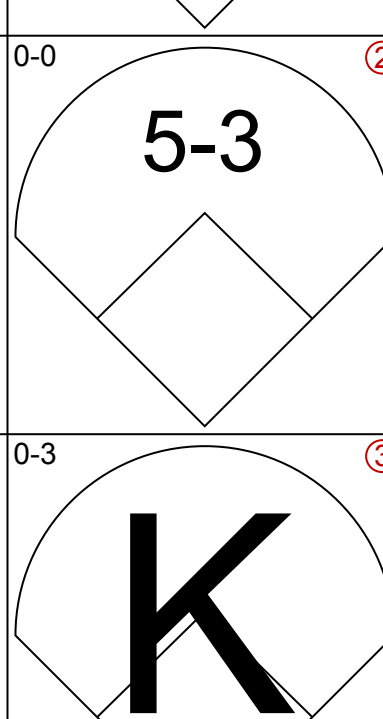
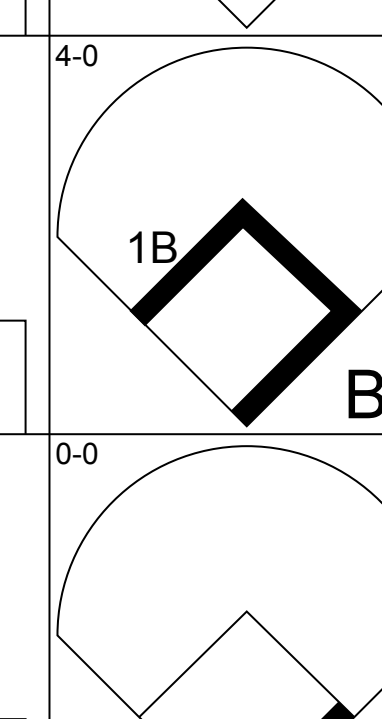
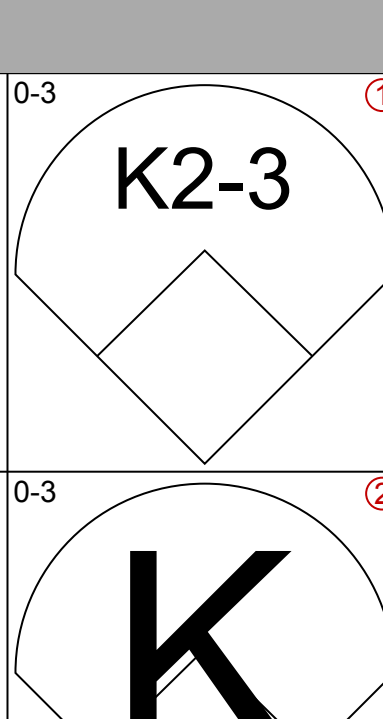
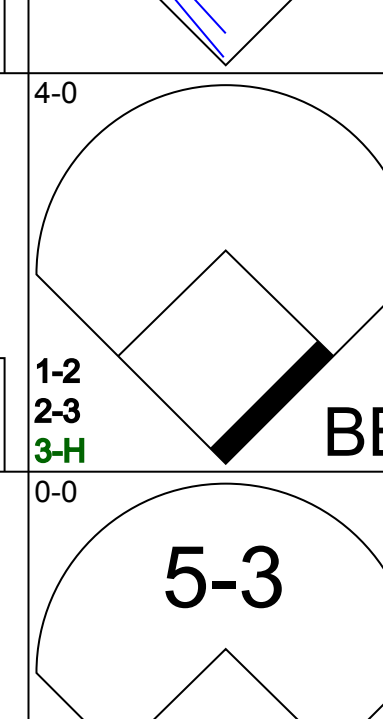

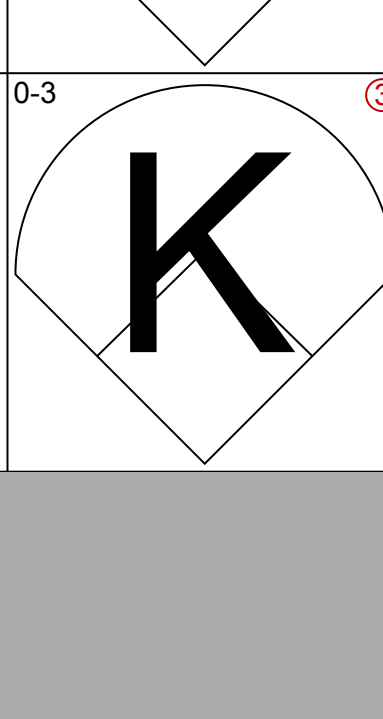
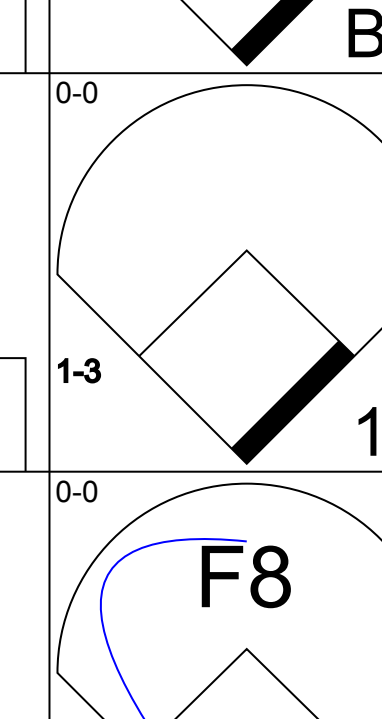
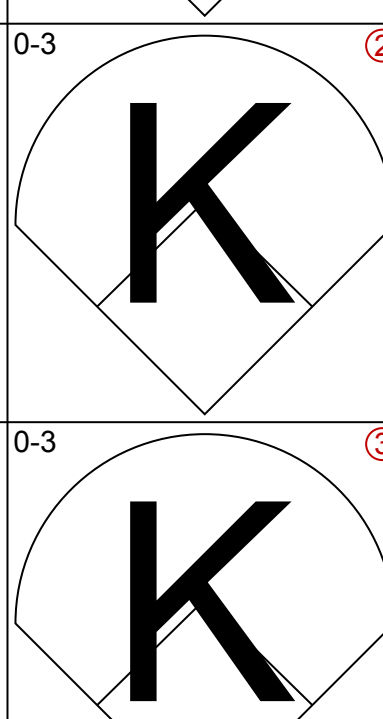
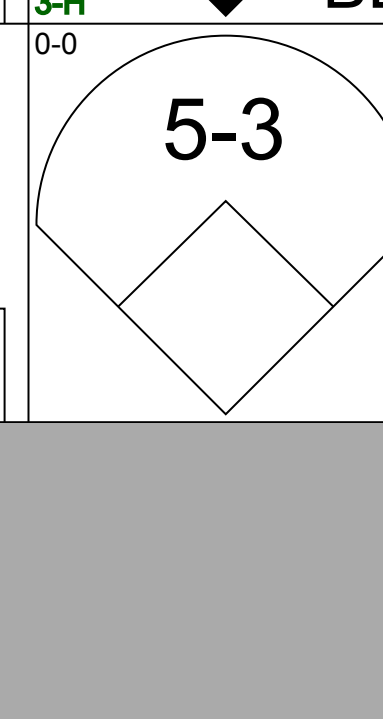
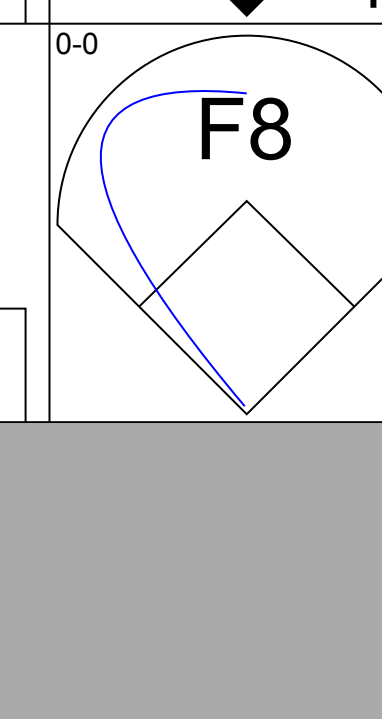
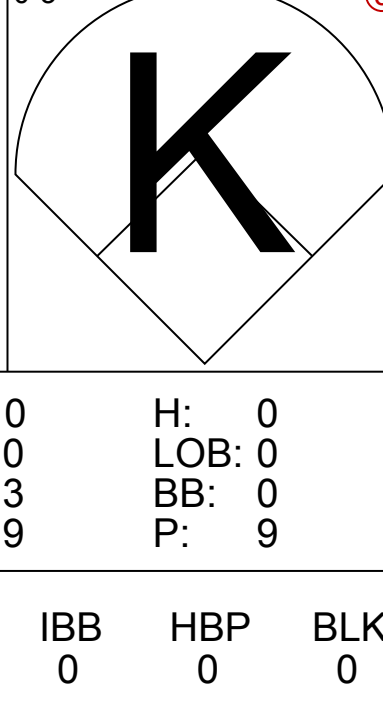
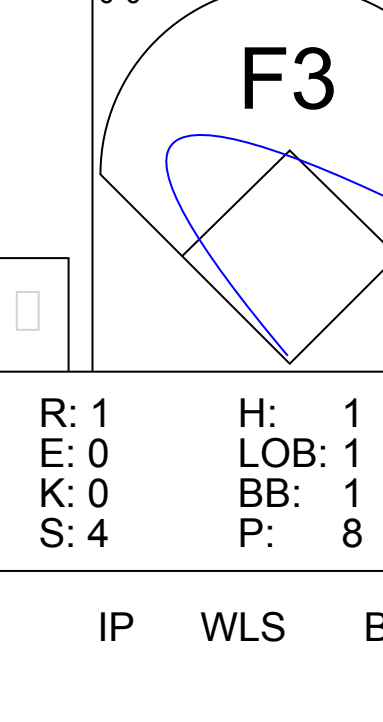
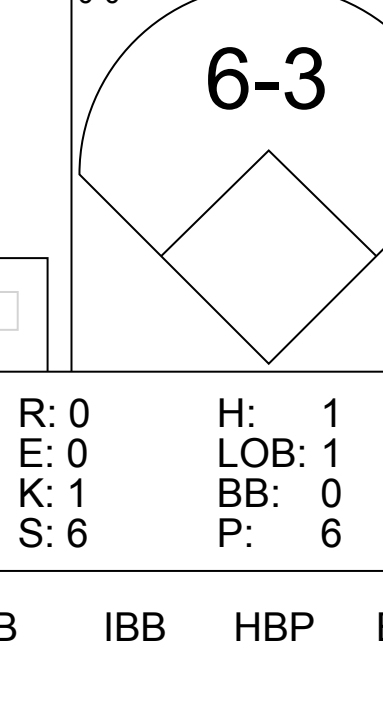
Batter	1	2	3	4	5	6	7	8	9	AB	R	H	RBI	BB	SO	LOB	BOTTOM			
Darrel Chaney, S (1, 6) OBP: 0.350, SLG: 0.360	1B	E 1B			FC4-6 BB		G4-6-3			3	0	2	1	1	0	1	St. Louis Cardinals @ Atlanta Braves Atlanta-Fulton County Stadium, Atlanta, GA Sun Aug 15 1976, 3:33 AM EDT Att: 7,564 - Unknown			
Rod Gilbreath, R (1, 4) OBP: 0.337, SLG: 0.379	F3	F9			FC4-6 PO			SF9 3B		4	1	1	0	0	0	4				
Tom Paciorek, R (1, 9) OBP: 0.349, SLG: 0.401	1-2 1B				PO	5-3		SF9		3	0	1	1	0	1	0				
Willie Montanez, L (1, 3) OBP: 0.342, SLG: 0.414	F8				G3			CS 1B		4	0	1	0	0	0	2				
Ken Henderson, S (1, 8) OBP: 0.358, SLG: 0.390	F8				3-1			K		4	0	1	0	0	1	3				
Dave May, L (1, 7) OBP: 0.305, SLG: 0.288		E SF8 1B			G3			IBB		2	1	1	0	1	0	0				
Rob Belloir, R (1, 5) OBP: 0.313, SLG: 0.295		E5 SF8 1B			5-3			F7		3	1	1	0	0	0	2				
Vic Correll, R (1, 2) OBP: 0.326, SLG: 0.316		E 1B CS BB			K			FC3-6 1B		2	0	1	0	1	1	0				
Phil Niekro, R (1, 1) OBP: 0.200, SLG: 0.290		SF8			6-3			FC3-6 G4-6-3		2	0	0	1	0	0	1				
Inning Stats	R: 0 E: 0 K: 0 S: 5	H: 2 LOB: 2 BB: 0 P: 5	R: 2 E: 2 K: 0 S: 5	H: 3 LOB: 1 BB: 1 P: 9	R: 0 E: 0 K: 1 S: 5	H: 0 LOB: 0 BB: 0 P: 5	R: 0 E: 0 K: 1 S: 5	H: 0 LOB: 0 BB: 0 P: 5	R: 0 E: 0 K: 0 S: 2	H: 0 LOB: 0 BB: 1 P: 6	R: 0 E: 0 K: 0 S: 4	H: 1 LOB: 2 BB: 1 P: 8	R: 0 E: 0 K: 0 S: 3	H: 1 LOB: 0 BB: 0 P: 3	R: 1 E: 0 K: 1 S: 6	H: 2 LOB: 0 BB: 0 P: 6		1B: 7 2B: 1 3B: 1 HR: 0	SF: 2 SAC: 0 DP: 1 HBP: 0	WP: 0 PB: 0 SB: 0 CS: 2
PITCHER Bob Forsch, R (1, 1) ERA: 3.75	IP: 6.0 WLS: L BF: 25 H: 6 R: 2 ER: 2 SO: 2 BB: 2 IBB: 1 HBP: 0 BLK: 0 WP: 0 HR: 0 S: 26 P: 38 ERA: 3.00 WHIP: 1.333															PITCHER				
John Curtis, L (7, 1) ERA: 4.53	IP: 1.1 WLS: L BF: 6 H: 3 R: 1 ER: 1 SO: 1 BB: 0 IBB: 0 HBP: 0 BLK: 0 WP: 0 HR: 0 S: 6 P: 6 ERA: 6.75 WHIP: 2.250																			
Al Hrabosky, L (8, 1) ERA: 2.76	IP: 0.2 WLS: L BF: 1 H: 0 R: 0 ER: 0 SO: 1 BB: 0 IBB: 0 HBP: 0 BLK: 0 WP: 0 HR: 0 S: 3 P: 3 ERA: 0.00 WHIP: 0.000																			

AB	30
R	2
H	6
RBI	2
BB	2
SO	8
LOB	10

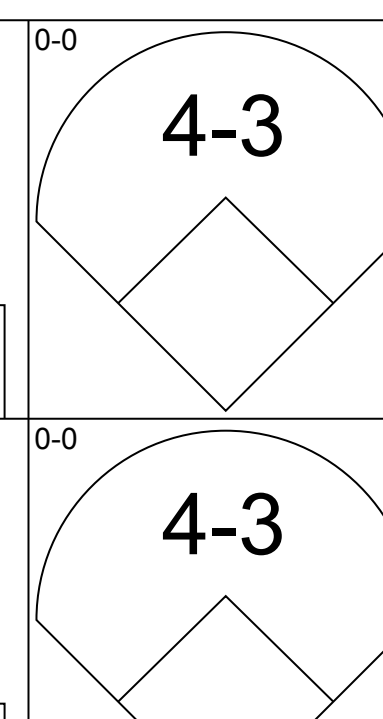
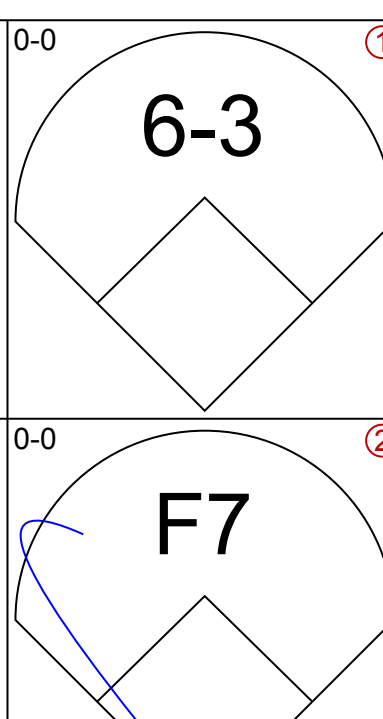
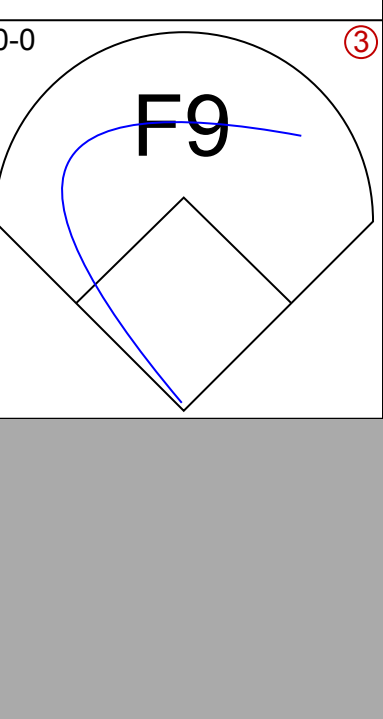
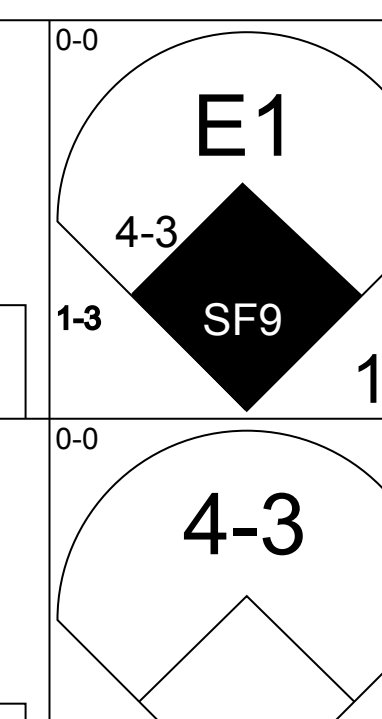
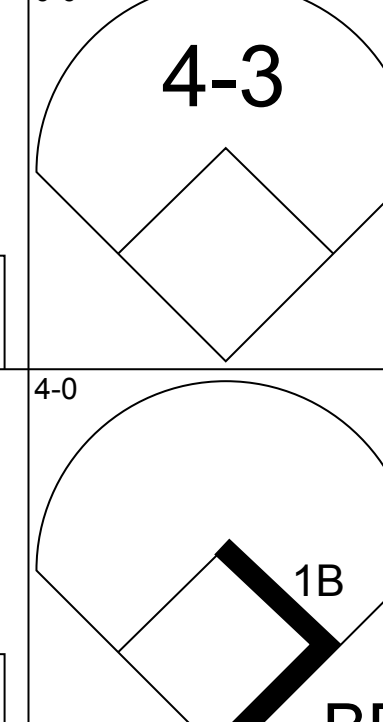
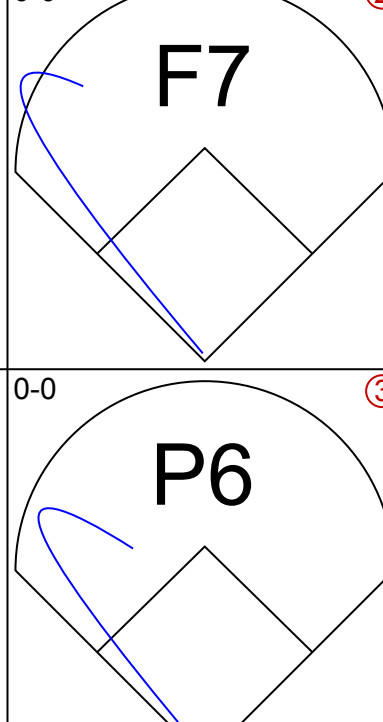
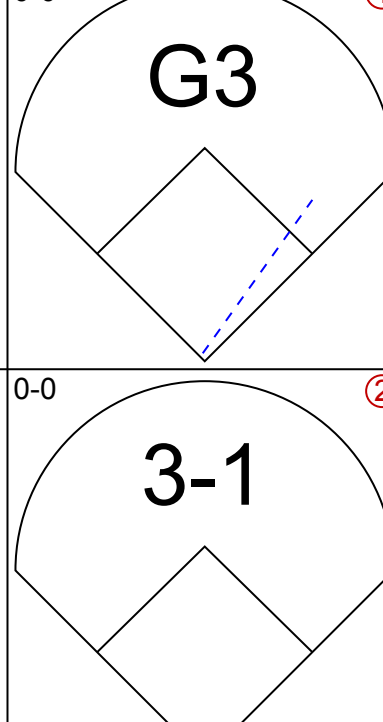
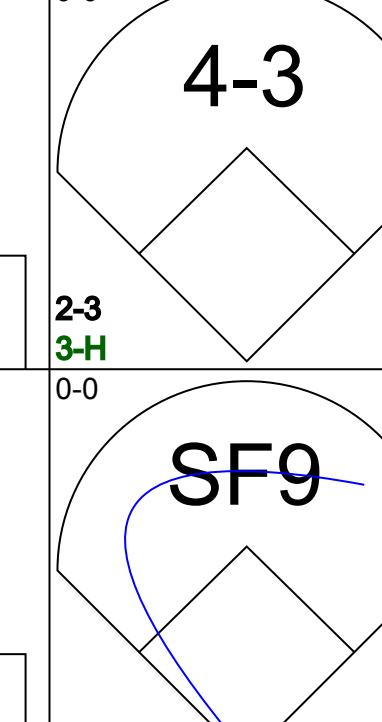
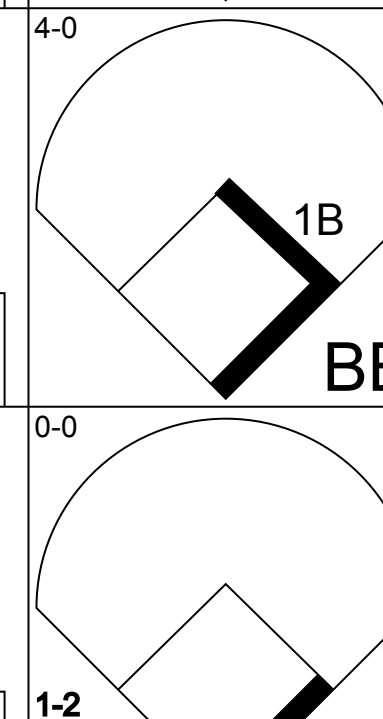
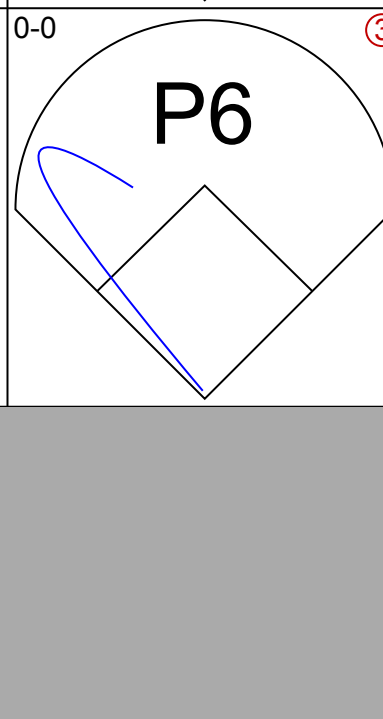
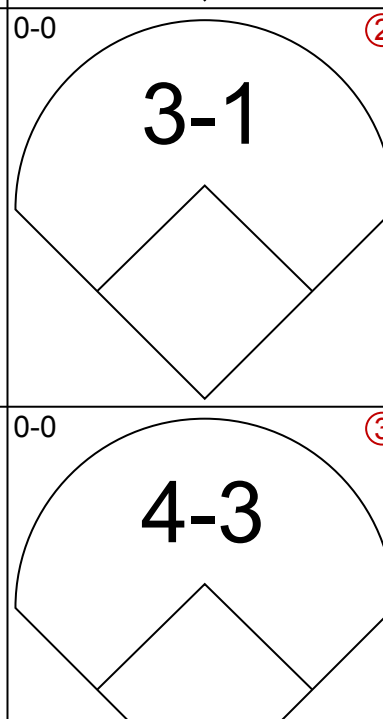
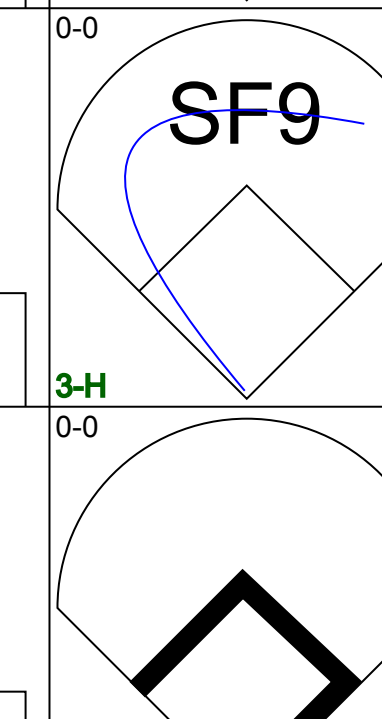
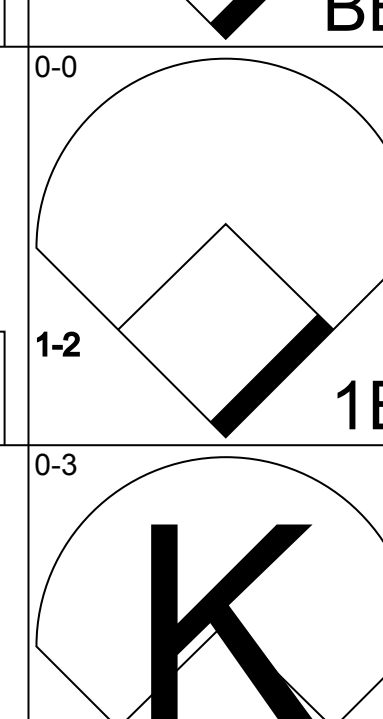
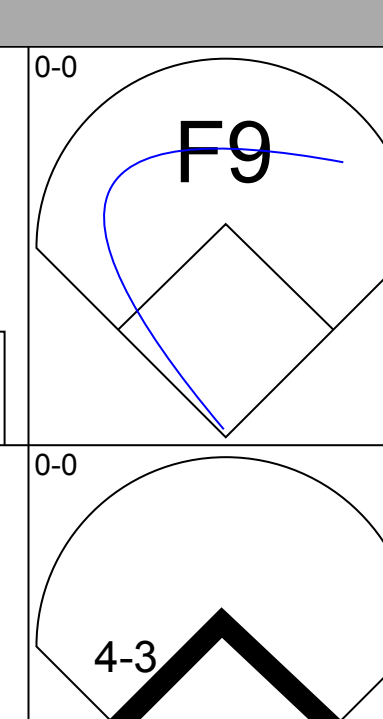
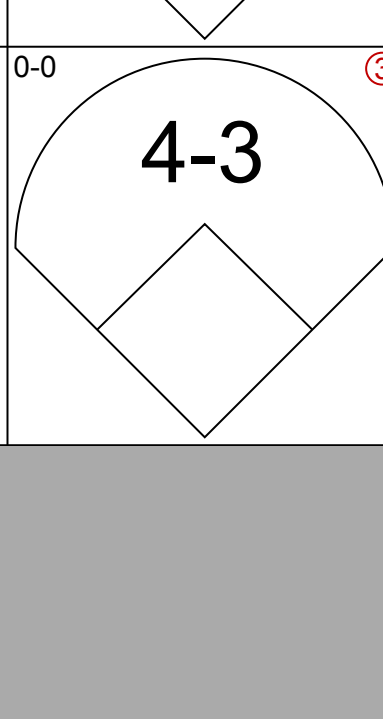
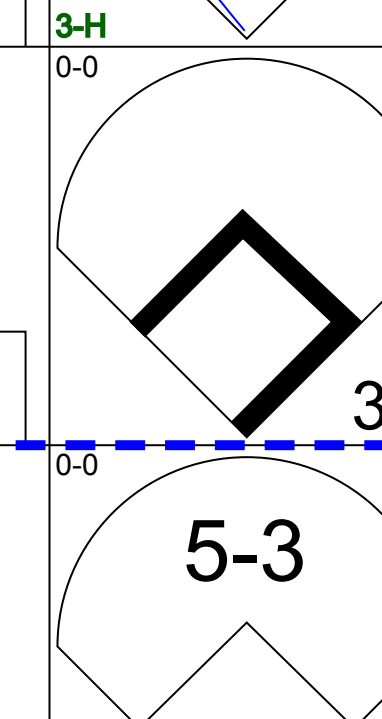
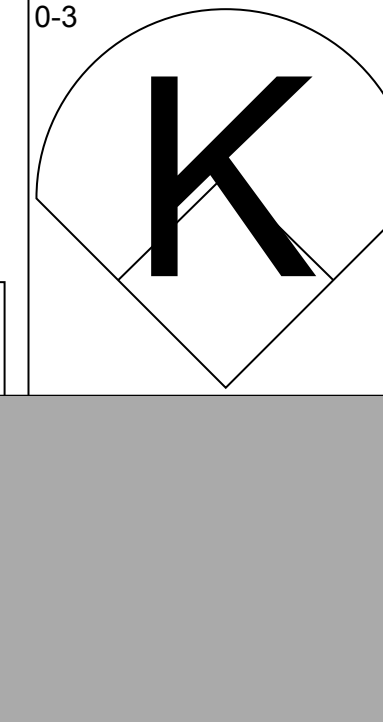
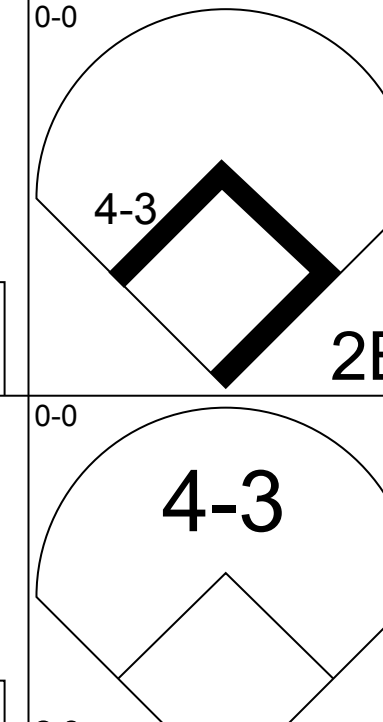
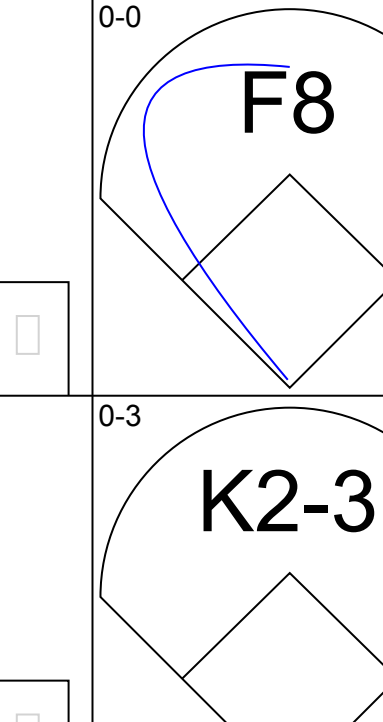
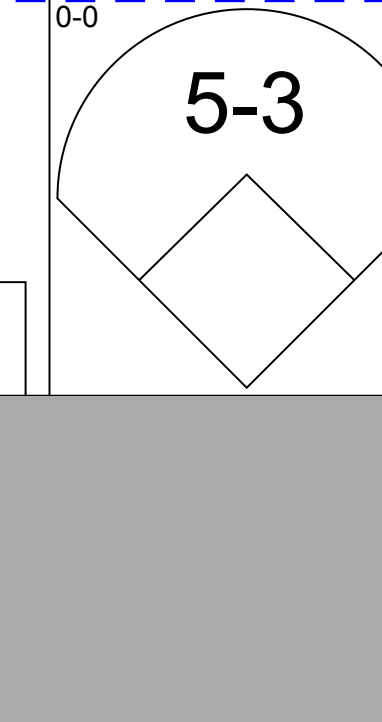
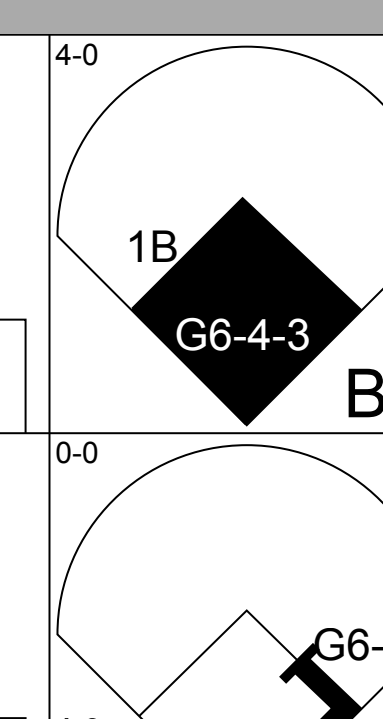
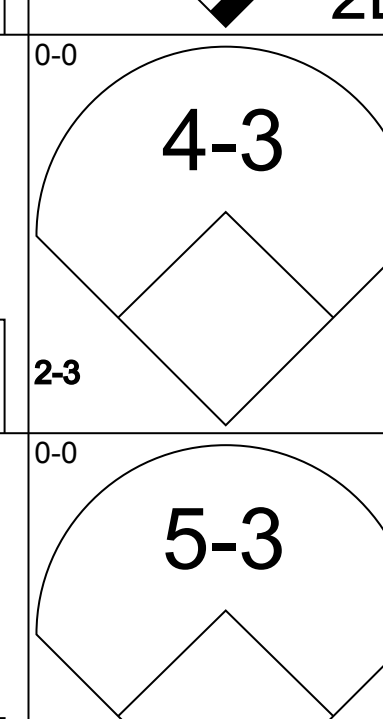
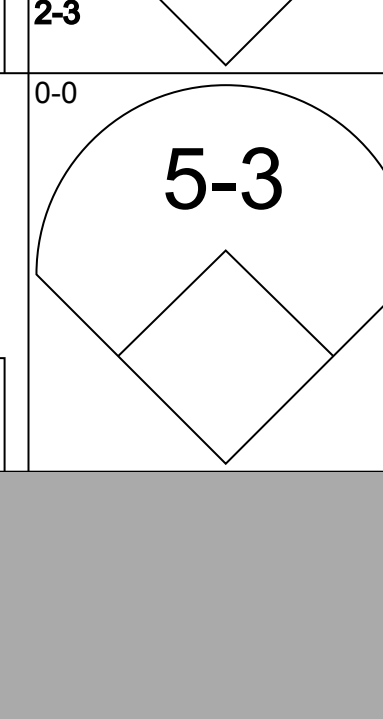

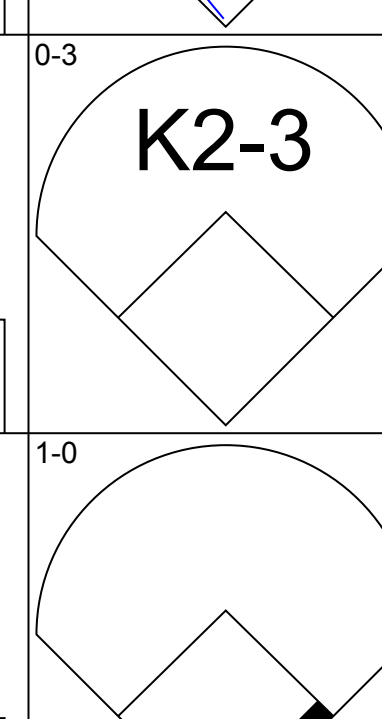
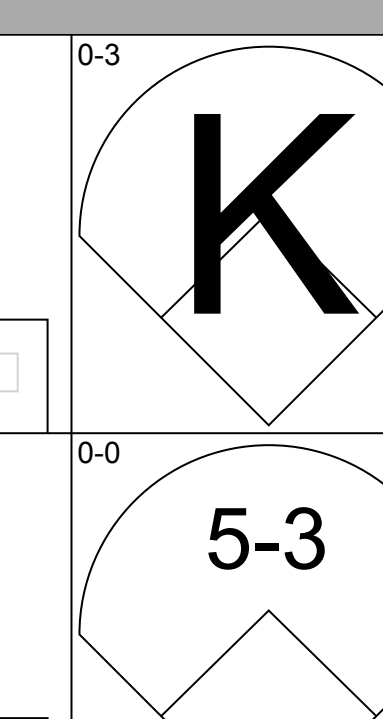
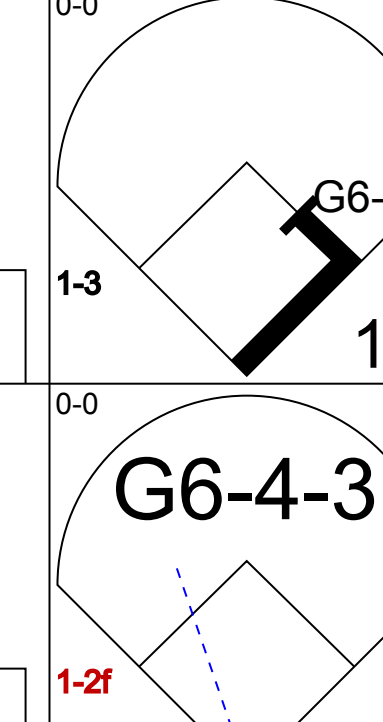
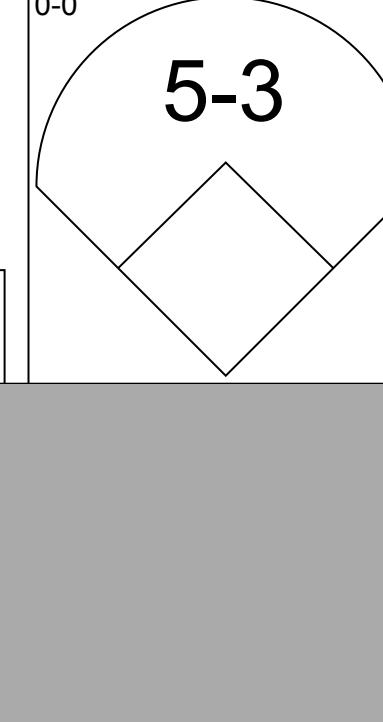
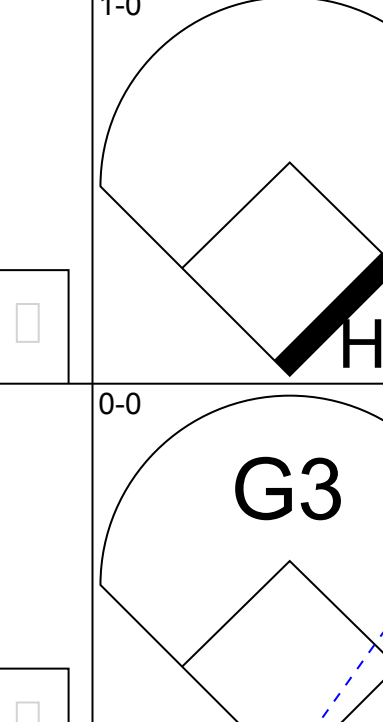
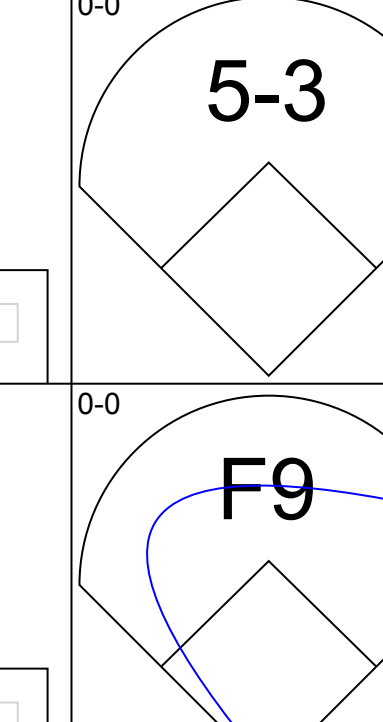
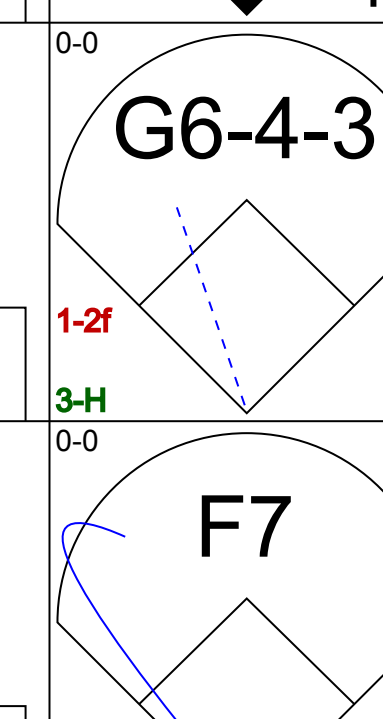
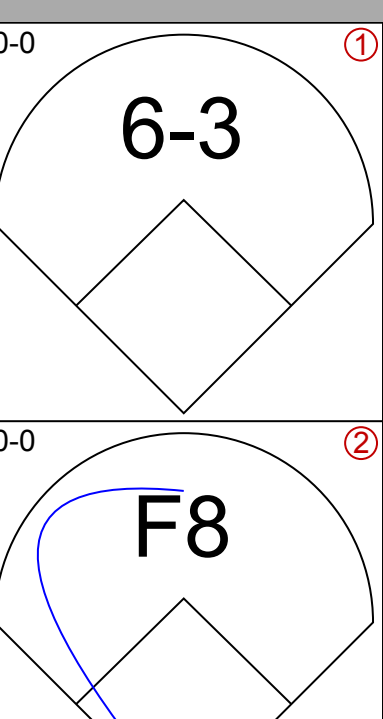
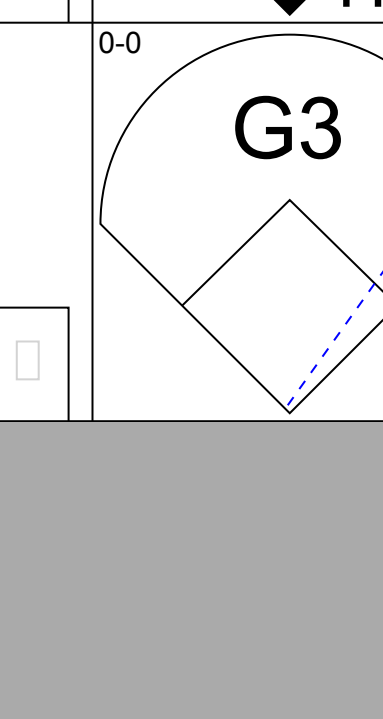
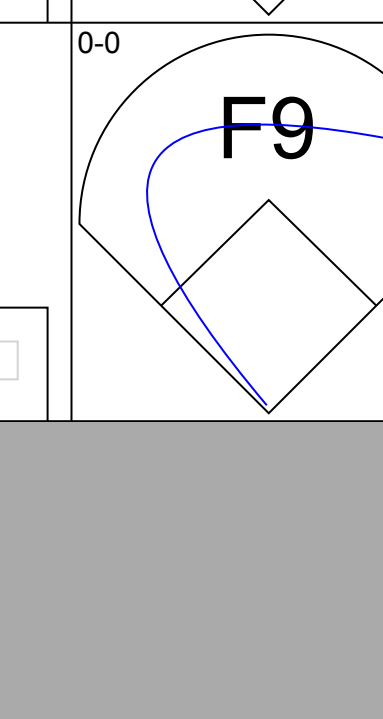
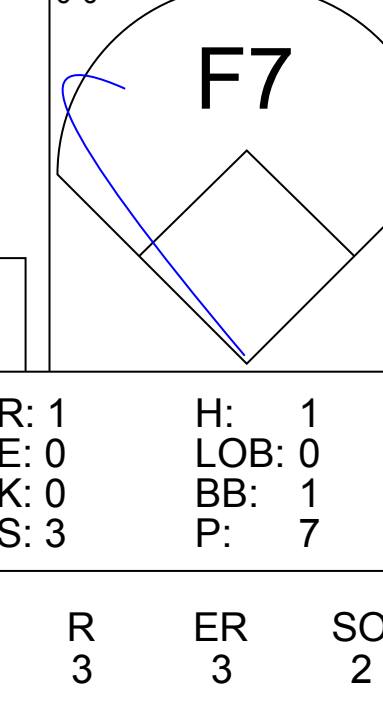
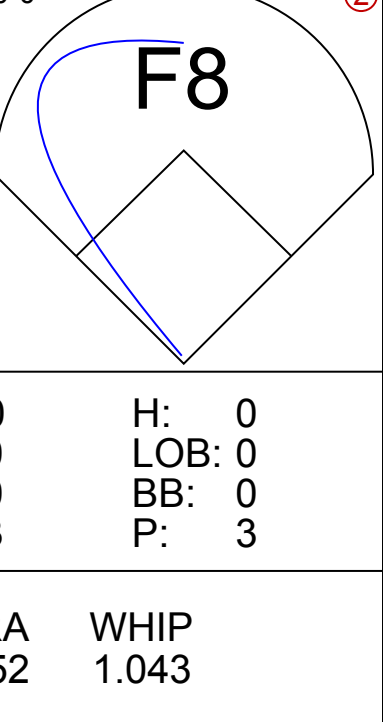
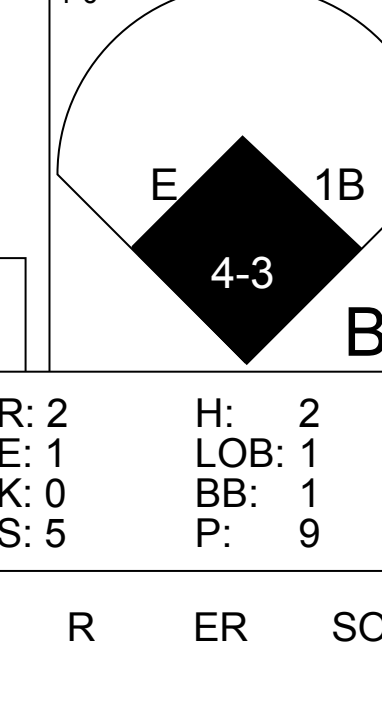


AB	27
R	3
H	9
RBI	3
BB	3
SO	3
LOB	13



Batter	1	2	3	4	5	6	7	8	9	AB	R	H	RBI	BB	SO	LOB	TOP					
Jerry Royster, R (1, 5) OBP: 0.321, SLG: 0.317				 BB WP 1B	 1B				 1B	5	2	2	0	0	1	0	Atlanta Braves @ Cincinnati Reds Riverfront Stadium, Cincinnati, OH Mon Aug 16 1976, 7:05 PM EDT Att: 30,276 - Unknown					
Rod Gilbreath, R (1, 4) OBP: 0.338, SLG: 0.374				 1B			 BB		3	1	0	0	2	0	2							
Jimmy Wynn, R (1, 8) OBP: 0.384, SLG: 0.372				 1B	 1B		 1-2		4	0	1	1	1	2	2							
Willie Montanez, L (1, 3) OBP: 0.341, SLG: 0.413				 1B						4	0	1	1	0	0	1						
Tom Paciorek, R (1, 9) OBP: 0.343, SLG: 0.393										4	0	0	0	0	3	3						
Cito Gaston, R (1, 7) OBP: 0.387, SLG: 0.506								 BB		3	0	0	0	1	0	3						
Ken Henderson, S (8, PR) OBP: 0.358, SLG: 0.390										0	0	0	0	0	0	0						
Darrel Chaney, S (1, 6) OBP: 0.351, SLG: 0.360				 1B	 BB			 1B		3	0	1	1	1	2	0						
Vic Correll, R (1, 2) OBP: 0.324, SLG: 0.339										4	1	1	1	0	1	5						
Carl Morton, R (1, 1) OBP: 0.156, SLG: 0.122										3	0	0	0	0	2	0						
Adrian Devine, R (8, 1)										1	0	0	0	0	0	0						
Inning Stats	R: 0 E: 0 K: 2 S: 7	H: 0 LOB: 0 BB: 0 P: 7	R: 0 E: 0 K: 1 S: 5	H: 0 LOB: 0 BB: 0 P: 5	R: 0 E: 0 K: 3 S: 9	H: 0 LOB: 0 BB: 0 P: 9	R: 2 E: 1 K: 1 S: 7	H: 1 LOB: 3 BB: 3 P: 19	R: 1 E: 0 K: 1 S: 7	H: 2 LOB: 1 BB: 0 P: 7	R: 0 E: 0 K: 2 S: 7	H: 0 LOB: 0 BB: 0 P: 7	R: 1 E: 0 K: 0 S: 4	H: 1 LOB: 1 BB: 1 P: 8	R: 0 E: 0 K: 0 S: 4	H: 1 LOB: 2 BB: 1 P: 8	R: 0 E: 0 K: 1 S: 6	H: 1 LOB: 1 BB: 0 P: 6	1B: 5 2B: 0 3B: 0 HR: 1	SF: 0 SAC: 0 DP: 0 HBP: 0	WP: 1 PB: 0 SB: 1 CS: 0	PA: 39
PITCHER	IP WLS BF H R ER SO BB IBB HBP BLK WP HR S P ERA WHIP																					
Fred Norman, L (1, 1) ERA: 2.71	8.0 L 35 5 4 2 10 5 0 0 0 0 1 1 50 70 2.25 1.250																					
Pedro Borbon, R (9, 1) ERA: 3.12	1.0 4 1 0 0 1 0 0 0 0 0 0 0 6 6 0.00 1.000																					



Batter	1	2	3	4	5	6	7	8	9	AB	R	H	RBI	BB	SO	LOB	BOTTOM					
Pete Rose, S (1, 5) OBP: 0.406, SLG: 0.442								 4-3 1-3 SF9 1B		4	1	1	0	0	0	0	Atlanta Braves @ Cincinnati Reds Riverfront Stadium, Cincinnati, OH Mon Aug 16 1976, 7:05 PM EDT Att: 30,276 - Unknown					
Ken Griffey, L (1, 9) OBP: 0.400, SLG: 0.456										4	0	0	1	0	0	1						
Joe Morgan, L (1, 4) OBP: 0.452, SLG: 0.606	 BB							 2-3 3-H 0-0		2	0	0	1	1	0	0						
George Foster, R (1, 7) OBP: 0.390, SLG: 0.582	 1-2							 3-H 0-0		4	0	2	0	0	0	0						
Tony Perez, R (1, 3) OBP: 0.328, SLG: 0.451			 4-3							4	0	1	0	0	1	3						
Cesar Geronimo, L (1, 8) OBP: 0.386, SLG: 0.435		 BB		 2B						3	1	0	0	1	2	1						
Dave Concepcion, R (1, 6) OBP: 0.345, SLG: 0.427		 1-3								3	0	1	0	0	0	1						
Bill Plummer, R (1, 2) OBP: 0.325, SLG: 0.440		 1-2 3-H								3	0	0	0	0	0	2						
Dan Driessen, L (9, PH) OBP: 0.373, SLG: 0.404										1	0	0	0	0	0	0						
Fred Norman, S (1, 1) OBP: 0.150, SLG: 0.154								 4-3 BB		2	0	0	0	0	0	0						
Mike Lum, L (8, PH) OBP: 0.352, SLG: 0.379										0	1	0	0	1	0	0						
Pedro Borbon, R (9, 1) OBP: 0.308, SLG: 0.308										0	0	0	0	0	0	0						
Inning Stats	R: 0 E: 0 K: 1 S: 6	H: 1 LOB: 2 BB: 1 P: 10	R: 1 E: 0 K: 0 S: 3	H: 1 LOB: 0 BB: 1 P: 7	R: 0 E: 0 K: 0 S: 3	H: 0 LOB: 0 BB: 0 P: 3	R: 0 E: 0 K: 0 S: 4	H: 1 LOB: 1 BB: 0 P: 4	R: 0 E: 0 K: 0 S: 3	H: 0 LOB: 0 BB: 0 P: 3	R: 0 E: 0 K: 0 S: 3	H: 0 LOB: 0 BB: 0 P: 3	R: 0 E: 0 K: 1 S: 5	H: 0 LOB: 1 BB: 0 P: 6	R: 2 E: 1 K: 0 S: 5	H: 2 LOB: 1 BB: 1 P: 9	R: 0 E: 0 K: 1 S: 5	H: 0 LOB: 0 BB: 0 P: 5	1B: 3 2B: 1 3B: 1 HR: 0	SF: 1 SAC: 0 DP: 1 HBP: 1	WP: 0 PB: 0 SB: 0 CS: 0	PA: 35
PITCHER	IP WLS BF H R ER SO BB IBB HBP BLK WP HR S P ERA WHIP																					
Carl Morton, R (1, 1) ERA: 4.26	7.2 W 31 5 3 3 2 3 0 0 0 0 0 0 31 44 3.52 1.043																					
Adrian Devine, R (8, 1) ERA: 4.39	1.1 S 4 0 0 0 1 0 0 0 0 0 0 0 6 6 0.00 0.000																					



Batter	1	2	3	4	5	6	7	8	9	AB	R	H	RBI	BB	SO	LOB	TOP								
Jerry Royster, R (1, 5) OBP: 0.322, SLG: 0.324										4	2	1	1	1	1	3	Atlanta Braves @ Cincinnati Reds Riverfront Stadium, Cincinnati, OH Tue Aug 17 1976, 7:05 PM EDT Att: 30,890 - Unknown								
Rowland Office, L (1, 8) OBP: 0.359, SLG: 0.378										4	0	0	0	0	0	2									
Jimmy Wynn, R (1, 7) OBP: 0.383, SLG: 0.370 Dave May, L (5, 7) OBP: 0.303, SLG: 0.286 Tom Paciorek, R (8, FH) OBP: 0.346, SLG: 0.396										2	0	0	0	0	2	0									
Willie Montanez, L (1, 3) OBP: 0.342, SLG: 0.414										4	0	2	0	0	0	0									
Ken Henderson, S (1, 9) OBP: 0.360, SLG: 0.387										2	0	0	0	2	0	3									
Darrel Chaney, S (1, 6) OBP: 0.350, SLG: 0.364										4	1	1	0	0	1	1									
Rod Gilbreath, R (1, 4) OBP: 0.337, SLG: 0.372										4	0	1	1	0	1	1									
Vic Correll, R (1, 2) OBP: 0.329, SLG: 0.339										3	0	1	0	1	1	0									
Frank LaCorte, R (1, 1) OBP: 0.071, SLG: 0.071 Adrian Devine, R (7, 1)										2	0	0	0	0	1	1									
										2	0	0	0	0	1	2									
Inning Stats	R: 0 E: 0 K: 2 S: 7	H: 0 LOB: 0 BB: 0 P: 7	R: 0 E: 0 K: 1 S: 5	H: 0 LOB: 1 BB: 1 P: 9	R: 0 E: 0 K: 0 S: 3	H: 0 LOB: 0 BB: 1 P: 7	R: 0 E: 0 K: 1 S: 4	H: 0 LOB: 0 BB: 1 P: 8	R: 1 E: 0 K: 2 S: 8	H: 1 LOB: 0 BB: 0 P: 8	R: 1 E: 0 K: 0 S: 5	H: 2 LOB: 1 BB: 0 P: 5	R: 0 E: 0 K: 0 S: 3	H: 0 LOB: 0 BB: 0 P: 3	R: 1 E: 0 K: 1 S: 7	H: 2 LOB: 2 BB: 1 P: 11	R: 0 E: 0 K: 1 S: 7	H: 2 LOB: 2 BB: 0 P: 7	1B: 5 2B: 0 3B: 1 HR: 1	SF: 0 SAC: 0 DP: 0 HBP: 0	WP: 0 PB: 0 SB: 1 CS: 1	PA: 38			
PITCHER	IP WLS BF H R ER SO BB IBB HBP BLK WP HR S P ERA WHIP																								
Santo Alcala, R (1, 1) ERA: 4.3	6.0	L	23	3	2	2	6	3	0	0	0	0	0	0	1	32	44	3.00	1.000						
Manny Sarmiento, R (7, 1) ERA: 1.45	1.1		5	0	1	1	1	1	0	0	0	0	0	0	0	6	10	6.75	0.750						
Willi McEnaney, L (8, 1) ERA: 3.59	0.2		4	2	0	0	0	0	0	0	0	0	0	0	4	4	0.00	3.000							
Rawly Eastwick, R (9, 1) ERA: 2.16	1.0		5	2	0	0	1	0	0	0	0	0	0	0	7	7	0.00	2.000							

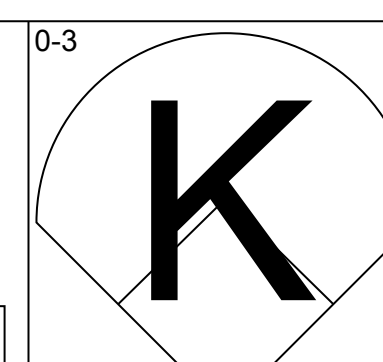
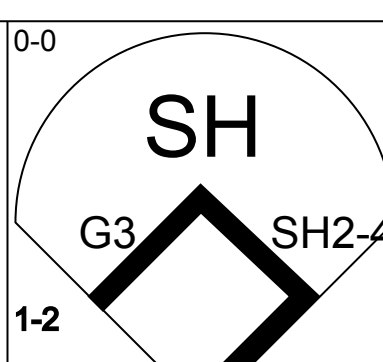
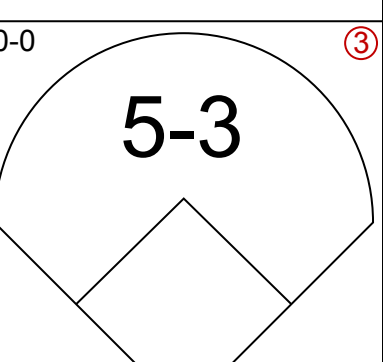
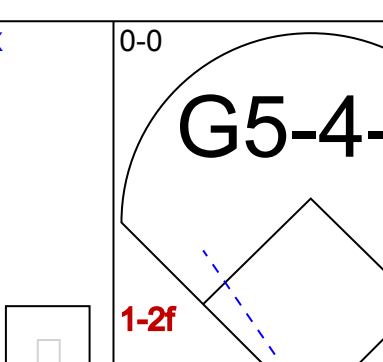
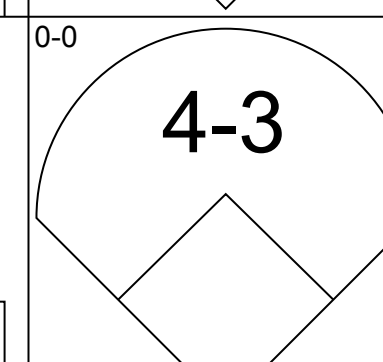
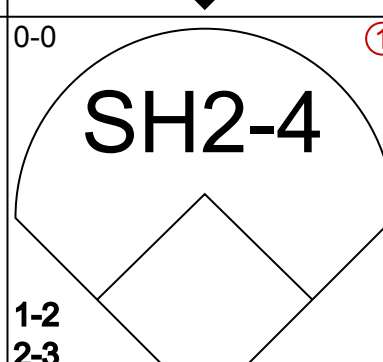
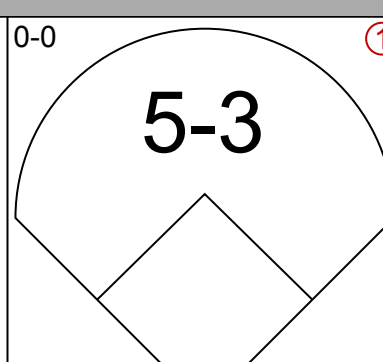
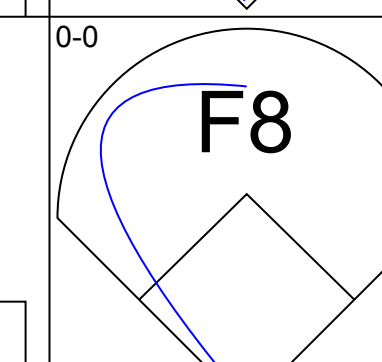
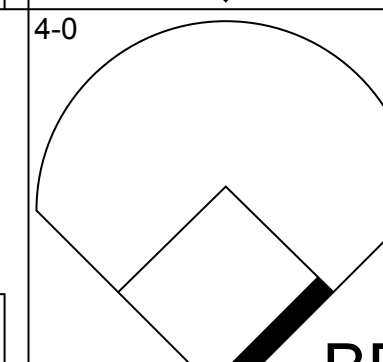
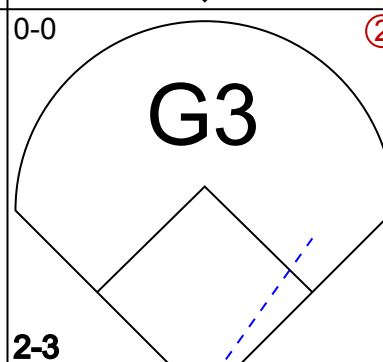
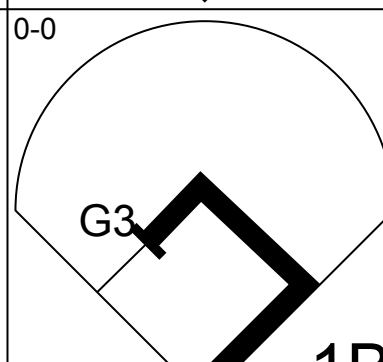

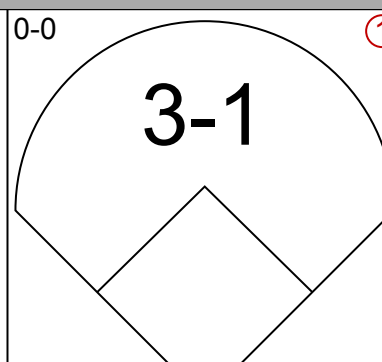
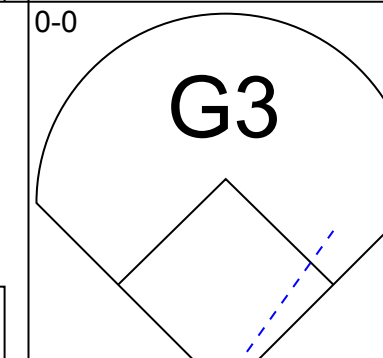
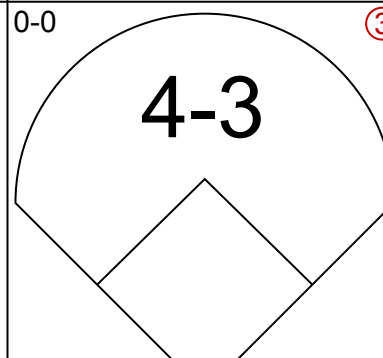
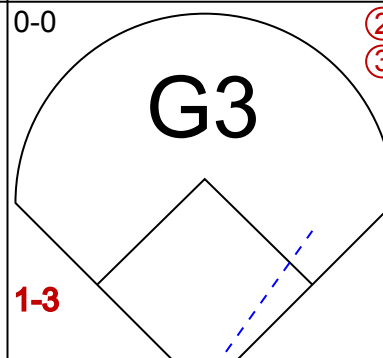
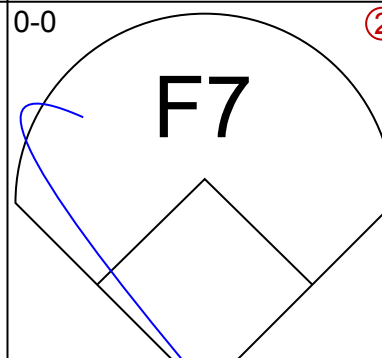
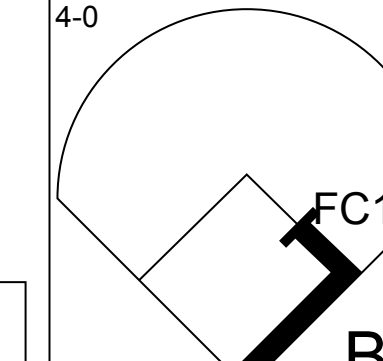
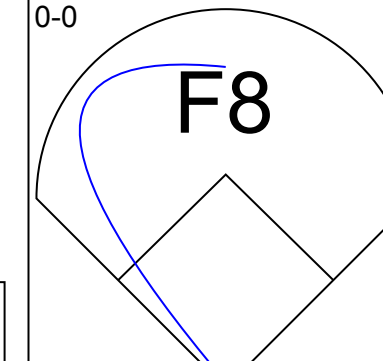
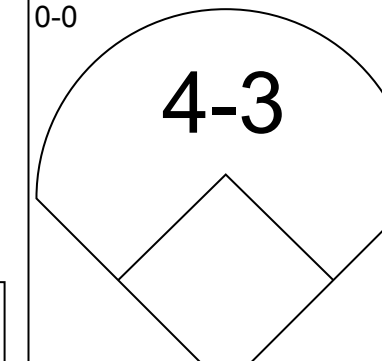
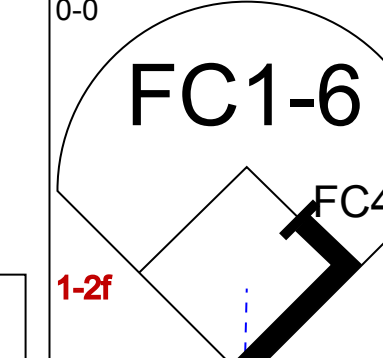
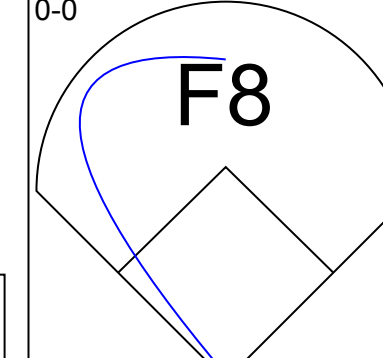
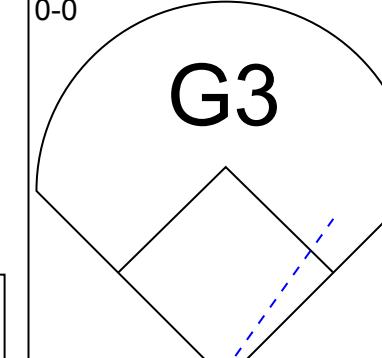
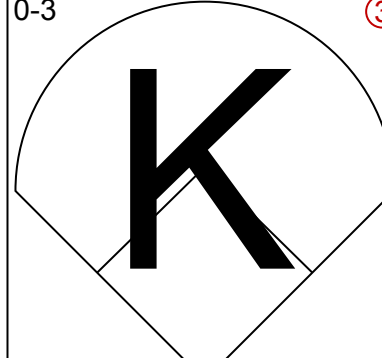
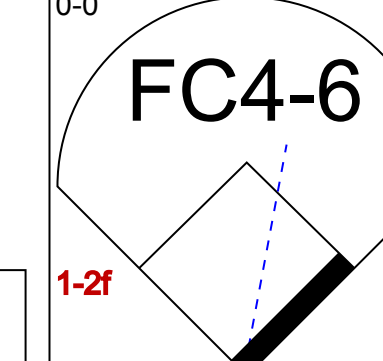
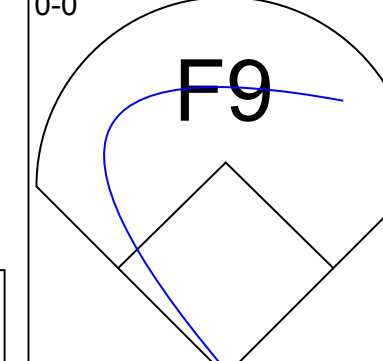
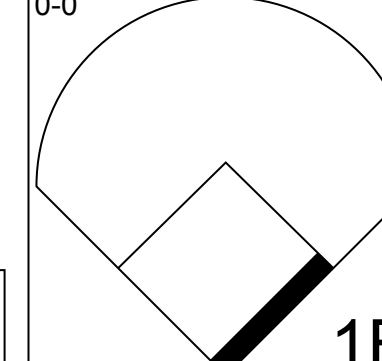
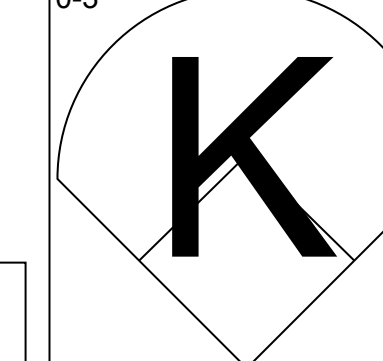
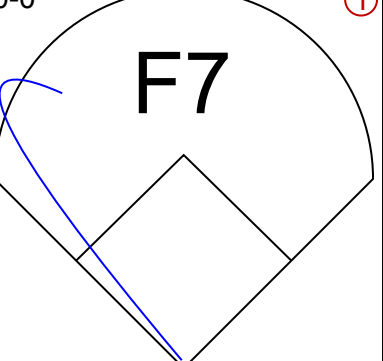
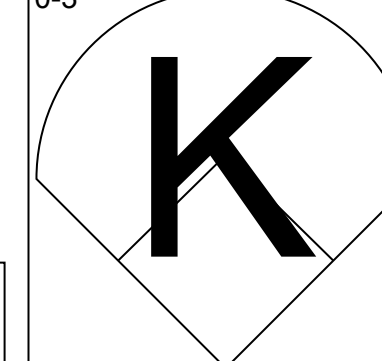
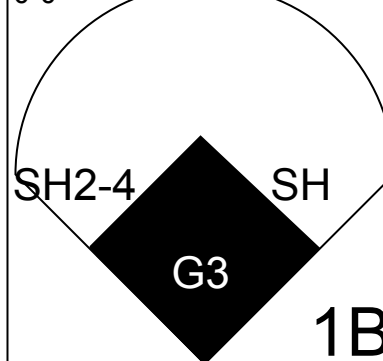
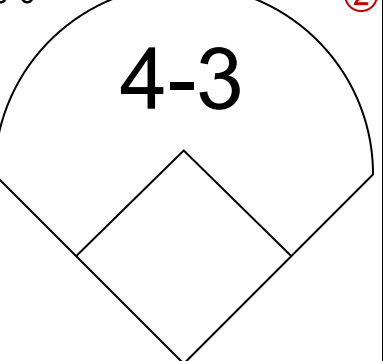
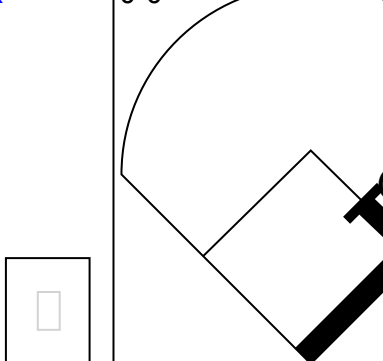
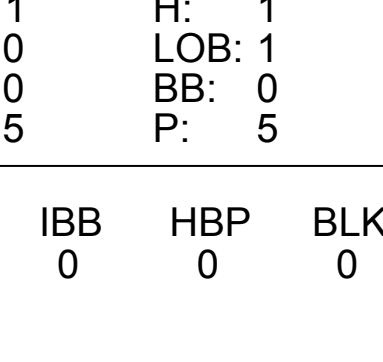
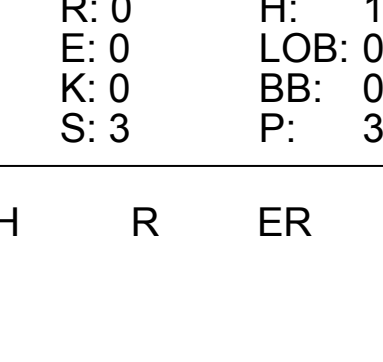

Batter	1	2	3	4	5	6	7	8	9	AB	R	H	RBI	BB	SO	LOB	BOTTOM								
Pete Rose, S (1, 5) OBP: 0.406, SLG: 0.440										4	1	1	0	1	1	1	Atlanta Braves @ Cincinnati Reds Riverfront Stadium, Cincinnati, OH Tue Aug 17 1976, 7:05 PM EDT Att: 30,890 - Unknown								
Ken Griffey, L (1, 9) OBP: 0.402, SLG: 0.458										3	1	1	0	2	1	2									
Joe Morgan, L (1, 4) OBP: 0.454, SLG: 0.607										3	0	1	1	2	0	3									
George Foster, R (1, 7) OBP: 0.388, SLG: 0.578										3	0	0	1	1	1	4									
Tony Perez, R (1, 3) OBP: 0.329, SLG: 0.452										3	0	1	0	0	1	4									
Cesar Geronimo, L (1, 8) OBP: 0.387, SLG: 0.432										2	0	0	0	2	1	2									
Dave Concepcion, R (1, 6) OBP: 0.344, SLG: 0.425										4	0	1	0	0	1	3									
Bill Plummer, R (1, 2) OBP: 0.318, SLG: 0.429 Dan Driessen, L (8, FH) OBP: 0.349, SLG: 0.375 Rawly Eastwick, R (9, 1)										3	0	0	0	0	2	3									
Santo Alcala, R (1, 1) OBP: 0.175, SLG: 0.179 Mike Lum, L (6, FH) OBP: 0.349, SLG: 0.375 Manny Sarmiento, R (7, 1) Willi McEnaney, L (8, 1) Johnny Bench, R (9, 2) OBP: 0.359, SLG: 0.422										2	0	0	0	0	1	2									
										1	0	0	0	0	0	1									
										0	0	0	0	0	0	0									
										0	0	0	0	0	0	0									
Inning Stats	R: 0 E: 0 K: 0 S: 3	H: 0 LOB: 1 BB: 1 P: 7	R: 0 E: 0 K: 1 S: 5	H: 0 LOB: 2 BB: 1 P: 10	R: 1 E: 0 K: 1 S: 6	H: 1 LOB: 2 BB: 2 P: 14	R: 0 E: 0 K: 1 S: 5	H: 0 LOB: 0 BB: 0 P: 5	R: 1 E: 0 K: 3 S: 11	H: 2 LOB: 1 BB: 0 P: 11	R: 0 E: 0 K: 2 S: 7	H: 0 LOB: 1 BB: 1 P: 11	R: 0 E: 0 K: 1 S: 5	H: 1 LOB: 2 BB: 2 P: 13	R: 0 E: 0 K: 0 S: 3	H: 1 LOB: 0 BB: 0 P: 3	R: 0 E: 0 K: 0 S: 3	H: 0 LOB: 2 BB: 2 P: 11	1B: 2 2B: 3 3B: 0 HR: 0	SF: 1 SAC: 0 DP: 1 HBP: 1	WP: 0 PB: 0 SB: 2 CS: 1	PA: 40			
PITCHER	IP WLS BF H R ER SO BB IBB HBP BLK WP HR S P ERA WHIP																								
Frank LaCorte, R (1, 1) ERA: 5.98	6.1		31	4	2	2	9	7	0	1	0	0	0	0	0	41	70	2.84	1.737						
Adrian Devine, R (7, 1) ERA: 4.12	2.2	W	9	1	0	0	0	2	0	0	0	0	0	0	7	15	0.00	1.125							

AB	33
R	3
H	7
RBI	3
BB	4
SO	8
LOB	13



AB	29
R	2
H	5
RBI	2
BB	9
SO	9
LOB	26

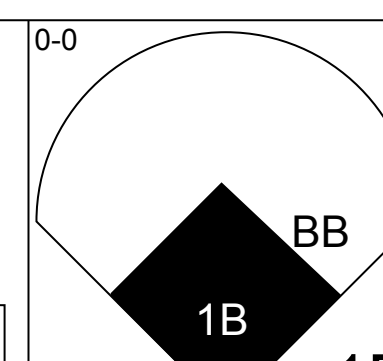
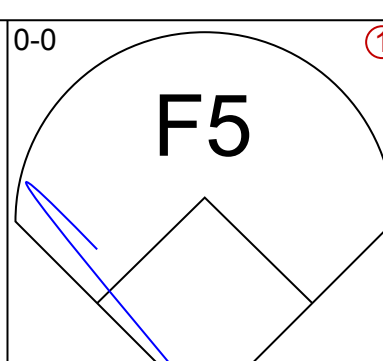
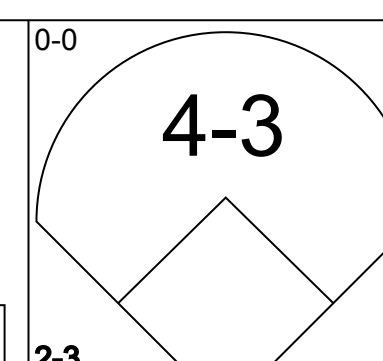
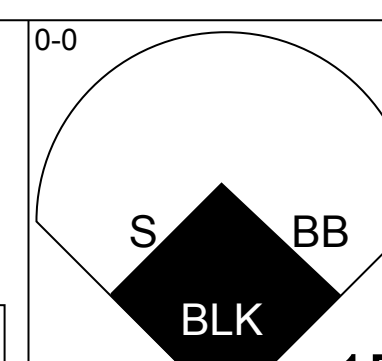
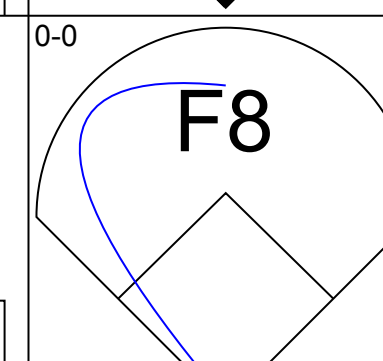
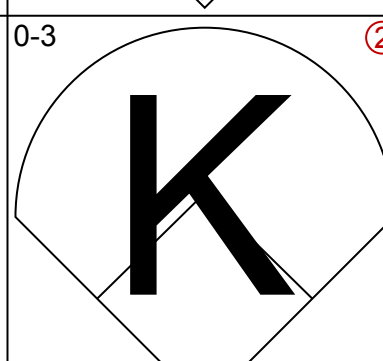
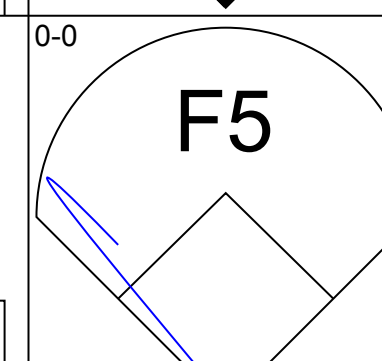
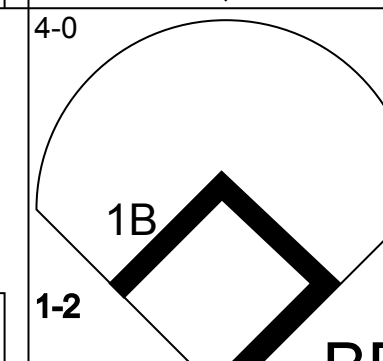
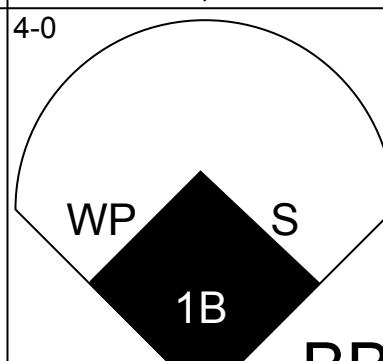
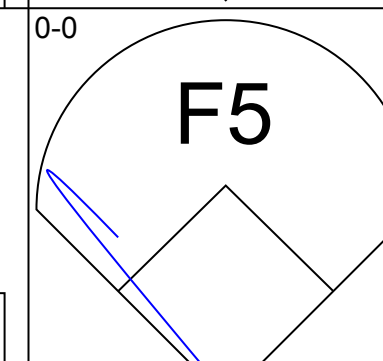
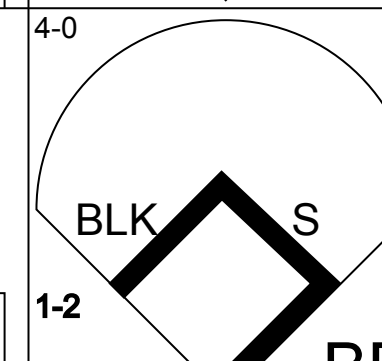
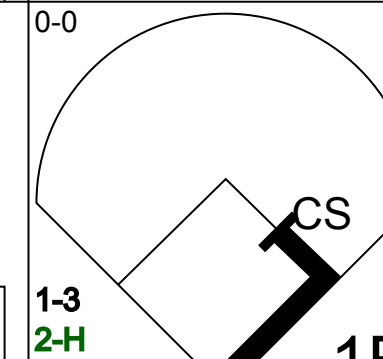
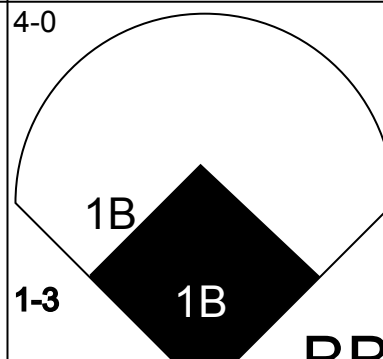

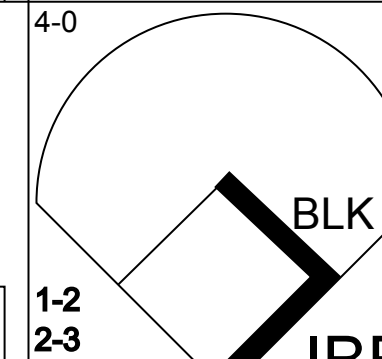
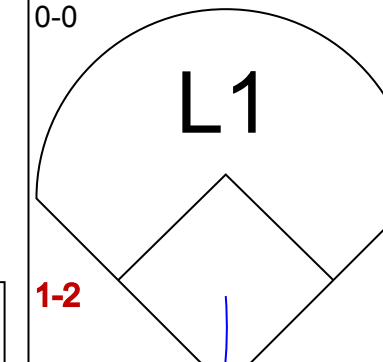
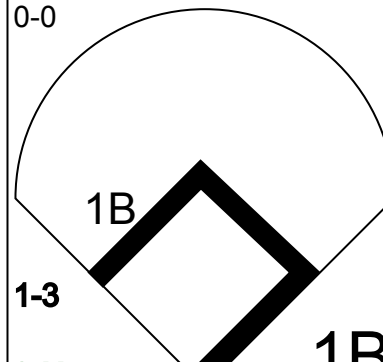

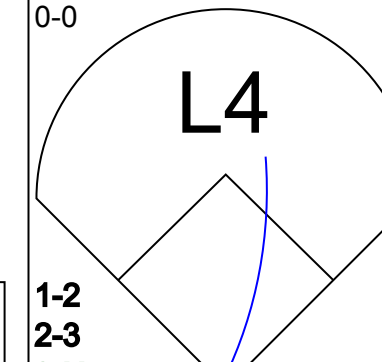

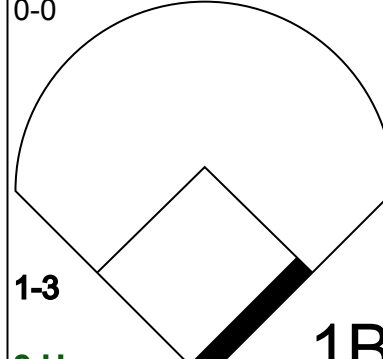

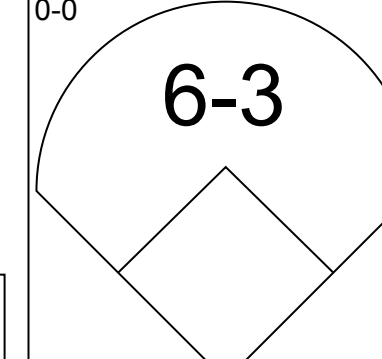
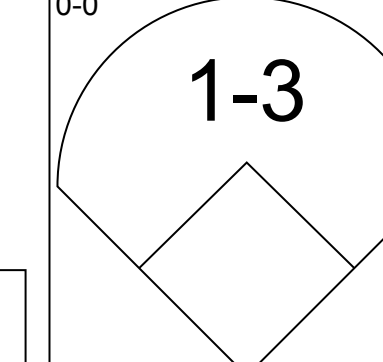
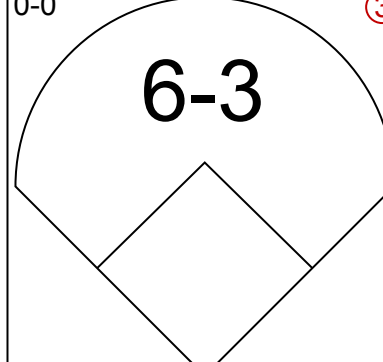


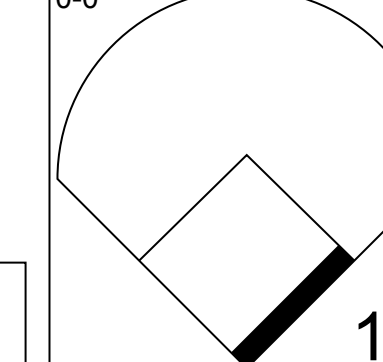

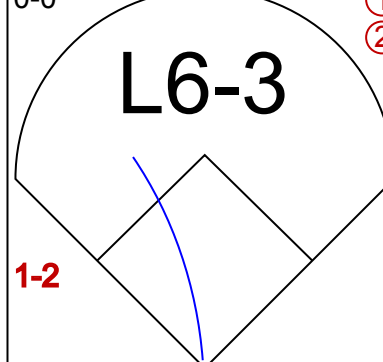
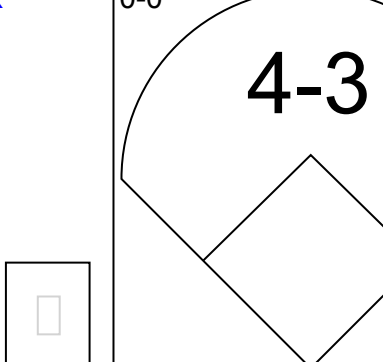
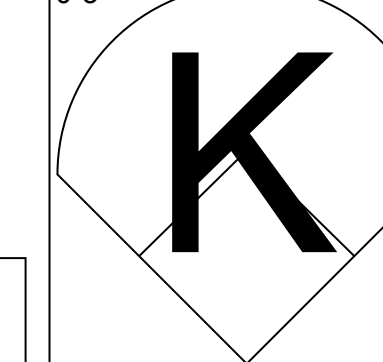
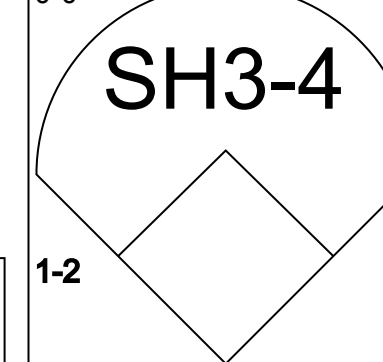
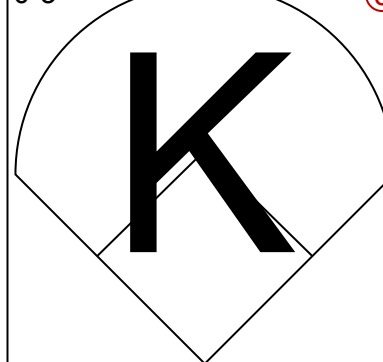
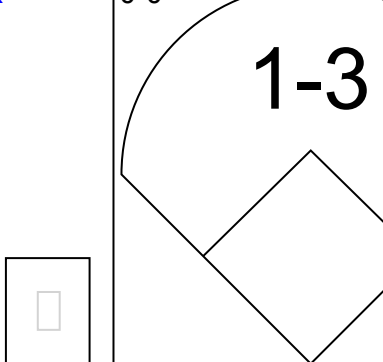
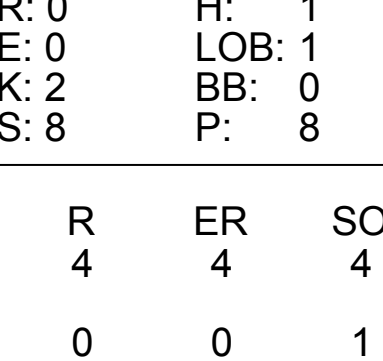
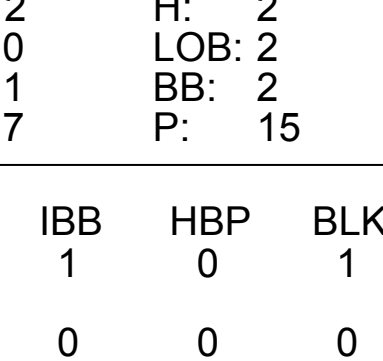
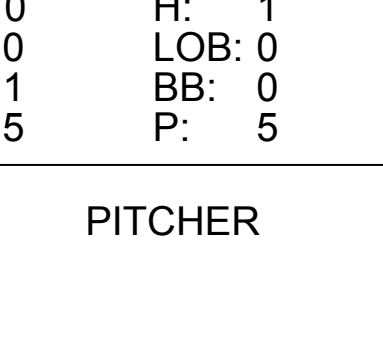
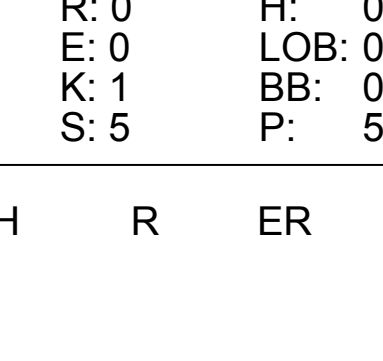


Batter	1	2	3	4	5	6	7	8	9	AB	R	H	RBI	BB	SO	LOB	TOP		
Jerry Royster, R OBP: 0.320, SLG: 0.322 (1, 5)										3	0	0	0	0	1	1			
Rowland Office, L OBP: 0.356, SLG: 0.375 (1, 8)										3	0	0	0	0	0	0			
Dave May, L OBP: 0.308, SLG: 0.287 (1, 7)										3	0	1	1	1	0	1			
Willie Montanez, L OBP: 0.340, SLG: 0.410 (1, 3)										4	0	0	0	0	0	3			
Ken Henderson, S OBP: 0.361, SLG: 0.387 (1, 9)										3	0	1	0	1	0	0			
Darrel Chaney, S OBP: 0.347, SLG: 0.360 (1, 6)										4	0	0	0	0	1	2			
Rod Gilbreath, R OBP: 0.337, SLG: 0.372 (1, 4)										3	0	1	0	0	0	1			
Vic Correll, R OBP: 0.322, SLG: 0.331 (1, 2)										3	0	0	0	0	2	2			
Dick Ruthven, R OBP: 0.234, SLG: 0.183 (8, PH)										2	1	1	0	0	0	0			
Tom Paciorek, R OBP: 0.349, SLG: 0.399 (8, 1)										1	0	1	0	0	0	0			
Mike Beard, L (8, 1)										0	0	0	0	0	0	0			
Inning Stats	R: 0 E: 0 K: 1 S: 5	H: 0 LOB: 1 BB: 1 P: 9	R: 0 E: 0 K: 1 S: 5	H: 0 LOB: 1 BB: 1 P: 9	R: 1 E: 0 K: 0 S: 5	H: 1 LOB: 0 BB: 0 P: 5	R: 0 E: 0 K: 0 S: 3	H: 0 LOB: 0 BB: 0 P: 3	R: 0 E: 0 K: 0 S: 3	H: 1 LOB: 1 BB: 0 P: 3	R: 0 E: 0 K: 1 S: 6	H: 1 LOB: 0 BB: 0 P: 6	R: 0 E: 0 K: 0 S: 3	H: 1 LOB: 1 BB: 0 P: 6	R: 0 E: 0 K: 1 S: 6	H: 1 LOB: 1 BB: 0 P: 6	1B: 5 2B: 0 3B: 0 HR: 0	SF: 0 SAC: 2 DP: 1 HBP: 0	WP: 0 PA: 33 PB: 0 SB: 0 CS: 0
PITCHER Jack Billingham, R ERA: 4.25 (1, 1)	IP: 9.0 WLS: W BF: 33 H: 5 R: 1 ER: 1 SO: 4	BB: 2 IBB: 0 HBP: 0 BLK: 0	WP: 0 HR: 0 S: 39 P: 47	ERA: 1.00 WHIP: 0.778	PITCHER										IP: 9.0 WLS: W BF: 33 H: 5 R: 1 ER: 1 SO: 4	BB: 2 IBB: 0 HBP: 0 BLK: 0	WP: 0 HR: 0 S: 39 P: 47	ERA: 1.00 WHIP: 0.778	

Atlanta Braves @ Cincinnati Reds
Riverfront Stadium, Cincinnati, OH
Wed Aug 18 1976, 7:05 PM EDT
Att: 29,065 - Unknown

AB 29
R 1
H 5
RBI 1
BB 2
SO 4
LOB 10



Batter	1	2	3	4	5	6	7	8	9	AB	R	H	RBI	BB	SO	LOB	BOTTOM		
Pete Rose, S OBP: 0.406, SLG: 0.441 (1, 5)										4	2	2	0	0	0	1			
Dan Driessen, L OBP: 0.369, SLG: 0.394 (1, 7)										3	0	0	0	1	1	2			
Ken Griffey, L OBP: 0.402, SLG: 0.458 (8, 9)										0	0	0	0	0	0	0			
Joe Morgan, L OBP: 0.457, SLG: 0.605 (1, 4)										1	1	0	0	3	0	2			
Johnny Bench, R OBP: 0.365, SLG: 0.426 (1, 2)										2	1	2	1	2	0	0			
Tony Perez, R OBP: 0.329, SLG: 0.450 (1, 3)										4	0	1	1	0	0	5			
Cesar Geronimo, L OBP: 0.385, SLG: 0.430 (1, 8)										4	0	1	1	0	1	2			
Mike Lum, L OBP: 0.346, SLG: 0.370 (1, 9)										4	0	1	0	0	1	2			
Dave Concepcion, R OBP: 0.345, SLG: 0.426 (1, 6)										4	0	2	0	0	0	1			
Jack Billingham, R OBP: 0.284, SLG: 0.280 (1, 1)										3	0	0	0	0	2	1			
Inning Stats	R: 1 E: 0 K: 0 S: 4	H: 2 LOB: 1 BB: 1 P: 8	R: 0 E: 0 K: 2 S: 8	H: 1 LOB: 0 BB: 0 P: 8	R: 2 E: 0 K: 1 S: 7	H: 2 LOB: 2 BB: 2 P: 15	R: 0 E: 0 K: 0 S: 4	H: 1 LOB: 2 BB: 1 P: 8	R: 0 E: 0 K: 0 S: 3	H: 1 LOB: 0 BB: 0 P: 3	R: 0 E: 0 K: 1 S: 5	H: 1 LOB: 0 BB: 0 P: 5	R: 1 E: 0 K: 0 S: 4	H: 1 LOB: 2 BB: 2 P: 12	R: 0 E: 0 K: 1 S: 5	H: 0 LOB: 0 BB: 0 P: 5	1B: 9 2B: 1 3B: 0 HR: 0	SF: 0 SAC: 1 DP: 2 HBP: 0	WP: 1 PA: 36 PB: 0 SB: 3 CS: 1
PITCHER Dick Ruthven, R ERA: 3.4 (8, 1)	IP: 7.0 WLS: L BF: 33 H: 9 R: 4 ER: 4 SO: 4	BB: 5 IBB: 1 HBP: 0 BLK: 1	WP: 0 HR: 0 S: 35 P: 59	ERA: 5.14 WHIP: 2.000	PITCHER										IP: 7.0 WLS: L BF: 33 H: 9 R: 4 ER: 4 SO: 4	BB: 5 IBB: 1 HBP: 0 BLK: 1	WP: 0 HR: 0 S: 35 P: 59	ERA: 5.14 WHIP: 2.000	

Atlanta Braves @ Cincinnati Reds
Riverfront Stadium, Cincinnati, OH
Wed Aug 18 1976, 7:05 PM EDT
Att: 29,065 - Unknown

AB 29
R 4
H 9
RBI 3
BB 6
SO 5
LOB 16



Batter	1	2	3	4	5	6	7	8	9	10	11	AB	R	H	RBI	BB	SO	LOB	TOP				
Jerry Royster, R OBP: 0.318, SLG: 0.318 (1,5)	F9	F2			F8			FC1-5 SH BB		F8		4	0	0	0	1	0	1					
Rowland Office, L OBP: 0.360, SLG: 0.379 (1,8)	BB 1B		1-3		1B			SH FC4-6 FC1-5		1B		4	1	3	0	0	0	0					
Dave May, L OBP: 0.308, SLG: 0.283 Tom Paciorek, R OBP: 0.346, SLG: 0.395 (1,7) (8, PH) (8,7)	1B FC4-6 BB		K		L5			FC1-5 FC4-6		F9		2	1	0	0	1	1	1					
Willie Montanez, L OBP: 0.342, SLG: 0.412 (1,3)	FC4-6 1B							FC4-6		6-3		5	0	3	1	0	0	3					
Ken Henderson, S OBP: 0.357, SLG: 0.381 (1,9)	FC4-6		F7					G3				5	0	0	1	0	2	5					
Darrel Chaney, S OBP: 0.343, SLG: 0.356 (1,6)	P6			4-3				K		6-3		5	0	0	0	0	1	2					
Rod Gilbreath, R OBP: 0.331, SLG: 0.364 (1,4)		F9		K				F9		6-3		5	0	0	0	0	2	0					
Vic Correll, R OBP: 0.327, SLG: 0.336 (1,2)				5-3				F8				4	0	2	0	0	0	0					
Andy Messersmith, R Adrian Devine, R (1,1) (8,1)		K			K			K		5-3		3	0	0	0	0	3	1					
Inning Stats	R: 2 E: 0 K: 0 S: 5	H: 2 LOB: 1 BB: 1 P: 9	R: 0 E: 0 K: 1 S: 6	H: 1 LOB: 1 BB: 0 P: 6	R: 0 E: 0 K: 1 S: 6	H: 1 LOB: 1 BB: 0 P: 6	R: 0 E: 0 K: 1 S: 5	H: 0 LOB: 0 BB: 0 P: 5	R: 0 E: 0 K: 1 S: 7	H: 1 LOB: 1 BB: 0 P: 7	R: 0 E: 1 K: 0 S: 4	H: 0 LOB: 2 BB: 1 P: 8	R: 0 E: 0 K: 0 S: 4	H: 1 LOB: 1 BB: 0 P: 4	R: 0 E: 0 K: 0 S: 4	H: 1 LOB: 1 BB: 0 P: 4	R: 0 E: 0 K: 2 S: 7	H: 0 LOB: 0 BB: 0 P: 7	1B: 8 2B: 1 3B: 0 HR: 0	SF: 0 SAC: 1 DP: 1 HBP: 0	WP: 0 PB: 0 SB: 0 CS: 1	PA: 43	
PITCHER	IP ERA WLS BF H R ER SO BB IBB HBP BLK WP HR S P ERA WHIP	Pat Zachry, R ERA: 2.66 Will McEnaney, L ERA: 3.46 Pedro Borbon, R ERA: 3.05	(1,1) (8,1) (10,1)	7.0 2.0 2.0	30 9 7	7 1 1	2 0 0	2 0 2	3 1 0	0 0 0	0 0 0	0 0 0	40 8 11	44 12 11	0.00 0.00 0.00	2.57 1.000 0.500							

Atlanta Braves @ Cincinnati Reds
Riverfront Stadium, Cincinnati, OH
Thu Aug 19 1976, 7:05 PM EDT
Att: 29,718 - Unknown

livebaseballscores.com
AB 40
R 2
H 8
RBI 2
BB 2
SO 9
LOB 17



Batter	1	2	3	4	5	6	7	8	9	10	11	AB	R	H	RBI	BB	SO	LOB	BOTTOM			
Pete Rose, S OBP: 0.410, SLG: 0.446 (1,5)	1B FC1-2 BB	1B 2H 1B		G3			E4 3B		IBB			3	1	2	1	2	0	1				
Dan Driessen, L Will McEnaney, L Ken Griffey, L Pedro Borbon, R (1,7) (8,1) (9, PH) (10,1)	FC1-2 1B	1B			3-1		4-3		K			3	0	1	0	1	0	0				
Joe Morgan, L OBP: 0.454, SLG: 0.599 (1,4)	FC1-2 1B	F9			K		4-3			F9		5	0	1	0	0	1	2				
George Foster, R OBP: 0.388, SLG: 0.576 (1,9) (8,7)	F2			G5-4-3 1B			L4			F9		5	0	2	0	0	0	3				
Johnny Bench, R OBP: 0.361, SLG: 0.420 (1,2)	FC1-2		G5-4-3	1-3			K			F8		5	0	0	0	0	1	5				
Tony Perez, R OBP: 0.327, SLG: 0.447 (1,3)	P4		F8				F8			6-3		5	1	1	0	0	0	3				
Cesar Geronimo, L OBP: 0.383, SLG: 0.427 (1,8)		SH3-4 1B		K			F8			K		5	1	1	0	0	2	1				
Dave Concepcion, R OBP: 0.346, SLG: 0.424 (1,6)		L7		SH3-4 BB			5-3			SH5-3 1B		4	0	1	0	1	0	2				
Pat Zachry, R Ed Armbrister, R Mike Lum, L (1,1) (7, PH) (8,9) (11, PH)	SH3-4		SH3-4		SH3-4		F7		SH5-3			0	0	0	0	0	0	0				
Inning Stats	R: 0 E: 0 K: 0 S: 4	H: 1 LOB: 3 BB: 2 P: 12	R: 1 E: 0 K: 0 S: 6	H: 3 LOB: 2 BB: 0 P: 6	R: 0 E: 0 K: 0 S: 3	H: 1 LOB: 1 BB: 0 P: 3	R: 0 E: 0 K: 1 S: 5	H: 0 LOB: 1 BB: 1 P: 9	R: 0 E: 0 K: 1 S: 6	H: 1 LOB: 1 BB: 0 P: 4	R: 0 E: 0 K: 1 S: 5	H: 0 LOB: 0 BB: 0 P: 5	R: 0 E: 0 K: 2 S: 8	H: 1 LOB: 2 BB: 1 P: 12	R: 0 E: 0 K: 0 S: 3	H: 0 LOB: 0 BB: 0 P: 3	R: 1 E: 1 K: 0 S: 4	H: 2 LOB: 2 BB: 0 P: 4	1B: 8 2B: 1 3B: 1 HR: 0	SF: 0 SAC: 3 DP: 1 HBP: 0	WP: 0 PB: 0 SB: 0 CS: 0	PA: 45
PITCHER	IP ERA WLS BF H R ER SO BB IBB HBP BLK WP HR S P ERA WHIP	Pat Zachry, R ERA: 2.77 Adrian Devine, R ERA: 3.83	(1,1) (8,1)	7.0 3.1	30 15	7 3	2 1	2 0	3 3	0 1	0 0	0 0	31 20	43 24	0.00 0.000	2.57 0.900						

Atlanta Braves @ Cincinnati Reds
Riverfront Stadium, Cincinnati, OH
Thu Aug 19 1976, 7:05 PM EDT
Att: 29,718 - Unknown

livebaseballscores.com
AB 38
R 3
H 10
RBI 2
BB 4
SO 5
LOB 19



Batter	1	2	3	4	5	6	7	8	9	AB	R	H	RBI	BB	SO	LOB	TOP										
Jerry Royster, R OBP: 0.315, SLG: 0.314 (1, 5)	F2	1-3			6-3	F9			F9	5	0	0	0	0	0	4	Atlanta Braves @ St. Louis Cardinals Busch Stadium, St. Louis, MO Fri Aug 20 1976, 7:05 PM CDT Att: 14,287 - Unknown										
Rowland Office, L OBP: 0.358, SLG: 0.377 Junior Moore, R OBP: 0.375, SLG: 0.286 (1, 8) (4, 7)	F7		K		F8					2	0	0	0	0	1	0											
Jimmy Wynn, R OBP: 0.383, SLG: 0.367 (1, 7) (4, 8)			K			WP 1B BB			K	3	1	0	0	2	3	2											
Willie Montanez, L OBP: 0.344, SLG: 0.413 (1, 3)	1-3					G1-6-3 1B			F8	4	0	2	1	0	0	2											
Ken Henderson, S OBP: 0.356, SLG: 0.380 (1, 9)		1B 1B	4-3			G1-6-3 1B			F9	4	1	1	0	0	0	3											
Darrel Chaney, S OBP: 0.344, SLG: 0.354 (1, 6)		F7			4-3	PB 1B BB			FC6-4 BB	2	1	0	0	2	0	1											
Rod Gilbreath, R OBP: 0.333, SLG: 0.364 (1, 4)		FC5-6 1B			F9	1-2 1B BB			FC6-4 BB	3	1	1	0	1	0	1											
Vic Correll, R OBP: 0.331, SLG: 0.336 (1, 2)		FC5-6 1B			F7	1-2 2-3 BB			G6-3	3	0	1	1	1	0	1											
Phil Niekro, R OBP: 0.197, SLG: 0.286 Tom Paciorek, R OBP: 0.344, SLG: 0.393 Pablo Torresalba, L OBP: 0.348, SLG: 0.293 Dave May, L OBP: 0.300, SLG: 0.200 Cito Gaston, R OBP: 0.390, SLG: 0.512 Bruce Dal Canton, R OBP: 0.222, SLG: 0.222 Rob Belfour, R OBP: 0.266, SLG: 0.289 (1, 1) (5, PH) (5, 1) (5, PH) (5, PH) (5, 1) (5, PH)	FC5-6				5-3	1-2 2-H 3-H 1B			K	1	0	0	0	0	0	2											
Inning Stats	R: 0 E: 0 K: 0 S: 3	H: 0 LOB: 1 BB: 1 P: 7	R: 1 E: 0 K: 0 S: 6	H: 3 LOB: 1 BB: 0 P: 6	R: 0 E: 0 K: 2 S: 8	H: 1 LOB: 1 BB: 0 P: 8	R: 0 E: 0 K: 0 S: 3	H: 0 LOB: 0 BB: 0 P: 3	R: 0 E: 0 K: 1 S: 4	H: 2 LOB: 2 BB: 4 P: 20	R: 0 E: 0 K: 2 S: 5	H: 0 LOB: 1 BB: 1 P: 9	R: 0 E: 0 K: 0 S: 2	H: 0 LOB: 0 BB: 1 P: 6	R: 0 E: 0 K: 2 S: 8	H: 1 LOB: 1 BB: 0 P: 8		1B: 7 2B: 0 3B: 0 HR: 0	SF: 0 SAC: 0 DP: 2 HBP: 0	WP: 1 PB: 1 SB: 0 CS: 0	PA: 39						
PITCHER	IP	WLS	BF	H	R	ER	SO	BB	IBB	HBP	BLK	WP	HR	S	P	ERA	WHIP										
Eric Rasmussen, R ERA: 3.59 (1, 1)	5.2	W	26	5	4	4	2	5	0	0	0	1	0	25	45	6.35	1.765										
John Curtis, L ERA: 4.57 (6, 1)	0.0		1	1	0	0	0	0	0	0	0	0	0	1	1	∞	∞										
Bill Greif, R ERA: 4.66 (6, 1)	3.1	S	12	1	0	0	3	2	0	0	0	0	0	16	24	0.00	0.900										

AB	32
R	4
H	7
RBI	4
BB	7
SO	5
LOB	16



Batter	1	2	3	4	5	6	7	8	9	AB	R	H	RBI	BB	SO	LOB	BOTTOM										
Jerry Mumphrey, S OBP: 0.342, SLG: 0.327 (1, 8)	K	PB 2B				FC5-4 S				4	1	2	2	0	1	1	Atlanta Braves @ St. Louis Cardinals Busch Stadium, St. Louis, MO Fri Aug 20 1976, 7:05 PM CDT Att: 14,287 - Unknown										
Gary Templeton, S OBP: 0.283, SLG: 0.256 (1, 6)	F9 S 1B				F8	F7				4	0	2	1	0	0	2											
Lou Brock, L OBP: 0.331, SLG: 0.362 (1, 7)	F9	6-3				1B 1B			K	4	1	1	0	0	1	2											
Ted Simmons, S OBP: 0.366, SLG: 0.388 (1, 2)	3-1				F8	1B CS 1B			K	4	0	1	0	0	1	1											
Willie Crawford, L OBP: 0.372, SLG: 0.479 Mike Anderson, R OBP: 0.383, SLG: 0.369 (1, 9) (8, 9)		G3				CS 1B			3-1	4	1	2	2	0	0	0											
Keith Hernandez, L OBP: 0.348, SLG: 0.347 (1, 3)		1B BLK 1B			G3	1-3 3-H 1B			4-3	4	1	1	0	0	1	2											
Don Kessinger, S OBP: 0.331, SLG: 0.322 (1, 4)		SH1-4 1B			G3	5-3			4-3	4	1	1	0	0	0	1											
Hector Cruz, R OBP: 0.253, SLG: 0.319 (1, 5)		SH1-4 2B 1B			6-3	5-3			6-3	4	1	1	1	0	0	0											
Eric Rasmussen, R OBP: 0.222, SLG: 0.200 John Curtis, L OBP: 0.258, SLG: 0.241 Bill Greif, R (1, 1) (6, 1) (6, 1)	SH1-4				P3	FC5-4 BB				1	0	0	0	0	0	0											
Inning Stats	R: 0 E: 0 K: 1 S: 6	H: 1 LOB: 1 BB: 0 P: 6	R: 4 E: 0 K: 0 S: 8	H: 5 LOB: 1 BB: 0 P: 8	R: 1 E: 0 K: 0 S: 4	H: 1 LOB: 0 BB: 0 P: 4	R: 0 E: 0 K: 0 S: 4	H: 1 LOB: 1 BB: 0 P: 4	R: 1 E: 0 K: 1 S: 7	H: 3 LOB: 1 BB: 0 P: 7	R: 0 E: 0 K: 0 S: 3	H: 0 LOB: 1 BB: 1 P: 7	R: 0 E: 0 K: 2 S: 7	H: 0 LOB: 0 BB: 0 P: 7	R: 0 E: 0 K: 0 S: 3	H: 0 LOB: 0 BB: 0 P: 3		1B: 7 2B: 3 3B: 0 HR: 1	SF: 0 SAC: 1 DP: 0 HBP: 0	WP: 0 PB: 1 SB: 2 CS: 2	PA: 35						
PITCHER	IP	WLS	BF	H	R	ER	SO	BB	IBB	HBP	BLK	WP	HR	S	P	ERA	WHIP										
Phil Niekro, R ERA: 3.51 (1, 1)	4.0	L	20	5	5	5	1	0	0	0	1	1	22	22	11.25	2.000											
Pablo Torresalba, L ERA: 5.67 (5, 1)	1.0		5	3	1	1	1	0	0	0	0	0	0	7	7	9.00	3.000										
Bruce Dal Canton, R ERA: 3.16 (6, 1)	3.0		10	0	0	0	2	1	0	0	0	0	0	13	17	0.00	0.333										

AB	33
R	6
H	11
RBI	6
BB	1
SO	4
LOB	9

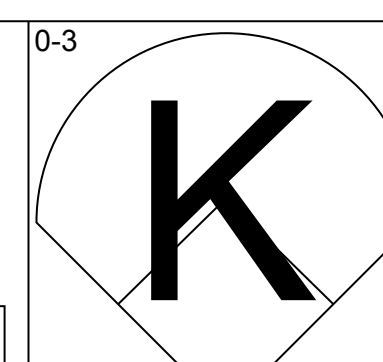
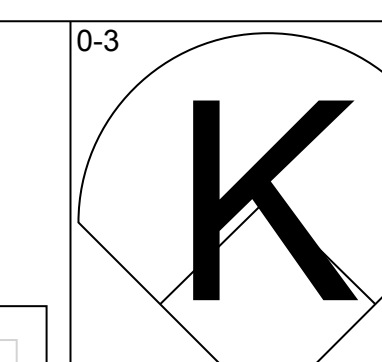
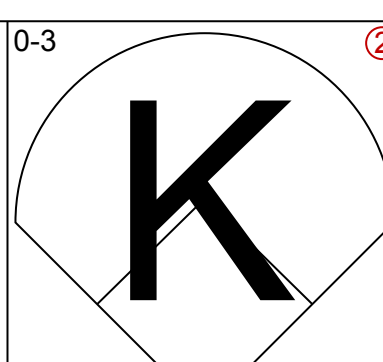
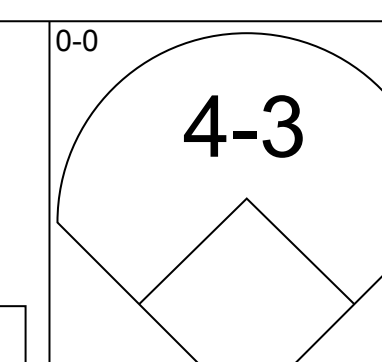
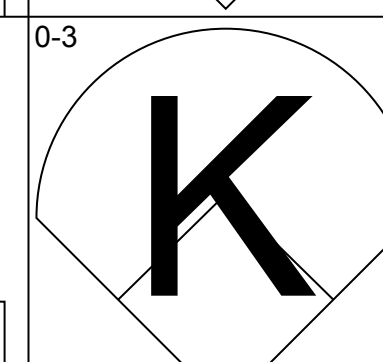
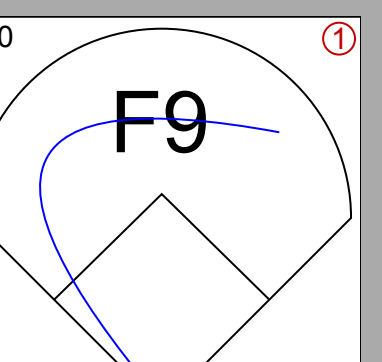
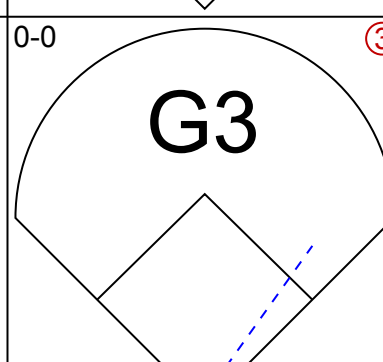
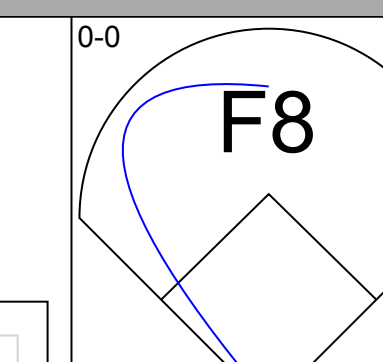
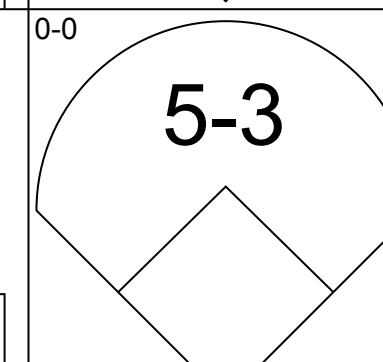
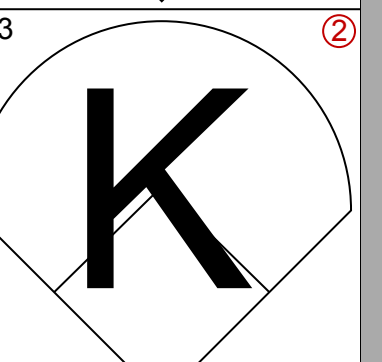
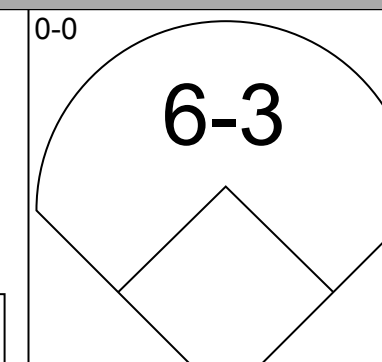
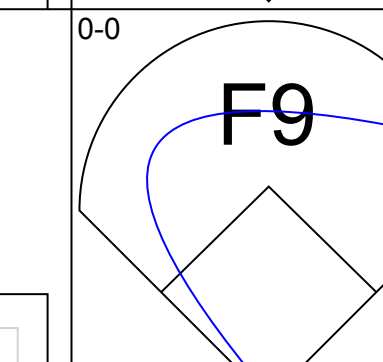
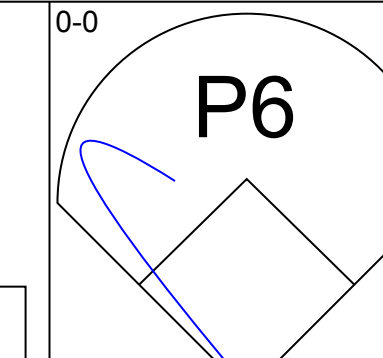
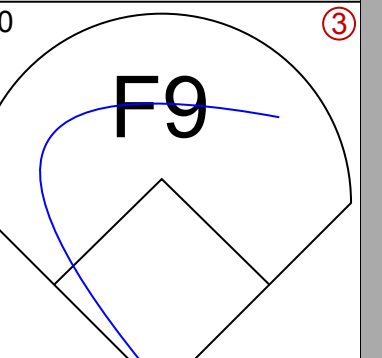
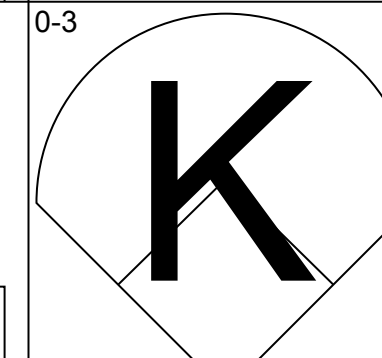
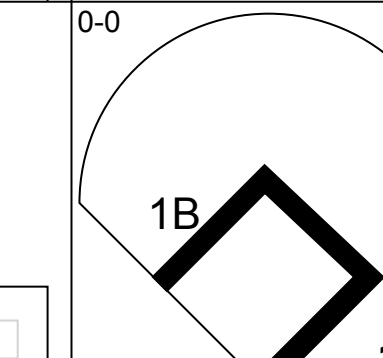
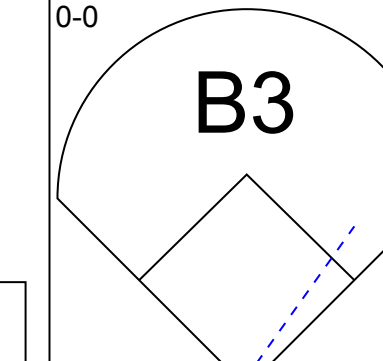
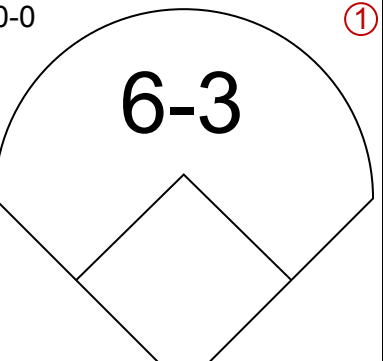
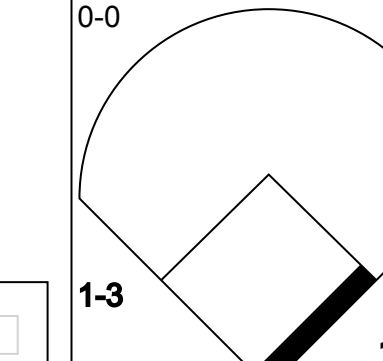
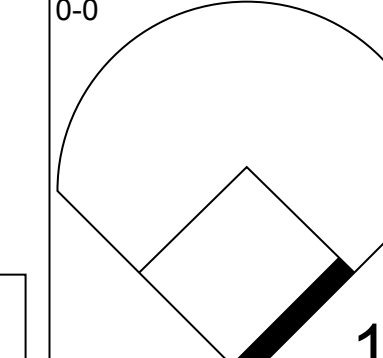
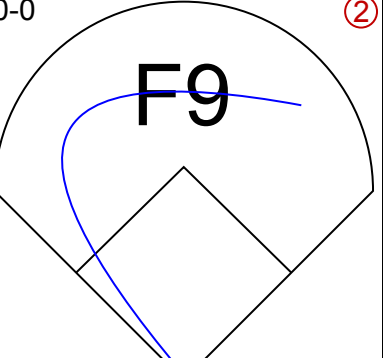
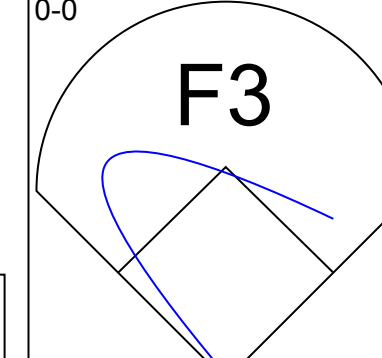
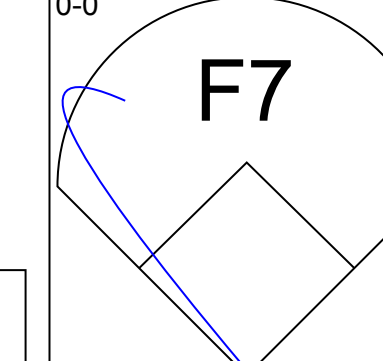
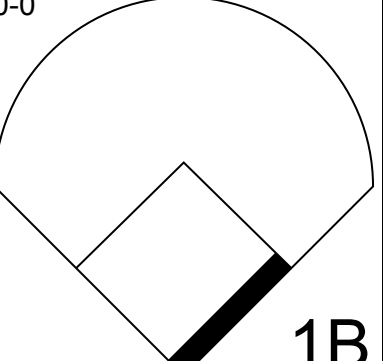
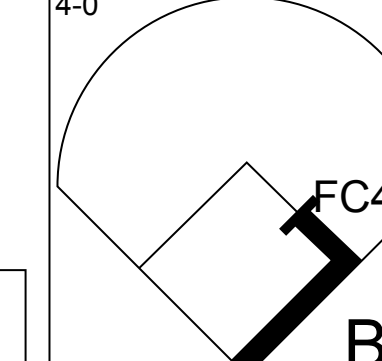
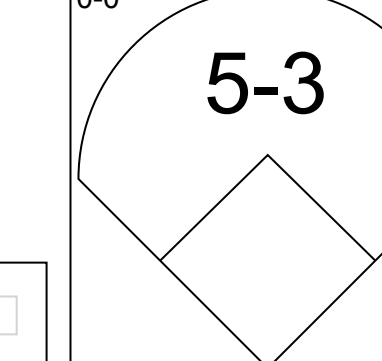
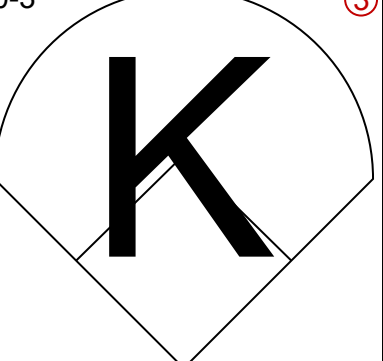
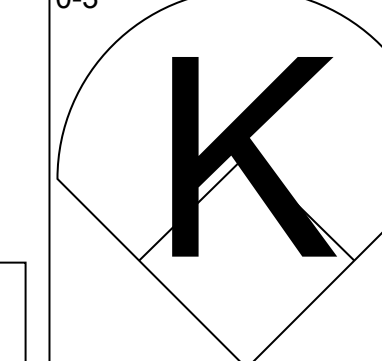
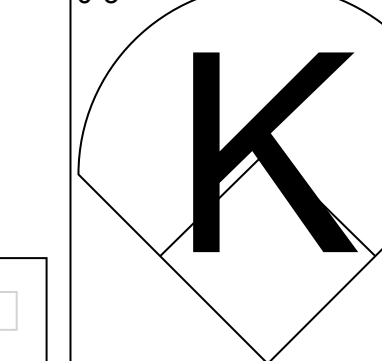
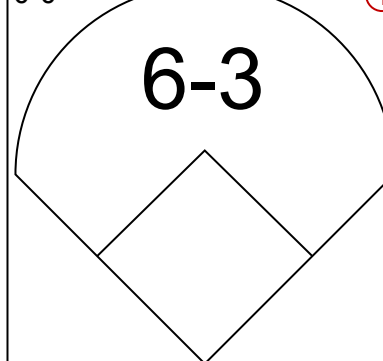
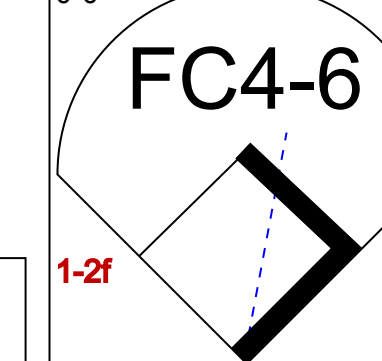



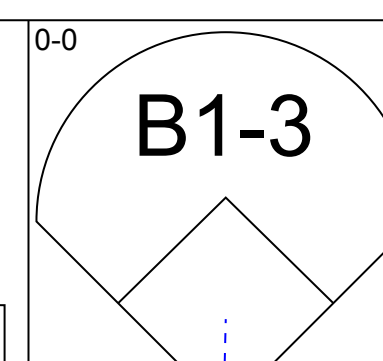
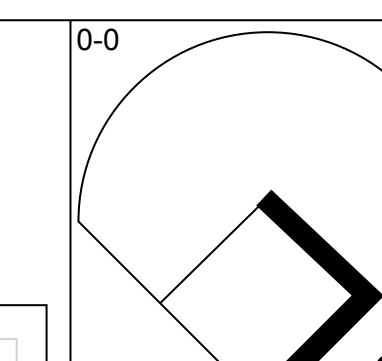
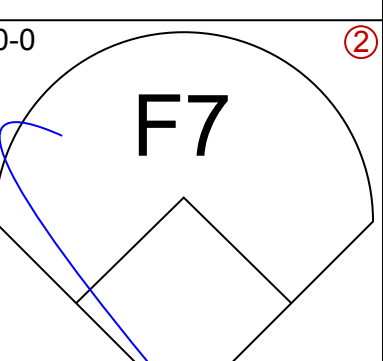
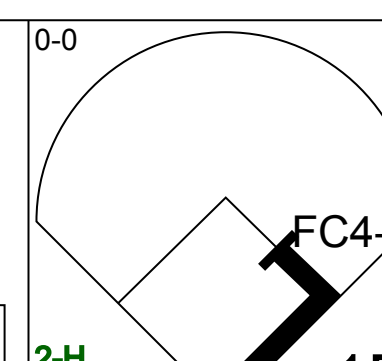
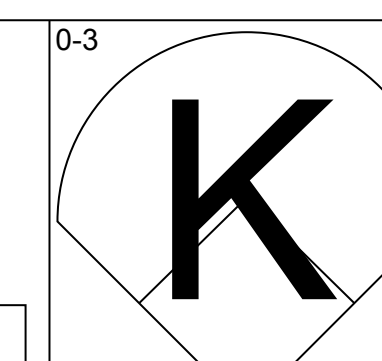
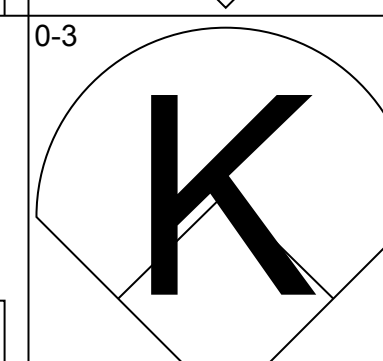
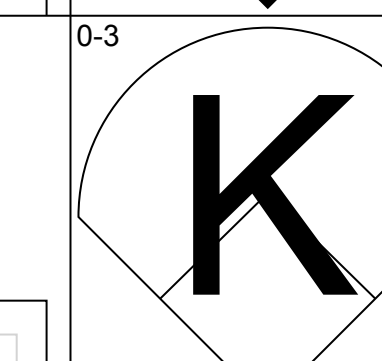
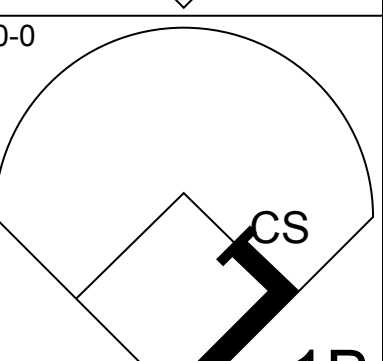
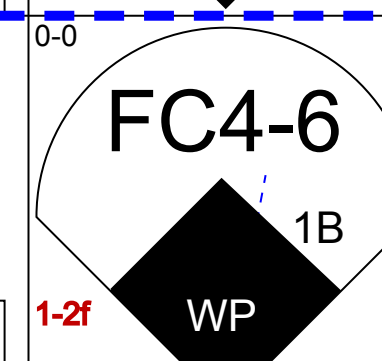
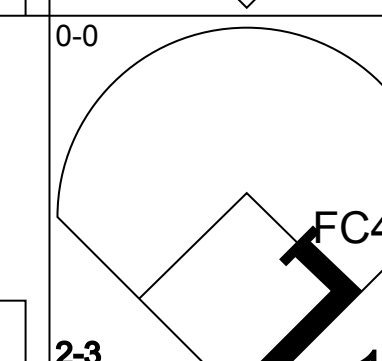
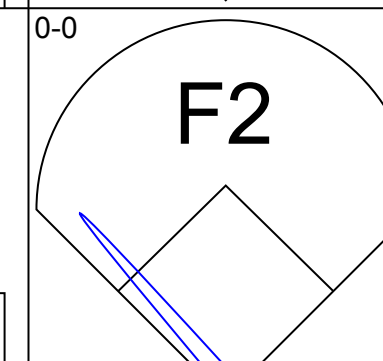
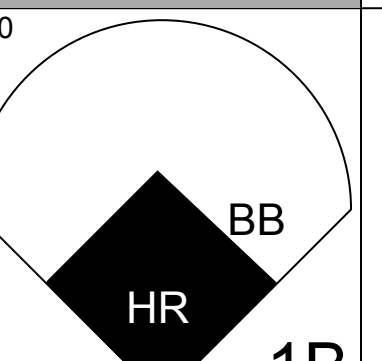
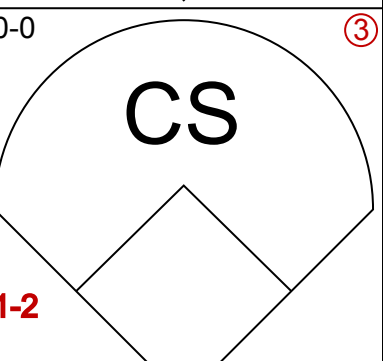
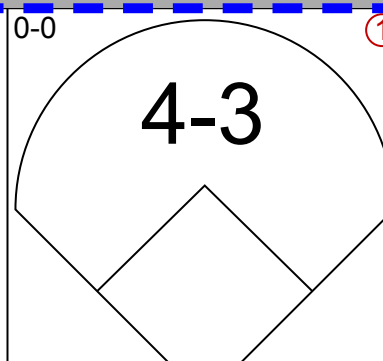
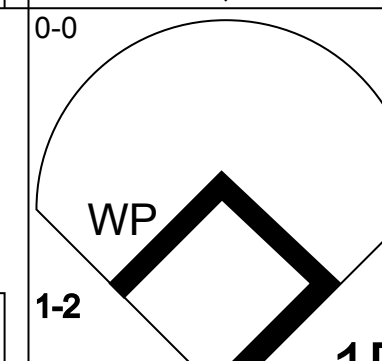
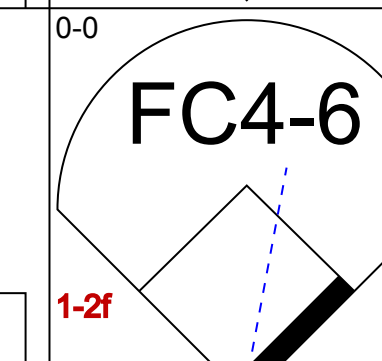
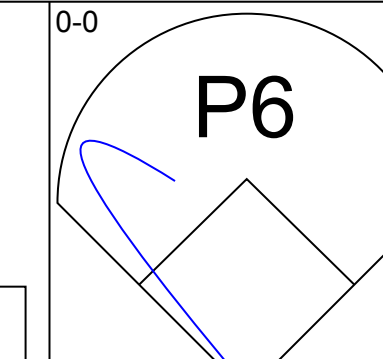
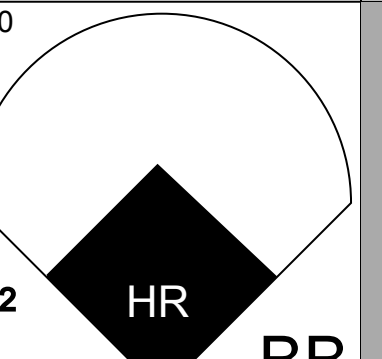
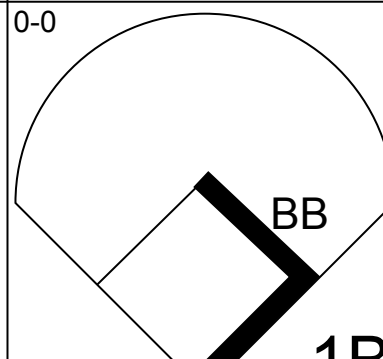
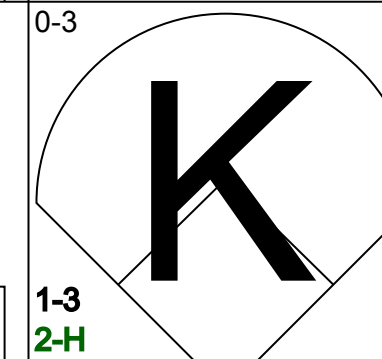
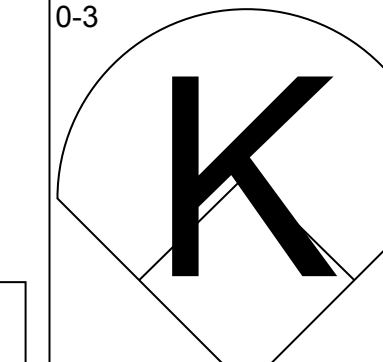
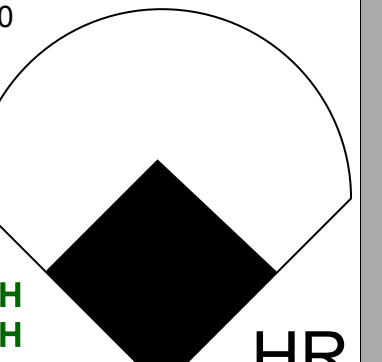
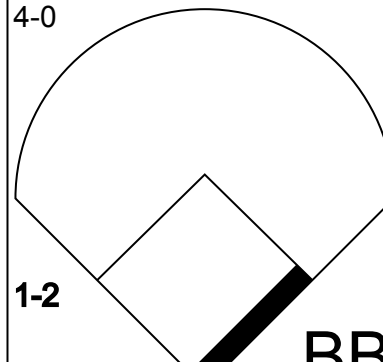
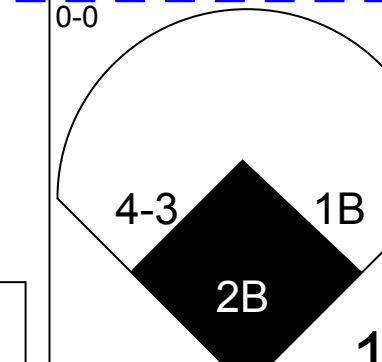
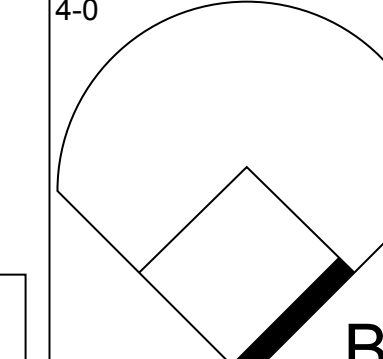

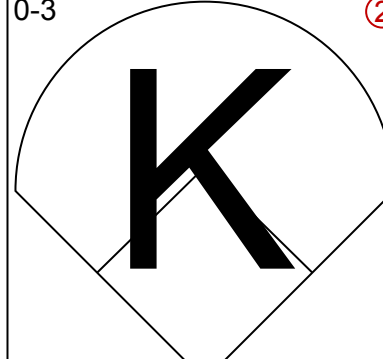
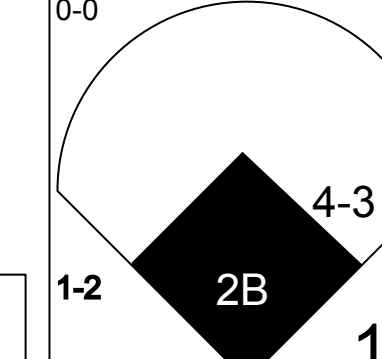
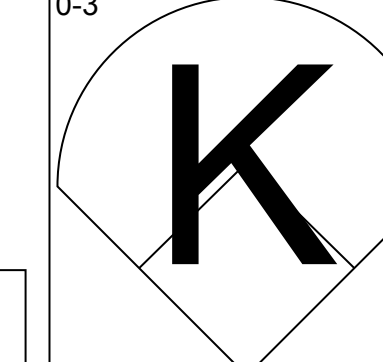
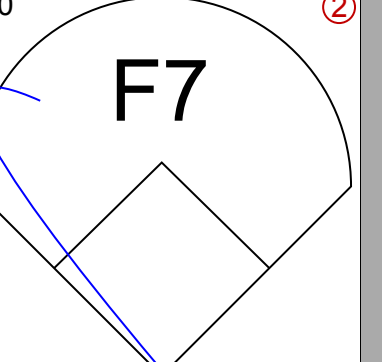
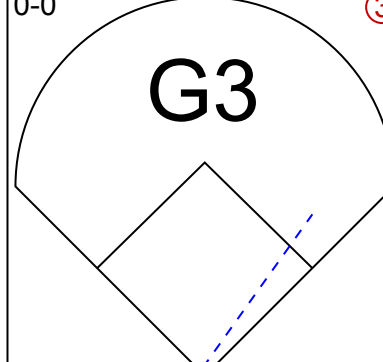
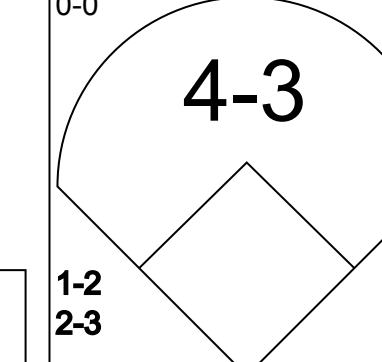
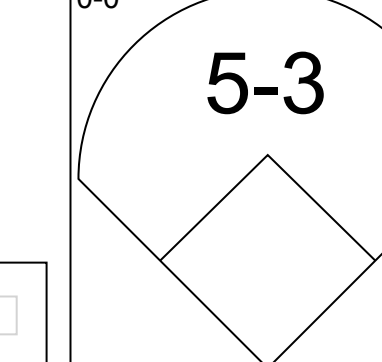
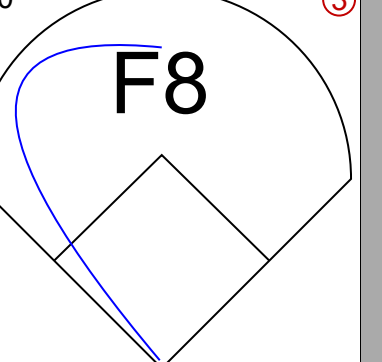
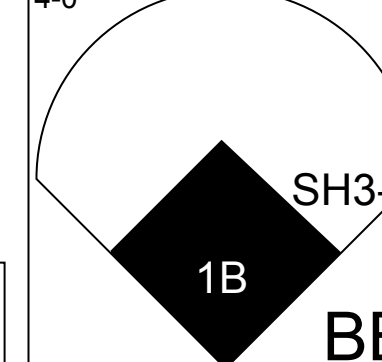
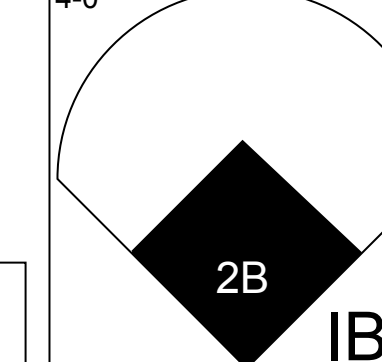

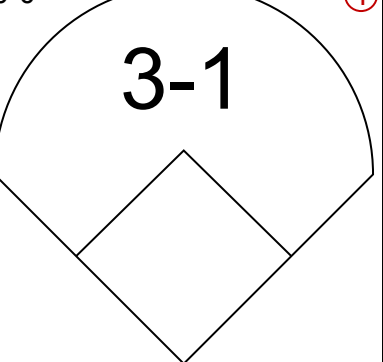
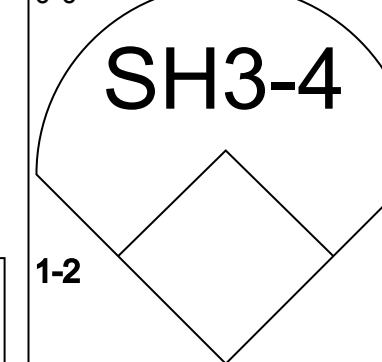
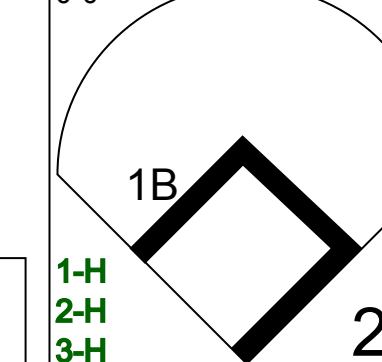
Batter	1	2	3	4	5	6	7	8	9	AB	R	H	RBI	BB	SO	LOB	TOP					
Jimmy Wynn, R OBP: 0.383, SLG: 0.366										4	0	1	0	1	1	3	Atlanta Braves @ St. Louis Cardinals Busch Stadium, St. Louis, MO Sat Aug 21 1976, 7:05 PM CDT Att: 18,032 - Unknown					
Jerry Royster, R OBP: 0.311, SLG: 0.310										5	0	0	0	0	0	3						
Tom Paciorek, R OBP: 0.336, SLG: 0.383											5	0	0	0	0	1						
Willie Montanez, L OBP: 0.344, SLG: 0.412											4	1	1	0	1	0						
Ken Henderson, S OBP: 0.357, SLG: 0.381											4	1	2	0	0	2						
Rod Gilbreath, R OBP: 0.332, SLG: 0.362										4	2	1	1	0	0	1						
Darrel Chaney, S OBP: 0.346, SLG: 0.361										4	1	2	1	0	0	1						
Vic Correll, R OBP: 0.329, SLG: 0.341										4	1	1	1	0	1	3						
Carl Morton, R OBP: 0.204, SLG: 0.178										4	0	3	3	0	0	1						
Adrian Devine, R (8, 1)										0	0	0	0	0	0	0						
Inning Stats	R: 0 E: 0 K: 0 S: 3	H: 1 LOB: 0 BB: 0 P: 3	R: 2 E: 1 K: 0 S: 6	H: 2 LOB: 2 BB: 1 P: 10	R: 0 E: 0 K: 2 S: 8	H: 1 LOB: 1 BB: 0 P: 8	R: 0 E: 0 K: 1 S: 6	H: 1 LOB: 1 BB: 0 P: 6	R: 0 E: 0 K: 1 S: 5	H: 0 LOB: 0 BB: 0 P: 5	R: 3 E: 0 K: 0 S: 7	H: 4 LOB: 2 BB: 1 P: 11	R: 0 E: 0 K: 1 S: 5	H: 0 LOB: 0 BB: 0 P: 5	R: 1 E: 0 K: 0 S: 5	H: 2 LOB: 1 BB: 0 P: 5	R: 0 E: 0 K: 0 S: 3	H: 0 LOB: 0 BB: 0 P: 3	1B: 9 2B: 1 3B: 1 HR: 0	SF: 0 SAC: 0 DP: 0 HBP: 0	WP: 0 PB: 0 SB: 1 CS: 1	PA: 40
PITCHER	IP WLS BF H R ER SO BB IBB HBP BLK WP HR S P ERA WHIP																					
Bob Forsch, R ERA: 3.85	(1, 1) 5.2 L 27 9 5 4 4 1 0 0 0 0 0 0 34 38 6.35 1.765																					
Eddie Solomon, R ERA: 3.39	(6, 1) 1.1 5 0 0 0 1 1 0 0 0 0 0 0 6 10 0.00 0.750																					
Mike Wallace, L ERA: 4.02	(8, 1) 2.0 8 2 1 1 0 0 0 0 0 0 0 0 8 8 4.50 1.000																					

Batter	1	2	3	4	5	6	7	8	9	AB	R	H	RBI	BB	SO	LOB	BOTTOM					
Jerry Mumphrey, S OBP: 0.339, SLG: 0.324											5	0	1	1	0	1	Atlanta Braves @ St. Louis Cardinals Busch Stadium, St. Louis, MO Sat Aug 21 1976, 7:05 PM CDT Att: 18,032 - Unknown					
Gary Templeton, S OBP: 0.300, SLG: 0.277											4	0	2	0	0	0						
Lou Brock, L OBP: 0.333, SLG: 0.363											4	1	2	0	0	3						
Ted Simmons, S OBP: 0.367, SLG: 0.389										4	0	2	1	0	0	1						
Willie Crawford, L OBP: 0.371, SLG: 0.476											4	0	1	0	0	2						
Keith Hernandez, L OBP: 0.347, SLG: 0.350											4	0	1	0	0	1						
Don Kessinger, S OBP: 0.326, SLG: 0.319											4	0	0	0	0	1						
Hector Cruz, R OBP: 0.256, SLG: 0.321											4	1	2	0	0	0						
Bob Forsch, R ERA: 3.85	(1, 1) 5.2 L 27 9 5 4 4 1 0 0 0 0 0 0 34 38 6.35 1.765																					
Eddie Solomon, R ERA: 3.39	(6, 1) 1.1 5 0 0 0 1 1 0 0 0 0 0 0 6 10 0.00 0.750																					
Vic Harris, S OBP: 0.286, SLG: 0.314	(7, PH) 1.0 3 0 0 0 0 0 0 0 0 0 0 0 3 3 0.00 0.333																					
Mike Wallace, L OBP: 0.329, SLG: 0.341	(8, 1) 2.0 8 2 1 1 0 0 0 0 0 0 0 0 8 8 4.50 1.000																					
Ron Fairly, L OBP: 0.262, SLG: 0.302	(9, PH) 1.0 3 0 0 0 0 0 0 0 0 0 0 0 3 3 0.00 0.333																					
Lee Richard, R OBP: 0.222, SLG: 0.279	(9, PH) 1.0 3 0 0 0 0 0 0 0 0 0 0 0 3 3 0.00 0.333																					
Inning Stats	R: 1 E: 0 K: 1 S: 8	H: 3 LOB: 2 BB: 0 P: 8	R: 0 E: 0 K: 0 S: 3	H: 0 LOB: 0 BB: 0 P: 3	R: 0 E: 0 K: 0 S: 4	H: 1 LOB: 1 BB: 0 P: 4	R: 0 E: 0 K: 0 S: 3	H: 0 LOB: 0 BB: 0 P: 3	R: 1 E: 0 K: 0 S: 5	H: 3 LOB: 1 BB: 0 P: 5	R: 0 E: 0 K: 0 S: 4	H: 1 LOB: 1 BB: 0 P: 4	R: 0 E: 0 K: 1 S: 5	H: 0 LOB: 0 BB: 0 P: 5	R: 0 E: 0 K: 0 S: 5	H: 2 LOB: 2 BB: 0 P: 5	R: 0 E: 0 K: 1 S: 6	H: 1 LOB: 1 BB: 0 P: 6	1B: 10 2B: 1 3B: 0 HR: 0	SF: 0 SAC: 1 DP: 1 HBP: 0	WP: 1 PB: 0 SB: 2 CS: 0	PA: 37
PITCHER	IP WLS BF H R ER SO BB IBB HBP BLK WP HR S P ERA WHIP																					
Carl Morton, R ERA: 4.17	(1, 1) 7.1 W 31 10 2 2 2 2 0 0 0 0 0 0 35 35 2.46 1.364																					
Adrian Devine, R ERA: 3.7	(8, 1) 1.2 S 6 1 0 0 0 1 0 0 0 0 0 1 0 8 8 0.00 0.600																					

AB	38
R	6
H	11
RBI	6
BB	2
SO	5
LOB	13



Batter	1	2	3	4	5	6	7	8	9	AB	R	H	RBI	BB	SO	LOB	TOP						
Jimmy Wynn, R OBP: 0.380, SLG: 0.362										4	0	0	0	0	3	1	Atlanta Braves @ St. Louis Cardinals Busch Stadium, St. Louis, MO Sun Aug 22 1976, 3:33 AM CDT Att: 22,109 - Unknown						
Darrel Chaney, S OBP: 0.343, SLG: 0.357										4	0	0	0	0	1	0							
Tom Paciorek, R OBP: 0.330, SLG: 0.376											4	0	0	0	0	1		0					
Willie Montanez, L OBP: 0.343, SLG: 0.410											4	0	1	0	0	1		0					
Ken Henderson, S OBP: 0.358, SLG: 0.383											4	0	2	0	0	0		0					
Rod Gilbreath, R OBP: 0.331, SLG: 0.360										4	0	1	0	0	1	3							
Rob Belloir, R Junior Moore, R OBP: 0.444, SLG: 0.286										2	0	1	0	0	0	1		AB 32 R 0 H 5 RBI 0 BB 1 SO 10 LOB 8					
Vic Correll, R OBP: 0.323, SLG: 0.333										3	0	0	0	0	2	2							
Frank LaCorte, R Rowland Collins, L Bruce Dal Canton, R Mike Beard, L Dave May, L Max Leon, R Pablo Torrealba, L										1	0	0	0	0	0	0							
Inning Stats	R: 0 E: 0 K: 2 S: 7	H: 0 LOB: 0 BB: 0 P: 7	R: 0 E: 0 K: 0 S: 4	H: 1 LOB: 1 BB: 0 P: 4	R: 0 E: 0 K: 1 S: 7	H: 0 LOB: 0 BB: 0 P: 7	R: 0 E: 0 K: 1 S: 5	H: 0 LOB: 0 BB: 0 P: 6	R: 0 E: 0 K: 1 S: 6	H: 1 LOB: 1 BB: 0 P: 6	R: 0 E: 0 K: 1 S: 6	H: 1 LOB: 1 BB: 0 P: 6	R: 0 E: 0 K: 1 S: 5	H: 0 LOB: 1 BB: 1 P: 9	R: 0 E: 0 K: 1 S: 7	H: 2 LOB: 2 BB: 0 P: 7		1B: 5 2B: 0 3B: 0 HR: 0	SF: 0 SAC: 0 DP: 0 HBP: 0	WP: 0 PB: 0 SB: 0 CS: 0	PA: 33		
PITCHER Lynn McGlothen, R ERA: 3.63	IP: 9.0 WLS: W BF: 33 H: 5 R: 0 ER: 0 SO: 10 BB: 1 IBB: 0 HBP: 0 BLK: 0 WP: 0 HR: 0 S: 52 P: 56 ERA: 0.00 WHIP: 0.667											PITCHER	IP: 9.0 WLS: W BF: 33 H: 5 R: 0 ER: 0 SO: 10 BB: 1 IBB: 0 HBP: 0 BLK: 0 WP: 0 HR: 0 S: 52 P: 56 ERA: 0.00 WHIP: 0.667										

Batter	1	2	3	4	5	6	7	8	9	AB	R	H	RBI	BB	SO	LOB	BOTTOM						
Jerry Mumphrey, S OBP: 0.340, SLG: 0.330										5	0	2	1	0	1	1	Atlanta Braves @ St. Louis Cardinals Busch Stadium, St. Louis, MO Sun Aug 22 1976, 3:33 AM CDT Att: 22,109 - Unknown						
Gary Templeton, S OBP: 0.309, SLG: 0.288										5	1	2	0	0	2	2							
Willie Crawford, L Mike Anderson, R OBP: 0.384, SLG: 0.370										3	1	1	0	0	0	0							
Ted Simmons, S Vic Harris, S OBP: 0.280, SLG: 0.314										3	1	1	0	1	1	1							
Keith Hernandez, L OBP: 0.353, SLG: 0.368										3	2	2	3	1	1	0							
Joe Ferguson, R OBP: 0.339, SLG: 0.387										3	1	1	0	1	2	2							
Don Kessinger, S OBP: 0.326, SLG: 0.316										4	0	0	0	0	1	5							
Hector Cruz, R OBP: 0.258, SLG: 0.319										2	2	0	0	2	0	0							
Lynn McGlothen, L ERA: 3.28										3	0	1	3	0	0	0							
Inning Stats	R: 0 E: 0 K: 1 S: 5	H: 0 LOB: 0 BB: 0 P: 5	R: 0 E: 0 K: 2 S: 7	H: 0 LOB: 1 BB: 1 P: 11	R: 0 E: 0 K: 1 S: 6	H: 1 LOB: 0 BB: 0 P: 6	R: 3 E: 0 K: 1 S: 7	H: 2 LOB: 1 BB: 1 P: 11	R: 0 E: 0 K: 1 S: 6	H: 1 LOB: 2 BB: 1 P: 10	R: 2 E: 0 K: 1 S: 7	H: 2 LOB: 1 BB: 1 P: 11	R: 3 E: 0 K: 1 S: 9	H: 4 LOB: 2 BB: 1 P: 13	R: 0 E: 0 K: 1 S: 7	H: 2 LOB: 2 BB: 1 P: 7		1B: 8 2B: 2 3B: 0 HR: 1	SF: 0 SAC: 1 DP: 0 HBP: 0	WP: 3 PB: 0 SB: 0 CS: 1	PA: 40		
PITCHER Frank LaCorte, R Bruce Dal Canton, R Mike Beard, L Max Leon, R Pablo Torrealba, L	IP: 5.0 WLS: L BF: 20 H: 4 R: 3 ER: 3 SO: 5 BB: 2 IBB: 0 HBP: 0 BLK: 0 WP: 0 HR: 1 S: 28 P: 36 ERA: 5.40 WHIP: 1.200											PITCHER	IP: 5.0 WLS: L BF: 20 H: 4 R: 3 ER: 3 SO: 5 BB: 2 IBB: 0 HBP: 0 BLK: 0 WP: 0 HR: 1 S: 28 P: 36 ERA: 5.40 WHIP: 1.200										

Batter	1	2	3	4	5	6	7	8	9	AB	R	H	RBI	BB	SO	LOB	TOP								
Dave Cash, R OBP: 0.335, SLG: 0.349 (1, 4)	6-3		F8			F9		1B		4	1	1	2	0	0	0	Philadelphia Phillies @ Atlanta Braves Atlanta-Fulton County Stadium, Atlanta, GA Mon Aug 23 1976, 7:05 PM EDT Att: 11,600 - Unknown								
Larry Bowa, S OBP: 0.295, SLG: 0.303 (1, 6)	F7			3-1		P6		SF8		3	0	0	1	0	0	0									
Mike Schmidt, R OBP: 0.386, SLG: 0.559 (1, 5)	F9			F9			K	P4		4	0	0	0	0	1	1									
Greg Luzinski, R OBP: 0.374, SLG: 0.508 Tug McGraw, R OBP: 0.167, SLG: 0.333 (8, 1)		1B					FC4-6	1B		3	0	3	1	1	0	0									
Jay Johnstone, L OBP: 0.394, SLG: 0.495 (1, 9)	F9			4-3			P6	1B		4	0	0	0	0	0	3									
Gary Maddox, R OBP: 0.380, SLG: 0.460 (1, 8)	F8					G6-4-3	FC4-6	1B		4	0	2	0	0	0	2									
Bob Boone, R OBP: 0.375, SLG: 0.425 (1, 2)	F7			G6-4-3				1B		3	1	0	0	1	0	3									
Bobby Tolan, L OBP: 0.271, SLG: 0.342 (1, 3)			K			K		1B		4	1	2	0	0	2	0									
Jim Lonborg, R OBP: 0.299, SLG: 0.208 Tim McCarver, L OBP: 0.424, SLG: 0.423 Jerry Martin, R OBP: 0.315, SLG: 0.338 (8, PH)			K			L9		1B		2	0	0	0	0	1	0									
								1B		1	1	1	0	0	0	0									
								1B		1	0	0	0	0	0	2									
Inning Stats	R: 0 E: 0 K: 0 S: 3	H: 0 LOB: 0 BB: 0 P: 3	R: 0 E: 0 K: 0 S: 4	H: 1 LOB: 1 BB: 0 P: 4	R: 0 E: 0 K: 2 S: 7	H: 0 LOB: 0 BB: 0 P: 7	R: 0 E: 0 K: 0 S: 3	H: 0 LOB: 1 BB: 1 P: 7	R: 0 E: 0 K: 1 S: 5	H: 0 LOB: 0 BB: 0 P: 5	R: 0 E: 0 K: 0 S: 3	H: 0 LOB: 0 BB: 0 P: 3	R: 0 E: 0 K: 1 S: 6	H: 1 LOB: 1 BB: 0 P: 6	R: 4 E: 0 K: 0 S: 6	H: 4 LOB: 1 BB: 1 P: 10	R: 0 E: 0 K: 0 S: 5	H: 2 LOB: 2 BB: 0 P: 5	1B: 9 2B: 0 3B: 0 HR: 0	SF: 1 SAC: 0 DP: 1 HBP: 0	WP: 0 PB: 0 SB: 0 CS: 0	PA: 36			
PITCHER	IP	WLS	BF	H	R	ER	SO	BB	IBB	HBP	BLK	WP	HR	S	P	ERA	WHIP								
Dick Ruthven, R ERA: 3.46 (1, 1)	7.0	L	28	6	4	4	4	2	0	0	0	0	0	34	42	5.14	1.143								
Adrian Devine, R ERA: 3.92 (8, 1)	1.0		3	1	0	0	0	0	0	0	0	0	0	3	3	0.00	1.000								
Mike Marshall, R ERA: 3.9 (9, 1)	1.0		5	2	0	0	0	0	0	0	0	0	0	5	5	0.00	2.000								

AB	33
R	4
H	9
RBI	4
BB	2
SO	4
LOB	11



Batter	1	2	3	4	5	6	7	8	9	AB	R	H	RBI	BB	SO	LOB	BOTTOM								
Jerry Royster, R OBP: 0.308, SLG: 0.307 (1, 5)	5-3		6-3			F7		F3		4	0	0	0	0	0	0	Philadelphia Phillies @ Atlanta Braves Atlanta-Fulton County Stadium, Atlanta, GA Mon Aug 23 1976, 7:05 PM EDT Att: 11,600 - Unknown								
Rowland Office, L OBP: 0.356, SLG: 0.374 (1, 8)	L8		BLK			4-1		P3		4	0	1	0	0	0	0									
Dave May, L OBP: 0.307, SLG: 0.282 Jimmy Wynn, R OBP: 0.378, SLG: 0.361 (9, PH)			F8			F3				3	0	1	0	0	0	1									
Willie Montanez, L OBP: 0.341, SLG: 0.407 (1, 3)	P6									1	0	0	0	0	0	0									
Ken Henderson, S OBP: 0.360, SLG: 0.392 (1, 9)		HR				F8		K		4	1	2	1	0	1	0									
Darrel Chaney, S OBP: 0.343, SLG: 0.357 Cito Gaston, R OBP: 0.389, SLG: 0.506 (9, PH)		F7				F7		S		3	1	1	0	0	0	0									
Rod Gilbreath, R OBP: 0.331, SLG: 0.360 (1, 4)		4-3						1B		3	0	1	1	0	0	0									
Vic Correll, R OBP: 0.317, SLG: 0.326 (1, 2)		K						1B		3	0	0	0	0	1	1									
Dick Ruthven, R OBP: 0.227, SLG: 0.177 Adrian Devine, R (8, 1)										2	0	0	0	0	0	0									
Tom Paciorek, R OBP: 0.328, SLG: 0.374 Mike Marshall, R OBP: 0.313, SLG: 0.091 (9, 1)			6-3					F9		1	0	0	0	0	0	0									
Inning Stats	R: 0 E: 0 K: 0 S: 4	H: 1 LOB: 1 BB: 0 P: 4	R: 1 E: 0 K: 1 S: 6	H: 1 LOB: 0 BB: 0 P: 6	R: 0 E: 0 K: 0 S: 4	H: 1 LOB: 1 BB: 0 P: 4	R: 0 E: 0 K: 0 S: 3	H: 0 LOB: 0 BB: 0 P: 3	R: 0 E: 0 K: 0 S: 3	H: 0 LOB: 0 BB: 0 P: 3	R: 1 E: 0 K: 1 S: 7	H: 2 LOB: 1 BB: 0 P: 7	R: 0 E: 0 K: 0 S: 3	H: 0 LOB: 0 BB: 0 P: 3	R: 0 E: 0 K: 0 S: 4	H: 1 LOB: 1 BB: 0 P: 4	1B: 5 2B: 0 3B: 0 HR: 1	SF: 0 SAC: 0 DP: 0 HBP: 0	WP: 0 PB: 0 SB: 1 CS: 0	PA: 33					
PITCHER	IP	WLS	BF	H	R	ER	SO	BB	IBB	HBP	BLK	WP	HR	S	P	ERA	WHIP								
Jim Lonborg, R ERA: 3.07 (1, 1)	7.0	W	26	5	2	2	2	0	0	0	1	0	1	30	30	2.57	0.714								
Tug McGraw, L ERA: 2.45 (8, 1)	2.0	S	7	1	0	0	0	0	0	0	0	0	0	7	7	0.00	0.500								



Batter	1	2	3	4	5	6	7	8	9	AB	R	H	RBI	BB	SO	LOB	TOP			
Dave Cash, R OBP: 0.335, SLG: 0.347 (1, 4)	6-3		6-3		FC4-6 1B		1B			4	0	2	0	0	0	0	Philadelphia Phillies @ Atlanta Braves Atlanta-Fulton County Stadium, Atlanta, GA Wed Aug 25 1976, 7:05 PM EDT Att: 7,514 - Unknown			
Larry Bowa, S OBP: 0.295, SLG: 0.302 (1, 6)	P6		4-3		FC4-6		4-3			4	0	0	1	0	0	2				
Mike Schmidt, R OBP: 0.384, SLG: 0.553 (1, 5)	BB			E6 PB	F8			F9		3	0	0	0	1	0	1				
Jay Johnstone, L OBP: 0.396, SLG: 0.492 (1, 9)	1-2 BB			F7		K		WP 1B		3	0	1	0	1	1	1				
Bob Boone, R OBP: 0.369, SLG: 0.417 (1, 2)	K			F8		F7		K		4	0	0	0	0	2	4				
Gary Maddox, R OBP: 0.382, SLG: 0.462 (1, 8)		P5		PB BB				K		3	0	1	0	1	1	1				
Jerry Martin, R OBP: 0.304, SLG: 0.324 (1, 7)	K			F2		P4		G1-6-3 1B		4	0	1	0	0	1	3				
Bobby Tolan, L OBP: 0.279, SLG: 0.362 (1, 3)	1-3				FC4-6 1B		F9	G1-6-3 1B		4	1	1	0	0	0	1				
Larry Christenson, R Tony Taylor, R Wayne Twitchell, R Tom Hutton, L Ron Schueler, R Tim McCarver, L OBP: 0.196, SLG: 0.231 OBP: 0.287, SLG: 0.354 OBP: 0.253, SLG: 0.299 OBP: 0.404, SLG: 0.421 (1, 1) (5, PH) (5, 1) (7, PH) (7, 1) (9, PH)	K				L9		G3	P5		1	0	0	0	0	1	0				
Inning Stats	R: 0 E: 0 K: 1 S: 5	H: 0 LOB: 2 BB: 2 P: 13	R: 0 E: 0 K: 1 S: 5	H: 0 LOB: 0 BB: 0 P: 5	R: 0 E: 0 K: 1 S: 5	H: 0 LOB: 0 BB: 0 P: 5	R: 0 E: 1 K: 0 S: 4	H: 2 LOB: 2 BB: 1 P: 8	R: 1 E: 0 K: 1 S: 5	H: 2 LOB: 1 BB: 0 P: 6	R: 0 E: 0 K: 1 S: 4	H: 1 LOB: 1 BB: 0 P: 4	R: 0 E: 0 K: 2 S: 8	H: 1 LOB: 1 BB: 0 P: 8	R: 0 E: 0 K: 0 S: 3	H: 1 LOB: 0 BB: 0 P: 3		1B: 5 2B: 1 3B: 0 HR: 0	SF: 0 SAC: 0 DP: 1 HBP: 0	WP: 1 PB: 1 SB: 2 CS: 0
PITCHER Phil Niekro, R ERA: 3.41 (1, 1)	IP: 9.0 WLS: W BF: 36 H: 6 R: 1 ER: 1 SO: 6 BB: 3 IBB: 0 HBP: 0 BLK: 0 WP: 1 HR: 0 S: 45 P: 57 ERA: 1.00 WHIP: 1.000															PITCHER				

AB	33
R	1
H	6
RBI	1
BB	3
SO	6
LOB	14



Batter	1	2	3	4	5	6	7	8	9	AB	R	H	RBI	BB	SO	LOB	BOTTOM	
Jerry Royster, R OBP: 0.305, SLG: 0.302 (1, 5)	G4-3 BB	K		5-3			6-3			3	0	0	0	1	1	4	Philadelphia Phillies @ Atlanta Braves Atlanta-Fulton County Stadium, Atlanta, GA Wed Aug 25 1976, 7:05 PM EDT Att: 7,514 - Unknown	
Rowland Office, L OBP: 0.353, SLG: 0.370 (1, 8)	G4-3 1-2		L7		P4		3-1			4	0	0	0	0	0	1		
Jimmy Wynn, R OBP: 0.379, SLG: 0.375 (1, 7)	K		L5		F7		F2			4	0	0	0	0	1	0		
Willie Montanez, L OBP: 0.341, SLG: 0.407 (1, 3)		E6 HR			K			2B 1B 1B		4	2	2	0	0	1	0		
Ken Henderson, S OBP: 0.360, SLG: 0.403 (1, 9)		HR	F2			K		1B FC5-2-5 2B		4	1	2	2	0	1	1		
Darrel Chaney, S OBP: 0.346, SLG: 0.365 (1, 6)		E4 S FC5-2-5 4-3		SH5-4 1B		HR 2B		FC5-2-5 1B		4	1	3	1	0	0	0		
Rod Gilbreath, R OBP: 0.329, SLG: 0.357 (1, 4)			4-3		SH5-4 1B		K	FC5-2-5 1B		4	0	1	0	0	1	4		
Vic Correll, R OBP: 0.319, SLG: 0.349 (1, 2)		FC6-2-5 1B		SH5-4				K		3	1	1	2	0	1	3		
Phil Niekro, R OBP: 0.200, SLG: 0.284 (1, 1)				L3		6-3		K		4	0	1	0	0	1	4		
Inning Stats	R: 0 E: 0 K: 1 S: 4	H: 0 LOB: 0 BB: 1 P: 8	R: 2 E: 2 K: 1 S: 9	H: 2 LOB: 2 BB: 0 P: 9	R: 0 E: 0 K: 0 S: 4	H: 1 LOB: 1 BB: 0 P: 4	R: 0 E: 0 K: 0 S: 5	H: 2 LOB: 2 BB: 0 P: 5	R: 0 E: 0 K: 2 S: 9	H: 2 LOB: 0 BB: 0 P: 9	R: 0 E: 0 K: 0 S: 3	H: 0 LOB: 0 BB: 0 P: 3	R: 1 E: 0 K: 2 S: 10	H: 3 LOB: 2 BB: 0 P: 10	1B: 6 2B: 2 3B: 0 HR: 2	SF: 0 SAC: 1 DP: 1 HBP: 0		WP: 0 PB: 0 SB: 1 CS: 0
PITCHER Larry Christenson, R ERA: 4.05 Wayne Twitchell, R ERA: 2.16 Ron Schueler, R ERA: 3.41 (1, 1) (5, 1) (7, 1)	IP: 4.0 WLS: L BF: 19 H: 2 R: 2 ER: 2 SO: 3 BB: 1 IBB: 0 HBP: 0 BLK: 0 WP: 0 HR: 1 S: 14 P: 14 ERA: 9.00 WHIP: 1.500															PITCHER		



Batter	1	2	3	4	5	6	7	8	9	AB	R	H	RBI	BB	SO	LOB	TOP										
Jerry Royster, R OBP: 0.305, SLG: 0.300 (1, 5)	F7		CS	5-3		B2			5-3	4	0	0	0	0	0	0											
Rowland Office, L OBP: 0.352, SLG: 0.372 (1, 8)	G3			K		K			K	4	0	0	0	0	3	0											
Jimmy Wynn, R OBP: 0.376, SLG: 0.368 (1, 7)	K			4-3			G4-6-3 BB		K	3	0	0	0	1	2	0											
Willie Montanez, L OBP: 0.342, SLG: 0.406 (1, 3)		G3			HR		G4-6-3			3	1	1	0	0	0	1											
Ken Henderson, S OBP: 0.363, SLG: 0.411 (1, 9)		K			HR		4-3			3	1	1	2	0	1	0											
Darrel Chaney, S OBP: 0.344, SLG: 0.362 (1, 6)		F8			K			SH1-3 1B		3	0	1	0	0	1	0											
Rod Gilbreath, R OBP: 0.327, SLG: 0.354 (1, 4)			5-3		K			SH1-3		2	0	0	0	0	1	0											
Vic Correll, R OBP: 0.320, SLG: 0.368 (1, 2)										2	0	0	0	0	2	0											
Dave May, L OBP: 0.507, SLG: 0.283 (8, PH)										1	0	0	0	0	0	1											
Mike Marshall, R OBP: 0.313, SLG: 0.091 (8, 1)										0	0	0	0	0	0	0											
Bruce Dal Canton, R OBP: 0.222, SLG: 0.222 (8, 1)										0	0	0	0	0	0	0											
Dick Ruthven, R OBP: 0.239, SLG: 0.190 (1, 1)										1	0	1	0	0	0	0											
Adrian Devine, R (5, 1)										1	0	0	0	0	1	0											
Tom Paciorek, R OBP: 0.323, SLG: 0.367 (8, PH)										1	0	0	0	0	1	0											
Pete Varney, R OBP: 0.255, SLG: 0.467 (8, 2)										0	0	0	0	0	0	0											
Inning Stats	R: 0 E: 0 K: 1 S: 5	H: 0 LOB: 0 BB: 0 P: 5	R: 0 E: 0 K: 1 S: 5	H: 0 LOB: 0 BB: 0 P: 5	R: 0 E: 0 K: 1 S: 5	H: 1 LOB: 0 BB: 0 P: 5	R: 0 E: 0 K: 1 S: 5	H: 0 LOB: 0 BB: 0 P: 5	R: 2 E: 0 K: 3 S: 11	H: 2 LOB: 2 BB: 0 P: 11	R: 0 E: 0 K: 2 S: 7	H: 0 LOB: 0 BB: 0 P: 7	R: 0 E: 0 K: 0 S: 2	H: 0 LOB: 0 BB: 1 P: 6	R: 0 E: 0 K: 0 S: 4	H: 1 LOB: 1 BB: 0 P: 4	R: 0 E: 0 K: 2 S: 7	H: 0 LOB: 0 BB: 0 P: 7	1B: 3 2B: 0 3B: 0 HR: 1	SF: 0 SAC: 1 DP: 1 HBP: 0	WP: 0 PA: 31 PB: 0 SB: 0 CS: 1						
PITCHER	IP	WLS	BF	H	R	ER	SO	BB	IBB	HBP	BLK	WP	HR	S	P	ERA	WHIP										
Steve Renko, R ERA: 4.4 (1, 1)	7.0	W	23	3	2	2	9	1	0	0	0	0	1	40	44	2.57	0.571										
Bruce Sutter, R ERA: 2.0 (8, 1)	2.0	S	7	1	0	0	2	0	0	0	0	0	0	11	11	0.00	0.500										

Atlanta Braves @ Chicago Cubs
Wrigley Field, Chicago, IL
Sat Aug 28 1976, 3:33 AM CDT
Att: 15,374 - Sunny - 81 F

AB 28
R 2
H 4
RBI 2
BB 1
SO 11
LOB 3



Batter	1	2	3	4	5	6	7	8	9	AB	R	H	RBI	BB	SO	LOB	BOTTOM										
Rick Monday, L OBP: 0.350, SLG: 0.511 (1, 3)	6-3		HR		FC1-2 1B 1-2 2-H		CS			4	2	3	2	0	0	0											
Jose Cardenal, R OBP: 0.335, SLG: 0.400 (1, 7)	S 1B		F5		FC1-2 1B 1-2 2-3		4-3			3	1	1	0	1	0	1											
Bill Madlock, R OBP: 0.409, SLG: 0.513 (1, 5)	L8 1-2		S 1B		FC1-2 1B 1-2 2-3 3-H		4-3			4	0	1	0	0	0	4											
Jerry Morales, R OBP: 0.327, SLG: 0.424 (1, 9)	F7		P4		1-2 2-H 3-H		HR			4	1	2	3	0	0	2											
Joe Wallis, S OBP: 0.307, SLG: 0.360 (1, 8)		K			F7 P7		HR	P2 BB		3	0	0	0	1	1	2											
Manny Trillo, R OBP: 0.308, SLG: 0.323 (1, 4)		5-3			F9 F8			P2 BB		3	0	0	0	1	0	2											
George Mitterwald, R OBP: 0.245, SLG: 0.300 (1, 2)			FC6-4 1B		1-3			P2 1-2 2-3		4	0	1	0	0	1	2											
Mick Kelleher, R OBP: 0.264, SLG: 0.274 (1, 6)		FC6-4 1-2			1B 1B			F7		4	1	1	0	0	0	2											
Steve Renko, R OBP: 0.093, SLG: 0.093 (1, 1)					6-3					3	0	1	0	0	1	0											
Bruce Sutter, R (8, 1)										0	0	0	0	0	0	0											
Inning Stats	R: 0 E: 0 K: 0 S: 4	H: 1 LOB: 1 BB: 0 P: 4	R: 0 E: 0 K: 1 S: 6	H: 1 LOB: 0 BB: 0 P: 6	R: 1 E: 0 K: 0 S: 5	H: 2 LOB: 1 BB: 0 P: 5	R: 0 E: 0 K: 0 S: 3	H: 0 LOB: 0 BB: 0 P: 3	R: 3 E: 0 K: 0 S: 7	H: 4 LOB: 2 BB: 1 P: 11	R: 0 E: 0 K: 2 S: 7	H: 0 LOB: 0 BB: 0 P: 7	R: 0 E: 0 K: 0 S: 3	H: 1 LOB: 0 BB: 0 P: 3	R: 1 E: 0 K: 0 S: 3	H: 1 LOB: 1 BB: 2 P: 11	R: 1 E: 0 K: 0 S: 3	H: 1 LOB: 1 BB: 2 P: 11	1B: 8 2B: 0 3B: 0 HR: 2	SF: 0 SAC: 0 DP: 0 HBP: 0	WP: 0 PA: 35 PB: 0 SB: 2 CS: 1						
PITCHER	IP	WLS	BF	H	R	ER	SO	BB	IBB	HBP	BLK	WP	HR	S	P	ERA	WHIP										
Dick Ruthven, R ERA: 3.57 (1, 1)	4.1	L	22	8	4	4	1	1	0	0	0	0	1	23	27	8.31	2.077										
Adrian Devine, R ERA: 3.44 (5, 1)	2.2		8	1	0	0	2	0	0	0	0	0	0	12	12	0.00	0.375										
Mike Marshall, R ERA: 3.99 (8, 1)	0.0		3	1	1	1	0	2	0	0	0	0	1	1	9	∞	∞										
Bruce Dal Canton, R ERA: 3.51 (8, 1)	1.0		2	0	0	0	0	0	0	0	0	0	0	2	2	0.00	0.000										

Atlanta Braves @ Chicago Cubs
Wrigley Field, Chicago, IL
Sat Aug 28 1976, 3:33 AM CDT
Att: 15,374 - Sunny - 81 F

AB 32
R 5
H 10
RBI 5
BB 3
SO 3
LOB 15



Batter	1	2	3	4	5	6	7	8	9	AB	R	H	RBI	BB	SO	LOB	TOP			
Rowland Office, L OBP: 0.351, SLG: 0.370										4	0	1	0	0	0	0	Atlanta Braves @ Chicago Cubs Wrigley Field, Chicago, IL Sun Aug 29 1976, 3:33 AM CDT Att: 18,811 - Sunny - 67 F			
Rod Gilbreath, R OBP: 0.325, SLG: 0.356										4	0	2	0	0	0	0				
Jimmy Wynn, R OBP: 0.375, SLG: 0.370										4	0	1	1	0	1	3				
Willie Montanez, L OBP: 0.341, SLG: 0.405										4	0	1	0	0	0	3				
Ken Henderson, S OBP: 0.362, SLG: 0.409										4	0	1	0	0	1	2				
Darrel Chaney, S OBP: 0.344, SLG: 0.365										4	1	1	0	0	0	1				
Jerry Royster, R OBP: 0.304, SLG: 0.299										4	0	1	1	0	0	0				
Vic Correll, R OBP: 0.320, SLG: 0.368										3	1	1	0	0	0	1				
Dave May, L OBP: 0.305, SLG: 0.281										1	0	0	0	0	0	0				
Phil Niekro, R OBP: 0.195, SLG: 0.276										2	0	0	0	0	1	0				
Inning Stats	R: 0 E: 0 K: 0 S: 4	H: 1 LOB: 1 BB: 0 P: 4	R: 0 E: 0 K: 0 S: 3	H: 0 LOB: 0 BB: 0 P: 3	R: 1 E: 0 K: 0 S: 6	H: 3 LOB: 2 BB: 0 P: 6	R: 1 E: 0 K: 1 S: 6	H: 2 LOB: 0 BB: 0 P: 6	R: 0 E: 0 K: 0 S: 3	H: 0 LOB: 1 BB: 0 P: 6	R: 0 E: 0 K: 1 S: 5	H: 0 LOB: 0 BB: 0 P: 5	R: 0 E: 0 K: 0 S: 5	H: 2 LOB: 2 BB: 0 P: 5	R: 0 E: 0 K: 0 S: 3	H: 0 LOB: 0 BB: 0 P: 3	1B: 7 2B: 1 3B: 1 HR: 0	SF: 0 SAC: 1 DP: 0 HBP: 0	WP: 0 PB: 0 SB: 0 CS: 1	PA: 36
PITCHER Ray Burris, R ERA: 3.28	IP: 9.0 WLS: W BF: 35 H: 9 R: 2 ER: 2 SO: 3 BB: 0 IBB: 0 HBP: 0 BLK: 0 WP: 0 HR: 0 S: 41 P: 41 ERA: 2.00 WHIP: 1.000															PITCHER				

Batter	1	2	3	4	5	6	7	8	9	AB	R	H	RBI	BB	SO	LOB	BOTTOM			
Rick Monday, L OBP: 0.347, SLG: 0.506										4	1	0	0	0	1	2	Atlanta Braves @ Chicago Cubs Wrigley Field, Chicago, IL Sun Aug 29 1976, 3:33 AM CDT Att: 18,811 - Sunny - 67 F			
Jose Cardenal, R OBP: 0.335, SLG: 0.399										4	0	1	0	0	0	2				
Bill Madlock, R OBP: 0.407, SLG: 0.509										3	0	0	0	0	2	0				
Jerry Morales, R OBP: 0.325, SLG: 0.421										3	0	0	0	0	0	0				
Joe Wallis, S OBP: 0.303, SLG: 0.356										3	0	0	0	0	0	0				
Manny Trillo, R OBP: 0.308, SLG: 0.325										3	1	1	0	0	0	0				
George Mitterwald, R OBP: 0.246, SLG: 0.314										3	1	1	2	0	0	0				
Mick Kelleher, R OBP: 0.261, SLG: 0.271										3	0	0	0	0	1	0				
Ray Burris, R OBP: 0.154, SLG: 0.141										3	0	2	0	0	1	0				
Inning Stats	R: 1 E: 1 K: 0 S: 4	H: 0 LOB: 0 BB: 0 P: 4	R: 0 E: 0 K: 0 S: 3	H: 0 LOB: 0 BB: 0 P: 3	R: 0 E: 0 K: 2 S: 8	H: 1 LOB: 1 BB: 0 P: 8	R: 0 E: 0 K: 1 S: 5	H: 0 LOB: 0 BB: 0 P: 5	R: 2 E: 0 K: 0 S: 6	H: 3 LOB: 1 BB: 0 P: 6	R: 0 E: 0 K: 1 S: 5	H: 0 LOB: 0 BB: 0 P: 5	R: 0 E: 0 K: 0 S: 3	H: 0 LOB: 0 BB: 0 P: 3	R: 0 E: 0 K: 1 S: 5	H: 1 LOB: 0 BB: 0 P: 5		1B: 3 2B: 1 3B: 0 HR: 1	SF: 0 SAC: 0 DP: 0 HBP: 0	WP: 1 PB: 0 SB: 1 CS: 1
PITCHER Phil Niekro, R ERA: 3.36	IP: 8.0 WLS: L BF: 29 H: 5 R: 3 ER: 2 SO: 5 BB: 0 IBB: 0 HBP: 0 BLK: 0 WP: 1 HR: 1 S: 39 P: 39 ERA: 2.25 WHIP: 0.625															PITCHER				



AB	34
R	2
H	9
RBI	2
BB	0
SO	3
LOB	10

AB	29
R	3
H	5
RBI	2
BB	0
SO	5
LOB	4


livebaseballscores.com

livebaseballscores.com

Batter	1	2	3	4	5	6	7	8	9	AB	R	H	RBI	BB	SO	LOB	TOP			
Rick Monday, L OBP: 0.346, SLG: 0.509 (1, 3)	0-0 1-6-3		0-0 4-3		0-3 K		0-0 HR	0-0 6-3		5	1	1	2	0	1	2				
Jose Cardenal, R OBP: 0.335, SLG: 0.402 (1, 7) (7, 9)	0-0 1B		4-0 BB		0-0 L7		0-0 1B	0-0 1B	0-0 FC6-4 1B	4	0	3	0	1	0	0				
Bill Madlock, R OBP: 0.411, SLG: 0.514 (1, 5)	0-0 1B		0-0 F8		0-0 F8		0-0 1B	0-0 1B	0-0 FC6-4 1B	4	0	3	0	1	0	1				
Jerry Morales, R OBP: 0.326, SLG: 0.421 (1, 9) (7, 8)	0-0 1B		0-0 F7		0-0 F8		0-0 1B	0-0 FC6-4	0-0 FC6-4	5	0	2	0	0	0	4				
Joe Wallis, S OBP: 0.299, SLG: 0.350 Rob Sperring, R OBP: 0.333, SLG: 0.341 Wayne Tyrone, R OBP: 0.283, SLG: 0.349 (1, 8) (7, 6) (9, PH)	0-3 K		0-3 K		0-3 K		0-0 P7	0-0 K	0-3 K	4	0	0	0	0	3	6				
Manny Trillo, R OBP: 0.307, SLG: 0.323 (1, 4)		1-0 HBP	0-0 F3		0-0 F3		0-3 K	0-0 F7	0-0 5-3	4	0	0	0	0	1	2				
George Mitterwald, R OBP: 0.246, SLG: 0.313 (1, 2)		0-0 F9	0-0 L7		0-0 L7		0-0 1-6-3 1B	0-0 5-3		4	1	1	0	0	0	1				
Mick Kelleher, R OBP: 0.258, SLG: 0.289 Ralph LaCorte, L OBP: 0.330, SLG: 0.371 Steve Stone, R OBP: 0.192, SLG: 0.150 Darold Knowles, L OBP: 0.444, SLG: 0.187 Champ Summers, L OBP: 0.266, SLG: 0.225 (1, 6) (7, PH) (7, 1) (7, 1) (8, PH) (8, 7)	0-0 6-3		0-0 6-3		0-0 F7		0-0 1-6-3	4-0 E BB	2 0 0 0 0 0 0 1 1 0 0 0 0 0 0 1 0 1 0 0	2	0	0	0	0	0	1				
Rick Reuschel, R OBP: 0.290, SLG: 0.254 Larry Bittner, L OBP: 0.258, SLG: 0.282 (1, 1) (7, PH) (7, 7)	0-0 L4		0-0 K		0-3 K		0-0 HR	0-0 E3	0-0 E3	2 0 0 0 0 0 1 1 2 1 1 1 1 0 0 1	2	0	0	0	0	1				
Joe Coleman, R OBP: 0.182, SLG: 0.182 (8, 1)							2-H HR	1-2 2B		0 0 0 0 0 0 0 0	0	0	0	0	0	0				
Inning Stats	R: 0 E: 0 K: 1 S: 7	H: 3 LOB: 2 BB: 0 P: 7	R: 0 E: 0 K: 0 S: 3	H: 0 LOB: 1 BB: 0 P: 4	R: 0 E: 0 K: 0 S: 3	H: 0 LOB: 1 BB: 1 P: 7	R: 0 E: 0 K: 1 S: 5	H: 0 LOB: 0 BB: 0 P: 5	R: 0 E: 0 K: 2 S: 7	H: 1 LOB: 1 BB: 0 P: 6	R: 3 E: 0 K: 1 S: 10	H: 5 LOB: 3 BB: 1 P: 14	R: 0 E: 1 K: 0 S: 4	H: 0 LOB: 2 BB: 1 P: 8	R: 0 E: 0 K: 1 S: 7	H: 2 LOB: 0 BB: 0 P: 7	1B: 8 2B: 2 3B: 0 HR: 1	SF: 0 SAC: 0 DP: 0 HBP: 1	WP: 0 PB: 0 SB: 1 CS: 0	PA: 42
PITCHER	IP	WLS	BF	H	R	ER	SO	BB	IBB	HBP	BLK	WP	HR	S	P	ERA	WHIP			
Frank LaCorte, R ERA: 6.0 Adrian Devine, R ERA: 3.46	(1, 1) (7, 1)	6.2 S	27 15	6 5	2 1	2 1	6 1	1 2	0 0	1 0	0 0	0 0	0 1	37 15	42 23	2.70 3.86	1.050 3.000			

Chicago Cubs @ Atlanta Braves
Atlanta-Fulton County Stadium, Atlanta, GA
Tue Aug 31 1976, 7:05 PM EDT
Att. 2,634 - Unknown - 74 F


AB	38
R	3
H	11
RBI	3
BB	3
SO	7
LOB	22



Batter	1	2	3	4	5	6	7	8	9	AB	R	H	RBI	BB	SO	LOB	BOTTOM			
Jerry Royster, R OBP: 0.306, SLG: 0.301 (1, 5)	0-0 E SF9-6-5 1B		0-0 6-3		0-0 6-3		0-0 1-3 S 1B		0-0 3-H 1B	4	1	2	1	0	0	0				
Rod Gilbreath, R OBP: 0.334, SLG: 0.357 (1, 4)	0-0 E8 SF9-3-6-5 1B		0-0 6-3		4-0 E 1B BB		4-0 1-3 BB		0-0 1-3 BB	2	1	1	0	2	0	0				
Rowland Office, L OBP: 0.350, SLG: 0.370 (1, 8)	0-0 SF9-3-6-5		0-0 4-3		0-0 E 1B		0-0 1-3		0-0 1-3 2-3	3	1	1	1	0	0	2				
Willie Montanez, L OBP: 0.340, SLG: 0.404 (1, 3)	0-0 1B		0-0 L7		0-0 E3 2B SF8		0-0 1-3		0-0 1-3	4	1	1	0	0	0	4				
Ken Henderson, S OBP: 0.361, SLG: 0.410 (1, 9)	0-0 3-1		0-3 K		0-0 SF8 CS 2B		0-0 F5		0-0 F5	4	0	1	2	0	1	1				
Jimmy Wynn, R OBP: 0.376, SLG: 0.369 (1, 7)		0-3 K	4-0 BB		0-0 SF8		4-0 S BB		0-0 S BB	1	0	0	1	2	1	0				
Darrel Chaney, S OBP: 0.341, SLG: 0.362 (1, 6)		0-0 1-3	0-3 K		0-0 6-3		0-3 K		0-3 K	4	0	0	0	0	2	3				
Vic Correll, R OBP: 0.330, SLG: 0.373 (1, 2)		0-0 1B	0-0 4-3		0-0 E 1B		4-0 1B		0-0 IBB	3	1	2	0	1	0	0				
Frank LaCorte, R OBP: 0.053, SLG: 0.053 Adrian Devine, R ERA: 4.57 (1, 1) (7, 1)		0-3 K	0-3 K		0-0 F9		0-0 G3		0-0 G3	2 0 0 0 0 0 2 1 2 0 0 0 0 0 0 3	2	0	0	0	0	3				
Inning Stats	R: 1 E: 1 K: 0 S: 5	H: 3 LOB: 1 BB: 0 P: 5	R: 0 E: 0 K: 2 S: 8	H: 1 LOB: 0 BB: 0 P: 8	R: 0 E: 0 K: 0 S: 3	H: 0 LOB: 0 BB: 0 P: 3	R: 0 E: 0 K: 2 S: 7	H: 0 LOB: 1 BB: 1 P: 11	R: 0 E: 0 K: 1 S: 5	H: 0 LOB: 0 BB: 0 P: 5	R: 3 E: 1 K: 0 S: 5	H: 2 LOB: 0 BB: 1 P: 9	R: 1 E: 1 K: 0 S: 5	H: 2 LOB: 2 BB: 1 P: 9	R: 0 E: 0 K: 1 S: 5	H: 0 LOB: 2 BB: 2 P: 13	1B: 7 2B: 2 3B: 0 HR: 0	SF: 2 SAC: 0 DP: 1 HBP: 0	WP: 0 PB: 0 SB: 2 CS: 1	PA: 36
PITCHER	IP	WLS	BF	H	R	ER	SO	BB	IBB	HBP	BLK	WP	HR	S	P	ERA	WHIP			
Rick Reuschel, R ERA: 3.65 Steve Stone, R ERA: 3.66 Darold Knowles, L ERA: 2.95 Joe Coleman, R ERA: 4.57	(1, 1) (7, 1) (7, 1) (8, 1)	6.0 0.1 0.2 1.0	25 4 2 5	6 2 0 0	1 1 0 0	3 0 0 0	3 0 0 1	2 1 0 1	0 0 0 1	0 0 0 0	0 0 0 0	0 0 0 0	0 0 2 5	33 7 2 13	41 7 2 13	4.50 0.00 0.00 0.00	1.333 9.000 0.000 1.000			

Chicago Cubs @ Atlanta Braves
Atlanta-Fulton County Stadium, Atlanta, GA
Tue Aug 31 1976, 7:05 PM EDT
Att. 2,634 - Unknown - 74 F


AB	29
R	5
H	8
RBI	5
BB	5
SO	6
LOB	14



Batter	1	2	3	4	5	6	7	8	9	10	11	12	13	14	AB	R	H	RBI	BB	SO	LOB	TOP					
Rick Monday, L OBP: 0.347, SLG: 0.507 (1, 3)	4-3		SF9 1B		1-4-3		4-3					4-3		FC6 1B IBB	6	2	2	0	1	0	1						
Jose Cardenal, R OBP: 0.340, SLG: 0.401 (1, 7)	K		SF9		4-3			S 2B	F3					FC6 1B BB	4	2	1	1	2	1	1						
Bill Madlock, R OBP: 0.411, SLG: 0.514 (1, 5)	6-3									P9				FC6 CS 1B IBB	6	1	2	2	1	0	2						
Jerry Morales, R OBP: 0.330, SLG: 0.424 (1, 9)														G6-4-3 1B IBB	7	0	4	4	0	0	2						
Joe Wallis, S OBP: 0.302, SLG: 0.352 (1, 8)														F3	7	0	3	0	0	1	5						
Manny Trillo, R OBP: 0.303, SLG: 0.319 (1, 4)	K													F9	6	0	0	0	0	1	5						
George Mittenwald, R OBP: 0.240, SLG: 0.304 (1, 2)															6	0	0	0	0	0	3						
Mick Kelleher, R OBP: 0.257, SLG: 0.266 (7, PH)																											
Ralph LaCock, L OBP: 0.328, SLG: 0.370 (7, 6)																											
Rob Sperring, R OBP: 0.333, SLG: 0.326 (7, 6)																											
Bill Borham, R OBP: 0.192, SLG: 0.212 (5, 1)																											
Joe Coleman, R OBP: 0.182, SLG: 0.182 (7, 9)																											
Bruce Sutter, R OBP: 0.370, SLG: 0.287 (7, 1)																											
Darold Knowles, L OBP: 0.282, SLG: 0.143 (10, 1)																											
Paul Reuschel, R OBP: 0.263, SLG: 0.154 (10, 1)																											
Inning Stats	R: 0 E: 0 K: 1 S: 5	H: 0 LOB: 0 BB: 0 P: 5	R: 0 E: 0 K: 1 S: 6	H: 2 LOB: 1 BB: 0 P: 6	R: 2 E: 0 K: 0 S: 7	H: 4 LOB: 2 BB: 0 P: 7	R: 0 E: 0 K: 1 S: 5	H: 0 LOB: 0 BB: 0 P: 5	R: 0 E: 0 K: 0 S: 4	H: 1 LOB: 1 BB: 0 P: 4	R: 0 E: 0 K: 0 S: 4	H: 1 LOB: 1 BB: 0 P: 4	R: 0 E: 0 K: 0 S: 3	H: 0 LOB: 1 BB: 0 P: 3	R: 0 E: 0 K: 0 S: 2	H: 0 LOB: 1 BB: 0 P: 10	R: 0 E: 0 K: 0 S: 3	H: 0 LOB: 0 BB: 0 P: 3	R: 3 E: 0 K: 1 S: 6	H: 1 LOB: 1 BB: 3 P: 18	1B: 13 2B: 1 3B: 0 HR: 0	SF: 1 SAC: 1 DP: 2 HBP: 0	WP: 0 PB: 0 SB: 0 CS: 2	PA: 59			
PITCHER	IP	WLS	BF	H	R	ER	SO	BB	IBB	HBP	BLK	WP	HR	S	P	ERA	WHIP										
Dick Ruthven, R ERA: 3.62	7.0		31	11	4	4	4	0	0	0	0	0	0	3	3	0.00	0.000										
Mike Biegan, L ERA: 2.92	1.0		3	0	0	0	0	0	0	0	0	0	0	3	3	0.00	0.000										
Adrian Devine, R ERA: 3.34	2.0		8	2	0	0	2	0	0	0	0	0	0	12	12	0.00	1.000										
Bruce Dal Canton, R ERA: 3.36	3.0		10	0	0	0	0	1	1	0	0	0	0	8	16	0.00	0.333										
Buzz Capra, R ERA: 8.10	0.1	L	6	1	3	3	0	2	1	0	0	0	0	3	15	81.00	9.000										

Chicago Cubs @ Atlanta Braves
Atlanta-Fulton County Stadium, Atlanta, GA
Wed Sep 01 1976, 7:05 PM EDT
Att. 1,729 - Overcast - 76 F


AB 52
R 7
H 14
RBI 7
BB 5
SO 7
LOB 19



Batter	1	2	3	4	5	6	7	8	9	10	11	12	13	14	AB	R	H	RBI	BB	SO	LOB	BOTTOM						
Jerry Royster, R OBP: 0.302, SLG: 0.298 (1, 5)	K		SF8		SF8			F8		B1-3				F8	4	0	0	2	0	1	0							
Rod Gilbreath, R OBP: 0.331, SLG: 0.353 (1, 4)			L8		K			6-3		6-3				4-3	6	0	1	0	0	1	1							
Rowland Office, L OBP: 0.347, SLG: 0.366 (1, 9)															4	0	0	0	0	1	1							
Tom Paciorek, R OBP: 0.325, SLG: 0.377 (11, PH)															2	1	2	0	0	0	0							
Willie Montanez, L OBP: 0.340, SLG: 0.403 (1, 3)															6	1	2	0	0	0	3							
Ken Henderson, S OBP: 0.365, SLG: 0.420 (12, 8)															5	1	3	3	1	0	2							
Jimmy Wynn, R OBP: 0.374, SLG: 0.364 (1, 7)															5	0	0	0	1	2	3							
Darrel Chaney, S OBP: 0.341, SLG: 0.358 (1, 6)															4	1	0	0	2	1	2							
Vic Correll, R OBP: 0.332, SLG: 0.380 (1, 2)															5	1	2	0	0	1	1							
Dick Ruthven, R ERA: 3.62	4.1		18	5	2	2	1	0	0	0	0	0	0	8	12	0.00	0.600											
Joe Coleman, R ERA: 4.51	1.2		5	0	0	0	2	1	0	0	0	0	0	1	17	21	6.00	1.000										
Bruce Sutter, R ERA: 2.18	3.0		12	2	2	2	3	1	0	0	0	0	0	1	19	19	2.08	0.692										
Darold Knowles, L ERA: 2.89	4.1	W	15	3	1	1	2	0	0	0	0	0	0	19	19	2.08	0.692											
Paul Reuschel, R ERA: 4.54	0.2	S	2	0	0	0	1	0	0	0	0	0	0	4	4	0.00	0.000											
Inning Stats	R: 0 E: 0 K: 1 S: 6	H: 1 LOB: 1 BB: 0 P: 6	R: 0 E: 0 K: 0 S: 2	H: 1 LOB: 0 BB: 1 P: 6	R: 1 E: 0 K: 0 S: 4	H: 1 LOB: 0 BB: 0 P: 4	R: 0 E: 0 K: 0 S: 4	H: 0 LOB: 0 BB: 0 P: 8	R: 0 E: 0 K: 1 S: 5	H: 0 LOB: 0 BB: 1 P: 5	R: 0 E: 0 K: 0 S: 3	H: 0 LOB: 0 BB: 0 P: 3	R: 2 E: 0 K: 2 S: 9	H: 2 LOB: 1 BB: 1 P: 13	R: 0 E: 0 K: 1 S: 5	H: 0 LOB: 0 BB: 0 P: 5	R: 0 E: 0 K: 0 S: 3	H: 1 LOB: 0 BB: 0 P: 3	R: 0 E: 0 K: 0 S: 3	H: 0 LOB: 0 BB: 0 P: 3	R: 0 E: 0 K: 1 S: 5	H: 0 LOB: 0 BB: 0 P: 5	R: 1 E: 0 K: 1 S: 7	H: 2 LOB: 1 BB: 0 P: 7	1B: 7 2B: 2 3B: 0 HR: 1	SF: 2 SAC: 0 DP: 2 HBP: 0	WP: 0 PB: 0 SB: 1 CS: 2	PA: 54
PITCHER	IP	WLS	BF	H	R	ER	SO	BB	IBB	HBP	BLK	WP	HR	S	P	ERA	WHIP											
Bill Borham, R ERA: 4.81	4.1		18	5	2	2	1	0	0	0	0	0	0	8	12	0.00	0.600											
Joe Coleman, R ERA: 4.51	1.2		5	0	0	0	2	1	0	0	0	0	0	1	17	21	6.00	1.000										
Bruce Sutter, R ERA: 2.18	3.0		12	2	2	2	3	1	0	0	0	0	0	1	19	19	2.08	0.692										
Darold Knowles, L ERA: 2.89	4.1	W	15	3	1	1	2	0	0	0	0	0	0	19	19	2.08	0.692											
Paul Reuschel, R ERA: 4.54	0.2	S	2	0	0	0	1	0	0	0	0	0	0	4	4	0.00	0.000											

Chicago Cubs @ Atlanta Braves
Atlanta-Fulton County Stadium, Atlanta, GA
Wed Sep 01 1976, 7:05 PM EDT
Att. 1,729 - Overcast - 76 F

AB 46
R 5
H 10
RBI 5
BB 4
SO 9
LOB 16



Batter	1	2	3	4	5	6	7	8	9	AB	R	H	RBI	BB	SO	LOB	TOP								
Pete Rose, S OBP: 0.413, SLG: 0.449 Rawly Eastwick, R (1.5)	4-0 CS BB	0-0 F8			0-0 L1	4-0 1B BB		0-0 4-3	0-3 K	3	0	0	0	2	0	0									
Ken Griffey, L OBP: 0.398, SLG: 0.450 (1.9)	0-0 2B 1-2 1B		0-0 F7		0-3 K	0-0 1B		0-0 FC5 1B		5	0	3	0	0	1	0									
Joe Morgan, L OBP: 0.461, SLG: 0.633 (1.4)	0-3 K		4-0 S 1B BB		0-0 1B			0-0 F7	0-0 1-2 1B	4	1	2	0	1	1	1									
Johnny Bench, R OBP: 0.355, SLG: 0.412 (1.2)	0-0 1-3 2B		0-0 P5		0-0 F7			0-0 5-3	0-0 FC5	5	0	1	0	0	0	4									
George Foster, R OBP: 0.372, SLG: 0.540 (1.7)	0-3 K		0-0 S 1B			0-0 PB SF7 1B		0-0 F8		5	2	3	1	0	1	2									
Tony Perez, R OBP: 0.325, SLG: 0.433 (1.3)		0-0 6-3	0-0 P4			0-0 WP PB 1B		0-0 6-3	0-0 HR	5	2	2	2	0	0	1									
Cesar Geronimo, L OBP: 0.390, SLG: 0.415 (1.8)		0-0 E 1B		0-0 6-3		0-0 SF7		0-0 HR 1B	0-0 1B	4	2	3	1	0	0	0									
Dave Concepcion, R OBP: 0.335, SLG: 0.409 (1.6)		0-0 E6 3B		0-0 F3		4-0 SH2 1B BB		4-0 HR BB	0-0 P4	3	2	1	1	2	0	1									
Jack Billingham, R OBP: 0.286, SLG: 0.302 Pedro Borbon, R OBP: 0.250, SLG: 0.250 Willi McEnaney, L OBP: 0.375, SLG: 0.167 Dan Driessen, L OBP: 0.366, SLG: 0.414 Doug Flynn, R OBP: 0.316, SLG: 0.350 (1.1)		0-0 4-3		0-3 K		0-0 SH2		0-0 HR	0-0 F9	1	0	0	0	0	0	0									
Inning Stats	R: 0 E: 0 K: 2 S: 8	H: 2 LOB: 2 BB: 1 P: 12	R: 2 E: 1 K: 0 S: 5	H: 2 LOB: 3 BB: 0 P: 5	R: 1 E: 0 K: 0 S: 4	H: 1 LOB: 1 BB: 1 P: 8	R: 0 E: 0 K: 1 S: 5	H: 0 LOB: 0 BB: 0 P: 5	R: 0 E: 0 K: 1 S: 6	H: 1 LOB: 1 BB: 0 P: 6	R: 2 E: 0 K: 0 S: 5	H: 3 LOB: 2 BB: 2 P: 13	R: 0 E: 0 K: 0 S: 3	H: 0 LOB: 0 BB: 0 P: 3	R: 3 E: 0 K: 0 S: 7	H: 4 LOB: 2 BB: 1 P: 11	R: 2 E: 0 K: 1 S: 8	H: 3 LOB: 1 BB: 0 P: 8	1B: 12 2B: 1 3B: 1 HR: 2	SF: 1 SAC: 1 DP: 0 HBP: 0	WP: 1 PB: 2 CS: 1	PA: 46			
PITCHER	IP	WLS	BF	H	R	ER	SO	BB	IBB	HBP	BLK	WP	HR	S	P	ERA	WHIP								
Phil Niekro, R ERA: 3.42 Adrian Devine, R ERA: 3.77 Mike Beard, L ERA: 2.88 Bruce Dal Canton, R ERA: 3.57	7.0		32	9	5	4	4	4	0	0	0	1	0	36	52	5.14	1.857								
	0.2	L	6	3	3	3	0	1	0	0	0	0	1	5	9	40.50	6.000								
	0.1		2	1	0	0	0	0	0	0	0	0	0	2	2	0.00	3.000								
	1.0		6	3	2	2	1	0	0	0	0	0	1	8	8	18.00	3.000								

Cincinnati Reds @ Atlanta Braves
Atlanta-Fulton County Stadium, Atlanta, GA
Fri Sep 03 1976, 7:05 PM EDT
Att: 8,140 - Unknown

AB 39
R 10
H 16
RBI 8
BB 5
SO 5
LOB 11



Batter	1	2	3	4	5	6	7	8	9	AB	R	H	RBI	BB	SO	LOB	BOTTOM								
Jerry Royster, R OBP: 0.305, SLG: 0.300 (1.5)	0-0 1B	0-0 FC3-2 BB		0-0 1-3			0-0 2B 1B		4-0 BB	4	1	2	0	1	0	4									
Rod Gilbreath, R OBP: 0.323, SLG: 0.348 (1.4)	0-0 L4	4-0 BB		0-0 6-3			0-0 L9		0-0 F9	4	0	0	1	1	0	4									
Rowland Office, L OBP: 0.348, SLG: 0.368 Dave May, L OBP: 0.308, SLG: 0.285 (1.8)	0-0 1-3 1B	0-0 4-3		0-0 CS 1B			0-0 2B 1B		0-0 F8	1	0	1	0	0	0	0									
Willie Montanez, L OBP: 0.339, SLG: 0.403 (1.3)	0-0 G4-6-3 1-2		0-0 F8		0-0 F8		0-0 2B		0-0 F7	5	0	1	2	0	0	4									
Ken Henderson, S OBP: 0.366, SLG: 0.421 (1.9)		0-0 E8 1B 1B		0-0 F7			0-0 6-3			4	1	2	0	0	0	1									
Darrel Chaney, S OBP: 0.342, SLG: 0.360 (1.6)		0-0 1B FC3-2 1B		0-0 6-3			0-0 G4-6-3 1-2		0-0 FC6-4 1B	4	0	2	0	0	0	1									
Tom Paciorek, R OBP: 0.328, SLG: 0.375 (1.7)		0-0 FC3-2 BB 1B		0-0 F9			0-0 F9		0-0 F7	4	1	1	1	0	0	1									
Vic Correll, R OBP: 0.324, SLG: 0.371 (1.2)		0-3 K		0-0 F8			0-0 6-3		0-0 P4	4	0	0	0	0	1	3									
Phil Niekro, R OBP: 0.215, SLG: 0.286 Jimmy Wynn, R OBP: 0.375, SLG: 0.304 Adrian Devine, R Mike Beard, L Clio Gaston, R Bruce Dal Canton, R OBP: 0.322, SLG: 0.322 (1.1)		0-0 BB FC3-2 1B		0-0 HBP			0-0 1B BB		0-0 FC6-4	1	0	1	0	0	0	0									
Inning Stats	R: 0 E: 0 K: 0 S: 4	H: 2 LOB: 1 BB: 0 P: 4	R: 2 E: 1 K: 1 S: 9	H: 4 LOB: 3 BB: 1 P: 13	R: 0 E: 0 K: 0 S: 3	H: 0 LOB: 0 BB: 0 P: 3	R: 0 E: 0 K: 0 S: 3	H: 1 LOB: 0 BB: 0 P: 3	R: 0 E: 0 K: 0 S: 3	H: 1 LOB: 1 BB: 0 P: 3	R: 3 E: 0 K: 0 S: 6	H: 3 LOB: 1 BB: 1 P: 10	R: 0 E: 0 K: 0 S: 4	H: 1 LOB: 1 BB: 0 P: 4	R: 0 E: 0 K: 0 S: 3	H: 0 LOB: 1 BB: 1 P: 7	1B: 11 2B: 1 3B: 0 HR: 0	SF: 0 SAC: 0 DP: 2 HBP: 1	WP: 0 PB: 0 CS: 1	PA: 40					
PITCHER	IP	WLS	BF	H	R	ER	SO	BB	IBB	HBP	BLK	WP	HR	S	P	ERA	WHIP								
Jack Billingham, R ERA: 4.41 Pedro Borbon, R ERA: 3.15 Willi McEnaney, L ERA: 4.7 Rawly Eastwick, R ERA: 2.1	1.2		11	4	3	2	1	1	0	0	0	0	0	12	16	10.80	4.200								
	5.0		19	4	3	3	0	1	0	1	0	0	0	17	22	5.40	1.000								
	0.1		2	1	0	0	0	0	0	0	0	0	0	2	2	0.00	3.000								
	2.0	W	8	1	0	0	0	1	0	0	0	0	0	7	11	0.00	1.000								

Cincinnati Reds @ Atlanta Braves
Atlanta-Fulton County Stadium, Atlanta, GA
Fri Sep 03 1976, 7:05 PM EDT
Att: 8,140 - Unknown

AB 36
R 5
H 12
RBI 5
BB 3
SO 1
LOB 23



Batter	1	2	3	4	5	6	7	8	9	AB	R	H	RBI	BB	SO	LOB	TOP								
Pete Rose, S OBP: 0.413, SLG: 0.449 (1, 5)	0-0 6-3		4-0 1B BB		0-0 5-3 4-3 2B	0-3 K		0-0 6-3		4	1	1	0	1	1	1	Cincinnati Reds @ Atlanta Braves Atlanta-Fulton County Stadium, Atlanta, GA Sat Sep 04 1976, 7:05 PM EDT Att: 15,252 - Unknown								
Doug Flynn, R OBP: 0.316, SLG: 0.350 (9, 5)	0-0 F7		0-0 S 1B		0-0 5-3		0-0 G3 1B		0-0 G3	5	0	2	1	0	0	1									
Ken Griffey, L OBP: 0.449, SLG: 0.449 (1, 9)	0-0 F7		0-3 K 1-3 2-H 1B		0-0 4-3		0-0 G3 1B		0-0 F7	5	0	1	1	0	1	2									
Joe Morgan, L OBP: 0.459, SLG: 0.628 (1, 4)	0-0 F7		0-0 K 1-2		0-0 4-3		0-0 G3 1B		0-0 F7	4	1	0	0	1	0	4									
Johnny Bench, R OBP: 0.354, SLG: 0.408 (1, 2)		0-0 F5	0-0 5-3		0-0 5-3 3B BB		0-0 F8		0-0 5-3	2	2	1	1	2	0	2									
George Foster, R OBP: 0.374, SLG: 0.543 (1, 7)		4-0 WP BB		4-0 SH2-3 1B SF8 BB	0-0 BLK 3B		0-0 G3		0-0 G3	3	0	1	0	1	0	1									
Tony Perez, R OBP: 0.326, SLG: 0.432 (1, 3)	0-0 F9		0-0 SH2-3 1B		0-0 6-3		0-0 FC4-6 IBB			3	0	1	0	1	0	1									
Cesar Geronimo, L OBP: 0.380, SLG: 0.415 (1, 8)	0-3 K		0-0 SH2-3		0-0 SH3-4 1B		0-0 FC4-6			3	0	1	0	0	1	4									
Dave Concepcion, R OBP: 0.334, SLG: 0.408 (1, 6)			0-0 SH3 1B		0-0 SF8		0-0 P4		0-0 5-3	3	1	1	1	0	0	1									
Pat Zachry, R OBP: 0.192, SLG: 0.143 (1, 1)			0-0 SH3		0-0 L6		0-0 SH3-4		0-0 1-3	2	0	0	0	0	0	1									
Inning Stats	R: 0 E: 0 K: 0 S: 3	H: 0 LOB: 0 BB: 0 P: 3	R: 0 E: 0 K: 1 S: 5	H: 0 LOB: 1 BB: 1 P: 9	R: 1 E: 0 K: 1 S: 7	H: 2 LOB: 2 BB: 1 P: 11	R: 1 E: 0 K: 0 S: 4	H: 1 LOB: 1 BB: 1 P: 8	R: 3 E: 0 K: 1 S: 5	H: 2 LOB: 0 BB: 1 P: 9	R: 0 E: 0 K: 0 S: 6	H: 1 LOB: 1 BB: 0 P: 6	R: 0 E: 0 K: 0 S: 5	H: 2 LOB: 3 BB: 1 P: 9	R: 0 E: 0 K: 0 S: 3	H: 0 LOB: 0 BB: 0 P: 3	R: 0 E: 0 K: 0 S: 3	H: 0 LOB: 0 BB: 0 P: 3	1B: 6 2B: 1 3B: 1 HR: 0	SF: 1 SAC: 3 DP: 0 HBP: 0	WP: 1 PB: 0 CS: 1	PA: 40			
PITCHER	IP	WLS	BF	H	R	ER	SO	BB	IBB	HBP	BLK	WP	HR	S	P	ERA	WHIP								
Frank LaCorte, R ERA: 6.05 (1, 1)	4.0	L	19	4	3	3	2	3	0	0	0	1	0	20	32	6.75	1.750								
Mike Beard, L ERA: 3.21 (5, 1)	3.0		15	4	2	2	1	1	1	0	1	0	0	15	23	6.00	1.667								
Pablo Torrealba, L ERA: 4.86 (8, 1)	2.0		6	0	0	0	0	0	0	0	0	0	0	6	6	0.00	0.000								

AB	31
R	5
H	8
RBI	4
BB	5
SO	3
LOB	17



Batter	1	2	3	4	5	6	7	8	9	AB	R	H	RBI	BB	SO	LOB	BOTTOM								
Jerry Royster, R OBP: 0.303, SLG: 0.297 (1, 5)	0-0 G3		0-3 K		0-0 F8		0-3 K			4	0	0	0	0	2	3	Cincinnati Reds @ Atlanta Braves Atlanta-Fulton County Stadium, Atlanta, GA Sat Sep 04 1976, 7:05 PM EDT Att: 15,252 - Unknown								
Rod Gilbreath, R OBP: 0.328, SLG: 0.345 (1, 4)	0-0 6-3		4-0 BB		0-0 6-3			0-0 1-3		3	0	0	0	1	0	0									
Dave May, L OBP: 0.307, SLG: 0.279 (1, 7)	4-0 BB		0-0 4-3		0-3 K			0-0 P4		3	0	0	0	1	1	3									
Willie Montanez, L OBP: 0.339, SLG: 0.401 (1, 3)	4-0 1-2 BB		0-0 4-3			0-0 F8		0-0 4-3		3	0	0	0	1	0	0									
Ken Henderson, S OBP: 0.363, SLG: 0.417 (1, 8)	0-0 4-3		0-3 K		0-0 G3			0-3 K		4	0	0	0	0	2	2									
Darrel Chaney, S OBP: 0.341, SLG: 0.357 (1, 6)		4-0 1B 6-3 BB	0-3 K		0-0 F7			0-0 F5		3	1	0	0	1	1	0									
Tom Paciorek, R OBP: 0.327, SLG: 0.373 (1, 9)		0-0 6-3 1B		0-0 5-3			0-0 F8		0-3 K	4	0	1	0	0	1	0									
Vic Correll, R OBP: 0.325, SLG: 0.371 (1, 2)		0-0 6-3 1B		0-0 6-3			0-0 5-3			3	0	1	0	0	0	0									
Frank LaCorte, R OBP: 0.048, SLG: 0.048 (1, 1)		0-0 6-3		0-3 K			4-0 BB			2	0	0	1	0	1	2									
Mike Beard, L (5, 1)		0-0 6-3								0	0	0	0	0	0	0									
Jimmy Wynn, R OBP: 0.376, SLG: 0.364 (7, PH)										0	0	0	0	1	0	0									
Pablo Torrealba, L (8, 1)		1-2 2-3 3-H								0	0	0	0	0	0	0									
Inning Stats	R: 0 E: 0 K: 0 S: 3	H: 0 LOB: 2 BB: 2 P: 11	R: 1 E: 0 K: 1 S: 7	H: 2 LOB: 3 BB: 2 P: 15	R: 0 E: 0 K: 2 S: 7	H: 0 LOB: 0 BB: 0 P: 7	R: 0 E: 0 K: 1 S: 5	H: 0 LOB: 0 BB: 0 P: 5	R: 0 E: 0 K: 1 S: 5	H: 0 LOB: 0 BB: 0 P: 5	R: 0 E: 0 K: 0 S: 3	H: 0 LOB: 0 BB: 0 P: 3	R: 0 E: 0 K: 1 S: 5	H: 0 LOB: 1 BB: 1 P: 9	R: 0 E: 0 K: 0 S: 3	H: 0 LOB: 0 BB: 0 P: 3	R: 0 E: 0 K: 2 S: 7	H: 0 LOB: 0 BB: 0 P: 7	1B: 2 2B: 0 3B: 0 HR: 0	SF: 0 SAC: 0 DP: 0 HBP: 0	WP: 0 PB: 0 CS: 0	PA: 34			
PITCHER	IP	WLS	BF	H	R	ER	SO	BB	IBB	HBP	BLK	WP	HR	S	P	ERA	WHIP								
Pat Zachry, R ERA: 2.71 (1, 1)	9.0	W	34	2	1	1	8	5	0	0	0	0	0	45	65	1.00	0.778								



Batter	1	2	3	4	5	6	7	8	9	AB	R	H	RBI	BB	SO	LOB	TOP		
Jerry Royster, R (1, 5) OBP: 0.307, SLG: 0.297	4-0 BB BB	4-0 BB BB		4-0 BB BB		G3		0-0 4-3 1B		2	0	1	1	3	0	2			
Darrel Chaney, S (1, 6) OBP: 0.340, SLG: 0.354	4-0 BB BB	0-0 F9 BB		0-0 F4 BB			0-0 F7 BB	0-0 F4 BB		4	0	0	0	1	0	5			
Willie Montanez, L (1, 3) OBP: 0.340, SLG: 0.401	0-3 K BB		0-0 BB 1B		0-0 4-3 BB		0-0 FC3-6 1B	0-0 4-3 1-2		5	0	2	0	0	1	2			
Dave May, L (1, 7) OBP: 0.302, SLG: 0.270	0-3 K2-3 BB		4-0 BB 1-2		0-3 K BB		0-0 FC3-6 1B	0-0 F9 BB		4	1	0	0	1	2	3			
Adrian Devine, R (8, 1)										0	0	0	0	0	0	0			
Ken Henderson, S (1, 8) OBP: 0.362, SLG: 0.413		4-0 FC4 BB	0-3 K BB		0-0 F8 BB		0-0 1B 1B	0-0 F9 BB		4	0	1	0	1	1	2			
Tom Paciorek, R (1, 9) OBP: 0.324, SLG: 0.369		0-3 K BB	0-0 F8 BB			0-0 FC6-5 1B	0-0 1B 1-2 2-H	0-0 5-3 BB		5	0	2	1	0	1	3			
Rod Gilbreath, R (1, 4) OBP: 0.330, SLG: 0.344		0-0 FC4 1B	0-0 F8 BB			0-0 FC6-5 1B	0-0 1B 1-2 2-3	0-0 3-1 BB		5	1	2	0	0	0	3			
Pete Varney, R (1, 2) OBP: 0.260, SLG: 0.458		0-0 BB BB		0-0 5-3 BB		0-0 FC6-5 1-2 2-3	0-0 5-3 BB			3	0	1	0	0	0	2			
Frank LaCorte, R (6, PR) OBP: 0.049, SLG: 0.048										0	0	0	0	0	0	0			
Vic Correll, R (6, 2) OBP: 0.328, SLG: 0.391		1-3 BB 1B								1	0	0	0	0	0	3			
Bruce Dal Canton, R (1, 1) OBP: 0.206, SLG: 0.252		4-0 BB BB		0-0 F6 BB		0-0 K BB		0-0 HR BB		0	0	0	0	1	0	0			
Pablo Torrealba, L (2, 1) OBP: 0.265, SLG: 0.469										1	0	0	0	0	0	0			
Cito Gaston, R (6, PR) OBP: 0.265, SLG: 0.469										1	0	0	0	0	1	2			
Mike Beard, L (6, 1) OBP: 0.197, SLG: 0.187										0	0	0	0	0	0	0			
Max Leon, R (6, 1) OBP: 0.197, SLG: 0.187										0	0	0	0	0	0	0			
Jimmy Wynn, R (8, 7) OBP: 0.370, SLG: 0.374		1-2 BB BB								1	1	1	1	0	0	0			
Inning Stats	R: 0 E: 0 K: 2 S: 6	H: 0 LOB: 1 BB: 2 P: 14	R: 1 E: 0 K: 1 S: 6	H: 1 LOB: 3 BB: 3 P: 18	R: 0 E: 0 K: 1 S: 6	H: 1 LOB: 2 BB: 1 P: 10	R: 0 E: 0 K: 0 S: 3	H: 0 LOB: 1 BB: 1 P: 7	R: 0 E: 0 K: 1 S: 5	H: 2 LOB: 2 BB: 0 P: 7	R: 1 E: 0 K: 0 S: 7	H: 4 LOB: 3 BB: 0 P: 7	R: 1 E: 0 K: 0 S: 5	H: 2 LOB: 1 BB: 0 P: 5	R: 0 E: 0 K: 0 S: 3	H: 0 LOB: 0 BB: 0 P: 3	1B: 9 2B: 0 3B: 0 HR: 1	SF: 0 SAC: 0 DP: 0 HBP: 0	WP: 0 PA: 43 PB: 0 SB: 0 CS: 0
PITCHER	IP WLS BF H R ER SO BB IBB HBP BLK WP HR S P ERA WHIP																		
John D'Acquisto, R (1, 1) ERA: 5.07	1.2 10 1 1 1 3 5 0 0 0 0 0 0 11 31 5.40 3.600																		
Dave Heaverlo, R (2, 1) ERA: 4.22	0.1 1 0 0 0 0 0 0 0 0 0 0 0 1 1 0.00 0.000																		
Gary Lavelle, L (3, 1) ERA: 2.6	4.0 W 17 3 0 0 3 2 0 0 0 0 0 0 21 29 0.00 1.250																		
Randy Moffitt, R (7, 1) ERA: 2.45	1.0 7 4 1 1 0 0 0 0 0 0 0 0 7 7 9.00 4.000																		
Charlie Williams, R (8, 1) ERA: 3.19	0.0 2 2 1 1 0 0 0 0 0 0 0 0 1 2 2 = =																		
Mike Caldwell, L (8, 1) ERA: 5.08	2.0 S 6 0 0 0 0 0 0 0 0 0 0 0 6 6 0.00 0.000																		

Atlanta Braves @ San Francisco Giants
Candlestick Park, San Francisco, CA
Mon Sep 06 1976, 6:33 AM EDT
Att: 4,513 - Unknown

AB 36
R 3
H 10
RBI 3
BB 7
SO 6
LOB 27



Batter	1	2	3	4	5	6	7	8	9	AB	R	H	RBI	BB	SO	LOB	BOTTOM		
Jack Clark, R (1, 8) OBP: 0.375, SLG: 0.250	4-0 PB 1B	0-0 BB 2-H		0-0 BB 1B		0-0 G6-4-3 1B		0-0 K		3	1	2	1	1	1	3			
Marty Perez, R (1, 4) OBP: 0.321, SLG: 0.331	0-0 CS 1B	0-0 1B		0-0 P1 BB		0-0 6-3 BB		0-0 6-3 BB		4	0	1	1	0	0	2			
Gary Matthews, R (1, 7) OBP: 0.369, SLG: 0.444	0-0 CS 1B		0-0 FC4-6 1B		0-0 G6-4-3 1-2		0-0 6-3 BB			4	0	2	0	0	0	1			
Bobby Murcer, L (1, 9) OBP: 0.351, SLG: 0.411	0-0 F4 BB		0-3 K BB		0-0 K BB		0-3 K BB			4	0	0	0	0	3	3			
Charlie Williams, R (8, 1) OBP: 0.250, SLG: 0.143										0	0	0	0	0	0	0			
Mike Caldwell, R (8, 1) OBP: 0.199, SLG: 0.211										0	0	0	0	0	0	0			
Ken Reitz, R (1, 5) OBP: 0.307, SLG: 0.350	0-0 6-3 BB		0-0 FC4-6 1-2		0-0 1B 1B		0-0 F1 BB			4	1	1	0	0	0	2			
Darrell Evans, L (1, 3) OBP: 0.320, SLG: 0.317		0-3 K BB		0-0 F7 BB		0-0 F8 BB		0-0 F9 BB		4	0	0	0	0	1	2			
Chris Speier, R (1, 6) OBP: 0.305, SLG: 0.278		4-0 FC5-4 BB		0-0 5-3 BB		0-0 1B 1B		0-0 5-3 BB		3	0	1	0	1	0	0			
Gary Alexander, R (1, 2) OBP: 0.263, SLG: 0.353		0-0 FC5-4 1B		0-0 F8 BB		0-0 1B 1B		0-0 1B 1B		3	1	1	1	0	0	2			
John D'Acquisto, R (1, 1) OBP: 0.206, SLG: 0.252		0-0 SF8 3-H		0-0 6-3 BB		0-0 1B 1-2 2-3		0-0 1B 1B		0	0	0	0	0	0	0			
Dave Heaverlo, R (2, 1) OBP: 0.330, SLG: 0.330										0	0	0	0	0	0	0			
Steve Ontiveros, S (2, PR) OBP: 0.265, SLG: 0.294										0	0	0	1	0	0	0			
Gary Lavelle, S (3, 1) OBP: 0.265, SLG: 0.411										1	0	0	0	0	0	0			
Chris Arnold, R (6, PR) OBP: 0.197, SLG: 0.187										0	0	0	0	0	0	0			
Randy Moffitt, R (7, 1) OBP: 0.197, SLG: 0.187										0	0	0	0	0	0	0			
Larry Herndon, R (8, 8) OBP: 0.340, SLG: 0.362										0	0	0	0	0	0	0			
Inning Stats	R: 1 E: 0 K: 0 S: 4	H: 2 LOB: 1 BB: 1 P: 8	R: 2 E: 0 K: 1 S: 7	H: 1 LOB: 1 BB: 1 P: 11	R: 0 E: 0 K: 1 S: 6	H: 1 LOB: 1 BB: 0 P: 6	R: 0 E: 0 K: 0 S: 3	H: 0 LOB: 0 BB: 0 P: 3	R: 0 E: 0 K: 2 S: 11	H: 4 LOB: 3 BB: 0 P: 11	R: 0 E: 0 K: 1 S: 5	H: 0 LOB: 0 BB: 0 P: 5	R: 0 E: 0 K: 0 S: 3	H: 0 LOB: 0 BB: 0 P: 3	R: 0 E: 0 K: 0 S: 3	H: 0 LOB: 0 BB: 0 P: 3	1B: 9 2B: 0 3B: 0 HR: 0	SF: 1 SAC: 0 DP: 1 HBP: 0	WP: 0 PA: 34 PB: 2 SB: 3 CS: 2
PITCHER	IP WLS BF H R ER SO BB IBB HBP BLK WP HR S P ERA WHIP																		
Bruce Dal Canton, R (1, 1) ERA: 3.61	1.2 L 10 2 0 0 1 2 0 0 0 0 0 0 10 18 5.40 3.000																		
Pablo Torrealba, L (2, 1) ERA: 4.19	3.1 11 2 0 0 1 0 0 0 0 0 0 0 13 13 0.00 0.600																		
Mike Beard, L (6, 1) ERA: 0.56	0.2 5 3 1 1 1 0 0 0 0 0 0 0 7 7 13.50 4.500																		
Max Leon, R (6, 1) ERA: 3.25	1.1 5 1 0 0 2 0 0 0 0 0 0 0 9 9 0.00 0.750																		
Adrian Devine, R (8, 1) ERA: 3.7	1.0 3 0 0 0 0 0 0 0 0 0 0 0 3 3 0.00 0.000																		

Atlanta Braves @ San Francisco Giants
Candlestick Park, San Francisco, CA
Mon Sep 06 1976, 6:33 AM EDT
Att: 4,513 - Unknown

AB 31
R 3
H 9
RBI 4
BB 2
SO 5
LOB 15



Batter	1	2	3	4	5	6	7	8	9	AB	R	H	RBI	BB	SO	LOB	TOP				
Jerry Royster, R OBP: 0.308, SLG: 0.298 (1, 5)										5	0	2	1	0	0	2					
Darrel Chaney, S OBP: 0.339, SLG: 0.353 (1, 6)										4	0	1	0	0	1	3					
Jimmy Wynn, R OBP: 0.375, SLG: 0.371 (1, 7)										3	0	0	0	1	0	1					
Willie Montanez, L OBP: 0.340, SLG: 0.400 (1, 3)										4	0	1	0	0	0	3					
Ken Henderson, S OBP: 0.358, SLG: 0.409 (1, 8)										4	0	0	0	0	0	2					
Tom Paciorek, R OBP: 0.327, SLG: 0.368 (1, 9)										3	2	1	0	1	0	1					
Rod Gilbreath, R OBP: 0.329, SLG: 0.343 (1, 4)										4	1	1	0	0	0	1					
Vic Correll, R OBP: 0.323, SLG: 0.384 (9, PH)										3	0	0	0	0	0	3					
Phil Niekro, R OBP: 0.222, SLG: 0.291 (4, 1)										2	0	1	1	0	0	0					
Junior Moore, R OBP: 0.333, SLG: 0.250 (7, PH)										0	0	0	0	0	0	0					
Buzz Capra, R OBP: 0.364, SLG: 0.464 (9, PH)										1	0	0	0	0	0	0					
Inning Stats	R: 0 E: 0 K: 1 S: 5	H: 1 LOB: 1 BB: 1 P: 9	R: 2 E: 0 K: 0 S: 6	H: 3 LOB: 2 BB: 1 P: 10	R: 0 E: 0 K: 0 S: 4	H: 1 LOB: 1 BB: 0 P: 4	R: 0 E: 0 K: 0 S: 3	H: 0 LOB: 0 BB: 0 P: 3	R: 0 E: 0 K: 0 S: 3	H: 0 LOB: 0 BB: 0 P: 3	R: 0 E: 1 K: 0 S: 4	H: 0 LOB: 1 BB: 0 P: 4	R: 0 E: 0 K: 0 S: 4	H: 1 LOB: 1 BB: 0 P: 4	R: 1 E: 1 K: 0 S: 5	H: 2 LOB: 1 BB: 0 P: 5	1B: 8 2B: 1 3B: 0 HR: 0	SF: 0 SAC: 0 DP: 1 HBP: 0	WP: 1 PB: 0 SB: 1 CS: 0	PA: 37	
PITCHER	IP WLS BF H R ER SO BB IBB HBP BLK WP HR S P ERA WHIP	8.1 W 35 8 3 3 1 2 0 0 0 0 0 0 2 43 3.24 1.200	0.2 S 2 0 0 0 0 0 0 0 0 0 0 0 0 2 0.00 0.000																		

Atlanta Braves @ San Francisco Giants
Candlestick Park, San Francisco, CA
Tue Sep 07 1976, 10:05 PM EDT
Att: 1,452 - Unknown

AB 35
R 3
H 8
RBI 3
BB 2
SO 1
LOB 18



Batter	1	2	3	4	5	6	7	8	9	AB	R	H	RBI	BB	SO	LOB	BOTTOM				
Jack Clark, R OBP: 0.381, SLG: 0.200 (7, 7)										3	1	0	0	2	0	0					
Marty Perez, R OBP: 0.323, SLG: 0.333 (1, 4)										4	0	2	2	0	1	2					
Gary Matthews, R OBP: 0.370, SLG: 0.446 (7, 8)										4	0	2	2	0	0	1					
Bobby Murcer, L OBP: 0.354, SLG: 0.412 (1, 9)										2	0	1	0	2	0	1					
Ken Reitz, R OBP: 0.305, SLG: 0.347 (1, 5)										4	0	0	0	0	0	5					
Darrell Evans, L OBP: 0.321, SLG: 0.318 (1, 3)										3	0	1	0	1	0	1					
Gary Alexander, R OBP: 0.261, SLG: 0.300 (1, 2)										3	1	0	0	1	1	2					
Johnnie LeMaster, R OBP: 0.222, SLG: 0.250 (1, 6)										4	2	3	1	0	0	0					
Jim Barr, R OBP: 0.212, SLG: 0.217 (9, 1)										2	0	0	0	0	1	1					
Inning Stats	R: 0 E: 0 K: 0 S: 4	H: 1 LOB: 2 BB: 1 P: 8	R: 2 E: 0 K: 0 S: 4	H: 2 LOB: 2 BB: 2 P: 12	R: 0 E: 0 K: 0 S: 3	H: 1 LOB: 0 BB: 0 P: 3	R: 4 E: 0 K: 1 S: 8	H: 3 LOB: 2 BB: 3 P: 20	R: 0 E: 0 K: 0 S: 6	H: 1 LOB: 1 BB: 0 P: 6	R: 0 E: 0 K: 0 S: 3	H: 0 LOB: 0 BB: 0 P: 3	R: 0 E: 0 K: 1 S: 6	H: 1 LOB: 1 BB: 0 P: 6	R: 0 E: 0 K: 0 S: 3	H: 0 LOB: 0 BB: 0 P: 3	1B: 8 2B: 1 3B: 0 HR: 0	SF: 0 SAC: 2 DP: 1 HBP: 0	WP: 1 PB: 0 SB: 2 CS: 0	PA: 37	
PITCHER	IP WLS BF H R ER SO BB IBB HBP BLK WP HR S P ERA WHIP	3.2 L 21 7 6 6 1 5 0 0 0 0 0 0 10 14 0.00 0.857	2.1 9 1 0 0 1 1 0 0 0 0 0 0 9 9 0.00 0.500																		

Atlanta Braves @ San Francisco Giants
Candlestick Park, San Francisco, CA
Tue Sep 07 1976, 10:05 PM EDT
Att: 1,452 - Unknown

AB 29
R 4
H 9
RBI 5
BB 6
SO 3
LOB 13



Batter	1	2	3	4	5	6	7	8	9	10	AB	R	H	RBI	BB	SO	LOB	TOP			
Jerry Royster, R OBP: 0.306, SLG: 0.297 (1, 5)	F2		F8		F9		1B		SH1-4	K	5	0	1	1	0	1	4				
Darrel Chaney, S OBP: 0.335, SLG: 0.349 (1, 6)	F7		F3		F9		K		4-3		5	0	0	0	0	1	4				
Jimmy Wynn, R OBP: 0.373, SLG: 0.367 (1, 7)	1B BB				K		3-1		4-3	K	4	0	0	0	1	2	2				
Willie Montanez, L OBP: 0.342, SLG: 0.404 (1, 3)	1B		3-1		3-1		2B		K		5	1	3	0	0	1	0				
Ken Henderson, S OBP: 0.300, SLG: 0.407 (1, 8)			L8		L3		2B		2B	BB	2	0	0	0	2	0	1				
Tom Paciorek, R OBP: 0.336, SLG: 0.379 (1, 9)			BB				CS 1B		F8 SH1-4 1B	FC5 2B	4	1	3	0	1	1	1				
Rod Gilbreath, R OBP: 0.334, SLG: 0.344 (1, 4)			K		K		1B BB		SH1-4		2	1	1	1	2	1	1				
Vic Correll, R OBP: 0.315, SLG: 0.374 (1, 2)			K		F7				F8	FC5	5	0	0	0	0	1	8				
Frank LaCorte, R OBP: 0.287, SLG: 0.087 Dave Miley, L OBP: 0.216, SLG: 0.275 Adrian Devine, R OBP: 0.291, SLG: 0.466 Cito Gaston, R OBP: 0.303, SLG: 0.250 Junior Moore, R OBP: 0.303, SLG: 0.250 Max Leon, R OBP: 0.303, SLG: 0.250 (1, 1)			K				1-3 1B				2	0	1	0	0	1	0				
Inning Stats	R: 0 E: 0 K: 0 S: 3	H: 1 LOB: 2 BB: 1 P: 7	R: 0 E: 0 K: 3 S: 9	H: 0 LOB: 1 BB: 1 P: 13	R: 0 E: 0 K: 1 S: 5	H: 0 LOB: 0 BB: 0 P: 5	R: 0 E: 0 K: 1 S: 5	H: 2 LOB: 2 BB: 1 P: 8	R: 0 E: 0 K: 0 S: 4	H: 1 LOB: 1 BB: 0 P: 4	R: 1 E: 0 K: 1 S: 7	H: 2 LOB: 2 BB: 1 P: 11	R: 0 E: 0 K: 1 S: 6	H: 1 LOB: 3 BB: 2 P: 14	R: 0 E: 0 K: 1 S: 6	H: 1 LOB: 2 BB: 0 P: 6	R: 2 E: 2 K: 1 S: 8	H: 2 LOB: 2 BB: 1 P: 12	1B: 8 2B: 2 3B: 0 HR: 0	SF: 0 SAC: 3 DP: 0 HBP: 0	WP: 0 PA: 46
PITCHER	IP WLS BF H R ER SO ERA WHIP	IP WLS BF H R ER SO ERA WHIP	IP WLS BF H R ER SO ERA WHIP	IP WLS BF H R ER SO ERA WHIP	IP WLS BF H R ER SO ERA WHIP	IP WLS BF H R ER SO ERA WHIP	IP WLS BF H R ER SO ERA WHIP	IP WLS BF H R ER SO ERA WHIP	IP WLS BF H R ER SO ERA WHIP	IP WLS BF H R ER SO ERA WHIP	IP WLS BF H R ER SO ERA WHIP	IP WLS BF H R ER SO ERA WHIP	IP WLS BF H R ER SO ERA WHIP	IP WLS BF H R ER SO ERA WHIP	IP WLS BF H R ER SO ERA WHIP	IP WLS BF H R ER SO ERA WHIP	IP WLS BF H R ER SO ERA WHIP	IP WLS BF H R ER SO ERA WHIP	IP WLS BF H R ER SO ERA WHIP	IP WLS BF H R ER SO ERA WHIP	IP WLS BF H R ER SO ERA WHIP
Tom Griffin, R ERA: 4.97 (1, 1)	6.2	27	5	1	5	4	0	0	0	0	33	49	1.35	1.350							
Butch Metzger, R ERA: 2.2 (7, 1)	2.1	12	3	0	3	1	1	0	0	0	16	24	0.00	1.714							
Jerry Johnson, R ERA: 3.45 (10, 1)	1.0	7	2	2	1	1	0	1	0	0	8	12	9.00	2.000							

Atlanta Braves @ San Diego Padres
San Diego Stadium, San Diego, CA
Wed Sep 08 1976, 10:05 PM EDT
Att: 4,649 - Unknown

AB 36
R 3
H 10
RBI 2
BB 7
SO 9
LOB 23



Batter	1	2	3	4	5	6	7	8	9	10	AB	R	H	RBI	BB	SO	LOB	BOTTOM			
Johny Grubb, L OBP: 0.392, SLG: 0.402 (1, 9)	K		BB 1B		F6		6-3				5	0	2	0	0	1	1				
Tito Fuentes, S OBP: 0.294, SLG: 0.318 (1, 4)	1B FC5-4		F8		K				E6 FC5-6	4-3	5	1	1	0	0	1	3				
Willie Davis, L OBP: 0.295, SLG: 0.375 (1, 8)	FC5-4 1B		BB 1B		K				FC5-6 1B		5	0	2	0	0	1	1				
Mike Ivie, R OBP: 0.351, SLG: 0.409 (1, 3)	FC5-4		BB 1B						F7		4	0	0	1	1	0	2				
Jerry Turner, L OBP: 0.319, SLG: 0.379 (1, 7)	K		4-3		G3				S 1B		5	0	2	0	0	1	4				
Fred Kendall, R OBP: 0.297, SLG: 0.301 (1, 2)			F6						K		5	0	1	0	0	1	3				
Doug Rader, R OBP: 0.325, SLG: 0.360 (1, 5)			K		FC5-4				SH3-4 1B		4	0	2	0	0	1	1				
Enzo Hernandez, R OBP: 0.317, SLG: 0.319 Hector Torres, R OBP: 0.254, SLG: 0.292 (1, 6)			F8		FC6-4				SH3-4		2	0	0	0	0	0	1				
Tom Griffin, R OBP: 0.091, SLG: 0.048 Butch Metzger, R ERA: 3.50 Merv Rettenmund, R OBP: 0.351, SLG: 0.330 Jerry Johnson, R ERA: 3.03 (1, 1)			1-3		F9				1-3		2	0	0	0	0	0	1				
Inning Stats	R: 1 E: 0 K: 2 S: 9	H: 2 LOB: 1 BB: 0 P: 9	R: 0 E: 0 K: 1 S: 5	H: 0 LOB: 0 BB: 0 P: 5	R: 0 E: 0 K: 0 S: 5	H: 2 LOB: 3 BB: 1 P: 9	R: 0 E: 0 K: 0 S: 4	H: 1 LOB: 1 BB: 0 P: 4	R: 0 E: 0 K: 2 S: 7	H: 0 LOB: 0 BB: 0 P: 5	R: 0 E: 0 K: 1 S: 4	H: 1 LOB: 1 BB: 0 P: 4	R: 0 E: 1 K: 0 S: 5	H: 1 LOB: 2 BB: 0 P: 5	R: 0 E: 0 K: 0 S: 5	H: 2 LOB: 2 BB: 0 P: 5	R: 0 E: 0 K: 0 S: 4	H: 1 LOB: 1 BB: 0 P: 4	1B: 9 2B: 1 3B: 0 HR: 0	SF: 0 SAC: 1 DP: 0 HBP: 0	WP: 0 PA: 42
PITCHER	IP WLS BF H R ER SO ERA WHIP	IP WLS BF H R ER SO ERA WHIP	IP WLS BF H R ER SO ERA WHIP	IP WLS BF H R ER SO ERA WHIP	IP WLS BF H R ER SO ERA WHIP	IP WLS BF H R ER SO ERA WHIP	IP WLS BF H R ER SO ERA WHIP	IP WLS BF H R ER SO ERA WHIP	IP WLS BF H R ER SO ERA WHIP	IP WLS BF H R ER SO ERA WHIP	IP WLS BF H R ER SO ERA WHIP	IP WLS BF H R ER SO ERA WHIP	IP WLS BF H R ER SO ERA WHIP	IP WLS BF H R ER SO ERA WHIP	IP WLS BF H R ER SO ERA WHIP	IP WLS BF H R ER SO ERA WHIP	IP WLS BF H R ER SO ERA WHIP	IP WLS BF H R ER SO ERA WHIP	IP WLS BF H R ER SO ERA WHIP	IP WLS BF H R ER SO ERA WHIP	IP WLS BF H R ER SO ERA WHIP
Frank LaCorte, R ERA: 5.64 (1, 1)	6.0	24	5	1	6	1	0	0	0	0	35	39	1.50	1.000							
Adrian Devine, R ERA: 3.50 (7, 1)	2.0	9	2	0	0	0	0	0	0	0	9	9	0.00	1.000							
Max Leon, R ERA: 3.03 (9, 1)	2.0	9	3	0	0	0	0	0	0	0	9	9	0.00	1.500							

Atlanta Braves @ San Diego Padres
San Diego Stadium, San Diego, CA
Wed Sep 08 1976, 10:05 PM EDT
Att: 4,649 - Unknown

AB 40
R 1
H 10
RBI 1
BB 1
SO 6
LOB 20



Batter	1	2	3	4	5	6	7	8	9	10	AB	R	H	RBI	BB	SO	LOB	TOP	
Jerry Royster, R OBP: 0.303, SLG: 0.294 (1, 5)											5	1	1	0	0	0	2		
Rod Gilbreath, R OBP: 0.338, SLG: 0.342 (1, 4)											3	1	0	0	0	0	1		
Jimmy Wynn, R OBP: 0.380, SLG: 0.376 (1, 8)											2	1	1	1	3	1	1		
Willie Montanez, L OBP: 0.345, SLG: 0.405 (1, 3)											4	0	2	1	1	0	2		
Cito Gaston, R OBP: 0.309, SLG: 0.452 Adrian Devine, R (9, 1)												3	0	0	0	1	0	2	
Dave May, L OBP: 0.306, SLG: 0.272 Max Leon, R (10, 1)											1	0	0	0	0	0	2		
Tom Paciorek, R OBP: 0.336, SLG: 0.375 (9, 7)											4	0	1	0	0	0	6		
Vic Correll, R OBP: 0.311, SLG: 0.363 (1, 2)												5	0	0	0	0	0	6	
Rob Belloir, R OBP: 0.309, SLG: 0.280 Darrel Chaney, S OBP: 0.332, SLG: 0.345 (9, 6)											2	0	0	0	1	1	1		
Phil Niekro, R OBP: 0.217, SLG: 0.284 Ken Henderson, S OBP: 0.360, SLG: 0.405 (9, 9)											2	0	0	0	0	0	0		
Inning Stats	R: 1 E: 0 K: 1 S: 7	H: 2 LOB: 2 BB: 1 P: 11	R: 0 E: 0 K: 1 S: 5	H: 0 LOB: 0 BB: 0 P: 5	R: 0 E: 0 K: 0 S: 3	H: 0 LOB: 1 BB: 0 P: 4	R: 0 E: 0 K: 0 S: 3	H: 3 LOB: 1 BB: 0 P: 5	R: 0 E: 0 K: 0 S: 3	H: 0 LOB: 1 BB: 1 P: 7	R: 0 E: 0 K: 0 S: 3	H: 0 LOB: 1 BB: 1 P: 7	R: 0 E: 0 K: 0 S: 3	H: 0 LOB: 2 BB: 2 P: 12	1B: 4 2B: 0 3B: 0 HR: 1	SF: 0 SAC: 2 DP: 1 HBP: 2	WP: 1 PB: 1 SB: 2 CS: 1	PA: 44	
PITCHER	IP WLS BF H R ER SO ERA WHIP	IP WLS BF H R ER SO ERA WHIP	IP WLS BF H R ER SO ERA WHIP	IP WLS BF H R ER SO ERA WHIP	IP WLS BF H R ER SO ERA WHIP	IP WLS BF H R ER SO ERA WHIP	IP WLS BF H R ER SO ERA WHIP	IP WLS BF H R ER SO ERA WHIP	IP WLS BF H R ER SO ERA WHIP	IP WLS BF H R ER SO ERA WHIP	IP WLS BF H R ER SO ERA WHIP	IP WLS BF H R ER SO ERA WHIP	IP WLS BF H R ER SO ERA WHIP	IP WLS BF H R ER SO ERA WHIP	IP WLS BF H R ER SO ERA WHIP	IP WLS BF H R ER SO ERA WHIP	IP WLS BF H R ER SO ERA WHIP	IP WLS BF H R ER SO ERA WHIP	
Doug Rau, L ERA: 2.56 (1, 1)	6.0	25	5	2	2	2	2	2	2	2	2	2	2	2	2	2	2	2	2
Dennis Lewallyn, R ERA (7, 1)	1.0	4	0	0	0	0	0	0	0	0	0	0	0	0	0	0	0	0	0
Charlie Hough, R ERA: 2.25 (8, 1)	3.0	14	0	1	0	0	0	0	0	0	0	0	0	0	0	0	0	0	0

Atlanta Braves @ Los Angeles Dodgers
Dodger Stadium, Los Angeles, CA
Sun Sep 12 1976, 3:33 AM PDT
Unknown

AB 32
R 3
H 5
RBI 2
BB 7
SO 2
LOB 23

Batter	1	2	3	4	5	6	7	8	9	10	AB	R	H	RBI	BB	SO	LOB	BOTTOM				
Davey Lopes, R OBP: 0.311, SLG: 0.306 Ted Sizemore, R OBP: 0.278, SLG: 0.278 (7, PH)											3	0	0	0	0	0	1					
Bill Buckner, L OBP: 0.324, SLG: 0.377 (1, 7)											5	0	1	0	0	0	1					
Reggie Smith, S OBP: 0.304, SLG: 0.450 (1, 9)											4	0	0	0	1	1	1					
Steve Garvey, R OBP: 0.347, SLG: 0.445 (1, 3)											5	1	2	0	0	0	2					
Ron Cey, R OBP: 0.366, SLG: 0.475 (1, 5)												4	1	1	0	0	0	1				
Bill Russell, R OBP: 0.310, SLG: 0.359 (1, 6)												4	0	1	0	0	1	1				
John Hale, L OBP: 0.303, SLG: 0.222 (1, 8)												2	0	1	1	1	0	0				
Kevin Pasley, R OBP: 0.290, SLG: 0.143 Ed Goodson, L OBP: 0.250, SLG: 0.286 Sergio Robles, R (8, 2)											2	0	0	0	0	1	2					
Doug Rau, L OBP: 0.294, SLG: 0.164 Jim Lytle, L OBP: 0.240, SLG: 0.240 Dennis Lewallyn, R (7, 1)	8.0	31	6	2	0	2	0	2	0	2	0	0	0	0	0	0	0					
Manny Mota, R OBP: 0.275, SLG: 0.364 Charlie Hough, R OBP: 0.304, SLG: 0.368 Leron Lee, L OBP: 0.171, SLG: 0.179 (10, PH)	1.0	5	1	0	0	0	0	0	0	0	0	0	0	0	0	0	0					
Inning Stats	R: 0 E: 0 K: 0 S: 3	H: 0 LOB: 0 BB: 0 P: 3	R: 0 E: 0 K: 0 S: 3	H: 1 LOB: 1 BB: 0 P: 3	R: 0 E: 0 K: 0 S: 4	H: 1 LOB: 1 BB: 4 P: 4	R: 0 E: 0 K: 1 S: 5	H: 0 LOB: 0 BB: 0 P: 5	R: 0 E: 0 K: 1 S: 5	H: 1 LOB: 2 BB: 0 P: 9	R: 0 E: 0 K: 0 S: 4	H: 1 LOB: 2 BB: 4 P: 10	R: 0 E: 0 K: 0 S: 3	H: 0 LOB: 0 BB: 0 P: 3	R: 0 E: 0 K: 2 S: 8	H: 1 LOB: 1 BB: 0 P: 8	R: 0 E: 0 K: 0 S: 4	H: 1 LOB: 2 BB: 1 P: 8	1B: 7 2B: 2 3B: 0 HR: 0	SF: 1 SAC: 0 DP: 2 HBP: 0	WP: 0 PB: 1 SB: 0 CS: 1	PA: 40
PITCHER	IP WLS BF H R ER SO ERA WHIP	IP WLS BF H R ER SO ERA WHIP	IP WLS BF H R ER SO ERA WHIP	IP WLS BF H R ER SO ERA WHIP	IP WLS BF H R ER SO ERA WHIP	IP WLS BF H R ER SO ERA WHIP	IP WLS BF H R ER SO ERA WHIP	IP WLS BF H R ER SO ERA WHIP	IP WLS BF H R ER SO ERA WHIP	IP WLS BF H R ER SO ERA WHIP	IP WLS BF H R ER SO ERA WHIP	IP WLS BF H R ER SO ERA WHIP	IP WLS BF H R ER SO ERA WHIP	IP WLS BF H R ER SO ERA WHIP	IP WLS BF H R ER SO ERA WHIP	IP WLS BF H R ER SO ERA WHIP	IP WLS BF H R ER SO ERA WHIP	IP WLS BF H R ER SO ERA WHIP				
Phil Niekro, R ERA: 3.48 (9, 1)	1.0	4	1	0	0	2	0	0	0	0	0	0	0	0	0	0	0					
Adrian Devine, R ERA: 3.48 (10, 1)	1.0	5	1	0	0	0	0	0	0	0	0	0	0	0	0	0	0					

Atlanta Braves @ Los Angeles Dodgers
Dodger Stadium, Los Angeles, CA
Sun Sep 12 1976, 3:33 AM PDT
Unknown

AB 36
R 2
H 8
RBI 1
BB 3
SO 4
LOB 13

Batter	1	2	3	4	5	6	7	8	9	AB	R	H	RBI	BB	SO	LOB	TOP				
Jerry Royster, R OBP: 0.302, SLG: 0.291 (1, 5)	F7		BB					K	6-3												
Darrel Chaney, S OBP: 0.327, SLG: 0.339 (1, 6)	K		F9					E6													
Jimmy Wynn, R OBP: 0.380, SLG: 0.373 (1, 8)				F5				1B													
Willie Montanez, L OBP: 0.346, SLG: 0.406 (1, 3)	K			G3																	
Ken Henderson, S OBP: 0.357, SLG: 0.403 (1, 9)				F7				SF8													
Tom Paciorek, R OBP: 0.335, SLG: 0.372 (1, 7)					F9			E4													
Rod Gilbreath, R OBP: 0.337, SLG: 0.344 (1, 4)					4-3																
Vic Correll, R OBP: 0.306, SLG: 0.356 (1, 2)			K					F8													
Frank LaCorte, R OBP: 0.111, SLG: 0.111 (1, 1)				F3																	
Inning Stats	R: 0 E: 0 K: 2 S: 7	H: 0 LOB: 1 BB: 1 P: 11	R: 0 E: 0 K: 0 S: 3	H: 0 LOB: 0 BB: 0 P: 3	R: 0 E: 0 K: 1 S: 5	H: 0 LOB: 1 BB: 1 P: 9	R: 0 E: 0 K: 0 S: 3	H: 0 LOB: 0 BB: 0 P: 3	R: 0 E: 0 K: 0 S: 3	H: 1 LOB: 0 BB: 0 P: 3	R: 2 E: 1 K: 0 S: 6	H: 3 LOB: 1 BB: 0 P: 6	R: 3 E: 2 K: 1 S: 9	H: 2 LOB: 2 BB: 1 P: 13	R: 0 E: 0 K: 1 S: 5	H: 0 LOB: 0 BB: 0 P: 5	1B: 5 2B: 1 3B: 0 HR: 0	SF: 1 SAC: 0 DP: 0 HBP: 0	WP: 0 PB: 0 SB: 1 CS: 1	PA: 37	
PITCHER	IP	WLS	BF	H	R	ER	SO	BB	IBB	HBP	BLK	WP	HR	S	P	ERA	WHIP				
Burt Hooton, R ERA: 3.48 (1, 1)	7.0	L	26	4	2	1	3	2	0	0	0	0	0	30	38	1.29	0.857				
Elias Sosa, R ERA: 4.13 (8, 1)	0.1		4	1	3	1	1	1	0	0	0	0	0	5	9	27.00	6.000				
Stan Wall, L ERA: 4.22 (8, 1)	1.2		7	1	0	0	1	0	0	0	0	0	0	9	9	0.00	0.600				

Atlanta Braves @ Los Angeles Dodgers
Dodger Stadium, Los Angeles, CA
Mon Sep 13 1976, 3:33 AM PDT
Unknown

AB 33
R 5
H 6
RBI 5
BB 3
SO 5
LOB 9



Batter	1	2	3	4	5	6	7	8	9	AB	R	H	RBI	BB	SO	LOB	BOTTOM					
Bill Buckner, L OBP: 0.324, SLG: 0.377 (1, 7)	1B	4-3																				
Ted Sizemore, R OBP: 0.275, SLG: 0.271 (1, 4)	F3			4-3																		
Jim Lytle, L OBP: 0.325, SLG: 0.342 (1, 8)				F8				K														
Steve Garvey, R OBP: 0.347, SLG: 0.445 (1, 3)	E6			F2																		
Ron Cey, R OBP: 0.388, SLG: 0.471 (1, 5)	F8				F8																	
John Hale, L OBP: 0.286, SLG: 0.207 (1, 9)	G3				F5																	
Ivan De Jesus, R OBP: 0.222, SLG: 0.200 (9, PH)					F8																	
Lee Lacy, R OBP: 0.321, SLG: 0.365 (9, PH)																						
Kevin Pasley, R OBP: 0.357, SLG: 0.333 (9, PH)																						
Ed Goodson, L OBP: 0.248, SLG: 0.283 (9, PH)																						
Burt Hooton, R OBP: 0.167, SLG: 0.127 (7, PH)																						
Leron Lee, L OBP: 0.167, SLG: 0.175 (8, 1)																						
Elias Sosa, R OBP: 0.143, SLG: 0.143 (8, 1)																						
Stan Wall, L (8, 1)																						
Manny Mota, R OBP: 0.358, SLG: 0.348 (9, PH)																						
Inning Stats	R: 1 E: 1 K: 0 S: 6	H: 2 LOB: 2 BB: 0 P: 6	R: 0 E: 1 K: 1 S: 6	H: 1 LOB: 1 BB: 0 P: 6	R: 0 E: 0 K: 0 S: 3	H: 0 LOB: 0 BB: 0 P: 3	R: 0 E: 0 K: 0 S: 3	H: 0 LOB: 2 BB: 2 P: 11	R: 0 E: 0 K: 1 S: 6	H: 1 LOB: 2 BB: 1 P: 10	R: 0 E: 0 K: 1 S: 5	H: 0 LOB: 0 BB: 0 P: 5	R: 0 E: 0 K: 0 S: 3	H: 0 LOB: 0 BB: 0 P: 3	R: 0 E: 0 K: 2 S: 8	H: 1 LOB: 1 BB: 0 P: 8	R: 0 E: 0 K: 0 S: 3	H: 0 LOB: 0 BB: 0 P: 3	1B: 5 2B: 0 3B: 0 HR: 0	SF: 0 SAC: 1 DP: 0 HBP: 0	WP: 0 PB: 0 SB: 2 CS: 0	PA: 36
PITCHER	IP	WLS	BF	H	R	ER	SO	BB	IBB	HBP	BLK	WP	HR	S	P	ERA	WHIP					
Frank LaCorte, R ERA: 5.09 (1, 1)	9.0	W	36	5	1	1	5	2	1	0	1	0	0	43	55	1.00	0.778					

Atlanta Braves @ Los Angeles Dodgers
Dodger Stadium, Los Angeles, CA
Mon Sep 13 1976, 3:33 AM PDT
Unknown

AB 32
R 1
H 5
RBI 0
BB 3
SO 5
LOB 18



Batter	1	2	3	4	5	6	7	8	9	AB	R	H	RBI	BB	SO	LOB	TOP								
Greg Gross, L (1, 9) OBP: 0.377, SLG: 0.331	E6 CS	1B			2B BB		6-3		F7	4	1	1	0	1	0	0	Houston Astros @ Atlanta Braves Atlanta-Fulton County Stadium, Atlanta, GA Tue Sep 14 1976, 7:05 PM EDT Unknown								
Enos Cabell, R (1, 5) OBP: 0.315, SLG: 0.342	1B FC6-4	F8			K				K	5	2	2	1	0	2										
Cesar Cedeno, R (1, 8) OBP: 0.356, SLG: 0.454	FC6-4 E	F8			F8					4	1	2	0	0	2										
Bob Watson, R (1, 3) OBP: 0.373, SLG: 0.453	FC6-4 IBB								K	3	0	1	1	1	2	1									
Jose Cruz, L (1, 7) OBP: 0.370, SLG: 0.391	FC6-4 BB				6-3					4	0	0	1	0	0	4									
Jerry Davanon, R (1, 4) OBP: 0.403, SLG: 0.396	BB				6-3					2	0	0	0	2	0	0									
Ed Herrmann, L (1, 2) OBP: 0.279, SLG: 0.291	BB									2	0	0	0	1	1										
Roger Metzger, S (1, 6) OBP: 0.293, SLG: 0.280	K								F9	4	0	0	0	0	2	5									
Mark Lemongello, R (1, 1) Ken Forsch, R (8, 1) OBP: 0.167, SLG: 0.091		K			1-4				K	3	0	0	0	0	2	2									
										1	0	0	0	0	1	0									
Inning Stats	R: 2 E: 1 K: 1 S: 7	H: 2 LOB: 3 BB: 3 P: 19	R: 0 E: 0 K: 1 S: 6	H: 1 LOB: 1 BB: 0 P: 6	R: 0 E: 0 K: 1 S: 5	H: 0 LOB: 0 BB: 0 P: 5	R: 0 E: 0 K: 0 S: 2	H: 0 LOB: 0 BB: 0 P: 3	R: 1 E: 0 K: 1 S: 6	H: 1 LOB: 1 BB: 1 P: 10	R: 0 E: 0 K: 2 S: 7	H: 0 LOB: 1 BB: 1 P: 11	R: 1 E: 0 K: 1 S: 7	H: 2 LOB: 1 BB: 0 P: 7	R: 0 E: 0 K: 1 S: 5	H: 0 LOB: 0 BB: 0 P: 5	R: 0 E: 0 K: 2 S: 7	H: 0 LOB: 0 BB: 0 P: 7	1B: 4 2B: 2 3B: 0 HR: 1	SF: 0 SAC: 0 DP: 1 HBP: 1	WP: 0 PB: 0 SB: 3 CS: 1	PA: 38			
PITCHER	IP WLS BF H R ER SO BB IBB HBP BLK WP HR S P ERA WHIP	7.0 L 32 6 4 4 7 4 1 1 0 0 1 40 61 5.14 1.429	2.0 S 6 0 0 0 3 0 0 0 0 0 0 12 12 0.00 0.000																						

Batter	1	2	3	4	5	6	7	8	9	AB	R	H	RBI	BB	SO	LOB	BOTTOM								
Jerry Royster, R (1, 5) OBP: 0.301, SLG: 0.290	F1		K		6-3 1B		G3		F2	5	0	1	0	0	1	3	Houston Astros @ Atlanta Braves Atlanta-Fulton County Stadium, Atlanta, GA Tue Sep 14 1976, 7:05 PM EDT Unknown								
Rod Gilbreath, R (1, 4) OBP: 0.333, SLG: 0.339	F7		BB 1B		6-3		6-3		6-3	5	0	1	2	0	0	3									
Willie Montanez, L (1, 3) OBP: 0.346, SLG: 0.404	1B		1-2 BB		F7				E8 1B	3	1	2	0	1	0	1									
Ken Henderson, S (1, 8) OBP: 0.353, SLG: 0.397	K		1-3		F9				4-3 1B	4	0	1	1	0	1	4									
Dave May, L (1, 7) OBP: 0.305, SLG: 0.295					G3 1B				4-3	4	0	1	0	0	0	1									
Tom Paciorek, R (1, 9) OBP: 0.336, SLG: 0.374	K		1-3		F9				F5	4	0	0	0	0	1	2									
Darrel Chaney, S (1, 6) OBP: 0.323, SLG: 0.334	1-3				G3				F5	4	0	0	0	0	2										
Vic Correll, R (1, 2) OBP: 0.367, SLG: 0.357					5-3					2	1	1	0	0	0	1									
Brian Asselstine, L (7, PH) Dale Murphy, R (8, 2) OBP: 0.600, SLG: 0.600			SH3-4 1B		1B				SH1-4 1B	1	0	0	0	0	0	0									
Dick Ruthven, R (1, 1) OBP: 0.230, SLG: 0.200					SH3-4				SH1-4	1	1	1	0	0	0	0									
Jimmy Wynn, R (7, PH) OBP: 0.380, SLG: 0.372										0	0	0	0	1	0	0									
Pablo Torrealba, L (8, 1) Rob Bellorir, R (8, PH) OBP: 0.298, SLG: 0.269					1B 6-3					0	0	0	0	0	0	0									
										0	0	0	0	0	0	0									
Inning Stats	R: 0 E: 0 K: 1 S: 6	H: 1 LOB: 0 BB: 0 P: 6	R: 0 E: 0 K: 1 S: 5	H: 0 LOB: 0 BB: 0 P: 5	R: 1 E: 0 K: 1 S: 7	H: 2 LOB: 2 BB: 1 P: 11	R: 0 E: 0 K: 0 S: 4	H: 1 LOB: 1 BB: 0 P: 4	R: 1 E: 0 K: 0 S: 5	H: 2 LOB: 1 BB: 0 P: 5	R: 0 E: 0 K: 0 S: 3	H: 0 LOB: 0 BB: 0 P: 3	R: 0 E: 0 K: 0 S: 3	H: 0 LOB: 1 BB: 1 P: 7	R: 1 E: 1 K: 0 S: 5	H: 2 LOB: 1 BB: 0 P: 5	R: 0 E: 0 K: 0 S: 4	H: 1 LOB: 1 BB: 0 P: 4	1B: 8 2B: 1 3B: 0 HR: 0	SF: 0 SAC: 2 DP: 0 HBP: 0	WP: 0 PB: 0 SB: 0 CS: 0	PA: 38			
PITCHER	IP WLS BF H R ER SO BB IBB HBP BLK WP HR S P ERA WHIP	7.0 S 31 8 3 2 3 2 0 0 0 0 0 7 7 0.00 0.500																							




Batter	1	2	3	4	5	6	7	8	9	AB	R	H	RBI	BB	SO	LOB	TOP			
Alex Taveras, R (1, 6) OBP: 0.143, SLG: 0.143	F7		F9		2-3		6-3			4	0	0	0	0	0	0	Houston Astros @ Atlanta Braves Atlanta-Fulton County Stadium, Atlanta, GA Tue Sep 14 1976, 7:05 PM EDT Att: 970 - Unknown			
Enos Cabell, R (1, 5) OBP: 0.315, SLG: 0.340	5-3		F8		1B			1-3		3	1	0	0	1	0					
Cesar Cedeno, R (1, 8) OBP: 0.358, SLG: 0.461	HR		BB		CS			K		3	1	2	2	1	1	0				
Bob Watson, R (1, 3) OBP: 0.372, SLG: 0.453	K		F5		CS					4	0	1	0	0	1	1				
Larry Milbourne, S (8, PR) OBP: 0.312, SLG: 0.266										0	0	0	0	0	0	0				
Ed Herrmann, L (8, 2) OBP: 0.279, SLG: 0.291										0	0	0	0	0	0	0				
Jose Cruz, L (1, 9) OBP: 0.374, SLG: 0.404		FC5						F5		3	1	2	1	1	0	1				
Cliff Johnson, R (1, 2) OBP: 0.361, SLG: 0.394		BB			HR					3	0	0	0	1	2	1				
Al Javier, R (1, 7) OBP: 0.111, SLG: 0.111		BB			K					4	0	0	0	0	1	3				
Rob Andrews, R (1, 4) OBP: 0.309, SLG: 0.296										3	0	0	0	0	0	2				
Art Howe, R (9, PH) OBP: 0.294, SLG: 0.214	F5				4-3			5-3		1	0	0	0	0	0	0				
Bo McLaughlin, R (1, 1) OBP: 0.379, SLG: 0.330										1	0	0	0	0	0	2				
Greg Gross, L (5, PH) OBP: 0.224, SLG: 0.370										1	0	0	0	0	0	0				
Joe Niekro, R (7, PH) OBP: 0.350, SLG: 0.350										0	0	0	0	0	0	0				
Ken Boswell, R (7, 1) OBP: 0.400, SLG: 0.290										0	0	0	0	0	0	0				
Joe Sambito, L (7, 1) OBP: 0.400, SLG: 0.290										0	0	0	0	0	0	0				
Inning Stats	R: 1 E: 0 K: 1 S: 6	H: 1 LOB: 0 BB: 0 P: 6	R: 0 E: 0 K: 1 S: 6	H: 1 LOB: 2 BB: 1 P: 10	R: 0 E: 0 K: 0 S: 3	H: 0 LOB: 0 BB: 1 P: 7	R: 1 E: 0 K: 1 S: 6	H: 1 LOB: 0 BB: 1 P: 6	R: 1 E: 0 K: 0 S: 3	H: 1 LOB: 1 BB: 1 P: 9	R: 0 E: 0 K: 0 S: 3	H: 0 LOB: 0 BB: 0 P: 3	R: 0 E: 0 K: 1 S: 6	H: 1 LOB: 1 BB: 0 P: 6	R: 0 E: 0 K: 0 S: 3	H: 0 LOB: 0 BB: 0 P: 3	1B: 1 2B: 2 3B: 0 HR: 2	SF: 0 SAC: 0 DP: 0 HBP: 0	WP: 0 PB: 0 SB: 2 CS: 1	PA: 36
PITCHER	IP WLS BF H R ER SO BB IBB HBP BLK WP HR S P ERA WHIP																			
Al Autry, R (1, 1) ERA: 5.4	5.0 W 21 4 3 3 3 3 0 0 0 0 2 24 36 5.40 1.400																			
Max Leon, R (6, 1) ERA: 2.97	2.0 S 7 0 0 0 1 1 0 0 0 0 0 8 12 0.00 0.500																			
Adrian Devine, R (8, 1) ERA: 3.34	2.0 S 7 1 0 0 1 0 0 0 0 0 0 9 9 0.00 0.500																			

AB	31
R	3
H	5
RBI	3
BB	4
SO	5
LOB	10



Batter	1	2	3	4	5	6	7	8	9	AB	R	H	RBI	BB	SO	LOB	BOTTOM			
Jerry Royster, R (1, 5) OBP: 0.301, SLG: 0.292	K		HR		F9		SH1-4			3	1	1	0	0	1	0	Houston Astros @ Atlanta Braves Atlanta-Fulton County Stadium, Atlanta, GA Tue Sep 14 1976, 7:05 PM EDT Att: 970 - Unknown			
Rod Gilbreath, R (1, 4) OBP: 0.337, SLG: 0.339			HR							0	2	0	0	1	0	0				
Darrel Chaney, S (5, PH) OBP: 0.325, SLG: 0.336	1B		HR		FC4-6		G6-4-3			1	0	1	0	1	0	0				
Willie Montanez, L (1, 3) OBP: 0.346, SLG: 0.408	K				FC4-6		G6-4-3			4	1	1	3	0	1	4				
Ken Henderson, S (1, 8) OBP: 0.352, SLG: 0.395										4	0	1	1	0	1	1				
Jimmy Wynn, R (9, 8) OBP: 0.380, SLG: 0.372	CS		6-3		K					0	0	0	0	0	0	0				
Dave May, L (1, 7) OBP: 0.308, SLG: 0.299	CS		1B		6-3					4	0	2	0	0	0	0				
Brian Asselstine, L (1, 9) OBP: 0.400, SLG: 0.250					F8					3	0	1	0	1	0	1				
Dale Murphy, R (1, 2) OBP: 0.333, SLG: 0.333	F7				5-3					4	0	0	0	0	1	4				
Rob Belloir, R (1, 6) OBP: 0.283, SLG: 0.255	F3				K					3	0	0	0	0	1	3				
Al Autry, R (1, 1) ERA: 2.32										2	0	0	0	0	1	2				
Joe Niekro, R (5, 1) ERA: 3.42										0	0	0	0	0	0	0				
Jose Sosa, R (7, 1) ERA: 7.04										0	0	0	0	0	0	0				
Joe Sambito, L (7, 1) ERA: 4.14										0	0	0	0	0	0	0				
Inning Stats	R: 1 E: 0 K: 2 S: 7	H: 1 LOB: 0 BB: 1 P: 11	R: 0 E: 0 K: 0 S: 5	H: 2 LOB: 0 BB: 0 P: 5	R: 3 E: 0 K: 0 S: 5	H: 2 LOB: 0 BB: 0 P: 6	R: 0 E: 0 K: 2 S: 7	H: 0 LOB: 0 BB: 0 P: 7	R: 0 E: 0 K: 1 S: 6	H: 1 LOB: 1 BB: 0 P: 6	R: 0 E: 0 K: 1 S: 6	H: 1 LOB: 1 BB: 1 P: 7	R: 0 E: 0 K: 0 S: 3	H: 0 LOB: 1 BB: 1 P: 7	R: 0 E: 0 K: 0 S: 3	H: 0 LOB: 0 BB: 1 P: 7	1B: 5 2B: 1 3B: 0 HR: 1	SF: 0 SAC: 1 DP: 1 HBP: 2	WP: 0 PB: 0 SB: 2 CS: 1	PA: 35
PITCHER	IP WLS BF H R ER SO BB IBB HBP BLK WP HR S P ERA WHIP																			
Bo McLaughlin, R (1, 1) ERA: 2.32	4.0 L 18 5 4 4 4 4 1 0 0 0 0 24 29 9.00 1.500																			
Joe Niekro, R (5, 1) ERA: 3.42	2.0 S 8 2 0 0 2 0 0 0 0 0 0 12 12 0.00 1.000																			
Jose Sosa, R (7, 1) ERA: 7.04	0.1 S 3 0 0 0 0 1 0 1 0 0 0 1 6 0.00 3.000																			
Joe Sambito, L (7, 1) ERA: 4.14	1.2 S 5 0 0 0 0 1 0 0 0 0 0 4 8 0.00 0.600																			



Batter	1	2	3	4	5	6	7	8	9	AB	R	H	RBI	BB	SO	LOB	TOP					
Alex Taveras, R (1,4) OBP: 0.333, SLG: 0.273										4	1	2	0	1	0	0						
Enos Cabell, R (1,5) OBP: 0.316, SLG: 0.341										4	2	2	0	0	0	1						
Cesar Cedeno, R (1,8) OBP: 0.356, SLG: 0.457										4	0	0	0	0	0	3						
Bob Watson, R (1,3) OBP: 0.376, SLG: 0.459										4	1	4	3	0	0	0						
Jose Cruz, L (1,7) OBP: 0.373, SLG: 0.402										4	0	1	0	0	0	3						
Al Javier, R (1,9) OBP: 0.231, SLG: 0.167										3	0	1	0	1	2	2						
Ed Herrmann, L (1,2) OBP: 0.276, SLG: 0.287										4	0	0	1	0	2	4						
Roger Metzger, S (1,6) OBP: 0.291, SLG: 0.278										4	0	0	0	0	0	4						
Dan Larson, R (1,1) OBP: 0.300, SLG: 0.379										4	0	0	0	0	1	3						
Inning Stats	R: 1 E: 0 K: 0 S: 5	H: 3 LOB: 1 BB: 0 P: 5	R: 0 E: 1 K: 0 S: 3	H: 1 LOB: 0 BB: 0 P: 3	R: 0 E: 0 K: 1 S: 4	H: 0 LOB: 0 BB: 1 P: 8	R: 0 E: 0 K: 1 S: 6	H: 1 LOB: 1 BB: 0 P: 6	R: 0 E: 0 K: 1 S: 5	H: 0 LOB: 0 BB: 0 P: 5	R: 3 E: 1 K: 0 S: 8	H: 4 LOB: 3 BB: 1 P: 12	R: 0 E: 0 K: 0 S: 3	H: 0 LOB: 0 BB: 0 P: 3	R: 0 E: 0 K: 2 S: 8	H: 1 LOB: 1 BB: 0 P: 8	R: 0 E: 0 K: 0 S: 3	H: 0 LOB: 0 BB: 0 P: 3	1B: 9 2B: 2 3B: 0 HR: 0	SF: 0 SAC: 0 DP: 1 HBP: 0	WP: 0 PB: 0 SB: 1 CS: 2	PA: 37
PITCHER	IP	WLS	BF	H	R	ER	SO	BB	IBB	HBP	BLK	WP	HR	S	P	ERA	WHIP					
Rick Camp, R (1,1) ERA: 6.75	5.1	L	22	8	4	4	3	1	0	0	0	0	0	27	31	6.75	1.688					
Pablo Torrealba, L (6,1) ERA: 3.33	1.2		8	1	0	0	0	0	1	0	0	0	0	7	11	0.00	0.600					
Max Leon, R (8,1) ERA: 2.8	2.0		7	1	0	0	2	0	0	0	0	0	0	11	11	0.00	0.500					

Houston Astros @ Atlanta Braves
Atlanta-Fulton County Stadium, Atlanta, GA
Wed Sep 15 1976, 7:05 PM EDT
Att: 1,145 - Unknown

AB 35
R 4
H 10
RBI 4
BB 2
SO 5
LOB 20



Batter	1	2	3	4	5	6	7	8	9	AB	R	H	RBI	BB	SO	LOB	BOTTOM					
Jerry Royster, R (1,5) OBP: 0.300, SLG: 0.292										4	1	1	0	0	0	0						
Mike Eden, S (1,4)										4	0	0	1	0	0	0						
Willie Montanez, L (1,3) OBP: 0.348, SLG: 0.412										4	1	3	0	0	0	0						
Dave May, L (1,7) OBP: 0.307, SLG: 0.294										3	0	0	0	1	0	3						
Jimmy Wynn, R (1,8) OBP: 0.379, SLG: 0.370										3	1	0	0	1	1	2						
Brian Asselstine, L (1,9) OBP: 0.222, SLG: 0.143										3	0	0	1	0	0	1						
Dale Murphy, R (1,2) OBP: 0.306, SLG: 0.385										4	0	1	1	0	0	0						
Rob Belloir, R (1,6) OBP: 0.274, SLG: 0.246										2	0	0	0	0	0	1						
Darrel Chaney, S (7, PH) OBP: 0.327, SLG: 0.337										1	0	1	0	0	0	0						
Rick Camp, R (1,1)										2	0	0	0	0	1	0						
Pablo Torrealba, L (6,1)										0	0	0	0	0	0	0						
Tom Paciorek, R (7, PH) OBP: 0.334, SLG: 0.372										1	0	0	0	0	1	1						
Max Leon, R (8,1)										0	0	0	0	0	0	0						
Inning Stats	R: 1 E: 0 K: 1 S: 6	H: 1 LOB: 1 BB: 1 P: 10	R: 0 E: 0 K: 0 S: 3	H: 0 LOB: 0 BB: 0 P: 3	R: 0 E: 0 K: 0 S: 3	H: 0 LOB: 0 BB: 0 P: 3	R: 2 E: 0 K: 0 S: 5	H: 2 LOB: 1 BB: 1 P: 9	R: 0 E: 0 K: 1 S: 5	H: 0 LOB: 0 BB: 0 P: 5	R: 0 E: 0 K: 0 S: 4	H: 1 LOB: 1 BB: 0 P: 4	R: 0 E: 0 K: 1 S: 5	H: 1 LOB: 1 BB: 0 P: 5	R: 0 E: 0 K: 0 S: 4	H: 0 LOB: 0 BB: 0 P: 4	R: 0 E: 0 K: 0 S: 3	H: 0 LOB: 0 BB: 0 P: 3	1B: 4 2B: 3 3B: 0 HR: 0	SF: 1 SAC: 0 DP: 1 HBP: 0	WP: 0 PB: 0 SB: 2 CS: 1	PA: 34
PITCHER	IP	WLS	BF	H	R	ER	SO	BB	IBB	HBP	BLK	WP	HR	S	P	ERA	WHIP					
Dan Larson, R (1,1) ERA: 2.95	9.0	W	34	6	3	2	3	2	0	0	0	0	0	38	46	2.00	0.889					

Houston Astros @ Atlanta Braves
Atlanta-Fulton County Stadium, Atlanta, GA
Wed Sep 15 1976, 7:05 PM EDT
Att: 1,145 - Unknown

AB 31
R 3
H 6
RBI 3
BB 2
SO 3
LOB 8



Batter	1	2	3	4	5	6	7	8	9	AB	R	H	RBI	BB	SO	LOB	TOP									
Wilbur Howard, S OBP: 0.235, SLG: 0.285 (1, 8)	6-3		F7			F8		K		4	0	0	0	0	1	2										
Enos Cabell, R OBP: 0.315, SLG: 0.339 (1, 5)	F6					F8		F9		3	0	0	0	1	0	1										
Jose Cruz, L OBP: 0.369, SLG: 0.398 (1, 9)	6-3					F8		1-3		4	0	0	0	0	0	2										
Bob Watson, R OBP: 0.377, SLG: 0.465 (1, 3)		6-3				F6				4	2	2	1	0	0	1										
Cliff Johnson, R OBP: 0.357, SLG: 0.389 (1, 2)		K				K		F4		4	0	0	0	0	3	2										
Leon Roberts, R OBP: 0.348, SLG: 0.442 (1, 7)		6-3						K		4	1	2	1	0	1	0										
Alex Taveras, R OBP: 0.250, SLG: 0.200 (1, 4)						4-3				4	0	0	0	0	0	2										
Roger Metzger, S OBP: 0.293, SLG: 0.279 (1, 6)										2	0	1	1	1	0	0										
Joaquin Andujar, S OBP: 0.182, SLG: 0.170 Gene Pentz, R OBP: 0.333, SLG: 0.200 (8, 1)						G2				3	0	1	0	0	1	1										
										0	0	0	0	0	0	0										
Inning Stats	R: 0 E: 0 K: 0 S: 3	H: 0 LOB: 0 BB: 0 P: 3	R: 0 E: 0 K: 1 S: 5	H: 0 LOB: 0 BB: 0 P: 5	R: 0 E: 0 K: 0 S: 3	H: 0 LOB: 1 BB: 1 P: 7	R: 0 E: 0 K: 1 S: 5	H: 0 LOB: 1 BB: 1 P: 9	R: 1 E: 0 K: 0 S: 6	H: 1 LOB: 0 BB: 0 P: 6	R: 0 E: 0 K: 0 S: 3	H: 0 LOB: 0 BB: 0 P: 3	R: 1 E: 0 K: 0 S: 5	H: 3 LOB: 2 BB: 0 P: 5	R: 0 E: 0 K: 1 S: 6	H: 1 LOB: 1 BB: 0 P: 6	R: 1 E: 0 K: 2 S: 8	H: 1 LOB: 0 BB: 0 P: 8	1B: 4 2B: 0 3B: 0 HR: 2	SF: 0 SAC: 0 DP: 0 HBP: 0	WP: 0 PB: 0 SB: 1 CS: 0	PA: 34				
PITCHER	IP	WLS	BF	H	R	ER	SO	BB	IBB	HBP	BLK	WP	HR	S	P	ERA	WHIP									
Phil Niekro, R ERA: 3.44 Adrian Devine, R ERA: 3.43	(1, 1)	8.0	W	30	5	2	2	4	2	0	0	0	0	1	36	44	2.25	0.875								
(9, 1)	1.0	S	4	1	1	1	2	0	0	0	0	0	0	1	8	8	9.00	1.000								

Houston Astros @ Atlanta Braves
 Atlanta-Fulton County Stadium, Atlanta, GA
 Thu Sep 16 1976, 7:05 PM EDT
 Att: 3,990 - Unknown

AB	32
R	3
H	6
RBI	3
BB	2
SO	6
LOB	11



Batter	1	2	3	4	5	6	7	8	9	AB	R	H	RBI	BB	SO	LOB	BOTTOM								
Jerry Royster, R OBP: 0.302, SLG: 0.294 (1, 5)	F3					6-3				4	1	2	0	0	0	0									
Rod Gilbreath, R OBP: 0.334, SLG: 0.336 (1, 4)	F4					6-3				3	0	0	0	0	0	1									
Willie Montanez, L OBP: 0.349, SLG: 0.412 (1, 3)						F9				3	1	1	0	1	0	1									
Dave May, L OBP: 0.306, SLG: 0.304 (1, 7)										4	2	1	2	0	0	1									
Tom Paciorek, R OBP: 0.333, SLG: 0.370 (1, 9)										4	0	1	0	0	0	0									
Brian Asselstine, L OBP: 0.231, SLG: 0.182 Adrian Devine, R ERA: 3.43 (9, 1)										4	0	1	0	0	0	2									
										0	0	0	0	0	0	0									
Dale Murphy, R OBP: 0.294, SLG: 0.313 (1, 2)										3	0	0	1	1	0	2									
Darrel Chaney, S OBP: 0.325, SLG: 0.335 (1, 6)										3	0	0	0	0	1	2									
Phil Niekro, R OBP: 0.212, SLG: 0.277 Jimmy Wynn, R OBP: 0.381, SLG: 0.378 (8, 8)										2	0	0	0	0	0	0									
										1	1	1	1	0	0	0									
Inning Stats	R: 0 E: 0 K: 0 S: 4	H: 1 LOB: 1 BB: 0 P: 4	R: 0 E: 0 K: 0 S: 3	H: 0 LOB: 1 BB: 1 P: 7	R: 0 E: 0 K: 0 S: 3	H: 0 LOB: 0 BB: 0 P: 3	R: 0 E: 0 K: 1 S: 5	H: 0 LOB: 0 BB: 0 P: 5	R: 0 E: 0 K: 0 S: 3	H: 0 LOB: 0 BB: 0 P: 3	R: 1 E: 1 K: 0 S: 5	H: 1 LOB: 1 BB: 0 P: 5	R: 4 E: 0 K: 0 S: 7	H: 4 LOB: 1 BB: 1 P: 11	1B: 5 2B: 0 3B: 1 HR: 1	SF: 0 SAC: 1 DP: 0 HBP: 0	WP: 0 PB: 1 SB: 1 CS: 0	PA: 34							
PITCHER	IP	WLS	BF	H	R	ER	SO	BB	IBB	HBP	BLK	WP	HR	S	P	ERA	WHIP								
Joaquin Andujar, R ERA: 3.69 Gene Pentz, R ERA: 3.02	(1, 1)	7.2	L	33	7	5	4	1	1	0	1	0	1	33	41	4.70	1.043								
(8, 1)	0.1		1	0	0	0	0	0	0	0	0	0	0	1	1	0.00	0.000								

Houston Astros @ Atlanta Braves
 Atlanta-Fulton County Stadium, Atlanta, GA
 Thu Sep 16 1976, 7:05 PM EDT
 Att: 3,990 - Unknown

AB	31
R	5
H	7
RBI	4
BB	2
SO	1
LOB	9



Batter	1	2	3	4	5	6	7	8	9	10	11	12	AB	R	H	RBI	BB	SO	LOB	TOP
Davey Lopes, R OBP: 0.326, SLG: 0.318 (1, 4)	4-0 FC6-4 S BB		0-3 K		0-0 3B			0-0 F9		4-0 BB		0-0 1-2 2-3 1B	4	0	2	0	2	1	0	
Jim Lyttle, L OBP: 0.317, SLG: 0.329 (1, 8)	4-0 FC6-4 BB		0-3 K FC6-4		0-0 F7			0-0 6-3		0-0 F7		0-0 F8	5	0	0	0	1	1	6	
Bill Buckner, L OBP: 0.323, SLG: 0.378 (1, 7)	0-0 FC6-4 S 1-2r 2-3		0-0 L7			0-0 P6			0-0 SH1-3 2B		0-0 P6			5	0	1	0	0	0	3
Steve Garvey, R OBP: 0.353, SLG: 0.451 (1, 3)	4-0 G6-4-3 BB		0-0 FC6-4 1-2r			0-0 6-3			0-0 SH1-3 2-3		0-0 G5-4-3 1B			3	0	1	0	1	0	1
Ed Goodson, L OBP: 0.254, SLG: 0.324 Ron Cey, R OBP: 0.387, SLG: 0.469 Ted Sizemore, R OBP: 0.275, SLG: 0.271 (1, 5) (9, 5) (11, 5)	0-0 G6-4-3 BB			0-0 4-3		0-0 4-3			0-0 K		0-0 G5-4-3 1B			4	0	0	0	0	1	4
Bill Russell, R OBP: 0.312, SLG: 0.356 (1, 6)		0-0 E6		0-0 F7			0-0 CS 1B		0-0 6-3			0-0 1B 2-3 1B	5	0	2	0	0	0	1	
John Hale, L OBP: 0.263, SLG: 0.179 (1, 9)		0-0 F9		0-0 F8			0-3 K 1-2		0-0 SH3-4 HBP			0-0 F3	4	0	0	0	0	1	3	
Kevin Pasley, R OBP: 0.333, SLG: 0.296 Leron Lee, L OBP: 0.156, SLG: 0.167 Ellie Rodriguez, R OBP: 0.383, SLG: 0.213 (1, 2) (12, PH) (12, 2)		0-0 F7			0-0 5-3		0-0 L5		0-0 SH3-4 1-2			0-0 2-3 1-2	3	0	0	0	0	0	1	
Don Sutton, R OBP: 0.155, SLG: 0.103 Manny Mota, R OBP: 0.382, SLG: 0.362 Charlie Hough, R OBP: 0.263, SLG: 0.368 (1, 1) (12, PH) (12, 1)		0-0 4-3			0-0 L6			0-0 F3		0-0 F9		4-0 1B IBB	4	0	0	0	0	0	2	
Inning Stats	R: 0 E: 0 K: 0 S: 2	H: 0 LOB: 2 BB: 3 P: 14	R: 0 E: 1 K: 0 S: 4	H: 0 LOB: 1 BB: 0 P: 4	R: 0 E: 1 K: 2 S: 8	H: 0 LOB: 1 BB: 0 P: 8	R: 0 E: 0 K: 0 S: 3	H: 0 LOB: 0 BB: 0 P: 3	R: 0 E: 0 K: 1 S: 5	H: 1 LOB: 0 BB: 0 P: 5	R: 0 E: 0 K: 0 S: 3	H: 0 LOB: 0 BB: 1 P: 8	R: 0 E: 0 K: 0 S: 3	H: 1 LOB: 0 BB: 0 P: 3	R: 0 E: 0 K: 0 S: 5	H: 2 LOB: 3 BB: 1 P: 9	1B: 4 2B: 1 3B: 1 HR: 0	SF: 0 SAC: 2 DP: 2 HBP: 1	WP: 0 PB: 0 CS: 1	PA: 47
PITCHER	IP WLS BF H R ER SO BB IBB HBP BLK WP HR S P ERA WHIP	IP WLS BF H R ER SO BB IBB HBP BLK WP HR S P ERA WHIP																		
Frank LaCorte, R ERA: 4.5 Adrian Devine, R ERA: 3.33 (1, 1) (11, 1)	10.0 W 9 3 0 0 0 0 1 0 0 0 0 8 12 0.00 1.500																			

Los Angeles Dodgers @ Atlanta Braves
Atlanta-Fulton County Stadium, Atlanta, GA

Fri Sep 17 1976, 7:05 PM EDT
Unknown

AB 39
R 0
H 6
RBI 0
BB 5
SO 4
LOB 23



Batter	1	2	3	4	5	6	7	8	9	10	11	12	AB	R	H	RBI	BB	SO	LOB	BOTTOM
Jerry Royster, R OBP: 0.301, SLG: 0.293 (1, 5)	0-0 6-3		0-0 FC5-4 S 1-2r 2-3		0-0 F3 2-3			0-0 E5 F9 1B		0-0 G3			5	0	1	0	0	0	3	
Rod Gilbreath, R OBP: 0.332, SLG: 0.332 (1, 4)	0-3 K		4-0 BB		0-0 P6			0-0 F9 2-3			0-3 K			4	0	0	0	1	2	2
Willie Montanez, L OBP: 0.350, SLG: 0.412 (1, 3)	0-0 G3		0-0 5-3			0-0 G4-6-3 1B		0-0 FC6-2-5 3-H		0-0 F8		0-0 G4-6-3 1B 1-2r	5	0	2	0	0	0	4	
Dave May, L OBP: 0.304, SLG: 0.302 (1, 7)		0-0 G3			0-0 1B		0-0 G4-6-3 1-2r		0-0 F8		0-0 G4-6-3 1-2r			5	0	1	0	0	3	
Tom Paciorek, R OBP: 0.331, SLG: 0.367 (1, 9)		0-0 F3		0-0 F2		0-0 F7			0-0 6-3			0-0 WP SH2-4 PB 1B	5	1	1	0	0	0	1	
Brian Asselstine, L OBP: 0.176, SLG: 0.133 (1, 8)		0-3 K		0-0 F8			0-0 F2		0-0 1-3			0-0 SH2-4 1-2	4	0	0	0	0	1	1	
Dale Murphy, R OBP: 0.318, SLG: 0.350 (1, 2)			0-0 FC5-4 2B		0-0 F2		0-0 4-3		0-0 F2			4-0 2-3 BB	4	0	1	0	1	0	1	
Darrel Chaney, S OBP: 0.328, SLG: 0.336 (1, 6)			4-0 FC5-4 BB		4-0 BLK SH3-4 BB		0-0 4-3		0-0 1B		0-0 F7		0-0 PB 3-H	3	0	1	0	2	0	1
Frank LaCorte, R OBP: 0.193, SLG: 0.103 Jimmy Wynn, R OBP: 0.380, SLG: 0.377 Adrian Devine, R ERA: 2.23 (1, 1) (10, PH) (11, 1)			0-3 K		0-0 SH3-4 1-2		0-3 K		0-0 K		0-3 K			2	0	0	0	0	2	3
Inning Stats	R: 0 E: 0 K: 1 S: 5	H: 0 LOB: 0 BB: 0 P: 5	R: 0 E: 0 K: 1 S: 5	H: 0 LOB: 0 BB: 0 P: 5	R: 0 E: 0 K: 1 S: 6	H: 1 LOB: 3 BB: 2 P: 14	R: 0 E: 0 K: 0 S: 3	H: 1 LOB: 1 BB: 0 P: 7	R: 0 E: 0 K: 0 S: 3	H: 0 LOB: 0 BB: 0 P: 3	R: 0 E: 1 K: 0 S: 4	H: 1 LOB: 1 BB: 0 P: 5	R: 0 E: 0 K: 0 S: 5	H: 0 LOB: 0 BB: 0 P: 5	R: 0 E: 0 K: 0 S: 5	H: 1 LOB: 0 BB: 0 P: 5	1B: 6 2B: 1 3B: 0 HR: 0	SF: 0 SAC: 2 DP: 2 HBP: 0	WP: 1 PB: 1 CS: 0	PA: 44
PITCHER	IP WLS BF H R ER SO BB IBB HBP BLK WP HR S P ERA WHIP	IP WLS BF H R ER SO BB IBB HBP BLK WP HR S P ERA WHIP																		
Don Sutton, R ERA: 3.22 Charlie Hough, R ERA: 2.23 (1, 1) (12, 1)	11.0 L 4 1 1 0 0 1 0 0 0 1 0 2 6 0.00 6.000																			

Los Angeles Dodgers @ Atlanta Braves
Atlanta-Fulton County Stadium, Atlanta, GA



Fri Sep 17 1976, 7:05 PM EDT
Unknown

AB 38
R 1
H 7
RBI 0
BB 4
SO 6
LOB 19



Batter	1	2	3	4	5	6	7	8	9	AB	R	H	RBI	BB	SO	LOB	TOP					
Bill Buckner, L OBP: 0.326, SLG: 0.379 (1, 7)										4	0	1	0	0	0	0	Los Angeles Dodgers @ Atlanta Braves Atlanta-Fulton County Stadium, Atlanta, GA Sat Sep 18 1976, 7:05 PM EDT Att: 5,165 - Unknown livebaseballscorecards.com					
Davey Lopes, R OBP: 0.328, SLG: 0.319 (1, 4) (7, 8)										3	0	1	0	1	0	0						
Bill Russell, R OBP: 0.309, SLG: 0.351 (1, 6)										4	0	0	0	0	1	3						
Steve Garvey, R OBP: 0.356, SLG: 0.453 (1, 3)										3	1	0	0	1	0	2						
Lee Lacy, R OBP: 0.313, SLG: 0.348 (1, 9)										0	1	0	0	0	0	0						
Ivan De Jesus, R OBP: 0.278, SLG: 0.333 (1, 5)										4	0	2	1	0	0	1						
Glenn Burke, R OBP: 0.423, SLG: 0.391 Stan Wall, L Manny Mota, R OBP: 0.393, SLG: 0.375 (9, PH)										2	0	0	0	1	1	1						
Kevin Pasley, R OBP: 0.333, SLG: 0.300 Ed Goodson, L OBP: 0.252, SLG: 0.321 (9, PH)										3	0	1	0	0	0	2						
Dennis Lewallyn, R Ted Sizemore, R OBP: 0.279, SLG: 0.280 (7, 4)										2	0	0	0	0	2	1						
										1	0	0	0	0	0							
Inning Stats	R: 0 E: 0 K: 0 S: 4	H: 2 LOB: 1 BB: 0 P: 4	R: 0 E: 1 K: 0 S: 3	H: 0 LOB: 1 BB: 1 P: 7	R: 0 E: 0 K: 1 S: 5	H: 0 LOB: 0 BB: 0 P: 5	R: 0 E: 0 K: 1 S: 5	H: 0 LOB: 0 BB: 0 P: 5	R: 0 E: 0 K: 2 S: 8	H: 1 LOB: 1 BB: 0 P: 8	R: 0 E: 0 K: 0 S: 3	H: 0 LOB: 0 BB: 0 P: 3	R: 1 E: 0 K: 0 S: 4	H: 1 LOB: 1 BB: 1 P: 8	R: 0 E: 0 K: 0 S: 3	H: 0 LOB: 1 BB: 1 P: 7	R: 1 E: 0 K: 0 S: 4	H: 2 LOB: 1 BB: 1 P: 8	1B: 4 2B: 2 3B: 1 HR: 0	SF: 0 SAC: 0 DP: 3 HBP: 0	WP: 0 PB: 0 SB: 1 CS: 0	PA: 35
PITCHER	IP WLS BF H R ER SO BB IBB HBP BLK WP HR S P ERA WHIP																					
Jamie Easterly, L ERA: 2.7 Max Leon, R ERA: 2.75 (9, 1)	8.1 W 33 5 2 2 4 4 0 0 0 0 0 0 2 2 2.16 1.080																					

Batter	1	2	3	4	5	6	7	8	9	AB	R	H	RBI	BB	SO	LOB	BOTTOM					
Jerry Royster, R OBP: 0.305, SLG: 0.297 (1, 5)										4	1	2	1	0	0	0	Los Angeles Dodgers @ Atlanta Braves Atlanta-Fulton County Stadium, Atlanta, GA Sat Sep 18 1976, 7:05 PM EDT Att: 5,165 - Unknown livebaseballscorecards.com					
Rod Gilbreath, R OBP: 0.335, SLG: 0.333 (1, 4)										3	0	1	0	1	0	0						
Willie Montanez, L OBP: 0.351, SLG: 0.414 (1, 3)										4	0	1	1	0	0	2						
Dave May, L OBP: 0.302, SLG: 0.320 Cito Gaston, R OBP: 0.364, SLG: 0.443 (8, 7)										3	0	0	0	0	1	1						
Jimmy Wynn, R OBP: 0.379, SLG: 0.379 (1, 8)										4	1	2	0	0	0	0						
Tom Paciorek, R OBP: 0.332, SLG: 0.378 (1, 9)										4	2	2	1	0	1	0						
Dale Murphy, R OBP: 0.333, SLG: 0.360 (1, 2)										4	1	2	0	0	0	2						
Darrel Chaney, S OBP: 0.327, SLG: 0.334 (1, 6)										3	0	0	0	0	0	3						
Jamie Easterly, L Max Leon, R (9, 1)										4	0	0	0	0	0	4						
										0	0	0	0	0	0	0						
Inning Stats	R: 0 E: 0 K: 0 S: 3	H: 0 LOB: 0 BB: 0 P: 3	R: 2 E: 1 K: 1 S: 8	H: 2 LOB: 1 BB: 0 P: 8	R: 0 E: 1 K: 0 S: 4	H: 0 LOB: 1 BB: 0 P: 4	R: 1 E: 0 K: 0 S: 4	H: 1 LOB: 0 BB: 0 P: 4	R: 0 E: 0 K: 1 S: 5	H: 1 LOB: 1 BB: 1 P: 7	R: 0 E: 0 K: 1 S: 5	H: 0 LOB: 0 BB: 0 P: 5	R: 2 E: 0 K: 1 S: 9	H: 4 LOB: 2 BB: 0 P: 9	R: 0 E: 0 K: 0 S: 5	H: 2 LOB: 2 BB: 0 P: 5	R: 0 E: 0 K: 0 S: 5	H: 2 LOB: 2 BB: 0 P: 5	1B: 8 2B: 1 3B: 0 HR: 1	SF: 0 SAC: 1 DP: 0 HBP: 0	WP: 1 PB: 0 SB: 1 CS: 1	PA: 36
PITCHER	IP WLS BF H R ER SO BB IBB HBP BLK WP HR S P ERA WHIP																					
Dennis Lewallyn, R ERA: 3.72 Stan Wall, L ERA: 3.91 (7, 1)	6.2 L 29 7 3 0 0 1 0 0 0 0 0 0 9 9 6.2 1.200																					

Batter	1	2	3	4	5	6	7	8	9	AB	R	H	RBI	BB	SO	LOB	TOP					
Davey Lopes, R OBP: 0.331, SLG: 0.320 (1, 4)	4-0 SH1-3 1B BB	0-3 K			0-0 HR 1B	0-0 CS 1B		0-0 F8		4	2	2	0	1	1	1	Los Angeles Dodgers @ Atlanta Braves Atlanta-Fulton County Stadium, Atlanta, GA Sun Sep 19 1976, 3:33 AM EDT Att: 6,321 - Unknown AB 38 R 8 H 16 RBI 8 BB 3 SO 2 LOB 15 					
Ted Sizemore, R OBP: 0.282, SLG: 0.280 (1, 2)	0-0 SH1-3		0-0 1B SF9 1B		0-0 1-3	0-0 CS 1B	0-0 5-3	4-0 1B BB		3	2	1	0	1	0	1						
Bill Buckner, L OBP: 0.330, SLG: 0.388 (1, 7)	0-0 G3		0-0 CS 1B		0-0 HR		0-0 1B 1B	0-0 1B		5	2	4	3	0	0	1						
Steve Garvey, R OBP: 0.358, SLG: 0.455 (1, 3)	0-0 PB 2B 1B		0-0 SF9		0-0 1B 1B		0-0 FC7-5 1B	0-0 P6		4	2	3	2	0	0	1						
Ed Goodson, L OBP: 0.267, SLG: 0.342 (1, 5)	0-0 1-H 2B		0-0 F2		0-0 1B 1B		0-0 BB FC7-5 1B		0-0 3-1	5	0	3	2	0	0	0						
John Hate, L OBP: 0.271, SLG: 0.194 (1, 9)	0-0 G3			0-0 G3 1B		0-0 G6-4-3 1B		0-0 FC7-5 BB		5	0	2	1	0	0	3						
Ivan De Jesus, R OBP: 0.208, SLG: 0.297 (1, 6)			0-0 F9		0-0 G3	0-0 G6-4-3 1B		4-0 BB		4	0	0	0	1	0	3						
Joe Simpson, L OBP: 0.087, SLG: 0.087 (7, PH)			0-0 4-3		0-0 F8		0-0 6-3			3	0	0	0	0	0	1						
Manny Mota, R OBP: 0.386, SLG: 0.367 (7, PH)							0-0 F8			1	0	0	0	0	0	3						
Glenn Burke, R OBP: 0.423, SLG: 0.391 (7, 8)										0	0	0	0	0	0	0						
Tommy John, R OBP: 0.141, SLG: 0.129 (1, 1)				0-0 6-3			0-0 F8		0-3 K	4	0	1	0	0	1	1						
Inning Stats	R: 2 E: 0 K: 0 S: 5	H: 2 LOB: 1 BB: 1 P: 9	R: 0 E: 0 K: 1 S: 6	H: 1 LOB: 1 BB: 0 P: 6	R: 1 E: 0 K: 0 S: 4	H: 2 LOB: 0 BB: 0 P: 4	R: 0 E: 0 K: 0 S: 4	H: 1 LOB: 1 BB: 0 P: 4	R: 3 E: 0 K: 0 S: 7	H: 5 LOB: 1 BB: 0 P: 7	R: 0 E: 0 K: 0 S: 3	H: 1 LOB: 0 BB: 0 P: 3	R: 1 E: 0 K: 0 S: 6	H: 3 LOB: 3 BB: 1 P: 10	R: 1 E: 1 K: 1 S: 6	H: 1 LOB: 1 BB: 1 P: 10	R: 0 E: 0 K: 0 S: 3	H: 0 LOB: 0 BB: 0 P: 3	1B: 14 2B: 1 3B: 0 HR: 1	SF: 1 SAC: 1 DP: 1 HBP: 0	WP: 0 PB: 1 SB: 2 CS: 2	PA: 44
PITCHER	IP WLS BF H R ER SO BB IBB HBP BLK WP HR S P ERA WHIP	IP WLS BF H R ER SO BB IBB HBP BLK WP HR S P ERA WHIP																				
Dick Ruthven, R ERA: 3.96 (1, 1)	4.1 L 22 9 6 6 1 1 0 0 0 0 1 23 27 12.46 2.308																					
Mike Beard, L ERA: 4.28 (5, 1)	0.2 3 2 0 0 0 0 0 0 0 0 0 0 3 3 0.00 3.000																					
Preston Hanna, R ERA: 3.0 (6, 1)	1.2 9 4 1 1 0 0 1 0 0 0 0 0 8 12 5.40 3.000																					
Pablo Torrealba, L ERA: 3.31 (7, 1)	0.1 1 0 0 0 0 0 0 0 0 0 0 0 1 1 0.00 0.000																					
Rick Camp, R ERA: 4.91 (8, 1)	2.0 8 1 1 0 1 1 0 0 0 0 0 0 9 13 0.00 1.000																					
Batter	1	2	3	4	5	6	7	8	9	AB	R	H	RBI	BB	SO	LOB	BOTTOM					
Jerry Royster, R OBP: 0.305, SLG: 0.296 (1, 5)	0-0 5-3		4-0 BB		0-0 6-3		0-0 F8			3	0	0	0	1	0	2	Los Angeles Dodgers @ Atlanta Braves Atlanta-Fulton County Stadium, Atlanta, GA Sun Sep 19 1976, 3:33 AM EDT Att: 6,321 - Unknown AB 33 R 1 H 6 RBI 1 BB 2 SO 5 LOB 14 					
Rod Gilbreath, R OBP: 0.332, SLG: 0.329 (1, 4)	0-0 4-3		0-0 6-3		0-0 E5 G3		0-0 G6-3			4	0	0	0	0	0	3						
Rick Camp, R (8, 1)										0	0	0	0	0	0	0						
Willie Montanez, L OBP: 0.350, SLG: 0.413 (1, 3)	0-0 FC6-4 1B			0-0 1-3	0-0 G3		0-0 F8			4	0	1	0	0	0	2						
Cito Gaston, R OBP: 0.361, SLG: 0.436 (1, 7)	0-0 FC6-4			0-0 WP 1B	0-3 K		0-0 F9			4	0	1	0	0	1	3						
Jimmy Wynn, R OBP: 0.376, SLG: 0.375 (1, 8)		0-0 6-3		0-3 K		0-0 F8		0-0 F8		4	0	0	0	0	1	1						
Tom Paciorek, R OBP: 0.331, SLG: 0.374 (1, 9)		0-0 6-3		4-0 BB		0-0 6-3			0-3 K	3	0	0	0	1	1	0						
Dale Murphy, R OBP: 0.323, SLG: 0.345 (1, 2)		0-3 K		0-0 5-3		0-0 1B			0-0 F9	4	0	1	0	0	1	2						
Darrel Chaney, S OBP: 0.327, SLG: 0.336 (9, PH)			0-0 5-3		0-0 2B 2B		0-3 K		0-0 F2	3	1	1	0	0	1	1						
Pat Rockoff, R OBP: 0.333, SLG: 0.333 (9, PH)										1	0	0	0	0	0	0						
Dick Ruthven, R ERA: 3.27, SLG: 0.197 (5, 1)																						
Junior Moore, R OBP: 0.385, SLG: 0.328 (5, PH)																						
Preston Hanna, R (6, 1)																						
Pablo Torrealba, L (7, 1)																						
Craig Robinson, R OBP: 0.410, SLG: 0.330 (8, 4)																						
Inning Stats	R: 0 E: 0 K: 0 S: 4	H: 1 LOB: 0 BB: 0 P: 4	R: 0 E: 0 K: 1 S: 5	H: 0 LOB: 0 BB: 0 P: 5	R: 0 E: 0 K: 0 S: 3	H: 0 LOB: 1 BB: 1 P: 7	R: 0 E: 0 K: 1 S: 6	H: 1 LOB: 2 BB: 1 P: 10	R: 1 E: 1 K: 1 S: 8	H: 2 LOB: 0 BB: 0 P: 8	R: 0 E: 0 K: 0 S: 6	H: 1 LOB: 1 BB: 0 P: 6	R: 0 E: 0 K: 0 S: 3	H: 1 LOB: 0 BB: 0 P: 3	R: 0 E: 0 K: 0 S: 3	H: 0 LOB: 0 BB: 0 P: 3	R: 0 E: 0 K: 1 S: 5	H: 0 LOB: 0 BB: 0 P: 5	1B: 4 2B: 2 3B: 0 HR: 0	SF: 0 SAC: 0 DP: 1 HBP: 0	WP: 1 PB: 0 SB: 0 CS: 0	PA: 35
PITCHER	IP WLS BF H R ER SO BB IBB HBP BLK WP HR S P ERA WHIP	IP WLS BF H R ER SO BB IBB HBP BLK WP HR S P ERA WHIP																				
Tommy John, L ERA: 3.04 (1, 1)	9.0 W 35 6 1 1 5 2 0 0 0 1 0 43 51 1.00 0.889																					

Batter	1	2	3	4	5	6	7	8	9	AB	R	H	RBI	BB	SO	LOB	TOP			
Jerry Royster, R OBP: 0.306, SLG: 0.294 (1, 5)	0-0 1-3	0-0 6-3		0-0 6-3					4-0 5-3 BB	3	2	0	0	2	0	1				
Rod Gilbreath, R OBP: 0.351, SLG: 0.336 (1, 4)	0-0 6-3		0-0 FC4-6 1B		0-0 F8				0-0 5-3 BB	5	0	2	1	0	0	1				
Willie Montanez, L OBP: 0.351, SLG: 0.412 (1, 3)	0-0 WP 1B		0-0 FC4-6 1B		0-0 4-3				0-3 K	4	2	1	0	1	1	2				
Dave May, L OBP: 0.304, SLG: 0.320 (1, 7)	4-0 1B BB		0-0 1B E 1B		0-0 F5				0-0 F8	3	2	1	1	1	0	1				
Jimmy Wynn, R OBP: 0.380, SLG: 0.377 (1, 8)	0-0 1B BB		0-0 E7 1B						4-0 1B BB	3	0	2	2	2	0	1				
Tom Paciorek, R OBP: 0.333, SLG: 0.376 (1, 9)	0-0 1B		0-0 F7						0-0 1-2 BB	4	0	2	1	0	0	1				
Dale Murphy, R OBP: 0.314, SLG: 0.313 (1, 2)		4-0 6-3 BB		0-0 6-3					0-3 K	3	0	0	0	1	1	3				
Darrel Chaney, S OBP: 0.326, SLG: 0.335 (1, 6)		0-0 F3		0-0 4-3					0-0 F5	4	0	1	0	0	0	3				
Phil Niekro, R OBP: 0.202, SLG: 0.264 (1, 1)		0-0 6-3		0-0 6-3					0-0 F7	4	0	0	0	0	0	4				
Inning Stats	R: 2 E: 0 K: 0 S: 5	H: 3 LOB: 2 BB: 1 P: 9	R: 0 E: 0 K: 0 S: 3	H: 0 LOB: 1 BB: 1 P: 7	R: 2 E: 1 K: 0 S: 6	H: 3 LOB: 1 BB: 0 P: 6	R: 0 E: 0 K: 0 S: 3	H: 0 LOB: 0 BB: 0 P: 3	R: 0 E: 0 K: 1 S: 6	H: 1 LOB: 2 BB: 1 P: 10	R: 1 E: 0 K: 1 S: 5	H: 1 LOB: 2 BB: 2 P: 13	R: 0 E: 0 K: 0 S: 4	H: 1 LOB: 1 BB: 0 P: 4	R: 1 E: 0 K: 0 S: 3	H: 0 LOB: 1 BB: 2 P: 11	1B: 8 2B: 0 3B: 1 HR: 0	SF: 1 SAC: 0 DP: 0 HBP: 0	WP: 1 PA: 41 PB: 0 SB: 2 CS: 0	
PITCHER	IP WLS BF H R ER SO BB IBB HBP BLK WP HR S P ERA WHIP	IP WLS BF H R ER SO BB IBB HBP BLK WP HR S P ERA WHIP	IP WLS BF H R ER SO BB IBB HBP BLK WP HR S P ERA WHIP	IP WLS BF H R ER SO BB IBB HBP BLK WP HR S P ERA WHIP	IP WLS BF H R ER SO BB IBB HBP BLK WP HR S P ERA WHIP	IP WLS BF H R ER SO BB IBB HBP BLK WP HR S P ERA WHIP	IP WLS BF H R ER SO BB IBB HBP BLK WP HR S P ERA WHIP	IP WLS BF H R ER SO BB IBB HBP BLK WP HR S P ERA WHIP	IP WLS BF H R ER SO BB IBB HBP BLK WP HR S P ERA WHIP	IP WLS BF H R ER SO BB IBB HBP BLK WP HR S P ERA WHIP	IP WLS BF H R ER SO BB IBB HBP BLK WP HR S P ERA WHIP	IP WLS BF H R ER SO BB IBB HBP BLK WP HR S P ERA WHIP	IP WLS BF H R ER SO BB IBB HBP BLK WP HR S P ERA WHIP	IP WLS BF H R ER SO BB IBB HBP BLK WP HR S P ERA WHIP	IP WLS BF H R ER SO BB IBB HBP BLK WP HR S P ERA WHIP	IP WLS BF H R ER SO BB IBB HBP BLK WP HR S P ERA WHIP	IP WLS BF H R ER SO BB IBB HBP BLK WP HR S P ERA WHIP	IP WLS BF H R ER SO BB IBB HBP BLK WP HR S P ERA WHIP	IP WLS BF H R ER SO BB IBB HBP BLK WP HR S P ERA WHIP	
Dan Larson, R ERA: 3.16 (1, 1)	3.0 L	16 6 4 3 0	6 4 3 0	0 0 0 0	0 0 0 0	0 0 0 0	0 0 0 0	0 0 6 6	0 0 11 23	4.50 2.500	1.000									
Joe Niekro, R ERA: 3.37 (4, 1)	2.0	6 0 0 0	0 1 2 3	0 0 0 0	0 0 0 0	0 0 0 0	0 0 0 0	0 0 6 6	0 0 11 23	4.50 2.500	1.000									
Gilberto Rondon, R ERA: 5.43 (6, 1)	2.0	11 2 1 1	2 3 1 1	0 0 0 0	0 0 0 0	0 0 0 0	0 0 0 0	0 0 7 15	4.50 1.000											
Jose Sosa, R ERA: 6.52 (8, 1)	2.0	9 1 1 1	0 1 0 0	1 1 0 0	0 0 0 0	0 0 0 0	0 0 7 15	4.50 1.000												

Atlanta Braves @ Houston Astros
Astrodome, Houston, TX
Tue Sep 21 1976, 8:05 PM EDT
Att: 3,637 - Dome

AB 33
R 6
H 9
RBI 5
BB 7
SO 2
LOB 17



Batter	1	2	3	4	5	6	7	8	9	AB	R	H	RBI	BB	SO	LOB	BOTTOM			
Alex Taveras, R OBP: 0.286, SLG: 0.231 (1, 6)	0-0 5-3		4-0 6-3 BB		0-0 FC FC6-4				0-0 F9	4	1	1	0	1	0	2				
Enos Cabell, R OBP: 0.311, SLG: 0.335 (1, 5)	0-0 F4		0-0 6-3		0-0 L5				0-3 K	5	0	0	1	0	1	4				
Cesar Cedeno, R OBP: 0.357, SLG: 0.457 (1, 8)	0-0 PB 1B		0-0 6-3		0-0 FC6-4				0-0 1B	4	0	2	1	0	0	2				
Bob Watson, R OBP: 0.372, SLG: 0.456 (1, 3)	0-0 6-3			0-0 5-3					0-0 1-3 1B	4	0	1	0	0	0	2				
Jose Cruz, L OBP: 0.371, SLG: 0.397 (1, 7)		0-0 BB 1B		0-3 K FC6-4					0-0 6-3	4	0	2	0	0	1	0				
Cliff Johnson, R OBP: 0.353, SLG: 0.395 (1, 2)		0-0 F8		0-0 FC6-4					0-3 K	4	0	0	0	0	1	4				
Greg Gross, L OBP: 0.377, SLG: 0.332 (1, 9)		4-0 PB BB		0-0 E4					0-0 F7	3	0	0	0	1	0	3				
Roger Metzger, S OBP: 0.291, SLG: 0.277 (1, 4)		0-0 F2		0-3 K					0-0 F8	4	1	1	0	0	1	3				
Dan Larson, R OBP: 0.306, SLG: 0.294 (1, 1)			0-3 K		0-0 FC				0-0 1B	0	0	0	0	0	0	0				
Art Howe, R OBP: 0.216, SLG: 0.200 (3, PH)										1	0	0	0	0	0	1				
Joe Niekro, R OBP: 0.311, SLG: 0.335 (4, 1)										0	0	0	0	0	0	0				
Larry Milbourne, S OBP: 0.214, SLG: 0.200 (5, PH)										0	0	0	0	0	0	0				
Gilberto Rondon, R OBP: 0.380, SLG: 0.377 (6, 1)										0	0	0	0	0	0	0				
Leon Roberts, R OBP: 0.301, SLG: 0.264 (7, PH)										0	0	0	0	0	0	1				
Jose Sosa, R OBP: 0.202, SLG: 0.264 (8, 1)										0	0	0	0	0	0	0				
Ken Rosewell, L OBP: 0.305, SLG: 0.353 (9, PH)										1	0	1	0	0	0	0				
Inning Stats	R: 0 E: 0 K: 0 S: 4	H: 1 LOB: 1 BB: 0 P: 4	R: 0 E: 0 K: 0 S: 3	H: 1 LOB: 1 BB: 1 P: 7	R: 0 E: 1 K: 2 S: 9	H: 0 LOB: 2 BB: 0 P: 9	R: 0 E: 0 K: 0 S: 4	H: 1 LOB: 1 BB: 0 P: 4	R: 0 E: 0 K: 0 S: 4	H: 2 LOB: 1 BB: 0 P: 4	R: 2 E: 0 K: 0 S: 6	H: 3 LOB: 1 BB: 0 P: 6	R: 0 E: 0 K: 1 S: 5	H: 0 LOB: 0 BB: 0 P: 5	R: 0 E: 0 K: 1 S: 6	H: 1 LOB: 1 BB: 0 P: 6	1B: 9 2B: 0 3B: 0 HR: 0	SF: 0 SAC: 0 DP: 1 HBP: 0	WP: 0 PA: 38 PB: 4 SB: 0 CS: 0	
PITCHER	IP WLS BF H R ER SO BB IBB HBP BLK WP HR S P ERA WHIP	IP WLS BF H R ER SO BB IBB HBP BLK WP HR S P ERA WHIP	IP WLS BF H R ER SO BB IBB HBP BLK WP HR S P ERA WHIP	IP WLS BF H R ER SO BB IBB HBP BLK WP HR S P ERA WHIP	IP WLS BF H R ER SO BB IBB HBP BLK WP HR S P ERA WHIP	IP WLS BF H R ER SO BB IBB HBP BLK WP HR S P ERA WHIP	IP WLS BF H R ER SO BB IBB HBP BLK WP HR S P ERA WHIP	IP WLS BF H R ER SO BB IBB HBP BLK WP HR S P ERA WHIP	IP WLS BF H R ER SO BB IBB HBP BLK WP HR S P ERA WHIP	IP WLS BF H R ER SO BB IBB HBP BLK WP HR S P ERA WHIP	IP WLS BF H R ER SO BB IBB HBP BLK WP HR S P ERA WHIP	IP WLS BF H R ER SO BB IBB HBP BLK WP HR S P ERA WHIP	IP WLS BF H R ER SO BB IBB HBP BLK WP HR S P ERA WHIP	IP WLS BF H R ER SO BB IBB HBP BLK WP HR S P ERA WHIP	IP WLS BF H R ER SO BB IBB HBP BLK WP HR S P ERA WHIP	IP WLS BF H R ER SO BB IBB HBP BLK WP HR S P ERA WHIP	IP WLS BF H R ER SO BB IBB HBP BLK WP HR S P ERA WHIP	IP WLS BF H R ER SO BB IBB HBP BLK WP HR S P ERA WHIP	IP WLS BF H R ER SO BB IBB HBP BLK WP HR S P ERA WHIP	
Phil Niekro, R ERA: 3.39 (1, 1)	9.0 W	38 9 2 2 5	9 2 2 5	2 0 0 0	0 0 0 0	0 0 0 0	0 0 46 54	2.00 1.222												

Atlanta Braves @ Houston Astros
Astrodome, Houston, TX
Tue Sep 21 1976, 8:05 PM EDT
Att: 3,637 - Dome

AB 36
R 2
H 9
RBI 2
BB 2
SO 5
LOB 21



Batter	1	2	3	4	5	6	7	8	9	AB	R	H	RBI	BB	SO	LOB	TOP			
Jerry Royster, R OBP: 0.306, SLG: 0.294 Brian Asselstine, L OBP: 0.197, SLG: 0.125 Preston Hanna, R (7, PH)	0-0 CS 1B	0-0 F8			0-0 F8		0-0 FC6-4			3	0	1	0	0	0	2	Atlanta Braves @ Houston Astros Astrodome, Houston, TX Wed Sep 22 1976, 8:05 PM EDT Att: 3,849 - Dome			
Rod Gilbreath, R OBP: 0.332, SLG: 0.333	0-3 K 1-2			4-0 BB BB	0-3 K		0-0 F9			3	0	0	0	1	2					
Willie Montanez, L OBP: 0.349, SLG: 0.410	0-0 F9		0-0 F5		0-0 F7			0-0 6-3		4	0	0	0	0	1					
Dave May, L OBP: 0.307, SLG: 0.317		4-0 1B 2B BB		4-0 1-2 BB		0-3 K		0-0 6-3		2	1	0	0	2	1					
Jimmy Wynn, R OBP: 0.377, SLG: 0.374		0-3 K		0-3 K		0-0 F8		0-0 5-3		4	0	0	0	0	2					
Tom Paciorek, R OBP: 0.336, SLG: 0.381		0-0 2B 1-2 E		0-0 F9					0-0 1B	4	1	3	0	0	2					
Dale Murphy, R OBP: 0.306, SLG: 0.333		0-0 SH1-4 1-3 2-H		0-3 K		0-0 5-3		0-0 F9		4	0	1	1	0	1					
Rob Belloir, R OBP: 0.262, SLG: 0.233 Cito Gaston, R OBP: 0.356, SLG: 0.432 (9, PH)		0-0 E5 SH1-4		0-0 F7			0-0 F9		0-0 F8	3	0	0	1	0	0					
Frank LaCorte, R OBP: 0.100, SLG: 0.100 Junior Moore, R OBP: 0.393, SLG: 0.304 (7, PH) (7, 5)		0-0 SH1-4		0-0 6-3			0-0 FC6-4 1B		0-0 1-3	1	0	0	0	0	0					
Inning Stats	R: 0 E: 0 K: 1 S: 5	H: 1 LOB: 0 BB: 0 P: 5	R: 2 E: 1 K: 1 S: 8	H: 2 LOB: 2 BB: 1 P: 12	R: 0 E: 0 K: 1 S: 5	H: 0 LOB: 0 BB: 2 P: 13	R: 0 E: 0 K: 1 S: 5	H: 0 LOB: 0 BB: 0 P: 5	R: 0 E: 0 K: 1 S: 6	H: 1 LOB: 1 BB: 0 P: 6	R: 0 E: 0 K: 0 S: 4	H: 1 LOB: 0 BB: 0 P: 4	R: 0 E: 0 K: 0 S: 3	H: 0 LOB: 0 BB: 0 P: 3	R: 0 E: 0 K: 0 S: 4	H: 1 LOB: 1 BB: 0 P: 4		1B: 5 2B: 1 3B: 0 HR: 0	SF: 0 SAC: 1 DP: 0 HBP: 0	WP: 0 PB: 0 SB: 0 CS: 1
PITCHER Joaquin Andujar, R ERA: 3.6	IP: 9.0 WLS: W BF: 36 H: 6 R: 2 ER: 2 SO: 6 BB: 3 IBB: 0 HBP: 0 BLK: 0 WP: 0 HR: 0 S: 45 P: 57 ERA: 2.00 WHIP: 1.000															PITCHER				

AB	32
R	2
H	6
RBI	2
BB	3
SO	6
LOB	16



Batter	1	2	3	4	5	6	7	8	9	AB	R	H	RBI	BB	SO	LOB	BOTTOM			
Greg Gross, L OBP: 0.378, SLG: 0.332	4-0 1B 1B BB				0-0 1B 1B	0-3 K				3	2	1	0	1	2	1	Atlanta Braves @ Houston Astros Astrodome, Houston, TX Wed Sep 22 1976, 8:05 PM EDT Att: 3,849 - Dome			
Enos Cabell, R OBP: 0.313, SLG: 0.336	0-0 1B 1-2 1B		0-0 F9		0-0 1B 1-2 1B		0-0 F8			4	2	2	0	0	0					
Cesar Cedeno, R OBP: 0.356, SLG: 0.455	0-0 1B 1-2 2-H 4-3		0-3 K		0-3 K		0-0 6-3			4	1	1	1	0	2					
Bob Watson, R OBP: 0.374, SLG: 0.458 Larry Milbourne, S OBP: 0.314, SLG: 0.270 Cliff Johnson, R OBP: 0.353, SLG: 0.395 (8, 3)	0-0 4-3 4-3 1-3 2-H		0-3 K		0-0 1B 1-2 2-H		0-0 1B			4	0	3	2	0	1					
Jose Cruz, L OBP: 0.372, SLG: 0.398	0-0 4-3			0-0 1B		0-0 1B		0-0 5-3		4	0	2	2	0	2					
Ed Herrmann, L OBP: 0.276, SLG: 0.287	0-0 4-3			0-0 1B		0-0 1B		0-0 4-3		4	0	1	0	0	3					
Alex Taveras, R OBP: 0.281, SLG: 0.233	0-0 F9			0-0 1B		0-0 6-3		0-0 1B		4	0	1	0	0	3					
Roger Metzger, S OBP: 0.291, SLG: 0.276		0-0 5-3		0-3 K		0-0 1B		0-0 6-3		4	0	1	0	0	1					
Joaquin Andujar, S OBP: 0.169, SLG: 0.158		0-3 K		0-3 K		0-0 F8		0-3 K		4	0	0	0	0	3					
Inning Stats	R: 3 E: 0 K: 0 S: 6	H: 3 LOB: 1 BB: 1 P: 10	R: 0 E: 0 K: 2 S: 7	H: 0 LOB: 0 BB: 0 P: 7	R: 0 E: 0 K: 2 S: 7	H: 0 LOB: 0 BB: 0 P: 7	R: 0 E: 0 K: 2 S: 9	H: 2 LOB: 2 BB: 0 P: 9	R: 2 E: 0 K: 1 S: 8	H: 4 LOB: 1 BB: 0 P: 8	R: 0 E: 0 K: 1 S: 6	H: 1 LOB: 1 BB: 0 P: 6	R: 0 E: 0 K: 0 S: 4	H: 1 LOB: 1 BB: 0 P: 4	R: 0 E: 0 K: 1 S: 6	H: 1 LOB: 1 BB: 0 P: 6		1B: 12 2B: 0 3B: 0 HR: 0	SF: 0 SAC: 0 DP: 1 HBP: 0	WP: 0 PB: 0 SB: 2 CS: 0
PITCHER Frank LaCorte, R ERA: 4.7 Preston Hanna, R ERA: 1.6	IP: 6.0 WLS: L BF: 28 H: 10 R: 5 ER: 5 SO: 8 BB: 1 IBB: 0 HBP: 0 BLK: 0 WP: 0 HR: 0 S: 43 P: 47 ERA: 7.50 WHIP: 1.833															PITCHER				



Batter	1	2	3	4	5	6	7	8	9	AB	R	H	RBI	BB	SO	LOB	TOP										
Bill Almon, R OBP: 0.278, SLG: 0.429 (1, 6)	0-0 4-3		0-0 SH5-3 1B	0-3 K		0-0 FC6-4		0-0 2B		5	0	2	1	0	1	2	San Diego Padres @ Atlanta Braves Atlanta-Fulton County Stadium, Atlanta, GA Fri Sep 24 1976, 7:05 PM EDT Att: 1,366 - Unknown										
Johnny Grubb, L OBP: 0.387, SLG: 0.384 Butch Metzger, R (8, 1)	0-3 K		0-0 SH5-3			0-0 FC1-6 1B		0-0 F4		4	0	1	0	0	2	2											
Merv Rettenmund, R OBP: 0.348, SLG: 0.321 (1, 9) (8, 7)	0-0 F8		0-0 5-3			0-0 FC1-6 1B		1-3		5	0	0	0	0	0	2											
Mike Ivie, R OBP: 0.339, SLG: 0.403 (1, 3)		0-0 5-3	0-0 F8			0-0 F8		5-3		5	0	1	0	0	0	2											
Bobby Valentine, R OBP: 0.458, SLG: 0.500 Luis Melendez, R OBP: 0.238, SLG: 0.259 (8, 9)		0-0 CS 1B		0-0 1B		0-0 1B		4-0 1B BB		3	1	3	0	1	0	0											
Doug Radler, R OBP: 0.332, SLG: 0.367 (1, 5)		4-0 1B WP BB		0-0 6-3		0-0 5-3		0-0 1B BB		4	2	2	0	1	0	3											
Tito Fuentes, S OBP: 0.287, SLG: 0.308 (1, 4)		0-0 WP 1B		0-0 WP 1B		0-0 G5-4-3 1B		0-3 K		5	1	3	1	0	1	4											
Fred Kendall, R OBP: 0.297, SLG: 0.296 Jery Turner, L OBP: 0.331, SLG: 0.398 (8, PH) Bob Davis, R OBP: 0.241, SLG: 0.235 (8, 2)		4-0 1B IBB		0-3 K		0-0 G5-4-3		0-0 E 2B 1B		2	0	0	0	1	1	2											
Randy Jones, R OBP: 0.102, SLG: 0.058 Willie Davis, L OBP: 0.296, SLG: 0.378 (8, PH)		0-3 K		0-0 1B		0-0 FC6-4 1B		0-0 E6 2B		3	0	2	1	0	1	2											
Inning Stats	R: 0 E: 0 K: 1 S: 5	H: 0 LOB: 0 BB: 0 P: 5	R: 1 E: 0 K: 1 S: 6	H: 2 LOB: 2 BB: 2 P: 14	R: 0 E: 0 K: 0 S: 4	H: 1 LOB: 1 BB: 0 P: 4	R: 2 E: 0 K: 2 S: 10	H: 3 LOB: 1 BB: 0 P: 10	R: 0 E: 0 K: 0 S: 5	H: 2 LOB: 2 BB: 0 P: 5	R: 0 E: 0 K: 0 S: 4	H: 0 LOB: 0 BB: 0 P: 5	R: 3 E: 1 K: 1 S: 8	H: 3 LOB: 2 BB: 0 P: 12	R: 0 E: 0 K: 0 S: 5	H: 2 LOB: 2 BB: 0 P: 5		1B: 13 2B: 2 3B: 0 HR: 0	SF: 0 SAC: 1 DP: 1 HBP: 0	WP: 2 PB: 0 SB: 0 CS: 1	PA: 43						
PITCHER	IP	WLS	BF	H	R	ER	SO	BB	IBB	HBP	BLK	WP	HR	S	P	ERA	WHIP										
Jamie Easterly, L ERA: 3.54 (1, 1)	7.0		32	10	4	4	5	2	1	0	0	2	0	39	51	5.14	1.714										
Adrian Devine, R ERA: 3.44 (8, 1)	0.1	L	3	2	0	0	1	0	0	0	0	0	0	5	5	0.00	6.000										
Pablo Torrealba, L ERA: 3.2 (8, 1)	1.2		8	3	2	1	0	0	0	0	0	0	0	8	8	5.40	1.800										

Batter	1	2	3	4	5	6	7	8	9	AB	R	H	RBI	BB	SO	LOB	BOTTOM										
Jerry Royster, R OBP: 0.307, SLG: 0.297 (1, 5)	0-0 5-3		0-0 FC4-6 1B			0-0 FC4-5 2B			0-0 F7	5	1	2	0	0	0	1	San Diego Padres @ Atlanta Braves Atlanta-Fulton County Stadium, Atlanta, GA Fri Sep 24 1976, 7:05 PM EDT Att: 1,366 - Unknown										
Rod Gilbreath, R OBP: 0.331, SLG: 0.332 (1, 4)	0-3 K		0-0 1B 1B			0-0 FC4-5 HR		0-0 F7		4	2	1	0	0	1	2											
Willie Montanez, L OBP: 0.351, SLG: 0.417 (1, 3)	0-0 3-1		0-0 1B 1B			0-0 1B HR		0-0 1B		4	1	3	3	0	0	0											
Cito Gaston, R OBP: 0.370, SLG: 0.443 (1, 7)		0-0 S 1B	0-0 1B 1B			0-0 4-3		0-0 1B		4	0	3	1	0	0	0											
Jimmy Wynn, R OBP: 0.375, SLG: 0.370 (1, 8)		0-0 F8	0-0 F8			0-0 F9		0-0 FC5-2-5 FC6		4	0	0	0	0	0	5											
Tom Paciorek, R OBP: 0.334, SLG: 0.376 (1, 9)	0-3 K			0-0 5-3		0-0 F9		0-3 K		4	0	0	0	0	2	3											
Dale Murphy, R OBP: 0.279, SLG: 0.300 (1, 2)	0-0 5-3			0-0 6-3		0-0 F9		0-0 FC6		4	0	0	0	0	0	3											
Darrel Chaney, S OBP: 0.324, SLG: 0.333 (1, 6)			0-0 6-3		0-0 5-3		0-0 P1		0-3 K	4	0	0	0	0	1	0											
Jamie Easterly, L OBP: 0.111, SLG: 0.111 (1, 1) Adrian Devine, R (8, 1) Pablo Torrealba, L (8, 1) Dave May, L OBP: 0.306, SLG: 0.315 (8, PH)			0-0 FC4-6 1B			0-3 K		0-0 6-3		3	0	1	0	0	1	0											
Inning Stats	R: 0 E: 0 K: 1 S: 5	H: 0 LOB: 0 BB: 0 P: 5	R: 0 E: 0 K: 1 S: 6	H: 1 LOB: 1 BB: 0 P: 6	R: 2 E: 0 K: 0 S: 7	H: 4 LOB: 2 BB: 0 P: 7	R: 0 E: 0 K: 0 S: 3	H: 0 LOB: 0 BB: 0 P: 3	R: 2 E: 0 K: 1 S: 7	H: 2 LOB: 0 BB: 0 P: 7	R: 0 E: 0 K: 0 S: 3	H: 0 LOB: 0 BB: 0 P: 3	R: 0 E: 0 K: 1 S: 4	H: 1 LOB: 1 BB: 0 P: 4	R: 0 E: 0 K: 1 S: 7	H: 2 LOB: 2 BB: 0 P: 7		R: 0 E: 0 K: 2 S: 7	H: 0 LOB: 0 BB: 0 P: 7	1B: 8 2B: 1 3B: 0 HR: 1	SF: 0 SAC: 0 DP: 0 HBP: 0	WP: 0 PB: 0 SB: 1 CS: 0	PA: 37				
PITCHER	IP	WLS	BF	H	R	ER	SO	BB	IBB	HBP	BLK	WP	HR	S	P	ERA	WHIP										
Randy Jones, L ERA: 2.72 (1, 1)	7.0	W	29	8	4	4	3	0	0	0	0	0	0	35	35	5.14	1.143										
Butch Metzger, R ERA: 2.45 (8, 1)	2.0	S	8	2	0	0	3	0	0	0	0	0	0	14	14	0.00	1.000										



Batter	1	2	3	4	5	6	7	8	9	AB	R	H	RBI	BB	SO	LOB	TOP																
Larry Herndon, R OBP: 0.336, SLG: 0.353 (1, 8)										5	0	2	1	0	1	0	San Francisco Giants @ Atlanta Braves Atlanta-Fulton County Stadium, Atlanta, GA Wed Sep 29 1976, 7:05 PM EDT Att: 1,369 - Unknown livebaseballscorecards.com																
Marty Perez, R OBP: 0.315, SLG: 0.322 (1, 4)										5	0	0	0	0	1	2																	
Gary Matthews, R OBP: 0.358, SLG: 0.437 (1, 7)										5	2	2	0	0	0	1																	
Bobby Murcer, L OBP: 0.362, SLG: 0.433 (1, 9)										4	2	2	1	1	0	0																	
Gary Alexander, R OBP: 0.269, SLG: 0.265 (1, 2)										4	2	1	0	1	0	3																	
Gary Thomasson, L OBP: 0.328, SLG: 0.434 (1, 3)										4	0	2	2	0	0	2																	
Derrel Thomas, S OBP: 0.321, SLG: 0.311 (1, 5)										4	1	1	1	0	0	4																	
Johnnie LeMaster, R OBP: 0.237, SLG: 0.298 (1, 6)										3	2	2	3	0	1	0																	
John Montefusco, R OBP: 0.165, SLG: 0.115 (1, 1)										4	0	0	1	0	1	2																	
Inning Stats	R: 0 E: 0 K: 0 S: 3	H: 1 LOB: 0 BB: 0 P: 3	R: 4 E: 0 K: 1 S: 10	H: 5 LOB: 1 BB: 0 P: 10	R: 0 E: 0 K: 0 S: 4	H: 1 LOB: 2 BB: 1 P: 8	R: 3 E: 2 K: 0 S: 6	H: 2 LOB: 1 BB: 1 P: 10	R: 0 E: 0 K: 1 S: 5	H: 0 LOB: 0 BB: 0 P: 5	R: 0 E: 0 K: 0 S: 3	H: 0 LOB: 0 BB: 0 P: 3	R: 0 E: 0 K: 1 S: 5	H: 0 LOB: 0 BB: 0 P: 5	R: 1 E: 0 K: 1 S: 7	H: 2 LOB: 1 BB: 0 P: 7	1B: 8 2B: 3 3B: 1 HR: 0	SF: 1 SAC: 0 DP: 1 HBP: 0	WP: 0 PB: 0 SB: 0 CS: 0	PA: 41													
PITCHER	IP WLS BF L	H R ER 4	SO BB IBB HBP BLK	WP HR S P	ERA WHIP	PITCHER																											
Jamie Easterly, L ERA: 4.91 (1, 1)	1.2	6	4	4	1	0	0	0	0	0	0	0	0	0	0	0	21.60	3.600															
Preston Hanna, R ERA: 4.91 (2, 1)	2.1	4	4	3	0	2	0	0	0	0	0	0	0	0	0	11.57	2.571																
Rick Camp, R ERA: 3.18 (5, 1)	2.0	0	0	0	1	0	0	0	0	0	0	0	0	0	0	0.00	0.000																
Buzz Capra, R ERA: 8.88 (7, 1)	3.0	2	1	1	2	0	0	0	0	0	0	0	0	0	0	3.00	0.667																

Batter	1	2	3	4	5	6	7	8	9	AB	R	H	RBI	BB	SO	LOB	BOTTOM															
Jerry Royster, R OBP: 0.312, SLG: 0.301 (1, 5)										3	0	0	0	1	0	0	San Francisco Giants @ Atlanta Braves Atlanta-Fulton County Stadium, Atlanta, GA Wed Sep 29 1976, 7:05 PM EDT Att: 1,369 - Unknown livebaseballscorecards.com															
Rod Gilbreath, R OBP: 0.336, SLG: 0.337 (1, 4)										3	0	0	0	0	1	1																
Willie Montanez, L OBP: 0.354, SLG: 0.417 (1, 3)										3	0	0	0	0	0	1																
Dave May, L OBP: 0.303, SLG: 0.311 (1, 7)										3	0	0	0	0	1	1																
Brian Asselstine, L OBP: 0.231, SLG: 0.333 (1, 8)										3	0	0	0	0	0	0																
Tom Paciorek, R OBP: 0.339, SLG: 0.381 (1, 9)										3	0	0	0	0	0	0																
Dale Murphy, R OBP: 0.300, SLG: 0.296 (1, 2)										3	0	0	0	0	1	0																
Darrel Chaney, S OBP: 0.327, SLG: 0.335 Buzz Capra, R (7, 1)										2	0	0	0	0	0	0																
Jimmy Wynn, R OBP: 0.377, SLG: 0.369 (9, PH)										1	0	0	0	0	1	0																
Jamie Easterly, L Preston Hanna, R Rick Camp, R Pat Rockett, R Cito Gaston, R										0	0	0	0	0	0	0																
Inning Stats	R: 0 E: 0 K: 0 S: 3	H: 0 LOB: 0 BB: 0 P: 3	R: 0 E: 0 K: 0 S: 3	H: 0 LOB: 0 BB: 0 P: 3	R: 0 E: 0 K: 0 S: 3	H: 0 LOB: 1 BB: 1 P: 7	R: 0 E: 0 K: 1 S: 5	H: 0 LOB: 0 BB: 0 P: 5	R: 0 E: 0 K: 2 S: 7	H: 0 LOB: 0 BB: 0 P: 7	R: 0 E: 0 K: 0 S: 3	H: 0 LOB: 0 BB: 0 P: 3	R: 0 E: 0 K: 1 S: 5	H: 0 LOB: 0 BB: 0 P: 5	R: 0 E: 0 K: 1 S: 5	H: 0 LOB: 0 BB: 0 P: 5	1B: 0 2B: 0 3B: 0 HR: 0	SF: 0 SAC: 0 DP: 0 HBP: 0	WP: 0 PB: 0 SB: 0 CS: 0	PA: 28												
PITCHER	IP WLS BF L	H R ER 0	SO BB IBB HBP BLK	WP HR S P	ERA WHIP	PITCHER																										
John Montefusco, R ERA: 2.84 (1, 1)	9.0	0	0	0	4	1	0	0	0	0	0	0	0	0	0	0.00	0.111															

Batter	1	2	3	4	5	6	7	8	9	AB	R	H	RBI	BB	SO	LOB	TOP			
Jerry Royster, R (1, 5) OBP: 0.313, SLG: 0.304										4	0	2	0	0	0	1				
Rod Gilbreath, R (1, 4) OBP: 0.333, SLG: 0.333										4	0	0	0	0	1	3				
Willie Montanez, L (1, 3) OBP: 0.352, SLG: 0.414										4	0	0	0	0	1	3				
Dave May, L (1, 7) OBP: 0.302, SLG: 0.310										4	1	1	0	0	1	1				
Brian Assestine, L (1, 8) OBP: 0.233, SLG: 0.321										4	0	1	0	0	1	1				
Tom Paciorek, R (1, 9) OBP: 0.338, SLG: 0.389										4	1	1	1	0	0	2				
Dale Murphy, R (1, 2) OBP: 0.293, SLG: 0.293										4	0	1	1	0	1	1				
Darrel Chaney, S (1, 6) OBP: 0.325, SLG: 0.333										3	0	0	0	0	0	1				
Dick Ruthven, R (1, 1) OBP: 0.213, SLG: 0.184										2	0	0	0	0	1	0				
Junior Moore, R (8, PH) OBP: 0.400, SLG: 0.320										1	0	1	0	0	0	0				
Pablo Torrealba, L (8, 1)										0	0	0	0	0	0	0				
Inning Stats	R: 0 E: 0 K: 1 S: 5	H: 0 LOB: 0 BB: 0 P: 5	R: 1 E: 0 K: 1 S: 7	H: 2 LOB: 1 BB: 0 P: 7	R: 0 E: 0 K: 2 S: 8	H: 1 LOB: 1 BB: 0 P: 8	R: 0 E: 0 K: 0 S: 3	H: 0 LOB: 0 BB: 0 P: 3	R: 0 E: 0 K: 0 S: 4	H: 1 LOB: 1 BB: 0 P: 4	R: 1 E: 0 K: 1 S: 6	H: 1 LOB: 0 BB: 0 P: 6	R: 0 E: 0 K: 0 S: 4	H: 1 LOB: 1 BB: 0 P: 4	R: 0 E: 0 K: 1 S: 6	H: 1 LOB: 1 BB: 0 P: 6	1B: 5 2B: 1 3B: 0 HR: 1	SF: 0 SAC: 0 DP: 0 HBP: 0	WP: 0 PB: 0 SB: 1 CS: 0	PA: 34
PITCHER Gary Nolan, R (1, 1) ERA: 3.46	IP: 9.0 WLS: W BF: 34 H: 7 R: 2 ER: 2 SO: 6 BB: 0 IBB: 0 HBP: 0 BLK: 0 WP: 0 HR: 1 S: 46 P: 46 ERA: 2.00 WHIP: 0.778																			

Atlanta Braves @ Cincinnati Reds
Riverfront Stadium, Cincinnati, OH
Fri Oct 01 1976, 7:05 PM EDT
Att: 20,647 - Unknown

AB 34
R 2
H 7
RBI 2
BB 0
SO 6
LOB 13



Batter	1	2	3	4	5	6	7	8	9	AB	R	H	RBI	BB	SO	LOB	BOTTOM			
Pete Rose, S (1, 5) OBP: 0.404, SLG: 0.450										4	1	2	0	0	1	2				
Doug Flynn, R (8, 5) OBP: 0.314, SLG: 0.341										1	0	0	0	0	0	0				
Ken Griffey, L (1, 9) OBP: 0.404, SLG: 0.454										3	1	1	0	1	0	0				
Joe Morgan, L (1, 4) OBP: 0.444, SLG: 0.576										3	0	0	0	2	1	2				
George Foster, R (1, 7) OBP: 0.364, SLG: 0.531										5	1	1	0	0	0	7				
Tony Perez, R (1, 3) OBP: 0.328, SLG: 0.451										3	2	2	2	1	0	1				
Johnny Bench, R (1, 2) OBP: 0.347, SLG: 0.398										4	0	1	0	0	2	4				
Cesar Geronimo, L (1, 8) OBP: 0.382, SLG: 0.414										3	0	1	2	1	1	1				
Dave Concepcion, R (1, 6) OBP: 0.337, SLG: 0.405										3	0	1	0	1	0	4				
Gary Nolan, R (1, 1) OBP: 0.134, SLG: 0.101										4	0	0	0	0	2	3				
Inning Stats	R: 0 E: 0 K: 0 S: 3	H: 0 LOB: 0 BB: 0 P: 3	R: 2 E: 0 K: 0 S: 5	H: 3 LOB: 0 BB: 0 P: 5	R: 0 E: 0 K: 2 S: 8	H: 1 LOB: 2 BB: 1 P: 12	R: 1 E: 0 K: 2 S: 9	H: 2 LOB: 2 BB: 1 P: 13	R: 0 E: 1 K: 0 S: 4	H: 0 LOB: 1 BB: 0 P: 4	R: 0 E: 0 K: 2 S: 8	H: 1 LOB: 1 BB: 0 P: 8	R: 2 E: 0 K: 1 S: 7	H: 2 LOB: 3 BB: 3 P: 19	R: 0 E: 0 K: 0 S: 3	H: 0 LOB: 2 BB: 1 P: 8	1B: 5 2B: 3 3B: 0 HR: 1	SF: 0 SAC: 0 DP: 1 HBP: 1	WP: 1 PB: 0 SB: 1 CS: 0	PA: 40
PITCHER Dick Ruthven, R (1, 1) ERA: 4.19	IP: 7.0 WLS: L BF: 35 H: 9 R: 5 ER: 5 SO: 7 BB: 3 IBB: 2 HBP: 0 BLK: 1 WP: 1 HR: 1 S: 44 P: 64 ERA: 6.43 WHIP: 1.714																			
Pablo Torrealba, L (8, 1) ERA: 3.25	IP: 1.0 WLS: L BF: 5 H: 0 R: 0 ER: 0 SO: 0 BB: 1 IBB: 0 HBP: 1 BLK: 0 WP: 0 HR: 0 S: 3 P: 8 ERA: 0.00 WHIP: 1.000																			

Atlanta Braves @ Cincinnati Reds
Riverfront Stadium, Cincinnati, OH
Fri Oct 01 1976, 7:05 PM EDT
Att: 20,647 - Unknown

AB 33
R 5
H 9
RBI 4
BB 6
SO 7
LOB 24



Batter	1	2	3	4	5	6	7	8	9	AB	R	H	RBI	BB	SO	LOB	TOP									
Jerry Royster, R OBP: 0.315, SLG: 0.306	F4-3		CS 1B		SH FC2-5			HR 1B		3	1	2	0	0	0	0										
Rod Gilbreath, R OBP: 0.329, SLG: 0.330	F7		6-3		FC2-5			F8		4	0	0	0	0	0	4										
Willie Montanez, L OBP: 0.351, SLG: 0.418	G3		F4-3		K			HR		4	1	1	2	0	1	2										
Cito Gaston, R OBP: 0.357, SLG: 0.415		F5-4-3 1B 2B		FC4-6 1B			F8	1-3		4	1	2	0	0	0	0										
Brian Asseistine, L OBP: 0.235, SLG: 0.313		F5-4-3 1B		FC4-6 1B			F2	6-3		4	0	1	0	0	0	1										
Tom Paciorek, R OBP: 0.337, SLG: 0.388		F5-4-3		K			3-1			4	0	1	0	0	1	3										
Dale Murphy, R OBP: 0.309, SLG: 0.323		2B		1B			6-3	F9		4	0	2	1	0	0	1										
Darrel Chaney, S OBP: 0.324, SLG: 0.331		IBB		K			E1	F5		3	0	0	0	1	1	3										
Phil Niekro, R OBP: 0.198, SLG: 0.255		K		K			G5-6-3	F6		4	0	1	0	0	1	4										
				FC2-5 SH 1B			G5-6-3																			
Inning Stats	R: 0 E: 0 K: 0 S: 3	H: 0 LOB: 0 BB: 0 P: 3	R: 1 E: 0 K: 1 S: 7	H: 3 LOB: 2 BB: 1 P: 11	R: 0 E: 0 K: 0 S: 3	H: 1 LOB: 0 BB: 0 P: 3	R: 0 E: 0 K: 2 S: 9	H: 2 LOB: 2 BB: 0 P: 9	R: 0 E: 0 K: 1 S: 6	H: 1 LOB: 2 BB: 0 P: 6	R: 0 E: 0 K: 0 S: 3	H: 0 LOB: 0 BB: 0 P: 3	R: 0 E: 1 K: 0 S: 3	H: 0 LOB: 0 BB: 0 P: 3	R: 2 E: 0 K: 0 S: 5	H: 2 LOB: 2 BB: 0 P: 5	R: 0 E: 0 K: 0 S: 4	H: 1 LOB: 1 BB: 0 P: 4	1B: 8 2B: 2 3B: 0 HR: 1	SF: 0 SAC: 1 DP: 3 HBP: 0	WP: 0 PB: 0 SB: 1 CS: 2	PA: 36				
PITCHER	IP	WLS	BF	H	R	ER	SO	BB	IBB	HBP	BLK	WP	HR	S	P	ERA	WHIP									
Pat Zachry, R ERA: 2.74	(1, 1)	8.0	L	32	9	3	3	4	0	1	0	0	0	1	39	43	3.38	1.125								
Pedro Borbon, R ERA: 3.3	(9, 1)	1.0		4	1	0	0	0	0	0	0	0	0	4	4	0.00	1.000									

Atlanta Braves @ Cincinnati Reds
Riverfront Stadium, Cincinnati, OH
Sat Oct 02 1976, 3:33 AM EDT
Att: 30,091 - Unknown

AB 34
R 3
H 10
RBI 3
BB 1
SO 4
LOB 18



Batter	1	2	3	4	5	6	7	8	9	AB	R	H	RBI	BB	SO	LOB	BOTTOM									
Pete Rose, S OBP: 0.402, SLG: 0.447	F8		4-3			4-3	F7			4	0	0	0	0	0	1										
Ken Griffey, L OBP: 0.403, SLG: 0.452	BB				F6	G3		4-3		3	0	0	0	1	0	0										
Dan Driessen, L OBP: 0.358, SLG: 0.401	K				K	BB S BB		F8		3	0	0	0	1	2	1										
Tony Perez, R OBP: 0.327, SLG: 0.448	K				6-3			F9		3	0	0	0	1	1	1										
Johnny Bench, R OBP: 0.347, SLG: 0.395			K			5-3		P6		3	0	0	0	1	1	0										
Cesar Geronimo, L OBP: 0.381, SLG: 0.414			K			E3		2B		4	0	1	0	0	1	3										
Dave Concepcion, R OBP: 0.337, SLG: 0.493			K			FC5-4 BB		6-3		3	0	0	0	1	2	1										
Doug Flynn, R OBP: 0.308, SLG: 0.335			F6-3			F8		K		4	0	0	0	0	1	3										
Pat Zachry, R OBP: 0.194, SLG: 0.113			K			FC5-4		F4-3		3	0	0	0	0	1	2										
Pedro Borbon, R OBP: 0.222, SLG: 0.222			K			WP		E3		0	0	0	0	0	0	0										
Inning Stats	R: 0 E: 0 K: 2 S: 7	H: 0 LOB: 1 BB: 1 P: 11	R: 0 E: 0 K: 3 S: 9	H: 0 LOB: 0 BB: 0 P: 9	R: 0 E: 0 K: 1 S: 5	H: 0 LOB: 0 BB: 0 P: 5	R: 0 E: 0 K: 1 S: 5	H: 0 LOB: 0 BB: 0 P: 5	R: 0 E: 1 K: 0 S: 4	H: 0 LOB: 2 BB: 1 P: 8	R: 0 E: 0 K: 0 S: 3	H: 0 LOB: 3 BB: 3 P: 15	R: 0 E: 1 K: 1 S: 6	H: 0 LOB: 1 BB: 0 P: 6	R: 0 E: 0 K: 0 S: 3	H: 0 LOB: 0 BB: 0 P: 3	R: 0 E: 0 K: 1 S: 6	H: 1 LOB: 1 BB: 0 P: 6	1B: 0 2B: 1 3B: 0 HR: 0	SF: 0 SAC: 0 DP: 0 HBP: 0	WP: 1 PB: 0 SB: 2 CS: 0	PA: 35				
PITCHER	IP	WLS	BF	H	R	ER	SO	BB	IBB	HBP	BLK	WP	HR	S	P	ERA	WHIP									
Phil Niekro, R ERA: 3.29	(1, 1)	9.0	W	35	1	0	0	9	5	0	0	0	1	0	48	68	0.00	0.667								

Atlanta Braves @ Cincinnati Reds
Riverfront Stadium, Cincinnati, OH
Sat Oct 02 1976, 3:33 AM EDT
Att: 30,091 - Unknown

AB 30
R 0
H 1
RBI 0
BB 5
SO 9
LOB 12



