

Atlanta Braves - 1977

Batter	1	2	3	4	5	6	7	8	9	10	11	AB R H RBI BB SO LOB	TOP						
Rowland Office, L (1, 8) OBP: 0.200, SLG: 0.400												5 1 1 0 0 1 3	Atlanta Braves @ Houston Astros Astrodome, Houston, TX Fri Apr 08 1977, 7:05 PM EST Att. 25,781 - Dome						
Jerry Royster, R (1, 5) OBP: 0.200, SLG: 0.200												5 0 1 0 0 1 1							
Willie Montanez, L (1, 3) OBP: 0.200, SLG: 0.200												5 0 1 0 0 0 1							
Jeff Burroughs, R (1, 9) OBP: 0.400, SLG: 1.000												5 1 2 2 0 2 2							
Gary Matthews, R (1, 7) OBP: 0.200, SLG: 0.200												5 0 1 0 0 2 1							
Biff Pocaroba, S (1, 2)												4 0 0 0 0 1 1							
Rod Gilbreath, R (1, 4) OBP: 0.750, SLG: 0.667												3 0 2 0 1 1 0							
Pat Rockett, R (1, 6)												4 0 0 0 0 0 4							
Andy Messersmith, R (1, 1)												2 0 0 0 1 0 0							
Brian Asselstine, L (10, PH)												1 0 0 0 0 0 0							
Bob Johnson, L (10, 1)												0 0 0 0 0 0 0							
Inning Stats	R: 2 H: 2 E: 0 LOB: 0 K: 0 BB: 0 S: 5 P: 5	R: 0 H: 0 E: 0 LOB: 0 K: 0 BB: 1 S: 2 P: 6	R: 0 H: 0 E: 0 LOB: 0 K: 0 BB: 0 S: 3 P: 3	R: 0 H: 0 E: 0 LOB: 0 K: 2 BB: 0 S: 7 P: 7	R: 0 H: 0 E: 0 LOB: 0 K: 1 BB: 0 S: 5 P: 5	R: 0 H: 2 E: 0 LOB: 2 K: 0 BB: 0 S: 5 P: 5	R: 0 H: 2 E: 0 LOB: 3 K: 2 BB: 1 S: 9 P: 13	R: 0 H: 0 E: 0 LOB: 0 K: 1 BB: 0 S: 5 P: 5	R: 0 H: 1 E: 0 LOB: 1 K: 1 BB: 0 S: 6 P: 6	R: 0 H: 0 E: 0 LOB: 0 K: 1 BB: 0 S: 5 P: 5	R: 0 H: 1 E: 0 LOB: 0 K: 0 BB: 0 S: 3 P: 3	1B: 6 SF: 0 2B: 1 SAC: 0 3B: 0 DP: 2 HR: 1 HBP: 0	WP: 0 PA: 41 PB: 0 SB: 2 CS: 0						
PITCHER	IP WLS BF H R ER SO BB IBB HBP BLK WP HR S P ERA WHIP																		
J.R. Richard, R (1, 1) ERA: 2.0	9.0	35	7	2	2	7	2	0	0	0	0	0	0	0	1	47	55	2.00	1.000
Ken Forsch, R (10, 1) ERA:	2.0	6	1	0	0	1	0	0	0	0	0	0	0	0	0	8	8	0.00	0.500

livebaseballscorecards.com

AB	39
R	2
H	8
RBI	2
BB	2
SO	8
LOB	13



Batter	1	2	3	4	5	6	7	8	9	10	11	AB R H RBI BB SO LOB
Julio Gonzalez, R OBP: 0.400, SLG: 0.400 (1, 4)												5 1 2 0 0 0 3
Enos Cabell, R OBP: 0.400, SLG: 0.250 (1, 5)												4 0 1 0 1 0 1
Jose Cruz, L (1, 9)												3 0 0 1 1 1 3
Bob Watson, R OBP: 0.400, SLG: 0.750 (1, 3)												4 1 1 0 1 0 1
Willie Crawford, L OBP: 0.200, SLG: 0.400 (1, 7)												5 0 1 1 0 1 4
Wilbur Howard, S (11, 7)												0 0 0 0 0 0 0
Joe Ferguson, R OBP: 0.400, SLG: 1.000 (1, 2)												5 1 2 1 0 0 1
Art Gardner, L (1, 8)												3 0 0 0 1 2 1
Roger Metzger, S OBP: 0.333, SLG: 0.333 (1, 6)												3 0 1 0 0 2 1
Ken Forsch, R (10, 1)												0 0 0 0 0 0 0
J.R. Richard, R (1, 1)												2 0 0 0 0 1 1
Rob Sperring, R (10, 6)												1 0 0 0 0 1 0

BOTTOM

Atlanta Braves @ Houston Astros
Astrodome, Houston, TX
Fri Apr 08 1977, 7:05 PM EST
Att. 25,781 - Dome

livebaseballscores.com

AB	35
R	3
H	8
RBI	3
BB	4
SO	8
LOB	16



Inning Stats	R: 1	H: 2	E: 0	LOB: 0	K: 0	BB: 0	S: 4	P: 4	R: 0	H: 1	E: 0	LOB: 1	K: 2	BB: 0	S: 8	P: 8	R: 0	H: 0	E: 1	LOB: 1	K: 1	BB: 0	S: 6	P: 6	R: 0	H: 0	E: 0	LOB: 0	K: 0	BB: 0	S: 3	P: 3	R: 0	H: 1	E: 1	LOB: 1	K: 1	BB: 0	S: 6	P: 6	R: 1	H: 1	E: 0	LOB: 1	K: 0	BB: 1	S: 4	P: 8	R: 0	H: 0	E: 0	LOB: 1	K: 0	BB: 1	S: 3	P: 7	R: 0	H: 1	E: 0	LOB: 1	K: 1	BB: 0	S: 6	P: 6	R: 0	H: 0	E: 0	LOB: 0	K: 2	BB: 0	S: 7	P: 7	R: 0	H: 1	E: 0	LOB: 3	K: 1	BB: 2	S: 6	P: 14	R: 1	H: 1	E: 0	LOB: 0	K: 0	BB: 0	S: 1	P: 1
1B: 5	SF: 1	2B: 2	SAC: 2	3B: 1	DP: 1	HR: 1	HBP: 0	WP: 0	PA: 42																																																																															
PITCHER	IP	WLS	BF	H	R	ER	SO	BB	IBB	HBP	BLK	WP	HR	S	P	ERA	WHIP																																																																							
Andy Messersmith, R ERA: 2.0 (1, 1)	9.0	35	6	2	2	7	2	0	0	0	0	0	0	47	55	2.00	0.889																																																																							
Bob Johnson, R ERA: 9.0 (10, 1)	1.0	L	7	2	1	1	1	2	0	0	0	0	1	7	15	9.00	4.000																																																																							

Batter	1	2	3	4	5	6	7	8	9	AB R H RBI BB SO LOB	TOP																								
Rowland Office, L (1, 8) OBP: 0.111, SLG: 0.222	0-3 K		0-3 K			0-0 G4-6-3			0-0 F5	4 0 0 0 0 2 2	Atlanta Braves @ Houston Astros Astrodome, Houston, TX Sat Apr 09 1977, 7:05 PM EST Att. 23,513 - Dome livebaseballscorecards.com AB 29 R 0 H 3 RBI 0 BB 0 SO 5 LOB 4																								
Jerry Royster, R (1, 5) OBP: 0.111, SLG: 0.111	0-3 K			0-0 1-6-3			0-0 F8	0-0 F7	4 0 0 0 0 1 0																										
Willie Montanez, L (1, 3) OBP: 0.125, SLG: 0.125	0-0 4-3			0-0 4-3			0-3 K		3 0 0 0 0 1 0																										
Jeff Burroughs, R (1, 9) OBP: 0.375, SLG: 0.750		0-0 5-3		0-0 1-3			0-0 BLK 1B		3 0 1 0 0 0 0																										
Gary Matthews, R (1, 7) OBP: 0.125, SLG: 0.125		0-0 4-3			0-3 K		0-0 4-3		3 0 0 0 0 1 1																										
Biff Pocoroba, S (1, 2)		0-0 F5			0-0 3-1			0-0 1-3	3 0 0 0 0 0 0																										
Rod Gilbreath, R (1, 4) OBP: 0.429, SLG: 0.333			0-0 F9		0-0 4-3			0-0 4-3	3 0 0 0 0 0 0																										
Pat Rockett, R (1, 6) OBP: 0.143, SLG: 0.143			0-0 6-3			0-0 FC1-6 1B		0-0 1-3	3 0 1 0 0 0 0																										
Phil Niekro, R (1, 1) OBP: 0.500, SLG: 0.500 Tom Paciorek, R (9, PH)			0-0 1B			0-0 FC1-6 G4-6-3		0-0 6-3	2 0 1 0 0 0 1 1 0 0 0 0 0 0																										
Inning Stats	R: 0 E: 0 K: 2 S: 7 H: 0 LOB: 0 BB: 0 P: 7	R: 0 E: 0 K: 0 S: 3 H: 0 LOB: 0 BB: 0 P: 3	R: 0 E: 0 K: 1 S: 6 H: 1 LOB: 1 BB: 0 P: 6	R: 0 E: 0 K: 0 S: 3 H: 0 LOB: 0 BB: 0 P: 3	R: 0 E: 0 K: 1 S: 5 H: 0 LOB: 0 BB: 0 P: 5	R: 0 E: 0 K: 0 S: 3 H: 1 LOB: 0 BB: 0 P: 3	R: 0 E: 0 K: 1 S: 6 H: 1 LOB: 1 BB: 0 P: 6	R: 0 E: 0 K: 0 S: 3 H: 0 LOB: 0 BB: 0 P: 3	R: 0 E: 0 K: 0 S: 3 H: 0 LOB: 0 BB: 0 P: 3	1B: 3 2B: 0 3B: 0 HR: 0 SF: 0 SAC: 0 DP: 1 HBP: 0	WP: 0 PB: 0 SB: 0 CS: 0 PA: 29																								
PITCHER Joaquin Andujar, R (1, 1) ERA:	IP 9.0	WLS W	BF 29	H 3	R 0	ER 0	SO 5	BB 0	IBB 0	HBP 0	BLK 1	WP 0	HR 0	S 39	P 39	ERA 0.00	WHIP 0.333	PITCHER	IP 9.0	WLS W	BF 29	H 3	R 0	ER 0	SO 5	BB 0	IBB 0	HBP 0	BLK 1	WP 0	HR 0	S 39	P 39	ERA 0.00	WHIP 0.333



Batter	1	2	3	4	5	6	7	8	9
Julio Gonzalez, R OBP: 0.222, SLG: 0.222 (1, 4)	0-3 K2-3	0-3 K		0-3 K			0-0 F8		
Enos Cabell, R OBP: 0.222, SLG: 0.125 (1, 5)	0-3 K		0-3 K		0-0 6-3		0-0 F8		
Jose Cruz, L OBP: 0.222, SLG: 0.429 (1, 8) (7, 9)	0-0 5-3		0-0 FC4-2 3B		0-0 5-3		0-0 F9		
Bob Watson, R OBP: 0.444, SLG: 0.714 (1, 3)		0-0 1B 2B	4-0 HBP FC BB		0-3 K		0-0 F9		
Joe Ferguson, R OBP: 0.556, SLG: 0.875 (1, 2)		0-0 1B 1B 2-H	0-0 FC4-2 FC HBP BB		0-0 1B 1B		4-0 FC6-4 BB		
Cliff Johnson, R (1, 9) (7, 7)		0-0 F6	1-0 FC HBP		0-0 F8		0-0 FC6-4 1-2f		
Jim Fuller, R Art Gardner, L (1, 7) (7, 8)		0-3 K	0-3 FC 1-2 2-3 3-H		0-3 K		0-0 1-3		
Roger Metzger, S OBP: 0.500, SLG: 0.400 (1, 6)		4-0 1B BB 1-2		0-0 F7		0-0 1B 1-3			
Joaquin Andujar, S OBP: 0.333, SLG: 0.333 (1, 1)		0-0 1B 1-2 2-H		0-3 K		0-0 4-3			

Inning Stats	R: 0	H: 0	E: 0	K: 2	S: 7	R: 2	H: 3	E: 0	K: 2	S: 10	R: 0	H: 1	E: 0	K: 1	S: 8	R: 0	H: 0	E: 0	K: 2	S: 7	R: 0	H: 0	E: 0	K: 1	S: 5	R: 0	H: 2	E: 0	K: 1	S: 7	R: 0	H: 0	E: 0	K: 0	S: 3	R: 0	H: 0	E: 0	K: 0	S: 3
	LOB: 0	BB: 0	BB: 0	BB: 0	BB: 0	LOB: 3	BB: 1	LOB: 2	BB: 0	LOB: 2	LOB: 0	LOB: 0	LOB: 0	LOB: 0	LOB: 0	LOB: 0	LOB: 0	LOB: 0	LOB: 0	LOB: 0	LOB: 0	LOB: 1	LOB: 1	LOB: 0	LOB: 0	LOB: 0	LOB: 0	LOB: 2	LOB: 2	LOB: 0	LOB: 0	LOB: 0	LOB: 0	LOB: 0	LOB: 0	LOB: 1	LOB: 1	LOB: 0	LOB: 0	LOB: 0

PITCHER	IP	WLS	BF	H	R	ER	SO	BB	IBB	HBP	BLK	WP	HR	S	P	ERA	WHIP	PITCHER	IP	WLS	BF	H	R	ER	SO	BB	IBB	HBP	BLK	WP	HR	S	P	ERA	WHIP						
Phil Niekro, R ERA: 2.25 (1, 1)	8.0	L	34	6	2	2	10	3	0	1	0	0	0	50	63	2.25	1.125																								

BOTTOM

AB	R	H	RBI	BB	SO	LOB
4	0	0	0	0	3	2
4	0	0	0	0	2	0
4	0	1	0	0	0	0
3	1	1	0	1	1	0
3	1	2	1	1	0	2
3	0	0	0	0	0	3
3	0	0	0	0	2	5
1	0	0	0	0	0	1
2	0	1	0	1	0	0
3	0	1	1	0	1	2

AB	30
R	2
H	6
RBI	2
BB	3
SO	9
LOB	15



WP	HR	S	P	ERA	WHIP
0	0	0	34		

Atlanta Braves @ Houston Astros
Astrodome, Houston, TX
Sat Apr 09 1977, 7:05 PM EST
Att. 23,513 - Dome

livebaseballscorecards.com

Batter	1	2	3	4	5	6	7	8	9	AB R H RBI BB SO LOB	TOP
Rowland Office, L (1, 8) OBP: 0.286, SLG: 0.357	0-0 6-3 1B	0-0 E7 1B 1-3 3-H		0-0 3-1		0-0 1B 8-2 1B	0-0 G3			5 0 3 2 0 0 3	Atlanta Braves @ Houston Astros Astrodome, Houston, TX Sun Apr 10 1977, 4:33 AM EST Att. 9,332 - Dome
Jerry Royster, R (1, 5) OBP: 0.286, SLG: 0.286	0-0 6-3 1-2	0-0 S 1B 2-3 3-H			0-0 1-3 1B	0-0 1-3 1B		0-0 F9		5 1 3 1 0 0 1	
Willie Montanez, L (1, 3) OBP: 0.154, SLG: 0.083	0-0 F8	0-0 4-3 1-2			0-0 1-3 1-2	4-0 1B IBB		0-0 6-3		4 0 0 0 1 0 4	
Jeff Burroughs, R (1, 9) OBP: 0.308, SLG: 0.500 Brian Assestine, L (8, 9) (8, 9)	0-0 6-3		0-0 F8		0-0 F8	0-0 8-2		4-0 BB		4 0 0 0 1 0 5 0 0 0 0 0 0 0	
Gary Matthews, R (1, 7) OBP: 0.308, SLG: 0.250		0-0 6-3	0-0 S 1B		0-0 S 1B 2-H		4-0 BB 1B BB	0-3 K		4 1 2 1 1 1 1	
Biff Pocoroba, S (1, 2) OBP: 0.167, SLG: 0.167		0-0 F8	0-0 F9 1-2		0-0 FC6 1B 1-H		0-0 BB 1B 1-2	0-0 4-3		5 0 2 1 0 0 1	
Rod Gilbreath, R (1, 4) OBP: 0.333, SLG: 0.273		0-0 1B 1B	0-0 F9		0-0 FC6 1-2f		0-3 K	0-0 F9		5 1 1 0 0 1 4	
Pat Rockett, R (1, 6) OBP: 0.333, SLG: 0.364		0-0 1B E 1B 1-2		0-0 1-3		0-0 4-3 1B 2B	4-0 BB 1-2 2-3	0-0 F8		4 2 2 0 1 0 0	
Dick Ruthven, R (1, 1) OBP: 0.250, SLG: 0.250		0-0 E 1B 1-3 2-H		0-0 F9		0-0 4-3	0-0 L4			4 1 1 1 0 0 4	
Inning Stats	R: 0 E: 0 K: 0 S: 4 H: 1 LOB: 1 BB: 0 P: 4	R: 3 E: 1 K: 0 S: 8 H: 5 LOB: 2 BB: 0 P: 8	R: 0 E: 0 K: 0 S: 4 H: 1 LOB: 1 BB: 0 P: 4	R: 0 E: 1 K: 0 S: 3 H: 0 LOB: 0 BB: 0 P: 3	R: 2 E: 0 K: 0 S: 6 H: 3 LOB: 1 BB: 0 P: 6	R: 1 E: 0 K: 0 S: 5 H: 3 LOB: 2 BB: 1 P: 9	R: 0 E: 0 K: 1 S: 6 H: 1 LOB: 3 BB: 2 P: 14	R: 0 E: 0 K: 1 S: 5 H: 0 LOB: 1 BB: 1 P: 9	R: 0 E: 0 K: 0 S: 3 H: 0 LOB: 0 BB: 0 P: 3	1B: 13 2B: 2 3B: 0 HR: 0 SF: 0 SAC: 0 DP: 1 HBP: 0	WP: 1 PB: 0 SB: 3 CS: 0 PA: 44
PITCHER Mark Lemongello, R (1, 1) ERA: 9.0 Gene Pentz, R (6, 1) ERA: 4.5 Dan Larson, R (8, 1) ERA:	IP 5.0 WLS L BF 25 H 10 R 5 ER 5 SO 0 BB 0 IBB 0 HBP 0 BLK 0 WP 0 HR 0 S 25 P 25 ERA 9.00 WHIP 2.000	PITCHER IP WLS BF H R ER SO BB IBB HBP BLK WP HR S P ERA WHIP									

livebaseballscorecards.com

AB	40
R	6
H	14
RBI	6
BB	4
SO	2
LOB	23



Batter 1 2 3 4 5 6 7 8 9 AB R H RBI BB SO LOB BOTTOM

Main table containing batter statistics, pitch counts, and game events for each batter across 9 innings. Includes player names like Julio Gonzalez, Enos Cabell, Jose Cruz, Bob Watson, Joe Ferguson, Art Gardner, Cliff Johnson, Leon Roberts, Roger Metzger, Ken Boswell, Mark Lemongello, Wilbur Howard, Gene Frentz, Art Howe, Dan Larson, and Jim Fuller. Includes baseball field diagrams and various abbreviations like FC4-6, F8, K, BB, HBP, 1B, 2B, 3B, 4-3, 5-3, 6-3, 7-4-3, 7-4-3, 8-3, 9-3, 1-2f, 1-3, 1-2, 1-1, 1-2, 1-3, 1-4, 1-5, 1-6, 1-7, 1-8, 1-9, 2-1, 2-2, 2-3, 2-4, 2-5, 2-6, 2-7, 2-8, 2-9, 3-1, 3-2, 3-3, 3-4, 3-5, 3-6, 3-7, 3-8, 3-9, 4-1, 4-2, 4-3, 4-4, 4-5, 4-6, 4-7, 4-8, 4-9, 5-1, 5-2, 5-3, 5-4, 5-5, 5-6, 5-7, 5-8, 5-9, 6-1, 6-2, 6-3, 6-4, 6-5, 6-6, 6-7, 6-8, 6-9, 7-1, 7-2, 7-3, 7-4, 7-5, 7-6, 7-7, 7-8, 7-9, 8-1, 8-2, 8-3, 8-4, 8-5, 8-6, 8-7, 8-8, 8-9, 9-1, 9-2, 9-3, 9-4, 9-5, 9-6, 9-7, 9-8, 9-9.

Inning Stats table with columns for R, H, E, K, S, LOB, BB, P, SF, SAC, DP, HBP, WP, HR, S, P, ERA, WHIP, PA. Includes totals for AB (33), R (0), H (7), RBI (0), BB (4), SO (8), LOB (20).

PITCHER table with columns for IP, WLS, BF, H, R, ER, SO, BB, IBB, HBP, BLK, WP, HR, S, P, ERA, WHIP. Includes pitcher name Dick Ruthven, R (1, 1) and ERA: 0.00, WHIP: 1.222.

Atlanta Braves @ Houston Astros
Astrodome, Houston, TX
Sun Apr 10 1977, 4:33 AM EST
Att. 9,332 - Dome

livebaseballscorecards.com
AB 33
R 0
H 7
RBI 0
BB 4
SO 8
LOB 20
Houston Astros logo

Batter	1	2	3	4	5	6	7	8	9	AB R H RBI BB SO LOB	TOP		
Rowland Office, L (1, 8) OBP: 0.316, SLG: 0.333	0-3 K		0-3 K	4-0 1B FC5-2 BB		0-3 K		0-0 4-3 1B		4 1 1 1 1 3 2	Atlanta Braves @ Los Angeles Dodgers Dodger Stadium, Los Angeles, CA		
Jerry Royster, R (1, 5) OBP: 0.211, SLG: 0.211	0-3 K		0-0 6-3	0-0 1B FC5-2		0-3 K		0-0 4-3	5 0 0 0 0 2 6				
Willie Montanez, L (1, 3) OBP: 0.278, SLG: 0.235	0-0 FC6-4 1B		0-0 FC6-4 1B	0-0 FC6-4 1B		0-3 K		0-0 F8	5 0 3 2 0 1 3				
Jeff Burroughs, R (1, 9) OBP: 0.278, SLG: 0.375	0-0 FC6-4		0-0 FC6-4	0-0 FC6-4			0-0 5-3		4-0 E 1B BB	4 1 0 0 1 0 4			
Gary Matthews, R (1, 7) OBP: 0.444, SLG: 0.438				0-0 1B 2B		0-0 6-3		4-0 E BB FC6-2 BB	0-0 E9 1B BB	4 3 3 0 1 0 0	livebaseballscorecards.com		
Vic Correll, R (1, 2) OBP: 0.500, SLG: 0.667				0-0 F9		0-0 F7		0-0 FC6-2 E 1-2 BB	0-0 G4-3-4-3 1B	3 0 1 0 1 0 1			
Mike Marshall, R (7, 1) OBP: 1.000, SLG: 1.000										1 0 1 1 0 0 0			
Bob Johnson, L (9, 1)										0 0 0 0 0 0 0			
Jamie Easterly, L (9, 1)										0 0 0 0 0 0 0			
Rick Camp, R (9, 1)										0 0 0 0 0 0 0			
Rod Gilbreath, R (1, 4) OBP: 0.294, SLG: 0.250				0-0 1B BB BB		0-0 4-3		0-0 FC6-2	0-3 K	5 1 1 0 0 1 5			
Pat Rockett, R (1, 6) OBP: 0.353, SLG: 0.333				4-0 BB 1B FC5-2 BB			0-0 SH 1B	0-3 K	0-0 G4-3-4-3	4 0 1 1 1 1 4			
Frank LaCorte, R (1, 1) OBP: 0.500, SLG: 0.500				0-0 FC5-2 BB 1B			0-0 SH		0-0 G3	2 1 1 1 0 0 1	Braves		
Biff Pocoroba, S (7, 2) OBP: 0.154, SLG: 0.154										1 0 0 0 0 0 0			
Inning Stats	R: 0 H: 1 E: 0 LOB: 1 K: 2 BB: 0 S: 8 P: 8	R: 1 H: 2 E: 0 LOB: 1 K: 0 BB: 0 S: 5 P: 5	R: 0 H: 1 E: 0 LOB: 1 K: 1 BB: 0 S: 6 P: 6	R: 4 H: 4 E: 0 LOB: 2 K: 0 BB: 2 S: 7 P: 15	R: 0 H: 0 E: 0 LOB: 0 K: 0 BB: 0 S: 3 P: 3	R: 0 H: 1 E: 1 LOB: 2 K: 3 BB: 0 S: 11 P: 11	R: 0 H: 0 E: 1 LOB: 2 K: 1 BB: 2 S: 5 P: 13	R: 0 H: 1 E: 0 LOB: 1 K: 0 BB: 0 S: 4 P: 4	R: 2 H: 2 E: 1 LOB: 0 K: 1 BB: 1 S: 6 P: 10	1B: 10 SF: 0 2B: 3 SAC: 1 3B: 0 DP: 1 HR: 0 HBP: 0	WP: 1 PA: 44 PB: 1 SB: 0 CS: 0		
PITCHER	IP WLS BF H R ER SO BB IBB HBP BLK WP HR S P ERA WHIP											PITCHER	IP WLS BF H R ER SO BB IBB HBP BLK WP HR S P ERA WHIP
Tommy John, L (1, 1) ERA: 13.5	3.1 L 19 7 5 5 3 2 0 0 0 0 1 0 23 31 13.50 2.700											Charlie Hough, R (9, 1) ERA:	1.0 3 1 0 0 1 0 0 0 0 0 0 5 5 0.00 1.000
Mike Garman, R (4, 1) ERA: 5.4	0.2 3 1 0 0 0 0 0 0 0 0 0 0 3 3 0.00 1.500												
Elias Sosa, R (5, 1) ERA: 4.5	1.0 3 0 0 0 0 0 0 0 0 0 0 0 3 3 0.00 0.000												
Al Downing, L (6, 1) ERA: 2.25	2.0 10 1 0 0 4 2 0 0 0 0 0 0 16 24 0.00 1.500												
Stan Wall, L (8, 1) ERA: 18.0	1.0 6 2 2 2 0 1 0 0 0 0 0 0 5 9 18.00 3.000												

Mon Apr 11 1977, 6:05 PM PST
Att: 31,223 - Unknown

Batter	1	2	3	4	5	6	7	8	9	AB	R	H	RBI	BB	SO	LOB
Davey Lopes, R OBP: 0.286, SLG: 0.278 (1, 4)	4-0 6-3 S 2B BB	0-0 P4		0-0 SF8		0-0 6-3		0-0 6-3 1B	4-0 1B BB BB BB	3	2	1	1	2	0	1
Bill Russell, R OBP: 0.381, SLG: 0.500 (1, 6)	0-0 6-3 1-3		0-0 1-3 BB 1B	0-0 1B		0-0 1-3		0-0 6-3 1-2	0-0 F7	6	0	2	0	0	0	4
Reggie Smith, S OBP: 0.600, SLG: 0.786 (1, 9) (9, 8)	0-0 S 2B		0-0 F7	0-0 F9		4-0 2B BB		0-0 2B 2-H	4-0 1B BB BB BB	4	1	2	2	2	0	2
Ron Cey, R OBP: 0.550, SLG: 0.647 (1, 5)	4-0 2-3 BB		4-0 1-3 BB 1-2		0-0 6-3	0-0 1-3 2B		0-0 FC6-4 1B 2-H	0-0 FC6-4 1B 1-2 2-3 3-H	4	0	3	2	2	0	0
Steve Garvey, R OBP: 0.316, SLG: 0.294 (1, 3)	0-0 F9		0-0 1-3 1-2 2-3		0-3 K	0-0 6-3		0-0 FC6-4 1-2f	0-0 FC6-4 1-2f	6	0	0	0	0	1	10
Rick Monday, L OBP: 0.389, SLG: 0.400 (1, 8)	0-3 K		4-0 IBB		0-0 HBP 1B 1B		0-3 K	0-0 F7		4	0	1	0	1	2	3
Dusty Baker Jr., R OBP: 0.412, SLG: 0.643 (1, 7)		0-0 F8	0-0 F7		0-0 HBP 1B		0-3 K		0-0 1B 2B	5	1	2	0	0	1	3
Steve Yeager, R OBP: 0.588, SLG: 0.615 (1, 2)		4-0 SH3-4 BB		0-0 F8 SF8 2B	1-0 HBP		0-0 2B		0-0 F8	3	1	2	0	1	0	1
Tommy John, R Mike Garman, R John Hise, L Elias Sosa, R Boog Powell, L Al Downing, R Ed Goodson, L Stan Wall, L Charlie Hough, R Lee Lacy, R		0-0 SH3-4		0-0 F8	0-0 F5		0-0 4-3		0-0 BB BB 1B 1B 2-H	0	0	0	0	0	0	0

Inning Stats	R: 1	H: 1	E: 0	K: 1	S: 6	H: 1	LOB: 2	BB: 2	P: 14	R: 0	H: 0	E: 0	K: 0	S: 3	R: 0	H: 1	E: 0	K: 0	S: 4	R: 1	H: 2	E: 0	K: 0	S: 5	R: 0	H: 2	E: 0	K: 1	S: 7	R: 0	H: 1	E: 0	K: 0	S: 4	R: 0	H: 3	E: 0	K: 0	S: 6	R: 2	H: 3	E: 0	K: 0	S: 6	R: 2	H: 3	E: 0	K: 0	S: 6	1B: 8	2B: 6	3B: 0	HR: 0	SF: 1	SAC: 1	DP: 0	HBP: 1	WP: 0	PA: 50
--------------	------	------	------	------	------	------	--------	-------	-------	------	------	------	------	------	------	------	------	------	------	------	------	------	------	------	------	------	------	------	------	------	------	------	------	------	------	------	------	------	------	------	------	------	------	------	------	------	------	------	------	-------	-------	-------	-------	-------	--------	-------	--------	-------	--------

PITCHER	IP	WLS	BF	H	R	ER	SO	BB	IBB	HBP	BLK	WP	HR	S	P	ERA	WHIP
Frank LaCorte, R ERA: 3.0 (1, 1)	6.0	W	32	7	2	2	2	5	1	1	0	0	0	29	54	3.00	2.000
Mike Marshall, R ERA: 15.43 (7, 1)	2.1		14	6	4	4	2	1	0	0	0	0	0	17	21	15.43	3.000
Bob Johnson, R ERA: 6.75 (9, 1)	0.1		1	0	0	0	0	0	0	0	0	0	0	1	1	0.00	0.000
Jamie Easterly, L ERA: (9, 1)	0.0		1	0	0	0	0	1	0	0	0	0	0	0	4	∞	∞
Rick Camp, R ERA: (9, 1)	0.1	S	2	1	0	0	0	0	0	0	0	0	0	2	2	0.00	3.000

BOTTOM

Atlanta Braves @ Los Angeles Dodgers
Dodger Stadium, Los Angeles, CA

Mon Apr 11 1977, 6:05 PM PST
Att. 31,223 - Unknown

livebaseballscores.com

AB 39
R 6
H 14
RBI 6
BB 8
SO 4
LOB 29



Batter	1	2	3	4	5	6	7	8	9	AB R H RBI BB SO LOB	TOP
Rowland Office, L OBP: 0.333, SLG: 0.348 (1, 8) X	0-0 4-3 1B		0-0 1B HR 1B		0-0 F8	0-0 4-3		0-0 1B		5 1 2 1 0 0 1	Atlanta Braves @ Los Angeles Dodgers Dodger Stadium, Los Angeles, CA Tue Apr 12 1977, 6:05 PM PST Att: 37,732 - Unknown
Jerry Royster, R OBP: 0.250, SLG: 0.250 (1, 5) X	0-0 F8		0-0 1B HR 1B		0-0 F9		0-3 K	0-0 1B		5 1 2 0 0 1 0	
Willie Montanez, L OBP: 0.348, SLG: 0.455 (1, 3) X	0-0 S 1B		0-0 1B HR 1B		0-3 K		0-0 HR	0-0 G4-6-3 1B		5 2 3 2 0 1 2	
Jeff Burroughs, R OBP: 0.304, SLG: 0.524 (1, 9) S S	0-3 K 1-2		0-0 HR		0-0 2B 1B		0-3 K E		0-0 F5	5 2 2 4 0 2 1	
Gary Matthews, R OBP: 0.391, SLG: 0.429 (1, 7) S S		0-3 K	0-0 F8		0-0 1B 2B		0-0 F9		0-0 F9	5 1 1 0 0 1 1	
Biff Pocoroba, S OBP: 0.167, SLG: 0.167 (1, 2) S S		0-3 K	0-0 4-3		0-0 WP 1B 6-3 1B		0-0 E4		0-0 4-3	5 1 1 2 0 1 1	
Rod Gilbreath, R OBP: 0.286, SLG: 0.250 (1, 4) X		0-0 P6		0-0 4-3		0-0 6-3 WP 1B		0-0 F8		4 0 1 0 0 0 2	
Pat Rockett, R OBP: 0.381, SLG: 0.421 (1, 6) X			0-0 1B 1B 1B		0-0 F8			0-0 1B 2B		4 2 2 1 0 0 1	
Andy Messersmith, R Buzz Capra, R Tom Paciorek, R Jamie Easterly, L Brian Asselstine, L Mike Beard, L (1, 1) (5, 1) (6, PH) (6, 1) (8, PH) (8, 1)			0-0 F3		0-0 4-3		0-3 K		0-0 F7	2 0 0 0 0 0 1 0 0 0 0 0 0 0 1 0 0 0 0 1 1 0 0 0 0 0 0 0 1 0 0 0 0 0 1 0 0 0 0 0 0 0	
Inning Stats	R: 0 H: 1 E: 0 LOB: 1 K: 1 BB: 0 S: 6 P: 6	R: 0 H: 0 E: 0 LOB: 0 K: 2 BB: 0 S: 7 P: 7	R: 5 H: 5 E: 0 LOB: 0 K: 0 BB: 0 S: 8 P: 8	R: 0 H: 0 E: 0 LOB: 0 K: 0 BB: 0 S: 3 P: 3	R: 0 H: 0 E: 0 LOB: 0 K: 1 BB: 0 S: 5 P: 5	R: 3 H: 4 E: 0 LOB: 1 K: 1 BB: 0 S: 9 P: 9	R: 1 H: 1 E: 2 LOB: 2 K: 2 BB: 0 S: 10 P: 10	R: 1 H: 3 E: 0 LOB: 1 K: 0 BB: 0 S: 5 P: 5	R: 0 H: 0 E: 0 LOB: 0 K: 0 BB: 0 S: 3 P: 3	1B: 10 SF: 0 2B: 2 SAC: 0 3B: 0 DP: 1 HR: 2 HBP: 0	WP: 1 PA: 42 PB: 0 SB: 1 CS: 0
PITCHER Rick Rhoden, R ERA: 14.4 Charlie Hough, R ERA: 2.25	IP WLS BF H R ER SO BB IBB HBP BLK WP HR S P ERA WHIP	5.0 W 24 9 8 8 4 0 0 0 0 0 1 1 24 24 4.50 1.250									

livebaseballscorecards.com

AB	42
R	10
H	14
RBI	10
BB	0
SO	7
LOB	12



Batter	1	2	3	4	5	6	7	8	9	AB	R	H	RBI	BB	SO	LOB
Davey Lopes, R OBP: 0.346, SLG: 0.318 (1, 4)										4	1	2	0	1	1	1
Bill Russell, R OBP: 0.385, SLG: 0.500 (1, 6)										4	2	1	0	0	0	2
Reggie Smith, S OBP: 0.520, SLG: 0.611 (1, 9)										4	2	0	0	1	0	2
Ron Cey, R OBP: 0.520, SLG: 0.682 (1, 5)										5	2	2	2	0	1	3
Steve Garvey, R OBP: 0.333, SLG: 0.455 (1, 3)										5	2	2	4	0	0	1
Rick Monday, L OBP: 0.391, SLG: 0.400 (1, 8)										5	1	2	1	0	1	2
Dusty Baker Jr., R OBP: 0.429, SLG: 0.588 (1, 7)										3	2	1	1	0	0	1
John Hale, L OBP: 0.500, SLG: 0.500 (7, 7)										1	0	1	0	0	0	0
Steve Yeager, R OBP: 0.591, SLG: 0.882 (1, 2)										4	2	2	5	1	0	1
Rick Rhoden, R OBP: 0.333, SLG: 0.667 (1, 1)										3	0	1	1	0	1	0
Charlie Hough, R (6, 1)										2	0	0	0	0	0	3

Inning Stats																	1B	2B	3B	HR	SF	SAC	DP	HBP	WP	HR	S	P	ERA	WHIP																																							
R: 6	H: 5	E: 0	LOB: 1	K: 3	P: 19	R: 0	H: 0	E: 0	LOB: 0	K: 0	BB: 0	S: 3	R: 0	H: 0	E: 0	LOB: 0	K: 0	BB: 0	S: 3	R: 0	H: 0	E: 0	LOB: 0	K: 0	BB: 0	S: 3	R: 6	H: 6	E: 0	LOB: 1	K: 1	BB: 0	P: 12	R: 2	H: 2	E: 1	LOB: 1	K: 0	BB: 0	P: 6	R: 0	H: 0	E: 0	LOB: 1	K: 0	BB: 1	P: 7	R: 0	H: 1	E: 1	LOB: 3	K: 0	BB: 1	P: 9	1B: 8	SF: 0	2B: 2	SAC: 0	3B: 2	DP: 0	HR: 2	HBP: 2	WP: 0	PA: 45	PB: 0	SB: 2	CS: 0	ERA	WHIP
PITCHER	IP	WLS	BF	H	R	ER	SO	BB	IBB	HBP	BLK	WP	HR	S	P	ERA	WHIP																																																				
Andy Messersmith, R ERA: 7.43 (1, 1)	4.1	L	23	8	9	9	3	1	0	1	0	0	1	27	32	18.69	2.077																																																				
Buzz Capra, R ERA: 40.5 (5, 1)	0.2		6	3	3	3	1	0	0	1	0	0	1	7	8	40.50	4.500																																																				
Jamie Easterly, L ERA: 4.5 (6, 1)	2.0		10	2	2	1	0	1	0	0	0	0	0	9	13	4.50	1.500																																																				
Mike Beard, L ERA: (8, 1)	1.0		6	1	0	0	0	1	0	0	0	0	0	5	9	0.00	2.000																																																				

BOTTOM

Atlanta Braves @ Los Angeles Dodgers
Dodger Stadium, Los Angeles, CA

Tue Apr 12 1977, 6:05 PM PST
Att. 37,732 - Unknown

AB	40
R	14
H	14
RBI	14
BB	3
SO	4
LOB	16

Batter	1	2	3	4	5	6	7	8	9	AB R H RBI BB SO LOB
--------	---	---	---	---	---	---	---	---	---	----------------------

Rowland Office, L <small>OBP: 0.310, SLG: 0.357</small> <small>(1, 8) X</small>	0-0 <small>(1)</small>		0-0 <small>(1)</small> <small>1-2</small>		0-0 <small>(1)</small> <small>2B</small>	0-0 <small>(3)</small>			0-3 <small>(2)</small>	5 0 1 0 0 1 3
--	-------------------------------	--	---	--	--	-------------------------------	--	--	-------------------------------	---------------

Jerry Royster, R <small>OBP: 0.241, SLG: 0.241</small> <small>(1, 5) X</small>	0-0 <small>(2)</small>		0-0 <small>(2)</small> <small>1B</small>		0-3 <small>(1)</small>		0-0 <small>(1)</small>	0-0 <small>(3)</small> <small>1-2f</small>	5 0 1 0 0 1 2
---	-------------------------------	--	--	--	-------------------------------	--	-------------------------------	--	---------------

Willie Montanez, L <small>OBP: 0.333, SLG: 0.423</small> <small>(1, 3) X</small>	0-0 <small>(1)</small> <small>1B</small>		0-0 <small>(2)</small> <small>1-2f</small> <small>2-H</small>		0-0 <small>(2)</small> <small>2-3</small>		0-0 <small>(2)</small>		4 0 1 0 0 0 2
---	--	--	--	--	---	--	-------------------------------	--	---------------

Jeff Burroughs, R <small>OBP: 0.333, SLG: 0.478</small> <small>(1, 9) B B B B</small>	4-0 <small>(1)</small> <small>1-2</small> <small>BB</small>		0-3 <small>(3)</small>		4-0 <small>(1)</small>		0-0 <small>(3)</small>		2 0 0 0 2 1 1
--	--	--	-------------------------------	--	-------------------------------	--	-------------------------------	--	---------------

Gary Matthews, R <small>OBP: 0.370, SLG: 0.400</small> <small>(1, 7) X</small>	0-0 <small>(3)</small> <small>1-2f</small>			0-0 <small>(1)</small> <small>1B</small>		0-0 <small>(3)</small>		0-0 <small>(1)</small>	4 0 1 0 0 0 4
---	--	--	--	--	--	-------------------------------	--	-------------------------------	---------------

Vic Correll, R <small>OBP: 0.500, SLG: 1.000</small> <small>(1, 2) X</small>		0-0 <small>(1)</small>		0-0 <small>(1)</small> <small>1B</small> <small>1-2f</small>		0-0 <small>(1)</small>		0-0 <small>(1)</small> <small>1B</small>	4 2 2 1 0 0 1
---	--	-------------------------------	--	---	--	-------------------------------	--	--	---------------

Rod Gilbreath, R <small>OBP: 0.320, SLG: 0.292</small> <small>(1, 4) X</small>		0-0 <small>(2)</small>		0-0 <small>(1)</small> <small>1-3</small> <small>1B</small>		0-0 <small>(1)</small> <small>1B</small>		0-0 <small>(2)</small> <small>1-2f</small> <small>CS</small>	4 0 2 0 0 0 1
---	--	-------------------------------	--	--	--	--	--	---	---------------

Pat Rockett, R <small>OBP: 0.391, SLG: 0.429</small> <small>(1, 6) (9, PH)</small>		0-0 <small>(3)</small>		0-0 <small>(1)</small> <small>1-2</small> <small>3-H</small> <small>1B</small>		0-0 <small>(1)</small> <small>1-2</small>		0-0 <small>(3)</small> <small>1-2</small>	2 0 1 1 0 0 0 0 0 0 0 1 0 0 0 0 0 0 0 0 0
---	--	-------------------------------	--	--	--	---	--	---	---

Phil Niekro, R <small>OBP: 0.400, SLG: 0.400</small> <small>(1, 1) (9, PH)</small>			0-0 <small>(1)</small> <small>E</small> <small>1B</small>		0-0 <small>(2)</small> <small>(3)</small> <small>1-2f</small>		0-0 <small>(2)</small>	0-3 <small>(1)</small>	3 1 1 0 0 0 3 1 0 0 0 0 1 1
---	--	--	--	--	--	--	-------------------------------	-------------------------------	--------------------------------

Inning Stats	R: 0 H: 1 E: 0 K: 0 S: 4	H: 1 LOB: 2 BB: 1 P: 8	R: 0 H: 0 E: 0 K: 0 S: 3	H: 0 LOB: 0 BB: 0 P: 3	R: 1 H: 2 E: 1 K: 1 S: 7	H: 2 LOB: 1 BB: 0 P: 7	R: 1 H: 3 E: 0 K: 0 S: 5	H: 3 LOB: 1 BB: 0 P: 5	R: 0 H: 1 E: 0 K: 1 S: 6	H: 1 LOB: 2 BB: 1 P: 10	R: 1 H: 2 E: 0 K: 0 S: 5	H: 2 LOB: 1 BB: 0 P: 5	R: 0 H: 0 E: 0 K: 0 S: 3	H: 0 LOB: 0 BB: 0 P: 3	R: 0 H: 1 E: 0 K: 0 S: 3	H: 1 LOB: 0 BB: 0 P: 3	R: 0 H: 0 E: 0 K: 2 S: 7	H: 0 LOB: 1 BB: 1 P: 11	1B: 8 SF: 0	2B: 1 SAC: 1	3B: 0 DP: 1	HR: 1 HBP: 0	WP: 0 PA: 39
--------------	--------------------------	------------------------	--------------------------	------------------------	--------------------------	------------------------	--------------------------	------------------------	--------------------------	-------------------------	--------------------------	------------------------	--------------------------	------------------------	--------------------------	------------------------	--------------------------	-------------------------	-------------	--------------	-------------	--------------	--------------

PITCHER																		PITCHER																		
Don Sutton, R <small>ERA: 1.69</small> <small>(1, 1)</small>	Charlie Hough, R <small>ERA: 1.8</small> <small>(8, 1)</small>	IP: 7.0	WLS: 31	BF: 9	H: 3	R: 2	ER: 2	SO: 2	BB: 2	IBB: 0	HBP: 0	BLK: 0	WP: 0	HR: 1	S: 33	P: 41	ERA: 2.57	WHIP: 1.571																		

Atlanta Braves @ Los Angeles Dodgers

Dodger Stadium, Los Angeles, CA

Wed Apr 13 1977, 6:05 PM PST
Att: 36,547 - Unknown

AB 34	WP 0
R 3	PA 39
H 10	
RBI 2	
BB 3	
SO 4	
LOB 18	

Batter	1	2	3	4	5	6	7	8	9	AB	R	H	RBI	BB	SO	LOB
Davey Lopes, R OBP: 0.433, SLG: 0.375 (1, 4)	0-0 BLK 1B		0-0 S 1B		4-0 1B BB		4-0 BB S BB			2	2	2	0	2	0	0
Bill Russell, R OBP: 0.400, SLG: 0.500 (1, 6)	0-0 4-3 1B		0-3 K		0-0 1B		0-0 F3			4	0	2	1	0	1	2
Reggie Smith, S OBP: 0.517, SLG: 0.571 (1, 9)	0-0 4-3		0-0 CS 1B		0-0 4-3		4-0 BB BB			3	0	1	1	1	0	4
Ron Cey, R OBP: 0.517, SLG: 0.760 (1, 5)	0-0 E5 G4-6-3		0-0 CS	0-3 K		0-0 HR	4-0 BB			3	1	1	1	1	1	1
Steve Garvey, R OBP: 0.286, SLG: 0.385 (1, 3)	0-0 G4-6-3			0-0 5-3		0-0 F8	0-3 K			4	0	0	0	0	1	5
Rick Monday, L OBP: 0.370, SLG: 0.500 (1, 8)		0-0 4-3		0-0 G3		0-0 4-3		0-0 HR		4	1	1	1	0	0	0
Dusty Baker Jr., R OBP: 0.417, SLG: 0.550 (1, 7)		0-0 F3			0-0 P5		0-0 1B		0-0 F8	3	0	1	0	0	0	0
John Hale, L OBP: 0.333, SLG: 0.333 (7, 7)		0-0 F3			0-0 1B BB 1B		0-3 K		0-0 1-3	1	0	0	0	0	0	0
Steve Yeager, R OBP: 0.583, SLG: 0.842 (1, 2)		0-0 F7			0-0 P2				0-0 5-3	2	0	1	0	0	0	0
Johnny Oates, L (6, PH)										2	0	0	0	0	1	1
Charlie Hough, R (8, 1)			0-0 F7							1	0	0	0	0	0	0
Don Sutton, R OBP: 0.333, SLG: 0.200 (1, 1)										1	0	0	0	0	0	0
Boog Powell, L (7, PH)										1	0	0	0	0	0	0
Charlie Hough, R (8, 1)										1	0	0	0	0	0	0

Inning Stats	R: 1	H: 2	R: 0	H: 0	R: 1	H: 2	R: 0	H: 0	R: 0	H: 2	R: 1	H: 2	R: 0	H: 0	R: 1	H: 1
	E: 1	LOB: 1	E: 0	LOB: 0	E: 0	LOB: 0	E: 0	LOB: 0	E: 0	LOB: 3	E: 0	LOB: 1	E: 0	LOB: 3	E: 0	LOB: 0
	K: 0	BB: 0	K: 0	BB: 0	K: 1	BB: 0	K: 1	BB: 0	K: 0	BB: 1	K: 1	BB: 0	K: 1	BB: 3	K: 0	BB: 0
	S: 5	P: 5	S: 3	P: 3	S: 6	P: 6	S: 5	P: 5	S: 5	P: 9	S: 7	P: 7	S: 5	P: 17	S: 4	P: 4

BOTTOM

Atlanta Braves @ Los Angeles Dodgers
Dodger Stadium, Los Angeles, CA

Wed Apr 13 1977, 6:05 PM PST
Att. 36,547 - Unknown

livebaseballscorecards.com

AB	32
R	4
H	9
RBI	4
BB	4
SO	4
LOB	14



WP: 0	PA: 37
PB: 0	
SB: 2	
CS: 1	

PITCHER	IP	WLS	BF	H	R	ER	SO	BB	IBB	HBP	BLK	WP	HR	S	P	ERA	WHIP
Phil Niekro, R ERA: 3.38 (1, 1)	8.0	L	36	9	4	4	4	4	0	0	1	0	2	40	56	4.50	1.625

Batter	1	2	3	4	5	6	7	8	9	AB R H RBI BB SO LOB	TOP
Art Gardner, L (1, 8) OBP: 0.200, SLG: 0.158 (8, 7)	0-0 G4-6-3 1B		0-0 F7		0-0 F8		0-0 1B		0-0 5-3	5 0 2 0 0 0 1	
Enos Cabell, R (1, 5) OBP: 0.344, SLG: 0.367 (8, 7)	0-0 G4-6-3 1-2f		0-0 CS 1B			0-0 F9 1B	0-0 4-3		0-0 F9	5 0 2 1 0 0 4	
Jose Cruz, L (1, 9) OBP: 0.267, SLG: 0.370 (8, 8)	0-0 3-1		0-0 CS 1-2	0-0 F8		0-0 F5		0-0 F4		4 0 0 0 0 0 1	
Bob Watson, R (1, 3) OBP: 0.400, SLG: 0.375 Cesar Cedeno, R (8, PR) (8, 8)		4-0 BB FC6-4 BB		4-0 HR BB		0-0 F9 1-2		0-0 BB 1B 1B		2 1 1 0 2 0 1 0 0 0 0 0 0 0	
Joe Ferguson, R (1, 2) OBP: 0.417, SLG: 0.476 (8, 3)		0-0 F9		0-0 F7		0-0 3-1		0-0 BB 1B		4 0 1 0 0 0 3	
Cliff Johnson, R (1, 7) OBP: 0.571, SLG: 1.000 (8, 3)		0-0 F8		0-0 HR 1-H			0-0 FC4-6 1B	4-0 FC6-4 BB		3 1 2 2 1 0 1	
Rob Sperring, R (1, 4) OBP: 0.125, SLG: 0.125 Ken Boswell, L (8, PH) (8, 4)		0-0 FC6-4 1-2f		0-0 F4			0-0 F6	0-3 K		3 0 0 0 0 0 2 1 0 0 0 0 1 3	
Roger Metzger, S (1, 6) OBP: 0.217, SLG: 0.227 (8, 4)			0-0 1B 2B		0-0 F7		0-0 FC4-6 1B BB	0-0 FC6-4		4 1 1 0 0 0 4	
Mark Lemongello, R (1, 1) Joe Niekro, R (6, 1) Willie Crawford, L (7, PH) OBP: 0.500, SLG: 0.455 Joe Sambito, L (7, 1) OBP: 0.500, SLG: 0.500 Ed Herrmann, L (9, PH) OBP: 0.333, SLG: 0.333			0-3 K		0-3 K		4-0 BB 1B BB	0-0 4-3		2 0 0 0 0 2 1 0 0 0 0 0 0 0 0 0 0 0 1 0 0 0 0 0 0 0 0 0 1 0 0 0 0 0 0	
Inning Stats	R: 0 H: 1 E: 0 LOB: 0 K: 0 BB: 0 S: 3 P: 3	R: 0 H: 0 E: 0 LOB: 1 K: 0 BB: 1 S: 3 P: 7	R: 1 H: 2 E: 0 LOB: 0 K: 1 BB: 0 S: 6 P: 6	R: 2 H: 1 E: 0 LOB: 0 K: 0 BB: 1 S: 4 P: 8	R: 0 H: 0 E: 0 LOB: 0 K: 1 BB: 0 S: 5 P: 5	R: 0 H: 1 E: 0 LOB: 1 K: 0 BB: 0 S: 4 P: 4	R: 0 H: 2 E: 0 LOB: 3 K: 0 BB: 1 S: 5 P: 9	R: 0 H: 2 E: 0 LOB: 3 K: 1 BB: 1 S: 7 P: 11	R: 0 H: 0 E: 0 LOB: 0 K: 0 BB: 0 S: 3 P: 3	1B: 7 SF: 0 2B: 1 SAC: 0 3B: 0 DP: 1 HR: 1 HBP: 0	WP: 0 PA: 39 PB: 0 SB: 0 CS: 1
PITCHER Dick Ruthven, R (1, 1) ERA: 1.72 Rick Camp, R (7, 1) ERA:	IP WLS BF H R ER SO BB IBB HBP BLK WP HR S P ERA WHIP	6.2 W 28 7 3 3 2 3 0 0 0 0 0 1 29 41 4.05 1.500	2.1 S 10 2 0 0 1 1 0 0 0 0 0 0 0 11 0.00 1.286								

Houston Astros @ Atlanta Braves
Atlanta-Fulton County Stadium, Atlanta, GA

Fri Apr 15 1977, 6:05 PM EST
Att: 46,469 - Unknown

livebaseballscorecards.com

AB 34
R 3
H 9
RBI 3
BB 4
SO 3
LOB 21



Batter	1	2	3	4	5	6	7	8	9	AB	R	H	RBI	BB	SO	LOB
Rowland Office, L OBP: 0.273, SLG: 0.313 (1, 8)	F8	F8		F7		6-3				4	0	0	0	0	0	4
Jerry Royster, R OBP: 0.303, SLG: 0.394 (1, 5)	CS 1B		HR		1B		4-3			4	1	3	1	0	0	0
Willie Montanez, L OBP: 0.323, SLG: 0.400 (1, 3)	1-2 HR 1B		K		F9		F9			4	1	1	0	0	1	1
Jeff Burroughs, R OBP: 0.323, SLG: 0.556 (1, 9)	1-H HR		5-3		F6		F3			4	1	1	2	0	0	1
Gary Matthews, R OBP: 0.387, SLG: 0.414 (1, 7)	5-3		FC5-4 1B		5-3			1B 1B		4	0	2	0	0	0	1
Vic Correll, R OBP: 0.417, SLG: 0.727 (1, 2)		0-3 K	FC5-4			G5-3 1B 1B		F5		4	0	1	0	0	1	2
Rod Gilbreath, R OBP: 0.345, SLG: 0.296 (1, 4)		0-0 4-3		H SH3-4 HBP		1-2 G5-3 1B		F9		3	1	1	0	0	0	1
Pat Rockett, R OBP: 0.407, SLG: 0.440 (1, 6)		0-0 1B 1B		0-3 K		1-2 2-3f G5-3		1-2 1B		4	0	2	0	0	1	3
Dick Ruthven, R OBP: 0.500, SLG: 0.667 Rick Camp, R (7, 1)		0-0 1B		0-0 SH3-4		2-H 2B		0-3 K		2	0	2	1	0	0	0
		1-2 1B		1-2 1B						1	0	0	0	0	1	2

Inning Stats	R: 2	H: 3	E: 0	K: 0	S: 5	LOB: 0	BB: 0	P: 5	R: 0	H: 2	E: 0	K: 1	S: 7	LOB: 2	BB: 0	P: 7	R: 1	H: 2	E: 0	K: 1	S: 7	LOB: 1	BB: 0	P: 7	R: 0	H: 0	E: 0	K: 1	S: 5	LOB: 1	BB: 0	P: 6	R: 0	H: 1	E: 0	K: 0	S: 4	LOB: 1	BB: 0	P: 4	R: 1	H: 3	E: 0	K: 0	S: 5	LOB: 1	BB: 0	P: 5	R: 0	H: 0	E: 0	K: 0	S: 3	LOB: 0	BB: 0	P: 3	R: 0	H: 2	E: 0	K: 1	S: 7	LOB: 2	BB: 0	P: 7
--------------	------	------	------	------	------	--------	-------	------	------	------	------	------	------	--------	-------	------	------	------	------	------	------	--------	-------	------	------	------	------	------	------	--------	-------	------	------	------	------	------	------	--------	-------	------	------	------	------	------	------	--------	-------	------	------	------	------	------	------	--------	-------	------	------	------	------	------	------	--------	-------	------

1B: 10	SF: 0	WP: 0	PA: 36
2B: 1	SAC: 1	PB: 0	
3B: 0	DP: 1	SB: 0	
HR: 2	HBP: 1	CS: 1	

PITCHER	IP	WLS	BF	H	R	ER	SO	BB	IBB	HBP	BLK	WP	HR	S	P	ERA	WHIP
Mark Lemongello, R ERA: 8.1 (1, 1)	5.0	L	25	10	4	4	3	0	0	0	0	0	2	30	31	7.20	2.000
Joe Niekro, R ERA: 1.93 (6, 1)	1.0		3	1	0	0	0	0	0	0	0	0	0	3	3	0.00	1.000
Joe Sambito, L ERA: 3.38 (7, 1)	2.0		8	2	0	0	1	0	0	0	0	0	0	10	10	0.00	1.000


BOTTOM

Houston Astros @ Atlanta Braves
Atlanta-Fulton County Stadium, Atlanta, GA

Fri Apr 15 1977, 6:05 PM EST
Att. 46,469 - Unknown

AB	34
R	4
H	13
RBI	4
BB	0
SO	4
LOB	15

livebaseballscorecards.com



Batter	1	2	3	4	5	6	7	8	9	AB R H RBI BB SO LOB	TOP											
Rob Sperring, R OBP: 0.167, SLG: 0.167 (1, 4) (7, 6)	0-0 G1-6-3 1B		0-0 F4		0-0 6-3			0-0 1-3		4 0 1 0 0 0 0	Houston Astros @ Atlanta Braves Atlanta-Fulton County Stadium, Atlanta, GA Sat Apr 16 1977, 6:05 PM EST Att. 13,789 - Unknown livebaseballscorecards.com											
Enos Cabell, R OBP: 0.333, SLG: 0.353 (1, 5)	0-0 G1-6-3 1-2f		0-0 1B			0-0 6-3		0-0 6-3		4 0 1 0 0 0 1												
Cesar Cedeno, R (1, 8)	0-0 4-3		0-0 F4			0-0 F7		0-0 F2		4 0 0 0 0 0 1												
Bob Watson, R OBP: 0.382, SLG: 0.357 (1, 3)		0-0 1B		0-0 F9		0-0 F2		0-0 F3		4 1 1 0 0 0 0												
Jose Cruz, L OBP: 0.294, SLG: 0.367 (1, 9)		0-0 1B		4-0 5-3 BB		0-0 F3		0-0 F7		3 0 1 1 1 0 0												
Joe Ferguson, R OBP: 0.464, SLG: 0.720 (1, 2)		0-0 2B		0-0 5-3 1-2		0-0 3B 2B		0-0 HR		4 2 3 1 0 0 1												
Cliff Johnson, R OBP: 0.444, SLG: 0.714 (1, 7)		0-3 K		0-0 F8		0-0 F7		0-0 6-3		4 0 0 0 0 1 3												
Roger Metzger, S OBP: 0.200, SLG: 0.208 Ken Boswell, L OBP: 0.750, SLG: 1.333 (7, PH) (7, 4)		0-0 F8			0-0 4-3		0-0 3B			2 0 0 0 0 0 1 1 0 1 1 0 0 0												
Doug Konieczny, R OBP: 0.250, SLG: 0.250 Willie Crawford, L OBP: 0.467, SLG: 0.417 Joe Sambito, L OBP: 0.500, SLG: 0.500 Ken Forsch, R (7, 1)			0-0 F4		0-3 K		0-0 F4			2 0 0 0 0 1 0 1 0 0 0 0 0 1 0 0 0 0 0 0 0 0 0 0 0 0 0 0												
Inning Stats	R: 0 E: 0 K: 0 S: 3	H: 1 LOB: 0 BB: 0 P: 3	R: 1 E: 0 K: 1 S: 7	H: 3 LOB: 1 BB: 0 P: 7	R: 0 E: 0 K: 0 S: 4	H: 1 LOB: 1 BB: 0 P: 4	R: 0 E: 0 K: 0 S: 3	H: 0 LOB: 1 BB: 1 P: 7	R: 0 E: 0 K: 1 S: 5	H: 0 LOB: 0 BB: 0 P: 5		R: 0 E: 0 K: 0 S: 3	H: 0 LOB: 0 BB: 0 P: 3	R: 1 E: 0 K: 0 S: 5	H: 2 LOB: 1 BB: 0 P: 5	R: 0 E: 0 K: 0 S: 3	H: 0 LOB: 0 BB: 0 P: 3	R: 1 E: 0 K: 0 S: 4	H: 1 LOB: 0 BB: 0 P: 4	1B: 4 2B: 2 3B: 1 HR: 1	SF: 0 SAC: 0 DP: 1 HBP: 0	WP: 0 PB: 0 SB: 1 CS: 0
PITCHER Andy Messersmith, R ERA: 5.64 (1, 1)	IP 9.0	WLS W	BF 34	H 8	R 3	ER 3	SO 2	BB 1	IBB 0	HBP 0	BLK 0	WP 0	HR 1	S 37	P 41	ERA 3.00	WHIP 1.000					



Batter	1	2	3	4	5	6	7	8	9	AB	R	H	RBI	BB	SO	LOB
Rowland Office, L OBP: 0.263, SLG: 0.278 (1, 8)	0-0 4-3	0-0 F7		0-0 E6			4-0 SH1-4 1B	0-0 4-3		4	1	0	0	1	0	3
Jerry Royster, R OBP: 0.297, SLG: 0.361 (1, 5)	4-0 S BB	0-0 4-3		0-0 CS	0-0 6-3		0-0 SH1-4	0-0 5-3		3	0	0	0	1	0	3
Willie Montanez, L OBP: 0.314, SLG: 0.364 (1, 3)	0-0 5-3		0-0 G3		0-3 K		4-0 BB 1B			3	1	0	0	1	1	1
Jeff Burroughs, R OBP: 0.314, SLG: 0.500 (1, 9)	0-3 K		0-0 F8		0-0 6-3		4-0 HBP 1B			3	0	0	0	1	1	1
Gary Matthews, R OBP: 0.457, SLG: 0.469 (1, 7)		4-0 6-3 HBP 1B		0-0 1B		0-0 FC1-4 1B	0-0 HBP 1B			3	1	3	2	1	0	0
Vic Correll, R OBP: 0.467, SLG: 0.692 Biff Pocaroba, S OBP: 0.211, SLG: 0.167 (7, PH) (8, 2)		1-0 1B HBP		0-0 FC5-4 1B		0-0 FC1-4 1B	1-0 G6-4-3 HBP			2	1	1	0	0	0	1
Rod Gilbreath, R OBP: 0.303, SLG: 0.258 (1, 4)		0-0 6-3		0-0 FC5-4		0-0 F4	0-0 G6-4-3			4	0	0	0	0	0	8
Pat Rockett, R OBP: 0.452, SLG: 0.483 (1, 6)		0-0 1B		0-0 F7		0-0 1B		0-0 4-3 SH1-4 1B		4	0	3	2	0	0	0
Andy Messersmith, R OBP: 0.250, SLG: 0.143 (1, 1)		0-0 1B		0-0 F7		0-0 F9		0-0 SH1-4		3	0	1	0	0	0	2

Inning Stats	R: 0	H: 0	E: 0	K: 1	S: 5	R: 2	H: 2	E: 0	K: 0	S: 5	R: 0	H: 2	E: 0	K: 0	S: 5	R: 0	H: 0	E: 0	K: 1	S: 5	R: 0	H: 2	E: 0	K: 0	S: 5	R: 2	H: 1	E: 0	K: 0	S: 4	R: 0	H: 1	E: 0	K: 0	S: 4	1B: 8	2B: 0	3B: 0	HR: 0	SF: 0	SAC: 2	DP: 1	HBP: 2	WP: 0	PB: 0	SB: 1	CS: 1	PA: 39
--------------	------	------	------	------	------	------	------	------	------	------	------	------	------	------	------	------	------	------	------	------	------	------	------	------	------	------	------	------	------	------	------	------	------	------	------	-------	-------	-------	-------	-------	--------	-------	--------	-------	-------	-------	-------	--------

PITCHER	IP	WLS	BF	H	R	ER	SO	BB	IBB	HBP	BLK	WP	HR	S	P	ERA	WHIP
Doug Konieczny, R ERA: 3.18 (1, 1)	6.0		27	6	2	2	2	2	0	0	0	0	0	28	37	3.00	1.333
Joe Sambito, L ERA: 6.35 (7, 1)	0.1	L	3	0	2	2	0	2	0	0	0	0	0	1	9	54.00	6.000
Ken Forsch, R ERA: 1.35 (7, 1)	1.2		8	2	0	0	0	1	0	1	0	0	0	6	11	0.00	1.800

BOTTOM

Houston Astros @ Atlanta Braves
Atlanta-Fulton County Stadium, Atlanta, GA
Sat Apr 16 1977, 6:05 PM EST
Att. 13,789 - Unknown

livebaseballscorecards.com

AB	29
R	4
H	8
RBI	4
BB	5
SO	2
LOB	19



Houston Astros @ Atlanta Braves

Atlanta-Fulton County Stadium, Atlanta, GA

Sun Apr 17 1977, 3:33 AM EST
Att: 11,024 - Unknown

AB	32
R	4
H	8
RBI	2
BB	6
SO	6
LOB	13



AB	R	H	RBI	BB	SO	LOB
5	0	1	0	0	1	0
5	0	0	0	0	0	2
3	1	0	0	1	1	1
4	1	2	0	0	1	0
4	0	2	1	0	2	1
3	0	1	0	1	1	2
0	0	0	0	0	0	0
2	1	1	1	2	0	2
0	0	0	0	0	0	0
3	1	1	0	1	0	2
2	0	0	0	0	0	3
0	0	0	0	1	0	0
0	0	0	0	0	0	0
0	0	0	0	0	0	0
1	0	0	0	0	0	0

Batter	1	2	3	4	5	6	7	8	9
Rob Sperring, R (1, 4) OBP: 0.176, SLG: 0.176	0-0 5-3		0-0 F4		0-0 F8		0-0 G4-3 1B		0-3 K
Enos Cabell, R (1, 5) OBP: 0.293, SLG: 0.308	0-0 4-3			0-0 F8	0-0 6-3		0-0 G4-3		0-0 F9
Cesar Cedeno, R (1, 8) OBP: 0.200, SLG: 0.158	0-0 6-3			4-0 1B BB	0-0 F8		0-3 K		
Bob Watson, R (1, 3) OBP: 0.395, SLG: 0.375		0-3 K		0-0 1B PB 1B		0-0 6-4 PB 1B		0-0 F8	
Jose Cruz, L (1, 9) OBP: 0.316, SLG: 0.382		0-0 CS 1B		0-0 PB S 1B		0-3 K		0-3 K	
Joe Ferguson, R (1, 2) OBP: 0.469, SLG: 0.679		0-0 F7		0-3 K		4-0 BB		0-0 BB 1B	
Art Gardner, L (8, PR) OBP: 0.200, SLG: 0.158				1-3 3-H		0-0 BB		4-0 BB 1B	
Cliff Johnson, R (1, 7) OBP: 0.500, SLG: 0.875			0-0 HR	4-0 BB BB		0-0 6-4		4-0 BB 1B	
Ed Herrmann, L (8, 2) OBP: 0.333, SLG: 0.333						2-3f		1-2 BB	
Roger Metzger, S (1, 6) OBP: 0.241, SLG: 0.259			0-0 4-3	4-0 BB BB			0-0 1B G4-3 2B	0-0 F8	
J.R. Richard, R (1, 1) OBP: 0.500, SLG: 0.417			0-0 6-3	0-0 F1			4-0 G4-3 1B BB	0-0 F9	
Willie Crawford, L (7, PH) OBP: 0.500, SLG: 0.417									
Joe Niekro, R (7, 1) OBP: 0.600, SLG: 1.000									
Ken Forsch, R (7, 1)									
Ken Boswell, L (9, PH)									

Inning Stats	R: 0	H: 0	E: 0	K: 0	S: 3	P: 3	R: 0	H: 1	E: 0	K: 1	S: 5	P: 5	R: 1	H: 1	E: 0	K: 0	S: 4	R: 2	H: 2	E: 0	K: 1	S: 7	P: 19	R: 0	H: 0	E: 0	K: 0	S: 3	P: 3	R: 0	H: 1	E: 0	K: 1	S: 5	P: 9	R: 1	H: 2	E: 0	K: 1	S: 6	P: 10	R: 0	H: 1	E: 0	K: 1	S: 6	P: 10	R: 0	H: 0	E: 0	K: 1	S: 5	P: 5	1B: 6	SF: 0	2B: 2	SAC: 0	3B: 0	DP: 2	HR: 1	HBP: 0	WP: 0	PA: 38
--------------	------	------	------	------	------	------	------	------	------	------	------	------	------	------	------	------	------	------	------	------	------	------	-------	------	------	------	------	------	------	------	------	------	------	------	------	------	------	------	------	------	-------	------	------	------	------	------	-------	------	------	------	------	------	------	-------	-------	-------	--------	-------	-------	-------	--------	-------	--------

PITCHER	IP	WLS	BF	H	R	ER	SO	BB	IBB	HBP	BLK	WP	HR	S	P	ERA	WHIP
Phil Niekro, R (1, 1) ERA: 3.91	7.0		30	7	4	4	4	5	0	0	0	0	1	33	53	5.14	1.714
Mike Marshall, R (8, 1) ERA: 10.8	1.0	W	5	1	0	0	1	1	0	0	0	0	0	6	10	0.00	2.000
Rick Camp, R (9, 1) ERA:	1.0	S	3	0	0	0	1	0	0	0	0	0	0	5	5	0.00	0.000

Batter	1	2	3	4	5	6	7	8	9
Rowland Office, L OBP: 0.262, SLG: 0.275 (1, 8)	0-0 F7		0-0 F4		0-0 G4-3		0-0 1B		
Jerry Royster, R OBP: 0.293, SLG: 0.342 (1, 5)	0-0 6-3			0-0 F3		4-0 1B	0-0 SF8		
Willie Montanez, L OBP: 0.333, SLG: 0.405 (1, 3)	0-3 K			0-0 WP PB 2B		0-0 BB 1B SF8	0-0 1-3 1B		
Jeff Burroughs, R OBP: 0.333, SLG: 0.485 Rick Camp, R (9, 1)		4-0 4-3 PB BB		0-3 K		0-0 G5-3 BB 1B	0-0 F8		
Gary Matthews, R OBP: 0.462, SLG: 0.457 (1, 7)		0-3 K2-3		0-3 K		4-0 1-2 2-3 BB	0-0 SH1-4 2B 1B		
Biff Pocaroba, S OBP: 0.227, SLG: 0.158 (1, 2)		0-0 4-3			4-0 1B BB BB	0-0 SF8	0-0 SH1-4		
Rod Gilbreath, R OBP: 0.324, SLG: 0.294 (1, 4)		0-0 1-3			4-0 1B BB	0-0 G5-3	0-0 2B		
Pat Rockett, R OBP: 0.429, SLG: 0.438 (1, 6)			0-0 F2		0-0 F2		4-0 1B SH1-4 SF8 BB	0-0 E5	
Phil Niekro, R OBP: 0.429, SLG: 0.429 Junior Moore, R (7, PH) Mike Marshall, R OBP: 1.000, SLG: 1.000 Brian Asselstine, L (8, PH) (9, 9)			0-0 F9		0-0 G4-3 1B		0-0 SH1-4	0-0 F7	

Inning Stats	R: 0 E: 0 K: 1 S: 5	H: 0 LOB: 0 BB: 0 P: 5	R: 0 E: 0 K: 1 S: 5	H: 0 LOB: 1 BB: 1 P: 9	R: 0 E: 0 K: 0 S: 3	H: 0 LOB: 0 BB: 0 P: 3	R: 1 E: 0 K: 2 S: 8	H: 1 LOB: 0 BB: 0 P: 8	R: 0 E: 0 K: 0 S: 3	H: 1 LOB: 2 BB: 2 P: 11	R: 2 E: 1 K: 0 S: 4	H: 1 LOB: 1 BB: 2 P: 12	R: 1 E: 0 K: 0 S: 5	H: 2 LOB: 2 BB: 1 P: 9	R: 1 E: 1 K: 0 S: 5	H: 2 LOB: 1 BB: 0 P: 5
1B: 5 2B: 2 3B: 0 HR: 0	SF: 2 SAC: 2 DP: 2 HBP: 0	WP: 1 PB: 2 SB: 0 CS: 0	PA: 36													

PITCHER	IP	WLS	BF	H	R	ER	SO	BB	IBB	HBP	BLK	WP	HR	S	P	ERA	WHIP
J.R. Richard, R ERA: 1.64 (1, 1)	6.0		25	3	3	1	4	5	0	0	0	1	0	28	48	1.50	1.333
Joe Niekro, R ERA: 3.38 (7, 1)	0.2		5	2	1	1	0	1	0	0	0	0	0	4	8	13.50	4.500
Ken Forsch, R ERA: 2.25 (7, 1)	1.1	L	6	2	1	1	0	0	0	0	0	0	0	6	6	6.75	1.500

BOTTOM

Houston Astros @ Atlanta Braves
Atlanta-Fulton County Stadium, Atlanta, GA

Sun Apr 17 1977, 3:33 AM EST
Att. 11,024 - Unknown

livebaseballscorecards.com

AB	26
R	5
H	7
RBI	4
BB	6
SO	4
LOB	15



Batter	1	2	3	4	5	6	7	8	9	AB R H RBI BB SO LOB	TOP		
Gene Richards, L OBP: 0.244, SLG: 0.205 (1, 3) (9, 8)	0-0 4-3		0-0 4-3		0-0 1B BB			0-0 4-3		4 1 0 0 1 0 3			
Bill Almon, R OBP: 0.293, SLG: 0.375 (1, 6) (9, 8)	0-0 5-3		0-3 K		0-0 F8 1B HR 1B	0-3 K		0-0 6-3		5 1 1 0 0 2 1			
Jerry Turner, L OBP: 0.310, SLG: 0.370 (1, 7) (9, 8)	0-3 K			0-3 K	0-0 BB HR 1B	0-3 K		0-0 4-3		5 1 1 2 0 3 0			
Dave Winfield, R OBP: 0.367, SLG: 0.435 (1, 9) (9, 8)		0-0 F7		0-0 HR 1B	0-0 F8	0-0 F7		0-0 4-3 E 1B		5 2 2 0 0 0 2			
George Hendrick, R OBP: 0.458, SLG: 0.537 Bobby Valentine, R (9, PH) (9, 3)		0-3 K		0-0 5-3	4-0 HR BB		0-0 HR	0-0 4-3	3 2 1 1 1 1 1 1 0 0 0 0 0 1				
Gene Tenace, R OBP: 0.375, SLG: 0.595 (1, 2) (9, 8)		0-0 HR		4-0 HR BB	0-0 HR		0-0 4-3 1B	0-3 K	4 3 3 5 1 1 1				
Doug Rader, R OBP: 0.465, SLG: 0.706 (1, 5) (9, 8)		0-3 K		0-0 HR BB	4-0 HR BB		0-0 4-3	0-0 2B 1B	4 1 2 4 1 1 1		AB 40 R 12 H 14 RBI 12 BB 4 SO 12 LOB 15		
Mike Champion, R OBP: 0.333, SLG: 0.293 (1, 4) (9, 8)			0-0 SH3-4 1B	0-0 4-3	0-3 K		0-3 K	0-0 1-3 2B	5 0 2 0 0 2 2				
Rick Sawyer, R OBP: 1.000, SLG: 1.000 Butch Metzger, R Rollie Fingers, R (1, 1) (6, 1) (7, 1)			0-0 SH3-4		0-0 1B BB		0-3 K	0-3 K	2 1 2 0 0 0 0 1 0 0 0 0 1 1 1 0 0 0 0 1 2				
Inning Stats	R: 0 E: 0 K: 1 S: 5 H: 0 LOB: 0 BB: 0 P: 5	R: 1 E: 0 K: 2 S: 8 H: 1 LOB: 0 BB: 0 P: 8	R: 0 E: 0 K: 1 S: 6 H: 1 LOB: 1 BB: 0 P: 6	R: 3 E: 0 K: 1 S: 7 H: 2 LOB: 0 BB: 1 P: 11	R: 6 E: 0 K: 1 S: 10 H: 5 LOB: 2 BB: 3 P: 22	R: 0 E: 0 K: 2 S: 7 H: 0 LOB: 0 BB: 0 P: 7	R: 1 E: 0 K: 2 S: 9 H: 2 LOB: 1 BB: 0 P: 9	R: 0 E: 0 K: 0 S: 3 H: 0 LOB: 0 BB: 0 P: 3	R: 1 E: 1 K: 2 S: 10 H: 3 LOB: 2 BB: 0 P: 10	1B: 9 2B: 1 3B: 0 HR: 4 SF: 0 SAC: 1 DP: 0 HBP: 0	WP: 0 PB: 0 SB: 0 CS: 0 PA: 45		
PITCHER	IP WLS BF H R ER SO BB IBB HBP BLK WP HR S P ERA WHIP											PITCHER	IP WLS BF H R ER SO BB IBB HBP BLK WP HR S P ERA WHIP
Frank LaCorte, R ERA: 9.0 (1, 1)	4.0 L 21 7 8 8 5 2 0 0 0 0 0 2 29 37 18.00 2.250												
Bob Johnson, R ERA: 11.57 (5, 1)	1.0 7 2 2 2 1 2 0 0 0 0 0 1 7 15 18.00 4.000												
Buzz Capra, R ERA: 16.2 (6, 1)	1.0 3 0 0 0 2 0 0 0 0 0 0 0 7 7 0.00 0.000												
Mike Marshall, R ERA: 8.44 (7, 1)	2.0 8 2 1 1 2 0 0 0 0 0 0 1 12 12 4.50 1.000												
Jamie Easterly, L ERA: 6.0 (9, 1)	1.0 6 3 1 1 2 0 0 0 0 0 0 0 10 10 9.00 3.000												

San Diego Padres @ Atlanta Braves
Atlanta-Fulton County Stadium, Atlanta, GA

Mon Apr 18 1977, 6:05 PM EST
Att. 3,933 - Unknown

livebaseballscorecards.com



Batter	1	2	3	4	5	6	7	8	9	AB	R	H	RBI	BB	SO	LOB
Rowland Office, L OBP: 0.298, SLG: 0.295 (1, 8)	4-0 FC1-6 BB		0-0 FC5 1B		0-0 G5-4-3 1B	0-0 L9		0-0 4-3		4	0	2	0	1	0	1
Jerry Royster, R OBP: 0.283, SLG: 0.326 (1, 5)	0-0 FC1-6 CS 1-2f		0-0 FC5 1-2 2-3f		0-0 G5-4-3 1-2f		0-0 5-3		0-0 9-3 1B	5	0	1	0	0	0	5
Willie Montanez, L OBP: 0.318, SLG: 0.452 (1, 3)	0-0 HR 1-2		0-0 F9			0-0 G3	0-0 F9		0-0 9-3 1-2f	5	1	1	1	0	0	3
Jeff Burroughs, R OBP: 0.364, SLG: 0.568 (1, 9)	0-0 4-3			0-3 K		0-0 1B 2B 1B	4-0 BB 1B BB		0-0 HR	4	2	2	1	1	1	0
Gary Matthews, R OBP: 0.477, SLG: 0.462 (1, 7)		4-0 L6-3 BB		0-0 F8		0-0 2B 2B 1B	0-0 BB 1B		0-3 K	4	1	2	0	1	1	0
Biff Pocaroba, S OBP: 0.308, SLG: 0.273 (1, 2)		0-0 L6-3 1-2		0-0 1B		0-0 2B 2B	4-0 BB			3	1	2	1	1	0	1
Rod Gilbreath, R OBP: 0.317, SLG: 0.316 (1, 4)		0-3 K		0-0 F8		0-0 1B 2B	0-3 K			4	1	1	2	0	2	4
Pat Rockett, R OBP: 0.436, SLG: 0.429 (1, 6)			0-0 FC5 SH3-4 1B		4-0 1B BB	0-3 K		0-0 F8		3	0	1	0	1	1	1
Frank LaCorte, R OBP: 1.000, SLG: 0.500 Bob Johnson, L Tom Paciorek, R Buzz Capra, R Junior Moore, R Mike Marshall, R Brian Asselstine, L Jamie Easterly, L			0-0 SH3-4 1-2		0-0 L5	0-0 2-H 1B		0-0 F8		0	0	0	0	0	0	0

BOTTOM

San Diego Padres @ Atlanta Braves
Atlanta-Fulton County Stadium, Atlanta, GA
Mon Apr 18 1977, 6:05 PM EST
Att. 3,933 - Unknown

livebaseballscores.com

AB	35
R	6
H	13
RBI	6
BB	5
SO	5
LOB	16



Inning Stats	R: 1	H: 1	E: 0	K: 0	S: 3	H: 1	LOB: 0	BB: 1	P: 7	R: 0	H: 0	E: 0	K: 1	S: 4	R: 0	H: 2	E: 0	K: 0	S: 5	R: 0	H: 1	E: 0	K: 1	S: 6	R: 0	H: 1	E: 0	K: 0	S: 3	R: 4	H: 5	E: 0	K: 1	S: 10	R: 0	H: 1	E: 0	K: 1	S: 6	R: 0	H: 1	E: 0	K: 1	S: 6	R: 0	H: 0	E: 0	K: 0	S: 3	R: 1	H: 2	E: 0	K: 1	S: 6	1B: 9	SF: 0	2B: 4	SAC: 1	3B: 0	DP: 3	HR: 2	HBP: 0	WP: 0	PA: 41
--------------	------	------	------	------	------	------	--------	-------	------	------	------	------	------	------	------	------	------	------	------	------	------	------	------	------	------	------	------	------	------	------	------	------	------	-------	------	------	------	------	------	------	------	------	------	------	------	------	------	------	------	------	------	------	------	------	-------	-------	-------	--------	-------	-------	-------	--------	-------	--------

PITCHER	IP	WLS	BF	H	R	ER	SO	BB	IBB	HBP	BLK	WP	HR	S	P	ERA	WHIP
Rick Sawyer, R ERA: 6.17 (1, 1)	5.2	W	27	10	5	5	3	3	0	0	0	0	1	30	42	7.94	2.294
Butch Metzger, R ERA: 3.86 (6, 1)	1.0		6	1	0	0	0	2	0	0	0	0	0	4	12	0.00	3.000
Rollie Fingers, R ERA: 1.8 (7, 1)	2.1		8	2	1	1	2	0	0	0	0	0	1	12	12	3.86	0.857

Batter	1	2	3	4	5	6	7	8	9	AB R H RBI BB SO LOB	TOP											
Jerry Turner, L (1, 7) OBP: 0.303, SLG: 0.355	0-3 K2-3		0-0 SH1-3 6-3 1B		0-3 K			0-0 FC6-4 1-2f		4 1 1 0 0 2 2												
Bill Almon, R (1, 6) Merv Rettenmund, R (8, PH) Enzo Hernandez, R (8, 6)	0-0 FC3-2 1B		0-0 SH1-3 1-2		0-0 1-3			0-0 F9		2 0 1 0 0 0 1 1 0 0 0 0 0 1 0 0 0 0 0 0 0												
Dave Winfield, R (1, 9) OBP: 0.340, SLG: 0.400	0-0 FC3-2 1B 1-H		0-0 6-3 2-H			0-0 F5		0-3 K		4 0 0 1 0 1 2												
George Hendrick, R (1, 8) OBP: 0.442, SLG: 0.511	0-0 1-3 1B		0-0 6-3			0-3 K		0-3 K		4 0 1 0 0 2 0												
Gene Tenace, R (1, 2) OBP: 0.346, SLG: 0.543	0-0 4-3			0-0 F7		0-3 K		0-3 K		4 0 0 0 0 2 2												
Mike Ivie, R (1, 3) OBP: 0.324, SLG: 0.528		0-0 2-3 1B		0-0 L8			0-0 4-3	0-0 F7		4 0 1 0 0 0 0												
Doug Rader, R (1, 5) OBP: 0.435, SLG: 0.649				0-3 K			0-3 K			3 0 0 0 0 2 1												
Mike Champion, R (1, 4) OBP: 0.314, SLG: 0.273		0-0 2-3 1-2			0-3 K		0-0 F4			3 0 0 0 0 1 1												
Dave Freisleben, R (1, 1) Bobby Valentine, R (8, PH) Dave Tomlin, L (8, 1)		0-0 F3						4-0 FC6-4 BB		2 0 1 0 0 0 1 0 0 0 0 1 0 0 0 0 0 0 0 0 0												
Inning Stats	R: 0 E: 1 K: 1 S: 7	H: 2 LOB: 2 BB: 0 P: 7	R: 0 E: 0 K: 0 S: 4	H: 1 LOB: 1 BB: 0 P: 4	R: 1 E: 1 K: 0 S: 4	H: 1 LOB: 0 BB: 0 P: 4	R: 0 E: 0 K: 1 S: 5	H: 0 LOB: 0 BB: 0 P: 5	R: 0 E: 0 K: 2 S: 8	H: 1 LOB: 1 BB: 0 P: 8	R: 0 E: 0 K: 2 S: 7	H: 0 LOB: 0 BB: 0 P: 7	R: 0 E: 0 K: 1 S: 5	H: 0 LOB: 0 BB: 0 P: 5	R: 0 E: 0 K: 1 S: 5	H: 0 LOB: 1 BB: 1 P: 9	R: 0 E: 0 K: 2 S: 7	H: 0 LOB: 0 BB: 0 P: 7	1B: 5 2B: 0 3B: 0 HR: 0	SF: 0 SAC: 1 DP: 0 HBP: 0	WP: 0 PB: 0 SB: 1 CS: 0	PA: 33
PITCHER Dick Ruthven, R (1, 1) ERA: 1.09	IP: 9.0 WLS: W BF: 33 H: 5 R: 1 ER: 0 SO: 10 BB: 1 IBB: 0 HBP: 0 BLK: 0 WP: 0 HR: 0 S: 52 P: 56 ERA: 0.00 WHIP: 0.667											PITCHER	IP: 9.0 WLS: W BF: 33 H: 5 R: 1 ER: 0 SO: 10 BB: 1 IBB: 0 HBP: 0 BLK: 0 WP: 0 HR: 0 S: 52 P: 56 ERA: 0.00 WHIP: 0.667									

San Diego Padres @ Atlanta Braves
Atlanta-Fulton County Stadium, Atlanta, GA

Tue Apr 19 1977, 6:05 PM EST
Att. 7,635 - Unknown

livebaseballscorecards.com

AB 31
R 1
H 5
RBI 1
BB 1
SO 10
LOB 11



Batter	1	2	3	4	5	6	7	8	9
Rowland Office, L (1, 8) OBP: 0.294, SLG: 0.354	0-0 F7		0-0 HR		0-0 4-3			0-3 K	
Jerry Royster, R (1, 5) OBP: 0.260, SLG: 0.298	0-0 5-3		0-0 6-3		0-0 F8			0-0 5-3	
Willie Montanez, L (1, 3) OBP: 0.292, SLG: 0.413	0-0 F7			0-0 F9		0-0 L3		0-0 L7	
Jeff Burroughs, R (1, 9) OBP: 0.383, SLG: 0.590		0-0 WP G4-6-3 2B		4-0 HR BB		0-0 1-3			
Gary Matthews, R (1, 7) OBP: 0.489, SLG: 0.537		4-0 G4-6-3 BB		0-0 1-H HR		0-0 1-3			
Biff Pocaroba, S (1, 2) OBP: 0.276, SLG: 0.240		0-0 G4-6-3		0-0 F7		0-3 K			
Rod Gilbreath, R (1, 4) OBP: 0.341, SLG: 0.341		0-0 F8		0-0 CS 1B		0-0 S 1B			
Pat Rockett, R (1, 6) OBP: 0.429, SLG: 0.405			0-0 F2	0-0 CS	4-0 SH1-4 BB	0-3 K			
Dick Ruthven, R (1, 1) OBP: 0.375, SLG: 0.500			0-3 K		0-0 SH1-4	0-0 F4			

Inning Stats	R: 0	H: 0	E: 0	K: 0	S: 3	R: 1	H: 1	E: 0	K: 0	S: 3	R: 1	H: 1	E: 0	K: 1	S: 6	R: 2	H: 2	E: 0	K: 0	S: 4	R: 0	H: 0	E: 0	K: 0	S: 3	R: 0	H: 0	E: 0	K: 2	S: 8	R: 0	H: 0	E: 0	K: 1	S: 5
	LOB: 0	BB: 0	P: 3	LOB: 0	BB: 1	LOB: 0	BB: 0	LOB: 0	BB: 1	P: 7	LOB: 0	BB: 0	LOB: 0	BB: 0	P: 7	LOB: 0	BB: 0	LOB: 0	BB: 0	P: 3	LOB: 1	BB: 1	LOB: 1	BB: 0	P: 8	LOB: 1	BB: 0	P: 8	LOB: 0	BB: 0	LOB: 0	BB: 0	P: 5		

PITCHER	IP	WLS	BF	H	R	ER	SO	BB	IBB	HBP	BLK	WP	HR	S	P	ERA	WHIP
Dave Freisleben, R (1, 1) ERA: 5.03	7.0	L	27	5	4	4	3	3	0	0	0	1	2	30	42	5.14	1.143
Dave Tomlin, L (8, 1) ERA:	1.0		3	0	0	0	1	0	0	0	0	0	0	5	5	0.00	0.000

BOTTOM

San Diego Padres @ Atlanta Braves
Atlanta-Fulton County Stadium, Atlanta, GA

Tue Apr 19 1977, 6:05 PM EST
Att. 7,635 - Unknown

AB	R	H	RBI	BB	SO	LOB
4	1	1	1	0	1	1
4	0	0	0	0	0	1
4	0	0	0	0	0	0
2	2	1	0	1	0	0
2	1	1	2	1	0	0
3	0	0	0	0	1	1
3	0	2	0	0	0	0
2	0	0	0	1	1	1
2	0	0	0	0	1	1

livebaseballscorecards.com

AB	26
R	4
H	5
RBI	3
BB	3
SO	4
LOB	5

Braves

WP	PA
1	31

Batter	1	2	3	4	5	6	7	8	9	AB R H RBI BB SO LOB	TOP									
Jerry Turner, L (1, 7) OBP: 0.270, SLG: 0.314	0-0 G3		0-0 4-3		0-0 4-3			0-0 5-3		4 0 0 0 0 0 1										
Bill Almon, R (1, 6) OBP: 0.277, SLG: 0.348	0-0 L9		0-0 F3			0-0 2-3		0-3 K		4 0 0 0 0 1 0										
Dave Winfield, R (1, 9) OBP: 0.351, SLG: 0.426	0-0 F2			0-0 2B		0-0 F6		0-0 1B WP 1B		4 0 2 0 0 0 0										
George Hendrick, R (1, 8) OBP: 0.464, SLG: 0.531		0-0 FC5-4 1B		0-0 6-3		0-0 1B		0-0 BB 1B		4 0 3 0 0 0 1										
Gene Tenace, R (1, 2) OBP: 0.339, SLG: 0.510		0-0 FC5-4 FC5 BB 1-2f		0-0 5-3		0-0 F3		4-0 BB BB 1-2 BB		3 0 0 0 1 0 3										
Mike Ivie, R (1, 3) OBP: 0.293, SLG: 0.475		0-0 F8		0-0 4-3			0-0 6-3	0-0 4-3		4 0 0 0 0 0 5										
Doug Rader, R (1, 5) OBP: 0.480, SLG: 0.667		4-0 BB BB FC5 1-2 BB			0-0 SH3-4 1B		4-0 BB BB FC6-4 BB		0-0 G5-4-3 1B	2 0 2 0 2 0 0										
Mike Champion, R (1, 4) OBP: 0.296, SLG: 0.255		0-0 FC5			0-0 F9		0-0 FC6-4 FC5-4 1-2f		0-3 K	3 0 0 0 0 0 4										
Gene Richards, L (9, PH) OBP: 0.239, SLG: 0.200		1-2 2-3f								1 0 0 0 0 1 1										
Randy Jones, R (1, 1) OBP: 0.333, SLG: 0.200			0-3 K			0-0 SH3-4		0-0 FC5-4 1-2f		0-0 G5-4-3	1 0 0 0 0 1 0									
Merv Rettenmund, R (7, PH) OBP: 0.286, SLG: 0.714										1 0 0 0 0 0 1										
Rollie Fingers, R (7, 1)										0 0 0 0 0 0 0										
Bobby Valentine, R (9, PH)										1 0 0 0 0 0 1										
Inning Stats	R: 0 E: 0 K: 0 S: 3	H: 0 LOB: 0 BB: 0 P: 3	R: 0 E: 0 K: 0 S: 4	H: 1 LOB: 2 BB: 1 P: 8	R: 0 E: 0 K: 1 S: 5	H: 0 LOB: 0 BB: 0 P: 5	R: 0 E: 0 K: 0 S: 4	H: 1 LOB: 1 BB: 0 P: 4	R: 0 E: 0 K: 0 S: 4	H: 1 LOB: 1 BB: 0 P: 4	R: 0 E: 0 K: 0 S: 3	H: 0 LOB: 1 BB: 1 P: 7	R: 0 E: 0 K: 1 S: 7	H: 2 LOB: 3 BB: 1 P: 11	R: 0 E: 0 K: 1 S: 5	H: 1 LOB: 0 BB: 0 P: 5	1B: 6 2B: 1 3B: 0 HR: 0	SF: 0 SAC: 1 DP: 1 HBP: 0	WP: 1 PB: 0 SB: 0 CS: 0	PA: 36
PITCHER	IP WLS BF H R ER SO BB IBB HBP BLK WP HR S P ERA WHIP																			
Andy Messersmith, R (1, 1) ERA: 4.3	7.0 W 27 4 0 0 1 2 0 0 0 0 0 0 27 35 0.00 0.857																			
Rick Camp, R (8, 1) ERA:	2.0 S 9 3 0 0 2 1 0 0 0 1 0 12 16 0.00 2.000																			

San Diego Padres @ Atlanta Braves
Atlanta-Fulton County Stadium, Atlanta, GA

Wed Apr 20 1977, 6:05 PM EST
Att. 8,176 - Unknown

livebaseballscorecards.com

AB	32
R	0
H	7
RBI	0
BB	3
SO	3
LOB	17



Batter	1	2	3	4	5	6	7	8	9	AB R H RBI BB SO LOB
--------	---	---	---	---	---	---	---	---	---	----------------------

<p>Rowland Office, L (1, 8) OBP: 0.291, SLG: 0.365</p>	<p>0-3</p>		<p>0-0</p>		<p>0-0</p>		<p>0-0</p>			4 0 1 0 0 1 1
<p>Jerry Royster, R (1, 5) OBP: 0.259, SLG: 0.280</p>	<p>4-0</p>		<p>0-0</p>		<p>0-0</p>		<p>0-3</p>			3 0 0 0 1 1 2
<p>Willie Montanez, L (1, 3) OBP: 0.269, SLG: 0.380</p>	<p>0-0</p>		<p>0-0</p>		<p>0-0</p>			<p>0-0</p>		4 0 0 0 0 0 3
<p>Jeff Burroughs, R (1, 9) OBP: 0.373, SLG: 0.628</p> <p>Brian Asselstine, L (9, 9)</p>	<p>0-0</p>			<p>0-0</p>		<p>0-0</p>		<p>0-3</p>		4 1 1 1 0 1 1 0 0 0 0 0 0 0
<p>Gary Matthews, R (1, 7) OBP: 0.490, SLG: 0.556</p>		<p>0-0</p>		<p>0-0</p>		<p>0-0</p>		<p>0-0</p>		4 1 2 0 0 0 0
<p>Vic Correll, R (1, 2) OBP: 0.444, SLG: 0.688</p>		<p>0-0</p>		<p>0-0</p>		<p>0-0</p>		<p>0-0</p>		3 0 1 0 0 0 2
<p>Rod Gilbreath, R (1, 4) OBP: 0.340, SLG: 0.341</p>		<p>0-0</p>		<p>0-0</p>		<p>0-0</p>		<p>0-0</p>		3 0 1 1 0 0 2
<p>Pat Rockett, R (1, 6) OBP: 0.400, SLG: 0.375</p>		<p>0-0</p>		<p>0-0</p>		<p>0-0</p>		<p>0-0</p>		3 0 0 0 0 0 3
<p>Andy Messersmith, R (1, 1) OBP: 0.273, SLG: 0.300</p> <p>Rick Camp, R (8, 1)</p>			<p>0-0</p>		<p>0-0</p>		<p>0-0</p>			3 0 1 0 0 0 0 0 0 0 0 0 0 0

Inning Stats	R: 0	H: 0	E: 0	K: 1	S: 5	LOB: 1	BB: 1	P: 9	R: 0	H: 1	E: 1	K: 0	S: 4	LOB: 1	BB: 0	P: 4	R: 0	H: 1	E: 1	K: 0	S: 4	LOB: 1	BB: 0	P: 4	R: 1	H: 2	E: 0	K: 0	S: 5	LOB: 1	BB: 0	P: 5	R: 0	H: 1	E: 0	K: 0	S: 4	LOB: 1	BB: 0	P: 4	R: 1	H: 2	E: 0	K: 0	S: 5	LOB: 1	BB: 0	P: 5	R: 0	H: 0	E: 0	K: 1	S: 5	LOB: 0	BB: 0	P: 5	R: 0	H: 0	E: 0	K: 1	S: 5	LOB: 0	BB: 0	P: 5
--------------	------	------	------	------	------	--------	-------	------	------	------	------	------	------	--------	-------	------	------	------	------	------	------	--------	-------	------	------	------	------	------	------	--------	-------	------	------	------	------	------	------	--------	-------	------	------	------	------	------	------	--------	-------	------	------	------	------	------	------	--------	-------	------	------	------	------	------	------	--------	-------	------

BOTTOM

San Diego Padres @ Atlanta Braves
Atlanta-Fulton County Stadium, Atlanta, GA
 Wed Apr 20 1977, 6:05 PM EST
 Att. 8,176 - Unknown

AB	31
R	2
H	7
RBI	2
BB	1
SO	3
LOB	14



PITCHER	IP	WLS	BF	H	R	ER	SO	BB	IBB	HBP	BLK	WP	HR	S	P	ERA	WHIP																													
Randy Jones, L (1, 1) ERA: 5.06	6.0	L	26	7	2	2	1	1	0	0	0	0	1	27	31	3.00	1.333																													
Rollie Fingers, R (7, 1) ERA: 1.5	2.0		6	0	0	0	2	0	0	0	0	0	0	10	10	0.00	0.000	IP	WLS	BF	H	R	ER	SO	BB	IBB	HBP	BLK	WP	HR	S	P	ERA	WHIP												

Batter	1	2	3	4	5	6	7	8	9	AB	R	H	RBI	BB	SO	LOB	TOP										
Davey Lopes, R OBP: 0.441, SLG: 0.479 (1, 4)	0-0 PB S PB 1B		0-0 F8	4-0 1-2 2-3 BB		0-3 K		0-0 G3		4	1	1	0	1	1	1											
Bill Russell, R OBP: 0.271, SLG: 0.357 (1, 6)	0-0 F7		0-0 1B 2B 1B	0-0 G1-2-3		0-0 5-3		0-0 6-3		5	1	1	0	0	0	5											
Reggie Smith, S OBP: 0.483, SLG: 0.756 (1, 9)	4-0 PB BB		0-0 2B 1-3 1B		0-3 K		0-0 E 1B 1B	4-0 BB BB BB BB BB		3	1	2	0	2	1	0											
Ron Cey, R OBP: 0.500, SLG: 0.708 (1, 5)	0-3 K		0-0 1-3 3-H 2B		0-0 4-3		0-0 E7 1B 1B	0-0 BB BB		5	0	2	1	0	1	3											
Steve Garvey, R OBP: 0.327, SLG: 0.500 (1, 3)	0-0 F9		0-0 L4		0-3 K		0-0 BB 1B		0-0 5-3	5	0	1	0	0	1	3											
Rick Monday, L OBP: 0.407, SLG: 0.432 (1, 8)		0-0 BB 1B	0-0 4-3			4-0 SH1-4 BB 1B	4-0 BB BB	4-0 BB BB	0-0 4-3	3	1	1	0	2	0	2											
Dusty Baker Jr., R OBP: 0.364, SLG: 0.395 (1, 7)		0-3 K		0-0 BB 1B G1-2-3 1B		4-0 BB BB	0-3 K		0-0 6-3	2	0	1	0	1	1	1											
John Hale, L OBP: 0.333, SLG: 0.200 (6, PR)										0	1	0	0	0	0	0											
Lee Lacy, R OBP: 0.500, SLG: 0.750 (7, PH)						1-2 BB BB				2	0	0	0	0	1	3											
Steve Yeager, R OBP: 0.523, SLG: 0.647 (1, 2)		4-0 BB BB BB BB		0-0 BB 1B		0-0 SH1-4	0-3 K			2	0	1	0	1	1	3											
Doug Rau, L OBP: 0.250, SLG: 0.250 (6, PH)		0-0 B1-4		0-3 K		0-0 BB BB	0-0 P4			2	0	0	0	0	1	4											
Boog Powell, L OBP: 0.250, SLG: 0.250 (6, PR)										1	0	1	2	0	0	0											
Elias Sosa, R (6, PR)										0	0	0	0	0	0	0											
Charlie Hough, R (6, 1)										1	0	0	0	0	0	3											
Stan Wall, L (9, 1)										0	0	0	0	0	0	0											
Mike Garman, R (9, 1)										0	0	0	0	0	0	0											
Inning Stats	R: 1 E: 0 K: 1 S: 6	H: 1 LOB: 1 BB: 1 P: 10	R: 0 E: 0 K: 1 S: 5	H: 1 LOB: 1 BB: 1 P: 9	R: 1 E: 0 K: 0 S: 6	H: 3 LOB: 2 BB: 0 P: 6	R: 0 E: 0 K: 1 S: 6	H: 2 LOB: 2 BB: 1 P: 10	R: 0 E: 0 K: 2 S: 7	H: 0 LOB: 0 BB: 0 P: 7	R: 2 E: 0 K: 1 S: 6	H: 1 LOB: 1 BB: 2 P: 14	R: 1 E: 1 K: 2 S: 10	H: 3 LOB: 3 BB: 1 P: 14	R: 0 E: 0 K: 0 S: 3	H: 0 LOB: 1 BB: 1 P: 7	R: 0 E: 0 K: 0 S: 3	H: 0 LOB: 0 BB: 0 P: 3	1B: 10 2B: 1 3B: 0 HR: 0	SF: 0 SAC: 1 DP: 2 HBP: 0	WP: 0 PB: 2 SB: 1 CS: 0	PA: 43					
PITCHER	IP	WLS	BF	H	R	ER	SO	BB	IBB	HBP	BLK	WP	HR	S	P	ERA	WHIP										
Phil Niekro, R ERA: 4.13 (1, 1)	5.1		27	8	4	3	5	5	0	0	0	0	0	32	52	5.06	2.438										
Mike Marshall, R ERA: 9.0 (6, 1)	0.2		5	3	1	1	1	0	0	0	0	0	0	7	7	13.50	4.500										
Jamie Easterly, L ERA: 6.0 (7, 1)	0.0		1	0	0	0	0	1	0	0	0	0	0	0	4	∞	∞										
Buzz Capra, R ERA: 10.13 (7, 1)	1.0		3	0	0	0	2	0	0	0	0	0	0	7	7	0.00	0.000										
Rick Camp, R ERA: (8, 1)	2.0	W	7	0	0	0	0	1	0	0	0	0	0	6	10	0.00	0.500										

Los Angeles Dodgers @ Atlanta Braves
Atlanta-Fulton County Stadium, Atlanta, GA

Fri Apr 22 1977, 6:05 PM EST
Att. 14,718 - Unknown

livebaseballscores.com

AB 35
R 5
H 11
RBI 3
BB 7
SO 8
LOB 28



Batter	1	2	3	4	5	6	7	8	9	AB	R	H	RBI	BB	SO	LOB
Rowland Office, L OBP: 0.300, SLG: 0.368 (1, 8)	0-0 1B 1B	0-3 K			0-0 5-3 1B		0-0 F7	0-3 K		5	1	2	0	0	2	3
Jerry Royster, R OBP: 0.305, SLG: 0.315 (1, 5)	0-0 1B 2B 1B		0-0 G6-4-3 1B		0-0 5-3 1-2		0-0 E 1-2 1B		4-0 1B BB	4	2	3	0	1	0	1
Willie Montanez, L OBP: 0.281, SLG: 0.382 (1, 3)	0-0 2B 1B		0-0 F8		0-0 F7		0-0 F8		0-0 FC5-4 1B	5	1	2	1	0	0	4
Jeff Burroughs, R OBP: 0.357, SLG: 0.604 (1, 9)	0-0 2B		0-0 G6-4-3 1-2f		0-0 4-3		0-0 E6 1-3 2-H		0-0 FC5-4 BB 1B FC6-2	5	0	1	2	0	0	4
Gary Matthews, R OBP: 0.455, SLG: 0.510 Rick Camp, R (8, 1) Joe Nolan, L OBP: 1.000, SLG: 1.000 (9, PH)	0-0 P4				0-0 E6		0-0 6-3		0-0 FC6-2 BB 1B	4	0	0	0	0	0	3
Vic Correll, R OBP: 0.400, SLG: 0.611 Biff Pocaroba, S OBP: 0.344, SLG: 0.333 (6, 2)	0-0 F8				0-0 F7		0-0 1B 1B		4-0 1B FC6-2 BB	2	0	0	0	0	0	2
Rod Gilbreath, R OBP: 0.327, SLG: 0.327 (1, 4)	0-0 6-3				0-3 K		0-0 1B 1-2 1B		0-3 K 1-2 2-3 3-Hf	5	0	1	0	0	2	6
Pat Rockett, R OBP: 0.375, SLG: 0.349 Brian Asselstine, L (8, PH) Craig Robinson, R OBP: 1.000, SLG: 1.000 (9, 6)			0-0 F9		0-0 4-3		0-0 F3		4-0 BB 1B	3	0	0	0	0	0	3
Phil Niekro, R OBP: 0.353, SLG: 0.333 Mike Marshall, R OBP: 1.000, SLG: 1.000 Jamie Easterly, L (7, 1) Buzz Capra, R (7, 1) Junior Moore, R OBP: 1.000, SLG: 1.000 Tom Paciorek, R (8, 7)			0-3 K		0-0 4-3		4-0 1B E BB		0-0 F8	2	0	0	0	0	1	0

Inning Stats	R: 3	H: 4	E: 0	K: 0	S: 7	L: 0	LOB: 1	BB: 0	P: 7	R: 0	H: 0	E: 0	K: 2	S: 7	L: 0	LOB: 0	BB: 0	P: 7	R: 0	H: 1	E: 0	K: 1	S: 3	R: 0	H: 0	E: 1	K: 1	S: 6	R: 0	H: 1	E: 0	K: 0	S: 4	R: 0	H: 2	E: 0	K: 0	S: 5	R: 1	H: 1	E: 1	K: 0	S: 5	R: 0	H: 1	E: 0	K: 2	S: 8	R: 2	H: 3	E: 0	K: 0	S: 5	L: 11	LOB: 3	BB: 2	P: 13	1B: 11	2B: 2	3B: 0	HR: 0	SF: 0	SAC: 0	DP: 1	HBP: 0	WP: 0	PA: 44
--------------	------	------	------	------	------	------	--------	-------	------	------	------	------	------	------	------	--------	-------	------	------	------	------	------	------	------	------	------	------	------	------	------	------	------	------	------	------	------	------	------	------	------	------	------	------	------	------	------	------	------	------	------	------	------	------	-------	--------	-------	-------	--------	-------	-------	-------	-------	--------	-------	--------	-------	--------

PITCHER	IP	WLS	BF	H	R	ER	SO	BB	IBB	HBP	BLK	WP	HR	S	P	ERA	WHIP
Doug Rau, L ERA: 3.0 (1, 1)	5.0		21	6	3	3	3	0	0	0	0	0	0	27	27	5.40	1.200
Charlie Hough, R ERA: 2.04 (6, 1)	3.0		17	4	2	1	2	3	0	0	0	0	0	18	30	3.00	2.333
Stan Wall, L ERA: 16.88 (9, 1)	0.0	L	1	1	0	0	0	0	0	0	0	0	0	1	1	∞	∞
Mike Garman, R ERA: 6.0 (9, 1)	0.2		5	2	1	1	0	1	0	0	0	0	0	4	8	13.50	4.500

BOTTOM

Los Angeles Dodgers @ Atlanta Braves
Atlanta-Fulton County Stadium, Atlanta, GA

Fri Apr 22 1977, 6:05 PM EST
Att. 14,718 - Unknown

AB	40
R	6
H	13
RBI	5
BB	4
SO	5
LOB	28



WP	HR	S	P	ERA	WHIP
0	0	0	0	0	0

Batter	1	2	3	4	5	6	7	8	9	AB R H RBI BB SO LOB	TOP							
Davey Lopes, R (1, 4) OBP: 0.422, SLG: 0.453	0-0 F8		0-0 4-3	0-0 F9			0-0 G3		0-0 1B E	5 1 1 0 0 0 0								
Bill Russell, R (1, 6) OBP: 0.297, SLG: 0.393	0-0 6-3		0-0 PB HR 2B			0-0 6-3	0-0 1B		0-0 E SF9 1B	5 2 3 0 0 0 0								
Reggie Smith, S (1, 9) OBP: 0.476, SLG: 0.714	0-3 K		4-0 HR BB			0-0 F7	0-0 P4		0-0 E9 1B	4 1 1 1 1 1 1								
Ron Cey, R (1, 5) OBP: 0.508, SLG: 0.765		0-0 G6-4-3 1B	0-0 1-H 3-H HR			0-3 K			4-0 SH5-3 BB	3 1 2 4 1 1 0								
Steve Garvey, R (1, 3) OBP: 0.305, SLG: 0.464		0-0 G6-4-3 1-2f	0-3 K			0-0 6-3			0-0 SH5-3 F8	4 0 0 0 0 1 2								
Rick Monday, L (1, 8) OBP: 0.431, SLG: 0.500		4-0 2B BB	0-0 HR			0-0 4-3			4-0 IBB	2 1 1 1 2 0 0								
Dusty Baker Jr., R (1, 7) OBP: 0.375, SLG: 0.429		0-0 1-3 2B	0-0 F2			0-0 1B			0-0 F8	4 0 2 0 0 0 2								
John Hale, L (9, 7) OBP: 0.333, SLG: 0.200										0 0 0 0 0 0 0								
Steve Yeager, R (1, 2) OBP: 0.500, SLG: 0.595		4-0 FC6 IBB		0-0 F9		0-3 K			0-0 F8	3 0 0 0 1 1 3								
Burt Hooton, R (1, 1) Boog Powell, L (7, PH) Charlie Hough, R (7, 1)		0-0 FC6 1-2f	0-3 K				0-0 G3		0-0 4-3	2 0 0 0 0 1 3								
Inning Stats	R: 0 H: 0 E: 0 K: 1 S: 5	H: 0 LOB: 0 BB: 0 P: 5	R: 0 H: 2 E: 0 K: 0 S: 4	H: 2 LOB: 3 BB: 2 P: 12	R: 4 H: 3 E: 0 K: 1 S: 8	H: 3 LOB: 0 BB: 1 P: 12	R: 0 H: 0 E: 0 K: 1 S: 5	H: 0 LOB: 0 BB: 0 P: 5	R: 0 H: 1 E: 0 K: 1 S: 6	H: 1 LOB: 1 BB: 0 P: 6	R: 0 H: 1 E: 0 K: 0 S: 4	H: 1 LOB: 1 BB: 0 P: 4	R: 0 H: 0 E: 0 K: 0 S: 3	H: 0 LOB: 2 BB: 2 P: 11	R: 2 H: 3 E: 1 K: 0 S: 6	H: 3 LOB: 1 BB: 0 P: 6	1B: 6 SF: 1 2B: 2 SAC: 1 3B: 0 DP: 1 HR: 2 HBP: 0	WP: 0 PA: 41 PB: 1 SB: 0 CS: 0
PITCHER Dick Ruthven, R (1, 1) Rick Camp, R (9, 1)	IP WLS BF H R ER SO BB IBB HBP BLK WP HR S P ERA WHIP	8.1 L 39 10 6 6 5 3 2 0 0 0 2 44 64 6.48 1.560	0.2 2 0 0 0 0 0 0 0 0 0 0 0 2 2 0.00 0.000															

Los Angeles Dodgers @ Atlanta Braves
 Atlanta-Fulton County Stadium, Atlanta, GA
 Sat Apr 23 1977, 6:05 PM EST
 Att. 25,546 - Unknown

livebaseballscorecards.com

AB	34
R	6
H	10
RBI	6
BB	5
SO	5
LOB	11



Batter	1	2	3	4	5	6	7	8	9	AB R H RBI BB SO LOB
Rowland Office, L OBP: 0.308, SLG: 0.371 (1, 8)	0-0 SH1-3 1B		0-0 F7	0-0 FC6-4 1B		0-0 FC6-4 1-2f			0-0 G3-6 1-2f	5 0 2 1 0 0 4
Jerry Royster, R OBP: 0.306, SLG: 0.316 (1, 5) (9, 4)	0-0 SH1-3 1-2		0-0 1B S 1B	0-0 FC6-4 1-2f			0-0 6-3			3 1 1 0 0 0 1
Willie Montanez, L OBP: 0.279, SLG: 0.362 (1, 3)	0-0 F8		4-0 1B 1B BB		0-3 K2-3		0-0 F5			3 1 0 0 1 1 1
Jeff Burroughs, R OBP: 0.350, SLG: 0.577 (1, 9)	0-0 4-3		0-0 1B 1-2 2-3 3-H		0-3 K		0-3 K			4 0 1 1 0 2 1
Gary Matthews, R OBP: 0.441, SLG: 0.491 (1, 7)		0-0 5-3	0-0 1B 1-3 2-H 3-H		0-0 L4			0-0 F9		4 0 1 2 0 0 0
Biff Pocaroba, S OBP: 0.333, SLG: 0.323 (1, 2)		0-3 K	0-0 4-3			0-0 WP SH1-4 1B		0-0 F9		4 0 1 0 0 1 2
Rod Gilbreath, R OBP: 0.327, SLG: 0.327 Rick Camp, R (1, 4) (9, 1)		0-0 F2		0-0 SH1 1B		0-0 SH1-4 1-2		0-0 P3		3 1 1 0 0 0 0 0 0 0 0 0 0 0
Pat Rockett, R OBP: 0.380, SLG: 0.356 Tom Paciorek, R (1, 6) (9, PH)			0-0 F8	0-0 SH1 1-2		0-0 FC6-4 1B			0-3 K	2 0 1 0 0 0 0 1 0 0 0 0 1 0
Dick Ruthven, R OBP: 0.364, SLG: 0.455 Junior Moore, R OBP: 1.000, SLG: 1.000 (1, 1) (9, 5)			0-0 1B 1B	0-3 K		0-0 F9			4-0 G3-6 BB	3 1 1 0 0 1 3 0 0 0 0 1 0 0

Inning Stats	R: 0	H: 1	R: 0	H: 0	R: 3	H: 4	R: 1	H: 2	R: 0	H: 0	R: 0	H: 0	R: 0	H: 0	R: 0	H: 0	R: 0	H: 0	R: 0	H: 0	R: 0	H: 0	1B: 9	SF: 0	WP: 1	PA: 37
	E: 0	LOB: 1	E: 0	LOB: 0	E: 0	LOB: 2	E: 0	LOB: 1	E: 0	LOB: 0	E: 0	LOB: 0	E: 0	LOB: 0	E: 0	LOB: 0	E: 0	LOB: 0	E: 0	LOB: 0	E: 0	LOB: 0	2B: 0	SAC: 3	PB: 0	
	K: 0	BB: 0	K: 1	BB: 0	K: 0	BB: 1	K: 1	BB: 0	K: 2	BB: 0	K: 1	BB: 0	K: 0	BB: 0	K: 1	BB: 0	K: 0	BB: 0	K: 0	BB: 0	K: 0	BB: 0	3B: 0	DP: 1	SB: 1	
	S: 4	P: 4	S: 5	P: 5	S: 7	P: 11	S: 7	P: 7	S: 7	P: 7	S: 5	P: 5	S: 5	P: 5	S: 3	P: 3	S: 4	P: 8	S: 4	P: 8	S: 4	P: 8	HR: 0	HBP: 0	CS: 0	

PITCHER	IP	WLS	BF	H	R	ER	SO	BB	IBB	HBP	BLK	WP	HR	S	P	ERA	WHIP
Burt Hooton, R ERA: 2.84 (1, 1)	6.0		28	9	4	4	4	1	0	0	0	1	0	35	39	6.00	1.667
Charlie Hough, R ERA: 1.74 (7, 1)	3.0	W	9	0	0	0	2	1	0	0	0	0	0	12	16	0.00	0.333

BOTTOM

Los Angeles Dodgers @ Atlanta Braves
Atlanta-Fulton County Stadium, Atlanta, GA
Sat Apr 23 1977, 6:05 PM EST
Att. 25,546 - Unknown

livebaseballscorecards.com

AB	32
R	4
H	9
RBI	4
BB	2
SO	6
LOB	12



Batter	1	2	3	4	5	6	7	8	9	AB R H RBI BB SO LOB	TOP											
Davey Lopes, R (1, 4) OBP: 0.403, SLG: 0.429 Lee Lacy, R (4, 4) OBP: 0.571, SLG: 1.143	0-3 K	0-0 F5		0-0 6-3		0-0 5-3		0-0 HR	0-0 HR	3 0 0 0 0 1 3 3 2 2 2 0 0 0												
Bill Russell, R (1, 6) OBP: 0.271, SLG: 0.358	0-0 P5		0-0 F5	0-0 L1		0-0 5-3		0-0 6-3	0-3 K	6 0 0 0 0 1 4												
Reggie Smith, S (1, 9) OBP: 0.500, SLG: 0.712 Charlie Hough, R (8, 1) OBP: 0.250, SLG: 0.571	0-0 2B		0-0 HR	0-3 K		4-0 BB		4-0 HR	0-0 HR	3 3 2 0 2 1 2 1 1 1 1 0 0 0												
Ron Cey, R (1, 5) OBP: 0.529, SLG: 0.833 Ted Martinez, R (9, PH) (9, 5)	0-0 2B		4-0 HR		4-0 FC4-6	0-0 F9		0-0 HR	0-0 E4	3 2 2 5 2 0 1 1 0 0 0 0 0 0												
Steve Garvey, R (1, 3) OBP: 0.313, SLG: 0.508 Ed Goodson, L (9, PH) (9, 3)			0-0 6-3	0-0 HR	0-0 FC4-6		0-0 1-3	0-0 HR	0-0 F7	5 3 2 3 0 0 1 1 0 0 0 0 0 1												
Rick Monday, L (1, 8) OBP: 0.429, SLG: 0.480			0-0 2B	0-0 4-3	4-0 1B	0-0 F7		0-3 K		4 1 1 0 1 1 1												
Dusty Baker Jr., R (1, 7) OBP: 0.377, SLG: 0.489			0-3 K	0-0 F7	0-0 1B	0-0 F8		0-0 HR		5 1 2 3 0 1 1												
Steve Yeager, R (1, 2) OBP: 0.509, SLG: 0.610			0-0 1B		0-0 6-3	4-0 FC5-4		0-0 E6	0-3 K	4 2 2 1 1 1 0												
Tommy John, R (1, 1) OBP: 0.250, SLG: 0.250 Mike Garman, R (5, 1) Stan Wall, L (5, 1) Manny Mota, R (8, PH) OBP: 1.000, SLG: 2.000 John Hale, L (8, 9) OBP: 0.286, SLG: 0.167			0-0 1B	0-0 SH	0-0 SH	0-0 FC5-4		0-0 1B	0-3 K	2 0 1 1 0 0 2 0 0 0 0 0 0 0 0 0 0 0 0 0 0 1 1 1 0 0 0 0 1 0 0 0 0 1 0												
Inning Stats	R: 1 E: 0 K: 1 S: 6	H: 2 LOB: 1 BB: 0 P: 6	R: 2 E: 0 K: 1 S: 8	H: 3 LOB: 1 BB: 0 P: 8	R: 3 E: 0 K: 0 S: 5	H: 2 LOB: 0 BB: 1 P: 9	R: 0 E: 0 K: 1 S: 7	H: 1 LOB: 2 BB: 0 P: 7	R: 1 E: 0 K: 0 S: 3	H: 1 LOB: 2 BB: 3 P: 15	R: 0 E: 0 K: 0 S: 3	H: 0 LOB: 1 BB: 1 P: 7	R: 0 E: 0 K: 0 S: 3	H: 0 LOB: 0 BB: 0 P: 3	R: 7 E: 1 K: 2 S: 13	H: 5 LOB: 0 BB: 1 P: 17	R: 2 E: 1 K: 2 S: 10	H: 2 LOB: 1 BB: 0 P: 10	1B: 8 2B: 3 3B: 0 HR: 5	SF: 0 SAC: 1 DP: 0 HBP: 0	WP: 0 PB: 0 SB: 0 CS: 0	PA: 50
PITCHER	IP WLS BF H R ER SO BB IBB HBP BLK WP HR S P ERA WHIP																					
Frank LaCorte, R (1, 1) ERA: 11.68	2.1 L 14 7 6 6 2 1 0 0 0 0 1 17 21 23.14 3.429																					
Buzz Capra, R (3, 1) ERA: 4.91	4.2 20 2 1 1 1 3 1 0 0 0 0 18 34 1.93 1.071																					
Rick Camp, R (8, 1) ERA: 4.15	0.1 6 3 5 4 0 0 1 0 0 0 1 5 9 108.00 9.000																					
Bob Johnson, R (8, 1) ERA: 17.18	1.1 9 4 4 4 4 0 0 0 0 0 3 17 17 27.00 3.000																					
Mike Beard, L (9, 1) ERA:	0.1 1 0 0 0 0 0 0 0 0 0 0 1 1 0.00 0.000																					

Los Angeles Dodgers @ Atlanta Braves
Atlanta-Fulton County Stadium, Atlanta, GA

Sun Apr 24 1977, 3:33 AM EDT
Att: 22,464 - Unknown

livebaseballscorecards.com

AB 43
R 16
H 16
RBI 16
BB 6
SO 7
LOB 16



Batter	1	2	3	4	5	6	7	8	9	AB	R	H	RBI	BB	SO	LOB						
Rowland Office, L OBP: 0.310, SLG: 0.368 (1, 8)	0-0 6-3 1B	0-0 1B		0-0 1B	0-3 K		0-0 E6		0-0 F8	6	0	2	0	0	1	4						
Jerry Royster, R OBP: 0.299, SLG: 0.355 (1, 5)	0-0 HR	0-0 F9 1-2		0-0 L4	0-0 6-3		0-0 F8			5	1	1	1	0	0	6						
Willie Montanez, L OBP: 0.288, SLG: 0.403 (1, 3)	0-0 G3		0-0 HR	0-0 1-3		0-0 F2		4-0 BB		4	1	1	1	1	0	1						
Jeff Burroughs, R OBP: 0.354, SLG: 0.614 (1, 9)	0-0 HR		0-3 K		0-0 1B 1B	0-3 K		0-3 K		5	2	2	1	0	3	1						
Gary Matthews, R OBP: 0.469, SLG: 0.569 (1, 7)	0-0 1B 1B		0-0 HR		0-0 1B 1B	0-0 BB 1B		0-0 F8		5	2	4	1	0	0	1						
Vic Correll, R OBP: 0.417, SLG: 0.571 Biff Pocaroba, S OBP: 0.324, SLG: 0.313 (1, 2) (8, PH) (9, 2)	0-0 FC6-4 1B		0-0 F9		0-3 K	4-0 BB 1B		0-0 4-3		3	0	1	0	1	1	2						
Rod Gilbreath, R OBP: 0.317, SLG: 0.316 (1, 4)	0-0 FC6-4 1-2f		0-0 E5		0-0 BB 1B 1B	0-0 F8				5	0	1	1	0	0	4						
Pat Rockett, R OBP: 0.382, SLG: 0.347 (1, 6)		0-0 6-3	0-0 1-3		0-0 BB 1B		0-0 G3		1-0 HBP	4	0	1	1	0	0	1						
Frank LaCorte, R OBP: 0.333, SLG: 0.333 Buzz Capra, R Tom Paciorek, R Rick Camp, R Bob Johnson, L Mike Beard, L Brian Asselstine, L (1, 1) (3, 1) (7, PH) (8, 1) (8, 1) (9, 1) (9, PH)		0-3 K		0-0 6-3	0-0 BB 1B	4-0 BB	0-0 F7		0-3 K	1	0	0	0	0	1	0						
Inning Stats	R: 2 E: 0 K: 0 S: 7	H: 4 LOB: 2 BB: 0 P: 7	R: 0 E: 0 K: 1 S: 6	H: 1 LOB: 1 BB: 0 P: 6	R: 2 E: 1 K: 1 S: 8	H: 2 LOB: 1 BB: 0 P: 8	R: 0 E: 0 K: 0 S: 4	H: 1 LOB: 1 BB: 0 P: 4	R: 2 E: 0 K: 2 S: 11	H: 4 LOB: 3 BB: 1 P: 15	R: 0 E: 0 K: 1 S: 6	H: 1 LOB: 2 BB: 1 P: 10	R: 0 E: 1 K: 0 S: 4	H: 0 LOB: 1 BB: 0 P: 4	R: 0 E: 0 K: 1 S: 5	H: 0 LOB: 1 BB: 1 P: 9	R: 0 E: 0 K: 1 S: 5	H: 0 LOB: 1 BB: 0 P: 6	1B: 9 2B: 0 3B: 0 HR: 4	SF: 0 SAC: 0 DP: 0 HBP: 1	WP: 0 PB: 0 SB: 1 CS: 0	PA: 46

BOTTOM

Los Angeles Dodgers @ Atlanta Braves
Atlanta-Fulton County Stadium, Atlanta, GA

AB 42
R 6
H 13
RBI 6
BB 3
SO 7
LOB 22



Sun Apr 24 1977, 3:33 AM EDT
Att. 22,464 - Unknown

PITCHER	IP	WLS	BF	H	R	ER	SO	BB	IBB	HBP	BLK	WP	HR	S	P	ERA	WHIP
Tommy John, L ERA: 9.0	(1, 1)		4.1	11	6	6	3	0	0	0	0	0	4	31	31	12.46	2.538
Mike Garman, R ERA: 6.0	(5, 1)		0.0	2	1	0	0	1	0	0	0	0	0	1	5	∞	∞
Stan Wall, L ERA: 8.44	(5, 1)	W	2.2	11	1	0	2	1	0	0	0	0	0	14	18	0.00	0.750
Charlie Hough, R ERA: 1.59	(8, 1)		2.0	8	0	0	2	1	0	1	0	0	0	10	15	0.00	0.500

Batter	1	2	3	4	5	6	7	8	9	AB	R	H	RBI	BB	SO	LOB	TOP										
Pete Rose, S (1, 5) <small>OBP: 0.403, SLG: 0.500</small> Doug Flynn, R (9, 5) <small>OBP: 0.333, SLG: 0.333</small>	0-0 L3	0-0 1B		0-0 1B		0-0 1B 3B		0-0 F7		5	1	3	0	0	0	1											
Dave Concepcion, R (1, 6) <small>OBP: 0.338, SLG: 0.333</small>	0-0 5-3		0-3 K	0-3 K		0-0 1B		0-0 F8		5	0	1	1	0	2	2											
Ken Griffey, L (1, 9) <small>OBP: 0.371, SLG: 0.477</small>	0-0 2B		0-0 HR 1B		4-0 G3 1B BB		0-0 F7		0-0 HR 2B	4	3	3	0	1	0	1											
Joe Morgan, L (1, 4) <small>OBP: 0.448, SLG: 0.560</small> Bill Plummer, R (9, 2) <small>OBP: 0.158, SLG: 0.211</small>	4-0 BB		0-0 P4		0-0 G3		4-0 E S BB		4-0 HR BB	2	1	0	0	3	0	2											
Dan Driessen, L (1, 3) <small>OBP: 0.276, SLG: 0.500</small>	0-0 P5		0-0 HR		0-0 S 1B		0-0 G3		0-0 HR	5	2	3	6	0	0	3											
George Foster, R (1, 7) <small>OBP: 0.373, SLG: 0.569</small>		0-0 HR 2B	0-0 E S 1B		0-3 K		0-3 K		0-0 5-3	5	1	2	0	0	2	2											
Johnny Bench, R (1, 2) <small>OBP: 0.296, SLG: 0.480</small> Champ Summers, L (9, PH) <small>OBP: 0.111, SLG: 0.111</small> Ray Knight, R (9, 4)		0-0 HR	0-3 K		0-0 F5		0-3 K		0-0 F9	4	1	1	2	0	2	3											
Cesar Geronimo, L (1, 8) <small>OBP: 0.210, SLG: 0.339</small>		0-0 F9		0-0 F5		0-0 1-3		0-0 F7	0-0 P4	5	0	0	0	0	0	0											
Fred Norman, S (1, 1) Rawly Eastwick, R (7, 1) <small>OBP: 1.000, SLG: 1.000</small>		0-3 K		0-3 K		0-0 L4		0-0 1B		3	0	0	0	0	2	0											
										1	0	1	0	0	0	0											
Inning Stats	R: 0 E: 0 K: 0 S: 4	H: 1 LOB: 2 BB: 1 P: 8	R: 2 E: 0 K: 1 S: 7	H: 3 LOB: 1 BB: 0 P: 7	R: 2 E: 0 K: 2 S: 10	H: 3 LOB: 1 BB: 0 P: 10	R: 0 E: 0 K: 2 S: 8	H: 1 LOB: 1 BB: 0 P: 8	R: 1 E: 0 K: 1 S: 6	H: 1 LOB: 1 BB: 1 P: 10	R: 1 E: 0 K: 0 S: 5	H: 2 LOB: 1 BB: 0 P: 5	R: 0 E: 0 K: 2 S: 7	H: 0 LOB: 1 BB: 1 P: 11	R: 0 E: 0 K: 0 S: 4	H: 1 LOB: 1 BB: 0 P: 4	R: 3 E: 0 K: 0 S: 5	H: 2 LOB: 0 BB: 1 P: 9	1B: 7 2B: 3 3B: 1 HR: 3	SF: 0 SAC: 0 DP: 0 HBP: 0	WP: 0 PB: 0 SB: 5 CS: 0	PA: 44					
PITCHER	IP	WLS	BF	H	R	ER	SO	BB	IBB	HBP	BLK	WP	HR	S	P	ERA	WHIP										
Frank LaCorte, R (1, 1) <small>ERA: 11.34</small>	4.1	L	23	9	5	5	5	2	0	0	0	0	2	31	39	10.38	2.538										
Buzz Capra, R (5, 1) <small>ERA: 4.5</small>	2.2		11	2	1	1	3	1	0	0	0	0	0	16	20	3.38	1.125										
Bob Johnson, R (8, 1) <small>ERA: 11.74</small>	2.0		10	3	3	3	0	1	0	0	0	0	1	9	13	13.50	2.000										

Cincinnati Reds @ Atlanta Braves
 Atlanta-Fulton County Stadium, Atlanta, GA

Tue Apr 26 1977, 7:05 PM EDT
 Att: 11,095 - Unknown

livebaseballscorecards.com

AB	40
R	9
H	14
RBI	9
BB	4
SO	8
LOB	14



Batter	1	2	3	4	5	6	7	8	9	AB	R	H	RBI	BB	SO	LOB
Rowland Office, L (1, 8) OBP: 0.325, SLG: 0.377	0-0 WP 1B		0-0 4-3		0-0 6-3			0-0 F7		4	0	1	0	0	0	0
Jerry Royster, R (1, 5) OBP: 0.284, SLG: 0.333	0-3 K 1-2		0-3 K		0-0 2-3			0-3 K		4	0	0	0	0	3	1
Willie Montanez, L (1, 3) OBP: 0.280, SLG: 0.423	0-0 F9		0-0 HR		0-3 K			0-0 1-3		4	1	1	1	0	1	1
Jeff Burroughs, R (1, 9) OBP: 0.392, SLG: 0.609	0-0 6-3		4-0 E BB		0-3 K			4-0 FC6-4 BB		2	0	0	0	2	1	1
Gary Matthews, R (1, 7) OBP: 0.465, SLG: 0.547		4-0 BB 1B BB	0-0 E4 1-2		0-0 F8			0-0 FC6-4 FC5-4 1-2f		3	0	0	0	1	0	2
Vic Correll, R (1, 2) OBP: 0.407, SLG: 0.542 Biff Pocaroba, S (9, PH) OBP: 0.317, SLG: 0.389		0-0 BB 1B	0-0 F8		0-0 F8			0-0 P4		3	0	1	0	0	0	2
Rod Gilbreath, R (1, 4) OBP: 0.309, SLG: 0.297		4-0 BB L4-3 1-2 2-3 BB		0-3 K			0-0 F9		3	0	0	0	1	1	1	1
Pat Rockett, R (1, 6) OBP: 0.349, SLG: 0.316		0-0 L4-3 1-2		0-3 K			0-0 6-3		3	0	0	0	0	1	3	
Frank LaCorte, R (1, 1) OBP: 0.200, SLG: 0.200 Buzz Capra, R (5, 1) Tom Paciorek, R (7, PH) Bob Johnson, L (8, 1)		0-0 4-3		0-3 K			0-0 F9		2	0	0	0	0	0	1	2

Inning Stats	R: 0	H: 1	E: 0	LOB: 1	K: 1	BB: 0	S: 6	P: 6	R: 0	H: 1	E: 0	LOB: 2	K: 0	BB: 2	S: 3	R: 1	H: 1	E: 1	LOB: 2	K: 1	BB: 1	S: 7	R: 0	H: 0	E: 0	LOB: 0	K: 3	BB: 0	S: 9	R: 0	H: 0	E: 0	LOB: 0	K: 1	BB: 0	S: 5	R: 0	H: 0	E: 0	LOB: 0	K: 1	BB: 0	S: 5	R: 0	H: 0	E: 0	LOB: 0	K: 0	BB: 0	S: 3	R: 0	H: 0	E: 0	LOB: 1	K: 0	BB: 1	S: 3	R: 0	H: 0	E: 0	LOB: 1	K: 0	BB: 1	S: 7	1B: 2	SF: 0	2B: 1	SAC: 0	3B: 0	DP: 1	HR: 1	HBP: 0	WP: 1	PA: 34
PITCHER	IP	WLS	BF	H	R	ER	SO	BB	IBB	HBP	BLK	WP	HR	S	P	ERA	WHIP															PITCHER	IP	WLS	BF	H	R	ER	SO	BB	IBB	HBP	BLK	WP	HR	S	P	ERA	WHIP																									
Fred Norman, L (1, 1) ERA: 3.8	6.0	W	24	3	1	1	7	3	0	0	0	1	1	35	47	1.50	1.000																																																									
Rawly Eastwick, R (7, 1) ERA: 2.2	3.0	S	10	0	0	0	1	1	0	0	0	0	0	11	15	0.00	0.333																																																									

BOTTOM

Cincinnati Reds @ Atlanta Braves
Atlanta-Fulton County Stadium, Atlanta, GA

Tue Apr 26 1977, 7:05 PM EDT
Att. 11,095 - Unknown

AB	30
R	1
H	3
RBI	1
BB	4
SO	8
LOB	14

livebaseballscorecards.com

Batter	1	2	3	4	5	6	7	8	9	AB R H RBI BB SO LOB	TOP	
Pete Rose, S (1, 5) <small>B B B</small> OBP: 0.408, SLG: 0.492 Doug Flynn, R (9, 5) OBP: 0.333, SLG: 0.333	4-0 2B BB		0-0 4-3 S 1B	0-0 1-3			0-0 3-1			3 1 1 0 1 0 2 0 0 0 0 0 0 0		
Dave Concepcion, R (1, 6) OBP: 0.319, SLG: 0.313	0-0 F9		0-0 5-3 1-2		0-0 6-3		0-0 5-3			4 0 0 0 0 0 2		
Ken Griffey, L (1, 9) OBP: 0.378, SLG: 0.493	0-0 1B 2B		0-0 4-3 2-3		0-0 1B			0-0 6-3		4 1 2 1 0 0 1		
Joe Morgan, L (1, 4) OBP: 0.423, SLG: 0.519	0-0 P6		0-0 F5		0-0 P6			0-0 3-1		4 0 0 0 0 0 3		
Dan Driessen, L (1, 3) OBP: 0.290, SLG: 0.500	0-0 CS 2-H 1B			0-0 S 1B 1B		0-0 F9		0-0 F8		4 1 2 1 0 0 1		
George Foster, R (1, 7) OBP: 0.366, SLG: 0.548	0-0 CS 1-2	0-0 G4-3-6 1B		0-0 F9 1-2		0-0 6-3		0-0 F9		4 0 1 0 0 0 1		
Johnny Bench, R (1, 2) OBP: 0.293, SLG: 0.463		0-0 G4-3-6 1-2f		0-0 FC1-5 BB 2-H 1B		0-0 F9		0-0 P5		4 0 1 1 0 0 1		
Cesar Geronimo, L (1, 8) OBP: 0.227, SLG: 0.355		0-0 2B		4-0 FC1-5 1-2 BB		0-0 F8		0-3 K		3 0 1 0 1 1 0		
Pat Zachry, R (1, 1) OBP: 0.222, SLG: 0.222		0-0 1-3		0-0 FC1-5 1-2 2-3f		0-0 1-3				3 0 0 0 0 0 3		
Inning Stats	R: 2 H: 2 E: 0 LOB: 0 K: 0 BB: 1 S: 4 P: 8	R: 0 H: 2 E: 0 LOB: 1 K: 0 BB: 0 S: 4 P: 4	R: 0 H: 1 E: 0 LOB: 1 K: 0 BB: 0 S: 4 P: 4	R: 1 H: 2 E: 0 LOB: 2 K: 0 BB: 1 S: 5 P: 9	R: 0 H: 1 E: 0 LOB: 1 K: 0 BB: 0 S: 4 P: 4	R: 0 H: 0 E: 0 LOB: 0 K: 0 BB: 0 S: 3 P: 3	R: 0 H: 0 E: 0 LOB: 0 K: 0 BB: 0 S: 3 P: 3	R: 0 H: 0 E: 0 LOB: 0 K: 1 BB: 0 S: 5 P: 5	R: 0 H: 0 E: 0 LOB: 0 K: 1 BB: 0 S: 5 P: 5	R: 0 H: 0 E: 0 LOB: 0 K: 1 BB: 0 S: 5 P: 5	1B: 6 SF: 0 2B: 2 SAC: 0 3B: 0 DP: 1 HR: 0 HBP: 0	WP: 0 PA: 36 PB: 0 SB: 2 CS: 1
PITCHER Dick Ruthven, R (1, 1) ERA: 2.7 Rick Camp, R (8, 1) ERA: 3.38	IP WLS BF H R ER SO BB IBB HBP BLK WP HR S P ERA WHIP 7.0 L 29 8 3 3 0 2 0 0 0 0 0 0 27 35 3.86 1.429					PITCHER IP WLS BF H R ER SO BB IBB HBP BLK WP HR S P ERA WHIP 2.0 6 0 0 0 1 0 0 0 0 0 0 0 8 8 0.00 0.000						

Cincinnati Reds @ Atlanta Braves
 Atlanta-Fulton County Stadium, Atlanta, GA

Wed Apr 27 1977, 7:05 PM EDT
 Att. 12,100 - Unknown

livebaseballscorecards.com

AB	33
R	3
H	8
RBI	3
BB	2
SO	1
LOB	14



BOTTOM

Cincinnati Reds @ Atlanta Braves
Atlanta-Fulton County Stadium, Atlanta, GA

Wed Apr 27 1977, 7:05 PM EDT
Att. 12,100 - Unknown

livebaseballscorecards.com

AB	31
R	1
H	5
RBI	1
BB	2
SO	3
LOB	13



WP : 0	PA : 34
PB : 0	
SB : 0	
CS : 0	

AB	R	H	RBI	BB	SO	LOB
3	0	1	0	0	0	0
1	0	1	0	0	0	0
4	0	0	0	0	0	2
4	0	0	0	0	1	1
4	1	2	0	0	0	0
4	0	0	0	0	0	2
4	0	1	0	0	0	2
1	0	0	1	2	0	1
2	0	0	0	0	0	3
1	0	0	0	0	1	1
0	0	0	0	0	0	0
2	0	0	0	0	1	0
1	0	0	0	0	0	1
0	0	0	0	0	0	0

Batter	1	2	3	4	5	6	7	8	9
Rowland Office, L (1, 8) OBP: 0.325, SLG: 0.375 Brian Asselstine, L (6, 8) OBP: 0.300, SLG: 0.222	0-0 F8 ①		0-0 1B		0-0 1-6-3 ②			0-0 G6-3 1B	
Jerry Royster, R (1, 5) OBP: 0.269, SLG: 0.315	0-0 F9 ②		0-0 F9 ②		0-0 P3 ③			0-0 G6-3 1-2f ① ②	
Willie Montanez, L (1, 3) OBP: 0.266, SLG: 0.400	0-0 5-3 ③		0-0 G3 ③			0-3 K ①		0-0 F9 ③	
Jeff Burroughs, R (1, 9) OBP: 0.397, SLG: 0.603		0-0 2B SF7 1B		0-0 BB 1B		0-0 F3 ②		0-0 F9 ①	
Gary Matthews, R (1, 7) OBP: 0.440, SLG: 0.515		0-0 F2 ①		0-0 F9 ①		0-0 F8 ③		0-0 E1	
Biff Pocoroba, S (1, 2) OBP: 0.311, SLG: 0.400		0-0 1-3 2B		0-0 P6 ②			0-0 1-3 ①	0-0 F8 ②	
Rod Gilbreath, R (1, 4) OBP: 0.319, SLG: 0.292		0-0 SF7 ②		4-0 BB BB BB 1-2 BB			4-0 BB BB BB BB BB BB ①	0-0 4-3 ③	
Pat Rockett, R (1, 6) OBP: 0.336, SLG: 0.305 Cito Gaston, R (7, PH)		0-0 F2 ③		0-0 G3 ③			0-3 K ②		
Craig Robinson, R (8, 6) OBP: 0.500, SLG: 0.500									
Dick Ruthven, R (1, 1) OBP: 0.308, SLG: 0.385 Joe Nolan, L (7, PH) OBP: 0.500, SLG: 0.750 Rick Camp, R (8, 1)			0-0 F8 ①		0-3 K ①			0-0 F9 ③	

Inning Stats	R: 0	H: 0	E: 0	K: 0	S: 3	R: 1	H: 2	E: 0	K: 0	S: 5	R: 0	H: 1	E: 0	K: 0	S: 4	R: 0	H: 1	E: 0	K: 0	S: 4	R: 0	H: 0	E: 0	K: 1	S: 5	R: 0	H: 0	E: 0	K: 1	S: 5	R: 0	H: 1	E: 0	K: 0	S: 3	R: 0	H: 0	E: 1	K: 0	S: 4	R: 0	H: 0	E: 0	K: 0	S: 4	R: 0	H: 0	E: 0	K: 1	S: 5	R: 0	H: 0	E: 0	K: 1	S: 5	R: 0	H: 1	E: 0	K: 0	S: 3							
IP	9.0	WLS	W	BF	34	H	5	R	1	ER	1	SO	3	BB	2	IBB	0	HBP	0	BLK	0	WP	0	HR	0	S	38	P	46	ERA	1.00	WHIP	0.778	IP		WLS		BF		H		R		ER		SO		BB		IBB		HBP		BLK		WP		HR		S		P		ERA		WHIP	

Batter	1	2	3	4	5	6	7	8	9	AB R H RBI BB SO LOB	TOP		
Rowland Office, L OBP: 0.330, SLG: 0.369 (1, 8) BB	4-0 CS BB		0-0 5-3		0-0 4-3		0-0 BB 1B		0-0 F7	4 0 1 1 1 0 1			
Jerry Royster, R OBP: 0.280, SLG: 0.316 (1, 5) (7, 6) SS	0-3 1-2 K		0-0 G4-6-3 1B		0-0 4-3		4-0 1-2 2-3 BB			3 0 1 0 1 1 1			
Willie Montanez, L OBP: 0.277, SLG: 0.405 (1, 3) X	0-0 1B		0-0 G4-6-3 1-2f		0-0 1B		0-3 K			4 0 2 0 0 1 4			
Jeff Burroughs, R OBP: 0.378, SLG: 0.569 (1, 9) SS	0-3 K			0-0 6-3		0-0 F9		0-3 K		4 0 0 0 0 2 2			
Tom Paciorek, R OBP: 0.077, SLG: 0.154 (1, 7) X		0-0 1B 2B		0-0 6-3		0-0 P4		0-3 K		4 1 1 0 0 1 1			
Biff Pocoroba, S OBP: 0.327, SLG: 0.409 (1, 2) X		0-0 WP 1B 2-H		0-0 FC6-4 1B		0-0 4-3		0-3 K		4 0 2 1 0 1 0			
Rod Gilbreath, R OBP: 0.303, SLG: 0.275 (1, 4) SS		0-3 K		0-0 FC6-4 1-2f		0-3 K		0-3 K		4 0 0 0 0 3 2			
Pat Rockett, R OBP: 0.328, SLG: 0.295 Junior Moore, R OBP: 0.714, SLG: 0.600 (1, 6) (7, PH) (7, 5) SS		0-3 K		0-0 6-3		0-0 1B 1B		0-0 1B		2 0 0 0 0 1 1 2 1 2 0 0 0 0			
Phil Niekro, R OBP: 0.273, SLG: 0.273 Brian Asselstine, L OBP: 0.364, SLG: 0.300 Jamie Easterly, L OBP: 0.500, SLG: 0.500 Cito Gaston, R (1, 1) (7, PH) (7, 1) (9, PH) X		0-0 6-3		0-0 1-3		0-0 BB 1B 1B		0-3 K		2 0 0 0 0 0 1 1 0 1 0 0 0 0 0 0 0 0 0 0 0 1 0 0 0 0 1 1			
Inning Stats	R: 0 E: 0 K: 2 S: 7 H: 1 LOB: 1 BB: 1 P: 11	R: 1 E: 0 K: 2 S: 9 H: 2 LOB: 1 BB: 0 P: 9	R: 0 E: 0 K: 0 S: 3 H: 1 LOB: 0 BB: 0 P: 3	R: 0 E: 0 K: 0 S: 4 H: 1 LOB: 1 BB: 0 P: 4	R: 0 E: 0 K: 0 S: 3 H: 0 LOB: 0 BB: 0 P: 3	R: 0 E: 0 K: 0 S: 4 H: 1 LOB: 1 BB: 0 P: 4	R: 1 E: 0 K: 2 S: 10 H: 3 LOB: 3 BB: 1 P: 14	R: 0 E: 0 K: 3 S: 9 H: 0 LOB: 0 BB: 0 P: 9	R: 0 E: 0 K: 2 S: 8 H: 1 LOB: 1 BB: 0 P: 8	1B: 9 2B: 1 3B: 0 HR: 0 SF: 0 SAC: 0 DP: 1 HBP: 0	WP: 1 PB: 0 SB: 0 CS: 1 PA: 37		
PITCHER	IP WLS BF H R ER SO BB IBB HBP BLK WP HR S P ERA WHIP											PITCHER	IP WLS BF H R ER SO BB IBB HBP BLK WP HR S P ERA WHIP
Bob Forsch, R ERA: 2.94 (1, 1)	6.2 W 29 9 2 2 5 2 0 0 0 1 0 37 45 2.70 1.650												
Al Hrabosky, L ERA: 2.61 (7, 1)	2.1 S 8 1 0 0 6 0 0 0 0 0 0 20 20 0.00 0.429												

Atlanta Braves @ St. Louis Cardinals
 Busch Stadium, St. Louis, MO
 Fri Apr 29 1977, 7:05 PM CDT
 Att. 17,658 - Unknown - 60 F

livebaseballscorecards.com

AB 35
 R 2
 H 10
 RBI 2
 BB 2
 SO 11
 LOB 14



Batter	1	2	3	4	5	6	7	8	9	AB	R	H	RBI	BB	SO	LOB
Lou Brock, L (1, 7) Jerry Mumphrey, S (8, 7) OBP: 0.311, SLG: 0.397 OBP: 0.563, SLG: 0.714	0-0 4-3 S 1B 1B	0-0 1B 2B		0-0 F5			0-0 4-3			4	2	2	0	0	0	0
Garry Templeton, S (1, 6) OBP: 0.306, SLG: 0.348	4-0 4-3 1-2 E BB 1B	0-0 FC4-6 2-H 1B			0-3 K2-3		0-0 F9			3	1	1	1	1	1	0
Bake McBride, L (1, 8) Tony Scott, S (8, 8) OBP: 0.273, SLG: 0.392 OBP: 0.455, SLG: 0.536	0-0 4-3 1-2 2-3	0-0 FC4-6 1-2f CS			0-0 1B 2-1 1B		0-3 K			4	0	1	0	0	1	3
Hector Cruz, R (1, 9) OBP: 0.407, SLG: 0.460	0-0 E7 2B 1B	0-0 CS 1-2	0-0 CS 1B		0-0 L8		0-0 P4			4	1	2	1	0	0	1
Ted Simmons, S (1, 2) OBP: 0.479, SLG: 0.662	0-0 E SF7 2B		4-0 5-3 1-2 BB 1B		0-0 BB 1B		0-0 6-3			3	1	2	1	1	0	0
Keith Hernandez, L (1, 3) OBP: 0.406, SLG: 0.600	0-0 E6 2-3 PB		0-0 5-3 1-2		4-0 1-2 BB		0-0 S 1B			3	0	1	0	1	0	2
Ken Reitz, R (1, 5) OBP: 0.229, SLG: 0.358	0-0 SF7 1-2 3-H		0-0 6-3		0-0 2-1 3-H		0-0 5-3 1-2		0-0 P3 1-2	3	0	0	1	0	0	2
Mike Tyson, R (1, 4) OBP: 0.244, SLG: 0.211	0-0 5-3			0-0 F2		0-3 K			3	0	0	0	0	1	1	
Bob Forsch, R (1, 1) Al Hrabosky, R (7, 1) OBP: 0.250, SLG: 0.100		0-3 K		0-0 F8		0-0 5-3			3	0	0	0	0	1	0	

Inning Stats	R: 4	H: 3	E: 2	LOB: 1	K: 0	BB: 1	S: 7	P: 11	R: 1	H: 2	E: 0	LOB: 0	K: 1	BB: 0	S: 6	P: 6	R: 0	H: 1	E: 0	LOB: 1	K: 0	BB: 1	S: 3	P: 7	R: 0	H: 0	E: 0	LOB: 0	K: 0	BB: 0	S: 3	P: 3	R: 0	H: 2	E: 0	LOB: 3	K: 1	BB: 1	S: 6	P: 10	R: 0	H: 0	E: 0	LOB: 0	K: 1	BB: 0	S: 5	P: 5	R: 0	H: 0	E: 0	LOB: 0	K: 1	BB: 0	S: 5	P: 5	R: 0	H: 1	E: 0	LOB: 1	K: 0	BB: 0	S: 4	P: 4
1B: 7	SF: 1	2B: 2	SAC: 0	3B: 0	DP: 0	HR: 0	HBP: 0	WP: 0	PA: 35																																																							

PITCHER	IP	WLS	BF	H	R	ER	SO	BB	IBB	HBP	BLK	WP	HR	S	P	ERA	WHIP
Phil Niekro, R (1, 1) ERA: 5.91	6.0	L	28	8	5	4	3	3	0	0	0	0	0	30	42	6.00	1.833
Jamie Easterly, L (7, 1) ERA: 10.8	2.0		7	1	0	0	1	0	0	0	0	0	0	9	9	0.00	0.500

BOTTOM

Atlanta Braves @ St. Louis Cardinals
 Busch Stadium, St. Louis, MO
 Fri Apr 29 1977, 7:05 PM CDT
 Att: 17,658 - Unknown - 60 F

AB	30
R	5
H	9
RBI	4
BB	3
SO	4
LOB	9



WP	PA	ERA	WHIP
0	35		

Batter	1	2	3	4	5	6	7	8	9	AB R H RBI BB SO LOB	TOP												
Rowland Office, L OBP: 0.326, SLG: 0.356 (1, 8)	0-0 1-3		0-0 P6			0-0 E6 FC6-4	4-0 FC3-6 BB			3 0 0 0 1 0 1													
Jerry Royster, R OBP: 0.267, SLG: 0.300 (1, 5) (6, 4)	0-3 K			0-0 P6		0-0 FC6-4 1B	0-0 FC3-6			4 1 0 0 0 1 3													
Willie Montanez, L OBP: 0.274, SLG: 0.400 Cito Gaston, R OBP: 0.333, SLG: 0.200 (1, 3) (3, 7)	0-0 6-3			0-3 K		0-0 1B FC4-6 1B	0-0 CS	0-0 6-3		1 0 0 0 0 0 0 3 1 1 0 0 1 0													
Jeff Burroughs, R OBP: 0.395, SLG: 0.579 (1, 9)		0-0 5-3		0-0 HR 1B		0-0 FC4-6 1B 1-2 3-H		0-0 G5-4-3 1B		4 1 3 1 0 0 0													
Tom Paciorek, R OBP: 0.176, SLG: 0.412 (1, 7) (3, 3)		0-0 6-3		0-0 HR		0-0 FC4-6 1B 1-2 2-3		0-0 G5-4-3 1-2f		4 1 2 2 0 0 1													
Vic Correll, R OBP: 0.379, SLG: 0.500 Biff Pocoroba, S OBP: 0.314, SLG: 0.391 (1, 2) (6, PH) (6, 2)		0-0 6-3		0-0 F7		0-0 FC4-6 1-2f 2-3 3-H		0-0 6-3		2 0 0 0 0 0 0 2 0 0 1 0 0 2													
Rod Gilbreath, R OBP: 0.291, SLG: 0.264 (1, 4)			0-3 K		0-3 K	0-0 6-3		0-3 K		3 0 0 0 0 2 2													
Pat Rockett, R OBP: 0.343, SLG: 0.302 Joe Nolan, L OBP: 0.400, SLG: 0.600 (1, 6) (9, PH)			0-0 SH3 1B		0-0 L8		4-0 FC3-6 BB CS BB	0-0 L6		2 0 1 0 1 0 0 1 0 0 0 0 0 0													
Andy Messersmith, R OBP: 0.273, SLG: 0.300 Buzz Capra, R (4, 1) Junior Moore, R OBP: 0.625, SLG: 0.500 Rick Camp, R (6, 1) Brian Asselstine, L OBP: 0.333, SLG: 0.273 (9, PH)		0-0 SH3		0-0 P4			0-3 K			0 0 0 0 0 0 0 1 0 0 0 0 0 0 1 0 0 0 0 1 1 0 0 0 0 0 0 0 1 0 0 0 0 1 0													
Inning Stats	R: 0 E: 0 K: 1 S: 5	H: 0 LOB: 0 BB: 0 P: 5	R: 0 E: 0 K: 3 S: 3	H: 0 LOB: 0 BB: 0 P: 3	R: 0 E: 0 K: 1 S: 6	H: 1 LOB: 1 BB: 0 P: 6	R: 2 E: 0 K: 1 S: 7	H: 2 LOB: 0 BB: 0 P: 7	R: 0 E: 0 K: 1 S: 5	H: 0 LOB: 0 BB: 0 P: 5	R: 2 E: 1 K: 0 S: 7	H: 3 LOB: 2 BB: 0 P: 7	R: 0 E: 0 K: 1 S: 4	H: 0 LOB: 1 BB: 2 P: 12	R: 0 E: 0 K: 0 S: 3	H: 1 LOB: 0 BB: 0 P: 3	R: 0 E: 0 K: 1 S: 5	H: 0 LOB: 0 BB: 0 P: 5	1B: 6 2B: 0 3B: 0 HR: 1	SF: 0 SAC: 1 DP: 1 HBP: 0	WP: 0 PB: 0 SB: 0 CS: 1	PA: 36	
PITCHER Pete Falcone, L ERA: 7.33 Clay Carroll, R ERA: 4.91 John Urrea, R ERA:	IP WLS BF H R ER SO BB IBB HBP BLK WP HR S P ERA WHIP	5.1 0 23 6 4 2 4 0 0 0 0 0 1 31 31 3.38 1.125	0.2 0 2 0 0 0 0 0 0 0 0 0 0 2 2 0.00 0.000	3.0 W 10 1 0 0 2 2 0 0 0 0 0 0 12 20 0.00 1.000			PITCHER IP WLS BF H R ER SO BB IBB HBP BLK WP HR S P ERA WHIP																

Atlanta Braves @ St. Louis Cardinals
Busch Stadium, St. Louis, MO
 Sat Apr 30 1977, 7:05 PM CDT
 Att. 16,883 - Unknown

livebaseballscorecards.com

AB	32
R	4
H	7
RBI	4
BB	2
SO	6
LOB	10



BOTTOM

Atlanta Braves @ St. Louis Cardinals
Busch Stadium, St. Louis, MO

Sat. Apr 30 1977, 7:05 PM CDT
Att. 16,883 - Unknown

livebaseballscorecards.com

AB	30
R	5
H	8
RBI	3
BB	4
SO	3
LOB	18



WP:	0	PA:	37
PB:	0	SB:	0
CS:	0		

AB R H RBI BB SO LOB

3 1 1 0 1 1 2
1 0 0 0 0 0 1

2 1 1 1 0 0 0

3 0 0 0 0 0 2

4 0 2 1 0 0 3

4 1 1 1 0 0 2

2 2 1 0 2 0 0

4 0 1 0 0 1 3

4 0 0 0 0 1 4

2 0 1 0 0 0 1
0 0 0 0 0 0 0
1 0 0 0 1 0 0

1B: 5 SF: 1
2B: 2 SAC: 2
3B: 1 DP: 2
HR: 1 HBP: 0

Batter	1	2	3	4	5	6	7	8	9
Lou Brock, L OBP: 0.323, SLG: 0.426 John Urrea, R (7, 1)	0-0 SF8 3B		0-3 K		4-0 SH1-3 BB	0-0 G1-6-3		0-0 3-1	
Garry Templeton, S OBP: 0.307, SLG: 0.352 (1, 6)	0-0 SF8		0-0 F7		0-0 SH1-3		0-0 SH5-3 1B		
Bake McBride, L OBP: 0.259, SLG: 0.370 (1, 8)	0-0 4-3		0-0 E3		0-0 FC4-2		0-0 SH5-3		
Hector Cruz, R OBP: 0.413, SLG: 0.463 (1, 9)	0-0 1B		0-0 F3		0-0 F2		0-0 8-4 1B		
Ted Simmons, S OBP: 0.468, SLG: 0.681 (1, 2)	0-0 P6			0-0 5-3		0-0 HR	0-0 8-4		
Keith Hernandez, L OBP: 0.425, SLG: 0.613 (1, 3)		0-0 E6		4-0 FC4 BB		4-0 1B BB		0-0 5-3 E 2B	
Ken Reitz, R OBP: 0.230, SLG: 0.352 (1, 5)		0-0 5-3		0-0 F7		0-0 E8 1B		0-3 K	
Mike Tyson, R OBP: 0.222, SLG: 0.190 (1, 4)		0-0 L7		0-0 FC4		0-3 K		0-0 5-3	
Pete Falcone, L OBP: 0.125, SLG: 0.125 Clay Carroll, R (6, 1)		0-0 6-3				0-0 SH1-3 BB		0-0 E6	
Jerry Mumphrey, S OBP: 0.556, SLG: 0.667 (7, 7)						FC4-2 1B		G1-6-3 BB	

Inning Stats	R: 1	H: 2	E: 0	K: 0	S: 5	R: 0	H: 0	E: 1	K: 0	S: 4	R: 0	H: 0	E: 2	K: 1	S: 6	R: 0	H: 0	E: 0	K: 0	S: 3	R: 0	H: 1	E: 0	K: 0	S: 4	R: 2	H: 2	E: 1	K: 1	S: 6	R: 1	H: 2	E: 0	K: 0	S: 4	R: 1	H: 1	E: 1	K: 1	S: 7
--------------	------	------	------	------	------	------	------	------	------	------	------	------	------	------	------	------	------	------	------	------	------	------	------	------	------	------	------	------	------	------	------	------	------	------	------	------	------	------	------	------

PITCHER	IP	WLS	BF	H	R	ER	SO	BB	IBB	HBP	BLK	WP	HR	S	P	ERA	WHIP
Andy Messersmith, R ERA: 4.18 (1, 1)	3.0		13	2	1	1	1	0	0	0	0	0	0	15	15	3.00	0.667
Buzz Capra, R ERA: 4.5 (4, 1)	2.0		12	3	2	1	0	3	0	0	0	0	1	9	21	4.50	3.000
Rick Camp, R ERA: 3.29 (6, 1)	3.0	L	12	3	2	1	2	1	0	0	0	0	0	15	19	3.00	1.333

Batter	1	2	3	4	5	6	7	8	9	AB R H RBI BB SO LOB	TOP																				
Jerry Royster, R (1, 4) OBP: 0.256, SLG: 0.286	0-0 F4		0-0 L6		0-0 4-3			0-0 F8		4 0 0 0 0 0 1																					
Rowland Office, L (1, 8) OBP: 0.313, SLG: 0.341	0-0 4-3			0-0 F7		0-0 4-3		0-0 F8		4 0 0 0 0 0 0																					
Junior Moore, R (1, 5) OBP: 0.583, SLG: 0.600	0-3 K			0-0 BB 1B		0-0 F8			0-0 F8 2B	4 0 2 0 0 1 0																					
Jeff Burroughs, R (1, 9) OBP: 0.400, SLG: 0.570		0-0 5-3		4-0 BB 1-2 BB		0-0 BB 1B			0-0 F8 2-3	3 0 1 0 1 0 1																					
Tom Paciorek, R (1, 3) OBP: 0.190, SLG: 0.381		0-0 S 1B		0-3 S K		0-3 S K			0-3 S K	4 0 1 0 0 3 4																					
Biff Pocoroba, S (1, 2) OBP: 0.309, SLG: 0.367		0-0 F7 1-2		0-0 G3			0-3 S K		4-0 BB	3 0 0 0 1 1 3																					
Brian Asselstine, L (1, 7) OBP: 0.250, SLG: 0.200		0-0 F8			0-0 G3		0-0 P6		0-0 F7	4 0 0 0 0 0 3																					
Pat Rockett, R (1, 6) OBP: 0.329, SLG: 0.288			0-0 6-3		0-3 K		0-0 F7			3 0 0 0 0 1 0																					
Dick Ruthven, R (1, 1) OBP: 0.286, SLG: 0.357			0-0 4-3		0-0 BB 2B			0-0 F3		1 0 0 0 0 0 0																					
Jamie Easterly, L (3, 1) OBP: 0.667, SLG: 1.000										1 0 1 0 0 0 0																					
Bob Johnson, L (6, 1)										0 0 0 0 0 0 0																					
Joe Nolan, L (8, PH) OBP: 0.333, SLG: 0.500										1 0 0 0 0 0 0																					
Max Leon, R (8, 1)										0 0 0 0 0 0 0																					
Inning Stats	R: 0 E: 0 K: 1 S: 5	H: 0 LOB: 0 BB: 0 P: 5	R: 0 E: 0 K: 0 S: 4	H: 1 LOB: 1 BB: 0 P: 4	R: 0 E: 0 K: 0 S: 3	H: 0 LOB: 0 BB: 0 P: 3	R: 0 E: 0 K: 1 S: 6	H: 1 LOB: 2 BB: 1 P: 10	R: 0 E: 0 K: 1 S: 6	H: 1 LOB: 1 BB: 0 P: 6	R: 0 E: 0 K: 1 S: 5	H: 0 LOB: 0 BB: 0 P: 5	R: 0 E: 0 K: 0 S: 3	H: 0 LOB: 0 BB: 0 P: 3	R: 0 E: 0 K: 1 S: 6	H: 1 LOB: 2 BB: 1 P: 10	1B: 3 2B: 2 3B: 0 HR: 0	SF: 0 SAC: 0 DP: 0 HBP: 0	WP: 0 PB: 0 SB: 1 CS: 0	PA: 34											
PITCHER Eric Rasmussen, R (1, 1) ERA: 2.95	IP 9.0	WLS W	BF 34	H 5	R 0	ER 0	SO 6	BB 2	IBB 0	HBP 0	BLK 0	WP 0	HR 0	S 44	P 52	ERA 0.00	WHIP 0.778														
PITCHER											IP	WLS	BF	H	R	ER	SO	BB	IBB	HBP	BLK	WP	HR	S	P	ERA	WHIP				

Atlanta Braves @ St. Louis Cardinals
 Busch Stadium, St. Louis, MO
 Sun May 01 1977, 3:33 AM CDT
 Att. 12,781 - Cloudy

livebaseballscorecards.com

AB	32
R	0
H	5
RBI	0
BB	2
SO	6
LOB	12



Batter	1	2	3	4	5	6	7	8	9	AB	R	H	RBI	BB	SO	LOB	BOTTOM			
Lou Brock, L (1, 7) Jerry Mumphrey, S (7, 7) OBP: 0.348, SLG: 0.438 OBP: 0.526, SLG: 0.625	0-0 P6	0-0 1B		4-0 BB		0-0 1B	0-0 1-3			3	1	2	1	1	0	0	Atlanta Braves @ St. Louis Cardinals Busch Stadium, St. Louis, MO Sun May 01 1977, 3:33 AM CDT Att: 12,781 - Cloudy			
Garry Templeton, S (1, 6) Don Kessinger, S (8, 6) OBP: 0.304, SLG: 0.347 OBP: 0.294, SLG: 0.172	0-0 4-3	0-0 G3		0-0 L5		0-0 BB	0-0 1-2	0-0 G3		4	1	1	1	0	0	3				
Tony Scott, S (1, 8) OBP: 0.500, SLG: 0.548	4-0 1B		0-0 G3	0-0 G6-4-3		0-0 SF9	0-0 1-2	4-0 BB		3	2	2	1	2	0	2				
Hector Cruz, R (1, 9) Mike Anderson, R (7, 9) OBP: 0.418, SLG: 0.456 OBP: 0.308, SLG: 0.500	0-0 1-3		0-0 G3		0-0 1-3	4-0 SF9	1-2 2-3	0-0 F7		3	1	1	0	1	0	1				
Ted Simmons, S (1, 2) Dave Rader, L (7, 2)	0-0 1-H		4-0 1B		0-0 6-3	0-0 SF9	1-2 2-3	0-0 4-3		2	0	1	3	1	0	0				
Keith Hernandez, L (1, 3) OBP: 0.429, SLG: 0.600	0-3 K		0-0 1-3		4-0 2B	0-0 P6				3	1	1	1	1	1	3				
Ken Reitz, R (1, 5) OBP: 0.231, SLG: 0.360		0-0 F7	0-3 K		0-0 1-H	0-0 6-3				4	0	1	1	0	1	4				
Mike Tyson, R (1, 4) OBP: 0.224, SLG: 0.178		4-0 SH3	0-0 F8		0-0 G3		0-0 F9			3	1	0	0	1	0	3				
Eric Rasmussen, R (1, 1) OBP: 0.273, SLG: 0.455		0-0 SH3		0-0 2B		0-0 1B	0-0 P4			3	1	2	0	0	0	0				
Inning Stats	R: 2 E: 0 K: 1 S: 7	H: 2 LOB: 1 BB: 1 P: 11	R: 1 E: 0 K: 0 S: 4	H: 1 LOB: 1 BB: 1 P: 8	R: 1 E: 0 K: 1 S: 7	H: 2 LOB: 2 BB: 1 P: 11	R: 0 E: 0 K: 0 S: 3	H: 1 LOB: 1 BB: 1 P: 7	R: 1 E: 0 K: 0 S: 4	H: 1 LOB: 1 BB: 1 P: 8	R: 3 E: 0 K: 0 S: 7	H: 4 LOB: 2 BB: 1 P: 11	R: 0 E: 0 K: 0 S: 3	H: 0 LOB: 0 BB: 0 P: 3	R: 0 E: 0 K: 0 S: 3	H: 0 LOB: 1 BB: 1 P: 7		1B: 8 2B: 2 3B: 1 HR: 0	SF: 1 SAC: 1 DP: 1 HBP: 0	WP: 0 PB: 0 SB: 0 CS: 0
PITCHER	IP WLS BF H R ER SO	IP WLS BF H R ER SO	IP WLS BF H R ER SO	IP WLS BF H R ER SO	IP WLS BF H R ER SO	IP WLS BF H R ER SO	IP WLS BF H R ER SO	IP WLS BF H R ER SO	IP WLS BF H R ER SO	IP WLS BF H R ER SO	IP WLS BF H R ER SO	IP WLS BF H R ER SO	IP WLS BF H R ER SO	IP WLS BF H R ER SO	IP WLS BF H R ER SO	IP WLS BF H R ER SO	ERA WHIP	ERA WHIP		
Dick Ruthven, R (1, 1) ERA: 3.21	2.0 L																			
Jamie Easterly, L (3, 1) ERA: 11.91	3.0	18	7	5	5	1	2	1	0	0	0	0	0	0	0	0	0	0	0	
Bob Johnson, R (6, 1) ERA: 9.31	2.0	8	1	0	0	0	1	0	0	0	0	0	0	0	0	0	0	0	0	
Max Leon, R (8, 1) ERA:	1.0	4	0	0	0	0	1	0	0	0	0	0	0	0	0	0	0	0	0	

livebaseballscorecards.com

AB 32
R 8
H 11
RBI 8
BB 7
SO 2
LOB 18



Batter	1	2	3	4	5	6	7	8	9	AB R H RBI BB SO LOB	TOP		
Omar Moreno, L (1, 8) OBP: 0.294, SLG: 0.355	0-0 F5		0-0 5-3		0-0 HR	0-3 K	0-0 FC4-2-3			5 1 1 1 0 1 4			
Ed Ott, L (1, 2) OBP: 0.386, SLG: 0.361	0-0 HR		4-0 1B SF7 BB		0-0 F5	0-0 1B S		0-3 K		4 3 2 3 1 1 0			
Dave Parker, L (1, 9) OBP: 0.430, SLG: 0.600	0-0 F7		0-0 1B SF7		0-0 F5	0-0 1B		0-3 K		5 0 2 1 0 1 0			
Al Oliver, L (1, 7) OBP: 0.338, SLG: 0.444 Miguel Dilone, S (8, 7) OBP: 0.185, SLG: 0.154	4-0 FC5-6 BB		0-0 1B SF7		0-0 1B S	0-0 F4		0-0 4-3		3 1 1 1 1 0 1 0 0 0 0 0 0 0			
Willie Stargell, L (1, 3) OBP: 0.375, SLG: 0.759	0-0 FC5-6		4-0 1B IBB		0-0 1B		0-0 HR		0-0 F2	4 1 2 2 1 0 1			
Rennie Stennett, R (1, 4) OBP: 0.316, SLG: 0.375		0-0 4-3	0-0 F7		0-0 F9		0-0 1B E4 2B 1B		0-0 HR 1B	5 2 2 0 0 0 3			
Phil Garner, R (1, 5) OBP: 0.351, SLG: 0.456 Fernando Gonzalez, R (8, 5) OBP: 0.250, SLG: 0.625		0-0 L8		0-0 1-3		0-0 F4	0-0 2B FC6-2 1B		0-0 HR 1B	4 0 1 0 0 0 0 1 1 1 2 0 0 0	AB 40 R 11 H 15 RBI 11 BB 4 SO 5 LOB 12		
Frank Taveras, R (1, 6) OBP: 0.282, SLG: 0.292		4-0 S BB		0-3 K		0-0 2B 1B	0-0 FC6-2 2B		0-0 F8	4 1 2 1 1 1 0			
Bruce Kison, R (1, 1) OBP: 0.200, SLG: 0.368		0-3 K		0-0 5-3		0-0 1B 2B	0-0 FC6-2		0-0 4-3	5 1 1 0 0 1 3			
Inning Stats	R: 1 H: 1 E: 0 LOB: 1 K: 0 BB: 1 S: 4 P: 8	R: 0 H: 0 E: 0 LOB: 1 K: 1 BB: 1 S: 5 P: 9	R: 1 H: 1 E: 0 LOB: 2 K: 0 BB: 2 S: 4 P: 12	R: 0 H: 0 E: 0 LOB: 0 K: 1 BB: 0 S: 5 P: 5	R: 2 H: 3 E: 0 LOB: 1 K: 0 BB: 0 S: 6 P: 6	R: 3 H: 4 E: 0 LOB: 1 K: 1 BB: 0 S: 9 P: 9	R: 2 H: 4 E: 1 LOB: 1 K: 0 BB: 0 S: 6 P: 6	R: 0 H: 0 E: 0 LOB: 0 K: 2 BB: 0 S: 7 P: 7	R: 2 H: 2 E: 0 LOB: 0 K: 0 BB: 0 S: 5 P: 5	1B: 9 SF: 1 2B: 3 SAC: 0 3B: 0 DP: 1 HR: 4 HBP: 0	WP: 0 PA: 45 PB: 0 SB: 3 CS: 0		
PITCHER	IP WLS BF H R ER SO BB IBB HBP BLK WP HR S P ERA WHIP											PITCHER	IP WLS BF H R ER SO BB IBB HBP BLK WP HR S P ERA WHIP
Buzz Capra, R (1, 1) ERA: 6.62	5.2 L 29 8 7 7 3 3 1 0 0 0 0 2 31 47 11.12 1.941												
Mike Beard, L (6, 1) ERA: 9.64	0.1 6 5 2 2 0 0 0 0 0 0 0 1 6 6 54.00 15.000												
Max Leon, R (7, 1) ERA:	2.0 5 0 0 0 2 0 0 0 0 0 0 0 9 9 0.00 0.000												
Bob Johnson, R (9, 1) ERA: 10.13	1.0 5 2 2 2 0 0 0 0 0 0 0 1 5 5 18.00 2.000												

Pittsburgh Pirates @ Atlanta Braves
Atlanta-Fulton County Stadium, Atlanta, GA

Mon May 02 1977, 7:05 PM EDT
Att: 9,148 - Unknown - 76 F

livebaseballscorecards.com



Batter	1	2	3	4	5	6	7	8	9	AB	R	H	RBI	BB	SO	LOB
Jerry Royster, R OBP: 0.245, SLG: 0.273 (1, 4)	0-0 6-3		0-0 6-3			0-3 K		0-0 F8		4	0	0	0	0	1	0
Junior Moore, R OBP: 0.625, SLG: 0.615 (1, 5)	0-0 FC5-4 1B		0-0 1B			4-0 FC4-6 BB			0-0 4-3	3	0	2	0	1	0	0
Rowland Office, L OBP: 0.300, SLG: 0.326 (1, 8)	0-0 F7		0-0 F8			0-0 FC4-6 1-2f			0-0 1-3	4	0	0	0	0	0	3
Jeff Burroughs, R OBP: 0.383, SLG: 0.542 (1, 9)	0-0 FC5-4 1-2f			0-0 4-3		0-3 K			0-0 5-3	4	0	0	0	0	1	2
Biff Pocaroba, S OBP: 0.293, SLG: 0.346 (1, 2)		0-0 G3		0-0 G3					0-0 4-3	3	0	0	0	0	0	0
Tom Paciorek, R OBP: 0.167, SLG: 0.333 (1, 3)		0-0 F9		0-0 F8					0-0 6-3	3	0	0	0	0	0	0
Brian Asselstine, L OBP: 0.263, SLG: 0.389 (1, 7)		0-0 HR							0-0 3-1	3	1	1	1	0	0	0
Pat Rockett, R OBP: 0.316, SLG: 0.275 (1, 6)		0-3 K							0-0 F7	3	0	0	0	0	1	0
Buzz Capra, R (1, 1)			0-0 6-3						0-0 F9	2	0	0	0	0	0	0
Mike Beard, L (6, 1)										0	0	0	0	0	0	0
Max Leon, R (7, 1)										0	0	0	0	0	0	0
Joe Nolan, L (8, PH)										1	0	0	0	0	0	0
Bob Johnson, L (9, 1)										0	0	0	0	0	0	0

Inning Stats	R: 0 E: 0 K: 0 S: 4	H: 1 LOB: 1 BB: 0 P: 4	R: 1 E: 0 K: 1 S: 6	H: 1 LOB: 0 BB: 0 P: 6	R: 0 E: 0 K: 0 S: 4	H: 1 LOB: 1 BB: 0 P: 4	R: 0 E: 0 K: 0 S: 3	H: 0 LOB: 0 BB: 0 P: 3	R: 0 E: 0 K: 0 S: 3	H: 0 LOB: 0 BB: 0 P: 3	R: 0 E: 0 K: 2 S: 7	H: 0 LOB: 1 BB: 1 P: 11	R: 0 E: 0 K: 0 S: 3	H: 0 LOB: 0 BB: 0 P: 3	R: 0 E: 0 K: 0 S: 3	H: 0 LOB: 0 BB: 0 P: 3	R: 0 E: 0 K: 0 S: 3	H: 0 LOB: 0 BB: 0 P: 3	1B: 2 2B: 0 3B: 0 HR: 1	SF: 0 SAC: 0 DP: 0 HBP: 0	WP: 0 PB: 0 SB: 0 CS: 0	PA: 31																
PITCHER Bruce Kison, R ERA: 2.78 (1, 1)	IP 9.0	WLS W	BF 31	H 3	R 1	ER 1	SO 3	BB 1	IBB 0	HBP 0	BLK 0	WP 0	HR 1	S 36	P 40	ERA 1.00	WHIP 0.444																					
																	PITCHER																					
																	IP	WLS	BF	H	R	ER	SO	BB	IBB	HBP	BLK	WP	HR	S	P	ERA	WHIP					

BOTTOM

Pittsburgh Pirates @ Atlanta Braves
Atlanta-Fulton County Stadium, Atlanta, GA

Mon May 02 1977, 7:05 PM EDT
Att. 9,148 - Unknown - 76 F

livebaseballscorecards.com

AB	30
R	1
H	3
RBI	1
BB	1
SO	3
LOB	5



Batter	1	2	3	4	5	6	7	8	9	10	11	AB R H RBI BB SO LOB	TOP	
Omar Moreno, L (1, 8) <small>OBP: 0.276, SLG: 0.333</small> Bill Robinson, R (9, PH) <small>OBP: 0.396, SLG: 0.512</small> <small>(9, 8)</small> Larry Demery, R (11, PR) <small>OBP: 0.500, SLG: 0.500</small> Grant Jackson, S (11, 1)												4 0 0 0 0 1 2 1 0 1 0 1 0 0 0 0 0 0 0 0 0 0 0 0 0 0 0 0	Pittsburgh Pirates @ Atlanta Braves Atlanta-Fulton County Stadium, Atlanta, GA Tue May 03 1977, 7:05 PM EDT Att: 7,977 - Unknown	
Frank Taveras, R (1, 6) <small>OBP: 0.265, SLG: 0.273</small> Ed Kirkpatrick, L (11, PH) <small>OBP: 0.353, SLG: 0.364</small> <small>(11, 8)</small>												5 0 0 1 0 1 2 0 0 0 1 0 0 0		
Dave Parker, L (1, 9) <small>OBP: 0.446, SLG: 0.671</small>												5 3 3 3 1 0 3		
Al Oliver, L (1, 7) <small>OBP: 0.342, SLG: 0.433</small>												4 1 1 0 1 0 0		
Willie Stargell, L (1, 3) <small>OBP: 0.351, SLG: 0.676</small>												5 0 1 2 0 2 1		
Rennie Stennett, R (1, 4) <small>OBP: 0.321, SLG: 0.368</small>												4 1 1 0 1 2 1		
Phil Garner, R (1, 5) <small>OBP: 0.354, SLG: 0.466</small>												5 1 2 1 0 1 1		
Duffy Dyer, R (1, 2) <small>OBP: 0.297, SLG: 0.500</small> Miguel Dilone, S (9, PH) <small>OBP: 0.179, SLG: 0.148</small> Kent Tekulve, R (9, 1) Tommy Helms, R (11, PH) Mario Mendoza, R (11, 6) <small>OBP: 0.333, SLG: 0.333</small>												3 1 2 0 0 0 1 1 0		
Jerry Reuss, L (1, 1) <small>OBP: 0.273, SLG: 0.273</small> Rich Gossage, R (7, 1) <small>OBP: 0.500, SLG: 1.000</small> Ed Ott, L (9, PH) <small>OBP: 0.391, SLG: 0.351</small> <small>(9, 2)</small>												3 1 1 0 0 2 2 0 0 0 0 0 0 0 1 0 0 0 1 0 0		
Inning Stats	R: 2 H: 2 E: 0 LOB: 0 K: 0 BB: 1 S: 4 P: 8	R: 0 H: 1 E: 0 LOB: 1 K: 2 BB: 0 S: 8 P: 8	R: 1 H: 1 E: 0 LOB: 0 K: 0 BB: 0 S: 4 P: 4	R: 0 H: 0 E: 0 LOB: 0 K: 1 BB: 0 S: 5 P: 5	R: 3 H: 3 E: 0 LOB: 0 K: 0 BB: 0 S: 6 P: 6	R: 1 H: 1 E: 0 LOB: 1 K: 1 BB: 1 S: 6 P: 10	R: 0 H: 0 E: 0 LOB: 0 K: 2 BB: 0 S: 7 P: 7	R: 0 H: 1 E: 0 LOB: 1 K: 1 BB: 0 S: 6 P: 6	R: 0 H: 0 E: 0 LOB: 1 K: 0 BB: 1 S: 3 P: 7	R: 0 H: 1 E: 0 LOB: 1 K: 2 BB: 1 S: 7 P: 11	R: 1 H: 2 E: 0 LOB: 3 K: 0 BB: 1 S: 5 P: 9	1B: 8 SF: 1 2B: 2 SAC: 1 3B: 0 DP: 0 HR: 2 HBP: 0		WP: 0 PA: 49 PB: 0 SB: 2 CS: 2
PITCHER Phil Niekro, R (1, 1) <small>ERA: 6.07</small>	IP WLS BF H R ER SO BB IBB HBP BLK WP HR S P ERA WHIP 11.0 L 48 12 8 8 9 4 1 0 0 0 2 61 81 6.54 1.455													

livebaseballscorecards.com

AB	41
R	8
H	12
RBI	8
BB	5
SO	9
LOB	13



Batter	1	2	3	4	5	6	7	8	9	10	11	AB R H RBI BB SO LOB	BOTTOM
Jerry Royster, R (1, 4) OBP: 0.250, SLG: 0.269	0-0 1B S SF9 1B		4-0 1B E BB		0-0 E5 FC6-4 2B	0-0 4-3		0-3 K			0-0 F8	5 3 1 0 1 1 1	
Rowland Office, L (1, 8) OBP: 0.311, SLG: 0.337	0-0 PB 1-3 1B		0-0 E5 SH5-3 1-H 1B		0-0 FC6-4 1-2 1B		0-3 K		0-0 4-3		0-0 F8	6 1 3 0 0 1 0	
Junior Moore, R (1, 5) OBP: 0.550, SLG: 0.529	0-3 K		0-0 SH5-3 2-3		0-0 FC6-4 2B 1-2f 2-3 1B		0-0 HR 1B		0-0 4-3			4 2 1 0 0 1 4	
Jeff Burroughs, R (1, 9) OBP: 0.404, SLG: 0.605	0-0 SF9		0-0 1B		0-0 1B 1-3 3-H 2B		0-0 HR 1-H		4-0 BB			3 1 3 5 1 0 0	
Tom Paciorek, R (1, 3) OBP: 0.138, SLG: 0.276	0-3 K 1-2		0-0 F7		0-0 5-3		0-0 F9		0-0 F8			5 0 0 0 0 1 5	
Cito Gaston, R (1, 7) OBP: 0.273, SLG: 0.200		0-3 K	0-0 6-3		0-0 S 2-3 3-H 1B		0-3 K			0-0 5-3		5 0 1 1 0 2 1	
Vic Correll, R (1, 2) OBP: 0.375, SLG: 0.464		4-0 BB		0-0 6-3	0-0 L7		4-0 FC4-6 BB		0-0 F7			2 0 0 0 1 0 2	
Biff Pocoroba, S (8, PH) OBP: 0.300, SLG: 0.340					1-2		0-0 FC4-6 SH3-4 1-2f BB		0-0 6-3			1 0 0 0 1 0 0	
Pat Rockett, R (1, 6) OBP: 0.296, SLG: 0.257		0-0 F7		0-0 6-3		0-0 5-3		0-0 FC4-6 SH3-4 1-2f BB		0-0 6-3		5 0 0 0 0 0 2	
Phil Niekro, R (1, 1) OBP: 0.214, SLG: 0.214		0-0 G3		0-0 5-3		0-0 F9		0-0 SH3-4 1-2			0-3 K	3 0 0 0 0 0 1	
Rod Gilbreath, R (11, PH) OBP: 0.288, SLG: 0.260											0-0 K	1 0 0 0 0 1 0	

Inning Stats	R: 1	H: 2	R: 0	H: 0	R: 2	H: 2	R: 0	H: 0	R: 2	H: 3	R: 0	H: 0	R: 2	H: 2	R: 0	H: 0	R: 0	H: 0	R: 0	H: 0	R: 0	H: 0	1B: 7	SF: 1	WP: 0	PA: 47
E: 0	LOB: 1	E: 0	LOB: 1	E: 1	LOB: 1	E: 0	LOB: 0	E: 1	LOB: 2	E: 0	LOB: 0	E: 0	LOB: 0	E: 0	LOB: 1	E: 0	LOB: 0	E: 0	LOB: 0	E: 0	LOB: 0	E: 0	LOB: 0	2B: 1	SAC: 2	PB: 1
K: 2	BB: 0	K: 1	BB: 1	K: 0	BB: 1	K: 0	BB: 0	K: 0	BB: 0	K: 2	BB: 0	K: 1	BB: 1	K: 0	BB: 1	K: 0	BB: 0	K: 0	BB: 1	K: 0	BB: 1	K: 0	BB: 0	3B: 0	DP: 0	SB: 2
S: 9	P: 9	S: 5	P: 9	S: 5	P: 9	S: 3	P: 3	S: 7	P: 7	S: 3	P: 3	S: 5	P: 9	S: 3	P: 7	S: 3	P: 3	S: 5	P: 5	S: 5	P: 5	S: 5	P: 5	HR: 1	HBP: 0	CS: 0

PITCHER	IP	WLS	BF	H	R	ER	SO	BB	IBB	HBP	BLK	WP	HR	S	P	ERA	WHIP
Jerry Reuss, L (1, 1) ERA: 4.55	6.1		30	8	6	4	4	2	0	0	0	0	0	36	44	5.68	1.579
Rich Gossage, R (7, 1) ERA: 1.45	1.2		7	1	1	1	2	1	0	0	0	0	1	10	14	5.40	1.200
Kent Tekulve, R (9, 1) ERA: 2.25	2.0	W	7	0	0	0	0	1	0	0	0	0	0	6	10	0.00	0.500
Grant Jackson, L (11, 1) ERA: 1.08	1.0	S	3	0	0	0	1	0	0	0	0	0	0	5	5	0.00	0.000

Pittsburgh Pirates @ Atlanta Braves
Atlanta-Fulton County Stadium, Atlanta, GA

AB 40
R 7
H 9
RBI 6
BB 4
SO 7
LOB 16



Tue May 03 1977, 7:05 PM EDT
Att: 7,977 - Unknown

WP: 0 PA: 47
PB: 1
SB: 2
CS: 0

livebaseballscores.com

Batter	1	2	3	4	5	6	7	8	9	AB R H RBI BB SO LOB	TOP											
Omar Moreno, L (1, 8) OBP: 0.299, SLG: 0.333	0-0 PB S 2B 1B	0-3 K		4-0 1B E BB		4-0 1B BB		0-0 G4-6-3 1-2f 2-3 3-H		3 2 1 0 2 1 3												
Ed Ott, L (1, 2) OBP: 0.429, SLG: 0.368 Duffy Dyer, R (4, 2) OBP: 0.308, SLG: 0.500	4-0 S 2B BB	4-0 S 2B BB		0-0 CS 1B		0-0 1B		0-3 K		1 2 1 0 2 0 0 2 0 1 0 0 1 1												
Dave Parker, L (1, 9) OBP: 0.454, SLG: 0.685	0-0 1B 1-H 3-H 2B	0-0 1B 1-H 3-H 2B		0-0 E3 1-2 3-H 1B		0-0 F9			1-0 1B E HBP	4 2 2 4 0 0 3												
Al Oliver, L (1, 7) OBP: 0.346, SLG: 0.431 Miguel Dilone, S (9, PR) OBP: 0.179, SLG: 0.148	0-0 F8	0-0 CS 1B 2-H		0-0 F9			0-0 P5		0-0 E5 1-H G4-3 1B	5 0 2 1 0 0 2 0 0 0 0 0 0 0												
Ed Kirkpatrick, L (1, 3) OBP: 0.273, SLG: 0.250	0-3 K	0-0 CS 1-2	0-0 F9		0-0 F3		0-3 K		0-0 G4-3 1-2f	5 0 0 0 0 2 2												
Rennie Stennett, R (1, 4) OBP: 0.337, SLG: 0.395	0-0 S 2-3 1B		0-0 2B		0-0 4-3		0-0 4-3		0-0 1B	5 0 3 0 0 0 0												
Phil Garner, R (1, 5) OBP: 0.345, SLG: 0.449	0-3 K 1-2		0-0 F7		0-0 G3			0-0 E 1B G4-6-3 1B	0-3 K	5 1 1 0 0 2 4												
Frank Taveras, R (1, 6) OBP: 0.264, SLG: 0.272		0-0 F8	0-0 4-3		0-0 4-3			0-0 G4-6-3 1-2 E 1B		4 0 1 0 0 0 1												
Larry Demery, R (1, 1) OBP: 0.333, SLG: 0.667 Kent Tekulve, R (8, 1)		0-0 2B 3B		0-3 K		0-0 F9		0-0 E6 1-2 2-3 G4-6-3		4 1 1 0 0 1 2 0 0 0 0 0 0 0												
Inning Stats	R: 2 E: 0 K: 2 S: 10	H: 3 LOB: 2 BB: 1 P: 14	R: 3 E: 0 K: 1 S: 7	H: 3 LOB: 0 BB: 1 P: 11	R: 0 E: 0 K: 0 S: 4	H: 1 LOB: 1 BB: 0 P: 4	R: 1 E: 1 K: 1 S: 6	H: 1 LOB: 1 BB: 1 P: 10	R: 0 E: 0 K: 0 S: 3	H: 0 LOB: 0 BB: 0 P: 3	R: 0 E: 0 K: 0 S: 4	H: 1 LOB: 2 BB: 1 P: 8	R: 0 E: 0 K: 1 S: 5	H: 0 LOB: 0 BB: 0 P: 5	R: 1 E: 1 K: 1 S: 7	H: 2 LOB: 1 BB: 0 P: 7	R: 1 E: 1 K: 1 S: 6	H: 2 LOB: 1 BB: 0 P: 7	1B: 9 2B: 3 3B: 1 HR: 0	SF: 0 SAC: 0 DP: 2 HBP: 1	WP: 0 PB: 1 SB: 4 CS: 2	PA: 44
PITCHER	IP WLS BF H R ER SO BB IBB HBP BLK WP HR S P ERA WHIP																					
Frank LaCorte, R (1, 1) ERA: 12.76	1.2 L 13 6 5 5 3 2 0 0 0 0 0 0 17 25 27.00 4.800																					
Don Collins, L (2, 1) ERA:	4.1 17 3 1 0 1 2 0 0 0 0 0 0 17 25 0.00 1.154																					
Jamie Easterly, L (7, 1) ERA: 10.67	3.0 13 4 2 2 3 0 0 1 0 0 0 0 18 19 6.00 1.333																					

Pittsburgh Pirates @ Atlanta Braves
Atlanta-Fulton County Stadium, Atlanta, GA

Wed May 04 1977, 7:05 PM EDT
Att. 3,890 - Unknown

livebaseballscorecards.com

AB	38
R	8
H	13
RBI	5
BB	4
SO	7
LOB	18



Batter	1	2	3	4	5	6	7	8	9	AB	R	H	RBI	BB	SO	LOB
Jerry Royster, R OBP: 0.260, SLG: 0.271 (1, 4) BBB (7, 8)	4-0 CS BB		X 0-0 CS 1B			X 0-0 F9		X 0-0 G4-6-3 1-2f		3	0	1	0	1	0	3
Rowland Office, L OBP: 0.303, SLG: 0.327 (1, 8) X (7, 1) Jamie Easterly, L OBP: 0.667, SLG: 1.000 (9, PH) Brian Asselstine, L OBP: 0.250, SLG: 0.368	0-0 F8		X 0-0 G3 1-2			X 0-0 F7		X 0-0 G3		3	0	0	0	0	0	2
Junior Moore, R OBP: 0.458, SLG: 0.429 (1, 5) X	0-0 F8				X 0-0 F9			X 0-0 4-3		4	0	0	0	0	0	1
Jeff Burroughs, R OBP: 0.398, SLG: 0.589 (1, 9) X	0-0 CS 1-2	X 0-0 2B 1B		X 0-0 5-3		X 0-0 5-3		X 0-3 K		4	0	1	0	0	1	0
Biff Pocaroba, S OBP: 0.302, SLG: 0.357 (1, 2)		X 0-0 1-3 2B		X 0-0 3-1		X 0-0 4-3				3	0	1	0	0	0	0
Tom Paciorek, R OBP: 0.125, SLG: 0.250 (1, 3)		0-3 K		0-3 K				X 0-0 E6 FC6-5		3	0	0	0	0	2	2
Barry Bonnell, R (1, 7)		X 0-0 F9		X 0-0 5-3		X 0-0 FC6-5-4 1B 1B 2-3		X 0-0 K		3	0	0	0	0	0	3
Pat Rockett, R OBP: 0.298, SLG: 0.260 (1, 6)		X 0-0 6-3		X 0-0 F8		X 0-0 F9		X 0-0 1B 1-2 1B		3	0	1	0	0	0	2
Frank LaCorte, R OBP: 0.200, SLG: 0.200 (1, 1) Don Collins, R (2, 1) Darrel Chaney, S OBP: 0.500, SLG: 0.500 (6, PH) (7, 4)		S 0-3 K		X 0-0 F9		X 0-0 G4-6-3 1B 1-2 2-3				0	0	0	0	0	0	0
		S 0-3 K								1	0	0	0	0	1	0
		S 0-3 K								2	0	1	0	0	0	0

Inning Stats	R: 0	H: 0	E: 0	K: 0	S: 2	R: 0	H: 2	E: 0	K: 1	S: 7	R: 0	H: 1	E: 0	K: 1	S: 5	R: 0	H: 0	E: 0	K: 1	S: 3	R: 0	H: 0	E: 0	K: 1	S: 5	R: 0	H: 0	E: 0	K: 0	S: 3	R: 0	H: 0	E: 1	K: 0	S: 5	R: 0	H: 0	E: 0	K: 1	S: 5	R: 0	H: 0	E: 0	K: 1	S: 5
	LOB: 0	BB: 1	P: 6	LOB: 2	BB: 0	P: 7	LOB: 0	BB: 0	P: 5	LOB: 0	BB: 0	P: 3	LOB: 0	BB: 0	P: 5	LOB: 0	BB: 0	P: 3	LOB: 2	BB: 0	P: 5	LOB: 0	BB: 0	P: 5	LOB: 0	BB: 0	P: 5	LOB: 0	BB: 0	P: 5	LOB: 0	BB: 0	P: 5	1B: 4	SF: 0	2B: 1	SAC: 0	3B: 0	DP: 1	HR: 0	HBP: 0				


PITCHER	IP	WLS	BF	H	R	ER	SO	BB	IBB	HBP	BLK	WP	HR	S	P	ERA	WHIP
Larry Demery, R ERA: 3.72 (1, 1)	7.1	W	27	5	0	0	3	1	0	0	0	0	0	32	36	0.00	0.818
Kent Tekulve, R ERA: 1.98 (8, 1)	1.2		4	0	0	0	1	0	0	0	0	0	0	6	6	0.00	0.000

BOTTOM

Pittsburgh Pirates @ Atlanta Braves
Atlanta-Fulton County Stadium, Atlanta, GA

Wed May 04 1977, 7:05 PM EDT
Att. 3,890 - Unknown

AB	30
R	0
H	5
RBI	0
BB	1
SO	4
LOB	13



livebaseballscorecards.com

WP: 0	PA: 32
PB: 0	
SB: 0	
CS: 2	

Batter	1	2	3	4	5	6	7	8	9	AB R H RBI BB SO LOB	TOP	
Jerry Royster, R (1, 5) OBP: 0.266, SLG: 0.263	4-0 BB G4-6-3		0-3 K		0-0 1-6-3			4-2 1B WP BB	0-0 5-3	3 0 0 0 2 1 3		
Darrel Chaney, S (1, 4) OBP: 0.167, SLG: 0.167	0-0 L9		0-3 K			0-0 P6		0-3 K		4 0 0 0 0 2 2		
Rowland Office, L (1, 8) OBP: 0.301, SLG: 0.324	0-0 G4-6-3 1-2f			0-0 F8		0-0 6-3		0-0 BB 1B		4 0 1 0 0 0 1		
Jeff Burroughs, R (1, 9) OBP: 0.393, SLG: 0.570		2-2 5-3		0-0 F9		0-3 K		4-0 BB G3-6-1		3 0 0 0 1 1 0		
Biff Pocoroba, S (1, 2) OBP: 0.299, SLG: 0.367		0-0 L8		0-0 4-3			0-0 2B	0-0 G3-6-1		4 1 1 0 0 0 3		
Tom Paciorek, R (1, 3) OBP: 0.222, SLG: 0.444		0-0 1B 1B			0-0 HR		0-0 6-3 2B	0-0 3-1 1B		4 1 4 2 0 0 0		
Brian Asselstine, L (1, 7) OBP: 0.250, SLG: 0.348		0-0 1B			0-0 G3		0-0 6-3	0-0 3-1		4 0 1 0 0 0 2		
Pat Rockett, R (1, 6) OBP: 0.302, SLG: 0.256		0-0 4-3			4-0 BB		0-3 K	0-0 4-3		1 0 0 0 1 0 2		
Rod Gilbreath, R (7, PH) OBP: 0.280, SLG: 0.253										2 0 0 0 0 1 2		
Buzz Capra, R (1, 1) Dave Campbell, R (4, 1) Barry Bonnell, R (7, PH) Jamie Easterly, L (7, 1) Bob Johnson, L (7, 1) Cito Gaston, R (8, PH) OBP: 0.333, SLG: 0.200			2-3 K		0-3 K		0-0 6-3	4-0 BB		1 0 0 0 0 1 0 1 0 0 0 0 1 1 1 0 0 0 0 0 1 0 0 0 0 0 0 0 0 0 0 0 0 0 0 0 0 0 0 0 1 0 0		
Inning Stats	R: 0 H: 0 E: 0 LOB: 0 K: 0 BB: 1 S: 2 P: 6	R: 0 H: 2 E: 0 LOB: 2 K: 0 BB: 0 S: 8 P: 10	R: 0 H: 0 E: 0 LOB: 0 K: 3 BB: 0 S: 11 P: 13	R: 0 H: 0 E: 0 LOB: 0 K: 0 BB: 0 S: 3 P: 3	R: 1 H: 1 E: 0 LOB: 1 K: 1 BB: 1 S: 6 P: 10	R: 0 H: 0 E: 0 LOB: 0 K: 1 BB: 0 S: 5 P: 5	R: 1 H: 2 E: 0 LOB: 1 K: 1 BB: 0 S: 7 P: 7	R: 0 H: 1 E: 0 LOB: 2 K: 1 BB: 2 S: 8 P: 16	R: 0 H: 1 E: 0 LOB: 2 K: 0 BB: 1 S: 4 P: 8	1B: 4 SF: 0 2B: 2 SAC: 0 3B: 0 DP: 2 HR: 1 HBP: 0	WP: 1 PA: 37 PB: 0 SB: 0 CS: 0	
PITCHER	IP WLS BF H R ER SO BB IBB HBP BLK WP HR S P ERA WHIP											
Mike Krukow, R (1, 1) ERA: 9.0	7.1 W 31 6 2 2 7 4 0 0 0 1 1 49 69 2.46 1.364											
Paul Reuschel, R (8, 1) ERA: 1.86	1.2 S 6 1 0 0 0 1 0 0 0 0 0 5 9 0.00 1.200											

Atlanta Braves @ Chicago Cubs
Wrigley Field, Chicago, IL
Fri May 06 1977, 3:33 AM CDT
Att. 3,405 - Overcast - 63 F

livebaseballscorecards.com

AB	32
R	2
H	7
RBI	2
BB	5
SO	7
LOB	17



Batter	1	2	3	4	5	6	7	8	9
Ivan De Jesus, R OBP: 0.349, SLG: 0.392 (1, 6)	3-3 K		0-0 F7	0-0 S 1B		0-0 F9		0-3 K	
Jose Cardenal, R OBP: 0.284, SLG: 0.246 (1, 7)	0-0 F8		0-0 F7	0-0 2-H P6			0-0 5-3	4-0 G6-4-3 BB	
Larry Bittner, L OBP: 0.317, SLG: 0.345 (1, 3)	0-0 4-3		0-3 K	4-0 1-2 BB			0-0 HR 1B	0-0 G6-4-3 1-2f	
Bobby Murcer, L OBP: 0.379, SLG: 0.577 (1, 9)		0-0 G6-4-3 1B		0-0 F8 1B			0-0 1-H HR		
Jerry Morales, R OBP: 0.347, SLG: 0.449 (1, 8)		0-0 G6-4-3 1-2f		0-0 3B 1B	0-0 4-3		0-0 F9		
Manny Trillo, R OBP: 0.423, SLG: 0.577 (1, 4)		0-0 BB 1B		0-0 F9 2-3	0-0 F8		0-0 1B 1B		
Steve Ontiveros, S OBP: 0.350, SLG: 0.313 (1, 5)		4-0 1-2 BB		0-0 1-H 3-H HR 3B	0-0 P5		0-2 BB 1B		
George Mitterwald, R OBP: 0.333, SLG: 0.452 (1, 2)		0-0 F9		0-0 3-H HR		0-0 P6	4-0 1-2 BB		
Mike Krukow, R OBP: 0.333, SLG: 0.500 Paul Reuschel, R (8, 1)			0-0 1B	1-2 1B 2B		0-0 4-3	0-3 K		

Inning Stats	R: 0 E: 0 K: 1 S: 7	H: 0 LOB: 0 BB: 0 P: 10	R: 0 E: 0 K: 0 S: 4	H: 2 LOB: 2 BB: 1 P: 8	R: 0 E: 0 K: 1 S: 6	H: 1 LOB: 1 BB: 0 P: 6	R: 5 E: 0 K: 0 S: 13	H: 6 LOB: 2 BB: 1 P: 18	R: 0 E: 0 K: 0 S: 3	H: 0 LOB: 0 BB: 0 P: 3	R: 2 E: 0 K: 1 S: 12	H: 4 LOB: 3 BB: 1 P: 16	R: 0 E: 0 K: 1 S: 4	H: 0 LOB: 0 BB: 1 P: 8
--------------	------------------------------	----------------------------------	------------------------------	---------------------------------	------------------------------	---------------------------------	-------------------------------	----------------------------------	------------------------------	---------------------------------	-------------------------------	----------------------------------	------------------------------	---------------------------------

PITCHER															PITCHER																		
IP	WLS	BF	H	R	ER	SO	BB	IBB	HBP	BLK	WP	HR	S	P	ERA	WHIP	IP	WLS	BF	H	R	ER	SO	BB	IBB	HBP	BLK	WP	HR	S	P	ERA	WHIP
Buzz Capra, R ERA: 7.71 (1, 1)	3.1	L	19	9	5	5	2	1	0	0	0	1	28	36	13.50	3.000																	
Dave Campbell, R ERA: (4, 1)	2.2		9	0	0	0	1	0	0	0	0	0	8	12	0.00	0.375																	
Jamie Easterly, L ERA: 11.4 (7, 1)	0.2		6	4	2	0	0	0	0	0	0	1	9	9	27.00	6.000																	
Bob Johnson, R ERA: 9.0 (7, 1)	1.1		5	0	0	0	2	2	0	0	0	0	7	15	0.00	1.500																	

BOTTOM

AB R H RBI BB SO LOB

5	0	1	1	0	2	1
4	0	0	0	1	0	2
4	1	1	0	1	1	2
4	2	3	2	0	0	2
4	1	1	0	0	0	1
4	0	2	0	0	0	2
3	1	2	2	1	0	0
3	1	1	2	1	0	2
4	1	2	0	0	1	3
0	0	0	0	0	0	0

AB 35
R 7
H 13
RBI 7
BB 4
SO 4
LOB 15

WP: 0 PA: 39
PB: 0
SB: 1
CS: 0



Atlanta Braves @ Chicago Cubs
Wrigley Field, Chicago, IL
Fri May 06 1977, 3:33 AM CDT
Att. 3,405 - Overcast - 63 F

livebaseballscorecards.com

Batter	1	2	3	4	5	6	7	8	9	AB R H RBI BB SO LOB	TOP									
Jerry Royster, R (1, 5) OBP: 0.263, SLG: 0.252	0-3 K2-3		0-0 6-3		0-0 FC6-4		0-0 F9		4-0 1B BB	4 1 0 0 1 1 1										
Darrel Chaney, S (1, 4) OBP: 0.273, SLG: 0.364	0-0 3-1			0-0 2B	0-0 FC4-6		0-0 FC6-4 WP 1B		0-3 K	5 1 2 0 0 1 2										
Tom Paciorek, R (1, 3) OBP: 0.268, SLG: 0.475	0-0 6-3			0-0 1B 2B	0-0 E6		4-0 FC6-4 BB		0-0 FC6-4 1B	4 1 2 2 1 0 1										
Jeff Burroughs, R (1, 9) OBP: 0.384, SLG: 0.551		0-0 1-3		0-0 1B SF9 1B	0-0 FC6-4		3-2 FC6-4		0-0 FC6-4	5 1 1 1 0 0 5										
Cito Gaston, R (1, 7) OBP: 0.313, SLG: 0.214		0-3 K		0-0 4-3 SF9 1B		0-0 L9			0-0 L7	4 0 1 0 0 1 2										
Biff Pocoroba, S (1, 2) OBP: 0.310, SLG: 0.371		4-0 BB		0-0 SF9		0-0 FC5-4 1B			0-0 1-3	2 0 1 1 1 0 0										
Brian Asselstine, L (1, 8) OBP: 0.231, SLG: 0.320 Barry Bonnell, R (6, PH)		0-0 G3		0-0 4-3		0-0 FC5-4 1B			0-0 1-3	2 0 0 0 0 0 2 2 0 0 0 0 0 1										
Pat Rockett, R (1, 6) OBP: 0.303, SLG: 0.259 Craig Robinson, R (7, 6) OBP: 0.333, SLG: 0.333			0-3 K	0-0 1-3		0-0 FC6-4 1B			0-0 6-3	3 0 1 0 0 1 1 1 0 0 0 0 0 0										
Phil Niekro, R (1, 1) OBP: 0.250, SLG: 0.250 Dave Campbell, R (5, 1)			0-0 6-3		0-0 FC6-4 1B				0-0 L9	2 0 1 0 0 0 0 0 0 0 0 0 0 0										
Junior Moore, R (6, PH) OBP: 0.440, SLG: 0.409 Jamie Easterly, L (6, 1) OBP: 0.667, SLG: 1.000 Rod Gilbreath, R (9, PH) OBP: 0.277, SLG: 0.250										1 0 0 0 0 0 2 0 0 0 0 0 0 0 1 0 0 0 0 0 0										
Inning Stats	R: 0 E: 0 K: 1 S: 5	H: 0 LOB: 0 BB: 0 P: 5	R: 0 E: 0 K: 1 S: 5	H: 0 LOB: 1 BB: 1 P: 9	R: 0 E: 0 K: 1 S: 5	H: 0 LOB: 0 BB: 0 P: 5	R: 3 E: 0 K: 0 S: 7	H: 4 LOB: 1 BB: 0 P: 7	R: 0 E: 1 K: 0 S: 5	H: 1 LOB: 2 BB: 0 P: 5	R: 0 E: 0 K: 0 S: 7	H: 1 LOB: 2 BB: 1 P: 14	R: 0 E: 0 K: 0 S: 3	H: 0 LOB: 0 BB: 0 P: 3	R: 1 E: 0 K: 1 S: 6	H: 1 LOB: 1 BB: 1 P: 10	1B: 7 2B: 2 3B: 0 HR: 0	SF: 1 SAC: 0 DP: 0 HBP: 0	WP: 1 PB: 0 SB: 1 CS: 0	PA: 40
PITCHER	IP WLS BF H R ER SO BB IBB HBP BLK WP HR S P ERA WHIP																			
Ray Burris, R (1, 1) ERA: 2.98	5.0 W 22 5 3 3 3 1 0 0 0 0 0 27 31 5.40 1.200																			
Willie Hernandez, L (6, 1) ERA: 1.15	3.0 13 3 0 0 0 1 0 0 0 1 0 15 22 0.00 1.333																			
Jim Todd, R (9, 1) ERA: 12.54	1.0 5 1 1 1 1 1 0 0 0 0 0 6 10 9.00 2.000																			

Atlanta Braves @ Chicago Cubs
Wrigley Field, Chicago, IL
Sat May 07 1977, 3:33 AM CDT
Att. 22,877 - Sunny - 45 F

livebaseballscorecards.com

AB	36
R	4
H	9
RBI	4
BB	3
SO	4
LOB	17



Batter	1	2	3	4	5	6	7	8	9	AB	R	H	RBI	BB	SO	LOB
Ivan De Jesus, R OBP: 0.344, SLG: 0.390 (1, 6)	0-0 6-3	0-0 6-3		0-0 SH1-3	0-0 SF8		2-2 1B			3	0	1	1	0	0	1
Jose Cardenal, R OBP: 0.296, SLG: 0.250 Gene Clines, R OBP: 0.400, SLG: 0.250 (1, 7) (7, 7)	0-0 BB 1B	4-0 FC4-6 BB		0-0 F8	0-0 2-3		0-0 L7			3	0	1	0	1	0	2
Larry Biittner, L OBP: 0.338, SLG: 0.355 (1, 3)	4-0 G1-6-3 BB	0-0 FC4-6			0-0 1B 1B	0-0 BB 1B	0-0 F8			4	2	2	0	1	0	3
Bobby Murcer, L OBP: 0.385, SLG: 0.568 Greg Gross, L OBP: 0.296, SLG: 0.292 (1, 9) (7, 9)	0-0 G1-6-3		0-0 G3		0-0 1B BB 1B	4-0 BB 1B	0-0 4-3			3	2	1	0	1	0	2
Jerry Morales, R OBP: 0.367, SLG: 0.466 Joe Wallis, S OBP: 0.174, SLG: 0.304 (1, 8) (7, 8)		0-0 FC6-4 1B	0-0 6-3		0-0 BB SF8 1B	0-0 FC4-6 1B	0-3 K			4	1	3	1	0	0	0
Manny Trillo, R OBP: 0.427, SLG: 0.613 Mick Kelleher, R (1, 4) (8, 4)		1-2 FC6-4 1B	2-2 HR		0-0 SF8 BB 1B	0-0 FC4-6	0-0 6-3			4	3	2	2	0	0	2
Steve Ontiveros, S OBP: 0.369, SLG: 0.319 (1, 5)		0-0 1B 1B	4-0 CS BB		4-0 1B SF8 BB	0-0 6-3				2	2	1	1	2	0	1
George Mitterwald, R OBP: 0.342, SLG: 0.462 (1, 2)		0-0 1B E 1B	0-0 CS	0-0 FC1-6 1B	1-2 SF8	0-0 5-3				3	1	2	2	0	0	1
Ray Burris, R OBP: 0.133, SLG: 0.071 Bill Buckner, L OBP: 0.405, SLG: 0.529 Bill Bonham, R OBP: 0.250, SLG: 0.250 Willie Hernandez, L Jim Todd, L (1, 1) (5, PH) (5, PR) (6, 1) (9, 1)		0-0 E4 1B		0-0 FC1-6 SH1-3	3-2 1B		0-0 4-3			2	0	1	1	0	0	1

Inning Stats	R: 0	H: 1	E: 0	K: 0	S: 3	R: 3	H: 4	E: 1	K: 0	S: 10	R: 1	H: 1	E: 0	K: 0	S: 6	R: 0	H: 1	E: 0	K: 0	S: 4	R: 5	H: 5	E: 0	K: 0	S: 17	R: 2	H: 2	E: 1	K: 0	S: 5	R: 0	H: 1	E: 0	K: 0	S: 7	R: 0	H: 0	E: 0	K: 1	S: 5	
		LOB: 1		BB: 1	P: 7		LOB: 2		BB: 1	P: 15		LOB: 0		BB: 1	P: 12		LOB: 1		BB: 1	P: 4		LOB: 1		LOB: 1		BB: 1	P: 9		LOB: 1		LOB: 0		LOB: 0		BB: 0	P: 5		LOB: 0		BB: 0	P: 5

PITCHER	IP	WLS	BF	H	R	ER	SO	BB	IBB	HBP	BLK	WP	HR	S	P	ERA	WHIP
Phil Niekro, R ERA: 6.84 (1, 1)	4.0	L	24	11	8	7	0	3	0	0	0	0	1	27	42	15.75	3.500
Dave Campbell, R ERA: 2.45 (5, 1)	1.0		5	1	1	1	0	1	0	0	0	0	0	13	21	9.00	2.000
Jamie Easterly, L ERA: 10.5 (6, 1)	3.0		13	3	2	2	1	1	0	0	0	0	0	17	23	6.00	1.333

BOTTOM

Atlanta Braves @ Chicago Cubs
Wrigley Field, Chicago, IL

Sat May 07 1977, 3:33 AM CDT
Att. 22,877 - Sunny - 45 F

AB	34
R	11
H	15
RBI	9
BB	5
SO	1
LOB	14



WP	PA	1B	SF	2B	SAC	3B	DP	HR	HBP
0	43	14	2	0	1	0	1	1	0

Batter	1	2	3	4	5	6	7	8	9	AB R H RBI BB SO LOB	TOP		
Jerry Royster, R (1, 5) OBP: 0.263, SLG: 0.252 (7, 6)	0-0 6-3		0-0 F8			0-0 P6	0-0 1B			4 0 1 0 0 0 0			
Darrel Chaney, S (1, 4) OBP: 0.200, SLG: 0.267 Rick Camp, R (7, 1)	0-0 4-3			0-0 3-1		0-0 4-3	0-3 K			4 0 0 0 0 1 2 0 0 0 0 0 0 0			
Tom Paciorek, R (1, 3) OBP: 0.244, SLG: 0.432	0-0 F9			0-3 K		0-0 F8		0-3 K		4 0 0 0 0 2 0			
Jeff Burroughs, R (1, 9) OBP: 0.388, SLG: 0.549		0-3 K		3-2 1B			0-0 1B 1B	1-3 K		4 1 2 0 0 2 0			
Cito Gaston, R (1, 7) OBP: 0.300, SLG: 0.222		0-0 1B 1B		0-0 3-1			0-0 L9	0-0 F8		4 0 1 0 0 0 2			
Biff Pocoroba, S (1, 2) OBP: 0.320, SLG: 0.394		0-0 F7			0-0 6-3 2B		0-0 G3 1B 1B	1-3 K		4 1 2 0 0 1 1			
Brian Asseltine, L (1, 8) OBP: 0.267, SLG: 0.345		0-0 1B			0-0 P6		0-0 G3 1B 1B	0-0 F7		4 1 2 1 0 0 1			
Pat Rockett, R (1, 6) OBP: 0.297, SLG: 0.253 Junior Moore, R (7, PH) OBP: 0.407, SLG: 0.375 (7, 5)			0-0 F7		0-0 6-3		0-0 G3	0-0 4-1		2 0 0 0 0 0 1 2 0 0 0 0 0 2			
Max Leon, R (1, 1) Barry Bonnell, R (5, PH) Bob Johnson, L (5, 1) Rowland Office, L (7, PH) OBP: 0.307, SLG: 0.330 Gary Matthews, R (7, PR) OBP: 0.440, SLG: 0.515 Rod Gilebreath, R (7, 4) OBP: 0.277, SLG: 0.250			0-0 6-3		0-0 3-1		0-0 1B 1B			1 0 0 0 0 0 0 1 0 0 0 0 0 1 0 0 0 0 0 0 0 1 0 1 2 0 0 0 0 0 0 0 0 0 0 0 0 0 0 0 0 0			
Inning Stats	R: 0 E: 0 K: 0 S: 3 H: 0 LOB: 0 BB: 0 P: 3	R: 0 E: 0 K: 1 S: 6 H: 2 LOB: 2 BB: 0 P: 6	R: 0 E: 0 K: 0 S: 3 H: 0 LOB: 0 BB: 0 P: 3	R: 0 E: 0 K: 1 S: 9 H: 1 LOB: 1 BB: 0 P: 12	R: 0 E: 0 K: 0 S: 4 H: 1 LOB: 1 BB: 0 P: 4	R: 0 E: 0 K: 0 S: 3 H: 0 LOB: 0 BB: 0 P: 3	R: 3 E: 0 K: 1 S: 10 H: 5 LOB: 2 BB: 0 P: 10	R: 0 E: 0 K: 2 S: 8 H: 0 LOB: 0 BB: 0 P: 9	R: 0 E: 0 K: 1 S: 6 H: 0 LOB: 0 BB: 0 P: 7	1B: 8 2B: 1 3B: 0 HR: 0 SF: 0 SAC: 0 DP: 0 HBP: 0	WP: 0 PB: 0 SB: 0 CS: 0 PA: 35		
PITCHER	IP WLS BF H R ER SO BB IBB HBP BLK WP HR S P ERA WHIP											PITCHER	IP WLS BF H R ER SO BB IBB HBP BLK WP HR S P ERA WHIP
Bill Bonham, R (1, 1) ERA: 3.09	6.2 W 27 8 3 3 2 0 0 0 0 0 0 0 34 37 4.05 1.200												
Bruce Sutter, R (7, 1) ERA: 0.82	2.1 S 8 1 0 0 4 0 0 0 0 0 0 0 18 20 0.00 0.429												

Atlanta Braves @ Chicago Cubs
 Wrigley Field, Chicago, IL
 Sun May 08 1977, 3:33 AM CDT
 Att. 10,450 - Sunny - 67 F

livebaseballscorecards.com

AB	35
R	3
H	9
RBI	3
BB	0
SO	6
LOB	10



Batter	1	2	3	4	5	6	7	8	9
Ivan De Jesus, R OBP: 0.347, SLG: 0.391 (1, 6)	0-0 F7		0-0 1B	0-0 E6 1B		0-0 G3		0-0 4-3	
Jose Cardenal, R OBP: 0.307, SLG: 0.254 Greg Gross, L OBP: 0.321, SLG: 0.320 (1, 7) (7, 7)	0-0 4-3		1-2 1B 3B 1B	0-2 F5		1-0 HBP		0-0 G6-4-3 1B	
Larry Biittner, L OBP: 0.343, SLG: 0.358 (1, 3)	0-0 4-3		0-0 1-3 3B 1B	0-0 2-H 1B		0-0 G3		0-0 G6-4-3 1-2f	
Bobby Murcer, L OBP: 0.389, SLG: 0.583 (1, 9)		0-0 4-3	0-0 1-H SF9 3B	0-3 K		4-0 IBB			
Jerry Morales, R OBP: 0.361, SLG: 0.447 (1, 8)		0-0 F9	4-0 BB		0-0 L8	0-0 F9			
Manny Trillo, R OBP: 0.435, SLG: 0.632 Mick Kelleher, R (6, 4)		0-0 2B	0-0 SF9		1-0 FC3-6 HBP		0-0 4-3		
Steve Ontiveros, S OBP: 0.375, SLG: 0.319 (1, 5)		1-0 HBP	1-3 K		0-0 FC3-6 1-2f		0-0 FC6-4 1B		
George Mitterwald, R OBP: 0.338, SLG: 0.449 (1, 2)		0-0 L5		0-0 SH1-4 E 1B	0-0 F8		0-0 FC6-4 1-2f		
Bill Bonham, R OBP: 0.286, SLG: 0.357 Bruce Sutter, R (7, 1)			0-0 F3	0-0 SH1-4		0-2 G3 2B	0-3 K		

AB	R	H	RBI	BB	SO	LOB
5	2	2	0	0	0	1
3	1	1	0	0	0	1
1	0	1	0	0	0	0
5	1	2	2	0	0	3
3	1	1	2	1	1	1
3	0	0	0	1	0	3
1	0	1	1	0	0	0
1	0	0	0	0	0	0
3	0	1	0	0	1	2
4	1	1	0	0	0	4
2	0	1	0	0	0	0
1	0	0	0	0	1	1

BOTTOM

Atlanta Braves @ Chicago Cubs
Wrigley Field, Chicago, IL
Sun May 08 1977, 3:33 AM CDT
Att. 10,450 - Sunny - 67 F

livebaseballscorecards.com

AB	32
R	6
H	11
RBI	5
BB	2
SO	3
LOB	16



1B: 8	SF: 1
2B: 2	SAC: 1
3B: 1	DP: 1
HR: 0	HBP: 3

WP: 0	PA: 39
PB: 0	
SB: 1	
CS: 0	

Inning Stats	R	H	E	K	S	P	IP	WLS	BF	H	R	ER	SO	BB	IBB	HBP	BLK	WP	HR	S	P	ERA	WHIP
	0	0	0	0	3	0	4.0	L	22	8	6	5	2	1	0	1	0	0	0	31	38	11.25	2.250
	0	1	0	1	19	0	2.0		10	1	0	0	0	0	1	2	0	0	0	10	16	0.00	0.500
	0	0	0	0	11	0	2.0		7	2	0	0	1	0	0	0	0	0	0	9	9	0.00	1.000

PITCHER	IP	WLS	BF	H	R	ER	SO	BB	IBB	HBP	BLK	WP	HR	S	P	ERA	WHIP
Max Leon, R ERA: 6.43 (1, 1)	4.0	L	22	8	6	5	2	1	0	1	0	0	0	31	38	11.25	2.250
Bob Johnson, R ERA: 7.71 (5, 1)	2.0		10	1	0	0	0	0	1	2	0	0	0	10	16	0.00	0.500
Rick Camp, R ERA: 2.87 (7, 1)	2.0		7	2	0	0	1	0	0	0	0	0	0	9	9	0.00	1.000

Batter	1	2	3	4	5	6	7	8	9	AB R H RBI BB SO LOB	TOP											
Junior Moore, R OBP: 0.419, SLG: 0.393 (1, 5) X	0-0 BB 1B 1B	0-0 FC6-4 1-2f			0-0 L9			0-0 4-3 1B		4 0 2 0 0 0 2	<p>Atlanta Braves @ Pittsburgh Pirates</p> <p>Three Rivers Stadium, Pittsburgh, PA</p> <p>Tue May 10 1977, 7:05 PM EDT</p> <p>Unknown</p>											
Rod Gilbreath, R OBP: 0.276, SLG: 0.250 (1, 4) X	0-0 BB 1-2 1B		0-0 4-3		0-0 4-3			0-0 4-3 1-2		4 0 1 0 0 0 1												
Tom Paciorek, R OBP: 0.224, SLG: 0.396 (1, 3) S S S	0-3 K		0-0 F9					0-0 F4		4 0 0 0 0 2 3												
Jeff Burroughs, R OBP: 0.392, SLG: 0.543 (1, 9) B B B	4-0 G5-4-3 1-2 2-3 BB		0-3 K					0-3 K		3 0 1 0 1 2 1												
Cito Gaston, R OBP: 0.250, SLG: 0.182 (1, 7) X	0-0 G5-4-3 1-2f			0-3 K				0-0 G5-4-3 1-2f		4 0 0 0 0 2 4												
Vic Correll, R OBP: 0.361, SLG: 0.419 (1, 2) B B B		4-0 1B BB		0-3 K				0-3 K		3 0 0 0 1 2 0												
Barry Bonnell, R OBP: 0.091, SLG: 0.091 (1, 8) X		0-0 FC6-4 1-3 1B		0-0 E6				0-0 F8		4 0 1 0 0 0 0												
Craig Robinson, R OBP: 0.333, SLG: 0.333 (1, 6) S S S		0-3 K		0-0 6-3 1-2				0-0 1B		3 0 1 0 0 1 3												
Buzz Capra, R (1, 1)		0-3 K			0-0 5-3			0-3 K		2 0 0 0 0 1 2												
Jerry Royster, R (7, PH) OBP: 0.263, SLG: 0.252										0 0 0 0 0 0 0												
Rowland Office, L (7, PH) OBP: 0.304, SLG: 0.327										1 0 0 0 0 1 1												
Rick Camp, R (7, 1)										0 0 0 0 0 0 0												
Inning Stats	R: 0 E: 0 K: 1 S: 6	H: 2 LOB: 2 BB: 1 P: 10	R: 0 E: 0 K: 2 S: 8	H: 1 LOB: 2 BB: 1 P: 12	R: 0 E: 0 K: 1 S: 5	H: 0 LOB: 0 BB: 0 P: 5	R: 0 E: 1 K: 2 S: 8	H: 0 LOB: 1 BB: 0 P: 8	R: 0 E: 0 K: 0 S: 3	H: 0 LOB: 0 BB: 0 P: 3	R: 0 E: 0 K: 1 S: 5	H: 1 LOB: 0 BB: 0 P: 5	R: 0 E: 0 K: 1 S: 6	H: 1 LOB: 1 BB: 0 P: 6	R: 0 E: 0 K: 1 S: 6	H: 1 LOB: 1 BB: 0 P: 6	R: 0 E: 0 K: 2 S: 7	H: 0 LOB: 0 BB: 0 P: 7	1B: 6 2B: 0 3B: 0 HR: 0	SF: 0 SAC: 0 DP: 2 HBP: 0	WP: 0 PB: 0 SB: 1 CS: 0	PA: 34
PITCHER	IP WLS BF H R ER SO BB IBB HBP BLK WP HR S P ERA WHIP																					
Jim Rooker, L (1, 1) ERA: 3.16	6.2 W 26 5 0 0 7 2 0 0 0 0 0 0 38 46 0.00 1.050																					
Kent Tekulve, R (7, 1) ERA: 2.12	2.1 S 8 1 0 0 4 0 0 0 0 0 0 0 16 16 0.00 0.429																					

livebaseballscorecards.com

AB	32
R	0
H	6
RBI	0
BB	2
SO	11
LOB	17



Batter	1	2	3	4	5	6	7	8	9	AB	R	H	RBI	BB	SO	LOB
Omar Moreno, L OBP: 0.319, SLG: 0.366 (1, 8)	F5		1B		L8		FC4-6 1B			4	1	1	0	0	0	1
Frank Taveras, R OBP: 0.305, SLG: 0.323 (1, 6)	F3		1B							4	0	3	1	0	0	0
Dave Parker, L OBP: 0.452, SLG: 0.651 (1, 9)					P6		K			4	0	1	0	0	1	4
Al Oliver, L OBP: 0.385, SLG: 0.488 (1, 7)	F8									3	2	2	0	1	0	1
Willie Stargell, L OBP: 0.412, SLG: 0.766 (1, 3)										4	0	2	0	0	2	2
Rennie Stennett, R OBP: 0.356, SLG: 0.404 (1, 4)										4	0	1	1	0	1	3
Phil Garner, R OBP: 0.356, SLG: 0.467 (1, 5)										4	0	3	1	0	1	1
Duffy Dyer, R OBP: 0.333, SLG: 0.479 (1, 2)										3	0	0	0	1	0	2
Jim Rooker, R OBP: 0.385, SLG: 0.333 (1, 1)										2	0	0	0	0	1	0
Kent Tekulve, R OBP: 0.333, SLG: 0.333 (7, 1)										2	0	1	0	0	0	2

Inning Stats	R: 0	H: 1	R: 0	H: 1	R: 1	H: 2	R: 0	H: 2	R: 0	H: 1	R: 1	H: 3	R: 0	H: 2	R: 1	H: 2
	E: 0	LOB: 1	E: 0	LOB: 0	E: 0	LOB: 1	E: 0	LOB: 2	E: 0	LOB: 1	E: 0	LOB: 0	E: 0	LOB: 2	E: 0	LOB: 2
	K: 0	BB: 0	K: 1	BB: 0	K: 0	BB: 0	K: 0	BB: 1	K: 1	BB: 0	K: 1	BB: 0	K: 1	BB: 0	K: 2	BB: 1
	S: 4	P: 4	S: 5	P: 5	S: 5	P: 5	S: 4	P: 8	S: 6	P: 6	S: 6	P: 6	S: 7	P: 7	S: 9	P: 13

PITCHER	IP	WLS	BF	H	R	ER	SO	BB	IBB	HBP	BLK	WP	HR	S	P	ERA	WHIP
Buzz Capra, R ERA: 6.67 (1, 1)	6.0	L	25	10	2	2	3	1	0	0	0	0	0	30	34	3.00	1.833
Rick Camp, R ERA: 3.06 (7, 1)	2.0		11	4	1	1	3	0	1	0	0	0	0	16	20	4.50	2.000


BOTTOM

Atlanta Braves @ Pittsburgh Pirates
Three Rivers Stadium, Pittsburgh, PA

Tue May 10 1977, 7:05 PM EDT
Unknown

livebaseballscores.com

AB	34
R	3
H	14
RBI	3
BB	2
SO	6
LOB	16



Inning Stats	1B: 13	SF: 0	WP: 0	PA: 37
	2B: 0	SAC: 0	PB: 0	
	3B: 1	DP: 0	SB: 5	
	HR: 0	HBP: 0	CS: 2	

Batter	1	2	3	4	5	6	7	8	9	AB R H RBI BB SO LOB	TOP											
Jerry Royster, R (1, 6) OBP: 0.262, SLG: 0.252	0-0 6-3		0-3 K		0-0 6-3			0-0 CS E 1B		4 0 1 0 0 1 0												
Junior Moore, R (1, 5) OBP: 0.429, SLG: 0.406	0-0 1B		0-0 FC6-4 1B			0-0 F9		0-0 E5 1-2		4 0 2 0 0 0 1												
Tom Paciorek, R (1, 3) OBP: 0.226, SLG: 0.404	0-0 F9		0-0 FC6-4 1-2f			0-0 1B SF9 2B		0-3 K		4 1 1 0 0 1 4												
Jeff Burroughs, R (1, 9) OBP: 0.387, SLG: 0.532	0-3 K			0-0 4-3		0-0 2-3 1B		0-3 K		4 0 1 0 0 2 3												
Biff Pocoroba, S (1, 2) OBP: 0.316, SLG: 0.382		0-0 G3		4-0 BB		0-0 SF9		0-0 F5		2 0 0 1 1 0 0												
Brian Asselstine, L (1, 8) OBP: 0.273, SLG: 0.323		4-0 BB		0-0 F7		0-0 3-H 4-3		0-3 K		2 0 0 0 1 0 2												
Vic Correll, R (9, PH) OBP: 0.361, SLG: 0.419		S BB								0 0 0 0 0 0 0												
Darrel Chaney, S (9, PH) OBP: 0.188, SLG: 0.250										1 0 0 0 0 1 0												
Cito Gaston, R (1, 7) OBP: 0.250, SLG: 0.160		0-0 F9		0-0 F9			0-0 F9		4-0 BB	3 0 0 0 1 0 2												
Pat Rockett, R (9, PR) OBP: 0.297, SLG: 0.253										0 0 0 0 0 0 0												
Rod Gilbreath, R (1, 4) OBP: 0.275, SLG: 0.241		0-0 F8 1-2			0-0 6-3		4-0 CS BB		0-3 K	3 0 0 0 1 1 2												
Don Collins, R (1, 1) OBP: 0.302, SLG: 0.324			0-3 K		0-3 K		0-3 K 1-2			2 0 0 0 0 2 0												
Rowland Office, L (7, PH) OBP: 0.302, SLG: 0.324										1 0 0 0 0 1 1												
Rick Camp, R (7, 1)										0 0 0 0 0 0 0												
Inning Stats	R: 0 E: 0 K: 1 S: 6	H: 1 LOB: 1 BB: 0 P: 6	R: 0 E: 0 K: 0 S: 3	H: 0 LOB: 1 BB: 1 P: 7	R: 0 E: 0 K: 2 S: 8	H: 1 LOB: 1 BB: 0 P: 8	R: 0 E: 0 K: 0 S: 3	H: 0 LOB: 1 BB: 1 P: 7	R: 0 E: 0 K: 1 S: 5	H: 0 LOB: 0 BB: 0 P: 5	R: 1 E: 0 K: 0 S: 5	H: 2 LOB: 1 BB: 0 P: 5	R: 0 E: 0 K: 1 S: 4	H: 0 LOB: 1 BB: 1 P: 8	R: 0 E: 1 K: 2 S: 8	H: 1 LOB: 2 BB: 0 P: 8	R: 0 E: 0 K: 2 S: 7	H: 0 LOB: 1 BB: 1 P: 11	1B: 4 2B: 3 3B: 0 HR: 0	SF: 1 SAC: 0 DP: 2 HBP: 0	WP: 0 PB: 0 SB: 2 CS: 2	PA: 35
PITCHER	IP WLS BF H R ER SO BB IBB HBP BLK WP HR S P ERA WHIP																					
Larry Demery, R (1, 1) ERA: 3.16	6.1 W 26 4 1 1 4 3 0 0 0 0 0 0 31 43 1.42 1.105																					
Grant Jackson, L (7, 1) ERA: 2.38	0.2 1 0 0 0 1 0 0 0 0 0 0 0 3 3 0.00 0.000																					
Kent Tekulve, R (8, 1) ERA: 2.0	1.0 4 1 0 0 2 0 0 0 0 0 0 0 8 8 0.00 1.000																					
Terry Forster, L (9, 1) ERA: 7.0	0.1 1 0 0 0 0 0 0 0 0 0 0 0 1 1 0.00 0.000																					
Rich Gossage, R (9, 1) ERA: 1.11	0.2 S 3 0 0 0 2 1 0 0 0 0 0 0 6 10 0.00 1.500																					

Atlanta Braves @ Pittsburgh Pirates
 Three Rivers Stadium, Pittsburgh, PA
 Tue May 10 1977, 7:05 PM EDT
 Att. 5,713 - Unknown

livebaseballscorecards.com

AB 30
 R 1
 H 5
 RBI 1
 BB 4
 SO 9
 LOB 15



Batter	1	2	3	4	5	6	7	8	9
Frank Taveras, R (1, 6) OBP: 0.303, SLG: 0.330	0-0 E3 FC6-4		0-0 1-3 3B 2B		0-0 F4		0-0 B1-3		
Miguel Dilone, S (1, 8) OBP: 0.152, SLG: 0.125 Willie Stargell, L (7, PH) OBP: 0.404, SLG: 0.750	0-0 FC6-4 4-6 1-2f		0-0 5-3		0-3 K		0-0 F8		
Dave Parker, L (1, 9) OBP: 0.462, SLG: 0.691	0-0 4-6 1-3f		0-0 2-H 3-H 3B		0-0 3B		0-0 E SH5-3 1B		
Bill Robinson, R (1, 3) OBP: 0.364, SLG: 0.520 Kent Tekulve, R (8, 1) OBP: 0.333, SLG: 0.333 Terry Forster, L (8, PH) OBP: 0.500, SLG: 0.500		0-0 6-3	0-0 P4		0-3 K		0-0 SH5-3		
Rich Gossage, R (9, 1) OBP: 0.333, SLG: 0.667							1-2		
Fernando Gonzalez, R (1, 7) OBP: 0.333, SLG: 0.583 Omar Moreno, L (8, 8) OBP: 0.315, SLG: 0.361		0-0 CS 1B		0-0 6-3		0-0 5-3		0-0 L8	
Rennie Stennett, R (1, 4) OBP: 0.361, SLG: 0.402		0-0 CS 1B		0-0 P4		0-0 6-3		4-0 FC6-4 BB	
Phil Garner, R (1, 5) OBP: 0.352, SLG: 0.468		0-0 F8		0-0 S 2B		0-0 6-3		0-0 FC6-4	
Duffy Dyer, R (1, 2) OBP: 0.333, SLG: 0.460			0-0 F6	4-0 S IBB			0-0 1-3		
Larry Demery, R (1, 1) OBP: 0.375, SLG: 0.625 Grant Jackson, S (7, 1) OBP: 0.500, SLG: 1.000 Al Oliver, L (7, PH) OBP: 0.392, SLG: 0.506			0-0 2B 3B 1B	0-0 5-3			0-0 B1-3 2B		

Inning Stats	R: 0	H: 0	E: 1	LOB: 0	K: 0	P: 3	R: 0	H: 2	E: 0	LOB: 1	K: 0	P: 4	R: 2	H: 3	E: 0	LOB: 1	K: 0	P: 6	R: 0	H: 1	E: 0	LOB: 2	K: 0	P: 8	R: 0	H: 1	E: 0	LOB: 1	K: 2	P: 8	R: 0	H: 0	E: 0	LOB: 0	K: 0	P: 3	R: 0	H: 1	E: 0	LOB: 1	K: 0	P: 4	R: 0	H: 1	E: 1	LOB: 2	K: 0	P: 8
	0	0	1	0	0	3	0	2	0	1	0	4	2	3	0	1	0	6	0	0	0	2	0	8	0	0	0	0	0	0	8	0	0	0	3	0	0	0	1	0	4	0	2	0	8			

PITCHER	IP	WLS	BF	H	R	ER	SO	BB	IBB	HBP	BLK	WP	HR	S	P	ERA	WHIP
Don Collins, L (1, 1) ERA: 1.74	6.0	L	25	7	2	2	2	0	0	0	0	0	0	28	32	3.00	1.167
Rick Camp, R (7, 1) ERA: 2.75	2.0		9	2	0	0	0	1	0	0	0	0	0	8	12	0.00	1.500

BOTTOM

Atlanta Braves @ Pittsburgh Pirates
Three Rivers Stadium, Pittsburgh, PA
 Tue May 10 1977, 7:05 PM EDT
 Att. 5,713 - Unknown

AB	31
R	2
H	9
RBI	2
BB	2
SO	2
LOB	15



1B	2B	3B	HR	SF	SAC	DP	HBP	WP	PA
4	4	2	0	0	1	1	0	0	34

Batter	1	2	3	4	5	6	7	8	9	AB R H RBI BB SO LOB	TOP		
Jerry Royster, R (1, 6) OBP: 0.262, SLG: 0.252 Rowland Office, L (9, PH) OBP: 0.299, SLG: 0.321	0-0 G3 SH2-4 1B	0-0 P4			0-3 K		0-0 FC6-4		0-3 K	4 0 1 0 0 1 4 1 0 0 0 0 1 3	Atlanta Braves @ Pittsburgh Pirates Three Rivers Stadium, Pittsburgh, PA Wed May 11 1977, 7:05 PM EDT Att. 6,816 - Unknown		
Rod Gilbreath, R (1, 4) OBP: 0.266, SLG: 0.233	0-0 SH2-4 1-2		0-0 4-3		0-0 F4			0-0 5-3		3 0 0 0 0 0 1			
Junior Moore, R (1, 5) OBP: 0.385, SLG: 0.361	0-0 G3 2-3		0-0 F8			0-3 K		0-0 F9		4 0 0 0 0 1 1			
Jeff Burroughs, R (1, 9) OBP: 0.391, SLG: 0.527	0-0 F4		0-0 1-3			0-0 1B		4-0 BB		3 0 1 0 1 0 1			
Cito Gaston, R (1, 7) OBP: 0.219, SLG: 0.138		0-0 E6 1B E		0-0 F9		0-0 F9		0-0 4-3		4 1 0 0 0 0 2			
Tom Paciorek, R (1, 3) OBP: 0.228, SLG: 0.393		0-0 E 1-2 1B		0-0 5-3		0-3 K		0-0 F8		4 0 1 0 0 1 1			
Vic Correll, R (1, 2) OBP: 0.350, SLG: 0.400 Pat Rockett, R (9, PR) OBP: 0.297, SLG: 0.253		0-0 F2		0-0 5-3			0-0 6-3		0-0 2B 1B	4 0 1 0 0 0 2 0 0 0 0 0 0 0			
Barry Bonnell, R (1, 8) OBP: 0.267, SLG: 0.333		0-0 E8 1-3 2-H 1B			0-0 SH5-4 2B		0-0 FC6-4 1B		0-0 F8	4 0 3 1 0 0 1			
Phil Niekro, R (1, 1) OBP: 0.222, SLG: 0.222 Darrel Chaney, S (9, PH) OBP: 0.235, SLG: 0.353		0-0 L4			0-0 SH5-4		0-3 K		0-0 1-3 2B	2 0 0 0 0 1 3 1 0 1 0 0 0 0			
Inning Stats	R: 0 H: 1 E: 0 LOB: 1 K: 0 BB: 0 S: 4 P: 4	R: 1 H: 2 E: 2 LOB: 2 K: 0 BB: 0 S: 6 P: 6	R: 0 H: 0 E: 0 LOB: 0 K: 0 BB: 0 S: 3 P: 3	R: 0 H: 0 E: 0 LOB: 0 K: 0 BB: 0 S: 3 P: 3	R: 0 H: 1 E: 0 LOB: 1 K: 1 BB: 0 S: 6 P: 6	R: 0 H: 1 E: 0 LOB: 1 K: 2 BB: 0 S: 8 P: 8	R: 0 H: 1 E: 0 LOB: 1 K: 1 BB: 0 S: 6 P: 6	R: 0 H: 0 E: 0 LOB: 1 K: 0 BB: 1 S: 3 P: 7	R: 0 H: 2 E: 0 LOB: 3 K: 1 BB: 0 S: 7 P: 7	1B: 6 SF: 0 2B: 2 SAC: 2 3B: 0 DP: 0 HR: 0 HBP: 0		WP: 0 PA: 37 PB: 0 SB: 0 CS: 0	
PITCHER John Candelaria, L (1, 1) ERA: 1.56 Rich Gossage, R (9, 1) ERA: 1.09	IP WLS BF H R ER SO BB IBB HBP BLK WP HR S P ERA WHIP	8.2 W 36 8 1 0 4 1 0 0 0 0 0 0 43 47 0.00 1.038	0.1 S 1 0 0 0 1 0 0 0 0 0 0 0 3 3 0.00 0.000										

livebaseballscorecards.com

AB	34
R	1
H	8
RBI	1
BB	1
SO	5
LOB	19



Batter	1	2	3	4	5	6	7	8	9	AB	R	H	RBI	BB	SO	LOB	
Omar Moreno, L OBP: 0.302, SLG: 0.345 (1, 8)	0-0 4-3	0-0 L9		0-0 F8		0-0 F7				4	0	0	0	0	0	4	
Frank Taveras, R OBP: 0.292, SLG: 0.317 (1, 6)	0-3 K 1B		0-0 F8		0-0 F4		0-0 F7			4	1	0	0	0	1	0	
Dave Parker, L OBP: 0.472, SLG: 0.717 (1, 9)	0-0 1B 1-3		0-0 HR		0-0 L3		4-0 CS WP BB			3	1	2	1	1	0	0	
Al Oliver, L OBP: 0.386, SLG: 0.495 (1, 7)	0-0 F5		0-0 1-3 1B		0-0 L7		0-0 L7			4	0	1	0	0	0	3	
Willie Stargell, L OBP: 0.429, SLG: 0.760 (1, 3)	4-0 1B IBB		0-0 1-3		0-0 1B 2B		4-0 1-2 IBB			2	0	1	0	2	0	1	
Rennie Stennett, R OBP: 0.357, SLG: 0.396 (1, 4)	0-0 FC6 1-2 2-3 3-H 1B		0-3 K		0-0 6-3		0-0 CS	0-0 L8		4	0	1	1	0	1	2	
Phil Garner, R OBP: 0.349, SLG: 0.454 (1, 5)	0-0 FC6 1-2f			0-0 5-3		4-0 1B BB		0-0 F7		3	0	0	0	1	0	3	
Duffy Dyer, R OBP: 0.328, SLG: 0.444 (1, 2)		0-0 P6		0-0 5-3		0-0 1-2 2-3 1B		0-3 K		4	0	1	0	0	1	0	
John Candelaria, L OBP: 0.250, SLG: 0.100 (1, 1)		0-3 K		4-0 WP BB		0-3 K				2	0	0	0	1	2	3	
Rich Gossage, R OBP: 0.333, SLG: 0.667 (9, 1)										0	0	0	0	0	0	0	
Inning Stats	R: 1 E: 0 K: 1 S: 8	H: 2 LOB: 3 BB: 1 P: 12	R: 0 E: 0 K: 1 S: 5	H: 0 LOB: 0 BB: 0 P: 5	R: 1 E: 0 K: 1 S: 7	H: 2 LOB: 1 BB: 0 P: 7	R: 0 E: 0 K: 0 S: 3	H: 0 LOB: 0 BB: 0 P: 3	R: 0 E: 0 K: 1 S: 7	H: 2 LOB: 3 BB: 1 P: 11	R: 0 E: 0 K: 0 S: 2	H: 0 LOB: 1 BB: 2 P: 10	R: 0 E: 0 K: 1 S: 5	H: 0 LOB: 0 BB: 0 P: 5	1B: 4 2B: 1 3B: 0 HR: 1	SF: 0 SAC: 0 DP: 0 HBP: 0	
PITCHER Phil Niekro, R ERA: 6.21 (1, 1)	IP 8.0	WLS L	BF 35	H 6	R 2	ER 2	SO 5	BB 3	IBB 2	HBP 0	BLK 0	WP 3	HR 1	S 40	P 60	ERA 2.25	WHIP 1.125

BOTTOM

Atlanta Braves @ Pittsburgh Pirates
Three Rivers Stadium, Pittsburgh, PA

Wed May 11 1977, 7:05 PM EDT
Att. 6,816 - Unknown

livebaseballscores.com

AB	30
R	2
H	6
RBI	2
BB	5
SO	5
LOB	16



WP: 3	PA: 36
PB: 0	
SB: 0	
CS: 1	

Batter	1	2	3	4	5	6	7	8	9	AB R H RBI BB SO LOB	TOP	
Jerry Royster, R (1, 6) OBP: 0.252, SLG: 0.242	0-0 F9		0-0 P4		0-0 6-3		0-0 L5	0-0 4-3		5 0 0 0 0 0 4		
Darrel Chaney, S (1, 4) OBP: 0.250, SLG: 0.450 Rod Gilbreath, R (5, 4) OBP: 0.260, SLG: 0.227	0-0 F8		0-0 F7		0-0 3B			0-0 L3	0-3 K	3 0 1 0 0 0 1 2 0 0 0 0 1 0		
Junior Moore, R (1, 5) OBP: 0.364, SLG: 0.341	0-0 4-3			0-0 1-3	0-0 FC4-2-5-4			0-0 1B SF 1B	0-0 F9	5 1 1 0 0 0 1		
Jeff Burroughs, R (1, 9) OBP: 0.391, SLG: 0.517		0-0 6-3		4-0 1B 2B BB		0-0 5-3		0-0 1B SF 1B	0-3 K	4 2 1 0 1 1 0		
Biff Pocoroba, S (1, 2) OBP: 0.313, SLG: 0.366		0-0 F8		0-0 F9		0-0 6-3		4-0 SF 1B IBB		3 1 0 0 1 0 1		
Tom Paciorek, R (1, 3) OBP: 0.230, SLG: 0.390		0-0 F9		0-0 2B 1B		0-3 K		0-0 SF 1B		3 1 1 1 0 1 0		
Brian Asselstine, L (1, 7) OBP: 0.324, SLG: 0.382			0-0 1B BLK SF9 1B	0-0 2B		0-0 5-3		4-0 1B IBB		3 1 2 1 1 0 0		
Barry Bonnell, R (1, 8) OBP: 0.368, SLG: 0.353			0-0 1B	4-0 IBB		4-0 SH3-4 BB		0-0 F6		2 0 1 0 2 0 3		
Max Leon, R (1, 1) OBP: 0.250, SLG: 0.333 Rick Camp, R (8, 1)	0-0 SF9		0-0 F2			0-0 SH3-4		0-0 1B		2 0 1 3 0 0 3 0 0 0 0 0 0 0		
Inning Stats	R: 0 H: 0 E: 0 LOB: 0 K: 0 BB: 0 S: 3 P: 3	R: 0 H: 0 E: 0 LOB: 0 K: 0 BB: 0 S: 3 P: 3	R: 1 H: 2 E: 0 LOB: 1 K: 0 BB: 0 S: 5 P: 5	R: 1 H: 2 E: 0 LOB: 3 K: 0 BB: 2 S: 5 P: 13	R: 0 H: 1 E: 0 LOB: 0 K: 0 BB: 0 S: 3 P: 3	R: 0 H: 0 E: 0 LOB: 0 K: 1 BB: 0 S: 5 P: 5	R: 0 H: 0 E: 0 LOB: 1 K: 0 BB: 1 S: 3 P: 7	R: 4 H: 3 E: 1 LOB: 2 K: 0 BB: 2 S: 7 P: 15	R: 0 H: 0 E: 0 LOB: 0 K: 2 BB: 0 S: 7 P: 7	1B: 6 SF: 2 2B: 2 SAC: 1 3B: 1 DP: 1 HR: 0 HBP: 0	WP: 0 PA: 40 PB: 0 SB: 0 CS: 0	
PITCHER	IP WLS BF H R ER SO BB IBB HBP BLK WP HR S P ERA WHIP											
Bruce Kison, R (1, 1) ERA: 3.69	6.0 L 24 5 2 2 1 1 1 0 0 1 0 0 24 32 3.00 1.000											
Terry Forster, L (7, 1) ERA: 6.97	1.1 7 2 2 1 0 1 0 0 0 0 0 0 6 10 6.75 2.250											
Kent Tekulve, R (8, 1) ERA: 1.93	0.2 6 1 2 0 0 0 0 2 0 0 0 0 4 12 0.00 1.500											
Odell Jones, R (9, 1) ERA: 6.1	1.0 3 0 0 0 0 2 0 0 0 0 0 0 7 7 0.00 0.000											

Atlanta Braves @ Pittsburgh Pirates
 Three Rivers Stadium, Pittsburgh, PA
 Thu May 12 1977, 3:33 AM EDT
 Att. 10,161 - Unknown

livebaseballscorecards.com

AB	32
R	6
H	8
RBI	5
BB	5
SO	3
LOB	13



BOTTOM

Atlanta Braves @ Pittsburgh Pirates
Three Rivers Stadium, Pittsburgh, PA

Thu May 12 1977, 3:33 AM EDT
Att. 10,161 - Unknown

livebaseballscorecards.com

AB	31
R	1
H	4
RBI	1
BB	1
SO	3
LOB	8



WP:	0	PA:	32
PB:	0	SB:	1
CS:	0		

AB R H RBI BB SO LOB

3	0	1	0	0	0	0
0	0	0	0	0	0	0
0	0	0	0	0	0	0
1	0	1	1	0	0	0
4	0	0	0	0	1	3
0	0	0	0	0	0	0
4	0	0	0	0	2	0
4	0	0	0	0	0	0
4	0	0	0	0	0	0
2	1	1	0	1	0	0
3	0	1	0	0	0	1
1	0	0	0	0	0	0
2	0	0	0	0	0	2
1	0	0	0	0	0	0
1	0	0	0	0	0	0
1	0	0	0	0	0	2

Batter	1	2	3	4	5	6	7	8	9
Omar Moreno, L (1, 8) OBP: 0.303, SLG: 0.344	0-0 5-3			0-0 F7		0-0		0-0	
Terry Forster, L (7, 1) OBP: 0.500, SLG: 0.500								1-3 3-H	
Kent Tekulve, R (8, 1) OBP: 0.333, SLG: 0.333									
Willie Stargell, L (8, PH) OBP: 0.439, SLG: 0.765									
Phil Garner, R (1, 5) OBP: 0.336, SLG: 0.436	0-0 F8			0-3 K		0-0		0-0 P4	
Odell Jones, R (9, 1)						1-2			
Dave Parker, L (1, 9) OBP: 0.457, SLG: 0.692	0-0 4-3			0-0 G3			0-3 K		0-3 K
Al Oliver, L (1, 7) OBP: 0.371, SLG: 0.474			0-0 G3		0-0 4-3		0-0 4-3		0-0 4-3
Rennie Stennett, R (1, 4) OBP: 0.345, SLG: 0.381									0-0 4-3
Ed Kirkpatrick, L (1, 3) OBP: 0.320, SLG: 0.333									0-0 4-3
Duffy Dyer, R (1, 2) OBP: 0.328, SLG: 0.439				0-0 1-3		0-0 6-3		0-0	0-0
Mario Mendoza, R (1, 6) OBP: 0.250, SLG: 0.250								4-0 FC4-6 1B BB	
Miguel Dilone, S (6, PH) OBP: 0.143, SLG: 0.118								1-2 FC4-6 1B	
Bruce Kison, R (1, 1) OBP: 0.227, SLG: 0.381				0-0 6-3		0-0 F7		0-0 L4	
Bill Robinson, R (6, PH) OBP: 0.357, SLG: 0.510									
Frank Taveras, R (7, 6) OBP: 0.289, SLG: 0.314								0-0 FC4-6 1B	
								1-2 2-3	

Inning Stats	R: 0	H: 0	E: 0	K: 0	S: 3	R: 0	H: 0	E: 0	K: 0	S: 3	R: 0	H: 0	E: 0	K: 1	S: 5	R: 0	H: 1	E: 0	K: 0	S: 4	R: 0	H: 1	E: 0	K: 0	S: 4	R: 0	H: 0	E: 0	K: 1	S: 5	R: 1	H: 2	E: 0	K: 0	S: 5	R: 0	H: 0	E: 0	K: 1	S: 5
	LOB: 0	BB: 0	LOB: 0	BB: 0	P: 3	LOB: 0	BB: 0	LOB: 0	BB: 0	P: 3	LOB: 0	BB: 0	LOB: 0	BB: 0	P: 3	LOB: 1	BB: 0	LOB: 1	BB: 0	P: 4	LOB: 0	BB: 0	LOB: 0	BB: 0	P: 5	LOB: 1	BB: 0	LOB: 2	BB: 1	P: 9	LOB: 0	BB: 0	LOB: 0	BB: 0	P: 5	LOB: 0	BB: 0	LOB: 0	BB: 0	P: 5

PITCHER	IP	WLS	BF	H	R	ER	SO	BB	IBB	HBP	BLK	WP	HR	S	P	ERA	WHIP
Max Leon, R (1, 1) ERA: 3.86	7.0	W	25	3	1	1	2	1	0	0	0	0	0	28	32	1.29	0.571
Rick Camp, R (8, 1) ERA: 2.49	2.0		7	1	0	0	1	0	0	0	0	0	0	9	9	0.00	0.500

Batter	1	2	3	4	5	6	7	8	9	AB R H RBI BB SO LOB	TOP	
Jerry Mumphrey, S (1, 7) OBP: 0.500, SLG: 0.600 (9, 9)	0-0 4-3 2B		0-3 K			0-0 4-3		0-0 4-3	4-0 FC4-6 BB	4 0 1 0 1 1 1		
Don Kessinger, S (1, 6) OBP: 0.339, SLG: 0.300 Mike Anderson, R (8, PH) OBP: 0.278, SLG: 0.375 Garry Templeton, S (8, 6) OBP: 0.284, SLG: 0.352	0-0 4-3 2-3		0-0 4-3			0-0 P6		0-0 4-3	0-0 FC4-6 1-2f	3 0 0 0 0 0 1 1 0 0 0 0 0 1 1 0 0 0 0 0 2		
Tony Scott, S (1, 8) OBP: 0.451, SLG: 0.479	0-3 K		0-0 6-3			4-0 CS BB		0-0 F8		3 0 0 0 1 1 2		
Hector Cruz, R (1, 9) OBP: 0.364, SLG: 0.379 Lou Brock, L (9, PR) OBP: 0.316, SLG: 0.430 (9, 7)	0-0 F7		0-3 K			0-0 CS 1-2		0-0 G4-6-3 1B	4-0 FC1-5 S BB	3 0 1 0 1 1 1 0 0 0 0 0 0 0		
Ted Simmons, S (1, 2) OBP: 0.475, SLG: 0.673		4-0 BB BB BB		0-0 G4-6-3 1B		0-0 G4-6-3 1-2f		0-0 G4-6-3 1-2f	4-0 FC1-5 HR IBB	2 1 1 0 2 0 1		
Roger Freed, R (1, 3) OBP: 0.667, SLG: 1.000 Joel Youngblood, R (7, PR) OBP: 0.368, SLG: 0.313 Keith Hernandez, L (7, 3) OBP: 0.421, SLG: 0.553		0-0 1-2 1B		0-0 G4-6-3 1-2f		4-0 1B BB		4-0 1B BB	0-0 FC1-5 HR 1-2 2-3f	2 0 1 0 1 0 1 0 0 0 0 0 0 0 1 1 0 0 0 0 2		
Ken Reitz, R (1, 5) OBP: 0.283, SLG: 0.393		0-0 F7			0-0 F8		0-0 1-2 1B		0-0 1-H 2-H HR	4 1 2 3 0 0 2		
Mike Tyson, R (1, 4) OBP: 0.200, SLG: 0.157		0-0 F8			0-0 5-3		0-0 F9		0-0 F8	4 0 0 0 0 0 5		
Bob Forsch, R (1, 1) OBP: 0.250, SLG: 0.167 Al Hrabosky, R (9, PH) (9, 1)		0-0 F8			0-0 4-3			0-0 4-3 4-3 1B	0-0 E6 BB	3 0 1 0 0 0 2 1 0 0 0 0 0 1		
Inning Stats	R: 0 H: 1 E: 0 LOB: 1 K: 1 BB: 0 S: 6 P: 6	R: 0 H: 1 E: 0 LOB: 2 K: 0 BB: 1 S: 4 P: 8	R: 0 H: 0 E: 0 LOB: 0 K: 1 BB: 0 S: 5 P: 5	R: 0 H: 1 E: 0 LOB: 0 K: 1 BB: 0 S: 5 P: 5	R: 0 H: 0 E: 0 LOB: 0 K: 0 BB: 0 S: 3 P: 3	R: 0 H: 0 E: 0 LOB: 0 K: 0 BB: 1 S: 2 P: 6	R: 0 H: 2 E: 0 LOB: 2 K: 0 BB: 1 S: 4 P: 8	R: 0 H: 1 E: 0 LOB: 1 K: 0 BB: 0 S: 4 P: 4	R: 3 H: 1 E: 1 LOB: 2 K: 0 BB: 3 S: 5 P: 17	1B: 5 SF: 0 2B: 1 SAC: 0 3B: 0 DP: 2 HR: 1 HBP: 0	WP: 0 PA: 39 PB: 0 SB: 1 CS: 1	
PITCHER Jamie Easterly, L (1, 1) ERA: 7.27 Don Collins, L (9, 1) ERA: 3.97	IP WLS BF H R ER SO BB IBB HBP BLK WP HR S P ERA WHIP	8.0 30 6 0 0 3 3 0 0 0 0 0 0 33 45 0.00 1.125	1.0 L 8 1 3 3 0 2 1 0 0 0 0 1 5 17 27.00 3.000	PITCHER IP WLS BF H R ER SO BB IBB HBP BLK WP HR S P ERA WHIP								

St. Louis Cardinals @ Atlanta Braves
Atlanta-Fulton County Stadium, Atlanta, GA

Fri May 13 1977, 7:05 PM EDT
Att: 19,866 - Unknown

livebaseballscorecards.com

AB 32
R 3
H 7
RBI 3
BB 6
SO 3
LOB 22



Batter	1	2	3	4	5	6	7	8	9	AB	R	H	RBI	BB	SO	LOB
Jerry Royster, R OBP: 0.252, SLG: 0.236 (1, 6)	0-3 K		0-0 F7			0-0 5-3			4-0 BB	3	0	0	0	1	1	1
Junior Moore, R OBP: 0.396, SLG: 0.364 (1, 5)	0-0 CS 1B			0-0 FC6-4 1B			4-0 WP SH1-4 BB		0-3 K	3	0	2	0	1	1	1
Rowland Office, L OBP: 0.292, SLG: 0.313 (1, 8)	0-0 G3 1-2			0-0 FC6-4 G6-4-3 1-2f			0-0 SH1-4 1-2		0-0 F2	3	0	0	0	0	0	3
Jeff Burroughs, R OBP: 0.387, SLG: 0.504 (1, 9)		0-3 K		0-0 G6-4-3 1-2f			4-0 BB G3-6-1 BB		0-0 F7	3	0	0	0	1	1	2
Biff Pocaroba, S OBP: 0.302, SLG: 0.351 (1, 2)		0-0 4-3			0-0 F8		0-0 G3-6-1 1-2f			3	0	0	0	0	0	2
Tom Paciorek, R OBP: 0.219, SLG: 0.371 (1, 3)		0-0 P5			0-0 F8				0-0 F9	3	0	0	0	0	0	0
Brian Asselstine, L OBP: 0.300, SLG: 0.351 (1, 7)			0-0 4-3		0-0 L4			0-3 K		3	0	0	0	0	1	0
Darrel Chaney, S OBP: 0.304, SLG: 0.478 (1, 4)			0-0 FC4-6 1B			0-0 P6		0-0 1B		3	0	2	0	0	0	0
Jamie Easterly, L OBP: 0.400, SLG: 0.600 (1, 1)			0-0 FC4-6 1-2f			0-3 K		0-3 K		2	0	0	0	0	1	1
Gary Matthews, R OBP: 0.434, SLG: 0.507 (8, PH)										1	0	0	0	0	1	1
Don Collins, R (9, 1)										0	0	0	0	0	0	0

Inning Stats		R: 0	H: 1	R: 0	H: 0	R: 0	H: 1	R: 0	H: 0	R: 0	H: 0	R: 0	H: 1	R: 0	H: 0	1B: 4	SF: 0	
Pitcher		IP	WLS	BF	H	R	ER	SO	BB	IBB	HBP	BLK	WP	HR	S	P	ERA	WHIP
Bob Forsch, R (1, 1)	ERA: 2.56	8.0	W	27	4	0	0	5	2	0	0	0	1	0	35	43	0.00	0.750
Al Hrabosky, L (9, 1)	ERA: 2.08	1.0	S	4	0	0	0	1	1	0	0	0	0	0	5	9	0.00	1.000

BOTTOM


St. Louis Cardinals @ Atlanta Braves
 Atlanta-Fulton County Stadium, Atlanta, GA
 Fri May 13 1977, 7:05 PM EDT
 Att. 19,866 - Unknown

livebaseballscorecards.com

AB	27
R	0
H	4
RBI	0
BB	3
SO	6
LOB	11



WP: 1	PA: 31
PB: 0	
SB: 0	
CS: 1	

Batter	1	2	3	4	5	6	7	8	9	AB R H RBI BB SO LOB	TOP			
Lou Brock, L (1, 7) OBP: 0.320, SLG: 0.459	0-0 4-3 3B	0-0 3-1		0-0 4-3		0-0 P3		0-0 1B 2-H 2B		5 1 2 1 0 0 1				
Garry Templeton, S (1, 6) OBP: 0.298, SLG: 0.391	0-0 G3		0-0 HR	0-0 CS 1B		0-0 F8		0-0 2-3 1B		5 1 3 1 0 0 1				
Bake McBride, L (1, 8) OBP: 0.224, SLG: 0.310	0-0 4-3		0-0 F8	0-0 G3 1-3		0-0 F7		0-0 1-3		5 0 0 1 0 0 3				
Ted Simmons, S (1, 2) OBP: 0.472, SLG: 0.657	0-0 BB 1B		0-3 K		0-0 3-1		4-0 1B BB		0-3 K	4 0 1 0 1 2 0				
Keith Hernandez, L (1, 3) OBP: 0.429, SLG: 0.592	4-0 1-2 BB		0-0 2B 2B		0-0 P4		0-0 F9		0-0 HR	4 2 2 1 1 0 1				
Jerry Mumphrey, S (1, 9) OBP: 0.511, SLG: 0.667	0-0 F8		4-0 2B IBB		0-0 HR		0-0 CS 1B		0-3 K	4 1 2 1 1 1 2				
Ken Reitz, R (1, 5) OBP: 0.297, SLG: 0.432		4-0 SH1-4 BB	0-0 1-3 2-H 2B		0-0 HR		0-0 CS 1-2	0-0 5-3	0-3 K	4 1 2 2 1 1 0	AB 36 R 7 H 14 RBI 7 BB 5 SO 5 LOB 13			
Mike Tyson, R (1, 4) OBP: 0.228, SLG: 0.178		0-0 P6	0-0 IBB		0-0 1B			0-0 SH3-4 2B 1B		3 1 2 0 1 0 1				
Pete Falcone, L (1, 1) OBP: 0.083, SLG: 0.083 Clay Carroll, R (3, 1) John Urrea, R (6, 1)		0-0 SH1-4	0-0 4-3		0-3 K			0-0 SH3-4		1 0 0 0 0 0 3 1 0 0 0 0 1 1 0 0 0 0 0 0 0				
Inning Stats	R: 1 E: 0 K: 0 S: 5 H: 2 LOB: 2 BB: 1 P: 9	R: 0 E: 0 K: 0 S: 3 H: 0 LOB: 1 BB: 1 P: 7	R: 2 E: 0 K: 1 S: 8 H: 3 LOB: 3 BB: 2 P: 16	R: 0 E: 0 K: 0 S: 3 H: 1 LOB: 0 BB: 0 P: 3	R: 2 E: 0 K: 1 S: 8 H: 3 LOB: 1 BB: 0 P: 8	R: 0 E: 0 K: 0 S: 3 H: 0 LOB: 0 BB: 0 P: 3	R: 0 E: 0 K: 0 S: 2 H: 1 LOB: 0 BB: 1 P: 6	R: 1 E: 0 K: 3 S: 6 H: 3 LOB: 2 BB: 0 P: 6	R: 1 E: 0 K: 3 S: 10 H: 1 LOB: 0 BB: 0 P: 10	1B: 6 2B: 3 3B: 1 HR: 4 SF: 0 SAC: 2 DP: 0 HBP: 0	WP: 0 PB: 0 SB: 1 CS: 2 PA: 44			
PITCHER	IP WLS BF H R ER SO BB IBB HBP BLK WP HR S P ERA WHIP												PITCHER	IP WLS BF H R ER SO BB IBB HBP BLK WP HR S P ERA WHIP
Buzz Capra, R (1, 1) ERA: 7.03	5.0 L 27 9 5 5 2 2 2 0 0 0 0 3 27 43 9.00 2.200													
Don Collins, L (6, 1) ERA: 3.38	2.0 6 1 0 0 0 1 0 0 0 0 0 0 5 9 0.00 1.000													
Rick Camp, R (8, 1) ERA: 3.04	2.0 10 4 2 2 3 0 0 0 0 0 0 1 16 16 9.00 2.000													

St. Louis Cardinals @ Atlanta Braves
Atlanta-Fulton County Stadium, Atlanta, GA

Sat May 14 1977, 7:05 PM EDT
Att: 10,479 - Unknown

livebaseballscorecards.com



BOTTOM

St. Louis Cardinals @ Atlanta Braves
Atlanta-Fulton County Stadium, Atlanta, GA

Sat May 14 1977, 7:05 PM EDT
Att. 10,479 - Unknown

livebaseballscorecards.com

AB	37
R	6
H	11
RBI	4
BB	2
SO	3
LOB	16




WP : 0	PA : 40
PB : 0	
SB : 2	
CS : 0	

AB	R	H	RBI	BB	SO	LOB
5	2	2	0	0	0	3
5	0	1	1	0	0	2
5	1	2	1	0	1	0
4	0	0	0	1	1	2
4	0	1	0	0	0	2
3	1	2	2	0	0	0
1	0	0	0	0	0	1
4	1	2	0	0	1	2
3	1	1	0	1	0	1
2	0	0	0	0	0	1
0	0	0	0	0	0	0
0	0	0	0	0	0	0
0	0	0	0	0	0	0
1	0	0	0	0	0	2

Batter	1	2	3	4	5	6	7	8	9
Jerry Royster, R OBP: 0.257, SLG: 0.242 (1, 6)	0-0 S E 1B		0-0 E 1B	0-0 G3			0-0 F9		0-0 F9
Rowland Office, L OBP: 0.288, SLG: 0.308 (1, 8)	0-0 P3 1-H		0-0 F2		0-0 5-3		0-0 F5		0-0 1B 1B 1-2 2-H
Junior Moore, R OBP: 0.396, SLG: 0.367 (1, 5)	0-3 K		0-0 E9 F9 BB 1B		0-0 6-3		0-0 G3		0-0 1B 1B 1-2 2-H
Jeff Burroughs, R OBP: 0.380, SLG: 0.488 (1, 9)	0-0 6-3		4-0 1B BB		0-3 K		0-0 F8		0-0 F9
Gary Matthews, R OBP: 0.425, SLG: 0.507 (1, 7)		0-0 F9	0-0 F9		0-0 4-3		0-0 2B		
Vic Correll, R OBP: 0.372, SLG: 0.500 (1, 2)		0-0 HR	0-0 1B		0-0 F8		0-0 4-3		
Biff Pocoroba, S OBP: 0.299, SLG: 0.347 (8, PH) (9, 2)			1-2 3-H 1B		0-0 F3				
Tom Paciorek, R OBP: 0.235, SLG: 0.379 (1, 3)		0-0 FC4-6 1B	0-3 K		0-0 6-3		0-0 SH1-4 1B		0-0 E7 1B 1B
Rod Gilbreath, R OBP: 0.270, SLG: 0.231 (1, 4)		0-0 F8		0-0 6-3		0-0 SH1-4 1B		4-0 1B 1B BB	
Buzz Capra, R OBP: 0.304, SLG: 0.478 (7, PH) (8, 1)		0-0 FC4-6		0-0 6-3		0-0 SH1-4		0-0 F2	
Brian Asselstine, L OBP: 0.293, SLG: 0.342 (9, PH)		1-2							

Inning Stats	R: 1	H: 1	E: 0	K: 1	S: 6	LOB: 0	BB: 0	P: 6
	R: 1	H: 2	E: 0	K: 0	S: 5	LOB: 1	BB: 0	P: 5
	R: 2	H: 3	E: 1	K: 1	S: 8	LOB: 2	BB: 1	P: 12
	R: 0	H: 0	E: 0	K: 0	S: 3	LOB: 0	BB: 0	P: 3
	R: 0	H: 0	E: 0	K: 1	S: 5	LOB: 0	BB: 0	P: 5
	R: 0	H: 0	E: 0	K: 0	S: 3	LOB: 0	BB: 0	P: 3
	R: 0	H: 1	E: 0	K: 0	S: 4	LOB: 1	BB: 0	P: 4
	R: 0	H: 1	E: 0	K: 0	S: 4	LOB: 1	BB: 0	P: 4
	R: 2	H: 3	E: 1	K: 0	S: 6	LOB: 2	BB: 1	P: 10
	1B: 9	SF: 0	2B: 1	SAC: 1	3B: 0	DP: 0	HR: 1	HBP: 0

PITCHER	IP	WLS	BF	H	R	ER	SO	BB	IBB	HBP	BLK	WP	HR	S	P	ERA	WHIP
Pete Falcone, L ERA: 5.27 (1, 1)	2.2		15	6	4	3	1	1	0	0	0	0	1	16	20	10.12	2.625
Clay Carroll, R ERA: 2.79 (3, 1)	2.1	W	7	0	0	0	2	0	0	0	0	0	0	11	11	0.00	0.000
John Urrea, R ERA: 2.38 (6, 1)	4.0	S	18	5	2	2	0	1	0	0	0	0	0	17	21	4.50	1.500

Batter	1	2	3	4	5	6	7	8	9	AB R H RBI BB SO LOB	TOP																							
Lou Brock, L (1, 7) OBP: 0.321, SLG: 0.455 Hector Cruz, R (4, 9) OBP: 0.363, SLG: 0.371	0-0 F7		0-0 FC4-8 1B	0-0 E6 1B 2B	0-0 F8		4-0 BB		0-3 K	3 1 1 1 0 0 1 2 0 0 0 1 1 1																								
Garry Templeton, S (1, 6) OBP: 0.300, SLG: 0.388	0-0 4-3		0-0 FC4-6 1-2f	0-0 2B 1B	0-0 F7		0-0 F8		0-0 1B 1B	6 1 2 0 0 0 4																								
Bake McBride, L (1, 8) OBP: 0.244, SLG: 0.377	0-0 F7		0-0 4-3	0-0 1B 2B	0-0 FC6-4 1-2f			0-0 HR	0-0 FC6-4 1B	6 2 3 4 0 0 2																								
Keith Hernandez, L (1, 3) OBP: 0.435, SLG: 0.584 Ted Simmons, S (9, PH) OBP: 0.468, SLG: 0.651		0-0 F7		0-0 1B BB		0-0 F8 1B		0-0 4-3	0-0 F8	3 2 1 0 2 0 0 1 0 0 0 0 0 2																								
Jerry Mumphy, S (1, 9) OBP: 0.528, SLG: 0.773		0-0 FC5-2-5 3B		0-0 1B BB		0-3 K		0-0 HR	0-0 FC6-4	5 2 3 2 1 1 3																								
Ken Reitz, R (1, 5) OBP: 0.293, SLG: 0.422		0-0 FC5-2-5 2B		0-0 1B P4		0-0 F8 1-2		0-3 K		5 2 1 0 0 1 4																								
Dave Rader, L (1, 2) OBP: 0.462, SLG: 0.667		0-0 1-1 2B		0-0 E8 1B			0-0 2B	0-0 2B		5 1 5 3 0 0 0																								
Mike Tyson, R (1, 4) OBP: 0.238, SLG: 0.182		0-0 G3		0-0 1B E			0-0 F9	4-0 IBB		4 1 1 1 1 0 4																								
John Denny, R (1, 1) OBP: 0.143, SLG: 0.100 Doug Capilla, L (6, 1) Buddy Schultz, R (6, 1) Al Hrabosky, R (6, 1) John D'Acquisto, R (8, 1)			0-3 K	0-3 K	0-0 FC6-4 1B		0-0 F3	0-0 F7		3 0 1 0 0 2 2 0 0 0 0 0 0 0 0 0 0 0 0 0 0 2 0 0 0 0 0 3 0 0 0 0 0 0 0																								
Inning Stats	R: 0 E: 0 K: 0 S: 3 H: 0 LOB: 0 BB: 0 P: 3	R: 1 E: 0 K: 0 S: 5 H: 2 LOB: 1 BB: 0 P: 5	R: 0 E: 0 K: 1 S: 6 H: 1 LOB: 1 BB: 0 P: 6	R: 9 E: 2 K: 1 S: 13 H: 7 LOB: 2 BB: 3 P: 25	R: 0 E: 0 K: 0 S: 4 H: 1 LOB: 1 BB: 0 P: 4	R: 0 E: 0 K: 1 S: 5 H: 1 LOB: 1 BB: 0 P: 5	R: 0 E: 0 K: 0 S: 4 H: 1 LOB: 2 BB: 1 P: 8	R: 2 E: 0 K: 1 S: 8 H: 3 LOB: 2 BB: 1 P: 12	R: 0 E: 0 K: 1 S: 7 H: 2 LOB: 2 BB: 0 P: 7	1B: 11 2B: 4 3B: 1 HR: 2 SF: 0 SAC: 0 DP: 0 HBP: 0	WP: 1 PA: 50 PB: 0 SB: 0 CS: 0																							
PITCHER	IP WLS BF H R ER SO BB IBB HBP BLK WP HR S P ERA WHIP											PITCHER	IP WLS BF H R ER SO BB IBB HBP BLK WP HR S P ERA WHIP																					
Phil Niekro, R (1, 1) ERA: 6.79 Frank LaCorte, R (4, 1) ERA: 13.5 Dave Campbell, R (4, 1) ERA: 1.69 Bob Johnson, R (6, 1) ERA: 7.2 Rick Camp, R (7, 1) ERA: 3.51	3.0 0.1 1.2 1.0 2.0	WLS 6 7 3 W	BF 17 6 7 12	H 6 3 2 4	R 6 3 0 2	ER 6 2 0 2	SO 1 1 0 1	BB 2 0 0 1	IBB 0 0 0 0	HBP 0 0 0 0	BLK 0 0 0 0	WP 1 0 0 0	HR 0 0 0 2	S 17 7 7 5 12	P 25 11 7 5 20	ERA 18.00 54.00 0.00 0.00 9.00	WHIP 2.667 12.000 1.200 1.000 2.500																	
																	Don Collins, L (9, 1) ERA: 3.14	1.0 S 5 2 0 0 1 0 0 7 7	WLS S	BF 5	H 2	R 0	ER 0	SO 1	BB 0	IBB 0	HBP 0	BLK 0	WP 0	HR 0	S 7	P 7	ERA 0.00	WHIP 2.000

St. Louis Cardinals @ Atlanta Braves
Atlanta-Fulton County Stadium, Atlanta, GA

Sun May 15 1977, 3:33 AM EDT
Att: 36,693 - Unknown

livebaseballscorecards.com

AB	45
R	12
H	18
RBI	11
BB	5
SO	5
LOB	26

Batter	1	2	3	4	5	6	7	8	9
Jerry Royster, R OBP: 0.276, SLG: 0.260 (1, 6) BBB (6, 4)	4-0 G4-6-3 BB		0-0 5-3		0-0 2B	0-0 BB F8 1-2 HR 1B	0-0 SH1-4	4-0 BB 1-2 1B BB	
Junior Moore, R OBP: 0.390, SLG: 0.370 (1, 5) X	0-0 G4-6-3 1-2f		0-0 2B		0-0 1-3	0-0 F8 1-2 2-3	0-0 F8	4-0 1-2 1B BB	
Rowland Office, L OBP: 0.289, SLG: 0.317 Barry Bonnell, R OBP: 0.409, SLG: 0.368 (1, 8) (6, 8) X	0-0 4-3		0-3 K		0-0 2B 2-H	4-0 BB HR BB	0-3 K	0-0 1B 1-H 2-H 3-H	
Jeff Burroughs, R OBP: 0.385, SLG: 0.504 Don Collins, R (1, 9) (9, 1) X		0-0 6-3		4-0 1B BB	0-0 2B 2-H	4-0 HR BB		0-0 F9 P5	
Gary Matthews, R OBP: 0.447, SLG: 0.566 (1, 7) BBB BB		4-0 4-3 BB		0-3 K	0-0 1B 2B	0-0 HR		4-0 2B 1B BB	
Biff Pocaroba, S OBP: 0.326, SLG: 0.372 (1, 2) X	0-0 4-3		0-0 1B		4-0 1B BB	4-0 S BB		0-0 1B 1-3 SF9 2B	
Tom Paciorek, R OBP: 0.260, SLG: 0.386 (1, 3) X	0-0 F9		0-0 F9		0-0 1B 1-2 2-3	4-0 BB 1-2 G6-4-3 BB		0-0 1B 2-3 3-H	
Darrel Chaney, S OBP: 0.308, SLG: 0.462 Bob Johnson, L Cito Gaston, R OBP: 0.212, SLG: 0.133 Rick Camp, R Vic Correll, R OBP: 0.394, SLG: 0.500 Brian Asselstine, L OBP: 0.293, SLG: 0.342 (1, 4) (6, 1) (6, PH) (7, 1) (8, PH) (8, 9) X			0-0 SH3-4 2B 1B		0-0 1-3	0-0 G3	0-0 G6-4-3	0-0 SF9	
Phil Niekro, R OBP: 0.222, SLG: 0.222 Frank LaCorte, R OBP: 0.200, SLG: 0.200 Dave Campbell, R Pat Rockett, R OBP: 0.316, SLG: 0.276 (1, 1) (4, 1) (4, 1) (5, PH) (6, 6) X			0-0 SH3-4		0-0 5-3	0-0 F8 1B BB 1B	0-0 SH1-4 1B	0-0 BB WP 1B 1B	

Inning Stats	R: 0 E: 0 K: 0 S: 2	H: 0 LOB: 0 BB: 1 P: 6	R: 0 E: 0 K: 0 S: 3	H: 0 LOB: 1 BB: 1 P: 7	R: 1 E: 0 K: 1 S: 7	H: 2 LOB: 1 BB: 0 P: 7	R: 0 E: 0 K: 1 S: 6	H: 1 LOB: 2 BB: 1 P: 10	R: 3 E: 0 K: 0 S: 8	H: 5 LOB: 3 BB: 1 P: 12	R: 5 E: 0 K: 0 S: 5	H: 3 LOB: 1 BB: 4 P: 21	R: 0 E: 0 K: 1 S: 6	H: 1 LOB: 1 BB: 0 P: 6	R: 6 E: 1 K: 0 S: 7	H: 4 LOB: 1 BB: 3 P: 19
1B: 9 2B: 5 3B: 0 HR: 2	SF: 1 SAC: 2 DP: 2 HBP: 0	WP: 1 PB: 0 SB: 1 CS: 0	PA: 49													

PITCHER	IP	WLS	BF	H	R	ER	SO	BB	IBB	HBP	BLK	WP	HR	S	P	ERA	WHIP
John Denny, R ERA: 3.18 (1, 1)	5.0		26	8	4	4	2	4	0	0	0	0	1	26	42	7.20	2.400
Doug Capilla, L ERA: 15.43 (6, 1)	0.1		5	2	4	4	0	2	0	0	0	0	0	3	11	108.00	12.000
Buddy Schultz, L ERA: 1.84 (6, 1)	0.0		3	1	1	1	0	2	0	0	0	0	1	9	∞	∞	
Al Hrabosky, L ERA: 3.66 (6, 1)	2.1	L	11	4	4	4	1	1	0	0	0	0	0	12	16	15.43	2.143
John D'Acquisto, R ERA: 4.32 (8, 1)	0.1		4	1	2	2	0	2	0	0	0	1	0	2	10	54.00	9.000

BOTTOM

AB	R	H	RBI	BB	SO	LOB
3	3	2	0	2	0	1
5	1	1	1	1	0	5
3	1	1	1	0	1	1
2	1	1	3	1	1	1
4	2	1	3	2	0	1
0	0	0	0	0	0	0
3	2	2	4	2	1	1
3	1	2	0	2	0	1
4	1	2	1	1	0	3
3	1	1	0	0	0	5
0	0	0	0	0	0	0
1	0	0	0	0	0	2
0	0	0	0	0	0	0
0	0	0	1	0	0	0
0	0	0	0	0	0	0
0	0	0	0	0	0	0
0	0	0	0	0	0	0
0	0	0	0	0	0	0
4	2	3	1	0	0	0

AB 35
R 15
H 16
RBI 15
BB 11
SO 3
LOB 21

WP: 1
PB: 0
SB: 1
CS: 0

PA: 49

Braves

St. Louis Cardinals @ Atlanta Braves
Atlanta-Fulton County Stadium, Atlanta, GA

Sun May 15 1977, 3:33 AM EDT
Att. 36,693 - Unknown

livebaseballscorecards.com

Batter	1	2	3	4	5	6	7	8	9	AB R H RBI BB SO LOB	TOP																									
Dave Cash, R OBP: 0.331, SLG: 0.362 (1, 4) BBB	4-0 CS BB		0-0 6-3			0-0 G3 1-2		0-0 FC6-4 1B 2B 2-H	0-0 F4	4 1 1 1 1 0 2																										
Chris Speier, R OBP: 0.258, SLG: 0.289 (1, 6) X	0-0 P6 1-2			0-0 6-3		0-0 6-3		0-0 FC6-4 1B	0-0 BB 1B 2-H	5 0 2 1 0 0 2																										
Ellis Valentine, R OBP: 0.395, SLG: 0.566 (1, 9) BBB	4-0 FC4 BB			0-0 F8		0-0 2B 2-H		0-0 FC6-4 1B 1B 1-2f 2-3	4-0 BB 1B 1-2	3 1 1 1 2 0 2																										
Tony Perez, R OBP: 0.336, SLG: 0.459 Joe Kerrigan, R (8, 1) Bill Atkinson, L OBP: 1.000, SLG: 1.000 (9, 1) X	0-0 FC4 1-2f			1-0 HBP		0-0 F8		0-0 1B 1B 1-3 3-H	0-3 K	3 1 1 1 0 0 2 1 0 0 0 0 1 2 0 0 0 0 0 0 0																										
Warren Cromartie, L OBP: 0.314, SLG: 0.435 (1, 7) X		0-0 F5		0-0 F9			0-0 3-1	0-0 1B 2-H		4 0 1 2 0 0 1																										
Del Unser, L OBP: 0.417, SLG: 0.582 (1, 8) SS		0-3 K			0-0 G6-3 1B		0-0 1-3	4-0 IBB		3 0 1 0 1 1 0																										
Barry Foote, R OBP: 0.333, SLG: 0.571 (1, 2) X		0-0 F8			0-0 G6-3 1-2f		0-0 F6	0-3 K		4 0 0 0 0 1 3																										
Larry Parrish, R OBP: 0.274, SLG: 0.248 (1, 5) X			0-0 F6		0-0 F8			0-0 6-3 1B BB	4-0 SH5-3 1B BB	3 1 0 0 1 0 0																										
Dan Warthen, S Jackie Brown, R Pete Mackanin, R OBP: 0.299, SLG: 0.429 Jeff Terpko, R Mike Jorgensen, L OBP: 0.333, SLG: 0.313 (1, 1) (5, 1) (6, PH) (6, 1) (8, PH) (8, 3) X			0-0 5-3			0-0 G3 2B 1B		0-0 2B 2B	0-0 SH5-3	1 0 0 0 0 0 0 0 0 0 0 0 0 0 1 1 1 0 0 0 0 0 0 0 0 0 0 0 1 1 1 0 0 0 0																										
Inning Stats	R: 0 E: 0 K: 0 S: 2	H: 0 LOB: 1 BB: 2 P: 10	R: 0 E: 0 K: 1 S: 5	H: 0 LOB: 0 BB: 0 P: 5	R: 0 E: 0 K: 0 S: 3	H: 0 LOB: 1 BB: 0 P: 4	R: 0 E: 0 K: 0 S: 3	H: 1 LOB: 0 BB: 0 P: 3	R: 1 E: 0 K: 0 S: 5	H: 2 LOB: 1 BB: 0 P: 5	R: 0 E: 0 K: 0 S: 3	H: 0 LOB: 0 BB: 0 P: 3	R: 4 E: 0 K: 1 S: 10	H: 5 LOB: 2 BB: 1 P: 14	R: 1 E: 0 K: 1 S: 6	H: 1 LOB: 2 BB: 2 P: 14	1B: 6 2B: 3 3B: 0 HR: 0	SF: 0 SAC: 1 DP: 1 HBP: 1	WP: 0 PB: 0 SB: 0 CS: 1	PA: 40																
PITCHER	IP WLS BF H R ER SO BB IBB HBP BLK WP HR S P ERA WHIP																																			
Max Leon, R ERA: 3.8 (1, 1)	7.1	28	5	3	3	1	2	0	1	0	0	0	0	27	36	3.68	0.955																			
Rick Camp, R ERA: 4.15 (8, 1)	0.1	5	3	2	2	0	0	1	0	0	0	0	0	4	8	54.00	9.000																			
Dave Campbell, R ERA: 1.59 (8, 1)	0.1	1	0	0	0	1	0	0	0	0	0	0	0	3	3	0.00	0.000																			
Don Collins, L ERA: 3.68 (9, 1)	0.1	2	0	1	1	0	1	0	0	0	0	0	0	1	5	27.00	3.000																			
Phil Niekro, R ERA: 6.71 (9, 1)	0.2	W 4	1	0	0	1	1	0	0	0	0	0	0	5	9	0.00	3.000																			

Montreal Expos @ Atlanta Braves
Atlanta-Fulton County Stadium, Atlanta, GA

Tue May 17 1977, 7:05 PM EDT
Att. 8,611 - Unknown

livebaseballscorecards.com

AB	33
R	6
H	9
RBI	6
BB	5
SO	3
LOB	14



Batter	1	2	3	4	5	6	7	8	9	AB	R	H	RBI	BB	SO	LOB
Jerry Royster, R OBP: 0.287, SLG: 0.256 (1, 6)	4-0 SH1-4 BB BB		4-0 BB HR BB		4-0 BB FC6-4 BB		x 0-0 FC1-6 1-2f		x 0-0 F4	2	1	0	0	3	0	1
Rod Gilbreath, R OBP: 0.279, SLG: 0.226 Darrel Chaney, S OBP: 0.296, SLG: 0.444 (1, 4)	4-0 SH1-4 1-2 BB		4-0 1-2 HR BB		x 0-0 F7		x 0-0 F8		x 0-0 F3	2	1	0	0	2	0	2
Junior Moore, R OBP: 0.361, SLG: 0.362 (1, 5)	0-0 SH1-4 1-2 2-3		x 0-0 F9		x 0-0 F4		x 0-0 F8		x 0-0 1B HR 1B	4	1	1	0	0	0	4
Jeff Burroughs, R OBP: 0.392, SLG: 0.527 Pat Rockett, R OBP: 0.316, SLG: 0.276 (1, 9)	0-3 K		x 0-0 1-H 2-H HR		x 0-0 FC6-4 1-2f		x 0-0 FC5-6 1B		x 4-0 1B HR BB	4	1	2	3	1	1	3
Gary Matthews, R OBP: 0.456, SLG: 0.605 (1, 7)	0-0 5-3		x 0-0 5-3		x 0-0 HR		x 0-0 1B E 1B		x 0-0 1B HR 1B	5	3	3	1	0	0	2
Vic Correll, R OBP: 0.354, SLG: 0.476 Biff Pocaroba, S OBP: 0.333, SLG: 0.418 (1, 2)		x 0-0 CS 1B		x 0-0 F7		x 0-3 K		x 0-0 FC5-6 1B 1-H 2-3f	x 0-0 HR 1-H 2-H 3-H	4	0	1	0	0	1	1
Tom Paciorek, R OBP: 0.247, SLG: 0.365 (1, 3)		0-3 K 1-2		x 0-0 F8		x 0-3 K		x 0-0 F6		4	0	0	0	0	2	2
Barry Bonnell, R OBP: 0.423, SLG: 0.364 (1, 8)		0-3 K		x 4-0 BB		x 0-0 6-3		x 0-0 1B		3	0	1	0	1	1	0
Max Leon, R OBP: 0.286, SLG: 0.333 Rick Camp, R OBP: 0.286, SLG: 0.333 Dave Campbell, R OBP: 0.286, SLG: 0.333 Brian Asselstine, L OBP: 0.286, SLG: 0.333 Don Collins, R OBP: 0.222, SLG: 0.222 (1, 1)			x 0-0 F8		x 0-0 6-3		x 0-0 FC1-6 1B		x 0-0 F5	3	0	1	0	0	0	1

Inning Stats	R: 0	H: 0	E: 0	K: 1	S: 5	H: 0	LOB: 2	BB: 2	P: 13	R: 0	H: 1	E: 0	K: 2	S: 7	R: 3	H: 1	E: 0	K: 0	S: 4	R: 0	H: 0	E: 0	K: 0	S: 3	R: 0	H: 0	E: 0	K: 0	S: 3	R: 1	H: 1	E: 0	K: 2	S: 8	R: 0	H: 1	E: 0	K: 0	S: 4	R: 1	H: 3	E: 1	K: 0	S: 6	R: 4	H: 3	E: 0	K: 0	S: 5	1B: 7	SF: 0	2B: 0	SAC: 1	3B: 0	DP: 0	HR: 3	HBP: 0	WP: 0	PA: 42
--------------	------	------	------	------	------	------	--------	-------	-------	------	------	------	------	------	------	------	------	------	------	------	------	------	------	------	------	------	------	------	------	------	------	------	------	------	------	------	------	------	------	------	------	------	------	------	------	------	------	------	------	-------	-------	-------	--------	-------	-------	-------	--------	-------	--------

PITCHER	IP	WLS	BF	H	R	ER	SO	BB	IBB	HBP	BLK	WP	HR	S	P	ERA	WHIP
Dan Warthen, L ERA: 7.2 (1, 1)	4.0		19	2	3	3	3	6	0	0	0	0	1	19	43	6.75	2.000
Jackie Brown, R ERA: 4.97 (5, 1)	1.0		3	0	0	0	0	0	0	0	0	0	0	3	3	0.00	0.000
Jeff Terpko, R ERA: 4.38 (6, 1)	2.0		8	2	1	1	2	0	0	0	0	0	1	12	12	4.50	1.000
Joe Kerrigan, R ERA: 1.86 (8, 1)	1.2		9	4	2	1	0	0	0	0	0	0	0	9	9	5.40	2.400
Bill Atkinson, R ERA: 2.77 (9, 1)	0.0	L	3	2	3	3	0	1	0	0	0	0	1	2	6	∞	∞


BOTTOM

Montreal Expos @ Atlanta Braves
Atlanta-Fulton County Stadium, Atlanta, GA

Tue May 17 1977, 7:05 PM EDT
Att. 8,611 - Unknown

livebaseballscorecards.com

AB	34
R	9
H	10
RBI	8
BB	7
SO	5
LOB	18



Batter	1	2	3	4	5	6	7	8	9	AB R H RBI BB SO LOB	TOP			
Dave Cash, R (1, 4) OBP: 0.340, SLG: 0.366	4-0 BB		0-0 5-3 1B		0-0 5-3		0-0 6-3		0-0 1B	4 0 2 0 1 0 0				
Chris Speier, R (1, 6) OBP: 0.245, SLG: 0.273	0-0 F6		0-0 5-3 1-2		0-0 F8		0-0 6-3		0-0 F8	5 0 0 0 0 0 3				
Andre Dawson, R (1, 8) OBP: 0.280, SLG: 0.329	0-0 F7		0-0 F8		0-0 F9		0-0 1B E G3 1B		0-0 F9 HR	5 2 2 1 0 0 3				
Tony Perez, R (1, 3) OBP: 0.328, SLG: 0.446	0-0 5-3				0-0 F9		0-0 E4 G3 1B HR		0-0 F7	3 1 0 0 0 0 2				
Mike Jorgensen, L (6, 3) OBP: 0.350, SLG: 0.294										1 1 0 0 1 0 1				
Ellis Valentine, R (1, 9) OBP: 0.398, SLG: 0.560			0-0 5-3		0-0 6-3		0-0 HR G3 1B		0-0 F8 BB	3 2 1 0 1 0 0				
Warren Cromartie, L (1, 7) OBP: 0.311, SLG: 0.424			4-0 FC5-4 BB		0-0 6-3		0-0 G3		0-0 F8	3 0 0 1 1 0 4				
Larry Parrish, R (1, 5) OBP: 0.281, SLG: 0.310			0-0 FC5-4 1-2				0-0 HR		0-3 K	4 2 2 4 0 1 3				
Barry Foote, R (1, 2) OBP: 0.316, SLG: 0.556			0-0 F9				0-0 4-3		0-0 2B	4 0 1 2 0 0 1				
Steve Rogers, R (1, 1) OBP: 0.160, SLG: 0.160					0-0 F9		0-3 K		0-0 F9	2 0 0 0 0 0 1 0				
Jackie Brown, R (5, 1) OBP: 0.126, SLG: 0.125										0 0 0 0 0 0 0 0				
Wayne Garrett, L (7, PH)										1 0 0 0 0 0 0 0				
Will McEnaney, L (7, 1)										0 0 0 0 0 0 0 0				
Jose Morales, R (8, PH)										1 0 0 0 0 0 0 1				
Joe Kerrigan, R (8, 1)										0 0 0 0 0 0 0 0				
Inning Stats	R: 0 H: 0 E: 0 LOB: 1 K: 0 BB: 1 S: 3 P: 7	R: 0 H: 0 E: 0 LOB: 1 K: 0 BB: 1 S: 3 P: 7	R: 0 H: 1 E: 0 LOB: 1 K: 0 BB: 0 S: 4 P: 4	R: 0 H: 0 E: 0 LOB: 0 K: 0 BB: 0 S: 3 P: 3	R: 1 H: 1 E: 0 LOB: 0 K: 1 BB: 0 S: 6 P: 6	R: 4 H: 3 E: 1 LOB: 0 K: 0 BB: 0 S: 7 P: 7	R: 0 H: 0 E: 0 LOB: 0 K: 0 BB: 0 S: 3 P: 3	R: 3 H: 2 E: 0 LOB: 1 K: 1 BB: 2 S: 7 P: 15	R: 0 H: 1 E: 0 LOB: 1 K: 0 BB: 0 S: 4 P: 4	1B: 4 SF: 0 2B: 1 SAC: 0 3B: 0 DP: 0 HR: 3 HBP: 0	WP: 0 PA: 40 PB: 0 SB: 0 CS: 0			
PITCHER	IP WLS BF H R ER SO BB IBB HBP BLK WP HR S P ERA WHIP												PITCHER	IP WLS BF H R ER SO BB IBB HBP BLK WP HR S P ERA WHIP
Jamie Easterly, L (1, 1) ERA: 6.19	6.0 W 26 5 5 1 1 2 0 0 0 0 0 2 26 34 1.50 1.167													
Buzz Capra, R (7, 1) ERA: 7.49	1.2 9 2 3 3 1 2 0 0 0 0 0 1 9 17 16.20 2.400													
Dave Campbell, R (8, 1) ERA: 1.29	1.1 S 5 1 0 0 0 0 0 0 0 0 0 0 5 5 0.00 0.750													

Montreal Expos @ Atlanta Braves
Atlanta-Fulton County Stadium, Atlanta, GA

Wed May 18 1977, 7:05 PM EDT
Att. 9,788 - Unknown

livebaseballscorecards.com

AB	36
R	8
H	8
RBI	8
BB	4
SO	2
LOB	18



Batter	1	2	3	4	5	6	7	8	9
Jerry Royster, R OBP: 0.303, SLG: 0.270 (1, 6)	0-0 CS 1B		0-0 G4-6-3 1B	0-0 F7		4-0 SH1-4 2B BB		0-0 1B S 4-3 1B	
Darrel Chaney, S OBP: 0.290, SLG: 0.419 (1, 4)	0-0 3-1 1-2		0-0 G4-6-3 1-2f		0-0 F8	0-0 SH1-4 1-2		0-0 4-3 1-3 1B	
Junior Moore, R OBP: 0.382, SLG: 0.397 (1, 5)	0-0 4-3			0-0 2B 3B	0-0 E 1B 1B	0-0 5-3		0-0 4-3 1-2 3-H	
Jeff Burroughs, R OBP: 0.399, SLG: 0.537 (1, 9)		0-0 5-3		0-0 2B 1B 1B	0-0 E9 1B 1B	0-0		0-0 4-3	
Brian Asselstine, L OBP: 0.286, SLG: 0.333 (9, 9)					1-3 E 1B	2-H 2B			
Gary Matthews, R OBP: 0.447, SLG: 0.588 (1, 7)		0-0 5-3		0-3 K	0-0 5-3 E WP 1B	0-0 F9			
Biff Pocaroba, S OBP: 0.340, SLG: 0.470 (1, 2)		0-0 HR		0-0 1B 2B	0-0 E4 WP 5-3 1B		0-0 3-1		
Tom Paciorek, R OBP: 0.247, SLG: 0.359 (1, 3)		0-3 K		0-0 1B 2B	0-0 5-3 1B		0-0 F8		
Barry Bonnell, R OBP: 0.433, SLG: 0.385 (1, 8)			0-0 F7	0-0 SH2-4 1B	0-0	0-0	0-0 6-3		
Jamie Easterly, L OBP: 0.429, SLG: 0.714 (1, 1)			0-0	0-0 SH2-4 1B	0-0	0-0		0-0 4-3	
Buzz Capra, R (7, 1)				1-2 3-H	1-2 3-H				
Dave Campbell, R (8, 1)				1-2 2-3					

Inning Stats	R: 0 E: 0 K: 0 S: 3	H: 1 LOB: 0 BB: 0 P: 3	R: 1 E: 0 K: 1 S: 6	H: 1 LOB: 0 BB: 0 P: 6	R: 0 E: 0 K: 0 S: 4	H: 2 LOB: 1 BB: 0 P: 4	R: 3 E: 0 K: 1 S: 10	H: 5 LOB: 2 BB: 0 P: 10	R: 4 E: 2 K: 0 S: 8	H: 4 LOB: 1 BB: 0 P: 8	R: 1 E: 0 K: 0 S: 4	H: 1 LOB: 1 BB: 1 P: 8	R: 0 E: 0 K: 0 S: 3	H: 0 LOB: 0 BB: 0 P: 3	R: 1 E: 0 K: 0 S: 5	H: 2 LOB: 1 BB: 0 P: 5
1B: 11	SF: 0	2B: 3	SAC: 2	3B: 1	DP: 1	HR: 1	HBP: 0	WP: 1	PA: 40	PB: 0	SB: 1	CS: 1				

PITCHER	IP	WLS	BF	H	R	ER	SO	BB	IBB	HBP	BLK	WP	HR	S	P	ERA	WHIP
Steve Rogers, R ERA: 2.43 (1, 1)	4.1	L	23	12	7	6	2	0	0	0	0	0	1	27	27	12.46	2.769
Jackie Brown, R ERA: 5.0 (5, 1)	1.2		9	2	2	1	0	1	0	0	0	1	0	8	12	5.40	1.800
Will McEnaney, L ERA: 3.55 (7, 1)	1.0		3	0	0	0	0	0	0	0	0	0	0	3	3	0.00	0.000
Joe Kerrigan, R ERA: 2.21 (8, 1)	1.0		5	2	1	1	0	0	0	0	0	0	0	5	5	9.00	2.000

BOTTOM

AB R H RBI BB SO LOB

4 2 3 0 1 0 2

4 0 1 0 0 0 3

5 2 2 1 0 0 2

5 2 3 1 0 0 1

0 0 0 0 0 0 0

4 1 1 1 0 1 3

4 3 2 2 0 0 1

4 0 1 1 0 1 2

4 0 2 2 0 0 0

2 0 1 0 0 0 1

0 0 0 0 0 0 0

1 0 0 0 0 0 0


AB 37
R 10
H 16
RBI 8
BB 1
SO 2
LOB 15

livebaseballscorecards.com

Braves

WP: 1 PA: 40
PB: 0
SB: 1
CS: 1

Montreal Expos @ Atlanta Braves
 Atlanta-Fulton County Stadium, Atlanta, GA
 Wed May 18 1977, 7:05 PM EDT
 Att. 9,788 - Unknown

Batter	1	2	3	4	5	6	7	8	9	AB R H RBI BB SO LOB	TOP	
Ivan De Jesus, R (1, 6) OBP: 0.362, SLG: 0.411	0-0 P6		0-0 5-3			0-0 F7			0-0 F8	4 0 0 0 0 0 0	Chicago Cubs @ Atlanta Braves Atlanta-Fulton County Stadium, Atlanta, GA Thu May 19 1977, 7:05 PM EDT Att: 8,923 - Unknown - 78 F livebaseballscorecards.com AB 28 R 0 H 3 RBI 0 BB 2 SO 5 LOB 6 	
Greg Gross, L (1, 7) OBP: 0.315, SLG: 0.311	0-0 5-3		0-3 K			0-3 K			0-0 F7	4 0 0 0 0 2 0		
Larry Bittner, L (1, 3) OBP: 0.336, SLG: 0.417	0-0 F7				0-0 F7				0-0 F2	4 0 0 0 0 0 0		
Bobby Murcer, L (1, 9) OBP: 0.386, SLG: 0.504		0-0 4-3			0-3 K				0-0 F8	3 0 0 0 0 1 0		
Jerry Morales, R (1, 8) OBP: 0.347, SLG: 0.421		0-0 BB 1B 1B			0-0 6-3				0-0 1-3	3 0 1 0 0 0 0		
Manny Trillo, R (1, 4) OBP: 0.410, SLG: 0.555		0-0 BB 1B			0-0 6-3				0-0 F7	3 0 1 0 0 0 0		
Steve Ontiveros, S (1, 5) OBP: 0.450, SLG: 0.449		4-0 BB BB BB			0-0 WP 1B				4-0 BB	1 0 1 0 2 0 0		
George Mitterwald, R (1, 2) OBP: 0.339, SLG: 0.437		0-0 G5-4-3 BB			0-3 K				0-0 G6-4-3	3 0 0 0 0 1 5		
Rick Reuschel, R (1, 1) OBP: 0.105, SLG: 0.056 Paul Reuschel, R (7, 1) Bill Buckner, L (8, PH) OBP: 0.390, SLG: 0.500 Jim Todd, L (8, 1)			0-0 L5		0-3 K				0-0 L8	2 0 0 0 0 1 1 0 0 0 0 0 0 0 1 0 0 0 0 0 0 0 0 0 0 0 0 0		
Inning Stats	R: 0 H: 0 E: 0 LOB: 0 K: 0 BB: 0 S: 3 P: 3	R: 0 H: 2 E: 0 LOB: 2 K: 0 BB: 1 S: 4 P: 8	R: 0 H: 0 E: 0 LOB: 0 K: 1 BB: 0 S: 5 P: 5	R: 0 H: 0 E: 0 LOB: 0 K: 1 BB: 0 S: 5 P: 5	R: 0 H: 1 E: 0 LOB: 1 K: 2 BB: 0 S: 8 P: 8	R: 0 H: 0 E: 0 LOB: 0 K: 1 BB: 0 S: 5 P: 5	R: 0 H: 0 E: 0 LOB: 0 K: 0 BB: 0 S: 3 P: 3	R: 0 H: 0 E: 0 LOB: 0 K: 0 BB: 1 S: 2 P: 6	R: 0 H: 0 E: 0 LOB: 0 K: 0 BB: 0 S: 3 P: 3	1B: 3 SF: 0 2B: 0 SAC: 0 3B: 0 DP: 2 HR: 0 HBP: 0	WP: 1 PA: 30 PB: 0 SB: 0 CS: 0	
PITCHER Phil Niekro, R (1, 1) ERA: 5.86	IP WLS BF H R ER SO BB IBB HBP BLK WP HR S P ERA WHIP	9.0 W 30 3 0 0 5 2 0 0 0 1 0 38 46 0.00 0.556										

Batter	1	2	3	4	5	6	7	8	9	AB	R	H	RBI	BB	SO	LOB
Jerry Royster, R OBP: 0.306, SLG: 0.275 (1, 6)	0-0 1-3		0-0 1B	0-0 G5-4-3			0-0 1B 1B	0-0 G3		5	1	2	0	0	0	3
Darrel Chaney, S OBP: 0.278, SLG: 0.389 (1, 4)	0-0 L9		0-0 L9		0-0 4-3		0-0 1B 1B	0-0 F8		5	1	1	0	0	0	1
Junior Moore, R OBP: 0.375, SLG: 0.388 (1, 5)	0-0 6-3		0-0 6-3		0-0 4-3		0-0 1B 1B			4	1	1	1	0	0	1
Jeff Burroughs, R OBP: 0.407, SLG: 0.543 (1, 9)		0-3 K		0-0 1B 2B 1B	0-0 1B		0-0 1B 2B 1B			4	2	3	1	0	1	0
Gary Matthews, R OBP: 0.439, SLG: 0.573 (1, 7)		0-0 5-3		0-0 F8	0-3 K		0-0 2B 1B			4	0	1	1	0	1	2
Biff Pocoroba, S OBP: 0.356, SLG: 0.494 (1, 2)		0-0 1B 1B		0-0 2B HBP 1B		0-0 F7	0-0 G5-3 2B			4	1	3	1	0	0	0
Tom Paciorek, R OBP: 0.271, SLG: 0.383 (1, 3)		0-0 FC4-6 1B		0-0 HBP 2B		0-3 K	4-0 IBB			3	0	2	1	1	1	0
Barry Bonnell, R OBP: 0.412, SLG: 0.345 (1, 8)		0-0 FC4-6		4-0 HBP IBB		0-0 6-3	0-0 G5-3			3	0	0	0	1	0	5
Phil Niekro, R OBP: 0.227, SLG: 0.190 (1, 1)			0-0 5-3	1-0 G5-4-3 HBP			0-0 1-3	0-0 F8		3	0	0	1	0	0	0

Inning Stats	R: 0	H: 0	E: 0	K: 0	S: 3	LOB: 0	BB: 0	P: 3	R: 0	H: 2	E: 0	K: 1	S: 7	LOB: 2	BB: 0	P: 7	R: 0	H: 1	E: 1	K: 0	S: 4	LOB: 1	BB: 0	P: 4	R: 2	H: 3	E: 0	K: 0	S: 5	LOB: 2	BB: 1	P: 10	R: 0	H: 1	E: 0	K: 1	S: 6	LOB: 1	BB: 0	P: 6	R: 0	H: 0	E: 0	K: 1	S: 5	LOB: 0	BB: 0	P: 5	R: 4	H: 6	E: 0	K: 0	S: 8	LOB: 2	BB: 1	P: 12	R: 0	H: 0	E: 0	K: 0	S: 3	LOB: 0	BB: 0	P: 3
--------------	------	------	------	------	------	--------	-------	------	------	------	------	------	------	--------	-------	------	------	------	------	------	------	--------	-------	------	------	------	------	------	------	--------	-------	-------	------	------	------	------	------	--------	-------	------	------	------	------	------	------	--------	-------	------	------	------	------	------	------	--------	-------	-------	------	------	------	------	------	--------	-------	------

PITCHER	IP	WLS	BF	H	R	ER	SO	BB	IBB	HBP	BLK	WP	HR	S	P	ERA	WHIP
Rick Reuschel, R ERA: 3.67 (1, 1)	6.1	L	31	11	6	6	3	0	0	0	0	0	0	35	40	8.53	1.737
Paul Reuschel, R ERA: 0.93 (7, 1)	0.2		4	2	0	0	0	0	1	0	0	0	0	3	7	0.00	3.000
Jim Todd, R ERA: 9.19 (8, 1)	1.0		3	0	0	0	0	0	0	0	0	0	0	3	3	0.00	0.000


BOTTOM

Chicago Cubs @ Atlanta Braves
Atlanta-Fulton County Stadium, Atlanta, GA

Thu May 19 1977, 7:05 PM EDT
Att. 8,923 - Unknown - 78 F

AB	35
R	6
H	13
RBI	6
BB	2
SO	3
LOB	12

livebaseballscorecards.com



1B: 11	SF: 0	WP: 0	PA: 38
2B: 2	SAC: 0	PB: 0	
3B: 0	DP: 2	SB: 0	
HR: 0	HBP: 1	CS: 0	

Chicago Cubs @ Atlanta Braves
Atlanta-Fulton County Stadium, Atlanta, GA

Fri May 20 1977, 7:05 PM EDT
Att. 11,451 - Unknown - 76 F

AB	44
R	13
H	16
RBI	12
BB	8
SO	8
LOB	24



Batter	1	2	3	4	5	6	7	8	9	AB	R	H	RBI	BB	SO	LOB	TOP					
Ivan De Jesus, R (1, 6) OBP: 0.347, SLG: 0.393	0-0 F8	0-0 FC6-4 1B 1-2f	0-0 6-3		0-0 F8		0-0 L5	0-0 E6 1B		6	1	0	0	0	0	6						
Gene Clines, R (1, 7) OBP: 0.571, SLG: 0.750	0-0 L4	0-0 1B 1-3 1B	0-0 L3			0-3 K	0-0 1B 1-2 2-H 3-H 1B	0-0 1B 1-2 2-3 3-H 1B		6	0	3	3	0	1	0						
Larry Bittner, L (1, 3) OBP: 0.344, SLG: 0.421	0-0 1-3	0-0 1B 1-3 3-H 1B		0-0 BB 1B		0-0 F9	0-0 1B 1-3 2-H 1B	0-3 K		6	0	3	2	0	1	3						
Bobby Murcer, L (1, 9) OBP: 0.390, SLG: 0.492		0-0 BB 1B		2-2 P6		4-0 BB S BB	1-3 K		0-0 L9	3	1	0	0	3	1	3						
Steve Ontiveros, S (1, 5) OBP: 0.437, SLG: 0.432		0-0 F8		2-3 K		0-0 F7 1-2		0-0 F9	0-3 K2-3	4	0	0	0	0	1	6						
Dave Rosello, R (7, 5) OBP: 0.273, SLG: 0.500		0-0 L8								2	0	0	0	0	1	0						
Manny Trillo, R (1, 4) OBP: 0.430, SLG: 0.574		0-0 2B 1-2 2B 1B	0-0 HR 2B	4-0 BB 1-2 BB			0-0 PB WP 1B	0-0 5-3	0-0 FC6-4 1B	5	3	4	0	1	0	0						
Steve Swisher, R (1, 2) OBP: 0.300, SLG: 0.474		0-0 2B 1-3 2-H 1B 2B	0-0 HR 2-H	0-3 K			4-0 BB 1-3 1B BB	0-0 E5 BB E 1B	0-0 FC6-4	5	4	3	3	1	1	3						
Joe Wallis, S (1, 8) OBP: 0.290, SLG: 0.357		0-0 1B 2-3 3-H 2B	0-0 F9		0-0 F7		4-0 BB 1-2 1B BB	4-0 E BB 1B IBB		3	3	1	1	2	0	0						
Ray Burris, R (1, 1) OBP: 0.182, SLG: 0.286		1-2 FC6-4 1B	0-0 HR		0-3 K		0-3 K	4-0 1B 1-2 2-3 BB		4	1	2	3	0	2	3						
Paul Reuschel, R (7, 1) OBP: 0.466, SLG: 0.500										0	0	0	0	0	0	0						
Bill Buckner, L (8, PH) OBP: 0.176, SLG: 0.176										0	0	0	0	1	0	0						
Mick Kelleher, R (8, PR) OBP: 0.176, SLG: 0.176										0	0	0	0	0	0	0						
Bruce Sutter, R (8, 1)										0	0	0	0	0	0	0						
Willie Hernandez, L (8, 1)										0	0	0	0	0	0	0						
Inning Stats	R: 0 E: 0 K: 0 S: 3	H: 0 LOB: 0 BB: 0 P: 3	R: 5 E: 0 K: 0 S: 12	H: 6 LOB: 3 BB: 2 P: 21	R: 3 E: 0 K: 0 S: 6	H: 3 LOB: 0 BB: 0 P: 6	R: 0 E: 0 K: 2 S: 12	H: 1 LOB: 2 BB: 1 P: 20	R: 0 E: 0 K: 1 S: 5	H: 0 LOB: 0 BB: 0 P: 5	R: 0 E: 0 K: 1 S: 5	H: 0 LOB: 1 BB: 1 P: 9	R: 3 E: 0 K: 2 S: 11	H: 3 LOB: 2 BB: 2 P: 20	R: 2 E: 2 K: 1 S: 8	H: 2 LOB: 3 BB: 2 P: 16	R: 0 E: 0 K: 1 S: 6	H: 1 LOB: 1 BB: 0 P: 6	1B: 11 2B: 3 3B: 0 HR: 2	SF: 0 SAC: 0 DP: 0 HBP: 0	WP: 1 PB: 1 SB: 1 CS: 0	PA: 52
PITCHER	IP	WLS	BF	H	R	ER	SO	BB	IBB	HBP	BLK	WP	HR	S	P	ERA	WHIP					
Don Collins, L (1, 1) ERA: 6.06	1.2	L	12	6	5	5	0	1	0	0	0	0	0	14	19	27.00	4.200					
Buzz Capra, R (2, 1) ERA: 8.13	0.2		6	3	3	3	0	1	0	0	0	0	2	5	9	40.50	6.000					
Bob Johnson, R (3, 1) ERA: 7.23	3.2		17	2	3	3	4	4	0	0	0	1	0	25	45	7.36	1.636					
Dave Campbell, R (7, 1) ERA: 1.13	1.0		5	2	0	0	2	0	0	0	0	0	0	10	11	0.00	2.000					
Rick Camp, R (8, 1) ERA: 3.86	2.0		12	3	2	0	2	1	1	0	0	0	0	14	22	0.00	2.000					

Batter	1	2	3	4	5	6	7	8	9	AB	R	H	RBI	BB	SO	LOB
Jerry Royster, R OBP: 0.307, SLG: 0.276 Craig Robinson, R OBP: 0.333, SLG: 0.333 Cito Gaston, R OBP: 0.235, SLG: 0.161 Pat Rockett, R OBP: 0.316, SLG: 0.276 (8, 6)	0-0 1B		0-0 F6			0-3 K	0-0 1B			3	0	1	0	0	1	0
Darrel Chaney, S OBP: 0.275, SLG: 0.375 Rick Camp, R (8, 1)	2-2 L7			0-0 L7		0-0 1B	0-0 G4-6-3			4	0	1	0	0	0	2
Junior Moore, R OBP: 0.355, SLG: 0.366 (1, 5)	1-2 6-3			0-0 L7		0-3 K		0-0 6-3		4	0	0	0	0	1	1
Jeff Burroughs, R OBP: 0.398, SLG: 0.528 (1, 9)		0-0 F9		0-0 L5		0-3 K		0-0 6-3		4	0	0	0	0	1	1
Gary Matthews, R OBP: 0.431, SLG: 0.554 (1, 7)		0-3 K			0-0 5-3		4-0 1B 1B 1B BB	0-0 F8		3	1	0	0	1	1	0
Biff Pocoroba, S OBP: 0.371, SLG: 0.516 (1, 2)		0-0 1B		0-0 2B 2B		0-0 1B 1B 1B		0-0 6-3		4	2	3	0	0	0	0
Tom Paciorek, R OBP: 0.281, SLG: 0.388 (1, 3)		2-3 K		0-0 5-3		3-2 1B 1B 1B		3-2 L9-3 1B		4	1	2	0	0	1	2
Barry Bonnell, R OBP: 0.421, SLG: 0.394 (1, 8)			0-3 K		0-0 2B	0-0 1B 1B 1B		0-0 L9-3		4	0	2	2	0	1	1
Don Collins, R Buzz Capra, R Bob Johnson, L Dave Campbell, R Brian Asselstine, L Rod Gilbreath, R (8, 4)			0-0 F8		0-3 K	0-3 K		0-3 K		0	0	0	0	0	0	0

Inning Stats	R: 0	H: 1	E: 0	LOB: 0	K: 0	S: 9	R: 0	H: 1	E: 0	LOB: 1	K: 2	S: 9	R: 0	H: 0	E: 0	LOB: 0	K: 1	S: 5	R: 0	H: 0	E: 0	LOB: 0	K: 0	S: 3	R: 1	H: 2	E: 0	LOB: 1	K: 1	S: 7	R: 0	H: 1	E: 0	LOB: 1	K: 3	S: 10	R: 3	H: 4	E: 0	LOB: 2	K: 1	S: 11	R: 0	H: 0	E: 0	LOB: 0	K: 0	S: 3	R: 0	H: 1	E: 0	LOB: 0	K: 0	S: 6	1B: 8	SF: 0	2B: 3	SAC: 0	3B: 0	DP: 2	HR: 0	HBP: 0	WP: 1	PA: 35
--------------	------	------	------	--------	------	------	------	------	------	--------	------	------	------	------	------	--------	------	------	------	------	------	--------	------	------	------	------	------	--------	------	------	------	------	------	--------	------	-------	------	------	------	--------	------	-------	------	------	------	--------	------	------	------	------	------	--------	------	------	-------	-------	-------	--------	-------	-------	-------	--------	-------	--------

PITCHER	IP	WLS	BF	H	R	ER	SO	BB	IBB	HBP	BLK	WP	HR	S	P	ERA	WHIP
Ray Burris, R ERA: 4.17 (1, 1)	6.0	W	26	8	4	4	7	1	0	0	0	0	0	49	61	6.00	1.500
Paul Reuschel, R ERA: 0.89 (7, 1)	1.0		3	1	0	0	1	0	0	0	0	1	0	5	5	0.00	1.000
Bruce Sutter, R ERA: 0.62 (8, 1)	1.0		3	0	0	0	0	0	0	0	0	0	0	3	3	0.00	0.000
Willie Hernandez, L ERA: 1.25 (9, 1)	1.0		3	1	0	0	0	0	0	0	0	0	0	6	9	0.00	1.000

BOTTOM

Chicago Cubs @ Atlanta Braves
Atlanta-Fulton County Stadium, Atlanta, GA

Fri May 20 1977, 7:05 PM EDT
Att. 11,451 - Unknown - 76 F

livebaseballscorecards.com

AB	34
R	4
H	10
RBI	4
BB	1
SO	8
LOB	11



Batter	1	2	3	4	5	6	7	8	9	AB R H RBI BB SO LOB	TOP		
Ivan De Jesus, R (1, 6) OBP: 0.362, SLG: 0.407	0-0 F9		0-2 G3 2-H 1B		0-0 2B 1B		0-0 E 2-H 1B		0-0 2B 1B	5 3 4 2 0 0 0			
Greg Gross, L (1, 9) OBP: 0.339, SLG: 0.347	0-0 4-3		2-2 G3 1-3		0-0 2B		2-2 E7 2-H 1B 1B		4-0 2B 1-2 SF9 BB	4 2 2 2 1 0 1			
Larry Bittner, L (1, 3) OBP: 0.346, SLG: 0.424	0-2 F7		0-0 G3		0-0 3-1		4-0 1B IBB		0-0 1-3 2-H 2B	4 0 1 1 1 0 2			
Manny Trillo, R (1, 4) OBP: 0.421, SLG: 0.567		2-2 F7		3-2 F9		0-0 E 2B		0-0 F8	0-0 1-3	5 1 1 0 0 0 4			
Gene Clines, R (1, 7) OBP: 0.525, SLG: 0.688		0-0 L5-3		0-3 K		0-0 L6-3		0-0 1-3 2-H 1B	0-0 SF9	4 0 1 2 0 1 1			
Steve Swisher, R (1, 2) OBP: 0.240, SLG: 0.375		0-0 E6		0-0 5-3		2-2 5-3		0-3 K	0-3 K	5 0 0 0 0 2 3			
Joe Wallis, S (1, 8) OBP: 0.286, SLG: 0.438		0-3 K			0-0 HR		0-0 4-3		0-3 K	4 1 1 1 0 2 1			
Dave Rosello, R (1, 5) OBP: 0.333, SLG: 0.462			0-0 SH3 1B 1B		0-0 6-3		4-0 6-3 1B BB		0-0 F3	3 2 1 0 1 0 0			
Mike Krukow, R (1, 1) OBP: 0.273, SLG: 0.364			0-0 SH3		0-3 K		0-0 6-3		0-0 5-3	0 0 0 0 0 0 0			
Donnie Moore, L (4, 1)										1 0 0 0 0 1 0			
Jose Cardenal, R (7, PH) OBP: 0.303, SLG: 0.250										1 0 0 0 0 0 1			
Bruce Sutter, R (7, 1)										1 0 0 0 0 0 0			
Inning Stats	R: 0 E: 0 K: 0 S: 6 H: 0 LOB: 0 BB: 0 P: 6	R: 0 E: 1 K: 1 S: 11 H: 0 LOB: 1 BB: 0 P: 13	R: 1 E: 0 K: 0 S: 13 H: 2 LOB: 1 BB: 0 P: 15	R: 0 E: 0 K: 1 S: 8 H: 0 LOB: 0 BB: 0 P: 11	R: 2 E: 0 K: 1 S: 8 H: 3 LOB: 1 BB: 0 P: 8	R: 1 E: 1 K: 0 S: 8 H: 1 LOB: 0 BB: 0 P: 10	R: 3 E: 1 K: 1 S: 11 H: 3 LOB: 2 BB: 2 P: 21	R: 0 E: 0 K: 1 S: 5 H: 0 LOB: 0 BB: 0 P: 5	R: 2 E: 0 K: 1 S: 7 H: 2 LOB: 1 BB: 1 P: 11	1B: 7 2B: 3 3B: 0 HR: 1 SF: 1 SAC: 1 DP: 0 HBP: 0	WP: 0 PB: 0 SB: 3 CS: 0 PA: 42		
PITCHER	IP WLS BF H R ER SO BB IBB HBP BLK WP HR S P ERA WHIP											PITCHER	IP WLS BF H R ER SO BB IBB HBP BLK WP HR S P ERA WHIP
Max Leon, R (1, 1) ERA: 4.28	6.0 L 26 6 5 4 3 1 0 0 0 0 0 1 54 67 6.00 1.167												
Dave Campbell, R (7, 1) ERA: 3.12	0.2 6 3 2 2 0 0 0 1 0 0 0 0 8 14 27.00 4.500												
Rick Camp, R (7, 1) ERA: 4.15	2.1 10 2 2 2 3 1 0 0 0 0 0 0 15 19 7.71 1.286												

Chicago Cubs @ Atlanta Braves
Atlanta-Fulton County Stadium, Atlanta, GA

Sat May 21 1977, 7:05 PM EDT
Att. 11,842 - Overcast - 69 F

livebaseballscorecards.com

AB	37
R	9
H	11
RBI	8
BB	3
SO	6
LOB	13



Batter	1	2	3	4	5	6	7	8	9	AB R H RBI BB SO LOB
Jerry Royster, R OBP: 0.304, SLG: 0.273 (1, 6)	0-0 5-3	0-0 5-3		0-0 BB BB 1-2 2-H 1B		0-0 L7			0-3 K	5 0 1 1 0 1 2
Darrel Chaney, S OBP: 0.295, SLG: 0.372 (1, 4)	0-0 4-3 1B		0-3 K	4-0 BB 1-2 2-3 BB			0-0 4-3			3 0 1 0 1 1 0
Junior Moore, R OBP: 0.363, SLG: 0.365 (1, 5)	0-0 4-3 1-2		0-0 S 1B	4-0 BB 1-2 2-3 3-H BB			0-3 K			3 0 1 1 1 1 1
Jeff Burroughs, R OBP: 0.388, SLG: 0.514 (1, 9)	2-3 K		0-3 K	0-0 5-3			0-0 F3			4 0 0 0 0 2 5
Gary Matthews, R OBP: 0.425, SLG: 0.542 (1, 7)		0-0 S S FC5-4 1B	0-3 K		0-3 K			0-0 5-3		4 1 1 0 0 2 1
Biff Pocaroba, S OBP: 0.367, SLG: 0.505 (1, 2)		1-2 F9		0-0 4-3	0-0 K2-6 1B			0-0 F9		4 0 1 0 0 0 1
Tom Paciorek, R OBP: 0.280, SLG: 0.375 (1, 3)		4-0 FC5-4 BB		0-0 P4	1-3 K2-6			0-3 K		3 0 0 0 1 2 1
Barry Bonnell, R OBP: 0.405, SLG: 0.378 (1, 8)		0-0 FC5-4 1B		0-0 1B 1B		0-0 1-3		0-0 4-3		4 1 1 1 0 0 1
Max Leon, R OBP: 0.400, SLG: 0.444 (1, 1)		0-0 1-2f 3-H 1B		0-0 1B 1B		3-2 1-3		0-0 4-3		3 1 2 0 0 0 0
Dave Campbell, R (7, 1)				0-0 BB 1B						0 0 0 0 0 0 0
Rick Camp, R (7, 1)				1-2 BB 1B						0 0 0 0 0 0 0
Brian Asselstine, L (9, PH)				1-3 1B						1 0 0 0 0 0 0

Inning Stats	R: 0 E: 0 K: 1 S: 7	H: 1 LOB: 1 BB: 0 P: 9	R: 1 E: 0 K: 0 S: 9	H: 2 LOB: 2 BB: 1 P: 14	R: 0 E: 0 K: 3 S: 10	H: 1 LOB: 1 BB: 0 P: 10	R: 2 E: 0 K: 0 S: 6	H: 3 LOB: 3 BB: 2 P: 14	R: 0 E: 0 K: 2 S: 8	H: 1 LOB: 1 BB: 0 P: 9	R: 0 E: 0 K: 0 S: 7	H: 0 LOB: 0 BB: 0 P: 10	R: 0 E: 0 K: 1 S: 5	H: 0 LOB: 0 BB: 0 P: 5	R: 0 E: 0 K: 1 S: 5	H: 0 LOB: 0 BB: 0 P: 5	R: 0 E: 0 K: 1 S: 5	H: 0 LOB: 0 BB: 0 P: 5	1B: 8 2B: 1 3B: 0 HR: 0	SF: 0 SAC: 0 DP: 1 HBP: 0	WP: 0 PB: 0 SB: 3 CS: 0	PA: 37
--------------	------------------------------	---------------------------------	------------------------------	----------------------------------	-------------------------------	----------------------------------	------------------------------	----------------------------------	------------------------------	---------------------------------	------------------------------	----------------------------------	------------------------------	---------------------------------	------------------------------	---------------------------------	------------------------------	---------------------------------	----------------------------------	------------------------------------	----------------------------------	--------

PITCHER	IP	WLS	BF	H	R	ER	SO	BB	IBB	HBP	BLK	WP	HR	S	P	ERA	WHIP
Mike Krukow, R ERA: 6.49 (1, 1)	3.2		21	7	3	3	4	3	0	0	0	0	0	31	46	7.36	2.727
Donnie Moore, R ERA: 3.0 (4, 1)	2.1	W	7	1	0	0	2	0	0	0	0	0	0	16	20	0.00	0.429
Bruce Sutter, R ERA: 0.56 (7, 1)	3.0	S	9	0	0	0	3	0	0	0	0	0	0	15	15	0.00	0.000

BOTTOM

Chicago Cubs @ Atlanta Braves
Atlanta-Fulton County Stadium, Atlanta, GA
Sat May 21 1977, 7:05 PM EDT
Att. 11,842 - Overcast - 69 F

livebaseballscorecards.com

AB	34
R	3
H	8
RBI	3
BB	3
SO	9
LOB	12



Batter	1	2	3	4	5	6	7	8	9	AB R H RBI BB SO LOB	TOP									
Ivan De Jesus, R (1, 6) OBP: 0.363, SLG: 0.407	0-3 K		0-0 F9		0-0 1B		0-2 K		3-3 K	5 1 2 0 0 2 0										
Greg Gross, L (1, 9) OBP: 0.339, SLG: 0.346	0-0 F9		0-0 G3		0-0 1B		3-3 K			3 0 1 1 0 0 0										
Steve Ontiveros, S (7, PH) OBP: 0.434, SLG: 0.429					1-H 1B					1 0 0 0 0 1 1										
Paul Reuschel, R (7, 1)										0 0 0 0 0 0 0										
Larry Bittner, L (1, 3) OBP: 0.343, SLG: 0.419	2-2 1B		0-0 4-3		0-0 G4-6-3			0-0 G1		4 0 1 0 0 0 1										
Manny Trillo, R (1, 4) OBP: 0.438, SLG: 0.589	0-0 1-2 1B				1-2 1B			0-2 1B		4 1 4 0 0 0 0										
Gene Clines, R (1, 7) OBP: 0.477, SLG: 0.611	0-0 L7				L5-4-3 1B			0-0 L6		4 0 0 0 0 0 5										
Joe Wallis, S (1, 8) OBP: 0.308, SLG: 0.429		2-3 K			L5-4-3 1B			0-0 L8		4 0 0 0 0 0 5										
George Mitterwald, R (1, 2) OBP: 0.338, SLG: 0.430					BB			0-0 2B		3 0 1 1 1 2 1										
Dave Rosello, R (1, 5) OBP: 0.263, SLG: 0.353					1B			0-0 1B		4 0 1 0 0 1 2										
Bill Bonham, R (1, 1) OBP: 0.211, SLG: 0.263					1-3 1B			0-0 3-1		4 0 1 0 0 1 2										
Jerry Morales, R (7, PH) OBP: 0.341, SLG: 0.414					1B					4 0 0 0 0 1 2										
					P9					4 0 0 0 0 1 2										
										2 0 0 0 0 0 1										
					F8					2 0 0 0 0 1 0										
Inning Stats	R: 0 E: 0 K: 1 S: 10	H: 2 LOB: 2 BB: 0 P: 12	R: 0 E: 1 K: 2 S: 11	H: 0 LOB: 1 BB: 0 P: 13	R: 0 E: 0 K: 0 S: 3	H: 2 LOB: 2 BB: 1 P: 8	R: 1 E: 0 K: 0 S: 4	H: 2 LOB: 0 BB: 0 P: 4	R: 0 E: 0 K: 1 S: 9	H: 1 LOB: 1 BB: 0 P: 11	R: 0 E: 0 K: 3 S: 14	H: 1 LOB: 1 BB: 0 P: 17	R: 1 E: 0 K: 0 S: 8	H: 2 LOB: 1 BB: 0 P: 8	R: 0 E: 0 K: 1 S: 6	H: 0 LOB: 0 BB: 0 P: 9	1B: 9 2B: 1 3B: 0 HR: 0	SF: 0 SAC: 0 DP: 2 HBP: 0	WP: 0 PB: 0 SB: 1 CS: 0	PA: 37
PITCHER	IP WLS BF H R ER SO BB IBB HBP BLK WP HR S P ERA WHIP																			
Andy Messersmith, R (1, 1) ERA: 3.76	6.0 W 25 7 1 1 4 1 0 0 0 0 0 0 41 51 1.50 1.333																			
Jamie Easterly, L (7, 1) ERA: 5.91	3.0 S 12 3 1 1 4 0 0 0 0 0 0 0 28 34 3.00 1.000																			

Chicago Cubs @ Atlanta Braves
Atlanta-Fulton County Stadium, Atlanta, GA

Sun May 22 1977, 3:33 AM EDT
Att. 7,635 - Overcast - 77 F

livebaseballscorecards.com

AB	36
R	2
H	10
RBI	2
BB	1
SO	8
LOB	13



Batter	1	2	3	4	5	6	7	8	9
Jerry Royster, R OBP: 0.308, SLG: 0.279 (1, 6)	0-0 3B 1B		0-0 6-3		0-0 4-3		2-2 1B		
Rod Gilbreath, R OBP: 0.287, SLG: 0.237 (1, 4)	0-0 5-3 1-2		0-0 HR 1B		0-0 4-3		0-0 1B		
Junior Moore, R OBP: 0.357, SLG: 0.359 (1, 5)	0-0 L6		0-0 5-3		0-0 FC6-4 1B		0-0 4-3		
Jeff Burroughs, R OBP: 0.391, SLG: 0.530 Brian Asselstine, L OBP: 0.273, SLG: 0.317 (1, 9) (9, 9)	4-0 3B BB		0-0 HR		0-0 FC6-4		0-0 F8		
Gary Matthews, R OBP: 0.418, SLG: 0.550 (1, 7)	3-2 1-H 2-H 3B		2-3 K		0-0 P4		0-0 4-3		
Vic Correll, R OBP: 0.353, SLG: 0.467 Jamie Easterly, L OBP: 0.375, SLG: 0.625 (1, 2) (7, 1)	1-3 K		0-0 E5 1B		0-3 K		0-0 F3		
Tom Paciorek, R OBP: 0.271, SLG: 0.363 (1, 3)		0-0 4-3		0-3 K		0-0 1-3			
Barry Bonnell, R OBP: 0.378, SLG: 0.350 (1, 8)		0-0 3-1		0-0 5-3		0-0 6-3			
Andy Messersmith, R OBP: 0.231, SLG: 0.250 Biff Poceroba, S OBP: 0.364, SLG: 0.500 (1, 1) (7, 2)		0-0 5-3		0-0 F3		0-0 F8			

Inning Stats		R: 2	H: 2	E: 0	LOB: 1	K: 1	P: 19	R: 0	H: 0	E: 0	LOB: 0	K: 0	P: 3	R: 2	H: 2	E: 0	LOB: 0	K: 1	P: 10	R: 0	H: 1	E: 1	LOB: 1	K: 1	P: 6	R: 0	H: 1	E: 0	LOB: 1	K: 0	P: 4	R: 0	H: 0	E: 0	LOB: 0	K: 1	P: 5	R: 1	H: 2	E: 0	LOB: 1	K: 0	P: 10	R: 0	H: 0	E: 0	LOB: 0	K: 0	P: 3
PITCHER		IP	WLS	BF	H	R	ER	SO	BB	IBB	HBP	BLK	WP	HR	S	P	ERA	WHIP																															
Bill Bonham, R ERA: 3.56 (1, 1)	6.0	L	25	6	4	4	4	4	1	0	0	0	0	0	37	47	6.00	1.167																															
Paul Reuschel, R ERA: 1.21 (7, 1)	2.0		8	2	1	1	0	0	0	0	0	0	0	0	11	13	4.50	1.000																															

BOTTOM

Chicago Cubs @ Atlanta Braves
Atlanta-Fulton County Stadium, Atlanta, GA

Sun May 22 1977, 3:33 AM EDT
Att. 7,635 - Overcast - 77 F

AB	32
R	5
H	8
RBI	5
BB	1
SO	4
LOB	9

livebaseballscorecards.com

Braves

1B: 6	SF: 0	WP: 0	PA: 33
2B: 0	SAC: 0	PB: 0	
3B: 1	DP: 0	SB: 2	
HR: 1	HBP: 0	CS: 0	

Batter	1	2	3	4	5	6	7	8	9	10	11	AB R H RBI BB SO LOB	TOP												
Jerry Royster, R OBP: 0.311, SLG: 0.278 (1, 6)	F7	G6-4-3 1-2f		F8		F8		FC6-4 IBB		SH1-3		4 0 1 1 1 0 2	Atlanta Braves @ San Diego Padres San Diego Stadium, San Diego, CA Mon May 23 1977, 10:05 PM EDT Att: 9,497 - Unknown												
Rod Gilbreath, R OBP: 0.272, SLG: 0.223 (1, 4)	F7		F7	F4		F9		FC6-4		4-3		6 0 0 1 0 0 6													
Junior Moore, R OBP: 0.356, SLG: 0.349 (1, 5)	BB 1B BB		BB 1B	L8		F9		6-3		6-3		5 0 1 0 1 0 5													
Jeff Burroughs, R OBP: 0.411, SLG: 0.539 (1, 9)	BB 1B		HR BB			BB		BB		1B BB		3 2 3 0 3 0 0													
Gary Matthews, R OBP: 0.414, SLG: 0.562 (1, 7)	BB		HR			F8		K		K		5 1 1 2 1 2 4													
Biff Pocoroba, S OBP: 0.362, SLG: 0.485 (1, 2)	F7		BB			F3		FC6-4 1B		1-6-3		5 0 1 0 1 0 6													
Tom Paciorek, R OBP: 0.284, SLG: 0.375 (1, 3)			K			F5		SH5-4 FC6-4 1B		K		5 2 2 0 1 2 4													
Barry Bonnell, R OBP: 0.412, SLG: 0.413 (1, 8)		4-3		SH5-3 1B 2B		S 1B		FC6-4 SH5-4 1B		FC6-4		6 1 4 1 0 0 3													
Phil Niekro, R OBP: 0.250, SLG: 0.217 Dave Campbell, R OBP: 0.285, SLG: 0.372 Rick Camp, R OBP: 0.287, SLG: 0.188 Cito Gaston, R OBP: 0.316, SLG: 0.276 (10, PR) Pat Rockett, R OBP: 0.316, SLG: 0.276 (10, PR) Buzz Capra, R (10, 1)			G6-4-3 1B	SH5-3 1B 2B		F8		SH5-4		4-3 SH1-3 1B		2 0 1 1 0 0 0 1 0 1 0 1 0 0 0 0 0 0 0 0 0 0 0 0 0 1 0 0 0 0 0 1 2													
Inning Stats	R: 0 E: 0 K: 0 S: 4	H: 1 LOB: 3 BB: 2 P: 12	R: 1 E: 0 K: 0 S: 4	H: 2 LOB: 0 BB: 0 P: 4	R: 2 E: 0 K: 1 S: 6	H: 2 LOB: 1 BB: 2 P: 14	R: 1 E: 0 K: 0 S: 5	H: 2 LOB: 1 BB: 0 P: 5	R: 0 E: 0 K: 0 S: 4	H: 1 LOB: 1 BB: 0 P: 4	R: 0 E: 0 K: 0 S: 3	H: 0 LOB: 1 BB: 1 P: 7		R: 1 E: 0 K: 0 S: 5	H: 2 LOB: 2 BB: 1 P: 9	R: 0 E: 0 K: 2 S: 9	H: 2 LOB: 2 BB: 0 P: 9	R: 0 E: 0 K: 0 S: 4	H: 1 LOB: 2 BB: 0 P: 4	R: 1 E: 0 K: 2 S: 8	H: 1 LOB: 2 BB: 2 P: 16	1B: 12 2B: 2 3B: 0 HR: 1	SF: 0 SAC: 3 DP: 1 HBP: 0	WP: 0 PB: 0 SB: 2 CS: 0	PA: 54
PITCHER	IP WLS BF H R ER SO BB IBB HBP BLK WP HR S P ERA WHIP	IP WLS BF H R ER SO BB IBB HBP BLK WP HR S P ERA WHIP	IP WLS BF H R ER SO BB IBB HBP BLK WP HR S P ERA WHIP	IP WLS BF H R ER SO BB IBB HBP BLK WP HR S P ERA WHIP	IP WLS BF H R ER SO BB IBB HBP BLK WP HR S P ERA WHIP	IP WLS BF H R ER SO BB IBB HBP BLK WP HR S P ERA WHIP	IP WLS BF H R ER SO BB IBB HBP BLK WP HR S P ERA WHIP	IP WLS BF H R ER SO BB IBB HBP BLK WP HR S P ERA WHIP	IP WLS BF H R ER SO BB IBB HBP BLK WP HR S P ERA WHIP	IP WLS BF H R ER SO BB IBB HBP BLK WP HR S P ERA WHIP	IP WLS BF H R ER SO BB IBB HBP BLK WP HR S P ERA WHIP	IP WLS BF H R ER SO BB IBB HBP BLK WP HR S P ERA WHIP		IP WLS BF H R ER SO BB IBB HBP BLK WP HR S P ERA WHIP	IP WLS BF H R ER SO BB IBB HBP BLK WP HR S P ERA WHIP	IP WLS BF H R ER SO BB IBB HBP BLK WP HR S P ERA WHIP	IP WLS BF H R ER SO BB IBB HBP BLK WP HR S P ERA WHIP	IP WLS BF H R ER SO BB IBB HBP BLK WP HR S P ERA WHIP	IP WLS BF H R ER SO BB IBB HBP BLK WP HR S P ERA WHIP	IP WLS BF H R ER SO BB IBB HBP BLK WP HR S P ERA WHIP	IP WLS BF H R ER SO BB IBB HBP BLK WP HR S P ERA WHIP	IP WLS BF H R ER SO BB IBB HBP BLK WP HR S P ERA WHIP	IP WLS BF H R ER SO BB IBB HBP BLK WP HR S P ERA WHIP	IP WLS BF H R ER SO BB IBB HBP BLK WP HR S P ERA WHIP	IP WLS BF H R ER SO BB IBB HBP BLK WP HR S P ERA WHIP

livebaseballscorecards.com



Batter	1	2	3	4	5	6	7	8	9	10	11	AB R H RBI BB SO LOB	BOTTOM				
Gene Richards, L (1, 8) OBP: 0.340, SLG: 0.326	F2		G3				G6-4-3		K		K	6 0 2 2 0 2 5	Atlanta Braves @ San Diego Padres San Diego Stadium, San Diego, CA Mon May 23 1977, 10:05 PM EDT Att: 9,497 - Unknown				
Bill Almon, R (1, 6) OBP: 0.275, SLG: 0.310												4 0 1 1 0 0 2 3					
Bobby Valentine, R (9, PH) OBP: 0.351, SLG: 0.375	3B		K				G6-4-3		F9			1 0 0 0 0 0 3					
Jerry Turner, L (1, 7) OBP: 0.327, SLG: 0.426	K											5 1 1 0 0 2 1					
Dave Winfield, R (1, 9) OBP: 0.374, SLG: 0.550	F5											5 1 1 0 0 1 1					
Mike Ivie, R (1, 3) OBP: 0.322, SLG: 0.436												5 1 2 3 0 1 0					
Doug Rader, R (1, 5) OBP: 0.432, SLG: 0.488												4 0 2 0 0 1 1					
Dave Roberts, R (9, PR) OBP: 0.222, SLG: 0.265												1 0 0 0 0 1 0					
Mike Champion, R (1, 4) OBP: 0.290, SLG: 0.295												4 1 0 0 0 1 2					
Bob Davis, R (1, 2) OBP: 0.204, SLG: 0.260												2 0 0 0 0 0 1					
Gene Tenace, R (7, PH) OBP: 0.350, SLG: 0.386												0 1 0 0 2 0 0					
Tom Griffin, R Dave Wehrmeister, R Gary Sutherland, R George Heppner, R Dan Spillner, R Rollie Fingers, R Merv Rettenmund, R Dave Tomlin, R Luis Melendez, R			K									1 0 0 0 0 0 1 0 1 0 0 0 0 0 1 0 0 0 0 0 0 1 0 1 0 0 0 0 0 0 0 1 0 0					
Inning Stats	R: 0 H: 1 E: 0 LOB: 1 K: 1 BB: 0 S: 6 P: 6	R: 1 H: 1 E: 0 LOB: 0 K: 0 BB: 0 S: 4 P: 4	R: 0 H: 0 E: 0 LOB: 0 K: 2 BB: 0 S: 7 P: 7	R: 2 H: 3 E: 0 LOB: 1 K: 2 BB: 0 S: 10 P: 10	R: 0 H: 1 E: 0 LOB: 0 K: 2 BB: 0 S: 7 P: 7	R: 0 H: 0 E: 0 LOB: 0 K: 1 BB: 0 S: 5 P: 5	R: 2 H: 2 E: 0 LOB: 1 K: 0 BB: 2 S: 4 P: 12	R: 0 H: 0 E: 0 LOB: 0 K: 1 BB: 0 S: 5 P: 5	R: 0 H: 1 E: 1 LOB: 3 K: 1 BB: 1 S: 7 P: 11	R: 0 H: 0 E: 0 LOB: 0 K: 1 BB: 0 S: 5 P: 5	R: 0 H: 0 E: 0 LOB: 2 K: 2 BB: 2 S: 7 P: 15	1B: 6 SF: 0 2B: 1 SAC: 2 3B: 1 DP: 1 HR: 1 HBP: 0	WP: 0 PA: 46 PB: 0 SB: 0 CS: 1				
PITCHER	IP WLS BF H R ER SO BB IBB HBP BLK WP HR S P ERA WHIP																
Phil Niekro, R (1, 1) ERA: 5.96	6.1	28	8	5	5	8	2	0	0	0	0	0	1	42	50	7.11	1.579
Dave Campbell, R (7, 1) ERA: 2.89	0.2	1	0	0	0	0	0	0	0	0	0	0	0	1	1	0.00	0.000
Rick Camp, R (8, 1) ERA: 3.9	2.0	9	1	0	0	2	0	1	0	0	0	0	0	12	16	0.00	0.500
Buzz Capra, R (10, 1) ERA: 7.68	2.0	W 8	0	0	0	3	2	0	0	0	0	0	0	12	20	0.00	1.000

livebaseballscores.com

AB	39
R	5
H	9
RBI	5
BB	5
SO	13
LOB	17



Batter	1	2	3	4	5	6	7	8	9	AB	R	H	RBI	BB	SO	LOB	TOP
Jerry Royster, R (1, 6) OBP: 0.309, SLG: 0.278 Darrel Chaney, S (9, PH) OBP: 0.289, SLG: 0.364	0-0 FC1-5 SH 1B		0-0 L8	0-0 FC5-4 1-2f		0-0 F9			0-0 F8	4	0	1	0	0	0	3	
Rod Gilbreath, R (1, 4) OBP: 0.274, SLG: 0.219	0-0 SH FC1-5 1-2		0-0 6-3		4-0 1B BB FC6-4 BB			0-3 K		2	1	0	0	1	1	0	
Junior Moore, R (1, 5) OBP: 0.351, SLG: 0.337	0-0 FC1-5 1-2 2-3f		0-0 6-3		4-0 FC6-4 1B 1-2 BB			0-0 G3		3	0	0	0	1	0	2	
Jeff Burroughs, R (1, 9) OBP: 0.413, SLG: 0.544	0-3 K			0-0 2B	0-0 FC6-4 1-2 2-3 1B			0-0 F8		4	1	2	0	0	1	2	
Gary Matthews, R (1, 7) OBP: 0.400, SLG: 0.541	0-0 F2			0-0 E6 2B	0-0 FC6-4 1-2f 2-3 3-H G6-4-3			0-0 6-3		4	0	0	1	0	0	5	
Vic Correll, R (1, 2) OBP: 0.352, SLG: 0.479 Joe Nolan, L (8, PH) OBP: 0.250, SLG: 0.375 (8, 2)		0-0 5-3		0-0 2B	0-0 G6-4-3 1-2f			0-0 G3		3	0	1	1	0	0	2	
Tom Paciorek, R (1, 3) OBP: 0.274, SLG: 0.360		0-3 K		0-3 K 1-3 2-H 2B			0-0 F8		4	1	0	0	0	2	2		
Barry Bonnell, R (1, 8) OBP: 0.418, SLG: 0.408		0-0 1B		4-0 FC5-4 IBB		0-0 F9 2-3		0-0 L8		3	0	1	0	1	0	1	
Frank LaCorte, R (1, 1) OBP: 0.143, SLG: 0.143 Bob Johnson, L (4, 1) Brian Asselstine, L (6, PH) Dave Campbell, R (6, 1) Rick Camp, R (7, 1) Biff Pocoroba, S (9, PH) OBP: 0.359, SLG: 0.480		0-0 F9		0-3 K		0-0 4-3 3-H		0-0 F8		2	0	0	0	0	1	4	
Inning Stats	R: 0 H: 1 E: 1 LOB: 2 K: 1 BB: 0 S: 7 P: 7	R: 0 H: 1 E: 0 LOB: 1 K: 1 BB: 0 S: 6 P: 6	R: 0 H: 0 E: 0 LOB: 0 K: 0 BB: 0 S: 3 P: 3	R: 1 H: 2 E: 1 LOB: 3 K: 2 BB: 1 S: 10 P: 14	R: 1 H: 1 E: 0 LOB: 1 K: 0 BB: 2 S: 3 P: 11	R: 1 H: 0 E: 1 LOB: 0 K: 0 BB: 0 S: 4 P: 4	R: 0 H: 0 E: 0 LOB: 0 K: 1 BB: 0 S: 5 P: 5	R: 0 H: 0 E: 0 LOB: 0 K: 0 BB: 0 S: 3 P: 3	R: 0 H: 0 E: 0 LOB: 0 K: 0 BB: 0 S: 3 P: 3	1B: 3 SF: 0 2B: 2 SAC: 1 3B: 0 DP: 1 HR: 0 HBP: 0	WP: 0 PA: 37 PB: 0 SB: 0 CS: 0						
PITCHER	IP WLS BF H R ER SO BB IBB HBP BLK WP HR S P ERA WHIP																
Bob Shirley, L (1, 1) ERA: 3.81	4.0	22	5	2	2	4	2	1	0	0	0	0	0	27	39	4.50	1.750
Rick Sawyer, R (5, 1) ERA: 5.3	4.0	W	12	0	1	0	1	0	0	0	0	0	0	14	14	0.00	0.000
Rollie Fingers, R (9, 1) ERA: 2.38	1.0	S	3	0	0	0	0	0	0	0	0	0	0	3	3	0.00	0.000


Atlanta Braves @ San Diego Padres
San Diego Stadium, San Diego, CA
Tue May 24 1977, 10:05 PM EDT
Att. 7,277 - Unknown

livebaseballscorecards.com

AB 33
R 3
H 5
RBI 3
BB 3
SO 5
LOB 21



Batter	1	2	3	4	5	6	7	8	9	AB R H RBI BB SO LOB	BOTTOM
--------	---	---	---	---	---	---	---	---	---	----------------------	--------

Gene Richards, L OBP: 0.335, SLG: 0.317 (1, 7)	0-0 4-3 BB 1-2	4-0 BB 1-2		0-0 F7 BB	0-0 F2 BB		0-0 FC4-6 E S 1-2f			4 0 0 0 1 0 2	<p>Atlanta Braves @ San Diego Padres San Diego Stadium, San Diego, CA</p> <p>Tue May 24 1977, 10:05 PM EDT Att. 7,277 - Unknown</p> <p>livebaseballscorecards.com</p> <table border="0"> <tr><td>AB</td><td>33</td></tr> <tr><td>R</td><td>4</td></tr> <tr><td>H</td><td>7</td></tr> <tr><td>RBI</td><td>4</td></tr> <tr><td>BB</td><td>10</td></tr> <tr><td>SO</td><td>8</td></tr> <tr><td>LOB</td><td>31</td></tr> </table> 	AB	33	R	4	H	7	RBI	4	BB	10	SO	8	LOB	31
AB	33																								
R	4																								
H	7																								
RBI	4																								
BB	10																								
SO	8																								
LOB	31																								
Bill Almon, R OBP: 0.285, SLG: 0.311 (1, 6)	0-0 L5 BB	4-0 BB 1-2 2-3		4-0 1B FC1-2 BB	0-0 1B		0-3 K 1-2			3 0 1 0 2 1 1															
George Hendrick, R OBP: 0.363, SLG: 0.421 (1, 8)	0-0 E BB 1B	0-0 F9		0-0 BB FC1-2 3B 1-3 2-H	0-3 K		0-0 E2 2-3			5 1 2 1 0 1 5															
Dave Winfield, R OBP: 0.369, SLG: 0.538 (1, 9)	4-0 FC5 E 1-2 BB		0-3 K	0-0 FC1-2 BB 3B 1-2 3-H		0-0 E3 SH2-3	0-3 K			4 1 0 0 1 2 4															
Mike Ivie, R OBP: 0.328, SLG: 0.434 (1, 3)	0-0 E6 1-2 2-3		0-0 F3	4-0 3B BB 1-2 2-3		0-0 SH2-3 1-2		0-0 L9 S 1B		3 1 1 0 1 0 2															
Doug Rader, R OBP: 0.431, SLG: 0.496 (1, 5)	0-0 FC5 2-3f		4-0 1B BB	0-0 3B 1-H 2-H 3-H		0-3 K		0-0 L4 1-2		4 0 1 3 1 1 5															
Gene Tenace, R OBP: 0.368, SLG: 0.390 (1, 2)		H 1-0 BB BB HBP	0-0 1-2 1B	4-0 BB		4-0 IBB		4-0 IBB		1 0 1 0 3 0 0															
Mike Champion, R OBP: 0.282, SLG: 0.286 (1, 4)		0-3 K	0-0 1-3	0-0 5-3		0-0 F9		0-0 L9 2-3		5 0 0 0 0 1 9															
Bob Shirley, R OBP: 0.200, SLG: 0.111 (1, 1)		0-3 K		0-0 BB 1B		0-3 K		0-0 4-3		2 1 1 0 0 1 1															
Rick Sawyer, R OBP: 0.389, SLG: 0.214 (5, 1)										1 0 0 0 1 1 0															
Jerry Turner, L OBP: 0.324, SLG: 0.421 (8, PH)										1 0 0 0 0 0 2															
Rollie Fingers, R (9, 1)										0 0 0 0 0 0 0															

Inning Stats	R: 0	H: 1	E: 1	LOB: 3	K: 0	BB: 1	S: 5	P: 9	R: 0	H: 0	E: 0	LOB: 3	K: 2	BB: 2	S: 7	P: 16	R: 0	H: 1	E: 0	LOB: 2	K: 1	BB: 1	S: 6	P: 10	R: 4	H: 3	E: 0	LOB: 2	K: 0	BB: 3	S: 6	P: 18	R: 0	H: 1	E: 0	LOB: 1	K: 2	BB: 0	S: 8	P: 8	R: 0	H: 0	E: 1	LOB: 2	K: 1	BB: 1	S: 6	P: 10	R: 0	H: 0	E: 1	LOB: 2	K: 2	BB: 1	S: 8	P: 12	R: 0	H: 1	E: 0	LOB: 2	K: 0	BB: 1	S: 4	P: 8	R: 0	H: 1	E: 0	LOB: 2	K: 0	BB: 1	S: 4	P: 8
--------------	------	------	------	--------	------	-------	------	------	------	------	------	--------	------	-------	------	-------	------	------	------	--------	------	-------	------	-------	------	------	------	--------	------	-------	------	-------	------	------	------	--------	------	-------	------	------	------	------	------	--------	------	-------	------	-------	------	------	------	--------	------	-------	------	-------	------	------	------	--------	------	-------	------	------	------	------	------	--------	------	-------	------	------

PITCHER	IP	WLS	BF	H	R	ER	SO	BB	IBB	HBP	BLK	WP	HR	S	P	ERA	WHIP
Frank LaCorte, R ERA: 12.9 (1, 1)	3.2	L	24	5	4	4	3	6	0	1	0	0	0	23	48	9.82	3.000
Bob Johnson, R ERA: 6.75 (4, 1)	1.1		6	1	0	0	2	1	0	0	0	0	0	9	13	0.00	1.500
Dave Campbell, R ERA: 2.53 (6, 1)	1.1		7	0	0	0	1	1	1	0	0	0	0	7	15	0.00	0.750
Rick Camp, R ERA: 3.71 (7, 1)	1.2		8	1	0	0	2	0	1	0	0	0	0	11	15	0.00	0.600

WP: 0	PA: 45	ERA	WHIP
PB: 0	SB: 2	CS: 0	

Batter	1	2	3	4	5	6	7	8	9	10	11	12	AB	R	H	RBI	BB	SO	LOB	TOP			
Jerry Royster, R OBP: 0.299, SLG: 0.268 (1, 6) (9, 4)	F4		FC6-4 1B 1-2f 3-H	4-3		F3		L8			F5		6	0	0	1	0	0	6	Atlanta Braves @ San Diego Padres San Diego Stadium, San Diego, CA Wed May 25 1977, 10:05 PM EDT Att. 14,288 - Unknown			
Rod Gilbreath, R OBP: 0.287, SLG: 0.229 Craig Robinson, R OBP: 0.286, SLG: 0.286 (1, 4) (9, 6)	5-3		PB 1B 1-2				K			E6 SH1-4 1B	K		4	0	2	0	1	1	0				
Junior Moore, R OBP: 0.354, SLG: 0.374 (1, 5)	F8		PB 1B 1-2 2-H			F8		F3		SH1-4		HR	5	1	2	1	0	0	1				
Jeff Burroughs, R OBP: 0.400, SLG: 0.524 (1, 9)		K	6-3 1-2 2-3			K		F8		E6 FC5-4		6-3	6	0	0	0	0	2	4				
Gary Matthews, R OBP: 0.389, SLG: 0.548 (1, 7)	4-3			L8		K				FC5-4 1-2f		F6	6	1	1	1	0	1	2				
Vic Correll, R OBP: 0.383, SLG: 0.566 (1, 2)				5-3									5	1	3	1	1	1	0				
Tom Paciorek, R OBP: 0.277, SLG: 0.358 (1, 3)													6	1	2	0	0	2	3				
Barry Bonnell, R OBP: 0.441, SLG: 0.442 (1, 8)													3	1	2	0	1	0	0				
Max Leon, R OBP: 0.456, SLG: 0.500 (1, 1) Pat Rockett, R OBP: 0.233, SLG: 0.295 (4, PH) Bob Johnson, L (4, 1) Brian Asselstine, L OBP: 0.291, SLG: 0.302 (6, PH) Buzz Capra, R (6, 1) Darrel Chaney, S OBP: 0.388, SLG: 0.358 (8, PH) Jamie Easterly, L OBP: 0.333, SLG: 0.356 (8, 1) Rick Camp, R (12, 1)														1	0	1	0	0	0		0		
Inning Stats	R: 0 E: 0 K: 3 S: 3	H: 0 LOB: 0 BB: 0 P: 3	R: 0 E: 0 K: 1 S: 6	H: 1 LOB: 1 BB: 0 P: 6	R: 1 E: 0 K: 0 S: 6	H: 4 LOB: 2 BB: 0 P: 6	R: 1 E: 0 K: 0 S: 6	H: 3 LOB: 2 BB: 0 P: 6	R: 0 E: 0 K: 2 S: 7	H: 0 LOB: 0 BB: 1 P: 5	R: 2 E: 0 K: 0 S: 6	H: 3 LOB: 1 BB: 0 P: 6	R: 0 E: 1 K: 0 S: 4	H: 1 LOB: 1 BB: 0 P: 4	R: 0 E: 0 K: 2 S: 7	H: 0 LOB: 0 BB: 0 P: 7	R: 0 E: 0 K: 1 S: 5	H: 2 LOB: 1 BB: 0 P: 7	1B: 8 2B: 3 3B: 0 HR: 3		SF: 0 SAC: 2 DP: 0 HBP: 0	WP: 1 PB: 1 SB: 0 CS: 0	PA: 52
PITCHER	IP	WLS	BF	H	R	ER	SO	BB	IBB	HBP	BLK	WP	HR	S	P	ERA	WHIP						
Bob Owchinko, L ERA: 6.75 (1, 1)	5.0		24	8	2	2	3	2	0	0	0	0	0	28	36	3.60	2.000						
Dan Spillner, R ERA: 4.32 (6, 1)	2.0		10	3	2	2	1	1	0	0	0	1	2	11	15	9.00	2.000						
Dave Wehrmeister, R ERA: 1.42 (8, 1)	1.0		3	0	0	0	0	0	0	0	0	0	0	3	3	0.00	0.000						
Dave Tomlin, L ERA: 3.05 (9, 1)	3.0		10	1	0	0	3	0	0	0	0	0	0	16	16	0.00	0.333						
Tom Griffin, R ERA: 4.93 (12, 1)	1.0	W	5	2	1	1	1	0	0	0	0	0	1	7	7	9.00	2.000						

livebaseballscorecards.com



Batter	1	2	3	4	5	6	7	8	9	10	11	12	AB	R	H	RBI	BB	SO	LOB	
Gene Richards, L (1, 7) OBP: 0.333, SLG: 0.310	4-0 BLK SH1-3 1B	0-0 1-3		0-0 5-3		0-0 F9		0-0 6-3			0-3 K		3	1	0	0	1	0	2	
Gary Sutherland, R (8, PH) OBP: 0.500, SLG: 0.680													1	0	0	0	0	0	2	
Dave Tomlin, L (9, 1) OBP: 0.500, SLG: 0.500													0	0	0	0	0	0	0	
Luis Melendez, R (11, PH) OBP: 0.500, SLG: 0.500													1	0	0	0	0	1	0	
Tom Griffin, R (12, 1) OBP: 0.063, SLG: 0.250	0-0 SH1-3 1-2	0-0 F7		0-0 F3							0-3 K		3	0	0	0	0	1	1	
Bill Almon, R (1, 6) OBP: 0.280, SLG: 0.305													2	0	0	0	0	1	0	
Bobby Valentine, R (9, PH) OBP: 0.333, SLG: 0.353													4	1	2	1	2	0	0	
George Hendrick, R (1, 8) OBP: 0.375, SLG: 0.431	0-0 3-1 2-H 1B		0-0 E SF9 2B		0-0 F4		4-0 E BB		4-0 G6-4-3 BB			0-0 5-3		5	2	1	1	1	0	3
Dave Winfield, R (1, 9) OBP: 0.368, SLG: 0.545	0-0 3-1 1-2		0-0 E2 1B 2-3 1B		0-0 5-3		4-0 G6-4-3 IBB		0-0 G6-4-3 1-2f			0-0 HR		4	1	2	1	1	0	2
Mike Ivie, R (1, 3) OBP: 0.336, SLG: 0.436	4-0 BB		0-0 SF9 3-H 1B		0-0 1B		0-0 G6-4-3 1-2f		0-0 3-1			0-0 BB 1B 1B		4	1	2	1	1	0	2
Doug Rader, R (1, 5) OBP: 0.428, SLG: 0.489	0-0 6-3		0-0 1-3 1B		0-0 F5				0-3 K		0-0 5-3		6	0	2	0	0	1	3	
Gene Tenace, R (1, 2) OBP: 0.383, SLG: 0.396		4-0 3B BB	0-0 1B		4-0 G1-6-3 BB		0-0 6-3		0-0 FC6-4 1B		0-0 FC6-4 1B		3	1	2	1	3	0	0	
Mike Champion, R (1, 4) OBP: 0.285, SLG: 0.301		0-0 1-H 3B	0-0 K		0-0 G1-6-3 1-2f		0-0 1B 1B		0-0 1B 1B		0-0 FC6-4 1-2f		5	0	2	1	0	1	3	
Jerry Turner, L (12, PH) OBP: 0.330, SLG: 0.427			0-3 K									0-0 1-2 2-3 3-H 1B		1	0	1	1	0	0	
Bob Owchinko, L (1, 1) OBP: 0.493, SLG: 0.604		0-3 K			0-0 4-3		4-0 BB		0-0 1-2 1B		0-3 K		2	0	0	0	0	1	1	
Dan Spillner, R (6, 1) OBP: 0.493, SLG: 0.604													0	0	0	0	1	0	0	
Dave Wehrmeister, R (8, 1) OBP: 0.493, SLG: 0.604													0	0	0	0	0	0	0	
Merv Rettenmund, R (8, PH) OBP: 0.493, SLG: 0.604													2	0	1	0	0	1	0	

Inning Stats	R: 1	H: 1	E: 0	LOB: 2	K: 0	P: 12	R: 1	H: 1	E: 0	LOB: 1	K: 1	P: 10	R: 2	H: 3	E: 1	LOB: 1	K: 1	P: 8	R: 0	H: 0	E: 0	LOB: 0	K: 0	P: 3	R: 0	H: 1	E: 0	LOB: 1	K: 0	P: 4	R: 0	H: 0	E: 1	LOB: 1	K: 1	P: 12	R: 0	H: 2	E: 0	LOB: 2	K: 1	P: 7	R: 0	H: 0	E: 0	LOB: 0	K: 0	P: 6	R: 0	H: 1	E: 0	LOB: 1	K: 0	P: 4	R: 0	H: 0	E: 0	LOB: 0	K: 3	P: 9	R: 2	H: 4	E: 0	LOB: 3	K: 0	P: 9	1B: 10	SF: 1	2B: 1	SAC: 1	3B: 1	DP: 3	HR: 1	HBP: 0	WP: 0	PA: 53
--------------	------	------	------	--------	------	-------	------	------	------	--------	------	-------	------	------	------	--------	------	------	------	------	------	--------	------	------	------	------	------	--------	------	------	------	------	------	--------	------	-------	------	------	------	--------	------	------	------	------	------	--------	------	------	------	------	------	--------	------	------	------	------	------	--------	------	------	------	------	------	--------	------	------	--------	-------	-------	--------	-------	-------	-------	--------	-------	--------

PITCHER	IP	WLS	BF	H	R	ER	SO	BB	IBB	HBP	BLK	WP	HR	S	P	ERA	WHIP
Max Leon, R (1, 1) ERA: 4.75	3.0		17	5	4	3	2	3	0	0	1	0	0	18	30	9.00	2.667
Bob Johnson, R (4, 1) ERA: 6.14	2.0		7	1	0	0	0	0	0	0	0	0	0	7	7	0.00	0.500
Buzz Capra, R (6, 1) ERA: 7.28	2.0		8	0	0	0	1	3	1	0	0	0	0	6	22	0.00	1.500
Jamie Easterly, L (8, 1) ERA: 5.72	4.1	L	18	5	2	2	4	1	0	0	0	0	1	25	29	4.15	1.385
Rick Camp, R (12, 1) ERA: 3.71	0.0		3	2	0	0	0	1	0	0	0	0	0	2	6	∞	∞

Atlanta Braves @ San Diego Padres
San Diego Stadium, San Diego, CA
 Wed May 25 1977, 10:05 PM EDT
 Att: 14,288 - Unknown

AB	42
R	6
H	13
RBI	6
BB	9
SO	7
LOB	17



PITCHER	IP	WLS	BF	H	R	ER	SO	BB	IBB	HBP	BLK	WP	HR	S	P	ERA	WHIP
Max Leon, R (1, 1) ERA: 4.75	3.0		17	5	4	3	2	3	0	0	1	0	0	18	30	9.00	2.667
Bob Johnson, R (4, 1) ERA: 6.14	2.0		7	1	0	0	0	0	0	0	0	0	0	7	7	0.00	0.500
Buzz Capra, R (6, 1) ERA: 7.28	2.0		8	0	0	0	1	3	1	0	0	0	0	6	22	0.00	1.500
Jamie Easterly, L (8, 1) ERA: 5.72	4.1	L	18	5	2	2	4	1	0	0	0	0	1	25	29	4.15	1.385
Rick Camp, R (12, 1) ERA: 3.71	0.0		3	2	0	0	0	1	0	0	0	0	0	2	6	∞	∞

Batter	1	2	3	4	5	6	7	8	9	AB	R	H	RBI	BB	SO	LOB		
Jerry Royster, R (1, 6) OBP: 0.302, SLG: 0.267	4-0 SH3-1 WP BB	0-0 F5		0-0 F7		0-0 F4	0-0 1B			4	1	1	1	1	0	2		
Darrel Chaney, S (1, 4) OBP: 0.294, SLG: 0.347	4-0 WP SH3-1 E BB	0-0 BB 1B		0-0 4-3		0-3 K	0-0 4-3			4	1	1	1	1	1	2		
Junior Moore, R (1, 5) OBP: 0.369, SLG: 0.370	0-0 SH3-1	4-0 BB		4-0 BB		4-0 HR BB		0-0 4-3		1	1	0	0	3	0	0		
Jeff Burroughs, R (1, 9) OBP: 0.395, SLG: 0.533	0-3 K	0-0 F3		0-0 F7		0-0 HR		0-3 K		5	1	1	2	0	2	5		
Gary Matthews, R (1, 7) OBP: 0.397, SLG: 0.538	4-0 S BB		4-0 FC5-4 BB		0-0 6-3	0-0 F3		4-0 FC4-6 BB		2	0	0	0	3	0	0		
Vic Correll, R (1, 2) OBP: 0.369, SLG: 0.526	0-3 K		0-0 FC5-4		4-0 HR BB		0-0 F2	0-0 FC4-6		4	1	0	0	1	1	3		
Tom Paciorek, R (1, 3) OBP: 0.291, SLG: 0.400		4-0 FC6-4 1B BB	0-0 F7	0-0 HR	0-0 HR	0-0 1B 2B	0-3 K			4	3	2	2	1	1	1		
Barry Bonnell, R (1, 8) OBP: 0.469, SLG: 0.455		0-0 FC6-4 1B	4-0 IBB	0-0 5-3	0-0 1B	4-0 IBB	0-0 CS 1B			3	0	2	0	2	0	0		
Andy Messersmith, R (1, 1) Rick Camp, R (8, 1)		0-0 FC6-4 BB 1B	0-3 K	0-3 K	0-3 K	0-0 B3	0-3 K			4	0	0	0	0	2	6		
Inning Stats	R: 2 H: 0 E: 0 K: 2 S: 7	H: 2 LOB: 3 BB: 2 P: 13	R: 0 H: 0 E: 0 K: 1 S: 5	H: 0 LOB: 2 BB: 2 P: 13	R: 0 H: 0 E: 0 K: 0 S: 3	H: 1 LOB: 0 BB: 1 P: 10	R: 2 H: 1 E: 0 K: 1 S: 6	H: 1 LOB: 0 BB: 1 P: 10	R: 1 H: 2 E: 0 K: 0 S: 5	H: 2 LOB: 2 BB: 1 P: 9	R: 0 H: 0 E: 0 K: 1 S: 5	H: 1 LOB: 0 BB: 0 P: 7	R: 0 H: 1 E: 0 K: 2 S: 7	H: 1 LOB: 0 BB: 0 P: 7	1B: 4 SF: 0 2B: 1 SAC: 1 3B: 0 DP: 0 HR: 2 HBP: 0	WP: 1 PA: 45 PB: 0 SB: 3 CS: 1		
PITCHER	IP WLS BF H R ER SO BB IBB HBP BLK WP HR S P ERA WHIP																	
John D'Acquisto, R (1, 1) ERA: 4.24	1.2																10.80	4.200
Tom Griffin, R (2, 1) ERA: 5.22	4.1	L	20	2	4	4	3	4	1	0	0	0	2	21	41		8.31	1.385
Dan Spillner, R (7, 1) ERA: 4.12	3.0		13	3	1	1	3	1	1	0	0	0	0	17	25		3.00	1.333

Atlanta Braves @ San Diego Padres
San Diego Stadium, San Diego, CA

Thu May 26 1977, 6:33 AM EDT
Att. 13,786 - Unknown

AB	32
R	8
H	7
RBI	6
BB	12
SO	8
LOB	20

livebaseballscorecards.com

Batter	1	2	3	4	5	6	7	8	9	AB	R	H	RBI	BB	SO	LOB						
Gene Richards, L OBP: 0.329, SLG: 0.320 (1, 8)	0-3 K		0-0 1B 3B	0-0 1-3			0-3 K		0-3 K	5	1	1	0	0	3	2						
Bill Almon, R OBP: 0.279, SLG: 0.310 (1, 6)	0-0 6-3 2B		0-0 L4		0-0 L7		0-3 K			4	1	1	0	0	1	1						
Jerry Turner, L OBP: 0.327, SLG: 0.414 (1, 7)	0-0 6-3		4-0 1B S BB		0-0 F9		0-0 4-1			3	1	0	0	1	0	1						
George Hendrick, R OBP: 0.378, SLG: 0.440 (1, 9)	0-0 2-3 2B		0-0 1-3 1B		0-3 K		0-0 F7			4	0	2	2	0	1	0						
Mike Ivie, R OBP: 0.326, SLG: 0.421 (1, 3)	0-0 4-3		0-0 F3		0-3 K		0-0 F4			4	0	0	0	0	1	2						
Doug Rader, R OBP: 0.424, SLG: 0.479 (1, 5)		0-0 6-3	0-3 K		4-0 BB BB		0-0 F5			3	0	0	0	1	1	1						
Gene Tenace, R OBP: 0.391, SLG: 0.393 (1, 2)		4-0 FC5-4 BB		4-0 SH2-4 BB		0-3 K		4-0 FC5-4 BB		1	0	0	0	3	1	1						
Mike Champion, R OBP: 0.284, SLG: 0.296 (1, 4)		0-0 FC5-4 FC6-4		0-0 F9		4-0 BB		0-0 FC5-4		3	0	0	0	1	0	3						
John D'Acquisto, R (1, 1)		0-0 FC6-4		0-0 SH2-4		0-3 K		0-0 F9		0	0	0	0	0	0	0						
Tom Griffin, R OBP: 0.059, SLG: 0.235 (2, 1)										1	0	0	0	0	0	1						
Merv Rettenmund, R OBP: 0.485, SLG: 0.592 (6, PH)										1	0	0	0	0	1	2						
Dan Spillner, R (7, 1)										0	0	0	0	0	0	0						
Gary Sutherland, R OBP: 0.483, SLG: 0.654 (9, PH)										1	0	0	0	0	0	1						
Inning Stats	R: 1 E: 0 K: 1 S: 7	H: 2 LOB: 1 BB: 0 P: 7	R: 0 E: 0 K: 0 S: 3	H: 0 LOB: 1 BB: 1 P: 7	R: 2 E: 0 K: 1 S: 7	H: 2 LOB: 1 BB: 1 P: 11	R: 0 E: 0 K: 0 S: 3	H: 0 LOB: 1 BB: 1 P: 7	R: 0 E: 0 K: 1 S: 5	H: 0 LOB: 0 BB: 0 P: 5	R: 0 E: 0 K: 3 S: 9	H: 0 LOB: 2 BB: 2 P: 17	R: 0 E: 0 K: 2 S: 7	H: 0 LOB: 0 BB: 0 P: 7	R: 0 E: 0 K: 0 S: 3	H: 0 LOB: 0 BB: 0 P: 3	R: 0 E: 0 K: 1 S: 5	H: 0 LOB: 1 BB: 1 P: 9	1B: 1 2B: 2 3B: 1 HR: 0	SF: 0 SAC: 1 DP: 0 HBP: 0	WP: 0 PB: 0 SB: 2 CS: 0	PA: 37
PITCHER	IP WLS BF H R ER SO	W W	H R ER SO	BB IBB HBP BLK	WP HR S P	ERA WHIP	PITCHER	IP WLS BF H R ER SO	BB IBB HBP BLK	WP HR S P	ERA WHIP											
Andy Messersmith, R ERA: 3.77 (1, 1)	7.0		4	3	3	8	3.86	1.286														
Rick Camp, R ERA: 3.5 (8, 1)	2.0		0	0	0	1	0.00	0.500														

BOTTOM

Atlanta Braves @ San Diego Padres
San Diego Stadium, San Diego, CA

Thu May 26 1977, 6:33 AM EDT
Att. 13,786 - Unknown

livebaseballscorecards.com

AB	30
R	3
H	4
RBI	2
BB	6
SO	9
LOB	15



Batter	1	2	3	4	5	6	7	8	9	10	AB R H RBI BB SO LOB	TOP																								
Jerry Royster, R (1, 6) <small>OBP: 0.303, SLG: 0.269</small> Willie Montanez, L (7, PH) <small>OBP: 0.282, SLG: 0.407</small> Craig Robinson, R (7, PR) <small>OBP: 0.286, SLG: 0.286</small> Rod Gilbreath, R (8, PH) <small>OBP: 0.268, SLG: 0.227</small>	0-3 K		0-0 F4		0-0 FC3-6 1B		0-0 1B G3 SF9 1B	0-3 K			3 0 1 0 0 1 0 1 0 1 0 0 0 0 0 1 0 0 0 0 0 1 0 0 0 0 1 1	Atlanta Braves @ San Francisco Giants Candlestick Park, San Francisco, CA Fri May 27 1977, 10:05 PM EDT Att: 3,842 - Unknown																								
Darrel Chaney, S (1, 4) <small>OBP: 0.286, SLG: 0.333</small> (8, 6)	0-0 E7 F8 1B		0-0 F5		0-0 FC3-6 FC5-4		0-0 G3		0-0 F4		5 0 1 1 0 0 4																									
Junior Moore, R (1, 5) <small>OBP: 0.361, SLG: 0.361</small>	0-0 F8 2-3		0-0 F8		0-0 FC5-4		0-0 E SF9 1B		0-3 K		5 0 1 1 0 1 3																									
Cito Gaston, R (1, 9) <small>OBP: 0.275, SLG: 0.250</small>	0-3 K						0-0 SF9		0-0 1B		4 0 2 1 0 1 1																									
Gary Matthews, R (1, 7) <small>OBP: 0.382, SLG: 0.516</small>		0-0 6-3		0-0 6-3		0-0 F6		0-0 E5		0-3 K	5 0 0 0 0 1 4																									
Biff Poceroba, S (1, 2) <small>OBP: 0.352, SLG: 0.477</small>		0-0 5-3		0-0 4-3		0-0 2B		0-0 F8		0-0 F7	5 0 1 0 0 0 3																									
Tom Paciorek, R (1, 3) <small>OBP: 0.287, SLG: 0.391</small>		0-0 1B 1B		0-3 K		0-0 F8		0-3 K		0-0 6-3	5 0 1 0 0 2 2																									
Barry Bonnell, R (1, 8) <small>OBP: 0.507, SLG: 0.500</small>		0-0 FC5-4 1B				0-0 FC3-6 1B		0-0 1B G3 1B		0-0 SH3 1B	5 1 5 0 0 0 0																									
Phil Niekro, R (1, 1) <small>OBP: 0.231, SLG: 0.200</small> Joe Nolan, L (7, PH) <small>OBP: 0.333, SLG: 0.444</small> Max Leon, R (7, PR) <small>OBP: 0.468, SLG: 0.500</small> Don Collins, R (7, 1) Dave Campbell, R (8, 1) Jamie Easterly, L (10, PH) <small>OBP: 0.300, SLG: 0.500</small> Buzz Capra, R (10, 1)	0-0 FC5-4		0-0 P1-2				0-0 G3 1B 1B	0-0 SH3		0-0 F6	2 0 0 0 0 0 3 1 0 1 0 0 0 0 0 1 0 0 0 0 0 0 0 0 0 0 0 0 0 0 0 0 0 0 0 1 0 0 0 0 0 1 0 0 0 0 0 0 0																									
Inning Stats	R: 0 E: 1 K: 2 S: 8	H: 1 LOB: 1 BB: 0 P: 8	R: 0 E: 0 K: 0 S: 5	H: 2 LOB: 2 BB: 0 P: 5	R: 0 E: 0 K: 0 S: 3	H: 0 LOB: 0 BB: 0 P: 3	R: 0 E: 0 K: 1 S: 6	H: 1 LOB: 1 BB: 0 P: 6	R: 0 E: 0 K: 0 S: 5	H: 2 LOB: 2 BB: 0 P: 5	R: 0 E: 0 K: 0 S: 4		H: 1 LOB: 1 BB: 0 P: 4	R: 3 E: 1 K: 0 S: 8	H: 4 LOB: 2 BB: 0 P: 8	R: 0 E: 0 K: 2 S: 8	H: 1 LOB: 1 BB: 0 P: 8	R: 0 E: 0 K: 2 S: 8	H: 1 LOB: 1 BB: 0 P: 8	R: 0 E: 0 K: 0 S: 4	H: 1 LOB: 1 BB: 0 P: 4	R: 0 E: 0 K: 0 S: 4	H: 1 LOB: 1 BB: 0 P: 4	1B: 12 2B: 2 3B: 0 HR: 0	SF: 1 SAC: 1 DP: 0 HBP: 0	WP: 0 PB: 0 SB: 0 CS: 0	PA: 45									
PITCHER	IP WLS BF H R ER SO BB IBB HBP BLK WP HR S P ERA WHIP												IP WLS BF H R ER SO BB IBB HBP BLK WP HR S P ERA WHIP																							
Jim Barr, R (1, 1) <small>ERA: 4.04</small>	6.1		11	3	3	3	0	0	0	0	0	0	0	0	0	0	0	0	0	0	0	0	0	4.26	1.737											
Randy Moffitt, R (7, 1) <small>ERA: 1.31</small>	2.2		2	0	0	4	0	0	0	0	0	0	0	0	0	0	0	0	0	0	0	0	0	0.00	0.750											
Charlie Williams, R (10, 1) <small>ERA: 3.51</small>	1.0	W	4	1	0	0	0	0	0	0	0	0	0	0	0	0	0	0	0	0	0	0	0	0.00	1.000											

livebaseballscorecards.com

AB	43
R	3
H	14
RBI	3
BB	0
SO	7
LOB	22



BOTTOM

Atlanta Braves @ San Francisco Giants
Candlestick Park, San Francisco, CA

Fri May 27 1977, 10:05 PM EDT
Att. 3,842 - Unknown

livebaseballscorecards.com

AB 34
R 4
H 7
RBI 4
BB 6
SO 3
LOB 16



WP: 0 PA: 43
PB: 0
SB: 1
CS: 0

AB R H RBI BB SO LOB

5 0 0 0 0 0 2

3 0 0 0 2 1 0

5 0 0 0 0 0 3

5 1 1 0 0 1 1

3 1 1 0 1 0 1

0 1 0 0 0 0 0

2 1 2 1 2 0 0

2 1 2 1 2 0 0

5 0 2 3 0 1 3

1 0 0 0 1 0 1

1 0 1 0 0 0 0

1 0 0 0 0 0 2

2 0 0 0 0 0 3

0 0 0 0 0 0 0

1 0 0 0 0 0 0

0 0 0 0 0 0 0

1B: 5 SF: 1
2B: 1 SAC: 1
3B: 1 DP: 0
HR: 0 HBP: 1

Batter	1	2	3	4	5	6	7	8	9	10
Derrel Thomas, S (1, 4) OBP: 0.264, SLG: 0.237	0-0 F7	0-0 F5			0-0 4-3		0-0 5-3		0-0 F7	
Bill Madlock, R (1, 5) OBP: 0.366, SLG: 0.437	4-0 BB		0-3 K		0-0 F4		4-0 IBB		0-0 F9	
Darrell Evans, L (1, 7) OBP: 0.368, SLG: 0.364	0-0 F8		0-0 G3		0-0 3-1		0-0 F8			0-0 F2
Terry Whitfield, L (1, 9) OBP: 0.368, SLG: 0.531	0-0 G3		0-3 K			0-0 SF8 2B		0-0 6-3		0-0 F4
Willie McCovey, L (1, 3) OBP: 0.402, SLG: 0.493		0-0 1B 3B 1B			0-0 F8		0-0 4-3		4-0 1B BB	1-0 1B HBP
Larry Herndon, R (8, PR) OBP: 0.260, SLG: 0.357										
Gary Thomasson, L (1, 8) OBP: 0.333, SLG: 0.422		0-0 1B 3B			4-0 6-3 BB		0-0 SF8		0-0 FC5-4 1B	4-0 1B IBB
Tim Foli, R (1, 6) OBP: 0.255, SLG: 0.390		0-0 FC2 3B			0-0 6-3		0-3 K		0-0 FC5-4	0-0 1B
Ken Rudolph, R (1, 2)		0-0 F2			4-0 IBB		0-0 SH1-4 1B		0-0 4-3	
Jack Clark, R (7, PH) OBP: 0.266, SLG: 0.263										
Mike Sadek, R (8, 2) OBP: 0.222, SLG: 0.214		0-0 F2			0-0 IBB		0-0 SH1-4		0-0 F7	
Jim Barr, R (1, 1) OBP: 0.269, SLG: 0.208										
Randy Moffitt, R (7, 1)										
Vic Harris, S (9, PH) OBP: 0.500, SLG: 0.500		0-0 FC2			0-0 F2					
Charlie Williams, R (10, 1)										

Inning Stats	R: 0	H: 0	E: 0	K: 0	S: 3	P: 7	R: 2	H: 3	E: 0	K: 0	S: 6	P: 6	R: 0	H: 0	E: 0	K: 2	S: 7	P: 7	R: 0	H: 0	E: 0	K: 0	S: 3	P: 3	R: 1	H: 1	E: 0	K: 1	S: 6	P: 6	R: 0	H: 1	E: 0	K: 0	S: 4	P: 8	R: 0	H: 1	E: 0	K: 0	S: 4	P: 8	R: 0	H: 0	E: 0	K: 0	S: 3	P: 3	R: 1	H: 1	E: 0	K: 0	S: 3	P: 8	1B: 5	SF: 1	2B: 1	SAC: 1	3B: 1	DP: 0	HR: 0	HBP: 1	WP: 0	PA: 43
--------------	------	------	------	------	------	------	------	------	------	------	------	------	------	------	------	------	------	------	------	------	------	------	------	------	------	------	------	------	------	------	------	------	------	------	------	------	------	------	------	------	------	------	------	------	------	------	------	------	------	------	------	------	------	------	-------	-------	-------	--------	-------	-------	-------	--------	-------	--------

PITCHER	IP	WLS	BF	H	R	ER	SO	BB	IBB	HBP	BLK	WP	HR	S	P	ERA	WHIP
Phil Niekro, R (1, 1) ERA: 5.86	6.0		25	4	3	3	3	2	1	0	0	0	0	28	40	4.50	1.000
Don Collins, L (7, 1) ERA: 5.6	1.1		8	2	0	0	0	1	1	0	0	0	0	6	14	0.00	2.250
Dave Campbell, R (8, 1) ERA: 2.19	1.2		5	0	0	0	0	0	0	0	0	0	0	5	5	0.00	0.000
Buzz Capra, R (10, 1) ERA: 7.38	0.2	L	5	1	1	1	0	0	1	1	0	0	0	3	8	13.50	1.500

Batter	1	2	3	4	5	6	7	8	9	AB R H RBI BB SO LOB	TOP											
Jerry Royster, R (1, 6) OBP: 0.302, SLG: 0.268	0-3 K		0-0 F6			0-0 F8		0-0 S 1B		4 0 1 2 0 1 0	Atlanta Braves @ San Francisco Giants Candlestick Park, San Francisco, CA Sat May 28 1977, 6:33 AM EDT Att. 5,810 - Unknown livebaseballscorecards.com											
Darrel Chaney, S (1, 4) OBP: 0.283, SLG: 0.316	0-0 6-3			0-0 4-1		0-0 F7		4-0 1-2 IBB		3 0 0 0 1 0 0												
Junior Moore, R (1, 5) OBP: 0.357, SLG: 0.356	0-0 1B			0-0 4-3		0-3 K		0-0 F2		4 0 1 0 0 1 2												
Willie Montanez, L (1, 3) OBP: 0.281, SLG: 0.400	0-3 K			0-0 4-3		0-0 1B		0-3 K		4 0 1 0 0 2 1												
Gary Matthews, R (1, 7) OBP: 0.371, SLG: 0.500		0-3 K			0-0 F7		0-0 F3		0-0 F9	4 0 0 0 0 1 1												
Biff Pocoroba, S (1, 2) OBP: 0.357, SLG: 0.477		0-0 F8			0-0 F6			0-0 SH1-3 1B 1B	0-0 E 1B	4 1 2 0 0 0 0												
Tom Paciorek, R (1, 9) OBP: 0.278, SLG: 0.378		0-0 F5			0-3 K			0-0 F4	0-0 E5 IBB	4 0 0 0 0 1 2												
Barry Bonnell, R (1, 8) OBP: 0.507, SLG: 0.492			0-3 K			0-0 6-3		0-0 SH1-3 1B 1B	4-0 1-2 IBB	3 1 1 0 1 1 0												
Jamie Easterly, L (1, 1) OBP: 0.250, SLG: 0.417			0-3 K			0-0 F6		0-0 SH1-3	0-0 3-1	2 0 0 0 0 1 0												
Rick Camp, R (8, 1)								1-2 2-3		1 0 0 0 0 0 3												
Inning Stats	R: 0 E: 0 K: 2 S: 8	H: 1 LOB: 1 BB: 0 P: 8	R: 0 E: 0 K: 1 S: 5	H: 0 LOB: 0 BB: 0 P: 5	R: 0 E: 0 K: 2 S: 7	H: 0 LOB: 0 BB: 0 P: 7	R: 0 E: 0 K: 0 S: 3	H: 0 LOB: 0 BB: 0 P: 3	R: 0 E: 0 K: 1 S: 5	H: 0 LOB: 0 BB: 0 P: 5	R: 0 E: 0 K: 0 S: 3	H: 0 LOB: 0 BB: 0 P: 3	R: 0 E: 0 K: 1 S: 6	H: 1 LOB: 1 BB: 0 P: 6	R: 2 E: 0 K: 0 S: 6	H: 3 LOB: 2 BB: 1 P: 10	R: 0 E: 1 K: 1 S: 7	H: 1 LOB: 3 BB: 1 P: 11	1B: 6 2B: 0 3B: 0 HR: 0	SF: 0 SAC: 1 DP: 0 HBP: 0	WP: 0 PB: 0 SB: 1 CS: 0	PA: 36
PITCHER	IP WLS BF H R ER SO BB IBB HBP BLK WP HR S P ERA WHIP																					
Ed Halicki, R (1, 1) ERA: 3.75	8.0 L 30 5 2 2 7 0 1 0 0 0 0 0 43 47 2.25 0.625																					
Gary Lavelle, L (9, 1) ERA: 0.53	1.0 6 1 0 0 1 0 1 0 0 0 0 0 7 11 0.00 1.000																					



Batter	1	2	3	4	5	6	7	8	9	AB	R	H	RBI	BB	SO	LOB
Tim Foli, R OBP: 0.249, SLG: 0.380 (1, 6)	0-0 F4		0-0 F6			0-0 6-3		0-0 F8		4	0	0	0	0	0	1
Rob Andrews, R OBP: 0.315, SLG: 0.242 (1, 4)	0-0 F9			0-0 F9		4-0 BB		4-0 BB		2	0	0	0	2	0	0
Bill Madlock, R OBP: 0.363, SLG: 0.433 (1, 5)	0-3 K			0-0 4-3		0-0 F6		0-0 BB		4	0	1	1	0	1	1
Jack Clark, R OBP: 0.274, SLG: 0.272 (1, 9)		0-0 FC5-6 1B		0-0 1B		0-0 6-3		0-0 G6-4-3 1B		4	0	2	0	0	0	2
Willie McCovey, L OBP: 0.401, SLG: 0.490 (1, 3)		0-0 FC5-6		0-3 K		0-0 1B			0-0 1-3	3	0	1	0	0	1	2
Derrel Thomas, S OBP: 0.264, SLG: 0.237 (7, PR)										0	0	0	0	0	0	0
Mike Sadek, R OBP: 0.222, SLG: 0.214 (8, 2)										0	0	0	0	0	0	0
Terry Whitfield, L OBP: 0.364, SLG: 0.524 (9, PH)										1	0	0	0	0	0	0
Larry Herndon, R OBP: 0.260, SLG: 0.351 (1, 8)		0-0 FC5-6-4 1-2f		0-3 K		0-0 1B		0-0 F7		4	0	1	0	0	1	1
Gary Thomasson, L OBP: 0.322, SLG: 0.406 (1, 7)		0-3 K		0-0 4-3		0-0 F2		0-0 G3		4	0	0	0	0	1	3
Ken Rudolph, R OBP: 0.366, SLG: 0.362 (1, 2)			0-0 4-3		0-0 F9		0-0 4-3			2	0	0	0	0	0	0
Darrell Evans, L OBP: 0.366, SLG: 0.362 (7, PH)										1	0	0	0	0	0	2
Ed Halicki, R OBP: 0.211, SLG: 0.222 (1, 1)			0-0 6-3			0-0 4-3				2	0	0	0	0	0	0
Vic Harris, S OBP: 0.667, SLG: 1.000 (8, PH)										1	1	1	0	0	0	0
Gary Lavelle, S (9, 1)								0-0 1B 2B		0	0	0	0	0	0	0

Inning Stats	R: 0	H: 0	E: 0	K: 1	S: 5	LOB: 0	BB: 0	P: 5	R: 0	H: 1	E: 0	K: 1	S: 6	LOB: 1	BB: 0	P: 6	R: 0	H: 0	E: 0	K: 0	S: 3	LOB: 0	BB: 0	P: 3	R: 0	H: 1	E: 0	K: 1	S: 6	LOB: 1	BB: 0	P: 6	R: 0	H: 0	E: 0	K: 1	S: 5	LOB: 0	BB: 0	P: 5	R: 0	H: 0	E: 0	K: 0	S: 3	LOB: 1	BB: 1	P: 7	R: 0	H: 2	E: 0	K: 0	S: 5	LOB: 2	BB: 0	P: 5	R: 1	H: 2	E: 0	K: 0	S: 4	LOB: 1	BB: 1	P: 8	R: 0	H: 0	E: 0	K: 0	S: 3	LOB: 0	BB: 0	P: 3	1B: 5	SF: 0	2B: 1	SAC: 0	3B: 0	DP: 1	HR: 0	HBP: 0	WP: 0	PA: 34
--------------	------	------	------	------	------	--------	-------	------	------	------	------	------	------	--------	-------	------	------	------	------	------	------	--------	-------	------	------	------	------	------	------	--------	-------	------	------	------	------	------	------	--------	-------	------	------	------	------	------	------	--------	-------	------	------	------	------	------	------	--------	-------	------	------	------	------	------	------	--------	-------	------	------	------	------	------	------	--------	-------	------	-------	-------	-------	--------	-------	-------	-------	--------	-------	--------

PITCHER	IP	WLS	BF	H	R	ER	SO	BB	IBB	HBP	BLK	WP	HR	S	P	ERA	WHIP
Jamie Easterly, L ERA: 5.05 (1, 1)	7.0	W	27	5	1	1	4	1	0	0	0	0	0	34	38	1.29	0.857
Rick Camp, R ERA: 3.32 (8, 1)	2.0	S	7	1	0	0	0	1	0	0	0	0	0	6	10	0.00	1.000

BOTTOM

Atlanta Braves @ San Francisco Giants
Candlestick Park, San Francisco, CA

Sat May 28 1977, 6:33 AM EDT
Att. 5,810 - Unknown

AB	32
R	1
H	6
RBI	1
BB	2
SO	4
LOB	12



PITCHER	IP	WLS	BF	H	R	ER	SO	BB	IBB	HBP	BLK	WP	HR	S	P	ERA	WHIP
---------	----	-----	----	---	---	----	----	----	-----	-----	-----	----	----	---	---	-----	------

Batter	1	2	3	4	5	6	7	8	9	10	AB R H RBI BB SO LOB	TOP
--------	---	---	---	---	---	---	---	---	---	----	----------------------	-----

Jerry Royster, R (1, 6) <small>OBP: 0.299, SLG: 0.266</small>											5 1 1 0 0 1 2	Atlanta Braves @ San Francisco Giants Candlestick Park, San Francisco, CA Sun May 29 1977, 6:33 AM EDT Att: 4,242 - Unknown
Junior Moore, R (1, 5) <small>OBP: 0.342, SLG: 0.340</small>										5 0 0 0 0 1 2		
Willie Montanez, L (1, 3) <small>OBP: 0.309, SLG: 0.433</small>										5 1 4 1 0 0 0		
Jeff Burroughs, R (1, 9) <small>OBP: 0.395, SLG: 0.538</small>										4 0 1 1 1 2 3		
Gary Matthews, R (1, 7) <small>OBP: 0.366, SLG: 0.489</small>										5 0 1 0 0 2 6		

Vic Correll, R (1, 2) <small>OBP: 0.386, SLG: 0.541</small>											4 0 2 0 1 0 1	livebaseballscorecards.com <table border="0"> <tr><td>AB</td><td>40</td></tr> <tr><td>R</td><td>2</td></tr> <tr><td>H</td><td>11</td></tr> <tr><td>RBI</td><td>2</td></tr> <tr><td>BB</td><td>3</td></tr> <tr><td>SO</td><td>6</td></tr> <tr><td>LOB</td><td>24</td></tr> </table>	AB	40	R	2	H	11	RBI	2	BB	3	SO	6	LOB	24
AB	40																									
R	2																									
H	11																									
RBI	2																									
BB	3																									
SO	6																									
LOB	24																									
Barry Bonnell, R (1, 8) <small>OBP: 0.487, SLG: 0.471</small>											5 0 1 0 0 0 3															
Rod Gilbreath, R (1, 4) <small>OBP: 0.286, SLG: 0.223</small> Biff Poceroba, S (8, PH) <small>OBP: 0.354, SLG: 0.473</small> Dave Campbell, R (8, 1)											2 0 0 0 1 0 1 1 0 0 0 0 0 1 0 0 0 0 0 0 0															
Max Leon, R (1, 1) <small>OBP: 0.365, SLG: 0.417</small> Joe Nolan, L (7, PH) <small>OBP: 0.460, SLG: 0.500</small> Pat Rockett, R (7, PH) <small>OBP: 0.323, SLG: 0.295</small> Don Collins, R (7, 1) Darrel Chaney, S (8, PH) <small>OBP: 0.279, SLG: 0.310</small>											2 0 0 0 0 0 4 1 0 1 0 0 0 0 0 0 0 0 0 0 0 0 0 0 0 0 0 0 1 0 0 0 0 0 1															
Inning Stats	R: 0 H: 1 E: 0 LOB: 2 K: 1 BB: 1 S: 6 P: 10	R: 0 H: 1 E: 0 LOB: 1 K: 0 BB: 0 S: 4 P: 4	R: 1 H: 2 E: 0 LOB: 1 K: 1 BB: 0 S: 7 P: 7	R: 0 H: 1 E: 0 LOB: 2 K: 0 BB: 2 S: 3 P: 11	R: 0 H: 1 E: 0 LOB: 1 K: 0 BB: 0 S: 4 P: 4	R: 0 H: 0 E: 0 LOB: 0 K: 0 BB: 0 S: 3 P: 3	R: 1 H: 3 E: 0 LOB: 2 K: 1 BB: 0 S: 8 P: 8	R: 0 H: 1 E: 0 LOB: 1 K: 0 BB: 0 S: 4 P: 4	R: 0 H: 0 E: 0 LOB: 0 K: 2 BB: 0 S: 7 P: 7	R: 0 H: 1 E: 0 LOB: 1 K: 1 BB: 0 S: 6 P: 6	1B: 8 SF: 0 2B: 2 SAC: 0 3B: 1 DP: 1 HR: 0 HBP: 0	WP: 0 PA: 43 PB: 1 SB: 0 CS: 0														

PITCHER	IP	WLS	BF	H	R	ER	SO	BB	IBB	HBP	BLK	WP	HR	S	P	ERA	WHIP
John Curtis, L (1, 1) <small>ERA: 2.97</small>	3.0		17	5	1	1	2	3	0	0	0	0	0	18	30	3.00	2.667
Charlie Williams, R (4, 1) <small>ERA: 3.25</small>	2.0		6	1	0	0	0	0	0	0	0	0	0	6	6	0.00	0.500
Terry Cornutt, R (6, 1) <small>ERA: 3.43</small>	1.0		3	0	0	0	0	0	0	0	0	0	0	3	3	0.00	0.000
Randy Moffitt, R (7, 1) <small>ERA: 1.52</small>	3.0		13	4	1	1	3	0	0	0	0	0	0	19	19	3.00	1.333
Gary Lavelle, L (10, 1) <small>ERA: 0.52</small>	1.0	W	4	1	0	0	1	0	0	0	0	0	0	6	6	0.00	1.000

livebaseballscorecards.com



Atlanta Braves @ San Francisco Giants
 Candlestick Park, San Francisco, CA

Sun May 29 1977, 6:33 AM EDT
 Att. 4,242 - Unknown

livebaseballscorecards.com

AB 38
R 3
H 11
RBI 3
BB 4
SO 7
LOB 20



WP: 0 PA: 43
 FB: 0
 SB: 1
 CS: 0

AB R H RBI BB SO LOB

4 0 3 0 0 0 1

5 0 0 0 0 0 5

4 0 2 0 1 0 2

5 0 1 1 0 3 3

3 1 1 0 2 1 2

5 0 1 0 0 1 4

5 0 0 1 0 0 2

3 1 1 0 0 2 1

1 0 0 0 0 0 0

1 1 1 0 0 0 0

0 0 0 0 0 0 0

0 0 0 1 0 0 0

0 0 0 0 0 0 0

0 0 0 0 0 0 0

0 0 0 0 0 0 0

0 0 0 0 0 0 0

1B: 10 SF: 0

2B: 1 SAC: 1

3B: 0 DP: 1

HR: 0 HBP: 0

Batter	1	2	3	4	5	6	7	8	9	10	
Rob Andrews, R (1, 4) OBP: 0.330, SLG: 0.263	0-0 FC5-4 1B		0-0 G5-4-3 1B		0-0 SH2-4 1-2	0-0 5-3			0-0 1-2 1B		
Bill Madlock, R (1, 5) OBP: 0.354, SLG: 0.420	0-0 FC5-4 1B		0-0 G5-4-3 1-2f		0-0 5-3		0-0 5-3		0-0 F3		
Darrell Evans, L (1, 3) OBP: 0.373, SLG: 0.366	0-0 FC5 1-3 1B		0-0 S 1B		4-0 1B BB		0-0 F8		0-0 F7		
Terry Whitfield, L (1, 9) OBP: 0.355, SLG: 0.506	0-3 K		0-3 K 1-2		0-0 1-2 2-H 1B		0-3 K			0-0 4-3	
Gary Thomasson, L (1, 7) OBP: 0.333, SLG: 0.404	4-0 IBB			0-0 1B	0-3 K			0-0 F5		4-0 1B E BB	
Larry Herndon, R (1, 8) OBP: 0.256, SLG: 0.342	0-0 FC5 2-3f			0-3 K		0-0 F5		0-0 5-3		0-0 1-3 E 1B	
Tim Foli, R (1, 6) OBP: 0.241, SLG: 0.369		0-0 5-3		0-0 P5		0-0 5-3		0-0 F9		0-0 1-2 3-H E6	
Ken Rudolph, R (1, 2) OBP: 0.250, SLG: 0.143		0-3 K		0-3 K		0-0 2B 1B			0-0 F5		
Vic Harris, S (9, PH) OBP: 0.500, SLG: 0.750											
Mike Sadek, R (10, 2) OBP: 0.222, SLG: 0.214											
John Curtis, L (1, 1) OBP: 0.222, SLG: 0.214											
Charlie Williams, R (1, 1) OBP: 0.222, SLG: 0.214											
Darrell Thomas, S (1, 1) OBP: 0.222, SLG: 0.214											
Ferry Corbett, R (1, 1) OBP: 0.222, SLG: 0.214											
Jack Clark, R (1, 1) OBP: 0.222, SLG: 0.214											
Randy Moffitt, R (1, 1) OBP: 0.222, SLG: 0.214											
Randy Elliott, R (1, 1) OBP: 0.222, SLG: 0.214											
Jim Shaw, R (1, 1) OBP: 0.222, SLG: 0.214											
Gary Lavette, S (1, 1) OBP: 0.222, SLG: 0.214											
Inning Stats	R: 0 H: 2 E: 0 LOB: 3 K: 1 BB: 1 S: 7 P: 11	R: 0 H: 0 E: 0 LOB: 0 K: 1 BB: 0 S: 5 P: 5	R: 0 H: 2 E: 0 LOB: 1 K: 1 BB: 0 S: 6 P: 6	R: 0 H: 1 E: 0 LOB: 1 K: 2 BB: 0 S: 8 P: 8	R: 1 H: 2 E: 0 LOB: 2 K: 1 BB: 1 S: 7 P: 11	R: 1 H: 2 E: 0 LOB: 1 K: 0 BB: 0 S: 5 P: 5	R: 0 H: 0 E: 0 LOB: 0 K: 1 BB: 0 S: 5 P: 5	R: 0 H: 0 E: 0 LOB: 0 K: 0 BB: 0 S: 3 P: 3	R: 0 H: 1 E: 0 LOB: 2 K: 0 BB: 1 S: 4 P: 8	R: 1 H: 1 E: 1 LOB: 2 K: 0 BB: 1 S: 3 P: 7	1B: 10 SF: 0 2B: 1 SAC: 1 3B: 0 DP: 1 HR: 0 HBP: 0
PITCHER	IP WLS BF H R ER SO BB IBB HBP BLK WP HR S P ERA WHIP										
Max Leon, R (1, 1) ERA: 4.46	6.0 28 9 2 2 6 1 1 0 0 0 0 0 38 46 3.00 1.667										
Don Collins, L (7, 1) ERA: 5.3	1.0 3 0 0 0 1 0 0 0 0 0 0 0 5 5 0.00 0.000										
Dave Campbell, R (8, 1) ERA: 2.45	2.1 L 12 2 1 1 0 2 0 0 0 0 0 0 10 18 3.86 1.714										

WP: 0 PA: 43
 FB: 0
 SB: 1
 CS: 0

Batter	1	2	3	4	5	6	7	8	9	AB R H RBI BB SO LOB	TOP																
Jerry Royster, R (1, 6) OBP: 0.303, SLG: 0.273	4-0 L7-4 S BB			x 0-0 F8		x 0-0 2B		0-3 K		3 1 1 0 1 1 1																	
Darrel Chaney, S (1, 4) OBP: 0.277, SLG: 0.323	0-3 K 1-2		x 0-0 4-3		x 0-0 2B		0-0 G4-6-3		4 0 1 1 0 1 2																		
Willie Montanez, L (1, 3) OBP: 0.296, SLG: 0.415	x 0-0 L7-4 2-3		x 0-0 5-3		x 0-0 1-3			x 0-0 F5		4 0 0 0 0 0 2																	
Jeff Burroughs, R (1, 9) OBP: 0.387, SLG: 0.525		x 0-0 G3		x 0-0 5-3		x 0-0 F8		x 0-0 4-3		4 0 0 0 0 0 1																	
Gary Matthews, R (1, 7) OBP: 0.369, SLG: 0.485		x 0-0 CS 1B		BBB 4-0 S 3B		x 0-0 F7		x 0-0 F5-3		3 1 1 0 1 0 1																	
Vic Correll, R (1, 2) OBP: 0.370, SLG: 0.516		x 0-0 F7		SS 0-3 K		x 0-0 6-3				3 0 0 0 0 1 2																	
Don Collins, R (7, 1)										0 0 0 0 0 0 0																	
Rick Camp, R (8, 1)										0 0 0 0 0 0 0																	
Buzz Capra, R (8, 1)										0 0 0 0 0 0 0																	
Junior Moore, R (1, 5) OBP: 0.342, SLG: 0.358			x 0-0 F9		x 0-0 1B 3B		x 0-0 G3			3 1 1 1 0 0 0																	
Barry Bonnell, R (1, 8) OBP: 0.481, SLG: 0.465			x 0-0 5-3		x 0-0 1B		0-3 K			3 0 1 1 0 1 0																	
Andy Messersmith, R (1, 1) OBP: 0.158, SLG: 0.167			x 0-0 P6		x 0-0 P3					2 0 0 0 0 0 1																	
Biff Pocaroba, S (7, 2) OBP: 0.359, SLG: 0.473								BBB 4-0 G4-6-3 BB		0 0 0 0 1 0 0																	
Inning Stats	R: 0 E: 0 K: 1 S: 4	H: 0 LOB: 0 BB: 1 P: 8	R: 0 E: 0 K: 0 S: 3	H: 1 LOB: 0 BB: 0 P: 3	R: 0 E: 0 K: 0 S: 3	H: 0 LOB: 0 BB: 0 P: 3	R: 0 E: 0 K: 0 S: 3	H: 0 LOB: 0 BB: 0 P: 3	R: 2 E: 0 K: 1 S: 7	H: 2 LOB: 1 BB: 1 P: 11	R: 1 E: 0 K: 0 S: 5	H: 2 LOB: 1 BB: 0 P: 5	R: 0 E: 0 K: 1 S: 5	H: 0 LOB: 0 BB: 0 P: 5	R: 0 E: 0 K: 1 S: 4	H: 0 LOB: 0 BB: 1 P: 8	R: 0 E: 0 K: 0 S: 3	H: 0 LOB: 0 BB: 0 P: 3	1B: 2 2B: 3 3B: 1 HR: 0	SF: 0 SAC: 0 DP: 2 HBP: 0	WP: 0 PB: 0 SB: 2 CS: 1	PA: 32					
PITCHER	IP WLS BF H R ER SO BB IBB HBP BLK WP HR S P ERA WHIP																										
Tom Hume, R (1, 1) ERA: 11.37	6.0		23	5	3	3	2	2	0	0	0	0	0	25	33	4.50	1.167										
Dale Murray, R (7, 1) ERA: 4.56	2.0	W	6	0	0	0	2	1	0	0	0	0	0	9	13	0.00	0.500										
Rawly Eastwick, R (9, 1) ERA: 2.38	1.0		3	0	0	0	0	0	0	0	0	0	0	3	3	0.00	0.000										

Atlanta Braves @ Cincinnati Reds
Riverfront Stadium, Cincinnati, OH
Mon May 30 1977, 7:05 PM EDT
Att. 20,585 - Unknown

livebaseballscorecards.com

AB 29
R 3
H 5
RBI 3
BB 3
SO 4
LOB 10



Batter	1	2	3	4	5	6	7	8	9
Pete Rose, S OBP: 0.411, SLG: 0.471 Rawly Eastwick, R OBP: 0.333, SLG: 0.333	4-0 FC6-4-5 1B S BB	0-3 K		4-0 BB		1-0 HBP		0-0 3B 1B	
Ken Griffey, L OBP: 0.372, SLG: 0.484	0-0 FC6-4-5 1-3 1B		0-0 S 2B 1B	0-0 F8		0-0 F7		0-0 1-H 2-H 1B 3B	
Joe Morgan, L OBP: 0.435, SLG: 0.500	0-3 K 1-2		0-3 K 1-2		0-0 F7		0-0 G3	0-0 3-H 1B	
Johnny Bench, R OBP: 0.275, SLG: 0.471 Bill Plummer, R OBP: 0.277, SLG: 0.250	0-0 FC6-4-5 1B 2-3 3-H		0-0 P6		0-0 F8		0-0 6-3	0-0 F8	
Dan Driessen, L OBP: 0.351, SLG: 0.455	0-0 1-3 1B		0-0 2-H 2B		0-0 F9		0-0 4-3		
George Foster, R OBP: 0.376, SLG: 0.570	0-3 K		0-3 K			0-0 HR		4-0 SH1-4 FC6-2 BB BB	
Cesar Geronimo, L OBP: 0.293, SLG: 0.387		0-3 K		0-0 F9 2B		0-0 E S 1B		4-0 FC6-2 SH1-4 1B BB	
Dave Concepcion, R OBP: 0.306, SLG: 0.304		0-0 SH3-4 1B		0-0 F9 2-3		0-0 F8 1-3		0-0 SH1-4 1-2 2-3	
Tom Hume, R Mike Lum, L Dale Murray, R Bob Bailey, R Ed Armbrister, R Doug Flynn, R		0-0 SH3-4 1-2		0-0 6-3		0-3 K		0-0 FC6-2 1B 3B 2-3 3-H	

Inning Stats	R: 1	H: 2	E: 0	K: 2	S: 9	LOB: 2	BB: 1	P: 13
	R: 0	H: 1	E: 0	K: 2	S: 8	LOB: 1	BB: 0	P: 8
	R: 1	H: 2	E: 0	K: 2	S: 9	LOB: 1	BB: 0	P: 9
	R: 0	H: 1	E: 0	K: 0	S: 4	LOB: 2	BB: 1	P: 8
	R: 0	H: 0	E: 0	K: 0	S: 3	LOB: 0	BB: 0	P: 3
	R: 1	H: 2	E: 0	K: 1	S: 7	LOB: 2	BB: 0	P: 8
	R: 0	H: 0	E: 0	K: 0	S: 3	LOB: 0	BB: 0	P: 3
	R: 4	H: 3	E: 0	K: 0	S: 6	LOB: 1	BB: 2	P: 14

PITCHER	IP	WLS	BF	H	R	ER	SO	BB	IBB	HBP	BLK	WP	HR	S	P	ERA	WHIP
Andy Messersmith, R ERA: 3.86	(1, 1)	6.0	29	8	3	3	7	2	0	1	0	0	1	40	49	4.50	1.667
Don Collins, L ERA: 5.95	(7, 1)	1.0	5	0	2	2	0	2	0	0	0	0	0	3	11	18.00	2.000
Rick Camp, R ERA: 3.72	(8, 1)	0.2	5	3	2	2	0	0	0	0	0	0	0	5	5	27.00	4.500
Buzz Capra, R ERA: 7.32	(8, 1)	0.1	1	0	0	0	0	0	0	0	0	0	0	1	1	0.00	0.000

BOTTOM

AB	R	H	RBI	BB	SO	LOB
2	2	1	1	2	1	1
0	0	0	0	0	0	0
5	2	3	2	0	0	4
5	0	1	1	0	2	3
4	0	0	1	0	0	2
1	0	0	0	0	0	1
4	0	2	1	0	0	0
3	1	1	1	1	2	3
3	1	2	0	1	1	0
3	0	1	0	0	0	2
1	0	0	0	0	0	1
1	0	0	0	0	1	1
0	0	0	0	0	0	0
1	0	0	0	0	0	2
0	1	0	0	0	0	0
0	0	0	0	0	0	0

AB 33
R 7
H 11
RBI 7
BB 4
SO 7
LOB 20



Atlanta Braves @ Cincinnati Reds
Riverfront Stadium, Cincinnati, OH
 Mon May 30 1977, 7:05 PM EDT
 Att. 20,585 - Unknown

WP: 0	PA: 40
PB: 0	
SB: 4	
CS: 0	

Batter	1	2	3	4	5	6	7	8	9	AB R H RBI BB SO LOB	TOP																	
Jerry Royster, R (1, 6) OBP: 0.315, SLG: 0.284	0-0 6-3 S 1B		0-0 1B G6-4-3 2B		4-0 S BB		4-0 S 1B BB		0-0 G4-6-3 1-2f	3 2 2 0 2 0 1																		
Darrel Chaney, S (1, 4) OBP: 0.286, SLG: 0.318	0-3 K 1-2		0-0 G6-4-3 1B 2-3		0-0 F8 1-2		4-0 G6-3 1B BB		0-0 G3	4 0 1 0 1 1 3																		
Willie Montanez, L (1, 3) OBP: 0.294, SLG: 0.408	0-0 6-3 2-3		0-0 G6-4-3 1-2f		0-3 K 1-2		0-0 G6-3 1B 1-2 2-H			4 0 1 1 0 1 3																		
Jeff Burroughs, R (1, 9) OBP: 0.385, SLG: 0.517	4-0 BB		0-0 6-3		0-0 F7		0-0 G6-3 1-2f 2-3			3 0 0 0 1 0 2																		
Gary Matthews, R (1, 7) OBP: 0.366, SLG: 0.478	0-3 K			0-0 1B 1B		0-0 F3		0-0 3-1		4 0 1 0 0 1 3																		
Biff Pocoroba, S (1, 2) OBP: 0.364, SLG: 0.474		0-0 F7		0-0 F9		0-0 1B 1B		0-0 G1-6-3 1B		4 1 2 0 0 0 1																		
Junior Moore, R (1, 5) OBP: 0.355, SLG: 0.381		0-0 2B		0-0 G6-4-3 1B 1-3		0-0 1B 1B		0-0 G1-6-3 1-2f		4 0 3 0 0 0 1																		
Barry Bonnell, R (1, 8) OBP: 0.471, SLG: 0.453		0-0 6-3		0-0 G6-4-3 1-2f		0-0 1B 1-3 2-H		0-0 5-3		4 0 1 1 0 0 3																		
Phil Niekro, R (1, 1) OBP: 0.207, SLG: 0.179		0-3 K			0-0 F7		0-3 K		4-0 G4-6-3 BB	3 0 0 0 0 2 3																		
Dave Campbell, R (8, 1)										0 0 0 0 0 0 0																		
Joe Nolan, L (9, PH) OBP: 0.455, SLG: 0.500										0 0 0 0 1 0 0																		
Pat Rockett, R (9, PR) OBP: 0.323, SLG: 0.295										0 0 0 0 0 0 0																		
Inning Stats	R: 0 E: 0 K: 2 S: 8	H: 1 LOB: 2 BB: 1 P: 12	R: 0 E: 0 K: 1 S: 6	H: 1 LOB: 1 BB: 0 P: 6	R: 1 E: 0 K: 0 S: 4	H: 2 LOB: 0 BB: 0 P: 4	R: 0 E: 0 K: 0 S: 4	H: 2 LOB: 1 BB: 0 P: 4	R: 0 E: 0 K: 1 S: 5	H: 0 LOB: 1 BB: 1 P: 9	R: 1 E: 0 K: 1 S: 8	H: 3 LOB: 2 BB: 0 P: 8	R: 1 E: 0 K: 0 S: 3	H: 1 LOB: 1 BB: 2 P: 11	R: 0 E: 0 K: 0 S: 3	H: 1 LOB: 0 BB: 0 P: 3	R: 0 E: 0 K: 0 S: 2	H: 0 LOB: 1 BB: 1 P: 6	1B: 9 2B: 2 3B: 0 HR: 0	SF: 0 SAC: 0 DP: 5 HBP: 0	WP: 0 PB: 0 SB: 3 CS: 0	PA: 38						
PITCHER	IP WLS BF H R ER SO BB IBB HBP BLK WP HR S P ERA WHIP																											
Gary Nolan, R (1, 1) ERA: 3.1	6.0		30	10	3	3	5	4	0	0	0	0	0	0	36	52	4.50	2.333										
Pedro Borbon, R (7, 1) ERA: 2.57	1.0		2	0	0	0	0	0	0	0	0	0	0	2	2	0.00	0.000											
Dale Murray, R (8, 1) ERA: 4.23	2.0	W	6	1	0	0	0	1	0	0	0	0	0	5	9	0.00	1.000											

Atlanta Braves @ Cincinnati Reds
Riverfront Stadium, Cincinnati, OH
Tue May 31 1977, 7:05 PM EDT
Att. 18,587 - Unknown

livebaseballscorecards.com

AB 33
R 3
H 11
RBI 2
BB 5
SO 5
LOB 20



Batter	1	2	3	4	5	6	7	8	9	AB	R	H	RBI	BB	SO	LOB				
Pete Rose, S OBP: 0.408, SLG: 0.462 (1, 5) X	0-0 F7		4-0 BB			0-0 6-3	0-0 6-3			3	0	0	0	1	0	1				
Ken Griffey, L OBP: 0.375, SLG: 0.481 (1, 9) B B B B	4-0 G4 BB		0-0 4-3			0-0 F7		0-0 WP S 1B		3	1	1	0	1	0	2				
Joe Morgan, L OBP: 0.437, SLG: 0.497 (1, 4) X	0-0 G4 1-2f				0-0 P4	0-0 1B 1B		4-0 1-3 1B BB		3	1	1	0	1	0	1				
Johnny Bench, R OBP: 0.275, SLG: 0.465 (1, 2) X		0-0 P4		0-3 K		0-0 1-2 1B		0-0 1-3		4	0	1	0	0	1	2				
Dan Driessen, L OBP: 0.348, SLG: 0.444 (1, 3) X		0-0 F2		0-0 F7		0-0 F4		4-0 1B 1B IBB		3	1	0	0	1	0	2				
George Foster, R OBP: 0.373, SLG: 0.568 (1, 7) S S S S		0-3 K			0-0 4-3 SF8 2B		0-3 K	0-0 P6		4	1	1	0	0	2	3				
Cesar Geronimo, L OBP: 0.305, SLG: 0.414 (1, 8) B B B B			4-0 S BB		0-0 4-3		0-0 HR	0-0 1-3 1B 1B		3	1	2	3	1	0	1				
Dave Concepcion, R OBP: 0.305, SLG: 0.305 (1, 6) X			0-0 F7 1-2		0-0 SF8		0-0 1-3	0-0 1-2 1B		3	0	1	2	0	0	1				
Gary Nolan, R OBP: 0.100, SLG: 0.100 (1, 1) X			0-0 F9		0-0 F8		0-0 2B	0-3 K		2	0	0	0	0	0	1				
Pedro Borbon, R OBP: 0.667, SLG: 0.833 (7, 1) X										0	0	0	0	0	0	0				
Champ Summers, L OBP: 0.188, SLG: 0.438 (7, PH) X										1	0	1	0	0	0	0				
Dale Murray, R (8, 1) X										1	0	0	0	0	1	2				
Inning Stats	R: 0 E: 0 K: 0 S: 2	H: 0 LOB: 0 BB: 1 P: 6	R: 0 E: 0 K: 1 S: 5	H: 0 LOB: 0 BB: 0 P: 5	R: 0 E: 0 K: 0 S: 3	H: 0 LOB: 2 BB: 2 P: 11	R: 0 E: 0 K: 1 S: 5	H: 0 LOB: 0 BB: 0 P: 5	R: 1 E: 0 K: 0 S: 4	H: 1 LOB: 0 BB: 0 P: 4	R: 0 E: 0 K: 0 S: 5	H: 2 LOB: 2 BB: 0 P: 5	R: 1 E: 0 K: 1 S: 7	H: 2 LOB: 1 BB: 0 P: 7	R: 3 E: 0 K: 1 S: 8	H: 3 LOB: 2 BB: 2 P: 16	1B: 5 2B: 2 3B: 0 HR: 1	SF: 1 SAC: 0 DP: 1 HBP: 0	WP: 1 PB: 0 SB: 2 CS: 0	PA: 36
PITCHER	IP WLS L	BF H R	ER SO	BB IBB	HBP BLK	WP HR	S P	ERA WHIP	PITCHER	IP WLS L	BF H R	ER SO	BB IBB	HBP BLK	WP HR	S P	ERA WHIP			
Phil Niekro, R ERA: 5.86 (1, 1)	7.2	35	5	3	4	1	36	5.87	1.565											
Dave Campbell, R ERA: 2.4 (8, 1)	0.1	1	0	1	0	0	3	0.00	0.000											

BOTTOM

Atlanta Braves @ Cincinnati Reds
Riverfront Stadium, Cincinnati, OH
Tue May 31 1977, 7:05 PM EDT
Att. 18,587 - Unknown

livebaseballscorecards.com

AB	30
R	5
H	8
RBI	5
BB	5
SO	4
LOB	16



Batter	1	2	3	4	5	6	7	8	9	AB R H RBI BB SO LOB	TOP	
Jerry Royster, R (1, 6) OBP: 0.318, SLG: 0.285	4-0 G4-6-3 BB BB	0-0 FC4-6 1-2f			0-0 G6-4-3 S 1B		0-0 L3			3 0 1 0 1 0 2		
Darrel Chaney, S (1, 4) OBP: 0.297, SLG: 0.309	4-0 G4-6-3 BB 1-2		0-3 K		4-0 G6-4-3 BB 1-2			0-0 F9		2 0 0 0 2 1 0		
Willie Montanez, L (1, 3) OBP: 0.283, SLG: 0.392	0-0 G4-6-3 1-2f 2-3		0-0 F7		0-0 G6-4-3 1-2f 2-3			0-0 G3		4 0 0 0 0 0 4		
Jeff Burroughs, R (1, 9) OBP: 0.382, SLG: 0.527	0-3 K		0-0 HR		0-0 F9			0-0 1-3		4 1 1 1 0 1 2		
Gary Matthews, R (1, 7) OBP: 0.357, SLG: 0.465		0-3 K	0-0 1-3		0-0 5-3			0-0 6-3		4 0 0 0 0 1 0		
Biff Pocoroba, S (1, 2) OBP: 0.368, SLG: 0.466		0-0 P6		4-0 FC1-4 BB		4-0 L1-3 BB		0-0 F8		2 0 0 0 2 0 0		
Junior Moore, R (1, 5) OBP: 0.352, SLG: 0.376		0-0 BB 1B		0-3 K		0-0 L1-3 1-2		0-0 F9		4 1 1 0 0 1 2		
Barry Bonnell, R (1, 8) OBP: 0.466, SLG: 0.442		4-0 1B BB 1-2		0-0 FC1-4 1-2f		0-0 F3				2 0 0 0 1 0 1		
Jamie Easterly, L (1, 1) OBP: 0.286, SLG: 0.429		0-0 FC4-6 1-3 2-H		0-0 G3		0-3 K				2 0 1 1 0 0 1		
Tom Paciorek, R (7, PH) OBP: 0.276, SLG: 0.375										1 0 0 0 0 1 0		
Don Collins, R (7, 1)										0 0 0 0 0 0 0		
Inning Stats	R: 0 H: 0 E: 0 LOB: 1 K: 1 BB: 2 S: 4 P: 12	R: 1 H: 2 E: 0 LOB: 2 K: 1 BB: 1 S: 7 P: 11	R: 1 H: 1 E: 0 LOB: 0 K: 1 BB: 0 S: 6 P: 6	R: 0 H: 0 E: 0 LOB: 1 K: 1 BB: 1 S: 5 P: 9	R: 0 H: 1 E: 0 LOB: 1 K: 0 BB: 1 S: 3 P: 7	R: 0 H: 0 E: 0 LOB: 0 K: 0 BB: 1 S: 2 P: 6	R: 0 H: 0 E: 0 LOB: 0 K: 1 BB: 0 S: 5 P: 5	R: 0 H: 0 E: 0 LOB: 0 K: 0 BB: 0 S: 3 P: 3	R: 0 H: 0 E: 0 LOB: 0 K: 0 BB: 0 S: 3 P: 3	R: 0 H: 0 E: 0 LOB: 0 K: 0 BB: 0 S: 3 P: 3	1B: 3 SF: 0 2B: 1 SAC: 0 3B: 0 DP: 3 HR: 1 HBP: 0	WP: 0 PA: 34 PB: 0 SB: 1 CS: 0
PITCHER Pat Zachry, R (1, 1) ERA: 5.23	IP WLS BF H R ER SO BB IBB HBP BLK WP HR S P ERA WHIP											
	9.0 W 34 4 2 2 5 6 0 0 0 0 0 1 38 62 2.00 1.111											

Atlanta Braves @ Cincinnati Reds
Riverfront Stadium, Cincinnati, OH
Wed Jun 01 1977, 7:05 PM EDT
Att. 18,604 - Unknown

livebaseballscorecards.com

AB 28
R 2
H 4
RBI 2
BB 6
SO 5
LOB 12



Batter	1	2	3	4	5	6	7	8	9
Pete Rose, S (1, 5) OBP: 0.410, SLG: 0.463 Doug Flynn, R (9, 5) OBP: 0.111, SLG: 0.176	0-0 4-3 ①		0-0 1B 4-3 1B		0-0 5-3 ①		0-0 G4-6-3 1B		
Ken Griffey, L (1, 9) OBP: 0.373, SLG: 0.476	0-3 K ②		0-0 E 1-3 1B		0-0 F8 ②		0-0 G4-6-3 1-2f ②		
Joe Morgan, L (1, 4) OBP: 0.428, SLG: 0.484	0-3 K ③		0-0 1-3 3-H 4-3 ②		0-0 4-3 ③		0-0 F9 ③		
Johnny Bench, R (1, 2) OBP: 0.268, SLG: 0.452		0-3 K ①	0-0 F5 ③		0-0 F7 ①		0-0 F7 ①		
George Foster, R (1, 7) OBP: 0.381, SLG: 0.567		1-0 1B HBP ②		0-0 4-3 1B ①		4-0 2B BB ②	0-3 K ②		
Dave Concepcion, R (1, 6) OBP: 0.309, SLG: 0.315		0-0 1-3 S 1B ③		0-0 4-3 1-2 ①		0-0 1-H 2B ③	0-3 K ③		
Dan Driessen, L (1, 3) OBP: 0.348, SLG: 0.442		0-0 1-H 3-H G6-4-3 1B ②		0-0 4-3 2-3 ②		0-3 K ②			
Cesar Geronimo, L (1, 8) OBP: 0.312, SLG: 0.415		0-0 G6-4-3 1-2f ③		0-0 3-H 1B ③		4-0 IBB ③			
Pat Zachry, R (1, 1) OBP: 0.200, SLG: 0.158			0-3 K ①	0-0 6-3 ③		0-3 K ③			

Inning Stats	R: 0	H: 0	E: 0	K: 2	S: 7	LOB: 0	BB: 0	P: 7	R: 2	H: 2	E: 0	K: 1	S: 6	LOB: 0	BB: 0	P: 7	R: 1	H: 2	E: 1	K: 1	S: 7	LOB: 1	BB: 0	P: 7	R: 1	H: 2	E: 0	K: 0	S: 5	LOB: 1	BB: 0	P: 5	R: 0	H: 0	E: 0	K: 0	S: 3	LOB: 0	BB: 0	P: 3	R: 1	H: 1	E: 0	K: 2	S: 8	LOB: 2	BB: 2	P: 16	R: 0	H: 1	E: 0	K: 0	S: 3	LOB: 0	BB: 0	P: 3	R: 0	H: 0	E: 0	K: 2	S: 7	LOB: 0	BB: 0	P: 7
Jamie Easterly, L (1, 1) ERA: 5.33	IP	WLS	BF	H	R	ER	SO	BB	IBB	HBP	BLK	WP	HR	S	P	ERA	WHIP																																															
Don Collins, L (7, 1) ERA: 5.4	6.0	L	27	7	5	5	6	1	1	1	0	0	0	10	10	7.50	1.333																																															

AB	R	H	RBI	BB	SO	LOB
4	1	2	0	0	0	0
0	0	0	0	0	0	0
4	0	1	0	0	1	1
4	0	0	1	0	1	1
4	0	0	0	0	1	1
2	3	1	0	1	1	0
4	1	2	1	0	1	1
3	0	1	2	0	1	2
2	0	1	1	1	0	1
3	0	0	0	0	2	3

Atlanta Braves @ Cincinnati Reds
Riverfront Stadium, Cincinnati, OH
Wed Jun 01 1977, 7:05 PM EDT
Att. 18,604 - Unknown

AB	30
R	5
H	8
RBI	5
BB	2
SO	8
LOB	10



WP: 0	PA: 33
PB: 0	
SB: 1	
CS: 0	

livebaseballscorecards.com

Batter	1	2	3	4	5	6	7	8	9	AB R H RBI BB SO LOB	TOP																
Derrel Thomas, S (1, 4) OBP: 0.319, SLG: 0.282	0-0 CS 1B		0-0 F8		1-0 FC6-4 HBP		0-0 1B 1B		0-0 4-3	4 0 2 0 0 0 2																	
Bill Madlock, R (1, 5) OBP: 0.346, SLG: 0.415	0-0 CS 1B		0-0 FC5-4		0-0 FC6-4		0-0 F9		0-0 F8	5 0 1 0 0 0 4																	
Darrell Evans, L (1, 7) OBP: 0.381, SLG: 0.413	0-0 F8			0-0 F6		4-0 BB		0-0 1-3 1B	0-0 F8	4 0 1 0 1 0 1																	
Terry Whitfield, L (1, 9) OBP: 0.333, SLG: 0.465	0-0 CS 1-2	0-0 F7		0-0 4-3		0-0 F7		0-3 K		4 0 0 0 0 1 4																	
Willie McCovey, L (1, 3) OBP: 0.393, SLG: 0.487		0-3 K		0-0 HR		0-0 4-3		0-0 4-3		4 1 1 1 0 1 0																	
Gary Thomasson, L (1, 8) OBP: 0.362, SLG: 0.492		4-0 BB		0-0 HR		0-0 2B		0-0 4-3		3 1 2 1 1 0 0																	
Tim Foli, R (1, 6) OBP: 0.236, SLG: 0.351		0-0 5-3		0-0 1B		0-0 F3		0-0 FC6-4 1B		4 0 2 0 0 0 2																	
Ken Rudolph, R (1, 2) OBP: 0.308, SLG: 0.250			0-0 FC5-4 1B		0-0 G3		0-0 F5		0-0 FC6-4	3 0 1 0 0 0 2																	
Marc Hill, R (8, 2) OBP: 0.264, SLG: 0.298										1 0 0 0 0 0 1																	
Lynn McGlothen, L (1, 1) OBP: 0.063, SLG: 0.063			0-0 F2		0-0 L1		0-0 5-3		0-0 F8 4-3 WP 1B	1 0 0 0 0 0 0 1																	
Charlie Williams, R (3, 1)										0 0 0 0 0 0 0 0																	
Vic Harris, S (5, PH) OBP: 0.429, SLG: 0.500										1 0 0 0 0 0 0 0																	
Dave Heaverlo, R (5, 1)										0 0 0 0 0 0 0 0																	
Rob Andrews, R (7, PH) OBP: 0.381, SLG: 0.295										1 0 0 0 0 0 0 0																	
Terry Cortright, R (7, 1)										0 0 0 0 0 0 0 0																	
Jack Clark, R (9, PH) OBP: 0.302, SLG: 0.345										1 1 1 0 0 0 0 0																	
Inning Stats	R: 0 E: 0 K: 0 S: 3	H: 2 LOB: 0 BB: 0 P: 3	R: 0 E: 0 K: 1 S: 5	H: 0 LOB: 1 BB: 1 P: 9	R: 0 E: 0 K: 0 S: 4	H: 1 LOB: 1 BB: 0 P: 4	R: 2 E: 0 K: 0 S: 6	H: 3 LOB: 1 BB: 0 P: 6	R: 0 E: 1 K: 0 S: 3	H: 0 LOB: 2 BB: 1 P: 8	R: 0 E: 0 K: 1 S: 7	H: 2 LOB: 2 BB: 0 P: 7	R: 0 E: 0 K: 0 S: 4	H: 1 LOB: 1 BB: 0 P: 4	R: 0 E: 0 K: 0 S: 4	H: 1 LOB: 1 BB: 0 P: 4	R: 1 E: 0 K: 0 S: 4	H: 1 LOB: 0 BB: 0 P: 4	1B: 8 2B: 1 3B: 0 HR: 2	SF: 0 SAC: 0 DP: 0 HBP: 1	WP: 1 PB: 0 SB: 0 CS: 2	PA: 40					
PITCHER	IP WLS BF H R ER SO BB IBB HBP BLK WP HR S P ERA WHIP																										
Max Leon, R (1, 1) ERA: 4.39	4.2		20	6	2	2	1	1	0	1	0	0	2	20	25	3.86	1.500										
Don Collins, L (5, 1) ERA: 5.04	3.1	W	16	5	1	1	1	1	0	0	0	0	0	17	21	2.70	1.800										
Rick Camp, R (9, 1) ERA: 3.63	1.0	S	3	0	0	0	0	0	0	0	0	1	0	3	3	0.00	0.000										

San Francisco Giants @ Atlanta Braves
Atlanta-Fulton County Stadium, Atlanta, GA

AB	36
R	3
H	11
RBI	2
BB	2
SO	2
LOB	17



Fri Jun 03 1977, 7:05 PM EDT
Unknown

livebaseballscorecards.com

Batter	1	2	3	4	5	6	7	8	9	AB R H RBI BB SO LOB	TOP		
Rob Andrews, R (1, 4) OBP: 0.346, SLG: 0.291	0-0 E 1B	0-0 F8		0-0 FC5-4		0-0 F6		0-0 F4		5 1 1 0 0 0 2			
Bill Madlock, R (1, 5) OBP: 0.347, SLG: 0.415	0-0 E5 1B		0-0 F8		0-0 1B HR	0-0 1B		0-0 5-3		5 1 2 0 0 0 1			
Darrell Evans, L (1, 7) OBP: 0.387, SLG: 0.415	0-0 G1 1B		0-0 4-1 1B		0-0 F9	0-0 F9			4-0 BB G4-6-3	4 0 2 1 1 0 2			
Terry Whitfield, L (1, 9) OBP: 0.327, SLG: 0.452	0-3 K		0-0 4-1		0-0 1B HR		0-0 3-1		0-0 G4-6-3	5 1 1 0 0 1 4			
Willie McCovey, L (1, 3) OBP: 0.388, SLG: 0.497	0-0 G1		0-0 F8		0-0 1B HR		0-3 K		0-0 6-3	5 1 1 3 0 1 3			
Gary Thomasson, L (1, 8) OBP: 0.366, SLG: 0.488	0-3 K			0-0 1B 1-3		0-0 BB		0-3 K		3 0 1 0 1 2 2			
Tim Foli, R (1, 6) OBP: 0.241, SLG: 0.360		0-0 1B 2B		0-0 1-3		0-0 F7		0-0 E6 HR 1B		4 2 2 0 0 0 2			
Marc Hill, R (1, 2) OBP: 0.264, SLG: 0.297		0-0 G4-6-3 1B		0-0 F7		0-0 F9		0-0 F9		4 0 1 1 0 0 3			
Bob Knepper, L (1, 1) Charlie Williams, R (4, 1) Derrel Thomas, S (6, PH) Randy Moffitt, R (6, 1) Jack Clark, R (8, PH) Gary Lavelle, S (8, 1)		0-0 G4-6-3		4-0 FC5-4 BB		0-0 3-1		0-0 HR		1 0 0 0 1 0 1 0 0 0 0 0 0 0 1 0 0 0 0 0 0 0 0 0 0 0 0 0 1 1 1 2 0 0 0 0 0 0 0 0 0 0			
Inning Stats	R: 1 H: 2 E: 1 LOB: 2 K: 2 BB: 0 S: 10 P: 10	R: 1 H: 2 E: 0 LOB: 0 K: 0 BB: 0 S: 4 P: 4	R: 0 H: 1 E: 0 LOB: 1 K: 0 BB: 0 S: 4 P: 4	R: 0 H: 1 E: 0 LOB: 2 K: 0 BB: 1 S: 4 P: 8	R: 3 H: 3 E: 0 LOB: 1 K: 0 BB: 1 S: 6 P: 10	R: 0 H: 1 E: 0 LOB: 1 K: 2 BB: 0 S: 4 P: 4	R: 0 H: 0 E: 0 LOB: 0 K: 2 BB: 0 S: 7 P: 7	R: 2 H: 2 E: 1 LOB: 0 K: 0 BB: 0 S: 5 P: 5	R: 0 H: 0 E: 0 LOB: 0 K: 0 BB: 1 S: 2 P: 6	1B: 9 SF: 0 2B: 1 SAC: 0 3B: 0 DP: 2 HR: 2 HBP: 0	WP: 0 PA: 41 PB: 0 SB: 0 CS: 0		
PITCHER	IP WLS BF H R ER SO BB IBB HBP BLK WP HR S P ERA WHIP											PITCHER	IP WLS BF H R ER SO BB IBB HBP BLK WP HR S P ERA WHIP
Andy Messersmith, R (1, 1) ERA: 4.25	8.0 38 12 7 6 4 2 0 0 0 0 2 44 52 6.75 1.750												
Rick Camp, R (9, 1) ERA: 3.54	1.0 3 0 0 0 0 1 0 0 0 0 0 2 6 0.00 1.000												

San Francisco Giants @ Atlanta Braves
Atlanta-Fulton County Stadium, Atlanta, GA

Fri Jun 03 1977, 7:05 PM EDT
Att. 13,284 - Unknown

livebaseballscorecards.com

AB 38
R 7
H 12
RBI 7
BB 3
SO 4
LOB 20



Batter	1	2	3	4	5	6	7	8	9	AB	R	H	RBI	BB	SO	LOB
Jerry Royster, R (1, 6) OBP: 0.320, SLG: 0.303 Cito Gaston, R (8, PH) OBP: 0.268, SLG: 0.243 Craig Robinson, R (9, 6) OBP: 0.286, SLG: 0.286	0-3 K		0-0 FC4 1B	0-0 HR		0-3 K		0-0 E4 SH1-4		4	1	2	2	0	2	0
Barry Bonnell, R (1, 8) OBP: 0.458, SLG: 0.440	0-3 K		0-0 FC4 1B	4-0 BB		0-0 2B		0-0 SH1-4		3	0	1	0	1	1	2
Willie Montanez, L (1, 3) OBP: 0.296, SLG: 0.418	0-0 3-1		0-3 K	0-0 G3		4-0 FC6-4 BB		0-0 5-3		4	0	0	0	1	1	4
Jeff Burroughs, R (1, 9) OBP: 0.371, SLG: 0.508		0-0 5-3		0-0 F9	0-0 F9	0-0 FC6-4		0-3 K		5	0	0	0	0	1	3
Gary Matthews, R (1, 7) OBP: 0.367, SLG: 0.490		4-0 5-3 BB		0-3 K	4-0 HR BB		0-3 K		0-0 1B SF8 1B	3	2	1	0	2	2	0
Vic Correll, R (1, 2) OBP: 0.372, SLG: 0.544		0-0 5-3		4-0 1B HR BB	0-0 1B HR		0-3 K		0-0 F6	4	2	1	2	1	1	2
Junior Moore, R (1, 5) OBP: 0.358, SLG: 0.389		0-0 6-3		0-0 1B HR	0-0 4-3		0-0 2B		0-0 1B IBB 1B	5	1	3	0	0	0	1
Rod Gilbreath, R (1, 4) OBP: 0.305, SLG: 0.254			4-0 FC4 1B BB	0-0 1B HR	0-0 6-3		4-0 BB		4-0 1B IBB	2	1	1	3	3	0	0
Andy Messersmith, R (1, 1) OBP: 0.174, SLG: 0.143 Rick Camp, R (9, 1) Tom Paciorek, R (9, PH) OBP: 0.273, SLG: 0.375			0-3 K	4-0 HR BB		0-3 K	0-3 K		0-0 SF8	3	1	0	0	1	3	3

Inning Stats	R: 0	H: 0	E: 0	K: 2	S: 7	R: 0	H: 0	E: 0	K: 0	S: 3	R: 0	H: 1	E: 0	K: 2	S: 8	R: 5	H: 3	E: 0	K: 1	S: 8	R: 2	H: 1	E: 0	K: 0	S: 4	R: 0	H: 1	E: 0	K: 2	S: 8	R: 0	H: 0	E: 1	K: 1	S: 6	R: 1	H: 2	E: 0	K: 0	S: 4	1B: 4	SF: 1	3B: 0	HR: 3
	LOB: 0	BB: 0	P: 7			LOB: 1	BB: 1	P: 7			LOB: 2	BB: 1	P: 12	LOB: 1	BB: 3	P: 20	LOB: 0	BB: 1	P: 8			LOB: 2	BB: 1	P: 12	LOB: 2	BB: 1	P: 14	LOB: 1	BB: 0	P: 6	LOB: 2	BB: 1	P: 8	2B: 2	SAC: 1	DP: 0	HBP: 0							

PITCHER	IP	WLS	BF	H	R	ER	SO	BB	IBB	HBP	BLK	WP	HR	S	P	ERA	WHIP
Bob Knepper, L (1, 1) ERA: 9.45	3.2		19	4	5	5	5	4	0	0	0	0	2	25	41	12.27	2.182
Charlie Williams, R (4, 1) ERA: 3.69	1.1		7	1	2	2	0	2	0	0	0	0	1	5	13	13.50	2.250
Randy Moffitt, R (6, 1) ERA: 1.69	2.0		10	2	0	0	5	2	0	0	0	0	0	18	26	0.00	2.000
Gary Lavelle, L (8, 1) ERA: 0.72	1.2	L	9	2	1	1	1	0	1	0	0	0	0	10	14	5.40	1.200

BOTTOM

San Francisco Giants @ Atlanta Braves
Atlanta-Fulton County Stadium, Atlanta, GA

livebaseballscorecards.com

AB	34
R	8
H	9
RBI	8
BB	9
SO	11
LOB	15

WP: 0 PA: 45
PB: 0 SB: 0
CS: 0



Fri Jun 03 1977, 7:05 PM EDT
Att. 13,284 - Unknown

Batter	1	2	3	4	5	6	7	8	9	AB R H RBI BB SO LOB	TOP
Rob Andrews, R (1, 4) OBP: 0.350, SLG: 0.292	0-0 CS 1B		0-3 K		0-0 G5-4-3 1-2f			4-0 G3 1B BB		3 0 1 0 1 1 2	San Francisco Giants @ Atlanta Braves Atlanta-Fulton County Stadium, Atlanta, GA Sat Jun 04 1977, 7:05 PM EDT Att. 13,818 - Unknown livebaseballscorecards.com
Terry Whitfield, L (1, 7) OBP: 0.333, SLG: 0.454	0-3 K 1-2		0-3 K			0-0 1B		0-0 G3 1B 1-2		4 0 2 0 0 2 2	
Jack Clark, R (1, 9) OBP: 0.306, SLG: 0.366	4-0 2B BB		0-3 K			0-0 F3		0-0 G3 1-2 2-3		3 0 0 0 1 1 4	
Darrell Evans, L (1, 5) OBP: 0.384, SLG: 0.417	0-0 1-3 2B			0-0 F4		0-0 F7		0-3 K2-3		4 0 1 0 0 1 3	
Willie McCovey, L (1, 3) OBP: 0.385, SLG: 0.509	0-3 K2-3			0-0 HR		0-0 F7			0-3 K	4 1 1 1 0 2 3	
Gary Thomasson, L (1, 8) OBP: 0.356, SLG: 0.472		0-3 K		0-0 F6		0-0 F3			0-0 F6	4 0 0 0 0 1 0	
Tim Foli, R (1, 6) OBP: 0.237, SLG: 0.354			0-0 F9		0-0 6-3		0-0 6-3		0-0 F8	3 0 0 0 0 0 0	
Vic Harris, S (8, 6) OBP: 0.375, SLG: 0.429										1 0 0 0 0 0 0	
Mike Sadek, R (1, 2) OBP: 0.220, SLG: 0.213			0-0 F9			0-0 FC4 1B		0-0 F4		3 0 1 0 0 0 0	
John Curtis, L (1, 1) OBP: 0.500, SLG: 0.833						0-0 FC4			0-3 K	0 0 0 0 0 0 0	
Dave Heaverlo, R (2, 1)										0 0 0 0 1 0 0	
Derrel Thomas, S (5, PH) OBP: 0.315, SLG: 0.278										1 0 0 0 0 0 1	
Terry Cornutt, R (5, 1)										1 0 0 0 0 1 0	
Inning Stats	R: 0 E: 0 K: 2 S: 8 H: 2 LOB: 2 BB: 1 P: 12	R: 0 E: 0 K: 1 S: 5 H: 0 LOB: 0 BB: 0 P: 5	R: 0 E: 0 K: 3 S: 9 H: 0 LOB: 1 BB: 1 P: 13	R: 1 E: 0 K: 0 S: 4 H: 1 LOB: 0 BB: 0 P: 4	R: 0 E: 0 K: 0 S: 3 H: 1 LOB: 0 BB: 0 P: 3	R: 0 E: 0 K: 0 S: 4 H: 1 LOB: 1 BB: 0 P: 4	R: 0 E: 0 K: 0 S: 3 H: 0 LOB: 0 BB: 0 P: 3	R: 0 E: 0 K: 2 S: 8 H: 1 LOB: 2 BB: 1 P: 12	R: 0 E: 0 K: 1 S: 5 H: 0 LOB: 0 BB: 0 P: 5	1B: 4 2B: 1 3B: 0 HR: 1 SF: 0 SAC: 0 DP: 1 HBP: 0	WP: 0 PB: 0 SB: 0 CS: 1 PA: 34
PITCHER Phil Niekro, R (1, 1) ERA: 5.42	IP: 9.0 WLS: W BF: 34 H: 6 R: 1 ER: 1 SO: 9 BB: 3 IBB: 0 HBP: 0 BLK: 0 WP: 0 HR: 1 S: 49 P: 61 ERA: 1.00 WHIP: 1.000										



Batter	1	2	3	4	5	6	7	8	9	AB R H RBI BB SO LOB
Jerry Royster, R OBP: 0.326, SLG: 0.300 (1, 6)	4-0 1B HR 1B BB	0-0 F9		4-0 G4-6-3 BB	4-0 BB			0-0 6-3		2 1 0 0 3 0 0
Barry Bonnell, R OBP: 0.446, SLG: 0.427 (1, 8)	0-0 1-2 HR 1B	0-0 F8		0-0 G4-6-3 1-2f	0-0 6-3			0-0 5-3		5 1 1 0 0 0 4
Willie Montanez, L OBP: 0.311, SLG: 0.425 (1, 3)	0-0 1-2 2-3 HR 1B	4-0 2B BB			0-0 2B E 1B			0-0 3-1		3 2 2 0 1 0 0
Jeff Burroughs, R OBP: 0.373, SLG: 0.528 (1, 9)	0-0 1-H 2-H 3-H HR	0-0 1-3 2B			0-0 F8			0-0 F7		4 1 2 4 0 0 1
Gary Matthews, R OBP: 0.365, SLG: 0.490 (1, 7)	0-0 4-3	0-3 K			0-0 1-3 E 2B			0-0 F8		4 1 1 0 0 1 2
Vic Correll, R OBP: 0.378, SLG: 0.529 (1, 2)	4-0 BB BB		0-0 5-3		4-0 E 5-3 IBB			0-3 K		2 1 0 0 2 1 0
Junior Moore, R OBP: 0.348, SLG: 0.377 (1, 5)	0-0 F9		0-3 K		0-0 E4 5-3 1-3 2-H 3-H			0-0 5-3		4 0 0 1 0 1 2
Rod Gilbreath, R OBP: 0.311, SLG: 0.250 (1, 4)	4-0 1-2 BB		0-0 6-3		4-0 5-3 IBB			0-0 F8		2 0 0 0 2 0 0
Phil Niekro, R OBP: 0.182, SLG: 0.156 (1, 1)	0-0 F8			0-0 F6	0-0 5-3 1-2 2-3 3-H			0-0 1-3		4 0 0 1 0 0 4

Inning Stats	R: 4 E: 0 K: 0 S: 6	H: 3 LOB: 2 BB: 3 P: 18	R: 0 E: 0 K: 1 S: 6	H: 1 LOB: 2 BB: 1 P: 10	R: 0 E: 0 K: 1 S: 5	H: 0 LOB: 0 BB: 0 P: 5	R: 0 E: 0 K: 0 S: 2	H: 0 LOB: 0 BB: 1 P: 6	R: 3 E: 1 K: 0 S: 6	H: 2 LOB: 3 BB: 3 P: 18	R: 0 E: 0 K: 0 S: 3	H: 0 LOB: 0 BB: 0 P: 3	R: 0 E: 0 K: 1 S: 5	H: 0 LOB: 0 BB: 0 P: 5	R: 0 E: 0 K: 0 S: 3	H: 0 LOB: 0 BB: 0 P: 3	1B: 3 2B: 2 3B: 0 HR: 1	SF: 0 SAC: 0 DP: 1 HBP: 0	WP: 0 PB: 0 SB: 0 CS: 0	PA: 38
--------------	------------------------------	----------------------------------	------------------------------	----------------------------------	------------------------------	---------------------------------	------------------------------	---------------------------------	------------------------------	----------------------------------	------------------------------	---------------------------------	------------------------------	---------------------------------	------------------------------	---------------------------------	----------------------------------	------------------------------------	----------------------------------	--------

PITCHER	IP	WLS	BF	H	R	ER	SO	BB	IBB	HBP	BLK	WP	HR	S	P	ERA	WHIP
John Curtis, L ERA: 3.82 (1, 1)	1.2		13	4	4	4	0	4	0	0	0	0	1	9	25	21.60	4.800
Dave Heaverlo, R ERA: 2.16 (2, 1)	2.1		7	0	0	0	2	1	0	0	0	0	0	10	14	0.00	0.429
Terry Cornutt, R ERA: 3.1 (5, 1)	4.0		18	2	3	1	1	1	2	0	0	0	0	17	29	2.25	0.750

BOTTOM

San Francisco Giants @ Atlanta Braves
Atlanta-Fulton County Stadium, Atlanta, GA

Sat Jun 04 1977, 7:05 PM EDT
Att. 13,818 - Unknown

livebaseballscorecards.com

AB	30
R	7
H	6
RBI	6
BB	8
SO	3
LOB	13



Batter	1	2	3	4	5	6	7	8	9	AB R H RBI BB SO LOB	TOP											
Rob Andrews, R (1, 4) OBP: 0.356, SLG: 0.290	0-0 1B E	4-0 2B BB	4-0 BB			0-0 F6	0-0 6-3		0-0 1-3	4 2 1 0 2 0 4												
Derrel Thomas, S (1, 3) OBP: 0.318, SLG: 0.281	0-0 1B FC4-6	0-0 SF9	0-0 SF8			4-0 E BB		0-0 4-3		2 1 1 2 1 0 0												
Bill Madlock, R (1, 5) OBP: 0.344, SLG: 0.415	0-0 1B FC4-6	0-0 2B	0-0 FC6-4			0-0 F8		0-0 F8		5 1 1 2 0 0 4												
Jack Clark, R (1, 9) OBP: 0.302, SLG: 0.359	0-0 1B FC6-5	0-0 6-3		0-0 5-3		0-0 E5		0-0 5-3		5 0 1 1 0 0 1												
Randy Elliott, R (1, 7) OBP: 0.231, SLG: 0.367	0-0 1B FC6-5		0-0 1B 2B	0-3 K		0-0 F2		0-0 WP SH1-3 1B		5 1 2 0 0 1 2												
Larry Herndon, R (1, 8) OBP: 0.262, SLG: 0.337	0-0 4-3		0-0 1B 1B WP	0-3 K		0-0 SF8 3B		0-0 SH1-3		4 2 2 1 0 1 1												
Tim Foli, R (1, 6) OBP: 0.238, SLG: 0.354		0-0 6-3	0-0 WP 1B SF8		0-0 F8		0-0 SF8	4-0 WP BB		3 1 1 1 0 0 0												
Charlie Williams, R (7, 1)			1-2 1B							0 0 0 0 0 0 0	AB 37											
Randy Moffitt, R (7, 1)			1-2 1B WP							0 0 0 0 0 0 0	R 10											
Gary Thomasson, L (9, PH) OBP: 0.360, SLG: 0.472			1-2 1B WP							0 0 0 0 1 0 0	H 13											
Ken Rudolph, R (9, 2) OBP: 0.308, SLG: 0.250			1-2 1B WP							0 0 0 0 0 0 0	RBI 7											
Mike Sadek, R (1, 2) OBP: 0.259, SLG: 0.275		0-0 1B SF9	0-0 1B WP		0-0 F8		0-0 F8	0-3 K		4 1 3 0 0 0 0	BB 5											
Darrell Evans, L (9, PH) OBP: 0.382, SLG: 0.414			1-2 1B WP					1-2 2-3 K		1 0 0 0 0 1 2	SO 4											
Gary Lavelle, S (9, 1)			1-2 1B WP							0 0 0 0 0 0 0	LOB 17											
Ed Halicki, R (1, 1) OBP: 0.200, SLG: 0.208		0-0 2B BB	0-0 F4		0-3 K		0-0 F8	4-0 BB		3 1 1 0 0 1 2												
Vic Harris, S (7, PH) OBP: 0.400, SLG: 0.375		1-3 1B	1-2 2-3 3-H F4						1 0 0 0 1 0 1													
Inning Stats	R: 2 E: 1 K: 0 S: 6	H: 3 LOB: 1 BB: 0 P: 6	R: 3 E: 0 K: 0 S: 6	H: 3 LOB: 1 BB: 1 P: 10	R: 3 E: 0 K: 0 S: 7	H: 4 LOB: 2 BB: 1 P: 11	R: 0 E: 0 K: 2 S: 7	H: 0 LOB: 0 BB: 0 P: 7	R: 0 E: 0 K: 1 S: 5	H: 0 LOB: 0 BB: 0 P: 5	R: 1 E: 1 K: 0 S: 4	H: 0 LOB: 1 BB: 1 P: 8	R: 1 E: 0 K: 0 S: 5	H: 2 LOB: 1 BB: 0 P: 5	R: 0 E: 0 K: 0 S: 3	H: 0 LOB: 0 BB: 0 P: 3	R: 0 E: 0 K: 1 S: 6	H: 1 LOB: 3 BB: 2 P: 14	1B: 9 2B: 3 3B: 1 HR: 0	SF: 3 SAC: 1 DP: 0 HBP: 0	WP: 2 PB: 0 SB: 0 CS: 0	PA: 46
PITCHER	IP WLS BF H R ER SO BB IBB HBP BLK WP HR S P ERA WHIP																					
Jamie Easterly, L (1, 1) ERA: 5.83	1.2 L 12 6 5 4 0 1 0 0 0 0 0 0 11 15 21.60 4.200																					
Bob Johnson, R (2, 1) ERA: 7.25	0.1 5 4 3 3 0 0 0 0 0 0 0 0 5 5 81.00 12.000																					
Buzz Capra, R (3, 1) ERA: 6.65	4.0 15 0 1 0 3 2 0 0 0 1 0 19 27 0.00 0.500																					
Dave Campbell, R (7, 1) ERA: 2.81	1.0 5 2 1 1 0 0 0 0 0 0 0 5 5 9.00 2.000																					
Rick Camp, R (8, 1) ERA: 3.38	2.0 9 1 0 0 1 2 0 0 0 1 0 9 17 0.00 1.500																					

San Francisco Giants @ Atlanta Braves
Atlanta-Fulton County Stadium, Atlanta, GA

Sun Jun 05 1977, 3:33 AM EDT
Att. 7,464 - Unknown

livebaseballscorecards.com



Batter	1	2	3	4	5	6	7	8	9	AB	R	H	RBI	BB	SO	LOB
Jerry Royster, R OBP: 0.326, SLG: 0.313 (1, 6)	0-0 4-3	0-0 F2		0-0 E5 1B		0-0 HR	4-0 HR BB		0-0 1-3	5	2	1	2	1	0	5
Barry Bonnell, R OBP: 0.443, SLG: 0.457 (1, 8)	0-0 6-3		0-0 F8	0-0 1B		0-3 K	0-0 HR			5	1	2	5	0	1	0
Willie Montanez, L OBP: 0.323, SLG: 0.432 (1, 3)	0-0 1B		0-0 1B	0-0 F8		0-0 1B	0-0 3-1			5	0	3	0	0	0	3
Jeff Burroughs, R OBP: 0.370, SLG: 0.520 (1, 9)	0-0 5-3		0-3 K		0-0 F8	0-0 4-3		0-0 1B		5	0	1	0	0	1	3
Gary Matthews, R OBP: 0.360, SLG: 0.481 (1, 7)		0-3 K	0-3 K		0-0 F9		0-0 E BB 1B	0-0 F8		5	1	1	0	0	2	1
Biff Pocoroba, S OBP: 0.372, SLG: 0.464 (1, 2)		4-0 1B BB		0-0 E 1B 2B	0-0 FC5-4 1B		0-0 F7	0-0 G3		4	2	2	0	1	0	1
Junior Moore, R OBP: 0.342, SLG: 0.370 (1, 5)		0-0 F8		0-3 K	0-0 FC5-4 1-2		0-0 BB E HR 1B		0-0 F8	5	1	1	0	0	1	3
Darrel Chaney, S OBP: 0.329, SLG: 0.378 (1, 4)		0-0 1B		0-0 P3		0-0 HR	0-0 F7	0-0 1B		4	1	2	1	0	0	3
Cito Gaston, R OBP: 0.286, SLG: 0.263 (9, PH)		1-2 1B		0-0 1B					0-0 1B	1	0	1	0	0	0	0
Rod Gilbreath, R OBP: 0.311, SLG: 0.250 (9, PR)		1-2 1B		0-0 1B					0-0 1B	0	0	0	0	0	0	0
Jamie Easterly, L OBP: 0.286, SLG: 0.429 (1, 1)		0-0 1B		4-0 1B E		0-3 K	0-0 E4 BB		0-0 F8	0	0	0	0	0	0	0
Bob Johnson, L OBP: 0.333, SLG: 0.333 (2, 1)										1	0	1	1	0	0	0
Buzz Cabrita, R OBP: 0.320, SLG: 0.292 (3, 1)										0	0	0	0	1	0	0
Pat Rockett, R OBP: 0.320, SLG: 0.292 (6, PH)										1	0	0	0	0	1	0
Dave Campbell, R OBP: 0.417, SLG: 0.455 (7, PH)										0	0	0	0	0	0	0
Joe Nolan, L OBP: 0.417, SLG: 0.455 (7, PH)										1	1	0	0	0	0	2
Rick Camp, R OBP: 0.373, SLG: 0.521 (8, 1)		1-2 2-H								0	0	0	0	0	0	0
Vic Correll, R OBP: 0.373, SLG: 0.521 (9, PH)										1	0	0	0	0	0	1

Inning Stats	R: 0	H: 1	E: 0	K: 0	S: 4	H: 1	LOB: 1	BB: 0	P: 4	R: 1	H: 2	E: 1	K: 1	S: 8	H: 2	LOB: 3	BB: 1	P: 12	R: 0	H: 1	E: 0	K: 0	S: 4	H: 3	LOB: 1	BB: 0	P: 10	R: 5	H: 3	E: 1	K: 0	S: 7	H: 1	LOB: 0	BB: 1	P: 11	R: 0	H: 1	E: 0	K: 0	S: 3	H: 1	LOB: 1	BB: 0	P: 4	R: 0	H: 1	E: 0	K: 0	S: 4	H: 1	LOB: 1	BB: 0	P: 4	1B: 11	SF: 0	2B: 1	3B: 0	HR: 3	SAC: 0	DP: 0	HBP: 0	WP: 0	PA: 46
--------------	------	------	------	------	------	------	--------	-------	------	------	------	------	------	------	------	--------	-------	-------	------	------	------	------	------	------	--------	-------	-------	------	------	------	------	------	------	--------	-------	-------	------	------	------	------	------	------	--------	-------	------	------	------	------	------	------	------	--------	-------	------	--------	-------	-------	-------	-------	--------	-------	--------	-------	--------

PITCHER	IP	WLS	BF	H	R	ER	SO	BB	IBB	HBP	BLK	WP	HR	S	P	ERA	WHIP
Ed Halicki, R ERA: 3.36 (1, 1)	6.0	W	31	10	4	3	6	2	0	0	0	0	2	41	49	4.50	2.000
Charlie Williams, R ERA: 3.62 (7, 1)	0.2		6	2	4	1	0	1	0	0	0	0	0	5	9	13.50	4.500
Randy Moffitt, R ERA: 1.93 (7, 1)	1.1		5	2	1	0	0	0	0	0	0	0	1	5	5	0.00	1.500
Gary Lavelle, L ERA: 0.7 (9, 1)	1.0	S	4	1	0	0	0	0	0	0	0	0	0	4	4	0.00	1.000

BOTTOM

San Francisco Giants @ Atlanta Braves
Atlanta-Fulton County Stadium, Atlanta, GA

Sun Jun 05 1977, 3:33 AM EDT
Att. 7,464 - Unknown

livebaseballscorecards.com

AB 43
R 9
H 15
RBI 9
BB 3
SO 6
LOB 22



Atlanta Braves @ Montreal Expos
 Olympic Stadium, Montreal, QB
 Mon Jun 06 1977, 7:05 PM EDT
 Att. 8,924 - Unknown

livebaseballscorecards.com

AB	30
R	2
H	5
RBI	2
BB	4
SO	4
LOB	9



TOP

AB R H RBI BB SO LOB

3	0	0	0	1	1	1
4	0	2	1	0	0	0
4	0	1	0	0	2	1
3	0	0	0	1	0	3
3	0	0	0	1	0	1
3	1	1	1	1	0	0
4	0	0	0	0	0	2
3	1	1	0	0	1	0
1	0	0	0	0	0	0
0	0	0	0	0	0	0
1	0	0	0	0	0	0
0	0	0	0	0	0	0
1	0	0	0	0	0	1
0	0	0	0	0	0	0

1B: 3	SF: 0
2B: 1	SAC: 0
3B: 0	DP: 2
HR: 1	HBP: 0

WP: 0	PA: 34
PB: 0	
SB: 1	
CS: 0	

Batter	1	2	3	4	5	6	7	8	9
Jerry Royster, R (1, 6) OBP: 0.325, SLG: 0.308	0-0 F8			0-3 K		4-0 1B BB		0-0 1-3	
Barry Bonnell, R (1, 8) OBP: 0.445, SLG: 0.459	0-0 L6			0-0 F4		0-0 1B 1B		0-0 2-H 1B	
Willie Montanez, L (1, 3) OBP: 0.320, SLG: 0.426	0-3 K			0-3 K		0-0 1B FC6-4		0-0 4-3	
Jeff Burroughs, R (1, 9) OBP: 0.368, SLG: 0.512		4-0 BB BB BB		0-0 L8		0-0 FC6-4		0-0 F9	
Gary Matthews, R (1, 7) OBP: 0.358, SLG: 0.472		0-0 G5-4-3		4-0 BB BB BB		0-0 6-3		0-0 F8	
Biff Pocoroba, S (1, 2) OBP: 0.376, SLG: 0.484		0-0 G3		4-0 BB BB BB		0-0 4-3		0-0 HR	
Junior Moore, R (1, 5) OBP: 0.333, SLG: 0.360			0-0 1-4-3		0-0 G1-6-3		0-0 6-3		0-0 F8
Darrel Chaney, S (1, 4) OBP: 0.329, SLG: 0.390			0-3 K			0-0 F7		0-0 1B 2B	
Frank LaCorte, R (1, 1) OBP: 0.125, SLG: 0.125			0-0 4-3			0-0 F7		0-0 F8	
Max Leon, R (4, 1) OBP: 0.400, SLG: 0.429									
Rowland Office, L (6, PH) OBP: 0.297, SLG: 0.315									
Steve Kline, R (6, 1)									
Joe Nolan, L (8, PH) OBP: 0.385, SLG: 0.417									
Dave Campbell, R (8, 1)									

Inning Stats	R: 0	H: 0	E: 0	LOB: 0	K: 1	BB: 0	S: 5	P: 5	R: 0	H: 0	E: 0	LOB: 0	K: 0	BB: 1	S: 2	P: 6	R: 0	H: 0	E: 0	LOB: 0	K: 1	BB: 0	S: 5	P: 5	R: 0	H: 0	E: 0	LOB: 0	K: 2	BB: 0	S: 7	P: 7	R: 0	H: 0	E: 0	LOB: 1	K: 0	BB: 2	S: 2	P: 10	R: 0	H: 2	E: 0	LOB: 3	K: 0	BB: 1	S: 5	P: 9	R: 0	H: 0	E: 0	LOB: 0	K: 0	BB: 0	S: 3	P: 3	R: 1	H: 2	E: 0	LOB: 1	K: 0	BB: 0	S: 5	P: 5	R: 1	H: 1	E: 0	LOB: 0	K: 0	BB: 0	S: 4	P: 4
--------------	------	------	------	--------	------	-------	------	------	------	------	------	--------	------	-------	------	------	------	------	------	--------	------	-------	------	------	------	------	------	--------	------	-------	------	------	------	------	------	--------	------	-------	------	-------	------	------	------	--------	------	-------	------	------	------	------	------	--------	------	-------	------	------	------	------	------	--------	------	-------	------	------	------	------	------	--------	------	-------	------	------

PITCHER	IP	WLS	BF	H	R	ER	SO	BB	IBB	HBP	BLK	WP	HR	S	P	ERA	WHIP
Jackie Brown, R (1, 1) ERA: 3.39	9.0	W	34	5	2	2	4	4	0	0	0	0	1	38	54	2.00	1.000

PITCHER	IP	WLS	BF	H	R	ER	SO	BB	IBB	HBP	BLK	WP	HR	S	P	ERA	WHIP
---------	----	-----	----	---	---	----	----	----	-----	-----	-----	----	----	---	---	-----	------

Batter	1	2	3	4	5	6	7	8	9	AB	R	H	RBI	BB	SO	LOB
Dave Cash, R OBP: 0.329, SLG: 0.350 (1, 4)	0-0 F8	4-0 1-2 BB		0-0 2-H HBP 1B		0-0 4-3		4-0 S BB		3	1	1	1	2	0	0
Chris Speier, R OBP: 0.314, SLG: 0.318 (1, 6)	0-0 1B	0-0 F6		4-0 HBP BB 1B		0-0 F8		4-0 G6-4-3 BB		3	0	1	0	2	0	2
Ellis Valentine, R OBP: 0.361, SLG: 0.539 (1, 9)	0-0 G6-4-3 1B		0-0 1B	4-0 1-2 2-3 HBP BB		0-0 F6		0-0 G6-4-3		4	0	2	0	1	0	3
Tony Perez, R OBP: 0.346, SLG: 0.434 (1, 3)	0-0 G6-4-3		0-0 3-1 1B	1-0 1-2 2-3 HBP			4-0 FC4-6 BB			2	0	1	1	1	0	2
Warren Cromartie, L OBP: 0.316, SLG: 0.408 (1, 7)		0-0 F7	0-0 3-1	0-0 F7			0-0 FC4-6 BLK			4	0	0	0	0	0	5
Gary Carter, R OBP: 0.366, SLG: 0.576 (1, 2)		0-0 HR	0-0 5-3		0-0 1-3		0-0 F9			4	1	1	1	0	0	2
Larry Parrish, R OBP: 0.317, SLG: 0.409 (1, 5)		0-0 E5 1B		0-0 1B 2B	1-0 HBP		0-0 6-3			3	2	1	0	0	0	1
Andre Dawson, R OBP: 0.300, SLG: 0.390 (1, 8)		0-3 K		0-0 F4	0-0 F9			0-0 S SH1-4 1B		4	0	1	0	0	1	3
Jackie Brown, R OBP: 0.167, SLG: 0.091 (1, 1)		0-0 BB 1B		0-0 1-3	0-3 K			0-0 SH1-4		3	0	1	1	0	1	2

Inning Stats	R: 0	H: 2	E: 0	LOB: 1	K: 0	BB: 0	S: 4	P: 4	R: 2	H: 2	E: 1	LOB: 2	K: 1	BB: 1	S: 8	P: 12	R: 0	H: 2	E: 0	LOB: 1	K: 0	BB: 0	S: 4	P: 4	R: 2	H: 2	E: 0	LOB: 3	K: 0	BB: 2	S: 5	P: 14	R: 0	H: 0	E: 0	LOB: 1	K: 1	BB: 0	S: 5	P: 6	R: 0	H: 0	E: 0	LOB: 0	K: 0	BB: 0	S: 3	P: 3	R: 0	H: 0	E: 0	LOB: 1	K: 0	BB: 1	S: 3	P: 7	R: 0	H: 1	E: 0	LOB: 2	K: 0	BB: 2	S: 3	P: 11
--------------	------	------	------	--------	------	-------	------	------	------	------	------	--------	------	-------	------	-------	------	------	------	--------	------	-------	------	------	------	------	------	--------	------	-------	------	-------	------	------	------	--------	------	-------	------	------	------	------	------	--------	------	-------	------	------	------	------	------	--------	------	-------	------	------	------	------	------	--------	------	-------	------	-------


PITCHER	IP	WLS	BF	H	R	ER	SO	BB	IBB	HBP	BLK	WP	HR	S	P	ERA	WHIP
Frank LaCorte, R ERA: 12.12 (1, 1)	3.2	L	19	8	4	3	1	1	0	0	0	0	1	20	24	7.36	2.455
Max Leon, R ERA: 4.25 (4, 1)	1.1		8	0	0	0	1	2	0	2	0	0	0	6	16	0.00	1.500
Steve Kline, R ERA: (6, 1)	2.0		7	0	0	0	0	1	0	0	1	0	0	6	10	0.00	0.500
Dave Campbell, R ERA: 2.65 (8, 1)	1.0		5	1	0	0	0	2	0	0	0	0	0	3	11	0.00	3.000

BOTTOM

Atlanta Braves @ Montreal Expos
Olympic Stadium, Montreal, QB

Mon Jun 06 1977, 7:05 PM EDT
Att. 8,924 - Unknown

AB	30
R	4
H	9
RBI	4
BB	6
SO	2
LOB	20



WP	HR	S	P	ERA	WHIP
0	0	1	39	0	0

Batter	1	2	3	4	5	6	7	8	9	AB R H RBI BB SO LOB	TOP											
Jerry Royster, R (1, 6) OBP: 0.320, SLG: 0.302	0-3 K		0-0 F9		0-3 K		0-0 F3			4 0 0 0 0 2 2	Atlanta Braves @ Montreal Expos Olympic Stadium, Montreal, QB Wed Jun 08 1977, 7:05 PM EDT Att. 15,425 - Unknown livebaseballscorecards.com											
Barry Bonnell, R (1, 8) OBP: 0.430, SLG: 0.441	0-0 6-3		0-0 E5 BB		0-0 G4-6-3		0-0 F4			4 0 0 0 0 0 1												
Willie Montanez, L (1, 3) OBP: 0.333, SLG: 0.440	0-0 1B 1B		4-0 1-2 BB		0-0 6-3		0-0 2B			3 0 2 0 1 0 0												
Jeff Burroughs, R (1, 9) OBP: 0.366, SLG: 0.507	0-0 FC5-4 1B		0-3 K		0-0 G2		0-0 F7			4 0 1 0 0 1 3												
Gary Matthews, R (1, 7) OBP: 0.361, SLG: 0.470	0-0 FC5-4		4-0 BB		0-0 1B		0-0 F8			3 0 1 0 1 0 3												
Vic Correll, R (1, 2) OBP: 0.360, SLG: 0.500 Biff Pocoroba, S (9, PH) OBP: 0.380, SLG: 0.488		0-0 F8	0-3 K		0-0 F8		0-0 FC6-4 1B			3 0 0 0 0 1 2 1 0 1 0 0 0 0												
Junior Moore, R (1, 5) OBP: 0.331, SLG: 0.357		0-0 6-3	0-3 K		0-0 FC5-4 1B		0-0 FC6-4 G1-6-3			4 0 1 0 0 1 2												
Darrel Chaney, S (1, 4) OBP: 0.315, SLG: 0.370		0-0 L8	0-0 5-3		0-0 FC5-4		0-0 G1-6-3			4 0 0 0 0 0 3												
Andy Messersmith, R (1, 1) OBP: 0.200, SLG: 0.136 Rowland Office, L (7, PH) OBP: 0.285, SLG: 0.312 Steve Kline, R (7, 1)			0-3 K		4-0 G4-6-3 BB		0-3 K			1 0 0 0 1 1 0 1 0 0 0 0 1 1 0 0 0 0 0 0 0												
Inning Stats	R: 0 E: 0 K: 1 S: 7	H: 2 LOB: 2 BB: 0 P: 7	R: 0 E: 0 K: 2 S: 3	H: 0 LOB: 0 BB: 0 P: 3	R: 0 E: 1 K: 2 S: 8	H: 0 LOB: 2 BB: 1 P: 12	R: 0 E: 0 K: 2 S: 7	H: 0 LOB: 1 BB: 1 P: 11	R: 0 E: 0 K: 1 S: 4	H: 0 LOB: 0 BB: 1 P: 8	R: 0 E: 0 K: 0 S: 4	H: 1 LOB: 1 BB: 0 P: 4	R: 0 E: 0 K: 1 S: 6	H: 1 LOB: 1 BB: 0 P: 6	R: 0 E: 0 K: 0 S: 4	H: 1 LOB: 1 BB: 0 P: 4	R: 0 E: 0 K: 0 S: 3	H: 1 LOB: 0 BB: 0 P: 3	1B: 5 2B: 1 3B: 0 HR: 0	SF: 0 SAC: 0 DP: 2 HBP: 0	WP: 0 PB: 0 SB: 0 CS: 0	PA: 35
PITCHER Steve Rogers, R (1, 1) ERA: 1.77	IP: 9.0 WLS: W BF: 35 H: 6 R: 0 ER: 0 SO: 7 BB: 3 IBB: 0 HBP: 0 BLK: 0 WP: 0 HR: 0 S: 46 P: 58 ERA: 0.00 WHIP: 1.000																					

Batter	1	2	3	4	5	6	7	8	9	AB R H RBI BB SO LOB
Dave Cash, R OBP: 0.335, SLG: 0.357 (1, 4)	4-0 E 2B BB	0-0 5-3		0-0 BB 1B		0-0 WP 2B		0-0 F7		4 1 2 1 1 0 1
Chris Speier, R OBP: 0.322, SLG: 0.338 (1, 6)	0-0 E4 2B SF8	0-0 F7		4-0 3-H FC6-4 BB		4-0 WP BB		0-0 HR		3 2 1 1 2 0 2
Ellis Valentine, R OBP: 0.357, SLG: 0.535 (1, 9)	0-0 S 1-3 2-H 2B		0-0 6-3	0-0 FC6-4 1-2f		0-0 6-3 1-2 2-3		0-0 F8		5 0 1 1 0 0 4
Tony Perez, R OBP: 0.347, SLG: 0.446 (1, 3)	0-0 SF8		0-0 4-3 2B		0-0 F8		0-0 2B 2B	0-0 G3		4 1 2 1 0 0 0
Warren Cromartie, L OBP: 0.324, SLG: 0.417 (1, 7)	4-0 S BB		0-0 4-3		0-0 S 1B		0-0 BLK G3 2B			3 1 2 1 1 0 1
Sam Mejias, R OBP: 0.231, SLG: 0.462 (8, 8)			2-3				2-H			0 0 0 0 0 0 0
Gary Carter, R OBP: 0.358, SLG: 0.561 (1, 2)	0-0 F9		0-0 4-3		0-3 K		0-3 K			4 0 0 0 0 2 5
Larry Parrish, R OBP: 0.321, SLG: 0.413 (1, 5)	0-3 K			0-0 6-3 1B 2B		0-3 K		4-0 G3 BLK IBB		3 1 1 0 1 2 3
Andre Dawson, R OBP: 0.291, SLG: 0.377 (1, 8) (8, 7)		0-0 E6 SH1-4		0-0 F7		0-0 F8		0-0 G3		4 0 0 1 0 0 2
Steve Rogers, R OBP: 0.150, SLG: 0.105 (1, 1)		0-0 SH1-4		0-0 6-3		0-3 K		0-3 K		3 0 0 0 0 2 2

Inning Stats	R: 2	H: 1	E: 1	LOB: 2	K: 1	S: 7	P: 15	R: 0	H: 0	E: 1	LOB: 1	K: 0	S: 4	P: 4	R: 0	H: 1	E: 0	LOB: 1	K: 0	S: 4	P: 4	R: 1	H: 2	E: 0	LOB: 2	K: 0	S: 5	P: 9	R: 0	H: 1	E: 0	LOB: 1	K: 2	S: 8	P: 8	R: 0	H: 1	E: 0	LOB: 2	K: 1	S: 6	P: 10	R: 2	H: 2	E: 0	LOB: 1	K: 2	S: 9	P: 13	R: 1	H: 1	E: 0	LOB: 0	K: 0	S: 4	P: 4
--------------	------	------	------	--------	------	------	-------	------	------	------	--------	------	------	------	------	------	------	--------	------	------	------	------	------	------	--------	------	------	------	------	------	------	--------	------	------	------	------	------	------	--------	------	------	-------	------	------	------	--------	------	------	-------	------	------	------	--------	------	------	------

PITCHER	IP	WLS	BF	H	R	ER	SO	BB	IBB	HBP	BLK	WP	HR	S	P	ERA	WHIP
Andy Messersmith, R ERA: 4.13 (1, 1)	6.0	L	30	6	3	2	4	4	0	0	0	1	0	34	50	3.00	1.667
Steve Kline, R ERA: 6.75 (7, 1)	2.0		10	3	3	3	2	0	1	0	1	0	1	13	17	13.50	1.500


BOTTOM

Atlanta Braves @ Montreal Expos
Olympic Stadium, Montreal, QB

Wed Jun 08 1977, 7:05 PM EDT
Att. 15,425 - Unknown

livebaseballscorecards.com

AB	33
R	6
H	9
RBI	6
BB	5
SO	6
LOB	20



1B: 2	SF: 1	WP: 1	PA: 40
2B: 6	SAC: 1	PB: 0	
3B: 0	DP: 0	SB: 3	
HR: 1	HBP: 0	CS: 0	

Batter	1	2	3	4	5	6	7	8	9	AB R H RBI BB SO LOB	TOP									
Ted Sizemore, R (1, 4) OBP: 0.340, SLG: 0.365	0-3 K		0-0 1-3		0-3 K			0-0 6-3		4 0 0 0 0 2 0	Philadelphia Phillies @ Atlanta Braves Atlanta-Fulton County Stadium, Atlanta, GA Thu Jun 09 1977, 7:05 PM EDT Att. 6,791 - Unknown									
Jay Johnstone, L (1, 9) OBP: 0.322, SLG: 0.382	0-0 F4		0-3 K			0-0 4-3		0-3 K	4 0 0 0 0 2 0											
Mike Schmidt, R (1, 5) OBP: 0.351, SLG: 0.452	0-3 K			0-0 L6		0-0 1B		0-3 K	4 0 1 0 0 2 0											
Greg Luzinski, R (1, 7) OBP: 0.354, SLG: 0.598		0-0 1B 1B		0-0 PB BB 1B		0-3 K		0-3 K	4 0 2 0 0 2 1											
Richie Hebner, L (1, 3) OBP: 0.397, SLG: 0.496		0-0 F9		4-0 PB BB 1-2		0-0 F8		0-3 K	3 0 0 0 1 1 2											
Bob Boone, R (1, 2) OBP: 0.333, SLG: 0.404		0-0 F6		0-3 K 1-2 2-3		0-0 F8			3 0 0 0 0 1 3											
Jerry Martin, R (1, 8) OBP: 0.315, SLG: 0.400		0-0 1-3 1B		0-3 K		0-0 F4			3 0 1 0 0 1 2											
Larry Bowa, S (1, 6) OBP: 0.294, SLG: 0.337		0-0 G3		0-3 K		0-0 F9			3 0 0 0 0 1 2											
Jim Kaat, L (1, 1) OBP: 0.083, SLG: 0.083			0-0 4-3		0-3 K2-3			0-0 4-3	2 0 0 0 0 1 0											
Warren Brusstar, R (6, 1)									0 0 0 0 0 0 0											
Tim McCarver, L (8, PH) OBP: 0.422, SLG: 0.538									1 0 0 0 0 0 0											
Wayne Twitchell, R (8, 1) OBP: 0.167, SLG: 0.091									0 0 0 0 0 0 0											
Inning Stats	R: 0 E: 0 K: 2 S: 7	H: 0 LOB: 0 BB: 0 P: 7	R: 0 E: 0 K: 0 S: 5	H: 2 LOB: 2 BB: 0 P: 5	R: 0 E: 0 K: 1 S: 5	H: 0 LOB: 0 BB: 0 P: 5	R: 0 E: 0 K: 2 S: 8	H: 1 LOB: 2 BB: 1 P: 12	R: 0 E: 0 K: 3 S: 9	H: 0 LOB: 0 BB: 0 P: 9	R: 0 E: 0 K: 0 S: 3	H: 0 LOB: 0 BB: 0 P: 3	R: 0 E: 0 K: 1 S: 5	H: 0 LOB: 0 BB: 0 P: 5	R: 0 E: 0 K: 3 S: 9	H: 0 LOB: 0 BB: 0 P: 9	1B: 4 2B: 0 3B: 0 HR: 0	SF: 0 SAC: 0 DP: 0 HBP: 0	WP: 0 PB: 1 SB: 0 CS: 0	PA: 32
PITCHER Phil Niekro, R (1, 1) ERA: 4.97	IP: 9.0 WLS: W BF: 32 H: 4 R: 0 ER: 0 SO: 13 BB: 1 IBB: 0 HBP: 0 BLK: 0 WP: 0 HR: 0 S: 57 P: 61 ERA: 0.00 WHIP: 0.556											PITCHER	IP: WLS: BF: H: R: ER: SO: BB: IBB: HBP: BLK: WP: HR: S: P: ERA: WHIP:							

livebaseballscorecards.com

AB	31
R	0
H	4
RBI	0
BB	1
SO	13
LOB	10



Batter	1	2	3	4	5	6	7	8	9
Jerry Royster, R OBP: 0.315, SLG: 0.297 (1, 6)	0-0 6-3		0-0 4-3		0-3 K			0-0 FC5-4	
Barry Bonnell, R OBP: 0.441, SLG: 0.453 (1, 8)	0-0 G4-6-3 1B			0-0 G5-4-3 1B		0-0 1B		0-3 K	
Willie Montanez, L OBP: 0.324, SLG: 0.426 (1, 3)	0-0 G4-6-3 1-2f		0-0 G5-4-3 1-2f		0-0 F7		0-0 F8		
Jeff Burroughs, R OBP: 0.361, SLG: 0.500 (1, 9)		0-0 F9		0-0 6-3		0-0 F9			
Gary Matthews, R OBP: 0.360, SLG: 0.464 (1, 7)		0-3 K			4-0 FC6-4 FC5 HR BB	0-0 4-3			
Vic Correll, R OBP: 0.360, SLG: 0.487 (1, 2)		4-0 BB			0-0 FC5 FC6-4		0-0 5-3		
Junior Moore, R OBP: 0.325, SLG: 0.349 (1, 5)		0-0 F9			0-0 FC6-4 1-2f 2-3 HR		0-0 1-3		
Rod Gilbreath, R OBP: 0.312, SLG: 0.277 (1, 4)			0-3 K		0-0 HR		0-3 K		
Phil Niekro, R OBP: 0.194, SLG: 0.171 (1, 1)			0-0 F7		0-0 4-3			0-0 FC5-4 1B	

Inning Stats	R: 0	H: 1	E: 0	LOB: 0	K: 0	BB: 0	S: 3	P: 3
	R: 0	H: 0	E: 0	LOB: 1	K: 1	BB: 1	S: 5	P: 9
	R: 0	H: 0	E: 0	LOB: 0	K: 1	BB: 0	S: 5	P: 5
	R: 0	H: 1	E: 0	LOB: 0	K: 0	BB: 0	S: 3	P: 3
	R: 3	H: 1	E: 0	LOB: 0	K: 1	BB: 1	S: 7	P: 11
	R: 0	H: 1	E: 0	LOB: 1	K: 0	BB: 0	S: 4	P: 4
	R: 0	H: 0	E: 0	LOB: 0	K: 1	BB: 0	S: 5	P: 5
	R: 0	H: 1	E: 0	LOB: 1	K: 1	BB: 0	S: 6	P: 6

PITCHER	IP	WLS	BF	H	R	ER	SO	BB	IBB	HBP	BLK	WP	HR	S	P	ERA	WHIP
Jim Kaat, L ERA: 7.03 (1, 1)	5.1	L	21	4	3	3	3	2	0	0	0	0	1	25	33	5.06	1.125
Warren Brusstar, R ERA: 1.93 (6, 1)	1.2		5	0	0	0	1	0	0	0	0	0	0	7	7	0.00	0.000
Wayne Twitchell, R ERA: 4.34 (8, 1)	1.0		4	1	0	0	1	0	0	0	0	0	0	6	6	0.00	1.000

BOTTOM

Philadelphia Phillies @ Atlanta Braves
Atlanta-Fulton County Stadium, Atlanta, GA

Thu Jun 09 1977, 7:05 PM EDT
Att. 6,791 - Unknown

AB	R	H	RBI	BB	SO	LOB
4	0	0	0	0	1	1
4	0	3	0	0	1	1
4	0	0	0	0	0	4
3	0	0	0	0	0	1
2	1	0	0	1	1	1
2	0	0	0	1	0	1
3	1	0	0	0	0	3
3	1	1	3	0	2	0
3	0	1	0	0	0	0

AB	28
R	3
H	5
RBI	3
BB	2
SO	5
LOB	12

WP: 0 PA: 30
PB: 0
SB: 0
CS: 0



PITCHER	IP	WLS	BF	H	R	ER	SO	BB	IBB	HBP	BLK	WP	HR	S	P	ERA	WHIP
Jim Kaat, L ERA: 7.03 (1, 1)	5.1	L	21	4	3	3	3	2	0	0	0	0	1	25	33	5.06	1.125
Warren Brusstar, R ERA: 1.93 (6, 1)	1.2		5	0	0	0	1	0	0	0	0	0	0	7	7	0.00	0.000
Wayne Twitchell, R ERA: 4.34 (8, 1)	1.0		4	1	0	0	1	0	0	0	0	0	0	6	6	0.00	1.000

Batter	1	2	3	4	5	6	7	8	9	AB R H RBI BB SO LOB
Larry Bowa, S (1, 6) OBP: 0.297, SLG: 0.339	0-0 4-3		0-0 4-3		0-0 1B 1B		0-0 1-2 HR 1B		0-0 9-3	5 2 2 0 0 0 1
Richie Hebner, L (1, 3) OBP: 0.393, SLG: 0.487	0-0 F8		0-0 F8		0-0 1B 1B		0-3 K			4 0 1 0 0 1 2
Mike Schmidt, R (1, 5) OBP: 0.358, SLG: 0.492	0-0 HR		0-0 F9		0-0 1B		0-0 1-2 HR			4 2 3 5 0 0 0
Greg Luzinski, R (1, 7) OBP: 0.351, SLG: 0.607	0-3 K			0-0 HR	0-3 K		0-0 F9			4 1 1 1 0 2 2
Jay Johnstone, L (1, 9) OBP: 0.314, SLG: 0.371		0-0 3-1		0-0 F3		0-0 F7		0-0 F9		4 0 0 0 0 0 0
Bob Boone, R (1, 2) OBP: 0.326, SLG: 0.394		0-0 F7		0-0 4-3		0-0 F9		0-0 5-3		4 0 0 0 0 0 0
Ted Sizemore, R (1, 4) OBP: 0.339, SLG: 0.362		0-0 1B E 1B		0-0 5-3		0-0 F7		0-0 F4		4 1 1 0 0 0 0
Jerry Martin, R (1, 8) OBP: 0.344, SLG: 0.429		0-0 E7 1B			0-0 G3-6 1B		0-0 HR 1B			4 1 4 0 0 0 0
Randy Lerch, L (1, 1) OBP: 0.162, SLG: 0.167										
Tim McCarver, L (5, PH) OBP: 0.415, SLG: 0.528										
Ron Reed, R (5, 1)										
Tom Hutton, L (7, PH) OBP: 0.258, SLG: 0.296										
Warren Brusstar, R (7, 1)										
Jim Kaat, L (9, PH) OBP: 0.077, SLG: 0.077										
Gene Garber, R (9, 1)										

Inning Stats	R: 1 E: 0 K: 1 S: 6	H: 1 LOB: 0 BB: 0 P: 6	R: 1 E: 1 K: 0 S: 5	H: 2 LOB: 1 BB: 0 P: 5	R: 0 E: 0 K: 0 S: 3	H: 0 LOB: 0 BB: 0 P: 3	R: 1 E: 0 K: 0 S: 4	H: 1 LOB: 0 BB: 0 P: 4	R: 1 E: 0 K: 1 S: 8	H: 4 LOB: 2 BB: 0 P: 8	R: 0 E: 0 K: 0 S: 3	H: 0 LOB: 0 BB: 0 P: 3	R: 3 E: 0 K: 1 S: 8	H: 3 LOB: 0 BB: 0 P: 8	R: 0 E: 0 K: 0 S: 3	H: 0 LOB: 0 BB: 0 P: 3	R: 0 E: 0 K: 0 S: 3	H: 1 LOB: 0 BB: 0 P: 3	1B: 9 2B: 1 3B: 0 HR: 3	SF: 0 SAC: 0 DP: 2 HBP: 0	WP: 0 PB: 0 SB: 0 CS: 0	PA: 37
--------------	------------------------------	---------------------------------	------------------------------	---------------------------------	------------------------------	---------------------------------	------------------------------	---------------------------------	------------------------------	---------------------------------	------------------------------	---------------------------------	------------------------------	---------------------------------	------------------------------	---------------------------------	------------------------------	---------------------------------	----------------------------------	------------------------------------	----------------------------------	--------

PITCHER	IP	WLS	BF	H	R	ER	SO	BB	IBB	HBP	BLK	WP	HR	S	P	ERA	WHIP
Max Leon, R (1, 1) ERA: 4.4	4.2		21	8	4	3	1	0	0	0	0	0	2	23	23	5.79	1.714
Dave Campbell, R (5, 1) ERA: 3.54	3.1	L	13	3	3	3	2	0	0	0	0	0	1	17	17	8.10	0.900
Rick Camp, R (9, 1) ERA: 3.3	1.0		3	1	0	0	0	0	0	0	0	0	0	3	3	0.00	1.000

TOP

Philadelphia Phillies @ Atlanta Braves
Atlanta-Fulton County Stadium, Atlanta, GA

Fri Jun 10 1977, 7:05 PM EDT
Att. 9,274 - Unknown

livebaseballscorecards.com

AB	37
R	7
H	12
RBI	6
BB	0
SO	3
LOB	9



Batter	1	2	3	4	5	6	7	8	9	AB R H RBI BB SO LOB
Jerry Royster, R OBP: 0.312, SLG: 0.291 (1, 6)	0-0 F9	4-0 BB		0-0 4-3		0-0 4-3			0-3 K	4 0 0 0 1 1 1
Barry Bonnell, R OBP: 0.439, SLG: 0.440 (1, 8)	4-0 HR BB	0-0 F8		4-0 2B BB			0-0 6-3		0-0 1-3	3 2 0 0 2 0 2
Willie Montanez, L OBP: 0.333, SLG: 0.459 (1, 3)	0-0 1-H HR	0-0 1-3		0-0 2B			4-0 FC6-4 BB		0-0 F3	4 1 2 4 1 0 2
Jeff Burroughs, R OBP: 0.355, SLG: 0.491 (1, 9)	0-0 4-3		0-0 F9	0-3 K			0-0 FC6-4		0-0 FC6-4	4 0 0 0 0 1 2
Gary Matthews, R OBP: 0.363, SLG: 0.467 (1, 7)	4-0 1B BB		0-0 4-3 1B 2B		0-0 F5		0-3 K			3 1 1 0 1 1 1
Vic Correll, R OBP: 0.363, SLG: 0.487 (1, 2)	0-0 1-3 1B		0-0 4-3		0-0 F9			0-3 K		2 0 1 0 0 0 1
Biff Pocaroba, S OBP: 0.375, SLG: 0.481 (5, PH) (6, 2)			2-3							2 0 0 0 0 1 0
Junior Moore, R OBP: 0.329, SLG: 0.349 (1, 5)	0-0 F5		0-0 CS 1B		0-0 F8			4-0 WP BB		3 0 1 1 1 0 2
Rod Gilbreath, R OBP: 0.317, SLG: 0.285 (1, 4)		0-0 F8 SH2-4 1B	0-0 CS	0-0 4-3 SH1 2B 1B		0-0 1-3		0-3 K		4 1 2 0 0 1 1
Max Leon, R OBP: 0.400, SLG: 0.429 (1, 1)		0-0 SH2-4		0-0 SH1		0-3 K		0-0 4-3		0 0 0 0 0 0 0
Dave Campbell, R (5, 1)										1 0 0 0 0 1 0
Rowland Office, L OBP: 0.282, SLG: 0.310 (8, PH)										1 0 0 0 0 0 1
Rick Camp, R (9, 1)		1-2		1-2						0 0 0 0 0 0 0

Inning Stats	R: 2 E: 0 K: 0 S: 5	H: 2 LOB: 2 BB: 2 P: 13	R: 0 E: 0 K: 0 S: 4	H: 1 LOB: 2 BB: 1 P: 8	R: 1 E: 0 K: 0 S: 4	H: 2 LOB: 0 BB: 0 P: 4	R: 2 E: 0 K: 1 S: 7	H: 2 LOB: 1 BB: 1 P: 11	R: 0 E: 0 K: 0 S: 3	H: 0 LOB: 0 BB: 0 P: 3	R: 0 E: 0 K: 1 S: 5	H: 0 LOB: 0 BB: 0 P: 5	R: 0 E: 0 K: 1 S: 5	H: 0 LOB: 1 BB: 1 P: 9	R: 0 E: 0 K: 2 S: 7	H: 0 LOB: 1 BB: 1 P: 11	R: 0 E: 0 K: 1 S: 5	H: 0 LOB: 0 BB: 0 P: 5	1B: 4 2B: 2 3B: 0 HR: 1	SF: 0 SAC: 2 DP: 0 HBP: 0	WP: 1 PB: 0 SB: 0 CS: 1	PA: 40
--------------	------------------------------	----------------------------------	------------------------------	---------------------------------	------------------------------	---------------------------------	------------------------------	----------------------------------	------------------------------	---------------------------------	------------------------------	---------------------------------	------------------------------	---------------------------------	------------------------------	----------------------------------	------------------------------	---------------------------------	----------------------------------	------------------------------------	----------------------------------	--------

PITCHER	IP	WLS	BF	H	R	ER	SO	BB	IBB	HBP	BLK	WP	HR	S	P	ERA	WHIP
Randy Lerch, L ERA: 4.46 (1, 1)	4.0		22	7	5	5	1	4	0	0	0	0	1	20	36	11.25	2.750
Ron Reed, R ERA: 1.98 (5, 1)	2.0	W	6	0	0	0	1	0	0	0	0	0	0	8	8	0.00	0.000
Warren Brusstar, R ERA: 1.74 (7, 1)	2.0		8	0	0	0	3	2	0	0	0	1	0	12	20	0.00	1.000
Gene Garber, R ERA: 2.21 (9, 1)	1.0	S	3	0	0	0	1	0	0	0	0	0	0	5	5	0.00	0.000

BOTTOM

Philadelphia Phillies @ Atlanta Braves
Atlanta-Fulton County Stadium, Atlanta, GA
 Fri Jun 10 1977, 7:05 PM EDT
 Att. 9,274 - Unknown

livebaseballscorecards.com

AB	31
R	5
H	7
RBI	5
BB	6
SO	6
LOB	13



Philadelphia Phillies @ Atlanta Braves
Atlanta-Fulton County Stadium, Atlanta, GA

Sat Jun 11 1977, 7:05 PM EDT
Att. 12,760 - Unknown

livebaseballscorecards.com

AB	39
R	13
H	12
RBI	11
BB	9
SO	6
LOB	19



WP	0	PA	50
PB	1		
SB	2		
CS	0		

Batter	1	2	3	4	5	6	7	8	9	AB	R	H	RBI	BB	SO	LOB									
Larry Bowa, S OBP: 0.303, SLG: 0.346 (1, 6)	0-0 S BB HR 1B	0-0 F8		0-0 F6		0-0 SF8	0-0 1-2 2-3 1B	0-0 1-2 2-3 3-H 1B		5	1	3	2	0	0	0									
Richie Hebner, L OBP: 0.397, SLG: 0.475 (1, 3)	4-0 S HR BB	4-0 1B BB		0-0 F8		4-0 3-H 1-2 2B BB	0-0 G3-2	0-3 K		3	2	0	0	3	1	6									
Mike Schmidt, R OBP: 0.367, SLG: 0.489 (1, 5)	4-0 1-2 2-3 HR BB	0-0 FC5 1-3 1B		0-0 6-3		4-0 1-2 2-3 2B BB		4-0 2B E BB	0-3 K	3	3	1	0	3	1	0									
Greg Luzinski, R OBP: 0.363, SLG: 0.637 Ollie Brown, R OBP: 0.190, SLG: 0.244 (1, 7) (8, PR) (8, 7)	0-0 1-H 2-H 3-H HR	4-0 1B		0-0 F5		0-0 1-H 2-H 3-H 2B		0-0 1-3 E 2B	0-3 K	4	1	3	7	1	0	0									
Davey Johnson, R OBP: 0.379, SLG: 0.541 Ron Reed, R Gene Garber, R (1, 4) (6, 1) (9, 1)	0-0 F9	0-0 FC5 2-3f		0-0 1-3		0-3 K		0-0 1-3	0-3 K	4	0	0	0	0	1	4									
Garry Maddox, R OBP: 0.301, SLG: 0.427 (1, 8)	0-0 HR			0-0 F8		0-0 1-4-3	0-0 G3	4-0 E FC3-2 IBB		4	1	1	1	1	0	1									
Bob Boone, R OBP: 0.322, SLG: 0.388 Tim Blackwell, S (1, 2) (8, PR) (8, 2)	0-3 K			0-0 F7		0-0 E6 3B	0-0 1B G3-2 1B	0-0 E6 HBP FC3-2 1B		5	1	1	0	0	1	1									
Jerry Martin, R OBP: 0.347, SLG: 0.461 (1, 9)	0-0 5-3			0-0 PB 2B		0-0 1-H SF8 3B	0-0 F8	0-0 FC3-2 1B HBP		5	1	2	1	0	0	4									
Larry Christenson, R OBP: 0.241, SLG: 0.185 Warren Bruslar, R Tim McCarver, L OBP: 0.424, SLG: 0.528 Terry Harmon, R OBP: 0.276, SLG: 0.320 Ted Sizemore, R OBP: 0.339, SLG: 0.362 (1, 1) (5, 1) (6, PH) (6, 4) (8, PR) (8, 4)		0-0 F7		0-0 5-3		4-0 BB BB 2B BB	0-0 1-2 1B	1-0 1-2 2-3 HBP 1B		2	0	0	0	0	0	1									
Inning Stats	R: 5 E: 0 K: 1 S: 8	H: 3 LOB: 0 BB: 2 P: 16	R: 0 E: 0 K: 0 S: 4	H: 1 LOB: 3 BB: 2 P: 12	R: 0 E: 0 K: 0 S: 4	H: 1 LOB: 1 BB: 0 P: 4	R: 0 E: 0 K: 0 S: 3	H: 0 LOB: 0 BB: 0 P: 3	R: 0 E: 0 K: 0 S: 3	H: 0 LOB: 0 BB: 0 P: 3	R: 5 E: 1 K: 1 S: 8	H: 2 LOB: 1 BB: 3 P: 20	R: 0 E: 0 K: 0 S: 5	H: 3 LOB: 2 BB: 0 P: 5	R: 3 E: 1 K: 1 S: 8	H: 2 LOB: 3 BB: 2 P: 17	R: 0 E: 0 K: 3 S: 9	H: 0 LOB: 0 BB: 0 P: 9	1B: 6 2B: 3 3B: 1 HR: 2	SF: 1 SAC: 0 DP: 1 HBP: 1	WP: 0 PB: 1 SB: 2 CS: 0	PA: 50			
PITCHER	IP	WLS	BF	H	R	ER	SO	BB	IBB	HBP	BLK	WP	HR	S	P	ERA	WHIP								
Joey McLaughlin, R ERA: 135.0 (1, 1)	0.1		6	3	5	5	0	2	0	0	0	0	2	4	12	135.00	15.000								
Steve Kline, R ERA: 4.76 (1, 1)	1.2		8	1	0	0	1	1	1	0	0	0	0	8	16	0.00	1.200								
Frank LaCorte, R ERA: 11.25 (3, 1)	2.0		7	1	0	0	0	0	0	0	0	0	0	7	7	0.00	0.500								
Buzz Capra, R ERA: 6.9 (5, 1)	1.0	L	6	1	3	2	0	1	0	0	0	0	0	5	9	18.00	2.000								
Don Collins, L ERA: 5.33 (6, 1)	0.1		2	0	0	0	0	1	0	0	0	0	0	1	5	0.00	3.000								
PITCHER	IP	WLS	BF	H	R	ER	SO	BB	IBB	HBP	BLK	WP	HR	S	P	ERA	WHIP								
Dave Campbell, R ERA: 4.09 (6, 1)	1.2		11	5	4	3	1	2	0	0	0	0	0	11	19	16.20	4.200								
Rick Camp, R ERA: 3.15 (8, 1)	2.0		10	1	1	0	4	0	1	1	0	0	0	16	21	0.00	0.500								

BOTTOM

Philadelphia Phillies @ Atlanta Braves
Atlanta-Fulton County Stadium, Atlanta, GA

Sat Jun 11 1977, 7:05 PM EDT
Att. 12,760 - Unknown

livebaseballscorecards.com

AB	40
R	10
H	15
RBI	9
BB	1
SO	5
LOB	12



WP:	0	PA:	42
PB:	0		
SB:	1		
CS:	0		

AB R H RBI BB SO LOB

5	2	2	0	0	1	0
5	2	2	2	0	0	0
4	1	2	1	0	0	0
5	2	3	3	0	0	1
4	1	2	1	1	1	0
3	0	1	0	0	0	3
0	0	0	0	0	0	0
0	0	0	0	0	0	0
2	0	0	0	0	1	2
1	1	1	1	0	0	0
3	1	1	0	0	0	1
4	0	1	1	0	0	2
0	0	0	0	0	0	0
0	0	0	0	0	0	0
1	0	0	0	0	0	1
0	0	0	0	0	0	0
0	0	0	0	0	0	0
0	0	0	0	0	0	0
2	0	0	0	0	1	1

Batter	1	2	3	4	5	6	7	8	9
Jerry Royster, R OBP: 0.314, SLG: 0.298 (1, 6)	0-0 4-3		0-0 F9		0-0 1B		0-3 K		0-0 1B 2B
Barry Bonnell, R OBP: 0.438, SLG: 0.439 (1, 8)	0-0 6-3		0-0 F7		0-0 2B 1B		0-0 F9		0-0 1B 1B
Willie Montanez, L OBP: 0.338, SLG: 0.467 (1, 3)	0-0 4-3		0-0 HR		0-0 1B 2B		0-0 F7		0-0 1B 1B
Jeff Burroughs, R OBP: 0.360, SLG: 0.507 (1, 9)		0-0 E 1B	0-0 HR		0-0 5-3		0-0 F8	0-0 1B 1B	
Gary Matthews, R OBP: 0.369, SLG: 0.468 (1, 7)		4-0 3B BB	0-0 6-3		0-0 1B		0-3 K	0-0 1B	
Biff Pocoroba, S OBP: 0.374, SLG: 0.478 (1, 2)		0-0 F9		0-0 SH1-4 1B	0-0 G4-6-3		0-3 K	0-0 4-3	
Dave Campbell, R (6, 1)									
Rick Camp, R (8, 1)									
Cito Gaston, R OBP: 0.273, SLG: 0.250 (8, 3)									
Rowland Office, L OBP: 0.288, SLG: 0.315 (9, PH)									
Junior Moore, R OBP: 0.329, SLG: 0.349 (1, 5)		0-0 F8		0-0 SH1-4 1B		0-0 4-3		0-0 2B 1B 1B	
Rod Gilbreath, R OBP: 0.315, SLG: 0.299 (1, 4)		0-0 3B		0-0 6-3		0-0 6-3		0-0 F9	
Joey McLaughlin, R (1, 1)		0-3 K		0-0 F8		0-3 K		0-0 F9	
Steve Kline, R (1, 1)									
Tom Paciorek, R OBP: 0.271, SLG: 0.372 (2, PH)									
Frank LaCorte, R OBP: 0.125, SLG: 0.125 (3, 1)									
Darrel Chaney, S OBP: 0.311, SLG: 0.366 (4, PH)									
Buzz Capra, R (5, 1)									
Don Collins, R (6, 1)									
Joe Nolan, L OBP: 0.333, SLG: 0.357 (6, 2)									

Inning Stats	R: 0 E: 0 K: 0 S: 3	H: 0 LOB: 0 BB: 0 P: 3	R: 2 E: 1 K: 1 S: 7	H: 2 LOB: 1 BB: 1 P: 11	R: 2 E: 0 K: 0 S: 5	H: 2 LOB: 0 BB: 0 P: 5	R: 2 E: 0 K: 0 S: 6	H: 4 LOB: 1 BB: 0 P: 6	R: 0 E: 0 K: 1 S: 5	H: 0 LOB: 0 BB: 0 P: 5	R: 0 E: 0 K: 1 S: 5	H: 0 LOB: 0 BB: 0 P: 5	R: 0 E: 0 K: 2 S: 7	H: 0 LOB: 0 BB: 0 P: 7	R: 4 E: 0 K: 0 S: 9	H: 6 LOB: 2 BB: 0 P: 9	1B: 11 2B: 2 3B: 1 HR: 1	SF: 0 SAC: 1 DP: 1 HBP: 0	WP: 0 PB: 0 SB: 1 CS: 0	PA: 42
--------------	------------------------------	---------------------------------	------------------------------	----------------------------------	------------------------------	---------------------------------	------------------------------	---------------------------------	------------------------------	---------------------------------	------------------------------	---------------------------------	------------------------------	---------------------------------	------------------------------	---------------------------------	-----------------------------------	------------------------------------	----------------------------------	--------

PITCHER	IP	WLS	BF	H	R	ER	SO	BB	IBB	HBP	BLK	WP	HR	S	P	ERA	WHIP
Larry Christenson, R ERA: 5.31 (1, 1)	4.0		21	8	6	6	1	1	0	0	0	0	1	22	26	13.50	2.250
Warren Brusstar, R ERA: 1.66 (5, 1)	1.0	W	3	1	0	0	0	0	0	0	0	0	0	3	3	0.00	1.000
Ron Reed, R ERA: 2.62 (6, 1)	3.2		17	6	4	4	4	0	0	0	0	0	0	25	25	9.82	1.636
Gene Garber, R ERA: 2.19 (9, 1)	0.1	S	1	0	0	0	0	0	0	0	0	0	0	1	1	0.00	0.000

Batter	1	2	3	4	5	6	7	8	9	AB R H RBI BB SO LOB	TOP												
Larry Bowa, S (1, 6) OBP: 0.305, SLG: 0.347	0-0 F4		0-0 2B 1B		0-0 4-3		0-0 WP 1B	0-0 FC6-4 1-2f		5 1 2 1 0 0 2													
Richie Hebner, L (1, 3) OBP: 0.390, SLG: 0.472 Tom Hutton, L (9, 3) OBP: 0.258, SLG: 0.296	0-0 F9		0-0 FC5 2B		0-0 4-3		0-0 F9 1-2	0-0 1-3		5 0 1 1 0 0 1 0 0 0 0 0 0 0													
Mike Schmidt, R (1, 5) OBP: 0.363, SLG: 0.481	0-0 F8		0-3 K		0-0 F8		0-3 K	0-0 1B		5 0 1 0 0 2 2													
Greg Luzinski, R (1, 7) OBP: 0.374, SLG: 0.659 Ollie Brown, R (9, 7) OBP: 0.190, SLG: 0.244		0-0 HR	4-0 IBB			0-0 WP 2B	4-0 IBB	0-0 F4		3 1 2 1 2 0 1 0 0 0 0 0 0 0													
Davey Johnson, R (1, 4) OBP: 0.357, SLG: 0.508 Terry Harmon, R (7, 4) OBP: 0.267, SLG: 0.308		0-0 F3	0-0 FC5 2-3f			0-3 K	0-0 F8	0-3 K		4 0 0 0 0 1 5 1 0 0 0 0 1 1													
Garry Maddox, R (1, 8) OBP: 0.304, SLG: 0.425		0-0 F7		0-0 F7		4-0 WP IBB		0-0 SH1-3 1B		3 0 1 0 1 0 0													
Bob Boone, R (1, 2) OBP: 0.317, SLG: 0.381		0-0 F8		0-3 K		0-3 K		0-0 SH1-3		3 0 0 0 0 2 2													
Jerry Martin, R (1, 9) OBP: 0.353, SLG: 0.451			0-0 E6 SH2 1B		4-0 IBB		4-0 IBB	0-0 F4		2 1 0 0 2 0 1													
Jim Lonborg, R (1, 1) Tim McCarver, L (8, PH) OBP: 0.433, SLG: 0.528 Gene Garber, R (8, 1)			0-0 SH2		0-0 F8		0-3 K	4-0 FC6-4 BB		2 0 0 0 0 1 4 0 0 0 0 1 0 0 0 0 0 0 0 0 0													
Inning Stats	R: 0 E: 0 K: 0 S: 3	H: 0 LOB: 0 BB: 0 P: 3	R: 1 E: 0 K: 0 S: 4	H: 1 LOB: 0 BB: 0 P: 4	R: 2 E: 1 K: 1 S: 8	H: 2 LOB: 2 BB: 1 P: 12	R: 0 E: 0 K: 1 S: 5	H: 0 LOB: 1 BB: 1 P: 9	R: 0 E: 0 K: 0 S: 3	H: 0 LOB: 0 BB: 0 P: 3	R: 0 E: 0 K: 3 S: 10	H: 1 LOB: 3 BB: 2 P: 18	R: 0 E: 0 K: 1 S: 6	H: 1 LOB: 2 BB: 1 P: 10	R: 0 E: 0 K: 0 S: 4	H: 1 LOB: 2 BB: 1 P: 8	R: 0 E: 0 K: 1 S: 6	H: 1 LOB: 1 BB: 0 P: 6	1B: 4 2B: 2 3B: 0 HR: 1	SF: 0 SAC: 2 DP: 0 HBP: 0	WP: 2 PB: 0 SB: 0 CS: 0	PA: 41	
PITCHER Andy Messersmith, R (1, 1) ERA: 3.93 Rick Camp, R (9, 1) ERA: 3.09	IP 8.0	WLS 37	BF 6	H 3	R 2	ER 6	SO 2	BB 4	IBB 0	HBP 0	BLK 0	WP 2	HR 1	S 43	P 67	ERA 2.25	WHIP 1.000						
PITCHER	IP	WLS	BF	H	R	ER	SO	BB	IBB	HBP	BLK	WP	HR	S	P	ERA	WHIP						

Philadelphia Phillies @ Atlanta Braves
Atlanta-Fulton County Stadium, Atlanta, GA

AB	33
R	3
H	7
RBI	3
BB	6
SO	7
LOB	19



Sun Jun 12 1977, 3:33 AM EDT
Att. 15,716 - Unknown

livebaseballscorecards.com

Batter	1	2	3	4	5	6	7	8	9	AB	R	H	RBI	BB	SO	LOB
Jerry Royster, R OBP: 0.310, SLG: 0.294 Biff Pocaroba, S OBP: 0.372, SLG: 0.474 (1, 6) (8, PH) (9, 2)	0-0 F8		0-0 F9			0-0 6-3		0-0 3-1		3	0	0	0	0	0	0
Barry Bonnell, R OBP: 0.432, SLG: 0.432 (1, 8)	0-0 5-3		0-0 5-3			0-0 6-3			0-0 1B HR 1B	4	1	1	0	0	0	0
Willie Montanez, L OBP: 0.342, SLG: 0.475 (1, 3)	0-0 2B			0-0 4-1		0-0 1-3			0-0 1B HR 1B	4	1	2	0	0	0	0
Jeff Burroughs, R OBP: 0.358, SLG: 0.516 (1, 9)	0-0 5-3			0-0 5-3			0-0 5-3		0-0 1-H 3-H HR	4	1	1	3	0	0	1
Gary Matthews, R OBP: 0.369, SLG: 0.466 (1, 7)		0-0 F7		0-3 K			0-0 CS 1B			3	0	1	0	0	1	0
Vic Correll, R OBP: 0.351, SLG: 0.469 Craig Robinson, R OBP: 0.286, SLG: 0.286 (1, 2) (9, 6)		0-0 F7			0-0 F8		0-0 5-3 1-2			3	0	0	0	0	0	1
Junior Moore, R OBP: 0.329, SLG: 0.368 (1, 5)		0-0 HR			0-0 F7			0-0 5-3		3	1	1	1	0	0	0
Rod Gilbreath, R OBP: 0.315, SLG: 0.295 (1, 4)		0-0 6-3			0-0 F8			4-0 1-3 BB		2	0	0	0	1	0	0
Andy Messersmith, R OBP: 0.222, SLG: 0.292 Rowland Office, L OBP: 0.286, SLG: 0.313 Rick Camp, R (1, 1) (8, PH) (9, 1)			0-0 5-3			0-0 HR		0-0 1-3		2	1	1	1	0	0	0

Inning Stats	R: 0	H: 1	R: 1	H: 1	R: 0	H: 0	R: 0	H: 0	R: 1	H: 1	R: 0	H: 1	R: 0	H: 3	R: 3	H: 3	1B: 3	SF: 0
	E: 0	LOB: 1	E: 0	LOB: 0	E: 0	LOB: 0	E: 0	LOB: 0	E: 0	LOB: 0	E: 0	LOB: 0	E: 0	LOB: 1	E: 0	LOB: 0	2B: 1	SAC: 0
	K: 0	BB: 0	K: 0	BB: 0	K: 0	BB: 0	K: 0	BB: 0	K: 0	BB: 0	K: 0	BB: 0	K: 0	BB: 1	K: 0	BB: 0	3B: 0	DP: 0
	S: 4	P: 4	S: 4	P: 4	S: 3	P: 3	S: 5	P: 5	S: 3	P: 3	S: 3	P: 3	S: 3	P: 7	S: 3	P: 3	HR: 3	HBP: 0

PITCHER	IP	WLS	BF	H	R	ER	SO	BB	IBB	HBP	BLK	WP	HR	S	P	ERA	WHIP
Jim Lonborg, R ERA: 2.86 (1, 1)	7.0		24	4	2	2	1	0	0	0	0	0	2	26	26	2.57	0.571
Gene Garber, R ERA: 2.84 (8, 1)	1.0	L	7	3	3	3	0	1	0	0	0	0	1	6	10	27.00	4.000

BOTTOM

Philadelphia Phillies @ Atlanta Braves
Atlanta-Fulton County Stadium, Atlanta, GA

Sun Jun 12 1977, 3:33 AM EDT
Att. 15,716 - Unknown

livebaseballscorecards.com

AB	30
R	5
H	7
RBI	5
BB	1
SO	1
LOB	4

Braves

WP: 0	PA: 31
PB: 0	
SB: 0	
CS: 1	

New York Mets @ Atlanta Braves

Atlanta-Fulton County Stadium, Atlanta, GA

Mon Jun 13 1977, 7:05 PM EDT
 Att. 8,950 - Unknown

livebaseballscorecards.com

AB	35
R	7
H	9
RBI	5
BB	6
SO	3
LOB	19



Batter	1	2	3	4	5	6	7	8	9	AB	R	H	RBI	BB	SO	LOB	TOP				
Lenny Randle, S OBP: 0.393, SLG: 0.420 (1, 5) X	0-0 4-3 ①		0-0 F7 ②		0-0 5-3 ①		4-0 L6 FC1-6 1-2 BB ①	0-0 E4 1-3 2-H ②		4	0	0	0	1	0	1					
Bud Harrelson, S OBP: 0.240, SLG: 0.232 (1, 6) X	0-0 F5 ②		0-0 5-3 ③		4-0 BB ②		0-0 FC1-6 1-2 2-3f ①	0-0 F5 ②		4	0	0	0	1	0	4					
Bruce Boisclair, L OBP: 0.342, SLG: 0.358 (1, 9) B B B	4-0 BB BB ②			0-0 G3 ①	0-0 F8 ②		0-0 L6 2-3 ②	0-0 G3 ③		4	0	0	0	1	0	5					
Dave Kingman, R OBP: 0.269, SLG: 0.379 Mike Vail, R OBP: 0.409, SLG: 0.500 (1, 7) B B B (9, 7) B	4-0 1-2 BB ②			0-0 FC4-6 1B ②	0-0 F9 ③			0-3 K ①	0-0 L4-3 1B ①	4	0	2	0	1	1	1					
John Milner, L OBP: 0.361, SLG: 0.465 (1, 3) X	0-0 F7 ③			0-0 FC4-6 1B 1-2f ②		0-0 6-3 ①		4-0 1B CI BB ②	0-0 F4 ①	4	2	0	0	1	0	4					
John Stearns, R OBP: 0.365, SLG: 0.468 (1, 2)		0-0 6-3 ①		0-0 1B S 1B 1-H ②		0-0 F8 2B ②		0-1 1B CI 1B 1-2 ②	0-0 L4-3 1-2 ③	4	2	2	1	0	0	1					
Lee Mazzilli, S OBP: 0.303, SLG: 0.283 (1, 8)		0-3 K ②		0-0 1B E 1B 1-H ②		0-0 F8 2-3 ②		0-0 1B S 1B 1-3 2-H ②		4	2	2	2	0	1	1					
Felix Millan, R OBP: 0.246, SLG: 0.255 (1, 4)		0-0 6-3 ③		0-0 E7 1B 1-H ③		0-3 K ③		4-0 1B E IBB 1-2 ③		3	1	1	0	1	1	1					
Jerry Koosman, R OBP: 0.139, SLG: 0.229 (1, 1)			0-0 5-3 ①	0-0 6-3 ③		0-0 FC1-6 BB 1B ①		0-0 E 1B 1-2 2-H 3-H ①		4	0	2	2	0	0	1					
Inning Stats	R: 0 E: 0 K: 0 S: 3	H: 0 LOB: 2 BB: 2 P: 11	R: 0 E: 0 K: 1 S: 5	H: 0 LOB: 0 BB: 0 P: 5	R: 0 E: 0 K: 0 S: 3	H: 0 LOB: 0 BB: 0 P: 3	R: 3 E: 1 K: 0 S: 7	H: 4 LOB: 1 BB: 0 P: 7	R: 0 E: 0 K: 1 S: 6	H: 1 LOB: 1 BB: 0 P: 6	R: 0 E: 0 K: 0 S: 3	H: 1 LOB: 1 BB: 1 P: 7	R: 4 E: 2 K: 1 S: 9	H: 2 LOB: 2 BB: 2 P: 17	R: 0 E: 0 K: 0 S: 3	H: 1 LOB: 0 BB: 0 P: 3	1B: 8 2B: 3 3B: 0 HR: 0	SF: 0 SAC: 0 DP: 2 HBP: 0	WP: 0 PB: 0 SB: 3 CS: 0	PA: 42	
PITCHER	IP	WLS	BF	H	R	ER	SO	BB	IBB	HBP	BLK	WP	HR	S	P	ERA	WHIP				
Phil Niekro, R ERA: 4.82 (1, 1)	7.0	L	30	6	3	2	2	4	0	0	0	0	0	30	46	2.57	1.429				
Rick Camp, R ERA: 3.45 (8, 1)	0.1		7	2	4	2	1	1	1	0	0	0	0	7	15	54.00	9.000				
Steve Kline, R ERA: 3.68 (8, 1)	1.2		5	1	0	0	0	0	0	0	0	0	0	5	5	0.00	0.600				

Batter	1	2	3	4	5	6	7	8	9	AB	R	H	RBI	BB	SO	LOB
Jerry Royster, R (1, 6) OBP: 0.306, SLG: 0.289	0-0 5-3		0-0 2-3		0-3 K			0-0 F7		4	0	0	0	0	1	3
Barry Bonnell, R (1, 8) OBP: 0.419, SLG: 0.418	0-0 F8			0-0 F9		0-0 F8		0-0 F7		4	0	0	0	0	0	0
Willie Montanez, L (1, 3) OBP: 0.340, SLG: 0.469	0-0 4-3			0-0 4-3		0-0 F8		0-0 1B		4	0	1	0	0	0	0
Jeff Burroughs, R (1, 9) OBP: 0.360, SLG: 0.511		4-0 BB		0-0 F6		4-0 BB		0-3 K		2	0	0	0	2	1	1
Gary Matthews, R (1, 7) OBP: 0.366, SLG: 0.461		0-3 K			0-0 1B	0-3 K			0-0 6-3	4	1	1	0	0	2	2
Vic Correll, R (1, 2) OBP: 0.337, SLG: 0.447		0-0 G5-4-3			0-3 K		0-0 F7		0-3 K	4	0	0	0	0	2	2
Junior Moore, R (1, 5) OBP: 0.327, SLG: 0.365			0-0 P3		0-0 E1		0-0 1B		0-0 F9	4	0	1	0	0	0	1
Rod Gilbreath, R (1, 4) OBP: 0.316, SLG: 0.290		4-0 BB			0-3 K		0-3 K			2	0	0	0	1	2	3
Phil Niekro, R (1, 1) OBP: 0.211, SLG: 0.189			0-3 K		0-0 1B		0-3 K			2	0	1	1	0	1	1
Cito Gaston, R (7, PH) OBP: 0.267, SLG: 0.244					1-3 2-H					1	0	0	0	0	1	1
Rick Camp, R (8, 1)										0	0	0	0	0	0	0
Steve Kline, R (8, 1)										0	0	0	0	0	0	0

Inning Stats	R: 0	H: 0	E: 0	K: 0	S: 3	R: 0	H: 0	E: 0	K: 1	S: 4	R: 0	H: 0	E: 0	K: 1	S: 5	R: 0	H: 0	E: 0	K: 0	S: 3	R: 1	H: 2	E: 1	K: 3	S: 12	R: 0	H: 0	E: 0	K: 1	S: 5	R: 0	H: 1	E: 0	K: 2	S: 8	R: 0	H: 1	E: 0	K: 1	S: 6	R: 0	H: 0	E: 0	K: 1	S: 5	1B: 4	2B: 0	3B: 0	HR: 0	SF: 0	SAC: 0	DP: 1	HBP: 0	WP: 0	PA: 34
PITCHER Jerry Koosman, L (1, 1) ERA: 2.82	IP	WLS	BF	H	R	ER	SO	BB	IBB	HBP	BLK	WP	HR	S	P	ERA	WHIP																																						
	9.0	W	34	4	1	0	10	3	0	0	0	0	0	51	63	0.00	0.778																																						

BOTTOM

New York Mets @ Atlanta Braves
Atlanta-Fulton County Stadium, Atlanta, GA

Mon Jun 13 1977, 7:05 PM EDT
Att. 8,950 - Unknown

livebaseballscorecards.com

AB	31
R	1
H	4
RBI	1
BB	3
SO	10
LOB	14



New York Mets @ Atlanta Braves
 Atlanta-Fulton County Stadium, Atlanta, GA

Tue Jun 14 1977, 7:05 PM EDT
 Att: 21,954 - Unknown

AB	34
R	5
H	10
RBI	5
BB	6
SO	7
LOB	15



AB R H RBI BB SO LOB

3 3 1 0 2 0 1

3 1 2 2 0 0 0
 0 0 0 0 1 0 0
 1 0 1 0 0 0 0

5 0 2 3 0 0 4

5 0 0 0 0 2 4

3 0 1 0 1 0 0

3 0 2 0 0 1 1
 0 0 0 0 0 0 0
 1 0 0 0 0 0 0

3 1 1 0 1 1 2

4 0 0 0 0 0 2
 0 0 0 0 0 0 0

2 0 0 0 0 2 0
 0 0 0 0 0 0 0
 1 0 0 0 1 1 1

1B: 9 SF: 0
 2B: 1 SAC: 0
 3B: 0 DP: 1
 HR: 0 HBP: 0

WP: 0 PA: 41
 PB: 0
 SB: 2
 CS: 3

Batter	1	2	3	4	5	6	7	8	9
Lenny Randle, S (1, 5) OBP: 0.399, SLG: 0.418 (8, 4)	0-0 4-3		0-0 1B		4-0 2B		4-0 1B		0-0 E4
Bud Harrelson, S (1, 6) OBP: 0.248, SLG: 0.248 Bruce Boisclair, L (7, PH) OBP: 0.347, SLG: 0.358 Mike Phillips, L (7, 6) OBP: 0.247, SLG: 0.294	0-0 6-3		0-0 1B		0-0 1B		4-0 1B		0-0 G3-2
John Milner, L (1, 3) OBP: 0.363, SLG: 0.463	0-0 F7		0-0 G3		0-0 1B		0-0 1B		0-0 G3-2
Dave Kingman, R (1, 7) OBP: 0.263, SLG: 0.370		0-0 F5		0-3 K	0-0 CS	0-0 2-3	0-0 F6		0-3 K
Ed Kranepool, L (1, 9) OBP: 0.348, SLG: 0.493		0-0 F8		0-0 1B		4-0 1B		0-0 F8	
Jerry Grote, R (1, 2) OBP: 0.349, SLG: 0.333 Bob Apodaca, R (6, 1) OBP: 1.000, SLG: 1.000 Roy Staiger, R (8, PH) OBP: 0.259, SLG: 0.361 (8, 5)		0-0 1B		0-0 1B		0-3 K		0-0 F8	
Lee Mazzilli, S (1, 8) OBP: 0.306, SLG: 0.284		0-3 K		0-0 L8		0-0 1B	0-0 1B	4-0 1B	0-0 L8
Felix Millan, R (1, 4) OBP: 0.240, SLG: 0.248 Skip Lockwood, R (8, 1) OBP: 0.286, SLG: 0.286			0-0 5-3		0-0 F6		0-0 F7	0-0 L8	
Jackson Todd, R (1, 1) OBP: 0.143, SLG: 0.143 Rick Baldwin, L (5, 1) John Stearns, R (6, 2) OBP: 0.366, SLG: 0.465			0-3 K		0-3 K		0-3 K	4-0 1B	0-0 BB

Inning Stats	R: 0	H: 0	E: 0	K: 0	S: 3	P: 3	R: 0	H: 1	E: 0	K: 1	S: 6	P: 6	R: 1	H: 2	E: 0	K: 1	S: 7	P: 7	R: 0	H: 2	E: 0	K: 1	S: 6	P: 6	R: 2	H: 2	E: 0	K: 1	S: 6	P: 10	R: 0	H: 0	E: 0	K: 1	S: 4	P: 8	R: 2	H: 2	E: 0	K: 1	S: 7	P: 15	R: 0	H: 0	E: 0	K: 0	S: 3	P: 7	R: 0	H: 1	E: 1	K: 1	S: 6	P: 10
--------------	------	------	------	------	------	------	------	------	------	------	------	------	------	------	------	------	------	------	------	------	------	------	------	------	------	------	------	------	------	-------	------	------	------	------	------	------	------	------	------	------	------	-------	------	------	------	------	------	------	------	------	------	------	------	-------

PITCHER	IP	WLS	BF	H	R	ER	SO	BB	IBB	HBP	BLK	WP	HR	S	P	ERA	WHIP
Max Leon, R (1, 1) ERA: 4.5	5.0	W	21	7	3	3	4	1	0	0	0	0	0	28	32	5.40	1.600
Frank LaCorte, R (6, 1) ERA: 11.22	1.2		9	2	2	2	2	3	0	0	0	0	0	10	22	10.80	3.000
Dave Campbell, R (7, 1) ERA: 3.86	1.1		8	1	0	0	0	2	0	0	0	0	0	6	14	0.00	2.250
Don Collins, L (9, 1) ERA: 5.13	1.0	S	2	0	0	0	1	0	0	0	0	0	0	4	4	0.00	0.000

PITCHER	IP	WLS	BF	H	R	ER	SO	BB	IBB	HBP	BLK	WP	HR	S	P	ERA	WHIP
---------	----	-----	----	---	---	----	----	----	-----	-----	-----	----	----	---	---	-----	------

BOTTOM

New York Mets @ Atlanta Braves
 Atlanta-Fulton County Stadium, Atlanta, GA

Tue Jun 14 1977, 7:05 PM EDT
 Att. 21,954 - Unknown

livebaseballscorecards.com

AB	37
R	8
H	13
RBI	8
BB	3
SO	1
LOB	19



WP: 0	PA: 40
PB: 0	
SB: 3	
CS: 0	

AB	R	H	RBI	BB	SO	LOB
5	2	2	1	0	0	2
4	1	1	1	1	0	2
5	1	3	5	0	0	0
5	0	1	0	0	0	3
4	0	1	0	0	1	2
3	0	2	0	1	0	1
3	1	1	0	1	0	2
4	1	1	0	0	0	5
1	1	0	0	0	0	1
1	1	1	0	0	0	0
1	0	0	1	0	0	1
1	0	0	0	0	0	0
0	0	0	0	0	0	0

1B: 10	SF: 0
2B: 2	SAC: 0
3B: 1	DP: 1
HR: 1	HBP: 0

Batter	1	2	3	4	5	6	7	8	9							
Barry Bonnell, R OBP: 0.418, SLG: 0.417 (1, 8) X	0-0 F8 ①		0-0 BB 1B 1-2		0-0 2-3 ① X	0-0 4-3 ②		0-0 F8 S HR 1B								
Jerry Royster, R OBP: 0.307, SLG: 0.289 (1, 5) X	0-0 F6 ②		4-0 1B BB 1-2 2-3		0-0 S 2B 1B 2-H	0-0 F8 ③		0-0 F8 ②								
Willie Montanez, L OBP: 0.348, SLG: 0.500 (1, 3) X	0-0 4-3 ③		0-0 1B 1-3 2-H 3-H		0-0 2B 1-H		0-0 F6 ① X	0-0 HR 3-H								
Jeff Burroughs, R OBP: 0.357, SLG: 0.504 (1, 9) X		0-0 L3 1B	0-0 F8 ③		0-0 L9 ②		0-0 F8 ② X	0-0 F4 ③								
Gary Matthews, R OBP: 0.364, SLG: 0.457 (1, 7) X		0-0 L9 ①		0-0 6-3 ① S	0-3 K ③		0-0 BB S 1B									
Biff Pocoroba, S OBP: 0.381, SLG: 0.493 (1, 2) X		0-0 L3 ② ③		0-0 3B		0-0 FC6 1B	4-0 BB IBB 1-2									
Rod Gilbreath, R OBP: 0.321, SLG: 0.291 (1, 4) X			0-0 FC4-6 1B	0-0 G3 ②		0-0 FC6 1B 1-2f	4-0 BB 1-2 2-3									
Craig Robinson, R OBP: 0.273, SLG: 0.273 (1, 6) X			0-0 FC4-6 FC6-4 1-2f	0-0 F4 ③		0-0 FC 4-3 1B 1-3	0-0 F6 ③									
Max Leon, R OBP: 0.375, SLG: 0.400 (1, 1) X			0-0 FC6-4 ②		0-0 2-3 1B 1B	0-0 FC 4-3 ①		0-0 6-3 ①								
Joe Nolan, L OBP: 0.375, SLG: 0.400 (5, PH) X																
Frank LaCorte, R OBP: 0.111, SLG: 0.111 (6, 1) X																
Dave Campbell, R (7, 1) X																
Don Collins, R (9, 1) X																
Inning Stats	R: 0 E: 0 K: 0 S: 3	H: 0 LOB: 0 BB: 0 P: 3	R: 0 E: 0 K: 0 S: 3	H: 1 LOB: 0 BB: 0 P: 3	R: 2 E: 0 K: 0 S: 6	H: 3 LOB: 2 BB: 1 P: 10	R: 0 E: 0 K: 0 S: 4	H: 1 LOB: 1 BB: 0 P: 4	R: 2 E: 0 K: 1 S: 8	H: 3 LOB: 1 BB: 0 P: 8	R: 2 E: 0 K: 0 S: 6	H: 2 LOB: 1 BB: 0 P: 6	R: 0 E: 0 K: 0 S: 4	H: 1 LOB: 3 BB: 2 P: 12	R: 2 E: 0 K: 0 S: 5	H: 2 LOB: 0 BB: 0 P: 5

PITCHER	IP	WLS	BF	H	R	ER	SO	BB	IBB	HBP	BLK	WP	HR	S	P	ERA	WHIP
Jackson Todd, R ERA: 4.18 (1, 1)	4.1	L	21	8	4	4	0	0	1	0	0	0	0	20	24	8.31	2.077
Rick Baldwin, R ERA: 2.45 (5, 1)	1.0		5	2	2	2	1	0	0	0	0	0	0	7	7	18.00	2.000
Bob Apodaca, R ERA: 3.13 (6, 1)	1.2		9	1	0	0	0	1	1	0	0	0	0	7	15	0.00	1.200
Skip Lockwood, R ERA: 3.75 (8, 1)	1.0		5	2	2	2	0	0	0	0	0	0	1	5	5	18.00	2.000

WP	HR	S	P	ERA	WHIP
0	0	0	0	0	0

New York Mets @ Atlanta Braves

Atlanta-Fulton County Stadium, Atlanta, GA

Wed Jun 15 1977, 7:05 PM EDT
Att. 6,343 - Unknown

livebaseballscorecards.com

AB	34
R	6
H	10
RBI	6
BB	2
SO	2
LOB	12



Batter	1	2	3	4	5	6	7	8	9	AB R H RBI BB SO LOB	TOP																										
Lenny Randle, S OBP: 0.405, SLG: 0.437 (1, 5) X	0-0 1-3 ①		X 0-0 SH1-3 HR 2B		X 0-0 1B 3B 1B		X 0-0 CS 2B		X 0-3 K ②	5 2 3 0 0 1 0																											
Bud Harrelson, S OBP: 0.255, SLG: 0.255 (1, 6) X	0-0 SH1-3 1B		X 0-0 SH1-3 2-3		X 0-0 1-3 3B 1B		X 0-0 F7 2-3 ② ③		X 0-0 6-3 ③	4 2 2 0 0 0 1																											
Bruce Boisclair, L OBP: 0.355, SLG: 0.389 (1, 7) X	0-0 SH1-3 1-2		X 0-0 HR		X 0-0 P6			B B B B 4-0 1B 6-3 BB		2 2 1 2 1 0 2																											
John Milner, L OBP: 0.366, SLG: 0.477 (1, 3) X	0-0 FC6 1B 2-H		X 0-0 F5		X 0-0 3B 1-H 3-H			X 0-0 F8 ①		4 0 2 3 0 0 1																											
Ed Kranepool, L OBP: 0.346, SLG: 0.486 Mike Vail, R OBP: 0.409, SLG: 0.500 (1, 9) (8, PR) (8, 9) X	0-0 FC6 1-2f		X 0-0 4-3 ③		X 0-0 4-3 ③			X 0-0 6-3 1B 1-3		4 0 1 0 0 0 2 0 0 0 0 0 0 0																											
John Stearns, R OBP: 0.364, SLG: 0.460 (1, 2) X		X 0-0 FC4-6 1B		X 0-0 F8 ①		S S S 0-3 K ①		X 0-0 6-3 1-2 3-H		4 0 1 1 0 1 1																											
Lee Mazzilli, S OBP: 0.305, SLG: 0.280 (1, 8) X		X 0-0 L8 ①		X 0-0 5-3 ②		X 0-0 F9 ②		X 0-0 FC6-4 IBB ③		3 0 0 0 1 0 1																											
Felix Millan, R OBP: 0.234, SLG: 0.243 (1, 4) X		X 0-0 FC4-6 FC4-6 1-2f		X 0-0 F8 ③		X 0-0 5-3 ③		X 0-0 FC6-4 1-2f ③		4 0 0 0 0 0 3																											
Jon Matlack, L OBP: 0.194, SLG: 0.111 Bob Apodaca, R OBP: 1.000, SLG: 1.000 Mike Phillips, L OBP: 0.244, SLG: 0.291 Skip Lockwood, R OBP: 0.286, SLG: 0.286 (1, 1) (7, 1) (9, PH) (9, 1) X		X 0-0 FC4-6 1-2f ③		X 0-0 6-3 ①		X 0-0 6-3 ①		X 0-0 F7 ①		3 0 0 0 0 0 1 0 0 0 0 0 0 0 1 0 0 0 0 0 0 0 0 0 0 0 0 0																											
Inning Stats	R: 1 E: 0 K: 0 S: 5	H: 2 LOB: 1 BB: 0 P: 5	R: 0 E: 0 K: 0 S: 4	H: 1 LOB: 1 BB: 0 P: 4	R: 2 E: 0 K: 0 S: 5	H: 2 LOB: 0 BB: 0 P: 5	R: 0 E: 0 K: 0 S: 3	H: 0 LOB: 0 BB: 0 P: 3	R: 2 E: 0 K: 0 S: 6	H: 3 LOB: 1 BB: 0 P: 6	R: 0 E: 0 K: 1 S: 5	H: 0 LOB: 0 BB: 0 P: 5	R: 0 E: 0 K: 0 S: 3	H: 1 LOB: 0 BB: 0 P: 3	R: 1 E: 0 K: 0 S: 4	H: 1 LOB: 2 BB: 2 P: 12	R: 0 E: 0 K: 1 S: 5	H: 0 LOB: 0 BB: 0 P: 5	1B: 6 2B: 2 3B: 1 HR: 1	SF: 0 SAC: 2 DP: 0 HBP: 0	WP: 0 PB: 0 SB: 0 CS: 1	PA: 38															
PITCHER	IP WLS BF H R ER SO BB IBB HBP BLK WP HR S P ERA WHIP																																				
Joey McLaughlin, R ERA: 18.0 (1, 1)	4.2		21	7	5	5	0	0	0	0	0	0	1	21	21	9.64	1.500																				
Don Collins, L ERA: 5.06 (5, 1)	0.1		2	1	0	0	0	0	0	0	0	0	0	2	2	0.00	3.000																				
Steve Kline, R ERA: 2.89 (6, 1)	2.0		6	1	0	0	1	0	0	0	0	0	0	8	8	0.00	0.500																				
Buzz Capra, R ERA: 7.05 (8, 1)	0.1	L	3	1	1	1	0	1	0	0	0	0	0	2	6	27.00	6.000																				
Rick Camp, R ERA: 3.33 (8, 1)	1.2		6	0	0	0	1	0	1	0	0	0	0	7	11	0.00	0.000																				

BOTTOM

New York Mets @ Atlanta Braves
 Atlanta-Fulton County Stadium, Atlanta, GA

Wed Jun 15 1977, 7:05 PM EDT
 Att. 6,343 - Unknown

livebaseballscores.com

AB	32
R	5
H	6
RBI	5
BB	2
SO	5
LOB	7



WP: 0	PA: 34
PB: 0	
SB: 0	
CS: 0	

PITCHER	IP	WLS	BF	H	R	ER	SO	P	ERA	WHIP
Jon Mattack, L (1, 1)	6.1		25	5	5	5	4	39	7.11	1.105
Bob Apodaca, R (7, 1)	1.2	W	6	1	0	0	0	6	0.00	0.600
Skip Lockwood, R (9, 1)	1.0	S	3	0	0	0	1	5	0.00	0.000

1B: 4	SF: 0
2B: 0	SAC: 0
3B: 0	DP: 1
HR: 2	HBP: 0

1 1 0 0 1 0 0
0 0 0 0 0 0 0
1 0 1 1 0 0 0
0 0 0 0 0 0 0
0 0 0 0 0 0 0
1 0 0 0 0 1 0
0 0 0 0 0 0 0
1 1 1 2 0 0 0
0 0 0 0 0 0 0
1 0 0 1 0 0 1

4 1 1 0 0 0 0
4 0 1 0 0 0 1
4 1 1 0 0 1 1
4 1 1 0 0 1 1
4 1 1 0 0 0 0
4 0 1 0 0 0 1
4 1 1 0 0 1 1

3 0 0 0 1 0 1
4 0 0 0 0 0 1
4 0 0 0 0 2 1
4 1 1 1 0 1 1
4 1 1 0 0 0 0
4 0 1 0 0 0 1
4 1 1 0 0 1 1

Batter	1	2	3	4	5	6	7	8	9	AB	R	H	RBI	BB	SO	LOB
Barry Bonnell, R (1, 8) OBP: 0.414, SLG: 0.408	4-0 BB		0-0 F9		0-0 6-3		0-0 4-3			3	0	0	0	1	0	1
Jerry Royster, R (1, 5) OBP: 0.303, SLG: 0.284	0-0 P4			0-0 F3		0-0 F8		0-0 F7		4	0	0	0	0	0	1
Willie Montanez, L (1, 3) OBP: 0.340, SLG: 0.487	0-0 F8			0-3 K		0-3 K		0-0 F2		4	0	0	0	0	2	1
Jeff Burroughs, R (1, 9) OBP: 0.356, SLG: 0.513	0-3 K			0-0 HR		0-0 4-3		0-0 5-3		4	1	1	1	0	1	1
Gary Matthews, R (1, 7) OBP: 0.362, SLG: 0.452		0-0 L8		0-0 F9			0-0 1B 1B		0-0 4-3	4	1	1	0	0	0	0
Biff Pocoroba, S (1, 2) OBP: 0.378, SLG: 0.486		0-0 6-3			0-0 G5-4-3 1B		0-0 F8		0-0 F6	4	0	1	0	0	0	1
Rod Gilbreath, R (1, 4) OBP: 0.319, SLG: 0.290		0-0 5-3			0-0 G5-4-3 1-2f 1B		0-0 1B 6-3 1B		0-3 K	4	1	1	0	0	1	1
Craig Robinson, R (1, 6) OBP: 0.308, SLG: 0.250			0-0 1-3		4-0 HR BB		0-0 6-3 1B			1	1	0	0	1	0	0
Tom Paciorek, R (7, PH) OBP: 0.271, SLG: 0.372										0	0	0	0	0	0	0
Rowland Office, L (7, PH) OBP: 0.291, SLG: 0.318										1	0	1	1	0	0	0
Buzz Capra, R (8, 1)										0	0	0	0	0	0	0
Rick Camp, R (8, 1)										0	0	0	0	0	0	0
Joey McLaughlin, R (1, 1) Don Collins, R (5, 1) Cito Gaston, R (5, PH) Steve Kline, R (8, 1) Darrel Chaney, S (7, PH)			0-3 K		0-0 HR		0-0 6-3		0-0 6-3	1	0	0	0	0	1	0
										0	0	0	0	0	0	0
										1	1	1	2	0	0	0
										0	0	0	0	0	0	0
										1	0	0	1	0	0	1

R: 0	H: 0
E: 0	LOB: 1
K: 1	BB: 1
S: 5	P: 9

R: 0	H: 0
E: 0	LOB: 0
K: 0	BB: 0
S: 3	P: 3

R: 0	H: 0
E: 0	LOB: 0
K: 1	BB: 0
S: 6	P: 5

R: 0	H: 0
E: 0	LOB: 0
K: 1	BB: 0
S: 6	P: 6

R: 2	H: 2
E: 0	LOB: 0
K: 0	BB: 1
S: 4	P: 8

R: 0	H: 0
E: 0	LOB: 0
K: 1	BB: 0
S: 5	P: 5

R: 2	H: 3
E: 0	LOB: 1
K: 0	BB: 0
S: 6	P: 6

R: 0	H: 0
E: 0	LOB: 0
K: 0	BB: 0
S: 3	P: 3

R: 0	H: 0
E: 0	LOB: 0
K: 1	BB: 0
S: 5	P: 5

1B: 4	SF: 0
2B: 0	SAC: 0
3B: 0	DP: 1
HR: 2	HBP: 0

WP: 0	PA: 34
PB: 0	
SB: 0	
CS: 0	

PITCHER	IP	WLS	BF	H	R	ER	SO	P	ERA	WHIP
Jon Mattack, L (1, 1)	6.1		25	5	5	5	4	39	7.11	1.105
Bob Apodaca, R (7, 1)	1.2	W	6	1	0	0	0	6	0.00	0.600
Skip Lockwood, R (9, 1)	1.0	S	3	0	0	0	1	5	0.00	0.000

Batter	1	2	3	4	5	6	7	8	9	AB R H RBI BB SO LOB	TOP									
Barry Bonnell, R (1, 8) OBP: 0.409, SLG: 0.403	0-0 6-3		0-0 5-3			0-0 F7		0-0 1B		4 0 1 0 0 0 0	Atlanta Braves @ Philadelphia Phillies Veterans Stadium, Philadelphia, PA Fri Jun 17 1977, 7:05 PM EDT Att: 37,143 - Unknown									
Jerry Royster, R (1, 5) OBP: 0.303, SLG: 0.285 Biff Pocoroba, S (8, PH) OBP: 0.376, SLG: 0.483 Junior Moore, R (8, 5) OBP: 0.327, SLG: 0.365	0-0 4-3		0-0 L4			0-0 HR 1B		0-0 L4		3 1 1 0 0 0 0 1 0 0 0 0 0 2 0 0 0 0 0 0 0										
Willie Montanez, L (1, 3) OBP: 0.343, SLG: 0.487	0-0 HR 1B			0-0 6-3		0-0 F7		0-0 1B		4 1 2 1 0 0 1										
Jeff Burroughs, R (1, 9) OBP: 0.358, SLG: 0.538	0-0 HR			0-3 K		0-0 HR		0-3 K		4 2 2 4 0 2 2										
Gary Matthews, R (1, 7) OBP: 0.355, SLG: 0.443 Steve Kline, R (8, 1)	0-0 F9			0-0 4-3		0-0 P4		0-0 4-3		4 0 0 0 0 0 2 0 0 0 0 0 0 0										
Vic Correll, R (1, 2) OBP: 0.333, SLG: 0.438		0-3 K			0-0 5-3		0-0 F8		0-0 1B 1B	4 0 1 0 0 1 0										
Rod Gilbreath, R (1, 4) OBP: 0.317, SLG: 0.289		0-0 4-3			0-3 K		0-0 P3		0-0 1B G6-4-3	4 0 1 0 0 1 0										
Craig Robinson, R (1, 6) OBP: 0.313, SLG: 0.267 Joe Nolan, L (9, PH) OBP: 0.353, SLG: 0.375		0-0 6-3			0-0 1B		0-0 F8		0-0 F7	3 0 1 0 0 0 0 1 0 0 0 0 0 2										
Andy Messersmith, R (1, 1) OBP: 0.207, SLG: 0.269 Rowland Office, L (8, PH) OBP: 0.294, SLG: 0.315			0-0 5-3		0-0 G1			4-0 1B BB	0-0 G6-4-3	2 0 0 0 0 0 1 1 1 0 0 1 0 2										
Inning Stats	R: 2 E: 0 K: 0 S: 5	H: 2 LOB: 0 BB: 0 P: 5	R: 0 E: 0 K: 1 S: 5	H: 0 LOB: 0 BB: 0 P: 5	R: 0 E: 0 K: 0 S: 3	H: 0 LOB: 0 BB: 0 P: 3	R: 0 E: 0 K: 1 S: 5	H: 1 LOB: 1 BB: 0 P: 6	R: 2 E: 0 K: 0 S: 5	H: 2 LOB: 0 BB: 0 P: 5		R: 0 E: 0 K: 0 S: 3	H: 0 LOB: 0 BB: 0 P: 3	R: 1 E: 0 K: 1 S: 7	H: 2 LOB: 2 BB: 1 P: 11	R: 0 E: 0 K: 0 S: 4	H: 2 LOB: 1 BB: 0 P: 4	1B: 7 2B: 0 3B: 0 HR: 2	SF: 0 SAC: 0 DP: 1 HBP: 0	WP: 0 PB: 0 SB: 1 CS: 0
PITCHER	IP WLS BF H R ER SO BB IBB HBP BLK WP HR S P ERA WHIP																			
Larry Christenson, R (1, 1) ERA: 5.4	7.0 W 28 6 5 5 3 1 0 0 0 0 0 2 33 37 6.43 1.000																			
Ron Reed, R (8, 1) ERA: 2.4	2.0 S 8 3 0 0 1 0 0 0 0 0 0 0 10 10 0.00 1.500																			

livebaseballscorecards.com

AB	35
R	5
H	9
RBI	5
BB	1
SO	4
LOB	12



Batter	1	2	3	4	5	6	7	8	9	AB	R	H	RBI	BB	SO	LOB
Garry Maddox, R OBP: 0.313, SLG: 0.433 (1, 8)	0-0 1B	0-0 P4		0-0 2B			0-3 K HR	0-0 1B		5	2	3	0	0	1	1
Jay Johnstone, L OBP: 0.309, SLG: 0.364 (1, 9)	0-0 F7		0-0 HR 2B	0-0 4-3			0-3 K	0-0 HR 1B		5	2	2	1	0	1	3
Mike Schmidt, R OBP: 0.365, SLG: 0.539 (1, 5)	0-0 F9		4-0 HR BB		0-3 K		0-3 K	0-0 HR		4	2	1	2	1	2	2
Greg Luzinski, R OBP: 0.382, SLG: 0.683 Jerry Martin, R OBP: 0.358, SLG: 0.495 (1, 7) (8, 7)	0-0 F9		0-0 HR	1-2 FC3-4-6 1B	0-0 FC3-4-6 1B		4-0 HR IBB	0-0 5-3		3	2	2	3	1	0	1
Richie Hebner, L OBP: 0.397, SLG: 0.537 (1, 3)		0-0 HR	0-3 K	1-2 FC3-4-6 1B	0-0 FC3-4-6 1B		0-0 HR			4	2	2	4	0	1	1
Bob Boone, R OBP: 0.310, SLG: 0.374 (1, 2)		0-0 1B 2B	0-0 F8	0-0 F8	0-0 F8		0-0 1B			4	1	2	0	0	0	1
Larry Bowa, S OBP: 0.306, SLG: 0.344 (1, 6)		0-0 F9	0-0 F8			0-0 G4-6-3 1B	0-0 F9			4	0	1	0	0	0	2
Ted Sizemore, R OBP: 0.327, SLG: 0.344 (1, 4)		0-0 2-H 1B		0-0 P6		0-0 G4-6-3 1B	0-0 6-3			4	0	1	1	0	0	1
Larry Christenson, R OBP: 0.219, SLG: 0.167 Ron Reed, R (8, 1)		0-3 K		0-3 K		0-0 F8	0-3 K			3	0	0	0	0	2	1
										1	0	0	0	0	1	0
Inning Stats	R: 0 E: 0 K: 0 S: 4	H: 1 LOB: 1 BB: 0 P: 4	R: 2 E: 0 K: 1 S: 8	H: 3 LOB: 1 BB: 0 P: 8	R: 3 E: 0 K: 1 S: 7	H: 2 LOB: 0 BB: 1 P: 11	R: 0 E: 0 K: 1 S: 6	H: 1 LOB: 1 BB: 0 P: 6	R: 0 E: 0 K: 0 S: 3	H: 1 LOB: 0 BB: 0 P: 3	R: 3 E: 0 K: 3 S: 12	H: 2 LOB: 1 BB: 1 P: 16	R: 3 E: 0 K: 1 S: 8	H: 3 LOB: 0 BB: 0 P: 8	1B: 7 2B: 3 3B: 0 HR: 4	SF: 0 SAC: 0 DP: 1 HBP: 0

BOTTOM

Atlanta Braves @ Philadelphia Phillies
Veterans Stadium, Philadelphia, PA
 Fri Jun 17 1977, 7:05 PM EDT
 Att. 37,143 - Unknown

livebaseballscorecards.com

AB	38
R	11
H	14
RBI	11
BB	2
SO	8
LOB	13



PITCHER	IP	WLS	BF	H	R	ER	SO	BB	IBB	HBP	BLK	WP	HR	S	P	ERA	WHIP
Andy Messersmith, R ERA: 4.48 (1, 1)	7.0	L	34	11	8	8	7	1	1	0	0	1	3	46	54	10.29	1.714
Steve Kline, R ERA: 5.23 (8, 1)	1.0		6	3	3	3	1	0	0	0	1	0	1	8	8	27.00	3.000

WP: 1	PA: 40
PB: 0	SB: 1
CS: 0	

Batter	1	2	3	4	5	6	7	8	9	10	11	12	AB R H RBI BB SO LOB	TOP															
Barry Bonnell, R (1, 8) <small>OBP: 0.399, SLG: 0.391</small> Darrel Chaney, S (6, 6) <small>OBP: 0.301, SLG: 0.353</small>	0-0 4-1	0-0 1-3			0-0 F7	0-0 6-3		0-3 K			0-0 L3		4 0 0 0 0 0 4 2 0 0 0 0 1 2	Atlanta Braves @ Philadelphia Phillies Veterans Stadium, Philadelphia, PA Sat Jun 18 1977, 7:05 PM EDT Att. 32,016 - Unknown															
Jerry Royster, R (1, 5) <small>OBP: 0.300, SLG: 0.279</small>	0-0 F8		0-3 K		0-0 5-3		1-0 G3-6-1 HBP		0-0 P3		0-0 6-3	5 0 0 0 0 1 0																	
Willie Montanez, L (1, 3) <small>OBP: 0.349, SLG: 0.485</small>	0-0 1B		0-0 F8			4-0 1B 2B BB	0-0 G3-6-1		0-0 4-3		0-0 FC4-6 1B	5 1 2 0 1 0 1																	
Jeff Burroughs, R (1, 9) <small>OBP: 0.361, SLG: 0.535</small>	0-0 4-3		0-0 1B			0-0 2B 1B	4-0 FC5-4 BB		0-0 5-3		0-0 FC4-6 FC6-4	5 1 2 0 1 0 2																	
Gary Matthews, R (1, 7) <small>OBP: 0.345, SLG: 0.429</small>		0-3 K	0-3 K			0-3 K	0-0 FC5-4			0-3 K		0-0 FC6-4	6 0 0 0 0 4 5																
Biff Pocoroba, S (1, 2) <small>OBP: 0.371, SLG: 0.480</small>		0-0 E4 2B		0-3 K		0-0 2B 2B		0-3 K		0-0 F7			5 2 1 1 0 2 0																
Rod Gilbreath, R (1, 4) <small>OBP: 0.325, SLG: 0.301</small>		0-0 1B 2B		0-3 K		1-0 2B HBP		0-0 3B 1B		0-0 6-3			4 1 2 1 0 1 0																
Craig Robinson, R (1, 6) <small>OBP: 0.278, SLG: 0.235</small> Rowland Office, L (6, PH) <small>OBP: 0.302, SLG: 0.346</small>		0-3 K		0-0 6-3		0-0 2B		0-0 3B			0-0 F8		2 0 0 0 0 1 1 3 0 2 3 0 0 0																
Phil Niekro, R (1, 1) <small>OBP: 0.214, SLG: 0.195</small> Rick Camp, R (9, 1) <small>OBP: 0.389, SLG: 0.412</small> Joe Nolan, L (11, PH) <small>OBP: 0.375, SLG: 0.400</small> Max Leon, R (11, PR) <small>OBP: 0.375, SLG: 0.400</small> Frank LaCorte, R (11, 1) <small>OBP: 0.111, SLG: 0.111</small>		0-0 1B			0-0 L6	0-0 F5		0-3 K			0-0 L3 1B		4 0 1 0 0 1 3 0 0 0 0 0 0 0 1 0 1 0 0 0 0 0 0 0 0 0 0 0 0 0 0 0 0 0 0																
Inning Stats	R: 0 E: 0 K: 0 S: 4	H: 1 LOB: 1 BB: 0 P: 4	R: 1 E: 1 K: 2 S: 10	H: 2 LOB: 2 BB: 0 P: 10	R: 0 E: 0 K: 2 S: 8	H: 1 LOB: 0 BB: 0 P: 8	R: 0 E: 0 K: 2 S: 7	H: 0 LOB: 0 BB: 0 P: 7	R: 0 E: 0 K: 0 S: 3	H: 0 LOB: 0 BB: 0 P: 3	R: 3 E: 0 K: 1 S: 8	H: 3 LOB: 2 BB: 1 P: 13	R: 0 E: 0 K: 0 S: 2		H: 0 LOB: 1 BB: 1 P: 7	R: 1 E: 0 K: 3 S: 11	H: 2 LOB: 1 BB: 0 P: 11	R: 0 E: 0 K: 0 S: 3	H: 0 LOB: 0 BB: 0 P: 3	R: 0 E: 0 K: 1 S: 5	H: 0 LOB: 0 BB: 0 P: 5	R: 0 E: 0 K: 0 S: 3	H: 1 LOB: 1 BB: 0 P: 3	R: 0 E: 0 K: 0 S: 4	H: 1 LOB: 1 BB: 0 P: 4	1B: 7 2B: 4 3B: 1 HR: 0	SF: 0 SAC: 0 DP: 2 HBP: 2	WP: 0 PB: 0 SB: 0 CS: 0	PA: 50
PITCHER	IP WLS BF H R ER SO BB IBB HBP BLK WP HR S P ERA WHIP																												
Jim Lonborg, R (1, 1) <small>ERA: 3.29</small> Gene Garber, R (6, 1) <small>ERA: 2.95</small> Warren Brusstar, R (8, 1) <small>ERA: 1.78</small> Ron Reed, R (10, 1) <small>ERA: 2.31</small> Tug McGraw, L (12, 1) <small>ERA: 2.25</small>	5.1 6 2.0 2.0 1.0	WLS 6 8 6 W	BF 26 8 6 4	H 7 2 1 1	R 4 1 0 0	ER 3 1 0 0	SO 7 0 3 1 0	BB 1 0 0 0 0	IBB 0 0 0 0 0	HBP 1 0 0 0 0	BLK 0 0 0 0 0	WP 0 0 0 0 0	HR 0 0 0 0 0		S 38 4 14 8 4	P 43 9 14 8 4	ERA 5.06 0.00 4.50 0.00 0.00	WHIP 1.500 0.600 1.000 0.500 1.000											

livebaseballscores.com

AB 46
R 5
H 11
RBI 5
BB 2
SO 11
LOB 18



Batter	1	2	3	4	5	6	7	8	9	10	11	12
Garry Maddox, R OBP: 0.317, SLG: 0.433	0-0 S F8 WP 1B	0-0 2-H S 1B			0-0 F8		0-0 F8		4-0 1B BB		0-0 1-3	
Jay Johnstone, L OBP: 0.310, SLG: 0.359	0-0 F8 1-2	0-3 K			0-0 G3		0-0 G1		0-0 1-2 2-H 3-H 1B		4-0 BB BB	
Mike Schmidt, R OBP: 0.360, SLG: 0.526	0-0 F8		0-0 6-3		0-0 F8		0-0 K		0-3 K		4-0 FC6-4 BB	
Greg Luzinski, R OBP: 0.378, SLG: 0.672	0-3 K BB		0-0 F7		0-3 K		0-0 5-3		0-0 FC4-6 1B		0-0 FC6-4	
Jerry Martin, R OBP: 0.355, SLG: 0.490												
Tug McGraw, R	2-H BB										1-2f	
Richie Hebner, L OBP: 0.407, SLG: 0.529	4-0 1-2 BB		4-0 CS BB		0-3 K		0-3 K		4-0 BB 4-3 BB		0-0 FC4-6 BLK	4-0 FC3-6 BB
Bob Boone, R OBP: 0.310, SLG: 0.369	0-3 K		0-0 CS	0-0 1-3	0-0 FC3-6 1B		0-0 FC3-6 1B		0-3 K	4-0 1-2 IBB	0-0 FC4-6 HR	0-0 FC3-6 1B HR
Larry Bowa, S OBP: 0.302, SLG: 0.336												
Ted Sizemore, R OBP: 0.332, SLG: 0.349												
Tim McCarver, L OBP: 0.431, SLG: 0.509												
Terry Harmon, R OBP: 0.281, SLG: 0.321												
Jim Lonborg, R												
Gene Garber, R												
Bake McBride, L												
Warren Erusslar, R												
Tom Hutton, L												
Ron Reed, R												
Ollie Brown, R												

AB	R	H	RBI	BB	SO	LOB
5	1	2	1	1	0	0
5	0	1	2	1	1	2
5	0	0	0	1	2	3
5	0	1	0	0	2	0
1	0	0	0	0	0	2
0	0	0	0	0	0	0
2	1	0	0	4	1	1
5	1	1	0	1	2	4
5	1	0	0	1	1	4
3	1	2	0	0	0	0
0	1	0	0	1	0	0
2	1	1	0	0	0	2
2	0	0	0	0	2	2
0	0	0	0	0	0	0
1	0	0	0	0	0	0
1	0	0	1	0	0	2
0	0	0	0	0	0	0
2	1	1	3	0	0	0

AB	R	H	RBI	BB	SO	LOB
44	8	9	7	10	11	22

Inning Stats	R: 1	H: 1	E: 0	K: 2	S: 9	LOB: 2	BB: 1	P: 13	R: 1	H: 2	E: 1	K: 2	S: 9	LOB: 1	BB: 0	P: 9	R: 0	H: 0	E: 0	K: 0	S: 2	LOB: 0	BB: 1	P: 6	R: 0	H: 1	E: 0	K: 1	S: 6	LOB: 1	BB: 0	P: 6	R: 0	H: 0	E: 0	K: 0	S: 3	LOB: 0	BB: 0	P: 3	R: 0	H: 1	E: 0	K: 2	S: 8	LOB: 1	BB: 0	P: 8	R: 0	H: 0	E: 0	K: 0	S: 3	LOB: 0	BB: 0	P: 3	R: 0	H: 0	E: 0	K: 1	S: 5	LOB: 0	BB: 0	P: 5	R: 3	H: 1	E: 0	K: 2	S: 8	LOB: 2	BB: 4	P: 24	R: 0	H: 1	E: 0	K: 0	S: 4	LOB: 2	BB: 1	P: 8	R: 0	H: 0	E: 0	K: 0	S: 3	LOB: 2	BB: 2	P: 11	R: 3	H: 2	E: 0	K: 1	S: 6	LOB: 0	BB: 1	P: 10	1B: 8	2B: 0	3B: 0	HR: 1	SF: 0	SAC: 0	DP: 0	HBP: 0	WP: 2	PA: 55
PITCHER	IP	WLS	BF	H	R	ER	SO	BB	IBB	HBP	BLK	WP	HR	S	P	ERA	WHIP																																																																																									
Phil Niekro, R ERA: 4.79	(1, 1)	8.1	35	5	5	4	9	5	0	0	0	2	0	48	68	4.32	1.200																																																																																									
Rick Camp, R ERA: 3.22	(9, 1)	1.2	9	2	0	0	1	1	1	0	1	0	0	9	17	0.00	1.800																																																																																									
Frank LaCorte, R ERA: 11.49	(11, 1)	1.2	L	10	2	3	3	3	0	0	0	0	1	9	21	16.20	3.000																																																																																									

Atlanta Braves @ Philadelphia Phillies
Veterans Stadium, Philadelphia, PA
Sat Jun 18 1977, 7:05 PM EDT
Att: 32,016 - Unknown

livebaseballscorecards.com



Batter	1	2	3	4	5	6	7	8	9	AB R H RBI BB SO LOB	TOP																						
Barry Bonnell, R OBP: 0.389, SLG: 0.380 (1, 8) X	0-0 F8			0-3 K		0-0 F8		0-3 K2-3		4 0 0 0 0 2 2																							
Jerry Royster, R OBP: 0.296, SLG: 0.275 (1, 5) (8, 6) X	0-0 4-3			0-0 F3		0-0 FC6-4		0-0 6-3		4 0 0 0 0 0 2																							
Willie Montanez, L OBP: 0.352, SLG: 0.497 (1, 3) X	0-0 F8			0-0 P8			0-0 2B		0-0 1B 2B	4 1 2 0 0 0 0																							
Jeff Burroughs, R OBP: 0.359, SLG: 0.530 (1, 9)		0-3 K			0-0 F8		0-3 K		0-0 FC6-4 1B	4 0 1 1 0 2 1																							
Gary Matthews, R OBP: 0.339, SLG: 0.421 (1, 7)		0-3 K			0-0 5-3		0-0 6-3		0-3 K	4 0 0 0 0 2 2																							
Vic Correll, R OBP: 0.330, SLG: 0.424 (1, 2) X		0-0 1-3			4-0 BB		0-0 F8		0-3 K	3 0 0 0 1 1 2																							
Rod Gilbreath, R OBP: 0.318, SLG: 0.293 (1, 4)			0-3 K		0-0 G3			0-0 6-3	0-0 FC6-4	4 0 0 0 0 1 2																							
Craig Robinson, R OBP: 0.250, SLG: 0.211 (1, 6) Junior Moore, R OBP: 0.331, SLG: 0.369 (8, PH) (8, 5)			0-0 3-4			0-0 P8		0-0 2B 1B		2 0 0 0 0 0 0 1 1 1 0 0 0 0																							
Steve Hargan, R Don Collins, R Tom Paciorek, R Buzz Capra, R Cito Gaston, R Dave Campbell, R (1, 1) (3, 1) (6, PH) (6, 1) (8, PH) (8, 1)			0-3 K			0-0 FC6-4 1B		0-0 1-H 2B		1 0 0 0 0 0 1 0 0 0 0 0 0 0 0 0 1 0 1 0 0 0 0 0 0 0 0 0 0 0 0 0 1 0 1 1 0 0 0 0 0 0 0 0 0 0 0 0																							
Inning Stats	R: 0 E: 0 K: 0 S: 3	H: 0 LOB: 0 BB: 0 P: 3	R: 0 E: 0 K: 2 S: 7	H: 0 LOB: 0 BB: 0 P: 7	R: 0 E: 0 K: 2 S: 7	H: 0 LOB: 0 BB: 0 P: 7	R: 0 E: 0 K: 1 S: 5	H: 0 LOB: 0 BB: 0 P: 5	R: 0 E: 0 K: 0 S: 3	H: 0 LOB: 1 BB: 1 P: 7	R: 0 E: 0 K: 0 S: 4	H: 1 LOB: 1 BB: 0 P: 4	R: 0 E: 0 K: 1 S: 6	H: 1 LOB: 1 BB: 0 P: 6	R: 1 E: 0 K: 1 S: 7	H: 2 LOB: 1 BB: 0 P: 7	R: 1 E: 0 K: 2 S: 9	H: 2 LOB: 1 BB: 0 P: 9	1B: 3 2B: 3 3B: 0 HR: 0	SF: 0 SAC: 0 DP: 0 HBP: 0	WP: 0 PB: 0 SB: 0 CS: 0	PA: 34											
PITCHER Steve Carlton, L ERA: 2.99 (1, 1)	IP 9.0	WLS W	BF 34	H 6	R 2	ER 2	SO 9	BB 1	IBB 0	HBP 0	BLK 0	WP 0	HR 0	S 51	P 55	ERA 2.00	WHIP 0.778																
											PITCHER	IP	WLS	BF	H	R	ER	SO	BB	IBB	HBP	BLK	WP	HR	S	P	ERA	WHIP					

Atlanta Braves @ Philadelphia Phillies
Veterans Stadium, Philadelphia, PA
Sun Jun 19 1977, 3:33 AM EDT
Att. 40,126 - Unknown

livebaseballscorecards.com

AB 33
R 2
H 6
RBI 2
BB 1
SO 9
LOB 11



Batter	1	2	3	4	5	6	7	8	9	AB	R	H	RBI	BB	SO	LOB
Garry Maddox, R OBP: 0.316, SLG: 0.434 (1, 8)	0-0 P3	0-0 F8		0-0 5-3			0-0 WP 2B			4	0	1	0	0	0	1
Bake McBride, L OBP: 0.294, SLG: 0.409 (1, 9)	0-0 F7		0-0 WP 1B 1B		0-0 P4		0-0 F5			4	1	1	0	0	0	1
Mike Schmidt, R OBP: 0.366, SLG: 0.537 (1, 5)	0-0 WP 3B		0-0 F3		0-0 S 1B		4-0 WP BB			3	1	2	0	1	0	1
Greg Luzinski, R OBP: 0.380, SLG: 0.667 (1, 7)	0-3 K		0-0 1B 1B	1-H	0-0 P4		4-0 1-2 2-3 IBB			3	0	1	1	1	1	1
Richie Hebner, L OBP: 0.404, SLG: 0.521 (1, 3)		0-0 E7 1B G6-4-3	0-0 S 1B	1-3	0-0 F8 1-2		0-0 F7			4	1	1	0	0	0	4
Tim McCarver, L OBP: 0.421, SLG: 0.492 (1, 2)		0-0 G6-4-3 1B 1B	0-3 K	1-2		0-0 F8		0-0 P4		4	1	1	0	0	1	2
Larry Bowa, S OBP: 0.305, SLG: 0.339 (1, 6)		0-0 G6-4-3 1B	0-0 P4			0-0 F7		0-0 G6-4-3 1B		4	0	2	0	0	0	2
Ted Sizemore, R OBP: 0.330, SLG: 0.344 (1, 4)		0-0 G6-4-3		4-0 CS BB		0-0 P4		0-0 G6-4-3		3	0	0	0	1	0	3
Steve Carlton, L OBP: 0.268, SLG: 0.316 (1, 1)		0-0 1B		0-3 K	1-2		0-0 F9			3	0	1	1	0	1	1

Inning Stats	R: 1	H: 1	E: 0	K: 1	S: 6	LOB: 0	BB: 0	P: 6	R: 2	H: 3	E: 1	K: 0	S: 6	LOB: 1	BB: 0	P: 6	R: 1	H: 3	E: 0	K: 1	S: 8	LOB: 2	BB: 0	P: 8	R: 0	H: 0	E: 0	K: 1	S: 4	LOB: 0	BB: 1	P: 8	R: 0	H: 1	E: 0	K: 0	S: 4	LOB: 1	BB: 0	P: 4	R: 0	H: 0	E: 0	K: 0	S: 3	LOB: 0	BB: 0	P: 3	R: 0	H: 1	E: 0	K: 0	S: 4	LOB: 3	BB: 2	P: 12	R: 0	H: 1	E: 0	K: 0	S: 3	LOB: 0	BB: 0	P: 3
1B: 8	SF: 0	2B: 1	SAC: 0	3B: 1	DP: 2	HR: 0	HBP: 0	WP: 3	PA: 35																																																							

PITCHER	IP	WLS	BF	H	R	ER	SO	BB	IBB	HBP	BLK	WP	HR	S	P	ERA	WHIP
Steve Hargan, R ERA: 6.34 (1, 1)	2.1	L	14	7	4	2	1	0	0	0	0	2	0	16	16	7.71	3.000
Don Collins, L ERA: 4.6 (3, 1)	2.2		9	1	0	0	2	1	0	0	0	0	0	12	16	0.00	0.750
Buzz Capra, R ERA: 6.75 (6, 1)	2.0		9	1	0	0	0	1	1	0	0	1	0	7	15	0.00	1.000
Dave Campbell, R ERA: 3.7 (8, 1)	1.0		3	1	0	0	0	0	0	0	0	0	0	3	3	0.00	1.000

BOTTOM

Atlanta Braves @ Philadelphia Phillies
Veterans Stadium, Philadelphia, PA

Sun Jun 19 1977, 3:33 AM EDT
Att. 40,126 - Unknown

livebaseballscorecards.com

AB	32
R	4
H	10
RBI	2
BB	3
SO	3
LOB	16



Batter	1	2	3	4	5	6	7	8	9	10	11	AB R H RBI BB SO LOB	TOP					
Barry Bonnell, R (1, 8) OBP: 0.383, SLG: 0.374	0-3 K		x 0-0 F9		x 0-0 1B			x 0-3 K			x 0-3 K	5 0 1 0 0 3 0						
Junior Moore, R (1, 5) OBP: 0.330, SLG: 0.362	4-0 HR		x 0-3 K		x 0-0 4-3			x 0-0 F9			x 0-0 1-4-3	3 1 0 0 1 1 1 1 0 0 0 0 0 0						
Jerry Royster, R (8, 5) OBP: 0.295, SLG: 0.273	BB																	
Willie Montanez, L (1, 3) OBP: 0.354, SLG: 0.512	0-0 HR		x 0-0 1B					x 0-0 F8			x 0-3 K	5 1 2 2 0 1 0						
Jeff Burroughs, R (1, 9) OBP: 0.358, SLG: 0.524	4-0 BB		x 0-3 K					x 0-0 F9			x 0-0 F8	3 0 0 0 1 1 1 0 0 0 0 0 0 0						
Rowland Office, L (9, 8) OBP: 0.302, SLG: 0.346	1-3 BB																	
Gary Matthews, R (1, 7) OBP: 0.333, SLG: 0.413	0-0 1-3			x 0-3 K				x 0-0 6-3			x 0-0 F8	4 0 0 0 0 1 1						
Vic Correll, R (1, 2) OBP: 0.318, SLG: 0.406	0-3 K			x 0-0 5-3				x 0-0 F3			x 0-3 K	4 0 0 0 0 2 1						
Rod Gilbreath, R (1, 4) OBP: 0.316, SLG: 0.292		x 0-0 P4		x 0-0 F4				x 0-0 CS 1B			x 0-0 5-3	4 0 1 0 0 0 0	AB 37					
Darrel Chaney, S (1, 6) OBP: 0.299, SLG: 0.371		x 0-0 6-3			x 0-3 K			x 0-0 1-2 3B			x 0-3 K	4 0 1 0 0 2 0	R 2					
Andy Messersmith, R (1, 1) OBP: 0.188, SLG: 0.241		x 0-0 6-3			x 0-0 F9			x 0-0 F9			x 0-3 K	3 0 0 0 0 0 1	H 5					
Joe Nolan, L (10, PH) OBP: 0.368, SLG: 0.389												1 0 0 0 0 1 0	RBI 2					
Don Collins, R (10, 1)												0 0 0 0 0 0 0	BB 2					
Inning Stats	R: 2 H: 1 E: 0 LOB: 1 K: 2 BB: 2 S: 8 P: 16	R: 0 H: 0 E: 0 LOB: 0 K: 0 BB: 0 S: 3 P: 3	R: 0 H: 1 E: 0 LOB: 1 K: 2 BB: 0 S: 8 P: 8	R: 0 H: 0 E: 0 LOB: 0 K: 1 BB: 0 S: 5 P: 5	R: 0 H: 1 E: 0 LOB: 1 K: 1 BB: 0 S: 6 P: 6	R: 0 H: 0 E: 0 LOB: 0 K: 0 BB: 0 S: 3 P: 3	R: 0 H: 2 E: 0 LOB: 1 K: 0 BB: 0 S: 4 P: 4	R: 0 H: 0 E: 0 LOB: 0 K: 1 BB: 0 S: 5 P: 5	R: 0 H: 0 E: 0 LOB: 0 K: 1 BB: 0 S: 5 P: 5	R: 0 H: 0 E: 0 LOB: 0 K: 2 BB: 0 S: 7 P: 7	R: 0 H: 0 E: 0 LOB: 0 K: 2 BB: 0 S: 7 P: 7	1B: 3 SF: 0 2B: 0 SAC: 0 3B: 1 DP: 0 HR: 1 HBP: 0	WP: 0 PA: 39 PB: 0 SB: 0 CS: 1					
PITCHER	IP WLS BF H R ER SO BB IBB HBP BLK WP HR S P ERA WHIP																	
Jon Matlack, L (1, 1) ERA: 3.82	8.0		30	5	2	2	7	2	0	0	0	0	0	0	42	50	2.25	0.875
Skip Lockwood, R (9, 1) ERA: 3.29	2.0		6	0	0	0	3	0	0	0	0	0	0	0	12	12	0.00	0.000
Rick Baldwin, R (11, 1) ERA: 3.97	1.0	W	3	0	0	0	2	0	0	0	0	0	0	0	7	7	0.00	0.000

Atlanta Braves @ New York Mets
Shea Stadium, Flushing, NY
Tue Jun 21 1977, 7:05 PM EDT
Att. 10,613 - Unknown

livebaseballscores.com



Batter	1	2	3	4	5	6	7	8	9	10	11	AB R H RBI BB SO LOB	BOTTOM											
Lenny Randle, S OBP: 0.388, SLG: 0.400 (1, 5)	0-3 K		0-0 6-3			0-0 6-3		4-0 2B G3-2 BB		4-0 S BLK BB		3 0 0 0 2 1 0	<p>Atlanta Braves @ New York Mets</p> <p>Shea Stadium, Flushing, NY</p> <p>Tue Jun 21 1977, 7:05 PM EDT</p> <p>Att. 10,613 - Unknown</p>											
Bud Harrelson, S OBP: 0.263, SLG: 0.252 (1, 6)	4-0 2B WP BB		0-0 4-3			4-0 BB BB		0-0 1-3 2B		4-0 1-2 S BB		2 1 1 0 3 0 0												
Bruce Boicclair, L OBP: 0.348, SLG: 0.392 (1, 8)	0-3 K		0-3 K			0-3 K		4-0 BB		4-0 1-2 2-3 IBB		3 0 0 0 1 3 2 0 0 0 0 1 0 0												
Lee Mazzilli, S OBP: 0.302, SLG: 0.274 (10, PH) (11, 8)																								
John Milner, L OBP: 0.383, SLG: 0.509 (1, 3)	0-0 WP 1-3 2B			0-0 F8		4-0 1-2 BB		0-0 G3-2 3-Hf		0-3 K		4 0 1 0 1 1 6												
Ed Kranepool, L OBP: 0.345, SLG: 0.509 (1, 7)	0-0 F9			0-0 G4-6-3 1B		0-0 F9				0-0 HR		5 1 2 1 0 0 6 0 0 0 0 0 0 0												
Rick Baldwin, L (11, 1)																								
Mike Vail, R OBP: 0.383, SLG: 0.470 (1, 9)		0-0 5-3				0-0 G4-6-3 1-2f						5 0 0 0 0 0 1												
John Stearns, R OBP: 0.370, SLG: 0.486 (1, 2)		0-0 FC5-4 1B				0-0 5-3		0-3 K		0-3 K		5 1 2 0 0 2 0												
Felix Millan, R OBP: 0.245, SLG: 0.245 (1, 4)		0-0 FC5-4 1-2f				0-0 F9		0-3 K		0-0 5-3		4 1 0 0 1 1 1												
Jon Matlack, L OBP: 0.182, SLG: 0.103 (1, 1)		0-0 F2				0-0 5-3						2 0 0 0 0 0 1												
Bobby Valentine, R OBP: 0.256, SLG: 0.261 (8, PH)								0-0 F3		0-0 6-3		1 0 0 0 0 0 0 0 0 0 0 0 0 0 1 0 0 0 0 0 0 1 1 1 3 0 0 0												
Skip Lockwood, R OBP: 0.286, SLG: 0.286 (9, 1)																								
Jerry Grote, R OBP: 0.326, SLG: 0.310 (10, PH)																								
Steve Henderson, R OBP: 0.300, SLG: 0.600 (11, 7)																								
Inning Stats	R: 1 E: 0 K: 2 S: 8	H: 1 LOB: 1 BB: 1 P: 12	R: 0 E: 0 K: 0 S: 4	H: 1 LOB: 1 BB: 0 P: 4	R: 0 E: 0 K: 1 S: 5	H: 0 LOB: 0 BB: 0 P: 5	R: 0 E: 0 K: 0 S: 3	H: 1 LOB: 0 BB: 0 P: 3	R: 0 E: 0 K: 1 S: 5	H: 0 LOB: 2 BB: 2 P: 13	R: 0 E: 0 K: 2 S: 7	H: 0 LOB: 0 BB: 0 P: 7	R: 0 E: 0 K: 0 S: 3	H: 1 LOB: 2 BB: 2 P: 11	R: 1 E: 0 K: 1 S: 6	H: 1 LOB: 0 BB: 0 P: 6	R: 0 E: 0 K: 1 S: 5	H: 0 LOB: 3 BB: 3 P: 17	R: 3 E: 0 K: 0 S: 3	H: 2 LOB: 0 BB: 1 P: 7	1B: 2 2B: 3 3B: 0 HR: 2	SF: 0 SAC: 0 DP: 2 HBP: 0	WP: 1 PB: 0 SB: 2 CS: 0	PA: 45
PITCHER	IP WLS BF H R ER SO BB IBB HBP BLK WP HR S P ERA WHIP	IP WLS BF H R ER SO BB IBB HBP BLK WP HR S P ERA WHIP																						
Andy Messersmith, R ERA: 4.23 (1, 1)	9.0	35	5	2	2	7	5	0	0	0	1	1	44	64	2.00	1.111								
Don Collins, L ERA: 5.28 (10, 1)	1.1	L	10	2	3	3	1	2	2	0	1	0	1	8	20.25	3.000								

livebaseballscores.com

AB	36
R	5
H	7
RBI	4
BB	9
SO	8
LOB	17




Batter	1	2	3	4	5	6	7	8	9	AB R H RBI BB SO LOB	TOP			
Barry Bonnell, R (1, 7) OBP: 0.383, SLG: 0.375	0-0 F9 SH1-3 1B		0-0 6-3			0-0 5-3	0-0 F9		0-0 1-2 2-H 1B	5 0 2 1 0 0 0				
Junior Moore, R (1, 5) OBP: 0.330, SLG: 0.361 Jerry Royster, R (8, PR) OBP: 0.294, SLG: 0.272 (8, 5)	0-0 SH1-3 1-2		0-0 G3			0-0 FC4-6 1B		0-0 F5 G6-4-3	0-0 FC5 2-3f	3 0 1 0 0 0 0 1 0 0 0 0 0 2				
Willie Montanez, L (1, 3) OBP: 0.346, SLG: 0.500	0-0 F9 2-3		0-0 4-3			0-0 FC4-6 1B		0-0 G6-4-3 1-2f		4 1 0 0 0 0 3				
Jeff Burroughs, R (1, 9) OBP: 0.360, SLG: 0.522	0-0 F6			0-3 K		4-0 BB 1-2 1B BB		0-0 FC4-6 1B		3 0 1 0 1 1 1				
Rowland Office, L (1, 8) OBP: 0.308, SLG: 0.350		0-0 HR 1B		0-0 F7		0-0 BB 1-2 2-H 1B		0-0 FC4-6 1-2f		4 1 2 1 0 0 1				
Biff Pocoroba, S (1, 2) OBP: 0.374, SLG: 0.497		0-0 1-H HR		0-0 G3		4-0 BB 1-2 2-3 BB			0-0 F9	3 1 1 2 1 0 0				
Rod Gilbreath, R (1, 4) OBP: 0.315, SLG: 0.291		0-0 6-3			0-0 F9	0-0 P9			0-0 1B 1B	4 1 1 0 0 0 3				
Darrel Chaney, S (1, 6) OBP: 0.287, SLG: 0.355		0-0 P5			0-3 K		0-0 4-3		0-3 K	4 0 0 0 0 2 1				
Phil Niekro, R (1, 1) OBP: 0.217, SLG: 0.200		0-0 6-3			0-0 P4		0-0 4-3		0-0 FC5 1-2 1B	4 0 1 0 0 0 0				
Inning Stats	R: 0 E: 0 K: 0 S: 4 H: 1 LOB: 1 BB: 0 P: 4	R: 2 E: 0 K: 0 S: 5 H: 2 LOB: 0 BB: 0 P: 5	R: 0 E: 0 K: 0 S: 3 H: 0 LOB: 0 BB: 0 P: 3	R: 0 E: 0 K: 1 S: 5 H: 0 LOB: 0 BB: 0 P: 5	R: 0 E: 0 K: 1 S: 5 H: 0 LOB: 0 BB: 0 P: 5	R: 1 E: 0 K: 0 S: 5 H: 2 LOB: 3 BB: 2 P: 13	R: 0 E: 0 K: 0 S: 3 H: 0 LOB: 0 BB: 0 P: 3	R: 0 E: 1 K: 0 S: 4 H: 1 LOB: 1 BB: 0 P: 4	R: 1 E: 0 K: 1 S: 8 H: 3 LOB: 2 BB: 0 P: 8	1B: 8 2B: 0 3B: 0 HR: 1 SF: 0 SAC: 1 DP: 1 HBP: 0	WP: 0 PB: 0 SB: 0 CS: 0 PA: 38			
PITCHER	IP WLS BF H R ER SO BB IBB HBP BLK WP HR S P ERA WHIP												PITCHER	IP WLS BF H R ER SO BB IBB HBP BLK WP HR S P ERA WHIP
Nino Espinosa, R (1, 1) ERA: 3.91	6.0 L 25 5 3 3 2 2 0 0 0 0 0 1 27 35 4.50 1.167													
Rick Baldwin, R (7, 1) ERA: 3.38	2.0 7 1 0 0 0 0 0 0 0 0 0 0 7 7 0.00 0.500													
Jackson Todd, R (9, 1) ERA: 4.34	1.0 6 3 1 1 1 0 0 0 0 0 0 0 8 8 9.00 3.000													

Atlanta Braves @ New York Mets
Shea Stadium, Flushing, NY
Wed Jun 22 1977, 7:05 PM EDT
Att. 12,087 - Unknown

livebaseballscorecards.com

AB 35
R 4
H 9
RBI 4
BB 2
SO 3
LOB 11



Batter	1	2	3	4	5	6	7	8	9	10	AB	R	H	RBI	BB	SO	LOB	TOP														
Gene Richards, L (1, 7) OBP: 0.339, SLG: 0.358	4-0 S HR BB	0-0 ① 4-3		0-0 ② FC4-6			0-0 ① 4-3		0-0 ② F8	0-0 ③ 1-3	5	1	0	1	1	0	6	<p>San Diego Padres @ Atlanta Braves Atlanta-Fulton County Stadium, Atlanta, GA</p> <p>livebaseballscorecards.com</p> <table> <tr><td>AB</td><td>38</td></tr> <tr><td>R</td><td>8</td></tr> <tr><td>H</td><td>10</td></tr> <tr><td>RBI</td><td>7</td></tr> <tr><td>BB</td><td>6</td></tr> <tr><td>SO</td><td>5</td></tr> <tr><td>LOB</td><td>18</td></tr> </table> 	AB	38	R	8	H	10	RBI	7	BB	6	SO	5	LOB	18
AB	38																															
R	8																															
H	10																															
RBI	7																															
BB	6																															
SO	5																															
LOB	18																															
Jerry Turner, L (1, 8) OBP: 0.329, SLG: 0.416	0-3 ① K	4-0 ① SF8 S BB		0-0 ③ G3			0-0 ② 5-3		0-0 ③ F9		3	0	0	0	1	1	2															
Rollie Fingers, R (7, 1)	1-2 K										1	0	0	0	0	0	1															
Dave Wehmeister, R (10, 1)											0	0	0	0	0	0	0															
Mike Ivie, R (1, 3) OBP: 0.332, SLG: 0.448	0-0 ② F8	0-0 ② SF8			0-0 ① F9				0-0 ③ F8		4	0	0	1	0	1	1															
Dave Winfield, R (1, 9) OBP: 0.362, SLG: 0.534	0-0 2-H HR	0-3 ③ K			0-0 ② F8				0-0 ② F3		5	2	2	2	0	1	1															
Dave Kingman, R (1, 5) OBP: 0.256, SLG: 0.373	0-0 2B			0-0 ① F7					0-3 ① K		4	0	1	0	0	1	1															
Gary Sutherland, R (8, 5) OBP: 0.404, SLG: 0.468									1-2 K		0	1	0	0	1	0	0															
Gene Tenace, R (1, 2) OBP: 0.392, SLG: 0.401	0-0 ③ 6-3			0-3 ② K					0-0 ② 6-3		3	0	0	0	1	1	2															
Bob Davis, R (8, 2) OBP: 0.240, SLG: 0.239									1-2 1B BB 1B		1	1	1	0	0	0	0															
Bill Almon, R (1, 6) OBP: 0.281, SLG: 0.306				0-0 ③ 6-3					0-0 ② L1		5	1	3	2	0	0	1															
Mike Champion, R (1, 4) OBP: 0.279, SLG: 0.307				0-0 ① 6-3					0-0 ③ CS		5	1	2	0	0	0	2															
Bob Owchinko, L (1, 1) OBP: 0.286, SLG: 0.167				0-0 ① 6-3					0-0 ② 9-2																							
Dan Spillner, R (4, 1)									0-0 ③ 4-3																							
Rick Sawyer, R (6, 1) OBP: 0.364, SLG: 0.176				0-0 ③ 4-3					0-0 ③ CS																							
George Hendrick, R (7, 8) OBP: 0.362, SLG: 0.453				0-0 ③ 4-3					0-0 ③ CS																							
Inning Stats	R: 2 E: 0 K: 1 S: 7	H: 2 LOB: 1 BB: 1 P: 11	R: 3 E: 1 K: 1 S: 8	H: 2 LOB: 1 BB: 1 P: 12	R: 0 E: 0 K: 1 S: 5	H: 0 LOB: 0 BB: 0 P: 5	R: 0 E: 0 K: 0 S: 4	H: 1 LOB: 1 BB: 0 P: 4	R: 0 E: 0 K: 0 S: 3	H: 0 LOB: 0 BB: 0 P: 3	R: 0 E: 1 K: 0 S: 3	H: 0 LOB: 1 BB: 1 P: 7	R: 0 E: 0 K: 0 S: 3	H: 0 LOB: 0 BB: 0 P: 3	R: 1 E: 0 K: 1 S: 6	H: 2 LOB: 0 BB: 0 P: 6	R: 0 E: 0 K: 0 S: 3	H: 0 LOB: 1 BB: 1 P: 7	R: 2 E: 0 K: 1 S: 8	H: 3 LOB: 3 BB: 2 P: 16	1B: 8 2B: 2 3B: 0 HR: 1	SF: 1 SAC: 1 DP: 1 HBP: 0	WP: 0 PB: 0 SB: 3 CS: 1	PA: 47								
PITCHER	IP	WLS	BF	H	R	ER	SO	BB	IBB	HBP	BLK	WP	HR	S	P	ERA	WHIP															
Steve Hargan, R (1, 1) ERA: 7.0	1.0		9	4	5	4	1	1	0	0	0	0	1	10	14	36.00	5.000															
Buzz Capra, R (2, 1) ERA: 6.47	2.0		7	0	0	0	2	1	0	0	0	0	0	10	14	0.00	0.500															
Frank LaCorte, R (4, 1) ERA: 11.13	1.0		4	1	0	0	0	0	0	0	0	0	0	4	4	0.00	1.000															
Steve Kline, R (5, 1) ERA: 4.38	2.0		7	0	0	0	0	1	0	0	0	0	0	6	10	0.00	0.500															
Dave Campbell, R (7, 1) ERA: 3.76	2.0		7	2	1	1	1	0	0	0	0	0	0	9	9	4.50	1.000															
PITCHER	IP	WLS	BF	H	R	ER	SO	BB	IBB	HBP	BLK	WP	HR	S	P	ERA	WHIP															
Rick Camp, R (9, 1) ERA: 3.44	2.0		12	3	2	2	1	3	0	0	0	0	0	11	23	9.00	3.000															

Fri Jun 24 1977, 7:05 PM EDT
Att: 8,210 - Unknown

San Diego Padres @ Atlanta Braves
 Atlanta-Fulton County Stadium, Atlanta, GA

Fri Jun 24 1977, 7:05 PM EDT
 Att. 8,210 - Unknown

livebaseballscorecards.com



WP: 2 PA: 50
 PB: 0
 SB: 1
 CS: 0

Batter	1	2	3	4	5	6	7	8	9	10	AB	R	H	RBI	BB	SO	LOB
Barry Bonnell, R (1, 8) OBP: 0.382, SLG: 0.369	G3		BB 1B	K		FC5-4 FC6-4			1B 2B BB	6-3	5	1	1	1	1	1	3
Gary Matthews, R (1, 7) OBP: 0.338, SLG: 0.412	6-3		BB 1B		4-3	FC6-4			1B 2B 1B	2B 1B	5	2	2	0	1	0	1
Willie Montanez, L (1, 3) OBP: 0.342, SLG: 0.497	P3		G3		F4		K		1B 2B	K	5	0	1	2	0	1	3
Jerry Royster, R (9, PR) OBP: 0.294, SLG: 0.272											0	1	0	0	0	0	0
Tom Paciorek, R (10, 3) OBP: 0.275, SLG: 0.374											1	0	0	0	0	1	1
Jeff Burroughs, R (1, 9) OBP: 0.363, SLG: 0.529		5-3		HR	1B BB		F8		F9	2B IBB	4	1	1	1	2	0	1
Junior Moore, R (1, 5) OBP: 0.335, SLG: 0.372		6-3		P3	1B		E5		1B	2B	6	0	3	2	0	0	0
Biff Pocaroba, S (1, 2) OBP: 0.374, SLG: 0.494			K	1B BB SF8	1B	F5	G3		G4-3 1B		5	1	2	0	0	1	3
Rod Gilbreath, R (1, 4) OBP: 0.317, SLG: 0.290			FC4-6 1B	1B BB		F9		F6	G4-3		4	0	1	0	1	0	2
Darrel Chaney, S (1, 6) OBP: 0.302, SLG: 0.361			FC4-6 FC1-6	1B	WP FC5-4 BB		F8		HR	1B	4	2	2	0	1	0	1
Steve Hagan, R (1, 1) Buzz Caspa, R Craig Robinson, R Frank Lacofora, R Rowland Carr, R Steve Kline, R Joe Nigro, L Dave Campbell, R Clayton Kershaw, R Rick Camp, R Vic Cornell, R			FC1-6 BB 1B	SF8	FC5-4 1B		6-3		HR		0	0	0	0	0	0	0

Inning Stats	R: 0	H: 0	E: 0	K: 0	S: 3	P: 3	R: 0	H: 0	E: 0	K: 1	S: 5	P: 5	R: 0	H: 2	E: 0	K: 0	S: 5	R: 2	H: 3	E: 0	K: 1	S: 8	R: 0	H: 1	E: 0	K: 0	S: 4	R: 1	H: 1	E: 0	K: 0	S: 4	R: 0	H: 0	E: 1	K: 1	S: 6	R: 0	H: 0	E: 0	K: 0	S: 3	R: 3	H: 4	E: 0	K: 0	S: 6	R: 3	H: 4	E: 0	K: 1	S: 8	1B: 11	SF: 1	3B: 0	HR: 2
PITCHER	IP	WLS	BF	H	R	ER	SO	BB	IBB	HBP	BLK	WP	HR	S	P	ERA	WHIP																																							
Bob Owchinko, L (1, 1) ERA: 4.95	3.1		16	4	2	2	1	2	0	0	0	0	0	1	24	5.40	1.800																																							
Dan Spillner, R (4, 1) ERA: 3.51	2.0		11	3	1	1	1	2	0	0	0	0	1	11	19	4.50	2.500																																							
Rick Sawyer, R (6, 1) ERA: 5.6	0.2		2	0	0	0	0	0	0	0	0	0	0	2	2	0.00	0.000																																							
Rollie Fingers, R (7, 1) ERA: 2.95	3.0		16	6	5	5	1	1	0	0	0	0	0	1	17	15.00	2.333																																							
Dave Wehrmeister, R (10, 1) ERA: 4.58	0.2	L	5	2	1	1	1	0	1	0	0	0	0	6	10	13.50	3.000																																							

Batter	1	2	3	4	5	6	7	8	9	AB R H RBI BB SO LOB	TOP											
Gene Richards, L (1, 7) OBP: 0.340, SLG: 0.353	4-0 BB 5-3 BB		0-0 F3 1		0-0 G3 3		0-0 4-3 3		4-0 HR BB	3 1 0 0 2 0 1												
Bill Almon, R (1, 6) OBP: 0.283, SLG: 0.305	0-0 5-3 1-2		0-0 FC6-4 1B		0-0 F8 1		0-0 F8 1	4-0 2B BB	0-0 F8 1	4 1 1 0 1 0 2												
Mike Ivie, R (1, 3) OBP: 0.333, SLG: 0.442	4-0 1B BB		0-0 F8 2		0-0 F7 2		4-0 2B 1B BB	0-3 K 2	3 1 0 0 2 1 2													
Dave Winfield, R (1, 9) OBP: 0.369, SLG: 0.552	0-0 1-2 1B		0-0 FC6-4 1-2f		0-0 1B 3		0-0 1B 3	0-0 1B 2B 1-3 2-H	0-0 HR 1-H	5 1 4 3 0 0 1												
Dave Kingman, R (1, 5) OBP: 0.255, SLG: 0.370	0-3 K 3		0-3 K 1		0-0 5-3 3		0-0 F2 1	0-0 1B 3	5 0 1 0 0 2 5													
George Hendrick, R (1, 8) OBP: 0.359, SLG: 0.460		0-0 6-3 1		0-0 F5 2		0-0 HR 3	0-3 K 2	0-0 4-3 3	5 1 1 1 0 1 3													
Gene Tenace, R (1, 2) OBP: 0.397, SLG: 0.402		0-0 5-3 1B		0-0 5-3 3		4-0 BB 3	4-0 1B BB		2 0 1 0 2 0 0													
Mike Champion, R (1, 4) OBP: 0.277, SLG: 0.304		0-0 5-3 2		0-0 6-3 1		0-3 K 1	0-0 1B BB		2 0 0 0 0 0 1													
John D'Acquisto, R (5, 1)									0 0 0 0 0 0 0													
Merv Rettenmund, R (7, PH)									1 0 0 0 0 0 1 1													
Rick Sawyer, R (7, 1)									0 0 0 0 0 0 0													
Jerry Turner, L (8, PH)									1 0 1 1 0 0 0													
Dave Tomlin, L (8, 1) OBP: 0.333, SLG: 0.421		1-2							0 0 0 0 0 0 0													
Dave Tomlin, L (8, 1) OBP: 0.400, SLG: 0.400									0 0 0 0 0 0 0													
Bob Shirley, R (1, 1) OBP: 0.111, SLG: 0.059		0-0 F9 3		0-0 6-3 2		0-3 K 2	0-0 F5 3		1 0 0 0 0 0 1													
Dave Wehrmeister, R (2, 1)									0 0 0 0 0 0 0													
Dan Spillner, R (3, 1)									0 0 0 0 0 0 0													
Pat Scanlon, L (5, PH) OBP: 0.133, SLG: 0.143									3 0 0 0 0 0 1 4													
Inning Stats	R: 0 E: 0 K: 1 S: 5	H: 1 LOB: 2 BB: 2 P: 13	R: 0 E: 0 K: 0 S: 4	H: 1 LOB: 1 BB: 0 P: 4	R: 0 E: 0 K: 0 S: 4	H: 1 LOB: 1 BB: 0 P: 4	R: 0 E: 0 K: 1 S: 5	H: 0 LOB: 0 BB: 0 P: 5	R: 0 E: 0 K: 0 S: 3	H: 0 LOB: 0 BB: 0 P: 3	R: 0 E: 0 K: 0 S: 4	H: 1 LOB: 1 BB: 0 P: 4	R: 1 E: 0 K: 2 S: 8	H: 1 LOB: 1 BB: 1 P: 12	R: 2 E: 0 K: 1 S: 7	H: 2 LOB: 3 BB: 3 P: 19	R: 2 E: 0 K: 1 S: 7	H: 2 LOB: 1 BB: 1 P: 11	1B: 6 2B: 1 3B: 0 HR: 2	SF: 0 SAC: 0 DP: 0 HBP: 0	WP: 0 PB: 0 SB: 0 CS: 0	PA: 42
PITCHER	IP WLS BF H R ER SO BB IBB HBP BLK WP HR S P ERA WHIP																					
Andy Messersmith, R (1, 1) ERA: 4.02	7.0 W 28 5 1 1 4 3 0 0 0 0 1 33 45 1.29 1.143																					
Rick Camp, R (8, 1) ERA: 3.74	0.2 6 1 2 2 1 3 0 0 0 0 0 5 17 27.00 6.000																					
Dave Campbell, R (8, 1) ERA: 4.23	1.1 8 3 2 2 1 1 0 0 0 0 0 1 9 13.50 3.000																					

San Diego Padres @ Atlanta Braves
Atlanta-Fulton County Stadium, Atlanta, GA

Sat Jun 25 1977, 7:05 PM EDT
Att. 10,958 - Unknown

livebaseballscorecards.com

AB	35
R	5
H	9
RBI	5
BB	7
SO	6
LOB	21



Batter	1	2	3	4	5	6	7	8	9	AB	R	H	RBI	BB	SO	LOB
Barry Bonnell, R OBP: 0.382, SLG: 0.366 (1, 8)	0-0 1-3	0-0 F8	4-0 BB		0-0 4-3		0-0 FC3-2 1B			4	0	1	2	1	0	0
Gary Matthews, R OBP: 0.343, SLG: 0.428 (1, 7)	0-0 HR	0-0 1-3	0-0 E6			4-0 BB	0-0 FC3-2 1B			4	1	2	1	1	0	2
Willie Montanez, L OBP: 0.338, SLG: 0.505 (1, 3)	0-0 6-3	0-0 HR	0-0 F5			0-0 F7	0-0 FC3-2 WP			5	1	1	1	0	0	6
Jeff Burroughs, R OBP: 0.363, SLG: 0.523 (1, 9)	4-0 HR BB	4-0 BB	0-0 F9			0-0 F8	0-3 K			3	1	0	0	2	1	6
Junior Moore, R OBP: 0.339, SLG: 0.375 Jerry Royster, R OBP: 0.283, SLG: 0.271 (1, 5) (7, 5)	0-0 HR 1B	0-0 1-4-3		0-0 6-3		0-0 1B		0-0 F7		4	1	2	0	0	0	1
Vic Correll, R OBP: 0.328, SLG: 0.465 (1, 2)	0-0 HR		0-0 F6	0-0 F5		0-3 K		4-0 FC6-5 1B BB		4	1	1	3	1	1	2
Rod Gilbreath, R OBP: 0.325, SLG: 0.295 (1, 4)	0-0 BB 1B		4-0 BB 2B BB	0-0 F9			0-0 6-3	0-0 FC6-5 1B		4	1	2	0	1	0	0
Darrel Chaney, S OBP: 0.315, SLG: 0.360 (1, 6)	4-0 1-2 BB		4-0 1-2 2B BB		0-0 F7		0-0 WP BB 1B	0-0 FC6-5		3	2	1	0	2	0	2
Andy Messersmith, R OBP: 0.200, SLG: 0.281 Joe Nolan, L OBP: 0.429, SLG: 0.421 Rick Camp, R Dave Campbell, R (1, 1) (7, PH) (8, 1) (8, 1)	0-0 F4		0-0 E 2B		0-3 K		4-0 1-2 1B BB	0-3 K		3	0	1	2	0	1	2

Inning Stats	R: 4	H: 4	E: 0	K: 0	S: 7	L: 4	LOB: 2	BB: 2	P: 15	R: 1	H: 1	E: 0	K: 0	S: 4	R: 2	H: 1	E: 1	K: 0	S: 5	R: 0	H: 0	E: 0	K: 0	S: 3	R: 0	H: 0	E: 0	K: 1	S: 5	R: 0	H: 1	E: 0	K: 1	S: 6	R: 2	H: 3	E: 0	K: 1	S: 8	R: 0	H: 1	E: 0	K: 1	S: 6	R: 0	H: 1	E: 0	K: 1	S: 6
--------------	------	------	------	------	------	------	--------	-------	-------	------	------	------	------	------	------	------	------	------	------	------	------	------	------	------	------	------	------	------	------	------	------	------	------	------	------	------	------	------	------	------	------	------	------	------	------	------	------	------	------

PITCHER	IP	WLS	BF	H	R	ER	SO	BB	IBB	HBP	BLK	WP	HR	S	P	ERA	WHIP
Bob Shirley, L ERA: 3.47 (1, 1)	1.2	L	13	5	5	5	0	3	0	0	0	0	3	10	22	27.00	4.800
Dave Wehmeister, R ERA: 5.31 (2, 1)	0.2		7	1	2	2	0	3	0	0	0	0	0	4	16	27.00	6.000
Dan Spillner, R ERA: 3.38 (3, 1)	1.2		5	0	0	0	0	0	0	0	0	0	0	5	5	0.00	0.000
John D'Acquisto, R ERA: 4.2 (5, 1)	2.0		8	1	0	0	2	1	0	0	0	0	0	11	15	0.00	1.000
Rick Sawyer, R ERA: 5.77 (7, 1)	1.0		7	3	2	2	1	1	0	0	0	2	0	8	12	18.00	4.000

BOTTOM

San Diego Padres @ Atlanta Braves
Atlanta-Fulton County Stadium, Atlanta, GA

Sat Jun 25 1977, 7:05 PM EDT
Att. 10,958 - Unknown

AB	36
R	9
H	11
RBI	9
BB	9
SO	4
LOB	23

livebaseballscorecards.com

Braves

1B: 7	SF: 0	WP: 2	PA: 45
2B: 1	SAC: 0	PB: 0	
3B: 0	DP: 0	SB: 0	
HR: 3	HBP: 0	CS: 0	

PITCHER	IP	WLS	BF	H	R	ER	SO	BB	IBB	HBP	BLK	WP	HR	S	P	ERA	WHIP
Dave Tomlin, L ERA: 4.01 (8, 1)	1.0		5	1	0	0	1	1	0	0	0	0	0	6	10	0.00	2.000

Batter	1	2	3	4	5	6	7	8	9	AB R H RBI BB SO LOB	TOP											
Bill Almon, R (1, 6) OBP: 0.281, SLG: 0.303	0-0 G4-6-3 1B		0-0 F8			0-3 K		0-0 F8	0-0 G4-3	5 0 1 0 0 1 6	<p>San Diego Padres @ Atlanta Braves Atlanta-Fulton County Stadium, Atlanta, GA</p> <p>Sun Jun 26 1977, 3:33 AM EDT Att. 13,484 - Unknown</p>											
Pat Scanlon, L (1, 4) OBP: 0.200, SLG: 0.167	0-0 G4-6-3 1-2f		0-0 F8			4-0 FC6-4 BB		0-0 FC3-6 1-2f 2-3	0-0 1B	4 0 1 1 1 0 4												
Mike Ivie, R (1, 3) OBP: 0.327, SLG: 0.433	0-3 K				0-3 K		0-0 F8	0-0 F8	0-0 5-3	5 0 0 0 0 2 5												
Dave Winfield, R (1, 9) OBP: 0.367, SLG: 0.548		0-3 K			0-0 F8		0-0 FC6-4 1-2f		0-0 1B 1B	4 1 1 0 0 1 2												
Dave Kingman, R (1, 7) OBP: 0.255, SLG: 0.368		0-3 K			0-0 F2		0-0 5-3		0-0 1B 1B	4 1 1 0 0 1 0												
George Hendrick, R (1, 8) OBP: 0.361, SLG: 0.458		4-0 BB			0-3 K		0-0 F7		0-0 BB BB 1B 1B	3 1 1 1 1 1 0												
Gene Tenace, R (1, 5) OBP: 0.393, SLG: 0.397		0-3 K			0-3 K		0-3 K		0-0 BB BB G4-3 1B	3 0 0 0 0 3 1												
Dan Spillner, R (7, 1)										0 0 0 0 0 0 0												
Gene Richards, L (9, PH) OBP: 0.343, SLG: 0.356										1 1 1 1 0 0 0												
Dave Roberts, R (1, 2) OBP: 0.271, SLG: 0.295			0-0 2B			0-3 K		4-0 FC3-6 1B BB	4-0 G4-3 BB 1B BB	2 0 1 0 1 1 0												
Jerry Turner, L (9, PH) OBP: 0.338, SLG: 0.421								BB BB BB BB	BB BB BB BB	0 1 0 0 1 0 0												
Dave Freisleben, R (1, 1) OBP: 0.250, SLG: 0.250			0-3 K				0-0 2B		4-0 G4-3 BB	1 0 0 0 0 0 1 1												
Rick Sawyer, R (5, 1) OBP: 0.364, SLG: 0.176								0-0 FC3-6 1B	0-0 G4-3	0 0 0 0 0 0 0 0												
Merv Rettenmund, R (6, PH) OBP: 0.456, SLG: 0.536								1-2 2-3	1-2 2-3 3-H	1 0 1 0 0 0 0 0												
Dave Tomlin, L (6, 1) OBP: 0.490, SLG: 0.490										0 0 0 0 0 0 0 0												
John D'Acquisto, R (7, 1)										0 0 0 0 0 0 0 0												
Gary Sutherland, R (7, 5) OBP: 0.426, SLG: 0.479										1 0 1 1 1 0 0 0												
Inning Stats	R: 0 E: 0 K: 1 S: 5	H: 1 LOB: 0 BB: 0 P: 5	R: 0 E: 0 K: 3 S: 9	H: 0 LOB: 1 BB: 1 P: 13	R: 0 E: 0 K: 1 S: 6	H: 1 LOB: 1 BB: 0 P: 6	R: 0 E: 0 K: 1 S: 5	H: 0 LOB: 0 BB: 0 P: 5	R: 0 E: 0 K: 3 S: 9	H: 0 LOB: 0 BB: 0 P: 9	R: 0 E: 0 K: 1 S: 6	H: 1 LOB: 2 BB: 1 P: 10	R: 0 E: 0 K: 1 S: 5	H: 0 LOB: 0 BB: 0 P: 5	R: 0 E: 0 K: 0 S: 4	H: 1 LOB: 2 BB: 1 P: 8	R: 5 E: 0 K: 0 S: 7	H: 5 LOB: 1 BB: 2 P: 15	1B: 7 2B: 2 3B: 0 HR: 0	SF: 0 SAC: 0 DP: 2 HBP: 0	WP: 0 PB: 0 SB: 0 CS: 0	PA: 39
PITCHER	IP WLS BF H R ER SO BB IBB HBP BLK WP HR S P ERA WHIP																					
Phil Niekro, R (1, 1) ERA: 4.53	8.0 W 34 8 4 4 11 3 0 0 0 0 0 0 53 65 4.50 1.375																					
Steve Kline, R (9, 1) ERA: 5.11	0.0 2 0 0 0 0 2 0 0 0 0 0 0 0 8 ∞ ∞																					
Max Leon, R (9, 1) ERA: 4.42	1.0 S 3 1 1 1 0 0 0 0 0 0 0 0 3 3 9.00 1.000																					

livebaseballscorecards.com

AB	34
R	5
H	9
RBI	4
BB	5
SO	11
LOB	19



Batter	1	2	3	4	5	6	7	8	9	AB	R	H	RBI	BB	SO	LOB				
Gary Matthews, R <small>OBP: 0.344, SLG: 0.425</small> (1, 7)	0-0 ① 6-3		0-0 1B	0-0 ② 6-3		4-0 BB		0-0 ① F8		4	0	1	0	1	0	0				
Junior Moore, R <small>OBP: 0.337, SLG: 0.369</small> Barry Bonnell, R <small>OBP: 0.385, SLG: 0.370</small> (1, 5) (8, 9)	0-0 ② F8		4-0 ① HR BB	0-0 ③ 4-3		0-0 ③ F8		0-0 BB 1B		3	1	0	0	1	0	1				
Willie Montanez, L <small>OBP: 0.345, SLG: 0.521</small> (1, 3)	0-0 ③ F3		0-0 1-H HR		0-0 ① G3		0-0 BB E BB 1B	4-0 1-2 BB		4	2	2	2	1	0	0				
Jeff Burroughs, R <small>OBP: 0.368, SLG: 0.538</small> Jery Royster, R <small>OBP: 0.292, SLG: 0.270</small> (1, 9) (7, PR) (8, 5)		0-0 ① E9 1B	0-0 S 1B		0-0 ② HR		0-0 1-2 BB BB 1B	0-0 ② F3		4	2	3	1	0	0	1				
Rowland Office, L <small>OBP: 0.295, SLG: 0.338</small> (1, 8)		0-0 ① F9	0-0 ② F3		0-0 ② G3		0-0 ① F9	0-0 ③ F5		5	0	0	0	0	0	5				
Biff Pocaroba, S <small>OBP: 0.383, SLG: 0.494</small> (1, 2)		0-0 ② 6-3 1B	4-0 FC4-6 IBB		0-0 ③ F9		4-0 BB BB 1B BB			2	0	1	0	2	0	0				
Rod Gilbreath, R <small>OBP: 0.328, SLG: 0.302</small> (1, 4)		0-0 ② 6-3	0-0 ③ FC4-6		0-0 ③ SF8 2B		4-0 1-2 2-3 3-H BB BB			3	1	1	1	1	0	3				
Darrel Chaney, S <small>OBP: 0.330, SLG: 0.398</small> (1, 6)		4-0 IBB		0-0 ① HR		0-0 ① 6-3	0-0 ② FC 1B			3	1	2	2	1	0	1				
Phil Niekro, R <small>OBP: 0.200, SLG: 0.188</small> Steve Kline, R <small>OBP: 0.375, SLG: 0.400</small> (1, 1) (9, 1) (9, 1)		0-3 ③ K		0-0 ① 5-3		0-0 ② SF8	0-0 ③ FC			3	0	0	1	0	1	4				
Inning Stats	R: 0 E: 0 K: 0 S: 3	H: 0 LOB: 0 BB: 0 P: 3	R: 1 E: 1 K: 1 S: 7	H: 2 LOB: 2 BB: 1 P: 11	R: 2 E: 0 K: 0 S: 5	H: 3 LOB: 2 BB: 2 P: 13	R: 1 E: 0 K: 0 S: 4	H: 1 LOB: 0 BB: 0 P: 4	R: 1 E: 0 K: 0 S: 4	H: 1 LOB: 0 BB: 0 P: 4	R: 2 E: 1 K: 0 S: 5	H: 2 LOB: 2 BB: 2 P: 13	R: 0 E: 0 K: 0 S: 4	H: 1 LOB: 2 BB: 1 P: 8			1B: 7 2B: 1 3B: 0 HR: 3	SF: 1 SAC: 0 DP: 0 HBP: 0	WP: 0 PB: 0 SB: 1 CS: 0	PA: 41

BOTTOM

San Diego Padres @ Atlanta Braves
Atlanta-Fulton County Stadium, Atlanta, GA

Sun Jun 26 1977, 3:33 AM EDT
Att. 13,484 - Unknown

livebaseballscorecards.com

AB	33
R	8
H	11
RBI	7
BB	7
SO	1
LOB	17



PITCHER	IP	WLS	BF	H	R	ER	SO	BB	IBB	HBP	BLK	WP	HR	S	P	ERA	WHIP
Dave Freisleben, R <small>ERA: 7.04</small>	(1, 1)	4.1	L	22	7	5	5	1	1	0	0	0	3	21	33	10.38	1.846
Rick Sawyer, R <small>ERA: 5.72</small>	(5, 1)	0.2		2	0	0	0	0	0	0	0	0	0	2	2	0.00	0.000
Dave Tomlin, L <small>ERA: 4.11</small>	(6, 1)	1.0		5	1	1	0	1	0	0	0	0	0	4	8	9.00	2.000
John D'Acquisto, R <small>ERA: 4.45</small>	(7, 1)	0.1		5	1	2	1	0	0	0	0	0	0	3	11	27.00	9.000
Dan Spillner, R <small>ERA: 3.25</small>	(7, 1)	1.2		7	2	0	0	1	0	0	0	0	0	6	10	0.00	1.800

Batter	1	2	3	4	5	6	7	8	9	AB R H RBI BB SO LOB	TOP											
Davey Lopes, R OBP: 0.369, SLG: 0.397 (1, 4)	0-0 6-3	0-0 SH5-4		0-0 FC6-4 FC5 1B 1-2f			0-0 4-3		0-0 F7	4 0 0 0 0 0 1												
Bill Russell, R OBP: 0.311, SLG: 0.372 (1, 6)	0-0 2B	4-0 BB		0-0 1B			0-3 K		0-0 5-3	4 0 2 0 1 1 0												
Reggie Smith, S OBP: 0.430, SLG: 0.568 (1, 9)	0-0 F9	0-3 K		0-0 FC5 2-3f			4-0 2B BB		4-0 BB BB	3 0 0 0 2 1 5												
Ron Cey, R OBP: 0.413, SLG: 0.541 (1, 5)	4-0 BB		0-0 5-3		0-0 5-3		0-0 1-3 2B		4-0 1-2 BB	3 0 1 0 2 0 0												
Steve Garvey, R OBP: 0.348, SLG: 0.539 (1, 3)	0-0 F7		4-0 BB		0-0 5-3		0-0 F8		0-3 K	4 0 0 0 1 1 6												
Dusty Baker Jr., R OBP: 0.358, SLG: 0.518 (1, 7)		0-0 HR 2B		0-0 F8		0-0 5-3		0-0 F8		4 1 1 0 0 0 1												
Rick Monday, L OBP: 0.365, SLG: 0.450 (1, 8)		0-0 2-H HR		0-0 F7		0-0 5-3		4-0 BB		3 1 1 2 1 0 1												
Steve Yeager, R OBP: 0.372, SLG: 0.480 (1, 2)		0-0 SH5-4 1B WP 1B		0-0 FC3-6 1B		0-0 L7		0-3 K		4 0 2 0 0 1 1												
Burt Hooton, R OBP: 0.219, SLG: 0.250 (1, 1)		0-0 WP SH5-4 1B		0-0 FC3-6 1B 1-2f		0-3 K		0-0 5-3		3 0 1 0 0 1 1												
Charlie Hough, R OBP: 0.118, SLG: 0.250 (7, 1)										1 0 0 0 0 0 1												
Inning Stats	R: 0 E: 0 K: 0 S: 4	H: 1 LOB: 2 BB: 1 P: 8	R: 2 E: 0 K: 1 S: 8	H: 4 LOB: 2 BB: 1 P: 12	R: 0 E: 0 K: 0 S: 3	H: 0 LOB: 1 BB: 1 P: 7	R: 0 E: 0 K: 0 S: 5	H: 2 LOB: 2 BB: 0 P: 5	R: 0 E: 0 K: 0 S: 3	H: 0 LOB: 0 BB: 0 P: 3	R: 0 E: 0 K: 1 S: 5	H: 0 LOB: 0 BB: 0 P: 5	R: 0 E: 0 K: 1 S: 6	H: 1 LOB: 2 BB: 1 P: 10	R: 0 E: 0 K: 1 S: 5	H: 0 LOB: 1 BB: 1 P: 9	R: 0 E: 0 K: 1 S: 5	H: 0 LOB: 2 BB: 2 P: 13	1B: 4 2B: 3 3B: 0 HR: 1	SF: 0 SAC: 1 DP: 0 HBP: 0	WP: 1 PB: 0 SB: 0 CS: 0	PA: 41
PITCHER	IP WLS BF H R ER SO BB IBB HBP BLK WP HR S P ERA WHIP																					
Don Collins, L ERA: 4.91 (1, 1)	6.0 L 27 7 2 2 2 3 0 0 0 0 1 1 28 40 3.00 1.667																					
Rick Camp, R ERA: 3.6 (7, 1)	2.0 9 1 0 0 2 2 0 0 0 0 0 0 11 19 0.00 1.500																					
Max Leon, R ERA: 4.33 (9, 1)	1.0 5 0 0 0 1 2 0 0 0 0 0 0 5 13 0.00 2.000																					

Los Angeles Dodgers @ Atlanta Braves
Atlanta-Fulton County Stadium, Atlanta, GA

Mon Jun 27 1977, 7:05 PM EDT
Att: 10,902 - Unknown

livebaseballscorecards.com

AB 33
R 2
H 8
RBI 2
BB 7
SO 5
LOB 17



Batter	1	2	3	4	5	6	7	8	9	AB	R	H	RBI	BB	SO	LOB
Barry Bonnell, R (1, 8) OBP: 0.377, SLG: 0.361 Cito Gaston, R (8, PH) OBP: 0.286, SLG: 0.356 Max Leon, R (9, 1) OBP: 0.375, SLG: 0.400	0-0 L6		0-0 F9		0-3 K		0-0 F8	0-0 F9		4	0	0	0	0	1	0
Gary Matthews, R (1, 7) OBP: 0.349, SLG: 0.426	0-0 F7		0-0 1B		4-0 1B BB		0-0 1B 1B		0-0 1-3	4	1	2	0	1	0	0
Willie Montanez, L (1, 3) OBP: 0.351, SLG: 0.521	0-0 4-3		0-0 F2		0-0 1B		0-0 1B 1B		4-0 G6-4-3 BB	4	0	2	0	1	0	1
Jeff Burroughs, R (1, 9) OBP: 0.366, SLG: 0.535		0-0 6-3		0-0 1B 2B	0-0 F9		0-0 F9		0-0 G6-4-3	5	0	1	0	0	0	5
Biff Pocoroba, S (1, 2) OBP: 0.390, SLG: 0.497		0-0 1B 1B		0-0 F9		4-0 FC5-4 BB	0-0 BB 1B			3	0	2	1	1	0	1
Junior Moore, R (1, 5) OBP: 0.340, SLG: 0.368		0-0 1B		0-0 F7		0-0 FC5-4 BB	0-0 BB			3	0	1	0	1	0	2
Rod Gilbreath, R (1, 4) OBP: 0.333, SLG: 0.304 Rowland Office, L (7, PH) OBP: 0.293, SLG: 0.336 Jerry Royster, R (8, 4) OBP: 0.292, SLG: 0.270		0-3 K		0-0 1B		4-0 BB	0-0 F8			2	0	1	0	1	1	2
Darrel Chaney, S (1, 6) OBP: 0.319, SLG: 0.383		0-3 K		0-3 K		0-0 F7		0-0 F4		1	0	0	0	0	0	3
Don Collins, R (1, 1) Joe Nolan, L (6, PH) OBP: 0.409, SLG: 0.400 Rick Camp, R (7, 1) Tom Paciorek, R (8, PH) OBP: 0.273, SLG: 0.371		0-3 K		0-3 K		0-0 F8		0-3 K		2	0	0	0	0	2	0

Inning Stats	R: 0	H: 0	E: 0	K: 0	S: 3	R: 0	H: 2	E: 0	K: 2	S: 9	R: 0	H: 1	E: 0	K: 1	S: 6	R: 0	H: 2	E: 0	K: 1	S: 7	R: 0	H: 1	E: 0	K: 2	S: 8	R: 0	H: 0	E: 0	K: 0	S: 3	R: 1	H: 3	E: 0	K: 0	S: 6	R: 0	H: 0	E: 0	K: 1	S: 5	R: 0	H: 0	E: 0	K: 0	S: 2
	0	0	0	0	3	0	2	0	2	9	0	1	0	1	6	0	2	2	0	1	7	0	0	0	0	12	0	0	0	0	10	1	3	0	0	10	0	0	0	5	0	0	0	6	

PITCHER	IP	WLS	BF	H	R	ER	SO	BB	IBB	HBP	BLK	WP	HR	S	P	ERA	WHIP
Burt Hooton, R (1, 1) ERA: 2.77	6.1	W	30	8	1	1	6	3	0	0	0	0	0	39	51	1.42	1.737
Charlie Hough, R (7, 1) ERA: 2.64	2.2	S	10	1	0	0	1	2	0	0	0	0	0	10	18	0.00	1.125

BOTTOM

Los Angeles Dodgers @ Atlanta Braves
Atlanta-Fulton County Stadium, Atlanta, GA

Mon Jun 27 1977, 7:05 PM EDT
Att. 10,902 - Unknown

AB	35
R	1
H	9
RBI	1
BB	5
SO	7
LOB	22

livebaseballscorecards.com



WP: 0	PA: 40
PB: 0	
SB: 0	
CS: 0	

Batter	1	2	3	4	5	6	7	8	9	AB R H RBI BB SO LOB	TOP
--------	---	---	---	---	---	---	---	---	---	----------------------	-----

Davey Lopes, R <small>(1, 4) OBP: 0.373, SLG: 0.401</small>	0-0 1B		0-0 1B		0-0 1B		0-0 1B		0-0 1B	5 1 3 0 0 0 0	
Bill Russell, R <small>(1, 6) OBP: 0.311, SLG: 0.370</small>	0-0 1B		0-0 1B		0-0 1B		0-0 1B		0-0 1B	4 0 1 0 0 0 2	
Reggie Smith, S <small>(1, 9) OBP: 0.431, SLG: 0.566</small>	4-0 BB		0-0 1B		0-0 1B		0-0 1B		0-0 1B	3 0 1 0 1 0 2	
Ron Cey, R <small>(1, 5) OBP: 0.409, SLG: 0.534</small>	0-0 1B		0-0 1B		4-0 BB				0-3 2B	3 0 0 1 1 1 3	
Steve Garvey, R <small>(1, 3) OBP: 0.343, SLG: 0.530</small>	0-0 1B			0-0 1B	0-0 BB			0-0 2B	0-0 1B	5 1 0 0 0 0 5	
Rick Monday, L <small>(1, 8) OBP: 0.359, SLG: 0.442</small>		0-0 1B		0-0 1B		0-0 1B		0-0 1B		4 0 0 0 0 0 1	
Dusty Baker Jr., R <small>(1, 7) OBP: 0.360, SLG: 0.520</small>		0-0 1B		4-0 BB		0-0 1B		0-0 2B		3 0 1 1 1 0 0	
Steve Yeager, R <small>(1, 2) OBP: 0.374, SLG: 0.480</small>		0-0 1B		0-0 1B		0-3 1B		0-0 1B		4 0 2 0 0 1 1	
Tommy John, R <small>(1, 1) OBP: 0.176, SLG: 0.176</small> Boog Powell, L <small>(7, PH) OBP: 0.407, SLG: 0.238</small> Mike Garman, R <small>(7, 1)</small> Ed Goodson, L <small>(9, PH) OBP: 0.214, SLG: 0.333</small> Charlie Hough, R <small>(9, 1) OBP: 0.118, SLG: 0.250</small>		0-0 1B		0-0 1B			0-3 1B		0-0 HR	2 0 0 0 0 0 3 1 0 0 0 0 1 0 0 0 0 0 0 0 0 1 1 1 1 0 0 0 0 0 0 0 0 0 0	

Inning Stats	R: 1	H: 1	E: 0	LOB: 1	K: 0	BB: 1	S: 4	P: 8	R: 0	H: 1	E: 0	LOB: 1	K: 0	BB: 0	S: 4	P: 4	R: 0	H: 1	E: 0	LOB: 2	K: 0	BB: 1	S: 4	P: 8	R: 0	H: 1	E: 0	LOB: 0	K: 1	BB: 0	S: 5	P: 5	R: 0	H: 1	E: 0	LOB: 1	K: 1	BB: 0	S: 6	P: 6	R: 1	H: 1	E: 1	LOB: 1	K: 1	BB: 0	S: 7	P: 7	R: 1	H: 2	E: 1	LOB: 2	K: 0	BB: 0	S: 6	P: 6	1B: 7	SF: 1	2B: 1	SAC: 2	3B: 0	DP: 0	HR: 1	HBP: 0	WP: 1	PA: 41
--------------	------	------	------	--------	------	-------	------	------	------	------	------	--------	------	-------	------	------	------	------	------	--------	------	-------	------	------	------	------	------	--------	------	-------	------	------	------	------	------	--------	------	-------	------	------	------	------	------	--------	------	-------	------	------	------	------	------	--------	------	-------	------	------	-------	-------	-------	--------	-------	-------	-------	--------	-------	--------

PITCHER	IP	WLS	BF	H	R	ER	SO	BB	IBB	HBP	BLK	WP	HR	S	P	ERA	WHIP
Steve Hargan, R ERA: 6.23	(1, 1)	7.0	30	6	1	1	2	3	0	0	0	1	0	31	43	1.29	1.286
Rick Camp, R ERA: 3.54	(8, 1)	1.0	5	1	1	0	1	0	0	0	0	0	0	7	7	0.00	1.000
Max Leon, R ERA: 4.5	(9, 1)	0.0	L	2	2	1	0	0	0	0	0	0	1	2	2	∞	∞
Dave Campbell, R ERA: 4.08	(9, 1)	1.0	4	0	0	0	0	0	0	0	0	0	0	4	4	0.00	0.000

Los Angeles Dodgers @ Atlanta Braves
 Atlanta-Fulton County Stadium, Atlanta, GA
 Tue Jun 28 1977, 7:05 PM EDT
 Att. 8,293 - Unknown

AB	35
R	3
H	9
RBI	3
BB	3
SO	3
LOB	17



WP	1	PA	41
PB	0		
SB	3		
CS	0		

Batter	1	2	3	4	5	6	7	8	9	AB	R	H	RBI	BB	SO	LOB
Rowland Office, L OBP: 0.286, SLG: 0.327 (1, 8)	0-0 F8		0-0 4-3			0-0 F7		0-0 4-3		4	0	0	0	0	0	0
Junior Moore, R OBP: 0.337, SLG: 0.364 Jerry Royster, R OBP: 0.291, SLG: 0.269 Joe Nolan, L OBP: 0.391, SLG: 0.381 (1, 5) (4, 5) (9, PH)	0-0 6-3		0-0 5-3			0-0 6-3			0-0 F9	2	0	0	0	0	0	0
Willie Montanez, L OBP: 0.344, SLG: 0.510 (1, 3)	0-0 5-3			0-3 K2-3		0-0 4-3			0-3 K	4	0	0	0	0	2	0
Jeff Burroughs, R OBP: 0.371, SLG: 0.535 (1, 9)		4-0 3B BB		0-0 6-3			0-0 1B		4-0 FC6-4 BB	2	1	1	0	2	0	0
Gary Matthews, R OBP: 0.352, SLG: 0.434 (1, 7)		0-0 4-3 3B		4-0 BB			0-0 P6		0-0 FC6-4	3	1	1	1	1	0	2
Vic Correll, R OBP: 0.322, SLG: 0.456 Biff Pocaroba, S OBP: 0.388, SLG: 0.494 (1, 2) (7, PH) (8, 2)		0-3 K		0-0 5-3			0-0 F8			2	0	0	0	0	1	2
Rod Gilbreath, R OBP: 0.333, SLG: 0.305 (1, 4)		0-0 4-3			0-0 G6-3 1B		0-0 5-3			3	0	1	1	0	0	1
Darrel Chaney, S OBP: 0.311, SLG: 0.373 (1, 6)		0-0 4-3			0-0 G6-3			0-0 F5		3	0	0	0	0	0	1
Steve Hargan, R Rick Camp, R Cito Gaston, R OBP: 0.280, SLG: 0.348 Max Leon, R OBP: 0.375, SLG: 0.400 Dave Campbell, R (1, 1) (8, 1) (8, PH) (9, 1) (9, 1)			0-3 K		0-3 K			0-0 5-3		2	0	0	0	0	2	0

Inning Stats	R: 0	H: 0	E: 0	K: 0	S: 3	R: 2	H: 1	E: 0	K: 1	S: 6	R: 0	H: 0	E: 0	K: 1	S: 5	R: 0	H: 0	E: 0	K: 1	S: 5	R: 0	H: 1	E: 0	K: 1	S: 5	R: 0	H: 0	E: 0	K: 0	S: 3	R: 0	H: 0	E: 0	K: 0	S: 3	R: 0	H: 0	E: 0	K: 1	S: 5	R: 0	H: 0	E: 0	K: 0	S: 3	R: 0	H: 0	E: 0	K: 1	S: 9	R: 0	H: 0	E: 0	K: 0	S: 4	R: 0	H: 0	E: 0	K: 0	S: 3	R: 0	H: 0	E: 0	K: 1	S: 9	1B: 2	2B: 0	3B: 1	HR: 0	SF: 0	SAC: 0	DP: 1	HBP: 0	WP: 0	PB: 0	SB: 0	CS: 0	PA: 32
--------------	------	------	------	------	------	------	------	------	------	------	------	------	------	------	------	------	------	------	------	------	------	------	------	------	------	------	------	------	------	------	------	------	------	------	------	------	------	------	------	------	------	------	------	------	------	------	------	------	------	------	------	------	------	------	------	------	------	------	------	------	------	------	------	------	------	-------	-------	-------	-------	-------	--------	-------	--------	-------	-------	-------	-------	--------

PITCHER	IP	WLS	BF	H	R	ER	SO	BB	IBB	HBP	BLK	WP	HR	S	P	ERA	WHIP
Tommy John, L ERA: 3.51 (1, 1)	6.0		21	2	2	2	4	2	0	0	0	0	0	27	35	3.00	0.667
Mike Garman, R ERA: 2.51 (7, 1)	2.0	W	7	1	0	0	0	0	0	0	0	0	0	7	7	0.00	0.500
Charlie Hough, R ERA: 2.61 (9, 1)	1.0	S	4	0	0	0	1	1	0	0	0	0	0	5	9	0.00	1.000

BOTTOM

Los Angeles Dodgers @ Atlanta Braves
Atlanta-Fulton County Stadium, Atlanta, GA
Tue Jun 28 1977, 7:05 PM EDT
Att. 8,293 - Unknown

livebaseballscores.com

AB	29
R	2
H	3
RBI	2
BB	3
SO	5
LOB	7



Batter	1	2	3	4	5	6	7	8	9	AB	R	H	RBI	BB	SO	LOB	TOP					
Davey Lopes, R (1, 4) OBP: 0.368, SLG: 0.395	0-3 K		0-0 F7	0-3 K		0-0 F8		0-0 HR	0-3 K	6	1	1	1	0	3	4						
Bill Russell, R (1, 6) OBP: 0.309, SLG: 0.377	0-0 6-3			0-0 5-3	0-0 6-3		0-0 F8	0-0 HR		5	1	1	3	0	0	0						
Ted Martinez, R (8, 6) OBP: 0.308, SLG: 0.392										0	0	0	0	0	0	0						
Steve Garvey, R (1, 3) OBP: 0.353, SLG: 0.556	0-0 FC6-4			4-0 2B BB	0-0 HR		0-0 1B	0-0 HR		4	3	4	2	1	0	0						
Stan Wall, L (8, 1)										0	0	0	0	0	0	0						
Elias Sosa, R (9, 1)										0	0	0	0	0	0	0						
Ron Cey, R (1, 5) OBP: 0.406, SLG: 0.532	0-0 FC6-4			0-0 1B 2B	0-0 1-3		0-0 F8	0-0 F9		5	1	1	0	0	0	2						
Rick Monday, L (1, 8) OBP: 0.356, SLG: 0.435		0-0 4-3		4-0 1B 2B BB	0-3 K		0-0 F5		0-0 F5	4	1	0	0	1	1	1						
Dusty Baker Jr, R (1, 7) OBP: 0.359, SLG: 0.516		0-0 1-3		0-3 K		0-0 6-3		0-0 1B 1B	0-0 1B 1B	4	1	1	0	0	1	3						
Glenn Burke, R (8, 7) OBP: 0.250, SLG: 0.235										1	1	1	0	0	0	0						
John Hale, L (1, 9) OBP: 0.431, SLG: 0.365		0-0 F5		4-0 1B 2B BB	0-0 1B 1B	0-0 1B S		4-0 1B HR BB	4-0 1B BB	2	3	1	1	3	0	0						
Steve Yeager, R (1, 2) OBP: 0.375, SLG: 0.478			0-0 F8	0-0 2B 1B	0-0 1B 1B	0-0 1B E		0-0 F7	0-0 P5	5	1	2	1	0	0	4						
Don Sutton, R (1, 1) OBP: 0.243, SLG: 0.235			0-0 F8	0-0 2B	0-0 1B	0-0 E3		0-3 K	0-0 1B	3	0	2	3	0	0	0						
Boog Powell, L (8, PH) OBP: 0.414, SLG: 0.261										2	0	1	1	0	1	2						
Inning Stats	R: 0 E: 0 K: 1 S: 6	H: 1 LOB: 1 BB: 0 P: 6	R: 0 E: 0 K: 0 S: 3	H: 0 LOB: 0 BB: 0 P: 3	R: 0 E: 0 K: 0 S: 3	H: 0 LOB: 0 BB: 0 P: 3	R: 4 E: 0 K: 2 S: 10	H: 3 LOB: 2 BB: 3 P: 22	R: 1 E: 0 K: 1 S: 6	H: 1 LOB: 0 BB: 0 P: 6	R: 2 E: 1 K: 0 S: 5	H: 3 LOB: 0 BB: 0 P: 5	R: 0 E: 0 K: 0 S: 4	H: 1 LOB: 1 BB: 0 P: 4	R: 5 E: 0 K: 1 S: 9	H: 4 LOB: 0 BB: 1 P: 13	R: 1 E: 0 K: 1 S: 7	H: 2 LOB: 2 BB: 1 P: 11	1B: 10 2B: 2 3B: 0 HR: 3	SF: 0 SAC: 0 DP: 0 HBP: 0	WP: 0 PB: 0 SB: 1 CS: 0	PA: 46
PITCHER	IP	WLS	BF	H	R	ER	SO	BB	IBB	HBP	BLK	WP	HR	S	P	ERA	WHIP					
Andy Messersmith, R (1, 1) ERA: 4.31	6.0	L	28	8	7	6	4	3	0	0	0	0	1	33	45	9.00	1.833					
Frank LaCorte, R (7, 1) ERA: 11.65	1.2		10	4	4	4	1	1	0	0	0	0	1	11	15	21.60	3.000					
Dave Campbell, R (8, 1) ERA: 4.34	0.1		2	1	1	1	0	0	0	0	0	0	1	2	2	27.00	3.000					
Buzz Capra, R (9, 1) ERA: 6.52	1.0		6	2	1	1	1	1	0	0	0	0	0	7	11	9.00	3.000					

Los Angeles Dodgers @ Atlanta Braves
Atlanta-Fulton County Stadium, Atlanta, GA

Wed Jun 29 1977, 7:05 PM EDT
Att: 10,277 - Unknown

livebaseballscorecards.com

AB 41
R 13
H 15
RBI 12
BB 5
SO 6
LOB 16



Batter	1	2	3	4	5	6	7	8	9	AB R H RBI BB SO LOB
Rowland Office, L OBP: 0.289, SLG: 0.325 (1, 8)	0-0 F8 1B	0-0 4-3 1B			0-0 P4 1B			0-0 1B 1B	4-0 1B 1B SF7 BB	4 1 1 0 1 0 1
Gary Matthews, R OBP: 0.357, SLG: 0.450 (1, 7)	0-0 HR		0-0 6-3			0-0 F8		0-0 1B	0-0 1B	5 1 3 3 0 0 0
Willie Montanez, L OBP: 0.341, SLG: 0.505 (1, 3)	0-0 E9 1B 1B		0-0 6-3			0-0 G2		0-3 K	0-0 SF7	4 1 1 1 0 1 2
Jeff Burroughs, R OBP: 0.365, SLG: 0.525 (1, 9)	0-3 K		0-0 F8			0-0 5-3		0-0 F9	0-3 K	5 0 0 0 0 2 4
Biff Pocaroba, S OBP: 0.391, SLG: 0.491 (1, 2)	0-0 1B			0-3 K			0-3 K		4-0 1B 2B BB	3 1 1 1 1 2 0
Darrel Chaney, S OBP: 0.310, SLG: 0.368 (1, 6)	0-3 K			0-3 K			0-0 F9		0-0 2B 1B 1B	4 1 1 0 0 2 1
Rod Gilbreath, R OBP: 0.341, SLG: 0.326 (1, 4)		0-0 4-3 2B		0-3 K			0-0 1B		0-0 1B 2B	4 1 3 1 0 1 0
Jerry Royster, R OBP: 0.291, SLG: 0.269 (1, 5)		0-0 4-3 2B			0-0 F8		0-0 F8		0-0 1B BB	4 1 1 1 0 0 2
Andy Messersmith, R OBP: 0.189, SLG: 0.265 Frank LaCorte, R OBP: 0.111, SLG: 0.111 Dave Campbell, R OBP: 0.275, SLG: 0.340 Cito Gaston, R OBP: 0.271, SLG: 0.368 (1, 1) (7, 1) (8, 1) (8, PH) (9, 1) (9, PH)		0-3 K			0-3 K			0-0 F8	0-3 K	2 0 0 0 0 0 2 1 0 0 0 0 0 0 0 0 0 0 0 0 0 0 0 0 1 0 0 0 0 0 0 0 0 0 0 0 0 0 0 0 1 0 0 0 0 0 1 2

Inning Stats	R: 2 E: 1 K: 2 S: 10	H: 3 LOB: 1 BB: 0 P: 10	R: 0 E: 0 K: 1 S: 6	H: 1 LOB: 1 BB: 0 P: 6	R: 0 E: 0 K: 0 S: 3	H: 0 LOB: 0 BB: 0 P: 3	R: 0 E: 0 K: 3 S: 9	H: 0 LOB: 0 BB: 0 P: 9	R: 0 E: 0 K: 1 S: 5	H: 0 LOB: 0 BB: 0 P: 5	R: 0 E: 0 K: 0 S: 3	H: 0 LOB: 0 BB: 0 P: 3	R: 0 E: 0 K: 1 S: 6	H: 1 LOB: 1 BB: 0 P: 6	R: 0 E: 0 K: 1 S: 7	H: 2 LOB: 2 BB: 0 P: 7	R: 5 E: 0 K: 2 S: 11	H: 4 LOB: 1 BB: 2 P: 19	1B: 8 2B: 2 3B: 0 HR: 1	SF: 1 SAC: 0 DP: 0 HBP: 0	WP: 0 PB: 0 SB: 1 CS: 0	PA: 40
--------------	-------------------------------	----------------------------------	------------------------------	---------------------------------	------------------------------	---------------------------------	------------------------------	---------------------------------	------------------------------	---------------------------------	------------------------------	---------------------------------	------------------------------	---------------------------------	------------------------------	---------------------------------	-------------------------------	----------------------------------	----------------------------------	------------------------------------	----------------------------------	--------

PITCHER	IP	WLS	BF	H	R	ER	SO	BB	IBB	HBP	BLK	WP	HR	S	P	ERA	WHIP
Don Sutton, R ERA: 2.78 (1, 1)	7.0	W	26	5	2	1	8	0	0	0	0	0	1	42	42	1.29	0.714
Stan Wall, L ERA: 5.46 (8, 1)	1.1		11	5	5	5	2	2	0	0	0	0	0	13	21	33.75	5.250
Elias Sosa, R ERA: 3.38 (9, 1)	0.2		3	1	0	0	1	0	0	0	0	0	0	5	5	0.00	1.500

Los Angeles Dodgers @ Atlanta Braves
Atlanta-Fulton County Stadium, Atlanta, GA

Wed Jun 29 1977, 7:05 PM EDT
Att. 10,277 - Unknown


livebaseballscorecards.com

AB	37
R	7
H	11
RBI	7
BB	2
SO	11
LOB	13



Batter	1	2	3	4	5	6	7	8	9	AB R H RBI BB SO LOB	TOP											
Davey Lopes, R OBP: 0.376, SLG: 0.410 (1, 4) X	0-0 F3		4-0 HR BB		0-0 1B		4-0 BB		0-0 HR	3 2 2 2 2 0 0												
Ted Martinez, R OBP: 0.327, SLG: 0.463 (1, 6) X	0-0		0-0		0-0 F7		0-3 K		0-0 6-3	3 1 2 2 0 0 1												
Ed Goodson, L OBP: 0.207, SLG: 0.321 (7, PH)	G5-4-3 1B		1-H HR							1 0 0 0 0 1 3												
Charlie Hough, R OBP: 0.111, SLG: 0.235 (7, 1)										1 0 0 0 0 0 0												
Steve Garvey, R OBP: 0.351, SLG: 0.552 (1, 3) X	0-0 G5-4-3 1-2f		0-0 BB 1B		0-0 6-3		0-0 L6			4 0 1 0 0 0 5												
Ron Cey, R OBP: 0.404, SLG: 0.526 (1, 5)		0-0 L5	4-0 BB			0-0 F8		0-0 F7		3 0 0 0 1 0 0												
Rick Monday, L OBP: 0.358, SLG: 0.433 (1, 8)		0-0 F7	0-3 K			0-0 K2-4 1B		4-0 CS BB		3 0 1 0 1 1 2												
Dusty Baker Jr., R OBP: 0.357, SLG: 0.512 (1, 7)		0-0 1B		0-0 6-3		0-3 K2-4 1-2f		0-0 F8 1-2		4 0 1 0 0 1 2												
John Hale, L OBP: 0.406, SLG: 0.339 (1, 9)	0-0 F2			0-0 3-1			0-0 4-3		0-0 F7	4 0 0 0 0 0 1	AB 33											
Johnny Oates, L OBP: 0.354, SLG: 0.350 (1, 2)			0-0 L5	0-0 F8			0-0 1B 2B		0-0 1-3	4 0 1 0 0 0 0	R 4											
Rick Rhoden, R OBP: 0.184, SLG: 0.237 (1, 1)			0-0 F8		0-3 K		0-0 S 1B		4-0 HR BB	2 0 0 0 0 1 0	H 9											
Boog Powell, L OBP: 0.433, SLG: 0.292 (7, PH)										1 0 1 0 0 0 0	RBI 4											
Glenn Burke, R OBP: 0.250, SLG: 0.235 (7, PR)										0 0 0 0 0 0 0	BB 5											
Bill Russell, R OBP: 0.311, SLG: 0.377 (7, 6)										0 1 0 0 1 0 0	SO 4											
Inning Stats	R: 0 E: 0 K: 0 S: 3	H: 1 LOB: 0 BB: 0 P: 3	R: 0 E: 0 K: 0 S: 4	H: 1 LOB: 1 BB: 0 P: 4	R: 2 E: 0 K: 1 S: 7	H: 2 LOB: 2 BB: 2 P: 15	R: 0 E: 0 K: 0 S: 3	H: 0 LOB: 0 BB: 0 P: 3	R: 0 E: 0 K: 1 S: 6	H: 1 LOB: 1 BB: 0 P: 6	R: 0 E: 0 K: 1 S: 5	H: 1 LOB: 1 BB: 0 P: 5	R: 0 E: 0 K: 1 S: 7	H: 2 LOB: 3 BB: 1 P: 11	R: 0 E: 0 K: 0 S: 2	H: 0 LOB: 0 BB: 1 P: 6	R: 2 E: 0 K: 0 S: 4	H: 1 LOB: 0 BB: 1 P: 8	1B: 6 2B: 2 3B: 0 HR: 2	SF: 0 SAC: 0 DP: 2 HBP: 0	WP: 0 PB: 0 SB: 1 CS: 1	PA: 38

Los Angeles Dodgers @ Atlanta Braves
 Atlanta-Fulton County Stadium, Atlanta, GA
 Thu Jun 30 1977, 7:05 PM EDT
 Att. 8,861 - Unknown

livebaseballscorecards.com


PITCHER	IP	WLS	BF	H	R	ER	SO	BB	IBB	HBP	BLK	WP	HR	S	P	ERA	WHIP
Phil Niekro, R ERA: 4.5 (1, 1)	9.0	W	38	9	4	4	4	5	0	0	0	0	2	41	61	4.00	1.556

Batter	1	2	3	4	5	6	7	8	9	AB	R	H	RBI	BB	SO	LOB
Rowland Office, L OBP: 0.280, SLG: 0.314	0-0 F8	0-0 4-1			0-0 G3		0-0 3-1	0-0 P5		5	0	0	0	0	0	4
Gary Matthews, R OBP: 0.361, SLG: 0.466	0-0 F8		0-0 4-3 1B		0-0 F6		0-0 1B		0-0 HR	5	1	3	1	0	0	0
Willie Montanez, L OBP: 0.338, SLG: 0.498	0-3 K		0-0 4-3 1-2		0-0 1B		0-0 1-2 P5		0-3 K	5	0	1	0	0	2	2
Jeff Burroughs, R OBP: 0.368, SLG: 0.521		4-0 CS 1B BB	4-0 BB		0-0 F8		0-3 K		4-0 2B 1B BB	2	1	0	0	3	1	2
Biff Pocoroba, S OBP: 0.396, SLG: 0.497		0-0 CS 2B 1B	0-0 F7		0-0 L9		4-0 SH3-4 1B BB		0-0 1B 2B	4	2	2	0	1	0	2
Darrel Chaney, S OBP: 0.315, SLG: 0.373		0-0 F9 1-2 2-3	0-3 K		0-0 5-3 1B		0-0 SH3-4		0-0 2-3 3-H 1B	4	0	2	1	0	1	4
Rod Gilbreath, R OBP: 0.344, SLG: 0.335		0-0 1B 2B		0-0 CS 1B		0-0 5-3 1-2	0-3 K2-3			4	1	2	1	0	1	2
Jerry Royster, R OBP: 0.297, SLG: 0.271		0-0 1B 1B		0-0 F7 1-2		4-0 IBB		4-0 1B IBB		2	0	1	1	2	0	1
Phil Niekro, R OBP: 0.222, SLG: 0.212		0-0 1B		0-3 K		0-0 F2		0-0 1-3 2-H 1B		4	0	2	1	0	1	2

Inning Stats	R: 0	H: 0	E: 0	K: 1	S: 5	H: 0	LOB: 0	BB: 0	P: 5	R: 2	H: 4	E: 0	K: 0	S: 6	H: 1	LOB: 2	BB: 1	P: 10	R: 0	H: 1	E: 0	K: 1	S: 5	H: 1	LOB: 0	BB: 0	P: 5	R: 0	H: 1	E: 0	K: 0	S: 4	H: 1	LOB: 1	BB: 0	P: 4	R: 0	H: 1	E: 0	K: 1	S: 4	H: 1	LOB: 2	BB: 1	P: 8	R: 0	H: 1	E: 0	K: 1	S: 6	H: 1	LOB: 1	BB: 0	P: 6	R: 1	H: 1	E: 0	K: 1	S: 6	H: 1	LOB: 2	BB: 2	P: 14	R: 2	H: 3	E: 0	K: 1	S: 6	H: 3	LOB: 2	BB: 1	P: 10	1B: 10	SF: 0	2B: 2	SAC: 1	3B: 0	DP: 0	HR: 1	HBP: 0	WP: 0	PA: 42
--------------	------	------	------	------	------	------	--------	-------	------	------	------	------	------	------	------	--------	-------	-------	------	------	------	------	------	------	--------	-------	------	------	------	------	------	------	------	--------	-------	------	------	------	------	------	------	------	--------	-------	------	------	------	------	------	------	------	--------	-------	------	------	------	------	------	------	------	--------	-------	-------	------	------	------	------	------	------	--------	-------	-------	--------	-------	-------	--------	-------	-------	-------	--------	-------	--------

PITCHER	IP	WLS	BF	H	R	ER	SO	BB	IBB	HBP	BLK	WP	HR	S	P	ERA	WHIP
Rick Rhoden, R ERA: 4.15	(1, 1)	6.0	27	8	2	2	3	2	1	0	0	0	0	30	42	3.00	1.667
Charlie Hough, R ERA: 2.87	(7, 1)	2.1	15	5	3	3	3	2	1	0	0	0	1	18	30	11.57	3.000

BOTTOM

Los Angeles Dodgers @ Atlanta Braves
Atlanta-Fulton County Stadium, Atlanta, GA

livebaseballscores.com

AB	35
R	5
H	13
RBI	5
BB	6
SO	6
LOB	19



WP	HR	S	P	ERA	WHIP
0	1	0	1	3.00	1.667

Thu Jun 30 1977, 7:05 PM EDT
Att. 8,861 - Unknown

Batter	1	2	3	4	5	6	7	8	9	AB R H RBI BB SO LOB	TOP	
Rowland Office, L OBP: 0.280, SLG: 0.319 (1, 8) X	0-0 F8		0-3 K CS		0-0 E7 1-H 2B			0-0 4-3 1-2		4 0 1 1 0 1 1		
Gary Matthews, R OBP: 0.356, SLG: 0.458 (1, 7) X	0-0 1-3		0-0 F8 1-2		0-0 5-3			0-0 FC6-5 2-3		4 0 0 0 0 0 4		
Willie Montanez, L OBP: 0.341, SLG: 0.495 (1, 3) X	0-0 BB 1B			4-0 FC4-6 BB		0-0 F8		0-3 K		3 0 1 0 1 1 1		
Jeff Burroughs, R OBP: 0.370, SLG: 0.518 (1, 9) B B B B	4-0 1-2 BB		0-0 F9		0-3 K			4-0 G1-6-3 1B BB		2 0 0 0 2 1 1		
Biff Pocaroba, S OBP: 0.393, SLG: 0.491 (1, 2) S S S	0-3 K		0-0 FC4-6 1-2f		0-0 6-3			0-0 G1-6-3 1B		4 0 1 0 0 1 3		
Darrel Chaney, S OBP: 0.308, SLG: 0.364 Brian Asselstine, L OBP: 0.255, SLG: 0.295 (9, PH)		0-0 F1		0-3 K		0-3 K		0-0 G1-6-3 1-2f 2-3		3 0 0 0 0 2 1 1 0 0 0 0 0 2		
Rod Gilbreath, R OBP: 0.338, SLG: 0.328 (1, 4)		0-3 K		0-3 K		0-0 F8		0-0 6-3		4 0 0 0 0 2 1		
Jerry Royster, R OBP: 0.294, SLG: 0.268 (1, 5)		0-3 K		0-0 F6		0-0 F6				3 0 0 0 0 1 0		
Don Collins, R Buzz Capra, R Dave Campbell, R Joe Nolan, L Max Leon, R (8, PH) (8, PR) (8, 1)			0-0 F7		0-0 E 1B		4-0 FC6-5 4-3 BB			1 0 0 0 0 0 0 1 1 1 0 0 0 0 0 0 0 0 0 0 0 0 0 0 0 1 0 0 0 0 0 0 0 0 0		
Inning Stats	R: 0 H: 1 E: 0 LOB: 2 K: 1 BB: 1 S: 6 P: 10	R: 0 H: 0 E: 0 LOB: 0 K: 2 BB: 0 S: 7 P: 7	R: 0 H: 0 E: 0 LOB: 0 K: 1 BB: 0 S: 5 P: 5	R: 0 H: 0 E: 0 LOB: 1 K: 1 BB: 1 S: 5 P: 9	R: 1 H: 2 E: 1 LOB: 1 K: 1 BB: 0 S: 7 P: 7	R: 0 H: 0 E: 0 LOB: 0 K: 1 BB: 0 S: 5 P: 5	R: 0 H: 0 E: 0 LOB: 0 K: 1 BB: 0 S: 5 P: 5	R: 0 H: 0 E: 0 LOB: 1 K: 0 BB: 1 S: 3 P: 7	R: 0 H: 1 E: 0 LOB: 1 K: 0 BB: 1 S: 3 P: 7	1B: 3 SF: 0 2B: 1 SAC: 0 3B: 0 DP: 1 HR: 0 HBP: 0	WP: 1 PA: 34 PB: 0 SB: 0 CS: 1	
PITCHER	IP WLS BF H R ER SO BB IBB HBP BLK WP HR S P ERA WHIP											
J.R. Richard, R ERA: 3.12 Joe Niekro, R ERA: 2.53	(1, 1) 8.0 W 32 4 1 1 9 4 0 0 0 1 0 46 62 1.12 1.000											
	(9, 1) 1.0 S 2 0 0 0 0 0 0 0 0 0 0 0 2 2 0.00 0.000											

Atlanta Braves @ Houston Astros
 Astrodome, Houston, TX
 Fri Jul 01 1977, 8:05 PM EDT
 Att. 8,378 - Unknown

livebaseballscorecards.com

AB	30
R	1
H	4
RBI	1
BB	4
SO	9
LOB	14



Batter	1	2	3	4	5	6	7	8	9	AB	R	H	RBI	BB	SO	LOB
Julio Gonzalez, R OBP: 0.281, SLG: 0.322 (1, 4)	0-0 F6	0-0 2B		0-0 F2			0-0 F4	0-0 F5		5	0	1	1	0	0	1
Enos Cabell, R OBP: 0.318, SLG: 0.441 (1, 5)	0-0 E6	0-0 5-3		0-0 F9			0-0 1B			4	1	1	0	0	0	2
Cesar Cedeno, R OBP: 0.317, SLG: 0.295 (1, 8)	4-0 BB		4-0 SH1-3 1B BB	0-3 K			0-0 F4			2	1	0	0	2	1	1
Bob Watson, R OBP: 0.350, SLG: 0.472 (1, 3)	0-0 F8		0-0 BB SH1-3 1B		0-0 F4		0-0 BB 1B			4	0	2	1	0	0	2
Jose Cruz, L OBP: 0.336, SLG: 0.408 (1, 9)	0-0 1-3		0-0 SH1-3	1-2 2-3	0-0 F3		4-0 BB			2	0	0	0	1	0	2
Joe Ferguson, R OBP: 0.385, SLG: 0.440 (1, 2)		0-0 6-3	4-0 BB IBB		0-0 6-3		0-0 1-3			3	0	0	0	1	0	2
Jim Fuller, R OBP: 0.208, SLG: 0.340 Wilbur Howard, S OBP: 0.246, SLG: 0.269 (1, 7) (8, 7)		0-0 2B	4-0 BB	1-2 2-3 3-H	0-3 K			0-0 S 1B		2	1	1	1	1	1	0
Roger Metzger, S OBP: 0.188, SLG: 0.200 (1, 6)		4-0 2B BB	0-0 F7		0-0 F5			0-0 F2		3	0	0	0	1	0	4
J.R. Richard, R OBP: 0.190, SLG: 0.341 Joe Niekro, R OBP: 0.222, SLG: 0.222 (1, 1) (9, 1)		0-0 F9	0-3 K		0-0 4-3			0-3 K		4	0	0	0	0	2	6
										0	0	0	0	0	0	0


Inning Stats	R: 0	H: 0	E: 1	LOB: 2	K: 0	BB: 1	S: 4	P: 8	R: 1	H: 2	E: 0	LOB: 2	K: 0	BB: 1	S: 5	P: 9	R: 1	H: 1	E: 0	LOB: 3	K: 1	BB: 3	S: 6	P: 18	R: 0	H: 0	E: 0	LOB: 0	K: 1	BB: 0	S: 5	P: 5	R: 0	H: 0	E: 0	LOB: 0	K: 0	BB: 0	S: 3	P: 3	R: 1	H: 2	E: 0	LOB: 2	K: 0	BB: 1	S: 5	P: 9	R: 0	H: 1	E: 0	LOB: 1	K: 1	BB: 0	S: 6	P: 6
--------------	------	------	------	--------	------	-------	------	------	------	------	------	--------	------	-------	------	------	------	------	------	--------	------	-------	------	-------	------	------	------	--------	------	-------	------	------	------	------	------	--------	------	-------	------	------	------	------	------	--------	------	-------	------	------	------	------	------	--------	------	-------	------	------

PITCHER	IP	WLS	BF	H	R	ER	SO	BB	IBB	HBP	BLK	WP	HR	S	P	ERA	WHIP
Don Collins, L ERA: 5.08 (1, 1)	2.1	L	15	3	2	2	0	3	1	0	0	0	0	11	27	7.71	2.571
Buzz Capra, R ERA: 6.17 (3, 1)	4.1		17	2	1	1	3	2	0	0	0	0	0	21	29	2.08	0.923
Dave Campbell, R ERA: 4.3 (7, 1)	0.1		1	0	0	0	0	0	0	0	0	0	0	1	1	0.00	0.000
Max Leon, R ERA: 4.42 (8, 1)	1.0		4	1	0	0	1	0	0	0	0	0	0	6	6	0.00	1.000

BOTTOM

Atlanta Braves @ Houston Astros
Astrodome, Houston, TX
Fri Jul 01 1977, 8:05 PM EDT
Att. 8,378 - Unknown

AB	30
R	3
H	6
RBI	3
BB	6
SO	4
LOB	20



WP	HR	S	P	ERA	WHIP
0	0	0	0	0	0


Batter	1	2	3	4	5	6	7	8	9	10	11	12	13	AB R H RBI BB SO LOB	TOP								
Gary Matthews, R OBP: 0.357, SLG: 0.455	0-0 G4-6-3 1B		0-3 K		4-0 E BB		0-0 5-3			0-0 4-3			0-0 SH3-4	4 0 1 0 1 1 0									
Biff Pocaroba, S OBP: 0.391, SLG: 0.483	0-0 G4-6-3		4-0 1B BB BB		0-3 K			0-0 4-3		0-0 F9			0-0 2B 1B	5 0 1 0 1 1 2									
Willie Montanez, L OBP: 0.341, SLG: 0.495	0-0 FC6-4 1B		0-0 F9		0-0 F7			0-0 4-3			0-3 K		0-0 2B	6 0 2 1 0 1 2									
Jeff Burroughs, R OBP: 0.369, SLG: 0.510	0-0 FC6-4		4-0 1B BB		0-0 F9			4-0 BB			0-3 K		0-0 FC6-2-5-1	4 0 0 0 2 1 4									
Rowland Office, L OBP: 0.282, SLG: 0.319		0-0 WP 1B	0-0 1-2 2-3 1B			0-0 3-1		0-0 F6			0-0 6-3		0-0 5-3	6 1 2 0 0 0 3									
Junior Moore, R OBP: 0.333, SLG: 0.360		0-0 5-3	0-0 F9			0-0 CS 1B			0-0 6-3			0-0 4-3		5 0 1 0 0 0 4									
Rod Gilbreath, R OBP: 0.333, SLG: 0.323		0-3 K		0-0 F9		0-3 K		0-3 K		0-3 K		0-0 G1-6-3 1B		3 0 0 0 0 2 2									
Cito Gaston, R OBP: 0.269, SLG: 0.333		2-3			0-3 K									1 0 0 0 0 1 0									
Jerry Royster, R OBP: 0.296, SLG: 0.270					1-2									1 0 1 0 0 0 0									
Darrel Chaney, S OBP: 0.304, SLG: 0.357		0-0 3-H 1B		0-0 F3			0-3 K		0-0 3-1			0-0 G1-6-3		5 0 1 1 0 1 1									
Steve Hargan, R OBP: 0.276, SLG: 0.373		0-0 G3		0-0 4-3			0-0 F2			0-0 4-3			0-0 1B SH3-4 2B 1B	2 0 0 0 0 0 1									
Steve Hargan, R OBP: 0.276, SLG: 0.373														0 0 0 0 0 0 0									
Steve Hargan, R OBP: 0.276, SLG: 0.373														1 0 0 0 0 0 0									
Steve Hargan, R OBP: 0.276, SLG: 0.373														0 0 0 0 0 0 0									
Steve Hargan, R OBP: 0.276, SLG: 0.373														1 1 1 0 0 0 0									
Steve Hargan, R OBP: 0.276, SLG: 0.373														0 0 0 0 0 0 0									
Inning Stats	R: 0 E: 0 K: 0 S: 4	H: 2 LOB: 1 BB: 0 P: 4	R: 1 E: 0 K: 1 S: 7	H: 2 LOB: 1 BB: 0 P: 7	R: 0 E: 0 K: 1 S: 6	H: 1 LOB: 3 BB: 2 P: 14	R: 0 E: 0 K: 0 S: 3	H: 0 LOB: 0 BB: 0 P: 3	R: 0 E: 0 K: 1 S: 5	H: 1 LOB: 0 BB: 0 P: 5	R: 0 E: 0 K: 1 S: 5	H: 0 LOB: 0 BB: 0 P: 5	R: 0 E: 0 K: 2 S: 7	H: 0 LOB: 0 BB: 0 P: 7	R: 0 E: 0 K: 0 S: 3	H: 1 LOB: 0 BB: 0 P: 3	R: 1 E: 0 K: 0 S: 6	H: 3 LOB: 2 BB: 0 P: 6	1B: 9 2B: 1 3B: 0 HR: 0	SF: 0 SAC: 1 DP: 2 HBP: 0	WP: 1 PB: 0 SB: 0 CS: 1	PA: 50	
PITCHER	IP WLS BF H R ER SO BB IBB HBP BLK WP HR S P ERA WHIP																						
Ken Forsch, R ERA: 2.78	(1, 1) 11.0																						
Joe Niekro, R ERA: 2.63	(12, 1) 1.2	L	8	4	1	1	0	0	0	0	0	8	8	5.40	2.400								
Joe Sambito, L ERA: 2.08	(13, 1) 0.1		1	0	0	0	0	0	0	0	0	1	1	0.00	0.000								

Atlanta Braves @ Houston Astros
Astrodome, Houston, TX
Sat Jul 02 1977, 8:05 PM EDT
Att. 12,535 - Unknown

livebaseballscorecards.com

AB	45
R	2
H	10
RBI	2
BB	4
SO	8
LOB	19



Batter	1	2	3	4	5	6	7	8	9	AB R H RBI BB SO LOB	TOP
Rowland Office, L (1, 8) <small>OBP: 0.277, SLG: 0.314</small> Buzz Capra, R (7, 1) <small>OBP: 0.231, SLG: 0.091</small> Biff Pocaroba, S (9, PH) <small>OBP: 0.389, SLG: 0.480</small>	0-3 K	0-3 K			0-3 K		0-0 5-3		0-3 K	3 0 0 0 0 3 1 0 0 0 0 0 0 0 1 0 0 0 0 1 1	
Junior Moore, R (1, 5) <small>OBP: 0.332, SLG: 0.358</small>	0-0 BB BB 3-1 1B		0-0 F4			0-0 F8	0-0 4-3			4 1 1 0 0 0 1	
Willie Montanez, L (1, 3) <small>OBP: 0.343, SLG: 0.491</small>	4-0 3-1 BB 1-2 BB		0-0 4-3			4-0 HR BB		0-0 F7		2 1 0 0 2 0 0	
Jeff Burroughs, R (1, 9) <small>OBP: 0.371, SLG: 0.519</small>	4-0 1-2 2-3 BB		0-0 F8			0-0 1-H HR		0-0 5-3		3 1 1 2 1 0 0	
Gary Matthews, R (1, 7) <small>OBP: 0.359, SLG: 0.457</small>	0-0 3-1 1-2 2-3 3-H			4-0 BB BB G6-4-3 BB		0-0 F7		0-0 2B		3 0 1 1 1 0 2	
Vic Correll, R (1, 2) <small>OBP: 0.320, SLG: 0.449</small>	0-0 4-3		0-0 G6-4-3 1-2f			0-0 1B		0-0 6-3		4 0 1 0 0 0 4	
Rod Gilbreath, R (1, 4) <small>OBP: 0.330, SLG: 0.319</small> Steve Kline, R (4, 1) Tom Paciorek, R (5, 8) <small>OBP: 0.279, SLG: 0.375</small> Dave Campbell, R (5, 1) Cito Gaston, R (7, PH) <small>OBP: 0.264, SLG: 0.327</small>		0-0 6-3		0-3 K		0-0 5-3		0-0 1B		2 0 0 0 0 1 0 0 0 0 0 0 0 0 2 0 1 0 0 0 1 0 0 0 0 0 0 0 1 0 0 0 0 0 1	AB 33 R 3 H 7 RBI 3 BB 4 SO 8 LOB 13
Darrel Chaney, S (1, 6) <small>OBP: 0.296, SLG: 0.346</small>		0-0 F9			0-0 5-3		0-3 K		0-3 K	4 0 0 0 0 2 1	
Andy Messersmith, R (1, 1) <small>OBP: 0.189, SLG: 0.265</small> Frank LaCorte, R (1, 1) <small>OBP: 0.200, SLG: 0.200</small> Jerry Royster, R (4, 4) <small>OBP: 0.296, SLG: 0.275</small>		0-0 1B			0-0 F8		0-0 2B		0-3 K	0 0 0 0 0 0 0 1 0 1 0 0 0 0 3 0 1 0 0 1 1	
Inning Stats	R: 1 H: 1 E: 0 LOB: 2 K: 1 BB: 2 S: 6 P: 14	R: 0 H: 1 E: 0 LOB: 1 K: 1 BB: 0 S: 6 P: 6	R: 0 H: 0 E: 0 LOB: 0 K: 0 BB: 0 S: 3 P: 3	R: 0 H: 0 E: 0 LOB: 0 K: 1 BB: 1 S: 4 P: 8	R: 0 H: 0 E: 0 LOB: 0 K: 1 BB: 0 S: 5 P: 5	R: 2 H: 2 E: 0 LOB: 1 K: 0 BB: 1 S: 5 P: 9	R: 0 H: 1 E: 0 LOB: 1 K: 1 BB: 0 S: 6 P: 6	R: 0 H: 1 E: 0 LOB: 1 K: 0 BB: 0 S: 4 P: 4	R: 0 H: 1 E: 0 LOB: 1 K: 3 BB: 0 S: 10 P: 10	1B: 4 SF: 0 2B: 2 SAC: 0 3B: 0 DP: 1 HR: 1 HBP: 0	WP: 0 PA: 37 PB: 0 SB: 0 CS: 0
PITCHER Floyd Bannister, L (1, 1) <small>ERA: 4.48</small> Bo McLaughlin, R (9, 1) <small>ERA: 4.04</small>	IP WLS BF H R ER SO BB IBB HBP BLK WP HR S P ERA WHIP	8.0 W 33 6 3 3 5 4 0 0 0 0 1 39 55 3.38 1.250	1.0 4 1 0 0 3 0 0 0 0 0 0 10 10 0.00 1.000								

Atlanta Braves @ Houston Astros
 Astrodome, Houston, TX
 Sun Jul 03 1977, 8:05 PM EDT
 Att. 20,397 - Unknown

livebaseballscorecards.com

Batter	1	2	3	4	5	6	7	8	9
Julio Gonzalez, R (1, 4) Bo McLaughlin, R (9, 1)	0-0 2B 1B		0-0 SH3-4 1-2		0-0 1B 2B	0-0 2-H 1B		0-0 1-2 1B	
Enos Cabell, R (1, 5) Art Howe, R (6, 5)	0-0 1-H 2B		0-0 5-3		0-0 2-3 1B 1B	0-0 F8		0-0 1-2 2-H 1B	
Cesar Cedeno, R (1, 8) OBP: 0.318, SLG: 0.295	0-3 K		0-0 HR 1B		0-0 G4-6-3 1-H 3-H 1B 1B	0-0 F8		0-3 K	
Bob Watson, R (1, 3) Craig Cacek, R (6, 3) OBP: 0.133, SLG: 0.071	0-0 F8		0-0 HR		0-0 1-2 G4-6-3 1B		0-0 6-3		
Jose Cruz, L (1, 9) OBP: 0.334, SLG: 0.402		4-0 CS BB	0-0 4-3		0-0 1-2 2-3 G4-6-3		0-0 F9		
Joe Ferguson, R (1, 2) OBP: 0.381, SLG: 0.442		0-0 1-2 HR		0-0 E4 L1-3	4-0 IBB		0-3 K		
Jim Fuller, R (1, 7) OBP: 0.200, SLG: 0.316		0-3 K		0-3 K	0-3 K		0-3 K		
Roger Metzger, S (1, 6) OBP: 0.211, SLG: 0.222		0-0 6-3		0-0 L1-3		0-0 SH3-4 1B 1B		0-0 1B 1B	
Floyd Bannister, L (1, 1) Rob Sperring, R (8, PH) OBP: 0.208, SLG: 0.164			0-0 SH3-4 1B 1B		0-0 G3		0-0 SH3-4 1-2	0-0 F3	

AB	R	H	RBI	BB	SO	LOB	
4	2	4	1	0	0	0	
0	0	0	0	0	0	0	
3	1	2	1	0	0	1	
2	0	1	1	0	0	1	
5	1	2	3	0	2	3	
3	1	2	2	0	0	0	
1	0	0	0	0	0	0	
3	0	0	0	1	0	2	
3	1	1	1	1	1	0	
4	0	0	0	0	4	3	
4	2	2	0	0	0	1	
2	1	1	0	0	0	1	
1	0	0	0	0	0	1	
1B: 11	SF: 0	2B: 2	SAC: 2	3B: 0	DP: 1	HR: 2	HBP: 0

BOTTOM

Atlanta Braves @ Houston Astros
Astrodome, Houston, TX
Sun Jul 03 1977, 8:05 PM EDT
Att. 20,397 - Unknown

livebaseballscores.com

AB	35
R	9
H	15
RBI	9
BB	2
SO	7
LOB	13



Inning Stats		R: 1	H: 2	E: 0	K: 1	S: 6	R: 1	H: 1	E: 0	K: 1	S: 5	R: 3	H: 3	E: 0	K: 0	S: 6	R: 0	H: 0	E: 1	K: 1	S: 6	R: 2	H: 4	E: 0	K: 1	S: 8	R: 1	H: 2	E: 0	K: 0	S: 5	R: 0	H: 0	E: 0	K: 1	S: 5	R: 1	H: 3	E: 0	K: 2	S: 10			
Inning Stats		LOB: 0	BB: 0	P: 6	LOB: 0	BB: 1	P: 9	LOB: 0	BB: 0	P: 6	LOB: 1	BB: 0	P: 6	LOB: 2	BB: 1	P: 12	LOB: 1	BB: 0	P: 5	LOB: 0	BB: 0	P: 5	LOB: 0	BB: 0	P: 5	LOB: 2	BB: 0	P: 10	LOB: 0	BB: 0	P: 10	LOB: 0	BB: 0	P: 10	LOB: 0	BB: 0	P: 10							
PITCHER	IP	WLS	BF	H	R	ER	SO	BB	IBB	HBP	BLK	WP	HR	S	P	ERA	WHIP	PITCHER	IP	WLS	BF	H	R	ER	SO	BB	IBB	HBP	BLK	WP	HR	S	P	ERA	WHIP									
Andy Messersmith, R (1, 1) ERA: 4.4	0.0		1	1	1	0	0	0	0	0	0	0	0	1	1	∞	∞																											
Frank LaCorte, R (1, 1) ERA: 11.68	3.0	L	13	5	4	4	2	1	0	0	0	0	2	16	20	12.00	2.000																											
Steve Kline, R (4, 1) ERA: 5.65	1.0		8	4	2	2	1	0	0	0	0	0	0	10	10	18.00	4.000																											
Dave Campbell, R (5, 1) ERA: 4.18	2.0		8	2	1	1	1	0	1	0	0	0	0	9	13	4.50	1.000																											
Buzz Capra, R (7, 1) ERA: 6.11	2.0		9	3	1	1	3	0	0	0	0	0	0	15	15	4.50	1.500																											

WP: 0	PA: 39
PB: 0	
SB: 1	
CS: 1	

Batter	1	2	3	4	5	6	7	8	9	AB R H RBI BB SO LOB	TOP											
Pete Rose, S (1, 5) OBP: 0.389, SLG: 0.436 Ray Knight, R (8, 5) OBP: 0.400, SLG: 0.548	0-0 BB 1B	0-0 1-3		0-0 F8		4-0 BB		1-0 HBP		3 1 1 0 1 0 2 0 0 0 0 0 0 0												
Cesar Geronimo, L (1, 8) OBP: 0.353, SLG: 0.417	0-0 P6	0-0 4-3			0-3 K	0-0 F8		0-3 K		5 0 0 0 0 2 7												
Joe Morgan, L (1, 4) OBP: 0.439, SLG: 0.496	4-0 1B 1-2 BB		0-0 G5-3 BB 1B		0-0 WP FC4-6 2B		0-3 K		0-3 K	4 1 2 0 1 2 0												
Dan Driessen, L (1, 3) OBP: 0.394, SLG: 0.512	0-0 S 1-3 2-H 1B		4-0 G5-3 BB		4-0 FC4-6 BB		0-0 G3		0-0 HR	3 1 2 2 2 0 0												
George Foster, R (1, 7) OBP: 0.378, SLG: 0.601	0-0 P4		0-0 G5-3		0-0 FC4-6 CS		0-0 F2		0-0 4-3	5 0 0 1 0 0 5												
Johnny Bench, R (1, 2) OBP: 0.359, SLG: 0.590	4-0 FC6-4 BB		0-0 5-3		0-0 CS	4-0 SH1-4 1B BB		0-0 HR	0-0 F9	3 1 1 1 2 0 1												
Mike Lum, L (1, 9) OBP: 0.158, SLG: 0.143	0-0 FC6-4			4-0 S BB		0-3 K		0-0 6-3		3 0 0 0 1 1 4												
Dave Concepcion, R (1, 6) OBP: 0.340, SLG: 0.395		4-0 CS BB		0-0 F8		0-0 SH1-4 1B		0-0 2B		3 0 2 0 1 0 1												
Tom Seaver, R (1, 1) OBP: 0.250, SLG: 0.200		4-0 1-3 BB		0-3 K		0-0 SH1-4		0-3 K		2 0 0 0 1 2 2												
Inning Stats	R: 1 E: 0 K: 0 S: 5	H: 2 LOB: 3 BB: 2 P: 13	R: 0 E: 0 K: 0 S: 2	H: 0 LOB: 1 BB: 2 P: 10	R: 0 E: 0 K: 1 S: 3	H: 1 LOB: 1 BB: 1 P: 7	R: 0 E: 0 K: 1 S: 5	H: 0 LOB: 1 BB: 1 P: 9	R: 1 E: 0 K: 1 S: 5	H: 1 LOB: 0 BB: 1 P: 9	R: 0 E: 0 K: 1 S: 6	H: 1 LOB: 3 BB: 2 P: 14	R: 0 E: 0 K: 1 S: 5	H: 0 LOB: 0 BB: 0 P: 5	R: 1 E: 0 K: 2 S: 9	H: 2 LOB: 2 BB: 0 P: 10	R: 1 E: 0 K: 1 S: 6	H: 1 LOB: 0 BB: 0 P: 6	1B: 4 2B: 2 3B: 0 HR: 2	SF: 0 SAC: 1 DP: 1 HBP: 1	WP: 1 PB: 0 SB: 2 CS: 2	PA: 43
PITCHER	IP WLS BF H R ER SO BB IBB HBP BLK WP HR S P ERA WHIP																					
Phil Niekro, R (1, 1) ERA: 4.44 Rick Camp, R (9, 1) ERA: 3.45	8.0 W 38 7 3 3 6 9 0 1 0 1 1 40 77 3.38 2.000																					
	1.0 S 4 1 1 1 1 0 0 0 0 0 0 1 6 6 9.00 1.000																					

Cincinnati Reds @ Atlanta Braves
Atlanta-Fulton County Stadium, Atlanta, GA

Mon Jul 04 1977, 7:05 PM EDT
Att: 50,595 - Unknown

AB	31
R	4
H	8
RBI	4
BB	9
SO	7
LOB	22



Batter	1	2	3	4	5	6	7	8	9	AB	R	H	RBI	BB	SO	LOB
Gary Matthews, R OBP: 0.354, SLG: 0.450 (1, 7)	0-0 F9			0-0 4-3		0-0 6-3		0-3 K		4	0	0	0	0	1	1
Rowland Office, L OBP: 0.276, SLG: 0.312 (1, 8)	0-0 G3			0-0 L6		0-0 F7		0-0 BB 2B 1B		4	1	1	0	0	0	0
Willie Montanez, L OBP: 0.350, SLG: 0.511 (1, 3)	0-0 P3			0-0 HR		0-0 1B 2B		4-0 BB 2B BB		3	3	2	1	1	0	0
Jeff Burroughs, R OBP: 0.372, SLG: 0.519 (1, 9)		0-0 F7		0-0 E5 1B		0-0 2-H 1B		0-3 K		4	0	2	1	0	1	3
Biff Pocaroba, S OBP: 0.392, SLG: 0.484 (1, 2)		0-0 G3		4-0 IBB		0-0 4-3		0-0 1-H 2-H 3-H 2B		3	0	1	3	1	0	1
Junior Moore, R OBP: 0.325, SLG: 0.350 Rick Camp, R (9, 1)		0-0 G3		0-0 6-3			0-0 L9	0-0 P4		4	0	0	0	0	0	4
Rod Gilbreath, R OBP: 0.330, SLG: 0.320 (1, 4)			0-0 F9		0-0 CS 1B		0-0 F9			3	0	1	0	0	0	0
Darrel Chaney, S OBP: 0.290, SLG: 0.338 (1, 6)			0-3 K		0-0 F8 1-2		0-3 K			3	0	0	0	0	2	1
Phil Niekro, R OBP: 0.214, SLG: 0.204 Joe Nolan, L OBP: 0.423, SLG: 0.391 Jerry Royster, R OBP: 0.296, SLG: 0.275 (8, PH) (8, PR) (9, 5)			0-3 K		0-3 K			0-0 BB 2B 1B 1B		2	0	0	0	0	2	0

Inning Stats	R: 0 E: 0 K: 0 S: 3	H: 0 LOB: 0 BB: 0 P: 3	R: 0 E: 0 K: 0 S: 3	H: 0 LOB: 0 BB: 0 P: 3	R: 0 E: 0 K: 2 S: 7	H: 0 LOB: 0 BB: 0 P: 7	R: 1 E: 1 K: 0 S: 5	H: 2 LOB: 2 BB: 1 P: 9	R: 0 E: 0 K: 1 S: 5	H: 1 LOB: 0 BB: 0 P: 5	R: 1 E: 0 K: 0 S: 5	H: 2 LOB: 1 BB: 0 P: 5	R: 0 E: 0 K: 1 S: 5	H: 0 LOB: 0 BB: 0 P: 5	R: 3 E: 0 K: 2 S: 10	H: 3 LOB: 2 BB: 1 P: 14	1B: 5 2B: 2 3B: 0 HR: 1	SF: 0 SAC: 0 DP: 0 HBP: 0	WP: 0 PB: 0 SB: 0 CS: 1	PA: 33
---------------------	------------------------------	---------------------------------	------------------------------	---------------------------------	------------------------------	---------------------------------	------------------------------	---------------------------------	------------------------------	---------------------------------	------------------------------	---------------------------------	------------------------------	---------------------------------	-------------------------------	----------------------------------	----------------------------------	------------------------------------	----------------------------------	--------

PITCHER Tom Seaver, R ERA: 3.07 (1, 1)	IP 8.0	WLS L	BF 33	H 8	R 5	ER 5	SO 6	BB 1	IBB 1	HBP 0	BLK 0	WP 0	HR 1	S 43	P 51	ERA 5.62	WHIP 1.125	PITCHER	IP 8.0	WLS L	BF 33	H 8	R 5	ER 5	SO 6	BB 1	IBB 1	HBP 0	BLK 0	WP 0	HR 1	S 43	P 51	ERA 5.62	WHIP 1.125
--	-----------	----------	----------	--------	--------	---------	---------	---------	----------	----------	----------	---------	---------	---------	---------	-------------	---------------	----------------	-----------	----------	----------	--------	--------	---------	---------	---------	----------	----------	----------	---------	---------	---------	---------	-------------	---------------

BOTTOM

Cincinnati Reds @ Atlanta Braves
Atlanta-Fulton County Stadium, Atlanta, GA
Mon Jul 04 1977, 7:05 PM EDT
Att. 50,595 - Unknown

livebaseballscorecards.com

AB	31
R	5
H	8
RBI	5
BB	2
SO	6
LOB	10



Batter	1	2	3	4	5	6	7	8	9	AB R H RBI BB SO LOB	TOP
Pete Rose, S (1, 5) <small>OBP: 0.395, SLG: 0.444</small> Pedro Borbon, R (7, 1) <small>OBP: 0.364, SLG: 0.455</small>	4-0 FC6-4 BLK BB	0-0 1-2 1B		0-0 S HR 1B	0-0 5-3		0-0 E9 1-H 2-H 2B		0-3 K	4 1 3 1 1 0 3 1 0 0 0 0 1 1	
Ed Armbrister, R (1, 9) <small>OBP: 0.457, SLG: 0.658</small> Ken Griffey, L (7, PH) <small>OBP: 0.397, SLG: 0.505</small>	0-0 F9 1-2	0-0 4-3		0-0 1-H HR		0-0 CS 1B	4-0 L3 BB		0-0 1B	4 1 2 2 0 0 3 1 0 1 0 1 0 0	
Joe Morgan, L (1, 4) <small>OBP: 0.437, SLG: 0.488</small>	4-0 FC6-4 BB		4-0 G5-3 E BB	0-0 G3		0-3 K 1-2	0-0 L3 1-2		0-3 K	4 0 0 0 2 2 5	
George Foster, R (1, 7) <small>OBP: 0.375, SLG: 0.604</small>	0-0 FC6-4 1-2f 2-3		0-0 E6 G5-3 1-2		0-0 HR	0-3 K		0-0 E5 FC5-4		5 1 1 1 0 1 3	
Johnny Bench, R (1, 2) <small>OBP: 0.337, SLG: 0.584</small> Bill Plummer, R (7, 2) <small>OBP: 0.274, SLG: 0.211</small>	0-3 K		0-0 G5-3 1-2 2-3f		0-3 K		0-0 HR 1B	0-0 FC5-4 FC5-4 1-2f		4 1 1 0 0 2 4 1 0 0 0 0 0 1	
Dave Concepcion, R (1, 6) <small>OBP: 0.341, SLG: 0.413</small>		0-0 G3 3B	0-0 5-3		0-0 L6		0-0 1-H HR	0-0 FC5-4 1-2f		5 2 2 2 0 0 2	
Dan Driessen, L (1, 3) <small>OBP: 0.395, SLG: 0.520</small>		0-0 G3 3-H		0-0 HR 1B BB	4-0 1B BB		0-0 4-3	0-0 G3		4 1 1 2 1 0 1	
Cesar Geronimo, L (1, 8) <small>OBP: 0.353, SLG: 0.414</small>		0-0 F7 3-H		0-3 K 1-3 1B	0-0 BB 1B		4-0 HBP 2B BB	0-0 6-3		4 1 1 0 1 1 0	
Woodie Fryman, R (1, 1) <small>OBP: 0.348, SLG: 0.318</small> Mike Lum, L (7, PH) <small>OBP: 0.179, SLG: 0.143</small> Ray Knight, R (7, 5) <small>OBP: 0.417, SLG: 0.594</small>		0-0 1B 1B		0-3 K 1-2 BB	4-0 1-2 BB		1-0 2B E HBP	0-0 1B 2B		2 0 1 0 1 1 0 0 1 0 0 0 0 0 1 0 1 0 0 0 0	
Inning Stats	R: 0 H: 0 E: 0 LOB: 2 K: 1 BB: 2 S: 5 P: 13	R: 1 H: 3 E: 0 LOB: 2 K: 0 BB: 0 S: 6 P: 6	R: 0 H: 0 E: 1 LOB: 1 K: 0 BB: 1 S: 3 P: 7	R: 3 H: 3 E: 0 LOB: 0 K: 2 BB: 0 S: 10 P: 10	R: 1 H: 2 E: 0 LOB: 3 K: 1 BB: 2 S: 7 P: 15	R: 0 H: 1 E: 0 LOB: 0 K: 2 BB: 0 S: 7 P: 7	R: 4 H: 3 E: 1 LOB: 1 K: 0 BB: 2 S: 5 P: 14	R: 0 H: 0 E: 1 LOB: 1 K: 0 BB: 0 S: 4 P: 4	R: 0 H: 2 E: 0 LOB: 2 K: 2 BB: 0 S: 9 P: 9	1B: 7 SF: 0 2B: 3 SAC: 0 3B: 1 DP: 2 HR: 4 HBP: 1	WP: 0 PA: 48 PB: 0 SB: 1 CS: 1
PITCHER Don Collins, L (1, 1) <small>ERA: 5.44</small> Buzz Capra, R (5, 1) <small>ERA: 6.19</small> Jamie Easterly, L (5, 1) <small>ERA: 5.69</small> Max Leon, R (7, 1) <small>ERA: 4.63</small> Steve Kline, R (7, 1) <small>ERA: 5.06</small>	IP WLS BF H R ER SO BB IBB HBP BLK WP HR S P ERA WHIP 4.0 L 21 6 4 4 3 3 0 0 0 0 0 2 24 36 9.00 2.250	IP WLS BF H R ER SO BB IBB HBP BLK WP HR S P ERA WHIP 0.2 6 2 1 1 1 2 0 0 0 0 0 1 6 14 13.50 6.000	IP WLS BF H R ER SO BB IBB HBP BLK WP HR S P ERA WHIP 1.1 4 1 0 0 2 0 0 0 0 0 0 0 8 8 0.00 0.750	IP WLS BF H R ER SO BB IBB HBP BLK WP HR S P ERA WHIP 0.1 6 3 4 3 0 1 0 1 0 0 0 1 4 9 81.00 12.000	IP WLS BF H R ER SO BB IBB HBP BLK WP HR S P ERA WHIP 1.2 6 0 0 0 0 1 0 0 0 0 0 0 5 9 0.00 0.600	PITCHER Dick Ruthven, R (9, 1) <small>ERA: 3.14</small>	IP WLS BF H R ER SO BB IBB HBP BLK WP HR S P ERA WHIP 1.0 5 2 0 0 2 0 0 0 0 0 0 0 9 9 0.00 2.000				

Cincinnati Reds @ Atlanta Braves
 Atlanta-Fulton County Stadium, Atlanta, GA

Tue Jul 05 1977, 7:05 PM EDT
 Att. 14,344 - Unknown

livebaseballscorecards.com

AB 40
R 9
H 14
RBI 8
BB 7
SO 8
LOB 23



Batter	1	2	3	4	5	6	7	8	9	AB	R	H	RBI	BB	SO	LOB
Junior Moore, R OBP: 0.327, SLG: 0.348 (1, 5)	4-0 SH1-4 BB		0-3 K	0-3 K		0-0 1B		0-0 G4-6-3		4	0	1	0	1	2	4
Rowland Office, L OBP: 0.281, SLG: 0.316 (1, 8)	0-0 SH1-4 1-2		0-0 1B	0-3 K		0-0 F8		0-0 BB 1B		4	0	2	0	0	1	4
Willie Montanez, L OBP: 0.355, SLG: 0.511 (1, 3)	0-3 K		0-0 1B		0-0 BB 1B		0-0 F8	4-0 FC6-4 BB		4	1	2	0	1	1	1
Jeff Burroughs, R OBP: 0.370, SLG: 0.512 (1, 9)	0-0 F7		0-3 K		4-0 1B BB		0-0 F9	0-0 FC6-4		4	0	0	0	1	1	5
Gary Matthews, R OBP: 0.354, SLG: 0.449 (1, 7)		0-3 K		0-0 E 1B 1B		0-0 F2		0-0 BB 1B		5	1	2	0	0	2	2
Biff Pocaroba, S OBP: 0.401, SLG: 0.495 (1, 2)		0-0 2B		0-0 E4 1B 1B		0-0 G4-3 1B		4-0 FC6 BB		4	0	3	1	1	0	0
Rod Gilbreath, R OBP: 0.327, SLG: 0.313 (1, 4)		0-0 1-3		4-0 1B BB		0-0 G4-3		0-0 FC6		4	0	0	0	1	0	5
Darrel Chaney, S OBP: 0.286, SLG: 0.333 (1, 6)		0-3 K		0-3 K		0-0 5-3		4-0 1B G4-6-3 BB		2	0	0	0	0	2	4
Jerry Royster, R OBP: 0.298, SLG: 0.274 (6, PH) (7, 6)		0-3 K		0-0 5-3		0-0 K		0-0 G4-6-3 1B		1	1	0	0	1	0	0
Don Collins, R Cito Gaston, R Buzz Capra, R James Edwards, L Tom Pagano, R Max Leoni, R Steve Kline, R Brian Asselstine, L Dick Ruthven, R										1	0	0	0	0	0	0

Inning Stats	R: 0	H: 0	E: 0	K: 1	S: 5	LOB: 1	BB: 1	P: 9	R: 0	H: 1	E: 0	K: 2	S: 8	LOB: 1	BB: 0	P: 8	R: 0	H: 2	E: 0	K: 2	S: 9	LOB: 2	BB: 0	P: 9	R: 1	H: 3	E: 1	K: 3	S: 12	LOB: 3	BB: 1	P: 16	R: 1	H: 2	E: 0	K: 0	S: 4	LOB: 1	BB: 1	P: 8	R: 0	H: 1	E: 0	K: 1	S: 6	LOB: 1	BB: 0	P: 6	R: 0	H: 1	E: 0	K: 0	S: 4	LOB: 2	BB: 1	P: 8	R: 1	H: 2	E: 0	K: 0	S: 4	LOB: 2	BB: 2	P: 12	R: 0	H: 0	E: 0	K: 1	S: 5	LOB: 0	BB: 0	P: 5	1B: 11	SF: 0	2B: 1	SAC: 1	3B: 0	DP: 2	HR: 0	HBP: 0	WP: 0	PA: 43
PITCHER	IP	WLS	BF	H	R	ER	SO	BB	IBB	HBP	BLK	WP	HR	S	P	ERA	WHIP																																																																	
Woodie Fryman, L ERA: 5.38 (1, 1)	6.0	W	29	9	2	2	9	3	0	0	0	0	0	44	56	3.00	2.000																																																																	
Pedro Borbon, R ERA: 2.71 (7, 1)	3.0	S	14	3	1	1	1	3	0	0	0	0	0	13	25	3.00	2.000																																																																	

BOTTOM

Cincinnati Reds @ Atlanta Braves
Atlanta-Fulton County Stadium, Atlanta, GA

Tue Jul 05 1977, 7:05 PM EDT
Att. 14,344 - Unknown

livebaseballscorecards.com

AB	36
R	3
H	12
RBI	2
BB	6
SO	10
LOB	25



Batter	1	2	3	4	5	6	7	8	9	AB R H RBI BB SO LOB	TOP																								
Pete Rose, S (1, 5) OBP: 0.403, SLG: 0.460 Ray Knight, R (8, 5) OBP: 0.432, SLG: 0.606	0-0 1B	0-0 HR 1B		0-0 HR	0-0 1B			4-0 FC4-6 BB	0-0 FC6-4 1B	4 2 4 4 1 0 0 1 0 1 0 0 0 0																									
Ken Griffey, L (1, 9) OBP: 0.395, SLG: 0.511	0-0 1B	0-0 HR		0-0 4-1	0-0 L7			0-0 FC4-6 WP BB 1B	0-0 FC6-4 BB	6 2 2 2 0 0 4																									
Joe Morgan, L (1, 4) OBP: 0.439, SLG: 0.487 Bill Plummer, R (8, 2) OBP: 0.271, SLG: 0.208	0-0 F5	4-0 HBP BB		0-0 P6				4-0 WP 1B BB	0-0 F7	3 1 1 0 2 0 2 1 0 0 0 0 0 1																									
Dan Driessen, L (1, 3) OBP: 0.397, SLG: 0.514	0-0 G6-4-3 1-2f	1-0 HBP						4-0 1B HR BB	4-0 BB	3 1 0 0 2 1 3																									
George Foster, R (1, 7) OBP: 0.374, SLG: 0.599		5-3 P3						0-0 WP BB 1B	0-0 P6	6 2 2 2 0 0 5																									
Johnny Bench, R (1, 2) OBP: 0.338, SLG: 0.591 Rick Auerbach, R (8, 4) OBP: 0.333, SLG: 0.222		0-0 HR	0-0 5-3					0-3 K 1B	0-0 F7	4 2 1 1 1 1 2 0 0 0 0 0 0 0																									
Dave Concepcion, R (1, 6) OBP: 0.345, SLG: 0.428		0-0 2B 2B	0-0 4-3					4-0 BB WP 1B BB	0-0 6-3	4 3 2 4 1 0 0																									
Cesar Geronimo, L (1, 8) OBP: 0.354, SLG: 0.415		0-0 1B 2B	0-0 F3					4-0 BB 1B IBB	0-0 6-3	4 2 1 1 1 0 0																									
Fred Norman, S (1, 1) OBP: 0.125, SLG: 0.125 Dale Murray, R (4, 1) OBP: 0.290, SLG: 0.500 Champ Summers, L (5, PH) OBP: 0.333, SLG: 0.417 Pedro Borbon, R (8, PH) OBP: 0.175, SLG: 0.139 Jack Gillingham, R (8, 1) OBP: 0.196, SLG: 0.217		0-0 F2						0-0 1B	4-0 1B BB	2 0 1 0 0 0 1 0 0 0 0 0 0 0 0 0 0 0 1 1 0 0 1 0 0 0 0 0 0 0 1 0 0 0 0 0 0 0 0 0 0 0 0 0 0 0																									
Inning Stats	R: 0 E: 0 K: 0 S: 4	H: 2 LOB: 1 BB: 0 P: 4	R: 5 E: 0 K: 0 S: 8	H: 5 LOB: 2 BB: 1 P: 13	R: 0 E: 0 K: 0 S: 3	H: 0 LOB: 0 BB: 0 P: 3	R: 1 E: 0 K: 0 S: 4	H: 2 LOB: 0 BB: 0 P: 4	R: 3 E: 0 K: 2 S: 9	H: 2 LOB: 2 BB: 3 P: 21	R: 0 E: 0 K: 0 S: 4	H: 1 LOB: 1 BB: 0 P: 4	R: 0 E: 0 K: 0 S: 3	H: 0 LOB: 0 BB: 0 P: 3	R: 6 E: 0 K: 0 S: 5	H: 2 LOB: 0 BB: 4 P: 21	R: 0 E: 0 K: 0 S: 4	H: 1 LOB: 2 BB: 1 P: 8	1B: 9 2B: 2 3B: 0 HR: 4	SF: 0 SAC: 0 DP: 1 HBP: 1	WP: 2 PB: 0 SB: 0 CS: 0	PA: 50													
PITCHER	IP WLS BF H R ER SO BB IBB HBP BLK WP HR S P ERA WHIP																																		
Steve Hargan, R (1, 1) ERA: 6.14	1.2	9	5	3	3	0	0	0	0	0	0	1	9	9	16.20	3.000																			
Jamie Easterly, L (2, 1) ERA: 6.02	0.0	4	2	2	2	0	1	0	1	0	0	1	2	7	∞	∞																			
Dick Ruthven, R (2, 1) ERA: 3.18	2.1	8	2	1	1	0	0	0	0	0	0	1	8	8	3.86	0.857																			
Rick Camp, R (5, 1) ERA: 3.84	1.0	9	3	3	3	2	2	1	0	0	1	0	10	22	27.00	5.000																			
Dave Campbell, R (6, 1) ERA: 4.67	2.1	L	10	0	3	3	0	3	0	0	0	1	0	7	11.57	1.286																			
PITCHER	IP WLS BF H R ER SO BB IBB HBP BLK WP HR S P ERA WHIP																																		
Steve Kline, R (8, 1) ERA: 6.11	1.2	10	3	3	3	0	1	1	0	0	0	1	8	16	16.20	2.400																			

Cincinnati Reds @ Atlanta Braves
Atlanta-Fulton County Stadium, Atlanta, GA

Wed Jul 06 1977, 7:05 PM EDT
Att: 13,707 - Unknown

livebaseballscorecards.com

AB	40
R	15
H	15
RBI	15
BB	9
SO	2
LOB	18



BOTTOM

Cincinnati Reds @ Atlanta Braves
Atlanta-Fulton County Stadium, Atlanta, GA

Wed Jul 06 1977, 7:05 PM EDT
Att. 13,707 - Unknown

livebaseballscorecards.com

AB	40
R	13
H	14
RBI	9
BB	6
SO	1
LOB	17



WP	1	PA	48
PB	0		
SB	0		
CS	0		

AB R H RBI BB SO LOB

5	0	1	1	1	0	1
6	1	1	0	0	0	2
6	3	2	0	0	0	1
2	1	1	0	3	0	0
5	2	3	3	0	0	3
3	0	0	2	1	0	4
3	1	1	0	0	0	2
0	0	0	0	0	0	0
1	1	1	0	0	0	0
0	0	0	0	0	0	0
0	0	0	0	0	0	0
0	0	0	0	0	0	0
0	0	0	0	0	0	0
1	0	0	0	0	0	1
2	1	0	0	0	0	3

Batter	1	2	3	4	5	6	7	8	9
Junior Moore, R OBP: 0.327, SLG: 0.345 (1, 5) X	0-0 F2		0-0 6-3	4-0 E BB		0-0 G3-6-3 1-2f		0-0 6-3	0-0 G6-4-3 2-H 1B
Jerry Royster, R OBP: 0.295, SLG: 0.271 (1, 6) X (6, 4)	0-0 F9			0-0 FC5-4 1B			0-0 F7	0-0 F5	0-0 G6-4-3 1-2f
Willie Montanez, L OBP: 0.355, SLG: 0.511 (1, 3) X	0-0 4-3			0-0 E1 FC5-4 BB 1-3 SF8	0-0 F8		0-0 1B 1B E 1B	0-0 1B	0-0 L8
Jeff Burroughs, R OBP: 0.376, SLG: 0.512 (1, 9)		4-0 BB		4-0 FC5-4 1-2 BB	0-0 F9		0-0 1B 1B E 1B	4-0 1B	
Gary Matthews, R OBP: 0.359, SLG: 0.464 (1, 7) X		0-0 F7		0-0 FC5-4 2B WP 1-2f 2-3 3-H	0-0 HR		0-0 SH1-4 1-2 2-3 1B	0-0 BB	
Biff Pocoroba, S OBP: 0.396, SLG: 0.487 (1, 2) X		0-0 F7		0-0 SF8	4-0 FC4-6 BB		0-0 E3 SH1-4	0-0 6-3	
Rod Gilbreath, R OBP: 0.328, SLG: 0.318 Steve Kline, R Joe Nolan, L OBP: 0.444, SLG: 0.417 (1, 4) (8, 1) (9, PH)		0-0 1-3		0-0 WP 1-3 1B 2B	0-0 FC4-6 1-2f		0-0 SH1-4 1-2 2-3		0-0 1B E 1B
Rowland Office, L OBP: 0.295, SLG: 0.326 (1, 8) X			0-0 F7	0-0 HR 2-H 3-H 1B		0-0 G3-6-3 1B	4-0 FC6-4 IBB	0-0 1-2 E 1B	
Steve Hagan, R Jamie Easterly, L Dick Ruthven, R Cito Gaston, R Rick Camp, R Dave Campbell, R Craig Robinson, R Brian Asselstine, L Darrel Chaney, S (1, 1) (1, 1) (1, 1) (1, 1) (1, 1) (1, 1) (1, 1) (1, 1) (1, 1) (1, 1)			0-3 K	0-0 HR 1-H		0-0 F8	0-0 FC6-4 1-2f	0-0 E4 1-H 2-H 1B	

Inning Stats	R: 0	H: 0	E: 0	K: 0	S: 3	LOB: 0	BB: 0	P: 3	R: 0	H: 0	E: 0	K: 0	S: 3	LOB: 1	BB: 1	P: 7	R: 0	H: 0	E: 0	K: 1	S: 5	LOB: 0	BB: 0	P: 5	R: 6	H: 4	E: 2	K: 0	S: 8	LOB: 1	BB: 2	P: 16	R: 1	H: 1	E: 0	K: 0	S: 4	LOB: 1	BB: 1	P: 8	R: 0	H: 1	E: 0	K: 0	S: 3	LOB: 0	BB: 0	P: 3	R: 2	H: 3	E: 1	K: 0	S: 7	LOB: 3	BB: 1	P: 11	R: 1	H: 2	E: 0	K: 0	S: 5	LOB: 2	BB: 1	P: 9	R: 3	H: 3	E: 1	K: 0	S: 6	LOB: 0	BB: 0	P: 6	1B: 10	SF: 1	2B: 2	SAC: 1	3B: 0	DP: 2	HR: 2	HBP: 0	WP: 1	PA: 48
--------------	------	------	------	------	------	--------	-------	------	------	------	------	------	------	--------	-------	------	------	------	------	------	------	--------	-------	------	------	------	------	------	------	--------	-------	-------	------	------	------	------	------	--------	-------	------	------	------	------	------	------	--------	-------	------	------	------	------	------	------	--------	-------	-------	------	------	------	------	------	--------	-------	------	------	------	------	------	------	--------	-------	------	--------	-------	-------	--------	-------	-------	-------	--------	-------	--------

PITCHER	IP	WLS	BF	H	R	ER	SO	BB	IBB	HBP	BLK	WP	HR	S	P	ERA	WHIP
Fred Norman, L ERA: 2.96 (1, 1)	3.2		18	4	6	0	1	2	0	0	0	1	1	18	26	0.00	1.636
Dale Murray, R ERA: 3.86 (4, 1)	0.1		2	0	0	0	0	1	0	0	0	0	0	1	5	0.00	3.000
Pedro Borbon, R ERA: 2.86 (5, 1)	3.0	W	16	5	3	2	0	1	1	0	0	0	1	14	22	6.00	2.000
Jack Billingham, R ERA: 4.97 (8, 1)	2.0		12	5	4	2	0	1	0	0	0	0	0	11	15	9.00	3.000

Batter	1	2	3	4	5	6	7	8	9	AB R H RBI BB SO LOB	TOP	
Rowland Office, L OBP: 0.299, SLG: 0.326 (1, 8) X	0-0 F8		0-0 HR 1B		0-3 K			4-0 BB		3 1 1 0 1 1 0		
Junior Moore, R OBP: 0.326, SLG: 0.340 Jerry Royster, R OBP: 0.295, SLG: 0.271 (1, 5) BB (8, 5) BB	4-0 BB		0-0 F8			0-0 5-3		0-0 G3		3 0 0 0 1 0 2 0 0 0 0 0 0 0		
Willie Montanez, L OBP: 0.353, SLG: 0.519 (1, 3) X	0-0 F9		0-0 HR 1-H			0-0 F9			0-3 K	4 1 1 2 0 1 1		
Jeff Burroughs, R OBP: 0.372, SLG: 0.505 (1, 9) X	0-0 F8		0-0 G3			0-0 F8			0-3 K	4 0 0 0 0 1 1		
Gary Matthews, R OBP: 0.357, SLG: 0.460 (1, 7) X		0-0 5-3		0-0 1-3			0-0 F8		0-0 1B	4 0 1 0 0 0 0		
Biff Pocoroba, S OBP: 0.394, SLG: 0.482 (1, 2) X		0-0 S 1B		0-0 1-3			0-0 F8		0-0 4-3	4 0 1 0 0 0 1		
Rod Gilbreath, R OBP: 0.323, SLG: 0.314 (1, 4) X		0-0 F3		0-0 4-3			0-0 F9			3 0 0 0 0 0 1		
Darrel Chaney, S OBP: 0.276, SLG: 0.321 (1, 6) X		0-0 6-3 1-2			0-0 F9			0-0 F8		3 0 0 0 0 0 1		
Phil Niekro, R OBP: 0.203, SLG: 0.193 (1, 1) X			0-0 F3		0-0 F7			0-0 5-3		3 0 0 0 0 0 0		
Inning Stats	R: 0 H: 0 E: 0 LOB: 1 K: 0 BB: 1 S: 3 P: 7	R: 0 H: 1 E: 0 LOB: 1 K: 0 BB: 0 S: 4 P: 4	R: 2 H: 2 E: 0 LOB: 0 K: 0 BB: 0 S: 5 P: 5	R: 0 H: 0 E: 0 LOB: 0 K: 0 BB: 0 S: 3 P: 3	R: 0 H: 0 E: 0 LOB: 0 K: 1 BB: 0 S: 5 P: 5	R: 0 H: 0 E: 0 LOB: 0 K: 0 BB: 0 S: 3 P: 3	R: 0 H: 0 E: 0 LOB: 0 K: 0 BB: 0 S: 3 P: 3	R: 0 H: 0 E: 0 LOB: 1 K: 0 BB: 1 S: 3 P: 7	R: 0 H: 1 E: 0 LOB: 1 K: 2 BB: 0 S: 8 P: 8	1B: 3 SF: 0 2B: 0 SAC: 0 3B: 0 DP: 0 HR: 1 HBP: 0	WP: 0 PA: 33 PB: 0 SB: 1 CS: 0	
PITCHER Jim Barr, R ERA: 4.57 Gary Lavelle, L ERA: 1.31 (1, 1) (9, 1)	IP WLS BF H R ER SO BB IBB HBP BLK WP HR S P ERA WHIP	8.0 29 3 2 2 1 2 0 0 0 0 0 1 29 37 2.25 0.625	1.0 4 1 0 0 2 0 0 0 0 0 0 0 8 8 0.00 1.000	PITCHER IP WLS BF H R ER SO BB IBB HBP BLK WP HR S P ERA WHIP								

Atlanta Braves @ San Francisco Giants
Candlestick Park, San Francisco, CA

AB	31
R	2
H	4
RBI	2
BB	2
SO	3
LOB	7



Fri Jul 08 1977, 10:05 PM EDT
Att. 2,684 - Unknown

livebaseballscorecards.com

Batter	1	2	3	4	5	6	7	8	9	AB	R	H	RBI	BB	SO	LOB	BOTTOM						
Bill Madlock, R OBP: 0.352, SLG: 0.441 (1, 5) x	0-0 S E 1B		0-0 5-3 1		0-0 FC1-6 1B		0-3 K 3			4	1	2	0	0	1	0							
Derrel Thomas, S OBP: 0.318, SLG: 0.304 (1, 8) x	0-0 E3 1-H		0-3 K 2		0-0 FC1-6 CS 1-2f			0-3 K 1		4	0	0	0	0	2	1							
Darrell Evans, L OBP: 0.370, SLG: 0.435 (1, 7) x	0-0 4-3 1		0-0 E5 WP		0-0 CS 1-2	0-0 S BB 4-3 1B		0-0 F9 2		4	1	1	0	0	0	1							
Gary Thomasson, L OBP: 0.353, SLG: 0.474 (1, 3) x	0-0 G3 2		0-3 K 3			4-0 S BB 4-3 1B		0-3 K 3		3	0	0	0	1	2	2							
Terry Whitfield, L OBP: 0.337, SLG: 0.436 (1, 9) x	0-0 6-3 3			0-0 F7 1		0-0 F8 1			0-0 F9 1	4	0	0	0	0	0	3							
Vic Harris, S OBP: 0.351, SLG: 0.455 (1, 4)		0-0 F8 1		0-0 G3 2		0-0 4-3 2			4-0 S BB 2B BB	3	1	0	1	1	0	1							
Marc Hill, R OBP: 0.303, SLG: 0.367 (1, 2)		0-0 F8 2		0-0 1B 3		0-0 6-3 3			4-0 2B 1B 1-2	3	0	1	0	1	0	1							
Johnnie LeMaster, R OBP: 0.154, SLG: 0.200 Jack Clark, R OBP: 0.304, SLG: 0.407 (9, PH)		0-0 1B 3		0-0 F8 3			0-0 F7 1		0-0 2B 1-3 2-H	3	0	1	0	0	0	1							
Jim Barr, R OBP: 0.208, SLG: 0.174 Gary Lavelle, S (9, 1)		0-3 K 3			0-3 K 1		0-0 6-3 2			3	0	0	0	0	2	1							
Inning Stats	R: 1 E: 1 K: 0 S: 5	H: 1 LOB: 1 BB: 0 P: 5	R: 0 E: 0 K: 1 S: 6	H: 1 LOB: 1 BB: 0 P: 6	R: 0 E: 1 K: 2 S: 8	H: 0 LOB: 1 BB: 0 P: 8	R: 0 E: 0 K: 0 S: 4	H: 1 LOB: 1 BB: 0 P: 4	R: 0 E: 0 K: 1 S: 5	H: 1 LOB: 0 BB: 0 P: 5	R: 1 E: 0 K: 0 S: 4	H: 1 LOB: 1 BB: 1 P: 8	R: 0 E: 0 K: 1 S: 5	H: 0 LOB: 0 BB: 0 P: 5	R: 0 E: 0 K: 2 S: 7	H: 0 LOB: 0 BB: 0 P: 7	R: 0 E: 0 K: 0 S: 2	H: 1 LOB: 2 BB: 2 P: 10	1B: 5 2B: 1 3B: 0 HR: 0	SF: 0 SAC: 0 DP: 0 HBP: 0	WP: 1 PB: 0 SB: 4 CS: 1	PA: 36	ERA WHIP
PITCHER Phil Niekro, R ERA: 4.38 (1, 1)	IP 8.1	WLS L	BF 35	H 6	R 3	ER 3	SO 7	BB 2	IBB 1	HBP 0	BLK 0	WP 1	HR 0	S 46	P 58	ERA 3.24	WHIP 0.960						

Atlanta Braves @ San Francisco Giants
Candlestick Park, San Francisco, CA

AB 32
R 3
H 6
RBI 2
BB 3
SO 7
LOB 11



Fri Jul 08 1977, 10:05 PM EDT
Att. 2,684 - Unknown

livebaseballscorecards.com

Batter	1	2	3	4	5	6	7	8	9	10	11	AB R H RBI BB SO LOB	TOP											
Rowland Office, L (1, 8) OBP: 0.295, SLG: 0.321	0-0 4-3	0-0 3-1			0-0 1B BB		0-0 4-3		0-0 F7		0-3 K	6 1 1 0 0 1 3	<p>Atlanta Braves @ San Francisco Giants</p> <p>Candlestick Park, San Francisco, CA</p> <p>Sat Jul 09 1977, 6:33 AM EDT</p> <p>Att: 3,699 - Unknown</p>											
Gary Matthews, R (1, 7) OBP: 0.357, SLG: 0.456	0-0 F8				0-3 K		0-0 6-3		0-0 1B 1B		0-0 6-3	5 0 1 0 1 1 1												
Willie Montanez, L (1, 3) OBP: 0.360, SLG: 0.519	0-3 K				4-0 1B BB		0-0 FC6-4 1B		0-0 1B 1B		4-0 BB	4 0 2 1 2 1 1												
Jeff Burroughs, R (1, 9) OBP: 0.374, SLG: 0.503					0-0 F7		0-0 1B BB		0-0 FC6-4 1-2		0-3 K	5 1 2 1 1 1 3												
Biff Pocaroba, S (1, 2) OBP: 0.394, SLG: 0.477					4-0 F9		0-0 F7		0-0 F9			4 1 1 0 1 0 4												
Junior Moore, R (1, 5) OBP: 0.328, SLG: 0.341					0-0 F3		0-0 E6 1B		0-0 1-3			5 0 2 1 0 0 4												
Rod Gilbreath, R (1, 4) OBP: 0.319, SLG: 0.309					0-0 F8		0-3 K		0-0 F9			3 0 0 0 0 2 1												
Joe Nolan, L (8, PH) OBP: 0.444, SLG: 0.417					0-0 F9		0-3 K		0-0 5-3			0 0 0 0 0 0 0												
Cito Gaston, R (8, PH) OBP: 0.286, SLG: 0.404					0-0 5-3		0-0 F8		0-0 1B 2B			1 0 0 0 0 0 1												
Jerry Royster, R (8, 4) OBP: 0.294, SLG: 0.270					0-0 1B BB		0-0 1B BB		0-0 4-3			1 0 0 0 0 0 0												
Darrel Chaney, S (1, 6) OBP: 0.277, SLG: 0.317					0-0 F9		0-3 K					2 0 0 0 1 1 0												
Tom Paciorek, R (8, PH) OBP: 0.275, SLG: 0.369					0-0 5-3		0-0 F8					1 0 0 0 0 0 1												
Craig Robinson, R (8, 6) OBP: 0.273, SLG: 0.286					0-0 1B BB		0-0 1B BB					1 0 1 0 0 0 0												
Don Collins, R (1, 1) OBP: 0.325, SLG: 0.483					0-3 K		0-0 5-3		0-0 1B 2B			0 0 0 0 0 0 0												
Buzz Capra, R (1, 1) OBP: 0.200, SLG: 0.077					0-0 5-3		0-0 5-3					2 0 0 0 0 0 1 2												
Dave Campbell, R (5, 1) OBP: 0.265, SLG: 0.292					0-0 5-3		0-0 5-3					0 0 0 0 0 0 0												
Brian Asselstine, L (6, PH) OBP: 0.295, SLG: 0.292					0-0 5-3		0-0 5-3					1 0 0 0 0 0 0												
Max Leon, R (6, 1) OBP: 0.379, SLG: 0.400					0-0 5-3		0-0 5-3					0 0 0 0 0 0 0												
Rick Camp, R (7, 1) OBP: 0.325, SLG: 0.483					0-0 5-3		0-0 5-3					0 0 0 0 0 0 0												
Vic Correll, R (8, PH) OBP: 0.325, SLG: 0.483					0-0 5-3		0-0 5-3					1 1 1 0 0 0 0												
Jamie Easterly, L (9, 1) OBP: 0.267, SLG: 0.400					0-0 5-3		0-0 5-3					1 0 0 0 0 0 1												
Inning Stats	R: 0 H: 0 E: 0 K: 1 S: 5	H: 0 LOB: 0 BB: 0 P: 5	R: 2 H: 2 E: 1 K: 2 S: 9	H: 2 LOB: 2 BB: 2 P: 17	R: 0 H: 0 E: 0 K: 0 S: 3	H: 0 LOB: 2 BB: 2 P: 11	R: 0 H: 0 E: 0 K: 0 S: 3	H: 0 LOB: 0 BB: 0 P: 3	R: 1 H: 2 E: 0 K: 1 S: 7	H: 2 LOB: 2 BB: 1 P: 11	R: 0 H: 0 E: 0 K: 2 S: 7	H: 0 LOB: 0 BB: 0 P: 7	R: 0 H: 1 E: 0 K: 0 S: 4	H: 1 LOB: 1 BB: 0 P: 4	R: 0 H: 1 E: 1 K: 0 S: 4	H: 1 LOB: 1 BB: 0 P: 4	R: 1 H: 4 E: 0 K: 0 S: 6	H: 4 LOB: 2 BB: 0 P: 6	R: 0 H: 1 E: 0 K: 0 S: 4	H: 1 LOB: 1 BB: 0 P: 4	R: 0 H: 0 E: 0 K: 2 S: 7	H: 0 LOB: 1 BB: 1 P: 11	1B: 9 SF: 0 2B: 2 SAC: 0 3B: 0 DP: 0 HR: 0 HBP: 0	WP: 0 PA: 49 PB: 0 SB: 2 CS: 0
PITCHER	IP WLS BF H R ER SO BB IBB HBP BLK WP HR S P ERA WHIP														IP WLS BF H R ER SO BB IBB HBP BLK WP HR S P ERA WHIP									
Ed Halicki, R (1, 1) ERA: 3.32	5.0 24 4 3 2 4 5 0 0 0 0 0 0 27 47 3.60 1.800																							
Dave Heaverlo, R (6, 1) ERA: 2.18	2.1 9 2 0 0 2 0 0 0 0 0 0 0 13 13 0.00 0.857																							
Gary Lavelle, L (8, 1) ERA: 1.41	1.2 8 4 1 1 0 0 0 0 0 0 0 0 8 8 5.40 2.400																							
Randy Moffitt, R (10, 1) ERA: 3.29	2.0 W 8 1 0 0 2 1 0 0 0 0 0 0 11 15 0.00 1.000																							

livebaseballscorecards.com

AB	43
R	4
H	11
RBI	3
BB	6
SO	8
LOB	22



Batter	1		2		3		4		5		6		7		8		9		10		11		AB R H RBI BB SO LOB	BOTTOM					
Bill Madlock, R OBP: 0.356, SLG: 0.442 (1, 5)	X	0-0			X	0-0			X	0-0			X	0-0									4	1	2	0	1	0	2
Derrel Thomas, S OBP: 0.316, SLG: 0.302 (1, 8)	X	0-0			X	0-0			X	0-0			X	0-0									5	1	1	0	0	0	7
Darrell Evans, L OBP: 0.371, SLG: 0.433 (1, 7)	BB	4-0			X	0-0			X	0-0			X	0-0									4	1	1	0	1	1	2
Jack Clark, R OBP: 0.306, SLG: 0.408 (1, 9)	X	0-0			X	0-0			X	0-0			X	0-0									4	0	1	3	1	1	0
Gary Thomasson, L OBP: 0.347, SLG: 0.464 (1, 3)	X	0-0			X	0-0			X	0-0			X	0-0									5	0	0	0	0	2	1
Vic Harris, S OBP: 0.342, SLG: 0.429 (1, 4)	X	0-0			X	0-0			X	0-0			X	0-0									4	0	0	0	1	1	1
Marc Hill, R OBP: 0.307, SLG: 0.363 (1, 2)			X		X	0-0							X	0-0									2	1	0	0	2	0	0
Rob Andrews, R OBP: 0.350, SLG: 0.291 (11, PR)																							0	1	0	0	0	0	0
Johnnie LeMaster, R OBP: 0.182, SLG: 0.212 (1, 6)			X		X	0-0			X	0-0			X	0-0									2	0	1	0	1	0	0
Ed Halicki, R OBP: 0.186, SLG: 0.238 (5, PH)																							1	0	0	0	0	1	0
Terry Whittield, L OBP: 0.340, SLG: 0.444 (6, 1)																							1	0	1	1	0	0	0
Dave Heaverly, R OBP: 0.269, SLG: 0.325 (9, PH)																							0	0	0	0	0	0	0
Gary Lavelle, S OBP: 0.269, SLG: 0.325 (10, 1)																							0	0	0	0	0	0	0
Randy Elliott, R OBP: 0.269, SLG: 0.325 (11, PH)																							1	0	0	0	0	0	2
Randy Moffitt, R OBP: 0.308, SLG: 0.304 (11, PH)																							0	0	0	0	0	0	0
Gary Alexander, R OBP: 0.308, SLG: 0.304 (11, PH)																							1	0	1	1	0	0	0
Inning Stats	R: 3 E: 0 K: 0 S: 5	H: 3 LOB: 0 BB: 1 P: 9	R: 0 E: 0 K: 1 S: 5	H: 0 LOB: 0 BB: 0 P: 5	R: 0 E: 0 K: 0 S: 3	H: 1 LOB: 0 BB: 0 P: 3	R: 0 E: 0 K: 2 S: 7	H: 0 LOB: 0 BB: 0 P: 7	R: 1 E: 0 K: 0 S: 5	H: 2 LOB: 2 BB: 1 P: 9	R: 0 E: 0 K: 0 S: 3	H: 0 LOB: 0 BB: 0 P: 3	R: 0 E: 0 K: 0 S: 5	H: 1 LOB: 2 BB: 0 P: 5	R: 0 E: 0 K: 0 S: 3	H: 0 LOB: 0 BB: 0 P: 3	R: 0 E: 0 K: 0 S: 3	H: 0 LOB: 3 BB: 3 P: 15	R: 0 E: 0 K: 3 S: 9	H: 0 LOB: 1 BB: 1 P: 13	R: 1 E: 0 K: 0 S: 2	H: 1 LOB: 2 BB: 1 P: 6	1B: 5 2B: 3 3B: 0 HR: 0	SF: 0 SAC: 4 DP: 0 HBP: 0	WP: 0 PB: 0 SB: 1 CS: 1	PA: 46			
PITCHER																													
Don Collins, L ERA: 6.02 (1, 1)	IP	WLS	BF	H	R	ER	SO	BB	IBB	HBP	BLK	WP	HR	S	P	ERA	WHIP												
Buzz Capra, R ERA: 5.93 (1, 1)	4.0		14	2	1	1	3	1	0	0	0	0	0	19	23	2.25	0.750												
Dave Campbell, R ERA: 4.58 (5, 1)	0.2		3	1	0	0	0	0	0	0	0	0	0	3	3	0.00	1.500												
Max Leon, R ERA: 4.53 (6, 1)	1.1		6	1	0	0	0	0	0	0	0	0	0	6	6	0.00	0.750												
Rick Camp, R ERA: 3.73 (7, 1)	1.2		5	0	0	0	0	0	0	0	0	0	0	5	5	0.00	0.000												
PITCHER																													
Jamie Easterly, L ERA: 5.93 (9, 1)	IP	WLS	BF	H	R	ER	SO	BB	IBB	HBP	BLK	WP	HR	S	P	ERA	WHIP												
	2.1	L	13	1	1	1	3	3	2	0	0	0	0	14	34	3.86	1.714												

Atlanta Braves @ San Francisco Giants
 Candlestick Park, San Francisco, CA
 Sat Jul 09 1977, 6:33 AM EDT
 Att: 3,699 - Unknown

livebaseballscorecards.com

AB	34
R	5
H	8
RBI	5
BB	7
SO	6
LOB	15



Batter	1	2	3	4	5	6	7	8	9	AB R H RBI BB SO LOB	TOP																			
Rowland Office, L OBP: 0.294, SLG: 0.316 (1, 8) X	0-0 4-3		0-0 F7			4-0 FC6-4 BB		0-3 K		3 0 0 0 1 1 0	<p>Atlanta Braves @ San Francisco Giants</p> <p>Candlestick Park, San Francisco, CA</p> <p>Sun Jul 10 1977, 6:33 AM EDT Unknown</p>																			
Gary Matthews, R OBP: 0.352, SLG: 0.449 (1, 7) X	0-0 6-3			0-0 6-3		0-0 FC6-4		0-3 K		4 0 0 0 0 1 1																				
Willie Montanez, L OBP: 0.359, SLG: 0.519 (1, 3) X	0-0 4-3			0-0 4-3		0-0 F9		0-0 2B		4 0 1 0 0 0 1																				
Jeff Burroughs, R OBP: 0.373, SLG: 0.500 (1, 9)		0-0 1B 1B		0-0 1-3			0-0 6-3	0-3 K		4 0 1 0 0 1 1																				
Biff Pocoroba, S OBP: 0.391, SLG: 0.473 (1, 2)			0-0 F9		0-0 2-3		0-0 1B 2B 1B	0-0 4-3		4 1 1 0 0 0 1																				
Junior Moore, R OBP: 0.335, SLG: 0.346 (1, 5)		0-0 1B 1B		4-0 BB		0-0 1B 2B 1B		0-0 F5		3 1 2 0 1 0 0																				
Darrel Chaney, S OBP: 0.270, SLG: 0.308 (1, 6) (7, 4)		0-0 G6-4-3 1-2		0-3 K		0-0 F7		0-0 F8		4 0 0 0 0 1 5																				
Jerry Royster, R OBP: 0.292, SLG: 0.269 Joe Nolan, L OBP: 0.464, SLG: 0.480 Craig Robinson, R OBP: 0.273, SLG: 0.286 (1, 4) (7, PH) (7, PR) (7, 6)			0-3 K		0-0 4-3		0-0 1-H 2-H 2B			2 0 0 0 0 1 1 1 0 1 2 0 0 0 0 0 0 0 0 0 0																				
Dick Ruthven, R OBP: 0.250, SLG: 0.313 Brian Asselstine, L OBP: 0.250, SLG: 0.286 Steve Kline, R OBP: 0.281, SLG: 0.396 Cito Gaston, R OBP: 0.281, SLG: 0.396 Dave Campbell, R OBP: 0.281, SLG: 0.396 (1, 1) (6, PH) (6, 1) (7, PH) (7, 1)		0-0 5-3		0-0 F8		0-0 5-3				1 0 0 0 0 0 0 1 0 0 0 0 0 0 0 0 0 0 0 0 0 1 0 0 0 0 0 1 0 0 0 0 0 0 0																				
Inning Stats	R: 0 E: 0 K: 0 S: 3	H: 0 LOB: 0 BB: 0 P: 3	R: 0 E: 0 K: 0 S: 4	H: 2 LOB: 1 BB: 0 P: 4	R: 0 E: 0 K: 1 S: 5	H: 0 LOB: 0 BB: 0 P: 5	R: 0 E: 0 K: 0 S: 3	H: 0 LOB: 0 BB: 0 P: 3	R: 0 E: 0 K: 1 S: 5	H: 0 LOB: 1 BB: 1 P: 9		R: 2 E: 0 K: 0 S: 6	H: 3 LOB: 1 BB: 0 P: 6	R: 0 E: 0 K: 3 S: 10	H: 1 LOB: 1 BB: 0 P: 10	R: 0 E: 0 K: 0 S: 3	H: 0 LOB: 0 BB: 0 P: 3	1B: 4 2B: 2 3B: 0 HR: 0	SF: 0 SAC: 0 DP: 1 HBP: 0	WP: 0 PB: 0 SB: 0 CS: 0	PA: 34									
PITCHER Charlie Williams, R ERA: 3.75 (1, 1)	IP 9.0	WLS W	BF 34	H 6	R 2	ER 2	SO 5	BB 2	IBB 0	HBP 0	BLK 0	WP 0	HR 0	S 42	P 50	ERA 2.00	WHIP 0.889													
											PITCHER	IP	WLS	BF	H	R	ER	SO	BB	IBB	HBP	BLK	WP	HR	S	P	ERA	WHIP		

livebaseballscorecards.com

AB	32
R	2
H	6
RBI	2
BB	2
SO	5
LOB	11



Batter	1	2	3	4	5	6	7	8	9
Bill Madlock, R (1, 5) OBP: 0.356, SLG: 0.449	0-0 6-3		0-0 HR	4-0 IBB		0-3 K		0-0 F8	
Derrel Thomas, S (1, 8) OBP: 0.310, SLG: 0.296	0-3 K		0-0 F8	0-0 F9		0-0 F5		0-0 F6	
Darrell Evans, L (1, 7) OBP: 0.369, SLG: 0.430	0-0 F7		0-0 F7		0-0 4-3		0-0 1B		
Jack Clark, R (1, 9) OBP: 0.310, SLG: 0.407		0-0 F8	0-0 S 1B		4-0 1B E BB	0-0 F3			
Willie McCovey, L (1, 3) OBP: 0.387, SLG: 0.484		0-0 BB E 1B	0-0 G3		0-0 E 1B 1B		0-0 F9		
Vic Harris, S (1, 4) OBP: 0.349, SLG: 0.425		4-0 E SF9 BB		0-0 G3	0-0 E4 1B 1B		0-0 F9		
Marc Hill, R (1, 2) OBP: 0.311, SLG: 0.363		0-0 E5 SF9		0-0 2B 1B	4-0 1B BB		0-0 6-3		
Johnnie LeMaster, R (1, 6) OBP: 0.203, SLG: 0.255		0-0 SF9		0-0 1-3 2B	0-0 1-2 3-H 1B		0-0 F9		
Charlie Williams, R (1, 1) OBP: 0.250, SLG: 0.250		0-3 K		0-0 P5	0-0 4-3		0-0 WP 1B		

AB R H RBI BB SO LOB

BOTTOM

Atlanta Braves @ San Francisco Giants
Candlestick Park, San Francisco, CA


Sun Jul 10 1977, 6:33 AM EDT
Unknown

AB	33
R	5
H	10
RBI	4
BB	4
SO	3
LOB	13

livebaseballscorecards.com

Inning Stats		R: 0	H: 0	LOB: 0	K: 1	S: 5	R: 2	H: 1	LOB: 1	K: 1	S: 7	R: 1	H: 2	LOB: 1	K: 0	S: 5	R: 0	H: 2	LOB: 3	K: 0	S: 5	R: 2	H: 3	LOB: 2	K: 0	S: 5	R: 0	H: 1	LOB: 1	K: 1	S: 6	R: 0	H: 0	LOB: 0	K: 0	S: 3	R: 0	H: 1	LOB: 1	K: 0	S: 4	1B: 8	SF: 1	SAC: 0	DP: 0	HBP: 0	WP: 1	PA: 38
1B: 8	SF: 1																										WP: 1	PA: 38																				

PITCHER	IP	WLS	BF	H	R	ER	SO	BB	IBB	HBP	BLK	WP	HR	S	P	ERA	WHIP
Dick Ruthven, R (1, 1) ERA: 3.04	5.0	L	27	8	5	1	2	3	1	0	0	0	1	27	43	1.80	2.200
Steve Kline, R (6, 1) ERA: 5.79	1.0		4	1	0	0	1	0	0	0	0	0	0	6	6	0.00	1.000
Dave Campbell, R (7, 1) ERA: 4.34	2.0		7	1	0	0	0	0	0	0	0	1	0	7	7	0.00	0.500

Batter	1	2	3	4	5	6	7	8	9	AB R H RBI BB SO LOB	TOP																									
Rowland Office, L OBP: 0.288, SLG: 0.310 (1, 8) X	0-0 F7			X 0-0 E3 1B	X 0-0 F7		X 0-0 1-3			4 1 0 0 0 0 0																										
Gary Matthews, R OBP: 0.351, SLG: 0.446 (1, 7) X	0-0 F7			X 0-0 1B FC5	X 0-0 4-3		X 0-0 F8			4 0 1 0 0 0 0 0 0 0 0 0 0 0																										
Rick Camp, R (7, 1)																																				
Willie Montanez, L OBP: 0.361, SLG: 0.526 (1, 3) X	0-0 F7			X 0-0 1B FC5 1-3 3-H		X 0-0 E 3B		X 0-0 F6		4 2 2 1 0 0 0																										
Jeff Burroughs, R OBP: 0.369, SLG: 0.494 (1, 9)		0-3 K		X 0-0 FC5 1B 1-2 3-H		X 0-0 E1		X 0-0 1-3		4 1 0 0 0 1 2																										
Joe Nolan, L OBP: 0.452, SLG: 0.464 (1, 2)			0-0 4-3	X 0-0 3B 1B 1-2 2-3		X 0-0 F7		X 0-0 F9		3 1 1 0 0 0 1 1 0 0 0 0 0 0																										
Vic Correll, R OBP: 0.323, SLG: 0.459 (8, PH) (8, 2)																																				
Junior Moore, R OBP: 0.338, SLG: 0.355 (1, 5)			0-0 F8	X 0-0 3B 1-H 2-H 3-H		B B B B		X 0-0 5-3		3 0 1 3 1 0 0																										
Darrel Chaney, S OBP: 0.265, SLG: 0.302 (1, 6)				X 0-0 F6	X 0-0 F7		X 0-0 F9		S S	0-3 K	3 0 0 0 0 0 3 1 0 0 0 0 1 0	AB 34 R 5 H 5 RBI 4 BB 1 SO 4 LOB 9																								
Rod Gilbreath, R OBP: 0.318, SLG: 0.308 (9, PH)																																				
Jerry Royster, R OBP: 0.289, SLG: 0.265 (1, 4)			0-0 6-3	X 0-0 F6	X 0-0 K		S S	X 0-0 5-3		4 0 0 0 0 1 3																										
Eddie Solomon, R (1, 1)			0-3 K		X 0-0 F8		X 0-0 F7			1 0 0 0 0 1 0 0 0 0 0 0 0 0 1 0 1 0 0 0 0 0 0																										
Dave Campbell, R (4, 1)																																				
Brian Assettine, L (5, PH) OBP: 0.245, SLG: 0.290																																				
Steve Hargan, R (5, 1)																																				
Steve Kline, R (5, 1)																																				
Max Leon, R (5, 1)																																				
Tom Paolotek, R (7, PH) OBP: 0.375, SLG: 0.400																																				
Tom Paolotek, R (7, 7) OBP: 0.273, SLG: 0.366																																				
Inning Stats	R: 0 E: 0 K: 0 S: 3	H: 0 LOB: 0 BB: 0 P: 3	R: 0 E: 0 K: 1 S: 5	H: 0 LOB: 0 BB: 0 P: 5	R: 0 E: 0 K: 1 S: 5	H: 0 LOB: 0 BB: 0 P: 5	R: 4 E: 1 K: 0 S: 8	H: 4 LOB: 1 BB: 0 P: 8	R: 0 E: 0 K: 0 S: 3	H: 0 LOB: 0 BB: 0 P: 3	R: 1 E: 1 K: 1 S: 7	H: 1 LOB: 2 BB: 1 P: 11	R: 0 E: 0 K: 0 S: 3	H: 0 LOB: 0 BB: 0 P: 3	R: 0 E: 0 K: 1 S: 5	H: 0 LOB: 0 BB: 0 P: 5	1B: 3 2B: 0 3B: 2 HR: 0	SF: 0 SAC: 0 DP: 0 HBP: 0	WP: 0 PB: 0 SB: 0 CS: 0	PA: 35																
PITCHER	IP WLS BF H R ER SO BB IBB HBP BLK WP HR S P ERA WHIP																																			
John Montefusco, R (1, 1) ERA: 3.97	4.0		17	4	4	3	2	0	0	0	0	0	0	21	21	6.75	1.000																			
Dave Heaverlo, R (5, 1) ERA: 2.14	1.0	W	3	0	0	0	0	0	0	0	0	0	0	3	3	0.00	0.000																			
Terry Cornutt, R (6, 1) ERA: 3.86	2.0		9	1	1	1	1	1	0	0	0	0	0	10	14	4.50	1.000																			
John Curtis, L (8, 1) ERA: 6.26	2.0		6	0	0	0	1	0	0	0	0	0	0	8	8	0.00	0.000																			

Atlanta Braves @ San Francisco Giants
Candlestick Park, San Francisco, CA
Sun Jul 10 1977, 6:38 AM EDT
Att: 17,819 - Unknown

livebaseballscorecards.com



Batter	1	2	3	4	5	6	7	8	9	AB R H RBI BB SO LOB	TOP																
Rowland Office, L (1, 8) OBP: 0.296, SLG: 0.310	0-0 4-3		0-0 F7			4-0 SH1-4 2B BB	0-0 FC4 1B		4-0 BB	3 1 1 2 2 0 0																	
Rod Gilbreath, R (1, 4) OBP: 0.313, SLG: 0.302	0-0 4-1			0-3 K		0-0 SH1-4 1-2	0-0 FC4 1-2f		0-0 L3-6 2-3	4 0 0 0 0 1 3																	
Willie Montanez, L (1, 3) OBP: 0.359, SLG: 0.526	0-3 K			0-0 4-3		0-0 FC5 2H		0-0 P4		4 0 1 1 0 1 0																	
Jeff Burroughs, R (1, 9) OBP: 0.367, SLG: 0.491		0-0 FC5-4 1B		0-3 K		0-0 6-3		0-0 P4		4 0 1 0 0 1 1																	
Gary Matthews, R (1, 7) OBP: 0.349, SLG: 0.443		0-0 FC5-4 5-3 1-2f			0-0 P3	0-0 FC5 2-3		0-0 1B		4 0 1 0 0 0 2																	
Junior Moore, R (1, 5) OBP: 0.340, SLG: 0.357		0-0 5-3			0-0 FC5-4 BB 1B		0-0 SH S 1B	0-0 P6		4 1 2 0 0 0 2																	
Jerry Royster, R (8, 5) OBP: 0.289, SLG: 0.265		1-2								0 0 0 0 0 0 0																	
Biff Pocoroba, S (1, 2) OBP: 0.395, SLG: 0.470		0-0 F7			4-0 FC5-4 1-2 BB		0-0 SH 5-3 1B		4-0 1B BLK SF9 BB	1 2 0 0 2 0 1	AB 31 R 4 H 7 RBI 4 BB 4 SO 4 LOB 17																
Craig Robinson, R (1, 6) OBP: 0.250, SLG: 0.261			0-0 F8		0-0 FC5-4 FC6-4 1-2f 2-3		0-0 5-3		0-0 L3-6 SF9 1B	2 0 0 0 0 0 2																	
Cito Gaston, R (7, PH) OBP: 0.276, SLG: 0.389					0-0 FC6-4 1-2f		0-0 F2		0-0 SF9	1 0 0 0 0 0 2																	
Darrel Chaney, S (7, 6) OBP: 0.270, SLG: 0.307									0-0 3H	1 0 1 0 0 0 0																	
Phil Niekro, R (1, 1) OBP: 0.194, SLG: 0.183			0-3 K						0-0	3 0 0 0 0 1 4																	
Joe Nolan, L (9, PH) OBP: 0.452, SLG: 0.464										0 0 0 0 0 0 0																	
Tom Paciorek, R (9, PH) OBP: 0.271, SLG: 0.366										0 0 0 1 0 0 0																	
Rick Camp, R (9, 1)										0 0 0 0 0 0 0																	
Inning Stats	R: 0 E: 0 K: 1 S: 5	H: 0 LOB: 0 BB: 0 P: 5	R: 0 E: 0 K: 0 S: 4	H: 1 LOB: 1 BB: 0 P: 4	R: 0 E: 0 K: 1 S: 5	H: 0 LOB: 0 BB: 0 P: 5	R: 0 E: 0 K: 2 S: 7	H: 0 LOB: 0 BB: 0 P: 7	R: 0 E: 0 K: 0 S: 4	H: 1 LOB: 2 BB: 1 P: 8	R: 1 E: 0 K: 0 S: 4	H: 1 LOB: 1 BB: 1 P: 8	R: 2 E: 0 K: 0 S: 6	H: 2 LOB: 1 BB: 0 P: 6	R: 0 E: 0 K: 0 S: 4	H: 1 LOB: 1 BB: 0 P: 4	R: 1 E: 0 K: 0 S: 3	H: 1 LOB: 1 BB: 2 P: 11	1B: 6 2B: 2 3B: 0 HR: 0	SF: 1 SAC: 2 DP: 1 HBP: 0	WP: 0 PB: 0 SB: 1 CS: 0	PA: 38					
PITCHER	IP WLS BF H R ER SO BB IBB HBP BLK WP HR S P ERA WHIP																										
Doug Capilla, L (1, 1) ERA: 4.78	7.0		29	5	3	3	4	2	0	0	0	0	0	35	43	3.86	1.000										
Joe Henderson, R (8, 1) ERA: 11.25	1.0	L	6	2	1	1	0	1	0	0	1	0	0	5	9	9.00	3.000										
Joe Hoerner, L (9, 1) ERA: 13.5	0.1		2	0	0	0	0	1	0	0	0	0	0	1	5	0.00	3.000										
Dale Murray, R (9, 1) ERA: 4.42	0.2		1	0	0	0	0	0	0	0	0	0	0	1	1	0.00	0.000										

Atlanta Braves @ Cincinnati Reds
Riverfront Stadium, Cincinnati, OH
Tue Jul 12 1977, 7:05 PM EDT
Att. 30,541 - Unknown

livebaseballscorecards.com



Batter	1	2	3	4	5	6	7	8	9	AB R H RBI BB SO LOB
Pete Rose, S OBP: 0.398, SLG: 0.449 (1, 5) X	0-0 1-3 ①		X 0-0 BB 1B		X 0-0 F8 ①		X 0-0 F8 ②		X 0-0 1-3 1B	5 0 2 0 0 0 0
Dave Concepcion, R OBP: 0.345, SLG: 0.417 (1, 6) X	0-0 E 1B		X 0-0 F8 ①		X 0-0 G3 ②		X 0-0 P4 ③		X 0-0 L4 ③	5 0 1 0 0 0 3
Joe Morgan, L OBP: 0.443, SLG: 0.505 (1, 4) X	0-0 E4 G5-3 1-3		B B B B 4-0 1-2 BB		X 0-0 HR			X 0-0 4-3 SF8 2B		3 2 2 1 1 0 1
Dan Driessen, L OBP: 0.389, SLG: 0.493 (1, 3) B B B B	4-0 BB		S S S S 0-3 K ②		B B B B 4-0 CS BB			X 0-0 4-3 ①		2 0 0 0 2 1 3
George Foster, R OBP: 0.370, SLG: 0.594 (1, 7) X	0-0 G5-3 2-3f		X 0-0 F8 ③		X 0-0 CS ③	X 0-0 L7 ①		X 0-0 SF8 ②		3 0 0 1 0 0 5
Johnny Bench, R OBP: 0.337, SLG: 0.586 (1, 2)		S S S S 0-3 K ①		B B B B 4-0 3-1 BB		S S S S 0-3 K ②		X 0-0 5-3 ③		3 0 0 0 1 2 0
Cesar Geronimo, L OBP: 0.340, SLG: 0.400 (1, 8) X		0-0 P6 ②		X 0-0 3-1 ①		X 0-0 5-3 ③		X 0-0 1-6-3 ①		4 0 0 0 0 0 1
Champ Summers, L OBP: 0.300, SLG: 0.577 (1, 9) B B B B		4-0 BB ③		X 0-0 F8 ②		X 0-0 HR		X 0-0 3-1 ②		3 1 1 1 1 0 1
Doug Capilla, L OBP: 0.163, SLG: 0.128 (7, PH)		0-0 5-3 ③		X 0-0 L3 ③		S S S S 0-3 K ①		B B B B 4-0 1B BB		2 0 0 0 0 0 2
Joe Henderson, L OBP: 0.394, SLG: 0.503 (8, 1)										1 0 0 0 0 0 1
Joe Hoerner, R OBP: 0.429, SLG: 0.610 (9, 1)										0 0 0 0 0 0 0
Dale Murray, R OBP: 0.394, SLG: 0.503 (9, PH)										0 0 0 0 0 0 0
Ken Griffey, L OBP: 0.394, SLG: 0.503 (9, PH)										0 0 0 0 0 0 0
Ed Armbrister, R OBP: 0.429, SLG: 0.610 (9, PR)										0 0 0 0 0 0 0

BOTTOM

Atlanta Braves @ Cincinnati Reds
Riverfront Stadium, Cincinnati, OH
Tue Jul 12 1977, 7:05 PM EDT
Att. 30,541 - Unknown

livebaseballscores.com

AB	31
R	3
H	6
RBI	3
BB	6
SO	4
LOB	16



Inning Stats	R: 0	H: 1	E: 1	LOB: 2	K: 0	BB: 1	S: 4	P: 8	R: 0	H: 0	E: 0	LOB: 1	K: 1	BB: 1	S: 5	P: 9	R: 0	H: 1	E: 0	LOB: 2	K: 1	BB: 1	S: 6	P: 10	R: 0	H: 0	E: 0	LOB: 1	K: 0	BB: 1	S: 3	P: 7	R: 1	H: 1	E: 0	LOB: 0	K: 0	BB: 1	S: 3	P: 7	R: 0	H: 0	E: 0	LOB: 0	K: 1	BB: 0	S: 5	P: 5	R: 1	H: 1	E: 0	LOB: 0	K: 1	BB: 0	S: 6	P: 6	R: 1	H: 1	E: 0	LOB: 2	K: 0	BB: 1	S: 4	P: 8	R: 0	H: 1	E: 0	LOB: 2	K: 0	BB: 1	S: 4	P: 8	1B: 3	SF: 1	2B: 1	SAC: 0	3B: 0	DP: 1	HR: 2	HBP: 0	WP: 0	PA: 39
--------------	------	------	------	--------	------	-------	------	------	------	------	------	--------	------	-------	------	------	------	------	------	--------	------	-------	------	-------	------	------	------	--------	------	-------	------	------	------	------	------	--------	------	-------	------	------	------	------	------	--------	------	-------	------	------	------	------	------	--------	------	-------	------	------	------	------	------	--------	------	-------	------	------	------	------	------	--------	------	-------	------	------	-------	-------	-------	--------	-------	-------	-------	--------	-------	--------

PITCHER	IP	WLS	BF	H	R	ER	SO	BB	IBB	HBP	BLK	WP	HR	S	P	ERA	WHIP
Phil Niekro, R ERA: 4.34 (1, 1)	8.0	W	33	5	3	3	4	5	0	0	0	0	2	36	56	3.38	1.250
Rick Camp, R ERA: 3.56 (9, 1)	1.0	S	5	1	0	0	0	1	0	0	0	0	0	4	8	0.00	2.000

Batter	1	2	3	4	5	6	7	8	9	AB R H RBI BB SO LOB	TOP											
Rowland Office, L (1, 8) OBP: 0.290, SLG: 0.304	0-3 K		0-0 4-3		0-0 4-3		0-3 K			4 0 0 0 0 2 3												
Biff Pocaroba, S (1, 2) OBP: 0.388, SLG: 0.461	0-3 K		0-0 F7		0-0 3-1			0-0 F9		4 0 0 0 0 1 1												
Willie Montanez, L (1, 3) OBP: 0.358, SLG: 0.525	0-0 4-3			0-0 4-3		0-0 1B 2B		0-0 4-3		4 1 1 0 0 0 0												
Jeff Burroughs, R (1, 9) OBP: 0.366, SLG: 0.488		0-0 P3		0-0 5-3		0-0 G4-6-3 1B		0-3 K		4 0 1 1 0 1 0												
Gary Matthews, R (1, 7) OBP: 0.348, SLG: 0.442		0-3 K		4-0 BB		0-0 G4-6-3 1-2f		4-0 SH1-4 2B BB		1 0 0 0 0 1 0												
Brian Asseltine, L (2, 7) OBP: 0.268, SLG: 0.275										1 1 0 0 2 0 1												
Junior Moore, R (1, 5) OBP: 0.340, SLG: 0.354		4-0 BB		0-0 4-3		0-0 6-3		0-0 SH1-4 1-2		2 0 0 0 1 0 1												
Jerry Royster, R (9, 5) OBP: 0.269, SLG: 0.265										0 0 0 0 0 0 0												
Rod Gilbreath, R (1, 4) OBP: 0.320, SLG: 0.315		0-3 K			0-0 S 2B 1B		0-0 SH1-4 1B		0-0 2B	4 1 3 1 0 1 1	AB 30 R 4 H 7 RBI 3 BB 3 SO 6 LOB 11											
Darrel Chaney, S (1, 6) OBP: 0.275, SLG: 0.318			0-0 4-3 SH1-4 WP 1B		0-0 4-3 1H 2B		0-0 F8		0-0 4-3	4 1 2 1 0 0 2												
Buzz Capra, R (1, 1) OBP: 0.188, SLG: 0.071			0-0 SH1-4		0-0 G3		0-0 SH1-4		0-0 F9	1 0 0 0 0 0 1												
Jamie Easterly, L (8, 1) OBP: 0.267, SLG: 0.400										0 0 0 0 0 0 0												
Joe Nolan, L (9, PH) OBP: 0.438, SLG: 0.448										1 0 0 0 0 0 1												
Dave Campbell, R (9, 1)										0 0 0 0 0 0 0												
Rick Camp, R (9, 1)										0 0 0 0 0 0 0												
Inning Stats	R: 0 E: 0 K: 2 S: 7	H: 0 LOB: 0 BB: 0 P: 7	R: 0 E: 0 K: 2 S: 7	H: 0 LOB: 1 BB: 1 P: 11	R: 1 E: 0 K: 0 S: 4	H: 1 LOB: 0 BB: 0 P: 4	R: 0 E: 0 K: 0 S: 3	H: 0 LOB: 1 BB: 1 P: 7	R: 1 E: 0 K: 0 S: 5	H: 2 LOB: 1 BB: 0 P: 5	R: 1 E: 0 K: 0 S: 4	H: 2 LOB: 0 BB: 0 P: 4	R: 0 E: 0 K: 1 S: 6	H: 1 LOB: 1 BB: 0 P: 6	R: 0 E: 0 K: 1 S: 5	H: 0 LOB: 0 BB: 0 P: 5	R: 1 E: 0 K: 0 S: 4	H: 1 LOB: 1 BB: 1 P: 8	1B: 4 2B: 3 3B: 0 HR: 0	SF: 0 SAC: 3 DP: 1 HBP: 0	WP: 1 PB: 0 SB: 1 CS: 0	PA: 36
PITCHER Jack Billingham, R (1, 1) ERA: 4.86	IP 9.0 WLS L BF 36 H 7 R 4 ER 4 SO 6 BB 3 IBB 0 HBP 0 BLK 0 WP 1 HR 0 S 45 P 57 ERA 4.00 WHIP 1.111																					

Atlanta Braves @ Cincinnati Reds
Riverfront Stadium, Cincinnati, OH
Wed Jul 13 1977, 7:05 PM EDT
Att. 30,524 - Unknown

livebaseballscorecards.com



Batter	1	2	3	4	5	6	7	8	9	AB R H RBI BB SO LOB	TOP	
Rowland Office, L (1, 8) OBP: 0.294, SLG: 0.309	4-0 BB G4-6-3 BB		0-0 L5			0-0 4-3			0-0 E 2B	3 1 1 0 1 0 0		
Junior Moore, R (1, 5) OBP: 0.339, SLG: 0.349	4-0 BB G4-6-3 BB			0-0 4-3		0-0 L3			0-0 F9	3 0 0 0 1 0 1		
Willie Montanez, L (1, 3) OBP: 0.360, SLG: 0.527	0-0 G4-6-3 1-2f 2-3			0-0 F7		0-0 2B			4-0 FC3-6 BB	3 0 1 0 1 0 2		
Jeff Burroughs, R (1, 9) OBP: 0.362, SLG: 0.482	0-3 K			0-3 K		0-0 6-3			0-0 FC3-6 1-2f 2-H	4 0 0 0 0 2 3		
Biff Pocoroba, S (1, 2) OBP: 0.382, SLG: 0.452		0-0 4-3			0-0 3-1				0-0 F9	4 0 0 0 0 0 2		
Brian Asselstine, L (1, 7) OBP: 0.254, SLG: 0.259		0-0 3-1			0-0 F3				0-0 F7	3 0 0 0 0 0 0		
Darrel Chaney, S (1, 6) OBP: 0.272, SLG: 0.314		0-3 K			0-0 F9			4-0 FC4-6 BB		2 0 0 0 0 1 0		
Steve Hargan, R (5, 1)										0 0 0 0 0 0 0		
Joe Nolan, L (8, PH) OBP: 0.455, SLG: 0.448										0 0 0 0 1 0 0		
Steve Kline, R (8, 1)										0 0 0 0 0 0 0		
Rod Gilbreath, R (1, 4) OBP: 0.316, SLG: 0.311			0-3 K			0-3 K			0-0 FC4-6 1-2f	3 0 0 0 0 2 1		
Dick Ruthven, R (1, 1) OBP: 0.235, SLG: 0.294			0-3 K			0-0 1-3			0-3 K	1 0 0 0 0 1 0		
Jerry Royster, R (5, 6) OBP: 0.287, SLG: 0.263										2 0 0 0 0 1 1		
Inning Stats	R: 0 H: 0 E: 0 LOB: 1 K: 1 BB: 2 S: 4 P: 12	R: 0 H: 0 E: 0 LOB: 0 K: 1 BB: 0 S: 5 P: 5	R: 0 H: 0 E: 0 LOB: 0 K: 2 BB: 0 S: 7 P: 7	R: 0 H: 0 E: 0 LOB: 0 K: 1 BB: 0 S: 5 P: 5	R: 0 H: 0 E: 0 LOB: 0 K: 0 BB: 0 S: 3 P: 3	R: 0 H: 0 E: 0 LOB: 0 K: 1 BB: 0 S: 5 P: 5	R: 0 H: 1 E: 0 LOB: 1 K: 0 BB: 0 S: 4 P: 4	R: 0 H: 0 E: 0 LOB: 1 K: 1 BB: 1 S: 5 P: 9	R: 1 H: 1 E: 1 LOB: 1 K: 0 BB: 1 S: 4 P: 8	1B: 0 SF: 0 2B: 2 SAC: 0 3B: 0 DP: 1 HR: 0 HBP: 0	WP: 0 PA: 32 PB: 0 SB: 0 CS: 0	
PITCHER Tom Seaver, R (1, 1) ERA: 2.76	IP WLS BF H R ER SO BB IBB HBP BLK WP HR S P ERA WHIP	9.0 W 32 2 1 0 7 4 0 0 0 0 0 0 42 58 0.00 0.667										

Atlanta Braves @ Cincinnati Reds
Riverfront Stadium, Cincinnati, OH
Thu Jul 14 1977, 7:05 PM EDT
Att: 30,143 - Unknown

livebaseballscorecards.com

AB 28
R 1
H 2
RBI 0
BB 4
SO 7
LOB 10



Batter	1	2	3	4	5	6	7	8	9	AB	R	H	RBI	BB	SO	LOB
Pete Rose, S OBP: 0.402, SLG: 0.451 Ray Knight, R OBP: 0.421, SLG: 0.588	0-0 G4-6-3 1B		0-0 FC1-6 1B		0-0 5-3	0-0 G3				4	0	2	0	0	0	0
Ken Griffey, L OBP: 0.391, SLG: 0.497	0-0 G4-6-3 1-2f		0-0 FC1-6 1-2f		0-0 F8					4	0	0	0	0	1	2
Joe Morgan, L OBP: 0.442, SLG: 0.500	0-0 F3		0-0 F9		4-0 S HR BB					3	1	1	0	1	0	1
Dan Driessen, L OBP: 0.392, SLG: 0.495		0-0 1B 2B	0-0 F7		4-0 1-2 HR BB					3	2	1	0	1	0	2
George Foster, R OBP: 0.373, SLG: 0.628		0-0 6-3		0-0 HR	0-0 1-H 2-H HR					4	3	3	5	0	0	1
Johnny Bench, R OBP: 0.338, SLG: 0.574		4-0 1B BB	0-0 P5		4-0 BB BB					1	0	0	0	3	0	0
Dave Concepcion, R OBP: 0.341, SLG: 0.411 Rick Auerbach, R OBP: 0.308, SLG: 0.200		0-0 F9	0-0 5-3		0-0 1-3					3	0	0	0	0	0	3
Mike Lum, L OBP: 0.184, SLG: 0.222		0-0 1-2 2-H 1B	0-0 4-3			0-3 K				4	0	1	1	0	2	1
Tom Seaver, R OBP: 0.240, SLG: 0.261		0-3 K			0-0 HR	0-3 K				4	1	1	1	0	2	3

Inning Stats	R: 0	H: 1	E: 0	K: 0	S: 3	LOB: 0	BB: 0	P: 3	R: 1	H: 2	E: 0	K: 1	S: 7	LOB: 2	BB: 1	P: 11	R: 0	H: 1	E: 0	K: 0	S: 4	LOB: 1	BB: 0	P: 4	R: 1	H: 1	E: 0	K: 0	S: 4	LOB: 0	BB: 0	P: 4	R: 4	H: 2	E: 0	K: 0	S: 5	LOB: 1	BB: 3	P: 17	R: 0	H: 0	E: 0	K: 2	S: 7	LOB: 0	BB: 0	P: 7	R: 0	H: 1	E: 0	K: 1	S: 5	LOB: 0	BB: 0	P: 5	R: 1	H: 1	E: 0	K: 1	S: 6	LOB: 1	BB: 1	P: 10
--------------	------	------	------	------	------	--------	-------	------	------	------	------	------	------	--------	-------	-------	------	------	------	------	------	--------	-------	------	------	------	------	------	------	--------	-------	------	------	------	------	------	------	--------	-------	-------	------	------	------	------	------	--------	-------	------	------	------	------	------	------	--------	-------	------	------	------	------	------	------	--------	-------	-------

PITCHER	IP	WLS	BF	H	R	ER	SO	BB	IBB	HBP	BLK	WP	HR	S	P	ERA	WHIP	
Dick Ruthven, R ERA: 3.76	(1, 1)	4.2	L	23	7	6	6	1	3	0	0	0	0	3	22	34	11.57	2.143
Steve Hargan, R ERA: 6.34	(5, 1)	2.1		8	1	0	0	3	1	0	0	0	0	13	17	0.00	0.857	
Steve Kline, R ERA: 6.64	(8, 1)	1.0		5	1	1	1	1	1	0	0	0	0	6	10	9.00	2.000	

BOTTOM

Atlanta Braves @ Cincinnati Reds
Riverfront Stadium, Cincinnati, OH

Thu Jul 14 1977, 7:05 PM EDT
Att. 30,143 - Unknown

AB	31
R	7
H	9
RBI	7
BB	5
SO	5
LOB	14

livebaseballscorecards.com



WP: 0	PA: 36
PB: 0	SB: 1
CS: 0	

San Francisco Giants @ Atlanta Braves
 Atlanta-Fulton County Stadium, Atlanta, GA

Fri Jul 15 1977, 7:05 PM EDT
 Att. 8,966 - Unknown

livebaseballscorecards.com

AB	31
R	2
H	5
RBI	2
BB	4
SO	1
LOB	12



WP:	0	PA:	35
PB:	0		
SB:	0		
CS:	0		

Batter	1	2	3	4	5	6	7	8	9	AB	R	H	RBI	BB	SO	LOB
Bill Madlock, R (1, 5) OBP: 0.363, SLG: 0.443	F9			F9		BB 1-2 BB	FC6-4			3	0	0	0	1	0	2
Gary Thomasson, L (1, 9) OBP: 0.346, SLG: 0.463 Randy Moffitt, R (7, 1)	4-3			2B		F9	F6			4	0	1	0	0	0	4
Darrell Evans, L (1, 7) OBP: 0.361, SLG: 0.415	F3			6-3		BB 1-2 BB		6-3		3	0	0	0	1	0	1
Terry Whitfield, L (1, 8) OBP: 0.333, SLG: 0.441		3-1		6-3		F7		F7		4	0	0	0	0	0	4
Willie McCovey, L (1, 3) OBP: 0.384, SLG: 0.469		F4			BB 4-0 BB		1-5-3	4-3		3	0	0	0	1	0	0
Marc Hill, R (1, 2) OBP: 0.318, SLG: 0.371		K			G6-3 BB				4-3	4	1	1	0	0	1	1
Rob Andrews, R (1, 4) OBP: 0.353, SLG: 0.302			6-3		F9		BB 1B 1B	F3		4	1	1	0	0	0	0
Johnnie LeMaster, R (1, 6) OBP: 0.228, SLG: 0.270 Jack Clark, R (7, PH) OBP: 0.322, SLG: 0.419			1-3		F6		FC6-4 1B BB	F8		2	0	0	0	0	0	0
John Montefusco, R (1, 1) OBP: 0.167, SLG: 0.261 Gary Alexander, R (6, PH) OBP: 0.333, SLG: 0.333 Charlie Williams, R (6, 1) OBP: 0.250, SLG: 0.250 Derrel Thomas, S (7, PH) OBP: 0.307, SLG: 0.291			F8		F9 BB 1B		FC6-4 1B			1	0	0	0	0	0	0
										1	0	1	0	0	0	0
										0	0	0	0	0	0	0
										1	0	1	2	0	0	0

Inning Stats	R: 0	H: 0	E: 0	LOB: 0	K: 0	BB: 0	S: 3	P: 3	R: 0	H: 0	E: 0	LOB: 0	K: 1	BB: 0	S: 5	P: 5	R: 0	H: 0	E: 0	LOB: 0	K: 0	BB: 0	S: 3	P: 3	R: 0	H: 1	E: 0	LOB: 1	K: 0	BB: 0	S: 4	P: 4	R: 0	H: 0	E: 0	LOB: 0	K: 0	BB: 1	S: 2	P: 6	R: 0	H: 1	E: 0	LOB: 3	K: 0	BB: 2	S: 4	P: 12	R: 2	H: 3	E: 0	LOB: 2	K: 0	BB: 1	S: 6	P: 10	R: 0	H: 0	E: 0	LOB: 0	K: 0	BB: 0	S: 3	P: 3	R: 0	H: 0	E: 0	LOB: 0	K: 0	BB: 0	S: 3	P: 3	R: 0	H: 0	E: 0	LOB: 0	K: 0	BB: 0	S: 3	P: 3	1B: 3	SF: 0	2B: 2	SAC: 0	3B: 0	DP: 1	HR: 0	HBP: 0	WP: 0	PA: 35
--------------	------	------	------	--------	------	-------	------	------	------	------	------	--------	------	-------	------	------	------	------	------	--------	------	-------	------	------	------	------	------	--------	------	-------	------	------	------	------	------	--------	------	-------	------	------	------	------	------	--------	------	-------	------	-------	------	------	------	--------	------	-------	------	-------	------	------	------	--------	------	-------	------	------	------	------	------	--------	------	-------	------	------	------	------	------	--------	------	-------	------	------	-------	-------	-------	--------	-------	-------	-------	--------	-------	--------

PITCHER	IP	WLS	BF	H	R	ER	SO	BB	IBB	HBP	BLK	WP	HR	S	P	ERA	WHIP
Eddie Solomon, R (1, 1) ERA: 0.93	6.0	W	22	2	0	0	1	3	0	0	0	0	0	21	33	0.00	0.833
Jamie Easterly, L (7, 1) ERA: 6.14	0.1		3	2	2	2	0	0	0	0	0	0	0	3	3	54.00	6.000
Dave Campbell, R (7, 1) ERA: 4.46	0.0		2	1	0	0	0	1	0	0	0	0	0	1	5	∞	∞
Rick Camp, R (7, 1) ERA: 3.41	2.2	S	8	0	0	0	0	0	0	0	0	0	0	8	8	0.00	0.000

Batter	1	2	3	4	5	6	7	8	9
Rowland Office, L OBP: 0.293, SLG: 0.308 (1, 8)	0-0 F9		0-0 1B	0-0 F8		0-3 K			
Junior Moore, R OBP: 0.333, SLG: 0.343 Jerry Royster, R OBP: 0.287, SLG: 0.263 (1, 5) (8, 5)	0-0 4-3		0-0 F8		0-0 6-3		0-0 3-4-1		
Willie Montanez, L OBP: 0.358, SLG: 0.523 (1, 3)	0-0 1B 1B		0-3 K		0-0 F7		0-0 5-3		
Jeff Burroughs, R OBP: 0.366, SLG: 0.483 (1, 9)	0-0 1-2 1B		0-3 K		0-0 2B 1B		4-0 BB		
Biff Pocaroba, S OBP: 0.380, SLG: 0.453 (1, 2)	0-0 F7		0-0 3-1		0-0 1-3 2B		0-0 4-3		
Brian Asselstine, L OBP: 0.254, SLG: 0.310 (1, 7)		0-0 F3		0-0 HR		0-0 4-3		0-0 F7	
Darrel Chaney, S OBP: 0.272, SLG: 0.313 (1, 6)		0-0 F8		0-0 2B E 1B		0-0 6-3		0-0 F9	
Rod Gilbreath, R OBP: 0.319, SLG: 0.318 (1, 4)		0-3 K		0-0 E8 E 2B		0-0 F9		0-0 1B	
Eddie Solomon, R OBP: 0.333, SLG: 0.333 Gary Matthews, R OBP: 0.350, SLG: 0.447 Jamie Easterly, L OBP: 0.267, SLG: 0.400 Dave Campbell, R Rick Camp, R (1, 1) (6, PH) (7, 1) (7, 1) (7, 1)			0-0 F3	0-0 E4 1B		0-0 2B		0-0 F8	

Inning Stats	R: 0 E: 0 K: 0 S: 5	H: 2 LOB: 2 BB: 0 P: 5	R: 0 E: 0 K: 1 S: 5	H: 0 LOB: 0 BB: 0 P: 5	R: 0 E: 0 K: 1 S: 6	H: 1 LOB: 1 BB: 0 P: 6	R: 3 E: 2 K: 1 S: 9	H: 4 LOB: 1 BB: 0 P: 9	R: 0 E: 0 K: 0 S: 5	H: 2 LOB: 2 BB: 0 P: 5	R: 0 E: 0 K: 1 S: 6	H: 1 LOB: 1 BB: 0 P: 6	R: 0 E: 0 K: 0 S: 3	H: 0 LOB: 1 BB: 1 P: 7	R: 0 E: 0 K: 0 S: 4	H: 1 LOB: 1 BB: 0 P: 4
1B: 7 2B: 3 3B: 0 HR: 1	SF: 0 SAC: 0 DP: 0 HBP: 0	WP: 0 PA: 36														

PITCHER	IP	WLS	BF	H	R	ER	SO	BB	IBB	HBP	BLK	WP	HR	S	P	ERA	WHIP
John Montefusco, R ERA: 3.94 (1, 1)	5.0	L	24	9	3	2	3	0	0	0	0	0	1	30	30	3.60	1.800
Charlie Williams, R ERA: 3.69 (6, 1)	1.0		4	1	0	0	1	0	0	0	0	0	0	6	6	0.00	1.000
Randy Moffitt, R ERA: 3.02 (7, 1)	2.0		8	1	0	0	0	1	0	0	0	0	0	7	11	0.00	1.000

BOTTOM

San Francisco Giants @ Atlanta Braves
Atlanta-Fulton County Stadium, Atlanta, GA
Fri Jul 15 1977, 7:05 PM EDT
Att. 8,966 - Unknown

livebaseballscorecards.com

AB	35
R	3
H	11
RBI	2
BB	1
SO	4
LOB	10



Batter	1	2	3	4	5	6	7	8	9	AB R H RBI BB SO LOB	TOP	
Terry Whitfield, L (1, 9) OBP: 0.330, SLG: 0.432 (8, 7)	0-3 K2-3	0-0 5-3			0-3 K		4-0 G6-3 BB		0-0 3-1	4 0 0 0 1 2 3		
Derrel Thomas, S (1, 8) OBP: 0.306, SLG: 0.290	0-0 4-3		0-0 1-3		0-0 F2		0-0 G6-3 1-2f		0-0 BB 1B	5 1 1 0 0 0 2		
Darrell Evans, L (1, 5) OBP: 0.358, SLG: 0.409	0-3 K		0-3 K		0-0 L1			0-0 F5	4-0 BB 1B	4 0 0 0 1 2 1		
Gary Thomasson, L (1, 7) OBP: 0.357, SLG: 0.472 (8, 3)		0-0 1B 2B	4-0 PB BB		4-0 FC7-5 S BB		4-0 1B FC4-6 BB	4-0 BB 1B	0-0 1B	2 2 2 1 3 0 0		
Willie McCovey, L (1, 3) OBP: 0.385, SLG: 0.467 Jack Clark, R (8, 9) OBP: 0.320, SLG: 0.417		4-0 FC6-4 1B BB	0-0 F5 1-3		0-0 F9		0-0 FC4-6 1B	0-3 K	0-3 K	3 1 1 0 1 0 2 1 0 0 0 0 1 2		
Gary Alexander, R (1, 2) OBP: 0.387, SLG: 0.370		0-0 FC6-4 1B		0-0 CS 1B		4-0 FC7-5 IBB		0-0 FC4-6 S		3 0 2 2 1 0 1		
Rob Andrews, R (1, 4) OBP: 0.355, SLG: 0.307		0-0 FC6-4 1B		0-0 5-3-5 2B		0-0 FC7-5 1-2 2-3f		4-0 1-2 3-H BB		3 0 1 0 1 0 4		
Johnnie LeMaster, R (1, 6) OBP: 0.229, SLG: 0.269		0-0 1B		0-0 5-3-5 2B		0-0 F7		0-0 4-3		4 0 1 1 0 0 5		
Bob Knepper, L (1, 1) OBP: 0.250, SLG: 0.217 Dave Heaverlo, R (6, 1) Randy Elliott, R (7, PH) OBP: 0.269, SLG: 0.329 Gary Lavelle, S (7, 1)		0-3 K			0-0 1B		0-0 4-3		0-0 2-3	2 0 1 0 0 1 2 0 0 0 0 0 0 0 1 0 0 0 0 0 0 1 0 0 0 0 0 0		
Inning Stats	R: 0 H: 0 E: 0 LOB: 0 K: 2 BB: 0 S: 7 P: 7	R: 2 H: 3 E: 0 LOB: 2 K: 1 BB: 1 S: 8 P: 12	R: 0 H: 0 E: 0 LOB: 1 K: 1 BB: 1 S: 5 P: 9	R: 0 H: 2 E: 0 LOB: 0 K: 0 BB: 0 S: 3 P: 3	R: 0 H: 1 E: 0 LOB: 1 K: 1 BB: 0 S: 6 P: 6	R: 0 H: 0 E: 0 LOB: 2 K: 0 BB: 2 S: 3 P: 11	R: 0 H: 0 E: 0 LOB: 0 K: 0 BB: 1 S: 2 P: 6	R: 1 H: 1 E: 0 LOB: 2 K: 0 BB: 2 S: 4 P: 12	R: 1 H: 2 E: 0 LOB: 2 K: 1 BB: 1 S: 7 P: 11	1B: 7 SF: 0 2B: 3 SAC: 0 3B: 0 DP: 2 HR: 0 HBP: 0	WP: 0 PA: 41 PB: 2 SB: 2 CS: 1	
PITCHER Phil Niekro, R (1, 1) ERA: 4.32	IP WLS BF H R ER SO BB IBB HBP BLK WP HR S P ERA WHIP	9.0 L 41 9 4 4 6 7 1 0 0 0 0 0 45 77 4.00 1.778										

San Francisco Giants @ Atlanta Braves
Atlanta-Fulton County Stadium, Atlanta, GA

Sat Jul 16 1977, 7:05 PM EDT
Att. 14,965 - Unknown

livebaseballscorecards.com

AB 33
R 4
H 9
RBI 4
BB 8
SO 6
LOB 22



Batter	1	2	3	4	5	6	7	8	9	AB	R	H	RBI	BB	SO	LOB
Junior Moore, R OBP: 0.328, SLG: 0.338 (1, 5)	0-0 6-3		0-0 6-3			0-0 6-3		0-0 F7		4	0	0	0	0	0	0
Rod Gilbreath, R OBP: 0.322, SLG: 0.319 (1, 4)	4-0 BB		0-0 F9			0-0 BB 1B		0-0 4-3		3	0	1	0	1	0	0
Willie Montanez, L OBP: 0.353, SLG: 0.515 (1, 3)	0-0 F8		0-0 F9			0-3 K		0-3 K		4	0	0	0	0	2	2
Jeff Burroughs, R OBP: 0.365, SLG: 0.481 (1, 9)	0-3 K			0-0 F8		0-0 BB 1B		0-0 F8		4	0	1	0	0	1	1
Gary Matthews, R OBP: 0.349, SLG: 0.443 (1, 7)		0-3 K		0-0 4-3		4-0 BB 1B		0-0 F3		3	0	0	0	1	1	0
Vic Correll, R OBP: 0.325, SLG: 0.455 (1, 2)		4-0 BB		0-3 K		0-0 F7		0-0 4-3		1	0	0	0	1	1	0
Biff Pocaroba, S OBP: 0.377, SLG: 0.449 (6, PH) (7, 2)										2	0	0	0	0	0	3
Rowland Office, L OBP: 0.294, SLG: 0.305 (1, 8)		4-0 BB				0-0 F6		0-3 K		2	0	0	0	1	1	0
Craig Robinson, R OBP: 0.231, SLG: 0.240 (1, 6)		0-3 K				0-0 F8		0-0 F5		2	0	0	0	0	1	2
Jerry Royster, R OBP: 0.286, SLG: 0.262 (7, PH) (8, 6)										1	0	0	0	0	0	0
Phil Niekro, R OBP: 0.185, SLG: 0.175 (1, 1)		0-0 4-3				0-0 5-3		0-0 6-3		3	0	0	0	0	0	2

Inning Stats	R: 0	H: 0	E: 0	K: 1	S: 5	H: 0	LOB: 1	BB: 1	P: 9	R: 0	H: 0	E: 0	K: 2	S: 7	H: 0	LOB: 2	BB: 2	P: 15	R: 0	H: 0	E: 0	K: 0	S: 3	R: 0	H: 0	E: 0	K: 1	S: 5	H: 2	LOB: 3	BB: 1	P: 11	R: 0	H: 0	E: 0	K: 1	S: 5	H: 0	LOB: 0	BB: 0	P: 5	R: 0	H: 0	E: 0	K: 1	S: 5	R: 0	H: 0	E: 0	K: 0	S: 3	R: 0	H: 0	E: 0	K: 0	S: 3	R: 0	H: 0	E: 0	K: 0	S: 3	R: 0	H: 0	E: 0	K: 0	S: 3	1B: 2	2B: 0	3B: 0	HR: 0	SF: 0	SAC: 0	DP: 0	HBP: 0	WP: 0	PB: 1	SB: 1	CS: 0	PA: 33
--------------	------	------	------	------	------	------	--------	-------	------	------	------	------	------	------	------	--------	-------	-------	------	------	------	------	------	------	------	------	------	------	------	--------	-------	-------	------	------	------	------	------	------	--------	-------	------	------	------	------	------	------	------	------	------	------	------	------	------	------	------	------	------	------	------	------	------	------	------	------	------	------	-------	-------	-------	-------	-------	--------	-------	--------	-------	-------	-------	-------	--------

PITCHER	IP	WLS	BF	H	R	ER	SO	BB	IBB	HBP	BLK	WP	HR	S	P	ERA	WHIP
Bob Knepper, L ERA: 3.3 (1, 1)	5.2	W	23	2	0	0	5	4	0	0	0	0	0	29	45	0.00	1.059
Dave Heaverlo, R ERA: 2.11 (6, 1)	0.1		1	0	0	0	0	0	0	0	0	0	0	1	1	0.00	0.000
Gary Lavelle, L ERA: 1.33 (7, 1)	3.0	S	9	0	0	0	2	0	0	0	0	0	0	13	13	0.00	0.000

BOTTOM

San Francisco Giants @ Atlanta Braves
Atlanta-Fulton County Stadium, Atlanta, GA
Sat Jul 16 1977, 7:05 PM EDT
Att. 14,965 - Unknown

livebaseballscorecards.com

AB	29
R	0
H	2
RBI	0
BB	4
SO	7
LOB	10



Batter	1	2	3	4	5	6	7	8	9	AB	R	H	RBI	BB	SO	LOB
Rowland Office, L OBP: 0.296, SLG: 0.304 (1, 8)	0-0 1B 2B 1B	0-0 4-3		0-0 6-3		0-0 F7		4-0 5-3 1B BB	0-0 SH1-4	4	2	1	0	1	0	0
Gary Matthews, R OBP: 0.355, SLG: 0.449 (1, 7)	0-0 F8	0-0 6-3		0-0 1B			0-0 HR 2B	0-0 5-3 1B 1B	4-0 G3 IBB	5	2	3	0	1	0	1
Willie Montanez, L OBP: 0.356, SLG: 0.526 (1, 3)	0-0 2B 1B 1B	0-0 HR 1B		0-0 F9			0-0 2-H HR	0-0 5-3	0-0 G3	6	3	3	3	0	0	5
Jeff Burroughs, R OBP: 0.368, SLG: 0.493 Brian Asselstine, L OBP: 0.254, SLG: 0.310 (1, 9) (8, PR) (9, 9)	0-0 1B SF9 2B	0-0 HR		0-0 F9			0-0 F7	4-0 1B BB		4	2	2	3	1	0	0
Biff Pocaroba, S OBP: 0.381, SLG: 0.450 (1, 2)	4-0 SF9 1B IBB	0-0 G3					0-0 F7	0-0 1B		4	0	2	2	1	0	0
Junior Moore, R OBP: 0.327, SLG: 0.336 Jerry Royster, R OBP: 0.285, SLG: 0.261 (1, 5) (7, PR) (8, 5)	0-0 SF9 1B		0-0 F7		0-3 K		0-0 E6 2B	0-0 F8		4	0	1	1	0	1	1
Darrel Chaney, S OBP: 0.270, SLG: 0.317 (1, 6)	0-0 SF9		0-0 F3		0-0 6-3		0-0 1-H 2B	0-0 F7		4	0	1	2	0	0	3
Rod Gilbreath, R OBP: 0.327, SLG: 0.316 (1, 4)	4-0 IBB		0-3 K			0-0 F6	4-0 IBB		4-0 SH1-4 E G3 BB	2	1	0	0	3	1	0
Buzz Capra, R OBP: 0.158, SLG: 0.059 Rick Camp, R Dave Campbell, R Steve Hargan, R Max Leon, R OBP: 0.353, SLG: 0.375 (1, 1) (7, 1) (8, 1) (8, 1) (9, 1)	0-0 F8		0-0 1-3			0-0 F4	0-3 K		0-0 E3 G3 SH1-4	3	0	0	0	0	0	3

Inning Stats	R: 3	H: 4	E: 0	K: 0	S: 7	LOB: 3	BB: 2	P: 15	R: 2	H: 2	E: 0	K: 0	S: 5	LOB: 0	BB: 0	P: 5	R: 0	H: 0	E: 0	K: 1	S: 5	LOB: 0	BB: 0	P: 5	R: 0	H: 1	E: 0	K: 0	S: 4	LOB: 1	BB: 0	P: 6	R: 0	H: 0	E: 0	K: 0	S: 3	LOB: 0	BB: 0	P: 3	R: 3	H: 3	E: 1	K: 1	S: 9	LOB: 2	BB: 1	P: 13	R: 2	H: 2	E: 0	K: 0	S: 5	LOB: 2	BB: 2	P: 13	R: 1	H: 0	E: 1	K: 0	S: 3	LOB: 3	BB: 2	P: 11	1B: 8	2B: 3	3B: 0	HR: 2	SF: 1	SAC: 1	DP: 0	HBP: 0	WP: 0	PB: 0	SB: 0	CS: 0	PA: 48
--------------	------	------	------	------	------	--------	-------	-------	------	------	------	------	------	--------	-------	------	------	------	------	------	------	--------	-------	------	------	------	------	------	------	--------	-------	------	------	------	------	------	------	--------	-------	------	------	------	------	------	------	--------	-------	-------	------	------	------	------	------	--------	-------	-------	------	------	------	------	------	--------	-------	-------	-------	-------	-------	-------	-------	--------	-------	--------	-------	-------	-------	-------	--------

PITCHER	IP	WLS	BF	H	R	ER	SO	BB	IBB	HBP	BLK	WP	HR	S	P	ERA	WHIP
Jim Barr, R ERA: 5.1 (1, 1)	3.0		17	6	5	5	1	0	0	0	0	0	1	17	25	15.00	2.000
Charlie Williams, R ERA: 3.59 (4, 1)	2.0		8	2	0	0	1	0	0	0	0	0	0	10	10	0.00	1.000
Dave Heaverlo, R ERA: 2.35 (6, 1)	2.0		11	3	3	2	1	0	1	0	0	0	1	12	16	9.00	1.500
John Curtis, L ERA: 6.09 (8, 1)	0.0		1	0	1	1	0	1	0	0	0	0	0	4	4	∞	∞
Randy Moffitt, R ERA: 3.12 (8, 1)	1.0		6	2	1	1	0	1	0	0	0	0	0	5	9	9.00	3.000

PITCHER	IP	WLS	BF	H	R	ER	SO	BB	IBB	HBP	BLK	WP	HR	S	P	ERA	WHIP
Lynn McGlothen, R ERA: 5.97 (9, 1)	0.2		5	0	1	0	0	1	1	0	0	0	0	3	11	0.00	1.500


BOTTOM

San Francisco Giants @ Atlanta Braves
Atlanta-Fulton County Stadium, Atlanta, GA

Sun Jul 17 1977, 3:33 AM EDT
Att. 8,452 - Unknown

AB	39
R	11
H	13
RBI	11
BB	7
SO	3
LOB	18

livebaseballscorecards.com



Batter	1	2	3	4	5	6	7	8	9	AB R H RBI BB SO LOB	TOP
Rowland Office, L (1, 8) OBP: 0.295, SLG: 0.299	0-0 F5		0-0 6-3			2-2 4-3			2-2 F7	4 0 0 0 0 0 0	
Gary Matthews, R (1, 7) OBP: 0.358, SLG: 0.450	0-0 FC1-6 1B			0-0 5-3			0-0 CS 1B		0-3 K	4 0 2 0 0 1 0	
Willie Montanez, L (1, 3) OBP: 0.355, SLG: 0.518	0-0 FC1-6 1-2f			0-0 4-3			0-3 1-2 K		0-0 1B	4 0 1 0 0 1 2	
Jeff Burroughs, R (1, 9) OBP: 0.365, SLG: 0.486	0-3 K			0-3 K			3-2 BB 1B		0-3 K	4 0 1 0 0 3 2	
Biff Pocoroba, S (1, 2) OBP: 0.385, SLG: 0.444		0-0 P4		0-0 4-3			4-0 1-2 BB			2 0 0 0 1 0 0	
Junior Moore, R (1, 5) OBP: 0.323, SLG: 0.329		0-0 5-3		0-0 4-3			0-0 F9			3 0 0 0 0 0 2	
Darrel Chaney, S (1, 6) OBP: 0.266, SLG: 0.312		2-3 K		0-0 L4				0-0 G6-4-3 1B		3 0 1 0 0 1 0	
Rod Gilbreath, R (1, 4) OBP: 0.325, SLG: 0.311			0-0 4-3			0-0 1-6-3		2-2 G6-4-3 1-2f		3 0 0 0 0 0 1	
Dick Ruthven, R (1, 1) OBP: 0.211, SLG: 0.263			0-0 6-3			0-3 K		0-0 4-3		2 0 0 0 0 1 0	
Rick Camp, R (7, 1)										0 0 0 0 0 0 0	
Joe Nolan, L (8, PH) OBP: 0.429, SLG: 0.419										1 0 0 0 0 0 0	
Dave Campbell, R (8, 1)										0 0 0 0 0 0 0	
Inning Stats	R: 0 E: 0 K: 1 S: 6 H: 1 LOB: 1 BB: 0 P: 6	R: 0 E: 0 K: 1 S: 6 H: 0 LOB: 0 BB: 0 P: 8	R: 0 E: 0 K: 0 S: 3 H: 0 LOB: 0 BB: 0 P: 3	R: 0 E: 0 K: 1 S: 5 H: 0 LOB: 0 BB: 0 P: 5	R: 0 E: 0 K: 0 S: 3 H: 0 LOB: 0 BB: 0 P: 3	R: 0 E: 0 K: 1 S: 8 H: 0 LOB: 0 BB: 0 P: 10	R: 0 E: 0 K: 1 S: 9 H: 2 LOB: 2 BB: 1 P: 16	R: 0 E: 0 K: 0 S: 6 H: 1 LOB: 0 BB: 0 P: 8	R: 0 E: 0 K: 2 S: 11 H: 1 LOB: 1 BB: 0 P: 13	1B: 5 2B: 0 3B: 0 HR: 0 SF: 0 SAC: 0 DP: 1 HBP: 0	WP: 0 PB: 0 SB: 0 CS: 1 PA: 31
PITCHER Rick Reuschel, R (1, 1) ERA: 2.28	IP: 9.0 WLS: W BF: 31 H: 5 R: 0 ER: 0 SO: 7 BB: 1 IBB: 0 HBP: 0 BLK: 0 WP: 0 HR: 0 S: 57 P: 72 ERA: 0.00 WHIP: 0.667										

Atlanta Braves @ Chicago Cubs
Wrigley Field, Chicago, IL
Fri Jul 22 1977, 3:33 AM CDT
Att. 17,026 - Unknown - 74 F

livebaseballscorecards.com

AB 30
R 0
H 5
RBI 0
BB 1
SO 7
LOB 7



Batter	1	2	3	4	5	6	7	8	9
Ivan De Jesus, R OBP: 0.311, SLG: 0.329	0-0 6-3	0-0 FC4-6			2-3 K		0-0 FC4-6		
Jose Cardenal, R OBP: 0.318, SLG: 0.307	0-3 K		0-0 F7		0-0 2B		0-0 1B		
Larry Bittner, L OBP: 0.324, SLG: 0.390	0-0 1B		0-0 4-3		0-0 4-3		0-0 4-3		
Bobby Murcer, L OBP: 0.364, SLG: 0.451	0-0 1B		2-2 L8		0-0 F8		0-0 1B		
Jerry Morales, R OBP: 0.386, SLG: 0.494	0-0 FC4		0-0 4-3		0-0 F7		1-2 F8		
Steve Ontiveros, S OBP: 0.382, SLG: 0.403		1-3 K		4-0 FC3-6 BB		0-0 F7		0-2 F8	
Manny Trillo, R OBP: 0.350, SLG: 0.427		0-0 5-3		0-0 FC3-6 FC5-4		0-0 1B SH3-4 FC4-6		0-0 2-3	
George Mitterwald, R OBP: 0.315, SLG: 0.398		0-0 1B		0-0 FC5-4		0-0 SH3-4			
Rick Reuschel, R OBP: 0.245, SLG: 0.298		0-0 1B			0-0 L7		0-0 1B		

Inning Stats		R: 0	H: 2	E: 0	K: 1	S: 7	R: 0	H: 2	E: 0	K: 1	S: 9	R: 0	H: 0	E: 0	K: 0	S: 7	R: 0	H: 0	E: 0	K: 0	S: 3	R: 0	H: 1	E: 0	K: 1	S: 7	R: 0	H: 0	E: 0	K: 0	S: 3	R: 1	H: 3	E: 0	K: 0	S: 6	R: 0	H: 1	E: 0	K: 0	S: 10												
PITCHER	IP	WLS	BF	H	R	ER	SO	BB	IBB	HBP	BLK	WP	HR	S	P	ERA	WHIP													PITCHER	IP	WLS	BF	H	R	ER	SO	BB	IBB	HBP	BLK	WP	HR	S	P	ERA	WHIP						
Dick Ruthven, R ERA: 3.52	6.1	L	27	7	1	1	3	1	0	0	0	0	0	0	39	48	1.42	1.263																																			
Rick Camp, R ERA: 3.8	0.2		3	1	0	0	0	0	0	0	0	0	0	0	3	3	0.00	1.500																																			
Dave Campbell, R ERA: 4.35	1.0		4	1	0	0	0	0	0	0	0	0	0	0	10	11	0.00	1.000																																			

BOTTOM

AB R H RBI BB SO LOB

4 0 0 1 0 1 3

4 0 2 0 0 1 0

4 0 1 0 0 0 3

4 0 2 0 0 0 0

4 0 0 0 0 0 3

3 0 0 0 1 1 1

4 1 1 0 0 0 2

2 0 1 0 0 0 1

3 0 2 0 0 0 0


AB 32
R 1
H 9
RBI 1
BB 1
SO 3
LOB 13



WP: 0 PA: 34
PB: 0
SB: 0
CS: 0

Atlanta Braves @ Chicago Cubs
 Wrigley Field, Chicago, IL
 Fri Jul 22 1977, 3:33 AM CDT
 Att: 17,026 - Unknown - 74 F

livebaseballscorecards.com

Batter	1	2	3	4	5	6	7	8	9	AB R H RBI BB SO LOB	TOP																
Rowland Office, L (1, 8) OBP: 0.291, SLG: 0.295 Barry Bonnell, R (8, PH) OBP: 0.382, SLG: 0.363 (8, 8)	0-0 4-3			0-0 3-1		0-0 4-3		4-0 1B BB	0-0 G6-4-3 1B	3 0 0 0 0 0 0 1 1 1 0 1 0 0																	
Gary Matthews, R (1, 7) OBP: 0.356, SLG: 0.446	0-0 L9			0-0 6-3		0-0 E6		1-2 2B 1B	0-0 G6-4-3 1-2f	5 1 1 2 0 0 1																	
Willie Montanez, L (1, 3) OBP: 0.357, SLG: 0.521	0-0 F8			0-0 1B 1B		0-0 F7		0-0 6-3 1-H 2-H 2B		4 0 2 2 0 0 1																	
Jeff Burroughs, R (1, 9) OBP: 0.364, SLG: 0.483		0-0 3-1		0-0 1B 1B		0-3 K		2-2 6-3 2-3		4 0 1 0 0 1 1																	
Biff Pocoroba, S (1, 2) OBP: 0.383, SLG: 0.439		2-2 4-3		0-0 G3		0-0 4-3		4-0 FC3-2 IBB		3 0 0 0 1 0 2																	
Junior Moore, R (1, 5) OBP: 0.322, SLG: 0.325		0-0 5-3			0-0 1-3		4-2 BB	0-0 FC3-2 1-2 3-H		3 0 0 0 1 0 2																	
Darrel Chaney, S (1, 6) OBP: 0.262, SLG: 0.306 Rick Camp, R (7, 1)			0-3 K		0-0 F7		0-0 F8	0-0 1-3		3 0 0 0 0 1 1 1 0 0 0 0 0 2	AB 35 R 5 H 8 RBI 5 BB 3 SO 3 LOB 11																
Rod Gilbreath, R (1, 4) OBP: 0.327, SLG: 0.326			0-0 E5 G5-6-4		0-3 K			0-0 BB 1B 1B	0-0 HR	4 2 2 1 0 1 0																	
Eddie Solomon, R (1, 1) OBP: 0.333, SLG: 0.333 Don Collins, R (1, 1) Dave Campbell, R (5, 1) Brian Asselstine, L (8, PH) OBP: 0.259, SLG: 0.305 Steve Hargan, R (6, 1) Jerry Royster, R (7, 6) OBP: 0.286, SLG: 0.262			0-0 G5-6-4 1-2f		0-0 6-3			0-0 BB 1B 1B	0-0 6-3	0 0 0 0 0 0 0 1 0 0 0 0 0 1 0 0 0 0 0 0 0 1 0 0 0 0 0 0 0 0 0 0 0 0 0 2 1 1 0 0 0 0																	
Inning Stats	R: 0 H: 0 E: 0 LOB: 0 K: 0 BB: 0 S: 3 P: 3	R: 0 H: 0 E: 0 LOB: 0 K: 0 BB: 0 S: 6 P: 8	R: 0 H: 0 E: 1 LOB: 0 K: 1 BB: 0 S: 5 P: 5	R: 0 H: 2 E: 0 LOB: 2 K: 0 BB: 0 S: 5 P: 5	R: 0 H: 0 E: 0 LOB: 0 K: 1 BB: 0 S: 5 P: 5	R: 0 H: 0 E: 1 LOB: 1 K: 0 BB: 0 S: 4 P: 4	R: 0 H: 0 E: 0 LOB: 1 K: 1 BB: 1 S: 9 P: 13	R: 4 H: 4 E: 0 LOB: 2 K: 0 BB: 2 S: 15 P: 26	R: 1 H: 2 E: 0 LOB: 0 K: 0 BB: 0 S: 4 P: 4	1B: 6 SF: 0 2B: 1 SAC: 0 3B: 0 DP: 2 HR: 1 HBP: 0	WP: 0 PA: 38 PB: 0 SB: 0 CS: 0																
PITCHER	IP WLS BF H R ER SO BB IBB HBP BLK WP HR S P ERA WHIP																										
Mike Krukow, R (1, 1) ERA: 4.43	7.0	27	4	2	2	3	1	0	0	0	0	0	39	45	2.57	0.714											
Willie Hernandez, L (8, 1) ERA: 2.17	0.0	3	2	2	2	0	1	0	0	0	0	0	6	11	∞	∞											
Paul Reuschel, R (8, 1) ERA: 2.31	2.0	L	8	2	1	1	0	0	1	0	0	0	1	11	4.50	1.000											

Atlanta Braves @ Chicago Cubs
Wrigley Field, Chicago, IL
Sat Jul 23 1977, 3:33 AM CDT
Att. 26,224 - Unknown - 76 F

livebaseballscorecards.com

Batter	1	2	3	4	5	6	7	8	9	AB R H RBI BB SO LOB
Ivan De Jesus, R OBP: 0.309, SLG: 0.325 (1, 6)	4-0 BB BLK FC7-5 BB		0-0 P7		0-0 CS	0-3 K	2-2 FC6-4		0-0 B2	4 1 0 0 1 1 2
Jose Cardenal, R OBP: 0.324, SLG: 0.308 (1, 7)	4-0 FC7-5 BB 1-2 BB		0-0 5-3			3-2 G6-4-3 1B		1-2 L6		3 0 1 0 1 0 0
Larry Bittner, L OBP: 0.326, SLG: 0.389 (1, 3)	4-0 FC7-5 1-2 2-3 BB		0-0 4-3			0-0 G6-4-3		0-0 1B 1B		3 1 1 0 1 0 1
Bobby Murcer, L OBP: 0.360, SLG: 0.445 (1, 9)	0-3 K			0-3 K		0-0 F9		0-0 F8		4 0 0 0 0 2 4
Jerry Morales, R OBP: 0.387, SLG: 0.497 (1, 8)	0-0 FC7-5 1-2 2-3f 3-H			0-0 6-3		0-0 1B 1B 2B		0-0 1B 1B		4 1 2 1 0 0 2
Steve Ontiveros, S OBP: 0.383, SLG: 0.404 (1, 5)	0-3 K			2-2 5-3		0-0 1B 1B		0-0 1B 1B		4 1 2 1 0 1 2
Manny Trillo, R OBP: 0.354, SLG: 0.429 (1, 4)		0-0 G4-6-3 1B			4-0 CS BB	3-2 1B 1B		0-0 F8		3 0 2 1 1 0 2
George Mitterwald, R OBP: 0.315, SLG: 0.397 Greg Gross, L OBP: 0.355, SLG: 0.379 (9, PH)		0-0 G4-6-3			2-3 K	0-0 FC6-4 1B		0-0 6-3		3 0 1 1 0 1 2 1 0 0 0 0 0 0
Mike Krukow, R OBP: 0.167, SLG: 0.194 Willie Hernandez, L Paul Reuschel, R Bill Buckner, L OBP: 0.309, SLG: 0.381 (8, 1)		0-0 6-3			1-3 K	0-3 K		0-0 F8		3 0 0 0 0 2 3 0 0 0 0 0 0 0 0 0 0 0 0 0 0 1 0 0 0 0 0 0

Inning Stats	R: 1	H: 0	E: 0	K: 2	S: 7	LOB: 2	BB: 3	P: 19	R: 0	H: 1	E: 0	K: 0	S: 3	LOB: 0	BB: 0	P: 3	R: 0	H: 0	E: 0	K: 0	S: 3	LOB: 0	BB: 0	P: 3	R: 0	H: 0	E: 0	K: 1	S: 8	LOB: 0	BB: 1	P: 15	R: 0	H: 1	E: 0	K: 1	S: 13	LOB: 0	BB: 0	P: 16	R: 2	H: 4	E: 0	K: 1	S: 15	LOB: 2	BB: 0	P: 20	R: 1	H: 3	E: 0	K: 0	S: 9	LOB: 2	BB: 0	P: 10	R: 0	H: 0	E: 0	K: 0	S: 3	LOB: 0	BB: 0	P: 3	1B: 8	SF: 0	2B: 1	SAC: 0	3B: 0	DP: 2	HR: 0	HBP: 0	WP: 0	PA: 38
--------------	------	------	------	------	------	--------	-------	-------	------	------	------	------	------	--------	-------	------	------	------	------	------	------	--------	-------	------	------	------	------	------	------	--------	-------	-------	------	------	------	------	-------	--------	-------	-------	------	------	------	------	-------	--------	-------	-------	------	------	------	------	------	--------	-------	-------	------	------	------	------	------	--------	-------	------	-------	-------	-------	--------	-------	-------	-------	--------	-------	--------

PITCHER	IP	WLS	BF	H	R	ER	SO	BB	IBB	HBP	BLK	WP	HR	S	P	ERA	WHIP
Eddie Solomon, R ERA: 1.86 (1, 1)	0.0		3	0	1	1	0	3	0	0	1	0	0	0	12	∞	∞
Don Collins, L ERA: 5.51 (1, 1)	4.0		13	1	0	0	3	1	0	0	0	0	0	21	27	0.00	0.500
Dave Campbell, R ERA: 4.24 (5, 1)	1.0		2	0	0	0	2	0	0	0	0	0	0	8	11	0.00	0.000
Steve Hargan, R ERA: 6.71 (6, 1)	1.1		6	3	2	2	1	0	0	0	0	0	0	16	19	13.50	2.250
Rick Camp, R ERA: 3.79 (7, 1)	2.2	W	13	5	1	1	1	0	0	0	0	0	0	24	30	3.38	1.875

BOTTOM

Atlanta Braves @ Chicago Cubs
Wrigley Field, Chicago, IL
Sat Jul 23 1977, 3:33 AM CDT
Att: 26,224 - Unknown - 76 F

livebaseballscorecards.com

AB	33
R	4
H	9
RBI	4
BB	4
SO	7
LOB	18



Batter	1	2	3	4	5	6	7	8	9	10	11	12	13	AB R H RBI BB SO LOB	TOP																				
Rowland Office, L OBP: 0.295, SLG: 0.308 (1, 8)	0-0 4-3 2B		0-0 F9				0-0 F8		0-0 F5		0-0 FC3-2 1B		0-0 E6 1B	7 1 3 1 0 0 2	<p align="center">Atlanta Braves @ Pittsburgh Pirates Three Rivers Stadium, Pittsburgh, PA</p> <p align="right">Sun Jul 24 1977, 3:33 AM EDT Att. 22,123 - Unknown</p>																				
Gary Matthews, R OBP: 0.358, SLG: 0.444 (1, 7)	0-0 F9			0-0 F7	0-0 5-3		4-0 BB		0-0 BB 1B		0-3 K		0-0 FC4 1B	6 0 2 1 1 1 5																					
Willie Montanez, L OBP: 0.359, SLG: 0.516 (1, 3)	0-0 4-3			0-0 3-1		0-0 SH3 FC1-2 1B	0-3 K		4-0 BB BB		4-0 FC3-2 BB		0-0 FC4	5 0 1 0 2 1 3																					
Jeff Burroughs, R OBP: 0.363, SLG: 0.479 (1, 9) Steve Hargan, R (11, 1) Eddie Solomon, R (13, 1) Steve Kline, R (13, 1)	0-0 F7			0-0 F9		0-0 FC1-2 SH3 1B		0-0 6-3	4-0 BB		0-0 FC3-2		0-3 K	5 0 1 1 1 0 4 1 0 0 0 0 1 1 0 0 0 0 0 0 0 0 0 0 0 0 0 0																					
Biff Pocoroba, S OBP: 0.390, SLG: 0.433 (1, 2)		0-0 F7			0-0 1B WP 1B	0-0 SH3		0-0 4-3	0-0 F8		0-0 3-1			5 1 1 0 0 0 6																					
Junior Moore, R OBP: 0.319, SLG: 0.321 (1, 5) Jerry Royster, R (6, PR) (6, 5)		0-0 F8			0-0 1-3	0-0 FC1-2		0-0 5-3		0-0 F7		0-3 K		3 0 0 0 0 0 3 3 0 0 0 0 1 0																					
Darrel Chaney, S OBP: 0.264, SLG: 0.307 (1, 6)		0-3 K			0-0 1B 2B 1B	0-3 K			0-0 F8 1B 1B		0-0 3-1		0-0 F8	6 2 2 0 0 2 2																					
Rod Gilbreath, R OBP: 0.324, SLG: 0.322 (1, 4)			0-0 F8		0-3 K		0-3 K		0-0 BB 1B 1B		0-3 K		0-0 6-3	6 1 1 0 0 3 2																					
Buzz Capra, R (1, 1) Joe Nolan, (7, PH) Max Leary, R (7, 1) Brian Asselstine, L (8, PH) Dave Campbell, R (8, 1) Barry Bonnell, R (11, PH) (11, 9)			0-3 K		0-0 2B 1B		0-0 K HR		0-0 F8		4-0 BB 1B FC3-2 BB		0-0 F9	2 0 1 1 0 0 1 0 1 1 1 1 0 0 0 0 0 0 0 0 0 0 0 0 1 0 0 0 0 0 0 2 0 0 0 0 0 0 0 0 1 0 0 0 0 1 0 0																					
Inning Stats	R: 0 E: 0 K: 0 S: 4	H: 1 LOB: 1 BB: 0 P: 4	R: 0 E: 0 K: 1 S: 5	H: 0 LOB: 0 BB: 0 P: 5	R: 0 E: 0 K: 1 S: 5	H: 0 LOB: 0 BB: 0 P: 5	R: 0 E: 0 K: 0 S: 3	H: 0 LOB: 0 BB: 0 P: 3	R: 2 E: 0 K: 1 S: 9	H: 4 LOB: 2 BB: 0 P: 9	R: 0 E: 0 K: 1 S: 7	H: 2 LOB: 2 BB: 0 P: 7	R: 1 E: 0 K: 2 S: 8	H: 1 LOB: 1 BB: 1 P: 12		R: 0 E: 0 K: 0 S: 3	H: 0 LOB: 0 BB: 0 P: 3	R: 2 E: 0 K: 0 S: 6	H: 3 LOB: 3 BB: 2 P: 14	R: 0 E: 0 K: 1 S: 5	H: 0 LOB: 0 BB: 0 P: 5	R: 0 E: 0 K: 1 S: 6	H: 1 LOB: 3 BB: 2 P: 14	R: 0 E: 0 K: 1 S: 5	H: 0 LOB: 0 BB: 0 P: 5	R: 1 E: 2 K: 1 S: 7	H: 1 LOB: 1 BB: 0 P: 7	1B: 10 2B: 2 3B: 0 HR: 1	SF: 0 SAC: 1 DP: 0 HBP: 0	WP: 1 PB: 0 SB: 0 CS: 0	PA: 58				
PITCHER	IP WLS BF H R ER SO BB IBB HBP BLK WP HR S P ERA WHIP															IP WLS BF H R ER SO BB IBB HBP BLK WP HR S P ERA WHIP																			
Bruce Kison, R ERA: 4.77 (1, 1)	7.0																																		
Odell Jones, R ERA: 5.23 (8, 1)	2.0		11	3	2	2	0	2	0	0	0	0	0	0		0	0	0	0	0	0	0	0	0	0	0	0	0	0	0	0	0	0	0	0
Kent Tekulve, R ERA: 3.26 (10, 1)	4.0	W	17	2	1	0	4	2	0	0	0	0	0	0	0	0	0	0	0	0	0	0	0	0	0	0	0	0	0	0	0	0	0	0	

AB	52
R	6
H	13
RBI	5
BB	5
SO	10
LOB	30



Batter	1	2	3	4	5	6	7	8	9	10	11	12	13	AB R H RBI BB SO LOB
Frank Taveras, R (1, 6) Jim Fregosi, R (13, PH) OBP: 0.291, SLG: 0.286 OBP: 0.411, SLG: 0.514	F3		F4			S 2B 1B	K		S HBP			1-3	BB 1-2 2-3 3-H	5 1 1 0 0 1 1 0 0 0 1 1 0 0
Phil Garner, R (1, 5) OBP: 0.306, SLG: 0.427	F7			6-3		BB BB BB 2B BB	F4		F8			F5		5 1 0 0 1 0 2
Dave Parker, L (1, 9) OBP: 0.381, SLG: 0.556	K FC6-4			1-3		1-H 2-H 2B 2B		1B FC6 1B		F7		4-3		6 2 2 2 0 1 0
Bill Robinson, R (1, 3) OBP: 0.343, SLG: 0.494	FC6-4			F2		5-3		F2					F8	6 0 1 0 0 0 3
Al Oliver, L (1, 7) OBP: 0.327, SLG: 0.461			F7			2-H 2B		1B FC6 1B		L6			K	6 0 2 1 0 1 1
Rennie Stennett, R (1, 4) Mario Mendoza, R (13, PR) OBP: 0.375, SLG: 0.440 OBP: 0.209, SLG: 0.256		6-3		F8		1-3		FC6 1B		F9			1B 1B	6 0 1 1 0 0 3 0 1 0 0 0 0 0
Ed Ott, L (1, 2) OBP: 0.346, SLG: 0.393			F7				F3	K					F3	6 1 2 0 0 1 1
Omar Moreno, L (1, 8) OBP: 0.290, SLG: 0.341			F6				F5	S 2B 1B		1-3			4-3	6 1 2 1 0 0 1
Bruce Kison, R (1, 1) Bobby Tolán, R (7, PH) Odel Jones, R (8, 1) Fernando Gonzalez, R (9, PH) Kent Tekulve, R (10, 1) Jery Hairston, S (13, PH) OBP: 0.227, SLG: 0.302 OBP: 0.281, SLG: 0.333 OBP: 0.260, SLG: 0.250 OBP: 0.250, SLG: 0.471 OBP: 0.250, SLG: 0.250 OBP: 0.393, SLG: 0.458			K				1-3	1-H 2B		K			1-3	2 0 0 0 0 0 1 0 1 0 1 1 0 0 0 0 0 0 0 0 0 0 0 0 1 0 0 0 0 0 1 0 1 0 0 0 0 0 0 0 0 0 0 0 0 1 0 0

Inning Stats	R: 0	H: 0	E: 0	LOB: 1	K: 1	P: 6	R: 0	H: 0	E: 0	LOB: 0	K: 0	P: 3	R: 0	H: 0	E: 0	LOB: 0	K: 1	P: 5	R: 0	H: 1	E: 0	LOB: 1	K: 0	P: 4	R: 3	H: 3	E: 0	LOB: 1	K: 0	P: 10	R: 1	H: 2	E: 0	LOB: 1	K: 1	P: 7	R: 1	H: 2	E: 0	LOB: 1	K: 1	P: 7	R: 0	H: 0	E: 0	LOB: 1	K: 0	P: 6	R: 0	H: 1	E: 0	LOB: 1	K: 0	P: 4	R: 0	H: 0	E: 0	LOB: 0	K: 0	P: 3	R: 0	H: 0	E: 0	LOB: 0	K: 0	P: 3	R: 2	H: 3	E: 0	LOB: 3	K: 1	P: 15	R: 1	H: 3	E: 0	LOB: 3	K: 1	P: 15	R: 1	H: 2	E: 0	LOB: 1	K: 0	P: 7	R: 0	H: 0	E: 0	LOB: 0	K: 0	P: 3	R: 0	H: 0	E: 0	LOB: 0	K: 0	P: 3	R: 2	H: 3	E: 0	LOB: 3	K: 1	P: 15	R: 2	H: 3	E: 0	LOB: 3	K: 1	P: 15	R: 0	H: 0	E: 0	LOB: 0	K: 0	P: 3	R: 0	H: 0	E: 0	LOB: 0	K: 0	P: 3	R: 0	H: 0	E: 0	LOB: 0	K: 0	P: 3
--------------	------	------	------	--------	------	------	------	------	------	--------	------	------	------	------	------	--------	------	------	------	------	------	--------	------	------	------	------	------	--------	------	-------	------	------	------	--------	------	------	------	------	------	--------	------	------	------	------	------	--------	------	------	------	------	------	--------	------	------	------	------	------	--------	------	------	------	------	------	--------	------	------	------	------	------	--------	------	-------	------	------	------	--------	------	-------	------	------	------	--------	------	------	------	------	------	--------	------	------	------	------	------	--------	------	------	------	------	------	--------	------	-------	------	------	------	--------	------	-------	------	------	------	--------	------	------	------	------	------	--------	------	------	------	------	------	--------	------	------

PITCHER	IP	WLS	BF	H	R	ER	SO	BB	IBB	HBP	BLK	WP	HR	S	P	ERA	WHIP
Buzz Capra, R (1, 1) ERA: 5.29	6.0		24	4	3	3	2	1	0	0	0	1	0	27	31	4.50	0.833
Max Leon, R (7, 1) ERA: 4.64	2.0		10	4	2	2	2	0	0	0	0	0	0	14	14	9.00	2.000
Dave Campbell, R (9, 1) ERA: 4.04	2.0		8	1	0	0	1	0	0	1	0	0	0	9	10	0.00	0.500
Steve Hargan, R (11, 1) ERA: 6.72	2.2	L	11	3	2	2	1	0	0	0	0	0	0	13	13	6.75	1.125
Eddie Solomon, R (13, 1) ERA: 1.86	0.0		1	0	0	0	0	1	0	0	0	0	0	4			
PITCHER	IP	WLS	BF	H	R	ER	SO	BB	IBB	HBP	BLK	WP	HR	S	P	ERA	WHIP
Steve Kline, R (13, 1) ERA: 6.64	0.0		1	0	0	0	0	1	0	0	0	0	0	4	4		


Atlanta Braves @ Pittsburgh Pirates
 Three Rivers Stadium, Pittsburgh, PA
 Sun Jul 24 1977, 3:33 AM EDT
 Att: 22,123 - Unknown

AB	51
R	7
H	12
RBI	7
BB	3
SO	6
LOB	12



Batter	1	2	3	4	5	6	7	8	9	AB R H RBI BB SO LOB	TOP											
Barry Bonnell, R (1, 8) OBP: 0.380, SLG: 0.358	0-0 E6 1-3 1B	0-0 4-3			0-0 1-3		0-0 1-3			4 0 1 0 0 0 1	Atlanta Braves @ Pittsburgh Pirates Three Rivers Stadium, Pittsburgh, PA Mon Jul 25 1977, 7:05 PM EDT Att. 8,752 - Unknown livebaseballscorecards.com											
Rod Gilbreath, R (1, 4) OBP: 0.323, SLG: 0.321	0-0 5-3		0-0 6-3		0-0 BB 1B		0-0 F8			4 1 1 0 0 0 1												
Willie Montanez, L (1, 3) OBP: 0.358, SLG: 0.510	0-0 1-3 2-3		0-0 3-1		4-0 BB 1B			0-0 E5 FC1-8		3 0 0 0 1 0 1												
Jeff Burroughs, R (1, 9) OBP: 0.365, SLG: 0.478	0-0 F8		4-0 BB		0-0 G6-4-3 1B			0-0 FC1-6 FC5-4 1-2f		3 0 1 1 1 0 2												
Gary Matthews, R (1, 7) OBP: 0.356, SLG: 0.441		0-0 BB 1B		0-0 F9		0-0 G6-4-3 1-2f		0-0 FC5-4 S 1-2f		4 1 1 0 0 0 4												
Vic Correll, R (1, 2) OBP: 0.331, SLG: 0.446		4-0 BB 1B FC6-4 BB		4-0 BB BB		0-3 K		0-3 K		2 1 0 0 2 2 1												
Junior Moore, R (1, 5) OBP: 0.321, SLG: 0.322		0-0 FC6-4 1B		4-0 G6-3 BB		0-3 K		0-0 F6		3 0 1 1 1 1 0												
Jerry Royster, R (1, 6) OBP: 0.281, SLG: 0.257		0-0 FC6-4 SH3-4		0-3 K		0-0 F8		0-0 4-3		3 0 0 1 0 1 3												
Tom Paciorek, R (9, PH) OBP: 0.270, SLG: 0.364		0-0 SH3-4		0-0 G6-3				0-0 6-3		1 0 0 0 0 0 0												
Phil Niekro, R (1, 1) OBP: 0.169, SLG: 0.159		0-0 SH3-4		0-0 G6-3			0-0 F5			2 0 0 0 0 0 2												
Cito Gaston, R (9, PH) OBP: 0.267, SLG: 0.375										1 0 0 0 0 0 0												
Inning Stats	R: 0 E: 1 K: 0 S: 4	H: 1 LOB: 1 BB: 0 P: 4	R: 2 E: 0 K: 0 S: 5	H: 2 LOB: 1 BB: 1 P: 9	R: 0 E: 0 K: 0 S: 3	H: 0 LOB: 1 BB: 1 P: 7	R: 0 E: 0 K: 1 S: 4	H: 0 LOB: 1 BB: 2 P: 12	R: 1 E: 0 K: 0 S: 4	H: 2 LOB: 1 BB: 1 P: 8	R: 0 E: 0 K: 2 S: 7	H: 0 LOB: 0 BB: 0 P: 7	R: 0 E: 0 K: 0 S: 3	H: 0 LOB: 0 BB: 0 P: 3	R: 0 E: 1 K: 1 S: 6	H: 0 LOB: 1 BB: 0 P: 6	R: 0 E: 0 K: 0 S: 3	H: 0 LOB: 0 BB: 0 P: 3	1B: 5 2B: 0 3B: 0 HR: 0	SF: 0 SAC: 1 DP: 2 HBP: 0	WP: 0 PB: 0 SB: 1 CS: 0	PA: 36
PITCHER Jerry Reuss, L (1, 1) ERA: 3.9	IP: 9.0 WLS: W BF: 36 H: 5 R: 3 ER: 3 SO: 4 BB: 5 IBB: 0 HBP: 0 BLK: 0 WP: 0 HR: 0 S: 39 P: 59 ERA: 3.00 WHIP: 1.111											PITCHER	IP: WLS: BF: H: R: ER: SO: BB: IBB: HBP: BLK: WP: HR: S: P: ERA: WHIP:									



Batter	1	2	3	4	5	6	7	8	9	AB R H RBI BB SO LOB	TOP														
Rowland Office, L (1, 8) OBP: 0.291, SLG: 0.304 Barry Bonnell, R (7, PH) OBP: 0.381, SLG: 0.360 (7, 8)	0-0 F8		0-3 K		0-0 F5		0-0 G6-4-3		0-0 1B	3 0 0 0 0 1 1 2 0 1 0 0 0 2	<p>Atlanta Braves @ St. Louis Cardinals Busch Stadium, St. Louis, MO Tue Jul 26 1977, 7:05 PM CDT Att. 18,730 - Unknown</p> <p>livebaseballscorecards.com</p> <table border="1"> <tr><td>AB</td><td>37</td></tr> <tr><td>R</td><td>2</td></tr> <tr><td>H</td><td>9</td></tr> <tr><td>RBI</td><td>2</td></tr> <tr><td>BB</td><td>1</td></tr> <tr><td>SO</td><td>7</td></tr> <tr><td>LOB</td><td>16</td></tr> </table> 	AB	37	R	2	H	9	RBI	2	BB	1	SO	7	LOB	16
AB	37																								
R	2																								
H	9																								
RBI	2																								
BB	1																								
SO	7																								
LOB	16																								
Rod Gilbreath, R (1, 4) OBP: 0.317, SLG: 0.315	0-0 F8		0-3 K		0-0 5-3			0-3 K	0-3 K	5 0 0 0 0 3 1															
Willie Montanez, L (1, 3) OBP: 0.359, SLG: 0.520	0-0 F7			0-0 G3		0-0 HR		0-0 1B		4 1 2 1 0 0 0															
Jeff Burroughs, R (1, 9) OBP: 0.363, SLG: 0.475		0-3 K		0-0 5-3		0-0 6-3		0-0 1B		4 0 1 0 0 1 0															
Gary Matthews, R (1, 7) OBP: 0.355, SLG: 0.442		0-0 5-3		0-0 2B		0-0 4-3		0-0 E4		4 0 1 0 0 0 2															
Joe Nolan, L (1, 2) OBP: 0.436, SLG: 0.514 Vic Correll, R (8, PH) OBP: 0.328, SLG: 0.442 (8, 2)		0-0 1B		0-0 4-3			0-0 F8	0-0 P4		3 0 1 0 0 0 1 1 0 0 0 0 0 3															
Junior Moore, R (1, 5) OBP: 0.320, SLG: 0.324		0-0 E5			0-0 6-3		0-0 1B	0-0 6-3		4 1 1 0 0 0 4															
Darrel Chaney, S (1, 6) OBP: 0.265, SLG: 0.308 Tom Paciorek, R (9, PH) OBP: 0.268, SLG: 0.361		0-0 FC3-6			0-0 F8		0-0 1B		0-3 K	3 0 1 0 0 0 2 1 0 0 0 0 1 0															
Dick Ruthven, R (1, 1) OBP: 0.238, SLG: 0.250 Brian Asselstine, L (7, PH) OBP: 0.258, SLG: 0.311 Dave Campbell, R (7, 1) Don Collins, R (8, 1) Cito Gaston, R (9, PH) OBP: 0.262, SLG: 0.368			0-3 K		4-0 BB		0-0 G6-4-3		0-0 G1	1 0 0 0 0 1 1 0 1 0 1 1 0 0 0 0 0 0 0 0 0 0 0 0 0 0 0 0 0 1 0 0 0 0 0 0															
Inning Stats	R: 0 H: 0 E: 0 LOB: 0 K: 0 BB: 0 S: 3 P: 3	R: 0 H: 1 E: 1 LOB: 2 K: 1 BB: 0 S: 7 P: 7	R: 0 H: 0 E: 0 LOB: 0 K: 3 BB: 0 S: 9 P: 9	R: 0 H: 1 E: 0 LOB: 1 K: 0 BB: 0 S: 4 P: 4	R: 0 H: 0 E: 0 LOB: 1 K: 0 BB: 1 S: 3 P: 7	R: 1 H: 1 E: 0 LOB: 0 K: 0 BB: 0 S: 4 P: 4	R: 1 H: 3 E: 0 LOB: 1 K: 0 BB: 0 S: 5 P: 5	R: 0 H: 2 E: 1 LOB: 3 K: 1 BB: 0 S: 8 P: 8	R: 0 H: 1 E: 0 LOB: 1 K: 2 BB: 0 S: 8 P: 8	1B: 6 SF: 0 2B: 2 SAC: 0 3B: 0 DP: 1 HR: 1 HBP: 0	WP: 0 PA: 38 PB: 0 SB: 0 CS: 0														
PITCHER	IP WLS BF H R ER SO BB IBB HBP BLK WP HR S P ERA WHIP																								
Bob Forsch, R (1, 1) ERA: 3.63	5.0 W 19 2 0 0 4 1 0 0 0 0 0 0 26 30 0.00 0.600																								
Clay Carroll, R (6, 1) ERA: 2.51	1.1 8 4 2 2 0 0 0 0 0 0 0 1 8 8 13.50 3.000																								
Buddy Schultz, L (7, 1) ERA: 1.21	2.2 S 11 3 0 0 3 0 0 0 0 0 0 0 17 17 0.00 1.125																								

Batter	1	2	3	4	5	6	7	8	9
Lou Brock, L OBP: 0.307, SLG: 0.368 (1, 7)	0-0 1B S		0-0 G3		0-0 F8			0-0 1-3	
Garry Templeton, S OBP: 0.329, SLG: 0.428 (1, 6)	0-3 K 1-2		0-0 6-3		0-0 6-3			0-0 1B S	
Jerry Mumphrey, S OBP: 0.392, SLG: 0.451 (1, 8)	0-0 5-3		0-3 K			0-3 K		0-0 5-3 1-2	
Ted Simmons, S OBP: 0.409, SLG: 0.539 (1, 2)	0-0 IHR WP 1B 2-H		0-3 K			0-0 F7			
Keith Hernandez, L OBP: 0.396, SLG: 0.467 (1, 3)	0-0 IHR 1-H		0-0 L4			0-0 G3			
Hector Cruz, R OBP: 0.359, SLG: 0.386 (1, 9)	0-0 P4		4-0 2B BB			0-0 P6			
Mike Phillips, L OBP: 0.243, SLG: 0.275 (1, 5)		0-0 4-3	0-0 2B 1-H			0-0 F8			
Mike Tyson, R OBP: 0.299, SLG: 0.354 (1, 4)		0-0 P4	0-0 4-3			0-0 1-3			
Bob Forsch, R OBP: 0.192, SLG: 0.220 (1, 1)		0-0 3-1			0-0 6-3			0-0 F3	
Mike Anderson, R OBP: 0.282, SLG: 0.372 (5, PH)									
Clay Carroll, R OBP: 0.100, SLG: 0.100 (6, 1)									
Buddy Schultz, R OBP: 0.300, SLG: 0.222 (7, 1)									

Inning Stats	R: 3	H: 3	E: 0	LOB: 0	K: 1	S: 8	P: 8	R: 0	H: 0	E: 0	LOB: 0	K: 0	S: 3	R: 0	H: 0	E: 0	LOB: 1	K: 1	S: 6	R: 0	H: 0	E: 0	LOB: 0	K: 0	S: 3	R: 0	H: 0	E: 0	LOB: 0	K: 0	S: 3	R: 0	H: 1	E: 0	LOB: 1	K: 0	S: 4
--------------	------	------	------	--------	------	------	------	------	------	------	--------	------	------	------	------	------	--------	------	------	------	------	------	--------	------	------	------	------	------	--------	------	------	------	------	------	--------	------	------

PITCHER	IP	WLS	BF	H	R	ER	SO	BB	IBB	HBP	BLK	WP	HR	S	P	ERA	WHIP
Dick Ruthven, R ERA: 3.74 (1, 1)	6.0	L	23	4	4	4	4	1	0	0	0	1	0	30	34	6.00	0.833
Dave Campbell, R ERA: 3.92 (7, 1)	1.1		4	0	0	0	0	0	0	0	0	0	0	4	4	0.00	0.000
Don Collins, L ERA: 5.44 (8, 1)	0.2		3	1	0	0	0	0	0	0	0	0	0	3	3	0.00	1.500

BOTTOM

AB R H RBI BB SO LOB

4	1	1	0	0	0	0
4	0	1	0	0	1	1
4	0	0	0	0	2	2
3	1	1	1	0	1	0
3	1	1	2	0	0	0
2	1	0	0	1	0	0
3	0	1	1	0	0	0
3	0	0	0	0	0	1
1	0	0	0	0	0	0
1	0	0	0	0	0	0
0	0	0	0	0	0	0
1	0	0	0	0	0	0

AB 29
R 4
H 5
RBI 4
BB 1
SO 4
LOB 4



Atlanta Braves @ St. Louis Cardinals
 Busch Stadium, St. Louis, MO
 Tue Jul 26 1977, 7:05 PM CDT
 Att. 18,730 - Unknown

WP: 1 PA: 30
 PB: 0
 SB: 2
 CS: 0

1B: 3 SF: 0
 2B: 1 SAC: 0
 3B: 0 DP: 0
 HR: 1 HBP: 0

ERA WHIP

Batter	1	2	3	4	5	6	7	8	9	AB R H RBI BB SO LOB	TOP																
Barry Bonnell, R (1, 8) OBP: 0.372, SLG: 0.350	0-0 4-3		0-0 P4			0-0 4-3	0-0 FC6-4 BB		0-0 P4	5 0 0 1 0 0 2	<p>Atlanta Braves @ St. Louis Cardinals</p> <p>Busch Stadium, St. Louis, MO</p> <p>Wed Jul 27 1977, 7:05 PM CDT</p> <p>Att. 15,248 - Unknown</p>																
Jerry Royster, R (1, 6) OBP: 0.283, SLG: 0.257	0-0 L3			0-0 E7 G3 SF9		0-0 E S 1B	4-0 FC4-6 BB			3 1 1 0 1 0 0																	
Willie Montanez, L (1, 3) OBP: 0.358, SLG: 0.515	4-0 BB			0-0 G3		0-3 K	0-0 FC4-6			3 0 0 0 1 1 5																	
Jeff Burroughs, R (1, 9) OBP: 0.362, SLG: 0.474	0-3 K			0-0 SF9		0-3 K		0-0 1B		3 0 1 1 0 2 2																	
Gary Matthews, R (1, 7) OBP: 0.354, SLG: 0.438		0-0 4-3		0-0 1-3			4-0 SH2-4 BB 1B	0-0 F8		3 1 0 0 1 0 1																	
Vic Correll, R (1, 2) OBP: 0.343, SLG: 0.447		4-0 BB			4-0 BB		0-0 BB SH2-4 1B	0-0 P4		1 1 1 0 2 0 0																	
Joe Nolan, L (8, PH) OBP: 0.425, SLG: 0.500							1-2 FC6-4 1B			1 0 0 0 0 0 1																	
Junior Moore, R (1, 5) OBP: 0.317, SLG: 0.321		0-3 K			0-0 G4-6-3		0-0 SH2-4	0-0 F7		3 0 0 0 0 1 3																	
Rod Gilbreath, R (1, 4) OBP: 0.321, SLG: 0.314		0-0 CS	0-0 L5		4-0 FC4-6 BB		4-0 FC6-4 BB IBB			1 0 0 0 2 0 0																	
Rowland Office, L (9, PH) OBP: 0.290, SLG: 0.303										1 0 0 0 0 1 0																	
Eddie Solomon, R (1, 1) OBP: 0.200, SLG: 0.200			0-0 4-3		0-0 FC4-6		4-0 FC6-4 BB		0-0 F8	2 0 0 0 0 0 1																	
Cito Gaston, R (7, PH) OBP: 0.274, SLG: 0.368							1-2 2-3 3-H			0 0 0 0 1 1 0 0																	
Rick Camp, R (7, 1)										0 0 0 0 0 0 0 0																	
Don Collins, R (7, 1)										0 0 0 0 0 0 0 0																	
Dave Campbell, R (8, 1)										0 0 0 0 0 0 0 0																	
Brian Asselstine, L (9, PH) OBP: 0.254, SLG: 0.306										1 0 0 0 0 0 0 0																	
Inning Stats	R: 0 E: 0 K: 1 S: 5	H: 0 LOB: 1 BB: 1 P: 9	R: 0 E: 0 K: 1 S: 4	H: 0 LOB: 0 BB: 1 P: 8	R: 0 E: 0 K: 0 S: 3	H: 0 LOB: 0 BB: 0 P: 3	R: 1 E: 1 K: 0 S: 4	H: 0 LOB: 0 BB: 0 P: 4	R: 0 E: 0 K: 0 S: 2	H: 0 LOB: 1 BB: 2 P: 10	R: 0 E: 0 K: 2 S: 8	H: 1 LOB: 1 BB: 0 P: 8	R: 2 E: 0 K: 0 S: 4	H: 1 LOB: 3 BB: 4 P: 20	R: 0 E: 0 K: 0 S: 4	H: 1 LOB: 1 BB: 0 P: 4	R: 0 E: 0 K: 1 S: 5	H: 0 LOB: 0 BB: 0 P: 5	1B: 3 2B: 0 3B: 0 HR: 0	SF: 1 SAC: 1 DP: 1 HBP: 0	WP: 0 PB: 0 SB: 1 CS: 1	PA: 38					
PITCHER	IP WLS BF H R ER SO BB IBB HBP BLK WP HR S P ERA WHIP																										
Tom Underwood, L (1, 1) ERA: 4.78	6.2		29	2	3	2	4	7	1	0	0	0	0	29	61	2.70	1.350										
Al Hrabosky, L (7, 1) ERA: 4.53	0.1	W	1	0	0	0	0	0	0	0	0	0	1	1	0.00	0.000											
Butch Metzger, R (8, 1) ERA: 3.73	2.0	S	7	1	0	0	1	0	0	0	0	0	9	9	0.00	0.500											

livebaseballscorecards.com

AB	27
R	3
H	3
RBI	3
BB	8
SO	5
LOB	15



Batter	1	2	3	4	5	6	7	8	9
Lou Brock, L (1, 7) Mike Anderson, R (9, 9) OBP: 0.310, SLG: 0.368 OBP: 0.282, SLG: 0.372	0-0 F7		0-0 CS 2-H 1B			0-0 G3	4-0 1B BB 1-2 2-3 3-H		
Garry Templeton, S (1, 6) OBP: 0.326, SLG: 0.425	0-3 K		0-0 CS 1-2	0-0 4-3		0-0 4-3	0-0 SF8 2-3 3-H		
Tony Scott, S (1, 8) OBP: 0.379, SLG: 0.413	0-3 K			0-0 1B E 1B		0-0 1B S 1B	0-0 FC6-4 1-2 3-H 1B		
Ted Simmons, S (1, 2) Butch Metzger, R (8, 1) OBP: 0.410, SLG: 0.537 OBP: 0.381, SLG: 0.462		0-0 F9		0-0 E 1-3 1B		4-0 1-2 IBB	0-0 FC6-4 1-2f		
Keith Hernandez, L (1, 3) OBP: 0.392, SLG: 0.462		0-0 F7		0-0 E6 1-2 3-H G6-4-3		0-0 F8		0-0 F7	
Hector Cruz, R (1, 9) OBP: 0.362, SLG: 0.388 (9, 7)		0-3 K		0-0 G6-4-3 1-2f			0-0 E WP BB 1B	0-0 1B	
Ken Reitz, R (1, 5) OBP: 0.313, SLG: 0.446			0-3 K		0-0 F7		0-0 F9 1-2	0-3 K	
Mike Phillips, L (1, 4) Mike Tyson, R (8, 4) OBP: 0.246, SLG: 0.270 OBP: 0.298, SLG: 0.352			0-0 F7		0-0 F5		4-0 BB E SF8 BB	0-0 P6	
Tom Underwood, R (1, 1) Al Hrabosky, R (7, 1) Dave Rader, L (7, PH) OBP: 0.333, SLG: 0.433 (8, 2)			0-0 1B 2B		0-0 F7		0-0 E4 SF8 BB 1-2 2-3 1B		

Inning Stats	R: 0	H: 0	E: 0	K: 2	S: 7	LOB: 0	BB: 0	P: 7
	R: 0	H: 0	E: 0	K: 1	S: 5	LOB: 0	BB: 0	P: 5
	R: 1	H: 2	E: 0	K: 1	S: 6	LOB: 0	BB: 0	P: 6
	R: 1	H: 2	E: 1	K: 0	S: 5	LOB: 1	BB: 0	P: 5
	R: 0	H: 0	E: 0	K: 0	S: 3	LOB: 0	BB: 0	P: 3
	R: 0	H: 1	E: 0	K: 0	S: 4	LOB: 2	BB: 1	P: 8
	R: 3	H: 2	E: 1	K: 0	S: 6	LOB: 2	BB: 2	P: 14
	R: 0	H: 1	E: 0	K: 1	S: 6	LOB: 1	BB: 0	P: 6

PITCHER	IP	WLS	BF	H	R	ER	SO	BB	IBB	HBP	BLK	WP	HR	S	P	ERA	WHIP
Eddie Solomon, R (1, 1) ERA: 2.3	6.0		23	5	2	2	4	0	0	0	0	0	0	30	34	3.00	0.833
Rick Camp, R (7, 1) ERA: 3.77	0.1	L	4	1	3	0	0	1	0	0	0	1	0	3	7	0.00	6.000
Don Collins, L (7, 1) ERA: 5.33	1.0		5	1	0	0	0	1	0	0	0	0	0	4	8	0.00	2.000
Dave Campbell, R (8, 1) ERA: 3.86	0.2		3	1	0	0	1	0	0	0	0	0	0	5	5	0.00	1.500

BOTTOM

Atlanta Braves @ St. Louis Cardinals
 Busch Stadium, St. Louis, MO
 Wed Jul 27 1977, 7:05 PM CDT
 Att. 15,248 - Unknown


AB	R	H	RBI	BB	SO	LOB
3	0	1	2	1	0	0
0	0	0	0	0	0	0
3	0	0	1	0	1	0
4	1	3	1	0	1	0
3	0	1	0	1	0	2
0	0	0	0	0	0	0
4	0	0	1	0	0	3
4	1	2	0	0	1	2
4	0	0	0	0	2	2
2	1	0	0	1	0	0
1	0	0	0	0	0	1
2	1	1	0	0	0	0
0	0	0	0	0	0	0
1	1	0	0	0	0	2

AB	31
R	5
H	8
RBI	5
BB	3
SO	5
LOB	12

WP: 1 PA: 36
 PB: 0
 SB: 1
 CS: 1



PITCHER	IP	WLS	BF	H	R	ER	SO	BB	IBB	HBP	BLK	WP	HR	S	P	ERA	WHIP
Eddie Solomon, R (1, 1) ERA: 2.3	6.0		23	5	2	2	4	0	0	0	0	0	0	30	34	3.00	0.833
Rick Camp, R (7, 1) ERA: 3.77	0.1	L	4	1	3	0	0	1	0	0	0	1	0	3	7	0.00	6.000
Don Collins, L (7, 1) ERA: 5.33	1.0		5	1	0	0	0	1	0	0	0	0	0	4	8	0.00	2.000
Dave Campbell, R (8, 1) ERA: 3.86	0.2		3	1	0	0	1	0	0	0	0	0	0	5	5	0.00	1.500

Batter	1	2	3	4	5	6	7	8	9	AB R H RBI BB SO LOB	TOP														
Rowland Office, L (1, 8) OBP: 0.290, SLG: 0.302	0-0 4-3			0-0 6-3			0-0 1B		0-0 G4-6-3	4 0 1 0 0 0 1	<p>Atlanta Braves @ St. Louis Cardinals Busch Stadium, St. Louis, MO Thu Jul 28 1977, 7:05 PM CDT Att. 16,979 - Unknown</p> <p>livebaseballscorecards.com</p> <table> <tr><td>AB</td><td>29</td></tr> <tr><td>R</td><td>0</td></tr> <tr><td>H</td><td>5</td></tr> <tr><td>RBI</td><td>0</td></tr> <tr><td>BB</td><td>0</td></tr> <tr><td>SO</td><td>6</td></tr> <tr><td>LOB</td><td>10</td></tr> </table> 	AB	29	R	0	H	5	RBI	0	BB	0	SO	6	LOB	10
AB	29																								
R	0																								
H	5																								
RBI	0																								
BB	0																								
SO	6																								
LOB	10																								
Rod Gilbreath, R (1, 4) OBP: 0.320, SLG: 0.313	0-0 6-3			0-0 F7			0-0 1B		0-0 F7	4 0 1 0 0 0 0															
Willie Montanez, L (1, 3) OBP: 0.355, SLG: 0.510	0-3 K			0-0 F8			0-3 K			3 0 0 0 0 2 2															
Jeff Burroughs, R (1, 9) OBP: 0.362, SLG: 0.473		0-0 4-3			0-0 G3-6-3 1B		0-3 K			3 0 1 0 0 1 2															
Gary Matthews, R (1, 7) OBP: 0.351, SLG: 0.434		0-3 K			0-0 F9		0-0 L9			3 0 0 0 0 1 3															
Joe Nolan, L (1, 2) OBP: 0.395, SLG: 0.462		0-0 4-3			0-0 G3-6-3			0-0 P6		3 0 0 0 0 0 1															
Junior Moore, R (1, 5) OBP: 0.317, SLG: 0.321			0-0 F8			0-0 1-3		0-0 G6-4-3 1B		3 0 1 0 0 0 0															
Darrel Chaney, S (1, 6) OBP: 0.261, SLG: 0.303			0-0 1-3			0-3 K		0-0 G6-4-3		3 0 0 0 0 1 1															
Buzz Capra, R (1, 1) OBP: 0.182, SLG: 0.100			0-0 F9			0-3 K		0-0 G4-6-3 1B		1 0 0 0 0 0 0															
Tom Paciorek, R (6, PH) OBP: 0.266, SLG: 0.358										1 0 0 0 0 1 0															
Preston Hanna, R (6, 1)										0 0 0 0 0 0 0															
Brian Asselstine, L (9, PH) OBP: 0.265, SLG: 0.317										1 0 1 0 0 0 0															
Inning Stats	R: 0 E: 0 K: 1 S: 5	H: 0 LOB: 0 BB: 0 P: 5	R: 0 E: 0 K: 1 S: 5	H: 0 LOB: 0 BB: 0 P: 5	R: 0 E: 0 K: 0 S: 3	H: 0 LOB: 0 BB: 0 P: 3	R: 0 E: 0 K: 0 S: 3	H: 1 LOB: 0 BB: 0 P: 3	R: 0 E: 0 K: 2 S: 7	H: 0 LOB: 0 BB: 0 P: 7	R: 0 E: 0 K: 2 S: 9	H: 2 LOB: 2 BB: 0 P: 9	R: 0 E: 0 K: 0 S: 3	H: 1 LOB: 0 BB: 0 P: 3	R: 0 E: 0 K: 0 S: 3	H: 1 LOB: 0 BB: 0 P: 3	1B: 5 2B: 0 3B: 0 HR: 0	SF: 0 SAC: 0 DP: 3 HBP: 0	WP: 0 PB: 0 SB: 0 CS: 0	PA: 29					
PITCHER John Urrea, R (1, 1) ERA: 2.82	IP: 9.0 WLS: W BF: 29 H: 5 R: 0 ER: 0 SO: 6 BB: 0 IBB: 0 HBP: 0 BLK: 0 WP: 0 HR: 0 S: 41 P: 41 ERA: 0.00 WHIP: 0.556																								

Batter	1	2	3	4	5	6	7	8	9	AB	R	H	RBI	BB	SO	LOB
Lou Brock, L (1, 7) OBP: 0.309, SLG: 0.366 Mike Anderson, R (8, 9) OBP: 0.282, SLG: 0.372	0-0 P6		0-0 6-3		0-0 1-2 3B 1B		0-0 G1			4	1	1	0	0	0	1
Garry Templeton, S (1, 6) OBP: 0.328, SLG: 0.431	0-0 F9 WP 1B			0-0 4-3	0-0 1-H 2-H 3B		0-0 2-3			4	1	2	2	0	0	0
Tony Scott, S (1, 8) OBP: 0.377, SLG: 0.411	0-0 F9 1-3			0-0 S 1B	0-3 K			0-0 6-3		4	0	1	0	0	1	2
Dave Rader, L (1, 2) OBP: 0.343, SLG: 0.429	0-0 4-3 3-H			0-0 L9 1-2		0-0 BB 1B		4-0 FC5 1B BB		3	0	1	0	1	0	1
Keith Hernandez, L (1, 3) OBP: 0.393, SLG: 0.461		0-0 5-3		4-0 IBB		0-0 F7		0-0 FC5 1B		3	0	1	0	1	0	1
Hector Cruz, R (1, 9) OBP: 0.360, SLG: 0.383 (8, 7)		0-3 K		0-3 K		4-0 FC6 BB		0-0 FC5 1-2 2-3f		3	0	0	0	1	2	4
Ken Reitz, R (1, 5) OBP: 0.309, SLG: 0.441		0-3 K			0-0 6-3	0-0 F7		0-0 F7		4	0	0	0	0	1	4
Mike Phillips, L (1, 4) OBP: 0.240, SLG: 0.263 Mike Tyson, R (8, 4) OBP: 0.298, SLG: 0.352			0-0 F9		0-0 F9	0-0 FC6 1-2f				3	0	0	0	0	0	2
John Urrea, R (1, 1) OBP: 0.333, SLG: 0.091			4-0 6-3 BB		4-0 3B BB		0-0 4-3			0	0	0	2	0	0	0

Inning Stats		R: 1	H: 1	E: 0	LOB: 0	K: 0	BB: 0	S: 4	P: 4	R: 0	H: 0	E: 0	LOB: 0	K: 2	BB: 0	S: 7	P: 7	R: 0	H: 0	E: 0	LOB: 0	K: 0	BB: 1	S: 2	P: 6	R: 0	H: 1	E: 0	LOB: 2	K: 1	BB: 1	S: 6	P: 10	R: 2	H: 2	E: 0	LOB: 1	K: 1	BB: 1	S: 7	P: 11	R: 0	H: 1	E: 0	LOB: 2	K: 0	BB: 1	S: 4	P: 8	R: 0	H: 0	E: 0	LOB: 0	K: 0	BB: 0	S: 3	P: 3	R: 0	H: 1	E: 0	LOB: 2	K: 0	BB: 1	S: 4	P: 8			
PITCHER	IP	WLS	BF	H	R	ER	SO	BB	IBB	HBP	BLK	WP	HR	S	P	ERA	WHIP																	PITCHER	IP	WLS	BF	H	R	ER	SO	BB	IBB	HBP	BLK	WP	HR	S	P	ERA	WHIP																	
Buzz Capra, R (1, 1) ERA: 5.29	5.0	L	21	4	3	3	4	2	1	0	0	1	0	26	38	5.40	1.200																																																			
Preston Hanna, R (6, 1) ERA:	3.0		13	2	0	0	0	2	0	0	0	0	0	11	19	0.00	1.333																																																			

BOTTOM

Atlanta Braves @ St. Louis Cardinals
 Busch Stadium, St. Louis, MO
 Thu Jul 28 1977, 7:05 PM CDT
 Att. 16,979 - Unknown

livebaseballscores.com

AB	29
R	3
H	6
RBI	2
BB	5
SO	4
LOB	15



1B:	5	SF:	0
2B:	1	SAC:	0
3B:	1	DP:	1
HR:	0	HBP:	0
WP:	1	PA:	34
PB:	0		
SB:	2		
CS:	0		

Batter	1	2	3	4	5	6	7	8	9	AB R H RBI BB SO LOB	TOP											
Frank Taveras, R (1, 6) OBP: 0.290, SLG: 0.293	0-0 WP 3B		0-0 F4		0-0 SH5-4 1-2		0-0 1-3			3 1 1 0 0 0 0												
Phil Garner, R (1, 5) OBP: 0.307, SLG: 0.430	0-3 K		4-0 BB		0-0 F3 2-3			0-0 F2		3 0 0 0 1 1 2												
Dave Parker, L (1, 9) OBP: 0.383, SLG: 0.549	0-0 5-3 1B		0-0 4-3			0-3 K		0-0 3-1		4 0 1 0 0 1 1												
Bill Robinson, R (1, 3) OBP: 0.349, SLG: 0.527	0-0 5-3 1-2			0-0 F4		0-3 K		0-0 6-3		4 0 0 0 0 1 1												
Al Oliver, L (1, 7) OBP: 0.321, SLG: 0.453		0-0 1-3		0-3 K		0-0 PB 2B		0-0 F7		4 0 1 0 0 1 0												
Rennie Stennett, R (1, 4) OBP: 0.377, SLG: 0.441		0-0 1-3		0-0 BB 1B		0-3 K 2-3		0-0 2B		4 2 2 0 0 1 1												
Omar Moreno, L (1, 8) OBP: 0.303, SLG: 0.364		4-0 BB		4-0 PO 1B 1-2 BB		0-3 K 1-2		0-0 2B 2-H		2 0 1 1 2 1 2												
Duffy Dyer, R (1, 2) OBP: 0.388, SLG: 0.341		0-0 5-3		0-0 1-2 2-H 1B			H 1-0 G6-4-3 HBP		0-0 1-3	3 0 1 1 0 0 2												
Bruce Kison, R (1, 1) OBP: 0.239, SLG: 0.311			0-0 1-3	0-0 PO	0-0 CS SH5-4 1B		0-0 G6-4-3 1-2f		0-3 K2-3	2 0 1 0 0 0 0												
Jerry Hairston, S (7, PH) OBP: 0.371, SLG: 0.426										1 0 0 0 0 0 1												
Grant Jackson, S (7, 1) OBP: 0.286, SLG: 0.429										0 0 0 0 0 0 0												
Bobby Tolan, L (9, PH) OBP: 0.280, SLG: 0.326										1 0 0 0 0 1 1												
Inning Stats	R: 1 E: 0 K: 1 S: 6	H: 2 LOB: 0 BB: 0 P: 6	R: 0 E: 0 K: 0 S: 3	H: 0 LOB: 1 BB: 1 P: 7	R: 0 E: 0 K: 0 S: 3	H: 0 LOB: 1 BB: 1 P: 7	R: 1 E: 0 K: 1 S: 6	H: 2 LOB: 1 BB: 1 P: 10	R: 0 E: 0 K: 0 S: 3	H: 1 LOB: 0 BB: 0 P: 3	R: 0 E: 0 K: 4 S: 13	H: 1 LOB: 2 BB: 0 P: 13	R: 0 E: 0 K: 0 S: 2	H: 0 LOB: 0 BB: 0 P: 3	R: 0 E: 0 K: 0 S: 3	H: 0 LOB: 0 BB: 0 P: 3	R: 1 E: 0 K: 1 S: 7	H: 2 LOB: 1 BB: 0 P: 7	1B: 4 2B: 3 3B: 1 HR: 0	SF: 0 SAC: 1 DP: 1 HBP: 1	WP: 1 PB: 1 SB: 1 CS: 1	PA: 37
PITCHER Phil Niekro, R (1, 1) ERA: 4.26	IP: 9.0 WLS: W BF: 36 H: 8 R: 3 ER: 3 SO: 7 BB: 3 IBB: 0 HBP: 1 BLK: 0 WP: 1 HR: 0 S: 46 P: 59 ERA: 3.00 WHIP: 1.222											PITCHER	IP: 9.0 WLS: W BF: 36 H: 8 R: 3 ER: 3 SO: 7 BB: 3 IBB: 0 HBP: 1 BLK: 0 WP: 1 HR: 0 S: 46 P: 59 ERA: 3.00 WHIP: 1.222									

Pittsburgh Pirates @ Atlanta Braves
Atlanta-Fulton County Stadium, Atlanta, GA

Fri Jul 29 1977, 7:05 PM EDT
Att. 9,505 - Unknown

livebaseballscorecards.com

AB	31
R	3
H	8
RBI	2
BB	3
SO	7
LOB	11



Batter	1	2	3	4	5	6	7	8	9
Jerry Royster, R OBP: 0.283, SLG: 0.264 (1, 5) X	0-0 F9 ①		0-0 6-3 ③		0-0 3B ②		0-0 G3 ②		
Rowland Office, L OBP: 0.290, SLG: 0.302 (1, 8) X	0-0 L6 ②			0-0 K2-5 BB 1B	0-3 K ②		4-0 FC6-4 BB		
Barry Bonnell, R OBP: 0.375, SLG: 0.350 (7, PH) (8, 8)									
Willie Montanez, L OBP: 0.353, SLG: 0.505 (1, 3) S S	0-3 K ③			4-0 K2-5 1B BB	0-0 1-3 ③		0-0 FC6-4 ③		
Tom Paciorek, R OBP: 0.266, SLG: 0.358 (8, 3)									
Jeff Burroughs, R OBP: 0.366, SLG: 0.489 (1, 9)		0-0 HR		0-3 K2-5 ① ②		0-0 2B		0-0 2B	
Gary Matthews, R OBP: 0.350, SLG: 0.432 (1, 7)		0-0 F9 ①		0-0 1B		0-0 6-3 ①		0-0 F3 ①	
Biff Pocaroba, S OBP: 0.378, SLG: 0.428 (1, 2)		0-0 4-3 ②		0-0 F7 ③		4-0 IBB		0-0 F5 ②	
Darrel Chaney, S OBP: 0.261, SLG: 0.298 (1, 6)		0-0 4-3 ③			4-0 SH3-4 1B BB 3B	0-0 3 ② ③		0-3 K ③	
Rod Gilbreath, R OBP: 0.323, SLG: 0.328 (1, 4)			0-0 F8 ①		0-0 SH3-4 1B 3B		0-0 HR		
Phil Niekro, R OBP: 0.164, SLG: 0.155 (1, 1)			0-0 1-3 ②		0-0 SH3-4 ①		0-0 F7 ①		

AB	R	H	RBI	BB	SO	LOB
4	0	1	2	0	0	0
3	0	1	0	0	1	1
0	0	0	0	1	0	0
3	1	0	0	1	1	2
0	0	0	0	0	0	0
4	1	3	1	0	1	2
4	0	1	1	0	0	2
3	0	0	0	1	0	2
3	1	0	0	1	1	3
3	2	2	1	0	0	0
2	0	0	0	0	0	0

AB	R	H	RBI	BB	SO	LOB
29	5	8	5	4	4	12

Inning Stats	R: 0	H: 0	E: 0	K: 1	S: 5	LOB: 0	BB: 0	P: 5
Bruce Kison, R ERA: 4.83 (1, 1)	6.0	6	4	0	25	4	3	4
Grant Jackson, L ERA: 4.65 (7, 1)	2.0	2	1	0	9	1	1	1

WP	HR	S	P	ERA	WHIP
0	1	10	14	4.50	1.500

BOTTOM

Pittsburgh Pirates @ Atlanta Braves
Atlanta-Fulton County Stadium, Atlanta, GA
Fri Jul 29 1977, 7:05 PM EDT
Att. 9,505 - Unknown

livebaseballscorecards.com



Batter	1	2	3	4	5	6	7	8	9	AB	R	H	RBI	BB	SO	LOB
Jerry Royster, R OBP: 0.284, SLG: 0.269 (1, 5)	0-0 1B HR 1B	0-0 5-3		0-0 E 2B		0-0 F9			0-0 G4-6-3 1-2f	5	2	2	0	0	0	1
Barry Bonnell, R OBP: 0.373, SLG: 0.344 (1, 8)	0-3 K		4-0 FC6-4 BB	0-0 E6 2-H			0-0 L6			3	0	0	0	1	1	1
Gary Matthews, R OBP: 0.354, SLG: 0.434 (1, 7)	0-0 1B HR 1B		0-0 FC6-4 2B 1B 1-2f	4-0 CS BB			0-0 CS 1B			3	2	2	0	1	0	1
Jeff Burroughs, R OBP: 0.367, SLG: 0.500 (1, 9)	0-0 1B HR 1-H 3-H		0-0 1B 2B 1-3	0-0 CS 1-2	0-0 6-3		0-3 K 1-2			4	2	2	3	0	1	1
Cito Gaston, R OBP: 0.273, SLG: 0.361 (1, 3)	0-0 5-3		0-0 1B 2-H 3-H		0-3 K		0-3 K			4	0	1	2	0	2	0
Vic Correll, R OBP: 0.350, SLG: 0.448 (1, 2)	0-0 1B		0-0 F2		4-0 BB		0-3 K			2	0	1	0	1	0	1
Joe Nolan, L OBP: 0.386, SLG: 0.450 (8, PH) (9, 2)										1	0	0	0	0	1	0
Rod Gilbreath, R OBP: 0.319, SLG: 0.323 (1, 4)	0-0 F8		0-0 F7		0-3 K		0-3 K			4	0	0	0	0	2	3
Darrel Chaney, S OBP: 0.256, SLG: 0.292 (1, 6)		0-0 5-3		0-0 6-3		0-0 G3			0-3 K	4	0	0	0	0	1	0
Dick Ruthven, R OBP: 0.261, SLG: 0.273 (1, 1)		0-3 K		0-0 1B		0-0 1-3			4-0 BB G4-6-3	2	0	1	0	0	1	0
Don Collins, R (5, 1)										1	0	0	0	0	0	0
Dave Campbell, R (8, 1)										0	0	0	0	0	0	0
Max Leon, R OBP: 0.353, SLG: 0.375 (9, 1)										0	0	0	0	0	0	0
Rowland Office, L OBP: 0.293, SLG: 0.302 (9, PH)										0	0	0	0	1	0	0

Inning Stats	R: 3	H: 4	E: 0	LOB: 1	K: 1	P: 9	R: 0	H: 0	E: 0	LOB: 0	K: 1	P: 5	R: 2	H: 2	E: 0	LOB: 1	K: 0	P: 9	R: 1	H: 2	E: 1	LOB: 1	K: 0	P: 8	R: 0	H: 0	E: 0	LOB: 1	K: 2	P: 11	R: 0	H: 0	E: 0	LOB: 0	K: 0	P: 3	R: 0	H: 1	E: 0	LOB: 0	K: 1	P: 5	R: 0	H: 0	E: 0	LOB: 0	K: 3	P: 9	R: 0	H: 0	E: 0	LOB: 0	K: 1	P: 8	1B: 6	SF: 0	2B: 2	SAC: 0	3B: 0	DP: 1	HR: 1	HBP: 0	WP: 0	PA: 38
--------------	------	------	------	--------	------	------	------	------	------	--------	------	------	------	------	------	--------	------	------	------	------	------	--------	------	------	------	------	------	--------	------	-------	------	------	------	--------	------	------	------	------	------	--------	------	------	------	------	------	--------	------	------	------	------	------	--------	------	------	-------	-------	-------	--------	-------	-------	-------	--------	-------	--------

PITCHER	IP	WLS	BF	H	R	ER	SO	BB	IBB	HBP	BLK	WP	HR	S	P	ERA	WHIP
Jerry Reuss, L ERA: 4.13 (1, 1)	3.0		16	6	5	5	2	1	0	0	0	0	1	19	23	15.00	2.333
Larry Demery, R ERA: 5.64 (4, 1)	1.0		5	2	1	0	0	1	0	0	0	0	0	4	8	0.00	3.000
Terry Forster, L ERA: 5.12 (5, 1)	3.0	W	10	1	0	0	3	1	0	0	0	0	0	15	19	0.00	0.667
Rich Gossage, R ERA: 1.64 (8, 1)	2.0		6	0	0	0	4	1	0	0	0	0	0	13	17	0.00	0.500

BOTTOM

Pittsburgh Pirates @ Atlanta Braves
Atlanta-Fulton County Stadium, Atlanta, GA

Sat Jul 30 1977, 7:05 PM EDT
Att. 19,006 - Unknown

livebaseballscores.com

AB 33
R 6
H 9
RBI 5
BB 4
SO 9
LOB 8



Batter	1	2	3	4	5	6	7	8	9	AB R H RBI BB SO LOB	TOP
Frank Taveras, R (1, 6) <small>OBP: 0.296, SLG: 0.297</small> Kent Tekulve, R (7, 1) <small>OBP: 0.250, SLG: 0.250</small> Jerry Hairston, S (9, PH) <small>OBP: 0.365, SLG: 0.418</small>	0-0 1B		0-0 G4-6-3			0-0 1B	4-0 BB		0-0 F8	3 0 2 0 1 0 1 0 0 0 0 0 0 0 1 0 0 0 0 0 0	Pittsburgh Pirates @ Atlanta Braves Atlanta-Fulton County Stadium, Atlanta, GA Sun Jul 31 1977, 3:33 AM EDT Att: 12,467 - Unknown livebaseballscorecards.com
Ed Ott, L (1, 2) <small>OBP: 0.342, SLG: 0.401</small>	1-0 HBP		0-0 G3			0-0 2B	0-0 F7		0-0 4-3	4 0 1 0 0 0 2	
Dave Parker, L (1, 9) <small>OBP: 0.382, SLG: 0.542</small>	0-0 8-5			0-0 F8		0-0 F4		0-0 1B		4 0 1 0 0 0 4	
Bill Robinson, R (1, 3) <small>OBP: 0.348, SLG: 0.531</small> (7, 5)	0-0 FC6-4			0-0 G4-6-3 1B		0-3 K		0-0 F9		4 0 1 0 0 1 4	
Al Oliver, L (1, 7) <small>OBP: 0.324, SLG: 0.460</small>		0-0 HR		0-0 G4-6-3		0-0 3-1		0-0 1B		4 1 2 1 0 0 3	
Rennie Stennett, R (1, 4) <small>OBP: 0.379, SLG: 0.444</small>		0-0 CS 1B			0-0 5-3		0-0 6-3		0-3 K	4 0 1 0 0 1 2	
Fernando Gonzalez, R (1, 5) <small>OBP: 0.347, SLG: 0.477</small> (7, 6)		0-0 F4			0-0 5-3		4-0 2B BB		0-0 F4	3 1 0 0 1 0 3	
Omar Moreno, L (1, 8) <small>OBP: 0.308, SLG: 0.385</small>		0-0 F8			0-0 3B		0-0 F8		0-0 HR	4 1 2 1 0 0 2	
John Candelaria, L (1, 1) <small>OBP: 0.216, SLG: 0.245</small> Larry Demery, R (4, 1) <small>OBP: 0.188, SLG: 0.313</small> Bobby Tolán, L (7, PH) <small>OBP: 0.278, SLG: 0.340</small> (7, 3)			0-0 G4-6-3 1B		0-3 K		0-0 1-H 2B		0-0 1-3	1 0 1 0 0 0 0 1 0 0 0 0 1 1 2 0 1 1 0 0 0	
Inning Stats	R: 0 H: 1 E: 0 LOB: 1 K: 0 BB: 0 S: 3 P: 4	R: 1 H: 2 E: 0 LOB: 0 K: 0 BB: 0 S: 4 P: 4	R: 0 H: 1 E: 0 LOB: 0 K: 0 BB: 0 S: 3 P: 3	R: 0 H: 1 E: 0 LOB: 0 K: 0 BB: 0 S: 3 P: 3	R: 0 H: 1 E: 0 LOB: 1 K: 1 BB: 0 S: 6 P: 6	R: 0 H: 2 E: 0 LOB: 2 K: 1 BB: 0 S: 7 P: 7	R: 1 H: 1 E: 0 LOB: 2 K: 0 BB: 2 S: 4 P: 12	R: 0 H: 2 E: 0 LOB: 2 K: 1 BB: 0 S: 7 P: 7	R: 1 H: 1 E: 0 LOB: 0 K: 0 BB: 0 S: 4 P: 4	1B: 7 SF: 0 2B: 3 SAC: 0 3B: 1 DP: 3 HR: 2 HBP: 1	WP: 0 PA: 38 PB: 0 SB: 0 CS: 1
PITCHER Eddie Solomon, R (1, 1) <small>ERA: 2.42</small> Preston Hanna, R (7, 1) <small>ERA: 1.69</small>	IP WLS BF H R ER SO BB IBB HBP BLK WP HR S P ERA WHIP 6.2 W 28 9 2 2 2 2 2 0 1 0 0 1 29 38 2.70 1.650					PITCHER IP WLS BF H R ER SO BB IBB HBP BLK WP HR S P ERA WHIP 2.1 S 10 3 1 1 1 1 0 0 0 0 0 1 12 12 3.86 1.286					

Pittsburgh Pirates @ Atlanta Braves
 Atlanta-Fulton County Stadium, Atlanta, GA

Sun Jul 31 1977, 3:33 AM EDT
 Att: 12,467 - Unknown

AB	35
R	3
H	12
RBI	3
BB	2
SO	3
LOB	22



Batter	1	2	3	4	5	6	7	8	9
Jerry Royster, R OBP: 0.286, SLG: 0.274 (1, 5)	0-0 E 2B		0-0 F7	0-3 K		0-0 6-3		0-0 4-3 1-3 2-H 1B	
Barry Bonnell, R OBP: 0.378, SLG: 0.344 (1, 8)	0-0 E7 FC5-4 BB 2-H 1B		0-3 K	4-0 BB 1-2			4-0 BB G4-6-3	0-0 4-3	
Gary Matthews, R OBP: 0.352, SLG: 0.429 (1, 7)	4-0 FC5-4 BB 1-2		0-0 F3	0-0 F6			0-0 G4-6-3 1-2f	0-0 6-3	
Jeff Burroughs, R OBP: 0.366, SLG: 0.505 (1, 9)	0-3 K			0-0 HR	0-0 L3		0-0 6-3		
Cito Gaston, R OBP: 0.300, SLG: 0.391 (1, 3)	0-0 FC5-4 1-2f 2-3			0-0 HR 2B	4-0 BB BB			0-0 SH 1B 1B	
Brian Asselstine, L OBP: 0.265, SLG: 0.317 (8, PR)									
Tom Paciorek, R OBP: 0.266, SLG: 0.358 (9, 3)									
Vic Correll, R OBP: 0.350, SLG: 0.471 (1, 2)	0-3 K			0-0 HR 2B	0-3 K			0-0 SH 1B 1B	
Rod Gilbreath, R OBP: 0.321, SLG: 0.330 (1, 4)		0-0 F9		0-0 F8 2B	0-0 4-3			0-0 FC1-6 1-3 2-H 1B 1B	
Darrel Chaney, S OBP: 0.256, SLG: 0.291 (1, 6)		0-0 5-3		0-0 F8 2-3		0-0 F5		0-0 FC1-6 1-2 3-H 1B 1B	
Eddie Solomon, R OBP: 0.250, SLG: 0.143 (1, 1)		0-0 F8		4-0 BB BB		0-0 1-3		0-0 FC1-6 1-2 2-3f 1B 4-3	
Preston Hanna, R (7, 1)									

AB	R	H	RBI	BB	SO	LOB
5	1	2	1	0	1	2
3	0	1	1	2	1	2
4	0	0	0	1	0	6
4	1	1	1	0	1	2
3	1	2	0	1	0	2
0	1	0	0	0	0	0
0	0	0	0	0	0	0
3	2	1	2	0	2	3
4	0	2	1	0	0	1
4	1	1	1	0	0	1
2	0	0	0	1	0	0
1	1	0	0	0	0	2

BOTTOM	
Pittsburgh Pirates @ Atlanta Braves	Atlanta-Fulton County Stadium, Atlanta, GA
Sun Jul 31 1977, 3:33 AM EDT	Att. 12,467 - Unknown
AB	33
R	8
H	10
RBI	7
BB	5
SO	5
LOB	21
1B: 5	SF: 0
2B: 3	SAC: 1
3B: 0	DP: 1
HR: 2	HBP: 0
WP: 0	PA: 39
PB: 0	
SB: 0	
CS: 0	

Inning Stats														
R	H	E	K	S	R	H	E	K	S	R	H	E	K	S
1	2	1	9	13	0	0	0	3	3	0	0	0	5	5
2	0	0	0	3	0	0	0	3	3	0	0	0	0	0
3	0	0	1	5	0	0	0	5	5	0	0	0	0	0
4	3	4	1	17	0	0	0	9	9	0	0	0	0	0
5	0	0	1	9	0	0	0	9	9	0	0	0	0	0
6	0	0	3	3	0	0	0	3	3	0	0	0	0	0
7	0	0	0	6	0	0	0	6	6	0	0	0	0	0
8	4	1	0	8	4	2	0	8	8	0	0	0	0	0
9	0	0	0	0	0	0	0	0	0	0	0	0	0	0

PITCHER														
IP	WLS	BF	H	R	ER	SO	BB	IBB	HBP	BLK	WP	HR	S	P
3.1	L	17	6	4	4	3	1	0	0	0	0	2	22	26
2.2		11	0	0	0	2	3	0	0	0	0	0	12	24
2.0		11	4	4	3	0	1	0	0	0	0	0	10	14

ERA	WHIP
10.80	2.100
0.00	1.125
13.50	2.500



Batter	1	2	3	4	5	6	7	8	9	AB R H RBI BB SO LOB
Lou Brock, L (1, 7) OBP: 0.310, SLG: 0.362	0-0 S HR 1B	0-3 K		0-0 6-3		4-0 2B BB		0-3 K 1-2		4 2 1 0 1 2 2
Garry Templeton, S (1, 6) OBP: 0.333, SLG: 0.443	0-0 1-H HR		0-0 2B 3B	0-0 1B		0-0 F5		0-0 L8 1B		5 2 4 2 0 0 1
Jerry Mumphrey, S (1, 8) OBP: 0.395, SLG: 0.465	0-0 4-3		0-0 1B E 2B	0-0 L8		0-0 1-H 2B		0-3 K 1-2		5 1 2 2 0 1 2
Ted Simmons, S (1, 2) OBP: 0.407, SLG: 0.524	0-0 F8		0-0 3-H WP E 4-3 1B	0-0 F7		0-0 G3		4-0 IBB		4 1 1 0 1 0 2
Keith Hernandez, L (1, 3) OBP: 0.397, SLG: 0.471	4-0 BB		0-0 E5 4-3 WP 1-2 3-H		0-0 P6		0-0 4-3	0-0 L8 2-3		4 0 0 1 1 0 3
Ken Reitz, R (1, 5) OBP: 0.306, SLG: 0.433	0-0 F8		0-0 6-3 1-2 2-3		0-0 5-3		0-0 F7	0-0 F9		5 0 0 0 0 0 5
Mike Anderson, R (1, 9) OBP: 0.286, SLG: 0.385		0-0 1B	0-0 4-3 2-3 3-H		0-0 S 1B		0-0 F8			4 0 2 1 0 0 1
Mike Tyson, R (1, 4) OBP: 0.288, SLG: 0.336		0-0 F8	0-0 IBB		0-3 K 1-2			0-0 1-3		3 0 0 0 1 1 2
Tom Underwood, R (1, 1) OBP: 0.273, SLG: 0.222 Hector Cruz, R (8, PH) OBP: 0.361, SLG: 0.391 Clay Carroll, R (6, 1) OBP: 0.190, SLG: 0.100 Don Kessinger, S (8, PH) OBP: 0.317, SLG: 0.288 Rick Bosetti, R (8, PR) Butch Metzger, R (8, 1)		0-0 B1	0-3 K			0-0 P1		4-0 CS BB		2 0 0 0 0 0 1 3 1 0 1 0 0 0 0 0 0 0 0 0 0 0 0 0 0 0 0 0 0

St. Louis Cardinals @ Atlanta Braves
 Atlanta-Fulton County Stadium, Atlanta, GA
 Mon Aug 01 1977, 7:05 PM EDT
 Att. 6,933 - Unknown

livebaseballscorecards.com
AB 37
R 6
H 10
RBI 6
BB 5
SO 5
LOB 21



Inning Stats	R: 2	H: 2	E: 0	K: 0	S: 5	P: 9	R: 0	H: 1	E: 0	K: 1	S: 6	P: 6	R: 3	H: 3	E: 1	K: 1	S: 9	P: 13	R: 0	H: 1	E: 0	K: 0	S: 4	P: 4	R: 0	H: 1	E: 0	K: 1	S: 6	P: 6	R: 1	H: 1	E: 0	K: 0	S: 4	P: 8	R: 0	H: 0	E: 0	K: 0	S: 3	P: 3	R: 0	H: 0	E: 0	K: 1	S: 4	P: 8	R: 0	H: 1	E: 0	K: 1	S: 6	P: 10	1B: 6	2B: 2	3B: 1	HR: 1	SF: 0	SAC: 0	DP: 0	HBP: 0	WP: 1	PB: 0	SB: 3	CS: 1	PA: 42
--------------	------	------	------	------	------	------	------	------	------	------	------	------	------	------	------	------	------	-------	------	------	------	------	------	------	------	------	------	------	------	------	------	------	------	------	------	------	------	------	------	------	------	------	------	------	------	------	------	------	------	------	------	------	------	-------	-------	-------	-------	-------	-------	--------	-------	--------	-------	-------	-------	-------	--------

PITCHER	IP	WLS	BF	H	R	ER	SO	BB	IBB	HBP	BLK	WP	HR	S	P	ERA	WHIP
Buzz Capra, R (1, 1) ERA: 5.59	2.0		12	5	4	4	1	1	0	0	0	0	1	13	17	18.00	3.000
Don Collins, L (3, 1) ERA: 5.17	2.0		10	2	1	0	1	0	1	0	0	1	0	11	15	0.00	1.000
Max Leon, R (5, 1) ERA: 4.37	5.0	L	20	3	1	1	3	2	1	0	0	0	0	23	35	1.80	1.000

PITCHER	IP	WLS	BF	H	R	ER	SO	BB	IBB	HBP	BLK	WP	HR	S	P	ERA	WHIP
---------	----	-----	----	---	---	----	----	----	-----	-----	-----	----	----	---	---	-----	------

Batter	1	2	3	4	5	6	7	8	9	AB	R	H	RBI	BB	SO	LOB
Jerry Royster, R (1, 5) OBP: 0.286, SLG: 0.274 Brian Asselstine, L (9, PH) OBP: 0.261, SLG: 0.313	0-3 K		0-0 L8		0-0 6-3		0-0 1B CS 1B		0-0 F5	4	0	1	0	0	1	0
Barry Bonnell, R (1, 8) OBP: 0.380, SLG: 0.344	0-0 6-3		4-0 FC6-4 BB		0-0 BB 1B		0-0 B2			3	1	1	0	1	0	1
Gary Matthews, R (1, 7) OBP: 0.356, SLG: 0.429	4-0 HR BB		0-0 F8		4-0 1-2 HR BB		0-0 1-3 1B			2	2	1	0	2	0	1
Jeff Burroughs, R (1, 9) OBP: 0.365, SLG: 0.510	0-0 1-H HR		0-0 FC6-4 1-2f		0-3 K		0-3 K 3-H			4	1	1	2	0	2	5
Cito Gaston, R (1, 3) OBP: 0.311, SLG: 0.441	0-0 L8				0-0 FC5 1B 1B		0-0 1-H 2-H HR		0-0 F7	4	1	2	3	0	0	0
Vic Correll, R (1, 2) OBP: 0.343, SLG: 0.459 Joe Nolan, L (8, PH) (9, 2) OBP: 0.378, SLG: 0.439					0-0 F8		0-0 F2		0-0 4-1	3	0	0	0	0	0	1
Rod Gilbreath, R (1, 4) OBP: 0.320, SLG: 0.328					0-0 1-2 1B		0-0 G3		0-0 F8	4	0	1	0	0	1	0
Darrel Chaney, S (1, 6) OBP: 0.257, SLG: 0.288 Willie Montanez, L (9, PH) OBP: 0.352, SLG: 0.503					0-3 K		0-0 L8		0-3 K	2	0	0	0	1	1	2
Buzz Capra, R (1, 1) OBP: 0.174, SLG: 0.095 Don Collins, R (3, 1)					0-0 FC5 2-3f		0-0 1-3		0-0 4-3	1	0	0	0	0	0	1
Tom Paciorek, R (4, PH) OBP: 0.264, SLG: 0.356 Max Leon, R (5, 1) OBP: 0.333, SLG: 0.353 Rowland Office, L (9, PH) OBP: 0.292, SLG: 0.301										1	0	0	0	0	0	0

Inning Stats	R: 2	H: 1	E: 0	K: 1	S: 6	H: 1	LOB: 0	BB: 1	P: 10	R: 0	H: 0	E: 0	K: 1	S: 5	R: 0	H: 0	E: 0	K: 0	S: 3	R: 0	H: 0	E: 0	K: 1	S: 7	R: 3	H: 2	E: 0	K: 1	S: 7	R: 0	H: 0	E: 0	K: 0	S: 3	R: 0	H: 2	E: 0	K: 1	S: 6	R: 0	H: 0	E: 0	K: 0	S: 3	R: 0	H: 0	E: 0	K: 1	S: 5	R: 0	H: 0	E: 0	K: 1	S: 5	1B: 5	SF: 0	2B: 1	SAC: 0	3B: 0	DP: 1	HR: 2	HBP: 0	WP: 0	PA: 37
--------------	------	------	------	------	------	------	--------	-------	-------	------	------	------	------	------	------	------	------	------	------	------	------	------	------	------	------	------	------	------	------	------	------	------	------	------	------	------	------	------	------	------	------	------	------	------	------	------	------	------	------	------	------	------	------	------	-------	-------	-------	--------	-------	-------	-------	--------	-------	--------

PITCHER	IP	WLS	BF	H	R	ER	SO	BB	IBB	HBP	BLK	WP	HR	S	P	ERA	WHIP
Tom Underwood, L (1, 1) ERA: 5.04	5.0	W	24	5	5	5	4	4	0	0	0	0	2	28	44	9.00	1.800
Clay Carroll, R (6, 1) ERA: 2.32	2.0		7	2	0	0	1	0	0	0	0	0	0	9	9	0.00	1.000
Butch Metzger, R (8, 1) ERA: 3.49	2.0	S	6	0	0	0	1	0	0	0	0	0	0	8	8	0.00	0.000

BOTTOM


St. Louis Cardinals @ Atlanta Braves
Atlanta-Fulton County Stadium, Atlanta, GA

Mon Aug 01 1977, 7:05 PM EDT
Att. 6,933 - Unknown

livebaseballscores.com

AB	33
R	5
H	7
RBI	5
BB	4
SO	6
LOB	13



Batter	1	2	3	4	5	6	7	8	9	AB R H RBI BB SO LOB	TOP									
Lou Brock, L (1, 7) OBP: 0.308, SLG: 0.360 Al Hrabosky, R (9, 1) Clay Carroll, R (9, 1) OBP: 0.100, SLG: 0.100	0-0 CS 1B		0-0 4-3		0-0 4-3			0-3 K	0-0 F7	5 0 1 0 0 1 2 0 0 0 0 0 0 0 0 0 0 0 0 0 0										
Don Kessinger, S (1, 6) OBP: 0.325, SLG: 0.284 Garry Templeton, S (8, PR) OBP: 0.333, SLG: 0.443	0-3 K 1-2			0-0 1B 2B	0-0 F9			0-0 CS 1B		4 1 2 0 0 1 1 0 0 0 0 0 0 0										
Jerry Mumphrey, S (1, 8) OBP: 0.393, SLG: 0.460	0-0 4-3			4-0 1B FC4-6 BB	0-0 1-3			0-0 6-3 1-2		3 1 0 0 1 0 1										
Ted Simmons, S (1, 2) OBP: 0.408, SLG: 0.522		0-3 K G4-6-3		0-0 FC4-6 1B 1-3 2-H		0-0 6-3		4-0 SH3-4 E SF9 BB		3 2 1 1 1 1 0										
Keith Hernandez, L (1, 3) OBP: 0.396, SLG: 0.467		0-0 G4-6-3 1-2f		4-0 FC4-6 1B 1-2 BB		0-0 G3		0-0 SF9 SH3-4 1B		3 1 0 0 1 0 2										
Ken Reitz, R (1, 5) OBP: 0.303, SLG: 0.430		0-0 6-3		0-3 K		0-0 F7		0-0 SH3-4 1-2 2-3		3 0 0 0 0 1 3										
Mike Anderson, R (1, 9) OBP: 0.280, SLG: 0.376 Tony Scott, S (7, PH) OBP: 0.379, SLG: 0.413			0-0 6-3	0-0 FC4-6 1B 1-2f 2-3 3-H		0-0 4-3		4-0 SF9 1B IBB		2 0 0 1 0 0 2 1 1 0 0 1 0 0	AB 31 R 6 H 7 RBI 6 BB 4 SO 5 LOB 13									
Mike Tyson, R (1, 4) OBP: 0.287, SLG: 0.336			0-0 F7	0-0 1B 1-2 3-H		0-0 L8		0-0 SF9 1-2 2-3 3-H		3 0 1 2 0 0 0										
John Urea, R (1, 1) OBP: 0.353, SLG: 0.154 Mike Phillips, L (7, PH) OBP: 0.234, SLG: 0.256 Buddy Schultz, R (7, 1) OBP: 0.350, SLG: 0.222 Butch Metzger, R (8, 1) Dave Rader, L (9, PH) OBP: 0.353, SLG: 0.412 Hector Cruz, R (9, 7) OBP: 0.361, SLG: 0.391			0-0 1B	0-3 K		0-0 4-3		0-0 2-H 3-H 1B		2 0 1 0 0 1 2 1 0 1 0 1 2 0 0 0 0 0 0 0 0 0 0										
Inning Stats	R: 0 E: 0 K: 1 S: 5	H: 1 LOB: 0 BB: 0 P: 5	R: 0 E: 0 K: 1 S: 5	H: 0 LOB: 0 BB: 0 P: 5	R: 0 E: 0 K: 0 S: 4	H: 1 LOB: 1 BB: 0 P: 4	R: 3 E: 0 K: 2 S: 10	H: 3 LOB: 2 BB: 2 P: 18	R: 0 E: 0 K: 0 S: 3	H: 0 LOB: 0 BB: 0 P: 3	R: 0 E: 0 K: 0 S: 3	H: 0 LOB: 0 BB: 0 P: 3	R: 0 E: 0 K: 1 S: 5	H: 1 LOB: 1 BB: 0 P: 5	R: 3 E: 1 K: 0 S: 5	H: 1 LOB: 1 BB: 2 P: 13	1B: 6 2B: 1 3B: 0 HR: 0	SF: 1 SAC: 1 DP: 1 HBP: 0	WP: 0 PB: 1 SB: 0 CS: 2	PA: 37
PITCHER Phil Niekro, R (1, 1) ERA: 4.21	IP 9.0 WLS L BF 37 H 7 R 6 ER 3 SO 5 BB 3 IBB 1 HBP 0 BLK 0 WP 0 HR 0 S 43 P 59 ERA 3.00 WHIP 1.111											PITCHER	IP WLS BF H R ER SO BB IBB HBP BLK WP HR S P ERA WHIP							

St. Louis Cardinals @ Atlanta Braves
Atlanta-Fulton County Stadium, Atlanta, GA
Tue Aug 02 1977, 7:05 PM EDT
Att. 6,378 - Unknown

livebaseballscorecards.com

Batter	1	2	3	4	5	6	7	8	9	AB	R	H	RBI	BB	SO	LOB
Rowland Office, L OBP: 0.296, SLG: 0.317 Barry Bonnell, R OBP: 0.381, SLG: 0.346 (1, 8) (8, PH) (9, 8)	0-0 4-3 1B		0-0 1B		0-0 HR			0-0 SH3-4 1B	0-3 K	3	1	2	2	0	0	0
Jerry Royster, R OBP: 0.283, SLG: 0.272 Joe Nolan, L OBP: 0.370, SLG: 0.429 (1, 5) (9, PH)	0-3 K		0-0 L8		0-0 F7			0-0 SH3-4 1-2	0-0 1-3	3	0	0	0	0	1	1
Willie Montanez, L OBP: 0.348, SLG: 0.497 (1, 3)	0-0 F9		0-0 F7		0-0 4-3			0-0 P6		4	0	0	0	0	0	2
Jeff Burroughs, R OBP: 0.368, SLG: 0.519 (1, 9)		0-3 K		0-0 HR		0-0 G4-6-3 1B		0-0 BB		3	1	2	1	1	1	0
Gary Matthews, R OBP: 0.355, SLG: 0.430 (1, 7)		0-0 2B		0-0 1-3		0-0 G4-6-3 1-2f		0-0 F8		4	0	1	0	0	0	3
Vic Correll, R OBP: 0.333, SLG: 0.444 (1, 2)		0-0 P6		0-3 K		0-0 F8			0-3 K	4	0	0	0	0	2	1
Darrel Chaney, S OBP: 0.258, SLG: 0.285 Junior Moore, R OBP: 0.320, SLG: 0.321 (1, 6) (9, PH)		4-0 BB		0-0 4-3			0-0 P3		4-0 1B BB	2	0	0	0	1	0	0
Rod Gilbreath, R OBP: 0.323, SLG: 0.335 (1, 4)		0-0 F9			0-0 HR 2B		0-0 6-3		0-0 1B 1B	4	1	2	0	0	0	2
Phil Niekro, R OBP: 0.158, SLG: 0.149 Cito Gaston, R OBP: 0.320, SLG: 0.449 Brian Asselstine, L OBP: 0.261, SLG: 0.313 (1, 1) (9, PH) (9, PR)			0-0 P6		0-0 6-3		0-0 6-3		0-0 1B 1-2 2-H	3	0	0	0	0	0	1

Inning Stats	R: 0	H: 0	E: 0	K: 1	S: 5	H: 0	LOB: 0	BB: 0	P: 5	R: 0	H: 1	E: 0	K: 1	S: 6	H: 1	LOB: 2	BB: 1	P: 10	R: 0	H: 1	E: 0	K: 0	S: 4	R: 1	H: 1	E: 0	K: 1	S: 6	H: 1	LOB: 0	BB: 0	P: 6	R: 2	H: 2	E: 0	K: 0	S: 5	H: 1	LOB: 0	BB: 0	P: 5	R: 0	H: 1	E: 0	K: 0	S: 3	H: 0	LOB: 0	BB: 0	P: 3	R: 0	H: 0	E: 0	K: 0	S: 3	R: 0	H: 1	E: 0	K: 0	S: 4	H: 1	LOB: 2	BB: 1	P: 8	R: 1	H: 2	E: 0	K: 2	S: 9	H: 2	LOB: 2	BB: 1	P: 13	1B: 5	SF: 0	2B: 2	SAC: 1	3B: 0	DP: 1	HR: 2	HBP: 0	WP: 0	PA: 38
--------------	------	------	------	------	------	------	--------	-------	------	------	------	------	------	------	------	--------	-------	-------	------	------	------	------	------	------	------	------	------	------	------	--------	-------	------	------	------	------	------	------	------	--------	-------	------	------	------	------	------	------	------	--------	-------	------	------	------	------	------	------	------	------	------	------	------	------	--------	-------	------	------	------	------	------	------	------	--------	-------	-------	-------	-------	-------	--------	-------	-------	-------	--------	-------	--------

PITCHER	IP	WLS	BF	H	R	ER	SO	BB	IBB	HBP	BLK	WP	HR	S	P	ERA	WHIP
John Urrea, R ERA: 2.95 (1, 1)	6.0		24	6	3	3	3	1	0	0	0	0	2	29	33	4.50	1.167
Buddy Schultz, L ERA: 1.26 (7, 1)	1.2		6	1	0	0	0	0	0	0	0	0	0	6	6	0.00	0.600
Butch Metzger, R ERA: 3.48 (8, 1)	0.1	W	2	0	0	0	0	1	0	0	0	0	0	1	5	0.00	3.000
Al Hrabosky, L ERA: 4.48 (9, 1)	0.1		4	2	1	1	1	1	0	0	0	0	0	5	9	27.00	9.000
Clay Carroll, R ERA: 2.3 (9, 1)	0.2	S	2	0	0	0	1	0	0	0	0	0	0	4	4	0.00	0.000


BOTTOM

St. Louis Cardinals @ Atlanta Braves
Atlanta-Fulton County Stadium, Atlanta, GA

Tue Aug 02 1977, 7:05 PM EDT
Att. 6,378 - Unknown

livebaseballscores.com

AB	34
R	4
H	9
RBI	4
BB	3
SO	5
LOB	14



Batter	1	2	3	4	5	6	7	8	9	AB R H RBI BB SO LOB	TOP
Lou Brock, L (1, 7) OBP: 0.310, SLG: 0.358 Hector Cruz, R (8, 7) OBP: 0.361, SLG: 0.391	0-0 F7		0-0 S E 1B	0-3 K		1-0 CS HBP		0-3 K		4 1 1 0 0 2 0 0 0 0 0 0 0 0	
Garry Templeton, S (1, 6) OBP: 0.334, SLG: 0.446 Ken Reitz, R (7, 5) OBP: 0.303, SLG: 0.429	0-3 K		0-0 F9 1-H		0-0 1B 2B	0-0 CS 1-2	0-0 CS 1B	0-0 F7		4 1 2 0 0 1 0 1 0 0 0 0 0 0	
Jerry Mumphrey, S (1, 8) OBP: 0.400, SLG: 0.470	0-0 BLK 1B		0-0 1B 2B		0-0 BLK 2B 1B		0-0 1B 1B		0-0 6-3	5 3 4 1 0 0 0	
Ted Simmons, S (1, 2) OBP: 0.410, SLG: 0.524	0-0 F9 1-2		4-0 1B IBB		0-0 4-3 1-H 2B		0-0 BB 1B		0-0 F9	4 0 2 1 1 0 1	
Keith Hernandez, L (1, 3) OBP: 0.396, SLG: 0.469		0-0 FC6-4 2B	0-0 F8		0-0 4-3 2-3		0-0 BB 1B		0-0 F9	5 0 2 1 0 0 3	
Mike Anderson, R (1, 9) OBP: 0.288, SLG: 0.375		0-0 6-3	0-0 1-3 2-H 1B		0-3 K		1-2 BB			3 0 1 1 1 1 2	
Don Kessinger, S (1, 5) OBP: 0.321, SLG: 0.277		4-0 BB FC6-4	0-3 K		0-3 K		0-3 K			3 0 0 0 1 3 6	
Mike Tyson, R (1, 4) OBP: 0.283, SLG: 0.331		0-0 FC6-4 1-2 2-3		0-3 K		0-0 F5	0-0 4-3			4 0 0 0 0 1 5	
Eric Rasmussen, R (1, 1) OBP: 0.193, SLG: 0.222		0-0 F5		0-3 K		0-0 6-3		0-0 5-3		4 0 0 0 0 1 2	

AB	R	H	RBI	BB	SO	LOB
37	5	12	4	3	9	19

WP	PA
0	42

1B	SF	2B	SAC	3B	DP	HR	HBP
8	0	4	0	0	0	0	1

Inning Stats	R	H	E	K	S	P	1B	2B	3B	HR	SF	DP	HBP
1	0	1	0	1	6	6	8	1	0	0	0	0	0
2	0	1	0	0	4	8	1	0	0	0	0	0	0
3	2	3	1	1	8	12	2	1	0	0	0	0	0
4	0	0	0	3	9	9	0	0	0	0	0	0	0
5	2	3	0	2	10	10	3	2	0	0	0	0	0
6	0	0	0	0	3	3	0	0	0	0	0	0	0
7	1	4	1	1	8	12	3	1	0	0	0	0	0
8	0	0	0	1	5	5	0	0	0	0	0	0	0
9	0	0	0	0	3	3	0	0	0	0	0	0	0

PITCHER	IP	WLS	BF	H	R	ER	SO	BB	IBB	HBP	BLK	WP	HR	S	P	ERA	WHIP
Dick Ruthven, R (1, 1) ERA: 4.34	5.0	L	25	8	4	4	7	1	1	0	2	0	0	37	45	7.20	1.800
Don Collins, L (6, 1) ERA: 5.2	1.1		7	4	1	1	0	0	0	1	0	0	0	6	7	6.75	3.000
Dave Campbell, R (7, 1) ERA: 4.05	1.2		6	0	0	0	2	1	0	0	0	0	0	9	13	0.00	0.600
Steve Hargan, R (9, 1) ERA: 6.62	1.0		3	0	0	0	0	0	0	0	0	0	0	3	3	0.00	0.000

St. Louis Cardinals @ Atlanta Braves
 Atlanta-Fulton County Stadium, Atlanta, GA
 Wed Aug 03 1977, 7:05 PM EDT
 Att. 5,954 - Unknown

livebaseballscorecards.com



Batter	1	2	3	4	5	6	7	8	9	AB R H RBI BB SO LOB
Rowland Office, L OBP: 0.295, SLG: 0.316 (1, 8)	0-0 4-3 ①		0-0 F7 ③			0-0 G4-6-3 1B			0-0 F7 ①	4 0 1 0 0 0 0
Jerry Royster, R OBP: 0.280, SLG: 0.268 (1, 5)	0-0 F2			0-3 K ①		0-0 G4-6-3 ① ②			0-0 4-3 ②	4 0 0 0 0 1 1
Willie Montanez, L OBP: 0.347, SLG: 0.494 (1, 3)	0-0 4-3 ③			0-0 4-3 ②		0-3 K ③			0-0 BB 1B	4 0 1 0 0 1 0
Jeff Burroughs, R OBP: 0.367, SLG: 0.515 (1, 9)		0-0 5-3 ①		0-0 5-3 ③			0-0 4-3 ①		4-0 BB BB BB BB FC4-6 BB 1-2	3 0 0 0 1 0 0
Gary Matthews, R OBP: 0.357, SLG: 0.438 (1, 7)					4-0 BB BB BB BB G4-6-3 BB		0-0 L8 ②		0-0 FC4-6 ③	3 1 1 1 1 0 2
Biff Pocaroba, S OBP: 0.374, SLG: 0.423 (1, 2)					0-0 G4-6-3 ① ②		0-0 F9 ③			3 0 0 0 0 0 1
Darrel Chaney, S OBP: 0.259, SLG: 0.282 (1, 6)		0-0 P6 ③			4-0 BB BB BB BB 1B BB			0-0 F8 ①		2 0 0 0 1 0 0
Rod Gilbreath, R OBP: 0.323, SLG: 0.335 (1, 4)			0-3 K ①		0-0 K ②		0-0 F8 ②		0-0 F8 ②	3 0 1 0 0 1 0
Dick Ruthven, R OBP: 0.250, SLG: 0.281 (5, PH)			0-3 K ②		0-0 F2 ③		0-0 6-3 ③			1 0 0 0 0 0 1 0
Brian Aselstine, L OBP: 0.287, SLG: 0.308 (6, 1)										1 0 0 0 0 0 0 2
Don Collins, R (6, 1)										0 0 0 0 0 0 0 0
Dave Campbell, R (7, 1)										0 0 0 0 0 0 0 0
Barry Bonnell, R OBP: 0.380, SLG: 0.344 (8, PH)										1 0 0 0 0 0 0 0
Steve Hargan, R (9, 1)										0 0 0 0 0 0 0 0

Inning Stats	R: 0	H: 0	E: 0	K: 0	S: 3	R: 1	H: 1	E: 0	K: 0	S: 4	R: 0	H: 0	E: 0	K: 2	S: 7	R: 0	H: 0	E: 0	K: 1	S: 5	R: 0	H: 1	E: 0	K: 0	S: 3	R: 0	H: 0	E: 0	K: 0	S: 3	R: 0	H: 0	E: 0	K: 0	S: 3	R: 0	H: 1	E: 0	K: 0	S: 4	1B: 3	2B: 0	3B: 0	HR: 1	SF: 0	SAC: 0	DP: 2	HBP: 0	WP: 0	PA: 32
PITCHER Eric Rasmussen, R ERA: 3.44 (1, 1)	IP	WLS	BF	H	R	ER	SO	BB	IBB	HBP	BLK	WP	HR	S	P	ERA	WHIP	IP	WLS	BF	H	R	ER	SO	BB	IBB	HBP	BLK	WP	HR	S	P	ERA	WHIP																

BOTTOM

St. Louis Cardinals @ Atlanta Braves
Atlanta-Fulton County Stadium, Atlanta, GA

Wed Aug 03 1977, 7:05 PM EDT
Att. 5,954 - Unknown

livebaseballscorecards.com

AB	29
R	1
H	4
RBI	1
BB	3
SO	4
LOB	6



Batter	1	2	3	4	5	6	7	8	9	AB R H RBI BB SO LOB	TOP									
Dave Cash, R (1, 4) OBP: 0.338, SLG: 0.350	0-0 2B 1B	0-0 S 1B			0-3 K			0-0 4-3	4-0 FC6-4 BB	4 0 2 0 1 1 0										
Chris Speier, R (1, 6) OBP: 0.320, SLG: 0.338	0-0 F8	0-3 K			0-0 6-3			0-0 BB 1B	0-0 F4	5 0 1 0 0 1 5										
Ellis Valentine, R (1, 9) OBP: 0.345, SLG: 0.513	0-0 F9				0-0 F8			0-0 BB 1B	0-0 FC6-4	5 0 2 0 0 0 4										
Tony Perez, R (1, 3) OBP: 0.354, SLG: 0.440	0-0 1-3 2B				4-0 BB			0-3 K		3 0 1 0 1 1 2										
Andre Dawson, R (1, 8) OBP: 0.333, SLG: 0.497	0-0 5-3				0-0 F8			4-0 BB 1B		3 0 0 0 1 0 3										
Warren Cromartie, L (1, 7) OBP: 0.322, SLG: 0.410					0-0 F5			0-0 F8	0-0 G3	4 1 1 0 0 0 4										
Gary Carter, R (1, 2) OBP: 0.336, SLG: 0.482					0-0 F8			0-0 G6-4-3 1B	0-0 1-3	4 1 2 2 0 0 0										
Larry Parrish, R (1, 5) OBP: 0.323, SLG: 0.400					0-0 F3			0-0 G6-4-3	4-0 WP BB	3 0 0 0 1 0 1										
Stan Bahnsen, R (1, 1) OBP: 0.138, SLG: 0.111					0-0 F7			0-0 F9	4-0 WP BB	1 0 0 0 0 0 0										
Sam Mejias, R (4, PH) OBP: 0.298, SLG: 0.533										1 0 0 0 0 0 0										
Santo Alcatala, R (4, 1) OBP: 0.045, SLG: 0.192										0 0 0 0 0 0 0										
Pete Mackanin, R (7, PH) OBP: 0.300, SLG: 0.357										1 0 0 0 0 0 0										
Bill Atkinson, L (7, 1) OBP: 0.200, SLG: 0.200										0 0 0 0 0 0 0										
Wayne Garrett, L (8, PH) OBP: 0.379, SLG: 0.367										0 0 0 0 1 0 0										
Pepe Frias, R (9, PR) OBP: 0.238, SLG: 0.262										0 0 0 0 0 0 0										
Inning Stats	R: 0 E: 0 K: 0 S: 5	H: 2 LOB: 2 BB: 0 P: 5	R: 2 E: 0 K: 1 S: 8	H: 3 LOB: 1 BB: 0 P: 8	R: 0 E: 0 K: 0 S: 3	H: 1 LOB: 1 BB: 1 P: 7	R: 0 E: 0 K: 0 S: 3	H: 0 LOB: 0 BB: 0 P: 3	R: 0 E: 0 K: 1 S: 5	H: 0 LOB: 0 BB: 0 P: 5	R: 0 E: 0 K: 0 S: 3	H: 1 LOB: 0 BB: 0 P: 3	R: 0 E: 0 K: 1 S: 7	H: 2 LOB: 3 BB: 1 P: 11	R: 0 E: 0 K: 0 S: 3	H: 0 LOB: 3 BB: 3 P: 15	1B: 7 2B: 1 3B: 0 HR: 1	SF: 0 SAC: 0 DP: 1 HBP: 0	WP: 1 PB: 0 SB: 1 CS: 0	PA: 39
PITCHER	IP WLS BF H R ER SO BB IBB HBP BLK WP HR S P ERA WHIP																			
Eddie Solomon, R (1, 1) ERA: 2.37	8.0 W 33 9 2 2 3 2 0 0 0 0 1 37 45 2.25 1.375																			
Preston Hanna, R (9, 1) ERA: 1.59	0.1 4 0 0 0 0 3 0 0 0 1 0 1 13 0.00 9.000																			
Dave Campbell, R (9, 1) ERA: 3.99	0.2 S 2 0 0 0 0 0 0 0 0 0 0 2 2 0.00 0.000																			

Montreal Expos @ Atlanta Braves
Atlanta-Fulton County Stadium, Atlanta, GA

Thu Aug 04 1977, 7:05 PM EDT
Att. 3,987 - Unknown

livebaseballscorecards.com

AB 34
R 2
H 9
RBI 2
BB 5
SO 3
LOB 19



Batter	1	2	3	4	5	6	7	8	9	AB	R	H	RBI	BB	SO	LOB	TOP					
Dave Cash, R OBP: 0.342, SLG: 0.356 (1, 4) <small>BB BB BB</small>	4-0 FC5 BB BB		0-0 PB HR 2B		0-0 1B 1-2 1B		0-0 F8		0-0 SH3-4 1B 1B	4	2	3	0	1	0	1						
Chris Speier, R OBP: 0.317, SLG: 0.334 (1, 6) <small>X</small>	0-0 F8		0-3 K 2-3		0-3 K 1-2		0-0 4-3 1-2		0-0 SH3-4 1-2	4	0	0	0	0	2	5						
Ellis Valentine, R OBP: 0.348, SLG: 0.520 Sam Mejias, R OBP: 0.298, SLG: 0.533 (1, 9) (9, PR) (9, 9) <small>BB BB BB</small>	4-0 1-2 BB		0-0 HR		0-3 K 1-3 2-H		0-0 6-3 2-3		0-0 1B 1B 2-H	4	1	2	3	1	1	3						
Tony Perez, R OBP: 0.357, SLG: 0.441 (1, 3) <small>S S S</small>	0-3 K		0-0 1B		0-0 CS 1B		0-0 F9		4-0 1B IBB	4	0	2	1	1	1	2						
Andre Dawson, R OBP: 0.331, SLG: 0.492 (1, 8) <small>X</small>	0-0 FC5 2-3f		0-0 F9		0-0 CS 1-2		0-0 5-3		0-0 F1 1-3 2-H	5	0	1	1	0	0	3						
Warren Cromartie, L OBP: 0.325, SLG: 0.414 (1, 7) <small>X</small>		0-0 5-3		0-0 CS 1B		0-0 1B		0-0 WP 2B 2B	0-0 F9	5	1	3	0	0	0	1						
Gary Carter, R OBP: 0.335, SLG: 0.482 (1, 2) <small>SS SS SS</small>		0-3 K		0-3 K 1-2		0-3 K		0-0 2B 2-H		4	0	1	1	0	3	2						
Wayne Garrett, L OBP: 0.376, SLG: 0.360 (1, 5) <small>X</small>		0-0 1-3		0-0 5-3		0-0 G3		4-0 IBB		3	0	0	0	1	0	1						
Wayne Twitchell, R OBP: 0.207, SLG: 0.154 Don Stanhouse, R OBP: 0.231, SLG: 0.289 Will McEnaney, L Joe Kerrigan, R (1, 1) (6, 1) (9, 1) (9, 1) <small>SS SS SS SS</small>			0-3 K		4-0 1B 1B BB		0-0 E6 WP 4-3		0-0 F8	1	1	0	0	1	1	0						
										2	0	0	0	0	0	2						
										0	0	0	0	0	0	0						
										0	0	0	0	0	0	0						
Inning Stats	R: 0 E: 0 K: 1 S: 5	H: 0 LOB: 2 BB: 2 P: 13	R: 0 E: 0 K: 1 S: 5	H: 0 LOB: 0 BB: 0 P: 5	R: 2 E: 0 K: 2 S: 10	H: 3 LOB: 1 BB: 0 P: 10	R: 0 E: 0 K: 1 S: 5	H: 1 LOB: 0 BB: 0 P: 5	R: 1 E: 0 K: 2 S: 8	H: 2 LOB: 1 BB: 1 P: 12	R: 0 E: 0 K: 1 S: 6	H: 1 LOB: 1 BB: 0 P: 6	R: 0 E: 1 K: 0 S: 4	H: 0 LOB: 1 BB: 0 P: 4	R: 1 E: 0 K: 0 S: 5	H: 2 LOB: 2 BB: 1 P: 9	R: 2 E: 0 K: 0 S: 5	H: 3 LOB: 1 BB: 1 P: 9	1B: 8 2B: 3 3B: 0 HR: 1	SF: 0 SAC: 1 DP: 0 HBP: 0	WP: 2 PB: 1 SB: 0 CS: 2	PA: 43
PITCHER	IP	WLS	BF	H	R	ER	SO	BB	IBB	HBP	BLK	WP	HR	S	P	ERA	WHIP					
Buzz Capra, R ERA: 5.49 (1, 1)	8.0		36	9	4	4	8	3	1	0	0	2	1	48	64	4.50	1.500					
Dave Campbell, R ERA: 4.34 (9, 1)	0.1	L	3	2	2	2	0	0	0	0	0	0	0	3	3	54.00	6.000					
Duane Theiss, R ERA: (9, 1)	0.1		2	1	0	0	0	0	1	0	0	0	0	1	5	0.00	3.000					
Don Collins, L ERA: 5.17 (9, 1)	0.1		1	0	0	0	0	0	0	0	0	0	0	1	1	0.00	0.000					

Montreal Expos @ Atlanta Braves
 Atlanta-Fulton County Stadium, Atlanta, GA
 Fri Aug 05 1977, 7:05 PM EDT
 Att. 8,100 - Unknown

livebaseballscorecards.com

AB	36
R	6
H	12
RBI	6
BB	5
SO	8
LOB	20



BOTTOM

Montreal Expos @ Atlanta Braves
Atlanta-Fulton County Stadium, Atlanta, GA

Fri Aug 05 1977, 7:05 PM EDT
Att. 8,100 - Unknown

AB	35
R	4
H	8
RBI	4
BB	4
SO	7
LOB	13



WP	0	PA	40
PB	0		
SB	0		
CS	0		

AB R H RBI BB SO LOB

5 0 1 0 0 0 1

4 1 2 0 1 0 0

5 1 1 1 0 1 4

5 2 2 2 0 1 1

4 0 1 1 0 1 0

2 0 0 0 1 0 1

4 0 0 0 0 1 3

3 0 0 0 1 1 1

2 0 1 0 1 1 0
1 0 0 0 0 1 2
0 0 0 0 0 0 0
0 0 0 0 0 0 0
0 0 0 0 0 0 0

Batter	1	2	3	4	5	6	7	8	9
Rowland Office, L OBP: 0.302, SLG: 0.318 (1, 8)	0-0 F7		0-0 6-3		0-0 1-2 2-H 1B		0-0 FC4-6 1B		0-0 5-3
Barry Bonnell, R OBP: 0.381, SLG: 0.348 (1, 5)	0-0 4-3			0-0 6-3		0-0 4-3 HR 2B	0-0 1-3 1B		4-0 FC3-6 BB
Willie Montanez, L OBP: 0.344, SLG: 0.495 (1, 3)	0-0 F7			0-0 HR		0-0 4-3 2-3	0-3 K		0-0 FC3-6 1-2f
Jeff Burroughs, R OBP: 0.371, SLG: 0.525 (1, 9)		0-0 5-3		0-3 K		0-0 3-H 0-3 HR		0-0 2B 2B	0-0 F8
Gary Matthews, R OBP: 0.357, SLG: 0.439 (1, 7)		0-0 E6		0-0 1-3				0-0 SH1-4 2-H 2B	
Biff Pocoroba, S OBP: 0.378, SLG: 0.432 (1, 2)		0-0 F4			0-0 6-3	4-0 FC6-4 BB		0-0 SH1-4 2-3	
Rod Gilbreath, R OBP: 0.315, SLG: 0.326 (1, 4)		0-0 F9			0-0 E6 1B	0-0 FC6-4 1-2f		0-3 K	
Pat Rockett, R OBP: 0.305, SLG: 0.271 (1, 6)			0-0 5-3		0-3 K		0-0 F8	4-0 BB	
Buzz Capra, R OBP: 0.231, SLG: 0.130 (1, 1)			0-3 K		4-0 1B		0-0 FC4-6 1B	0-3 K	
Joe Nolan, L OBP: 0.362, SLG: 0.419 (8, PH)					1-2 BB				
Dave Campbell, R (9, 1)									
Duane Theiss, R (9, 1)									
Don Collins, R (9, 1)									

Inning Stats	R: 0	H: 0	E: 0	K: 0	S: 3	LOB: 0	BB: 0	P: 3	R: 0	H: 0	E: 1	K: 0	S: 4	LOB: 1	BB: 0	P: 4	R: 0	H: 0	E: 0	K: 1	S: 5	LOB: 0	BB: 0	P: 5	R: 1	H: 1	E: 0	K: 1	S: 6	LOB: 0	BB: 0	P: 6	R: 0	H: 1	E: 1	K: 1	S: 6	LOB: 2	BB: 1	P: 10	R: 2	H: 2	E: 0	K: 1	S: 7	LOB: 1	BB: 1	P: 11	R: 0	H: 2	E: 0	K: 1	S: 7	LOB: 2	BB: 0	P: 7	R: 1	H: 2	E: 0	K: 2	S: 9	LOB: 2	BB: 1	P: 13	R: 0	H: 0	E: 0	K: 0	S: 3	LOB: 1	BB: 1	P: 7	1B: 3	SF: 0	2B: 3	SAC: 1	3B: 0	DP: 0	HR: 2	HBP: 0	WP: 0	PA: 40
--------------	------	------	------	------	------	--------	-------	------	------	------	------	------	------	--------	-------	------	------	------	------	------	------	--------	-------	------	------	------	------	------	------	--------	-------	------	------	------	------	------	------	--------	-------	-------	------	------	------	------	------	--------	-------	-------	------	------	------	------	------	--------	-------	------	------	------	------	------	------	--------	-------	-------	------	------	------	------	------	--------	-------	------	-------	-------	-------	--------	-------	-------	-------	--------	-------	--------

PITCHER	IP	WLS	BF	H	R	ER	SO	BB	IBB	HBP	BLK	WP	HR	S	P	ERA	WHIP
Wayne Twitchell, R ERA: 5.01 (1, 1)	5.1		22	4	3	3	3	1	0	0	0	0	2	27	31	5.06	0.938
Don Stanhouse, R ERA: 4.18 (6, 1)	3.0	W	16	4	1	1	4	3	0	0	0	0	0	21	33	3.00	2.333
Will McEnaney, L ERA: 4.17 (9, 1)	0.1		1	0	0	0	0	0	0	0	0	0	0	1	1	0.00	0.000
Joe Kerrigan, R ERA: 3.06 (9, 1)	0.1	S	1	0	0	0	0	0	0	0	0	0	0	1	1	0.00	0.000

Batter	1	2	3	4	5	6	7	8	9	AB R H RBI BB SO LOB	TOP									
Dave Cash, R (1, 4) OBP: 0.339, SLG: 0.351	0-0 F4		0-0 F6		0-0 5-3			0-0 6-3	0-3 K	5 0 0 0 0 1 0	Montreal Expos @ Atlanta Braves Atlanta-Fulton County Stadium, Atlanta, GA Sat Aug 06 1977, 7:05 PM EDT Att: 10,198 - Unknown livebaseballscorecards.com									
Warren Cromartie, L (1, 7) OBP: 0.329, SLG: 0.417	0-0 BB 1B		0-0 F6		0-0 1B			0-0 1B 1B		4 1 3 0 0 0 0										
Ellis Valentine, R (1, 9) OBP: 0.350, SLG: 0.522	0-3 K		0-0 2B		0-3 K			0-0 BB 1B 1B		4 0 2 0 0 2 2										
Tony Perez, R (1, 3) OBP: 0.356, SLG: 0.438	4-0 1-2 BB		0-3 K		0-3 K			0-3 K		3 0 0 0 1 3 3										
Andre Dawson, R (1, 8) OBP: 0.333, SLG: 0.492	0-3 K2-3			0-0 CS 1B		0-0 F4		0-0 BB 1B		4 0 2 1 0 1 2										
Gary Carter, R (1, 2) OBP: 0.337, SLG: 0.480		4-0 BB BB BB BB		0-3 1-2 K		0-3 K2-3		0-0 BB 1B		2 0 0 0 2 2 1										
Chris Speier, R (1, 6) OBP: 0.317, SLG: 0.332			0-0 F9		4-0 BB BB BB BB		0-0 5-3		0-0 4-3	2 0 0 0 1 0 1										
Wayne Garrett, L (8, PH) OBP: 0.374, SLG: 0.358										1 0 0 0 0 0 3										
Pepe Frias, R (8, 6) OBP: 0.238, SLG: 0.262										0 0 0 0 0 0 0										
Larry Parrish, R (1, 5) OBP: 0.318, SLG: 0.394			0-0 F3		0-0 FC6-4 1-2f		0-3 K		0-0 F6	4 0 0 0 0 1 2										
Steve Rogers, R (1, 1) OBP: 0.157, SLG: 0.106			0-0 FC6-4				0-3 K		0-0 F4	3 0 0 0 0 1 1										
Del Unser, L (9, PH) OBP: 0.345, SLG: 0.462					0-0 G3					1 0 0 0 0 0 0										
Inning Stats	R: 0 E: 0 K: 2 S: 8	H: 1 LOB: 2 BB: 1 P: 12	R: 0 E: 0 K: 0 S: 3	H: 0 LOB: 1 BB: 1 P: 7	R: 0 E: 0 K: 1 S: 6	H: 1 LOB: 1 BB: 1 P: 9	R: 0 E: 0 K: 1 S: 5	H: 1 LOB: 1 BB: 0 P: 6	R: 0 E: 0 K: 2 S: 7	H: 0 LOB: 0 BB: 0 P: 7	R: 0 E: 0 K: 2 S: 7	H: 0 LOB: 0 BB: 0 P: 7	R: 1 E: 0 K: 1 S: 8	H: 3 LOB: 3 BB: 1 P: 12	R: 0 E: 0 K: 1 S: 5	H: 0 LOB: 0 BB: 0 P: 5	1B: 6 2B: 1 3B: 0 HR: 0	SF: 0 SAC: 0 DP: 0 HBP: 0	WP: 0 PB: 0 SB: 0 CS: 1	PA: 37
PITCHER Phil Niekro, R (1, 1) ERA: 4.08	IP: 9.0 WLS: W BF: 37 H: 7 R: 1 ER: 1 SO: 11 BB: 4 IBB: 0 HBP: 0 BLK: 0 WP: 0 HR: 0 S: 55 P: 71 ERA: 1.00 WHIP: 1.222											PITCHER IP: WLS: BF: H: R: ER: SO: BB: IBB: HBP: BLK: WP: HR: S: P: ERA: WHIP:								

Montreal Expos @ Atlanta Braves
Atlanta-Fulton County Stadium, Atlanta, GA

Sat Aug 06 1977, 7:05 PM EDT
Att: 10,198 - Unknown

AB	33
R	1
H	7
RBI	1
BB	4
SO	11
LOB	15



Batter	1	2	3	4	5	6	7	8	9
Rowland Office, L OBP: 0.308, SLG: 0.323 (1, 8)	0-0 4-3 1B		0-0 SH3-4 1B	0-0 2-H 1B		0-0 1B 1B		0-3 K	
Barry Bonnell, R OBP: 0.383, SLG: 0.351 (1, 5) (9, 9)	0-0 6-3		0-0 SH3-4 1-2	0-0 6-3		0-0 1B 1B		0-0 1B	
Willie Montanez, L OBP: 0.345, SLG: 0.491 (1, 3) B B B	4-0 1B BB		0-0 F7		4-0 2B FC5-2 BB	0-0 F8		0-0 F8	
Jeff Burroughs, R OBP: 0.371, SLG: 0.522 Jery Royster, R OBP: 0.280, SLG: 0.268 (1, 9) (9, 5)	0-0 FC5-4 1-2 1B		4-0 WP 1B BB		0-3 K	0-0 F8		0-3 K	
Gary Matthews, R OBP: 0.359, SLG: 0.443 (1, 7)	0-0 FC5-4 1-2f		0-0 WP 1-2 2-H 1B		0-0 FC5-2 1-3 2B		0-0 E6 4-3 WP 1B		
Biff Pocaroba, S OBP: 0.377, SLG: 0.427 (1, 2)		0-3 K	0-0 4-3 1-2 2-3		4-0 FC5-2 IBB		0-0 4-3 1-3		
Rod Gilbreath, R OBP: 0.314, SLG: 0.325 (1, 4)		0-0 5-3		0-3 K	0-0 FC5-2 1-2 2-3 3-Hf		0-0 3-H 1B		
Pat Rockett, R OBP: 0.312, SLG: 0.280 (1, 6)		0-0 1B		0-0 SH2-4 1B 1B	0-0 F6		0-3 K		
Phil Niekro, R OBP: 0.152, SLG: 0.143 (1, 1)		0-0 F8		0-0 SH2-4 1-2		0-0 6-3	0-0 5-3		

AB	R	H	RBI	BB	SO	LOB
5	1	3	1	0	1	0
4	0	2	0	0	0	1
3	0	0	0	2	0	4
4	0	1	0	1	2	4
0	0	0	0	0	0	0
4	1	2	1	0	0	2
3	0	0	0	1	1	3
4	0	1	1	0	1	3
4	1	2	0	0	1	4
3	0	0	0	0	0	2

Inning Stats	R: 0	H: 1	E: 0	LOB: 2	K: 0	BB: 1	S: 4	P: 8
R: 0 H: 1 E: 0 LOB: 1 K: 1 BB: 0 S: 6 P: 6	R: 1 H: 2 E: 0 LOB: 2 K: 0 BB: 1 S: 5 P: 9	R: 1 H: 2 E: 0 LOB: 1 K: 1 BB: 0 S: 7 P: 7	R: 0 H: 1 E: 0 LOB: 3 K: 1 BB: 2 S: 6 P: 14	R: 0 H: 2 E: 0 LOB: 2 K: 0 BB: 0 S: 5 P: 5	R: 1 H: 1 E: 1 LOB: 1 K: 1 BB: 0 S: 7 P: 7	R: 0 H: 1 E: 0 LOB: 1 K: 2 BB: 0 S: 8 P: 8		
PITCHER Steve Rogers, R ERA: 2.67 (1, 1)	IP: 8.0 WLS: L BF: 40 H: 11 R: 3 ER: 2 SO: 6 BB: 3 IBB: 1 HBP: 0 BLK: 0 WP: 2 HR: 0 S: 48 P: 64 ERA: 2.25 WHIP: 1.750	PITCHER (1, 1)	IP: WLS: BF: H: R: ER: SO: BB: IBB: HBP: BLK: WP: HR: S: P: ERA: WHIP:					

BOTTOM

Montreal Expos @ Atlanta Braves
Atlanta-Fulton County Stadium, Atlanta, GA

Sat Aug 06 1977, 7:05 PM EDT
Att. 10,198 - Unknown

livebaseballscorecards.com

AB	34
R	3
H	11
RBI	3
BB	4
SO	6
LOB	23

Braves

WP: 2	PA: 40
PB: 0	SB: 0
CS: 0	

Batter	1	2	3	4	5	6	7	8	9	AB R H RBI BB SO LOB	TOP									
Dave Cash, R (1, 4) OBP: 0.338, SLG: 0.353	0-0 F3		0-0 F8		0-0 F9			0-0 4-3 2B		4 1 1 0 0 0 2	Montreal Expos @ Atlanta Braves Atlanta-Fulton County Stadium, Atlanta, GA Sun Aug 07 1977, 3:33 AM EDT Att. 5,410 - Unknown									
Warren Cromartie, L (1, 7) OBP: 0.326, SLG: 0.413	0-0 F9		0-0 4-3		0-0 F9			0-0 4-3		4 0 0 0 0 0 3										
Ellis Valentine, R (1, 9) OBP: 0.349, SLG: 0.518	4-0 BB			0-0 F8		0-0 F7		0-0 4-3		3 0 0 1 1 0 0										
Andre Dawson, R (1, 8) OBP: 0.332, SLG: 0.489	0-3 K			0-0 F8		0-0 G4-6-3 1B		0-0 F4		4 0 1 0 0 1 1										
Wayne Garrett, L (1, 5) OBP: 0.372, SLG: 0.351		0-0 F5		4-0 1B BB		0-0 G4-6-3 1-2f			0-0 F7	3 0 0 0 1 0 1										
Jose Morales, R (1, 2) OBP: 0.241, SLG: 0.327		0-3 K		0-0 1-2 1B			0-0 HR		4-0 BB BB	3 1 2 1 1 1 0										
Del Unser, L (1, 3) OBP: 0.338, SLG: 0.452		0-0 F7		0-0 F9			0-0 F8		0-0 F8	4 0 0 0 0 0 3										
Pete Mackanin, R (1, 6) OBP: 0.286, SLG: 0.339 Gary Carter, R (9, PH) OBP: 0.339, SLG: 0.480			0-0 E6 SH3-4		0-0 4-3		0-0 4-3		4-0 BB BB	3 0 0 0 0 0 0 0 0 0 0 1 0 0										
Jackie Brown, R (1, 1) OBP: 0.178, SLG: 0.159 Fred Holdsworth, R (5, 1) Larry Parrish, R (7, PH) OBP: 0.317, SLG: 0.392 Santo Alcala, R (7, 1) OBP: 0.045, SLG: 0.182 Tony Perez, R (9, PH) OBP: 0.355, SLG: 0.436			0-0 SH3-4		0-0 1B		0-0 F2		0-3 K	1 0 1 0 0 0 0 0 0 0 0 0 0 0 1 0 0 0 0 0 0 0 0 0 0 0 0 0 1 0 0 0 0 1 2										
Inning Stats	R: 0 E: 0 K: 1 S: 5	H: 0 LOB: 1 BB: 1 P: 9	R: 0 E: 0 K: 1 S: 5	H: 0 LOB: 0 BB: 0 P: 5	R: 0 E: 1 K: 0 S: 4	H: 1 LOB: 2 BB: 1 P: 8	R: 0 E: 0 K: 0 S: 4	H: 1 LOB: 1 BB: 0 P: 4	R: 0 E: 0 K: 0 S: 3	H: 1 LOB: 0 BB: 0 P: 3		R: 1 E: 0 K: 0 S: 4	H: 1 LOB: 0 BB: 0 P: 4	R: 1 E: 0 K: 0 S: 4	H: 1 LOB: 0 BB: 0 P: 4	R: 0 E: 0 K: 1 S: 5	H: 0 LOB: 2 BB: 2 P: 13	1B: 3 2B: 1 3B: 0 HR: 1	SF: 0 SAC: 1 DP: 1 HBP: 0	WP: 0 PB: 0 SB: 0 CS: 0
PITCHER Dick Ruthven, R (1, 1) ERA: 4.1	IP: 9.0 WLS: W BF: 36 H: 5 R: 2 ER: 2 SO: 3 BB: 4 IBB: 0 HBP: 0 BLK: 0 WP: 0 HR: 1 S: 38 P: 54 ERA: 2.00 WHIP: 1.000											PITCHER	IP: 9.0 WLS: W BF: 36 H: 5 R: 2 ER: 2 SO: 3 BB: 4 IBB: 0 HBP: 0 BLK: 0 WP: 0 HR: 1 S: 38 P: 54 ERA: 2.00 WHIP: 1.000							

livebaseballscorecards.com

AB	31
R	2
H	5
RBI	2
BB	4
SO	3
LOB	12



Batter	1	2	3	4	5	6	7	8	9
Rowland Office, L OBP: 0.309, SLG: 0.328 (1, 8)	0-0 4-3 2B		0-0 F7		0-0 HBP E 1B		0-0 5-3	0-0 FC4-6	
Barry Bonnell, R OBP: 0.380, SLG: 0.346 (1, 5)	0-0 4-3 2-3		0-0 FC4-6 1B		1-0 FC4-6 HBP		0-0 F7		
Willie Montanez, L OBP: 0.346, SLG: 0.491 (1, 3)	0-0 G3		0-0 1B		0-0 FC4-6 1B		0-0 1B		
Jeff Burroughs, R OBP: 0.370, SLG: 0.518 (1, 9)	4-0 BB		0-3 K		0-0 F5		0-3 K		
Gary Matthews, R OBP: 0.360, SLG: 0.442 (1, 7)	0-0 F7			4-0 S 1B BB	0-0 1B CS 1B			0-3 K	
Biff Pocaroba, S OBP: 0.378, SLG: 0.426 (1, 2)		0-0 F3		0-0 F7	0-0 1B			4-0 HR BB	
Rod Gilbreath, R OBP: 0.316, SLG: 0.338 (1, 4)		0-0 F8		0-0 F3	0-0 CS 1B	0-0 G6-3 1B		0-0 HR	
Pat Rockett, R OBP: 0.310, SLG: 0.279 (1, 6)		0-0 6-3		0-0 1B		0-0 G6-3		0-0 F7	
Dick Ruthven, R OBP: 0.286, SLG: 0.269 (1, 1)			0-0 FC4-6 1B	0-3 K		0-3 K		4-0 FC4-6 BB	

Inning Stats	R: 0 E: 0 K: 0 S: 4	H: 1 LOB: 2 BB: 1 P: 8	R: 0 E: 0 K: 0 S: 3	H: 0 LOB: 0 BB: 0 P: 3	R: 1 E: 0 K: 1 S: 7	H: 2 LOB: 1 BB: 0 P: 7	R: 1 E: 0 K: 1 S: 6	H: 1 LOB: 1 BB: 1 P: 10	R: 2 E: 1 K: 0 S: 5	H: 3 LOB: 1 BB: 0 P: 6	R: 0 E: 0 K: 1 S: 5	H: 1 LOB: 0 BB: 0 P: 5	R: 0 E: 0 K: 1 S: 6	H: 1 LOB: 1 BB: 0 P: 6	R: 2 E: 0 K: 1 S: 6	H: 1 LOB: 1 BB: 2 P: 14
--------------	------------------------------	---------------------------------	------------------------------	---------------------------------	------------------------------	---------------------------------	------------------------------	----------------------------------	------------------------------	---------------------------------	------------------------------	---------------------------------	------------------------------	---------------------------------	------------------------------	----------------------------------

PITCHER	IP	WLS	BF	H	R	ER	SO	BB	IBB	HBP	BLK	WP	HR	S	P	ERA	WHIP
Jackie Brown, R ERA: 3.83 (1, 1)	4.2	L	23	6	4	4	2	2	0	1	0	0	0	24	33	7.71	1.714
Fred Holdsworth, R ERA: 4.95 (5, 1)	1.1		4	2	0	0	1	0	0	0	0	0	0	6	6	0.00	1.500
Santo Alcala, R ERA: 5.26 (7, 1)	2.0		10	2	2	2	2	2	0	0	0	0	1	12	20	9.00	2.000

BOTTOM

AB R H RBI BB SO LOB

5	1	2	0	0	0	2
3	1	0	0	0	0	2
4	1	2	1	0	0	2
3	0	0	0	1	2	3
3	1	1	0	1	1	2
3	1	1	1	1	0	1
4	1	2	2	0	0	1
4	0	1	1	0	0	1
3	0	1	0	1	2	1

AB 32
R 6
H 10
RBI 5
BB 4
SO 5
LOB 15

WP: 0 PA: 38
PB: 0
SB: 2
CS: 1

livebaseballscores.com



Montreal Expos @ Atlanta Braves
Atlanta-Fulton County Stadium, Atlanta, GA

Sun Aug 07 1977, 3:33 AM EDT
Att. 5,410 - Unknown

Batter	1	2	3	4	5	6	7	8	9	AB R H RBI BB SO LOB	TOP											
Rowland Office, L (1, 8) OBP: 0.304, SLG: 0.322	0-0 1-3		0-0 E4		0-0 6-3		0-0 F7		0-0 F8	5 0 0 1 0 0 2	<p>Atlanta Braves @ San Diego Padres</p> <p>San Diego Stadium, San Diego, CA</p> <p>Wed Aug 10 1977, 10:05 PM EDT</p> <p>Unknown</p>											
Barry Bonnell, R (1, 5) OBP: 0.385, SLG: 0.357	0-0 1-3		0-0 G3			0-0 4-3 HR	0-0 E		0-0 2B SF8 1B	5 2 3 1 0 0 2												
Willie Montanez, L (1, 3) OBP: 0.344, SLG: 0.490	0-0 4-3		0-0 1-3			0-0 4-3	0-0 E5		0-0 SF8 1B 2B	5 1 1 0 0 0 4												
Jeff Burroughs, R (1, 9) OBP: 0.371, SLG: 0.524		0-0 5-3	0-0 6-3			0-0 HR	4-0 IBB		0-0 SF8	3 1 1 3 1 0 2												
Gary Matthews, R (1, 7) OBP: 0.358, SLG: 0.437		0-0 5-3		0-0 F7		0-0 6-3	0-0 G4-6-3		4-0 1B BB	4 0 0 0 1 0 3												
Biff Pocoreba, S (1, 2) OBP: 0.395, SLG: 0.431		0-0		4-0		0-0 1B 1B		0-0 4-3	0-0 FC6-4 1B	4 0 3 1 1 0 0												
Jerry Royster, R (9, PR) OBP: 0.280, SLG: 0.268				G5-4-3 BB		1B 1B		1-2 3-H		0 0 0 0 0 0 0												
Rod Gilbreath, R (1, 4) OBP: 0.318, SLG: 0.338		0-0 1-3		0-0 G5-4-3		1-2 1B 1B		4-0 G6-3 BB	0-0 FC6-4	3 0 1 0 1 0 2												
Joe Nolan, L (9, PH) OBP: 0.354, SLG: 0.409				1-2				1-2		1 0 0 0 0 0 2												
Pat Rockett, R (1, 6) OBP: 0.316, SLG: 0.280			4-0 1B E BB		0-0 F9	1-2 2-3 1B		0-0 G6-3		3 1 1 0 1 0 1												
Phil Niekro, R (1, 1) OBP: 0.159, SLG: 0.150			0-0		0-0 5-3		0-0 1-3		0-0 1B 2B	3 0 1 0 0 0 3												
Dave Campbell, R (7, 1)										0 0 0 0 0 0 0												
Brian Asselstine, L (9, PH) OBP: 0.268, SLG: 0.333			1-3 1B							1 1 1 0 0 0 0												
Inning Stats	R: 0 E: 0 K: 0 S: 3	H: 0 LOB: 0 BB: 0 P: 3	R: 0 E: 0 K: 0 S: 4	H: 1 LOB: 1 BB: 0 P: 4	R: 1 E: 1 K: 0 S: 5	H: 1 LOB: 2 BB: 1 P: 9	R: 0 E: 0 K: 0 S: 2	H: 0 LOB: 0 BB: 1 P: 6	R: 0 E: 0 K: 0 S: 3	H: 0 LOB: 0 BB: 0 P: 3	R: 2 E: 0 K: 0 S: 8	H: 5 LOB: 3 BB: 0 P: 8	R: 0 E: 1 K: 0 S: 4	H: 1 LOB: 2 BB: 1 P: 8	R: 0 E: 0 K: 0 S: 2	H: 0 LOB: 0 BB: 1 P: 6	R: 3 E: 0 K: 0 S: 7	H: 4 LOB: 2 BB: 1 P: 11	1B: 8 2B: 3 3B: 0 HR: 1	SF: 1 SAC: 0 DP: 3 HBP: 0	WP: 0 PB: 0 SB: 0 CS: 0	PA: 43
PITCHER	IP WLS BF H R ER SO BB IBB HBP BLK WP HR S P ERA WHIP												IP WLS BF H R ER SO BB IBB HBP BLK WP HR S P ERA WHIP									
Randy Jones, L (1, 1) ERA: 5.31	5.2 W 25 6 3 3 0 2 0 0 0 0 0 1 23 31 4.76 1.412																					
Dan Spillner, R (6, 1) ERA: 3.52	3.0 16 5 3 3 0 2 1 0 0 0 0 0 13 25 9.00 2.333																					
Rollie Fingers, R (9, 1) ERA: 2.84	0.1 S 2 1 0 0 0 0 0 0 0 0 0 0 2 2 0.00 3.000																					

livebaseballscorecards.com

AB	37
R	6
H	12
RBI	6
BB	5
SO	0
LOB	21



Batter	1	2	3	4	5	6	7	8	9
Gene Richards, L (1, 7) OBP: 0.359, SLG: 0.359	0-0 SH2-3 1B	0-3 K		0-0 F7			0-0 1B SH1-4 2B 1B	0-0 F8	
Bill Almon, R (1, 6) OBP: 0.301, SLG: 0.322	0-0 SH2-3 1-2	0-0 F7			0-0 PB S 1B 1B		0-0 SH1-4 1-2	0-0 F4	
Mike Ivie, R (1, 3) OBP: 0.348, SLG: 0.414	0-0 2B 1B		0-0 WP 1B		0-3 K2-3 1-3		0-0 2B 5-3 1B		
Dave Winfield, R (1, 9) OBP: 0.354, SLG: 0.512	0-0 1B 2B		0-3 K 1-2		0-0 G6-4-3 1B		0-0 5-3 E 2B		
George Hendrick, R (1, 8) OBP: 0.364, SLG: 0.461	0-3 K		0-3 K		0-0 G6-4-3 1-2f		0-0 5-3 2-3 3-H		
Mike Champion, R (1, 4) OBP: 0.270, SLG: 0.286	0-0 FC5 PB 1B		0-0 5-3			0-0 F2	0-0 E7 2B 1B		
Tucker Ashford, R (1, 5) OBP: 0.295, SLG: 0.361	4-0 1B BB			0-0 1-3		0-0 4-3	0-0 2B 2B		
Dave Roberts, R (1, 2) OBP: 0.260, SLG: 0.327	0-0 FC5 2-3f			0-0 F8		0-0 E4		0-0 F9	
Randy Jones, R (1, 1) OBP: 0.233, SLG: 0.214		0-3 K		0-0 1B		0-3 K		0-0 1B	
Dan Spillner, R (6, 1) OBP: 0.333, SLG: 0.143									
Rollie Fingers, R (9, 1)									

AB	R	H	RBI	BB	SO	LOB
5	2	2	0	0	1	2
3	1	1	0	0	0	1
4	2	3	1	0	1	1
4	2	3	2	0	1	1
4	0	0	1	0	2	5
4	1	2	3	0	0	1
3	0	1	1	1	0	0
4	0	0	0	0	0	2
2	0	1	0	0	1	0
2	0	1	0	0	1	1
0	0	0	0	0	0	0

BOTTOM

Atlanta Braves @ San Diego Padres
San Diego Stadium, San Diego, CA

Wed Aug 10 1977, 10:05 PM EDT
Unknown

AB	35
R	8
H	14
RBI	8
BB	1
SO	7
LOB	14



Inning Stats		R	H	E	K	S	H	LOB	BB	P	R	H	E	K	S	ERA	WHIP
1B	11	3	4	0	2	7	0	2	1	6	0	0	0	0	0	9.45	1.950
2B	3	0	0	0	0	0	1	0	0	0	0	0	0	0	0.00	1.500	
3B	0	0	0	0	0	0	0	0	0	0	0	0	0	0			
HR	0																

WP	PA	ERA	WHIP
1	38		
2			
1			
0			

Batter	1	2	3	4	5	6	7	8	9	10	11	AB R H RBI BB SO LOB	TOP																		
Rowland Office, L (1, 8) OBP: 0.302, SLG: 0.320	F8		K			1B		F7		K		5 0 1 0 0 2 0	<p>Atlanta Braves @ San Diego Padres</p> <p>San Diego Stadium, San Diego, CA</p> <p>Wed Aug 10 1977, 10:05 PM EDT</p> <p>Att. 19,533 - Unknown</p>																		
Barry Bonnell, R (1, 5) OBP: 0.377, SLG: 0.349	F9			F8		F3		F7		L5		5 0 0 0 0 0 1																			
Willie Montanez, L (1, 3) OBP: 0.342, SLG: 0.485	4-3			F6			K		BB	1B		5 0 1 0 0 1 0																			
Jeff Burroughs, R (1, 9) OBP: 0.371, SLG: 0.521		FC3-6		K			F2		BB	BB		3 0 0 0 2 1 0																			
Gary Matthews, R (1, 7) OBP: 0.359, SLG: 0.439		FC3-6				G1-6-3		2B		K		3 0 1 0 1 1 3																			
Biff Pocaroba, S (1, 2) OBP: 0.384, SLG: 0.426		K		G1-6-3			BB			F4		3 0 0 0 1 1 4																			
Jerry Royster, R (1, 4) OBP: 0.277, SLG: 0.265 (8, 6)		F8		5-3			K			F9		4 0 0 0 0 1 5																			
Pat Rockett, R (1, 6) OBP: 0.311, SLG: 0.275			F6			6-3						2 0 0 0 0 0 0																			
Joe Nolan, L (8, PH) OBP: 0.367, SLG: 0.489								HR		4-3		1 1 1 1 0 0 0																			
Rod Gilbreath, R (8, 4) OBP: 0.318, SLG: 0.337												1 0 0 0 0 0 0																			
Buzz Capra, R (1, 1) OBP: 0.207, SLG: 0.115			4-3			F3		6-3		6-3		3 0 0 0 0 0 0																			
Cito Gaston, R (10, PH) OBP: 0.316, SLG: 0.443												1 0 0 0 0 0 0																			
Duane Theiss, R (10, 1)												0 0 0 0 0 0 0																			
Inning Stats	R: 0 H: 0 E: 0 K: 0 S: 3	H: 0 LOB: 0 BB: 1 P: 3	R: 0 H: 0 E: 0 K: 1 S: 5	H: 0 LOB: 1 BB: 1 P: 9	R: 0 H: 0 E: 0 K: 1 S: 5	H: 0 LOB: 0 BB: 0 P: 5	R: 0 H: 0 E: 0 K: 1 S: 5	H: 0 LOB: 0 BB: 0 P: 5	R: 0 H: 0 E: 0 K: 0 S: 2	H: 0 LOB: 1 BB: 1 P: 6	R: 0 H: 1 E: 0 K: 2 S: 8	H: 1 LOB: 2 BB: 1 P: 12	R: 1 H: 1 E: 0 K: 1 S: 4	H: 1 LOB: 0 BB: 0 P: 4	R: 0 H: 1 E: 0 K: 1 S: 6	H: 1 LOB: 2 BB: 1 P: 10	R: 0 H: 0 E: 0 K: 1 S: 5	H: 0 LOB: 0 BB: 0 P: 5	R: 0 H: 0 E: 0 K: 0 S: 3	H: 0 LOB: 0 BB: 0 P: 3	1B: 2 SF: 0 2B: 1 SAC: 0 3B: 0 DP: 1 HR: 1 HBP: 0	WP: 0 PA: 40 PB: 0 SB: 0 CS: 0									
PITCHER	IP WLS BF H R ER SO BB IBB HBP BLK WP HR S P ERA WHIP																														
Tom Griffin, R (1, 1) ERA: 4.56	8.0		29	3	1	1	5	3	0	0	0	0	0	1	36	48	1.12	0.750													
Bob Shirley, L (9, 1) ERA: 4.11	2.0		8	1	0	0	2	1	0	0	0	0	0	0	11	15	0.00	1.000													
Rick Sawyer, R (11, 1) ERA: 5.47	1.0	W	3	0	0	0	0	0	0	0	0	0	0	0	3	3	0.00	0.000													

livebaseballscorecards.com

AB	36
R	1
H	4
RBI	1
BB	4
SO	7
LOB	13



Batter	1	2	3	4	5	6	7	8	9	10	11	AB	R	H	RBI	BB	SO	LOB
Gene Richards, L (1, 3) OBP: 0.357, SLG: 0.357	0-3 K (1)		X 0-0 1B		X 0-3 K (3)			X 0-0 F2 (2)		X 0-0 FC8-2 (2)		5	0	1	0	0	2	3
Bill Almon, R (1, 6) OBP: 0.298, SLG: 0.319	0-0 F7 (2)		X 0-0 4-3 (3)		X 0-0 E6 (1B)			X 0-0 F8 (3)		X 0-0 1-3 (3)		5	1	0	0	0	0	4
Jerry Turner, L (1, 7) OBP: 0.316, SLG: 0.407	0-0 F7 (3)			X 0-0 F2 (1)		X 0-0 F9 (1)			X 0-0 F3 (1)		X 0-0 2B BB 1B	5	1	1	0	0	0	1
Dave Winfield, R (1, 9) OBP: 0.355, SLG: 0.512		BB BB 4-0 S BB		X 0-0 6-3 (2)		X 0-3 K (2)			X 0-0 F3 (2)		X 0-0 BB 1B 2B	4	0	1	0	1	1	1
George Hendrick, R (1, 8) OBP: 0.367, SLG: 0.460		X 0-0 F8 (1)		BB BB 4-0 E S BB		X 0-0 CS 1B			X 0-0 F7 (3)		BB 1-3 BB IBB	3	0	1	1	2	0	1
Gene Tenace, R (1, 2) OBP: 0.417, SLG: 0.420		S S S 0-3 K (2)		BB BB 4-0 1-3 BB		X 0-0 CS (3) 1-2	X 0-3 K (1)			BB BB 4-0 SH1-4 FC8-2 BB	BB BB 4-0 1-2 2-3 3-H BB	2	0	0	1	3	2	1
Mike Champion, R (1, 4) OBP: 0.270, SLG: 0.286		X 0-0 F3 (3)		X 0-0 1-3 (3)			X 0-0 5-3 (2)			X 0-0 FC8-2 SH1-4 1B		4	0	1	0	0	0	3
Tucker Ashford, R (1, 5) OBP: 0.296, SLG: 0.356			BB BB 4-0 CS BB		X 0-0 F2 (1)		X 0-0 F5 (3)			X 0-0 SH1-4 (1)		2	0	0	0	1	0	0
Tom Griffin, R (1, 1) OBP: 0.146, SLG: 0.375			S S S 0-3 K (1) (2)		S S S 0-3 K (2)			X 0-0 F4 (1)		4-0 FC8-2 IBB		2	0	0	0	0	2	1
Dave Kingman, R (8, PH) OBP: 0.276, SLG: 0.415												1	0	0	0	0	0	0
Bob Shirley, R (9, 1) OBP: 0.140, SLG: 0.125												0	0	0	0	0	0	0
Merv Rettenmund, R (10, PH) OBP: 0.438, SLG: 0.510												0	0	0	0	1	0	0
Rick Sawyer, R (11, 1) OBP: 0.320, SLG: 0.150												0	0	0	0	0	0	0

Inning Stats	R: 0	H: 0	R: 0	H: 0	R: 0	H: 1	R: 0	H: 0	R: 1	H: 1	R: 0	H: 0	R: 0	H: 0	R: 0	H: 0	R: 0	H: 0	R: 0	H: 1	R: 1	H: 2	
E: 0	LOB: 0	E: 0	LOB: 1	E: 0	LOB: 1	E: 0	LOB: 2	E: 0	LOB: 0	E: 0	LOB: 0	E: 0	LOB: 0	E: 0	LOB: 0	E: 0	LOB: 0	E: 0	LOB: 0	E: 0	LOB: 3	E: 0	LOB: 3
K: 1	BB: 0	K: 1	BB: 1	K: 1	BB: 1	K: 0	BB: 2	K: 2	BB: 0	K: 1	BB: 0	K: 0	BB: 0	K: 0	BB: 0	K: 0	BB: 0	K: 0	BB: 0	K: 0	BB: 2	K: 0	BB: 2
S: 5	P: 5	S: 5	P: 9	S: 5	P: 9	S: 3	P: 11	S: 7	P: 7	S: 6	P: 6	S: 5	P: 5	S: 3	P: 3	S: 3	P: 3	S: 3	P: 3	S: 4	P: 12	S: 2	P: 10

PITCHER	IP	WLS	BF	H	R	ER	SO	BB	IBB	HBP	BLK	WP	HR	S	P	ERA	WHIP
Buzz Capra, R (1, 1) ERA: 5.02	9.0		32	2	1	0	7	4	0	0	0	0	0	42	58	0.00	0.667
Duane Theiss, R (10, 1) ERA: 6.75	1.0	L	10	3	1	1	0	2	2	0	0	0	0	6	22	9.00	5.000

BOTTOM

Atlanta Braves @ San Diego Padres
San Diego Stadium, San Diego, CA
 Wed Aug 10 1977, 10:05 PM EDT
 Att. 19,533 - Unknown

AB	33
R	2
H	5
RBI	2
BB	8
SO	7
LOB	15



WP	PA
0	43
0	0
3	0
2	0

Batter	1	2	3	4	5	6	7	8	9	AB R H RBI BB SO LOB	TOP																		
Barry Bonnell, R OBP: 0.371, SLG: 0.342 (1, 5) (9, 9)	0-0 F9		0-0 5-3			0-0 F2		0-0 6-3		4 0 0 0 0 0 0																			
Rowland Office, L OBP: 0.305, SLG: 0.323 (1, 8) SS	0-3 K		0-0 1B			0-0 4-3		0-0 FC5-6 1B		4 0 2 0 0 1 0																			
Willie Montanez, L OBP: 0.339, SLG: 0.480 (1, 3) X	0-0 G3		0-0 F8			0-0 4-3		0-0 FC5-6 G6-4-3 1-2f		4 0 0 0 0 0 2																			
Jeff Burroughs, R OBP: 0.372, SLG: 0.526 Jerry Royster, R OBP: 0.277, SLG: 0.265 (1, 9) (9, 5)		4-0 BB BB BB	0-0 E BB		0-0 5-3		0-0 HR		0-0 G6-4-3 1-2f	3 1 1 1 1 0 1 0 0 0 0 0 0 0																			
Gary Matthews, R OBP: 0.357, SLG: 0.435 (1, 7)		0-0 E4 1-2	0-0 6-3		0-0 6-3		0-0 F9			3 0 0 0 0 0 1																			
Vic Correll, R OBP: 0.333, SLG: 0.438 (1, 2)		0-0 F8	0-0 4-3		0-0 4-3		4-0 CS BB			2 0 0 0 1 0 2																			
Rod Gilbreath, R OBP: 0.315, SLG: 0.333 (1, 4)		0-3 K			0-0 F2		0-0 F8 1-2			3 0 0 0 0 1 3																			
Pat Rockett, R OBP: 0.303, SLG: 0.268 (1, 6)		0-0 F3			0-3 K			0-0 F2		3 0 0 0 0 1 2																			
Preston Hanna, R (1, 1)			0-3 K		0-3 K			0-0 F3		3 0 0 0 0 2 0																			
Inning Stats	R: 0 E: 0 K: 1 S: 5	H: 0 LOB: 0 BB: 0 P: 5	R: 0 E: 1 K: 1 S: 6	H: 0 LOB: 2 BB: 1 P: 10	R: 0 E: 0 K: 1 S: 6	H: 1 LOB: 1 BB: 0 P: 6	R: 0 E: 0 K: 0 S: 3	H: 0 LOB: 0 BB: 0 P: 3	R: 0 E: 0 K: 2 S: 7	H: 0 LOB: 0 BB: 0 P: 7	R: 1 E: 0 K: 0 S: 3	H: 1 LOB: 0 BB: 1 P: 7	R: 0 E: 0 K: 0 S: 3	H: 0 LOB: 0 BB: 0 P: 3	R: 0 E: 0 K: 0 S: 3	H: 1 LOB: 0 BB: 0 P: 3	1B: 2 2B: 0 3B: 0 HR: 1	SF: 0 SAC: 0 DP: 1 HBP: 0	WP: 0 PB: 0 SB: 0 CS: 1	PA: 31									
PITCHER	IP WLS BF H R ER SO BB IBB HBP BLK WP HR S P ERA WHIP																												
Bob Owchinko, L ERA: 4.51 (1, 1)	8.0		28	2	1	1	5	2	0	0	0	0	0	1	36	44	1.12	0.500											
Dave Tomlin, L ERA: 3.73 (9, 1)	0.1		2	1	0	0	0	0	0	0	0	0	0	0	2	2	0.00	3.000											
Rick Sawyer, R ERA: 5.44 (9, 1)	0.2	W	1	0	0	0	0	0	0	0	0	0	0	0	1	1	0.00	0.000											

Atlanta Braves @ San Diego Padres
San Diego Stadium, San Diego, CA
Thu Aug 11 1977, 10:05 PM EDT
Att. 11,116 - Unknown

livebaseballscorecards.com

AB 29
R 1
H 3
RBI 1
BB 2
SO 5
LOB 11



Batter	1	2	3	4	5	6	7	8	9	AB	R	H	RBI	BB	SO	LOB
Gene Richards, L (1, 3) OBP: 0.361, SLG: 0.364	0-0 5-3 2B		0-0 1B			0-0 F8		0-0 1B		4	0	3	0	0	0	0
Bill Almon, R (1, 6) OBP: 0.295, SLG: 0.316	0-0 2-3		0-0 5-3 1-2			0-0 L6		0-0 G1		4	0	0	0	0	0	3
Jerry Turner, L (1, 7) OBP: 0.315, SLG: 0.420	0-0 5-3 2-3			0-0 F7		0-0 1-3			0-0 HR	4	1	1	1	0	0	1
Dave Winfield, R (1, 9) OBP: 0.356, SLG: 0.514	0-0 5-3			0-0 F9			0-0 FC6-4 1B		0-0 SH BB 2B	4	1	2	0	0	0	1
George Hendrick, R (1, 8) OBP: 0.367, SLG: 0.461		0-0 5-3		0-0 2B			0-0 FC6-4 4-3 1-2		0-0 SH BB IBB	3	0	1	0	0	0	1
Gene Tenace, R (1, 2) OBP: 0.415, SLG: 0.416		0-0 F8		0-0 F7			0-0 4-3 1-2		4-0 BB IBB	3	0	0	0	1	0	2
Mike Champion, R (1, 4) OBP: 0.267, SLG: 0.283		0-0 F9			0-0 L1		0-0 F9		0-0 L9	4	0	0	0	0	0	4
Tucker Ashford, R (1, 5) OBP: 0.292, SLG: 0.351			0-0 1-3		0-0 E3 CS			0-0 L7	0-3 K	2	0	0	0	0	0	0
Dave Kingman, R (8, PH) OBP: 0.275, SLG: 0.414										1	0	0	0	0	0	0
Gary Sutherland, R (9, 5) OBP: 0.330, SLG: 0.346										1	0	0	0	0	1	3
Bob Owchinko, L (1, 1) OBP: 0.219, SLG: 0.107			0-0 6-3		0-0 F8 1-2			0-0 4-3	4-0 BB 2-3 3-H BB	2	0	0	0	0	0	1
Mike Ivie, R (8, PH) OBP: 0.347, SLG: 0.413										1	0	0	0	0	0	0
Dave Tomlin, L (9, 1) OBP: 0.333, SLG: 0.333										0	0	0	0	0	0	0
Rick Sawyer, R (9, 1) OBP: 0.320, SLG: 0.150										0	0	0	0	0	0	0
Pat Scanlon, L (9, PH) OBP: 0.296, SLG: 0.229										0	0	0	1	1	0	0

Inning Stats	R: 0	H: 1	E: 0	K: 0	S: 4	LOB: 1	BB: 0	P: 4	R: 0	H: 0	E: 0	K: 0	S: 3	LOB: 0	BB: 0	P: 3	R: 0	H: 1	E: 0	K: 0	S: 4	LOB: 1	BB: 0	P: 4	R: 0	H: 0	E: 1	K: 0	S: 3	LOB: 0	BB: 0	P: 3	R: 0	H: 0	E: 0	K: 0	S: 3	LOB: 0	BB: 0	P: 3	R: 0	H: 1	E: 0	K: 0	S: 4	LOB: 1	BB: 0	P: 4	R: 0	H: 1	E: 0	K: 0	S: 4	LOB: 1	BB: 0	P: 4	R: 2	H: 2	E: 1	K: 1	S: 7	LOB: 3	BB: 2	P: 15	1B: 3	2B: 3	3B: 0	HR: 1	SF: 0	SAC: 1	DP: 0	HBP: 0	WP: 0	PA: 36
PITCHER Preston Hanna, R (1, 1) ERA: 1.26	IP	WLS	BF	H	R	ER	SO	BB	IBB	HBP	BLK	WP	HR	S	P	ERA	WHIP	IP	WLS	BF	H	R	ER	SO	BB	IBB	HBP	BLK	WP	HR	S	P	ERA	WHIP	IP	WLS	BF	H	R	ER	SO	BB	IBB	HBP	BLK	WP	HR	S	P	ERA	WHIP																							

BOTTOM

Atlanta Braves @ San Diego Padres
San Diego Stadium, San Diego, CA
Thu Aug 11 1977, 10:05 PM EDT
Att. 11,116 - Unknown

AB	33
R	2
H	7
RBI	2
BB	2
SO	1
LOB	16



WP: 0	PA: 36
PB: 0	
SB: 2	
CS: 1	

Batter	1	2	3	4	5	6	7	8	9	AB R H RBI BB SO LOB	TOP																								
Rowland Office, L (1, 8) OBP: 0.300, SLG: 0.317	0-0 F5		0-0 G3			0-0 4-3		0-0 F8	0-0 P6	5 0 0 0 0 0 4	Atlanta Braves @ Los Angeles Dodgers Dodger Stadium, Los Angeles, CA Fri Aug 12 1977, 7:05 PM PDT Att: 39,309 - Unknown livebaseballscorecards.com																								
Barry Bonnell, R (1, 5) OBP: 0.365, SLG: 0.336	0-0 L7			0-0 F8		0-0 P3		0-3 K		4 0 0 0 0 1 2																									
Willie Montanez, L (1, 3) OBP: 0.335, SLG: 0.474	0-0 4-3			0-0 6-3		0-0 G3			0-0 3-1	4 0 0 0 0 0 0																									
Jeff Burroughs, R (1, 9) OBP: 0.373, SLG: 0.526		0-0 F9		0-0 F2			0-0 1B		0-0 2B HR 1B	4 1 2 0 0 0 0																									
Gary Matthews, R (1, 7) OBP: 0.361, SLG: 0.444		0-0 G1-4-3 1B			0-0 1B FC6-4 2B		0-0 F8		0-0 1-3 HR 2B	4 2 3 0 0 0 1																									
Joe Nolan, L (1, 2) OBP: 0.377, SLG: 0.479		0-0 G1-4-3 1-2f			0-0 FC6-4 1B		0-3 K		4-0 HR IBB	3 1 1 0 1 1 2																									
Rod Gilbreath, R (1, 4) OBP: 0.314, SLG: 0.342			0-3 K		0-0 FC6-4 1-2f 3-H 1B		0-0 6-3		0-0 1-H 2-H 3-H HR	4 1 1 5 0 1 2																									
Pat Rockett, R (1, 6) OBP: 0.315, SLG: 0.274			4-0 FC1-6 BB		0-0 FC1-6 1-2 1B		0-0 4-3 1B		0-0 SH3 1B	1 0 1 0 1 0 0 1 0 1 0 0 0 0 1 0 1 0 0 0 0																									
Cito Gaston, R (8, PH) OBP: 0.325, SLG: 0.451																																			
Jerry Royster, R (8, PR) OBP: 0.279, SLG: 0.267																																			
Dick Ruthven, R (1, 1) OBP: 0.267, SLG: 0.250			0-0 FC1-6 1-2f		0-0 5-3		0-0 4-3 1-2		0-0 SH3 1-2	2 0 0 0 0 0 2 1 0 0 0 0 0 1 0 0 0 0 0 0 0																									
Brian Asselstine, L (8, PH) OBP: 0.264, SLG: 0.328																																			
Duane Theiss, R (8, 1)																																			
Inning Stats	R: 0 E: 0 K: 0 S: 3	H: 0 LOB: 0 BB: 0 P: 3	R: 0 E: 0 K: 0 S: 3	H: 1 LOB: 0 BB: 0 P: 3	R: 0 E: 0 K: 1 S: 5	H: 0 LOB: 1 BB: 1 P: 9	R: 0 E: 0 K: 0 S: 3	H: 0 LOB: 0 BB: 0 P: 3	R: 1 E: 0 K: 0 S: 5	H: 3 LOB: 1 BB: 0 P: 5	R: 0 E: 0 K: 1 S: 6	H: 0 LOB: 0 BB: 0 P: 3	R: 0 E: 0 K: 1 S: 6	H: 1 LOB: 1 BB: 0 P: 6	R: 0 E: 0 K: 1 S: 6	H: 1 LOB: 2 BB: 0 P: 6	R: 0 E: 0 K: 0 S: 6	H: 1 LOB: 2 BB: 0 P: 6	R: 4 E: 0 K: 0 S: 7	H: 4 LOB: 1 BB: 1 P: 11	1B: 7 2B: 2 3B: 0 HR: 1	SF: 0 SAC: 1 DP: 1 HBP: 0	WP: 0 PB: 0 SB: 0 CS: 1	PA: 37											
PITCHER Don Sutton, R (1, 1) ERA: 3.41	IP 9.0	WLS L	BF 37	H 10	R 5	ER 5	SO 3	BB 1	IBB 1	HBP 0	BLK 0	WP 0	HR 1	S 41	P 49	ERA 5.00	WHIP 1.222	PITCHER	IP	WLS	BF	H	R	ER	SO	BB	IBB	HBP	BLK	WP	HR	S	P	ERA	WHIP



Batter	1	2	3	4	5	6	7	8	9	AB	R	H	RBI	BB	SO	LOB
Davey Lopes, R OBP: 0.363, SLG: 0.407 (1, 4)	0-0 L3		4-0 BB		0-0 P3		0-0 F7			3	0	0	0	1	0	1
Bill Russell, R OBP: 0.308, SLG: 0.368 (1, 6)	0-0 P2		0-0 F7			0-0 BB 1B		0-0 F7		4	0	1	0	0	0	2
Reggie Smith, S OBP: 0.430, SLG: 0.567 (1, 9)	0-0 P6			0-3 K		4-0 BB 1-2		4-0 BB		2	0	0	0	2	1	0
Ron Cey, R OBP: 0.371, SLG: 0.477 (1, 5)		0-3 K		0-0 3-1		0-0 F9		0-3 K		4	0	0	0	0	2	3
Steve Garvey, R OBP: 0.325, SLG: 0.502 (1, 3)		0-3 K		0-0 F8		0-0 F8		0-0 P6		4	0	0	0	0	1	3
Rick Monday, L OBP: 0.354, SLG: 0.410 (1, 8)		0-3 K			0-0 HR 1B		0-0 4-3		0-0 5-3	2	1	1	0	0	1	0
Joe Simpson, L OBP: 0.167, SLG: 0.091 (6, 8)										0	0	0	0	0	0	0
Manny Mota, R OBP: 0.586, SLG: 0.500 (6, PH)										1	0	0	0	0	0	2
Glenn Burke, R OBP: 0.271, SLG: 0.284 (7, 8)										0	0	0	0	0	0	0
Lee Lacy, R OBP: 0.301, SLG: 0.424 (9, PH)										1	0	0	0	0	0	0
Dusty Baker Jr., R OBP: 0.336, SLG: 0.466 (1, 7)			0-0 S		0-0 HR 1B			0-0 SH1-4 1B		4	1	4	2	0	0	0
Steve Yeager, R OBP: 0.336, SLG: 0.432 (1, 2)		0-3 K			4-0 BB B1-6-4		0-0 P4		0-0 F9	2	0	0	0	1	1	2
Johnny Oates, L OBP: 0.336, SLG: 0.368 (9, PH)			1-2 K							1	0	0	0	0	0	1
Don Sutton, R OBP: 0.241, SLG: 0.220 (1, 1)			0-3 K		0-0 B1-6-4		0-0 SH1-4		0-0 6-3	2	0	0	0	0	1	2
Boog Powell, L OBP: 0.426, SLG: 0.250 (9, PH)					1-2					1	0	0	0	0	0	1

Inning Stats	R: 0	H: 0	E: 0	K: 0	S: 3	LOB: 0	BB: 0	P: 3	R: 0	H: 0	E: 0	K: 3	S: 9	LOB: 0	BB: 0	P: 9	R: 0	H: 1	E: 0	K: 2	S: 8	LOB: 2	BB: 1	P: 12	R: 0	H: 0	E: 0	K: 1	S: 5	LOB: 0	BB: 0	P: 5	R: 2	H: 2	E: 0	K: 0	S: 4	LOB: 0	BB: 1	P: 8	R: 0	H: 1	E: 0	K: 0	S: 4	LOB: 2	BB: 1	P: 8	R: 0	H: 1	E: 0	K: 0	S: 4	LOB: 1	BB: 0	P: 4	R: 0	H: 0	E: 0	K: 1	S: 5	LOB: 1	BB: 1	P: 9	R: 0	H: 1	E: 0	K: 0	S: 4	LOB: 1	BB: 0	P: 4	R: 0	H: 0	E: 0	K: 0	S: 4	LOB: 1	BB: 0	P: 4
1B: 5	SF: 0	2B: 0	SAC: 1	3B: 0	DP: 1	HR: 1	HBP: 0	WP: 0	HR: 1	S: 37	P: 49	ERA: 2.57	WHIP: 1.143	1B: 5	SF: 0	2B: 0	SAC: 1	3B: 0	DP: 1	HR: 1	HBP: 0	WP: 0	HR: 1	S: 37	P: 49	ERA: 2.57	WHIP: 1.143																																																					

PITCHER	IP	WLS	BF	H	R	ER	SO	BB	IBB	HBP	BLK	WP	HR	S	P	ERA	WHIP
Dick Ruthven, R ERA: 3.98 (1, 1)	7.0		28	5	2	2	6	3	0	0	0	0	1	37	49	2.57	1.143
Duane Theiss, R ERA: 2.7 (8, 1)	2.0	W	8	1	0	0	1	1	0	0	0	0	0	9	13	0.00	1.000

BOTTOM

Atlanta Braves @ Los Angeles Dodgers
Dodger Stadium, Los Angeles, CA

Fri Aug 12 1977, 7:05 PM PDT
 Att. 39,309 - Unknown

livebaseballscorecards.com

AB	31
R	2
H	6
RBI	2
BB	4
SO	7
LOB	17



Batter	1	2	3	4	5	6	7	8	9	AB R H RBI BB SO LOB	TOP																						
Barry Bonnell, R (1, 5) OBP: 0.359, SLG: 0.330	0-0 4-3			0-0 5-3		0-0 F8		0-0 6-3		4 0 0 0 0 0 1																							
Rowland Office, L (1, 8) OBP: 0.296, SLG: 0.313	0-0 5-3			0-0 6-3		0-0 4-3		0-0 4-3		4 0 0 0 0 0 0																							
Willie Montanez, L (1, 3) OBP: 0.334, SLG: 0.472	0-0 4-3			0-0 BB 1B		0-0 4-3		0-0 G3		4 0 1 0 0 0 0																							
Jeff Burroughs, R (1, 9) OBP: 0.372, SLG: 0.522		0-3 K		4-0 BB 1-2 BB		0-3 K		0-0 6-3		3 0 0 0 1 2 0																							
Gary Matthews, R (1, 7) OBP: 0.358, SLG: 0.440		0-0 6-3		0-3 K		0-0 G3				3 0 0 0 0 1 2																							
Vic Correll, R (1, 2) OBP: 0.327, SLG: 0.427		0-3 K		0-3 K		0-0 5-3				3 0 0 0 0 2 0																							
Rod Gilbreath, R (1, 4) OBP: 0.314, SLG: 0.342			0-0 5-3		0-0 5-3			0-0 1B 1B		3 0 1 0 0 0 0																							
Pat Rockett, R (1, 6) OBP: 0.323, SLG: 0.284			0-0 P3		0-0 FC6-4 1B			0-0 G1-6-3 1B		3 0 2 0 0 0 0																							
Eddie Solomon, R (1, 1) OBP: 0.231, SLG: 0.167 Don Collins, R (3, 1) Tom Paciorek, R (5, PH) Steve Hargan, R (5, 1) Junior Moore, R (8, PH) Mike Lavey, R (8, 1)			0-3 K		0-0 FC6-4 1-2f			0-0 G1-6-3 1-2f		1 0 0 0 0 1 0 0 0 0 0 0 0 0 1 0 0 0 0 0 1 0 0 0 0 0 0 0 1 0 0 0 0 0 2 0 0 0 0 0 0 0																							
Inning Stats	R: 0 E: 0 K: 0 S: 3	H: 0 LOB: 0 BB: 0 P: 3	R: 0 E: 0 K: 2 S: 7	H: 0 LOB: 0 BB: 0 P: 7	R: 0 E: 0 K: 1 S: 5	H: 0 LOB: 0 BB: 0 P: 5	R: 0 E: 0 K: 1 S: 6	H: 1 LOB: 2 BB: 1 P: 10	R: 0 E: 0 K: 1 S: 6	H: 1 LOB: 1 BB: 0 P: 6	R: 0 E: 0 K: 0 S: 3	H: 0 LOB: 0 BB: 0 P: 3	R: 0 E: 0 K: 1 S: 5	H: 0 LOB: 0 BB: 0 P: 5	R: 0 E: 0 K: 0 S: 4	H: 2 LOB: 1 BB: 0 P: 4	R: 0 E: 0 K: 0 S: 3	H: 0 LOB: 0 BB: 0 P: 3	1B: 4 2B: 0 3B: 0 HR: 0	SF: 0 SAC: 0 DP: 1 HBP: 0	WP: 0 PB: 0 SB: 0 CS: 0	PA: 31											
PITCHER Tommy John, L (1, 1) ERA: 2.57	IP 9.0	WLS W	BF 31	H 4	R 0	ER 0	SO 6	BB 1	IBB 0	HBP 0	BLK 0	WP 0	HR 0	S 42	P 46	ERA 0.00	WHIP 0.556																
											PITCHER	IP	WLS	BF	H	R	ER	SO	BB	IBB	HBP	BLK	WP	HR	S	P	ERA	WHIP					

Atlanta Braves @ Los Angeles Dodgers
Dodger Stadium, Los Angeles, CA
Sat Aug 13 1977, 7:05 PM PDT
Att: 31,251 - Unknown

livebaseballscorecards.com

AB 30
R 0
H 4
RBI 0
BB 1
SO 6
LOB 6



Batter	1	2	3	4	5	6	7	8	9	AB R H RBI BB SO LOB	TOP																					
Barry Bonnell, R OBP: 0.354, SLG: 0.325 (1, 8) X	0-0 6-3 ①		0-0 F9 ③			0-0 4-3 ②			0-0 1-3 ②	4 0 0 0 0 0 1	<p>Atlanta Braves @ Los Angeles Dodgers Dodger Stadium, Los Angeles, CA</p> <p>Sun Aug 14 1977, 3:33 AM PDT Att: 27,169 - Unknown</p> <p>livebaseballscorecards.com</p> <table border="1"> <tr><td>AB</td><td>30</td></tr> <tr><td>R</td><td>0</td></tr> <tr><td>H</td><td>4</td></tr> <tr><td>RBI</td><td>0</td></tr> <tr><td>BB</td><td>0</td></tr> <tr><td>SO</td><td>4</td></tr> <tr><td>LOB</td><td>5</td></tr> </table> <p>Braves</p>	AB	30	R	0	H	4	RBI	0	BB	0	SO	4	LOB	5							
AB	30																															
R	0																															
H	4																															
RBI	0																															
BB	0																															
SO	4																															
LOB	5																															
Jerry Royster, R OBP: 0.279, SLG: 0.267 (1, 5) X (8, 6)	0-0 6-3 ②			0-0 1-4-3 ①		0-0 5-3 ③			0-0 1B ③	4 0 1 0 0 0 0																						
Willie Montanez, L OBP: 0.333, SLG: 0.472 (1, 3) X	0-0 F2 ③			0-0 2B			0-3 K ①		0-0 F9 ③	4 0 1 0 0 1 1																						
Jeff Burroughs, R OBP: 0.370, SLG: 0.519 (1, 9)		0-0 F9 ①		0-0 5-3 ②			0-0 6-3 ②			3 0 0 0 0 0 1																						
Gary Matthews, R OBP: 0.355, SLG: 0.437 (1, 7)		0-0 P3 ②		0-0 6-3 ③			0-0 4-3 ③			3 0 0 0 0 0 1																						
Vic Correll, R OBP: 0.321, SLG: 0.418 (1, 2)		0-0 F8 ③			0-0 F7 ①			0-0 6-3 ①		3 0 0 0 0 0 0																						
Rod Gilbreath, R OBP: 0.314, SLG: 0.342 (1, 4)			0-3 K ①		0-0 1B ②			0-0 F9 ②		3 0 1 0 0 1 0																						
Pat Rockett, R OBP: 0.318, SLG: 0.280 Junior Moore, R OBP: 0.317, SLG: 0.318 (8, PH) (8, 5)			0-0 F8 ②		0-0 G6-4-3 ② ③ 1-2f			0-3 K ③		2 0 0 0 0 0 1 1 0 0 0 0 1 0																						
Phil Niekro, R OBP: 0.167, SLG: 0.171 Cito Gaston, R OBP: 0.321, SLG: 0.444 (1, 1) (9, PH)			0-0 2B			0-0 F3 ①		0-3 K ①		2 0 1 0 0 0 0 1 0 0 0 0 1 0																						
Inning Stats	R: 0 E: 0 K: 0 S: 3	H: 0 LOB: 0 BB: 0 P: 3	R: 0 E: 0 K: 0 S: 3	H: 0 LOB: 0 BB: 0 P: 3	R: 0 E: 0 K: 1 S: 6	H: 1 LOB: 1 BB: 0 P: 6	R: 0 E: 0 K: 0 S: 4	H: 1 LOB: 1 BB: 0 P: 4	R: 0 E: 0 K: 0 S: 3	H: 0 LOB: 0 BB: 0 P: 3	R: 0 E: 0 K: 1 S: 5	H: 0 LOB: 0 BB: 0 P: 5	R: 0 E: 0 K: 1 S: 5	H: 0 LOB: 0 BB: 0 P: 5	R: 0 E: 0 K: 1 S: 6	H: 1 LOB: 1 BB: 0 P: 6	1B: 2 2B: 2 3B: 0 HR: 0	SF: 0 SAC: 0 DP: 1 HBP: 0	WP: 0 PB: 0 SB: 0 CS: 0	PA: 30												
PITCHER Doug Rau, L ERA: 3.4 (1, 1)	IP 9.0	WLS W	BF 30	H 4	R 0	ER 0	SO 4	BB 0	IBB 0	HBP 0	BLK 0	WP 0	HR 0	S 38	P 38	ERA 0.00	WHIP 0.444															
											PITCHER	IP	WLS	BF	H	R	ER	SO	BB	IBB	HBP	BLK	WP	HR	S	P	ERA	WHIP				

Batter	1	2	3	4	5	6	7	8	9	AB	R	H	RBI	BB	SO	LOB
Davey Lopes, R (1, 4) OBP: 0.367, SLG: 0.408	0-3 K		0-0 P6		4-0 2B BB		0-0 F7			3	0	0	0	1	1	0
Bill Russell, R (1, 6) OBP: 0.309, SLG: 0.370	0-0 5-3		0-0 5-3		0-0 1-3 FC5-2-5 2B		0-0 S 1B			4	0	2	0	0	0	0
Dusty Baker Jr., R (1, 7) OBP: 0.336, SLG: 0.464	1-0 1B HBP HBP		0-3 K		0-0 2-H FC5-2-5		0-3 1-2 K			3	0	0	0	0	2	3
Reggie Smith, S (1, 9) OBP: 0.430, SLG: 0.561	1-0 1-2 1B HBP			0-0 6-3 1B 1B		0-3 K		0-0 F8		3	1	1	0	0	1	3
Steve Garvey, R (1, 3) OBP: 0.323, SLG: 0.497	0-0 1-2 2-3 1B			0-0 6-3		0-0 F8		0-0 F8		4	0	1	0	0	0	3
Rick Monday, L (1, 8) OBP: 0.357, SLG: 0.415 Glenn Burke, R (8, PR) OBP: 0.275, SLG: 0.288 (9, 8)	0-3 K			4-0 5-3 1B BB		0-0 5-3		4-0 CS BB		2	0	0	0	2	1	3
Ted Martinez, R (1, 5) OBP: 0.311, SLG: 0.383		0-0 6-3		0-0 5-3 1B		0-0 1B		0-3 1-2 K		4	0	2	1	0	1	1
Steve Yeager, R (1, 2) OBP: 0.335, SLG: 0.439		0-0 5-3		0-0 5-3		0-3 K				3	0	0	0	0	1	3
Doug Rau, L (1, 1) OBP: 0.197, SLG: 0.175		0-0 6-3		0-0 4-3		0-0 F2				3	0	0	0	0	0	3

Inning Stats	R: 0	H: 1	E: 0	LOB: 3	K: 2	BB: 0	S: 8	P: 10	R: 0	H: 0	E: 0	LOB: 0	K: 0	BB: 0	S: 3	P: 3	R: 0	H: 0	E: 0	LOB: 0	K: 1	BB: 0	S: 5	P: 5	R: 1	H: 2	E: 0	LOB: 2	K: 0	BB: 1	S: 5	P: 9	R: 0	H: 1	E: 0	LOB: 2	K: 1	BB: 1	S: 6	P: 10	R: 0	H: 1	E: 0	LOB: 1	K: 1	BB: 0	S: 6	P: 6	R: 0	H: 1	E: 0	LOB: 1	K: 1	BB: 0	S: 6	P: 6	R: 0	H: 0	E: 0	LOB: 1	K: 1	BB: 1	S: 4	P: 8
PITCHER Phil Niekro, R (1, 1) ERA: 4.13	IP	WLS	BF	H	R	ER	SO	BB	IBB	HBP	BLK	WP	HR	S	P	ERA	WHIP	IP	WLS	BF	H	R	ER	SO	BB	IBB	HBP	BLK	WP	HR	S	P	ERA	WHIP	IP	WLS	BF	H	R	ER	SO	BB	IBB	HBP	BLK	WP	HR	S	P	ERA	WHIP													

BOTTOM

Atlanta Braves @ Los Angeles Dodgers
Dodger Stadium, Los Angeles, CA
 Sun Aug 14 1977, 3:33 AM PDT
 Att. 27,169 - Unknown

AB	29
R	1
H	6
RBI	1
BB	3
SO	7
LOB	19

livebaseballscorecards.com



WP: 0	PA: 34
PB: 0	
SB: 1	
CS: 1	

Batter	1	2	3	4	5	6	7	8	9	AB R H RBI BB SO LOB	TOP													
Terry Puhl, L OBP: 0.350, SLG: 0.340 (1, 7) (7, 8)	4-0 HR BB	4-0 1B FC6-4 BB	4-0 1B 6-3 BB		0-0 4-3 1B	0-0 WP 3B		0-0 4-3		3 4 1 2 3 0 1														
Rob Sperring, R OBP: 0.253, SLG: 0.256 (1, 4)	0-0 HR 1-H	0-0 FC6-4 1B	0-0 6-3		0-0 1B	0-0 F8 2-H 3-H		0-0 1B		6 1 4 2 0 0 1														
Cesar Cedeno, R OBP: 0.329, SLG: 0.392 Art Gardner, L OBP: 0.169, SLG: 0.140 (1, 8) (7, 9)	0-0 F8	0-0 FC6-4 2B 1-2f 3-H	0-3 K		0-0 F7		0-0 F4		0-0 F5	5 1 0 1 0 1 3 1 0 0 0 0 0 1														
Bob Watson, R OBP: 0.357, SLG: 0.475 Jim Fuller, R OBP: 0.225, SLG: 0.287 (1, 3) (7, 3)	4-0 BB HR 1B BB	0-0 4-3 1-H 2B	0-0 1B 2-H		0-0 F8		4-0 BB		0-0 F9	3 2 2 2 2 0 1 1 0 0 0 0 0 1														
Jose Cruz, L OBP: 0.365, SLG: 0.471 Wilbur Howard, S OBP: 0.250, SLG: 0.291 (1, 9) (7, 7)	0-0 BB HR 1B	0-0 4-3 2-3	0-0 1B			4-0 E 1B G3 BB		0-0 F9	0-0 F5	4 2 2 0 1 0 2 1 0 0 0 0 0 1														
Joe Ferguson, R OBP: 0.364, SLG: 0.427 (1, 2)	4-0 1-2 2-3 HR BB	0-0 3-H 2B	0-0 F4			0-3 K		0-3 K		4 1 1 1 1 2 4														
Art Howe, R OBP: 0.349, SLG: 0.440 (1, 5)	0-0 1-H 2-H 3-H HR	4-0 FC4-6 BB		0-3 K		0-0 G3 E 1-2 3B 1B		0-3 K		4 2 2 4 1 2 0														
Roger Metzger, S OBP: 0.268, SLG: 0.254 (1, 6)	0-0 4-3	0-0 FC4-6 1-2f		0-0 F8		0-0 E6 G3 1-2 2-3 3B		0-0 4-3 2B		5 1 1 0 0 0 4														
J.R. Richard, R OBP: 0.215, SLG: 0.359 Ken Boswell, L OBP: 0.293, SLG: 0.256 Dan Larson, R OBP: 0.292, SLG: 0.261 (1, 1) (6, PH) (6, 1)	0-3 K		0-0 HR		0-0 G3		0-0 G3		0-0 4-3	3 1 1 1 0 1 0 1 0 0 1 0 0 2 1 0 0 0 0 0 1														
Inning Stats	R: 6 E: 0 K: 1 S: 8	H: 3 LOB: 0 BB: 3 P: 20	R: 3 E: 0 K: 0 S: 6	H: 3 LOB: 2 BB: 2 P: 14	R: 2 E: 0 K: 1 S: 8	H: 3 LOB: 1 BB: 1 P: 12	R: 0 E: 0 K: 1 S: 5	H: 0 LOB: 0 BB: 0 P: 5	R: 0 E: 0 K: 0 S: 4	H: 1 LOB: 1 BB: 0 P: 4	R: 4 E: 1 K: 1 S: 8	H: 2 LOB: 0 BB: 1 P: 12	R: 0 E: 0 K: 1 S: 5	H: 0 LOB: 1 BB: 1 P: 9	R: 0 E: 0 K: 1 S: 6	H: 1 LOB: 1 BB: 0 P: 6	R: 0 E: 0 K: 0 S: 4	H: 1 LOB: 1 BB: 0 P: 4	R: 0 E: 0 K: 0 S: 4	H: 1 LOB: 1 BB: 0 P: 4	1B: 7 2B: 3 3B: 1 HR: 3	SF: 0 SAC: 0 DP: 0 HBP: 0	WP: 1 PB: 0 SB: 1 CS: 0	PA: 50
PITCHER	IP WLS BF H R ER SO BB IBB HBP BLK WP HR S P ERA WHIP																				PITCHER	IP WLS BF H R ER SO BB IBB HBP BLK WP HR S P ERA WHIP		
Buzz Capra, R ERA: 5.57 (1, 1)	1.0 L 10 3 7 7 1 4 0 0 0 0 2 8 24 63.00 7.000																							
Eddie Solomon, R ERA: 4.34 (2, 1)	5.0 28 9 8 4 3 3 0 0 0 1 1 31 43 7.20 2.400																							
Steve Hargan, R ERA: 6.53 (7, 1)	2.0 8 1 0 0 2 1 0 0 0 0 0 11 15 0.00 1.000																							
Dave Campbell, R ERA: 4.14 (9, 1)	1.0 4 1 0 0 0 0 0 0 0 0 0 4 4 0.00 1.000																							

Houston Astros @ Atlanta Braves
Atlanta-Fulton County Stadium, Atlanta, GA

Mon Aug 15 1977, 7:05 PM EDT
Att. 5,919 - Unknown

livebaseballscorecards.com



AB 42
R 15
H 14
RBI 14
BB 8
SO 6
LOB 22

Batter	1	2	3	4	5	6	7	8	9	AB R H RBI BB SO LOB
Rowland Office, L (1, 8) OBP: 0.298, SLG: 0.314	0-0 F9		0-0 E 1B		0-0 1-3		0-3 K		0-0 E 1B	5 1 2 0 0 1 1
Barry Bonnell, R (1, 5) OBP: 0.356, SLG: 0.329	0-0 F8		0-0 E4 1-2		4-0 BB		0-1 CI		0-0 E2 6-3 2B	3 1 1 1 1 0 1
Willie Montanez, L (1, 3) OBP: 0.330, SLG: 0.467 Tom Paciorek, R (8, 3) OBP: 0.260, SLG: 0.350	0-3 K2-3		0-0 4-3		0-0 4-3		0-0 3-1		0-0 6-3	4 0 0 0 0 1 5 1 0 0 1 0 0 0
Jeff Burroughs, R (1, 9) OBP: 0.369, SLG: 0.516 Brian Asselstine, L (7, 9) OBP: 0.257, SLG: 0.319		4-0 5-3 BB		0-3 K		0-0 4-3		0-0 F8	0-0 G3	2 0 0 0 1 1 0 2 0 0 0 0 0 0
Gary Matthews, R (1, 7) OBP: 0.354, SLG: 0.434		0-0 F9		0-0 3-1		0-0 1B G3 1B		0-0 E6 BB SF8 BB	0-0 5-3	5 1 1 0 0 0 1
Joe Nolan, L (1, 2) OBP: 0.386, SLG: 0.460		0-0 5-3 1-2		4-0 BB		0-0 G3 1-2		4-0 BB 1-2 BB		2 0 0 0 2 0 2
Rod Gilbreath, R (1, 4) OBP: 0.316, SLG: 0.342		0-3 K		0-3 K		0-0 FC4-6 1B 2-3		4-0 BB 1-2 2-3 BB		3 0 1 0 1 2 2
Pat Rockett, R (1, 6) OBP: 0.311, SLG: 0.273 Steve Hargan, R (7, 1) Junior Moore, R (8, PH) OBP: 0.316, SLG: 0.318 Dave Campbell, R (9, 1)			0-0 F2		0-0 6-3	0-0 FC4-6		0-0 SF8		3 0 0 0 0 0 2 0 0 0 0 0 0 0 0 0 0 1 0 0 0 0 0 0 0 0 0 0
Buzz Capra, R (1, 1) OBP: 0.207, SLG: 0.115 Eddie Solomon, R (2, 1) OBP: 0.267, SLG: 0.154 Jerry Royster, R (7, 6) OBP: 0.277, SLG: 0.265			0-0 4-3		4-0 1-3 BB		0-0 F9	0-0 F7		0 0 0 0 0 0 0 1 0 0 0 1 0 0 2 0 0 0 0 0 2

Inning Stats	R: 0	H: 0	E: 0	LOB: 0	K: 1	BB: 0	S: 5	P: 5	R: 0	H: 0	E: 0	LOB: 1	K: 1	BB: 1	S: 5	P: 9	R: 0	H: 1	E: 1	LOB: 2	K: 0	BB: 0	S: 5	P: 5	R: 0	H: 0	E: 0	LOB: 1	K: 2	BB: 1	S: 7	P: 11	R: 0	H: 2	E: 0	LOB: 2	K: 0	BB: 2	S: 3	P: 11	R: 0	H: 0	E: 1	LOB: 1	K: 1	BB: 0	S: 6	P: 6	R: 1	H: 0	E: 1	LOB: 2	K: 0	BB: 2	S: 4	P: 12	R: 2	H: 2	E: 1	LOB: 0	K: 0	BB: 0	S: 5	P: 5	1B: 4	SF: 1	2B: 1	SAC: 0	3B: 0	DP: 0	HR: 0	HBP: 0	WP: 0	PA: 41
--------------	------	------	------	--------	------	-------	------	------	------	------	------	--------	------	-------	------	------	------	------	------	--------	------	-------	------	------	------	------	------	--------	------	-------	------	-------	------	------	------	--------	------	-------	------	-------	------	------	------	--------	------	-------	------	------	------	------	------	--------	------	-------	------	-------	------	------	------	--------	------	-------	------	------	-------	-------	-------	--------	-------	-------	-------	--------	-------	--------

PITCHER	IP	WLS	BF	H	R	ER	SO	BB	IBB	HBP	BLK	WP	HR	S	P	ERA	WHIP
J.R. Richard, R (1, 1) ERA: 2.91	5.0	W	21	1	0	0	4	4	0	0	0	0	0	25	41	0.00	1.000
Dan Larson, R (6, 1) ERA: 5.56	4.0	S	20	4	3	1	1	2	0	0	0	0	0	20	28	2.25	1.500

BOTTOM

Houston Astros @ Atlanta Braves
Atlanta-Fulton County Stadium, Atlanta, GA

Mon Aug 15 1977, 7:05 PM EDT
Att. 5,919 - Unknown

livebaseballscores.com

AB	33
R	3
H	5
RBI	3
BB	6
SO	5
LOB	16



Houston Astros @ Atlanta Braves
 Atlanta-Fulton County Stadium, Atlanta, GA

Tue Aug 16 1977, 7:05 PM EDT
 Att. 6,759 - Unknown

AB	35
R	4
H	9
RBI	2
BB	7
SO	3
LOB	25



Batter	1	2	3	4	5	6	7	8	9	AB	R	H	RBI	BB	SO	LOB	
Terry Puhl, L (1, 7) OBP: 0.352, SLG: 0.336	0-0 1B FC6-4 1B	0-0 F7		0-0 6-3		0-3 K		4-0 2B BB		4	2	1	0	1	1	3	
Rob Sperring, R (1, 4) OBP: 0.272, SLG: 0.299	0-0 1-3 1B FC6-4		0-0 5-3	0-0 5-3		0-0 2B		0-0 1-H 2B		5	0	3	1	0	0	2	
Cesar Cedeno, R (1, 8) OBP: 0.330, SLG: 0.390	0-0 FC6-4 FC3-6 S 1-2f 3-H		4-0 S E BB		0-0 FC3-5 CS 1B	0-0 F9		0-3 K		4	1	1	1	1	1	3	
Bob Watson, R (1, 3) OBP: 0.358, SLG: 0.473	4-0 1-2 BB FC3-6		0-0 F7		0-0 FC3-5 G3 E		0-0 1B 8-2 1B		0-0 6-3	4	1	1	0	1	0	2	
Jose Cruz, L (1, 9) OBP: 0.365, SLG: 0.470	0-0 FC3-6 S 1-2f 2-3		0-0 E6 FC6-4		0-0 G3		0-0 1-3 S 1B		0-0 CS S 1B	5	0	2	0	0	0	3	
Joe Ferguson, R (1, 2) OBP: 0.362, SLG: 0.422	0-3 K 1-2		0-0 FC6-4		0-0 E5 WP		0-0 8-2		4-0 CS IBB	4	0	0	0	1	1	5	
Art Howe, R (1, 5) OBP: 0.353, SLG: 0.437		4-0 3-1 6-3 BB		4-0 SH1-4 1B BB		4-0 2-3 BB		0-0 F2		0-0 4-3 1-2 2-3	2	0	0	0	3	0	3
Roger Metzger, S (1, 6) OBP: 0.267, SLG: 0.254		0-0 6-3		0-0 SH1-4 1B		0-0 F4		0-0 4-3		4	0	1	0	0	0	3	
Mark Lemongello, R (1, 1) OBP: 0.058, SLG: 0.058 Bo McLaughlin, R (9, 1)		0-0 3-1		0-0 SH1-4		0-0 4-3		0-0 4-3		3	0	0	0	0	0	1	
										0	0	0	0	0	0	0	

Inning	1	2	3	4	5	6	7	8	9	1B	2B	3B	HR	SF	SAC	DP	HBP	WP	PA			
1	R: 1 E: 0 K: 1 S: 7	H: 2 LOB: 2 BB: 1 P: 11	R: 0 E: 0 K: 0 S: 3	H: 0 LOB: 1 BB: 1 P: 7	R: 1 E: 1 K: 0 S: 4	H: 0 LOB: 1 BB: 1 P: 8	R: 0 E: 0 K: 0 S: 4	H: 1 LOB: 2 BB: 1 P: 8	R: 1 E: 1 K: 0 S: 5	H: 1 LOB: 2 BB: 1 P: 9	R: 0 E: 0 K: 1 S: 6	H: 1 LOB: 1 BB: 0 P: 6	R: 0 E: 0 K: 0 S: 4	H: 2 LOB: 1 BB: 0 P: 4	R: 1 E: 0 K: 1 S: 6	H: 1 LOB: 1 BB: 1 P: 10	R: 0 E: 0 K: 0 S: 3	H: 1 LOB: 1 BB: 1 P: 7	1B: 7 2B: 3 3B: 0 HR: 0	SF: 0 SAC: 1 DP: 1 HBP: 0	WP: 1 PB: 0 SB: 5 CS: 3	PA: 43

PITCHER	IP	WLS	BF	H	R	ER	SO	BB	IBB	HBP	BLK	WP	HR	S	P	ERA	WHIP
Dick Ruthven, R (1, 1) ERA: 3.83	6.0	L	32	7	3	1	2	5	0	0	0	1	0	31	51	1.50	2.000
Dave Campbell, R (7, 1) ERA: 4.06	1.0		2	0	0	0	0	0	0	0	0	0	0	2	2	0.00	0.000
Duane Theiss, R (8, 1) ERA: 3.38	2.0		9	2	1	1	1	1	1	0	0	0	0	9	17	4.50	1.500

Batter	1	2	3	4	5	6	7	8	9	AB R H RBI BB SO LOB	TOP																											
Terry Puhl, L OBP: 0.362, SLG: 0.351 (1, 7) X	0-0 FC4-6 1B 2B	0-0 1-3	0-0 F6		0-0 1B			4-0 BB		4 1 2 0 1 0 1																												
Rob Sperring, R OBP: 0.278, SLG: 0.289 (1, 4) BB (7, 6) BB	4-0 FC4-6 BB	4-0 FC6-4 BB		0-0 F9	0-0 5-3			0-0 F8		3 0 0 0 2 0 2																												
Cesar Cedeno, R OBP: 0.328, SLG: 0.390 (1, 8) X	0-0 FC4-6 1B 1-2f 2-3	0-0 FC6-4		0-0 1B 2B		0-0 F5		0-0 F8		5 2 1 0 0 0 4																												
Bob Watson, R OBP: 0.358, SLG: 0.472 (1, 3) X	0-0 BB 1-3 3-H 1B		0-0 F7	0-3 K2-3		0-0 G4-6-3 1B			0-0 6-3	5 0 2 1 0 1 1																												
Jose Cruz, L OBP: 0.365, SLG: 0.469 (1, 9) X	0-0 4-3		1-0 3B HBP	0-0 BB 1B		0-0 G4-6-3			0-3 K	1 0 0 1 0 0 1 3 1 1 1 0 1 1																												
Art Gardner, L OBP: 0.190, SLG: 0.150 (1, 9)	1-2 3-H		0-0 3B 1B	4-0 FC6-4 BB			0-0 F8		0-0 F6	3 1 1 0 2 0 0																												
Joe Ferguson, R OBP: 0.365, SLG: 0.421 (1, 2) BB BB BB	4-0 BB BB		1-2 3B 1B	1-2 BB																																		
Art Howe, R OBP: 0.355, SLG: 0.443 (1, 5) BB BB BB	4-0 1-2 2-3 BB		1-H 2-H 1B 3B	1-2f BB			0-0 6-3			3 1 1 2 1 0 2																												
Roger Metzger, S OBP: 0.267, SLG: 0.254 (1, 6) X	0-0 F9		0-0 SH1-4 1B		0-0 G3			0-0 4-3		4 0 1 1 0 0 3 0 0 0 0 0 0 0																												
Gene Pentz, R (7, 1)			3-H 1B																																			
Tom Dixon, R (1, 1) X		0-0 4-3	0-0 SH1-4		0-3 K				0-0 4-3	2 0 0 0 0 1 0 0 0 0 0 0 0 0 0 0 0 0 0 0 0 1 0 0 0 0 0 0																												
Ken Forsch, R OBP: 0.143, SLG: 0.077 (6, 1)																																						
Joe Sambito, L OBP: 0.182, SLG: 0.182 (6, 1)																																						
Ken Boswell, L OBP: 0.290, SLG: 0.253 (7, 4)																																						
Inning Stats	R: 2 E: 0 K: 0 S: 5	H: 2 LOB: 3 BB: 3 P: 17	R: 0 E: 0 K: 0 S: 3	H: 0 LOB: 1 BB: 1 P: 7	R: 3 E: 0 K: 0 S: 6	H: 3 LOB: 1 BB: 0 P: 7	R: 1 E: 0 K: 1 S: 7	H: 2 LOB: 2 BB: 1 P: 11	R: 0 E: 0 K: 1 S: 6	H: 1 LOB: 1 BB: 0 P: 6	R: 0 E: 0 K: 0 S: 3	H: 1 LOB: 0 BB: 0 P: 3	R: 0 E: 0 K: 0 S: 3	H: 0 LOB: 0 BB: 0 P: 3	R: 0 E: 0 K: 0 S: 3	H: 0 LOB: 1 BB: 1 P: 7	R: 0 E: 0 K: 1 S: 5	H: 0 LOB: 0 BB: 0 P: 5	1B: 6 2B: 2 3B: 1 HR: 0	SF: 0 SAC: 1 DP: 1 HBP: 1	WP: 0 PB: 0 SB: 0 CS: 0	PA: 42																
PITCHER	IP WLS BF H R ER SO BB IBB HBP BLK WP HR S P ERA WHIP																																					
Preston Hanna, R ERA: 3.78 (1, 1)	2.1		17	5	5	5	0	4	0	1	0	0	0	12	29	19.29	3.857																					
Buzz Capra, R ERA: 5.52 (3, 1)	2.2		12	3	1	1	2	1	0	0	0	0	0	15	19	3.38	1.500																					
Don Collins, L ERA: 4.91 (6, 1)	1.0	W	3	1	0	0	0	0	0	0	0	0	0	3	3	0.00	1.000																					
Dave Campbell, R ERA: 3.83 (7, 1)	3.0	S	10	0	0	0	1	1	0	0	0	0	0	11	15	0.00	0.333																					

Houston Astros @ Atlanta Braves
Atlanta-Fulton County Stadium, Atlanta, GA
Wed Aug 17 1977, 7:05 PM EDT
Att. 3,287 - Unknown

livebaseballscorecards.com

AB	34
R	6
H	9
RBI	6
BB	6
SO	3
LOB	15



Batter	1	2	3	4	5	6	7	8	9
Rowland Office, L OBP: 0.298, SLG: 0.314 (1, 8)	0-0 2-3		0-0 F3		0-0 1B 2-H	0-0 G3	0-0 4-3		
Barry Bonnell, R OBP: 0.366, SLG: 0.343 Junior Moore, R OBP: 0.315, SLG: 0.317 (1, 5) (6, PR) (7, 5)	0-3 K			0-0 2B 2B	0-0 1B FC6-4	0-0 HR 1B		0-0 6-3	
Jeff Burroughs, R OBP: 0.374, SLG: 0.523 (1, 9)	4-0 BB			0-0 5-3	0-0 FC6-4	0-0 HR 1B		0-0 1B	
Willie Montanez, L OBP: 0.332, SLG: 0.476 (1, 3)	0-0 G3			0-0 2B		0-0 1B 1B		0-0 F7	
Gary Matthews, R OBP: 0.353, SLG: 0.433 (1, 7)		0-0 F9		0-3 K		0-0 1B 1B		0-0 F8	
Biff Pocaroba, S OBP: 0.374, SLG: 0.413 (1, 2)		0-0 G3		0-0 4-3		0-0 F8		0-0 F3	
Rod Gilbreath, R OBP: 0.318, SLG: 0.341 (1, 4)		0-0 1-3			0-0 F3	0-0 2B 1B	0-0 6-3		
Pat Rockett, R OBP: 0.316, SLG: 0.274 (1, 6)			0-0 5-3		0-0 F7	0-0 2B 1B	0-0 SH3-4 HBP		
Preston Hanna, R Buzz Capra, R Tom Paciorek, R Don Collins, R Brian Asselstine, L Dave Campbell, R (1, 1) (3, 1) (5, PH) (6, 1) (6, PH) (7, 1)			0-3 K		0-0 1B 2B	0-0 1B 2B	0-0 SH3-4		

Inning Stats	R: 0 E: 0 K: 1 S: 5	H: 0 LOB: 1 BB: 1 P: 9	R: 0 E: 0 K: 0 S: 3	H: 0 LOB: 0 BB: 0 P: 3	R: 0 E: 0 K: 1 S: 5	H: 0 LOB: 0 BB: 0 P: 5	R: 0 E: 0 K: 1 S: 7	H: 2 LOB: 2 BB: 0 P: 7	R: 1 E: 0 K: 0 S: 6	H: 3 LOB: 2 BB: 0 P: 6	R: 8 E: 0 K: 0 S: 11	H: 8 LOB: 1 BB: 1 P: 15	R: 0 E: 0 K: 0 S: 3	H: 1 LOB: 1 BB: 0 P: 4
--------------	------------------------------	---------------------------------	------------------------------	---------------------------------	------------------------------	---------------------------------	------------------------------	---------------------------------	------------------------------	---------------------------------	-------------------------------	----------------------------------	------------------------------	---------------------------------

PITCHER	IP	WLS	BF	H	R	ER	SO	BB	IBB	HBP	BLK	WP	HR	S	P	ERA	WHIP
Tom Dixon, R ERA: 3.86 (1, 1)	5.1		25	8	4	4	3	1	0	0	0	0	0	30	34	6.75	1.688
Ken Forsch, R ERA: 2.94 (6, 1)	0.0		2	2	1	1	0	0	0	0	0	0	0	2	2	∞	∞
Joe Sambito, L ERA: 2.52 (6, 1)	0.2	L	6	3	4	4	0	1	0	0	0	0	2	5	9	54.00	6.000
Gene Pentz, R ERA: 4.77 (7, 1)	2.0		8	1	0	0	0	0	0	1	0	0	0	7	8	0.00	0.500

BOTTOM

AB	R	H	RBI	BB	SO	LOB
5	0	1	1	0	0	2
4	0	3	1	0	1	0
1	1	0	0	0	0	0
4	1	2	2	1	0	3
5	2	3	1	0	0	2
4	1	1	0	1	1	3
4	0	0	0	0	0	5
4	1	1	1	0	0	0
3	1	1	1	0	0	0
0	0	0	0	0	0	0
1	0	0	0	0	1	0
1	1	1	0	0	0	0
0	0	0	0	0	0	0
1	1	1	2	0	0	0
0	0	0	0	0	0	0


AB 37
R 9
H 14
RBI 9
BB 2
SO 3
LOB 15

Braves

WP: 0 PA: 41
PB: 0
SB: 0
CS: 0

Houston Astros @ Atlanta Braves
Atlanta-Fulton County Stadium, Atlanta, GA
Wed Aug 17 1977, 7:05 PM EDT
Att. 3,287 - Unknown

livebaseballscorecards.com

Batter	1	2	3	4	5	6	7	8	9	AB R H RBI BB SO LOB	TOP														
Rowland Office, L OBP: 0.296, SLG: 0.312 (1, 8) X	0-0 4-3 ①		0-0 P3 ②		0-0 2B 1B ③	0-0 F9 ③			0-0 2-3 ③	5 1 1 0 0 0 2	<p>Atlanta Braves @ Montreal Expos Olympic Stadium, Montreal, QB Fri Aug 19 1977, 7:05 PM EDT Att. 26,433 - Unknown</p> <p>livebaseballscorecards.com</p> <table border="0"> <tr><td>AB</td><td>36</td></tr> <tr><td>R</td><td>5</td></tr> <tr><td>H</td><td>11</td></tr> <tr><td>RBI</td><td>5</td></tr> <tr><td>BB</td><td>0</td></tr> <tr><td>SO</td><td>4</td></tr> <tr><td>LOB</td><td>10</td></tr> </table> 	AB	36	R	5	H	11	RBI	5	BB	0	SO	4	LOB	10
AB	36																								
R	5																								
H	11																								
RBI	5																								
BB	0																								
SO	4																								
LOB	10																								
Junior Moore, R OBP: 0.314, SLG: 0.316 (1, 5) X	0-0 4-3 ②		0-0 2-H 1B ③		0-0 P3 ②		0-0 5-3 ①			4 0 1 1 0 0 2															
Jeff Burroughs, R OBP: 0.375, SLG: 0.527 (1, 9) X	0-0 2B		0-0 F4 ③		0-0 1-H 2-H 2B		0-0 1-3 ②			4 0 2 2 0 0 1															
Willie Montanez, L OBP: 0.329, SLG: 0.470 (1, 3) X	0-0 F7 ③			0-0 1-3 ①	0-0 F4 ③		0-0 G3 ③			4 0 0 0 0 0 2															
Gary Matthews, R OBP: 0.352, SLG: 0.431 (1, 7) X		0-3 K ①		0-0 1B 1B		0-3 K ①		0-3 K ①		4 0 1 0 0 3 0															
Biff Pocoroba, S OBP: 0.375, SLG: 0.414 (1, 2) X		0-0 6-3 ②		0-0 1-2 G4-3 1B		0-0 1B 1B		0-3 K ②		4 1 2 0 0 1 0															
Rod Gilbreath, R OBP: 0.317, SLG: 0.339 (1, 4) X		0-0 5-3 ③		0-0 1-2 G4-3 ② ③		0-0 1B 1-2 5-3 1B		0-0 6-3 ③		4 1 1 0 0 0 2															
Pat Rockett, R OBP: 0.321, SLG: 0.281 (1, 6) X			0-0 SH1-4 1B 1B		0-0 F9 ①	0-0 1-3 2-H 5-3 1B		0-0 F7 ①		4 1 2 1 0 0 0															
Phil Niekro, R OBP: 0.172, SLG: 0.176 (1, 1) X			0-0 SH1-4 ①		0-0 1B 2B 1B	0-0 1-2 3-H 5-3 ②		0-0 5-3 ②		3 1 1 1 0 0 1															
Inning Stats	R: 0 H: 1 E: 0 LOB: 1 K: 0 BB: 0 S: 4 P: 4	R: 0 H: 0 E: 0 LOB: 0 K: 1 BB: 0 S: 5 P: 5	R: 1 H: 2 E: 0 LOB: 1 K: 0 BB: 0 S: 5 P: 5	R: 0 H: 2 E: 0 LOB: 1 K: 0 BB: 0 S: 4 P: 4	R: 2 H: 3 E: 0 LOB: 1 K: 0 BB: 0 S: 6 P: 6	R: 2 H: 3 E: 0 LOB: 1 K: 1 BB: 0 S: 8 P: 8	R: 0 H: 0 E: 0 LOB: 0 K: 0 BB: 0 S: 3 P: 3	R: 0 H: 0 E: 0 LOB: 0 K: 2 BB: 0 S: 7 P: 7	R: 0 H: 0 E: 0 LOB: 0 K: 0 BB: 0 S: 3 P: 3	1B: 9 SF: 0 2B: 2 SAC: 1 3B: 0 DP: 1 HR: 0 HBP: 0	WP: 0 PA: 37 PB: 0 SB: 0 CS: 0														
PITCHER	IP WLS BF H R ER SO BB IBB HBP BLK WP HR S P ERA WHIP											PITCHER	IP WLS BF H R ER SO BB IBB HBP BLK WP HR S P ERA WHIP												
Steve Rogers, R ERA: 2.93 (1, 1)	7.0 L 31 11 5 5 2 0 0 0 0 0 0 0 0 35 35 6.43 1.571																								
Bill Atkinson, R ERA: 3.76 (8, 1)	2.0 6 0 0 0 0 2 0 0 0 0 0 0 0 10 10 0.00 0.000																								

Batter	1	2	3	4	5	6	7	8	9	AB R H RBI BB SO LOB
Dave Cash, R (1, 4) OBP: 0.344, SLG: 0.352	0-0 F9		0-0 2B		0-0 FC1-6 1B		0-3 K		0-0 5-3	5 0 2 2 0 1 2
Warren Cromartie, L (1, 7) OBP: 0.322, SLG: 0.401	0-3 K		0-0 F7		0-0 FC1-6 1B		0-0 F6			4 0 0 0 0 1 3
Andre Dawson, R (1, 8) OBP: 0.327, SLG: 0.483	0-0 1-3			0-0 F8		0-0 1-3 1B		0-0 F7		4 0 1 0 0 0 0
Tony Perez, R (1, 3) OBP: 0.353, SLG: 0.430		0-3 K		4-0 2B WP BB		0-0 1-3		4-0 BB BB		2 1 0 0 2 1 2
Gary Carter, R (1, 2) OBP: 0.340, SLG: 0.492		0-0 F4		0-0 F5		0-3 K		4-0 BB G6-3 BB		3 0 0 0 1 1 1
Del Unser, L (1, 9) OBP: 0.339, SLG: 0.455		0-0 F7		0-0 WP 1-3 2B		0-0 F7		0-0 G6-3 1-2f		4 0 1 0 0 0 2
Larry Parrish, R (1, 5) OBP: 0.318, SLG: 0.394			4-0 FC5-4 BB	0-0 P3		0-3 K		0-0 FC6-4 1B		3 0 1 0 1 1 1
Chris Speier, R (1, 6) OBP: 0.322, SLG: 0.341			0-0 FC5-4 SH1-4 2B		0-0 1B 2B		4-0 BB	0-0 FC6-4 FC5-4		3 2 1 0 1 0 2
Steve Rogers, R (1, 1) OBP: 0.143, SLG: 0.096			0-0 SH1-4		0-0 F9		0-3 K	0-0 FC5-4		1 0 0 0 0 0 1
Jose Morales, R (7, PH) OBP: 0.238, SLG: 0.298										1 0 0 0 0 1 1
Bill Atkinson, L (8, 1) OBP: 0.200, SLG: 0.200										0 0 0 0 0 0 0
Pete Mackanin, R (9, PH) OBP: 0.263, SLG: 0.306										1 0 0 0 0 0 1


Inning Stats	R: 0	H: 0	E: 0	K: 1	S: 5	R: 0	H: 0	E: 0	K: 1	S: 5	R: 1	H: 1	E: 0	K: 0	S: 4	R: 1	H: 1	E: 0	K: 0	S: 4	R: 1	H: 3	E: 0	K: 0	S: 6	R: 0	H: 0	E: 0	K: 2	S: 7	R: 0	H: 0	E: 0	K: 2	S: 7	R: 0	H: 0	E: 0	K: 0	S: 2	R: 0	H: 1	E: 0	K: 0	S: 4	1B: 3	2B: 3	3B: 0	HR: 0	SF: 0	SAC: 1	DP: 1	HBP: 0	WP: 1	PB: 0	SB: 0	CS: 0	PA: 37
--------------	------	------	------	------	------	------	------	------	------	------	------	------	------	------	------	------	------	------	------	------	------	------	------	------	------	------	------	------	------	------	------	------	------	------	------	------	------	------	------	------	------	------	------	------	------	-------	-------	-------	-------	-------	--------	-------	--------	-------	-------	-------	-------	--------

PITCHER	IP	WLS	BF	H	R	ER	SO	BB	IBB	HBP	BLK	WP	HR	S	P	ERA	WHIP	PITCHER	IP	WLS	BF	H	R	ER	SO	BB	IBB	HBP	BLK	WP	HR	S	P	ERA	WHIP																
Phil Niekro, R (1, 1) ERA: 4.09	9.0	W	37	6	3	3	6	5	0	0	0	1	0	44	64	3.00	1.222																																		

BOTTOM

Atlanta Braves @ Montreal Expos
 Olympic Stadium, Montreal, QB
 Fri Aug 19 1977, 7:05 PM EDT
 Att. 26,433 - Unknown

AB	31
R	3
H	6
RBI	2
BB	5
SO	6
LOB	16



livebaseballscorecards.com

Atlanta Braves @ Montreal Expos

Olympic Stadium, Montreal, QB

Fri Aug 19 1977, 7:05 PM EDT
Att: 26,433 - Unknown

livebaseballscorecards.com

AB	30
R	2
H	5
RBI	2
BB	8
SO	5
LOB	19



TOP

AB	R	H	RBI	BB	SO	LOB
4	0	0	0	1	2	4
4	0	0	0	1	0	0
3	0	1	0	1	1	2
4	0	0	0	0	0	4
3	0	0	0	1	0	0
2	1	2	0	2	0	0
3	1	1	0	1	0	3
3	0	1	2	1	1	2
2	0	0	0	0	0	1
0	0	0	0	0	0	0
1	0	0	0	0	0	3
0	0	0	0	0	0	0
1	0	0	0	0	0	1

R: 0	H: 1	R: 0	H: 0	R: 0	H: 0	R: 0	H: 1	R: 0	H: 0	1B: 3	SF: 0	WP: 1	PA: 38
E: 0	LOB: 1	E: 0	LOB: 1	E: 0	LOB: 2	E: 0	LOB: 3	E: 0	LOB: 0	2B: 3	SAC: 0	PB: 0	
K: 1	BB: 0	K: 0	BB: 1	K: 1	BB: 2	K: 0	BB: 2	K: 0	BB: 0	3B: 0	DP: 2	SB: 1	
S: 6	P: 6	S: 3	P: 7	S: 5	P: 13	S: 7	P: 11	S: 2	P: 6	HR: 0	HBP: 0	CS: 0	

Batter	1	2	3	4	5	6	7	8	9
Rowland Office, L (1, 8) OBP: 0.295, SLG: 0.308	0-3 K		4-0 BB BB	0-3 K		0-0 F8		0-0 F7	
Junior Moore, R (1, 5) OBP: 0.313, SLG: 0.312	0-0 P1		4-0 BB 1-2		0-0 F8		0-0 F8	0-0 6-3	
Jeff Burroughs, R (1, 9) OBP: 0.376, SLG: 0.526	0-0 1B		0-3 K		4-0 G4-3 BB		0-0 P3		
Willie Montanez, L (1, 3) OBP: 0.326, SLG: 0.465	0-0 F7		0-0 F7		0-0 G4-3 1-2f		0-0 F7		
Gary Matthews, R (1, 7) OBP: 0.351, SLG: 0.428		0-0 G3		0-0 5-3		0-0 P4		4-0 L3-6 1B BB	
Joe Nolan, L (1, 2) OBP: 0.435, SLG: 0.481		4-0 S BB		4-0 2B 2B BB		0-0 BB WP FC3-2 1B		0-0 1-2 1B	
Rod Gilbreath, R (1, 4) OBP: 0.319, SLG: 0.342		0-0 P6 1-2		0-0 2B 2B		4-0 FC3-2 BB 1-2		0-0 L3-6 2-3	
Pat Rockett, R (1, 6) OBP: 0.326, SLG: 0.290		0-0 5-3		0-0 2B 2-H 3-H		4-0 FC3-2 BB 1-2 2-3		0-3 K	
Eddie Solomon, R (1, 1) OBP: 0.235, SLG: 0.133			0-0 1-3		0-0 6-3		0-0 FC3-2		0-3 K
Dave Campbell, R (5, 1)									
Brian Asselstine, L (6, PH) OBP: 0.260, SLG: 0.333									
Steve Hargan, R (6, 1)									
Biff Pocoroba, S (9, PH) OBP: 0.374, SLG: 0.413									

PITCHER	IP	WLS	BF	H	R	ER	SO	BB	IBB	HBP	BLK	WP	HR	S	P	ERA	WHIP
Fred Holdsworth, R (1, 1) ERA: 4.03	5.0	W	22	3	2	2	3	5	0	0	0	0	0	23	43	3.60	1.600
Santo Alcala, R (6, 1) ERA: 5.22	4.0	S	16	2	0	0	2	3	0	0	0	1	0	17	29	0.00	1.250

Batter	1	2	3	4	5	6	7	8	9
Dave Cash, R OBP: 0.344, SLG: 0.355 (1, 4)	0-3 K		0-3 K		0-0 1B 2B	0-0 WP 1B		0-0 4-3	
Warren Cromartie, L OBP: 0.321, SLG: 0.401 (1, 7)	0-0 6-3		0-0 F7		0-0 P3	0-0 1-3		0-0 2B	
Andre Dawson, R OBP: 0.328, SLG: 0.479 (1, 8)	0-0 6-3			0-0 F9	1-0 1B 1B HBP		4-0 S BLK 3B BB	0-3 K	
Tony Perez, R OBP: 0.354, SLG: 0.430 (1, 3)		0-0 E5		0-0 BB 1B	0-0 1B 1B		0-0 F7		
Sam Mejias, R OBP: 0.308, SLG: 0.492 (9, 9)					1-H 2-H 3-H		1-3		
Gary Carter, R OBP: 0.343, SLG: 0.497 (1, 2)		0-3 K		4-0 BB 1B	4-0 1B BB		0-0 SH4-3 3B		
Del Unser, L OBP: 0.339, SLG: 0.453 (1, 9) (9, 3)		0-0 E1		0-3 K	0-0 1B		0-0 SH4-3		
Larry Parrish, R OBP: 0.314, SLG: 0.389 (1, 5)		0-0 F8		0-0 F9	0-0 P3		0-0 5-3		
Chris Speier, R OBP: 0.321, SLG: 0.338 (1, 6)		0-0 F8			0-0 E6 1B	0-0 4-3		4-0 4-3 SH3-4 2B BB	
Fred Holdsworth, R OBP: 0.080, SLG: 0.200 (1, 1)			0-3 K		0-0 P4	0-0 F9		0-0 SH3-4	
Jose Morales, R OBP: 0.234, SLG: 0.293 (5, PH)								1-2	
Santo Alcala, R OBP: 0.080, SLG: 0.200 (6, 1)									


AB	R	H	RBI	BB	SO	LOB
5	1	2	0	0	2	1
5	0	1	1	0	0	3
3	2	0	0	1	1	1
4	1	2	3	0	0	1
0	0	0	0	0	0	0
2	1	1	1	2	1	1
3	0	1	2	0	1	3
4	0	0	0	0	0	6
3	2	0	0	1	0	2
1	0	0	0	0	1	0
1	0	0	0	0	0	1
1	0	0	0	0	0	0

AB	R	H	RBI	BB	SO	LOB
32	7	7	7	4	6	19

Inning Stats	R	H	E	K	S	R	H	E	K	S	R	H	E	K	S	R	H	E	K	S	R	H	E	K	S	R	H	E	K	S	R	H	E	K	S			
Eddie Solomon, R ERA: 3.86 (1, 1)	4.2	4	0	1	5	4	4	0	2	5	2	0	0	0	0	0	0	0	0	0	0	0	0	0	0	0	0	0	0	0	0	0	0	0	0	0	0	
Dave Campbell, R ERA: 3.81 (5, 1)	0.1	0	0	1	0	0	0	0	0	0	0	0	0	0	0	0	0	0	0	0	0	0	0	0	0	0	0	0	0	0	0	0	0	0	0	0	0	0
Steve Hargan, R ERA: 6.63 (6, 1)	3.0	3	3	1	1	3	3	3	2	1	0	0	1	1	0	14	22	9.00	1.667																			

WP	PA	ERA	WHIP
1	39		

Atlanta Braves @ Montreal Expos
 Olympic Stadium, Montreal, QB
 Fri Aug 19 1977, 7:05 PM EDT
 Att. 26,433 - Unknown



livebaseballscorecards.com

Batter	1	2	3	4	5	6	7	8	9	AB R H RBI BB SO LOB	TOP		
Gary Matthews, R (1, 7) OBP: 0.354, SLG: 0.432	0-0 6-3 SF7 2B		0-0 P3		0-0 1-2 1B			0-0 G6-4-3 1B	0-0 4-3	5 1 3 0 0 0 2	Atlanta Braves @ Montreal Expos Olympic Stadium, Montreal, QB Sat Aug 20 1977, 7:05 PM EDT Att: 18,535 - Unknown livebaseballscorecards.com		
Rowland Office, L (1, 8) OBP: 0.292, SLG: 0.304	0-0 6-3 2-3		0-0 F8		0-0 G3			0-0 G6-4-3 1-2f		4 0 0 0 0 0 4			
Jeff Burroughs, R (1, 9) OBP: 0.373, SLG: 0.522	0-0 SF7 3-H			0-0 5-3		0-0 P4		0-3 K		3 0 0 1 0 1 0			
Willie Montanez, L (1, 3) OBP: 0.323, SLG: 0.461	0-0 F9			0-0 F7		0-0 1-3			0-0 F8	4 0 0 0 0 0 0			
Biff Pocoroba, S (1, 2) OBP: 0.362, SLG: 0.423		0-0 CS 1B		0-0 2B		4-0 BB			0-0 1B 2B 1B	3 1 3 0 1 0 0			
Junior Moore, R (1, 5) OBP: 0.312, SLG: 0.311		0-0 1-2 1B		0-0 4-3		0-0 5-3			0-0 P6	4 0 1 0 0 0 3			
Rod Gilbreath, R (1, 4) OBP: 0.318, SLG: 0.341		0-0 F9			0-0 F8		0-0 5-3		0-0 1-2 2B 1B	4 1 1 0 0 0 1			
Pat Rockett, R (1, 6) OBP: 0.324, SLG: 0.296		0-0 1-3			0-3 K		0-0 F8		0-0 1-H 2-H 2B	4 0 1 2 0 1 1			
Buzz Capra, R (1, 1) OBP: 0.194, SLG: 0.107			0-0 P6		0-0 1B 1B		0-0 4-3		4-0 BB BB BB BB	1 0 0 0 0 0 0 1 0 1 0 0 0 0 0 0 0 0 0 0 0 0 0 0 0 0 0 0 1 0 1 0 0 0 0 0 0 0 0 0			
Tom Fajorek, R (5, PH) OBP: 0.270, SLG: 0.367													
Don Collins, R (5, 1) Mike Davey, R (6, 1) Brian Asselstine, L (7, PH) OBP: 0.256, SLG: 0.329 Duane Thiegs, R (7, 1) Joe Nolan, L (9, PH) OBP: 0.444, SLG: 0.481 Jerry Royster, R (9, PR) OBP: 0.274, SLG: 0.262													
Inning Stats	R: 1 H: 1 E: 0 LOB: 0 K: 0 BB: 0 S: 4 P: 4	R: 0 H: 2 E: 0 LOB: 1 K: 0 BB: 0 S: 4 P: 4	R: 0 H: 0 E: 0 LOB: 0 K: 0 BB: 0 S: 3 P: 3	R: 0 H: 1 E: 0 LOB: 1 K: 0 BB: 0 S: 4 P: 4	R: 0 H: 2 E: 0 LOB: 2 K: 1 BB: 0 S: 7 P: 7	R: 0 H: 0 E: 0 LOB: 1 K: 0 BB: 1 S: 3 P: 7	R: 0 H: 0 E: 0 LOB: 0 K: 0 BB: 0 S: 3 P: 3	R: 0 H: 1 E: 0 LOB: 0 K: 1 BB: 0 S: 5 P: 5	R: 2 H: 3 E: 0 LOB: 2 K: 0 BB: 1 S: 6 P: 10	1B: 7 SF: 1 2B: 3 SAC: 0 3B: 0 DP: 1 HR: 0 HBP: 0	WP: 0 PA: 37 PB: 0 SB: 0 CS: 1		
PITCHER	IP WLS BF H R ER SO BB IBB HBP BLK WP HR S P ERA WHIP											PITCHER	IP WLS BF H R ER SO BB IBB HBP BLK WP HR S P ERA WHIP
Jackie Brown, R (1, 1) ERA: 4.15	8.2 W 36 10 3 3 2 2 0 0 0 0 0 0 38 46 3.12 1.385												
Joe Kerrigan, R (9, 1) ERA: 3.19	0.1 S 1 0 0 0 0 0 0 0 0 0 0 0 0 1 1 0.00 0.000												



Batter	1	2	3	4	5	6	7	8	9
Dave Cash, R OBP: 0.345, SLG: 0.353 (1, 4)	0-0 5-3		0-0 4-3	0-0 P3		4-0 IBB		4-0 G4-6-3 BB	
Warren Cromartie, L OBP: 0.324, SLG: 0.400 (1, 7)	0-0 E S 1B		4-0 HR BB		4-0 G6-4-3 BB	0-3 K		0-0 G4-6-3 1-2f	
Andre Dawson, R OBP: 0.326, SLG: 0.475 (1, 8)	0-3 K 1-3		0-0 P6		0-0 F7		0-0 1B 1B SF7 1B	0-3 K	
Tony Perez, R OBP: 0.354, SLG: 0.436 (1, 3)	0-3 K		0-0 HR		0-0 G6-4-3 1-2f		0-0 P4		
Gary Carter, R OBP: 0.345, SLG: 0.500 (1, 2)		0-0 P3	0-0 6-3			0-0 1B 2B	0-0 1B 1B 1B		
Pepe Frias, R OBP: 0.231, SLG: 0.250 (7, PR)									
Tim Blackwell, S OBP: 0.222, SLG: 0.188 (8, 2)									
Del Unser, L OBP: 0.342, SLG: 0.468 (1, 9)		0-0 P5		0-0 HR		0-0 F8	0-0 1B 1B		
Larry Parrish, R OBP: 0.316, SLG: 0.391 (1, 5)		0-0 2B 1B		0-0 1-3		0-0 SH5-4 BB 1B	0-0 SF7		
Chris Speier, R OBP: 0.327, SLG: 0.348 (1, 6)		0-0 1-H 2B		0-0 2B		4-0 SH5-4 BB 1B	0-0 FC6 1B		
Jackie Brown, R OBP: 0.157, SLG: 0.140 (1, 1)		0-3 K		0-0 5-3		0-0 SH5-4 1-2 2-3	0-0 FC6 1-2f		
Joe Kerrigan, R (9, 1)									

Inning Stats	R: 0	H: 1	E: 0	LOB: 1	K: 2	P: 8	R: 1	H: 2	E: 0	LOB: 1	K: 1	P: 7	R: 2	H: 1	E: 0	LOB: 0	K: 0	P: 8	R: 1	H: 2	E: 0	LOB: 1	K: 0	P: 5	R: 0	H: 0	E: 0	LOB: 0	K: 0	P: 6	R: 1	H: 2	E: 0	LOB: 3	K: 1	P: 15	R: 1	H: 4	E: 0	LOB: 3	K: 0	P: 7	R: 0	H: 0	E: 0	LOB: 0	K: 1	P: 8			
	S: 8		S: 7		S: 4		S: 5		S: 2		S: 7		S: 7		S: 2		S: 7		S: 4		S: 7		S: 7		S: 4		S: 4		S: 7		S: 4		S: 7		S: 7		S: 4		S: 7		S: 4		S: 7		S: 4		S: 7		S: 4		S: 7

PITCHER	IP	WLS	BF	H	R	ER	SO	BB	IBB	HBP	BLK	WP	HR	S	P	ERA	WHIP
Buzz Capra, R ERA: 5.64 (1, 1)	4.0	L	19	6	4	4	3	1	0	0	0	0	2	24	28	9.00	1.750
Don Collins, L ERA: 4.95 (5, 1)	1.1		7	2	1	1	0	2	0	0	0	0	0	5	13	6.75	3.000
Mike Davey, L ERA: 5.4 (6, 1)	0.2		3	0	0	0	1	0	1	0	0	0	0	4	8	0.00	0.000
Duane Theiss, R ERA: 3.68 (7, 1)	2.0		10	4	1	1	1	1	0	0	0	0	0	11	15	4.50	2.500

BOTTOM

Atlanta Braves @ Montreal Expos
Olympic Stadium, Montreal, QB

Sat Aug 20 1977, 7:05 PM EDT
Att. 18,535 - Unknown

AB	R	H	RBI	BB	SO	LOB
3	0	0	0	2	0	1
3	1	1	0	2	1	4
5	1	1	0	0	2	3
4	1	1	2	0	1	3
4	1	2	0	0	0	0
0	0	0	0	0	0	0
0	0	0	0	0	0	0
4	1	2	1	0	0	1
3	1	2	2	0	0	0
3	0	3	1	1	0	0
3	0	0	0	0	1	5
0	0	0	0	0	0	0

1B:	7	SF:	1	WP:	0	PA:	39
2B:	3	SAC:	1	PB:	0		
3B:	0	DP:	2	SB:	1		
HR:	2	HBP:	0	CS:	0		

livebaseballscorecards.com

AB 32
R 6
H 12
RBI 6
BB 5
SO 5
LOB 17



Batter	1	2	3	4	5	6	7	8	9	AB R H RBI BB SO LOB	TOP									
Bake McBride, L (1, 8) OBP: 0.354, SLG: 0.516	0-0 1-3	0-0 6-3			0-0 HR		0-0 E6 1B		0-0 F7	5 2 2 1 0 0 1										
Larry Bowa, S (1, 6) OBP: 0.313, SLG: 0.346	0-0 2B 1B		0-0 F3		0-0 F9		0-0 1-3		0-0 6-3	5 1 1 0 0 0 1										
Mike Schmidt, R (1, 5) OBP: 0.395, SLG: 0.596	0-0 1-H 2B		0-0 E5		0-3 K		0-0 6-3		0-3 K	5 0 1 1 0 2 1										
Greg Luzinski, R (1, 7) OBP: 0.384, SLG: 0.612	4-0 BB		0-3 K		0-0 F2		4-0 1B IBB			2 0 0 0 2 1 1										
Richie Hebner, L (1, 3) Davey Johnson, R (7, PH) OBP: 0.406, SLG: 0.617	0-0 F8		0-0 F8			0-0 4-3	0-0 1-2 2-H 1B			3 0 0 0 0 0 3 1 0 1 1 0 0 0										
Jay Johnstone, L (1, 9) OBP: 0.353, SLG: 0.492	0-0 F6			0-0 F5		0-0 HR	0-0 F8			4 1 1 1 0 0 4										
Bob Boone, R (1, 2) OBP: 0.341, SLG: 0.445		0-3 K		0-0 F8		0-0 F6		0-0 CS 1B		4 0 1 0 0 1 0										
Ted Sizemore, R (1, 4) OBP: 0.345, SLG: 0.359		0-0 E 1B		0-0 2B		0-3 K		0-0 F7 1-2		4 0 2 0 0 1 1										
Jim Lonborg, R (1, 1) OBP: 0.108, SLG: 0.083 Tim McCarver, L (7, PH) OBP: 0.425, SLG: 0.545 Gene Garber, R (7, 1) Ron Reed, R (9, 1) OBP: 0.167, SLG: 0.250		0-3 K 1-3		0-0 F5			4-0 WP E BB	0-0 B5		2 0 0 0 0 1 2 0 1 0 0 1 0 0 1 0 0 0 0 0 0 0 0 0 0 0 0 0										
Inning Stats	R: 1 E: 0 K: 0 S: 5	H: 2 LOB: 2 BB: 1 P: 9	R: 0 E: 1 K: 2 S: 8	H: 1 LOB: 1 BB: 0 P: 8	R: 0 E: 1 K: 1 S: 6	H: 0 LOB: 1 BB: 0 P: 6	R: 0 E: 0 K: 0 S: 4	H: 1 LOB: 1 BB: 0 P: 4	R: 1 E: 0 K: 1 S: 6	H: 1 LOB: 0 BB: 0 P: 6	R: 2 E: 1 K: 0 S: 5	H: 2 LOB: 2 BB: 2 P: 13	R: 0 E: 0 K: 0 S: 3	H: 1 LOB: 0 BB: 0 P: 3	R: 0 E: 0 K: 1 S: 5	H: 0 LOB: 0 BB: 0 P: 5	1B: 5 2B: 2 3B: 0 HR: 2	SF: 0 SAC: 0 DP: 0 HBP: 0	WP: 1 PB: 0 SB: 1 CS: 1	PA: 39
PITCHER	IP WLS BF H R ER SO BB IBB HBP BLK WP HR S P ERA WHIP																			
Preston Hanna, R (1, 1) ERA: 4.63	6.2 L 30 7 5 5 5 2 0 0 0 1 2 38 46 6.75 1.350																			
Mike Davey, L (7, 1) ERA: 5.4	0.0 1 0 0 0 0 0 1 0 0 0 0 0 4 ∞ ∞																			
Duane Theiss, R (7, 1) ERA: 3.72	0.1 2 1 0 0 0 0 0 0 0 0 0 2 2 0.00 3.000																			
Dave Campbell, R (8, 1) ERA: 3.67	2.0 6 1 0 0 1 0 0 0 0 0 0 8 8 0.00 0.500																			

Philadelphia Phillies @ Atlanta Braves
Atlanta-Fulton County Stadium, Atlanta, GA

Mon Aug 22 1977, 7:05 PM EDT
Att. 5,711 - Unknown

livebaseballscorecards.com

AB	36
R	5
H	9
RBI	4
BB	3
SO	6
LOB	14



Batter	1	2	3	4	5	6	7	8	9	AB	R	H	RBI	BB	SO	LOB
Gary Matthews, R (1, 7) OBP: 0.352, SLG: 0.432	0-0 4-3		0-0 F9		0-0 6-3			0-0 F8		4	0	0	0	0	0	0
Rowland Office, L (1, 8) OBP: 0.291, SLG: 0.301	0-0 6-3			0-0 4-3		0-0 6-3 1B		1-0 G6-4-3 HBP		3	0	1	0	0	0	0
Jeff Burroughs, R (1, 9) OBP: 0.369, SLG: 0.522	0-3 K			0-0 4-3		0-0 6-3 1-2		0-0 G6-4-3 1-2f		4	0	0	0	0	1	2
Willie Montanez, L (1, 3) OBP: 0.319, SLG: 0.456		0-3 K		0-0 6-3		0-0 5-3			0-3 K	4	0	0	0	0	2	1
Biff Pocaroba, S (1, 2) OBP: 0.391, SLG: 0.435		4-0 BB			0-0 1B HR 2B	4-0 IBB			0-0 1B 2B	2	2	2	0	2	0	0
Junior Moore, R (1, 5) OBP: 0.310, SLG: 0.307		0-0 F9		0-0 HR 1B	0-0 F4				0-3 K	4	1	1	0	0	1	4
Rod Gilbreath, R (1, 4) OBP: 0.319, SLG: 0.349		0-0 F9		0-0 HR	0-0 5-3				0-0 1B	4	1	2	3	0	0	1
Pat Rockett, R (1, 6) OBP: 0.323, SLG: 0.291			0-0 5-3		0-3 K			0-3 K	0-0 FC5-4 1B	3	0	0	0	0	2	0
Joe Nolan, L (9, PH) OBP: 0.453, SLG: 0.491					0-3 K				1-2 3-H	1	0	1	1	0	0	0
Jerry Royster, R (9, PR) OBP: 0.274, SLG: 0.262					0-0 G3			0-0 F3	0-0 FC5-4 1-2f	0	0	0	0	0	0	0
Preston Hanna, R (1, 1) Mike Davey, R (7, 1) Duane Theiss, R (7, 1) Brian Asselstine, L (7, PH) Dave Campbell, R (8, 1) Cito Gaston, R (9, PH)			0-0 F2		0-0 G3					2	0	0	0	0	0	0

Inning Stats	R: 0	H: 0	E: 0	K: 1	S: 5	LOB: 0	BB: 0	P: 5	R: 0	H: 0	E: 0	K: 1	S: 5	LOB: 1	BB: 1	P: 9	R: 0	H: 0	E: 0	K: 0	S: 3	LOB: 0	BB: 0	P: 3	R: 0	H: 0	E: 0	K: 0	S: 3	R: 3	H: 3	E: 0	K: 1	S: 8	LOB: 0	BB: 0	P: 8	R: 0	H: 1	E: 0	K: 0	S: 4	LOB: 2	BB: 1	P: 8	R: 0	H: 0	E: 0	K: 1	S: 5	LOB: 0	BB: 0	P: 5	R: 0	H: 0	E: 0	K: 0	S: 2	LOB: 0	BB: 0	P: 3	R: 1	H: 3	E: 0	K: 2	S: 10	LOB: 2	BB: 0	P: 10	1B: 4	SF: 0	2B: 2	SAC: 0	3B: 0	DP: 1	HR: 1	HBP: 1	WP: 0	PA: 36
PITCHER	IP	WLS	BF	H	R	ER	SO	BB	IBB	HBP	BLK	WP	HR	S	P	ERA	WHIP																																																														
Jim Lonborg, R (1, 1) ERA: 3.63	6.0	W	24	4	3	3	3	1	1	0	0	0	1	28	36	4.50	0.833																																																														
Gene Garber, R (7, 1) ERA: 2.81	2.2		10	2	1	1	3	0	0	1	0	0	0	15	16	3.38	0.750																																																														
Ron Reed, R (9, 1) ERA: 2.61	0.1	S	2	1	0	0	0	0	0	0	0	0	0	2	2	0.00	3.000																																																														

BOTTOM

Philadelphia Phillies @ Atlanta Braves
Atlanta-Fulton County Stadium, Atlanta, GA

Mon Aug 22 1977, 7:05 PM EDT
Att: 5,711 - Unknown

livebaseballscorecards.com

AB	33
R	4
H	7
RBI	4
BB	2
SO	6
LOB	10



Batter	1	2	3	4	5	6	7	8	9	AB R H RBI BB SO LOB	TOP											
Bake McBride, L (1, 8) OBP: 0.358, SLG: 0.517	0-0 S S 1B	0-0 S 1B		0-3 K		0-3 K			0-0 1B 1B	5 1 3 0 0 2 1												
Larry Bowa, S (1, 6) OBP: 0.312, SLG: 0.343	4-0 S 1B BB	0-0 1-3		0-0 1-3			0-3 K		0-0 F2	4 1 0 0 1 1 3												
Mike Schmidt, R (1, 5) OBP: 0.395, SLG: 0.601	0-3 K 1-2 2-3			0-3 K		0-0 HR		0-3 K	0-0 1-2 1B	5 1 2 1 0 3 2												
Greg Luzinski, R (1, 7) OBP: 0.386, SLG: 0.610 Tom Hutton, L (9, 3) OBP: 0.344, SLG: 0.382	0-0 1B 2-H 3-H			4-0 FC5 BB BB		0-0 F4		4-0 CS BB	0-3 K	3 0 1 2 2 1 2 0 0 0 0 0 0 0												
Richie Hebner, L (1, 3) OBP: 0.381, SLG: 0.489 Jerry Martin, R (9, 7) OBP: 0.342, SLG: 0.447	0-0 1-2 1B			4-0 1-2 BB		4-0 S BB		0-0 1-2 CS BB	4-0 S BB	2 0 1 0 3 1 2 0 0 0 0 0 0 0												
Jay Johnstone, L (1, 9) OBP: 0.348, SLG: 0.485	0-3 K			0-3 K		0-3 K 1-2		0-0 1-3	0-3 1-2	4 0 0 0 0 3 6												
Bob Boone, R (1, 2) OBP: 0.338, SLG: 0.440	0-0 F3			0-0 FC5 2-3f		0-3 K			0-3 K	4 0 0 0 0 2 6												
Ted Sizemore, R (1, 4) OBP: 0.346, SLG: 0.359		0-0 4-3				0-0 E7 1B			4-0 IBB	3 0 1 0 1 1 0												
Randy Lerch, L (1, 1) OBP: 0.170, SLG: 0.156 Tug McGraw, R (8, 1) OBP: 0.429, SLG: 0.429		0-0 F8				0-3 K			0-0 3-1	4 0 0 0 0 1 3 0 0 0 0 0 0 0												
Inning Stats	R: 2 E: 0 K: 2 S: 10	H: 3 LOB: 2 BB: 1 P: 14	R: 0 E: 0 K: 0 S: 4	H: 1 LOB: 1 BB: 0 P: 4	R: 0 E: 0 K: 2 S: 7	H: 0 LOB: 2 BB: 2 P: 15	R: 0 E: 1 K: 2 S: 8	H: 1 LOB: 1 BB: 0 P: 8	R: 1 E: 0 K: 2 S: 8	H: 1 LOB: 1 BB: 1 P: 12	R: 0 E: 0 K: 2 S: 7	H: 0 LOB: 0 BB: 0 P: 7	R: 0 E: 0 K: 2 S: 6	H: 0 LOB: 0 BB: 1 P: 10	R: 0 E: 0 K: 1 S: 5	H: 0 LOB: 2 BB: 2 P: 13	R: 0 E: 0 K: 2 S: 9	H: 2 LOB: 2 BB: 0 P: 9	1B: 7 2B: 0 3B: 0 HR: 1	SF: 0 SAC: 0 DP: 0 HBP: 0	WP: 0 PB: 0 SB: 6 CS: 1	PA: 42
PITCHER	IP WLS BF H R ER SO BB IBB HBP BLK WP HR S P ERA WHIP																					
Phil Niekro, R (1, 1) ERA: 4.07 Dave Campbell, R (9, 1) ERA: 3.61	8.0 L 36 6 3 3 13 6 1 0 0 0 1 55 83 3.38 1.500																					

Philadelphia Phillies @ Atlanta Braves
Atlanta-Fulton County Stadium, Atlanta, GA
Tue Aug 23 1977, 7:05 PM EDT
Att. 5,972 - Unknown

livebaseballscorecards.com

AB	34
R	3
H	8
RBI	3
BB	7
SO	15
LOB	25



Batter	1	2	3	4	5	6	7	8	9	AB	R	H	RBI	BB	SO	LOB
Rowland Office, L OBP: 0.287, SLG: 0.297 (1, 8)	0-0 4-3			0-0 5-3		0-0 6-3		0-0 F8		4	0	0	0	0	0	1
Rod Gilbreath, R OBP: 0.319, SLG: 0.357 (1, 4)	0-0 F6			0-0 HR		0-0 F6		0-3 K		4	1	1	1	0	1	1
Jeff Burroughs, R OBP: 0.367, SLG: 0.517 (1, 9)	0-3 K			0-0 F8			0-0 4-3		0-0 6-3	4	0	0	0	0	1	0
Willie Montanez, L OBP: 0.318, SLG: 0.453 (1, 3)		4-0 BB		0-0 6-3			0-0 5-3		0-0 F9	3	0	0	0	1	0	0
Gary Matthews, R OBP: 0.354, SLG: 0.434 (1, 7)		0-0 F8			0-0 4-3		0-0 2B		4-0 BB	3	0	1	0	1	0	1
Biff Pocaroba, S OBP: 0.386, SLG: 0.429 (1, 2)		0-0 G6-4-3			0-0 F7		0-0 6-3		0-0 FC5-4	4	0	0	0	0	0	3
Junior Moore, R OBP: 0.313, SLG: 0.308 (1, 5)			4-0 BB		0-0 1B			0-0 F7		2	0	1	0	1	0	0
Pat Rockett, R OBP: 0.318, SLG: 0.287 (1, 6)			0-0 G1-6-3		0-0 F4			0-0 2B		2	0	0	0	0	0	2
Tom Paciorek, R OBP: 0.275, SLG: 0.371 (8, PH)			0-0 1-2f					0-0 1B		1	1	1	0	0	0	0
Dave Campbell, R (9, 1)								0-0 2B		0	0	0	0	0	0	0
Phil Niekro, R OBP: 0.169, SLG: 0.172 (1, 1)			0-0 F8			0-0 F2		0-0 1B		2	0	0	0	0	0	0
Cito Gaston, R OBP: 0.325, SLG: 0.459 (8, PH)								0-0 2B		1	0	1	1	0	0	0
Jerry Royster, R OBP: 0.274, SLG: 0.262 (9, 6)										0	0	0	0	0	0	0

Inning Stats	R: 0	H: 0	E: 0	K: 1	S: 5	LOB: 0	BB: 0	P: 5	R: 0	H: 0	E: 0	K: 0	S: 2	LOB: 0	BB: 1	P: 6	R: 0	H: 0	E: 0	K: 0	S: 2	LOB: 0	BB: 1	P: 6	R: 1	H: 1	E: 0	K: 0	S: 4	LOB: 0	BB: 0	P: 4	R: 0	H: 1	E: 0	K: 0	S: 4	LOB: 1	BB: 0	P: 4	R: 0	H: 0	E: 0	K: 0	S: 3	LOB: 0	BB: 0	P: 3	R: 0	H: 1	E: 0	K: 0	S: 4	LOB: 1	BB: 0	P: 4	R: 1	H: 2	E: 0	K: 1	S: 7	LOB: 1	BB: 0	P: 7	R: 0	H: 0	E: 0	K: 0	S: 3	LOB: 1	BB: 1	P: 7	1B: 2	SF: 0	2B: 2	SAC: 0	3B: 0	DP: 2	HR: 1	HBP: 0	WP: 0	PA: 33
PITCHER	IP	WLS	BF	H	R	ER	SO	BB	IBB	HBP	BLK	WP	HR	S	P	ERA	WHIP																																																																	
Randy Lerch, L ERA: 5.31 (1, 1)	7.1	W	27	5	2	2	1	2	0	0	0	0	0	27	35	2.46	0.955																																																																	
Tug McGraw, L ERA: 2.42 (8, 1)	1.2	S	6	0	0	0	1	1	0	0	0	0	0	7	11	0.00	0.600																																																																	

BOTTOM

Philadelphia Phillies @ Atlanta Braves
Atlanta-Fulton County Stadium, Atlanta, GA

Tue Aug 23 1977, 7:05 PM EDT
Att. 5,972 - Unknown

AB 30	R 2
H 5	RBI 2
BB 3	SO 2
LOB 8	

Batter	1	2	3	4	5	6	7	8	9	AB R H RBI BB SO LOB	TOP																
Ivan De Jesus, R (1, 6) OBP: 0.318, SLG: 0.338	0-3 K		0-0 2B			0-0 HR	0-0 5-3			4 1 2 0 0 1 1																	
Greg Gross, L (1, 7) OBP: 0.377, SLG: 0.415	0-0 P8		0-0 6-3			1-2 HR		0-0 F8		3 1 1 2 0 0 1																	
Jose Cardenal, R (8, PH) OBP: 0.350, SLG: 0.365										1 0 0 0 0 0 0																	
Bill Buckner, L (1, 3) OBP: 0.343, SLG: 0.484	0-0 P6				0-0 P7	4-0 BB		0-0 1B		3 0 1 0 1 0 0																	
Jerry Morales, R (1, 8) OBP: 0.367, SLG: 0.472		0-0 1B		0-0 F7	0-0 F7	0-0 F7		0-0 F9		4 0 1 0 0 0 2																	
Bobby Murcer, L (1, 9) OBP: 0.369, SLG: 0.485		0-0 F8		0-0 2B	0-0 F9	0-0 F9		0-3 K		4 0 1 0 0 1 2																	
Steve Ontiveros, S (1, 5) OBP: 0.391, SLG: 0.438		4-0 BB		0-0 2B	0-0 F8		0-0 HR		4-0 BB	2 1 1 1 2 0 1																	
Manny Trillo, R (1, 4) OBP: 0.332, SLG: 0.389		0-0 G5-4-3			0-0 G3		0-0 1B		0-0 P4	4 0 1 0 0 0 3																	
George Mitterwald, R (1, 2) OBP: 0.302, SLG: 0.392			0-3 K		0-0 6-3		0-0 SH1		4-0 BB	3 0 0 0 0 1 1																	
Larry Bittner, L (9, PH) OBP: 0.336, SLG: 0.402							1-2 SH1		1-2 BB	0 0 0 0 1 0 0																	
Mike Krukow, R (1, 1) OBP: 0.159, SLG: 0.182			0-3 K		0-3 K		0-0 SH1		2-3 K	2 0 0 0 0 2 0																	
Willie Hernandez, L (7, 1) OBP: 0.077, SLG: 0.077										0 0 0 0 0 0 0																	
Dave Giusti, R (8, 1) OBP: 0.077, SLG: 0.077										0 0 0 0 0 0 0																	
Gene Clines, R (9, PH) OBP: 0.383, SLG: 0.420										1 0 0 0 0 1 1																	
Inning Stats	R: 0 E: 0 K: 1 S: 5	H: 0 LOB: 0 BB: 0 P: 5	R: 0 E: 0 K: 0 S: 3	H: 1 LOB: 1 BB: 1 P: 7	R: 0 E: 0 K: 2 S: 8	H: 1 LOB: 1 BB: 0 P: 8	R: 0 E: 0 K: 0 S: 4	H: 1 LOB: 1 BB: 0 P: 4	R: 0 E: 0 K: 1 S: 5	H: 0 LOB: 0 BB: 0 P: 5	R: 2 E: 0 K: 0 S: 7	H: 2 LOB: 0 BB: 1 P: 12	R: 1 E: 0 K: 0 S: 5	H: 2 LOB: 1 BB: 0 P: 5	R: 0 E: 0 K: 1 S: 6	H: 1 LOB: 1 BB: 0 P: 6	R: 0 E: 0 K: 1 S: 5	H: 0 LOB: 1 BB: 2 P: 15	1B: 4 2B: 2 3B: 0 HR: 2	SF: 0 SAC: 1 DP: 1 HBP: 0	WP: 0 PB: 0 SB: 1 CS: 2	PA: 36					
PITCHER	IP WLS BF H R ER SO BB IBB HBP BLK WP HR S P ERA WHIP																										
Eddie Solomon, R (1, 1) ERA: 3.94	6.0		25	7	3	3	4	2	0	0	0	0	2	34	43	4.50	1.500										
Duane Theiss, R (7, 1) ERA: 3.38	1.0		3	0	0	0	0	0	0	0	0	0	0	3	3	0.00	0.000										
Don Collins, L (8, 1) ERA: 4.87	1.0	W	5	1	0	0	1	1	0	0	0	0	0	6	10	0.00	2.000										
Dave Campbell, R (9, 1) ERA: 3.55	1.0	S	3	0	0	0	1	1	0	0	0	0	0	5	11	0.00	1.000										

Chicago Cubs @ Atlanta Braves
Atlanta-Fulton County Stadium, Atlanta, GA

Wed Aug 24 1977, 7:05 PM EDT
Att. 4,649 - Overcast - 81 F

livebaseballscorecards.com

AB	31
R	3
H	8
RBI	3
BB	4
SO	6
LOB	12



BOTTOM

Chicago Cubs @ Atlanta Braves
Atlanta-Fulton County Stadium, Atlanta, GA

Wed Aug 24 1977, 7:05 PM EDT
Att. 4,649 - Overcast - 81 F

livebaseballscorecards.com

AB 30
R 4
H 8
RBI 4
BB 3
SO 7
LOB 11



WP: 0 PA: 34
PB: 0
SB: 1
CS: 0

AB	R	H	RBI	BB	SO	LOB
2	0	0	0	2	0	0
4	1	1	1	0	1	3
4	1	1	0	0	2	1
4	1	2	1	0	0	0
4	0	1	0	0	1	2
4	0	0	1	0	1	2
3	1	2	0	1	1	1
3	0	1	0	0	1	2
2	0	0	0	0	0	0
0	0	0	0	0	0	0
0	0	0	0	0	0	0
0	0	0	1	0	0	0
0	0	0	0	0	0	0
0	0	0	0	0	0	0
1B: 6	SF: 1	2B: 1	SAC: 0	3B: 0	DP: 1	HR: 2
	HBP: 0					

Batter	1	2	3	4	5	6	7	8	9
Gary Matthews, R (1, 7) OBP: 0.355, SLG: 0.432	0-0 P4		4-0 FC6-4 BB		0-0 P3		4-0 1-2 BB		
Rowland Office, L (1, 8) OBP: 0.287, SLG: 0.306	0-0 HR		0-0 F8		0-0 F3		2-3 K		
Jeff Burroughs, R (1, 9) OBP: 0.366, SLG: 0.515	0-3 K		0-0 FC6-4		0-3 K		0-0 1B BLK 1B FC6-4 1B		
Willie Montanez, L (1, 3) OBP: 0.320, SLG: 0.461	0-0 G3		2-2 HR		0-0 6-3		0-2 1-3 FC6-4 1B		
Biff Pocoroba, S (1, 2) OBP: 0.385, SLG: 0.427		0-0 L1-3 1B	0-0 6-3		0-3 K		0-0 P4		
Junior Moore, R (1, 5) OBP: 0.310, SLG: 0.304		0-0 L1-3	3-2 6-3		0-3 K		0-0 FC6-4		
Rod Gilbreath, R (1, 4) OBP: 0.323, SLG: 0.359		0-0 1B	4-0 BB		1-2 1B SF8 1B		0-3 K		
Pat Rockett, R (1, 6) OBP: 0.319, SLG: 0.288		0-3 K	0-0 F7		0-0 BB 1B		0-0 SF8		
Eddie Solomon, R (1, 1) Duane Theiss, R (7, 1) Joe Nolan, L (7, PH) Cito Gaston, R (7, PH) Don Collins, R (8, 1) Dave Campbell, R (9, 1)			0-0 P4		0-0 4-3				

Inning	R	H	E	K	S	P	IP	WLS	BF	H	R	ER	SO	BB	IBB	HBP	BLK	WP	HR	S	P	ERA	WHIP
1	0	0	0	1	6	3	6.1		26	6	3	3	5	2	0	0	0	0	2	44	58	4.26	1.263
2	0	2	0	1	6	1	1.0	L	6	2	1	1	1	1	0	0	1	0	0	11	17	9.00	3.000
3	0	0	0	1	6	0	0.2		2	0	0	0	1	0	0	0	0	0	4	4	0.00	0.000	

PITCHER	IP	WLS	BF	H	R	ER	SO	BB	IBB	HBP	BLK	WP	HR	S	P	ERA	WHIP
Mike Krukow, R (1, 1) ERA: 4.68	6.1		26	6	3	3	5	2	0	0	0	0	2	44	58	4.26	1.263
Willie Hernandez, L (7, 1) ERA: 2.67	1.0	L	6	2	1	1	1	1	0	0	1	0	0	11	17	9.00	3.000
Dave Giusti, R (8, 1) ERA: 2.87	0.2		2	0	0	0	1	0	0	0	0	0	0	4	4	0.00	0.000

Batter	1	2	3	4	5	6	7	8	9	AB R H RBI BB SO LOB	TOP	
Ivan De Jesus, R (1, 6) OBP: 0.321, SLG: 0.339	0-0 F8		2-2 FC3-6 1B		0-3 K		4-0 G5-3 BB	0-0 E6 1B		4 1 2 0 1 1 0		
Greg Gross, L (1, 7) OBP: 0.388, SLG: 0.440	0-0 HR		0-0 FC3-6 1B		0-0 6-3		4-0 1-2 BB	0-0 2-H 1B		4 1 3 2 1 0 0		
Bill Buckner, L (1, 3) OBP: 0.338, SLG: 0.476	0-0 L8		0-0 FC3-6 1-2f 2-3		0-0 E4		0-0 P6	0-0 4-3		5 0 0 0 0 0 5		
Jerry Morales, R (1, 8) OBP: 0.364, SLG: 0.467	2-2 6-3		0-0 L8		0-0 4-3		0-0 G5-3 2-3f		0-0 6-3	5 0 0 0 0 0 5		
Bobby Murcer, L (1, 9) OBP: 0.371, SLG: 0.485		0-0 P4		0-0 2B 1B		2-2 FC5-4 1B		4-0 3B 1B BB	0-0 3-1	4 2 2 0 1 0 0		
Steve Ontiveros, S (1, 5) OBP: 0.391, SLG: 0.440		0-3 K		3-2 4-3 1-H 2B		0-3 K		0-0 3B 1B	0-0 6-3	5 1 2 1 0 2 1		
Manny Trillo, R (1, 4) OBP: 0.333, SLG: 0.394		4-0 FC5-4 BB		0-0 4-3 2-3		0-0 FC5-4 1B 1-2f		0-0 1-H 2-H SF8 3B		3 1 1 2 1 0 2		
Steve Swisher, R (1, 2) OBP: 0.242, SLG: 0.322		0-0 FC5-4 1-2f		1-2 5-3		0-0 1-2 1B		0-0 SF8 3-H		3 0 1 1 0 0 2		
Bill Bonham, R (1, 1) OBP: 0.246, SLG: 0.288			1-2 F8		0-3 K		0-3 K		0-3 K	0 0 0 0 0 0 0		
Pete Broberg, R (2, 1)										1 0 0 0 0 0 0		
Jose Cardenal, R (4, PH) OBP: 0.349, SLG: 0.363										1 0 0 0 0 1 1		
Dennis Lamp, R (4, 1) OBP: 1.000, SLG: 1.000										0 0 0 0 0 0 0		
Larry Bittner, L (6, PH) OBP: 0.339, SLG: 0.401										1 0 0 0 0 1 2		
Paul Neuschei, R (6, 1)										0 0 0 0 0 0 0		
Gene Clines, R (8, PH) OBP: 0.381, SLG: 0.418										1 0 0 0 0 1 0		
Dave Giusti, R (8, 1)										0 0 0 0 0 0 0		
Inning Stats	R: 1 H: 1 E: 0 LOB: 0 K: 0 BB: 0 S: 8 P: 10	R: 0 H: 0 E: 0 LOB: 1 K: 1 BB: 1 S: 5 P: 9	R: 0 H: 2 E: 0 LOB: 2 K: 0 BB: 0 S: 11 P: 14	R: 1 H: 2 E: 0 LOB: 1 K: 1 BB: 0 S: 13 P: 17	R: 0 H: 0 E: 1 LOB: 1 K: 1 BB: 0 S: 6 P: 6	R: 0 H: 2 E: 0 LOB: 2 K: 2 BB: 0 S: 15 P: 17	R: 0 H: 0 E: 0 LOB: 1 K: 0 BB: 2 S: 2 P: 10	R: 4 H: 4 E: 1 LOB: 1 K: 1 BB: 1 S: 9 P: 13	R: 0 H: 0 E: 0 LOB: 0 K: 0 BB: 0 S: 3 P: 3	1B: 8 SF: 1 2B: 1 SAC: 0 3B: 1 DP: 1 HR: 1 HBP: 0	WP: 0 PA: 42 PB: 0 SB: 0 CS: 0	
PITCHER	IP WLS BF H R ER SO BB IBB HBP BLK WP HR S P ERA WHIP											
Dick Ruthven, R (1, 1) ERA: 4.02	5.0 W 22 5 2 2 3 1 0 0 0 0 0 1 43 56 3.60 1.200											
Buzz Capra, R (6, 1) ERA: 5.59	1.0 7 2 0 0 2 2 0 0 0 0 0 0 15 25 0.00 4.000											
Don Collins, L (7, 1) ERA: 5.23	1.0 5 2 3 3 0 1 0 0 0 0 0 0 4 8 27.00 3.000											
Duane Theiss, R (8, 1) ERA: 3.18	0.2 4 2 1 0 1 0 0 0 0 0 0 0 6 6 0.00 3.000											
Mike Davey, L (8, 1) ERA: 3.0	1.1 S 4 0 0 0 0 0 0 0 0 0 0 0 4 4 0.00 0.000											

Chicago Cubs @ Atlanta Braves
Atlanta-Fulton County Stadium, Atlanta, GA

Thu Aug 25 1977, 7:05 PM EDT
Att: 4,164 - Unknown - 78 F

livebaseballscorecards.com

AB	37
R	6
H	11
RBI	6
BB	4
SO	6
LOB	18



Batter	1	2	3	4	5	6	7	8	9	AB R H RBI BB SO LOB	TOP
Lenny Randle, S OBP: 0.385, SLG: 0.421 (1, 5) X	0-0 SH1-3 S 1B		0-0 4-3 1B		4-0 S 1B BB	0-3 K				3 1 2 0 1 1 1	
Bud Harrelson, S OBP: 0.253, SLG: 0.230 (1, 6) X	0-0 SH1-3 1-3 1B		0-0 4-3 1-2 1B		0-0 1-3 1B 1-H		0-0 1B E 1B			3 2 2 1 0 0 1	
Steve Henderson, R OBP: 0.371, SLG: 0.489 (1, 7) B B B	4-0 G4-6-3 BB		4-0 G4-6-3 BB		0-0 1-3 1-2 1B		0-0 L4			2 0 0 0 2 0 2	
John Milner, L OBP: 0.358, SLG: 0.421 (1, 3) X	0-0 G4-6-3 1-2f		0-0 G4-6-3 1-2f		0-0 FC4-6 1B 2-H		0-0 L9			4 0 1 1 0 0 5	
Mike Vail, R OBP: 0.315, SLG: 0.416 (1, 9)		H 1-0 1B HBP		X 0-0 FC6-4 4-3 1B	X 0-0 L4		X 0-0 E9 1B 1-H			0 0 0 0 0 0 0 3 0 2 0 0 0 1	
Ron Hodges, L OBP: 0.304, SLG: 0.320 (1, 2)		X 0-0 F9		X 0-0 4-3	X 0-0 FC4-6		B B B B 4-0 BB			3 0 0 0 0 0 3 0 0 0 0 1 0 0	
John Stearns, R OBP: 0.380, SLG: 0.430 (7, PH) (7, 2)											
Lee Mazzilli, S OBP: 0.326, SLG: 0.304 (1, 8) X		X 0-0 1-3 1B		B B B B 4-0 FC6-4 BB		X 0-0 1-3	X 0-0 5-3			3 0 1 0 1 0 2	
Leo Foster, R OBP: 0.219, SLG: 0.200 (1, 4) X		X 0-0 1-3		X 0-0 FC6-4 1-2f 2-3		S O S 0-3 K				3 0 0 0 0 1 4	
Jerry Koosman, R OBP: 0.134, SLG: 0.169 (1, 1)		X 0-0 6-3		S O S 0-3 K		X 0-0 E5				1 0 0 0 0 0 2 1 0 0 0 0 1 2 1 0 0 0 0 0 0 0 0 0 0 0 0 0	
Rick Baldwin, L (3, 1)											
Bobby Valentine, R OBP: 0.215, SLG: 0.215 (6, PH)											
Paul Siebert, L (6, 1)											
Inning Stats	R: 0 H: 1 E: 0 LOB: 1 K: 0 BB: 1 S: 3 P: 7	R: 0 H: 1 E: 0 LOB: 2 K: 0 BB: 0 S: 4 P: 5	R: 0 H: 1 E: 0 LOB: 1 K: 0 BB: 1 S: 3 P: 7	R: 0 H: 1 E: 0 LOB: 2 K: 1 BB: 1 S: 6 P: 10	R: 2 H: 2 E: 0 LOB: 1 K: 0 BB: 1 S: 5 P: 9	R: 0 H: 0 E: 1 LOB: 1 K: 2 BB: 0 S: 8 P: 8	R: 1 H: 2 E: 1 LOB: 2 K: 0 BB: 1 S: 5 P: 9			1B: 8 SF: 0 2B: 0 SAC: 1 3B: 0 DP: 2 HR: 0 HBP: 1	WP: 0 PA: 34 PB: 0 SB: 2 CS: 0
PITCHER Preston Hanna, R ERA: 4.2 (1, 1)	IP WLS BF H R ER SO BB IBB HBP BLK WP HR S P ERA WHIP	6.2 W 32 8 3 2 3 4 0 1 0 0 0 0 33 50 2.70 1.800									
Mike Davey, L ERA: 2.7 (7, 1)	IP WLS BF H R ER SO BB IBB HBP BLK WP HR S P ERA WHIP	0.1 S 2 0 0 0 0 1 0 0 0 0 0 0 1 5 0.00 3.000									

New York Mets @ Atlanta Braves
Atlanta-Fulton County Stadium, Atlanta, GA

Fri Aug 26 1977, 7:05 PM EDT
Att: 18,001 - Unknown

livebaseballscorecards.com

AB	27
R	3
H	8
RBI	2
BB	5
SO	3
LOB	23



Batter	1	2	3	4	5	6	7	8	9
Rod Gilbreath, R OBP: 0.327, SLG: 0.355 (1, 4)	0-0 6-3		4-0 BB	4-0 PB		0-0 F7			
Rowland Office, L OBP: 0.291, SLG: 0.309 (1, 8)	0-0 1B		0-0 HR	0-0 1B		0-0 F4			
Jeff Burroughs, R OBP: 0.366, SLG: 0.519 (1, 9)	0-0 F7		0-0 HR	0-0 F6		0-3 K			
Willie Montanez, L OBP: 0.324, SLG: 0.468 (1, 3)	0-0 F8		0-0 HR	0-0 5-3					
Gary Matthews, R OBP: 0.353, SLG: 0.435 (1, 7)		0-0 4-3	0-0 HR		0-0 6-3				
Junior Moore, R OBP: 0.318, SLG: 0.331 (1, 5)		0-0 1B	0-0 HR		1-0 5-3 HBP				
Vic Correll, R OBP: 0.321, SLG: 0.412 (1, 2)		0-0 F9	4-0 S BB		0-0 5-3				
Pat Rockett, R OBP: 0.317, SLG: 0.283 (1, 6)		0-0 F5	4-0 1-2 BB		0-0 L7				
Preston Hanna, R (1, 1)			0-3 K			4-0 BB			
Mike Davey, R (7, 1)			0-0 F1						

AB	R	H	RBI	BB	SO	LOB
2	0	0	0	2	0	1
4	1	2	0	0	0	2
4	1	1	2	0	1	3
4	1	1	0	0	0	2
3	1	1	2	0	0	0
2	1	2	1	0	0	0
2	0	0	0	1	0	2
2	0	0	0	1	0	2
2	0	0	0	1	1	2
0	0	0	0	0	0	0
1B: 4	SF: 0	2B: 0	SAC: 0	3B: 0	DP: 0	HR: 3
	HBP: 1					

BOTTOM

New York Mets @ Atlanta Braves
Atlanta-Fulton County Stadium, Atlanta, GA

Fri Aug 26 1977, 7:05 PM EDT
Att. 18,001 - Unknown

livebaseballscorecards.com

AB	25
R	5
H	7
RBI	5
BB	5
SO	2
LOB	14



Inning Stats	R: 0	H: 1	E: 0	K: 0	S: 4	LOB: 1	BB: 0	P: 4
	R: 0	H: 1	E: 0	K: 0	S: 4	LOB: 1	BB: 0	P: 4
	R: 5	H: 5	E: 0	K: 1	S: 9	LOB: 2	BB: 3	P: 21
	R: 0	H: 0	E: 0	K: 0	S: 3	LOB: 1	BB: 1	P: 7
	R: 0	H: 0	E: 0	K: 0	S: 3	LOB: 1	BB: 0	P: 4
	R: 0	H: 0	E: 0	K: 1	S: 5	LOB: 1	BB: 1	P: 9
	R: 0	H: 0	E: 0	K: 0	S: 0	LOB: 0	BB: 0	P: 0

PITCHER	IP	WLS	BF	H	R	ER	SO	BB	IBB	HBP	BLK	WP	HR	S	P	ERA	WHIP
Jerry Koosman, L (1, 1) ERA: 3.41	2.2	L	16	7	5	5	1	2	0	0	0	0	3	16	24	16.88	3.375
Rick Baldwin, R (3, 1) ERA: 4.53	2.1		10	0	0	0	0	2	0	1	0	0	0	7	16	0.00	0.857
Paul Siebert, L (6, 1) ERA: 3.38	1.0		5	0	0	0	1	1	0	0	0	0	0	5	9	0.00	1.000

WP	HR	S	P	ERA	WHIP
WP: 0	HR: 3	S: 1	P: 1	ERA: 3.38	WHIP: 1.000
PA: 31					

Batter	1	2	3	4	5	6	7	8	9	10	AB R H RBI BB SO LOB	TOP										
Lenny Randle, S OBP: 0.381, SLG: 0.416 (1, 5) X	0-0 6-3		0-3 K2-3		0-0 G6-3		0-0 F6		0-0 G1		5 0 0 0 0 1 3											
Bud Harrelson, S OBP: 0.253, SLG: 0.227 Bob Apodaca, R OBP: 0.200, SLG: 0.200 Paul Siebert, L (9, 1)	4-0 CS BB		0-0 L6			0-0 6-3	0-0 FC4-6			0-3 K	3 0 0 0 1 0 2 0 0 0 0 0 0 0 0 0 0 0 0 0 0 1 0 0 0 0 1 0 0 0 0 0 0 0 0											
Ron Hodges, L OBP: 0.300, SLG: 0.316 Skip Lockwood, R OBP: 0.143, SLG: 0.143 (10, PH)	4-0 PB BB		0-0 PB 2B			0-0 F6		0-0 F4		0-3 K	4 0 1 0 1 1 0											
Bruce Boisclair, L OBP: 0.353, SLG: 0.395 (1, 9) B	4-0 BB		0-0 1-3			0-0 6-3		0-0 PB HR 1B		4-0 BB	3 1 1 0 2 0 1											
Steve Henderson, R OBP: 0.375, SLG: 0.487 (1, 7) B	4-0 BB		0-0 1-3					0-0 HR		0-3 K	5 2 2 3 0 2 3											
John Milner, L OBP: 0.359, SLG: 0.439 (1, 3) X	0-0 3-1		0-3 K G4-6-3					0-0 HR		0-3 K												
Lee Mazzilli, S OBP: 0.328, SLG: 0.304 (1, 8) B		4-0 FC4-6 BB	0-3 K					0-0 1B 1B		0-0 F8	3 1 1 0 1 1 1											
John Stearns, R OBP: 0.379, SLG: 0.428 (1, 2) X		0-0 FC4-6 FC5-4	0-0 G4-6-3					0-0 1B 1B		0-3 K	4 0 1 0 0 1 2											
Leo Foster, R OBP: 0.250, SLG: 0.212 (7, 6) X		0-0 F7	0-0 FC3-6 BB					0-0 1-2 1B		0-3 K2-3	3 0 1 1 1 1 1											
Pat Zachry, R OBP: 0.135, SLG: 0.118 Joel Youngblood, R OBP: 0.308, SLG: 0.274 (7, PH)		0-0 FC5-4	0-0 FC3-6 G6-3					0-3 3-H K		0-0 F8	2 0 0 0 0 0 2 2 0 0 0 0 1 2											
Inning Stats	R: 0 E: 0 K: 0 S: 2	H: 0 LOB: 2 BB: 3 P: 14	R: 0 E: 0 K: 0 S: 3	H: 0 LOB: 1 BB: 1 P: 7	R: 0 E: 0 K: 1 S: 6	H: 1 LOB: 1 BB: 0 P: 6	R: 0 E: 0 K: 2 S: 7	H: 0 LOB: 0 BB: 0 P: 7	R: 0 E: 0 K: 0 S: 2	H: 0 LOB: 0 BB: 1 P: 6	R: 0 E: 0 K: 1 S: 9	H: 4 LOB: 2 BB: 0 P: 9	R: 2 E: 0 K: 1 S: 7	H: 2 LOB: 0 BB: 0 P: 7	R: 0 E: 0 K: 1 S: 5	H: 0 LOB: 0 BB: 0 P: 5	R: 0 E: 0 K: 3 S: 9	H: 0 LOB: 1 BB: 1 P: 13	1B: 4 2B: 1 3B: 0 HR: 2	SF: 0 SAC: 0 DP: 2 HBP: 0	WP: 0 PB: 4 SB: 0 CS: 1	PA: 41
PITCHER Phil Niekro, R ERA: 4.05 (1, 1)	IP 10.0	WLS W	BF 41	H 7	R 4	ER 4	SO 9	BB 6	IBB 0	HBP 0	BLK 0	WP 0	HR 2	S 53	P 77	ERA 3.60	WHIP 1.300					

New York Mets @ Atlanta Braves
Atlanta-Fulton County Stadium, Atlanta, GA
Sat Aug 27 1977, 7:05 PM EDT
Att: 8,328 - Unknown

livebaseballscorecards.com

AB 35
R 4
H 7
RBI 4
BB 6
SO 9
LOB 17



BOTTOM

New York Mets @ Atlanta Braves
Atlanta-Fulton County Stadium, Atlanta, GA
Sat Aug 27 1977, 7:05 PM EDT
Att. 8,328 - Unknown

livebaseballscorecards.com

AB 39
R 5
H 14
RBI 5
BB 5
SO 7
LOB 21



WP: 0 PA: 44
PB: 0
SB: 0
CS: 1

AB R H RBI BB SO LOB

5 0 1 1 0 1 1

5 0 1 0 0 3 0

4 2 2 1 1 0 1

5 1 2 0 0 0 1

3 1 3 0 2 0 0

5 0 2 2 0 0 4

4 0 0 0 1 2 6

4 1 2 1 1 0 2

4 0 1 0 0 1 6

1B: 13 SF: 0
2B: 0 SAC: 0
3B: 0 DP: 2
HR: 1 HBP: 0

Batter	1	2	3	4	5	6	7	8	9	10
Rowland Office, L (1, 8) OBP: 0.290, SLG: 0.308	0-0 4-3		0-0 F7	0-0 2-H 1B		0-0 F9			0-3 K	
Rod Gilbreath, R (1, 4) OBP: 0.325, SLG: 0.353	0-0 5-3		0-3 K	0-3 K			0-0 G4-6-3 1B		0-3 K	
Jeff Burroughs, R (1, 9) OBP: 0.368, SLG: 0.525	0-0 5-3		4-0 BB 1B BB		0-0 HR		0-0 G4-6-3 1-2f		0-0 1B	
Willie Montanez, L (1, 3) OBP: 0.325, SLG: 0.467		0-0 E BB 1B	0-0 1-2 BB 1B		0-0 F8		0-0 6-3		0-0 4-3	
Gary Matthews, R (1, 7) OBP: 0.360, SLG: 0.439		4-0 BB BB BB BB E BB	4-0 1B 2-3 BB		0-0 G6-4-3 1B		0-0 CS 1B		0-0 1B 1B	
Junior Moore, R (1, 5) OBP: 0.319, SLG: 0.332		0-0 F9	0-0 FC6-4 1B 1-3 2-H 3-H		0-0 G6-4-3 1-2f		0-0 6-3 1-2		0-0 1B 1B	
Vic Correll, R (1, 2) OBP: 0.317, SLG: 0.400		0-3 K	0-0 FC6-4 1B 1-2f		0-0 6-3		4-0 BB BB		0-3 K	
Pat Rockett, R (1, 6) OBP: 0.326, SLG: 0.288		0-0 E5 1-2 2-3		0-0 5-3 1B 1B		0-0 F5		4-0 BB BB BB 1-2 BB	0-0 1B 1-2 2-H	
Phil Niekro, R (1, 1) OBP: 0.172, SLG: 0.176		0-0 F9		0-0 5-3 1B		0-0 1B		0-3 K		

Inning Stats	R: 0	H: 0	E: 0	K: 0	S: 3	P: 3	R: 0	H: 1	E: 1	K: 1	S: 7	R: 2	H: 2	E: 0	K: 1	S: 7	R: 1	H: 2	E: 0	K: 1	S: 6	R: 1	H: 1	E: 0	K: 0	S: 4	R: 0	H: 1	E: 0	K: 0	S: 4	R: 0	H: 1	E: 0	K: 0	S: 3	R: 0	H: 1	E: 0	K: 2	S: 8	R: 1	H: 3	E: 0	K: 1	S: 6				
	0	0	0	0	3	3	0	1	1	1	7	2	2	0	1	7	1	2	0	0	6	0	1	0	1	0	4	0	1	0	0	3	0	1	0	3	0	1	0	8	0	3	0	0	6	0	3	0	0	6

PITCHER	IP	WLS	BF	H	R	ER	SO	BB	IBB	HBP	BLK	WP	HR	S	P	ERA	WHIP
Pat Zachry, R (1, 1) ERA: 4.58	6.0		28	8	4	4	3	3	0	0	0	0	1	31	43	6.00	1.833
Bob Apodaca, R (7, 1) ERA: 3.01	2.2		11	3	0	0	3	2	0	0	0	0	0	15	23	0.00	1.875
Paul Siebert, L (9, 1) ERA: 3.33	0.1		1	0	0	0	0	0	0	0	0	0	0	1	1	0.00	0.000
Skip Lockwood, R (10, 1) ERA: 3.0	0.1	L	4	3	1	1	1	0	0	0	0	0	0	6	6	27.00	9.000

Batter	1	2	3	4	5	6	7	8	9	AB R H RBI BB SO LOB	TOP		
Lenny Randle, S (1, 5) OBP: 0.380, SLG: 0.414	0-0 F6		0-3 K		0-3 K			0-0 CS 1B		4 0 1 0 0 2 0	New York Mets @ Atlanta Braves Atlanta-Fulton County Stadium, Atlanta, GA Sun Aug 28 1977, 3:33 AM EDT Att. 6,199 - Unknown		
Bud Harrelson, S (1, 6) OBP: 0.256, SLG: 0.232	0-0 F8		0-0 HR 1B		0-0 PO 1B			0-0 F3 1-2		4 1 2 0 0 0 1			
Bruce Boisclair, L (1, 9) OBP: 0.351, SLG: 0.390	4-0 1B BB		0-0 F7		0-0 PO 1-2	0-3 K		0-0 4-3		3 0 0 0 1 1 1			
Steve Henderson, R (1, 7) OBP: 0.377, SLG: 0.500	0-0 1-3 1B		0-0 1-H HR		0-0 F7			0-0 P4		4 1 2 2 0 0 0			
John Milner, L (1, 3) OBP: 0.358, SLG: 0.440	0-0 F2		0-0 1-3		0-0 F4			0-0 2B		4 1 1 0 0 0 2			
Ron Hodges, L (1, 2) OBP: 0.321, SLG: 0.350		0-0 CS 1B		0-0 F4-6-3 1B		0-3 K		0-0 2B		4 1 3 1 0 1 0			
Lee Mazzilli, S (1, 8) OBP: 0.329, SLG: 0.309		0-3 K 1-2		0-0 F8		0-0 FC3-6 1B		0-0 2B 2-H		4 0 2 1 0 1 2			
Doug Flynn, R (1, 4) OBP: 0.236, SLG: 0.256		0-0 FC6-4 1B		0-0 F4-6-3 1-2		0-0 FC3-6 FC6-4 1-2f		0-0 F8		4 0 1 0 0 0 3			
Nino Espinosa, R (1, 1) OBP: 0.156, SLG: 0.119 Mike Vail, R (7, PH) OBP: 0.314, SLG: 0.414 Skip Lockwood, R (7, 1) OBP: 0.143, SLG: 0.143 Ed Kranepool, L (9, PH) OBP: 0.337, SLG: 0.475		0-0 FC6-4 1-2f		0-3 K		0-0 FC6-4 1-2f		0-3 K		2 0 0 0 0 1 1 1 0 0 0 0 0 1 0 0 0 0 0 0 0 1 0 0 0 0 1 1			
Inning Stats	R: 0 E: 0 K: 0 S: 4 H: 1 LOB: 2 BB: 1 P: 8	R: 0 E: 0 K: 1 S: 6 H: 2 LOB: 1 BB: 0 P: 6	R: 2 E: 0 K: 1 S: 7 H: 2 LOB: 0 BB: 0 P: 7	R: 0 E: 0 K: 0 S: 3 H: 1 LOB: 0 BB: 0 P: 3	R: 0 E: 0 K: 2 S: 7 H: 1 LOB: 0 BB: 0 P: 7	R: 0 E: 0 K: 1 S: 5 H: 0 LOB: 0 BB: 0 P: 5	R: 0 E: 0 K: 1 S: 6 H: 1 LOB: 1 BB: 0 P: 6	R: 0 E: 0 K: 0 S: 3 H: 1 LOB: 0 BB: 0 P: 3	R: 2 E: 0 K: 1 S: 8 H: 3 LOB: 1 BB: 0 P: 8	1B: 8 2B: 4 3B: 0 HR: 1 SF: 0 SAC: 0 DP: 2 HBP: 0	WP: 0 PB: 0 SB: 0 CS: 2 PA: 37		
PITCHER Eddie Solomon, R (1, 1) ERA: 3.99 Dave Campbell, R (9, 1) ERA: 3.51	IP WLS BF H R ER SO BB IBB HBP BLK WP HR S P ERA WHIP	8.1 W 33 11 4 4 6 1 0 0 0 0 0 1 44 48 4.32 1.440	0.2 S 3 1 0 0 1 0 0 0 0 0 0 0 5 5 0.00 1.500										

livebaseballscorecards.com

AB 35
R 4
H 12
RBI 4
BB 1
SO 7
LOB 12



Batter	1	2	3	4	5	6	7	8	9
Rowland Office, L OBP: 0.292, SLG: 0.321 (1, 8) X	0-0 G3 ①		0-0 1-3 ①		0-0 1-H HR		0-0 1-H 2B		
Jerry Royster, R OBP: 0.277, SLG: 0.265 (1, 4) X	0-0 5-3 1B ②		0-3 K ②		0-0 S 1B		0-0 F9 ②		
Jeff Burroughs, R OBP: 0.365, SLG: 0.521 (1, 9) X	0-0 5-3 1-2 ②		0-0 F8 ③		0-3 K 1-2 ③		0-0 F1-4-3 ③		
Willie Montanez, L OBP: 0.327, SLG: 0.466 (1, 3) X	0-0 FC5-4 2-H 1B ③			0-0 F7 ①		0-0 F8 ①		4-0 2B SF9 BB	
Gary Matthews, R OBP: 0.359, SLG: 0.440 (1, 7) X	0-0 FC5-4 1-2f ③			0-0 G3 ②		0-0 F8 ②		0-0 SF9 1-3 6-3 2B	
Joe Nolan, L OBP: 0.441, SLG: 0.473 (1, 2) X		0-0 3-1 ①		0-0 3-1 ③		4-0 FC4-6 BB		0-0 SF9 2-3 3-H ①	
Junior Moore, R OBP: 0.316, SLG: 0.328 (1, 5) X		0-0 F4-3 ②			0-0 F4-3 ①	0-0 FC4-6 1-2f ③		0-0 6-3 3-H ②	
Pat Rockett, R OBP: 0.335, SLG: 0.296 (1, 6) X		0-0 1B ③			0-0 F4-3 ②		4-0 2B BB ①	0-0 1B ③	
Eddie Solomon, R OBP: 0.217, SLG: 0.100 Dave Campbell, R (9, 1) SSS		0-3 K ③			4-0 K HR BB		0-3 K ①	0-0 5-3 ③	

Inning Stats	R: 1	H: 2	E: 0	K: 0	S: 5	H: 2	LOB: 1	BB: 0	P: 5	R: 0	H: 1	E: 0	K: 1	S: 6	H: 0	LOB: 0	BB: 0	P: 5	R: 0	H: 0	E: 0	K: 1	S: 5	H: 0	LOB: 0	BB: 0	P: 3	R: 2	H: 2	E: 0	K: 1	S: 7	H: 0	LOB: 1	BB: 1	P: 11	R: 0	H: 0	E: 0	K: 0	S: 3	H: 0	LOB: 1	BB: 1	P: 7	R: 1	H: 1	E: 0	K: 1	S: 6	H: 1	LOB: 1	BB: 1	P: 10	R: 2	H: 2	E: 0	K: 0	S: 5	H: 2	LOB: 1	BB: 1	P: 9
1B: 5	SF: 1	2B: 2	SAC: 0	3B: 0	DP: 0	HR: 1	HBP: 0	WP: 0	PA: 36																																																						

PITCHER	IP	WLS	BF	H	R	ER	SO	BB	IBB	HBP	BLK	WP	HR	S	P	ERA	WHIP
Nino Espinosa, R ERA: 3.89 (1, 1)	6.0	L	25	5	3	3	3	2	0	0	0	0	1	29	37	4.50	1.167
Skip Lockwood, R ERA: 3.24 (7, 1)	2.0		11	3	3	3	1	2	0	0	0	0	0	11	19	13.50	2.500

BOTTOM

New York Mets @ Atlanta Braves
Atlanta-Fulton County Stadium, Atlanta, GA

Sun Aug 28 1977, 3:33 AM EDT
Att. 6,199 - Unknown

livebaseballscorecards.com

AB	31
R	6
H	8
RBI	6
BB	4
SO	4
LOB	9



Batter	1	2	3	4	5	6	7	8	9	10	11	12	13	14	AB	R	H	RBI	BB	SO	LOB	TOP										
Rowland Office, L OBP: 0.290, SLG: 0.317 (1, 8)	P5		G3		G3			G3 HR BB		K		F9			5	1	0	0	1	1	2	Atlanta Braves @ Philadelphia Phillies Veterans Stadium, Philadelphia, PA Mon Aug 29 1977, 7:05 PM EDT Att: 36,263 - Unknown livebaseballscorecards.com										
Jerry Royster, R OBP: 0.276, SLG: 0.263 (8, 11)															3	0	0	0	1	1	1											
Dave Campbell, R (8, 11)															0	0	0	0	0	0	0											
Cito Gaston, R OBP: 0.317, SLG: 0.453 (10, 11)			K							1-3		F8			0	0	0	0	0	0	0											
Mike Davey, R (10, 11)															0	0	0	0	0	0	0											
Duane Thies, R (12, PH)															1	0	0	0	0	0	2											
Biff Pocoroba, S OBP: 0.382, SLG: 0.421 (12, 11)															0	0	0	0	0	0	0											
Steve Hargan, R (12, 11)															0	0	0	0	0	0	0											
Jeff Burroughs, R OBP: 0.363, SLG: 0.523 (1, 9)	F9			6-3			F7							5-3	6	1	1	2	0	1	1											
Willie Montanez, L OBP: 0.329, SLG: 0.465 (1, 3)	4-3				BB 1B		4-3							1-3	5	0	2	0	1	0	1											
Gary Matthews, R OBP: 0.357, SLG: 0.435 (1, 7)		4-3						4-3						K	5	0	0	0	1	2	2											
Joe Nolan, L OBP: 0.419, SLG: 0.443 (1, 2)			F8					4-3						K	6	0	1	0	0	2	3											
Barry Bonnell, R OBP: 0.373, SLG: 0.352 (1, 5)								FC6-4 1B						P6																		
Pat Rockett, R OBP: 0.324, SLG: 0.285 (1, 6)															5	0	3	0	1	1	1											
Buzz Capra, R OBP: 0.182, SLG: 0.100 (1, 1)																																
Brian Asselstine, L OBP: 0.259, SLG: 0.320 (8, PH)																																
Rod Gilbreath, R OBP: 0.326, SLG: 0.354 (8, 4)			1-3												6	0	0	0	0	0	4											
															2	0	0	0	0	1	0											
															1	0	0	0	0	0	0											
															2	0	1	0	0	1	0											
Inning Stats	R: 0 E: 0 K: 0 S: 3	H: 0 LOB: 1 BB: 1 P: 7	R: 0 E: 0 K: 0 S: 4	H: 1 LOB: 1 BB: 0 P: 4	R: 0 E: 0 K: 1 S: 5	H: 0 LOB: 0 BB: 0 P: 5	R: 0 E: 0 K: 1 S: 6	H: 2 LOB: 2 BB: 1 P: 10	R: 0 E: 0 K: 1 S: 5	H: 0 LOB: 0 BB: 0 P: 5	R: 0 E: 0 K: 0 S: 3	H: 0 LOB: 0 BB: 0 P: 3	R: 0 E: 0 K: 0 S: 4	H: 1 LOB: 1 BB: 0 P: 4	R: 0 E: 0 K: 0 S: 5	H: 2 LOB: 1 BB: 1 P: 9	R: 0 E: 0 K: 0 S: 2	H: 0 LOB: 0 BB: 1 P: 6	R: 0 E: 0 K: 2 S: 7	H: 0 LOB: 0 BB: 0 P: 7	R: 0 E: 0 K: 2 S: 7	H: 0 LOB: 1 BB: 1 P: 11	R: 0 E: 0 K: 0 S: 5	H: 2 LOB: 2 BB: 0 P: 5	R: 0 E: 0 K: 1 S: 5	H: 0 LOB: 0 BB: 0 P: 5	R: 0 E: 0 K: 2 S: 7	H: 0 LOB: 0 BB: 0 P: 7	1B: 6 2B: 1 3B: 0 HR: 1	SF: 0 SAC: 0 DP: 0 HBP: 0	WP: 0 PB: 0 SB: 0 CS: 1	PA: 53
PITCHER	IP	WLS	BF	H	R	ER	SO	BB	IBB	HBP	BLK	WP	HR	S	P	ERA	WHIP															
Larry Christenson, R ERA: 4.57 (1, 1)	9.0		35	6	2	2	3	4	0	0	0	0	0	1	37	53	2.00	1.111														
Tug McGraw, L ERA: 2.72 (10, 1)	1.0		3	0	0	0	2	0	0	0	0	0	0	7	7	0.00	0.000															
Ron Reed, R ERA: 2.55 (11, 1)	2.0		9	2	0	0	2	1	0	0	0	0	0	12	16	0.00	1.500															
Gene Garber, R ERA: 2.63 (13, 1)	2.0	W	6	0	0	0	3	0	0	0	0	0	0	12	12	0.00	0.000															



Batter	1	2	3	4	5	6	7	8	9	10	11	12	13	14
Jay Johnstone, L (1, 9) OBP: 0.342, SLG: 0.462	0-0 1B	4-0 1-2 BB		0-0 P6		0-3 K			0-0 SH3-4	0-0 F8			0-0 4-3	
Larry Bowa, S (1, 6) OBP: 0.310, SLG: 0.338	0-3 K	0-0 L4		0-0 F8			0-0 G3		0-0 F8		0-0 4-3		0-0 1-3	
Mike Schmidt, R (1, 5) OBP: 0.392, SLG: 0.583	0-0 PB 1-3 1B		4-0 HR BB	0-0 6-3			0-0 F9		1-0 HBP		4-0 FC5 S BB		0-0 6-3	
Greg Luzinski, R (1, 7) OBP: 0.386, SLG: 0.610	4-0 1-2 IBB		0-0 1-H HR		0-0 5-3		0-0 4-3		0-3 K		0-0 F4			4-0 WP S BB
Richie Hebner, L (1, 3) OBP: 0.377, SLG: 0.487	0-3 K		0-0 3-1		0-0 F8			0-0 F8		0-0 5-3		0-0 FC5		0-3 K
Jerry Martin, R (10, PH) OBP: 0.335, SLG: 0.449														1-2 K
Garry Maddox, R (1, 8) OBP: 0.315, SLG: 0.425	0-3 K		0-0 CS S 1B		0-3 K			0-0 4-3		0-0 FC6-4 1B			0-0 5-3	
Barry Foote, R (11, 2) OBP: 0.311, SLG: 0.463														0-0 P3
Bob Boone, R (1, 2) OBP: 0.330, SLG: 0.434		0-3 K	4-0 CS BB			0-0 4-3 2B		0-0 FC5-4 1B		0-0 FC6-4 HBP 1-2 1B		0-0 F9		4-0 BB WP IBB
Terry Harmon, R (10, PH) OBP: 0.426, SLG: 0.383														
Ron Reed, R (11, 1) OBP: 0.147, SLG: 0.250														
Bake McBride, L (12, PH) OBP: 0.294, SLG: 0.508														
Gene Garber, R (13, 1) OBP: 0.343, SLG: 0.356														
Tom Hutton, L (14, PH) OBP: 0.343, SLG: 0.356														
Ted Sizemore, R (1, 4) OBP: 0.344, SLG: 0.353		0-3 K	4-0 1-2 2-3 IBB			0-0 4-3		0-0 FC5-4		0-0 HBP 1B		0-0 1-6-3		4-0 BB BB
Larry Christenson, R (11, 1) OBP: 0.203, SLG: 0.255		4-0 BB	0-3 K			0-0 F7			0-0 SH3-4 1B	1-0 HBP			0-0 E5	4-0 1-2 2-3 3-H BB
Tim McCarver, L (9, PH) OBP: 0.426, SLG: 0.540														
Tug McGraw, R (10, 1) OBP: 0.375, SLG: 0.375														
Davey Johnson, R (10, PH) OBP: 0.409, SLG: 0.607														

Inning Stats	R: 0	H: 2	E: 0	K: 3	S: 11	LOB: 3	BB: 1	P: 15	R: 0	H: 0	E: 0	K: 2	S: 7	LOB: 2	BB: 2	P: 15	R: 2	H: 2	E: 0	K: 1	S: 6	LOB: 2	BB: 3	P: 16	R: 0	H: 0	E: 0	K: 0	S: 3	LOB: 0	BB: 0	P: 5	R: 0	H: 1	E: 0	K: 1	S: 6	LOB: 1	BB: 0	P: 6	R: 0	H: 0	E: 0	K: 0	S: 3	LOB: 0	BB: 0	P: 3	R: 0	H: 1	E: 0	K: 0	S: 4	LOB: 1	BB: 0	P: 4	R: 0	H: 1	E: 0	K: 1	S: 6	LOB: 2	BB: 0	P: 7	R: 0	H: 2	E: 0	K: 0	S: 5	LOB: 3	BB: 0	P: 6	R: 0	H: 0	E: 0	K: 0	S: 3	LOB: 1	BB: 1	P: 7	R: 0	H: 0	E: 0	K: 0	S: 3	LOB: 0	BB: 0	P: 3	R: 0	H: 0	E: 1	K: 0	S: 4	LOB: 1	BB: 0	P: 4	R: 1	H: 0	E: 0	K: 1	S: 4	LOB: 3	BB: 4	P: 20	1B: 7	SF: 0	2B: 1	SAC: 1	3B: 0	DP: 0	HR: 1	HBP: 2	WP: 1	PA: 63
--------------	------	------	------	------	-------	--------	-------	-------	------	------	------	------	------	--------	-------	-------	------	------	------	------	------	--------	-------	-------	------	------	------	------	------	--------	-------	------	------	------	------	------	------	--------	-------	------	------	------	------	------	------	--------	-------	------	------	------	------	------	------	--------	-------	------	------	------	------	------	------	--------	-------	------	------	------	------	------	------	--------	-------	------	------	------	------	------	------	--------	-------	------	------	------	------	------	------	--------	-------	------	------	------	------	------	------	--------	-------	------	------	------	------	------	------	--------	-------	-------	-------	-------	-------	--------	-------	-------	-------	--------	-------	--------


PITCHER	IP	WLS	BF	H	R	ER	SO	BB	IBB	HBP	BLK	WP	HR	S	P	ERA	WHIP
Buzz Capra, R (1, 1) ERA: 5.42	7.0		31	5	2	2	8	4	2	0	0	0	1	41	65	2.57	1.286
Dave Campbell, R (8, 1) ERA: 3.39	2.0		9	2	0	0	1	0	0	1	0	0	0	10	11	0.00	1.000
Mike Davey, L (10, 1) ERA: 2.25	0.2		4	2	0	0	0	0	0	0	0	0	0	4	4	0.00	3.000
Duane Theiss, R (10, 1) ERA: 2.84	1.1		6	0	0	0	0	1	0	1	0	0	0	4	9	0.00	0.750
Steve Hargan, R (12, 1) ERA: 6.52	2.2	L	13	0	1	1	1	3	1	0	0	1	0	11	27	3.38	1.125

BOTTOM

Atlanta Braves @ Philadelphia Phillies
Veterans Stadium, Philadelphia, PA

Mon Aug 29 1977, 7:05 PM EDT
Att: 36,263 - Unknown

AB	49
R	3
H	9
RBI	3
BB	11
SO	10
LOB	29



PITCHER	IP	WLS	BF	H	R	ER	SO	BB	IBB	HBP	BLK	WP	HR	S	P	ERA	WHIP
Buzz Capra, R (1, 1) ERA: 5.42	7.0		31	5	2	2	8	4	2	0	0	0	1	41	65	2.57	1.286
Dave Campbell, R (8, 1) ERA: 3.39	2.0		9	2	0	0	1	0	0	1	0	0	0	10	11	0.00	1.000
Mike Davey, L (10, 1) ERA: 2.25	0.2		4	2	0	0	0	0	0	0	0	0	0	4	4	0.00	3.000
Duane Theiss, R (10, 1) ERA: 2.84	1.1		6	0	0	0	0	1	0	1	0	0	0	4	9	0.00	0.750
Steve Hargan, R (12, 1) ERA: 6.52	2.2	L	13	0	1	1	1	3	1	0	0	1	0	11	27	3.38	1.125

Batter	1	2	3	4	5	6	7	8	9	AB R H RBI BB SO LOB	TOP	
Barry Bonnell, R (1, 8) OBP: 0.373, SLG: 0.353	0-0 5-3		0-3 K		0-0 1B			0-0 1B SF7 1B	0-0 FC6-4	5 1 2 0 0 1 2		
Rod Gilbreath, R (1, 4) OBP: 0.330, SLG: 0.358	0-0 1B		0-0 1B		0-0 F7			0-0 1B FC5-4		4 0 3 0 0 0 1		
Jeff Burroughs, R (1, 9) OBP: 0.361, SLG: 0.518	0-3 K		0-0 L1					0-0 F8		4 0 0 0 0 1 4		
Willie Montanez, L (1, 3) OBP: 0.326, SLG: 0.462	0-0 P6			0-0 4-3				0-0 SF7		3 0 0 1 0 0 1		
Gary Matthews, R (1, 7) OBP: 0.356, SLG: 0.433		0-0 G3 1B		0-0 4-3				0-0 FC5-4		4 0 1 0 0 0 1		
Junior Moore, R (1, 5) OBP: 0.318, SLG: 0.340		0-3 K		0-0 1B				0-0 HR	0-0 4-3	4 1 2 1 0 1 1		
Joe Nolan, L (1, 2) OBP: 0.397, SLG: 0.415		0-0 G3		0-0 G3				0-0 4-3	0-3 K	4 0 0 0 0 1 2		
Pat Rockett, R (1, 6) OBP: 0.323, SLG: 0.290		0-0 6-3			0-0 F9			0-0 5-3	0-0 1B 2B	4 0 1 0 0 0 1		
Preston Hanna, R (1, 1) Duane Theiss, R (2, 1) Tom Paciorek, R (5, PH) Don Collins, R (5, 1) Brian Asselstine, L (7, PH) Mike Davey, R (7, 1) Cito Gaston, R (9, PH)			0-3 K		0-0 F9			0-0 4-3	0-0 FC6-4 1B	0 0 0 0 0 0 0 1 0 0 0 0 0 1 0 1 0 0 0 0 0 0 0 0 0 0 0 0 0 0 0 1 0 0 0 0 0 0 0 0 0 0 0 0 0 0 0 1 0 1 0 0 0 0 0		
Inning Stats	R: 0 H: 1 E: 0 LOB: 1 K: 1 BB: 0 S: 6 P: 6	R: 0 H: 1 E: 0 LOB: 1 K: 1 BB: 0 S: 6 P: 6	R: 0 H: 1 E: 0 LOB: 1 K: 2 BB: 0 S: 8 P: 8	R: 0 H: 1 E: 0 LOB: 1 K: 0 BB: 0 S: 4 P: 4	R: 0 H: 1 E: 0 LOB: 1 K: 0 BB: 0 S: 4 P: 4	R: 0 H: 0 E: 0 LOB: 0 K: 0 BB: 0 S: 3 P: 3	R: 1 H: 1 E: 0 LOB: 0 K: 0 BB: 0 S: 4 P: 4	R: 1 H: 2 E: 0 LOB: 1 K: 0 BB: 0 S: 5 P: 5	R: 0 H: 2 E: 0 LOB: 2 K: 1 BB: 0 S: 7 P: 7	1B: 8 SF: 1 2B: 1 SAC: 0 3B: 0 DP: 0 HR: 1 HBP: 0	WP: 0 PA: 37 PB: 0 SB: 0 CS: 0	
PITCHER Jim Kaat, L (1, 1) ERA: 5.12	IP WLS BF H R ER SO BB IBB HBP BLK WP HR S P ERA WHIP											
	9.0 W 37 10 2 2 5 0 0 0 0 0 0 1 47 47 2.00 1.111											

Atlanta Braves @ Philadelphia Phillies
Veterans Stadium, Philadelphia, PA
Tue Aug 30 1977, 7:05 PM EDT
Att: 32,278 - Unknown

livebaseballscorecards.com

AB 36
R 2
H 10
RBI 2
BB 0
SO 5
LOB 13



Batter	1	2	3	4	5	6	7	8	9	AB	R	H	RBI	BB	SO	LOB
Jay Johnstone, L (1, 9) OBP: 0.346, SLG: 0.471	0-0 1B 2B	0-0 BB SF9 SH1-3 1B		0-0 4-3 SF8 2B	0-0 P6		0-0 4-1			5	3	3	1	0	0	2
Larry Bowa, S (1, 6) OBP: 0.310, SLG: 0.338	0-0 G6-3 1B	0-0 SH1-3		0-0 4-3	0-0 6-3		0-0 P5			3	0	1	1	0	0	1
Mike Schmidt, R (1, 5) OBP: 0.392, SLG: 0.584	0-0 G6-3	4-0 BB BB		0-0 SF8		0-0 F8		0-0 E9 1B 2B		3	1	1	1	1	0	1
Davey Johnson, R (9, 5) OBP: 0.409, SLG: 0.607	0-0 G6-3	4-0 BB BB		4-0 3-H SF8		0-0 FC5-4 1B		0-0 6-3		0	0	0	0	0	0	0
Greg Luzinski, R (1, 7) OBP: 0.390, SLG: 0.609	4-0 BB BB	4-0 BB BB		4-0 1B HR BB		0-0 FC5-4 1B		0-0 6-3		2	1	1	1	3	0	1
Tom Hutton, L (9, 3) OBP: 0.343, SLG: 0.356	4-0 BB BB	4-0 FC1-6 BB		4-0 1B HR BB		0-0 FC5-4 1B		0-0 6-3		0	0	0	0	0	0	0
Richie Hebner, L (1, 3) OBP: 0.380, SLG: 0.489	4-0 BB BB	4-0 SF9		0-0 HR 1B		0-0 FC5-4 1B		0-0 6-3		1	1	1	1	1	0	0
Ollie Brown, R (6, PH) (7, 9) (9, 7)	4-0 BB	0-0 SF9		0-0 HR 1B		0-0 FC5-4 1B		0-0 6-3		2	0	1	1	0	0	1
Garry Maddox, R (1, 8) OBP: 0.316, SLG: 0.433	0-3 K	0-0 FC1-6		0-0 HR		0-0 FC5-4 1B		0-0 F9		4	1	2	3	0	1	4
Terry Harmon, R (7, 6) OBP: 0.309, SLG: 0.375	0-3 K	0-0 FC1-6		0-0 HR		0-0 FC5-4 1B		0-0 F9		1	0	0	0	0	0	1
Bob Boone, R (1, 2) OBP: 0.338, SLG: 0.436		0-0 1B 2B		0-0 F3		0-0 P4		0-0 F8		5	1	2	0	0	0	1
Ted Sizemore, R (1, 4) OBP: 0.345, SLG: 0.362		0-0 1B 1B		0-0 6-3		0-0 HR		0-0 F2		4	2	2	2	0	0	1
Jim Kaat, L (1, 1) OBP: 0.245, SLG: 0.277		0-0 SH1-3 1B 1B		0-0 P6		0-0 P4		4-0 4-1 BB		3	1	1	0	1	0	0

Inning Stats	R: 1	H: 2	E: 0	K: 1	S: 6	L: 2	LOB: 2	BB: 2	P: 14	R: 4	H: 4	E: 0	K: 0	S: 7	L: 4	LOB: 2	BB: 2	P: 15	R: 0	H: 0	E: 0	K: 0	S: 3	R: 4	H: 3	E: 0	K: 0	S: 6	R: 1	H: 1	E: 0	K: 0	S: 4	R: 0	H: 2	E: 0	K: 0	S: 4	R: 0	H: 1	E: 0	K: 0	S: 4	R: 1	H: 2	E: 1	K: 0	S: 5	R: 1	H: 2	E: 1	K: 0	S: 5
--------------	------	------	------	------	------	------	--------	-------	-------	------	------	------	------	------	------	--------	-------	-------	------	------	------	------	------	------	------	------	------	------	------	------	------	------	------	------	------	------	------	------	------	------	------	------	------	------	------	------	------	------	------	------	------	------	------

PITCHER	IP	WLS	BF	H	R	ER	SO	BB	IBB	HBP	BLK	WP	HR	S	P	ERA	WHIP
Preston Hanna, R ERA: 5.46	(1, 1)	1.1	L	13	6	5	5	1	4	0	0	0	0	11	27	33.75	7.500
Duane Theiss, R ERA: 4.7	(2, 1)	2.2		12	3	4	4	0	1	0	0	0	1	11	15	13.50	1.500
Don Collins, L ERA: 5.2	(5, 1)	2.0		8	3	1	1	0	0	0	0	0	1	8	8	4.50	1.500
Mike Davey, L ERA: 3.0	(7, 1)	2.0		10	3	1	1	0	1	0	0	0	0	9	13	4.50	2.000

BOTTOM

Atlanta Braves @ Philadelphia Phillies
Veterans Stadium, Philadelphia, PA

Tue Aug 30 1977, 7:05 PM EDT
Att. 32,278 - Unknown

AB	34
R	11
H	15
RBI	11
BB	6
SO	1
LOB	15



WP	HR	S	P	ERA	WHIP
0	0	0	0	0	0

Batter	1	2	3	4	5	6	7	8	9	AB R H RBI BB SO LOB	TOP											
Barry Bonnell, R (1, 8) OBP: 0.368, SLG: 0.347	0-0 4-3		0-3 K		0-0 1-3		0-0 G3			4 0 0 0 0 1 2												
Rod Gilbreath, R (1, 4) OBP: 0.329, SLG: 0.362	0-0 5-3		0-3 K		0-0 2-H 3B			0-0 F8		4 0 1 1 0 1 0												
Gary Matthews, R (1, 7) OBP: 0.357, SLG: 0.436	0-0 FC6-4 1B		0-0 4-3		0-3 K			0-0 2B		4 0 2 0 0 1 1												
Willie Montanez, L (1, 3) OBP: 0.323, SLG: 0.457	0-0 FC6-4 1-2f			0-0 F7		0-0 4-3		0-0 F8		4 0 0 0 0 0 2												
Cito Gaston, R (1, 9) OBP: 0.314, SLG: 0.443		0-3 K		0-0 6-3		0-3 K		0-0 F8		3 0 0 0 0 2 0												
Brian Asselstine, L (6, 9) OBP: 0.258, SLG: 0.316										0 0 0 0 0 0 0												
Preston Hanna, R (7, 1)										0 0 0 0 0 0 0												
Jerry Royster, R (8, PH) OBP: 0.276, SLG: 0.262										1 0 0 0 0 0 1												
Mike Davey, R (8, 1)										0 0 0 0 0 0 0												
Junior Moore, R (1, 5) OBP: 0.320, SLG: 0.342		0-0 5-3		0-0 1B		0-0 F8			0-0 FC5-4 1B	4 0 2 0 0 0 0												
Biff Pocaroba, S (1, 2) OBP: 0.380, SLG: 0.422		0-0 2B		0-3 K			0-0 F8		0-3 K	4 0 1 0 0 2 2												
Pat Rockett, R (1, 6) OBP: 0.332, SLG: 0.302		4-0 BB			0-0 SH1-4 3B 1B		0-0 2B		0-0 F7	3 1 2 0 1 0 1												
Phil Niekro, R (1, 1) OBP: 0.170, SLG: 0.174		0-3 K			0-0 SH1-4 1-2		0-3 K		0-0 FC5-4 1-2f	1 0 0 0 0 1 2												
Tom Paciorek, R (7, PH) OBP: 0.268, SLG: 0.361										2 0 0 0 0 1 2												
Inning Stats	R: 0 E: 0 K: 0 S: 4	H: 1 LOB: 1 BB: 0 P: 4	R: 0 E: 0 K: 2 S: 8	H: 1 LOB: 2 BB: 1 P: 12	R: 0 E: 0 K: 2 S: 7	H: 0 LOB: 0 BB: 0 P: 7	R: 0 E: 0 K: 1 S: 6	H: 1 LOB: 1 BB: 0 P: 6	R: 1 E: 0 K: 1 S: 7	H: 2 LOB: 1 BB: 0 P: 7	R: 0 E: 0 K: 1 S: 5	H: 0 LOB: 0 BB: 0 P: 5	R: 0 E: 0 K: 1 S: 6	H: 1 LOB: 1 BB: 0 P: 6	R: 0 E: 0 K: 0 S: 4	H: 1 LOB: 1 BB: 0 P: 4	R: 0 E: 0 K: 1 S: 6	H: 1 LOB: 1 BB: 0 P: 6	1B: 4 2B: 3 3B: 1 HR: 0	SF: 0 SAC: 1 DP: 0 HBP: 0	WP: 0 PB: 0 SB: 0 CS: 0	PA: 36
PITCHER Steve Carlton, L (1, 1) ERA: 2.79	IP: 9.0 WLS: W BF: 36 H: 8 R: 1 ER: 1 SO: 9 BB: 1 IBB: 0 HBP: 0 BLK: 0 WP: 0 HR: 0 S: 53 P: 57 ERA: 1.00 WHIP: 1.000											PITCHER	IP: 9.0 WLS: W BF: 36 H: 8 R: 1 ER: 1 SO: 9 BB: 1 IBB: 0 HBP: 0 BLK: 0 WP: 0 HR: 0 S: 53 P: 57 ERA: 1.00 WHIP: 1.000									

Atlanta Braves @ Philadelphia Phillies
Veterans Stadium, Philadelphia, PA
Wed Aug 31 1977, 7:05 PM EDT
Att: 29,102 - Unknown

AB	34
R	1
H	8
RBI	1
BB	1
SO	9
LOB	13



Batter	1	2	3	4	5	6	7	8	9
Garry Maddox, R OBP: 0.315, SLG: 0.430 (1, 8) X	0-0 FC3-6 1B		0-3 K		0-3 K	0-0 F9 1-2		0-0 F7	
Larry Bowa, S OBP: 0.313, SLG: 0.339 (1, 6) X	0-0 FC3-6 1-2f		4-0 BB BB		0-3 K	0-0 E7 S E 1B 2-H		0-0 1B	
Mike Schmidt, R OBP: 0.394, SLG: 0.582 (1, 5) S S	0-3 K 1-2		4-0 BB BB		0-0 1B 1B 1-3 2-H	4-0 CS BB 2-H		0-0 F9	
Greg Luzinski, R OBP: 0.389, SLG: 0.606 (1, 7) X	0-0 F9		0-0 FC1-2 3-Hf		0-0 1B 1B 2-H 3-H	0-0 F9 1-2			
Jay Johnstone, L OBP: 0.351, SLG: 0.469 (1, 9)		4-0 BB BB BB		0-3 K	4-0 BB 1B BB 1-2		4-0 BB BB BB		
Davey Johnson, R OBP: 0.404, SLG: 0.595 (1, 3)		0-0 G6-4-3 1-2f		0-0 F7	0-0 BB 1B 1-2 2-H		0-0 G4-6-3 1-2f		
Tim McCarver, L OBP: 0.435, SLG: 0.540 (1, 2)		4-0 BB BB BB		0-0 F8	4-0 BB BB 1-2 2-3		0-0 1B		
Ted Sizemore, R OBP: 0.347, SLG: 0.363 (1, 4)		0-0 CS 1-2	0-0 BB SH1-3 FC1-2 1B		0-0 K		0-0 L4		
Steve Carlton, L OBP: 0.274, SLG: 0.372 (1, 1)			0-0 SH1-3 1-2		0-1 CI 1B 1B	4-0 PB E BB		0-0 3-1	

Inning Stats	R: 0 E: 0 K: 1 S: 6	H: 1 LOB: 1 BB: 0 P: 6	R: 0 E: 0 K: 0 S: 1	H: 0 LOB: 0 BB: 2 P: 9	R: 0 E: 0 K: 1 S: 6	H: 1 LOB: 3 BB: 2 P: 14	R: 0 E: 0 K: 1 S: 5	H: 0 LOB: 0 BB: 0 P: 5	R: 4 E: 1 K: 3 S: 14	H: 4 LOB: 3 BB: 2 P: 22	R: 2 E: 1 K: 0 S: 3	H: 1 LOB: 0 BB: 2 P: 11	R: 0 E: 0 K: 0 S: 3	H: 1 LOB: 1 BB: 1 P: 7	R: 0 E: 0 K: 0 S: 4	H: 1 LOB: 1 BB: 0 P: 4
1B: 9 2B: 0 3B: 0 HR: 0	SF: 0 SAC: 1 DP: 2 HBP: 0	WP: 0 PA: 40	ERA: 0.00 WHIP: 2.500	ERA: 0.00 WHIP: 2.000	ERA: 0.00 WHIP: 1.000	ERA: 0.00 WHIP: 2.500	ERA: 0.00 WHIP: 2.000	ERA: 0.00 WHIP: 1.000	ERA: 0.00 WHIP: 2.500	ERA: 0.00 WHIP: 2.000	ERA: 0.00 WHIP: 1.000	ERA: 0.00 WHIP: 2.500	ERA: 0.00 WHIP: 2.000	ERA: 0.00 WHIP: 1.000	ERA: 0.00 WHIP: 2.500	ERA: 0.00 WHIP: 2.000

PITCHER	IP	WLS	BF	H	R	ER	SO	BB	IBB	HBP	BLK	WP	HR	S	P	ERA	WHIP
Phil Niekro, R ERA: 3.96 (1, 1)	6.0	L	31	7	6	0	6	8	0	0	0	0	0	35	67	0.00	2.500
Preston Hanna, R ERA: 5.29 (7, 1)	1.0		4	1	0	0	0	1	0	0	0	0	0	3	7	0.00	2.000
Mike Davey, L ERA: 2.57 (8, 1)	1.0		4	1	0	0	0	0	0	0	0	0	0	4	4	0.00	1.000

BOTTOM

Atlanta Braves @ Philadelphia Phillies
Veterans Stadium, Philadelphia, PA
Wed Aug 31 1977, 7:05 PM EDT
Att. 29,102 - Unknown

livebaseballscorecards.com

AB	28
R	6
H	9
RBI	4
BB	9
SO	6
LOB	20



Batter	1	2	3	4	5	6	7	8	9	AB	R	H	RBI	BB	SO	LOB	TOP			
Rowland Office, L (1, 8) OBP: 0.292, SLG: 0.317	0-3 K			0-3 K		0-0 FC3-2 1B		4-0 BB		3	0	1	0	1	2	0				
Barry Bonnell, R (1, 9) OBP: 0.366, SLG: 0.344	1-0 G5-4-3 HBP			0-0 F7		0-0 FC3-2 FC5-4		0-3 K		3	0	0	0	0	1	4				
Gary Matthews, R (1, 7) OBP: 0.354, SLG: 0.432	0-0 G5-4-3 1-2f			0-0 F8		0-0 FC5-4 1-2f		0-0 F8		4	0	0	0	0	0	5				
Willie Montanez, L (1, 3) OBP: 0.320, SLG: 0.453			0-0 F7		0-0 F8		0-3 K		0-0 4-3	4	0	0	0	0	1	0				
Biff Pocoroba, S (1, 2) OBP: 0.362, SLG: 0.426			0-3 K		0-0 2B		0-0 F6		0-0 F4-6-3 1B	4	0	2	0	0	1	0				
Junior Moore, R (1, 5) OBP: 0.319, SLG: 0.339			4-0 CS BB		0-0 F2		0-0 E4 FC6-4		0-0 F4-6-3 1B	3	0	0	0	1	0	2				
Rod Gilbreath, R (1, 4) OBP: 0.327, SLG: 0.359			0-0 CS 1-2	0-3 K		0-0 F7		0-0 FC6-4 1-2f		3	0	0	0	0	1	2				
Pat Rockett, R (1, 6) OBP: 0.337, SLG: 0.309				0-0 5-3		0-0 FC2-6 1B		0-0 BB 1B		3	0	2	0	0	0	0				
Eddie Solomon, R (1, 1) OBP: 0.200, SLG: 0.091				0-0 5-3		0-0 FC2-6 1B 1-2f FC3-2		0-0 F3		2	0	0	0	0	0	1				
Don Collins, R (7, 1)										0	0	0	0	0	0	0				
Brian Asselstine, L (8, PH) OBP: 0.253, SLG: 0.312										1	0	0	0	0	0	1				
Mike Davey, R (8, 1)										0	0	0	0	0	0	0				
Inning Stats	R: 0 E: 0 K: 1 S: 4	H: 0 LOB: 0 BB: 0 P: 5	R: 0 E: 0 K: 1 S: 4	H: 0 LOB: 0 BB: 1 P: 8	R: 0 E: 0 K: 1 S: 5	H: 0 LOB: 0 BB: 0 P: 5	R: 0 E: 0 K: 1 S: 5	H: 1 LOB: 1 BB: 0 P: 4	R: 0 E: 1 K: 0 S: 5	H: 2 LOB: 2 BB: 0 P: 5	R: 0 E: 1 K: 1 S: 6	H: 0 LOB: 1 BB: 0 P: 6	R: 0 E: 0 K: 1 S: 6	H: 1 LOB: 2 BB: 1 P: 10	R: 0 E: 0 K: 0 S: 3	H: 1 LOB: 0 BB: 0 P: 3	1B: 4 2B: 1 3B: 0 HR: 0	SF: 0 SAC: 0 DP: 2 HBP: 1	WP: 0 PA: 34 PB: 0 SB: 0 CS: 1	
PITCHER Pat Zachry, R (1, 1) ERA: 4.34	IP 9.0	WLS W	BF 33	H 5	R 0	ER 0	SO 6	BB 2	IBB 0	HBP 1	BLK 0	WP 0	HR 0	S 42	P 51	ERA 0.00	WHIP 0.778			
PITCHER		IP	WLS	BF	H	R	ER	SO	BB	IBB	HBP	BLK	WP	HR	S	P	ERA	WHIP		

Atlanta Braves @ New York Mets
Shea Stadium, Flushing, NY
Fri Sep 02 1977, 7:05 PM EDT
Unknown

livebaseballscorecards.com

AB	30
R	0
H	5
RBI	0
BB	2
SO	6
LOB	15



Batter	1	2	3	4	5	6	7	8	9
Lenny Randle, S OBP: 0.378, SLG: 0.410 (1, 5) X	0-0 F3 ①		0-0 F7 ①		0-0 F9 ③		4-0 1B BB ④		
Doug Flynn, R OBP: 0.245, SLG: 0.272 (1, 6) X	0-0 SF9 1B E		0-3 K ②			0-3 K ①	0-0 F8 ①		
Bruce Boicclair, L OBP: 0.369, SLG: 0.413 (1, 9) X	0-0 E9 1B 1-3		0-0 F8 ③			0-0 HR 2B	0-0 F8 ②		
Steve Henderson, R OBP: 0.375, SLG: 0.504 (1, 7) X	0-0 SF9 ②			0-3 K ①		0-0 HR 2-H	0-0 1B 1-3		
John Milner, L OBP: 0.357, SLG: 0.436 (1, 3) X	0-0 4-3 3-H			0-0 3-1 ②		0-0 1B 2B	0-0 F3 ③		
Ron Hodges, L OBP: 0.301, SLG: 0.326 (1, 2) X		0-0 6-3 ①		0-0 6-3 ③		0-3 K ②		0-0 F9 ①	
Lee Mazzilli, S OBP: 0.328, SLG: 0.304 (1, 8) X		0-0 F4 ②			4-0 SH1-4 BB BB BB	4-0 1B IBB		0-3 K ②	
Leo Foster, R OBP: 0.261, SLG: 0.214 (1, 4) X		0-0 1B			0-3 K ①	0-0 1B 1-2 2-H		4-0 BB BB BB	
Pat Zachry, R OBP: 0.127, SLG: 0.111 (1, 1) X		0-0 L3 ③			0-0 SH1-4 1-2	0-0 L4 ③		0-0 P4 ③	

Inning Stats	R: 1	H: 2	E: 1	K: 0	S: 5	LOB: 1	BB: 0	P: 5
	R: 0	H: 1	E: 0	K: 0	S: 4	LOB: 1	BB: 0	P: 4
	R: 0	H: 0	E: 0	K: 1	S: 5	LOB: 0	BB: 0	P: 5
	R: 0	H: 0	E: 0	K: 1	S: 5	LOB: 0	BB: 0	P: 5
	R: 0	H: 0	E: 0	K: 1	S: 5	LOB: 1	BB: 1	P: 9
	R: 3	H: 4	E: 0	K: 2	S: 11	LOB: 2	BB: 1	P: 15
	R: 0	H: 1	E: 0	K: 0	S: 4	LOB: 2	BB: 1	P: 8
	R: 0	H: 0	E: 0	K: 1	S: 5	LOB: 1	BB: 1	P: 9

PITCHER	IP	WLS	BF	H	R	ER	SO	BB	IBB	HBP	BLK	WP	HR	S	P	ERA	WHIP
Eddie Solomon, R ERA: 4.19 (1, 1)	6.0	L	27	7	4	4	5	1	1	0	0	0	1	35	43	6.00	1.333
Don Collins, L ERA: 5.12 (7, 1)	1.0		5	1	0	0	0	1	0	0	0	0	0	4	8	0.00	2.000
Mike Davey, L ERA: 2.25 (8, 1)	1.0		4	0	0	0	1	1	0	0	0	0	0	5	9	0.00	1.000

AB R H RBI BB SO LOB

3	0	0	0	1	0	1
4	1	1	0	0	2	1
4	1	2	0	0	0	1
3	1	2	3	0	1	0
4	1	1	0	0	0	3
4	0	0	0	0	1	1
2	0	0	0	2	1	0
3	0	2	1	1	1	1
3	0	0	0	0	0	4

WP	HR	S	P	ERA	WHIP
0	0	0	0	0.00	1.000
0	0	0	0	0.00	1.333
0	0	0	0	0.00	1.000

Atlanta Braves @ New York Mets
Shea Stadium, Flushing, NY
Fri Sep 02 1977, 7:05 PM EDT
Unknown

livebaseballscores.com

AB	30
R	4
H	8
RBI	4
BB	4
SO	6
LOB	12



1B	2B	3B	HR	SF	SAC	DP	HBP	WP	PA
5	2	0	1	1	0	0	0	0	36

Batter	1	2	3	4	5	6	7	8	9	AB R H RBI BB SO LOB	TOP							
Rowland Office, L (1, 8) OBP: 0.294, SLG: 0.317	4-0 SH1-4 BB		0-0 4-3		0-0 E9 1-3 3-H 1B		0-0 F8			3 0 1 1 1 0 1								
Rod Gilbreath, R (1, 4) OBP: 0.325, SLG: 0.357	0-0 SH1-4 1-2			0-0 F9	0-3 K			0-0 F8		3 0 0 0 0 1 2								
Willie Montanez, L (1, 3) OBP: 0.317, SLG: 0.449	0-0 F7			0-0 4-3	0-0 L9			0-0 5-3		4 0 0 0 0 0 3								
Gary Matthews, R (1, 7) OBP: 0.351, SLG: 0.428	0-0 F6-3			0-0 F9		0-0 F9		0-0 F8		4 0 0 0 0 0 1								
Joe Nolan, L (1, 2) OBP: 0.402, SLG: 0.435		0-0 F7			0-0 3-1 2B 2B	0-0 F6-3		0-0 F8 SH1-3 1B		4 1 2 0 0 0 0								
Brian Asselstine, L (1, 9) OBP: 0.244, SLG: 0.300		0-0 3-1			0-0 3-1 2-3	0-0 F6-3		0-0 SH1-3 1-2		3 0 0 0 0 0 1								
Junior Moore, R (1, 5) OBP: 0.318, SLG: 0.335		0-0 4-3			4-0 2B 1B BB		0-0 3-1	0-0 F8 2-3		3 1 0 0 1 0 1								
Pat Rockett, R (1, 6) OBP: 0.345, SLG: 0.316			0-0 F6		0-0 1B E 2B		4-0 SH2-4 BB	4-0 IBB		2 1 1 1 2 0 0								
Buzz Capra, R (1, 1) OBP: 0.200, SLG: 0.125			0-0 4-3		0-0 E 1B		0-0 SH2-4	0-3 K		2 0 1 1 0 0 0								
Dave Campbell, R (7, 1)					2-3 3-H					1 0 0 0 0 1 2								
Inning Stats	R: 0 E: 0 K: 0 S: 3	H: 0 LOB: 1 BB: 1 P: 7	R: 0 E: 0 K: 0 S: 3	H: 0 LOB: 0 BB: 0 P: 3	R: 0 E: 0 K: 0 S: 3	H: 0 LOB: 0 BB: 0 P: 3	R: 3 E: 1 K: 1 S: 9	H: 4 LOB: 2 BB: 1 P: 13	R: 0 E: 0 K: 0 S: 3	H: 0 LOB: 1 BB: 1 P: 7	R: 0 E: 0 K: 0 S: 3	H: 0 LOB: 0 BB: 0 P: 3	R: 0 E: 0 K: 1 S: 6	H: 1 LOB: 2 BB: 1 P: 10	1B: 3 2B: 2 3B: 0 HR: 0	SF: 0 SAC: 3 DP: 0 HBP: 0	WP: 0 PB: 0 SB: 0 CS: 0	PA: 36
PITCHER	IP WLS BF H R ER SO BB IBB HBP BLK WP HR S P ERA WHIP																	
Jackson Todd, R (1, 1) ERA: 4.42	7.0 L 28 4 3 3 1 3 0 0 0 0 0 0 27 39 3.86 1.000																	
Bob Apodaca, R (8, 1) ERA: 2.84	2.0 8 1 0 0 1 0 1 0 0 0 0 0 9 13 0.00 0.500																	

Atlanta Braves @ New York Mets
Shea Stadium, Flushing, NY
Fri Sep 02 1977, 7:05 PM EDT
Att: 10,080 - Unknown

livebaseballscorecards.com

AB 29
R 3
H 5
RBI 3
BB 4
SO 2
LOB 11



Batter	1	2	3	4	5	6	7	8	9	AB R H RBI BB SO LOB	TOP									
Jerry Royster, R (1, 4) OBP: 0.276, SLG: 0.263 Jeff Burroughs, R (7, PH) OBP: 0.361, SLG: 0.517 (7, 9)	0-0 L5-3 1B		0-0 5-3		0-0 G3		4-0 BB		0-0 F7	3 0 1 0 0 0 2 1 0 0 0 1 0 0										
Brian Asselstine, L (1, 9) OBP: 0.244, SLG: 0.289 (7, 8)	0-0 F8		0-0 L4		4-0 BB		0-0 F2			3 0 0 0 1 0 3										
Rowland Office, L (1, 8) OBP: 0.291, SLG: 0.314 Rick Camp, R (7, 1) Mike Davey, R (7, 1) Duane Theiss, R (7, 1)	0-0 L5-3 1-2			0-0 G3	0-0 4-3		0-0 4-3			4 0 0 0 0 0 6 0										
Willie Montanez, L (1, 3) OBP: 0.317, SLG: 0.449		0-0 F8		0-0 2B		0-0 F9		0-0 E3 G3		4 0 1 0 0 0 0										
Biff Pocaroba, S (1, 2) OBP: 0.380, SLG: 0.422		4-0 1B FC4-6 BB		0-0 F4		0-0 F6		0-0 F5		3 1 0 0 1 0 2										
Gary Matthews, R (1, 7) OBP: 0.352, SLG: 0.428		0-0 FC4-6 1-3 1B		0-3 K		4-0 S BB		0-0 G3 1-2		3 0 1 0 1 1 2										
Barry Bonnell, R (1, 5) OBP: 0.365, SLG: 0.342		0-0 FC4-6 1-2 3-H BLK			0-0 SH3-4 BB 1B	0-0 F6-3 1-2		0-0 3-1		4 0 1 1 0 0 3										
Pat Rockett, R (1, 6) OBP: 0.353, SLG: 0.322		0-3 K 1-2			4-0 SH3-4 BB		0-0 E7 F9 1B		0-0 F4-6-3 1B	3 0 2 0 1 1 1										
Preston Hanna, R (1, 1) Darrel Chaney, S (7, PH) OBP: 0.257, SLG: 0.279 (7, 4)			0-3 K		0-0 SH3-4 1-2 2-3		0-0 F9 2-3		0-0 F4-6-3 1-2	1 0 0 0 0 1 0 2 0 0 0 0 0 2										
Inning Stats	R: 0 E: 0 K: 0 S: 3	H: 1 LOB: 0 BB: 0 P: 3	R: 1 E: 0 K: 1 S: 6	H: 1 LOB: 1 BB: 1 P: 10	R: 0 E: 0 K: 1 S: 5	H: 0 LOB: 0 BB: 0 P: 5	R: 0 E: 0 K: 1 S: 6	H: 1 LOB: 1 BB: 0 P: 6	R: 0 E: 0 K: 0 S: 4	H: 0 LOB: 1 BB: 1 P: 7	R: 0 E: 1 K: 0 S: 4	H: 1 LOB: 2 BB: 1 P: 8	R: 0 E: 1 K: 0 S: 4	H: 0 LOB: 1 BB: 0 P: 4	R: 0 E: 0 K: 0 S: 3	H: 1 LOB: 0 BB: 0 P: 3	1B: 5 2B: 2 3B: 0 HR: 0	SF: 0 SAC: 1 DP: 2 HBP: 0	WP: 0 PB: 0 SB: 1 CS: 0	PA: 37
PITCHER Nino Espinosa, R (1, 1) ERA: 3.73	IP: 9.0 WLS: W BF: 37 H: 6 R: 1 ER: 1 SO: 3 BB: 5 IBB: 0 HBP: 0 BLK: 1 WP: 0 HR: 0 S: 38 P: 58 ERA: 1.00 WHIP: 1.222											PITCHER	IP: 9.0 WLS: W BF: 37 H: 6 R: 1 ER: 1 SO: 3 BB: 5 IBB: 0 HBP: 0 BLK: 1 WP: 0 HR: 0 S: 38 P: 58 ERA: 1.00 WHIP: 1.222							

Atlanta Braves @ New York Mets
Shea Stadium, Flushing, NY
Sat Sep 03 1977, 3:33 AM EDT
Att: 15,460 - Unknown

livebaseballscorecards.com

AB 31
R 1
H 6
RBI 1
BB 5
SO 3
LOB 21



BOTTOM

Atlanta Braves @ New York Mets
Shea Stadium, Flushing, NY

livebaseballscores.com

AB	33
R	9
H	9
RBI	7
BB	6
SO	8
LOB	18



WP	2	PA	41
PB	0		
SB	3		
CS	0		

PITCHER	IP	WLS	BF	H	R	ER	SO	BB	IBB	HBP	BLK	WP	HR	S	P	ERA	WHIP
Preston Hanna, R ERA: 4.93	(1, 1)	6.0	L 27	3	3	2	8	4	0	0	0	1	0	2	2	∞	∞
Rick Camp, R ERA: 4.01	(7, 1)	0.0	2	2	2	0	0	0	0	0	1	0	0	4	8	27.00	3.000
Mike Davey, L ERA: 4.15	(7, 1)	0.2	5	2	2	0	0	1	0	0	0	0	0	6	10	13.50	2.250
Duane Theiss, R ERA: 5.4	(7, 1)	1.1	7	2	2	0	0	1	0	0	0	0	0	6	10	13.50	2.250

Batter	1	2	3	4	5	6	7	8	9	AB	R	H	RBI	BB	SO	LOB	
Lenny Randle, S OBP: 0.372, SLG: 0.402	0-3 K		0-3 K	0-0 4-3			0-0 BLK S 2B 1B	0-0 6-3		5	1	1	0	0	2	1	
Lee Mazzilli, S OBP: 0.330, SLG: 0.306	4-0 S BB		0-0 E5 SH1-3			0-3 K	0-0 SH1-3 1-H 2B 2B	0-0 BB 2B 1B		4	2	2	1	1	1	0	
Bruce Boicclair, L OBP: 0.375, SLG: 0.413	0-3 K		0-0 SH1-3			4-0 S BB	0-0 SH1-3 2-3	4-0 BB 2B BB		1	1	0	0	2	1	1	
Steve Henderson, R OBP: 0.378, SLG: 0.520	0-3 K		0-3 K			0-3 K	4-0 2B IBB	0-0 1-H 2-H 2B		4	1	1	2	1	3	3	
Ed Kranepool, L OBP: 0.333, SLG: 0.468		4-0 1B FC5-4 BB		0-0 4-3		0-0 4-3	0-0 1-H 3-H 2B 2B	0-0 2-3		4	2	1	2	1	0	2	
Ron Hodges, L OBP: 0.320, SLG: 0.337		0-0 FC5-4 1B		4-0 2B E BB		0-0 FC4 1B	0-0 4-3			3	1	2	0	1	0	1	
Joel Youngblood, R OBP: 0.307, SLG: 0.299		0-3 K		0-0 E WP 2B		0-0 F2	0-0 3-H 2B			4	1	2	1	0	1	3	
Doug Flynn, R OBP: 0.238, SLG: 0.264		0-0 FC5-4 1-2f 3-H		0-0 F1 WP 2-3 3-H		0-0 FC4 1-2f	0-0 F6-3			4	0	0	1	0	0	4	
Nino Espinosa, R OBP: 0.143, SLG: 0.109		0-0 1-3		0-0 6-3 1-3 3-H		0-0 F9	0-0 6-3			4	0	0	0	0	0	3	
Inning Stats	R: 0 E: 0 K: 3 S: 9	H: 0 LOB: 1 BB: 1 P: 13	R: 1 E: 0 K: 1 S: 6	H: 1 LOB: 1 BB: 1 P: 10	R: 0 E: 1 K: 2 S: 8	H: 0 LOB: 1 BB: 0 P: 8	R: 2 E: 1 K: 0 S: 5	H: 1 LOB: 1 BB: 1 P: 9	R: 0 E: 0 K: 0 S: 4	H: 1 LOB: 1 BB: 0 P: 4	R: 4 E: 0 K: 0 S: 7	H: 4 LOB: 1 BB: 1 P: 11	R: 2 E: 0 K: 0 S: 5	H: 2 LOB: 1 BB: 1 P: 9	1B: 4 2B: 5 3B: 0 HR: 0	SF: 0 SAC: 2 DP: 0 HBP: 0	WP: 2 PB: 0 SB: 3 CS: 0

Sat Sep 03 1977, 3:33 AM EDT
Att. 15,460 - Unknown

Atlanta Braves @ New York Mets
 Shea Stadium, Flushing, NY
 Sun Sep 04 1977, 3:33 AM EDT
 Att. 9,435 - Unknown

livebaseballscorecards.com

AB	37
R	7
H	12
RBI	7
BB	2
SO	4
LOB	10



Batter	1	2	3	4	5	6	7	8	9	AB	R	H	RBI	BB	SO	LOB	TOP										
Barry Bonnell, R OBP: 0.365, SLG: 0.343 (1, 9) (3, 8)	0-0 BB 3B 1B	0-0 F6-3		0-0 5-3		0-0 BLK 1B			0-0 F6-3	5	1	2	1	0	0	0											
Rod Gilbreath, R OBP: 0.323, SLG: 0.353 (1, 4) BB BB	4-0 3B 1-2 BB	0-0 F6-3			0-0 5-3	0-0 1-3			0-3 K	4	1	0	0	1	1	1											
Gary Matthews, R OBP: 0.353, SLG: 0.432 (1, 7) X	0-0 2B 3B 1-H 2-H		0-0 1-3		0-0 F8				0-0 F6-3	5	1	2	2	0	0	0											
Willie Montanez, L OBP: 0.320, SLG: 0.453 (1, 3) X	0-0 1B 4-3 2B 3-H		0-0 2B 1B		0-0 FC6-4 1B				0-0 F7	5	2	3	1	0	1	1											
Junior Moore, R OBP: 0.320, SLG: 0.340 (1, 5) X	0-0 4-3 FC3-2 1B 2-3		0-0 F2		0-0 FC6-4 1-2f				0-0 2B	4	0	2	0	0	0	2											
Biff Pocoroba, S OBP: 0.382, SLG: 0.436 (1, 2) X	0-0 4-3 2-3 3-H		0-0 2B			0-0 HR			0-0 L9	4	1	2	3	0	0	2											
Rowland Office, L OBP: 0.290, SLG: 0.313 Brian Asselstine, L OBP: 0.237, SLG: 0.279 (3, PH) (3, 9) X	0-0 FC3-2 S 3-H		0-0 4-3			0-0 3-1			0-0 F3	1	0	0	0	0	0	1											
Pat Rockett, R OBP: 0.356, SLG: 0.322 (1, 6) S S S	0-3 K 1-2			0-0 F6-4-3 1B		4-0 SH2-4 1B BB			0-3 K	3	1	1	0	1	2	1											
Phil Niekro, R OBP: 0.165, SLG: 0.168 Dave Campbell, R (8, 1) X		0-0 F9		0-0 F6-4-3 1-2		0-0 SH2-4			0-0 5-3	3	0	0	0	0	0	1											
Inning Stats	R: 4 E: 0 K: 1 S: 9	H: 4 LOB: 1 BB: 1 P: 13	R: 0 E: 0 K: 0 S: 3	H: 0 LOB: 0 BB: 0 P: 3	R: 1 E: 0 K: 0 S: 5	H: 2 LOB: 1 BB: 0 P: 5	R: 0 E: 0 K: 0 S: 3	H: 1 LOB: 0 BB: 0 P: 3	R: 0 E: 0 K: 0 S: 4	H: 1 LOB: 1 BB: 0 P: 4	R: 2 E: 0 K: 0 S: 5	H: 2 LOB: 1 BB: 1 P: 9	R: 0 E: 0 K: 0 S: 4	H: 1 LOB: 1 BB: 0 P: 4	R: 0 E: 0 K: 1 S: 5	H: 0 LOB: 0 BB: 0 P: 5	R: 0 E: 0 K: 2 S: 8	H: 1 LOB: 1 BB: 0 P: 8	1B: 7 2B: 3 3B: 1 HR: 1	SF: 0 SAC: 1 DP: 1 HBP: 0	WP: 0 PB: 0 SB: 1 CS: 0	PA: 40					
PITCHER	IP	WLS	BF	H	R	ER	SO	BB	IBB	HBP	BLK	WP	HR	S	P	ERA	WHIP										
Bob Myrick, L ERA: 3.94 (1, 1)	0.0		5	4	4	4	0	1	0	0	0	0	0	4	8	∞	∞										
Rick Baldwin, R ERA: 4.73 (1, 1)	5.2	L	23	6	3	3	1	1	0	0	0	0	1	24	28	4.76	1.235										
Bob Apodaca, R ERA: 2.75 (6, 1)	2.1		8	1	0	0	1	0	0	0	1	0	0	10	10	0.00	0.429										
Paul Siebert, L ERA: 3.08 (9, 1)	1.0		4	1	0	0	2	0	0	0	0	0	0	8	8	0.00	1.000										

Batter	1	2	3	4	5	6	7	8	9	AB	R	H	RBI	BB	SO	LOB
Lenny Randle, S OBP: 0.376, SLG: 0.407 (1, 5)	0-0 1B PB SF8 1B	0-0 6-3 1B 1B		0-0 FC4-6 1B S 1-2f		0-0 1-2 1B		0-0 1-3 2-H 1B		5	2	4	1	0	0	1
Lee Mazzilli, S OBP: 0.331, SLG: 0.308 (1, 8)	0-0 1-3 BB E 1B	0-0 6-3		0-0 1-3 G4-6-3 1B		0-3 K		0-0 1-2 F5		5	1	2	1	0	1	5
Bruce Boisclair, L OBP: 0.371, SLG: 0.409 (1, 9)	0-0 P4	0-0 3-H 1B		0-0 1-2f G4-6-3		0-0 L4		0-0 F5		5	0	1	1	0	0	8
Steve Henderson, R OBP: 0.381, SLG: 0.518 (1, 7)	4-0 1-2 E BB	0-3 K			4-0 WP S BB		0-0 P4		0-0 FC3-6 1B	3	0	1	0	2	1	1
John Milner, L OBP: 0.354, SLG: 0.431 (1, 3)	0-0 3-H SF8		4-0 BB G1-4-3 BB		0-3 K		0-3 K		0-0 1-2f FC3-6	3	0	0	1	1	2	2
Joel Youngblood, R OBP: 0.297, SLG: 0.288 (1, 4)	0-0 1-2 2-H E5		0-0 1-2f G1-4-3		0-0 F8		0-0 F8		0-3 K	5	0	0	0	0	1	4
Ron Hodges, L OBP: 0.320, SLG: 0.337 (1, 2)	0-0 F8		0-0 1B		0-3 K			1-0 BB HBP 1B		3	0	1	0	0	1	3
Bob Apodaca, R OBP: 0.200, SLG: 0.200 (6, 1)										0	0	0	0	0	0	0
Leo Foster, R OBP: 0.292, SLG: 0.233 (8, PH)										0	1	0	0	0	0	0
Paul Siebert, L (9, 1)										0	0	0	0	0	0	0
Ed Kranepool, L OBP: 0.332, SLG: 0.466 (9, PH)										1	0	0	0	0	1	1
Doug Flynn, R OBP: 0.242, SLG: 0.265 (1, 6)		0-0 F2	0-0 F6		0-0 1B 1B		0-0 1-2 BB 1B			3	0	1	0	1	0	1
Bob Myrick, R OBP: 0.167, SLG: 0.167 (1, 1)		0-0 1B 6-3 1B		0-0 FC4-6 1B		0-0 L4		0-0 F5		0	0	0	0	0	0	0
Rick Baldwin, L OBP: 0.500, SLG: 0.500 (1, 1)										2	1	2	0	0	0	0
John Stearns, R OBP: 0.379, SLG: 0.424 (6, 2)										2	0	0	0	0	0	3

Inning Stats	R: 2	H: 2	E: 1	K: 0	S: 6	LOB: 2	BB: 1	P: 10	R: 2	H: 3	E: 0	K: 1	S: 8	LOB: 1	BB: 0	P: 8	R: 0	H: 1	E: 0	K: 0	S: 3	LOB: 1	BB: 1	P: 7	R: 0	H: 2	E: 0	K: 2	S: 4	LOB: 1	BB: 0	P: 4	R: 0	H: 0	E: 0	K: 2	S: 7	LOB: 1	BB: 1	P: 11	R: 0	H: 2	E: 0	K: 1	S: 7	LOB: 2	BB: 0	P: 7	R: 0	H: 0	E: 0	K: 1	S: 5	LOB: 0	BB: 0	P: 5	R: 1	H: 1	E: 0	K: 0	S: 4	LOB: 2	BB: 1	P: 9	R: 0	H: 1	E: 1	K: 2	S: 8	LOB: 1	BB: 0	P: 8	1B: 12	2B: 0	3B: 0	HR: 0	SF: 1	SAC: 0	DP: 2	HBP: 1	WP: 1	PB: 1	SB: 3	CS: 0	PA: 43
--------------	------	------	------	------	------	--------	-------	-------	------	------	------	------	------	--------	-------	------	------	------	------	------	------	--------	-------	------	------	------	------	------	------	--------	-------	------	------	------	------	------	------	--------	-------	-------	------	------	------	------	------	--------	-------	------	------	------	------	------	------	--------	-------	------	------	------	------	------	------	--------	-------	------	------	------	------	------	------	--------	-------	------	--------	-------	-------	-------	-------	--------	-------	--------	-------	-------	-------	-------	--------


PITCHER	IP	WLS	BF	H	R	ER	SO	BB	IBB	HBP	BLK	WP	HR	S	P	ERA	WHIP
Phil Niekro, R ERA: 3.99 (1, 1)	7.1	W	37	11	5	4	5	4	0	0	0	1	0	42	59	4.91	2.045
Dave Campbell, R ERA: 3.17 (8, 1)	1.2	S	6	1	0	0	2	0	0	0	0	0	0	10	10	0.00	0.600

BOTTOM

Atlanta Braves @ New York Mets
Shea Stadium, Flushing, NY

Sun Sep 04 1977, 3:33 AM EDT
Att. 9,435 - Unknown

AB	37
R	5
H	12
RBI	4
BB	4
SO	7
LOB	29



PITCHER	IP	WLS	BF	H	R	ER	SO	BB	IBB	HBP	BLK	WP	HR	S	P	ERA	WHIP
---------	----	-----	----	---	---	----	----	----	-----	-----	-----	----	----	---	---	-----	------

Batter	1	2	3	4	5	6	7	8	9	AB R H RBI BB SO LOB	TOP																								
Derrel Thomas, S (1, 8) OBP: 0.315, SLG: 0.370	0-0 4-3			4-0 CS BB		0-0 F8		0-0 E6		3 0 0 0 1 0 1																									
Rob Andrews, R (1, 4) OBP: 0.343, SLG: 0.298	0-0 G6-4-3 1B			0-0 F8 1-2		0-0 FC6-4 1-2f		0-0 6-3		4 0 1 0 0 0 3																									
Bill Madlock, R (1, 5) OBP: 0.364, SLG: 0.433	0-0 G6-4-3 1-2f			0-0 F8			0-0 BB 1B		0-0 F5	4 0 1 0 0 0 1																									
Willie McCovey, L (1, 3) OBP: 0.362, SLG: 0.477		0-0 F8			0-0 4-3		0-0 F7		0-0 F4	4 0 0 0 0 0 1																									
Darrell Evans, L (1, 7) OBP: 0.353, SLG: 0.421		0-3 K		4-0 BB BB BB F7 BB		0-0 F5		0-0 F7	3 0 0 0 1 1 1																										
Gary Thomasson, L (1, 9) OBP: 0.354, SLG: 0.451		0-3 K		0-0 F7 1-2		4-0 BB BB BB BB F7 BB FC6 BB			2 0 0 0 1 1 1																										
Tim Foli, R (1, 6) OBP: 0.239, SLG: 0.331			0-0 1-3		0-0 5-3		0-0 FC6 1-2f			3 0 0 0 0 0 3																									
Johnnie LeMaster, R (7, 6) OBP: 0.245, SLG: 0.247										0 0 0 0 0 0 0																									
Marc Hill, R (1, 2) OBP: 0.311, SLG: 0.357			0-0 F3		0-0 FC6-4 1B		0-0 4-3		0-0 4-3	3 0 1 0 0 0 0																									
Jim Barr, R (1, 1) OBP: 0.176, SLG: 0.154			0-3 K		0-3 K		0-0 5-3		0-0 5-3	0 0 0 0 0 0 0																									
John Curtis, L (1, 1) OBP: 0.286, SLG: 0.385										1 0 0 0 0 1 0																									
Charlie Williams, R (3, 1) OBP: 0.250, SLG: 0.250										0 0 0 0 0 0 0																									
Terry Whitfield, L (6, PH) OBP: 0.314, SLG: 0.422										1 0 0 0 0 1 1																									
Dave Heaverlo, R (6, 1) OBP: 0.334, SLG: 0.415										0 0 0 0 0 0 0																									
Jack Clark, R (8, PH) OBP: 0.334, SLG: 0.415										1 0 0 0 0 0 0																									
Lynn McGlothen, L (8, 1) OBP: 0.150, SLG: 0.158										0 0 0 0 0 0 0																									
Inning Stats	R: 0 E: 0 K: 0 S: 3	H: 1 LOB: 0 BB: 0 P: 3	R: 0 E: 0 K: 2 S: 7	H: 0 LOB: 0 BB: 0 P: 7	R: 0 E: 0 K: 1 S: 5	H: 0 LOB: 0 BB: 0 P: 5	R: 0 E: 0 K: 0 S: 2	H: 0 LOB: 0 BB: 1 P: 6	R: 0 E: 0 K: 0 S: 3	H: 0 LOB: 1 BB: 1 P: 7	R: 0 E: 0 K: 1 S: 6	H: 1 LOB: 1 BB: 0 P: 6	R: 0 E: 0 K: 0 S: 4	H: 1 LOB: 2 BB: 1 P: 8	R: 0 E: 1 K: 0 S: 4	H: 0 LOB: 1 BB: 0 P: 4	R: 0 E: 0 K: 0 S: 3	H: 0 LOB: 0 BB: 0 P: 3	1B: 3 2B: 0 3B: 0 HR: 0	SF: 0 SAC: 0 DP: 1 HBP: 0	WP: 0 PB: 0 SB: 0 CS: 1	PA: 32													
PITCHER Dick Ruthven, R (1, 1) ERA: 3.72	IP 9.0	WLS W	BF 32	H 3	R 0	ER 0	SO 4	BB 3	IBB 0	HBP 0	BLK 0	WP 0	HR 0	S 37	P 49	ERA 0.00	WHIP 0.667																		
											PITCHER	IP	WLS	BF	H	R	ER	SO	BB	IBB	HBP	BLK	WP	HR	S	P	ERA	WHIP							

San Francisco Giants @ Atlanta Braves
Atlanta-Fulton County Stadium, Atlanta, GA

Mon Sep 05 1977, 7:05 PM EDT
Att. 2,262 - Unknown

livebaseballscorecards.com

AB	29
R	0
H	3
RBI	0
BB	3
SO	4
LOB	12



Batter	1	2	3	4	5	6	7	8	9	AB R H RBI BB SO LOB	TOP
Derrel Thomas, S OBP: 0.318, SLG: 0.375 (1, 8)	0-0 4-3 WP 1B 1B		0-0 2B 1B	0-0 F7		0-0 2B 2B	0-0 F9			5 3 3 0 0 0 0	
Rob Andrews, R OBP: 0.346, SLG: 0.301 (1, 4)	0-0 4-3 1-3		4-0 2B 1-2 2-3 HR BB	4-0 G4-6-3 BB		0-0 2B 2B		0-0 6-3		3 2 1 1 2 0 1	
Darrell Evans, L OBP: 0.353, SLG: 0.426 (1, 5)	0-0 F4		0-0 HR 2B	0-0 G4-6-3 1-2f		0-0 4-3 1B 2B		0-0 F6		5 2 2 3 0 0 2	
Willie McCovey, L OBP: 0.365, SLG: 0.487 Terry Whitfield, L OBP: 0.314, SLG: 0.421 (1, 3) (4, 7)	0-0 FC5-4 1B 3-H		0-0 HR		0-0 1B SF8 1B	0-0 4-3 2-3		0-0 F4		2 1 2 4 0 0 0 3 1 1 0 0 0 1	
Jack Clark, R OBP: 0.338, SLG: 0.418 (1, 9)	0-0 FC5-4 1-2f		0-0 BLK 1B		0-0 1B E 1B	0-0 HR 1B		0-0 5-3		5 1 3 1 0 0 1	
Gary Thomasson, L OBP: 0.352, SLG: 0.456 (1, 7) (4, 3)		0-0 F8	0-0 F6 1-2		0-0 SF8 1-2 3-H	0-0 HR		0-3 K		4 1 1 3 0 1 1	
Marc Hill, R OBP: 0.306, SLG: 0.350 (1, 2)		0-0 5-3	0-0 F9		0-0 F6 3-H	0-3 K		0-0 5-3		5 0 0 0 0 1 2	
Johnnie LeMaster, R OBP: 0.245, SLG: 0.240 (1, 6)		0-3 K	4-0 IBB		0-0 F3		0-0 5-3			3 0 0 0 1 1 1	
Bob Knepper, L OBP: 0.208, SLG: 0.191 (1, 1)			BB 2B 1B			0-0 F8	0-0 6-3			4 1 1 0 0 0 2	

Inning Stats	R: 1	H: 2	R: 0	H: 0	R: 5	H: 5	R: 0	H: 0	R: 1	H: 2	R: 5	H: 5	R: 0	H: 0	R: 0	H: 0	R: 0	H: 0	R: 0	H: 0	1B: 8	SF: 1	WP: 1	PA: 43
	E: 0	LOB: 1	E: 0	LOB: 0	E: 0	LOB: 2	E: 0	LOB: 0	E: 1	LOB: 1	E: 0	LOB: 0	E: 0	LOB: 0	E: 0	LOB: 0	E: 0	LOB: 0	E: 0	LOB: 0	2B: 4 <td>SAC: 0 <td>PB: 0 <td></td> </td></td>	SAC: 0 <td>PB: 0 <td></td> </td>	PB: 0 <td></td>	
	K: 0	BB: 0	K: 1	BB: 0	K: 0	BB: 2	K: 0	BB: 1	K: 0	BB: 0	K: 1	BB: 0	K: 0	BB: 0	K: 0	BB: 0	K: 1	BB: 0	K: 1	BB: 0	3B: 0 <td>DP: 1 <td>SB: 0</td> <td></td> </td>	DP: 1 <td>SB: 0</td> <td></td>	SB: 0	
	S: 5	P: 5	S: 5	P: 5	S: 8	P: 16	S: 2	P: 6	S: 5	P: 5	S: 10	P: 10	S: 3	P: 3	S: 3	P: 3	S: 5	P: 5	S: 5	P: 5	HR: 2 <td>HBP: 0 <td>CS: 0</td> <td></td> </td>	HBP: 0 <td>CS: 0</td> <td></td>	CS: 0	

PITCHER	IP	WLS	BF	H	R	ER	SO	BB	IBB	HBP	BLK	WP	HR	S	P	ERA	WHIP
Eddie Solomon, R ERA: 4.76 (1, 1)	2.0	L	12	5	5	5	1	1	0	0	0	1	0	13	17	22.50	3.000
Don Collins, L ERA: 5.18 (3, 1)	1.0		6	2	1	1	0	0	1	0	1	0	1	5	9	9.00	2.000
Rick Camp, R ERA: 4.03 (4, 1)	2.0		8	2	1	1	0	1	0	0	0	0	0	7	11	4.50	1.500
Duane Theiss, R ERA: 7.27 (6, 1)	0.2		6	4	4	4	0	0	0	0	0	0	0	6	6	54.00	6.000
Mike Davey, L ERA: 4.09 (6, 1)	2.1		8	1	1	1	1	0	0	0	0	0	1	10	10	3.86	0.429
Max Leon, R ERA: 4.31 (9, 1)	1.0		3	0	0	0	1	0	0	0	0	0	0	5	5	0.00	0.000

San Francisco Giants @ Atlanta Braves
 Atlanta-Fulton County Stadium, Atlanta, GA
 Tue Sep 06 1977, 7:05 PM EDT
 Att: 877 - Unknown

AB	39
R	12
H	14
RBI	12
BB	3
SO	3
LOB	11



Batter	1	2	3	4	5	6	7	8	9	AB	R	H	RBI	BB	SO	LOB
Jerry Royster, R OBP: 0.276, SLG: 0.262 (1, 4)	0-0 6-3		0-0 4-3			0-0 F9		0-0 FC3-8 1B		4	0	1	0	0	0	1
Barry Bonnell, R OBP: 0.357, SLG: 0.335 (1, 8)	0-0 F9		0-3 K			0-0 F7		0-0 FC3-6 FC6 1-2f 3-H		4	0	0	1	0	1	2
Jeff Burroughs, R OBP: 0.361, SLG: 0.514 (1, 9)	0-3 K			4-0 G6-4-3 BB		0-0 F9		0-0 F8		3	0	0	0	1	1	1
Willie Montanez, L OBP: 0.319, SLG: 0.452 (1, 3)		0-0 4-3		0-0 G6-4-3 1-2f			0-0 4-3	0-0 FC6 1-2f		4	0	0	0	0	0	2
Gary Matthews, R OBP: 0.351, SLG: 0.430 (1, 7)		4-0 CS BB		0-3 K			0-0 E6 1B SF8		0-0 5-3	3	1	0	0	1	1	0
Junior Moore, R OBP: 0.322, SLG: 0.342 (1, 5)		0-0 1-2 1B		0-3 K			0-0 1-3 1B		0-0 F9	4	0	2	0	0	1	0
Vic Correll, R OBP: 0.315, SLG: 0.406 (1, 2)		0-0 4-3			0-0 2B		0-0 SF8 3-H		0-0 F8	3	0	1	1	0	0	1
Pat Rockett, R OBP: 0.355, SLG: 0.328 (1, 6)			0-0 4-3 2B		0-0 5-3		0-0 F7			3	0	1	0	0	0	2
Eddie Solomon, R Don Collins, R Craig Robinson, R Rick Campisi, R Tom Placierek, R Duane Thelms, R Mike Davey, R Rod Giltbreath, R Max Leoni, R			0-0 F9		0-0 5-3			4-0 1B FC3-6 BB		0	0	0	0	0	0	0

BOTTOM

San Francisco Giants @ Atlanta Braves
Atlanta-Fulton County Stadium, Atlanta, GA
Tue Sep 06 1977, 7:05 PM EDT
Att. 877 - Unknown

livebaseballscores.com

AB	30
R	2
H	5
RBI	2
BB	3
SO	4
LOB	11



Inning Stats	R: 0	H: 0	E: 0	K: 1	S: 5	R: 0	H: 1	E: 0	K: 0	S: 3	R: 0	H: 1	E: 0	K: 1	S: 6	R: 0	H: 0	E: 0	K: 1	S: 4	R: 0	H: 1	E: 0	K: 1	S: 6	R: 0	H: 0	E: 0	K: 0	S: 3	R: 1	H: 1	E: 1	K: 0	S: 5	R: 1	H: 1	E: 0	K: 0	S: 4	R: 0	H: 0	E: 0	K: 0	S: 3	R: 0	H: 0	E: 0	K: 0	S: 3	R: 0	H: 0	E: 0	K: 0	S: 3	1B: 3	SF: 1	2B: 2	SAC: 0	3B: 0	DP: 1	HR: 0	HBP: 0	WP: 0	PA: 34
PITCHER Bob Knepper, L ERA: 3.08 (1, 1)	IP	WLS	BF	H	R	ER	SO	BB	IBB	HBP	BLK	WP	HR	S	P	ERA	WHIP																			IP	WLS	BF	H	R	ER	SO	BB	IBB	HBP	BLK	WP	HR	S	P	ERA	WHIP													

Los Angeles Dodgers @ Atlanta Braves
Atlanta-Fulton County Stadium, Atlanta, GA

Wed Sep 07 1977, 7:05 PM EDT
Att. 4,013 - Unknown

livebaseballscorecards.com

AB	36
R	5
H	10
RBI	4
BB	3
SO	4
LOB	13



Batter	1	2	3	4	5	6	7	8	9	AB	R	H	RBI	BB	SO	LOB
Davey Lopes, R (1, 4) OBP: 0.367, SLG: 0.402	4-0 FC7-4 BB		x 0-0 1B		x 0-0 6-3		x 0-0 1B 1B		x 0-0 6-3	4	0	2	0	1	0	0
Bill Russell, R (1, 6) OBP: 0.306, SLG: 0.364	0-0 FC7-4 BB 1-2f		x 0-0 F9		x 0-0 6-3		x 0-0 G6-3 1B 1-2		x 0-0 1B	5	1	2	0	0	0	2
Reggie Smith, S (1, 9) OBP: 0.435, SLG: 0.581	4-0 FC6-4 BB 1-2		x 0-0 6-3		x 0-0 HR 1B		x 0-0 G6-3 1-2f		x 0-0 F3	4	1	1	0	1	0	4
Ron Cey, R (1, 5) OBP: 0.361, SLG: 0.471	0-0 FC6-4 1-2f 2-H			x 0-0 HR	x 0-0 HR 1-H			x 0-0 FC4-8 1B		4	2	3	3	0	0	1
Steve Garvey, R (1, 3) OBP: 0.320, SLG: 0.487	0-3 K			x 0-0 F8	x 0-0 5-3			x 0-0 FC4-6 WP 1-2f		4	0	0	0	0	1	2
Rick Monday, L (1, 8) OBP: 0.338, SLG: 0.392		x 0-0 4-3		x 0-0 4-3		S S S 0-3 K		x 0-0 F4 1-2		4	0	0	0	0	1	1
Joe Simpson, L (8, 8) OBP: 0.154, SLG: 0.083										0	0	0	0	0	0	0
Dusty Baker Jr., R (1, 7) OBP: 0.357, SLG: 0.481		x 0-0 F9		x 0-0 HR		x 0-0 F8		B B B B 4-0 BB		3	1	1	1	1	0	0
Johnny Oates, L (1, 2) OBP: 0.313, SLG: 0.362		x 0-0 F9		x 0-0 1B		x 0-0 F6		x 0-0 4-3		4	0	1	0	0	0	2
Burt Hooton, R (1, 1) OBP: 0.183, SLG: 0.203			x 0-0 F5		0-3 K		x 0-0 4-3		0-3 K	0	0	0	0	0	0	0
Ed Goodson, L (3, PH) OBP: 0.191, SLG: 0.261										1	0	0	0	0	0	0
Dennis Lewallyn, R (3, 1) OBP: 0.250, SLG: 0.250										2	0	0	0	0	1	1
Elias Sosa, R (7, 1) OBP: 0.250, SLG: 0.250										1	0	0	0	0	1	0

Inning Stats	R: 1	H: 0	E: 1	K: 1	S: 5	P: 13	R: 0	H: 0	E: 0	K: 0	S: 3	P: 3	R: 0	H: 1	E: 0	K: 0	S: 4	P: 4	R: 2	H: 3	E: 0	K: 1	S: 8	P: 8	R: 2	H: 2	E: 0	K: 0	S: 5	P: 5	R: 0	H: 0	E: 0	K: 1	S: 5	P: 5	R: 0	H: 2	E: 0	K: 0	S: 4	P: 4	R: 0	H: 1	E: 0	K: 0	S: 4	P: 8	R: 0	H: 1	E: 0	K: 1	S: 6	P: 6	1B: 7	SF: 0	2B: 0	SAC: 0	3B: 0	DP: 1	HR: 3	HBP: 0	WP: 1	PA: 39
--------------	------	------	------	------	------	-------	------	------	------	------	------	------	------	------	------	------	------	------	------	------	------	------	------	------	------	------	------	------	------	------	------	------	------	------	------	------	------	------	------	------	------	------	------	------	------	------	------	------	------	------	------	------	------	------	-------	-------	-------	--------	-------	-------	-------	--------	-------	--------

PITCHER	IP	WLS	BF	H	R	ER	SO	BB	IBB	HBP	BLK	WP	HR	S	P	ERA	WHIP
Buzz Capra, R (1, 1) ERA: 5.37	4.2	L	22	6	5	4	2	2	0	0	0	0	3	24	32	7.71	1.714
Rick Camp, R (5, 1) ERA: 3.91	2.1		8	2	0	0	1	0	0	0	0	0	0	10	10	0.00	0.857
Max Leon, R (8, 1) ERA: 4.19	2.0		9	2	0	0	1	1	0	0	0	1	0	10	14	0.00	1.500

Batter	1	2	3	4	5	6	7	8	9	AB R H RBI BB SO LOB
Jerry Royster, R OBP: 0.272, SLG: 0.259 (1, 4)	0-0 4-3	0-3 K		0-0 FC6-4			0-3 K		0-0 F9	5 0 0 0 0 2 6
Rowland Office, L OBP: 0.295, SLG: 0.317 (1, 8)	0-0 1B	1-0 HBP			0-0 F3		0-3 K			3 0 1 1 0 1 2
Jeff Burroughs, R OBP: 0.360, SLG: 0.512 (1, 9)	0-0 1B	0-0 F7			0-0 L7		0-0 FC6-4			4 0 1 0 0 0 5
Willie Montanez, L OBP: 0.316, SLG: 0.448 (1, 3)	0-0 G1-6-3		0-0 4-3		0-0 3-1			0-3 K		4 0 0 0 0 1 2
Gary Matthews, R OBP: 0.352, SLG: 0.430 (1, 7)		4-0 E	0-0 F7		0-0 5-3			0-0 1B		3 1 1 0 1 0 0
Joe Nolan, L OBP: 0.384, SLG: 0.411 (1, 2)		0-0 E4	0-0 3-1		0-3 K			0-0 F8		4 1 0 0 0 1 1
Junior Moore, R OBP: 0.322, SLG: 0.341 (1, 5)		0-0 HBP		0-0 L3		0-0 F9		0-0 6-3		4 0 1 0 0 0 1
Pat Rockett, R OBP: 0.362, SLG: 0.332 (1, 6)		4-0 HBP		0-0 FC6-4			0-0 1B		0-0 4-3	1 0 1 0 1 0 0
Craig Robinson, R OBP: 0.250, SLG: 0.259 (5, 6)		1-2 BB		0-0 1B			0-0 1B			1 0 1 0 0 0 0
Darrel Chaney, S OBP: 0.256, SLG: 0.278 (9, PH)		0-0 L9		0-3 K			0-0 FC6-4		0-0 4-3	1 0 0 0 0 0 0
Buzz Capra, R OBP: 0.189, SLG: 0.118 (1, 1)										2 0 0 0 0 1 4
Rick Camp, R (5, 1)										0 0 0 0 0 0 0
Brian Asselstine, L OBP: 0.245, SLG: 0.287 (7, PH)										1 0 1 0 0 0 0
Max Leon, R OBP: 0.333, SLG: 0.353 (8, 1)										0 0 0 0 0 0 0
Biff Pocoroba, S OBP: 0.385, SLG: 0.437 (9, PH)										1 0 0 0 0 0 0

Inning Stats	R: 0	H: 2	E: 0	K: 0	S: 4	H: 1	LOB: 1	BB: 0	P: 4	R: 2	H: 1	E: 1	K: 1	S: 7	R: 0	H: 0	E: 0	K: 0	S: 3	R: 0	H: 1	E: 0	K: 1	S: 6	R: 0	H: 0	E: 0	K: 0	S: 3	R: 0	H: 0	E: 0	K: 1	S: 5	R: 0	H: 2	E: 0	K: 2	S: 9	R: 0	H: 1	E: 0	K: 1	S: 6	R: 0	H: 0	E: 0	K: 0	S: 3	1B: 7	2B: 0	3B: 0	HR: 0	SF: 0	SAC: 0	DP: 1	HBP: 1	WP: 0	PA: 37
--------------	------	------	------	------	------	------	--------	-------	------	------	------	------	------	------	------	------	------	------	------	------	------	------	------	------	------	------	------	------	------	------	------	------	------	------	------	------	------	------	------	------	------	------	------	------	------	------	------	------	------	-------	-------	-------	-------	-------	--------	-------	--------	-------	--------

PITCHER	IP	WLS	BF	H	R	ER	SO	BB	IBB	HBP	BLK	WP	HR	S	P	ERA	WHIP
Burt Hooton, R ERA: 2.64 (1, 1)	2.0		12	3	2	0	1	2	0	1	0	0	0	11	20	0.00	2.500
Dennis Lewallyn, R ERA: (3, 1)	4.0	W	15	3	0	0	2	0	0	0	0	0	0	19	19	0.00	0.750
Elias Sosa, R ERA: 2.26 (7, 1)	3.0	S	10	1	0	0	3	0	0	0	0	0	0	16	16	0.00	0.333

BOTTOM

Los Angeles Dodgers @ Atlanta Braves
Atlanta-Fulton County Stadium, Atlanta, GA

livebaseballscorecards.com

AB	34
R	2
H	7
RBI	1
BB	2
SO	6
LOB	21



WP: 0	PA: 37
PB: 0	
SB: 0	
CS: 0	

Wed Sep 07 1977, 7:05 PM EDT
Att. 4,013 - Unknown

Batter	1	2	3	4	5	6	7	8	9	10	11	AB R H RBI BB SO LOB	TOP					
Davey Lopes, R OBP: 0.367, SLG: 0.400 (1, 4)	1-3		1B						F9		SF7	4 1 1 1 1 1 0	Los Angeles Dodgers @ Atlanta Braves Atlanta-Fulton County Stadium, Atlanta, GA Thu Sep 08 1977, 7:05 PM EDT Att: 3,556 - Unknown					
Bill Russell, R OBP: 0.304, SLG: 0.362 (1, 6)	6-3		1B				FC6-5		F6		F8	6 0 1 1 0 0 3						
Vic Davalillo, L OBP: 0.385, SLG: 0.462 Joe Simpson, L OBP: 0.154, SLG: 0.083 (1, 9) (9, 9)	4-3		4-3				G3		5-3			5 0 1 0 0 0 3 0 0 0 0 0 0 0						
Ron Cey, R OBP: 0.361, SLG: 0.476 (1, 5)		HR					3-1				1-3	5 2 2 1 0 0 1						
Steve Garvey, R OBP: 0.319, SLG: 0.484 (1, 3)		6-3					5-3				F9	5 0 1 0 0 1 2						
Rick Monday, L OBP: 0.339, SLG: 0.390 Glenn Burke, R OBP: 0.267, SLG: 0.271 (1, 8) (8, 8)		K					4-3				CS	2 0 0 0 2 1 1 1 0 1 0 0 0 0						
Dusty Baker Jr., R OBP: 0.357, SLG: 0.487 (1, 7)		K					F3		HR		CS	5 2 2 1 0 1 4						
Jerry Grote, R OBP: 0.328, SLG: 0.303 (1, 2)			K2-3				5-3		F7		CS	4 0 0 0 1 2 3						
Don Sutton, R OBP: 0.257, SLG: 0.206 Reggie Smith, S OBP: 0.434, SLG: 0.580 Mike Garman, R (8, PH) Lance Rautzhan, R (8, 1) Manny Mota, R OBP: 0.329, SLG: 0.433 Rafael Landestoy, S (11, PR) Charlie Hough, R OBP: 0.105, SLG: 0.222 (11, 1)			6-3				K		FC6-5		1B	3 0 1 0 0 1 0 1 0 0 0 0 1 2 0 0 0 0 0 0 0 0 0 0 0 0 0 0 1 0 1 0 0 0 0 0 0 0 0 0 0 0 0 0 0 0 0 0 0						
Inning Stats	R: 0 H: 0 E: 0 LOB: 0 K: 0 BB: 0 S: 3 P: 3	R: 1 H: 1 E: 0 LOB: 0 K: 2 BB: 0 S: 8 P: 8	R: 1 H: 2 E: 0 LOB: 1 K: 1 BB: 0 S: 7 P: 7	R: 0 H: 1 E: 0 LOB: 2 K: 0 BB: 1 S: 4 P: 8	R: 0 H: 0 E: 0 LOB: 0 K: 2 BB: 0 S: 7 P: 7	R: 0 H: 1 E: 0 LOB: 1 K: 0 BB: 0 S: 4 P: 4	R: 1 H: 2 E: 0 LOB: 2 K: 0 BB: 1 S: 5 P: 9	R: 1 H: 1 E: 0 LOB: 2 K: 2 BB: 2 S: 8 P: 16	R: 0 H: 0 E: 0 LOB: 0 K: 0 BB: 0 S: 3 P: 3	R: 0 H: 1 E: 0 LOB: 0 K: 0 BB: 0 S: 3 P: 3	R: 1 H: 2 E: 0 LOB: 1 K: 1 BB: 0 S: 7 P: 7	1B: 9 SF: 1 2B: 0 SAC: 0 3B: 0 DP: 0 HR: 2 HBP: 0		WP: 0 PA: 48 PB: 3 SB: 1 CS: 1				
PITCHER	IP WLS BF H R ER SO BB IBB HBP BLK WP HR S P ERA WHIP																	
Phil Niekro, R ERA: 3.97 (1, 1)	8.0	36	8	4	3	7	3	1	0	0	0	0	0	2	46	62	3.38	1.375
Dave Campbell, R ERA: 3.16 (9, 1)	3.0	L	11	3	1	1	1	0	0	0	0	0	0	0	13	13	3.00	1.000

livebaseballscorecards.com

AB	42
R	5
H	11
RBI	4
BB	4
SO	8
LOB	19



Batter	1	2	3	4	5	6	7	8	9	10	11	AB R H RBI BB SO LOB	BOTTOM																
Junior Moore, R OBP: 0.317, SLG: 0.336 (1, 5)	0-3 K		0-0 G3			0-0 F7		0-0 3-1		0-0 4-3		5 0 0 0 0 1 1	Los Angeles Dodgers @ Atlanta Braves Atlanta-Fulton County Stadium, Atlanta, GA Thu Sep 08 1977, 7:05 PM EDT Att: 3,556 - Unknown livebaseballscorecards.com																
Rowland Office, L OBP: 0.298, SLG: 0.327 (1, 8)	0-0 3-1			0-0 6-3			0-0 HR 1B	0-0 CS	0-0 HR		1-0 E 1B HBP	4 2 2 1 0 0 0																	
Jeff Burroughs, R OBP: 0.359, SLG: 0.515 (1, 9)	0-0 5-3		0-0 K				0-0 HR 1B		0-0 6-3		0-3 K2-3	5 1 1 2 0 2 1																	
Willie Montanez, L OBP: 0.319, SLG: 0.450 (1, 3)		0-0 5-3 1B		0-0 4-3			0-0 3-1		0-0 1B 1B		0-0 BB 1B	5 0 3 0 0 0 0																	
Gary Matthews, R OBP: 0.353, SLG: 0.428 (1, 7)		0-0 F8			0-0 6-3		0-3 K		0-0 1-2 1B		4-0 BB	4 0 1 0 1 1 1																	
Joe Nolan, L OBP: 0.382, SLG: 0.447 (1, 2)		0-0 5-3			0-0 5-3		0-0 HR		0-3 K		0-3 K2-3	3 1 1 1 0 0 1																	
Cito Gaston, R OBP: 0.310, SLG: 0.438 (9, PH)		1-2										1 0 0 0 0 1 2																	
Vic Correll, R OBP: 0.314, SLG: 0.403 (10, 2)												1 0 0 0 0 1 2																	
Rod Gilbreath, R OBP: 0.322, SLG: 0.349 (1, 4)		0-0 F3			0-0 5-3		0-3 K		0-0 4-3			4 0 0 0 0 1 3																	
Craig Robinson, R OBP: 0.233, SLG: 0.241 (1, 6)			0-3 K			0-3 K		0-0 FC1-6 1B		0-3 K		2 0 0 0 0 2 0																	
Brian Asselstine, L OBP: 0.253, SLG: 0.295 (8, PH)												1 0 1 0 0 0 0																	
Dave Campbell, R (9, 1)												1 0 0 0 0 1 0																	
Phil Niekro, R OBP: 0.162, SLG: 0.165 (1, 1)			0-0 F3			0-0 4-3		0-0 FC1-6 CS		0-3 K		2 0 0 0 0 0 0																	
Jerry Royster, R OBP: 0.271, SLG: 0.257 (8, PH)												2 0 0 0 0 1 1																	
Jerry Royster, R (9, 6)																													
Inning Stats	R: 0 E: 0 K: 1 S: 5	H: 0 LOB: 0 BB: 0 P: 5	R: 0 E: 0 K: 0 S: 4	H: 1 LOB: 1 BB: 0 P: 4	R: 0 E: 0 K: 1 S: 5	H: 0 LOB: 0 BB: 0 P: 5	R: 0 E: 0 K: 1 S: 5	H: 0 LOB: 0 BB: 0 P: 5	R: 0 E: 0 K: 0 S: 3	H: 0 LOB: 0 BB: 0 P: 3	R: 0 E: 0 K: 1 S: 5	H: 0 LOB: 0 BB: 0 P: 5	R: 3 E: 0 K: 2 S: 10	H: 3 LOB: 0 BB: 0 P: 10	R: 0 E: 0 K: 0 S: 3	H: 1 LOB: 0 BB: 0 P: 3	R: 1 E: 0 K: 1 S: 8	H: 3 LOB: 2 BB: 0 P: 8	R: 0 E: 0 K: 2 S: 7	H: 0 LOB: 0 BB: 0 P: 7	R: 0 E: 1 K: 2 S: 7	H: 1 LOB: 2 BB: 1 P: 12	1B: 6 2B: 0 3B: 0 HR: 3	SF: 0 SAC: 0 DP: 0 HBP: 1	WP: 0 PB: 0 SB: 1 CS: 1	PA: 43			
PITCHER	IP WLS BF H R ER SO BB IBB HBP BLK WP HR S P ERA WHIP																												
Don Sutton, R ERA: 3.04 (1, 1)	7.0		25	4	3	3	6	0	0	0	0	0	0	2	37	37	3.86	0.571											
Mike Garman, R ERA: 2.31 (8, 1)	1.1		7	4	1	1	0	0	0	0	0	0	0	1	7	7	6.75	3.000											
Lance Rautzhan, L ERA: 3.94 (9, 1)	1.2	W	5	0	0	0	3	0	0	0	0	0	0	0	11	11	0.00	0.000											
Charlie Hough, R ERA: 3.47 (11, 1)	1.0	S	5	1	0	0	2	1	0	1	0	0	0	0	7	12	0.00	2.000											



Batter	1	2	3	4	5	6	7	8	9	AB R H RBI BB SO LOB	TOP	
Gene Richards, L (1, 3) OBP: 0.349, SLG: 0.354	0-0 S 1B		0-0 4-3		0-0 F7	0-3 K		0-0 FC6-4 E 1-2 1B		5 0 2 0 0 1 4		
Mike Ivie, R (1, 5) OBP: 0.337, SLG: 0.410 Dave Freisleben, R (8, 1) OBP: 0.189, SLG: 0.171	0-0 F8 1-3		0-0 F8		0-0 2B 1B		0-0 1B 2B	0-0 E4 FC6-4 1-2 2-3		5 0 2 1 0 0 3 0 0 0 0 0 0 0		
Jerry Turner, L (1, 7) OBP: 0.323, SLG: 0.403	0-0 F7		0-0 4-3		0-0 2B		0-3 K	0-0 FC6-4 1-2f 2-3 3-H		5 0 1 1 0 1 4		
George Hendrick, R (1, 8) OBP: 0.377, SLG: 0.493	0-0 6-3			0-0 6-3		0-0 HR	0-0 1-3 1B	0-0 F3		5 1 2 1 0 0 3		
Dave Winfield, R (1, 9) OBP: 0.348, SLG: 0.489		0-0 6-3		0-0 S 1B		0-0 F8	0-0 1-3 1-2	4-0 FC6-4 BB		4 1 1 0 1 0 2		
Dave Roberts, R (1, 2) OBP: 0.270, SLG: 0.331		0-0 G3 S 3B 1B		0-3 K		0-0 BB 1B	0-0 F6	0-0 F2		5 1 2 0 0 1 4		
Mike Champion, R (1, 4) OBP: 0.275, SLG: 0.295		0-0 G3		0-0 CS 1B		0-0 BB 1B		0-0 K		5 1 3 2 0 1 2		
Bill Almon, R (1, 6) OBP: 0.299, SLG: 0.334		0-0 3B		0-0 CS 1-2		0-0 S 1B	0-0 F4	0-3 K	0-0 FC6-4 1-2f	5 1 2 1 0 1 3		
Tom Griffin, R (1, 1) OBP: 0.140, SLG: 0.357 Rick Sawyer, R (5, 1) OBP: 0.320, SLG: 0.150 Dave Tomlin, L (5, 1) OBP: 0.333, SLG: 0.333 Dan Spillner, R (5, 1) OBP: 0.300, SLG: 0.125 Gene Tenace, R (6, PH) OBP: 0.413, SLG: 0.409 Dave Wehrmeister, R (6, 1) OBP: 0.167, SLG: 0.250 Merv Rettenmund, R (8, PH) OBP: 0.438, SLG: 0.474 Tucker Ashford, R (8, 5) OBP: 0.271, SLG: 0.306		0-3 K		0-3 K		0-3 K	4-0 BB	1-0 E FC6-4 HBP		2 0 0 0 0 0 2 2 0 1 0 0 0 0 0 0 0 0 0 0 0 0 1 0 0 0 0 0 0 0 0 0 0 0 0 0		
Inning Stats	R: 0 H: 1 E: 0 LOB: 1 K: 0 BB: 0 S: 4 P: 4	R: 1 H: 2 E: 0 LOB: 1 K: 1 BB: 0 S: 7 P: 7	R: 0 H: 0 E: 0 LOB: 0 K: 0 BB: 0 S: 3 P: 3	R: 1 H: 2 E: 0 LOB: 0 K: 1 BB: 0 S: 6 P: 6	R: 1 H: 3 E: 0 LOB: 2 K: 1 BB: 0 S: 7 P: 7	R: 1 H: 3 E: 0 LOB: 3 K: 1 BB: 1 S: 8 P: 12	R: 0 H: 2 E: 0 LOB: 2 K: 1 BB: 0 S: 7 P: 7	R: 2 H: 2 E: 1 LOB: 2 K: 1 BB: 0 S: 8 P: 9	R: 0 H: 0 E: 0 LOB: 1 K: 1 BB: 1 S: 5 P: 9	1B: 10 SF: 0 2B: 2 SAC: 0 3B: 1 DP: 0 HR: 2 HBP: 1	WP: 0 PA: 45 PB: 0 SB: 5 CS: 1	
PITCHER	IP WLS BF H R ER SO BB IBB HBP BLK WP HR S P ERA WHIP											
Preston Hanna, R (1, 1) ERA: 4.98	5.0 W 21 8 3 3 3 0 0 0 0 0 0 0 27 27 5.40 1.600											
Rick Camp, R (6, 1) ERA: 4.0	0.1 4 3 1 1 0 0 0 0 0 0 0 0 1 4 4 27.00 9.000											
Max Leon, R (6, 1) ERA: 4.2	2.0 11 3 2 1 3 1 0 1 0 0 0 1 15 20 4.50 2.000											
Dave Campbell, R (8, 1) ERA: 3.09	1.2 S 8 1 0 0 1 1 0 0 0 0 0 0 9 13 0.00 1.200											

San Diego Padres @ Atlanta Braves
Atlanta-Fulton County Stadium, Atlanta, GA

Fri Sep 09 1977, 7:05 PM EDT
Att. 1,740 - Unknown

livebaseballscorecards.com

AB	41
R	6
H	15
RBI	6
BB	2
SO	7
LOB	27



Batter	1	2	3	4	5	6	7	8	9	AB	R	H	RBI	BB	SO	LOB
Barry Bonnell, R OBP: 0.358, SLG: 0.336 (1, 5)	0-0 F9	0-0 FC6-4			0-0 HR	0-0 SF8	0-0 F5			5	2	2	1	0	0	4
Rowland Office, L OBP: 0.300, SLG: 0.331 (1, 8)	0-3 K		0-0 3-1		0-3 K	0-0 2B		0-0 G6-4-3		5	0	2	1	0	2	2
Jeff Burroughs, R OBP: 0.361, SLG: 0.527 (1, 9)	0-0 2B		0-0 2B		0-0 HR	0-0 SF8		0-0 G6-4-3		4	1	3	4	0	0	1
Willie Montanez, L OBP: 0.316, SLG: 0.446 (1, 3)	0-0 4-3		0-0 4-3		0-0 E1	0-3 K		0-0 F3		4	0	0	0	0	1	2
Tom Paciorek, R OBP: 0.265, SLG: 0.356 (7, 3)										1	0	0	0	0	0	0
Gary Matthews, R OBP: 0.352, SLG: 0.427 (1, 7)		0-0 1B		0-0 5-3	0-3 K		0-0 F8			4	1	1	0	0	1	1
Joe Nolan, L OBP: 0.385, SLG: 0.442 (1, 2)		4-0 1B		0-0 4-3	4-0 IBB		4-0 2B			1	0	0	0	1	0	0
Biff Pocaroba, S OBP: 0.388, SLG: 0.437 (5, PH)		1-2 BB								0	1	0	0	2	0	0
Rod Gilbreath, R OBP: 0.323, SLG: 0.353 (1, 4)		0-0 F3		0-0 CS	0-0 F8		0-0 2B			4	0	2	1	0	0	4
Pat Rockett, R OBP: 0.369, SLG: 0.330 (1, 6)		0-0 F7		0-0 CS	4-0 1B	4-0 1B	4-0 2B	4-0 BB		1	2	0	0	3	0	2
Preston Hanna, R OBP: 0.182, SLG: 0.100 (1, 1)		0-0 FC6-4			0-0 1B	0-0 2B	0-0 BB	0-0 BB		1	0	1	1	0	0	0
Darrel Chaney, S OBP: 0.259, SLG: 0.282 (5, PH)					0-0 HR	0-0 F3	0-0 F9			1	1	1	0	0	0	0
Rick Camp, R (6, 1)										0	0	0	0	0	0	0
Max Leon, R OBP: 0.300, SLG: 0.316 (6, 1)		1-2 2-H								2	0	0	0	0	0	3
Dave Campbell, R (8, 1)										0	0	0	0	0	0	0

Inning Stats	R: 0	H: 1	E: 0	K: 1	S: 6	H: 1	LOB: 1	BB: 0	P: 6	R: 1	H: 2	E: 0	K: 0	S: 5	H: 1	LOB: 2	BB: 1	P: 9	R: 0	H: 1	E: 0	K: 0	S: 3	H: 1	LOB: 0	BB: 0	P: 3	R: 0	H: 1	E: 0	K: 0	S: 3	R: 4	H: 3	E: 1	K: 2	S: 11	R: 2	H: 2	E: 0	K: 1	S: 7	R: 1	H: 1	E: 0	K: 0	S: 4	R: 0	H: 1	E: 0	K: 0	S: 3	R: 0	H: 1	E: 0	K: 0	S: 3
--------------	------	------	------	------	------	------	--------	-------	------	------	------	------	------	------	------	--------	-------	------	------	------	------	------	------	------	--------	-------	------	------	------	------	------	------	------	------	------	------	-------	------	------	------	------	------	------	------	------	------	------	------	------	------	------	------	------	------	------	------	------

PITCHER	IP	WLS	BF	H	R	ER	SO	BB	IBB	HBP	BLK	WP	HR	S	P	ERA	WHIP
Tom Griffin, R (1, 1)	4.0		18	6	3	3	1	2	0	0	0	0	0	18	26	6.75	2.000
Rick Sawyer, R (5, 1)	0.0	L	1	1	0	0	0	0	0	0	0	0	0	1	1	∞	∞
Dave Tomlin, L (5, 1)	0.1		1	0	0	0	1	0	0	0	0	0	0	3	3	0.00	0.000
Dan Spillner, R (5, 1)	0.2		5	1	2	2	1	0	1	0	0	0	1	6	10	27.00	1.500
Dave Wehmeister, R (6, 1)	2.0		12	3	3	3	1	3	0	0	0	0	0	11	23	13.50	3.000

BOTTOM

San Diego Padres @ Atlanta Braves
Atlanta-Fulton County Stadium, Atlanta, GA

Fri Sep 09 1977, 7:05 PM EDT
Att. 1,740 - Unknown

AB	33
R	8
H	12
RBI	8
BB	6
SO	4
LOB	19

livebaseballscorecards.com



WP: 0	PA: 41
PB: 0	
SB: 1	
CS: 1	

Batter	1	2	3	4	5	6	7	8	9	AB R H RBI BB SO LOB	TOP																													
Gene Richards, L (1, 3) OBP: 0.351, SLG: 0.359	0-0 4-3		0-0 6-3 S 1B		4-0 CS BB		0-3 K		0-0 6-3 1-H 3B	4 1 2 1 1 1 0																														
Bill Almon, R (1, 6) OBP: 0.300, SLG: 0.335	0-0 F8		0-0 6-3 1-3 1B		0-0 2B 1-2 1B		0-0 E 1B		0-0 6-3 3-H	5 1 2 1 0 0 1																														
Jerry Turner, L (1, 7) OBP: 0.321, SLG: 0.403	0-0 F9		0-0 5-3		0-0 1-H 2B		0-0 3-1 1-3		0-0 F8	5 0 1 1 0 0 2																														
George Hendrick, R (1, 8) OBP: 0.376, SLG: 0.490		0-0 4-3	4-0 BB		0-0 F8			0-0 4-3		3 0 0 0 1 0 1																														
Dave Winfield, R (1, 9) OBP: 0.348, SLG: 0.486		4-0 2B S 6-3 BB	0-0 F2		0-0 6-3			0-0 4-3		3 1 0 0 1 0 2																														
Dave Roberts, R (1, 2) OBP: 0.275, SLG: 0.338		0-0 6-3 1-3 1B 2B		0-0 F5		0-0 F7		4-0 FC5-4 BB		3 1 1 0 1 0 0																														
Mike Champion, R (1, 4) OBP: 0.273, SLG: 0.292		0-0 6-3 2-3 3-H		0-0 1-3		0-0 5-3		0-0 FC5-4 1-2f		4 0 0 1 0 0 2																														
Tucker Ashford, R (1, 5) OBP: 0.281, SLG: 0.328		0-0 3-H 1B		0-0 F7			0-0 HR		4-0 3B BB	3 2 2 2 1 0 0																														
Bob Owchinko, L (1, 1) OBP: 0.174, SLG: 0.095		0-0 F7			0-3 K		0-3 K		0-0 F7	2 0 0 0 0 1 1																														
Rick Sawyer, R (5, 1) OBP: 0.320, SLG: 0.150										0 0 0 0 0 0 0																														
Merv Rettenmund, R (7, PH) OBP: 0.435, SLG: 0.470										1 0 0 0 0 1 0																														
Dave Tomlin, L (7, 1) OBP: 0.333, SLG: 0.333										0 0 0 0 0 0 0																														
Gene Tenace, R (9, PH) OBP: 0.413, SLG: 0.408										1 0 0 0 0 0 1																														
Inning Stats	R: 0 E: 0 K: 0 S: 3	H: 0 LOB: 0 BB: 0 P: 3	R: 2 E: 0 K: 0 S: 5	H: 2 LOB: 1 BB: 1 P: 9	R: 0 E: 0 K: 0 S: 4	H: 1 LOB: 2 BB: 1 P: 8	R: 0 E: 0 K: 0 S: 3	H: 0 LOB: 0 BB: 0 P: 3	R: 1 E: 0 K: 1 S: 6	H: 2 LOB: 1 BB: 1 P: 10	R: 0 E: 0 K: 0 S: 3	H: 0 LOB: 0 BB: 0 P: 3	R: 1 E: 1 K: 2 S: 9	H: 2 LOB: 1 BB: 0 P: 9	R: 0 E: 0 K: 0 S: 3	H: 0 LOB: 1 BB: 1 P: 7	R: 2 E: 0 K: 0 S: 4	H: 1 LOB: 0 BB: 1 P: 8	1B: 4 2B: 2 3B: 1 HR: 1	SF: 0 SAC: 0 DP: 0 HBP: 0	WP: 0 PB: 0 SB: 2 CS: 1	PA: 39																		
PITCHER Dick Ruthven, R (1, 1) ERA: 3.88	IP 9.0	WLS W	BF 39	H 8	R 6	ER 6	SO 3	BB 5	IBB 0	HBP 0	BLK 0	WP 0	HR 1	S 40	P 60	ERA 6.00	WHIP 1.444						PITCHER	IP 9.0	WLS W	BF 39	H 8	R 6	ER 6	SO 3	BB 5	IBB 0	HBP 0	BLK 0	WP 0	HR 1	S 40	P 60	ERA 6.00	WHIP 1.444

San Diego Padres @ Atlanta Braves
Atlanta-Fulton County Stadium, Atlanta, GA

Sat Sep 10 1977, 7:05 PM EDT
Att. 7,967 - Unknown

livebaseballscorecards.com

AB	34
R	6
H	8
RBI	6
BB	5
SO	3
LOB	10



Batter	1	2	3	4	5	6	7	8	9
Barry Bonnell, R OBP: 0.362, SLG: 0.336 (1, 8)	4-0 CS BB 1B	0-0 2-H 1B		0-0 F3		4-0 SH5-4 1B BB		0-0 6-3	
Rod Gilbreath, R OBP: 0.323, SLG: 0.352 (1, 4)	0-0 1B BB 1B	0-0 4-3		0-0 FC6-4		0-0 SH5-4		0-0 6-3	
Jeff Burroughs, R OBP: 0.363, SLG: 0.525 (1, 9)	4-0 1B BB 1B		0-0 E5 4-3 E 1B		0-0 F8	4-0 1B BB		0-3 K	
Willie Montanez, L OBP: 0.318, SLG: 0.453 (1, 3)	0-0 1B 1B		0-0 4-3		0-0 HR	0-3 K			
Gary Matthews, R OBP: 0.357, SLG: 0.432 (1, 7)	0-0 G6-4-3 1B		0-0 E7 1B		0-0 2B 1B	0-0 1B 1B		1-2 2-H 1B	
Junior Moore, R OBP: 0.319, SLG: 0.341 (1, 5)	0-0 G6-4-3 1B		0-0 FC6-4 1B		0-0 1B 1B 2B	0-0 F3			
Biff Pocaroba, S OBP: 0.389, SLG: 0.436 (1, 2)		4-0 FC1-6 BB	0-0 FC6-4 CS		0-0 G4-3-6 1B 1B		0-0 4-3		
Pat Rockett, R OBP: 0.367, SLG: 0.328 (1, 6)		0-0 FC1-6 SH3 1B	0-0 CS	0-0 1-3	0-0 G4-3-6 1B		0-0 1-3		
Dick Ruthven, R OBP: 0.317, SLG: 0.436 (1, 1)		0-0 SH3		0-0 FC6-4 1B		0-0 G4-3-6	0-3 K		

Inning Stats	R: 2 E: 0 K: 0 S: 4	H: 3 LOB: 1 BB: 2 P: 12	R: 1 E: 0 K: 0 S: 4	H: 1 LOB: 1 BB: 1 P: 8	R: 2 E: 2 K: 0 S: 5	H: 3 LOB: 0 BB: 0 P: 5	R: 0 E: 0 K: 0 S: 4	H: 1 LOB: 1 BB: 0 P: 4	R: 3 E: 0 K: 0 S: 7	H: 5 LOB: 1 BB: 0 P: 7	R: 1 E: 0 K: 1 S: 6	H: 1 LOB: 2 BB: 2 P: 14	R: 0 E: 0 K: 1 S: 5	H: 0 LOB: 0 BB: 0 P: 5	R: 0 E: 0 K: 1 S: 5	H: 0 LOB: 0 BB: 0 P: 5
--------------	------------------------------	----------------------------------	------------------------------	---------------------------------	------------------------------	---------------------------------	------------------------------	---------------------------------	------------------------------	---------------------------------	------------------------------	----------------------------------	------------------------------	---------------------------------	------------------------------	---------------------------------

PITCHER	IP	WLS	BF	H	R	ER	SO	BB	IBB	HBP	BLK	WP	HR	S	P	ERA	WHIP
Bob Owchinko, L ERA: 4.29 (1, 1)	4.1	L	24	11	8	7	0	3	0	0	0	0	1	21	33	14.54	3.231
Rick Sawyer, R ERA: 5.68 (5, 1)	1.2		9	3	1	1	1	2	0	0	0	0	0	9	17	5.40	3.000
Dave Tomlin, L ERA: 3.31 (7, 1)	2.0		6	0	0	0	2	0	0	0	0	0	0	10	10	0.00	0.000

BOTTOM

AB	R	H	RBI	BB	SO	LOB
3	1	1	1	2	0	1
4	1	1	0	0	0	2
3	2	1	0	2	1	0
4	1	2	1	0	1	3
4	2	4	4	0	0	0
4	1	2	1	0	0	4
3	0	1	0	1	0	1
4	1	1	1	0	0	1
3	0	1	0	0	1	2

San Diego Padres @ Atlanta Braves
Atlanta-Fulton County Stadium, Atlanta, GA

Sat Sep 10 1977, 7:05 PM EDT
Att. 7,967 - Unknown

AB	32
R	9
H	14
RBI	8
BB	5
SO	3
LOB	14

livebaseballscorecards.com

Braves

WP	PA
0	40

Batter	1	2	3	4	5	6	7	8	9	AB R H RBI BB SO LOB	TOP									
Gene Richards, L (1, 3) OBP: 0.352, SLG: 0.367	0-0 CS 1B		0-0 G3-6 1-2f		0-0 HR		0-0 F8			4 1 2 1 0 0 2	San Diego Padres @ Atlanta Braves Atlanta-Fulton County Stadium, Atlanta, GA Sun Sep 11 1977, 3:33 AM EDT Att. 2,376 - Unknown									
Bill Almon, R (1, 6) OBP: 0.300, SLG: 0.334	0-3 K 1-2			0-0 2B 1B	0-0 F9		0-0 F7			4 1 1 0 0 1 1										
Jerry Turner, L (1, 7) OBP: 0.327, SLG: 0.426	0-0 1B			0-0 1-H 2B		0-0 HR	0-0 3-1			4 1 3 2 0 0 0										
George Hendrick, R (1, 8) OBP: 0.377, SLG: 0.490	0-0 F9			0-0 E5		0-0 CS 1B	0-0 1B			4 0 2 0 0 0 2										
Dave Winfield, R (1, 9) OBP: 0.345, SLG: 0.483		0-0 F7		0-0 F3		0-0 F8 1-2	0-0 F8			4 0 0 0 0 0 4										
Dave Roberts, R (1, 2) OBP: 0.271, SLG: 0.331		0-3 K		0-0 F4		0-3 K		0-3 K		3 0 0 0 0 2 2										
Dan Spillner, R (6, 1) OBP: 0.300, SLG: 0.125										0 0 0 0 0 0 0										
Merv Rettenmund, R (9, PH) OBP: 0.432, SLG: 0.466										1 0 0 0 0 1 0										
Mike Champion, R (1, 4) OBP: 0.271, SLG: 0.289		0-0 5-3		0-0 4-3		0-3 K		0-0 5-3		4 0 0 0 0 1 2										
Tucker Ashford, R (1, 5) OBP: 0.280, SLG: 0.323			4-0 BB		0-3 K		0-0 6-3		0-3 K	3 0 0 0 1 2 0										
Randy Jones, R (1, 1) OBP: 0.175, SLG: 0.158			0-0 F1		0-0 F8		0-0 E6			2 0 0 0 0 0 1										
Gene Tenace, R (6, 2) OBP: 0.412, SLG: 0.407										1 0 0 0 0 0 0										
Inning Stats	R: 0 E: 0 K: 1 S: 6	H: 2 LOB: 1 BB: 0 P: 6	R: 0 E: 0 K: 1 S: 5	H: 0 LOB: 0 BB: 0 P: 5	R: 0 E: 0 K: 0 S: 2	H: 0 LOB: 0 BB: 1 P: 6	R: 1 E: 1 K: 0 S: 6	H: 2 LOB: 2 BB: 0 P: 6	R: 1 E: 0 K: 1 S: 6	H: 2 LOB: 0 BB: 0 P: 6	R: 0 E: 1 K: 1 S: 6	H: 0 LOB: 1 BB: 0 P: 6	R: 0 E: 0 K: 0 S: 4	H: 1 LOB: 1 BB: 0 P: 4	R: 0 E: 0 K: 2 S: 7	H: 0 LOB: 0 BB: 0 P: 7	1B: 5 2B: 2 3B: 0 HR: 2	SF: 0 SAC: 0 DP: 2 HBP: 0	WP: 0 PB: 0 SB: 0 CS: 2	PA: 35
PITCHER	IP WLS BF H R ER SO BB IBB HBP BLK WP HR S P ERA WHIP																			
Eddie Solomon, R (1, 1) ERA: 4.63	7.2 W 31 8 3 3 5 1 0 0 0 0 2 40 44 3.52 1.174																			
Dave Campbell, R (8, 1) ERA: 3.03	1.1 S 4 0 0 0 2 0 0 0 0 0 0 8 8 0.00 0.000																			

livebaseballscorecards.com

AB	34
R	3
H	8
RBI	3
BB	1
SO	7
LOB	14



Batter	1	2	3	4	5	6	7	8	9
Barry Bonnell, R OBP: 0.359, SLG: 0.333 (1, 8)	0-0 1-3		0-0 F4		0-0 3-1		0-0 5-3	0-0 1B	
Rod Gilbreath, R OBP: 0.321, SLG: 0.349 (1, 4)	0-0 5-3		0-0 6-3		4-0 1B BB		0-3 K	0-3 K	
Jeff Burroughs, R OBP: 0.364, SLG: 0.524 (1, 9)	0-0 6-3		0-0 6-3		0-0 1B		4-0 BB		
Willie Montanez, L OBP: 0.317, SLG: 0.451 (1, 3)		0-0 4-3		0-0 G5-3 1B 1B		0-0 F9	0-3 K		
Gary Matthews, R OBP: 0.360, SLG: 0.432 (1, 7)		4-0 1B E BB		0-0 F3		4-0 1B BB		0-0 1B SH1-4 S 1B	
Junior Moore, R OBP: 0.322, SLG: 0.344 (1, 5)		0-0 E3 1B 1B		0-0 1B		0-3 K		0-0 SH1-4	
Biff Pocaroba, S OBP: 0.393, SLG: 0.436 (1, 2)		0-0 2-H 1B		0-0 G5-3 2-3f		4-0 1B BB		4-0 S 1B IBB	
Pat Rockett, R OBP: 0.369, SLG: 0.332 (1, 6)		0-0 F3			0-0 F7		0-0 1-2 2-H 1B	0-0 1-2 2-3 1B	
Eddie Solomon, R OBP: 0.214, SLG: 0.120 (1, 1)		0-3 K			0-0 1B 3-1 1B		0-3 K	0-3 K	
Dave Campbell, R (8, 1)								1-2 2-3 3-H	

AB	R	H	RBI	BB	SO	LOB
5	0	1	2	0	0	1
4	0	0	0	1	2	1
3	0	1	1	1	0	0
4	0	1	0	0	1	1
2	3	1	0	2	0	1
3	1	2	0	0	1	1
2	1	1	1	2	0	2
4	1	2	1	0	0	1
3	1	1	0	0	2	3
1	0	0	0	0	1	2

BOTTOM

San Diego Padres @ Atlanta Braves
Atlanta-Fulton County Stadium, Atlanta, GA

Sun Sep 11 1977, 3:33 AM EDT
Att. 2,376 - Unknown

livebaseballscorecards.com

AB	31
R	7
H	10
RBI	5
BB	6
SO	7
LOB	13

WP: 0 PA: 38
PB: 0
SB: 3
CS: 0



Inning Stats	R: 0	H: 0	E: 0	K: 0	S: 3	LOB: 0	BB: 0	P: 3									
Randy PITCHER (1, 1) ERA: 4.93	5.2	WLS L	26	H 7	R 4	ER 3	SO 2	BB 4	IBB 0	HBP 0	BLK 0	WP 0	HR 0	S 26	P 42	ERA 4.76	WHIP 1.941
Dan PITCHER (6, 1) ERA: 3.67	2.1	WLS L	12	H 3	R 3	ER 3	SO 5	BB 1	IBB 1	HBP 0	BLK 0	WP 0	HR 0	S 20	P 28	ERA 11.57	WHIP 1.714

Batter	1	2	3	4	5	6	7	8	9	AB R H RBI BB SO LOB	TOP		
Jerry Royster, R OBP: 0.273, SLG: 0.257 (1, 4) X	0-0 F8		4-0 CS BB		0-0 1B	0-3 K			0-3 K2-3	4 0 1 0 1 2 3			
Rowland Office, L OBP: 0.301, SLG: 0.332 (1, 8) X	0-0 G3		0-0 FC5-4 1B		0-0 1B 1B			0-0 F7	0-3 K	5 1 2 0 0 1 0			
Jeff Burroughs, R OBP: 0.365, SLG: 0.523 (1, 9) B B B	4-0 BB		0-0 FC5-4 1-2f		0-0 1B 1B			0-3 K		3 0 1 0 1 1 1			
Willie Montanez, L OBP: 0.319, SLG: 0.451 (1, 3) X	0-0 4-3		0-0 5-3		0-0 1B 1-3 2-H			0-0 1B		4 0 2 1 0 0 2			
Gary Matthews, R OBP: 0.363, SLG: 0.433 (1, 7) H		1-0 WP HR HBP		0-0 8-4-5 BB 1B		0-0 1B 6-3 1B		0-0 4-3		3 1 2 0 0 0 1			
Biff Pocaroba, S OBP: 0.394, SLG: 0.445 (1, 2) X		0-0 1-H HR		4-0 1-2 BB		0-0 F7		0-0 F4		3 1 1 2 1 0 1			
Junior Moore, R OBP: 0.319, SLG: 0.340 (1, 5) X		0-0 4-3		0-0 8-4-5 2-3f		0-0 6-3 1-2		0-0 5-3		4 0 0 0 0 0 3			
Pat Rockett, R OBP: 0.367, SLG: 0.327 (1, 6) X		0-0 F2		0-0 F7		4-0 1B IBB		0-3 K		3 0 0 0 1 1 1			
Phil Niekro, R OBP: 0.165, SLG: 0.168 (1, 1) X		0-0 5-3			0-0 6-3	0-0 1-2 2-3 1B			0-0 F7	4 0 1 0 0 0 0			
Inning Stats	R: 0 E: 0 K: 0 S: 3 H: 0 LOB: 1 BB: 1 P: 7	R: 2 E: 0 K: 0 S: 4 H: 1 LOB: 0 BB: 0 P: 5	R: 0 E: 0 K: 0 S: 3 H: 1 LOB: 1 BB: 1 P: 7	R: 0 E: 0 K: 0 S: 3 H: 1 LOB: 1 BB: 1 P: 7	R: 1 E: 0 K: 1 S: 5 H: 4 LOB: 2 BB: 0 P: 5	R: 0 E: 0 K: 1 S: 7 H: 2 LOB: 3 BB: 1 P: 11	R: 0 E: 0 K: 1 S: 6 H: 1 LOB: 1 BB: 0 P: 6	R: 0 E: 0 K: 1 S: 5 H: 0 LOB: 0 BB: 0 P: 5	R: 0 E: 0 K: 2 S: 7 H: 0 LOB: 0 BB: 0 P: 7	1B: 9 2B: 1 3B: 0 HR: 1 SF: 0 SAC: 0 DP: 1 HBP: 1	WP: 1 PB: 0 SB: 0 CS: 1 PA: 38		
PITCHER	IP WLS BF H R ER SO BB IBB HBP BLK WP HR S P ERA WHIP											PITCHER	IP WLS BF H R ER SO BB IBB HBP BLK WP HR S P ERA WHIP
Charlie Williams, R ERA: 4.06 (1, 1)	5.0 L 22 7 3 3 0 3 0 0 1 0 1 1 18 31 5.40 2.000												
Dave Heaverlo, R ERA: 2.71 (6, 1)	2.0 10 3 0 0 2 0 0 1 0 0 0 0 13 17 0.00 1.500												
John Curtis, L ERA: 5.52 (8, 1)	2.0 6 0 0 0 3 0 0 0 0 0 0 0 12 12 0.00 0.000												

Atlanta Braves @ San Francisco Giants
 Candlestick Park, San Francisco, CA
 Mon Sep 12 1977, 10:05 PM EDT
 Att. 1,092 - Unknown

livebaseballscorecards.com

AB	33
R	3
H	10
RBI	3
BB	4
SO	5
LOB	12



Batter	1	2	3	4	5	6	7	8	9	AB	R	H	RBI	BB	SO	LOB
Derrel Thomas, S OBP: 0.320, SLG: 0.377 (1, 8)	0-3 K		0-0 CS 1B		0-0 E5 1B			4-0 WP 1B BB		3	1	2	0	1	1	0
Rob Andrews, R OBP: 0.344, SLG: 0.296 (1, 4)	4-0 2-3 S BB		0-0 F7 1-2		0-0 F4			0-0 F8		3	0	0	0	1	0	3
Bill Madlock, R OBP: 0.358, SLG: 0.424 (1, 5)	0-0 2-3 1-3		0-0 F7				0-0 F7		0-0 F8	4	0	0	0	0	0	2
Gary Thomasson, L OBP: 0.351, SLG: 0.444 (1, 7)	0-0 F6			0-3 K			0-0 WP 1B		0-0 1-H 1B	4	0	2	1	0	1	1
Jack Clark, R OBP: 0.331, SLG: 0.406 (1, 9)		0-0 E 1B		0-0 F8			0-0 F7 1-2		0-0 F8	4	0	1	0	0	0	2
Darrell Evans, L OBP: 0.344, SLG: 0.409 (1, 3)		0-0 F7		0-0 1B		0-3 K2-3			0-0 F9	4	0	1	0	0	1	2
Johnnie LeMaster, R OBP: 0.239, SLG: 0.233 Terry Whitfield, L OBP: 0.313, SLG: 0.424 (1, 6) (9, PH)		0-0 E4 1-2		0-3 K			0-0 F4		0-3 K	3	0	0	0	0	1	2
Mike Sadek, R OBP: 0.289, SLG: 0.313 (1, 2)		0-0 F4					0-0 F8		0-0 F8	4	0	0	0	0	0	2
Charlie Williams, R OBP: 0.222, SLG: 0.222 Vic Harris, S OBP: 0.323, SLG: 0.352 Dave Heaverlo, R Skip James, L John Curtis, L OBP: 0.286, SLG: 0.385 (1, 1) (5, PH) (6, 1) (7, PH) (8, 1)		0-0 F4					0-0 F3		0-3 K	1	0	0	0	0	0	2

Inning Stats	R: 0	H: 0	E: 0	K: 1	S: 5	R: 0	H: 1	E: 1	K: 0	S: 5	R: 0	H: 1	E: 0	K: 0	S: 3	R: 0	H: 1	E: 0	K: 2	S: 8	R: 0	H: 1	E: 1	K: 0	S: 4	R: 0	H: 1	E: 0	K: 1	S: 6	R: 0	H: 0	E: 0	K: 1	S: 5	R: 1	H: 1	E: 0	K: 0	S: 4	R: 0	H: 0	E: 0	K: 1	S: 5	1B: 6	2B: 0	3B: 0	HR: 0	SF: 0	SAC: 0	DP: 0	HBP: 0	WP: 2	PB: 0	SB: 1	CS: 1	PA: 35
PITCHER Phil Niekro, R ERA: 3.85 (1, 1)	IP	WLS	BF	H	R	ER	SO	BB	IBB	HBP	BLK	WP	HR	S	P	ERA	WHIP																																									


BOTTOM

Atlanta Braves @ San Francisco Giants
Candlestick Park, San Francisco, CA

Mon Sep 12 1977, 10:05 PM EDT
Att. 1,092 - Unknown

AB	33
R	1
H	6
RBI	1
BB	2
SO	6
LOB	16

livebaseballscorecards.com



Batter	1	2	3	4	5	6	7	8	9	10	11	AB R H RBI BB SO LOB	TOP															
Jerry Royster, R (1, 4) <small>OBP: 0.274, SLG: 0.259</small> Brian Asselstine, L (10, PH) <small>OBP: 0.250, SLG: 0.292</small> Rod Gilbreath, R (10, 4) <small>OBP: 0.321, SLG: 0.349</small>	 <small>1B</small>	 <small>F7</small>		 <small>FC6-4</small>			 <small>1B</small>	 <small>FC5-4</small>		 <small>K</small>		5 1 2 1 0 0 4 1 0 0 0 0 1 0 0 0 0 0 0 0 0	Atlanta Braves @ San Francisco Giants Candlestick Park, San Francisco, CA Tue Sep 13 1977, 10:05 PM EDT Att: 1,029 - Unknown															
Rowland Office, L (1, 8) <small>OBP: 0.299, SLG: 0.329</small> Junior Moore, R (7, PH) <small>OBP: 0.321, SLG: 0.346</small>	 <small>3-1</small>	 <small>P4</small>		 <small>PO</small>	 <small>6-3</small>		 <small>F9</small>		 <small>E</small>		 <small>2B</small>	3 0 0 0 0 0 2 3 1 2 0 0 0 1																
Jeff Burroughs, R (1, 9) <small>OBP: 0.366, SLG: 0.522</small>	 <small>1B</small>		 <small>6-3</small>		 <small>5-3</small>		 <small>1B</small>		 <small>E6</small>		 <small>K</small>	5 1 2 1 1 1 1																
Willie Montanez, L (1, 3) <small>OBP: 0.319, SLG: 0.449</small>	 <small>1-3</small>		 <small>4-3</small>		 <small>5-3</small>		 <small>1B</small>		 <small>4-3</small>		 <small>IBB</small>	5 0 1 0 1 0 2																
Gary Matthews, R (1, 7) <small>OBP: 0.364, SLG: 0.437</small>	 <small>1B</small>		 <small>5-3</small>		 <small>2B</small>		 <small>G4-3</small>		 <small>IBB</small>		 <small>K</small>	5 2 2 1 1 1 5																
Dale Murphy, R (1, 2) <small>OBP: 0.500, SLG: 1.167</small>	 <small>3B</small>			 <small>6-3</small>		 <small>2B</small>		 <small>2B</small>		 <small>K</small>	 <small>F7</small>	6 1 3 2 0 1 4																
Barry Bonnell, R (1, 5) <small>OBP: 0.360, SLG: 0.334</small>	 <small>P4</small>			 <small>1B</small>		 <small>K</small>		 <small>1B</small>		 <small>K</small>		5 1 2 0 0 2 4																
Pat Rockett, R (1, 6) <small>OBP: 0.363, SLG: 0.324</small>		 <small>1-3</small>		 <small>1B</small>		 <small>5-3</small>		 <small>FC5-4</small>		 <small>6-3</small>		5 0 1 1 0 0 2																
Mickey Mahler, S (1, 1) <small>OBP: 1.000, SLG: 2.000</small> Buzz Capra, R (4, 1) <small>OBP: 0.189, SLG: 0.118</small> Mike Davey, R (5, 1) <small>OBP: 0.363, SLG: 0.354</small> Tom Paciorek, R (6, PH) <small>OBP: 0.300, SLG: 0.316</small> Max Leon, R (6, 1) <small>OBP: 0.307, SLG: 0.432</small> Cito Gaston, R (8, PH) <small>OBP: 0.307, SLG: 0.432</small> Dave Campbell, R (8, 1)		 <small>2B</small>		 <small>BB</small>		 <small>K</small>		 <small>F9</small>		 <small>K</small>		1 0 1 0 1 0 0 0 0 0 0 0 0 0 0 0 0 0 0 0 0 1 0 0 0 0 0 1 0 0 0 0 0 0 0 1 0 0 0 0 0 1 1 0 0 0 0 1 0																
Inning Stats	R: 3 H: 4 E: 0 LOB: 1 K: 0 BB: 0 S: 7 P: 7	R: 0 H: 1 E: 0 LOB: 1 K: 0 BB: 0 S: 4 P: 4	R: 0 H: 0 E: 0 LOB: 0 K: 0 BB: 0 S: 3 P: 3	R: 1 H: 2 E: 1 LOB: 1 K: 0 BB: 1 S: 4 P: 8	R: 0 H: 0 E: 0 LOB: 0 K: 0 BB: 0 S: 3 P: 3	R: 1 H: 2 E: 0 LOB: 1 K: 2 BB: 0 S: 9 P: 9	R: 0 H: 2 E: 0 LOB: 2 K: 0 BB: 1 S: 4 P: 8	R: 1 H: 2 E: 0 LOB: 1 K: 0 BB: 0 S: 5 P: 5	R: 1 H: 2 E: 1 LOB: 2 K: 2 BB: 1 S: 9 P: 13	R: 0 H: 0 E: 0 LOB: 0 K: 2 BB: 0 S: 7 P: 7	R: 0 H: 1 E: 0 LOB: 2 K: 2 BB: 1 S: 8 P: 12	1B: 10 SF: 0 2B: 4 SAC: 0 3B: 2 DP: 1 HR: 0 HBP: 0		WP: 0 PA: 52 PB: 0 SB: 0 CS: 0														
PITCHER	IP WLS BF H R ER SO BB IBB HBP BLK WP HR S P ERA WHIP													IP WLS BF H R ER SO BB IBB HBP BLK WP HR S P ERA WHIP														
Jim Barr, R (1, 1) <small>ERA: 4.75</small>	5.0		24	9	5	5	0	1	0	0	0	0	0	23	27	9.00	2.000											
Gary Lavelle, L (6, 1) <small>ERA: 1.94</small>	3.1		17	6	2	1	2	1	1	0	0	0	0	19	27	2.70	2.100											
Randy Moffitt, R (9, 1) <small>ERA: 3.46</small>	2.2	W	10	1	0	0	6	0	1	0	0	0	0	21	25	0.00	0.375											

livebaseballscorecards.com

AB 47
 R 7
 H 16
 RBI 6
 BB 4
 SO 8
 LOB 27



Batter	1	2	3	4	5	6	7	8	9	10	11	AB R H RBI BB SO LOB
Derrel Thomas, S OBP: 0.325, SLG: 0.391 (1, 8)	0-0 HR		0-3 K		0-0 2B 3B	0-0 F8			0-0 1B		4-0 1B BB IBB	5 2 3 1 1 1 0
Rob Andrews, R OBP: 0.348, SLG: 0.298 (1, 4)	4-0 HBP BB		0-0 1B 2B		4-0 2B 3B BB		0-0 5-3		0-0 P4		4-0 1B BB	3 2 1 0 3 0 1
Bill Madlock, R OBP: 0.360, SLG: 0.427 (1, 5)	0-3 K		0-0 G1-6-3 1B		0-0 3B 2B		0-0 5-3		0-0 F9		0-0 1B	6 1 3 3 0 1 2
Willie McCovey, L OBP: 0.366, SLG: 0.503 Skip James, L (7, PR) (8, 3)	0-0 F8		0-0 G1-6-3 1-2f		0-3 K		0-0 1B				0-0 F8	4 0 1 0 0 1 4 1 0 0 0 0 0 0
Jack Clark, R OBP: 0.334, SLG: 0.414 (1, 9)	1-0 HBP			0-0 HR	4-0 3B BB		0-3 K			0-0 P6		3 2 1 1 1 1 1
Randy Elliott, R OBP: 0.281, SLG: 0.420 (1, 7)	0-0 P3			0-0 P4	0-0 FC8-2 3B			0-0 F8		0-0 6-3		5 0 1 3 0 0 2
Marc Hill, R OBP: 0.301, SLG: 0.341 Mike Sadek, R OBP: 0.287, SLG: 0.310 (8, PH) (9, 2)		0-3 K		0-0 F7	0-0 FC8-2			0-0 F8			0-0 P4	3 0 0 0 0 1 1 1 0 0 0 0 0 0 1 0 0 0 0 0 0
Gary Thomasson, L OBP: 0.350, SLG: 0.443 (11, PH)												
Johnnie LeMaster, R OBP: 0.239, SLG: 0.226 Randy Moffitt, R (9, 1)		0-0 1-3		4-0 BB		0-0 5-3		0-0 F3			4-0 BB S 1B BB	3 0 0 0 1 0 0 0 0 0 0 0 0 0 0 1 0 0 1 0 0
Darrell Evans, L OBP: 0.345, SLG: 0.409 (11, PH)												
Jim Barr, R OBP: 0.167, SLG: 0.145 Gary Lavelle, S (6, 1)		0-0 5-3		0-0 F7		0-0 6-3			0-0 F8		0-0 P3	2 0 0 0 0 0 1 1 0 0 0 0 0 0 2 0 0 0 0 0 1
Tim Foli, R OBP: 0.238, SLG: 0.325 (9, 6)												

BOTTOM

Atlanta Braves @ San Francisco Giants
Candlestick Park, San Francisco, CA
Tue Sep 13 1977, 10:05 PM EDT
Att: 1,029 - Unknown

livebaseballscores.com

AB	40
R	8
H	10
RBI	8
BB	7
SO	5
LOB	13



Inning Stats	R: 1	H: 1	R: 0	H: 0	R: 1	H: 2	R: 1	H: 1	R: 4	H: 3	R: 0	H: 0	R: 0	H: 1	R: 0	H: 0	R: 0	H: 1	R: 0	H: 0	R: 1	H: 1	R: 1	H: 1	1B: 4	SF: 0	WP: 0	PA: 48
E: 0	LOB: 2	E: 0	LOB: 0	E: 0	LOB: 0	E: 0	LOB: 1	E: 0	LOB: 0	E: 0	LOB: 0	E: 0	LOB: 1	E: 0	LOB: 0	E: 0	LOB: 0	E: 0	LOB: 1	E: 0	LOB: 3	E: 0	LOB: 3	2B: 3	SAC: 0	PB: 0		
K: 1	BB: 1	K: 1	BB: 0	K: 1	BB: 0	K: 1	BB: 1	K: 1	BB: 2	K: 1	BB: 0	K: 0	BB: 0	K: 1	BB: 0	K: 0	BB: 0	K: 0	BB: 0	K: 0	BB: 3	K: 0	BB: 3	3B: 2	DP: 2	SB: 1		
S: 6	P: 11	S: 5	P: 5	S: 6	P: 6	S: 4	P: 8	S: 7	P: 15	S: 3	P: 3	S: 6	P: 6	S: 3	P: 3	S: 4	P: 4	S: 3	P: 3	S: 3	P: 15	S: 3	P: 15	HR: 2	HBP: 1	CS: 0		

PITCHER	IP	WLS	BF	H	R	ER	SO	BB	IBB	HBP	BLK	WP	HR	S	P	ERA	WHIP
Mickey Mahler, L ERA: 7.36 (1, 1)	3.2		17	4	3	3	3	2	0	1	0	0	2	20	29	7.36	1.636
Buzz Capra, R ERA: 5.56 (4, 1)	0.1		4	2	3	3	0	1	0	0	0	0	0	3	7	81.00	9.000
Mike Davey, L ERA: 4.5 (5, 1)	1.0		4	1	1	1	1	1	0	0	0	0	0	5	9	9.00	2.000
Max Leon, R ERA: 4.09 (6, 1)	2.0		7	1	0	0	1	0	0	0	0	0	0	9	9	0.00	0.500
Dave Campbell, R ERA: 3.0 (8, 1)	3.2	L	16	2	1	1	0	2	1	0	0	0	0	13	25	2.46	1.091

Batter	1	2	3	4	5	6	7	8	9	AB R H RBI BB SO LOB	TOP																
Barry Bonnell, R OBP: 0.357, SLG: 0.332 (1, 8) (8, 5)	0-3 K		0-0 G3		0-0 1B 1B		0-0 F8		0-3 K	5 0 1 0 0 2 0																	
Rod Gilbreath, R OBP: 0.324, SLG: 0.354 (1, 4)	0-0 G1		0-0 E4		0-0 1B		0-0 FC6-4 PB 2B		0-0 1B 1B	5 1 3 1 0 0 0																	
Jeff Burroughs, R OBP: 0.368, SLG: 0.528 (1, 9)	0-0 HR		0-3 K		0-3 K		4-0 FC6-4 BB		0-0 1B	4 1 2 1 1 2 3																	
Willie Montanez, L OBP: 0.317, SLG: 0.445 Craig Robinson, R OBP: 0.233, SLG: 0.241 Joe Nolan, L OBP: 0.380, SLG: 0.436 (1, 3) (8, 6) (9, PH)	0-0 G3			0-0 E3 HR	0-3 K		0-0 FC6-4 PB		0-3 K	4 0 0 0 0 1 4 0 0 0 0 0 0 0 1 0 0 0 0 1 2																	
Gary Matthews, R OBP: 0.363, SLG: 0.441 (1, 7)		0-0 F7		0-0 1-2 HR	0-0 4-3		0-3 K		0-3 K	5 1 1 1 0 2 5																	
Dale Murphy, R OBP: 0.400, SLG: 0.900 (1, 2)		0-0 F9				0-0 2B		0-0 F6		4 0 1 0 0 0 0																	
Junior Moore, R OBP: 0.324, SLG: 0.346 Rowland Office, L OBP: 0.300, SLG: 0.331 (1, 5) (8, PH) (8, 3)		0-0 1B			4-0 BB		0-0 6-3		0-0 G3 1B	2 0 1 0 1 0 1 1 0 1 0 0 0 0																	
Pat Rockett, R OBP: 0.359, SLG: 0.319 Brian Asselstine, L OBP: 0.247, SLG: 0.289 (1, 6) (8, PH) (8, 8)		0-0 F8			0-0 F7		0-0 L4		0-0 G3	3 0 0 0 0 0 3 1 0 0 0 0 0 1																	
Preston Hanna, R OBP: 0.214, SLG: 0.083 Biff Pocaroba, S OBP: 0.393, SLG: 0.443 Max Leon, R OBP: 0.300, SLG: 0.316 (1, 1) (8, PH) (8, 1)			0-3 K		4-0 1B 1B BB		0-3 K		0-0 F8	2 1 0 0 1 2 1 1 0 0 0 0 0 1 0 0 0 0 0 0 0																	
Inning Stats	R: 1 E: 0 K: 1 S: 6 H: 1 LOB: 0 BB: 0 P: 6	R: 0 E: 0 K: 0 S: 4 H: 1 LOB: 1 BB: 0 P: 4	R: 0 E: 1 K: 2 S: 8 H: 0 LOB: 1 BB: 0 P: 8	R: 1 E: 1 K: 0 S: 4 H: 1 LOB: 1 BB: 1 P: 8	R: 1 E: 0 K: 2 S: 9 H: 2 LOB: 2 BB: 1 P: 13	R: 0 E: 0 K: 1 S: 6 H: 1 LOB: 1 BB: 0 P: 6	R: 1 E: 0 K: 1 S: 6 H: 1 LOB: 1 BB: 1 P: 10	R: 0 E: 0 K: 0 S: 4 H: 1 LOB: 1 BB: 0 P: 4	R: 0 E: 0 K: 3 S: 11 H: 2 LOB: 2 BB: 0 P: 11	1B: 6 2B: 2 3B: 0 HR: 2 SF: 0 SAC: 0 DP: 0 HBP: 0	WP: 0 PB: 1 SB: 0 CS: 0 PA: 41																
PITCHER	IP WLS BF H R ER SO BB IBB HBP BLK WP HR S P ERA WHIP											PITCHER	IP WLS BF H R ER SO BB IBB HBP BLK WP HR S P ERA WHIP														
Bob Owchinko, L ERA: 4.29 (1, 1)	6.0	27	6	3	3	6	2	0	0	0	0	0	2	37	45	4.50	1.333										
Dan Spillner, R ERA: 3.63 (7, 1)	1.1	W	7	2	1	0	1	1	0	0	0	0	0	8	12	0.00	2.250										
Rollie Fingers, R ERA: 2.84 (8, 1)	1.2	S	7	2	0	0	3	0	0	0	0	0	0	13	13	0.00	1.200										

Atlanta Braves @ San Diego Padres
San Diego Stadium, San Diego, CA

livebaseballscorecards.com

AB 38
R 4
H 10
RBI 3
BB 3
SO 10
LOB 21



Wed Sep 14 1977, 10:05 PM EDT
Att: 12,478 - Unknown

Batter	1	2	3	4	5	6	7	8	9	AB	R	H	RBI	BB	SO	LOB			
Gene Richards, L OBP: 0.362, SLG: 0.386 (1, 3)	0-0 F6 1B	0-0 3-H 1B		0-0 1B			0-0 1B 2B			4	1	3	1	0	0	0			
Bill Almon, R OBP: 0.302, SLG: 0.337 (1, 6)	0-0 5-3 1B	4-0 1-2 BB		0-0 6-3			0-3 K			3	0	0	0	1	1	2			
Jerry Turner, L OBP: 0.328, SLG: 0.424 (1, 7)	0-0 1B	0-3 K				0-0 2B	0-0 2-H 1B			4	0	3	1	0	1	2			
George Hendrick, R OBP: 0.375, SLG: 0.481 (1, 8)	0-3 K		0-0 6-3			0-3 K	0-3 K			4	0	0	0	0	3	2			
Dave Winfield, R OBP: 0.345, SLG: 0.484 (1, 9)		0-0 2B 1B	0-0 E4 1B			0-0 5-3		0-0 HR		4	3	2	1	0	0	0			
Dave Roberts, R OBP: 0.279, SLG: 0.337 (1, 2)		0-0 2B	0-0 L4-3 1B			0-3 K		0-0 FC1-6 1B		4	1	3	1	0	1	0			
Tucker Ashford, R OBP: 0.286, SLG: 0.342 (1, 5)		0-0 4-3 1B 2B	0-0 L4-3			0-0 F9		0-0 FC1-6 6-3		4	1	1	2	0	0	2			
Gary Sutherland, R OBP: 0.298, SLG: 0.309 (1, 4)		0-0 4-3		0-0 F9		0-0 L4		0-0 6-3		4	0	0	0	0	0	2			
Bob Owchinko, L OBP: 0.167, SLG: 0.091 (1, 1)		0-3 K		0-0 1-3			0-3 K		0-3 K	2	0	0	0	0	1	1			
Dan Spillner, R OBP: 0.286, SLG: 0.118 (7, 1)										1	0	0	0	0	1	0			
Rollie Fingers, R OBP: 0.050, SLG: 0.050 (8, 1)										1	0	0	0	0	1	1			
Inning Stats	R: 0 E: 0 K: 1 S: 6	H: 1 LOB: 1 BB: 0 P: 6	R: 3 E: 0 K: 2 S: 11	H: 4 LOB: 2 BB: 1 P: 15	R: 1 E: 1 K: 0 S: 4	H: 1 LOB: 0 BB: 0 P: 4	R: 0 E: 0 K: 0 S: 4	H: 1 LOB: 1 BB: 0 P: 4	R: 0 E: 0 K: 1 S: 5	H: 0 LOB: 0 BB: 0 P: 5	R: 1 E: 0 K: 3 S: 11	H: 2 LOB: 1 BB: 0 P: 11	R: 1 E: 0 K: 1 S: 7	H: 2 LOB: 1 BB: 0 P: 7	1B: 7 2B: 5 3B: 0 HR: 1	SF: 0 SAC: 0 DP: 1 HBP: 0	WP: 0 PB: 0 SB: 2 CS: 0	PA: 36	
PITCHER Preston Hanna, R ERA: 5.01 Max Leon, R ERA: 4.15	IP 7.0 1.0	WLS L 5	BF 31 5	H 10 2	R 5 1	ER 4 1	SO 8 1	BB 1 0	IBB 0 0	HBP 0 0	BLK 0 0	WP 0 0	HR 0 1	S 46 7	P 50 7	ERA 5.14 9.00	WHIP 1.571 2.000		

BOTTOM

Atlanta Braves @ San Diego Padres
San Diego Stadium, San Diego, CA
Wed Sep 14 1977, 10:05 PM EDT
Att. 12,478 - Unknown

livebaseballscores.com

AB	35
R	6
H	12
RBI	6
BB	1
SO	9
LOB	12



Batter	1	2	3	4	5	6	7	8	9	10	AB R H RBI BB SO LOB	TOP										
Barry Bonnell, R OBP: 0.357, SLG: 0.330 (1, 8) (8, 5)	0-0 4-3		0-0 FC4-6 FC6-4		0-0 F6			0-0 E5	0-0 SH1-4 1B	4-0 1-2 IBB	5 2 1 0 1 0 1	<p>Atlanta Braves @ San Diego Padres</p> <p>San Diego Stadium, San Diego, CA</p> <p>Thu Sep 15 1977, 10:05 PM EDT</p> <p>Att: 3,740 - Unknown</p>										
Rod Gilbreath, R OBP: 0.322, SLG: 0.351 Buzz Capra, R OBP: 0.184, SLG: 0.114 (1, 4) (9, 1)	0-0 6-3		0-0 L5		0-0 6-3			0-0 E4 1B	0-0 SH1-4	0-0 F9	4 1 0 0 0 0 2 1 0 0 0 0 0 2											
Jeff Burroughs, R OBP: 0.367, SLG: 0.524 (1, 9) BB	4-0 1B BB		0-0 FC6-4		0-0 6-3			0-0 E6 1B	0-3 K		4 1 0 1 1 1 3											
Willie Montanez, L OBP: 0.321, SLG: 0.449 (1, 3) 1-2	0-0 1B			0-0 F8		0-0 G6-4-3 1B		0-0 1-2 2-3 1B	0-0 2-H 1B		5 1 4 1 0 0 0											
Gary Matthews, R OBP: 0.361, SLG: 0.438 (1, 7) 1-2	0-0 1-3			0-0 1B 1B		0-0 G6-4-3 1-2		0-0 1B SF8	0-0 F7		5 1 1 1 0 0 6											
Dale Murphy, R OBP: 0.467, SLG: 1.200 (1, 2)		0-0 5-3		0-0 F8			0-0 HR	0-0 1-3 2-H 3-H 1B		0-0 HR	5 2 3 4 0 0 1											
Junior Moore, R OBP: 0.324, SLG: 0.346 Rowland Office, L OBP: 0.299, SLG: 0.329 (1, 5) (8, PH) (8, 8)		0-0 6-3		0-0 1-2 1B			0-0 6-3	0-3 K		0-3 K	3 0 1 0 0 0 0 2 0 0 0 0 2 2											
Pat Rockett, R OBP: 0.354, SLG: 0.315 Biff Pocoroba, S OBP: 0.303, SLG: 0.443 Cito Gaston, R OBP: 0.303, SLG: 0.432 Duane Theiss, R OBP: 0.299, SLG: 0.280 (1, 6) (8, PH) (8, PH) (8, 1) (8, 1) (9, 4)		0-0 5-3		0-0 F9			0-0 6-3	0-0 SF8		0-0 F6	3 0 0 0 0 0 2 0 0 0 0 0 0 0 0 0 0 1 0 0 0 0 0 0 0 0 0 0 0 0 0 0 0 0 0 1 0 0 0 0 0 0											
Dick Ruthven, R OBP: 0.326, SLG: 0.439 Tom Paciorek, R OBP: 0.261, SLG: 0.351 Steve Hargan, R OBP: 0.275, SLG: 0.261 (1, 1) (7, PH) (7, 1) (8, PH) (8, 6)			0-0 FC4-6 1B		0-0 6-3		0-0 4-3	0-0 F7		0-0 S 1B	2 0 1 0 0 0 0 1 0 0 0 0 0 0 0 0 0 0 0 0 0 2 0 1 0 0 0 1											
Inning Stats	R: 0 E: 0 K: 0 S: 4	H: 1 LOB: 2 BB: 1 P: 8	R: 0 E: 0 K: 0 S: 3	H: 0 LOB: 0 BB: 0 P: 3	R: 0 E: 0 K: 0 S: 4	H: 1 LOB: 1 BB: 0 P: 4	R: 0 E: 0 K: 0 S: 5	H: 2 LOB: 2 BB: 0 P: 5	R: 0 E: 0 K: 0 S: 3	H: 1 LOB: 0 BB: 0 P: 3	R: 1 E: 0 K: 0 S: 4		H: 1 LOB: 0 BB: 0 P: 4	R: 5 E: 4 K: 1 S: 11	H: 2 LOB: 1 BB: 0 P: 11	R: 1 E: 0 K: 1 S: 7	H: 2 LOB: 1 BB: 0 P: 7	R: 1 E: 0 K: 1 S: 7	H: 2 LOB: 2 BB: 1 P: 11	1B: 10 2B: 0 3B: 0 HR: 2	SF: 1 SAC: 1 DP: 1 HBP: 0	WP: 0 PB: 0 SB: 1 CS: 0
PITCHER	IP WLS BF H R ER SO BB IBB HBP BLK WP HR S P ERA WHIP																					
Randy Jones, L ERA: 4.75 Dan Spillner, R ERA: 3.62 Dave Tomlin, L ERA: 3.18 Rollie Fingers, R ERA: 2.94	(1, 1) (8, 1) (8, 1) (9, 1)	7.0 0.1 0.2 2.0	L	31 3 2 11	7 1 0 4	5 0 1 2	1 0 0 2	0 0 0 0	0 0 0 0	0 0 0 0	0 0 0 0	0 0 0 0	1 0 2 1	30 5 2 14	34 5 2 18	1.29 0.00 0.00 9.00	1.143 3.000 0.000 2.000					

livebaseballscorecards.com

AB 43
R 8
H 12
RBI 8
BB 2
SO 3
LOB 20



Batter	1	2	3	4	5	6	7	8	9	AB R H RBI BB SO LOB	TOP	
Jerry Royster, R OBP: 0.279, SLG: 0.268 (1, 4)	0-0 6-3		0-0 FC6-4 1B			0-0 E5 1B	0-0 3B		4-0 BB BB BB BB BB BB 2-3 BB	4 1 2 1 1 0 0	Atlanta Braves @ Los Angeles Dodgers Dodger Stadium, Los Angeles, CA Fri Sep 16 1977, 7:05 PM PDT Att: 22,217 - Unknown livebaseballscorecards.com	
Rowland Office, L OBP: 0.296, SLG: 0.326 Junior Moore, R OBP: 0.323, SLG: 0.345 (1, 8) (9, PH) (9, 5)	0-0 6-3		0-0 FC6-4 CS 1-2f			0-0 F2	0-0 L3		0-3 K	4 0 0 0 0 0 3 1 0 0 0 0 1 2		
Jeff Burroughs, R OBP: 0.368, SLG: 0.522 (1, 9)	0-0 1B 1B		0-3 K 1-2			0-0 F7		4-0 FC1-6 BB	3 0 1 0 1 1 2			
Willie Montanez, L OBP: 0.323, SLG: 0.448 (1, 3)	0-0 FC4-6 1B				0-0 F7	4-0 1B BB		0-0 FC1-6 PB 1-2f	3 0 1 0 1 0 1			
Gary Matthews, R OBP: 0.360, SLG: 0.437 (1, 7)	0-0 FC4-6 1-2f				0-3 K	0-0 1B 1-2 2-H		0-3 K 1-2	4 0 1 1 0 2 3			
Dale Murphy, R OBP: 0.368, SLG: 0.947 (1, 2)		0-0 P4			0-0 4-3	0-0 P4		0-0 P6	4 0 0 0 0 0 3			
Barry Bonnell, R OBP: 0.359, SLG: 0.330 (1, 5) (9, 8)			0-0 FC4-6 1B			0-0 5-3		4-0 4-3 S 3B BB	3 1 1 0 1 0 0			
Pat Rockett, R OBP: 0.352, SLG: 0.310 (1, 6)			0-0 FC4-6 1-2f			0-0 6-3		0-3 K 1-2	3 0 0 0 0 1 2			
Eddie Solomon, R OBP: 0.194, SLG: 0.107 Dave Campbell, R (9, 1)			0-0 B1			0-3 K		0-0 4-3 2-3	3 0 0 0 0 1 2 0 0 0 0 0 0 0			
Inning Stats	R: 0 E: 0 K: 0 S: 5 H: 2 LOB: 2 BB: 0 P: 5	R: 0 E: 0 K: 0 S: 4 H: 1 LOB: 1 BB: 0 P: 4	R: 0 E: 0 K: 1 S: 5 H: 1 LOB: 1 BB: 0 P: 5	R: 0 E: 0 K: 1 S: 5 H: 0 LOB: 0 BB: 0 P: 5	R: 0 E: 0 K: 1 S: 5 H: 0 LOB: 0 BB: 0 P: 5	R: 1 E: 1 K: 0 S: 5 H: 1 LOB: 2 BB: 1 P: 9	R: 1 E: 0 K: 1 S: 6 H: 1 LOB: 1 BB: 1 P: 10	R: 0 E: 0 K: 1 S: 5 H: 0 LOB: 1 BB: 1 P: 9	R: 0 E: 0 K: 1 S: 5 H: 0 LOB: 2 BB: 1 P: 10	1B: 5 2B: 1 3B: 1 HR: 0 SF: 0 SAC: 1 DP: 1 HBP: 1	WP: 1 PB: 1 SB: 1 CS: 1 PA: 38	
PITCHER Rick Rhoden, R ERA: 3.6 Charlie Hough, R ERA: 3.35 Lance Rautzhan, L ERA: 4.15	IP WLS BF H R ER SO BB IBB HBP BLK WP HR S P ERA WHIP											PITCHER IP WLS BF H R ER SO BB IBB HBP BLK WP HR S P ERA WHIP
	7.0 0 29 6 2 1 4 2 0 0 0 0 0 35 43 1.29 1.143											
	1.2 0 8 0 0 0 1 2 0 1 0 1 0 7 16 0.00 1.200											
	0.1 W 1 0 0 0 1 0 0 0 0 0 0 3 3 0.00 0.000											

Batter	1	2	3	4	5	6	7	8	9	AB R H RBI BB SO LOB
Davey Lopes, R OBP: 0.376, SLG: 0.412 (1, 4)	0-0 6-3		4-0 BB			0-0 G6-3 1B	0-0 F3		0-0 1B	4 0 2 1 1 0 2
Bill Russell, R OBP: 0.303, SLG: 0.359 (1, 6)	0-3 K		0-0 G2			0-0 G6-3 1-2f		0-0 1-3		4 0 0 0 0 1 2
Reggie Smith, S OBP: 0.433, SLG: 0.573 (1, 9)	4-0 BB			0-0 F9 5-3 1B		0-0 6-3		0-0 F7		3 0 1 0 1 0 0
Ron Cey, R OBP: 0.361, SLG: 0.472 (1, 5)	0-0 F8			0-0 5-3 1-2			0-0 E5 1B WP	0-0 1B		4 1 1 0 0 0 2
Steve Garvey, R OBP: 0.325, SLG: 0.485 (1, 3)		0-3 K		0-0 F9 2-3			0-0 1B WP 1B	0-0 P4		4 1 1 0 0 1 2
Dusty Baker Jr., R OBP: 0.356, SLG: 0.496 (1, 7)		0-0 4-3		0-3 K			0-0 5-3 1-2 3-H		0-0 SH BB 1B	4 1 1 0 0 1 2
Rick Monday, L OBP: 0.341, SLG: 0.388 (1, 8)		0-0 1-3			0-0 6-3		0-0 K		4-0 1B SH BB	3 0 0 0 1 1 1 0 0 0 0 0 0 0
Glenn Burke, R OBP: 0.282, SLG: 0.301 (9, PR)										
Steve Yeager, R OBP: 0.333, SLG: 0.442 (1, 2)			0-0 1-3		0-3 K		0-0 1B 1B		0-0 SH 1B	2 0 0 0 0 1 0 1 0 1 0 0 0 0 0 0 0 0 0 0 0
Vic Davalillo, L OBP: 0.375, SLG: 0.438 (7, PH)										
Jerry Grote, R OBP: 0.324, SLG: 0.298 (8, 2)										
Rick Rhoden, R OBP: 0.240, SLG: 0.400 (1, 1)			0-0 F8		0-0 6-3		0-0 1B 1B		0-0 F8	2 0 0 0 0 0 0 1 0 1 1 0 0 0 0 0 0 0 0 0 0 0 0 0 0 0 0 0 1 0 0 0 0 0 3
Manny Mota, R OBP: 0.525, SLG: 0.438 (7, PH)										
Charlie Hough, R OBP: 0.150, SLG: 0.263 (8, 1)										
Lance Rautzhan, R OBP: 0.301, SLG: 0.421 (9, PH)										

Inning Stats	R: 0	H: 0	E: 0	K: 1	S: 5	R: 0	H: 0	E: 0	K: 1	S: 5	R: 0	H: 1	E: 0	K: 1	S: 6	R: 0	H: 0	E: 0	K: 1	S: 5	R: 0	H: 1	E: 0	K: 0	S: 3	R: 2	H: 3	E: 1	K: 1	S: 9	R: 0	H: 1	E: 0	K: 0	S: 4	R: 1	H: 2	E: 0	K: 0	S: 4	1B: 8	2B: 0	3B: 0	HR: 0	SF: 0	SAC: 1	DP: 1	HBP: 0	WP: 1	PA: 37
--------------	------	------	------	------	------	------	------	------	------	------	------	------	------	------	------	------	------	------	------	------	------	------	------	------	------	------	------	------	------	------	------	------	------	------	------	------	------	------	------	------	-------	-------	-------	-------	-------	--------	-------	--------	-------	--------

PITCHER	IP	WLS	BF	H	R	ER	SO	BB	IBB	HBP	BLK	WP	HR	S	P	ERA	WHIP
Eddie Solomon, R ERA: 4.28 (1, 1)	8.0	L	34	7	3	1	5	3	0	0	0	1	0	41	53	1.12	1.250
Dave Campbell, R ERA: 2.99 (9, 1)	0.1		3	1	0	0	0	0	0	0	0	0	0	3	3	0.00	3.000

BOTTOM


Atlanta Braves @ Los Angeles Dodgers
Dodger Stadium, Los Angeles, CA

Fri Sep 16 1977, 7:05 PM PDT
 Att. 22,217 - Unknown

AB	33
R	3
H	8
RBI	2
BB	3
SO	5
LOB	14



PITCHER	IP	WLS	BF	H	R	ER	SO	BB	IBB	HBP	BLK	WP	HR	S	P	ERA	WHIP
---------	----	-----	----	---	---	----	----	----	-----	-----	-----	----	----	---	---	-----	------

Batter	1	2	3	4	5	6	7	8	9	AB R H RBI BB SO LOB	TOP														
Jerry Royster, R (1, 4) OBP: 0.279, SLG: 0.268	0-0 1-3		0-0 F9		0-0 1-2 2-3 1B			0-0 P4		4 0 1 0 0 0 0	<p>Atlanta Braves @ Los Angeles Dodgers Dodger Stadium, Los Angeles, CA</p> <p>Sat Sep 17 1977, 7:05 PM PDT Att: 52,527 - Unknown</p> <p>livebaseballscorecards.com</p> <table border="1"> <tr><td>AB</td><td>32</td></tr> <tr><td>R</td><td>3</td></tr> <tr><td>H</td><td>6</td></tr> <tr><td>RBI</td><td>3</td></tr> <tr><td>BB</td><td>1</td></tr> <tr><td>SO</td><td>6</td></tr> <tr><td>LOB</td><td>6</td></tr> </table> 	AB	32	R	3	H	6	RBI	3	BB	1	SO	6	LOB	6
AB	32																								
R	3																								
H	6																								
RBI	3																								
BB	1																								
SO	6																								
LOB	6																								
Rowland Office, L (1, 8) OBP: 0.293, SLG: 0.323	0-0 P5		0-0 F9		0-0 SF7			0-0 P6		3 0 0 1 0 0 0															
Jeff Burroughs, R (1, 9) OBP: 0.369, SLG: 0.528	0-0 F8			0-0 HR	0-0 P8			0-0 1B		4 1 2 1 0 0 2															
Willie Montanez, L (1, 3) OBP: 0.320, SLG: 0.444		0-0 3-1		0-0 P6		0-0 F5		0-3 K		4 0 0 0 0 1 1															
Gary Matthews, R (1, 7) OBP: 0.360, SLG: 0.434		4-0 1B BB		0-0 F8		0-0 5-3		0-0 F4		3 1 0 0 1 0 0															
Dale Murphy, R (1, 2) OBP: 0.304, SLG: 0.783		0-3 K		0-0 P4		0-3 K		0-3 K		4 0 0 0 0 3 1															
Barry Bonnell, R (1, 5) OBP: 0.360, SLG: 0.332		0-0 2-H 1B			0-0 1B SF7 1B		0-0 5-3	0-0 F7		4 1 2 1 0 0 0															
Pat Rockett, R (1, 6) OBP: 0.348, SLG: 0.306		0-3 K			0-0 P3		0-0 P5			3 0 0 0 0 1 2															
Phil Niekro, R (1, 1) OBP: 0.171, SLG: 0.175 Larry Whisenton, L (7, PH) Max Leon, R (7, 1) OBP: 0.300, SLG: 0.316			0-0 P6		0-0 1B		0-3 K			2 0 1 0 0 0 0 1 0 0 0 0 1 0 0 0 0 0 0 0 0															
Inning Stats	R: 0 E: 0 K: 0 S: 3	H: 0 LOB: 0 BB: 0 P: 3	R: 1 E: 0 K: 2 S: 8	H: 1 LOB: 1 BB: 1 P: 12	R: 0 E: 0 K: 0 S: 3	H: 0 LOB: 0 BB: 0 P: 3	R: 1 E: 0 K: 0 S: 4	H: 1 LOB: 0 BB: 0 P: 4	R: 1 E: 0 K: 0 S: 6	H: 3 LOB: 2 BB: 0 P: 6	R: 0 E: 0 K: 1 S: 5	H: 0 LOB: 0 BB: 0 P: 5	R: 0 E: 0 K: 1 S: 5	H: 0 LOB: 0 BB: 0 P: 5	R: 0 E: 0 K: 1 S: 6	H: 1 LOB: 1 BB: 0 P: 6	R: 0 E: 0 K: 1 S: 5	H: 0 LOB: 0 BB: 0 P: 5	1B: 5 2B: 0 3B: 0 HR: 1	SF: 1 SAC: 0 DP: 0 HBP: 0	WP: 0 PB: 0 SB: 1 CS: 0	PA: 34			
PITCHER	IP WLS BF H R ER SO BB IBB HBP BLK WP HR S P ERA WHIP																								
Don Sutton, R (1, 1) ERA: 3.11	8.0 W 31 6 3 3 5 1 0 0 0 0 0 1 40 44 3.38 0.875																								
Elias Sosa, R (9, 1) ERA: 2.1	1.0 3 0 0 0 1 0 0 0 0 0 0 0 5 5 0.00 0.000																								

Batter	1	2	3	4	5	6	7	8	9
Davey Lopes, R OBP: 0.376, SLG: 0.412 (1, 4)	0-0 4-3		0-0 4-3	0-0 2B		0-3 K		1-0 HBP	
Bill Russell, R OBP: 0.303, SLG: 0.357 (1, 6)	0-0 HR		0-0 5-3	0-0 F2		0-0 FC6-4		0-0 FC5	
Reggie Smith, S OBP: 0.434, SLG: 0.578 (1, 9)	0-0 HR			0-3 K	4-0 PB 1B		0-0 4-3		
Joe Simpson, L OBP: 0.200, SLG: 0.077 (8, 9)									
Ron Cey, R OBP: 0.359, SLG: 0.469 (1, 5)	0-0 1-3		0-0 5-3	0-0 P4		0-0 5-3		0-0 5-3	
Steve Garvey, R OBP: 0.326, SLG: 0.485 (1, 3)	0-0 4-3		0-0 1B	0-0 PB 1B		0-0 5-3			
Dusty Baker Jr., R OBP: 0.357, SLG: 0.495 (1, 7)		0-3 K		4-0 PB 1B	0-0 F7		0-0 HBP		
Rick Monday, L OBP: 0.340, SLG: 0.387 (1, 8)		0-0 4-3		0-0 BB 1B	0-0 F7		0-3 K		
Glenn Burke, R OBP: 0.282, SLG: 0.301 (9, 8)				1-2 2B					
Johnny Oates, L OBP: 0.319, SLG: 0.361 (1, 2)		0-0 3-1		4-0 BB 1B		0-0 FC6-4		0-0 E1	
Don Sutton, R OBP: 0.250, SLG: 0.191 (1, 1)			0-3 K	4-0 2B		0-3 K		0-0 F8	
Vic Davalillo, L OBP: 0.364, SLG: 0.424 (8, PH)				1-2 2B					
Elias Sosa, R OBP: 0.250, SLG: 0.250 (9, 1)				1-2 2B					

Inning Stats	R: 2	H: 2	E: 0	LOB: 0	K: 0	BB: 0	S: 5	P: 5
	R: 0	H: 0	E: 0	LOB: 0	K: 1	BB: 0	S: 5	P: 5
	R: 0	H: 0	E: 0	LOB: 0	K: 1	BB: 0	S: 5	P: 5
	R: 0	H: 0	E: 0	LOB: 0	K: 1	BB: 0	S: 5	P: 5
	R: 5	H: 3	E: 0	LOB: 1	K: 1	BB: 3	S: 8	P: 20
	R: 0	H: 1	E: 0	LOB: 2	K: 0	BB: 1	S: 4	P: 8
	R: 0	H: 1	E: 0	LOB: 1	K: 2	BB: 0	S: 8	P: 8
	R: 0	H: 0	E: 0	LOB: 0	K: 0	BB: 0	S: 3	P: 3
	R: 0	H: 1	E: 1	LOB: 3	K: 1	BB: 0	S: 7	P: 8
	R: 0	H: 1	E: 0	LOB: 0	K: 0	BB: 0	S: 3	P: 3
	R: 0	H: 1	E: 1	LOB: 3	K: 1	BB: 0	S: 7	P: 8
	R: 2	H: 1	E: 1	LOB: 1	K: 1	BB: 0	S: 7	P: 8

PITCHER	IP	WLS	BF	H	R	ER	SO	BB	IBB	HBP	BLK	WP	HR	S	P	ERA	WHIP
Phil Niekro, R ERA: 3.98 (1, 1)	6.0	L	29	7	7	7	5	3	1	0	0	0	1	35	51	10.50	1.667
Max Leon, R ERA: 4.05 (7, 1)	2.0		9	1	0	0	1	0	0	1	0	0	0	10	11	0.00	0.500

BOTTOM

Atlanta Braves @ Los Angeles Dodgers
 Dodger Stadium, Los Angeles, CA
 Sat Sep 17 1977, 7:05 PM PDT
 Att. 52,527 - Unknown

AB	R	H	RBI	BB	SO	LOB
4	0	1	3	0	1	1
5	1	1	0	0	0	5
3	1	1	2	1	1	0
0	0	0	0	0	0	0
4	0	0	0	0	0	1
4	1	2	0	0	0	0
3	1	1	0	1	1	2
4	1	1	1	0	1	3
0	0	0	0	0	0	0
3	1	1	0	1	0	1
2	1	0	1	1	2	1
1	0	0	0	0	0	2
0	0	0	0	0	0	0

AB	33
R	7
H	8
RBI	7
BB	4
SO	6
LOB	16

WP: 0 PA: 38
 PB: 2
 SB: 1
 CS: 0



1B	2B	3B	HR	SF	SAC	DP	HBP
6	1	0	1	0	0	0	1

Batter	1	2	3	4	5	6	7	8	9	AB R H RBI BB SO LOB	TOP									
Jerry Royster, R OBP: 0.282, SLG: 0.275 (1, 4)	0-0 SH4-3 1B		0-0 F2		0-0 P6		0-0 SF9 2B 1B	0-0 E 2B		5 2 3 0 0 0 0	Atlanta Braves @ Los Angeles Dodgers Dodger Stadium, Los Angeles, CA Sun Sep 18 1977, 3:33 AM PDT Att: 32,209 - Unknown									
Rowland Office, L OBP: 0.292, SLG: 0.322 (1, 8)	0-0 SH4-3			0-0 6-3		0-0 5-3	0-0 2B 1B	0-0 E7 1B		2 0 0 0 0 0 0										
Cito Gaston, R OBP: 0.311, SLG: 0.439 (7, PH)	1-2						1-2 2-3 3-H	2-H 1B		1 0 1 1 0 0 0										
Craig Robinson, R OBP: 0.233, SLG: 0.241 (7, PR)										0 1 0 0 0 0 0										
Dave Campbell, R OBP: 0.100, SLG: 0.100 (7, 1)										1 1 1 1 0 0 0										
Jeff Burroughs, R OBP: 0.369, SLG: 0.535 (1, 9)	0-0 6-3		0-0 6-3	0-0 4-3 2B		0-0 HR	0-0 SF9	0-0 F2		4 1 2 2 0 0 2										
Willie Montanez, L OBP: 0.323, SLG: 0.448 (1, 3)	0-0 4-3		0-0 4-3	0-0 4-3 2B		0-0 FC5-4 1B	0-0 1B 2B	0-0 1B		5 0 3 2 0 0 2										
Gary Matthews, R OBP: 0.360, SLG: 0.433 (1, 7)		0-0 F8		0-0 4-3		0-0 FC5-4 1B	4-0 1B IBB	0-3 K		4 0 1 0 1 1 2										
Dale Murphy, R OBP: 0.266, SLG: 0.679 (1, 2)		0-0 G3		0-0 4-3	0-0 5-3	0-0 FC5-4 1B	0-0 1B	0-0 6-3		5 0 1 1 0 0 2										
Barry Bonnell, R OBP: 0.358, SLG: 0.330 (1, 5)		0-0 F9			0-0 5-3 HR 1B	0-0 L5	0-0 F8	0-0 E4 WP S		5 1 1 0 0 0 5										
Pat Rockett, R OBP: 0.349, SLG: 0.305 (1, 6)			0-0 F2		0-0 5-3		4-0 1B BB K2-3	4-0 G6-4-3 BB		4 1 1 0 1 1 4										
Mickey Mahler, S OBP: 0.667, SLG: 1.000 (1, 1)			0-0 4-3		0-0 HR		4-0 1B 1B SF9 BB	0-0 G6-4-3		1 0 0 0 0 0 0										
Brian Asselstine, L OBP: 0.255, SLG: 0.330 (5, PH)										1 1 1 2 0 0 0										
Preston Hanna, R OBP: 0.214, SLG: 0.083 (5, 1)										0 0 0 0 0 0 0										
Buzz Capra, R OBP: 0.184, SLG: 0.114 (5, 1)										0 0 0 0 0 0 0										
Junior Moore, R OBP: 0.323, SLG: 0.343 (7, PH)										2 1 0 0 1 0 2										
Inning Stats	R: 0 E: 0 K: 0 S: 4	H: 1 LOB: 1 BB: 0 P: 4	R: 0 E: 0 K: 0 S: 3	H: 0 LOB: 0 BB: 0 P: 3	R: 0 E: 0 K: 0 S: 4	H: 1 LOB: 1 BB: 0 P: 4	R: 2 E: 0 K: 0 S: 5	H: 2 LOB: 0 BB: 0 P: 5	R: 1 E: 0 K: 0 S: 6	H: 3 LOB: 2 BB: 0 P: 6	R: 4 E: 0 K: 1 S: 10	H: 5 LOB: 3 BB: 2 P: 18	R: 2 E: 1 K: 1 S: 8	H: 3 LOB: 1 BB: 0 P: 8	R: 0 E: 1 K: 0 S: 3	H: 0 LOB: 1 BB: 1 P: 7	1B: 10 2B: 3 3B: 0 HR: 2	SF: 1 SAC: 1 DP: 1 HBP: 0	WP: 1 PB: 0 SB: 1 CS: 0	PA: 45
PITCHER	IP WLS BF H R ER SO BB IBB HBP BLK WP HR S P ERA WHIP															IP WLS BF H R ER SO BB IBB HBP BLK WP HR S P ERA WHIP				
Burt Hooton, R ERA: 2.69 (1, 1)	6.0 L 25 7 3 3 0 0 0 0 0 0 2 25 25 4.50 1.167															Bobby Castillo, R ERA: 6.75 (9, 1)				
Mike Garman, R ERA: 2.88 (7, 1)	0.0 L 3 2 3 3 0 1 0 0 0 0 2 6 ∞ ∞																			
Lance Rautzhan, L ERA: 4.58 (7, 1)	0.1 L 3 2 0 0 0 0 0 0 0 0 3 3 0.00 6.000																			
Elias Sosa, R ERA: 2.08 (7, 1)	0.2 L 4 1 1 1 1 0 1 0 0 0 5 9 13.50 1.500																			
Charlie Hough, R ERA: 3.38 (8, 1)	1.1 L 9 3 2 1 1 1 0 0 0 1 0 10 14 6.75 3.000																			

livebaseballscores.com

AB	40
R	9
H	15
RBI	9
BB	3
SO	2
LOB	19



Batter	1	2	3	4	5	6	7	8	9	AB R H RBI BB SO LOB	TOP												
Jerry Royster, R (1, 4) OBP: 0.284, SLG: 0.275 Biff Pocoroba, S (9, PH) OBP: 0.392, SLG: 0.442	0-3 K		0-0 HR 1B	4-0 BB			0-0 F8		0-0 F3	3 1 1 0 1 1 0 1 0 0 0 0 0 0													
Rowland Office, L (1, 8) OBP: 0.289, SLG: 0.319	0-3 K		0-3 K	0-3 K			0-3 K			4 0 0 0 0 4 4													
Jeff Burroughs, R (1, 9) OBP: 0.368, SLG: 0.532	4-0 BB		0-3 K		0-0 G3		0-0 F7			3 0 0 0 1 1 1													
Willie Montanez, L (1, 3) OBP: 0.322, SLG: 0.452	0-0 4-3		0-0 1-H HR		0-0 F5			0-0 4-3		4 1 1 2 0 0 1													
Gary Matthews, R (1, 7) OBP: 0.359, SLG: 0.431		0-0 2B 1B 1B	0-0 F8		0-0 G3			0-0 E5		4 1 1 0 0 0 0													
Dale Murphy, R (1, 2) OBP: 0.344, SLG: 0.719		0-0 1B 1-3 CS 2B		0-0 1B FC5-2-5 1B		0-0 1B		0-3 K		4 0 3 0 0 1 1													
Barry Bonnell, R (1, 5) OBP: 0.360, SLG: 0.332		0-0 2-3 3-H 1B		0-0 SH2-4 1-3 FC5-2-5 1B		0-0 F8		0-0 6-3		4 0 2 1 0 0 2													
Pat Rockett, R (1, 6) OBP: 0.348, SLG: 0.304		0-0 F5		0-0 FC5-2-5 SH2-4 1-2		0-0 G6-4-3 1B			0-0 5-3	4 0 1 0 0 0 4													
Dick Ruthven, R (1, 1) OBP: 0.311, SLG: 0.419 Brian Asselstine, L (9, PH) OBP: 0.253, SLG: 0.326	0-3 K		0-0 SH2-4		0-0 G6-4-3			0-0 F7		2 0 0 0 0 1 3 1 0 0 0 0 0 0													
Inning Stats	R: 0 E: 0 K: 2 S: 7	H: 0 LOB: 1 BB: 1 P: 11	R: 1 E: 0 K: 1 S: 7	H: 3 LOB: 1 BB: 0 P: 7	R: 2 E: 0 K: 2 S: 9	H: 2 LOB: 0 BB: 0 P: 9	R: 0 E: 0 K: 1 S: 7	H: 2 LOB: 3 BB: 1 P: 11	R: 0 E: 0 K: 0 S: 3	H: 0 LOB: 0 BB: 0 P: 3	R: 0 E: 0 K: 0 S: 4	H: 2 LOB: 1 BB: 0 P: 4	R: 0 E: 0 K: 1 S: 5	H: 0 LOB: 0 BB: 0 P: 5	R: 0 E: 1 K: 1 S: 6	H: 0 LOB: 1 BB: 0 P: 6	R: 0 E: 0 K: 0 S: 3	H: 0 LOB: 0 BB: 0 P: 3	1B: 7 2B: 1 3B: 0 HR: 1	SF: 0 SAC: 1 DP: 1 HBP: 0	WP: 0 PB: 0 SB: 1 CS: 1	PA: 37	
PITCHER Joe Niekro, R (1, 1) ERA: 2.81	IP 9.0	WLS W	BF 37	H 9	R 3	ER 3	SO 8	BB 2	IBB 0	HBP 0	BLK 0	WP 0	HR 1	S 51	P 59	ERA 3.00	WHIP 1.222						PITCHER IP WLS BF H R ER SO BB IBB HBP BLK WP HR S P ERA WHIP

Atlanta Braves @ Houston Astros
 Astrodome, Houston, TX
 Tue Sep 20 1977, 8:05 PM EDT
 Att. 5,873 - Dome

livebaseballscorecards.com

AB	34
R	3
H	9
RBI	3
BB	2
SO	8
LOB	16



Batter	1	2	3	4	5	6	7	8	9	AB	R	H	RBI	BB	SO	LOB
Terry Puhl, L OBP: 0.395, SLG: 0.404 (1, 7)	0-0 F7	0-3 K			0-3 K		0-0 S			4	0	1	0	0	2	1
Enos Cabell, R OBP: 0.314, SLG: 0.450 (1, 5) (9, 3)	0-0 F3		0-0 E S BLK		0-3 K		0-0 4-3			4	1	1	0	0	1	1
Cesar Cedeno, R OBP: 0.341, SLG: 0.451 (1, 8)	0-0 S		0-0 5-3			0-0 G3 S SF7		0-0 1B		4	2	3	0	0	0	0
Jose Cruz, L OBP: 0.362, SLG: 0.467 (1, 9)	0-0 4-3		0-0 F2			0-0 G3		0-0 F7		4	0	0	0	0	0	3
Bob Watson, R OBP: 0.363, SLG: 0.493 (1, 3)		0-0 3-6-3	0-3 K			4-0 BB		4-0 1B		2	2	1	0	2	1	0
Rob Sperring, R OBP: 0.252, SLG: 0.236 (9, 5)		2B						SF8		0	0	0	0	0	0	0
Ed Herrmann, L OBP: 0.352, SLG: 0.365 (1, 2)		0-0 3-6-3		0-3 K		0-0 SF7		0-0 1B		3	0	1	2	0	1	1
Art Howe, R OBP: 0.334, SLG: 0.410 (1, 4)		0-0 4-3		0-0 F4		0-0 5-3		0-0 SF8		3	1	1	2	0	0	1
Roger Metzger, S OBP: 0.279, SLG: 0.259 (1, 6)		0-0 4-3		0-0 6-3			0-0 6-3	0-0 F8		4	0	0	0	0	0	2
Joe Niekro, R OBP: 0.170, SLG: 0.133 (1, 1)		0-0 2-3			0-0 F6		0-0 F9			3	0	1	1	0	0	0


Inning Stats	R: 0	H: 1	E: 0	K: 0	S: 4	H: 1	LOB: 1	BB: 0	P: 4	R: 2	H: 3	E: 0	K: 1	S: 8	R: 1	H: 1	E: 0	K: 1	S: 5	R: 0	H: 0	E: 0	K: 1	S: 5	R: 0	H: 0	E: 0	K: 2	S: 7	R: 1	H: 1	E: 0	K: 0	S: 4	R: 0	H: 1	E: 0	K: 0	S: 4	R: 2	H: 2	E: 0	K: 0	S: 5	H: 2	LOB: 1	BB: 1	P: 9
--------------	------	------	------	------	------	------	--------	-------	------	------	------	------	------	------	------	------	------	------	------	------	------	------	------	------	------	------	------	------	------	------	------	------	------	------	------	------	------	------	------	------	------	------	------	------	------	--------	-------	------

PITCHER	IP	WLS	BF	H	R	ER	SO	BB	IBB	HBP	BLK	WP	HR	S	P	ERA	WHIP
Dick Ruthven, R ERA: 4.13 (1, 1)	8.0	L	35	9	6	5	5	1	1	0	1	0	0	43	51	5.62	1.250

BOTTOM

Atlanta Braves @ Houston Astros
Astrodome, Houston, TX
Tue Sep 20 1977, 8:05 PM EDT
Att. 5,873 - Dome

AB	31
R	6
H	9
RBI	5
BB	2
SO	5
LOB	9



WP: 0	PA: 35
PB: 0	SB: 4
CS: 0	

Batter	1	2	3	4	5	6	7	8	9	AB R H RBI BB SO LOB	TOP											
Jerry Royster, R OBP: 0.286, SLG: 0.277 (1, 4) (9, 5)	0-0 S 1B	0-3 K		0-0 6-3		0-3 K		0-0 1B 1B		5 1 2 0 0 2 6												
Rowland Office, L OBP: 0.288, SLG: 0.318 (1, 8) (9, 5)	0-0 F6 1-2		0-3 K	0-0 E1		0-0 SF9		0-0 1-2 1B		4 0 1 1 0 1 1												
Jeff Burroughs, R OBP: 0.368, SLG: 0.532 Rod Gilbreath, R OBP: 0.322, SLG: 0.351 (1, 9) (9, 4)	0-3 K		4-0 1B 1B BB	0-3 K		0-0 1-3 3-H 2B		0-3 K		4 1 1 1 1 3 4 0 0 0 0 0 0 0												
Willie Montanez, L OBP: 0.325, SLG: 0.453 (1, 3) (9, 5)	0-0 2-H 1B		0-0 FC5 1-2 1B		0-0 F8		0-0 3-H IBB	0-3 K		4 0 2 1 1 1 2												
Gary Matthews, R OBP: 0.358, SLG: 0.429 (1, 7) (9, 5)	0-0 4-3		0-0 E 1-2 2-H 1B		0-0 6-3		0-3 K	0-3 K		5 0 1 1 0 2 6												
Dale Murphy, R OBP: 0.297, SLG: 0.622 (1, 2) (9, 5)		0-0 F4	0-0 FC5 1-3 2-3f		0-0 6-3		0-0 F8		0-0 F9	5 0 0 0 0 0 2												
Barry Bonnell, R OBP: 0.363, SLG: 0.334 (1, 5) (9, 9)		0-0 FC6-4 1B	0-3 K			0-0 E5 SH 1B SF9	4-0 S BB		0-0 L4-3 1B	4 1 2 0 1 1 2												
Pat Rockett, R OBP: 0.349, SLG: 0.310 (1, 6) (9, 5)		0-0 FC6-4 1-2f 1B		0-0 SH3 E 2B		0-0 SF9 SH 2B 1B	0-3 K		0-0 L4-3	5 2 2 0 0 1 3												
Phil Niekro, R OBP: 0.178, SLG: 0.181 (1, 1) (9, 5)		0-0 1-2 1B		0-0 SH3		0-0 SH 2B	0-0 F4			2 0 1 0 0 0 1												
Inning Stats	R: 1 E: 0 K: 1 S: 7	H: 2 LOB: 1 BB: 0 P: 7	R: 0 E: 0 K: 1 S: 7	H: 2 LOB: 2 BB: 0 P: 7	R: 1 E: 1 K: 2 S: 9	H: 2 LOB: 2 BB: 1 P: 13	R: 1 E: 1 K: 1 S: 7	H: 1 LOB: 1 BB: 0 P: 7	R: 0 E: 0 K: 0 S: 3	H: 0 LOB: 0 BB: 0 P: 3	R: 2 E: 1 K: 2 S: 11	H: 2 LOB: 3 BB: 1 P: 15	R: 0 E: 0 K: 1 S: 5	H: 0 LOB: 1 BB: 1 P: 9	R: 0 E: 0 K: 3 S: 11	H: 2 LOB: 2 BB: 0 P: 11	R: 0 E: 0 K: 0 S: 3	H: 1 LOB: 0 BB: 0 P: 3	1B: 10 2B: 3 3B: 0 HR: 0	SF: 1 SAC: 2 DP: 1 HBP: 0	WP: 0 PB: 0 SB: 2 CS: 0	PA: 44
PITCHER	IP WLS BF H R ER SO BB IBB HBP BLK WP HR S P ERA WHIP																					
Joaquin Andujar, R ERA: 3.29 (1, 1)	5.2 L 31 9 5 2 6 1 1 0 0 0 0 0 41 49 3.18 1.765																					
Bo McLaughlin, R ERA: 4.2 (6, 1)	0.1 1 0 0 0 1 0 0 0 0 0 0 0 3 3 0.00 0.000																					
Roy Thomas, R ERA: (7, 1)	1.1 7 2 0 0 2 1 0 0 0 0 0 0 10 14 0.00 2.250																					
Joe Sambito, L ERA: 2.22 (8, 1)	1.2 5 1 0 0 2 0 0 0 0 0 0 0 9 9 0.00 0.600																					

Atlanta Braves @ Houston Astros
Astrodome, Houston, TX
Wed Sep 21 1977, 8:05 PM EDT
Att. 6,282 - Dome

livebaseballscorecards.com

AB 38
R 5
H 12
RBI 4
BB 3
SO 11
LOB 27



Batter	1	2	3	4	5	6	7	8	9	AB R H RBI BB SO LOB
--------	---	---	---	---	---	---	---	---	---	----------------------

Terry Puhl, L OBP: 0.391, SLG: 0.399 (1, 7)	0-0 FC6-4 1B	0-0 F8		0-0 F7 1-3			0-0 F4		0-3 K	5 0 1 0 0 1 1
Enos Cabell, R OBP: 0.315, SLG: 0.449 (1, 5) (9, 3)	0-0 FC6-4 1B 1-2f	4-0 BB			0-0 S 1B 1B		0-3 K2-3			3 1 1 0 0 1 1
Cesar Cedeno, R OBP: 0.341, SLG: 0.450 (1, 8)	0-0 1B S FC6-4 1B 1-3	0-0 F7			0-0 F5 1-2		0-0 5-3			4 1 1 0 0 0 2
Jose Cruz, L OBP: 0.363, SLG: 0.467 (1, 9)	0-0 FC6-4 S 1B 1-3 3-H		0-0 6-3		0-0 E 1B 2-H		0-0 F6			4 0 2 1 0 0 0
Bob Watson, R OBP: 0.364, SLG: 0.494 (1, 3) Julio Gonzalez, R OBP: 0.291, SLG: 0.326 (8, PR) (9, 4)	4-0 FC6-4 BB 1-2		0-0 F8		0-0 E S 1B 2-3		0-0 2B			3 0 1 0 1 0 1 0 0 0 0 0 0 0
Art Howe, R OBP: 0.331, SLG: 0.406 (1, 4) (9, 5)	0-0 FC6-4 1-2f 2-3 3-H		0-0 F3		0-3 K 1-2		0-3 K			4 0 0 1 0 2 5
Ed Herrmann, L OBP: 0.349, SLG: 0.362 (1, 2)	0-3 K2-3			0-0 FC5-4 1B		0-3 K		0-0 F6		4 0 1 0 0 2 3
Roger Metzger, S OBP: 0.280, SLG: 0.268 (1, 6) Leon Roberts, R OBP: 0.130, SLG: 0.091 (9, PH)		0-0 WP 3B		0-0 FC5-4 E S 1-2f		0-0 F8		0-3 K		3 1 1 0 0 0 1 1 0 0 0 0 1 0
Joaquin Andujar, S OBP: 0.226, SLG: 0.235 (6, 1) Bo McLaughlin, R OBP: 0.203, SLG: 0.154 (6, PH) Art Gardner, L OBP: 0.203, SLG: 0.154 (7, 1) Roy Thomas, R OBP: 0.154, SLG: 0.154 (8, 1) Joe Sambito, L OBP: 0.154, SLG: 0.154 (8, 1) Danny Walton, R OBP: 0.333, SLG: 0.333 (9, PH)		0-3 K		0-3 K		0-3 K		0-0 4-3		2 0 0 0 0 0 2 1 0 0 0 0 0 0 0 0 1 0 0 0 0 0 1 0 0 0 0 0 0 0 0 0 0 0 0 0 0 0 0 0 1 0 0 0 0 0 0 0

Inning Stats	R: 2	H: 3	E: 0	K: 1	S: 8	H: 3	LOB: 2	BB: 1	P: 12	R: 1	H: 1	E: 0	K: 1	S: 6	H: 1	LOB: 1	BB: 1	P: 10	R: 0	H: 0	E: 0	K: 0	S: 3	H: 0	LOB: 0	BB: 0	P: 3	R: 0	H: 1	E: 0	K: 1	S: 6	H: 0	LOB: 0	BB: 0	P: 6	R: 0	H: 2	E: 1	K: 1	S: 7	H: 0	LOB: 2	BB: 0	P: 7	R: 0	H: 0	E: 0	K: 2	S: 7	H: 0	LOB: 0	BB: 0	P: 7	R: 0	H: 0	E: 0	K: 1	S: 5	H: 1	LOB: 1	BB: 0	P: 6	R: 0	H: 0	E: 0	K: 2	S: 7	H: 0	LOB: 0	BB: 0	P: 7	R: 0	H: 0	E: 0	K: 1	S: 7	H: 0	LOB: 0	BB: 0	P: 7	R: 0	H: 1	E: 0	K: 2	S: 7	H: 0	LOB: 0	BB: 0	P: 7	R: 0	H: 0	E: 0	K: 2	S: 7	H: 0	LOB: 0	BB: 0	P: 7	R: 0	H: 0	E: 0	K: 1	S: 6	H: 1	LOB: 1	BB: 0	P: 6	R: 0	H: 0	E: 0	K: 2	S: 7	H: 0	LOB: 0	BB: 0	P: 7
--------------	------	------	------	------	------	------	--------	-------	-------	------	------	------	------	------	------	--------	-------	-------	------	------	------	------	------	------	--------	-------	------	------	------	------	------	------	------	--------	-------	------	------	------	------	------	------	------	--------	-------	------	------	------	------	------	------	------	--------	-------	------	------	------	------	------	------	------	--------	-------	------	------	------	------	------	------	------	--------	-------	------	------	------	------	------	------	------	--------	-------	------	------	------	------	------	------	------	--------	-------	------	------	------	------	------	------	------	--------	-------	------	------	------	------	------	------	------	--------	-------	------	------	------	------	------	------	------	--------	-------	------

PITCHER	IP	WLS	BF	H	R	ER	SO	BB	IBB	HBP	BLK	WP	HR	S	P	ERA	WHIP
Phil Niekro, R ERA: 3.95 (1, 1)	9.0	W	37	8	3	3	10	2	0	0	0	1	0	55	63	3.00	1.111

BOTTOM

Atlanta Braves @ Houston Astros
Astrodome, Houston, TX
Wed Sep 21 1977, 8:05 PM EDT
Att: 6,282 - Dome

livebaseballscores.com

AB	35
R	3
H	8
RBI	2
BB	2
SO	10
LOB	15



WP: 1	PA: 37
PB: 0	
SB: 5	
CS: 0	

Batter	1	2	3	4	5	6	7	8	9	AB R H RBI BB SO LOB	TOP											
Jerry Royster, R (1, 4) OBP: 0.285, SLG: 0.276 (8, 5)	0-0 F8			0-0 S 2B 1B	0-3 K		0-0 F2		0-0 5-3	5 1 1 0 0 1 1	Atlanta Braves @ Houston Astros Astrodome, Houston, TX Thu Sep 22 1977, 8:05 PM EDT Att. 5,747 - Dome											
Rowland Office, L (1, 8) OBP: 0.287, SLG: 0.317	0-0 4-3			0-3 K 1-2		0-0 4-3	0-0 G6-4-3 1B	0-0 4-3	5 0 1 0 0 1 1													
Biff Pocaroba, S (1, 2) OBP: 0.394, SLG: 0.445 Rob Belloir, R (6, PR)	0-3 K			0-0 E 2B 2-H		4-0 2B 1B BB	0-0 G6-4-3 1-2f	0-0 F9	2 1 1 1 1 1 0 0 1 0 0 0 0 0 2 0 0 0 0 0 2													
Willie Montanez, L (1, 3) OBP: 0.328, SLG: 0.457		0-0 6-3		0-0 E9 2B 1B 2-H		0-0 1B 2B 1-3		0-0 WP 1B 1B	4 3 3 1 0 0 0													
Gary Matthews, R (1, 7) OBP: 0.357, SLG: 0.427		0-3 K		0-3 K2-3		4-0 1B SF9 BB		0-0 F8	3 1 0 0 1 2 2													
Brian Asselstine, L (1, 9) OBP: 0.265, SLG: 0.347 Cito Gaston, R (8, PH) Rod Gilbreath, R (8, 4) OBP: 0.308, SLG: 0.434 OBP: 0.322, SLG: 0.351		0-0 4-3		0-0 2B 2-H		0-0 SF9 1B 1-3 2-H 3-H		0-3 K	3 0 2 3 0 0 0 1 0 0 0 0 1 1 0 0 0 0 0 0 0													
Barry Bonnell, R (1, 5) OBP: 0.362, SLG: 0.334 (8, 9)			0-0 F7	0-0 4-3		0-0 SF9		0-0 WP 1B 1B 1-2	3 1 1 1 0 0 1													
Pat Rockett, R (1, 6) OBP: 0.347, SLG: 0.309			0-0 F2		0-0 5-3	0-0 F7		0-0 1B 1-H 2-H	4 0 1 2 0 0 2													
Eddie Solomon, R (1, 1) OBP: 0.206, SLG: 0.129 Dave Campbell, R (7, 1) OBP: 0.091, SLG: 0.091			0-0 4-3		0-3 K		0-0 1B 1B	0-3 K	3 0 1 0 0 1 0 1 0 0 0 0 1 1													
Inning Stats	R: 0 E: 0 K: 1 S: 5	H: 0 LOB: 0 BB: 0 P: 5	R: 0 E: 0 K: 1 S: 5	H: 0 LOB: 0 BB: 0 P: 5	R: 0 E: 0 K: 0 S: 3	H: 0 LOB: 0 BB: 0 P: 3	R: 3 E: 1 K: 2 S: 11	H: 4 LOB: 1 BB: 0 P: 11	R: 0 E: 0 K: 2 S: 7	H: 0 LOB: 0 BB: 0 P: 7	R: 3 E: 0 K: 0 S: 5	H: 2 LOB: 2 BB: 2 P: 13	R: 0 E: 0 K: 0 S: 4	H: 2 LOB: 1 BB: 0 P: 4	R: 2 E: 0 K: 2 S: 10	H: 3 LOB: 1 BB: 0 P: 10	R: 0 E: 0 K: 0 S: 3	H: 0 LOB: 0 BB: 0 P: 3	1B: 8 2B: 3 3B: 0 HR: 0	SF: 1 SAC: 0 DP: 1 HBP: 0	WP: 1 PB: 0 SB: 1 CS: 0	PA: 39
PITCHER	IP WLS BF H R ER SO BB IBB HBP BLK WP HR S P ERA WHIP																					
J.R. Richard, R (1, 1) ERA: 2.89	7.0 L 30 8 6 5 6 2 0 0 0 0 0 0 40 48 6.43 1.429																					
Joe Sambito, L (8, 1) ERA: 2.41	1.0 6 3 2 2 2 0 0 0 0 1 0 10 10 18.00 3.000																					
Gene Pentz, R (9, 1) ERA: 3.95	1.0 3 0 0 0 0 0 0 0 0 0 0 3 3 0.00 0.000																					

livebaseballscorecards.com

AB	36
R	8
H	11
RBI	8
BB	2
SO	8
LOB	11



Batter	1	2	3	4	5	6	7	8	9	AB R H RBI BB SO LOB
Terry Puhl, L (1, 7) OBP: 0.391, SLG: 0.399	0-0 4-3		0-0 6-3		0-0 FC6-4 1B		0-0 F8		0-0 1B 1B	5 0 2 1 0 0 1
Enos Cabell, R (1, 5) OBP: 0.315, SLG: 0.449	0-0 CS 1B			0-0 F8	0-0 FC6-4 SF8		0-0 1-3		0-0 1-3 1B	5 0 2 0 0 0 3
Cesar Cedeno, R (1, 8) OBP: 0.339, SLG: 0.447	4-0 1-2 BB			0-0 F8	0-0 SF8			0-3 K	0-0 F9	3 0 0 1 1 1 2
Jose Cruz, L (1, 9) OBP: 0.364, SLG: 0.468	0-0 G3			0-0 1B 2B	0-0 4-3			4-0 1B BB		3 1 1 0 1 0 2
Bob Watson, R (1, 3) OBP: 0.363, SLG: 0.492		0-0 5-3		0-0 2-H 1B		0-0 4-3		0-0 F7		4 0 1 1 0 0 1
Ed Herrmann, L (1, 2) OBP: 0.347, SLG: 0.358		0-0 6-3		0-3 K		0-3 K		0-0 1-3 1B		4 0 1 0 0 2 1
Dan Larson, R (8, PR) OBP: 0.250, SLG: 0.222										0 0 0 0 0 0 0
Gene Pentz, R (9, 1)										0 0 0 0 0 0 0
Art Howe, R (1, 4) OBP: 0.330, SLG: 0.404		0-3 K			0-0 2B E 1B		0-0 F9			4 1 1 0 0 2 2
Roger Metzger, S (1, 6) OBP: 0.281, SLG: 0.274			0-0 6-3		0-0 E9 SH 1B 2B		0-0 4-3		0-0 F9	2 1 1 0 0 0 0
Ken Boswell, L (7, PH) OBP: 0.284, SLG: 0.250										1 0 0 0 0 0 0
Mike Fischlin, R (8, 6)										1 0 0 0 0 0 0
J.R. Richard, R (1, 1) OBP: 0.232, SLG: 0.346			0-3 K		0-0 SH FC6-4 1B SF8		0-0 2B		0-3 K	1 1 0 0 0 1 0
Joe Cannon, L (7, PH) OBP: 1.000, SLG: 2.000										1 0 1 0 0 0 0
Joe Sambito, L (8, 1) OBP: 0.154, SLG: 0.154										0 0 0 0 0 0 0
Luis Pujols, R (9, 2)										1 0 0 0 0 1 0

Inning Stats	R: 0	H: 1	E: 0	K: 0	S: 3	R: 0	H: 0	E: 0	K: 1	S: 5	R: 0	H: 0	E: 0	K: 1	S: 5	R: 1	H: 2	E: 0	K: 1	S: 7	R: 3	H: 3	E: 1	K: 0	S: 7	R: 0	H: 0	E: 0	K: 1	S: 5	R: 0	H: 1	E: 0	K: 2	S: 8	R: 0	H: 1	E: 0	K: 2	S: 8	R: 0	H: 2	E: 0	K: 1	S: 7	1B: 7	2B: 3	3B: 0	HR: 0	SF: 1	SAC: 1	DP: 0	HBP: 0	WP: 0	PA: 39
--------------	------	------	------	------	------	------	------	------	------	------	------	------	------	------	------	------	------	------	------	------	------	------	------	------	------	------	------	------	------	------	------	------	------	------	------	------	------	------	------	------	------	------	------	------	------	-------	-------	-------	-------	-------	--------	-------	--------	-------	--------

PITCHER	IP	WLS	BF	H	R	ER	SO	BB	IBB	HBP	BLK	WP	HR	S	P	ERA	WHIP
Eddie Solomon, R (1, 1) ERA: 4.38	6.1	W	27	7	4	4	4	1	0	0	0	0	0	34	38	5.68	1.263
Dave Campbell, R (7, 1) ERA: 3.11	2.2	S	12	3	0	0	3	1	0	0	0	0	0	17	21	0.00	1.500

BOTTOM

Atlanta Braves @ Houston Astros
Astrodome, Houston, TX
Thu Sep 22 1977, 8:05 PM EDT
Att. 5,747 - Dome

livebaseballscores.com

AB	35
R	4
H	10
RBI	3
BB	2
SO	7
LOB	12



Batter	1	2	3	4	5	6	7	8	9	AB R H RBI BB SO LOB	TOP										
Pete Rose, S (1, 5) X OBP: 0.370, SLG: 0.427 Ray Knight, R (9, 5) OBP: 0.308, SLG: 0.366	0-0 5-3		0-0 FC4-6 1B	4-0 1-2 BB		0-0 F9		0-0 F7		4 0 1 0 1 0 2 0 0 0 0 0 0 0											
Ken Griffey, L (1, 9) X OBP: 0.389, SLG: 0.460	0-0 L3		0-0 FC4-6 1B 1-2f			0-0 F7			0-3 K	5 0 0 0 0 1 3											
Joe Morgan, L (1, 4) X OBP: 0.424, SLG: 0.492	0-0 1B		0-0 P3		4-0 WP S 3B BB		0-0 F9		0-0 G3	4 1 1 0 1 0 1											
George Foster, R (1, 8) S OBP: 0.385, SLG: 0.639 (8, 7) S	0-3 K		0-0 1B		0-0 1-H FC5-4 3B		0-0 G4-3 1B		0-0 HR	5 2 4 2 0 1 1											
Johnny Bench, R (1, 7) X OBP: 0.353, SLG: 0.541 (8, 2)		0-0 F8	0-0 P3		4-0 FC5-4 BB BB		0-0 G4-3 1-2f		0-0 1B	4 0 1 0 1 0 3											
Dave Concepcion, R (1, 6) X OBP: 0.326, SLG: 0.374		0-0 E S SF9 1B		0-0 E SF9 1B		0-0 L4		0-3 K	0-0 F8	5 2 2 0 0 1 3											
Dan Driessen, L (1, 3) X OBP: 0.369, SLG: 0.456		4-0 FC4-6 BB 1-3		0-0 SF9	4-0 FC5-4 BB 1-2		0-0 4-3			1 0 0 1 2 0 0											
Don Werner, R (1, 2) X OBP: 0.250, SLG: 0.529 Cesar Geronimo, L (8, PH) OBP: 0.323, SLG: 0.387 (8, 8)		0-0 SF9		0-0 FC5-4 1B	0-0 FC5-4 CS 1-2f 2-3 3-H		0-0 BB 1B			2 0 1 2 0 0 2 1 0 1 0 0 0 0											
Paul Moskau, R (1, 1) X OBP: 0.263, SLG: 0.314 Dale Murray, R (6, 1) OBP: 0.167, SLG: 0.167 Mike Lum, L (8, PH) OBP: 0.216, SLG: 0.290 Pedro Borbon, R (8, 1) OBP: 0.182, SLG: 0.227		0-0 FC4-6 1-2f		0-0 FC5-4 BB 1-2f	0-0 CS 1-2	0-3 K		4-0 BB 1-2		3 0 0 0 0 1 2 0 0 0 0 0 0 0 0 0 0 0 1 0 0 0 0 0 0 0 0 0											
Inning Stats	R: 0 E: 0 K: 1 S: 6	H: 1 LOB: 1 BB: 0 P: 6	R: 1 E: 0 K: 0 S: 4	H: 1 LOB: 1 BB: 1 P: 8	R: 0 E: 0 K: 0 S: 5	H: 2 LOB: 2 BB: 0 P: 5	R: 1 E: 1 K: 0 S: 5	H: 2 LOB: 2 BB: 1 P: 9	R: 2 E: 0 K: 0 S: 3	H: 1 LOB: 1 BB: 3 P: 15	R: 0 E: 0 K: 1 S: 5	H: 0 LOB: 0 BB: 0 P: 5	R: 0 E: 0 K: 0 S: 3	H: 1 LOB: 0 BB: 0 P: 3	R: 0 E: 0 K: 1 S: 6	H: 1 LOB: 2 BB: 1 P: 10	R: 1 E: 0 K: 1 S: 7	H: 2 LOB: 1 BB: 0 P: 7	1B: 9 2B: 0 3B: 1 HR: 1	SF: 2 SAC: 0 DP: 1 HBP: 0	WP: 1 PA: 43 PB: 0 SB: 2 CS: 1
PITCHER	IP WLS BF H R ER SO BB IBB HBP BLK WP HR S P ERA WHIP																				
Mickey Mahler, L (1, 1) ERA: 6.17 Preston Hanna, R (5, 1) ERA: 5.19 Mike Davey, L (6, 1) ERA: 3.86 Buzz Capra, R (8, 1) ERA: 5.41	4.0 L 22 7 4 2 1 3 0 0 0 1 0 21 33 4.50 2.500																				
PITCHER	IP WLS BF H R ER SO BB IBB HBP BLK WP HR S P ERA WHIP																				

Cincinnati Reds @ Atlanta Braves
 Atlanta-Fulton County Stadium, Atlanta, GA

Fri Sep 23 1977, 7:05 PM EDT
 Att. 9,471 - Unknown

livebaseballscorecards.com

AB	34
R	5
H	11
RBI	5
BB	6
SO	4
LOB	17



BOTTOM

Cincinnati Reds @ Atlanta Braves
 Atlanta-Fulton County Stadium, Atlanta, GA

Fri Sep 23 1977, 7:05 PM EDT
 Att. 9,471 - Unknown

livebaseballscorecards.com

AB	36
R	1
H	11
RBI	1
BB	1
SO	3
LOB	21



WP: 0	PA: 37
PB: 0	
SB: 0	
CS: 0	

AB R H RBI BB SO LOB

5	0	1	0	0	0	7
3	0	0	0	0	0	1
1	0	1	0	0	0	0
4	1	1	0	0	0	3
4	0	1	0	0	0	0
4	0	2	1	0	0	0
4	0	0	0	0	2	3
4	0	3	0	0	0	0
3	0	1	0	1	0	2
1	0	0	0	0	0	1
0	0	0	0	0	0	0
1	0	0	0	0	1	3
0	0	0	0	0	0	0
1	0	1	0	0	0	0
0	0	0	0	0	0	0
1	0	0	0	0	0	1

Batter	1	2	3	4	5	6	7	8	9
Jerry Royster, R OBP: 0.284, SLG: 0.275 (1, 4)	0-0 G4-6-3 1B		0-0 6-3		0-0 F8		0-0 F3		0-0 6-3
Rowland Office, L OBP: 0.285, SLG: 0.314 Brian Assestine, L OBP: 0.272, SLG: 0.354 (7, PH) (8, 8)	0-0 G4-6-3 1-2f			0-0 4-1		0-0 P4	0-0 1-2 2-3 1B		
Jeff Burroughs, R OBP: 0.368, SLG: 0.530 (1, 9)	0-0 1-3			0-0 F8		0-0 1B 1B	0-0 F7		
Willie Montanez, L OBP: 0.327, SLG: 0.455 (1, 3)		0-0 F5		0-0 P6		0-0 1B 1B		0-0 F8	
Gary Matthews, R OBP: 0.358, SLG: 0.427 (1, 7)		0-0 6-3			0-0 1B 1B	0-0 1-2 3-H 1B		0-0 6-3	
Dale Murphy, R OBP: 0.256, SLG: 0.535 (1, 2)		0-3 K			0-0 F3	0-0 G6-4-3 1-2f		0-3 K	
Barry Bonnell, R OBP: 0.366, SLG: 0.342 (1, 5)			0-0 G3 1B		0-0 1B 1B		0-0 6-3		0-0 6-3 2B
Pat Rockett, R OBP: 0.349, SLG: 0.310 (1, 6)			0-0 G3		0-0 1B	0-0 1-2 2-3 1B	0-0 1B 1B BB		0-0 F2
Mickey Mahler, S OBP: 0.300, SLG: 0.667 Preston Hanna, R OBP: 0.214, SLG: 0.083 Darrel Chaney, S OBP: 0.257, SLG: 0.279 Mike Davey, R OBP: 0.266, SLG: 0.356 Tom Paciorek, R OBP: 0.184, SLG: 0.114 Buzz Capra, R OBP: 0.304, SLG: 0.429 (1, 1) (5, 1) (5, PH) (6, 1) (7, PH) (8, 1) (9, PH)			0-0 6-3		0-3 K		0-0 1B 1B		0-0 6-3

Inning Stats	R: 0	H: 1	E: 0	LOB: 0	K: 0	BB: 0	S: 3	P: 3	R: 0	H: 0	E: 0	LOB: 0	K: 1	BB: 0	S: 5	R: 0	H: 1	E: 0	LOB: 1	K: 0	BB: 0	S: 4	P: 4	R: 0	H: 3	E: 0	LOB: 3	K: 1	BB: 0	S: 8	R: 1	H: 3	E: 0	LOB: 1	K: 0	BB: 0	S: 5	R: 0	H: 2	E: 0	LOB: 3	K: 0	BB: 1	S: 5	R: 0	H: 0	E: 0	LOB: 0	K: 1	BB: 0	S: 5	R: 0	H: 1	E: 0	LOB: 1	K: 0	BB: 0	S: 4	P: 4	1B: 10	SF: 0	2B: 1	SAC: 0	3B: 0	DP: 2	HR: 0	HBP: 0	WP: 0	PA: 37
--------------	------	------	------	--------	------	-------	------	------	------	------	------	--------	------	-------	------	------	------	------	--------	------	-------	------	------	------	------	------	--------	------	-------	------	------	------	------	--------	------	-------	------	------	------	------	--------	------	-------	------	------	------	------	--------	------	-------	------	------	------	------	--------	------	-------	------	------	--------	-------	-------	--------	-------	-------	-------	--------	-------	--------

PITCHER	IP	WLS	BF	H	R	ER	SO	BB	IBB	HBP	BLK	WP	HR	S	P	ERA	WHIP
Paul Moskau, R ERA: 4.36 (1, 1)	5.1	W	23	8	1	1	2	0	0	0	0	0	0	27	27	1.69	1.500
Dale Murray, R ERA: 4.68 (6, 1)	1.2		7	2	0	0	0	1	0	0	0	0	0	6	10	0.00	1.800
Pedro Borbon, R ERA: 3.27 (8, 1)	2.0	S	7	1	0	0	1	0	0	0	0	0	0	9	9	0.00	0.500

Batter	1	2	3	4	5	6	7	8	9	AB R H RBI BB SO LOB	TOP														
Pete Rose, S (1, 5) OBP: 0.372, SLG: 0.427 Ray Knight, R (8, 5) OBP: 0.308, SLG: 0.366	0-0 F7	0-0 BB BB BB 2-H 3-H 1B	0-0 F9			0-0 1B		4-0 WP BB 1-2		4 1 2 2 1 0 0 0 0 0 0 0 0 0															
Ken Griffey, L (1, 9) OBP: 0.389, SLG: 0.458	0-0 1B E 1B	4-0 BB BB 1-2 1B BB	0-3 K			0-0 F9		0-0 F8		4 2 1 0 1 1 3															
Joe Morgan, L (1, 4) OBP: 0.422, SLG: 0.488	0-0 F8	4-0 1B BB 1-2 2-3 BB				0-0 F2		0-0 F8		4 0 0 0 1 0 3															
George Foster, R (1, 7) OBP: 0.385, SLG: 0.636	0-0 E7 1-H 1B	0-3 K				0-0 F8		0-0 2-3 3-H 4-0 IBB		4 0 1 0 1 1 4															
Dan Driessen, L (1, 3) OBP: 0.368, SLG: 0.452	0-0 2-3	4-0 1B 1-2 2-3 3-H BB				0-0 F7		0-0 F8		4 0 0 1 1 0 3															
Johnny Bench, R (1, 2) OBP: 0.354, SLG: 0.540 Manny Sarmiento, R (7, 1)		4-0 1B E BB				0-3 K		0-0 6-3		3 1 1 1 1 2 0 0 0 0 0 0 0 0 1 0 0 0 0 0 0 0 0 0 0 0 0 0															
Champ Summers, L (9, PH) OBP: 0.222, SLG: 0.338 Dale Murray, R (9, 1) OBP: 0.167, SLG: 0.167 Pedro Borbon, R (9, 1) OBP: 0.182, SLG: 0.227 Dave Concepcion, R (1, 6) OBP: 0.328, SLG: 0.377		0-0 FC6-4 1B				0-3 K		0-0 2B		4 1 2 0 1 1 3															
Cesar Geronimo, L (1, 8) OBP: 0.325, SLG: 0.396		0-0 E9 1-3 3-H 1B 1B	0-0 HR			0-0 1B		0-0 G3		4 1 2 0 1 1 3															
Tom Hume, R (1, 1) OBP: 0.125, SLG: 0.500 Don Werner, R (7, 2) OBP: 0.273, SLG: 0.526		0-0 F5	0-0 F8			0-0 F7		0-0 F8 F8 BB WP 1B		5 2 3 2 0 0 2 3 0 0 0 0 0 3 2 1 1 0 0 0 1															
Inning Stats	R: 1 E: 1 K: 0 S: 5	H: 2 LOB: 1 BB: 0 P: 5	R: 5 E: 1 K: 1 S: 9	H: 4 LOB: 3 BB: 4 P: 25	R: 1 E: 0 K: 1 S: 6	H: 1 LOB: 0 BB: 0 P: 6	R: 0 E: 0 K: 2 S: 3	H: 0 LOB: 0 BB: 0 P: 3	R: 0 E: 0 K: 0 S: 8	H: 1 LOB: 1 BB: 0 P: 8	R: 0 E: 0 K: 1 S: 4	H: 1 LOB: 1 BB: 0 P: 4	R: 0 E: 0 K: 1 S: 6	H: 1 LOB: 1 BB: 0 P: 6	R: 1 E: 0 K: 0 S: 4	H: 1 LOB: 2 BB: 2 P: 12	R: 0 E: 0 K: 0 S: 3	H: 0 LOB: 1 BB: 1 P: 7	1B: 9 2B: 1 3B: 0 HR: 1	SF: 0 SAC: 0 DP: 0 HBP: 0	WP: 1 PB: 0 SB: 0 CS: 0	PA: 45			
PITCHER	IP	WLS	BF	H	R	ER	SO	BB	IBB	HBP	BLK	WP	HR	S	P	ERA	WHIP								
Dick Ruthven, R (1, 1) ERA: 4.41	1.1	L	12	5	6	5	0	3	0	0	0	0	0	9	21	33.75	6.000								
Preston Hanna, R (2, 1) ERA: 5.13	0.2		4	1	0	0	1	1	0	0	0	0	0	5	9	0.00	3.000								
Don Collins, L (3, 1) ERA: 5.04	3.0		11	2	1	1	3	0	0	0	0	0	1	17	17	3.00	0.667								
Larry Bradford, L (6, 1) ERA:	2.0		8	2	0	0	1	0	0	0	0	0	0	10	10	0.00	1.000								
Mike Davey, L (8, 1) ERA: 4.2	1.0		6	1	1	1	0	1	1	0	0	1	0	4	12	9.00	2.000								
PITCHER	IP	WLS	BF	H	R	ER	SO	BB	IBB	HBP	BLK	WP	HR	S	P	ERA	WHIP								
Joey McLaughlin, R (9, 1) ERA: 15.0	1.0		4	0	0	0	0	1	0	0	0	0	0	3	7	0.00	1.000								

Cincinnati Reds @ Atlanta Braves
Atlanta-Fulton County Stadium, Atlanta, GA

Sat Sep 24 1977, 7:05 PM EDT
Att: 25,893 - Unknown

AB 38
R 8
H 11
RBI 6
BB 7
SO 5
LOB 22



livebaseballscorecards.com

Cincinnati Reds @ Atlanta Braves
 Atlanta-Fulton County Stadium, Atlanta, GA
 Sat Sep 24 1977, 7:05 PM EDT
 Att. 25,893 - Unknown

Batter	1	2	3	4	5	6	7	8	9	AB	R	H	RBI	BB	SO	LOB
Jerry Royster, R <small>OBP: 0.283, SLG: 0.274</small> (1, 4)	0-0 F8	0-0 6-3			0-0 4-3		0-3 K		0-0 F8 1B 1-2 SF9 1B	5	1	1	0	0	1	2
Brian Assestine, L <small>OBP: 0.287, SLG: 0.370</small> (1, 8)	0-0 2B		0-0 1-3		0-0 6-3		4-0 BB		0-0 1B 1B 1-2 2-H	4	1	2	1	1	0	0
Jeff Burroughs, R <small>OBP: 0.365, SLG: 0.525</small> (1, 9)	0-3 K		0-0 F9		0-0 6-3		0-3 K		0-0 F8 2-3	5	0	0	0	0	2	4
Willie Montanez, L <small>OBP: 0.328, SLG: 0.456</small> (1, 3)	0-0 6-3		0-0 L3			0-0 HR 1B		0-0 1B 1B	0-0 SF9	4	1	2	1	0	0	1
Gary Matthews, R <small>OBP: 0.362, SLG: 0.435</small> (1, 7)		4-0 1B 1B BB		0-0 FC4-6 1B		0-0 HR 1B 1-H		0-0 F2	0-0 1B 1B 3-H	4	2	3	2	1	0	1
Barry Bonnell, R <small>OBP: 0.366, SLG: 0.343</small> (1, 5)		0-0 1B 1B		0-0 FC4-6 FC6-4		0-0 5-3		0-0 P4	0-0 1B 1B 1-3 3-H	5	0	2	1	0	0	2
Dale Murphy, R <small>OBP: 0.271, SLG: 0.521</small> (1, 2)		0-0 1B 1B 1-2 2-H		0-0 F8		0-0 F8		0-0 1B 1B	0-0 F8	5	0	2	1	0	0	3
Pat Rockett, R <small>OBP: 0.344, SLG: 0.305</small> (1, 6)		0-0 F7		0-0 FC6-4		0-0 F2		0-0 F7		4	0	0	0	0	0	5
Dick Ruthven, R Preston Hanna, R Larry Whisenand, L Don Cosins, R Darrel Chaney, S Larry Bradford, R Tom Paciorek, R Mike Davey, R Joey McLaughlin, R Joe Nolan, L Rob Bellotti, R		0-3 K			0-0 HR		0-0 5-3		0-0 1B 1B	0	0	0	0	0	0	0

AB	40
R	7
H	14
RBI	7
BB	2
SO	4
LOB	20



Inning Stats	R: 0	H: 1	E: 0	LOB: 1	K: 1	P: 6	R: 1	H: 2	E: 0	LOB: 2	K: 1	P: 11	R: 0	H: 0	E: 0	LOB: 0	K: 0	P: 3	R: 0	H: 1	E: 0	LOB: 0	K: 0	P: 4	R: 1	H: 1	E: 0	LOB: 0	K: 0	P: 4	R: 2	H: 2	E: 0	LOB: 0	K: 0	P: 5	R: 0	H: 0	E: 0	LOB: 1	K: 2	P: 11	R: 0	H: 2	E: 0	LOB: 2	K: 0	P: 5	R: 3	H: 5	E: 0	LOB: 2	K: 0	P: 8	1B: 11	SF: 1	2B: 1	SAC: 0	3B: 0	DP: 0	HR: 2	HBP: 0	WP: 0	PA: 43	PB: 0	SB: 0	CS: 0	PITCHER	IP	WLS	BF	H	R	ER	SO	BB	IBB	HBP	BLK	WP	HR	S	P	ERA	WHIP
Tom Hume, R <small>ERA: 8.25</small> (1, 1)	6.0	W	26	7	4	4	2	1	0	0	0	0	0	0	0	2	29	33	6.00	1.333																																																																	
Manny Sarmiento, R <small>ERA: 2.48</small> (7, 1)	2.0		9	2	0	0	2	1	0	0	0	0	0	0	0	12	16	0.00	1.500																																																																		
Dale Murray, R <small>ERA: 4.94</small> (9, 1)	0.0		3	3	3	3	0	0	0	0	0	0	0	0	0	3	3	∞	∞																																																																		
Pedro Borbon, R <small>ERA: 3.24</small> (9, 1)	1.0	S	5	2	0	0	0	0	0	0	0	0	0	0	0	5	5	0.00	2.000																																																																		

Batter	1	2	3	4	5	6	7	8	9	AB R H RBI BB SO LOB	TOP									
Pete Rose, S (1, 5) <small>OBP: 0.375, SLG: 0.431</small> Ray Knight, R (9, 5) <small>OBP: 0.308, SLG: 0.366</small>	0-0 CS 1B		0-0 1-3			0-0 1B		4-0 1B FC6-2 BB	0-0 2B	4 0 3 1 1 0 0 0 0 0 0 0 0 0										
Ken Griffey, L (1, 9) <small>OBP: 0.389, SLG: 0.458</small>	0-0 1-2 1B			0-0 3-1		0-3 K		0-0 FC6-2 2B 1B	0-0 F7	5 1 2 0 0 1 2										
Joe Morgan, L (1, 4) <small>OBP: 0.419, SLG: 0.484</small>	0-0 P6			0-0 F8		0-0 F9		0-0 F9		4 0 0 0 0 0 4										
George Foster, R (1, 7) <small>OBP: 0.384, SLG: 0.639</small>	0-0 5-3			0-0 5-3				0-0 FC6-2 2B		4 2 1 1 0 0 3										
Dan Driessen, L (1, 3) <small>OBP: 0.372, SLG: 0.458</small>		0-0 CS 1B			4-0 FC4-6 BB		0-0 6-3 PB 1B	0-0 1-H 3-H 2B		3 0 3 2 1 0 0										
Johnny Bench, R (1, 2) <small>OBP: 0.351, SLG: 0.536</small>		0-3 K 1-2			0-0 FC4-6 1-2		0-0 L4 1-2	0-0 6-3		4 0 0 0 0 1 4										
Dave Concepcion, R (1, 6) <small>OBP: 0.326, SLG: 0.374</small>		0-3 K			0-0 F7		0-0 6-3		0-0 P4	4 0 0 0 0 1 2										
Cesar Geronimo, L (1, 8) <small>OBP: 0.327, SLG: 0.395</small>			0-0 4-3		0-0 6-3		4-0 IBB		0-0 SH1-4 2B 1B	3 1 1 0 1 0 1										
Tom Seaver, R (1, 1) <small>OBP: 0.230, SLG: 0.317</small>			0-0 5-3			0-0 6-3	0-0 6-3		0-0 SH1-4	3 0 0 0 0 0 2										
Inning Stats	R: 0 E: 0 K: 0 S: 4	H: 2 LOB: 1 BB: 0 P: 4	R: 0 E: 0 K: 2 S: 7	H: 1 LOB: 0 BB: 0 P: 7	R: 0 E: 0 K: 0 S: 3	H: 0 LOB: 0 BB: 0 P: 3	R: 0 E: 0 K: 0 S: 3	H: 0 LOB: 0 BB: 1 P: 7	R: 0 E: 0 K: 1 S: 6	H: 1 LOB: 1 BB: 0 P: 6	R: 1 E: 0 K: 0 S: 5	H: 2 LOB: 2 BB: 1 P: 9	R: 2 E: 0 K: 0 S: 5	H: 2 LOB: 1 BB: 1 P: 9	R: 1 E: 0 K: 0 S: 5	H: 2 LOB: 1 BB: 0 P: 5	1B: 7 2B: 3 3B: 0 HR: 1	SF: 0 SAC: 1 DP: 1 HBP: 0	WP: 0 PB: 1 SB: 1 CS: 2	PA: 38
PITCHER	IP WLS BF H R ER SO BB IBB HBP BLK WP HR S P ERA WHIP																			
Phil Niekro, R (1, 1) <small>ERA: 3.94</small> Dave Campbell, R (9, 1) <small>ERA: 3.18</small>	8.0 L 33 8 3 3 3 2 1 0 0 0 1 36 48 3.38 1.250																			
	1.0 5 2 1 1 0 0 0 0 0 0 0 5 5 9.00 2.000																			

Cincinnati Reds @ Atlanta Braves
Atlanta-Fulton County Stadium, Atlanta, GA

Sun Sep 25 1977, 3:33 AM EDT
Att: 12,859 - Unknown

livebaseballscorecards.com

AB	34
R	4
H	10
RBI	4
BB	3
SO	3
LOB	18



Batter	1	2	3	4	5	6	7	8	9	AB R H RBI BB SO LOB
--------	---	---	---	---	---	---	---	---	---	----------------------

Jerry Royster, R <small>OBP: 0.283, SLG: 0.276</small> (1, 4) X	0-0 		0-3 			0-3 			0-0 	4 0 1 0 0 2 0
Brian Asselstine, L <small>OBP: 0.286, SLG: 0.365</small> (1, 8) X	0-0 			0-0 		0-0 			0-0 	4 0 1 0 0 0 1
Jeff Burroughs, R <small>OBP: 0.364, SLG: 0.522</small> (1, 9) X	0-0 			0-0 			4-0 		0-0 	3 0 0 0 1 0 2
Willie Montanez, L <small>OBP: 0.327, SLG: 0.453</small> (1, 3) X	0-0 			4-0 			0-0 		0-0 	3 0 0 0 1 0 3
Gary Matthews, R <small>OBP: 0.360, SLG: 0.433</small> (1, 7)		0-3 		0-0 			0-3 			3 0 0 0 0 2 1
Barry Bonnell, R <small>OBP: 0.366, SLG: 0.341</small> (1, 5)		4-0 			0-0 			0-0 		2 0 0 0 1 0 0
Dale Murphy, R <small>OBP: 0.275, SLG: 0.529</small> (1, 2) X		0-0 			0-0 			0-0 		3 0 1 0 0 0 1
Pat Rockett, R <small>OBP: 0.342, SLG: 0.302</small> Joe Nolan, L <small>OBP: 0.383, SLG: 0.438</small> (8, PH) Rob Belloir, R (9, 6)			0-0 		0-0 			0-3 		2 0 0 0 0 0 0 1 0 0 0 0 1 1 0 0 0 0 0 0 0
Phil Niekro, R <small>OBP: 0.174, SLG: 0.178</small> Rowland Office, L <small>OBP: 0.285, SLG: 0.314</small> (8, PH) Dave Campbell, R <small>OBP: 0.091, SLG: 0.091</small> (9, 1)			0-0 			0-0 		0-0 		2 0 0 0 0 0 0 1 0 0 0 0 0 1 0 0 0 0 0 0 0

Inning Stats	R: 0	H: 1	E: 0	K: 0	S: 4	R: 0	H: 0	E: 0	K: 1	S: 4	R: 0	H: 0	E: 0	K: 1	S: 5	R: 0	H: 0	E: 0	K: 0	S: 3	R: 0	H: 0	E: 0	K: 1	S: 5	R: 0	H: 0	E: 0	K: 1	S: 6	R: 0	H: 1	E: 0	K: 1	S: 4	R: 0	H: 1	E: 0	K: 0	S: 4	1B: 1	2B: 2	3B: 0	HR: 0	SF: 0	SAC: 0	DP: 1	HBP: 0	WP: 0	PB: 0	SB: 0	CS: 1	PA: 31
--------------	------	------	------	------	------	------	------	------	------	------	------	------	------	------	------	------	------	------	------	------	------	------	------	------	------	------	------	------	------	------	------	------	------	------	------	------	------	------	------	------	-------	-------	-------	-------	-------	--------	-------	--------	-------	-------	-------	-------	--------

PITCHER	IP	WLS	BF	H	R	ER	SO	BB	IBB	HBP	BLK	WP	HR	S	P	ERA	WHIP	PITCHER	IP	WLS	BF	H	R	ER	SO	BB	IBB	HBP	BLK	WP	HR	S	P	ERA	WHIP																	
Tom Seaver, R <small>ERA: 2.64</small> (1, 1)	9.0	W	31	3	0	0	5	3	0	0	0	0	0	38	50	0.00	0.667																																			

BOTTOM

Cincinnati Reds @ Atlanta Braves
 Atlanta-Fulton County Stadium, Atlanta, GA
 Sun Sep 25 1977, 3:33 AM EDT
 Att. 12,859 - Unknown

livebaseballscorecards.com

AB	28
R	0
H	3
RBI	0
BB	3
SO	5
LOB	10



Batter	1	2	3	4	5	6	7	8	9	AB R H RBI BB SO LOB	TOP																
Joe Cannon, L (1, 7) OBP: 0.125, SLG: 0.250	0-0 E4 G3 S 1B	0-0 F6		0-0 E6 1-H 1B	0-0 F5			0-0 F6		5 2 0 0 0 0 2																	
Enos Cabell, R (1, 5) OBP: 0.315, SLG: 0.444	0-0 G3	0-0 F8		0-0 FC1-6 2-H 1B		0-3 K		0-0 F8		5 0 1 1 0 1 2																	
Cesar Cedeno, R (1, 8) OBP: 0.339, SLG: 0.445	0-0 BB 1B		0-0 S 1B	0-0 F9		0-0 F7		0-0 6-3		5 2 2 1 0 0 1																	
Jose Cruz, L (1, 9) OBP: 0.368, SLG: 0.475	4-0 1B 1-2 G3 BB		0-3 K	0-0 FC1-6 1-2f HR		0-0 HR		0-0 F4		4 3 1 1 1 1 2																	
Bob Watson, R (1, 3) OBP: 0.359, SLG: 0.493	0-0 E 1-3 2-H G3 1B		4-0 1B 1B BB	0-0 1B 1-H HR		0-0 F7		0-0 6-3		4 2 2 3 1 0 0																	
Ed Herrmann, L (1, 2) OBP: 0.339, SLG: 0.349	0-0 G3		0-0 1B 1-2 2-H 1B	0-0 6-3		0-0 F8		0-0 F8		5 0 1 2 0 0 1																	
Art Howe, R (1, 4) OBP: 0.333, SLG: 0.409	0-0 F9		0-0 1-2 2-H G4-6-3 1B		0-3 K		0-0 F9 2B			4 0 2 1 0 1 1																	
Roger Metzger, S (1, 6) OBP: 0.275, SLG: 0.267		0-0 SH1-4 1B	0-0 G4-6-3		0-3 K		0-0 F9			4 0 1 0 0 1 3																	
Joaquin Andujar, S (1, 1) OBP: 0.241, SLG: 0.235		0-0 SH1-4		4-0 E BB	0-0 E7		0-0 6-3			0 1 0 0 1 0 0																	
Bo McLaughlin, R (4, 1) Denny Walling, L (5, PH) Roy Thomas, R (5, 1) Dan Larson, R (6, 1) Ken Forsch, R (8, 1) OBP: 0.241, SLG: 0.214 OBP: 0.143, SLG: 0.077		1-2								0 0 0 0 0 0 0																	
Inning Stats	R: 3 E: 2 K: 0 S: 6	H: 2 LOB: 1 BB: 1 P: 10	R: 0 E: 0 K: 0 S: 4	H: 1 LOB: 1 BB: 1 P: 4	R: 2 E: 0 K: 1 S: 7	H: 3 LOB: 1 BB: 1 P: 11	R: 4 E: 1 K: 0 S: 6	H: 2 LOB: 0 BB: 1 P: 10	R: 0 E: 1 K: 2 S: 8	H: 1 LOB: 1 BB: 0 P: 8	R: 1 E: 0 K: 1 S: 6	H: 1 LOB: 0 BB: 0 P: 6	R: 0 E: 0 K: 0 S: 4	H: 1 LOB: 1 BB: 0 P: 4	R: 0 E: 0 K: 0 S: 3	H: 0 LOB: 0 BB: 0 P: 3	R: 0 E: 0 K: 0 S: 3	H: 0 LOB: 0 BB: 0 P: 3	1B: 8 2B: 1 3B: 0 HR: 2	SF: 0 SAC: 1 DP: 1 HBP: 0	WP: 0 PB: 0 SB: 2 CS: 0	PA: 42					
PITCHER	IP WLS BF H R ER SO BB IBB HBP BLK WP HR S P ERA WHIP																										
Eddie Solomon, R (1, 1) ERA: 4.57	2.1		16	6	5	3	1	2	0	0	0	0	0	16	24	11.57	3.429										
Preston Hanna, R (3, 1) ERA: 5.03	1.0		5	1	3	1	0	1	0	0	0	0	0	4	8	9.00	2.000										
Larry Bradford, L (4, 1) ERA: 3.38	0.2		3	1	1	0	0	0	0	0	0	0	1	3	3	0.00	1.500										
Buzz Capra, R (5, 1) ERA: 5.36	3.0	W	12	3	1	1	3	0	0	0	0	0	1	18	18	3.00	1.000										
Dave Campbell, R (8, 1) ERA: 3.11	2.0	S	6	0	0	0	0	0	0	0	0	0	0	6	6	0.00	0.000										

Houston Astros @ Atlanta Braves
Atlanta-Fulton County Stadium, Atlanta, GA

Mon Sep 26 1977, 7:05 PM EDT
Att. 7,001 - Unknown

livebaseballscorecards.com

AB 38
R 10
H 11
RBI 9
BB 3
SO 4
LOB 13



Batter	1	2	3	4	5	6	7	8	9	AB	R	H	RBI	BB	SO	LOB
Jerry Royster, R OBP: 0.282, SLG: 0.275 (1, 4)	0-0 4-3		0-0 6-3	0-0 2B 1B		0-0 4-3		0-0 4-3		5	1	1	0	0	0	0
Brian Asselstine, L OBP: 0.291, SLG: 0.404 (1, 8)	0-0 4-3		0-0 HR	0-0 2B		0-0 F2		0-3 K		5	1	2	3	0	1	0
Jeff Burroughs, R OBP: 0.363, SLG: 0.526 (1, 9)	0-0 F9		0-0 5-3			0-0 F9				4	1	1	1	0	0	0
Willie Montanez, L OBP: 0.329, SLG: 0.453 (1, 3)		0-0 HR 1B		0-0 FC4 2B 1B		0-0 F5		0-0 4-3		4	2	2	0	0	0	0
Gary Matthews, R OBP: 0.364, SLG: 0.446 (1, 7)		0-0 HR		1-0 FC4 HBP 1B BB		4-0 BLK 1B BB		0-0 HR		2	3	2	3	1	0	0
Barry Bonnell, R OBP: 0.365, SLG: 0.340 (1, 5)		0-0 3-1		0-0 FC4 2B		0-0 BLK 1B		0-0 4-3		4	2	1	1	0	0	2
Dale Murphy, R OBP: 0.309, SLG: 0.564 (1, 2)		0-0 5-3		0-0 1B 2B		0-0 1B		0-0 1B		4	1	3	3	0	0	0
Pat Rockett, R OBP: 0.337, SLG: 0.297 (1, 6)		0-0 2-3		0-3 K		0-0 F6		0-0 F6		4	0	0	0	0	1	3
Dave Campbell, R OBP: 0.091, SLG: 0.091 (8, 1)										0	0	0	0	0	0	0
Eddie Solomon, R OBP: 0.206, SLG: 0.129 (1, 1)			0-0 6-3	0-0 1B 2B 1B				0-0 4-3		0	0	0	0	0	0	0
Preston Hanna, R OBP: 0.290, SLG: 0.077 (3, 1)										1	0	0	0	0	0	0
Larry Bradford, R OBP: 0.333, SLG: 0.333 (4, PH)										0	0	0	0	0	0	0
Larry Whisenton, L OBP: 0.333, SLG: 0.333 (4, PH)										1	1	1	1	0	0	0
Buzz Capra, R OBP: 0.179, SLG: 0.111 (5, 1)										1	0	0	0	0	0	0
Rob Belloir, R (8, 8)										1	0	0	0	0	0	0

Inning Stats	R: 0	H: 0	E: 0	K: 0	S: 3	LOB: 0	BB: 0	P: 3	R: 2	H: 2	E: 0	K: 0	S: 5	LOB: 0	BB: 0	P: 5	R: 1	H: 1	E: 0	K: 0	S: 4	LOB: 0	BB: 0	P: 4	R: 5	H: 5	E: 1	K: 1	S: 9	LOB: 1	BB: 0	P: 10	R: 2	H: 2	E: 0	K: 0	S: 5	LOB: 1	BB: 1	P: 9	R: 0	H: 0	E: 0	K: 0	S: 3	LOB: 0	BB: 0	P: 3	R: 2	H: 3	E: 0	K: 0	S: 6	LOB: 1	BB: 0	P: 6	R: 0	H: 0	E: 0	K: 1	S: 5	LOB: 0	BB: 0	P: 5
1B: 7	SF: 0	2B: 2	SAC: 0	3B: 0	DP: 0	HR: 4	HBP: 1	WP: 0	PA: 38	PB: 0	SB: 0	CS: 0																																																				

PITCHER	IP	WLS	BF	H	R	ER	SO	BB	IBB	HBP	BLK	WP	HR	S	P	ERA	WHIP
Joaquin Andujar, R ERA: 3.57 (1, 1)	3.1		16	5	6	6	0	0	0	1	0	0	2	15	16	16.20	1.500
Bo McLaughlin, R ERA: 4.16 (4, 1)	0.2		4	3	2	2	1	0	0	0	0	0	0	6	6	27.00	4.500
Roy Thomas, R ERA: 4.15 (5, 1)	1.0		6	2	2	2	0	1	0	0	2	0	0	5	9	18.00	3.000
Dan Larson, R ERA: 5.81 (6, 1)	2.0	L	9	3	2	2	0	0	0	0	0	0	2	9	9	9.00	1.500
Ken Forsch, R ERA: 2.82 (8, 1)	1.0		3	0	0	0	1	0	0	0	0	0	0	5	5	0.00	0.000

BOTTOM

Houston Astros @ Atlanta Braves
 Atlanta-Fulton County Stadium, Atlanta, GA
 Mon Sep 26 1977, 7:05 PM EDT
 Att. 7,001 - Unknown

livebaseballscorecards.com

AB	36
R	12
H	13
RBI	12
BB	1
SO	2
LOB	5



Houston Astros @ Atlanta Braves

Atlanta-Fulton County Stadium, Atlanta, GA

Tue Sep 27 1977, 7:05 PM EDT
Att. 1,467 - Unknown

livebaseballscorecards.com

AB	40
R	7
H	14
RBI	7
BB	3
SO	2
LOB	18



Batter	1	2	3	4	5	6	7	8	9	AB	R	H	RBI	BB	SO	LOB
Wilbur Howard, S OBP: 0.277, SLG: 0.322 (1, 7)	0-0 F9		0-0 G4-6-3 1B		0-0 F9	0-0 FC6-2 1-3 2-H 2B		0-0 SH3		4	0	2	1	0	0	1
Enos Cabell, R OBP: 0.313, SLG: 0.441 (1, 5)	0-0 F9		0-0 G4-6-3 1-2f		0-0 FC5 1-3 HR	0-0 FC6-2 2-3 3-H		0-0 6-3		5	1	0	0	0	0	5
Cesar Cedeno, R OBP: 0.343, SLG: 0.454 (1, 8)	0-0 FC5-4 1B		0-0 FC5-4 1B		0-0 1-3 1-H 3-H HR	0-0 1-3		0-0 S 1B		5	1	4	4	0	0	2
Bob Watson, R OBP: 0.356, SLG: 0.488 (1, 3)	0-0 FC5-4 1-2f		0-0 FC5-4 1-2f		0-3 K		0-0 4-3	0-0 F9 1-2		5	0	0	0	0	1	3
Leon Roberts, R OBP: 0.111, SLG: 0.077 (1, 9)		0-0 4-3		0-0 F4	0-0 F9		0-0 4-3		0-0 4-3	3	0	0	0	0	0	0
Jose Cruz, L OBP: 0.366, SLG: 0.473 (7, PH) (7, 9)										2	0	0	0	0	0	0
Art Howe, R OBP: 0.336, SLG: 0.413 (1, 4)		0-0 1B 2B		0-0 FC3-6 1B		0-0 F8	0-0 BB 1B		0-3 K	5	1	3	0	0	1	0
Ed Herrmann, L OBP: 0.353, SLG: 0.355 (1, 2)		0-0 2-H 1B		0-0 FC3-6 1-2f		4-0 1B BB	4-0 FC4-6 1-2 BB		0-0 1B	3	1	2	1	2	0	1
Roger Metzger, S OBP: 0.274, SLG: 0.266 (1, 6)	0-0 F4		0-0 1-3		0-0 1-3		0-0 1B 2B 1B	0-0 FC4-6 1-2f		5	1	1	0	0	0	5
J.R. Richard, R OBP: 0.256, SLG: 0.357 (1, 1)		0-0 6-3			0-0 E FC5 HR 1B	0-0 2B FC6-2 1-2 2-H 1B		4-0 SH3 1B BB		3	2	2	1	1	0	1

Inning	1	2	3	4	5	6	7	8	9	R	H	E	SO	BB	IBB	HBP	BLK	WP	HR	S	P	ERA	WHIP
1	R:0 H:1 E:0 K:0 S:4	R:1 H:2 E:0 K:0 S:5	R:0 H:2 E:0 K:0 S:4	R:0 H:1 E:0 K:0 S:4	R:3 H:2 E:1 K:1 S:8	R:2 H:3 E:0 K:0 S:6	R:0 H:1 E:0 K:0 S:4	R:1 H:1 E:0 K:0 S:4	R:0 H:1 E:0 K:1 S:6	1B:11 SF:0 2B:2 SAC:1 3B:0 DP:1 HR:1 HBP:0	WP:0 PA:44												

PITCHER	IP	WLS	BF	H	R	ER	SO	BB	IBB	HBP	BLK	WP	HR	S	P	ERA	WHIP
Mickey Mahler, L ERA: 6.88 (1, 1)	5.1	L	27	10	6	5	1	1	0	0	0	0	1	28	32	8.44	2.062
Max Leon, R ERA: 3.97 (6, 1)	1.2		8	2	0	0	0	1	0	0	0	0	0	7	11	0.00	1.800
Duane Theiss, R ERA: 7.23 (8, 1)	1.0		5	1	1	1	0	1	0	0	0	0	0	4	8	9.00	2.000
Mike Davey, L ERA: 3.94 (9, 1)	1.0		4	1	0	0	1	0	0	0	0	0	0	6	6	0.00	1.000

Batter	1	2	3	4	5	6	7	8	9	AB R H RBI BB SO LOB
--------	---	---	---	---	---	---	---	---	---	----------------------

Jerry Royster, R <small>(1, 4) OBP: 0.281, SLG: 0.282</small>	0-0 6-3 	0-0 HR <small>1-H 2-H</small>			0-0 F8 		0-0 F4 			4 1 1 3 0 0 1
Brian Asselstine, L <small>(1, 8) OBP: 0.289, SLG: 0.393</small>	0-0 4-3 	4-0 BB			0-0 6-3 			0-0 F5 		3 0 0 0 1 0 0
Jeff Burroughs, R <small>(1, 9) OBP: 0.363, SLG: 0.523</small>	0-0 F9 	0-0 F6 			0-0 F6 			4-0 FC5 BB		3 0 0 0 1 0 1
Willie Montanez, L <small>(1, 3) OBP: 0.329, SLG: 0.454</small> Tom Paciorek, R <small>(4, 3) OBP: 0.263, SLG: 0.351</small> Joe Nolan, L <small>(8, PH) OBP: 0.379, SLG: 0.432</small> Mike Davey, R <small>(9, 1)</small>		0-0 BB 2B 1B	0-3 K <small>S S S</small>		0-3 K <small>S S S</small>		0-0 F9 			2 1 1 0 0 1 0 1 0 0 0 0 1 0 1 0 0 0 0 0 1 0 0 0 0 0 0 0
Gary Matthews, R <small>(1, 7) OBP: 0.365, SLG: 0.444</small>		4-0 BB 2B <small>1-2</small>	0-0 5-3 		0-3 K <small>S S S</small>		4-0 BB <small>1-2</small>			2 1 0 0 2 1 0
Barry Bonnell, R <small>(1, 5) OBP: 0.361, SLG: 0.336</small>	0-0 F4 	0-0 F8 			0-0 F8 		0-0 FC5 <small>2-3f</small>			4 0 0 0 0 0 4
Dale Murphy, R <small>(1, 2) OBP: 0.322, SLG: 0.576</small>		0-0 HR <small>1-H 2-H</small> 2B		0-3 K <small>S S S</small>		0-0 SH5-4 1B		0-0 F6 		4 1 2 2 0 1 0
Pat Rockett, R <small>(1, 6) OBP: 0.335, SLG: 0.295</small> Larry Whisenton, L <small>(9, PH) OBP: 0.250, SLG: 0.250</small>		0-0 F6 		0-0 F6 		0-0 SH5-4 <small>1-2</small>		0-3 K <small>S S S</small>		2 0 0 0 0 0 1 1 0 0 0 0 1 0
Mickey Mahler, S <small>(1, 1) OBP: 0.500, SLG: 0.500</small> Max Leon, R <small>(6, 1) OBP: 0.300, SLG: 0.316</small> Rowland Office, L <small>(7, PH) OBP: 0.284, SLG: 0.313</small> Duane Theiss, R <small>(8, 1)</small> Cito Gaston, R <small>(9, 3) OBP: 0.301, SLG: 0.424</small>		4-0 HR BB	0-3 K <small>S S S</small>		0-0 F8 		0-0 F3 			1 1 0 0 1 1 0 0 0 0 0 0 0 0 1 0 0 0 0 0 1 0 0 0 0 0 0 0 1 0 0 0 0 0 0

Inning Stats	R: 0	H: 0	E: 0	K: 0	S: 3	R: 5	H: 3	E: 0	K: 0	S: 6	R: 0	H: 0	E: 0	K: 1	S: 5	R: 0	H: 0	E: 0	K: 2	S: 7	R: 0	H: 0	E: 0	K: 0	S: 3	R: 0	H: 0	E: 0	K: 2	S: 7	R: 0	H: 1	E: 0	K: 0	S: 4	R: 0	H: 0	E: 0	K: 0	S: 3	R: 0	H: 0	E: 0	K: 1	S: 5	1B: 2	2B: 1	3B: 0	HR: 1	SF: 0	SAC: 1	DP: 0	HBP: 0	WP: 0	PB: 0	SB: 0	CS: 0	PA: 36
--------------	------	------	------	------	------	------	------	------	------	------	------	------	------	------	------	------	------	------	------	------	------	------	------	------	------	------	------	------	------	------	------	------	------	------	------	------	------	------	------	------	------	------	------	------	------	-------	-------	-------	-------	-------	--------	-------	--------	-------	-------	-------	-------	--------

PITCHER	IP	WLS	BF	H	R	ER	SO	BB	IBB	HBP	BLK	WP	HR	S	P	ERA	WHIP
J.R. Richard, R <small>(1, 1) ERA: 2.97</small>	9.0	W	36	4	5	5	6	5	0	0	0	0	1	43	63	5.00	1.000

BOTTOM

Houston Astros @ Atlanta Braves
 Atlanta-Fulton County Stadium, Atlanta, GA
 Tue Sep 27 1977, 7:05 PM EDT
 Att. 1,467 - Unknown

AB	30
R	5
H	4
RBI	5
BB	5
SO	6
LOB	9



WP: 0	PA: 36
PB: 0	
SB: 0	
CS: 0	

PITCHER	IP	WLS	BF	H	R	ER	SO	BB	IBB	HBP	BLK	WP	HR	S	P	ERA	WHIP
---------	----	-----	----	---	---	----	----	----	-----	-----	-----	----	----	---	---	-----	------

Batter	1	2	3	4	5	6	7	8	9	AB R H RBI BB SO LOB	TOP											
Julio Gonzalez, R (1, 4) OBP: 0.289, SLG: 0.322	0-0 G3			0-0 E1 1B	0-0 F8			0-0 G3		4 1 0 0 0 0 1												
Enos Cabell, R (1, 5) OBP: 0.311, SLG: 0.438	0-0 4-3			0-3 K 1-2		0-0 F3		0-0 F5		4 0 0 0 0 1 1												
Cesar Cedeno, R (1, 8) OBP: 0.344, SLG: 0.453	0-0 4-3			0-0 6-3 1B 2-H		0-0 F7		4-0 E S BB		3 0 1 1 1 0 0												
Jose Cruz, L (1, 9) OBP: 0.364, SLG: 0.470		0-0 G3		0-0 6-3 1-2		0-3 K		0-0 F4 1-3		4 0 0 0 0 1 2												
Bob Watson, R (1, 3) OBP: 0.354, SLG: 0.484		0-0 4-3		0-0 5-3		0-3 K		0-0 6-3		4 0 0 0 0 1 2												
Denny Walling, L (1, 7) OBP: 0.750, SLG: 0.667		0-3 K		4-0 1B FC4-6 BB		0-0 CS 1B				2 1 1 0 1 1 0												
Mike Fischlin, R (1, 6) OBP: 0.125, SLG: 0.125			0-0 3-1	0-3 K		0-0 F7 1-2				3 0 0 0 0 1 2												
Luis Pujols, R (1, 2) OBP: 0.200, SLG: 0.200			0-3 K	0-0 FC4-6 1B 1-3				0-0 5-3		3 0 1 0 0 1 0												
Mark Lemongello, R (1, 1) OBP: 0.100, SLG: 0.116			0-0 1-3	0-0 FC4-6 1-2f 3-H				0-0 F9		3 0 0 1 0 0 1												
Inning Stats	R: 0 E: 0 K: 0 S: 3	H: 0 LOB: 0 BB: 0 P: 3	R: 0 E: 0 K: 1 S: 5	H: 0 LOB: 0 BB: 0 P: 5	R: 0 E: 0 K: 1 S: 5	H: 0 LOB: 0 BB: 0 P: 5	R: 1 E: 1 K: 1 S: 7	H: 1 LOB: 1 BB: 0 P: 7	R: 1 E: 0 K: 1 S: 6	H: 1 LOB: 1 BB: 1 P: 10	R: 0 E: 0 K: 1 S: 5	H: 0 LOB: 0 BB: 0 P: 5	R: 0 E: 0 K: 1 S: 5	H: 1 LOB: 0 BB: 0 P: 5	R: 0 E: 0 K: 0 S: 3	H: 0 LOB: 0 BB: 0 P: 3	R: 0 E: 0 K: 0 S: 3	H: 0 LOB: 1 BB: 1 P: 7	1B: 3 2B: 0 3B: 0 HR: 0	SF: 0 SAC: 0 DP: 0 HBP: 0	WP: 0 PB: 0 SB: 2 CS: 1	PA: 32
PITCHER	IP WLS BF H R ER SO BB IBB HBP BLK WP HR S P ERA WHIP																					
Dick Ruthven, R (1, 1) ERA: 4.23	8.0 L 28 3 2 1 6 1 0 0 0 0 0 0 39 43 1.12 0.500																					
Dave Campbell, R (9, 1) ERA: 3.07	1.0 4 0 0 0 0 1 0 0 0 0 0 0 3 7 0.00 1.000																					

Houston Astros @ Atlanta Braves
Atlanta-Fulton County Stadium, Atlanta, GA
Wed Sep 28 1977, 7:05 PM EDT
Att. 2,255 - Unknown

livebaseballscorecards.com

AB	30
R	2
H	3
RBI	2
BB	2
SO	6
LOB	9



Batter	1	2	3	4	5	6	7	8	9	AB	R	H	RBI	BB	SO	LOB
--------	---	---	---	---	---	---	---	---	---	----	---	---	-----	----	----	-----

Jerry Royster, R <small>OBP: 0.279, SLG: 0.279</small> (1, 4)	0-0 6-3 		0-0 F3 			0-0 F7 		0-0 F7 		4	0	0	0	0	0	2
Brian Asselstine, L <small>OBP: 0.280, SLG: 0.379</small> (1, 8)	0-0 4-3 			0-0 F7 		0-0 F7 		0-0 F7 		4	0	0	0	0	0	0
Jeff Burroughs, R <small>OBP: 0.362, SLG: 0.520</small> Rob Belloir, R <small>(9, PR)</small>	0-0 6-3 			0-3 K 			0-0 6-3 		4-0 	3	0	0	0	1	1	0
Willie Montanez, L <small>OBP: 0.330, SLG: 0.456</small> (1, 3)		0-0 		0-0 5-3 			0-0 F7 		0-0 	4	0	2	0	0	0	0
Gary Matthews, R <small>OBP: 0.364, SLG: 0.443</small> (1, 7)		0-0 F8 		0-3 K 			0-0 5-3 		0-0 	4	0	1	0	0	1	1
Dale Murphy, R <small>OBP: 0.302, SLG: 0.540</small> (1, 2)		0-0 6-3 		0-0 5-3 			0-0 5-3 		0-0 G4-6-3 	4	0	0	0	0	0	4
Barry Bonnell, R <small>OBP: 0.361, SLG: 0.336</small> (1, 5)		0-0 6-3 		0-0 F8 			0-0 		0-0 G3 	3	0	1	0	0	0	1
Pat Rockett, R <small>OBP: 0.338, SLG: 0.311</small> (1, 6)			0-0 6-3 			0-0 		0-0 		3	1	2	1	0	0	0
Dick Ruthven, R <small>OBP: 0.298, SLG: 0.400</small> Joe Nolan, L <small>(8, PH)</small> Dave Campbell, R <small>OBP: 0.091, SLG: 0.091</small> (9, 1)			0-3 K 			0-0 5-3 		0-0 G3 		2	0	0	0	0	1	0

Inning Stats	R: 0	H: 0	E: 0	K: 0	S: 3	R: 0	H: 1	E: 0	K: 0	S: 4	R: 0	H: 0	E: 0	K: 1	S: 5	R: 0	H: 0	E: 0	K: 1	S: 5	R: 0	H: 0	E: 0	K: 1	S: 5	R: 1	H: 1	E: 0	K: 0	S: 4	R: 0	H: 0	E: 0	K: 0	S: 3	R: 0	H: 2	E: 0	K: 0	S: 5	R: 0	H: 2	E: 0	K: 0	S: 4	1B: 4	SF: 0	3B: 0	HR: 1	WP: 0	PA: 33
--------------	------	------	------	------	------	------	------	------	------	------	------	------	------	------	------	------	------	------	------	------	------	------	------	------	------	------	------	------	------	------	------	------	------	------	------	------	------	------	------	------	------	------	------	------	------	-------	-------	-------	-------	-------	--------

PITCHER	IP	WLS	BF	H	R	ER	SO	BB	IBB	HBP	BLK	WP	HR	S	P	ERA	WHIP	IP	WLS	BF	H	R	ER	SO	BB	IBB	HBP	BLK	WP	HR	S	P	ERA	WHIP													
Mark Lemongello, R <small>ERA: 3.48</small> (1, 1)	9.0	W	33	6	1	1	3	1	0	0	0	0	1	38	42	1.00	0.778																														

BOTTOM

Houston Astros @ Atlanta Braves
 Atlanta-Fulton County Stadium, Atlanta, GA
 Wed Sep 28 1977, 7:05 PM EDT
 Att. 2,255 - Unknown

livebaseballscorecards.com

AB	32
R	1
H	6
RBI	1
BB	1
SO	3
LOB	10



Batter	1	2	3	4	5	6	7	8	9	AB R H RBI BB SO LOB	TOP													
Jerry Royster, R (1, 4) OBP: 0.279, SLG: 0.287	0-3 K		0-0 SH1-3		0-0 HR		0-0 F7			3 1 1 1 0 1 0														
Brian Asselstine, L (1, 8) OBP: 0.271, SLG: 0.367	0-0 6-3		0-0 F7		0-0 4-3			0-0 P4		4 0 0 0 0 0 1														
Jeff Burroughs, R (1, 9) OBP: 0.363, SLG: 0.522	0-0 2B		0-0 P3		0-0 1B			0-0 5-3		4 0 2 0 0 0 1														
Willie Montanez, L (1, 3) OBP: 0.328, SLG: 0.452	0-0 F7			0-0 F8	0-0 F9			0-0 6-3		4 0 0 0 0 0 2														
Gary Matthews, R (1, 7) OBP: 0.362, SLG: 0.440		0-3 K		0-0 6-3		0-3 K		0-0 F8		4 0 0 0 0 2 0														
Dale Murphy, R (1, 2) OBP: 0.313, SLG: 0.537		0-0 F8		0-0 1B	0-0 1B	0-0 G1-6-3		0-0 6-3		4 0 2 0 0 0 0														
Barry Bonnell, R (1, 5) OBP: 0.362, SLG: 0.338		0-0 1B		0-0 1B	0-0 1B	0-0 G1-6-3		0-3 K		4 0 2 0 0 1 1														
Pat Rockett, R (1, 6) OBP: 0.334, SLG: 0.307		0-0 F9		0-0 F9			0-0 6-3			3 0 0 0 0 0 3														
Phil Niekro, R (1, 1) OBP: 0.180, SLG: 0.183			0-0 SH1-3		0-0 P3		0-3 K			2 0 1 0 0 0 0														
Rowland Office, L (7, PH) OBP: 0.284, SLG: 0.312										1 0 0 0 0 1 0														
Don Collins, R (7, 1)										0 0 0 0 0 0 0														
Duane Theiss, R (7, 1)										0 0 0 0 0 0 0														
Inning Stats	R: 0 E: 0 K: 1 S: 6	H: 1 LOB: 1 BB: 0 P: 6	R: 0 E: 0 K: 1 S: 6	H: 1 LOB: 1 BB: 0 P: 6	R: 0 E: 0 K: 0 S: 4	H: 1 LOB: 1 BB: 0 P: 4	R: 0 E: 0 K: 0 S: 5	H: 2 LOB: 2 BB: 0 P: 5	R: 1 E: 0 K: 0 S: 5	H: 2 LOB: 1 BB: 0 P: 5	R: 0 E: 0 K: 1 S: 5	H: 1 LOB: 0 BB: 0 P: 5	R: 0 E: 0 K: 1 S: 5	H: 0 LOB: 0 BB: 0 P: 5	R: 0 E: 0 K: 0 S: 3	H: 0 LOB: 0 BB: 0 P: 3	R: 0 E: 0 K: 1 S: 5	H: 0 LOB: 0 BB: 0 P: 5	R: 0 E: 0 K: 1 S: 5	H: 0 LOB: 0 BB: 0 P: 5	1B: 6 2B: 1 3B: 0 HR: 1	SF: 0 SAC: 1 DP: 1 HBP: 0	WP: 0 PB: 0 SB: 0 CS: 0	PA: 34
PITCHER Tom Seaver, R (1, 1) ERA: 2.58	IP: 9.0 WLS: W BF: 34 H: 8 R: 1 ER: 1 SO: 5 BB: 0 IBB: 0 HBP: 0 BLK: 0 WP: 0 HR: 1 S: 44 P: 44 ERA: 1.00 WHIP: 0.889																				PITCHER	IP: 0.0 WLS: 0 BF: 0 H: 0 R: 0 ER: 0 SO: 0 BB: 0 IBB: 0 HBP: 0 BLK: 0 WP: 0 HR: 0 S: 0 P: 0 ERA: 0.00 WHIP: 0.000		

Atlanta Braves @ Cincinnati Reds
Riverfront Stadium, Cincinnati, OH
Fri Sep 30 1977, 7:05 PM EDT
Att. 19,653 - Unknown

livebaseballscorecards.com

AB	33
R	1
H	8
RBI	1
BB	0
SO	5
LOB	8



Batter	1	2	3	4	5	6	7	8	9
Pete Rose, S OBP: 0.377, SLG: 0.431 (1, 5)	0-0 3-1		0-0 3B 1B		0-0 F7		0-0 WP G3 E 1B		
Ken Griffey, L OBP: 0.391, SLG: 0.467 (1, 9)	0-0 1B 2B		0-0 1-H 5-3 3B		0-0 1-H HR		0-0 G3		
Dan Driessen, L OBP: 0.374, SLG: 0.459 (1, 3)	0-0 2-H 1B		0-0 1-3		0-3 K		0-0 FC5 2-H 1B		
George Foster, R OBP: 0.385, SLG: 0.638 (1, 7)	0-3 K		0-0 5-3		4-0 2B BB		4-0 FC5 IBB		
Johnny Bench, R OBP: 0.351, SLG: 0.546 (1, 2) Don Werner, R OBP: 0.261, SLG: 0.500 (6, 2)	0-0 6-3		0-0 3-H P5		0-0 1-H 2B		0-0 FC5 FC4-6		
Cesar Geronimo, L OBP: 0.321, SLG: 0.388 (1, 8)		0-0 4-3		0-0 CS 1B	0-0 4-3		0-0 FC4-6 1-2f		
Dave Concepcion, R OBP: 0.323, SLG: 0.370 (1, 6)		0-3 K		0-0 F9 1-2		0-3 K		0-0 F9	
Ray Knight, R OBP: 0.303, SLG: 0.348 (1, 4) Rick Auerbach, R OBP: 0.208, SLG: 0.209 (9, 4)		0-0 E6 PB 1B		0-3 K		0-0 F7		0-0 6-3	
Tom Seaver, R OBP: 0.231, SLG: 0.314 (1, 1)		0-3 K			0-0 HR 1B		0-3 K		0-0 P6

Inning Stats	R: 1	H: 2	E: 0	K: 1	S: 7	H: 2	LOB: 1	BB: 0	P: 7	R: 0	H: 1	E: 0	K: 1	S: 5	H: 2	LOB: 0	BB: 0	P: 5	R: 0	H: 1	E: 0	K: 1	S: 5	R: 3	H: 3	E: 0	K: 1	S: 8	H: 0	LOB: 0	BB: 0	P: 7	R: 1	H: 2	E: 1	K: 0	S: 5	H: 0	LOB: 0	BB: 0	P: 9	R: 0	H: 0	E: 0	K: 0	S: 3	H: 0	LOB: 0	BB: 0	P: 3
--------------	------	------	------	------	------	------	--------	-------	------	------	------	------	------	------	------	--------	-------	------	------	------	------	------	------	------	------	------	------	------	------	--------	-------	------	------	------	------	------	------	------	--------	-------	------	------	------	------	------	------	------	--------	-------	------

PITCHER															PITCHER																																			
IP	WLS	BF	H	R	ER	SO	BB	IBB	HBP	BLK	WP	HR	S	P	ERA	WHIP	IP	WLS	BF	H	R	ER	SO	BB	IBB	HBP	BLK	WP	HR	S	P	ERA	WHIP																	
Phil Niekro, R (1, 1)	6.0	L	27	9	6	6	7	1	0	0	0	1	40	44	9.00	1.667	Don Collins, L (7, 1)	0.1		3	2	1	1	0	0	0	0	1	0	3	3	27.00	6.000	Duane Theiss, R (7, 1)	1.2		6	0	0	0	0	1	0	0	0	0	5	9	0.00	0.000

BOTTOM

AB	R	H	RBI	BB	SO	LOB
4	2	2	0	0	0	1
4	3	3	3	0	0	1
4	0	2	1	0	1	1
2	1	0	1	2	1	1
3	0	1	1	0	0	1
1	0	0	0	0	0	2
4	0	1	0	0	0	3
4	0	0	0	0	2	1
4	0	1	0	0	1	0
0	0	0	0	0	0	0
4	1	1	0	0	2	1

AB	34
R	7
H	11
RBI	6
BB	2
SO	7
LOB	12



WP	PA	3B	SF	SAC	DP	HBP	CS
1	36	1	0	0	0	0	1

Atlanta Braves @ Cincinnati Reds
 Riverfront Stadium, Cincinnati, OH
 Fri Sep 30 1977, 7:05 PM EDT
 Att. 19,653 - Unknown

livebaseballscorecards.com

Batter	1	2	3	4	5	6	7	8	9	AB R H RBI BB SO LOB	TOP											
Jerry Royster, R (1, 4) OBP: 0.277, SLG: 0.284	0-0 F9		0-0 FC4-6			0-0 F8		0-3 K		4 0 0 0 0 1 1												
Brian Asselstine, L (1, 8) OBP: 0.263, SLG: 0.355	0-3 K				0-3 K	0-0 4-3		0-3 K		4 0 0 0 0 3 0												
Jeff Burroughs, R (1, 9) OBP: 0.362, SLG: 0.520	0-0 F8			0-0 6-3			0-0 2B		0-3 K	4 1 1 0 0 1 0												
Willie Montanez, L (1, 3) OBP: 0.329, SLG: 0.460		0-0 F7		0-0 L7		0-0 2B		0-0 HR		4 1 2 2 0 0 0												
Gary Matthews, R (1, 7) OBP: 0.360, SLG: 0.437		0-3 K			0-0 6-3		0-0 6-3		0-0 F3	4 0 0 0 0 1 1												
Dale Murphy, R (1, 2) OBP: 0.310, SLG: 0.521		0-0 5-3			0-0 FC4-6		0-0 5-3		0-0 F8	4 0 1 0 0 0 1												
Barry Bonnell, R (1, 5) OBP: 0.362, SLG: 0.336			0-0 5-3		0-0 FC4-6		4-0 IBB			2 0 0 0 1 0 1												
Pat Rockett, R (1, 6) OBP: 0.331, SLG: 0.304			0-0 F7		0-0 FC6-4		0-3 K			3 0 0 0 0 1 3												
Dave Campbell, R (7, 1) OBP: 0.091, SLG: 0.091					0-0 FC6-4					0 0 0 0 0 0 0												
Craig Robinson, R (8, 6) OBP: 0.233, SLG: 0.241					0-0 FC6-4					0 0 0 0 0 0 0												
Preston Hanna, R (1, 1) OBP: 0.235, SLG: 0.071			4-0 FC4-6			0-0 6-3		0-0 F2		1 0 0 0 0 1 0 0												
Rob Belloir, R (7, 8)										0 0 0 0 0 0 0 0												
Rowland Office, L (8, PH) OBP: 0.253, SLG: 0.311										1 0 0 0 0 0 0 0												
Mike Davey, R (8, 1)										0 0 0 0 0 0 0 0												
Duane Theiss, R (8, 1)										0 0 0 0 0 0 0 0												
Don Collins, R (8, 1)										0 0 0 0 0 0 0 0												
Inning Stats	R: 0 E: 0 K: 1 S: 5	H: 0 LOB: 0 BB: 0 P: 5	R: 0 E: 0 K: 1 S: 5	H: 0 LOB: 0 BB: 0 P: 5	R: 0 E: 0 K: 0 S: 3	H: 0 LOB: 1 BB: 1 P: 7	R: 0 E: 0 K: 1 S: 5	H: 0 LOB: 0 BB: 0 P: 5	R: 0 E: 0 K: 0 S: 4	H: 1 LOB: 1 BB: 0 P: 4	R: 0 E: 0 K: 0 S: 3	H: 0 LOB: 0 BB: 0 P: 3	R: 1 E: 0 K: 1 S: 7	H: 2 LOB: 2 BB: 1 P: 11	R: 0 E: 0 K: 2 S: 7	H: 0 LOB: 0 BB: 0 P: 7	R: 1 E: 0 K: 1 S: 6	H: 1 LOB: 0 BB: 0 P: 6	1B: 2 2B: 1 3B: 0 HR: 1	SF: 0 SAC: 0 DP: 0 HBP: 0	WP: 0 PB: 0 SB: 0 CS: 0	PA: 33
PITCHER	IP WLS BF H R ER SO BB IBB HBP BLK WP HR S P ERA WHIP																					
Tom Hume, R (1, 1) ERA: 7.12	7.0 W 26 3 1 1 4 1 1 0 0 0 0 32 40 1.29 0.571																					
Manny Sarmiento, R (8, 1) ERA: 2.45	2.0 S 7 1 1 1 3 0 0 0 0 0 1 13 13 4.50 0.500																					

Atlanta Braves @ Cincinnati Reds
Riverfront Stadium, Cincinnati, OH
Sat Oct 01 1977, 3:33 AM EDT
Att: 20,701 - Unknown

livebaseballscorecards.com

AB	31
R	2
H	4
RBI	2
BB	2
SO	7
LOB	7



Batter	1	2	3	4	5	6	7	8	9	AB	R	H	RBI	BB	SO	LOB	BOTTOM	
Pete Rose, S (1, 5) <small>OBP: 0.377, SLG: 0.433</small> Ray Knight, R (7, 5) <small>OBP: 0.317, SLG: 0.363</small>	0-0 G3 		0-0 WP 1-3 2B		0-3 K		0-0 BB 1B 1-3 2-H 3-H 1B	0-0 1B 1-2 2-3		3	0	1	0	0	1	0		
Ken Griffey, L (1, 9) <small>OBP: 0.390, SLG: 0.465</small>	0-0 1-3		0-0 FC5-2-6 WP 3-H			0-0 6-3	0-0 BB 1B 1-2 3-H 1B	0-3 K 2		5	0	1	1	0	1	5		
Joe Morgan, L (1, 4) <small>OBP: 0.418, SLG: 0.479</small>	4-0 S BB		0-3 K 1-2 2-3 3			0-3 K 2 3	4-0 BB 1B 1-2 2-3 3	0-0 G3 3		3	0	0	0	2	2	5		
George Foster, R (1, 7) <small>OBP: 0.382, SLG: 0.633</small>	0-0 P4 1-2 3		0-3 K 3			0-0 F8 3	0-0 F9 3			4	0	0	0	0	1	6		
Dan Driessen, L (1, 3) <small>OBP: 0.375, SLG: 0.465</small>		0-0 HR		0-0 4-3 1			0-0 1-3 1	0-0 2B 1B 1B		4	2	2	1	0	0	0		
Cesar Geronimo, L (1, 8) <small>OBP: 0.323, SLG: 0.391</small>		0-3 K 1		0-3 K 2			0-0 BB BB 1B 1B	0-0 1B 2B 1-3		4	2	2	0	0	2	0		
Don Werner, R (1, 2) <small>OBP: 0.240, SLG: 0.455</small> Champ Summers, L (7, PH) <small>OBP: 0.241, SLG: 0.347</small> Dave Concepcion, R (8, 6) <small>OBP: 0.324, SLG: 0.371</small>		0-0 5-3 2		0-0 F8 3			4-0 BB BB 1B BB 1-2 1B	0-0 1B SH 1B 2-H 3-H		2	0	0	0	0	0	0		
Rick Auerbach, R (1, 6) <small>OBP: 0.200, SLG: 0.200</small> Mike Lum, L (7, PH) <small>OBP: 0.222, SLG: 0.290</small> Manny Sarmiento, R (8, 1)		0-0 F3 3		0-0 1-3 1			4-0 BB BB 1B BB 1-2 2-3 1B	0-0 SH 1B 1-2		2	0	0	0	0	0	0		
Tom Hume, R (1, 1) <small>OBP: 0.200, SLG: 0.500</small> Johnny Bench, R (7, PH) <small>OBP: 0.350, SLG: 0.544</small> (8, 2)			0-0 2B FC5-2-6 1B		0-0 G3 2		0-0 F2 2 3	0-3 K 1		2	0	1	0	0	0	0		
Inning Stats	R: 0 E: 0 K: 0 S: 3	H: 0 LOB: 1 BB: 1 P: 7	R: 1 E: 0 K: 1 S: 6	H: 1 LOB: 0 BB: 0 P: 6	R: 0 E: 0 K: 2 S: 9	H: 2 LOB: 2 BB: 0 P: 9	R: 0 E: 0 K: 1 S: 5	H: 0 LOB: 0 BB: 0 P: 5	R: 0 E: 0 K: 1 S: 5	H: 0 LOB: 0 BB: 0 P: 5	R: 3 E: 0 K: 0 S: 6	H: 3 LOB: 3 BB: 3 P: 18	R: 2 E: 1 K: 2 S: 12	H: 4 LOB: 3 BB: 0 P: 12	1B: 7 2B: 2 3B: 0 HR: 1	SF: 0 SAC: 1 DP: 0 HBP: 0	WP: 1 PB: 0 SB: 1 CS: 0	PA: 39
PITCHER Preston Hanna, R (1, 1) <small>ERA: 4.95</small> Dave Campbell, R (7, 1) <small>ERA: 3.15</small> Mike Davey, L (8, 1) <small>ERA: 5.06</small> Duane Theiss, R (8, 1) <small>ERA: 6.53</small> Don Collins, L (8, 1) <small>ERA: 5.09</small>	IP WLS L	BF H R ER SO	BB IBB HBP BLK	WP HR S P	ERA WHIP	PITCHER IP WLS BF H R ER SO BB IBB HBP BLK WP HR S P ERA WHIP	ERA WHIP											

Atlanta Braves @ Cincinnati Reds
Riverfront Stadium, Cincinnati, OH
Sat Oct 01 1977, 3:33 AM EDT
Att. 20,701 - Unknown

livebaseballscorecards.com

AB	34
R	6
H	10
RBI	6
BB	4
SO	8
LOB	21



Batter	1	2	3	4	5	6	7	8	9	AB R H RBI BB SO LOB	TOP			
Jerry Royster, R OBP: 0.278, SLG: 0.288 (1, 4)	0-3 K	0-0 WP 2-H 2B		0-0 G5-4-3 1-2f		0-0 FC5-4 1B		0-0 FC3 S 1B 1-2f 2-3		5 1 2 1 0 1 3				
Barry Bonnell, R OBP: 0.368, SLG: 0.339 (1, 8) (7, 9)	4-0 2B E BB	4-0 G6-3 BB			0-0 G4-6-3 E BB 1B	0-0 FC5-4 1-2f		0-0 1B 1-H 3-H		3 2 2 2 2 0 2				
Gary Matthews, R OBP: 0.362, SLG: 0.438 (1, 7)	0-0 E FC4-6 2B 1-3	0-0 G6-3 1-2f			4-0 G4-6-3 BB 1-2		4-0 FC6-4 BB	0-0 P6		3 1 1 0 2 0 3				
Willie Montanez, L OBP: 0.328, SLG: 0.458 (1, 3)	0-0 E1 FC4-6 2-3 3-H		0-0 F7		0-0 G4-6-3 1-2f 2-3		0-0 F8		0-0 G5-3 1B 1B	5 0 1 1 0 0 4				
Dale Murphy, R OBP: 0.316, SLG: 0.526 (1, 2)	0-0 FC4-6 1B 1-2f 3-H		0-0 2B		0-0 E5 3-H		0-0 F8		0-0 1B 1-2	5 0 2 1 0 0 2				
Tom Paciorek, R OBP: 0.282, SLG: 0.348 (1, 9) Rowland Office, L OBP: 0.282, SLG: 0.311 (7, 8)	0-0 1B 1-2		0-0 6-3		0-0 F7		0-0 FC6-4 1-2f		0-0 F2	4 0 1 0 0 0 3 1 0 0 0 0 0 2				
Rod Gilbreath, R OBP: 0.320, SLG: 0.349 (1, 5)	0-0 F7		0-0 F7		0-0 P3			0-0 FC3 E 1B 1B	0-0 G5-3 2-3f	5 1 1 0 0 0 5				
Pat Rockett, R OBP: 0.330, SLG: 0.303 (1, 6)		0-0 SH1-4 2B 1B		0-0 6-3		0-0 P3		0-3 K		4 1 1 0 0 1 1				
Mickey Mahler, S OBP: 0.625, SLG: 0.667 (1, 1) Dave Campbell, R OBP: 0.083, SLG: 0.083 (7, 1)		0-0 SH1-4		0-0 G5-4-3 1B		0-0 1B 1B		0-0 E6 FC3 1-2		2 0 2 0 0 0 0 1 0 0 0 0 0 1				
Inning Stats	R: 2 H: 2 E: 1 LOB: 2 K: 1 BB: 1 S: 8 P: 12	R: 1 H: 2 E: 0 LOB: 1 K: 0 BB: 1 S: 4 P: 8	R: 0 H: 1 E: 0 LOB: 1 K: 0 BB: 0 S: 4 P: 4	R: 0 H: 1 E: 0 LOB: 0 K: 0 BB: 0 S: 3 P: 3	R: 1 H: 1 E: 1 LOB: 1 K: 0 BB: 1 S: 4 P: 8	R: 0 H: 2 E: 0 LOB: 2 K: 0 BB: 0 S: 5 P: 5	R: 0 H: 0 E: 0 LOB: 1 K: 0 BB: 1 S: 3 P: 7	R: 2 H: 2 E: 1 LOB: 1 K: 1 BB: 0 S: 8 P: 8	R: 0 H: 2 E: 0 LOB: 1 K: 0 BB: 0 S: 4 P: 4	1B: 10 SF: 0 2B: 3 SAC: 1 3B: 0 DP: 4 HR: 0 HBP: 0	WP: 1 PA: 43 PB: 0 SB: 1 CS: 0			
PITCHER	IP WLS BF H R ER SO BB IBB HBP BLK WP HR S P ERA WHIP												PITCHER	IP WLS BF H R ER SO BB IBB HBP BLK WP HR S P ERA WHIP
Fred Norman, L ERA: 3.38 (1, 1)	6.0 L 29 9 4 2 1 3 0 0 0 0 1 0 28 40 3.00 2.000													
Doug Capilla, L ERA: 4.47 (7, 1)	2.0 10 2 2 0 1 1 0 0 0 0 0 0 11 15 0.00 1.500													
Angel Torres, L ERA: 2.16 (9, 1)	1.0 4 2 0 0 0 0 0 0 0 0 0 0 4 4 0.00 2.000													

Atlanta Braves @ Cincinnati Reds
Riverfront Stadium, Cincinnati, OH

Sun Oct 02 1977, 3:33 AM EDT
Att: 40,204 - Unknown

AB	38
R	6
H	13
RBI	5
BB	4
SO	2
LOB	26



livebaseballscorecards.com

Batter	1	2	3	4	5	6	7	8	9	AB	R	H	RBI	BB	SO	LOB
Pete Rose, S (1, 5) OBP: 0.377, SLG: 0.432 Doug Capilla, L (7, 1) OBP: 0.083, SLG: 0.059 Champ Summers, L (8, PH) OBP: 0.238, SLG: 0.342 Angel Torres, L (9, 1)	0-0 5-3 1B		0-0 1B			0-0 F9		0-0 G4-6-3 1-2f		3	0	1	0	0	0	0
Ken Griffey, L (1, 9) OBP: 0.389, SLG: 0.467	0-0 SF9 3B		0-3 K			0-0 F7		0-0 F8		4	1	1	0	0	1	1
Joe Morgan, L (1, 4) OBP: 0.417, SLG: 0.478 Rick Auerbach, R (5, 4) OBP: 0.216, SLG: 0.200 Mike Lum, L (9, PH) OBP: 0.221, SLG: 0.288	0-0 SF9 3-H			0-3 K			4-0 PB 1B BB		0-3 K	1	0	0	1	0	1	0
George Foster, R (1, 7) OBP: 0.382, SLG: 0.631	0-0 F9			0-0 5-3			0-0 WP 3B 1B		0-0 L9	4	1	1	1	0	0	0
Johnny Bench, R (1, 2) OBP: 0.348, SLG: 0.540 Don Werner, R (8, 2) OBP: 0.231, SLG: 0.435		0-0 5-3		0-3 K			0-0 P6 1-2		0-0 F7	3	0	0	0	0	1	1
Dave Concepcion, R (1, 6) OBP: 0.322, SLG: 0.369		0-3 K			0-3 K		0-3 K			3	0	0	0	0	3	1
Dan Driessen, L (1, 3) OBP: 0.375, SLG: 0.468		0-0 4-3			0-0 6-3		0-0 3B			3	0	1	1	0	0	0
Cesar Geronimo, L (1, 8) OBP: 0.321, SLG: 0.388			0-0 F9		0-0 F7		0-3 K			3	0	0	0	0	1	1
Fred Norman, S (1, 1) OBP: 0.167, SLG: 0.123 Ed Ambrister, R (6, PH) OBP: 0.337, SLG: 0.423 Ray Knight, R (7, 5) OBP: 0.324, SLG: 0.370			0-0 4-3			0-3 K		0-0 G4-6-3 1B		1	0	0	0	0	0	0

Inning Stats	R: 1	H: 1	E: 0	K: 0	S: 4	R: 0	H: 0	E: 0	K: 1	S: 5	R: 0	H: 1	E: 0	K: 1	S: 6	R: 0	H: 0	E: 0	K: 2	S: 7	R: 0	H: 0	E: 0	K: 1	S: 5	R: 0	H: 0	E: 0	K: 1	S: 5	R: 2	H: 2	E: 0	K: 2	S: 9	R: 0	H: 1	E: 0	K: 0	S: 3	R: 0	H: 0	E: 0	K: 1	S: 5	1B: 3	SF: 1	2B: 0	SAC: 0	3B: 2	DP: 1	HR: 0	HBP: 0	WP: 1	PA: 32
--------------	------	------	------	------	------	------	------	------	------	------	------	------	------	------	------	------	------	------	------	------	------	------	------	------	------	------	------	------	------	------	------	------	------	------	------	------	------	------	------	------	------	------	------	------	------	-------	-------	-------	--------	-------	-------	-------	--------	-------	--------

PITCHER	IP	WLS	BF	H	R	ER	SO	BB	IBB	HBP	BLK	WP	HR	S	P	ERA	WHIP
Mickey Mahler, L (1, 1) ERA: 6.26	6.0	W	22	3	3	3	6	1	0	0	0	0	0	33	37	4.50	0.667
Dave Campbell, R (7, 1) ERA: 3.05	3.0	S	10	2	0	0	3	0	0	0	0	1	0	16	16	0.00	0.667

BOTTOM

Atlanta Braves @ Cincinnati Reds
Riverfront Stadium, Cincinnati, OH
Sun Oct 02 1977, 3:33 AM EDT
Att. 40,204 - Unknown

livebaseballscorecards.com

AB	30
R	3
H	5
RBI	3
BB	1
SO	9
LOB	5

