

# Atlanta Braves - 1977

Batter	1	2	3	4	5	6	7	8	9	10	11	AB	R	H	RBI	BB	SO	LOB	TOP								
Rowland Office, L OBP: 0.200, SLG: 0.400												5	1	1	0	0	1	3									
Jerry Royster, R OBP: 0.200, SLG: 0.200												5	0	1	0	0	1	1									
Willie Montanez, L OBP: 0.200, SLG: 0.200												5	0	1	0	0	0	1									
Jeff Burroughs, R OBP: 0.400, SLG: 1.000												5	1	2	2	0	2	2									
Gary Matthews, R OBP: 0.200, SLG: 0.200												5	0	1	0	0	2	1									
Biff Pocaroba, S												4	0	0	0	0	1	1									
Rod Gilbreath, R OBP: 0.750, SLG: 0.667												3	0	2	0	1	1	0									
Pat Rockett, R												4	0	0	0	0	0	4									
Andy Messersmith, R Brian Asseltine, L (10, PH) Bob Johnson, L (10, 1)												2	0	0	0	1	0	0									
<b>Inning Stats</b>	R: 2 E: 0 K: 0 S: 5	H: 2 LOB: 0 BB: 0 P: 5	R: 0 E: 0 K: 0 S: 2	H: 0 LOB: 0 BB: 1 P: 6	R: 0 E: 0 K: 0 S: 3	H: 0 LOB: 0 BB: 0 P: 3	R: 0 E: 0 K: 2 S: 7	H: 0 LOB: 0 BB: 0 P: 7	R: 0 E: 0 K: 1 S: 5	H: 2 LOB: 2 BB: 0 P: 5	R: 0 E: 0 K: 2 S: 9	H: 2 LOB: 3 BB: 1 P: 13	R: 0 E: 0 K: 1 S: 5	H: 0 LOB: 0 BB: 0 P: 5	R: 0 E: 0 K: 1 S: 6	H: 1 LOB: 1 BB: 0 P: 6	R: 0 E: 0 K: 0 S: 5	H: 0 LOB: 0 BB: 0 P: 5	R: 0 E: 0 K: 0 S: 3	H: 1 LOB: 0 BB: 0 P: 3	1B: 6 2B: 1 3B: 0 HR: 1	SF: 0 SAC: 0 DP: 2 HBP: 0	WP: 0 PB: 0 SB: 2 CS: 0	PA: 41			
<b>PITCHER</b>	IP WLS BF H R ER SO BB IBB HBP BLK WP HR S P ERA WHIP																										
J.R. Richard, R ERA: 2.0	(1, 1)	9.0	2	35	7	2	0	7	2	0	0	0	0	0	0	0	0	0	0	0	0	0	0	0	0	2.00	1.000
Ken Forsch, R ERA:	(10, 1)	2.0	W	6	1	0	0	1	0	0	0	0	0	0	0	0	0	0	0	0	0	0	0	0	0	0.00	0.500

Atlanta Braves @ Houston Astros  
Astrodome, Houston, TX  
Fri Apr 08 1977, 7:05 PM EST  
Att: 25,781 - Dome

AB 39  
R 2  
H 8  
RBI 2  
BB 2  
SO 8  
LOB 13



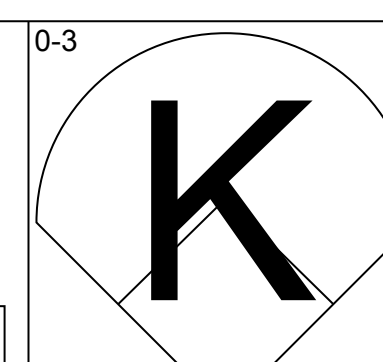
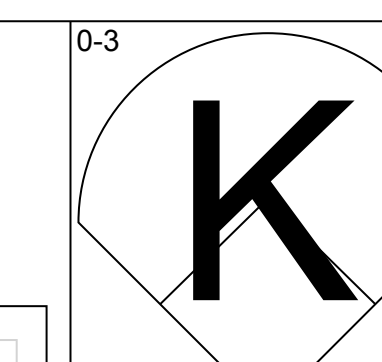
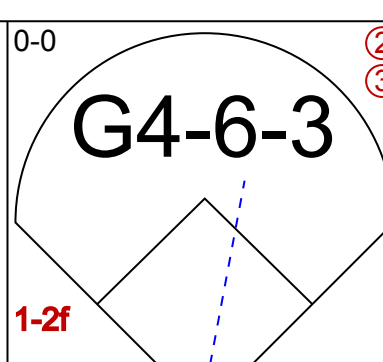
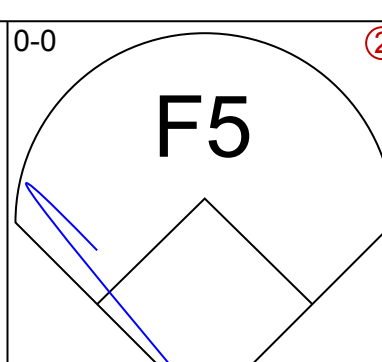
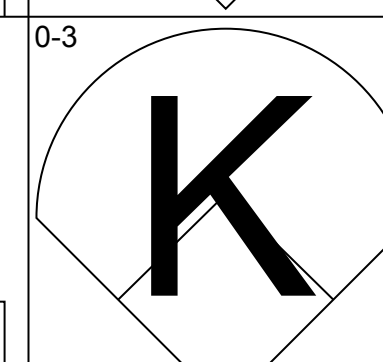
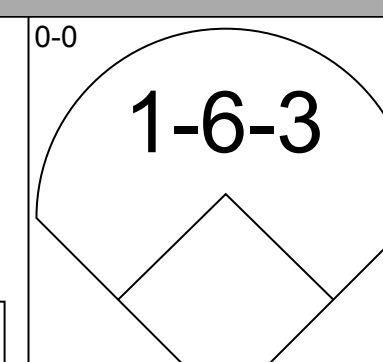
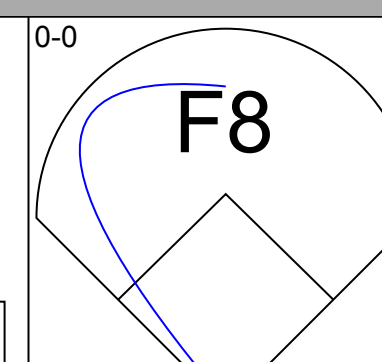
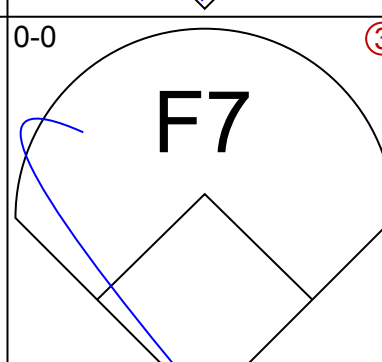
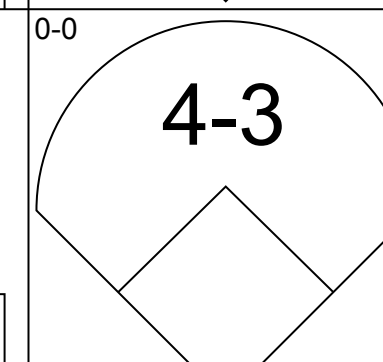
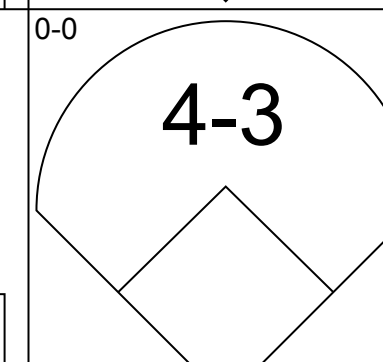
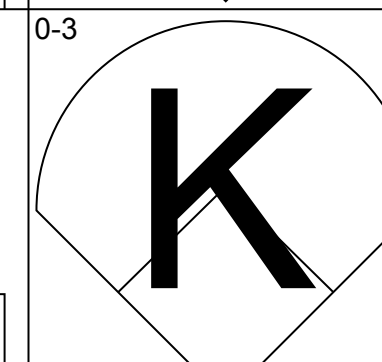
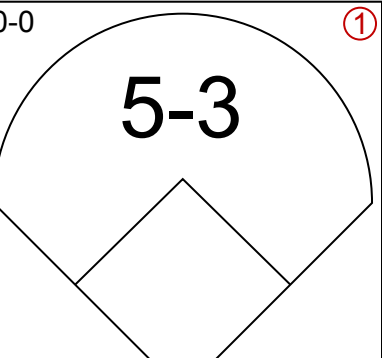
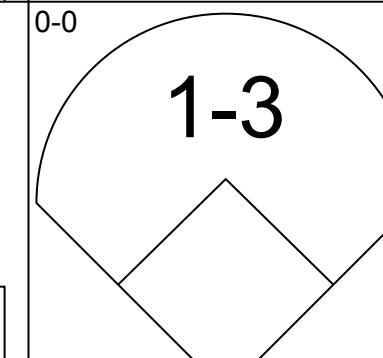
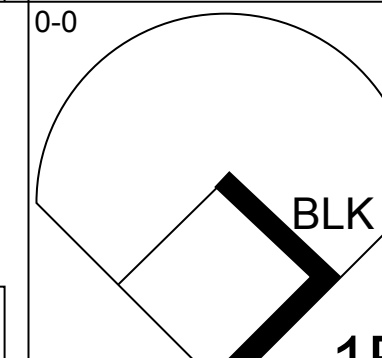
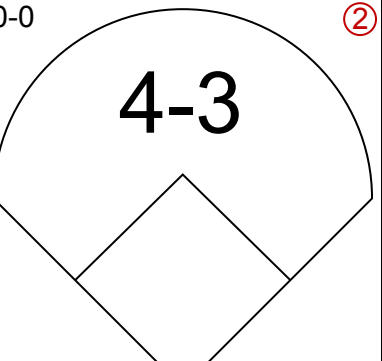
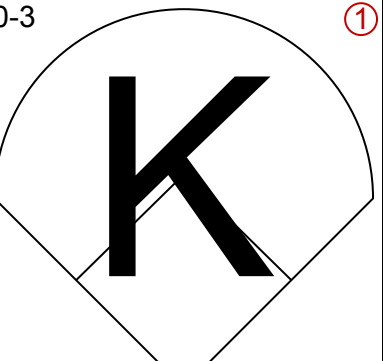
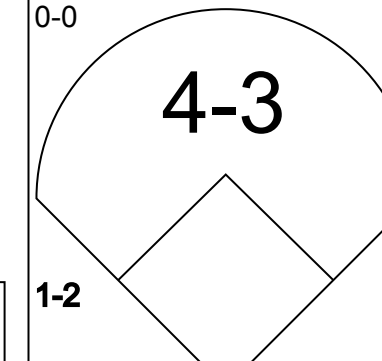
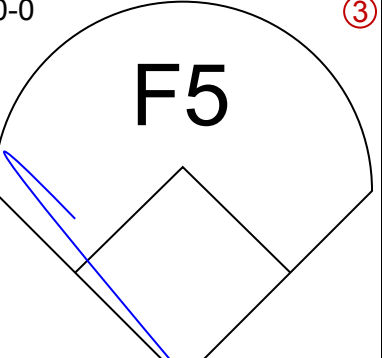
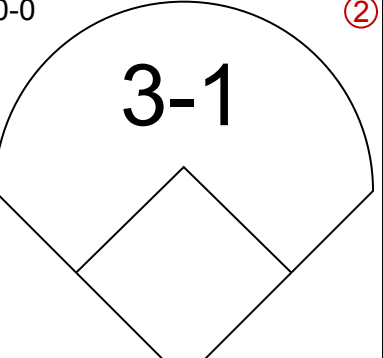
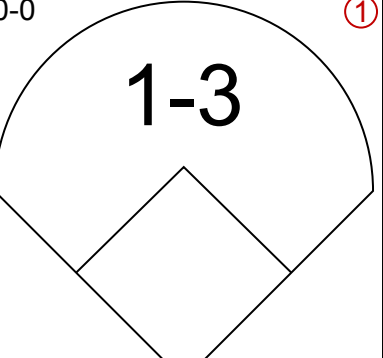
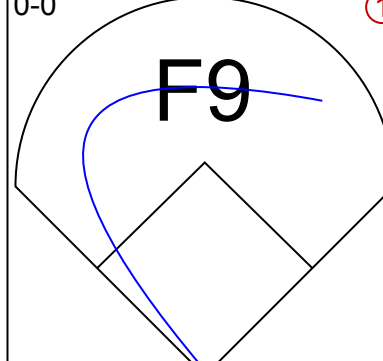
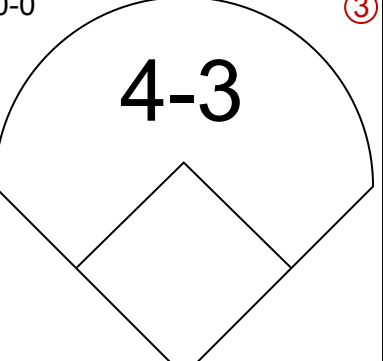
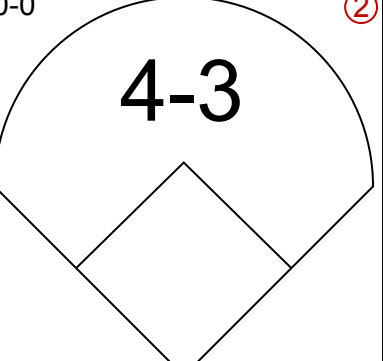
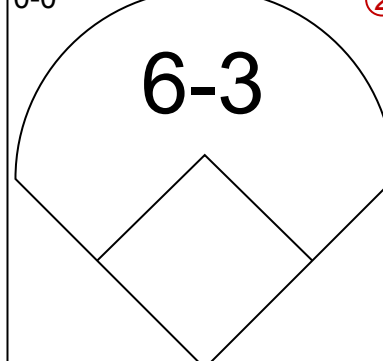
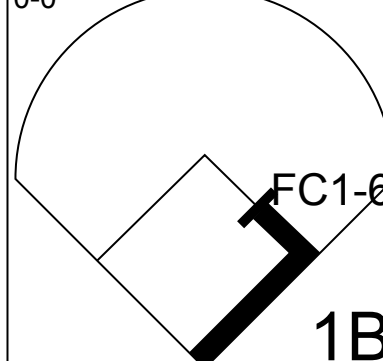
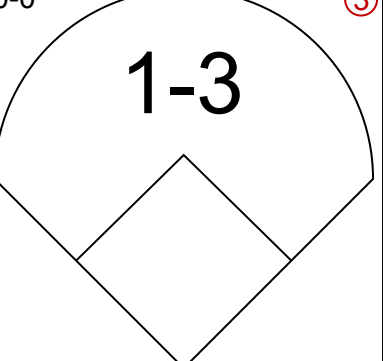
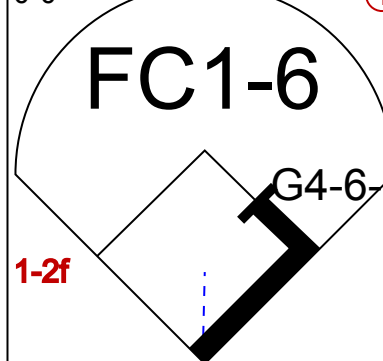
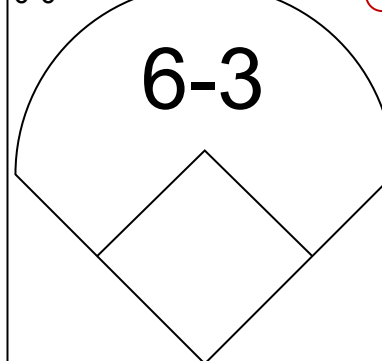

Batter	1	2	3	4	5	6	7	8	9	10	11	AB	R	H	RBI	BB	SO	LOB	BOTTOM								
Julio Gonzalez, R OBP: 0.400, SLG: 0.400												5	1	2	0	0	0	3									
Enos Cabell, R OBP: 0.400, SLG: 0.250												4	0	1	0	1	0	1									
Jose Cruz, L												3	0	0	1	1	1	3									
Bob Watson, R OBP: 0.400, SLG: 0.750												4	1	1	0	1	0	1									
Willie Crawford, L Wilbur Howard, S												5	0	1	1	0	1	4									
Joe Ferguson, R OBP: 0.400, SLG: 1.000												5	1	2	1	0	0	1									
Art Gardner, L												3	0	0	0	1	2	1									
Roger Metzger, S Ken Forsch, R												3	0	1	0	0	2	1									
J.R. Richard, R Rob Sperring, R												2	0	0	0	0	1	1									
<b>Inning Stats</b>	R: 1 E: 0 K: 0 S: 4	H: 2 LOB: 0 BB: 0 P: 4	R: 0 E: 0 K: 2 S: 8	H: 1 LOB: 1 BB: 0 P: 8	R: 0 E: 1 K: 1 S: 6	H: 0 LOB: 1 BB: 0 P: 6	R: 0 E: 0 K: 0 S: 3	H: 0 LOB: 0 BB: 0 P: 3	R: 0 E: 1 K: 1 S: 6	H: 1 LOB: 1 BB: 1 P: 8	R: 0 E: 0 K: 0 S: 3	H: 0 LOB: 0 BB: 1 P: 7	R: 0 E: 0 K: 1 S: 6	H: 1 LOB: 1 BB: 0 P: 6	R: 0 E: 0 K: 2 S: 7	H: 0 LOB: 0 BB: 0 P: 7	R: 0 E: 0 K: 1 S: 6	H: 1 LOB: 3 BB: 2 P: 14	R: 1 E: 0 K: 0 S: 1	H: 1 LOB: 0 BB: 0 P: 1	1B: 5 2B: 2 3B: 1 HR: 1	SF: 1 SAC: 2 DP: 1 HBP: 0	WP: 0 PB: 0 SB: 1 CS: 1	PA: 42			
<b>PITCHER</b>	IP WLS BF H R ER SO BB IBB HBP BLK WP HR S P ERA WHIP																										
Andy Messersmith, R ERA: 2.0	(1, 1)	9.0	2	35	6	2	2	7	2	0	0	0	0	0	0	0	0	0	0	0	0	0	0	0	0	2.00	0.889
Bob Johnson, R ERA: 9.0	(10, 1)	1.0	L	7	2	1	1	1	2	0	0	0	0	0	0	0	0	0	0	0	0	0	0	0	0	9.00	4.000

Atlanta Braves @ Houston Astros  
Astrodome, Houston, TX  
Fri Apr 08 1977, 7:05 PM EST  
Att: 25,781 - Dome

AB 35  
R 3  
H 8  
RBI 3  
BB 4  
SO 8  
LOB 16



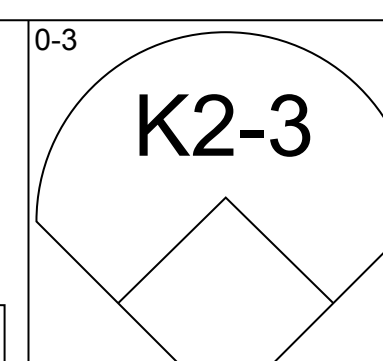
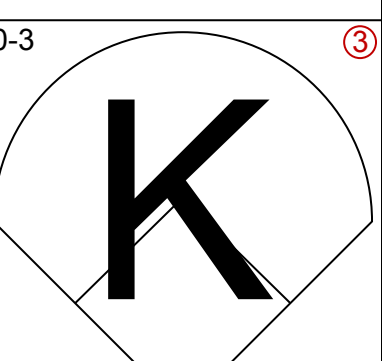
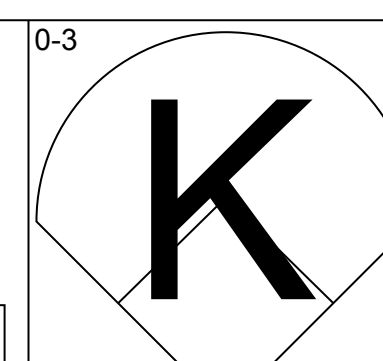
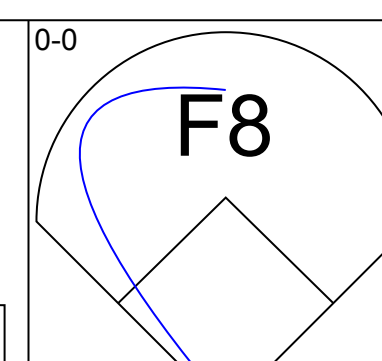
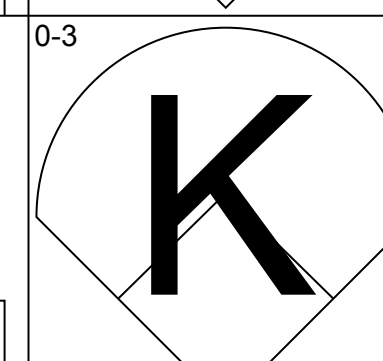
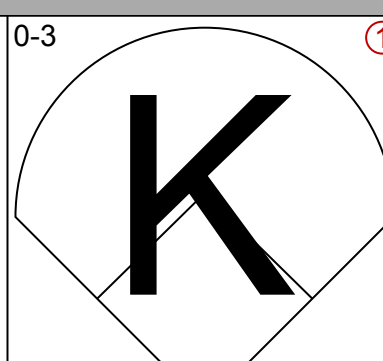
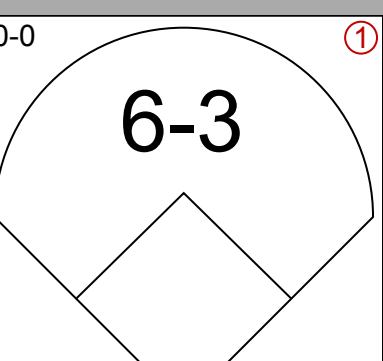
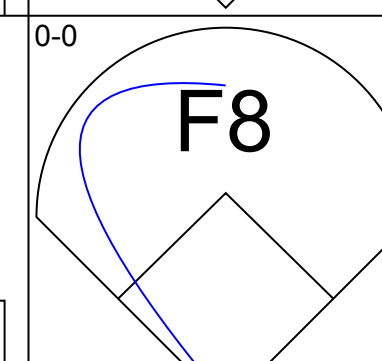
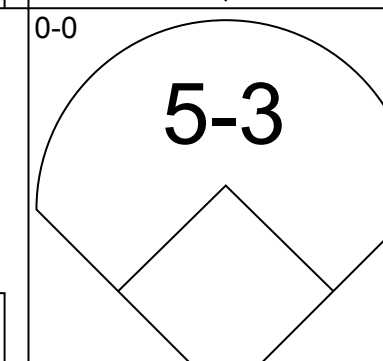
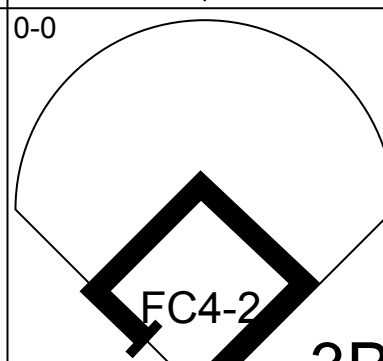
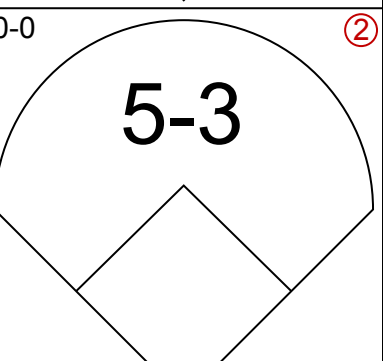
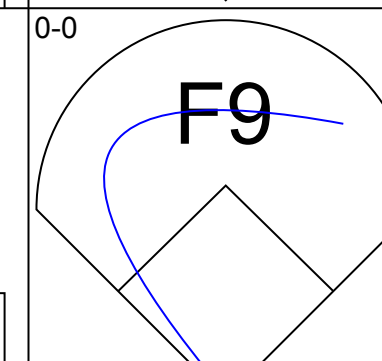
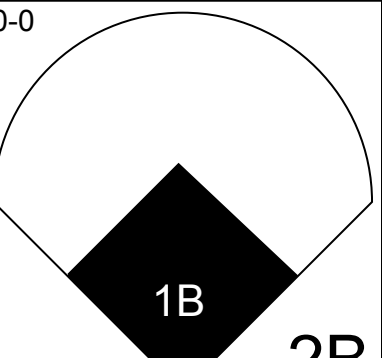
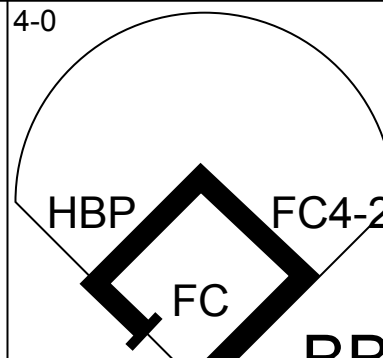
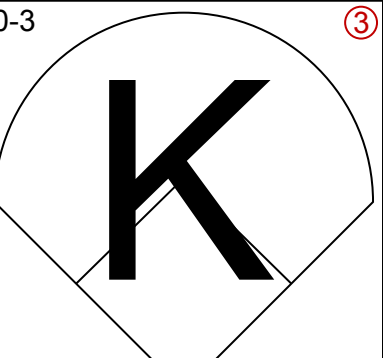
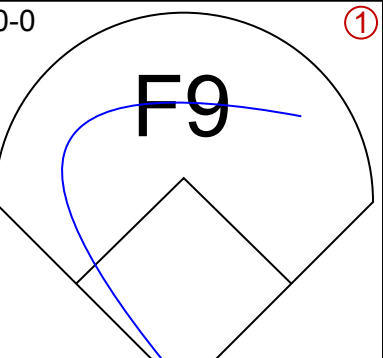
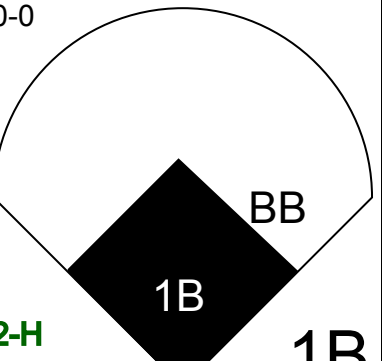
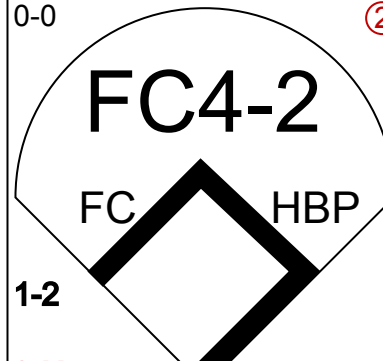
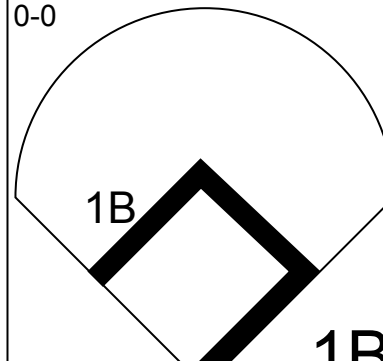
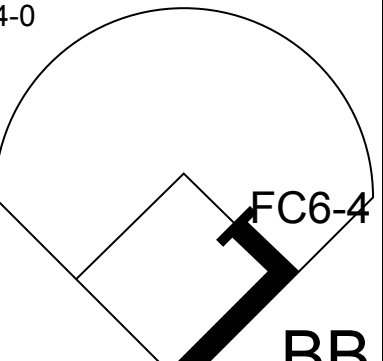
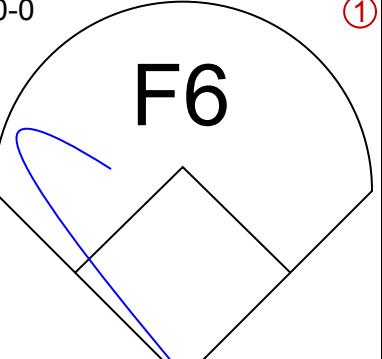
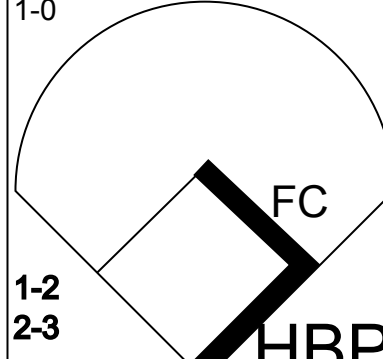
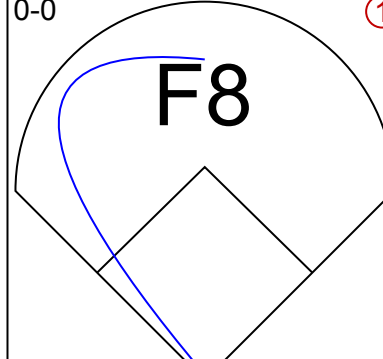
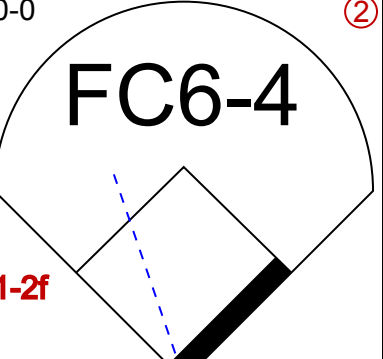
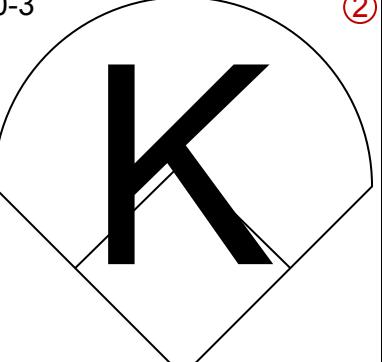
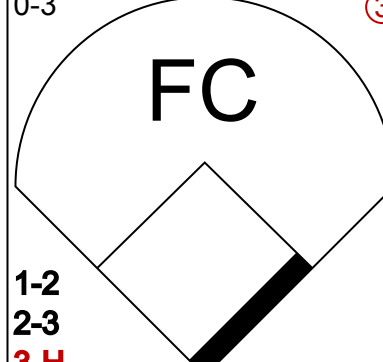
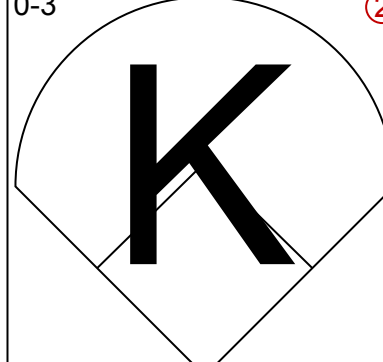
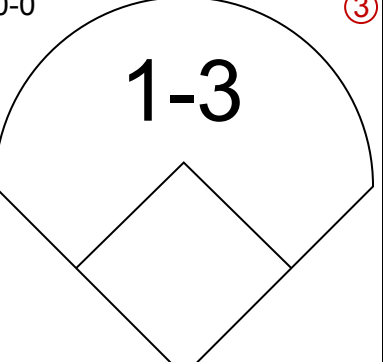
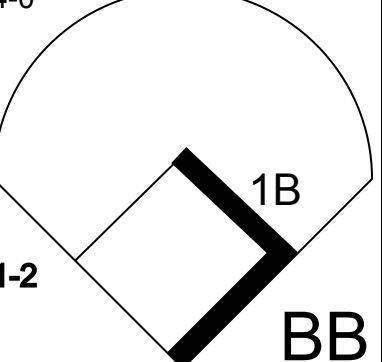
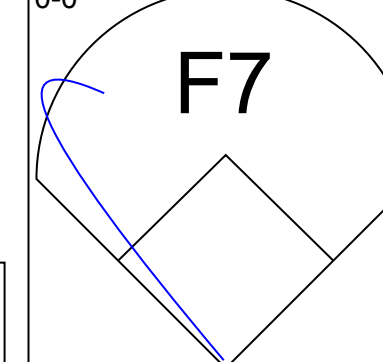
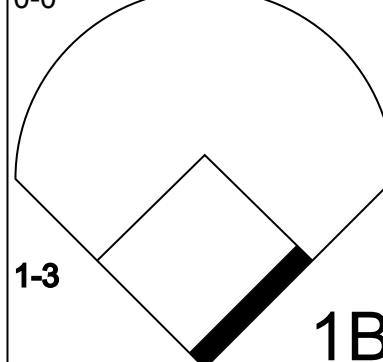
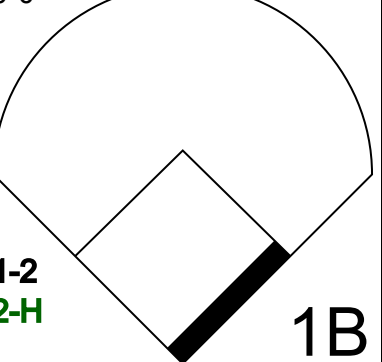
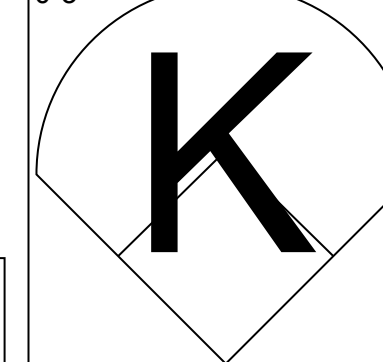
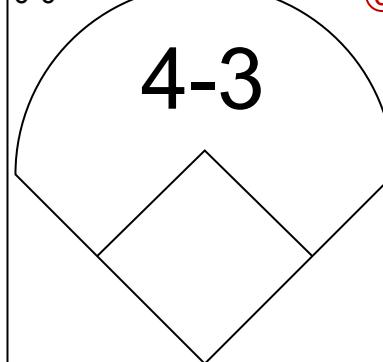



Batter	1	2	3	4	5	6	7	8	9	AB	R	H	RBI	BB	SO	LOB	TOP				
Rowland Office, L OBP: 0.111, SLG: 0.222 (1, 8)										4	0	0	0	0	2	2					
Jerry Royster, R OBP: 0.111, SLG: 0.111 (1, 5)										4	0	0	0	0	1	0					
Willie Montanez, L OBP: 0.125, SLG: 0.125 (1, 3)										3	0	0	0	0	1	0					
Jeff Burroughs, R OBP: 0.375, SLG: 0.750 (1, 9)										3	0	1	0	0	0	0					
Gary Matthews, R OBP: 0.125, SLG: 0.125 (1, 7)										3	0	0	0	0	1	1					
Biff Pocoroba, S (1, 2)										3	0	0	0	0	0	0					
Rod Gilbreath, R OBP: 0.429, SLG: 0.333 (1, 4)										3	0	0	0	0	0	0					
Pat Rockett, R OBP: 0.143, SLG: 0.143 (1, 6)										3	0	1	0	0	0	0					
Phil Niekro, R OBP: 0.500, SLG: 0.500 (1, 1)										2	0	1	0	0	0	1					
Tom Paciorek, R (9, PH)										1	0	0	0	0	0	0					
<b>Inning Stats</b>	R: 0 H: 0 E: 0 K: 2 S: 7	H: 0 LOB: 0 BB: 0 P: 7	R: 0 H: 0 E: 0 K: 0 S: 3	H: 0 LOB: 0 BB: 0 P: 3	R: 0 H: 1 E: 0 K: 1 S: 6	LOB: 1 BB: 0 P: 6	R: 0 H: 0 E: 0 K: 0 S: 3	H: 0 LOB: 0 BB: 0 P: 3	R: 0 H: 0 E: 0 K: 1 S: 5	LOB: 0 BB: 0 P: 5	R: 0 H: 1 E: 0 K: 0 S: 3	H: 1 LOB: 0 BB: 0 P: 3	R: 0 H: 1 E: 0 K: 0 S: 6	LOB: 1 BB: 0 P: 6	R: 0 H: 0 E: 0 K: 0 S: 3	H: 0 LOB: 0 BB: 0 P: 3	R: 0 H: 0 E: 0 K: 0 S: 3	H: 0 LOB: 0 BB: 0 P: 3	1B: 3 2B: 0 3B: 0 HR: 0	SF: 0 SAC: 0 DP: 1 HBP: 0	WP: 0 PA: 29 PB: 0 SB: 0 CS: 0
<b>PITCHER</b> Joaquin Andujar, R ERA:	IP: 9.0 WLS: W BF: 29 H: 3 R: 0 ER: 0 SO: 5 BB: 0 IBB: 0 HBP: 0 BLK: 1 WP: 0 HR: 0 S: 39 P: 39 ERA: 0.00 WHIP: 0.333															<b>PITCHER</b>	IP: 9.0 WLS: W BF: 29 H: 3 R: 0 ER: 0 SO: 5 BB: 0 IBB: 0 HBP: 0 BLK: 1 WP: 0 HR: 0 S: 39 P: 39 ERA: 0.00 WHIP: 0.333				

Atlanta Braves @ Houston Astros  
Astrodome, Houston, TX  
Sat Apr 09 1977, 7:05 PM EST  
Att: 23,513 - Dome

AB 29  
R 0  
H 3  
RBI 0  
BB 0  
SO 5  
LOB 4



Batter	1	2	3	4	5	6	7	8	9	AB	R	H	RBI	BB	SO	LOB	BOTTOM		
Julio Gonzalez, R OBP: 0.222, SLG: 0.222 (1, 4)										4	0	0	0	0	3	2			
Enos Cabell, R OBP: 0.222, SLG: 0.125 (1, 5)										4	0	0	0	0	2	0			
Jose Cruz, L OBP: 0.222, SLG: 0.429 (1, 8) (7, 9)										4	0	1	0	0	0	0			
Bob Watson, R OBP: 0.444, SLG: 0.714 (1, 3)										3	1	1	0	1	1	0			
Joe Ferguson, R OBP: 0.556, SLG: 0.875 (1, 2)										3	1	2	1	1	0	2			
Cliff Johnson, R (7, 7)										3	0	0	0	0	0	3			
Jim Fuller, R Art Gardner, L (7, 8)										3	0	0	0	0	2	5			
Roger Metzger, S OBP: 0.500, SLG: 0.400 (1, 6)										2	0	1	0	1	0	0			
Joaquin Andujar, S OBP: 0.333, SLG: 0.333 (1, 1)										3	0	1	1	0	1	2			
<b>Inning Stats</b>	R: 0 H: 0 E: 0 K: 2 S: 7	H: 3 LOB: 2 BB: 1 P: 14	R: 0 H: 1 E: 0 K: 1 S: 8	H: 1 LOB: 3 BB: 1 P: 13	R: 0 H: 0 E: 0 K: 2 S: 7	H: 0 LOB: 0 BB: 0 P: 7	R: 0 H: 2 E: 0 K: 1 S: 7	LOB: 2 BB: 0 P: 7	R: 0 H: 0 E: 0 K: 0 S: 3	H: 0 LOB: 0 BB: 0 P: 3	R: 0 H: 0 E: 0 K: 0 S: 3	H: 0 LOB: 1 BB: 1 P: 7	R: 0 H: 0 E: 0 K: 0 S: 3	H: 0 LOB: 0 BB: 0 P: 3	R: 0 H: 0 E: 0 K: 0 S: 3	H: 0 LOB: 1 BB: 1 P: 7	1B: 4 2B: 1 3B: 1 HR: 0	SF: 0 SAC: 0 DP: 0 HBP: 1	WP: 0 PA: 34 PB: 0 SB: 0 CS: 0
<b>PITCHER</b> Phil Niekro, R ERA: 2.25 (1, 1)	IP: 8.0 WLS: L BF: 34 H: 6 R: 2 ER: 2 SO: 10 BB: 3 IBB: 0 HBP: 1 BLK: 0 WP: 0 HR: 0 S: 50 P: 63 ERA: 2.25 WHIP: 1.125															<b>PITCHER</b>	IP: 8.0 WLS: L BF: 34 H: 6 R: 2 ER: 2 SO: 10 BB: 3 IBB: 0 HBP: 1 BLK: 0 WP: 0 HR: 0 S: 50 P: 63 ERA: 2.25 WHIP: 1.125		

Atlanta Braves @ Houston Astros  
Astrodome, Houston, TX  
Sat Apr 09 1977, 7:05 PM EST  
Att: 23,513 - Dome

AB 30  
R 2  
H 6  
RBI 2  
BB 3  
SO 9  
LOB 15





Batter	1	2	3	4	5	6	7	8	9	AB	R	H	RBI	BB	SO	LOB	TOP					
Rowland Office, L OBP: 0.286, SLG: 0.357 (1, 8)	0-0 6-3 1B	0-0 E7 1B		0-0 3-1		0-0 1B WP 8-2 1B	0-0 G3			5	0	3	2	0	0	3						
Jerry Royster, R OBP: 0.286, SLG: 0.286 (1, 5)	0-0 6-3 1-2	0-0 S 1B		0-0 1B 1B		0-0 1B 1-3 1B		0-0 F9		5	1	3	1	0	0	1						
Willie Montanez, L OBP: 0.154, SLG: 0.083 (1, 3)	0-0 F8	0-0 4-3 1-2		0-0 1-3 1-2		0-0 1B IBB		0-0 6-3		4	0	0	0	1	0	4						
Jeff Burroughs, R OBP: 0.500, SLG: 0.500 Brian Asselstine, L (8, 9)	0-0 6-3		0-0 F8		0-0 F8	0-0 8-2		0-0 BB		4	0	0	0	1	0	5						
Gary Matthews, R OBP: 0.308, SLG: 0.250 (1, 7)		0-0 6-3	0-0 S 1B		0-0 1B S		0-0 BB 1B BB	0-3 K		4	1	2	1	1	1	1						
Biff Pocoreba, S OBP: 0.167, SLG: 0.167 (1, 2)		0-0 F8	0-0 F9		0-0 FC6 1B		0-0 BB 1B		0-0 4-3	5	0	2	1	0	0	1						
Rod Gilbreath, R OBP: 0.333, SLG: 0.273 (1, 4)		0-0 1B 1B	0-0 F9		0-0 FC6 1-2		0-3 K		0-0 F9	5	1	1	0	0	1	4						
Pat Rockett, R OBP: 0.333, SLG: 0.364 (1, 6)		0-0 1B E 1B		0-0 1-3		0-0 4-3 1B 2B	0-0 1-2 2-3 BB		0-0 F8	4	2	2	0	1	0	0						
Dick Ruthven, R OBP: 0.250, SLG: 0.250 (1, 1)		0-0 E 1B 1B		0-0 F9		0-0 4-3	0-0 L4			4	1	1	1	0	0	4						
<b>Inning Stats</b>	R: 0 E: 0 K: 0 S: 4	H: 1 LOB: 1 BB: 0 P: 4	R: 3 E: 1 K: 0 S: 8	H: 5 LOB: 2 BB: 0 P: 8	R: 0 E: 0 K: 0 S: 4	H: 1 LOB: 1 BB: 0 P: 4	R: 0 E: 0 K: 0 S: 3	H: 0 LOB: 0 BB: 0 P: 3	R: 2 E: 0 K: 0 S: 6	H: 3 LOB: 1 BB: 0 P: 6	R: 1 E: 0 K: 0 S: 5	H: 3 LOB: 2 BB: 1 P: 9	R: 0 E: 0 K: 1 S: 6	H: 1 LOB: 3 BB: 2 P: 14	R: 0 E: 0 K: 1 S: 5	H: 0 LOB: 1 BB: 1 P: 9	R: 0 E: 0 K: 0 S: 3	H: 0 LOB: 0 BB: 0 P: 3	1B: 13 2B: 2 3B: 0 HR: 0	SF: 0 SAC: 0 DP: 1 HBP: 0	WP: 1 PB: 0 SB: 3 CS: 0	PA: 44
<b>PITCHER</b>	IP WLS BF H R ER SO BB IBB HBP BLK WP HR S P ERA WHIP	<b>PITCHER</b>																				
Mark Lemongello, R ERA: 9.0 (1, 1)	5.0 L 25 10 5 5 0 0 0 0 0 0 0 25 25 9.00 2.000																					
Gene Pentz, R ERA: 4.5 (6, 1)	2.0 12 4 1 1 1 2 1 0 0 1 0 11 23 4.50 3.000																					
Dan Larson, R ERA: (8, 1)	2.0 7 0 0 0 0 1 1 0 0 0 0 0 8 12 0.00 0.500																					

Atlanta Braves @ Houston Astros  
Astrodome, Houston, TX  
Sun Apr 10 1977, 4:33 AM EST  
Att: 9,332 - Dome

AB 40  
R 6  
H 14  
RBI 6  
BB 4  
SO 2  
LOB 23



Batter	1	2	3	4	5	6	7	8	9	AB	R	H	RBI	BB	SO	LOB	BOTTOM					
Julio Gonzalez, R OBP: 0.286, SLG: 0.286 (1, 4)	0-0 FC4-6 1B		0-0 5-3		0-0 F8		0-0 5-3 1B		0-0 FC5-4 FC6-4	5	0	2	0	0	0	2						
Enos Cabell, R OBP: 0.286, SLG: 0.231 (1, 5)	0-0 FC4-6 7-4-3 1-2		0-0 S S 1B		0-0 S 1B		0-0 5-3		0-0 FC6-4 1-2	5	0	2	0	0	0	3						
Jose Cruz, L OBP: 0.231, SLG: 0.300 (1, 9)	0-0 7-4-3 1-2		0-0 S BB		0-0 F8		0-3 K			3	0	0	0	1	1	4						
Bob Watson, R OBP: 0.308, SLG: 0.455 (1, 3)		0-0 4-3	0-0 6-3 1-2 2-3		0-0 5-3		0-3 K			4	0	0	0	0	1	2						
Joe Ferguson, R OBP: 0.615, SLG: 0.800 (1, 2)		0-0 1B 1B		0-3 K		0-0 HBP BB		0-0 BB		2	0	1	0	2	1	0						
Art Gardner, L (1, 8)		0-0 F1		0-3 K		0-0 F4		0-3 K		4	0	0	0	0	2	3						
Cliff Johnson, R OBP: 0.200, SLG: 0.200 Leon Roberts, R (6, PR) (7, 7)		0-0 1B		0-3 K		1-0 HBP		0-0 4-3		2	0	1	0	0	1	0						
Roger Metzger, S OBP: 0.333, SLG: 0.250 Ken Boswell, L (9, PH)		0-3 K		0-0 F7		0-0 F7		0-0 FC5-4 BB		3	0	0	0	0	1	4						
Mark Lemongello, R Wilbur Howard, S Gene Pentz, R Art Howe, R Dan Larson, R Jim Fuller, R (1, 1) (5, PH) (6, 1) (7, PH) (8, 1) (9, PH)		0-0 G3		0-0 1B 1B		0-0 4-3		0-3 K		1	0	0	0	0	0	0						
<b>Inning Stats</b>	R: 0 E: 0 K: 0 S: 3	H: 1 LOB: 0 BB: 0 P: 3	R: 0 E: 0 K: 1 S: 7	H: 2 LOB: 2 BB: 0 P: 7	R: 0 E: 0 K: 3 S: 9	H: 1 LOB: 1 BB: 0 P: 8	R: 0 E: 0 K: 3 S: 9	H: 0 LOB: 0 BB: 0 P: 9	R: 0 E: 0 K: 0 S: 5	H: 2 LOB: 2 BB: 0 P: 5	R: 0 E: 0 K: 0 S: 3	H: 0 LOB: 2 BB: 1 P: 8	R: 0 E: 0 K: 1 S: 6	H: 1 LOB: 1 BB: 0 P: 6	R: 0 E: 0 K: 2 S: 7	H: 0 LOB: 1 BB: 1 P: 11	R: 0 E: 0 K: 1 S: 5	H: 0 LOB: 1 BB: 1 P: 9	1B: 7 2B: 1 3B: 0 HR: 0	SF: 0 SAC: 0 DP: 1 HBP: 1	WP: 0 PB: 0 SB: 4 CS: 0	PA: 38
<b>PITCHER</b>	IP WLS BF H R ER SO BB IBB HBP BLK WP HR S P ERA WHIP	<b>PITCHER</b>																				
Dick Ruthven, R ERA: (1, 1)	9.0 W 38 7 0 0 0 8 4 0 1 0 0 0 49 66 0.00 1.222																					

Atlanta Braves @ Houston Astros  
Astrodome, Houston, TX  
Sun Apr 10 1977, 4:33 AM EST  
Att: 9,332 - Dome

AB 33  
R 0  
H 7  
RBI 0  
BB 4  
SO 8  
LOB 20


















Batter	1	2	3	4	5	6	7	8	9	AB	R	H	RBI	BB	SO	LOB	TOP					
Art Gardner, L (1,8) OBP: 0.200, SLG: 0.158										5	0	2	0	0	0	1						
Enos Cabell, R (1,5) OBP: 0.344, SLG: 0.367										5	0	2	1	0	0	4						
Jose Cruz, L (1,9) OBP: 0.287, SLG: 0.370										4	0	0	0	0	0	1						
Bob Watson, R (1,3) Cesar Cedeno, R (8, PR) OBP: 0.400, SLG: 0.375										2	1	1	0	2	0	1						
Joe Ferguson, R (1,2) OBP: 0.417, SLG: 0.476										4	0	1	0	0	0	3						
Cliff Johnson, R (1,7) OBP: 0.571, SLG: 1.000										3	1	2	2	1	0	1						
Rob Sperring, R (1,4) Ken Boswell, L (8, PH) OBP: 0.125, SLG: 0.125										3	0	0	0	0	0	2						
Roger Metzger, S (1,6) OBP: 0.217, SLG: 0.227										4	1	1	0	0	0	4						
Mark Lemongello, R (1,1) Joe Niekro, R (6,1) Willie Crawford, L (7, PH) Joe Sambito, L (7,1) Ed Herrmann, L (9, PH) OBP: 0.500, SLG: 0.455										2	0	0	0	0	2	1						
<b>Inning Stats</b>	R: 0 E: 0 K: 0 S: 3	H: 1 LOB: 0 BB: 0 P: 3	R: 0 E: 0 K: 0 S: 3	H: 0 LOB: 1 BB: 1 P: 7	R: 1 E: 0 K: 1 S: 6	H: 2 LOB: 0 BB: 0 P: 6	R: 2 E: 0 K: 0 S: 4	H: 1 LOB: 0 BB: 1 P: 8	R: 0 E: 0 K: 1 S: 5	H: 0 LOB: 0 BB: 0 P: 5	R: 0 E: 0 K: 0 S: 4	H: 1 LOB: 1 BB: 0 P: 4	R: 0 E: 0 K: 0 S: 5	H: 2 LOB: 3 BB: 1 P: 9	R: 0 E: 0 K: 1 S: 7	H: 2 LOB: 3 BB: 1 P: 11	R: 0 E: 0 K: 0 S: 3	H: 0 LOB: 0 BB: 0 P: 3	1B: 7 2B: 1 3B: 0 HR: 1	SF: 0 SAC: 0 DP: 1 HBP: 0	WP: 0 PB: 0 SB: 0 CS: 1	PA: 39
<b>PITCHER</b>	IP WLS BF H R ER SO BB IBB HBP BLK WP HR S P ERA WHIP																					
Dick Ruthven, R (1,1) ERA: 1.72	6.2 W 28 7 3 3 2 3 0 0 0 0 1 29 41 4.05 1.500																					
Rick Camp, R (7,1) ERA:	2.1 S 10 2 0 0 1 1 0 0 0 0 0 0 11 15 0.00 1.286																					

Houston Astros @ Atlanta Braves  
Atlanta-Fulton County Stadium, Atlanta, GA  
Fri Apr 15 1977, 6:05 PM EST  
Att: 46,469 - Unknown


AB	34
R	3
H	9
RBI	3
BB	4
SO	3
LOB	21



Batter	1	2	3	4	5	6	7	8	9	AB	R	H	RBI	BB	SO	LOB	BOTTOM			
Rowland Office, L (1,8) OBP: 0.273, SLG: 0.313										4	0	0	0	0	0	4				
Jerry Royster, R (1,5) OBP: 0.303, SLG: 0.394										4	1	3	1	0	0	0				
Willie Montanez, L (1,3) OBP: 0.323, SLG: 0.400										4	1	1	0	0	1	1				
Jeff Burroughs, R (1,9) OBP: 0.323, SLG: 0.556										4	1	1	2	0	0	1				
Gary Matthews, R (1,7) OBP: 0.387, SLG: 0.414										4	0	2	0	0	0	1				
Vic Correll, R (1,2) OBP: 0.417, SLG: 0.727										4	0	1	0	0	1	2				
Rod Gilbreath, R (1,4) OBP: 0.345, SLG: 0.296										3	1	1	0	0	0	1				
Pat Rockett, R (1,6) OBP: 0.407, SLG: 0.440										4	0	2	0	0	1	3				
Dick Ruthven, R (1,1) Rick Camp, R (7,1) OBP: 0.500, SLG: 0.667										2	0	2	1	0	0	0				
<b>Inning Stats</b>	R: 2 E: 0 K: 0 S: 5	H: 3 LOB: 0 BB: 0 P: 5	R: 0 E: 0 K: 1 S: 7	H: 2 LOB: 2 BB: 0 P: 7	R: 1 E: 0 K: 1 S: 7	H: 2 LOB: 1 BB: 0 P: 7	R: 0 E: 0 K: 1 S: 5	H: 0 LOB: 1 BB: 0 P: 6	R: 0 E: 0 K: 0 S: 4	H: 1 LOB: 1 BB: 0 P: 4	R: 1 E: 0 K: 0 S: 5	H: 3 LOB: 0 BB: 0 P: 5	R: 0 E: 0 K: 0 S: 3	H: 0 LOB: 0 BB: 0 P: 3	R: 0 E: 0 K: 1 S: 7	H: 2 LOB: 2 BB: 0 P: 7	1B: 10 2B: 1 3B: 0 HR: 2	SF: 0 SAC: 1 DP: 1 HBP: 1	WP: 0 PB: 0 SB: 0 CS: 1	PA: 36
<b>PITCHER</b>	IP WLS BF H R ER SO BB IBB HBP BLK WP HR S P ERA WHIP																			
Mark Lemongello, R (1,1) ERA: 8.1	5.0 L 25 10 4 4 3 0 0 0 0 0 0 2 30 31 7.20 2.000																			
Joe Niekro, R (6,1) ERA: 1.93	1.0 3 1 0 0 0 0 0 0 0 0 0 3 3 0.00 1.000																			
Joe Sambito, L (7,1) ERA: 3.38	2.0 8 2 0 0 0 1 0 0 0 0 0 0 10 10 0.00 1.000																			

Houston Astros @ Atlanta Braves  
Atlanta-Fulton County Stadium, Atlanta, GA  
Fri Apr 15 1977, 6:05 PM EST  
Att: 46,469 - Unknown

AB	34
R	4
H	13
RBI	4
BB	0
SO	4
LOB	15





Batter	1	2	3	4	5	6	7	8	9	AB	R	H	RBI	BB	SO	LOB	TOP					
Rob Sperring, R OBP: 0.167, SLG: 0.167 (1, 4)										4	0	1	0	0	0	0						
Enos Cabell, R OBP: 0.333, SLG: 0.353 (1, 5)										4	0	1	0	0	0	1						
Cesar Cedeno, R (1, 8)										4	0	0	0	0	0	1						
Bob Watson, R OBP: 0.382, SLG: 0.357 (1, 3)										4	1	1	0	0	0	0						
Jose Cruz, L OBP: 0.294, SLG: 0.367 (1, 9)										3	0	1	1	1	0	0						
Joe Ferguson, R OBP: 0.464, SLG: 0.720 (1, 2)										4	2	3	1	0	0	1						
Cliff Johnson, R OBP: 0.444, SLG: 0.714 (1, 7)										4	0	0	0	0	1	3						
Roger Metzger, S OBP: 0.200, SLG: 0.208 (7, PH)										2	0	0	0	0	0	1						
Ken Boswell, L OBP: 0.750, SLG: 1.333 (7, 4)										1	0	1	1	0	0	0						
Doug Koniczny, R OBP: 0.250, SLG: 0.250 (7, PH)										2	0	0	0	0	1	0						
Willie Crawford, L OBP: 0.467, SLG: 0.417 (7, PH)										1	0	0	0	0	0	1						
Joe Sambito, L OBP: 0.500, SLG: 0.500 (7, 1)										0	0	0	0	0	0	0						
Ken Forsch, R (7, 1)										0	0	0	0	0	0	0						
<b>Inning Stats</b>	R: 0 E: 0 K: 0 S: 3	H: 1 LOB: 0 BB: 0 P: 3	R: 1 E: 0 K: 1 S: 7	H: 3 LOB: 1 BB: 0 P: 7	R: 0 E: 0 K: 0 S: 4	H: 1 LOB: 1 BB: 0 P: 4	R: 0 E: 0 K: 0 S: 3	H: 0 LOB: 0 BB: 0 P: 7	R: 0 E: 0 K: 1 S: 5	H: 0 LOB: 0 BB: 0 P: 5	R: 0 E: 0 K: 0 S: 3	H: 0 LOB: 0 BB: 0 P: 3	R: 1 E: 0 K: 0 S: 5	H: 2 LOB: 1 BB: 0 P: 5	R: 0 E: 0 K: 0 S: 3	H: 0 LOB: 0 BB: 0 P: 3	R: 1 E: 0 K: 0 S: 4	H: 1 LOB: 0 BB: 0 P: 4	1B: 4 2B: 2 3B: 1 HR: 1	SF: 0 SAC: 0 DP: 1 HBP: 0	WP: 0 PB: 0 SB: 1 CS: 0	PA: 34
<b>PITCHER</b> Andy Messersmith, R ERA: 5.64 (1, 1)	IP: 9.0 WLS: W BF: 34 H: 8 R: 3 ER: 3 SO: 2 BB: 1 IBB: 0 HBP: 0 BLK: 0 WP: 0 HR: 1 S: 37 P: 41 ERA: 3.00 WHIP: 1.000															<b>PITCHER</b>	IP: 9.0 WLS: W BF: 34 H: 8 R: 3 ER: 3 SO: 2 BB: 1 IBB: 0 HBP: 0 BLK: 0 WP: 0 HR: 1 S: 37 P: 41 ERA: 3.00 WHIP: 1.000					

**Houston Astros @ Atlanta Braves**  
Atlanta-Fulton County Stadium, Atlanta, GA  
Sat Apr 16 1977, 6:05 PM EST  
Att: 13,789 - Unknown

AB 33  
R 3  
H 8  
RBI 3  
BB 1  
SO 2  
LOB 8

Batter	1	2	3	4	5	6	7	8	9	AB	R	H	RBI	BB	SO	LOB	BOTTOM			
Rowland Office, L OBP: 0.263, SLG: 0.278 (1, 8)										4	1	0	0	1	0	3				
Jerry Royster, R OBP: 0.297, SLG: 0.361 (1, 5)										3	0	0	0	1	0	3				
Willie Montanez, L OBP: 0.314, SLG: 0.364 (1, 3)										3	1	0	0	1	1	1				
Jeff Burroughs, R OBP: 0.314, SLG: 0.500 (1, 9)										3	0	0	0	1	1	1				
Gary Matthews, R OBP: 0.457, SLG: 0.469 (1, 7)										3	1	3	2	1	0	0				
Vic Correll, R OBP: 0.487, SLG: 0.692 (7, PH)										2	1	1	0	0	0	1				
Biff Pocoroba, S OBP: 0.211, SLG: 0.167 (8, 2)										0	0	0	0	0	0	0				
Rod Gilbreath, R OBP: 0.303, SLG: 0.258 (1, 4)										4	0	0	0	0	0	8				
Pat Rockett, R OBP: 0.452, SLG: 0.483 (1, 6)										4	0	3	2	0	0	0				
Andy Messersmith, R OBP: 0.250, SLG: 0.143 (1, 1)										3	0	1	0	0	0	2				
<b>Inning Stats</b>	R: 0 E: 0 K: 1 S: 5	H: 0 LOB: 1 BB: 1 P: 9	R: 2 E: 0 K: 0 S: 5	H: 2 LOB: 2 BB: 1 P: 10	R: 0 E: 0 K: 0 S: 5	H: 2 LOB: 2 BB: 0 P: 5	R: 0 E: 0 K: 0 S: 3	H: 0 LOB: 0 BB: 0 P: 3	R: 0 E: 0 K: 1 S: 5	H: 0 LOB: 0 BB: 0 P: 5	R: 0 E: 0 K: 0 S: 3	H: 2 LOB: 2 BB: 0 P: 5	R: 2 E: 0 K: 0 S: 3	H: 1 LOB: 2 BB: 3 P: 16	R: 0 E: 0 K: 0 S: 4	H: 1 LOB: 1 BB: 0 P: 4	1B: 8 2B: 0 3B: 0 HR: 0	SF: 0 SAC: 2 DP: 1 HBP: 2	WP: 0 PB: 0 SB: 1 CS: 1	PA: 39
<b>PITCHER</b> Doug Koniczny, R ERA: 3.18 (1, 1)	IP: 6.0 WLS: L BF: 27 H: 6 R: 2 ER: 2 SO: 2 BB: 2 IBB: 0 HBP: 0 BLK: 0 WP: 0 HR: 0 S: 28 P: 37 ERA: 3.00 WHIP: 1.333															<b>PITCHER</b>	IP: 6.0 WLS: L BF: 27 H: 6 R: 2 ER: 2 SO: 2 BB: 2 IBB: 0 HBP: 0 BLK: 0 WP: 0 HR: 0 S: 28 P: 37 ERA: 3.00 WHIP: 1.333			
Joe Sambito, L ERA: 6.35 (7, 1)	0.1 L 3 0 2 2 0 2 0 0 0 0 0 0 1 9 54.00 6.000																0.1 L 3 0 2 2 0 2 0 0 0 0 0 0 1 9 54.00 6.000			
Ken Forsch, R ERA: 1.35 (7, 1)	1.2 8 2 0 0 0 0 1 0 1 0 0 0 0 6 11 0.00 1.800																1.2 8 2 0 0 0 0 1 0 1 0 0 0 0 6 11 0.00 1.800			

**Houston Astros @ Atlanta Braves**  
Atlanta-Fulton County Stadium, Atlanta, GA  
Sat Apr 16 1977, 6:05 PM EST  
Att: 13,789 - Unknown


AB 29  
R 4  
H 8  
RBI 4  
BB 5  
SO 2  
LOB 19



Batter	1	2	3	4	5	6	7	8	9	AB	R	H	RBI	BB	SO	LOB	TOP								
<b>Rob Sperring, R</b> OBP: 0.176, SLG: 0.176 (1,4)	5-3		F4		F8		G4-3		K	5	0	1	0	0	1	0									
<b>Enos Cabell, R</b> OBP: 0.293, SLG: 0.308 (1,5)	4-3			F8	6-3		G4-3		F9	5	0	0	0	0	0	2									
<b>Cesar Cedeno, R</b> (1,8)	6-3			1B BB	F8					3	1	0	0	1	1										
<b>Bob Watson, R</b> OBP: 0.395, SLG: 0.375 (1,3)		K		1B PB		6-4 PB		F8		4	1	2	0	0	1	0									
<b>Jose Cruz, L</b> OBP: 0.316, SLG: 0.382 (1,9)		CS 1B		PB S		K		K		4	0	2	1	0	2	1									
<b>Joe Ferguson, R</b> OBP: 0.485, SLG: 0.679 (8, PR)				1-3 2-H						3	0	1	0	1	1	2									
<b>Art Gardner, L</b> OBP: 0.200, SLG: 0.158 (8, 7)				K						0	0	0	0	0	0	0									
<b>Cliff Johnson, R</b> OBP: 0.500, SLG: 0.875 (1, 7)										2	1	1	1	2	0	2									
<b>Ed Herrmann, L</b> OBP: 0.333, SLG: 0.333 (8, 2)				HR	BB					0	0	0	0	0	0	0									
<b>Roger Metzger, S</b> OBP: 0.241, SLG: 0.259 (1, 6)			4-3					F8		3	1	1	0	1	0	2									
<b>J.R. Richard, R</b> (1, 1)										2	0	0	0	0	0	3									
<b>Willie Crawford, L</b> OBP: 0.500, SLG: 0.417 (7, PH)			6-3		F1					0	0	0	0	1	0	0									
<b>Joe Niekro, R</b> (7, 1)										0	0	0	0	0	0	0									
<b>Ken Forsch, R</b> (7, 1)										0	0	0	0	0	0	0									
<b>Ken Boswell, L</b> OBP: 0.600, SLG: 1.000 (9, PH)							G4-3 1B BB		F9	1	0	0	0	0	0	0									
<b>Inning Stats</b>	R: 0 E: 0 K: 0 S: 3	H: 0 LOB: 0 BB: 0 P: 3	R: 0 E: 0 K: 1 S: 5	H: 1 LOB: 0 BB: 0 P: 5	R: 1 E: 0 K: 0 S: 4	H: 1 LOB: 0 BB: 0 P: 4	R: 2 E: 0 K: 1 S: 7	H: 2 LOB: 3 BB: 3 P: 19	R: 0 E: 0 K: 0 S: 3	H: 0 LOB: 0 BB: 0 P: 3	R: 0 E: 0 K: 1 S: 5	H: 1 LOB: 1 BB: 1 P: 9	R: 1 E: 0 K: 0 S: 6	H: 2 LOB: 1 BB: 1 P: 10	R: 0 E: 0 K: 1 S: 6	H: 1 LOB: 2 BB: 1 P: 10	R: 0 E: 0 K: 1 S: 5	H: 0 LOB: 0 BB: 0 P: 5	1B: 6 2B: 2 3B: 0 HR: 1	SF: 0 SAC: 0 DP: 2 HBP: 0	WP: 0 PB: 2 SB: 1 CS: 1	PA: 38			
<b>PITCHER</b>	IP	WLS	BF	H	R	ER	SO	BB	IBB	HBP	BLK	WP	HR	S	P	ERA	WHIP								
<b>Phil Niekro, R</b> ERA: 3.91 (1, 1)	7.0		30	7	4	4	4	5	0	0	0	0	1	33	53	5.14	1.714								
<b>Mike Marshall, R</b> ERA: 10.8 (8, 1)	1.0	W	5	1	0	0	1	1	0	0	0	0	0	6	10	0.00	2.000								
<b>Rick Camp, R</b> ERA: (9, 1)	1.0	S	3	0	0	0	1	0	0	0	0	0	0	5	5	0.00	0.000								

Houston Astros @ Atlanta Braves  
Atlanta-Fulton County Stadium, Atlanta, GA  
Sun Apr 17 1977, 3:33 AM EST  
Att: 11,024 - Unknown


AB 32  
R 4  
H 8  
RBI 2  
BB 6  
SO 6  
LOB 13



Batter	1	2	3	4	5	6	7	8	9	AB	R	H	RBI	BB	SO	LOB	BOTTOM								
<b>Rowland Office, L</b> OBP: 0.262, SLG: 0.275 (1, 8)	F7		F4		G4-3		1B			4	0	1	0	0	0	3									
<b>Jerry Royster, R</b> OBP: 0.293, SLG: 0.342 (1, 5)	6-3			F3		E 1B BB	SF8			2	1	0	1	1	0	0									
<b>Willie Montanez, L</b> OBP: 0.333, SLG: 0.405 (1, 3)	K			WP PB		E2 BB 1B SF8				4	2	2	0	0	1	1									
<b>Jeff Burroughs, R</b> OBP: 0.333, SLG: 0.485 (1, 9)										3	0	1	1	1	1	2									
<b>Rick Camp, R</b> (9, 1)		4-3 PB BB		K		G5-3 BB	F8			0	0	0	0	0	0	0									
<b>Gary Matthews, R</b> OBP: 0.462, SLG: 0.457 (1, 7)		K2-3								3	1	1	0	1	2	1									
<b>Biff Pocoreba, S</b> OBP: 0.227, SLG: 0.158 (1, 2)										1	0	0	1	1	0	1									
<b>Rod Gilbreath, R</b> OBP: 0.324, SLG: 0.294 (1, 4)										3	0	1	1	1	0	3									
<b>Pat Rockett, R</b> OBP: 0.429, SLG: 0.438 (1, 6)										3	1	0	0	1	0	3									
<b>Phil Niekro, R</b> OBP: 0.429, SLG: 0.429 (1, 1)										2	0	1	0	0	0	0									
<b>Junior Moore, R</b> (7, PH)										0	0	0	0	0	0	0									
<b>Mike Marshall, R</b> OBP: 1.000, SLG: 1.000 (8, PH)										0	0	0	0	0	0	0									
<b>Brian Asselstine, L</b> (9, 9)										1	0	0	0	0	0	1									
<b>Inning Stats</b>	R: 0 E: 0 K: 1 S: 5	H: 0 LOB: 0 BB: 0 P: 5	R: 0 E: 0 K: 1 S: 5	H: 0 LOB: 1 BB: 1 P: 9	R: 0 E: 0 K: 0 S: 3	H: 0 LOB: 0 BB: 0 P: 3	R: 1 E: 0 K: 2 S: 8	H: 1 LOB: 0 BB: 0 P: 8	R: 0 E: 0 K: 0 S: 3	H: 1 LOB: 2 BB: 2 P: 11	R: 2 E: 1 K: 0 S: 4	H: 1 LOB: 1 BB: 2 P: 12	R: 1 E: 0 K: 0 S: 5	H: 2 LOB: 2 BB: 1 P: 9	R: 0 E: 1 K: 0 S: 5	H: 2 LOB: 1 BB: 0 P: 5	1B: 5 2B: 2 3B: 0 HR: 0	SF: 2 SAC: 2 DP: 2 HBP: 0	WP: 1 PB: 2 SB: 0 CS: 0	PA: 36					
<b>PITCHER</b>	IP	WLS	BF	H	R	ER	SO	BB	IBB	HBP	BLK	WP	HR	S	P	ERA	WHIP								
<b>J.R. Richard, R</b> ERA: 1.64 (1, 1)	6.0		25	3	3	1	4	5	0	0	0	0	0	28	48	1.50	1.333								
<b>Joe Niekro, R</b> ERA: 3.39 (7, 1)	0.2		5	2	1	1	0	1	0	0	0	0	0	4	8	13.50	4.500								
<b>Ken Forsch, R</b> ERA: 2.25 (7, 1)	1.1	L	6	2	1	1	0	0	0	0	0	0	0	6	6	6.75	1.500								

Houston Astros @ Atlanta Braves  
Atlanta-Fulton County Stadium, Atlanta, GA  
Sun Apr 17 1977, 3:33 AM EST  
Att: 11,024 - Unknown

AB 26  
R 5  
H 7  
RBI 4  
BB 6  
SO 4  
LOB 15









Batter	1	2	3	4	5	6	7	8	9	AB	R	H	RBI	BB	SO	LOB	TOP			
Jerry Turner, L (1, 7) OBP: 0.303, SLG: 0.355	K2-3		E SH1-3 6-3 1B		K			FC6-4		4	1	1	0	0	2	2	<b>San Diego Padres @ Atlanta Braves</b> Atlanta-Fulton County Stadium, Atlanta, GA Tue Apr 19 1977, 6:05 PM EST Att: 7,635 - Unknown			
Bill Almon, R (1, 6) OBP: 0.302, SLG: 0.381			SH1-3		1-3			F9		2	0	1	0	0	0	1				
Merv Rettenmund, R (8, PH) OBP: 0.333, SLG: 0.833	F FC3-2 1B		1-2							1	0	0	0	0	0	1				
Enzo Hernandez, R (8, 6)										0	0	0	0	0	0	0				
Dave Winfield, R (1, 9) OBP: 0.340, SLG: 0.400	FC3-2 1B S 1-H		6-3					K		4	0	0	1	0	1	2				
George Hendrick, R (1, 8) OBP: 0.442, SLG: 0.511			6-3					K		4	0	1	0	0	2	0				
Gene Tenace, R (1, 2) OBP: 0.346, SLG: 0.543	4-3							K		4	0	0	0	0	2	2				
Mike Ivie, R (1, 3) OBP: 0.324, SLG: 0.528										4	0	1	0	0	0	0				
Doug Rader, R (1, 5) OBP: 0.435, SLG: 0.649			L8							3	0	0	0	0	2	1				
Mike Champion, R (1, 4) OBP: 0.314, SLG: 0.273			2-3					F4		3	0	0	0	0	1	1				
Dave Freisleben, R (1, 1) OBP: 0.167, SLG: 0.167			F3							2	0	1	0	0	0	1				
Bobby Valentine, R (8, PH)										0	0	0	0	1	0	0				
Dave Tomlin, L (8, 1)								FC6-4 BB		0	0	0	0	0	0	0				
<b>Inning Stats</b>	R: 0 E: 1 K: 1 S: 7	H: 2 LOB: 2 BB: 0 P: 7	R: 0 E: 0 K: 0 S: 4	H: 1 LOB: 1 BB: 0 P: 4	R: 1 E: 1 K: 0 S: 4	H: 1 LOB: 0 BB: 0 P: 4	R: 0 E: 0 K: 1 S: 5	H: 0 LOB: 0 BB: 0 P: 5	R: 0 E: 0 K: 2 S: 8	H: 1 LOB: 1 BB: 0 P: 8	R: 0 E: 0 K: 2 S: 7	H: 0 LOB: 0 BB: 0 P: 7	R: 0 E: 0 K: 1 S: 5	H: 0 LOB: 1 BB: 1 P: 9	R: 0 E: 0 K: 2 S: 7	H: 0 LOB: 0 BB: 0 P: 7	1B: 5 2B: 0 3B: 0 HR: 0	SF: 0 SAC: 1 DP: 0 HBP: 0	WP: 0 PB: 0 SB: 1 CS: 0	PA: 33
<b>PITCHER</b> Dick Ruthven, R (1, 1) ERA: 1.09	IP: 9.0 WLS: W BF: 33 H: 5 R: 1 ER: 0 SO: 10 BB: 1 IBB: 0 HBP: 0 BLK: 0 WP: 0 HR: 0 S: 52 P: 56 ERA: 0.00 WHIP: 0.667															<b>PITCHER</b>				

Batter	1	2	3	4	5	6	7	8	9	AB	R	H	RBI	BB	SO	LOB	BOTTOM			
Rowland Office, L (1, 8) OBP: 0.294, SLG: 0.354	F7				4-3			K		4	1	1	1	0	1	1	<b>San Diego Padres @ Atlanta Braves</b> Atlanta-Fulton County Stadium, Atlanta, GA Tue Apr 19 1977, 6:05 PM EST Att: 7,635 - Unknown			
Jerry Royster, R (1, 5) OBP: 0.260, SLG: 0.298	5-3		HR 6-3		F8			5-3		4	0	0	0	0	0	1				
Willie Montanez, L (1, 3) OBP: 0.292, SLG: 0.413	F7							L7		4	0	0	0	0	0	0				
Jeff Burroughs, R (1, 9) OBP: 0.383, SLG: 0.590			WP G4-6-3 2B		HR BB			1-3		2	2	1	0	1	0	0				
Gary Matthews, R (1, 7) OBP: 0.489, SLG: 0.537			G4-6-3 BB		HR BB			1-3		2	1	1	2	1	0	0				
Biff Pocoroba, S (1, 2) OBP: 0.276, SLG: 0.240			G4-6-3		F7			K		3	0	0	0	0	1	1				
Rod Gilbreath, R (1, 4) OBP: 0.341, SLG: 0.341			1-2 3-H F8		CS 1B			S 1B		3	0	2	0	0	0	0				
Pat Rockett, R (1, 6) OBP: 0.429, SLG: 0.405					F2		CS BB	4-3 SH1-4 BB		2	0	0	0	1	1	1				
Dick Ruthven, R (1, 1) OBP: 0.375, SLG: 0.500			K		SH1-4			F4		2	0	0	0	0	1	1				
<b>Inning Stats</b>	R: 0 E: 0 K: 0 S: 3	H: 0 LOB: 0 BB: 0 P: 3	R: 1 E: 0 K: 0 S: 3	H: 1 LOB: 1 BB: 1 P: 7	R: 1 E: 0 K: 1 S: 6	H: 1 LOB: 0 BB: 0 P: 6	R: 2 E: 0 K: 0 S: 4	H: 2 LOB: 0 BB: 1 P: 8	R: 0 E: 0 K: 0 S: 3	H: 0 LOB: 1 BB: 1 P: 7	R: 0 E: 0 K: 2 S: 8	H: 1 LOB: 1 BB: 0 P: 8	R: 0 E: 0 K: 1 S: 5	H: 0 LOB: 0 BB: 0 P: 5	R: 0 E: 0 K: 1 S: 5	H: 0 LOB: 0 BB: 0 P: 5		1B: 2 2B: 1 3B: 0 HR: 2	SF: 0 SAC: 1 DP: 1 HBP: 0	WP: 1 PB: 0 SB: 1 CS: 1
<b>PITCHER</b> Dave Freisleben, R (1, 1) ERA: 5.03	IP: 7.0 WLS: L BF: 27 H: 5 R: 4 ER: 4 SO: 3 BB: 3 IBB: 0 HBP: 0 BLK: 0 WP: 1 HR: 2 S: 30 P: 42 ERA: 5.14 WHIP: 1.143															<b>PITCHER</b>				
Dave Tomlin, L (8, 1)	IP: 1.0 WLS: 3 BF: 0 H: 0 R: 0 ER: 0 SO: 1 BB: 0 IBB: 0 HBP: 0 BLK: 0 WP: 0 HR: 0 S: 5 P: 5 ERA: 0.00 WHIP: 0.000															<b>PITCHER</b>				





Batter	1	2	3	4	5	6	7	8	9	AB	R	H	RBI	BB	SO	LOB	TOP
Jerry Turner, L (1, 7) OBP: 0.270, SLG: 0.314	G3		4-3		4-3			5-3		4	0	0	0	0	0	1	<b>San Diego Padres @ Atlanta Braves</b> Atlanta-Fulton County Stadium, Atlanta, GA Wed Apr 20 1977, 6:05 PM EST Att: 8,176 - Unknown
Bill Almon, R (1, 6) OBP: 0.277, SLG: 0.348	L9		F3				2-3	K		4	0	0	0	0	1	0	
Dave Winfield, R (1, 9) OBP: 0.351, SLG: 0.426	F2						F6	1B WP 1B		4	0	2	0	0	0	0	
George Hendrick, R (1, 8) OBP: 0.464, SLG: 0.531					6-3			1B		4	0	3	0	0	0	1	
Gene Tenace, R (1, 2) OBP: 0.339, SLG: 0.510			FC5-4 FC5 BB 1-2†		5-3		F3	1B 1-3 1B		3	0	0	0	1	0	3	
Mike Ivie, R (1, 3) OBP: 0.293, SLG: 0.475			F8		4-3			BB		4	0	0	0	0	0	5	
Doug Rader, R (1, 5) OBP: 0.490, SLG: 0.667			FC5 BB 1-2				SH3-4 1B	FC6-4 BB		2	0	2	0	2	0	0	
Mike Champion, R (1, 4) OBP: 0.296, SLG: 0.255			FC5				F9	FC6-4 FC5-4 1-2†		3	0	0	0	0	0	4	
Gene Richards, L (9, PH) OBP: 0.239, SLG: 0.200			FC5 1-2 2-3†					K		1	0	0	0	0	1	1	
Randy Jones, R (1, 1) OBP: 0.333, SLG: 0.200							SH3-4	FC5-4 1-2†		1	0	0	0	0	1	0	
Merv Rettenmund, R (7, PH) OBP: 0.286, SLG: 0.714										1	0	0	0	0	0	1	
Rollie Fingers, R (7, 1) OBP: 0.286, SLG: 0.714										0	0	0	0	0	0	0	
Bobby Valentine, R (9, PH) OBP: 0.286, SLG: 0.714										1	0	0	0	0	0	1	
<b>Inning Stats</b>	R: 0 E: 0 K: 0 S: 3	H: 0 LOB: 0 BB: 0 P: 3	R: 0 E: 0 K: 0 S: 4	H: 1 LOB: 2 BB: 1 P: 8	R: 0 E: 0 K: 1 S: 5	H: 0 LOB: 0 BB: 0 P: 5	R: 0 E: 0 K: 0 S: 4	H: 1 LOB: 1 BB: 0 P: 4	R: 0 E: 0 K: 0 S: 4	H: 0 LOB: 1 BB: 0 P: 7	R: 0 E: 0 K: 1 S: 7	H: 2 LOB: 3 BB: 1 P: 11	R: 0 E: 0 K: 1 S: 5	H: 1 LOB: 0 BB: 0 P: 5	1B: 6 2B: 1 3B: 0 HR: 0	SF: 0 SAC: 1 DP: 1 HBP: 0	WP: 1 PA: 36
<b>PITCHER</b>	IP WLS BF H R ER SO BB IBB HBP BLK WP HR S P ERA WHIP																
Andy Messersmith, R (1, 1) ERA: 4.3	7.0 W 27 4 0 0 1 2 0 0 0 0 0 0 27 35 0.00 0.857																
Rick Camp, R (8, 1) ERA:	2.0 S 9 3 0 0 2 1 0 0 0 0 1 0 12 16 0.00 2.000																

Batter	1	2	3	4	5	6	7	8	9	AB	R	H	RBI	BB	SO	LOB	BOTTOM		
Rowland Office, L (1, 8) OBP: 0.291, SLG: 0.365	K		6-3					F6		4	0	1	0	0	1	1	<b>San Diego Padres @ Atlanta Braves</b> Atlanta-Fulton County Stadium, Atlanta, GA Wed Apr 20 1977, 6:05 PM EST Att: 8,176 - Unknown		
Jerry Royster, R (1, 5) OBP: 0.255, SLG: 0.280	FC4-6 BB		6-3		FC1-6-5-4 2-3			K		3	0	0	0	1	1	2			
Willie Montanez, L (1, 3) OBP: 0.269, SLG: 0.380	FC4-6 FC6-4 1-2†		F7		F8			3-1		4	0	0	0	0	0	3			
Jeff Burroughs, R (1, 9) OBP: 0.373, SLG: 0.628	FC6-4 1-2†						6-3	K		4	1	1	1	0	1	1			
Brian Asselstine, L (9, 9)										0	0	0	0	0	0	0			
Gary Matthews, R (1, 7) OBP: 0.490, SLG: 0.556					HR			6-3		4	1	2	0	0	0	0			
Vic Correll, R (1, 2) OBP: 0.444, SLG: 0.688			FC5-4 1-2†		F8 2B		6-3	6-3		3	0	1	0	0	0	2			
Rod Gilbreath, R (1, 4) OBP: 0.340, SLG: 0.341			F8		F8		FC6-4 1B			3	0	1	1	0	0	2			
Pat Rockett, R (1, 6) OBP: 0.400, SLG: 0.375			F8		2-3		FC6-4 1B			3	0	0	0	0	0	3			
Andy Messersmith, R (1, 1) OBP: 0.273, SLG: 0.300										3	0	1	0	0	0	0			
Rick Camp, R (8, 1) ERA: 1.5			E7 2B		6-3			F9		0	0	0	0	0	0	0			
<b>Inning Stats</b>	R: 0 E: 0 K: 1 S: 5	H: 0 LOB: 1 BB: 1 P: 9	R: 0 E: 1 K: 0 S: 4	H: 1 LOB: 1 BB: 0 P: 4	R: 0 E: 1 K: 0 S: 4	H: 1 LOB: 1 BB: 0 P: 4	R: 1 E: 0 K: 0 S: 5	H: 2 LOB: 1 BB: 0 P: 5	R: 0 E: 0 K: 0 S: 4	H: 1 LOB: 1 BB: 0 P: 4	R: 1 E: 0 K: 0 S: 5	H: 2 LOB: 1 BB: 0 P: 5	R: 0 E: 0 K: 1 S: 5	H: 0 LOB: 0 BB: 0 P: 5	R: 0 E: 0 K: 1 S: 5	H: 0 LOB: 0 BB: 0 P: 5	1B: 2 2B: 4 3B: 0 HR: 1	SF: 0 SAC: 0 DP: 0 HBP: 0	WP: 0 PA: 32
<b>PITCHER</b>	IP WLS BF H R ER SO BB IBB HBP BLK WP HR S P ERA WHIP																		
Randy Jones, L (1, 1) ERA: 5.06	6.0 L 26 7 2 2 1 1 0 0 0 0 0 0 1 27 31 3.00 1.333																		
Rollie Fingers, R (7, 1) ERA: 1.5	2.0 6 0 0 0 2 0 0 0 0 0 0 0 10 10 0.00 0.000																		





Batter	1	2	3	4	5	6	7	8	9	AB	R	H	RBI	BB	SO	LOB	TOP					
<b>Davey Lopes, R</b> OBP: 0.441, SLG: 0.479										4	1	1	0	1	1	1	<b>Los Angeles Dodgers @ Atlanta Braves</b> Atlanta-Fulton County Stadium, Atlanta, GA Fri Apr 22 1977, 6:05 PM EST Att: 14,718 - Unknown					
<b>Bill Russell, R</b> OBP: 0.271, SLG: 0.357										5	1	1	0	0	0	5						
<b>Reggie Smith, S</b> OBP: 0.483, SLG: 0.756										3	1	2	0	2	1	0						
<b>Ron Cey, R</b> OBP: 0.500, SLG: 0.708										5	0	2	1	0	1	3						
<b>Steve Garvey, R</b> OBP: 0.327, SLG: 0.500											5	0	1	0	0	1		3				
<b>Rick Monday, L</b> OBP: 0.407, SLG: 0.432											3	1	1	0	2	0		2				
<b>Dusty Baker Jr., R</b> OBP: 0.364, SLG: 0.395											2	0	1	0	1	1		1				
<b>John Hale, L</b> OBP: 0.333, SLG: 0.200											0	1	0	0	0	0		0				
<b>Lee Lacy, R</b> OBP: 0.500, SLG: 0.750											2	0	0	0	0	1		3				
<b>Steve Yeager, R</b> OBP: 0.523, SLG: 0.647											2	0	1	0	1	1		3				
<b>Doug Rau, L</b> OBP: 0.290, SLG: 0.250											2	0	0	0	0	1	4					
<b>Boog Powell, L</b> OBP: 0.333, SLG: 0.200											1	0	1	2	0	0	0					
<b>Elias Sosa, R</b> OBP: 0.333, SLG: 0.200											0	0	0	0	0	0	0					
<b>Charlie Hough, R</b> OBP: 0.333, SLG: 0.200											1	0	0	0	0	0	3					
<b>Stan Wall, L</b> OBP: 0.333, SLG: 0.200											0	0	0	0	0	0	0					
<b>Mike Garman, R</b> OBP: 0.333, SLG: 0.200											0	0	0	0	0	0	0					
<b>Inning Stats</b>	R: 1 E: 0 K: 1 S: 6	H: 1 LOB: 1 BB: 1 P: 10	R: 0 E: 0 K: 1 S: 5	H: 1 LOB: 1 BB: 1 P: 9	R: 1 E: 0 K: 0 S: 6	H: 3 LOB: 2 BB: 0 P: 6	R: 0 E: 0 K: 1 S: 6	H: 2 LOB: 2 BB: 1 P: 10	R: 0 E: 0 K: 2 S: 7	H: 0 LOB: 0 BB: 0 P: 7	R: 2 E: 0 K: 1 S: 6	H: 1 LOB: 1 BB: 2 P: 14	R: 1 E: 1 K: 2 S: 10	H: 3 LOB: 3 BB: 1 P: 14	R: 0 E: 0 K: 0 S: 3	H: 0 LOB: 1 BB: 1 P: 7	R: 0 E: 0 K: 0 S: 3	H: 0 LOB: 0 BB: 0 P: 3	1B: 10 2B: 1 3B: 0 HR: 0	SF: 0 SAC: 1 DP: 2 HBP: 0	WP: 0 PB: 2 SB: 1 CS: 0	PA: 43
<b>PITCHER</b>	IP WLS BF H R ER SO BB IBB HBP BLK WP HR S P ERA WHIP																					
<b>Phil Niekro, R</b> ERA: 4.13	5.1 27 8 4 3 5 5 0 0 0 0 0 0 32 52 5.06 2.438																					
<b>Mike Marshall, L</b> ERA: 9.0	0.2 5 3 1 1 1 0 0 0 0 0 0 0 7 7 13.50 4.500																					
<b>Jamie Easterly, L</b> ERA: 6.0	0.0 1 0 0 0 0 1 0 0 0 0 0 0 0 4 ∞ ∞																					
<b>Buzz Capra, R</b> ERA: 10.13	1.0 3 0 0 0 2 0 0 0 0 0 0 0 7 7 0.00 0.000																					
<b>Rick Camp, R</b> ERA: 10.13	2.0 W 7 0 0 0 0 1 0 0 0 0 0 0 6 10 0.00 0.500																					

Batter	1	2	3	4	5	6	7	8	9	AB	R	H	RBI	BB	SO	LOB	BOTTOM			
<b>Rowland Office, L</b> OBP: 0.300, SLG: 0.368										5	1	2	0	0	2	3	<b>Los Angeles Dodgers @ Atlanta Braves</b> Atlanta-Fulton County Stadium, Atlanta, GA Fri Apr 22 1977, 6:05 PM EST Att: 14,718 - Unknown			
<b>Jerry Royster, R</b> OBP: 0.305, SLG: 0.315										4	2	3	0	1	0	1				
<b>Willie Montanez, L</b> OBP: 0.281, SLG: 0.382										5	1	2	1	0	0	4				
<b>Jeff Burroughs, R</b> OBP: 0.357, SLG: 0.604										5	0	1	2	0	0	4				
<b>Gary Matthews, R</b> OBP: 0.455, SLG: 0.510										4	0	0	0	0	0	3				
<b>Rick Camp, R</b> ERA: 10.13										0	0	0	0	0	0	0				
<b>Joe Nolan, L</b> OBP: 1.000, SLG: 1.000										1	1	1	1	0	0	0				
<b>Vic Correll, R</b> OBP: 0.400, SLG: 0.611										2	0	0	0	0	0	2				
<b>Biff Pocoroba, S</b> OBP: 0.344, SLG: 0.333										2	0	2	0	1	0	0				
<b>Rod Gilbreath, R</b> OBP: 0.327, SLG: 0.327										5	0	1	0	0	2	6				
<b>Pat Rockett, R</b> OBP: 0.375, SLG: 0.349										3	0	0	0	0	0	3				
<b>Brian Assestime, L</b> OBP: 1.000, SLG: 1.000										0	0	0	0	1	0	0				
<b>Craig Robinson, R</b> OBP: 1.000, SLG: 1.000										1	0	1	1	0	0	0				
<b>Phil Niekro, R</b> ERA: 4.13										2	0	0	0	0	1	0				
<b>Mike Marshall, L</b> ERA: 9.0										0	0	0	0	0	0	0				
<b>Jamie Easterly, L</b> ERA: 6.0										0	0	0	0	0	0	0				
<b>Buzz Capra, R</b> ERA: 10.13										0	0	0	0	0	0	0				
<b>Junior Moore, R</b> ERA: 10.13										0	1	0	0	1	0	0				
<b>Tom Paciorek, R</b> ERA: 6.0										1	0	0	0	0	0	2				
<b>Inning Stats</b>	R: 3 E: 0 K: 0 S: 7	H: 4 LOB: 1 BB: 0 P: 7	R: 0 E: 0 K: 2 S: 7	H: 0 LOB: 0 BB: 0 P: 7	R: 0 E: 0 K: 1 S: 6	H: 0 LOB: 1 BB: 0 P: 6	R: 0 E: 0 K: 0 S: 4	H: 1 LOB: 1 BB: 0 P: 4	R: 0 E: 0 K: 0 S: 5	H: 2 LOB: 2 BB: 0 P: 5	R: 1 E: 1 K: 0 S: 5	H: 1 LOB: 2 BB: 1 P: 9	R: 0 E: 0 K: 2 S: 8	H: 1 LOB: 2 BB: 1 P: 12	R: 2 E: 0 K: 0 S: 5	H: 3 LOB: 3 BB: 2 P: 13	1B: 11 2B: 2 3B: 0 HR: 0	SF: 0 SAC: 0 DP: 1 HBP: 0	WP: 0 PB: 0 SB: 0 CS: 0	PA: 44
<b>PITCHER</b>	IP WLS BF H R ER SO BB IBB HBP BLK WP HR S P ERA WHIP																			
<b>Doug Rau, L</b> ERA: 3.0	5.0 21 6 3 3 3 0 0 0 0 0 0 0 18 27 5.40 1.200																			
<b>Charlie Hough, R</b> ERA: 2.04	3.0 17 4 2 1 2 3 0 0 0 0 0 0 18 30 3.00 2.333																			
<b>Stan Wall, L</b> ERA: 16.88	0.0 L 1 1 0 0 0 0 0 0 0 0 0 0 1 1 ∞ ∞																			
<b>Mike Garman, R</b> ERA: 6.0	0.2 5 2 1 1 0 1 0 0 0 0 0 0 4 8 13.50 4.500																			





Batter	1	2	3	4	5	6	7	8	9	AB	R	H	RBI	BB	SO	LOB	TOP				
Davey Lopes, R OBP: 0.422, SLG: 0.453 (1, 4)										5	1	1	0	0	0	0					
Bill Russell, R OBP: 0.297, SLG: 0.393 (1, 6)										5	2	3	0	0	0	0					
Reggie Smith, S OBP: 0.476, SLG: 0.714 (1, 9)										4	1	1	1	1	1	1					
Ron Cey, R OBP: 0.508, SLG: 0.765 (1, 5)										3	1	2	4	1	1	0					
Steve Garvey, R OBP: 0.305, SLG: 0.464 (1, 3)										4	0	0	0	0	1	2					
Rick Monday, L OBP: 0.431, SLG: 0.500 (1, 8)										2	1	1	1	2	0	0					
Dusty Baker Jr., R OBP: 0.375, SLG: 0.429 John Hale, L OBP: 0.333, SLG: 0.200 (1, 7) (9, 7)										4	0	2	0	0	0	2	AB 34				
Steve Yeager, R OBP: 0.500, SLG: 0.595 (1, 2)										3	0	0	0	1	1	3	R 6				
Burt Hooton, R (1, 1) Boog Powell, L OBP: 0.200, SLG: 0.200 Charlie Hough, R (7, 1)										2	0	0	0	0	1	3	H 10				
										1	0	0	0	0	0	0	RBI 6				
										3	0	0	0	1	1	3	BB 5				
										2	0	0	0	0	1	3	SO 5				
										1	0	0	0	0	0	0	LOB 11				
										1	0	0	0	0	0	0					
										1	0	0	0	0	0	0					
<b>Inning Stats</b>	R: 0 E: 0 K: 1 S: 5	H: 0 LOB: 0 BB: 0 P: 5	R: 0 E: 0 K: 0 S: 4	H: 2 LOB: 3 BB: 2 P: 12	R: 4 E: 0 K: 1 S: 8	H: 3 LOB: 0 BB: 1 P: 12	R: 0 E: 0 K: 1 S: 5	H: 0 LOB: 0 BB: 0 P: 5	R: 0 E: 0 K: 1 S: 6	H: 1 LOB: 1 BB: 0 P: 6	R: 0 E: 0 K: 0 S: 4	H: 1 LOB: 1 BB: 0 P: 4	R: 0 E: 0 K: 0 S: 3	H: 0 LOB: 2 BB: 2 P: 11	R: 2 E: 1 K: 0 S: 6	H: 3 LOB: 1 BB: 0 P: 6	1B: 6 2B: 2 3B: 0 HR: 2	SF: 1 SAC: 1 DP: 1 HBP: 0	WP: 0 PB: 1 SB: 0 CS: 0	PA: 41	
<b>PITCHER</b>	IP WLS BF H R ER SO BB IBB HBP BLK WP HR S P ERA WHIP	IP WLS BF H R ER SO BB IBB HBP BLK WP HR S P ERA WHIP	IP WLS BF H R ER SO BB IBB HBP BLK WP HR S P ERA WHIP	IP WLS BF H R ER SO BB IBB HBP BLK WP HR S P ERA WHIP	IP WLS BF H R ER SO BB IBB HBP BLK WP HR S P ERA WHIP	IP WLS BF H R ER SO BB IBB HBP BLK WP HR S P ERA WHIP	IP WLS BF H R ER SO BB IBB HBP BLK WP HR S P ERA WHIP	IP WLS BF H R ER SO BB IBB HBP BLK WP HR S P ERA WHIP	IP WLS BF H R ER SO BB IBB HBP BLK WP HR S P ERA WHIP	IP WLS BF H R ER SO BB IBB HBP BLK WP HR S P ERA WHIP	IP WLS BF H R ER SO BB IBB HBP BLK WP HR S P ERA WHIP	IP WLS BF H R ER SO BB IBB HBP BLK WP HR S P ERA WHIP	IP WLS BF H R ER SO BB IBB HBP BLK WP HR S P ERA WHIP	IP WLS BF H R ER SO BB IBB HBP BLK WP HR S P ERA WHIP	IP WLS BF H R ER SO BB IBB HBP BLK WP HR S P ERA WHIP	IP WLS BF H R ER SO BB IBB HBP BLK WP HR S P ERA WHIP	IP WLS BF H R ER SO BB IBB HBP BLK WP HR S P ERA WHIP	IP WLS BF H R ER SO BB IBB HBP BLK WP HR S P ERA WHIP	IP WLS BF H R ER SO BB IBB HBP BLK WP HR S P ERA WHIP	IP WLS BF H R ER SO BB IBB HBP BLK WP HR S P ERA WHIP	IP WLS BF H R ER SO BB IBB HBP BLK WP HR S P ERA WHIP
Dick Ruthven, R ERA: 2.45 (1, 1)	8.1 L 39 10 6 6 5 3 2 0 0 0 0 2 44 64 6.48 1.560																				
Rick Camp, R ERA: (9, 1)	0.2 2 0 0 0 0 0 0 0 0 0 0 0 2 2 0.00 0.000																				

Los Angeles Dodgers @ Atlanta Braves  
Atlanta-Fulton County Stadium, Atlanta, GA

AB 34  
R 6  
H 10  
RBI 6  
BB 5  
SO 5  
LOB 11



WP: 0 PA: 41  
PB: 1  
SB: 0  
CS: 0

Sat Apr 23 1977, 6:05 PM EST  
Att: 25,546 - Unknown

livebaseballscores.com

Batter	1	2	3	4	5	6	7	8	9	AB	R	H	RBI	BB	SO	LOB	BOTTOM					
Rowland Office, L OBP: 0.308, SLG: 0.371 (1, 8)										5	0	2	1	0	0	4						
Jerry Royster, R OBP: 0.306, SLG: 0.316 (1, 5) (9, 4)										3	1	1	0	0	0	1						
Willie Montanez, L OBP: 0.279, SLG: 0.362 (1, 3)										3	1	0	0	1	1	1						
Jeff Burroughs, R OBP: 0.350, SLG: 0.577 (1, 9)										4	0	1	1	0	2	1						
Gary Matthews, R OBP: 0.441, SLG: 0.491 (1, 7)										4	0	1	2	0	0	0						
Biff Pocoreba, S OBP: 0.333, SLG: 0.323 (1, 2)										4	0	1	0	0	1	2						
Rod Gilbreath, R OBP: 0.327, SLG: 0.327 Rick Camp, R (9, 1)										3	1	1	0	0	0	0	AB 32					
Pat Rockett, R OBP: 0.380, SLG: 0.356 Tom Paciorek, R (9, PH)										2	0	1	0	0	0	0	R 4					
Dick Ruthven, R OBP: 0.364, SLG: 0.455 Junior Moore, R OBP: 1.000, SLG: 1.000 (1, 1) (9, 5)										1	0	0	0	0	1	0	H 9					
										3	1	1	0	0	1	3	RBI 4					
										0	0	0	0	0	0	0	BB 2					
										2	0	1	0	0	0	0	SO 6					
										1	0	0	0	0	1	0	LOB 12					
										3	1	1	0	0	1	3						
										0	0	0	0	1	0	0						
<b>Inning Stats</b>	R: 0 E: 0 K: 0 S: 4	H: 1 LOB: 1 BB: 0 P: 4	R: 0 E: 0 K: 1 S: 5	H: 0 LOB: 0 BB: 0 P: 5	R: 3 E: 0 K: 0 S: 7	H: 4 LOB: 2 BB: 1 P: 11	R: 1 E: 0 K: 1 S: 7	H: 2 LOB: 1 BB: 0 P: 7	R: 0 E: 0 K: 2 S: 7	H: 0 LOB: 0 BB: 0 P: 7	R: 0 E: 0 K: 0 S: 5	H: 2 LOB: 2 BB: 0 P: 5	R: 0 E: 0 K: 1 S: 5	H: 0 LOB: 0 BB: 0 P: 5	R: 0 E: 0 K: 0 S: 3	H: 0 LOB: 0 BB: 0 P: 3	R: 0 E: 0 K: 1 S: 4	H: 0 LOB: 0 BB: 1 P: 8	1B: 9 2B: 0 3B: 0 HR: 0	SF: 0 SAC: 3 DP: 1 HBP: 0	WP: 1 PB: 0 SB: 1 CS: 0	PA: 37
<b>PITCHER</b>	IP WLS BF H R ER SO BB IBB HBP BLK WP HR S P ERA WHIP	IP WLS BF H R ER SO BB IBB HBP BLK WP HR S P ERA WHIP	IP WLS BF H R ER SO BB IBB HBP BLK WP HR S P ERA WHIP	IP WLS BF H R ER SO BB IBB HBP BLK WP HR S P ERA WHIP	IP WLS BF H R ER SO BB IBB HBP BLK WP HR S P ERA WHIP	IP WLS BF H R ER SO BB IBB HBP BLK WP HR S P ERA WHIP	IP WLS BF H R ER SO BB IBB HBP BLK WP HR S P ERA WHIP	IP WLS BF H R ER SO BB IBB HBP BLK WP HR S P ERA WHIP	IP WLS BF H R ER SO BB IBB HBP BLK WP HR S P ERA WHIP	IP WLS BF H R ER SO BB IBB HBP BLK WP HR S P ERA WHIP	IP WLS BF H R ER SO BB IBB HBP BLK WP HR S P ERA WHIP	IP WLS BF H R ER SO BB IBB HBP BLK WP HR S P ERA WHIP	IP WLS BF H R ER SO BB IBB HBP BLK WP HR S P ERA WHIP	IP WLS BF H R ER SO BB IBB HBP BLK WP HR S P ERA WHIP	IP WLS BF H R ER SO BB IBB HBP BLK WP HR S P ERA WHIP	IP WLS BF H R ER SO BB IBB HBP BLK WP HR S P ERA WHIP	IP WLS BF H R ER SO BB IBB HBP BLK WP HR S P ERA WHIP	IP WLS BF H R ER SO BB IBB HBP BLK WP HR S P ERA WHIP	IP WLS BF H R ER SO BB IBB HBP BLK WP HR S P ERA WHIP	IP WLS BF H R ER SO BB IBB HBP BLK WP HR S P ERA WHIP	IP WLS BF H R ER SO BB IBB HBP BLK WP HR S P ERA WHIP	
Burt Hooton, R ERA: 2.84 (1, 1)	6.0 W 28 9 4 4 4 1 0 0 0 0 0 0 35 39 6.00 1.667																					
Charlie Hough, R ERA: 1.74 (7, 1)	3.0 W 9 0 0 0 2 1 0 0 0 0 0 0 12 16 0.00 0.333																					

Los Angeles Dodgers @ Atlanta Braves  
Atlanta-Fulton County Stadium, Atlanta, GA

AB 32  
R 4  
H 9  
RBI 4  
BB 2  
SO 6  
LOB 12

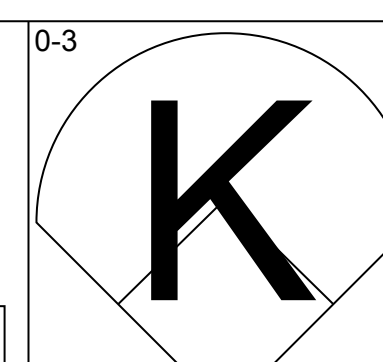
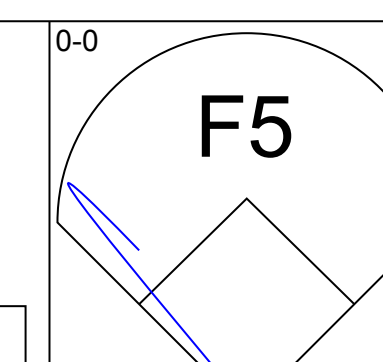
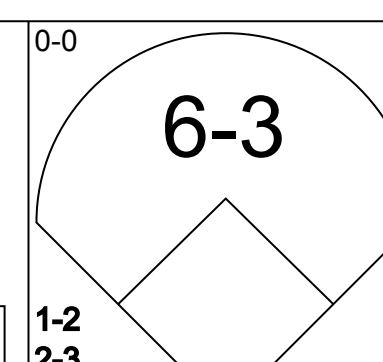
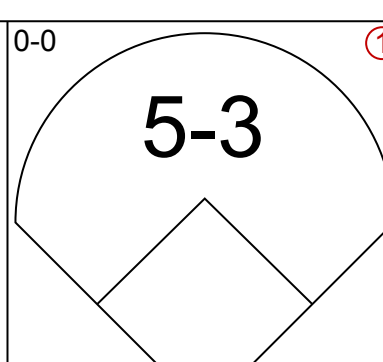
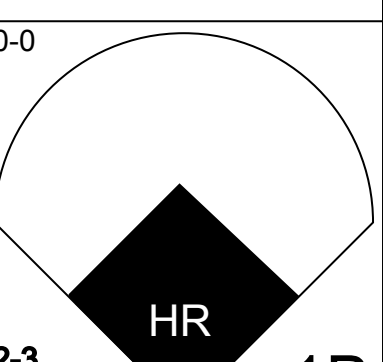
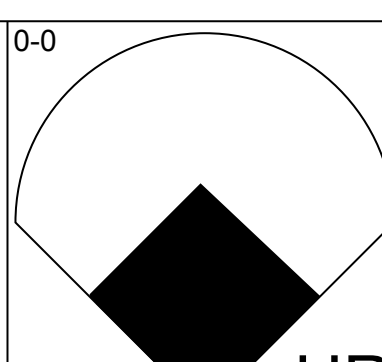

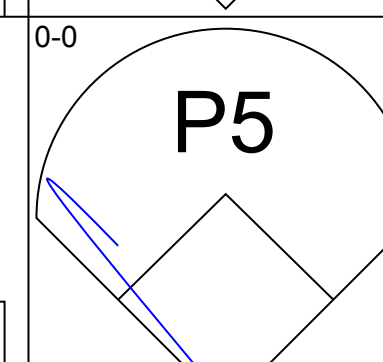
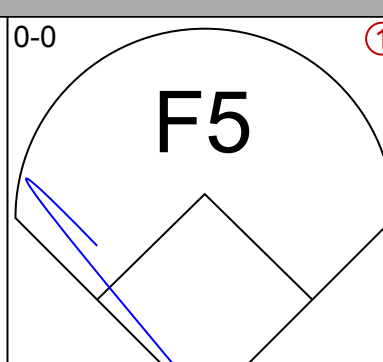
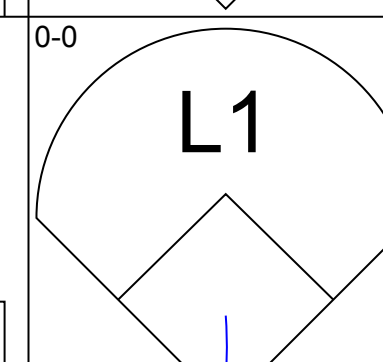
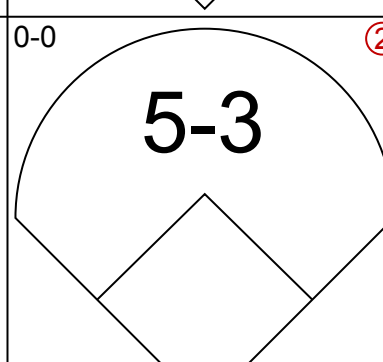
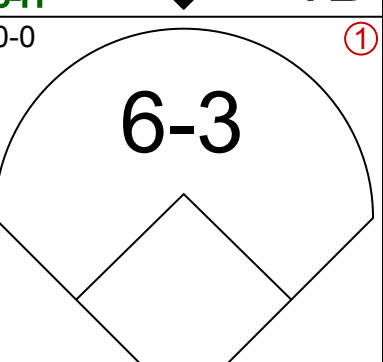
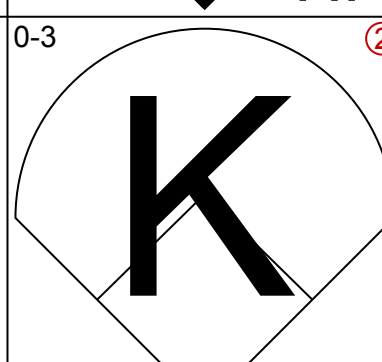
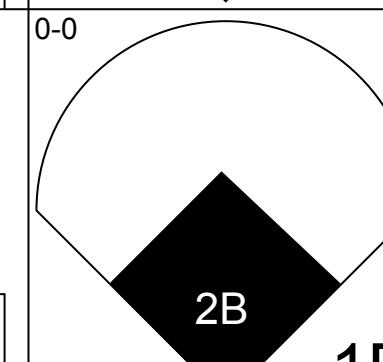
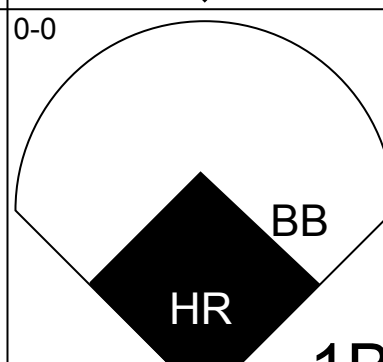
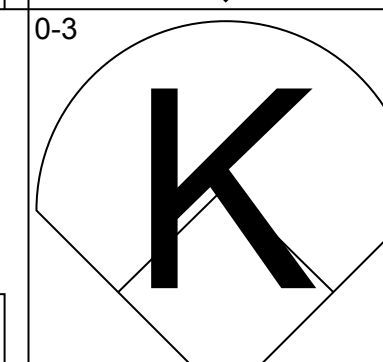
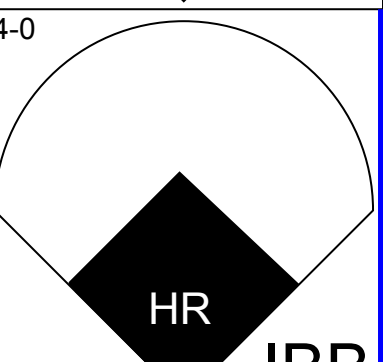
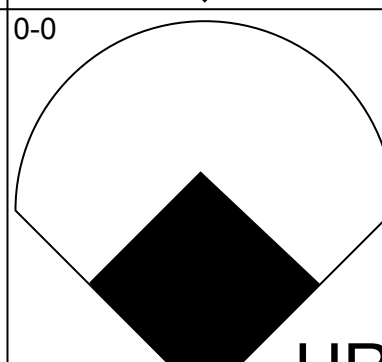
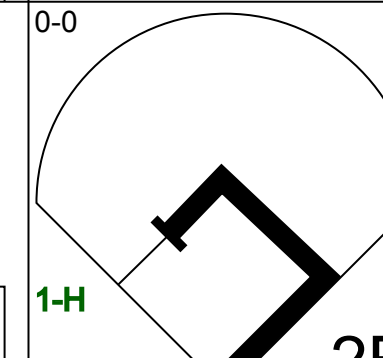
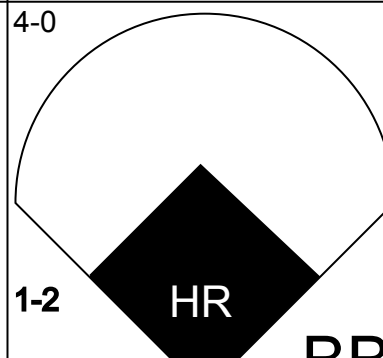
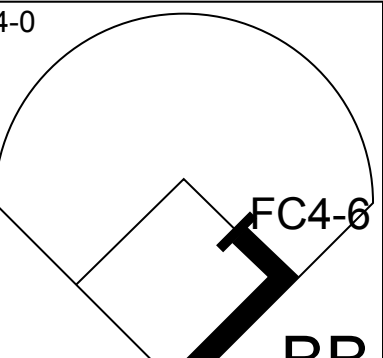
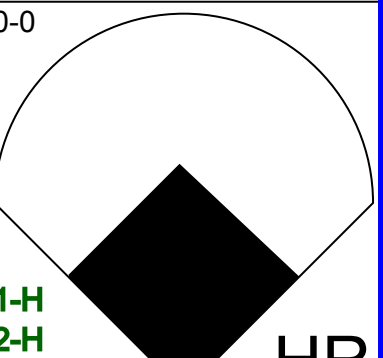
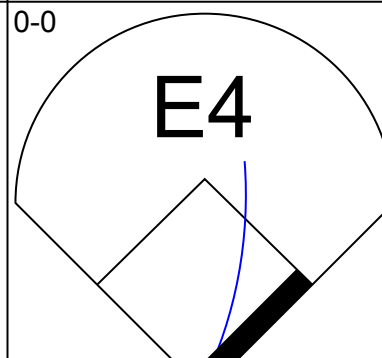
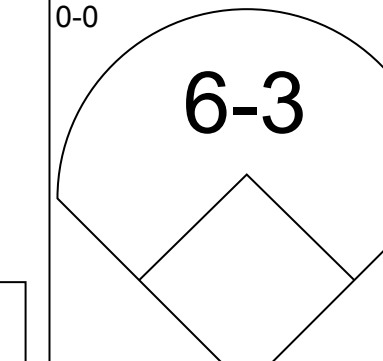

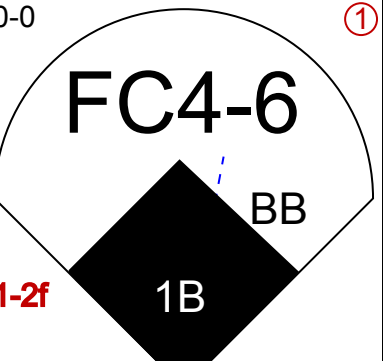
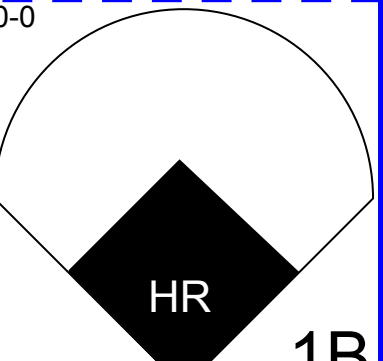
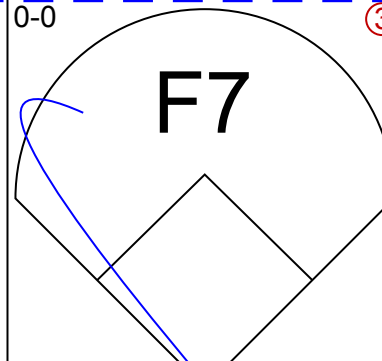

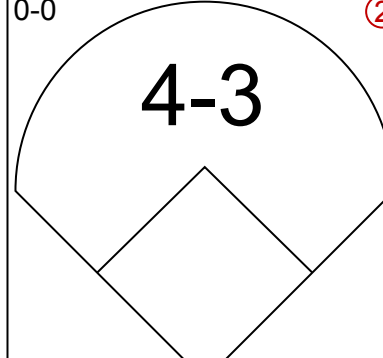
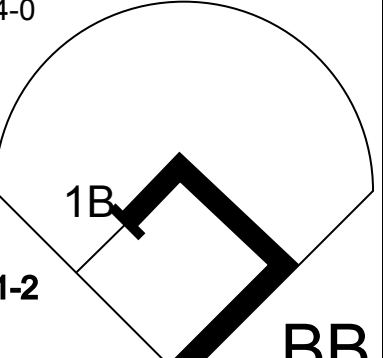
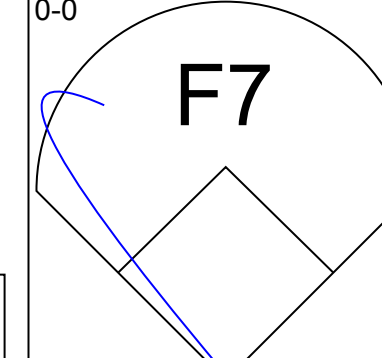
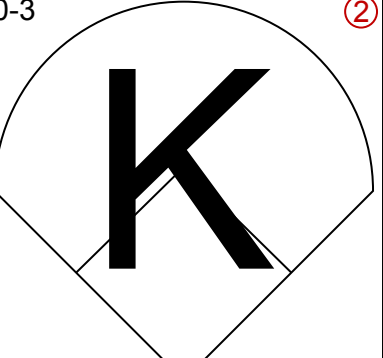

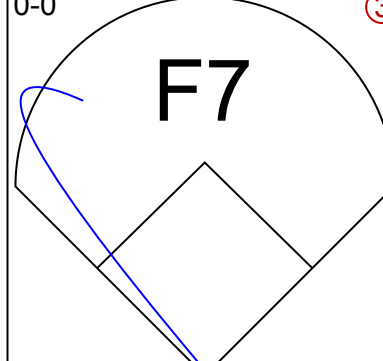
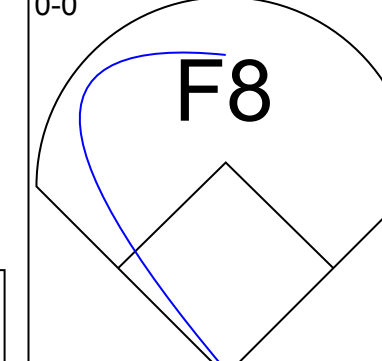
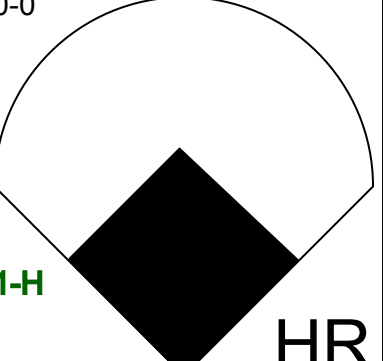

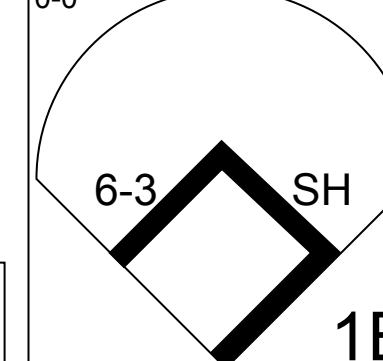
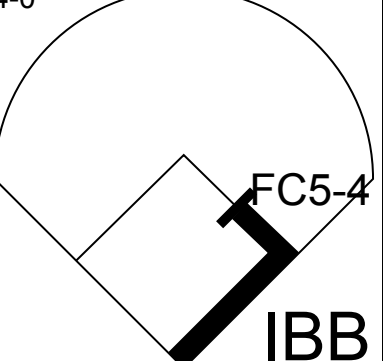
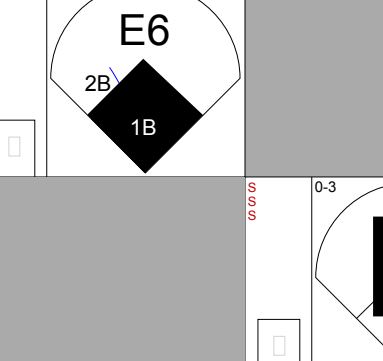

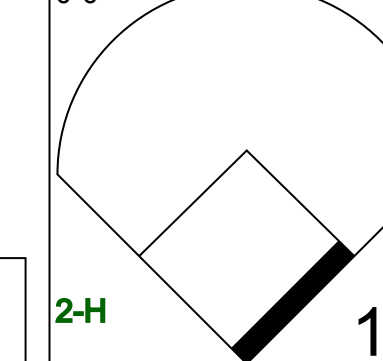
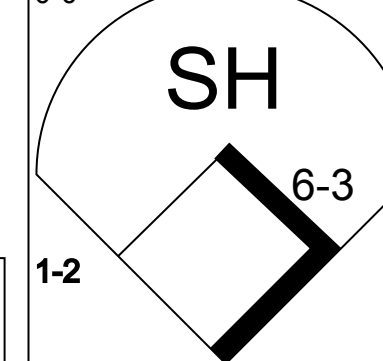
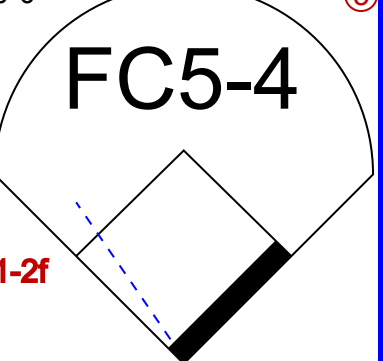
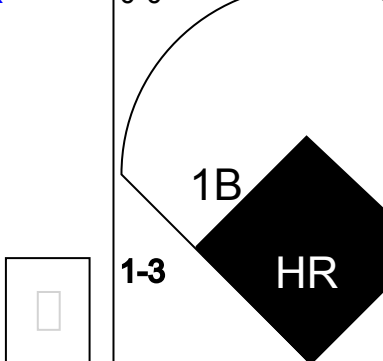

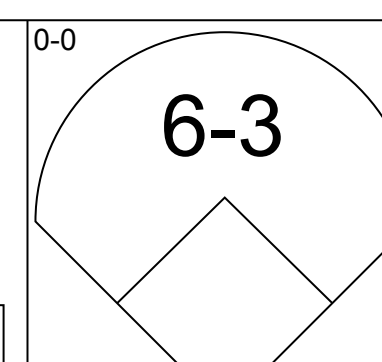
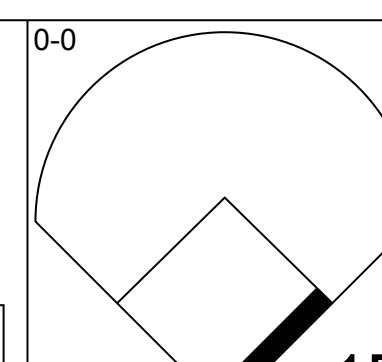
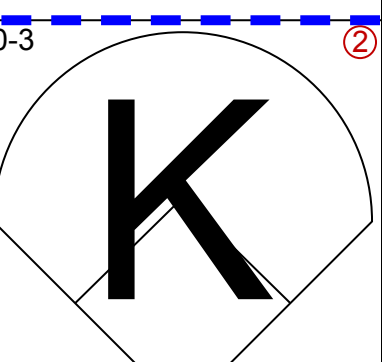
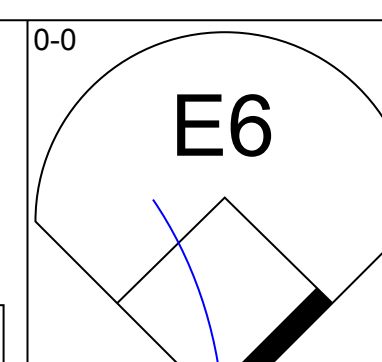
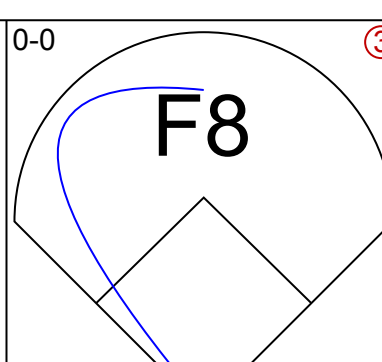
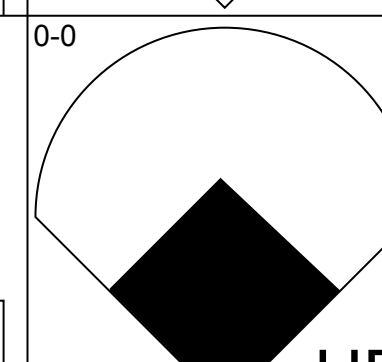

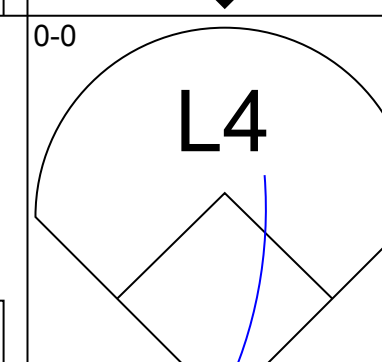
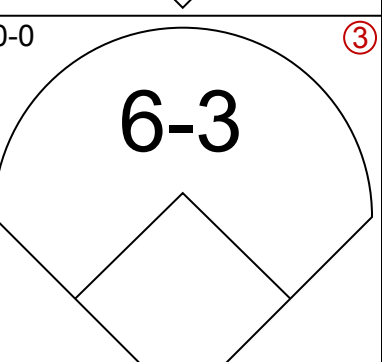
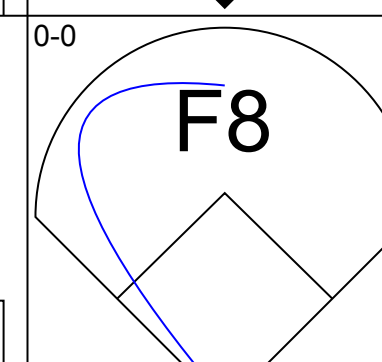
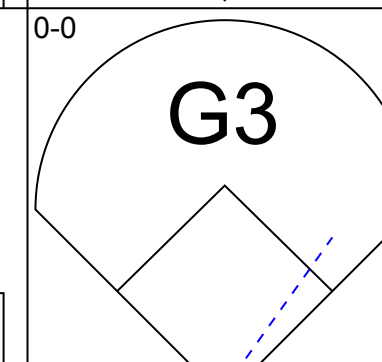
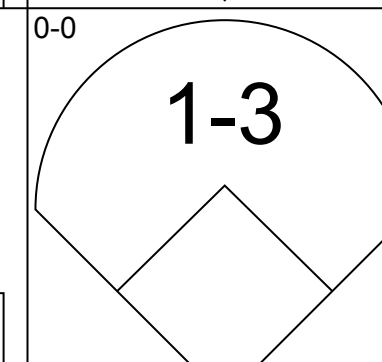

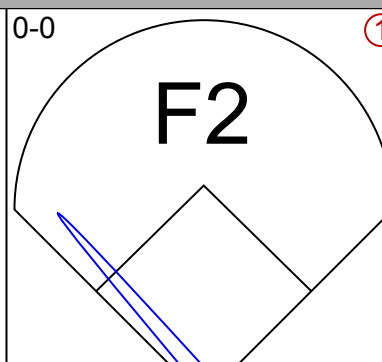
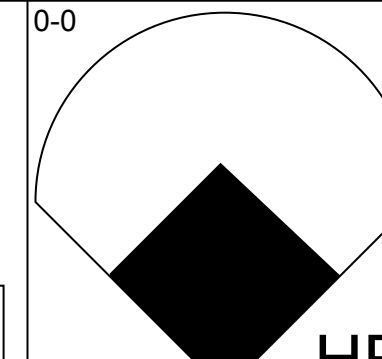
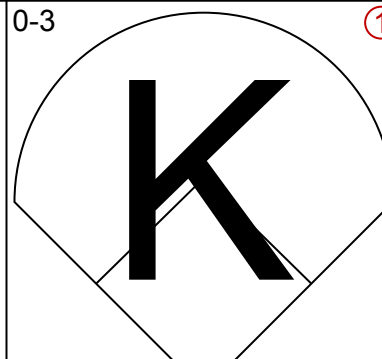
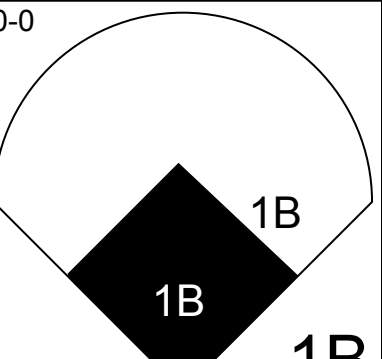
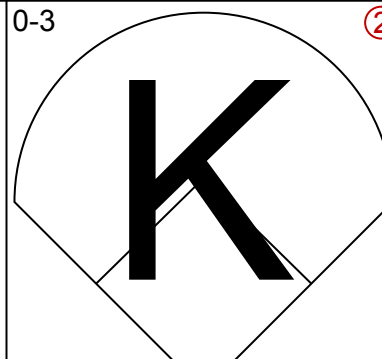
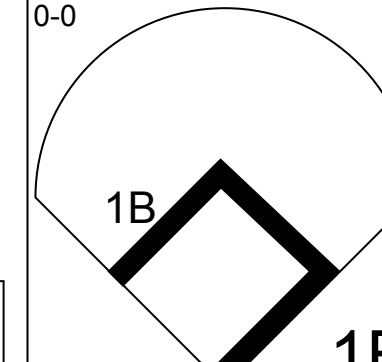
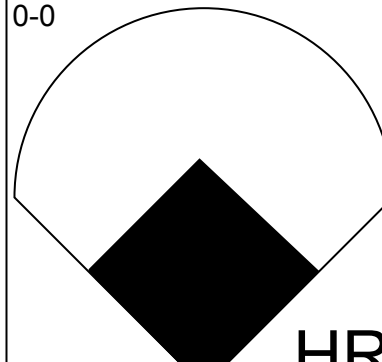
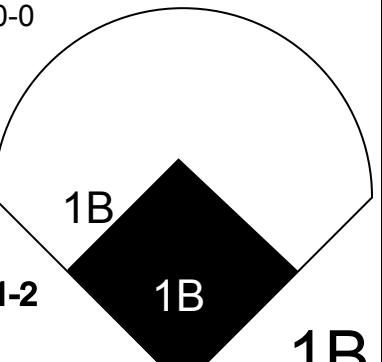
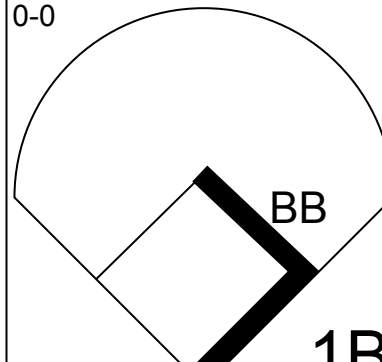
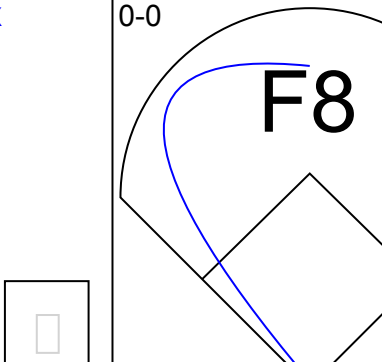
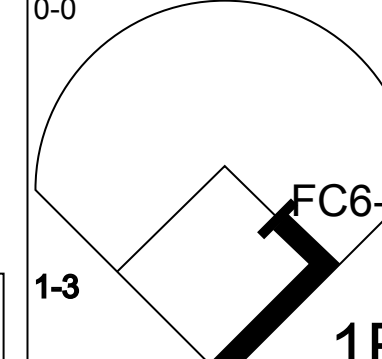
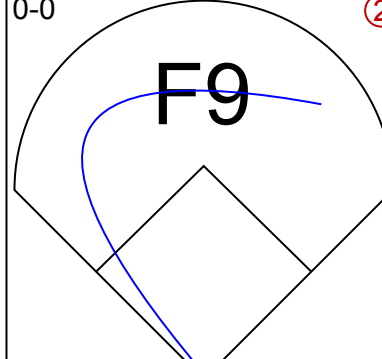
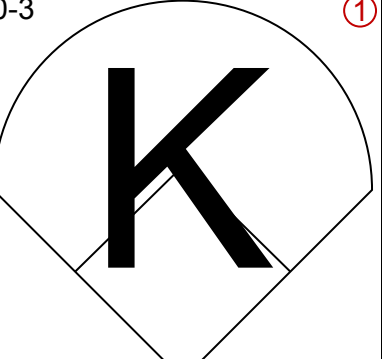
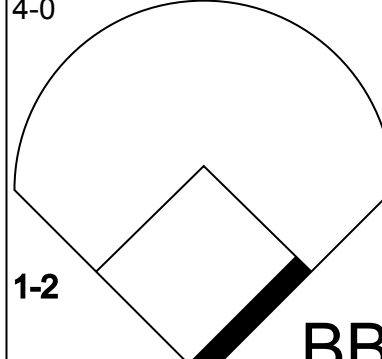
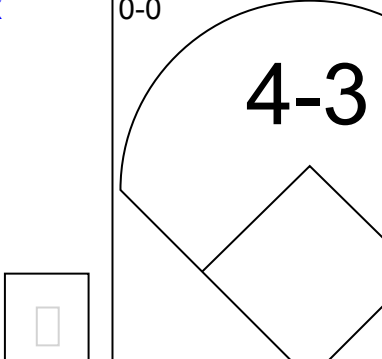
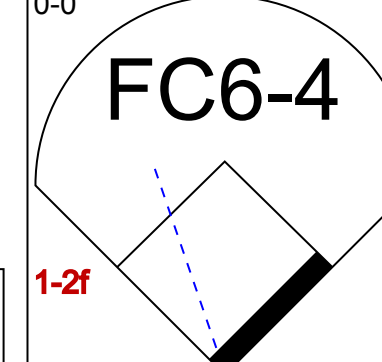
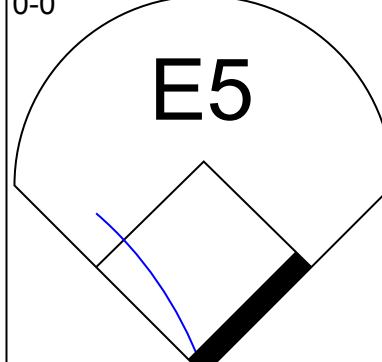
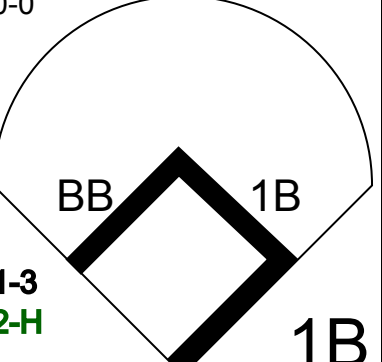
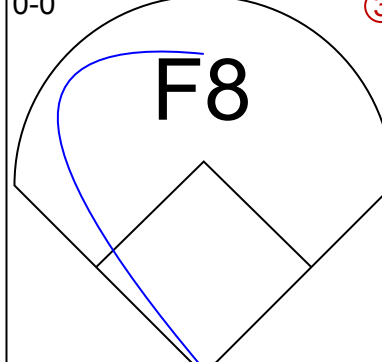
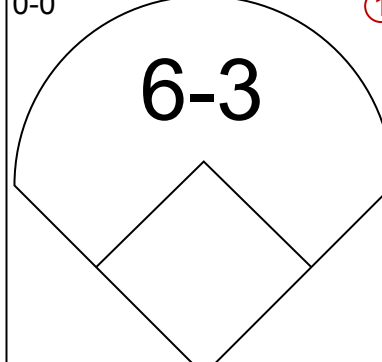
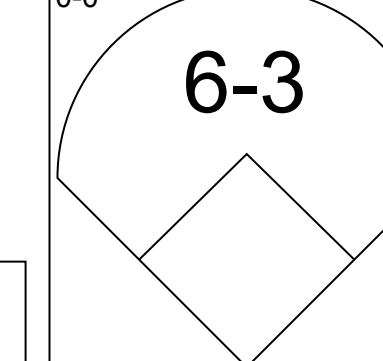
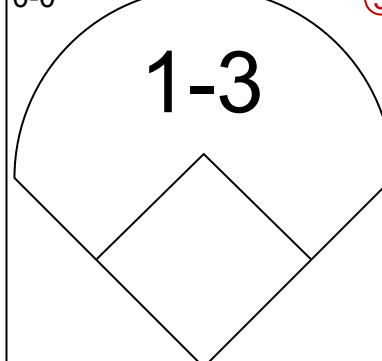
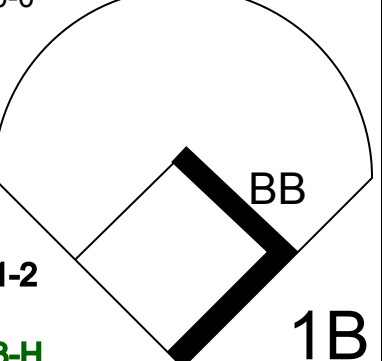
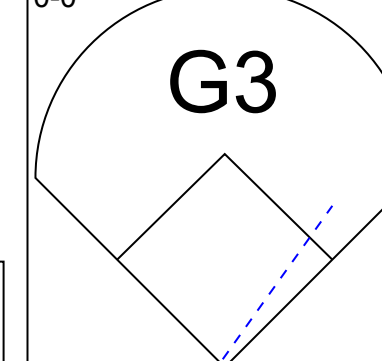

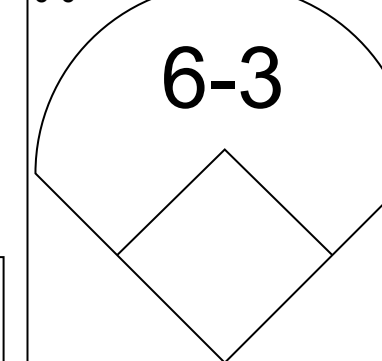
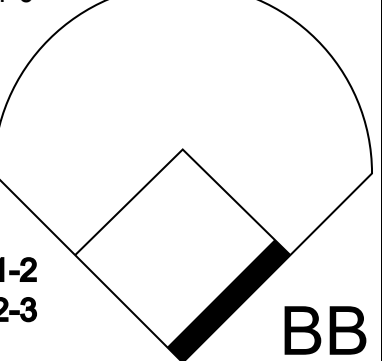
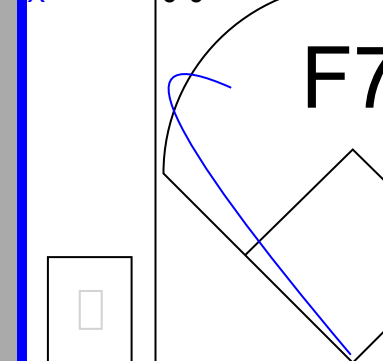


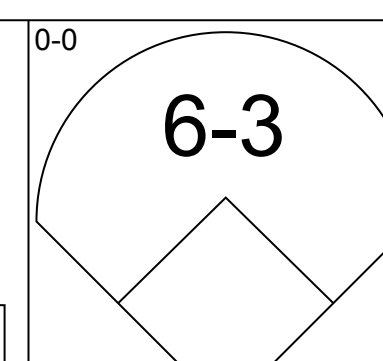
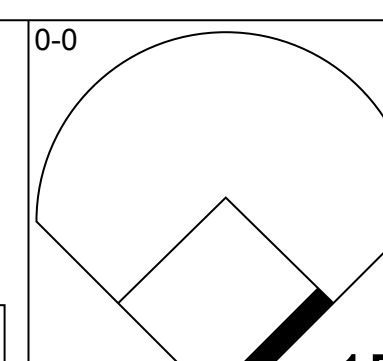
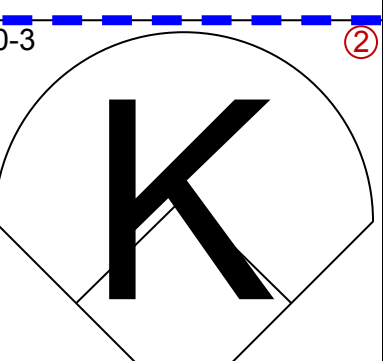
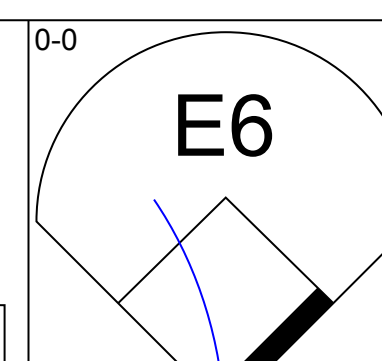
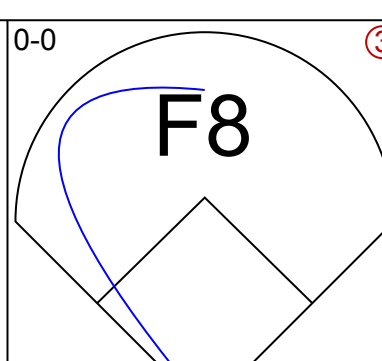
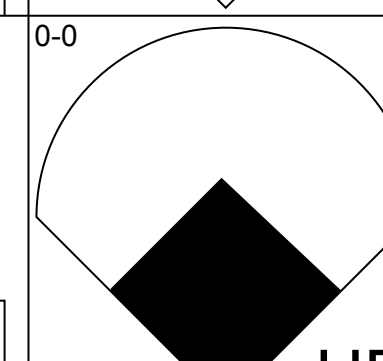

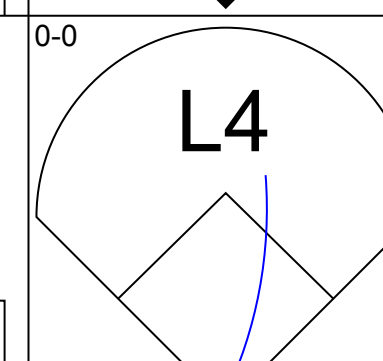
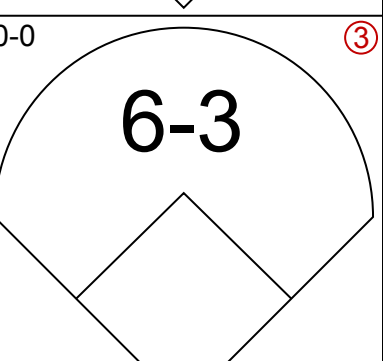
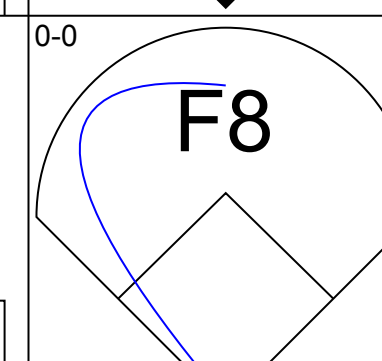
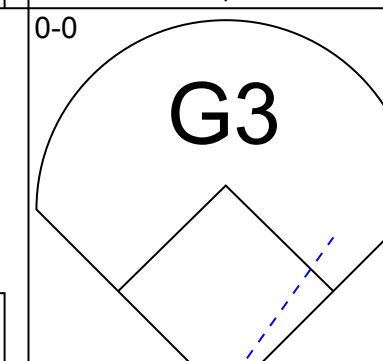
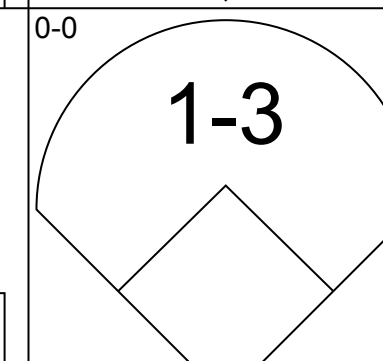

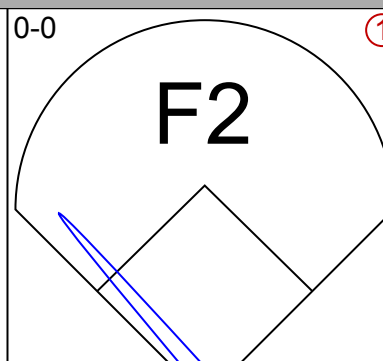
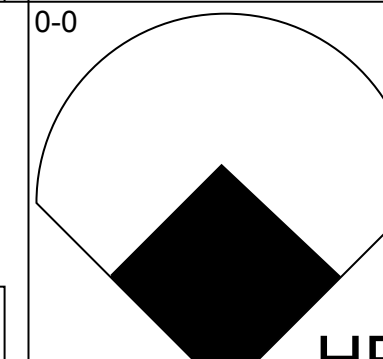
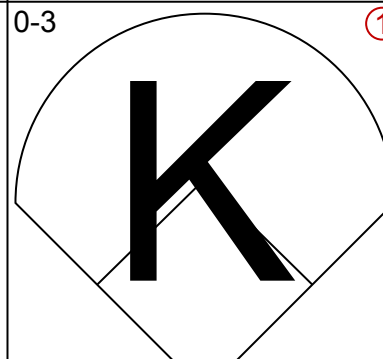
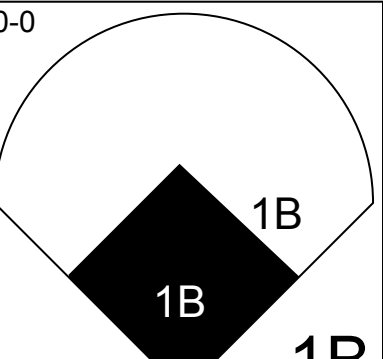
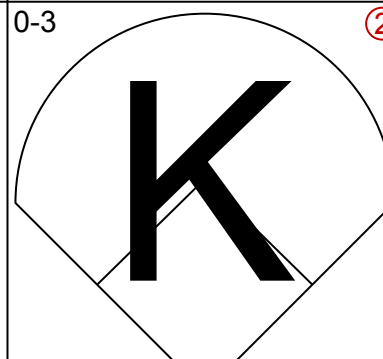
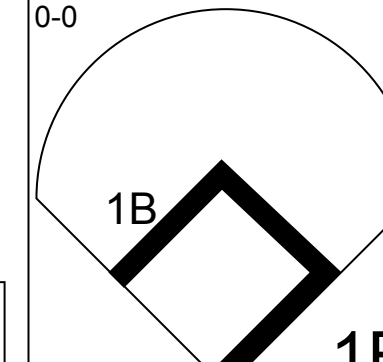
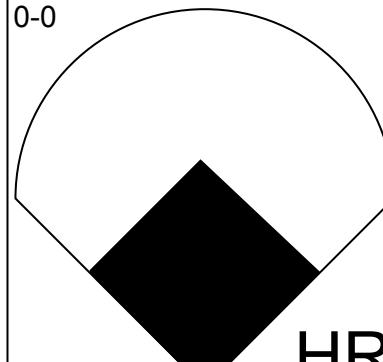
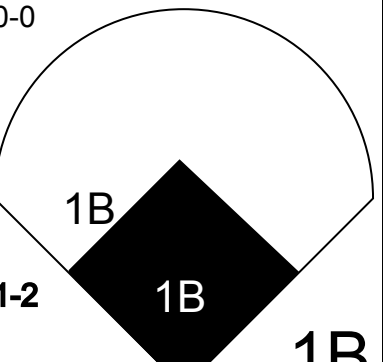
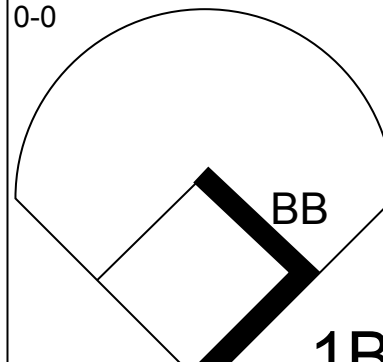
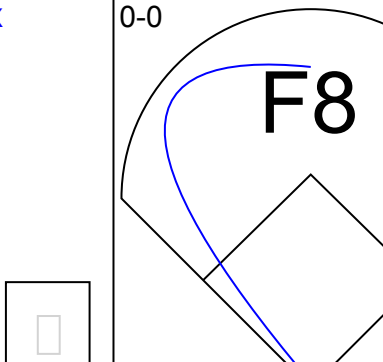
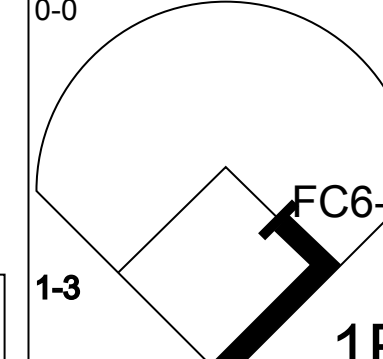
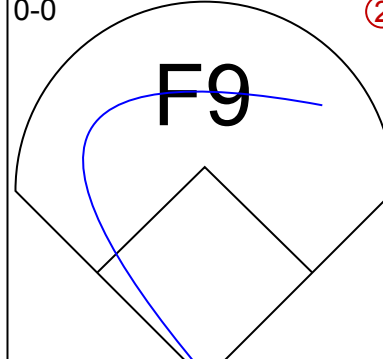
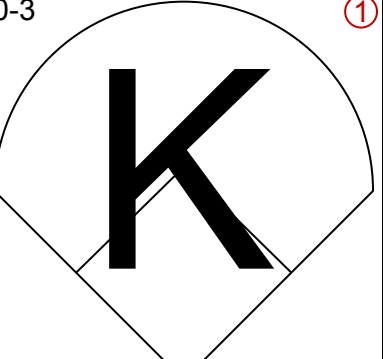
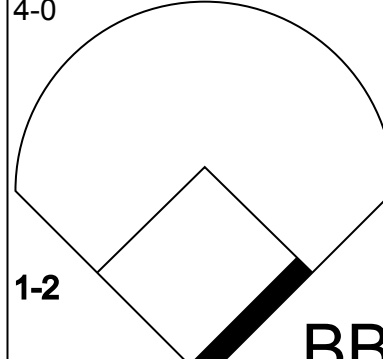
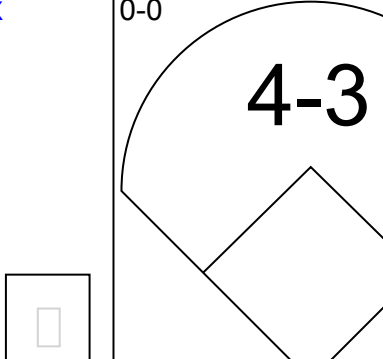
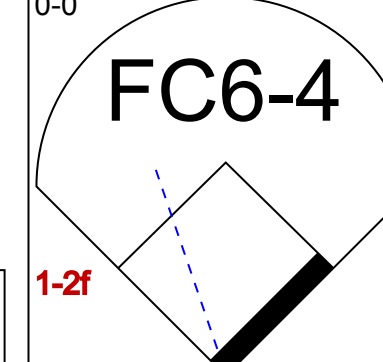
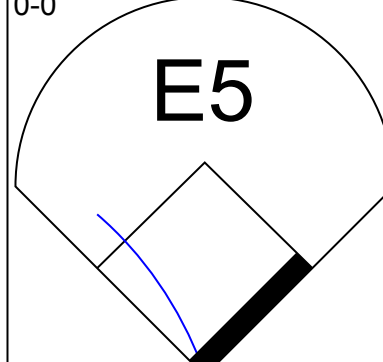
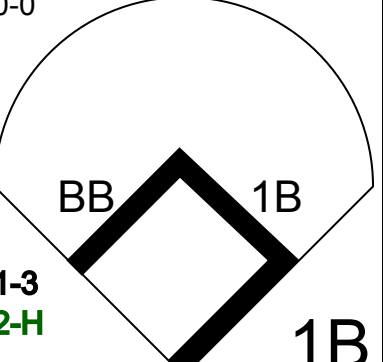
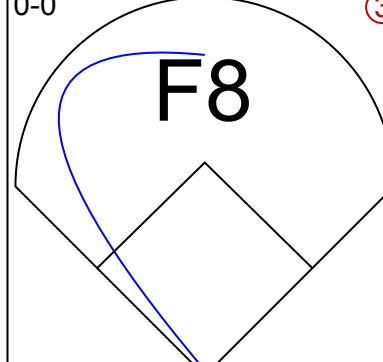
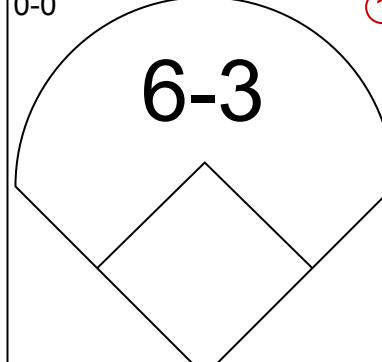
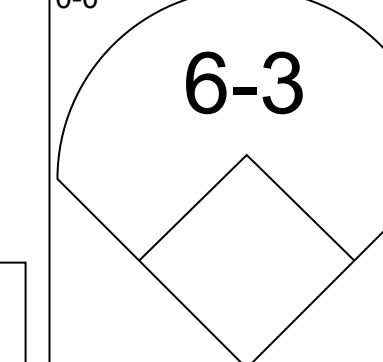
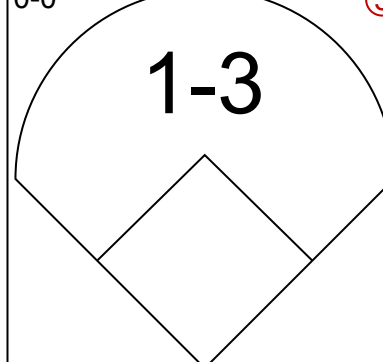
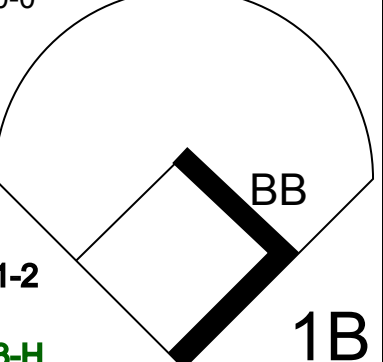
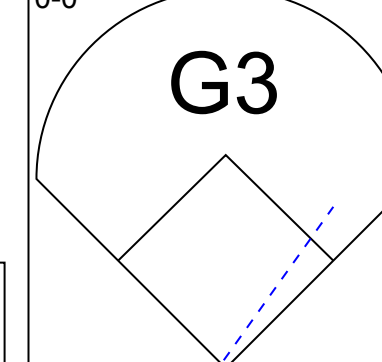

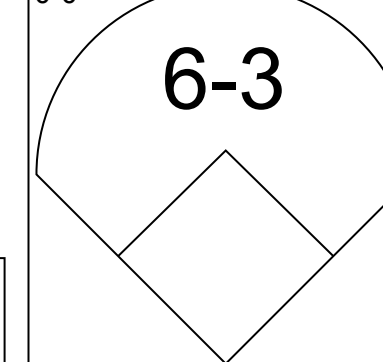
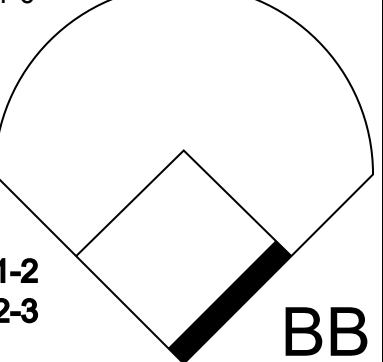
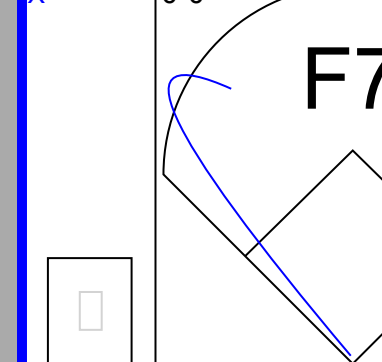
WP: 1 PA: 37  
PB: 0  
SB: 1  
CS: 0

Sat Apr 23 1977, 6:05 PM EST  
Att: 25,546 - Unknown

livebaseballscores.com



Batter	1	2	3	4	5	6	7	8	9	AB	R	H	RBI	BB	SO	LOB	TOP						
Davey Lopes, R OBP: 0.403, SLG: 0.429 Lee Lacy, R OBP: 0.571, SLG: 1.143										3	0	0	0	0	1	3	<b>Los Angeles Dodgers @ Atlanta Braves</b> Atlanta-Fulton County Stadium, Atlanta, GA Sun Apr 24 1977, 3:33 AM EDT Att: 22,464 - Unknown  <b>AB 43</b> <b>R 16</b> <b>H 16</b> <b>RBI 16</b> <b>BB 6</b> <b>SO 7</b> <b>LOB 16</b> 						
Bill Russell, R OBP: 0.271, SLG: 0.358										6	0	0	0	0	1	4							
Reggie Smith, S OBP: 0.500, SLG: 0.712 Charlie Hough, R OBP: 0.250, SLG: 0.571										3	3	2	0	2	1	2							
Ron Cey, R OBP: 0.529, SLG: 0.833 Ted Martinez, R										3	2	2	5	2	0	1							
Steve Garvey, R OBP: 0.313, SLG: 0.508 Ed Goodson, L										5	3	2	3	0	0	1							
Rick Monday, L OBP: 0.428, SLG: 0.480										4	1	1	0	1	1	1							
Dusty Baker Jr., R OBP: 0.377, SLG: 0.489										5	1	2	3	0	1	1							
Steve Yeager, R OBP: 0.509, SLG: 0.610										4	2	2	1	1	1	0							
Tommy John, R OBP: 0.250, SLG: 0.250 Mike Garman, R Stan Wall, L Manny Mota, R John Hales, L										2	0	1	1	0	0	2							
<b>Inning Stats</b>	R: 1 E: 0 K: 1 S: 6	H: 2 LOB: 1 P: 6	R: 2 E: 0 K: 1 S: 8	H: 3 LOB: 1 BB: 0 P: 8	R: 3 E: 0 K: 0 S: 5	H: 2 LOB: 0 BB: 1 P: 9	R: 0 E: 0 K: 1 S: 7	H: 1 LOB: 2 BB: 0 P: 7	R: 1 E: 0 K: 0 S: 3	H: 1 LOB: 2 BB: 3 P: 15	R: 0 E: 0 K: 0 S: 3	H: 0 LOB: 1 BB: 1 P: 7	R: 0 E: 0 K: 0 S: 3	H: 0 LOB: 0 BB: 0 P: 3	R: 7 E: 1 K: 2 S: 13	H: 5 LOB: 0 BB: 1 P: 17		R: 2 E: 1 K: 2 S: 10	H: 2 LOB: 1 BB: 0 P: 10	1B: 8 2B: 3 3B: 0 HR: 5	SF: 0 SAC: 1 DP: 0 HBP: 0	WP: 0 PB: 0 SB: 0 CS: 0	PA: 50
<b>PITCHER</b>	IP WLS BF H R ER SO BB IBB HBP BLK WP HR S P ERA WHIP																						
Frank LaCorte, R ERA: 11.68 Buzz Capra, R ERA: 4.91 Rick Camp, R ERA: 4.15 Bob Johnson, R ERA: 17.18 Mike Beard, L ERA:	2.1 L 14 7 6 6 2 1 0 0 0 0 0 1 17 21 23.14 3.429																						
Rowland Office, L OBP: 0.310, SLG: 0.368													6	0	2	0		0	1	4			
Jerry Royster, R OBP: 0.295, SLG: 0.355										5	1	1	1	0	0	6							
Willie Montanez, L OBP: 0.288, SLG: 0.403										4	1	1	1	1	0	1							
Jeff Burroughs, R OBP: 0.354, SLG: 0.614										5	2	2	1	0	3	1							
Gary Matthews, R OBP: 0.469, SLG: 0.569											5	2	4	1	0	1							
Vic Correll, R OBP: 0.417, SLG: 0.571 Biff Pocoroba, S											3	0	1	0	1	2							
Rod Gilbreath, R OBP: 0.317, SLG: 0.316											5	0	1	1	0	4							
Pat Rockett, R OBP: 0.382, SLG: 0.347										4	0	1	1	0	0	1							
Frank LaCorte, R OBP: 0.333, SLG: 0.333 Tom Paciorek, R Rick Camp, R Bob Johnson, L Mike Beard, L Brian Asselstine, L										1	0	0	0	0	1	0							
<b>Inning Stats</b>	R: 2 E: 0 K: 0 S: 7	H: 4 LOB: 2 P: 7	R: 0 E: 0 K: 1 S: 6	H: 1 LOB: 1 BB: 0 P: 6	R: 2 E: 1 K: 1 S: 8	H: 2 LOB: 1 BB: 0 P: 8	R: 0 E: 0 K: 0 S: 4	H: 1 LOB: 1 BB: 0 P: 4	R: 2 E: 0 K: 2 S: 11	H: 4 LOB: 3 BB: 1 P: 15	R: 0 E: 0 K: 1 S: 6	H: 1 LOB: 2 BB: 1 P: 10	R: 0 E: 1 K: 0 S: 4	H: 0 LOB: 1 BB: 0 P: 4	R: 0 E: 0 K: 1 S: 5	H: 0 LOB: 1 BB: 1 P: 9	R: 0 E: 0 K: 1 S: 5	H: 0 LOB: 1 BB: 0 P: 6	1B: 9 2B: 0 3B: 0 HR: 4	SF: 0 SAC: 0 DP: 0 HBP: 1	WP: 0 PB: 0 SB: 1 CS: 0	PA: 46	
<b>PITCHER</b>	IP WLS BF H R ER SO BB IBB HBP BLK WP HR S P ERA WHIP																						
Tommy John, L ERA: 9.0 Mike Garman, R Stan Wall, L Charlie Hough, R	4.1 0.0 2.2 2.0 11 8 0 0 0 0 0 0 0 0 10 12.46 2.538																						

Batter	1	2	3	4	5	6	7	8	9	AB	R	H	RBI	BB	SO	LOB	BOTTOM					
Rowland Office, L OBP: 0.310, SLG: 0.368													6	0	2	0	0	1	4			
Jerry Royster, R OBP: 0.295, SLG: 0.355										5	1	1	1	0	0	6						
Willie Montanez, L OBP: 0.288, SLG: 0.403										4	1	1	1	1	0	1						
Jeff Burroughs, R OBP: 0.354, SLG: 0.614										5	2	2	1	0	3	1						
Gary Matthews, R OBP: 0.469, SLG: 0.569											5	2	4	1	0	1						
Vic Correll, R OBP: 0.417, SLG: 0.571 Biff Pocoroba, S											3	0	1	0	1	2						
Rod Gilbreath, R OBP: 0.317, SLG: 0.316											5	0	1	1	0	4						
Pat Rockett, R OBP: 0.382, SLG: 0.347										4	0	1	1	0	0	1						
Frank LaCorte, R OBP: 0.333, SLG: 0.333 Tom Paciorek, R Rick Camp, R Bob Johnson, L Mike Beard, L Brian Asselstine, L										1	0	0	0	0	1	0						
<b>Inning Stats</b>	R: 2 E: 0 K: 0 S: 7	H: 4 LOB: 2 P: 7	R: 0 E: 0 K: 1 S: 6	H: 1 LOB: 1 BB: 0 P: 6	R: 2 E: 1 K: 1 S: 8	H: 2 LOB: 1 BB: 0 P: 8	R: 0 E: 0 K: 0 S: 4	H: 1 LOB: 1 BB: 0 P: 4	R: 2 E: 0 K: 2 S: 11	H: 4 LOB: 3 BB: 1 P: 15	R: 0 E: 0 K: 1 S: 6	H: 1 LOB: 2 BB: 1 P: 10	R: 0 E: 1 K: 0 S: 4	H: 0 LOB: 1 BB: 0 P: 4	R: 0 E: 0 K: 1 S: 5	H: 0 LOB: 1 BB: 1 P: 9	R: 0 E: 0 K: 1 S: 5	H: 0 LOB: 1 BB: 0 P: 6	1B: 9 2B: 0 3B: 0 HR: 4	SF: 0 SAC: 0 DP: 0 HBP: 1	WP: 0 PB: 0 SB: 1 CS: 0	PA: 46
<b>PITCHER</b>	IP WLS BF H R ER SO BB IBB HBP BLK WP HR S P ERA WHIP																					
Tommy John, L ERA: 9.0 Mike Garman, R Stan Wall, L Charlie Hough, R	4.1 0.0 2.2 2.0 11 8 0 0 0 0 0 0 0 0 10 12.46 2.538																					



Batter	1	2	3	4	5	6	7	8	9	AB	R	H	RBI	BB	SO	LOB	TOP					
<b>Pete Rose, S</b> (1,5) OBP: 0.403, SLG: 0.500 <b>Doug Flynn, R</b> (9,5) OBP: 0.333, SLG: 0.333	L3	1B		1B		1B		F7		5	1	3	0	0	0	1						
<b>Dave Concepcion, R</b> (1,6) OBP: 0.338, SLG: 0.333	5-3		K	K				F8		5	0	1	1	0	2	2						
<b>Ken Griffey, L</b> (1,9) OBP: 0.371, SLG: 0.477	2B		HR					F7		4	3	3	0	1	0	1						
<b>Joe Morgan, L</b> (1,4) OBP: 0.448, SLG: 0.560 <b>Bill Plummer, R</b> (9,2) OBP: 0.156, SLG: 0.211	BB		P4							2	1	0	0	3	0	2						
<b>Dan Driessen, L</b> (1,3) OBP: 0.276, SLG: 0.500	P5		HR							5	2	3	6	0	0	3						
<b>George Foster, R</b> (1,7) OBP: 0.373, SLG: 0.569		HR								5	1	2	0	0	2	2						
<b>Johnny Bench, R</b> (1,2) OBP: 0.296, SLG: 0.480 <b>Champ Summers, L</b> (9, PH) OBP: 0.111, SLG: 0.111 <b>Ray Knight, R</b> (9,4)		HR								4	1	1	2	0	2	3						
<b>Cesar Geronimo, L</b> (1,8) OBP: 0.210, SLG: 0.339	F9									5	0	0	0	0	0	0						
<b>Fred Norman, S</b> (1,1) <b>Rawly Eastwick, R</b> (7,1) OBP: 1.000, SLG: 1.000	K									3	0	0	0	0	2	0						
<b>Inning Stats</b>	R: 0 E: 0 K: 0 S: 4	H: 1 LOB: 2 BB: 1 P: 8	R: 2 E: 0 K: 1 S: 7	H: 3 LOB: 1 BB: 0 P: 7	R: 2 E: 0 K: 2 S: 10	H: 3 LOB: 1 BB: 0 P: 10	R: 0 E: 0 K: 2 S: 8	H: 1 LOB: 1 BB: 0 P: 8	R: 1 E: 0 K: 1 S: 6	H: 1 LOB: 1 BB: 1 P: 10	R: 1 E: 0 K: 0 S: 5	H: 2 LOB: 1 BB: 0 P: 5	R: 0 E: 0 K: 2 S: 7	H: 0 LOB: 1 BB: 1 P: 11	R: 0 E: 0 K: 0 S: 4	H: 1 LOB: 1 BB: 0 P: 4	R: 3 E: 0 K: 0 S: 5	H: 2 LOB: 0 BB: 1 P: 9	1B: 7 2B: 3 3B: 1 HR: 3	SF: 0 SAC: 0 DP: 0 HBP: 0	WP: 0 PB: 0 SB: 5 CS: 0	PA: 44
<b>PITCHER</b>	IP	WLS	BF	H	R	ER	SO	BB	IBB	HBP	BLK	WP	HR	S	P	ERA	WHIP					
<b>Frank LaCorte, R</b> (1,1) ERA: 11.34	4.1	L	23	9	5	5	5	2	0	0	0	0	2	31	39	10.38	2.538					
<b>Buzz Capra, R</b> (5,1) ERA: 4.5	2.2		11	2	1	1	3	1	0	0	0	0	0	16	20	3.38	1.125					
<b>Bob Johnson, R</b> (8,1) ERA: 11.74	2.0		10	3	3	3	0	1	0	0	0	0	1	9	13	13.50	2.000					

Cincinnati Reds @ Atlanta Braves  
Atlanta-Fulton County Stadium, Atlanta, GA  
Tue Apr 26 1977, 7:05 PM EDT  
Att: 11,095 - Unknown

AB 40  
R 9  
H 14  
RBI 9  
BB 4  
SO 8  
LOB 14



Batter	1	2	3	4	5	6	7	8	9	AB	R	H	RBI	BB	SO	LOB	BOTTOM					
<b>Rowland Office, L</b> (1,8) OBP: 0.325, SLG: 0.377	WP 1B		4-3					F7		4	0	1	0	0	0	0						
<b>Jerry Royster, R</b> (1,5) OBP: 0.284, SLG: 0.333	K		K					K		4	0	0	0	0	3	1						
<b>Willie Montanez, L</b> (1,3) OBP: 0.280, SLG: 0.423	F9							1-3		4	1	1	1	0	1	1						
<b>Jeff Burroughs, R</b> (1,9) OBP: 0.392, SLG: 0.609	6-3		HR							2	0	0	0	2	1	1						
<b>Gary Matthews, R</b> (1,7) OBP: 0.465, SLG: 0.547		BB 1B BB	E4					F8		3	0	0	0	1	0	2						
<b>Vic Correll, R</b> (1,2) OBP: 0.407, SLG: 0.542 <b>Biff Pocoroba, S</b> (9, PH) OBP: 0.317, SLG: 0.389		BB 1B	F8					F8		3	0	1	0	0	0	2						
<b>Rod Gilbreath, R</b> (1,4) OBP: 0.309, SLG: 0.297		4-3 1-2 2-3 BB						F9		3	0	0	0	1	1	1						
<b>Pat Rockett, R</b> (1,6) OBP: 0.349, SLG: 0.316		L4-3								3	0	0	0	0	1	3						
<b>Frank LaCorte, R</b> (1,1) OBP: 0.200, SLG: 0.200 <b>Buzz Capra, R</b> (5,1) <b>Tom Paciorek, R</b> (7, PH) <b>Bob Johnson, L</b> (8,1)		4-3						F9		2	0	0	0	0	1	2						
<b>Inning Stats</b>	R: 0 E: 0 K: 1 S: 6	H: 1 LOB: 1 BB: 0 P: 6	R: 0 E: 0 K: 0 S: 3	H: 1 LOB: 2 BB: 2 P: 11	R: 1 E: 1 K: 1 S: 7	H: 1 LOB: 2 BB: 1 P: 11	R: 0 E: 0 K: 3 S: 9	H: 0 LOB: 0 BB: 0 P: 9	R: 0 E: 0 K: 1 S: 5	H: 0 LOB: 0 BB: 0 P: 5	R: 0 E: 0 K: 1 S: 3	H: 0 LOB: 0 BB: 0 P: 3	R: 0 E: 0 K: 1 S: 5	H: 0 LOB: 0 BB: 0 P: 5	R: 0 E: 0 K: 0 S: 3	H: 0 LOB: 1 BB: 1 P: 7	1B: 2 2B: 1 3B: 0 HR: 1	SF: 0 SAC: 0 DP: 1 HBP: 0	WP: 1 PB: 0 SB: 0 CS: 0	PA: 34		
<b>PITCHER</b>	IP	WLS	BF	H	R	ER	SO	BB	IBB	HBP	BLK	WP	HR	S	P	ERA	WHIP					
<b>Fred Norman, L</b> (1,1) ERA: 3.8	6.0	W	24	3	1	1	7	3	0	0	0	0	1	35	47	1.50	1.000					
<b>Rawly Eastwick, R</b> (7,1) ERA: 2.2	3.0	S	10	0	0	0	1	1	0	0	0	0	0	11	15	0.00	0.333					

Cincinnati Reds @ Atlanta Braves  
Atlanta-Fulton County Stadium, Atlanta, GA  
Tue Apr 26 1977, 7:05 PM EDT  
Att: 11,095 - Unknown

AB 30  
R 1  
H 3  
RBI 1  
BB 4  
SO 8  
LOB 14





Batter	1	2	3	4	5	6	7	8	9	AB	R	H	RBI	BB	SO	LOB	TOP											
<b>Pete Rose, S</b> OBP: 0.408, SLG: 0.492 <b>Doug Flynn, R</b> OBP: 0.333, SLG: 0.333	4-0 2B BB		0-0 4-3 S 1B	0-0 1-3			0-0 3-1			3	1	1	0	1	0	2												
<b>Dave Concepcion, R</b> OBP: 0.319, SLG: 0.313	0-0 F9		0-0 5-3				0-0 6-3			4	0	0	0	0	0	2												
<b>Ken Griffey, L</b> OBP: 0.378, SLG: 0.493	0-0 1B 2B		0-0 4-3				0-0 6-3			4	1	2	1	0	0	1												
<b>Joe Morgan, L</b> OBP: 0.423, SLG: 0.519	0-0 P6		0-0 F5				0-0 P6			4	0	0	0	0	0	3												
<b>Dan Driessen, L</b> OBP: 0.290, SLG: 0.500	0-0 CS 1B			0-0 S 1B			0-0 F9			4	1	2	1	0	0	1												
<b>George Foster, R</b> OBP: 0.366, SLG: 0.548	0-0 CS 1-2	0-0 G4-3-6 1B		0-0 F9 1-2			0-0 6-3			4	0	1	0	0	0	1												
<b>Johnny Bench, R</b> OBP: 0.293, SLG: 0.463		0-0 G4-3-6 1-2		0-0 FC1-5 2H 1B			0-0 F9			4	0	1	1	0	0	1												
<b>Cesar Geronimo, L</b> OBP: 0.227, SLG: 0.355		0-0 2B		4-0 FC1-5 1-2 BB			0-0 F8			3	0	1	0	1	1	0												
<b>Pat Zachry, R</b> OBP: 0.222, SLG: 0.222		0-0 1-3		0-0 FC1-5 1-2 2-3F			0-0 1-3			3	0	0	0	0	0	3												
<b>Inning Stats</b>	R: 2 E: 0 K: 0 S: 4	H: 2 LOB: 0 BB: 1 P: 8	R: 0 E: 0 K: 0 S: 4	H: 2 LOB: 1 BB: 0 P: 4	R: 0 E: 0 K: 0 S: 4	H: 1 LOB: 1 BB: 0 P: 4	R: 1 E: 0 K: 0 S: 5	H: 2 LOB: 2 BB: 1 P: 9	R: 0 E: 0 K: 0 S: 4	H: 1 LOB: 1 BB: 0 P: 4	R: 0 E: 0 K: 0 S: 3	H: 0 LOB: 0 BB: 0 P: 3	R: 0 E: 0 K: 0 S: 3	H: 0 LOB: 0 BB: 0 P: 3	R: 0 E: 0 K: 1 S: 5	H: 0 LOB: 0 BB: 0 P: 5	1B: 6 2B: 2 3B: 0 HR: 0	SF: 0 SAC: 0 DP: 1 HBP: 0	WP: 0 PB: 0 SB: 2 CS: 1	PA: 36								
<b>PITCHER</b>	IP	WLS	BF	H	R	ER	SO	BB	IBB	HBP	BLK	WP	HR	S	P	ERA	WHIP											
<b>Dick Ruthven, R</b> ERA: 2.7	(1, 1)	7.0	L	29	8	3	3	0	2	0	0	0	0	0	27	35	3.86	1.429										
<b>Rick Camp, R</b> ERA: 3.38	(8, 1)	2.0		6	0	0	0	1	0	0	0	0	0	8	8	0.00	0.000											

**Cincinnati Reds @ Atlanta Braves**  
Atlanta-Fulton County Stadium, Atlanta, GA  
Wed Apr 27 1977, 7:05 PM EDT  
Att: 12,100 - Unknown

AB 33  
R 3  
H 8  
RBI 3  
BB 2  
SO 1  
LOB 14




Batter	1	2	3	4	5	6	7	8	9	AB	R	H	RBI	BB	SO	LOB	BOTTOM											
<b>Rowland Office, L</b> OBP: 0.325, SLG: 0.375 <b>Brian Asselstine, L</b> OBP: 0.300, SLG: 0.222	0-0 F8		0-0 1B				0-0 1-6-3			3	0	1	0	0	0	0												
<b>Jerry Royster, R</b> OBP: 0.295, SLG: 0.315	0-0 F9		0-0 F9				0-0 P3			4	0	0	0	0	0	2												
<b>Willie Montanez, L</b> OBP: 0.266, SLG: 0.400	0-0 5-3		0-0 G3				0-3 K			4	0	0	0	0	1	1												
<b>Jeff Burroughs, R</b> OBP: 0.397, SLG: 0.603		0-0 2B SF7 1B		0-0 BB 1B			0-0 F3			4	1	2	0	0	0	0												
<b>Gary Matthews, R</b> OBP: 0.440, SLG: 0.515		0-0 F2		0-0 F9			0-0 F8			4	0	0	0	0	0	2												
<b>Biff Pocoroba, S</b> OBP: 0.311, SLG: 0.400		0-0 1-3 2B		0-0 P6			0-0 1-3			4	0	1	0	0	0	2												
<b>Rod Gilbreath, R</b> OBP: 0.319, SLG: 0.292		0-0 SF7 3-H		4-0 BB 1-2 BB			4-0 BB			1	0	0	1	2	0	1												
<b>Pat Rockett, R</b> OBP: 0.338, SLG: 0.305 <b>Cito Gaston, R</b> (7, PH) <b>Craig Robinson, R</b> OBP: 0.500, SLG: 0.500		0-0 F2		0-0 G3			0-3 K			2	0	0	0	0	0	3												
<b>Dick Ruthven, R</b> OBP: 0.308, SLG: 0.385 <b>Joe Nolan, L</b> OBP: 0.500, SLG: 0.750 <b>Rick Camp, R</b> ERA: 2.4			0-0 F8		0-3 K		0-0 F9			2	0	0	0	0	1	0												
<b>Inning Stats</b>	R: 0 E: 0 K: 0 S: 3	H: 0 LOB: 0 BB: 0 P: 3	R: 1 E: 0 K: 0 S: 5	H: 2 LOB: 1 BB: 0 P: 5	R: 0 E: 0 K: 0 S: 4	H: 1 LOB: 1 BB: 0 P: 4	R: 0 E: 0 K: 0 S: 4	H: 1 LOB: 2 BB: 1 P: 8	R: 0 E: 0 K: 1 S: 5	H: 0 LOB: 0 BB: 0 P: 5	R: 0 E: 0 K: 1 S: 5	H: 0 LOB: 0 BB: 0 P: 5	R: 0 E: 0 K: 1 S: 5	H: 0 LOB: 1 BB: 1 P: 9	R: 0 E: 0 K: 0 S: 3	H: 1 LOB: 1 BB: 0 P: 3	R: 0 E: 1 K: 0 S: 4	H: 0 LOB: 1 BB: 0 P: 4	1B: 4 2B: 1 3B: 0 HR: 0	SF: 1 SAC: 0 DP: 1 HBP: 0	WP: 0 PB: 0 SB: 0 CS: 0	PA: 34						
<b>PITCHER</b>	IP	WLS	BF	H	R	ER	SO	BB	IBB	HBP	BLK	WP	HR	S	P	ERA	WHIP											
<b>Pat Zachry, R</b> ERA: 2.4	(1, 1)	9.0	W	34	5	1	1	3	2	0	0	0	0	0	38	46	1.00	0.778										

**Cincinnati Reds @ Atlanta Braves**  
Atlanta-Fulton County Stadium, Atlanta, GA  
Wed Apr 27 1977, 7:05 PM EDT  
Att: 12,100 - Unknown

AB 31  
R 1  
H 5  
RBI 1  
BB 2  
SO 3  
LOB 13





Batter	1	2	3	4	5	6	7	8	9	AB	R	H	RBI	BB	SO	LOB	TOP	
Rowland Office, L OBP: 0.330, SLG: 0.369	4-0 CS BB		0-0 5-3		0-0 4-3		0-0 BB 1B		0-0 F7	4	0	1	1	1	0	1		
Jerry Royster, R OBP: 0.290, SLG: 0.316	0-3 K		0-0 G4-6-3 1B		0-0 4-3		4-0 BB 1B			3	0	1	0	1	1	1		
Willie Montanez, L OBP: 0.277, SLG: 0.405	0-0 1B		0-0 G4-6-3 1-2		0-0 1B		0-3 BB K			4	0	2	0	0	1	4		
Jeff Burroughs, R OBP: 0.378, SLG: 0.569	0-3 K			0-0 6-3		0-0 F9		0-3 K		4	0	0	0	0	2	2		
Tom Paciorek, R OBP: 0.077, SLG: 0.154		0-0 1B 2B		0-0 6-3		0-0 P4		0-3 K		4	1	1	0	0	1	1		
Biff Pocoreba, S OBP: 0.327, SLG: 0.409		0-0 WP 1B		0-0 FC6-4 1B			0-0 4-3		0-3 K	4	0	2	1	0	1	0		
Rod Gilbreath, R OBP: 0.303, SLG: 0.275		0-3 K		0-0 FC6-4 1-2			0-3 K		0-3 K	4	0	0	0	0	3	2		
Pat Rockett, R OBP: 0.328, SLG: 0.295		0-3 K			0-0 6-3		0-0 1B 1B		0-0 1B	2	0	0	0	0	1	1		
Junior Moore, R OBP: 0.350, SLG: 0.600		1-2 K			0-0 1-3		0-0 BB 1B 1B		0-3 K	2	1	2	0	0	0	0		
Phil Niekro, R OBP: 0.273, SLG: 0.273		0-0 6-3			0-0 1-3				0-3 K	2	0	0	0	0	0	1		
Brian Asselstine, L OBP: 0.304, SLG: 0.300										1	0	1	0	0	0	0		
Jamie Easterly, L OBP: 0.500, SLG: 0.500										0	0	0	0	0	0	0		
Cito Gaston, R OBP: 0.214, SLG: 0.600										1	0	0	0	0	1	1		
<b>Inning Stats</b>	R: 0 E: 0 K: 2 S: 7	H: 1 LOB: 1 BB: 1 P: 11	R: 1 E: 0 K: 2 S: 9	H: 2 LOB: 1 BB: 0 P: 9	R: 0 E: 0 K: 0 S: 3	H: 1 LOB: 0 BB: 0 P: 3	R: 0 E: 0 K: 0 S: 4	H: 1 LOB: 1 BB: 0 P: 4	R: 0 E: 0 K: 2 S: 10	H: 3 LOB: 3 BB: 1 P: 14	R: 0 E: 0 K: 3 S: 9	H: 0 LOB: 0 BB: 0 P: 9	R: 0 E: 0 K: 2 S: 8	H: 1 LOB: 1 BB: 0 P: 8	1B: 9 2B: 1 3B: 0 HR: 0	SF: 0 SAC: 0 DP: 1 HBP: 0	WP: 1 PB: 0 SB: 0 CS: 1	PA: 37
<b>PITCHER</b>	IP WLS BF H R ER SO BB IBB HBP BLK WP HR S P ERA WHIP																	
Bob Forsch, R ERA: 2.94	(1, 1) 6.2 W 29 9 2 2 5 2 0 0 0 0 1 0 37 45 2.70 1.650																	
Al Hrabosky, L ERA: 2.61	(7, 1) 2.1 S 8 1 0 0 6 0 0 0 0 0 0 0 20 20 0.00 0.429																	

Atlanta Braves @ St. Louis Cardinals  
Busch Stadium, St. Louis, MO  
Fri Apr 29 1977, 7:05 PM CDT  
Att: 17,658 - Unknown - 60 F

AB 35  
R 2  
H 10  
RBI 2  
BB 2  
SO 11  
LOB 14



Batter	1	2	3	4	5	6	7	8	9	AB	R	H	RBI	BB	SO	LOB	BOTTOM	
Lou Brock, L OBP: 0.311, SLG: 0.397	0-0 4-3 1B			0-0 F5			0-0 4-3			4	2	2	0	0	0	0		
Jerry Mumphy, S OBP: 0.563, SLG: 0.714		0-0 1B 2B								0	0	0	0	0	0	0		
Gary Templeton, S OBP: 0.306, SLG: 0.348	4-0 E BB	0-0 FC4-6 1B			0-3 K2-3		0-0 F9			3	1	1	1	1	1	0		
Bake McBride, L OBP: 0.273, SLG: 0.392	0-0 4-3	0-0 FC4-6 1-2			0-0 1B 2-1 1B		0-3 K			4	0	1	0	0	1	3		
Tony Scott, S OBP: 0.455, SLG: 0.536	1-2 2-3	1-2 CS								0	0	0	0	0	0	0		
Hector Cruz, R OBP: 0.407, SLG: 0.460	0-0 E7 2B 1B	0-0 CS 1-2	0-0 CS 1B		0-0 L8		0-0 P4			4	1	2	1	0	0	1		
Ted Simmons, S OBP: 0.479, SLG: 0.662	0-0 E SF7 2B		4-0 5-3 BB		0-0 BB 1B		0-0 6-3			3	1	2	1	1	0	0		
Keith Hernandez, L OBP: 0.406, SLG: 0.600	0-0 E6 PB		0-0 5-3 1-2		4-0 BB 1B		0-0 S 1B			3	0	1	0	1	0	2		
Ken Reitz, R OBP: 0.229, SLG: 0.358	0-0 SF7 1-2 3-H		0-0 6-3		0-0 2-1 3-H		0-0 5-3		0-0 P3 1-2	3	0	0	1	0	0	2		
Mike Tyson, R OBP: 0.244, SLG: 0.211	0-0 5-3			0-0 F2		0-3 K				3	0	0	0	0	1	1		
Bob Forsch, R ERA: 2.94	(1, 1) 6.0 L 28 8 5 4 3 3 0 0 0 0 0 0 30 42 6.00 1.833																	
Al Hrabosky, R ERA: 10.8	(7, 1) 2.0 7 1 0 0 1 0 0 0 0 0 0 9 9 0.00 0.500																	
<b>Inning Stats</b>	R: 4 E: 2 K: 0 S: 7	H: 3 LOB: 1 BB: 1 P: 11	R: 1 E: 0 K: 1 S: 6	H: 2 LOB: 0 BB: 0 P: 6	R: 0 E: 0 K: 0 S: 3	H: 1 LOB: 1 BB: 1 P: 7	R: 0 E: 0 K: 0 S: 3	H: 0 LOB: 0 BB: 0 P: 3	R: 0 E: 0 K: 1 S: 6	H: 2 LOB: 3 BB: 1 P: 10	R: 0 E: 0 K: 1 S: 5	H: 0 LOB: 0 BB: 0 P: 5	R: 0 E: 0 K: 0 S: 4	H: 1 LOB: 1 BB: 0 P: 4	1B: 7 2B: 2 3B: 0 HR: 0	SF: 1 SAC: 0 DP: 0 HBP: 0	WP: 0 PB: 1 SB: 2 CS: 2	PA: 35
<b>PITCHER</b>	IP WLS BF H R ER SO BB IBB HBP BLK WP HR S P ERA WHIP																	
Phil Niekro, R ERA: 5.91	(1, 1) 6.0 L 28 8 5 4 3 3 0 0 0 0 0 0 30 42 6.00 1.833																	
Jamie Easterly, L ERA: 10.8	(7, 1) 2.0 7 1 0 0 1 0 0 0 0 0 0 9 9 0.00 0.500																	

Atlanta Braves @ St. Louis Cardinals  
Busch Stadium, St. Louis, MO  
Fri Apr 29 1977, 7:05 PM CDT  
Att: 17,658 - Unknown - 60 F

AB 30  
R 5  
H 9  
RBI 4  
BB 3  
SO 4  
LOB 9





Batter	1	2	3	4	5	6	7	8	9	AB	R	H	RBI	BB	SO	LOB	TOP										
Rowland Office, L OBP: 0.326, SLG: 0.356	1-3		P6			E6				3	0	0	0	1	0	1	<b>Atlanta Braves @ St. Louis Cardinals</b> Busch Stadium, St. Louis, MO Sat Apr 30 1977, 7:05 PM CDT Att: 16,883 - Unknown										
Jerry Royster, R OBP: 0.297, SLG: 0.300	K			P6		FC6-4	FC3-6			4	1	0	0	0	1	3											
Willie Montanez, L OBP: 0.274, SLG: 0.400 Cito Gaston, R OBP: 0.333, SLG: 0.200	6-3			K		1B	CS	6-3		1	0	0	0	0	0	0											
Jeff Burroughs, R OBP: 0.395, SLG: 0.579		5-3				FC4-6				4	1	3	1	0	0	0											
Tom Paciorek, R OBP: 0.176, SLG: 0.412		6-3				FC4-6				4	1	2	2	0	0	1											
Vic Correll, R OBP: 0.379, SLG: 0.500 Biff Pocoroba, S OBP: 0.314, SLG: 0.391	6-3					FC4-6				2	0	0	0	0	0	0											
Rod Gilbreath, R OBP: 0.291, SLG: 0.264			K							3	0	0	0	0	2	2											
Pat Rockett, R OBP: 0.343, SLG: 0.302 Joe Nolan, L OBP: 0.400, SLG: 0.600				L8				L6		2	0	1	0	1	0	0											
Andy Messersmith, R OBP: 0.273, SLG: 0.300 Buzz Capra, R										0	0	0	0	0	0	0											
Junior Moore, R OBP: 0.625, SLG: 0.500 Rick Camp, R OBP: 0.333, SLG: 0.273										1	0	0	0	0	1	1											
<b>Inning Stats</b>	R: 0 E: 0 K: 1 S: 5	H: 0 LOB: 0 BB: 0 P: 5	R: 0 E: 0 K: 0 S: 3	H: 0 LOB: 0 BB: 0 P: 3	R: 0 E: 0 K: 1 S: 6	H: 1 LOB: 1 BB: 0 P: 6	R: 2 E: 0 K: 1 S: 7	H: 2 LOB: 0 BB: 0 P: 7	R: 0 E: 0 K: 1 S: 5	H: 0 LOB: 0 BB: 0 P: 5	R: 2 E: 1 K: 0 S: 7	H: 3 LOB: 2 BB: 0 P: 7	R: 0 E: 0 K: 1 S: 4	H: 0 LOB: 1 BB: 2 P: 12	R: 0 E: 0 K: 1 S: 3	H: 1 LOB: 0 BB: 0 P: 3	R: 0 E: 0 K: 1 S: 5	H: 0 LOB: 0 BB: 0 P: 5	1B: 6 2B: 0 3B: 0 HR: 1	SF: 0 SAC: 1 DP: 1 HBP: 0	WP: 0 PB: 0 SB: 0 CS: 1	PA: 36					
<b>PITCHER</b>	IP	WLS	BF	H	R	ER	SO	BB	IBB	HBP	BLK	WP	HR	S	P	ERA	WHIP										
Pete Falcone, L ERA: 7.33	5.1		23	6	4	2	4	0	0	0	0	0	1	31	31	3.38	1.125										
Clay Carroll, R ERA: 4.91	0.2		2	0	0	0	0	0	0	0	0	0	0	2	2	0.00	0.000										
John Urrea, R ERA:	3.0	W	10	1	0	0	2	2	0	0	0	0	0	12	20	0.00	1.000										
<b>Batter</b>	<b>1</b>	<b>2</b>	<b>3</b>	<b>4</b>	<b>5</b>	<b>6</b>	<b>7</b>	<b>8</b>	<b>9</b>	<b>AB</b>	<b>R</b>	<b>H</b>	<b>RBI</b>	<b>BB</b>	<b>SO</b>	<b>LOB</b>	<b>BOTTOM</b>										
Lou Brock, L OBP: 0.323, SLG: 0.426 John Urrea, R	SF8		K			G1-6-3				3	1	1	0	1	1	2	<b>Atlanta Braves @ St. Louis Cardinals</b> Busch Stadium, St. Louis, MO Sat Apr 30 1977, 7:05 PM CDT Att: 16,883 - Unknown										
Gary Templeton, S OBP: 0.307, SLG: 0.352	SF8		F7			SH1-3				2	1	1	1	0	0	0											
Bake McBride, L OBP: 0.259, SLG: 0.370	4-3		E3			FC4-2				3	0	0	0	0	2												
Hector Cruz, R OBP: 0.413, SLG: 0.463			F3			F2				4	0	2	1	0	0	3											
Ted Simmons, S OBP: 0.468, SLG: 0.681	P6					5-3				4	1	1	1	0	0	2											
Keith Hernandez, L OBP: 0.425, SLG: 0.613			E6			FC4				2	2	1	0	2	0	0											
Ken Reitz, R OBP: 0.230, SLG: 0.352						F7				4	0	1	0	0	1	3											
Mike Tyson, R OBP: 0.222, SLG: 0.190			L7			FC4				4	0	0	0	0	1	4											
Pete Falcone, L OBP: 0.125, SLG: 0.125 Clay Carroll, R										2	0	1	0	0	0	1											
Jerry Mumphrey, S OBP: 0.556, SLG: 0.667						SH1-3				1	0	0	0	1	0	0											
<b>Inning Stats</b>	R: 1 E: 0 K: 0 S: 5	H: 2 LOB: 1 BB: 0 P: 5	R: 0 E: 1 K: 0 S: 4	H: 0 LOB: 1 BB: 0 P: 4	R: 0 E: 2 K: 1 S: 6	H: 0 LOB: 1 BB: 0 P: 6	R: 0 E: 0 K: 0 S: 3	H: 0 LOB: 1 BB: 1 P: 7	R: 0 E: 0 K: 0 S: 4	H: 1 LOB: 2 BB: 1 P: 8	R: 2 E: 1 K: 1 S: 6	H: 2 LOB: 1 BB: 2 P: 14	R: 1 E: 0 K: 0 S: 4	H: 2 LOB: 0 BB: 0 P: 4	R: 1 E: 1 K: 1 S: 7	H: 1 LOB: 1 BB: 0 P: 7	1B: 5 2B: 2 3B: 1 HR: 1	SF: 1 SAC: 2 DP: 2 HBP: 0	WP: 0 PB: 0 SB: 0 CS: 0	PA: 37							
<b>PITCHER</b>	IP	WLS	BF	H	R	ER	SO	BB	IBB	HBP	BLK	WP	HR	S	P	ERA	WHIP										
Andy Messersmith, R ERA: 4.18	3.0		13	2	1	1	1	0	0	0	0	0	1	9	21	4.50	3.000										
Buzz Capra, R ERA: 4.5	2.0		12	3	2	1	0	3	0	0	0	0	0	15	15	3.00	0.667										
Rick Camp, R ERA: 3.29	3.0	L	12	3	2	1	2	1	0	0	0	0	0	15	19	3.00	1.333										



Batter	1	2	3	4	5	6	7	8	9	AB	R	H	RBI	BB	SO	LOB	TOP					
Jerry Royster, R OBP: 0.296, SLG: 0.286 (1,4)	F4		L6		4-3			F8		4	0	0	0	0	0	1	<b>Atlanta Braves @ St. Louis Cardinals</b> Busch Stadium, St. Louis, MO Sun May 01 1977, 3:33 AM CDT Att. 12,781 - Cloudy					
Rowland Office, L OBP: 0.313, SLG: 0.341 (1,8)	4-3			F7		4-3		F8		4	0	0	0	0	0	0						
Junior Moore, R OBP: 0.583, SLG: 0.600 (1,5)	K			BB 1B		F8		F8 2B		4	0	2	0	0	1	0						
Jeff Burroughs, R OBP: 0.400, SLG: 0.570 (1,9)		5-3		4-0 BB 1-2		4-0 BB 1B		F8 2-3		3	0	1	0	1	0	1						
Tom Paciorek, R OBP: 0.190, SLG: 0.381 (1,3)		S 1B		0-3 BB K		0-3 BB K		K		4	0	1	0	0	3	4						
Biff Pocoreba, S OBP: 0.309, SLG: 0.367 (1,2)		F7 1-2		0-0 G3			0-3 K		4-0 BB	3	0	0	0	1	1	3						
Brian Asselstine, L OBP: 0.250, SLG: 0.200 (1,7)		F8			0-0 G3		0-0 P6		0-0 F7	4	0	0	0	0	0	3						
Pat Rockett, R OBP: 0.329, SLG: 0.288 (1,6)			0-0 6-3		0-3 K		0-0 F7			3	0	0	0	0	1	0						
Dick Ruthven, R OBP: 0.286, SLG: 0.357 (1,1)									0-0 F3	1	0	0	0	0	0	0						
Jamie Easterly, L OBP: 0.667, SLG: 1.000 (3,1)			4-3							1	0	1	0	0	0	0						
Bob Johnson, L (6,1)										0	0	0	0	0	0	0						
Joe Nolan, L OBP: 0.333, SLG: 0.500 (8,PH)										1	0	0	0	0	0	0						
Max Leon, R (8,1)										0	0	0	0	0	0	0						
<b>Inning Stats</b>	R: 0 E: 0 K: 1 S: 5	H: 0 LOB: 0 BB: 0 P: 5	R: 0 E: 0 K: 0 S: 4	H: 1 LOB: 1 BB: 0 P: 4	R: 0 E: 0 K: 0 S: 3	H: 0 LOB: 0 BB: 0 P: 3	R: 0 E: 0 K: 1 S: 6	H: 1 LOB: 1 BB: 0 P: 10	R: 0 E: 0 K: 1 S: 6	H: 1 LOB: 1 BB: 0 P: 6	R: 0 E: 0 K: 1 S: 5	H: 0 LOB: 0 BB: 0 P: 5	R: 0 E: 0 K: 0 S: 3	H: 0 LOB: 2 BB: 1 P: 10	R: 0 E: 0 K: 1 S: 6	H: 0 LOB: 0 BB: 0 P: 3	R: 0 E: 0 K: 1 S: 6	H: 1 LOB: 2 BB: 1 P: 10	1B: 3 2B: 2 3B: 0 HR: 0	SF: 0 SAC: 0 DP: 0 HBP: 0	WP: 0 PB: 0 SB: 1 CS: 0	PA: 34
<b>PITCHER</b> Eric Rasmussen, R ERA: 2.95 (1,1)	IP: 9.0 WLS: W BF: 34 H: 5 R: 0 ER: 0 SO: 6 BB: 2 IBB: 0 HBP: 0 BLK: 0 WP: 0 HR: 0 S: 44 P: 52 ERA: 0.00 WHIP: 0.778															<b>PITCHER</b> Eric Rasmussen, R ERA: 2.95 (1,1)	IP: 9.0 WLS: W BF: 34 H: 5 R: 0 ER: 0 SO: 6 BB: 2 IBB: 0 HBP: 0 BLK: 0 WP: 0 HR: 0 S: 44 P: 52 ERA: 0.00 WHIP: 0.778					

AB 32  
R 0  
H 5  
RBI 0  
BB 2  
SO 6  
LOB 12



Batter	1	2	3	4	5	6	7	8	9	AB	R	H	RBI	BB	SO	LOB	BOTTOM					
Lou Brock, L OBP: 0.348, SLG: 0.438 (1,7)	P6			G6-4-3 BB		1B 1B		1-3		3	1	2	1	1	0	0	<b>Atlanta Braves @ St. Louis Cardinals</b> Busch Stadium, St. Louis, MO Sun May 01 1977, 3:33 AM CDT Att. 12,781 - Cloudy					
Jerry Mumphy, S OBP: 0.526, SLG: 0.625 (7,7)		2H 1B				1B 1B				1	0	0	0	0	0	0						
Gary Templeton, S OBP: 0.304, SLG: 0.347 (1,6)	4-3			L5		BB 1B SF9		G3		4	1	1	1	0	0	3						
Don Kessinger, S OBP: 0.294, SLG: 0.172 (8,6)		G3				1-2 3H 1B				1	0	0	0	0	0	0						
Tony Scott, S OBP: 0.500, SLG: 0.548 (1,8)	4-0 1B 3B BB			G6-4-3 1B 1-2		SF9 BB 1B			4-0 BB	3	2	2	1	2	0	2						
Hector Cruz, R OBP: 0.418, SLG: 0.456 (1,9)				G3		1-3 1B SF9		F7		3	1	1	0	1	0	1						
Mike Anderson, R OBP: 0.308, SLG: 0.500 (7,9)	1-3 3B 1B			1-2 G3		1-2 2-3 BB			0-0 F7	1	0	0	0	0	0	1						
Ted Simmons, S OBP: 0.469, SLG: 0.704 (1,2)				1B IBB		6-3		4-3		2	0	1	3	1	0	0						
Dave Rader, L (7,2)	1-H 3-H 3B					1-2 2-3 3H 1B			0-0 4-3	1	0	0	0	0	0	1						
Keith Hernandez, L OBP: 0.428, SLG: 0.600 (1,3)	K			1-3 2H 1B		P6 BB 2B				3	1	1	1	1	1	3						
Ken Reitz, R OBP: 0.231, SLG: 0.360 (1,5)						6-3				4	0	1	1	0	1	4						
Mike Tyson, R OBP: 0.224, SLG: 0.178 (1,4)						1-H 2B				3	1	0	0	1	0	3						
Eric Rasmussen, R OBP: 0.273, SLG: 0.455 (1,1)						G3		F9		3	1	0	0	1	0	3						
										3	1	2	0	0	0	0						
<b>Inning Stats</b>	R: 2 E: 0 K: 1 S: 7	H: 2 LOB: 1 BB: 1 P: 11	R: 1 E: 0 K: 0 S: 4	H: 1 LOB: 1 BB: 1 P: 8	R: 1 E: 0 K: 1 S: 7	H: 2 LOB: 2 BB: 1 P: 11	R: 0 E: 0 K: 0 S: 3	H: 1 LOB: 1 BB: 1 P: 7	R: 1 E: 0 K: 0 S: 4	H: 1 LOB: 1 BB: 1 P: 8	R: 3 E: 0 K: 0 S: 7	H: 4 LOB: 2 BB: 1 P: 11	R: 0 E: 0 K: 0 S: 3	H: 0 LOB: 0 BB: 0 P: 3	R: 0 E: 0 K: 0 S: 3	H: 0 LOB: 1 BB: 1 P: 7	R: 0 E: 0 K: 0 S: 3	H: 0 LOB: 1 BB: 1 P: 7	1B: 8 2B: 2 3B: 1 HR: 0	SF: 1 SAC: 1 DP: 1 HBP: 0	WP: 0 PB: 0 SB: 0 CS: 0	PA: 41
<b>PITCHER</b> Dick Ruthven, R ERA: 3.21 (1,1)	IP: 2.0 WLS: L BF: 11 H: 3 R: 3 ER: 3 SO: 3 BB: 2 IBB: 0 HBP: 0 BLK: 0 WP: 0 HR: 0 S: 11 P: 19 ERA: 13.50 WHIP: 2.500															<b>PITCHER</b> Dick Ruthven, R ERA: 3.21 (1,1)	IP: 2.0 WLS: L BF: 11 H: 3 R: 3 ER: 3 SO: 3 BB: 2 IBB: 0 HBP: 0 BLK: 0 WP: 0 HR: 0 S: 11 P: 19 ERA: 13.50 WHIP: 2.500					
Jamie Easterly, L ERA: 11.91 (3,1)	3.0	18	7	5	5	1	2	1	0	0	0	0	17	29	15.00	3.000						
Bob Johnson, R ERA: 9.31 (6,1)	2.0	8	1	0	0	0	1	0	0	0	0	0	7	11	0.00	1.000						
Max Leon, R ERA: (8,1)	1.0	4	0	0	0	0	1	0	0	0	0	0	3	7	0.00	1.000						





Batter	1	2	3	4	5	6	7	8	9	AB	R	H	RBI	BB	SO	LOB	TOP								
Omar Moreno, L (1,8) OBP: 0.294, SLG: 0.355	F5		5-3			HR	K	FC4-2-3		5	1	1	1	0	1	4	<b>Pittsburgh Pirates @ Atlanta Braves</b> Atlanta-Fulton County Stadium, Atlanta, GA Mon May 02 1977, 7:05 PM EDT Att: 9,148 - Unknown - 76 F								
Ed Ott, L (1,2) OBP: 0.386, SLG: 0.361	HR		1B SF7 BB			F5	1B S	K		4	3	2	3	1	1	0									
Dave Parker, L (1,9) OBP: 0.430, SLG: 0.600	F7		SF7 1B			F5	1B	K		5	0	2	1	0	1	0									
Al Oliver, L (1,7) OBP: 0.338, SLG: 0.444 Miguel Dilone, S (8,7) OBP: 0.195, SLG: 0.154	FC5-6 BB		SF7 1-2 3-H			S 1B	F4	4-3		3	1	1	1	1	0	1									
Willie Stargell, L (1,3) OBP: 0.375, SLG: 0.759	FC5-6 1-2		IBB			1B				4	1	2	2	1	0	1									
Rennie Stennett, R (1,4) OBP: 0.316, SLG: 0.375		4-3	F7			F9	E4 1B 2B 1B	HR	F2	5	2	2	0	0	0	3									
Phil Garner, R (1,5) OBP: 0.351, SLG: 0.456 Fernando Gonzalez, R (8,5) OBP: 0.250, SLG: 0.625	L8			1-3		F4	2B FC6-2 1B	HR		4	0	1	0	0	0	0									
Frank Taveras, R (1,6) OBP: 0.282, SLG: 0.292	S BB			K		2B 1B	FC6-2 FC4-2-3 2B	F8		4	1	2	1	1	1	0									
Bruce Kison, R (1,1) OBP: 0.200, SLG: 0.368	K			5-3		1B 2B	FC6-2 FC4-2-3 2B	4-3		5	1	1	0	0	1	3									
<b>Inning Stats</b>	R: 1 E: 0 K: 0 S: 4	H: 1 LOB: 1 BB: 1 P: 8	R: 0 E: 0 K: 1 S: 5	H: 0 LOB: 1 BB: 1 P: 9	R: 1 E: 0 K: 0 S: 4	H: 1 LOB: 2 BB: 2 P: 12	R: 0 E: 0 K: 1 S: 5	H: 0 LOB: 0 BB: 0 P: 5	R: 2 E: 0 K: 0 S: 6	H: 3 LOB: 1 BB: 0 P: 6	R: 3 E: 0 K: 1 S: 9	H: 4 LOB: 1 BB: 0 P: 9	R: 2 E: 1 K: 0 S: 6	H: 4 LOB: 1 BB: 0 P: 6	R: 0 E: 0 K: 2 S: 7	H: 0 LOB: 0 BB: 0 P: 7		R: 2 E: 0 K: 0 S: 5	H: 2 LOB: 2 BB: 0 P: 5	1B: 9 2B: 3 3B: 0 HR: 4	SF: 1 SAC: 0 DP: 1 HBP: 0	WP: 0 PB: 0 SB: 3 CS: 0	PA: 45		
<b>PITCHER</b>	IP	WLS	BF	H	R	ER	SO	BB	IBB	HBP	BLK	WP	HR	S	P	ERA	WHIP								
Buzz Capra, R (1,1) ERA: 6.62	5.2	L	29	8	7	7	3	3	1	0	0	0	2	31	47	11.12	1.941								
Mike Beard, L (6,1) ERA: 9.54	0.1	6	5	2	2	0	0	0	0	0	0	0	1	6	6	54.00	15.000								
Max Leon, R (7,1) ERA:	2.0	5	0	0	0	2	0	0	0	0	0	0	0	9	9	0.00	0.000								
Bob Johnson, R (9,1) ERA: 10.13	1.0	5	2	2	2	0	0	0	0	0	0	0	1	5	5	18.00	2.000								

Batter	1	2	3	4	5	6	7	8	9	AB	R	H	RBI	BB	SO	LOB	BOTTOM								
Jerry Royster, R (1,4) OBP: 0.245, SLG: 0.273	6-3		6-3			K		F8		4	0	0	0	0	1	0	<b>Pittsburgh Pirates @ Atlanta Braves</b> Atlanta-Fulton County Stadium, Atlanta, GA Mon May 02 1977, 7:05 PM EDT Att: 9,148 - Unknown - 76 F								
Junior Moore, R (1,5) OBP: 0.625, SLG: 0.615	FC5-4 1B		1B			FC4-6 BB		4-3		3	0	2	0	1	0	0									
Rowland Office, L (1,8) OBP: 0.300, SLG: 0.326	F7		F8			FC4-6 1-2		1-3		4	0	0	0	0	0	3									
Jeff Burroughs, R (1,9) OBP: 0.383, SLG: 0.542	FC5-4 1-2			4-3		K		5-3		4	0	0	0	0	1	2									
Biff Pocoroba, S (1,2) OBP: 0.293, SLG: 0.346		G3		G3			4-3			3	0	0	0	0	0	0									
Tom Paciorek, R (1,3) OBP: 0.167, SLG: 0.333		F9		F8			6-3			3	0	0	0	0	0	0									
Brian Asselstine, L (1,7) OBP: 0.263, SLG: 0.389					L7		3-1			3	1	1	1	0	0	0									
Pat Rockett, R (1,6) OBP: 0.316, SLG: 0.275		K			F8			F7		3	0	0	0	0	1	0									
Buzz Capra, R (1,1) Mike Beard, L (6,1) Max Leon, R (7,1) Joe Nolan, L (8,PH) Bob Johnson, L (9,1)					6-3			F9		2	0	0	0	0	0	0									
<b>Inning Stats</b>	R: 0 E: 0 K: 0 S: 4	H: 1 LOB: 0 BB: 0 P: 4	R: 1 E: 0 K: 1 S: 6	H: 1 LOB: 0 BB: 0 P: 6	R: 0 E: 0 K: 0 S: 3	H: 0 LOB: 0 BB: 0 P: 3	R: 0 E: 0 K: 2 S: 7	H: 0 LOB: 1 BB: 1 P: 11	R: 0 E: 0 K: 0 S: 3	H: 0 LOB: 0 BB: 0 P: 3	R: 0 E: 0 K: 0 S: 3	H: 0 LOB: 0 BB: 0 P: 3	R: 0 E: 0 K: 0 S: 3	H: 0 LOB: 0 BB: 0 P: 3	R: 0 E: 0 K: 0 S: 3	H: 0 LOB: 0 BB: 0 P: 3		1B: 2 2B: 0 3B: 0 HR: 1	SF: 0 SAC: 0 DP: 0 HBP: 0	WP: 0 PB: 0 SB: 0 CS: 0	PA: 31				
<b>PITCHER</b>	IP	WLS	BF	H	R	ER	SO	BB	IBB	HBP	BLK	WP	HR	S	P	ERA	WHIP								
Bruce Kison, R (1,1) ERA: 2.78	9.0	W	31	3	1	1	3	1	0	0	0	0	1	36	40	1.00	0.444								





Batter	1	2	3	4	5	6	7	8	9	10	11	AB	R	H	RBI	BB	SO	LOB	TOP								
Omar Moreno, L OBP: 0.278, SLG: 0.333 Bill Robinson, R OBP: 0.396, SLG: 0.512 Lary Demery, R OBP: 0.500, SLG: 0.500 Grant Jackson, S OBP: 0.111	F6		F7		F5		K		BB		SF9 1B	4	0	0	0	0	1	2									
Frank Taveras, R OBP: 0.265, SLG: 0.273 Ed Kirkpatrick, L OBP: 0.353, SLG: 0.364	4-3		6-3		4-3		K		F6		SF9	5	0	0	1	0	1	2									
Dave Parker, L OBP: 0.446, SLG: 0.671	1B BB		HR		HR		4-3				L9	5	3	3	3	1	0	3									
Al Oliver, L OBP: 0.342, SLG: 0.433	1B S 1B		4-3		F2				F4		BB	4	1	1	0	1	0	0									
Willie Stargell, L OBP: 0.351, SLG: 0.676	CS 1B				4-3		F7		K		K	5	0	1	2	0	2	1									
Rennie Stennett, R OBP: 0.351, SLG: 0.368	CS	1-3			K2-3		2B BB				K	4	1	1	0	1	2	1									
Phil Garner, R OBP: 0.354, SLG: 0.466					F7		1H 2B		F4		1B SH5-3 SF9 1B	5	1	2	1	0	1	1									
Duffy Dyer, R OBP: 0.297, SLG: 0.500 Miguel Dilone, S OBP: 0.179, SLG: 0.148 Kent Tekulve, R OBP: 0.9, PH Tommy Helms, R OBP: 0.11, PH Mario Mendoza, R OBP: 0.333, SLG: 0.333					1B S 4-3 1B		F4		6-3		SH5-3	3	1	2	0	0	0	1									
Jerry Reuss, L OBP: 0.273, SLG: 0.273 Rich Gossage, R OBP: 0.500, SLG: 1.000 Ed Ott, R OBP: 0.391, SLG: 0.351					HR 4-3 1B		K		3-1		SF9 1B IBB	3	1	1	0	0	2	2									
<b>Inning Stats</b>	R: 2 E: 0 K: 0 S: 4	H: 2 LOB: 0 BB: 1 P: 8	R: 0 E: 0 K: 2 S: 8	H: 1 LOB: 1 BB: 0 P: 8	R: 1 E: 0 K: 0 S: 4	H: 1 LOB: 0 BB: 0 P: 4	R: 0 E: 0 K: 1 S: 5	H: 0 LOB: 0 BB: 0 P: 5	R: 3 E: 0 K: 0 S: 6	H: 3 LOB: 0 BB: 0 P: 6	R: 1 E: 0 K: 1 S: 6	H: 1 LOB: 1 BB: 1 P: 10	R: 0 E: 0 K: 2 S: 7	H: 0 LOB: 0 BB: 0 P: 7	R: 0 E: 0 K: 1 S: 6	H: 1 LOB: 1 BB: 0 P: 6	R: 0 E: 0 K: 0 S: 3	H: 0 LOB: 1 BB: 1 P: 7	R: 0 E: 0 K: 2 S: 7	H: 1 LOB: 1 BB: 1 P: 11	R: 1 E: 0 K: 0 S: 5	H: 2 LOB: 3 BB: 1 P: 9	1B: 8 2B: 2 3B: 0 HR: 2	SF: 1 SAC: 1 DP: 0 HBP: 0	WP: 0 PB: 0 SB: 2 CS: 2	PA: 49	
<b>PITCHER</b> Phil Niekro, R ERA: 6.07	IP 11.0	WLS L	BF 48	H 12	R 8	ER 8	SO 9	BB 4	IBB 1	HBP 0	BLK 0	WP 0	HR 2	S 61	P 81	ERA 6.54	WHIP 1.455										

Pittsburgh Pirates @ Atlanta Braves  
Atlanta-Fulton County Stadium, Atlanta, GA  
Tue May 03 1977, 7:05 PM EDT  
Att: 7,977 - Unknown

AB 41  
R 8  
H 12  
RBI 8  
BB 5  
SO 9  
LOB 13



Batter	1	2	3	4	5	6	7	8	9	10	11	AB	R	H	RBI	BB	SO	LOB	BOTTOM								
Jerry Royster, R OBP: 0.250, SLG: 0.269	1B S SF9 1B		1B E BB		E5 FC6-4 1B 2B		4-3		K		F8	5	3	1	0	1	1	1									
Rowland Office, L OBP: 0.311, SLG: 0.337	PB 1B		E5 SH5-3 1B 1B		FC6-4 1B		K		4-3		F8	6	1	3	0	0	1	0									
Junior Moore, R OBP: 0.550, SLG: 0.529	K		SH5-3		FC6-4 1B 2B		HR 1B		4-3		4-3	4	2	1	0	0	1	4									
Jeff Burroughs, R OBP: 0.404, SLG: 0.605	SF9		1B		1B 2B		HR		BB		BB	3	1	3	5	1	0	0									
Tom Paciorek, R OBP: 0.139, SLG: 0.276	K		F7		5-3		F9		F8		F8	5	0	0	0	0	1	5									
Cito Gaston, R OBP: 0.273, SLG: 0.200			6-3		S 1B		K		K		5-3	5	0	1	1	0	2	1									
Vic Correll, R OBP: 0.375, SLG: 0.464 Biff Pocoroba, S OBP: 0.300, SLG: 0.340			BB		6-3		L7		FC4-6 BB		F7	2	0	0	0	1	0	2									
Pat Rockett, R OBP: 0.296, SLG: 0.257	F7		6-3		6-3		5-3		FC4-6 SH3-4		6-3	5	0	0	0	0	0	2									
Phil Niekro, R OBP: 0.214, SLG: 0.214 Rod Gilbreath, R OBP: 0.288, SLG: 0.260	G3		5-3		5-3		F9		SH3-4		K	3	0	0	0	0	1	0									
<b>Inning Stats</b>	R: 1 E: 0 K: 2 S: 9	H: 2 LOB: 1 BB: 0 P: 9	R: 0 E: 0 K: 1 S: 5	H: 0 LOB: 1 BB: 1 P: 9	R: 2 E: 1 K: 0 S: 5	H: 2 LOB: 1 BB: 1 P: 9	R: 0 E: 0 K: 0 S: 3	H: 0 LOB: 0 BB: 0 P: 3	R: 2 E: 0 K: 0 S: 9	H: 2 LOB: 0 BB: 0 P: 9	R: 0 E: 0 K: 1 S: 5	H: 0 LOB: 1 BB: 1 P: 9	R: 0 E: 0 K: 0 S: 3	H: 0 LOB: 0 BB: 0 P: 3	R: 0 E: 0 K: 0 S: 3	H: 0 LOB: 0 BB: 0 P: 3	R: 0 E: 0 K: 1 S: 5	H: 0 LOB: 0 BB: 0 P: 5	1B: 7 2B: 1 3B: 0 HR: 1	SF: 1 SAC: 2 DP: 0 HBP: 0	WP: 0 PB: 1 SB: 2 CS: 0	PA: 47					
<b>PITCHER</b> Jerry Reuss, L ERA: 4.55 Rich Gossage, R ERA: 1.45 Kent Tekulve, R ERA: 2.25 Grant Jackson, L ERA: 1.08	IP 6.1	WLS 7	BF 30	H 8	R 1	ER 4	SO 2	BB 2	IBB 0	HBP 0	BLK 0	WP 0	HR 0	S 36	P 44	ERA 5.68	WHIP 1.579										

Pittsburgh Pirates @ Atlanta Braves  
Atlanta-Fulton County Stadium, Atlanta, GA  
Tue May 03 1977, 7:05 PM EDT  
Att: 7,977 - Unknown

AB 40  
R 7  
H 9  
RBI 6  
BB 4  
SO 7  
LOB 16





Batter	1	2	3	4	5	6	7	8	9	AB	R	H	RBI	BB	SO	LOB	TOP								
Omar Moreno, L (1, 8) OBP: 0.299, SLG: 0.333										3	2	1	0	2	1	3	Pittsburgh Pirates @ Atlanta Braves Atlanta-Fulton County Stadium, Atlanta, GA Wed May 04 1977, 7:05 PM EDT Att: 3,890 - Unknown								
Ed Ott, L (1, 2) OBP: 0.429, SLG: 0.368 Duffy Dyer, R (4, 2) OBP: 0.308, SLG: 0.500										1	2	1	0	2	0	0									
Dave Parker, L (1, 9) OBP: 0.454, SLG: 0.685										4	2	2	4	0	0	3									
Al Oliver, L (1, 7) OBP: 0.346, SLG: 0.431 Miguel Dilone, S (9, PR) OBP: 0.179, SLG: 0.148										5	0	2	1	0	0	2									
Ed Kirkpatrick, L (1, 3) OBP: 0.273, SLG: 0.250										5	0	0	0	0	2	2									
Rennie Stennett, R (1, 4) OBP: 0.337, SLG: 0.395										5	0	3	0	0	0	0									
Phil Garner, R (1, 5) OBP: 0.345, SLG: 0.449										5	1	1	0	0	2	4									
Frank Taveras, R (1, 6) OBP: 0.264, SLG: 0.272										4	0	1	0	0	0	1									
Larry Demery, R (1, 1) OBP: 0.333, SLG: 0.667 Kent Tekulve, R (8, 1)										4	1	1	0	0	1	2									
<b>Inning Stats</b>	R: 2 E: 0 K: 2 S: 10	H: 3 LOB: 2 BB: 1 P: 14	R: 3 E: 0 K: 1 S: 7	H: 3 LOB: 0 BB: 1 P: 11	R: 0 E: 0 K: 0 S: 4	H: 1 LOB: 1 BB: 0 P: 4	R: 1 E: 1 K: 1 S: 6	H: 1 LOB: 1 BB: 1 P: 10	R: 0 E: 0 K: 0 S: 3	H: 0 LOB: 0 BB: 0 P: 3	R: 0 E: 0 K: 0 S: 4	H: 1 LOB: 2 BB: 1 P: 8	R: 0 E: 0 K: 1 S: 5	H: 0 LOB: 0 BB: 0 P: 5	R: 1 E: 1 K: 1 S: 7	H: 2 LOB: 1 BB: 0 P: 7	R: 1 E: 1 K: 1 S: 6	H: 2 LOB: 1 BB: 0 P: 7	1B: 9 2B: 3 3B: 1 HR: 0	SF: 0 SAC: 0 DP: 2 HBP: 1	WP: 0 PB: 1 SB: 4 CS: 2	PA: 44			
<b>PITCHER</b>	IP	WLS	BF	H	R	ER	SO	BB	IBB	HBP	BLK	WP	HR	S	P	ERA	WHIP	<b>PITCHER</b>							
Frank LaCorte, R (1, 1) ERA: 12.76	1.2	L	13	6	5	5	3	2	0	0	0	0	0	17	25	27.00	4.800								
Don Collins, L (2, 1) ERA:	4.1		17	3	1	0	1	2	0	0	0	0	0	17	25	0.00	1.154								
Jamie Easterly, L (7, 1) ERA: 10.67	3.0		13	4	2	2	3	0	0	1	0	0	0	18	19	6.00	1.333								

AB 38  
R 8  
H 13  
RBI 5  
BB 4  
SO 7  
LOB 18



Batter	1	2	3	4	5	6	7	8	9	AB	R	H	RBI	BB	SO	LOB	BOTTOM								
Jerry Royster, R (1, 4) OBP: 0.260, SLG: 0.271										3	0	1	0	1	0	3	Pittsburgh Pirates @ Atlanta Braves Atlanta-Fulton County Stadium, Atlanta, GA Wed May 04 1977, 7:05 PM EDT Att: 3,890 - Unknown								
Rowland Office, L (1, 8) OBP: 0.303, SLG: 0.327 Jamie Easterly, L (7, 1) OBP: 0.667, SLG: 1.000 Brian Asselstine, L (9, PH) OBP: 0.250, SLG: 0.368										3	0	0	0	0	0	2									
Junior Moore, R (1, 5) OBP: 0.458, SLG: 0.429										4	0	0	0	0	0	1									
Jeff Burroughs, R (1, 9) OBP: 0.398, SLG: 0.589										4	0	1	0	0	1	0									
Biff Pocoroba, S (1, 2) OBP: 0.302, SLG: 0.357										3	0	1	0	0	0	0									
Tom Paciorek, R (1, 3) OBP: 0.125, SLG: 0.250										3	0	0	0	0	2	2									
Barry Bonnell, R (1, 7) OBP: 0.298, SLG: 0.260										3	0	0	0	0	0	3									
Pat Rockett, R (1, 6) OBP: 0.298, SLG: 0.260										3	0	1	0	0	0	2									
Frank LaCorte, R (1, 1) OBP: 0.200, SLG: 0.200 Don Collins, R (2, 1) OBP: 0.500, SLG: 0.500 Darrel Chaney, S (6, PH) OBP: 0.500, SLG: 0.500										0	0	0	0	0	0	0									
<b>Inning Stats</b>	R: 0 E: 0 K: 0 S: 2	H: 0 LOB: 0 BB: 1 P: 6	R: 0 E: 0 K: 1 S: 7	H: 2 LOB: 2 BB: 0 P: 7	R: 0 E: 0 K: 1 S: 5	H: 1 LOB: 0 BB: 0 P: 5	R: 0 E: 0 K: 0 S: 3	H: 0 LOB: 0 BB: 0 P: 3	R: 0 E: 0 K: 0 S: 3	H: 0 LOB: 0 BB: 0 P: 3	R: 0 E: 0 K: 0 S: 3	H: 0 LOB: 0 BB: 0 P: 3	R: 0 E: 0 K: 0 S: 5	H: 2 LOB: 2 BB: 0 P: 5	R: 0 E: 0 K: 1 S: 5	H: 0 LOB: 0 BB: 0 P: 5	1B: 4 2B: 1 3B: 0 HR: 0	SF: 0 SAC: 0 DP: 1 HBP: 0	WP: 0 PB: 0 SB: 0 CS: 2	PA: 32					
<b>PITCHER</b>	IP	WLS	BF	H	R	ER	SO	BB	IBB	HBP	BLK	WP	HR	S	P	ERA	WHIP	<b>PITCHER</b>							
Larry Demery, R (1, 1) ERA: 3.72	7.1	W	27	5	0	0	0	1	0	0	0	0	0	32	36	0.00	0.818								
Kent Tekulve, R (8, 1) ERA: 1.99	1.2		4	0	0	0	1	0	0	0	0	0	0	6	6	0.00	0.000								

AB 30  
R 0  
H 5  
RBI 0  
BB 1  
SO 4  
LOB 13





Batter	1	2	3	4	5	6	7	8	9	AB	R	H	RBI	BB	SO	LOB	TOP						
<b>Jerry Royster, R</b> OBP: 0.266, SLG: 0.263 (1, 5)										3	0	0	0	2	1	3							
<b>Darrel Chaney, S</b> OBP: 0.167, SLG: 0.167 (1, 4) (7, 6)										4	0	0	0	0	2	2							
<b>Rowland Office, L</b> OBP: 0.301, SLG: 0.324 (1, 8)										4	0	1	0	0	0	1							
<b>Jeff Burroughs, R</b> OBP: 0.393, SLG: 0.570 (1, 9)										3	0	0	0	1	1	0							
<b>Biff Pocoroba, S</b> OBP: 0.299, SLG: 0.367 (1, 2)										4	1	1	0	0	0	3							
<b>Tom Paciorek, R</b> OBP: 0.222, SLG: 0.444 (1, 3)										4	1	4	2	0	0	0							
<b>Brian Assestine, L</b> OBP: 0.250, SLG: 0.348 (1, 7)										4	0	1	0	0	0	2							
<b>Pat Rockett, R</b> OBP: 0.302, SLG: 0.256 (7, PH)										1	0	0	0	1	0	2							
<b>Rod Gilbreath, R</b> OBP: 0.280, SLG: 0.253 (7, 4)										2	0	0	0	0	1	2							
<b>Buzz Capra, R</b> (4, 1)										1	0	0	0	0	1	0							
<b>Dave Campbell, R</b> (4, 1)										1	0	0	0	0	1	1							
<b>Barry Bonnell, R</b> (7, PH)										1	0	0	0	0	0	1							
<b>Jamie Easterly, L</b> OBP: 0.387, SLG: 1.000 (7, 1)										0	0	0	0	0	0	0							
<b>Bob Johnson, L</b> (7, 1)										0	0	0	0	0	0	0							
<b>Cito Gaston, R</b> OBP: 0.333, SLG: 0.200 (6, PH)										0	0	0	0	1	0	0							
<b>Inning Stats</b>	R: 0 E: 0 K: 0 S: 2	H: 0 LOB: 0 BB: 1 P: 6	R: 0 E: 0 K: 0 S: 8	H: 2 LOB: 2 BB: 0 P: 10	R: 0 E: 0 K: 3 S: 11	H: 0 LOB: 0 BB: 0 P: 13	R: 0 E: 0 K: 0 S: 3	H: 0 LOB: 0 BB: 0 P: 3	R: 1 E: 0 K: 1 S: 6	H: 1 LOB: 1 BB: 1 P: 10	R: 0 E: 0 K: 1 S: 5	H: 0 LOB: 0 BB: 0 P: 5	R: 1 E: 0 K: 1 S: 7	H: 2 LOB: 1 BB: 0 P: 7	R: 0 E: 0 K: 1 S: 8	H: 1 LOB: 2 BB: 1 P: 16	R: 0 E: 0 K: 0 S: 4	H: 1 LOB: 2 BB: 1 P: 8	1B: 4 2B: 2 3B: 0 HR: 1	SF: 0 SAC: 0 DP: 2 HBP: 0	WP: 1 PB: 0 SB: 0 CS: 0	PA: 37	
<b>PITCHER</b>	IP	WLS	BF	H	R	ER	SO	BB	IBB	HBP	BLK	WP	HR	S	P	ERA	WHIP						
<b>Mike Krukow, R</b> ERA: 9.0 (1, 1)	7.1	W	31	6	2	2	7	4	0	0	0	1	1	49	69	2.46	1.364						
<b>Paul Reuschel, R</b> ERA: 1.66 (8, 1)	1.2	S	6	1	0	0	0	1	0	0	0	0	0	5	9	0.00	1.200						

Atlanta Braves @ Chicago Cubs  
Wrigley Field, Chicago, IL  
Fri May 06 1977, 3:33 AM CDT  
Att. 3,405 - Overcast - 63 F

AB 32  
R 2  
H 7  
RBI 2  
BB 5  
SO 7  
LOB 17



Batter	1	2	3	4	5	6	7	8	9	AB	R	H	RBI	BB	SO	LOB	BOTTOM						
<b>Ivan De Jesus, R</b> OBP: 0.349, SLG: 0.392 (1, 6)										5	0	1	1	0	2	1							
<b>Jose Cardenal, R</b> OBP: 0.284, SLG: 0.246 (1, 7)										4	0	0	0	1	0	2							
<b>Larry Bittner, L</b> OBP: 0.317, SLG: 0.345 (1, 3)										4	1	1	0	1	1	2							
<b>Bobby Murcer, L</b> OBP: 0.379, SLG: 0.577 (1, 9)										4	2	3	2	0	0	2							
<b>Jerry Morales, R</b> OBP: 0.347, SLG: 0.449 (1, 8)										4	1	1	0	0	0	1							
<b>Manny Trillo, R</b> OBP: 0.423, SLG: 0.577 (1, 4)										4	0	2	0	0	0	2							
<b>Steve Ontiveros, S</b> OBP: 0.350, SLG: 0.313 (1, 5)										3	1	2	2	1	0	0							
<b>George Mitterwald, R</b> OBP: 0.333, SLG: 0.452 (1, 2)										3	1	1	2	1	0	2							
<b>Mike Krukow, R</b> OBP: 0.333, SLG: 0.500 (1, 1)										4	1	2	0	0	1	3							
<b>Paul Reuschel, R</b> (8, 1)										0	0	0	0	0	0	0							
<b>Inning Stats</b>	R: 0 E: 0 K: 1 S: 7	H: 0 LOB: 0 BB: 0 P: 10	R: 0 E: 0 K: 0 S: 4	H: 2 LOB: 2 BB: 1 P: 8	R: 0 E: 0 K: 1 S: 6	H: 1 LOB: 1 BB: 0 P: 6	R: 5 E: 0 K: 0 S: 13	H: 6 LOB: 2 BB: 1 P: 18	R: 0 E: 0 K: 0 S: 3	H: 0 LOB: 0 BB: 0 P: 3	R: 0 E: 0 K: 0 S: 3	H: 0 LOB: 0 BB: 0 P: 3	R: 2 E: 0 K: 1 S: 12	H: 4 LOB: 3 BB: 1 P: 16	R: 0 E: 0 K: 1 S: 4	H: 0 LOB: 0 BB: 1 P: 8	1B: 9 2B: 1 3B: 1 HR: 2	SF: 0 SAC: 0 DP: 2 HBP: 0	WP: 0 PB: 0 SB: 1 CS: 0	PA: 39			
<b>PITCHER</b>	IP	WLS	BF	H	R	ER	SO	BB	IBB	HBP	BLK	WP	HR	S	P	ERA	WHIP						
<b>Buzz Capra, R</b> ERA: 7.71 (4, 1)	2.2	L	9	0	0	0	0	1	0	0	0	0	0	8	12	0.00	0.375						
<b>Jamie Easterly, L</b> ERA: 11.4 (7, 1)	0.2		6	4	2	2	0	0	0	0	0	0	1	9	9	27.00	6.000						
<b>Bob Johnson, R</b> ERA: 9.0 (7, 1)	1.1		5	0	0	0	2	2	0	0	0	0	0	7	15	0.00	1.500						

Atlanta Braves @ Chicago Cubs  
Wrigley Field, Chicago, IL  
Fri May 06 1977, 3:33 AM CDT  
Att. 3,405 - Overcast - 63 F

AB 35  
R 7  
H 13  
RBI 7  
BB 4  
SO 4  
LOB 15













Batter	1	2	3	4	5	6	7	8	9	AB	R	H	RBI	BB	SO	LOB	TOP										
Junior Moore, R OBP: 0.419, SLG: 0.393										4	0	2	0	0	0	2	Atlanta Braves @ Pittsburgh Pirates Three Rivers Stadium, Pittsburgh, PA Tue May 10 1977, 7:05 PM EDT Unknown										
Rod Gilbreath, R OBP: 0.276, SLG: 0.250										4	0	1	0	0	0	1											
Tom Paciorek, R OBP: 0.224, SLG: 0.396										4	0	0	0	0	2	3											
Jeff Burroughs, R OBP: 0.392, SLG: 0.543										3	0	1	0	1	2	1											
Cito Gaston, R OBP: 0.250, SLG: 0.182										4	0	0	0	0	2	4											
Vic Correll, R OBP: 0.361, SLG: 0.419										3	0	0	0	1	2	0											
Barry Bonnell, R OBP: 0.091, SLG: 0.091										4	0	1	0	0	0	0											
Craig Robinson, R OBP: 0.333, SLG: 0.333										3	0	1	0	0	1	3											
Buzz Capra, R Jerry Royster, R (7, PH) Rowland Office, L (7, PH) Rick Camp, R (7, 1)										2	0	0	0	0	1	2											
<b>Inning Stats</b>	R: 0 E: 0 K: 1 S: 6	H: 2 LOB: 2 BB: 1 P: 10	R: 0 E: 0 K: 2 S: 8	H: 1 LOB: 2 BB: 1 P: 12	R: 0 E: 0 K: 1 S: 5	H: 0 LOB: 0 BB: 0 P: 5	R: 0 E: 1 K: 2 S: 8	H: 0 LOB: 1 BB: 0 P: 8	R: 0 E: 0 K: 0 S: 3	H: 0 LOB: 0 BB: 0 P: 3	R: 0 E: 0 K: 1 S: 5	H: 1 LOB: 0 BB: 0 P: 5	R: 0 E: 0 K: 1 S: 6	H: 1 LOB: 1 BB: 0 P: 6	R: 0 E: 0 K: 1 S: 6	H: 1 LOB: 1 BB: 0 P: 6		R: 0 E: 0 K: 2 S: 7	H: 0 LOB: 0 BB: 0 P: 7	1B: 6 2B: 0 3B: 0 HR: 0	SF: 0 SAC: 0 DP: 2 HBP: 0	WP: 0 PB: 0 SB: 1 CS: 0	PA: 34				
<b>PITCHER</b>	IP	WLS	BF	H	R	ER	SO	BB	IBB	HBP	BLK	WP	HR	S	P	ERA	WHIP										
Jim Rooker, L ERA: 3.16	(1, 1)	6.2	W	26	5	0	7	2	0	0	0	0	0	38	46	0.00	1.050										
Kent Tekulve, R ERA: 2.12	(7, 1)	2.1	S	8	1	0	4	0	0	0	0	0	0	16	16	0.00	0.429										

Batter	1	2	3	4	5	6	7	8	9	AB	R	H	RBI	BB	SO	LOB	BOTTOM										
Omar Moreno, L OBP: 0.319, SLG: 0.366										4	1	1	0	0	0	1	Atlanta Braves @ Pittsburgh Pirates Three Rivers Stadium, Pittsburgh, PA Tue May 10 1977, 7:05 PM EDT Unknown										
Frank Taveras, R OBP: 0.395, SLG: 0.323										4	0	3	1	0	0	0											
Dave Parker, L OBP: 0.452, SLG: 0.651										4	0	1	0	0	1	4											
Al Oliver, L OBP: 0.385, SLG: 0.488										3	2	2	0	1	0	1											
Willie Stargell, L OBP: 0.412, SLG: 0.766										4	0	2	0	0	2	2											
Rennie Stennett, R OBP: 0.356, SLG: 0.404										4	0	1	1	0	1	3											
Phil Garner, R OBP: 0.356, SLG: 0.467										4	0	3	1	0	1	1											
Duffy Dyer, R OBP: 0.333, SLG: 0.479										3	0	0	0	1	0	2											
Jim Rooker, R OBP: 0.385, SLG: 0.333										2	0	0	0	0	1	0											
Kent Tekulve, R OBP: 0.333, SLG: 0.333										2	0	1	0	0	0	2											
<b>Inning Stats</b>	R: 0 E: 0 K: 0 S: 4	H: 1 LOB: 1 BB: 0 P: 4	R: 0 E: 0 K: 1 S: 5	H: 1 LOB: 0 BB: 0 P: 5	R: 1 E: 0 K: 0 S: 5	H: 2 LOB: 1 BB: 0 P: 5	R: 0 E: 0 K: 0 S: 4	H: 2 LOB: 2 BB: 1 P: 8	R: 0 E: 0 K: 1 S: 6	H: 1 LOB: 1 BB: 0 P: 6	R: 1 E: 0 K: 1 S: 6	H: 3 LOB: 0 BB: 0 P: 6	R: 0 E: 0 K: 1 S: 7	H: 2 LOB: 2 BB: 0 P: 7	R: 0 E: 0 K: 2 S: 9	H: 2 LOB: 2 BB: 1 P: 13	1B: 13 2B: 0 3B: 1 HR: 0	SF: 0 SAC: 0 DP: 0 HBP: 0	WP: 0 PB: 0 SB: 5 CS: 2	PA: 37							
<b>PITCHER</b>	IP	WLS	BF	H	R	ER	SO	BB	IBB	HBP	BLK	WP	HR	S	P	ERA	WHIP										
Buzz Capra, R ERA: 6.67	(1, 1)	6.0	L	25	10	2	3	1	0	0	0	0	0	30	34	3.00	1.833										
Rick Camp, R ERA: 3.06	(7, 1)	2.0		11	4	1	3	0	1	0	0	0	0	16	20	4.50	2.000										



Batter	1	2	3	4	5	6	7	8	9	AB	R	H	RBI	BB	SO	LOB	TOP								
Jerry Royster, R OBP: 0.262, SLG: 0.252 (1, 6)	6-3		K		6-3			CS E 1B		4	0	1	0	0	1	0	Atlanta Braves @ Pittsburgh Pirates Three Rivers Stadium, Pittsburgh, PA Tue May 10 1977, 7:05 PM EDT Att: 5,713 - Unknown <a href="http://livebaseballscorecards.com">livebaseballscorecards.com</a>								
Junior Moore, R OBP: 0.425, SLG: 0.406 (1, 5)	1B		FC6-4 1B		F9		E5	1-2		4	0	2	0	0	0	1									
Tom Paciorek, R OBP: 0.226, SLG: 0.404 (1, 3)	F9		FC6-4 1-2		1B SF9 2B		K			4	1	1	0	0	1	4									
Jeff Burroughs, R OBP: 0.387, SLG: 0.532 (1, 9)	K			4-3		S 1B	K	2-3		4	0	1	0	0	2	3									
Biff Pocoroba, S OBP: 0.316, SLG: 0.382 (1, 2)		G3		BB		SF9		F5		2	0	0	1	1	0	0									
Brian Asselstine, L OBP: 0.273, SLG: 0.323 (9, PH)		4-0		F7		3H		K		2	0	0	0	0	1	0		2							
Vic Correll, R OBP: 0.361, SLG: 0.419 (9, PH)		S BB				4-3				0	0	0	0	0	0	0		0							
Darrel Chaney, S OBP: 0.188, SLG: 0.250 (9, PH)						1-2				1	0	0	0	0	1	0									
Cito Gaston, R OBP: 0.250, SLG: 0.160 (9, PR)		F9		F9				F9		3	0	0	0	0	1	0		2							
Pat Rockett, R OBP: 0.297, SLG: 0.253 (9, PR)								BB		0	0	0	0	0	0	0		0							
Rod Gilbreath, R OBP: 0.275, SLG: 0.241 (1, 4)		F8			6-3			K		3	0	0	0	1	1	2									
Don Collins, R (1, 1)				K						2	0	0	0	0	2	0									
Rowland Office, L OBP: 0.302, SLG: 0.324 (7, PH)					K					1	0	0	0	0	1	1									
Rick Camp, R (7, 1)								K		0	0	0	0	0	0	0									
<b>Inning Stats</b>	R: 0 E: 0 K: 1 S: 6	H: 1 LOB: 1 BB: 0 P: 6	R: 0 E: 0 K: 0 S: 3	H: 0 LOB: 1 BB: 1 P: 7	R: 0 E: 0 K: 2 S: 8	H: 1 LOB: 1 BB: 0 P: 8	R: 0 E: 0 K: 0 S: 3	H: 0 LOB: 1 BB: 1 P: 7	R: 0 E: 0 K: 1 S: 5	H: 0 LOB: 0 BB: 0 P: 5	R: 1 E: 0 K: 0 S: 5	H: 2 LOB: 1 BB: 0 P: 5	R: 0 E: 0 K: 1 S: 4	H: 0 LOB: 1 BB: 1 P: 8	R: 0 E: 1 K: 2 S: 8	H: 1 LOB: 2 BB: 0 P: 8	R: 0 E: 0 K: 2 S: 7	H: 0 LOB: 1 BB: 1 P: 11	1B: 4 2B: 3 3B: 0 HR: 0	SF: 1 SAC: 0 DP: 2 HBP: 0	WP: 0 PB: 0 SB: 2 CS: 2	PA: 35			
<b>PITCHER</b>	IP	WLS	BF	H	R	ER	SO	BB	IBB	HBP	BLK	WP	HR	S	P	ERA	WHIP								
Larry Demery, R ERA: 3.16 (1, 1)	6.1	W	26	4	1	1	4	3	0	0	0	0	0	31	43	1.42	1.105								
Grant Jackson, L ERA: 2.39 (7, 1)	0.2		1	0	0	0	1	0	0	0	0	0	0	3	3	0.00	0.000								
Kent Tekulve, R ERA: 2.0 (8, 1)	1.0		4	1	0	0	2	0	0	0	0	0	0	8	8	0.00	1.000								
Terry Forster, L ERA: 7.0 (9, 1)	0.1		1	0	0	0	0	0	0	0	0	0	0	1	1	0.00	0.000								
Rich Gossage, R ERA: 1.11 (9, 1)	0.2	S	3	0	0	0	2	1	0	0	0	0	0	6	10	0.00	1.500								

Batter	1	2	3	4	5	6	7	8	9	AB	R	H	RBI	BB	SO	LOB	BOTTOM								
Frank Taveras, R OBP: 0.303, SLG: 0.330 (1, 6)	E3 FC6-4		3B 2B		F4		B1-3			4	1	1	0	0	0	1	Atlanta Braves @ Pittsburgh Pirates Three Rivers Stadium, Pittsburgh, PA Tue May 10 1977, 7:05 PM EDT Att: 5,713 - Unknown <a href="http://livebaseballscorecards.com">livebaseballscorecards.com</a>								
Miguel Dilone, S OBP: 0.152, SLG: 0.125 (1, 8)	FC6-4		5-3		K		F8			3	0	0	0	0	1	3									
Willie Stargell, L OBP: 0.404, SLG: 0.750 (8, 3)	4-6 S 1-2									1	0	0	0	0	0	1									
Dave Parker, L OBP: 0.462, SLG: 0.691 (1, 9)	4-6 1-3		3B		3B			E SH5-3 1B		4	0	3	2	0	0	1									
Bill Robinson, R OBP: 0.364, SLG: 0.520 (1, 3)		6-3	P4		K			SH5-3		3	0	0	0	0	1	2									
Kent Tekulve, R OBP: 0.333, SLG: 0.333 (8, PH)										0	0	0	0	0	0	0									
Terry Forster, L OBP: 0.500, SLG: 0.500 (9, 1)										0	0	0	0	0	0	0									
Rich Gossage, R OBP: 0.333, SLG: 0.667 (9, 1)								1-2		0	0	0	0	0	0	0									
Fernando Gonzalez, R OBP: 0.333, SLG: 0.583 (1, 7)					6-3			L8		3	0	1	0	0	0	0									
Omar Moreno, L OBP: 0.316, SLG: 0.361 (8, 8)		CS 1B				5-3		2-3		1	0	0	0	0	0	1									
Rennie Stennett, R OBP: 0.361, SLG: 0.402 (1, 4)				P4		6-3		FC6-4 BB		3	0	1	0	1	0	0									
Phil Garner, R OBP: 0.352, SLG: 0.468 (1, 5)				S 2B		6-3		FC6-4		4	0	1	0	0	0	4									
Duffy Dyer, R OBP: 0.333, SLG: 0.460 (1, 2)					F6					2	0	0	0	1	0	0									
Larry Demery, R OBP: 0.375, SLG: 0.625 (1, 1)										2	1	1	0	0	0	2									
Grant Jackson, S OBP: 0.500, SLG: 1.000 (7, 1)					5-3					0	0	0	0	0	0	0									
Al Oliver, L OBP: 0.392, SLG: 0.506 (7, PH)				2B 3B				B1-3		1	0	1	0	0	0	0									
<b>Inning Stats</b>	R: 0 E: 1 K: 0 S: 3	H: 0 LOB: 0 BB: 0 P: 3	R: 0 E: 0 K: 0 S: 4	H: 2 LOB: 1 BB: 0 P: 4	R: 2 E: 0 K: 0 S: 6	H: 3 LOB: 1 BB: 0 P: 6	R: 0 E: 0 K: 0 S: 4	H: 1 LOB: 2 BB: 1 P: 8	R: 0 E: 0 K: 0 S: 3	H: 0 LOB: 0 BB: 0 P: 3	R: 0 E: 0 K: 0 S: 4	H: 1 LOB: 1 BB: 0 P: 4	R: 0 E: 1 K: 0 S: 4	H: 1 LOB: 2 BB: 1 P: 8	R: 0 E: 0 K: 0 S: 4	H: 0 LOB: 0 BB: 0 P: 8	1B: 4 2B: 4 3B: 2 HR: 0	SF: 0 SAC: 1 DP: 1 HBP: 0	WP: 0 PB: 0 SB: 3 CS: 2	PA: 34					
<b>PITCHER</b>	IP	WLS	BF	H	R	ER	SO	BB	IBB	HBP	BLK	WP	HR	S	P	ERA	WHIP								
Don Collins, L ERA: 1.74 (1, 1)	6.0	L	25	7	2	2	2	0	1	0	0	0	0	8	12	3.00	1.167								
Rick Camp, R ERA: 2.75 (7, 1)	2.0		9	2	0	0	0	1	0	0	0	0	0	8	12	0.00	1.500								









Batter	1	2	3	4	5	6	7	8	9	AB	R	H	RBI	BB	SO	LOB	TOP				
Jerry Royster, R OBP: 0.252, SLG: 0.242 (1, 6)	F9		P4		6-3		L5	4-3		5	0	0	0	0	0	4	<b>Atlanta Braves @ Pittsburgh Pirates</b> Three Rivers Stadium, Pittsburgh, PA Thu May 12 1977, 3:33 AM EDT Att: 10,161 - Unknown  <b>livebaseballscores.com</b>				
Darrel Chaney, S OBP: 0.250, SLG: 0.450 Rod Gilbreath, R OBP: 0.260, SLG: 0.227 (1, 4) (5, 4)	F8		F7		FC4-2-5-4 3B			L3	K	3	0	1	0	0	0	1					
Junior Moore, R OBP: 0.364, SLG: 0.341 (1, 5)	4-3			1-3	FC4-2-5-4			1B SF	F9	5	1	1	0	0	0	1					
Jeff Burroughs, R OBP: 0.391, SLG: 0.517 (1, 9)		6-3		1B 2B BB		5-3		1B SF	K	4	2	1	0	1	1	0					
Biff Pocoroba, S OBP: 0.313, SLG: 0.366 (1, 2)	F8			F9		6-3		SF 1B		3	1	0	0	1	0	1					
Tom Paciorek, R OBP: 0.230, SLG: 0.390 (1, 3)	F9			2B 1-2	1B	K		SF 1B		3	1	1	1	0	1	0					
Brian Assestine, L OBP: 0.324, SLG: 0.382 (1, 7)			1B SF9 BLK	1-3 2-H	2B		5-3	1B IBB		3	1	2	1	1	0	0					
Barry Bonnell, R OBP: 0.368, SLG: 0.353 (1, 8)				1-3	1B		SH3-4 BB	F6		2	0	1	0	2	0	3					
Max Leon, R OBP: 0.250, SLG: 0.333 Rick Camp, R (8, 1)	SF9				F2		SH3-4			2	0	1	3	0	0	3					
							1-2	1-3 2-H 3-H	1B	0	0	0	0	0	0	0					
<b>Inning Stats</b>	R: 0 E: 0 K: 0 S: 3	H: 0 LOB: 0 BB: 0 P: 3	R: 0 E: 0 K: 0 S: 3	H: 0 LOB: 0 BB: 0 P: 3	R: 1 E: 0 K: 0 S: 5	H: 2 LOB: 1 BB: 0 P: 5	R: 1 E: 0 K: 0 S: 5	H: 2 LOB: 3 BB: 2 P: 13	R: 0 E: 0 K: 0 S: 3	H: 0 LOB: 0 BB: 0 P: 5	R: 0 E: 0 K: 0 S: 3	H: 0 LOB: 1 BB: 1 P: 7	R: 4 E: 1 K: 0 S: 7	H: 3 LOB: 2 BB: 2 P: 15	R: 0 E: 0 K: 2 S: 7	H: 0 LOB: 0 BB: 0 P: 7	1B: 6 2B: 2 3B: 1 HR: 0	SF: 2 SAC: 1 DP: 1 HBP: 0	WP: 0 PB: 0 SB: 0 CS: 0	PA: 40	
<b>PITCHER</b>	IP	WLS	BF	H	R	ER	SO	BB	IBB	HBP	BLK	WP	HR	S	P	ERA	WHIP				
Bruce Kison, R ERA: 3.69 (1, 1)	6.0	L	24	5	2	2	1	1	1	0	0	0	0	6	10	3.00	1.000				
Terry Forster, L ERA: 6.97 (7, 1)	1.1		7	2	2	1	0	1	0	0	0	0	0	4	12	6.75	2.250				
Kent Tekulve, R ERA: 1.93 (8, 1)	0.2		6	1	2	0	0	0	2	0	0	0	0	4	10	0.00	1.500				
Odell Jones, R ERA: 6.1 (9, 1)	1.0		3	0	0	0	2	0	0	0	0	0	0	7	7	0.00	0.000				

Batter	1	2	3	4	5	6	7	8	9	AB	R	H	RBI	BB	SO	LOB	BOTTOM				
Omar Moreno, L OBP: 0.303, SLG: 0.344 (1, 8)	5-3			F7		S 1B				3	0	1	0	0	0	0	<b>Atlanta Braves @ Pittsburgh Pirates</b> Three Rivers Stadium, Pittsburgh, PA Thu May 12 1977, 3:33 AM EDT Att: 10,161 - Unknown  <b>livebaseballscores.com</b>				
Terry Forster, L OBP: 0.300, SLG: 0.500 (7, 1)										0	0	0	0	0	0	0					
Kent Tekulve, R OBP: 0.333, SLG: 0.333 (8, 1)										0	0	0	0	0	0	0					
Willie Stargell, L OBP: 0.439, SLG: 0.765 (8, PH) (9, 3)								1-3 3-H	1B	1	0	1	1	0	0	0					
Phil Garner, R OBP: 0.336, SLG: 0.436 Odell Jones, R (9, 1)	F8			K		5-3		P4		4	0	0	0	0	1	3					
Dave Parker, L OBP: 0.457, SLG: 0.692 (1, 9)	4-3			G3					K	4	0	0	0	0	2	0					
Al Oliver, L OBP: 0.371, SLG: 0.474 (1, 7)		G3			4-3				4-3	4	0	0	0	0	0	0					
Rennie Stennett, R OBP: 0.345, SLG: 0.381 (1, 4)		F8			6-3				L9	4	0	0	0	0	0	0					
Ed Kirkpatrick, L OBP: 0.320, SLG: 0.333 (1, 3) (9, 5)		F7								2	1	1	0	1	0	0					
Duffy Dyer, R OBP: 0.328, SLG: 0.439 (1, 2)				1-3		6-3				3	0	1	0	0	0	1					
Mario Mendoza, R OBP: 0.250, SLG: 0.250 Miguel Dilone, S OBP: 0.143, SLG: 0.118 (1, 6) (6, PH) (7, 8)				6-3						1	0	0	0	0	0	0					
Bruce Kison, R OBP: 0.227, SLG: 0.381 Bill Robinson, R OBP: 0.357, SLG: 0.510 Frank Taveras, R OBP: 0.289, SLG: 0.314 (1, 1) (6, PH) (7, 6)				3-1						1	0	0	0	0	0	0					
										1	0	0	0	0	0	0					
										1	0	0	0	0	0	2					
										1	0	0	0	0	0	0					
										1	0	0	0	0	2						
<b>Inning Stats</b>	R: 0 E: 0 K: 0 S: 3	H: 0 LOB: 0 BB: 0 P: 3	R: 0 E: 0 K: 0 S: 3	H: 0 LOB: 0 BB: 0 P: 3	R: 0 E: 0 K: 1 S: 5	H: 0 LOB: 0 BB: 0 P: 5	R: 0 E: 0 K: 0 S: 4	H: 1 LOB: 1 BB: 0 P: 4	R: 0 E: 0 K: 0 S: 4	H: 1 LOB: 1 BB: 0 P: 4	R: 0 E: 0 K: 1 S: 5	H: 0 LOB: 0 BB: 0 P: 5	R: 1 E: 0 K: 0 S: 5	H: 2 LOB: 2 BB: 1 P: 9	R: 0 E: 0 K: 1 S: 5	H: 0 LOB: 0 BB: 0 P: 5	1B: 3 2B: 1 3B: 0 HR: 0	SF: 0 SAC: 0 DP: 0 HBP: 0	WP: 0 PB: 0 SB: 1 CS: 0	PA: 32	
<b>PITCHER</b>	IP	WLS	BF	H	R	ER	SO	BB	IBB	HBP	BLK	WP	HR	S	P	ERA	WHIP				
Max Leon, R ERA: 3.86 (1, 1)	7.0	W	25	3	1	1	2	1	0	0	0	0	0	9	9	1.29	0.571				
Rick Camp, R ERA: 2.49 (8, 1)	2.0		7	1	0	0	1	0	0	0	0	0	0	9	9	0.00	0.500				





Batter	1	2	3	4	5	6	7	8	9	AB	R	H	RBI	BB	SO	LOB	TOP									
Jerry Mumphrey, S OBP: 0.500, SLG: 0.600 (1, 7) (9, 9)	0-0 4-3 2B		0-3 K			0-0 4-3		0-0 4-3	4-0 FC4-6 BB	4	0	1	0	1	1	1										
Don Kessinger, S OBP: 0.335, SLG: 0.300 Mike Anderson, R OBP: 0.278, SLG: 0.375 Garry Templeton, S OBP: 0.284, SLG: 0.352 (1, 6) (8, PH) (8, 6)	0-0 4-3		0-0 4-3			0-0 P6		0-0 4-3	0-0 FC4-6	3	0	0	0	0	0	1										
Tony Scott, S OBP: 0.451, SLG: 0.479 (1, 8)	0-3 K		0-0 6-3			4-0 CS BB		0-0 F8		3	0	0	0	1	1	2										
Hector Cruz, R OBP: 0.364, SLG: 0.379 Lou Brock, L OBP: 0.316, SLG: 0.430 (1, 9) (9, PR) (9, 7)	0-0 F7			0-3 K		0-0 CS		0-0 G4-6-3 1B	4-0 FC1-5 S BB	3	0	1	0	1	1	1										
Ted Simmons, S OBP: 0.475, SLG: 0.673 (1, 2)		4-0 1B BB		0-0 G4-6-3 1B		0-0 G4-6-3		4-0 G4-6-3	4-0 FC1-5 HR IBB	2	1	1	0	2	0	1										
Roger Freed, R OBP: 0.687, SLG: 1.000 Joel Youngblood, R OBP: 0.368, SLG: 0.313 Keith Hernandez, L OBP: 0.421, SLG: 0.553 (1, 3) (7, PR) (7, 3)		0-0 1B		0-0 G4-6-3		0-0 1B BB		4-0 1B BB	0-0 FC1-5 HR	2	0	1	0	1	0	1										
Ken Reitz, R OBP: 0.283, SLG: 0.393 (1, 5)		0-0 F7				0-0 F8		0-0 1B	0-0 HR	4	1	2	3	0	0	2										
Mike Tyson, R OBP: 0.200, SLG: 0.157 (1, 4)		0-0 F8				0-0 5-3		0-0 F9	0-0 F8	4	0	0	0	0	0	5										
Bob Forsch, R OBP: 0.250, SLG: 0.167 Al Hrabosky, R (9, PH) (9, 1)		0-0 F8				0-0 4-3			0-0 E6 BB	3	0	1	0	0	0	2										
<b>Inning Stats</b>	R: 0 E: 0 K: 1 S: 6	H: 1 LOB: 1 BB: 0 P: 6	R: 0 E: 0 K: 0 S: 4	H: 1 LOB: 2 BB: 1 P: 8	R: 0 E: 0 K: 1 S: 5	H: 0 LOB: 0 BB: 0 P: 5	R: 0 E: 0 K: 1 S: 5	H: 1 LOB: 0 BB: 0 P: 5	R: 0 E: 0 K: 0 S: 3	H: 0 LOB: 0 BB: 0 P: 3	R: 0 E: 0 K: 0 S: 2	H: 0 LOB: 0 BB: 1 P: 6	R: 0 E: 0 K: 0 S: 4	H: 2 LOB: 2 BB: 1 P: 8	R: 0 E: 0 K: 0 S: 4	H: 1 LOB: 1 BB: 0 P: 4	R: 3 E: 1 K: 0 S: 5	H: 1 LOB: 2 BB: 3 P: 17	1B: 5 2B: 1 3B: 0 HR: 1	SF: 0 SAC: 0 DP: 2 HBP: 0	WP: 0 PB: 0 SB: 1 CS: 1	PA: 39				
<b>PITCHER</b>	IP WLS BF H R ER SO BB IBB HBP BLK WP HR S P ERA WHIP	8.0 L 8 1 3 3 0 2 1 0 0 0 1 5 17 27.00 3.000																								

St. Louis Cardinals @ Atlanta Braves  
Atlanta-Fulton County Stadium, Atlanta, GA  
Fri May 13 1977, 7:05 PM EDT  
Att: 19,866 - Unknown

AB 32  
R 3  
H 7  
RBI 3  
BB 6  
SO 3  
LOB 22



Batter	1	2	3	4	5	6	7	8	9	AB	R	H	RBI	BB	SO	LOB	BOTTOM									
Jerry Royster, R OBP: 0.252, SLG: 0.236 (1, 6)	0-3 K		0-0 F7			0-0 5-3			4-0 BB	3	0	0	0	1	1	1										
Junior Moore, R OBP: 0.395, SLG: 0.364 (1, 5)	0-0 CS 1B			0-0 FC6-4 1B		4-0 WP SH1-4 BB		0-0 SH1-4	0-3 K	3	0	2	0	1	1	1										
Rowland Office, L OBP: 0.292, SLG: 0.313 (1, 8)	0-0 G3			0-0 FC6-4 G6-4-3		0-0 SH1-4		0-0 F2	0-0 F2	3	0	0	0	0	0	3										
Jeff Burroughs, R OBP: 0.387, SLG: 0.504 (1, 9)		0-3 K		0-0 G6-4-3		4-0 G3-6-1 BB		0-0 F7	0-0 F7	3	0	0	0	1	1	2										
Biff Pocoroba, S OBP: 0.302, SLG: 0.351 (1, 2)		0-0 4-3				0-0 F8		0-0 G3-6-1		3	0	0	0	0	0	2										
Tom Paciorek, R OBP: 0.218, SLG: 0.371 (1, 3)		0-0 P5				0-0 F8		0-0 F9		3	0	0	0	0	0	0										
Brian Asselstine, L OBP: 0.300, SLG: 0.351 (1, 7)			0-0 4-3			0-0 L4		0-3 K		3	0	0	0	0	1	0										
Darrel Chaney, S OBP: 0.304, SLG: 0.478 (1, 4)				0-0 FC4-6 1B		0-0 P6		0-0 K		3	0	2	0	0	0	0										
Jamie Easterly, L OBP: 0.400, SLG: 0.600 Gary Matthews, R OBP: 0.434, SLG: 0.507 Don Collins, R (1, 1) (8, PH) (9, 1)				0-0 FC4-6		0-3 K		0-3 K		2	0	0	0	0	1	1										
<b>Inning Stats</b>	R: 0 E: 0 K: 1 S: 5	H: 1 LOB: 0 BB: 0 P: 5	R: 0 E: 0 K: 1 S: 5	H: 0 LOB: 0 BB: 0 P: 5	R: 0 E: 0 K: 0 S: 4	H: 1 LOB: 1 BB: 0 P: 4	R: 0 E: 0 K: 0 S: 3	H: 1 LOB: 0 BB: 0 P: 3	R: 0 E: 0 K: 1 S: 5	H: 0 LOB: 0 BB: 0 P: 5	R: 0 E: 0 K: 0 S: 2	H: 0 LOB: 1 BB: 2 P: 10	R: 0 E: 0 K: 2 S: 8	H: 1 LOB: 1 BB: 0 P: 8	R: 0 E: 0 K: 1 S: 5	H: 0 LOB: 1 BB: 1 P: 9	1B: 4 2B: 0 3B: 0 HR: 0	SF: 0 SAC: 1 DP: 2 HBP: 0	WP: 1 PB: 0 SB: 0 CS: 1	PA: 31						
<b>PITCHER</b>	IP WLS BF H R ER SO BB IBB HBP BLK WP HR S P ERA WHIP	8.0 W 27 4 0 0 0 1 1 0 0 0 0 0 5 9 0.00 1.000																								

St. Louis Cardinals @ Atlanta Braves  
Atlanta-Fulton County Stadium, Atlanta, GA  
Fri May 13 1977, 7:05 PM EDT  
Att: 19,866 - Unknown

AB 27  
R 0  
H 4  
RBI 0  
BB 3  
SO 6  
LOB 11





Batter	1	2	3	4	5	6	7	8	9	AB	R	H	RBI	BB	SO	LOB	TOP					
Lou Brock, L OBP: 0.320, SLG: 0.459 (1, 7)	0-0 4-3 3B	0-0 3-1	0-0	0-0 4-3	0-0	0-0 P3	0-0	0-0 1B 2H 2B	0-0	5	1	2	1	0	0	1						
Gary Templeton, S OBP: 0.298, SLG: 0.391 (1, 6)	0-0 G3		0-0 HR	0-0 CS S 1B	0-0	0-0 F8	0-0	0-0 1B	0-0	5	1	3	1	0	0	1						
Bake McBride, L OBP: 0.224, SLG: 0.310 (1, 8)	0-0 4-3 3H		0-0 F8	0-0 G3 1-3	0-0	0-0 F7	0-0	0-0 1-3	0-0	5	0	0	1	0	0	3						
Ted Simmons, S OBP: 0.472, SLG: 0.657 (1, 2)	0-0 BB 1B		0-3 K		0-0 3-1		4-0 1B BB		0-3 K	4	0	1	0	1	2	0						
Keith Hernandez, L OBP: 0.429, SLG: 0.592 (1, 3)	4-0 1-2 BB		0-0 2B	0-0 2B	0-0 P4	0-0 F9	0-0 F9		0-0 HR	4	2	2	1	1	0	1						
Jerry Mumphy, S OBP: 0.511, SLG: 0.667 (1, 9)	0-0 F8		4-0 2B IBB	4-0 HR	0-0 HR	0-0 CS 1B	0-0 CS 1B		0-3 K	4	1	2	1	1	1	2						
Ken Reitz, R OBP: 0.297, SLG: 0.432 (1, 5)		4-0 SH1-4 BB	0-0 1-3 2H 2B	0-0 HR	0-0 HR	0-0	0-0 CS 1-2	0-0 5-3	0-3 K	4	1	2	2	1	1	0	AB 36 R 7 H 14 RBI 7 BB 5 SO 5 LOB 13					
Mike Tyson, R OBP: 0.228, SLG: 0.178 (1, 4)		0-0 P6	4-0 IBB	0-0 1B	0-0 1B			0-0 SH3-4 2B 1B		3	1	2	0	1	0	1						
Pete Falcone, L OBP: 0.083, SLG: 0.083 (1, 1)		0-0 SH1-4	0-0 4-3	0-0 K	0-3 K			0-0 SH3-4		1	0	0	0	0	0	3						
Clay Carroll, R (3, 1)										1	0	0	0	0	1	1						
John Urrea, R (6, 1)										0	0	0	0	0	0	0						
<b>Inning Stats</b>	R: 1 E: 0 K: 0 S: 5	H: 2 LOB: 2 BB: 1 P: 9	R: 0 E: 0 K: 0 S: 3	H: 0 LOB: 1 BB: 1 P: 7	R: 2 E: 0 K: 1 S: 8	H: 3 LOB: 3 BB: 2 P: 16	R: 0 E: 0 K: 0 S: 3	H: 1 LOB: 0 BB: 0 P: 3	R: 2 E: 0 K: 1 S: 8	H: 3 LOB: 1 BB: 0 P: 8	R: 0 E: 0 K: 0 S: 3	H: 0 LOB: 0 BB: 0 P: 3	R: 0 E: 0 K: 0 S: 2	H: 1 LOB: 0 BB: 1 P: 6	R: 1 E: 0 K: 0 S: 6	H: 3 LOB: 2 BB: 0 P: 6	R: 1 E: 0 K: 3 S: 10	H: 1 LOB: 0 BB: 0 P: 10	1B: 6 2B: 3 3B: 1 HR: 4	SF: 0 SAC: 2 DP: 0 HBP: 0	WP: 0 PB: 0 SB: 1 CS: 2	PA: 44
<b>PITCHER</b>	IP WLS BF H R ER SO BB IBB HBP BLK WP HR S P ERA WHIP																					
Buzz Capra, R (1, 1)	5.0 L 27 9 5 5 2 2 2 0 0 0 0 3 27 43 9.00 2.200																					
Don Collins, L (6, 1)	2.0 6 1 0 0 0 1 0 0 0 0 0 5 9 0.00 1.000																					
Rick Camp, R (8, 1)	2.0 10 4 2 2 3 0 0 0 0 0 1 16 16 9.00 2.000																					

St. Louis Cardinals @ Atlanta Braves  
Atlanta-Fulton County Stadium, Atlanta, GA  
Sat May 14 1977, 7:05 PM EDT  
Att: 10,479 - Unknown

AB 36  
R 7  
H 14  
RBI 7  
BB 5  
SO 5  
LOB 13



Batter	1	2	3	4	5	6	7	8	9	AB	R	H	RBI	BB	SO	LOB	BOTTOM					
Jerry Royster, R OBP: 0.297, SLG: 0.242 (1, 6)	0-0 S E 1B		0-0 1B E 1B	0-0 G3			0-0 F9		0-0 F9	5	2	2	0	0	0	3						
Rowland Office, L OBP: 0.288, SLG: 0.308 (1, 8)	0-0 P3 1H		0-0 F2		0-0 5-3		0-0 F5		0-0 1B 1-2 2H 1B	5	0	1	1	0	0	2						
Junior Moore, R OBP: 0.396, SLG: 0.367 (1, 5)	0-3 K		0-0 E9 F9 BB 1B 1H	0-0 6-3	0-0		0-0 G3		0-0 1B 1-2 2H 1B	5	1	2	1	0	1	0						
Jeff Burroughs, R OBP: 0.380, SLG: 0.488 (1, 9)	0-0 6-3		4-0 1B 1-2 BB	0-0 K	0-3 K		0-0 F8		0-0 F9	4	0	0	0	1	1	2						
Gary Matthews, R OBP: 0.425, SLG: 0.507 (1, 7)		0-0 F9	0-0 F9 2-3	0-0 4-3		0-0 4-3	0-0 2B			4	0	1	0	0	0	2						
Vic Correll, R OBP: 0.372, SLG: 0.500 (1, 2)										3	1	2	2	0	0	0						
Biff Pocoroba, S (8, PH) OBP: 0.299, SLG: 0.347 (9, 2)			0-0 HR	1-2 3H 1B	0-0 F8		0-0 F8	0-0 4-3		1	0	0	0	0	0	1						
Tom Paciorek, R OBP: 0.235, SLG: 0.379 (1, 3)		0-0 FC4-6 1B	0-0 K		0-0 F3				0-0 E7 1B 1B	4	1	2	0	0	1	2	AB 37 R 6 H 11 RBI 4 BB 2 SO 3 LOB 16					
Rod Gilbreath, R OBP: 0.270, SLG: 0.231 (1, 4)		0-0 F8		0-0 6-3			0-0 SH1-4 1B		4-0 1B 1B BB	3	1	1	0	1	0	1						
Buzz Capra, R (1, 1)										2	0	0	0	0	0	1						
Don Collins, R (6, 1)										0	0	0	0	0	0	0						
Darrel Chaney, S (7, PH) OBP: 0.394, SLG: 0.478 (8, 1)										0	0	0	0	0	0	0						
Rick Camp, R (8, 1)										0	0	0	0	0	0	0						
Brian Asselstine, L (9, PH) OBP: 0.293, SLG: 0.342 (9, PH)		1-2								1	0	0	0	0	0	2						
<b>Inning Stats</b>	R: 1 E: 0 K: 1 S: 6	H: 1 LOB: 0 BB: 0 P: 6	R: 1 E: 0 K: 0 S: 5	H: 2 LOB: 0 BB: 0 P: 5	R: 2 E: 1 K: 1 S: 8	H: 3 LOB: 2 BB: 1 P: 12	R: 0 E: 0 K: 0 S: 3	H: 0 LOB: 0 BB: 0 P: 3	R: 0 E: 0 K: 0 S: 5	H: 0 LOB: 0 BB: 0 P: 5	R: 0 E: 0 K: 0 S: 3	H: 0 LOB: 0 BB: 0 P: 3	R: 0 E: 0 K: 0 S: 4	H: 1 LOB: 1 BB: 0 P: 4	R: 0 E: 0 K: 0 S: 4	H: 1 LOB: 1 BB: 0 P: 4	R: 2 E: 1 K: 0 S: 6	H: 3 LOB: 2 BB: 1 P: 10	1B: 9 2B: 1 3B: 0 HR: 1	SF: 0 SAC: 1 DP: 0 HBP: 0	WP: 0 PB: 0 SB: 2 CS: 0	PA: 40
<b>PITCHER</b>	IP WLS BF H R ER SO BB IBB HBP BLK WP HR S P ERA WHIP																					
Pete Falcone, L (1, 1)	2.2 15 6 4 3 1 1 0 0 0 0 1 16 20 10.12 2.625																					
Clay Carroll, R (3, 1)	2.1 W 7 0 0 0 2 0 0 0 0 0 0 11 11 0.00 0.000																					
John Urrea, R (6, 1)	4.0 S 18 5 2 2 0 1 0 0 0 0 0 17 21 4.50 1.500																					

St. Louis Cardinals @ Atlanta Braves  
Atlanta-Fulton County Stadium, Atlanta, GA  
Sat May 14 1977, 7:05 PM EDT  
Att: 10,479 - Unknown

AB 37  
R 6  
H 11  
RBI 4  
BB 2  
SO 3  
LOB 16






Batter	1	2	3	4	5	6	7	8	9	AB	R	H	RBI	BB	SO	LOB	TOP					
Lou Brock, L OBP: 0.321, SLG: 0.455 Hector Cruz, R OBP: 0.363, SLG: 0.371	F7		FC4-6 1B	E6 2B	F8		BB		K	3	1	1	1	0	0	1						
Gary Templeton, S OBP: 0.300, SLG: 0.388	4-3		FC4-6 1-2	2B 1B	F7		F8		1B	6	1	2	0	0	0	4						
Bake McBride, L OBP: 0.244, SLG: 0.377	F7		4-3	1B 2B	FC6-4 1-2				1B	6	2	3	4	0	0	2						
Keith Hernandez, L OBP: 0.435, SLG: 0.584 Ted Simmons, S OBP: 0.498, SLG: 0.651	F7			BB 1B		F8 1B			4-3 F8	3	2	1	0	2	0	0						
Jerry Mumphrey, S OBP: 0.528, SLG: 0.773				BB 1B		K			FC6-4	5	2	3	2	1	1	3						
Ken Reitz, R OBP: 0.293, SLG: 0.422	FC5-2-5 2B			1B		F8			K	5	2	1	0	0	1	4						
Dave Rader, L OBP: 0.462, SLG: 0.667				E8 1B					2B	5	1	5	3	0	0	0						
Mike Tyson, R OBP: 0.238, SLG: 0.182	G3			1B					F9	4	1	1	1	1	0	4						
John Denny, R OBP: 0.143, SLG: 0.100 Doug Capilla, L Buddy Schultz, R Al Hrabosky, R John D'Acquisto, R			K	K					F3 F7	3	0	1	0	0	2	2						
<b>Inning Stats</b>	R: 0 E: 0 K: 0 S: 3	H: 0 LOB: 0 BB: 0 P: 3	R: 1 E: 0 K: 0 S: 5	H: 2 LOB: 1 BB: 0 P: 5	R: 0 E: 0 K: 1 S: 6	H: 1 LOB: 1 BB: 0 P: 6	R: 9 E: 2 K: 1 S: 13	H: 7 LOB: 2 BB: 3 P: 25	R: 0 E: 0 K: 0 S: 4	H: 1 LOB: 1 BB: 0 P: 4	R: 0 E: 0 K: 1 S: 5	H: 1 LOB: 1 BB: 0 P: 5	R: 0 E: 0 K: 0 S: 4	H: 1 LOB: 2 BB: 1 P: 8	R: 2 E: 0 K: 1 S: 8	H: 3 LOB: 2 BB: 1 P: 12	R: 0 E: 0 K: 1 S: 7	H: 2 LOB: 0 BB: 0 P: 7	1B: 11 2B: 4 3B: 1 HR: 2	SF: 0 SAC: 0 DP: 0 HBP: 0	WP: 1 PB: 0 SB: 0 CS: 0	PA: 50
<b>PITCHER</b>	IP	WLS	BF	H	R	ER	SO	BB	IBB	HBP	BLK	WP	HR	S	P	ERA	WHIP					
Phil Niekro, R ERA: 6.79	3.0		17	6	6	6	1	2	0	0	0	1	0	17	25	18.00	2.667					
Frank LaCorte, R ERA: 13.5	0.1		6	3	3	2	1	1	0	0	0	0	0	7	11	54.00	12.000					
Dave Campbell, R ERA: 1.69	1.2		7	2	1	0	0	0	0	0	0	0	0	7	7	0.00	1.200					
Bob Johnson, R ERA: 7.2	1.0		3	1	0	0	1	0	0	0	0	0	0	5	5	0.00	1.000					
Rick Camp, R ERA: 3.51	2.0	W	12	4	2	2	1	1	1	0	0	0	2	12	20	9.00	2.500					

St. Louis Cardinals @ Atlanta Braves  
Atlanta-Fulton County Stadium, Atlanta, GA  
Sun May 15 1977, 3:33 AM EDT  
Att: 36,693 - Unknown


AB 45  
R 12  
H 18  
RBI 11  
BB 5  
SO 5  
LOB 26




Batter	1	2	3	4	5	6	7	8	9	AB	R	H	RBI	BB	SO	LOB	BOTTOM				
Jerry Royster, R OBP: 0.276, SLG: 0.260	G4-6-3 BB		5-3		2B	BB F8 HR 1B	SH1-4	BB 1B BB		3	3	2	0	2	0	1					
Junior Moore, R OBP: 0.390, SLG: 0.370	G4-6-3 1-2				1-3	F8	F8	1B BB		5	1	1	1	1	0	5					
Rowland Office, L OBP: 0.317 Barry Bonnell, R OBP: 0.409, SLG: 0.368	4-3		K		HR 2B	HR BB	K	1B		3	1	1	1	0	1	1					
Jeff Burroughs, R OBP: 0.385, SLG: 0.504 Don Collins, R	6-3			1B BB	HR	HR BB	F9			4	2	1	3	2	0	1					
Gary Matthews, R OBP: 0.447, SLG: 0.566	4-3 BB			K	1B 2B	HR		2B 1B BB		3	2	2	4	2	1	1					
Biff Pocoreba, S OBP: 0.326, SLG: 0.372	4-3			1B	BB	HR	S BB	1B SF9 2B		3	1	2	0	2	0	1					
Tom Paciorek, R OBP: 0.260, SLG: 0.386	F9			F9	1B	1B	G6-4-3 BB	E 1B 1B		4	1	2	1	1	0	3					
Darrel Chaney, S OBP: 0.326, SLG: 0.482 Bob Johnson, L Cito Gaston, R OBP: 0.312, SLG: 0.133 Rick Camp, R Vic Correll, R OBP: 0.326, SLG: 0.500 Brian Asselstine, R OBP: 0.320, SLG: 0.342			SH3-4 2B 1B	1-3	G3	G6-4-3	SF9			3	1	1	0	0	0	5					
Phil Niekro, R OBP: 0.222, SLG: 0.222 Frank LaCorte, R OBP: 0.200, SLG: 0.200 Dave Campbell, R Pat Rockett, R OBP: 0.316, SLG: 0.276	SH3-4				5-3	F8 1B BB 1B	SH1-4	BB WP 1B 1B		0	0	0	0	0	0	0					
<b>Inning Stats</b>	R: 0 E: 0 K: 0 S: 2	H: 0 LOB: 1 BB: 1 P: 6	R: 0 E: 0 K: 0 S: 3	H: 0 LOB: 1 BB: 1 P: 7	R: 1 E: 0 K: 1 S: 7	H: 2 LOB: 1 BB: 0 P: 7	R: 0 E: 0 K: 1 S: 6	H: 1 LOB: 1 BB: 1 P: 10	R: 3 E: 0 K: 0 S: 8	H: 5 LOB: 3 BB: 1 P: 12	R: 5 E: 0 K: 0 S: 5	H: 3 LOB: 1 BB: 4 P: 21	R: 0 E: 0 K: 1 S: 6	H: 1 LOB: 1 BB: 0 P: 6	R: 6 E: 1 K: 0 S: 7	H: 4 LOB: 1 BB: 3 P: 19	1B: 9 2B: 5 3B: 0 HR: 2	SF: 1 SAC: 2 DP: 2 HBP: 0	WP: 1 PB: 0 SB: 1 CS: 0	PA: 49	
<b>PITCHER</b>	IP	WLS	BF	H	R	ER	SO	BB	IBB	HBP	BLK	WP	HR	S	P	ERA	WHIP				
John Denny, R ERA: 3.18	5.0		26	8	4	4	2	4	0	0	0	0	0	3	11	108.00	12.000				
Doug Capilla, L ERA: 15.43	0.1		5	2	4	4	0	2	0	0	0	0	0	3	11	108.00	12.000				
Buddy Schultz, L ERA: 1.84	0.0		3	1	1	1	0	2	0	0	0	0	1	1	9	∞	∞				
Al Hrabosky, L ERA: 3.66	2.1	L	11	4	4	4	1	1	0	0	0	0	0	12	16	15.43	2.143				
John D'Acquisto, R ERA: 4.32	0.1		4	1	2	2	0	2	0	0	0	1	0	2	10	54.00	9.000				


St. Louis Cardinals @ Atlanta Braves  
Atlanta-Fulton County Stadium, Atlanta, GA  
Sun May 15 1977, 3:33 AM EDT  
Att: 36,693 - Unknown

AB 35  
R 15  
H 16  
RBI 15  
BB 11  
SO 3  
LOB 21





Batter	1	2	3	4	5	6	7	8	9	AB R H RBI BB SO LOB	TOP									
Dave Cash, R OBP: 0.331, SLG: 0.362	4-0 CS BB		0-0 6-3			0-0 G3		0-0 FC6-4 1B 2B	0-0 F4	4 1 1 1 1 0 2	<p><b>Montreal Expos @ Atlanta Braves</b> Atlanta-Fulton County Stadium, Atlanta, GA</p> <p>Tue May 17 1977, 7:05 PM EDT Att: 8,611 - Unknown</p> <p>livebaseballscorecards.com</p> <p>AB 33 R 6 H 9 RBI 6 BB 5 SO 3 LOB 14</p> 									
Chris Spier, R OBP: 0.258, SLG: 0.289	0-0 P6		0-0 6-3			0-0 6-3		0-0 FC6-4 1B	0-0 BB 1B	5 0 2 1 0 0 2										
Ellis Valentine, R OBP: 0.395, SLG: 0.566	4-0 FC4 BB		0-0 F8			0-0 2B		0-0 FC6-4 1B 2B	4-0 BB 1B	3 1 1 1 2 0 2										
Tony Perez, R OBP: 0.336, SLG: 0.459 Joe Kerrigan, R	0-0 FC4		0-0 HBP			0-0 F8		0-0 1B 1B	0-3 K	3 1 1 1 0 0 2 1 0 0 0 0 1 2 0 0 0 0 0 0 0										
Bill Atkinson, L OBP: 1.000, SLG: 1.000	1-2							1-3 3-H 1B		4 0 1 2 0 0 1										
Warren Cromartie, L OBP: 0.314, SLG: 0.435		0-0 F5						0-0 1B		3 0 1 0 1 1 0										
Del Unser, L OBP: 0.417, SLG: 0.582		0-3 K				0-0 G6-3 1B		0-0 1B		4 0 0 0 0 1 3										
Barry Foote, R OBP: 0.333, SLG: 0.571		0-0 F8				0-0 G6-3 1B		0-0 F6	0-3 K	3 1 0 0 1 0 0										
Larry Parrish, R OBP: 0.274, SLG: 0.248			0-0 F6			0-0 F8		0-0 6-3	4-0 SH5-3 1B BB	1 0 0 0 0 0 0 0 0 0 0 0 0 0 1 1 1 0 0 0 0 0 0 0 0 0 0 0 1 1 1 0 0 0 0										
Dan Warthen, S Jackie Brown, R Pete Mackanin, R Jeff Terpko, R Mike Jorgensen, L			0-0 5-3			0-0 G3 2B 1B		0-0 2B 2B	0-0 SH5-3 1-2											
<b>Inning Stats</b>	R: 0 E: 0 K: 0 S: 2	H: 0 LOB: 1 BB: 2 P: 10	R: 0 E: 0 K: 1 S: 5	H: 0 LOB: 0 BB: 0 P: 5	R: 0 E: 0 K: 0 S: 3	H: 0 LOB: 1 BB: 0 P: 4	R: 0 E: 0 K: 0 S: 3	H: 1 LOB: 0 BB: 0 P: 3	R: 1 E: 0 K: 0 S: 5	H: 2 LOB: 1 BB: 0 P: 5	R: 0 E: 0 K: 0 S: 3	H: 0 LOB: 0 BB: 0 P: 3	R: 4 E: 0 K: 1 S: 10	H: 5 LOB: 2 BB: 1 P: 14	R: 1 E: 0 K: 1 S: 6	H: 1 LOB: 2 BB: 2 P: 14	1B: 6 2B: 3 3B: 0 HR: 0	SF: 0 SAC: 1 DP: 1 HBP: 1	WP: 0 PB: 0 SB: 0 CS: 1	PA: 40
<b>PITCHER</b>	IP WLS BF H R ER SO BB IBB HBP BLK WP HR S P ERA WHIP											IP WLS BF H R ER SO BB IBB HBP BLK WP HR S P ERA WHIP								
Max Leon, R ERA: 3.8	(1, 1) 7.1 28 5 3 3 1 2 0 1 0 0 0 0 27 36 3.68 0.955																			
Rick Camp, R ERA: 4.15	(8, 1) 0.1 5 3 2 2 0 0 1 0 0 0 0 0 4 8 54.00 9.000																			
Dave Campbell, R ERA: 1.59	(8, 1) 0.1 1 0 0 0 1 0 0 0 0 0 0 0 3 3 0.00 0.000																			
Don Collins, L ERA: 3.88	(9, 1) 0.1 2 0 1 1 0 1 0 0 0 0 0 0 1 5 27.00 3.000																			
Phil Niekro, R ERA: 6.71	(9, 1) 0.2 W 4 1 0 0 1 1 0 0 0 0 0 0 5 9 0.00 3.000																			

Batter	1	2	3	4	5	6	7	8	9	AB R H RBI BB SO LOB	BOTTOM									
Jerry Royster, R OBP: 0.287, SLG: 0.256	4-0 SH1-4 BB BB		4-0 BB HR BB			4-0 FC6-4 BB		0-0 FC1-6	0-0 F4	2 1 0 0 3 0 1	<p><b>Montreal Expos @ Atlanta Braves</b> Atlanta-Fulton County Stadium, Atlanta, GA</p> <p>Tue May 17 1977, 7:05 PM EDT Att: 8,611 - Unknown</p> <p>livebaseballscorecards.com</p> <p>AB 34 R 9 H 10 RBI 8 BB 7 SO 5 LOB 18</p> 									
Rod Gilbreath, R OBP: 0.279, SLG: 0.226 Darrel Chaney, S OBP: 0.296, SLG: 0.444	4-0 SH1-4 BB		4-0 HR BB			0-0 F7		0-0 F8	0-0 F3	2 1 0 0 2 0 2 1 0 0 0 0 0 0										
Junior Moore, R OBP: 0.381, SLG: 0.362	0-0 SH1-4		0-0 F9			0-0 F4		0-0 F8	0-0 1B HR 1B	4 1 1 0 0 0 4										
Jeff Burroughs, R OBP: 0.392, SLG: 0.527 Pat Rockett, R OBP: 0.316, SLG: 0.276	0-3 K		0-0 HR			0-0 FC6-4		0-0 FC5-6 1B	4-0 1B HR BB	4 1 2 3 1 1 3 0 1 0 0 0 0 0										
Gary Matthews, R OBP: 0.456, SLG: 0.605	0-0 5-3		0-0 5-3			0-0 HR		0-0 1B	0-0 HR 1B	5 3 3 1 0 0 2										
Vic Cornell, R OBP: 0.354, SLG: 0.476 Biff Pocoroba, S OBP: 0.333, SLG: 0.418		0-0 CS 1B		0-0 F7		0-3 K		0-0 FC5-6 1B	0-0 HR	4 0 1 0 0 1 1 1 1 1 4 0 0 0										
Tom Paciorek, R OBP: 0.247, SLG: 0.365	0-3 K		0-0 F8			0-3 K		0-0 F6		4 0 0 0 0 2 2										
Barry Bonnell, R OBP: 0.423, SLG: 0.364	0-3 K		4-0 BB			0-0 6-3		0-0 1B		3 0 1 0 1 1 0										
Max Leon, R OBP: 0.287, SLG: 0.333 Rick Camp, R Dave Campbell, R Brian Asseltine, L Don Collins, R Phil Niekro, R		0-0 F8		0-0 6-3		0-0 FC1-6 1B		0-0 F5		3 0 1 0 0 0 1 0 0 0 0 0 0 0 0 0 0 0 0 0 0 1 0 0 0 0 0 2 0 0 0 0 0 0 0 0 0 0 0 0 0 0										
<b>Inning Stats</b>	R: 0 E: 0 K: 1 S: 5	H: 0 LOB: 2 BB: 2 P: 13	R: 0 E: 0 K: 2 S: 7	H: 1 LOB: 0 BB: 0 P: 7	R: 3 E: 0 K: 0 S: 4	H: 1 LOB: 2 BB: 2 P: 12	R: 0 E: 0 K: 0 S: 3	H: 0 LOB: 1 BB: 1 P: 7	R: 0 E: 0 K: 2 S: 8	H: 1 LOB: 0 BB: 0 P: 8		R: 0 E: 0 K: 0 S: 4	H: 1 LOB: 1 BB: 0 P: 4	R: 1 E: 1 K: 0 S: 6	H: 3 LOB: 2 BB: 0 P: 6	R: 4 E: 0 K: 0 S: 5	H: 3 LOB: 1 BB: 1 P: 9	1B: 7 2B: 0 3B: 0 HR: 3	SF: 0 SAC: 1 DP: 0 HBP: 0	WP: 0 PB: 0 SB: 0 CS: 1
<b>PITCHER</b>	IP WLS BF H R ER SO BB IBB HBP BLK WP HR S P ERA WHIP											IP WLS BF H R ER SO BB IBB HBP BLK WP HR S P ERA WHIP								
Dan Warthen, L ERA: 7.2	(1, 1) 4.0 19 3 0 0 0 0 0 0 0 0 0 0 3 3 6.75 2.000																			
Jackie Brown, R ERA: 4.97	(5, 1) 1.0 3 0 0 0 0 0 0 0 0 0 0 0 3 3 0.00 0.000																			
Jeff Terpko, R ERA: 4.38	(6, 1) 2.0 8 2 1 1 2 0 0 0 0 0 1 12 12 4.50 1.000																			
Joe Kerrigan, R ERA: 1.86	(8, 1) 1.2 9 4 2 1 0 0 0 0 0 0 0 9 9 5.40 2.400																			
Bill Atkinson, R ERA: 2.77	(9, 1) 0.0 L 3 2 3 3 0 1 0 0 0 0 0 1 2 6 ∞ ∞																			



Batter	1	2	3	4	5	6	7	8	9	AB	R	H	RBI	BB	SO	LOB	TOP					
Dave Cash, R OBP: 0.340, SLG: 0.366	4-0 BB		0-0 1B		0-0 5-3		0-0 6-3		0-0 1B	4	0	2	0	1	0	0						
Chris Speier, R OBP: 0.245, SLG: 0.273	0-0 F6		0-0 5-3		0-0 5-3		0-0 6-3		0-0 F8	5	0	0	0	0	0	3						
Andre Dawson, R OBP: 0.280, SLG: 0.329	0-0 F7		0-0 F8						0-0 F9	5	2	2	1	0	0	3						
Tony Perez, R OBP: 0.328, SLG: 0.446	0-0 5-3				0-0 F9				0-0 F7	3	1	0	0	0	0	2						
Mike Jorgensen, L OBP: 0.350, SLG: 0.294									0-0 F7	1	1	0	0	1	0	1						
Ellis Valentine, R OBP: 0.398, SLG: 0.560		0-0 5-3			0-0 6-3				0-0 F7	3	2	1	0	1	0	0						
Warren Cromartie, L OBP: 0.311, SLG: 0.424		4-0 FC5-4 BB			0-0 6-3				0-0 F8	3	0	0	1	1	0	4						
Larry Parrish, R OBP: 0.281, SLG: 0.310		0-0 FC5-4							0-0 F8	4	2	2	4	0	1	3						
Barry Foote, R OBP: 0.316, SLG: 0.556		0-0 F9			0-0 4-3				0-0 F9	4	0	1	2	0	0	1						
Steve Rogers, R Jackie Brown, R Wayne Garrett, L Will McEnaney, L Jose Morales, R Joe Kerrigan, R			0-0 F9						0-0 F9	2	0	0	0	0	0	1						
<b>Inning Stats</b>	R: 0 E: 0 K: 0 S: 3	H: 0 LOB: 1 BB: 1 P: 7	R: 0 E: 0 K: 0 S: 3	H: 0 LOB: 1 BB: 1 P: 7	R: 0 E: 0 K: 0 S: 4	H: 1 LOB: 1 BB: 0 P: 4	R: 0 E: 0 K: 0 S: 3	H: 0 LOB: 0 BB: 0 P: 3	R: 1 E: 0 K: 1 S: 6	H: 1 LOB: 0 BB: 0 P: 6	R: 4 E: 1 K: 0 S: 7	H: 3 LOB: 0 BB: 0 P: 7	R: 0 E: 0 K: 0 S: 3	H: 0 LOB: 0 BB: 0 P: 3	R: 3 E: 0 K: 1 S: 7	H: 2 LOB: 1 BB: 2 P: 15	R: 0 E: 0 K: 0 S: 4	H: 1 LOB: 1 BB: 0 P: 4	1B: 4 2B: 1 3B: 0 HR: 3	SF: 0 SAC: 0 DP: 0 HBP: 0	WP: 0 PB: 0 SB: 0 CS: 0	PA: 40
<b>PITCHER</b>	IP WLS BF H R ER SO BB IBB HBP BLK WP HR S P ERA WHIP																					
Jamie Easterly, L ERA: 6.19	6.0 W 26 5 5 1 1 2 0 0 0 0 2 26 34 1.50 1.167																					
Buzz Capra, R ERA: 7.49	1.2 9 2 3 3 1 2 0 0 0 0 1 9 17 16.20 2.400																					
Dave Campbell, R ERA: 1.29	1.1 S 5 1 0 0 0 0 0 0 0 0 0 0 5 5 0.00 0.750																					

**Montreal Expos @ Atlanta Braves**  
Atlanta-Fulton County Stadium, Atlanta, GA  
Wed May 18, 1977, 7:05 PM EDT  
Att: 9,788 - Unknown

AB	36
R	8
H	8
RBI	8
BB	4
SO	2
LOB	18



Batter	1	2	3	4	5	6	7	8	9	AB	R	H	RBI	BB	SO	LOB	BOTTOM			
Jerry Royster, R OBP: 0.303, SLG: 0.270	0-0 CS 1B		0-0 G4-6-3 1B		0-0 F7				0-0 1B S	4	2	3	0	1	0	2				
Darrel Chaney, S OBP: 0.290, SLG: 0.419	0-0 3-1		0-0 G4-6-3						0-0 4-3 1B	4	0	1	0	0	0	3				
Junior Moore, R OBP: 0.382, SLG: 0.397	0-0 4-3								0-0 4-3	5	2	2	1	0	0	2				
Jeff Burroughs, R OBP: 0.399, SLG: 0.537		0-0 5-3							0-0 4-3	5	2	3	1	0	0	1				
Brian Asselstine, L OBP: 0.286, SLG: 0.333									0-0 4-3	0	0	0	0	0	0	0				
Gary Matthews, R OBP: 0.447, SLG: 0.588		0-0 5-3							0-0 4-3	4	1	1	1	0	1	3				
Biff Pocoroba, S OBP: 0.340, SLG: 0.470									0-0 3-1	4	3	2	2	0	0	1				
Tom Paciorek, R OBP: 0.247, SLG: 0.359									0-0 F8	4	0	1	1	0	1	2				
Barry Bonnell, R OBP: 0.433, SLG: 0.385									0-0 6-3	4	0	2	2	0	0	0				
Jamie Easterly, L OBP: 0.429, SLG: 0.714									0-0 4-3	2	0	1	0	0	0	1				
Buzz Capra, R ERA: 5.0										0	0	0	0	0	0	0				
Dave Campbell, R ERA: 3.55										1	0	0	0	0	0	0				
<b>Inning Stats</b>	R: 0 E: 0 K: 0 S: 3	H: 1 LOB: 0 BB: 0 P: 3	R: 1 E: 0 K: 1 S: 6	H: 1 LOB: 0 BB: 0 P: 6	R: 0 E: 0 K: 0 S: 4	H: 2 LOB: 1 BB: 0 P: 4	R: 3 E: 0 K: 1 S: 10	H: 5 LOB: 2 BB: 0 P: 10	R: 4 E: 2 K: 0 S: 8	H: 4 LOB: 1 BB: 0 P: 8	R: 1 E: 0 K: 0 S: 4	H: 1 LOB: 1 BB: 1 P: 8	R: 0 E: 0 K: 0 S: 3	H: 0 LOB: 0 BB: 0 P: 3	R: 1 E: 0 K: 0 S: 5	H: 2 LOB: 1 BB: 0 P: 5	1B: 11 2B: 3 3B: 1 HR: 1	SF: 0 SAC: 2 DP: 1 HBP: 0	WP: 1 PB: 0 SB: 1 CS: 1	PA: 40
<b>PITCHER</b>	IP WLS BF H R ER SO BB IBB HBP BLK WP HR S P ERA WHIP																			
Steve Rogers, R ERA: 2.43	4.1 L 23 12 7 6 2 1 0 0 0 0 1 0 8 12 5.40 1.800																			
Jackie Brown, R ERA: 5.0	1.2 9 2 2 1 0 1 0 0 0 0 1 0 8 12 5.40 1.800																			
Will McEnaney, L ERA: 3.55	1.0 3 0 0 0 0 0 0 0 0 0 0 0 3 3 0.00 0.000																			
Joe Kerrigan, R ERA: 2.21	1.0 5 2 1 1 0 0 0 0 0 0 0 0 5 5 9.00 2.000																			

**Montreal Expos @ Atlanta Braves**  
Atlanta-Fulton County Stadium, Atlanta, GA  
Wed May 18, 1977, 7:05 PM EDT  
Att: 9,788 - Unknown

AB	37
R	10
H	16
RBI	8
BB	1
SO	2
LOB	15





Batter	1	2	3	4	5	6	7	8	9	AB	R	H	RBI	BB	SO	LOB	TOP			
Ivan De Jesus, R OBP: 0.362, SLG: 0.411 (1, 6)										4	0	0	0	0	0	0	<b>Chicago Cubs @ Atlanta Braves</b> Atlanta-Fulton County Stadium, Atlanta, GA Thu May 19 1977, 7:05 PM EDT Att: 8,923 - Unknown - 78 F  livebaseballscores.com  <b>AB 28</b> <b>R 0</b> <b>H 3</b> <b>RBI 0</b> <b>BB 2</b> <b>SO 5</b> <b>LOB 6</b> 			
Greg Gross, L OBP: 0.315, SLG: 0.311 (1, 7)										4	0	0	0	0	2	0				
Larry Bittner, L OBP: 0.336, SLG: 0.417 (1, 3)										4	0	0	0	0	0	0				
Bobby Murcer, L OBP: 0.386, SLG: 0.504 (1, 9)										3	0	0	0	0	1	0				
Jerry Morales, R OBP: 0.347, SLG: 0.421 (1, 8)										3	0	1	0	0	0	0				
Manny Trillo, R OBP: 0.410, SLG: 0.555 (1, 4)										3	0	1	0	0	0	0				
Steve Ontiveros, S OBP: 0.450, SLG: 0.449 (1, 5)										1	0	1	0	2	0	0				
George Mitterwald, R OBP: 0.339, SLG: 0.437 (1, 2)										3	0	0	0	0	1	5				
Rick Reuschel, R OBP: 0.105, SLG: 0.056 Paul Reuschel, R (7, 1)										2	0	0	0	0	1	1				
Bill Buckner, L OBP: 0.390, SLG: 0.500 Jim Todd, L (8, 1)										0	0	0	0	0	0	0				
										1	0	0	0	0	0	0				
<b>Inning Stats</b>	R: 0 E: 0 K: 0 S: 3	H: 0 LOB: 0 BB: 0 P: 3	R: 0 E: 0 K: 0 S: 4	H: 2 LOB: 2 BB: 1 P: 8	R: 0 E: 0 K: 1 S: 5	H: 0 LOB: 0 BB: 0 P: 5	R: 0 E: 0 K: 1 S: 5	H: 0 LOB: 0 BB: 0 P: 5	R: 0 E: 0 K: 2 S: 8	H: 1 LOB: 1 BB: 0 P: 8	R: 0 E: 0 K: 0 S: 3	H: 0 LOB: 0 BB: 0 P: 3	R: 0 E: 0 K: 0 S: 2	H: 0 LOB: 0 BB: 1 P: 6	R: 0 E: 0 K: 0 S: 3	H: 0 LOB: 0 BB: 0 P: 3	1B: 3 2B: 0 3B: 0 HR: 0	SF: 0 SAC: 0 DP: 2 HBP: 0	WP: 1 PB: 0 CS: 0	PA: 30
<b>PITCHER</b> Phil Niekro, R ERA: 5.86 (1, 1)	IP: 9.0 WLS: W BF: 30 H: 3 R: 0 ER: 0 SO: 5 BB: 2 IBB: 0 HBP: 0 BLK: 0 WP: 1 HR: 0 S: 38 P: 46 ERA: 0.00 WHIP: 0.556															<b>PITCHER</b> IP: WLS: BF: H: R: ER: SO: BB: IBB: HBP: BLK: WP: HR: S: P: ERA: WHIP				

Batter	1	2	3	4	5	6	7	8	9	AB	R	H	RBI	BB	SO	LOB	BOTTOM			
Jerry Royster, R OBP: 0.306, SLG: 0.275 (1, 6)										5	1	2	0	0	0	3	<b>Chicago Cubs @ Atlanta Braves</b> Atlanta-Fulton County Stadium, Atlanta, GA Thu May 19 1977, 7:05 PM EDT Att: 8,923 - Unknown - 78 F  livebaseballscores.com  <b>AB 35</b> <b>R 6</b> <b>H 13</b> <b>RBI 6</b> <b>BB 2</b> <b>SO 3</b> <b>LOB 12</b> 			
Darrel Chaney, S OBP: 0.278, SLG: 0.389 (1, 4)										5	1	1	0	0	0	1				
Junior Moore, R OBP: 0.375, SLG: 0.388 (1, 5)										4	1	1	1	0	0	1				
Jeff Burroughs, R OBP: 0.407, SLG: 0.543 (1, 9)										4	2	3	1	0	1	0				
Gary Matthews, R OBP: 0.439, SLG: 0.573 (1, 7)										4	0	1	1	0	1	2				
Biff Pocoreba, S OBP: 0.356, SLG: 0.494 (1, 2)										4	1	3	1	0	0	0				
Tom Paciorek, R OBP: 0.271, SLG: 0.383 (1, 3)										3	0	2	1	1	1	0				
Barry Bonnell, R OBP: 0.412, SLG: 0.345 (1, 8)										3	0	0	0	1	0	5				
Phil Niekro, R OBP: 0.227, SLG: 0.190 (1, 1)										3	0	0	1	0	0	0				
<b>Inning Stats</b>	R: 0 E: 0 K: 0 S: 3	H: 0 LOB: 0 BB: 0 P: 3	R: 0 E: 0 K: 1 S: 7	H: 2 LOB: 2 BB: 0 P: 7	R: 0 E: 1 K: 0 S: 4	H: 1 LOB: 1 BB: 0 P: 4	R: 2 E: 0 K: 0 S: 5	H: 3 LOB: 2 BB: 1 P: 10	R: 0 E: 0 K: 1 S: 6	H: 1 LOB: 1 BB: 0 P: 6	R: 0 E: 0 K: 1 S: 5	H: 0 LOB: 0 BB: 0 P: 5	R: 4 E: 0 K: 0 S: 8	H: 6 LOB: 2 BB: 1 P: 12	R: 0 E: 0 K: 0 S: 3	H: 0 LOB: 0 BB: 0 P: 3	1B: 11 2B: 2 3B: 0 HR: 0	SF: 0 SAC: 0 DP: 2 HBP: 1	WP: 0 PB: 0 CS: 0	PA: 38
<b>PITCHER</b> Rick Reuschel, R ERA: 3.67 Paul Reuschel, R ERA: 0.93 Jim Todd, R ERA: 9.19 (1, 1)	IP: 6.1 WLS: L BF: 31 H: 11 R: 6 ER: 6 SO: 3 BB: 1 IBB: 1 HBP: 0 BLK: 0 WP: 0 HR: 0 S: 35 P: 40 ERA: 8.53 WHIP: 1.737															<b>PITCHER</b> IP: WLS: BF: H: R: ER: SO: BB: IBB: HBP: BLK: WP: HR: S: P: ERA: WHIP				







Batter	1	2	3	4	5	6	7	8	9	AB	R	H	RBI	BB	SO	LOB	TOP								
Ivan De Jesus, R OBP: 0.362, SLG: 0.407	F9		G3		2B		E		2B	5	3	4	2	0	0	0	<b>Chicago Cubs @ Atlanta Braves</b> Atlanta-Fulton County Stadium, Atlanta, GA Sat May 21 1977, 7:05 PM EDT Att: 11,842 - Overcast - 69 F								
Greg Gross, L OBP: 0.339, SLG: 0.347	4-3		G3		2B		E7		2B	4	2	2	2	1	0	1									
Larry Bittner, L OBP: 0.346, SLG: 0.424	F7		G3		3-1		1B		1B	4	0	1	1	1	0	2									
Manny Trillo, R OBP: 0.421, SLG: 0.567		F7		F9		E	F8		1-3	5	1	1	0	0	0	4									
Gene Clines, R OBP: 0.525, SLG: 0.688		L5-3		K		L6-3		SF9		4	0	1	2	0	1	1									
Steve Swisher, R OBP: 0.240, SLG: 0.375		E6		5-3		5-3		K		5	0	0	0	0	2	3									
Joe Wallis, S OBP: 0.286, SLG: 0.438		K			HR	4-3		K		4	1	1	1	0	2	1									
Dave Rosello, R OBP: 0.333, SLG: 0.462			SH3		6-3		6-3	F3		3	2	1	0	1	0	0									
Mike Krukow, R OBP: 0.273, SLG: 0.364			SH3		K		6-3	5-3		0	0	0	0	0	0	0									
Donnie Moore, L OBP: 0.303, SLG: 0.250			1-2				1-2			1	0	0	0	0	1	0									
Bruce Sutter, R OBP: 0.303, SLG: 0.250										1	0	0	0	0	0	0									
<b>Inning Stats</b>	R: 0 E: 0 K: 0 S: 6	H: 0 LOB: 0 BB: 0 P: 6	R: 0 E: 1 K: 1 S: 11	H: 0 LOB: 1 BB: 0 P: 13	R: 1 E: 0 K: 0 S: 13	H: 2 LOB: 1 BB: 0 P: 15	R: 0 E: 0 K: 1 S: 8	H: 0 LOB: 0 BB: 0 P: 11	R: 2 E: 0 K: 0 S: 8	H: 3 LOB: 1 BB: 0 P: 8	R: 1 E: 1 K: 0 S: 8	H: 1 LOB: 0 BB: 0 P: 10	R: 3 E: 1 K: 1 S: 11	H: 3 LOB: 2 BB: 2 P: 21	R: 0 E: 0 K: 1 S: 5	H: 0 LOB: 0 BB: 0 P: 5	R: 2 E: 0 K: 1 S: 7	H: 2 LOB: 1 BB: 1 P: 11	1B: 7 2B: 3 3B: 0 HR: 1	SF: 1 SAC: 1 DP: 0 HBP: 0	WP: 0 PB: 0 SB: 3 CS: 0	PA: 42			
<b>PITCHER</b>	IP	WLS	BF	H	R	ER	SO	BB	IBB	HBP	BLK	WP	HR	S	P	ERA	WHIP								
Max Leon, R ERA: 4.28	6.0	L	26	6	5	4	3	1	0	0	0	0	1	54	67	6.00	1.167								
Dave Campbell, R ERA: 3.12	0.2		6	3	2	2	0	0	1	0	0	0	0	8	14	27.00	4.500								
Rick Camp, R ERA: 4.15	2.1		10	2	2	2	3	1	0	0	0	0	0	15	19	7.71	1.286								

AB	37
R	9
H	11
RBI	8
BB	3
SO	6
LOB	13



Batter	1	2	3	4	5	6	7	8	9	AB	R	H	RBI	BB	SO	LOB	BOTTOM								
Jerry Royster, R OBP: 0.304, SLG: 0.273	5-3			BB		L7			K	5	0	1	1	0	1	2	<b>Chicago Cubs @ Atlanta Braves</b> Atlanta-Fulton County Stadium, Atlanta, GA Sat May 21 1977, 7:05 PM EDT Att: 11,842 - Overcast - 69 F								
Darrel Chaney, S OBP: 0.295, SLG: 0.372	4-3		K		BB		4-3			3	0	1	0	1	1	0									
Junior Moore, R OBP: 0.363, SLG: 0.365	4-3						K			3	0	1	1	1	1	1									
Jeff Burroughs, R OBP: 0.388, SLG: 0.514	K		K		5-3		F3			4	0	0	0	0	2	5									
Gary Matthews, R OBP: 0.425, SLG: 0.542		FC5-4		K				5-3		4	1	1	0	0	2	1									
Biff Pocoreba, S OBP: 0.397, SLG: 0.505		F9		4-3			K2-6		F9	4	0	1	0	0	0	1									
Tom Paciorek, R OBP: 0.280, SLG: 0.375				P4		K2-6			K	3	0	0	0	1	2	1									
Barry Bonnell, R OBP: 0.405, SLG: 0.378		FC5-4							4-3	4	1	1	1	0	0	1									
Max Leon, R OBP: 0.400, SLG: 0.444										3	1	2	0	0	0	0									
Dave Campbell, R ERA: 6.49										0	0	0	0	0	0	0									
Rick Camp, R ERA: 3.0										0	0	0	0	0	0	0									
Brian Asselstine, L OBP: 0.273, SLG: 0.317										1	0	0	0	0	0	0									
<b>Inning Stats</b>	R: 0 E: 0 K: 1 S: 7	H: 1 LOB: 1 BB: 0 P: 9	R: 1 E: 0 K: 0 S: 9	H: 2 LOB: 2 BB: 1 P: 14	R: 0 E: 0 K: 3 S: 10	H: 1 LOB: 1 BB: 0 P: 10	R: 2 E: 0 K: 0 S: 6	H: 3 LOB: 3 BB: 2 P: 14	R: 0 E: 0 K: 2 S: 8	H: 1 LOB: 1 BB: 0 P: 9	R: 0 E: 0 K: 0 S: 7	H: 0 LOB: 0 BB: 0 P: 10	R: 0 E: 0 K: 1 S: 5	H: 0 LOB: 0 BB: 0 P: 5	R: 0 E: 0 K: 1 S: 5	H: 0 LOB: 0 BB: 0 P: 5	R: 0 E: 0 K: 1 S: 5	H: 0 LOB: 0 BB: 0 P: 5	1B: 8 2B: 1 3B: 0 HR: 0	SF: 0 SAC: 0 DP: 1 HBP: 0	WP: 0 PB: 0 SB: 3 CS: 0	PA: 37			
<b>PITCHER</b>	IP	WLS	BF	H	R	ER	SO	BB	IBB	HBP	BLK	WP	HR	S	P	ERA	WHIP								
Mike Krukow, R ERA: 6.49	3.2		21	7	3	3	4	3	0	0	0	0	0	16	20	0.00	0.429								
Donnie Moore, R ERA: 3.0	2.1	W	7	1	0	0	2	0	0	0	0	0	0	15	15	0.00	0.000								
Bruce Sutter, R ERA: 0.56	3.0	S	9	0	0	0	3	0	0	0	0	0	0	15	15	0.00	0.000								





Batter	1	2	3	4	5	6	7	8	9	AB	R	H	RBI	BB	SO	LOB	TOP								
Ivan De Jesus, R OBP: 0.363, SLG: 0.407	(1, 6) K		(1) F9		(1) S 1B		(1) K 1B		(3) K	5	1	2	0	0	2	0									
Greg Gross, L OBP: 0.339, SLG: 0.346	(1, 9) F9		(2) G3		(2) G4-6-3 1B		(3) K			3	0	1	1	0	0	0									
Steve Ontiveros, S OBP: 0.434, SLG: 0.429	(7, PH) F9				(1-H) 1B					1	0	0	0	0	1	1									
Paul Reuschel, R (7, 1)					(1-2) 1B					0	0	0	0	0	0	0									
Larry Bittner, L OBP: 0.343, SLG: 0.419	(1, 3) 1B 1B		(3) 4-3		(3) G4-6-3 1B			(1) G1		4	0	1	0	0	0	1									
Manny Trillo, R OBP: 0.438, SLG: 0.589	(1, 4) 1B 1B				(1-2) L5-4-3 1B			(1) 1B 2B		4	1	4	0	0	0	0									
Gene Clines, R OBP: 0.477, SLG: 0.611	(1, 7) L7		(1) L5-4-3 1-2		(1) L8			(2) L6		4	0	0	0	0	0	5									
Joe Wallis, S OBP: 0.308, SLG: 0.429	(1, 8) K		(1) K BB		(2) K			(2) 1B		3	0	1	1	1	2	1									
George Mitterwald, R OBP: 0.336, SLG: 0.430	(1, 2) K		(2) K		(3) F5			(3) 3-1		4	0	1	0	0	1	2									
Dave Rosello, R OBP: 0.263, SLG: 0.353	(1, 5) E6		(3) P9				(1) K		(1) F9	4	0	0	0	0	1	2									
Bill Bonham, R OBP: 0.211, SLG: 0.263	(1, 1) 4-3				(1) F8				(2) L8	2	0	0	0	0	0	1									
Jerry Morales, R OBP: 0.341, SLG: 0.414	(7, PH) 4-3 (7, 9)						(2) K			2	0	0	0	0	1	0									
<b>Inning Stats</b>	R: 0 E: 0 K: 1 S: 10	H: 2 LOB: 2 BB: 0 P: 12	R: 0 E: 1 K: 2 S: 11	H: 0 LOB: 1 BB: 0 P: 13	R: 0 E: 0 K: 0 S: 3	H: 0 LOB: 0 BB: 0 P: 3	R: 0 E: 0 K: 0 S: 4	H: 2 LOB: 2 BB: 1 P: 8	R: 1 E: 0 K: 0 S: 4	H: 2 LOB: 0 BB: 0 P: 4	R: 0 E: 0 K: 1 S: 9	H: 1 LOB: 1 BB: 0 P: 11	R: 0 E: 0 K: 3 S: 14	H: 1 LOB: 1 BB: 0 P: 17	R: 1 E: 0 K: 0 S: 8	H: 2 LOB: 1 BB: 0 P: 8	R: 0 E: 0 K: 1 S: 6	H: 0 LOB: 0 BB: 0 P: 9	1B: 9 2B: 1 3B: 0 HR: 0	SF: 0 SAC: 0 DP: 2 HBP: 0	WP: 0 PB: 0 SB: 1 CS: 0	PA: 37			
<b>PITCHER</b>	IP	WLS	BF	H	R	ER	SO	BB	IBB	HBP	BLK	WP	HR	S	P	ERA	WHIP								
Andy Messersmith, R ERA: 3.76	(1, 1) 6.0	W	25	7	1	1	4	1	0	0	0	0	0	41	51	1.50	1.333								
Jamie Easterly, L ERA: 5.91	(7, 1) 3.0	S	12	3	1	1	4	0	0	0	0	0	0	28	34	3.00	1.000								

Chicago Cubs @ Atlanta Braves  
Atlanta-Fulton County Stadium, Atlanta, GA  
Sun May 22 1977, 3:33 AM EDT  
Att. 7,635 - Overcast - 77 F

AB	36
R	2
H	10
RBI	2
BB	1
SO	8
LOB	13



Batter	1	2	3	4	5	6	7	8	9	AB	R	H	RBI	BB	SO	LOB	BOTTOM								
Jerry Royster, R OBP: 0.308, SLG: 0.279	(1, 6) S 3B 1B		(1) 6-3		(1) 4-3		(1) S 1B			4	2	2	0	0	0	0									
Rod Gilbreath, R OBP: 0.237, SLG: 0.237	(1, 4) 5-3 1-2		(1) 5-3 HR		(2) 4-3		(1) 1B 1B			4	1	2	1	0	0	1									
Junior Moore, R OBP: 0.357, SLG: 0.359	(1, 5) L6		(2) 5-3		(3) FC6-4 1B		(3) 4-3			4	0	1	0	0	0	3									
Jeff Burroughs, R OBP: 0.391, SLG: 0.530	(1, 9) 3B BB		(2) 3B HR		(3) FC6-4			(1) F8		3	2	1	2	1	0	1									
Brian Asselstine, L OBP: 0.273, SLG: 0.317	(9, 9)		(2H) 3B HR		(1-2) 1B					0	0	0	0	0	0	0									
Gary Matthews, R OBP: 0.418, SLG: 0.550	(1, 7) 3-2 1H 2H 3B		(3) K		(3) P4			(2) 4-3		4	0	1	2	0	1	0									
Vic Correll, R OBP: 0.353, SLG: 0.467	(1, 2) 1-3 K				(1) E5 1B		(2) K		(3) F3	3	0	1	0	0	2	1									
Jamie Easterly, L OBP: 0.375, SLG: 0.625	(7, 1)						(3) K			1	0	0	0	0	0	0									
Tom Paciorek, R OBP: 0.271, SLG: 0.363	(1, 3)		(1) 4-3		(1) K		(3) 1-3			3	0	0	0	0	1	1									
Barry Bonnell, R OBP: 0.378, SLG: 0.350	(1, 8)		(2) 3-1		(2) 5-3		(1) 6-3			3	0	0	0	0	0	1									
Andy Messersmith, R OBP: 0.231, SLG: 0.250	(1, 1)		(3) 5-3		(3) F3		(2) F8			2	0	0	0	0	0	1									
Biff Pocoreba, S OBP: 0.394, SLG: 0.500	(7, 2)									1	0	0	0	0	0	0									
<b>Inning Stats</b>	R: 2 E: 0 K: 1 S: 11	H: 2 LOB: 1 BB: 1 P: 19	R: 0 E: 0 K: 0 S: 3	H: 0 LOB: 0 BB: 0 P: 3	R: 2 E: 0 K: 1 S: 8	H: 2 LOB: 0 BB: 0 P: 10	R: 0 E: 1 K: 1 S: 6	H: 1 LOB: 1 BB: 0 P: 6	R: 0 E: 0 K: 0 S: 4	H: 1 LOB: 1 BB: 0 P: 4	R: 0 E: 0 K: 1 S: 5	H: 0 LOB: 0 BB: 0 P: 5	R: 1 E: 0 K: 0 S: 8	H: 2 LOB: 1 BB: 0 P: 10	R: 0 E: 0 K: 0 S: 3	H: 0 LOB: 0 BB: 0 P: 3	1B: 6 2B: 0 3B: 1 HR: 1	SF: 0 SAC: 0 DP: 0 HBP: 0	WP: 0 PB: 0 SB: 2 CS: 0	PA: 33					
<b>PITCHER</b>	IP	WLS	BF	H	R	ER	SO	BB	IBB	HBP	BLK	WP	HR	S	P	ERA	WHIP								
Bill Bonham, R ERA: 3.56	(1, 1) 6.0	L	25	6	4	4	4	1	0	0	0	0	0	37	47	6.00	1.167								
Paul Reuschel, R ERA: 1.21	(7, 1) 2.0		8	2	1	1	0	0	0	0	0	0	0	11	13	4.50	1.000								

Chicago Cubs @ Atlanta Braves  
Atlanta-Fulton County Stadium, Atlanta, GA  
Sun May 22 1977, 3:33 AM EDT  
Att. 7,635 - Overcast - 77 F

AB	32
R	5
H	8
RBI	5
BB	1
SO	4
LOB	9





Batter	1	2	3	4	5	6	7	8	9	10	11	AB	R	H	RBI	BB	SO	LOB	TOP							
Jerry Royster, R OBP: 0.311, SLG: 0.278 (1, 6)	F7	G6-4-3				F8		FC6-4 IBB		SH1-3		4	0	1	1	1	0	2								
Rod Gilbreath, R OBP: 0.272, SLG: 0.223 (1, 4)	F7		F7	F4		F9		FC6-4		4-3		6	0	0	1	0	0	6								
Junior Moore, R OBP: 0.356, SLG: 0.349 (1, 5)	BB 1B			L8			F9	6-3		6-3		5	0	1	0	1	0	5								
Jeff Burroughs, R OBP: 0.411, SLG: 0.539 (1, 9)	BB 1B		S HR BB					BB		1B 1B	1-6-3 BB	3	2	3	0	3	0	0								
Gary Matthews, R OBP: 0.414, SLG: 0.562 (1, 7)	BB 1B			HR		F9	F8		K		K	5	1	1	2	1	2	4								
Blif Pocoroba, S OBP: 0.362, SLG: 0.485 (1, 2)	F7				F8	F8	F3		FC6-4 1B		1-6-3	5	0	1	0	1	0	6								
Tom Paciorek, R OBP: 0.284, SLG: 0.375 (1, 3)			4-3 1B		F5			SH5-4 FC6-4 1B	K		1B IBB	5	2	2	0	1	2	4								
Barry Bonnell, R OBP: 0.412, SLG: 0.413 (1, 8)		4-3		SH5-3 1B				FC6-4 SH5-4 1B	FC6-4		1-2 1B	6	1	4	1	0	0	3								
Phil Niekro, R OBP: 0.280, SLG: 0.217 (7, 1)					SH5-3		F8	SH5-4		4-3 SH1-3 1B	K	2	0	1	1	0	0	1								
Dave Campbell, R OBP: 0.299, SLG: 0.332 (8, PH)												0	0	0	0	0	0	0								
Rick Camp, R OBP: 0.299, SLG: 0.332 (8, PH)												0	0	0	0	0	0	0								
Cito Gaston, R OBP: 0.299, SLG: 0.332 (10, PH)												1	0	1	0	0	0	0								
Pat Rockoff, R OBP: 0.299, SLG: 0.332 (10, PH)												0	0	0	0	0	0	0								
Buzz Capra, R OBP: 0.299, SLG: 0.332 (10, PH)												1	0	0	0	0	0	1								
<b>Inning Stats</b>	R: 0 E: 0 K: 0 S: 4	H: 1 LOB: 3 BB: 2 P: 12	R: 1 E: 0 K: 0 S: 4	H: 2 LOB: 0 BB: 0 P: 4	R: 2 E: 0 K: 1 S: 6	H: 2 LOB: 1 BB: 2 P: 14	R: 1 E: 0 K: 0 S: 5	H: 2 LOB: 1 BB: 0 P: 5	R: 0 E: 0 K: 0 S: 4	H: 1 LOB: 1 BB: 0 P: 4	R: 0 E: 0 K: 0 S: 3	H: 0 LOB: 1 BB: 1 P: 7	R: 1 E: 0 K: 0 S: 5	H: 2 LOB: 2 BB: 1 P: 9	R: 0 E: 0 K: 2 S: 9	H: 2 LOB: 2 BB: 0 P: 9	R: 0 E: 0 K: 0 S: 4	H: 1 LOB: 2 BB: 0 P: 4	R: 1 E: 0 K: 2 S: 8	H: 1 LOB: 2 BB: 2 P: 16	1B: 12 2B: 2 3B: 0 HR: 1	SF: 0 SAC: 3 DP: 1 HBP: 0	WP: 0 PB: 0 SB: 2 CS: 0	PA: 54		
<b>PITCHER</b>	IP ERA WLS BF H R ER SO BB IBB HBP BLK WP HR S P ERA WHIP	3.1 4.84 19 7 2 0 0 1 4 0 0 0 0 0 13 17 10.80 3.300	4.1 5.99 7 3 1 0 0 0 0 0 0 0 0 0 6 10 9.00 3.000	1.0 3.68 4 1 0 0 2 0 0 0 0 0 0 0 8 8 0.00 1.000	2.0 5.38 L 10 2 1 1 2 1 1 0 0 0 0 0 12 20 4.50 1.500																					
Tom Griffin, R ERA: 4.84 (1, 1)	IP WLS BF H R ER SO BB IBB HBP BLK WP HR S P ERA WHIP	3.1 19 7 2 0 0 1 4 0 0 0 0 0 13 17 10.80 3.300	4.1 7 3 1 0 0 0 0 0 0 0 0 0 6 10 9.00 3.000	1.0 4 1 0 0 2 0 0 0 0 0 0 0 8 8 0.00 1.000	2.0 L 10 2 1 1 2 1 1 0 0 0 0 0 12 20 4.50 1.500																					
Dave Wehmeister, R ERA: 5.99 (4, 1)	IP WLS BF H R ER SO BB IBB HBP BLK WP HR S P ERA WHIP	3.1 19 7 2 0 0 1 4 0 0 0 0 0 13 17 10.80 3.300	4.1 7 3 1 0 0 0 0 0 0 0 0 0 6 10 9.00 3.000	1.0 4 1 0 0 2 0 0 0 0 0 0 0 8 8 0.00 1.000	2.0 L 10 2 1 1 2 1 1 0 0 0 0 0 12 20 4.50 1.500																					
Dan Spillner, R ERA: 3.68 (8, 1)	IP WLS BF H R ER SO BB IBB HBP BLK WP HR S P ERA WHIP	3.1 19 7 2 0 0 1 4 0 0 0 0 0 13 17 10.80 3.300	4.1 7 3 1 0 0 0 0 0 0 0 0 0 6 10 9.00 3.000	1.0 4 1 0 0 2 0 0 0 0 0 0 0 8 8 0.00 1.000	2.0 L 10 2 1 1 2 1 1 0 0 0 0 0 12 20 4.50 1.500																					
Rolie Fingers, R ERA: 2.43 (9, 1)	IP WLS BF H R ER SO BB IBB HBP BLK WP HR S P ERA WHIP	3.1 19 7 2 0 0 1 4 0 0 0 0 0 13 17 10.80 3.300	4.1 7 3 1 0 0 0 0 0 0 0 0 0 6 10 9.00 3.000	1.0 4 1 0 0 2 0 0 0 0 0 0 0 8 8 0.00 1.000	2.0 L 10 2 1 1 2 1 1 0 0 0 0 0 12 20 4.50 1.500																					
Dave Tomlin, L ERA: 3.38 (10, 1)	IP WLS BF H R ER SO BB IBB HBP BLK WP HR S P ERA WHIP	3.1 19 7 2 0 0 1 4 0 0 0 0 0 13 17 10.80 3.300	4.1 7 3 1 0 0 0 0 0 0 0 0 0 6 10 9.00 3.000	1.0 4 1 0 0 2 0 0 0 0 0 0 0 8 8 0.00 1.000	2.0 L 10 2 1 1 2 1 1 0 0 0 0 0 12 20 4.50 1.500																					

Batter	1	2	3	4	5	6	7	8	9	10	11	AB	R	H	RBI	BB	SO	LOB	BOTTOM					
Gene Richards, L OBP: 0.340, SLG: 0.326 (1, 8)	F2		G3								K	6	0	2	2	0	2	5						
Bill Almon, R OBP: 0.275, SLG: 0.310 (1, 6)												4	0	1	0	0	2	3						
Bobby Valentine, R OBP: 0.351, SLG: 0.375 (9, PH) (10, 6)			K				G6-4-3		F9			1	0	0	0	0	0	3						
Jerry Turner, L OBP: 0.327, SLG: 0.426 (1, 7)	K							4-3				5	1	1	0	0	2	1						
Dave Winfield, R OBP: 0.374, SLG: 0.550 (1, 9)	F5											5	1	1	0	0	1	1						
Mike Ivie, R OBP: 0.322, SLG: 0.436 (1, 3)												5	1	2	3	0	1	0						
Doug Rader, R OBP: 0.432, SLG: 0.488 (1, 5)												4	0	2	0	0	1	1						
Dave Roberts, R OBP: 0.222, SLG: 0.265 (9, PR) (10, 5)												1	0	0	0	0	1	0						
Mike Champion, R OBP: 0.290, SLG: 0.295 (1, 4)												4	1	0	0	0	1	2						
Bob Davis, R OBP: 0.294, SLG: 0.260 (1, 2)												2	0	0	0	0	0	1						
Gene Tenace, R OBP: 0.350, SLG: 0.386 (7, PH) (8, 2)												0	1	0	0	2	0	0						
Tom Griffin, R ERA: 4.84 (1, 1)	IP WLS BF H R ER SO BB IBB HBP BLK WP HR S P ERA WHIP	6.1 1 28 8 5 5 8 2 0 0 0 0 0 1 42 50 7.11 1.579	0.2 1 8 0 0 0 0 0 0 0 0 0 0 1 1 1 1 0.00 0.000	2.0 9 1 0 0 2 0 1 0 0 0 0 0 12 16 0.00 0.500	2.0 W 8 0 0 0 3 2 0 0 0 0 0 0 12 20 0.00 1.000																			
Phil Niekro, R ERA: 5.96 (7, 1)	IP WLS BF H R ER SO BB IBB HBP BLK WP HR S P ERA WHIP	6.1 1 28 8 5 5 8 2 0 0 0 0 0 1 42 50 7.11 1.579	0.2 1 8 0 0 0 0 0 0 0 0 0 0 1 1 1 1 0.00 0.000	2.0 9 1 0 0 2 0 1 0 0 0 0 0 12 16 0.00 0.500	2.0 W 8 0 0 0 3 2 0 0 0 0 0 0 12 20 0.00 1.000																			
Dave Campbell, R ERA: 2.89 (8, 1)	IP WLS BF H R ER SO BB IBB HBP BLK WP HR S P ERA WHIP	6.1 1 28 8 5 5 8 2 0 0 0 0 0 1 42 50 7.11 1.579	0.2 1 8 0 0 0 0 0 0 0 0 0 0 1 1 1 1 0.00 0.000	2.0 9 1 0 0 2 0 1 0 0 0 0 0 12 16 0.00 0.500	2.0 W 8 0 0 0 3 2 0 0 0 0 0 0 12 20 0.00 1.000																			
Buzz Capra, R ERA: 7.68 (10, 1)	IP WLS BF H R ER SO BB IBB HBP BLK WP HR S P ERA WHIP	6.1 1 28 8 5 5 8 2 0 0 0 0 0 1 42 50 7.11 1.579	0.2 1 8 0 0 0 0 0 0 0 0 0 0 1 1 1 1 0.00 0.000	2.0 9 1 0 0 2 0 1 0 0 0 0 0 12 16 0.00 0.500	2.0 W 8 0 0 0 3 2 0 0 0 0 0 0 12 20 0.00 1.000																			
<b>Inning Stats</b>	R: 0 E: 0 K: 1 S: 6	H: 1 LOB: 1 BB: 0 P: 6	R: 1 E: 0 K: 0 S: 4	H: 1 LOB: 0 BB: 0 P: 4	R: 0 E: 0 K: 2 S: 7	H: 0 LOB: 0 BB: 0 P: 7	R: 2 E: 0 K: 2 S: 10	H: 3 LOB: 1 BB: 0 P: 10	R: 0 E: 0 K: 1 S: 5	H: 0 LOB: 0 BB: 0 P: 5	R: 2 E: 0 K: 0 S: 4	H: 2 LOB: 1 BB: 1 P: 12	R: 0 E: 0 K: 1 S: 5	H: 0 LOB: 0 BB: 0 P: 5	R: 0 E: 1 K: 1 S: 7	H: 1 LOB: 3 BB: 1 P: 11	R: 0 E: 0 K: 1 S: 5	H: 0 LOB: 0 BB: 0 P: 5	R: 0 E: 0 K: 2 S: 7	H: 0 LOB: 2 BB: 2 P: 15	1B: 6 2B: 1 3B: 1 HR: 1	SF: 0 SAC: 2 DP: 1 HBP: 0	WP: 0 PB: 0 SB: 0 CS: 1	PA: 46
<b>PITCHER</b>	IP ERA WLS BF H R ER SO BB IBB HBP BLK WP HR S P ERA WHIP	6.1 7.11 1 28 8 5 5 8 2 0 0 0 0 0 1 42 50 7.11 1.579	0.2 0.00 1 8 0 0 0 0 0 0 0 0 0 0 1 1 1 1 0.00 0.000	2.0 2.89 9 1 0 0 2 0 1 0 0 0 0 0 12 16 0.00 0.500	2.0 7.68 W 8 0 0 0 3 2 0 0 0 0 0 0 12 20 0.00 1.000																			

Atlanta Braves @ San Diego Padres  
San Diego Stadium, San Diego, CA  
Mon May 23 1977, 10:05 PM EDT  
Att: 9,497 - Unknown

AB 43  
R 6  
H 15  
RBI 6  
BB 8  
SO 5  
LOB 33



Atlanta Braves @ San Diego Padres  
San Diego Stadium, San Diego, CA  
Mon May 23 1977, 10:05 PM EDT  
Att: 9,497 - Unknown

AB 39  
R 5  
H 9  
RBI 5  
BB 5  
SO 13  
LOB 17















Batter	1	2	3	4	5	6	7	8	9	AB	R	H	RBI	BB	SO	LOB	TOP										
Jerry Royster, R OBP: 0.302, SLG: 0.267 (1, 6)	4-0 SH3-1 WP BB BB	0-0 F5		0-0 F7		0-0 F4	0-0 1B			4	1	1	1	1	0	2	<b>Atlanta Braves @ San Diego Padres</b> San Diego Stadium, San Diego, CA Thu May 26 1977, 6:33 AM EDT Att: 13,786 - Unknown										
Darrel Chaney, S OBP: 0.294, SLG: 0.347 (1, 4)	4-0 WP SH3-1 E BB 1B	0-0 BB 1B		0-0 4-3		0-3 K	0-0 4-3			4	1	1	1	1	1	2											
Junior Moore, R OBP: 0.369, SLG: 0.370 (1, 5)	0-0 SH3-1	0-0 BB 1B		4-0 BB BB		4-0 HR BB		0-0 4-3		1	1	0	0	3	0	0											
Jeff Burroughs, R OBP: 0.395, SLG: 0.533 (1, 9)	0-3 K	0-0 F3		0-0 F7		0-0 HR		0-3 K		5	1	1	2	0	2	5											
Gary Matthews, R OBP: 0.397, SLG: 0.538 (1, 7)	4-0 S BB		4-0 FC5-4 BB		0-0 6-3	0-0 F3		4-0 FC4-6 BB		2	0	0	0	3	0	0											
Vic Correll, R OBP: 0.366, SLG: 0.526 (1, 2)	0-3 K		0-0 FC5-4 S		4-0 HR BB		0-0 F2	0-0 FC4-6		4	1	0	0	1	1	3											
Tom Paciorek, R OBP: 0.291, SLG: 0.400 (1, 3)		4-0 FC6-4 1B BB		0-0 F7		0-0 HR	0-0 1B 2B		0-3 K	4	3	2	2	1	1	1											
Barry Bonnell, R OBP: 0.469, SLG: 0.455 (1, 8)		0-0 FC6-4 1B		4-0 IBB		0-0 5-3	4-0 1B IBB		0-0 CS 1B	3	0	2	0	2	0	0											
Andy Messersmith, R OBP: 0.176, SLG: 0.188 Rick Camp, R (8, 1)		0-0 FC6-4 BB 1B		0-3 K		0-3 K	0-0 B3		0-3 K	4	0	0	0	0	2	6											
<b>Inning Stats</b>	R: 2 E: 0 K: 2 S: 7	H: 0 LOB: 1 BB: 3 P: 19	R: 1 E: 0 K: 0 S: 5	H: 2 LOB: 3 BB: 2 P: 13	R: 0 E: 0 K: 1 S: 5	H: 0 LOB: 2 BB: 2 P: 13	R: 0 E: 0 K: 0 S: 3	H: 0 LOB: 1 BB: 1 P: 7	R: 2 E: 0 K: 1 S: 6	H: 1 LOB: 0 BB: 1 P: 10	R: 2 E: 0 K: 0 S: 6	H: 1 LOB: 0 BB: 1 P: 10	R: 1 E: 0 K: 0 S: 5	H: 2 LOB: 2 BB: 1 P: 9	R: 0 E: 0 K: 1 S: 5	H: 0 LOB: 1 BB: 1 P: 9		R: 0 E: 0 K: 2 S: 7	H: 1 LOB: 0 BB: 0 P: 7	1B: 4 2B: 1 3B: 0 HR: 2	SF: 0 SAC: 1 DP: 0 HBP: 0	WP: 1 PB: 0 SB: 3 CS: 1	PA: 45				
<b>PITCHER</b>	IP	WLS	BF	H	R	ER	SO	BB	IBB	HBP	BLK	WP	HR	S	P	ERA	WHIP	<b>PITCHER</b>									
John D'Acquisto, R ERA: 4.24 (1, 1)	1.2		12	2	3	2	2	5	0	0	0	1	0	11	31	10.80	4.200										
Tom Griffin, R ERA: 5.22 (2, 1)	4.1	L	20	2	4	4	3	4	1	0	0	0	2	21	41	8.31	1.385										
Dan Spillner, R ERA: 4.12 (7, 1)	3.0		13	3	1	1	3	1	1	0	0	0	0	17	25	3.00	1.333										

Batter	1	2	3	4	5	6	7	8	9	AB	R	H	RBI	BB	SO	LOB	BOTTOM										
Gene Richards, L OBP: 0.329, SLG: 0.320 (1, 8)	0-3 K		0-0 1B 3B	0-0 1-3			0-3 K		0-3 K	5	1	1	0	0	3	2	<b>Atlanta Braves @ San Diego Padres</b> San Diego Stadium, San Diego, CA Thu May 26 1977, 6:33 AM EDT Att: 13,786 - Unknown										
Bill Almon, R OBP: 0.279, SLG: 0.310 (1, 6)	0-0 6-3 2B		0-0 L4		0-0 L7		0-3 K			4	1	1	0	0	1	1											
Jerry Turner, L OBP: 0.327, SLG: 0.414 (1, 7)	0-0 6-3		4-0 1B S BB		0-0 F9		0-0 4-1			3	1	0	0	1	0	1											
George Hendrick, R OBP: 0.378, SLG: 0.440 (1, 9)	0-0 2B		0-0 S 1B		0-3 K		0-0 F7			4	0	2	2	0	1	0											
Mike Ivie, R OBP: 0.326, SLG: 0.421 (1, 3)	0-0 4-3		0-0 F3		0-3 K		0-3 K		0-0 F4	4	0	0	0	0	1	2											
Doug Rader, R OBP: 0.424, SLG: 0.479 (1, 5)		0-0 6-3		0-3 K		4-0 BB BB		0-0 F5		3	0	0	0	1	1	1											
Gene Tenace, R OBP: 0.391, SLG: 0.393 (1, 2)		4-0 FC5-4 BB		4-0 SH2-4 BB		0-3 K		4-0 FC5-4 BB		1	0	0	0	3	1	1											
Mike Champion, R OBP: 0.284, SLG: 0.296 (1, 4)		0-0 FC5-4 FC6-4		0-0 F9		4-0 BB		0-0 FC5-4		3	0	0	0	1	0	3											
John D'Acquisto, R ERA: 3.77 (1, 1)		0-0 FC6-4		0-0 SH2-4		0-3 K		0-0 F9		0	0	0	0	0	0	0											
Mery Rettenmund, R OBP: 0.485, SLG: 0.592 (6, PH)										1	0	0	0	0	1	2											
Dan Spillner, R OBP: 0.483, SLG: 0.654 (9, PH)										0	0	0	0	0	0	0											
<b>Inning Stats</b>	R: 1 E: 0 K: 1 S: 7	H: 2 LOB: 1 BB: 0 P: 7	R: 0 E: 0 K: 0 S: 3	H: 0 LOB: 1 BB: 1 P: 7	R: 2 E: 0 K: 1 S: 7	H: 2 LOB: 1 BB: 1 P: 11	R: 0 E: 0 K: 0 S: 3	H: 0 LOB: 1 BB: 1 P: 7	R: 0 E: 0 K: 1 S: 5	H: 0 LOB: 0 BB: 0 P: 5	R: 0 E: 0 K: 3 S: 9	H: 0 LOB: 2 BB: 2 P: 17	R: 0 E: 0 K: 2 S: 7	H: 0 LOB: 0 BB: 0 P: 7	R: 0 E: 0 K: 0 S: 3	H: 0 LOB: 0 BB: 0 P: 3	R: 0 E: 0 K: 1 S: 5	H: 0 LOB: 1 BB: 1 P: 9	1B: 1 2B: 2 3B: 1 HR: 0	SF: 0 SAC: 1 DP: 0 HBP: 0	WP: 0 PB: 0 SB: 2 CS: 0	PA: 37					
<b>PITCHER</b>	IP	WLS	BF	H	R	ER	SO	BB	IBB	HBP	BLK	WP	HR	S	P	ERA	WHIP	<b>PITCHER</b>									
Andy Messersmith, R ERA: 3.5 (8, 1)	2.0		7	0	0	0	1	1	0	0	0	0	0	8	12	0.00	0.500										







Batter	1	2	3	4	5	6	7	8	9	AB	R	H	RBI	BB	SO	LOB	TOP			
Jerry Royster, R (1, 6) OBP: 0.302, SLG: 0.268	K		F6			F8		S 1B		4	0	1	2	0	1	0	Atlanta Braves @ San Francisco Giants Candlestick Park, San Francisco, CA Sat May 28 1977, 6:33 AM EDT Att: 5,810 - Unknown			
Darrel Chaney, S (1, 4) OBP: 0.283, SLG: 0.316	6-3			4-1			F7	1-2 IBB		3	0	0	0	1	0					
Junior Moore, R (1, 5) OBP: 0.357, SLG: 0.356	1B			4-3			K	F2		4	0	1	0	0	1	2				
Willie Montanez, L (1, 3) OBP: 0.281, SLG: 0.400	K			4-3			1B		K	4	0	1	0	0	2	1				
Gary Matthews, R (1, 7) OBP: 0.371, SLG: 0.500		K				F7	F3	F9		4	0	0	0	0	1	1				
Biff Pocoreba, S (1, 2) OBP: 0.357, SLG: 0.477		F8				F6		SH1-3 1B	E 1B	4	1	2	0	0	0	0				
Tom Paciorek, R (1, 9) OBP: 0.278, SLG: 0.378		F5				K		F4	E5 IBB	4	0	0	0	0	1	2				
Barry Bonnell, R (1, 8) OBP: 0.507, SLG: 0.492			K			6-3		SH1-3 1B	1-2 IBB	3	1	1	0	1	1	0				
Jamie Easterly, L (1, 1) OBP: 0.250, SLG: 0.417			K			F6		SH1-3	3-1	2	0	0	0	0	1	0	Braves			
Rick Camp, R (8, 1)								1-2 2-3		1	0	0	0	0	0	3				
<b>Inning Stats</b>	R: 0 E: 0 K: 2 S: 8	H: 1 LOB: 1 BB: 0 P: 8	R: 0 E: 0 K: 1 S: 5	H: 0 LOB: 0 BB: 0 P: 5	R: 0 E: 0 K: 2 S: 7	H: 0 LOB: 0 BB: 0 P: 7	R: 0 E: 0 K: 0 S: 3	H: 0 LOB: 0 BB: 0 P: 3	R: 0 E: 0 K: 1 S: 5	H: 0 LOB: 0 BB: 0 P: 5	R: 0 E: 0 K: 1 S: 6	H: 1 LOB: 1 BB: 0 P: 6	R: 2 E: 0 K: 0 S: 6	H: 3 LOB: 2 BB: 1 P: 10	R: 0 E: 1 K: 1 S: 7	H: 1 LOB: 3 BB: 1 P: 11	1B: 6 2B: 0 3B: 0 HR: 0	SF: 0 SAC: 1 DP: 0 HBP: 0	WP: 0 PB: 0 SB: 1 CS: 0	PA: 36
<b>PITCHER</b>	IP WLS BF H R ER SO BB IBB HBP BLK WP HR S P ERA WHIP																			
Ed Halicki, R (1, 1) ERA: 3.75	8.0 L 30 5 2 2 7 0 1 0 0 0 0 0 43 47 2.25 0.625																			
Gary Lavelle, L (9, 1) ERA: 0.53	1.0 6 1 0 0 1 0 1 0 0 0 0 0 7 11 0.00 1.000																			

Batter	1	2	3	4	5	6	7	8	9	AB	R	H	RBI	BB	SO	LOB	BOTTOM			
Tim Foli, R (1, 6) OBP: 0.249, SLG: 0.380	F4		F6			6-3		F8		4	0	0	0	0	0	1	Atlanta Braves @ San Francisco Giants Candlestick Park, San Francisco, CA Sat May 28 1977, 6:33 AM EDT Att: 5,810 - Unknown			
Rob Andrews, R (1, 4) OBP: 0.315, SLG: 0.242	F9			F9		BB		1B BB		2	0	0	0	2	0	0				
Bill Madlock, R (1, 5) OBP: 0.363, SLG: 0.433	K			4-3		F6		G6-4-3 1B		4	0	1	1	0	1	1				
Jack Clark, R (1, 9) OBP: 0.274, SLG: 0.272		FC5-6 1B				6-3		G6-4-3 1B		4	0	2	0	0	0	2				
Willie McCovey, L (1, 3) OBP: 0.401, SLG: 0.490		FC5-6						1-3		3	0	1	0	0	1	2				
Derrel Thomas, S (7, PR) OBP: 0.264, SLG: 0.237		FC5-6						1B		0	0	0	0	0	0	0				
Mike Sadek, R (8, 2) OBP: 0.222, SLG: 0.214		FC5-6-4 1-2				K		1B		0	0	0	0	0	0	0				
Terry Whitfield, L (9, PH) OBP: 0.364, SLG: 0.524		FC5-6-4 1-2				K		1B		1	0	0	0	0	0	0				
Larry Hemdon, R (1, 8) OBP: 0.280, SLG: 0.351		FC5-6-4 1-2			K			F7		4	0	1	0	0	1	1				
Gary Thomasson, L (1, 7) OBP: 0.322, SLG: 0.406		K			4-3			G3		4	0	0	0	0	1	3				
Ken Rudolph, R (1, 2) OBP: 0.211, SLG: 0.222				4-3						2	0	0	0	0	0	0	GIANTS			
Darrell Evans, L (7, PH) OBP: 0.366, SLG: 0.362						F9		4-3		1	0	0	0	0	2					
Ed Halicki, R (1, 1) ERA: 5.05						4-3				2	0	0	0	0	0	0	GIANTS			
Vic Harris, S (8, PH) OBP: 0.667, SLG: 1.000						6-3				1	1	1	0	0	0	0				
Gary Lavelle, S (9, 1) ERA: 3.32								1B 2B		0	0	0	0	0	0	0				
<b>Inning Stats</b>	R: 0 E: 0 K: 1 S: 5	H: 0 LOB: 0 BB: 0 P: 5	R: 0 E: 0 K: 1 S: 6	H: 1 LOB: 1 BB: 0 P: 6	R: 0 E: 0 K: 0 S: 3	H: 0 LOB: 0 BB: 0 P: 3	R: 0 E: 0 K: 1 S: 6	H: 1 LOB: 1 BB: 0 P: 6	R: 0 E: 0 K: 0 S: 5	H: 0 LOB: 0 BB: 0 P: 5	R: 0 E: 0 K: 0 S: 3	H: 0 LOB: 0 BB: 0 P: 3	R: 1 E: 0 K: 0 S: 4	H: 2 LOB: 1 BB: 1 P: 8	R: 0 E: 0 K: 0 S: 3	H: 0 LOB: 0 BB: 0 P: 3	1B: 5 2B: 1 3B: 0 HR: 0	SF: 0 SAC: 0 DP: 1 HBP: 0	WP: 0 PB: 0 SB: 0 CS: 0	PA: 34
<b>PITCHER</b>	IP WLS BF H R ER SO BB IBB HBP BLK WP HR S P ERA WHIP																			
Jamie Easterly, L (1, 1) ERA: 5.05	2.0 S 7 1 0 0 0 1 0 0 0 0 0 0 6 10 0.00 1.000																			
Rick Camp, R (8, 1) ERA: 3.32																				



Batter	1	2	3	4	5	6	7	8	9	10	AB	R	H	RBI	BB	SO	LOB	TOP
Jerry Royster, R OBP: 0.299, SLG: 0.266 (1, 6)	F8		F9	F8			FC1-5 1B		K		5	1	1	0	0	1	2	<b>Atlanta Braves @ San Francisco Giants</b> Candlestick Park, San Francisco, CA Sun May 29 1977, 6:33 AM EDT Att: 4,242 - Unknown <a href="http://livebaseballscorecards.com">livebaseballscorecards.com</a>
Junior Moore, R OBP: 0.342, SLG: 0.340 (1, 5)	1-3		5-3				FC1-5 1B		K		5	0	0	0	0	1	2	
Willie Montanez, L OBP: 0.309, SLG: 0.433 (1, 3)				3B					4-3		5	1	4	1	0	0	0	
Jeff Burroughs, R OBP: 0.395, SLG: 0.538 (1, 9)											4	0	1	1	1	2	3	
Gary Matthews, R OBP: 0.366, SLG: 0.489 (1, 7)											5	0	1	0	0	2	6	
Vic Cornell, R OBP: 0.386, SLG: 0.541 (1, 2)											4	0	2	0	1	0	1	
Barry Bonnell, R OBP: 0.487, SLG: 0.471 (1, 8)											5	0	1	0	0	0	3	
Rod Gilbreath, R OBP: 0.286, SLG: 0.223 (7, PH)											2	0	0	0	1	0	1	
Biff Pocoroba, S OBP: 0.354, SLG: 0.473 (8, 1)											1	0	0	0	0	0	1	
Dave Campbell, R (8, 1)											0	0	0	0	0	0	0	
Max Leon, R OBP: 0.286, SLG: 0.417 (7, PH)											2	0	0	0	0	0	4	
Joe Niekirk, L OBP: 0.354, SLG: 0.590 (7, PH)											1	0	0	0	0	0	0	
Pat Rockoff, R OBP: 0.303, SLG: 0.295 (7, 1)											0	0	0	0	0	0	0	
Don Collins, R (8, PH)											0	0	0	0	0	0	0	
Darrel Chaney, S OBP: 0.278, SLG: 0.310 (8, 4)											1	0	0	0	0	0	1	
<b>Inning Stats</b>	R: 0 E: 0 K: 1 S: 6	H: 1 LOB: 2 BB: 1 P: 10	R: 0 E: 0 K: 0 S: 4	H: 1 LOB: 1 BB: 0 P: 4	R: 1 E: 0 K: 1 S: 7	H: 2 LOB: 1 BB: 0 P: 7	R: 0 E: 0 K: 0 S: 3	H: 0 LOB: 0 BB: 0 P: 3	R: 0 E: 0 K: 0 S: 4	H: 1 LOB: 1 BB: 0 P: 4	R: 0 E: 0 K: 2 S: 7	H: 0 LOB: 0 BB: 0 P: 7	R: 0 E: 0 K: 1 S: 6	H: 1 LOB: 1 BB: 0 P: 6	1B: 8 2B: 2 3B: 1 HR: 0	SF: 0 SAC: 0 DP: 1 HBP: 0	WP: 0 PA: 43	
<b>PITCHER</b>	IP WLS BF H R ER SO ERA WHIP	3.0 2.0 1.0 3.0 1.0 1.0 1.0 2.97	17 6 3 4 1 0 0 3.00	5 1 0 1 0 0 0 2.667	1 0 0 1 0 0 0 3.00	2 0 0 3 0 0 0 2.667	3 0 0 0 0 0 0 3.00	0 0 0 0 0 0 0 3.00	0 0 0 0 0 0 0 3.00	6 6 3 19 6 0.00	6 3 19 6 6 0.00	3.00 0.00 3.00 0.00 0.00 0.00	2.667 0.500 1.333 1.000					

Batter	1	2	3	4	5	6	7	8	9	10	AB	R	H	RBI	BB	SO	LOB	BOTTOM			
Rob Andrews, R OBP: 0.330, SLG: 0.263 (1, 4)											4	0	3	0	0	0	1	<b>Atlanta Braves @ San Francisco Giants</b> Candlestick Park, San Francisco, CA Sun May 29 1977, 6:33 AM EDT Att: 4,242 - Unknown <a href="http://livebaseballscorecards.com">livebaseballscorecards.com</a>			
Bill Madlock, R OBP: 0.354, SLG: 0.420 (1, 5)											5	0	0	0	0	0	5				
Darrell Evans, L OBP: 0.373, SLG: 0.366 (1, 3)											4	0	2	0	1	0	2				
Terry Whitfield, L OBP: 0.355, SLG: 0.506 (1, 9)											5	0	1	1	0	3	3				
Gary Thomasson, L OBP: 0.333, SLG: 0.404 (1, 7)											3	1	1	0	2	1	2				
Larry Hemdon, R OBP: 0.256, SLG: 0.342 (1, 8)											5	0	1	0	0	1	4				
Tim Foli, R OBP: 0.241, SLG: 0.369 (1, 6)											5	0	0	1	0	0	2				
Ken Rudolph, R OBP: 0.250, SLG: 0.143 (1, 2)											3	1	1	0	0	2	1				
Vic Harris, S OBP: 0.500, SLG: 0.750 (9, PH)											1	0	0	0	0	0	0				
Mike Sadek, R OBP: 0.222, SLG: 0.214 (10, 2)											0	0	0	0	0	0	0				
<b>Inning Stats</b>	R: 0 E: 0 K: 1 S: 7	H: 2 LOB: 3 BB: 1 P: 11	R: 0 E: 0 K: 1 S: 5	H: 0 LOB: 0 BB: 0 P: 5	R: 0 E: 0 K: 1 S: 6	H: 2 LOB: 1 BB: 0 P: 6	R: 0 E: 0 K: 2 S: 8	H: 1 LOB: 1 BB: 0 P: 8	R: 1 E: 0 K: 1 S: 7	H: 2 LOB: 2 BB: 1 P: 11	R: 1 E: 0 K: 0 S: 5	H: 0 LOB: 0 BB: 0 P: 5	R: 0 E: 0 K: 0 S: 3	H: 0 LOB: 0 BB: 0 P: 3	R: 0 E: 0 K: 0 S: 4	H: 1 LOB: 2 BB: 1 P: 8	R: 1 E: 1 K: 0 S: 3	H: 1 LOB: 2 BB: 1 P: 7	1B: 10 2B: 1 3B: 0 HR: 0	SF: 0 SAC: 1 DP: 1 HBP: 0	WP: 0 PA: 43
<b>PITCHER</b>	IP WLS BF H R ER SO ERA WHIP	6.0 1.0 2.1 9.0 2.0 1.0 1.0 4.46	28 3 12 9 2 0 0 3.00	9 0 2 2 1 0 0 3.00	2 0 1 0 0 0 0 3.00	6 1 0 0 0 0 0 3.00	0 0 5 10 18 0.00	38 5 18 3.86	46 5 18 3.86	3.00 0.00 3.86 1.714											











Batter	1	2	3	4	5	6	7	8	9	AB	R	H	RBI	BB	SO	LOB	TOP							
<b>Jerry Royster, R</b> OBP: 0.318, SLG: 0.285 (1, 6)										3	0	1	0	1	0	2	<b>Atlanta Braves @ Cincinnati Reds</b> Riverfront Stadium, Cincinnati, OH Wed Jun 01 1977, 7:05 PM EDT Att: 18,604 - Unknown							
<b>Darrel Chaney, S</b> OBP: 0.297, SLG: 0.309 (1, 4)										2	0	0	0	2	1	0								
<b>Willie Montanez, L</b> OBP: 0.283, SLG: 0.392 (1, 3)										4	0	0	0	0	0	4								
<b>Jeff Burroughs, R</b> OBP: 0.382, SLG: 0.527 (1, 9)										4	1	1	1	0	1	2								
<b>Gary Matthews, R</b> OBP: 0.357, SLG: 0.465 (1, 7)										4	0	0	0	0	1	0								
<b>Biff Pocoroba, S</b> OBP: 0.398, SLG: 0.466 (1, 2)										2	0	0	0	2	0	0								
<b>Junior Moore, R</b> OBP: 0.352, SLG: 0.376 (1, 5)										4	1	1	0	0	1	2								
<b>Barry Bonnell, R</b> OBP: 0.466, SLG: 0.442 (1, 8)										2	0	0	0	1	0	1								
<b>Jamie Easterly, L</b> OBP: 0.286, SLG: 0.429 (7, PH)										2	0	1	1	0	0	1								
<b>Tom Paciorek, R</b> OBP: 0.276, SLG: 0.375 (7, 1)										1	0	0	0	0	1	0								
<b>Don Collins, R</b> (7, 1)										0	0	0	0	0	0	0								
<b>Inning Stats</b>	R: 0 E: 0 K: 1 S: 4	H: 0 LOB: 1 BB: 2 P: 12	R: 1 E: 0 K: 1 S: 7	H: 2 LOB: 2 BB: 1 P: 11	R: 1 E: 0 K: 1 S: 6	H: 1 LOB: 0 BB: 0 P: 6	R: 0 E: 0 K: 1 S: 5	H: 0 LOB: 1 BB: 1 P: 9	R: 0 E: 0 K: 0 S: 3	H: 1 LOB: 0 BB: 1 P: 7	R: 0 E: 0 K: 0 S: 2	H: 0 LOB: 0 BB: 1 P: 6	R: 0 E: 0 K: 1 S: 5	H: 0 LOB: 0 BB: 0 P: 5	R: 0 E: 0 K: 0 S: 3	H: 0 LOB: 0 BB: 0 P: 3	R: 0 E: 0 K: 0 S: 3	H: 0 LOB: 0 BB: 0 P: 3	R: 0 E: 0 K: 0 S: 3	H: 0 LOB: 0 BB: 0 P: 3	1B: 3 2B: 1 3B: 0 HR: 1	SF: 0 SAC: 0 DP: 3 HBP: 0	WP: 0 PB: 0 SB: 1 CS: 0	PA: 34
<b>PITCHER</b> <b>Pat Zachry, R</b> ERA: 5.23 (1, 1)	IP: 9.0 WLS: W BF: 34 H: 4 R: 2 ER: 2 SO: 5 BB: 6 IBB: 0 HBP: 0 BLK: 0 WP: 0 HR: 1 S: 38 P: 62 ERA: 2.00 WHIP: 1.111															<b>PITCHER</b>	IP: 9.0 WLS: W BF: 34 H: 4 R: 2 ER: 2 SO: 5 BB: 6 IBB: 0 HBP: 0 BLK: 0 WP: 0 HR: 1 S: 38 P: 62 ERA: 2.00 WHIP: 1.111							

Batter	1	2	3	4	5	6	7	8	9	AB	R	H	RBI	BB	SO	LOB	BOTTOM					
<b>Pete Rose, S</b> OBP: 0.410, SLG: 0.463 (1, 5)										4	1	2	0	0	0	0	<b>Atlanta Braves @ Cincinnati Reds</b> Riverfront Stadium, Cincinnati, OH Wed Jun 01 1977, 7:05 PM EDT Att: 18,604 - Unknown					
<b>Doug Flynn, R</b> OBP: 0.111, SLG: 0.176 (9, 5)										0	0	0	0	0	0	0						
<b>Ken Griffey, L</b> OBP: 0.373, SLG: 0.476 (1, 9)										4	0	1	0	0	1	1						
<b>Joe Morgan, L</b> OBP: 0.428, SLG: 0.484 (1, 4)										4	0	0	1	0	1	1						
<b>Johnny Bench, R</b> OBP: 0.268, SLG: 0.452 (1, 2)										4	0	0	0	0	1	1						
<b>George Foster, R</b> OBP: 0.381, SLG: 0.567 (1, 7)										2	3	1	0	1	1	0						
<b>Dave Concepcion, R</b> OBP: 0.309, SLG: 0.315 (1, 6)										4	1	2	1	0	1	1						
<b>Dan Driessen, L</b> OBP: 0.348, SLG: 0.442 (1, 3)										3	0	1	2	0	1	2						
<b>Cesar Geronimo, L</b> OBP: 0.312, SLG: 0.415 (1, 8)										2	0	1	1	1	0	1						
<b>Pat Zachry, R</b> OBP: 0.200, SLG: 0.158 (1, 1)										3	0	0	0	0	2	3						
<b>Inning Stats</b>	R: 0 E: 0 K: 2 S: 7	H: 0 LOB: 0 BB: 0 P: 7	R: 2 E: 0 K: 1 S: 6	H: 2 LOB: 0 BB: 0 P: 7	R: 1 E: 1 K: 1 S: 7	H: 2 LOB: 1 BB: 0 P: 7	R: 1 E: 0 K: 0 S: 5	H: 2 LOB: 1 BB: 0 P: 5	R: 0 E: 0 K: 0 S: 3	H: 0 LOB: 0 BB: 0 P: 3	R: 1 E: 0 K: 2 S: 8	H: 1 LOB: 2 BB: 2 P: 16	R: 0 E: 0 K: 0 S: 3	H: 1 LOB: 0 BB: 0 P: 3	R: 0 E: 0 K: 2 S: 7	H: 0 LOB: 0 BB: 0 P: 7	R: 0 E: 0 K: 2 S: 7	H: 0 LOB: 0 BB: 0 P: 7	1B: 7 2B: 1 3B: 0 HR: 0	SF: 0 SAC: 0 DP: 2 HBP: 1	WP: 0 PB: 0 SB: 1 CS: 0	PA: 33
<b>PITCHER</b> <b>Jamie Easterly, L</b> ERA: 5.33 (1, 1)	IP: 6.0 WLS: L BF: 27 H: 7 R: 5 ER: 5 SO: 6 BB: 1 IBB: 1 HBP: 1 BLK: 0 WP: 0 HR: 0 S: 36 P: 45 ERA: 7.50 WHIP: 1.333															<b>PITCHER</b>	IP: 6.0 WLS: L BF: 27 H: 7 R: 5 ER: 5 SO: 6 BB: 1 IBB: 1 HBP: 1 BLK: 0 WP: 0 HR: 0 S: 36 P: 45 ERA: 7.50 WHIP: 1.333					
<b>Don Collins, L</b> ERA: 5.4 (7, 1)	IP: 2.0 WLS: 6 BF: 1 H: 0 R: 0 ER: 0 SO: 2 BB: 0 IBB: 0 HBP: 0 BLK: 0 WP: 0 HR: 0 S: 10 P: 10 ERA: 0.00 WHIP: 0.500															<b>PITCHER</b>	IP: 2.0 WLS: 6 BF: 1 H: 0 R: 0 ER: 0 SO: 2 BB: 0 IBB: 0 HBP: 0 BLK: 0 WP: 0 HR: 0 S: 10 P: 10 ERA: 0.00 WHIP: 0.500					





Batter	1	2	3	4	5	6	7	8	9	AB	R	H	RBI	BB	SO	LOB	TOP								
<b>Derrel Thomas, S</b> (1,4) OBP: 0.319, SLG: 0.282	0-0 CS 1B		0-0 F8		1-0 FC6-4 HBP		0-0 1B		0-0 4-3	4	0	2	0	0	0	2	<b>San Francisco Giants @ Atlanta Braves</b> Atlanta-Fulton County Stadium, Atlanta, GA Fri Jun 03 1977, 7:05 PM EDT Unknown								
<b>Bill Madlock, R</b> (1,5) OBP: 0.346, SLG: 0.415	0-0 CS 1B		0-0 FC5-4		0-0 FC6-4		0-0 F9		0-0 F8	5	0	1	0	0	0	4									
<b>Darrell Evans, L</b> (1,7) OBP: 0.361, SLG: 0.413	0-0 F8			0-0 F6	4-0 BB		0-0 1B		0-0 F8	4	0	1	0	1	0	1									
<b>Terry Whitfield, L</b> (1,9) OBP: 0.333, SLG: 0.465	0-0 CS 1-2	0-0 F7		0-0 4-3	0-0 F7		0-3 K			4	0	0	0	0	1	4									
<b>Willie McCovey, L</b> (1,3) OBP: 0.393, SLG: 0.487		0-3 K		0-0 HR		0-0 4-3		0-0 4-3		4	1	1	1	0	1	0									
<b>Gary Thomasson, L</b> (1,8) OBP: 0.362, SLG: 0.492		4-0 BB		0-0 HR		0-0 2B		0-0 4-3		3	1	2	1	1	0	0									
<b>Tim Foli, R</b> (1,6) OBP: 0.236, SLG: 0.351		0-0 5-3		0-0 1B		0-0 F3		0-0 FC6-4 1B		4	0	2	0	0	0	2									
<b>Ken Rudolph, R</b> (1,2) OBP: 0.308, SLG: 0.250			0-0 1B	0-0 G3		0-0 F5		0-0 FC6-4		3	0	1	0	0	0	2									
<b>Marc Hill, R</b> (8, PH) OBP: 0.294, SLG: 0.298			0-0 1B			0-0 F5		0-0 FC6-4		1	0	0	0	0	0	1									
<b>Lynn McGlothen, L</b> (1,1) OBP: 0.063, SLG: 0.063			0-0 F2		0-0 L1		0-0 5-3		0-0 F8 4-3 WP 1B	1	0	0	0	0	0	1									
<b>Inning Stats</b>	R: 0 E: 0 K: 0 S: 3	H: 2 LOB: 0 BB: 0 P: 3	R: 0 E: 0 K: 1 S: 5	H: 0 LOB: 1 BB: 1 P: 9	R: 0 E: 0 K: 0 S: 4	H: 1 LOB: 1 BB: 0 P: 4	R: 2 E: 0 K: 0 S: 6	H: 3 LOB: 1 BB: 0 P: 6	R: 0 E: 1 K: 0 S: 3	H: 0 LOB: 2 BB: 1 P: 8	R: 0 E: 0 K: 1 S: 4	H: 1 LOB: 1 BB: 0 P: 4	R: 0 E: 0 K: 0 S: 7	H: 2 LOB: 2 BB: 0 P: 7	R: 0 E: 0 K: 0 S: 4	H: 1 LOB: 1 BB: 0 P: 4	R: 1 E: 0 K: 0 S: 4	H: 1 LOB: 0 BB: 0 P: 4	1B: 8 2B: 1 3B: 0 HR: 2	SF: 0 SAC: 0 DP: 0 HBP: 1	WP: 1 PB: 0 SB: 0 CS: 2	PA: 40			
<b>PITCHER</b>	IP	WLS	BF	H	R	ER	SO	BB	IBB	HBP	BLK	WP	HR	S	P	ERA	WHIP								
<b>Max Leon, R</b> (1,1) ERA: 4.39	4.2		20	6	2	2	1	1	0	1	0	0	2	20	25	3.86	1.500								
<b>Don Collins, L</b> (5,1) ERA: 5.04	3.1	W	16	5	1	1	1	1	0	0	0	0	0	17	21	2.70	1.800								
<b>Rick Camp, R</b> (9,1) ERA: 3.63	1.0	S	3	0	0	0	0	0	0	0	0	1	0	3	3	0.00	0.000								

AB	36
R	3
H	11
RBI	2
BB	2
SO	2
LOB	17



Batter	1	2	3	4	5	6	7	8	9	AB	R	H	RBI	BB	SO	LOB	BOTTOM								
<b>Jerry Royster, R</b> (1,6) OBP: 0.317, SLG: 0.284	0-0 6-3		0-0 F4	0-0 CS 1B		0-0 F7				4	0	1	0	0	0	0	<b>San Francisco Giants @ Atlanta Braves</b> Atlanta-Fulton County Stadium, Atlanta, GA Fri Jun 03 1977, 7:05 PM EDT Unknown								
<b>Darrel Chaney, S</b> (1,4) OBP: 0.321, SLG: 0.329	0-0 2B		4-0 HR BB	0-0 F8	4-0 BB	0-0 1B BB				2	1	1	0	2	0	2									
<b>Willie Montanez, L</b> (1,3) OBP: 0.300, SLG: 0.434	0-0 P6		0-0 1-H HR		0-0 HR 1B	0-0 1B BB		0-0 1-2 1B		4	2	3	2	0	0	1									
<b>Jeff Burroughs, R</b> (1,9) OBP: 0.380, SLG: 0.521	0-0 5-3		0-0 2B G5-2-3 1B		0-0 F9	0-0 F9		0-0 F8		4	0	1	0	0	0	4									
<b>Gary Matthews, R</b> (1,7) OBP: 0.360, SLG: 0.493		0-0 F8	0-0 1-3 2B		0-0 1-H HR	0-0 F9		0-0 F9		4	1	2	2	0	0	2									
<b>Biff Pocoroba, S</b> (1,2) OBP: 0.394, SLG: 0.455		0-0 F4	0-0 F4	4-0 IBB		0-0 F9		0-0 4-3		3	0	0	0	1	0	2									
<b>Junior Moore, R</b> (1,5) OBP: 0.348, SLG: 0.372		0-0 1B	0-0 G5-2-3 1B	0-0 F6		0-0 F6		0-0 6-3		4	1	1	0	0	0	3									
<b>Barry Bonnell, R</b> (1,8) OBP: 0.457, SLG: 0.432		0-0 1-H 1B		0-0 5-3		0-0 F7		0-0 6-3		4	0	1	1	0	0	0									
<b>Max Leon, R</b> (1,1) OBP: 0.400, SLG: 0.429		0-0 F3		0-0 1B S		0-3 K		0-0 2-3		2	0	1	0	0	0	1									
<b>Inning Stats</b>	R: 0 E: 0 K: 0 S: 4	H: 1 LOB: 1 BB: 0 P: 4	R: 1 E: 0 K: 0 S: 5	H: 2 LOB: 0 BB: 0 P: 5	R: 2 E: 0 K: 0 S: 5	H: 3 LOB: 2 BB: 2 P: 13	R: 0 E: 0 K: 0 S: 4	H: 2 LOB: 0 BB: 0 P: 4	R: 2 E: 0 K: 0 S: 5	H: 2 LOB: 0 BB: 0 P: 5	R: 0 E: 0 K: 1 S: 5	H: 0 LOB: 0 BB: 0 P: 5	R: 0 E: 0 K: 0 S: 4	H: 1 LOB: 2 BB: 1 P: 8	R: 0 E: 0 K: 0 S: 3	H: 0 LOB: 0 BB: 0 P: 3		1B: 7 2B: 2 3B: 0 HR: 2	SF: 0 SAC: 0 DP: 1 HBP: 0	WP: 0 PB: 0 SB: 2 CS: 1	PA: 36				
<b>PITCHER</b>	IP	WLS	BF	H	R	ER	SO	BB	IBB	HBP	BLK	WP	HR	S	P	ERA	WHIP								
<b>Lynn McGlothen, R</b> (1,1) ERA: 6.04	2.1	L	14	6	3	3	0	1	0	0	0	0	0	13	17	11.57	3.000								
<b>Charlie Williams, R</b> (3,1) ERA: 3.26	1.2		6	2	0	0	0	0	1	0	0	0	0	5	9	0.00	1.200								
<b>Dave Heaverlo, R</b> (5,1) ERA: 2.38	2.0		8	2	2	2	1	0	0	0	0	0	1	10	10	9.00	1.000								
<b>Terry Cornutt, R</b> (7,1) ERA: 3.24	2.0		8	1	0	0	0	1	0	0	0	0	0	7	11	0.00	1.000								





Batter	1	2	3	4	5	6	7	8	9	AB	R	H	RBI	BB	SO	LOB	TOP					
<b>Rob Andrews, R</b> OBP: 0.346, SLG: 0.291 (1, 4)										5	1	1	0	0	0	2	<b>San Francisco Giants @ Atlanta Braves</b> Atlanta-Fulton County Stadium, Atlanta, GA Fri Jun 03 1977, 7:05 PM EDT Att: 13,284 - Unknown					
<b>Bill Madlock, R</b> OBP: 0.347, SLG: 0.415 (1, 5)										5	1	2	0	0	0	1						
<b>Darrell Evans, L</b> OBP: 0.387, SLG: 0.415 (1, 7)										4	0	2	1	1	0	2						
<b>Terry Whitfield, L</b> OBP: 0.327, SLG: 0.452 (1, 9)										5	1	1	0	0	1	4						
<b>Willie McCovey, L</b> OBP: 0.388, SLG: 0.497 (1, 3)										5	1	1	3	0	1	3						
<b>Gary Thomasson, L</b> OBP: 0.366, SLG: 0.488 (1, 8)										3	0	1	0	1	2	2						
<b>Tim Foli, R</b> OBP: 0.241, SLG: 0.360 (1, 6)										4	2	2	0	0	0	2						
<b>Marc Hill, R</b> OBP: 0.264, SLG: 0.297 (1, 2)										4	0	1	1	0	0	3						
<b>Bob Knepper, L</b> OBP: 0.327, SLG: 0.280 (8, PH)										1	0	0	0	1	0	1						
<b>Charlie Williams, R</b> OBP: 0.317, SLG: 0.280 (8, PH)										0	0	0	0	0	0	0						
<b>Derrel Thomas, S</b> OBP: 0.320, SLG: 0.280 (8, PH)										0	0	0	0	0	0	0						
<b>Randy Moffitt, R</b> OBP: 0.320, SLG: 0.375 (8, PH)										0	0	0	0	0	0	0						
<b>Jack Clark, R</b> OBP: 0.320, SLG: 0.375 (8, PH)										0	0	0	0	0	0	0						
<b>Gary Lavelle, S</b> OBP: 0.320, SLG: 0.375 (8, PH)										0	0	0	0	0	0	0						
<b>Inning Stats</b>	R: 1 E: 1 K: 2 S: 10	H: 2 LOB: 2 BB: 0 P: 10	R: 1 E: 0 K: 0 S: 4	H: 2 LOB: 0 BB: 0 P: 4	R: 0 E: 0 K: 0 S: 4	H: 1 LOB: 1 BB: 0 P: 4	R: 0 E: 0 K: 0 S: 4	H: 1 LOB: 1 BB: 1 P: 8	R: 3 E: 0 K: 0 S: 6	H: 3 LOB: 1 BB: 1 P: 10	R: 0 E: 0 K: 0 S: 4	H: 1 LOB: 1 BB: 0 P: 4	R: 0 E: 0 K: 2 S: 7	H: 0 LOB: 0 BB: 0 P: 7	R: 2 E: 1 K: 0 S: 5	H: 2 LOB: 0 BB: 0 P: 5	R: 0 E: 0 K: 0 S: 2	H: 0 LOB: 0 BB: 1 P: 6	1B: 9 2B: 1 3B: 0 HR: 2	SF: 0 SAC: 0 DP: 2 HBP: 0	WP: 0 PB: 0 SB: 0 CS: 0	PA: 41
<b>PITCHER</b>	IP	WLS	BF	H	R	ER	SO	BB	IBB	HBP	BLK	WP	HR	S	P	ERA	WHIP					
<b>Andy Messersmith, R</b> ERA: 4.25 (1, 1)	8.0		38	12	7	6	4	2	0	0	0	0	2	44	52	6.75	1.750					
<b>Rick Camp, R</b> ERA: 3.54 (9, 1)	1.0	W	3	0	0	0	0	1	0	0	0	0	0	2	6	0.00	1.000					

Batter	1	2	3	4	5	6	7	8	9	AB	R	H	RBI	BB	SO	LOB	BOTTOM					
<b>Jerry Royster, R</b> OBP: 0.320, SLG: 0.303 (1, 6)										4	1	2	2	0	2	0	<b>San Francisco Giants @ Atlanta Braves</b> Atlanta-Fulton County Stadium, Atlanta, GA Fri Jun 03 1977, 7:05 PM EDT Att: 13,284 - Unknown					
<b>Cito Gaston, R</b> OBP: 0.288, SLG: 0.243 (8, PH)										1	0	0	0	0	0	0						
<b>Craig Robinson, R</b> OBP: 0.286, SLG: 0.286 (9, 6)										0	0	0	0	0	0	0						
<b>Barry Bonnell, R</b> OBP: 0.456, SLG: 0.440 (1, 8)										3	0	1	0	1	1	2						
<b>Willie Montanez, L</b> OBP: 0.296, SLG: 0.418 (1, 3)										4	0	0	0	1	1	4						
<b>Jeff Burroughs, R</b> OBP: 0.371, SLG: 0.508 (1, 9)										5	0	0	0	0	1	3						
<b>Gary Matthews, R</b> OBP: 0.367, SLG: 0.490 (1, 7)										3	2	1	0	2	2	0						
<b>Vic Correll, R</b> OBP: 0.372, SLG: 0.544 (1, 2)										4	2	1	2	1	1	2						
<b>Junior Moore, R</b> OBP: 0.358, SLG: 0.389 (1, 5)										5	1	3	0	0	0	1						
<b>Rod Gilbreath, R</b> OBP: 0.305, SLG: 0.254 (1, 4)										2	1	1	3	3	0	0						
<b>Andy Messersmith, R</b> OBP: 0.174, SLG: 0.143 (1, 1)										3	1	0	0	1	3	3						
<b>Rick Camp, R</b> (9, 1)										0	0	0	0	0	0	0						
<b>Tom Pacliorek, R</b> OBP: 0.273, SLG: 0.375 (9, PH)										0	0	0	1	0	0	0						
<b>Inning Stats</b>	R: 0 E: 0 K: 2 S: 7	H: 0 LOB: 0 BB: 0 P: 7	R: 0 E: 0 K: 0 S: 3	H: 0 LOB: 1 BB: 1 P: 7	R: 0 E: 0 K: 2 S: 8	H: 1 LOB: 2 BB: 1 P: 12	R: 5 E: 0 K: 1 S: 8	H: 3 LOB: 1 BB: 3 P: 20	R: 2 E: 0 K: 0 S: 4	H: 1 LOB: 0 BB: 1 P: 8	R: 0 E: 0 K: 2 S: 8	H: 1 LOB: 2 BB: 1 P: 12	R: 0 E: 0 K: 3 S: 10	H: 1 LOB: 2 BB: 1 P: 14	R: 0 E: 1 K: 1 S: 6	H: 0 LOB: 1 BB: 0 P: 6	R: 1 E: 0 K: 0 S: 4	H: 2 LOB: 2 BB: 1 P: 8	1B: 4 2B: 2 3B: 0 HR: 3	SF: 1 SAC: 1 DP: 0 HBP: 0	WP: 0 PB: 0 SB: 0 CS: 0	PA: 45
<b>PITCHER</b>	IP	WLS	BF	H	R	ER	SO	BB	IBB	HBP	BLK	WP	HR	S	P	ERA	WHIP					
<b>Bob Knepper, L</b> ERA: 9.45 (1, 1)	3.2		19	4	5	5	5	4	0	0	0	0	1	5	13	13.50	2.250					
<b>Charlie Williams, R</b> ERA: 3.69 (4, 1)	1.1		7	1	2	2	0	2	0	0	0	0	0	18	26	0.00	2.000					
<b>Randy Moffitt, R</b> ERA: 1.69 (6, 1)	2.0		10	2	0	0	5	2	0	0	0	0	0	10	14	5.40	1.200					
<b>Gary Lavelle, L</b> ERA: 0.72 (8, 1)	1.2	L	9	2	1	1	1	0	1	0	0	0	0	10	14	5.40	1.200					





Batter	1	2	3	4	5	6	7	8	9	AB	R	H	RBI	BB	SO	LOB	TOP			
<b>Rob Andrews, R</b> OBP: 0.350, SLG: 0.292 (1, 4)										3	0	1	0	1	1	2	<b>San Francisco Giants @ Atlanta Braves</b> Atlanta-Fulton County Stadium, Atlanta, GA Sat Jun 04 1977, 7:05 PM EDT Att: 13,818 - Unknown			
<b>Terry Whitfield, L</b> OBP: 0.333, SLG: 0.454 (1, 7)										4	0	2	0	0	2	2				
<b>Jack Clark, R</b> OBP: 0.306, SLG: 0.366 (1, 9)										3	0	0	0	1	1	4				
<b>Darrell Evans, L</b> OBP: 0.384, SLG: 0.417 (1, 5)										4	0	1	0	0	1	3				
<b>Willie McCovey, L</b> OBP: 0.385, SLG: 0.509 (1, 3)										4	1	1	1	0	2	3				
<b>Gary Thomasson, L</b> OBP: 0.356, SLG: 0.472 (1, 8)										4	0	0	0	0	1	0				
<b>Tim Foli, R</b> OBP: 0.237, SLG: 0.354 (1, 6)										3	0	0	0	0	0	0				
<b>Vic Harris, S</b> OBP: 0.375, SLG: 0.429 (8, 6)										1	0	0	0	0	0	0				
<b>Mike Sadek, R</b> OBP: 0.220, SLG: 0.213 (1, 2)										3	0	1	0	0	0	0				
<b>John Curtis, L</b> OBP: 0.500, SLG: 0.833 (1, 1)										0	0	0	0	0	0	0				
<b>Dave Heaverlo, R</b> (2, 1)										0	0	0	0	1	0	0				
<b>Derrel Thomas, S</b> OBP: 0.315, SLG: 0.278 (5, PH)										1	0	0	0	0	1	0				
<b>Terry Cornutt, R</b> (5, 1)										1	0	0	0	0	1	0				
<b>Inning Stats</b>	R: 0 E: 0 K: 2 S: 8	H: 2 LOB: 2 BB: 1 P: 12	R: 0 E: 0 K: 1 S: 5	H: 0 LOB: 0 BB: 0 P: 5	R: 0 E: 0 K: 3 S: 9	H: 0 LOB: 1 BB: 1 P: 13	R: 1 E: 0 K: 0 S: 4	H: 1 LOB: 0 BB: 0 P: 4	R: 0 E: 0 K: 0 S: 3	H: 1 LOB: 1 BB: 0 P: 4	R: 0 E: 0 K: 0 S: 3	H: 0 LOB: 0 BB: 0 P: 3	R: 0 E: 0 K: 2 S: 8	H: 1 LOB: 2 BB: 1 P: 12	R: 0 E: 0 K: 1 S: 5	H: 0 LOB: 0 BB: 0 P: 5	1B: 4 2B: 1 3B: 0 HR: 1	SF: 0 SAC: 0 DP: 1 HBP: 0	WP: 0 PB: 0 SB: 0 CS: 1	PA: 34
<b>PITCHER</b> <b>Phil Niekro, R</b> ERA: 5.42 (1, 1)	IP: 9.0 WLS: W BF: 34 H: 6 R: 1 ER: 1 SO: 9 BB: 3 IBB: 0 HBP: 0 BLK: 0 WP: 0 HR: 1 S: 49 P: 61 ERA: 1.00 WHIP: 1.000															<b>PITCHER</b>				

Batter	1	2	3	4	5	6	7	8	9	AB	R	H	RBI	BB	SO	LOB	BOTTOM			
<b>Jerry Royster, R</b> OBP: 0.326, SLG: 0.300 (1, 6)										2	1	0	0	3	0	0	<b>San Francisco Giants @ Atlanta Braves</b> Atlanta-Fulton County Stadium, Atlanta, GA Sat Jun 04 1977, 7:05 PM EDT Att: 13,818 - Unknown			
<b>Barry Bonnell, R</b> OBP: 0.446, SLG: 0.427 (1, 8)										5	1	1	0	0	4					
<b>Willie Montanez, L</b> OBP: 0.311, SLG: 0.425 (1, 3)										3	2	2	0	1	0					
<b>Jeff Burroughs, R</b> OBP: 0.373, SLG: 0.528 (1, 9)										4	1	2	4	0	1					
<b>Gary Matthews, R</b> OBP: 0.365, SLG: 0.490 (1, 7)										4	1	1	0	0	1	2				
<b>Vic Correll, R</b> OBP: 0.376, SLG: 0.529 (1, 2)										2	1	0	0	2	1	0				
<b>Junior Moore, R</b> OBP: 0.348, SLG: 0.377 (1, 5)										4	0	0	1	0	1	2				
<b>Rod Gilbreath, R</b> OBP: 0.311, SLG: 0.250 (1, 4)										2	0	0	0	2	0	0				
<b>Phil Niekro, R</b> OBP: 0.182, SLG: 0.156 (1, 1)										4	0	0	1	0	0	4				
<b>Inning Stats</b>	R: 4 E: 0 K: 0 S: 6	H: 3 LOB: 3 BB: 3 P: 18	R: 0 E: 0 K: 1 S: 6	H: 1 LOB: 1 BB: 1 P: 10	R: 0 E: 0 K: 1 S: 5	H: 0 LOB: 0 BB: 0 P: 5	R: 0 E: 0 K: 0 S: 2	H: 0 LOB: 0 BB: 1 P: 6	R: 3 E: 1 K: 0 S: 6	H: 2 LOB: 3 BB: 3 P: 18	R: 0 E: 0 K: 0 S: 3	H: 0 LOB: 0 BB: 0 P: 3	R: 0 E: 0 K: 1 S: 5	H: 0 LOB: 0 BB: 0 P: 5	R: 0 E: 0 K: 0 S: 3	H: 0 LOB: 0 BB: 0 P: 3		1B: 3 2B: 2 3B: 0 HR: 1	SF: 0 SAC: 0 DP: 1 HBP: 0	WP: 0 PB: 0 SB: 0 CS: 0
<b>PITCHER</b> <b>John Curtis, L</b> ERA: 3.82 (1, 1)	IP: 1.2 WLS: L BF: 13 H: 4 R: 4 ER: 4 SO: 0 BB: 4 IBB: 0 HBP: 0 BLK: 0 WP: 0 HR: 1 S: 9 P: 25 ERA: 21.60 WHIP: 4.800															<b>PITCHER</b>				
<b>Dave Heaverlo, R</b> ERA: 2.16 (2, 1)	IP: 2.1 WLS: W BF: 7 H: 0 R: 0 ER: 0 SO: 2 BB: 1 IBB: 0 HBP: 0 BLK: 0 WP: 0 HR: 0 S: 10 P: 14 ERA: 0.00 WHIP: 0.429															<b>PITCHER</b>				
<b>Terry Cornutt, R</b> ERA: 3.1 (5, 1)	IP: 4.0 WLS: W BF: 18 H: 2 R: 3 ER: 1 SO: 1 BB: 2 IBB: 0 HBP: 0 BLK: 0 WP: 0 HR: 0 S: 17 P: 29 ERA: 2.25 WHIP: 0.750															<b>PITCHER</b>				



Batter	1	2	3	4	5	6	7	8	9	AB	R	H	RBI	BB	SO	LOB	TOP											
<b>Rob Andrews, R</b> OBP: 0.356, SLG: 0.290 (1, 4)										4	2	1	0	2	0	4	<b>San Francisco Giants @ Atlanta Braves</b> Atlanta-Fulton County Stadium, Atlanta, GA Sun Jun 05 1977, 3:33 AM EDT Att: 7,464 - Unknown											
<b>Derrel Thomas, S</b> OBP: 0.318, SLG: 0.281 (1, 3)										2	1	1	2	1	0	0												
<b>Bill Madlock, R</b> OBP: 0.344, SLG: 0.415 (1, 5)										5	1	1	2	0	0	4												
<b>Jack Clark, R</b> OBP: 0.302, SLG: 0.359 (1, 9)										5	0	1	1	0	0	1												
<b>Randy Elliott, R</b> OBP: 0.231, SLG: 0.367 (1, 7)										5	1	2	0	0	1	2												
<b>Larry Hemdon, R</b> OBP: 0.282, SLG: 0.337 (1, 8)										4	2	2	1	0	1	1												
<b>Tim Foli, R</b> OBP: 0.238, SLG: 0.354 <b>Charlie Williams, R</b> (7, 1)										3	1	1	1	0	0	0		<b>AB 37</b> <b>R 10</b> <b>H 13</b> <b>RBI 7</b> <b>BB 5</b> <b>SO 4</b> <b>LOB 17</b>										
<b>Randy Moffitt, R</b> (7, 1)										0	0	0	0	0	0	0												
<b>Gary Thomasson, L</b> OBP: 0.300, SLG: 0.472 <b>Ken Rudolph, R</b> OBP: 0.308, SLG: 0.250 (9, PH)										0	0	0	0	1	0	0												
<b>Mike Sadek, R</b> OBP: 0.259, SLG: 0.275 <b>Darrell Evans, L</b> OBP: 0.382, SLG: 0.414 <b>Gary Lavelle, S</b> (9, 1)										4	1	3	0	0	0	0												
<b>Ed Halicki, R</b> OBP: 0.200, SLG: 0.208 <b>Vic Harris, S</b> OBP: 0.400, SLG: 0.375 (7, PH)										3	1	1	0	0	1	2												
<b>Inning Stats</b>	R: 2 E: 1 K: 0 S: 6	H: 3 LOB: 1 BB: 0 P: 6	R: 3 E: 0 K: 0 S: 6	H: 3 LOB: 1 BB: 1 P: 10	R: 3 E: 0 K: 0 S: 7	H: 4 LOB: 2 BB: 1 P: 11	R: 0 E: 0 K: 2 S: 7	H: 0 LOB: 0 BB: 0 P: 7	R: 0 E: 0 K: 1 S: 5	H: 0 LOB: 0 BB: 1 P: 5	R: 1 E: 1 K: 0 S: 4	H: 0 LOB: 1 BB: 1 P: 8	R: 1 E: 0 K: 0 S: 5	H: 2 LOB: 1 BB: 0 P: 5	R: 0 E: 0 K: 0 S: 3	H: 0 LOB: 0 BB: 0 P: 3	R: 0 E: 0 K: 1 S: 6	H: 1 LOB: 3 BB: 2 P: 14	1B: 9 2B: 3 3B: 1 HR: 0	SF: 3 SAC: 1 DP: 0 HBP: 0	WP: 2 PB: 0 CS: 0	PA: 46						
<b>PITCHER</b>	IP	WLS	BF	H	R	ER	SO	BB	IBB	HBP	BLK	WP	HR	S	P	ERA	WHIP											
<b>Jamie Easterly, L</b> ERA: 5.83 (1, 1)	1.2	L	12	6	5	4	0	1	0	0	0	0	0	0	11	15	21.60	4.200										
<b>Bob Johnson, R</b> ERA: 7.25 (2, 1)	0.1		5	4	3	3	0	0	0	0	0	0	0	0	5	5	81.00	12.000										
<b>Buzz Capra, R</b> ERA: 6.65 (3, 1)	4.0		15	0	1	0	3	2	0	0	0	0	1	0	19	27	0.00	0.500										
<b>Dave Campbell, R</b> ERA: 2.81 (7, 1)	1.0		5	2	1	1	0	0	0	0	0	0	0	0	5	5	9.00	2.000										
<b>Rick Camp, R</b> ERA: 3.38 (8, 1)	2.0		9	1	0	0	1	2	0	0	0	1	0	9	17	0.00	1.500											
<b>Batter</b>	<b>1</b>	<b>2</b>	<b>3</b>	<b>4</b>	<b>5</b>	<b>6</b>	<b>7</b>	<b>8</b>	<b>9</b>	<b>AB</b>	<b>R</b>	<b>H</b>	<b>RBI</b>	<b>BB</b>	<b>SO</b>	<b>LOB</b>	<b>BOTTOM</b>											
<b>Jerry Royster, R</b> OBP: 0.326, SLG: 0.313 (1, 6)										5	2	1	2	1	0	5	<b>San Francisco Giants @ Atlanta Braves</b> Atlanta-Fulton County Stadium, Atlanta, GA Sun Jun 05 1977, 3:33 AM EDT Att: 7,464 - Unknown											
<b>Barry Bonnell, R</b> OBP: 0.443, SLG: 0.457 (1, 8)										5	1	2	5	0	1	0												
<b>Willie Montanez, L</b> OBP: 0.323, SLG: 0.432 (1, 3)										5	0	3	0	0	0	3												
<b>Jeff Burroughs, R</b> OBP: 0.370, SLG: 0.520 (1, 9)										5	0	1	0	0	1	3												
<b>Gary Matthews, R</b> OBP: 0.360, SLG: 0.481 (1, 7)										5	1	1	0	0	2	1												
<b>Biff Pocoroba, S</b> OBP: 0.372, SLG: 0.464 (1, 2)										4	2	2	0	1	0	1												
<b>Junior Moore, R</b> OBP: 0.342, SLG: 0.370 (1, 5)										5	1	1	0	0	1	3		<b>AB 43</b> <b>R 9</b> <b>H 15</b> <b>RBI 9</b> <b>BB 3</b> <b>SO 6</b> <b>LOB 22</b>										
<b>Darrel Chaney, S</b> OBP: 0.329, SLG: 0.378 <b>Cito Gaston, R</b> OBP: 0.266, SLG: 0.263 <b>Rod Gilbreath, R</b> OBP: 0.311, SLG: 0.250 (9, PH)										4	1	2	1	0	0	3												
<b>Jamie Easterly, L</b> OBP: 0.288, SLG: 0.429 <b>Bob Johnson, R</b> ERA: 3.38 <b>Buzz Capra, R</b> ERA: 6.65 <b>Pat Rockett, R</b> OBP: 0.330, SLG: 0.290 <b>Dave Campbell, R</b> ERA: 2.81 <b>Joe Nolan, L</b> SLG: 0.495 <b>Rick Camp, R</b> ERA: 3.38 <b>Vic Correll, R</b> SLG: 0.521 (9, PH)										0	0	0	0	0	0	0		<b>Braves</b>										
<b>Inning Stats</b>	R: 0 E: 0 K: 0 S: 4	H: 1 LOB: 1 BB: 0 P: 4	R: 1 E: 0 K: 1 S: 7	H: 2 LOB: 2 BB: 1 P: 11	R: 0 E: 0 K: 2 S: 8	H: 1 LOB: 1 BB: 0 P: 8	R: 1 E: 1 K: 1 S: 8	H: 2 LOB: 3 BB: 1 P: 12	R: 0 E: 0 K: 0 S: 4	H: 1 LOB: 1 BB: 0 P: 4	R: 2 E: 0 K: 2 S: 10	H: 3 LOB: 1 BB: 0 P: 10	R: 1 E: 1 K: 0 S: 7	H: 3 LOB: 0 BB: 1 P: 11	R: 0 E: 0 K: 0 S: 3	H: 1 LOB: 0 BB: 0 P: 3			R: 0 E: 0 K: 0 S: 4	H: 1 LOB: 1 BB: 0 P: 4	1B: 11 2B: 1 3B: 0 HR: 3	SF: 0 SAC: 0 DP: 0 HBP: 0	WP: 0 PB: 0 CS: 0	PA: 46				
<b>PITCHER</b>	IP	WLS	BF	H	R	ER	SO	BB	IBB	HBP	BLK	WP	HR	S	P	ERA	WHIP											
<b>Ed Halicki, R</b> ERA: 3.38 (1, 1)	6.0	W	31	10	4	3	6	2	0	0	0	0	2	41	49	4.50	2.000											
<b>Charlie Williams, R</b> ERA: 3.62 (7, 1)	0.2		6	2	4	1	0	1	0	0	0	0	0	5	9	13.50	4.500											
<b>Randy Moffitt, R</b> ERA: 1.92 (7, 1)	1.1		5	2	1	0	0	0	0	0	0	0	1	5	5	0.00	1.500											
<b>Gary Lavelle, L</b> ERA: 0.7 (9, 1)	1.0	S	4	1	0	0	0	0	0	0	0	0	0	4	4	0.00	1.000											






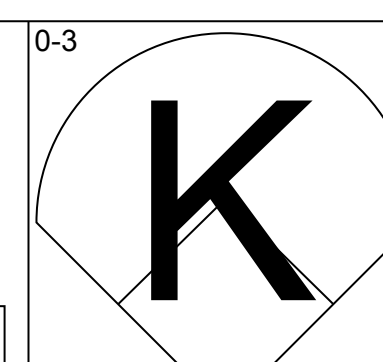
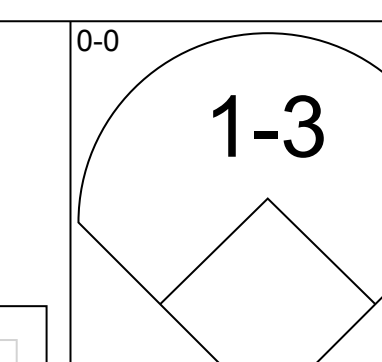
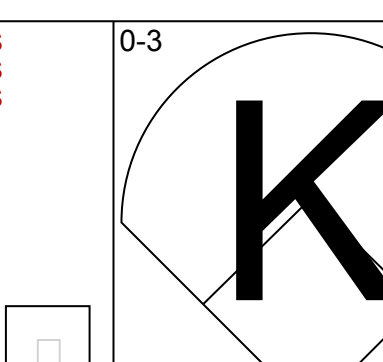
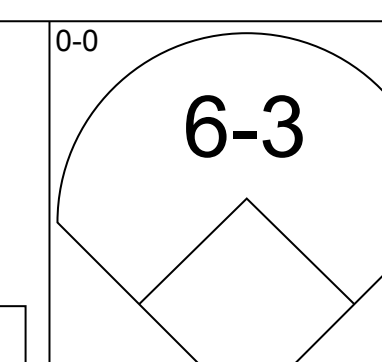
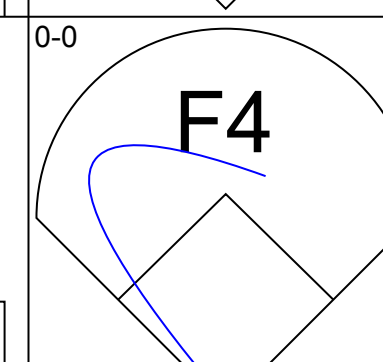
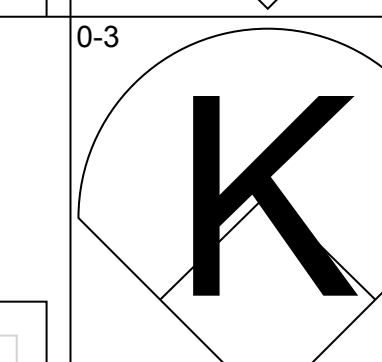
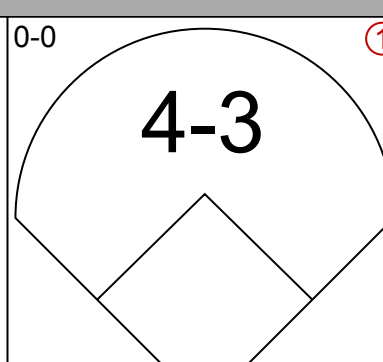
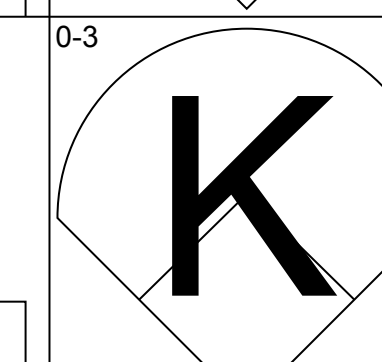
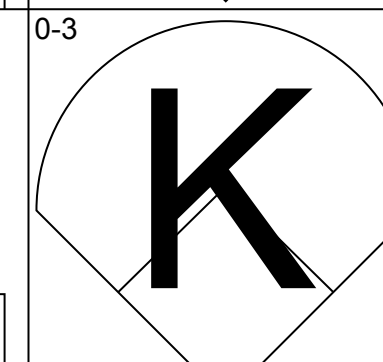
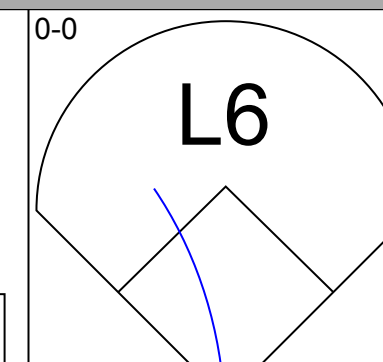
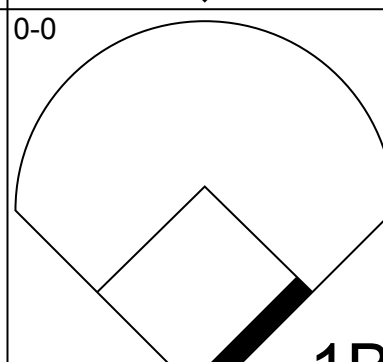
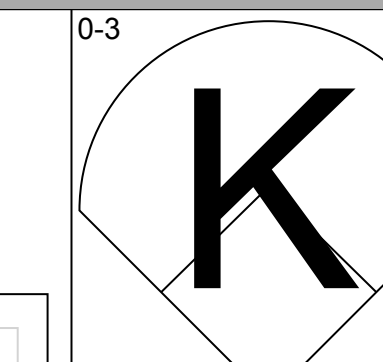
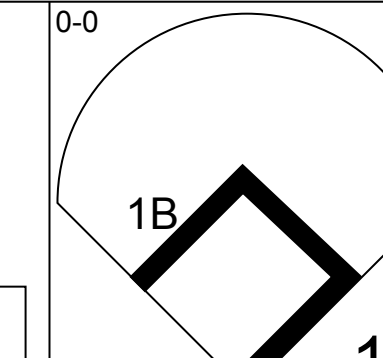
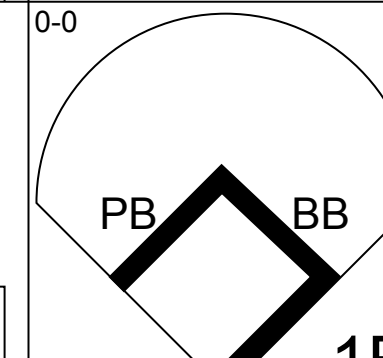
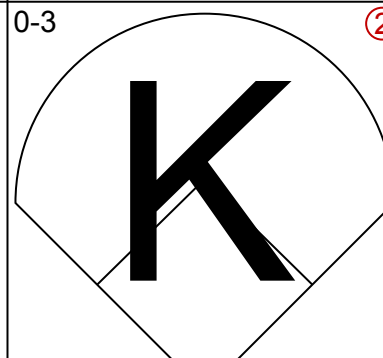
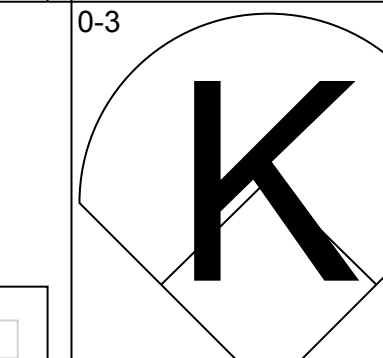
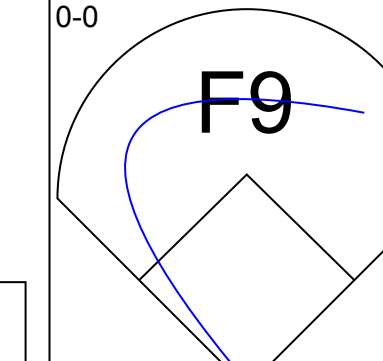
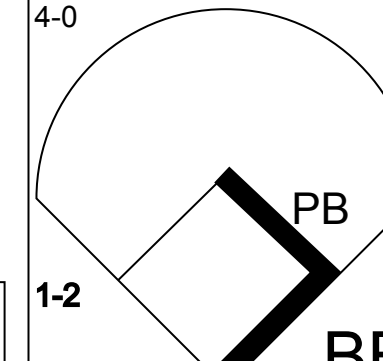
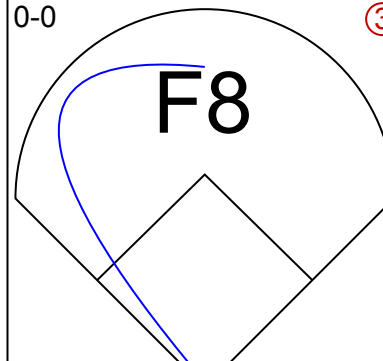
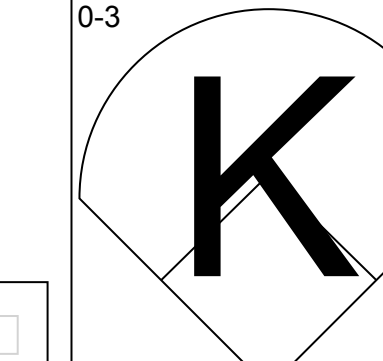
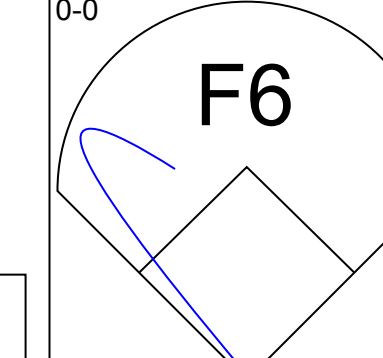
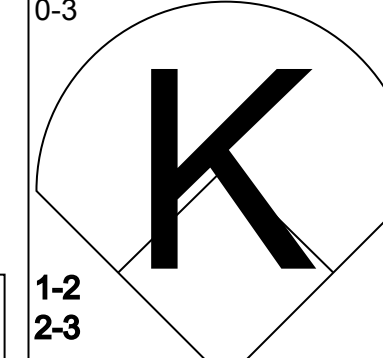
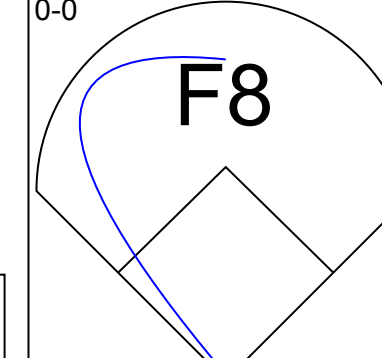
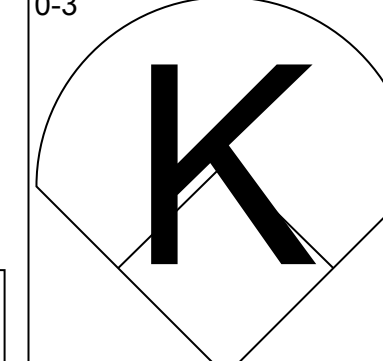
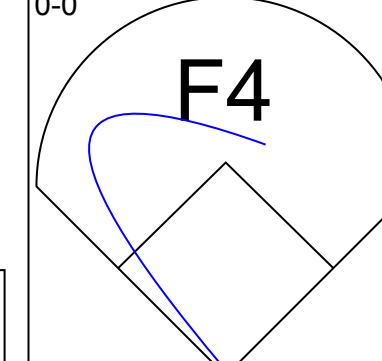
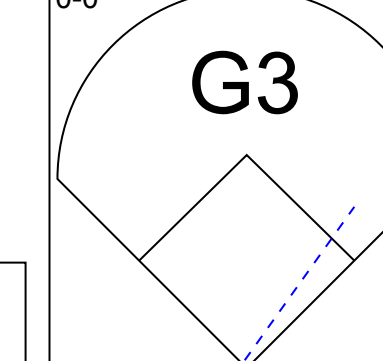
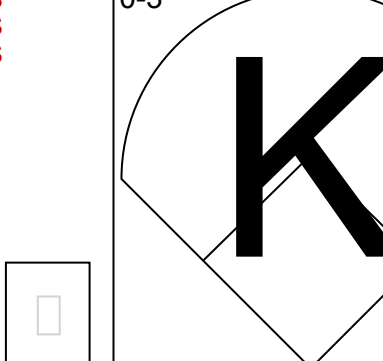
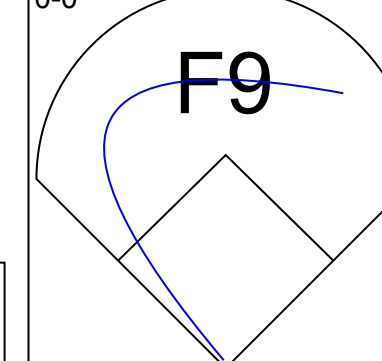
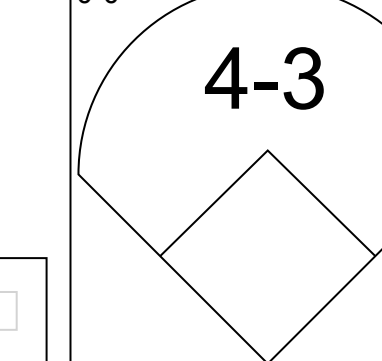
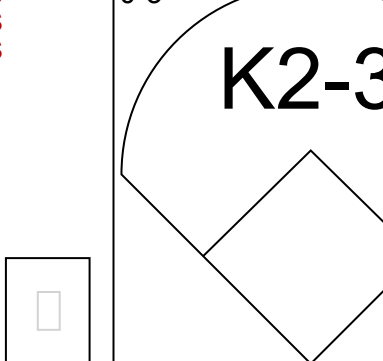
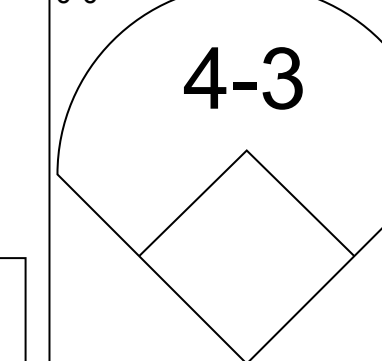


Batter	1	2	3	4	5	6	7	8	9	AB	R	H	RBI	BB	SO	LOB	TOP			
Jerry Royster, R (1, 6) OBP: 0.320, SLG: 0.302										4	0	0	0	0	2	2	<b>Atlanta Braves @ Montreal Expos</b> Olympic Stadium, Montreal, QB Wed Jun 08 1977, 7:05 PM EDT Att: 15,425 - Unknown			
Barry Bonnell, R (1, 8) OBP: 0.330, SLG: 0.441										4	0	0	0	0	1					
Willie Montanez, L (1, 3) OBP: 0.333, SLG: 0.440										3	0	2	0	1	0					
Jeff Burroughs, R (1, 9) OBP: 0.366, SLG: 0.507										4	0	1	0	0	1					
Gary Matthews, R (1, 7) OBP: 0.361, SLG: 0.470										3	0	1	0	1	0					
Vic Correll, R (1, 2) OBP: 0.380, SLG: 0.500										3	0	0	0	1	2					
Biff Pocoroba, S (9, PH) OBP: 0.380, SLG: 0.488										1	0	1	0	0	0					
Junior Moore, R (1, 5) OBP: 0.331, SLG: 0.357										4	0	1	0	0	1					
Darrel Chaney, S (1, 4) OBP: 0.315, SLG: 0.370										4	0	0	0	0	3					
Andy Messersmith, R (1, 1) OBP: 0.200, SLG: 0.136										1	0	0	0	1	1					
Rowland Office, L (7, PH) OBP: 0.255, SLG: 0.312										1	0	0	0	0	1					
Steve Kline, R (7, 1)										0	0	0	0	0	0					
<b>Inning Stats</b>	R: 0 E: 0 K: 1 S: 7	H: 2 LOB: 2 BB: 0 P: 7	R: 0 E: 0 K: 0 S: 3	H: 0 LOB: 0 BB: 0 P: 3	R: 0 E: 1 K: 2 S: 8	H: 0 LOB: 2 BB: 1 P: 12	R: 0 E: 0 K: 2 S: 7	H: 0 LOB: 0 BB: 1 P: 11	R: 0 E: 0 K: 1 S: 4	H: 1 LOB: 1 BB: 0 P: 4	R: 0 E: 0 K: 1 S: 6	H: 1 LOB: 1 BB: 0 P: 6	R: 0 E: 0 K: 0 S: 4	H: 1 LOB: 1 BB: 0 P: 4	R: 0 E: 0 K: 0 S: 3	H: 1 LOB: 0 BB: 0 P: 3	1B: 5 2B: 1 3B: 0 HR: 0	SF: 0 SAC: 0 DP: 2 HBP: 0	WP: 0 PB: 0 SB: 0 CS: 0	PA: 35
<b>PITCHER</b> Steve Rogers, R (1, 1) ERA: 1.77	IP: 9.0 WLS: W BF: 35 H: 6 R: 0 ER: 0 SO: 7 BB: 3 IBB: 0 HBP: 0 BLK: 0 WP: 0 HR: 0 S: 46 P: 58 ERA: 0.00 WHIP: 1.000															<b>PITCHER</b>				

Batter	1	2	3	4	5	6	7	8	9	AB	R	H	RBI	BB	SO	LOB	BOTTOM			
Dave Cash, R (1, 4) OBP: 0.335, SLG: 0.357										4	1	2	1	1	0	1	<b>Atlanta Braves @ Montreal Expos</b> Olympic Stadium, Montreal, QB Wed Jun 08 1977, 7:05 PM EDT Att: 15,425 - Unknown			
Chris Speier, R (1, 6) OBP: 0.322, SLG: 0.338										3	2	1	1	2	0	2				
Ellis Valentine, R (1, 9) OBP: 0.357, SLG: 0.535										5	0	1	1	0	4					
Tony Perez, R (1, 3) OBP: 0.347, SLG: 0.446										4	1	2	1	0	0					
Warren Cromartie, L (1, 7) OBP: 0.324, SLG: 0.417										3	1	2	1	1	0					
Sam Mejias, R (8, 8) OBP: 0.231, SLG: 0.462										0	0	0	0	0	0					
Gary Carter, R (1, 2) OBP: 0.356, SLG: 0.561										4	0	0	0	0	2					
Larry Parrish, R (1, 5) OBP: 0.321, SLG: 0.413										3	1	1	0	1	2					
Andre Dawson, R (1, 8) OBP: 0.291, SLG: 0.377										4	0	0	1	0	2					
Steve Rogers, R (1, 1) OBP: 0.150, SLG: 0.105										3	0	0	0	0	2					
<b>Inning Stats</b>	R: 2 E: 1 K: 1 S: 7	H: 1 LOB: 2 BB: 2 P: 15	R: 0 E: 1 K: 0 S: 4	H: 0 LOB: 1 BB: 0 P: 4	R: 0 E: 0 K: 0 S: 4	H: 1 LOB: 1 BB: 0 P: 4	R: 1 E: 0 K: 0 S: 5	H: 2 LOB: 2 BB: 1 P: 9	R: 0 E: 0 K: 2 S: 8	H: 1 LOB: 1 BB: 0 P: 8	R: 0 E: 0 K: 1 S: 6	H: 1 LOB: 2 BB: 1 P: 10	R: 2 E: 0 K: 2 S: 9	H: 2 LOB: 1 BB: 1 P: 13	R: 1 E: 0 K: 0 S: 4	H: 1 LOB: 0 BB: 0 P: 4	1B: 2 2B: 6 3B: 0 HR: 1	SF: 1 SAC: 1 DP: 0 HBP: 0	WP: 1 PB: 0 SB: 3 CS: 0	PA: 40
<b>PITCHER</b> Andy Messersmith, R (1, 1) ERA: 4.15	IP: 6.0 WLS: L BF: 30 H: 6 R: 3 ER: 3 SO: 4 BB: 4 IBB: 0 HBP: 0 BLK: 1 WP: 0 HR: 0 S: 34 P: 50 ERA: 3.00 WHIP: 1.667															<b>PITCHER</b>				
Steve Kline, R (7, 1) ERA: 6.75	IP: 2.0 WLS: L BF: 10 H: 3 R: 3 ER: 3 SO: 2 BB: 0 IBB: 1 HBP: 0 BLK: 1 WP: 0 HR: 1 S: 13 P: 17 ERA: 13.50 WHIP: 1.500															<b>PITCHER</b>				

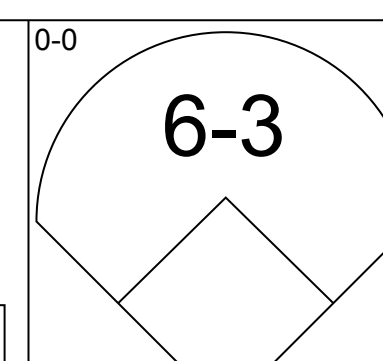
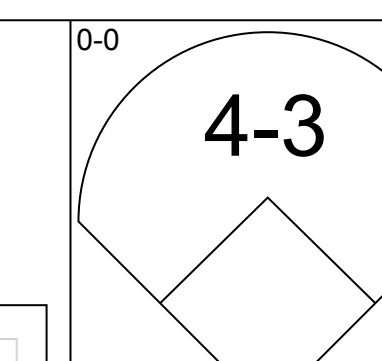
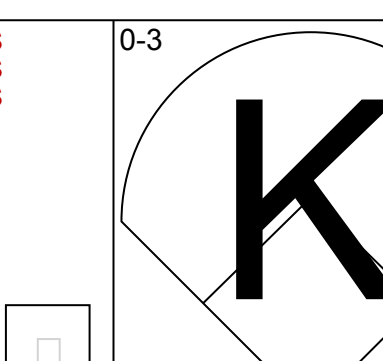
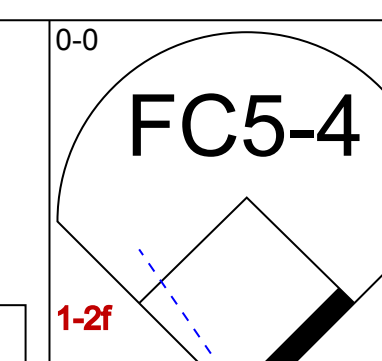
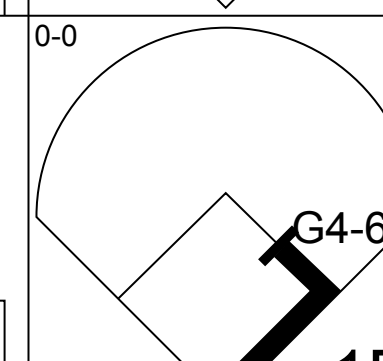
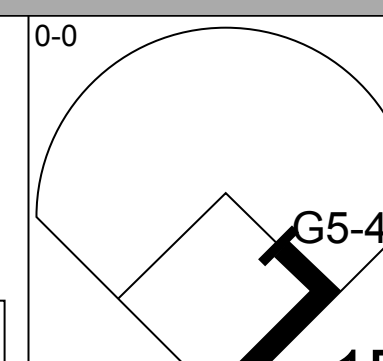
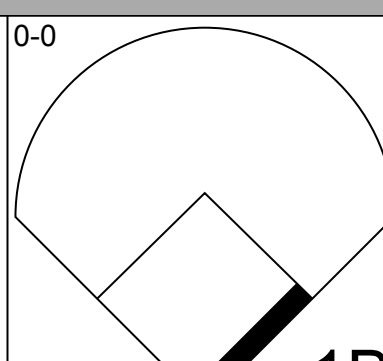
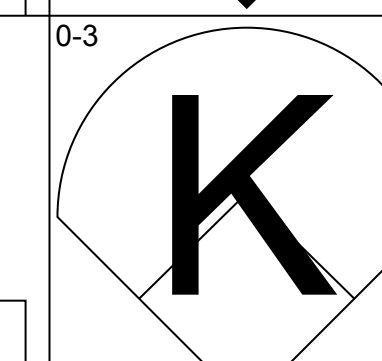
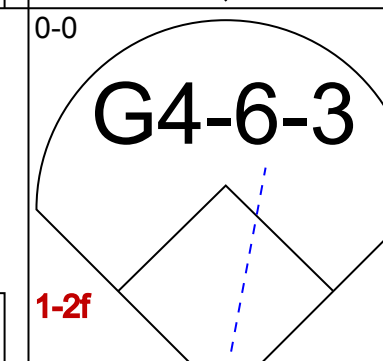
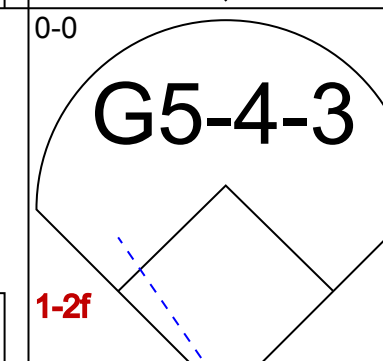
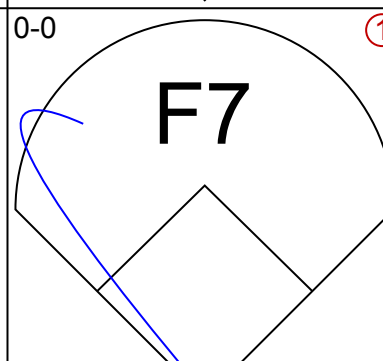
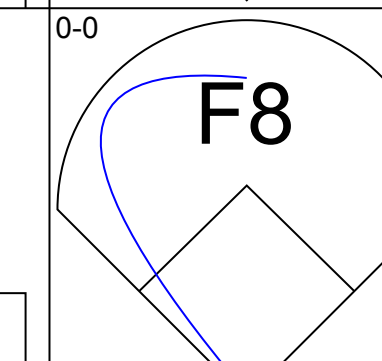
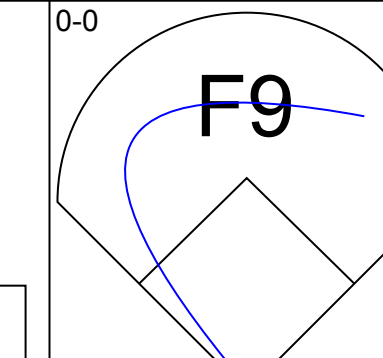
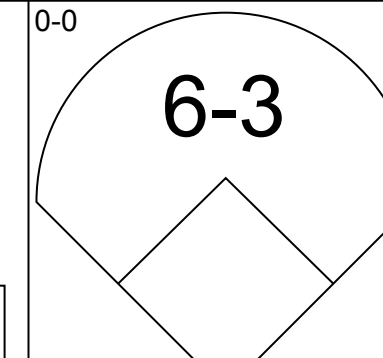
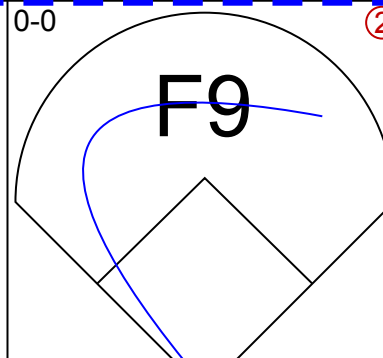
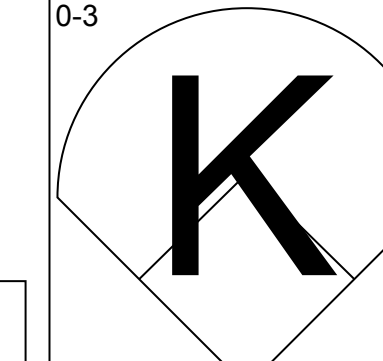
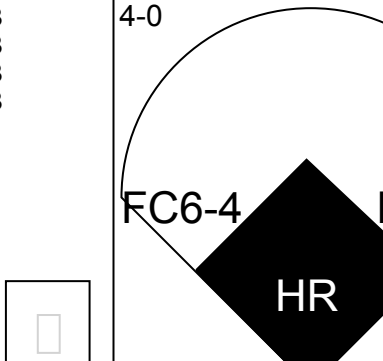
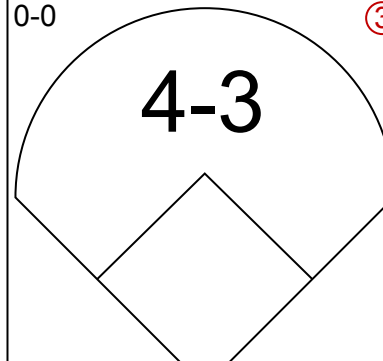
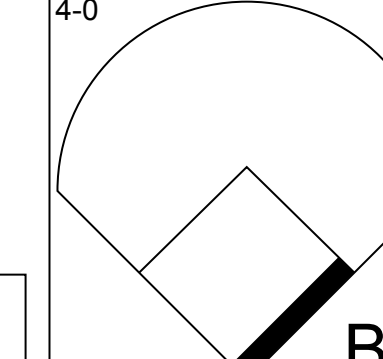
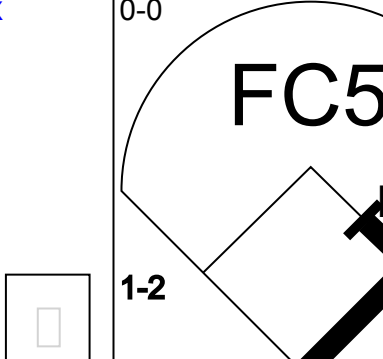
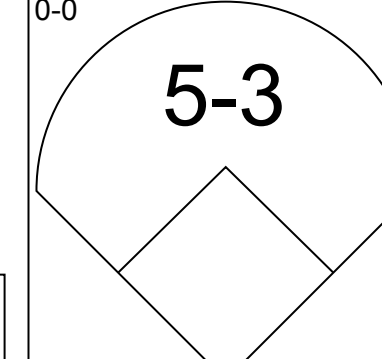
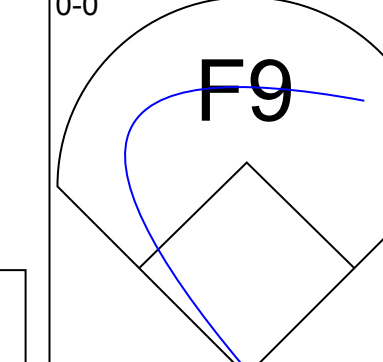
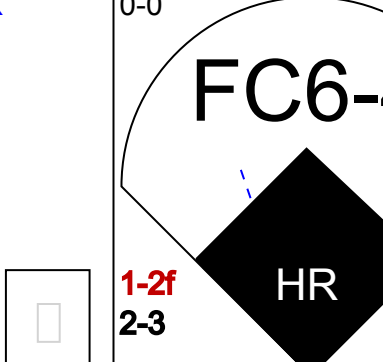
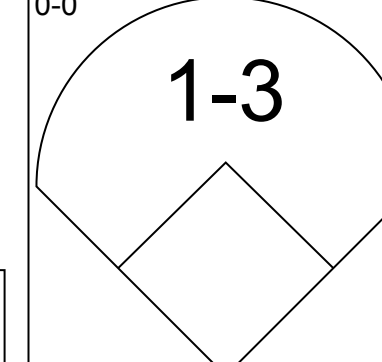
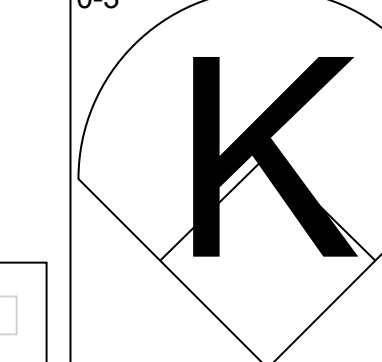
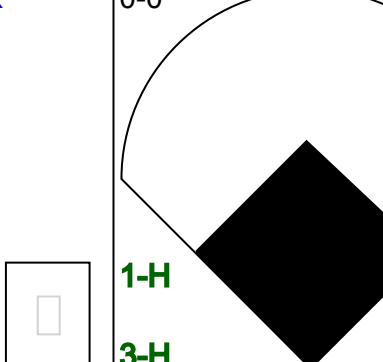
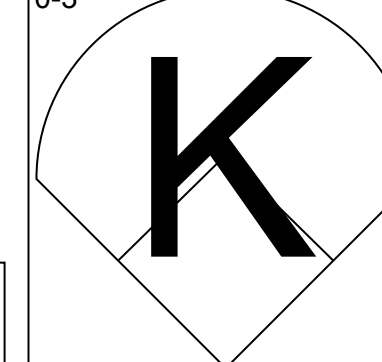
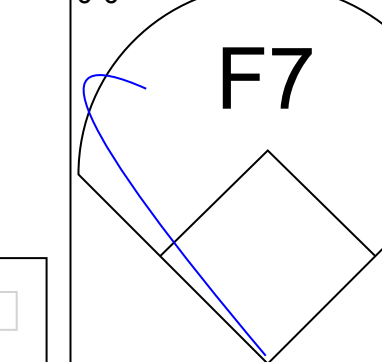
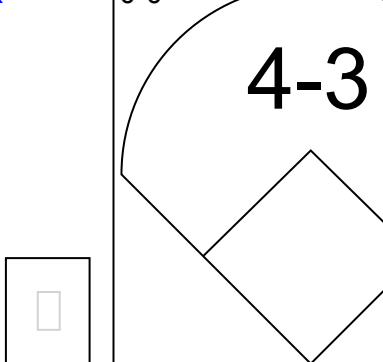
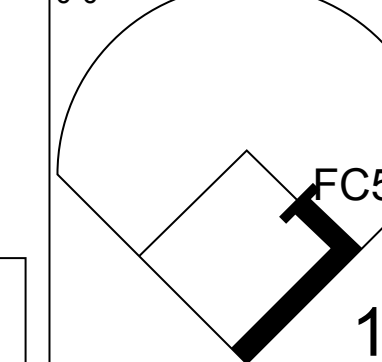





Batter	1	2	3	4	5	6	7	8	9	AB	R	H	RBI	BB	SO	LOB	TOP					
Ted Sizemore, R OBP: 0.340, SLG: 0.365 (1, 4)										4	0	0	0	0	2	0	<b>Philadelphia Phillies @ Atlanta Braves</b> Atlanta-Fulton County Stadium, Atlanta, GA Thu Jun 09 1977, 7:05 PM EDT Att: 6,791 - Unknown					
Jay Johnstone, L OBP: 0.322, SLG: 0.382 (1, 9)										4	0	0	0	0	2	0						
Mike Schmidt, R OBP: 0.351, SLG: 0.452 (1, 5)										4	0	1	0	0	2	0						
Greg Luzinski, R OBP: 0.354, SLG: 0.598 (1, 7)									4	0	2	0	0	2	1							
Richie Hebner, L OBP: 0.397, SLG: 0.496 (1, 3)									3	0	0	0	1	1	2							
Bob Boone, R OBP: 0.333, SLG: 0.404 (1, 2)										3	0	0	0	0	1	3						
Jerry Martin, R OBP: 0.315, SLG: 0.400 (1, 8)										3	0	1	0	0	1	2						
Larry Bowa, S OBP: 0.294, SLG: 0.337 (1, 6)										3	0	0	0	0	1	2						
Jim Kaat, L OBP: 0.083, SLG: 0.083 Warren Brusstar, R (6, 1)										2	0	0	0	0	1	0						
Tim McCarver, L OBP: 0.422, SLG: 0.538 Wayne Twitchell, R OBP: 0.167, SLG: 0.091 (8, PH) (8, 1)										0	0	0	0	0	0	0						
<b>Inning Stats</b>	R: 0 E: 0 K: 2 S: 7	H: 0 LOB: 0 BB: 0 P: 7	R: 0 E: 0 K: 0 S: 5	H: 2 LOB: 2 BB: 0 P: 5	R: 0 E: 0 K: 1 S: 5	H: 0 LOB: 0 BB: 0 P: 5	R: 0 E: 0 K: 2 S: 8	H: 1 LOB: 2 BB: 1 P: 12	R: 0 E: 0 K: 3 S: 9	H: 0 LOB: 0 BB: 0 P: 9	R: 0 E: 0 K: 1 S: 6	H: 1 LOB: 1 BB: 0 P: 6	R: 0 E: 0 K: 0 S: 3	H: 0 LOB: 0 BB: 0 P: 3	R: 0 E: 0 K: 3 S: 5	H: 0 LOB: 0 BB: 0 P: 5	R: 0 E: 0 K: 3 S: 9	H: 0 LOB: 0 BB: 0 P: 9	1B: 4 2B: 0 3B: 0 HR: 0	SF: 0 SAC: 0 DP: 0 HBP: 0	WP: 0 PB: 1 SB: 0 CS: 0	PA: 32
<b>PITCHER</b> Phil Niekro, R ERA: 4.97 (1, 1)	IP: 9.0 WLS: W BF: 32 H: 4 R: 0 ER: 0 SO: 13 BB: 1 IBB: 0 HBP: 0 BLK: 0 WP: 0 HR: 0 S: 57 P: 61 ERA: 0.00 WHIP: 0.556															<b>PITCHER</b>						

AB	31
R	0
H	4
RBI	0
BB	1
SO	13
LOB	10



Batter	1	2	3	4	5	6	7	8	9	AB	R	H	RBI	BB	SO	LOB	BOTTOM					
Jerry Royster, R OBP: 0.315, SLG: 0.297 (1, 6)										4	0	0	0	0	1	1	<b>Philadelphia Phillies @ Atlanta Braves</b> Atlanta-Fulton County Stadium, Atlanta, GA Thu Jun 09 1977, 7:05 PM EDT Att: 6,791 - Unknown					
Barry Bonnell, R OBP: 0.441, SLG: 0.453 (1, 8)										4	0	3	0	0	1	1						
Willie Montanez, L OBP: 0.324, SLG: 0.426 (1, 3)										4	0	0	0	0	0	4						
Jeff Burroughs, R OBP: 0.361, SLG: 0.500 (1, 9)										3	0	0	0	0	0	1						
Gary Matthews, R OBP: 0.360, SLG: 0.464 (1, 7)										2	1	0	0	1	1	1						
Vic Correll, R OBP: 0.360, SLG: 0.487 (1, 2)										2	0	0	0	1	0	1						
Junior Moore, R OBP: 0.325, SLG: 0.349 (1, 5)										3	1	0	0	0	0	3						
Rod Gilbreath, R OBP: 0.312, SLG: 0.277 (1, 4)										3	1	1	3	0	2	0						
Phil Niekro, R OBP: 0.194, SLG: 0.171 (1, 1)										3	0	1	0	0	0	0						
<b>Inning Stats</b>	R: 0 E: 0 K: 0 S: 3	H: 1 LOB: 0 BB: 0 P: 3	R: 0 E: 0 K: 1 S: 5	H: 0 LOB: 1 BB: 1 P: 9	R: 0 E: 0 K: 1 S: 5	H: 0 LOB: 0 BB: 0 P: 5	R: 0 E: 0 K: 0 S: 3	H: 1 LOB: 0 BB: 0 P: 3	R: 3 E: 0 K: 1 S: 7	H: 1 LOB: 0 BB: 1 P: 11	R: 0 E: 0 K: 0 S: 4	H: 1 LOB: 1 BB: 0 P: 4	R: 0 E: 0 K: 1 S: 5	H: 0 LOB: 0 BB: 0 P: 5	R: 0 E: 0 K: 1 S: 6	H: 1 LOB: 1 BB: 0 P: 6		R: 0 E: 0 K: 1 S: 6	H: 1 LOB: 1 BB: 0 P: 6	1B: 4 2B: 0 3B: 0 HR: 1	SF: 0 SAC: 0 DP: 2 HBP: 0	WP: 0 PB: 0 SB: 0 CS: 0
<b>PITCHER</b> Jim Kaat, L ERA: 7.03 Warren Brusstar, R ERA: 1.93 Wayne Twitchell, R ERA: 4.34 (1, 1) (6, 1) (8, 1)	IP: 5.1 WLS: L BF: 21 H: 4 R: 3 ER: 3 SO: 3 BB: 2 IBB: 0 HBP: 0 BLK: 0 WP: 0 HR: 1 S: 25 P: 33 ERA: 5.06 WHIP: 1.125															<b>PITCHER</b>						

AB	28
R	3
H	5
RBI	3
BB	2
SO	5
LOB	12





Batter	1	2	3	4	5	6	7	8	9	AB	R	H	RBI	BB	SO	LOB	TOP								
Larry Bowa, S OBP: 0.297, SLG: 0.339 (1, 6)	0-0 4-3		0-0 4-3		0-0 1B 1B		0-0 HR 1B		0-0 9-3	5	2	2	0	0	0	1	Philadelphia Phillies @ Atlanta Braves Atlanta-Fulton County Stadium, Atlanta, GA Fri Jun 10 1977, 7:05 PM EDT Att: 9,274 - Unknown								
Richie Hebner, L OBP: 0.393, SLG: 0.487 (1, 3)	0-0 F8		0-0 F8		0-0 1B 1B		0-3 K			4	0	1	0	0	1	2									
Mike Schmidt, R OBP: 0.358, SLG: 0.492 (1, 5)	0-0 HR		0-0 F9		0-0 1-2 2-H 1B		0-0 HR			4	2	3	5	0	0	0									
Greg Luzinski, R OBP: 0.351, SLG: 0.607 (1, 7)	0-3 K			0-0 HR	0-3 K		0-0 F9			4	1	1	1	0	2	2									
Jay Johnstone, L OBP: 0.314, SLG: 0.371 (1, 9)		0-0 3-1		0-0 F3		0-0 F7		0-0 F9		4	0	0	0	0	0	0									
Bob Boone, R OBP: 0.326, SLG: 0.394 (1, 2)		0-0 F7		0-0 4-3		0-0 F9		0-0 5-3		4	0	0	0	0	0	0									
Ted Sizemore, R OBP: 0.339, SLG: 0.362 (1, 4)		0-0 1B E 1B		0-0 5-3		0-0 F7		0-0 F4		4	1	1	0	0	0	0									
Jerry Martin, R OBP: 0.344, SLG: 0.429 (1, 8)		0-0 E7 1-H 1B			0-0 G3-6 1B		0-0 HR 1B		0-0 9-3 1B	4	1	4	0	0	0	0									
Randy Lerch, L OBP: 0.162, SLG: 0.167 (5, PH) Tim McCraw, L OBP: 0.175, SLG: 0.526 (5, 1) Ron Reed, R OBP: 0.286, SLG: 0.296 (7, PH) Warren Brusstar, R OBP: 0.277, SLG: 0.277 (9, 1) Gene Garber, R OBP: 0.277, SLG: 0.277 (9, 1)		0-0 G3			0-0 G3-6 1-2		0-0 F8		0-0 F7	1	0	0	0	0	0	1									
<b>Inning Stats</b>	R: 1 E: 0 K: 1 S: 6	H: 1 LOB: 0 BB: 0 P: 6	R: 1 E: 1 K: 0 S: 5	H: 2 LOB: 1 BB: 0 P: 5	R: 0 E: 0 K: 0 S: 3	H: 0 LOB: 0 BB: 0 P: 3	R: 1 E: 0 K: 1 S: 4	H: 1 LOB: 0 BB: 0 P: 4	R: 1 E: 0 K: 1 S: 8	H: 4 LOB: 2 BB: 0 P: 8	R: 0 E: 0 K: 0 S: 3	H: 0 LOB: 0 BB: 0 P: 3	R: 3 E: 0 K: 1 S: 8	H: 3 LOB: 0 BB: 0 P: 8	R: 0 E: 0 K: 0 S: 3	H: 0 LOB: 0 BB: 0 P: 3		R: 0 E: 0 K: 0 S: 3	H: 1 LOB: 0 BB: 0 P: 3	1B: 9 2B: 1 3B: 0 HR: 3	SF: 0 SAC: 0 DP: 2 HBP: 0	WP: 0 PB: 0 SB: 0 CS: 0	PA: 37		
<b>PITCHER</b>	IP WLS BF H R ER SO BB IBB HBP BLK WP HR S P ERA WHIP	IP WLS BF H R ER SO BB IBB HBP BLK WP HR S P ERA WHIP	IP WLS BF H R ER SO BB IBB HBP BLK WP HR S P ERA WHIP	IP WLS BF H R ER SO BB IBB HBP BLK WP HR S P ERA WHIP	IP WLS BF H R ER SO BB IBB HBP BLK WP HR S P ERA WHIP	IP WLS BF H R ER SO BB IBB HBP BLK WP HR S P ERA WHIP	IP WLS BF H R ER SO BB IBB HBP BLK WP HR S P ERA WHIP	IP WLS BF H R ER SO BB IBB HBP BLK WP HR S P ERA WHIP	IP WLS BF H R ER SO BB IBB HBP BLK WP HR S P ERA WHIP	IP WLS BF H R ER SO BB IBB HBP BLK WP HR S P ERA WHIP	IP WLS BF H R ER SO BB IBB HBP BLK WP HR S P ERA WHIP	IP WLS BF H R ER SO BB IBB HBP BLK WP HR S P ERA WHIP	IP WLS BF H R ER SO BB IBB HBP BLK WP HR S P ERA WHIP	IP WLS BF H R ER SO BB IBB HBP BLK WP HR S P ERA WHIP	IP WLS BF H R ER SO BB IBB HBP BLK WP HR S P ERA WHIP	IP WLS BF H R ER SO BB IBB HBP BLK WP HR S P ERA WHIP	IP WLS BF H R ER SO BB IBB HBP BLK WP HR S P ERA WHIP	IP WLS BF H R ER SO BB IBB HBP BLK WP HR S P ERA WHIP	IP WLS BF H R ER SO BB IBB HBP BLK WP HR S P ERA WHIP	IP WLS BF H R ER SO BB IBB HBP BLK WP HR S P ERA WHIP	IP WLS BF H R ER SO BB IBB HBP BLK WP HR S P ERA WHIP	IP WLS BF H R ER SO BB IBB HBP BLK WP HR S P ERA WHIP	IP WLS BF H R ER SO BB IBB HBP BLK WP HR S P ERA WHIP	IP WLS BF H R ER SO BB IBB HBP BLK WP HR S P ERA WHIP	IP WLS BF H R ER SO BB IBB HBP BLK WP HR S P ERA WHIP

AB	37
R	7
H	12
RBI	6
BB	0
SO	3
LOB	9



Batter	1	2	3	4	5	6	7	8	9	AB	R	H	RBI	BB	SO	LOB	BOTTOM								
Jerry Royster, R OBP: 0.312, SLG: 0.291 (1, 6)	0-0 F9	4-0 BB		0-0 4-3		0-0 4-3			0-3 K	4	0	0	0	1	1	1	Philadelphia Phillies @ Atlanta Braves Atlanta-Fulton County Stadium, Atlanta, GA Fri Jun 10 1977, 7:05 PM EDT Att: 9,274 - Unknown								
Barry Bonnell, R OBP: 0.435, SLG: 0.440 (1, 8)	4-0 HR BB	0-0 F8		4-0 2B BB		0-0 6-3		0-0 1-3		3	2	0	0	2	0	2									
Willie Montanez, L OBP: 0.333, SLG: 0.459 (1, 3)	0-0 1-H HR	0-0 1-3		0-0 1-H 3-H 2B		4-0 FC6-4 BB		0-0 F3		4	1	2	4	1	0	2									
Jeff Burroughs, R OBP: 0.355, SLG: 0.491 (1, 9)	0-0 4-3		0-0 F9		0-0 K		0-0 FC6-4 1-2			4	0	0	0	0	1	2									
Gary Matthews, R OBP: 0.363, SLG: 0.467 (1, 7)	4-0 1B BB		0-0 4-3 1B 2B		0-0 F5		0-3 K			3	1	1	0	1	1	1									
Vic Correll, R OBP: 0.363, SLG: 0.487 (5, PH) Biff Pocoroba, S OBP: 0.375, SLG: 0.481 (6, 2)	0-0 1-3 1B		0-0 4-3		0-0 F9		0-3 K			2	0	1	0	0	0	1									
Junior Moore, R OBP: 0.329, SLG: 0.349 (1, 5)	0-0 F5		0-0 CS 1B		0-0 F8			4-0 WP BB		3	0	1	1	1	0	2									
Rod Gilbreath, R OBP: 0.317, SLG: 0.285 (1, 4)		0-0 F8 SH2-4 1B		0-0 CS 1-2 2B 1B		0-0 1-3		0-3 K		4	1	2	0	0	1	1									
Max Leon, R OBP: 0.400, SLG: 0.429 (5, 1) Dave Campbell, R OBP: 0.282, SLG: 0.310 (6, PH) Rick Camp, R OBP: 0.282, SLG: 0.310 (9, 1)		0-0 SH2-4		0-0 SH1		0-3 K		0-0 4-3		0	0	0	0	0	0	0									
<b>Inning Stats</b>	R: 2 E: 0 K: 0 S: 5	H: 2 LOB: 2 BB: 2 P: 13	R: 0 E: 0 K: 0 S: 4	H: 1 LOB: 1 BB: 1 P: 8	R: 1 E: 0 K: 0 S: 4	H: 2 LOB: 0 BB: 0 P: 4	R: 2 E: 0 K: 1 S: 7	H: 2 LOB: 1 BB: 1 P: 11	R: 0 E: 0 K: 1 S: 5	H: 0 LOB: 0 BB: 0 P: 5	R: 0 E: 0 K: 1 S: 5	H: 0 LOB: 0 BB: 1 P: 9	R: 0 E: 0 K: 2 S: 7	H: 0 LOB: 1 BB: 1 P: 11	R: 0 E: 0 K: 1 S: 5	H: 0 LOB: 0 BB: 0 P: 5		R: 0 E: 0 K: 1 S: 5	H: 0 LOB: 0 BB: 0 P: 5	1B: 4 2B: 2 3B: 0 HR: 1	SF: 0 SAC: 2 DP: 0 HBP: 0	WP: 1 PB: 0 SB: 0 CS: 1	PA: 40		
<b>PITCHER</b>	IP WLS BF H R ER SO BB IBB HBP BLK WP HR S P ERA WHIP	IP WLS BF H R ER SO BB IBB HBP BLK WP HR S P ERA WHIP	IP WLS BF H R ER SO BB IBB HBP BLK WP HR S P ERA WHIP	IP WLS BF H R ER SO BB IBB HBP BLK WP HR S P ERA WHIP	IP WLS BF H R ER SO BB IBB HBP BLK WP HR S P ERA WHIP	IP WLS BF H R ER SO BB IBB HBP BLK WP HR S P ERA WHIP	IP WLS BF H R ER SO BB IBB HBP BLK WP HR S P ERA WHIP	IP WLS BF H R ER SO BB IBB HBP BLK WP HR S P ERA WHIP	IP WLS BF H R ER SO BB IBB HBP BLK WP HR S P ERA WHIP	IP WLS BF H R ER SO BB IBB HBP BLK WP HR S P ERA WHIP	IP WLS BF H R ER SO BB IBB HBP BLK WP HR S P ERA WHIP	IP WLS BF H R ER SO BB IBB HBP BLK WP HR S P ERA WHIP	IP WLS BF H R ER SO BB IBB HBP BLK WP HR S P ERA WHIP	IP WLS BF H R ER SO BB IBB HBP BLK WP HR S P ERA WHIP	IP WLS BF H R ER SO BB IBB HBP BLK WP HR S P ERA WHIP	IP WLS BF H R ER SO BB IBB HBP BLK WP HR S P ERA WHIP	IP WLS BF H R ER SO BB IBB HBP BLK WP HR S P ERA WHIP	IP WLS BF H R ER SO BB IBB HBP BLK WP HR S P ERA WHIP	IP WLS BF H R ER SO BB IBB HBP BLK WP HR S P ERA WHIP	IP WLS BF H R ER SO BB IBB HBP BLK WP HR S P ERA WHIP	IP WLS BF H R ER SO BB IBB HBP BLK WP HR S P ERA WHIP	IP WLS BF H R ER SO BB IBB HBP BLK WP HR S P ERA WHIP	IP WLS BF H R ER SO BB IBB HBP BLK WP HR S P ERA WHIP	IP WLS BF H R ER SO BB IBB HBP BLK WP HR S P ERA WHIP	IP WLS BF H R ER SO BB IBB HBP BLK WP HR S P ERA WHIP













Batter	1	2	3	4	5	6	7	8	9	AB	R	H	RBI	BB	SO	LOB	TOP			
Lenny Randle, S OBP: 0.393, SLG: 0.420	4-3		F7		5-3		L6 FC1-6 BB	E4		4	0	0	0	1	0	1	<b>New York Mets @ Atlanta Braves</b> Atlanta-Fulton County Stadium, Atlanta, GA Mon Jun 13 1977, 7:05 PM EDT Att: 8,950 - Unknown			
Bud Harrelson, S OBP: 0.240, SLG: 0.232	F5		5-3				FC1-6	F5		4	0	0	0	1	0	4				
Bruce Boisclair, L OBP: 0.342, SLG: 0.358				G3	F8		L6	G3		4	0	0	0	1	0	5				
Dave Kingman, R OBP: 0.269, SLG: 0.379										4	0	2	0	1	1	1				
Mike Vail, R OBP: 0.409, SLG: 0.500								K		0	0	0	0	0	0	0				
John Milner, L OBP: 0.361, SLG: 0.465	F7			FC4-6 1B	F9					4	2	0	0	1	0	4				
John Stearns, R OBP: 0.365, SLG: 0.468		6-3								4	2	2	1	0	0	1				
Lee Mazzilli, S OBP: 0.303, SLG: 0.283										4	2	2	2	0	1	1				
Felix Millan, R OBP: 0.246, SLG: 0.255										3	1	1	0	1	1	1				
Jerry Koosman, R OBP: 0.139, SLG: 0.229										4	0	2	2	0	0	1				
<b>Inning Stats</b>	R: 0 E: 0 K: 0 S: 3	H: 0 LOB: 2 BB: 2 P: 11	R: 0 E: 0 K: 1 S: 5	H: 0 LOB: 0 BB: 0 P: 5	R: 0 E: 0 K: 0 S: 3	H: 0 LOB: 0 BB: 0 P: 3	R: 3 E: 1 K: 0 S: 7	H: 4 LOB: 1 BB: 0 P: 7	R: 0 E: 0 K: 1 S: 6	H: 1 LOB: 1 BB: 0 P: 6	R: 0 E: 0 K: 0 S: 3	H: 1 LOB: 1 BB: 1 P: 7	R: 4 E: 2 K: 1 S: 9	H: 2 LOB: 2 BB: 2 P: 17	R: 0 E: 0 K: 0 S: 3	H: 1 LOB: 0 BB: 0 P: 3	1B: 8 2B: 3 3B: 0 HR: 0	SF: 0 SAC: 0 DP: 2 HBP: 0	WP: 0 PB: 0 CS: 0	PA: 42
<b>PITCHER</b>	IP WLS BF H R ER SO BB IBB HBP BLK WP HR S P ERA WHIP																			
Phil Niekro, R ERA: 4.82	(1, 1) 7.0 L 30 6 3 2 2 4 0 0 0 0 0 0 30 46 2.57 1.429																			
Rick Camp, R ERA: 3.45	(8, 1) 0.1 7 2 4 2 1 1 1 0 0 0 0 0 7 15 54.00 9.000																			
Steve Kline, R ERA: 3.68	(8, 1) 1.2 5 1 0 0 0 0 0 0 0 0 0 0 5 5 0.00 0.600																			

Batter	1	2	3	4	5	6	7	8	9	AB	R	H	RBI	BB	SO	LOB	BOTTOM					
Jerry Royster, R OBP: 0.306, SLG: 0.289	5-3		2-3					F7		4	0	0	0	0	1	3	<b>New York Mets @ Atlanta Braves</b> Atlanta-Fulton County Stadium, Atlanta, GA Mon Jun 13 1977, 7:05 PM EDT Att: 8,950 - Unknown					
Barry Bonnell, R OBP: 0.416, SLG: 0.418	F8							F7		4	0	0	0	0	0	0						
Willie Montanez, L OBP: 0.340, SLG: 0.469	4-3									4	0	1	0	0	0	0						
Jeff Burroughs, R OBP: 0.360, SLG: 0.511										2	0	0	0	2	1	1						
Gary Matthews, R OBP: 0.366, SLG: 0.461										4	1	1	0	0	2	2						
Vic Correll, R OBP: 0.337, SLG: 0.447										4	0	0	0	0	2	2						
Junior Moore, R OBP: 0.327, SLG: 0.365										4	0	1	0	0	0	1						
Rod Gilbreath, R OBP: 0.316, SLG: 0.290										2	0	0	0	1	2	3						
Phil Niekro, R OBP: 0.211, SLG: 0.189										2	0	1	1	0	1	1						
Cito Gaston, R OBP: 0.287, SLG: 0.244										1	0	0	0	0	1	1						
Rick Camp, R OBP: 0.287, SLG: 0.244										0	0	0	0	0	0	0						
Steve Kline, R OBP: 0.287, SLG: 0.244										0	0	0	0	0	0	0						
<b>Inning Stats</b>	R: 0 E: 0 K: 0 S: 3	H: 0 LOB: 0 BB: 0 P: 3	R: 0 E: 0 K: 1 S: 4	H: 0 LOB: 0 BB: 1 P: 8	R: 0 E: 0 K: 1 S: 5	H: 0 LOB: 1 BB: 1 P: 9	R: 0 E: 0 K: 0 S: 3	H: 0 LOB: 0 BB: 0 P: 3	R: 1 E: 1 K: 3 S: 12	H: 2 LOB: 2 BB: 0 P: 12	R: 0 E: 0 K: 1 S: 5	H: 0 LOB: 1 BB: 1 P: 9	R: 0 E: 0 K: 2 S: 8	H: 1 LOB: 1 BB: 0 P: 8	R: 0 E: 0 K: 1 S: 6	H: 1 LOB: 1 BB: 0 P: 6	R: 0 E: 0 K: 1 S: 5	H: 0 LOB: 0 BB: 0 P: 5	1B: 4 2B: 0 3B: 0 HR: 0	SF: 0 SAC: 0 DP: 1 HBP: 0	WP: 0 PB: 0 CS: 0	PA: 34
<b>PITCHER</b>	IP WLS BF H R ER SO BB IBB HBP BLK WP HR S P ERA WHIP																					
Jerry Koosman, L ERA: 2.82	(1, 1) 9.0 W 34 4 1 0 10 3 0 0 0 0 0 0 51 63 0.00 0.778																					



Batter	1	2	3	4	5	6	7	8	9	AB	R	H	RBI	BB	SO	LOB	TOP										
Lenny Randle, S OBP: 0.399, SLG: 0.418 (1, 5)	4-3		1B				BB		E4	3	3	1	0	2	0	1	<b>New York Mets @ Atlanta Braves</b> Atlanta-Fulton County Stadium, Atlanta, GA Tue Jun 14 1977, 7:05 PM EDT Att: 21,954 - Unknown  <b>AB 34</b> <b>R 5</b> <b>H 10</b> <b>RBI 5</b> <b>BB 6</b> <b>SO 7</b> <b>LOB 15</b>										
Bud Harrelson, S OBP: 0.248, SLG: 0.248 Bruce Boisclair, L OBP: 0.347, SLG: 0.358 Mike Phillips, L OBP: 0.247, SLG: 0.294 (1, 6)	6-3		1B				BB		G3-2	3	1	2	2	0	0	0											
John Milner, L OBP: 0.363, SLG: 0.463 (1, 3)	F7		1B				BB		G3-2	1	0	1	0	0	0	0											
Dave Kingman, R OBP: 0.263, SLG: 0.370 (1, 7)		F5		K	CS	2-3			K	5	0	0	0	0	2	4											
Ed Kranepool, L OBP: 0.348, SLG: 0.493 (1, 9)	F8		1B						F8	3	0	1	0	1	0	0											
Jerry Grote, R OBP: 0.348, SLG: 0.333 Bob Apodaca, R OBP: 1.000, SLG: 1.000 Roy Staiger, R OBP: 0.259, SLG: 0.361 (6, 1)			1B						F8	3	0	2	0	0	1	1											
Lee Mazzilli, S OBP: 0.306, SLG: 0.284 (1, 8)			K		L8					3	1	1	0	1	1	2											
Felix Millan, R OBP: 0.240, SLG: 0.248 Skip Lockwood, R OBP: 0.226, SLG: 0.286 (8, 1)			5-3		F6				L8	4	0	0	0	0	0	2											
Jackson Todd, R OBP: 0.143, SLG: 0.143 Rick Baldwin, L OBP: 0.366, SLG: 0.465 (5, 1)			K		K					2	0	0	0	0	2	0											
John Stearns, R OBP: 0.366, SLG: 0.465 (6, 2)									1B	1	0	0	0	1	1	1											
<b>Inning Stats</b>	R: 0 E: 0 K: 0 S: 3	H: 0 LOB: 0 BB: 0 P: 3	R: 0 E: 0 K: 1 S: 6	H: 1 LOB: 1 BB: 0 P: 6	R: 1 E: 0 K: 1 S: 7	H: 2 LOB: 1 BB: 0 P: 7	R: 0 E: 0 K: 1 S: 6	H: 2 LOB: 1 BB: 0 P: 6	R: 2 E: 0 K: 1 S: 6	H: 2 LOB: 0 BB: 1 P: 10	R: 0 E: 0 K: 1 S: 4	H: 0 LOB: 0 BB: 1 P: 8	R: 2 E: 0 K: 1 S: 7	H: 2 LOB: 2 BB: 2 P: 15	R: 0 E: 0 K: 0 S: 3	H: 0 LOB: 1 BB: 1 P: 7		R: 0 E: 1 K: 1 S: 6	H: 1 LOB: 2 BB: 1 P: 10	1B: 9 2B: 1 3B: 0 HR: 0	SF: 0 SAC: 0 DP: 1 HBP: 0	WP: 0 PB: 0 SB: 2 CS: 3	PA: 41				
<b>PITCHER</b>	IP	WLS	BF	H	R	ER	SO	BB	IBB	HBP	BLK	WP	HR	S	P	ERA		WHIP									
Max Leon, R ERA: 4.5 Frank LaCorte, R ERA: 11.22 Dave Campbell, R ERA: 3.86 Don Collins, L ERA: 5.13 (1, 1)	5.0	W	21	7	3	3	4	1	0	0	0	0	0	28	32	5.40	1.600										
(6, 1)	1.2		9	2	2	2	2	3	0	0	0	0	0	10	22	10.80	3.000										
(7, 1)	1.1		8	1	0	0	2	0	0	0	0	0	0	6	14	0.00	2.250										
(9, 1)	1.0	S	2	0	0	0	1	0	0	0	0	0	0	4	4	0.00	0.000										

Batter	1	2	3	4	5	6	7	8	9	AB	R	H	RBI	BB	SO	LOB	BOTTOM										
Barry Bonnell, R OBP: 0.418, SLG: 0.417 (1, 8)	F8		BB		2-3	4-3				5	2	2	1	0	0	2	<b>New York Mets @ Atlanta Braves</b> Atlanta-Fulton County Stadium, Atlanta, GA Tue Jun 14 1977, 7:05 PM EDT Att: 21,954 - Unknown  <b>AB 37</b> <b>R 8</b> <b>H 13</b> <b>RBI 8</b> <b>BB 3</b> <b>SO 1</b> <b>LOB 19</b>										
Jerry Royster, R OBP: 0.307, SLG: 0.289 (1, 5)	F6		1B		S	F8			F8	4	1	1	1	1	0	2											
Willie Montanez, L OBP: 0.348, SLG: 0.500 (1, 3)	4-3		1B		2B				F6	5	1	3	5	0	0	0											
Jeff Burroughs, R OBP: 0.357, SLG: 0.504 (1, 9)		L3	F8		L9				F8	5	0	1	0	0	0	3											
Gary Matthews, R OBP: 0.364, SLG: 0.457 (1, 7)	L9				6-3	K			F4	4	0	1	0	0	1	2											
Biff Pocoroba, S OBP: 0.381, SLG: 0.493 (1, 2)	L3									3	0	2	0	1	0	1											
Rod Gilbreath, R OBP: 0.321, SLG: 0.291 (1, 4)			FC4-6		G3				FC6	3	1	1	0	1	0	2											
Craig Robinson, R OBP: 0.273, SLG: 0.273 (1, 6)			FC4-6		F4				FC	4	1	1	0	0	0	5											
Max Leon, R OBP: 0.375, SLG: 0.400 Joe Nolan, L OBP: 0.375, SLG: 0.400 Frank LaCorte, R OBP: 0.111, SLG: 0.111 Dave Campbell, R OBP: 0.366, SLG: 0.465 (1, 1)			FC6-4		FC				6-3	1	1	0	0	0	0	1											
(5, PH)			FC6-4		2-3					1	1	1	0	0	0	0											
(6, 1)			BB		1B					1	0	0	1	0	0	1											
(7, 1)			1B		1B					1	0	0	0	0	0	0											
(9, 1)			1B		1B					0	0	0	0	0	0	0											
<b>Inning Stats</b>	R: 0 E: 0 K: 0 S: 3	H: 0 LOB: 0 BB: 0 P: 3	R: 0 E: 0 K: 0 S: 3	H: 1 LOB: 0 BB: 0 P: 3	R: 2 E: 0 K: 0 S: 6	H: 3 LOB: 2 BB: 1 P: 10	R: 0 E: 0 K: 0 S: 4	H: 1 LOB: 1 BB: 0 P: 4	R: 2 E: 0 K: 0 S: 8	H: 3 LOB: 1 BB: 0 P: 8	R: 2 E: 0 K: 0 S: 6	H: 2 LOB: 1 BB: 0 P: 6	R: 0 E: 0 K: 0 S: 4	H: 1 LOB: 3 BB: 2 P: 12	R: 2 E: 0 K: 0 S: 5	H: 2 LOB: 0 BB: 0 P: 5	1B: 10 2B: 2 3B: 1 HR: 1	SF: 0 SAC: 0 DP: 1 HBP: 0	WP: 0 PB: 0 SB: 3 CS: 0	PA: 40							
<b>PITCHER</b>	IP	WLS	BF	H	R	ER	SO	BB	IBB	HBP	BLK	WP	HR	S	P	ERA	WHIP										
Jackson Todd, R ERA: 4.18 Rick Baldwin, R ERA: 2.45 Bob Apodaca, R ERA: 3.13 Skip Lockwood, R ERA: 3.75 (1, 1)	4.1	L	21	8	4	4	4	1	0	0	0	0	0	7	7	18.00	2.000										
(5, 1)	1.0		5	2	2	2	1	0	0	0	0	0	0	7	15	0.00	1.200										
(6, 1)	1.2		9	1	0	0	0	1	1	0	0	0	0	7	15	0.00	1.200										
(8, 1)	1.0		5	2	2	2	0	0	0	0	0	0	1	5	5	18.00	2.000										



Batter	1	2	3	4	5	6	7	8	9	AB	R	H	RBI	BB	SO	LOB	TOP										
Lenny Randle, S (1.5) OBP: 0.405, SLG: 0.437	1-3		SH1-3 HR		1B 3B		CS 2B		K	5	2	3	0	0	1	0	<b>New York Mets @ Atlanta Braves</b> Atlanta-Fulton County Stadium, Atlanta, GA Wed Jun 15 1977, 7:05 PM EDT Att: 6,343 - Unknown										
Bud Harrelson, S (1.6) OBP: 0.255, SLG: 0.255	SH1-3 1B		SH1-3		3B		F7		6-3	4	2	2	0	0	0	1											
Bruce Boicclair, L (1.7) OBP: 0.355, SLG: 0.389	SH1-3		HR		P6			1B 6-3		2	2	1	2	1	0	2											
John Milner, L (1.3) OBP: 0.366, SLG: 0.477	FC6 1B		F5					F8		4	0	2	3	0	0	1											
Ed Kranepool, L (1.9) OBP: 0.346, SLG: 0.486 Mike Vail, R (8. PR) OBP: 0.409, SLG: 0.500	FC6		4-3		4-3			6-3 1B		4	0	1	0	0	0	2											
John Stearns, R (1.2) OBP: 0.364, SLG: 0.460								6-3		4	0	1	1	0	1	1											
Lee Mazzilli, S (1.8) OBP: 0.305, SLG: 0.280			L8		5-3			F9		3	0	0	0	1	0	1											
Felix Millan, R (1.4) OBP: 0.234, SLG: 0.243			FC4-6		F8			5-3		4	0	0	0	0	0	3											
Jon Matlack, L (1.1) OBP: 0.194, SLG: 0.111 Bob Apodaca, R (7.1) OBP: 1.000, SLG: 1.000 Mike Phillips, L (9. PH) OBP: 0.244, SLG: 0.291 Skip Lockwood, R (9.1) OBP: 0.286, SLG: 0.286	FC4-6		FC4-6		6-3			6-3		3	0	0	0	0	0	1											
<b>Inning Stats</b>	R: 1 E: 0 K: 0 S: 5	H: 2 LOB: 1 BB: 0 P: 5	R: 0 E: 0 K: 0 S: 4	H: 1 LOB: 1 BB: 0 P: 4	R: 2 E: 0 K: 0 S: 5	H: 2 LOB: 0 BB: 0 P: 5	R: 0 E: 0 K: 0 S: 3	H: 0 LOB: 0 BB: 0 P: 3	R: 2 E: 0 K: 1 S: 6	H: 3 LOB: 1 BB: 0 P: 6	R: 0 E: 0 K: 0 S: 5	H: 0 LOB: 0 BB: 0 P: 5	R: 0 E: 0 K: 0 S: 3	H: 1 LOB: 0 BB: 0 P: 3	R: 1 E: 0 K: 0 S: 4	H: 1 LOB: 2 BB: 0 P: 12		R: 0 E: 0 K: 1 S: 5	H: 0 LOB: 0 BB: 0 P: 5	1B: 6 2B: 2 3B: 1 HR: 1	SF: 0 SAC: 2 DP: 0 HBP: 0	WP: 0 PB: 0 CS: 1	PA: 38				
<b>PITCHER</b>	IP	WLS	BF	H	R	ER	SO	BB	IBB	HBP	BLK	WP	HR	S	P	ERA	WHIP										
Joey McLaughlin, R (1.1) ERA: 18.0	4.2		21	7	5	5	0	0	0	0	0	0	1	21	2	9.64	1.500										
Don Collins, L (5.1) ERA: 5.06	0.1		2	1	0	0	0	0	0	0	0	0	0	2	2	0.00	3.000										
Steve Kline, R (6.1) ERA: 2.89	2.0		6	1	0	0	1	0	0	0	0	0	0	8	8	0.00	0.500										
Buzz Capra, R (8.1) ERA: 7.05	0.1	L	3	1	1	1	0	1	0	0	0	0	0	2	6	27.00	6.000										
Rick Camp, R (8.1) ERA: 3.33	1.2		6	0	0	0	1	0	1	0	0	0	0	7	11	0.00	0.000										

AB	34
R	6
H	10
RBI	6
BB	2
SO	2
LOB	12



Batter	1	2	3	4	5	6	7	8	9	AB	R	H	RBI	BB	SO	LOB	BOTTOM										
Barry Bonnell, R (1.8) OBP: 0.414, SLG: 0.408			F9		6-3		4-3			3	0	0	0	1	0	1	<b>New York Mets @ Atlanta Braves</b> Atlanta-Fulton County Stadium, Atlanta, GA Wed Jun 15 1977, 7:05 PM EDT Att: 6,343 - Unknown										
Jerry Royster, R (1.5) OBP: 0.303, SLG: 0.284	P4				F3		F8		F7	4	0	0	0	0	0	1											
Willie Montanez, L (1.3) OBP: 0.340, SLG: 0.487	F8				K		K		F2	4	0	0	0	0	2	1											
Jeff Burroughs, R (1.9) OBP: 0.356, SLG: 0.513	K				HR		4-3		5-3	4	1	1	1	0	1	1											
Gary Matthews, R (1.7) OBP: 0.362, SLG: 0.452		L8			F9				4-3	4	1	1	0	0	0	0											
Biff Pocoreba, S (1.2) OBP: 0.376, SLG: 0.486		6-3					F8		F6	4	0	1	0	0	0	1											
Rod Gilbreath, R (1.4) OBP: 0.319, SLG: 0.290		5-3			G5-4-3				K	4	1	1	0	0	1	1											
Craig Robinson, R (1.6) OBP: 0.308, SLG: 0.250 Tom Paciorek, R (7. PH) OBP: 0.271, SLG: 0.372 Rowland Office, L (7. PH) OBP: 0.291, SLG: 0.318 Rick Capra, R (8.1) OBP: 0.286, SLG: 0.286			1-3				6-3			1	1	0	0	1	0	0											
Joey McLaughlin, R (1.1) Don Collins, R (5.1) Cito Gaston, R (5. PH) Steve Kline, R (6.1) Darrel Chaney, S (7. PH) OBP: 0.308, SLG: 0.301			K				6-3		6-3	0	0	0	0	0	0	0											
<b>Inning Stats</b>	R: 0 E: 0 K: 1 S: 5	H: 0 LOB: 1 BB: 1 P: 9	R: 0 E: 0 K: 0 S: 3	H: 0 LOB: 0 BB: 0 P: 3	R: 0 E: 0 K: 1 S: 5	H: 0 LOB: 0 BB: 0 P: 5	R: 1 E: 0 K: 1 S: 6	H: 1 LOB: 0 BB: 0 P: 6	R: 2 E: 0 K: 0 S: 4	H: 2 LOB: 1 BB: 1 P: 8	R: 0 E: 0 K: 1 S: 5	H: 0 LOB: 0 BB: 0 P: 5	R: 2 E: 0 K: 0 S: 6	H: 3 LOB: 1 BB: 0 P: 6	R: 0 E: 0 K: 0 S: 3	H: 0 LOB: 0 BB: 0 P: 3		R: 0 E: 0 K: 1 S: 5	H: 0 LOB: 0 BB: 0 P: 5	1B: 4 2B: 0 3B: 0 HR: 2	SF: 0 SAC: 0 DP: 1 HBP: 0	WP: 0 PB: 0 CS: 0	PA: 34				
<b>PITCHER</b>	IP	WLS	BF	H	R	ER	SO	BB	IBB	HBP	BLK	WP	HR	S	P	ERA	WHIP										
Jon Matlack, L (1.1) ERA: 3.96	6.1		25	5	5	5	4	2	0	0	0	0	0	31	3	7.11	1.105										
Bob Apodaca, R (7.1) ERA: 2.97	1.2	W	6	1	0	0	0	0	0	0	0	0	0	6	6	0.00	0.600										
Skip Lockwood, R (9.1) ERA: 3.65	1.0	S	3	0	0	0	1	0	0	0	0	0	0	5	5	0.00	0.000										

AB	32
R	5
H	6
RBI	5
BB	2
SO	5
LOB	7





Batter	1	2	3	4	5	6	7	8	9	AB	R	H	RBI	BB	SO	LOB	TOP				
Barry Bonnell, R OBP: 0.408, SLG: 0.403 (1, 8)	6-3		5-3			F7		1B		4	0	1	0	0	0	0	<b>Atlanta Braves @ Philadelphia Phillies</b> Veterans Stadium, Philadelphia, PA Fri Jun 17 1977, 7:05 PM EDT Att: 37,143 - Unknown				
Jerry Royster, R OBP: 0.303, SLG: 0.285 Biff Pocoroba, S OBP: 0.376, SLG: 0.483 Junior Moore, R OBP: 0.327, SLG: 0.365 (1, 5)	4-3		L4			HR		L4		3	1	1	0	0	0	0					
Willie Montanez, L OBP: 0.343, SLG: 0.487 (1, 3)	HR			6-3		F7		1B		4	1	2	1	0	0	1					
Jeff Burroughs, R OBP: 0.358, SLG: 0.538 (1, 9)	HR			K		HR		K		4	2	2	4	0	2	2					
Gary Matthews, R OBP: 0.355, SLG: 0.443 Steve Kline, R (8, 1)	F9			4-3		P4		4-3		4	0	0	0	0	0	2					
Vic Cornell, R OBP: 0.333, SLG: 0.438 (1, 2)										4	0	1	0	0	1	0					
Rod Gilbreath, R OBP: 0.317, SLG: 0.289 (1, 4)	4-3							1B		4	0	1	0	0	1	0					
Craig Robinson, R OBP: 0.313, SLG: 0.267 Joe Nolan, L OBP: 0.353, SLG: 0.375 (9, PH)	6-3							1B		3	0	1	0	0	0	0					
Andy Messersmith, R OBP: 0.297, SLG: 0.269 Rowland Office, L OBP: 0.254, SLG: 0.315 (8, PH)			5-3			G1		BB		2	0	0	0	0	0	1					
Inning Stats	R: 2 E: 0 K: 0 S: 5	H: 2 LOB: 0 BB: 0 P: 5	R: 0 E: 0 K: 1 S: 5	H: 0 LOB: 0 BB: 0 P: 5	R: 0 E: 0 K: 0 S: 3	H: 0 LOB: 0 BB: 0 P: 3	R: 0 E: 0 K: 1 S: 5	H: 1 LOB: 1 BB: 0 P: 6	R: 2 E: 0 K: 0 S: 5	H: 2 LOB: 0 BB: 0 P: 5	R: 0 E: 0 K: 0 S: 3	H: 0 LOB: 0 BB: 0 P: 3	R: 1 E: 0 K: 0 S: 7	H: 2 LOB: 2 BB: 1 P: 11	R: 0 E: 0 K: 0 S: 4	H: 2 LOB: 1 BB: 0 P: 4	1B: 7 2B: 0 3B: 0 HR: 2	SF: 0 SAC: 0 DP: 1 HBP: 0	WP: 0 PB: 0 SB: 1 CS: 0	PA: 36	
PITCHER	IP	WLS	BF	H	R	ER	SO	BB	IBB	HBP	BLK	WP	HR	S	P	ERA	WHIP				
Larry Christenson, R ERA: 5.4 Ron Reed, R ERA: 2.4 (1, 1)	7.0	W	28	6	5	5	3	1	0	0	0	0	2	33	37	6.43	1.000				
(8, 1)	2.0	S	8	3	0	0	1	0	0	0	0	0	0	10	10	0.00	1.500				

Batter	1	2	3	4	5	6	7	8	9	AB	R	H	RBI	BB	SO	LOB	BOTTOM			
Garry Maddox, R OBP: 0.313, SLG: 0.433 (1, 8)	1B									5	2	3	0	0	1	1	<b>Atlanta Braves @ Philadelphia Phillies</b> Veterans Stadium, Philadelphia, PA Fri Jun 17 1977, 7:05 PM EDT Att: 37,143 - Unknown			
Jay Johnstone, L OBP: 0.309, SLG: 0.364 (1, 9)	F7									5	2	2	1	0	1	3				
Mike Schmidt, R OBP: 0.365, SLG: 0.539 (1, 5)	F9									4	2	1	2	1	2	2				
Greg Luzinski, R OBP: 0.382, SLG: 0.683 Jerry Martin, R OBP: 0.356, SLG: 0.495 (8, 7)	F9									3	2	2	3	1	0	1				
Richie Hebner, L OBP: 0.397, SLG: 0.537 (1, 3)										4	2	2	4	0	1	1				
Bob Boone, R OBP: 0.310, SLG: 0.374 (1, 2)	1B									4	1	2	0	0	0	1				
Larry Bowa, S OBP: 0.306, SLG: 0.344 (1, 6)	F9									4	0	1	0	0	0	2				
Ted Sizemore, R OBP: 0.327, SLG: 0.344 (1, 4)	1B									4	0	1	1	0	0	1				
Larry Christenson, R ERA: 4.48 Ron Reed, R ERA: 5.23 (1, 1)	7.0	L	34	11	8	8	7	1	1	0	0	0	0	1	1	1.714	<b>Phillies</b>			
(8, 1)	1.0		6	3	3	3	1	0	0	0	0	1	0	1	8	8		27.00	3.000	
Inning Stats	R: 0 E: 0 K: 0 S: 4	H: 1 LOB: 1 BB: 0 P: 4	R: 2 E: 0 K: 1 S: 8	H: 3 LOB: 1 BB: 0 P: 8	R: 3 E: 0 K: 1 S: 7	H: 2 LOB: 0 BB: 1 P: 11	R: 0 E: 0 K: 1 S: 6	H: 1 LOB: 1 BB: 0 P: 6	R: 0 E: 0 K: 0 S: 3	H: 1 LOB: 0 BB: 0 P: 3	R: 3 E: 0 K: 3 S: 12	H: 2 LOB: 1 BB: 1 P: 16	R: 3 E: 0 K: 1 S: 8	H: 3 LOB: 0 BB: 0 P: 8	1B: 7 2B: 3 3B: 0 HR: 4	SF: 0 SAC: 0 DP: 1 HBP: 0	WP: 1 PB: 0 SB: 1 CS: 0	PA: 40		
PITCHER	IP	WLS	BF	H	R	ER	SO	BB	IBB	HBP	BLK	WP	HR	S	P	ERA	WHIP			
Andy Messersmith, R Steve Kline, R (8, 1)	7.0	L	34	11	8	8	7	1	1	0	0	0	1	1	1	1.714				
(8, 1)	1.0		6	3	3	3	1	0	0	0	0	1	0	1	8	8	27.00	3.000		







Batter	1	2	3	4	5	6	7	8	9	AB	R	H	RBI	BB	SO	LOB	TOP					
Barry Bonnell, R OBP: 0.389, SLG: 0.380 (1, 8)	F8			K		F8		K2-3		4	0	0	0	0	2	2	<b>Atlanta Braves @ Philadelphia Phillies</b> Veterans Stadium, Philadelphia, PA Sun Jun 19 1977, 3:33 AM EDT Att: 40,126 - Unknown					
Jerry Royster, R OBP: 0.296, SLG: 0.275 (1, 5) (8, 6)	4-3			F3		FC6-4		6-3		4	0	0	0	0	0	2						
Willie Montanez, L OBP: 0.352, SLG: 0.497 (1, 3)	F8			P8						4	1	2	0	0	0	0						
Jeff Burroughs, R OBP: 0.359, SLG: 0.530 (1, 9)		K			F8					4	0	1	1	0	2	1						
Gary Matthews, R OBP: 0.339, SLG: 0.421 (1, 7)		K			5-3					4	0	0	0	0	2	2						
Vic Correll, R OBP: 0.330, SLG: 0.424 (1, 2)		1-3								3	0	0	0	1	1	2						
Rod Gilbreath, R OBP: 0.318, SLG: 0.293 (1, 4)				K		G3				4	0	0	0	0	1	2						
Craig Robinson, R OBP: 0.250, SLG: 0.211 Junior Moore, R OBP: 0.331, SLG: 0.369 (8, PH) (8, 5)			3-4				P8			2	0	0	0	0	0	0						
Steve Hargan, R Don Collins, R Tom Paciorek, R Buzz Capra, R Cito Gaston, R Dave Campbell, R (1, 1) (3, 1) (6, PH) (6, 1) (8, PH) (8, 1)				K						1	0	0	0	0	1	0						
<b>Inning Stats</b>	R: 0 E: 0 K: 0 S: 3	H: 0 LOB: 0 BB: 0 P: 3	R: 0 E: 0 K: 2 S: 7	H: 0 LOB: 0 BB: 0 P: 7	R: 0 E: 0 K: 2 S: 7	H: 0 LOB: 0 BB: 0 P: 7	R: 0 E: 0 K: 1 S: 5	H: 0 LOB: 0 BB: 0 P: 5	R: 0 E: 0 K: 0 S: 3	H: 1 LOB: 1 BB: 0 P: 7	R: 0 E: 0 K: 1 S: 4	H: 1 LOB: 1 BB: 0 P: 4	R: 0 E: 0 K: 1 S: 6	H: 1 LOB: 1 BB: 0 P: 6	R: 1 E: 0 K: 1 S: 7	H: 2 LOB: 1 BB: 0 P: 7		R: 1 E: 0 K: 2 S: 9	H: 2 LOB: 1 BB: 0 P: 9	1B: 3 2B: 3 3B: 0 HR: 0	SF: 0 SAC: 0 DP: 0 HBP: 0	WP: 0 PB: 0 SB: 0 CS: 0
<b>PITCHER</b> Steve Carlton, L ERA: 2.99 (1, 1)	IP: 9.0 WLS: W BF: 34 H: 6 R: 2 ER: 2 SO: 9 BB: 1 IBB: 0 HBP: 0 BLK: 0 WP: 0 HR: 0 S: 51 P: 55 ERA: 2.00 WHIP: 0.778															<b>PITCHER</b> Steve Carlton, L ERA: 2.99 (1, 1)	IP: 9.0 WLS: W BF: 34 H: 6 R: 2 ER: 2 SO: 9 BB: 1 IBB: 0 HBP: 0 BLK: 0 WP: 0 HR: 0 S: 51 P: 55 ERA: 2.00 WHIP: 0.778					

AB 33  
R 2  
H 6  
RBI 2  
BB 1  
SO 9  
LOB 11



Batter	1	2	3	4	5	6	7	8	9	AB	R	H	RBI	BB	SO	LOB	BOTTOM	
Garry Maddox, R OBP: 0.316, SLG: 0.434 (1, 8)	P3	F8		5-3						4	0	1	0	0	0	1	<b>Atlanta Braves @ Philadelphia Phillies</b> Veterans Stadium, Philadelphia, PA Sun Jun 19 1977, 3:33 AM EDT Att: 40,126 - Unknown	
Bake McBride, L OBP: 0.294, SLG: 0.409 (1, 9)	F7									4	1	1	0	0	0	1		
Mike Schmidt, R OBP: 0.366, SLG: 0.537 (1, 5)										3	1	2	0	1	0	1		
Greg Luzinski, R OBP: 0.380, SLG: 0.667 (1, 7)										3	0	1	1	1	1	1		
Richie Hebner, L OBP: 0.404, SLG: 0.521 (1, 3)										4	1	1	0	0	0	4		
Tim McCarver, L OBP: 0.421, SLG: 0.492 (1, 2)										4	1	1	0	0	1	2		
Larry Bowa, S OBP: 0.305, SLG: 0.339 (1, 6)										4	0	2	0	0	0	2		
Ted Sizemore, R OBP: 0.330, SLG: 0.344 (1, 4)										3	0	0	0	1	0	3		
Steve Carlton, L OBP: 0.268, SLG: 0.316 (1, 1)										3	0	1	1	0	1	1		
<b>Inning Stats</b>	R: 1 E: 0 K: 1 S: 6	H: 1 LOB: 0 BB: 0 P: 6	R: 2 E: 1 K: 0 S: 6	H: 3 LOB: 1 BB: 0 P: 6	R: 1 E: 0 K: 1 S: 8	H: 3 LOB: 2 BB: 0 P: 8	R: 0 E: 0 K: 1 S: 4	H: 0 LOB: 0 BB: 1 P: 8	R: 0 E: 0 K: 0 S: 3	H: 1 LOB: 3 BB: 2 P: 12	R: 0 E: 0 K: 0 S: 3	H: 1 LOB: 0 BB: 0 P: 3	R: 0 E: 0 K: 0 S: 3	H: 1 LOB: 0 BB: 0 P: 3	1B: 8 2B: 1 3B: 1 HR: 0	SF: 0 SAC: 0 DP: 2 HBP: 0		WP: 3 PB: 0 SB: 3 CS: 1
<b>PITCHER</b> Steve Hargan, R ERA: 6.34 Don Collins, L ERA: 4.6 Buzz Capra, R ERA: 6.75 Dave Campbell, R ERA: 3.7 (1, 1) (3, 1) (6, 1) (8, 1)	IP: 2.1 WLS: L BF: 14 H: 7 R: 4 ER: 2 SO: 1 BB: 0 IBB: 0 HBP: 0 BLK: 0 WP: 0 HR: 0 S: 16 P: 16 ERA: 7.71 WHIP: 3.000															<b>PITCHER</b> Steve Hargan, R ERA: 6.34 Don Collins, L ERA: 4.6 Buzz Capra, R ERA: 6.75 Dave Campbell, R ERA: 3.7 (1, 1) (3, 1) (6, 1) (8, 1)	IP: 2.1 WLS: L BF: 14 H: 7 R: 4 ER: 2 SO: 1 BB: 0 IBB: 0 HBP: 0 BLK: 0 WP: 0 HR: 0 S: 16 P: 16 ERA: 7.71 WHIP: 3.000	

AB 32  
R 4  
H 10  
RBI 2  
BB 3  
SO 3  
LOB 16





Batter	1	2	3	4	5	6	7	8	9	10	11	AB	R	H	RBI	BB	SO	LOB	TOP			
Barry Bonnell, R OBP: 0.383, SLG: 0.374 (1, 8)	K 0-3 ①		F9 0-0 ①					K 0-3 ①			K 0-3 ①	5	0	1	0	0	3	0				
Junior Moore, R OBP: 0.330, SLG: 0.362 Jerry Royster, R OBP: 0.295, SLG: 0.273 (1, 5) (8, 5)	HR 4-0 ②		K 0-3 ②		4-3 0-0 ③			F9 0-0 ②			1-4-3 0-0 ②	3	1	0	0	1	1	1				
Willie Montanez, L OBP: 0.354, SLG: 0.512 (1, 3)	HR 0-0 ①							F8 0-0 ③			K 0-3 ③	5	1	2	2	0	1	0				
Jeff Burroughs, R OBP: 0.358, SLG: 0.524 Rowland Office, L OBP: 0.302, SLG: 0.346 (1, 9) (9, 8)	1-3 4-0 ②		K 0-3 ③					F9 0-0 ②			F8 0-0 ②	3	0	0	0	1	1	1				
Gary Matthews, R OBP: 0.333, SLG: 0.413 (1, 7)	1-3 0-0 ②							6-3 0-0 ③			F8 0-0 ②	4	0	0	0	0	1	1				
Vic Cornell, R OBP: 0.318, SLG: 0.406 (1, 2)	K 0-3 ③							F3 0-0 ①			K 0-3 ③	4	0	0	0	0	2	1				
Rod Gilbreath, R OBP: 0.316, SLG: 0.292 (1, 4)			P4 0-0 ①		F4 0-0 ①			CS 1B 0-0 ②			5-3 0-0 ①	4	0	1	0	0	0	0				
Darrel Chaney, S OBP: 0.299, SLG: 0.371 (1, 6)			6-3 0-0 ②					K 0-3 ①			K 0-3 ②	4	0	1	0	0	2	0				
Andy Messersmith, R OBP: 0.368, SLG: 0.341 Joe Nolan, L OBP: 0.389, SLG: 0.389 Don Collins, R (1, 1) (10, PH) (10, 1)			6-3 0-0 ③					F9 0-0 ②			K 0-3 ③	3	0	0	0	0	0	1				
<b>Inning Stats</b>	R: 2 E: 0 K: 2 S: 8	H: 1 LOB: 1 BB: 2 P: 16	R: 0 E: 0 K: 0 S: 3	H: 0 LOB: 0 BB: 0 P: 3	R: 0 E: 0 K: 2 S: 8	H: 1 LOB: 1 BB: 0 P: 8	R: 0 E: 0 K: 1 S: 5	H: 0 LOB: 0 BB: 0 P: 5	R: 0 E: 0 K: 1 S: 6	H: 1 LOB: 1 BB: 0 P: 6	R: 0 E: 0 K: 1 S: 5	H: 0 LOB: 0 BB: 0 P: 5	R: 0 E: 0 K: 1 S: 7	H: 0 LOB: 0 BB: 0 P: 7	R: 0 E: 0 K: 2 S: 7	H: 0 LOB: 0 BB: 0 P: 7	1B: 3 2B: 0 3B: 1 HR: 1	SF: 0 SAC: 0 DP: 0 HBP: 0	WP: 0 PB: 0 SB: 0 CS: 1	PA: 39		
<b>PITCHER</b>	IP ERA WLS BF H R ER SO BB IBB HBP BLK WP HR S P ERA WHIP	IP ERA WLS BF H R ER SO BB IBB HBP BLK WP HR S P ERA WHIP	IP ERA WLS BF H R ER SO BB IBB HBP BLK WP HR S P ERA WHIP	IP ERA WLS BF H R ER SO BB IBB HBP BLK WP HR S P ERA WHIP	IP ERA WLS BF H R ER SO BB IBB HBP BLK WP HR S P ERA WHIP	IP ERA WLS BF H R ER SO BB IBB HBP BLK WP HR S P ERA WHIP	IP ERA WLS BF H R ER SO BB IBB HBP BLK WP HR S P ERA WHIP	IP ERA WLS BF H R ER SO BB IBB HBP BLK WP HR S P ERA WHIP	IP ERA WLS BF H R ER SO BB IBB HBP BLK WP HR S P ERA WHIP	IP ERA WLS BF H R ER SO BB IBB HBP BLK WP HR S P ERA WHIP	IP ERA WLS BF H R ER SO BB IBB HBP BLK WP HR S P ERA WHIP	IP ERA WLS BF H R ER SO BB IBB HBP BLK WP HR S P ERA WHIP	IP ERA WLS BF H R ER SO BB IBB HBP BLK WP HR S P ERA WHIP	IP ERA WLS BF H R ER SO BB IBB HBP BLK WP HR S P ERA WHIP	IP ERA WLS BF H R ER SO BB IBB HBP BLK WP HR S P ERA WHIP	IP ERA WLS BF H R ER SO BB IBB HBP BLK WP HR S P ERA WHIP	IP ERA WLS BF H R ER SO BB IBB HBP BLK WP HR S P ERA WHIP	IP ERA WLS BF H R ER SO BB IBB HBP BLK WP HR S P ERA WHIP	IP ERA WLS BF H R ER SO BB IBB HBP BLK WP HR S P ERA WHIP	IP ERA WLS BF H R ER SO BB IBB HBP BLK WP HR S P ERA WHIP	IP ERA WLS BF H R ER SO BB IBB HBP BLK WP HR S P ERA WHIP	
Jon Matlack, L ERA: 3.82 Skip Lockwood, R ERA: 3.29 Rick Baldwin, R ERA: 3.97 (1, 1) (9, 1) (11, 1)	IP ERA WLS BF H R ER SO BB IBB HBP BLK WP HR S P ERA WHIP	IP ERA WLS BF H R ER SO BB IBB HBP BLK WP HR S P ERA WHIP	IP ERA WLS BF H R ER SO BB IBB HBP BLK WP HR S P ERA WHIP	IP ERA WLS BF H R ER SO BB IBB HBP BLK WP HR S P ERA WHIP	IP ERA WLS BF H R ER SO BB IBB HBP BLK WP HR S P ERA WHIP	IP ERA WLS BF H R ER SO BB IBB HBP BLK WP HR S P ERA WHIP	IP ERA WLS BF H R ER SO BB IBB HBP BLK WP HR S P ERA WHIP	IP ERA WLS BF H R ER SO BB IBB HBP BLK WP HR S P ERA WHIP	IP ERA WLS BF H R ER SO BB IBB HBP BLK WP HR S P ERA WHIP	IP ERA WLS BF H R ER SO BB IBB HBP BLK WP HR S P ERA WHIP	IP ERA WLS BF H R ER SO BB IBB HBP BLK WP HR S P ERA WHIP	IP ERA WLS BF H R ER SO BB IBB HBP BLK WP HR S P ERA WHIP	IP ERA WLS BF H R ER SO BB IBB HBP BLK WP HR S P ERA WHIP	IP ERA WLS BF H R ER SO BB IBB HBP BLK WP HR S P ERA WHIP	IP ERA WLS BF H R ER SO BB IBB HBP BLK WP HR S P ERA WHIP	IP ERA WLS BF H R ER SO BB IBB HBP BLK WP HR S P ERA WHIP	IP ERA WLS BF H R ER SO BB IBB HBP BLK WP HR S P ERA WHIP	IP ERA WLS BF H R ER SO BB IBB HBP BLK WP HR S P ERA WHIP	IP ERA WLS BF H R ER SO BB IBB HBP BLK WP HR S P ERA WHIP	IP ERA WLS BF H R ER SO BB IBB HBP BLK WP HR S P ERA WHIP	IP ERA WLS BF H R ER SO BB IBB HBP BLK WP HR S P ERA WHIP	IP ERA WLS BF H R ER SO BB IBB HBP BLK WP HR S P ERA WHIP

Atlanta Braves @ New York Mets  
Shea Stadium, Flushing, NY  
Tue Jun 21 1977, 7:05 PM EDT  
Att: 10,613 - Unknown

AB 37  
R 2  
H 5  
RBI 2  
BB 2  
SO 12  
LOB 5



Batter	1	2	3	4	5	6	7	8	9	10	11	AB	R	H	RBI	BB	SO	LOB	BOTTOM					
Lenny Randle, S OBP: 0.388, SLG: 0.400 (1, 5)	K 0-3 ①		6-3 0-0 ①			6-3 0-0 ①		2B G3-2 BB 4-0 ②		S BLK BB 4-0 ②		3	0	0	0	2	1	0						
Bud Harrelson, S OBP: 0.263, SLG: 0.252 (1, 6)	2B WP BB 4-0 ②		4-3 0-0 ②			BB BB 4-0 ②		1-3 2B 4-0 ②		1-2 BB 4-0 ②		2	1	1	0	3	0	0						
Bruce Boisclair, L OBP: 0.348, SLG: 0.392 Lee Mazzilli, S OBP: 0.302, SLG: 0.274 (1, 8) (10, PH) (11, 8)	K 0-3 ②		K 0-3 ③			K 0-3 ②		BB 4-0 ②		1-2 3 IBB 4-0 ②		3	0	0	0	1	3	2						
John Milner, L OBP: 0.383, SLG: 0.509 (1, 3)	WP 2B 1-3 0-0 ③					F8 0-0 ①		G3-2 BB 0-0 ②		3-4 BB 0-0 ③		4	0	1	0	1	1	6						
Ed Kranepool, L OBP: 0.343, SLG: 0.509 Rick Baldwin, L (1, 7) (11, 1)	F9 0-0 ③					G4-6-3 1B 0-0 ③		F9 0-0 ③			F8 0-0 ③	5	1	2	1	0	0	6						
Mike Vail, R OBP: 0.383, SLG: 0.470 (1, 9)			5-3 0-0 ③			G4-6-3 1-2 0-0 ③		F5 0-0 ①		1-3 0-0 ①		5	0	0	0	0	0	1						
John Stearns, R OBP: 0.370, SLG: 0.486 (1, 2)						5-3 0-0 ①		K 0-3 ②		K 0-3 ②		5	1	2	0	0	2	0						
Felix Millan, R OBP: 0.245, SLG: 0.245 (1, 4)			FC5-4 1B 0-0 ②			F9 0-0 ②		K 0-3 ③		5-3 0-0 ③		4	1	0	0	1	1	1						
Jon Matlack, L SLG: 0.103 Bobby Valentine, R OBP: 0.256, SLG: 0.261 Skip Lockwood, R OBP: 0.295, SLG: 0.286 Jerry Grote, R OBP: 0.326, SLG: 0.310 Steve Henderson, R OBP: 0.300, SLG: 0.200 (1, 1) (8, PH) (9, 1) (10, PH) (11, 7)	F2 0-0 ③					5-3 0-0 ③		F3 0-0 ①		6-3 0-0 ③		2	0	0	0	0	0	1						
<b>Inning Stats</b>	R: 1 E: 0 K: 2 S: 8	H: 1 LOB: 1 BB: 1 P: 12	R: 0 E: 0 K: 0 S: 4	H: 1 LOB: 1 BB: 0 P: 4	R: 0 E: 0 K: 1 S: 5	H: 0 LOB: 0 BB: 0 P: 5	R: 0 E: 0 K: 0 S: 3	H: 1 LOB: 0 BB: 0 P: 3	R: 0 E: 0 K: 1 S: 5	H: 0 LOB: 2 BB: 2 P: 13	R: 0 E: 0 K: 2 S: 7	H: 0 LOB: 0 BB: 0 P: 7	R: 0 E: 0 K: 0 S: 3	H: 1 LOB: 2 BB: 2 P: 11	R: 1 E: 0 K: 1 S: 6	H: 1 LOB: 0 BB: 0 P: 6	R: 0 E: 0 K: 1 S: 5	H: 0 LOB: 3 BB: 3 P: 17	R: 3 E: 0 K: 0 S: 3	H: 2 LOB: 0 BB: 1 P: 7	1B: 2 2B: 3 3B: 0 HR: 2	SF: 0 SAC: 0 DP: 2 HBP: 0	WP: 1 PB: 0 SB: 2 CS: 0	PA: 45
<b>PITCHER</b>	IP ERA WLS BF H R ER SO BB IBB HBP BLK WP HR S P ERA WHIP	IP ERA WLS BF H R ER SO BB IBB HBP BLK WP HR S P ERA WHIP	IP ERA WLS BF H R ER SO BB IBB HBP BLK WP HR S P ERA WHIP	IP ERA WLS BF H R ER SO BB IBB HBP BLK WP HR S P ERA WHIP	IP ERA WLS BF H R ER SO BB IBB HBP BLK WP HR S P ERA WHIP	IP ERA WLS BF H R ER SO BB IBB HBP BLK WP HR S P ERA WHIP	IP ERA WLS BF H R ER SO BB IBB HBP BLK WP HR S P ERA WHIP	IP ERA WLS BF H R ER SO BB IBB HBP BLK WP HR S P ERA WHIP	IP ERA WLS BF H R ER SO BB IBB HBP BLK WP HR S P ERA WHIP	IP ERA WLS BF H R ER SO BB IBB HBP BLK WP HR S P ERA WHIP	IP ERA WLS BF H R ER SO BB IBB HBP BLK WP HR S P ERA WHIP	IP ERA WLS BF H R ER SO BB IBB HBP BLK WP HR S P ERA WHIP	IP ERA WLS BF H R ER SO BB IBB HBP BLK WP HR S P ERA WHIP	IP ERA WLS BF H R ER SO BB IBB HBP BLK WP HR S P ERA WHIP	IP ERA WLS BF H R ER SO BB IBB HBP BLK WP HR S P ERA WHIP	IP ERA WLS BF H R ER SO BB IBB HBP BLK WP HR S P ERA WHIP	IP ERA WLS BF H R ER SO BB IBB HBP BLK WP HR S P ERA WHIP	IP ERA WLS BF H R ER SO BB IBB HBP BLK WP HR S P ERA WHIP	IP ERA WLS BF H R ER SO BB IBB HBP BLK WP HR S P ERA WHIP	IP ERA WLS BF H R ER SO BB IBB HBP BLK WP HR S P ERA WHIP	IP ERA WLS BF H R ER SO BB IBB HBP BLK WP HR S P ERA WHIP	IP ERA WLS BF H R ER SO BB IBB HBP BLK WP HR S P ERA WHIP	IP ERA WLS BF H R ER SO BB IBB HBP BLK WP HR S P ERA WHIP	

Atlanta Braves @ New York Mets  
Shea Stadium, Flushing, NY  
Tue Jun 21 1977, 7:05 PM EDT  
Att: 10,613 - Unknown

AB 36  
R 5  
H 7  
RBI 4  
BB 9  
SO 8  
LOB 17





Batter	1	2	3	4	5	6	7	8	9	AB	R	H	RBI	BB	SO	LOB	TOP			
Barry Bonnell, R (1,7) OBP: 0.383, SLG: 0.375										5	0	2	1	0	0	0	<p>Atlanta Braves @ New York Mets Shea Stadium, Flushing, NY Wed Jun 22 1977, 7:05 PM EDT Att: 12,087 - Unknown</p> <p>livebaseballscores.com</p> <p>AB 35 R 4 H 9 RBI 4 BB 2 SO 3 LOB 11</p>			
Junior Moore, R (1,5) OBP: 0.330, SLG: 0.361										3	0	1	0	0	0	0				
Jerry Royster, R (8, FR) OBP: 0.294, SLG: 0.272										1	0	0	0	0	0	2				
Willie Montanez, L (1,3) OBP: 0.346, SLG: 0.500										4	1	0	0	0	0	3				
Jeff Burroughs, R (1,9) OBP: 0.360, SLG: 0.522										3	0	1	0	1	1	1				
Rowland Office, L (1,8) OBP: 0.308, SLG: 0.350										4	1	2	1	0	0	1				
Biff Pocoreba, S (1,2) OBP: 0.374, SLG: 0.497										3	1	1	2	1	0	0				
Rod Gilbreath, R (1,4) OBP: 0.315, SLG: 0.291										4	1	1	0	0	0	3				
Darrel Chaney, S (1,6) OBP: 0.287, SLG: 0.355										4	0	0	0	0	2	1				
Phil Niekro, R (1,1) OBP: 0.217, SLG: 0.200										4	0	1	0	0	0	0				
<b>Inning Stats</b>	R: 0 E: 0 K: 0 S: 4	H: 1 LOB: 1 BB: 0 P: 4	R: 2 E: 0 K: 0 S: 5	H: 2 LOB: 0 BB: 0 P: 5	R: 0 E: 0 K: 1 S: 3	H: 0 LOB: 0 BB: 0 P: 3	R: 0 E: 0 K: 1 S: 5	H: 0 LOB: 0 BB: 0 P: 5	R: 0 E: 0 K: 0 S: 5	H: 2 LOB: 3 BB: 2 P: 13	R: 0 E: 0 K: 0 S: 3	H: 0 LOB: 0 BB: 0 P: 3	R: 0 E: 1 K: 0 S: 4	H: 1 LOB: 1 BB: 0 P: 4	R: 1 E: 0 K: 1 S: 8	H: 3 LOB: 2 BB: 0 P: 8	1B: 8 2B: 0 3B: 0 HR: 1	SF: 0 SAC: 1 DP: 1 HBP: 0	WP: 0 PB: 0 SB: 0 CS: 0	PA: 38
<b>PITCHER</b>	IP WLS BF H R ER SO BB IBB HBP BLK WP HR S P ERA WHIP																			
Nino Espinosa, R (1,1) ERA: 3.91	6.0 L 25 5 3 3 2 2 0 0 0 0 1 27 35 4.50 1.167																			
Rick Baldwin, R (7,1) ERA: 3.38	2.0 7 1 0 0 0 0 0 0 0 0 0 7 7 0.00 0.500																			
Jackson Todd, R (9,1) ERA: 4.34	1.0 6 3 1 1 1 0 0 0 0 0 0 8 8 9.00 3.000																			

Batter	1	2	3	4	5	6	7	8	9	AB	R	H	RBI	BB	SO	LOB	BOTTOM					
Lenny Randle, S (1,5) OBP: 0.395, SLG: 0.405										3	0	2	0	1	0	0	<p>Atlanta Braves @ New York Mets Shea Stadium, Flushing, NY Wed Jun 22 1977, 7:05 PM EDT Att: 12,087 - Unknown</p> <p>livebaseballscores.com</p> <p>AB 34 R 1 H 11 RBI 1 BB 4 SO 5 LOB 25</p>					
Doug Flynn, R (8,5) OBP: 0.244, SLG: 0.308										1	0	0	0	0	1	0						
Bud Harrelson, S (1,6) OBP: 0.281, SLG: 0.250										5	0	1	0	0	0	5						
Steve Henderson, R (1,7) OBP: 0.400, SLG: 0.571										4	0	2	0	1	0	2						
John Milner, L (1,3) OBP: 0.378, SLG: 0.497										4	0	0	0	1	1	4						
Bruce Boisclair, L (1,9) OBP: 0.345, SLG: 0.387										4	0	1	0	0	0	3						
Jerry Grote, R (1,2) OBP: 0.333, SLG: 0.310										0	0	0	0	0	0	0						
John Stearns, R (3,2) OBP: 0.374, SLG: 0.486										2	1	1	0	1	1	0						
Lee Mazzilli, S (1,8) OBP: 0.305, SLG: 0.282										4	0	2	0	0	0	2						
Felix Millan, R (1,4) OBP: 0.250, SLG: 0.251										3	0	2	1	0	1	2						
Nino Espinosa, R (1,1) OBP: 0.200, SLG: 0.167										2	0	0	0	0	0	4						
Bobby Valentine, R (6, PH) OBP: 0.253, SLG: 0.257										1	0	0	0	0	0	2						
Rick Baldwin, L (7,1) OBP: 0.374, SLG: 0.486										0	0	0	0	0	0	0						
Ed Kranepool, L (8, PH) OBP: 0.343, SLG: 0.506										1	0	0	0	0	1	1						
Jackson Todd, R (9,1) OBP: 0.343, SLG: 0.143										0	0	0	0	0	0	0						
<b>Inning Stats</b>	R: 0 E: 0 K: 0 S: 4	H: 1 LOB: 2 BB: 1 P: 8	R: 0 E: 0 K: 0 S: 4	H: 2 LOB: 3 BB: 1 P: 9	R: 0 E: 0 K: 0 S: 3	H: 1 LOB: 0 BB: 0 P: 3	R: 0 E: 0 K: 1 S: 6	H: 1 LOB: 1 BB: 0 P: 6	R: 0 E: 0 K: 0 S: 3	H: 1 LOB: 1 BB: 1 P: 7	R: 0 E: 0 K: 1 S: 7	H: 2 LOB: 2 BB: 0 P: 7	R: 0 E: 0 K: 1 S: 6	H: 1 LOB: 1 BB: 0 P: 6	R: 1 E: 0 K: 1 S: 6	H: 1 LOB: 1 BB: 1 P: 10	R: 0 E: 0 K: 1 S: 6	H: 1 LOB: 1 BB: 0 P: 6	1B: 10 2B: 1 3B: 0 HR: 0	SF: 1 SAC: 0 DP: 2 HBP: 1	WP: 0 PB: 1 SB: 0 CS: 1	PA: 40
<b>PITCHER</b>	IP WLS BF H R ER SO BB IBB HBP BLK WP HR S P ERA WHIP																					
Phil Niekro, R (1,1) ERA: 4.53	9.0 W 40 11 1 1 1 5 4 0 1 0 0 45 62 1.00 1.667																					







Batter	1	2	3	4	5	6	7	8	9	AB	R	H	RBI	BB	SO	LOB	TOP					
Gene Richards, L (1.7) OBP: 0.340, SLG: 0.353	4-0 BB		0-0 F3		0-0 G3		0-0 4-3		4-0 HR BB	3	1	0	0	2	0	1						
Bill Almon, R (1.6) OBP: 0.283, SLG: 0.305	0-0 5-3		0-0 FC6-4 1B		0-0	0-0 F8		4-0 BB 2B BB	4	1	1	0	1	0	2							
Mike Ivey, R (1.3) OBP: 0.333, SLG: 0.442	4-0 BB		0-0 F8		0-0	0-0 F7		4-0 BB 2B 1B 1-2	3	1	0	0	2	1	2							
Dave Winfield, R (1.9) OBP: 0.369, SLG: 0.552	0-0 1B		0-0 FC6-4		0-0	0-0 1B		0-0 1B 1-3 2H 2B	5	1	4	3	0	0	1							
Dave Kingman, R (1.5) OBP: 0.255, SLG: 0.370	0-3 K			0-3 K		0-0 5-3		0-0 F2	5	0	1	0	0	2	5							
George Hendrick, R (1.8) OBP: 0.359, SLG: 0.460		0-0 6-3		0-0 F5			0-0 HR	0-3 K	5	1	1	1	0	1	3							
Gene Tenace, R (1.2) OBP: 0.397, SLG: 0.402		0-0 5-3 1B		0-0 5-3			4-0 BB	4-0 1B BB	2	0	1	0	2	0	0							
Mike Champion, R (1.4) John D'Acquisto, R (5.1) Merv Rettenmund, R (7.7) Rick Sawyer, R (7.1) Jerry Turner, R (8.7) Dave Tomlin, R (8.1)	0-0 5-3		0-0 1-2		0-0 6-3		0-3 K	0-0 1-2 2-3 3-H 1B	2	0	0	0	0	0	1							
Bob Shirley, R (1.1) Dave Wehrmeister, R (2.1) Dan Spillner, R (3.1) Pat Scanlon, L (5.4)	0-0 F9			0-0 6-3		0-0 6-3		0-3 K	0-0 F5	1	0	0	0	0	1							
<b>Inning Stats</b>	R: 0 E: 0 K: 1 S: 5	H: 1 LOB: 2 BB: 2 P: 13	R: 0 E: 0 K: 0 S: 4	H: 1 LOB: 1 BB: 0 P: 4	R: 0 E: 0 K: 0 S: 4	H: 1 LOB: 1 BB: 0 P: 4	R: 0 E: 0 K: 1 S: 5	H: 0 LOB: 0 BB: 0 P: 5	R: 0 E: 0 K: 0 S: 3	H: 1 LOB: 1 BB: 0 P: 4	R: 1 E: 0 K: 2 S: 8	H: 1 LOB: 1 BB: 1 P: 12	R: 2 E: 0 K: 1 S: 7	H: 2 LOB: 3 BB: 3 P: 19	R: 2 E: 0 K: 1 S: 7	H: 2 LOB: 1 BB: 1 P: 11	1B: 6 2B: 1 3B: 0 HR: 2	SF: 0 SAC: 0 DP: 0 HBP: 0	WP: 0 PB: 0 CS: 0	PA: 42		
<b>PITCHER</b>	IP WLS BF H R ER SO BB IBB HBP BLK WP HR S P ERA WHIP	7.0 W 28 5 1 1 4 3 0 0 0 0 1 33 45 1.29 1.143	0.2 6 1 2 2 1 3 0 0 0 0 0 0 5 17 27.00 6.000	1.1 8 3 2 2 1 1 0 0 0 0 0 1 9 13 13.50 3.000																		

San Diego Padres @ Atlanta Braves  
Atlanta-Fulton County Stadium, Atlanta, GA  
Sat Jun 25 1977, 7:05 PM EDT  
Att: 10,958 - Unknown

AB	35
R	5
H	9
RBI	5
BB	7
SO	6
LOB	21




Batter	1	2	3	4	5	6	7	8	9	AB	R	H	RBI	BB	SO	LOB	BOTTOM				
Barry Bonnell, R (1.8) OBP: 0.382, SLG: 0.366	0-0 1-3		4-0 E BB		0-0 4-3		0-0	1-1 2-H FC3-2 1B	4	0	1	2	1	0	0						
Gary Matthews, R (1.7) OBP: 0.343, SLG: 0.428	0-0 HR		0-0 E6		0-0	4-0 1B BB	0-0 WP FC3-2 1B	1-3 1B	4	1	2	1	1	0	2						
Willie Montanez, L (1.3) OBP: 0.338, SLG: 0.505	0-0 6-3		0-0 HR		0-0 F5		0-0 FC3-2 WP 1B	1-2 3-H	5	1	1	1	0	0	6						
Jeff Burroughs, R (1.9) OBP: 0.363, SLG: 0.523	4-0 HR BB		4-0 BB		0-0 F9		0-0 F8	0-3 K	3	1	0	0	2	1	6						
Junior Moore, R (1.5) Jerry Royster, R (7.5)	0-0 HR 1B		0-0 1-4-3		0-0 6-3		0-0 1B	0-0 F7	4	1	2	0	0	0	1						
Vic Correll, R (1.2) OBP: 0.326, SLG: 0.465	0-0 HR		0-0 F6		0-0 F5		0-3 K	4-0 FC6-5 1B BB	4	1	1	3	1	1	2						
Rod Gilbreath, R (1.4) OBP: 0.325, SLG: 0.295	0-0 BB 1B		4-0 BB 2B BB		0-0 F9		0-0 6-3	0-0 1-2 FC6-5 1B	4	1	2	0	1	0	0						
Darrel Chaney, S (1.6) OBP: 0.315, SLG: 0.360	4-0 BB		4-0 2B BB		0-0 F7		0-0 WP BB 1B	0-0 FC6-5	3	2	1	0	2	0	2						
Andy Messersmith, R (1.1) Joe Nolan, L (7.7) Rick Camp, R (8.1) Dave Campbell, R (8.1)	0-0 F4		0-0 E 2B		0-3 K		4-0 WP 1B BB	0-3 K	3	0	1	2	0	1	2						
<b>Inning Stats</b>	R: 4 E: 0 K: 0 S: 7	H: 4 LOB: 2 BB: 2 P: 15	R: 1 E: 0 K: 0 S: 4	H: 1 LOB: 1 BB: 1 P: 8	R: 2 E: 1 K: 0 S: 5	H: 1 LOB: 3 BB: 3 P: 17	R: 0 E: 0 K: 0 S: 3	H: 0 LOB: 0 BB: 0 P: 3	R: 0 E: 0 K: 1 S: 5	H: 0 LOB: 0 BB: 0 P: 5	R: 0 E: 0 K: 1 S: 6	H: 1 LOB: 2 BB: 1 P: 10	R: 2 E: 0 K: 1 S: 8	H: 3 LOB: 2 BB: 1 P: 12	R: 0 E: 0 K: 1 S: 6	H: 1 LOB: 2 BB: 1 P: 10	1B: 7 2B: 1 3B: 0 HR: 3	SF: 0 SAC: 0 DP: 0 HBP: 0	WP: 2 PB: 0 CS: 0	PA: 45	
<b>PITCHER</b>	IP WLS BF H R ER SO BB IBB HBP BLK WP HR S P ERA WHIP	1.2 L 13 5 5 5 0 3 0 0 0 0 0 4 16 27.00 4.800	0.2 7 1 2 2 0 3 0 0 0 0 0 0 5 5 0.00 0.000	2.0 8 1 0 0 2 1 0 0 0 0 0 0 11 15 0.00 1.000	1.0 7 3 2 2 1 1 0 0 0 2 0 0 8 12 18.00 4.000																


San Diego Padres @ Atlanta Braves  
Atlanta-Fulton County Stadium, Atlanta, GA  
Sat Jun 25 1977, 7:05 PM EDT  
Att: 10,958 - Unknown

AB	36
R	9
H	11
RBI	9
BB	9
SO	4
LOB	23





Batter	1	2	3	4	5	6	7	8	9	AB	R	H	RBI	BB	SO	LOB	TOP								
<b>Bill Almon, R</b> OBP: 0.281, SLG: 0.303 (1, 6)										5	0	1	0	0	1	6	<b>San Diego Padres @ Atlanta Braves</b> Atlanta-Fulton County Stadium, Atlanta, GA Sun Jun 26 1977, 3:33 AM EDT Att: 13,484 - Unknown  <b>AB 34</b> <b>R 5</b> <b>H 9</b> <b>RBI 4</b> <b>BB 5</b> <b>SO 11</b> <b>LOB 19</b> 								
<b>Pat Scanlon, L</b> OBP: 0.200, SLG: 0.167 (1, 4)										4	0	1	1	1	0	4									
<b>Mike Ivie, R</b> OBP: 0.327, SLG: 0.433 (1, 3)										5	0	0	0	0	2	5									
<b>Dave Winfield, R</b> OBP: 0.367, SLG: 0.548 (1, 9)										4	1	1	0	0	1	2									
<b>Dave Kingman, R</b> OBP: 0.255, SLG: 0.368 (1, 7)										4	1	1	0	0	1	0									
<b>George Hendrick, R</b> OBP: 0.381, SLG: 0.458 (1, 8)										3	1	1	1	1	1	0									
<b>Gene Tenace, R</b> OBP: 0.393, SLG: 0.397 (7, 1)										3	0	0	0	0	3	1									
<b>Gene Richards, L</b> OBP: 0.343, SLG: 0.356 (9, PH)										1	1	1	1	0	0	0									
<b>Dave Roberts, R</b> OBP: 0.271, SLG: 0.295 (9, PH)										2	0	1	0	1	1	0									
<b>Dave Freisleben, R</b> OBP: 0.226, SLG: 0.250 (5, 1)										1	0	0	0	0	1	1									
<b>Rick Sawyer, R</b> OBP: 0.294, SLG: 0.175 (6, PH)										0	0	0	0	0	0	0									
<b>Merv Rettenmund, R</b> OBP: 0.445, SLG: 0.538 (6, 1)										0	0	0	0	0	0	0									
<b>Dave Tomlin, L</b> OBP: 0.280, SLG: 0.400 (7, 1)										0	0	0	0	0	0	0									
<b>John D'Acquisto, R</b> OBP: 0.240, SLG: 0.400 (7, 1)										0	0	0	0	0	0	0									
<b>Gary Sutherland, R</b> OBP: 0.240, SLG: 0.400 (7, 9)										1	0	1	1	1	0	0									
<b>Inning Stats</b>	R: 0 E: 0 K: 1 S: 5	H: 1 LOB: 0 BB: 0 P: 5	R: 0 E: 0 K: 3 S: 9	H: 0 LOB: 1 BB: 1 P: 13	R: 0 E: 0 K: 1 S: 6	H: 1 LOB: 1 BB: 0 P: 6	R: 0 E: 0 K: 1 S: 5	H: 0 LOB: 0 BB: 0 P: 5	R: 0 E: 0 K: 3 S: 9	H: 0 LOB: 0 BB: 0 P: 9	R: 0 E: 0 K: 1 S: 6	H: 1 LOB: 2 BB: 1 P: 10	R: 0 E: 0 K: 1 S: 5	H: 0 LOB: 0 BB: 0 P: 5	R: 0 E: 0 K: 0 S: 4	H: 1 LOB: 2 BB: 1 P: 8	R: 5 E: 0 K: 0 S: 7	H: 5 LOB: 1 BB: 2 P: 15	1B: 7 2B: 2 3B: 0 HR: 0	SF: 0 SAC: 0 DP: 2 HBP: 0	WP: 0 PB: 0 SB: 0 CS: 0	PA: 39			
<b>PITCHER</b>	IP	WLS	BF	H	R	ER	SO	BB	IBB	HBP	BLK	WP	HR	S	P	ERA	WHIP								
<b>Phil Niekro, R</b> ERA: 4.53 (1, 1)	8.0	W	34	8	4	4	11	3	0	0	0	0	0	53	65	4.50	1.375								
<b>Steve Kline, R</b> ERA: 5.11 (9, 1)	0.0		2	0	0	0	0	2	0	0	0	0	0	0	8	∞	∞								
<b>Max Leon, R</b> ERA: 4.42 (9, 1)	1.0	S	3	1	1	1	0	0	0	0	0	0	0	3	3	9.00	1.000								

Batter	1	2	3	4	5	6	7	8	9	AB	R	H	RBI	BB	SO	LOB	BOTTOM								
<b>Gary Matthews, R</b> OBP: 0.344, SLG: 0.425 (1, 7)										4	0	1	0	1	0	0	<b>San Diego Padres @ Atlanta Braves</b> Atlanta-Fulton County Stadium, Atlanta, GA Sun Jun 26 1977, 3:33 AM EDT Att: 13,484 - Unknown  <b>AB 33</b> <b>R 8</b> <b>H 11</b> <b>RBI 7</b> <b>BB 7</b> <b>SO 1</b> <b>LOB 17</b> 								
<b>Junior Moore, R</b> OBP: 0.337, SLG: 0.369 (1, 5)										3	1	0	0	1	0	1									
<b>Barry Bonnell, R</b> OBP: 0.385, SLG: 0.370 (8, 9)										1	0	1	0	0	0	0									
<b>Willie Montanez, L</b> OBP: 0.345, SLG: 0.521 (1, 3)										4	2	2	2	1	0	0									
<b>Jeff Burroughs, R</b> OBP: 0.368, SLG: 0.538 (1, 9)										4	2	3	1	0	0	1									
<b>Jerry Royster, R</b> OBP: 0.292, SLG: 0.270 (7, PR) (8, 5)										1	1	0	0	0	0	2									
<b>Rowland Office, L</b> OBP: 0.295, SLG: 0.338 (1, 8)										5	0	0	0	0	0	5									
<b>Biff Pocoroba, S</b> OBP: 0.383, SLG: 0.494 (1, 2)										2	0	1	0	2	0	0									
<b>Rod Gilbreath, R</b> OBP: 0.328, SLG: 0.302 (1, 4)										3	1	1	1	1	0	3									
<b>Darrel Chaney, S</b> OBP: 0.330, SLG: 0.398 (1, 6)										3	1	2	2	1	0	1									
<b>Phil Niekro, R</b> OBP: 0.200, SLG: 0.188 (1, 1)										3	0	0	1	0	1	4									
<b>Steve Kline, R</b> OBP: 0.375, SLG: 0.400 (9, 1)										0	0	0	0	0	0	0									
<b>Max Leon, R</b> OBP: 0.375, SLG: 0.400 (9, 1)										0	0	0	0	0	0	0									
<b>Inning Stats</b>	R: 0 E: 0 K: 0 S: 3	H: 0 LOB: 0 BB: 0 P: 3	R: 1 E: 1 K: 1 S: 7	H: 2 LOB: 2 BB: 1 P: 11	R: 2 E: 0 K: 0 S: 5	H: 3 LOB: 2 BB: 2 P: 13	R: 1 E: 0 K: 0 S: 4	H: 1 LOB: 0 BB: 0 P: 4	R: 1 E: 0 K: 0 S: 4	H: 1 LOB: 1 BB: 1 P: 4	R: 1 E: 0 K: 0 S: 4	H: 1 LOB: 1 BB: 1 P: 8	R: 2 E: 1 K: 0 S: 5	H: 2 LOB: 2 BB: 2 P: 13	R: 0 E: 0 K: 0 S: 4	H: 1 LOB: 2 BB: 1 P: 8	1B: 7 2B: 1 3B: 0 HR: 3	SF: 1 SAC: 0 DP: 0 HBP: 0	WP: 0 PB: 0 SB: 1 CS: 0	PA: 41					
<b>PITCHER</b>	IP	WLS	BF	H	R	ER	SO	BB	IBB	HBP	BLK	WP	HR	S	P	ERA	WHIP								
<b>Dave Freisleben, R</b> ERA: 7.04 (1, 1)	4.1	L	22	7	5	5	1	1	2	0	0	0	0	2	2	0.00	0.000								
<b>Rick Sawyer, R</b> ERA: 5.72 (5, 1)	0.2		2	0	0	0	0	0	0	0	0	0	0	2	2	0.00	0.000								
<b>Dave Tomlin, L</b> ERA: 4.11 (6, 1)	1.0		5	1	1	1	0	1	0	0	0	0	0	4	8	9.00	2.000								
<b>John D'Acquisto, R</b> ERA: 4.45 (7, 1)	0.1		5	1	2	1	0	2	0	0	0	0	0	3	11	27.00	9.000								
<b>Dan Spillner, R</b> ERA: 3.25 (7, 1)	1.2		7	2	0	0	0	1	0	0	0	0	0	6	10	0.00	1.800								



Batter	1	2	3	4	5	6	7	8	9	AB	R	H	RBI	BB	SO	LOB	TOP										
<b>Davey Lopes, R</b> OBP: 0.369, SLG: 0.397 (1, 4)	0-0 6-3	0-0 SH5-4		0-0 FC6-4 FC5 1B 1-2f			0-0 4-3		0-0 F7	4	0	0	0	0	0	1											
<b>Bill Russell, R</b> OBP: 0.311, SLG: 0.372 (1, 6)	0-0 2B	4-0 BB		0-0 1B			0-3 K		0-0 5-3	4	0	2	0	1	1	0											
<b>Reggie Smith, S</b> OBP: 0.430, SLG: 0.568 (1, 9)	0-0 F9	0-3 K		0-0 FC5			4-0 2B BB		4-0 BB BB	3	0	0	0	2	1	5											
<b>Ron Cey, R</b> OBP: 0.413, SLG: 0.541 (1, 5)	4-0 BB			0-0 5-3			0-0 5-3		4-0 1-2 BB	3	0	1	0	2	0	0											
<b>Steve Garvey, R</b> OBP: 0.348, SLG: 0.539 (1, 3)	0-0 F7			0-0 BB			0-0 5-3		0-3 F8	4	0	0	0	1	1	6											
<b>Dusty Baker Jr., R</b> OBP: 0.356, SLG: 0.518 (1, 7)		0-0 HR 2B		0-0 F8			0-0 5-3		0-0 F8	4	1	1	0	0	0	1											
<b>Rick Monday, L</b> OBP: 0.365, SLG: 0.450 (1, 8)		0-0 HR		0-0 F7			0-0 5-3		4-0 BB	3	1	1	2	1	0	1											
<b>Steve Yeager, R</b> OBP: 0.372, SLG: 0.480 (1, 2)		0-0 SH5-4 1B WP		0-0 FC3-6 1B			0-0 L7		0-3 K	4	0	2	0	0	1	1											
<b>Burt Hooton, R</b> OBP: 0.219, SLG: 0.250 (1, 1)		0-0 WP SH5-4 1B		0-0 FC3-6 FC6-4 1-2f			0-3 K		0-0 5-3	3	0	1	0	0	1	1											
<b>Charlie Hough, R</b> OBP: 0.116, SLG: 0.250 (7, 1)										1	0	0	0	0	0	1											
<b>Inning Stats</b>	R: 0 E: 0 K: 0 S: 4	H: 1 LOB: 2 BB: 1 P: 8	R: 2 E: 0 K: 1 S: 8	H: 4 LOB: 2 BB: 1 P: 12	R: 0 E: 0 K: 0 S: 3	H: 0 LOB: 1 BB: 1 P: 7	R: 0 E: 0 K: 0 S: 5	H: 2 LOB: 2 BB: 0 P: 5	R: 0 E: 0 K: 0 S: 3	H: 0 LOB: 0 BB: 0 P: 3	R: 0 E: 0 K: 1 S: 5	H: 1 LOB: 2 BB: 1 P: 10	R: 0 E: 0 K: 1 S: 5	H: 0 LOB: 1 BB: 2 P: 9	R: 0 E: 0 K: 1 S: 5	H: 0 LOB: 2 BB: 2 P: 13	1B: 4 2B: 3 3B: 0 HR: 1	SF: 0 SAC: 1 DP: 0 HBP: 0	WP: 1 PB: 0 SB: 0 CS: 0	PA: 41							
<b>PITCHER</b>	IP	WLS	BF	H	R	ER	SO	BB	IBB	HBP	BLK	WP	HR	S	P	ERA	WHIP										
<b>Don Collins, L</b> ERA: 4.91 (1, 1)	6.0	L	27	7	2	2	2	3	0	0	0	1	1	28	40	3.00	1.667										
<b>Rick Camp, R</b> ERA: 3.5 (7, 1)	2.0		9	1	0	0	2	2	0	0	0	0	0	11	19	0.00	1.500										
<b>Max Leon, R</b> ERA: 4.33 (9, 1)	1.0		5	0	0	0	1	2	0	0	0	0	0	5	13	0.00	2.000										

Los Angeles Dodgers @ Atlanta Braves  
Atlanta-Fulton County Stadium, Atlanta, GA  
Mon Jun 27 1977, 7:05 PM EDT  
Att: 10,902 - Unknown

AB	33
R	2
H	8
RBI	2
BB	7
SO	5
LOB	17



Batter	1	2	3	4	5	6	7	8	9	AB	R	H	RBI	BB	SO	LOB	BOTTOM										
<b>Barry Bonnell, R</b> OBP: 0.377, SLG: 0.361 (1, 8)	0-0 L6				0-3 K		0-0 F8		0-0 F9	4	0	0	0	0	1	0											
<b>Cito Gaston, R</b> OBP: 0.286, SLG: 0.356 (8, PH)										1	0	0	0	0	0	0											
<b>Max Leon, R</b> OBP: 0.375, SLG: 0.400 (9, 1)										0	0	0	0	0	0	0											
<b>Gary Matthews, R</b> OBP: 0.348, SLG: 0.426 (1, 7)	0-0 F7				4-0 1B BB		0-0 1B 1B		0-0 1-3	4	1	2	0	1	0	0											
<b>Willie Montanez, L</b> OBP: 0.351, SLG: 0.521 (1, 3)	0-0 4-3				0-0 1B		0-0 1-3 1B		4-0 G6-4-3 BB	4	0	2	0	1	0	1											
<b>Jeff Burroughs, R</b> OBP: 0.366, SLG: 0.535 (1, 9)		0-0 6-3			0-0 1B 2B		0-0 F9		0-0 G6-4-3 1-2f	5	0	1	0	0	0	5											
<b>Biff Pocoroba, S</b> OBP: 0.390, SLG: 0.497 (1, 2)		0-0 1B 1B			0-0 F9		4-0 FC5-4 BB		0-0 1-3 3H 3H 1B	3	0	2	1	1	0	1											
<b>Junior Moore, R</b> OBP: 0.340, SLG: 0.368 (1, 5)		0-0 1B			0-0 F7		0-0 FC5-4 1-2f BB		4-0 1-2 BB	3	0	1	0	1	0	2											
<b>Rod Gilbreath, R</b> OBP: 0.333, SLG: 0.304 (1, 4)		0-3 K					4-0 1-2 BB		0-0 F8	2	0	1	0	1	1	2											
<b>Rowland Office, L</b> OBP: 0.293, SLG: 0.336 (7, PH)										1	0	0	0	0	0	3											
<b>Jerry Royster, R</b> OBP: 0.292, SLG: 0.270 (8, 4)					2-3 1B					0	0	0	0	0	0	0											
<b>Darrel Chaney, S</b> OBP: 0.319, SLG: 0.383 (1, 6)		0-3 K			0-3 K		0-0 F7		0-0 F4	4	0	0	0	0	2	6											
<b>Don Collins, R</b> (1, 1)										2	0	0	0	0	2	0											
<b>Joe Nolan, L</b> OBP: 0.409, SLG: 0.400 (6, PH)										1	0	0	0	0	0	2											
<b>Rick Camp, R</b> (7, 1)										0	0	0	0	0	0	0											
<b>Tom Paciorek, R</b> OBP: 0.273, SLG: 0.371 (8, PH)										1	0	0	0	0	1	0											
<b>Inning Stats</b>	R: 0 E: 0 K: 0 S: 3	H: 0 LOB: 0 BB: 0 P: 3	R: 0 E: 0 K: 2 S: 9	H: 2 LOB: 2 BB: 0 P: 9	R: 0 E: 0 K: 1 S: 6	H: 1 LOB: 1 BB: 0 P: 6	R: 0 E: 0 K: 1 S: 7	H: 2 LOB: 2 BB: 0 P: 7	R: 0 E: 0 K: 2 S: 8	H: 1 LOB: 2 BB: 1 P: 12	R: 0 E: 0 K: 0 S: 3	H: 0 LOB: 2 BB: 2 P: 11	R: 1 E: 0 K: 0 S: 6	H: 3 LOB: 3 BB: 1 P: 10	R: 0 E: 0 K: 1 S: 5	H: 0 LOB: 0 BB: 0 P: 5	R: 0 E: 0 K: 0 S: 2	H: 0 LOB: 0 BB: 1 P: 6	1B: 8 2B: 1 3B: 0 HR: 0	SF: 0 SAC: 0 DP: 1 HBP: 0	WP: 0 PB: 0 SB: 0 CS: 0	PA: 40					
<b>PITCHER</b>	IP	WLS	BF	H	R	ER	SO	BB	IBB	HBP	BLK	WP	HR	S	P	ERA	WHIP										
<b>Burt Hooton, R</b> ERA: 2.77 (1, 1)	6.1	W	30	8	1	1	6	3	0	0	0	0	0	39	51	1.42	1.737										
<b>Charlie Hough, R</b> ERA: 2.64 (7, 1)	2.2	S	10	1	0	0	1	2	0	0	0	0	0	10	18	0.00	1.125										

Los Angeles Dodgers @ Atlanta Braves  
Atlanta-Fulton County Stadium, Atlanta, GA  
Mon Jun 27 1977, 7:05 PM EDT  
Att: 10,902 - Unknown

AB	35
R	1
H	9
RBI	1
BB	5
SO	7
LOB	22















Batter	1	2	3	4	5	6	7	8	9	AB	R	H	RBI	BB	SO	LOB	TOP					
Davey Lopes, R OBP: 0.376, SLG: 0.410 (1, 4)	F3		HR BB						HR	3	2	2	2	2	0	0	<b>Los Angeles Dodgers @ Atlanta Braves</b> Atlanta-Fulton County Stadium, Atlanta, GA Thu Jun 30 1977, 7:05 PM EDT Att: 8,861 - Unknown  <b>AB 33</b> <b>R 4</b> <b>H 9</b> <b>RBI 4</b> <b>BB 5</b> <b>SO 4</b> <b>LOB 14</b> 					
Ted Martinez, R OBP: 0.327, SLG: 0.463 Ed Goodson, L OBP: 0.207, SLG: 0.321 Charlie Hough, R OBP: 0.111, SLG: 0.235 (1, 6) (7, PH) (7, 1)	G5-4-3 1B		HR		F7		K		6-3	3	1	2	2	0	0	1						
Steve Garvey, R OBP: 0.351, SLG: 0.552 (1, 3)	G5-4-3 1-2		BB 1B		6-3		L6			4	0	1	0	0	0	5						
Ron Cey, R OBP: 0.404, SLG: 0.526 (1, 5)		L5				F8		F7		3	0	0	0	1	0	0						
Rick Monday, L OBP: 0.358, SLG: 0.433 (1, 8)		F7					K2-4 1B		CS BB	3	0	1	0	1	1	2						
Dusty Baker Jr., R OBP: 0.257, SLG: 0.512 (1, 7)					6-3		K2-4 1-2		F8 1-2	4	0	1	0	0	1	2						
John Hale, L OBP: 0.406, SLG: 0.339 (1, 9)								4-3		4	0	0	0	0	0	1						
Johnny Oates, L OBP: 0.354, SLG: 0.350 (1, 2)			L5		F8			1B 2B		4	0	1	0	0	0	0						
Rick Rhoden, R OBP: 0.184, SLG: 0.237 Boog Powell, L OBP: 0.433, SLG: 0.292 Glenn Burke, R OBP: 0.250, SLG: 0.235 Bill Russell, R OBP: 0.311, SLG: 0.377 (1, 1) (7, PH) (7, PR) (7, 6)			F8			K		2-3 1B		2	0	0	0	0	1	0						
									HR BB	1	0	1	0	0	0	0						
<b>Inning Stats</b>	R: 0 E: 0 K: 0 S: 3	H: 1 LOB: 0 BB: 0 P: 3	R: 0 E: 0 K: 0 S: 4	H: 1 LOB: 1 BB: 0 P: 4	R: 2 E: 0 K: 1 S: 7	H: 2 LOB: 2 BB: 2 P: 15	R: 0 E: 0 K: 0 S: 3	H: 0 LOB: 0 BB: 0 P: 3	R: 0 E: 0 K: 1 S: 6	H: 1 LOB: 1 BB: 0 P: 6	R: 0 E: 0 K: 1 S: 5	H: 1 LOB: 1 BB: 1 P: 5	R: 0 E: 0 K: 1 S: 7	H: 2 LOB: 3 BB: 1 P: 11	R: 0 E: 0 K: 0 S: 2	H: 0 LOB: 0 BB: 1 P: 6	R: 2 E: 0 K: 0 S: 4	H: 1 LOB: 0 BB: 1 P: 8	1B: 6 2B: 2 3B: 0 HR: 2	SF: 0 SAC: 0 DP: 2 HBP: 0	WP: 0 PB: 0 SB: 1 CS: 1	PA: 38
<b>PITCHER</b> Phil Niekro, R ERA: 4.5 (1, 1)	IP: 9.0 WLS: W BF: 38 H: 9 R: 4 ER: 4 SO: 4 BB: 5 IBB: 0 HBP: 0 BLK: 0 WP: 0 HR: 2 S: 41 P: 61 ERA: 4.00 WHIP: 1.556															<b>PITCHER</b>						
Batter	1	2	3	4	5	6	7	8	9	AB	R	H	RBI	BB	SO	LOB	BOTTOM					
Rowland Office, L OBP: 0.280, SLG: 0.314 (1, 8)	F8	4-1			G3		3-1	P5		5	0	0	0	0	0	4	<b>Los Angeles Dodgers @ Atlanta Braves</b> Atlanta-Fulton County Stadium, Atlanta, GA Thu Jun 30 1977, 7:05 PM EDT Att: 8,861 - Unknown  <b>AB 35</b> <b>R 5</b> <b>H 13</b> <b>RBI 5</b> <b>BB 6</b> <b>SO 6</b> <b>LOB 19</b> 					
Gary Matthews, R OBP: 0.381, SLG: 0.466 (1, 7)	F8				F6		S 1B		HR	5	1	3	1	0	0	0						
Willie Montanez, L OBP: 0.338, SLG: 0.498 (1, 3)	K				4-3 1B		P5 1-2		K	5	0	1	0	0	2	2						
Jeff Burroughs, R OBP: 0.368, SLG: 0.521 (1, 9)					F8		K		2B 1B BB	2	1	0	0	3	1	2						
Biff Pocoroba, S OBP: 0.396, SLG: 0.497 (1, 2)					F7		L9		SH3-4 1B BB	4	2	2	0	1	0	2						
Darrel Chaney, S OBP: 0.315, SLG: 0.373 (1, 6)					F9		5-3 1B		SH3-4 1-2	4	0	2	1	0	1	4						
Rod Gilbreath, R OBP: 0.344, SLG: 0.335 (1, 4)							5-3 1B		K2-3 2-3 3-H	4	1	2	1	0	1	2						
Jerry Royster, R OBP: 0.297, SLG: 0.271 (1, 5)					F7				1B IBB	2	0	1	1	2	0	1						
Phil Niekro, R OBP: 0.222, SLG: 0.212 (1, 1)					K		F2		1-3 2-H 1B	4	0	2	1	0	1	2						
<b>Inning Stats</b>	R: 0 E: 0 K: 1 S: 5	H: 0 LOB: 0 BB: 0 P: 5	R: 2 E: 0 K: 0 S: 6	H: 4 LOB: 2 BB: 1 P: 10	R: 0 E: 0 K: 1 S: 6	H: 1 LOB: 1 BB: 1 P: 10	R: 0 E: 0 K: 1 S: 5	H: 1 LOB: 0 BB: 0 P: 5	R: 0 E: 0 K: 0 S: 4	H: 1 LOB: 1 BB: 0 P: 4	R: 0 E: 0 K: 0 S: 4	H: 1 LOB: 2 BB: 1 P: 8	R: 0 E: 0 K: 1 S: 6	H: 1 LOB: 1 BB: 0 P: 6	R: 1 E: 0 K: 1 S: 6	H: 1 LOB: 2 BB: 2 P: 14		R: 2 E: 0 K: 1 S: 6	H: 3 LOB: 2 BB: 1 P: 10	1B: 10 2B: 2 3B: 0 HR: 1	SF: 0 SAC: 1 DP: 0 HBP: 0	WP: 0 PB: 0 SB: 1 CS: 3
<b>PITCHER</b> Rick Rhoden, R ERA: 4.15 Charlie Hough, R ERA: 2.87 (1, 1) (7, 1)	IP: 6.0 WLS: L BF: 27 H: 8 R: 2 ER: 2 SO: 3 BB: 2 IBB: 1 HBP: 0 BLK: 0 WP: 0 HR: 0 S: 30 P: 42 ERA: 3.00 WHIP: 1.667															<b>PITCHER</b>						

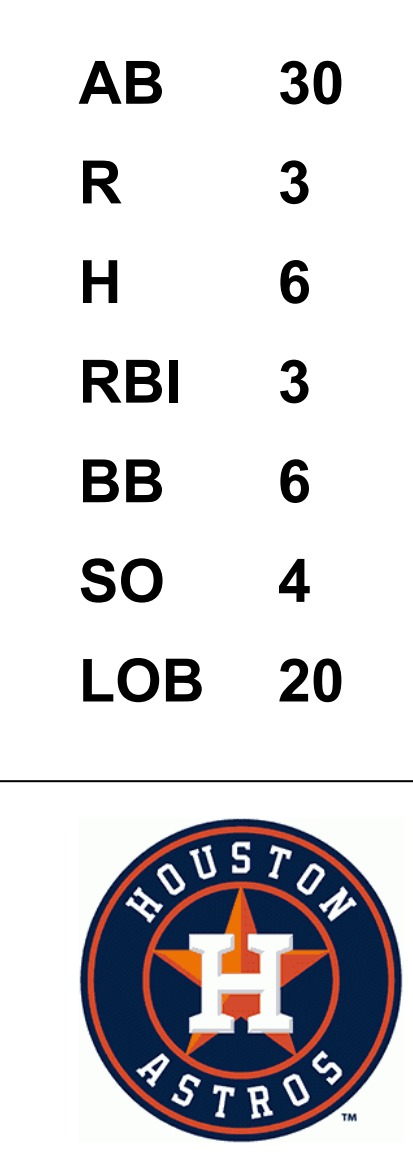


Batter	1	2	3	4	5	6	7	8	9	AB	R	H	RBI	BB	SO	LOB	TOP																				
Rowland Office, L OBP: 0.280, SLG: 0.319 (1, 8)	F8		K		E7			4-3		4	0	1	1	0	1	1	<b>Atlanta Braves @ Houston Astros</b> Astrodome, Houston, TX Fri Jul 01 1977, 8:05 PM EDT Att: 8,378 - Unknown																				
Gary Matthews, R OBP: 0.356, SLG: 0.458 (1, 7)	1-3		F8		5-3			FC6-5		4	0	0	0	0	0	4																					
Willie Montanez, L OBP: 0.341, SLG: 0.495 (1, 3)								K		3	0	1	0	1	1																						
Jeff Burroughs, R OBP: 0.370, SLG: 0.518 (1, 9)										2	0	0	0	2	1																						
Biff Pocoroba, S OBP: 0.393, SLG: 0.491 (1, 2)										4	0	1	0	0	1	3																					
Darrel Chaney, S OBP: 0.338, SLG: 0.364 Brian Asselstine, L OBP: 0.255, SLG: 0.295 (9, PH)										3	0	0	0	0	2	1																					
Rod Gilbreath, R OBP: 0.338, SLG: 0.328 (1, 4)										4	0	0	0	0	2	1																					
Jerry Royster, R OBP: 0.294, SLG: 0.268 (1, 5)										3	0	0	0	0	1	0																					
Don Collins, R Buzz Capra, R Dave Campbell, R Joe Nolan, L Max Leon, R (1, 1) (3, 1) (7, 1) (8, PH) (8, PH) (8, 1)										1	0	0	0	0	0	0																					
Inning Stats	R: 0 E: 0 K: 1 S: 6	H: 1 LOB: 2 BB: 1 P: 10	R: 0 E: 0 K: 2 S: 7	H: 0 LOB: 0 BB: 0 P: 7	R: 0 E: 0 K: 1 S: 5	H: 0 LOB: 0 BB: 0 P: 5	R: 0 E: 0 K: 1 S: 5	H: 0 LOB: 1 BB: 1 P: 9	R: 1 E: 1 K: 1 S: 7	H: 2 LOB: 1 BB: 0 P: 7	R: 0 E: 0 K: 1 S: 5	H: 0 LOB: 0 BB: 0 P: 5	R: 0 E: 0 K: 1 S: 5	H: 0 LOB: 1 BB: 1 P: 9	R: 0 E: 0 K: 0 S: 3	H: 1 LOB: 1 BB: 1 P: 7		1B: 3 2B: 1 3B: 0 HR: 0	SF: 0 SAC: 0 DP: 1 HBP: 0	WP: 1 PB: 0 SB: 0 CS: 1	PA: 34																
PITCHER	IP	WLS	BF	H	R	ER	SO	BB	IBB	HBP	BLK	WP	HR	S	P	ERA	WHIP	PITCHER		IP	WLS	BF	H	R	ER	SO	BB	IBB	HBP	BLK	WP	HR	S	P	ERA	WHIP	
J.R. Richard, R ERA: 3.12 Joe Niekro, R ERA: 2.53	(1, 1)	8.0	W	32	4	1	1	9	4	0	0	0	1	0	46	62	1.12	1.000																			

AB	30
R	1
H	4
RBI	1
BB	4
SO	9
LOB	14



Batter	1	2	3	4	5	6	7	8	9	AB	R	H	RBI	BB	SO	LOB	BOTTOM																			
Julio Gonzalez, R OBP: 0.281, SLG: 0.322 (1, 4)	F6				F2			F4	F5	5	0	1	1	0	0	1	<b>Atlanta Braves @ Houston Astros</b> Astrodome, Houston, TX Fri Jul 01 1977, 8:05 PM EDT Att: 8,378 - Unknown																			
Enos Cabell, R OBP: 0.318, SLG: 0.441 (1, 5)	E6				F9					4	1	1	0	0	0	2																				
Cesar Cedeno, R OBP: 0.317, SLG: 0.295 (1, 8)										2	1	0	0	2	1																					
Bob Watson, R OBP: 0.350, SLG: 0.472 (1, 3)										4	0	2	1	0	0	2																				
Jose Cruz, L OBP: 0.336, SLG: 0.408 (1, 9)										2	0	0	0	1	0	2																				
Joe Ferguson, R OBP: 0.385, SLG: 0.440 (1, 2)										3	0	0	0	1	0	2																				
Jim Fuller, R OBP: 0.208, SLG: 0.340 Wilbur Howard, S OBP: 0.246, SLG: 0.269 (8, 7)										2	1	1	1	1	1	0																				
Roger Metzger, S OBP: 0.188, SLG: 0.200 (1, 6)										3	0	0	0	1	0	4																				
J.R. Richard, R OBP: 0.190, SLG: 0.341 Joe Niekro, R OBP: 0.222, SLG: 0.222 (9, 1)										4	0	0	0	0	2	6																				
Inning Stats	R: 0 E: 1 K: 0 S: 4	H: 0 LOB: 2 BB: 1 P: 8	R: 1 E: 0 K: 0 S: 5	H: 2 LOB: 1 BB: 1 P: 9	R: 1 E: 0 K: 1 S: 6	H: 1 LOB: 3 BB: 3 P: 18	R: 0 E: 0 K: 1 S: 5	H: 0 LOB: 0 BB: 0 P: 5	R: 0 E: 0 K: 1 S: 5	H: 0 LOB: 0 BB: 0 P: 5	R: 1 E: 0 K: 0 S: 5	H: 2 LOB: 2 BB: 1 P: 9	R: 0 E: 0 K: 1 S: 6	H: 1 LOB: 1 BB: 0 P: 6	R: 0 E: 0 K: 1 S: 6	H: 1 LOB: 1 BB: 0 P: 6		1B: 3 2B: 3 3B: 0 HR: 0	SF: 0 SAC: 1 DP: 0 HBP: 0	WP: 0 PB: 0 SB: 1 CS: 0	PA: 37															
PITCHER	IP	WLS	BF	H	R	ER	SO	BB	IBB	HBP	BLK	WP	HR	S	P	ERA	WHIP	PITCHER		IP	WLS	BF	H	R	ER	SO	BB	IBB	HBP	BLK	WP	HR	S	P	ERA	WHIP
Don Collins, L ERA: 5.08 Buzz Capra, R ERA: 6.17 Dave Campbell, R ERA: 4.3 Max Leon, R ERA: 4.42	(1, 1)	4.1	L	17	2	1	1	3	2	0	0	0	0	0	21	29	2.08	0.923																		







Batter	1	2	3	4	5	6	7	8	9	10	11	12	13	AB R H RBI BB SO LOB	TOP															
Gary Matthews, R (1, 7) OBP: 0.357, SLG: 0.455														4 0 1 0 1 1 0	<p>Atlanta Braves @ Houston Astros Astrodome, Houston, TX Sat Jul 02 1977, 8:05 PM EDT Att. 12,535 - Unknown</p> <p>livebaseballscorecards.com</p> <p>AB 45 R 2 H 10 RBI 2 BB 4 SO 8 LOB 19</p>															
Bill Pocoroba, S (1, 2) OBP: 0.291, SLG: 0.483													5 0 1 0 1 1 2																	
Wille Montanez, L (1, 3) OBP: 0.341, SLG: 0.495													6 0 2 1 0 1 2																	
Jeff Burroughs, R (1, 5) OBP: 0.369, SLG: 0.510													4 0 0 0 2 1 4																	
Rowland Office, L (1, 8) OBP: 0.282, SLG: 0.319													6 1 2 0 0 0 3																	
Junior Moore, R (1, 5) OBP: 0.333, SLG: 0.360													5 0 1 0 0 0 4																	
Rod Gilbreath, R (1, 4) OBP: 0.333, SLG: 0.323													3 0 0 0 0 2 2																	
Cito Gaston, R (8, PH) OBP: 0.269, SLG: 0.333													1 0 0 0 0 1 0																	
Jerry Royster, R (8, 4) OBP: 0.295, SLG: 0.270													1 0 1 0 0 0 0																	
Darrel Chaney, S (1, 6) OBP: 0.304, SLG: 0.357													5 0 1 1 0 1 1																	
Steve Hargan, R (8, 1) OBP: 0.289, SLG: 0.329														2 0 0 0 0 0 1																
Dave Campbell, R (7, PH) OBP: 0.291, SLG: 0.329														0 0 0 0 0 0 0																
Brian Asstestling, L (7, PH) OBP: 0.291, SLG: 0.329														0 0 0 0 0 0 0																
Rick Camp, R (7, 1) OBP: 0.291, SLG: 0.329														0 0 0 0 0 0 0																
Joe Niekro, R (10, PH) OBP: 0.291, SLG: 0.329														0 0 0 0 0 0 0																
Max Leon, R (10, 1) OBP: 0.291, SLG: 0.329														1 0 1 0 0 0 0																
Steve Kline, R (10, 1) OBP: 0.291, SLG: 0.329														0 0 0 0 0 0 0																
<b>Inning Stats</b>	R: 0 E: 0 K: 0 S: 4	H: 2 LOB: 1 BB: 0 P: 4	R: 1 E: 0 K: 1 S: 7	H: 2 LOB: 1 BB: 0 P: 7	R: 0 E: 0 K: 1 S: 6	H: 1 LOB: 3 BB: 2 P: 14	R: 0 E: 0 K: 0 S: 3	H: 0 LOB: 0 BB: 0 P: 3	R: 0 E: 1 K: 1 S: 5	H: 0 LOB: 1 BB: 1 P: 7	R: 0 E: 0 K: 1 S: 5	H: 0 LOB: 0 BB: 0 P: 5	R: 0 E: 0 K: 2 S: 7	H: 0 LOB: 0 BB: 0 P: 7	R: 0 E: 0 K: 0 S: 3	H: 1 LOB: 0 BB: 0 P: 3	R: 0 E: 0 K: 0 S: 6	H: 3 LOB: 2 BB: 0 P: 6	R: 1 E: 0 K: 0 S: 6	H: 0 LOB: 0 BB: 0 P: 6	1B: 9 2B: 1 3B: 0 HR: 0	SF: 0 SAC: 1 DP: 2 HBP: 0	WP: 1 PB: 0 SB: 0 CS: 1	PA: 50						
<b>PITCHER</b>	IP WLS BF H R ER SO BB IBB HBP BLK WP HR S P ERA WHIP																													
Ken Forsch, R (1, 1) ERA: 2.78	11.0	41	6	1	1	8	4	0	0	0	0	1	0	53	69	0.82	0.909													
Joe Niekro, R (12, 1) ERA: 2.63	1.2	L	8	4	1	1	0	0	0	0	0	0	0	8	8	5.40	2.400													
Joe Sambito, L (13, 1) ERA: 2.08	0.1		1	0	0	0	0	0	0	0	0	0	0	1	1	0.00	0.000													

Batter	1	2	3	4	5	6	7	8	9	10	11	12	13	AB R H RBI BB SO LOB	BOTTOM															
Julio Gonzalez, R (1, 4) OBP: 0.262, SLG: 0.322														6 0 2 0 0 0 0	<p>Atlanta Braves @ Houston Astros Astrodome, Houston, TX Sat Jul 02 1977, 8:05 PM EDT Att. 12,535 - Unknown</p> <p>livebaseballscorecards.com</p> <p>AB 50 R 1 H 10 RBI 1 BB 2 SO 12 LOB 26</p>															
Enos Cabell, R (1, 5) OBP: 0.312, SLG: 0.432													6 0 0 0 0 0 3																	
Cesar Cedeno, R (1, 8) OBP: 0.317, SLG: 0.293													5 0 1 0 1 0 4																	
Bob Watson, R (1, 3) OBP: 0.350, SLG: 0.469													6 0 2 0 0 1 1																	
Jose Cruz, L (1, 9) OBP: 0.335, SLG: 0.406														6 1 2 0 0 0 2																
Joe Ferguson, R (1, 2) OBP: 0.380, SLG: 0.430														5 0 0 0 1 3 5																
Jim Fuller, R (1, 7) OBP: 0.214, SLG: 0.340														3 0 1 1 0 2 2																
Ken Boswell, L (8, PH) OBP: 0.333, SLG: 0.298														3 0 1 0 0 2 2																
Roger Metzger, S (1, 6) OBP: 0.194, SLG: 0.206														3 0 1 0 0 0 3																
Wilbur Howard, S (8, PH) OBP: 0.239, SLG: 0.261														2 0 0 0 0 1 3																
Ken Forsch, R (1, 1) OBP: 0.143, SLG: 0.077														4 0 0 0 0 2 1																
Art Gardner, L (11, PH) OBP: 0.191, SLG: 0.156														1 0 0 0 0 1 0																
Joe Niekro, R (12, 1) OBP: 0.222, SLG: 0.222														0 0 0 0 0 0 0																
Joe Sambito, L (13, 1) OBP: 0.200, SLG: 0.200														0 0 0 0 0 0 0																
<b>Inning Stats</b>	R: 0 E: 0 K: 0 S: 4	H: 1 LOB: 1 BB: 0 P: 4	R: 0 E: 0 K: 1 S: 5	H: 0 LOB: 0 BB: 0 P: 5	R: 0 E: 0 K: 1 S: 7	H: 2 LOB: 2 BB: 0 P: 5	R: 0 E: 0 K: 2 S: 9	H: 2 LOB: 2 BB: 0 P: 9	R: 0 E: 0 K: 1 S: 5	H: 0 LOB: 0 BB: 0 P: 5	R: 0 E: 0 K: 1 S: 5	H: 1 LOB: 2 BB: 1 P: 10	R: 0 E: 0 K: 1 S: 5	H: 0 LOB: 0 BB: 0 P: 5	R: 0 E: 0 K: 1 S: 5	H: 0 LOB: 0 BB: 0 P: 5	R: 0 E: 0 K: 2 S: 7	H: 0 LOB: 0 BB: 0 P: 7	1B: 10 2B: 0 3B: 0 HR: 0	SF: 0 SAC: 0 DP: 1 HBP: 0	WP: 2 PB: 1 SB: 2 CS: 0	PA: 52								
<b>PITCHER</b>	IP WLS BF H R ER SO BB IBB HBP BLK WP HR S P ERA WHIP																													
Steve Hargan, R (1, 1) ERA: 5.84	5.0	23	8	1	1	2	0	0	0	0	0	1	0	27	27	1.80	1.600													
Dave Campbell, R (8, 1) ERA: 4.15	1.0	3	0	0	0	2	0	0	0	0	0	0	0	7	7	0.00	0.000													
Rick Camp, R (7, 1) ERA: 3.36	3.0	12	1	0	0	3	0	1	0	0	1	0	17	21	0.00	0.333														
Max Leon, R (10, 1) ERA: 4.19	3.0	W	11	1	0	0	3	1	0	0	0	0	16	20	0.00	0.667														
Steve Kline, R (13, 1) ERA: 4.73	1.0	S	3	0	0	2	0	0	0	0	0	0	7	7	0.00	0.000														



Batter	1	2	3	4	5	6	7	8	9	AB	R	H	RBI	BB	SO	LOB	TOP				
Rowland Office, L OBP: 0.277, SLG: 0.314	K	K			K		5-3		K	3	0	0	0	0	3	1	<b>Atlanta Braves @ Houston Astros</b> Astrodome, Houston, TX Sun Jul 03 1977, 8:05 PM EDT Att: 20,397 - Unknown  <b>AB 33</b> <b>R 3</b> <b>H 7</b> <b>RBI 3</b> <b>BB 4</b> <b>SO 8</b> <b>LOB 13</b>  				
Buzz Capra, R OBP: 0.231, SLG: 0.091										0	0	0	0	0	0	0					
Biff Pocoroba, S OBP: 0.389, SLG: 0.480										1	0	0	0	0	1	1					
Junior Moore, R OBP: 0.332, SLG: 0.358	BB 3-1		F4			F8	4-3			4	1	1	0	0	0	1					
Willie Montanez, L OBP: 0.343, SLG: 0.491	3-1 BB		4-3			HR BB		F7		2	1	0	0	2	0	0					
Jeff Burroughs, R OBP: 0.371, SLG: 0.519	3-1 BB		F8			HR		5-3		3	1	1	2	1	0	0					
Gary Matthews, R OBP: 0.359, SLG: 0.457	3-1			G6-4-3 BB		F7				3	0	1	1	1	0	2					
Vic Correll, R OBP: 0.320, SLG: 0.449	4-3			G6-4-3 BB					2B	4	0	1	0	0	0	4					
Rod Gilbreath, R OBP: 0.330, SLG: 0.319		6-3								2	0	0	0	0	1	0					
Steve Kline, R										0	0	0	0	0	0	0					
Tom Paciorek, R OBP: 0.279, SLG: 0.375										2	0	1	0	0	0	1					
Dave Campbell, R										0	0	0	0	0	0	0					
Cito Gaston, R OBP: 0.264, SLG: 0.327										1	0	0	0	0	0	1					
Darrel Chaney, S OBP: 0.296, SLG: 0.346		F9				5-3		K		4	0	0	0	0	2	1					
Andy Messersmith, R OBP: 0.189, SLG: 0.265										0	0	0	0	0	0	0					
Frank LaCorte, R OBP: 0.200, SLG: 0.200										1	0	1	0	0	0	0					
Jerry Royster, R OBP: 0.296, SLG: 0.275						F8			K	3	0	1	0	0	1	1					
<b>Inning Stats</b>	R: 1 E: 0 K: 1 S: 6	H: 1 LOB: 2 BB: 2 P: 14	R: 0 E: 0 K: 1 S: 6	H: 1 LOB: 1 BB: 0 P: 6	R: 0 E: 0 K: 0 S: 3	H: 0 LOB: 0 BB: 0 P: 3	R: 0 E: 0 K: 1 S: 4	H: 0 LOB: 0 BB: 1 P: 8	R: 0 E: 0 K: 1 S: 5	H: 0 LOB: 0 BB: 0 P: 5	R: 2 E: 0 K: 0 S: 5	H: 2 LOB: 1 BB: 1 P: 9	R: 0 E: 0 K: 1 S: 6	H: 1 LOB: 1 BB: 0 P: 6	R: 0 E: 0 K: 0 S: 4	H: 1 LOB: 1 BB: 0 P: 4	R: 0 E: 0 K: 3 S: 10	H: 1 LOB: 1 BB: 0 P: 10	1B: 4 2B: 2 3B: 0 HR: 1	SF: 0 SAC: 0 DP: 1 HBP: 0	WP: 0 PA: 37 PB: 0 SB: 0 CS: 0
<b>PITCHER</b>	IP WLS BF H R ER SO BB IBB HBP BLK WP HR S P ERA WHIP																				
Floyd Bannister, L ERA: 4.48	(1, 1) 8.0 W 33 6 3 3 5 4 0 0 0 0 0 1 39 55 3.38 1.250																				
Bo McLaughlin, R ERA: 4.04	(9, 1) 1.0 4 1 0 0 3 0 0 0 0 0 0 0 10 10 0.00 1.000																				

Batter	1	2	3	4	5	6	7	8	9	AB	R	H	RBI	BB	SO	LOB	BOTTOM		
Julio Gonzalez, R OBP: 0.292, SLG: 0.336	2B		SH3-4			1B				4	2	4	1	0	0	0	<b>Atlanta Braves @ Houston Astros</b> Astrodome, Houston, TX Sun Jul 03 1977, 8:05 PM EDT Att: 20,397 - Unknown  <b>AB 35</b> <b>R 9</b> <b>H 15</b> <b>RBI 9</b> <b>BB 2</b> <b>SO 7</b> <b>LOB 13</b>  		
Bo McLaughlin, R										0	0	0	0	0	0	0			
Enos Cabell, R OBP: 0.315, SLG: 0.438	1B				1B	2B		1B		3	1	2	1	0	0	1			
Art Howe, R OBP: 0.364, SLG: 0.451	2B		5-3		1B		F8			2	0	1	1	0	0	1			
Cesar Cedeno, R OBP: 0.318, SLG: 0.295	K			HR	1B		F8			5	1	2	3	0	2	3			
Bob Watson, R OBP: 0.353, SLG: 0.483										3	1	2	2	0	0	0			
Craig Cacek, R OBP: 0.133, SLG: 0.071	F8			HR						1	0	0	0	0	0	0			
Jose Cruz, L OBP: 0.334, SLG: 0.402		CS BB								3	0	0	0	1	0	2			
Joe Ferguson, R OBP: 0.381, SLG: 0.442					E4					3	1	1	1	1	1	0			
Jim Fuller, R OBP: 0.200, SLG: 0.316					L1-3					4	0	0	0	0	4	3			
Roger Metzger, S OBP: 0.211, SLG: 0.222										4	2	2	0	0	0	1			
Floyd Bannister, L ERA: 4.4	(1, 1) 0.0																		
Frank LaCorte, R ERA: 11.68	(1, 1) 3.0 L 13 5 4 4 2 1 0 0 0 0 0 2 16 20 12.00 2.000																		
Steve Kline, R ERA: 5.65	(4, 1) 1.0 8 4 2 2 1 0 0 0 0 0 0 0 10 10 18.00 4.000																		
Dave Campbell, R ERA: 4.16	(5, 1) 2.0 8 2 1 1 1 0 1 0 0 0 0 0 9 13 4.50 1.000																		
Buzz Capra, R ERA: 5.11	(7, 1) 2.0 9 3 1 1 3 0 0 0 0 0 0 0 15 15 4.50 1.500																		
<b>Inning Stats</b>	R: 1 E: 0 K: 1 S: 6	H: 2 LOB: 0 BB: 0 P: 6	R: 1 E: 0 K: 1 S: 5	H: 1 LOB: 0 BB: 1 P: 9	R: 3 E: 0 K: 0 S: 6	H: 3 LOB: 0 BB: 0 P: 6	R: 0 E: 1 K: 1 S: 6	H: 0 LOB: 1 BB: 0 P: 6	R: 2 E: 0 K: 1 S: 8	H: 4 LOB: 2 BB: 1 P: 12	R: 1 E: 0 K: 0 S: 5	H: 2 LOB: 1 BB: 0 P: 5	R: 0 E: 0 K: 1 S: 5	H: 0 LOB: 0 BB: 0 P: 5	R: 1 E: 0 K: 2 S: 10	H: 3 LOB: 2 BB: 0 P: 10	1B: 11 2B: 2 3B: 0 HR: 2	SF: 0 SAC: 2 DP: 1 HBP: 0	WP: 0 PA: 39 PB: 0 SB: 1 CS: 1
<b>PITCHER</b>	IP WLS BF H R ER SO BB IBB HBP BLK WP HR S P ERA WHIP																		



Batter	1	2	3	4	5	6	7	8	9	AB	R	H	RBI	BB	SO	LOB	TOP										
<b>Pete Rose, S</b> OBP: 0.389, SLG: 0.436 (1, 5)										3	1	1	0	1	0	2	<b>Cincinnati Reds @ Atlanta Braves</b> Atlanta-Fulton County Stadium, Atlanta, GA Mon Jul 04 1977, 7:05 PM EDT Att: 50,595 - Unknown										
<b>Ray Knight, R</b> OBP: 0.400, SLG: 0.548 (8, 5)										0	0	0	0	0	0	0											
<b>Cesar Geronimo, L</b> OBP: 0.353, SLG: 0.417 (1, 8)										5	0	0	0	0	2	7											
<b>Joe Morgan, L</b> OBP: 0.439, SLG: 0.496 (1, 4)										4	1	2	0	1	2	0											
<b>Dan Driessen, L</b> OBP: 0.394, SLG: 0.512 (1, 3)										3	1	2	2	2	0	0											
<b>George Foster, R</b> OBP: 0.378, SLG: 0.601 (1, 7)										5	0	0	1	0	0	5											
<b>Johnny Bench, R</b> OBP: 0.333, SLG: 0.590 (1, 2)										3	1	1	1	2	0	1											
<b>Mike Lum, L</b> OBP: 0.158, SLG: 0.143 (1, 9)										3	0	0	0	1	1	4											
<b>Dave Concepcion, R</b> OBP: 0.340, SLG: 0.395 (1, 6)										3	0	2	0	1	0	1											
<b>Tom Seaver, R</b> OBP: 0.250, SLG: 0.200 (1, 1)										2	0	0	0	1	2	2											
<b>Inning Stats</b>	R: 1 E: 0 K: 0 S: 5	H: 2 LOB: 3 BB: 2 P: 13	R: 0 E: 0 K: 0 S: 2	H: 0 LOB: 1 BB: 2 P: 10	R: 0 E: 0 K: 1 S: 3	H: 1 LOB: 1 BB: 1 P: 7	R: 0 E: 0 K: 1 S: 5	H: 0 LOB: 0 BB: 1 P: 9	R: 1 E: 0 K: 1 S: 5	H: 1 LOB: 0 BB: 1 P: 9	R: 0 E: 0 K: 1 S: 5	H: 0 LOB: 0 BB: 0 P: 5	R: 0 E: 0 K: 1 S: 9	H: 2 LOB: 2 BB: 0 P: 10	R: 1 E: 0 K: 1 S: 6	H: 1 LOB: 0 BB: 0 P: 6	1B: 4 2B: 2 3B: 0 HR: 2	SF: 0 SAC: 1 DP: 1 HBP: 1	WP: 1 PB: 0 SB: 2 CS: 2	PA: 43							
<b>PITCHER</b>	IP	WLS	BF	H	R	ER	SO	BB	IBB	HBP	BLK	WP	HR	S	P	ERA	WHIP										
<b>Phil Niekro, R</b> ERA: 4.44 (1, 1)	8.0	W	38	7	3	3	6	9	0	1	0	1	1	40	77	3.38	2.000										
<b>Rick Camp, R</b> ERA: 3.45 (9, 1)	1.0	S	4	1	1	1	1	0	0	0	0	0	1	6	6	9.00	1.000										

Batter	1	2	3	4	5	6	7	8	9	AB	R	H	RBI	BB	SO	LOB	BOTTOM										
<b>Gary Matthews, R</b> OBP: 0.354, SLG: 0.450 (1, 7)										4	0	0	0	0	1	1	<b>Cincinnati Reds @ Atlanta Braves</b> Atlanta-Fulton County Stadium, Atlanta, GA Mon Jul 04 1977, 7:05 PM EDT Att: 50,595 - Unknown										
<b>Rowland Office, L</b> OBP: 0.276, SLG: 0.312 (1, 8)										4	1	1	0	0	0	0											
<b>Willie Montanez, L</b> OBP: 0.350, SLG: 0.511 (1, 3)										3	3	2	1	1	0	0											
<b>Jeff Burroughs, R</b> OBP: 0.372, SLG: 0.519 (1, 9)										4	0	2	1	0	1	3											
<b>Biff Pocoroba, S</b> OBP: 0.392, SLG: 0.484 (1, 2)										3	0	1	3	1	0	1											
<b>Junior Moore, R</b> OBP: 0.325, SLG: 0.350 (1, 5)										4	0	0	0	0	0	4											
<b>Rick Camp, R</b> (9, 1)										0	0	0	0	0	0	0											
<b>Rod Gilbreath, R</b> OBP: 0.330, SLG: 0.320 (1, 4)										3	0	1	0	0	0	0											
<b>Darrel Chaney, S</b> OBP: 0.290, SLG: 0.338 (1, 6)										3	0	0	0	0	2	1											
<b>Phil Niekro, R</b> OBP: 0.214, SLG: 0.204 (1, 1)										2	0	0	0	0	2	0											
<b>Joe Nolan, L</b> OBP: 0.423, SLG: 0.391 (8, PH)										1	0	1	0	0	0	0											
<b>Jerry Royster, R</b> OBP: 0.296, SLG: 0.275 (8, PR) (9, 5)										0	1	0	0	0	0	0											
<b>Inning Stats</b>	R: 0 E: 0 K: 0 S: 3	H: 0 LOB: 0 BB: 0 P: 3	R: 0 E: 0 K: 0 S: 3	H: 0 LOB: 0 BB: 0 P: 3	R: 0 E: 0 K: 2 S: 7	H: 0 LOB: 0 BB: 0 P: 7	R: 1 E: 1 K: 0 S: 5	H: 2 LOB: 2 BB: 1 P: 9	R: 0 E: 0 K: 1 S: 5	H: 1 LOB: 0 BB: 0 P: 5	R: 1 E: 0 K: 0 S: 5	H: 2 LOB: 1 BB: 0 P: 5	R: 0 E: 0 K: 1 S: 5	H: 0 LOB: 0 BB: 0 P: 5	R: 3 E: 0 K: 2 S: 10	H: 3 LOB: 2 BB: 1 P: 14	1B: 5 2B: 2 3B: 0 HR: 1	SF: 0 SAC: 0 DP: 0 HBP: 0	WP: 0 PB: 0 SB: 0 CS: 1	PA: 33							
<b>PITCHER</b>	IP	WLS	BF	H	R	ER	SO	BB	IBB	HBP	BLK	WP	HR	S	P	ERA	WHIP										
<b>Tom Seaver, R</b> ERA: 3.07 (1, 1)	8.0	L	33	8	5	5	6	1	1	0	0	0	1	43	51	5.62	1.125										



Batter	1	2	3	4	5	6	7	8	9	AB	R	H	RBI	BB	SO	LOB	TOP					
<b>Pete Rose, S</b> (1,5) OBP: 0.395, SLG: 0.444	4-0 FC6-4 BLK BB	0-0	0-0	0-0	0-0	0-0	0-0	0-0	0-3	4	1	3	1	1	0	3	<b>Cincinnati Reds @ Atlanta Braves</b> Atlanta-Fulton County Stadium, Atlanta, GA Tue Jul 05 1977, 7:05 PM EDT Att: 14,344 - Unknown					
<b>Pedro Borbon, R</b> (7,1) OBP: 0.364, SLG: 0.455	1-2	1-2	1-2	1-2	5-3		1-2	1-2	K	1	0	0	0	0	1	1						
<b>Ed Ambrister, R</b> (1,9) OBP: 0.457, SLG: 0.658	0-0	0-0	0-0	0-0	0-0	0-0	0-0	0-0	0-0	4	1	2	2	0	0	3						
<b>Ken Griffey, L</b> (7,PH) OBP: 0.397, SLG: 0.505	0-0	4-3	0-0	0-0	0-0	0-0	0-0	0-0	0-0	1	0	1	0	1	0	0						
<b>Joe Morgan, L</b> (1,4) OBP: 0.437, SLG: 0.488	4-0		4-0	0-0	0-0	0-3	0-0	0-0	0-3	4	0	0	0	2	2	5						
<b>George Foster, R</b> (1,7) OBP: 0.375, SLG: 0.604	0-0		0-0	0-0	0-0	0-3	0-0	0-0	0-0	5	1	1	1	0	1	3						
<b>Johnny Bench, R</b> (1,2) OBP: 0.337, SLG: 0.584	0-3		0-0	0-0	0-3	0-3	0-0	0-0	0-0	4	1	1	0	0	2	4						
<b>Bill Plummer, R</b> (7,2) OBP: 0.274, SLG: 0.211	K		G5-3	1-2	K		HR	1-2	FC5-4	1	0	0	0	0	0	1						
<b>Dave Concepcion, R</b> (1,6) OBP: 0.341, SLG: 0.413		0-0	0-0	0-0	0-0	0-0	0-0	0-0	0-0	5	2	2	2	0	0	2						
<b>Dan Driessen, L</b> (1,3) OBP: 0.395, SLG: 0.520		0-0	0-0	0-0	0-0	4-0	0-0	0-0	0-0	4	1	1	2	1	0	1						
<b>Cesar Geronimo, L</b> (1,8) OBP: 0.353, SLG: 0.414		0-0	0-0	0-3	0-0	0-0	0-0	0-0	0-0	4	1	1	0	1	1	0						
<b>Woodie Fryman, R</b> (1,1) OBP: 0.348, SLG: 0.318		0-0	0-0	0-3	4-0	1-0	0-0	0-0	0-0	2	0	1	0	1	1	0						
<b>Mike Lum, L</b> (7,PH) OBP: 0.179, SLG: 0.143										0	1	0	0	0	0	0						
<b>Ray Knight, R</b> (7,5) OBP: 0.417, SLG: 0.594										1	0	1	0	0	0	0						
<b>Inning Stats</b>	R: 0 E: 0 K: 1 S: 5	H: 0 LOB: 2 BB: 2 P: 13	R: 1 E: 0 K: 0 S: 6	H: 3 LOB: 2 BB: 0 P: 6	R: 0 E: 1 K: 0 S: 3	H: 0 LOB: 1 BB: 1 P: 7	R: 3 E: 0 K: 2 S: 10	H: 3 LOB: 0 BB: 0 P: 10	R: 1 E: 0 K: 1 S: 7	H: 2 LOB: 3 BB: 2 P: 15	R: 0 E: 0 K: 2 S: 7	H: 1 LOB: 0 BB: 0 P: 7	R: 4 E: 1 K: 0 S: 5	H: 3 LOB: 1 BB: 2 P: 14	R: 0 E: 0 K: 0 S: 4	H: 0 LOB: 1 BB: 0 P: 4	R: 0 E: 0 K: 2 S: 9	H: 2 LOB: 2 BB: 0 P: 9	1B: 7 2B: 3 3B: 1 HR: 4	SF: 0 SAC: 0 DP: 2 HBP: 1	WP: 0 PB: 0 SB: 1 CS: 1	PA: 48
<b>PITCHER</b>	IP	WLS	BF	H	R	ER	SO	BB	IBB	HBP	BLK	WP	HR	S	P	ERA	WHIP					
<b>Don Collins, L</b> (1,1) ERA: 5.44	4.0	L	21	6	4	4	3	3	0	0	1	0	2	24	36	9.00	2.250					
<b>Buzz Capra, R</b> (5,1) ERA: 9.19	0.2		6	2	1	1	1	2	0	0	0	0	1	6	14	13.50	6.000					
<b>Jamie Easterly, L</b> (5,1) ERA: 5.69	1.1		4	1	0	0	2	0	0	0	0	0	0	8	8	0.00	0.750					
<b>Max Leon, R</b> (7,1) ERA: 4.63	0.1		6	3	4	3	0	1	0	1	0	0	1	4	9	81.00	12.000					
<b>Steve Kline, R</b> (7,1) ERA: 5.69	1.2		6	0	0	0	0	1	0	0	0	0	0	5	9	0.00	0.600					

AB	40
R	9
H	14
RBI	8
BB	7
SO	8
LOB	23



Batter	1	2	3	4	5	6	7	8	9	AB	R	H	RBI	BB	SO	LOB	BOTTOM					
<b>Junior Moore, R</b> (1,5) OBP: 0.327, SLG: 0.348	4-0		0-3	0-3		0-0		0-0		4	0	1	0	1	2	4	<b>Cincinnati Reds @ Atlanta Braves</b> Atlanta-Fulton County Stadium, Atlanta, GA Tue Jul 05 1977, 7:05 PM EDT Att: 14,344 - Unknown					
<b>Rowland Office, L</b> (1,8) OBP: 0.281, SLG: 0.316	0-0		0-0	0-3		0-0		0-0		4	0	2	0	0	1	4						
<b>Willie Montanez, L</b> (1,3) OBP: 0.355, SLG: 0.511	0-3		0-0	0-0		0-0		0-0		4	1	2	0	1	1	1						
<b>Jeff Burroughs, R</b> (1,9) OBP: 0.370, SLG: 0.512	0-0		0-3	0-0		0-0		0-0		4	0	0	0	1	1	5						
<b>Gary Matthews, R</b> (1,7) OBP: 0.354, SLG: 0.449		0-3		0-0		0-0		0-0		5	1	2	0	0	2	2						
<b>Biff Pocoreba, S</b> (1,2) OBP: 0.401, SLG: 0.495		0-0		0-0		0-0		0-0		4	0	3	1	1	0	0						
<b>Rod Gilbreath, R</b> (1,4) OBP: 0.327, SLG: 0.313		0-0		0-0		0-0		0-0		4	0	0	0	1	0	5						
<b>Darrel Chaney, S</b> (1,6) OBP: 0.286, SLG: 0.333		0-3		0-3		0-0		0-0		2	0	0	0	0	2	4						
<b>Jerry Royster, R</b> (6,PH) OBP: 0.236, SLG: 0.274										1	1	0	0	1	0	0						
<b>Inning Stats</b>	R: 0 E: 0 K: 1 S: 5	H: 0 LOB: 1 BB: 1 P: 9	R: 0 E: 0 K: 2 S: 8	H: 1 LOB: 0 BB: 0 P: 8	R: 0 E: 0 K: 2 S: 9	H: 2 LOB: 2 BB: 0 P: 9	R: 1 E: 1 K: 3 S: 12	H: 3 LOB: 3 BB: 1 P: 16	R: 1 E: 0 K: 0 S: 4	H: 2 LOB: 1 BB: 1 P: 8	R: 0 E: 0 K: 1 S: 6	H: 1 LOB: 1 BB: 0 P: 6	R: 0 E: 0 K: 0 S: 4	H: 1 LOB: 2 BB: 1 P: 8	R: 1 E: 0 K: 0 S: 4	H: 2 LOB: 2 BB: 2 P: 12		R: 0 E: 0 K: 1 S: 5	H: 0 LOB: 0 BB: 0 P: 5	1B: 11 2B: 1 3B: 0 HR: 0	SF: 0 SAC: 1 DP: 2 HBP: 0	WP: 0 PB: 0 SB: 0 CS: 0
<b>PITCHER</b>	IP	WLS	BF	H	R	ER	SO	BB	IBB	HBP	BLK	WP	HR	S	P	ERA	WHIP					
<b>Woodie Fryman, L</b> (1,1) ERA: 5.38	6.0	W	29	9	2	2	9	3	0	0	0	0	0	13	25	3.00	2.000					
<b>Pedro Borbon, R</b> (7,1) ERA: 2.71	3.0	S	14	3	1	1	1	3	0	0	0	0	0	13	25	3.00	2.000					













Batter	1	2	3	4	5	6	7	8	9	10	11	AB	R	H	RBI	BB	SO	LOB	TOP							
Rowland Office, L OBP: 0.295, SLG: 0.321	4-3	3-1			BB 1B		4-3		F7		K	6	1	1	0	0	1	3								
Gary Matthews, R OBP: 0.307, SLG: 0.456	F8			S BB			6-3		BB 1B 1B		6-3	5	0	1	0	1	1	1								
Willie Montanez, L OBP: 0.360, SLG: 0.519	K				BB 1B			FC6-4 1B	BB 1B 1B			4	0	2	1	2	1	1								
Jeff Burroughs, R OBP: 0.374, SLG: 0.503		BB 1B E						1B BB	BB 1B 1B			5	1	2	1	1	1	3								
Blf Pocaroba, S OBP: 0.394, SLG: 0.477		BB 1B E						F7	F9			4	1	1	0	1	0	4								
Junior Moore, R OBP: 0.326, SLG: 0.341		E9 1B			4-3			E6 1B			1-3	5	0	2	1	0	0	4								
Rod Gilbreath, R OBP: 0.319, SLG: 0.309								F9			6-3	3	0	0	0	0	2	1								
Joe Nolan, L OBP: 0.444, SLG: 0.417	K				F8			K				0	0	0	0	0	0	0								
Cito Gaston, R OBP: 0.286, SLG: 0.404								K				1	0	0	0	0	0	1								
Jerry Royster, R OBP: 0.294, SLG: 0.270								K				1	0	0	0	0	0	0								
Darrel Chaney, S OBP: 0.277, SLG: 0.317								F9				2	0	0	0	1	1	0								
Tom Paciorek, R OBP: 0.275, SLG: 0.369								K				1	0	0	0	0	0	1								
Craig Robinson, R OBP: 0.273, SLG: 0.286											2B	1	0	1	0	0	0	0								
Don Collins, R OBP: 0.297, SLG: 0.277								F8			4-3	0	0	0	0	0	0	0								
Buzz Capra, R OBP: 0.299, SLG: 0.292												2	0	0	0	0	1	2								
Dave Campbell, R OBP: 0.299, SLG: 0.292												0	0	0	0	0	0	0								
Brian Asselstine, L OBP: 0.299, SLG: 0.292												1	0	0	0	0	0	0								
Max Leon, R OBP: 0.299, SLG: 0.292												0	0	0	0	0	0	0								
Rick Camp, R OBP: 0.299, SLG: 0.292												0	0	0	0	0	0	0								
Vic Cornell, R OBP: 0.299, SLG: 0.292												1	1	1	0	0	0	0								
Jamie Easterly, L OBP: 0.299, SLG: 0.292												1	1	1	0	0	0	1								
<b>Inning Stats</b>	R: 0 E: 0 K: 1 S: 5	H: 0 LOB: 0 BB: 0 P: 5	R: 2 E: 1 K: 2 S: 9	H: 2 LOB: 2 BB: 2 P: 17	R: 0 E: 0 K: 0 S: 3	H: 0 LOB: 0 BB: 2 P: 11	R: 0 E: 0 K: 0 S: 3	H: 0 LOB: 0 BB: 0 P: 3	R: 1 E: 0 K: 1 S: 7	H: 2 LOB: 2 BB: 1 P: 11	R: 0 E: 0 K: 2 S: 7	H: 0 LOB: 0 BB: 0 P: 7	R: 0 E: 0 K: 0 S: 4	H: 1 LOB: 1 BB: 0 P: 4	R: 0 E: 1 K: 0 S: 4	H: 1 LOB: 1 BB: 0 P: 4	R: 1 E: 0 K: 0 S: 6	H: 4 LOB: 2 BB: 0 P: 6	R: 0 E: 0 K: 0 S: 4	H: 1 LOB: 1 BB: 0 P: 4	R: 0 E: 0 K: 2 S: 7	H: 0 LOB: 1 BB: 1 P: 11	1B: 9 2B: 2 3B: 0 HR: 0	SF: 0 SAC: 0 DP: 0 HBP: 0	WP: 0 PB: 0 SB: 2 CS: 0	PA: 49
<b>PITCHER</b>	IP ERA WHS BF H R ER SO BB IBB HBP BLK WP HR S P ERA WHIP	5.0 3.32 2.1 9 2 0 0 2 0 0 0 0 0 0 13 13 0.00 0.857	5.0 3.32 1.2 8 4 1 1 0 0 0 0 0 0 0 8 8 5.40 2.400	5.0 3.32 2.0 W 8 1 0 0 2 1 0 0 0 0 0 11 15 0.00 1.000	<b>PITCHER</b>										IP ERA WHS BF H R ER SO BB IBB HBP BLK WP HR S P ERA WHIP	2.1 3.86 1.1 13 1 1 1 3 3 0 0 0 0 8 8 0.00 1.000										

Atlanta Braves @ San Francisco Giants  
Candlestick Park, San Francisco, CA  
Sat Jul 09 1977, 6:33 AM EDT  
Att: 3,699 - Unknown

AB 43  
R 4  
H 11  
RBI 3  
BB 6  
SO 8  
LOB 22



Batter	1	2	3	4	5	6	7	8	9	10	11	AB	R	H	RBI	BB	SO	LOB	BOTTOM							
Bill Madlock, R OBP: 0.356, SLG: 0.442	BB 1B 2B		F7				FC5					4	1	2	0	1	0	2								
Derrel Thomas, S OBP: 0.316, SLG: 0.302			F7				F8		5-3			5	1	1	0	0	0	7								
Darrel Evans, L OBP: 0.371, SLG: 0.433					G3			3-1			K	4	1	1	0	1	1	2								
Jack Clark, R OBP: 0.306, SLG: 0.408			CS				F8	5-3			S BB	4	0	1	3	1	1	0								
Gary Thomasson, L OBP: 0.347, SLG: 0.464	6-3						4-3	6-3			K	5	0	0	0	0	2	1								
Vic Harris, S OBP: 0.342, SLG: 0.429	G3				F9			F5			K	4	0	0	0	1	1	1								
Marc Hill, R OBP: 0.307, SLG: 0.363			F3				F5		SH5-4			2	1	0	0	2	0	0								
Rob Andrews, R OBP: 0.350, SLG: 0.291					SH1-4 2B BB				SH5-4		SH1-4 2B BB	0	1	0	0	0	0	0								
Johnnie LeMaster, R OBP: 0.182, SLG: 0.212			F6		SH1-4			FC5 SH 1B			SH1-4	2	0	1	0	1	0	0								
Ed Halicki, R OBP: 0.297, SLG: 0.277								SH				1	0	0	0	0	0	0								
Buzz Capra, R OBP: 0.299, SLG: 0.292								FC5				1	0	0	0	0	0	0								
Dave Campbell, R OBP: 0.299, SLG: 0.292												1	0	0	0	0	0	0								
Gary Lavelle, S OBP: 0.299, SLG: 0.292												1	0	0	0	0	0	0								
Randy Elliott, R OBP: 0.299, SLG: 0.292												1	0	0	0	0	0	2								
Randy Moffitt, R OBP: 0.299, SLG: 0.292												0	0	0	0	0	0	0								
Gary Alexander, R OBP: 0.299, SLG: 0.292												1	0	1	1	0	0	0								
<b>Inning Stats</b>	R: 3 E: 0 K: 0 S: 5	H: 3 LOB: 0 BB: 1 P: 9	R: 0 E: 0 K: 1 S: 5	H: 0 LOB: 0 BB: 0 P: 5	R: 0 E: 0 K: 0 S: 3	H: 1 LOB: 1 BB: 3 P: 3	R: 0 E: 0 K: 2 S: 7	H: 0 LOB: 0 BB: 0 P: 7	R: 1 E: 0 K: 0 S: 5	H: 2 LOB: 2 BB: 1 P: 9	R: 0 E: 0 K: 0 S: 3	H: 0 LOB: 0 BB: 0 P: 3	R: 0 E: 0 K: 0 S: 4	H: 1 LOB: 2 BB: 0 P: 5	R: 0 E: 0 K: 0 S: 3	H: 0 LOB: 0 BB: 0 P: 3	R: 0 E: 0 K: 3 S: 9	H: 0 LOB: 3 BB: 3 P: 15	R: 0 E: 0 K: 3 S: 9	H: 0 LOB: 1 BB: 1 P: 13	R: 1 E: 0 K: 0 S: 2	H: 1 LOB: 2 BB: 1 P: 6	1B: 5 2B: 3 3B: 0 HR: 0	SF: 0 SAC: 4 DP: 0 HBP: 0	WP: 0 PB: 0 SB: 1 CS: 1	PA: 46
<b>PITCHER</b>	IP ERA WHS BF H R ER SO BB IBB HBP BLK WP HR S P ERA WHIP	6.0 6.02 4.0 14 2 1 1 3 1 0 0 0 0 0 19 23 2.25 0.750	6.0 6.02 0.2 3 1 0 0 0 0 0 0 0 0 0 3 3 0.00 1.500	6.0 6.02 1.1 6 1 0 0 0 0 0 0 0 0 6 6 0.00 0.750	6.0 6.02 1.2 5 0 0 0 0 0 0 0 0 0 5 5 0.00 0.000	<b>PITCHER</b>										IP ERA WHS BF H R ER SO BB IBB HBP BLK WP HR S P ERA WHIP	2.1 3.86 1.1 13 1 1 1 3 3 0 0 0 0 8 8 0.00 1.000									

Atlanta Braves @ San Francisco Giants  
Candlestick Park, San Francisco, CA  
Sat Jul 09 1977, 6:33 AM EDT  
Att: 3,699 - Unknown

AB 34  
R 5  
H 8  
RBI 5  
BB 7  
SO 6  
LOB 15





Batter	1	2	3	4	5	6	7	8	9	AB	R	H	RBI	BB	SO	LOB	TOP					
Rowland Office, L OBP: 0.294, SLG: 0.316 (1, 8)	0-0 4-3		0-0 F7			4-0 FC6-4 BB		0-3 K		3	0	0	0	1	1	0	Atlanta Braves @ San Francisco Giants Candlestick Park, San Francisco, CA Sun Jul 10 1977, 6:33 AM EDT Unknown					
Gary Matthews, R OBP: 0.352, SLG: 0.449 (1, 7)	0-0 6-3			0-0 6-3		0-0 FC6-4 1-2		0-3 K		4	0	0	0	0	1	1						
Willie Montanez, L OBP: 0.359, SLG: 0.519 (1, 3)	0-0 4-3			0-0 4-3		0-0 F9		0-0 2B		4	0	1	0	0	0	1						
Jeff Burroughs, R OBP: 0.373, SLG: 0.500 (1, 9)		0-0 1B 1B		0-0 1-3			0-0 6-3	0-3 K		4	0	1	0	0	1	1						
Biff Pocoroba, S OBP: 0.391, SLG: 0.473 (1, 2)		0-0 F9			0-0 2-3		0-0 1B 2B 1B	0-0 4-3		4	1	1	0	0	0	1						
Junior Moore, R OBP: 0.335, SLG: 0.346 (1, 5)		0-0 G6-4-3 1-2 1B		4-0 BB		0-0 2B 1B		0-0 F5		3	1	2	0	1	0	0						
Darrel Chaney, S OBP: 0.270, SLG: 0.308 (7, 4)		0-0 G6-4-3 1-2		0-3 K		0-0 F7		0-0 F8		4	0	0	0	0	1	5						
Jerry Royster, R OBP: 0.292, SLG: 0.269 (7, PH)			0-3 K		0-0 4-3		0-0 2B			2	0	0	0	0	1	1						
Joe Nolan, L OBP: 0.464, SLG: 0.480 (7, FR)										1	0	1	2	0	0	0						
Craig Robinson, R OBP: 0.273, SLG: 0.286 (7, 6)										0	0	0	0	0	0	0						
Dick Ruthven, R OBP: 0.250, SLG: 0.313 (6, PH)										1	0	0	0	0	0	0						
Brian Asselstine, L OBP: 0.250, SLG: 0.296 (6, 1)			0-0 5-3							1	0	0	0	0	0	0						
Steve Kline, R (7, PH)										1	0	0	0	0	0	0						
Cito Gaston, R OBP: 0.281, SLG: 0.396 (7, 1)										1	0	0	0	0	0	1						
Dave Campbell, R (7, 1)										0	0	0	0	0	0	0						
<b>Inning Stats</b>	R: 0 E: 0 K: 0 S: 3	H: 0 LOB: 0 BB: 0 P: 3	R: 0 E: 0 K: 0 S: 4	H: 2 LOB: 1 BB: 0 P: 4	R: 0 E: 0 K: 1 S: 5	H: 0 LOB: 0 BB: 0 P: 5	R: 0 E: 0 K: 0 S: 3	H: 0 LOB: 0 BB: 0 P: 3	R: 0 E: 0 K: 1 S: 5	H: 0 LOB: 1 BB: 1 P: 9	R: 0 E: 0 K: 0 S: 3	H: 0 LOB: 1 BB: 1 P: 7	R: 2 E: 0 K: 0 S: 6	H: 3 LOB: 1 BB: 0 P: 6	R: 0 E: 0 K: 3 S: 10	H: 1 LOB: 1 BB: 0 P: 10	R: 0 E: 0 K: 0 S: 3	H: 0 LOB: 0 BB: 0 P: 3	1B: 4 2B: 2 3B: 0 HR: 0	SF: 0 SAC: 0 DP: 1 HBP: 0	WP: 0 PB: 0 SB: 0 CS: 0	PA: 34
<b>PITCHER</b> Charlie Williams, R ERA: 3.75 (1, 1)	IP: 9.0 WLS: W BF: 34 H: 6 R: 2 ER: 2 SO: 5 BB: 2 IBB: 0 HBP: 0 BLK: 0 WP: 0 HR: 0 S: 42 P: 50 ERA: 2.00 WHIP: 0.889															<b>PITCHER</b>						

Batter	1	2	3	4	5	6	7	8	9	AB	R	H	RBI	BB	SO	LOB	BOTTOM			
Bill Madlock, R OBP: 0.356, SLG: 0.449 (1, 5)	0-0 6-3		0-0 HR	4-0 IBB		0-3 K		0-0 F8 1-2		4	1	1	1	1	1	1	Atlanta Braves @ San Francisco Giants Candlestick Park, San Francisco, CA Sun Jul 10 1977, 6:33 AM EDT Unknown			
Derrel Thomas, S OBP: 0.310, SLG: 0.296 (1, 8)	0-3 K		0-0 F8	0-0 F9		0-0 F5		0-0 F6		5	0	0	0	0	1	4				
Darrell Evans, L OBP: 0.369, SLG: 0.430 (1, 7)	0-0 F7		0-0 F7		0-0 4-3	0-0 1B				4	0	1	0	0	0	0				
Jack Clark, R OBP: 0.310, SLG: 0.407 (1, 9)		0-0 F8	0-0 S 1B	4-0 1B E BB	0-0 F3					3	1	1	0	1	0	1				
Willie McCovey, L OBP: 0.387, SLG: 0.484 (1, 3)		0-0 BB E 1B	0-0 G3 1-2		0-0 1B 1B		0-0 F9			4	1	2	0	0	0	1				
Vic Harris, S OBP: 0.349, SLG: 0.425 (1, 4)		4-0 E SF9 BB		0-0 G3	0-0 E4 1B 1B		0-0 F9			3	2	1	1	1	0	0				
Marc Hill, R OBP: 0.311, SLG: 0.363 (1, 2)		0-0 E5 SF9 1-3 2-H		0-0 2B 1B	0-0 1B BB		0-0 6-3			3	0	1	0	1	0	1				
Johnnie LeMaster, R OBP: 0.203, SLG: 0.255 (1, 6)		0-0 SF9		0-0 2B 1B	0-0 1B		0-0 F9			3	0	2	2	0	0	0				
Charlie Williams, R OBP: 0.250, SLG: 0.250 (1, 1)		0-3 K		0-0 P5	0-0 4-3		0-0 WP 1B			4	0	1	0	0	1	5				
<b>Inning Stats</b>	R: 0 E: 0 K: 1 S: 5	H: 0 LOB: 0 BB: 0 P: 5	R: 2 E: 1 K: 1 S: 7	H: 1 LOB: 1 BB: 1 P: 11	R: 1 E: 0 K: 0 S: 5	H: 2 LOB: 0 BB: 0 P: 5	R: 0 E: 0 K: 0 S: 5	H: 2 LOB: 3 BB: 1 P: 9	R: 2 E: 1 K: 0 S: 5	H: 3 LOB: 2 BB: 2 P: 13	R: 0 E: 0 K: 1 S: 6	H: 1 LOB: 1 BB: 0 P: 6	R: 0 E: 0 K: 0 S: 3	H: 0 LOB: 0 BB: 0 P: 3	R: 0 E: 0 K: 0 S: 4	H: 1 LOB: 1 BB: 0 P: 4		1B: 8 2B: 1 3B: 0 HR: 1	SF: 1 SAC: 0 DP: 0 HBP: 0	WP: 1 PB: 0 SB: 1 CS: 0
<b>PITCHER</b> Dick Ruthven, R ERA: 3.04 Steve Kline, R ERA: 5.79 Dave Campbell, R ERA: 4.34 (1, 1)	IP: 5.0 WLS: L BF: 27 H: 8 R: 5 ER: 3 SO: 2 BB: 3 IBB: 1 HBP: 0 BLK: 0 WP: 0 HR: 1 S: 27 P: 43 ERA: 1.80 WHIP: 2.200															<b>PITCHER</b>				



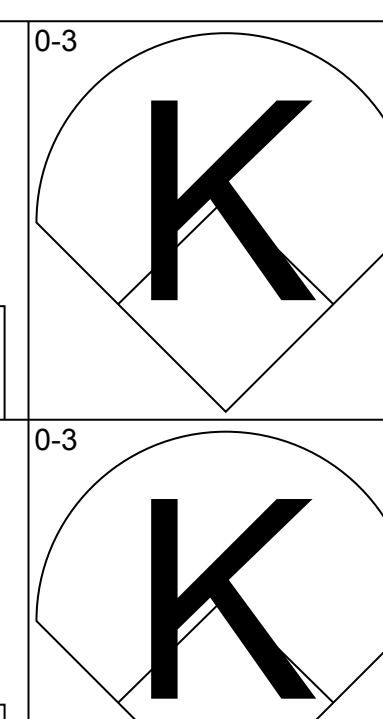
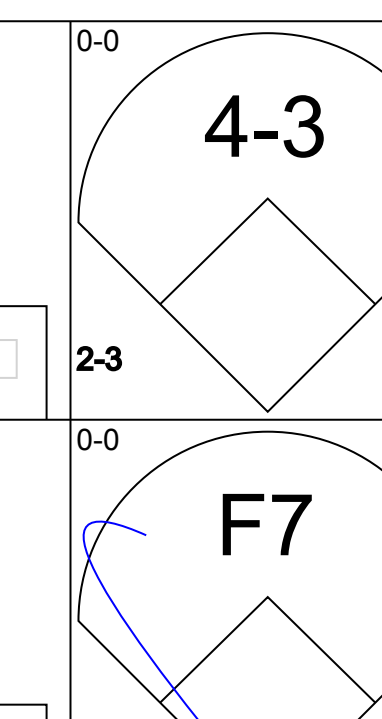
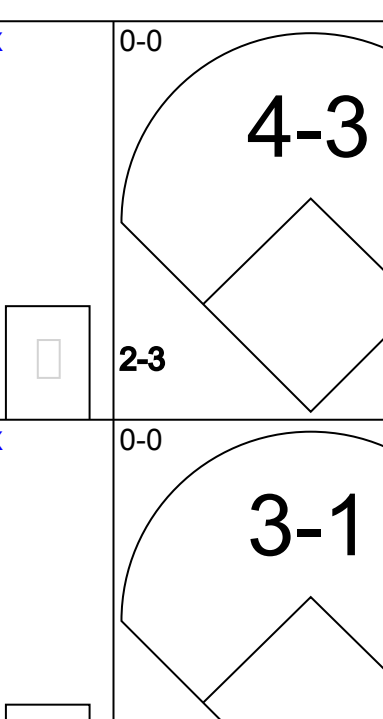
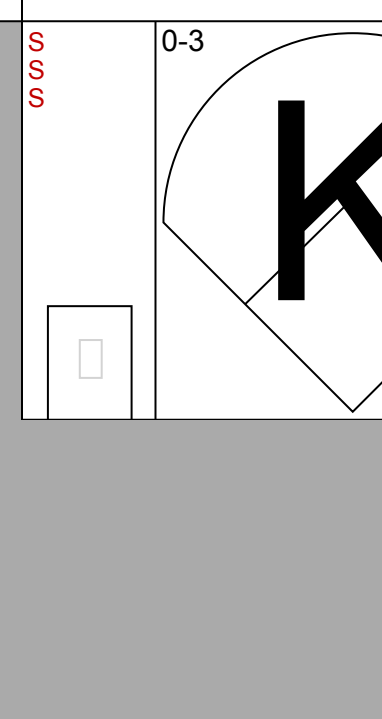
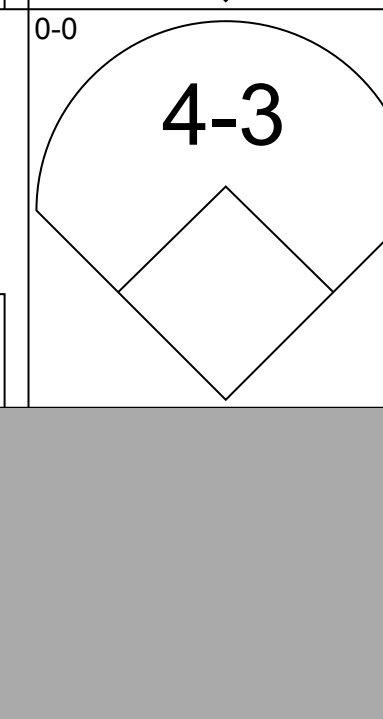


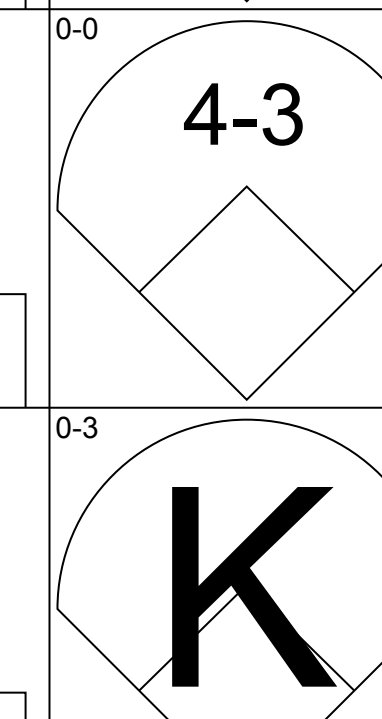

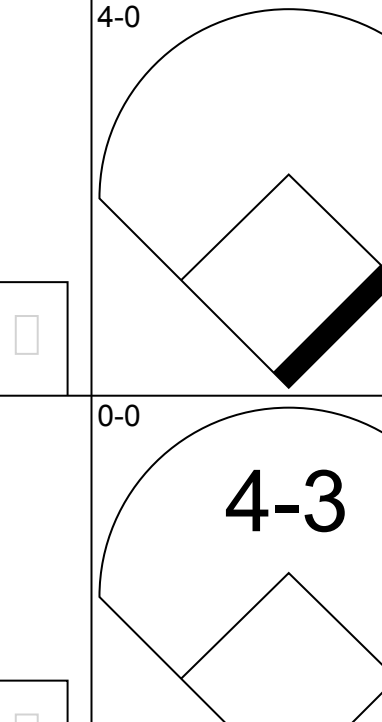
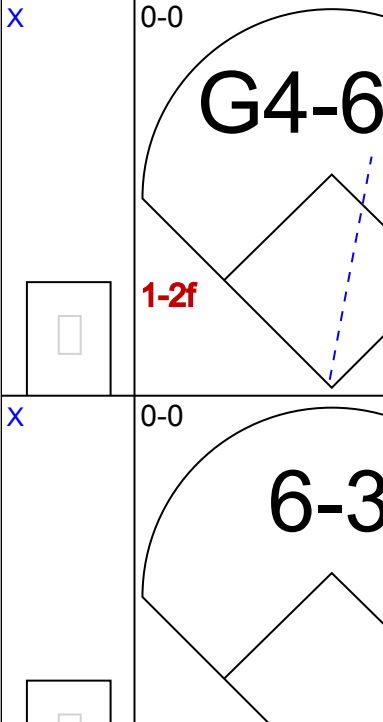

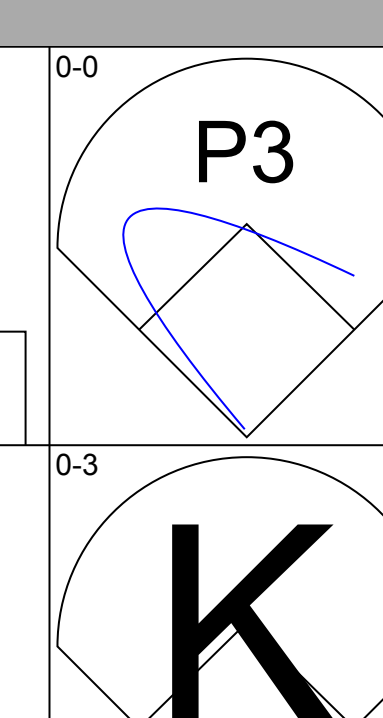
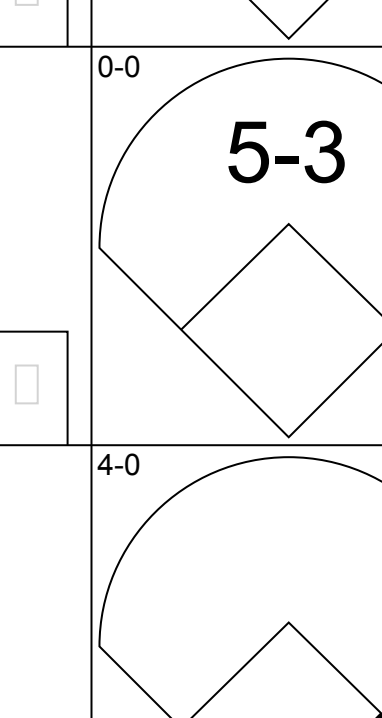
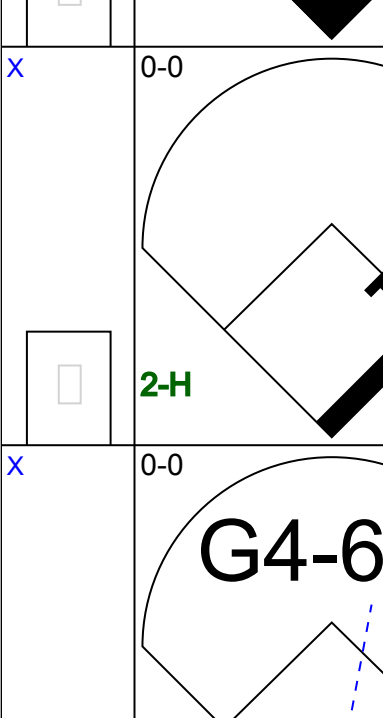
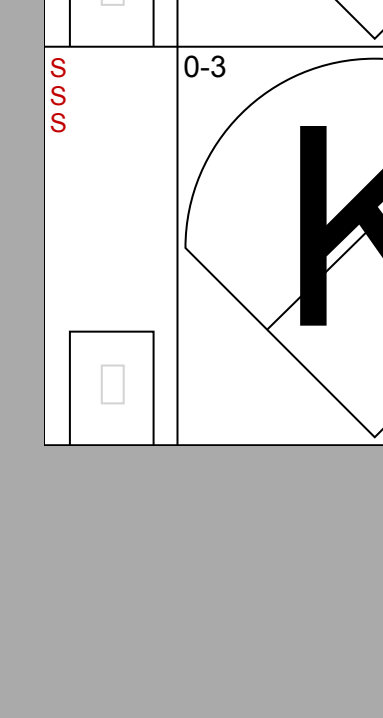
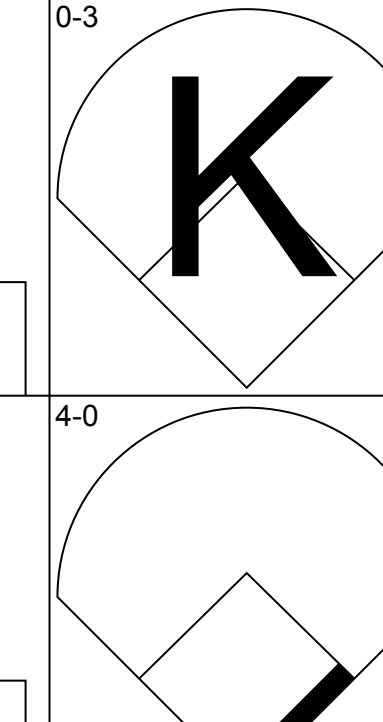
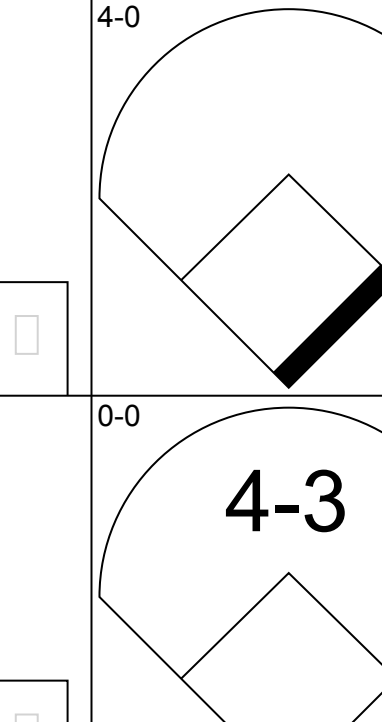
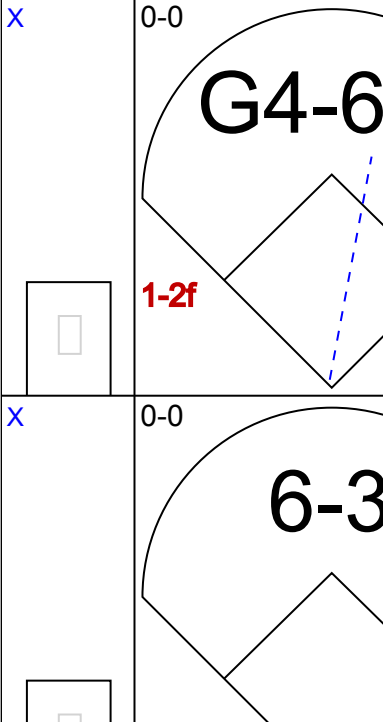

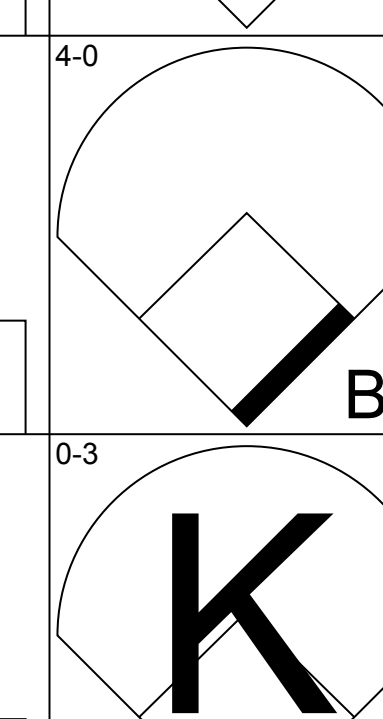
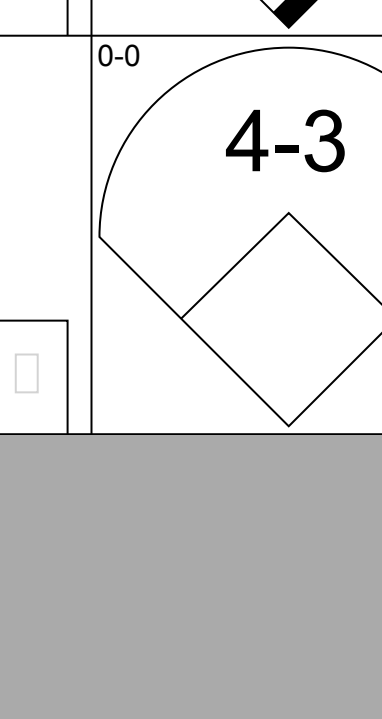
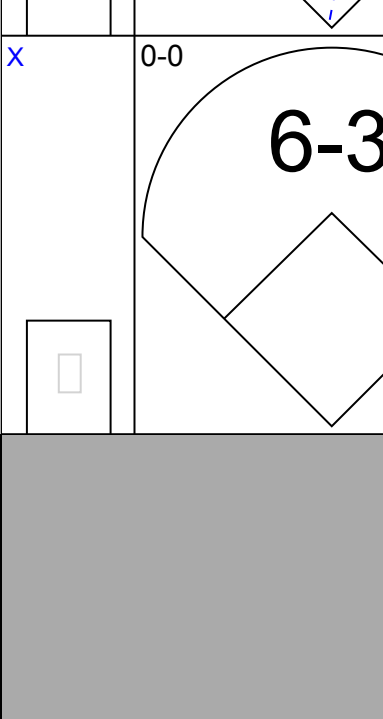

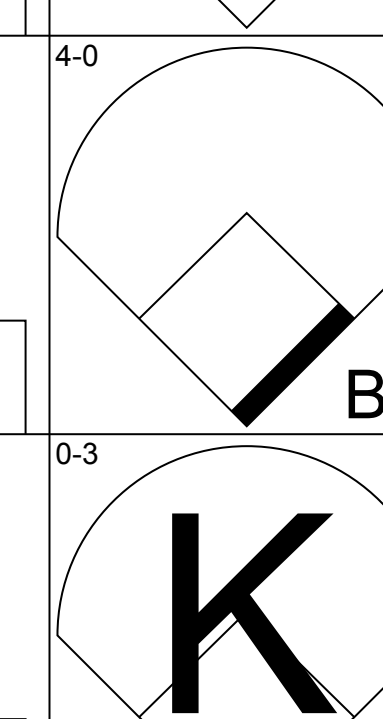

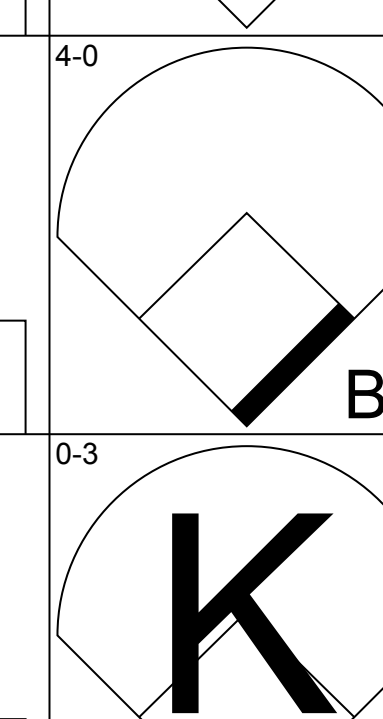

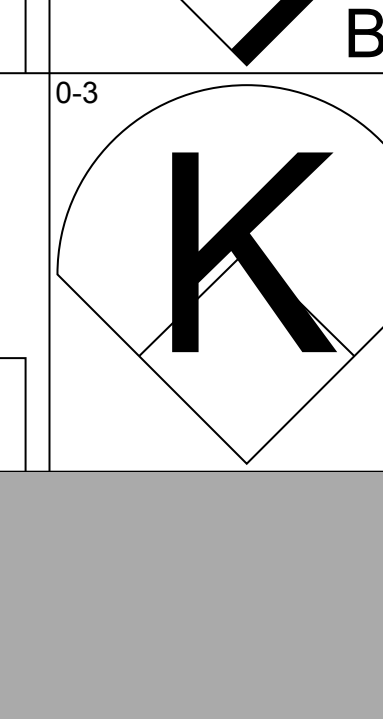
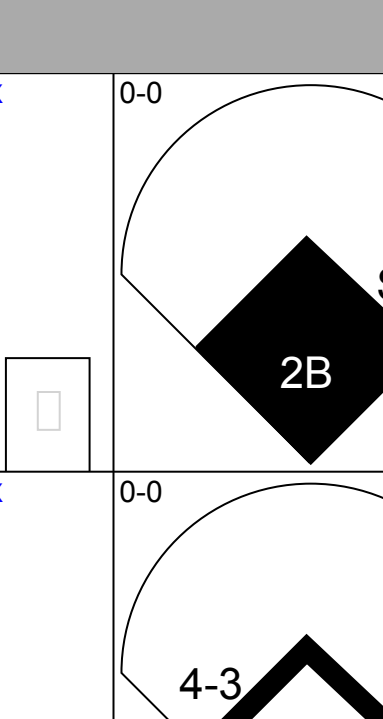
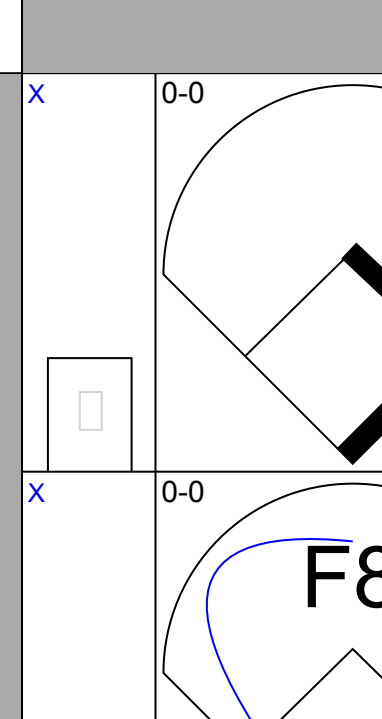

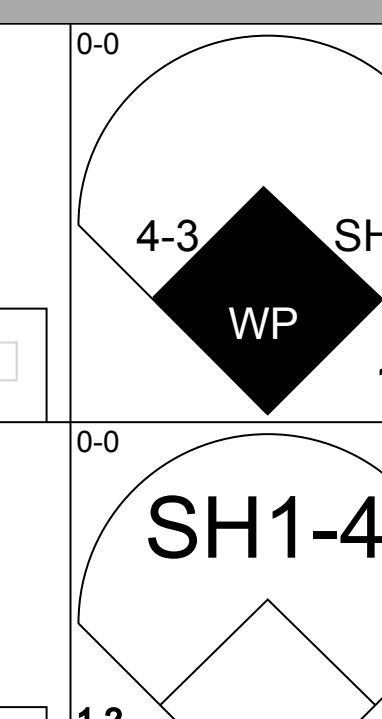
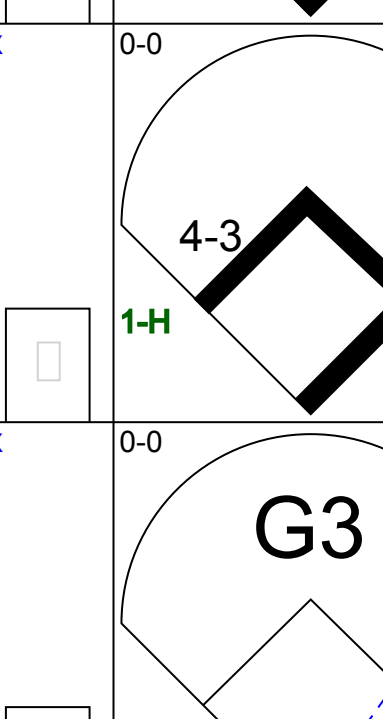
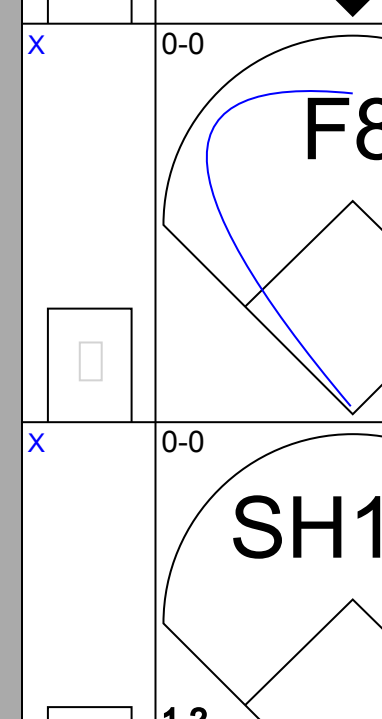

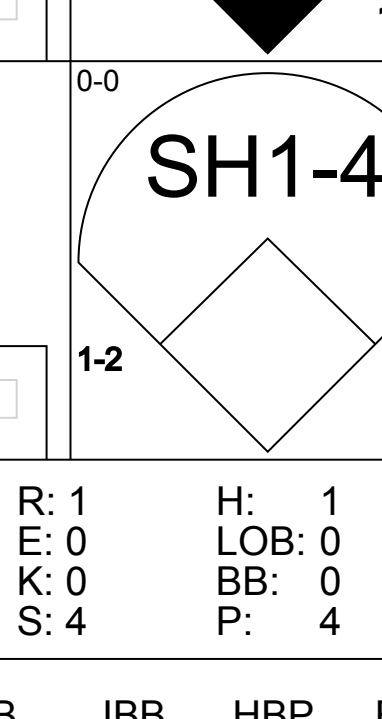
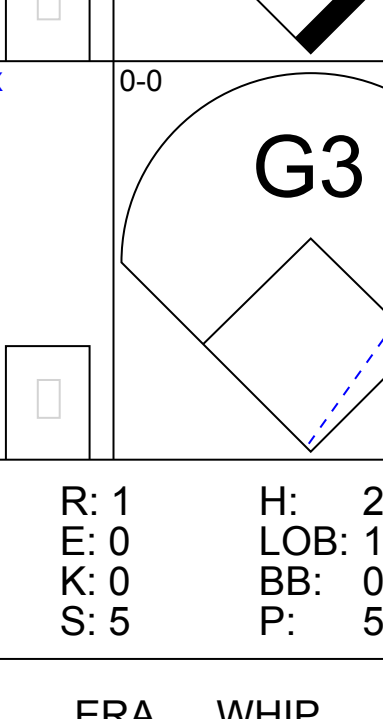
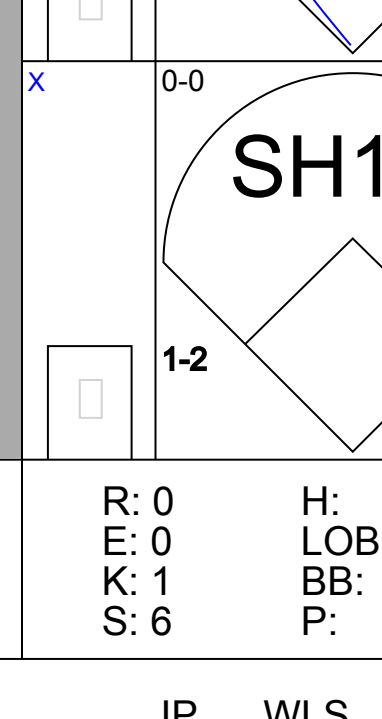
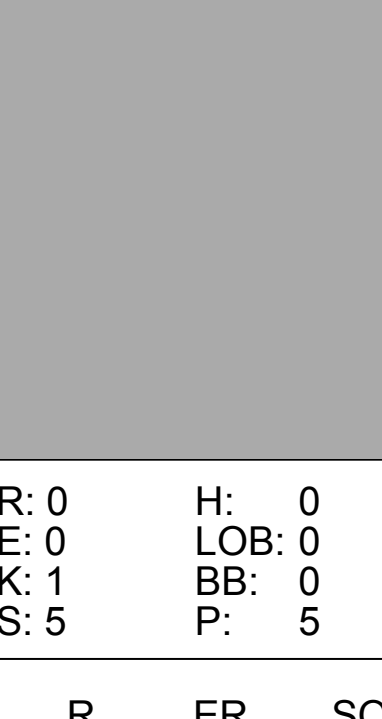
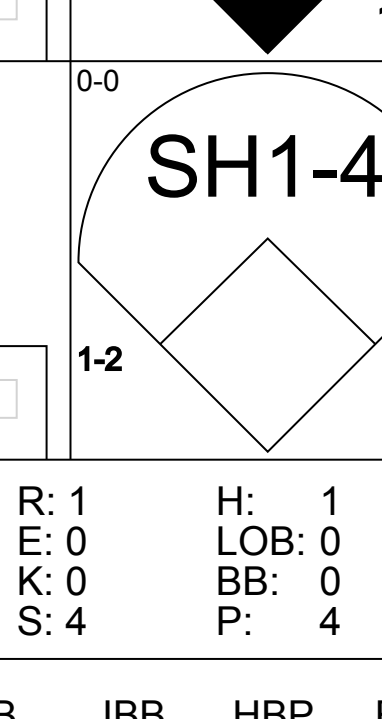
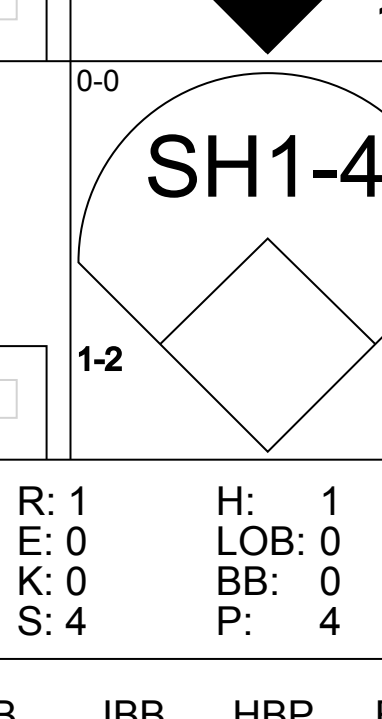
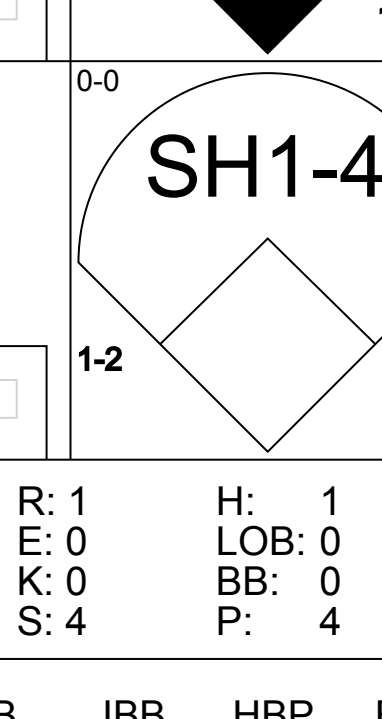
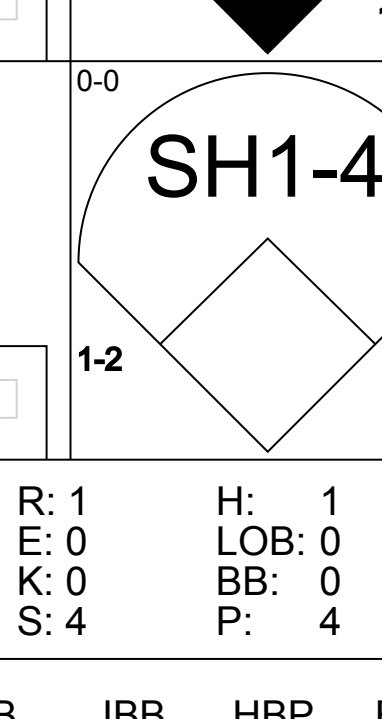








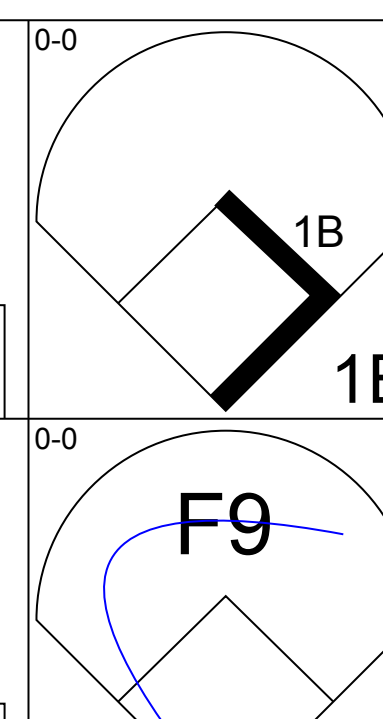
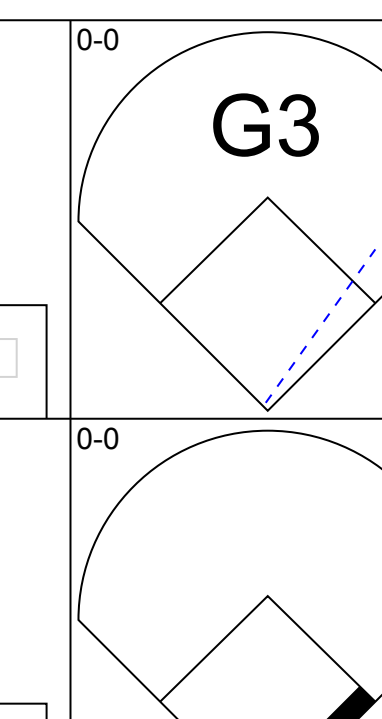
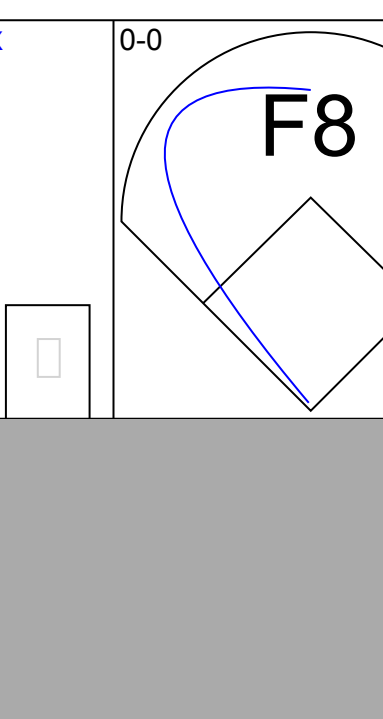
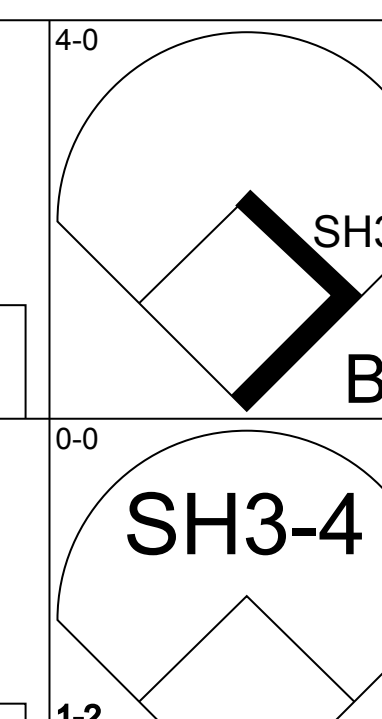
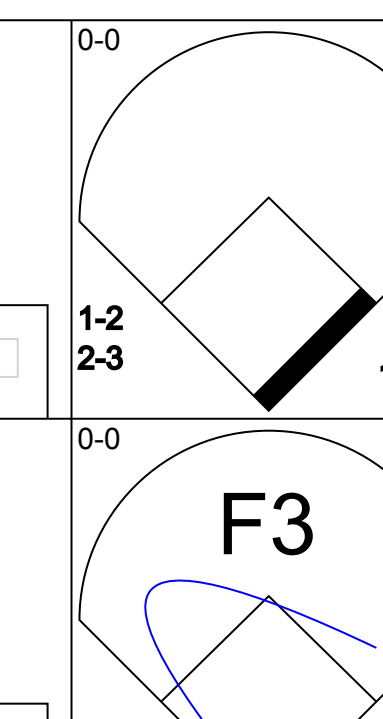
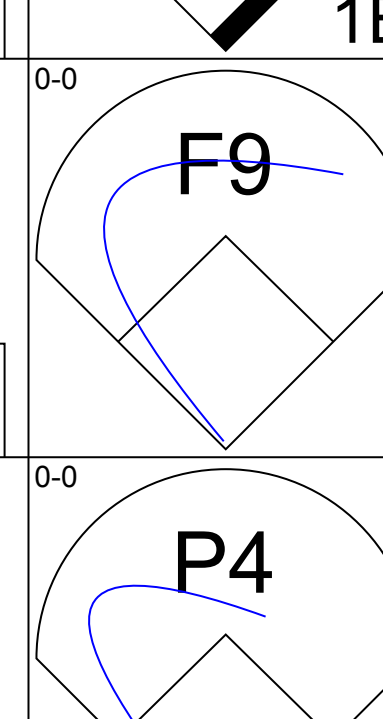
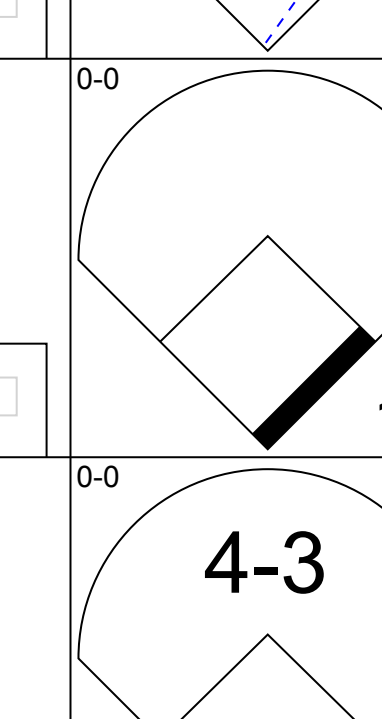
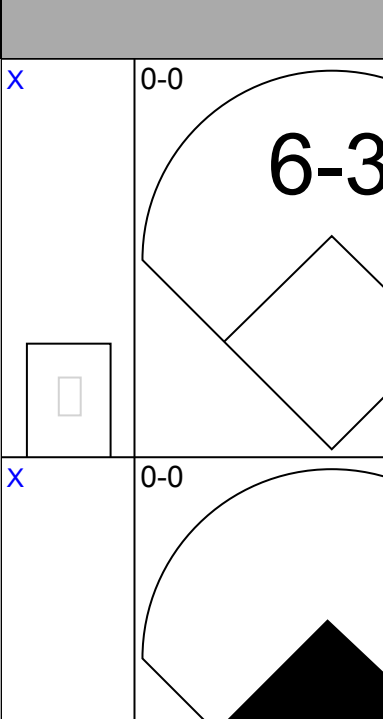
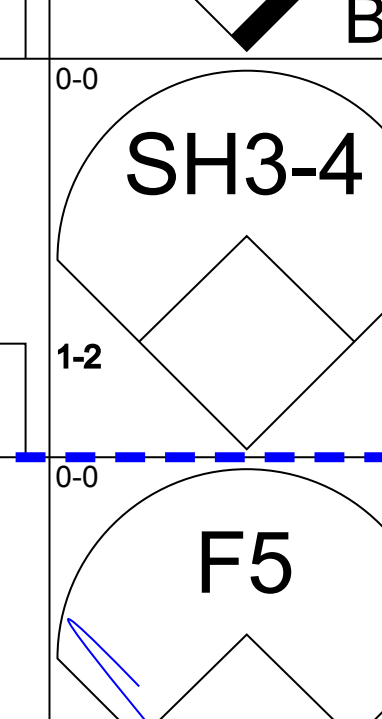
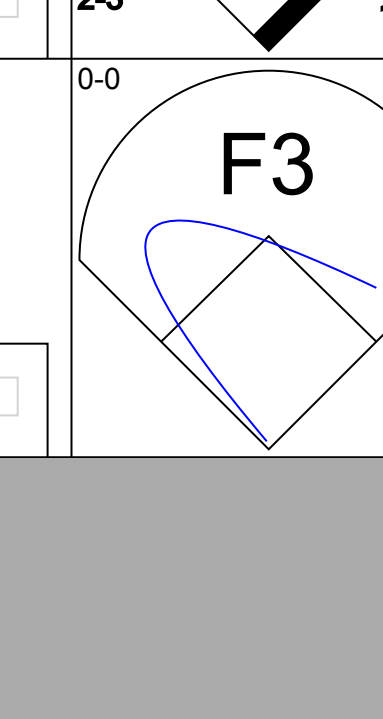
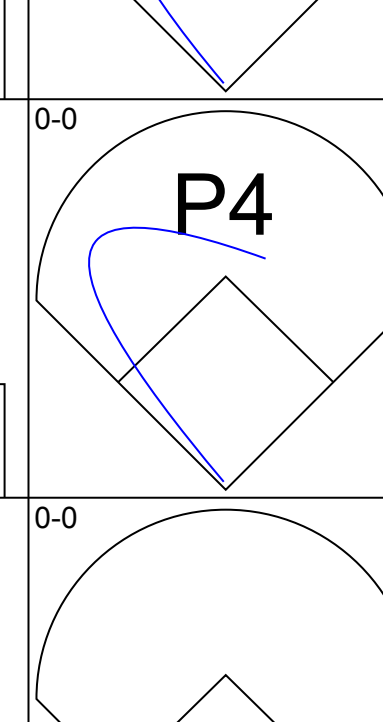
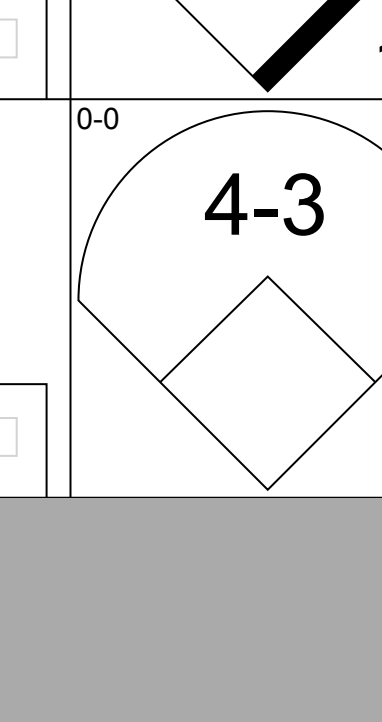
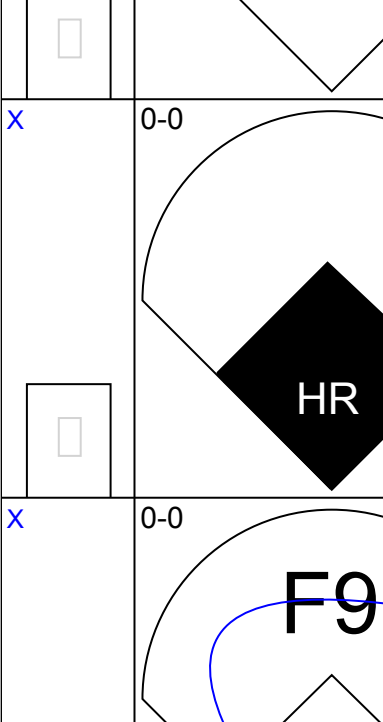
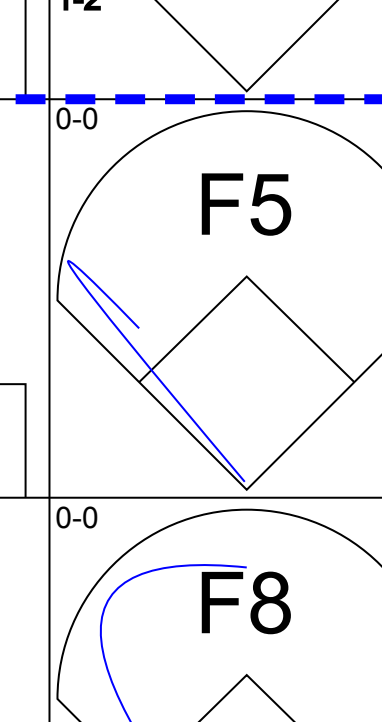
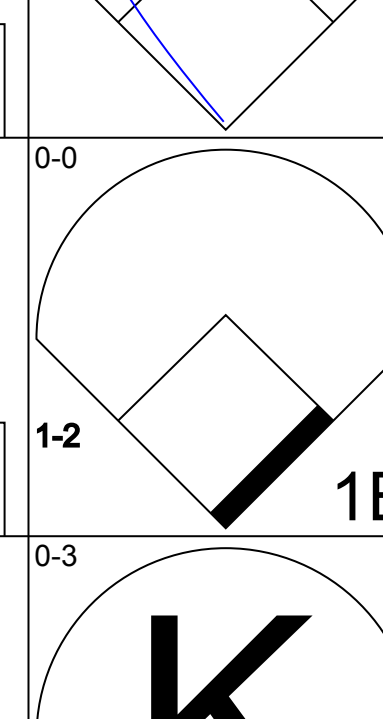
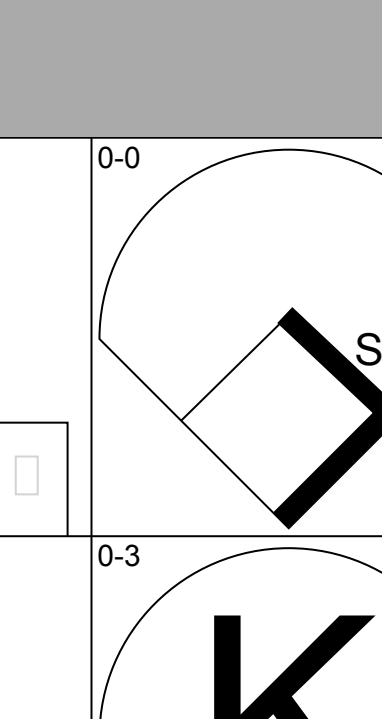
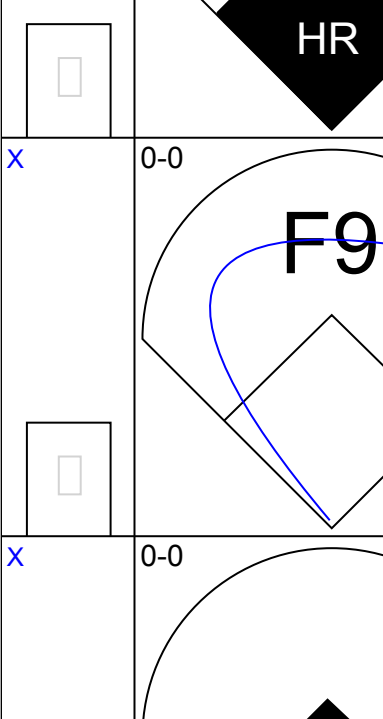
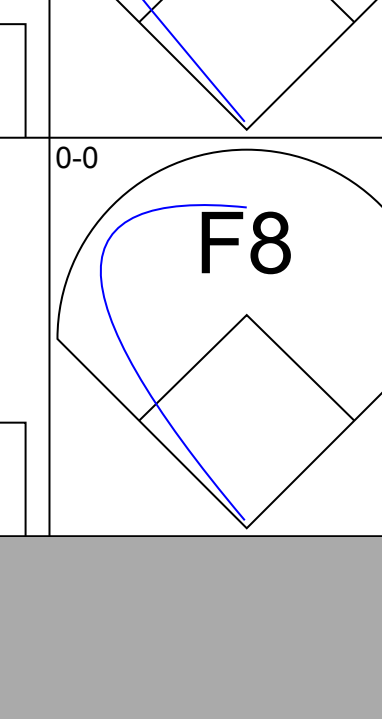
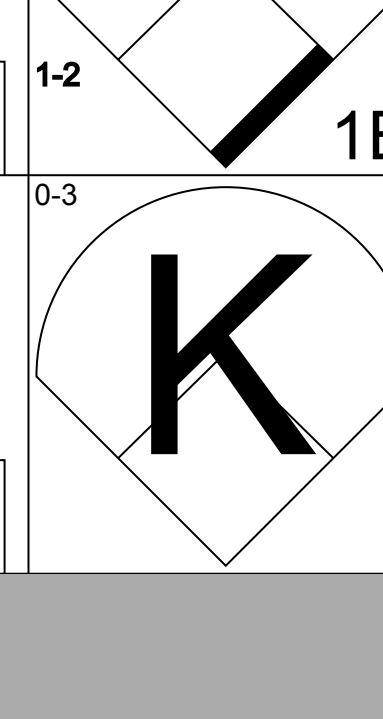
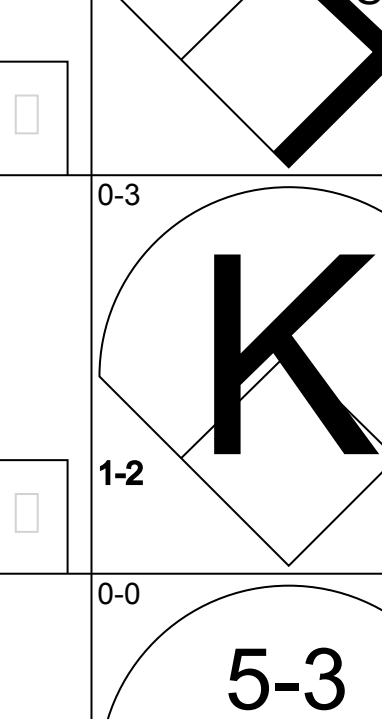
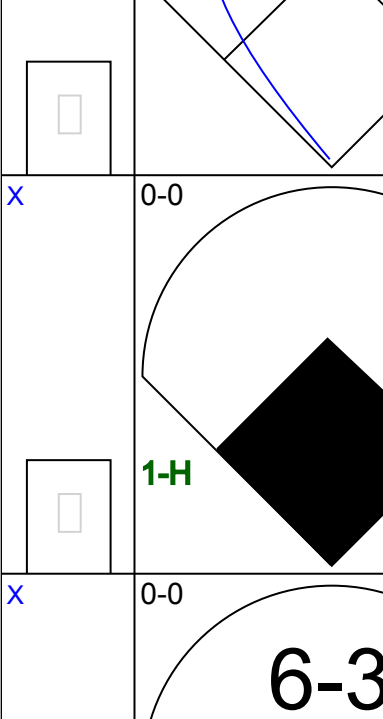

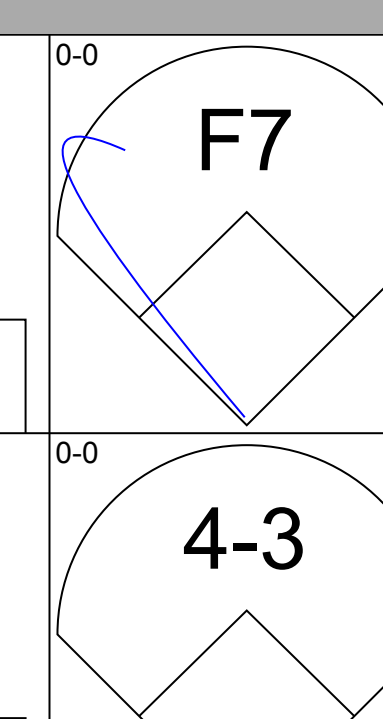
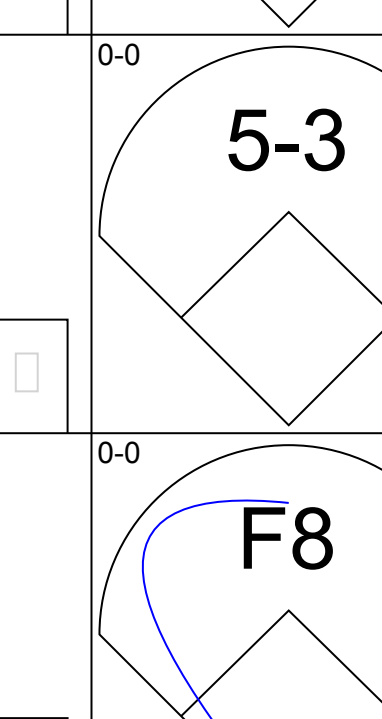
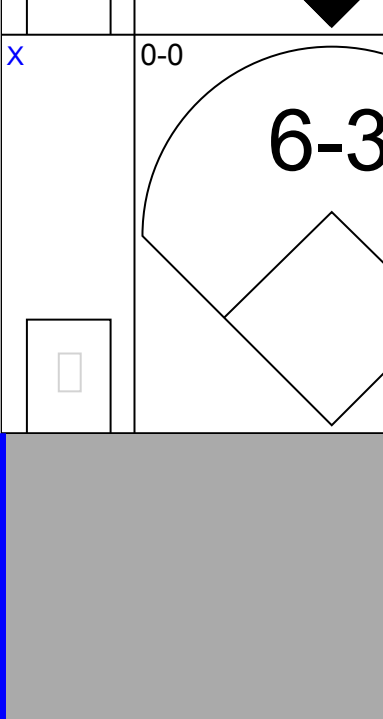

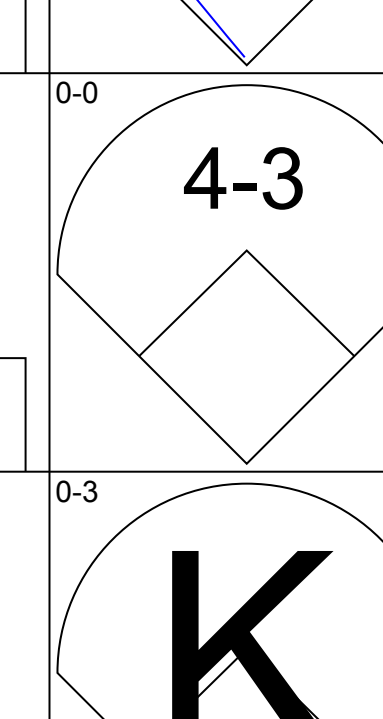
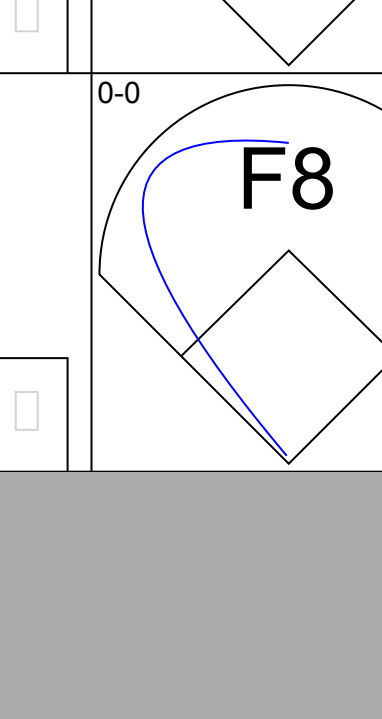
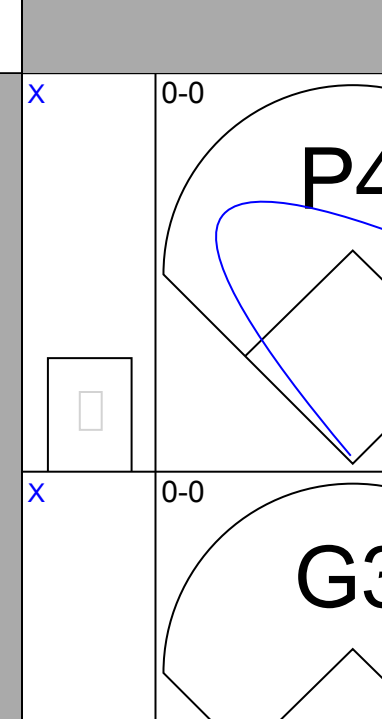
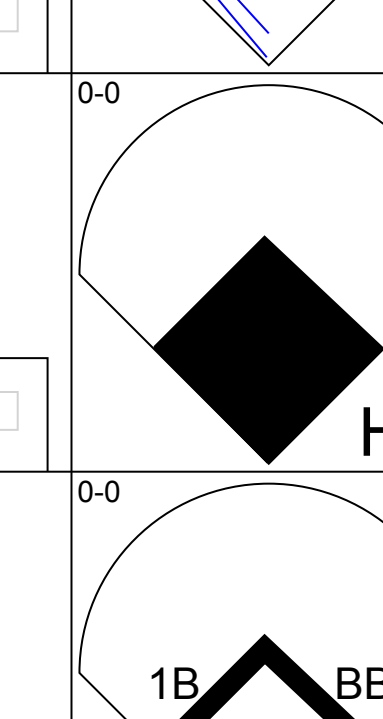
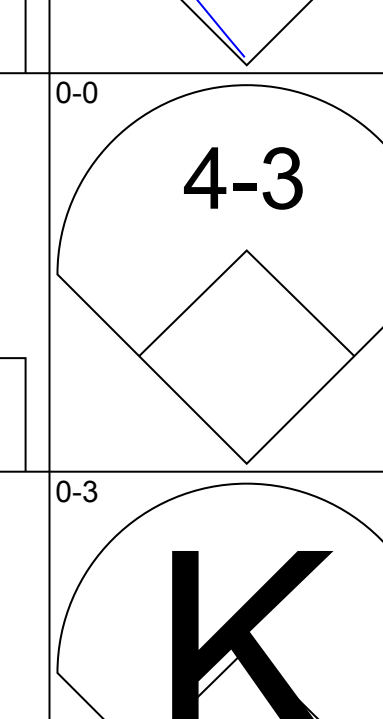
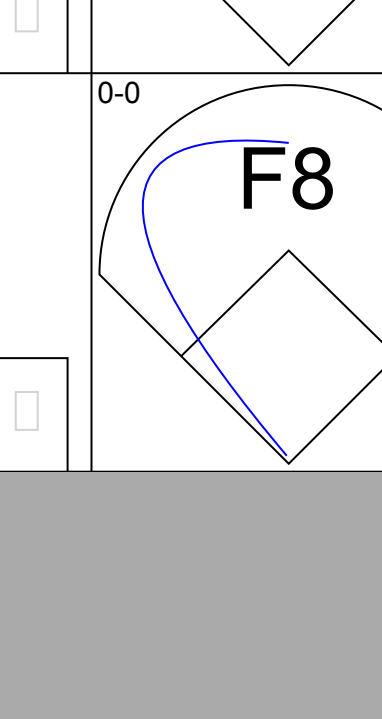
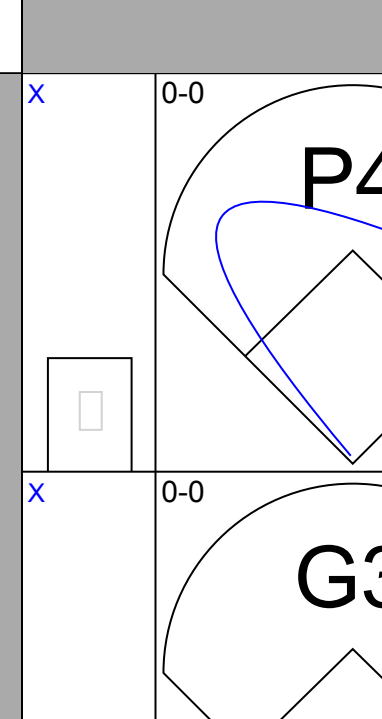
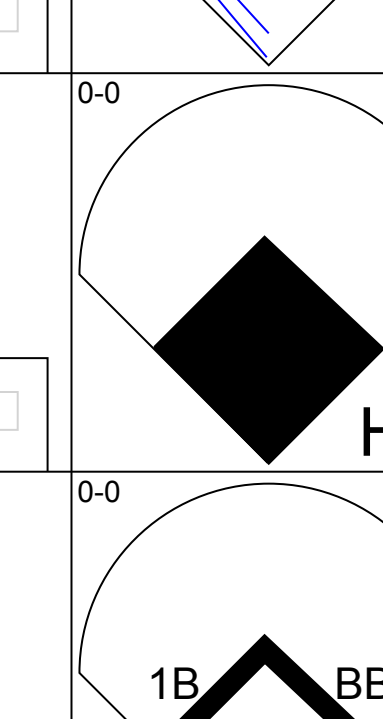
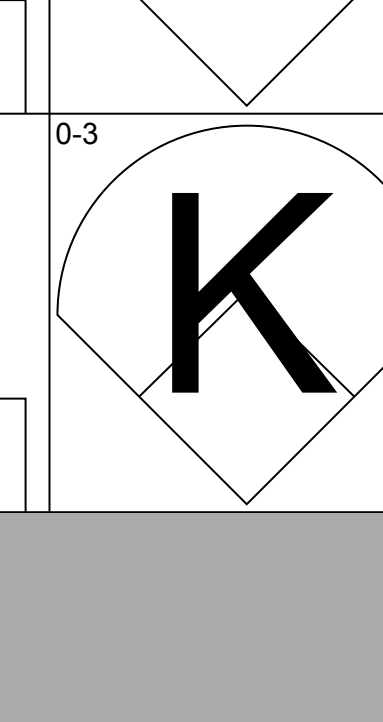
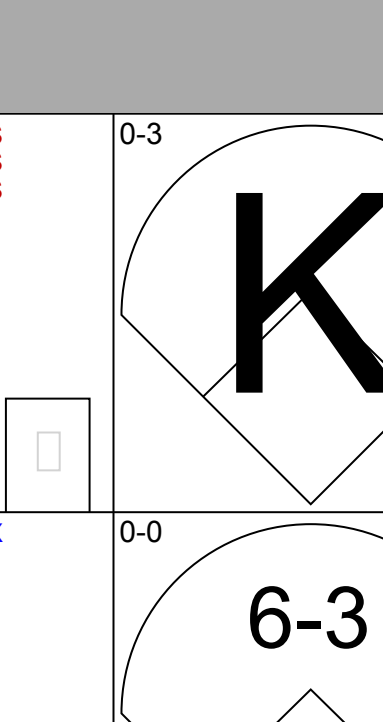
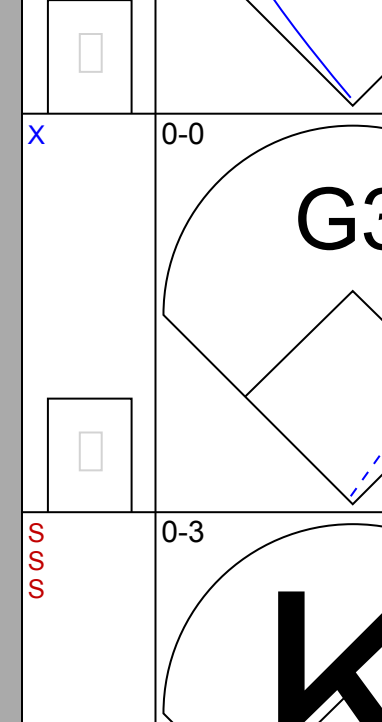
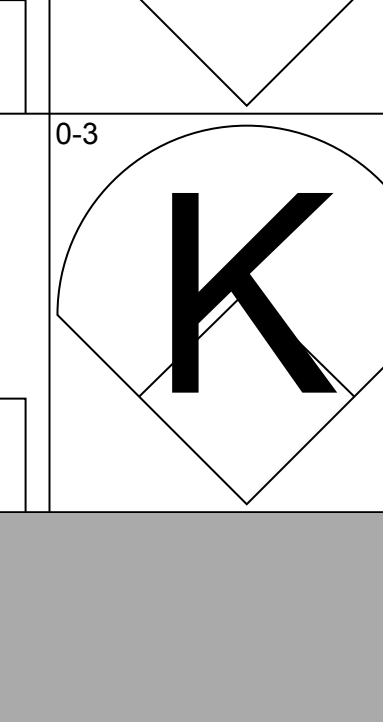
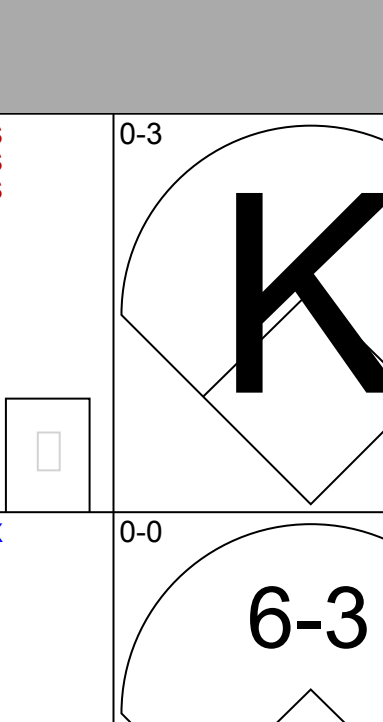
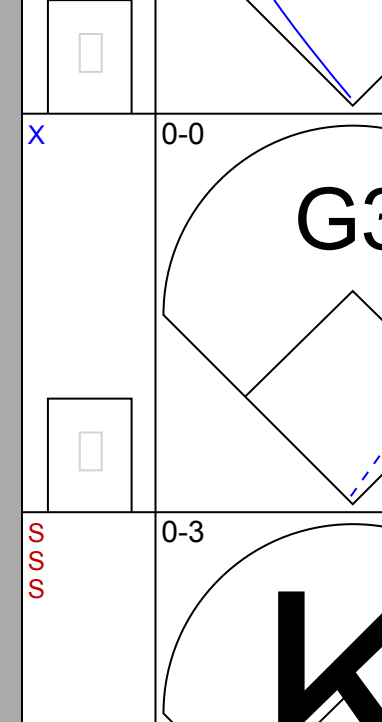
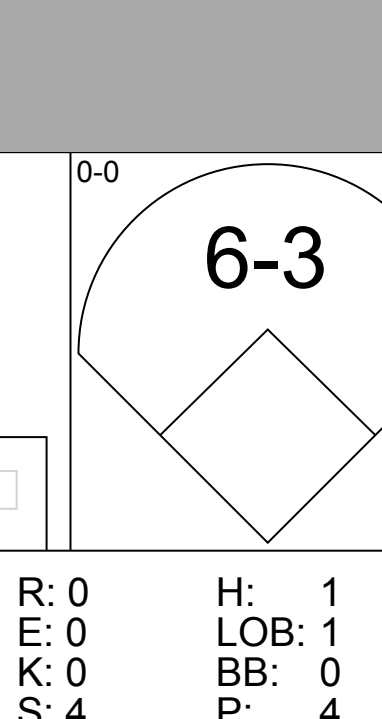
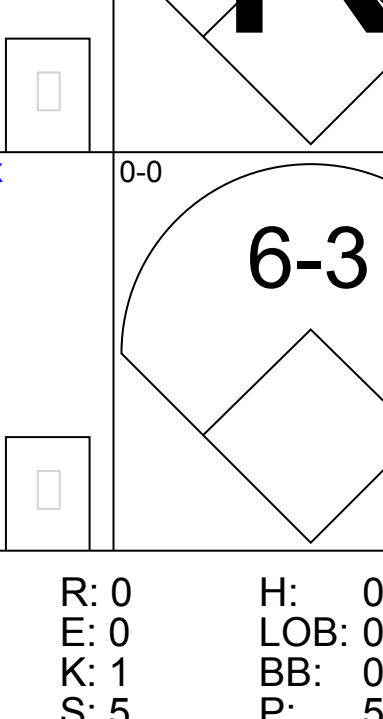
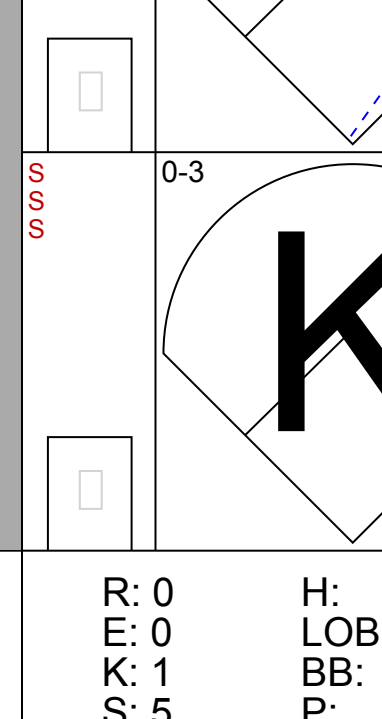
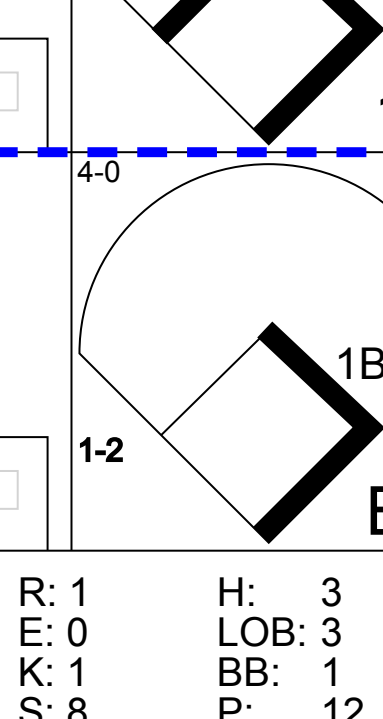
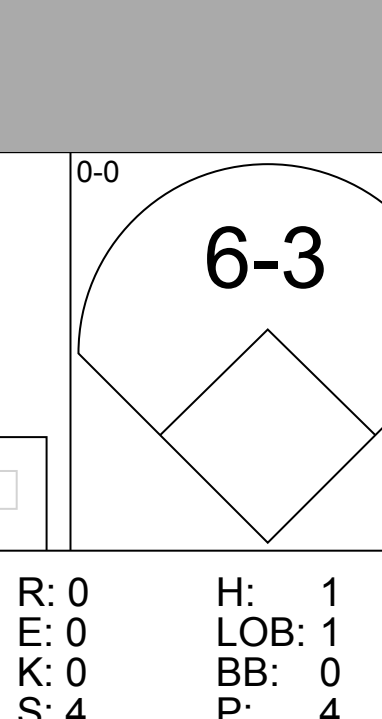
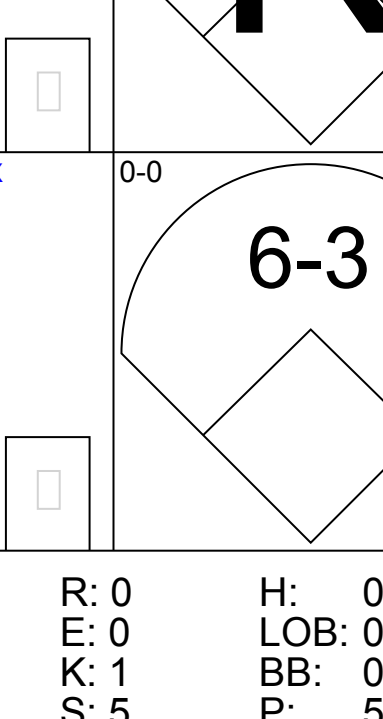
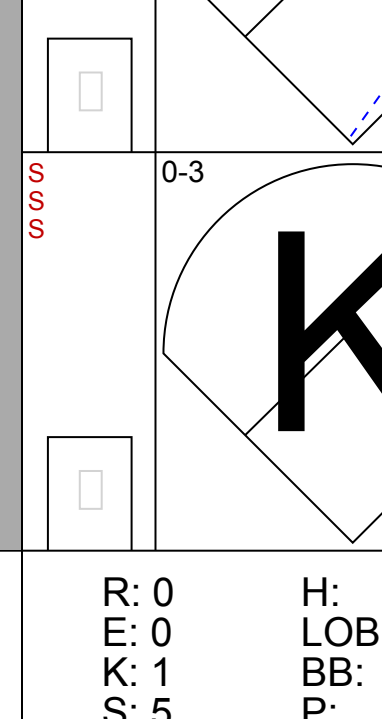
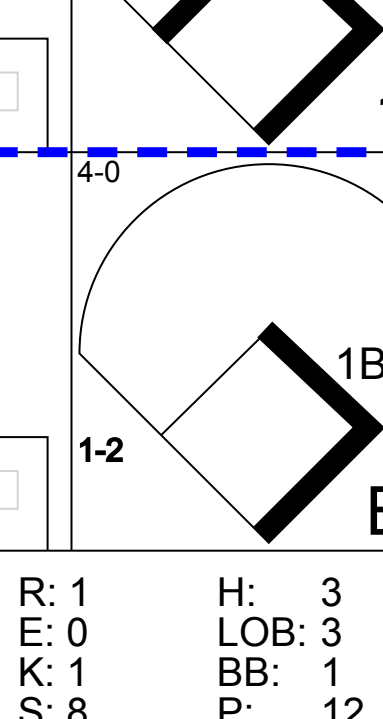


Batter	1	2	3	4	5	6	7	8	9	AB	R	H	RBI	BB	SO	LOB	TOP					
Rowland Office, L OBP: 0.290, SLG: 0.304										4	0	0	0	0	2	3						
Biff Pocoroba, S OBP: 0.388, SLG: 0.461										4	0	0	0	0	1	1						
Willie Montanez, L OBP: 0.358, SLG: 0.525										4	1	1	0	0	0	0						
Jeff Burroughs, R OBP: 0.366, SLG: 0.488										4	0	1	1	0	1	0						
Gary Matthews, R OBP: 0.348, SLG: 0.442										1	0	0	0	0	1	0						
Brian Asselstine, L OBP: 0.269, SLG: 0.275										1	1	0	0	2	0	1						
Junior Moore, R OBP: 0.340, SLG: 0.354										2	0	0	0	1	0	1						
Jerry Royster, R OBP: 0.289, SLG: 0.265										0	0	0	0	0	0	0						
Rod Gilbreath, R OBP: 0.320, SLG: 0.315										4	1	3	1	0	1	1						
Darrel Chaney, S OBP: 0.275, SLG: 0.318										4	1	2	1	0	0	2						
Buzz Capra, R OBP: 0.188, SLG: 0.071										1	0	0	0	0	0	1						
Jamie Easterly, L OBP: 0.267, SLG: 0.400										0	0	0	0	0	0	0						
Joe Nolan, L OBP: 0.438, SLG: 0.448										1	0	0	0	0	0	1						
Dave Campbell, R OBP: 0.441, SLG: 0.502										0	0	0	0	0	0	0						
Rick Camp, R OBP: 0.396, SLG: 0.503										0	0	0	0	0	0	0						
<b>Inning Stats</b>	R: 0 E: 0 K: 2 S: 7	H: 0 LOB: 0 BB: 0 P: 7	R: 0 E: 0 K: 2 S: 7	H: 0 LOB: 1 BB: 1 P: 11	R: 1 E: 0 K: 0 S: 4	H: 1 LOB: 0 BB: 0 P: 4	R: 0 E: 0 K: 0 S: 3	H: 0 LOB: 1 BB: 1 P: 7	R: 1 E: 0 K: 0 S: 5	H: 2 LOB: 1 BB: 0 P: 5	R: 1 E: 0 K: 0 S: 4	H: 2 LOB: 0 BB: 0 P: 4	R: 0 E: 0 K: 1 S: 6	H: 1 LOB: 1 BB: 0 P: 6	R: 0 E: 0 K: 1 S: 5	H: 0 LOB: 0 BB: 0 P: 5	R: 1 E: 0 K: 0 S: 4	H: 1 LOB: 1 BB: 1 P: 8	1B: 4 2B: 3 3B: 0 HR: 0	SF: 0 SAC: 3 DP: 1 HBP: 0	WP: 1 PB: 0 SB: 1 CS: 0	PA: 36
<b>PITCHER</b> Jack Billingham, R ERA: 4.86	IP: 9.0 WLS: L BF: 36 H: 7 R: 4 ER: 4 SO: 6 BB: 3 IBB: 0 HBP: 0 BLK: 0 WP: 1 HR: 0 S: 45 P: 57 ERA: 4.00 WHIP: 1.111																					

Atlanta Braves @ Cincinnati Reds  
Riverfront Stadium, Cincinnati, OH  
Wed Jul 13 1977, 7:05 PM EDT  
Att: 30,524 - Unknown

AB 30  
R 4  
H 7  
RBI 3  
BB 3  
SO 6  
LOB 11



Batter	1	2	3	4	5	6	7	8	9	AB	R	H	RBI	BB	SO	LOB	BOTTOM									
Pete Rose, S OBP: 0.401, SLG: 0.450										4	0	2	0	1	0	0										
Dave Concepcion, R OBP: 0.344, SLG: 0.415										4	0	1	0	0	0	4										
Joe Morgan, L OBP: 0.441, SLG: 0.502										4	1	1	0	0	0	3										
Dan Driessen, L OBP: 0.391, SLG: 0.493										4	0	2	0	0	0	2										
George Foster, R OBP: 0.369, SLG: 0.599										4	1	1	2	0	3	3										
Johnny Bench, R OBP: 0.332, SLG: 0.576										4	0	0	0	0	0	1										
Cesar Geronimo, L OBP: 0.338, SLG: 0.397										2	0	0	0	0	0	1										
Mike Lum, L OBP: 0.178, SLG: 0.220										2	1	1	1	0	0	0										
Champ Summers, L OBP: 0.294, SLG: 0.533										4	0	1	0	0	2	0										
Ed Ambrister, R OBP: 0.429, SLG: 0.610										0	0	0	0	0	0	0										
Jack Billingham, R OBP: 0.184, SLG: 0.204										3	0	0	0	0	1	0										
Ken Griffey, L OBP: 0.396, SLG: 0.503										0	0	0	0	1	0	0										
<b>Inning Stats</b>	R: 0 E: 0 K: 1 S: 7	H: 2 LOB: 2 BB: 0 P: 7	R: 0 E: 0 K: 1 S: 5	H: 0 LOB: 0 BB: 0 P: 5	R: 0 E: 0 K: 0 S: 4	H: 1 LOB: 1 BB: 0 P: 4	R: 0 E: 0 K: 1 S: 6	H: 1 LOB: 0 BB: 0 P: 6	R: 0 E: 0 K: 0 S: 5	H: 2 LOB: 0 BB: 0 P: 5	R: 2 E: 0 K: 0 S: 5	H: 2 LOB: 0 BB: 0 P: 5	R: 0 E: 0 K: 1 S: 5	H: 0 LOB: 0 BB: 0 P: 5	R: 0 E: 0 K: 0 S: 3	H: 0 LOB: 1 BB: 1 P: 7	R: 1 E: 0 K: 1 S: 8	H: 3 LOB: 3 BB: 1 P: 12	1B: 7 2B: 0 3B: 0 HR: 2	SF: 0 SAC: 1 DP: 0 HBP: 0	WP: 0 PB: 0 SB: 1 CS: 0	PA: 38				
<b>PITCHER</b> Buzz Capra, R ERA: 5.96	IP: 7.1 WLS: W BF: 29 H: 6 R: 2 ER: 2 SO: 5 BB: 1 IBB: 0 HBP: 0 BLK: 0 WP: 0 HR: 1 S: 38 P: 42 ERA: 2.46 WHIP: 0.955																									
Jamie Easterly, L ERA: 5.96	0.2	2	0	0	0	0	0	0	0	0	0	2	2	0.00	0.000											
Dave Campbell, R ERA: 4.46	0.2	4	2	1	1	1	0	0	0	0	1	6	6	13.50	3.000											
Rick Camp, R ERA: 3.55	0.1	S	3	1	0	0	0	1	0	0	0	2	6	0.00	6.000											

Atlanta Braves @ Cincinnati Reds  
Riverfront Stadium, Cincinnati, OH  
Wed Jul 13 1977, 7:05 PM EDT  
Att: 30,524 - Unknown

AB 35  
R 3  
H 9  
RBI 3  
BB 2  
SO 6  
LOB 14





Batter	1	2	3	4	5	6	7	8	9	AB	R	H	RBI	BB	SO	LOB	TOP			
Rowland Office, L OBP: 0.294, SLG: 0.309										3	1	1	0	1	0	0				
Junior Moore, R OBP: 0.335, SLG: 0.349										3	0	0	0	1	0	1				
Willie Montanez, L OBP: 0.360, SLG: 0.527										3	0	1	0	1	0	2				
Jeff Burroughs, R OBP: 0.362, SLG: 0.482										4	0	0	0	0	2	3				
Biff Pocoroba, S OBP: 0.382, SLG: 0.452										4	0	0	0	0	0	2				
Brian Asselstine, L OBP: 0.254, SLG: 0.259										3	0	0	0	0	0	0				
Darrel Chaney, S Steve Hargan, R										2	0	0	0	0	1	0	AB 28			
Joe Nolan, L Steve Kline, R										0	0	0	0	0	0	0	R 1			
Rod Gilbreath, R										3	0	0	0	0	2	1	H 2			
Dick Ruthven, R Jerry Royster, R										1	0	0	0	0	1	0	RBI 0			
										2	0	0	0	0	1	1	BB 4			
																	SO 7			
																	LOB 10			
<b>Inning Stats</b>	R: 0 E: 0 K: 1 S: 4	H: 0 LOB: 1 BB: 2 P: 12	R: 0 E: 0 K: 1 S: 5	H: 0 LOB: 0 BB: 0 P: 5	R: 0 E: 0 K: 2 S: 7	H: 0 LOB: 0 BB: 0 P: 7	R: 0 E: 0 K: 1 S: 5	H: 0 LOB: 0 BB: 0 P: 5	R: 0 E: 0 K: 1 S: 3	H: 0 LOB: 0 BB: 0 P: 3	R: 0 E: 0 K: 0 S: 4	H: 1 LOB: 1 BB: 0 P: 4	R: 0 E: 0 K: 1 S: 5	H: 0 LOB: 1 BB: 1 P: 9	R: 1 E: 1 K: 0 S: 4	H: 1 LOB: 1 BB: 1 P: 8	1B: 0 2B: 2 3B: 0 HR: 0	SF: 0 SAC: 0 DP: 1 HBP: 0	WP: 0 PB: 0 SB: 0 CS: 0	PA: 32
<b>PITCHER</b> Tom Seaver, R ERA: 2.76	IP: 9.0 WLS: W BF: 32	H: 2 R: 1 ER: 0 SO: 7	BB: 4 IBB: 0 HBP: 0 BLK: 0	WP: 0 HR: 0 S: 42 P: 58	ERA: 0.00 WHIP: 0.667															

Atlanta Braves @ Cincinnati Reds  
Riverfront Stadium, Cincinnati, OH  
Thu Jul 14 1977, 7:05 PM EDT  
Att: 30,143 - Unknown

AB 28  
R 1  
H 2  
RBI 0  
BB 4  
SO 7  
LOB 10



Batter	1	2	3	4	5	6	7	8	9	AB	R	H	RBI	BB	SO	LOB	BOTTOM														
Pete Rose, S Ray Knight, R										4	0	2	0	0	0	0															
Ken Griffey, L										4	0	0	0	0	1	2															
Joe Morgan, L										3	1	1	0	1	0	1															
Dan Driessen, L										3	2	1	0	1	0	2															
George Foster, R										4	3	3	5	0	0	1															
Johnny Bench, R										1	0	0	0	3	0	0															
Dave Concepcion, R Rick Auerbach, R										3	0	0	0	0	0	3	AB 31														
Mike Lum, L										4	0	1	1	0	2	1	R 7														
Tom Seaver, R										4	1	1	1	0	2	3	H 9														
																	RBI 7														
																	BB 5														
																	SO 5														
																	LOB 14														
<b>Inning Stats</b>	R: 0 E: 0 K: 0 S: 3	H: 1 LOB: 0 BB: 0 P: 3	R: 1 E: 0 K: 1 S: 7	H: 2 LOB: 2 BB: 1 P: 11	R: 0 E: 0 K: 0 S: 4	H: 1 LOB: 1 BB: 0 P: 4	R: 1 E: 0 K: 0 S: 4	H: 1 LOB: 0 BB: 0 P: 4	R: 4 E: 0 K: 0 S: 5	H: 2 LOB: 1 BB: 3 P: 17	R: 0 E: 0 K: 2 S: 7	H: 0 LOB: 0 BB: 0 P: 7	R: 0 E: 0 K: 1 S: 5	H: 1 LOB: 0 BB: 0 P: 5	R: 1 E: 0 K: 1 S: 6	H: 1 LOB: 1 BB: 1 P: 10	1B: 4 2B: 1 3B: 0 HR: 4	SF: 0 SAC: 0 DP: 2 HBP: 0	WP: 0 PB: 0 SB: 1 CS: 0	PA: 36											
<b>PITCHER</b> Dick Ruthven, R Steve Hargan, R Steve Kline, R	IP: 4.2 WLS: L BF: 23	H: 7 R: 6 ER: 6 SO: 1	BB: 3 IBB: 0 HBP: 0 BLK: 0	WP: 0 HR: 3 S: 22 P: 34	ERA: 11.57 WHIP: 2.143																										
	2.1	8	1	0	0	3	1	0	0	0	0	0	13	17	0.00	0.857															
	1.0	5	1	1	1	1	1	0	0	0	0	0	1	6	10	9.00	2.000														

Atlanta Braves @ Cincinnati Reds  
Riverfront Stadium, Cincinnati, OH  
Thu Jul 14 1977, 7:05 PM EDT  
Att: 30,143 - Unknown

AB 31  
R 7  
H 9  
RBI 7  
BB 5  
SO 5  
LOB 14





Batter	1	2	3	4	5	6	7	8	9	AB	R	H	RBI	BB	SO	LOB	TOP										
Bill Madlock, R (1, 5) OBP: 0.363, SLG: 0.443	F9			F9		F9	FC6-4			3	0	0	0	1	0	2	<b>San Francisco Giants @ Atlanta Braves</b> Atlanta-Fulton County Stadium, Atlanta, GA Fri Jul 15 1977, 7:05 PM EDT Att: 8,966 - Unknown										
Gary Thomasson, L (1, 9) OBP: 0.346, SLG: 0.463 Randy Moffitt, R (7, 1)	4-3					F9	F6			4	0	1	0	0	0	4											
Darrell Evans, L (1, 7) OBP: 0.361, SLG: 0.415	F3			6-3				6-3		3	0	0	0	1	0	1											
Terry Whitfield, L (1, 8) OBP: 0.333, SLG: 0.441		3-1		6-3			F7	F7		4	0	0	0	0	0	4											
Willie McCovey, L (1, 3) OBP: 0.394, SLG: 0.469	F4									3	0	0	0	1	0	0											
Marc Hill, R (1, 2) OBP: 0.318, SLG: 0.371	K					G6-3				4	1	1	0	0	1	1											
Rob Andrews, R (1, 4) OBP: 0.353, SLG: 0.302				6-3		F9				4	1	1	0	0	0	0											
Johnnie LeMaster, R (1, 6) OBP: 0.228, SLG: 0.270 Jack Clark, R (7, PH) OBP: 0.322, SLG: 0.419				1-3			F6			2	0	0	0	0	0	0											
John Montefusco, R (1, 1) OBP: 0.167, SLG: 0.261 Gary Alexander, R (6, PH) OBP: 0.333, SLG: 0.333 Charlie Williams, R (6, 1) OBP: 0.250, SLG: 0.250 Derrel Thomas, S (7, PH) OBP: 0.307, SLG: 0.291							F8			1	0	0	0	0	0	0											
<b>Inning Stats</b>	R: 0 E: 0 K: 0 S: 3	H: 0 LOB: 0 BB: 0 P: 3	R: 0 E: 0 K: 1 S: 5	H: 0 LOB: 0 BB: 0 P: 5	R: 0 E: 0 K: 1 S: 3	H: 0 LOB: 0 BB: 0 P: 3	R: 0 E: 0 K: 0 S: 4	H: 1 LOB: 1 BB: 0 P: 4	R: 0 E: 0 K: 0 S: 2	H: 0 LOB: 0 BB: 1 P: 6	R: 0 E: 0 K: 0 S: 4	H: 1 LOB: 3 BB: 2 P: 12	R: 0 E: 0 K: 0 S: 6	H: 3 LOB: 2 BB: 1 P: 10	R: 0 E: 0 K: 0 S: 3	H: 0 LOB: 0 BB: 0 P: 3		R: 0 E: 0 K: 0 S: 3	H: 0 LOB: 0 BB: 0 P: 3	1B: 3 2B: 2 3B: 0 HR: 0	SF: 0 SAC: 0 DP: 1 HBP: 0	WP: 0 PB: 0 SB: 0 CS: 0	PA: 35				
<b>PITCHER</b>	IP	WLS	BF	H	R	ER	SO	BB	IBB	HBP	BLK	WP	HR	S	P	ERA	WHIP										
Eddie Solomon, R (1, 1) ERA: 0.93	6.0	W	22	2	0	0	1	3	0	0	0	0	0	21	33	0.00	0.833										
Jamie Easterly, L (7, 1) ERA: 6.14	0.1		3	2	2	2	0	0	0	0	0	0	0	3	3	54.00	6.000										
Dave Campbell, R (7, 1) ERA: 4.46	0.0		2	1	0	0	0	1	0	0	0	0	0	1	5	∞	∞										
Rick Camp, R (7, 1) ERA: 3.41	2.2	S	8	0	0	0	0	0	0	0	0	0	0	8	8	0.00	0.000										

Batter	1	2	3	4	5	6	7	8	9	AB	R	H	RBI	BB	SO	LOB	BOTTOM										
Rowland Office, L (1, 8) OBP: 0.293, SLG: 0.308	F9									4	0	1	0	0	1	2	<b>San Francisco Giants @ Atlanta Braves</b> Atlanta-Fulton County Stadium, Atlanta, GA Fri Jul 15 1977, 7:05 PM EDT Att: 8,966 - Unknown										
Junior Moore, R (1, 5) OBP: 0.333, SLG: 0.343 Jerry Royster, R (8, 5) OBP: 0.287, SLG: 0.263	4-3			1B						4	0	0	0	0	0	1											
Willie Montanez, L (1, 3) OBP: 0.358, SLG: 0.523										4	0	1	0	0	1	1											
Jeff Burroughs, R (1, 9) OBP: 0.366, SLG: 0.483										3	0	2	0	1	1	0											
Biff Pocoroba, S (1, 2) OBP: 0.380, SLG: 0.453	F7									4	0	1	0	0	0	3											
Brian Asselstine, L (1, 7) OBP: 0.254, SLG: 0.310										4	1	1	1	0	0	2											
Darrel Chaney, S (1, 6) OBP: 0.272, SLG: 0.313	F8									4	1	1	0	0	0	0											
Rod Gilbreath, R (1, 4) OBP: 0.319, SLG: 0.318										4	1	2	0	0	1	0											
Eddie Solomon, R (1, 1) OBP: 0.333, SLG: 0.333 Gary Matthews, R (6, PH) OBP: 0.350, SLG: 0.447 Jamie Easterly, L (7, 1) OBP: 0.267, SLG: 0.400 Dave Campbell, R (7, 1) OBP: 0.267, SLG: 0.400										2	0	1	1	0	0	0											
<b>Inning Stats</b>	R: 0 E: 0 K: 0 S: 5	H: 2 LOB: 2 BB: 0 P: 5	R: 0 E: 0 K: 1 S: 5	H: 0 LOB: 0 BB: 0 P: 5	R: 0 E: 0 K: 1 S: 6	H: 1 LOB: 1 BB: 0 P: 6	R: 3 E: 2 K: 1 S: 9	H: 4 LOB: 1 BB: 0 P: 9	R: 0 E: 0 K: 0 S: 5	H: 2 LOB: 2 BB: 0 P: 5	R: 0 E: 0 K: 1 S: 6	H: 1 LOB: 1 BB: 0 P: 6	R: 0 E: 0 K: 0 S: 3	H: 0 LOB: 1 BB: 1 P: 7	R: 0 E: 0 K: 0 S: 4	H: 1 LOB: 1 BB: 0 P: 4		R: 0 E: 0 K: 0 S: 4	H: 1 LOB: 0 BB: 0 P: 4	1B: 7 2B: 3 3B: 0 HR: 1	SF: 0 SAC: 0 DP: 0 HBP: 0	WP: 0 PB: 0 SB: 0 CS: 0	PA: 36				
<b>PITCHER</b>	IP	WLS	BF	H	R	ER	SO	BB	IBB	HBP	BLK	WP	HR	S	P	ERA	WHIP										
John Montefusco, R (1, 1) ERA: 3.94	5.0	L	24	9	3	2	3	0	0	0	0	0	0	30	30	3.60	1.800										
Charlie Williams, R (6, 1) ERA: 3.69	1.0		4	1	0	0	1	0	0	0	0	0	0	6	6	0.00	1.000										
Randy Moffitt, R (7, 1) ERA: 3.02	2.0		8	1	0	0	0	1	0	0	0	0	0	7	11	0.00	1.000										

AB	31
R	2
H	5
RBI	2
BB	4
SO	1
LOB	12

AB	35
R	3
H	11
RBI	2
BB	1
SO	4
LOB	10





Batter	1	2	3	4	5	6	7	8	9	AB	R	H	RBI	BB	SO	LOB	TOP					
Terry Whitfield, L OBP: 0.330, SLG: 0.432 (1, 9)	0-3 K2-3	0-0 5-3			0-3 K		4-0 G6-3 BB		0-0 3-1	4	0	0	0	1	2	3	<b>San Francisco Giants @ Atlanta Braves</b> Atlanta-Fulton County Stadium, Atlanta, GA Sat Jul 16 1977, 7:05 PM EDT Att: 14,965 - Unknown					
Derrel Thomas, S OBP: 0.306, SLG: 0.290 (1, 8)	0-0 4-3		0-0 1-3		0-0 F2		0-0 G6-3 1-2f		0-0 BB 1B	5	1	1	0	0	0	2						
Darrell Evans, L OBP: 0.358, SLG: 0.409 (1, 5)	0-3 K		0-3 K		0-0 L1			0-0 F5	4-0 BB 1B	4	0	0	0	1	2	1						
Gary Thomasson, L OBP: 0.357, SLG: 0.472 (8, 3)		0-0 1B 2B	4-0 PB BB		4-0 FC7-5 BB			4-0 1B FC4-6 BB	0-0 BB 1B	2	2	2	1	3	0	0						
Willie McCovey, L OBP: 0.385, SLG: 0.467 Jack Clark, R OBP: 0.320, SLG: 0.417 (1, 3) (8, 9)	4-0 FC6-4 1B BB	0-0 F5			0-0 F9			0-0 FC4-6 1B	0-3 K	3	1	1	0	1	0	2						
Gary Alexander, R OBP: 0.387, SLG: 0.370 (1, 2)	0-0 FC6-4 1-2 2-H 1B			0-0 CS 1B	4-0 FC7-5 IBB			0-0 FC4-6 1-2f 3-H 1B		3	0	2	2	1	0	1						
Rob Andrews, R OBP: 0.355, SLG: 0.307 (1, 4)	0-0 FC6-4 1B			0-0 5-3-5 1-2 2B	0-0 FC7-5 1-2 2-3f			0-0 1-2 BB		3	0	1	0	1	0	4						
Johnnie LeMaster, R OBP: 0.229, SLG: 0.269 (1, 6)	0-0 1-2 3-H 1B			0-0 5-3-5 2-3f	0-0 F7			0-0 4-3		4	0	1	1	0	0	5						
Bob Knepper, L OBP: 0.250, SLG: 0.217 Dave Heaverlo, R (6, 1) Randy Elliott, R OBP: 0.269, SLG: 0.329 Gary Lavelle, S (7, PH) (7, 1)	0-3 K				0-0 1B			0-0 4-3	0-0 2-3	2	0	1	0	0	1	2						
<b>Inning Stats</b>	R: 0 E: 0 K: 2 S: 7	H: 0 LOB: 0 BB: 0 P: 7	R: 2 E: 0 K: 1 S: 8	H: 3 LOB: 2 BB: 1 P: 12	R: 0 E: 0 K: 1 S: 5	H: 0 LOB: 0 BB: 1 P: 9	R: 0 E: 0 K: 0 S: 3	H: 2 LOB: 0 BB: 0 P: 3	R: 0 E: 0 K: 0 S: 6	H: 1 LOB: 1 BB: 0 P: 6	R: 0 E: 0 K: 0 S: 3	H: 0 LOB: 0 BB: 1 P: 11	R: 0 E: 0 K: 0 S: 2	H: 0 LOB: 0 BB: 1 P: 6	R: 1 E: 0 K: 0 S: 4	H: 1 LOB: 2 BB: 2 P: 12		R: 1 E: 0 K: 1 S: 7	H: 2 LOB: 2 BB: 1 P: 11	1B: 7 2B: 3 3B: 0 HR: 0	SF: 0 SAC: 0 DP: 2 HBP: 0	WP: 0 PB: 2 CS: 1
<b>PITCHER</b> Phil Niekro, R ERA: 4.32 (1, 1)	IP: 9.0 WLS: L BF: 41 H: 9 R: 4 ER: 4 SO: 6 BB: 7 IBB: 1 HBP: 0 BLK: 0 WP: 0 HR: 0 S: 45 P: 77 ERA: 4.00 WHIP: 1.778																					

Batter	1	2	3	4	5	6	7	8	9	AB	R	H	RBI	BB	SO	LOB	BOTTOM					
Junior Moore, R OBP: 0.328, SLG: 0.338 (1, 5)	0-0 6-3		0-0 6-3			0-0 6-3		0-0 F7		4	0	0	0	0	0	0	<b>San Francisco Giants @ Atlanta Braves</b> Atlanta-Fulton County Stadium, Atlanta, GA Sat Jul 16 1977, 7:05 PM EDT Att: 14,965 - Unknown					
Rod Gilbreath, R OBP: 0.322, SLG: 0.319 (1, 4)	4-0 S BB		0-0 F9			0-0 BB 1B		0-0 4-3		3	0	1	0	1	0	0						
Willie Montanez, L OBP: 0.353, SLG: 0.515 (1, 3)	0-0 F8 1-2		0-0 F9			0-3 K		0-3 K		4	0	0	0	0	2	2						
Jeff Burroughs, R OBP: 0.365, SLG: 0.481 (1, 9)	0-3 K			0-0 F8		0-0 BB 1B		0-0 F8	0-0 F8	4	0	1	0	0	1	1						
Gary Matthews, R OBP: 0.349, SLG: 0.443 (1, 7)		0-3 K		0-0 4-3		4-0 1-2 2-3 BB		0-0 F3		3	0	0	0	1	1	0						
Vic Correll, R OBP: 0.325, SLG: 0.455 Biff Pocoroba, S OBP: 0.377, SLG: 0.449 (1, 2) (6, PH) (7, 2)	4-0 PB BB			0-3 K		0-0 F7		0-0 4-3		1	0	0	0	1	1	0						
Rowland Office, L OBP: 0.294, SLG: 0.305 (1, 8)	4-0 1-2 BB				0-0 F6		0-3 K			2	0	0	0	1	1	0						
Craig Robinson, R OBP: 0.231, SLG: 0.240 Jerry Royster, R OBP: 0.266, SLG: 0.262 (1, 6) (7, PH) (8, 6)	0-3 K				0-0 F8		0-0 F5			2	0	0	0	0	1	2						
Phil Niekro, R OBP: 0.185, SLG: 0.175 (1, 1)	0-0 4-3				0-0 5-3		0-0 6-3			3	0	0	0	0	0	2						
<b>Inning Stats</b>	R: 0 E: 0 K: 1 S: 5	H: 0 LOB: 1 BB: 1 P: 9	R: 0 E: 0 K: 2 S: 7	H: 0 LOB: 2 BB: 2 P: 15	R: 0 E: 0 K: 0 S: 3	H: 0 LOB: 0 BB: 0 P: 3	R: 0 E: 0 K: 1 S: 5	H: 0 LOB: 0 BB: 0 P: 5	R: 0 E: 0 K: 0 S: 3	H: 0 LOB: 0 BB: 0 P: 3	R: 0 E: 0 K: 1 S: 7	H: 2 LOB: 3 BB: 1 P: 11	R: 0 E: 0 K: 1 S: 5	H: 0 LOB: 0 BB: 0 P: 5	R: 0 E: 0 K: 1 S: 5	H: 0 LOB: 0 BB: 0 P: 5		R: 0 E: 0 K: 0 S: 3	H: 0 LOB: 0 BB: 0 P: 3	1B: 2 2B: 0 3B: 0 HR: 0	SF: 0 SAC: 0 DP: 0 HBP: 0	WP: 0 PB: 1 CS: 0
<b>PITCHER</b> Bob Knepper, L ERA: 3.3 Dave Heaverlo, R ERA: 2.11 Gary Lavelle, L ERA: 1.33 (1, 1) (6, 1) (7, 1)	IP: 5.2 WLS: W BF: 23 H: 2 R: 0 ER: 0 SO: 5 BB: 4 IBB: 0 HBP: 0 BLK: 0 WP: 0 HR: 0 S: 29 P: 45 ERA: 0.00 WHIP: 1.059																					



Batter	1	2	3	4	5	6	7	8	9	AB	R	H	RBI	BB	SO	LOB	TOP															
Terry Whitfield, L OBP: 0.330, SLG: 0.433 (1, 9) (2, 8)										4	0	1	1	1	1	0	6															
Derrel Thomas, S OBP: 0.310, SLG: 0.294 (1, 8) (2, 4)										6	1	3	1	0	0	4																
Darrell Evans, L OBP: 0.358, SLG: 0.411 (1, 5) (2, 9)										6	1	2	2	0	1	4																
Gary Thomasson, L OBP: 0.358, SLG: 0.482 (1, 7) (2, 9) (8, 3)										5	1	2	3	0	2	4																
Willie McCovey, L OBP: 0.385, SLG: 0.475 (1, 3) (8, 2) (9, 1)										4	1	1	1	1	1	3																
Gary Alexander, R OBP: 0.400, SLG: 0.367 (1, 2) (8, 1) (8, 1)										3	0	1	0	1	2	4																
Mike Sadek, R OBP: 0.292, SLG: 0.323 (9, PH) (9, 2)										0	0	0	0	0	0	0																
Rob Andrews, R OBP: 0.305, SLG: 0.305 (1, 4) (2, 7)										1	0	0	0	0	0	0																
Johannie LeMaster, R OBP: 0.239, SLG: 0.277 (1, 6)										5	2	2	0	0	0	1																
Jim Barr, R OBP: 0.216, SLG: 0.167 (4, PH) (4, 1) (6, PH) (8, 1) (8, PH) (8, 9)										0	0	0	0	0	0	0																
<b>Inning Stats</b>	R: 0 E: 0 K: 3 S: 11	H: 2 LOB: 3 BB: 1 P: 15	R: 0 E: 0 K: 0 S: 3	H: 0 LOB: 1 BB: 0 P: 4	R: 0 E: 0 K: 1 S: 6	H: 1 LOB: 1 BB: 0 P: 6	R: 0 E: 0 K: 0 S: 4	H: 1 LOB: 2 BB: 1 P: 8	R: 2 E: 0 K: 0 S: 5	H: 2 LOB: 1 BB: 1 P: 9	R: 0 E: 0 K: 0 S: 3	H: 0 LOB: 1 BB: 1 P: 7	R: 0 E: 0 K: 2 S: 8	H: 1 LOB: 1 BB: 0 P: 8	R: 5 E: 1 K: 0 S: 8	H: 5 LOB: 0 BB: 0 P: 8	R: 3 E: 0 K: 0 S: 5	H: 3 LOB: 2 BB: 1 P: 10	1B: 11 2B: 2 3B: 0 HR: 2	SF: 1 SAC: 0 DP: 1 HBP: 2	WP: 3 PB: 0 SB: 1 CS: 0	PA: 48										
<b>PITCHER</b>	IP WLS BF H R ER SO BB IBB HBP BLK WP HR S P ERA WHIP																															
Buzz Capra, R ERA: 5.35 (1, 1)	6.0	30	7	2	2	4	3	1	1	0	1	2	33	50	3.00	1.667																
Rick Camp, R ERA: 3.73 (7, 1)	1.1	8	4	4	3	2	0	0	0	0	2	0	12	12	20.25	3.000																
Dave Campbell, R ERA: 4.46 (8, 1)	0.0	2	1	1	0	0	0	0	0	0	0	0	2	2	∞	∞																
Steve Hargan, R ERA: 6.57 (8, 1)	0.2	3	1	2	2	0	1	0	0	0	0	0	2	6	27.00	3.000																
Max Leon, R ERA: 4.5 (9, 1)	1.0	W	5	2	1	1	0	0	0	1	0	0	4	5	9.00	2.000																
<b>Batter</b>	<b>1</b>	<b>2</b>	<b>3</b>	<b>4</b>	<b>5</b>	<b>6</b>	<b>7</b>	<b>8</b>	<b>9</b>	<b>AB</b>	<b>R</b>	<b>H</b>	<b>RBI</b>	<b>BB</b>	<b>SO</b>	<b>LOB</b>	<b>BOTTOM</b>															
Rowland Office, L OBP: 0.296, SLG: 0.304 (1, 8)										4	2	1	0	1	0	0																
Gary Matthews, R OBP: 0.355, SLG: 0.449 (1, 7)										5	2	3	0	1	0	1																
Willie Montanez, L OBP: 0.356, SLG: 0.526 (1, 3)										6	3	3	3	0	0	5																
Jeff Burroughs, R OBP: 0.368, SLG: 0.493 (8, PR) (9, 9)										4	2	2	3	1	0	0																
Brian Asselstine, L OBP: 0.254, SLG: 0.310 (8, 9)										0	0	0	0	0	0	0																
Biff Pocaroba, S OBP: 0.381, SLG: 0.450 (1, 2)										4	0	2	2	1	0	0																
Junior Moore, R OBP: 0.327, SLG: 0.336 (7, PR) (8, 5)										4	0	1	1	0	1	1																
Jerry Royster, R OBP: 0.285, SLG: 0.261 (7, PR) (8, 5)										1	1	0	0	0	0	2																
Darrel Chaney, S OBP: 0.270, SLG: 0.317 (1, 6)										4	0	1	2	0	0	3																
Rod Gilbreath, R OBP: 0.327, SLG: 0.316 (1, 4)										2	1	0	0	3	1	0																
Buzz Capra, R OBP: 0.158, SLG: 0.059 (1, 1)										3	0	0	0	0	0	3																
Rick Camp, R (7, 1)										1	0	0	0	0	1	2																
Dave Campbell, R (8, 1)										0	0	0	0	0	0	0																
Steve Hargan, R (8, 1)										0	0	0	0	0	0	0																
Max Leon, R OBP: 0.353, SLG: 0.375 (9, 1)										1	0	0	0	0	1																	
<b>Inning Stats</b>	R: 3 E: 0 K: 0 S: 7	H: 4 LOB: 3 BB: 2 P: 15	R: 2 E: 0 K: 0 S: 5	H: 2 LOB: 0 BB: 0 P: 5	R: 0 E: 0 K: 1 S: 5	H: 0 LOB: 0 BB: 0 P: 5	R: 0 E: 0 K: 0 S: 4	H: 1 LOB: 1 BB: 0 P: 4	R: 0 E: 0 K: 0 S: 6	H: 1 LOB: 1 BB: 0 P: 6	R: 0 E: 0 K: 0 S: 3	H: 0 LOB: 0 BB: 0 P: 3	R: 3 E: 1 K: 1 S: 9	H: 3 LOB: 2 BB: 1 P: 13	R: 2 E: 0 K: 0 S: 5	H: 2 LOB: 2 BB: 2 P: 13	R: 1 E: 1 K: 0 S: 3	H: 0 LOB: 3 BB: 2 P: 11	1B: 8 2B: 3 3B: 0 HR: 2	SF: 1 SAC: 1 DP: 0 HBP: 0	WP: 0 PB: 0 SB: 0 CS: 0	PA: 48										
<b>PITCHER</b>	IP WLS BF H R ER SO BB IBB HBP BLK WP HR S P ERA WHIP																															
Jim Barr, R ERA: 5.1 (1, 1)	3.0	17	6	5	5	1	0	2	0	0	0	0	10	10	0.00	1.000																
Charlie Williams, R ERA: 3.59 (4, 1)	2.0	8	2	0	0	1	0	0	0	0	0	0	10	10	0.00	1.000																
Dave Heaverlo, R ERA: 2.25 (6, 1)	2.0	11	3	3	2	1	0	1	0	0	0	1	12	16	9.00	1.500																
John Curtis, L ERA: 6.09 (8, 1)	0.0	1	0	1	1	0	1	0	0	0	0	0	4	∞	∞																	
Randy Moffitt, R ERA: 3.12 (8, 1)	1.0	6	2	1	1	0	1	0	0	0	0	0	5	9	9.00	3.000																
<b>PITCHER</b>	IP WLS BF H R ER SO BB IBB HBP BLK WP HR S P ERA WHIP																															
Lynn McGlothen, R ERA: 5.97 (9, 1)	0.2	L	5	0	1	0	0	0	0	0	0	0	3	11	0.00	1.500																

San Francisco Giants @ Atlanta Braves  
Atlanta-Fulton County Stadium, Atlanta, GA  
Sun Jul 17 1977, 3:33 AM EDT  
Att: 8,452 - Unknown

AB 40  
R 10  
H 15  
RBI 10  
BB 5  
SO 6  
LOB 28



San Francisco Giants @ Atlanta Braves  
Atlanta-Fulton County Stadium, Atlanta, GA  
Sun Jul 17 1977, 3:33 AM EDT  
Att: 8,452 - Unknown

AB 39  
R 11  
H 13  
RBI 11  
BB 7  
SO 3  
LOB 18









Batter	1	2	3	4	5	6	7	8	9	AB	R	H	RBI	BB	SO	LOB	TOP				
Rowland Office, L OBP: 0.295, SLG: 0.299	F5		6-3			4-3			F7	4	0	0	0	0	0	0					
Gary Matthews, R OBP: 0.358, SLG: 0.450	FC1-6 1B			5-3			CS 1B		K	4	0	2	0	0	1	0					
Willie Montanez, L OBP: 0.355, SLG: 0.518	FC1-6 1-2			4-3			K 1-2		1B	4	0	1	0	0	1	2					
Jeff Burroughs, R OBP: 0.365, SLG: 0.486	K			K			BB 1B		K	4	0	1	0	0	3	2					
Biff Pocoroba, S OBP: 0.385, SLG: 0.444		P4			4-3					2	0	0	0	1	0	0					
Junior Moore, R OBP: 0.323, SLG: 0.329		5-3			4-3					3	0	0	0	0	0	2					
Darrel Chaney, S OBP: 0.266, SLG: 0.312		K			L4					3	0	1	0	0	1	0					
Rod Gilbreath, R OBP: 0.325, SLG: 0.311			4-3			1-6-3			G6-4-3 1-2	3	0	0	0	0	0	1					
Dick Ruthven, R OBP: 0.211, SLG: 0.263			6-3			K			4-3	2	0	0	0	0	1	0					
Rick Camp, R										0	0	0	0	0	0	0					
Joe Nolan, L OBP: 0.429, SLG: 0.419										1	0	0	0	0	0	0					
Dave Campbell, R										0	0	0	0	0	0	0					
<b>Inning Stats</b>	R: 0 E: 0 K: 1 S: 6	H: 1 LOB: 1 BB: 0 P: 6	R: 0 E: 0 K: 1 S: 6	H: 0 LOB: 0 BB: 0 P: 8	R: 0 E: 0 K: 0 S: 3	H: 0 LOB: 0 BB: 0 P: 3	R: 0 E: 0 K: 1 S: 5	H: 0 LOB: 0 BB: 0 P: 5	R: 0 E: 0 K: 0 S: 3	H: 0 LOB: 0 BB: 0 P: 3	R: 0 E: 0 K: 1 S: 8	H: 0 LOB: 0 BB: 0 P: 10	R: 0 E: 0 K: 1 S: 9	H: 2 LOB: 2 BB: 1 P: 16	R: 0 E: 0 K: 0 S: 6	H: 1 LOB: 0 BB: 0 P: 8	R: 0 E: 0 K: 2 S: 11	H: 1 LOB: 1 BB: 0 P: 13	1B: 5 2B: 0 3B: 0 HR: 0	SF: 0 SAC: 0 DP: 1 HBP: 0	WP: 0 PA: 31 PB: 0 SB: 0 CS: 1
<b>PITCHER</b> Rick Reuschel, R ERA: 2.28	IP: 9.0 WLS: W BF: 31	H: 5 R: 0 ER: 0 SO: 7	BB: 1 IBB: 0 HBP: 0 BLK: 0	WP: 0 HR: 0 S: 57 P: 72	ERA: 0.00 WHIP: 0.667	<b>PITCHER</b> IP: WLS: BF: H: R: ER: SO: BB: IBB: HBP: BLK: WP: HR: S: P: ERA: WHIP															

Atlanta Braves @ Chicago Cubs  
Wrigley Field, Chicago, IL  
Fri Jul 22 1977, 3:33 AM CDT  
Att: 17,026 - Unknown - 74 F

AB 30  
R 0  
H 5  
RBI 0  
BB 1  
SO 7  
LOB 7



Batter	1	2	3	4	5	6	7	8	9	AB	R	H	RBI	BB	SO	LOB	BOTTOM		
Ivan De Jesus, R OBP: 0.311, SLG: 0.329	6-3	FC4-6 1-2			K		FC4-6 1B			4	0	0	1	0	1	3			
Jose Cardenal, R OBP: 0.318, SLG: 0.307	K		F7				2B			4	0	2	0	0	1	0			
Larry Bittner, L OBP: 0.324, SLG: 0.390	1B		4-3		4-3		4-3			4	0	1	0	0	0	3			
Bobby Murcer, L OBP: 0.364, SLG: 0.451	FC4 1B		L8			F8				4	0	2	0	0	0	0			
Jerry Morales, R OBP: 0.386, SLG: 0.494	FC4 1-2			4-3		F7			F8	4	0	0	0	0	0	3			
Steve Ontiveros, S OBP: 0.382, SLG: 0.403		K				F7			F8	3	0	0	0	1	1	1			
Manny Trillo, R OBP: 0.350, SLG: 0.427		5-3		FC3-6 FC5-4 1-2			1B SH3-4 FC4-6 1B		2-3	4	1	1	0	0	0	2			
George Mitterwald, R OBP: 0.315, SLG: 0.398		1B		FC5-4 1-2			SH3-4			2	0	1	0	0	0	1			
Rick Reuschel, R OBP: 0.245, SLG: 0.298		FC4-6 1B			L7		FC4-6 1B			3	0	2	0	0	0	0			
<b>Inning Stats</b>	R: 0 E: 0 K: 1 S: 7	H: 2 LOB: 2 BB: 0 P: 7	R: 0 E: 0 K: 1 S: 9	H: 2 LOB: 2 BB: 0 P: 10	R: 0 E: 0 K: 0 S: 3	H: 0 LOB: 0 BB: 1 P: 7	R: 0 E: 0 K: 0 S: 3	H: 1 LOB: 1 BB: 0 P: 9	R: 0 E: 0 K: 0 S: 3	H: 0 LOB: 0 BB: 0 P: 3	R: 1 E: 0 K: 0 S: 6	H: 3 LOB: 2 BB: 0 P: 6	R: 0 E: 0 K: 0 S: 10	H: 1 LOB: 1 BB: 0 P: 11	1B: 8 2B: 1 3B: 0 HR: 0	SF: 0 SAC: 1 DP: 0 HBP: 0	WP: 0 PA: 34 PB: 0 SB: 0 CS: 0		
<b>PITCHER</b> Dick Ruthven, R ERA: 3.52 Rick Camp, R ERA: 3.5 Dave Campbell, R ERA: 4.35	IP: 6.1 WLS: L BF: 27	H: 7 R: 1 ER: 1 SO: 3	BB: 1 IBB: 0 HBP: 0 BLK: 0	WP: 0 HR: 0 S: 39 P: 48	ERA: 1.42 WHIP: 1.263	<b>PITCHER</b> IP: WLS: BF: H: R: ER: SO: BB: IBB: HBP: BLK: WP: HR: S: P: ERA: WHIP													

Atlanta Braves @ Chicago Cubs  
Wrigley Field, Chicago, IL  
Fri Jul 22 1977, 3:33 AM CDT  
Att: 17,026 - Unknown - 74 F

AB 32  
R 1  
H 9  
RBI 1  
BB 1  
SO 3  
LOB 13





Batter	1	2	3	4	5	6	7	8	9	AB	R	H	RBI	BB	SO	LOB	TOP																			
Rowland Office, L OBP: 0.291, SLG: 0.295 Barry Bonnell, R OBP: 0.382, SLG: 0.363	4-3			3-1		4-3		1B 2B BB		3	0	0	0	0	0	0	Atlanta Braves @ Chicago Cubs Wrigley Field, Chicago, IL Sat Jul 23 1977, 3:33 AM CDT Att: 26,224 - Unknown - 76 F																			
Gary Matthews, R OBP: 0.356, SLG: 0.446	L9			6-3		E6		1B 2B BB	G6-4-3	5	1	1	2	0	0																					
Willie Montanez, L OBP: 0.357, SLG: 0.521	F8			1B 1B		F7		1B 2B BB		4	0	2	2	0	0																					
Jeff Burroughs, R OBP: 0.364, SLG: 0.483		3-1		1B						4	0	1	0	0	1																					
Biff Pocoroba, S OBP: 0.383, SLG: 0.439		4-3		G3						3	0	0	0	1	0																					
Junior Moore, R OBP: 0.322, SLG: 0.325		5-3				1-3				3	0	0	0	1	0																					
Darrel Chaney, S OBP: 0.262, SLG: 0.306 Rick Camp, R				K		F7				3	0	0	0	0	1																					
Rod Gilbreath, R OBP: 0.327, SLG: 0.326				E5		K				4	2	2	1	0	1																					
Eddie Solomon, R OBP: 0.333, SLG: 0.333 Don Collins, R OBP: 0.355, SLG: 0.355 Dave Campbell, R OBP: 0.355, SLG: 0.355 Brian Asselstine, L OBP: 0.355, SLG: 0.355 Steve Hargan, R OBP: 0.355, SLG: 0.355 Jerry Royster, R OBP: 0.355, SLG: 0.355				G5-6-4						0	0	0	0	0	0																					
				1-2		6-3				2	1	1	0	0	0																					
<b>Inning Stats</b>	R: 0 E: 0 K: 0 S: 3	H: 0 LOB: 0 BB: 0 P: 3	R: 0 E: 0 K: 0 S: 6	H: 0 LOB: 0 BB: 0 P: 8	R: 0 E: 1 K: 1 S: 5	H: 0 LOB: 0 BB: 0 P: 5	R: 0 E: 0 K: 0 S: 5	H: 2 LOB: 2 BB: 0 P: 5	R: 0 E: 0 K: 1 S: 4	H: 0 LOB: 1 BB: 0 P: 4	R: 0 E: 0 K: 1 S: 9	H: 0 LOB: 1 BB: 1 P: 13	R: 4 E: 0 K: 0 S: 15	H: 4 LOB: 2 BB: 2 P: 26	R: 1 E: 0 K: 0 S: 4	H: 2 LOB: 0 BB: 0 P: 4	1B: 6 2B: 1 3B: 0 HR: 1	SF: 0 SAC: 0 DP: 2 HBP: 0	WP: 0 PA: 38 PB: 0 SB: 0 CS: 0																	
<b>PITCHER</b>	IP	WLS	BF	H	R	ER	SO	BB	IBB	HBP	BLK	WP	HR	S	P	ERA	WHIP	<b>PITCHER</b>		IP	WLS	BF	H	R	ER	SO	BB	IBB	HBP	BLK	WP	HR	S	P	ERA	WHIP
Mike Krukow, R ERA: 4.43	7.0		27	4	2	2	3	1	0	0	0	0	0	39	45	2.57	0.714																			
Willie Hernandez, L ERA: 2.17	0.0		3	2	2	2	0	1	0	0	0	0	0	6	11																					
Paul Reuschel, R ERA: 2.31	2.0	L	8	2	1	1	0	0	1	0	0	0	1	11	17	4.50	1.000																			

AB 35  
R 5  
H 8  
RBI 5  
BB 3  
SO 3  
LOB 11



Batter	1	2	3	4	5	6	7	8	9	AB	R	H	RBI	BB	SO	LOB	BOTTOM																			
Ivan De Jesus, R OBP: 0.309, SLG: 0.325	BB BLK FC7-5 BB			P7		CS		K		4	1	0	0	1	1	2	Atlanta Braves @ Chicago Cubs Wrigley Field, Chicago, IL Sat Jul 23 1977, 3:33 AM CDT Att: 26,224 - Unknown - 76 F																			
Jose Cardenal, R OBP: 0.324, SLG: 0.308	FC7-5 BB 1-2			5-3				G6-4-3 1B		3	0	1	0	1	0																					
Larry Bittner, L OBP: 0.326, SLG: 0.389	FC7-5 BB 1-2 2-3			4-3				G6-4-3 1-2		3	1	1	0	1	0																					
Bobby Murcer, L OBP: 0.360, SLG: 0.445	K					K		F9		4	0	0	0	0	2																					
Jerry Morales, R OBP: 0.387, SLG: 0.497	FC7-5 1-2 2-3 3-H			6-3				1B 1B 2B		4	1	2	1	0	0																					
Steve Ontiveros, S OBP: 0.383, SLG: 0.404	K			5-3				1B 1B 1B		4	1	2	1	0	1																					
Manny Trillo, R OBP: 0.354, SLG: 0.429								1B 1B 1B		3	0	2	1	1	0																					
George Mitterwald, R OBP: 0.315, SLG: 0.397 Greg Gross, L OBP: 0.355, SLG: 0.379				G4-6-3 1B				1B 1B 1B		3	0	1	1	0	1																					
Mike Krukow, R OBP: 0.167, SLG: 0.194 Willie Hernandez, L OBP: 0.355, SLG: 0.379 Paul Reuschel, R OBP: 0.355, SLG: 0.379 Bill Buckner, L OBP: 0.309, SLG: 0.381				G4-6-3 1-2		K		FC6-4 1-3 2-H		1	0	0	0	0	0																					
				6-3		K		K		3	0	0	0	0	2																					
						K				0	0	0	0	0	0																					
<b>Inning Stats</b>	R: 1 E: 0 K: 2 S: 7	H: 0 LOB: 2 BB: 3 P: 19	R: 0 E: 0 K: 0 S: 3	H: 1 LOB: 0 BB: 0 P: 3	R: 0 E: 0 K: 0 S: 3	H: 0 LOB: 0 BB: 0 P: 3	R: 0 E: 0 K: 1 S: 8	H: 0 LOB: 0 BB: 0 P: 10	R: 0 E: 0 K: 2 S: 8	H: 0 LOB: 1 BB: 1 P: 15	R: 0 E: 0 K: 1 S: 13	H: 1 LOB: 0 BB: 0 P: 16	R: 2 E: 0 K: 1 S: 15	H: 4 LOB: 2 BB: 0 P: 20	R: 1 E: 0 K: 0 S: 9	H: 3 LOB: 2 BB: 0 P: 10	R: 0 E: 0 K: 0 S: 3	H: 0 LOB: 0 BB: 0 P: 3	1B: 8 2B: 1 3B: 0 HR: 0	SF: 0 SAC: 0 DP: 2 HBP: 0	WP: 0 PA: 38 PB: 0 SB: 0 CS: 1															
<b>PITCHER</b>	IP	WLS	BF	H	R	ER	SO	BB	IBB	HBP	BLK	WP	HR	S	P	ERA	WHIP	<b>PITCHER</b>		IP	WLS	BF	H	R	ER	SO	BB	IBB	HBP	BLK	WP	HR	S	P	ERA	WHIP
Eddie Solomon, R ERA: 1.86	4.0		13	1	0	0	3	1	0	0	0	0	0	21	27	0.00	0.500																			
Don Collins, L ERA: 5.51	1.0		2	0	0	0	2	0	0	0	0	0	0	8	11	0.00	0.000																			
Dave Campbell, R ERA: 4.24	1.1		6	3	2	2	1	0	0	0	0	0	0	16	19	13.50	2.250																			
Steve Hargan, R ERA: 6.71 Rick Camp, R ERA: 3.79	2.2	W	13	5	1	1	1	0	0	0	0	0	0	24	30	3.38	1.875																			





Batter	1	2	3	4	5	6	7	8	9	10	11	12	13	AB	R	H	RBI	BB	SO	LOB	TOP							
Rowland Office, L OBP: 0.295, SLG: 0.308 (1, 8)														7	1	3	1	0	0	2								
Gary Matthews, R OBP: 0.356, SLG: 0.444 (1, 7)														6	0	2	1	1	1	5								
Wille Montanez, L OBP: 0.359, SLG: 0.516 (1, 3)														5	0	1	0	2	1	3								
Jeff Burroughs, R OBP: 0.365, SLG: 0.479 Steve Hargan, R (11, 1)														5	0	1	1	1	0	4								
Eddie Solomon, R OBP: 0.333, SLG: 0.333 Steve Kline, R (13, 1)														1	0	0	0	0	1	1								
Biff Pocaroba, S OBP: 0.380, SLG: 0.433 (1, 2)														5	1	1	0	0	0	6								
Junior Moore, R OBP: 0.319, SLG: 0.321 Jerry Royster, R OBP: 0.263, SLG: 0.259 (6, PR) (6, 5)														3	0	0	0	0	0	3								
Darrel Chaney, S OBP: 0.264, SLG: 0.307 (1, 6)														6	2	2	0	0	2	2								
Rod Gilbreath, R OBP: 0.324, SLG: 0.322 (1, 4)														6	1	1	0	0	3	2								
Buzz Capra, R OBP: 0.192, SLG: 0.185 Joe Mauer, R OBP: 0.312, SLG: 0.391 Max Leon, R OBP: 0.252, SLG: 0.295 Brian Ablesing, R OBP: 0.250, SLG: 0.280 Dave Campbell, R OBP: 0.300, SLG: 0.361 (11, 1) (7, PR) (7, 1) (8, PR) (9, 1) (11, PR) (11, 9)														2	0	1	1	0	1	0								
<b>Inning Stats</b>	R: 0 E: 0 K: 0 S: 4	H: 1 LOB: 1 BB: 0 P: 4	R: 0 E: 0 K: 1 S: 5	H: 0 LOB: 0 BB: 0 P: 5	R: 0 E: 0 K: 0 S: 3	H: 0 LOB: 0 BB: 0 P: 3	R: 2 E: 0 K: 1 S: 9	H: 4 LOB: 2 BB: 0 P: 9	R: 0 E: 0 K: 2 S: 7	H: 2 LOB: 2 BB: 0 P: 7	R: 1 E: 0 K: 2 S: 8	H: 1 LOB: 1 BB: 1 P: 12	R: 0 E: 0 K: 0 S: 3	H: 0 LOB: 0 BB: 0 P: 3	R: 2 E: 0 K: 0 S: 6	H: 3 LOB: 3 BB: 2 P: 14	R: 0 E: 0 K: 1 S: 5	H: 0 LOB: 0 BB: 0 P: 5	R: 0 E: 0 K: 1 S: 5	H: 0 LOB: 0 BB: 0 P: 5	R: 1 E: 2 K: 1 S: 7	H: 1 LOB: 1 BB: 0 P: 7	1B: 10 2B: 2 3B: 0 HR: 1	SF: 0 SAC: 1 DP: 0 HBP: 0	WP: 1 PB: 0 SB: 0 CS: 0	PA: 58		
<b>PITCHER</b>	IP 7.0	WLS 30	BF 8	H 3	R 3	ER 3	SO 6	BB 1	IBB 0	HBP 0	BLK 0	WP 1	HR 1	S 41	P 45	ERA 3.86	WHIP 1.286											
Bruce Kison, R ERA: 4.77 (1, 1)	2.0	11	3	2	2	0	2	0	0	0	0	0	0	9	17	9.00	2.500											
Odell Jones, R ERA: 5.23 (8, 1)	4.0	W	17	2	1	0	4	2	0	0	0	0	0	23	31	0.00	1.000											
Kent Tekulve, R ERA: 3.26 (10, 1)																												
Batter	1	2	3	4	5	6	7	8	9	10	11	12	13	AB	R	H	RBI	BB	SO	LOB	BOTTOM							
Frank Taveras, R OBP: 0.286, SLG: 0.514 (1, 6)														5	1	1	0	0	1	1								
Phil Garner, R OBP: 0.306, SLG: 0.427 (1, 5)													5	1	0	0	1	0	2									
Dave Parker, L OBP: 0.381, SLG: 0.556 (1, 9)														6	2	2	0	1	0									
Bill Robinson, R OBP: 0.343, SLG: 0.494 (1, 3)														6	0	1	0	0	3									
Al Oliver, L OBP: 0.327, SLG: 0.461 (1, 7)														6	0	2	1	0	1									
Rennie Stennett, R OBP: 0.375, SLG: 0.440 Mario Mendoza, R OBP: 0.209, SLG: 0.256 (1, 4) (13, PR)														6	0	1	1	0	3									
Ed Ott, L OBP: 0.346, SLG: 0.393 (1, 2)														6	1	2	0	0	1									
Omar Moreno, L OBP: 0.290, SLG: 0.341 (1, 8)														6	1	2	1	0	0									
Bruce Kison, R OBP: 0.227, SLG: 0.302 Bobby Licon, L OBP: 0.250, SLG: 0.293 Odell Jones, R OBP: 0.252, SLG: 0.295 Fernando Combariza, R OBP: 0.270, SLG: 0.414 Kent Tekulve, R OBP: 0.250, SLG: 0.280 Jerry Hairston, R OBP: 0.300, SLG: 0.408 (11, 1) (7, PR) (8, 1) (8, PR) (9, 1) (11, PR) (11, 9)														2	0	0	0	0	1	0								
<b>Inning Stats</b>	R: 0 E: 0 K: 1 S: 6	H: 0 LOB: 1 BB: 0 P: 6	R: 0 E: 0 K: 0 S: 3	H: 0 LOB: 0 BB: 0 P: 3	R: 0 E: 0 K: 1 S: 5	H: 0 LOB: 0 BB: 0 P: 5	R: 0 E: 0 K: 0 S: 3	H: 0 LOB: 0 BB: 0 P: 3	R: 0 E: 0 K: 0 S: 4	H: 1 LOB: 1 BB: 0 P: 4	R: 3 E: 0 K: 0 S: 6	H: 3 LOB: 1 BB: 1 P: 10	R: 1 E: 0 K: 1 S: 7	H: 2 LOB: 1 BB: 0 P: 7	R: 1 E: 0 K: 1 S: 7	H: 2 LOB: 1 BB: 0 P: 7	R: 0 E: 0 K: 1 S: 5	H: 0 LOB: 1 BB: 0 P: 6	R: 0 E: 0 K: 0 S: 4	H: 1 LOB: 1 BB: 0 P: 4	R: 0 E: 0 K: 0 S: 3	H: 0 LOB: 0 BB: 0 P: 3	R: 0 E: 0 K: 1 S: 5	H: 0 LOB: 0 BB: 0 P: 3	1B: 9 2B: 3 3B: 0 HR: 0	SF: 0 SAC: 0 DP: 0 HBP: 1	WP: 1 PB: 0 SB: 3 CS: 0	PA: 55
<b>PITCHER</b>	IP 6.0	WLS 24	BF 4	H 3	R 3	ER 3	SO 2	BB 1	IBB 0	HBP 0	BLK 0	WP 1	HR 0	S 27	P 31	ERA 4.50	WHIP 0.833											
Buzz Capra, R ERA: 5.29 (7, 1)	2.0	10	4	2	2	2	0	0	0	0	0	0	0	14	14	9.00	2.000											
Max Leon, R ERA: 4.64 (7, 1)	2.0	8	1	0	0	1	0	0	0	0	0	0	9	10	0.00	0.500												
Dave Campbell, R ERA: 4.04 (8, 1)	2.2	L	11	3	2	2	0	0	0	0	0	0	0	13	13	6.75	1.125											
Steve Hargan, R ERA: 6.72 (11, 1)	0.0	1	0	0	0	0	1	0	0	0	0	0	0	4														
Eddie Solomon, R ERA: 1.86 (13, 1)																												

Atlanta Braves @ Pittsburgh Pirates  
Three Rivers Stadium, Pittsburgh, PA  
Sun Jul 24 1977, 3:35 AM EDT  
Att. 22,123 - Unknown

AB 52  
R 6  
H 13  
RBI 5  
BB 5  
SO 10  
LOB 30



Atlanta Braves @ Pittsburgh Pirates  
Three Rivers Stadium, Pittsburgh, PA  
Sun Jul 24 1977, 3:35 AM EDT  
Att. 22,123 - Unknown

AB 51  
R 7  
H 12  
RBI 7  
BB 3  
SO 6  
LOB 12





Batter	1	2	3	4	5	6	7	8	9	AB	R	H	RBI	BB	SO	LOB	TOP					
Barry Bonnell, R OBP: 0.380, SLG: 0.358 (1, 8)	E6 1-3 1B	4-3			1-3		1-3			4	0	1	0	0	0	1	<b>Atlanta Braves @ Pittsburgh Pirates</b> Three Rivers Stadium, Pittsburgh, PA Mon Jul 25 1977, 7:05 PM EDT Att: 8,752 - Unknown <a href="http://livebaseballscorecards.com">livebaseballscorecards.com</a>					
Rod Gilbreath, R OBP: 0.323, SLG: 0.321 (1, 4)	5-3		6-3		BB 1B		F8			4	1	1	0	0	0	1						
Willie Montanez, L OBP: 0.358, SLG: 0.510 (1, 3)	1-3		3-1		1B BB		E5 FC1-6			3	0	0	0	1	0	1						
Jeff Burroughs, R OBP: 0.365, SLG: 0.478 (1, 9)	F8				G6-4-3 1-2 2-H 1B		FC1-6 FC5-4			3	0	1	1	1	0	2						
Gary Matthews, R OBP: 0.356, SLG: 0.441 (1, 7)		BB 1B	F9		G6-4-3 1-2		FC5-4			4	1	1	0	0	0	4						
Vic Cornell, R OBP: 0.331, SLG: 0.446 (1, 2)		1B FC6-4 BB		BB BB		K		K		2	1	0	0	2	2	1						
Junior Moore, R OBP: 0.321, SLG: 0.322 (1, 5)		FC6-4 1B		G6-3 BB		K		F6		3	0	1	1	1	1	0						
Jerry Royster, R OBP: 0.281, SLG: 0.257 (9, PH)	FC6-4 SH3-4			K		F8		4-3		3	0	0	1	0	1	3						
Tom Paciorek, R OBP: 0.270, SLG: 0.364 (9, PH)				K						1	0	0	0	0	0	0						
Phil Niekro, R OBP: 0.169, SLG: 0.159 (9, PH)	SH3-4			G6-3				F5		2	0	0	0	0	0	2						
Cito Gaston, R OBP: 0.267, SLG: 0.375 (9, PH)										1	0	0	0	0	0	0						
<b>Inning Stats</b>	R: 0 E: 1 K: 0 S: 4	H: 1 LOB: 1 BB: 0 P: 4	R: 2 E: 0 K: 0 S: 5	H: 2 LOB: 1 BB: 1 P: 9	R: 0 E: 0 K: 1 S: 3	H: 0 LOB: 1 BB: 1 P: 7	R: 0 E: 0 K: 1 S: 4	H: 0 LOB: 1 BB: 2 P: 12	R: 1 E: 0 K: 0 S: 4	H: 2 LOB: 1 BB: 1 P: 8	R: 0 E: 0 K: 2 S: 7	H: 0 LOB: 0 BB: 0 P: 7	R: 0 E: 0 K: 0 S: 3	H: 0 LOB: 0 BB: 0 P: 3	R: 0 E: 1 K: 1 S: 6	H: 0 LOB: 1 BB: 0 P: 6	R: 0 E: 0 K: 0 S: 3	H: 0 LOB: 0 BB: 0 P: 3	1B: 5 2B: 0 3B: 0 HR: 0	SF: 0 SAC: 1 DP: 2 HBP: 0	WP: 0 PB: 0 SB: 1 CS: 0	PA: 36
<b>PITCHER</b> Jerry Reuss, L ERA: 3.9 (1, 1)	IP: 9.0 WLS: W BF: 36 H: 5 R: 3 ER: 3 SO: 4 BB: 5 IBB: 0 HBP: 0 BLK: 0 WP: 0 HR: 0 S: 39 P: 59 ERA: 3.00 WHIP: 1.111															<b>PITCHER</b>						

Batter	1	2	3	4	5	6	7	8	9	AB	R	H	RBI	BB	SO	LOB	BOTTOM			
Frank Taveras, R OBP: 0.291, SLG: 0.285 (1, 6)	F4			SH1-3 BLK 5-3 1B		6-3		5-3		4	1	1	0	0	0	0	<b>Atlanta Braves @ Pittsburgh Pirates</b> Three Rivers Stadium, Pittsburgh, PA Mon Jul 25 1977, 7:05 PM EDT Att: 8,752 - Unknown <a href="http://livebaseballscorecards.com">livebaseballscorecards.com</a>			
Phil Garner, R OBP: 0.311, SLG: 0.433 (1, 4)	6-3			SH1-3 BB				1B HR HBP		2	1	1	0	1	0	0				
Bobby Tolan, L OBP: 0.286, SLG: 0.333 (1, 3)	5-3			SH1-3		4-3		HR 1B		3	1	1	0	0	0	1				
Bill Robinson, R OBP: 0.345, SLG: 0.510 (1, 5)		5-3		5-3						4	2	2	4	0	0	1				
Mario Mendoza, R OBP: 0.209, SLG: 0.256 (9, 5)						4-3 2B		HR		0	0	0	0	0	0	0				
Al Oliver, L OBP: 0.324, SLG: 0.456 (1, 7)	6-3			3-H F7		4-3		F8		4	0	0	0	0	0	2				
Jerry Hairston, S OBP: 0.367, SLG: 0.423 (1, 9)				K		4-3		F9		4	0	0	1	0	1	0				
Omar Moreno, L OBP: 0.291, SLG: 0.349 (1, 8)				F8		F3				3	1	1	0	0	0	0				
Duffy Dyer, R OBP: 0.386, SLG: 0.341 (1, 2)				K		F9		1B		3	0	1	1	0	1	0				
Jerry Reuss, L OBP: 0.283, SLG: 0.250 (1, 1)				4-3		F7		4-3		3	0	0	0	0	0	1				
<b>Inning Stats</b>	R: 0 E: 0 K: 0 S: 3	H: 0 LOB: 0 BB: 0 P: 3	R: 0 E: 0 K: 1 S: 5	H: 0 LOB: 0 BB: 0 P: 5	R: 0 E: 0 K: 1 S: 4	H: 0 LOB: 0 BB: 1 P: 8	R: 0 E: 0 K: 0 S: 3	H: 1 LOB: 1 BB: 1 P: 3	R: 0 E: 0 K: 0 S: 4	H: 0 LOB: 0 BB: 0 P: 4	R: 2 E: 0 K: 0 S: 6	H: 3 LOB: 1 BB: 0 P: 6	R: 3 E: 0 K: 0 S: 5	H: 2 LOB: 0 BB: 0 P: 6	R: 3 E: 0 K: 0 S: 5	H: 2 LOB: 0 BB: 0 P: 6	1B: 3 2B: 1 3B: 2 HR: 1	SF: 0 SAC: 1 DP: 0 HBP: 1	WP: 0 PB: 0 SB: 0 CS: 0	PA: 33
<b>PITCHER</b> Phil Niekro, R ERA: 4.31 (1, 1)	IP: 8.0 WLS: L BF: 33 H: 7 R: 6 ER: 6 SO: 2 BB: 1 IBB: 0 HBP: 1 BLK: 1 WP: 0 HR: 1 S: 35 P: 40 ERA: 6.75 WHIP: 1.000															<b>PITCHER</b>				



Batter	1	2	3	4	5	6	7	8	9	AB	R	H	RBI	BB	SO	LOB	TOP					
Rowland Office, L (1, 8) Barry Bonnell, R (7, PH) OBP: 0.381, SLG: 0.360	F8		K		F5		G6-4-3			3	0	0	0	0	1	1						
Rod Gilbreath, R (1, 4) OBP: 0.317, SLG: 0.315	F8		K			5-3		K	K	5	0	0	0	0	3	1						
Willie Montanez, L (1, 3) OBP: 0.359, SLG: 0.520	F7			G3			HR	E 1B		4	1	2	1	0	0	0						
Jeff Burroughs, R (1, 9) OBP: 0.363, SLG: 0.475		K		5-3		6-3		E 1B		4	0	1	0	0	1	0						
Gary Matthews, R (1, 7) OBP: 0.355, SLG: 0.442		5-3				4-3		E 1B		4	0	1	0	0	0	2						
Joe Nolan, L (1, 2) Vic Correll, R (8, PH) OBP: 0.328, SLG: 0.442				4-3			F8	P4		3	0	1	0	0	0	1						
Junior Moore, R (1, 5) OBP: 0.320, SLG: 0.324										1	0	0	0	0	0	3						
Darrel Chaney, S (1, 6) Tom Paciorek, R (9, PH) OBP: 0.266, SLG: 0.361										4	1	1	0	0	0	4						
Dick Ruthven, R (1, 1) Brian Asseltine, L (7, PH) Dave Campbell, R (7, 1) Don Collins, R (8, 1) Cito Gaston, R (9, PH) OBP: 0.260, SLG: 0.368			K							3	0	1	0	0	0	2						
Inning Stats	R: 0 E: 0 K: 0 S: 3	H: 0 LOB: 0 BB: 0 P: 3	R: 0 E: 1 K: 1 S: 7	H: 1 LOB: 2 BB: 0 P: 7	R: 0 E: 0 K: 3 S: 9	H: 0 LOB: 0 BB: 0 P: 9	R: 0 E: 0 K: 0 S: 4	H: 1 LOB: 1 BB: 0 P: 4	R: 0 E: 0 K: 0 S: 3	H: 0 LOB: 1 BB: 1 P: 7	R: 1 E: 0 K: 0 S: 4	H: 1 LOB: 0 BB: 0 P: 4	R: 1 E: 0 K: 0 S: 5	H: 3 LOB: 1 BB: 0 P: 5	R: 0 E: 1 K: 1 S: 8	H: 2 LOB: 3 BB: 0 P: 8	R: 0 E: 0 K: 2 S: 8	H: 1 LOB: 1 BB: 0 P: 8	1B: 6 2B: 2 3B: 0 HR: 1	SF: 0 SAC: 0 DP: 1 HBP: 0	WP: 0 PB: 0 SB: 0 CS: 0	PA: 38
PITCHER	IP	WLS	BF	H	R	ER	SO	BB	IBB	HBP	BLK	WP	HR	S	P	ERA	WHIP					
Bob Forsch, R (1, 1) ERA: 3.63	5.0	W	19	2	0	0	4	1	0	0	0	0	0	26	30	0.00	0.600					
Clay Carroll, R (6, 1) ERA: 2.51	1.1		8	4	2	2	0	0	0	0	0	0	1	8	8	13.50	3.000					
Buddy Schultz, L (7, 1) ERA: 1.21	2.2	S	11	3	0	0	3	0	0	0	0	0	0	17	17	0.00	1.125					

Atlanta Braves @ St. Louis Cardinals  
 Busch Stadium, St. Louis, MO  
 Tue Jul 26 1977, 7:05 PM CDT  
 Att: 18,730 - Unknown

AB 37  
 R 2  
 H 9  
 RBI 2  
 BB 1  
 SO 7  
 LOB 16




Batter	1	2	3	4	5	6	7	8	9	AB	R	H	RBI	BB	SO	LOB	BOTTOM					
Lou Brock, L (1, 7) OBP: 0.307, SLG: 0.368			G3		F8			1-3		4	1	1	0	0	0	0						
Gary Templeton, S (1, 6) OBP: 0.329, SLG: 0.428			6-3		6-3			S 1B		4	0	1	0	0	1	1						
Jerry Mumphrey, S (1, 8) OBP: 0.392, SLG: 0.451		5-3		K			K	5-3		4	0	0	0	0	2	2						
Ted Simmons, S (1, 2) OBP: 0.409, SLG: 0.539				K			F7			3	1	1	1	0	1	0						
Keith Hernandez, L (1, 3) OBP: 0.396, SLG: 0.467				L4			G3			3	1	1	2	0	0	0						
Hector Cruz, R (1, 9) OBP: 0.359, SLG: 0.386								P6		2	1	0	0	1	0	0						
Mike Phillips, L (1, 5) OBP: 0.243, SLG: 0.275								F8		3	0	1	1	0	0	0						
Mike Tyson, R (1, 4) OBP: 0.299, SLG: 0.354								1-3		3	0	0	0	0	0	1						
Bob Forsch, R (1, 1) ERA: 3.74										1	0	0	0	0	0	0						
Mike Anderson, R (5, PH) OBP: 0.282, SLG: 0.372										1	0	0	0	0	0	0						
Clay Carroll, R (6, 1) ERA: 3.52										0	0	0	0	0	0	0						
Buddy Schultz, R (7, 1) ERA: 3.00										1	0	0	0	0	0	0						
Inning Stats	R: 3 E: 0 K: 1 S: 8	H: 3 LOB: 0 BB: 0 P: 8	R: 0 E: 0 K: 0 S: 3	H: 0 LOB: 0 BB: 0 P: 3	R: 0 E: 0 K: 1 S: 5	H: 0 LOB: 0 BB: 0 P: 5	R: 1 E: 0 K: 1 S: 6	H: 1 LOB: 1 BB: 1 P: 10	R: 0 E: 0 K: 0 S: 3	H: 0 LOB: 0 BB: 0 P: 3	R: 0 E: 0 K: 1 S: 5	H: 0 LOB: 0 BB: 0 P: 5	R: 0 E: 0 K: 0 S: 3	H: 0 LOB: 0 BB: 0 P: 3	R: 0 E: 0 K: 0 S: 4	H: 1 LOB: 1 BB: 0 P: 4	1B: 3 2B: 1 3B: 0 HR: 1	SF: 0 SAC: 0 DP: 0 HBP: 0	WP: 1 PB: 0 SB: 0 CS: 0	PA: 30		
PITCHER	IP	WLS	BF	H	R	ER	SO	BB	IBB	HBP	BLK	WP	HR	S	P	ERA	WHIP					
Dick Ruthven, R (1, 1) ERA: 3.74	6.0	L	23	4	4	4	4	1	0	0	0	0	0	30	34	6.00	0.833					
Dave Campbell, R (7, 1) ERA: 3.52	1.1		4	0	0	0	0	0	0	0	0	0	0	4	4	0.00	0.000					
Don Collins, L (8, 1) ERA: 5.44	0.2		3	1	0	0	0	0	0	0	0	0	0	3	3	0.00	1.500					

Atlanta Braves @ St. Louis Cardinals  
 Busch Stadium, St. Louis, MO  
 Tue Jul 26 1977, 7:05 PM CDT  
 Att: 18,730 - Unknown

AB 29  
 R 4  
 H 5  
 RBI 4  
 BB 1  
 SO 4  
 LOB 4







Batter	1	2	3	4	5	6	7	8	9	AB	R	H	RBI	BB	SO	LOB	TOP				
Barry Bonnell, R (1, 8) OBP: 0.372, SLG: 0.350	4-3		P4			4-3	FC6-4 BB		P4	5	0	1	0	0	2		<b>Atlanta Braves @ St. Louis Cardinals</b> Busch Stadium, St. Louis, MO Wed Jul 27 1977, 7:05 PM CDT Att: 15,248 - Unknown				
Jerry Royster, R (1, 6) OBP: 0.263, SLG: 0.257	L3			E7 G3 SF9			FC4-6 BB			3	1	1	0	1	0	0					
Willie Montanez, L (1, 3) OBP: 0.358, SLG: 0.515				G3		K	FC4-6			3	0	0	0	1	1	5					
Jeff Burroughs, R (1, 9) OBP: 0.362, SLG: 0.474				SF9		K				3	0	1	1	0	2	2					
Gary Matthews, R (1, 7) OBP: 0.354, SLG: 0.438		4-3		1-3			SH2-4 BB		F8	3	1	0	0	1	0	1					
Vic Correll, R (1, 2) OBP: 0.343, SLG: 0.447										1	1	1	0	2	0	0					
Joe Nolan, L (8, PH) OBP: 0.425, SLG: 0.500							BB SH2-4 FC6-4		P4	1	0	0	0	0	0	1					
Junior Moore, R (1, 5) OBP: 0.317, SLG: 0.321							SH2-4		F7	3	0	0	0	0	1	3					
Rod Gilbreath, R (1, 4) OBP: 0.321, SLG: 0.314										1	0	0	0	2	0	0					
Rowland Office, L (9, PH) OBP: 0.290, SLG: 0.303							FC6-4 BB		K	1	0	0	0	0	1	0					
Eddie Solomon, R (1, 1) Cito Gaston, R (7, PH) Rick Camp, R (7, 1) Don Collins, R (7, 1) Dave Campbell, R (8, 1) Brian Asselstine, L (8, PH) OBP: 0.254, SLG: 0.326							FC4-6		F8	2	0	0	0	0	0	1					
<b>Inning Stats</b>	R: 0 E: 0 K: 1 S: 5	H: 0 LOB: 1 BB: 1 P: 9	R: 0 E: 0 K: 1 S: 4	H: 0 LOB: 0 BB: 1 P: 8	R: 0 E: 0 K: 0 S: 3	H: 0 LOB: 0 BB: 0 P: 3	R: 1 E: 1 K: 0 S: 4	H: 0 LOB: 0 BB: 0 P: 4	R: 0 E: 0 K: 2 S: 8	H: 1 LOB: 1 BB: 0 P: 8	R: 2 E: 0 K: 0 S: 4	H: 1 LOB: 3 BB: 4 P: 20	R: 0 E: 0 K: 0 S: 4	H: 1 LOB: 1 BB: 0 P: 4	R: 0 E: 0 K: 1 S: 5	H: 0 LOB: 0 BB: 0 P: 5	1B: 3 2B: 0 3B: 0 HR: 0	SF: 1 SAC: 1 DP: 1 HBP: 0	WP: 0 PB: 0 SB: 1 CS: 1	PA: 38	
<b>PITCHER</b>	IP WLS BF H R ER SO BB IBB HBP BLK WP HR S P ERA WHIP	6.2 W 1 0 0 0 0 0 0 0 0 0 0 1 1 2.70 1.350	0.1 S 7 1 0 0 1 0 0 0 0 0 0 9 9 0.00 0.500	0.1 W 1 0 0 0 0 0 0 0 0 0 0 1 1 0.00 0.000	2.0 S 7 1 0 0 1 0 0 0 0 0 0 9 9 0.00 0.500																

Batter	1	2	3	4	5	6	7	8	9	AB	R	H	RBI	BB	SO	LOB	BOTTOM			
Lou Brock, L (1, 7) OBP: 0.310, SLG: 0.368	F7					G3				3	0	1	2	1	0	0	<b>Atlanta Braves @ St. Louis Cardinals</b> Busch Stadium, St. Louis, MO Wed Jul 27 1977, 7:05 PM CDT Att: 15,248 - Unknown			
Mike Anderson, R (9, 9) OBP: 0.282, SLG: 0.372							1B BB			0	0	0	0	0	0	0				
Gary Templeton, S (1, 6) OBP: 0.326, SLG: 0.425						4-3	SF8			3	0	0	1	0	1	0				
Tony Scott, S (1, 8) OBP: 0.379, SLG: 0.413										4	1	3	1	0	1	0				
Ted Simmons, S (1, 2) OBP: 0.410, SLG: 0.537										3	0	1	0	1	0	2				
Butch Metzger, R (8, 1) OBP: 0.392, SLG: 0.462							FC6-4			0	0	0	0	0	0	0				
Keith Hernandez, L (1, 3) OBP: 0.392, SLG: 0.462										4	0	0	1	0	0	3				
Hector Cruz, R (1, 9) OBP: 0.362, SLG: 0.388										4	1	2	0	0	1	2				
Ken Reitz, R (1, 5) OBP: 0.313, SLG: 0.446										4	0	0	0	0	2	2				
Mike Phillips, L (1, 4) OBP: 0.246, SLG: 0.270										2	1	0	0	1	0	0				
Mike Tyson, R (8, 4) OBP: 0.236, SLG: 0.352										1	0	0	0	0	0	1				
Tom Underwood, R (1, 1) OBP: 0.300, SLG: 0.250										2	1	1	0	0	0	0				
Al Hrabosky, R (7, 1) OBP: 0.333, SLG: 0.433										0	0	0	0	0	0	0				
Dave Rader, L (7, PH) OBP: 0.333, SLG: 0.433										1	1	0	0	0	0	2				
<b>Inning Stats</b>	R: 0 E: 0 K: 2 S: 7	H: 0 LOB: 0 BB: 0 P: 7	R: 0 E: 0 K: 1 S: 5	H: 0 LOB: 0 BB: 0 P: 5	R: 1 E: 0 K: 1 S: 6	H: 2 LOB: 0 BB: 0 P: 6	R: 1 E: 1 K: 0 S: 5	H: 2 LOB: 1 BB: 0 P: 5	R: 0 E: 0 K: 0 S: 4	H: 1 LOB: 2 BB: 1 P: 8	R: 3 E: 1 K: 0 S: 6	H: 2 LOB: 2 BB: 2 P: 14	R: 0 E: 0 K: 1 S: 6	H: 1 LOB: 1 BB: 0 P: 6	1B: 7 2B: 1 3B: 0 HR: 0	SF: 1 SAC: 0 DP: 1 HBP: 0	WP: 1 PB: 0 SB: 1 CS: 1	PA: 36		
<b>PITCHER</b>	IP WLS BF H R ER SO BB IBB HBP BLK WP HR S P ERA WHIP	6.0 L 4 1 3 0 0 1 0 0 0 1 0 3 7 3.00 6.000	1.0 S 5 1 0 0 0 1 0 0 0 0 0 4 8 0.00 2.000	0.2 S 3 1 0 0 1 0 0 0 0 0 0 5 5 0.00 1.500																





Batter	1	2	3	4	5	6	7	8	9	AB	R	H	RBI	BB	SO	LOB	TOP		
Rowland Office, L (1,8) OBP: 0.290, SLG: 0.302	0-0 4-3			0-0 6-3			0-0 1B		0-0 G4-6-3	4	0	1	0	0	0	1	<b>Atlanta Braves @ St. Louis Cardinals</b> Busch Stadium, St. Louis, MO Thu Jul 28 1977, 7:05 PM CDT Att: 16,979 - Unknown  <b>AB 29</b> <b>R 0</b> <b>H 5</b> <b>RBI 0</b> <b>BB 0</b> <b>SO 6</b> <b>LOB 10</b>  		
Rod Gilbreath, R (1,4) OBP: 0.320, SLG: 0.313	0-0 6-3			0-0 F7			0-0 1B		0-0 F7	4	0	1	0	0	0	0			
Willie Montanez, L (1,3) OBP: 0.355, SLG: 0.510	0-3 K			0-0 F8			0-3 K			3	0	0	0	0	2	2			
Jeff Burroughs, R (1,9) OBP: 0.362, SLG: 0.473		0-0 4-3			0-0 G3-6-3 1B				0-3 K	3	0	1	0	0	1	2			
Gary Matthews, R (1,7) OBP: 0.351, SLG: 0.434		0-3 K			0-0 F9				0-0 L9	3	0	0	0	0	1	3			
Joe Nolan, L (1,2) OBP: 0.395, SLG: 0.462		0-0 4-3			0-0 G3-6-3				0-0 P6	3	0	0	0	0	0	1			
Junior Moore, R (1,5) OBP: 0.317, SLG: 0.321			0-0 F8			0-0 1-3			0-0 G6-4-3 1B	3	0	1	0	0	0	0			
Darrel Chaney, S (1,6) OBP: 0.261, SLG: 0.303			0-0 1-3			0-3 K			0-0 G6-4-3	3	0	0	0	0	1	1			
Buzz Capra, R (1,1) OBP: 0.182, SLG: 0.100			0-0 F9			0-3 K			0-0 G4-6-3 1B	1	0	0	0	0	0	0			
Tom Pacliorek, R (6, PH) OBP: 0.256, SLG: 0.358										1	0	0	0	0	0	0			
Preston Hanna, R (6, 1) OBP: 0.265, SLG: 0.317										1	0	0	0	0	0	0			
Brian Asselstine, L (9, PH) OBP: 0.265, SLG: 0.317										1	0	1	0	0	0	0			
<b>Inning Stats</b>	R: 0 E: 0 K: 1 S: 5	H: 0 LOB: 0 BB: 0 P: 5	R: 0 E: 0 K: 1 S: 5	H: 0 LOB: 0 BB: 0 P: 5	R: 0 E: 0 K: 0 S: 3	H: 0 LOB: 0 BB: 0 P: 3	R: 0 E: 0 K: 0 S: 3	H: 1 LOB: 0 BB: 0 P: 3	R: 0 E: 0 K: 2 S: 7	H: 0 LOB: 0 BB: 0 P: 7	R: 0 E: 0 K: 2 S: 9	H: 2 LOB: 2 BB: 0 P: 9	R: 0 E: 0 K: 0 S: 3	H: 1 LOB: 0 BB: 0 P: 3	R: 0 E: 0 K: 0 S: 3	H: 1 LOB: 0 BB: 0 P: 3	1B: 5 2B: 0 3B: 0 HR: 0	SF: 0 SAC: 0 DP: 3 HBP: 0	WP: 0 PA: 29 CS: 0
<b>PITCHER</b> John Ureia, R (1,1) ERA: 2.82	IP: 9.0 WLS: W BF: 29 H: 5 R: 0 ER: 0 SO: 6 BB: 0 IBB: 0 HBP: 0 BLK: 0 WP: 0 HR: 0 S: 41 P: 41 ERA: 0.00 WHIP: 0.556															<b>PITCHER</b>			

Batter	1	2	3	4	5	6	7	8	9	AB	R	H	RBI	BB	SO	LOB	BOTTOM		
Lou Brock, L (1,7) OBP: 0.309, SLG: 0.366	0-0 P6									4	1	1	0	0	0	1	<b>Atlanta Braves @ St. Louis Cardinals</b> Busch Stadium, St. Louis, MO Thu Jul 28 1977, 7:05 PM CDT Att: 16,979 - Unknown  <b>AB 29</b> <b>R 3</b> <b>H 6</b> <b>RBI 2</b> <b>BB 5</b> <b>SO 4</b> <b>LOB 15</b>  		
Mike Anderson, R (8,9) OBP: 0.282, SLG: 0.372			0-0 6-3				0-0 G1			0	0	0	0	0	0	0			
Gary Templeton, S (1,6) OBP: 0.328, SLG: 0.431	0-0 F9 WP 1B			0-0 4-3	0-0 3B		0-0 2-3			4	1	2	2	0	0	0			
Tony Scott, S (1,8) OBP: 0.377, SLG: 0.411	0-0 F9			0-0 1B	0-3 K				0-0 6-3	4	0	1	0	0	1	2			
Dave Rader, L (1,2) OBP: 0.343, SLG: 0.429	0-0 4-3			0-0 L9		0-0 BB 1B			0-0 FC5 1B BB	3	0	1	0	1	0	1			
Keith Hernandez, L (1,3) OBP: 0.393, SLG: 0.461		0-0 5-3		0-0 IBB		0-0 F7			0-0 FC5 1B	3	0	1	0	1	0	1			
Hector Cruz, R (1,9) OBP: 0.360, SLG: 0.383		0-3 K		0-3 K		0-0 FC6 BB			0-0 FC5	3	0	0	0	1	2	4			
Ken Reitz, R (1,5) OBP: 0.309, SLG: 0.441		0-3 K			0-0 6-3		0-0 F7		0-0 F7	4	0	0	0	0	1	4			
Mike Phillips, L (1,4) OBP: 0.240, SLG: 0.263			0-0 F9			0-0 FC6				3	0	0	0	0	0	2			
Mike Tyson, R (8,4) OBP: 0.236, SLG: 0.352					0-0 F9		0-0 FC6			0	0	0	0	0	0	0			
John Ureia, R (1,1) OBP: 0.333, SLG: 0.091			0-0 BB		0-0 BB				0-0 4-3	1	1	0	0	2	0	0			
<b>Inning Stats</b>	R: 1 E: 0 K: 0 S: 4	H: 1 LOB: 0 BB: 0 P: 4	R: 0 E: 0 K: 2 S: 7	H: 0 LOB: 0 BB: 0 P: 7	R: 0 E: 0 K: 0 S: 2	H: 0 LOB: 0 BB: 1 P: 6	R: 0 E: 0 K: 1 S: 6	H: 1 LOB: 2 BB: 1 P: 10	R: 2 E: 0 K: 1 S: 7	H: 2 LOB: 1 BB: 1 P: 11	R: 0 E: 0 K: 0 S: 4	H: 1 LOB: 2 BB: 1 P: 8	R: 0 E: 0 K: 0 S: 3	H: 0 LOB: 0 BB: 0 P: 3	R: 0 E: 0 K: 0 S: 4	H: 1 LOB: 2 BB: 1 P: 8	1B: 5 2B: 1 3B: 1 HR: 0	SF: 0 SAC: 0 DP: 1 HBP: 0	WP: 1 PA: 34 CS: 0
<b>PITCHER</b> Buzz Capra, R (1,1) ERA: 5.29	IP: 5.0 WLS: L BF: 21 H: 4 R: 3 ER: 3 SO: 4 BB: 2 IBB: 1 HBP: 0 BLK: 0 WP: 1 HR: 0 S: 26 P: 38 ERA: 5.40 WHIP: 1.200															<b>PITCHER</b>			
<b>PITCHER</b> Preston Hanna, R (6,1) ERA:	IP: 3.0 WLS: L BF: 13 H: 2 R: 0 ER: 0 SO: 0 BB: 2 IBB: 0 HBP: 0 BLK: 0 WP: 0 HR: 0 S: 11 P: 19 ERA: 0.00 WHIP: 1.333															<b>PITCHER</b>			



Batter	1	2	3	4	5	6	7	8	9	AB	R	H	RBI	BB	SO	LOB	TOP			
Frank Taveras, R (1, 6) OBP: 0.290, SLG: 0.293	0-0 WP 3B		0-0 F4		0-0 SH5-4		0-0 1-3			3	1	1	0	0	0	0				
Phil Garner, R (1, 5) OBP: 0.307, SLG: 0.430	0-3 K		4-0 BB		0-0 F3		0-0 F2			3	0	0	0	1	1	2				
Dave Parker, L (1, 9) OBP: 0.383, SLG: 0.549	0-0 5-3 1B		0-0 4-3		0-3 K		0-0 3-1			4	0	1	0	0	1	1				
Bill Robinson, R (1, 3) OBP: 0.349, SLG: 0.527	0-0 5-3		0-0 F4		0-3 K		0-0 6-3			4	0	0	0	0	1	1				
Al Oliver, L (1, 7) OBP: 0.321, SLG: 0.453		0-0 1-3		0-3 K		0-0 PB 2B		0-0 F7		4	0	1	0	0	1	0				
Rennie Stennett, R (1, 4) OBP: 0.377, SLG: 0.441		0-0 1-3		0-0 BB 1B		0-3 K S		0-0 2B		4	2	2	0	0	1	1				
Omar Moreno, L (1, 8) OBP: 0.303, SLG: 0.364		4-0 BB		4-0 PO 1B BB		0-3 K		0-0 2B		2	0	1	1	2	1	2				
Duffy Dyer, R (1, 2) OBP: 0.388, SLG: 0.341		0-0 5-3		0-0 1-2 2H 1B		1-0 G6-4-3 HBP		0-0 1-3		3	0	1	1	0	0	2				
Bruce Kison, R (1, 1) OBP: 0.239, SLG: 0.311			0-0 1-3		0-0 PO		0-0 G6-4-3		0-3 K2-3	2	0	1	0	0	0	0				
Jerry Hairston, S (7, PH) OBP: 0.371, SLG: 0.426										1	0	0	0	0	0	1				
Grant Jackson, S (7, PH) OBP: 0.286, SLG: 0.429										0	0	0	0	0	0	0				
Bobby Tolan, L (9, PH) OBP: 0.280, SLG: 0.326										1	0	0	0	0	1	1				
<b>Inning Stats</b>	R: 1 E: 0 K: 1 S: 6	H: 2 LOB: 0 BB: 0 P: 6	R: 0 E: 0 K: 0 S: 3	H: 0 LOB: 1 BB: 1 P: 7	R: 0 E: 0 K: 0 S: 3	H: 0 LOB: 1 BB: 1 P: 7	R: 1 E: 0 K: 1 S: 6	H: 2 LOB: 0 BB: 0 P: 10	R: 0 E: 0 K: 4 S: 13	H: 1 LOB: 2 BB: 0 P: 13	R: 0 E: 0 K: 0 S: 2	H: 0 LOB: 0 BB: 0 P: 3	R: 0 E: 0 K: 0 S: 3	H: 0 LOB: 0 BB: 0 P: 3	R: 1 E: 0 K: 1 S: 7	H: 2 LOB: 1 BB: 0 P: 7	1B: 4 2B: 3 3B: 1 HR: 0	SF: 0 SAC: 1 DP: 1 HBP: 1	WP: 1 PB: 1 SB: 1 CS: 1	PA: 37
<b>PITCHER</b> Phil Niekro, R (1, 1) ERA: 4.26	IP: 9.0 WLS: W BF: 36 H: 8 R: 3 ER: 3 SO: 7 BB: 3 IBB: 0 HBP: 1 BLK: 0 WP: 1 HR: 0 S: 46 P: 59 ERA: 3.00 WHIP: 1.222																			

Pittsburgh Pirates @ Atlanta Braves  
Atlanta-Fulton County Stadium, Atlanta, GA  
Fri Jul 29 1977, 7:05 PM EDT  
Att: 9,505 - Unknown

AB 31  
R 3  
H 8  
RBI 2  
BB 3  
SO 7  
LOB 11



Batter	1	2	3	4	5	6	7	8	9	AB	R	H	RBI	BB	SO	LOB	BOTTOM			
Jerry Royster, R (1, 5) OBP: 0.283, SLG: 0.264	0-0 F9		0-0 6-3		0-0 3B		0-0 G3			4	0	1	2	0	0	0				
Rowland Office, L (1, 8) OBP: 0.290, SLG: 0.302	0-0 L6			0-0 K2-5 BB 1B		0-3 K		4-0 FC6-4 BB		3	0	1	0	0	1	1				
Barry Bonnell, R (7, PH) (8, 8)										0	0	0	0	1	0	0				
Willie Montanez, L (1, 3) OBP: 0.353, SLG: 0.505	0-3 K			4-0 K2-5 1B BB		0-0 1-3		0-0 FC6-4		3	1	0	0	1	1	2				
Tom Paciorek, R (8, 3) OBP: 0.266, SLG: 0.358										0	0	0	0	0	0	0				
Jeff Burroughs, R (1, 9) OBP: 0.366, SLG: 0.489		0-0 HR		0-3 K2-5 1-2 2-3F		0-0 2B		0-0 2B		4	1	3	1	0	1	2				
Gary Matthews, R (1, 7) OBP: 0.350, SLG: 0.432		0-0 F9		0-0 1B		0-0 6-3		0-0 F3		4	0	1	1	0	0	2				
Biff Pocoreba, S (1, 2) OBP: 0.376, SLG: 0.428		0-0 4-3		0-0 F7		4-0 IBB		0-0 F5		3	0	0	0	1	0	2				
Darrel Chaney, S (1, 6) OBP: 0.261, SLG: 0.298		0-0 4-3			4-0 SH3-4 1B 3B BB		0-0 3		0-3 K	3	1	0	0	1	1	3				
Rod Gilbreath, R (1, 4) OBP: 0.323, SLG: 0.328			0-0 F8		0-0 SH3-4 3B 1B		0-0 HR			3	2	2	1	0	0	0				
Phil Niekro, R (1, 1) OBP: 0.164, SLG: 0.155			0-0 1-3		0-0 SH3-4		0-0 F7			2	0	0	0	0	0	0				
<b>Inning Stats</b>	R: 0 E: 0 K: 1 S: 5	H: 0 LOB: 0 BB: 0 P: 5	R: 1 E: 0 K: 0 S: 4	H: 1 LOB: 0 BB: 0 P: 4	R: 0 E: 0 K: 0 S: 3	H: 0 LOB: 0 BB: 0 P: 3	R: 1 E: 0 K: 1 S: 6	H: 2 LOB: 1 BB: 1 P: 10	R: 2 E: 0 K: 1 S: 7	H: 2 LOB: 1 BB: 1 P: 11	R: 0 E: 0 K: 0 S: 3	H: 1 LOB: 1 BB: 1 P: 7	R: 1 E: 0 K: 0 S: 4	H: 1 LOB: 1 BB: 1 P: 8	R: 0 E: 0 K: 1 S: 6	H: 1 LOB: 1 BB: 0 P: 6	1B: 3 2B: 4 3B: 1 HR: 2	SF: 0 SAC: 1 DP: 2 HBP: 0	WP: 0 PB: 0 SB: 0 CS: 0	PA: 34
<b>PITCHER</b> Bruce Kison, R (1, 1) ERA: 4.83	IP: 6.0 WLS: L BF: 25 H: 6 R: 4 ER: 4 SO: 3 BB: 2 IBB: 1 HBP: 0 BLK: 0 WP: 0 HR: 1 S: 28 P: 40 ERA: 6.00 WHIP: 1.333																			
<b>PITCHER</b> Grant Jackson, L (7, 1) ERA: 4.65	IP: 2.0 WLS: 9 BF: 2 H: 1 R: 1 ER: 1 SO: 1 BB: 1 IBB: 0 HBP: 0 BLK: 0 WP: 0 HR: 1 S: 10 P: 14 ERA: 4.50 WHIP: 1.500																			

Pittsburgh Pirates @ Atlanta Braves  
Atlanta-Fulton County Stadium, Atlanta, GA  
Fri Jul 29 1977, 7:05 PM EDT  
Att: 9,505 - Unknown

AB 29  
R 5  
H 8  
RBI 5  
BB 4  
SO 4  
LOB 12





Batter	1	2	3	4	5	6	7	8	9	AB	R	H	RBI	BB	SO	LOB	TOP										
Frank Taveras, R OBP: 0.291, SLG: 0.294 Ed Ott, L OBP: 0.340, SLG: 0.399	0-0 2B FC5-2 1B	0-0 F6	0-0 FC6-4 1B	0-0 1-3	0-0 1-3	0-0 1-3	0-0 1-3	0-0 E3 SH3-4 HR	0-3 K	2	0	1	0	0	0	2											
Phil Garner, R OBP: 0.307, SLG: 0.432	0-0 FC5-2 1B	0-0 FC6-2 2B	0-3 K	0-0 F3	0-0 6-3	0-0 6-3	0-0 6-3	0-0 SH3-4	0-0 F9	3	0	1	0	0	1	1											
Mario Mendoza, R OBP: 0.200, SLG: 0.244	0-0 FC5-2 1B	0-0 FC6-2 2B	0-0 K	0-0 F3	0-0 6-3	0-0 6-3	0-0 6-3	0-0 SH3-4	0-0 F9	2	0	0	0	0	0	2											
Dave Parker, L OBP: 0.383, SLG: 0.544	0-0 FC5-2 FC6-2 2-3 3-H	0-0 FC6-2 2B	0-0 4-3	0-0 FC6-4 1-2	0-0 FC6-4 1B	0-0 FC6-4 1B	0-0 FC6-4 1B	0-0 HR IBB	0-0 F2	5	1	1	0	1	0	5											
Bill Robinson, R OBP: 0.350, SLG: 0.535	0-0 FC6-2 2-3 3-H	0-0 FC6-2 1B	0-0 1B	0-0 1B	0-0 F9	0-0 F2	0-0 F2	0-0 HR	0-0 HR	5	1	2	4	0	0	3											
Al Oliver, L OBP: 0.322, SLG: 0.452	0-0 4-3	0-0 4-3	0-0 F5	0-0 F5	0-0 1B 1B	0-0 1B 1B	0-0 1B 1B	0-0 4-3	0-0 4-3	5	1	2	0	0	0	3											
Rennie Stennett, R OBP: 0.380, SLG: 0.446	0-0 1B	0-0 1B	0-0 1B	0-0 1B	0-0 1B	0-0 1B	0-0 1B	0-0 F9	0-0 F9	5	2	3	0	0	0	1											
Omar Moreno, L OBP: 0.305, SLG: 0.364	0-0 1B	0-0 1B	0-0 1B	0-0 1B	0-0 2-3	0-0 2-3	0-0 2-3	0-0 K	0-0 K	5	1	2	0	0	1	3											
Duffy Dyer, R OBP: 0.389, SLG: 0.339	0-0 F8	0-0 F8	0-0 F8	0-0 F8	0-0 F8	0-0 F8	0-0 F8	0-0 F8	0-0 F8	1	0	0	0	0	1	0	2										
Larry Demery, R OBP: 0.200, SLG: 0.333	0-0 F8	0-0 F8	0-0 F8	0-0 F8	0-0 F8	0-0 F8	0-0 F8	0-0 F8	0-0 F8	0	0	0	0	0	0	0	0										
Fernando Gonzalez, R OBP: 0.353, SLG: 0.500	0-0 F8	0-0 F8	0-0 F8	0-0 F8	0-0 F8	0-0 F8	0-0 F8	0-0 F8	0-0 F8	3	1	3	2	0	0	0	0										
Jerry Reuss, L OBP: 0.276, SLG: 0.245	0-3 K	0-3 K	0-3 K	0-3 K	0-3 K	0-3 K	0-3 K	0-0 K	0-0 K	1	0	0	0	0	1	2											
Bobby Tisdall, L OBP: 0.269, SLG: 0.313	0-3 K	0-3 K	0-3 K	0-3 K	0-3 K	0-3 K	0-3 K	0-0 K	0-0 K	2	1	0	1	0	0	3											
Terry Forster, L OBP: 0.256, SLG: 0.300	0-0 K	0-0 K	0-0 K	0-0 K	0-0 K	0-0 K	0-0 K	0-0 K	0-0 K	0	0	0	0	0	0	0	0										
Jim Fregosi, R OBP: 0.443, SLG: 0.613	0-0 K	0-0 K	0-0 K	0-0 K	0-0 K	0-0 K	0-0 K	0-0 K	0-0 K	1	1	1	0	0	0	0	0										
Rich Gossage, R OBP: 0.297, SLG: 0.333	0-0 K	0-0 K	0-0 K	0-0 K	0-0 K	0-0 K	0-0 K	0-0 K	0-0 K	1	0	1	0	0	0	0	0										
<b>Inning Stats</b>	R: 0 E: 0 K: 0 S: 5	H: 2 LOB: 2 BB: 0 P: 5	R: 0 E: 0 K: 1 S: 7	H: 2 LOB: 2 BB: 0 P: 7	R: 0 E: 0 K: 1 S: 6	H: 1 LOB: 1 BB: 0 P: 6	R: 3 E: 0 K: 0 S: 6	H: 3 LOB: 1 BB: 1 P: 10	R: 2 E: 0 K: 0 S: 6	H: 3 LOB: 1 BB: 0 P: 6	R: 0 E: 0 K: 0 S: 4	H: 1 LOB: 1 BB: 0 P: 4	R: 0 E: 0 K: 0 S: 3	H: 0 LOB: 0 BB: 0 P: 3	R: 5 E: 1 K: 1 S: 10	H: 4 LOB: 1 BB: 1 P: 14	R: 0 E: 0 K: 1 S: 7	H: 2 LOB: 2 BB: 0 P: 7	1B: 15 2B: 2 3B: 0 HR: 1	SF: 0 SAC: 1 DP: 0 HBP: 0	WP: 0 PB: 0 SB: 3 CS: 0	PA: 48					
<b>PITCHER</b>	IP	WLS	BF	H	R	ER	SO	BB	IBB	HBP	BLK	WP	HR	S	P	ERA	WHIP										
Dick Ruthven, R ERA: 4.14	4.1		24	10	5	5	2	1	0	0	0	0	0	27	31	10.38	2.538										
Don Collins, L ERA: 5.37	3.0	L	14	4	3	2	0	0	0	0	0	0	0	14	14	6.00	1.333										
Dave Campbell, R ERA: 4.2	0.2		5	2	2	2	1	0	1	0	0	0	1	6	10	27.00	3.000										
Max Leon, R ERA: 4.57	1.0		5	2	0	0	1	0	0	0	0	0	0	7	7	0.00	2.000										

Pittsburgh Pirates @ Atlanta Braves  
Atlanta-Fulton County Stadium, Atlanta, GA

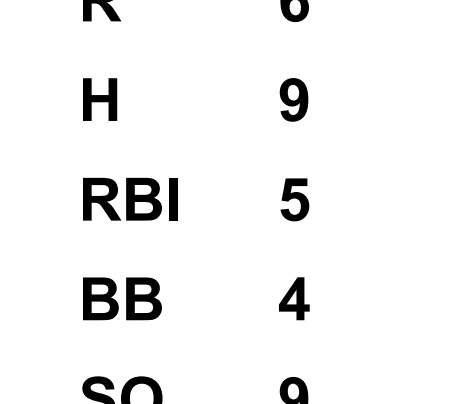
AB 45  
R 10  
H 18  
RBI 9  
BB 2  
SO 4  
LOB 30



WP: 0 PA: 48  
PB: 0  
SB: 3  
CS: 0

Pittsburgh Pirates @ Atlanta Braves  
Atlanta-Fulton County Stadium, Atlanta, GA

AB 33  
R 6  
H 9  
RBI 5  
BB 4  
SO 9  
LOB 8



WP: 0 PA: 38  
PB: 0  
SB: 0  
CS: 2

Batter	1	2	3	4	5	6	7	8	9	AB	R	H	RBI	BB	SO	LOB	BOTTOM										
Jerry Royster, R OBP: 0.284, SLG: 0.269	0-0 1B HR	0-0 5-3	0-0 5-3	0-0 E	0-0 E	0-0 F9	0-0 F9	0-0 F9	0-0 G4-6-3	5	2	2	0	0	0	1											
Barry Bonnell, R OBP: 0.373, SLG: 0.344	0-3 K	0-3 K	0-3 K	0-0 E6	0-0 E6	0-0 L6	0-0 L6	0-0 L6	0-0 L6	3	0	0	0	1	1	1											
Gary Matthews, R OBP: 0.354, SLG: 0.434	0-0 HR	0-0 HR	0-0 HR	0-0 HR	0-0 HR	0-0 HR	0-0 HR	0-0 HR	0-0 HR	3	2	2	0	1	0	1											
Jeff Burroughs, R OBP: 0.367, SLG: 0.500	0-0 HR	0-0 HR	0-0 HR	0-0 HR	0-0 HR	0-0 HR	0-0 HR	0-0 HR	0-0 HR	4	2	2	3	0	1	1											
Cito Gaston, R OBP: 0.273, SLG: 0.361	0-0 5-3	0-0 5-3	0-0 5-3	0-0 5-3	0-0 5-3	0-0 5-3	0-0 5-3	0-0 5-3	0-0 5-3	4	0	1	2	0	2	0											
Vic Correll, R OBP: 0.350, SLG: 0.448	0-0 1B	0-0 1B	0-0 1B	0-0 1B	0-0 1B	0-0 1B	0-0 1B	0-0 1B	0-0 1B	2	0	1	0	1	0	1											
Joe Nolan, L OBP: 0.386, SLG: 0.450	0-0 1B	0-0 1B	0-0 1B	0-0 1B	0-0 1B	0-0 1B	0-0 1B	0-0 1B	0-0 1B	1	0	0	0	0	1	0											
Rod Gilbreath, R OBP: 0.319, SLG: 0.323	0-0 F8	0-0 F8	0-0 F8	0-0 F8	0-0 F8	0-0 F8	0-0 F8	0-0 F8	0-0 F8	4	0	0	0	0	2	3											
Darrel Chaney, S OBP: 0.256, SLG: 0.292	0-0 5-3	0-0 5-3	0-0 5-3	0-0 5-3	0-0 5-3	0-0 5-3	0-0 5-3	0-0 5-3	0-0 5-3	4	0	0	0	0	1	0											
Dick Ruthven, R OBP: 0.261, SLG: 0.273	0-3 K	0-3 K	0-3 K	0-0 K	0-0 K	0-0 K	0-0 K	0-0 K	0-0 K	2	0	1	0	0	1	0											
Don Collins, R	0-3 K	0-3 K	0-3 K	0-0 K	0-0 K	0-0 K	0-0 K	0-0 K	0-0 K	1	0	0	0	0	0	0											
Dave Campbell, R	0-3 K	0-3 K	0-3 K	0-0 K	0-0 K	0-0 K	0-0 K	0-0 K	0-0 K	0	0	0	0	0	0	0											
Max Leon, R OBP: 0.353, SLG: 0.375	0-3 K	0-3 K	0-3 K	0-0 K	0-0 K	0-0 K	0-0 K	0-0 K	0-0 K	0	0	0	0	0	0	0											
Rowland Office, L OBP: 0.293, SLG: 0.302	0-3 K	0-3 K	0-3 K	0-0 K	0-0 K	0-0 K	0-0 K	0-0 K	0-0 K	0	0	0	0	1	0	0											
<b>Inning Stats</b>	R: 3 E: 0 K: 1 S: 9	H: 4 LOB: 1 BB: 0 P: 9	R: 0 E: 0 K: 1 S: 5	H: 0 LOB: 0 BB: 0 P: 5	R: 2 E: 0 K: 0 S: 5	H: 2 LOB: 1 BB: 1 P: 9	R: 1 E: 1 K: 0 S: 4	H: 2 LOB: 1 BB: 1 P: 8	R: 0 E: 0 K: 2 S: 7	H: 0 LOB: 0 BB: 1 P: 11	R: 0 E: 0 K: 0 S: 3	H: 0 LOB: 0 BB: 0 P: 3	R: 0 E: 0 K: 1 S: 5	H: 1 LOB: 0 BB: 0 P: 5	R: 0 E: 0 K: 3 S: 9	H: 0 LOB: 0 BB: 0 P: 9	R: 0 E: 0 K: 1 S: 4	H: 0 LOB: 0 BB: 1 P: 8	1B: 6 2B: 2 3B: 0 HR: 1	SF: 0 SAC: 0 DP: 1 HBP: 0	WP: 0 PA: 38 PB: 0 SB: 0 CS: 2						
<b>PITCHER</b>	IP	WLS	BF	H	R	ER	SO	BB	IBB	HBP	BLK	WP	HR	S	P	ERA	WHIP										
Jerry Reuss, L ERA: 4.13	3.0		16	6	5	5	2	1	0	0	0	0	0	19	23	15.00	2.333										
Larry Demery, R ERA: 5.64	1.0		5	2	1	0	0	1	0	0	0	0	0	4	8	0.00	3.000										
Terry Forster, L ERA: 5.12	3.0	W	10	1	0	0	3	1	0	0	0	0	0	15	19	0.00	0.667										
Rich Gossage, R ERA: 1.84	2.0		6	0	0	0	4	1	0	0	0	0	0	13	17	0.00	0.500										

Sat Jul 30 1977, 7:05 PM EDT  
Att: 19,006 - Unknown







Batter	1	2	3	4	5	6	7	8	9	AB	R	H	RBI	BB	SO	LOB	TOP						
<b>Lou Brock, L</b> OBP: 0.310, SLG: 0.362 (1, 7)										4	2	1	0	1	2	2	<b>St. Louis Cardinals @ Atlanta Braves</b> Atlanta-Fulton County Stadium, Atlanta, GA Mon Aug 01 1977, 7:05 PM EDT Att: 6,933 - Unknown						
<b>Gary Templeton, S</b> OBP: 0.333, SLG: 0.443 (1, 6)										5	2	4	2	0	0	1							
<b>Jerry Mumphrey, S</b> OBP: 0.395, SLG: 0.465 (1, 8)										5	1	2	2	0	1	2							
<b>Ted Simmons, S</b> OBP: 0.407, SLG: 0.524 (1, 2)										4	1	1	0	1	0	2							
<b>Keith Hernandez, L</b> OBP: 0.397, SLG: 0.471 (1, 3)										4	0	0	1	1	0	3							
<b>Ken Reitz, R</b> OBP: 0.306, SLG: 0.433 (1, 5)										5	0	0	0	0	0	5							
<b>Mike Anderson, R</b> OBP: 0.286, SLG: 0.385 (1, 9)										4	0	2	1	0	0	1							
<b>Mike Tyson, R</b> OBP: 0.288, SLG: 0.336 (1, 4)										3	0	0	0	1	1	2							
<b>Tom Underwood, R</b> Hedof, C. 0.273, SLG: 0.222 (5, PH) Clay Carroll, R OBP: 0.307, SLG: 0.391 (6, PH) Don Kessinger, S OBP: 0.100, SLG: 0.100 (8, PH) Rick Bossett, R OBP: 0.299, SLG: 0.288 (8, PH) Butch Metzger, R OBP: 0.288, SLG: 0.336 (8, PH)										2	0	0	0	0	1	3	<b>AB 37</b> <b>R 6</b> <b>H 10</b> <b>RBI 6</b> <b>BB 5</b> <b>SO 5</b> <b>LOB 21</b>						
<b>Inning Stats</b>	R: 2 E: 0 K: 0 S: 5	H: 2 LOB: 1 BB: 1 P: 9	R: 0 E: 0 K: 1 S: 6	H: 1 LOB: 1 BB: 0 P: 6	R: 3 E: 1 K: 1 S: 9	H: 3 LOB: 2 BB: 1 P: 13	R: 0 E: 0 K: 0 S: 4	H: 1 LOB: 1 BB: 0 P: 4	R: 0 E: 0 K: 1 S: 6	H: 1 LOB: 1 BB: 0 P: 6	R: 0 E: 0 K: 0 S: 3	H: 0 LOB: 0 BB: 0 P: 3	R: 0 E: 0 K: 1 S: 4	H: 0 LOB: 1 BB: 1 P: 8	R: 0 E: 0 K: 1 S: 6	H: 1 LOB: 2 BB: 1 P: 10		1B: 6 2B: 2 3B: 1 HR: 1	SF: 0 SAC: 0 DP: 0 HBP: 0	WP: 1 PB: 0 SB: 3 CS: 1	PA: 42		
<b>PITCHER</b>	IP WLS BF H R ER SO BB IBB HBP BLK WP HR S P ERA WHIP	IP WLS BF H R ER SO BB IBB HBP BLK WP HR S P ERA WHIP	IP WLS BF H R ER SO BB IBB HBP BLK WP HR S P ERA WHIP	IP WLS BF H R ER SO BB IBB HBP BLK WP HR S P ERA WHIP	IP WLS BF H R ER SO BB IBB HBP BLK WP HR S P ERA WHIP	IP WLS BF H R ER SO BB IBB HBP BLK WP HR S P ERA WHIP	IP WLS BF H R ER SO BB IBB HBP BLK WP HR S P ERA WHIP	IP WLS BF H R ER SO BB IBB HBP BLK WP HR S P ERA WHIP	IP WLS BF H R ER SO BB IBB HBP BLK WP HR S P ERA WHIP	IP WLS BF H R ER SO BB IBB HBP BLK WP HR S P ERA WHIP	IP WLS BF H R ER SO BB IBB HBP BLK WP HR S P ERA WHIP	IP WLS BF H R ER SO BB IBB HBP BLK WP HR S P ERA WHIP	IP WLS BF H R ER SO BB IBB HBP BLK WP HR S P ERA WHIP	IP WLS BF H R ER SO BB IBB HBP BLK WP HR S P ERA WHIP	IP WLS BF H R ER SO BB IBB HBP BLK WP HR S P ERA WHIP	IP WLS BF H R ER SO BB IBB HBP BLK WP HR S P ERA WHIP	IP WLS BF H R ER SO BB IBB HBP BLK WP HR S P ERA WHIP	IP WLS BF H R ER SO BB IBB HBP BLK WP HR S P ERA WHIP	IP WLS BF H R ER SO BB IBB HBP BLK WP HR S P ERA WHIP	IP WLS BF H R ER SO BB IBB HBP BLK WP HR S P ERA WHIP	IP WLS BF H R ER SO BB IBB HBP BLK WP HR S P ERA WHIP	IP WLS BF H R ER SO BB IBB HBP BLK WP HR S P ERA WHIP	
<b>Buzz Capra, R</b> ERA: 5.59 (1, 1)	2.0	12	5	4	4	1	1	0	0	0	0	0	1	13	17	18.00	3.000						
<b>Don Collins, L</b> ERA: 5.17 (3, 1)	2.0	10	2	1	0	1	0	1	0	0	1	0	11	15	0.00	1.000							
<b>Max Leon, R</b> ERA: 4.37 (5, 1)	5.0	L	20	3	1	1	3	2	1	0	0	0	0	23	35	1.80	1.000						

Batter	1	2	3	4	5	6	7	8	9	AB	R	H	RBI	BB	SO	LOB	BOTTOM						
<b>Jerry Royster, R</b> OBP: 0.286, SLG: 0.274 (1, 5)										4	0	1	0	0	1	0	<b>St. Louis Cardinals @ Atlanta Braves</b> Atlanta-Fulton County Stadium, Atlanta, GA Mon Aug 01 1977, 7:05 PM EDT Att: 6,933 - Unknown						
<b>Brian Asselstine, L</b> OBP: 0.281, SLG: 0.313 (8, PH)										1	0	0	0	0	0	0							
<b>Barry Bonnell, R</b> OBP: 0.380, SLG: 0.344 (1, 8)										3	1	1	0	1	0	1							
<b>Gary Matthews, R</b> OBP: 0.356, SLG: 0.429 (1, 7)										2	2	1	0	2	0	1							
<b>Jeff Burroughs, R</b> OBP: 0.365, SLG: 0.510 (1, 9)										4	1	1	2	0	2	5							
<b>Cito Gaston, R</b> OBP: 0.311, SLG: 0.441 (1, 3)										4	1	2	3	0	0	0							
<b>Vic Correll, R</b> OBP: 0.343, SLG: 0.459 (1, 2)										3	0	0	0	0	0	1							
<b>Joe Nolan, L</b> OBP: 0.378, SLG: 0.439 (8, PH) (9, 2)										1	0	0	0	0	0	0							
<b>Rod Gilbreath, R</b> OBP: 0.320, SLG: 0.328 (1, 4)										4	0	1	0	0	1	0							
<b>Darrel Chaney, S</b> OBP: 0.257, SLG: 0.288 (1, 6)										2	0	0	0	1	1	2							
<b>Willie Montanez, L</b> OBP: 0.332, SLG: 0.503 (9, PH)										1	0	0	0	0	1	0							
<b>Buzz Capra, R</b> OBP: 0.174, SLG: 0.095 (1, 1)										1	0	0	0	0	0	1							
<b>Don Collins, R</b> OBP: 0.284, SLG: 0.356 (3, 1)										0	0	0	0	0	0	0							
<b>Tom Paciorek, R</b> OBP: 0.264, SLG: 0.356 (4, PH)										1	0	0	0	0	0	2							
<b>Max Leon, R</b> OBP: 0.333, SLG: 0.353 (5, 1)										1	0	0	0	0	0	0							
<b>Rowland Office, L</b> OBP: 0.292, SLG: 0.301 (9, PH)										1	0	0	0	0	0	0							
<b>Inning Stats</b>	R: 2 E: 0 K: 1 S: 6	H: 1 LOB: 0 BB: 1 P: 10	R: 0 E: 0 K: 1 S: 5	H: 0 LOB: 1 BB: 1 P: 9	R: 0 E: 0 K: 0 S: 3	H: 0 LOB: 1 BB: 1 P: 7	R: 0 E: 0 K: 1 S: 7	H: 2 LOB: 2 BB: 0 P: 7	R: 3 E: 0 K: 1 S: 7	H: 2 LOB: 0 BB: 1 P: 11	R: 0 E: 0 K: 0 S: 3	H: 0 LOB: 0 BB: 0 P: 3	R: 0 E: 0 K: 1 S: 6	H: 2 LOB: 2 BB: 0 P: 6	R: 0 E: 0 K: 0 S: 3	H: 0 LOB: 0 BB: 0 P: 3	R: 0 E: 0 K: 1 S: 5	H: 0 LOB: 0 BB: 0 P: 5	1B: 5 2B: 1 3B: 0 HR: 2	SF: 0 SAC: 0 DP: 1 HBP: 0	WP: 0 PB: 0 SB: 0 CS: 1	PA: 37	
<b>PITCHER</b>	IP WLS BF H R ER SO BB IBB HBP BLK WP HR S P ERA WHIP	IP WLS BF H R ER SO BB IBB HBP BLK WP HR S P ERA WHIP	IP WLS BF H R ER SO BB IBB HBP BLK WP HR S P ERA WHIP	IP WLS BF H R ER SO BB IBB HBP BLK WP HR S P ERA WHIP	IP WLS BF H R ER SO BB IBB HBP BLK WP HR S P ERA WHIP	IP WLS BF H R ER SO BB IBB HBP BLK WP HR S P ERA WHIP	IP WLS BF H R ER SO BB IBB HBP BLK WP HR S P ERA WHIP	IP WLS BF H R ER SO BB IBB HBP BLK WP HR S P ERA WHIP	IP WLS BF H R ER SO BB IBB HBP BLK WP HR S P ERA WHIP	IP WLS BF H R ER SO BB IBB HBP BLK WP HR S P ERA WHIP	IP WLS BF H R ER SO BB IBB HBP BLK WP HR S P ERA WHIP	IP WLS BF H R ER SO BB IBB HBP BLK WP HR S P ERA WHIP	IP WLS BF H R ER SO BB IBB HBP BLK WP HR S P ERA WHIP	IP WLS BF H R ER SO BB IBB HBP BLK WP HR S P ERA WHIP	IP WLS BF H R ER SO BB IBB HBP BLK WP HR S P ERA WHIP	IP WLS BF H R ER SO BB IBB HBP BLK WP HR S P ERA WHIP	IP WLS BF H R ER SO BB IBB HBP BLK WP HR S P ERA WHIP	IP WLS BF H R ER SO BB IBB HBP BLK WP HR S P ERA WHIP	IP WLS BF H R ER SO BB IBB HBP BLK WP HR S P ERA WHIP	IP WLS BF H R ER SO BB IBB HBP BLK WP HR S P ERA WHIP	IP WLS BF H R ER SO BB IBB HBP BLK WP HR S P ERA WHIP	IP WLS BF H R ER SO BB IBB HBP BLK WP HR S P ERA WHIP	
<b>Tom Underwood, L</b> ERA: 5.04 (1, 1)	5.0	W	24	5	5	4	4	0	0	0	0	0	0	9	9	0.00	1.000						
<b>Clay Carroll, R</b> ERA: 2.32 (6, 1)	2.0	S	6	0	0	0	1	0	0	0	0	0	0	8	8	0.00	0.000						
<b>Butch Metzger, R</b> ERA: 3.49 (8, 1)	2.0	S	6	0	0	0	1	0	0	0	0	0	0	8	8	0.00	0.000						

**St. Louis Cardinals @ Atlanta Braves**  
 Atlanta-Fulton County Stadium, Atlanta, GA  
 Mon Aug 01 1977, 7:05 PM EDT  
 Att: 6,933 - Unknown

**AB 37**  
**R 6**  
**H 10**  
**RBI 6**  
**BB 5**  
**SO 5**  
**LOB 21**



**St. Louis Cardinals @ Atlanta Braves**  
 Atlanta-Fulton County Stadium, Atlanta, GA  
 Mon Aug 01 1977, 7:05 PM EDT  
 Att: 6,933 - Unknown

**AB 33**  
**R 5**  
**H 7**  
**RBI 5**  
**BB 4**  
**SO 6**  
**LOB 13**





Batter	1	2	3	4	5	6	7	8	9	AB	R	H	RBI	BB	SO	LOB	TOP			
Lou Brock, L (1,7) OBP: 0.308, SLG: 0.360	0-0 CS 1B		0-0 4-3		0-0 4-3			0-3 K	0-0 F7	5	0	1	0	0	1	2				
Al Hrabosky, R (9,1)										0	0	0	0	0	0	0				
Clay Carroll, R (9,1) OBP: 0.100, SLG: 0.100										0	0	0	0	0	0	0				
Don Kessinger, S (1,6) OBP: 0.325, SLG: 0.284	0-3 K			0-0 1B	0-0 F9			0-0 CS 1B		4	1	2	0	0	1	1				
Garry Templeton, S (8, PR) OBP: 0.333, SLG: 0.443				1-2						0	0	0	0	0	0	0				
Jerry Mumphy, S (1,8) OBP: 0.393, SLG: 0.460	0-0 4-3			4-0 1B FC4-6 BB	0-0 1-3			0-0 6-3		3	1	0	0	1	0	1				
Ted Simmons, S (1,2) OBP: 0.408, SLG: 0.522		0-3 K G4-6-3		0-0 FC4-6 BB 1-3 2H 1B	0-0 6-3			0-0 SH3-4 E SF9 BB	4-0	3	2	1	1	1	1	0				
Keith Hernandez, L (1,3) OBP: 0.396, SLG: 0.467	0-0 G4-6-3			4-0 FC4-6 BB 1-2	0-0 G3			0-0 SF9 SH3-4 1B	0-0	3	1	0	0	1	0	2				
Ken Reitz, R (1,5) OBP: 0.303, SLG: 0.430	0-0 6-3			0-3 K	0-0 F7			0-0 SH3-4	0-0	3	0	0	0	0	1	3				
Mike Anderson, R (1,9) OBP: 0.280, SLG: 0.376				0-0 6-3	0-0 FC4-6 1B			4-0 SF9 1B IBB	4-0	2	0	0	1	0	0	2				
Tony Scott, S (7, PH) OBP: 0.379, SLG: 0.413				1-2 2-3 3-H						1	1	0	0	1	0	0				
Mike Tyson, R (1,4) OBP: 0.287, SLG: 0.336				0-0 F7	0-0 L8			0-0 SF9	0-0	3	0	1	2	0	0	0				
John Urrea, R (1,1) OBP: 0.353, SLG: 0.154				1-2 3-H	0-3 K			0-0 1B	0-0	2	0	1	0	0	1	2				
Mike Phillips, L (7, PH) OBP: 0.274, SLG: 0.286				0-0 1B	0-0 4-3			0-0 1B	0-0	1	0	0	0	0	0	0				
Buddy Schultz, L (7,1) OBP: 0.200, SLG: 0.222										0	0	0	0	0	0	0				
Butch Metzger, R (8,1) OBP: 0.303, SLG: 0.413										0	0	0	0	0	0	0				
Dave Rader, L (9, PH) OBP: 0.303, SLG: 0.413										1	0	1	2	0	0	0				
Hector Cruz, R (9,7) OBP: 0.301, SLG: 0.391										0	0	0	0	0	0	0				
<b>Inning Stats</b>	R: 0 E: 0 K: 1 S: 5	H: 1 LOB: 0 BB: 0 P: 5	R: 0 E: 0 K: 1 S: 5	H: 0 LOB: 0 BB: 0 P: 5	R: 0 E: 0 K: 0 S: 4	H: 1 LOB: 1 BB: 0 P: 4	R: 3 E: 0 K: 2 S: 10	H: 3 LOB: 2 BB: 2 P: 18	R: 0 E: 0 K: 0 S: 3	H: 0 LOB: 0 BB: 0 P: 3	R: 0 E: 0 K: 0 S: 3	H: 0 LOB: 0 BB: 0 P: 3	R: 0 E: 0 K: 1 S: 5	H: 1 LOB: 1 BB: 0 P: 5	R: 3 E: 1 K: 0 S: 5	H: 1 LOB: 1 BB: 2 P: 13	1B: 6 2B: 1 3B: 0 HR: 0	SF: 1 SAC: 1 DP: 1 HBP: 0	WP: 0 PB: 1 SB: 0 CS: 2	PA: 37
<b>PITCHER</b> Phil Niekro, R (1,1) ERA: 4.21	IP: 9.0 WLS: L BF: 37	H: 7 R: 6 ER: 3 SO: 5	BB: 3 IBB: 1 HBP: 0 BLK: 0	WP: 0 HR: 0 S: 43 P: 59	ERA: 3.00 WHIP: 1.111	<b>PITCHER</b> IP: WLS: BF: H: R: ER: SO: BB: IBB: HBP: BLK: WP: HR: S: P: ERA: WHIP														

St. Louis Cardinals @ Atlanta Braves  
Atlanta-Fulton County Stadium, Atlanta, GA  
Tue Aug 02 1977, 7:05 PM EDT  
Att: 6,378 - Unknown

AB 31  
R 6  
H 7  
RBI 6  
BB 4  
SO 5  
LOB 13



Batter	1	2	3	4	5	6	7	8	9	AB	R	H	RBI	BB	SO	LOB	BOTTOM											
Rowland Office, L (1,8) OBP: 0.296, SLG: 0.317	0-0 4-3		0-0 1B		0-0 2H HR			0-0 SH3-4 1B	0-3 K	3	1	2	2	0	0	0												
Barry Bonnell, R (8, PH) OBP: 0.381, SLG: 0.346										2	0	1	0	0	1	2												
Jerry Royster, R (1,5) OBP: 0.283, SLG: 0.272	0-3 K		0-0 L8		0-0 F7			0-0 SH3-4	0-0 1-3	3	0	0	0	0	1	1												
Joe Nolan, L (9, PH) OBP: 0.370, SLG: 0.429								1-2		1	0	0	0	0	0	2												
Willie Montanez, L (1,3) OBP: 0.348, SLG: 0.497	0-0 F9		0-0 F7		0-0 4-3			0-0 P6		4	0	0	0	0	0	2												
Jeff Burroughs, R (1,9) OBP: 0.368, SLG: 0.519		0-3 K		0-0 HR	0-0 G4-6-3 1B			4-0 BB		3	1	2	1	1	1	0												
Gary Matthews, R (1,7) OBP: 0.355, SLG: 0.430		0-0 2B		0-0 1-3	0-0 G4-6-3			0-0 F8		4	0	1	0	0	0	3												
Vic Cornell, R (1,2) OBP: 0.333, SLG: 0.444		0-0 P6		0-3 K	0-0 F8			0-0 K		4	0	0	0	0	2	1												
Darrel Chaney, S (1,6) OBP: 0.258, SLG: 0.285		4-0 BB		0-0 4-3	0-0 P3			4-0 1B BB		2	0	0	0	1	0	0												
Junior Moore, R (9, PH) OBP: 0.320, SLG: 0.321										0	1	0	0	1	0	0												
Rod Gilbreath, R (1,4) OBP: 0.323, SLG: 0.335		0-0 F9			0-0 HR 2B			0-0 1B 1B		4	1	2	0	0	0	2												
Phil Niekro, R (1,1) OBP: 0.158, SLG: 0.149					0-0 6-3			0-0 1B		3	0	0	0	0	0	1												
Cito Gaston, R (9, PH) OBP: 0.300, SLG: 0.449								1-2 2H		1	0	1	1	0	0	0												
Brian Asselstine, L (9, PR) OBP: 0.261, SLG: 0.313										0	0	0	0	0	0	0												
<b>Inning Stats</b>	R: 0 E: 0 K: 1 S: 5	H: 0 LOB: 0 BB: 0 P: 5	R: 0 E: 0 K: 1 S: 6	H: 1 LOB: 1 BB: 1 P: 10	R: 0 E: 0 K: 0 S: 4	H: 1 LOB: 1 BB: 0 P: 4	R: 1 E: 0 K: 1 S: 6	H: 1 LOB: 0 BB: 0 P: 6	R: 2 E: 0 K: 0 S: 5	H: 2 LOB: 0 BB: 0 P: 5	R: 0 E: 0 K: 0 S: 3	H: 1 LOB: 0 BB: 0 P: 3	R: 0 E: 0 K: 0 S: 4	H: 1 LOB: 2 BB: 1 P: 8	R: 1 E: 0 K: 2 S: 9	H: 2 LOB: 2 BB: 1 P: 13	1B: 5 2B: 2 3B: 0 HR: 2	SF: 0 SAC: 1 DP: 1 HBP: 0	WP: 0 PB: 0 SB: 0 CS: 0	PA: 38								
<b>PITCHER</b> John Urrea, R (1,1) ERA: 2.95	IP: 6.0 WLS: 24	H: 6 R: 3 ER: 3 SO: 3	BB: 1 IBB: 0 HBP: 0 BLK: 0	WP: 0 HR: 2 S: 29 P: 33	ERA: 4.50 WHIP: 1.167	<b>PITCHER</b> IP: WLS: BF: H: R: ER: SO: BB: IBB: HBP: BLK: WP: HR: S: P: ERA: WHIP																						
Buddy Schultz, L (7,1) ERA: 1.29	1.2	6	1	0	0	0	0	0	0	0	6	6	0.00	0.600														
Butch Metzger, R (8,1) ERA: 3.48	0.1	W	2	0	0	0	1	0	0	0	1	5	0.00	3.000														
Al Hrabosky, L (9,1) ERA: 4.48	0.1	4	2	1	1	1	1	0	0	0	5	9	27.00	9.000														
Clay Carroll, R (9,1) ERA: 2.3	0.2	S	2	0	0	0	1	0	0	0	4	4	0.00	0.000														

St. Louis Cardinals @ Atlanta Braves  
Atlanta-Fulton County Stadium, Atlanta, GA  
Tue Aug 02 1977, 7:05 PM EDT  
Att: 6,378 - Unknown

AB 34  
R 4  
H 9  
RBI 4  
BB 3  
SO 5  
LOB 14





Batter	1	2	3	4	5	6	7	8	9	AB	R	H	RBI	BB	SO	LOB	TOP					
Lou Brock, L OBP: 0.310, SLG: 0.358 Hector Cruz, R OBP: 0.361, SLG: 0.391	F7		E 1B	K		CS HBP		K		4	1	1	0	0	2	0	<b>St. Louis Cardinals @ Atlanta Braves</b> Atlanta-Fulton County Stadium, Atlanta, GA Wed Aug 03 1977, 7:05 PM EDT Att: 5,954 - Unknown					
Gary Templeton, S OBP: 0.334, SLG: 0.446 Ken Reitz, R OBP: 0.303, SLG: 0.429	K		F9			CS		F7		4	1	2	0	0	1	0						
Jerry Mumphy, S OBP: 0.400, SLG: 0.470	BLK 1B		1B 2B			BLK 2B 1B		1B 1B		5	3	4	1	0	0	0						
Ted Simmons, S OBP: 0.410, SLG: 0.524	F9		1B IBB			4-3 1B		BB 1B		4	0	2	1	1	0	1						
Keith Hernandez, L OBP: 0.396, SLG: 0.469			F8			4-3		BB 1B		5	0	2	1	0	0	3						
Mike Anderson, R OBP: 0.288, SLG: 0.375	6-3		1B			K		1B		3	0	1	1	1	1	2						
Don Kessinger, S OBP: 0.321, SLG: 0.277			K			K		BB		3	0	0	0	1	3	6						
Mike Tyson, R OBP: 0.283, SLG: 0.331	FC6-4					K		F5		4	0	0	0	0	1	5						
Eric Rasmussen, R OBP: 0.193, SLG: 0.222	F5					K		6-3		4	0	0	0	0	1	2						
								5-3														
<b>Inning Stats</b>	R: 0 E: 0 K: 1 S: 6	H: 1 LOB: 1 BB: 0 P: 6	R: 0 E: 0 K: 0 S: 4	H: 1 LOB: 2 BB: 1 P: 8	R: 2 E: 1 K: 1 S: 8	H: 3 LOB: 2 BB: 1 P: 12	R: 0 E: 0 K: 3 S: 9	H: 0 LOB: 0 BB: 0 P: 9	R: 2 E: 0 K: 2 S: 10	H: 3 LOB: 1 BB: 0 P: 10	R: 0 E: 0 K: 0 S: 2	H: 0 LOB: 0 BB: 0 P: 3	R: 1 E: 0 K: 1 S: 8	H: 4 LOB: 3 BB: 1 P: 12	R: 0 E: 0 K: 1 S: 5	H: 0 LOB: 0 BB: 0 P: 5	R: 0 E: 0 K: 0 S: 3	H: 0 LOB: 0 BB: 0 P: 3	1B: 8 2B: 4 3B: 0 HR: 0	SF: 0 SAC: 0 DP: 0 HBP: 1	WP: 0 PB: 0 SB: 1 CS: 2	PA: 42
<b>PITCHER</b>	IP	WLS	BF	H	R	ER	SO	BB	IBB	HBP	BLK	WP	HR	S	P	ERA	WHIP					
Dick Ruthven, R ERA: 4.34	(1, 1)	5.0	L	25	8	4	4	7	1	1	0	2	0	0	37	45	7.20	1.800				
Don Collins, L ERA: 5.2	(6, 1)	1.1		7	4	1	1	0	0	0	1	0	0	0	6	7	6.75	3.000				
Dave Campbell, R ERA: 4.05	(7, 1)	1.2		6	0	0	0	2	1	0	0	0	0	0	9	13	0.00	0.600				
Steve Hargan, R ERA: 6.62	(9, 1)	1.0		3	0	0	0	0	0	0	0	0	0	0	3	3	0.00	0.000				

AB	37
R	5
H	12
RBI	4
BB	3
SO	9
LOB	19



Batter	1	2	3	4	5	6	7	8	9	AB	R	H	RBI	BB	SO	LOB	BOTTOM					
Rowland Office, L OBP: 0.295, SLG: 0.316	4-3		F7			G4-6-3 1B			F7	4	0	1	0	0	0	0	<b>St. Louis Cardinals @ Atlanta Braves</b> Atlanta-Fulton County Stadium, Atlanta, GA Wed Aug 03 1977, 7:05 PM EDT Att: 5,954 - Unknown					
Jerry Royster, R OBP: 0.280, SLG: 0.268	F2				K	G4-6-3 1B		4-3		4	0	0	0	0	1	1						
Willie Montanez, L OBP: 0.347, SLG: 0.494	4-3				4-3	K		BB 1B		4	0	1	0	0	1	0						
Jeff Burroughs, R OBP: 0.367, SLG: 0.515			5-3		5-3			4-3		3	0	0	0	1	0	0						
Gary Matthews, R OBP: 0.357, SLG: 0.438			HR			G4-6-3 BB		L8		3	1	1	1	1	0	2						
Biff Pocoroba, S OBP: 0.374, SLG: 0.423			6-3			G4-6-3		F9		3	0	0	0	0	0	1						
Darrel Chaney, S OBP: 0.259, SLG: 0.282			P6			1B BB		F8		2	0	0	0	1	0	0						
Rod Gilbreath, R OBP: 0.323, SLG: 0.335			K			1B BB		F8		3	0	1	0	0	1	0						
Dick Ruthven, R OBP: 0.285, SLG: 0.281	(1, 1)									1	0	0	0	0	1	0						
Brian Asselstine, L OBP: 0.287, SLG: 0.308	(5, PH)									1	0	0	0	0	0	2						
Don Collins, R OBP: 0.300, SLG: 0.300	(6, 1)									0	0	0	0	0	0	0						
Dave Campbell, R OBP: 0.300, SLG: 0.344	(7, 1)									0	0	0	0	0	0	0						
Barry Bonnell, R OBP: 0.300, SLG: 0.344	(8, PH)									1	0	0	0	0	0	0						
Steve Hargan, R OBP: 0.300, SLG: 0.344	(9, 1)									0	0	0	0	0	0	0						
<b>Inning Stats</b>	R: 0 E: 0 K: 0 S: 3	H: 0 LOB: 0 BB: 0 P: 3	R: 1 E: 0 K: 0 S: 4	H: 1 LOB: 0 BB: 0 P: 4	R: 0 E: 0 K: 2 S: 7	H: 0 LOB: 0 BB: 0 P: 7	R: 0 E: 0 K: 1 S: 5	H: 0 LOB: 0 BB: 0 P: 5	R: 0 E: 0 K: 1 S: 5	H: 1 LOB: 2 BB: 2 P: 11	R: 0 E: 0 K: 1 S: 3	H: 0 LOB: 0 BB: 0 P: 3	R: 0 E: 0 K: 0 S: 3	H: 0 LOB: 2 BB: 0 P: 3	R: 0 E: 0 K: 0 S: 3	H: 0 LOB: 0 BB: 0 P: 3	R: 0 E: 0 K: 0 S: 4	H: 1 LOB: 1 BB: 1 P: 8	1B: 3 2B: 0 3B: 0 HR: 1	SF: 0 SAC: 0 DP: 2 HBP: 0	WP: 0 PB: 0 SB: 0 CS: 0	PA: 32
<b>PITCHER</b>	IP	WLS	BF	H	R	ER	SO	BB	IBB	HBP	BLK	WP	HR	S	P	ERA	WHIP					
Eric Rasmussen, R ERA: 3.44	(1, 1)	9.0	W	32	4	1	1	4	3	0	0	0	1	37	49	1.00	0.778					





Batter	1	2	3	4	5	6	7	8	9	AB	R	H	RBI	BB	SO	LOB	TOP										
<b>Dave Cash, R</b> OBP: 0.338, SLG: 0.350 (1, 4)										4	0	2	0	1	1	0	<b>Montreal Expos @ Atlanta Braves</b> Atlanta-Fulton County Stadium, Atlanta, GA Thu Aug 04 1977, 7:05 PM EDT Att: 3,987 - Unknown <a href="http://livebaseballscorecards.com">livebaseballscorecards.com</a>										
<b>Chris Speier, R</b> OBP: 0.320, SLG: 0.338 (1, 6)										5	0	1	0	0	1	5											
<b>Ellis Valentine, R</b> OBP: 0.345, SLG: 0.513 (1, 9)										5	0	2	0	0	0	4											
<b>Tony Perez, R</b> OBP: 0.354, SLG: 0.440 (1, 3)										3	0	1	0	1	1	2											
<b>Andre Dawson, R</b> OBP: 0.333, SLG: 0.497 (1, 8)										3	0	0	0	1	0	3											
<b>Warren Cromartie, L</b> OBP: 0.322, SLG: 0.470 (1, 7)										4	1	1	0	0	0	4											
<b>Gary Carter, R</b> OBP: 0.336, SLG: 0.482 (1, 2)										4	1	2	2	0	0	0											
<b>Larry Parrish, R</b> OBP: 0.323, SLG: 0.400 (1, 5)										3	0	0	0	1	0	1											
<b>Stan Bahnsen, R</b> OBP: 0.138, SLG: 0.111 (4, PH) <b>Sam Mizek, R</b> OBP: 0.298, SLG: 0.533 (4, PH) <b>Santo Alcala, R</b> OBP: 0.345, SLG: 0.182 (7, PH) <b>Pete Mackanick, R</b> OBP: 0.279, SLG: 0.357 (7, PH) <b>Bill Atkinson, L</b> OBP: 0.230 (7, PH) <b>Wayne Garrett, L</b> OBP: 0.279, SLG: 0.367 (8, PH) <b>Pepe Frías, R</b> OBP: 0.262 (8, PH)										1	0	0	0	0	0	0											
<b>Inning Stats</b>	R: 0 E: 0 K: 0 S: 5	H: 2 LOB: 2 BB: 0 P: 5	R: 2 E: 0 K: 1 S: 8	H: 3 LOB: 1 BB: 0 P: 8	R: 0 E: 0 K: 0 S: 3	H: 1 LOB: 1 BB: 1 P: 7	R: 0 E: 0 K: 0 S: 3	H: 0 LOB: 0 BB: 0 P: 3	R: 0 E: 0 K: 1 S: 5	H: 0 LOB: 0 BB: 0 P: 3	R: 0 E: 0 K: 0 S: 3	H: 1 LOB: 0 BB: 0 P: 3	R: 0 E: 0 K: 1 S: 7	H: 2 LOB: 3 BB: 1 P: 11	R: 0 E: 0 K: 0 S: 3	H: 0 LOB: 3 BB: 3 P: 15		1B: 7 2B: 1 3B: 0 HR: 1	SF: 0 SAC: 0 DP: 1 HBP: 0	WP: 1 PB: 0 SB: 1 CS: 0	PA: 39						
<b>PITCHER</b>	IP	WLS	BF	H	R	ER	SO	BB	IBB	HBP	BLK	WP	HR	S	P	ERA	WHIP										
<b>Eddie Solomon, R</b> ERA: 2.37 (1, 1)	8.0	W	33	9	2	2	3	2	0	0	0	0	1	37	45	2.25	1.375										
<b>Preston Hanna, R</b> ERA: 1.59 (9, 1)	0.1		4	0	0	0	0	3	0	0	0	1	0	1	13	0.00	9.000										
<b>Dave Campbell, R</b> ERA: 3.99 (9, 1)	0.2	S	2	0	0	0	0	0	0	0	0	0	0	2	2	0.00	0.000										

Batter	1	2	3	4	5	6	7	8	9	AB	R	H	RBI	BB	SO	LOB	BOTTOM										
<b>Rowland Office, L</b> OBP: 0.304, SLG: 0.320 (1, 8)										3	1	2	0	2	0	0	<b>Montreal Expos @ Atlanta Braves</b> Atlanta-Fulton County Stadium, Atlanta, GA Thu Aug 04 1977, 7:05 PM EDT Att: 3,987 - Unknown <a href="http://livebaseballscorecards.com">livebaseballscorecards.com</a>										
<b>Barry Bonnell, R</b> OBP: 0.376, SLG: 0.340 (8, 9)										5	1	1	0	0	0	4											
<b>Willie Montanez, L</b> OBP: 0.346, SLG: 0.491 (1, 3)										4	1	1	1	0	0	0											
<b>Jeff Burroughs, R</b> OBP: 0.371, SLG: 0.516 (1, 9) <b>Jerry Royster, R</b> OBP: 0.260, SLG: 0.268 (8, 5)										3	1	2	1	1	0	0											
<b>Gary Matthews, R</b> OBP: 0.358, SLG: 0.438 (1, 7)										4	0	2	1	0	0	1											
<b>Biff Pocoroba, S</b> OBP: 0.379, SLG: 0.436 (1, 2)										2	1	1	1	2	0	2											
<b>Rod Gilbreath, R</b> OBP: 0.319, SLG: 0.331 (1, 4)										3	0	0	1	0	1	4											
<b>Pat Rockett, R</b> OBP: 0.307, SLG: 0.280 (1, 6)										4	0	0	0	0	1	1											
<b>Eddie Solomon, R</b> OBP: 0.250, SLG: 0.182 (1, 1) <b>Brian Asselstine, L</b> OBP: 0.257, SLG: 0.308 (8, PR) <b>Preston Hanna, R</b> (9, 1) <b>Dave Campbell, R</b> (9, 1)										4	0	1	0	0	1	0											
<b>Inning Stats</b>	R: 0 E: 0 K: 0 S: 3	H: 0 LOB: 0 BB: 0 P: 3	R: 1 E: 0 K: 0 S: 4	H: 1 LOB: 1 BB: 1 P: 8	R: 3 E: 0 K: 2 S: 11	H: 4 LOB: 2 BB: 1 P: 15	R: 0 E: 0 K: 1 S: 5	H: 0 LOB: 1 BB: 1 P: 9	R: 0 E: 0 K: 0 S: 4	H: 2 LOB: 2 BB: 1 P: 8	R: 0 E: 0 K: 0 S: 3	H: 0 LOB: 0 BB: 0 P: 3	R: 0 E: 0 K: 0 S: 6	H: 3 LOB: 2 BB: 0 P: 6	R: 1 E: 0 K: 0 S: 6	H: 0 LOB: 3 BB: 0 P: 6		1B: 9 2B: 0 3B: 0 HR: 1	SF: 1 SAC: 0 DP: 0 HBP: 0	WP: 0 PB: 0 SB: 0 CS: 0	PA: 38						
<b>PITCHER</b>	IP	WLS	BF	H	R	ER	SO	BB	IBB	HBP	BLK	WP	HR	S	P	ERA	WHIP										
<b>Stan Bahnsen, R</b> ERA: 5.35 (1, 1)	3.0	L	16	5	4	4	2	1	0	0	0	0	0	18	26	12.00	2.000										
<b>Santo Alcala, R</b> ERA: 5.18 (4, 1)	3.0		13	2	0	0	1	2	1	0	0	0	0	12	24	0.00	1.333										
<b>Bill Atkinson, R</b> ERA: 3.41 (7, 1)	2.0		9	3	1	1	0	0	0	0	0	0	1	9	9	4.50	1.500										





Batter	1	2	3	4	5	6	7	8	9	AB	R	H	RBI	BB	SO	LOB	TOP																	
Dave Cash, R OBP: 0.342, SLG: 0.356	4-0 FC5 BB BB		X 0-0 PB HR 2B		X 0-0 1B 1B		X 0-0 F8		X 0-0 SH3-4 1B	4	2	3	0	1	0	1																		
Chris Speier, R OBP: 0.317, SLG: 0.334	0-0 F8		0-3 K		0-3 K		0-0 4-3		0-0 SH3-4	4	0	0	0	0	2	5																		
Ellis Valentine, R OBP: 0.348, SLG: 0.520	4-0 BB		X 0-0 HR		X 0-3 K		X 0-0 6-3		X 0-0 1B 1B	4	1	2	3	1	1	3																		
Sam Mejias, R OBP: 0.298, SLG: 0.533	1-2 BB		X 3-H HR		X 0-0 1B		X 2-3		X 2-H 1B 1B	4	0	2	1	1	1	2																		
Tony Perez, R OBP: 0.357, SLG: 0.441	0-3 K		X 0-0 1B		X 0-0 CS 1B		X 0-0 F9		X 4-0 1B IBB	4	0	2	1	1	1	2																		
Andre Dawson, R OBP: 0.331, SLG: 0.492	0-0 FC5		X 0-0 F9		X 0-0 CS 5-3		X 0-0 F1		X 1-3 2-H 1B	5	0	1	1	0	0	3																		
Warren Cromartie, L OBP: 0.355, SLG: 0.414		X 0-0 5-3		X 0-0 CS 1B		X 0-0 1B		X 0-0 WP 2B	X 0-0 F9	5	1	3	0	0	0	1																		
Gary Carter, R OBP: 0.335, SLG: 0.482	0-3 K		0-3 K		0-3 K		0-0 2B			4	0	1	1	0	3	2																		
Wayne Garrett, L OBP: 0.376, SLG: 0.360	0-0 1-3		X 0-0 5-3		X 0-0 G3		4-0 IBB			3	0	0	0	1	0	1																		
Wayne Twitchell, R OBP: 0.207, SLG: 0.154			0-3 K		4-0 1B BB		X 0-0 E6 WP 4-3		X 0-0 F8	1	1	0	0	1	1	0																		
Don Stanhouse, R OBP: 0.231, SLG: 0.289										2	0	0	0	0	0	2																		
Will McEnaney, L ERA: 4.17										0	0	0	0	0	0	0																		
Joe Kerrigan, R ERA: 3.06										0	0	0	0	0	0	0																		
<b>Inning Stats</b>	R: 0 E: 0 K: 1 S: 5	H: 0 LOB: 2 BB: 2 P: 13	R: 0 E: 0 K: 1 S: 5	H: 0 LOB: 0 BB: 0 P: 5	R: 2 E: 0 K: 2 S: 10	H: 3 LOB: 1 BB: 0 P: 10	R: 0 E: 0 K: 1 S: 5	H: 1 LOB: 0 BB: 0 P: 5	R: 1 E: 0 K: 2 S: 8	H: 2 LOB: 1 BB: 1 P: 12	R: 0 E: 0 K: 0 S: 4	H: 0 LOB: 0 BB: 0 P: 4	R: 1 E: 0 K: 0 S: 5	H: 2 LOB: 2 BB: 1 P: 9	R: 2 E: 0 K: 0 S: 5	H: 3 LOB: 1 BB: 1 P: 9	1B: 8 2B: 3 3B: 0 HR: 1	SF: 0 SAC: 1 DP: 0 HBP: 0	WP: 2 PB: 1 SB: 0 CS: 2	PA: 43														
<b>PITCHER</b>	IP WLS BF H R ER SO BB IBB HBP BLK WP HR S P ERA WHIP																																	
Buzz Capra, R ERA: 5.49	(1, 1) 8.0	36	9	4	4	8	3	1	0	0	0	2	1	48	64	4.50	1.500																	
Dave Campbell, R ERA: 4.34	(9, 1) 0.1	L	3	2	2	2	0	0	0	0	0	0	0	3	3	54.00	6.000																	
Duane Theiss, R ERA: 4.17	(9, 1) 0.1		2	1	0	0	0	1	0	0	0	0	0	1	5	0.00	3.000																	
Don Collins, L ERA: 5.17	(9, 1) 0.1		1	0	0	0	0	0	0	0	0	0	0	1	1	0.00	0.000																	

Montreal Expos @ Atlanta Braves  
Atlanta-Fulton County Stadium, Atlanta, GA  
Fri Aug 05 1977, 7:05 PM EDT  
Att: 8,100 - Unknown

AB	36
R	6
H	12
RBI	6
BB	5
SO	8
LOB	20



Batter	1	2	3	4	5	6	7	8	9	AB	R	H	RBI	BB	SO	LOB	BOTTOM																	
Rowland Office, L OBP: 0.302, SLG: 0.318	0-0 F7		X 0-0 6-3		X 0-0 1B 1-2 2-H		X 0-0 FC4-6 1B		X 0-0 5-3	5	0	1	0	0	0	1																		
Barry Bonnell, R OBP: 0.381, SLG: 0.348	0-0 4-3		X 0-0 6-3		X 0-0 HR 2B		X 0-0 4-3 1B		X 4-0 FC3-6 BB	4	1	2	0	1	0	0																		
Willie Montanez, L OBP: 0.344, SLG: 0.495	0-0 F7		X 0-0 HR		X 0-0 4-3 K		X 0-0 4-3 K		X 0-0 FC3-6	5	1	1	1	0	1	4																		
Jeff Burroughs, R OBP: 0.371, SLG: 0.525		X 0-0 5-3		X 0-3 K		X 0-0 HR 2B		X 0-0 2B 2B	X 0-0 F8	5	2	2	2	0	1	1																		
Gary Matthews, R OBP: 0.357, SLG: 0.439		X 0-0 E6		X 0-0 1-3		X 0-0 K		X 0-0 SH1-4 2-H 2B		4	0	1	1	0	1	0																		
Biff Pocoreba, S OBP: 0.378, SLG: 0.432		X 0-0 F4		X 0-0 6-3		X 4-0 FC6-4 BB		X 0-0 SH1-4		2	0	0	0	1	0	1																		
Rod Gilbreath, R OBP: 0.315, SLG: 0.326		X 0-0 F9		X 0-0 E6 1B		X 0-0 FC6-4		X 0-3 K		4	0	0	0	0	1	3																		
Pat Rockett, R OBP: 0.305, SLG: 0.271		X 0-0 5-3		X 0-3 K		X 0-0 F8		X 4-0 BB		3	0	0	0	1	1	1																		
Buzz Capra, R OBP: 0.231, SLG: 0.130			0-3 K		4-0 1B		X 0-0 FC4-6 1B		X 0-3 K	2	0	1	0	1	1	0																		
Joe Nolan, L OBP: 0.362, SLG: 0.419										1	0	0	0	0	1	2																		
Dave Campbell, R ERA: 4.17										0	0	0	0	0	0	0																		
Duane Theiss, R ERA: 4.17										0	0	0	0	0	0	0																		
Don Collins, R ERA: 3.06										0	0	0	0	0	0	0																		
<b>Inning Stats</b>	R: 0 E: 0 K: 0 S: 3	H: 0 LOB: 0 BB: 0 P: 3	R: 0 E: 1 K: 0 S: 4	H: 0 LOB: 0 BB: 0 P: 4	R: 0 E: 0 K: 1 S: 5	H: 0 LOB: 0 BB: 0 P: 5	R: 1 E: 0 K: 1 S: 6	H: 1 LOB: 0 BB: 0 P: 6	R: 0 E: 1 K: 1 S: 6	H: 1 LOB: 2 BB: 1 P: 10	R: 2 E: 0 K: 1 S: 7	H: 2 LOB: 1 BB: 1 P: 11	R: 0 E: 0 K: 1 S: 7	H: 2 LOB: 2 BB: 0 P: 7	R: 1 E: 0 K: 2 S: 9	H: 2 LOB: 2 BB: 1 P: 13	R: 0 E: 0 K: 0 S: 3	H: 0 LOB: 1 BB: 1 P: 7	1B: 3 2B: 3 3B: 0 HR: 2	SF: 0 SAC: 1 DP: 0 HBP: 0	WP: 0 PB: 0 SB: 0 CS: 0	PA: 40												
<b>PITCHER</b>	IP WLS BF H R ER SO BB IBB HBP BLK WP HR S P ERA WHIP																																	
Wayne Twitchell, R ERA: 5.01	(1, 1) 5.1	22	4	3	3	3	1	0	0	0	0	2	27	31	5.06	0.938																		
Don Stanhouse, R ERA: 4.19	(6, 1) 3.0	W	16	4	1	1	4	3	0	0	0	0	0	21	33	3.00	2.333																	
Will McEnaney, L ERA: 4.17	(9, 1) 0.1		1	0	0	0	0	0	0	0	0	0	1	1	0.00	0.000																		
Joe Kerrigan, R ERA: 3.06	(9, 1) 0.1	S	1	0	0	0	0	0	0	0	0	1	1	0.00	0.000																			

Montreal Expos @ Atlanta Braves  
Atlanta-Fulton County Stadium, Atlanta, GA  
Fri Aug 05 1977, 7:05 PM EDT  
Att: 8,100 - Unknown

AB	35
R	4
H	8
RBI	4
BB	4
SO	7
LOB	13





Batter	1	2	3	4	5	6	7	8	9	AB	R	H	RBI	BB	SO	LOB	TOP			
Dave Cash, R OBP: 0.339, SLG: 0.351 (1, 4)	F4		F6		5-3			6-3	K	5	0	0	0	0	1	0				
Warren Cromartie, L OBP: 0.329, SLG: 0.417 (1, 7)	BB		F6					1B		4	1	3	0	0	0	0				
Ellis Valentine, R OBP: 0.350, SLG: 0.522 (1, 9)	K				K			BB	1B	4	0	2	0	0	2	2				
Tony Perez, R OBP: 0.356, SLG: 0.438 (1, 3)	BB				K			K		3	0	0	0	1	3	3				
Andre Dawson, R OBP: 0.333, SLG: 0.492 (1, 8)	K2-3									4	0	2	1	0	1	2				
Gary Carter, R OBP: 0.337, SLG: 0.480 (1, 2)										2	0	0	0	2	2	1				
Chris Speier, R OBP: 0.317, SLG: 0.332 (1, 6)										2	0	0	0	1	0	1				
Wayne Garrett, L OBP: 0.374, SLG: 0.358 (8, PH)	F9									1	0	0	0	0	0	3				
Pepe Frias, R OBP: 0.238, SLG: 0.262 (8, 6)										0	0	0	0	0	0	0				
Larry Parrish, R OBP: 0.318, SLG: 0.394 (1, 5)	F3									4	0	0	0	0	1	2				
Steve Rogers, R OBP: 0.157, SLG: 0.106 (1, 1)										3	0	0	0	0	1	1				
Del Unser, L OBP: 0.345, SLG: 0.462 (8, PH)										1	0	0	0	0	0	0				
<b>Inning Stats</b>	R: 0 E: 0 K: 2 S: 8	H: 1 LOB: 2 BB: 1 P: 12	R: 0 E: 0 K: 0 S: 3	H: 0 LOB: 1 BB: 1 P: 7	R: 0 E: 0 K: 1 S: 6	H: 1 LOB: 1 BB: 0 P: 6	R: 0 E: 0 K: 1 S: 5	H: 1 LOB: 1 BB: 0 P: 9	R: 0 E: 0 K: 2 S: 7	H: 0 LOB: 0 BB: 0 P: 7	R: 0 E: 0 K: 2 S: 7	H: 0 LOB: 0 BB: 0 P: 7	R: 0 E: 0 K: 1 S: 8	H: 3 LOB: 3 BB: 1 P: 12	R: 0 E: 0 K: 1 S: 5	H: 0 LOB: 0 BB: 0 P: 5	1B: 6 2B: 1 3B: 0 HR: 0	SF: 0 SAC: 0 DP: 0 HBP: 0	WP: 0 PB: 0 SB: 0 CS: 1	PA: 37
<b>PITCHER</b> Phil Niekro, R ERA: 4.08 (1, 1)	IP: 9.0 WLS: W BF: 37 H: 7 R: 1 ER: 1 SO: 11 BB: 4 IBB: 0 HBP: 0 BLK: 0 WP: 0 HR: 0 S: 55 P: 71 ERA: 1.00 WHIP: 1.222																			

Montreal Expos @ Atlanta Braves  
Atlanta-Fulton County Stadium, Atlanta, GA  
Sat Aug 06 1977, 7:05 PM EDT  
Att: 10,198 - Unknown

AB 33  
R 1  
H 7  
RBI 1  
BB 4  
SO 11  
LOB 15




Batter	1	2	3	4	5	6	7	8	9	AB	R	H	RBI	BB	SO	LOB	BOTTOM			
Rowland Office, L OBP: 0.308, SLG: 0.323 (1, 8)	4-3									5	1	3	1	0	1	0				
Barry Bonnell, R OBP: 0.383, SLG: 0.351 (1, 5)	6-3									4	0	2	0	0	0	1				
Willie Montanez, L OBP: 0.345, SLG: 0.491 (1, 3)	BB									3	0	0	0	2	0	4				
Jeff Burroughs, R OBP: 0.371, SLG: 0.522 (1, 9)										4	0	1	0	1	2	4				
Jerry Royster, R OBP: 0.290, SLG: 0.268 (9, 5)										0	0	0	0	0	0	0				
Gary Matthews, R OBP: 0.359, SLG: 0.443 (1, 7)	FC5-4									4	1	2	1	0	0	2				
Biff Pocoroba, S OBP: 0.377, SLG: 0.427 (1, 2)										3	0	0	0	1	1	3				
Rod Gilbreath, R OBP: 0.314, SLG: 0.325 (1, 4)										4	0	1	1	0	1	3				
Pat Rockett, R OBP: 0.312, SLG: 0.280 (1, 6)										4	1	2	0	0	1	4				
Phil Niekro, R OBP: 0.152, SLG: 0.143 (1, 1)										3	0	0	0	0	0	2				
<b>Inning Stats</b>	R: 0 E: 0 K: 0 S: 4	H: 1 LOB: 2 BB: 1 P: 8	R: 0 E: 0 K: 1 S: 6	H: 1 LOB: 0 BB: 0 P: 6	R: 1 E: 0 K: 0 S: 5	H: 2 LOB: 2 BB: 1 P: 9	R: 1 E: 0 K: 1 S: 7	H: 2 LOB: 1 BB: 0 P: 7	R: 0 E: 0 K: 1 S: 6	H: 1 LOB: 3 BB: 2 P: 14	R: 0 E: 0 K: 0 S: 5	H: 2 LOB: 2 BB: 0 P: 5	R: 1 E: 1 K: 1 S: 7	H: 1 LOB: 1 BB: 0 P: 7	R: 0 E: 0 K: 2 S: 8	H: 1 LOB: 1 BB: 0 P: 8	1B: 10 2B: 1 3B: 0 HR: 0	SF: 0 SAC: 2 DP: 0 HBP: 0	WP: 2 PB: 0 SB: 0 CS: 0	PA: 40
<b>PITCHER</b> Steve Rogers, R ERA: 2.67 (1, 1)	IP: 8.0 WLS: L BF: 40 H: 11 R: 3 ER: 2 SO: 6 BB: 3 IBB: 1 HBP: 0 BLK: 0 WP: 2 HR: 0 S: 48 P: 64 ERA: 2.25 WHIP: 1.750																			


Montreal Expos @ Atlanta Braves  
Atlanta-Fulton County Stadium, Atlanta, GA  
Sat Aug 06 1977, 7:05 PM EDT  
Att: 10,198 - Unknown

AB 34  
R 3  
H 11  
RBI 3  
BB 4  
SO 6  
LOB 23





Batter	1	2	3	4	5	6	7	8	9	AB	R	H	RBI	BB	SO	LOB	TOP				
Dave Cash, R OBP: 0.338, SLG: 0.353 (1, 4)	F3		F8		F9			4-3 4-3 2B		4	1	1	0	0	0	2	<b>Montreal Expos @ Atlanta Braves</b> Atlanta-Fulton County Stadium, Atlanta, GA Sun Aug 07 1977, 3:33 AM EDT Att: 5,410 - Unknown 				
Warren Cromartie, L OBP: 0.326, SLG: 0.413 (1, 7)	F9		4-3		F9			4-3		4	0	0	0	0	0	3					
Ellis Valentine, R OBP: 0.349, SLG: 0.518 (1, 9)	BB				F8			4-3		3	0	0	1	1	0	0					
Andre Dawson, R OBP: 0.332, SLG: 0.489 (1, 8)	K				F8			F4		4	0	1	0	0	1	1					
Wayne Garrett, L OBP: 0.372, SLG: 0.351 (1, 5)					F8			F7		3	0	0	0	1	0	1					
Jose Morales, R OBP: 0.241, SLG: 0.327 (1, 2)	K				1B			BB		3	1	2	1	1	1	0					
Del Unser, L OBP: 0.338, SLG: 0.452 (1, 3)					F9			F8		4	0	0	0	0	0	3					
Pete Mackanin, R OBP: 0.286, SLG: 0.339 Gary Carter, R OBP: 0.339, SLG: 0.480 (9, PH)					4-3			4-3		3	0	0	0	0	0	0					
Jackie Brown, R OBP: 0.178, SLG: 0.159 Fred Holdsworth, R (5, 1)					SH3-4			BB		0	0	0	0	0	0	0					
Larry Parrish, R OBP: 0.317, SLG: 0.392 Santo Alcala, R OBP: 0.045, SLG: 0.182 Tony Perez, R OBP: 0.355, SLG: 0.436 (9, PH)					1B			F2		1	0	1	0	0	0	0					
<b>Inning Stats</b>	R: 0 E: 0 K: 1 S: 5	H: 0 LOB: 1 BB: 1 P: 9	R: 0 E: 0 K: 1 S: 5	H: 0 LOB: 0 BB: 0 P: 5	R: 0 E: 1 K: 0 S: 4	H: 0 LOB: 1 BB: 0 P: 4	R: 0 E: 0 K: 0 S: 4	H: 1 LOB: 2 BB: 1 P: 8	R: 0 E: 0 K: 0 S: 3	H: 1 LOB: 0 BB: 0 P: 3	R: 1 E: 0 K: 0 S: 4	H: 1 LOB: 0 BB: 0 P: 4	R: 1 E: 0 K: 0 S: 4	H: 1 LOB: 0 BB: 2 P: 4	R: 0 E: 0 K: 1 S: 5	H: 0 LOB: 2 BB: 2 P: 13		1B: 3 2B: 1 3B: 0 HR: 1	SF: 0 SAC: 1 DP: 1 HBP: 0	WP: 0 PB: 0 SB: 0 CS: 0	PA: 36
<b>PITCHER</b> Dick Ruthven, R ERA: 4.1 (1, 1)	IP: 9.0 WLS: W BF: 36 H: 5 R: 2 ER: 2 SO: 3 BB: 4 IBB: 0 HBP: 0 BLK: 0 WP: 0 HR: 1 S: 38 P: 54 ERA: 2.00 WHIP: 1.000															<b>PITCHER</b>					

Batter	1	2	3	4	5	6	7	8	9	AB	R	H	RBI	BB	SO	LOB	BOTTOM				
Rowland Office, L OBP: 0.309, SLG: 0.328 (1, 8)	4-3 2B		F7		HBP E 1B		5-3	FC4-6 1-2		5	1	2	0	0	0	2	<b>Montreal Expos @ Atlanta Braves</b> Atlanta-Fulton County Stadium, Atlanta, GA Sun Aug 07 1977, 3:33 AM EDT Att: 5,410 - Unknown 				
Barry Bonnell, R OBP: 0.380, SLG: 0.346 (1, 5)	4-3		FC4-6 1B		FC4-6 HBP		F7			3	1	0	0	0	0	2					
Willie Montanez, L OBP: 0.346, SLG: 0.491 (1, 3)	G3		1B		FC4-6 1B		1B			4	1	2	1	0	0	2					
Jeff Burroughs, R OBP: 0.370, SLG: 0.518 (1, 9)	BB		K		F5		K			3	0	0	0	1	2	3					
Gary Matthews, R OBP: 0.360, SLG: 0.442 (1, 7)	F7				1B BB		1B CS 1B			3	1	1	0	1	1	2					
Biff Pocoreba, S OBP: 0.376, SLG: 0.426 (1, 2)			F3		F7		HR BB			3	1	1	1	1	0	1					
Rod Gilbreath, R OBP: 0.316, SLG: 0.338 (1, 4)			F8		F3		HR			4	1	2	2	0	0	1					
Pat Rockett, R OBP: 0.310, SLG: 0.279 (1, 6)			6-3		1B		F7			4	0	1	1	0	0	1					
Dick Ruthven, R OBP: 0.286, SLG: 0.269 (1, 1)			FC4-6 1B		K		K			3	0	1	0	1	2	1					
<b>Inning Stats</b>	R: 0 E: 0 K: 0 S: 4	H: 1 LOB: 2 BB: 1 P: 8	R: 0 E: 0 K: 0 S: 3	H: 0 LOB: 0 BB: 0 P: 3	R: 1 E: 0 K: 1 S: 7	H: 2 LOB: 1 BB: 0 P: 7	R: 1 E: 0 K: 1 S: 6	H: 1 LOB: 1 BB: 1 P: 10	R: 2 E: 0 K: 0 S: 5	H: 3 LOB: 1 BB: 0 P: 6	R: 0 E: 0 K: 1 S: 6	H: 1 LOB: 1 BB: 0 P: 6	R: 0 E: 0 K: 1 S: 6	H: 1 LOB: 1 BB: 2 P: 14	R: 2 E: 0 K: 1 S: 6	H: 1 LOB: 1 BB: 2 P: 14		1B: 8 2B: 1 3B: 0 HR: 1	SF: 0 SAC: 0 DP: 1 HBP: 1	WP: 0 PB: 0 SB: 2 CS: 1	PA: 38
<b>PITCHER</b> Jackie Brown, R ERA: 3.83 Fred Holdsworth, R ERA: 4.95 Santo Alcala, R ERA: 5.26 (1, 1)	IP: 4.2 WLS: L BF: 23 H: 6 R: 4 ER: 4 SO: 2 BB: 2 IBB: 0 HBP: 0 BLK: 0 WP: 0 HR: 0 S: 24 P: 33 ERA: 7.71 WHIP: 1.714															<b>PITCHER</b>					




Batter	1	2	3	4	5	6	7	8	9	AB	R	H	RBI	BB	SO	LOB	TOP					
Rowland Office, L OBP: 0.304, SLG: 0.322	1-3		E4		6-3		F7		F8	5	0	0	1	0	0	2	<p>Atlanta Braves @ San Diego Padres</p> <p>San Diego Stadium, San Diego, CA</p> <p>Wed Aug 10 1977, 10:05 PM EDT</p> <p>Unknown</p>					
Barry Bonnell, R OBP: 0.385, SLG: 0.357	1-3		G3			4-3 HR	E	2B	2B SF8	5	2	3	1	0	0	2						
Willie Montanez, L OBP: 0.344, SLG: 0.490	4-3		1-3			4-3	E5		SF8	5	1	1	0	0	0	4						
Jeff Burroughs, R OBP: 0.371, SLG: 0.524		5-3	6-3			HR	G4-6-3		SF8	3	1	1	3	1	0	2						
Gary Matthews, R OBP: 0.358, SLG: 0.437	5-3				F7	6-3	G4-6-3		1B	4	0	0	0	1	0	3						
Biff Pocoreba, S OBP: 0.318, SLG: 0.431						1B	1B			4	0	3	1	1	0	0						
Jerry Royster, R OBP: 0.280, SLG: 0.268						1B	1B		FC6-4	0	0	0	0	0	0	0						
Rod Gilbreath, R OBP: 0.354, SLG: 0.409	1-3				G5-4-3		1B		FC6-4	3	0	1	0	1	0	2						
Joe Nolan, L OBP: 0.354, SLG: 0.409					G5-4-3		1B		FC6-4	1	0	0	0	0	0	2						
Pat Rockett, R OBP: 0.316, SLG: 0.280			1B							3	1	1	0	1	0	1						
Phil Niekro, R OBP: 0.159, SLG: 0.150										3	0	1	0	0	0	3						
Dave Campbell, R OBP: 0.269, SLG: 0.333										0	0	0	0	0	0	0						
Brian Asselstine, L OBP: 0.269, SLG: 0.333										1	1	1	0	0	0	0						
<b>Inning Stats</b>	R: 0 E: 0 K: 0 S: 3	H: 0 LOB: 0 BB: 0 P: 3	R: 0 E: 0 K: 0 S: 4	H: 1 LOB: 1 BB: 0 P: 4	R: 1 E: 1 K: 0 S: 5	H: 1 LOB: 2 BB: 1 P: 9	R: 0 E: 0 K: 0 S: 2	H: 0 LOB: 0 BB: 1 P: 6	R: 0 E: 0 K: 0 S: 3	H: 0 LOB: 0 BB: 0 P: 3	R: 2 E: 0 K: 0 S: 8	H: 5 LOB: 3 BB: 0 P: 8	R: 0 E: 1 K: 0 S: 4	H: 1 LOB: 2 BB: 1 P: 8	R: 0 E: 0 K: 0 S: 2	H: 0 LOB: 0 BB: 1 P: 6	R: 3 E: 0 K: 0 S: 7	H: 4 LOB: 2 BB: 1 P: 11	1B: 8 2B: 3 3B: 0 HR: 1	SF: 1 SAC: 0 DP: 3 HBP: 0	WP: 0 PB: 0 SB: 0 CS: 0	PA: 43
<b>PITCHER</b>	IP WLS BF H R ER SO BB IBB HBP BLK WP HR S P ERA WHIP																					
Randy Jones, L ERA: 5.31	(1, 1) 5.2 W 25 6 3 3 0 2 0 0 0 0 0 1 23 31 4.76 1.412																					
Dan Spillner, R ERA: 3.52	(6, 1) 3.0 16 5 3 3 0 2 1 0 0 0 0 0 13 25 9.00 2.333																					
Rollie Fingers, R ERA: 2.84	(9, 1) 0.1 S 2 1 0 0 0 0 0 0 0 0 0 0 2 2 0.00 3.000																					


Batter	1	2	3	4	5	6	7	8	9	AB	R	H	RBI	BB	SO	LOB	BOTTOM			
Gene Richards, L OBP: 0.359, SLG: 0.359	SH2-3	K		F7			1B	F8		5	2	2	0	0	1	2	<p>Atlanta Braves @ San Diego Padres</p> <p>San Diego Stadium, San Diego, CA</p> <p>Wed Aug 10 1977, 10:05 PM EDT</p> <p>Unknown</p>			
Bill Almon, R OBP: 0.301, SLG: 0.322	SH2-3	F7			PB	S	1B	F4		3	1	1	0	0	0	1				
Mike Ivie, R OBP: 0.348, SLG: 0.414	2B				K2-3		2B			4	2	3	1	0	1	1				
Dave Winfield, R OBP: 0.354, SLG: 0.512	1B						5-3	E		4	2	3	2	0	1	1				
George Hendrick, R OBP: 0.364, SLG: 0.461	K				G6-4-3		5-3			4	0	0	1	0	2	5				
Mike Champion, R OBP: 0.270, SLG: 0.286	FC5				5-3		F2	E7		4	1	2	3	0	0	1				
Tucker Ashford, R OBP: 0.295, SLG: 0.361					1-3		4-3			3	0	1	1	1	0	0				
Dave Roberts, R OBP: 0.260, SLG: 0.327	FC5				F8		E4		F9	4	0	0	0	0	0	2				
Randy Jones, R OBP: 0.233, SLG: 0.214										2	0	1	0	0	1	0				
Dan Spillner, R OBP: 0.333, SLG: 0.143										2	0	1	0	0	1	1				
Rollie Fingers, R ERA: 4.22										0	0	0	0	0	0	0				
<b>Inning Stats</b>	R: 3 E: 0 K: 1 S: 9	H: 4 LOB: 2 BB: 1 P: 13	R: 0 E: 0 K: 2 S: 7	H: 0 LOB: 0 BB: 0 P: 7	R: 0 E: 0 K: 2 S: 8	H: 1 LOB: 1 BB: 0 P: 8	R: 0 E: 0 K: 0 S: 4	H: 1 LOB: 0 BB: 0 P: 4	R: 1 E: 1 K: 1 S: 6	H: 2 LOB: 1 BB: 0 P: 6	R: 0 E: 1 K: 1 S: 6	H: 0 LOB: 1 BB: 0 P: 6	R: 4 E: 1 K: 0 S: 7	H: 5 LOB: 1 BB: 0 P: 7	R: 0 E: 0 K: 0 S: 4	H: 1 LOB: 1 BB: 0 P: 4	1B: 11 2B: 3 3B: 0 HR: 0	SF: 0 SAC: 2 DP: 1 HBP: 0	WP: 1 PB: 2 SB: 1 CS: 0	PA: 38
<b>PITCHER</b>	IP WLS BF H R ER SO BB IBB HBP BLK WP HR S P ERA WHIP																			
Phil Niekro, R ERA: 4.23	(1, 1) 6.2 L 33 12 8 7 7 1 0 0 0 0 0 0 0 46 50 9.45 1.950																			
Dave Campbell, R ERA: 4.22	(7, 1) 1.1 5 2 0 0 0 0 0 0 0 0 0 0 5 5 0.00 1.500																			







Batter	1	2	3	4	5	6	7	8	9	AB	R	H	RBI	BB	SO	LOB	TOP										
Barry Bonnell, R OBP: 0.371, SLG: 0.342 (1, 5)	F9		5-3			F2		6-3		4	0	0	0	0	0	0	<p>Atlanta Braves @ San Diego Padres San Diego Stadium, San Diego, CA Thu Aug 11 1977, 10:05 PM EDT Att: 11,116 - Unknown</p> <p>livebaseballscores.com</p> <p>AB 29 R 1 H 3 RBI 1 BB 2 SO 5 LOB 11</p> 										
Rowland Office, L OBP: 0.305, SLG: 0.323 (1, 8)	K					4-3			FC5-6 1B	4	0	2	0	0	1	0											
Willie Montanez, L OBP: 0.339, SLG: 0.480 (1, 3)	G3		F8			4-3			FC5-6 G6-4-3 1-2	4	0	0	0	0	0	2											
Jeff Burroughs, R OBP: 0.372, SLG: 0.526 Jerry Royster, R OBP: 0.277, SLG: 0.265 (1, 9) (9, 5)				5-3					G6-4-3 1-2	3	1	1	1	1	0	1											
Gary Matthews, R OBP: 0.357, SLG: 0.435 (1, 7)		E BB		6-3		HR				3	0	0	0	0	0	1											
Vic Correll, R OBP: 0.333, SLG: 0.438 (1, 2)		E4 1-2		4-3		F9				2	0	0	0	1	0	2											
Rod Gilbreath, R OBP: 0.315, SLG: 0.333 (1, 4)		F8				CS BB				3	0	0	0	0	1	3											
Pat Rockett, R OBP: 0.303, SLG: 0.268 (1, 6)		K				F8 1-2				3	0	0	0	0	1	2											
Preston Hanna, R (1, 1)		F3				K				3	0	0	0	0	2	0											
			K						F3	3	0	0	0	0	2	0											
<b>Inning Stats</b>	R: 0 E: 0 K: 1 S: 5	H: 0 LOB: 0 BB: 0 P: 5	R: 0 E: 1 K: 1 S: 6	H: 0 LOB: 2 BB: 1 P: 10	R: 0 E: 0 K: 1 S: 6	H: 1 LOB: 1 BB: 0 P: 6	R: 0 E: 0 K: 0 S: 3	H: 0 LOB: 0 BB: 0 P: 3	R: 0 E: 0 K: 2 S: 7	H: 0 LOB: 0 BB: 0 P: 7	R: 1 E: 0 K: 0 S: 3	H: 1 LOB: 0 BB: 1 P: 7	R: 0 E: 0 K: 0 S: 3	H: 0 LOB: 0 BB: 0 P: 3	R: 0 E: 0 K: 0 S: 3	H: 1 LOB: 0 BB: 0 P: 3	1B: 2 2B: 0 3B: 0 HR: 1	SF: 0 SAC: 0 DP: 1 HBP: 0	WP: 0 PB: 0 SB: 0 CS: 1	PA: 31							
<b>PITCHER</b>	IP	WLS	BF	H	R	ER	SO	BB	IBB	HBP	BLK	WP	HR	S	P	ERA	WHIP										
Bob Ovwinko, L ERA: 4.51 (1, 1)	8.0		28	2	1	1	5	2	0	0	0	0	1	36	44	1.12	0.500										
Dave Tomlin, L ERA: 3.73 (9, 1)	0.1		2	1	0	0	0	0	0	0	0	0	0	2	2	0.00	3.000										
Rick Sawyer, R ERA: 5.44 (9, 1)	0.2	W	1	0	0	0	0	0	0	0	0	0	0	1	1	0.00	0.000										

Batter	1	2	3	4	5	6	7	8	9	AB	R	H	RBI	BB	SO	LOB	BOTTOM										
Gene Richards, L OBP: 0.361, SLG: 0.364 (1, 3)	5-3 2B					F8				4	0	3	0	0	0	0	<p>Atlanta Braves @ San Diego Padres San Diego Stadium, San Diego, CA Thu Aug 11 1977, 10:05 PM EDT Att: 11,116 - Unknown</p> <p>livebaseballscores.com</p> <p>AB 33 R 2 H 7 RBI 2 BB 2 SO 1 LOB 16</p> 										
Bill Almon, R OBP: 0.295, SLG: 0.316 (1, 6)	2-3		5-3 1B			L6			G1	4	0	0	0	0	0	3											
Jerry Turner, L OBP: 0.315, SLG: 0.420 (1, 7)	5-3					1-3				4	1	1	1	0	0	1											
Dave Winfield, R OBP: 0.356, SLG: 0.514 (1, 9)	5-3					HR				4	1	2	0	0	0	1											
George Hendrick, R OBP: 0.367, SLG: 0.461 (1, 8)						FC6-4 1B			SH BB 2B	3	0	1	0	0	0	1											
Gene Tenace, R OBP: 0.415, SLG: 0.416 (1, 2)						FC6-4 4-3			SH BB IBB	3	0	0	0	1	0	2											
Mike Champion, R OBP: 0.267, SLG: 0.283 (1, 4)						4-3			BB IBB	3	0	0	0	1	0	2											
Tucker Ashford, R OBP: 0.292, SLG: 0.351 Dave Kingman, R OBP: 0.275, SLG: 0.414 Gary Sutherland, R OBP: 0.330, SLG: 0.346 (1, 5) (8, PH) (9, 5)						F9			L9	4	0	0	0	0	0	4											
Bob Ovwinko, L OBP: 0.219, SLG: 0.107 Mike Ivie, R OBP: 0.347, SLG: 0.413 Dave Tomlin, L OBP: 0.333, SLG: 0.333 Rick Sawyer, R OBP: 0.320, SLG: 0.150 Pat Scanlon, L OBP: 0.296, SLG: 0.229 (1, 1) (8, PH) (9, 1) (9, PH)						L1			L7	2	0	0	0	0	0	0											
			1-3			E3 CS			K	1	0	0	0	0	0	0											
						6-3				1	0	0	0	0	0	0											
						F8				0	0	0	0	0	0	0											
						1-2			BB	0	0	0	1	1	0	0											
<b>Inning Stats</b>	R: 0 E: 0 K: 0 S: 4	H: 1 LOB: 1 BB: 0 P: 4	R: 0 E: 0 K: 0 S: 3	H: 0 LOB: 0 BB: 0 P: 3	R: 0 E: 0 K: 0 S: 4	H: 1 LOB: 1 BB: 0 P: 4	R: 0 E: 0 K: 0 S: 4	H: 1 LOB: 1 BB: 0 P: 4	R: 0 E: 0 K: 0 S: 3	H: 0 LOB: 0 BB: 0 P: 3	R: 0 E: 0 K: 0 S: 4	H: 1 LOB: 1 BB: 0 P: 4	R: 0 E: 0 K: 0 S: 4	H: 1 LOB: 1 BB: 0 P: 4	R: 2 E: 1 K: 1 S: 7	H: 2 LOB: 2 BB: 2 P: 15	1B: 3 2B: 3 3B: 0 HR: 1	SF: 0 SAC: 1 DP: 0 HBP: 0	WP: 0 PB: 0 SB: 2 CS: 1	PA: 36							
<b>PITCHER</b>	IP	WLS	BF	H	R	ER	SO	BB	IBB	HBP	BLK	WP	HR	S	P	ERA	WHIP										
Preston Hanna, R ERA: 1.26 (1, 1)	8.2	L	36	7	2	1	1	1	1	0	0	0	1	36	44	1.04	0.923										



Batter	1	2	3	4	5	6	7	8	9	AB	R	H	RBI	BB	SO	LOB	TOP					
Rowland Office, L OBP: 0.300, SLG: 0.317 (1, 8)	F5		G3			4-3		F8	P6	5	0	0	0	0	0	4	<b>Atlanta Braves @ Los Angeles Dodgers</b> Dodger Stadium, Los Angeles, CA Fri Aug 12 1977, 7:05 PM PDT Att: 39,309 - Unknown					
Barry Bonnell, R OBP: 0.365, SLG: 0.336 (1, 5)	L7			F8		P3		K		4	0	0	0	0	1	2						
Willie Montanez, L OBP: 0.335, SLG: 0.474 (1, 3)	4-3			6-3		G3			3-1	4	0	0	0	0	0	0						
Jeff Burroughs, R OBP: 0.373, SLG: 0.526 (1, 9)		F9		F2			1B		2B HR 1B	4	1	2	0	0	0	0						
Gary Matthews, R OBP: 0.361, SLG: 0.444 (1, 7)		G1-4-3 1B			1B FC6-4 2B		F8		1-3 HR 2B	4	2	3	0	0	0	1						
Joe Nolan, L OBP: 0.377, SLG: 0.479 (1, 2)	G1-4-3				FC6-4 1B		K		HR IBB	3	1	1	0	1	1	2						
Rod Gilbreath, R OBP: 0.314, SLG: 0.342 (1, 4)			K		FC6-4 CS 1-2 3-H		6-3		HR	4	1	1	5	0	1	2						
Pat Rockett, R OBP: 0.315, SLG: 0.274 (8, PH)										1	0	1	0	1	0	0						
Cito Gaston, R OBP: 0.325, SLG: 0.451 (8, PH)										1	0	1	0	0	0	0						
Jerry Royster, R OBP: 0.279, SLG: 0.267 (8, 6)					1-2 1B			4-3 1B	SH3 1B	1	0	1	0	0	0	0						
Dick Ruthven, R OBP: 0.267, SLG: 0.250 (8, PH)										2	0	0	0	0	0	2						
Brian Asselstine, L OBP: 0.294, SLG: 0.328 (8, 1)			FC1-6		5-3			4-3	SH3	1	0	0	0	0	0	1						
Duane Theiss, R (8, 1)										0	0	0	0	0	0	0						
<b>Inning Stats</b>	R: 0 E: 0 K: 0 S: 3	H: 0 LOB: 0 BB: 0 P: 3	R: 0 E: 0 K: 0 S: 3	H: 1 LOB: 0 BB: 0 P: 3	R: 0 E: 0 K: 1 S: 5	H: 0 LOB: 1 BB: 1 P: 9	R: 0 E: 0 K: 0 S: 3	H: 0 LOB: 0 BB: 0 P: 3	R: 1 E: 0 K: 0 S: 5	H: 3 LOB: 1 BB: 0 P: 5	R: 0 E: 0 K: 0 S: 3	H: 0 LOB: 0 BB: 0 P: 3	R: 0 E: 0 K: 1 S: 6	H: 1 LOB: 1 BB: 0 P: 6	R: 0 E: 0 K: 1 S: 6	H: 1 LOB: 2 BB: 1 P: 6	R: 4 E: 0 K: 0 S: 7	H: 4 LOB: 1 BB: 1 P: 11	1B: 7 2B: 2 3B: 0 HR: 1	SF: 0 SAC: 1 DP: 1 HBP: 0	WP: 0 PB: 0 SB: 0 CS: 1	PA: 37
<b>PITCHER</b> Don Sutton, R ERA: 3.41 (1, 1)	IP: 9.0 WLS: L BF: 37 H: 10 R: 5 ER: 5 SO: 3 BB: 1 IBB: 1 HBP: 0 BLK: 0 WP: 0 HR: 1 S: 41 P: 49 ERA: 5.00 WHIP: 1.222															<b>PITCHER</b>						


AB 34  
R 5  
H 10  
RBI 5  
BB 2  
SO 3  
LOB 14




Batter	1	2	3	4	5	6	7	8	9	AB	R	H	RBI	BB	SO	LOB	BOTTOM					
Davey Lopes, R OBP: 0.363, SLG: 0.407 (1, 4)	L3				P3			F7		3	0	0	0	1	0	1	<b>Atlanta Braves @ Los Angeles Dodgers</b> Dodger Stadium, Los Angeles, CA Fri Aug 12 1977, 7:05 PM PDT Att: 39,309 - Unknown					
Bill Russell, R OBP: 0.308, SLG: 0.368 (1, 6)	P2							F7		4	0	1	0	0	0	2						
Reggie Smith, S OBP: 0.430, SLG: 0.567 (1, 9)	P6				K				S BB	2	0	0	0	2	1	0						
Ron Cey, R OBP: 0.371, SLG: 0.477 (1, 5)		K			3-1			F9		4	0	0	0	0	2	3						
Steve Garvey, R OBP: 0.325, SLG: 0.502 (1, 3)		K			F8			F8		4	0	0	0	0	1	3						
Rick Monday, L OBP: 0.354, SLG: 0.410 (8, 8)										2	1	1	0	0	1	0						
Joe Simpson, L OBP: 0.167, SLG: 0.091 (6, PH)										0	0	0	0	0	0	0						
Manny Mota, R OBP: 0.596, SLG: 0.500 (7, 8)										1	0	0	0	0	0	2						
Glenn Burke, R OBP: 0.271, SLG: 0.284 (9, PH)										0	0	0	0	0	0	0						
Lee Lacy, R OBP: 0.301, SLG: 0.424 (9, PH)										1	0	0	0	0	0	0						
Dusty Baker Jr., R OBP: 0.336, SLG: 0.466 (1, 7)										4	1	4	2	0	0	0						
Steve Yeager, R OBP: 0.336, SLG: 0.432 (9, PH)										2	0	0	0	1	1	2						
Johnny Oates, L OBP: 0.336, SLG: 0.368 (9, PH)										1	0	0	0	0	0	1						
Don Sutton, R OBP: 0.241, SLG: 0.220 (9, PH)										2	0	0	0	0	1	2						
Boog Powell, L OBP: 0.426, SLG: 0.250 (9, PH)										1	0	0	0	0	0	1						
<b>Inning Stats</b>	R: 0 E: 0 K: 0 S: 3	H: 0 LOB: 0 BB: 0 P: 3	R: 0 E: 0 K: 3 S: 9	H: 0 LOB: 0 BB: 0 P: 9	R: 0 E: 0 K: 2 S: 8	H: 1 LOB: 2 BB: 1 P: 12	R: 0 E: 0 K: 1 S: 5	H: 0 LOB: 0 BB: 0 P: 5	R: 2 E: 0 K: 0 S: 4	H: 2 LOB: 0 BB: 1 P: 8	R: 0 E: 0 K: 0 S: 4	H: 1 LOB: 1 BB: 1 P: 8	R: 0 E: 0 K: 1 S: 5	H: 0 LOB: 1 BB: 1 P: 9	R: 0 E: 0 K: 0 S: 4	H: 1 LOB: 1 BB: 0 P: 4	R: 0 E: 0 K: 0 S: 4	H: 1 LOB: 1 BB: 0 P: 4	1B: 5 2B: 0 3B: 0 HR: 1	SF: 0 SAC: 1 DP: 1 HBP: 0	WP: 0 PB: 0 SB: 2 CS: 0	PA: 36
<b>PITCHER</b> Dick Ruthven, R ERA: 3.98 Duane Theiss, R ERA: 2.7 (8, 1)	IP: 7.0 WLS: W BF: 28 H: 5 R: 2 ER: 2 SO: 6 BB: 3 IBB: 0 HBP: 0 BLK: 0 WP: 0 HR: 1 S: 37 P: 49 ERA: 2.57 WHIP: 1.143															<b>PITCHER</b>						





Batter	1	2	3	4	5	6	7	8	9	AB	R	H	RBI	BB	SO	LOB	TOP			
Barry Bonnell, R OBP: 0.359, SLG: 0.330 (1, 5)	0-0 4-3			0-0 5-3		0-0 F8		0-0 6-3		4	0	0	0	0	0	1	<b>Atlanta Braves @ Los Angeles Dodgers</b> Dodger Stadium, Los Angeles, CA Sat Aug 13 1977, 7:05 PM PDT Att: 31,251 - Unknown  <b>AB 30</b> <b>R 0</b> <b>H 4</b> <b>RBI 0</b> <b>BB 1</b> <b>SO 6</b> <b>LOB 6</b>  			
Rowland Office, L OBP: 0.296, SLG: 0.313 (1, 8)	0-0 5-3			0-0 6-3		0-0 4-3			0-0 4-3	4	0	0	0	0	0	0				
Willie Montanez, L OBP: 0.334, SLG: 0.472 (1, 3)	0-0 4-3			0-0 BB 1B		0-0 4-3			0-0 G3	4	0	1	0	0	0	0				
Jeff Burroughs, R OBP: 0.372, SLG: 0.522 (1, 9)		0-3 K		4-0 1-2 BB		0-3 K			0-0 6-3	3	0	0	0	1	2	0				
Gary Matthews, R OBP: 0.358, SLG: 0.440 (1, 7)		0-0 6-3		0-3 K		0-0 G3				3	0	0	0	0	1	2				
Vic Correll, R OBP: 0.327, SLG: 0.427 (1, 2)		0-3 K			0-3 K		0-0 5-3			3	0	0	0	0	2	0				
Rod Gilbreath, R OBP: 0.314, SLG: 0.342 (1, 4)			0-0 5-3		0-0 5-3			0-0 1B 1B		3	0	1	0	0	0	0				
Pat Rockett, R OBP: 0.323, SLG: 0.284 (1, 6)			0-0 P3		0-0 FC6-4 1B			0-0 G1-6-3 1B		3	0	2	0	0	0	0				
Eddie Solomon, R OBP: 0.231, SLG: 0.157 (3, 1) Don Collins, R OBP: 0.342, SLG: 0.553 (5, PH) Steve Hargan, R OBP: 0.276, SLG: 0.320 (8, PH) Mike Davey, R OBP: 0.276, SLG: 0.320 (8, 1)			0-3 K		0-0 FC6-4 1-2			0-0 G1-6-3 1-2		1	0	0	0	0	1	0				
<b>Inning Stats</b>	R: 0 E: 0 K: 0 S: 3	H: 0 LOB: 0 BB: 0 P: 3	R: 0 E: 0 K: 2 S: 7	H: 0 LOB: 0 BB: 0 P: 7	R: 0 E: 0 K: 1 S: 5	H: 1 LOB: 0 BB: 1 P: 10	R: 0 E: 0 K: 1 S: 6	H: 1 LOB: 1 BB: 0 P: 6	R: 0 E: 0 K: 0 S: 3	H: 0 LOB: 0 BB: 0 P: 3	R: 0 E: 0 K: 1 S: 5	H: 0 LOB: 0 BB: 0 P: 5	R: 0 E: 0 K: 0 S: 4	H: 2 LOB: 1 BB: 0 P: 4	R: 0 E: 0 K: 0 S: 3	H: 0 LOB: 0 BB: 0 P: 3		1B: 4 2B: 0 3B: 0 HR: 0	SF: 0 SAC: 0 DP: 1 HBP: 0	WP: 0 PB: 0 SB: 0 CS: 0
<b>PITCHER</b> Tommy John, L ERA: 2.57 (1, 1)	IP: 9.0 WLS: W BF: 31 H: 4 R: 0 ER: 0 SO: 6 BB: 1 IBB: 0 HBP: 0 BLK: 0 WP: 0 HR: 0 S: 42 P: 46 ERA: 0.00 WHIP: 0.556															<b>PITCHER</b> Tommy John, L ERA: 2.57 (1, 1)	IP: 9.0 WLS: W BF: 31 H: 4 R: 0 ER: 0 SO: 6 BB: 1 IBB: 0 HBP: 0 BLK: 0 WP: 0 HR: 0 S: 42 P: 46 ERA: 0.00 WHIP: 0.556			

Batter	1	2	3	4	5	6	7	8	9	AB	R	H	RBI	BB	SO	LOB	BOTTOM			
Davey Lopes, R OBP: 0.368, SLG: 0.411 (1, 4)	0-0 1B BLK HR 1B	4-0 1-2 2-3 E BB	0-0 F8		0-0 FC5-4 1B			0-0 FC3-6 1B		4	2	3	0	1	0	2	<b>Atlanta Braves @ Los Angeles Dodgers</b> Dodger Stadium, Los Angeles, CA Sat Aug 13 1977, 7:05 PM PDT Att: 31,251 - Unknown  <b>AB 38</b> <b>R 11</b> <b>H 15</b> <b>RBI 9</b> <b>BB 2</b> <b>SO 7</b> <b>LOB 17</b>  			
Bill Russell, R OBP: 0.307, SLG: 0.366 (1, 6)	0-0 1-3 HR 1B	0-0 FC1-2		0-0 F7	0-0 FC5-4			0-0 FC3-6 1B		5	1	1	0	0	0	4				
Reggie Smith, S OBP: 0.337, SLG: 0.563 (6, PH) Lee Lacy, R OBP: 0.296, SLG: 0.417 (7, 9)	0-3 K	0-0 1-1 2-H 3-H 4-0 BB		0-0 1-4-3		0-3 K		0-3 K		2	0	0	0	1	1	2				
Ron Cey, R OBP: 0.370, SLG: 0.482 Ted Martinez, R OBP: 0.305, SLG: 0.379 (8, 5)	0-0 1-1 3-H HR	0-0 F8		0-0 5-3		0-0 5-3		0-0 1-2 3-H 1B		4	1	1	3	0	0	2				
Steve Garvey, R OBP: 0.323, SLG: 0.499 (1, 3)	0-0 F2		0-0 3B 1B		0-0 6-3	0-3 K		0-0 F8		5	1	1	0	0	1	2				
Rick Monday, L OBP: 0.355, SLG: 0.418 Glenn Burke, R OBP: 0.275, SLG: 0.288 (3, PR) (4, 8)	0-3 K		0-0 1-H SF7 3B		0-0 1B HR 1B		0-3 K			2	0	1	1	0	1	0				
Dusty Baker Jr., R OBP: 0.337, SLG: 0.468 Joe Simpson, L OBP: 0.167, SLG: 0.091 (8, 7)		0-0 BB FC1-2 1B	0-0 SF7		0-0 1-3 HR 1B		0-0 F7			3	1	2	1	0	0	0				
Steve Yeager, R OBP: 0.338, SLG: 0.443 (1, 2)		0-0 1-2 E 1B	0-0 F9		0-0 1-1 HR		0-0 F7			4	2	2	3	0	0	1				
Tommy John, R OBP: 0.236, SLG: 0.309 (1, 1)		0-3 K		0-0 2B		0-0 5-3		0-0 FC3-6 1B 1B		4	1	2	0	0	1	2				
<b>Inning Stats</b>	R: 3 E: 0 K: 2 S: 10	H: 3 LOB: 0 BB: 0 P: 10	R: 2 E: 1 K: 1 S: 7	H: 2 LOB: 2 BB: 2 P: 15	R: 2 E: 0 K: 0 S: 6	H: 3 LOB: 0 BB: 0 P: 6	R: 0 E: 0 K: 0 S: 3	H: 0 LOB: 0 BB: 0 P: 3	R: 3 E: 0 K: 0 S: 7	H: 4 LOB: 1 BB: 0 P: 7	R: 0 E: 0 K: 2 S: 7	H: 0 LOB: 0 BB: 0 P: 7	R: 0 E: 0 K: 1 S: 5	H: 0 LOB: 0 BB: 0 P: 5	R: 1 E: 0 K: 1 S: 8	H: 3 LOB: 2 BB: 0 P: 8		1B: 11 2B: 1 3B: 1 HR: 2	SF: 1 SAC: 0 DP: 0 HBP: 0	WP: 0 PB: 0 SB: 0 CS: 0
<b>PITCHER</b> Eddie Solomon, R ERA: 3.9 Don Collins, L ERA: 4.99 Steve Hargan, R ERA: 6.72 Mike Davey, L ERA: 9.0 (1, 1) (3, 1) (5, 1) (8, 1)	IP: 2.0 WLS: L BF: 15 H: 7 R: 1 ER: 0 SO: 3 BB: 0 IBB: 0 HBP: 0 BLK: 0 WP: 0 HR: 1 S: 19 P: 27 ERA: 27.00 WHIP: 4.500															<b>PITCHER</b> Eddie Solomon, R ERA: 3.9 Don Collins, L ERA: 4.99 Steve Hargan, R ERA: 6.72 Mike Davey, L ERA: 9.0 (1, 1) (3, 1) (5, 1) (8, 1)	IP: 2.0 WLS: L BF: 15 H: 7 R: 1 ER: 0 SO: 3 BB: 0 IBB: 0 HBP: 0 BLK: 0 WP: 0 HR: 1 S: 19 P: 27 ERA: 27.00 WHIP: 4.500			



Batter	1	2	3	4	5	6	7	8	9	AB	R	H	RBI	BB	SO	LOB	TOP			
Barry Bonnell, R OBP: 0.354, SLG: 0.325	0-0 6-3		0-0 F9			0-0 4-3		0-0 1-3	4 0 0 0 0 0 1								<b>Atlanta Braves @ Los Angeles Dodgers</b> Dodger Stadium, Los Angeles, CA Sun Aug 14 1977, 3:33 AM PDT Att: 27,169 - Unknown			
Jerry Royster, R OBP: 0.275, SLG: 0.267	0-0 6-3			0-0 1-4-3		0-0 5-3		0-0 1B	4 0 1 0 0 0 0											
Willie Montanez, L OBP: 0.333, SLG: 0.472	0-0 F2			0-0 2B			0-3 K	0-0 F9	4 0 1 0 0 1 1											
Jeff Burroughs, R OBP: 0.370, SLG: 0.519		0-0 F9		0-0 5-3			0-0 6-3		3 0 0 0 0 0 1											
Gary Matthews, R OBP: 0.355, SLG: 0.437		0-0 P3		0-0 6-3			0-0 4-3		3 0 0 0 0 0 1											
Vic Correll, R OBP: 0.321, SLG: 0.418		0-0 F8			0-0 F7			0-0 6-3	3 0 0 0 0 0 0											
Rod Gilbreath, R OBP: 0.314, SLG: 0.342			0-3 K		0-0 G6-4-3 1B		0-0 F9		3 0 1 0 0 1 0											
Pat Rockett, R OBP: 0.318, SLG: 0.280			0-0 F8		0-0 G6-4-3		0-3 K		2 0 0 0 0 0 1											
Junior Moore, R OBP: 0.317, SLG: 0.318					1-2			0-3 K	1 0 0 0 0 1 0											
Phil Niekro, R OBP: 0.167, SLG: 0.171					0-0 F3			0-3 K	2 0 1 0 0 0 0											
Cito Gaston, R OBP: 0.321, SLG: 0.444									1 0 0 0 0 1 0											
<b>Inning Stats</b>	R: 0 E: 0 K: 0 S: 3	H: 0 LOB: 0 BB: 0 P: 3	R: 0 E: 0 K: 0 S: 3	H: 0 LOB: 0 BB: 0 P: 3	R: 0 E: 0 K: 1 S: 6	H: 1 LOB: 1 BB: 0 P: 6	R: 0 E: 0 K: 0 S: 4	H: 1 LOB: 1 BB: 0 P: 4	R: 0 E: 0 K: 0 S: 3	H: 1 LOB: 0 BB: 0 P: 3	R: 0 E: 0 K: 1 S: 5	H: 0 LOB: 0 BB: 0 P: 5	R: 0 E: 0 K: 1 S: 5	H: 0 LOB: 0 BB: 0 P: 5	R: 0 E: 0 K: 1 S: 6	H: 1 LOB: 1 BB: 0 P: 6	1B: 2 2B: 2 3B: 0 HR: 0	SF: 0 SAC: 0 DP: 1 HBP: 0	WP: 0 PB: 0 SB: 0 CS: 0	PA: 30
<b>PITCHER</b> Doug Rau, L ERA: 3.4	IP: 9.0 WLS: W BF: 30 H: 4 R: 0 ER: 0 SO: 4 BB: 0 IBB: 0 HBP: 0 BLK: 0 WP: 0 HR: 0 S: 38 P: 38 ERA: 0.00 WHIP: 0.444															<b>PITCHER</b>				

Batter	1	2	3	4	5	6	7	8	9	AB	R	H	RBI	BB	SO	LOB	BOTTOM			
Davey Lopes, R OBP: 0.367, SLG: 0.408	0-3 K		0-0 P6		4-0 2B BB		0-0 F7		3 0 0 0 1 1 0								<b>Atlanta Braves @ Los Angeles Dodgers</b> Dodger Stadium, Los Angeles, CA Sun Aug 14 1977, 3:33 AM PDT Att: 27,169 - Unknown			
Bill Russell, R OBP: 0.309, SLG: 0.370	0-0 5-3		0-0 5-3		0-0 1-3 2B		0-0 S 1B		4 0 2 0 0 0 0											
Dusty Baker Jr., R OBP: 0.336, SLG: 0.464	1-0 1B HBP		0-3 K		0-0 FC5-2-5 2H		0-3 K		3 0 0 0 0 2 3											
Reggie Smith, S OBP: 0.430, SLG: 0.561	1-0 1B HBP			0-0 6-3 1B	0-3 K		0-0 F8		3 1 1 0 0 1 3											
Steve Garvey, R OBP: 0.323, SLG: 0.497	0-0 1-2 2-3 1B			0-0 6-3	0-0 F8		0-0 F8		4 0 1 0 0 0 3											
Rick Monday, L OBP: 0.357, SLG: 0.415	0-3 K			4-0 5-3 1B BB		0-0 5-3		4-0 CS BB	2 0 0 0 2 1 3											
Glenn Burke, R OBP: 0.275, SLG: 0.288				0-0 5-3 1B				0-3 K	0 0 0 0 0 0 0											
Ted Martinez, R OBP: 0.311, SLG: 0.383		0-0 6-3		0-0 5-3 1B				0-3 K	4 0 2 1 0 1 1											
Steve Yeager, R OBP: 0.335, SLG: 0.439		0-0 5-3		0-0 5-3		0-3 K			3 0 0 0 0 1 3											
Doug Rau, L OBP: 0.197, SLG: 0.175		0-0 6-3		0-0 4-3			0-0 F2		3 0 0 0 0 0 3											
<b>Inning Stats</b>	R: 0 E: 0 K: 2 S: 8	H: 1 LOB: 3 BB: 0 P: 10	R: 0 E: 0 K: 0 S: 3	H: 0 LOB: 0 BB: 0 P: 3	R: 0 E: 0 K: 1 S: 5	H: 0 LOB: 0 BB: 0 P: 5	R: 1 E: 0 K: 0 S: 5	H: 2 LOB: 2 BB: 1 P: 9	R: 0 E: 0 K: 1 S: 6	H: 1 LOB: 1 BB: 0 P: 10	R: 0 E: 0 K: 1 S: 6	H: 1 LOB: 1 BB: 0 P: 6	R: 0 E: 0 K: 1 S: 6	H: 1 LOB: 1 BB: 0 P: 6	R: 0 E: 0 K: 1 S: 4	H: 0 LOB: 1 BB: 1 P: 8	1B: 5 2B: 1 3B: 0 HR: 0	SF: 0 SAC: 0 DP: 0 HBP: 2	WP: 0 PB: 0 SB: 1 CS: 1	PA: 34
<b>PITCHER</b> Phil Niekro, R ERA: 4.13	IP: 8.0 WLS: L BF: 34 H: 6 R: 1 ER: 1 SO: 7 BB: 3 IBB: 0 HBP: 2 BLK: 0 WP: 0 HR: 0 S: 43 P: 57 ERA: 1.12 WHIP: 1.125															<b>PITCHER</b>				













Batter	1	2	3	4	5	6	7	8	9	AB	R	H	RBI	BB	SO	LOB	TOP										
Terry Puhl, L OBP: 0.362, SLG: 0.351 (1, 7)	0-0 FC4-6 1B 2B	0-0 1-3	0-0 F6		0-0 1B			4-0 BB		4	1	2	0	1	0	1	Houston Astros @ Atlanta Braves Atlanta-Fulton County Stadium, Atlanta, GA Wed Aug 17 1977, 7:05 PM EDT Att: 3,287 - Unknown										
Rob Sperring, R OBP: 0.276, SLG: 0.289 (1, 4) (7, 6)	4-0 FC4-6 BB	4-0 FC6-4 BB		0-0 F9	0-0 5-3			0-0 F8		3	0	0	0	2	0	2											
Cesar Cedeno, R OBP: 0.328, SLG: 0.390 (1, 8)	0-0 FC4-6 1B 1-2 2-3	0-0 FC6-4 1-2		0-0 1B 2B		0-0 F5		0-0 F8		5	2	1	0	0	0	4											
Bob Watson, R OBP: 0.358, SLG: 0.472 (1, 3)	0-0 BB 1-3 3-H 1B		0-0 F7	0-3 K2-3		0-0 G4-6-3 1B		0-0 6-3		5	0	2	1	0	1	1											
Jose Cruz, L OBP: 0.365, SLG: 0.469 Art Gardner, L OBP: 0.190, SLG: 0.150 (1, 9) (1, 9)	0-0 4-3		1-0 1B 3B HBP	0-0 BB 1B		0-0 G4-6-3 1-2		0-3 K		1	0	0	1	0	0	1											
Joe Ferguson, R OBP: 0.385, SLG: 0.421 (1, 2)	4-0 BB BB		0-0 3B 1B	4-0 FC6-4 BB		0-0 F8		0-0 F6		3	1	1	0	2	0	0											
Art Howe, R OBP: 0.355, SLG: 0.443 (1, 5)	4-0 1-2 2-3 BB		0-0 1B 3B	0-0 FC6-4 BB		0-0 6-3				3	1	1	2	1	0	2											
Roger Metzger, S OBP: 0.267, SLG: 0.254 Gene Pentz, R (7, 1)	0-0 F9		0-0 SH1-4 1B		0-0 G3		0-0 4-3			4	0	1	1	0	0	3											
Tom Dixon, R Ken Forsch, R Joe Sambito, L Ken Boswell, L OBP: 0.143, SLG: 0.077 OBP: 0.182, SLG: 0.182 OBP: 0.290, SLG: 0.253 (1, 1) (6, 1) (6, 1) (7, 4)		0-0 4-3	0-0 SH1-4		0-3 K		0-0 4-3			2	0	0	0	0	1	0											
Inning Stats	R: 2 E: 0 K: 0 S: 5	H: 2 LOB: 3 BB: 3 P: 17	R: 0 E: 0 K: 0 S: 3	H: 0 LOB: 1 BB: 1 P: 7	R: 3 E: 0 K: 0 S: 6	H: 3 LOB: 1 BB: 0 P: 7	R: 1 E: 0 K: 1 S: 7	H: 2 LOB: 2 BB: 1 P: 11	R: 0 E: 0 K: 0 S: 3	H: 1 LOB: 1 BB: 0 P: 6	R: 0 E: 0 K: 0 S: 3	H: 0 LOB: 0 BB: 0 P: 3	R: 0 E: 0 K: 0 S: 3	H: 0 LOB: 1 BB: 1 P: 7	R: 0 E: 0 K: 1 S: 5	H: 0 LOB: 0 BB: 0 P: 5		1B: 6 2B: 2 3B: 1 HR: 0	SF: 0 SAC: 1 DP: 1 HBP: 1	WP: 0 PB: 0 SB: 0 CS: 0	PA: 42						
PITCHER	IP	WLS	BF	H	R	ER	SO	BB	IBB	HBP	BLK	WP	HR	S	P	ERA	WHIP										
Preston Hanna, R ERA: 3.78 Buzz Capra, R ERA: 5.52 Don Collins, L ERA: 4.91 Dave Campbell, R ERA: 3.83 (1, 1) (3, 1) (6, 1) (7, 1)	2.1		17	5	5	5	0	4	0	1	0	0	0	12	29	19.29	3.857										

Batter	1	2	3	4	5	6	7	8	9	AB	R	H	RBI	BB	SO	LOB	BOTTOM										
Rowland Office, L OBP: 0.298, SLG: 0.314 (1, 8)	0-0 2-3		0-0 F3		0-0 1B 1B	0-0 G3	0-0 4-3			5	0	1	1	0	0	2	Houston Astros @ Atlanta Braves Atlanta-Fulton County Stadium, Atlanta, GA Wed Aug 17 1977, 7:05 PM EDT Att: 3,287 - Unknown										
Barry Bonnell, R OBP: 0.396, SLG: 0.343 Junior Moore, R OBP: 0.315, SLG: 0.317 (1, 5) (6, FR) (7, 5)	0-3 K			0-0 2B	0-0 FC6-4 1B	0-0 HR 1B		0-0 6-3		4	0	3	1	0	1	0											
Jeff Burroughs, R OBP: 0.374, SLG: 0.523 (1, 9)	4-0 BB			0-0 5-3	0-0 FC6-4 1-2	0-0 HR				4	1	2	2	1	0	3											
Willie Montanez, L OBP: 0.332, SLG: 0.476 (1, 3)	0-0 G3			0-0 2B		0-0 1B HR		0-0 F7		5	2	3	1	0	0	2											
Gary Matthews, R OBP: 0.353, SLG: 0.433 (1, 7)		0-0 F9		0-3 K		0-0 1B BB		0-0 F8		4	1	1	0	1	1	3											
Biff Pocoroba, S OBP: 0.374, SLG: 0.413 (1, 2)		0-0 G3		0-0 4-3		0-0 F8 F3				4	0	0	0	0	0	5											
Rod Gilbreath, R OBP: 0.318, SLG: 0.341 (1, 4)		0-0 1-3			0-0 F3	0-0 1B 2B 1B	0-0 6-3			4	1	1	1	0	0	0											
Pat Rockett, R OBP: 0.316, SLG: 0.274 (1, 6)			0-0 5-3		0-0 F7	0-0 2B 1B	1-0 SH3-4 HBP			3	1	1	1	0	0	0											
Preston Hanna, R Buzz Capra, R Tom Florio, L Don Collins, L Brian Asselstine, L Dave Campbell, R (1, 1) (3, 1) (5, PH) (6, 1) (6, PH) (7, 1)			0-3 K		0-0 1B 2B	0-0 G3 1B 2B	0-0 SH3-4			0	0	0	0	0	0	0											
Inning Stats	R: 0 E: 0 K: 1 S: 5	H: 0 LOB: 0 BB: 1 P: 9	R: 0 E: 0 K: 0 S: 3	H: 0 LOB: 0 BB: 0 P: 3	R: 0 E: 0 K: 1 S: 5	H: 0 LOB: 0 BB: 0 P: 5	R: 0 E: 0 K: 1 S: 7	H: 2 LOB: 2 BB: 0 P: 7	R: 1 E: 0 K: 0 S: 6	H: 3 LOB: 2 BB: 0 P: 6	R: 8 E: 0 K: 0 S: 11	H: 8 LOB: 1 BB: 1 P: 15	R: 0 E: 0 K: 0 S: 3	H: 0 LOB: 1 BB: 0 P: 4	R: 0 E: 0 K: 0 S: 4	H: 1 LOB: 1 BB: 0 P: 4		1B: 8 2B: 4 3B: 0 HR: 2	SF: 0 SAC: 1 DP: 0 HBP: 1	WP: 0 PB: 0 SB: 0 CS: 0	PA: 41						
PITCHER	IP	WLS	BF	H	R	ER	SO	BB	IBB	HBP	BLK	WP	HR	S	P	ERA	WHIP										
Tom Dixon, R ERA: 3.86 Ken Forsch, R ERA: 2.52 Joe Sambito, L Gene Pentz, R ERA: 4.77 (1, 1) (6, 1) (6, 1) (7, 1)	5.1		25	8	4	4	3	1	0	0	0	0	0	2	2	6.75	1.688										

AB	34
R	6
H	9
RBI	6
BB	6
SO	3
LOB	15

AB	37
R	9
H	14
RBI	9
BB	2
SO	3
LOB	15





Batter	1	2	3	4	5	6	7	8	9	AB	R	H	RBI	BB	SO	LOB	TOP				
Rowland Office, L OBP: 0.296, SLG: 0.312	4-3		P3		2B	F9			2-3	5	1	1	0	0	0	2					
Junior Moore, R OBP: 0.314, SLG: 0.316	4-3						5-3			4	0	1	1	0	0	2					
Jeff Burroughs, R OBP: 0.375, SLG: 0.527			F4				1-3			4	0	2	2	0	0	1					
Willie Montanez, L OBP: 0.329, SLG: 0.470	F7			1-3	F4					4	0	0	0	0	0	2					
Gary Matthews, R OBP: 0.352, SLG: 0.431		K								4	0	1	0	0	3	0					
Biff Pocoreba, S OBP: 0.375, SLG: 0.414		6-3								4	1	2	0	0	1	0					
Rod Gilbreath, R OBP: 0.317, SLG: 0.339		5-3		G4-3						4	1	1	0	0	0	2					
Pat Rockett, R OBP: 0.321, SLG: 0.281						F9				4	1	2	1	0	0	0					
Phil Niekro, R OBP: 0.172, SLG: 0.176			SH1-4							3	1	1	1	0	0	1					
<b>Inning Stats</b>	R: 0 E: 0 K: 0 S: 4	H: 1 LOB: 1 BB: 0 P: 4	R: 0 E: 0 K: 1 S: 5	H: 0 LOB: 0 BB: 0 P: 5	R: 1 E: 0 K: 0 S: 5	H: 2 LOB: 1 BB: 0 P: 5	R: 0 E: 0 K: 0 S: 4	H: 2 LOB: 1 BB: 0 P: 4	R: 2 E: 0 K: 1 S: 6	H: 3 LOB: 1 BB: 0 P: 6	R: 0 E: 0 K: 0 S: 3	H: 0 LOB: 0 BB: 0 P: 3	R: 0 E: 0 K: 2 S: 7	H: 0 LOB: 0 BB: 0 P: 7	R: 0 E: 0 K: 0 S: 3	H: 0 LOB: 0 BB: 0 P: 3	1B: 9 2B: 2 3B: 0 HR: 0	SF: 0 SAC: 1 DP: 1 HBP: 0	WP: 0 PB: 0 SB: 0 CS: 0	PA: 37	
<b>PITCHER</b>	IP	WLS	BF	H	R	ER	SO	BB	IBB	HBP	BLK	WP	HR	S	P	ERA	WHIP				
Steve Rogers, R ERA: 2.93	7.0	L	31	11	5	5	2	0	0	0	0	0	0	35	35	6.43	1.571				
Bill Atkinson, R ERA: 3.76	2.0		6	0	0	0	2	0	0	0	0	0	0	10	10	0.00	0.000				

Atlanta Braves @ Montreal Expos  
Olympic Stadium, Montreal, QB  
Fri Aug 19 1977, 7:05 PM EDT  
Att: 26,433 - Unknown

AB 36  
R 5  
H 11  
RBI 5  
BB 0  
SO 4  
LOB 10



Batter	1	2	3	4	5	6	7	8	9	AB	R	H	RBI	BB	SO	LOB	BOTTOM					
Dave Cash, R OBP: 0.344, SLG: 0.352	F9								5-3	5	0	2	2	0	1	2						
Warren Cromaris, L OBP: 0.322, SLG: 0.401	K		F7		FC1-6		F6			4	0	0	0	0	1	3						
Andre Dawson, R OBP: 0.327, SLG: 0.483	1-3									4	0	1	0	0	0	0						
Tony Perez, R OBP: 0.353, SLG: 0.430		K								2	1	0	0	2	1	2						
Gary Carter, R OBP: 0.340, SLG: 0.492		F4								3	0	0	0	1	1	1						
Del Unser, L OBP: 0.339, SLG: 0.455		F7								4	0	1	0	0	0	2						
Larry Parrish, R OBP: 0.318, SLG: 0.394										3	0	1	0	1	1	1						
Chris Speier, R OBP: 0.322, SLG: 0.341			FC5-4							3	2	1	0	1	0	2						
Steve Rogers, R OBP: 0.143, SLG: 0.096			SH1-4							1	0	0	0	0	0	1						
Jose Morales, R OBP: 0.238, SLG: 0.298										1	0	0	0	0	1	1						
Bill Atkinson, L OBP: 0.200, SLG: 0.200										0	0	0	0	0	0	0						
Pete Mackanin, R OBP: 0.263, SLG: 0.306										1	0	0	0	0	0	1						
<b>Inning Stats</b>	R: 0 E: 0 K: 1 S: 5	H: 0 LOB: 0 BB: 0 P: 5	R: 0 E: 0 K: 1 S: 5	H: 0 LOB: 0 BB: 0 P: 5	R: 1 E: 0 K: 0 S: 4	H: 1 LOB: 1 BB: 1 P: 8	R: 1 E: 0 K: 0 S: 4	H: 1 LOB: 1 BB: 1 P: 8	R: 1 E: 0 K: 0 S: 6	H: 3 LOB: 2 BB: 0 P: 6	R: 0 E: 0 K: 2 S: 7	H: 0 LOB: 0 BB: 0 P: 7	R: 0 E: 0 K: 2 S: 7	H: 0 LOB: 1 BB: 1 P: 11	R: 0 E: 0 K: 0 S: 2	H: 0 LOB: 1 BB: 2 P: 10	R: 0 E: 0 K: 0 S: 4	H: 1 LOB: 1 BB: 0 P: 4	1B: 3 2B: 3 3B: 0 HR: 0	SF: 0 SAC: 1 DP: 1 HBP: 0	WP: 1 PB: 0 SB: 0 CS: 0	PA: 37
<b>PITCHER</b>	IP	WLS	BF	H	R	ER	SO	BB	IBB	HBP	BLK	WP	HR	S	P	ERA	WHIP					
Phil Niekro, R ERA: 4.09	9.0	W	37	6	3	3	6	5	0	0	0	1	0	44	64	3.00	1.222					

Atlanta Braves @ Montreal Expos  
Olympic Stadium, Montreal, QB  
Fri Aug 19 1977, 7:05 PM EDT  
Att: 26,433 - Unknown

AB 31  
R 3  
H 6  
RBI 2  
BB 5  
SO 6  
LOB 16





Batter	1	2	3	4	5	6	7	8	9	AB	R	H	RBI	BB	SO	LOB	TOP					
Rowland Office, L OBP: 0.295, SLG: 0.308 (1, 8)										4	0	0	0	1	2	4	<b>Atlanta Braves @ Montreal Expos</b> Olympic Stadium, Montreal, QB Fri Aug 19 1977, 7:05 PM EDT Att: 26,433 - Unknown					
Junior Moore, R OBP: 0.313, SLG: 0.312 (1, 5)										4	0	0	0	1	0	0						
Jeff Burroughs, R OBP: 0.376, SLG: 0.526 (1, 9)										3	0	1	0	1	1	2						
Willie Montanez, L OBP: 0.326, SLG: 0.465 (1, 3)										4	0	0	0	0	0	4						
Gary Matthews, R OBP: 0.351, SLG: 0.428 (1, 7)										3	0	0	0	1	0	0						
Joe Nolan, L OBP: 0.435, SLG: 0.481 (1, 2)										2	1	2	0	2	0	0						
Rod Gilbreath, R OBP: 0.319, SLG: 0.342 (1, 4)										3	1	1	0	1	0	3						
Pat Rockett, R OBP: 0.326, SLG: 0.290 (1, 6)										3	0	1	2	1	1	2						
Eddie Solomon, R OBP: 0.235, SLG: 0.133 Dave Campbell, R OBP: 0.283, SLG: 0.333 Brian Asselstine, L OBP: 0.283, SLG: 0.333 Steve Hargan, R OBP: 0.374, SLG: 0.413 (1, 1) (5, 1) (6, PH) (6, 1) (9, PH)										2	0	0	0	0	0	1						
<b>Inning Stats</b>	R: 0 E: 0 K: 1 S: 6	H: 1 LOB: 1 BB: 0 P: 6	R: 0 E: 0 K: 0 S: 3	H: 0 LOB: 1 BB: 1 P: 7	R: 0 E: 0 K: 1 S: 5	H: 0 LOB: 2 BB: 2 P: 13	R: 2 E: 0 K: 1 S: 7	H: 2 LOB: 1 BB: 1 P: 11	R: 0 E: 0 K: 0 S: 2	H: 0 LOB: 0 BB: 1 P: 6	R: 0 E: 0 K: 0 S: 4	H: 1 LOB: 3 BB: 2 P: 12	R: 0 E: 0 K: 0 S: 3	H: 0 LOB: 0 BB: 0 P: 3	R: 0 E: 0 K: 1 S: 5	H: 1 LOB: 1 BB: 1 P: 9		R: 0 E: 0 K: 1 S: 5	H: 0 LOB: 0 BB: 0 P: 5	1B: 3 2B: 3 3B: 0 HR: 0	SF: 0 SAC: 0 DP: 2 HBP: 0	WP: 1 PB: 0 SB: 1 CS: 0
<b>PITCHER</b>	IP WLS BF H R ER SO BB IBB HBP BLK WP HR S P ERA WHIP	5.0 W 22 3 2 2 3 5 0 0 0 0 0 23 43 3.60 1.600	4.0 S 16 2 0 0 2 3 0 0 0 1 0 17 29 0.00 1.250																			

AB 30  
R 2  
H 5  
RBI 2  
BB 8  
SO 5  
LOB 19



Batter	1	2	3	4	5	6	7	8	9	AB	R	H	RBI	BB	SO	LOB	BOTTOM			
Dave Cash, R OBP: 0.344, SLG: 0.355 (1, 4)										5	1	2	0	0	2	1	<b>Atlanta Braves @ Montreal Expos</b> Olympic Stadium, Montreal, QB Fri Aug 19 1977, 7:05 PM EDT Att: 26,433 - Unknown			
Warren Cromartie, L OBP: 0.321, SLG: 0.451 (1, 7)										5	0	1	1	0	0	3				
Andre Dawson, R OBP: 0.328, SLG: 0.479 (1, 8)										3	2	0	0	1	1	1				
Tony Perez, R OBP: 0.354, SLG: 0.430 Sam Mejias, R OBP: 0.306, SLG: 0.492 (1, 3) (9, 9)										4	1	2	3	0	0	1				
Gary Carter, R OBP: 0.343, SLG: 0.497 (1, 2)										2	1	1	1	2	1	1				
Del Unser, L OBP: 0.339, SLG: 0.453 (1, 9) (9, 3)										3	0	1	2	0	1	3				
Larry Parrish, R OBP: 0.314, SLG: 0.389 (1, 5)										4	0	0	0	0	0	6				
Chris Speier, R OBP: 0.321, SLG: 0.338 (1, 6)										3	2	0	0	1	0	2				
Fred Holdsworth, R OBP: 0.234, SLG: 0.293 Jose Morales, R OBP: 0.293, SLG: 0.293 Santo Alcala, R OBP: 0.080, SLG: 0.200 (1, 1) (5, PH) (6, 1)										1	0	0	0	0	1	0				
<b>Inning Stats</b>	R: 0 E: 0 K: 1 S: 5	H: 0 LOB: 0 BB: 0 P: 5	R: 0 E: 2 K: 1 S: 7	H: 0 LOB: 2 BB: 0 P: 7	R: 0 E: 0 K: 2 S: 7	H: 0 LOB: 0 BB: 0 P: 7	R: 0 E: 0 K: 1 S: 6	H: 1 LOB: 2 BB: 1 P: 10	R: 4 E: 1 K: 0 S: 7	H: 3 LOB: 2 BB: 1 P: 12	R: 0 E: 0 K: 0 S: 4	H: 1 LOB: 1 BB: 0 P: 4	R: 2 E: 0 K: 0 S: 4	H: 1 LOB: 0 BB: 1 P: 8	R: 1 E: 0 K: 1 S: 6	H: 1 LOB: 1 BB: 1 P: 10		1B: 4 2B: 2 3B: 1 HR: 0	SF: 0 SAC: 2 DP: 0 HBP: 1	WP: 1 PB: 0 SB: 1 CS: 0
<b>PITCHER</b>	IP WLS BF H R ER SO BB IBB HBP BLK WP HR S P ERA WHIP	4.2 L 24 4 4 0 0 2 0 0 0 0 0 1 1 0.00 0.000	3.0 14 3 3 3 1 2 0 0 0 1 1 0 14 22 9.00 1.667																	





Batter	1	2	3	4	5	6	7	8	9	AB	R	H	RBI	BB	SO	LOB	TOP											
<b>Gary Matthews, R</b> OBP: 0.354, SLG: 0.432 (1, 7)	0-0 6-3 SF7 2B		0-0 P3		0-0 1-2 1B		0-0 G6-4-3 1B	0-0 4-3		5	1	3	0	0	0	2												
<b>Rowland Office, L</b> OBP: 0.292, SLG: 0.304 (1, 8)	0-0 6-3 2-3		0-0 F8		0-0 G3		0-0 G6-4-3 1-2			4	0	0	0	0	0	4												
<b>Jeff Burroughs, R</b> OBP: 0.373, SLG: 0.522 (1, 9)	0-0 SF7 3-H			0-0 5-3		0-0 P4		0-3 K		3	0	0	1	0	1	0												
<b>Willie Montanez, L</b> OBP: 0.323, SLG: 0.461 (1, 3)	0-0 F9			0-0 F7		0-0 1-3			0-0 F8	4	0	0	0	0	0	0												
<b>Biff Pocoroba, S</b> OBP: 0.382, SLG: 0.423 (1, 2)		0-0 CS 1B		0-0 2B		4-0 BB			0-0 1B 2B	3	1	3	0	1	0	0												
<b>Junior Moore, R</b> OBP: 0.312, SLG: 0.311 (1, 5)		0-0 1-2 1B		0-0 4-3		0-0 5-3			0-0 P6	4	0	1	0	0	0	3												
<b>Rod Gilbreath, R</b> OBP: 0.318, SLG: 0.341 (1, 4)		0-0 F9			0-0 F8		0-0 5-3		0-0 1-2 2B 1B	4	1	1	0	0	0	1												
<b>Pat Rockett, R</b> OBP: 0.324, SLG: 0.296 (1, 6)		0-0 1-3				0-3 K		0-0 F8	0-0 1-2 2B	4	0	1	2	0	1	1												
<b>Buzz Capra, R</b> OBP: 0.194, SLG: 0.107 (5, PH) <b>Tom MacGregor, R</b> OBP: 0.276, SLG: 0.367 (5, L) <b>Don Collins, R</b> (5, L) <b>Mike Davey, R</b> (6, L) <b>Brian Asselstine, L</b> OBP: 0.258, SLG: 0.329 (7, PH) <b>Duane Theiss, R</b> (7, L) <b>Joe Nolan, L</b> OBP: 0.443, SLG: 0.481 (9, PH) <b>Jerry Royster, R</b> OBP: 0.274, SLG: 0.282 (9, PH)			0-0 P6		0-0 1B 1B		0-0 4-3		4-0 1B BB	1	0	0	0	0	0	0												
<b>Inning Stats</b>	R: 1 E: 0 K: 0 S: 4	H: 1 LOB: 0 BB: 0 P: 4	R: 0 E: 0 K: 0 S: 4	H: 2 LOB: 1 BB: 0 P: 4	R: 0 E: 0 K: 0 S: 3	H: 0 LOB: 0 BB: 0 P: 3	R: 0 E: 0 K: 0 S: 4	H: 1 LOB: 1 BB: 0 P: 4	R: 0 E: 0 K: 1 S: 7	H: 2 LOB: 2 BB: 0 P: 7	R: 0 E: 0 K: 0 S: 3	H: 0 LOB: 0 BB: 0 P: 3	R: 0 E: 0 K: 1 S: 5	H: 1 LOB: 0 BB: 0 P: 5	R: 2 E: 0 K: 0 S: 6	H: 3 LOB: 2 BB: 1 P: 10	1B: 7 2B: 3 3B: 0 HR: 0	SF: 1 SAC: 0 DP: 1 HBP: 0	WP: 0 PB: 0 SB: 0 CS: 1	PA: 37								
<b>PITCHER</b>	IP	WLS	BF	H	R	ER	SO	BB	IBB	HBP	BLK	WP	HR	S	P	ERA	WHIP											
<b>Jackie Brown, R</b> ERA: 4.15 <b>Joe Kerrigan, R</b> ERA: 3.19	(1, 1)	8.2	W	36	10	3	3	2	2	0	0	0	0	0	38	46	3.12	1.385										
	(9, 1)	0.1	S	1	0	0	0	0	0	0	0	0	0	1	1	0.00	0.000											

Atlanta Braves @ Montreal Expos  
Olympic Stadium, Montreal, QB  
Sat Aug 20 1977, 7:05 PM EDT  
Att: 18,535 - Unknown

AB 34  
R 3  
H 10  
RBI 3  
BB 2  
SO 2  
LOB 11



Batter	1	2	3	4	5	6	7	8	9	AB	R	H	RBI	BB	SO	LOB	BOTTOM											
<b>Dave Cash, R</b> OBP: 0.345, SLG: 0.353 (1, 4)	0-0 5-3		0-0 4-3	0-0 P3		4-0 IBB		4-0 G4-6-3 BB		3	0	0	0	2	0	1												
<b>Warren Cromartie, L</b> OBP: 0.324, SLG: 0.400 (1, 7)	0-0 E S 1B		4-0 HR BB		4-0 G6-4-3 BB		0-3 K	0-0 G4-6-3 1-2		3	1	1	0	2	1	4												
<b>Andre Dawson, R</b> OBP: 0.326, SLG: 0.475 (1, 8)	0-3 K 1-3		0-0 P6		0-0 F7		0-0 1B SF7 1B	0-3 K		5	1	1	0	0	2	3												
<b>Tony Perez, R</b> OBP: 0.354, SLG: 0.436 (1, 3)	0-3 K		0-0 1-H HR		0-0 G6-4-3 1-2		0-0 P4			4	1	1	2	0	1	3												
<b>Gary Carter, R</b> OBP: 0.345, SLG: 0.500 (7, PR) <b>Pepe Frias, R</b> OBP: 0.231, SLG: 0.250 <b>Tim Blackwell, S</b> OBP: 0.222, SLG: 0.188 (8, 2)		0-0 P3 6-3			0-0 1B 2B 1-2 1B		0-0 1B 1B 1B			4	1	2	0	0	0	0												
<b>Del Unser, L</b> OBP: 0.342, SLG: 0.468 (1, 9)		0-0 P5		0-0 HR		0-0 F8		1-2 2-3 1B		4	1	2	1	0	0	1												
<b>Larry Parrish, R</b> OBP: 0.316, SLG: 0.391 (1, 5)		0-0 2B 1B		0-0 1-3		0-0 SH5-4 BB 2H 1B		0-0 SF7		3	1	2	2	0	0	0												
<b>Chris Speier, R</b> OBP: 0.327, SLG: 0.348 (1, 6)		0-0 1-H 2B		0-0 2B		4-0 SH5-4 BB 1-2 2-3 1B		0-0 FC6 1B		3	0	3	1	1	0	0												
<b>Jackie Brown, R</b> OBP: 0.157, SLG: 0.140 <b>Joe Kerrigan, R</b> (9, 1)		0-3 K		0-0 5-3		0-0 SH5-4 1-2 2-3		0-0 FC6 1-2		3	0	0	0	0	1	5												
<b>Inning Stats</b>	R: 0 E: 0 K: 2 S: 8	H: 1 LOB: 1 BB: 0 P: 8	R: 1 E: 0 K: 1 S: 7	H: 2 LOB: 1 BB: 0 P: 7	R: 2 E: 0 K: 0 S: 4	H: 1 LOB: 0 BB: 1 P: 8	R: 1 E: 0 K: 0 S: 5	H: 2 LOB: 1 BB: 0 P: 5	R: 0 E: 0 K: 0 S: 2	H: 0 LOB: 0 BB: 1 P: 6	R: 1 E: 0 K: 1 S: 7	H: 2 LOB: 3 BB: 2 P: 15	R: 1 E: 0 K: 0 S: 7	H: 4 LOB: 3 BB: 0 P: 7	R: 0 E: 0 K: 1 S: 4	H: 0 LOB: 0 BB: 1 P: 8	1B: 7 2B: 3 3B: 0 HR: 2	SF: 1 SAC: 1 DP: 2 HBP: 0	WP: 0 PB: 0 SB: 1 CS: 0	PA: 39								
<b>PITCHER</b>	IP	WLS	BF	H	R	ER	SO	BB	IBB	HBP	BLK	WP	HR	S	P	ERA	WHIP											
<b>Buzz Capra, R</b> ERA: 5.64 <b>Don Collins, L</b> ERA: 4.95 <b>Mike Davey, L</b> ERA: 5.4 <b>Duane Theiss, R</b> ERA: 3.88	(1, 1)	4.0	L	19	6	4	4	3	1	0	0	0	0	0	5	13	6.75	3.000										
	(5, 1)	1.1		7	2	1	1	0	2	0	0	0	0	0	4	8	0.00	0.000										
	(6, 1)	0.2		3	0	0	0	1	0	1	0	0	0	0	4	8	0.00	0.000										
	(7, 1)	2.0		10	4	1	1	1	1	0	0	0	0	0	11	15	4.50	2.500										

Atlanta Braves @ Montreal Expos  
Olympic Stadium, Montreal, QB  
Sat Aug 20 1977, 7:05 PM EDT  
Att: 18,535 - Unknown

AB 32  
R 6  
H 12  
RBI 6  
BB 5  
SO 5  
LOB 17





Batter	1	2	3	4	5	6	7	8	9	AB	R	H	RBI	BB	SO	LOB	TOP
<b>Gary Matthews, R</b> OBP: 0.355, SLG: 0.436 (1, 7)	4-0 BB HR BB	0-0 2H 3B		0-0 FC6-4 1-2			0-0 G4-6-3 1-2			3	1	1	1	1	0	2	
<b>Rod Gilbreath, R</b> OBP: 0.317, SLG: 0.338 (1, 4)	4-0 HR BB	F5			0-3 K			0-0 6-3		3	1	0	0	1	1	1	
<b>Jeff Burroughs, R</b> OBP: 0.372, SLG: 0.527 (1, 9)	0-0 HR	F4			0-0 L8			0-0 F8		4	1	1	3	0	0	1	
<b>Willie Montanez, L</b> OBP: 0.322, SLG: 0.461 (1, 3)	0-0 L7			0-0 4-3			0-0 6-3		0-0 2B	4	0	1	0	0	0	0	
<b>Biff Pocoroba, S</b> OBP: 0.383, SLG: 0.424 (1, 2)	0-0 4-3 WP 1B			0-0 CS 1B		0-3 K		0-0 4-3		4	0	2	0	0	1	1	
<b>Junior Moore, R</b> OBP: 0.311, SLG: 0.307 (1, 5)	0-0 4-3 1-3			0-0 6-3 1-2		0-0 5-3			4-0 G4-6-3 BB	3	0	0	0	1	0	2	
<b>Rowland Office, L</b> OBP: 0.288, SLG: 0.301 (1, 8)	0-0 G3			0-0 3-1		0-0 6-3			0-0 G4-6-3 1-2	4	0	0	0	0	0	2	
<b>Pat Rockett, R</b> OBP: 0.329, SLG: 0.297 (1, 6)		4-0 SH2-4 3B BB		0-0 FC1-6 1B			0-0 4-3		0-0 5-3	3	1	1	0	1	0	0	
<b>Dick Ruthven, R</b> OBP: 0.303, SLG: 0.452 (7, PH)		SH2-4		0-0 FC1-6 1-2			4-0 G4-6-3 BB			1	0	0	0	0	0	1	
<b>Brian Asselstine, L</b> OBP: 0.256, SLG: 0.329 (7, 1)										0	0	0	0	1	0	0	
<b>Duane Theiss, R</b> (7, 1)										0	0	0	0	0	0	0	
<b>Inning Stats</b>	R: 3 E: 0 K: 0 S: 5	H: 2 LOB: 1 BB: 2 P: 13	R: 1 E: 0 K: 0 S: 4	H: 1 LOB: 1 BB: 1 P: 8	R: 0 E: 0 K: 0 S: 3	H: 1 LOB: 0 BB: 0 P: 3	R: 0 E: 0 K: 1 S: 5	H: 0 LOB: 0 BB: 0 P: 5	R: 0 E: 0 K: 1 S: 5	H: 0 LOB: 0 BB: 1 P: 6	R: 0 E: 0 K: 0 S: 4	H: 1 LOB: 1 BB: 0 P: 4	R: 0 E: 0 K: 0 S: 2	H: 0 LOB: 0 BB: 1 P: 6	1B: 3 2B: 1 3B: 1 HR: 1	SF: 0 SAC: 1 DP: 2 HBP: 0	WP: 1 PA: 35 PB: 0 SB: 0 CS: 1
<b>PITCHER</b>	IP WLS BF H R ER SO BB IBB HBP BLK WP HR S P ERA WHIP	IP WLS BF H R ER SO BB IBB HBP BLK WP HR S P ERA WHIP															IP WLS BF H R ER SO BB IBB HBP BLK WP HR S P ERA WHIP
<b>Stan Bahnsen, R</b> ERA: 4.99 (1, 1)	3.2 W 18 5 4 4 0 3 0 0 0 1 1 15 27 9.82 2.182	5.1 W 17 1 0 0 2 2 0 0 0 0 0 19 27 0.00 0.562															
<b>Don Stanhouse, R</b> ERA: 4.03 (4, 1)																	

Atlanta Braves @ Montreal Expos  
Olympic Stadium, Montreal, QB  
Sun Aug 21 1977, 3:33 AM EDT  
Att: 2,539 - Unknown

AB 29  
R 4  
H 6  
RBI 4  
BB 5  
SO 2  
LOB 10




Batter	1	2	3	4	5	6	7	8	9	AB	R	H	RBI	BB	SO	LOB	BOTTOM		
<b>Dave Cash, R</b> OBP: 0.349, SLG: 0.365 (1, 4)	0-0 1B 3B	0-0 L9		0-0 2B 2B		0-0 HR 1B	0-0 2B			5	3	4	2	0	0	0			
<b>Pepe Frias, R</b> OBP: 0.231, SLG: 0.250 (7, FR) (8, 4)										0	0	0	0	0	0	0			
<b>Warren Cromartie, L</b> OBP: 0.321, SLG: 0.396 (1, 7)	0-0 G3	0-0 4-3		0-3 K		0-0 F6	0-0 3-1			5	0	0	0	0	1	4			
<b>Del Unser, L</b> OBP: 0.347, SLG: 0.489 (1, 9)	0-0 BB E 6-3 1B	0-0 G3		0-0 2B		0-0 HR		0-0 F5		5	2	3	4	0	0	0			
<b>Tony Perez, R</b> OBP: 0.356, SLG: 0.435 (1, 3)	0-0 6-3		4-0 FC5-4 BB	4-0 IBB		0-0 E5 1B	0-0 6-3		0-0 6-3	3	1	1	0	2	0	1			
<b>Gary Carter, R</b> OBP: 0.346, SLG: 0.500 (1, 2)	0-0 E BB 1B		0-0 FC5-4 5-3	0-0 5-3		0-0 1B	0-0 5-3		0-0 5-3	4	1	2	1	0	0	3			
<b>Tim Blackwell, S</b> OBP: 0.211, SLG: 0.176 (7, 2)										1	0	0	0	0	0	0			
<b>Larry Parrish, R</b> OBP: 0.319, SLG: 0.389 (1, 5)	4-0 1B BB		0-0 5-3		4-0 6-3 SH1-4 BB	0-0 6-3				2	1	0	0	2	0	1			
<b>Sam Mejias, R</b> OBP: 0.294, SLG: 0.470 (1, 8)	0-0 E5 1B		0-0 P3		0-0 SH1-4		0-3 K			3	0	0	0	0	1	3			
<b>Chris Speier, R</b> OBP: 0.331, SLG: 0.355 (1, 6)	0-0 1B			0-0 2B 3B		0-0 6-3	4-0 SH1-3 2B BB			3	2	2	2	1	0	1			
<b>Stan Bahnsen, R</b> OBP: 0.179, SLG: 0.167 (1, 1)				0-0 F4		0-3 K		0-0 SH1-3		1	0	0	0	0	1	2			
<b>Don Stanhouse, R</b> OBP: 0.214, SLG: 0.268 (4, 1)										2	0	0	0	0	1	2			
<b>Inning Stats</b>	R: 4 E: 1 K: 1 S: 10	H: 4 LOB: 2 BB: 1 P: 14	R: 0 E: 0 K: 0 S: 3	H: 0 LOB: 0 BB: 0 P: 3	R: 0 E: 0 K: 0 S: 3	H: 0 LOB: 1 BB: 1 P: 7	R: 2 E: 0 K: 1 S: 8	H: 3 LOB: 2 BB: 1 P: 12	R: 0 E: 0 K: 1 S: 5	H: 0 LOB: 1 BB: 1 P: 9	R: 3 E: 1 K: 0 S: 6	H: 4 LOB: 0 BB: 0 P: 6	R: 1 E: 0 K: 1 S: 6	H: 1 LOB: 1 BB: 1 P: 10	R: 0 E: 0 K: 0 S: 3	H: 0 LOB: 0 BB: 0 P: 3	1B: 6 2B: 3 3B: 2 HR: 1	SF: 0 SAC: 2 DP: 0 HBP: 0	WP: 0 PA: 41 PB: 0 SB: 0 CS: 0
<b>PITCHER</b>	IP WLS BF H R ER SO BB IBB HBP BLK WP HR S P ERA WHIP	IP WLS BF H R ER SO BB IBB HBP BLK WP HR S P ERA WHIP															IP WLS BF H R ER SO BB IBB HBP BLK WP HR S P ERA WHIP		
<b>Dick Ruthven, R</b> ERA: 4.04 (1, 1)	6.0 L 33 11 9 5 3 3 0 0 0 0 0 35 51 7.50 2.333	2.0 L 8 1 1 1 1 1 0 0 0 0 0 9 13 4.50 1.000																	
<b>Duane Theiss, R</b> ERA: 3.96 (7, 1)																			


Atlanta Braves @ Montreal Expos  
Olympic Stadium, Montreal, QB  
Sun Aug 21 1977, 3:33 AM EDT  
Att: 2,539 - Unknown

AB 34  
R 10  
H 12  
RBI 9  
BB 5  
SO 4  
LOB 17





Batter	1	2	3	4	5	6	7	8	9	AB	R	H	RBI	BB	SO	LOB	TOP			
<b>Bake McBride, L</b> OBP: 0.354, SLG: 0.516 (1, 8)	1-3	6-3							F7	5	2	1	0	0	1		<b>Philadelphia Phillies @ Atlanta Braves</b> Atlanta-Fulton County Stadium, Atlanta, GA Mon Aug 22 1977, 7:05 PM EDT Att: 5,711 - Unknown  <b>AB 36</b> <b>R 5</b> <b>H 9</b> <b>RBI 4</b> <b>BB 3</b> <b>SO 6</b> <b>LOB 14</b> 			
<b>Larry Bowa, S</b> OBP: 0.313, SLG: 0.346 (1, 6)	2B		F3						6-3	5	1	1	0	0	1					
<b>Mike Schmidt, R</b> OBP: 0.395, SLG: 0.596 (1, 5)	1B		E5						K	5	0	1	1	0	2	1				
<b>Greg Luzinski, R</b> OBP: 0.384, SLG: 0.612 (1, 7)	2B		K						K	2	0	0	0	2	1					
<b>Richie Hebner, L</b> OBP: 0.376, SLG: 0.489 <b>Davey Johnson, R</b> (7, PH) OBP: 0.406, SLG: 0.617 (7, 3)	1B		F8						F8	3	0	0	0	0	3					
<b>Jay Johnstone, L</b> OBP: 0.353, SLG: 0.492 (1, 9)	F6								F8	4	1	1	1	0	4					
<b>Bob Boone, R</b> OBP: 0.341, SLG: 0.445 (1, 2)		K							F6	4	0	1	0	0	1	0				
<b>Ted Sizemore, R</b> OBP: 0.345, SLG: 0.359 (1, 4)		1B							F7	4	0	2	0	0	1	1				
<b>Jim Lonborg, R</b> OBP: 0.108, SLG: 0.083 <b>Tim McCarver, L</b> (7, PH) OBP: 0.425, SLG: 0.545 <b>Gene Garber, R</b> (7, 1) <b>Ron Reed, R</b> OBP: 0.167, SLG: 0.250 (9, 1)		K							B5	2	0	0	0	0	1	2				
<b>Inning Stats</b>	R: 1 E: 0 K: 0 S: 5	H: 2 LOB: 2 BB: 1 P: 9	R: 0 E: 1 K: 2 S: 8	H: 1 LOB: 1 BB: 0 P: 8	R: 0 E: 1 K: 1 S: 6	H: 0 LOB: 1 BB: 0 P: 6	R: 0 E: 0 K: 0 S: 4	H: 1 LOB: 1 BB: 0 P: 4	R: 1 E: 0 K: 1 S: 6	H: 1 LOB: 0 BB: 0 P: 6	R: 2 E: 1 K: 0 S: 5	H: 2 LOB: 2 BB: 2 P: 13	R: 0 E: 0 K: 0 S: 3	H: 1 LOB: 0 BB: 0 P: 3	R: 0 E: 0 K: 1 S: 5	H: 0 LOB: 0 BB: 0 P: 5		1B: 5 2B: 2 3B: 0 HR: 2	SF: 0 SAC: 0 DP: 0 HBP: 0	WP: 1 PB: 0 SB: 1 CS: 1
<b>PITCHER</b>	IP WLS BF H R ER SO BB IBB HBP BLK WP HR S P ERA WHIP																			
<b>Preston Hanna, R</b> ERA: 4.63 <b>Mike Davey, L</b> ERA: 5.4 <b>Duane Theiss, R</b> ERA: 3.72 <b>Dave Campbell, R</b> ERA: 3.67	(1, 1) (7, 1) (7, 1) (8, 1)	6.2 0.0 0.1 2.0	L 1 2 6	30 0 0 1	7 0 0 0	5 0 0 0	5 0 0 1	5 0 0 0	2 0 0 0	0 1 0 0	0 0 0 0	0 0 0 0	0 0 2 8	4 ∞ 0.00 0.500	∞ 3.000	0.00 0.500				

Batter	1	2	3	4	5	6	7	8	9	AB	R	H	RBI	BB	SO	LOB	BOTTOM					
<b>Gary Matthews, R</b> OBP: 0.352, SLG: 0.432 (1, 7)	4-3		F9						F8	4	0	0	0	0	0	0	<b>Philadelphia Phillies @ Atlanta Braves</b> Atlanta-Fulton County Stadium, Atlanta, GA Mon Aug 22 1977, 7:05 PM EDT Att: 5,711 - Unknown  <b>AB 33</b> <b>R 4</b> <b>H 7</b> <b>RBI 4</b> <b>BB 2</b> <b>SO 6</b> <b>LOB 10</b> 					
<b>Rowland Office, L</b> OBP: 0.291, SLG: 0.301 (1, 8)	6-3								H	3	0	1	0	0	0	0						
<b>Jeff Burroughs, R</b> OBP: 0.369, SLG: 0.522 (1, 9)	K								HBP	4	0	0	0	0	1	2						
<b>Willie Montanez, L</b> OBP: 0.319, SLG: 0.456 (1, 3)		K							K	4	0	0	0	0	2	1						
<b>Biff Pocoroba, S</b> OBP: 0.391, SLG: 0.435 (1, 2)		BB							1B	2	2	2	0	2	0	0						
<b>Junior Moore, R</b> OBP: 0.310, SLG: 0.307 (1, 5)		F9							K	4	1	1	0	0	1	4						
<b>Rod Gilbreath, R</b> OBP: 0.319, SLG: 0.349 (1, 4)		F9							1B	4	1	2	3	0	0	1						
<b>Pat Rockett, R</b> OBP: 0.323, SLG: 0.291 <b>Joe Nolan, L</b> (9, PH) OBP: 0.453, SLG: 0.491 <b>Jerry Royster, R</b> OBP: 0.274, SLG: 0.262 (9, FR)									1B	3	0	0	0	0	2	0						
<b>Preston Hanna, R</b> <b>Mike Davey, R</b> <b>Duane Theiss, R</b> <b>Brian Asselstine, L</b> <b>Dave Campbell, R</b> <b>Cito Gaston, R</b>	(1, 1) (7, 1) (7, 1) (7, PH) (8, 1) (9, PH)	6.0 2.2 0.1	W S	24 10 2	4 2 1	3 1 0	3 1 0	3 3 0	0 0 0	1 0 0	0 0 0	0 0 0	0 1 2	0 15 2	0 16 2	0 3.38 0.00		0.833 0.750 3.000				
<b>Inning Stats</b>	R: 0 E: 0 K: 1 S: 5	H: 0 LOB: 0 BB: 0 P: 5	R: 0 E: 0 K: 1 S: 5	H: 0 LOB: 1 BB: 1 P: 9	R: 0 E: 0 K: 0 S: 3	H: 0 LOB: 0 BB: 0 P: 3	R: 0 E: 0 K: 0 S: 3	H: 0 LOB: 0 BB: 0 P: 3	R: 3 E: 0 K: 1 S: 8	H: 3 LOB: 0 BB: 0 P: 8	R: 0 E: 0 K: 0 S: 4	H: 1 LOB: 2 BB: 1 P: 8	R: 0 E: 0 K: 1 S: 5	H: 0 LOB: 0 BB: 0 P: 5	R: 0 E: 0 K: 0 S: 2	H: 0 LOB: 0 BB: 0 P: 3		R: 1 E: 0 K: 2 S: 10	H: 3 LOB: 2 BB: 0 P: 10	1B: 4 2B: 2 3B: 0 HR: 1	SF: 0 SAC: 0 DP: 1 HBP: 1	WP: 0 PB: 0 SB: 0 CS: 0
<b>PITCHER</b>	IP WLS BF H R ER SO BB IBB HBP BLK WP HR S P ERA WHIP																					
<b>Jim Lonborg, R</b> ERA: 3.63 <b>Gene Garber, R</b> ERA: 2.61 <b>Ron Reed, R</b> ERA: 2.61	(1, 1) (7, 1) (9, 1)	6.0 2.2 0.1	W S	24 10 2	4 2 1	3 1 0	3 3 0	0 0 0	1 0 0	0 0 0	0 0 0	0 0 0	0 15 2	0 16 2	0 3.38 0.00	0.833 0.750 3.000						



Batter	1	2	3	4	5	6	7	8	9	AB	R	H	RBI	BB	SO	LOB	TOP											
<b>Bake McBride, L</b> OBP: 0.358, SLG: 0.517 (1, 8)										5	1	3	0	0	2	1	<b>Philadelphia Phillies @ Atlanta Braves</b> Atlanta-Fulton County Stadium, Atlanta, GA Tue Aug 23 1977, 7:05 PM EDT Att: 5,972 - Unknown											
<b>Larry Bowa, S</b> OBP: 0.312, SLG: 0.343 (1, 6)										4	1	0	0	1	1	3												
<b>Mike Schmidt, R</b> OBP: 0.395, SLG: 0.601 (1, 5)										5	1	2	1	0	3	2												
<b>Greg Luzinski, R</b> OBP: 0.386, SLG: 0.610 <b>Tom Hutton, L</b> OBP: 0.344, SLG: 0.382 (9, 3)										3	0	1	2	2	1	2												
<b>Richie Hebner, L</b> OBP: 0.381, SLG: 0.489 <b>Jerry Martin, R</b> OBP: 0.342, SLG: 0.447 (1, 3) (9, 7)										2	0	1	0	3	1	2												
<b>Jay Johnstone, L</b> OBP: 0.348, SLG: 0.485 (1, 9)										4	0	0	0	0	3	6												
<b>Bob Boone, R</b> OBP: 0.338, SLG: 0.440 (1, 2)										4	0	0	0	0	2	6												
<b>Ted Sizemore, R</b> OBP: 0.346, SLG: 0.359 (1, 4)										3	0	1	0	1	1	0												
<b>Randy Lerch, L</b> OBP: 0.170, SLG: 0.156 <b>Tug McGraw, R</b> OBP: 0.429, SLG: 0.429 (1, 1) (8, 1)										4	0	0	0	0	1	3												
<b>Inning Stats</b>	R: 2 E: 0 K: 2 S: 10	H: 3 LOB: 2 BB: 1 P: 14	R: 0 E: 0 K: 0 S: 4	H: 1 LOB: 1 BB: 0 P: 4	R: 0 E: 0 K: 2 S: 7	H: 0 LOB: 2 BB: 2 P: 15	R: 0 E: 1 K: 2 S: 8	H: 1 LOB: 1 BB: 0 P: 8	R: 1 E: 0 K: 2 S: 8	H: 1 LOB: 1 BB: 1 P: 12	R: 0 E: 0 K: 2 S: 7	H: 0 LOB: 0 BB: 0 P: 7	R: 0 E: 0 K: 2 S: 6	H: 0 LOB: 0 BB: 1 P: 10	R: 0 E: 0 K: 1 S: 5	H: 0 LOB: 2 BB: 2 P: 13		R: 0 E: 0 K: 2 S: 9	H: 2 LOB: 2 BB: 0 P: 9	1B: 7 2B: 0 3B: 0 HR: 1	SF: 0 SAC: 0 DP: 0 HBP: 0	WP: 0 PB: 0 SB: 6 CS: 1	PA: 42					
<b>PITCHER</b>	IP	WLS	BF	H	R	ER	SO	BB	IBB	HBP	BLK	WP	HR	S	P	ERA	WHIP											
<b>Phil Niekro, R</b> ERA: 4.07 <b>Dave Campbell, R</b> ERA: 3.61 (1, 1) (9, 1)	8.0	L	36	6	3	3	13	6	1	0	0	0	0	1	55	83	3.38	1.500										

AB	34
R	3
H	8
RBI	3
BB	7
SO	15
LOB	25



Batter	1	2	3	4	5	6	7	8	9	AB	R	H	RBI	BB	SO	LOB	BOTTOM										
<b>Rowland Office, L</b> OBP: 0.287, SLG: 0.297 (1, 8)										4	0	0	0	0	0	1	<b>Philadelphia Phillies @ Atlanta Braves</b> Atlanta-Fulton County Stadium, Atlanta, GA Tue Aug 23 1977, 7:05 PM EDT Att: 5,972 - Unknown										
<b>Rod Gilbreath, R</b> OBP: 0.319, SLG: 0.357 (1, 4)										4	1	1	1	0	1	1											
<b>Jeff Burroughs, R</b> OBP: 0.367, SLG: 0.517 (1, 9)										4	0	0	0	0	1	0											
<b>Willie Montanez, L</b> OBP: 0.318, SLG: 0.453 (1, 3)										3	0	0	0	1	0	0											
<b>Gary Matthews, R</b> OBP: 0.354, SLG: 0.434 (1, 7)										3	0	1	0	1	0	1											
<b>Biff Pocoreba, S</b> OBP: 0.386, SLG: 0.429 (1, 2)										4	0	0	0	0	0	3											
<b>Junior Moore, R</b> OBP: 0.313, SLG: 0.308 (1, 5)										2	0	1	0	1	0	0											
<b>Pat Rockett, R</b> OBP: 0.318, SLG: 0.287 <b>Tom Paciorek, R</b> OBP: 0.275, SLG: 0.371 <b>Dave Campbell, R</b> (8, PH) (9, 1)										2	0	0	0	0	0	2											
<b>Phil Niekro, R</b> OBP: 0.169, SLG: 0.172 <b>Cito Gaston, R</b> OBP: 0.325, SLG: 0.459 <b>Jerry Royster, R</b> OBP: 0.274, SLG: 0.262 (8, PH) (8, PR) (9, 6)										1	0	1	1	0	0	0											
<b>Inning Stats</b>	R: 0 E: 0 K: 1 S: 5	H: 0 LOB: 0 BB: 0 P: 5	R: 0 E: 0 K: 0 S: 2	H: 0 LOB: 0 BB: 1 P: 6	R: 0 E: 0 K: 0 S: 2	H: 0 LOB: 0 BB: 1 P: 6	R: 1 E: 0 K: 0 S: 4	H: 1 LOB: 0 BB: 0 P: 4	R: 0 E: 0 K: 0 S: 3	H: 0 LOB: 0 BB: 0 P: 3	R: 0 E: 0 K: 0 S: 4	H: 1 LOB: 1 BB: 0 P: 4	R: 1 E: 0 K: 1 S: 7	H: 2 LOB: 1 BB: 0 P: 7	R: 0 E: 0 K: 0 S: 3	H: 0 LOB: 1 BB: 1 P: 7		1B: 2 2B: 2 3B: 0 HR: 1	SF: 0 SAC: 0 DP: 2 HBP: 0	WP: 0 PB: 0 SB: 0 CS: 0	PA: 33						
<b>PITCHER</b>	IP	WLS	BF	H	R	ER	SO	BB	IBB	HBP	BLK	WP	HR	S	P	ERA	WHIP										
<b>Randy Lerch, L</b> ERA: 5.31 <b>Tug McGraw, L</b> ERA: 2.42 (1, 1) (8, 1)	7.1	W	27	5	2	2	1	2	0	0	0	0	0	7	11	0.00	0.600										

AB	30
R	2
H	5
RBI	2
BB	3
SO	2
LOB	8

















Batter	1	2	3	4	5	6	7	8	9	10	AB	R	H	RBI	BB	SO	LOB	TOP			
Lenny Randle, S OBP: 0.381, SLG: 0.416	0-0 6-3		0-3 K2-3		0-0 G6-3		0-0 F6		0-0 G1		5	0	0	0	0	1	3				
Bud Harrelson, S OBP: 0.253, SLG: 0.227	4-0 CS		0-0 L6			0-0 6-3	0-0 FC4-6			0-3 K	3	0	0	0	1	0	2				
Bob Apodaca, R OBP: 0.200, SLG: 0.200											0	0	0	0	0	0	0				
Paul Siebert, L											0	0	0	0	0	0	0				
Ron Hodges, L OBP: 0.300, SLG: 0.316	4-0 PB		0-0 PB			0-0 F6		0-0 F4		0-3 K	4	0	1	0	1	1	0				
Skip Lockwood, R OBP: 0.143, SLG: 0.143																					
Bruce Boisclair, L OBP: 0.353, SLG: 0.395	4-0 PB		0-0 2B			0-0 F6		0-0 F4		0-3 K	4	0	1	0	1	1	0				
Steve Henderson, R OBP: 0.375, SLG: 0.487	4-0 BB		0-0 1-3			0-0 6-3				4-0 BB	3	1	1	0	2	0	1				
John Milner, L OBP: 0.359, SLG: 0.439	0-0 3-1									0-3 K	5	2	2	3	0	2	3				
Lee Mazzilli, S OBP: 0.328, SLG: 0.304		4-0 FC4-6									3	1	1	0	1	1	1				
John Stearns, R OBP: 0.379, SLG: 0.428		0-0 FC4-6									4	0	1	0	0	1	2				
Leo Foster, R OBP: 0.250, SLG: 0.212		0-0 F7									3	0	1	1	1	1	1				
Pat Zachry, R OBP: 0.135, SLG: 0.118		0-0 FC5-4									2	0	0	0	0	0	2				
Joel Youngblood, R OBP: 0.308, SLG: 0.274											2	0	0	0	0	1	2				
<b>Inning Stats</b>	R: 0 E: 0 K: 0 S: 2	H: 0 LOB: 2 BB: 3 P: 14	R: 0 E: 0 K: 0 S: 3	H: 0 LOB: 1 BB: 1 P: 7	R: 0 E: 0 K: 1 S: 6	H: 1 LOB: 1 BB: 0 P: 6	R: 0 E: 0 K: 2 S: 7	H: 0 LOB: 0 BB: 0 P: 7	R: 0 E: 0 K: 0 S: 3	H: 0 LOB: 0 BB: 0 P: 3	R: 2 E: 0 K: 1 S: 9	H: 4 LOB: 2 BB: 0 P: 9	R: 2 E: 0 K: 1 S: 7	H: 2 LOB: 0 BB: 0 P: 7	R: 0 E: 0 K: 1 S: 5	H: 0 LOB: 0 BB: 0 P: 5	R: 0 E: 0 K: 3 S: 9	H: 0 LOB: 1 BB: 1 P: 13	1B: 4 2B: 1 3B: 0 HR: 2	SF: 0 SAC: 0 DP: 2 HBP: 0	WP: 0 PA: 41
<b>PITCHER</b> Phil Niekro, R ERA: 4.05	IP: 10.0 W: 7 L: 4 ER: 4 SO: 9 BB: 6 IBB: 0 HBP: 0 BLK: 0 WP: 0 HR: 2 S: 53 P: 77 ERA: 3.60 WHIP: 1.300																				

New York Mets @ Atlanta Braves  
Atlanta-Fulton County Stadium, Atlanta, GA  
Sat Aug 27 1977, 7:05 PM EDT  
Att: 8,328 - Unknown

AB	35
R	4
H	7
RBI	4
BB	6
SO	9
LOB	17



Batter	1	2	3	4	5	6	7	8	9	10	AB	R	H	RBI	BB	SO	LOB	BOTTOM			
Rowland Office, L OBP: 0.290, SLG: 0.308	0-0 4-3		0-0 F7		0-0 1B		0-0 F9		0-3 K		5	0	1	1	0	1	1				
Rod Gilbreath, R OBP: 0.325, SLG: 0.353	0-0 5-3		0-3 K		0-3 K				0-3 K		5	0	1	0	0	3	0				
Jeff Burroughs, R OBP: 0.368, SLG: 0.525	0-0 5-3		4-0 BB								4	2	2	1	1	0	1				
Wille Montanez, L OBP: 0.325, SLG: 0.467		0-0 E	0-0 BB								5	1	2	0	0	0	1				
Gary Matthews, R OBP: 0.300, SLG: 0.439	4-0 E		4-0 1B								3	1	3	0	2	0	0				
Junior Moore, R OBP: 0.319, SLG: 0.332	0-0 F9		0-0 FC6-4								5	0	2	2	0	0	4				
Vic Correll, R OBP: 0.317, SLG: 0.400	0-3 K		0-3 FC6-4								4	0	0	0	1	2	6				
Pat Rockett, R OBP: 0.326, SLG: 0.288	0-0 E5		0-0 E5								4	1	2	1	1	0	2				
Phil Niekro, R OBP: 0.172, SLG: 0.176	0-0 F9		0-0 5-3								4	0	1	0	0	1	6				
<b>Inning Stats</b>	R: 0 E: 0 K: 0 S: 3	H: 0 LOB: 0 BB: 0 P: 3	R: 0 E: 1 K: 1 S: 7	H: 1 LOB: 3 BB: 1 P: 11	R: 2 E: 0 K: 1 S: 7	H: 2 LOB: 2 BB: 2 P: 15	R: 1 E: 0 K: 1 S: 6	H: 2 LOB: 0 BB: 0 P: 6	R: 1 E: 0 K: 0 S: 4	H: 2 LOB: 0 BB: 0 P: 4	R: 0 E: 0 K: 0 S: 3	H: 1 LOB: 0 BB: 0 P: 3	R: 0 E: 0 K: 1 S: 5	H: 1 LOB: 2 BB: 2 P: 13	R: 0 E: 0 K: 2 S: 8	H: 1 LOB: 1 BB: 0 P: 8	R: 1 E: 0 K: 1 S: 6	H: 3 LOB: 2 BB: 0 P: 6	1B: 13 2B: 0 3B: 0 HR: 1	SF: 0 SAC: 0 DP: 2 HBP: 0	WP: 0 PA: 44
<b>PITCHER</b> Pat Zachry, R ERA: 4.58	IP: 6.0 W: 2 L: 1 ER: 3 SO: 3 BB: 3 IBB: 0 HBP: 0 BLK: 0 WP: 0 HR: 1 S: 31 P: 43 ERA: 6.00 WHIP: 1.833																				
Bob Apodaca, R ERA: 3.01	2.2 11 3 0 0 3 2 0 0 0 0 0 0 0 15 23 0.00 1.875																				
Paul Siebert, L ERA: 3.33	0.1 1 0 0 0 0 0 0 0 0 0 0 0 0 1 1 0.00 0.000																				
Skip Lockwood, R ERA: 3.0	0.1 L 4 3 1 1 1 0 0 0 0 0 0 0 6 6 27.00 9.000																				

New York Mets @ Atlanta Braves  
Atlanta-Fulton County Stadium, Atlanta, GA  
Sat Aug 27 1977, 7:05 PM EDT  
Att: 8,328 - Unknown

AB	39
R	5
H	14
RBI	5
BB	5
SO	7
LOB	21





Batter	1	2	3	4	5	6	7	8	9	AB	R	H	RBI	BB	SO	LOB	TOP					
Lenny Randle, S (1, 5) OBP: 0.380, SLG: 0.414	F6		K		K			CS 1B		4	0	1	0	0	2	0	<b>New York Mets @ Atlanta Braves</b> Atlanta-Fulton County Stadium, Atlanta, GA Sun Aug 28 1977, 3:33 AM EDT Att: 6,199 - Unknown					
Bud Harrelson, S (1, 6) OBP: 0.256, SLG: 0.232	F8		HR 1B		PO 1B			F3 1-2		4	1	2	0	0	0	1						
Bruce Boisclair, L (1, 9) OBP: 0.351, SLG: 0.390	1B BB		F7		PO 1-2	K		4-3		3	0	0	0	1	1							
Steve Henderson, R (1, 7) OBP: 0.377, SLG: 0.500	1-3 1B		HR		F7			P4		4	1	2	2	0	0	0						
John Milner, L (1, 3) OBP: 0.358, SLG: 0.440	F2		1-3		F4			2B		4	1	1	0	0	0	2						
Ron Hodges, L (1, 2) OBP: 0.321, SLG: 0.350		CS 1B		F4-6-3 1B		K		2B		4	1	3	1	0	1	0						
Lee Mazzilli, S (1, 8) OBP: 0.329, SLG: 0.309	K 1-2		F8		FC3-6 1B			2B		4	0	2	1	0	1	2						
Doug Flynn, R (1, 4) OBP: 0.236, SLG: 0.256	FC6-4 1B		F4-6-3 1-2		FC3-6 FC6-4			F8		4	0	1	0	0	0	3						
Nino Espinosa, R (1, 1) OBP: 0.156, SLG: 0.119	FC6-4 1-2				K			K		2	0	0	0	0	1	1						
Mike Vail, R (7, PH) OBP: 0.314, SLG: 0.414										1	0	0	0	0	0	1						
Skip Lockwood, R (7, 1) OBP: 0.143, SLG: 0.143										0	0	0	0	0	0	0						
Ed Kranepool, L (9, PH) OBP: 0.337, SLG: 0.475										1	0	0	0	0	1	1						
<b>Inning Stats</b>	R: 0 E: 0 K: 0 S: 4	H: 1 LOB: 2 BB: 1 P: 8	R: 0 E: 0 K: 1 S: 6	H: 2 LOB: 1 BB: 0 P: 6	R: 2 E: 0 K: 1 S: 7	H: 2 LOB: 0 BB: 0 P: 7	R: 0 E: 0 K: 0 S: 3	H: 1 LOB: 0 BB: 0 P: 3	R: 0 E: 0 K: 2 S: 7	H: 0 LOB: 0 BB: 0 P: 7	R: 0 E: 0 K: 1 S: 5	H: 1 LOB: 1 BB: 0 P: 6	R: 0 E: 0 K: 0 S: 3	H: 1 LOB: 0 BB: 0 P: 3	R: 2 E: 0 K: 1 S: 8	H: 3 LOB: 1 BB: 0 P: 8	1B: 8 2B: 4 3B: 0 HR: 1	SF: 0 SAC: 0 DP: 2 HBP: 0	WP: 0 PB: 0 CS: 2	PA: 37		
<b>PITCHER</b>	IP WLS BF H R ER SO BB IBB HBP BLK WP HR S P ERA WHIP	8.1 W 33 11 4 4 6 1 0 0 0 0 1 44 48 4.32 1.440	0.2 S 3 1 0 0 1 0 0 0 0 0 0 5 5 0.00 1.500																			

AB 35  
R 4  
H 12  
RBI 4  
BB 1  
SO 7  
LOB 12



Batter	1	2	3	4	5	6	7	8	9	AB	R	H	RBI	BB	SO	LOB	BOTTOM				
Rowland Office, L (1, 8) OBP: 0.292, SLG: 0.321	G3		1-3		HR			2B		4	1	2	3	0	0	0	<b>New York Mets @ Atlanta Braves</b> Atlanta-Fulton County Stadium, Atlanta, GA Sun Aug 28 1977, 3:33 AM EDT Att: 6,199 - Unknown				
Jerry Royster, R (1, 4) OBP: 0.277, SLG: 0.265	5-3 1B		K		S 1B			F9		4	1	2	0	0	1	1					
Jeff Burroughs, R (1, 9) OBP: 0.365, SLG: 0.521	5-3 1-2		F8		K 1-2			F1-4-3		4	0	0	0	0	1	3					
Willie Montanez, L (1, 3) OBP: 0.327, SLG: 0.466	FC5-4 2H 1B				F7			2B SF9 BB		3	1	1	1	1	0	0					
Gary Matthews, R (1, 7) OBP: 0.359, SLG: 0.440	FC5-4 1-2				G3			SF9 6-3 2B		4	1	1	0	0	0	1					
Joe Nolan, L (1, 2) OBP: 0.441, SLG: 0.473		3-1		3-1		FC4-6 BB		SF9 2-3 3H BB		2	0	0	1	1	0	0					
Junior Moore, R (1, 5) OBP: 0.316, SLG: 0.328		F4-3			F4-3	FC4-6 1-2		6-3		4	0	0	1	0	0	1					
Pat Rockett, R (1, 6) OBP: 0.335, SLG: 0.296					F4-3		2B BB			3	1	2	0	1	0	0					
Eddie Solomon, R (1, 1) OBP: 0.217, SLG: 0.100								1B		3	1	0	0	1	2	3					
Dave Campbell, R (9, 1) ERA: 3.51					HR BB			K 5-3		0	0	0	0	0	0	0					
<b>Inning Stats</b>	R: 1 E: 0 K: 0 S: 5	H: 2 LOB: 1 BB: 0 P: 5	R: 0 E: 0 K: 1 S: 6	H: 1 LOB: 0 BB: 0 P: 6	R: 0 E: 0 K: 1 S: 5	H: 0 LOB: 0 BB: 0 P: 5	R: 0 E: 0 K: 0 S: 3	H: 0 LOB: 0 BB: 0 P: 3	R: 2 E: 0 K: 1 S: 7	H: 2 LOB: 1 BB: 1 P: 11	R: 0 E: 0 K: 0 S: 3	H: 0 LOB: 1 BB: 1 P: 7	R: 1 E: 0 K: 1 S: 6	H: 1 LOB: 1 BB: 1 P: 10	R: 2 E: 0 K: 0 S: 5	H: 2 LOB: 1 BB: 1 P: 9	1B: 5 2B: 2 3B: 0 HR: 1	SF: 1 SAC: 0 DP: 0 HBP: 0	WP: 0 PB: 1 CS: 0	PA: 36	
<b>PITCHER</b>	IP WLS BF H R ER SO BB IBB HBP BLK WP HR S P ERA WHIP	6.0 L 25 5 3 3 3 2 0 0 0 0 0 1 29 37 4.50 1.167	2.0 L 11 3 3 3 1 2 0 0 0 0 0 0 11 19 13.50 2.500																		









Batter	1	2	3	4	5	6	7	8	9	AB	R	H	RBI	BB	SO	LOB	TOP	
Barry Bonnell, R OBP: 0.373, SLG: 0.353 (1, 8)	0-0 5-3		0-3 K		0-0 1B			0-0 1B	0-0 FC6-4	5	1	2	0	0	1	2	<b>Atlanta Braves @ Philadelphia Phillies</b> Veterans Stadium, Philadelphia, PA Tue Aug 30 1977, 7:05 PM EDT Att: 32,278 - Unknown	
Rod Gilbreath, R OBP: 0.330, SLG: 0.358 (1, 4)	0-0 1B		0-0 1B		0-0 F7			0-0 FC5-4 1B		4	0	3	0	0	0	1		
Jeff Burroughs, R OBP: 0.361, SLG: 0.518 (1, 9)	0-3 K		0-0 L1			0-0 F9		0-0 F8		4	0	0	0	0	1	4		
Willie Montanez, L OBP: 0.326, SLG: 0.462 (1, 3)	0-0 P6			0-0 4-3		0-0 5-3		0-0 SF7		3	0	0	1	0	0	1		
Gary Matthews, R OBP: 0.356, SLG: 0.433 (1, 7)		0-0 G3 1B		0-0 4-3		0-0 6-3		0-0 FC5-4 1-2		4	0	1	0	0	0	1		
Junior Moore, R OBP: 0.318, SLG: 0.340 (1, 5)		0-3 K		0-0 1B			0-0 HR		0-0 4-3	4	1	2	1	0	1	1		
Joe Nolan, L OBP: 0.397, SLG: 0.415 (1, 2)		0-0 G3 1-2		0-0 G3			0-0 4-3		0-3 K	4	0	0	0	0	1	2		
Pat Rockett, R OBP: 0.323, SLG: 0.290 (1, 6)		0-0 6-3			0-0 F9		0-0 5-3		0-0 1B 2B	4	0	1	0	0	0	1		
Preston Hanna, R Duane Theiss, R Tom Paciorek, R Don Collins, L Brian Asselstine, L Mike Davey, R Clio Gaston, R (1, 1) (2, 1) (5, PH) (5, 1) (7, PH) (7, 1) (9, PH)			0-3 K		0-0 F9		0-0 4-3		0-0 FC6-4 1B	0	0	0	0	0	0	0		<b>Braves</b>
										0	0	0	0	0	0	0		
<b>Inning Stats</b>	R: 0 E: 0 K: 1 S: 6	H: 1 LOB: 1 BB: 0 P: 6	R: 0 E: 0 K: 1 S: 6	H: 1 LOB: 1 BB: 0 P: 6	R: 0 E: 0 K: 2 S: 8	H: 1 LOB: 1 BB: 0 P: 8	R: 0 E: 0 K: 0 S: 4	H: 0 LOB: 0 BB: 0 P: 4	R: 1 E: 0 K: 0 S: 4	H: 1 LOB: 0 BB: 0 P: 4	R: 1 E: 0 K: 0 S: 5	H: 2 LOB: 1 BB: 0 P: 5	R: 0 E: 0 K: 1 S: 7	H: 2 LOB: 2 BB: 0 P: 7	1B: 8 2B: 1 3B: 0 HR: 1	SF: 1 SAC: 0 DP: 0 HBP: 0	WP: 0 PA: 37 PB: 0 SB: 0 CS: 0	
<b>PITCHER</b> Jim Kaat, L ERA: 5.12 (1, 1)	IP: 9.0 WLS: W BF: 37 H: 10 R: 2 ER: 2 SO: 5 BB: 0 IBB: 0 HBP: 0 BLK: 0 WP: 0 HR: 1 S: 47 P: 47 ERA: 2.00 WHIP: 1.111																	

Batter	1	2	3	4	5	6	7	8	9	AB	R	H	RBI	BB	SO	LOB	BOTTOM
Jay Johnstone, L OBP: 0.346, SLG: 0.471 (1, 9) (7, 3) (9, 9)	0-0 1B 2B	0-0 BB SH1-3 SF9 1B		0-0 4-3 SF8 2B	0-0 P6		0-0 4-1			5	3	3	1	0	0	2	<b>Atlanta Braves @ Philadelphia Phillies</b> Veterans Stadium, Philadelphia, PA Tue Aug 30 1977, 7:05 PM EDT Att: 32,278 - Unknown
Larry Bowa, S OBP: 0.310, SLG: 0.338 Jerry Martin, R OBP: 0.333, SLG: 0.447 (1, 6) (7, 8)	0-0 G6-3 1B 2H	0-0 SH1-3		0-0 4-3	0-0 6-3		0-0 P5			3	0	1	1	0	0	1	
Mike Schmidt, R Davey Johnson, R OBP: 0.584 OBP: 0.607 (1, 5) (9, 5)	0-0 G6-3 1-2	4-0 BB BB		0-0 SF8 3H		0-0 F8		0-0 E9 1B 2B		3	1	1	1	1	0	1	
Greg Luzinski, R Tom Hutton, L OBP: 0.390, SLG: 0.609 OBP: 0.345, SLG: 0.356 (1, 7) (9, 3)	4-0 BB BB	4-0 FC1-6 BB		4-0 HR BB		0-0 FC5-4 1B		0-0 6-3		2	1	1	1	3	0	1	
Richie Hebner, L Ollie Brown, R OBP: 0.380, SLG: 0.489 OBP: 0.275, SLG: 0.379 (1, 3) (6, PH) (7, 9) (9, 7)	4-0 BB 1-2	0-0 SF9		0-0 HR 1B		0-0 FC5-4 1B 1-2		0-0 1B		1	1	1	1	1	0	0	
Gary Maddox, R Terry Harmon, R OBP: 0.316, SLG: 0.433 OBP: 0.309, SLG: 0.375 (1, 8) (7, 6)	0-3 K	0-0 FC1-6 1-2		0-0 HR 1H 2H		0-0 1B		0-0 F9		4	1	2	3	0	1	4	
Bob Boone, R OBP: 0.338, SLG: 0.436 (1, 2)		0-0 1B 2B	0-0 F3	0-0 P4			0-0 4-1 BB 1B	0-0 F8		5	1	2	0	0	0	1	
Ted Sizemore, R OBP: 0.345, SLG: 0.362 (1, 4)		0-0 1B 1B 2H	0-0 6-3		0-0 HR		0-0 F2			4	2	2	2	0	0	1	
Jim Kaat, L OBP: 0.245, SLG: 0.277 (1, 1)		0-0 SH1-3 1B 1-2	0-0 P6		0-0 P4		4-0 BB 1-2			3	1	1	0	1	0	0	
<b>Inning Stats</b>	R: 1 E: 0 K: 1 S: 6	H: 2 LOB: 2 BB: 2 P: 14	R: 4 E: 0 K: 0 S: 7	H: 4 LOB: 2 BB: 2 P: 15	R: 0 E: 0 K: 0 S: 3	H: 0 LOB: 0 BB: 0 P: 3	R: 4 E: 0 K: 0 S: 6	H: 3 LOB: 0 BB: 1 P: 10	R: 1 E: 0 K: 0 S: 4	H: 1 LOB: 0 BB: 0 P: 4	R: 0 E: 0 K: 0 S: 4	H: 2 LOB: 2 BB: 1 P: 8	R: 1 E: 1 K: 0 S: 5	H: 2 LOB: 1 BB: 0 P: 5	1B: 9 2B: 4 3B: 0 HR: 2	SF: 2 SAC: 1 DP: 1 HBP: 0	
<b>PITCHER</b> Preston Hanna, R Duane Theiss, R Don Collins, L Mike Davey, L (1, 1) (2, 1) (5, 1) (7, 1)	IP: 1.1 WLS: L BF: 13 H: 6 R: 5 ER: 5 SO: 1 BB: 4 IBB: 0 HBP: 0 BLK: 0 WP: 0 HR: 0 S: 11 P: 27 ERA: 33.75 WHIP: 7.500																



Batter	1	2	3	4	5	6	7	8	9	AB	R	H	RBI	BB	SO	LOB	TOP					
Barry Bonnell, R OBP: 0.368, SLG: 0.347 (1, 8)	0-0 4-3		0-3 K		0-0 1-3		0-0 G3			4	0	0	0	0	1	2	<b>Atlanta Braves @ Philadelphia Phillies</b> Veterans Stadium, Philadelphia, PA Wed Aug 31 1977, 7:05 PM EDT Att: 29,102 - Unknown					
Rod Gilbreath, R OBP: 0.329, SLG: 0.362 (1, 4)	0-0 5-3		0-3 K		0-0 2H 3B		0-0 F8		4	0	1	1	0	1	0							
Gary Matthews, R OBP: 0.357, SLG: 0.436 (1, 7)	0-0 FC6-4 1B		0-0 4-3		0-3 K		0-0 2B		4	0	2	0	0	1	1							
Willie Montanez, L OBP: 0.323, SLG: 0.457 (1, 3)	0-0 FC6-4 1-2			0-0 F7		0-0 4-3		0-0 F8		4	0	0	0	0	2							
Cito Gaston, R OBP: 0.314, SLG: 0.443 Brian Aselstine, L OBP: 0.256, SLG: 0.316 Preston Hanna, R (7, 1) Jerry Royster, R OBP: 0.276, SLG: 0.262 Mike Davey, R (8, 1)		0-3 K		0-0 6-3		0-3 K		0-0 F8		3	0	0	0	0	2	0						
Junior Moore, R OBP: 0.320, SLG: 0.342 (1, 5)	0-0 5-3		0-0 1B		0-0 F8			0-0 FC5-4 1B		4	0	2	0	0	0	0						
Biff Pocoroba, S OBP: 0.380, SLG: 0.422 (1, 2)	0-0 2B		0-3 K		0-0 F8		0-0 K		4	0	1	0	0	2	2							
Pat Rockett, R OBP: 0.332, SLG: 0.302 (1, 6)	4-0 BB		0-0 SH1-4 3B 1B		0-0 2B		0-0 F7		3	1	2	0	1	0	1							
Phil Niekro, R OBP: 0.170, SLG: 0.174 Tom Paciorek, R OBP: 0.268, SLG: 0.361 (7, PH) (7, 9)	0-3 K		0-0 SH1-4 1-2		0-3 K		0-0 FC5-4 1-2		1	0	0	0	0	1	2							
2	2	2	2	2	2	2	2	2	2	2	2	2	2	2	2	2						
<b>Inning Stats</b>	R: 0 E: 0 K: 0 S: 4	H: 1 LOB: 1 BB: 0 P: 4	R: 0 E: 0 K: 2 S: 8	H: 1 LOB: 2 BB: 1 P: 12	R: 0 E: 0 K: 2 S: 7	H: 0 LOB: 0 BB: 0 P: 7	R: 0 E: 0 K: 1 S: 6	H: 1 LOB: 1 BB: 0 P: 6	R: 1 E: 0 K: 1 S: 7	H: 2 LOB: 0 BB: 0 P: 7	R: 0 E: 0 K: 1 S: 5	H: 0 LOB: 0 BB: 0 P: 5	R: 0 E: 0 K: 1 S: 6	H: 1 LOB: 1 BB: 0 P: 6	R: 0 E: 0 K: 0 S: 4	H: 1 LOB: 1 BB: 0 P: 4	R: 0 E: 0 K: 1 S: 6	H: 1 LOB: 1 BB: 0 P: 6	1B: 4 2B: 3 3B: 1 HR: 0	SF: 0 SAC: 1 DP: 0 HBP: 0	WP: 0 PB: 0 SB: 0 CS: 0	PA: 36
<b>PITCHER</b> Steve Carlton, L ERA: 2.79 (1, 1)	IP: 9.0 WLS: W BF: 36 H: 8 R: 1 ER: 1 SO: 9 BB: 1 IBB: 0 HBP: 0 BLK: 0 WP: 0 HR: 0 S: 53 P: 57 ERA: 1.00 WHIP: 1.000																					


Batter	1	2	3	4	5	6	7	8	9	AB	R	H	RBI	BB	SO	LOB	BOTTOM			
Garry Maddox, R OBP: 0.315, SLG: 0.430 (1, 8)	0-0 FC3-6 1B		0-3 K		0-3 K		0-0 F9		0-0 F7	5	0	1	0	0	2	4	<b>Atlanta Braves @ Philadelphia Phillies</b> Veterans Stadium, Philadelphia, PA Wed Aug 31 1977, 7:05 PM EDT Att: 29,102 - Unknown			
Larry Bowa, S OBP: 0.313, SLG: 0.339 (1, 6)	0-0 FC3-6 1-2		4-0 BB		0-3 K		0-0 E7 S E 1B		0-0 1B	4	1	2	0	1	1	3				
Mike Schmidt, R OBP: 0.394, SLG: 0.582 (1, 5)	0-3 K		4-0 BB		0-0 1B		4-0 CS BB		0-0 F9	3	1	1	1	2	1	2				
Greg Luzinski, R OBP: 0.389, SLG: 0.606 (1, 7)	0-0 F9		0-0 FC1-2		0-0 1B		0-0 F9		0-0 F9	4	1	1	2	0	0	5				
Jay Johnstone, L OBP: 0.351, SLG: 0.469 (1, 9)		4-0 BB G6-4-3 BB		0-3 K		4-0 BB 1B BB		4-0 BB BB	1	0	0	0	3	1	0					
Davey Johnson, R OBP: 0.404, SLG: 0.595 (1, 3)	0-0 G6-4-3		0-0 F7		0-0 BB 1B		0-0 G4-6-3		0-0 G4-6-3	4	0	1	1	0	0	2				
Tim McCarver, L OBP: 0.435, SLG: 0.540 (1, 2)	4-0 CS BB		0-0 F8		4-0 BB		0-0 1B		0-0 1B	2	0	1	0	2	0	0				
Ted Sizemore, R OBP: 0.347, SLG: 0.363 (1, 4)	0-0 CS		0-0 BB SH1-3 FC1-2 1B		0-0 K		0-0 L4		0-0 3-1	4	1	2	0	0	1	4				
Steve Carlton, L OBP: 0.274, SLG: 0.372 (1, 1)			0-0 SH1-3		0-1 CI 1B 1B		4-0 PB E BB		0-0 3-1	1	2	0	0	1	0	0				
2	2	2	2	2	2	2	2	2	2	2	2	2	2	2	2	2		2		
<b>Inning Stats</b>	R: 0 E: 0 K: 1 S: 6	H: 1 LOB: 0 BB: 0 P: 6	R: 0 E: 0 K: 0 S: 1	H: 0 LOB: 2 BB: 2 P: 9	R: 0 E: 0 K: 1 S: 6	H: 1 LOB: 3 BB: 2 P: 14	R: 0 E: 0 K: 1 S: 5	H: 0 LOB: 0 BB: 0 P: 5	R: 4 E: 1 K: 3 S: 14	H: 4 LOB: 3 BB: 2 P: 22	R: 2 E: 1 K: 0 S: 3	H: 1 LOB: 0 BB: 2 P: 11	R: 0 E: 0 K: 0 S: 3	H: 1 LOB: 1 BB: 1 P: 7	R: 0 E: 0 K: 0 S: 4	H: 1 LOB: 1 BB: 0 P: 4	1B: 9 2B: 0 3B: 0 HR: 0	SF: 0 SAC: 1 DP: 2 HBP: 0	WP: 0 PB: 1 SB: 2 CS: 2	PA: 40
<b>PITCHER</b> Phil Niekro, R ERA: 3.96 Preston Hanna, R ERA: 5.29 Mike Davey, L ERA: 2.57 (1, 1) (7, 1) (8, 1)	IP: 6.0 WLS: L BF: 31 H: 7 R: 6 ER: 0 SO: 6 BB: 8 IBB: 0 HBP: 0 BLK: 0 WP: 0 HR: 0 S: 35 P: 67 ERA: 0.00 WHIP: 2.500																			




Batter	1	2	3	4	5	6	7	8	9	AB	R	H	RBI	BB	SO	LOB	TOP			
Rowland Office, L OBP: 0.292, SLG: 0.317 (1, 8)										3	0	1	0	1	2	0	<b>Atlanta Braves @ New York Mets</b> Shea Stadium, Flushing, NY Fri Sep 02 1977, 7:05 PM EDT Unknown			
Barry Bonnell, R OBP: 0.366, SLG: 0.344 (1, 9)										3	0	0	0	0	1	4				
Gary Matthews, R OBP: 0.354, SLG: 0.432 (1, 7)										4	0	0	0	0	0	5				
Willie Montanez, L OBP: 0.320, SLG: 0.453 (1, 3)										4	0	0	0	0	1	0				
Biff Pocaroba, S OBP: 0.382, SLG: 0.426 (1, 2)										4	0	2	0	0	1	0				
Junior Moore, R OBP: 0.319, SLG: 0.339 (1, 5)										3	0	0	0	1	0	2				
Rod Gilbreath, R OBP: 0.327, SLG: 0.359 (1, 4)										3	0	0	0	0	1	2				
Pat Rockett, R OBP: 0.337, SLG: 0.309 (1, 6)									3	0	2	0	0	0	0					
Eddie Solomon, R OBP: 0.200, SLG: 0.091 Don Collins, R (7, 1)									2	0	0	0	0	0	0	1				
Brian Asselstine, L OBP: 0.253, SLG: 0.312 Mike Davey, R (8, 1)									0	0	0	0	0	0	0	1				
<b>Inning Stats</b>	R: 0 E: 0 K: 1 S: 4	H: 0 LOB: 0 BB: 0 P: 5	R: 0 E: 0 K: 1 S: 4	H: 0 LOB: 0 BB: 1 P: 8	R: 0 E: 0 K: 1 S: 5	H: 0 LOB: 0 BB: 0 P: 5	R: 0 E: 0 K: 1 S: 5	H: 1 LOB: 1 BB: 0 P: 5	R: 0 E: 0 K: 0 S: 4	H: 2 LOB: 2 BB: 0 P: 5	R: 0 E: 1 K: 1 S: 6	H: 0 LOB: 1 BB: 0 P: 6	R: 0 E: 0 K: 1 S: 6	H: 1 LOB: 2 BB: 1 P: 10	R: 0 E: 0 K: 0 S: 3	H: 1 LOB: 0 BB: 0 P: 3	1B: 4 2B: 1 3B: 0 HR: 0	SF: 0 SAC: 0 DP: 2 HBP: 1	WP: 0 PB: 0 CS: 1	PA: 34
<b>PITCHER</b> Pat Zachry, R ERA: 4.34 (1, 1)	IP: 9.0 WLS: W BF: 33 H: 5 R: 0 ER: 0 SO: 6 BB: 2 IBB: 0 HBP: 1 BLK: 0 WP: 0 HR: 0 S: 42 P: 51 ERA: 0.00 WHIP: 0.778																			

Batter	1	2	3	4	5	6	7	8	9	AB	R	H	RBI	BB	SO	LOB	BOTTOM	
Lenny Randle, S OBP: 0.378, SLG: 0.410 (1, 5)										3	0	0	0	1	0	1	<b>Atlanta Braves @ New York Mets</b> Shea Stadium, Flushing, NY Fri Sep 02 1977, 7:05 PM EDT Unknown	
Doug Flynn, R OBP: 0.245, SLG: 0.272 (1, 6)										4	1	1	0	0	2	1		
Bruce Boisclair, L OBP: 0.369, SLG: 0.413 (1, 9)										4	1	2	0	0	0	1		
Steve Henderson, R OBP: 0.375, SLG: 0.504 (1, 7)										3	1	2	3	0	1	0		
John Milner, L OBP: 0.397, SLG: 0.436 (1, 3)										4	1	1	0	0	0	3		
Ron Hodges, L OBP: 0.301, SLG: 0.326 (1, 2)										4	0	0	0	0	1	1		
Lee Mazzilli, S OBP: 0.328, SLG: 0.304 (1, 8)										2	0	0	0	2	1	0		
Leo Foster, R OBP: 0.261, SLG: 0.214 (1, 4)										3	0	2	1	1	1	1		
Pat Zachry, R OBP: 0.127, SLG: 0.111 (1, 1)										3	0	0	0	0	0	4		
<b>Inning Stats</b>	R: 1 E: 1 K: 0 S: 5	H: 2 LOB: 1 BB: 0 P: 5	R: 0 E: 0 K: 0 S: 4	H: 1 LOB: 1 BB: 0 P: 4	R: 0 E: 0 K: 1 S: 5	H: 0 LOB: 0 BB: 0 P: 5	R: 0 E: 0 K: 1 S: 5	H: 0 LOB: 1 BB: 1 P: 9	R: 3 E: 0 K: 2 S: 11	H: 4 LOB: 2 BB: 1 P: 15	R: 0 E: 0 K: 0 S: 4	H: 1 LOB: 2 BB: 1 P: 8	R: 0 E: 0 K: 1 S: 5	H: 0 LOB: 1 BB: 1 P: 9	1B: 5 2B: 2 3B: 0 HR: 1	SF: 1 SAC: 1 DP: 0 HBP: 0		WP: 0 PB: 0 CS: 0
<b>PITCHER</b> Eddie Solomon, R ERA: 4.19 Don Collins, L ERA: 5.12 Mike Davey, L ERA: 2.25	IP: 6.0 WLS: L BF: 27 H: 7 R: 4 ER: 4 SO: 5 BB: 1 IBB: 1 HBP: 0 BLK: 0 WP: 0 HR: 1 S: 35 P: 43 ERA: 6.00 WHIP: 1.333																	

**AB 30**  
**R 0**  
**H 5**  
**RBI 0**  
**BB 2**  
**SO 6**  
**LOB 15**



**AB 30**  
**R 4**  
**H 8**  
**RBI 4**  
**BB 4**  
**SO 6**  
**LOB 12**





Batter	1	2	3	4	5	6	7	8	9	AB	R	H	RBI	BB	SO	LOB	TOP
Rowland Office, L OBP: 0.294, SLG: 0.317	4-0 SH1-4 BB		0-0 4-3		0-0 E9 1B		0-0 F8			3	0	1	1	1	0	1	<p>Atlanta Braves @ New York Mets Shea Stadium, Flushing, NY</p> <p>Fri Sep 02 1977, 7:05 PM EDT Att: 10,080 - Unknown</p> <p>livebaseballscores.com</p>
Rod Gilbreath, R OBP: 0.325, SLG: 0.357	0-0 SH1-4			0-0 F9	0-3 K		0-0 F8			3	0	0	0	0	1	2	
Willie Montanez, L OBP: 0.317, SLG: 0.449	0-0 F7			0-0 4-3	0-0 L9		0-0 5-3			4	0	0	0	0	0	3	
Gary Matthews, R OBP: 0.351, SLG: 0.428	0-0 F6-3			0-0 F9		0-0 F9		0-0 F8		4	0	0	0	0	0	1	
Joe Nolan, L OBP: 0.402, SLG: 0.435		0-0 F7			0-0 F6-3 2B			0-0 F8 SH1-3 1B		4	1	2	0	0	0	0	
Brian Asselstine, L OBP: 0.244, SLG: 0.300		0-0 3-1			0-0 3-1 2B		0-0 F6-3		0-0 SH1-3 1-2	3	0	0	0	0	0	1	
Junior Moore, R OBP: 0.318, SLG: 0.335		0-0 4-3			4-0 2B 1B BB		0-0 3-1		0-0 F8 2-3	3	1	0	0	1	0	1	
Pat Rockett, R OBP: 0.345, SLG: 0.316			0-0 F6		0-0 1B E 2B		4-0 SH2-4 BB		4-0 IBB	2	1	1	1	2	0	0	
Buzz Capra, R OBP: 0.200, SLG: 0.125			0-0 4-3		0-0 E 1B		0-0 SH2-4		0-3 K	2	0	1	1	0	0	0	
Dave Campbell, R (7, 1)					2-3 3-H		1-2			1	0	0	0	0	1	2	
<b>Inning Stats</b>	R: 0 E: 0 K: 0 S: 3	H: 0 LOB: 1 BB: 1 P: 7	R: 0 E: 0 K: 0 S: 3	H: 0 LOB: 0 BB: 0 P: 3	R: 0 E: 0 K: 0 S: 3	H: 0 LOB: 0 BB: 0 P: 3	R: 3 E: 1 K: 1 S: 9	H: 4 LOB: 2 BB: 1 P: 13	R: 0 E: 0 K: 0 S: 3	H: 0 LOB: 1 BB: 1 P: 7	R: 0 E: 0 K: 1 S: 6	H: 0 LOB: 2 BB: 1 P: 10	1B: 3 2B: 2 3B: 0 HR: 0	SF: 0 SAC: 3 DP: 0 HBP: 0	WP: 0 PB: 0 SB: 0 CS: 0	PA: 36	
<b>PITCHER</b>	IP WLS BF H R ER SO BB IBB HBP BLK WP HR S P ERA WHIP																
Jackson Todd, R ERA: 4.42	(1, 1) 7.0 L 28 4 3 3 1 3 0 0 0 0 0 0 27 39 3.86 1.000																
Bob Apodaca, R ERA: 2.84	(8, 1) 2.0 8 1 0 0 1 0 1 0 0 0 0 0 9 13 0.00 0.500																

Batter	1	2	3	4	5	6	7	8	9	AB	R	H	RBI	BB	SO	LOB	BOTTOM			
Lenny Randle, S OBP: 0.374, SLG: 0.405	0-3 K		0-0 L6		0-0 P5		0-0 L6		0-0 4-3	5	0	0	0	0	1	2	<p>Atlanta Braves @ New York Mets Shea Stadium, Flushing, NY</p> <p>Fri Sep 02 1977, 7:05 PM EDT Att: 10,080 - Unknown</p> <p>livebaseballscores.com</p>			
Lee Mazzilli, S OBP: 0.327, SLG: 0.302	0-0 5-3		4-0 4-3 BB		0-0 E3 L3		0-0 F8			3	0	0	0	1	0	1				
Bruce Boisclair, L OBP: 0.371, SLG: 0.415	0-0 2B 1B		0-0 4-3 1-2		0-0 L3 1-2			0-0 FC6-4 1B		4	1	2	0	0	0	2				
Steve Henderson, R OBP: 0.377, SLG: 0.520	0-0 1-H 2B		0-0 5-3			0-0 HR		0-0 FC6-4 1-2		4	1	2	2	0	0	2				
Ed Kranepool, L OBP: 0.332, SLG: 0.467	0-0 4-1			0-0 F8		0-0 F9		0-0 F5		4	0	0	0	0	0	2				
John Stearns, R OBP: 0.381, SLG: 0.427		4-0 BB		4-0 2B BB		0-0 L6-3 1B		0-0 6-3		2	0	1	0	2	0	1				
Joel Youngblood, R OBP: 0.301, SLG: 0.276		0-3 K		0-0 K 1-3 2B		0-0 L6-3 1-2		0-0 F8		4	0	1	0	0	1	2				
Doug Flynn, R OBP: 0.242, SLG: 0.269		0-0 F8		0-0 K			0-0 F8		0-3 K	3	0	0	0	0	1	3				
John Milner, L OBP: 0.356, SLG: 0.435	(9, PH)									1	0	0	0	0	1	0				
Jackson Todd, R OBP: 0.167, SLG: 0.091	(1, 1)		0-3 K		0-0 F5		0-0 1B		1-0 HBP	2	0	0	0	0	1	3				
Leo Foster, R OBP: 0.277, SLG: 0.233	(7, PH)									1	0	1	0	0	0	0				
Bob Apodaca, R OBP: 0.200, SLG: 0.200	(8, 1)									0	0	0	0	0	0	0				
Mike Vail, R OBP: 0.314, SLG: 0.411	(9, PH)									0	0	0	0	0	0	0				
<b>Inning Stats</b>	R: 1 E: 0 K: 1 S: 7	H: 2 LOB: 1 BB: 0 P: 7	R: 0 E: 0 K: 2 S: 7	H: 0 LOB: 1 BB: 1 P: 11	R: 0 E: 0 K: 0 S: 3	H: 0 LOB: 1 BB: 1 P: 7	R: 0 E: 0 K: 1 S: 6	H: 1 LOB: 2 BB: 1 P: 10	R: 0 E: 0 K: 0 S: 3	H: 0 LOB: 0 BB: 0 P: 3	R: 1 E: 0 K: 0 S: 4	H: 2 LOB: 0 BB: 0 P: 4	R: 0 E: 0 K: 0 S: 4	H: 1 LOB: 1 BB: 0 P: 4	R: 0 E: 0 K: 1 S: 5	H: 0 LOB: 1 BB: 0 P: 6	1B: 4 2B: 4 3B: 0 HR: 1	SF: 0 SAC: 0 DP: 2 HBP: 1	WP: 0 PB: 0 SB: 0 CS: 0	PA: 37
<b>PITCHER</b>	IP WLS BF H R ER SO BB IBB HBP BLK WP HR S P ERA WHIP																			
Buzz Capra, R ERA: 5.29	(1, 1) 6.1 W 27 6 2 2 2 4 3 0 0 0 0 0 1 32 44 2.84 1.421																			
Dave Campbell, R ERA: 3.25	(7, 1) 2.2 S 10 1 0 0 1 0 0 0 1 0 0 0 0 11 12 0.00 0.375																			













Batter	1	2	3	4	5	6	7	8	9	AB	R	H	RBI	BB	SO	LOB	TOP			
Derrel Thomas, S OBP: 0.315, SLG: 0.370	0-0 4-3			4-0 CS BB		0-0 F8		0-0 E6		3	0	0	0	1	0	1	<b>San Francisco Giants @ Atlanta Braves</b> Atlanta-Fulton County Stadium, Atlanta, GA Mon Sep 05 1977, 7:05 PM EDT Att: 2,262 - Unknown			
Rob Andrews, R OBP: 0.343, SLG: 0.298	0-0 G6-4-3 1B			0-0 F8 1-2		0-0 FC6-4 1-2		0-0 6-3		4	0	1	0	0	0	3				
Bill Madlock, R OBP: 0.364, SLG: 0.433	0-0 G6-4-3 1-2			0-0 F8			0-0 BB 1B		0-0 F5	4	0	1	0	0	0	1				
Willie McCovey, L OBP: 0.362, SLG: 0.477		0-0 F8			0-0 4-3		0-0 F7		0-0 F4	4	0	0	0	0	0	1				
Darrell Evans, L OBP: 0.353, SLG: 0.421		0-3 K			4-0 F7 BB		0-0 F5		0-0 F7	3	0	0	0	1	1	1				
Gary Thomasson, L OBP: 0.354, SLG: 0.451		0-3 K			0-0 F7 1-2		4-0 FC6 BB			2	0	0	0	1	1	1				
Tim Foli, R OBP: 0.239, SLG: 0.331			0-0 1-3		0-0 5-3		0-0 FC6 1-2			3	0	0	0	0	0	3				
Johnnie LeMaster, R OBP: 0.245, SLG: 0.247										0	0	0	0	0	0	0				
Marc Hill, R OBP: 0.311, SLG: 0.357				0-0 F3			0-0 FC6-4 1B		0-0 4-3	3	0	1	0	0	0	0				
Jim Barr, R OBP: 0.176, SLG: 0.154				0-3 K			0-3 K		0-0 5-3	0	0	0	0	0	0	0				
John Curtis, L OBP: 0.226, SLG: 0.250										0	0	0	0	0	0	0				
Charlie Williams, R OBP: 0.226, SLG: 0.250										0	0	0	0	0	0	0				
Terry Whitfield, L OBP: 0.150, SLG: 0.158										0	0	0	0	0	0	0				
Dave Heaverlo, R OBP: 0.150, SLG: 0.158										0	0	0	0	0	0	0				
Jack Clark, R OBP: 0.324, SLG: 0.413										0	0	0	0	0	0	0				
Lynn McGlothen, R OBP: 0.150, SLG: 0.158										0	0	0	0	0	0	0				
<b>Inning Stats</b>	R: 0 E: 0 K: 0 S: 3	H: 1 LOB: 0 BB: 0 P: 3	R: 0 E: 0 K: 2 S: 7	H: 0 LOB: 0 BB: 0 P: 7	R: 0 E: 0 K: 1 S: 5	H: 0 LOB: 0 BB: 0 P: 5	R: 0 E: 0 K: 0 S: 2	H: 0 LOB: 0 BB: 1 P: 6	R: 0 E: 0 K: 1 S: 6	H: 1 LOB: 1 BB: 0 P: 6	R: 0 E: 0 K: 0 S: 4	H: 1 LOB: 2 BB: 1 P: 8	R: 0 E: 1 K: 0 S: 4	H: 0 LOB: 1 BB: 0 P: 4	R: 0 E: 0 K: 0 S: 3	H: 0 LOB: 0 BB: 0 P: 3	1B: 3 2B: 0 3B: 0 HR: 0	SF: 0 SAC: 0 DP: 1 HBP: 0	WP: 0 PB: 0 SB: 0 CS: 1	PA: 32
<b>PITCHER</b> Dick Ruthven, R ERA: 3.72	IP: 9.0 WLS: W BF: 32 H: 3 R: 0 ER: 0 SO: 4 BB: 3 IBB: 0 HBP: 0 BLK: 0 WP: 0 HR: 0 S: 37 P: 49 ERA: 0.00 WHIP: 0.667															<b>PITCHER</b>				
<b>Batter</b>	<b>1</b>	<b>2</b>	<b>3</b>	<b>4</b>	<b>5</b>	<b>6</b>	<b>7</b>	<b>8</b>	<b>9</b>	<b>AB</b>	<b>R</b>	<b>H</b>	<b>RBI</b>	<b>BB</b>	<b>SO</b>	<b>LOB</b>	<b>BOTTOM</b>			
Jerry Royster, R OBP: 0.276, SLG: 0.263	0-0 1B 1B	0-0 F4		0-0 F9			0-3 K			4	1	1	0	0	1	0	<b>San Francisco Giants @ Atlanta Braves</b> Atlanta-Fulton County Stadium, Atlanta, GA Mon Sep 05 1977, 7:05 PM EDT Att: 2,262 - Unknown			
Rowland Office, L OBP: 0.293, SLG: 0.317	0-0 G5-3 1B 1-3		0-0 1-3		0-0 G3		0-0 2B			4	0	2	0	0	0	0				
Jeff Burroughs, R OBP: 0.362, SLG: 0.517	0-0 G5-3 1B 1-2 3H		0-0 BB SF7 1B		0-0 F8		0-0 F8			4	2	2	1	0	0	1				
Willie Montanez, L OBP: 0.321, SLG: 0.456	0-0 G5-3 1-2 2-3F		0-0 BB 1B		0-0 2B			0-0 F2		4	0	2	0	0	0	2				
Biff Pocoroba, S OBP: 0.386, SLG: 0.438	0-0 2B 1B		4-0 FC6-4 BB		0-0 F8			0-0 CS 1B		3	1	2	1	1	0	1				
Gary Matthews, R OBP: 0.352, SLG: 0.433	0-0 1H 2B		0-0 SF7		0-0 4-3		0-3 K			3	0	1	2	0	1	1				
Barry Bonnell, R OBP: 0.362, SLG: 0.339	0-3 K2-3		0-0 FC6-4 1-2		0-0 4-3		0-0 4-3			3	0	0	0	0	1	3				
Pat Rockett, R OBP: 0.356, SLG: 0.323		0-0 CS 1B		0-0 5-3		0-0 F9				3	0	1	0	0	0	0				
Dick Ruthven, R OBP: 0.316, SLG: 0.444		0-3 K		0-0 6-3			0-0 6-3			3	0	0	0	0	1	1				
<b>Inning Stats</b>	R: 3 E: 0 K: 1 S: 9	H: 5 LOB: 1 BB: 0 P: 9	R: 0 E: 0 K: 1 S: 5	H: 1 LOB: 0 BB: 0 P: 5	R: 1 E: 0 K: 0 S: 5	H: 2 LOB: 2 BB: 1 P: 9	R: 0 E: 0 K: 0 S: 3	H: 0 LOB: 0 BB: 0 P: 3	R: 0 E: 0 K: 0 S: 3	H: 0 LOB: 0 BB: 0 P: 3	R: 0 E: 0 K: 1 S: 6	H: 1 LOB: 1 BB: 0 P: 6	R: 0 E: 0 K: 1 S: 5	H: 1 LOB: 0 BB: 0 P: 5	1B: 8 2B: 3 3B: 0 HR: 0	SF: 1 SAC: 0 DP: 1 HBP: 0		WP: 0 PB: 0 SB: 0 CS: 2	PA: 33	
<b>PITCHER</b> Jim Barr, R ERA: 4.55	IP: 0.0 WLS: L BF: 13 H: 7 R: 3 ER: 3 SO: 2 BB: 1 IBB: 0 HBP: 0 BLK: 0 WP: 0 HR: 0 S: 16 P: 20 ERA: 11.57 WHIP: 3.429															<b>PITCHER</b>				
John Curtis, L ERA: 5.91	2.1	7	3	3	2	1	0	0	0	0	0	0	0	0	0	0	0.00	0.375		
Charlie Williams, R ERA: 5.81	2.2	9	1	0	0	0	0	0	0	0	0	0	0	0	0	0	0.00	0.500		
Dave Heaverlo, R ERA: 2.79	2.0	7	1	0	0	1	0	0	0	0	0	0	0	0	0	0	0.00	0.500		
Lynn McGlothen, R ERA: 5.54	1.0	3	1	0	0	1	0	0	0	0	0	0	0	0	0	0	0.00	1.000		



Batter	1	2	3	4	5	6	7	8	9	AB	R	H	RBI	BB	SO	LOB	TOP																			
<b>Derrel Thomas, S</b> OBP: 0.318, SLG: 0.375 (1, 8)	0-0 4-3 WP 1B		0-0 2B 1B	0-0 F7		0-0 2B 2B	0-0 F9			5	3	3	0	0	0	0	<b>San Francisco Giants @ Atlanta Braves</b> Atlanta-Fulton County Stadium, Atlanta, GA Tue Sep 06 1977, 7:05 PM EDT Att: 877 - Unknown																			
<b>Rob Andrews, R</b> OBP: 0.246, SLG: 0.301 (1, 4)	0-0 4-3		4-0 2B HR BB	4-0 G4-6-3 BB		0-0 2B 2B		0-0 6-3		3	2	1	1	2	0	1																				
<b>Darrell Evans, L</b> OBP: 0.353, SLG: 0.426 (1, 5)	0-0 F4		0-0 HR 2B	0-0 G4-6-3		0-0 4-3 1B 2B		0-0 F6		5	2	2	3	0	0	2																				
<b>Willie McCovey, L</b> OBP: 0.365, SLG: 0.487 <b>Terry Whitfield, L</b> OBP: 0.314, SLG: 0.421 (1, 3) (4, 7)	0-0 FC5-4 1B		0-0 HR		0-0 1B SF8	0-0 4-3		0-0 F4		2	1	2	4	0	0	0																				
<b>Jack Clark, R</b> OBP: 0.338, SLG: 0.418 (1, 9)	0-0 FC5-4		0-0 BLK 1B		0-0 1B	0-0 HR 1B			0-0 5-3	5	1	3	1	0	0	1																				
<b>Gary Thomasson, L</b> OBP: 0.352, SLG: 0.456 (1, 7) (4, 3)		0-0 F8	0-0 F6		0-0 SF8	0-0 HR		0-0 K		4	1	1	3	0	1	1																				
<b>Marc Hill, R</b> OBP: 0.306, SLG: 0.350 (1, 2)		0-0 5-3	0-0 F9		0-0 F6	0-3 K		0-0 5-3		5	0	0	0	0	1	2																				
<b>Johnnie LeMaster, R</b> OBP: 0.245, SLG: 0.240 (1, 6)		0-3 K	4-0 IBB		0-0 F3		0-0 5-3			3	0	0	0	1	1	1																				
<b>Bob Knepper, L</b> OBP: 0.208, SLG: 0.191 (1, 1)			0-0 1B			0-0 F8		0-0 6-3		4	1	1	0	0	0	2																				
<b>Inning Stats</b>	R: 1 E: 0 K: 0 S: 5	H: 2 LOB: 1 BB: 0 P: 5	R: 0 E: 0 K: 1 S: 5	H: 0 LOB: 0 BB: 0 P: 5	R: 5 E: 0 K: 0 S: 8	H: 5 LOB: 2 BB: 2 P: 16	R: 0 E: 0 K: 0 S: 2	H: 0 LOB: 0 BB: 1 P: 6	R: 1 E: 1 K: 0 S: 5	H: 2 LOB: 1 BB: 0 P: 5	R: 5 E: 0 K: 1 S: 10	H: 5 LOB: 0 BB: 0 P: 10	R: 0 E: 0 K: 0 S: 3	H: 0 LOB: 0 BB: 0 P: 3	R: 0 E: 0 K: 1 S: 5	H: 0 LOB: 0 BB: 0 P: 5	1B: 8 2B: 4 3B: 0 HR: 2	SF: 1 SAC: 0 DP: 1 HBP: 0	WP: 1 PB: 0 SB: 0 CS: 0	PA: 43																
<b>PITCHER</b>	IP	WLS	BF	H	R	ER	SO	BB	IBB	HBP	BLK	WP	HR	S	P	ERA	WHIP	<b>PITCHER</b>		IP	WLS	BF	H	R	ER	SO	BB	IBB	HBP	BLK	WP	HR	S	P	ERA	WHIP
<b>Eddie Solomon, R</b> ERA: 4.76 (1, 1)	2.0	L	12	5	5	5	1	1	0	0	0	1	0	13	17	22.50	3.000	<b>Max Leon, R</b> ERA: 4.31 (9, 1)		1.0		3	0	0	0	1	0	0	0	0	5	5	0.00	0.000		
<b>Don Collins, L</b> ERA: 5.19 (3, 1)	1.0		6	2	1	1	0	0	1	0	1	0	1	5	9	9.00	2.000																			
<b>Rick Camp, R</b> ERA: 4.03 (4, 1)	2.0		8	2	1	1	0	1	0	0	0	0	0	7	11	4.50	1.500																			
<b>Duane Theiss, R</b> ERA: 7.27 (6, 1)	0.2		6	4	4	4	0	0	0	0	0	0	0	6	6	54.00	6.000																			
<b>Mike Davey, L</b> ERA: 4.09 (6, 1)	2.1		8	1	1	1	1	0	0	0	0	0	1	10	10	3.86	0.429																			

AB	39
R	12
H	14
RBI	12
BB	3
SO	3
LOB	11



Batter	1	2	3	4	5	6	7	8	9	AB	R	H	RBI	BB	SO	LOB	BOTTOM																			
<b>Jerry Royster, R</b> OBP: 0.276, SLG: 0.262 (1, 4)	0-0 6-3		0-0 4-3			0-0 F9		0-0 FC3-6 1B		4	0	1	0	0	0	1	<b>San Francisco Giants @ Atlanta Braves</b> Atlanta-Fulton County Stadium, Atlanta, GA Tue Sep 06 1977, 7:05 PM EDT Att: 877 - Unknown																			
<b>Barry Bonnell, R</b> OBP: 0.357, SLG: 0.335 (1, 8)	0-0 F9		0-3 K			0-0 F7		0-0 FC3-6 FC6		4	0	0	1	0	1	2																				
<b>Jeff Burroughs, R</b> OBP: 0.361, SLG: 0.514 (1, 9)	0-3 K			4-0 G6-4-3 BB		0-0 F9		0-0 F8		3	0	0	0	1	1	1																				
<b>Willie Montanez, L</b> OBP: 0.319, SLG: 0.452 (1, 3)		0-0 4-3		0-0 G6-4-3		0-0 4-3		0-0 FC6		4	0	0	0	0	0	2																				
<b>Gary Matthews, R</b> OBP: 0.351, SLG: 0.430 (1, 7)		4-0 CS BB		0-3 K		0-0 E6 1B SF8		0-0 5-3		3	1	0	0	1	1	0																				
<b>Junior Moore, R</b> OBP: 0.322, SLG: 0.342 (1, 5)		0-0 1B			0-3 K		0-0 F9		0-0 F9	4	0	2	0	0	1	0																				
<b>Vic Correll, R</b> OBP: 0.315, SLG: 0.406 (1, 2)		0-0 4-3			0-0 2B		0-0 SF8		0-0 F8	3	0	1	1	0	0	1																				
<b>Pat Rockett, R</b> OBP: 0.355, SLG: 0.328 (1, 6)			0-0 4-3 2B		0-0 5-3		0-0 F7			3	0	1	0	0	0	2																				
<b>Eddie Solomon, R</b> ERA: 4.76 (1, 1)	9.0	W	34	5	2	1	4	3	0	0	0	0	0	0	0	0	<b>Braves</b>																			
<b>Bob Knepper, L</b> ERA: 3.08 (1, 1)	9.0		34	5	2	1	4	3	0	0	0	0	0	0	0	0																				
<b>Inning Stats</b>	R: 0 E: 0 K: 1 S: 5	H: 0 LOB: 0 BB: 0 P: 5	R: 0 E: 0 K: 0 S: 3	H: 1 LOB: 1 BB: 1 P: 7	R: 0 E: 0 K: 1 S: 6	H: 1 LOB: 1 BB: 0 P: 6	R: 0 E: 0 K: 1 S: 4	H: 0 LOB: 0 BB: 1 P: 8	R: 0 E: 0 K: 1 S: 6	H: 1 LOB: 1 BB: 0 P: 6	R: 0 E: 0 K: 0 S: 3	H: 0 LOB: 0 BB: 0 P: 3	R: 1 E: 1 K: 0 S: 5	H: 1 LOB: 1 BB: 0 P: 5	R: 1 E: 0 K: 0 S: 4	H: 1 LOB: 1 BB: 1 P: 8	R: 0 E: 0 K: 0 S: 3	H: 0 LOB: 0 BB: 0 P: 3	1B: 3 2B: 2 3B: 0 HR: 0	SF: 1 SAC: 0 DP: 1 HBP: 0	WP: 0 PB: 0 SB: 0 CS: 1	PA: 34														
<b>PITCHER</b>	IP	WLS	BF	H	R	ER	SO	BB	IBB	HBP	BLK	WP	HR	S	P	ERA	WHIP	<b>PITCHER</b>		IP	WLS	BF	H	R	ER	SO	BB	IBB	HBP	BLK	WP	HR	S	P	ERA	WHIP



Batter	1	2	3	4	5	6	7	8	9	AB	R	H	RBI	BB	SO	LOB	TOP					
Davey Lopes, R OBP: 0.367, SLG: 0.402	FC7-4 BB		1B		6-3		1B		6-3	4	0	2	0	1	0	0	<b>Los Angeles Dodgers @ Atlanta Braves</b> Atlanta-Fulton County Stadium, Atlanta, GA Wed Sep 07 1977, 7:05 PM EDT Att: 4,013 - Unknown <a href="http://livebaseballscorecards.com">livebaseballscorecards.com</a>					
Bill Russell, R OBP: 0.306, SLG: 0.364	FC7-4 BB E		F9		6-3		G6-3 1B		1B	5	1	2	0	0	0	2						
Reggie Smith, S OBP: 0.435, SLG: 0.581	FC6-4 BB		6-3		HR		G6-3 1B		F3	4	1	1	0	1	0	4						
Ron Cey, R OBP: 0.361, SLG: 0.471	FC6-4 2H			HR	HR				FC4-6 1B WP	4	2	3	3	0	0	1						
Steve Garvey, R OBP: 0.320, SLG: 0.487	K			F8	5-3				FC4-6 WP	4	0	0	0	0	1	2						
Rick Monday, L OBP: 0.338, SLG: 0.392		4-3		4-3					F4	4	0	0	0	0	1	1						
Joe Simpson, L OBP: 0.154, SLG: 0.083										0	0	0	0	0	0	0						
Dusty Baker Jr., R OBP: 0.357, SLG: 0.481		F9		HR			F8		BB	3	1	1	1	1	0	0						
Johnny Oates, L OBP: 0.313, SLG: 0.362		F9			1B		F6		4-3	4	0	1	0	0	0	2						
Burt Hooton, R OBP: 0.183, SLG: 0.203			F5		K		4-3		K	0	0	0	0	0	0	0						
Ed Goodson, L OBP: 0.191, SLG: 0.261										1	0	0	0	0	0	0						
Dennis Lewallyn, R OBP: 0.250, SLG: 0.250										2	0	0	0	0	1	1						
Elias Sosa, R OBP: 0.250, SLG: 0.250										1	0	0	0	0	1	0						
<b>Inning Stats</b>	R: 1 E: 1 K: 1 S: 5	H: 0 LOB: 1 BB: 2 P: 13	R: 0 E: 0 K: 0 S: 3	H: 0 LOB: 0 BB: 0 P: 3	R: 0 E: 0 K: 0 S: 4	H: 1 LOB: 1 BB: 0 P: 4	R: 2 E: 0 K: 1 S: 8	H: 3 LOB: 1 BB: 0 P: 8	R: 2 E: 0 K: 0 S: 5	H: 2 LOB: 0 BB: 0 P: 5	R: 0 E: 0 K: 0 S: 4	H: 2 LOB: 1 BB: 0 P: 4	R: 0 E: 0 K: 0 S: 4	H: 1 LOB: 2 BB: 1 P: 8	R: 0 E: 0 K: 1 S: 6	H: 1 LOB: 1 BB: 0 P: 6	1B: 7 2B: 0 3B: 0 HR: 3	SF: 0 SAC: 0 DP: 1 HBP: 0	WP: 1 PB: 0 SB: 0 CS: 0	PA: 39		
<b>PITCHER</b>	IP WLS BF H R ER SO BB IBB HBP BLK WP HR S P ERA WHIP	4.2 L 22 6 5 4 2 2 0 0 0 0 3 24 32 7.71 1.714	2.1 8 2 0 0 1 0 0 0 0 0 0 0 10 10 0.00 0.857	2.0 9 2 0 0 1 1 0 0 0 1 0 10 14 0.00 1.500																		

Batter	1	2	3	4	5	6	7	8	9	AB	R	H	RBI	BB	SO	LOB	BOTTOM					
Jerry Royster, R OBP: 0.272, SLG: 0.259	4-3	K		FC6-4 1-2H			K		F9	5	0	0	0	0	2	6	<b>Los Angeles Dodgers @ Atlanta Braves</b> Atlanta-Fulton County Stadium, Atlanta, GA Wed Sep 07 1977, 7:05 PM EDT Att: 4,013 - Unknown <a href="http://livebaseballscorecards.com">livebaseballscorecards.com</a>					
Rowland Office, L OBP: 0.295, SLG: 0.317	1B	1B	HBP		F3		K			3	0	1	1	0	1	2						
Jeff Burroughs, R OBP: 0.360, SLG: 0.512	G1-6-3 1B	F7			L7		FC6-4 1-2H			4	0	1	0	0	0	5						
Willie Montanez, L OBP: 0.316, SLG: 0.448	G1-6-3 1-2H		4-3		3-1				K	4	0	0	0	0	1	2						
Gary Matthews, R OBP: 0.352, SLG: 0.430		E BB	F7		5-3				1B	3	1	1	0	1	0	0						
Joe Nolan, L OBP: 0.384, SLG: 0.411		E4 1B HBP	3-1		K				F8	4	1	0	0	0	1	1						
Junior Moore, R OBP: 0.322, SLG: 0.341		HBP BB 1B		L3		F9			6-3	4	0	1	0	0	0	1						
Pat Rockett, R OBP: 0.362, SLG: 0.332									4-3	1	0	1	0	1	0	0						
Craig Robinson, R OBP: 0.250, SLG: 0.259										1	0	1	0	0	0	0						
Darrel Chaney, S OBP: 0.256, SLG: 0.278		HBP BB		FC6-4 1B			1B		1B	1	0	0	0	0	0	0						
Buzz Capra, R OBP: 0.189, SLG: 0.118									4-3	2	0	0	0	0	1	4						
Rick Camp, R		L9								0	0	0	0	0	0	0						
Brian Asselstine, L OBP: 0.245, SLG: 0.287										1	0	1	0	0	0	0						
Max Leon, R OBP: 0.333, SLG: 0.353										0	0	0	0	0	0	0						
Biff Piccoroba, S OBP: 0.350, SLG: 0.437										1	0	0	0	0	0	0						
<b>Inning Stats</b>	R: 0 E: 0 K: 0 S: 4	H: 2 LOB: 1 BB: 0 P: 4	R: 2 E: 1 K: 1 S: 7	H: 1 LOB: 3 BB: 2 P: 16	R: 0 E: 0 K: 0 S: 3	H: 0 LOB: 0 BB: 0 P: 3	R: 0 E: 0 K: 1 S: 6	H: 1 LOB: 1 BB: 0 P: 6	R: 0 E: 0 K: 0 S: 3	H: 0 LOB: 0 BB: 0 P: 3	R: 0 E: 0 K: 2 S: 9	H: 2 LOB: 2 BB: 0 P: 9	R: 0 E: 0 K: 1 S: 6	H: 1 LOB: 1 BB: 0 P: 6	R: 0 E: 0 K: 0 S: 3	H: 0 LOB: 0 BB: 0 P: 3	1B: 7 2B: 0 3B: 0 HR: 0	SF: 0 SAC: 0 DP: 1 HBP: 1	WP: 0 PB: 0 SB: 0 CS: 0	PA: 37		
<b>PITCHER</b>	IP WLS BF H R ER SO BB IBB HBP BLK WP HR S P ERA WHIP	2.0 2 12 3 2 0 1 2 0 0 0 0 0 11 20 0.00 2.500	4.0 W 15 3 0 0 2 0 0 0 0 0 0 19 19 0.00 0.750	3.0 S 10 1 0 0 3 0 0 0 0 0 0 16 16 0.00 0.333																		





Batter	1	2	3	4	5	6	7	8	9	10	11	AB	R	H	RBI	BB	SO	LOB	TOP							
Davey Lopes, R OBP: 0.367, SLG: 0.400 (1, 4)	1-3		1B		K		FC6-5 BB		F9		SF7	4	1	1	1	1	1	0								
Bill Russell, R OBP: 0.304, SLG: 0.362 (1, 6)	6-3		1B		4-3		FC6-5		F6		F8	6	0	1	1	0	0	3								
Vic Davallito, L OBP: 0.385, SLG: 0.462 Joe Simpson, L OBP: 0.154, SLG: 0.083 (1, 9) (9, 9)	4-3		4-3				G3		5-3			5	0	1	0	0	0	3								
Ron Cey, R OBP: 0.361, SLG: 0.476 (1, 5)		HR			5-3		3-1				1-3	5	2	2	1	0	0	1								
Steve Garvey, R OBP: 0.319, SLG: 0.484 (1, 3)	6-3				5-3		5-3		F9			5	0	1	0	0	1	2								
Rick Monday, L OBP: 0.339, SLG: 0.390 Glenn Burke, R OBP: 0.267, SLG: 0.271 (1, 8) (8, 8)	K				4-3		4-3		CS			2	0	0	0	2	1	1								
Dusty Baker Jr., R OBP: 0.357, SLG: 0.487 (1, 7)	K				F3				5-3		CS	5	2	2	1	0	1	4								
Jerry Grote, R OBP: 0.328, SLG: 0.303 (1, 2)			K2-3		5-3		F7		HR		1B	4	0	0	0	1	2	3								
Don Sutton, R OBP: 0.290, SLG: 0.206 Reggie Smith, S OBP: 0.104, SLG: 0.050 Mike Garman, R OBP: 0.231, SLG: 0.295 Lance Rautzhan, R OBP: 0.314, SLG: 0.403 Manny Mota, R OBP: 0.188, SLG: 0.193 Rafael Landestoy, S OBP: 0.100, SLG: 0.122 (1, 1) (8, PH) (8, 1) (8, 1) (11, PH) (11, PH) (11, 1)	6-3				K		FC6-5 BB		K			3	0	1	0	0	1	0								
<b>Inning Stats</b>	R: 0 E: 0 K: 0 S: 3	H: 0 LOB: 0 BB: 0 P: 3	R: 1 E: 0 K: 2 S: 8	H: 1 LOB: 0 BB: 0 P: 8	R: 1 E: 0 K: 1 S: 7	H: 2 LOB: 1 BB: 0 P: 7	R: 0 E: 0 K: 0 S: 4	H: 1 LOB: 2 BB: 1 P: 8	R: 0 E: 0 K: 2 S: 7	H: 0 LOB: 0 BB: 0 P: 7	R: 1 E: 0 K: 1 S: 5	H: 2 LOB: 2 BB: 2 P: 9	R: 1 E: 0 K: 2 S: 8	H: 1 LOB: 2 BB: 2 P: 16	R: 0 E: 0 K: 0 S: 3	H: 0 LOB: 0 BB: 0 P: 3	R: 0 E: 0 K: 0 S: 3	H: 1 LOB: 0 BB: 0 P: 3	R: 1 E: 0 K: 1 S: 7	H: 2 LOB: 1 BB: 0 P: 7	1B: 9 2B: 0 3B: 0 HR: 2	SF: 1 SAC: 0 DP: 0 HBP: 0	WP: 0 PB: 3 SB: 1 CS: 1	PA: 48		
<b>PITCHER</b>	IP ERA	WLS 3.97	BF 36	H 8	R 4	ER 3	SO 7	BB 3	IBB 1	HBP 0	BLK 0	WP 0	HR 2	S 46	P 62	ERA 3.38	WHIP 1.375									
Phil Niekro, R ERA: 3.97 (1, 1)	3.0	L	11	3	1	1	1	0	0	0	0	0	0	0	13	13	3.00	1.000								
Dave Campbell, R ERA: 3.16 (9, 1)	3.0	L	11	3	1	1	1	0	0	0	0	0	0	0	13	13	3.00	1.000								

Los Angeles Dodgers @ Atlanta Braves  
Atlanta-Fulton County Stadium, Atlanta, GA  
Thu Sep 08 1977, 7:05 PM EDT  
Att: 3,556 - Unknown

AB 42  
R 5  
H 11  
RBI 4  
BB 4  
SO 8  
LOB 19



Batter	1	2	3	4	5	6	7	8	9	10	11	AB	R	H	RBI	BB	SO	LOB	BOTTOM							
Junior Moore, R OBP: 0.317, SLG: 0.336 (1, 5)	K		G3			F7		3-1		4-3		5	0	0	0	0	1	1								
Rowland Office, L OBP: 0.299, SLG: 0.327 (1, 8)	3-1				6-3		HR		CS		HR	4	2	2	1	0	0	0								
Jeff Burroughs, R OBP: 0.359, SLG: 0.515 (1, 9)	5-3				K		HR		6-3		K2-3	5	1	1	2	0	2	1								
Willie Montanez, L OBP: 0.319, SLG: 0.450 (1, 3)		5-3 1B			4-3		3-1		1B		1B	5	0	3	0	0	0	0								
Gary Matthews, R OBP: 0.353, SLG: 0.428 (1, 7)	F8				6-3		K		1B		1B	4	0	1	0	1	1	1								
Joe Nolan, L OBP: 0.382, SLG: 0.447 Cito Gaston, R OBP: 0.310, SLG: 0.438 Vic Cornell, R OBP: 0.314, SLG: 0.403 (1, 2) (9, PH) (10, 2)	5-3				5-3		HR		K		K2-3	3	1	1	1	0	0	1								
Rod Gilbreath, R OBP: 0.322, SLG: 0.349 (1, 4)	F3				5-3		HR		4-3			4	0	0	0	0	1	3								
Craig Robinson, R OBP: 0.233, SLG: 0.241 Brian Assefstein, L OBP: 0.253, SLG: 0.295 Dave Campbell, R (1, 6) (8, PH) (9, 1)	K				K		K		FC1-6 1B		K	2	0	0	0	0	2	0								
Phil Niekro, R OBP: 0.162, SLG: 0.165 Jerry Royster, R OBP: 0.271, SLG: 0.257 (1, 1) (8, PH) (9, 6)	F3				4-3		4-3		FC1-6 CS		K	2	0	0	0	0	0	1								
<b>Inning Stats</b>	R: 0 E: 0 K: 1 S: 5	H: 0 LOB: 0 BB: 0 P: 5	R: 0 E: 0 K: 0 S: 4	H: 1 LOB: 1 BB: 0 P: 4	R: 0 E: 0 K: 1 S: 5	H: 0 LOB: 0 BB: 0 P: 5	R: 0 E: 0 K: 0 S: 5	H: 0 LOB: 0 BB: 0 P: 5	R: 3 E: 0 K: 2 S: 10	H: 3 LOB: 0 BB: 0 P: 10	R: 0 E: 0 K: 0 S: 3	H: 1 LOB: 1 BB: 0 P: 3	R: 1 E: 0 K: 1 S: 8	H: 3 LOB: 2 BB: 0 P: 8	R: 0 E: 0 K: 2 S: 7	H: 0 LOB: 0 BB: 0 P: 7	R: 0 E: 1 K: 2 S: 7	H: 1 LOB: 2 BB: 1 P: 12	1B: 6 2B: 0 3B: 0 HR: 3	SF: 0 SAC: 0 DP: 0 HBP: 1	WP: 0 PB: 0 SB: 1 CS: 1	PA: 43				
<b>PITCHER</b>	IP ERA	WLS 3.04	BF 25	H 4	R 3	ER 3	SO 6	BB 0	IBB 0	HBP 0	BLK 0	WP 0	HR 2	S 37	P 37	ERA 3.86	WHIP 0.571									
Don Sutton, R ERA: 3.04 (8, 1)	1.1	7	4	1	1	0	0	0	0	0	0	0	0	1	7	7	6.75	3.000								
Mike Garman, R ERA: 2.31 (9, 1)	1.2	W	5	0	0	0	3	0	0	0	0	0	0	11	11	0.00	0.000									
Lance Rautzhan, L ERA: 3.94 Charlie Hough, R ERA: 3.47 (11, 1)	1.0	S	5	1	0	0	2	1	0	1	0	0	0	7	12	0.00	2.000									

Los Angeles Dodgers @ Atlanta Braves  
Atlanta-Fulton County Stadium, Atlanta, GA  
Thu Sep 08 1977, 7:05 PM EDT  
Att: 3,556 - Unknown

AB 40  
R 4  
H 9  
RBI 4  
BB 1  
SO 11  
LOB 12





Batter	1	2	3	4	5	6	7	8	9	AB	R	H	RBI	BB	SO	LOB	TOP					
Gene Richards, L (1, 3) OBP: 0.348, SLG: 0.354										5	0	2	0	0	1	4	<b>San Diego Padres @ Atlanta Braves</b> Atlanta-Fulton County Stadium, Atlanta, GA Fri Sep 09 1977, 7:05 PM EDT Att: 1,740 - Unknown					
Mike Ivie, R (1, 5) OBP: 0.337, SLG: 0.410										5	0	2	1	0	0	3						
Dave Freisleben, R (8, 1) OBP: 0.189, SLG: 0.171										0	0	0	0	0	0	0						
Jerry Turner, L (1, 7) OBP: 0.323, SLG: 0.403										5	0	1	1	0	1	4						
George Hendrick, R (1, 8) OBP: 0.377, SLG: 0.493										5	1	2	1	0	0	3						
Dave Winfield, R (1, 9) OBP: 0.348, SLG: 0.489										4	1	1	0	1	0	2						
Dave Roberts, R (1, 2) OBP: 0.270, SLG: 0.331										5	1	2	0	0	1	4						
Mike Champion, R (1, 4) OBP: 0.275, SLG: 0.295										5	1	3	2	0	1	2						
Bill Almon, R (1, 6) OBP: 0.299, SLG: 0.334										5	1	2	1	0	1	3						
Tom Griffin, R (1, 1) OBP: 0.142, SLG: 0.357										2	0	0	0	0	2	2						
Rick Sawyer, R (5, 1) OBP: 0.320, SLG: 0.150										0	0	0	0	0	0	0						
Dave Tomlin, L (5, 1) OBP: 0.333, SLG: 0.333										0	0	0	0	0	0	0						
Dan Spillner, R (5, 1) OBP: 0.325, SLG: 0.125										0	0	0	0	0	0	0						
Gene Tenace, R (5, PH) OBP: 0.402, SLG: 0.402										0	0	0	0	1	0	0						
Dave Wehmeister, R (5, 1) OBP: 0.197, SLG: 0.299										0	0	0	0	0	0	0						
Merv Rettenmund, R (5, PH) OBP: 0.048, SLG: 0.244										0	1	0	0	0	0	0						
Tucker Ashford, R (5, 5) OBP: 0.271, SLG: 0.236										0	0	0	0	0	0	0						
<b>Inning Stats</b>	R: 0 E: 0 K: 0 S: 4	H: 1 LOB: 1 BB: 0 P: 4	R: 1 E: 0 K: 1 S: 7	H: 2 LOB: 1 BB: 0 P: 7	R: 0 E: 0 K: 0 S: 3	H: 0 LOB: 0 BB: 0 P: 3	R: 1 E: 0 K: 1 S: 6	H: 2 LOB: 0 BB: 0 P: 6	R: 1 E: 0 K: 1 S: 7	H: 3 LOB: 2 BB: 0 P: 7	R: 1 E: 0 K: 1 S: 8	H: 3 LOB: 1 BB: 1 P: 12	R: 0 E: 0 K: 1 S: 7	H: 2 LOB: 2 BB: 0 P: 7	R: 2 E: 1 K: 1 S: 8	H: 2 LOB: 2 BB: 0 P: 9	R: 0 E: 0 K: 1 S: 5	H: 0 LOB: 1 BB: 1 P: 9	1B: 10 2B: 2 3B: 1 HR: 2	SF: 0 SAC: 0 DP: 0 HBP: 1	WP: 0 PB: 0 SB: 5 CS: 1	PA: 45
<b>PITCHER</b>	IP WLS BF H R ER SO BB IBB HBP BLK WP HR S P ERA WHIP	IP WLS BF H R ER SO BB IBB HBP BLK WP HR S P ERA WHIP																				
Preston Hanna, R (1, 1) ERA: 4.98	5.0 W 21 8 3 3 3 0 0 0 0 0 0 0 27 27 5.40 1.600																					
Rick Camp, R (6, 1) ERA: 4.0	0.1 4 3 1 1 0 0 0 0 0 0 0 1 4 4 27.00 9.000																					
Max Leon, R (6, 1) ERA: 4.2	2.0 11 3 2 1 3 1 0 0 1 0 0 1 15 20 4.50 2.000																					
Dave Campbell, R (8, 1) ERA: 3.09	1.2 S 8 1 0 0 1 1 0 0 0 0 0 0 9 13 0.00 1.200																					

AB 41  
R 6  
H 15  
RBI 6  
BB 2  
SO 7  
LOB 27



Batter	1	2	3	4	5	6	7	8	9	AB	R	H	RBI	BB	SO	LOB	BOTTOM			
Barry Bonnell, R (1, 5) OBP: 0.358, SLG: 0.336										5	2	2	1	0	0	4	<b>San Diego Padres @ Atlanta Braves</b> Atlanta-Fulton County Stadium, Atlanta, GA Fri Sep 09 1977, 7:05 PM EDT Att: 1,740 - Unknown			
Rowland Office, L (1, 8) OBP: 0.300, SLG: 0.331										5	0	2	1	0	2	2				
Jeff Burroughs, R (1, 9) OBP: 0.361, SLG: 0.527										4	1	3	4	0	0	1				
Willie Montanez, L (1, 3) OBP: 0.316, SLG: 0.446										4	0	0	0	0	1	2				
Tom Paciorek, R (7, 3) OBP: 0.265, SLG: 0.356										1	0	0	0	0	0	0				
Gary Matthews, R (1, 7) OBP: 0.352, SLG: 0.427										4	1	1	0	0	1	1				
Joe Nolan, L (1, 2) OBP: 0.385, SLG: 0.442									1	0	0	0	1	0	0	0				
Biff Pocoroba, S (5, PH) OBP: 0.388, SLG: 0.437								0	1	0	0	2	0	0	0	0				
Rod Gilbreath, R (1, 4) OBP: 0.323, SLG: 0.353										4	0	2	1	0	0	4				
Pat Rockett, R (1, 6) OBP: 0.369, SLG: 0.330										1	2	0	0	3	0	2				
Preston Hanna, R (1, 1) OBP: 0.182, SLG: 0.100										1	0	1	1	0	0	0				
Darrel Chaney, S (5, PH) OBP: 0.259, SLG: 0.282										1	1	1	0	0	0	0				
Rick Camp, R (6, 1) ERA: 4.49										0	0	0	0	0	0	0				
Dave Tomlin, L (5, 1) ERA: 3.95										0	0	0	0	0	0	0				
Dan Spillner, R (5, 1) ERA: 3.51										2	0	0	0	0	0	3				
Dave Wehmeister, R (6, 1) ERA: 5.43										0	0	0	0	0	0	0				
<b>Inning Stats</b>	R: 0 E: 0 K: 1 S: 6	H: 1 LOB: 1 BB: 0 P: 6	R: 1 E: 0 K: 0 S: 5	H: 2 LOB: 2 BB: 1 P: 9	R: 0 E: 0 K: 0 S: 3	H: 1 LOB: 0 BB: 0 P: 3	R: 0 E: 0 K: 0 S: 3	H: 1 LOB: 0 BB: 0 P: 3	R: 4 E: 1 K: 2 S: 11	H: 3 LOB: 2 BB: 2 P: 19	R: 2 E: 0 K: 1 S: 7	H: 2 LOB: 1 BB: 1 P: 11	R: 1 E: 0 K: 0 S: 4	H: 1 LOB: 2 BB: 2 P: 12	R: 0 E: 0 K: 0 S: 3	H: 1 LOB: 0 BB: 0 P: 3	1B: 7 2B: 4 3B: 0 HR: 1	SF: 1 SAC: 0 DP: 1 HBP: 0	WP: 0 PB: 0 SB: 1 CS: 1	PA: 41
<b>PITCHER</b>	IP WLS BF H R ER SO BB IBB HBP BLK WP HR S P ERA WHIP	IP WLS BF H R ER SO BB IBB HBP BLK WP HR S P ERA WHIP																		
Tom Griffin, R (1, 1) ERA: 4.49	4.0 18 6 3 3 1 2 0 0 0 0 0 0 1 1 - - -																			
Rick Sawyer, R (5, 1) ERA: 5.68	0.0 L 1 1 0 0 0 0 0 0 0 0 0 0 1 1 - - -																			
Dave Tomlin, L (5, 1) ERA: 3.95	0.1 1 0 0 0 1 0 0 0 0 0 0 0 3 3 0.00 0.000																			
Dan Spillner, R (5, 1) ERA: 3.51	0.2 5 1 2 2 1 0 1 0 0 0 0 1 6 10 27.00 1.500																			
Dave Wehmeister, R (6, 1) ERA: 5.43	2.0 12 3 3 3 1 3 0 0 0 0 0 0 11 23 13.50 3.000																			





Batter	1	2	3	4	5	6	7	8	9	AB	R	H	RBI	BB	SO	LOB	TOP					
Gene Richards, L (1, 3)	0-0 4-3		0-0 6-3 S		0-0 CS		0-3 K		0-0 1-H 6-3	4	1	2	1	1	1	0	<b>San Diego Padres @ Atlanta Braves</b> Atlanta-Fulton County Stadium, Atlanta, GA Sat Sep 10 1977, 7:05 PM EDT Att: 7,967 - Unknown					
Bill Almon, R (1, 6)	0-0 F8		0-0 6-3		0-0 2B		0-0 1B		0-0 6-3	5	1	2	1	0	0	1						
Jerry Turner, L (1, 7)	0-0 F9		0-0 5-3		0-0 1-H		0-0 2B		0-0 F8	5	0	1	1	0	0	2						
George Hendrick, R (1, 8)		0-0 4-3	4-0 BB		0-0 F8				0-0 4-3	3	0	0	0	1	0	1						
Dave Winfield, R (1, 9)		4-0 2B S	0-0 BB		0-0 F2		0-0 6-3		0-0 4-3	3	1	0	0	1	0	2						
Dave Roberts, R (1, 2)		0-0 6-3		0-0 F5		0-0 F7		4-0 FC5-4	0-0 BB	3	1	1	0	1	0	0						
Mike Champion, R (1, 4)		0-0 6-3		0-0 1-3		0-0 5-3		0-0 FC5-4	0-0 1-2	4	0	0	1	0	0	2						
Tucker Ashford, R (1, 5)		0-0 3-H		0-0 F7			0-0 HR		4-0 3B	3	2	2	2	1	0	0						
Bob Owchinko, L (1, 1)		0-0 F7			0-3 K		0-3 K		0-0 F7	2	0	0	0	0	1	1						
Rick Sawyer, R (5, 1)										0	0	0	0	0	0	0						
Merv Rettenmund, R (7, PH)										1	0	0	0	0	1	0						
Dave Tomlin, L (7, 1)										0	0	0	0	0	0	0						
Gene Tenace, R (9, PH)										1	0	0	0	0	0	1						
<b>Inning Stats</b>	R: 0 E: 0 K: 0 S: 3	H: 0 LOB: 0 BB: 0 P: 3	R: 2 E: 0 K: 0 S: 5	H: 2 LOB: 1 BB: 1 P: 9	R: 0 E: 0 K: 0 S: 4	H: 1 LOB: 2 BB: 1 P: 8	R: 0 E: 0 K: 0 S: 3	H: 0 LOB: 0 BB: 0 P: 3	R: 1 E: 0 K: 1 S: 6	H: 2 LOB: 1 BB: 1 P: 10	R: 0 E: 0 K: 0 S: 3	H: 0 LOB: 0 BB: 0 P: 3	R: 1 E: 1 K: 2 S: 9	H: 2 LOB: 1 BB: 0 P: 9	R: 0 E: 0 K: 0 S: 3	H: 0 LOB: 1 BB: 1 P: 7	R: 2 E: 0 K: 0 S: 4	H: 1 LOB: 0 BB: 1 P: 8	1B: 4 2B: 2 3B: 1 HR: 1	SF: 0 SAC: 0 DP: 0 HBP: 0	WP: 0 PB: 0 SB: 2 CS: 1	PA: 39
<b>PITCHER</b> Dick Ruthven, R (1, 1) ERA: 3.88	IP: 9.0 WLS: W BF: 39 H: 8 R: 6 ER: 6 SO: 3 BB: 5 IBB: 0 HBP: 0 BLK: 0 WP: 0 HR: 1 S: 40 P: 60 ERA: 6.00 WHIP: 1.444															<b>PITCHER</b>						

AB 34  
R 6  
H 8  
RBI 6  
BB 5  
SO 3  
LOB 10



Batter	1	2	3	4	5	6	7	8	9	AB	R	H	RBI	BB	SO	LOB	BOTTOM			
Barry Bonnell, R (1, 8)	4-0 CS	0-0 2-H		0-0 F3		4-0 SH5-4		0-0 6-3		3	1	1	1	2	0	1	<b>San Diego Padres @ Atlanta Braves</b> Atlanta-Fulton County Stadium, Atlanta, GA Sat Sep 10 1977, 7:05 PM EDT Att: 7,967 - Unknown			
Rod Gilbreath, R (1, 4)	0-0 1B	0-0 4-3		0-0 FC6-4		0-0 SH5-4		0-0 6-3		4	1	1	0	0	0	2				
Jeff Burroughs, R (1, 9)	4-0 1B		0-0 E5		0-0 F8		4-0 1B		0-3 K	3	2	1	0	2	1	0				
Willie Montanez, L (1, 3)	0-0 1B		0-0 4-3		0-0 HR		0-3 K			4	1	2	1	0	1	3				
Gary Matthews, R (1, 7)	0-0 G6-4-3		0-0 E7		0-0 2B		0-0 1B		1-2 2-H	4	2	4	4	0	0	0				
Junior Moore, R (1, 5)	0-0 G6-4-3		0-0 FC6-4		0-0 1B		0-0 F3			4	1	2	1	0	0	4				
Biff Pocoroba, S (1, 2)		4-0 FC1-6	0-0 FC6-4		0-0 G4-3-6		0-0 4-3			3	0	1	0	1	0	1				
Pat Rockett, R (1, 6)		0-0 FC1-6	0-0 CS		0-0 1-3		0-0 1-3			4	1	1	1	0	0	1				
Dick Ruthven, R (1, 1)		0-0 SH3		0-0 FC6-4		0-0 G4-3-6		0-3 K		3	0	1	0	0	1	2				
<b>Inning Stats</b>	R: 2 E: 0 K: 0 S: 4	H: 3 LOB: 1 BB: 2 P: 12	R: 1 E: 0 K: 0 S: 4	H: 1 LOB: 0 BB: 1 P: 8	R: 2 E: 2 K: 0 S: 5	H: 3 LOB: 0 BB: 0 P: 5	R: 0 E: 0 K: 0 S: 4	H: 1 LOB: 1 BB: 0 P: 4	R: 3 E: 0 K: 0 S: 7	H: 5 LOB: 1 BB: 0 P: 7	R: 1 E: 0 K: 1 S: 6	H: 1 LOB: 2 BB: 2 P: 14	R: 0 E: 0 K: 1 S: 5	H: 0 LOB: 0 BB: 0 P: 5	R: 0 E: 0 K: 1 S: 5	H: 0 LOB: 0 BB: 0 P: 5		1B: 12 2B: 1 3B: 0 HR: 1	SF: 0 SAC: 2 DP: 2 HBP: 0	WP: 0 PB: 0 SB: 0 CS: 2
<b>PITCHER</b> Bob Owchinko, L (1, 1) ERA: 4.29	IP: 4.1 WLS: L BF: 24 H: 11 R: 8 ER: 7 SO: 7 BB: 3 IBB: 0 HBP: 0 BLK: 0 WP: 0 HR: 1 S: 21 P: 33 ERA: 14.54 WHIP: 3.231															<b>PITCHER</b>				
Rick Sawyer, R (5, 1)	1.2 9 3 1 1 1 2 0 0 0 0 0 9 17 5.40 3.000																			
Dave Tomlin, L (7, 1)	2.0 6 0 0 0 2 0 0 0 0 0 0 10 10 0.00 0.000																			

AB 32  
R 9  
H 14  
RBI 8  
BB 5  
SO 3  
LOB 14





Batter	1	2	3	4	5	6	7	8	9	AB	R	H	RBI	BB	SO	LOB	TOP			
Gene Richards, L (1,3) OBP: 0.352, SLG: 0.367										4	1	2	1	0	0	2	<b>San Diego Padres @ Atlanta Braves</b> Atlanta-Fulton County Stadium, Atlanta, GA Sun Sep 11 1977, 3:33 AM EDT Att: 2,376 - Unknown <a href="http://livebaseballscores.com">livebaseballscores.com</a>			
Bill Almon, R (1,6) OBP: 0.300, SLG: 0.334										4	1	1	0	0	1					
Jerry Turner, L (1,7) OBP: 0.327, SLG: 0.426										4	1	3	2	0	0					
George Hendrick, R (1,8) OBP: 0.377, SLG: 0.490										4	0	2	0	0	2					
Dave Winfield, R (1,9) OBP: 0.345, SLG: 0.483										4	0	0	0	0	4					
Dave Roberts, R (1,2) OBP: 0.271, SLG: 0.331										3	0	0	0	0	2					
Dan Spillner, R (6,1) OBP: 0.300, SLG: 0.125										0	0	0	0	0	0					
Merv Rettenmund, R (8,PH) OBP: 0.432, SLG: 0.466										1	0	0	0	1	0					
Mike Champion, R (1,4) OBP: 0.271, SLG: 0.289										4	0	0	0	0	1					
Tucker Ashford, R (1,5) OBP: 0.280, SLG: 0.323										3	0	0	0	1	2					
Randy Jones, R (1,1) OBP: 0.175, SLG: 0.158										2	0	0	0	0	1					
Gene Tenace, R (6,2) OBP: 0.412, SLG: 0.407										1	0	0	0	0	0					
<b>Inning Stats</b>	R: 0 E: 0 K: 1 S: 6	H: 2 LOB: 1 BB: 0 P: 6	R: 0 E: 0 K: 1 S: 5	H: 0 LOB: 0 BB: 0 P: 5	R: 0 E: 0 K: 0 S: 2	H: 0 LOB: 0 BB: 1 P: 6	R: 1 E: 1 K: 0 S: 6	H: 2 LOB: 2 BB: 0 P: 6	R: 1 E: 0 K: 1 S: 6	H: 1 LOB: 0 BB: 0 P: 6	R: 1 E: 0 K: 1 S: 6	H: 2 LOB: 0 BB: 0 P: 6	R: 0 E: 1 K: 1 S: 4	H: 0 LOB: 1 BB: 0 P: 6	R: 0 E: 0 K: 2 S: 7	H: 0 LOB: 0 BB: 0 P: 7	1B: 5 2B: 2 3B: 0 HR: 2	SF: 0 SAC: 0 DP: 2 HBP: 0	WP: 0 PB: 0 SB: 0 CS: 2	PA: 35
<b>PITCHER</b>	IP WLS BF H R ER SO BB IBB HBP BLK WP HR S P ERA WHIP																			
Eddie Solomon, R (1,1) ERA: 4.63	7.2 W 31 8 3 3 5 1 0 0 0 0 2 40 44 3.52 1.174																			
Dave Campbell, R (8,1) ERA: 3.03	1.1 S 4 0 0 0 2 0 0 0 0 0 0 8 8 0.00 0.000																			

Batter	1	2	3	4	5	6	7	8	9	AB	R	H	RBI	BB	SO	LOB	BOTTOM			
Barry Bonnell, R (1,8) OBP: 0.359, SLG: 0.333										5	0	1	2	0	0	1	<b>San Diego Padres @ Atlanta Braves</b> Atlanta-Fulton County Stadium, Atlanta, GA Sun Sep 11 1977, 3:33 AM EDT Att: 2,376 - Unknown <a href="http://livebaseballscores.com">livebaseballscores.com</a>			
Rod Gilbreath, R (1,4) OBP: 0.321, SLG: 0.349										4	0	0	0	1	2	1				
Jeff Burroughs, R (1,9) OBP: 0.364, SLG: 0.524										3	0	1	1	1	0	0				
Willie Montanez, L (1,3) OBP: 0.317, SLG: 0.451										4	0	1	0	0	1	1				
Gary Matthews, R (1,7) OBP: 0.360, SLG: 0.432										2	3	1	0	2	0	1				
Junior Moore, R (1,5) OBP: 0.322, SLG: 0.344										3	1	2	0	0	1	1				
Biff Pocoroba, S (1,2) OBP: 0.393, SLG: 0.436										2	1	1	1	2	0	2				
Pat Rockett, R (1,6) OBP: 0.369, SLG: 0.332										4	1	2	1	0	0	1				
Eddie Solomon, R (1,1) OBP: 0.214, SLG: 0.120										3	1	1	0	0	2	3				
Dave Campbell, R (8,1) ERA: 3.67										1	0	0	0	0	1	2				
<b>Inning Stats</b>	R: 0 E: 0 K: 0 S: 3	H: 0 LOB: 0 BB: 0 P: 3	R: 2 E: 1 K: 1 S: 7	H: 2 LOB: 1 BB: 1 P: 11	R: 0 E: 0 K: 0 S: 3	H: 0 LOB: 0 BB: 0 P: 3	R: 0 E: 0 K: 0 S: 4	H: 2 LOB: 1 BB: 0 P: 4	R: 1 E: 0 K: 0 S: 4	H: 2 LOB: 1 BB: 0 P: 8	R: 1 E: 0 K: 2 S: 8	H: 1 LOB: 2 BB: 2 P: 16	R: 0 E: 0 K: 2 S: 7	H: 0 LOB: 1 BB: 1 P: 11	R: 3 E: 0 K: 2 S: 10	H: 3 LOB: 1 BB: 1 P: 14	1B: 10 2B: 0 3B: 0 HR: 0	SF: 0 SAC: 1 DP: 1 HBP: 0	WP: 0 PB: 0 SB: 3 CS: 0	PA: 38
<b>PITCHER</b>	IP WLS BF H R ER SO BB IBB HBP BLK WP HR S P ERA WHIP																			
Randy Jones, L (1,1) ERA: 4.93	5.2 L 26 7 4 3 2 4 0 0 0 0 0 26 42 4.76 1.941																			
Dan Spillner, R (6,1) ERA: 3.67	2.1 12 3 3 3 5 1 1 0 0 0 0 20 28 11.57 1.714																			





Batter	1	2	3	4	5	6	7	8	9	AB R H RBI BB SO LOB	TOP												
Jerry Royster, R (1, 4) OBP: 0.273, SLG: 0.257	F8		CS BB			1B			K2-3	4 0 1 0 1 2 3	<b>Atlanta Braves @ San Francisco Giants</b> Candlestick Park, San Francisco, CA Mon Sep 12 1977, 10:05 PM EDT Att: 1,092 - Unknown												
Rowland Office, L (1, 8) OBP: 0.301, SLG: 0.332	G3		FC5-4 1B		1B 1B		F7		K	5 1 2 0 0 1 0													
Jeff Burroughs, R (1, 9) OBP: 0.365, SLG: 0.523			FC5-4 1B		1B 1B		K			3 0 1 0 1 1 1													
Willie Montanez, L (1, 3) OBP: 0.319, SLG: 0.451	4-3		5-3		1B					4 0 2 1 0 0 2													
Gary Matthews, R (1, 7) OBP: 0.363, SLG: 0.433		WP HR HBP		8-4-5 BB 1B		1B 6-3 1B		4-3		3 1 2 0 0 0 1													
Biff Pocoreba, S (1, 2) OBP: 0.394, SLG: 0.445		HR		4-0 BB		F7		F4		3 1 1 2 1 0 1													
Junior Moore, R (1, 5) OBP: 0.319, SLG: 0.340		4-3		8-4-5 BB		6-3		5-3		4 0 0 0 0 0 3													
Pat Rockett, R (1, 6) OBP: 0.367, SLG: 0.327		F2		F7		1B IBB		K		3 0 0 0 1 1 1													
Phil Niekro, R (1, 1) OBP: 0.165, SLG: 0.168		5-3		6-3		1B		F7		4 0 1 0 0 0 0													
<b>Inning Stats</b>	R: 0 E: 0 K: 0 S: 3	H: 0 LOB: 1 BB: 1 P: 7	R: 2 E: 0 K: 0 S: 4	H: 1 LOB: 0 BB: 0 P: 5	R: 0 E: 0 K: 0 S: 3	H: 1 LOB: 1 BB: 1 P: 7	R: 0 E: 0 K: 0 S: 3	H: 1 LOB: 1 BB: 0 P: 7	R: 1 E: 0 K: 1 S: 5	H: 4 LOB: 3 BB: 1 P: 11	R: 0 E: 0 K: 1 S: 6	H: 1 LOB: 1 BB: 0 P: 6	R: 0 E: 0 K: 1 S: 5	H: 0 LOB: 0 BB: 0 P: 5	R: 0 E: 0 K: 2 S: 7	H: 0 LOB: 0 BB: 0 P: 7	1B: 9 2B: 1 3B: 0 HR: 1	SF: 0 SAC: 0 DP: 1 HBP: 1	WP: 1 PB: 0 SB: 0 CS: 1	PA: 38			
<b>PITCHER</b>	IP WLS BF H R ER SO BB IBB HBP BLK WP HR S P ERA WHIP											<b>PITCHER</b>	IP WLS BF H R ER SO BB IBB HBP BLK WP HR S P ERA WHIP										
Charlie Williams, R (1, 1) ERA: 4.08	5.0 L 22 7 3 3 0 3 0 1 0 1 1 18 31 5.40 2.000																						
Dave Heaverlo, R (6, 1) ERA: 2.71	2.0 10 3 0 0 2 0 1 0 0 0 0 13 17 0.00 1.500																						
John Curtis, L (8, 1) ERA: 5.52	2.0 6 0 0 0 3 0 0 0 0 0 0 12 12 0.00 0.000																						

Batter	1	2	3	4	5	6	7	8	9	AB R H RBI BB SO LOB	BOTTOM												
Derrel Thomas, S (1, 8) OBP: 0.320, SLG: 0.377	K		CS 1B			E5 1B		WP 1B BB		3 1 2 0 1 1 0	<b>Atlanta Braves @ San Francisco Giants</b> Candlestick Park, San Francisco, CA Mon Sep 12 1977, 10:05 PM EDT Att: 1,092 - Unknown												
Rob Andrews, R (1, 4) OBP: 0.344, SLG: 0.296	2-3 S BB		F7 1B		F4		F8			3 0 0 0 1 0 3													
Bill Madlock, R (1, 5) OBP: 0.358, SLG: 0.424	2-3 1-3		F7		F7		F8			4 0 0 0 0 0 2													
Gary Thomasson, L (1, 7) OBP: 0.351, SLG: 0.444	F6				K		WP 1B		1-H 1B	4 0 2 1 0 1 1													
Jack Clark, R (1, 9) OBP: 0.331, SLG: 0.406			E 1B		F8		F7 1-2		F8	4 0 1 0 0 0 2													
Darrell Evans, L (1, 3) OBP: 0.344, SLG: 0.409		F7					K2-3		F9	4 0 1 0 0 1 2													
Johnnie LeMaster, R (1, 6) OBP: 0.239, SLG: 0.253		E4			K		F4		K	3 0 0 0 0 1 2													
Terry Whitfield, L (9, PH) OBP: 0.313, SLG: 0.424		1-2								1 0 0 0 0 1 0													
Mike Sadek, R (1, 2) OBP: 0.289, SLG: 0.313		F4			F8		F8		F8	4 0 0 0 0 0 2													
Charlie Williams, R (1, 1) OBP: 0.222, SLG: 0.222					F3		K			1 0 0 0 0 0 2													
Vic Harris, S (6, PH) OBP: 0.353, SLG: 0.352		F4								1 0 0 0 0 0 0													
Dave Heaverlo, R (6, 1) OBP: 0.313, SLG: 0.424										0 0 0 0 0 0 0													
Skip James, L (7, PH) OBP: 0.286, SLG: 0.385										1 0 0 0 0 1 0													
John Curtis, L (8, 1) OBP: 0.286, SLG: 0.385										0 0 0 0 0 0 0													
<b>Inning Stats</b>	R: 0 E: 0 K: 1 S: 5	H: 0 LOB: 1 BB: 1 P: 9	R: 0 E: 1 K: 0 S: 5	H: 1 LOB: 2 BB: 0 P: 5	R: 0 E: 0 K: 2 S: 8	H: 1 LOB: 1 BB: 0 P: 8	R: 0 E: 0 K: 0 S: 4	H: 1 LOB: 1 BB: 0 P: 4	R: 0 E: 0 K: 1 S: 6	H: 1 LOB: 1 BB: 0 P: 6	R: 0 E: 0 K: 1 S: 5	H: 0 LOB: 0 BB: 0 P: 5	R: 1 E: 0 K: 0 S: 4	H: 1 LOB: 1 BB: 1 P: 8	R: 0 E: 0 K: 1 S: 5	H: 0 LOB: 0 BB: 0 P: 5	1B: 6 2B: 0 3B: 0 HR: 0	SF: 0 SAC: 0 DP: 0 HBP: 0	WP: 2 PB: 0 SB: 1 CS: 1	PA: 35			
<b>PITCHER</b>	IP WLS BF H R ER SO BB IBB HBP BLK WP HR S P ERA WHIP											<b>PITCHER</b>	IP WLS BF H R ER SO BB IBB HBP BLK WP HR S P ERA WHIP										
Phil Niekro, R (1, 1) ERA: 3.85	9.0 W 35 6 1 0 6 2 0 0 0 2 2 0 45 53 0.00 0.889																						

**AB 33**  
**R 3**  
**H 10**  
**RBI 3**  
**BB 4**  
**SO 5**  
**LOB 12**



**AB 33**  
**R 1**  
**H 6**  
**RBI 1**  
**BB 2**  
**SO 6**  
**LOB 16**



**WP: 2**  
**PB: 0**  
**SB: 1**  
**CS: 1**



Batter	1	2	3	4	5	6	7	8	9	10	11	AB	R	H	RBI	BB	SO	LOB	TOP							
Jerry Royster, R GAP: 0.274, SLG: 0.299 Brian Asselstine, L OBP: 0.290, SLG: 0.292 Rod Carter, R OBP: 0.321, SLG: 0.349	(1, 4) X 0-0 1B	(1, 4) X 0-0 F7	(1, 4) X 0-0 FC6-4	(1, 4) X 0-0 PO	(1, 4) X 0-0 6-3	(1, 4) X 0-0 1B	(1, 4) X 0-0 1B	(1, 4) X 0-0 FC5-4	(1, 4) X 0-0 K	(1, 4) X 0-0 K	(1, 4) X 0-0 K	5	1	2	1	0	0	4								
Rowland Office, L OBP: 0.299, SLG: 0.329 Junior Moore, R OBP: 0.321, SLG: 0.346	(1, 8) X 0-0 3-1	(1, 8) X 0-0 P4	(1, 8) X 0-0 6-3	(1, 8) X 0-0 PO	(1, 8) X 0-0 6-3	(1, 8) X 0-0 1B	(1, 8) X 0-0 F9	(1, 8) X 0-0 1B	(1, 8) X 0-0 E	(1, 8) X 0-0 E	(1, 8) X 0-0 2B	3	0	0	0	0	0	2								
Jeff Burroughs, R OBP: 0.366, SLG: 0.522	(1, 9) X 0-0 1-3	(1, 9) X 0-0 1B	(1, 9) X 0-0 6-3	(1, 9) X 0-0 6-3	(1, 9) X 0-0 5-3	(1, 9) X 0-0 1B	(1, 9) X 0-0 BB	(1, 9) X 0-0 1B	(1, 9) X 0-0 E6	(1, 9) X 0-0 E6	(1, 9) X 0-0 K	5	1	2	1	1	1	1								
Willie Montanez, L OBP: 0.319, SLG: 0.449	(1, 3) X 0-0 1-3	(1, 3) X 0-0 1B	(1, 3) X 0-0 4-3	(1, 3) X 0-0 4-3	(1, 3) X 0-0 5-3	(1, 3) X 0-0 1B	(1, 3) X 0-0 BB	(1, 3) X 0-0 1B	(1, 3) X 0-0 4-3	(1, 3) X 0-0 4-3	(1, 3) X 0-0 IBB	5	0	1	0	1	0	2								
Gary Matthews, R OBP: 0.364, SLG: 0.437	(1, 7) X 0-0 3B	(1, 7) X 0-0 1B	(1, 7) X 0-0 5-3	(1, 7) X 0-0 5-3	(1, 7) X 0-0 5-3	(1, 7) X 0-0 2B	(1, 7) X 0-0 3B	(1, 7) X 0-0 1B	(1, 7) X 0-0 1B	(1, 7) X 0-0 1B	(1, 7) X 0-0 K	5	2	2	1	1	1	5								
Dale Murphy, R OBP: 0.500, SLG: 1.167	(1, 2) X 0-0 1H	(1, 2) X 0-0 3B	(1, 2) X 0-0 6-3	(1, 2) X 0-0 6-3	(1, 2) X 0-0 6-3	(1, 2) X 0-0 2B	(1, 2) X 0-0 2B	(1, 2) X 0-0 FC5-4	(1, 2) X 0-0 K	(1, 2) X 0-0 K	(1, 2) X 0-0 F7	6	1	3	2	0	1	4								
Barry Bonnell, R OBP: 0.360, SLG: 0.334	(1, 5) X 0-0 P4	(1, 5) X 0-0 P4	(1, 5) X 0-0 BB	(1, 5) X 0-0 FC6-4	(1, 5) X 0-0 1B	(1, 5) X 0-0 K	(1, 5) X 0-0 K	(1, 5) X 0-0 FC5-4	(1, 5) X 0-0 K	(1, 5) X 0-0 K	(1, 5) X 0-0 K	5	1	2	0	0	2	4								
Pat Rockett, R OBP: 0.363, SLG: 0.324	(1, 6) X 0-0 1-3	(1, 6) X 0-0 1B	(1, 6) X 0-0 E6	(1, 6) X 0-0 FC6-4	(1, 6) X 0-0 1B	(1, 6) X 0-0 5-3	(1, 6) X 0-0 5-3	(1, 6) X 0-0 FC5-4	(1, 6) X 0-0 FC5-4	(1, 6) X 0-0 6-3	(1, 6) X 0-0 6-3	5	0	1	1	0	0	2								
Mickey Mahler, S OBP: 0.200 Buzz Capra, R OBP: 0.290, SLG: 0.116 Mike Davy, R OBP: 0.290, SLG: 0.334 Max Leon, R OBP: 0.290, SLG: 0.316 Cito Gaston, R OBP: 0.290, SLG: 0.422 Dave Campbell, R OBP: 0.290, SLG: 0.422	(1, 1) X 0-0 2B	(1, 1) X 0-0 2B	(1, 1) X 0-0 1-2	(1, 1) X 0-0 1-2	(1, 1) X 0-0 1-2	(1, 1) X 0-0 1-2	(1, 1) X 0-0 1-2	(1, 1) X 0-0 1-2	(1, 1) X 0-0 1-2	(1, 1) X 0-0 1-2	(1, 1) X 0-0 1-2	1	0	1	0	1	0	0								
<b>Inning Stats</b>	R: 3 E: 0 K: 0 S: 7	H: 4 LOB: 1 BB: 0 P: 7	R: 0 E: 0 K: 0 S: 4	H: 1 LOB: 1 BB: 0 P: 4	R: 0 E: 0 K: 0 S: 3	H: 0 LOB: 0 BB: 0 P: 3	R: 1 E: 1 K: 0 S: 4	H: 2 LOB: 1 BB: 1 P: 8	R: 0 E: 0 K: 0 S: 9	H: 2 LOB: 1 BB: 0 P: 9	R: 0 E: 0 K: 0 S: 4	H: 2 LOB: 1 BB: 0 P: 5	R: 1 E: 1 K: 2 S: 9	H: 2 LOB: 2 BB: 1 P: 8	R: 0 E: 0 K: 0 S: 5	H: 2 LOB: 1 BB: 0 P: 5	R: 1 E: 1 K: 2 S: 9	H: 2 LOB: 2 BB: 1 P: 13	R: 0 E: 0 K: 2 S: 7	H: 0 LOB: 0 BB: 0 P: 7	R: 0 E: 0 K: 2 S: 8	H: 1 LOB: 2 BB: 1 P: 12	1B: 10 2B: 4 3B: 2 HR: 0	SF: 0 SAC: 0 DP: 1 HBP: 0	WP: 0 PB: 0 SB: 0 CS: 0	PA: 52
<b>PITCHER</b>	IP ERA WLS BF H R ER SO BB IBB HBP BLK WP HR S P ERA WHIP	5.0 4.75 3.1 17 6 2 1 2 1 1 0 0 0 0 19 27 2.70 2.100	5.0 4.75 3.1 17 6 2 1 2 1 1 0 0 0 0 19 27 2.70 2.100	5.0 4.75 3.1 17 6 2 1 2 1 1 0 0 0 0 19 27 2.70 2.100	5.0 4.75 3.1 17 6 2 1 2 1 1 0 0 0 0 19 27 2.70 2.100	5.0 4.75 3.1 17 6 2 1 2 1 1 0 0 0 0 19 27 2.70 2.100	5.0 4.75 3.1 17 6 2 1 2 1 1 0 0 0 0 19 27 2.70 2.100	5.0 4.75 3.1 17 6 2 1 2 1 1 0 0 0 0 19 27 2.70 2.100	5.0 4.75 3.1 17 6 2 1 2 1 1 0 0 0 0 19 27 2.70 2.100	5.0 4.75 3.1 17 6 2 1 2 1 1 0 0 0 0 19 27 2.70 2.100	5.0 4.75 3.1 17 6 2 1 2 1 1 0 0 0 0 19 27 2.70 2.100	5.0 4.75 3.1 17 6 2 1 2 1 1 0 0 0 0 19 27 2.70 2.100	5.0 4.75 3.1 17 6 2 1 2 1 1 0 0 0 0 19 27 2.70 2.100	5.0 4.75 3.1 17 6 2 1 2 1 1 0 0 0 0 19 27 2.70 2.100	5.0 4.75 3.1 17 6 2 1 2 1 1 0 0 0 0 19 27 2.70 2.100	5.0 4.75 3.1 17 6 2 1 2 1 1 0 0 0 0 19 27 2.70 2.100	5.0 4.75 3.1 17 6 2 1 2 1 1 0 0 0 0 19 27 2.70 2.100	5.0 4.75 3.1 17 6 2 1 2 1 1 0 0 0 0 19 27 2.70 2.100	5.0 4.75 3.1 17 6 2 1 2 1 1 0 0 0 0 19 27 2.70 2.100	5.0 4.75 3.1 17 6 2 1 2 1 1 0 0 0 0 19 27 2.70 2.100						

Atlanta Braves @ San Francisco Giants  
Candlestick Park, San Francisco, CA  
Tue Sep 13 1977, 10:05 PM EDT  
Att: 1,029 - Unknown

AB 47  
R 7  
H 16  
RBI 6  
BB 4  
SO 8  
LOB 27



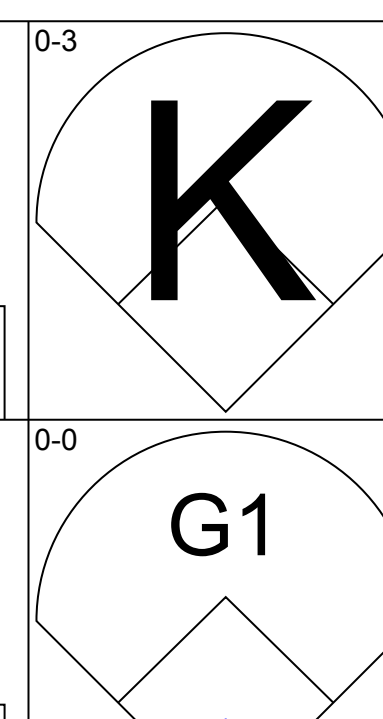
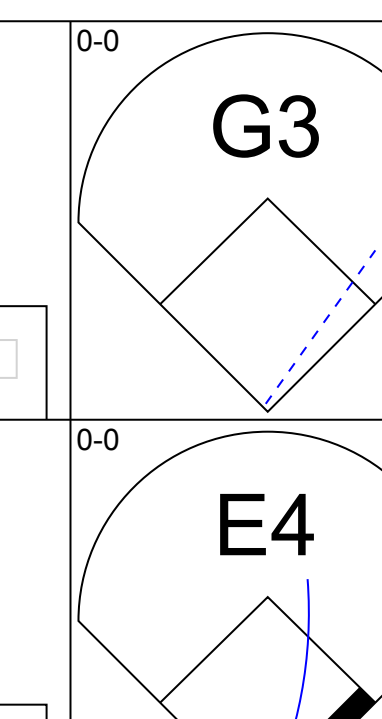
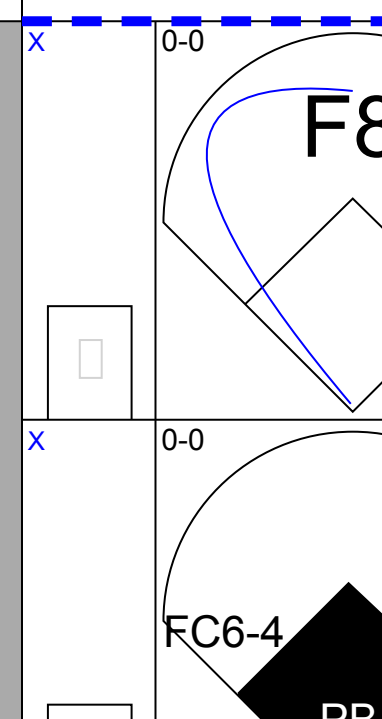
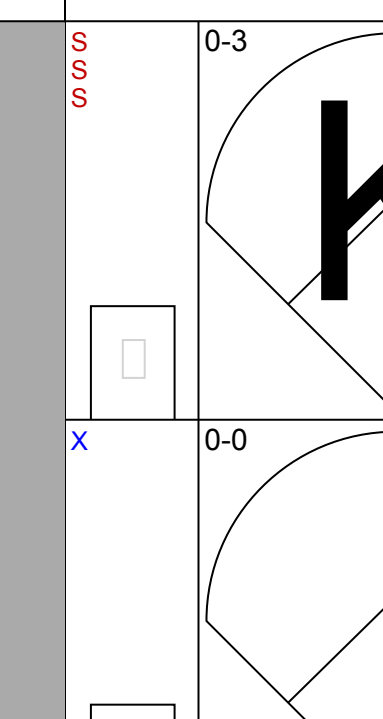
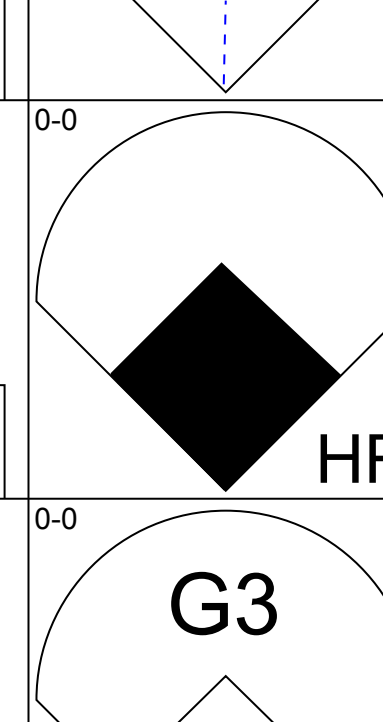
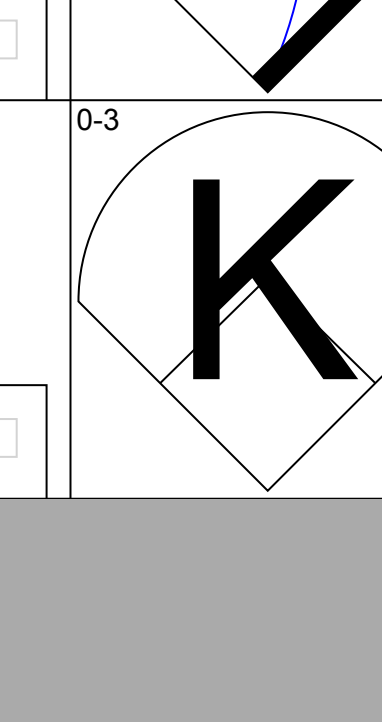
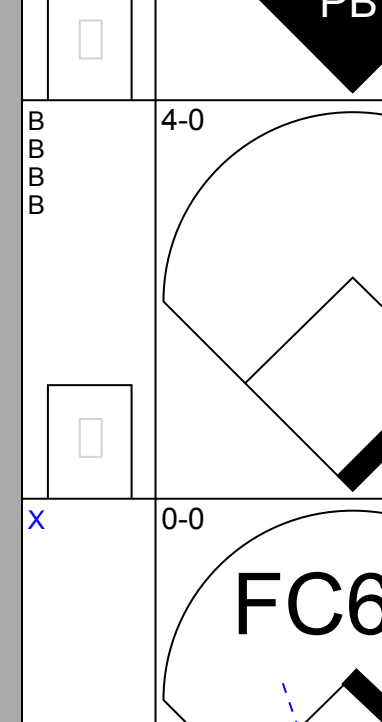
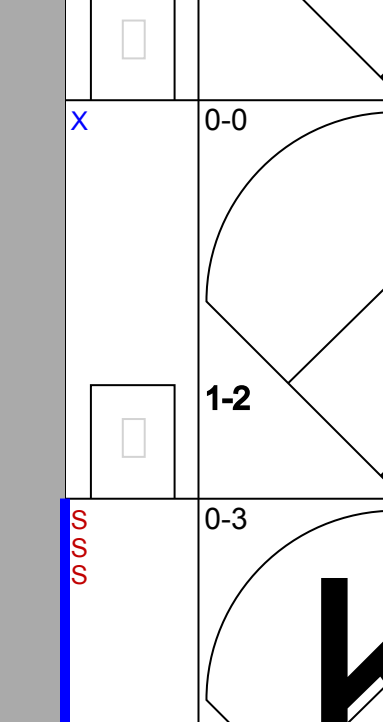


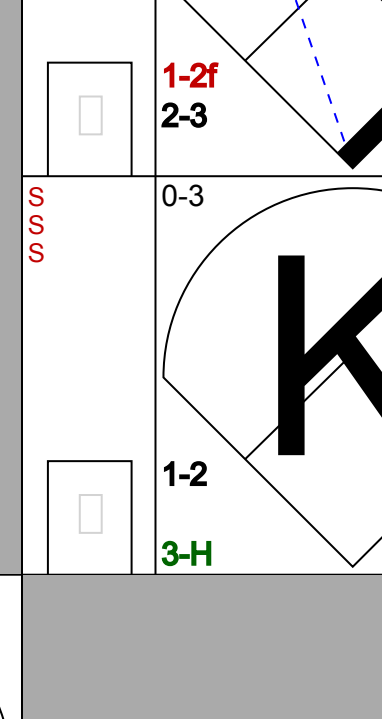
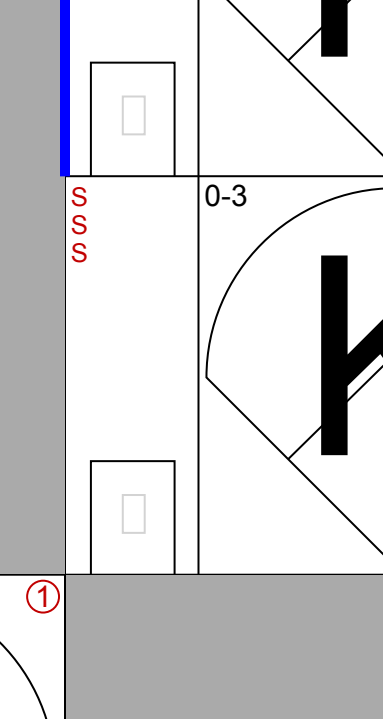

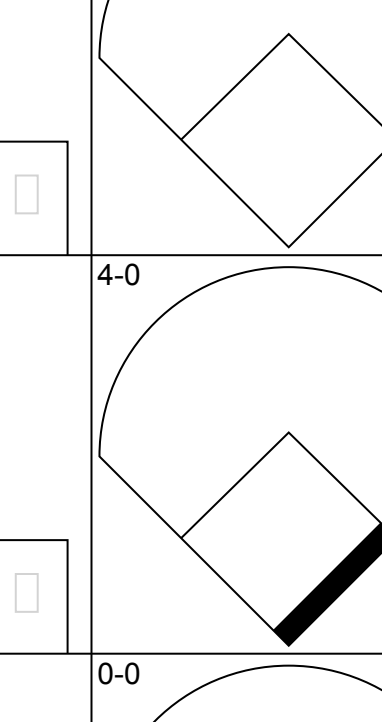

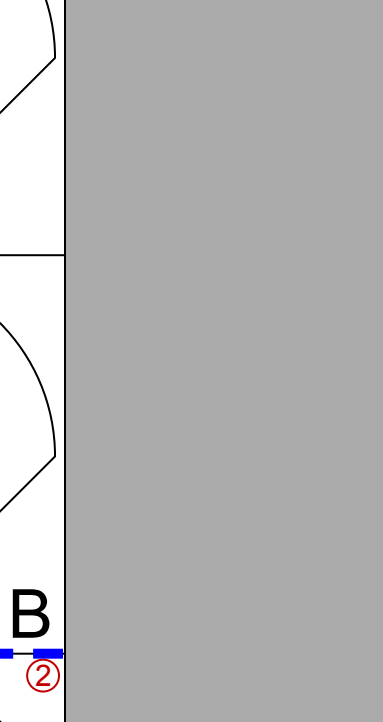
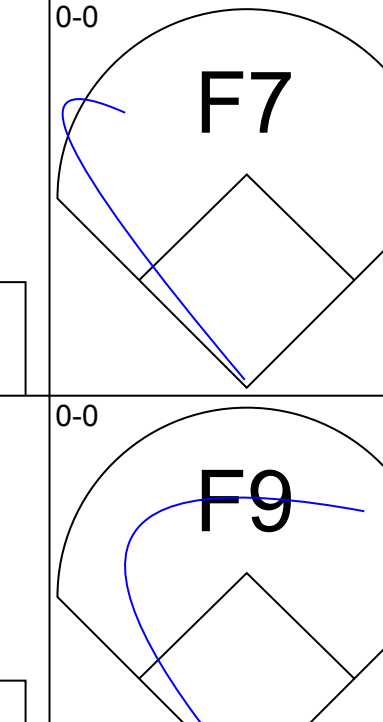
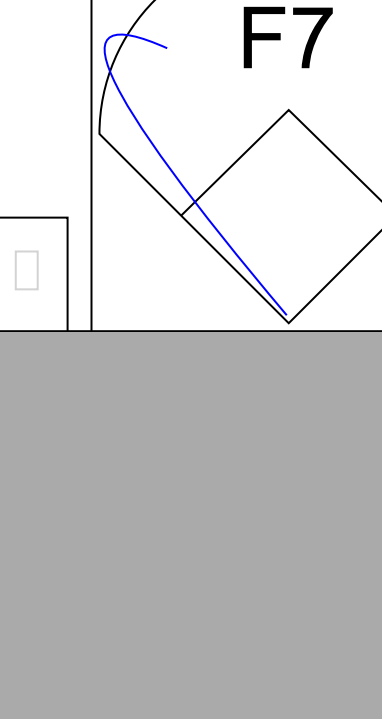
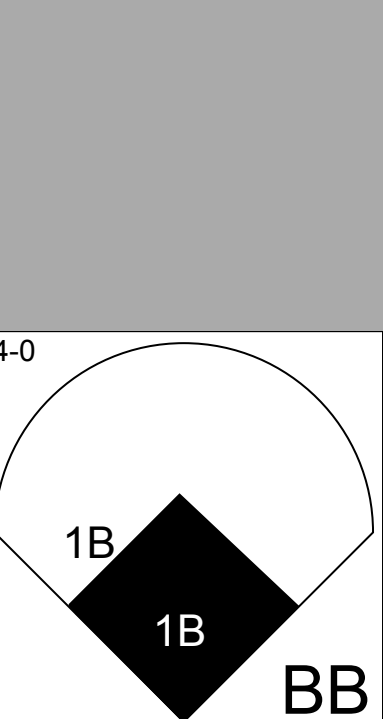
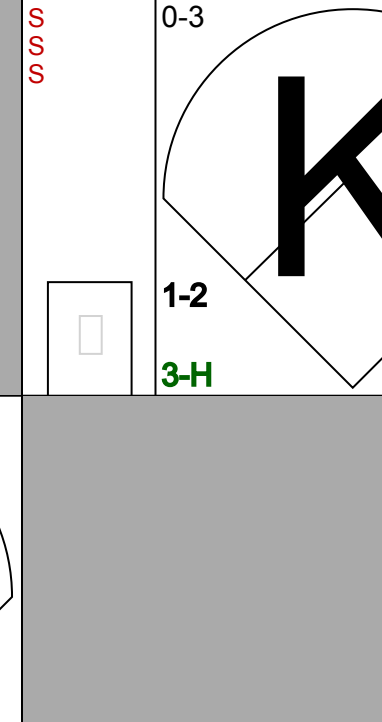
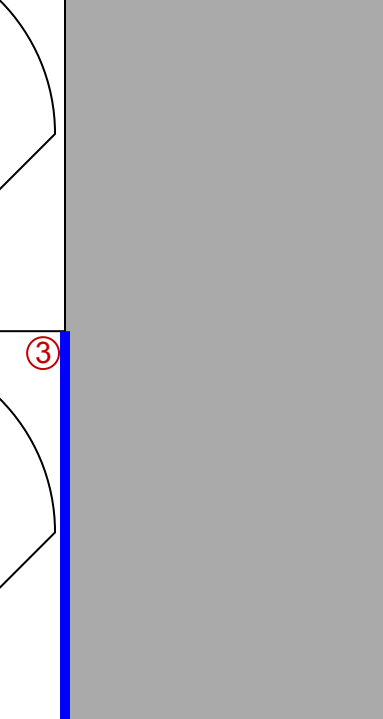

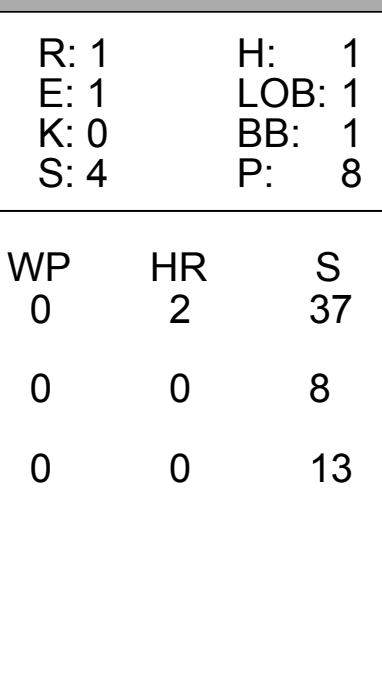

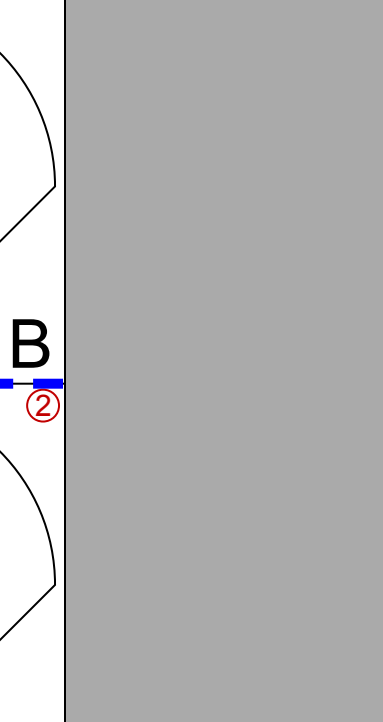


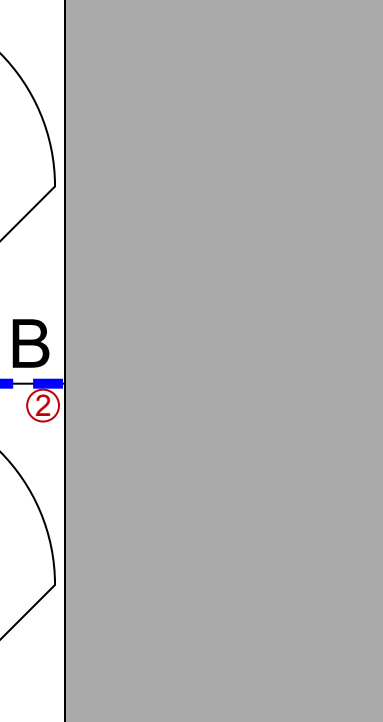
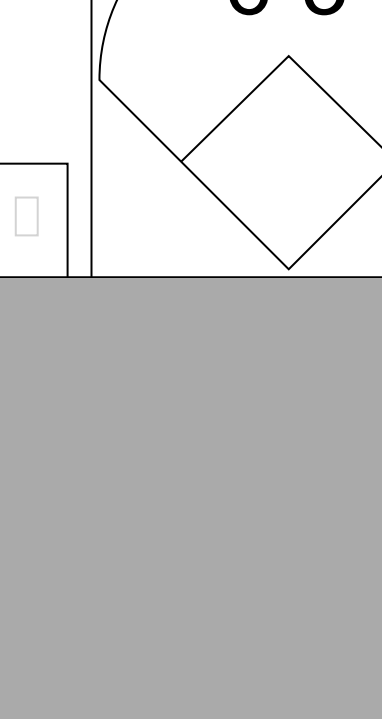

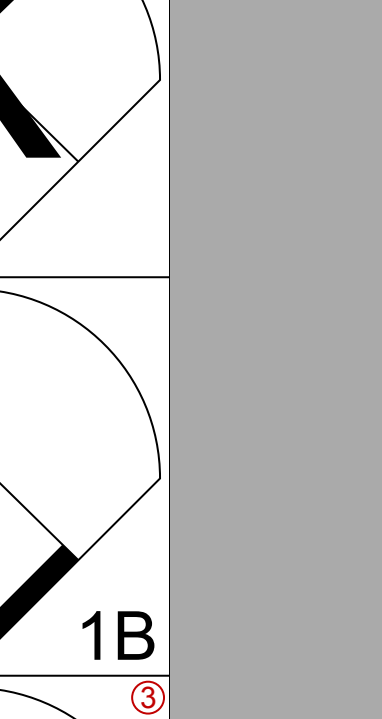
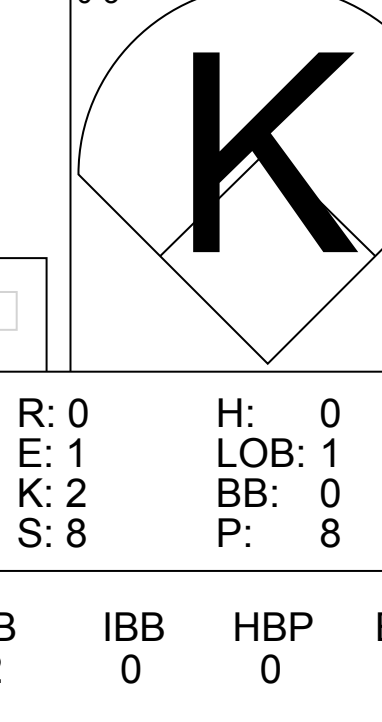
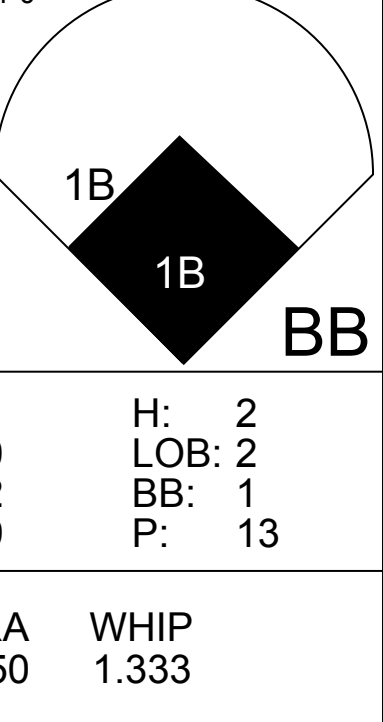
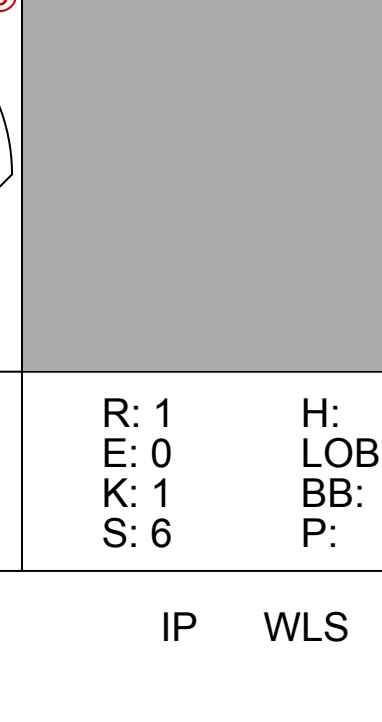
Batter	1	2	3	4	5	6	7	8	9	10	11	AB	R	H	RBI	BB	SO	LOB	BOTTOM					
Derrel Thomas, S OBP: 0.325, SLG: 0.391	(1, 8) X 0-0 HR	(1, 8) X 0-0 K	(1, 8) X 0-0 K	(1, 8) X 0-0 2B	(1, 8) X 0-0 3B	(1, 8) X 0-0 F8	(1, 8) X 0-0 1B	(1, 8) X 0-0 1B	(1, 8) X 0-0 1B	(1, 8) X 0-0 1B	(1, 8) X 0-0 1B	5	2	3	1	1	1	0						
Rob Andrews, R OBP: 0.349, SLG: 0.298	(1, 4) X 4-0 HBP	(1, 4) X 4-0 BB	(1, 4) X 4-0 1B	(1, 4) X 4-0 2B	(1, 4) X 4-0 3B	(1, 4) X 4-0 BB	(1, 4) X 4-0 5-3	(1, 4) X 4-0 5-3	(1, 4) X 4-0 P4	(1, 4) X 4-0 P4	(1, 4) X 4-0 1B	3	2	1	0	3	0	1						
Bill Madlock, R OBP: 0.380, SLG: 0.427	(1, 5) X 0-3 K	(1, 5) X 0-3 K	(1, 5) X 0-3 K	(1, 5) X 0-3 K	(1, 5) X 0-3 K	(1, 5) X 0-3 K	(1, 5) X 0-3 K	(1, 5) X 0-3 K	(1, 5) X 0-3 K	(1, 5) X 0-3 K	(1, 5) X 0-3 K	6	1	3	3	0	1	2						
Willie McCovey, L OBP: 0.366, SLG: 0.503 Skip James, L OBP: 0.366, SLG: 0.503	(1, 3) X 0-0 F8	(1, 3) X 0-0 F8	(1, 3) X 0-0 G1-6-3	(1, 3) X 0-0 1B	(1, 3) X 0-0 1B	(1, 3) X 0-0 K	(1, 3) X 0-0 K	(1, 3) X 0-0 K	(1, 3) X 0-0 K	(1, 3) X 0-0 K	(1, 3) X 0-0 K	4	0	1	0	0	1	4						
Jack Clark, R OBP: 0.334, SLG: 0.414	(1, 9) X 1-0 HBP	(1, 9) X 1-0 HBP	(1, 9) X 1-0 HBP	(1, 9) X 1-0 HBP	(1, 9) X 1-0 HBP	(1, 9) X 1-0 HBP	(1, 9) X 1-0 HBP	(1, 9) X 1-0 HBP	(1, 9) X 1-0 HBP	(1, 9) X 1-0 HBP	(1, 9) X 1-0 HBP	3	2	1	1	1	1	1						
Randy Elliott, R OBP: 0.281, SLG: 0.420	(1, 7) X 0-0 P3	(1, 7) X 0-0 P3	(1, 7) X 0-0 P4	(1, 7) X 0-0 P4	(1, 7) X 0-0 P4	(1, 7) X 0-0 P4	(1, 7) X 0-0 P4	(1, 7) X 0-0 P4	(1, 7) X 0-0 P4	(1, 7) X 0-0 P4	(1, 7) X 0-0 P4	5	0	1	3	0	0	2						
Marc Hill, R OBP: 0.301, SLG: 0.341 Mike Sadek, R OBP: 0.287, SLG: 0.310	(1, 2) X 0-0 K	(1, 2) X 0-0 K	(1, 2) X 0-0 K	(1, 2) X 0-0 K	(1, 2) X 0-0 K	(1, 2) X 0-0 K	(1, 2) X 0-0 K	(1, 2) X 0-0 K	(1, 2) X 0-0 K	(1, 2) X 0-0 K	(1, 2) X 0-0 K	3	0	0	0	0	1	1						
Gary Thomsson, L OBP: 0.350, SLG: 0.443	(1, 11) X 0-0 K	(1, 11) X 0-0 K	(1, 11) X 0-0 K	(1, 11) X 0-0 K	(1, 11) X 0-0 K	(1, 11) X 0-0 K	(1, 11) X 0-0 K	(1, 11) X 0-0 K	(1, 11) X 0-0 K	(1, 11) X 0-0 K	(1, 11) X 0-0 K	1	0	0	0	0	0	0						
Johnnie LeMaster, R OBP: 0.238, SLG: 0.228 Randy Moffitt, R OBP: 0.238, SLG: 0.228	(1, 6) X 0-0 1-3	(1, 6) X 0-0 1-3	(1, 6) X 0-0 1-3	(1, 6) X 0-0 1-3	(1, 6) X 0-0 1-3	(1, 6) X 0-0 1-3	(1, 6) X 0-0 1-3	(1, 6) X 0-0 1-3	(1, 6) X 0-0 1-3	(1, 6) X 0-0 1-3	(1, 6) X 0-0 1-3	3	0	0	0	1	0	0						
Darrell Evans, L OBP: 0.345, SLG: 0.409	(1, 11) X 0-0 BB	(1, 11) X 0-0 BB	(1, 11) X 0-0 BB	(1, 11) X 0-0 BB	(1, 11) X 0-0 BB	(1, 11) X 0-0 BB	(1, 11) X 0-0 BB	(1, 11) X 0-0 BB	(1, 11) X 0-0 BB	(1, 11) X 0-0 BB	(1, 11) X 0-0 BB	0	0	0	0	0	0	0						
Jim Barr, R OBP: 0.187, SLG: 0.145 Gary Lavelle, S OBP: 0.238, SLG: 0.325	(1, 1) X 0-0 5-3	(1, 1) X 0-0 5-3	(1, 1) X 0-0 5-3	(1, 1) X 0-0 5-3	(1, 1) X 0-0 5-3	(1, 1) X 0-0 5-3	(1, 1) X 0-0 5-3	(1, 1) X 0-0 5-3	(1, 1) X 0-0 5-3	(1, 1) X 0-0 5-3	(1, 1) X 0-0 5-3	2	0	0	0	0	0	1						
Tim Foltz, R OBP: 0.238, SLG: 0.325	(9, 6) X 0-0 F7	(9, 6) X 0-0 F7	(9, 6) X 0-0 F7	(9, 6) X 0-0 F7	(9, 6) X 0-0 F7	(9, 6) X 0-0 F7	(9, 6) X 0-0 F7	(9, 6) X 0-0 F7	(9, 6) X 0-0 F7	(9, 6) X 0-0 F7	(9, 6) X 0-0 F7	2	0	0	0	0	0	1						
<b>Inning Stats</b>	R: 1 E: 0 K: 1 S: 6	H: 1 LOB: 2 BB: 1 P: 11	R: 0 E: 0 K: 1 S: 5	H: 0 LOB: 0 BB: 0 P: 5	R: 1 E: 0 K: 1 S: 6	H: 2 LOB: 0 BB: 0 P: 6	R: 1 E: 0 K: 0 S: 4	H: 1 LOB: 1 BB: 1 P: 8	R: 4 E: 0 K: 1 S: 7	H: 3 LOB: 0 BB: 2 P: 15	R: 0 E: 0 K: 0 S: 3	H: 0 LOB: 0 BB: 0 P: 3	R: 0 E: 0 K: 0 S: 3	H: 1 LOB: 1 BB: 0 P: 6	R: 0 E: 0 K: 0 S: 4	H: 1 LOB: 1 BB: 0 P: 4	R: 0 E: 0 K: 0 S: 3	H: 0 LOB: 0 BB: 0 P: 3	R: 1 E: 0 K: 0 S: 3	H: 1 LOB: 3 BB: 3 P: 15	1B: 4 2B: 3 3B: 2 HR: 2	SF: 0 SAC: 0 DP: 2 HBP: 1	WP: 0 PB: 0 SB: 0 CS: 0	PA: 48
<b>PITCHER</b>	IP ERA WLS BF H R ER SO BB IBB HBP BLK WP HR S P ERA WHIP	3.2 7.36 0.1 4 2 3 3 0 1 0 0 0 0 0 5 9 7 7.36 1.636	3.2 7.36 0.1 4 2 3 3 0 1 0 0 0 0 0 5 9 7 7.36 1.636	3.2 7.36 0.1 4 2 3 3 0 1 0 0 0 0 0 5 9 7 7.36 1.636	3.2 7.36 0.1 4 2 3 3 0 1 0 0 0 0 0 5 9 7 7.36 1.636	3.2 7.36 0.1 4 2 3 3 0 1 0 0 0 0 0 5 9 7 7.36 1.636	3.2 7.36 0.1 4 2 3 3 0 1 0 0 0 0 0 5 9 7 7.36 1.636	3.2 7.36 0.1 4 2 3 3 0 1 0 0 0 0 0 5 9 7 7.36 1.636	3.2 7.36 0.1 4 2 3 3 0 1 0 0 0 0 0 5 9 7 7.36 1.636	3.2 7.36 0.1 4 2 3 3 0 1 0 0 0 0 0 5 9 7 7.36 1.636	3.2 7.36 0.1 4 2 3 3 0 1 0 0 0 0 0 5 9 7 7.36 1.636	3.2 7.36 0.1 4 2 3 3 0 1 0 0 0 0 0 5 9 7 7.36 1.636	3.2 7.36 0.1 4 2 3 3 0 1 0 0 0 0 0 5 9 7 7.36 1.636	3.2 7.36 0.1 4 2 3 3 0 1 0 0 0 0 0 5 9 7 7.36 1.636	3.2 7.36 0.1 4 2 3 3 0 1 0 0 0 0 0 5 9 7 7.36 1.636	3.2 7.36 0.1 4 2 3 3 0 1 0 0 0 0 0 5 9 7 7.36 1.636	3.2 7.36 0.1 4 2 3 3 0 1 0 0 0 0 0 5 9 7 7.36 1.636	3.2 7.36 0.1 4 2 3 3 0 1 0 0 0 0 0 5 9 7 7.36 1.636	3.2 7.36 0.1 4 2 3 3 0 1 0 0 0 0 0 5 9 7 7.36 1.636	3.2 7.36 0.1 4 2 3 3 0 1 0 0 0 0 0 5 9 7 7.36 1.636				

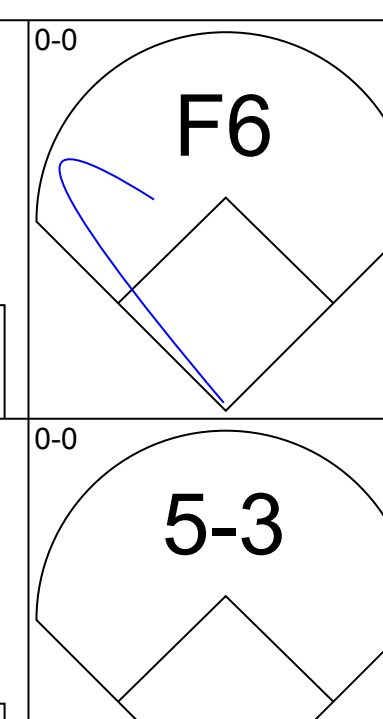
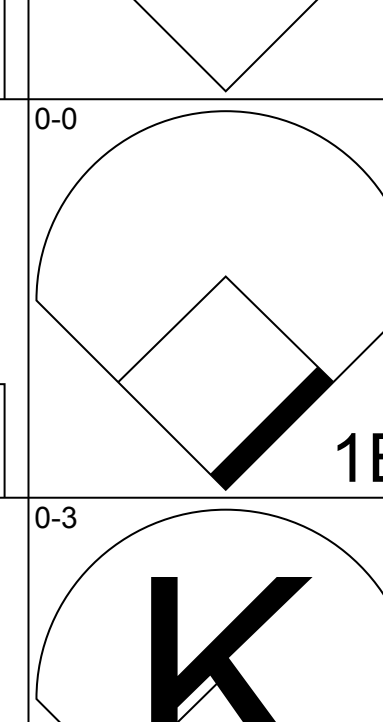
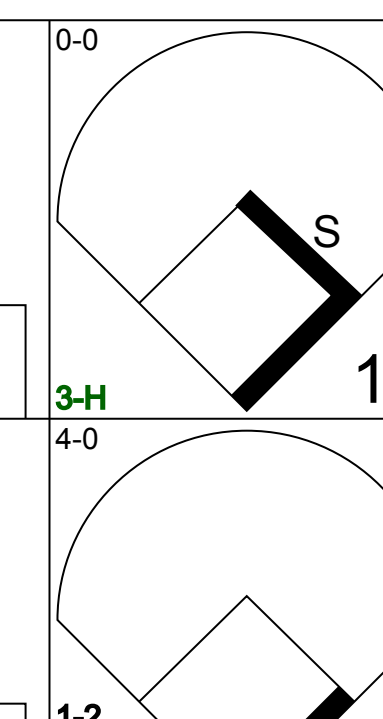
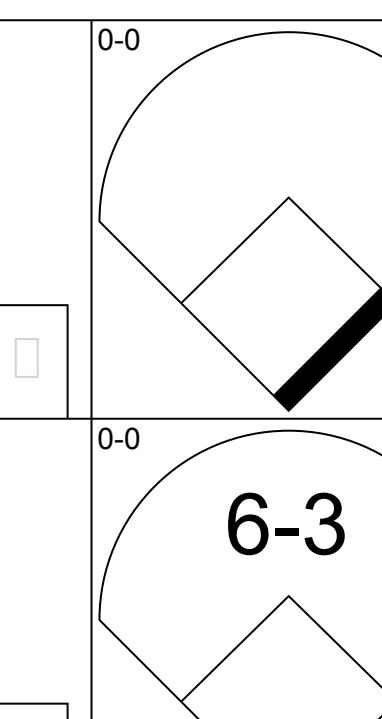
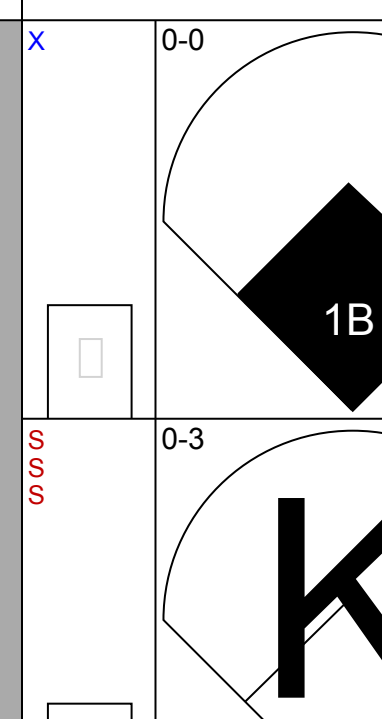


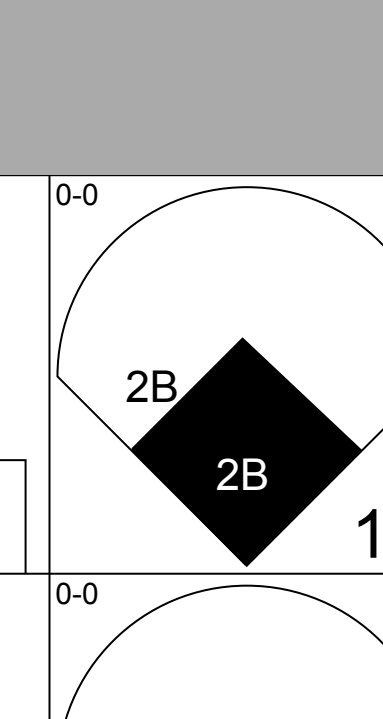
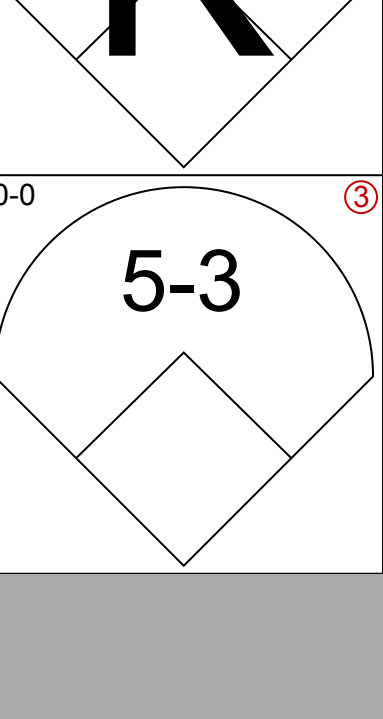


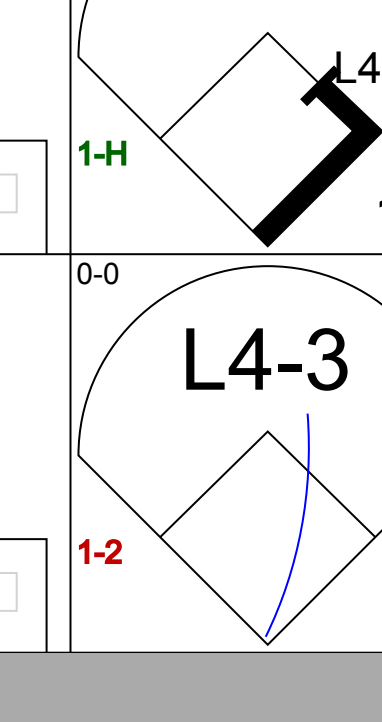

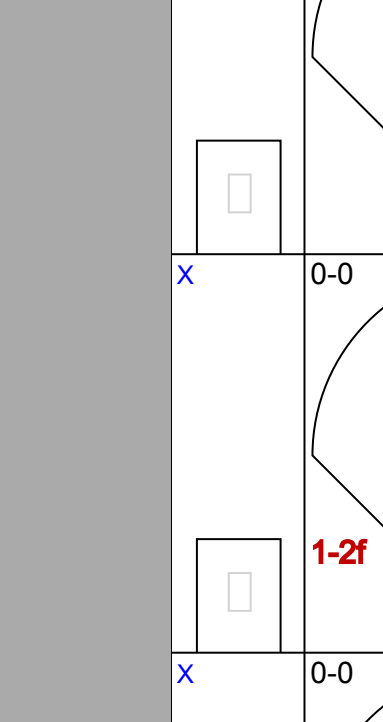
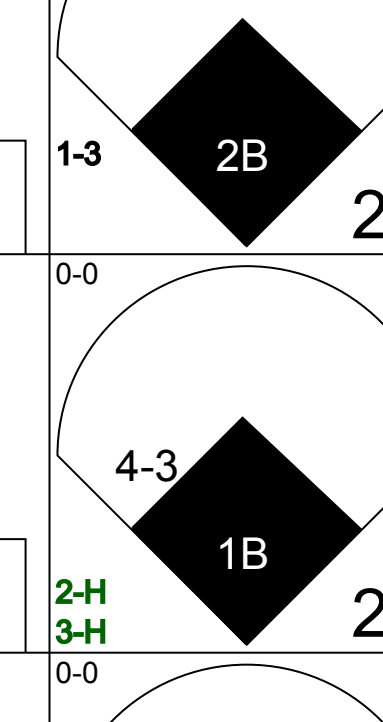


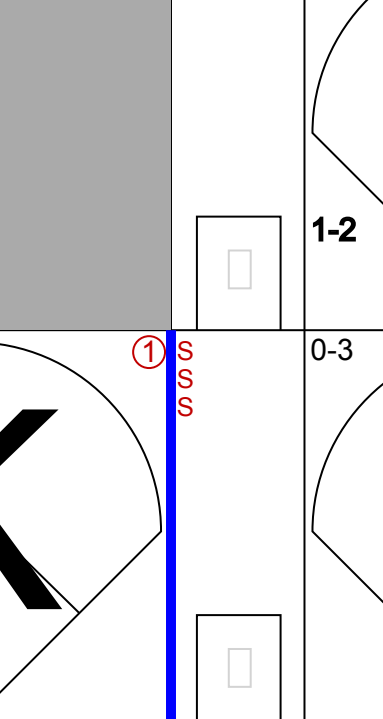
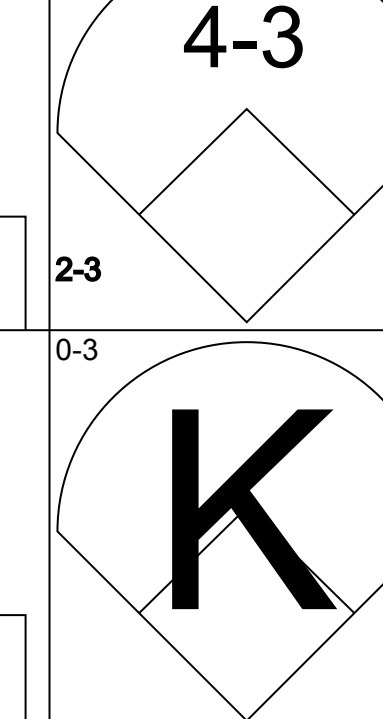
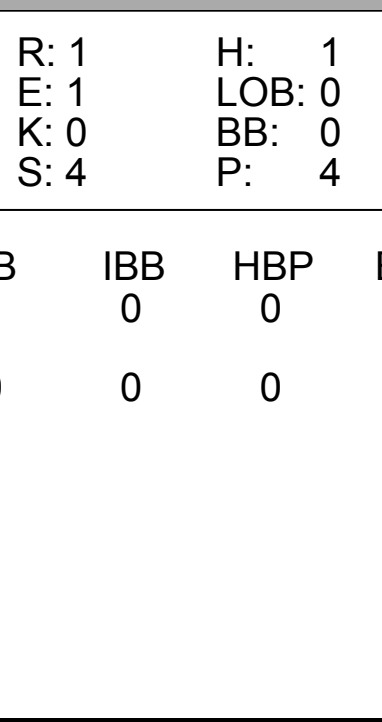
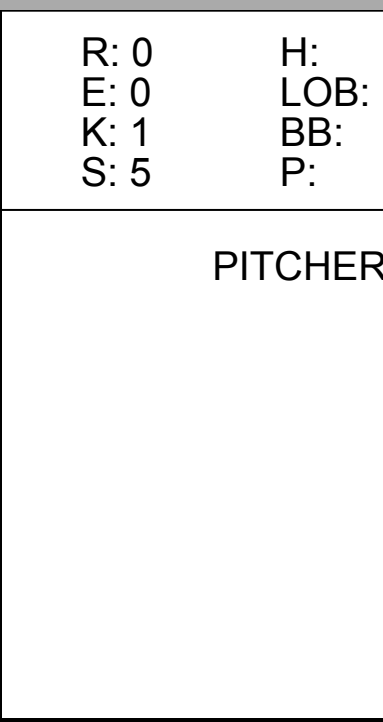
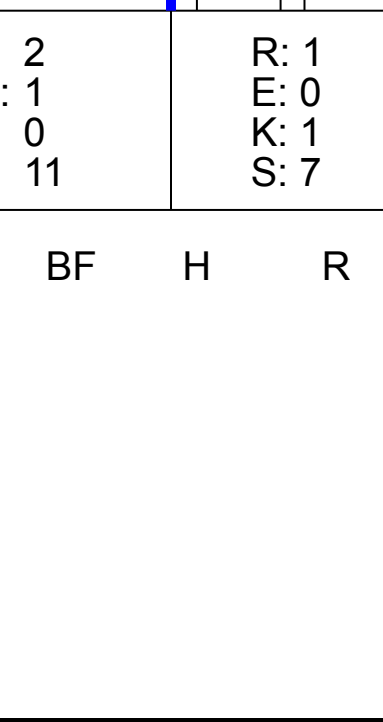
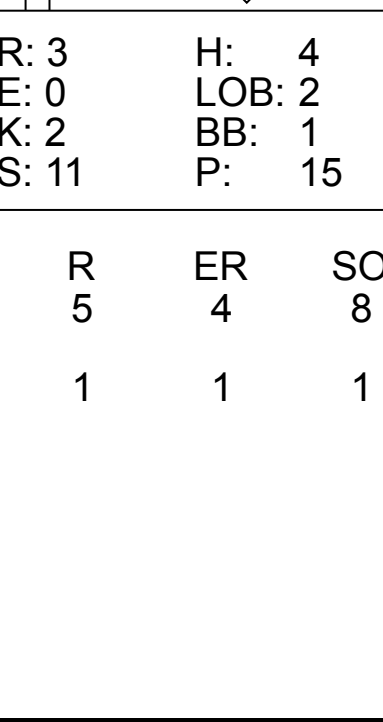
Atlanta Braves @ San Francisco Giants  
Candlestick Park, San Francisco, CA  
Tue Sep 13 1977, 10:05 PM EDT  
Att: 1,029 - Unknown

AB 40  
R 8  
H 10  
RBI 8  
BB 7  
SO 5  
LOB 13





Batter	1	2	3	4	5	6	7	8	9	AB	R	H	RBI	BB	SO	LOB	TOP								
Barry Bonnell, R OBP: 0.397, SLG: 0.332 (1, 8)										5	0	1	0	0	2	0	<p>Atlanta Braves @ San Diego Padres San Diego Stadium, San Diego, CA Wed Sep 14 1977, 10:05 PM EDT Att: 12,478 - Unknown</p>								
Rod Gilbreath, R OBP: 0.324, SLG: 0.354 (1, 4)										5	1	3	1	0	0	0									
Jeff Burroughs, R OBP: 0.368, SLG: 0.528 (1, 9)										4	1	2	1	1	2	3									
Willie Montanez, L OBP: 0.324, SLG: 0.445 Craig Robinson, R OBP: 0.233, SLG: 0.241 Joe Nolan, L OBP: 0.380, SLG: 0.436 (1, 3)										4	0	0	0	0	1	4									
Gary Matthews, R OBP: 0.363, SLG: 0.441 (1, 7)										5	1	1	1	0	2	5									
Dale Murphy, R OBP: 0.400, SLG: 0.900 (1, 2)										4	0	1	0	0	0	0									
Junior Moore, R OBP: 0.346 Rowland Office, L OBP: 0.300, SLG: 0.331 (1, 5)										2	0	1	0	1	0	1									
Pat Rockett, R OBP: 0.359, SLG: 0.319 Brian Assefline, L OBP: 0.247, SLG: 0.289 (1, 6)										3	0	0	0	0	0	3									
Preston Hanna, R OBP: 0.214, SLG: 0.083 Biff Pocaroba, S OBP: 0.393, SLG: 0.443 Max Leon, R OBP: 0.300, SLG: 0.316 (1, 1)										1	0	0	0	0	0	1									
<b>Inning Stats</b>	R: 1 E: 0 K: 1 S: 6	H: 1 LOB: 0 BB: 0 P: 6	R: 0 E: 0 K: 0 S: 4	H: 1 LOB: 1 BB: 0 P: 4	R: 0 E: 1 K: 2 S: 8	H: 0 LOB: 1 BB: 0 P: 8	R: 1 E: 1 K: 0 S: 4	H: 1 LOB: 1 BB: 1 P: 8	R: 1 E: 0 K: 2 S: 9	H: 2 LOB: 2 BB: 1 P: 13	R: 0 E: 0 K: 1 S: 6	H: 1 LOB: 1 BB: 0 P: 6	R: 1 E: 0 K: 1 S: 6	H: 1 LOB: 1 BB: 1 P: 10	R: 0 E: 0 K: 0 S: 4	H: 1 LOB: 1 BB: 0 P: 4		R: 0 E: 0 K: 3 S: 11	H: 2 LOB: 2 BB: 0 P: 11	1B: 6 2B: 2 3B: 0 HR: 2	SF: 0 SAC: 0 DP: 0 HBP: 0	WP: 0 PB: 1 SB: 0 CS: 0	PA: 41		
<b>PITCHER</b>	IP	WLS	BF	H	R	ER	SO	BB	IBB	HBP	BLK	WP	HR	S	P	ERA	WHIP								
Bob Ovwchinko, L ERA: 4.29 Dan Spillner, R ERA: 3.63 Rollie Fingers, R ERA: 2.84	(1, 1)	6.0	27	6	3	3	6	2	0	0	0	0	2	37	45	4.50	1.333								
(7, 1)	1.1	W	7	2	1	0	1	1	0	0	0	0	0	8	12	0.00	2.250								
(8, 1)	1.2	S	7	2	0	0	3	0	0	0	0	0	0	13	13	0.00	1.200								

Batter	1	2	3	4	5	6	7	8	9	AB	R	H	RBI	BB	SO	LOB	BOTTOM								
Gene Richards, L OBP: 0.362, SLG: 0.386 (1, 3)										4	1	3	1	0	0	0	<p>Atlanta Braves @ San Diego Padres San Diego Stadium, San Diego, CA Wed Sep 14 1977, 10:05 PM EDT Att: 12,478 - Unknown</p>								
Bill Almon, R OBP: 0.302, SLG: 0.337 (1, 6)										3	0	0	0	1	1	2									
Jerry Turner, L OBP: 0.328, SLG: 0.424 (1, 7)										4	0	3	1	0	1	2									
George Hendrick, R OBP: 0.375, SLG: 0.481 (1, 8)										4	0	0	0	0	3	2									
Dave Winfield, R OBP: 0.345, SLG: 0.484 (1, 9)										4	3	2	1	0	0	0									
Dave Roberts, R OBP: 0.279, SLG: 0.337 (1, 2)										4	1	3	1	0	1	0									
Tucker Ashford, R OBP: 0.286, SLG: 0.342 (1, 5)										4	1	1	2	0	0	2									
Gary Sutherland, R OBP: 0.298, SLG: 0.309 (1, 4)										4	0	0	0	0	0	2									
Bob Ovwchinko, L OBP: 0.167, SLG: 0.091 Dan Spillner, R OBP: 0.296, SLG: 0.118 Rollie Fingers, R OBP: 0.050, SLG: 0.050 (1, 1)										2	0	0	0	0	1	1									
<b>Inning Stats</b>	R: 0 E: 0 K: 1 S: 6	H: 1 LOB: 1 BB: 0 P: 6	R: 3 E: 0 K: 2 S: 11	H: 4 LOB: 2 BB: 1 P: 15	R: 1 E: 1 K: 0 S: 4	H: 1 LOB: 0 BB: 0 P: 4	R: 0 E: 0 K: 0 S: 4	H: 1 LOB: 1 BB: 0 P: 4	R: 0 E: 0 K: 1 S: 5	H: 0 LOB: 0 BB: 0 P: 5	R: 1 E: 0 K: 3 S: 11	H: 2 LOB: 1 BB: 0 P: 11	R: 1 E: 0 K: 1 S: 7	H: 2 LOB: 1 BB: 0 P: 7	R: 0 E: 0 K: 1 S: 5	H: 0 LOB: 0 BB: 0 P: 5		R: 1 E: 0 K: 1 S: 7	H: 2 LOB: 1 BB: 0 P: 7	1B: 7 2B: 5 3B: 0 HR: 1	SF: 0 SAC: 0 DP: 1 HBP: 0	WP: 0 PB: 0 SB: 2 CS: 0	PA: 36		
<b>PITCHER</b>	IP	WLS	BF	H	R	ER	SO	BB	IBB	HBP	BLK	WP	HR	S	P	ERA	WHIP								
Preston Hanna, R ERA: 5.01 Max Leon, R ERA: 4.15	(1, 1)	7.0	L	31	10	5	4	8	1	0	0	0	1	7	7	9.00	2.000								
(8, 1)	1.0		5	2	1	1	1	0	0	0	0	0	0	7	7	9.00	2.000								

AB 38  
R 4  
H 10  
RBI 3  
BB 3  
SO 10  
LOB 21




AB 35  
R 6  
H 12  
RBI 6  
BB 1  
SO 9  
LOB 12










Batter	1	2	3	4	5	6	7	8	9	AB	R	H	RBI	BB	SO	LOB	TOP			
Jerry Royster, R OBP: 0.279, SLG: 0.268 (1, 4)	0-0 6-3		0-0 FC6-4 1B			0-0 E5 1B	0-0 3B		4-0 BB	4	1	2	1	1	0	0	<b>Atlanta Braves @ Los Angeles Dodgers</b> Dodger Stadium, Los Angeles, CA Fri Sep 16 1977, 7:05 PM PDT Att: 22,217 - Unknown <a href="http://livebaseballscorecards.com">livebaseballscorecards.com</a>			
Rowland Office, L OBP: 0.296, SLG: 0.326 Junior Moore, R OBP: 0.323, SLG: 0.345 (1, 8) (9, PH) (9, 5)	0-0 6-3		0-0 FC6-4 CS 1-2			0-0 F2	0-0 L3		0-3 BB	4	0	0	0	0	0	3				
Jeff Burroughs, R OBP: 0.368, SLG: 0.522 (1, 9)	0-0 1B		0-3 K			0-0 F7		4-0 FC1-6 BB		3	0	1	0	1	1	2				
Willie Montanez, L OBP: 0.323, SLG: 0.448 (1, 3)	0-0 FC4-6 1B			0-0 F7		4-0 1B BB		0-0 FC1-6 PB		3	0	1	0	1	0	1				
Gary Matthews, R OBP: 0.360, SLG: 0.437 (1, 7)	0-0 FC4-6			0-3 K		0-0 1B		0-3 K		4	0	1	1	0	2	3				
Dale Murphy, R OBP: 0.365, SLG: 0.947 (1, 2)		0-0 P4		0-0 4-3		0-0 P4		0-0 P6		4	0	0	0	0	0	3				
Barry Bonnell, R OBP: 0.359, SLG: 0.330 (1, 5) (9, 8)		0-0 FC4-6 1B			0-0 5-3		4-0 S BB		0-0 P4	3	1	1	0	1	0	0		<b>AB 32</b> <b>R 2</b> <b>H 6</b> <b>RBI 2</b> <b>BB 4</b> <b>SO 6</b> <b>LOB 18</b>		
Pat Rockett, R OBP: 0.352, SLG: 0.310 (1, 6)		0-0 FC4-6			0-0 6-3		0-3 K		1-0 WP SH2-4 HBP	3	0	0	0	0	1	2				
Eddie Solomon, R OBP: 0.194, SLG: 0.107 Dave Campbell, R (9, 1)		0-0 B1			0-3 K		0-0 4-3		0-0 SH2-4	3	0	0	0	0	1	2				
<b>Inning Stats</b>	R: 0 E: 0 K: 0 S: 5	H: 2 LOB: 2 BB: 0 P: 5	R: 0 E: 0 K: 0 S: 4	H: 1 LOB: 1 BB: 0 P: 4	R: 0 E: 0 K: 1 S: 5	H: 1 LOB: 1 BB: 0 P: 5	R: 0 E: 0 K: 1 S: 5	H: 0 LOB: 0 BB: 0 P: 5	R: 0 E: 0 K: 1 S: 5	H: 1 LOB: 2 BB: 1 P: 9	R: 1 E: 1 K: 0 S: 5	H: 1 LOB: 1 BB: 1 P: 10	R: 0 E: 0 K: 1 S: 5	H: 0 LOB: 1 BB: 1 P: 9	R: 0 E: 0 K: 1 S: 5	H: 0 LOB: 2 BB: 1 P: 10	1B: 5 2B: 1 3B: 1 HR: 0	SF: 0 SAC: 1 DP: 1 HBP: 1	WP: 1 PB: 1 SB: 1 CS: 1	PA: 38
<b>PITCHER</b>	IP WLS BF H R ER SO BB IBB HBP BLK WP HR S P ERA WHIP		IP WLS BF H R ER SO BB IBB HBP BLK WP HR S P ERA WHIP		IP WLS BF H R ER SO BB IBB HBP BLK WP HR S P ERA WHIP		IP WLS BF H R ER SO BB IBB HBP BLK WP HR S P ERA WHIP		IP WLS BF H R ER SO BB IBB HBP BLK WP HR S P ERA WHIP		IP WLS BF H R ER SO BB IBB HBP BLK WP HR S P ERA WHIP		IP WLS BF H R ER SO BB IBB HBP BLK WP HR S P ERA WHIP		IP WLS BF H R ER SO BB IBB HBP BLK WP HR S P ERA WHIP		IP WLS BF H R ER SO BB IBB HBP BLK WP HR S P ERA WHIP			
Rick Rhoden, R ERA: 3.6 (1, 1)	7.0	29	6	2	1	4	2	0	0	0	0	0	0	0	35	43	1.29	1.143		
Charlie Hough, R ERA: 3.35 (8, 1)	1.2	8	0	0	0	1	2	0	1	0	1	0	0	7	16	0.00	1.200			
Lance Rautzhan, L ERA: 4.15 (9, 1)	0.1	W	1	0	0	0	0	0	0	0	0	0	0	3	3	0.00	0.000			

Batter	1	2	3	4	5	6	7	8	9	AB	R	H	RBI	BB	SO	LOB	BOTTOM			
Davey Lopes, R OBP: 0.376, SLG: 0.412 (1, 4)	0-0 6-3		4-0 BB			0-0 G6-3 1B	0-0 F3		0-0 1B	4	0	2	1	1	0	2	<b>Atlanta Braves @ Los Angeles Dodgers</b> Dodger Stadium, Los Angeles, CA Fri Sep 16 1977, 7:05 PM PDT Att: 22,217 - Unknown <a href="http://livebaseballscorecards.com">livebaseballscorecards.com</a>			
Bill Russell, R OBP: 0.303, SLG: 0.359 (1, 6)	0-3 K		0-0 G2			0-0 G6-3		0-0 1-3		4	0	0	0	0	1	2				
Reggie Smith, S OBP: 0.433, SLG: 0.573 (1, 9)	4-0 BB			0-0 F9 5-3 1B		0-0 6-3		0-0 F7		3	0	1	0	1	0	0				
Ron Cey, R OBP: 0.361, SLG: 0.472 (1, 5)	0-0 F8			0-0 5-3		0-0 E5 1B WP		0-0 1B		4	1	1	0	0	0	2				
Steve Garvey, R OBP: 0.325, SLG: 0.485 (1, 3)		0-3 K		0-0 F9		0-0 1B WP		0-0 P4		4	1	1	0	0	1	2				
Dusty Baker Jr., R OBP: 0.356, SLG: 0.496 (1, 7)		0-0 4-3		0-3 K		0-0 5-3		0-0 SH BB 1B		4	1	1	0	0	1	2				
Rick Monday, L OBP: 0.341, SLG: 0.388 Glenn Burke, R OBP: 0.282, SLG: 0.301 (1, 8) (9, PR)		0-0 1-3			0-0 6-3		0-0 K		4-0 1B SH BB	3	0	0	0	1	1	1		<b>AB 33</b> <b>R 3</b> <b>H 8</b> <b>RBI 2</b> <b>BB 3</b> <b>SO 5</b> <b>LOB 14</b>		
Steve Yeager, R OBP: 0.333, SLG: 0.442 Vic Davallillo, L OBP: 0.375, SLG: 0.438 Jerry Grote, R OBP: 0.324, SLG: 0.298 (1, 2) (7, PH) (8, 2)			0-0 1-3		0-3 K		0-0 1B		0-0 SH 1B	2	0	0	0	0	1	0				
Rick Rhoden, R OBP: 0.240, SLG: 0.400 Manny Mota, R OBP: 0.325, SLG: 0.438 Charlie Hough, R OBP: 0.150, SLG: 0.263 Lance Rautzhan, R (9, 1) Lee Lacy, R OBP: 0.301, SLG: 0.421 (9, PH)			0-0 F8		0-0 6-3		0-0 1B		0-0 F8	2	0	0	0	0	0	0				
<b>Inning Stats</b>	R: 0 E: 0 K: 1 S: 5	H: 0 LOB: 1 BB: 1 P: 9	R: 0 E: 0 K: 1 S: 5	H: 0 LOB: 0 BB: 0 P: 5	R: 0 E: 0 K: 1 S: 6	H: 1 LOB: 1 BB: 0 P: 6	R: 0 E: 0 K: 1 S: 3	H: 1 LOB: 0 BB: 0 P: 3	R: 2 E: 1 K: 1 S: 9	H: 3 LOB: 2 BB: 0 P: 9	R: 0 E: 0 K: 0 S: 4	H: 1 LOB: 1 BB: 0 P: 4	R: 1 E: 0 K: 0 S: 4	H: 2 LOB: 3 BB: 1 P: 8	R: 0 E: 0 K: 0 S: 4	H: 0 LOB: 0 BB: 0 P: 4	1B: 8 2B: 0 3B: 0 HR: 0	SF: 0 SAC: 1 DP: 1 HBP: 0	WP: 1 PB: 0 SB: 0 CS: 0	PA: 37
<b>PITCHER</b>	IP WLS BF H R ER SO BB IBB HBP BLK WP HR S P ERA WHIP		IP WLS BF H R ER SO BB IBB HBP BLK WP HR S P ERA WHIP		IP WLS BF H R ER SO BB IBB HBP BLK WP HR S P ERA WHIP		IP WLS BF H R ER SO BB IBB HBP BLK WP HR S P ERA WHIP		IP WLS BF H R ER SO BB IBB HBP BLK WP HR S P ERA WHIP		IP WLS BF H R ER SO BB IBB HBP BLK WP HR S P ERA WHIP		IP WLS BF H R ER SO BB IBB HBP BLK WP HR S P ERA WHIP		IP WLS BF H R ER SO BB IBB HBP BLK WP HR S P ERA WHIP		IP WLS BF H R ER SO BB IBB HBP BLK WP HR S P ERA WHIP			
Eddie Solomon, R ERA: 4.28 (1, 1)	8.0	34	7	3	1	5	3	0	0	0	0	0	0	41	53	1.12	1.250			
Dave Campbell, R ERA: 2.99 (9, 1)	0.1	3	1	0	0	0	0	0	0	0	0	0	0	3	3	0.00	3.000			



Batter	1	2	3	4	5	6	7	8	9	AB	R	H	RBI	BB	SO	LOB	TOP				
Jerry Royster, R (1, 4) OBP: 0.279, SLG: 0.268	0-0 1-3		0-0 F9		0-0 1B			0-0 P4		4	0	1	0	0	0	0	<b>Atlanta Braves @ Los Angeles Dodgers</b> Dodger Stadium, Los Angeles, CA Sat Sep 17 1977, 7:05 PM PDT Att: 52,527 - Unknown				
Rowland Office, L (1, 8) OBP: 0.293, SLG: 0.323	0-0 P5		0-0 F9		0-0 SF7			0-0 P6		3	0	0	1	0	0						
Jeff Burroughs, R (1, 9) OBP: 0.369, SLG: 0.528	0-0 F8			0-0 HR	0-0 P8			0-0 1B		4	1	2	1	0	0	2					
Willie Montanez, L (1, 3) OBP: 0.320, SLG: 0.444		0-0 3-1		0-0 P6		0-0 F5		0-3 K		4	0	0	0	0	1	1					
Gary Matthews, R (1, 7) OBP: 0.360, SLG: 0.434		4-0 1B S BB		0-0 F8		0-0 5-3		0-0 F4		3	1	0	0	1	0	0					
Dale Murphy, R (1, 2) OBP: 0.504, SLG: 0.783		0-3 K 1-2		0-0 P4		0-3 K		0-3 K		4	0	0	0	0	3	1					
Barry Bonnell, R (1, 5) OBP: 0.360, SLG: 0.332		0-0 1B			0-0 1B SF7 1B		0-0 5-3		0-0 F7	4	1	2	1	0	0	0					
Pat Rockett, R (1, 6) OBP: 0.348, SLG: 0.306		0-3 K 2H			0-0 P3		0-0 P5			3	0	0	0	0	1	2					
Phil Niekro, R (1, 1) OBP: 0.171, SLG: 0.175			0-0 P6				0-3 K			2	0	1	0	0	0	0					
Larry Whisenton, L (7, PH) Max Leon, R (7, 1) OBP: 0.300, SLG: 0.316				0-0 P6	1-2 1B		0-0 K			1	0	0	0	0	1	0					
					1-2 1B					0	0	0	0	0	0	0					
<b>Inning Stats</b>	R: 0 E: 0 K: 0 S: 3	H: 0 LOB: 0 BB: 0 P: 3	R: 1 E: 0 K: 2 S: 8	H: 1 LOB: 1 BB: 1 P: 12	R: 0 E: 0 K: 0 S: 3	H: 0 LOB: 0 BB: 0 P: 3	R: 1 E: 0 K: 0 S: 4	H: 1 LOB: 2 BB: 0 P: 4	R: 1 E: 0 K: 1 S: 5	H: 3 LOB: 2 BB: 0 P: 6	R: 0 E: 0 K: 1 S: 5	H: 0 LOB: 0 BB: 0 P: 5	R: 0 E: 0 K: 1 S: 5	H: 1 LOB: 1 BB: 0 P: 6	R: 0 E: 0 K: 1 S: 5	H: 0 LOB: 0 BB: 0 P: 5	1B: 5 2B: 0 3B: 0 HR: 1	SF: 1 SAC: 0 DP: 0 HBP: 0	WP: 0 PB: 0 SB: 1 CS: 0	PA: 34	
<b>PITCHER</b>	IP WLS BF H R ER SO BB IBB HBP BLK WP HR S P ERA WHIP	IP WLS BF H R ER SO BB IBB HBP BLK WP HR S P ERA WHIP	IP WLS BF H R ER SO BB IBB HBP BLK WP HR S P ERA WHIP	IP WLS BF H R ER SO BB IBB HBP BLK WP HR S P ERA WHIP	IP WLS BF H R ER SO BB IBB HBP BLK WP HR S P ERA WHIP	IP WLS BF H R ER SO BB IBB HBP BLK WP HR S P ERA WHIP	IP WLS BF H R ER SO BB IBB HBP BLK WP HR S P ERA WHIP	IP WLS BF H R ER SO BB IBB HBP BLK WP HR S P ERA WHIP	IP WLS BF H R ER SO BB IBB HBP BLK WP HR S P ERA WHIP	IP WLS BF H R ER SO BB IBB HBP BLK WP HR S P ERA WHIP	IP WLS BF H R ER SO BB IBB HBP BLK WP HR S P ERA WHIP	IP WLS BF H R ER SO BB IBB HBP BLK WP HR S P ERA WHIP	IP WLS BF H R ER SO BB IBB HBP BLK WP HR S P ERA WHIP	IP WLS BF H R ER SO BB IBB HBP BLK WP HR S P ERA WHIP	IP WLS BF H R ER SO BB IBB HBP BLK WP HR S P ERA WHIP	IP WLS BF H R ER SO BB IBB HBP BLK WP HR S P ERA WHIP	IP WLS BF H R ER SO BB IBB HBP BLK WP HR S P ERA WHIP	IP WLS BF H R ER SO BB IBB HBP BLK WP HR S P ERA WHIP	IP WLS BF H R ER SO BB IBB HBP BLK WP HR S P ERA WHIP	IP WLS BF H R ER SO BB IBB HBP BLK WP HR S P ERA WHIP	IP WLS BF H R ER SO BB IBB HBP BLK WP HR S P ERA WHIP

AB	32
R	3
H	6
RBI	3
BB	1
SO	6
LOB	6



Batter	1	2	3	4	5	6	7	8	9	AB	R	H	RBI	BB	SO	LOB	BOTTOM				
Davey Lopes, R (1, 4) OBP: 0.376, SLG: 0.412	0-0 4-3		0-0 4-3	0-0 2B		0-3 K		1-0 HBP		4	0	1	3	0	1	1	<b>Atlanta Braves @ Los Angeles Dodgers</b> Dodger Stadium, Los Angeles, CA Sat Sep 17 1977, 7:05 PM PDT Att: 52,527 - Unknown				
Bill Russell, R (1, 6) OBP: 0.303, SLG: 0.357	0-0 HR 1B		0-0 5-3	0-0 F2		0-0 FC6-4		0-0 FC5		5	1	1	0	0	0	5					
Reggie Smith, S (1, 9) Joe Simpson, L (8, 9) OBP: 0.200, SLG: 0.077	0-0 HR			0-3 K	4-0 PB 1B BB		0-0 4-3			3	1	1	2	1	1	0					
Ron Cey, R (1, 5) OBP: 0.359, SLG: 0.469	0-0 1-3			0-0 5-3	0-0 P4		0-0 5-3			4	0	0	0	0	0	1					
Steve Garvey, R (1, 3) OBP: 0.326, SLG: 0.485	0-0 4-3			0-0 1B BB	1-2 PB 1B		0-0 5-3			4	1	2	0	0	0	0					
Dusty Baker Jr., R (1, 7) OBP: 0.357, SLG: 0.495		0-3 K		4-0 PB 1B BB	0-0 F7		0-0 HBP E 1B			3	1	1	0	1	1	2					
Rick Monday, L (1, 8) Glenn Burke, R (9, 8) OBP: 0.282, SLG: 0.301		0-0 4-3		0-0 BB PB 2B 1B	0-0 F7		0-3 K			4	1	1	1	0	1	3					
Johnny Oates, L (1, 2) OBP: 0.319, SLG: 0.361		0-0 3-1		4-0 BB 2B IBB	0-0 FC6-4 1B		0-0 E1 FC5 HBP			3	1	1	0	1	0	1					
Don Sutton, R (1, 1) Vic Davallilo, L (8, PH) Elias Sosa, R (9, 1) OBP: 0.250, SLG: 0.250			0-3 K	4-0 2B BB	0-3 K		0-0 F8			2	1	0	1	1	2	1					
				1-2 2-3 3H						1	0	0	0	0	0	2					
										0	0	0	0	0	0	0					
<b>Inning Stats</b>	R: 2 E: 0 K: 0 S: 5	H: 2 LOB: 0 BB: 0 P: 5	R: 0 E: 0 K: 1 S: 5	H: 0 LOB: 0 BB: 0 P: 5	R: 0 E: 0 K: 1 S: 5	H: 0 LOB: 0 BB: 0 P: 5	R: 5 E: 0 K: 1 S: 8	H: 3 LOB: 1 BB: 3 P: 20	R: 0 E: 0 K: 2 S: 8	H: 1 LOB: 2 BB: 1 P: 8	R: 0 E: 0 K: 2 S: 8	H: 1 LOB: 1 BB: 0 P: 8	R: 0 E: 0 K: 0 S: 3	H: 0 LOB: 0 BB: 0 P: 3	R: 0 E: 1 K: 1 S: 7	H: 1 LOB: 3 BB: 0 P: 8	1B: 6 2B: 1 3B: 0 HR: 1	SF: 0 SAC: 0 DP: 0 HBP: 1	WP: 0 PB: 2 SB: 1 CS: 0	PA: 38	
<b>PITCHER</b>	IP WLS BF H R ER SO BB IBB HBP BLK WP HR S P ERA WHIP	IP WLS BF H R ER SO BB IBB HBP BLK WP HR S P ERA WHIP	IP WLS BF H R ER SO BB IBB HBP BLK WP HR S P ERA WHIP	IP WLS BF H R ER SO BB IBB HBP BLK WP HR S P ERA WHIP	IP WLS BF H R ER SO BB IBB HBP BLK WP HR S P ERA WHIP	IP WLS BF H R ER SO BB IBB HBP BLK WP HR S P ERA WHIP	IP WLS BF H R ER SO BB IBB HBP BLK WP HR S P ERA WHIP	IP WLS BF H R ER SO BB IBB HBP BLK WP HR S P ERA WHIP	IP WLS BF H R ER SO BB IBB HBP BLK WP HR S P ERA WHIP	IP WLS BF H R ER SO BB IBB HBP BLK WP HR S P ERA WHIP	IP WLS BF H R ER SO BB IBB HBP BLK WP HR S P ERA WHIP	IP WLS BF H R ER SO BB IBB HBP BLK WP HR S P ERA WHIP	IP WLS BF H R ER SO BB IBB HBP BLK WP HR S P ERA WHIP	IP WLS BF H R ER SO BB IBB HBP BLK WP HR S P ERA WHIP	IP WLS BF H R ER SO BB IBB HBP BLK WP HR S P ERA WHIP	IP WLS BF H R ER SO BB IBB HBP BLK WP HR S P ERA WHIP	IP WLS BF H R ER SO BB IBB HBP BLK WP HR S P ERA WHIP	IP WLS BF H R ER SO BB IBB HBP BLK WP HR S P ERA WHIP	IP WLS BF H R ER SO BB IBB HBP BLK WP HR S P ERA WHIP	IP WLS BF H R ER SO BB IBB HBP BLK WP HR S P ERA WHIP	IP WLS BF H R ER SO BB IBB HBP BLK WP HR S P ERA WHIP









Batter	1	2	3	4	5	6	7	8	9	AB	R	H	RBI	BB	SO	LOB	TOP		
Jerry Royster, R (1, 4) OBP: 0.284, SLG: 0.275 Biff Pocoroba, S (9, PH) OBP: 0.392, SLG: 0.442	0-3 K		0-0 HR 1B	4-0 BB			0-0 F8		0-0 F3	3	1	1	0	1	1	0			
Rowland Office, L (1, 8) OBP: 0.289, SLG: 0.319	0-3 K		0-3 K	0-3 K			0-3 K			4	0	0	0	0	0	4			
Jeff Burroughs, R (1, 9) OBP: 0.368, SLG: 0.532	4-0 BB		0-3 K				0-0 F7			3	0	0	0	1	1	1			
Willie Montanez, L (1, 3) OBP: 0.322, SLG: 0.452	0-0 4-3		0-0 HR				0-0 F5		0-0 4-3	4	1	1	2	0	0	1			
Gary Matthews, R (1, 7) OBP: 0.359, SLG: 0.431		0-0 2B 1B	0-0 F8				0-0 G3		0-0 E5	4	1	1	0	0	0	0			
Dale Murphy, R (1, 2) OBP: 0.344, SLG: 0.719		0-0 1B CS 2B		0-0 1B CS-2-5 1B			0-0 1B		0-3 K	4	0	3	0	0	1	1			
Barry Bonnell, R (1, 5) OBP: 0.360, SLG: 0.332				0-0 SH2-4 1B			0-0 F8		0-0 6-3	4	0	2	1	0	0	2			
Pat Rockett, R (1, 6) OBP: 0.348, SLG: 0.304		0-0 2-3 3-H F5		0-0 FC5-2-5 SH2-4 1B			0-0 G6-4-3 1B		0-0 5-3	4	0	1	0	0	0	4			
Dick Ruthven, R (1, 1) OBP: 0.311, SLG: 0.419 Brian Asselstine, L (9, PH) OBP: 0.253, SLG: 0.326	0-3 K		0-0 SH2-4	0-0 SH2-4			0-0 G6-4-3		0-0 F7	2	0	0	0	0	1	3			
<b>Inning Stats</b>	R: 0 E: 0 K: 2 S: 7	H: 0 LOB: 1 BB: 1 P: 11	R: 1 E: 0 K: 1 S: 7	H: 3 LOB: 1 BB: 0 P: 7	R: 2 E: 0 K: 2 S: 9	H: 2 LOB: 0 BB: 0 P: 9	R: 0 E: 0 K: 1 S: 7	H: 2 LOB: 3 BB: 1 P: 11	R: 0 E: 0 K: 0 S: 3	H: 0 LOB: 0 BB: 0 P: 3	R: 0 E: 0 K: 1 S: 5	H: 0 LOB: 0 BB: 0 P: 5	R: 0 E: 1 K: 1 S: 6	H: 0 LOB: 1 BB: 0 P: 6	R: 0 E: 0 K: 0 S: 3	H: 0 LOB: 0 BB: 0 P: 3	1B: 7 2B: 1 3B: 0 HR: 1	SF: 0 SAC: 1 DP: 1 HBP: 0	WP: 0 PA: 37 PB: 0 SB: 1 CS: 1
<b>PITCHER</b> Joe Niekro, R (1, 1) ERA: 2.81	IP: 9.0 WLS: W BF: 37 H: 9 R: 3 ER: 3 SO: 8 BB: 2 IBB: 0 HBP: 0 BLK: 0 WP: 0 HR: 1 S: 51 P: 59 ERA: 3.00 WHIP: 1.222																		

Atlanta Braves @ Houston Astros  
Astrodome, Houston, TX  
Tue Sep 20 1977, 8:05 PM EDT  
Att: 5,873 - Dome

AB 34  
R 3  
H 9  
RBI 3  
BB 2  
SO 8  
LOB 16



Batter	1	2	3	4	5	6	7	8	9	AB	R	H	RBI	BB	SO	LOB	BOTTOM		
Terry Puhl, L (1, 7) OBP: 0.395, SLG: 0.404	0-0 F7	0-3 K			0-3 K		0-0 S 1B			4	0	1	0	0	2	1			
Enos Cabell, R (1, 5) OBP: 0.314, SLG: 0.450	0-0 F3		0-0 E S BLK 1B		0-3 K		0-0 4-3			4	1	1	0	0	1	1			
Cesar Cedeno, R (1, 8) OBP: 0.341, SLG: 0.451	0-0 S 1B		0-0 5-3		0-0 1-H		0-0 G3 SF7 1B		0-0 1B 2B	4	2	3	0	0	0	0			
Jose Cruz, L (1, 9) OBP: 0.362, SLG: 0.467	0-0 4-3		0-0 F2		0-0 F2		0-0 G3		0-0 F7	4	0	0	0	0	0	3			
Bob Watson, R (1, 3) OBP: 0.363, SLG: 0.493 Rob Sperring, R (9, 5) OBP: 0.252, SLG: 0.236		0-0 3-6-3 2B 1B	0-3 K		0-0 BB		0-0 BB		0-0 1B SF8 IBB	2	2	1	0	2	1	0			
Ed Herrmann, L (1, 2) OBP: 0.352, SLG: 0.365		0-0 3-6-3		0-3 K		0-0 SF7		0-0 1B		3	0	1	2	0	1	1			
Art Howe, R (1, 4) OBP: 0.334, SLG: 0.410		0-0 4-3 2-H 1B 2B		0-0 F4		0-0 5-3		0-0 SF8		3	1	1	2	0	0	1			
Roger Metzger, S (1, 6) OBP: 0.279, SLG: 0.259		0-0 4-3		0-0 6-3			0-0 6-3		0-0 F8	4	0	0	0	0	0	2			
Joe Niekro, R (1, 1) OBP: 0.170, SLG: 0.133		0-0 3-H 1B			0-0 F6		0-0 F9			3	0	1	1	0	0	0			
<b>Inning Stats</b>	R: 0 E: 0 K: 0 S: 4	H: 1 LOB: 1 BB: 0 P: 4	R: 2 E: 0 K: 1 S: 8	H: 3 LOB: 0 BB: 0 P: 8	R: 1 E: 1 K: 1 S: 6	H: 1 LOB: 0 BB: 0 P: 6	R: 0 E: 0 K: 1 S: 5	H: 0 LOB: 0 BB: 0 P: 5	R: 0 E: 0 K: 0 S: 4	H: 0 LOB: 1 BB: 1 P: 7	R: 1 E: 0 K: 0 S: 4	H: 1 LOB: 1 BB: 1 P: 8	R: 0 E: 0 K: 0 S: 4	H: 1 LOB: 1 BB: 0 P: 4	R: 2 E: 0 K: 0 S: 5	H: 2 LOB: 1 BB: 1 P: 9	1B: 7 2B: 2 3B: 0 HR: 0	SF: 2 SAC: 0 DP: 0 HBP: 0	WP: 0 PA: 35 PB: 0 SB: 4 CS: 0
<b>PITCHER</b> Dick Ruthven, R (1, 1) ERA: 4.13	IP: 8.0 WLS: L BF: 35 H: 9 R: 6 ER: 5 SO: 5 BB: 1 IBB: 1 HBP: 0 BLK: 1 WP: 0 HR: 0 S: 43 P: 51 ERA: 5.62 WHIP: 1.250																		

Atlanta Braves @ Houston Astros  
Astrodome, Houston, TX  
Tue Sep 20 1977, 8:05 PM EDT  
Att: 5,873 - Dome

AB 31  
R 6  
H 9  
RBI 5  
BB 2  
SO 5  
LOB 9





Batter	1	2	3	4	5	6	7	8	9	AB	R	H	RBI	BB	SO	LOB	TOP						
Jerry Royster, R OBP: 0.286, SLG: 0.277 (1, 4)										5	1	2	0	0	2	6	<b>Atlanta Braves @ Houston Astros</b> Astrodome, Houston, TX Wed Sep 21 1977, 8:05 PM EDT Att: 6,282 - Dome						
Rowland Office, L OBP: 0.288, SLG: 0.318 (1, 8)										4	0	1	1	0	1	1							
Jeff Burroughs, R OBP: 0.368, SLG: 0.532 Rod Gilbreath, R OBP: 0.322, SLG: 0.351 (1, 9)										4	1	1	1	1	3	4							
Willie Montanez, L OBP: 0.325, SLG: 0.453 (1, 3)										4	0	2	1	1	1	2							
Gary Matthews, R OBP: 0.358, SLG: 0.429 (1, 7)										5	0	1	1	0	2	6							
Dale Murphy, R OBP: 0.297, SLG: 0.622 (1, 2)											5	0	0	0	0	2							
Barry Bonnell, R OBP: 0.363, SLG: 0.334 (9, 9)										4	1	2	0	1	1	2							
Pat Rockett, R OBP: 0.349, SLG: 0.310 (1, 6)										5	2	2	0	0	1	3							
Phil Niekro, R OBP: 0.178, SLG: 0.181 (1, 1)										2	0	1	0	0	0	1							
<b>Inning Stats</b>	R: 1 E: 0 K: 1 S: 7	H: 2 LOB: 1 BB: 0 P: 7	R: 0 E: 0 K: 1 S: 7	H: 2 LOB: 2 BB: 0 P: 7	R: 1 E: 1 K: 2 S: 9	H: 2 LOB: 1 BB: 1 P: 13	R: 1 E: 1 K: 1 S: 7	H: 1 LOB: 1 BB: 0 P: 7	R: 0 E: 0 K: 0 S: 3	H: 0 LOB: 0 BB: 0 P: 3	R: 2 E: 1 K: 2 S: 11	H: 2 LOB: 3 BB: 1 P: 15	R: 0 E: 0 K: 1 S: 5	H: 0 LOB: 1 BB: 1 P: 9	R: 0 E: 0 K: 3 S: 11	H: 2 LOB: 2 BB: 0 P: 11		R: 0 E: 0 K: 0 S: 3	H: 1 LOB: 0 BB: 0 P: 3	1B: 10 2B: 3 3B: 0 HR: 0	SF: 1 SAC: 2 DP: 1 HBP: 0	WP: 0 PB: 0 SB: 2 CS: 0	PA: 44
<b>PITCHER</b>	IP WLS BF H R ER SO BB IBB HBP BLK WP HR S P ERA WHIP																						
Joaquin Andujar, R ERA: 3.29 Bo McLaughlin, R ERA: 4.2 Roy Thomas, R ERA: Joe Sambito, L ERA: 2.22	(1, 1) (6, 1) (7, 1) (8, 1)	5.2 0.1 1.1 1.2	L 1 7 5	31 0 2 1	H: 9 R: 5 ER: 2 SO: 6	R: 0 E: 0 K: 1 S: 7	H: 2 LOB: 2 BB: 0 P: 7	R: 1 E: 1 K: 2 S: 9	H: 2 LOB: 1 BB: 1 P: 13	R: 1 E: 1 K: 1 S: 7	H: 1 LOB: 1 BB: 0 P: 7	R: 0 E: 0 K: 0 S: 3	H: 0 LOB: 0 BB: 0 P: 3	R: 2 E: 1 K: 2 S: 11	H: 2 LOB: 3 BB: 1 P: 15	R: 0 E: 0 K: 1 S: 5	H: 0 LOB: 1 BB: 1 P: 9	R: 0 E: 0 K: 0 S: 3	H: 1 LOB: 0 BB: 0 P: 3	1B: 10 2B: 3 3B: 0 HR: 0	SF: 1 SAC: 2 DP: 1 HBP: 0	WP: 0 PB: 0 SB: 2 CS: 0	PA: 44

Batter	1	2	3	4	5	6	7	8	9	AB	R	H	RBI	BB	SO	LOB	BOTTOM						
Terry Puhl, L OBP: 0.391, SLG: 0.399 (1, 7)											5	0	1	0	0	1	1						
Enos Cabell, R OBP: 0.315, SLG: 0.449 (9, 3)											3	1	1	0	1	1							
Cesar Cedeno, R OBP: 0.341, SLG: 0.450 (1, 8)											4	1	1	0	0	2							
Jose Cruz, L OBP: 0.363, SLG: 0.467 (1, 9)											4	0	2	1	0	0							
Bob Watson, R OBP: 0.364, SLG: 0.494 Julio Gonzalez, R OBP: 0.291, SLG: 0.326 (1, 3)											3	0	1	0	1	0							
Art Howe, R OBP: 0.331, SLG: 0.406 (9, 5)										4	0	0	1	0	2	5							
Ed Herrmann, L OBP: 0.349, SLG: 0.362 (1, 2)										4	0	1	0	0	2	3							
Roger Metzger, S OBP: 0.280, SLG: 0.268 Leon Roberts, R OBP: 0.130, SLG: 0.091 (1, 6)										3	1	1	0	0	0	1							
Joaquin Andujar, S OBP: 0.228, SLG: 0.235 Bo McLaughlin, R OBP: 0.265, SLG: 0.154 Art Gardner, L OBP: 0.194, SLG: 0.154 Roy Thomas, R OBP: 0.194, SLG: 0.154 Joe Sambito, L OBP: 0.194, SLG: 0.154 Danny Walton, R OBP: 0.333, SLG: 0.333 (1, 1) (6, 1) (6, PH) (7, 1) (8, 1) (9, PH)										2	0	0	0	0	2	1							
<b>Inning Stats</b>	R: 2 E: 0 K: 1 S: 8	H: 3 LOB: 2 BB: 1 P: 12	R: 1 E: 0 K: 1 S: 6	H: 1 LOB: 1 BB: 1 P: 10	R: 0 E: 0 K: 0 S: 3	H: 0 LOB: 0 BB: 0 P: 3	R: 0 E: 0 K: 1 S: 6	H: 1 LOB: 1 BB: 0 P: 6	R: 0 E: 1 K: 1 S: 7	H: 2 LOB: 2 BB: 0 P: 7	R: 0 E: 0 K: 2 S: 7	H: 0 LOB: 0 BB: 0 P: 7	R: 0 E: 0 K: 1 S: 5	H: 0 LOB: 0 BB: 0 P: 5	R: 0 E: 0 K: 1 S: 6	H: 1 LOB: 1 BB: 0 P: 6	R: 0 E: 0 K: 2 S: 7	H: 0 LOB: 0 BB: 0 P: 7	1B: 6 2B: 1 3B: 1 HR: 0	SF: 0 SAC: 0 DP: 0 HBP: 0	WP: 1 PB: 0 SB: 5 CS: 0	PA: 37	
<b>PITCHER</b>	IP WLS BF H R ER SO BB IBB HBP BLK WP HR S P ERA WHIP																						
Phil Niekro, R ERA: 3.95	(1, 1)	9.0	W	37	H: 8 R: 3 ER: 3 SO: 10	R: 2 E: 0 K: 0 S: 3	H: 0 LOB: 0 BB: 0 P: 3	R: 0 E: 0 K: 1 S: 6	H: 1 LOB: 1 BB: 0 P: 6	R: 0 E: 1 K: 1 S: 7	H: 2 LOB: 2 BB: 0 P: 7	R: 0 E: 0 K: 2 S: 7	H: 0 LOB: 0 BB: 0 P: 7	R: 0 E: 0 K: 1 S: 5	H: 0 LOB: 0 BB: 0 P: 5	R: 0 E: 0 K: 1 S: 6	H: 1 LOB: 1 BB: 0 P: 6	R: 0 E: 0 K: 2 S: 7	H: 0 LOB: 0 BB: 0 P: 7	1B: 6 2B: 1 3B: 1 HR: 0	SF: 0 SAC: 0 DP: 0 HBP: 0	WP: 1 PB: 0 SB: 5 CS: 0	PA: 37





Batter	1	2	3	4	5	6	7	8	9	AB	R	H	RBI	BB	SO	LOB	TOP								
Jerry Royster, R OBP: 0.285, SLG: 0.276 (1, 4)	F8			2B 1B	K		F2		5-3	5	1	1	0	0	1	1									
Rowland Office, L OBP: 0.287, SLG: 0.317 (1, 8)	4-3			K		4-3	G6-4-3 1B		4-3	5	0	1	0	0	0	1									
Biff Pocaroba, S OBP: 0.394, SLG: 0.445 Rob Belloir, R (6, PR)	K			E		2B 1B	G6-4-3 1B		F9	2	1	1	1	1	1	0									
Dale Murphy, R OBP: 0.282, SLG: 0.590 (6, 2)	K			2B		2B 1B	BB			2	0	0	0	0	0	2									
Willie Montanez, L OBP: 0.328, SLG: 0.457 (1, 3)		6-3		E9 2B 1B		1B 2B		WP 1B 1B		4	3	3	1	0	0	0									
Gary Matthews, R OBP: 0.357, SLG: 0.427 (1, 7)	K			K2-3		1B SF9 BB		F8		3	1	0	0	1	2	2									
Brian Asselstine, L OBP: 0.255, SLG: 0.347 Cito Gaston, R OBP: 0.338, SLG: 0.434 Rod Gilbreath, R OBP: 0.322, SLG: 0.351 (1, 9)	4-3			2B		1B	SF9	K		3	0	2	3	0	0	0									
Barry Bonnell, R OBP: 0.362, SLG: 0.334 (8, PH)				2B		1B	SF9	K		3	0	2	3	0	0	0									
Pat Rockett, R OBP: 0.347, SLG: 0.309 (8, 4)				2B		1B	SF9	K		3	0	2	3	0	0	0									
Eddie Solomon, R OBP: 0.206, SLG: 0.129 Dave Campbell, R OBP: 0.091, SLG: 0.091 (1, 5)				4-3		1B	SF9	K		3	1	1	1	0	0	1									
Pat Rockett, R OBP: 0.347, SLG: 0.309 (8, 9)				4-3		1B	SF9	K		4	0	1	2	0	0	2									
Eddie Solomon, R OBP: 0.206, SLG: 0.129 Dave Campbell, R OBP: 0.091, SLG: 0.091 (7, 1)				4-3		1B	SF9	K		3	0	1	0	0	1	0									
Inning Stats	R: 0 E: 0 K: 1 S: 5	H: 0 LOB: 0 BB: 0 P: 5	R: 0 E: 0 K: 1 S: 5	H: 0 LOB: 0 BB: 0 P: 5	R: 0 E: 0 K: 0 S: 3	H: 0 LOB: 0 BB: 0 P: 3	R: 3 E: 1 K: 2 S: 11	H: 4 LOB: 1 BB: 0 P: 11	R: 0 E: 0 K: 2 S: 7	H: 0 LOB: 0 BB: 0 P: 7	R: 3 E: 0 K: 0 S: 5	H: 2 LOB: 2 BB: 2 P: 13	R: 0 E: 0 K: 0 S: 4	H: 2 LOB: 1 BB: 0 P: 4	R: 2 E: 0 K: 2 S: 10	H: 3 LOB: 1 BB: 0 P: 10	R: 0 E: 0 K: 0 S: 3	H: 0 LOB: 0 BB: 0 P: 3	1B: 8 2B: 3 3B: 0 HR: 0	SF: 1 SAC: 0 DP: 1 HBP: 0	WP: 1 PB: 0 SB: 1 CS: 0	PA: 39			
PITCHER	IP	WLS	BF	H	R	ER	SO	BB	IBB	HBP	BLK	WP	HR	S	P	ERA	WHIP								
J.R. Richard, R ERA: 2.89 (1, 1)	7.0	L	30	8	6	5	6	2	0	0	0	0	0	40	48	6.43	1.429								
Joe Sambito, L ERA: 2.41 (8, 1)	1.0		6	3	2	2	2	0	0	0	0	1	0	10	10	18.00	3.000								
Gene Pentz, R ERA: 3.95 (9, 1)	1.0		3	0	0	0	0	0	0	0	0	0	0	3	3	0.00	0.000								

Atlanta Braves @ Houston Astros  
Astrodome, Houston, TX  
Thu Sep 22 1977, 8:05 PM EDT  
Att: 5,747 - Dome

AB	36
R	8
H	11
RBI	8
BB	2
SO	8
LOB	11



Batter	1	2	3	4	5	6	7	8	9	AB	R	H	RBI	BB	SO	LOB	BOTTOM								
Terry Puhl, L OBP: 0.391, SLG: 0.399 (1, 7)	4-3		6-3		FC6-4 1B		F8		1B	5	0	2	1	0	0	1									
Enos Cabell, R OBP: 0.315, SLG: 0.449 (1, 5)	CS 1B			F8	FC6-4 SF8		1-3		1B	5	0	2	0	0	0	3									
Cesar Cedeno, R OBP: 0.339, SLG: 0.447 (1, 8)	1-2 BB			F8	SF8			K	F9	3	0	0	1	1	1	2									
Jose Cruz, L OBP: 0.364, SLG: 0.468 (1, 9)	G3			1B 2B	4-3			1B BB		3	1	1	0	1	0	2									
Bob Watson, R OBP: 0.363, SLG: 0.492 (1, 3)		5-3		2H 1B		4-3		F7		4	0	1	1	0	0	1									
Ed Herrmann, L OBP: 0.347, SLG: 0.358 Dan Larson, R OBP: 0.250, SLG: 0.222 Gene Pentz, R (9, 1)		6-3		K		K		1B		4	0	1	0	0	2	1									
Art Howe, R OBP: 0.330, SLG: 0.404 (1, 4)				K		F9		K		4	1	1	0	0	2	2									
Roger Metzger, S OBP: 0.281, SLG: 0.274 Ken Boswell, L OBP: 0.294, SLG: 0.250 Mike Fischlin, R (8, 6)				6-3	E9 1B 2B		4-3		F9	2	1	1	0	0	0	0									
J.R. Richard, R OBP: 0.232, SLG: 0.346 Joe Cannon, L OBP: 1.000, SLG: 2.000 Joe Sambito, L OBP: 0.154, SLG: 0.154 Luis Pujols, R (9, 2)				K	SH 1B 2B			1B	K	1	0	1	0	0	0	0									
Inning Stats	R: 0 E: 0 K: 0 S: 3	H: 1 LOB: 1 BB: 1 P: 7	R: 0 E: 0 K: 1 S: 5	H: 0 LOB: 0 BB: 0 P: 5	R: 0 E: 0 K: 1 S: 5	H: 0 LOB: 0 BB: 0 P: 5	R: 1 E: 0 K: 1 S: 7	H: 2 LOB: 1 BB: 0 P: 7	R: 3 E: 1 K: 0 S: 7	H: 3 LOB: 1 BB: 0 P: 7	R: 0 E: 0 K: 1 S: 5	H: 0 LOB: 0 BB: 0 P: 5	R: 0 E: 0 K: 0 S: 4	H: 1 LOB: 1 BB: 0 P: 4	R: 0 E: 0 K: 2 S: 8	H: 1 LOB: 2 BB: 1 P: 12	R: 0 E: 0 K: 1 S: 7	H: 2 LOB: 2 BB: 0 P: 7	1B: 7 2B: 3 3B: 0 HR: 0	SF: 1 SAC: 1 DP: 0 HBP: 0	WP: 0 PB: 0 SB: 0 CS: 1	PA: 39			
PITCHER	IP	WLS	BF	H	R	ER	SO	BB	IBB	HBP	BLK	WP	HR	S	P	ERA	WHIP								
Eddie Solomon, R ERA: 4.38 (7, 1)	6.1	W	27	7	4	4	4	1	0	0	0	0	0	34	38	5.68	1.263								
Dave Campbell, R ERA: 3.11 (7, 1)	2.2	S	12	3	0	0	3	1	0	0	0	0	0	17	21	0.00	1.500								

Atlanta Braves @ Houston Astros  
Astrodome, Houston, TX  
Thu Sep 22 1977, 8:05 PM EDT  
Att: 5,747 - Dome

AB	35
R	4
H	10
RBI	3
BB	2
SO	7
LOB	12





Batter	1	2	3	4	5	6	7	8	9	AB	R	H	RBI	BB	SO	LOB	TOP										
<b>Pete Rose, S</b> OBP: 0.370, SLG: 0.427 <b>Ray Knight, R</b> OBP: 0.308, SLG: 0.366	5-3		FC4-6 1B	1-2 BB		F9		F7		4	0	1	0	1	0	2											
<b>Ken Griffey, L</b> OBP: 0.389, SLG: 0.460	L3		FC4-6 1B	F7		F7			K	5	0	0	0	0	1	3											
<b>Joe Morgan, L</b> OBP: 0.424, SLG: 0.492	1B		P3		WP S 3B BB		F9		G3	4	1	1	0	1	0	1											
<b>George Foster, R</b> OBP: 0.385, SLG: 0.639	K		1-2 1B		1-H FC5-4 3B		G4-3 1B		HR	5	2	4	2	0	1	1											
<b>Johnny Bench, R</b> OBP: 0.353, SLG: 0.541			F8	P3		FC5-4 BB		G4-3		4	0	1	0	1	0	3											
<b>Dave Concepcion, R</b> OBP: 0.326, SLG: 0.374			E S SF9 1B		E S SF9 1B		L4		F8	5	2	2	0	0	1	3											
<b>Dan Driessen, L</b> OBP: 0.369, SLG: 0.456			FC4-6 BB		SF9		FC5-4 BB		4-3	1	0	0	1	2	0	0											
<b>Don Werner, R</b> OBP: 0.250, SLG: 0.529 <b>Cesar Geronimo, L</b> OBP: 0.323, SLG: 0.387			SF9		FC5-4 1B		FC5-4 CS		BB 1B	2	0	1	2	0	0	2											
<b>Paul Moskau, R</b> OBP: 0.263, SLG: 0.314 <b>Dale Murray, R</b> OBP: 0.167, SLG: 0.167 <b>Mike Lum, L</b> OBP: 0.216, SLG: 0.290 <b>Pedro Borbon, R</b> OBP: 0.182, SLG: 0.227	FC4-6		FC5-4 BB		FC5-4 BB		CS		K	3	0	0	0	0	1	2											
<b>Inning Stats</b>	R: 0 E: 0 K: 1 S: 6	H: 1 LOB: 1 BB: 0 P: 6	R: 1 E: 0 K: 0 S: 4	H: 1 LOB: 1 BB: 1 P: 8	R: 0 E: 0 K: 0 S: 5	H: 2 LOB: 2 BB: 0 P: 5	R: 1 E: 1 K: 0 S: 5	H: 2 LOB: 2 BB: 1 P: 9	R: 2 E: 0 K: 0 S: 3	H: 1 LOB: 1 BB: 3 P: 15	R: 0 E: 0 K: 1 S: 5	H: 0 LOB: 0 BB: 0 P: 5	R: 0 E: 0 K: 0 S: 3	H: 1 LOB: 0 BB: 3 P: 3	R: 0 E: 0 K: 1 S: 6	H: 1 LOB: 2 BB: 1 P: 10	R: 1 E: 0 K: 1 S: 7	H: 2 LOB: 1 BB: 0 P: 7	1B: 9 2B: 0 3B: 1 HR: 1	SF: 2 SAC: 0 DP: 1 HBP: 0	WP: 1 PB: 0 SB: 2 CS: 1	PA: 43					
<b>PITCHER</b>	IP	WLS	BF	H	R	ER	SO	BB	IBB	HBP	BLK	WP	HR	S	P	ERA	WHIP										
<b>Mickey Mahler, L</b> ERA: 6.17	4.0	L	22	7	4	2	1	3	0	0	0	1	0	21	33	4.50	2.500										
<b>Preston Hanna, R</b> ERA: 5.19	1.0		4	0	0	0	0	2	0	0	0	0	0	2	10	0.00	2.000										
<b>Mike Davey, L</b> ERA: 3.86	2.0		6	1	0	0	1	0	0	0	0	0	0	8	8	0.00	0.500										
<b>Buzz Capra, R</b> ERA: 5.41	2.0		10	3	1	1	2	1	0	0	0	0	1	13	17	4.50	2.000										

Cincinnati Reds @ Atlanta Braves  
Atlanta-Fulton County Stadium, Atlanta, GA  
Fri Sep 23 1977, 7:05 PM EDT  
Att: 9,471 - Unknown

AB	34
R	5
H	11
RBI	5
BB	6
SO	4
LOB	17



Batter	1	2	3	4	5	6	7	8	9	AB	R	H	RBI	BB	SO	LOB	BOTTOM										
<b>Jerry Royster, R</b> OBP: 0.284, SLG: 0.275	G4-6-3 1B		6-3		F8		F3		6-3	5	0	1	0	0	0	7											
<b>Rowland Office, L</b> OBP: 0.295, SLG: 0.314 <b>Brian Assestine, L</b> OBP: 0.272, SLG: 0.354	G4-6-3 1-2		4-1		P4		1-2 2-3 1B			3	0	0	0	0	0	1											
<b>Jeff Burroughs, R</b> OBP: 0.368, SLG: 0.530	1-3		F8		F8		1B 1B		F7	4	1	1	0	0	0	3											
<b>Willie Montanez, L</b> OBP: 0.327, SLG: 0.455			F5		P6		1-3 1B		F8	4	0	1	0	0	0	0											
<b>Gary Matthews, R</b> OBP: 0.358, SLG: 0.427			6-3		1B 1B		G6-4-3 1-2 3-H 1B		6-3	4	0	2	1	0	0	0											
<b>Dale Murphy, R</b> OBP: 0.255, SLG: 0.535			K		F3		G6-4-3 1-2		K	4	0	0	0	0	2	3											
<b>Barry Bonnell, R</b> OBP: 0.366, SLG: 0.342					G3 1B		1-2 1B		6-3	4	0	3	0	0	0	0											
<b>Pat Rockett, R</b> OBP: 0.349, SLG: 0.310			G3		G3		1-2 2-3 1B		F2	3	0	1	0	1	0	2											
<b>Mickey Mahler, S</b> OBP: 0.500, SLG: 0.867 <b>Preston Hanna, R</b> OBP: 0.214, SLG: 0.083 <b>Darrell Crandall, R</b> OBP: 0.227, SLG: 0.279 <b>Mike Davary, R</b> OBP: 0.266, SLG: 0.356 <b>Tom Paciorek, R</b> OBP: 0.194, SLG: 0.114 <b>Buzz Capra, R</b> OBP: 0.304, SLG: 0.429			6-3		K		1-2 1B		6-3	1	0	0	0	0	0	1											
<b>Inning Stats</b>	R: 0 E: 0 K: 0 S: 3	H: 1 LOB: 0 BB: 0 P: 3	R: 0 E: 0 K: 1 S: 5	H: 0 LOB: 0 BB: 0 P: 5	R: 0 E: 0 K: 0 S: 4	H: 1 LOB: 1 BB: 0 P: 4	R: 0 E: 0 K: 0 S: 3	H: 0 LOB: 0 BB: 0 P: 3	R: 0 E: 0 K: 1 S: 8	H: 3 LOB: 3 BB: 0 P: 8	R: 1 E: 0 K: 0 S: 5	H: 3 LOB: 1 BB: 0 P: 5	R: 0 E: 0 K: 0 S: 5	H: 2 LOB: 3 BB: 1 P: 9	R: 0 E: 0 K: 1 S: 5	H: 0 LOB: 0 BB: 0 P: 5	R: 0 E: 0 K: 0 S: 4	H: 1 LOB: 1 BB: 0 P: 4	1B: 10 2B: 1 3B: 0 HR: 0	SF: 0 SAC: 0 DP: 2 HBP: 0	WP: 0 PB: 0 SB: 0 CS: 0	PA: 37					
<b>PITCHER</b>	IP	WLS	BF	H	R	ER	SO	BB	IBB	HBP	BLK	WP	HR	S	P	ERA	WHIP										
<b>Paul Moskau, R</b> ERA: 4.36	5.1	W	23	8	1	1	2	8	1	0	0	0	0	27	27	1.69	1.500										
<b>Dale Murray, R</b> ERA: 4.69	1.2		7	2	0	0	0	1	0	0	0	0	0	6	10	0.00	1.800										
<b>Pedro Borbon, R</b> ERA: 3.27	2.0	S	7	1	0	0	1	0	0	0	0	0	0	9	9	0.00	0.500										

Cincinnati Reds @ Atlanta Braves  
Atlanta-Fulton County Stadium, Atlanta, GA  
Fri Sep 23 1977, 7:05 PM EDT  
Att: 9,471 - Unknown

AB	36
R	1
H	11
RBI	1
BB	1
SO	3
LOB	21





Batter	1	2	3	4	5	6	7	8	9	AB	R	H	RBI	BB	SO	LOB	TOP								
<b>Pete Rose, S</b> OBP: 0.372, SLG: 0.427 <b>Ray Knight, R</b> OBP: 0.308, SLG: 0.366	F7	BB BB BB	F9			1B		WP BB		4	1	2	2	1	0	0									
<b>Ken Griffey, L</b> OBP: 0.389, SLG: 0.458	E	BB BB BB	K			F9		F8		4	2	1	0	1	1	3									
<b>Joe Morgan, L</b> OBP: 0.422, SLG: 0.488	F8	1B BB BB				F2		F8		4	0	0	0	1	0	3									
<b>George Foster, R</b> OBP: 0.385, SLG: 0.636	E7	K				2-3		3-H 4-0		4	0	1	0	1	1	4									
<b>Dan Driessen, L</b> OBP: 0.368, SLG: 0.452	2-3	1B BB				F7		F8		4	0	0	1	1	0	3									
<b>Johnny Bench, R</b> OBP: 0.354, SLG: 0.540 <b>Manny Sarmiento, R</b> OBP: 0.222, SLG: 0.338 <b>Champ Summers, L</b> OBP: 0.167, SLG: 0.167 <b>Dale Murray, R</b> OBP: 0.167, SLG: 0.167 <b>Pedro Borbon, R</b> OBP: 0.182, SLG: 0.227 <b>Dave Concepcion, R</b> OBP: 0.328, SLG: 0.377		BB				K		K		3	1	1	1	1	2	0									
<b>Cesar Geronimo, L</b> OBP: 0.325, SLG: 0.396	E9	1B 1B	HR			1B		G3		5	2	3	2	0	0	2									
<b>Tom Hume, R</b> OBP: 0.125, SLG: 0.500 <b>Don Werner, R</b> OBP: 0.273, SLG: 0.526	F5	F8				F7		F8 WP 1B		3	0	0	0	0	0	3									
<b>Inning Stats</b>	R: 1 E: 1 K: 0 S: 5	H: 2 LOB: 1 BB: 0 P: 5	R: 5 E: 1 K: 1 S: 9	H: 4 LOB: 3 BB: 4 P: 25	R: 1 E: 0 K: 1 S: 6	H: 1 LOB: 0 BB: 0 P: 6	R: 0 E: 0 K: 0 S: 3	H: 0 LOB: 0 BB: 0 P: 3	R: 0 E: 0 K: 2 S: 8	H: 1 LOB: 1 BB: 0 P: 8	R: 0 E: 0 K: 1 S: 4	H: 1 LOB: 1 BB: 0 P: 4	R: 0 E: 0 K: 1 S: 6	H: 1 LOB: 1 BB: 0 P: 6	R: 1 E: 0 K: 0 S: 4	H: 1 LOB: 2 BB: 2 P: 12	R: 0 E: 0 K: 0 S: 3	H: 0 LOB: 1 BB: 1 P: 7	1B: 9 2B: 1 3B: 0 HR: 1	SF: 0 SAC: 0 DP: 0 HBP: 0	WP: 1 PB: 0 SB: 0 CS: 0	PA: 45			
<b>PITCHER</b>	IP	WLS	BF	H	R	ER	SO	BB	IBB	HBP	BLK	WP	HR	S	P	ERA	WHIP								
<b>Dick Ruthven, R</b> ERA: 4.41	1.1	L	12	5	6	5	0	3	0	0	0	0	0	9	21	33.75	6.000								
<b>Preston Hanna, R</b> ERA: 5.13	0.2		4	1	0	0	1	1	0	0	0	0	0	5	9	0.00	3.000								
<b>Don Collins, L</b> ERA: 5.04	3.0		11	2	1	1	3	0	0	0	0	0	1	17	17	3.00	0.667								
<b>Larry Bradford, L</b> ERA: 4.2	2.0		8	2	0	0	1	0	0	0	0	0	0	10	10	0.00	1.000								
<b>Mike Davey, L</b> ERA: 4.2	1.0		6	1	1	1	0	1	1	0	0	1	0	4	12	9.00	2.000								
<b>PITCHER</b>	IP	WLS	BF	H	R	ER	SO	BB	IBB	HBP	BLK	WP	HR	S	P	ERA	WHIP								
<b>Joey McLaughlin, R</b> ERA: 15.0	1.0		4	0	0	0	0	1	0	0	0	0	0	3	7	0.00	1.000								

Cincinnati Reds @ Atlanta Braves  
Atlanta-Fulton County Stadium, Atlanta, GA  
Sat Sep 24 1977, 7:05 PM EDT  
Att: 25,893 - Unknown

AB	38
R	8
H	11
RBI	6
BB	7
SO	5
LOB	22



Batter	1	2	3	4	5	6	7	8	9	AB	R	H	RBI	BB	SO	LOB	BOTTOM								
<b>Jerry Royster, R</b> OBP: 0.283, SLG: 0.274	F8	6-3				4-3		K		5	1	1	0	0	1	2									
<b>Brian Asseistine, L</b> OBP: 0.287, SLG: 0.370	2B		1-3			6-3		BB		4	1	2	1	1	0	0									
<b>Jeff Burroughs, R</b> OBP: 0.365, SLG: 0.525	K		F9			6-3		K		5	0	0	0	0	2	4									
<b>Willie Montanez, L</b> OBP: 0.328, SLG: 0.456	6-3		L3			HR 1B		1B		4	1	2	1	0	0	1									
<b>Gary Matthews, R</b> OBP: 0.362, SLG: 0.435		1B BB				FC4-6 1B		HR 1-H		4	2	3	2	1	0	1									
<b>Barry Bonnell, R</b> OBP: 0.386, SLG: 0.343		1B				FC4-6 FC6-4		5-3		5	0	2	1	0	0	2									
<b>Dale Murphy, R</b> OBP: 0.271, SLG: 0.521		1B				F8		F8		5	0	2	1	0	0	3									
<b>Pat Rockett, R</b> OBP: 0.344, SLG: 0.305	F7					FC6-4		F2		4	0	0	0	0	0	5									
<b>Dick Ruthven, R</b> ERA: 4.41 <b>Preston Hanna, R</b> ERA: 5.13 <b>Larry Bradford, L</b> ERA: 5.04 <b>Don Collins, L</b> ERA: 3.00 <b>Dave Concepcion, R</b> ERA: 3.77 <b>Tom Hume, R</b> ERA: 12.50 <b>Joey McLaughlin, R</b> ERA: 15.00		K				HR		5-3		0	0	0	0	0	0	0									
<b>Inning Stats</b>	R: 0 E: 0 K: 1 S: 6	H: 1 LOB: 1 BB: 0 P: 6	R: 1 E: 0 K: 1 S: 7	H: 2 LOB: 2 BB: 1 P: 11	R: 0 E: 0 K: 0 S: 3	H: 0 LOB: 0 BB: 0 P: 3	R: 0 E: 0 K: 0 S: 4	H: 1 LOB: 1 BB: 0 P: 4	R: 1 E: 0 K: 0 S: 4	H: 1 LOB: 0 BB: 0 P: 4	R: 2 E: 0 K: 0 S: 5	H: 2 LOB: 0 BB: 0 P: 5	R: 0 E: 0 K: 2 S: 7	H: 0 LOB: 1 BB: 1 P: 11	R: 0 E: 0 K: 0 S: 5	H: 2 LOB: 2 BB: 0 P: 5	R: 3 E: 0 K: 0 S: 8	H: 5 LOB: 2 BB: 0 P: 8	1B: 11 2B: 1 3B: 0 HR: 2	SF: 1 SAC: 0 DP: 0 HBP: 0	WP: 0 PB: 0 SB: 0 CS: 0	PA: 43			
<b>PITCHER</b>	IP	WLS	BF	H	R	ER	SO	BB	IBB	HBP	BLK	WP	HR	S	P	ERA	WHIP								
<b>Tom Hume, R</b> ERA: 8.25	6.0	W	26	7	4	4	2	1	0	0	0	0	0	29	33	6.00	1.333								
<b>Manny Sarmiento, R</b> ERA: 2.49	2.0		9	2	0	0	2	1	0	0	0	0	0	12	16	0.00	1.500								
<b>Dale Murray, R</b> ERA: 4.94	0.0		3	3	3	3	0	0	0	0	0	0	0	3	3	∞	∞								
<b>Pedro Borbon, R</b> ERA: 3.24	1.0	S	5	2	0	0	0	0	0	0	0	0	0	5	5	0.00	2.000								

Cincinnati Reds @ Atlanta Braves  
Atlanta-Fulton County Stadium, Atlanta, GA  
Sat Sep 24 1977, 7:05 PM EDT  
Att: 25,893 - Unknown

AB	40
R	7
H	14
RBI	7
BB	2
SO	4
LOB	20





Batter	1	2	3	4	5	6	7	8	9	AB	R	H	RBI	BB	SO	LOB	TOP										
<b>Pete Rose, S</b> (1,5) OBP: 0.375, SLG: 0.431 <b>Ray Knight, R</b> (9,5) OBP: 0.308, SLG: 0.366	0-0 1B		0-0 1-3			0-0 1B		4-0 1B FC6-2 BB	0-0 2B	4	0	3	1	1	0	0	<b>Cincinnati Reds @ Atlanta Braves</b> Atlanta-Fulton County Stadium, Atlanta, GA Sun Sep 25 1977, 3:33 AM EDT Att: 12,859 - Unknown										
<b>Ken Griffey, L</b> (1,9) OBP: 0.389, SLG: 0.458	0-0 1B			0-0 3-1		0-3 K		0-0 FC6-2 1-3 2B 1B	0-0 F7	5	1	2	0	0	1	2											
<b>Joe Morgan, L</b> (1,4) OBP: 0.419, SLG: 0.484	0-0 P6			0-0 F8		0-0 F9		0-0 F9		4	0	0	0	0	0	4											
<b>George Foster, R</b> (1,7) OBP: 0.384, SLG: 0.639	0-0 5-3			0-0 5-3			0-0 HR	0-0 FC6-2 2-3 3-H 2B		4	2	1	1	0	0	3											
<b>Dan Driessen, L</b> (1,3)		0-0 CS 1B			4-0 FC4-6 BB		0-0 6-3 PB 1B	0-0 1-H 3-H 2B		3	0	3	2	1	0	0											
<b>Johnny Bench, R</b> (1,2) OBP: 0.351, SLG: 0.536		0-3 K			0-0 FC4-6 1-2		0-0 L4	0-0 6-3		4	0	0	0	0	1	4											
<b>Dave Concepcion, R</b> (1,6) OBP: 0.326, SLG: 0.374		0-3 K			0-0 F7		0-0 6-3		0-0 P4	4	0	0	0	0	1	2											
<b>Cesar Geronimo, L</b> (1,8) OBP: 0.327, SLG: 0.395			0-0 4-3		0-0 6-3		4-0 IBB		0-0 SH1-4 2B 1B	3	1	1	0	1	0	1											
<b>Tom Seaver, R</b> (1,1) OBP: 0.230, SLG: 0.317			0-0 5-3			0-0 6-3		0-0 6-3	0-0 SH1-4	3	0	0	0	0	0	2											
<b>Inning Stats</b>	R: 0 E: 0 K: 0 S: 4	H: 2 LOB: 1 BB: 0 P: 4	R: 0 E: 0 K: 2 S: 7	H: 1 LOB: 0 BB: 0 P: 7	R: 0 E: 0 K: 0 S: 3	H: 0 LOB: 0 BB: 0 P: 3	R: 0 E: 0 K: 0 S: 3	H: 0 LOB: 1 BB: 0 P: 7	R: 0 E: 0 K: 1 S: 6	H: 1 LOB: 1 BB: 0 P: 6	R: 1 E: 0 K: 0 S: 5	H: 2 LOB: 2 BB: 1 P: 9	R: 2 E: 0 K: 0 S: 5	H: 2 LOB: 1 BB: 1 P: 9	R: 1 E: 0 K: 0 S: 5	H: 2 LOB: 1 BB: 0 P: 5	1B: 7 2B: 3 3B: 0 HR: 1	SF: 0 SAC: 1 DP: 1 HBP: 0	WP: 0 PB: 1 SB: 1 CS: 2	PA: 38							
<b>PITCHER</b>	IP	WLS	BF	H	R	ER	SO	BB	IBB	HBP	BLK	WP	HR	S	P	ERA	WHIP										
<b>Phil Niekro, R</b> (1,1) ERA: 3.94	8.0	L	33	8	3	3	3	2	1	0	0	0	1	36	48	3.38	1.250										
<b>Dave Campbell, R</b> (9,1) ERA: 3.18	1.0		5	2	1	1	0	0	0	0	0	0	0	5	5	9.00	2.000										

AB	34
R	4
H	10
RBI	4
BB	3
SO	3
LOB	18



Batter	1	2	3	4	5	6	7	8	9	AB	R	H	RBI	BB	SO	LOB	BOTTOM										
<b>Jerry Royster, R</b> (1,4) OBP: 0.283, SLG: 0.276	0-0 F9		0-3 K			0-3 K			0-0 F8 2B	4	0	1	0	0	2	0	<b>Cincinnati Reds @ Atlanta Braves</b> Atlanta-Fulton County Stadium, Atlanta, GA Sun Sep 25 1977, 3:33 AM EDT Att: 12,859 - Unknown										
<b>Brian Aseltine, L</b> (1,8) OBP: 0.286, SLG: 0.385	0-0 1B			0-0 F9		0-0 L3		0-0 F8	4	0	1	0	0	0	1												
<b>Jeff Burroughs, R</b> (1,9) OBP: 0.364, SLG: 0.522	0-0 F9			0-0 F9		4-0 G3-6-1 BB		0-0 F8	3	0	0	0	1	0	2												
<b>Willie Montanez, L</b> (1,3) OBP: 0.327, SLG: 0.453	0-0 P6			4-0 BB		0-0 G3-6-1 1-2		0-0 P6	3	0	0	0	1	0	3												
<b>Gary Matthews, R</b> (1,7) OBP: 0.360, SLG: 0.433		0-3 K		0-0 F9		0-3 K			0-0 F8	3	0	0	0	0	2	1											
<b>Barry Bonnell, R</b> (1,5) OBP: 0.386, SLG: 0.341		4-0 CS BB			0-0 6-3		0-0 4-3			2	0	0	0	1	0	0											
<b>Dale Murphy, R</b> (1,2) OBP: 0.275, SLG: 0.529		0-0 5-3 1-2			0-0 F9		0-0 2B			3	0	1	0	0	0	1											
<b>Pat Rockett, R</b> (1,6) OBP: 0.342, SLG: 0.302 <b>Joe Nolan, L</b> (8, PH) OBP: 0.283, SLG: 0.438 <b>Rob Belloir, R</b> (9,6)			0-0 P6		0-0 F7		0-3 K		0-3 K	2	0	0	0	0	0	0											
<b>Phil Niekro, R</b> (1,1) OBP: 0.174, SLG: 0.178 <b>Rowland Office, L</b> (8, PH) OBP: 0.285, SLG: 0.314 <b>Dave Campbell, R</b> (9,1) OBP: 0.091, SLG: 0.091			0-0 6-3			0-0 P6		0-0 F9	0-0 F9	2	0	0	0	0	0	0											
<b>Inning Stats</b>	R: 0 E: 0 K: 0 S: 4	H: 1 LOB: 1 BB: 0 P: 4	R: 0 E: 0 K: 1 S: 4	H: 0 LOB: 0 BB: 1 P: 8	R: 0 E: 0 K: 1 S: 5	H: 0 LOB: 0 BB: 0 P: 5	R: 0 E: 0 K: 0 S: 3	H: 0 LOB: 1 BB: 1 P: 7	R: 0 E: 0 K: 0 S: 3	H: 0 LOB: 0 BB: 0 P: 3	R: 0 E: 0 K: 1 S: 5	H: 0 LOB: 0 BB: 0 P: 5	R: 0 E: 0 K: 1 S: 4	H: 0 LOB: 0 BB: 1 P: 8	R: 0 E: 0 K: 1 S: 6	H: 1 LOB: 1 BB: 0 P: 6	R: 0 E: 0 K: 0 S: 4	H: 1 LOB: 1 BB: 0 P: 4	1B: 1 2B: 2 3B: 0 HR: 0	SF: 0 SAC: 0 DP: 1 HBP: 0	WP: 0 PB: 0 SB: 0 CS: 1	PA: 31					
<b>PITCHER</b>	IP	WLS	BF	H	R	ER	SO	BB	IBB	HBP	BLK	WP	HR	S	P	ERA	WHIP										
<b>Tom Seaver, R</b> (1,1) ERA: 2.64	9.0	W	31	3	0	0	5	3	0	0	0	0	0	38	50	0.00	0.667										

AB	28
R	0
H	3
RBI	0
BB	3
SO	5
LOB	10









Batter	1	2	3	4	5	6	7	8	9	AB	R	H	RBI	BB	SO	LOB	TOP								
Wilbur Howard, S OBP: 0.277, SLG: 0.322	F9		G4-6-3 1B		F9	FC6-2 1-3 2-H 2B		SH3		4	0	2	1	0	0	1	<b>Houston Astros @ Atlanta Braves</b> Atlanta-Fulton County Stadium, Atlanta, GA Tue Sep 27 1977, 7:05 PM EDT Att: 1,467 - Unknown								
Enos Cabell, R OBP: 0.313, SLG: 0.441	F9		G4-6-3 1-2		FC5 HR	FC6-2		6-3		5	1	0	0	0	0	5									
Cesar Cedeno, R OBP: 0.343, SLG: 0.454	FC5-4 1B		FC5-4 1B		HR	1-3		S 1B		5	1	4	4	0	0	2									
Bob Watson, R OBP: 0.356, SLG: 0.488	FC5-4 1-2		FC5-4 1-2		K			F9		5	0	0	0	0	1	3									
Leon Roberts, R OBP: 0.111, SLG: 0.077		4-3			F4			4-3		3	0	0	0	0	0	0									
Jose Cruz, L OBP: 0.366, SLG: 0.473					F9				4-3	2	0	0	0	0	0	0									
Art Howe, R OBP: 0.336, SLG: 0.413		1B 2B			FC3-6 1B	F8			K	5	1	3	0	0	1	0									
Ed Herrmann, L OBP: 0.353, SLG: 0.355		2H 1B			FC3-6 1-2	1B BB		1B BB		3	1	2	1	2	0	1									
Roger Metzger, S OBP: 0.274, SLG: 0.266		F4			1-3	1B 2B 1B		FC4-6		5	1	1	0	0	0	5									
J.R. Richard, R OBP: 0.256, SLG: 0.357		6-3			E HR FC5 1B	2B FC6-2 1B		SH3 1B BB		3	2	2	1	1	0	1									
<b>Inning Stats</b>	R: 0 E: 0 K: 0 S: 4	H: 1 LOB: 1 BB: 0 P: 4	R: 1 E: 0 K: 0 S: 5	H: 2 LOB: 1 BB: 0 P: 5	R: 0 E: 0 K: 0 S: 4	H: 2 LOB: 1 BB: 0 P: 4	R: 0 E: 0 K: 0 S: 4	H: 1 LOB: 1 BB: 0 P: 4	R: 3 E: 1 K: 1 S: 8	H: 2 LOB: 0 BB: 0 P: 8	R: 2 E: 0 K: 0 S: 6	H: 3 LOB: 2 BB: 1 P: 10	R: 0 E: 0 K: 0 S: 4	H: 1 LOB: 2 BB: 1 P: 8	R: 1 E: 0 K: 0 S: 4	H: 1 LOB: 1 BB: 0 P: 8	R: 0 E: 0 K: 1 S: 6	H: 1 LOB: 1 BB: 0 P: 6	1B: 11 2B: 2 3B: 0 HR: 1	SF: 0 SAC: 1 DP: 1 HBP: 0	WP: 0 PB: 0 SB: 1 CS: 0	PA: 44			
<b>PITCHER</b>	IP	WLS	BF	H	R	ER	SO	BB	IBB	HBP	BLK	WP	HR	S	P	ERA	WHIP								
Mickey Mahler, L ERA: 6.88	5.1	L	27	10	6	5	1	1	0	0	0	0	1	28	32	8.44	2.062								
Max Leon, R ERA: 3.97	1.2		8	2	0	0	0	1	0	0	0	0	0	7	11	0.00	1.800								
Duane Theiss, R ERA: 7.23	1.0		5	1	1	1	0	1	0	0	0	0	0	4	8	9.00	2.000								
Mike Davey, L ERA: 3.94	1.0		4	1	0	0	1	0	0	0	0	0	0	6	6	0.00	1.000								

Batter	1	2	3	4	5	6	7	8	9	AB	R	H	RBI	BB	SO	LOB	BOTTOM								
Jerry Royster, R OBP: 0.281, SLG: 0.282	6-3	1-H 2-H HR			F8		F4			4	1	1	3	0	0	1	<b>Houston Astros @ Atlanta Braves</b> Atlanta-Fulton County Stadium, Atlanta, GA Tue Sep 27 1977, 7:05 PM EDT Att: 1,467 - Unknown								
Brian Asselstine, L OBP: 0.269, SLG: 0.393	4-3	BB			6-3			F5		3	0	0	0	1	0	0									
Jeff Burroughs, R OBP: 0.363, SLG: 0.523	F9	F6			F6			FC5 BB BB		3	0	0	0	1	0	1									
Willie Montanez, L OBP: 0.329, SLG: 0.454		BB 2B 1B			K			F9		2	1	1	0	0	1	0									
Tom Paciorek, R OBP: 0.263, SLG: 0.351										1	0	0	0	0	1	0									
Joe Nolan, L OBP: 0.379, SLG: 0.432										1	0	0	0	0	0	1									
Mike Davey, R OBP: 0.379, SLG: 0.432										0	0	0	0	0	0	0									
Gary Matthews, R OBP: 0.365, SLG: 0.444		2B BB			5-3					2	1	0	0	2	1	0									
Barry Bonnell, R OBP: 0.361, SLG: 0.336		F4			F8			FC5		4	0	0	0	0	0	4									
Dale Murphy, R OBP: 0.322, SLG: 0.576		1-H 2-H HR 2B			K			SH5-4 1B		4	1	2	2	0	1	0									
Pat Rockett, R OBP: 0.335, SLG: 0.295		F6			F6			SH5-4		2	0	0	0	0	0	1									
Larry Whisenton, L OBP: 0.250, SLG: 0.250										1	0	0	0	0	1	0									
Mickey Mahler, S OBP: 0.500, SLG: 0.500										1	1	0	0	1	1	0									
Max Leon, R OBP: 0.300, SLG: 0.316										0	0	0	0	0	0	0									
Rowland Office, L OBP: 0.284, SLG: 0.313										1	0	0	0	0	0	1									
Duane Theiss, R OBP: 0.379, SLG: 0.432		HR BB								0	0	0	0	0	0	0									
Cito Gaston, R OBP: 0.301, SLG: 0.424										1	0	0	0	0	0	0									
<b>Inning Stats</b>	R: 0 E: 0 K: 0 S: 3	H: 0 LOB: 0 BB: 0 P: 3	R: 5 E: 0 K: 0 S: 6	H: 3 LOB: 1 BB: 3 P: 18	R: 0 E: 0 K: 1 S: 5	H: 0 LOB: 0 BB: 0 P: 5	R: 0 E: 0 K: 2 S: 7	H: 0 LOB: 0 BB: 0 P: 7	R: 0 E: 0 K: 0 S: 3	H: 0 LOB: 0 BB: 0 P: 3	R: 0 E: 0 K: 2 S: 7	H: 0 LOB: 0 BB: 0 P: 7	R: 0 E: 0 K: 0 S: 4	H: 1 LOB: 1 BB: 0 P: 4	R: 0 E: 0 K: 0 S: 3	H: 0 LOB: 2 BB: 2 P: 11	R: 0 E: 0 K: 1 S: 5	H: 0 LOB: 0 BB: 0 P: 5	1B: 2 2B: 1 3B: 0 HR: 1	SF: 0 SAC: 1 DP: 0 HBP: 0	WP: 0 PB: 0 SB: 0 CS: 0	PA: 36			
<b>PITCHER</b>	IP	WLS	BF	H	R	ER	SO	BB	IBB	HBP	BLK	WP	HR	S	P	ERA	WHIP								
J.R. Richard, R ERA: 2.97	9.0	W	36	4	5	5	6	5	0	0	0	0	1	43	63	5.00	1.000								





Batter	1	2	3	4	5	6	7	8	9	AB	R	H	RBI	BB	SO	LOB	TOP								
<b>Julio Gonzalez, R</b> OBP: 0.289, SLG: 0.322 (1, 4)	G3			E1 1B	F8			G3		4	1	0	0	0	0	1									
<b>Enos Cabell, R</b> OBP: 0.311, SLG: 0.438 (1, 5)	4-3			K		F3			F5	4	0	0	0	0	1	1									
<b>Cesar Cedeno, R</b> OBP: 0.344, SLG: 0.453 (1, 8)	4-3			6-3 2H 1B		F7			E S BB	3	0	1	1	1	0	0									
<b>Jose Cruz, L</b> OBP: 0.364, SLG: 0.470 (1, 9)		G3		6-3		K			F4	4	0	0	0	0	1	2									
<b>Bob Watson, R</b> OBP: 0.354, SLG: 0.484 (1, 3)	4-3			5-3			K		6-3	4	0	0	0	0	1	2									
<b>Denny Walling, L</b> OBP: 0.750, SLG: 0.667 (1, 7)			K			1B FC4-6 BB			CS 1B	2	1	1	0	1	1	0									
<b>Mike Fischlin, R</b> OBP: 0.125, SLG: 0.125 (1, 6)			3-1		K		F7			3	0	0	0	0	1	2									
<b>Luis Pujols, R</b> OBP: 0.200, SLG: 0.200 (1, 2)			K					5-3		3	0	1	0	0	1	0									
<b>Mark Lemongello, R</b> OBP: 0.100, SLG: 0.116 (1, 1)			1-3		FC4-6 1B			F9		3	0	0	1	0	0	1									
<b>Inning Stats</b>	R: 0 E: 0 K: 0 S: 3	H: 0 LOB: 0 BB: 0 P: 3	R: 0 E: 0 K: 1 S: 5	H: 0 LOB: 0 BB: 0 P: 5	R: 0 E: 0 K: 1 S: 5	H: 0 LOB: 0 BB: 0 P: 5	R: 1 E: 1 K: 1 S: 7	H: 1 LOB: 1 BB: 0 P: 7	R: 1 E: 0 K: 1 S: 6	H: 1 LOB: 1 BB: 1 P: 10	R: 0 E: 0 K: 1 S: 5	H: 0 LOB: 0 BB: 0 P: 5	R: 0 E: 0 K: 1 S: 5	H: 1 LOB: 0 BB: 0 P: 5	R: 0 E: 0 K: 0 S: 3	H: 0 LOB: 0 BB: 0 P: 3	R: 0 E: 0 K: 0 S: 3	H: 0 LOB: 1 BB: 1 P: 7	1B: 3 2B: 0 3B: 0 HR: 0	SF: 0 SAC: 0 DP: 0 HBP: 0	WP: 0 PB: 0 SB: 2 CS: 1	PA: 32			
<b>PITCHER</b>	IP	WLS	BF	H	R	ER	SO	BB	IBB	HBP	BLK	WP	HR	S	P	ERA	WHIP								
<b>Dick Ruthven, R</b> ERA: 4.23 (1, 1)	8.0	L	28	3	2	1	6	1	0	0	0	0	0	39	43	1.12	0.500								
<b>Dave Campbell, R</b> ERA: 3.07 (9, 1)	1.0		4	0	0	0	0	1	0	0	0	0	0	3	7	0.00	1.000								

Houston Astros @ Atlanta Braves  
Atlanta-Fulton County Stadium, Atlanta, GA  
Wed Sep 28 1977, 7:05 PM EDT  
Att: 2,255 - Unknown

AB	30
R	2
H	3
RBI	2
BB	2
SO	6
LOB	9



Batter	1	2	3	4	5	6	7	8	9	AB	R	H	RBI	BB	SO	LOB	BOTTOM								
<b>Jerry Royster, R</b> OBP: 0.279, SLG: 0.279 (1, 4)	6-3		F3			F7		F7		4	0	0	0	0	0	2									
<b>Brian Asseistine, L</b> OBP: 0.260, SLG: 0.379 (1, 8)	4-3			F7		F7			F7	4	0	0	0	0	0	0									
<b>Jeff Burroughs, R</b> OBP: 0.362, SLG: 0.520 (1, 9) <b>Rob Belloir, R</b> (9, PR)	6-3			K		6-3			1B 1B BB	3	0	0	0	1	1	0									
<b>Willie Montanez, L</b> OBP: 0.330, SLG: 0.456 (1, 3)				5-3		F7			1B	4	0	2	0	0	0	0									
<b>Gary Matthews, R</b> OBP: 0.364, SLG: 0.443 (1, 7)	F8				K		5-3		G4-6-3 1B	4	0	1	0	0	1	1									
<b>Dale Murphy, R</b> OBP: 0.502, SLG: 0.540 (1, 2)	6-3				5-3			5-3	G4-6-3	4	0	0	0	0	0	4									
<b>Barry Bonnell, R</b> OBP: 0.361, SLG: 0.336 (1, 5)	6-3				F8				G3 1B	3	0	1	0	0	0	1									
<b>Pat Rockett, R</b> OBP: 0.338, SLG: 0.311 (1, 6)			6-3			HR			G3 1B	3	1	2	1	0	0	0									
<b>Dick Ruthven, R</b> OBP: 0.298, SLG: 0.400 (1, 1) <b>Joe Nolan, L</b> OBP: 0.375, SLG: 0.427 (8, PH) <b>Dave Campbell, R</b> OBP: 0.091, SLG: 0.091 (9, 1)			K			5-3			G3	2	0	0	0	0	0	0									
<b>Inning Stats</b>	R: 0 E: 0 K: 0 S: 3	H: 0 LOB: 0 BB: 0 P: 3	R: 0 E: 0 K: 0 S: 4	H: 1 LOB: 1 BB: 0 P: 4	R: 0 E: 0 K: 1 S: 5	H: 0 LOB: 0 BB: 0 P: 5	R: 0 E: 0 K: 1 S: 5	H: 0 LOB: 0 BB: 0 P: 5	R: 0 E: 0 K: 0 S: 3	H: 0 LOB: 0 BB: 0 P: 3	R: 0 E: 0 K: 0 S: 5	H: 2 LOB: 2 BB: 0 P: 5	R: 0 E: 0 K: 0 S: 4	H: 2 LOB: 3 BB: 1 P: 8	1B: 4 2B: 1 3B: 0 HR: 1	SF: 0 SAC: 0 DP: 1 HBP: 0	WP: 0 PB: 0 SB: 0 CS: 0	PA: 33							
<b>PITCHER</b>	IP	WLS	BF	H	R	ER	SO	BB	IBB	HBP	BLK	WP	HR	S	P	ERA	WHIP								
<b>Mark Lemongello, R</b> ERA: 3.48 (1, 1)	9.0	W	33	6	1	1	3	1	0	0	0	0	1	38	42	1.00	0.778								

Houston Astros @ Atlanta Braves  
Atlanta-Fulton County Stadium, Atlanta, GA  
Wed Sep 28 1977, 7:05 PM EDT  
Att: 2,255 - Unknown

AB	32
R	1
H	6
RBI	1
BB	1
SO	3
LOB	10





Batter	1	2	3	4	5	6	7	8	9	AB	R	H	RBI	BB	SO	LOB	TOP			
Jerry Royster, R OBP: 0.279, SLG: 0.287 (1, 4)			SH1-3 1-2		HR		F7			3	1	1	1	0	1	0	<b>Atlanta Braves @ Cincinnati Reds</b> Riverfront Stadium, Cincinnati, OH Fri Sep 30 1977, 7:05 PM EDT Att: 19,653 - Unknown			
Brian Aselstine, L OBP: 0.271, SLG: 0.367 (1, 8)	6-3		F7		4-3			P4		4	0	0	0	0	0	1				
Jeff Burroughs, R OBP: 0.363, SLG: 0.522 (1, 9)			P3		1B			5-3		4	0	2	0	0	0	1				
Willie Montanez, L OBP: 0.328, SLG: 0.452 (1, 3)	F7				F8			F9		4	0	0	0	0	0	2				
Gary Matthews, R OBP: 0.362, SLG: 0.440 (1, 7)			6-3					F8		4	0	0	0	0	2	0				
Dale Murphy, R OBP: 0.313, SLG: 0.537 (1, 2)	F8		1B		1B		G1-6-3	6-3		4	0	2	0	0	0	0				
Barry Bonnell, R OBP: 0.362, SLG: 0.338 (1, 5)			1B		1B		G1-6-3	K		4	0	2	0	0	1	1				
Pat Rockett, R OBP: 0.334, SLG: 0.307 (1, 6)	F9		F9				6-3			3	0	0	0	0	0	3				
Phil Niekro, R OBP: 0.180, SLG: 0.183 (7, PH)			SH1-3		P3		K			2	0	1	0	0	0	0				
Rowland Office, L OBP: 0.284, SLG: 0.312 (7, 1)			1B							1	0	0	0	0	1	0				
Don Collins, R (7, 1)										0	0	0	0	0	0	0				
Duane Theiss, R (7, 1)										0	0	0	0	0	0	0				
<b>Inning Stats</b>	R: 0 E: 0 K: 1 S: 6	H: 1 LOB: 1 BB: 0 P: 6	R: 0 E: 0 K: 1 S: 6	H: 1 LOB: 1 BB: 0 P: 6	R: 0 E: 0 K: 0 S: 4	H: 1 LOB: 1 BB: 0 P: 4	R: 0 E: 0 K: 0 S: 5	H: 2 LOB: 2 BB: 0 P: 5	R: 1 E: 0 K: 1 S: 5	H: 2 LOB: 1 BB: 0 P: 5	R: 0 E: 0 K: 1 S: 5	H: 0 LOB: 0 BB: 0 P: 5	R: 0 E: 0 K: 0 S: 3	H: 0 LOB: 0 BB: 0 P: 3	R: 0 E: 0 K: 1 S: 5	H: 0 LOB: 0 BB: 0 P: 5	1B: 6 2B: 1 3B: 0 HR: 1	SF: 0 SAC: 1 DP: 1 HBP: 0	WP: 0 PB: 0 SB: 0 CS: 0	PA: 34
<b>PITCHER</b> Tom Seaver, R ERA: 2.88 (1, 1)	IP: 9.0 WLS: W BF: 34 H: 8 R: 1 ER: 1 SO: 5 BB: 0 IBB: 0 HBP: 0 BLK: 0 WP: 0 HR: 1 S: 44 P: 44 ERA: 1.00 WHIP: 0.889																			

Batter	1	2	3	4	5	6	7	8	9	AB	R	H	RBI	BB	SO	LOB	BOTTOM			
Pete Rose, S OBP: 0.377, SLG: 0.431 (1, 5)	3-1		3B		F7		WP G3 E			4	2	2	0	0	0	1	<b>Atlanta Braves @ Cincinnati Reds</b> Riverfront Stadium, Cincinnati, OH Fri Sep 30 1977, 7:05 PM EDT Att: 19,653 - Unknown			
Ken Griffey, L OBP: 0.391, SLG: 0.467 (1, 9)			1B		HR		G3			4	3	3	3	0	0	1				
Dan Driessen, L OBP: 0.374, SLG: 0.459 (1, 3)			1-3		K		E3 FC5			4	0	2	1	0	1	1				
George Foster, R OBP: 0.385, SLG: 0.638 (1, 7)	K		5-3		2B		FC5 IBB			2	1	0	1	2	1	1				
Johnny Bench, R OBP: 0.351, SLG: 0.546 (1, 2)	6-3		P5		2B		FC5 FC4-6			3	0	1	1	0	0	1				
Don Werner, R OBP: 0.261, SLG: 0.500 (6, 2)					1B		FC4-6			1	0	0	0	0	0	2				
Cesar Geronimo, L OBP: 0.321, SLG: 0.388 (1, 8)	4-3				4-3		FC4-6			4	0	1	0	0	0	3				
Dave Concepcion, R OBP: 0.323, SLG: 0.370 (1, 6)	K		F9		K		F9			4	0	0	0	0	2	1				
Ray Knight, R OBP: 0.303, SLG: 0.348 (9, 4)	E6 PB		K		F7		6-3			4	0	1	0	0	1	0				
Rick Auerbach, R OBP: 0.208, SLG: 0.209 (9, 4)	1B				K					0	0	0	0	0	0	0				
Tom Seaver, R OBP: 0.231, SLG: 0.314 (1, 1)	K				HR		K			4	1	1	0	0	2	1				
<b>Inning Stats</b>	R: 1 E: 0 K: 1 S: 7	H: 2 LOB: 1 BB: 0 P: 7	R: 0 E: 1 K: 2 S: 8	H: 1 LOB: 1 BB: 0 P: 8	R: 2 E: 0 K: 0 S: 5	H: 2 LOB: 0 BB: 0 P: 5	R: 0 E: 0 K: 1 S: 5	H: 1 LOB: 0 BB: 0 P: 5	R: 3 E: 0 K: 1 S: 8	H: 3 LOB: 1 BB: 1 P: 12	R: 0 E: 0 K: 2 S: 7	H: 0 LOB: 0 BB: 0 P: 7	R: 1 E: 1 K: 0 S: 5	H: 2 LOB: 2 BB: 1 P: 9	R: 0 E: 0 K: 0 S: 3	H: 0 LOB: 0 BB: 0 P: 3	1B: 7 2B: 2 3B: 1 HR: 1	SF: 0 SAC: 0 DP: 0 HBP: 0	WP: 1 PB: 1 SB: 0 CS: 1	PA: 36
<b>PITCHER</b> Phil Niekro, R ERA: 4.03 (7, 1)	IP: 6.0 WLS: L BF: 27 H: 9 R: 6 ER: 6 SO: 7 BB: 1 IBB: 0 HBP: 0 BLK: 0 WP: 1 HR: 1 S: 40 P: 44 ERA: 9.00 WHIP: 1.667																			
Don Collins, L ERA: 5.14 (7, 1)	0.1	3	2	1	1	0	0	0	0	0	0	0	0	0	0	0	27.00	6.000		
Duane Theiss, R ERA: 6.64 (7, 1)	1.2	6	0	0	0	0	0	1	0	0	0	0	0	0	0	0	0.00	0.000		







