

# Atlanta Braves - 1978









Batter	1	2	3	4	5	6	7	8	9	AB	R	H	RBI	BB	SO	LOB	TOP					
Davey Lopes, R OBP: 0.333, SLG: 0.417 (1,4)										5	0	1	0	0	0	4	<b>Los Angeles Dodgers @ Atlanta Braves</b> Atlanta-Fulton County Stadium, Atlanta, GA Sun Apr 09 1978, 3:33 AM EST Att: 11,473 - Unknown  <b>AB 39</b> <b>R 7</b> <b>H 13</b> <b>RBI 6</b> <b>BB 1</b> <b>SO 1</b> <b>LOB 18</b> 					
Bill Russell, R OBP: 0.333, SLG: 0.333 (1,6)										5	0	1	0	0	0	2						
Reggie Smith, S OBP: 0.385, SLG: 0.692 (1,9)										5	1	1	0	0	0	1						
Ron Cey, R OBP: 0.467, SLG: 0.462 (1,5)										5	1	2	0	0	1	1						
Steve Garvey, R OBP: 0.429, SLG: 0.615 (1,3)										4	3	3	3	0	0	1						
Dusty Baker Jr., R OBP: 0.462, SLG: 0.417 (1,7)										4	1	1	0	0	0	2						
Rick Monday, L OBP: 0.571, SLG: 0.917 (1,8)										3	0	2	2	1	0	1						
Steve Yeager, R OBP: 0.571, SLG: 0.615 (1,2)										4	0	1	0	0	0	4						
Rick Rhoden, R (1,1)										3	1	0	0	0	0	2						
Vic Davallo, L (8, PH)										1	0	1	1	0	0	0						
Bobby Castillo, R (8, 1)										0	0	0	0	0	0	0						
<b>Inning Stats</b>	R: 0 E: 0 K: 0 S: 3	H: 0 LOB: 0 BB: 0 P: 3	R: 1 E: 0 K: 0 S: 5	H: 2 LOB: 1 BB: 0 P: 5	R: 1 E: 2 K: 1 S: 7	H: 1 LOB: 1 BB: 0 P: 7	R: 0 E: 0 K: 0 S: 3	H: 1 LOB: 1 BB: 0 P: 3	R: 0 E: 0 K: 0 S: 4	H: 1 LOB: 1 BB: 0 P: 4	R: 3 E: 1 K: 0 S: 6	H: 3 LOB: 1 BB: 1 P: 10	R: 0 E: 0 K: 0 S: 3	H: 1 LOB: 0 BB: 0 P: 3	R: 2 E: 0 K: 0 S: 7	H: 4 LOB: 2 BB: 0 P: 7	R: 0 E: 0 K: 0 S: 3	H: 0 LOB: 0 BB: 0 P: 3	1B: 11 2B: 2 3B: 0 HR: 1	SF: 0 SAC: 0 DP: 2 HBP: 0	WP: 0 PB: 0 SB: 0 CS: 0	PA: 40
<b>PITCHER</b>	IP WLS BF H R ER SO BB IBB HBP BLK WP HR S P ERA WHIP																					
Tommy Boggs, R (1,1)	7.0 L 30 9 5 4 1 1 0 0 0 0 1 31 35 5.14 1.429																					
Rick Camp, R (8,1)	2.0 10 4 2 2 0 0 0 0 0 0 0 10 10 9.00 2.000																					

Batter	1	2	3	4	5	6	7	8	9	AB	R	H	RBI	BB	SO	LOB	BOTTOM							
Jerry Royster, R OBP: 0.615, SLG: 0.800 (1,4)										3	1	2	1	2	0	0	<b>Los Angeles Dodgers @ Atlanta Braves</b> Atlanta-Fulton County Stadium, Atlanta, GA Sun Apr 09 1978, 3:33 AM EST Att: 11,473 - Unknown  <b>AB 34</b> <b>R 4</b> <b>H 7</b> <b>RBI 4</b> <b>BB 3</b> <b>SO 5</b> <b>LOB 13</b> 							
Rowland Office, L OBP: 0.182, SLG: 0.455 (1,8)										5	0	1	0	0	0	5								
Gary Matthews, R OBP: 0.333, SLG: 0.545 (1,9)										4	1	0	0	0	1	2								
Jeff Burroughs, R OBP: 0.500, SLG: 0.545 (1,7)										4	0	2	1	0	2	0								
Biff Pocoroba, S OBP: 0.417, SLG: 0.250 (1,2)										3	0	0	1	0	0	1								
Dale Murphy, R OBP: 0.250, SLG: 0.455 (1,3)										3	1	0	0	1	1	1								
Barry Bonnell, R OBP: 0.167, SLG: 0.167 (1,5)										4	0	0	0	0	0	2								
Pat Rockett, R OBP: 0.100, SLG: 0.100 (1,6)										2	1	1	1	0	0	0								
Joe Nolan, L (6, PH)										1	0	0	0	0	1	0								
Darrel Chaney, S OBP: 1.000, SLG: 1.000 (7,6)										1	0	1	0	0	0	0								
Tommy Boggs, R (1,1)										2	0	0	0	0	0	1								
Bob Beall, S (7, PH)										1	0	0	0	0	0	0								
Rick Camp, R (8, 1)										0	0	0	0	0	0	0								
Brian Asseltine, L (9, PH)										1	0	0	0	0	0	1								
<b>Inning Stats</b>	R: 1 E: 0 K: 1 S: 6	H: 1 LOB: 1 BB: 1 P: 10	R: 2 E: 0 K: 0 S: 5	H: 2 LOB: 1 BB: 1 P: 9	R: 1 E: 1 K: 0 S: 5	H: 1 LOB: 1 BB: 0 P: 5	R: 0 E: 0 K: 0 S: 4	H: 1 LOB: 0 BB: 0 P: 4	R: 0 E: 0 K: 1 S: 5	H: 0 LOB: 0 BB: 0 P: 5	R: 0 E: 0 K: 2 S: 7	H: 0 LOB: 0 BB: 0 P: 7	R: 0 E: 0 K: 0 S: 4	H: 1 LOB: 1 BB: 0 P: 4	R: 0 E: 0 K: 1 S: 5	H: 0 LOB: 0 BB: 0 P: 5	R: 0 E: 0 K: 0 S: 4	H: 1 LOB: 2 BB: 1 P: 8	R: 0 E: 0 K: 0 S: 3	H: 1 LOB: 1 BB: 1 P: 8	1B: 6 2B: 1 3B: 0 HR: 0	SF: 1 SAC: 0 DP: 0 HBP: 0	WP: 0 PB: 0 SB: 2 CS: 0	PA: 38
<b>PITCHER</b>	IP WLS BF H R ER SO BB IBB HBP BLK WP HR S P ERA WHIP																							
Rick Rhoden, R (1,1)	7.0 W 30 6 4 3 4 2 0 0 0 0 0 36 44 3.86 1.143																							
Bobby Castillo, R (8,1)	2.0 S 8 1 0 0 1 1 0 0 0 0 0 9 13 0.00 1.000																							



Batter	1	2	3	4	5	6	7	8	9	AB	R	H	RBI	BB	SO	LOB	TOP						
Gene Richards, L OBP: 0.316, SLG: 0.368 (1, 3)	BB 1B	S		K				3-1		5	1	3	2	0	1	0	<b>San Diego Padres @ Atlanta Braves</b> Atlanta-Fulton County Stadium, Atlanta, GA Mon Apr 10 1978, 6:05 PM EST Att: 2,056 - Unknown						
Derrel Thomas, S OBP: 0.444, SLG: 0.400 (1, 4)	BB 1B	3-1		K		F8			3-1	4	1	0	0	1	1	2							
Oscar Gamble, L OBP: 0.286, SLG: 0.214 Bob Davis, R (9, 2)	E 4-3			HR			F5		F5	3	2	0	0	2	0	0							
Dave Winfield, R OBP: 0.389, SLG: 0.889 (1, 9)	E8			HR			6-3		4-3	5	1	2	4	0	0	0							
George Hendrick, R OBP: 0.250, SLG: 0.313 (1, 8)	4-3			F8			F3		WP	4	0	1	1	0	0	1							
Gene Tenace, R OBP: 0.487, SLG: 0.300 (1, 2)	F6								5-3	2	0	0	0	2	0	1							
Bill Almon, R OBP: 0.286, SLG: 0.308 Jerry Turner, L (7, PH) Mike Champion, R (7, 5)	4-3			F3					2-3	2	1	0	0	1	0	2							
Ozzie Smith, S OBP: 0.333, SLG: 0.273 (1, 6)									E9	4	1	0	0	0	0	2							
Dave Freisleben, R Dave Wehrmeister, R Bob Shirley, R (5, 1) (7, 1)									SH3-4	2	0	0	0	0	0	0							
									G3	1	0	0	0	0	0	0							
<b>Inning Stats</b>	R: 3 E: 1 K: 0 S: 5	H: 2 LOB: 1 BB: 2 P: 13	R: 0 E: 0 K: 1 S: 6	H: 1 LOB: 1 BB: 0 P: 6	R: 2 E: 0 K: 0 S: 4	H: 1 LOB: 1 BB: 2 P: 12	R: 0 E: 0 K: 3 S: 9	H: 0 LOB: 0 BB: 0 P: 9	R: 0 E: 0 K: 0 S: 3	H: 0 LOB: 0 BB: 0 P: 3	R: 2 E: 1 K: 0 S: 5	H: 1 LOB: 1 BB: 1 P: 9	R: 0 E: 0 K: 1 S: 6	H: 1 LOB: 2 BB: 1 P: 10	R: 0 E: 0 K: 0 S: 3	H: 0 LOB: 0 BB: 0 P: 3	R: 0 E: 0 K: 0 S: 3	H: 0 LOB: 0 BB: 0 P: 3	1B: 4 2B: 1 3B: 0 HR: 1	SF: 0 SAC: 1 DP: 0 HBP: 0	WP: 1 PB: 0 SB: 1 CS: 0	PA: 40	
<b>PITCHER</b>	IP WLS BF H R ER SO BB IBB HBP BLK WP HR S P ERA WHIP	IP WLS BF H R ER SO BB IBB HBP BLK WP HR S P ERA WHIP																					
Preston Hanna, R ERA: 15.43 (1, 1)	2.1 15 4 5 4 1 4 0 0 0 0 1 13 29 15.43 3.429	Mickey Mahler, L ERA: (3, 1)	3.2 14 1 2 0 3 1 0 0 0 0 0 19 23 0.00 0.545	Eddie Solomon, R ERA: 2.25 (7, 1)	1.0 5 1 0 0 1 0 1 0 0 0 6 10 0.00 1.000	Adrian Devine, R ERA: 2.25 (8, 1)	2.0 W 6 0 0 0 0 0 0 0 0 6 6 0.00 0.000																

AB 33  
R 7  
H 6  
RBI 7  
BB 6  
SO 5  
LOB 10



Batter	1	2	3	4	5	6	7	8	9	AB	R	H	RBI	BB	SO	LOB	BOTTOM					
Jerry Royster, R OBP: 0.596, SLG: 0.615 (1, 4)	6-3			G6-4-3				F8		3	2	0	0	2	0	2	<b>San Diego Padres @ Atlanta Braves</b> Atlanta-Fulton County Stadium, Atlanta, GA Mon Apr 10 1978, 6:05 PM EST Att: 2,056 - Unknown					
Rowland Office, L OBP: 0.125, SLG: 0.313 (1, 8)	4-3			F7			3-1	F9		5	0	0	0	0	0	3						
Gary Matthews, R OBP: 0.529, SLG: 1.067 (1, 9)				1B				HR		4	3	4	4	1	0	0						
Jeff Burroughs, R OBP: 0.471, SLG: 0.467 (1, 7)	F4			WP				1B		4	0	1	0	1	0	2						
Biff Pocoroba, S OBP: 0.471, SLG: 0.385 (1, 2)								G3		5	0	3	2	0	0	0						
Dale Murphy, R OBP: 0.235, SLG: 0.333 (1, 3)										4	0	0	0	1	3	4						
Barry Bonnell, R OBP: 0.294, SLG: 0.294 (1, 5)										5	1	3	0	0	0	4						
Pat Rockett, R OBP: 0.154, SLG: 0.154 Joe Nolan, L (7, PH) Darrel Chaney, S OBP: 1.000, SLG: 2.500 (8, 6)										3	1	1	0	0	0	2						
Preston Hanna, R Mickey Mahler, S Bob Beall, S Eddie Solomon, R Brian Asselstine, L Cito Gaston, R Adrian Devine, R (1, 1) (3, 1) (6, PH) (7, 1) (7, PH) (7, PH) (8, 1)										0	0	0	0	0	0	0						
										2	0	0	0	0	1	2						
<b>Inning Stats</b>	R: 0 E: 0 K: 0 S: 4	H: 1 LOB: 1 BB: 0 P: 4	R: 0 E: 0 K: 0 S: 3	H: 1 LOB: 1 BB: 1 P: 7	R: 2 E: 0 K: 2 S: 10	H: 3 LOB: 2 BB: 1 P: 14	R: 0 E: 1 K: 0 S: 4	H: 1 LOB: 1 BB: 0 P: 4	R: 1 E: 0 K: 0 S: 5	H: 2 LOB: 2 BB: 1 P: 9	R: 3 E: 0 K: 0 S: 5	H: 2 LOB: 0 BB: 1 P: 9	R: 0 E: 0 K: 1 S: 6	H: 1 LOB: 2 BB: 1 P: 10	R: 0 E: 0 K: 0 S: 3	H: 0 LOB: 1 BB: 1 P: 7	R: 2 E: 0 K: 1 S: 6	H: 2 LOB: 0 BB: 0 P: 6	1B: 10 2B: 0 3B: 0 HR: 3	SF: 0 SAC: 0 DP: 2 HBP: 0	WP: 1 PB: 0 SB: 0 CS: 0	PA: 44
<b>PITCHER</b>	IP WLS BF H R ER SO BB IBB HBP BLK WP HR S P ERA WHIP	IP WLS BF H R ER SO BB IBB HBP BLK WP HR S P ERA WHIP																				
Dave Freisleben, R ERA: 6.23 (1, 1)	4.1 23 8 3 3 2 3 0 0 0 0 1 1 24 36 6.23 2.538	Dave Wehrmeister, R ERA: 8.31 (5, 1)	2.1 12 3 3 3 1 2 0 0 0 0 0 1 12 20 11.57 2.143	Bob Shirley, L ERA: 13.5 (7, 1)	2.0 L 9 2 2 2 1 1 0 0 0 0 1 10 14 9.00 1.500																	





Batter	1	2	3	4	5	6	7	8	9	AB	R	H	RBI	BB	SO	LOB	TOP					
Gene Richards, L (1, 3) OBP: 0.348, SLG: 0.333	4-3		CS HBP			K		PB 1B BB		2	1	0	0	1	1	0	<b>San Diego Padres @ Atlanta Braves</b> Atlanta-Fulton County Stadium, Atlanta, GA Tue Apr 11 1978, 6:05 PM EST Att: 2,616 - Unknown					
Derrel Thomas, S (1, 4) Mike Champion, R (4, 4) Don Reynolds, R (8, PH) Rolie Fingers, R (8, 1)	4-0		CS	F6		K2-3		1B 1B 1-H 2-H		1	0	0	0	1	0	0						
Oscar Gamble, L (1, 7) OBP: 0.318, SLG: 0.222	FC4-6 1-2			K			K	1B 1-3		4	0	1	0	0	2	1						
Dave Winfield, R (1, 9) OBP: 0.409, SLG: 0.818	K			S 1B			1B		E3 2B	4	1	2	0	0	1	1						
George Hendrick, R (1, 8) OBP: 0.250, SLG: 0.350		F5		K			K	6-3 1-H FC5-2 2B		4	0	1	1	0	2	2						
Gene Tenace, R (1, 2) OBP: 0.474, SLG: 0.250		CS BB		G6-4-3 BB			F8	2-3	6-3	2	0	0	0	2	0	2						
Bill Almon, R (1, 5) OBP: 0.222, SLG: 0.235		F4		G6-4-3				1-3	FC5-2	4	0	0	0	0	0	3						
Ozzie Smith, S (1, 6) Rick Sweet, S (8, PH) Rick Sweet, S (8, 2)			F8		F8			K	4-3	2	0	0	0	0	0	0						
Bob Owchinko, L (1, 1) Jerry Turner, L (8, PH) Chuck Baker, R (8, 4)			F7			K		PB 1B 2B		2	0	0	0	0	1	0						
<b>Inning Stats</b>	R: 0 E: 0 K: 1 S: 5	H: 0 LOB: 1 BB: 1 P: 9	R: 0 E: 0 K: 0 S: 2	H: 0 LOB: 0 BB: 1 P: 6	R: 0 E: 0 K: 0 S: 2	H: 0 LOB: 0 BB: 0 P: 3	R: 0 E: 0 K: 2 S: 8	H: 1 LOB: 1 BB: 0 P: 8	R: 0 E: 0 K: 0 S: 2	H: 0 LOB: 0 BB: 1 P: 6	R: 0 E: 0 K: 3 S: 9	H: 0 LOB: 0 BB: 0 P: 9	R: 0 E: 0 K: 2 S: 8	H: 1 LOB: 1 BB: 0 P: 8	R: 2 E: 0 K: 1 S: 7	H: 3 LOB: 2 BB: 1 P: 11		R: 1 E: 1 K: 0 S: 5	H: 1 LOB: 1 BB: 0 P: 5	1B: 4 2B: 2 3B: 0 HR: 0	SF: 0 SAC: 0 DP: 1 HBP: 1	WP: 1 PB: 1 CS: 2
<b>PITCHER</b> Phil Niekro, R (1, 1) ERA: 5.14	IP: 9.0 WLS: L BF: 35	H: 6 R: 3 ER: 2 SO: 9	BB: 4 IBB: 0 HBP: 1 BLK: 0	WP: 1 HR: 0 S: 48 P: 65	ERA: 2.00 WHIP: 1.111	<b>PITCHER</b>										ERA: 5.14	WHIP: 1.111					

AB 30  
R 3  
H 6  
RBI 3  
BB 4  
SO 9  
LOB 10



Batter	1	2	3	4	5	6	7	8	9	AB	R	H	RBI	BB	SO	LOB	BOTTOM	
Jerry Royster, R (1, 4) OBP: 0.545, SLG: 0.563	CS BB		G6-4-3 1B	K			F8			3	0	1	0	1	1	2	<b>San Diego Padres @ Atlanta Braves</b> Atlanta-Fulton County Stadium, Atlanta, GA Tue Apr 11 1978, 6:05 PM EST Att: 2,616 - Unknown	
Barry Bonnell, R (1, 8) OBP: 0.286, SLG: 0.286	F8		F6		FC5-4 1B		5-3			4	0	1	0	0	0	2		
Gary Matthews, R (1, 9) Rowland Office, L (8, 8) OBP: 0.125, SLG: 0.313			G6-4-3		FC5-4		K			3	0	0	0	1	1	2		
Jeff Burroughs, R (1, 7) OBP: 0.476, SLG: 0.412				PB 1B BB	K			K		2	1	0	0	2	2	1		
Cito Gaston, R (1, 3) Bob Beall, S (8, 3)	F9			F7	5-3			4-3		3	0	0	0	0	0	4		
Dale Murphy, R (1, 2) OBP: 0.286, SLG: 0.333		BB 1B 1B		F8		F8 1-3 BB		K		3	0	1	0	1	1	1		
Rod Gilbreath, R (1, 5) OBP: 0.400, SLG: 0.400		G5-4-3 BB 1B		PB 1B 1B		1-3		F3		4	1	2	0	0	0	1		
Pat Rockett, R (1, 6) Biff Pocorebs, S (9, PH) OBP: 0.188, SLG: 0.133 OBP: 0.444, SLG: 0.357		G5-4-3 BB		K 1B		F8		3-1		2	0	0	0	1	1	2		
Phil Niekro, R (1, 1) Joe Nolan, L (9, PH)		G5-4-3		1-3 2-H 3-H 1B		4-3		F1		3	0	1	1	0	0	4		
<b>Inning Stats</b>	R: 0 E: 0 K: 0 S: 2	H: 2 LOB: 1 BB: 3 P: 14	R: 0 E: 0 K: 0 S: 3	H: 2 LOB: 1 BB: 1 P: 7	R: 0 E: 0 K: 2 S: 10	H: 1 LOB: 2 BB: 1 P: 14	R: 0 E: 0 K: 0 S: 3	H: 0 LOB: 1 BB: 1 P: 7	R: 0 E: 0 K: 1 S: 5	H: 0 LOB: 0 BB: 0 P: 5	R: 0 E: 0 K: 2 S: 7	H: 0 LOB: 0 BB: 0 P: 7	R: 0 E: 0 K: 0 S: 3	H: 0 LOB: 0 BB: 0 P: 3	1B: 6 2B: 0 3B: 1 HR: 0	SF: 0 SAC: 0 DP: 1 HBP: 0		WP: 0 PB: 1 SB: 0 CS: 1
<b>PITCHER</b> Bob Owchinko, L (1, 1) ERA: 3.0 Rolie Fingers, R (8, 1) ERA: 3.0	IP: 7.0 WLS: W BF: 6	H: 6 R: 2 ER: 0 SO: 4	BB: 6 IBB: 0 HBP: 0 BLK: 0	WP: 0 HR: 0 S: 10 P: 56	ERA: 0.00 WHIP: 1.714	<b>PITCHER</b>										ERA: 3.0	WHIP: 1.714	

AB 30  
R 2  
H 6  
RBI 1  
BB 6  
SO 6  
LOB 19





Batter	1	2	3	4	5	6	7	8	9	AB	R	H	RBI	BB	SO	LOB	TOP			
Jerry Royster, R OBP: 0.538, SLG: 0.550 (1, 4)	F8		FC6-4			1B		1B		4	0	2	0	0	0	1	<b>Atlanta Braves @ Los Angeles Dodgers</b> Dodger Stadium, Los Angeles, CA Fri Apr 14 1978, 3:33 AM PST Att: 38,397 - Unknown			
Barry Bonnell, R OBP: 0.280, SLG: 0.280 (1, 8)	2-3			1-3		1B	G4-6-3	F8		4	0	1	0	0	0	1				
Gary Matthews, R OBP: 0.458, SLG: 0.952 Bob Beall, S (6, 3)	L4			HR			G4-6-3		1-3	3	1	1	1	0	0	2				
Jeff Burroughs, R OBP: 0.400, SLG: 0.333 (1, 7)		L4		F9					1-3	4	0	0	0	0	0	0				
Cito Gaston, R OBP: 0.100, SLG: 0.100 (6, 9)		6-3		5-3					L6	4	0	1	0	0	0	0				
Dale Murphy, R OBP: 0.250, SLG: 0.286 (1, 2)		6-3			L6					3	0	0	0	0	0	1				
Rod Gilbreath, R OBP: 0.250, SLG: 0.250 (1, 5)			5-3		6-3					3	0	0	0	0	0	1				
Pat Rockett, R OBP: 0.156, SLG: 0.111 (1, 6)			L1		5-3				6-3	3	0	0	0	0	0	0				
Dick Ruthven, R OBP: 0.333, SLG: 0.333 Rick Camp, R (6, 1)						6-3				2	0	1	0	0	0	0				
Biff Pocoroba, S OBP: 0.421, SLG: 0.333 Eddie Solomon, R (8, 1)							6-3		3-1	0	0	0	0	0	0	0				
<b>Inning Stats</b>	R: 0 E: 0 K: 0 S: 3	H: 0 LOB: 0 BB: 0 P: 3	R: 0 E: 0 K: 0 S: 3	H: 0 LOB: 0 BB: 0 P: 3	R: 0 E: 0 K: 0 S: 4	H: 1 LOB: 1 BB: 0 P: 4	R: 1 E: 0 K: 0 S: 4	H: 1 LOB: 0 BB: 0 P: 4	R: 0 E: 0 K: 0 S: 4	H: 2 LOB: 1 BB: 0 P: 4	R: 0 E: 0 K: 0 S: 4	H: 1 LOB: 1 BB: 0 P: 4	R: 0 E: 0 K: 0 S: 4	H: 1 LOB: 0 BB: 0 P: 3	R: 0 E: 0 K: 0 S: 3	H: 0 LOB: 0 BB: 0 P: 3	1B: 5 2B: 0 3B: 0 HR: 1	SF: 0 SAC: 0 DP: 1 HBP: 0	WP: 0 PB: 0 SB: 0 CS: 0	PA: 32
<b>PITCHER</b> Tommy John, L ERA: 1.62 (1, 1)	IP: 9.0 WLS: W BF: 32 H: 6 R: 1 ER: 1 SO: 0 BB: 0 IBB: 0 HBP: 0 BLK: 0 WP: 0 HR: 1 S: 32 P: 32 ERA: 1.00 WHIP: 0.667																			

Batter	1	2	3	4	5	6	7	8	9	AB	R	H	RBI	BB	SO	LOB	BOTTOM			
Davey Lopes, R OBP: 0.353, SLG: 0.333 (1, 4)	BB		F9		L9		F2			3	1	0	0	1	0	2	<b>Atlanta Braves @ Los Angeles Dodgers</b> Dodger Stadium, Los Angeles, CA Fri Apr 14 1978, 3:33 AM PST Att: 38,397 - Unknown			
Bill Russell, R OBP: 0.212, SLG: 0.188 (1, 6)	5-3		F8		F8		FC6-4			4	0	0	0	0	0	3				
Reggie Smith, S OBP: 0.355, SLG: 0.552 (1, 9)	5-3		6-3			2B		L3		4	1	1	0	0	0	1				
Ron Cey, R OBP: 0.485, SLG: 0.586 (1, 5)	1B			6-3		2B		1B		4	2	3	2	0	0	0				
Steve Garvey, R OBP: 0.406, SLG: 0.600 (1, 3)	F8			L7		1B		G3		4	0	1	1	0	0	2				
Dusty Baker Jr., R OBP: 0.419, SLG: 0.370 (1, 7)		6-3		BB		F9		1B		3	0	1	1	1	0	1				
Rick Monday, L OBP: 0.452, SLG: 0.808 (1, 8)				4-3		4-3		G3		4	1	1	1	0	0	2				
Steve Yeager, R OBP: 0.458, SLG: 0.429 (1, 2)		F9			SH3-4		F9			3	0	1	0	0	0	0				
Tommy John, R OBP: 0.400, SLG: 0.400 (1, 1)		4-3			SH3-4			FC6-4		2	0	1	0	0	0	0				
<b>Inning Stats</b>	R: 1 E: 1 K: 0 S: 4	H: 1 LOB: 1 BB: 1 P: 8	R: 1 E: 0 K: 0 S: 4	H: 1 LOB: 0 BB: 0 P: 4	R: 0 E: 0 K: 0 S: 3	H: 0 LOB: 0 BB: 0 P: 3	R: 0 E: 0 K: 0 S: 3	H: 0 LOB: 1 BB: 1 P: 7	R: 0 E: 0 K: 0 S: 4	H: 1 LOB: 1 BB: 0 P: 4	R: 2 E: 0 K: 0 S: 5	H: 3 LOB: 0 BB: 0 P: 5	R: 0 E: 0 K: 0 S: 4	H: 1 LOB: 1 BB: 0 P: 4	R: 1 E: 0 K: 0 S: 5	H: 2 LOB: 1 BB: 0 P: 5		1B: 6 2B: 2 3B: 0 HR: 1	SF: 0 SAC: 1 DP: 0 HBP: 0	WP: 0 PB: 0 SB: 0 CS: 1
<b>PITCHER</b> Dick Ruthven, R ERA: 7.0 Rick Camp, R ERA: 3.0 Eddie Solomon, R ERA: 3.6 (1, 1)	IP: 5.0 WLS: L BF: 22 H: 5 R: 4 ER: 3 SO: 0 BB: 2 IBB: 0 HBP: 0 BLK: 0 WP: 0 HR: 1 S: 20 P: 28 ERA: 5.40 WHIP: 1.400																			



Batter	1	2	3	4	5	6	7	8	9	AB	R	H	RBI	BB	SO	LOB	TOP		
Jerry Royster, R OBP: 0.597, SLG: 0.545	0-0 G6-3 1B		0-0 P4			4-0 BB		4-0 1B BB		2	0	1	0	2	0	0	<p>Atlanta Braves @ Los Angeles Dodgers Dodger Stadium, Los Angeles, CA Sun Apr 16 1978, 3:33 AM PST Att: 37,161 - Unknown</p>		
Bob Beall, S (1, 3)	0-0 G6-3 1-2		4-0 BB			0-3 K 1-2		0-0 F7		3	0	0	0	1	1	3			
Brian Aselstine, L OBP: 0.600, SLG: 0.800	0-0 2B		0-0 F9			0-0 1B		0-0 G6-4-3 1B		4	0	3	0	0	0	1			
Jeff Burroughs, R OBP: 0.379, SLG: 0.292	4-0 BB		0-0 F8			0-0 6-3		0-0 G6-4-3		3	0	0	0	1	0	3			
Rowland Office, L OBP: 0.200, SLG: 0.400	0-0 4-3		0-0 G5-4-3 1B			0-0 2B		0-0 4-3		4	0	2	0	0	0	2			
Dale Murphy, R OBP: 0.214, SLG: 0.240		0-3 K		0-0 G5-4-3		0-0 6-3		0-3 K		4	0	0	0	0	2	2			
Barry Bonnell, R OBP: 0.276, SLG: 0.276		0-0 6-3		0-0 FC5-4 1B		0-0 5-3		0-3 K		4	0	1	0	0	1	1			
Pat Rockett, R OBP: 0.182, SLG: 0.100		0-0 5-3		0-0 FC5-4 G5-4-3		4-0 FC6 BB				2	0	0	0	1	0	1			
Phil Niekro, R OBP: 0.167, SLG: 0.167 Joe Niekro, L Eddie Solomon, R Biff Pogoroba, S Adrian Devine, R Dave Campbell, R			0-0 L9		0-0 G5-4-3		0-0 FC6			1	0	0	0	0	0	0	<p>Braves</p>		
										1	0	0	0	0	0	0			
<b>Inning Stats</b>	R: 0 E: 0 K: 0 S: 4	H: 2 LOB: 2 BB: 1 P: 8	R: 0 E: 0 K: 1 S: 5	H: 0 LOB: 0 BB: 0 P: 5	R: 0 E: 0 K: 0 S: 3	H: 0 LOB: 1 BB: 1 P: 7	R: 0 E: 0 K: 0 S: 3	H: 1 LOB: 0 BB: 0 P: 3	R: 0 E: 0 K: 1 S: 5	H: 1 LOB: 2 BB: 1 P: 9	R: 0 E: 0 K: 0 S: 4	H: 1 LOB: 2 BB: 1 P: 8	R: 0 E: 0 K: 2 S: 7	H: 0 LOB: 0 BB: 0 P: 7	R: 0 E: 0 K: 2 S: 7	H: 0 LOB: 0 BB: 0 P: 7	1B: 5 2B: 2 3B: 0 HR: 0	SF: 0 SAC: 0 DP: 4 HBP: 0	WP: 0 PA: 34 PB: 0 SB: 1 CS: 0
<b>PITCHER</b> Rick Rhoden, R ERA: 1.69	IP: 9.0 WLS: W BF: 34 H: 7 R: 0 ER: 0 SO: 4 BB: 5 IBB: 0 HBP: 0 BLK: 0 WP: 0 HR: 0 S: 37 P: 57 ERA: 0.00 WHIP: 1.333											<b>PITCHER</b>	IP: WLS: BF: H: R: ER: SO: BB: IBB: HBP: BLK: WP: HR: S: P: ERA: WHIP:						

Batter	1	2	3	4	5	6	7	8	9	AB	R	H	RBI	BB	SO	LOB	BOTTOM		
Davey Lopes, R OBP: 0.410, SLG: 0.379	0-0 WP E 2B		4-0 PB BLK 1B BB		0-0 5-3			4-0 1B BB		2	3	1	0	3	0	1	<p>Atlanta Braves @ Los Angeles Dodgers Dodger Stadium, Los Angeles, CA Sun Apr 16 1978, 3:33 AM PST Att: 37,161 - Unknown</p>		
Bill Russell, R OBP: 0.237, SLG: 0.194	0-0 E5 1B 2H		0-0 F9 1-2		4-0 BB		0-0 F8		0-0 1B 2H	4	2	1	2	1	0	3			
Reggie Smith, S Glenn Burke, R OBP: 0.200, SLG: 0.200	0-0 G5-4-3 1B 1-3		4-0 PB 1B BB		0-3 K		0-0 P6		0-0 BB 1B	1	1	1	0	1	0	0			
Ron Cey, R OBP: 0.526, SLG: 0.594	0-0 G5-4-3 1B 1-2 3H		4-0 1B IBB		0-0 F8		0-0 1B		0-0 1B 1-2	3	0	2	1	2	0	0			
Steve Garvey, R OBP: 0.378, SLG: 0.543	0-0 G5-4-3 1-2 2-3		0-0 1B		0-3 K		0-0 F9		0-3 K	5	0	1	2	0	2	5			
Dusty Baker Jr., R OBP: 0.381, SLG: 0.313	0-0 P2		0-3 K		0-0 6-3		0-0 F3		0-0 F8	5	0	0	0	0	1	6			
Rick Monday, L OBP: 0.457, SLG: 0.767		0-0 P2		0-3 K		0-0 FC5-4 1B		0-0 S 2B 1B		4	1	2	0	0	1	2			
Steve Yeager, R OBP: 0.429, SLG: 0.375		0-0 F7		4-0 5-3 5-4-3 BB		0-0 FC5-4 BB E		0-0 5-3		3	0	0	0	1	0	2			
Rick Rhoden, R OBP: 0.286, SLG: 0.333		0-0 F8		0-0 5-4-3		4-0 BB		0-0 1B 2B		3	1	1	1	1	0	1			
<b>Inning Stats</b>	R: 2 E: 1 K: 0 S: 6	H: 3 LOB: 1 BB: 0 P: 6	R: 0 E: 0 K: 2 S: 8	H: 0 LOB: 0 BB: 0 P: 3	R: 2 E: 0 K: 2 S: 8	H: 1 LOB: 2 BB: 3 P: 20	R: 0 E: 0 K: 1 S: 5	H: 0 LOB: 2 BB: 2 P: 13	R: 0 E: 1 K: 0 S: 3	H: 1 LOB: 2 BB: 2 P: 11	R: 0 E: 0 K: 0 S: 4	H: 1 LOB: 1 BB: 0 P: 4	R: 4 E: 0 K: 1 S: 9	H: 4 LOB: 2 BB: 2 P: 17	R: 0 E: 0 K: 1 S: 9	H: 0 LOB: 0 BB: 0 P: 7	1B: 8 2B: 2 3B: 0 HR: 0	SF: 0 SAC: 0 DP: 1 HBP: 0	WP: 1 PA: 42 PB: 1 SB: 1 CS: 0
<b>PITCHER</b> Phil Niekro, R ERA: 5.5 Eddie Solomon, R ERA: 2.57 Adrian Devine, R ERA: 8.44 Dave Campbell, R ERA: 10.13	IP: 4.0 WLS: L BF: 21 H: 4 R: 4 ER: 3 SO: 4 BB: 4 IBB: 1 HBP: 0 BLK: 1 WP: 1 HR: 0 S: 22 P: 42 ERA: 6.75 WHIP: 2.000											<b>PITCHER</b>	IP: WLS: BF: H: R: ER: SO: BB: IBB: HBP: BLK: WP: HR: S: P: ERA: WHIP:						







Batter	1	2	3	4	5	6	7	8	9	AB	R	H	RBI	BB	SO	LOB	TOP										
Jerry Royster, R (1, 4) OBP: 0.474, SLG: 0.433										4	1	0	0	0	1	0	<b>Atlanta Braves @ San Francisco Giants</b> Candlestick Park, San Francisco, CA Tue Apr 18 1978, 9:05 PM EST Att: 7,401 - Unknown  <b>AB 31</b> <b>R 1</b> <b>H 3</b> <b>RBI 1</b> <b>BB 0</b> <b>SO 10</b> <b>LOB 8</b> 										
Rowland Office, L (1, 8) OBP: 0.200, SLG: 0.360										4	0	0	0	0	2	1											
Brian Asselstine, L (1, 9) OBP: 0.300, SLG: 0.400										4	0	0	0	0	1	1											
Jeff Burroughs, R (1, 7) OBP: 0.405, SLG: 0.355 Rod Gilbreath, R (9, 5) OBP: 0.273, SLG: 0.273										4	0	2	1	0	1	0											
Biff Pocoroba, S (1, 2) OBP: 0.407, SLG: 0.318										3	0	0	0	0	0	2											
Dale Murphy, R (1, 3) OBP: 0.171, SLG: 0.188										3	0	0	0	0	0	1											
Barry Bonnell, R (1, 5) OBP: 0.257, SLG: 0.286 (9, 7)										3	0	1	0	0	0	1											
Pat Rockett, R (1, 6) OBP: 0.143, SLG: 0.077										3	0	0	0	0	2	1											
Preston Hanna, R (1, 1) Bob Beall, S (8, PH) Adrian Devine, R (8, 1)										2	0	0	0	0	2	1											
										1	0	0	0	0	1	0											
										0	0	0	0	0	0	0											
<b>Inning Stats</b>	R: 0 E: 0 K: 3 S: 9	H: 0 LOB: 0 BB: 0 P: 9	R: 0 E: 0 K: 1 S: 5	H: 0 LOB: 0 BB: 0 P: 5	R: 0 E: 0 K: 2 S: 7	H: 0 LOB: 0 BB: 0 P: 7	R: 1 E: 1 K: 0 S: 5	H: 1 LOB: 1 BB: 0 P: 5	R: 0 E: 0 K: 2 S: 8	H: 1 LOB: 1 BB: 0 P: 8	R: 0 E: 0 K: 0 S: 3	H: 0 LOB: 0 BB: 0 P: 3	R: 0 E: 0 K: 0 S: 4	H: 1 LOB: 1 BB: 0 P: 4	R: 0 E: 0 K: 1 S: 5	H: 0 LOB: 0 BB: 0 P: 5	R: 0 E: 0 K: 1 S: 5	H: 0 LOB: 0 BB: 0 P: 5	1B: 1 2B: 2 3B: 0 HR: 0	SF: 0 SAC: 0 DP: 0 HBP: 0	WP: 0 PB: 0 SB: 1 CS: 0	PA: 31					
<b>PITCHER</b>	IP	WLS	BF	H	R	ER	SO	BB	IBB	HBP	BLK	WP	HR	S	P	ERA	WHIP										
John Montefusco, R (1, 1) ERA: 1.4	8.0	L	28	3	1	0	9	0	0	0	0	0	0	46	46	0.00	0.375										
Gary Lavelle, L (9, 1) ERA: 3.72	1.0		3	0	0	0	1	0	0	0	0	0	0	5	5	0.00	0.000										

Batter	1	2	3	4	5	6	7	8	9	AB	R	H	RBI	BB	SO	LOB	BOTTOM										
Larry Herndon, R (1, 8) OBP: 0.364, SLG: 0.395										2	0	0	0	2	1	0	<b>Atlanta Braves @ San Francisco Giants</b> Candlestick Park, San Francisco, CA Tue Apr 18 1978, 9:05 PM EST Att: 7,401 - Unknown  <b>AB 27</b> <b>R 0</b> <b>H 1</b> <b>RBI 0</b> <b>BB 5</b> <b>SO 3</b> <b>LOB 8</b> 										
Darrell Evans, L (1, 5) OBP: 0.310, SLG: 0.306										3	0	0	0	1	1	1											
Bill Madlock, R (1, 4) OBP: 0.333, SLG: 0.300										3	0	0	0	1	0	3											
Willie McCovey, L (1, 3) OBP: 0.265, SLG: 0.484										4	0	0	0	0	0	1											
Jack Clark, R (1, 9) OBP: 0.333, SLG: 0.400										3	0	0	0	1	0	0											
Terry Whitfield, L (1, 7) OBP: 0.297, SLG: 0.600										3	0	0	0	0	0	1											
Marc Hill, R (1, 2) OBP: 0.306, SLG: 0.324										3	0	0	0	0	0	1											
Johnnie LeMaster, R (1, 6) OBP: 0.206, SLG: 0.219										3	0	1	0	0	0	0											
John Montefusco, R (1, 1) OBP: 0.167, SLG: 0.333 Mike Ivie, R (8, PH) OBP: 0.500, SLG: 1.143 Gary Lavelle, S (9, 1)										2	0	0	0	0	0	1											
										1	0	0	0	0	1	0											
										0	0	0	0	0	0	0											
<b>Inning Stats</b>	R: 0 E: 0 K: 1 S: 5	H: 0 LOB: 0 BB: 0 P: 5	R: 0 E: 0 K: 0 S: 3	H: 0 LOB: 0 BB: 0 P: 3	R: 0 E: 0 K: 0 S: 4	H: 1 LOB: 3 BB: 2 P: 12	R: 0 E: 0 K: 0 S: 3	H: 0 LOB: 1 BB: 1 P: 7	R: 0 E: 0 K: 0 S: 3	H: 0 LOB: 0 BB: 0 P: 3	R: 0 E: 0 K: 0 S: 3	H: 0 LOB: 0 BB: 0 P: 3	R: 0 E: 0 K: 2 S: 7	H: 0 LOB: 0 BB: 0 P: 7	R: 0 E: 0 K: 0 S: 2	H: 0 LOB: 0 BB: 1 P: 6	1B: 1 2B: 1 3B: 0 HR: 0	SF: 0 SAC: 0 DP: 1 HBP: 0	WP: 0 PB: 0 SB: 1 CS: 0	PA: 32							
<b>PITCHER</b>	IP	WLS	BF	H	R	ER	SO	BB	IBB	HBP	BLK	WP	HR	S	P	ERA	WHIP										
Preston Hanna, R (1, 1) ERA: 3.86	7.0	W	26	1	0	0	1	4	0	0	0	0	0	24	40	0.00	0.714										
Adrian Devine, R (8, 1) ERA: 6.14	2.0	S	6	0	0	0	2	1	0	0	0	0	0	9	13	0.00	0.500										



Batter	1	2	3	4	5	6	7	8	9	AB	R	H	RBI	BB	SO	LOB	TOP										
Rod Gilbreath, R OBP: 0.267, SLG: 0.267 (1, 4)	F8		F9		P4			SH3		4	0	1	0	0	0	1	<b>Atlanta Braves @ San Francisco Giants</b> Candlestick Park, San Francisco, CA Wed Apr 19 1978, 6:33 AM EST Att: 3,689 - Unknown										
Rowland Office, L OBP: 0.179, SLG: 0.321 (1, 8)	E3		G3		5-3			SH3		3	0	0	0	0	0	1											
Brian Assestine, L OBP: 0.429, SLG: 0.462 (1, 9)										3	1	2	0	1	0	0											
Jeff Burroughs, R OBP: 0.390, SLG: 0.343 Jerry Royster, R OBP: 0.474, SLG: 0.433 (1, 7)										4	0	1	0	0	1	4											
Biff Pocoroba, S OBP: 0.419, SLG: 0.385 (1, 2)	1-4-3									4	0	2	0	0	0	2											
Dale Murphy, R OBP: 0.205, SLG: 0.257 (1, 3)										3	1	2	1	0	0	0											
Barry Bonnell, R OBP: 0.231, SLG: 0.256 (1, 5)										4	0	0	0	0	0	5											
Pat Rockett, R OBP: 0.156, SLG: 0.103 (1, 6)										3	0	1	1	0	0	2											
Dick Ruthven, R OBP: 0.200, SLG: 0.200 (1, 1)										2	0	0	0	0	1	0	<b>Braves</b>										
<b>Inning Stats</b>	R: 0 E: 1 K: 0 S: 5	H: 1 LOB: 2 BB: 0 P: 5	R: 0 E: 0 K: 0 S: 3	H: 0 LOB: 0 BB: 0 P: 3	R: 0 E: 0 K: 0 S: 3	H: 0 LOB: 0 BB: 0 P: 3	R: 1 E: 0 K: 0 S: 5	H: 3 LOB: 1 BB: 0 P: 5	R: 0 E: 0 K: 1 S: 5	H: 1 LOB: 0 BB: 0 P: 5	R: 1 E: 0 K: 1 S: 6	H: 1 LOB: 0 BB: 0 P: 6	R: 0 E: 0 K: 0 S: 3	H: 1 LOB: 1 BB: 1 P: 7	R: 0 E: 0 K: 0 S: 4	H: 2 LOB: 1 BB: 0 P: 4		1B: 7 2B: 3 3B: 0 HR: 0	SF: 2 SAC: 2 DP: 2 HBP: 0	WP: 0 PA: 36 PB: 0 SB: 1 CS: 1							
<b>PITCHER</b>	IP	WLS	BF	H	R	ER	SO	BB	IBB	HBP	BLK	WP	HR	S	P	ERA	WHIP										
Jim Barr, R ERA: 1.64 (1, 1)	7.0	L	28	7	2	2	2	0	0	0	0	0	0	32	32	2.57	1.000										
Gary Lavelle, L ERA: 3.6 (8, 1)	0.1		2	0	0	0	0	1	0	0	0	0	0	1	5	0.00	3.000										
Randy Moffitt, R ERA: 3.6 (8, 1)	1.2		5	2	0	0	0	0	0	0	0	0	0	5	5	0.00	1.200										

Batter	1	2	3	4	5	6	7	8	9	AB	R	H	RBI	BB	SO	LOB	BOTTOM										
Larry Herndon, R OBP: 0.354, SLG: 0.381 (1, 8)	K									4	0	1	0	0	1	0	<b>Atlanta Braves @ San Francisco Giants</b> Candlestick Park, San Francisco, CA Wed Apr 19 1978, 6:33 AM EST Att: 3,689 - Unknown										
Darrell Evans, L OBP: 0.289, SLG: 0.282 (1, 5)	K									3	0	0	0	0	1	1											
Bill Madlock, R OBP: 0.267, SLG: 0.231 (1, 4)	4-3									3	0	0	0	0	1	1											
Willie McCovey, L OBP: 0.243, SLG: 0.441 (1, 3)										3	0	0	0	0	0	1											
Jack Clark, R OBP: 0.354, SLG: 0.405 (1, 9)										2	0	1	0	1	0	0											
Terry Whitfield, L OBP: 0.275, SLG: 0.553 (1, 7)										3	0	0	0	0	0	2											
Marc Hill, R OBP: 0.282, SLG: 0.297 (1, 2)										3	0	0	0	0	0	1											
Johnnie LeMaster, R OBP: 0.194, SLG: 0.206 Vic Harris, S (8, PH)										2	0	0	0	0	1	0											
Jim Barr, R OBP: 0.125, SLG: 0.125 Gary Lavelle, S (8, 1)										2	0	0	0	0	0	0											
Randy Moffitt, R OBP: 0.500, SLG: 0.500 Mike Ivie, R OBP: 0.444, SLG: 1.000 (8, PH)										0	0	0	0	0	0	0											
<b>Inning Stats</b>	R: 0 E: 0 K: 2 S: 7	H: 0 LOB: 0 BB: 0 P: 7	R: 0 E: 0 K: 0 S: 2	H: 0 LOB: 0 BB: 1 P: 6	R: 0 E: 0 K: 0 S: 3	H: 0 LOB: 0 BB: 0 P: 3	R: 0 E: 0 K: 1 S: 5	H: 0 LOB: 0 BB: 0 P: 5	R: 0 E: 0 K: 1 S: 5	H: 0 LOB: 0 BB: 0 P: 5	R: 0 E: 0 K: 0 S: 4	H: 1 LOB: 1 BB: 0 P: 4	R: 0 E: 0 K: 0 S: 3	H: 1 LOB: 0 BB: 0 P: 3	R: 0 E: 0 K: 0 S: 3	H: 0 LOB: 0 BB: 0 P: 3	1B: 2 2B: 0 3B: 0 HR: 0	SF: 0 SAC: 0 DP: 2 HBP: 0	WP: 0 PA: 28 PB: 0 SB: 0 CS: 0								
<b>PITCHER</b>	IP	WLS	BF	H	R	ER	SO	BB	IBB	HBP	BLK	WP	HR	S	P	ERA	WHIP										
Dick Ruthven, R ERA: 3.5 (1, 1)	9.0	W	28	2	0	0	4	1	0	0	0	0	0	35	39	0.00	0.333										





Batter	1	2	3	4	5	6	7	8	9	AB	R	H	RBI	BB	SO	LOB	TOP		
Jerry Royster, R OBP: 0.452, SLG: 0.412 (1, 4)										4	0	1	0	0	0	2	<b>Atlanta Braves @ San Diego Padres</b> San Diego Stadium, San Diego, CA Thu Apr 20 1978, 6:33 AM EST Att: 10,256 - Unknown		
Barry Bonnell, R OBP: 0.214, SLG: 0.238 (1, 8)										3	0	0	0	0	0	1			
Cito Gaston, R OBP: 0.063, SLG: 0.063 Brian Assestine, L OBP: 0.400, SLG: 0.429 (1, 9) (9, PH)										3	0	0	0	0	1	0			
Jeff Burroughs, R OBP: 0.356, SLG: 0.308 (1, 7)										4	0	0	0	0	0	2			
Biff Pocoroba, S OBP: 0.412, SLG: 0.379 (1, 2)										3	0	1	0	0	0	0			
Dale Murphy, R OBP: 0.190, SLG: 0.237 (1, 3)										3	0	0	0	0	1	2			
Rod Gilbreath, R OBP: 0.222, SLG: 0.222 (1, 5)										3	0	0	0	0	0	1			
Pat Rockett, R OBP: 0.171, SLG: 0.125 (1, 6)										3	0	1	0	0	0	1			
Phil Niekro, R OBP: 0.143, SLG: 0.143 Bob Beall, S (9, PH)										1	0	0	0	0	0	0			
<b>Inning Stats</b>	R: 0 E: 0 K: 1 S: 5	H: 1 LOB: 0 BB: 0 P: 5	R: 0 E: 0 K: 1 S: 5	H: 0 LOB: 0 BB: 0 P: 5	R: 0 E: 0 K: 0 S: 4	H: 1 LOB: 1 BB: 0 P: 4	R: 0 E: 0 K: 0 S: 3	H: 0 LOB: 0 BB: 0 P: 3	R: 0 E: 1 K: 0 S: 3	H: 0 LOB: 0 BB: 0 P: 3	R: 0 E: 0 K: 0 S: 3	H: 0 LOB: 0 BB: 0 P: 3	R: 0 E: 0 K: 0 S: 4	H: 1 LOB: 1 BB: 0 P: 4	R: 0 E: 1 K: 0 S: 4	H: 0 LOB: 2 BB: 1 P: 8	1B: 3 2B: 1 3B: 0 HR: 0	SF: 0 SAC: 2 DP: 2 HBP: 0	WP: 0 PA: 31 PB: 0 SB: 0 CS: 0
<b>PITCHER</b>	IP WLS BF H R ER SO BB IBB HBP BLK WP HR S P ERA WHIP																		
Randy Jones, L ERA: 2.5 Rollie Fingers, R ERA: 3.66	(1, 1) 8.1 W 29 3 0 0 2 1 0 0 0 0 0 0 32 36 0.00 0.480	(9, 1) 0.2 S 2 0 0 0 0 0 0 0 0 0 0 0 2 2 0.00 0.000																	

Batter	1	2	3	4	5	6	7	8	9	AB	R	H	RBI	BB	SO	LOB	BOTTOM		
Gene Richards, L OBP: 0.256, SLG: 0.211 (1, 3)										3	0	0	0	0	2	0	<b>Atlanta Braves @ San Diego Padres</b> San Diego Stadium, San Diego, CA Thu Apr 20 1978, 6:33 AM EST Att: 10,256 - Unknown		
Derrel Thomas, S OBP: 0.425, SLG: 0.412 (1, 4) (8, 7)										3	0	0	0	0	1	0			
George Hendrick, R OBP: 0.282, SLG: 0.361 (1, 8)										3	0	0	0	0	1	0			
Dave Winfield, R OBP: 0.333, SLG: 0.625 (1, 9)										2	1	0	0	1	1	0			
Oscar Gamble, L OBP: 0.282, SLG: 0.206 Mike Champion, R OBP: 0.500, SLG: 0.250 (1, 7) (8, 4)										3	1	1	0	0	0	0			
Bill Almon, R OBP: 0.306, SLG: 0.273 (1, 5)										3	0	0	0	0	1	2			
Ozzie Smith, S OBP: 0.250, SLG: 0.222 (1, 6)										3	0	0	0	0	0	2			
Bob Davis, R OBP: 0.182, SLG: 0.182 (1, 2)										3	0	1	2	0	0	0			
Randy Jones, R OBP: 0.167, SLG: 0.167 Rollie Fingers, R (9, 1)										3	0	0	0	0	1	1			
<b>Inning Stats</b>	R: 0 E: 0 K: 1 S: 5	H: 0 LOB: 0 BB: 0 P: 5	R: 0 E: 0 K: 1 S: 5	H: 0 LOB: 0 BB: 0 P: 5	R: 0 E: 0 K: 0 S: 3	H: 0 LOB: 0 BB: 0 P: 3	R: 0 E: 0 K: 2 S: 7	H: 0 LOB: 0 BB: 0 P: 7	R: 2 E: 0 K: 1 S: 7	H: 2 LOB: 1 BB: 1 P: 11	R: 0 E: 0 K: 1 S: 5	H: 0 LOB: 0 BB: 0 P: 5	R: 0 E: 0 K: 1 S: 5	H: 0 LOB: 0 BB: 0 P: 5	R: 0 E: 0 K: 0 S: 3	H: 0 LOB: 0 BB: 0 P: 3	1B: 2 2B: 0 3B: 0 HR: 0	SF: 0 SAC: 0 DP: 0 HBP: 0	WP: 0 PA: 27 PB: 0 SB: 0 CS: 0
<b>PITCHER</b>	IP WLS BF H R ER SO BB IBB HBP BLK WP HR S P ERA WHIP																		
Phil Niekro, R ERA: 4.5	(1, 1) 8.0 L 27 2 2 2 7 1 0 0 0 0 0 0 40 44 2.25 0.375																		





Batter	1	2	3	4	5	6	7	8	9	AB	R	H	RBI	BB	SO	LOB	TOP					
Jerry Royster, R (1, 4) OBP: 0.444, SLG: 0.405										3	1	1	0	0	0	1	<p>Atlanta Braves @ San Diego Padres San Diego Stadium, San Diego, CA</p> <p>Fri Apr 21 1978, 9:05 PM EST Att: 37,113 - Unknown</p> <p>livebaseballscores.com</p>					
Rowland Office, L (1, 8) OBP: 0.161, SLG: 0.290										3	0	0	0	0	0	3						
Brian Aselstine, L (1, 9) OBP: 0.316, SLG: 0.353										3	0	0	1	0	2	1						
Jeff Burroughs, R (1, 7) OBP: 0.388, SLG: 0.333										3	0	2	0	1	1	0						
Biff Pocoroba, S (1, 2) OBP: 0.368, SLG: 0.333										4	0	0	0	0	1	2						
Dale Murphy, R (1, 3) OBP: 0.217, SLG: 0.262										4	2	2	0	0	0	1						
Darrel Chaney, S (1, 6) OBP: 0.667, SLG: 1.167 (7, 5)										4	0	2	1	0	0	1						
Rod Gilbreath, R (1, 5) OBP: 0.200, SLG: 0.200 (7, PH)										2	0	0	0	0	1	1						
Pat Rockett, R (7, 6) OBP: 0.167, SLG: 0.121										1	0	0	0	0	0	2						
Jamie Easterly, L (1, 1) OBP: 0.500, SLG: 0.500 (6, 1) Rick Camp, R (7, PH) Bob Beall, S (7, PH) Adrian Devine, R (7, 1) Dave Campbell, R (8, 1) Cito Gaston, R (8, PH) OBP: 0.098, SLG: 0.098										2	0	1	0	0	0	0						
<b>Inning Stats</b>	R: 1 E: 1 K: 1 S: 6	H: 1 LOB: 1 BB: 1 P: 10	R: 0 E: 0 K: 0 S: 3	H: 0 LOB: 0 BB: 0 P: 3	R: 0 E: 0 K: 1 S: 6	H: 1 LOB: 1 BB: 0 P: 6	R: 1 E: 0 K: 1 S: 7	H: 3 LOB: 1 BB: 0 P: 7	R: 0 E: 0 K: 0 S: 3	H: 0 LOB: 0 BB: 0 P: 3	R: 0 E: 0 K: 1 S: 5	H: 0 LOB: 0 BB: 0 P: 5	R: 1 E: 2 K: 0 S: 6	H: 1 LOB: 2 BB: 0 P: 6	R: 0 E: 0 K: 1 S: 6	H: 1 LOB: 1 BB: 0 P: 6	R: 0 E: 0 K: 0 S: 3	H: 1 LOB: 0 BB: 0 P: 3	1B: 8 2B: 0 3B: 0 HR: 0	SF: 1 SAC: 2 DP: 1 HBP: 0	WP: 2 PB: 0 SB: 1 CS: 1	PA: 36
<b>PITCHER</b> Gaylord Perry, R (1, 1) ERA: 2.4	IP: 9.0 WLS: W BF: 36 H: 8 R: 3 ER: 2 SO: 5 BB: 1 IBB: 0 HBP: 0 BLK: 1 WP: 2 HR: 0 S: 45 P: 49 ERA: 2.00 WHIP: 1.000															<b>PITCHER</b>	IP: 9.0 WLS: W BF: 36 H: 8 R: 3 ER: 2 SO: 5 BB: 1 IBB: 0 HBP: 0 BLK: 1 WP: 2 HR: 0 S: 45 P: 49 ERA: 2.00 WHIP: 1.000					

Batter	1	2	3	4	5	6	7	8	9	AB	R	H	RBI	BB	SO	LOB	BOTTOM			
Bill Almon, R (1, 5) OBP: 0.366, SLG: 0.368										5	2	4	2	0	1	2	<p>Atlanta Braves @ San Diego Padres San Diego Stadium, San Diego, CA</p> <p>Fri Apr 21 1978, 9:05 PM EST Att: 37,113 - Unknown</p> <p>livebaseballscores.com</p>			
Derrel Thomas, S (1, 7) OBP: 0.409, SLG: 0.395										4	1	1	1	0	0	2				
Gene Tenace, R (1, 3) OBP: 0.444, SLG: 0.368										5	1	2	0	0	1	1				
Dave Winfield, R (1, 9) OBP: 0.362, SLG: 0.614										4	0	2	2	1	1	1				
George Hendrick, R (1, 8) OBP: 0.295, SLG: 0.366										5	0	2	0	0	0	1				
Bob Davis, R (1, 2) OBP: 0.125, SLG: 0.125										5	0	0	0	0	1	4				
Ozzie Smith, S (1, 6) OBP: 0.250, SLG: 0.226										4	1	1	0	0	1	0				
Chuck Baker, R (1, 4) OBP: 0.750, SLG: 0.750										3	2	3	0	0	0	0				
Gaylord Perry, R (1, 1) OBP: 0.600, SLG: 1.000										3	2	3	2	0	0	0				
<b>Inning Stats</b>	R: 1 E: 0 K: 1 S: 7	H: 2 LOB: 1 BB: 0 P: 7	R: 0 E: 0 K: 1 S: 7	H: 2 LOB: 2 BB: 0 P: 7	R: 0 E: 0 K: 0 S: 4	H: 1 LOB: 1 BB: 1 P: 8	R: 1 E: 0 K: 1 S: 7	H: 2 LOB: 1 BB: 0 P: 7	R: 0 E: 0 K: 0 S: 5	H: 0 LOB: 0 BB: 0 P: 5	R: 2 E: 0 K: 0 S: 6	H: 3 LOB: 1 BB: 0 P: 6	R: 1 E: 0 K: 0 S: 4	H: 2 LOB: 0 BB: 0 P: 4	R: 4 E: 0 K: 1 S: 11	H: 6 LOB: 2 BB: 0 P: 11		1B: 14 2B: 3 3B: 1 HR: 0	SF: 0 SAC: 3 DP: 0 HBP: 0	WP: 0 PB: 1 SB: 1 CS: 0
<b>PITCHER</b> Jamie Easterly, L (1, 1) ERA: 3.0 Rick Camp, R (6, 1) ERA: 4.32 Adrian Devine, R (7, 1) ERA: 10.38 Dave Campbell, R (8, 1) ERA: 6.23	IP: 5.2 WLS: L BF: 27 H: 9 R: 4 ER: 2 SO: 4 BB: 1 IBB: 0 HBP: 0 BLK: 0 WP: 0 HR: 0 S: 2 P: 2 ERA: 0.00 WHIP: 3.000															<b>PITCHER</b>	IP: 5.2 WLS: L BF: 27 H: 9 R: 4 ER: 2 SO: 4 BB: 1 IBB: 0 HBP: 0 BLK: 0 WP: 0 HR: 0 S: 2 P: 2 ERA: 0.00 WHIP: 3.000			



Batter	1	2	3	4	5	6	7	8	9	AB	R	H	RBI	BB	SO	LOB	TOP			
Jerry Royster, R OBP: 0.449, SLG: 0.385 (1, 4)										2	0	0	0	2	0	0	<p>Atlanta Braves @ San Diego Padres San Diego Stadium, San Diego, CA</p> <p>Sat Apr 22 1978, 9:05 PM EST Att: 49,744 - Unknown</p>			
Barry Bonnell, R OBP: 0.215, SLG: 0.217 (1, 8) (8, 5)										4	0	0	0	1	0	2				
Cito Gaston, R OBP: 0.100, SLG: 0.053 Brian Assestine, L OBP: 0.350, SLG: 0.389 (1, 9) (7, PH) (7, 9)										2	0	0	0	1	0	1				
Jeff Burroughs, R OBP: 0.377, SLG: 0.311 (1, 7)										3	0	0	0	1	0	5				
Dale Murphy, R OBP: 0.240, SLG: 0.267 (1, 2) (8, 3)										3	0	1	0	1	1	3				
Tom Paciorek, R Rowland Office, L OBP: 0.156, SLG: 0.281 (1, 3) (8, PH) (8, 8)										3	0	0	0	0	0	2				
Rod Gilbreath, R Joe Nolan, L OBP: 0.304, SLG: 0.304 (8, PH) (8, 2)										3	0	3	0	0	0	0				
Pat Rockett, R Biff Pocoroba, S Adrian Devine, R OBP: 0.154, SLG: 0.111 OBP: 0.359, SLG: 0.324 (1, 6) (8, PH) (8, 1)										3	0	0	0	0	0	5				
Tommy Boggs, R Bob Beall, S Eddie Solomon, R Darrel Chaney, S OBP: 0.167, SLG: 0.167 (7, PH) (7, 1) (8, 6) (8, 6)										2	0	1	0	0	0	1				
<b>Inning Stats</b>	R: 0 E: 0 K: 1 S: 5	H: 0 LOB: 2 BB: 2 P: 13	R: 0 E: 0 K: 0 S: 4	H: 1 LOB: 1 BB: 0 P: 4	R: 0 E: 0 K: 0 S: 3	H: 0 LOB: 0 BB: 0 P: 3	R: 0 E: 0 K: 0 S: 4	H: 1 LOB: 2 BB: 1 P: 8	R: 0 E: 0 K: 0 S: 5	H: 2 LOB: 2 BB: 0 P: 5	R: 0 E: 0 K: 0 S: 5	H: 1 LOB: 2 BB: 2 P: 13	R: 0 E: 0 K: 0 S: 3	H: 0 LOB: 1 BB: 1 P: 7	R: 0 E: 0 K: 0 S: 3	H: 0 LOB: 0 BB: 0 P: 3		1B: 6 2B: 0 3B: 0 HR: 0	SF: 0 SAC: 1 DP: 1 HBP: 0	WP: 0 PB: 0 SB: 1 CS: 0
<b>PITCHER</b>	IP WLS BF H R ER SO BB IBB HBP BLK WP HR S P ERA WHIP	6.1 W 29 5 0 0 2 5 0 0 0 0 0 28 48 0.00 1.579	2.2 S 9 1 0 0 0 1 0 0 0 0 0 8 12 0.00 0.750	<b>PITCHER</b>										IP WLS BF H R ER SO BB IBB HBP BLK WP HR S P ERA WHIP						

Batter	1	2	3	4	5	6	7	8	9	AB	R	H	RBI	BB	SO	LOB	BOTTOM			
Gene Richards, L OBP: 0.277, SLG: 0.220 (1, 3)										3	0	1	0	1	0	0	<p>Atlanta Braves @ San Diego Padres San Diego Stadium, San Diego, CA</p> <p>Sat Apr 22 1978, 9:05 PM EST Att: 49,744 - Unknown</p>			
Derrel Thomas, S OBP: 0.396, SLG: 0.381 (1, 8) (8, 7)										4	0	1	0	0	1	2				
Oscar Gamble, L George Hendrick, R OBP: 0.302, SLG: 0.263 OBP: 0.295, SLG: 0.366 (1, 7) (8, 8)										4	1	2	0	0	0	2				
Dave Winfield, R OBP: 0.373, SLG: 0.604 (1, 9)										4	0	2	1	0	0	2				
Rick Sweet, S (1, 2)										3	0	0	0	1	0	3				
Bill Almon, R OBP: 0.376, SLG: 0.405 (1, 5)										4	1	2	0	0	0	3				
Chuck Baker, R OBP: 0.667, SLG: 0.667 (1, 4)										2	0	1	0	0	0	0				
Ozzie Smith, S OBP: 0.235, SLG: 0.212 (1, 6)										2	0	0	1	0	0	1				
Bob Ovwinko, L Rollie Fingers, R (1, 1) (7, 1)										3	0	0	0	0	1	2				
<b>Inning Stats</b>	R: 0 E: 0 K: 0 S: 5	H: 2 LOB: 3 BB: 1 P: 9	R: 0 E: 0 K: 0 S: 3	H: 0 LOB: 0 BB: 0 P: 3	R: 0 E: 0 K: 1 S: 7	H: 2 LOB: 2 BB: 0 P: 7	R: 0 E: 0 K: 1 S: 6	H: 1 LOB: 1 BB: 0 P: 6	R: 1 E: 0 K: 0 S: 5	H: 2 LOB: 1 BB: 0 P: 5	R: 1 E: 1 K: 0 S: 5	H: 1 LOB: 2 BB: 1 P: 9	R: 0 E: 0 K: 0 S: 3	H: 0 LOB: 0 BB: 0 P: 3	R: 0 E: 0 K: 1 S: 6	H: 1 LOB: 1 BB: 0 P: 6		1B: 7 2B: 2 3B: 0 HR: 0	SF: 0 SAC: 4 DP: 0 HBP: 0	WP: 0 PB: 0 SB: 0 CS: 0
<b>PITCHER</b>	IP WLS BF H R ER SO BB IBB HBP BLK WP HR S P ERA WHIP	6.0 L 29 8 2 2 2 1 1 0 0 0 0 31 39 3.00 1.500	1.0 3 0 0 0 0 0 0 0 0 0 0 0 3 3 0.00 0.000	1.0 4 1 0 0 1 0 0 0 0 0 0 0 6 6 0.00 1.000	<b>PITCHER</b>										IP WLS BF H R ER SO BB IBB HBP BLK WP HR S P ERA WHIP					



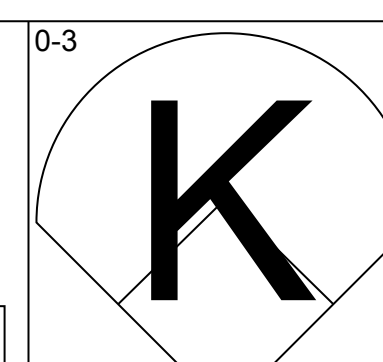
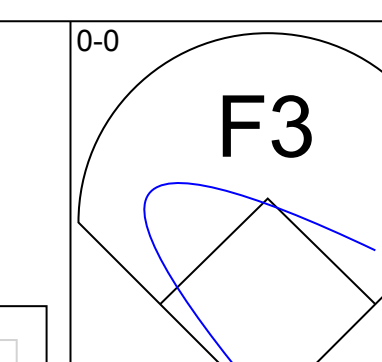
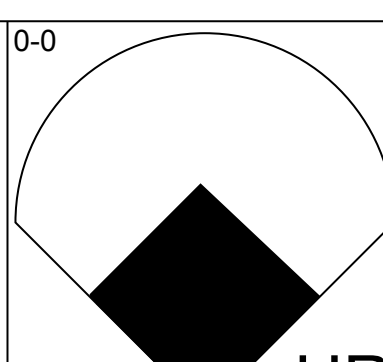
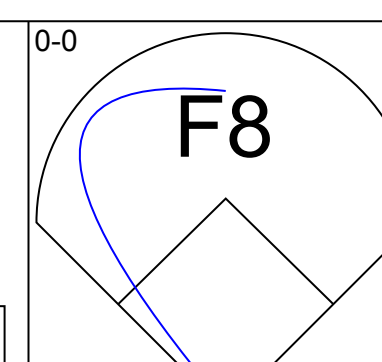
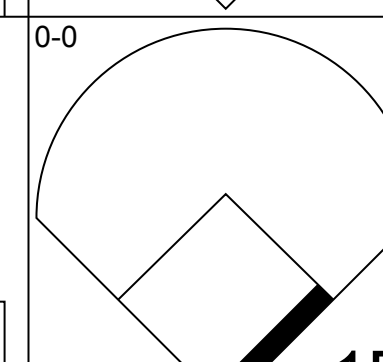
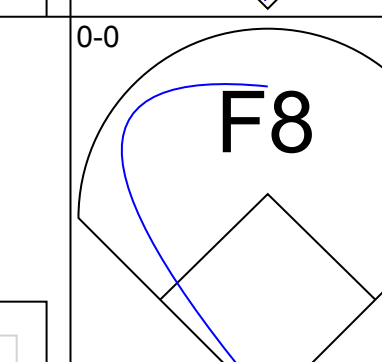
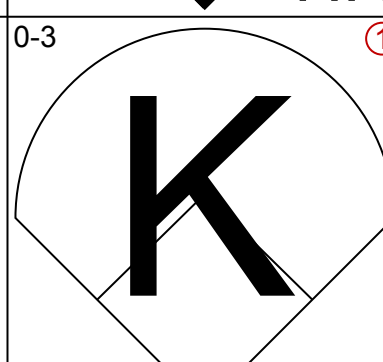
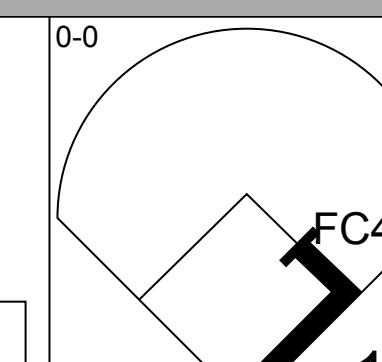

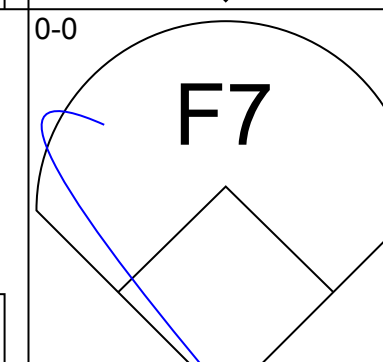
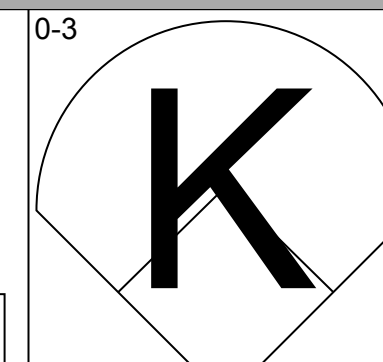
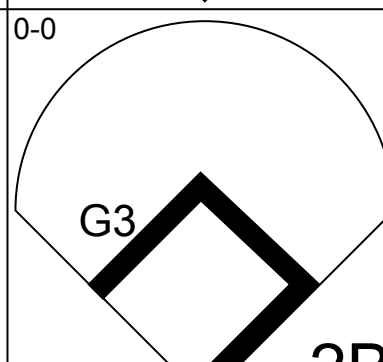

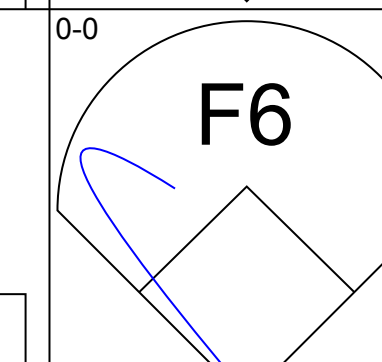

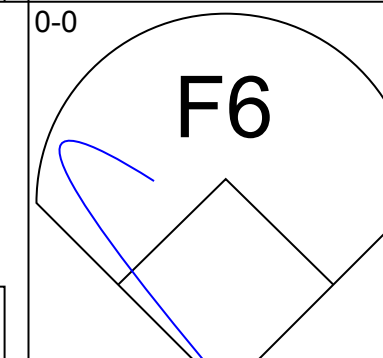
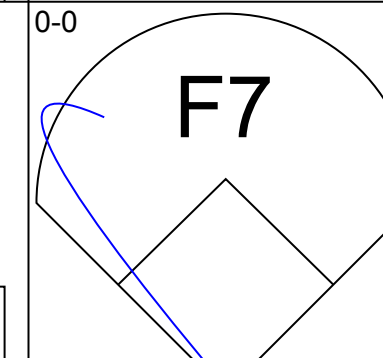
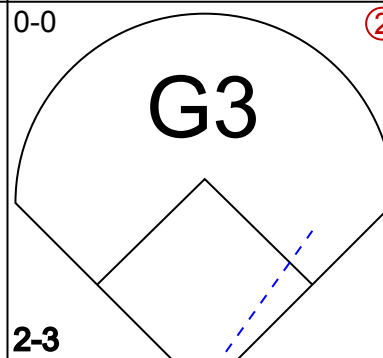

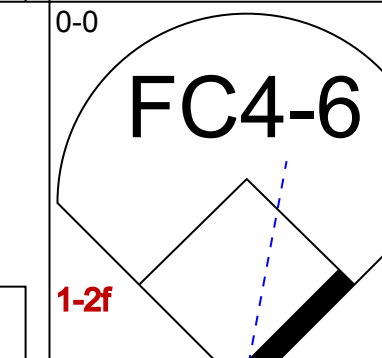

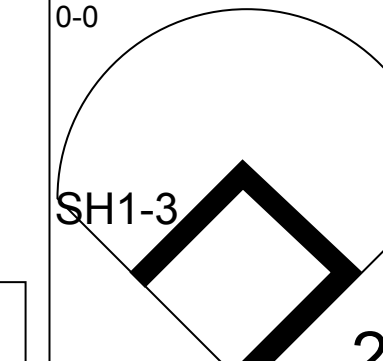
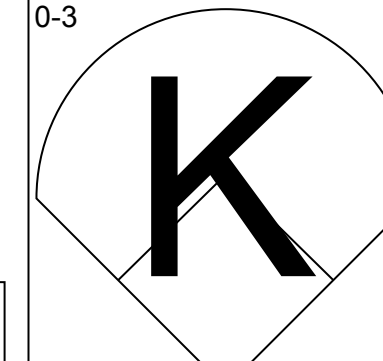
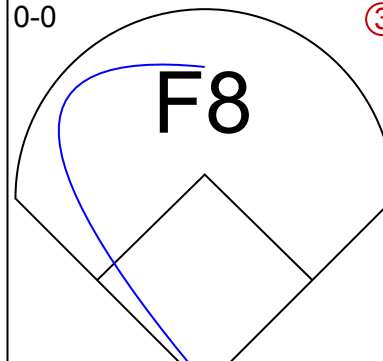
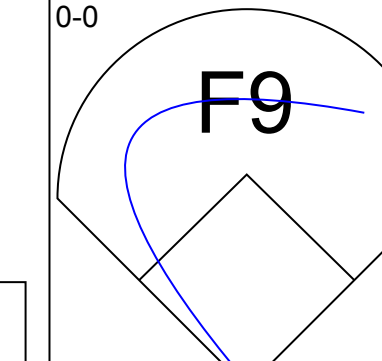

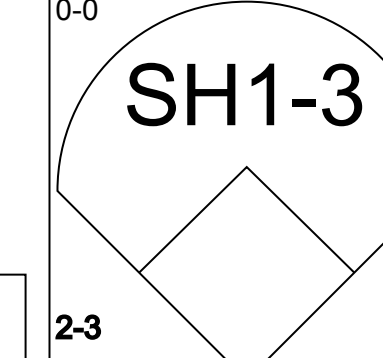
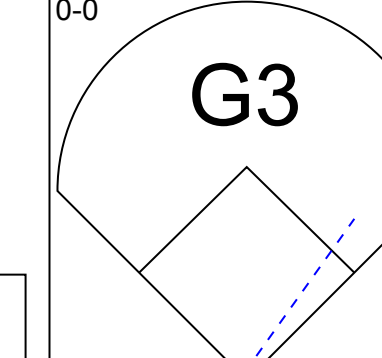
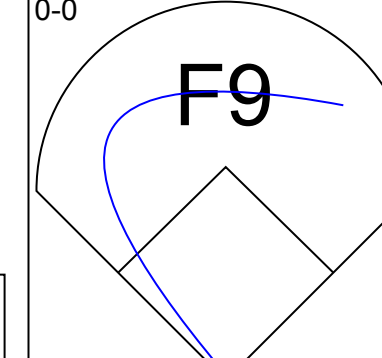
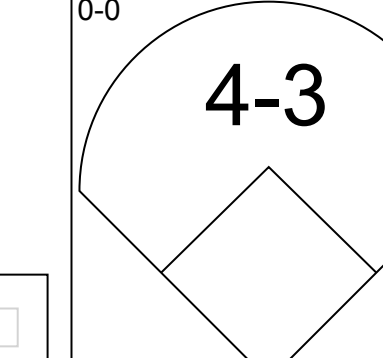
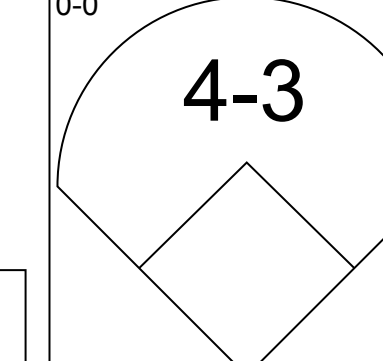
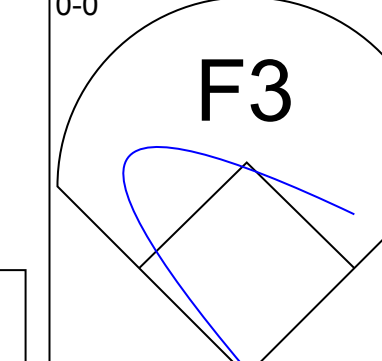
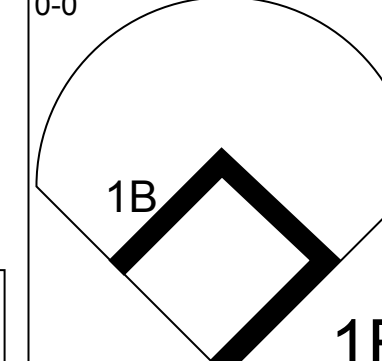

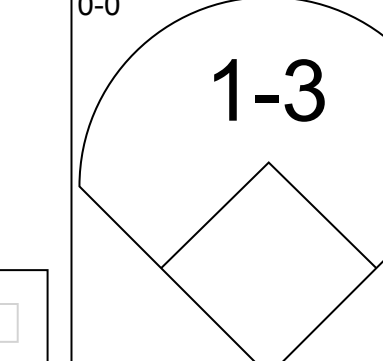
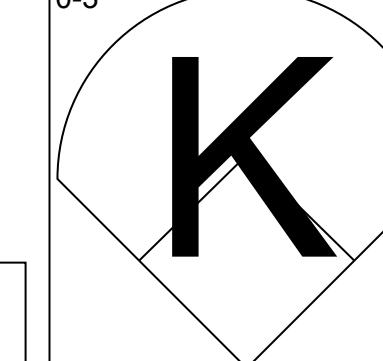
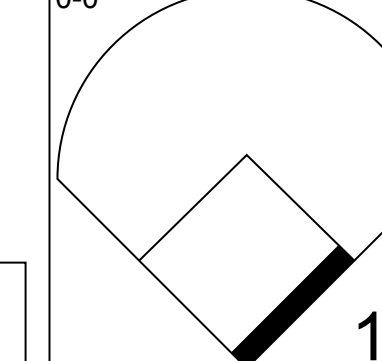
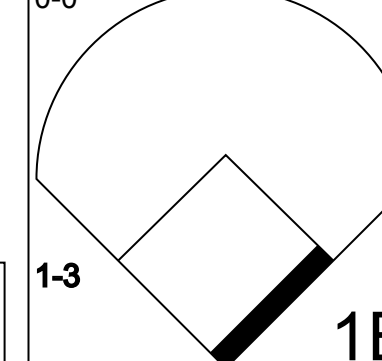

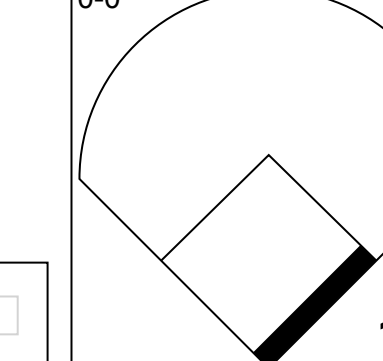
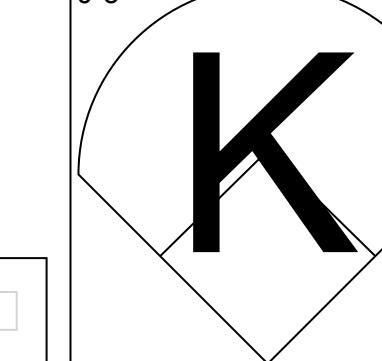
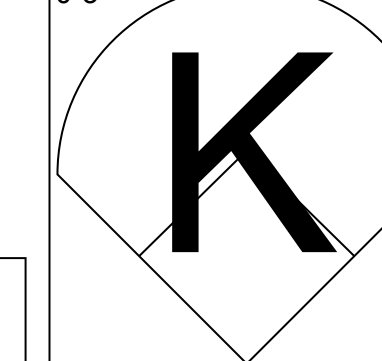
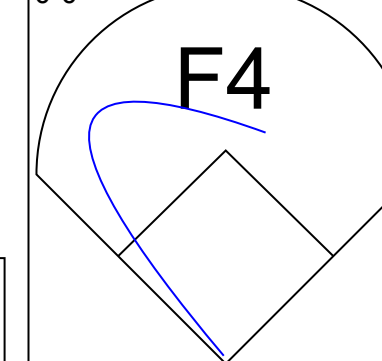
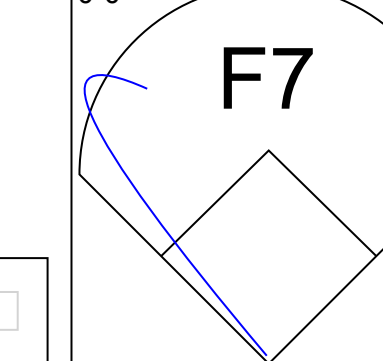



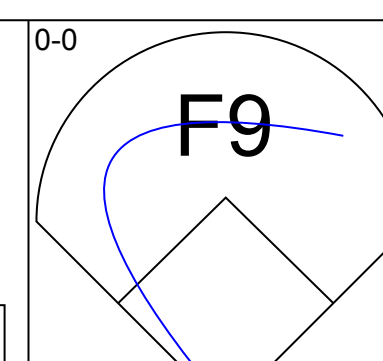
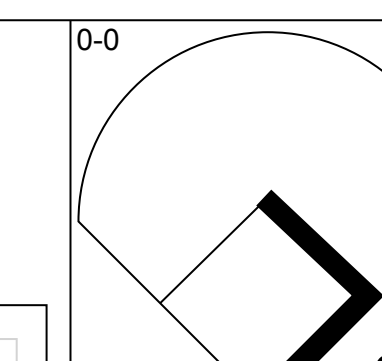
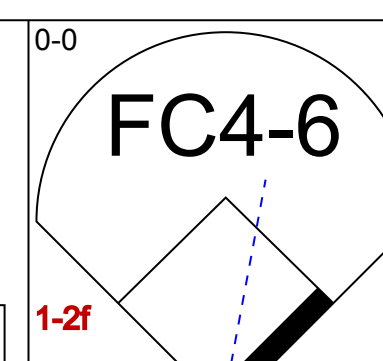
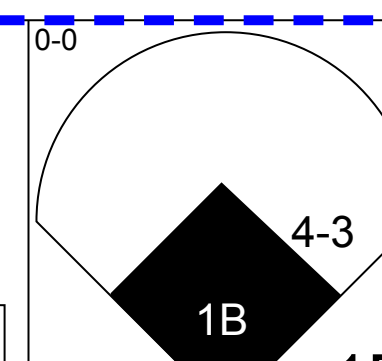
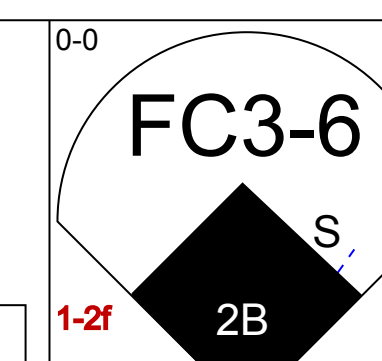
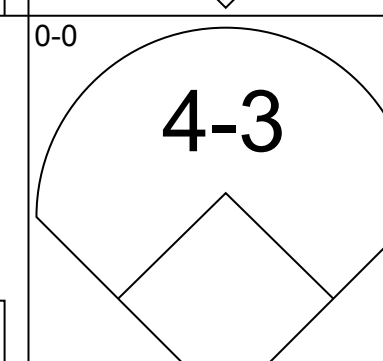
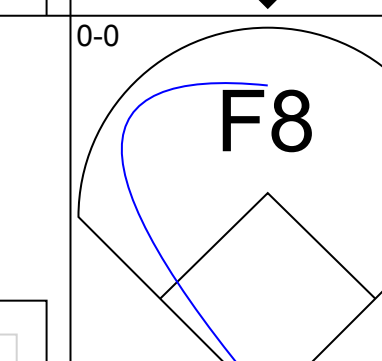
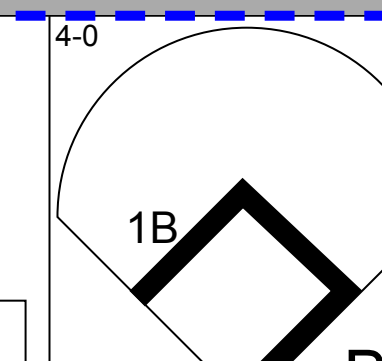
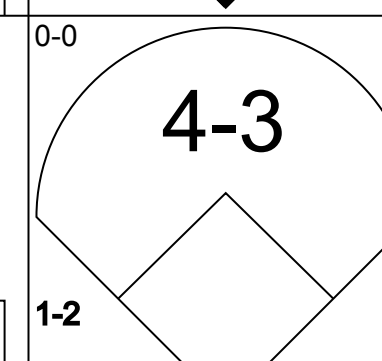
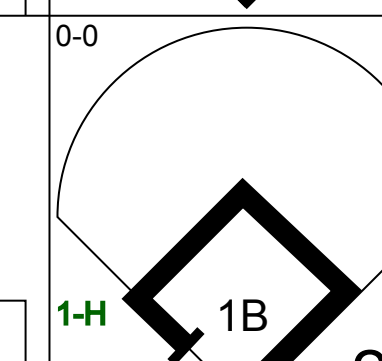

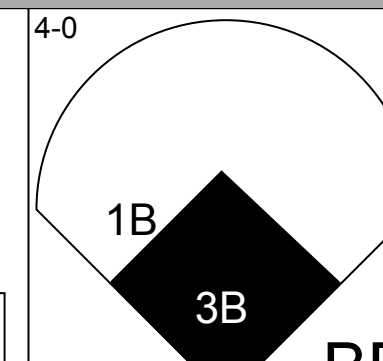
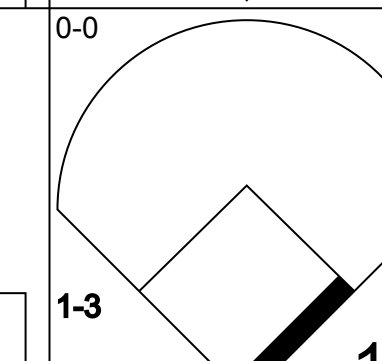
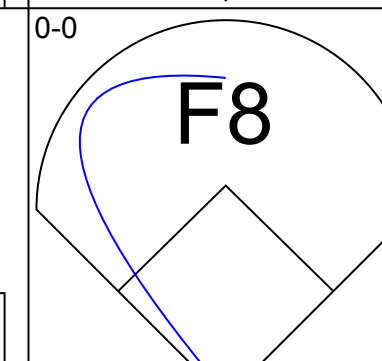
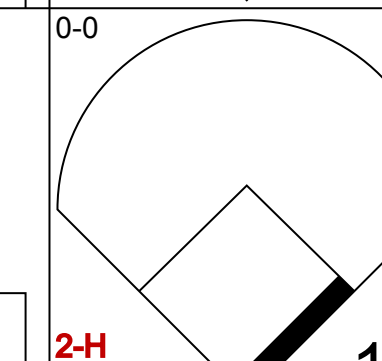


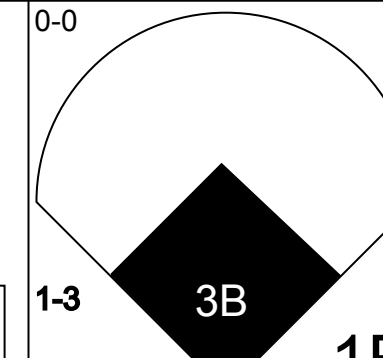
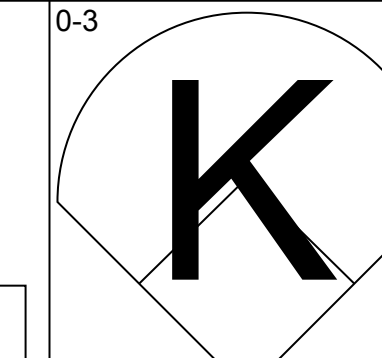
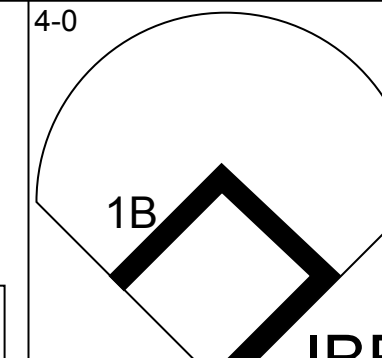

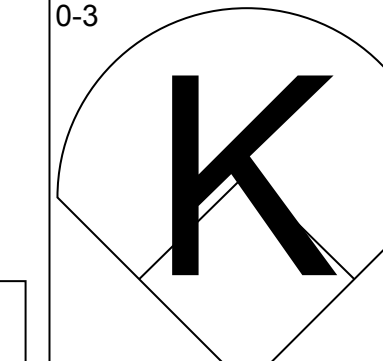
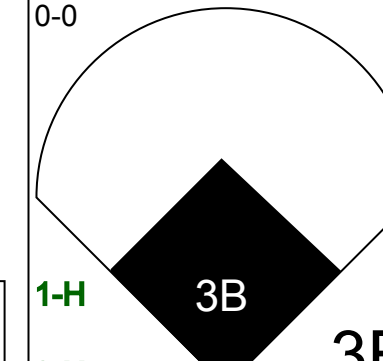
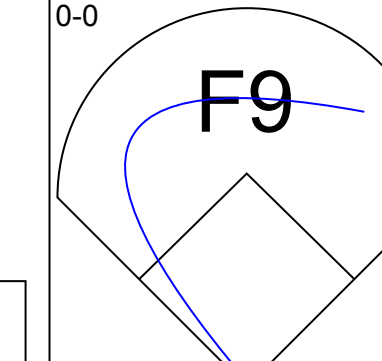
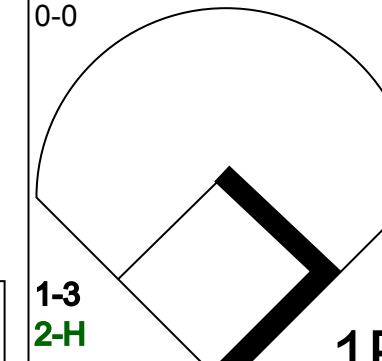


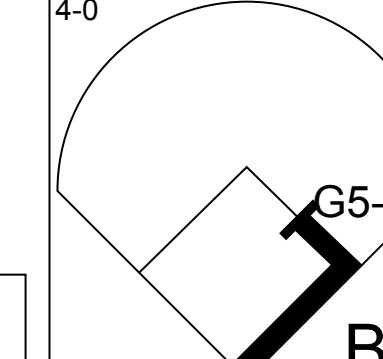
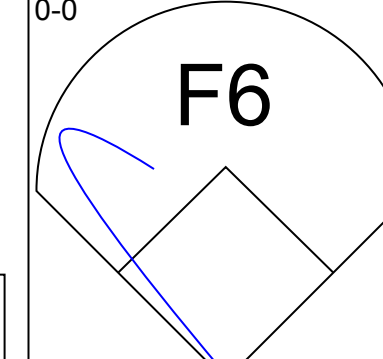
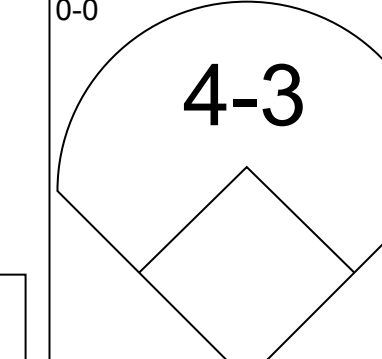
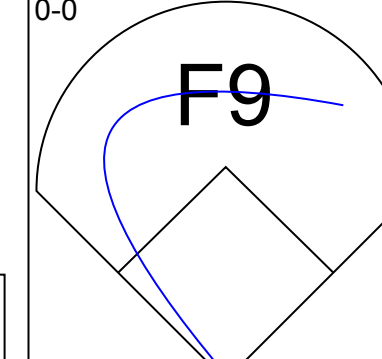

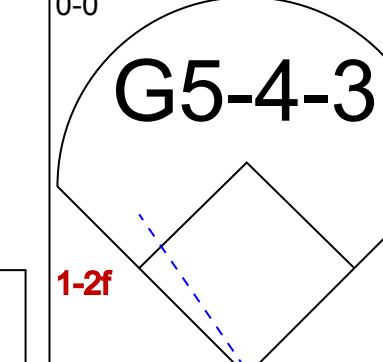
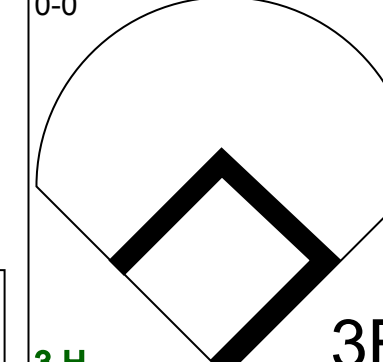
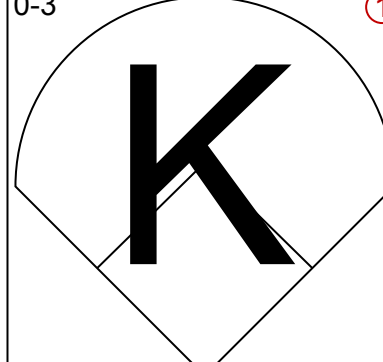
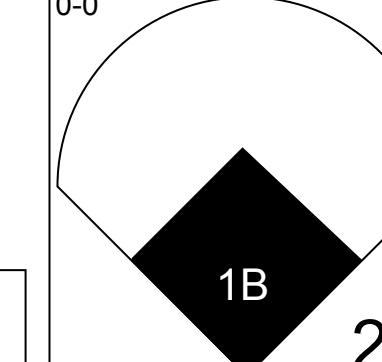

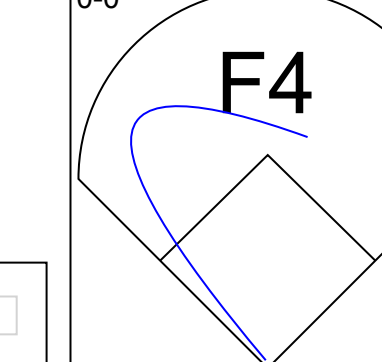
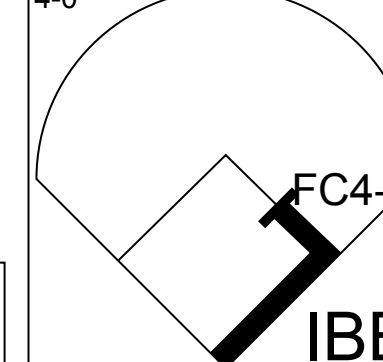
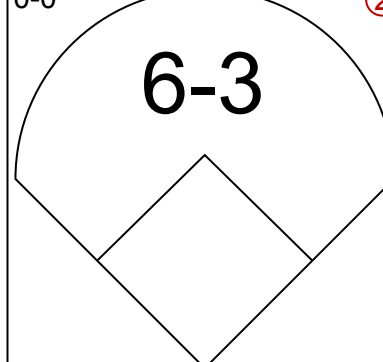
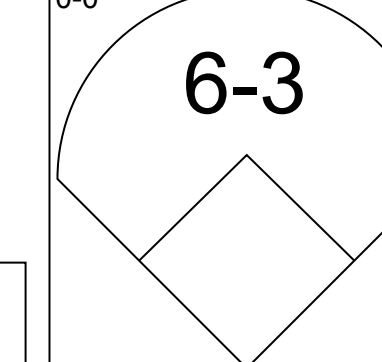

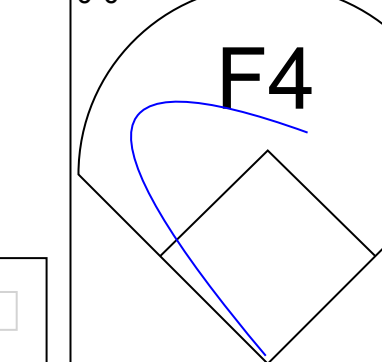
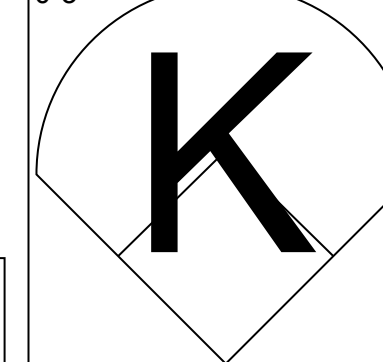
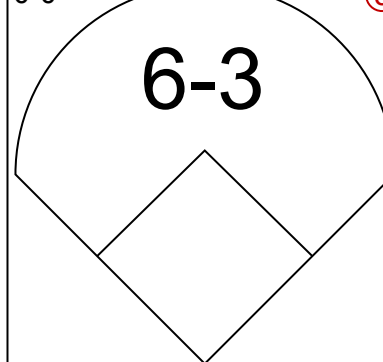
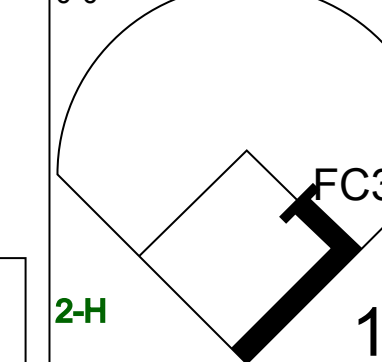

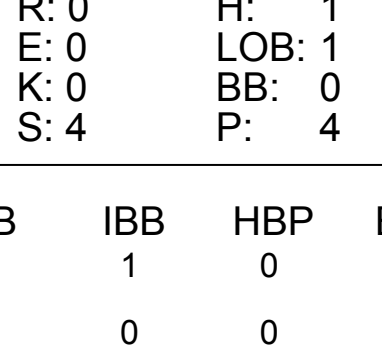
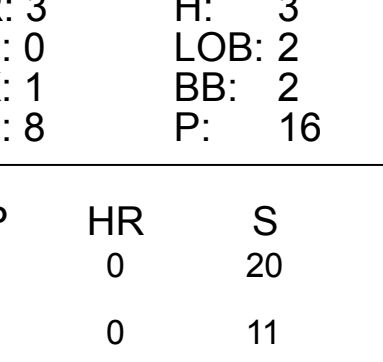
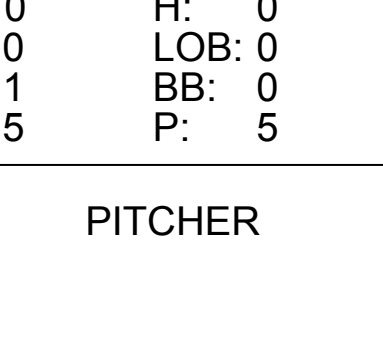
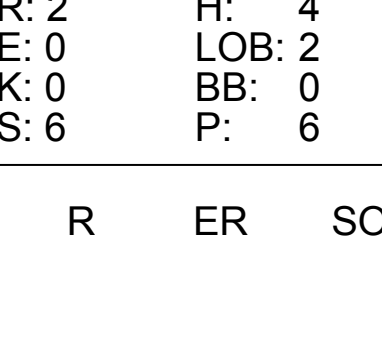




Batter	1	2	3	4	5	6	7	8	9	AB	R	H	RBI	BB	SO	LOB	TOP			
Larry Herndon, R (1, 8) OBP: 0.303, SLG: 0.293	0-3 K		0-0 F8		0-0 F8	0-3 K			0-0 F3	5	0	0	0	0	2	4	<b>San Francisco Giants @ Atlanta Braves</b> Atlanta-Fulton County Stadium, Atlanta, GA Tue Apr 25 1978, 6:05 PM EST Att: 2,193 - Unknown			
Darrell Evans, L (1, 5) OBP: 0.359, SLG: 0.327	4-0 BB		4-0 PB 2B BB		0-0 BB 1B	0-0 F7			0-3 K2-3	3	1	1	0	2	1	3				
Bill Madlock, R (1, 4) OBP: 0.313, SLG: 0.231	0-3 K		0-0 1-H 2B		0-0 F8					4	0	1	1	0	1	3				
Willie McCovey, L (1, 3) OBP: 0.300, SLG: 0.444	0-0 3-1		0-3 K		4-0 1-2 2-3 BB					3	0	0	0	1	1	2				
Jack Clark, R (1, 9) OBP: 0.318, SLG: 0.333		0-3 K2-3		0-3 K	0-0 F5					4	0	0	0	0	2	3				
Terry Whitfield, L (1, 7) OBP: 0.283, SLG: 0.423		0-0 F8		0-0 CS 1B		0-0 4-3			0-0 1-3	4	0	1	0	0	0	0				
Marc Hill, R (1, 2) OBP: 0.291, SLG: 0.229		4-0 BB		4-0 1-2 BB		4-0 1B 1B BB			0-3 K	1	0	0	0	3	1	0				
Johnnie LeMaster, R (1, 6) OBP: 0.220, SLG: 0.234		0-3 K		0-0 F7		0-0 1B			0-0 F7	4	0	1	0	0	1	2				
Jim Barr, R (1, 1) OBP: 0.200, SLG: 0.200			0-0 5-3		0-0 BB 1B				0-0 G3	2	0	1	0	0	0	0				
Mike Ivie, R (6, PH) OBP: 0.375, SLG: 0.667					BB 1B					1	0	1	0	0	0	0				
John Curtis, L (6, PH) OBP: 0.200, SLG: 0.222					1-2 2-3 1B					0	0	0	0	0	0	0				
Skip James, L (9, PH)						1-2 2-3 1B				1	0	0	0	0	0	0				
<b>Inning Stats</b>	R: 0 E: 0 K: 2 S: 7	H: 0 LOB: 1 BB: 1 P: 11	R: 0 E: 0 K: 2 S: 7	H: 0 LOB: 1 BB: 1 P: 11	R: 1 E: 0 K: 1 S: 6	H: 1 LOB: 1 BB: 1 P: 10	R: 0 E: 0 K: 1 S: 5	H: 1 LOB: 1 BB: 1 P: 9	R: 0 E: 0 K: 0 S: 5	H: 2 LOB: 3 BB: 1 P: 11	R: 0 E: 0 K: 0 S: 3	H: 0 LOB: 0 BB: 0 P: 3	R: 0 E: 0 K: 1 S: 5	H: 0 LOB: 0 BB: 0 P: 5	R: 0 E: 0 K: 1 S: 5	H: 0 LOB: 0 BB: 0 P: 5	1B: 5 2B: 1 3B: 0 HR: 0	SF: 0 SAC: 0 DP: 0 HBP: 0	WP: 0 PB: 1 SB: 0 CS: 1	PA: 38
<b>PITCHER</b> Phil Niekro, R (1, 1) ERA: 3.34	IP: 9.0 WLS: W BF: 38 H: 6 R: 1 ER: 0 SO: 9 BB: 6 IBB: 0 HBP: 0 BLK: 0 WP: 0 HR: 0 S: 50 P: 74 ERA: 0.00 WHIP: 1.333																			

Batter	1	2	3	4	5	6	7	8	9	AB	R	H	RBI	BB	SO	LOB	BOTTOM			
Jerry Royster, R (1, 4) OBP: 0.431, SLG: 0.362	0-0 5-3		0-0 7-2		0-0 F6				0-0 4-3 SH3-4 1B	4	0	1	0	0	0	1	<b>San Francisco Giants @ Atlanta Braves</b> Atlanta-Fulton County Stadium, Atlanta, GA Tue Apr 25 1978, 6:05 PM EST Att: 2,193 - Unknown			
Rowland Office, L (1, 8) OBP: 0.216, SLG: 0.306	0-0 G4-6-3 1B			0-0 4-3		4-0 SH3-4 BB			0-0 SH3-4	2	0	1	0	1	0	0				
Brian Aselstine, L (1, 9) OBP: 0.333, SLG: 0.364	0-0 G4-6-3 1-2			0-0 2B 1B		0-0 SH3-4			0-0 4-3	3	1	1	0	0	0	2				
Jeff Burroughs, R (1, 7) OBP: 0.460, SLG: 0.500		0-0 4-3 SF8 2B		0-0 1-H 1B 2B		4-0 IBB			4-0 IBB	2	2	2	1	2	0	0				
Barry Bonnell, R (8, PR) OBP: 0.226, SLG: 0.235				0-0 FC5-4 1B		0-0 F7			0-3 K	0	0	0	0	0	0	0				
Biff Pocoroba, S (1, 2) OBP: 0.313, SLG: 0.279		0-0 4-3		0-0 FC5-4 1B		0-0 F7			0-3 K	4	0	1	1	0	1	5				
Dale Murphy, R (1, 3) OBP: 0.207, SLG: 0.231		0-0 SF8		0-0 FC5-4 1-2		0-3 K				2	0	0	1	0	1	3				
Rod Gilbreath, R (1, 5) OBP: 0.258, SLG: 0.233		0-0 1-3		0-0 6-3					0-0 F7	3	0	0	0	0	0	1				
Pat Rockett, R (1, 6) OBP: 0.156, SLG: 0.119			0-0 SH3-4 7-2 1B		0-0 F7				0-0 F7	3	0	1	0	0	0	0				
Phil Niekro, R (1, 1) OBP: 0.111, SLG: 0.111			0-0 SH3-4		0-0 6-3				0-0 5-3	2	0	0	0	0	0	0				
<b>Inning Stats</b>	R: 0 E: 0 K: 0 S: 3	H: 1 LOB: 0 BB: 0 P: 3	R: 1 E: 0 K: 0 S: 4	H: 1 LOB: 0 BB: 0 P: 4	R: 0 E: 0 K: 0 S: 3	H: 1 LOB: 0 BB: 0 P: 3	R: 2 E: 0 K: 0 S: 6	H: 3 LOB: 1 BB: 0 P: 6	R: 0 E: 0 K: 0 S: 3	H: 0 LOB: 0 BB: 0 P: 3	R: 0 E: 0 K: 1 S: 5	H: 0 LOB: 2 BB: 2 P: 13	R: 0 E: 0 K: 0 S: 3	H: 0 LOB: 0 BB: 0 P: 3	R: 0 E: 0 K: 1 S: 6	H: 1 LOB: 2 BB: 1 P: 10	1B: 5 2B: 3 3B: 0 HR: 0	SF: 1 SAC: 3 DP: 2 HBP: 0	WP: 0 PB: 0 SB: 2 CS: 0	PA: 32
<b>PITCHER</b> Jim Barr, R (1, 1) ERA: 2.33 John Curtis, L (6, 1) ERA: 5.0	IP: 5.0 WLS: L BF: 19 H: 6 R: 3 ER: 3 SO: 3 BB: 6 IBB: 0 HBP: 0 BLK: 0 WP: 0 HR: 0 S: 19 P: 19 ERA: 5.40 WHIP: 1.200																			



Batter	1	2	3	4	5	6	7	8	9	AB	R	H	RBI	BB	SO	LOB	TOP								
Bill Madlock, R OBP: 0.306, SLG: 0.333 (1, 4)										4	1	1	1	0	1	2	<b>San Francisco Giants @ Atlanta Braves</b> Atlanta-Fulton County Stadium, Atlanta, GA Wed Apr 26 1978, 6:05 PM EST Att: 3,284 - Unknown								
Terry Whitfield, L OBP: 0.276, SLG: 0.429 (1, 7)										4	0	2	0	0	1	0									
Darrell Evans, L OBP: 0.353, SLG: 0.339 (1, 5)										4	0	1	0	0	1	2									
Willie McCovey, L OBP: 0.278, SLG: 0.408 (1, 3)										4	0	0	0	0	0	3									
Jack Clark, R OBP: 0.314, SLG: 0.344 (1, 9)										4	0	1	0	0	1	2									
Vic Harris, S (1, 8)										3	0	0	0	0	0	0									
Rob Andrews, R OBP: 0.304, SLG: 0.414 (1, 6)										4	0	1	0	0	0	1									
Mike Sadek, R OBP: 0.500, SLG: 0.500 (1, 2)										4	0	3	0	0	1	1									
Bob Knepper, L Tom Heintzelman, R Greg Minton, S Mike Ivie, R Charlie Williams, R Skip James, L OBP: 0.162, SLG: 0.200 (11, 1)										1	0	0	0	0	1	0									
<b>Inning Stats</b>	R: 0 E: 0 K: 1 S: 6	H: 1 LOB: 1 BB: 0 P: 6	R: 0 E: 0 K: 1 S: 6	H: 1 LOB: 1 BB: 0 P: 6	R: 0 E: 0 K: 1 S: 5	H: 0 LOB: 0 BB: 0 P: 5	R: 0 E: 0 K: 2 S: 7	H: 0 LOB: 0 BB: 0 P: 7	R: 0 E: 0 K: 1 S: 6	H: 1 LOB: 1 BB: 0 P: 6	R: 1 E: 0 K: 1 S: 7	H: 2 LOB: 1 BB: 0 P: 7	R: 0 E: 0 K: 0 S: 5	H: 2 LOB: 2 BB: 0 P: 5	R: 0 E: 0 K: 0 S: 4	H: 1 LOB: 1 BB: 0 P: 4		R: 0 E: 0 K: 0 S: 4	H: 1 LOB: 1 BB: 0 P: 4	1B: 6 2B: 2 3B: 0 HR: 1	SF: 0 SAC: 1 DP: 0 HBP: 0	WP: 0 PB: 0 SB: 0 CS: 0	PA: 36		
<b>PITCHER</b>	IP	WLS	BF	H	R	ER	SO	BB	IBB	HBP	BLK	WP	HR	S	P	ERA	WHIP								
Preston Hanna, R ERA: 2.87 (1, 1)	6.1	W	26	7	1	1	7	0	0	0	0	0	1	40	40	1.42	1.105								
Eddie Solomon, R ERA: 1.42 (7, 1)	2.2	S	10	2	0	0	0	0	0	0	0	0	0	10	10	0.00	0.750								

Batter	1	2	3	4	5	6	7	8	9	AB	R	H	RBI	BB	SO	LOB	BOTTOM								
Jerry Royster, R OBP: 0.429, SLG: 0.385 (1, 4)										5	2	2	0	0	0	3	<b>San Francisco Giants @ Atlanta Braves</b> Atlanta-Fulton County Stadium, Atlanta, GA Wed Apr 26 1978, 6:05 PM EST Att: 3,284 - Unknown								
Barry Bonnell, R OBP: 0.241, SLG: 0.255 (1, 8)										4	0	1	1	1	0	2									
Jeff Burroughs, R OBP: 0.509 Rowland Office, L OBP: 0.237, SLG: 0.324 (1, 7)										3	1	2	0	1	0	1									
Cito Gaston, R OBP: 0.148, SLG: 0.115 Brian Asselstine, L OBP: 0.360, SLG: 0.384 (1, 9)										3	1	1	0	0	1	3									
Dale Murphy, R OBP: 0.226, SLG: 0.286 (1, 3)										4	1	2	3	0	1	2									
Biff Pocoreba, S OBP: 0.308, SLG: 0.261 (1, 2)										3	0	0	0	1	0	5									
Rod Gilbreath, R OBP: 0.286, SLG: 0.353 (1, 5)										4	1	2	1	0	1	1									
Pat Rockett, R OBP: 0.163, SLG: 0.111 (1, 6)										3	0	0	0	1	0	1									
Preston Hanna, R (1, 1)										3	0	0	0	0	1	2									
Eddie Solomon, R OBP: 0.333, SLG: 0.333 (7, 1)										1	0	1	1	0	0	0									
<b>Inning Stats</b>	R: 0 E: 0 K: 0 S: 4	H: 1 LOB: 1 BB: 0 P: 4	R: 0 E: 0 K: 1 S: 4	H: 0 LOB: 0 BB: 1 P: 8	R: 0 E: 0 K: 0 S: 4	H: 1 LOB: 1 BB: 0 P: 4	R: 3 E: 0 K: 1 S: 8	H: 3 LOB: 2 BB: 2 P: 16	R: 0 E: 0 K: 1 S: 6	H: 1 LOB: 2 BB: 1 P: 10	R: 0 E: 0 K: 1 S: 5	H: 0 LOB: 0 BB: 0 P: 5	R: 1 E: 0 K: 0 S: 5	H: 2 LOB: 2 BB: 1 P: 9	R: 2 E: 0 K: 0 S: 6	H: 4 LOB: 2 BB: 0 P: 6		1B: 7 2B: 3 3B: 2 HR: 0	SF: 0 SAC: 0 DP: 1 HBP: 0	WP: 0 PB: 0 SB: 1 CS: 0	PA: 39				
<b>PITCHER</b>	IP	WLS	BF	H	R	ER	SO	BB	IBB	HBP	BLK	WP	HR	S	P	ERA	WHIP								
Bob Knepper, L ERA: 2.42 (1, 1)	4.0	L	19	5	3	3	2	2	1	0	0	0	0	11	15	0.00	1.000								
Greg Minton, R ERA: (5, 1)	2.0		8	1	0	0	2	1	0	0	0	0	0	11	15	0.00	1.000								
Charlie Williams, R ERA: 4.06 (7, 1)	2.0		12	6	3	3	0	0	1	0	0	0	0	11	15	13.50	3.000								



Batter	1	2	3	4	5	6	7	8	9	AB	R	H	RBI	BB	SO	LOB	TOP										
<b>Bill Madlock, R</b> OBP: 0.293, SLG: 0.294 (1, 4)										4	1	0	0	1	0	2	<b>San Francisco Giants @ Atlanta Braves</b> Atlanta-Fulton County Stadium, Atlanta, GA Thu Apr 27 1978, 6:05 PM EST Att: 3,527 - Unknown										
<b>Terry Whitfield, L</b> OBP: 0.286, SLG: 0.426 (1, 8) (6, 7)										5	1	2	0	0	1	1											
<b>Darrell Evans, L</b> OBP: 0.356, SLG: 0.333 (1, 5)										4	1	1	1	1	1	0											
<b>Willie McCovey, L</b> OBP: 0.298, SLG: 0.500 <b>Larry Herndon, R</b> OBP: 0.299, SLG: 0.288 (6, 8)										3	1	2	4	0	0	0											
<b>Jack Clark, R</b> OBP: 0.297, SLG: 0.323 (1, 9)										4	0	0	0	0	1	3											
<b>Mike Ivie, R</b> OBP: 0.333, SLG: 0.550 (1, 7) (6, 3)										4	0	1	0	0	0	1											
<b>Johnnie LetMaster, R</b> OBP: 0.241, SLG: 0.255 (1, 6)										4	0	2	0	0	0	1											
<b>Mike Sadek, R</b> OBP: 0.417, SLG: 0.364 (1, 2)										3	0	0	0	1	0	3											
<b>Vida Blue, S</b> OBP: 0.400, SLG: 0.625 (1, 1)										3	1	1	0	0	1	2											
<b>Inning Stats</b>	R: 3 E: 0 K: 1 S: 7	H: 2 LOB: 1 BB: 2 P: 15	R: 0 E: 1 K: 1 S: 6	H: 0 LOB: 1 BB: 0 P: 6	R: 0 E: 0 K: 0 S: 3	H: 0 LOB: 0 BB: 0 P: 3	R: 0 E: 0 K: 1 S: 6	H: 2 LOB: 1 BB: 0 P: 6	R: 0 E: 0 K: 0 S: 3	H: 0 LOB: 0 BB: 0 P: 3	R: 1 E: 0 K: 0 S: 5	H: 2 LOB: 1 BB: 0 P: 5	R: 1 E: 0 K: 0 S: 6	H: 3 LOB: 2 BB: 0 P: 6	R: 0 E: 0 K: 0 S: 3	H: 0 LOB: 1 BB: 1 P: 7		R: 0 E: 0 K: 1 S: 5	H: 0 LOB: 0 BB: 0 P: 5	1B: 7 2B: 1 3B: 0 HR: 1	SF: 0 SAC: 1 DP: 0 HBP: 0	WP: 1 PB: 0 SB: 1 CS: 0	PA: 39				
<b>PITCHER</b>	IP	WLS	BF	H	R	ER	SO	BB	IBB	HBP	BLK	WP	HR	S	P	ERA	WHIP										
<b>Dick Ruthven, R</b> ERA: 4.02 (1, 1)	6.1	L	29	8	5	5	3	2	0	0	0	0	1	33	41	7.11	1.579										
<b>Mickey Mahler, L</b> ERA: (7, 1)	0.0		1	1	0	0	0	0	0	0	0	1	0	1	1	∞	∞										
<b>Rick Camp, R</b> ERA: 3.86 (7, 1)	0.2		2	0	0	0	0	0	0	0	0	0	0	2	2	0.00	0.000										
<b>Dave Campbell, R</b> ERA: 4.26 (8, 1)	2.0		7	0	0	0	1	1	0	0	0	0	0	8	12	0.00	0.500										

Batter	1	2	3	4	5	6	7	8	9	AB	R	H	RBI	BB	SO	LOB	BOTTOM										
<b>Jerry Royster, R</b> OBP: 0.418, SLG: 0.375 (1, 4)										4	1	1	0	0	1	0	<b>San Francisco Giants @ Atlanta Braves</b> Atlanta-Fulton County Stadium, Atlanta, GA Thu Apr 27 1978, 6:05 PM EST Att: 3,527 - Unknown										
<b>Barry Bonnell, R</b> OBP: 0.256, SLG: 0.259 (1, 8)										3	1	1	1	1	0	0											
<b>Jeff Burroughs, R</b> OBP: 0.507, SLG: 0.579 (1, 7)										2	1	2	2	2	0	0											
<b>Cito Gaston, R</b> OBP: 0.129, SLG: 0.100 (1, 9)										4	0	0	0	0	1	3											
<b>Dale Murphy, R</b> OBP: 0.227, SLG: 0.283 (1, 3)										4	0	1	0	0	0	1											
<b>Biff Pocoreba, S</b> OBP: 0.304, SLG: 0.260 (1, 2)										4	0	1	0	0	0	1											
<b>Pat Rockett, R</b> OBP: 0.151, SLG: 0.102 (1, 6)										4	0	0	0	0	0	2											
<b>Darrel Chaney, S</b> OBP: 0.417, SLG: 0.667 (1, 5)										3	0	1	0	0	0	0											
<b>Dick Ruthven, R</b> OBP: 0.111, SLG: 0.111 (7, 1)										2	0	0	0	0	2	0											
<b>Mickey Mahler, S</b> (7, 1)										0	0	0	0	0	0	0											
<b>Rick Camp, R</b> (7, 1)										0	0	0	0	0	0	0											
<b>Rod Gilbreath, R</b> (7, PH) <b>Dave Campbell, R</b> (8, 1)										0	0	0	0	0	0	2											
<b>Inning Stats</b>	R: 2 E: 0 K: 2 S: 8	H: 1 LOB: 0 BB: 1 P: 12	R: 0 E: 0 K: 0 S: 3	H: 0 LOB: 0 BB: 0 P: 3	R: 1 E: 0 K: 1 S: 6	H: 2 LOB: 1 BB: 1 P: 10	R: 0 E: 0 K: 0 S: 3	H: 1 LOB: 0 BB: 0 P: 3	R: 0 E: 0 K: 1 S: 5	H: 0 LOB: 0 BB: 0 P: 5	R: 0 E: 0 K: 0 S: 3	H: 0 LOB: 1 BB: 1 P: 7	R: 0 E: 0 K: 0 S: 4	H: 2 LOB: 1 BB: 0 P: 4	R: 0 E: 0 K: 0 S: 4	H: 1 LOB: 1 BB: 0 P: 4	R: 0 E: 0 K: 0 S: 3	H: 0 LOB: 0 BB: 0 P: 3	1B: 6 2B: 0 3B: 0 HR: 1	SF: 0 SAC: 0 DP: 2 HBP: 0	WP: 0 PB: 0 SB: 1 CS: 0	PA: 34					
<b>PITCHER</b>	IP	WLS	BF	H	R	ER	SO	BB	IBB	HBP	BLK	WP	HR	S	P	ERA	WHIP										
<b>Vida Blue, L</b> ERA: 3.6 (1, 1)	9.0	W	34	7	3	3	4	3	0	0	0	0	1	39	51	3.00	1.111										





Batter	1	2	3	4	5	6	7	8	9	10	AB	R	H	RBI	BB	SO	LOB	TOP														
Ivan De Jesus, R (1.6) OBP: 0.369, SLG: 0.355	0-0 WP 1B		0-0 6-3		0-0 1B		0-0 FC5-4 BB WP 1B		0-0 P9		5	1	2	0	0	0	1	Chicago Cubs @ Atlanta Braves Atlanta-Fulton County Stadium, Atlanta, GA Fri Apr 28 1978, 6:05 PM EST Att: 10,045 - Unknown - 67 F														
Gene Clines, R (1.7) OBP: 0.261, SLG: 0.220	0-0 L5		0-0 L6-3		0-0 L4-3		0-0 WP BB 1B		1-2 L7		3	0	0	0	0	0	2															
Greg Gross, L (7.7) OBP: 0.333, SLG: 0.344	1-2						1-2 WP BB 1B				2	0	1	0	0	0	0															
Bobby Murcer, L (1.9) OBP: 0.364, SLG: 0.409	0-0 F8			0-0 4-3		0-0 2B	4-0 WP BB		3-3 K		4	0	1	0	1	1	1															
Dave Kingman, R (1.3) OBP: 0.258, SLG: 0.333	2-3 K		0-0 4-3 2B		0-0 K	3-3 L7	0-2 L7		0-0 3-1 1B		3	0	1	0	0	2	2															
Bill Buckner, L (7.7) OBP: 0.444, SLG: 0.615											2	0	1	0	0	0	2															
Mick Kelleher, R (10.7) OBP: 0.375, SLG: 0.231											0	1	0	0	0	0	0															
Donnie Moore, L (10.1)											0	0	0	0	0	0	0															
Steve Ontveros, S (1.5) OBP: 0.204, SLG: 0.167		4-0 1B BB		3-2 4-3		0-0 G3		0-0 G3		1-2 3-1		4	0	0	0	1	0		3													
Manny Trillo, R (1.4) OBP: 0.362, SLG: 0.314		1-2 G6-4-3 1B		0-0 6-3		0-0 L6		0-0 6-3		4-0 1B IBB		4	0	1	0	1	0		2													
Hector Cruz, R (1.8) OBP: 0.278, SLG: 0.486	2-2 P6				0-0 HR		3-2 HR		1-2 1B		4	2	3	2	0	0	2															
Bruce Sutter, R (8.1)											0	0	0	0	0	0	0															
Larry Blittner, L (10.7) OBP: 0.370, SLG: 0.500									1-3 2H 1B		1	0	1	1	0	0	0															
Larry Cox, R (1.2) OBP: 0.250, SLG: 0.143	0-0 G6-4-3				0-0 6-3		4-0 FC1-6 BB		0-0 4-3		2	0	0	0	0	0	2															
Dave Rader, L (7.7) OBP: 0.317, SLG: 0.310											2	0	0	0	1	0	3															
Ray Burris, R (1.1) OBP: 0.182, SLG: 0.182			0-3 K		0-0 6-3		0-0 FC1-6 FC5-4		0-0 F7		3	0	0	0	0	0	1															
Willie Hernandez, L (7.1)											0	0	0	0	0	0	0															
Joe Wallis, S (8.8) OBP: 0.444, SLG: 0.471											1	0	0	0	0	0	0															
<b>Inning Stats</b>	R: 0 E: 0 K: 1 S: 7	H: 1 LOB: 1 BB: 0 P: 9	R: 0 E: 0 K: 0 S: 9	H: 1 LOB: 1 BB: 1 P: 16	R: 0 E: 0 K: 1 S: 5	H: 0 LOB: 0 BB: 0 P: 5	R: 0 E: 0 K: 0 S: 8	H: 1 LOB: 1 BB: 0 P: 11	R: 1 E: 0 K: 0 S: 5	H: 2 LOB: 1 BB: 0 P: 5	R: 0 E: 0 K: 1 S: 8	H: 1 LOB: 1 BB: 0 P: 11	R: 2 E: 0 K: 0 S: 17	H: 2 LOB: 2 BB: 2 P: 31	R: 0 E: 0 K: 0 S: 7	H: 1 LOB: 1 BB: 0 P: 8	R: 0 E: 0 K: 0 S: 6	H: 0 LOB: 0 BB: 0 P: 7	R: 1 E: 0 K: 1 S: 17	H: 2 LOB: 2 BB: 1 P: 27	1B: 7 2B: 2 3B: 0 HR: 2	SF: 0 SAC: 0 DP: 1 HBP: 0	WP: 2 PB: 0 SB: 0 CS: 0	PA: 44								
<b>PITCHER</b>	IP WLS BF H R ER SO BB IBB HBP BLK WP HR S P ERA WHIP																															
Jamie Easterly, L (1.1) ERA: 2.25	6.0	24	6	1	3	1	0	0	0	0	1	42	57	1.50	1.167																	
Rick Camp, R (7.1) ERA: 5.4	0.2	4	1	2	0	1	0	0	0	0	1	9	19	27.00	3.000																	
Mickey Mahler, L (7.1) ERA:	0.0	2	1	0	0	0	1	0	0	0	0	1	5	∞	∞																	
Eddie Solomon, R (7.1) ERA: 1.29	1.1	5	1	0	0	0	0	0	0	0	1	14	15	0.00	0.750																	
Dave Campbell, R (9.1) ERA: 4.32	2.0	L 9	2	1	1	1	0	1	0	0	0	23	34	4.50	1.000																	

Batter	1	2	3	4	5	6	7	8	9	10	AB	R	H	RBI	BB	SO	LOB	BOTTOM														
Jerry Royster, R (1.4) OBP: 0.431, SLG: 0.383	0-0 F8		0-0 1B E 1B		0-0 4-3		0-0 S 1B		4-0 CS BB		4	1	2	0	1	0	0	Chicago Cubs @ Atlanta Braves Atlanta-Fulton County Stadium, Atlanta, GA Fri Apr 28 1978, 6:05 PM EST Att: 10,045 - Unknown - 67 F														
Rowland Office, L (1.8) OBP: 0.293, SLG: 0.399	4-0 1B SF8 BB		0-0 E 1B		0-0 1B		0-3 K		0-0 CS	0-0 5-3	2	2	2	0	1	0	0															
Clio Gaston, R (7.7) OBP: 0.121, SLG: 0.094			1-3 E 1B		0-0 1B		1-2 K		1-2 CS		2	0	0	0	0	1	1															
Brian Asseistine, L (1.9) OBP: 0.367, SLG: 0.370	0-0 CS 1B		0-0 E6 BB		0-0 1B		0-0 G3		0-3 K		5	0	2	1	0	1	1															
Jeff Burroughs, R (1.7) OBP: 0.500, SLG: 0.567	0-0 SF8		0-0 E6 BB		0-0 1-3		0-0 1B		0-0 6-3		3	0	1	1	1	0	2															
Joe Nolan, L (1.2)	0-0 CS		0-0 G3		0-0 F8		0-0 L3		0-0 FC1-6 1B		4	0	0	0	0	0	2															
Dale Murphy, R (1.3) OBP: 0.214, SLG: 0.266			0-3 K		0-0 F3		0-0 F9		0-3 K		4	0	0	0	0	2	1															
Barry Bonnell, R (1.5) OBP: 0.277, SLG: 0.267		4-0 BB			0-0 6-3		0-0 S 1B		0-3 K		2	0	1	0	1	0	0															
Rick Camp, R (7.1) ERA: 5.4											0	0	0	0	0	0	0															
Mickey Mahler, S (7.1) ERA:											0	0	0	0	0	0	0															
Eddie Solomon, R (7.1) ERA: 1.29											0	0	0	0	0	0	0															
Bob Beall, S (8.7) OBP: 0.193, SLG: 0.333											1	0	0	0	0	1	1															
Dave Campbell, R (9.1) ERA: 4.32											0	0	0	0	0	0	0															
Pat Rockett, R (1.6) OBP: 0.140, SLG: 0.094		0-0 5-3		0-3 K		0-0 5-3		0-0 K2-3		0-3 K	4	0	0	0	0	2	2															
Jamie Easterly, L (1.1) OBP: 0.250, SLG: 0.250			0-0 P5		0-0 L8		0-0 F9		0-3 K		2	0	0	0	0	0	0															
Darrel Chaney, S (7.5) OBP: 0.357, SLG: 0.571											2	0	0	0	0	1	0															
<b>Inning Stats</b>	R: 1 E: 0 K: 0 S: 3	H: 1 LOB: 0 BB: 1 P: 7	R: 0 E: 0 K: 1 S: 5	H: 0 LOB: 1 BB: 1 P: 9	R: 2 E: 1 K: 0 S: 5	H: 2 LOB: 1 BB: 1 P: 9	R: 0 E: 0 K: 1 S: 5	H: 0 LOB: 0 BB: 0 P: 5	R: 0 E: 0 K: 0 S: 4	H: 1 LOB: 1 BB: 0 P: 4	R: 0 E: 0 K: 1 S: 6	H: 1 LOB: 1 BB: 0 P: 6	R: 0 E: 0 K: 2 S: 8	H: 1 LOB: 1 BB: 0 P: 8	R: 0 E: 0 K: 2 S: 6	H: 0 LOB: 0 BB: 1 P: 10	R: 0 E: 0 K: 1 S: 5	H: 0 LOB: 0 BB: 0 P: 5	1B: 8 2B: 0 3B: 0 HR: 0	SF: 1 SAC: 0 DP: 0 HBP: 0	WP: 0 PB: 0 SB: 2 CS: 2	PA: 42										
<b>PITCHER</b>	IP WLS BF H R ER SO BB IBB HBP BLK WP HR S P ERA WHIP																															
Ray Burris, R (1.1) ERA: 1.69	6.1	28	7	3	2	2	3	0	0	0	0	29	41	2.84	1.579																	
Willie Hernandez, L (7.1) ERA: 0.93	1.0	4	1	0	0	1	0	0	0	0	0	6	6	0.00	1.000																	
Bruce Sutter, R (8.1) ERA: 2.59	1.2	W 5	0	0	0	4	1	0	0	0	0	12	16	0.00	0.600																	
Donnie Moore, R (10.1) ERA: 6.1	1.0	S 3	0	0	0	1	0	0	0	0	0	5	5	0.00	0.000																	

AB	40
R	4
H	11
RBI	3
BB	4
SO	4
LOB	21



WP	2
PA	44

AB	35
R	3
H	8
RBI	2
BB	4
SO	8
LOB	10



WP	0
PA	42



Batter	1	2	3	4	5	6	7	8	9	AB	R	H	RBI	BB	SO	LOB	TOP			
Ivan De Jesus, R OBP: 0.375, SLG: 0.363 (1, 6)	L8		K					CS 1B		4	0	2	0	0	1	1	<p>Chicago Cubs @ Atlanta Braves Atlanta-Fulton County Stadium, Atlanta, GA</p> <p>Sat Apr 29 1978, 6:05 PM EST Att. 7,638 - Unknown - 68 F</p>			
Greg Gross, L OBP: 0.351, SLG: 0.417 (1, 7)			4-3					F9		4	0	2	0	0	0	2				
Bill Buckner, L OBP: 0.387, SLG: 0.533 (1, 3)				1-3				F2		4	0	0	0	0	1	3				
Bobby Murcer, L OBP: 0.346, SLG: 0.386 (1, 9)	P6			L3				L8		4	0	0	0	0	1	1				
Steve Ontiveros, S OBP: 0.224, SLG: 0.176 (1, 5)								F9		3	0	1	0	1	0	0				
Manny Trillo, R OBP: 0.355, SLG: 0.296 (1, 4)								L7		3	0	0	0	1	0	1				
Dave Rader, L OBP: 0.303, SLG: 0.295 (1, 2)										3	0	0	0	0	1	2				
Joe Wallis, S OBP: 0.429, SLG: 0.450 (1, 8)										3	0	1	0	0	0	0				
Woodie Fryman, R (1, 1)										0	0	0	0	0	0	0				
Mike Krukow, R (3, 1)										1	0	0	0	0	1	0				
Rudy Meoli, L (7, PH)										1	0	0	0	0	0	0				
Dave Roberts, L (7, 1)										0	0	0	0	0	0	0				
<b>Inning Stats</b>	R: 0 E: 0 K: 1 S: 10	H: 1 LOB: 1 BB: 0 P: 14	R: 0 E: 0 K: 0 S: 7	H: 0 LOB: 0 BB: 0 P: 9	R: 0 E: 0 K: 1 S: 9	H: 1 LOB: 1 BB: 0 P: 11	R: 0 E: 0 K: 1 S: 8	H: 1 LOB: 2 BB: 1 P: 13	R: 0 E: 0 K: 1 S: 5	H: 2 LOB: 2 BB: 0 P: 7	R: 0 E: 0 K: 0 S: 3	H: 0 LOB: 0 BB: 0 P: 3	R: 0 E: 0 K: 0 S: 3	H: 1 LOB: 0 BB: 0 P: 3	R: 0 E: 0 K: 0 S: 10	H: 0 LOB: 0 BB: 0 P: 14	1B: 5 2B: 0 3B: 1 HR: 0	SF: 0 SAC: 1 DP: 1 HBP: 0	WP: 0 PB: 2 SB: 0 CS: 1	PA: 33
<b>PITCHER</b> Phil Niekro, R ERA: 2.66 (1, 1)	IP: 9.0 WLS: W BF: 33 H: 6 R: 0 ER: 0 SO: 5 BB: 2 IBB: 0 HBP: 0 BLK: 0 WP: 0 HR: 0 S: 62 P: 83 ERA: 0.00 WHIP: 0.889																			

Batter	1	2	3	4	5	6	7	8	9	AB	R	H	RBI	BB	SO	LOB	BOTTOM			
Jerry Royster, R OBP: 0.442, SLG: 0.400 (1, 4)								F8		5	1	3	0	0	0	2	<p>Chicago Cubs @ Atlanta Braves Atlanta-Fulton County Stadium, Atlanta, GA</p> <p>Sat Apr 29 1978, 6:05 PM EST Att. 7,638 - Unknown - 68 F</p>			
Barry Bonnell, R OBP: 0.281, SLG: 0.250 (1, 8) (7, 7)										4	1	0	0	0	1	3				
Jeff Burroughs, R OBP: 0.525, SLG: 0.603 (6, PR)										3	1	3	1	1	0	0				
Rowland Office, L OBP: 0.293, SLG: 0.359 (7, 8)										0	0	0	0	0	0	0				
Cito Gaston, R OBP: 0.139, SLG: 0.114 (6, PH)										3	0	1	0	0	1	2				
Brian Asselstine, L OBP: 0.358, SLG: 0.357 (7, 9)										1	0	0	0	0	0	1				
Dale Murphy, R OBP: 0.230, SLG: 0.279 (1, 2)										4	1	2	1	0	2	1				
Tom Paciorek, R OBP: 0.286, SLG: 0.286 (1, 3)										3	1	1	0	0	1	2				
Bob Beall, S OBP: 0.167, SLG: 0.063 (7, 3)										1	0	0	0	0	0	1				
Pat Rockett, R OBP: 0.164, SLG: 0.107 (1, 6)										3	0	1	0	1	1	3				
Darrel Chaney, S OBP: 0.333, SLG: 0.500 (1, 5)										4	0	1	0	0	2	4				
Phil Niekro, R OBP: 0.154, SLG: 0.154 (1, 1)										4	0	1	2	0	1	4				
<b>Inning Stats</b>	R: 0 E: 0 K: 1 S: 6	H: 1 LOB: 1 BB: 1 P: 13	R: 0 E: 0 K: 3 S: 11	H: 1 LOB: 2 BB: 1 P: 16	R: 5 E: 2 K: 1 S: 16	H: 5 LOB: 2 BB: 0 P: 17	R: 0 E: 0 K: 1 S: 6	H: 1 LOB: 1 BB: 0 P: 6	R: 0 E: 0 K: 1 S: 4	H: 2 LOB: 1 BB: 0 P: 4	R: 0 E: 0 K: 1 S: 6	H: 2 LOB: 1 BB: 0 P: 6	R: 0 E: 0 K: 1 S: 6	H: 1 LOB: 0 BB: 0 P: 7	R: 0 E: 0 K: 1 S: 9	H: 0 LOB: 0 BB: 0 P: 9	1B: 12 2B: 3 3B: 0 HR: 0	SF: 0 SAC: 0 DP: 3 HBP: 0	WP: 0 PB: 1 SB: 2 CS: 2	PA: 37
<b>PITCHER</b> Woodie Fryman, L ERA: 5.4 (1, 1)	IP: 2.2 WLS: L BF: 18 H: 7 R: 5 ER: 0 SO: 2 BB: 0 IBB: 0 HBP: 0 BLK: 0 WP: 0 HR: 0 S: 32 P: 45 ERA: 6.75 WHIP: 3.375																			
Mike Krukow, R ERA: 6.43 (3, 1)	3.1	13	5	0	0	2	0	0	0	0	0	17	17	0.00	1.500					
Dave Roberts, L ERA: 3.0 (7, 1)	2.0	6	1	0	0	2	0	0	0	0	0	15	16	0.00	0.500					









Batter	1	2	3	4	5	6	7	8	9	AB	R	H	RBI	BB	SO	LOB	TOP							
Lee Mazzilli, S OBP: 0.337, SLG: 0.459	0-3 K	0-0 1B		0-0 1-3 2B	4-0 SF8-4 IBB		0-3 K			4	0	2	0	1	2	0	<b>New York Mets @ Atlanta Braves</b> Atlanta-Fulton County Stadium, Atlanta, GA Mon May 01 1978, 7:05 PM EDT Att: 5,399 - Unknown							
Bobby Valentine, R OBP: 0.382, SLG: 0.387	4-0 BLK E BB	0-0 F8		0-0 F8	0-0 SF8-4		0-0 P6			3	1	0	1	1	0	3								
Bruce Boisclair, L Skip Lockwood, R OBP: 0.339, SLG: 0.313	0-0 E3 1B	4-0 BB		4-0 1-3 IBB		0-0 WP BLK BLK 1B		0-3 K		3	2	1	0	2	1	0								
Steve Henderson, R OBP: 0.247, SLG: 0.373	0-0 6-3	0-0 F9		0-0 1-3 IBB		0-0 6-3		0-0 1B		5	0	1	1	0	0	6								
Willie Montanez, L OBP: 0.256, SLG: 0.313	0-0 BB S 2H 1B		0-0 G3	4-0 IBB		4-0 BLK IBB		0-0 1B		3	0	2	1	2	0	0								
John Stearns, R OBP: 0.284, SLG: 0.229	4-0 1-2 BB BB		0-0 5-3	0-0 P4		0-0 5-3		0-0 5-3		4	0	0	0	1	0	6								
Joel Youngblood, R OBP: 0.467, SLG: 0.538	4-0 1-2 2-3 BB		0-0 2B		0-0 SH1-4 SF8-4 2B		0-3 K			4	1	2	0	1	1	1								
Doug Flynn, R OBP: 0.282, SLG: 0.247	0-0 F8		0-0 F9		0-0 SH1-4 1B		0-0 F9		0-0 F5-3	5	0	1	0	0	0	4								
Craig Swan, R Butch Metzger, R Elliott Maddox, R OBP: 0.231, SLG: 0.231		0-0 1B		0-0 2B 1-3 1B		0-0 SH1-4		0-3 K		3	1	2	0	0	1	0								
										0	0	0	0	0	0	0								
										1	0	0	0	0	1	0								
<b>Inning Stats</b>	R: 2 E: 1 K: 1 S: 7	H: 1 LOB: 3 BB: 3 P: 19	R: 0 E: 0 K: 0 S: 4	H: 2 LOB: 2 BB: 1 P: 8	R: 0 E: 0 K: 0 S: 4	H: 1 LOB: 1 BB: 0 P: 4	R: 1 E: 0 K: 0 S: 5	H: 2 LOB: 3 BB: 2 P: 13	R: 1 E: 0 K: 0 S: 4	H: 1 LOB: 1 BB: 1 P: 8	R: 0 E: 0 K: 2 S: 7	H: 0 LOB: 0 BB: 0 P: 7	R: 0 E: 0 K: 1 S: 7	H: 2 LOB: 2 BB: 0 P: 7	R: 0 E: 0 K: 2 S: 7	H: 0 LOB: 0 BB: 0 P: 7	1B: 8 2B: 4 3B: 0 HR: 0	SF: 1 SAC: 1 DP: 1 HBP: 0	WP: 1 PB: 0 CS: 1	PA: 45				
<b>PITCHER</b>	IP WLS BF H R ER SO BB IBB HBP BLK WP HR S P ERA WHIP	3.0 19 6 3 1 1 1 4 0 0 0 0 0 17 33 3.00 3.333	2.0 10 2 1 1 1 0 0 3 0 0 0 0 7 19 4.50 1.000	2.0 8 1 1 1 2 0 1 0 2 1 0 11 15 4.50 0.500	2.0 W 8 2 0 0 3 0 0 0 0 0 0 14 14 0.00 1.000																			

AB 35  
R 5  
H 11  
RBI 3  
BB 8  
SO 6  
LOB 20



Batter	1	2	3	4	5	6	7	8	9	AB	R	H	RBI	BB	SO	LOB	BOTTOM						
Jerry Royster, R OBP: 0.442, SLG: 0.446	0-0 4-3 3B		0-0 F2			0-0 4-1 SF8 2B	0-0 1-2 3H 1B			4	2	3	1	0	0	0	<b>New York Mets @ Atlanta Braves</b> Atlanta-Fulton County Stadium, Atlanta, GA Mon May 01 1978, 7:05 PM EDT Att: 5,399 - Unknown						
Rowland Office, L OBP: 0.280, SLG: 0.396	0-0 4-3		0-0 L1			0-0 4-1	0-0 F9			4	0	0	1	0	0	3							
Brian Assestine, L OBP: 0.385, SLG: 0.441	0-0 4-3			0-0 F4		4-0 BB		0-0 1B 3B		3	1	1	0	1	0	0							
Jeff Burroughs, R Barry Bonnell, R OBP: 0.500, SLG: 0.580	0-0 2B 1B			0-0 5-3		0-0 SF8		0-0 BLK 2B 1B		3	1	2	2	0	0	0							
Biff Pocoroba, S OBP: 0.306, SLG: 0.304	0-0 1H 2B			0-0 4-3		0-0 F9		0-0 1H 2B		4	0	2	2	0	0	1							
Dale Murphy, R OBP: 0.232, SLG: 0.307		0-0 5-3			0-0 F9		0-0 F8	0-3 K		4	0	0	0	0	1	2							
Rod Gilbreath, R OBP: 0.275, SLG: 0.333		0-3 K			0-0 1-3 1B		0-0 F6-3	0-0 F6-3		4	0	1	0	0	1	2							
Pat Rockett, R Darrel Chaney, S OBP: 0.164, SLG: 0.100		0-3 K			0-0 1-3		0-0 1B 1B			2	0	0	0	0	1	1							
Preston Hanna, R Rick Camp, R Joe Nolan, L Adrian Devine, R Bob Beall, S Eddie Solomon, R OBP: 0.339, SLG: 0.077			0-3 K		0-0 F2		0-0 1B 1B	0-0 F8		1	0	0	0	0	1	0							
										1	0	0	0	0	0	2							
<b>Inning Stats</b>	R: 2 E: 0 K: 0 S: 5	H: 3 LOB: 1 BB: 0 P: 5	R: 0 E: 0 K: 2 S: 7	H: 0 LOB: 0 BB: 0 P: 7	R: 0 E: 0 K: 1 S: 5	H: 0 LOB: 0 BB: 0 P: 5	R: 0 E: 0 K: 0 S: 3	H: 0 LOB: 0 BB: 0 P: 3	R: 0 E: 0 K: 0 S: 4	H: 1 LOB: 1 BB: 0 P: 4	R: 1 E: 0 K: 0 S: 4	H: 1 LOB: 1 BB: 1 P: 8	R: 1 E: 0 K: 0 S: 6	H: 3 LOB: 2 BB: 0 P: 6	R: 2 E: 0 K: 1 S: 8	H: 3 LOB: 2 BB: 1 P: 12	1B: 6 2B: 3 3B: 2 HR: 0	SF: 1 SAC: 0 DP: 0 HBP: 0	WP: 0 PB: 0 CS: 0	PA: 36			
<b>PITCHER</b>	IP WLS BF H R ER SO BB IBB HBP BLK WP HR S P ERA WHIP	6.2 27 7 4 4 4 3 1 0 0 0 0 0 2 2 5.40 1.200	0.1 2 1 0 0 0 0 0 0 0 0 0 0 2 2 0.00 3.000	1.0 L 7 3 2 2 1 0 1 0 1 0 0 8 12 18.00 3.000																			

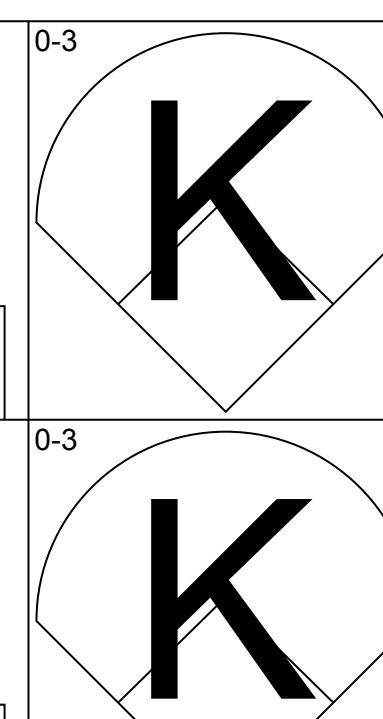
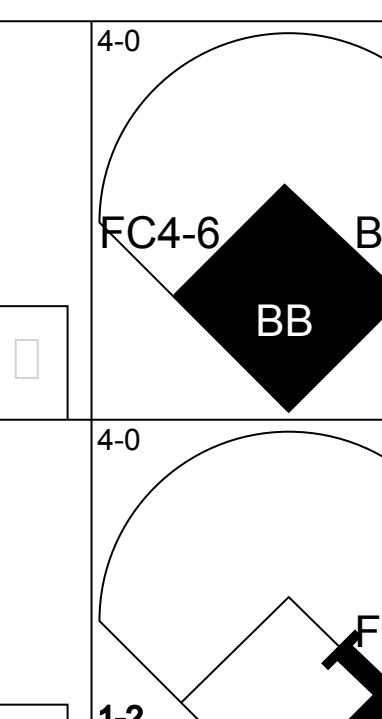
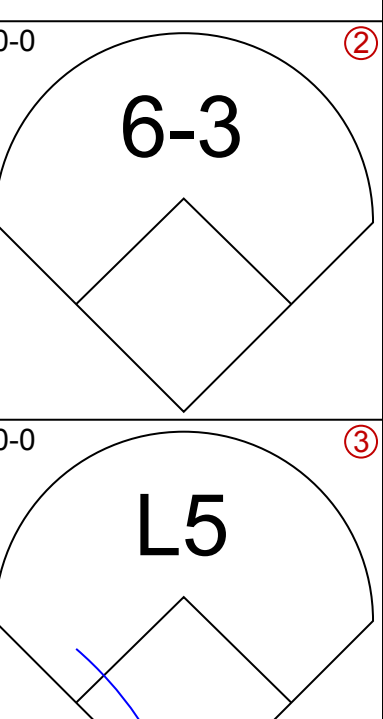
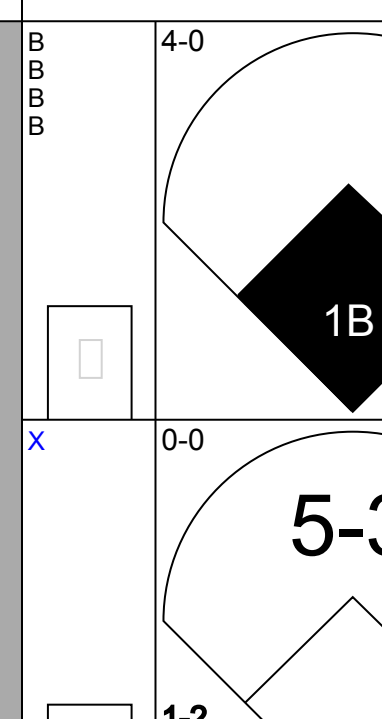
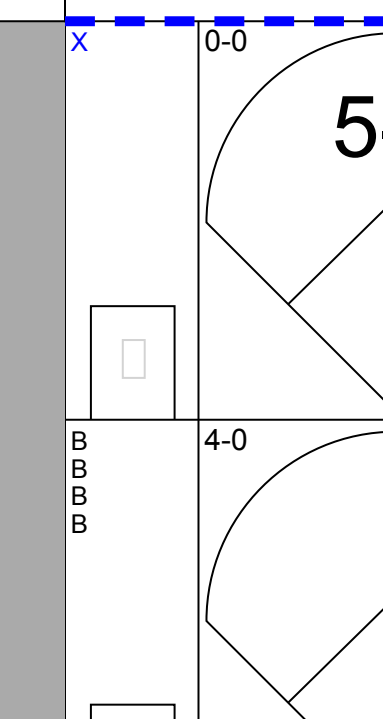
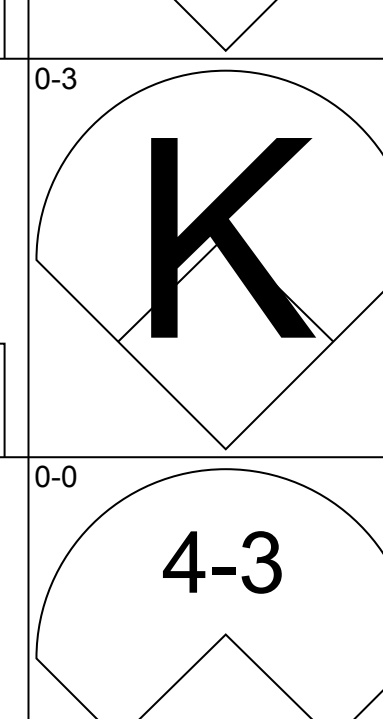
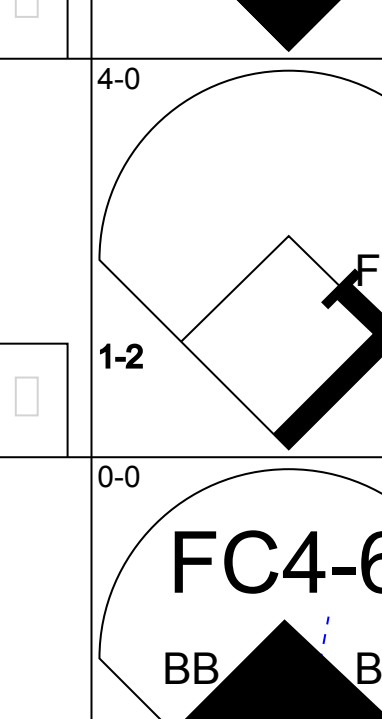
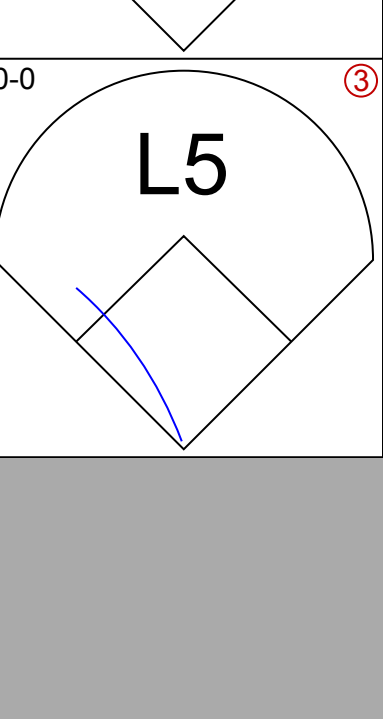
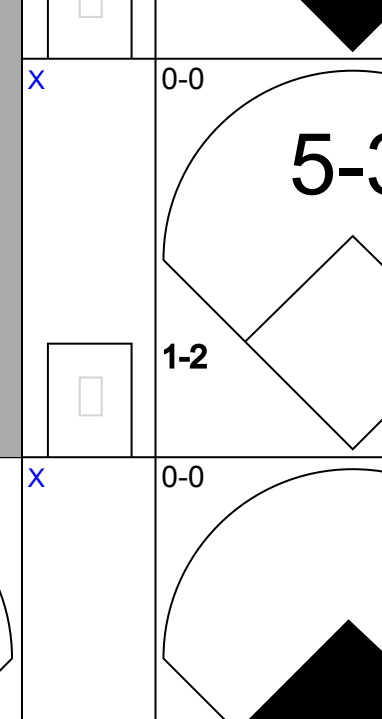
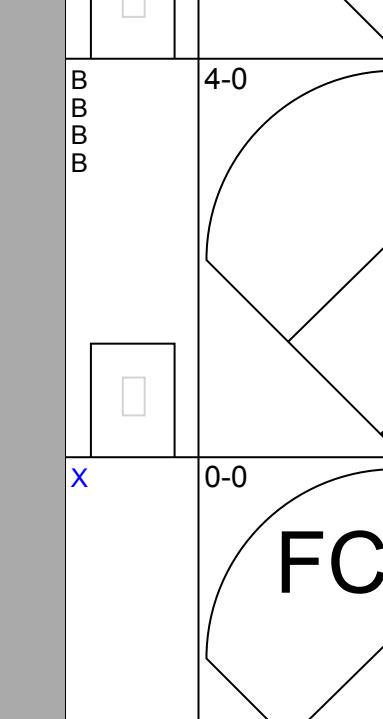
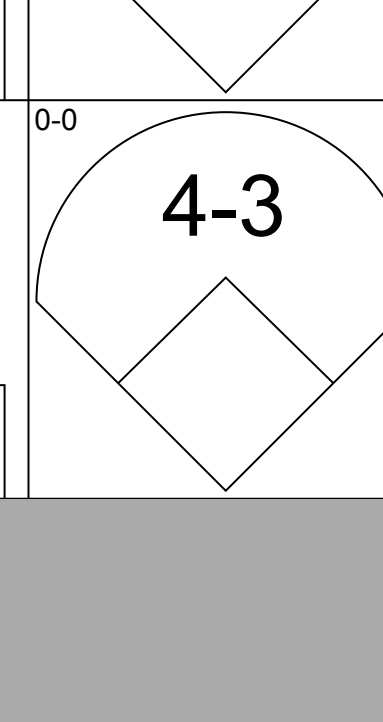
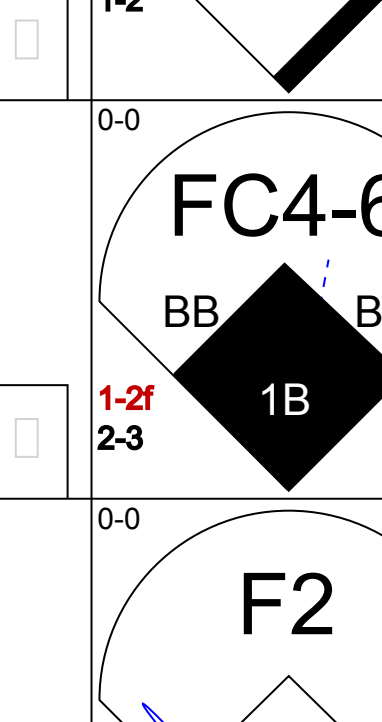
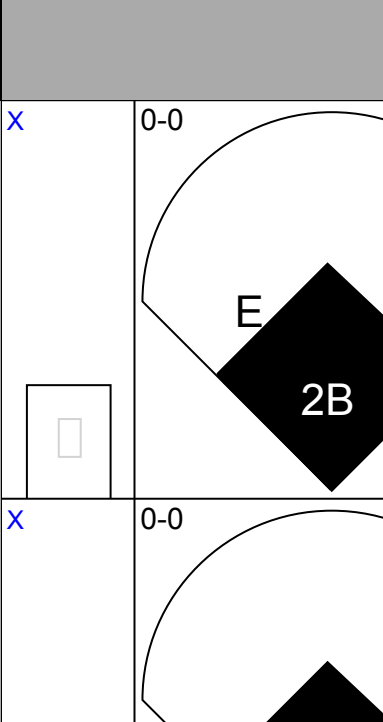
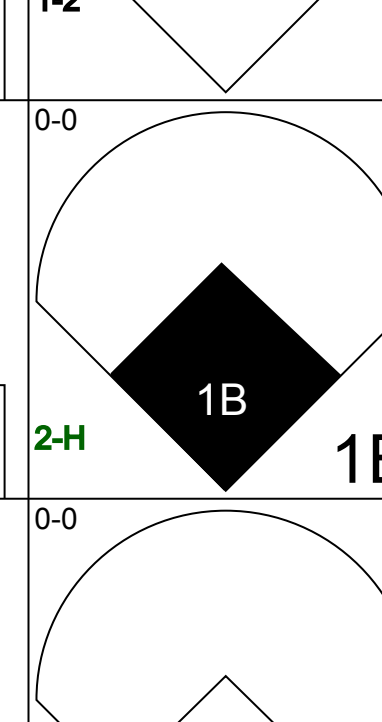
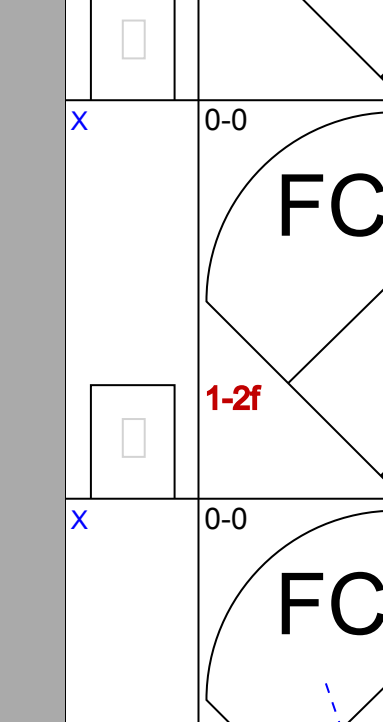
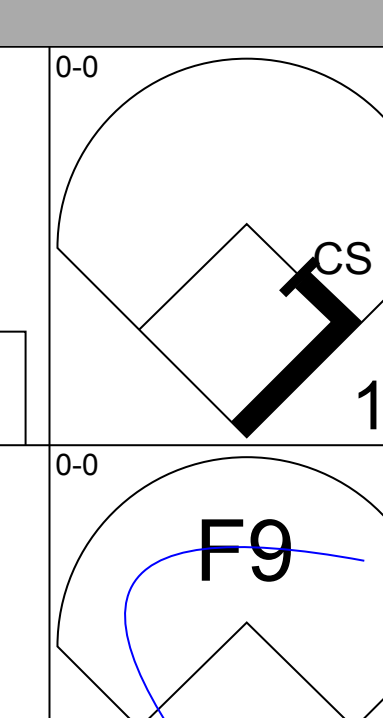
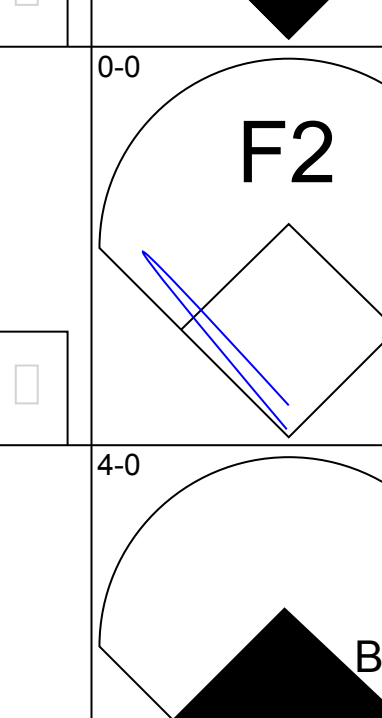
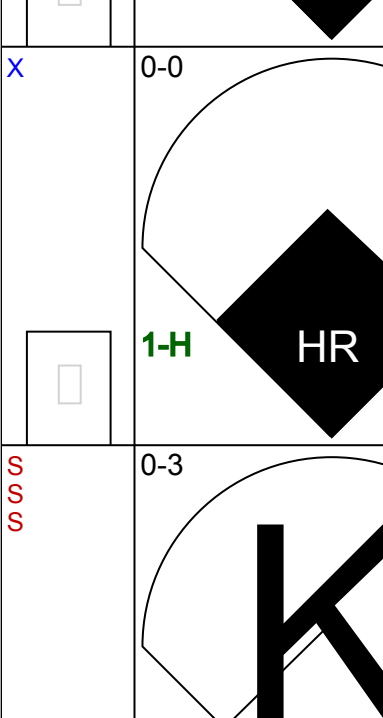
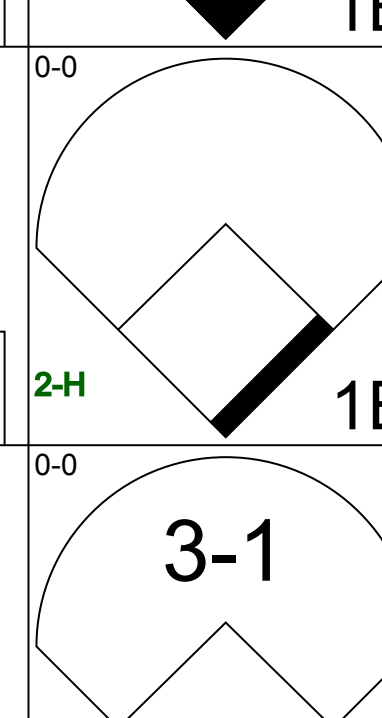
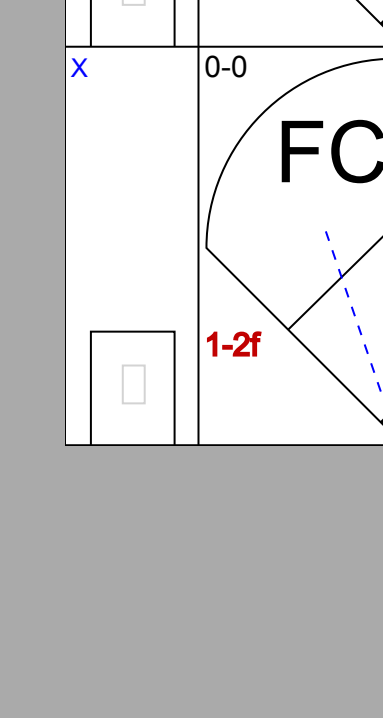
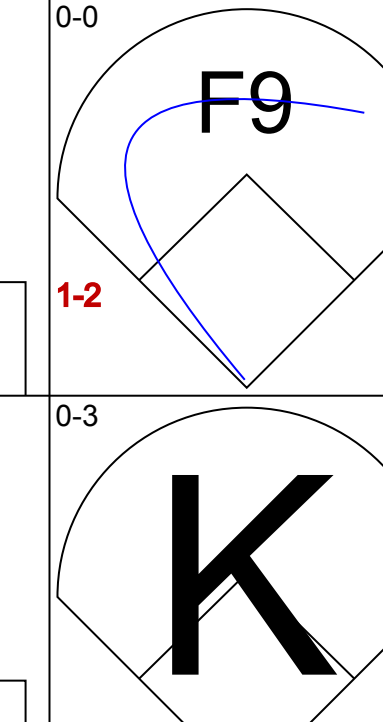
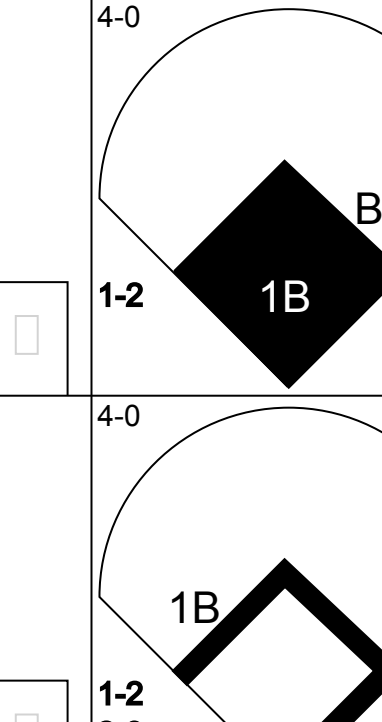
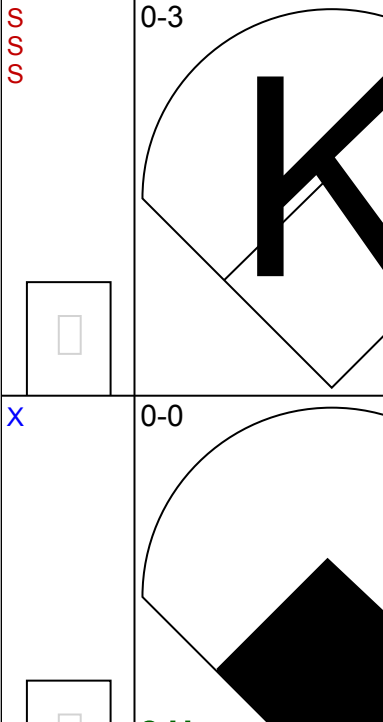
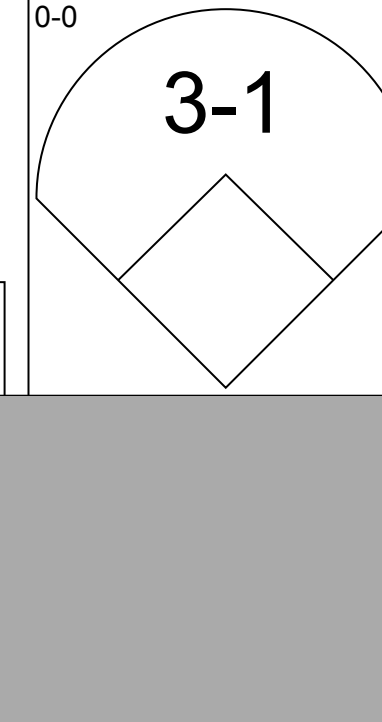
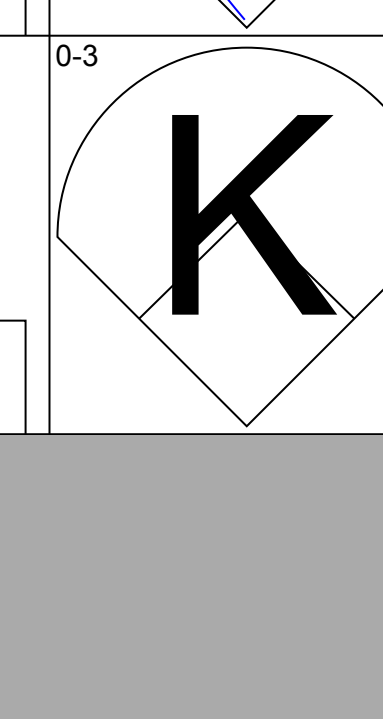
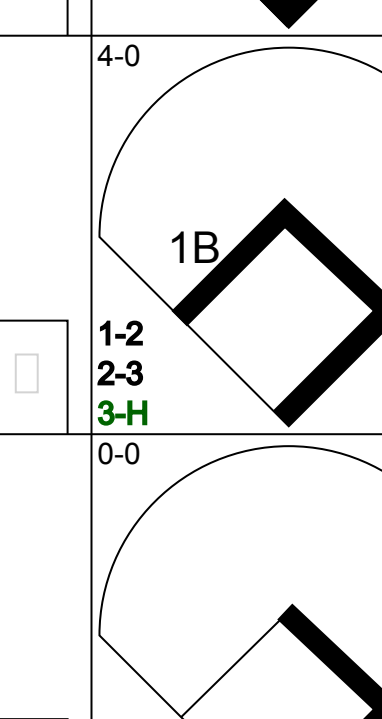
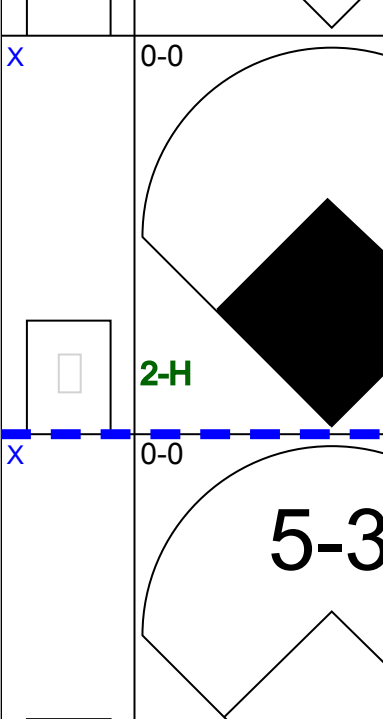
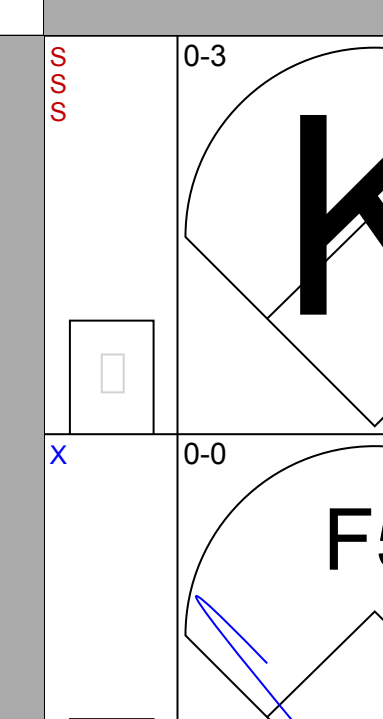
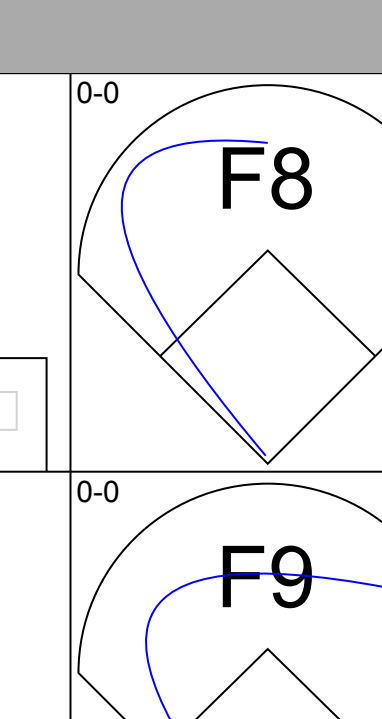
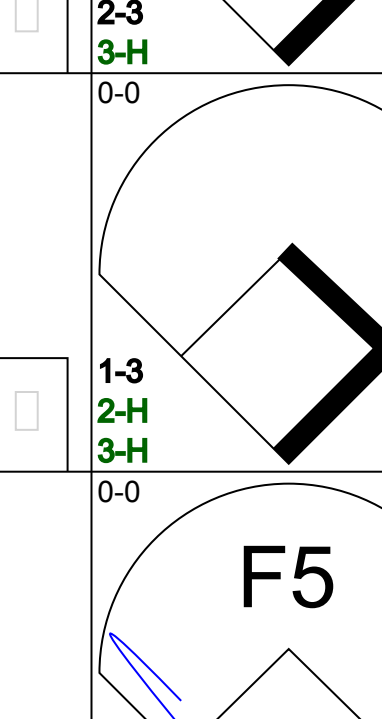
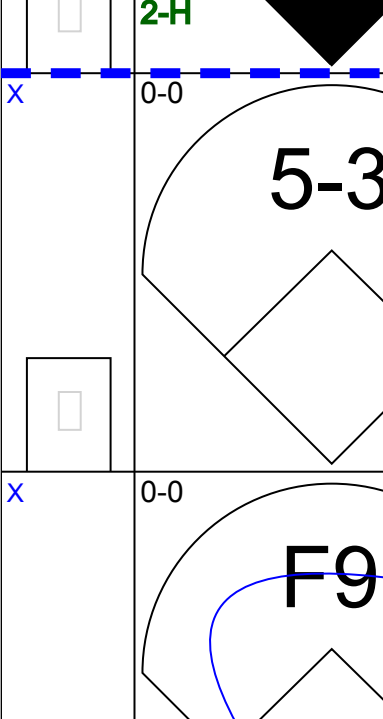
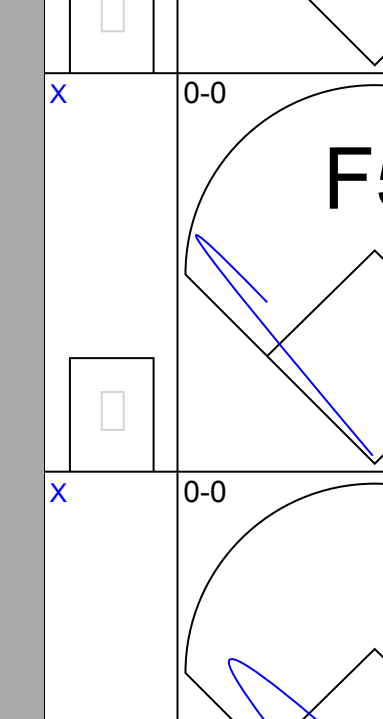
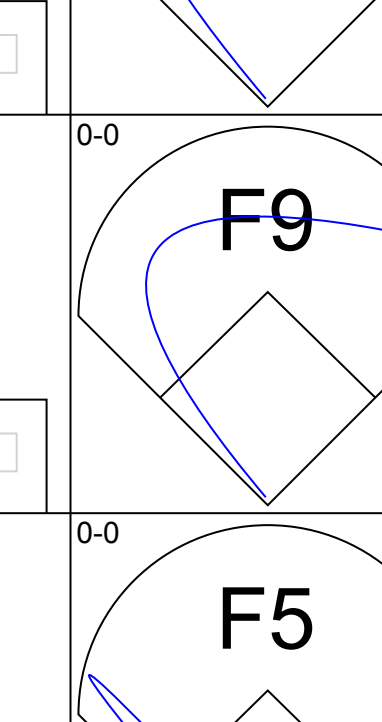
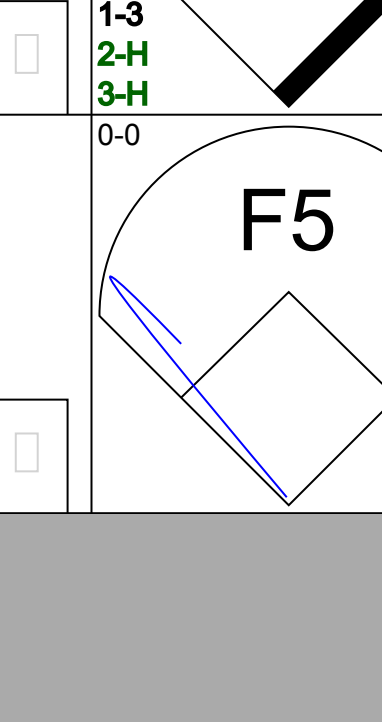
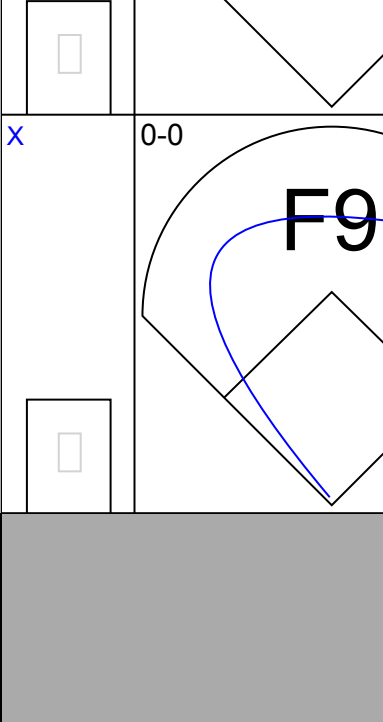
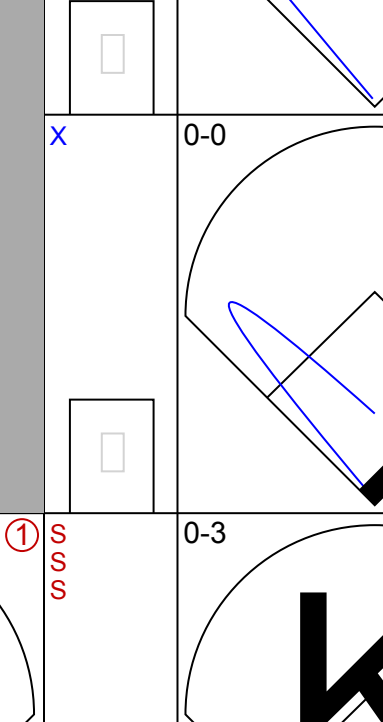
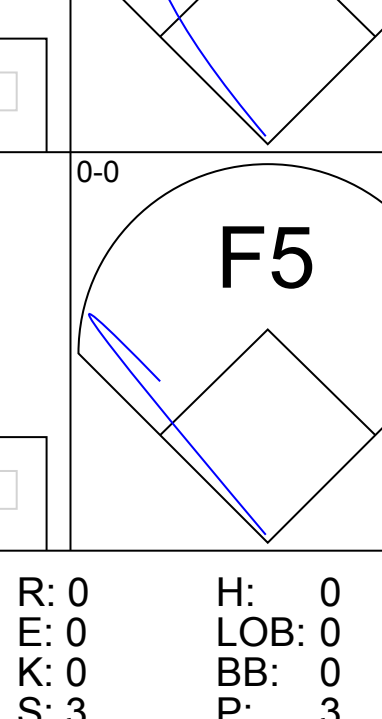
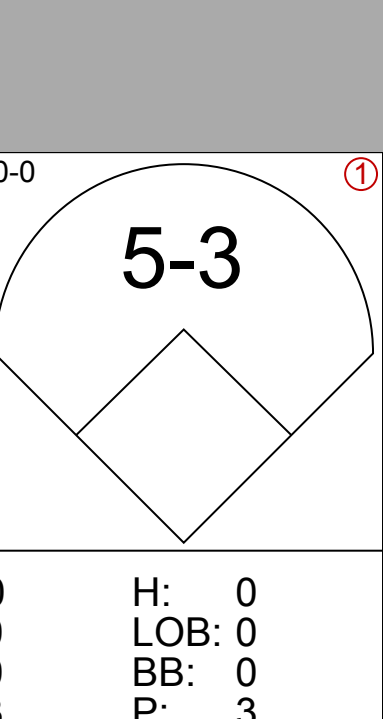
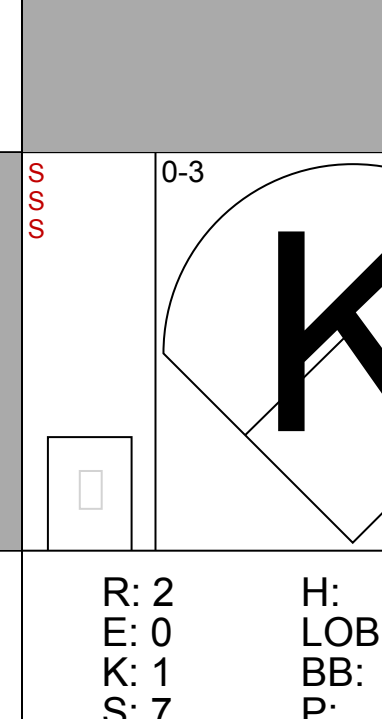
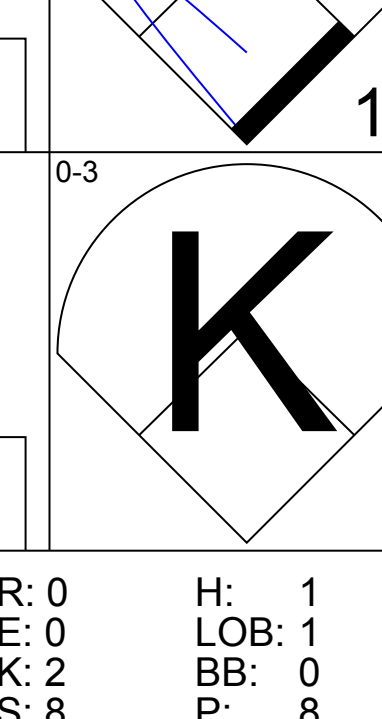
AB 33  
R 6  
H 11  
RBI 6  
BB 2  
SO 4  
LOB 12

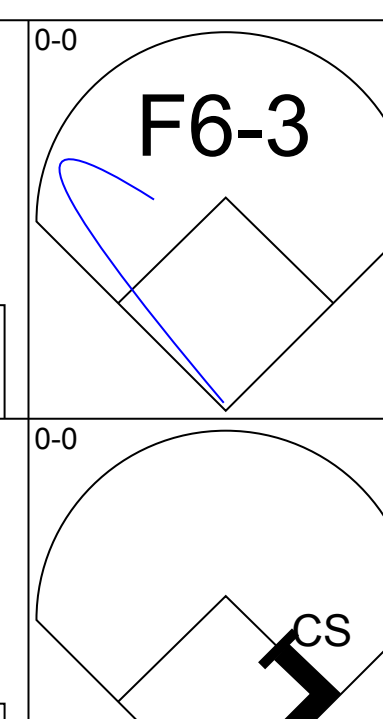
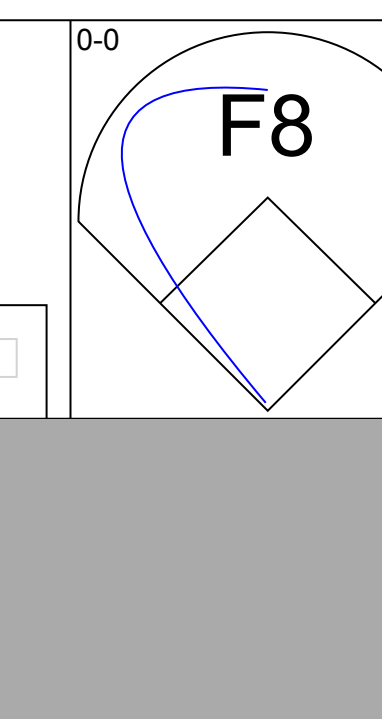
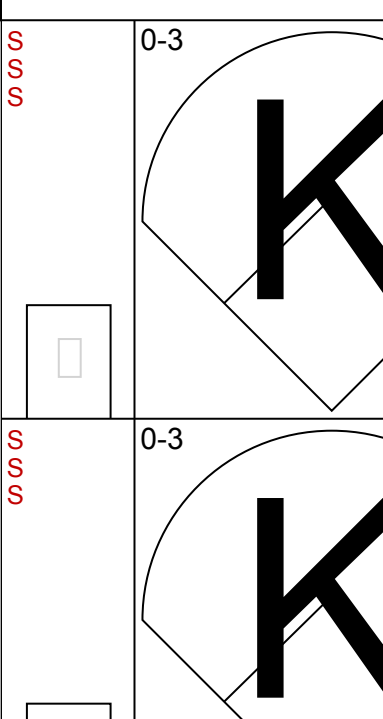
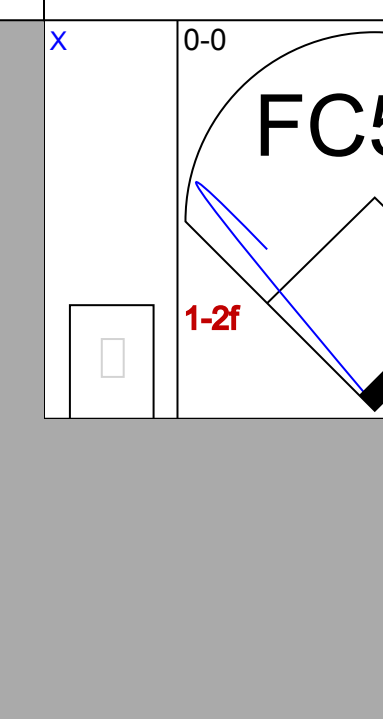
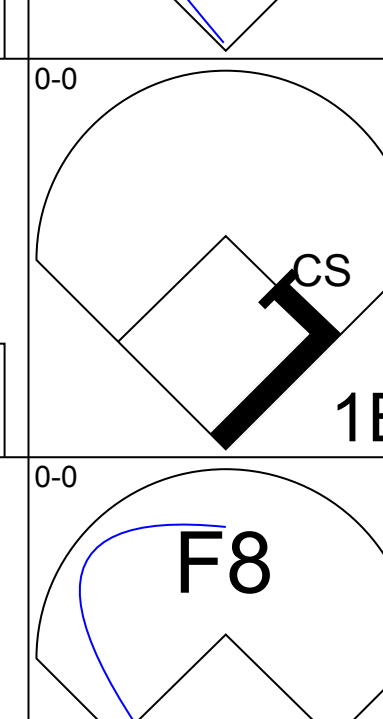
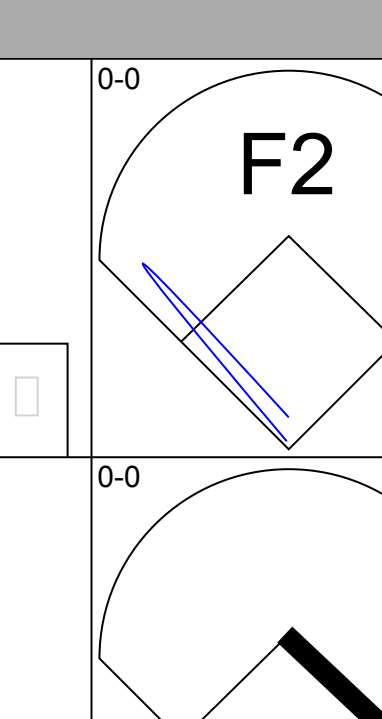
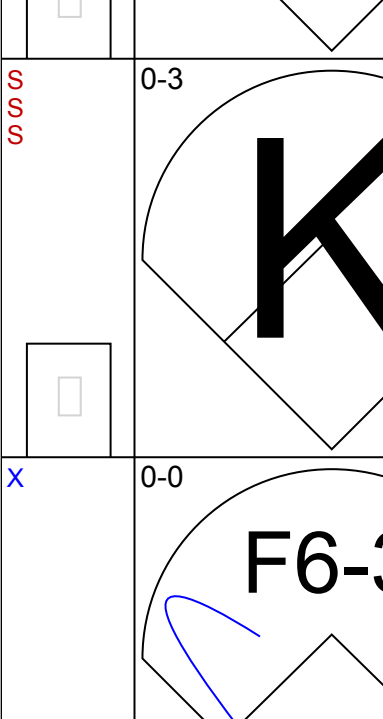
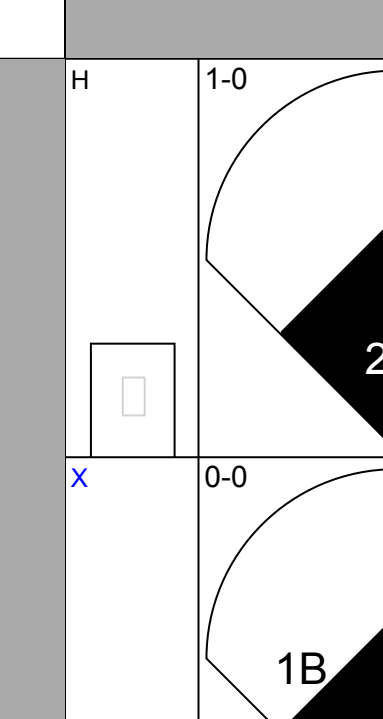
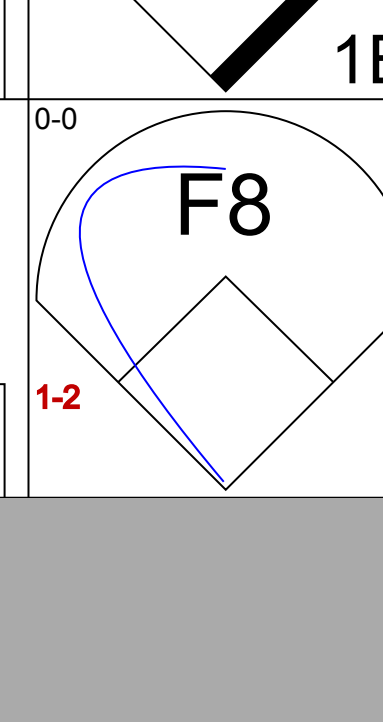
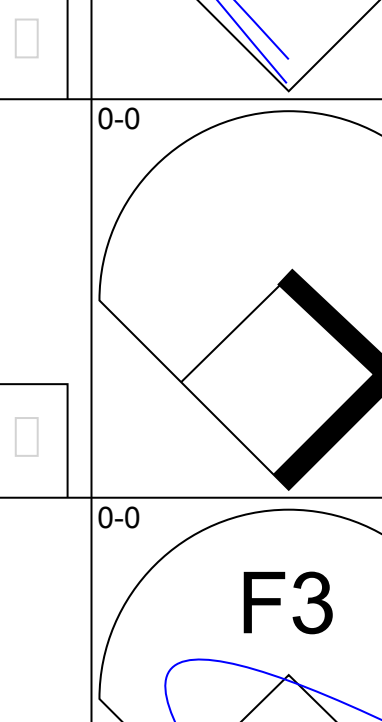
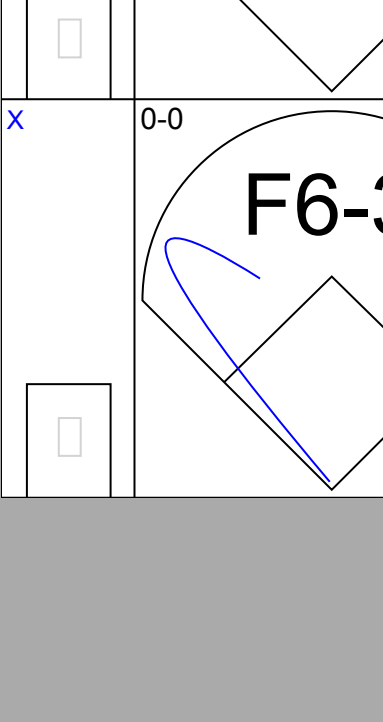
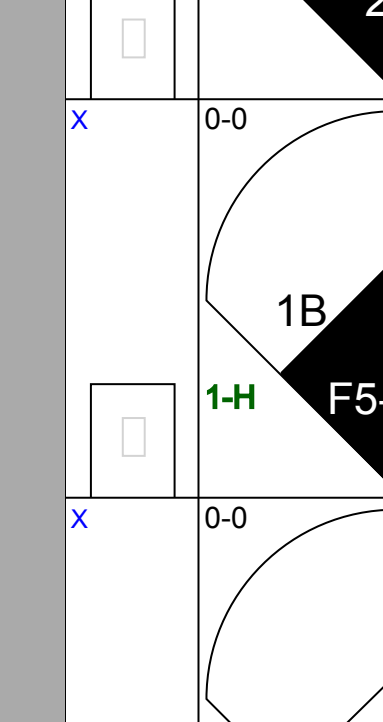
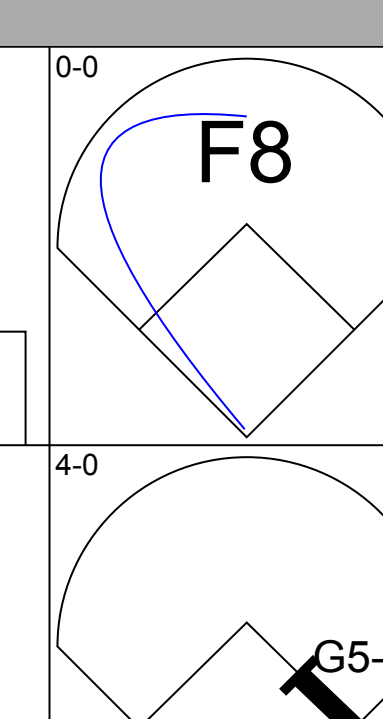
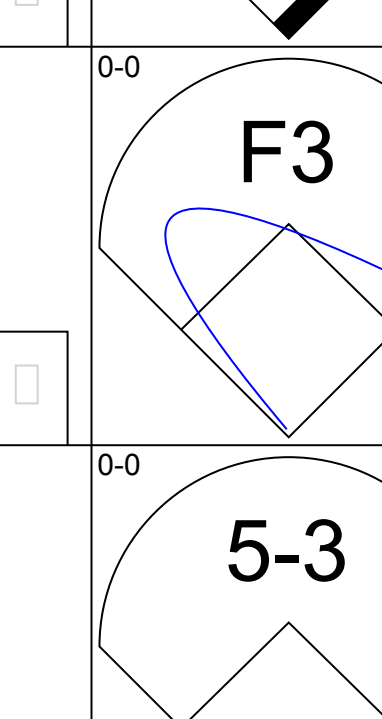
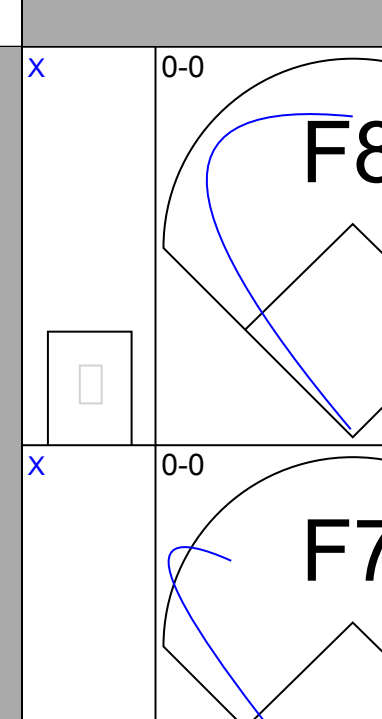
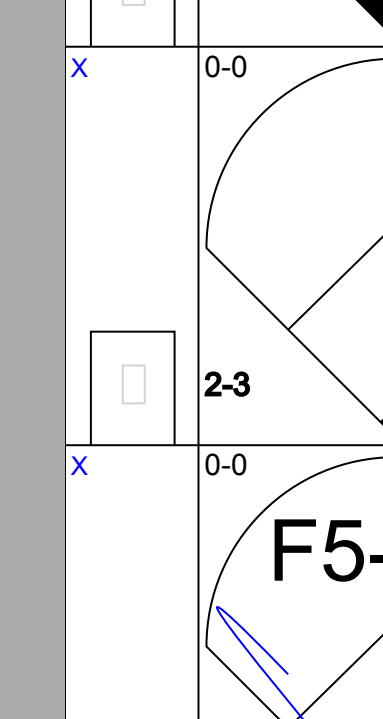
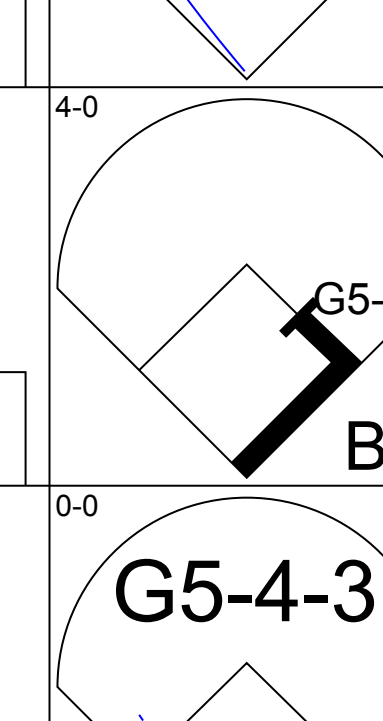
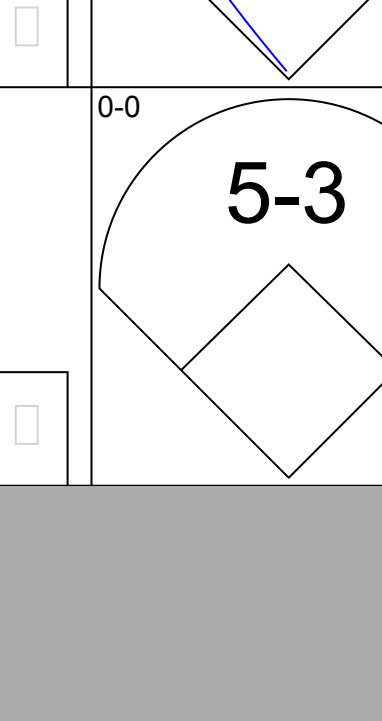
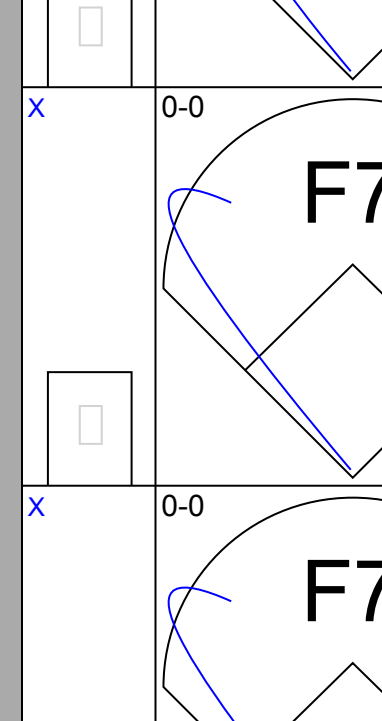
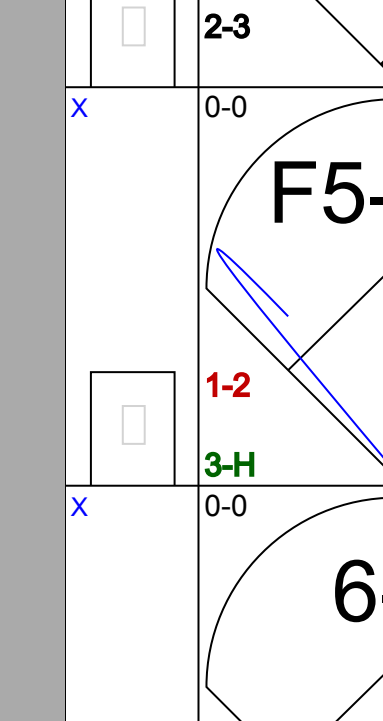

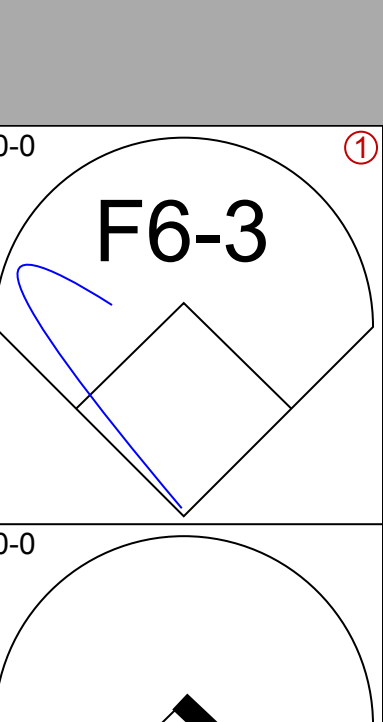
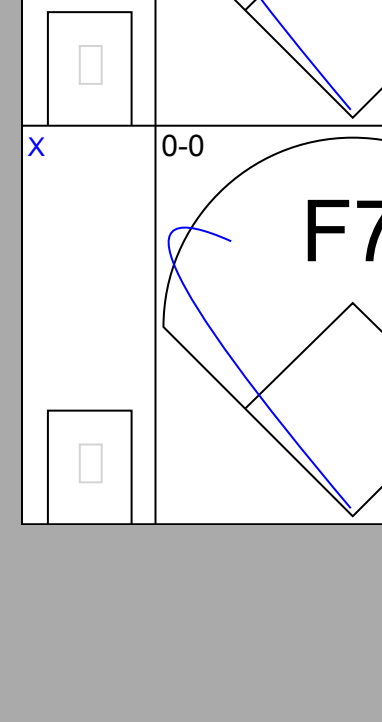
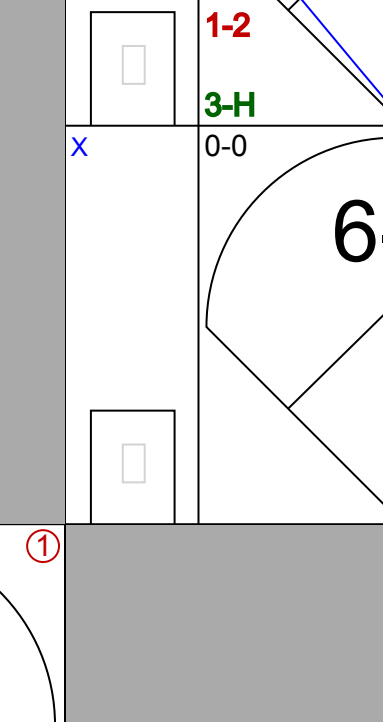
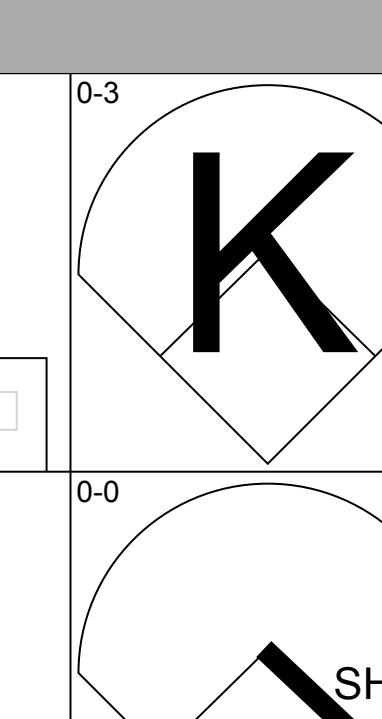
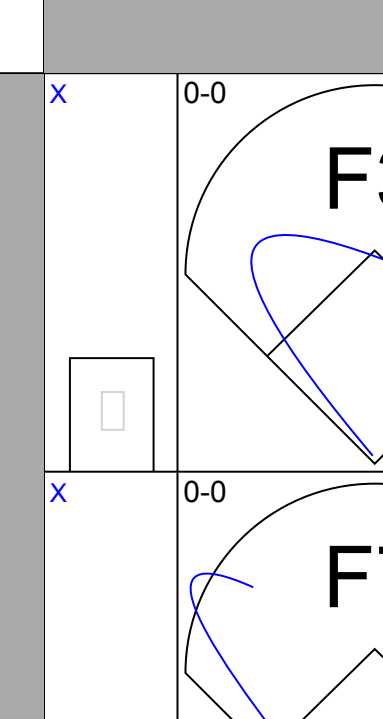
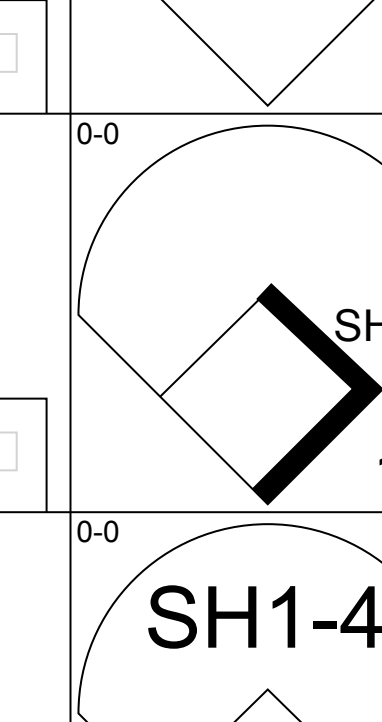
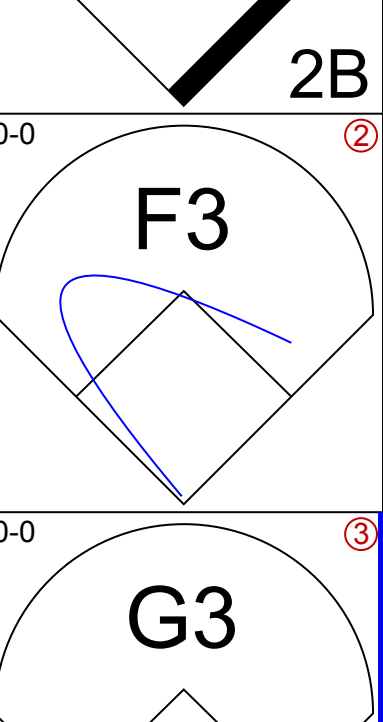
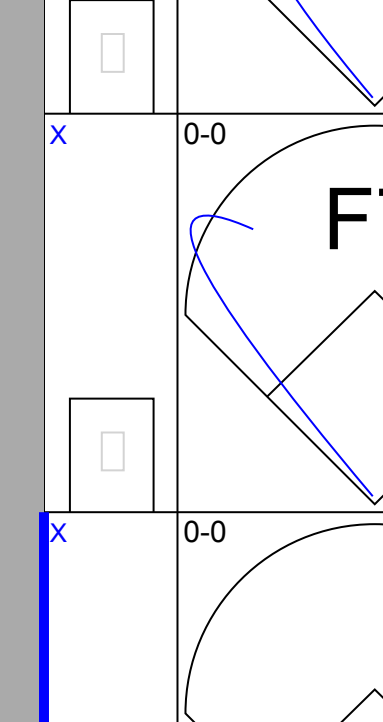
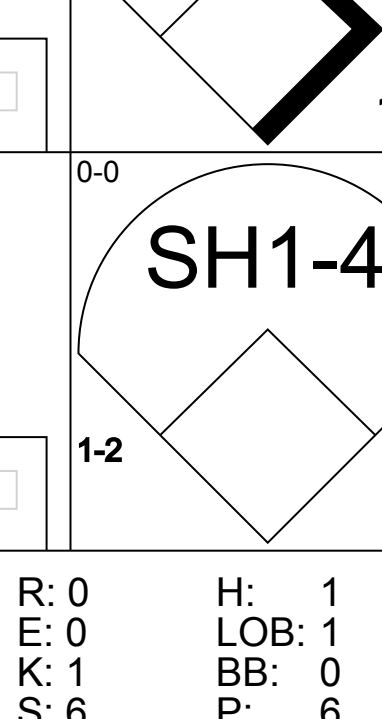
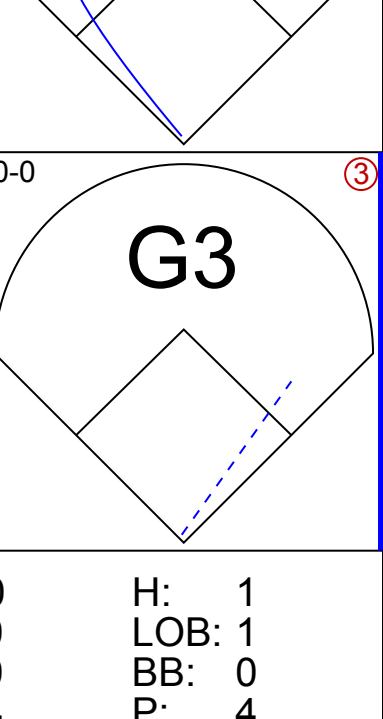
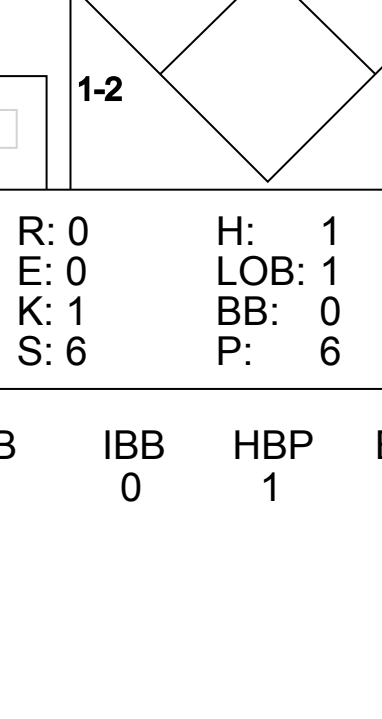
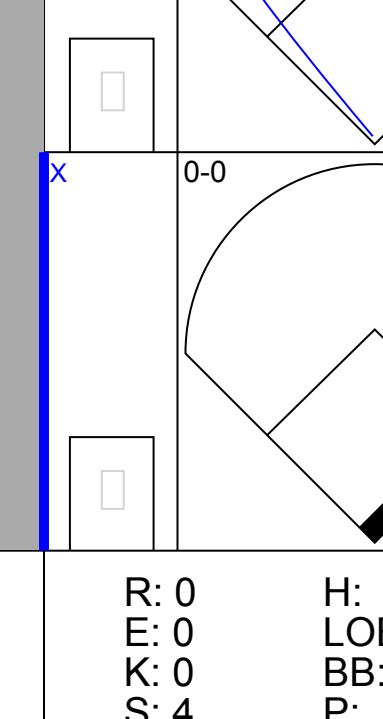








Batter	1	2	3	4	5	6	7	8	9	AB	R	H	RBI	BB	SO	LOB	TOP					
Lenny Randle, S OBP: 0.337, SLG: 0.227 (1, 5)										3	2	0	0	2	1	0	<b>New York Mets @ Atlanta Braves</b> Atlanta-Fulton County Stadium, Atlanta, GA Thu May 04 1978, 7:05 PM EDT Att: 6,195 - Unknown					
Elliott Maddox, R OBP: 0.500, SLG: 0.100 (1, 9)										3	0	0	0	2	1	1						
Lee Mazzilli, S OBP: 0.362, SLG: 0.505 (1, 8)										5	3	2	1	0	0	3						
Willie Montanez, L OBP: 0.270, SLG: 0.326 (1, 3)										5	1	3	2	0	0	3						
Steve Henderson, R OBP: 0.247, SLG: 0.348 (1, 7)										3	1	0	0	1	1	3						
Bobby Valentine, R OBP: 0.381, SLG: 0.417 Sergio Ferrer, S (8, 6)										3	1	1	3	1	2	0						
John Stearns, R OBP: 0.282, SLG: 0.230 (1, 2)										4	0	1	2	0	0	0						
Doug Flynn, R OBP: 0.301, SLG: 0.261 (8, 4)										4	0	1	0	0	0	2						
Jerry Koosman, R (1, 1)										4	0	0	0	0	2	1						
<b>Inning Stats</b>	R: 0 E: 0 K: 2 S: 7	H: 0 LOB: 0 BB: 0 P: 7	R: 0 E: 0 K: 1 S: 5	H: 1 LOB: 0 BB: 0 P: 5	R: 0 E: 0 K: 0 S: 3	H: 0 LOB: 0 BB: 0 P: 3	R: 3 E: 0 K: 0 S: 4	H: 1 LOB: 2 BB: 4 P: 20	R: 0 E: 0 K: 0 S: 3	H: 0 LOB: 0 BB: 0 P: 3	R: 3 E: 0 K: 1 S: 8	H: 3 LOB: 0 BB: 0 P: 8	R: 2 E: 0 K: 1 S: 7	H: 2 LOB: 1 BB: 1 P: 11	R: 0 E: 0 K: 2 S: 8	H: 1 LOB: 1 BB: 0 P: 8	R: 0 E: 0 K: 0 S: 3	H: 0 LOB: 1 BB: 1 P: 7	1B: 6 2B: 1 3B: 0 HR: 1	SF: 0 SAC: 0 DP: 0 HBP: 0	WP: 0 PB: 0 SB: 1 CS: 1	PA: 40
<b>PITCHER</b>	IP WLS BF H R ER SO BB IBB HBP BLK WP HR S P ERA WHIP																					
Phil Niekro, R ERA: 3.47 (1, 1)	5.1 L 24 5 6 6 4 4 0 0 0 0 0 1 28 44 10.12 1.688																					
Adrian Devine, R ERA: 8.44 (6, 1)	2.2 12 3 2 2 3 1 0 0 0 0 0 0 17 21 6.75 1.500																					
Jamie Easterly, L ERA: 2.08 (9, 1)	1.0 4 0 0 0 0 0 1 0 0 0 0 0 0 3 7 0.00 1.000																					

Batter	1	2	3	4	5	6	7	8	9	AB	R	H	RBI	BB	SO	LOB	BOTTOM					
Jerry Royster, R OBP: 0.421, SLG: 0.434 (1, 4)										4	0	0	0	0	1	2	<b>New York Mets @ Atlanta Braves</b> Atlanta-Fulton County Stadium, Atlanta, GA Thu May 04 1978, 7:05 PM EDT Att: 6,195 - Unknown					
Barry Bonnell, R OBP: 0.267, SLG: 0.257 Brian Asselstine, L OBP: 0.383, SLG: 0.415 (5, 8)										1	0	1	0	0	0	0						
Jeff Burroughs, R OBP: 0.505, SLG: 0.597 (1, 7)										4	1	2	1	0	0	1						
Cito Gaston, R OBP: 0.171, SLG: 0.128 (1, 9)										4	0	1	0	0	0	1						
Dale Murphy, R OBP: 0.233, SLG: 0.284 (1, 3)										3	0	0	0	1	0	2						
Biff Pocoreba, S OBP: 0.296, SLG: 0.292 (1, 2)										4	0	0	0	0	0	1						
Rod Gilbreath, R OBP: 0.267, SLG: 0.341 (1, 5)										3	0	1	0	0	1	0						
Pat Rockett, R OBP: 0.174, SLG: 0.125 (1, 6)										3	0	1	0	0	0	1						
Phil Niekro, R OBP: 0.143, SLG: 0.143 Adrian Devine, R (6, 1)										1	0	0	0	0	0	1						
Tom Paciorek, R OBP: 0.375, SLG: 0.375 Jamie Easterly, L OBP: 0.250, SLG: 0.250 (9, 1)										1	0	1	0	0	0	0						
<b>Inning Stats</b>	R: 0 E: 0 K: 0 S: 3	H: 1 LOB: 0 BB: 1 P: 3	R: 0 E: 0 K: 0 S: 2	H: 0 LOB: 0 BB: 1 P: 6	R: 0 E: 0 K: 1 S: 6	H: 1 LOB: 0 BB: 0 P: 6	R: 0 E: 0 K: 0 S: 4	H: 1 LOB: 1 BB: 0 P: 4	R: 0 E: 0 K: 2 S: 7	H: 0 LOB: 0 BB: 0 P: 7	R: 0 E: 0 K: 0 S: 3	H: 0 LOB: 0 BB: 0 P: 3	R: 0 E: 0 K: 0 S: 4	H: 1 LOB: 1 BB: 0 P: 4	R: 2 E: 0 K: 0 S: 4	H: 2 LOB: 0 BB: 0 P: 5	R: 0 E: 0 K: 0 S: 3	H: 0 LOB: 0 BB: 0 P: 7	1B: 4 2B: 3 3B: 0 HR: 0	SF: 0 SAC: 1 DP: 2 HBP: 1	WP: 0 PB: 0 SB: 0 CS: 1	PA: 33
<b>PITCHER</b>	IP WLS BF H R ER SO BB IBB HBP BLK WP HR S P ERA WHIP																					
Jerry Koosman, L ERA: 2.61 (1, 1)	9.0 W 33 7 2 2 3 1 0 1 0 0 0 0 37 42 2.00 0.889																					

AB	34
R	8
H	8
RBI	8
BB	6
SO	7
LOB	13



AB	30
R	2
H	7
RBI	1
BB	1
SO	3
LOB	9





Batter	1	2	3	4	5	6	7	8	9	AB	R	H	RBI	BB	SO	LOB	TOP	
Terry Puhl, L OBP: 0.323, SLG: 0.341 (1, 7)										4	1	1	0	0	0	2	Houston Astros @ Atlanta Braves Atlanta-Fulton County Stadium, Atlanta, GA Fri May 05 1978, 7:05 PM EDT Att: 5,699 - Unknown	
Enos Cabell, R OBP: 0.321, SLG: 0.343 (1, 5)										2	0	0	0	2	1			
Cesar Cedeno, R OBP: 0.320, SLG: 0.440 (1, 8)										4	0	0	1	0	1	3		
Bob Watson, R OBP: 0.366, SLG: 0.517 (1, 3)										4	1	2	1	0	0	1		
Jose Cruz, L OBP: 0.359, SLG: 0.357 (1, 9)										4	0	0	0	0	1	3		
Art Howe, R OBP: 0.352, SLG: 0.506 (1, 4)										4	0	1	0	0	0	2		
Ed Herrmann, L OBP: 0.188, SLG: 0.133 (1, 2)										3	0	0	0	1	0	0		
Jimmy Sexton, R OBP: 0.316, SLG: 0.235 (1, 6)										3	0	0	0	1	1	2		
Joe Niekro, R OBP: 0.250, SLG: 0.250 (1, 1)										1	0	0	0	0	1	0		
Wilbur Howard, S OBP: 0.323, SLG: 0.467 (7, PH)										1	0	1	0	0	0	0		
Floyd Bannister, L OBP: 0.250, SLG: 0.250 (9, PH)										1	0	0	0	0	1	0		
<b>Inning Stats</b>	R: 1 E: 0 K: 1 S: 8	H: 2 LOB: 2 BB: 0 P: 8	R: 0 E: 0 K: 0 S: 3	H: 0 LOB: 1 BB: 1 P: 7	R: 0 E: 0 K: 0 S: 3	H: 0 LOB: 0 BB: 0 P: 3	R: 0 E: 0 K: 1 S: 5	H: 2 LOB: 2 BB: 1 P: 9	R: 0 E: 0 K: 1 S: 5	H: 0 LOB: 0 BB: 0 P: 5	R: 0 E: 0 K: 2 S: 7	H: 0 LOB: 0 BB: 0 P: 7	R: 0 E: 0 K: 1 S: 7	H: 0 LOB: 0 BB: 0 P: 7	1B: 4 2B: 0 3B: 0 HR: 1	SF: 0 SAC: 1 DP: 1 HBP: 0	WP: 1 PB: 0 SB: 1 CS: 0	PA: 36
<b>PITCHER</b>	IP WLS BF H R ER SO BB IBB HBP BLK WP HR S P ERA WHIP																	
Tommy Boggs, R ERA: 5.47 (1, 1)	7.0 W 30 5 2 2 3 4 0 0 0 0 1 1 32 48 2.57 1.286																	
Eddie Solomon, R ERA: 0.9 (8, 1)	2.0 S 6 0 0 0 3 0 0 0 0 0 0 0 12 12 0.00 0.000																	

Batter	1	2	3	4	5	6	7	8	9	AB	R	H	RBI	BB	SO	LOB	BOTTOM			
Jerry Royster, R OBP: 0.414, SLG: 0.425 (1, 4)										4	0	1	0	0	0	2	Houston Astros @ Atlanta Braves Atlanta-Fulton County Stadium, Atlanta, GA Fri May 05 1978, 7:05 PM EDT Att: 5,699 - Unknown			
Rowland Office, L OBP: 0.259, SLG: 0.357 (1, 8)										4	0	0	0	0	1	3				
Brian Aselstine, L OBP: 0.353, SLG: 0.378 (1, 9)										4	0	0	0	0	1	1				
Jeff Burroughs, R OBP: 0.505, SLG: 0.582 (1, 7)										2	1	0	0	2	0	0				
Biff Pocoroba, S OBP: 0.284, SLG: 0.279 (1, 2)										3	0	0	0	0	0	2				
Dale Murphy, R OBP: 0.255, SLG: 0.289 (1, 3)										2	2	1	1	2	0	0				
Rod Gilbreath, R OBP: 0.286, SLG: 0.396 (1, 5)										4	1	2	1	0	0	1				
Pat Rockett, R OBP: 0.192, SLG: 0.134 (1, 6)										3	0	1	1	1	0	2				
Tommy Boggs, R OBP: 0.222, SLG: 0.556 (1, 1)										3	1	1	1	0	1	2				
Eddie Solomon, R OBP: 0.200, SLG: 0.200 (8, 1)										1	0	0	0	0	1	2				
<b>Inning Stats</b>	R: 0 E: 0 K: 1 S: 6	H: 1 LOB: 2 BB: 1 P: 10	R: 1 E: 1 K: 0 S: 5	H: 1 LOB: 2 BB: 1 P: 9	R: 0 E: 0 K: 0 S: 3	H: 0 LOB: 0 BB: 0 P: 3	R: 0 E: 0 K: 0 S: 3	H: 0 LOB: 0 BB: 0 P: 3	R: 1 E: 0 K: 1 S: 4	H: 1 LOB: 0 BB: 0 P: 4	R: 2 E: 0 K: 1 S: 7	H: 2 LOB: 1 BB: 1 P: 11	R: 0 E: 0 K: 1 S: 5	H: 0 LOB: 0 BB: 0 P: 5	R: 1 E: 0 K: 1 S: 6	H: 1 LOB: 2 BB: 2 P: 14	1B: 3 2B: 2 3B: 0 HR: 1	SF: 0 SAC: 1 DP: 0 HBP: 0	WP: 0 PB: 0 SB: 3 CS: 0	PA: 36
<b>PITCHER</b>	IP WLS BF H R ER SO BB IBB HBP BLK WP HR S P ERA WHIP																			
Joe Niekro, R ERA: 6.9 (7, 1)	6.0 L 27 5 4 3 2 3 0 0 0 0 0 0 28 40 4.50 1.333																			
Floyd Bannister, L ERA: 3.95 (7, 1)	2.0 9 1 1 1 2 2 0 0 0 0 0 0 11 19 4.50 1.500																			



Batter	1	2	3	4	5	6	7	8	9	10	AB	R	H	RBI	BB	SO	LOB
Terry Puhl, L OBP: 0.317, SLG: 0.344 Ken Forsch, R (10, 1)	K		4-3			2B		F3		F9	5	0	1	0	0	1	0
Enos Cabell, R OBP: 0.318, SLG: 0.333 (1, 5)	K			5-3		BB		K			3	0	0	0	1	2	0
Cesar Cedeno, R OBP: 0.327, SLG: 0.436 (1, 8)	S BB			K		F4			SH1-4 1B		3	0	1	0	1	1	2
Jose Cruz, L OBP: 0.358, SLG: 0.368 (1, 9)	F8			G3		F9 SF9 2B			SH1-4 1B		3	1	1	0	0	0	1
Bob Watson, R OBP: 0.371, SLG: 0.506 (1, 3)		G6-4-3 BB			F8	F9			IBB		2	0	0	0	2	0	1
Art Howe, R OBP: 0.347, SLG: 0.489 (1, 4)		G6-4-3			6-3			F3			3	0	0	0	1	0	3
Ed Herrmann, L OBP: 0.167, SLG: 0.118 Joe Ferguson, R OBP: 0.310, SLG: 0.451 (7, PH) (7, 2)		4-3			F7	SF9		F8			2	0	0	0	0	0	0
Ed Herrmann, L OBP: 0.167, SLG: 0.118 Joe Ferguson, R OBP: 0.310, SLG: 0.451 (7, PH) (7, 2)		4-3			F7	SF9		F8			1	0	0	1	0	0	2
Jimmy Sexton, R OBP: 0.273, SLG: 0.200 Denny Walling, L OBP: 0.231, SLG: 0.231 Roger Metzger, S OBP: 0.284, SLG: 0.283 (10, 6)			K			K		K		4-3	3	0	0	0	0	3	1
Joquin Andujar, S OBP: 0.154, SLG: 0.083 Wilbur Howard, S OBP: 0.313, SLG: 0.452 (10, PH) (10, 7)			F6			K2-3		F9		5-3	1	0	0	0	0	0	0

**Houston Astros @ Atlanta Braves**  
Atlanta-Fulton County Stadium, Atlanta, GA  
Sat May 06 1978, 7:05 PM EDT  
Att: 7,901 - Unknown

AB	30
R	1
H	3
RBI	1
BB	5
SO	8
LOB	10



Inning Stats	R: 0	H: 0	E: 0	K: 2	S: 7	R: 0	H: 0	E: 0	K: 0	S: 2	R: 0	H: 0	E: 0	K: 1	S: 5	R: 0	H: 0	E: 0	K: 1	S: 5	R: 0	H: 1	E: 0	K: 2	S: 8	R: 1	H: 1	E: 0	K: 1	S: 6	R: 0	H: 0	E: 0	K: 1	S: 5	R: 0	H: 1	E: 0	K: 0	S: 4	R: 0	H: 0	E: 0	K: 0	S: 3	1B: 1	SF: 1	2B: 2	SAC: 1	3B: 0	DP: 1	HR: 0	HBP: 0	WP: 0	PA: 37
--------------	------	------	------	------	------	------	------	------	------	------	------	------	------	------	------	------	------	------	------	------	------	------	------	------	------	------	------	------	------	------	------	------	------	------	------	------	------	------	------	------	------	------	------	------	------	-------	-------	-------	--------	-------	-------	-------	--------	-------	--------

Batter	1	2	3	4	5	6	7	8	9	10	AB	R	H	RBI	BB	SO	LOB
Jerry Royster, R OBP: 0.404, SLG: 0.413 (1, 4)	F7		5-3			E6 FC3-6 1H		K		1B	5	0	1	1	0	1	0
Rowland Office, L OBP: 0.274, SLG: 0.367 (1, 8)	FC4-6 1B			6-3 1-3 1B		K			3-1		4	0	2	0	0	1	1
Biff Pocoroba, S OBP: 0.269, SLG: 0.264 (1, 2)	FC4-6			1-3		FC3-6 FC4		K			4	0	0	0	0	1	3
Jeff Burroughs, R OBP: 0.495, SLG: 0.566 (1, 7)	1-3			6-3		FC4			HBP 1B		4	0	1	0	0	0	3
Brian Asseistine, L OBP: 0.345, SLG: 0.354 (1, 9)		G3		3-1				3-1			3	0	0	0	0	0	1
Date Murphy, R OBP: 0.245, SLG: 0.276 (1, 3)		5-3			F6			K		F7	4	0	0	0	0	1	2
Rod Gilbreath, R OBP: 0.283, SLG: 0.373 (1, 5)			K		6-3			K			3	1	0	0	1	2	0
Pat Rockett, R OBP: 0.187, SLG: 0.130 Bob Beall, S OBP: 0.200, SLG: 0.111 Darrel Chaney, S OBP: 0.444, SLG: 0.522 (9, 6)					F9	F8		F7		1B 1B BB	2	0	0	0	0	0	0
Preston Hanna, R OBP: 0.125, SLG: 0.125 Adrian Devine, R OBP: 0.200, SLG: 0.111 Mickey Mahler, S OBP: 0.200, SLG: 0.111 Joe Nolan, L OBP: 0.100, SLG: 0.100 Dave Campbell, R OBP: 0.100, SLG: 0.100 Cito Gaston, S OBP: 0.100, SLG: 0.100 (10, PH) (10, 1)					F8			4-3		1B 1B BB	2	1	1	0	0	0	0

**Houston Astros @ Atlanta Braves**  
Atlanta-Fulton County Stadium, Atlanta, GA  
Sat May 06 1978, 7:05 PM EDT  
Att: 7,901 - Unknown


AB	34
R	2
H	6
RBI	1
BB	2
SO	6
LOB	10




Inning Stats	R: 0	H: 1	E: 0	K: 0	S: 4	R: 0	H: 0	E: 0	K: 1	S: 5	R: 0	H: 0	E: 0	K: 0	S: 3	R: 0	H: 1	E: 0	K: 0	S: 4	R: 0	H: 0	E: 0	K: 0	S: 3	R: 1	H: 2	E: 0	K: 1	S: 6	R: 0	H: 1	E: 0	K: 1	S: 6	R: 1	H: 2	E: 0	K: 0	S: 2	1B: 6	SF: 0	2B: 0	SAC: 0	3B: 0	DP: 0	HR: 0	HBP: 1	WP: 0	PA: 37
--------------	------	------	------	------	------	------	------	------	------	------	------	------	------	------	------	------	------	------	------	------	------	------	------	------	------	------	------	------	------	------	------	------	------	------	------	------	------	------	------	------	-------	-------	-------	--------	-------	-------	-------	--------	-------	--------

PITCHER	IP	WLS	BF	H	R	ER	SO	BB	IBB	HBP	BLK	WP	HR	S	P	ERA	WHIP
Preston Hanna, R ERA: 2.27	(1, 1)	0.0	L	4	2	1	0	2	0	0	0	0	0	2	10	∞	∞
Ken Forsch, R ERA: 3.77	(10, 1)	0.0	L	4	2	1	0	2	0	0	0	0	0	2	10	∞	∞



Batter	1	2	3	4	5	6	7	8	9	AB	R	H	RBI	BB	SO	LOB	TOP			
Warren Cromartie, L OBP: 0.308, SLG: 0.321 Del Unser, L OBP: 0.351, SLG: 0.303	L5-4 2B		F8		G4-6-3			G3		4	0	1	0	0	0	2	<p>Montreal Expos @ Atlanta Braves Atlanta-Fulton County Stadium, Atlanta, GA Tue May 09 1978, 7:05 PM EDT Unknown</p> <p>livebaseballscores.com</p> <p>AB 33 R 2 H 10 RBI 2 BB 2 SO 6 LOB 16</p> 			
Dave Cash, R OBP: 0.388, SLG: 0.464 Pepe Frias, R OBP: 0.667, SLG: 1.667				G3 1B 1B		5-3		K		3	0	1	0	1	1	0				
Andre Dawson, R OBP: 0.355, SLG: 0.545	F8			G3 1B 1-2		5-3		HR		4	1	2	1	0	0	2				
Gary Carter, R OBP: 0.327, SLG: 0.394	L5-4 2-3			G3 1-2 2-3		5-3		P6		4	0	0	0	0	0	4				
Tony Perez, R OBP: 0.298, SLG: 0.316 Sam Mejias, R (9, 7)		F8		G5-4-3 IBB			1B 1B	K		3	1	1	0	1	1	0				
Ellis Valentine, R OBP: 0.364, SLG: 0.488		K		G5-4-3 1-2			1B 1B	1B 1B		4	0	2	0	0	1	3				
Larry Parrish, R OBP: 0.316, SLG: 0.478		K			F9		G6-3 1-2 2-H	K		4	0	1	1	0	2	1				
Chris Speier, R OBP: 0.383, SLG: 0.425			5-3		E1 SH		P5	1B		4	0	1	0	0	0	2				
Steve Rogers, R Wayne Carrillo, L Stan Bahnsen, R Stan Bahnsen, R Darold Knowles, L Bill Atkinson, L			K		SH G4-6-3		G6-3 1-2	1B		1	0	0	0	0	1	0				
<b>Inning Stats</b>	R: 0 E: 0 K: 0 S: 3	H: 1 LOB: 1 BB: 1 P: 7	R: 0 E: 0 K: 2 S: 7	H: 0 LOB: 0 BB: 0 P: 7	R: 0 E: 0 K: 1 S: 5	H: 2 LOB: 2 BB: 1 P: 8	R: 0 E: 0 K: 0 S: 4	H: 0 LOB: 1 BB: 0 P: 4	R: 0 E: 0 K: 0 S: 3	H: 0 LOB: 0 BB: 0 P: 3	R: 1 E: 0 K: 0 S: 5	H: 3 LOB: 1 BB: 0 P: 5	R: 1 E: 0 K: 1 S: 6	H: 1 LOB: 0 BB: 0 P: 6	R: 0 E: 0 K: 2 S: 9	H: 3 LOB: 3 BB: 0 P: 9		1B: 8 2B: 2 3B: 0 HR: 1	SF: 0 SAC: 1 DP: 4 HBP: 0	WP: 0 PB: 0 SB: 0 CS: 0
<b>PITCHER</b>	IP WLS BF H R ER SO BB IBB HBP BLK WP HR S P ERA WHIP																			
Dick Ruthven, R ERA: 3.48	6.1	26	6	1	1	3	1	1	0	0	0	0	0	0	30	38	1.42	1.105		
Jamie Easterly, L ERA: 1.93	1.0	2	0	0	0	0	0	0	0	0	0	0	0	2	2	0.00	0.000			
Eddie Solomon, R ERA: 1.31	0.2	3	1	1	1	1	0	0	0	0	0	1	5	5	13.50	1.500				
Dave Campbell, R ERA: 4.5	1.0	W 5	3	0	0	2	0	0	0	0	0	0	9	9	0.00	3.000				

Batter	1	2	3	4	5	6	7	8	9	AB	R	H	RBI	BB	SO	LOB	BOTTOM			
Jerry Royster, R OBP: 0.394, SLG: 0.402	K		L9		1-3		F8		E1 BB 1B	5	1	1	0	0	1	0	<p>Montreal Expos @ Atlanta Braves Atlanta-Fulton County Stadium, Atlanta, GA Tue May 09 1978, 7:05 PM EDT Unknown</p> <p>livebaseballscores.com</p> <p>AB 36 R 3 H 14 RBI 2 BB 5 SO 4 LOB 19</p> 			
Rowland Office, L OBP: 0.299, SLG: 0.375	CS BB		1B		6-3		1B		K	4	0	2	0	1	1	1				
Biff Pocoroba, S OBP: 0.289, SLG: 0.276	4-3 1-2		1B		FC6-4 1B		F8		1B BB IBB	4	0	2	0	1	0	2				
Jeff Burroughs, R OBP: 0.505, SLG: 0.581 Barry Bonnell, R OBP: 0.297, SLG: 0.257		1B 2B	1-2 BB		FC6-4 1-2		1B		1B 1B	3	1	2	0	1	0	1				
Bob Beall, S OBP: 0.238, SLG: 0.111		1B 2B	1-2 BB		FC6-4 1-2		1B		1B BB	0	0	0	0	1	0	0				
Brian Asseltine, L OBP: 0.350, SLG: 0.358		1B 2-H	P4		4-3		4-3		K	5	0	2	2	0	1	4				
Dale Murphy, R OBP: 0.285, SLG: 0.297		1B 2-3	1B		5-3		E L7-2 1B		1B	4	0	3	0	0	0	0				
Rod Gilbreath, R OBP: 0.281, SLG: 0.352		P5			5-3		BB		F8	3	0	0	0	1	0	4				
Pat Rockett, R OBP: 0.192, SLG: 0.139 Jamie Easterly, L OBP: 0.250, SLG: 0.250 Eddie Solomon, R OBP: 0.200, SLG: 0.200 Joe Nolan, L OBP: 0.222, SLG: 0.125 Dave Campbell, R (9, 1)		3			FC5-4 1B		L7-2 3-H		4-3	3	0	1	0	0	0	0				
Dick Ruthven, R OBP: 0.071, SLG: 0.071 Darrel Chaney, S OBP: 0.448, SLG: 0.560			K		FC5-4 1-2		F8		E 2B	2	1	1	0	0	0	0				
<b>Inning Stats</b>	R: 0 E: 0 K: 1 S: 4	H: 0 LOB: 0 BB: 1 P: 8	R: 1 E: 0 K: 0 S: 5	H: 3 LOB: 1 BB: 0 P: 5	R: 0 E: 0 K: 1 S: 7	H: 2 LOB: 3 BB: 1 P: 11	R: 0 E: 0 K: 0 S: 4	H: 1 LOB: 1 BB: 0 P: 4	R: 0 E: 0 K: 0 S: 4	H: 1 LOB: 1 BB: 1 P: 7	R: 0 E: 0 K: 0 S: 4	H: 1 LOB: 1 BB: 0 P: 4	R: 0 E: 0 K: 1 S: 7	H: 2 LOB: 2 BB: 0 P: 7	R: 2 E: 1 K: 1 S: 6	H: 3 LOB: 3 BB: 2 P: 14	1B: 12 2B: 4 3B: 0 HR: 0	SF: 0 SAC: 0 DP: 2 HBP: 0	WP: 0 PB: 0 SB: 1 CS: 1	PA: 41
<b>PITCHER</b>	IP WLS BF H R ER SO BB IBB HBP BLK WP HR S P ERA WHIP																			
Steve Rogers, R ERA: 3.19	6.0	26	8	1	1	2	3	0	0	0	0	0	0	27	39	1.50	1.833			
Stan Bahnsen, R ERA: 3.6	1.0	5	2	0	0	0	0	0	0	0	0	5	5	0.00	2.000					
Darold Knowles, L ERA: 3.6	0.1	2	1	0	0	1	0	0	0	0	0	4	4	0.00	3.000					
Bill Atkinson, R ERA: 3.75	1.0	L 8	3	2	2	1	1	1	0	0	0	8	16	18.00	4.000					







Batter	1	2	3	4	5	6	7	8	9	AB	R	H	RBI	BB	SO	LOB	TOP				
Jerry Royster, R OBP: 0.395, SLG: 0.419	FC6-4 3B	1B 1-H 2-H		1-3			F7		F7	5	1	2	2	0	0	2					
Barry Bonnell, R OBP: 0.295, SLG: 0.278	FC6-4 BB	S 2-3 1B					G3		3-1	2	0	2	0	1	0	0					
Rowland Office, L OBP: 0.324, SLG: 0.386							1-2			2	0	0	0	0	0	2					
Jeff Burroughs, R OBP: 0.496, SLG: 0.591	FC6-4 1B 1-2 3-H	K 1-2					F9		6-3	4	0	0	1	0	1	5					
Cito Gaston, R OBP: 0.200, SLG: 0.163										3	0	1	0	0	0	3					
Brian Asselstine, L OBP: 0.354, SLG: 0.339	FC6-4 1-2 1B	5-3					L9			0	0	0	0	1	0	0					
Dale Murphy, R OBP: 0.264, SLG: 0.303	K						FC6-4 1-2		1-3 1B BB	4	0	0	0	0	1	4					
Biff Pocoreba, S OBP: 0.293, SLG: 0.282	FC6-4 1-2									4	0	1	0	0	0	2					
Rod Gilbreath, R OBP: 0.246, SLG: 0.306							F9		F8	4	0	0	0	0	1	1					
Pat Rockett, R OBP: 0.196, SLG: 0.147																					
Jamie Easterly, L OBP: 0.250, SLG: 0.250							F3			3	1	1	0	0	1	0					
Adrian Devine, R										0	0	0	0	0	0	0					
Joe Nolan, L OBP: 0.250, SLG: 0.222		SH 2B 1B								1	0	1	0	0	0	0					
Preston Hanna, R OBP: 0.111, SLG: 0.111										1	1	0	0	0	1	0					
Rick Camp, R										0	0	0	0	0	0	0					
Darrel Chaney, S OBP: 0.457, SLG: 0.519		SH 2B								1	0	0	0	1	1	1					
<b>Inning Stats</b>	R: 1 E: 0 K: 1 S: 7	H: 2 LOB: 2 BB: 1 P: 11	R: 2 E: 1 K: 1 S: 9	H: 3 LOB: 2 BB: 0 P: 9	R: 0 E: 0 K: 0 S: 3	H: 0 LOB: 0 BB: 0 P: 3	R: 0 E: 0 K: 1 S: 5	H: 0 LOB: 0 BB: 0 P: 5	R: 0 E: 0 K: 0 S: 4	H: 1 LOB: 1 BB: 0 P: 4	R: 0 E: 0 K: 1 S: 5	H: 0 LOB: 0 BB: 0 P: 5	R: 0 E: 0 K: 0 S: 3	H: 0 LOB: 1 BB: 1 P: 7	R: 0 E: 0 K: 1 S: 5	H: 1 LOB: 1 BB: 1 P: 9	R: 0 E: 0 K: 1 S: 6	H: 1 LOB: 1 BB: 0 P: 6	1B: 5 2B: 2 3B: 1 HR: 0	SF: 0 SAC: 1 DP: 0 HBP: 0	WP: 0 PA: 38 PB: 0 SB: 1 CS: 0
<b>PITCHER</b>	IP WLS BF H R ER SO BB IBB HBP BLK WP HR S P ERA WHIP	IP WLS BF H R ER SO BB IBB HBP BLK WP HR S P ERA WHIP															IP WLS BF H R ER SO BB IBB HBP BLK WP HR S P ERA WHIP				
Ross Grimsley, L ERA: 1.85	6.0 W 26 6 3 2 4 1 0 0 0 0 0 33 37 3.00 1.167	3.0 S 12 2 0 0 2 2 0 0 0 0 0 14 22 0.00 1.333																			
Stan Bahnsen, R ERA: 4.26																					

Atlanta Braves @ Montreal Expos  
Olympic Stadium, Montreal, QB  
Fri May 12 1978, 7:05 PM EDT  
Att: 8,522 - Unknown

AB 34  
R 3  
H 8  
RBI 3  
BB 3  
SO 6  
LOB 20



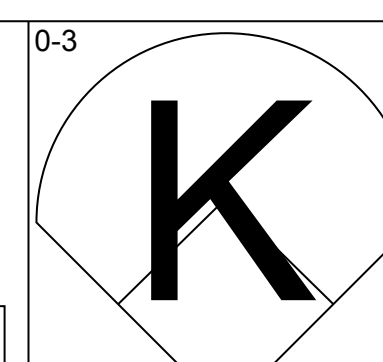
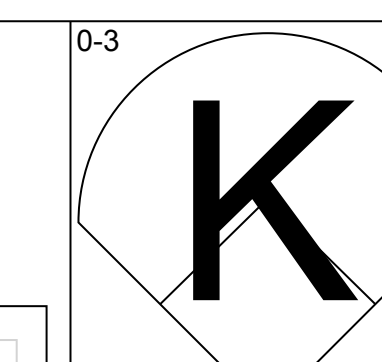
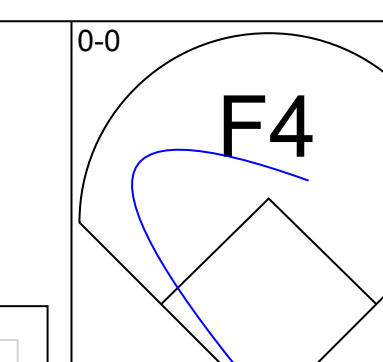
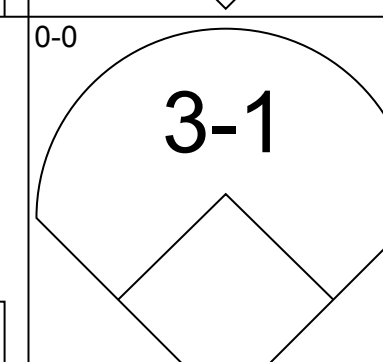
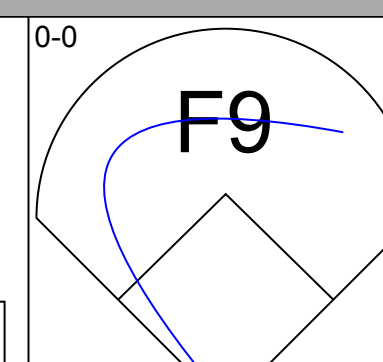
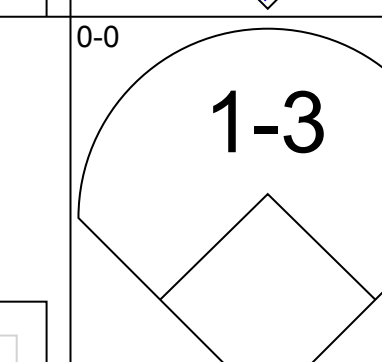
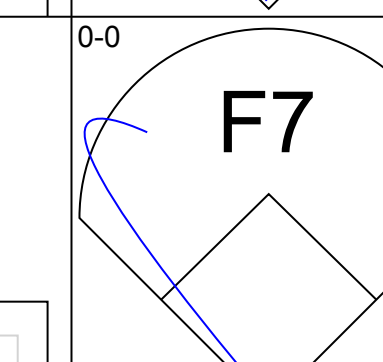
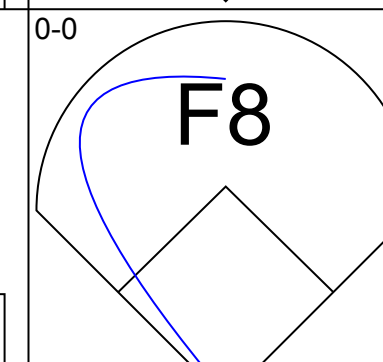
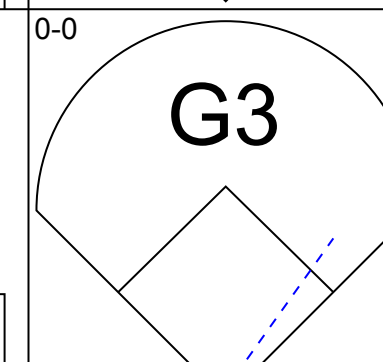
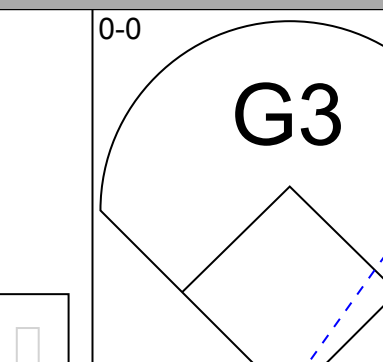
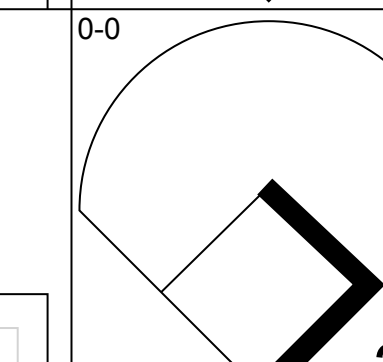
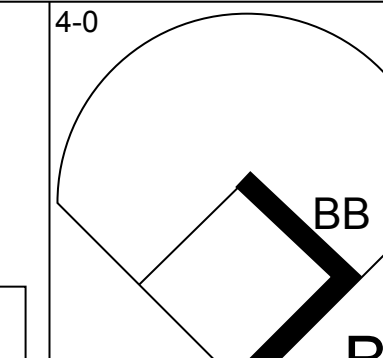
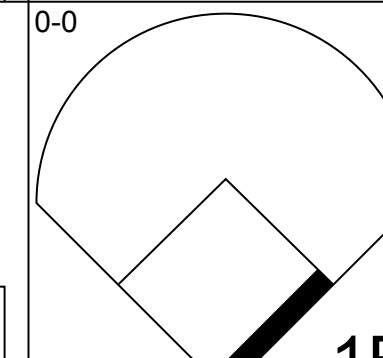
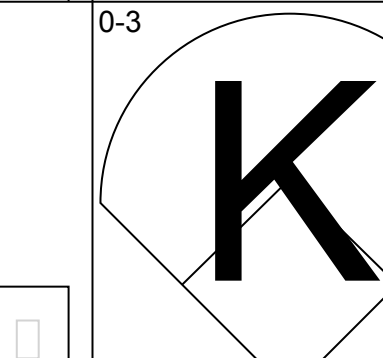
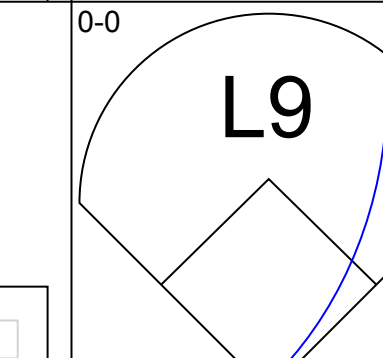
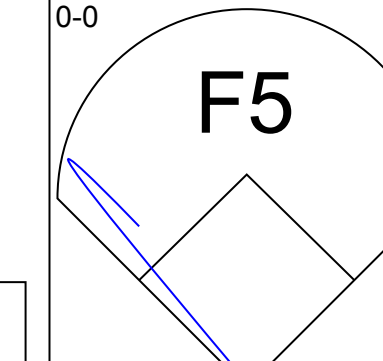
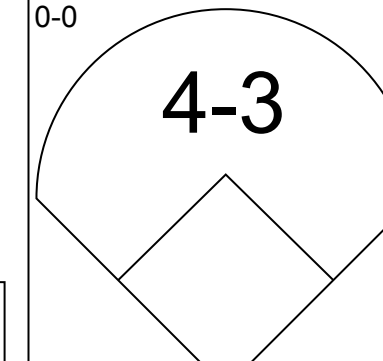
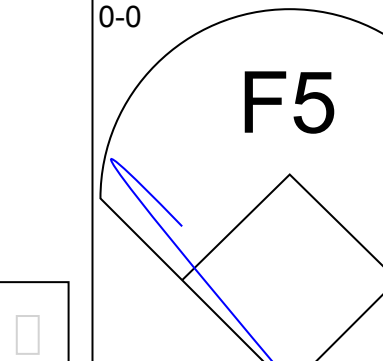
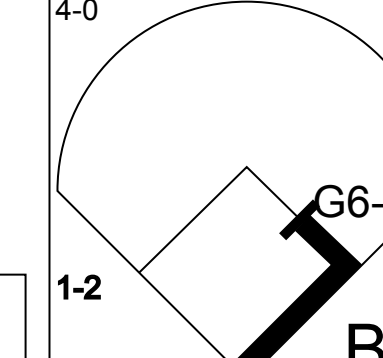
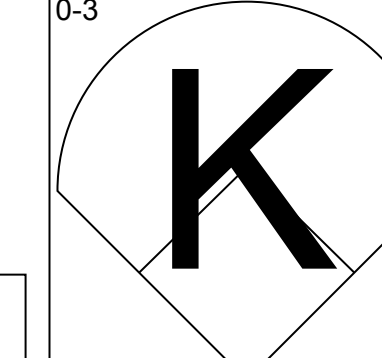
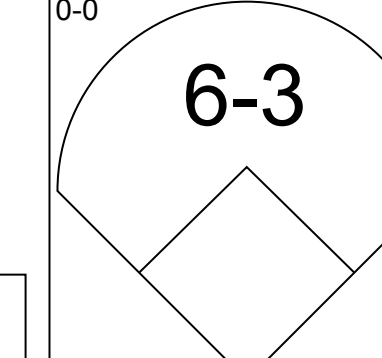
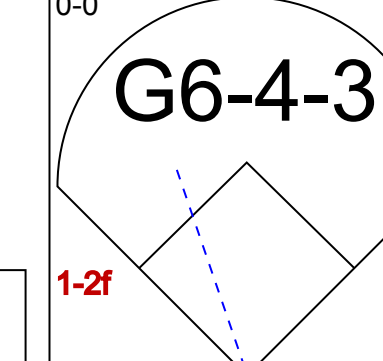
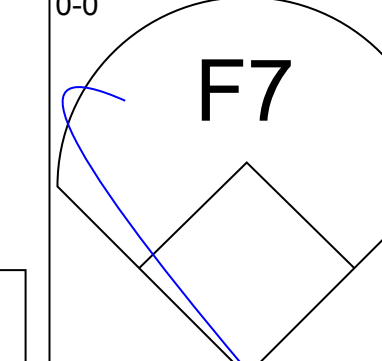
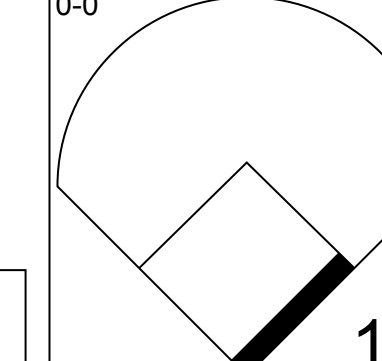
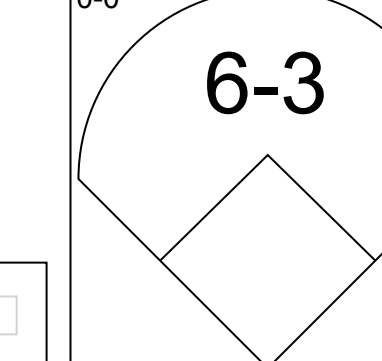
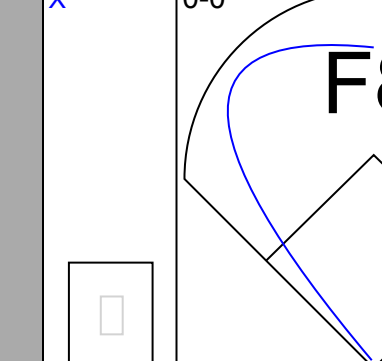
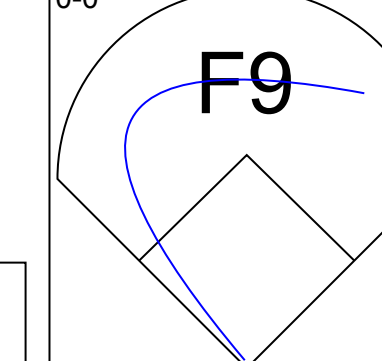
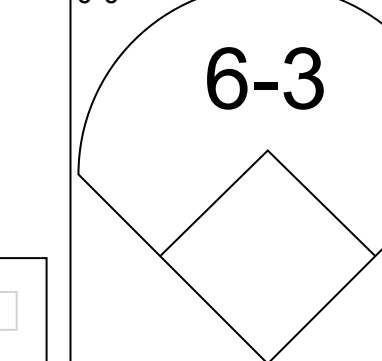
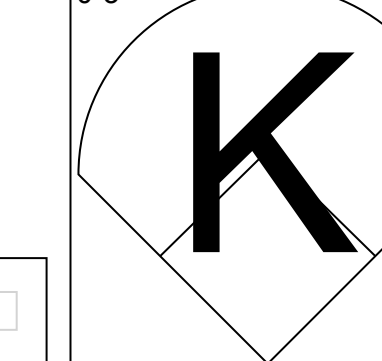
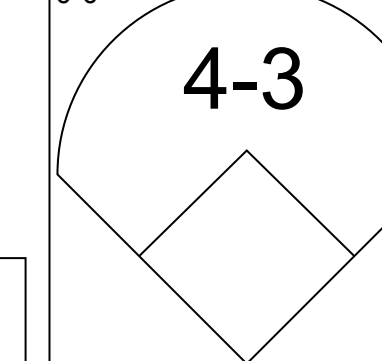
Batter	1	2	3	4	5	6	7	8	9	AB	R	H	RBI	BB	SO	LOB	BOTTOM		
Warren Cromartie, L OBP: 0.336, SLG: 0.351	F9									5	0	2	1	0	0	1			
Sam Mejias, R OBP: 0.222, SLG: 0.125										0	0	0	0	0	0	0			
Dave Cash, R OBP: 0.365, SLG: 0.416										3	0	1	0	2	0	3			
Pepe Frias, R OBP: 0.667, SLG: 1.667	WP S 1B									0	0	0	0	0	0	0			
Andre Dawson, R OBP: 0.328, SLG: 0.491	K									5	0	0	1	0	1	6			
Gary Carter, R OBP: 0.352, SLG: 0.442	K									1	1	0	0	3	1	1			
Ellis Valentine, R OBP: 0.347, SLG: 0.448										4	1	0	0	0	0	5			
Del Unser, L OBP: 0.373, SLG: 0.295										2	1	1	1	2	1	0			
Larry Parrish, R OBP: 0.324, SLG: 0.477										4	1	2	1	0	1	3			
Chris Speier, R OBP: 0.378, SLG: 0.419										2	0	0	1	1	0	2			
Ross Grimsley, L OBP: 0.200, SLG: 0.130										2	0	1	0	0	1	0			
Wayne Garrett, L OBP: 0.200, SLG: 0.111										0	0	0	0	0	0	0			
Tony Perez, R OBP: 0.301, SLG: 0.330										0	0	0	0	1	0	0			
Jerry White, S OBP: 0.250, SLG: 0.250										1	1	0	0	0	0	0			
Stan Bahnsen, R ERA: 7.11										0	1	0	0	0	0	0			
<b>Inning Stats</b>	R: 0 E: 0 K: 2 S: 8	H: 1 LOB: 1 BB: 0 P: 8	R: 0 E: 0 K: 1 S: 5	H: 0 LOB: 1 BB: 1 P: 9	R: 0 E: 0 K: 1 S: 5	H: 0 LOB: 1 BB: 1 P: 9	R: 0 E: 0 K: 0 S: 2	H: 0 LOB: 3 BB: 3 P: 14	R: 0 E: 0 K: 0 S: 4	H: 1 LOB: 1 BB: 0 P: 4	R: 5 E: 1 K: 0 S: 7	H: 3 LOB: 3 BB: 4 P: 23	R: 0 E: 0 K: 1 S: 5	H: 1 LOB: 0 BB: 0 P: 5	R: 0 E: 1 K: 0 S: 4	H: 1 LOB: 1 BB: 0 P: 4	1B: 5 2B: 2 3B: 0 HR: 0	SF: 1 SAC: 0 DP: 2 HBP: 0	WP: 1 PA: 39 PB: 0 SB: 2 CS: 0
<b>PITCHER</b>	IP WLS BF H R ER SO BB IBB HBP BLK WP HR S P ERA WHIP	IP WLS BF H R ER SO BB IBB HBP BLK WP HR S P ERA WHIP															IP WLS BF H R ER SO BB IBB HBP BLK WP HR S P ERA WHIP		
Preston Hanna, R ERA: 2.43	5.0 L 4 2 2 1 0 0 0 0 0 0 4 4 27.00 6.000	0.1 L 4 2 2 1 0 1 0 0 0 0 1 5 ∞ ∞	0.0 2 1 1 1 0 1 0 0 0 0 0 1 5 ∞ ∞	2.2 11 2 1 1 1 0 2 0 0 0 0 11 19 3.38 0.750															
Rick Camp, R ERA: 9.57																			
Jamie Easterly, L ERA: 2.57																			
Adrian Devine, R ERA: 7.11																			

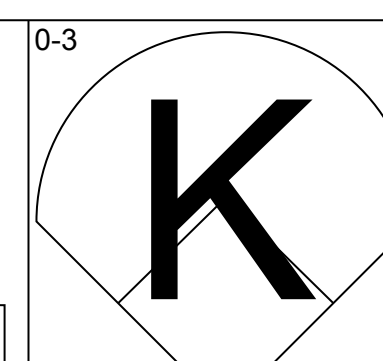
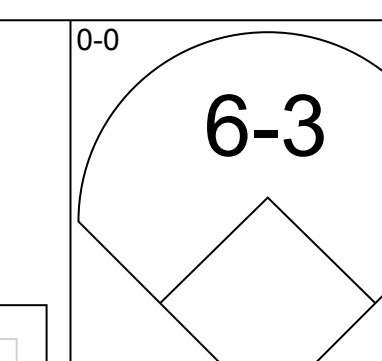
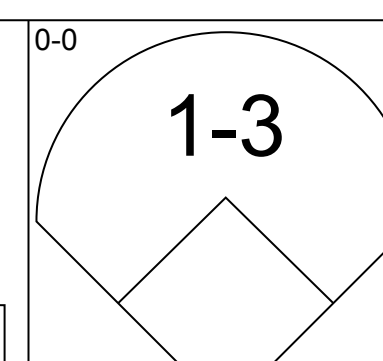
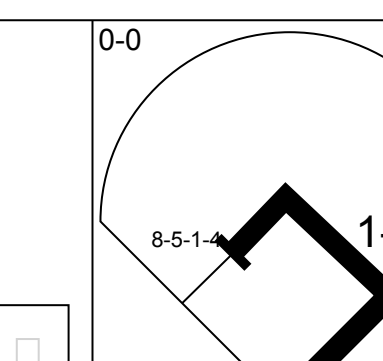
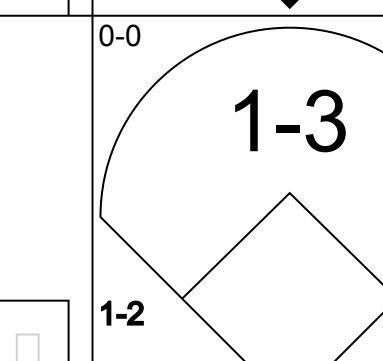
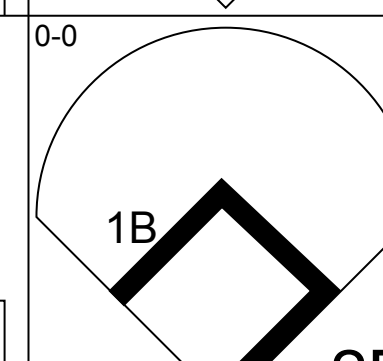
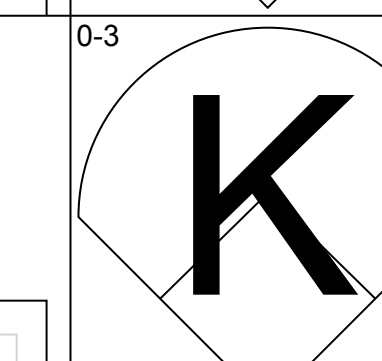
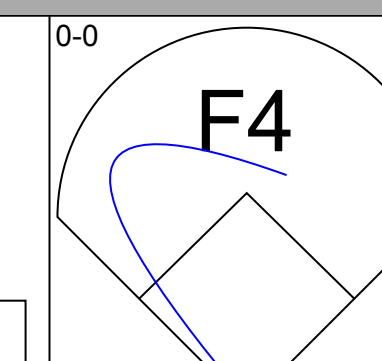
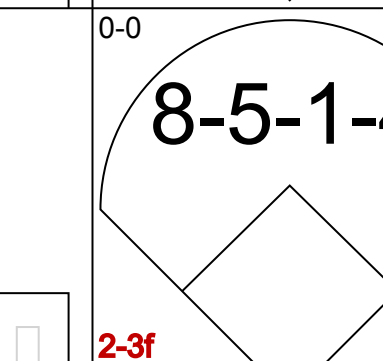
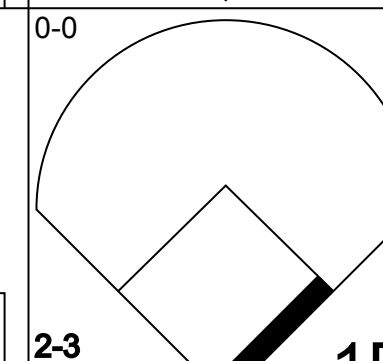

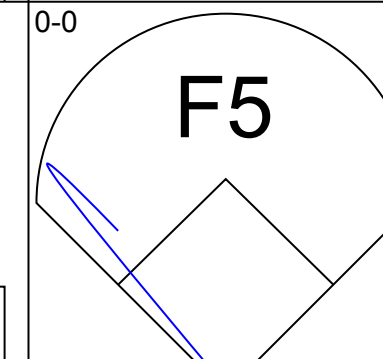
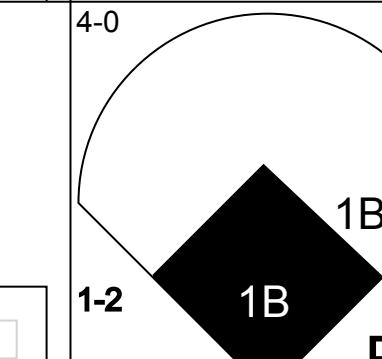
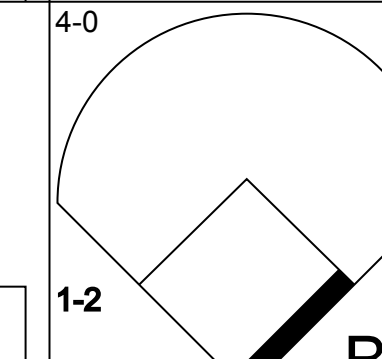

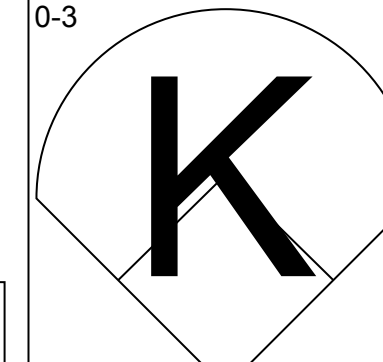
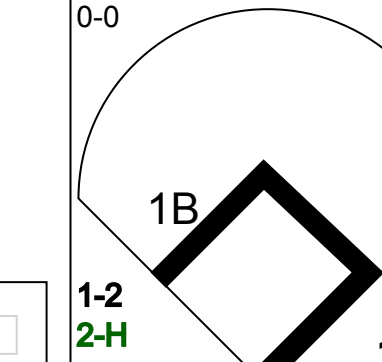
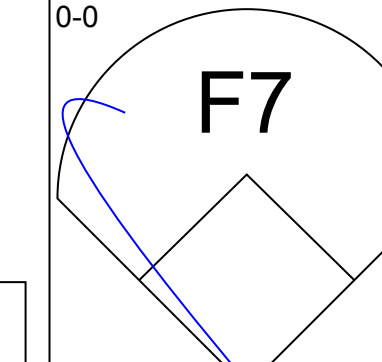
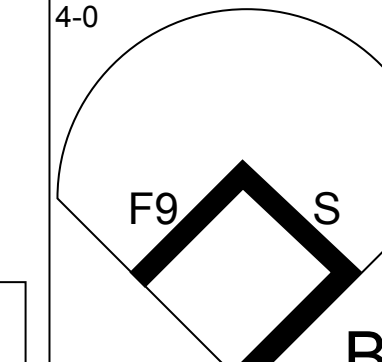

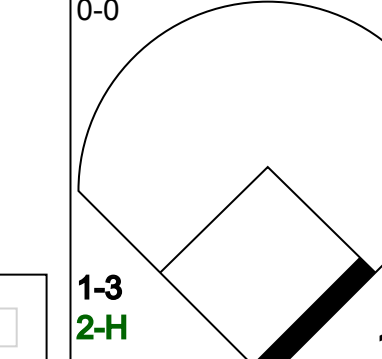
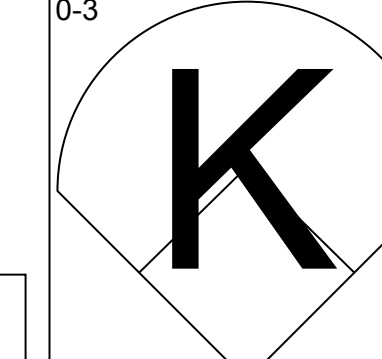
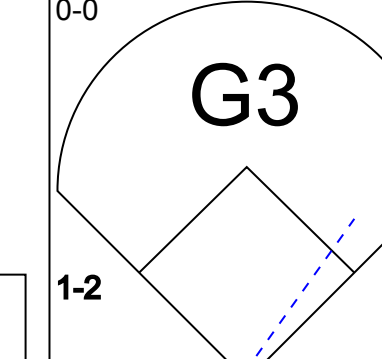
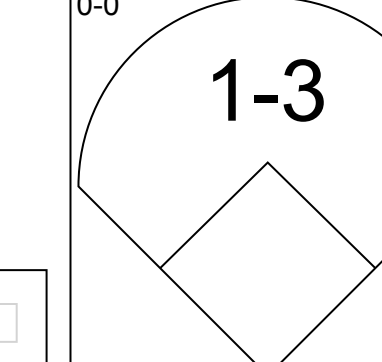

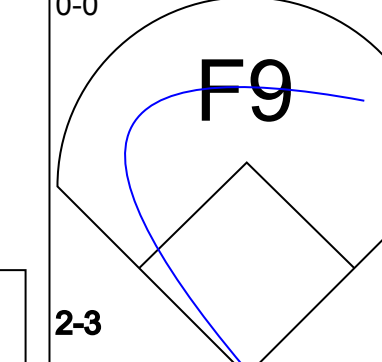

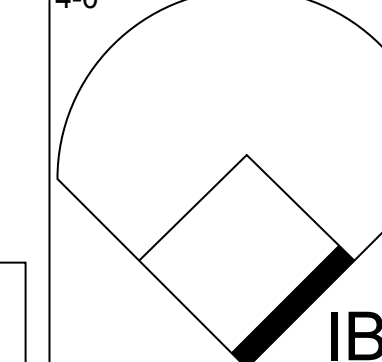
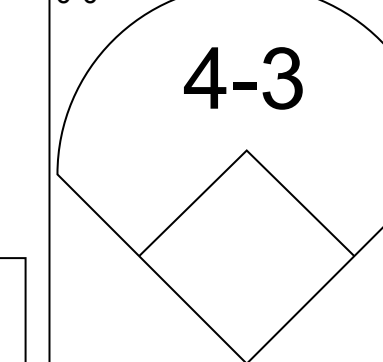


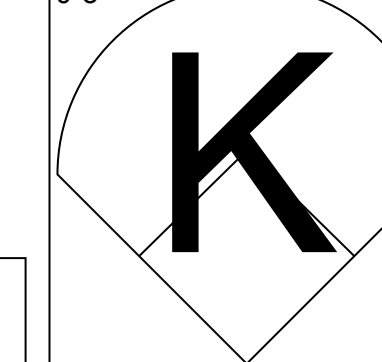
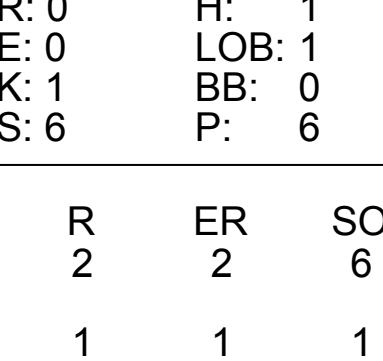
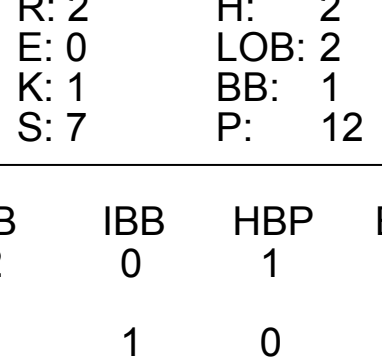
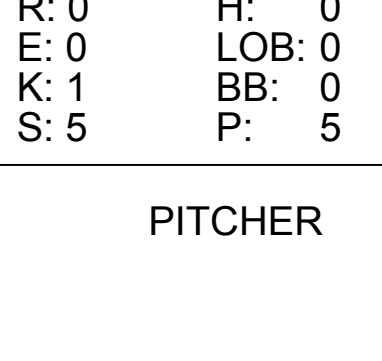
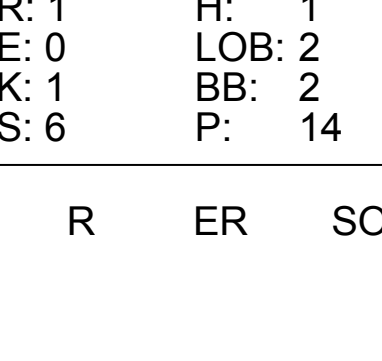


Atlanta Braves @ Montreal Expos  
Olympic Stadium, Montreal, QB  
Fri May 12 1978, 7:05 PM EDT  
Att: 8,522 - Unknown

AB 29  
R 5  
H 7  
RBI 5  
BB 9  
SO 5  
LOB 21





Batter	1	2	3	4	5	6	7	8	9	AB	R	H	RBI	BB	SO	LOB	TOP			
Jerry Royster, R OBP: 0.382, SLG: 0.404 (1, 4)										4	0	0	0	0	2	0	<p>Atlanta Braves @ Montreal Expos</p> <p>Olympic Stadium, Montreal, QB</p> <p>Sat May 13 1978, 3:33 AM EDT</p> <p>Att: 10,147 - Unknown</p>			
Rowland Office, L OBP: 0.308, SLG: 0.365 (1, 8)										4	0	0	0	0	0	0				
Biff Pocoroba, S OBP: 0.292, SLG: 0.292 (1, 2)										4	0	1	0	0	0	0				
Jeff Burroughs, R OBP: 0.496, SLG: 0.583 (1, 7)										3	0	1	0	1	1	1				
Brian Asselstine, L OBP: 0.338, SLG: 0.322 (1, 9)										3	0	0	0	0	0	2				
Dale Murphy, R OBP: 0.285, SLG: 0.297 (1, 3)										2	0	0	0	1	1	0				
Rod Gilbreath, R OBP: 0.239, SLG: 0.297 (8, PH)										2	0	0	0	0	0	2				
Joe Nolan, L OBP: 0.286, SLG: 0.263 (8, FR)										1	0	1	0	0	0	0				
Pat Rockett, R OBP: 0.198, SLG: 0.147 (8, 6)										0	0	0	0	0	0	0				
Darrel Chaney, S OBP: 0.421, SLG: 0.467 (8, 5)										3	0	0	0	0	0	1				
Phil Niekro, R OBP: 0.211, SLG: 0.211 (8, PH)										2	0	0	0	0	1	0				
Bob Beall, S OBP: 0.227, SLG: 0.105 (8, PH)										1	0	0	0	0	0	1				
Dave Campbell, R (8, 1)										0	0	0	0	0	0	0				
<b>Inning Stats</b>	R: 0 E: 0 K: 1 S: 5	H: 0 LOB: 0 BB: 0 P: 5	R: 0 E: 0 K: 0 S: 2	H: 0 LOB: 1 BB: 2 P: 10	R: 0 E: 0 K: 1 S: 5	H: 0 LOB: 0 BB: 0 P: 5	R: 0 E: 0 K: 0 S: 4	H: 1 LOB: 1 BB: 0 P: 4	R: 0 E: 0 K: 1 S: 5	H: 0 LOB: 0 BB: 0 P: 5	R: 0 E: 0 K: 1 S: 5	H: 0 LOB: 0 BB: 0 P: 5	R: 0 E: 0 K: 0 S: 4	H: 1 LOB: 1 BB: 0 P: 4	R: 0 E: 0 K: 0 S: 4	H: 1 LOB: 1 BB: 0 P: 4	1B: 2 2B: 1 3B: 0 HR: 0	SF: 0 SAC: 0 DP: 1 HBP: 0	WP: 0 PB: 0 SB: 0 CS: 0	PA: 31
<b>PITCHER</b> Steve Rogers, R ERA: 2.68 (1, 1)	IP: 9.0 WLS: W BF: 31 H: 3 R: 0 ER: 0 SO: 5 BB: 2 IBB: 0 HBP: 0 BLK: 0 WP: 0 HR: 0 S: 39 P: 47 ERA: 0.00 WHIP: 0.556															<b>PITCHER</b>				

Batter	1	2	3	4	5	6	7	8	9	AB	R	H	RBI	BB	SO	LOB	BOTTOM			
Warren Cromartie, L OBP: 0.333, SLG: 0.347 (1, 7)										4	0	1	0	0	1	0	<p>Atlanta Braves @ Montreal Expos</p> <p>Olympic Stadium, Montreal, QB</p> <p>Sat May 13 1978, 3:33 AM EDT</p> <p>Att: 10,147 - Unknown</p>			
Pepe Frias, R OBP: 0.697, SLG: 1.667 (9, 4)										0	0	0	0	0	0	0				
Dave Cash, R OBP: 0.362, SLG: 0.419 (1, 4)										4	0	1	0	0	1	1				
Del Unser, L OBP: 0.373, SLG: 0.295 (9, 3)										0	0	0	0	0	0	0				
Andre Dawson, R OBP: 0.341, SLG: 0.496 (1, 8)										3	1	2	0	0	0	1				
Gary Carter, R OBP: 0.365, SLG: 0.472 (1, 2)										2	2	1	1	2	0	2				
Tony Perez, R OBP: 0.308, SLG: 0.330 (1, 3)										3	0	1	1	1	1	4				
Jerry White, S OBP: 0.250, SLG: 0.250 (8, FR)										0	0	0	0	0	0	0				
Sam Mejias, R OBP: 0.222, SLG: 0.125 (9, 7)										0	0	0	0	0	0	0				
Ellis Valentine, R OBP: 0.343, SLG: 0.440 (1, 9)										4	0	1	1	0	1	3				
Larry Parrish, R OBP: 0.313, SLG: 0.459 (1, 5)										4	0	0	0	0	1	4				
Chris Speier, R OBP: 0.383, SLG: 0.417 (1, 6)										3	0	1	0	1	1	0				
Steve Rogers, R OBP: 0.190, SLG: 0.150 (1, 1)										4	0	0	0	0	1	3				
<b>Inning Stats</b>	R: 0 E: 0 K: 2 S: 9	H: 2 LOB: 2 BB: 0 P: 9	R: 0 E: 0 K: 1 S: 6	H: 1 LOB: 1 BB: 0 P: 6	R: 2 E: 0 K: 1 S: 7	H: 2 LOB: 2 BB: 1 P: 12	R: 0 E: 0 K: 0 S: 3	H: 0 LOB: 0 BB: 0 P: 3	R: 0 E: 0 K: 1 S: 6	H: 1 LOB: 2 BB: 1 P: 10	R: 0 E: 0 K: 1 S: 5	H: 0 LOB: 0 BB: 0 P: 5	R: 0 E: 0 K: 0 S: 3	H: 1 LOB: 0 BB: 0 P: 3	R: 1 E: 0 K: 1 S: 6	H: 1 LOB: 2 BB: 2 P: 14	1B: 6 2B: 2 3B: 0 HR: 1	SF: 0 SAC: 0 DP: 1 HBP: 1	WP: 0 PB: 0 SB: 2 CS: 0	PA: 36
<b>PITCHER</b> Phil Niekro, R ERA: 3.25 (1, 1)	IP: 7.0 WLS: L BF: 30 H: 7 R: 2 ER: 2 SO: 6 BB: 2 IBB: 0 HBP: 1 BLK: 0 WP: 0 HR: 0 S: 39 P: 48 ERA: 2.57 WHIP: 1.286															<b>PITCHER</b>				
Dave Campbell, R ERA: 4.85 (8, 1)	IP: 1.0 WLS: L BF: 6 H: 1 R: 1 ER: 1 SO: 1 BB: 1 IBB: 0 HBP: 0 BLK: 0 WP: 0 HR: 1 S: 6 P: 14 ERA: 9.00 WHIP: 2.000															<b>PITCHER</b>				

AB	29
R	0
H	3
RBI	0
BB	2
SO	5
LOB	7





Batter	1	2	3	4	5	6	7	8	9	AB	R	H	RBI	BB	SO	LOB	TOP				
Jerry Royster, R OBP: 0.378, SLG: 0.398 (1, 4)	F7		CS 1B			F8		4-3		4	0	1	0	0	0	0					
Brian Asseistine, L OBP: 0.347, SLG: 0.381 (1, 8) (7, 9)	HR		F9			1B		3-1		4	1	2	1	0	0	1					
Dale Murphy, R OBP: 0.285, SLG: 0.295 (1, 3)	F4			6-3		1B		K		4	0	1	0	0	1	0					
Jeff Burroughs, R OBP: 0.488, SLG: 0.570 (1, 7)	1B			K		K			5-3	4	0	1	0	0	2	2					
Cito Gaston, R OBP: 0.208, SLG: 0.174 Rowland Office, L OBP: 0.304, SLG: 0.360 (7, PR) (7, 8)	K			K			SH5-4 2B 1B	4-3		3	0	1	0	0	2	1					
Biff Pocoreba, S OBP: 0.303, SLG: 0.289 (1, 2)		G1-6-3 BB			G5-4-3 HBP		SH5-4 1-2	F7		1	0	0	0	1	0	0					
Rod Gilbreath, R OBP: 0.243, SLG: 0.313 (1, 5)		F9		G5-4-3 1-2		2B				3	0	1	1	0	0	2					
Pat Rockett, R OBP: 0.190, SLG: 0.141 (1, 6)		G1-6-3 1-2		F9		F8				3	0	0	0	0	0	3					
Dick Ruthven, R OBP: 0.059, SLG: 0.059 (1, 1)			K			4-3	6-3			3	0	0	0	0	1	2					
<b>Inning Stats</b>	R: 1 E: 0 K: 1 S: 7	H: 2 LOB: 1 BB: 0 P: 7	R: 0 E: 0 K: 0 S: 2	H: 0 LOB: 0 BB: 1 P: 6	R: 0 E: 0 K: 1 S: 5	H: 1 LOB: 0 BB: 0 P: 5	R: 0 E: 0 K: 2 S: 7	H: 0 LOB: 0 BB: 0 P: 7	R: 0 E: 0 K: 1 S: 7	H: 2 LOB: 2 BB: 0 P: 7	R: 1 E: 0 K: 0 S: 5	H: 2 LOB: 2 BB: 0 P: 5	R: 0 E: 0 K: 1 S: 5	H: 0 LOB: 0 BB: 0 P: 3	R: 0 E: 0 K: 0 S: 3	H: 0 LOB: 0 BB: 0 P: 3	1B: 5 2B: 1 3B: 0 HR: 1	SF: 0 SAC: 1 DP: 2 HBP: 1	WP: 0 PB: 0 SB: 0 CS: 1	PA: 33	
<b>PITCHER</b>	IP	WLS	BF	H	R	ER	SO	BB	IBB	HBP	BLK	WP	HR	S	P	ERA	WHIP				
Rudy May, L ERA: 3.96 Bill Atkinson, R ERA: 3.5	(1, 1) (8, 1)	7.0 6	L 27	7 0	2 0	2 0	5 1	1 0	0 0	1 0	0 0	0 0	1 0	35 8	40 8	2.57 0.00	1.143 0.000				

Atlanta Braves @ Montreal Expos  
Olympic Stadium, Montreal, QB  
Sun May 14 1978, 3:33 AM EDT  
Att: 13,925 - Unknown

AB 30  
R 2  
H 7  
RBI 2  
BB 1  
SO 6  
LOB 11



Batter	1	2	3	4	5	6	7	8	9	AB	R	H	RBI	BB	SO	LOB	BOTTOM					
Warren Cromartie, L OBP: 0.345, SLG: 0.352 Jerry White, S OBP: 0.250, SLG: 0.250 (1, 7) (9, PR)	1B SF8 BB	L1			F7		1B		1B	4	1	2	0	1	0	2						
Dave Cash, R OBP: 0.363, SLG: 0.418 (1, 4)	S 1B		3-1			F8	1B		F8	5	0	2	0	0	0	1						
Andre Dawson, R OBP: 0.338, SLG: 0.488 (1, 8)	F4		K			S 1B	F4			4	0	1	0	0	1	4						
Gary Carter, R OBP: 0.362, SLG: 0.463 (1, 2)	SF8		F4			S BB		5-3		2	0	0	1	1	0	0						
Tony Perez, R OBP: 0.306, SLG: 0.321 (1, 3)	F7			4-3		1-2 2-3 IBB		K		3	0	0	0	1	1	1						
Ellis Valentine, R OBP: 0.349, SLG: 0.442 (1, 9)		FC1-5 1B		5-3		F8		FC6-4 1B		4	0	2	0	0	0	3						
Larry Parrish, R OBP: 0.319, SLG: 0.456 (1, 5)		1-3 1B		CS BB		F9		FC6-4 1-2		3	0	1	0	1	0	4						
Chris Speier, R OBP: 0.370, SLG: 0.400 (1, 6)		FC1-5 1-3		CS 1-2	F9		F2		F3	4	0	0	0	0	2							
Rudy May, L OBP: 0.200, SLG: 0.214 Wayne Garrett, L OBP: 0.190, SLG: 0.105 Bill Atkinson, L OBP: 0.667, SLG: 0.667 Del Unser, L OBP: 0.365, SLG: 0.289 (8, PH)	1-3			CS 1-2	4-3		F4		K	2	0	0	0	0	2							
<b>Inning Stats</b>	R: 1 E: 0 K: 0 S: 4	H: 1 LOB: 1 BB: 1 P: 8	R: 0 E: 0 K: 0 S: 5	H: 2 LOB: 2 BB: 0 P: 5	R: 0 E: 0 K: 1 S: 5	H: 0 LOB: 0 BB: 0 P: 5	R: 0 E: 0 K: 0 S: 2	H: 0 LOB: 0 BB: 1 P: 6	R: 0 E: 0 K: 0 S: 3	H: 0 LOB: 0 BB: 0 P: 3	R: 0 E: 0 K: 0 S: 4	H: 1 LOB: 3 BB: 2 P: 12	R: 0 E: 0 K: 0 S: 5	H: 2 LOB: 2 BB: 0 P: 5	R: 0 E: 0 K: 1 S: 6	H: 1 LOB: 1 BB: 0 P: 6	R: 0 E: 0 K: 1 S: 6	H: 1 LOB: 1 BB: 0 P: 6	1B: 8 2B: 0 3B: 0 HR: 0	SF: 1 SAC: 0 DP: 0 HBP: 0	WP: 0 PB: 0 SB: 4 CS: 1	PA: 39
<b>PITCHER</b>	IP	WLS	BF	H	R	ER	SO	BB	IBB	HBP	BLK	WP	HR	S	P	ERA	WHIP					
Dick Ruthven, R ERA: 3.06	(1, 1)	9.0 W	38	8	1	1	3	3	1	0	0	0	0	40	56	1.00	1.222					

Atlanta Braves @ Montreal Expos  
Olympic Stadium, Montreal, QB  
Sun May 14 1978, 3:33 AM EDT  
Att: 13,925 - Unknown

AB 33  
R 1  
H 8  
RBI 1  
BB 4  
SO 3  
LOB 19





Batter	1	2	3	4	5	6	7	8	9	10	AB	R	H	RBI	BB	SO	LOB	TOP
Jerry Royster, R OBP: 0.379, SLG: 0.398 (1, 4)	L4		L3 1B			F8			K	E7 1B	5	0	2	1	0	1	0	<b>Atlanta Braves @ New York Mets</b> Shea Stadium, Flushing, NY Wed May 17 1978, 7:05 PM EDT Unknown <a href="http://livebaseballscores.com">livebaseballscores.com</a>
Barry Bonnell, R OBP: 0.289, SLG: 0.286 (9, 7)	K		L3			K				L8	5	0	1	0	0	2	3	
Dale Murphy, R OBP: 0.256, SLG: 0.284 (1, 3)	5-3				F6-3				K		4	0	0	0	0	1	1	
Jeff Burroughs, R OBP: 0.468, SLG: 0.578 Rowland Office, L OBP: 0.304, SLG: 0.360 (9, 8)		1B FC4-6 BB			F9 2B				K		2	1	1	0	2	1	0	
Cito Gaston, R OBP: 0.212, SLG: 0.180 Brian Assestine, L OBP: 0.347, SLG: 0.381 (9, 9)					F9					IBB	4	0	1	0	0	1	3	
Biff Pocoroba, S OBP: 0.301, SLG: 0.287 (1, 2)					K						4	1	1	0	0	2	3	
Rod Gilbreath, R OBP: 0.230, SLG: 0.296 (1, 5)											4	0	0	1	0	1	2	
Pat Rockett, R OBP: 0.182, SLG: 0.134 (1, 6)											4	0	0	0	0	0	2	
Phil Niekro, R OBP: 0.217, SLG: 0.217 (1, 1)											4	0	1	0	0	0	0	
<b>Inning Stats</b>	R: 0 E: 0 K: 1 S: 5	H: 0 LOB: 0 BB: 0 P: 5	R: 1 E: 0 K: 1 S: 6	H: 1 LOB: 1 BB: 1 P: 10	R: 0 E: 0 K: 0 S: 3	H: 1 LOB: 0 BB: 0 P: 3	R: 0 E: 0 K: 1 S: 5	H: 0 LOB: 0 BB: 0 P: 5	R: 0 E: 0 K: 0 S: 3	H: 0 LOB: 2 BB: 1 P: 14	R: 1 E: 1 K: 0 S: 6	H: 3 LOB: 2 BB: 0 P: 6	1B: 5 2B: 3 3B: 0 HR: 0	SF: 0 SAC: 0 DP: 1 HBP: 0	WP: 0 PB: 0 SB: 0 CS: 1	PA: 38		
<b>PITCHER</b>	IP 9.2	WLS L	BF 36	H 6	R 2	ER 2	SO 9	BB 1	IBB 1	HBP 0	BLK 0	WP 0	HR 0	S 52	P 60	ERA 1.86	WHIP 0.724	
Jerry Koosman, L ERA: 2.89																		
Skip Lockwood, R ERA: 3.52	0.1	2	1	0	0	0	0	0	0	0	0	0	0	2	2	0.00	3.000	

Batter	1	2	3	4	5	6	7	8	9	10	AB	R	H	RBI	BB	SO	LOB	BOTTOM		
Lenny Randle, S OBP: 0.360, SLG: 0.269 (1, 5)	1-3		F9			G3			K		4	0	0	0	0	1	2	<b>Atlanta Braves @ New York Mets</b> Shea Stadium, Flushing, NY Wed May 17 1978, 7:05 PM EDT Unknown <a href="http://livebaseballscores.com">livebaseballscores.com</a>		
Bobby Valentine, R OBP: 0.363, SLG: 0.366 Sergio Ferrer, S OBP: 0.250, SLG: 0.250 (10, 6)	G3		5-3			6-3			F6		4	0	0	0	0	0	2			
Lee Mazzilli, S OBP: 0.366, SLG: 0.482 (1, 8)	G3					F9			G3		3	1	0	0	1	0	0			
Wille Montanez, L OBP: 0.264, SLG: 0.285 (1, 3)						F9 BLK SF9 BB					3	0	0	0	1	1	1			
Steve Henderson, R OBP: 0.291, SLG: 0.352 (1, 7)						F9			K		3	0	0	1	0	0	1			
Bruce Boicclair, L OBP: 0.321, SLG: 0.277 (1, 9)						SF9			5-3		4	0	2	0	0	0	0			
John Stearns, R OBP: 0.364, SLG: 0.318 (1, 2)						CS			CS		3	0	1	0	0	0	0			
Doug Flynn, R OBP: 0.284, SLG: 0.270 (10, 4)						CS			L3		3	0	1	0	0	0	0			
Jerry Koosman, R OBP: 0.053, SLG: 0.105 Sergio Ferrer, S OBP: 0.250, SLG: 0.250 (10, 1)						E 1B 1B			CS		0	0	0	0	0	0	0			
						E3 1B			F9		3	0	0	0	0	2	2			
						K			K		0	0	0	0	0	0	0			
<b>Inning Stats</b>	R: 0 E: 0 K: 0 S: 3	H: 0 LOB: 0 BB: 0 P: 3	R: 0 E: 0 K: 0 S: 3	H: 0 LOB: 0 BB: 0 P: 3	R: 0 E: 1 K: 1 S: 7	H: 2 LOB: 2 BB: 0 P: 7	R: 1 E: 0 K: 0 S: 3	H: 1 LOB: 0 BB: 1 P: 7	R: 0 E: 0 K: 0 S: 3	H: 0 LOB: 0 BB: 0 P: 3	R: 0 E: 0 K: 1 S: 5	H: 1 LOB: 0 BB: 0 P: 5	R: 0 E: 0 K: 1 S: 5	H: 0 LOB: 0 BB: 0 P: 5	R: 0 E: 0 K: 0 S: 2	H: 0 LOB: 0 BB: 1 P: 6	1B: 4 2B: 0 3B: 0 HR: 0	SF: 1 SAC: 0 DP: 1 HBP: 0	WP: 0 PB: 0 SB: 0 CS: 2	PA: 35
<b>PITCHER</b>	IP 10.0	WLS W	BF 33	H 4	R 1	ER 1	SO 4	BB 2	IBB 0	HBP 0	BLK 1	WP 0	HR 0	S 39	P 47	ERA 0.90	WHIP 0.600			
Phil Niekro, R ERA: 2.93																				





Batter	1	2	3	4	5	6	7	8	9	AB	R	H	RBI	BB	SO	LOB	TOP	
Jerry Royster, R (1, 4) OBP: 0.375, SLG: 0.388										3	0	0	0	1	1	0	<p>Atlanta Braves @ New York Mets Shea Stadium, Flushing, NY Wed May 17 1978, 7:05 PM EDT Att: 4,054 - Unknown</p>	
Bob Beall, S (1, 3) OBP: 0.269, SLG: 0.174										4	0	2	0	0	0	0		
Rowland Office, L (1, 8) OBP: 0.301, SLG: 0.346										3	0	0	0	1	1	0		
Jeff Burroughs, R (1, 7) OBP: 0.489, SLG: 0.566										4	0	1	0	0	1	2		
Brian Assestine, L (1, 9) OBP: 0.329, SLG: 0.358										4	0	0	0	0	0	1		
Joe Nolan, L (1, 2) OBP: 0.292, SLG: 0.318										3	1	1	0	0	1	1		
Darrel Chaney, S (1, 6) Pat Rockett, R (8, 6) OBP: 0.182, SLG: 0.134										3	0	1	0	0	1	1		
Rod Gilbreath, R (1, 5) OBP: 0.234, SLG: 0.297										3	0	1	1	0	0	1		
Tommy Boggs, R (1, 1) Mickey Mahler, S (3, 1) Biff Pocoroba, S (8, PH) Adrian Devine, R (8, 1) OBP: 0.200, SLG: 0.500 OBP: 0.298, SLG: 0.284										1	0	0	0	0	0	1		
<b>Inning Stats</b>	R: 0 E: 0 K: 0 S: 3	H: 1 LOB: 1 BB: 1 P: 7	R: 1 E: 0 K: 0 S: 5	H: 2 LOB: 1 BB: 0 P: 5	R: 0 E: 0 K: 2 S: 7	H: 0 LOB: 0 BB: 0 P: 7	R: 0 E: 0 K: 0 S: 5	H: 0 LOB: 0 BB: 0 P: 3	R: 0 E: 0 K: 2 S: 7	H: 0 LOB: 0 BB: 0 P: 7	R: 0 E: 0 K: 0 S: 4	H: 2 LOB: 2 BB: 1 P: 8	R: 0 E: 0 K: 0 S: 3	H: 0 LOB: 0 BB: 0 P: 3	1B: 5 2B: 1 3B: 0 HR: 0	SF: 0 SAC: 0 DP: 2 HBP: 0		WP: 0 PB: 0 SB: 1 CS: 0
<b>PITCHER</b> Nino Espinosa, R (1, 1) ERA: 3.83	IP: 9.0 WLS: W BF: 32 H: 6 R: 1 ER: 1 SO: 5 BB: 2 IBB: 0 HBP: 0 BLK: 0 WP: 0 HR: 0 S: 40 P: 48 ERA: 1.00 WHIP: 0.889											<b>PITCHER</b>	IP: 9.0 WLS: W BF: 32 H: 6 R: 1 ER: 1 SO: 5 BB: 2 IBB: 0 HBP: 0 BLK: 0 WP: 0 HR: 0 S: 40 P: 48 ERA: 1.00 WHIP: 0.889	ERA: 1.00 WHIP: 0.889				

Batter	1	2	3	4	5	6	7	8	9	AB	R	H	RBI	BB	SO	LOB	BOTTOM	
Lenny Handle, S (1, 5) OBP: 0.364, SLG: 0.270										3	0	1	1	1	0	0	<p>Atlanta Braves @ New York Mets Shea Stadium, Flushing, NY Wed May 17 1978, 7:05 PM EDT Att: 4,054 - Unknown</p>	
Bruce Boisclair, L (1, 9) OBP: 0.317, SLG: 0.265										3	0	0	0	1	0	3		
Lee Mazzilli, S (1, 8) OBP: 0.357, SLG: 0.468										4	0	0	0	0	0	1		
Willie Montanez, L (1, 3) OBP: 0.263, SLG: 0.294										4	1	1	0	0	1	1		
Steve Henderson, R (1, 7) OBP: 0.297, SLG: 0.364										4	1	2	1	0	1	0		
Ron Hodges, L (1, 2) OBP: 0.250, SLG: 0.125										2	1	0	0	1	2	1		
Joel Youngblood, R (1, 4) Sergio Ferrer, S (9, 6) OBP: 0.343, SLG: 0.452 OBP: 0.250, SLG: 0.250										3	0	0	0	0	0	3		
Doug Flynn, R (1, 6) OBP: 0.285, SLG: 0.271										3	0	1	1	0	1	0		
Nino Espinosa, R (1, 1) OBP: 0.158, SLG: 0.211										3	0	0	0	0	0	2		
<b>Inning Stats</b>	R: 0 E: 0 K: 0 S: 3	H: 0 LOB: 1 BB: 1 P: 7	R: 2 E: 0 K: 0 S: 6	H: 3 LOB: 2 BB: 1 P: 10	R: 1 E: 0 K: 1 S: 7	H: 2 LOB: 1 BB: 0 P: 7	R: 0 E: 0 K: 0 S: 3	H: 0 LOB: 1 BB: 1 P: 7	R: 0 E: 0 K: 2 S: 7	H: 0 LOB: 0 BB: 0 P: 7	R: 0 E: 0 K: 0 S: 3	H: 0 LOB: 0 BB: 0 P: 3	R: 0 E: 0 K: 2 S: 7	H: 0 LOB: 0 BB: 0 P: 7	1B: 4 2B: 1 3B: 0 HR: 0	SF: 0 SAC: 0 DP: 0 HBP: 0		WP: 0 PB: 0 SB: 1 CS: 0
<b>PITCHER</b> Tommy Boggs, R (1, 1) ERA: 5.97 Mickey Mahler, L (3, 1) Adrian Devine, R (8, 1) ERA: 6.75	IP: 2.1 WLS: L BF: 14 H: 5 R: 3 ER: 3 SO: 3 BB: 2 IBB: 0 HBP: 0 BLK: 0 WP: 0 HR: 0 S: 12 P: 20 ERA: 11.57 WHIP: 3.000											<b>PITCHER</b>	IP: 2.1 WLS: L BF: 14 H: 5 R: 3 ER: 3 SO: 3 BB: 2 IBB: 0 HBP: 0 BLK: 0 WP: 0 HR: 0 S: 12 P: 20 ERA: 11.57 WHIP: 3.000	ERA: 11.57 WHIP: 3.000				

AB 30  
R 1  
H 6  
RBI 1  
BB 2  
SO 5  
LOB 8



AB 29  
R 3  
H 5  
RBI 3  
BB 3  
SO 5  
LOB 11









Batter	1	2	3	4	5	6	7	8	9	AB	R	H	RBI	BB	SO	LOB	TOP		
Jerry Royster, R OBP: 0.372, SLG: 0.388	0-0 WP 1B		0-3 K		0-0 F9		0-0 F9	0-0 F7		4	0	1	0	0	1	0			
Barry Bonnell, R OBP: 0.294, SLG: 0.280	0-3 K		0-0 F9		0-0 F8		0-0 F8	0-0 S 1B		4	0	1	0	0	1	1			
Gary Matthews, R OBP: 0.393, SLG: 0.800	0-0 4-3		0-0 F9		0-0 F8		0-0 F8	0-3 K		4	0	0	0	0	1	2			
Jeff Burroughs, R OBP: 0.482, SLG: 0.558	0-0 F9			0-0 6-3		0-0 F3		0-0 4-3		4	0	0	0	0	2				
Dale Murphy, R OBP: 0.272, SLG: 0.301		0-0 1B 1B		0-0 1B 1B		0-0 5-3		0-0 FC6-4 1B		4	0	3	0	0	0	0			
Biff Pocoreba, S OBP: 0.292, SLG: 0.279	0-0 F7		0-0 1B		0-0 F8		0-0 FC6-4 1-2			4	0	1	0	0	2				
Rod Gilbreath, R OBP: 0.235, SLG: 0.305	0-0 1B		0-3 K		0-0 F6		0-0 F7			4	0	1	0	0	1	3			
Pat Rockett, R OBP: 0.185, SLG: 0.129	0-0 F2		0-3 K		4-0 BB		0-0 6-3			3	0	0	0	1	1	5			
Dick Ruthven, R OBP: 0.056, SLG: 0.056 (5, PH)	0-0 F4			0-0 F3		0-3 K				1	0	0	0	0	2				
Bob Beall, S OBP: 0.250, SLG: 0.143 (5, PH)										1	0	0	0	0	0	0			
Rick Camp, R (5, PH)										0	0	0	0	0	0	0			
Cito Gaston, R OBP: 0.208, SLG: 0.176 (7, PH)										1	0	0	0	0	1	1			
Dave Campbell, R (7, PH)										0	0	0	0	0	0	0			
<b>Inning Stats</b>	R: 0 E: 0 K: 1 S: 6	H: 1 LOB: 1 BB: 0 P: 6	R: 0 E: 0 K: 0 S: 5	H: 2 LOB: 0 BB: 0 P: 5	R: 0 E: 0 K: 2 S: 9	H: 0 LOB: 0 BB: 0 P: 5	R: 0 E: 0 K: 2 S: 9	H: 2 LOB: 2 BB: 0 P: 9	R: 0 E: 0 K: 0 S: 3	H: 0 LOB: 0 BB: 0 P: 3	R: 0 E: 0 K: 0 S: 3	H: 0 LOB: 1 BB: 1 P: 9	R: 0 E: 0 K: 1 S: 6	H: 1 LOB: 1 BB: 0 P: 6	R: 0 E: 0 K: 0 S: 4	H: 1 LOB: 1 BB: 0 P: 4	1B: 7 2B: 0 3B: 0 HR: 0	SF: 0 SAC: 0 DP: 0 HBP: 0	WP: 1 PA: 35 PB: 0 SB: 1 CS: 0
<b>PITCHER</b> Floyd Bannister, L ERA: 2.37	IP: 9.0 WLS: W BF: 35 H: 7 R: 0 ER: 0 SO: 6 BB: 1 IBB: 0 HBP: 0 BLK: 0 WP: 1 HR: 0 S: 46 P: 50 ERA: 0.00 WHIP: 0.889															<b>PITCHER</b>			

Atlanta Braves @ Houston Astros  
Astrodome, Houston, TX  
Fri May 19 1978, 8:05 PM EDT  
Att. 15,609 - Dome

AB 34  
R 0  
H 7  
RBI 0  
BB 1  
SO 6  
LOB 18



Batter	1	2	3	4	5	6	7	8	9	AB	R	H	RBI	BB	SO	LOB	BOTTOM		
Terry Puhl, L OBP: 0.361, SLG: 0.429 (4, 8)	0-0 WP 1B	0-0 F4		0-0 1-3 2-H 1B 2B			0-0 4-3			4	2	2	1	0	0	0			
Enos Cabell, R OBP: 0.313, SLG: 0.343	0-0 1B 3B	0-0 CS 1B		0-0 2-H 3-H 1B			0-0 CS 1B			4	1	4	3	0	0	0			
Cesar Cedeno, R OBP: 0.343, SLG: 0.476 (3, PH)	0-0 1-3	0-0 CS	0-3 K		0-0 FC2-6 1B		0-0 F7			1	0	0	0	0	0	1			
Wilbur Howard, S OBP: 0.297, SLG: 0.417 (4, 7)										2	0	1	0	0	1	0			
Denny Walling, L OBP: 0.176, SLG: 0.188 (6, 7)		1-2					1-2			1	0	0	0	0	0	1			
Jose Cruz, L OBP: 0.328, SLG: 0.341 (1, 9)	0-0 2-3 3B 1B		0-0 3-1		0-0 FC2-6 5-3		0-0 F2			4	1	1	0	0	0	1			
Bob Watson, R OBP: 0.364, SLG: 0.496 Dave Bergman, L (9, 3)	0-0 1-H FC1-2 3B		0-3 K		0-0 5-3		0-0 4-3			4	0	1	2	0	1	1			
Art Howe, R OBP: 0.338, SLG: 0.442 (1, 4)	0-0 FC1-2 BB			0-0 S 2B 1B		0-0 6-3		4-0 BB 1B BB		3	1	1	0	1	0	2			
Joe Ferguson, R OBP: 0.342, SLG: 0.409 (1, 2)	4-0 1-2 BB			4-0 2B 1B BB		0-0 F8		4-0 1B BB		1	1	0	0	3	0	0			
Roger Metzger, S OBP: 0.306, SLG: 0.315 (1, 6)	0-0 F7		0-0 F7		0-0 1-3		0-0 1-2 2-H 1B			4	0	1	0	0	0	4			
Floyd Bannister, L (1, 1)		0-3 K		0-0 F7		0-3 K				3	0	0	0	0	2	2			
<b>Inning Stats</b>	R: 3 E: 0 K: 0 S: 7	H: 4 LOB: 2 BB: 1 P: 11	R: 0 E: 0 K: 1 S: 5	H: 1 LOB: 0 BB: 0 P: 5	R: 0 E: 0 K: 2 S: 7	H: 0 LOB: 0 BB: 0 P: 7	R: 3 E: 0 K: 0 S: 5	H: 3 LOB: 1 BB: 1 P: 9	R: 0 E: 0 K: 0 S: 4	H: 1 LOB: 1 BB: 0 P: 4	R: 0 E: 0 K: 1 S: 5	H: 0 LOB: 0 BB: 0 P: 5	R: 0 E: 0 K: 0 S: 3	H: 1 LOB: 0 BB: 0 P: 3	R: 0 E: 0 K: 0 S: 3	H: 1 LOB: 2 BB: 2 P: 11	1B: 9 2B: 1 3B: 1 HR: 0	SF: 0 SAC: 0 DP: 0 HBP: 0	WP: 1 PA: 36 PB: 0 SB: 1 CS: 2
<b>PITCHER</b> Dick Ruthven, R ERA: 3.79 Rick Camp, R ERA: 5.55 Dave Campbell, R ERA: 4.2	IP: 2.0 WLS: L BF: 7 H: 1 R: 0 ER: 0 SO: 1 BB: 0 IBB: 0 HBP: 0 BLK: 0 WP: 0 HR: 0 S: 9 P: 9 ERA: 0.00 WHIP: 0.500															<b>PITCHER</b>			

Atlanta Braves @ Houston Astros  
Astrodome, Houston, TX  
Fri May 19 1978, 8:05 PM EDT  
Att. 15,609 - Dome

AB 31  
R 6  
H 11  
RBI 6  
BB 4  
SO 4  
LOB 12






Batter	1	2	3	4	5	6	7	8	9	AB	R	H	RBI	BB	SO	LOB	TOP						
Jerry Royster, R OBP: 0.365, SLG: 0.379 Pat Rockett, R OBP: 0.191, SLG: 0.128	F8		K			1-3			F7	3	0	0	0	0	1	1							
Bob Beall, S OBP: 0.250, SLG: 0.129	F7			6-3		BB	BB			3	0	0	0	1	0	2							
Brian Aselstine, L OBP: 0.365, SLG: 0.370	K					F8				3	0	1	0	1	1	1							
Jeff Burroughs, R OBP: 0.479, SLG: 0.548 Barry Bonnell, R OBP: 0.291, SLG: 0.277	K			K		BB	BB		5-3	2	0	0	0	1	2	1							
Biff Pocoroba, S OBP: 0.293, SLG: 0.274 Dale Murphy, R OBP: 0.270, SLG: 0.298	F9			F8		BB			K	2	0	0	0	1	0	1							
Rowland Office, L OBP: 0.293, SLG: 0.329	K				3-1	4-3			F7	4	0	0	0	0	1	4							
Darrel Chaney, S OBP: 0.440, SLG: 0.475					F8		G3			3	0	1	0	1	0	0	AB 30						
Rod Gilbreath, R OBP: 0.258, SLG: 0.318			K				BB			3	0	2	0	1	1	1	R 0						
Tommy Boggs, R Eddie Solomon, R Joe Niekro, L Dave Campbell, R Tom Paciorek, R Jamie Easterly, L Adrian Devine, R Gary Matthews, R	FC4-6					K			G5-4-3	1	0	0	0	0	0	1	H 4						
										1	0	0	0	0	0	0	RBI 0						
										1	0	0	0	0	0	0	BB 7						
										1	0	0	0	0	0	0	SO 8						
										1	0	0	0	0	0	0	LOB 19						
										1	0	0	0	0	0	0							
										1	0	0	0	0	0	2							
<b>Inning Stats</b>	R: 0 E: 0 K: 1 S: 5	H: 0 LOB: 0 BB: 0 P: 5	R: 0 E: 0 K: 2 S: 7	H: 0 LOB: 0 BB: 0 P: 7	R: 0 E: 0 K: 2 S: 8	H: 1 LOB: 1 BB: 0 P: 8	R: 0 E: 0 K: 1 S: 5	H: 0 LOB: 1 BB: 1 P: 9	R: 0 E: 0 K: 1 S: 6	H: 1 LOB: 1 BB: 0 P: 6	R: 0 E: 0 K: 0 S: 3	H: 0 LOB: 3 BB: 3 P: 15	R: 0 E: 0 K: 0 S: 3	H: 0 LOB: 2 BB: 2 P: 11	R: 0 E: 0 K: 1 S: 6	H: 1 LOB: 1 BB: 0 P: 6	R: 0 E: 0 K: 0 S: 3	H: 1 LOB: 1 BB: 1 P: 7	1B: 4 2B: 0 3B: 0 HR: 0	SF: 0 SAC: 0 DP: 1 HBP: 0	WP: 0 PB: 0 SB: 0 CS: 0	PA: 37	
<b>PITCHER</b> J.R. Richard, R ERA: 3.48	IP: 9.0 WLS: W BF: 37 H: 4 R: 0 ER: 0 SO: 8 BB: 7 IBB: 0 HBP: 0 BLK: 0 WP: 0 HR: 0 S: 46 P: 74 ERA: 0.00 WHIP: 1.222											<b>PITCHER</b>	IP: 9.0 WLS: W BF: 37 H: 4 R: 0 ER: 0 SO: 8 BB: 7 IBB: 0 HBP: 0 BLK: 0 WP: 0 HR: 0 S: 46 P: 74 ERA: 0.00 WHIP: 1.222										

Atlanta Braves @ Houston Astros  
Astrodome, Houston, TX  
Sat May 20 1978, 8:05 PM EDT  
Att: 24,402 - Dome


AB 30  
R 0  
H 4  
RBI 0  
BB 7  
SO 8  
LOB 19



Batter	1	2	3	4	5	6	7	8	9	AB	R	H	RBI	BB	SO	LOB	BOTTOM						
Terry Puhl, L OBP: 0.376, SLG: 0.430	1B		1B	3-1		1B	1B			2	4	1	0	3	0	1							
Enos Cabell, R OBP: 0.323, SLG: 0.352	5-3		1B	6-3		BB	BB			5	2	3	1	0	0	2							
Jose Cruz, L OBP: 0.345, SLG: 0.383	WP		SF8							5	3	4	6	0	1	0							
Bob Watson, R OBP: 0.368, SLG: 0.500 Dave Bergman, L	1B		SF8			HR	F7		1B	3	1	2	2	0	0	0							
Denny Walling, L OBP: 0.227, SLG: 0.381	1B					HR	F8		4-3	0	0	0	0	1	0	0							
Art Howe, R OBP: 0.331, SLG: 0.431 Julio Gonzalez, R OBP: 0.385, SLG: 0.417	5-3		5-3							3	0	0	0	0	0	2							
Joe Ferguson, R OBP: 0.345, SLG: 0.402			6-3							4	0	1	0	1	0	2							
Roger Metzger, S OBP: 0.311, SLG: 0.312										4	0	1	0	1	0	4							
J.R. Richard, R OBP: 0.083, SLG: 0.083										4	1	1	1	0	0	3							
<b>Inning Stats</b>	R: 2 E: 0 K: 0 S: 6	H: 3 LOB: 1 BB: 0 P: 6	R: 0 E: 1 K: 0 S: 3	H: 0 LOB: 0 BB: 0 P: 3	R: 3 E: 0 K: 0 S: 6	H: 3 LOB: 1 BB: 1 P: 10	R: 0 E: 0 K: 0 S: 4	H: 1 LOB: 1 BB: 0 P: 4	R: 2 E: 0 K: 0 S: 4	H: 2 LOB: 2 BB: 2 P: 15	R: 2 E: 0 K: 0 S: 4	H: 2 LOB: 0 BB: 1 P: 8	R: 4 E: 0 K: 0 S: 7	H: 5 LOB: 2 BB: 2 P: 15	R: 0 E: 0 K: 0 S: 4	H: 1 LOB: 1 BB: 0 P: 4	1B: 15 2B: 0 3B: 0 HR: 2	SF: 1 SAC: 1 DP: 2 HBP: 0	WP: 1 PB: 0 SB: 2 CS: 0	PA: 45			
<b>PITCHER</b> Tommy Boggs, R ERA: 6.97 Eddie Solomon, R ERA: 2.36 Dave Campbell, R ERA: 5.82 Jamie Easterly, L ERA: 5.19 Adrian Devine, R ERA: 6.56	IP: 2.1 WLS: L BF: 14 H: 6 R: 5 ER: 5 SO: 0 BB: 1 IBB: 0 HBP: 0 BLK: 0 WP: 0 HR: 0 S: 13 P: 17 ERA: 19.29 WHIP: 3.000											<b>PITCHER</b>	IP: 2.1 WLS: L BF: 14 H: 6 R: 5 ER: 5 SO: 0 BB: 1 IBB: 0 HBP: 0 BLK: 0 WP: 0 HR: 0 S: 13 P: 17 ERA: 19.29 WHIP: 3.000										

Atlanta Braves @ Houston Astros  
Astrodome, Houston, TX  
Sat May 20 1978, 8:05 PM EDT  
Att: 24,402 - Dome

AB 37  
R 13  
H 17  
RBI 13  
BB 6  
SO 1  
LOB 17









Batter	1	2	3	4	5	6	7	8	9	AB	R	H	RBI	BB	SO	LOB	TOP										
Jerry Royster, R OBP: 0.397, SLG: 0.379 (1, 4)										4	0	0	0	0	1	2											
Brian Assestine, L OBP: 0.372, SLG: 0.407 (1, 8)	 									4	0	1	0	0	1	2											
Gary Matthews, R OBP: 0.378, SLG: 0.774 (1, 9)										4	0	0	0	0	0	1											
Jeff Burroughs, R OBP: 0.458, SLG: 0.512 (1, 7)	 									3	0	0	0	1	0	0											
Biff Pocoroba, S OBP: 0.290, SLG: 0.272 (1, 2)	 					 				4	0	2	0	0	0	0											
Dale Murphy, R OBP: 0.285, SLG: 0.295 (1, 3)										4	0	0	0	0	0	4											
Darrel Chaney, S OBP: 0.421, SLG: 0.447 (1, 6)					 					3	0	1	0	0	0	0											
Rod Gilbreath, R OBP: 0.260, SLG: 0.308 (1, 5)					 					3	0	1	0	0	1	0											
Mickey Mahler, S (1, 1)										1	0	0	0	0	0	0											
Rowland Office, L OBP: 0.287, SLG: 0.322 (7, PH)										1	0	0	0	0	0	0											
Eddie Solomon, R OBP: 0.167, SLG: 0.167 (7, 1)										0	0	0	0	0	0	0											
Dave Campbell, R (8, 1)										0	0	0	0	0	0	0											
<b>Inning Stats</b>	R: 0 E: 0 K: 0 S: 5	H: 2 LOB: 3 BB: 1 P: 9	R: 0 E: 0 K: 1 S: 5	H: 0 LOB: 0 BB: 0 P: 5	R: 0 E: 0 K: 1 S: 5	H: 0 LOB: 0 BB: 0 P: 5	R: 0 E: 0 K: 0 S: 3	H: 0 LOB: 0 BB: 0 P: 3	R: 0 E: 0 K: 1 S: 7	H: 2 LOB: 2 BB: 0 P: 7	R: 0 E: 0 K: 0 S: 4	H: 1 LOB: 1 BB: 0 P: 4	R: 0 E: 0 K: 0 S: 3	H: 0 LOB: 0 BB: 0 P: 3	R: 0 E: 0 K: 0 S: 3	H: 0 LOB: 0 BB: 0 P: 3	1B: 4 2B: 1 3B: 0 HR: 0	SF: 0 SAC: 1 DP: 0 HBP: 0	WP: 1 PB: 0 SB: 0 CS: 0	PA: 33							
<b>PITCHER</b>	IP	WLS	BF	H	R	ER	SO	BB	IBB	HBP	BLK	WP	HR	S	P	ERA	WHIP										
Bill Bonham, R ERA: 2.58 (1, 1)	8.0	W	30	5	0	0	3	0	1	0	0	1	0	35	39	0.00	0.625										
Pedro Borbon, R ERA: 6.2 (9, 1)	1.0		3	0	0	0	0	0	0	0	0	0	0	3	3	0.00	0.000										

Atlanta Braves @ Cincinnati Reds  
Riverfront Stadium, Cincinnati, OH  
Mon May 22 1978, 7:05 PM EDT  
Att: 18,434 - Unknown

AB 31  
R 0  
H 5  
RBI 0  
BB 1  
SO 3  
LOB 9



Batter	1	2	3	4	5	6	7	8	9	AB	R	H	RBI	BB	SO	LOB	BOTTOM										
Pete Rose, S OBP: 0.356, SLG: 0.448 (1, 5)	  						 	  		3	2	1	0	0	0	2											
Ray Knight, R OBP: 0.455, SLG: 0.667 (8, 5)										1	1	1	3	0	0	0											
Ken Griffey, L OBP: 0.382, SLG: 0.491 (1, 9)	 						 	 		4	2	2	2	1	1	0											
Pedro Borbon, R OBP: 0.333, SLG: 0.333 (9, 1)										0	0	0	0	0	0	0											
George Foster, R OBP: 0.387, SLG: 0.536 (1, 7)	 						 	 		5	1	2	1	0	2	1											
Johnny Bench, R OBP: 0.298, SLG: 0.412 (1, 2)							 			4	0	1	1	0	1	1											
Don Werner, R OBP: 0.321, SLG: 0.217 (9, 2)										0	0	0	0	0	0	0											
Dave Concepcion, R OBP: 0.376, SLG: 0.451 (1, 6)	 			 			 			4	1	2	1	0	0	2											
Rick Auerbach, R OBP: 0.333, SLG: 0.412 (9, 6)										0	0	0	0	0	0	0											
Dan Driessen, L OBP: 0.405, SLG: 0.538 (1, 3)				 				 		3	0	1	1	1	1	1											
Junior Kennedy, R OBP: 0.333, SLG: 0.250 (1, 4)								 		4	1	0	0	0	0	3											
Dave Collins, S OBP: 0.359, SLG: 0.226 (1, 8)										2	0	0	0	1	0	0											
Cesar Geronimo, L OBP: 0.366, SLG: 0.416 (8, 8)				 				 		1	1	1	1	0	0	0											
Bill Bonham, R OBP: 0.150, SLG: 0.111 (1, 1)										2	0	0	0	0	0	0											
Mike Lum, L OBP: 0.292, SLG: 0.238 (8, PH)				 						1	1	1	0	0	0	0											
<b>Inning Stats</b>	R: 3 E: 1 K: 1 S: 8	H: 3 LOB: 1 BB: 0 P: 9	R: 0 E: 0 K: 0 S: 3	H: 0 LOB: 0 BB: 0 P: 3	R: 0 E: 0 K: 1 S: 5	H: 0 LOB: 0 BB: 0 P: 5	R: 1 E: 0 K: 0 S: 4	H: 2 LOB: 2 BB: 1 P: 9	R: 0 E: 0 K: 3 S: 9	H: 0 LOB: 0 BB: 0 P: 9	R: 0 E: 0 K: 0 S: 3	H: 0 LOB: 0 BB: 0 P: 3	R: 2 E: 0 K: 0 S: 7	H: 4 LOB: 2 BB: 0 P: 7	R: 4 E: 0 K: 0 S: 5	H: 3 LOB: 0 BB: 2 P: 13	1B: 7 2B: 3 3B: 0 HR: 2	SF: 0 SAC: 0 DP: 1 HBP: 2	WP: 0 PB: 0 SB: 1 CS: 1	PA: 39							
<b>PITCHER</b>	IP	WLS	BF	H	R	ER	SO	BB	IBB	HBP	BLK	WP	HR	S	P	ERA	WHIP										
Mickey Mahler, L ERA: 1.5 (1, 1)	6.0	L	25	5	4	4	5	1	0	2	0	0	1	32	38	6.00	1.000										
Eddie Solomon, R ERA: 4.18 (7, 1)	1.1		12	7	6	6	0	1	0	0	0	0	1	11	15	40.50	6.000										
Dave Campbell, R ERA: 5.6 (8, 1)	0.2		2	0	0	0	0	1	0	0	0	0	0	1	5	0.00	1.500										

Atlanta Braves @ Cincinnati Reds  
Riverfront Stadium, Cincinnati, OH  
Mon May 22 1978, 7:05 PM EDT  
Att: 18,434 - Unknown

AB 34  
R 10  
H 12  
RBI 10  
BB 3  
SO 5  
LOB 10









Batter	1	2	3	4	5	6	7	8	9	AB	R	H	RBI	BB	SO	LOB	TOP					
Jerry Royster, R OBP: 0.361, SLG: 0.370	F9		P4					G3		3	0	0	0	1	0	1	<b>Atlanta Braves @ Cincinnati Reds</b> Riverfront Stadium, Cincinnati, OH Wed May 24, 1978, 3:33 AM EDT Att: 23,891 - Unknown					
Brian Assestine, L OBP: 0.364, SLG: 0.402				4-3	SF8-2-5-4			SF7		1	0	0	2	1	0	0						
Gary Matthews, R OBP: 0.366, SLG: 0.684										3	0	0	0	1	2	1						
Rowland Office, L OBP: 0.284, SLG: 0.318	K							K		0	0	0	0	0	0	0						
Jeff Burroughs, R OBP: 0.453, SLG: 0.512		5-3								4	0	0	0	0	1	1						
Biff Pocoroba, S OBP: 0.295, SLG: 0.267										3	1	1	0	1	0	0						
Pat Rockett, R OBP: 0.204, SLG: 0.135										0	0	0	0	0	0	0						
Dale Murphy, R OBP: 0.268, SLG: 0.287										3	1	1	0	0	0	1						
Darrel Chaney, S OBP: 0.417, SLG: 0.429										2	1	0	0	1	0	1						
Joe Nolan, L OBP: 0.296, SLG: 0.292										1	0	0	0	0	0	1						
Rod Gilbreath, R OBP: 0.262, SLG: 0.299										3	0	1	2	0	0	0						
Jamie Easterly, L OBP: 0.286, SLG: 0.429										3	1	1	0	0	1	2						
Adrian Devine, R										0	0	0	0	0	0	0						
Mickey Mahler, S										0	0	0	0	0	0	0						
Rick Camp, R										0	0	0	0	0	0	0						
<b>Inning Stats</b>	R: 0 E: 0 K: 1 S: 4	H: 0 LOB: 1 BB: 1 P: 8	R: 0 E: 0 K: 0 S: 3	H: 0 LOB: 1 BB: 0 P: 4	R: 0 E: 0 K: 1 S: 5	H: 0 LOB: 0 BB: 0 P: 5	R: 0 E: 0 K: 1 S: 4	H: 0 LOB: 1 BB: 1 P: 8	R: 3 E: 0 K: 0 S: 4	H: 2 LOB: 1 BB: 3 P: 16	R: 0 E: 0 K: 0 S: 3	H: 0 LOB: 0 BB: 0 P: 3	R: 0 E: 0 K: 1 S: 3	H: 0 LOB: 0 BB: 0 P: 3	R: 1 E: 0 K: 1 S: 6	H: 1 LOB: 0 BB: 0 P: 6	R: 0 E: 0 K: 0 S: 4	H: 1 LOB: 1 BB: 0 P: 4	1B: 3 2B: 3 3B: 0 HR: 0	SF: 2 SAC: 0 DP: 2 HBP: 1	WP: 0 PB: 0 SB: 1 CS: 1	PA: 34
<b>PITCHER</b>	IP WLS BF H R ER SO BB IBB HBP BLK WP HR S P ERA WHIP																					
Paul Moskau, R ERA: 6.23	(1, 1) 4.1 19 2 3 3 3 5 0 1 0 0 0 19 40 6.23 1.615																					
Manny Sarmiento, R ERA: 1.35	(5, 1) 4.2 W 15 2 1 1 1 0 0 0 0 0 0 17 17 1.93 0.429																					

Batter	1	2	3	4	5	6	7	8	9	AB	R	H	RBI	BB	SO	LOB	BOTTOM					
Pete Rose, S OBP: 0.368, SLG: 0.453	4-3									3	1	1	0	2	0	0	<b>Atlanta Braves @ Cincinnati Reds</b> Riverfront Stadium, Cincinnati, OH Wed May 24, 1978, 3:33 AM EDT Att: 23,891 - Unknown					
Dave Collins, S OBP: 0.364, SLG: 0.229										3	1	1	0	1	0	2						
Cesar Geronimo, L OBP: 0.376, SLG: 0.430										0	0	0	0	1	0	0						
Joe Morgan, L OBP: 0.383, SLG: 0.489										4	0	1	2	1	0	1						
George Foster, R OBP: 0.378, SLG: 0.511										4	0	0	0	1	1	4						
Dave Concepcion, R OBP: 0.376, SLG: 0.454										4	1	2	1	0	0	2						
Dan Driessen, L OBP: 0.420, SLG: 0.550										4	1	3	1	0	1	2						
Ray Knight, R OBP: 0.357, SLG: 0.500										3	0	0	0	0	2	3						
Ken Griffey, L OBP: 0.376, SLG: 0.483										1	0	0	0	0	0	1						
Don Werner, R OBP: 0.290, SLG: 0.192										3	0	0	0	0	1	2						
Mike Lum, L OBP: 0.321, SLG: 0.400										1	0	1	1	0	0	0						
Rick Auerbach, R OBP: 0.318, SLG: 0.389										0	1	0	0	0	0	0						
Johnny Bench, R OBP: 0.302, SLG: 0.429										0	0	0	0	0	0	0						
Paul Moskau, R OBP: 0.286, SLG: 0.286										2	0	1	0	0	0	0						
Manny Sarmiento, R ERA: 1.35										1	0	0	0	0	0	0						
<b>Inning Stats</b>	R: 0 E: 0 K: 0 S: 4	H: 1 LOB: 1 BB: 0 P: 4	R: 0 E: 1 K: 0 S: 4	H: 1 LOB: 0 BB: 0 P: 4	R: 2 E: 0 K: 1 S: 7	H: 2 LOB: 2 BB: 2 P: 15	R: 0 E: 0 K: 2 S: 8	H: 1 LOB: 2 BB: 1 P: 12	R: 0 E: 0 K: 1 S: 7	H: 2 LOB: 2 BB: 0 P: 7	R: 0 E: 0 K: 0 S: 3	H: 0 LOB: 0 BB: 0 P: 3	R: 0 E: 0 K: 1 S: 5	H: 0 LOB: 0 BB: 0 P: 5	R: 3 E: 0 K: 0 S: 6	H: 3 LOB: 3 BB: 3 P: 18	R: 0 E: 0 K: 0 S: 4	H: 0 LOB: 0 BB: 0 P: 4	1B: 6 2B: 5 3B: 0 HR: 0	SF: 0 SAC: 1 DP: 1 HBP: 0	WP: 0 PB: 0 SB: 1 CS: 0	PA: 40
<b>PITCHER</b>	IP WLS BF H R ER SO BB IBB HBP BLK WP HR S P ERA WHIP																					
Jamie Easterly, L ERA: 5.18	(1, 1) 7.0 33 9 4 4 4 5 2 1 0 0 0 40 52 5.14 1.571																					
Adrian Devine, R ERA: 5.86	(8, 1) 0.2 L 5 1 0 0 0 1 1 0 0 0 0 3 11 0.00 3.000																					
Mickey Mahler, L ERA: 1.5	(8, 1) 0.0 1 0 1 1 0 1 0 0 0 0 0 0 4 ∞ ∞																					
Rick Camp, R ERA: 5.52	(8, 1) 0.1 1 0 0 0 0 0 0 0 0 0 0 1 1 0.00 0.000																					

AB 26  
R 4  
H 4  
RBI 4  
BB 5  
SO 4  
LOB 8



AB 33  
R 5  
H 10  
RBI 5  
BB 6  
SO 5  
LOB 17









Batter	1	2	3	4	5	6	7	8	9	AB	R	H	RBI	BB	SO	LOB	TOP											
<b>Bake McBride, L</b> OBP: 0.368, SLG: 0.403										4	1	3	0	1	0	0	Philadelphia Phillies @ Atlanta Braves Atlanta-Fulton County Stadium, Atlanta, GA Sat May 27 1978, 7:05 PM EDT Att: 15,081 - Unknown											
<b>Larry Bowa, S</b> OBP: 0.337, SLG: 0.356										4	0	2	1	0	0	2												
<b>Mike Schmidt, R</b> OBP: 0.358, SLG: 0.484										3	1	0	0	2	0	3												
<b>Greg Luzinski, R</b> OBP: 0.368, SLG: 0.481 <b>Gene Garber, R</b>										5	0	0	0	0	2	5												
<b>Richie Hebner, L</b> OBP: 0.370, SLG: 0.422										4	1	1	0	0	2	1												
<b>Gary Maddox, R</b> OBP: 0.368, SLG: 0.413										4	2	3	2	0	1	0												
<b>Bob Boone, R</b> OBP: 0.352, SLG: 0.446 <b>Bud Harrelson, S</b> OBP: 0.302, SLG: 0.237										4	0	1	1	0	0	1												
<b>Davey Johnson, R</b> OBP: 0.233, SLG: 0.216 <b>Jim Morrison, R</b> OBP: 0.294, SLG: 0.277 <b>Barry Foote, R</b> OBP: 0.222, SLG: 0.222										4	0	1	1	0	0	0												
<b>Jim Lonborg, R</b> OBP: 0.316, SLG: 0.250 <b>Tim McCarver, L</b> OBP: 0.500, SLG: 0.472 <b>Tug McGraw, R</b>										2	0	0	0	0	0	0												
<b>Jay Johnstone, L</b> OBP: 0.286, SLG: 0.250 <b>Jerry Martin, R</b> OBP: 0.370, SLG: 0.521										1	0	0	0	0	1	0												
<b>Inning Stats</b>	R: 0 E: 0 K: 1 S: 6	H: 1 LOB: 1 BB: 0 P: 6	R: 0 E: 0 K: 2 S: 7	H: 0 LOB: 0 BB: 0 P: 7	R: 1 E: 0 K: 0 S: 5	H: 2 LOB: 1 BB: 0 P: 5	R: 0 E: 0 K: 1 S: 6	H: 1 LOB: 1 BB: 0 P: 6	R: 0 E: 0 K: 1 S: 3	H: 0 LOB: 0 BB: 1 P: 7	R: 2 E: 0 K: 1 S: 6	H: 1 LOB: 0 BB: 1 P: 10	R: 0 E: 0 K: 1 S: 5	H: 0 LOB: 0 BB: 0 P: 5	R: 0 E: 0 K: 0 S: 3	H: 1 LOB: 0 BB: 0 P: 3	R: 3 E: 0 K: 0 S: 8	H: 5 LOB: 3 BB: 1 P: 12	1B: 8 2B: 3 3B: 0 HR: 1	SF: 0 SAC: 1 DP: 1 HBP: 0	WP: 0 PB: 0 SB: 2 CS: 0	PA: 40						
<b>PITCHER</b>	IP	WLS	BF	H	R	ER	SO	BB	IBB	HBP	BLK	WP	HR	S	P	ERA	WHIP											
<b>Dick Ruthven, R</b> ERA: 3.8	(1, 1)		7.0	28	5	3	3	6	2	0	0	0	0	1	38	46	3.86	1.000										
<b>Adrian Devine, R</b> ERA: 5.28	(8, 1)		1.0	5	3	2	2	0	0	0	0	0	0	0	5	5	18.00	3.000										
<b>Rick Camp, R</b> ERA: 5.74	(9, 1)	L	1.0	7	3	1	1	0	0	1	0	1	0	0	6	10	9.00	3.000										

Batter	1	2	3	4	5	6	7	8	9	AB	R	H	RBI	BB	SO	LOB	BOTTOM										
<b>Jerry Royster, R</b> OBP: 0.349, SLG: 0.351										5	0	0	0	0	0	5	Philadelphia Phillies @ Atlanta Braves Atlanta-Fulton County Stadium, Atlanta, GA Sat May 27 1978, 7:05 PM EDT Att: 15,081 - Unknown										
<b>Brian Aseltine, L</b> OBP: 0.356, SLG: 0.391										5	0	1	1	0	1	2											
<b>Gary Matthews, R</b> OBP: 0.358, SLG: 0.667 <b>Adrian Devine, R</b> <b>Rick Camp, R</b>										3	0	0	0	0	1	0											
<b>Joe Nolan, L</b> OBP: 0.286, SLG: 0.280										2	1	1	0	2	1	1											
<b>Jeff Burroughs, R</b> OBP: 0.462, SLG: 0.526 <b>Rowland Office, L</b> OBP: 0.291, SLG: 0.315										3	1	2	0	0	0	0											
<b>Biff Pocoroba, S</b> OBP: 0.309, SLG: 0.286										3	0	0	0	1	1	4											
<b>Dale Murphy, R</b> OBP: 0.267, SLG: 0.279										3	0	0	0	1	1	4											
<b>Barry Bonnell, R</b> OBP: 0.294, SLG: 0.269										4	1	0	1	0	0	4											
<b>Darrel Chaney, S</b> OBP: 0.412, SLG: 0.400										3	1	1	1	1	1	1											
<b>Dick Ruthven, R</b> OBP: 0.056, SLG: 0.056 <b>Cito Gaston, R</b> OBP: 0.204, SLG: 0.173 <b>Rod Gilbreath, R</b> OBP: 0.269, SLG: 0.306										0	0	0	0	0	0	0											
<b>Inning Stats</b>	R: 0 E: 0 K: 2 S: 7	H: 0 LOB: 1 BB: 1 P: 11	R: 0 E: 0 K: 1 S: 5	H: 0 LOB: 0 BB: 0 P: 5	R: 1 E: 1 K: 0 S: 5	H: 0 LOB: 1 BB: 0 P: 5	R: 0 E: 0 K: 0 S: 4	H: 2 LOB: 1 BB: 0 P: 4	R: 0 E: 0 K: 1 S: 3	H: 0 LOB: 1 BB: 1 P: 7	R: 2 E: 1 K: 1 S: 6	H: 1 LOB: 1 BB: 2 P: 14	R: 0 E: 0 K: 0 S: 4	H: 1 LOB: 1 BB: 0 P: 4	R: 2 E: 1 K: 0 S: 6	H: 2 LOB: 2 BB: 1 P: 10	R: 0 E: 0 K: 1 S: 5	H: 0 LOB: 0 BB: 0 P: 5	1B: 5 2B: 1 3B: 0 HR: 0	SF: 0 SAC: 3 DP: 1 HBP: 0	WP: 0 PB: 0 SB: 0 CS: 0	PA: 40					
<b>PITCHER</b>	IP	WLS	BF	H	R	ER	SO	BB	IBB	HBP	BLK	WP	HR	S	P	ERA	WHIP										
<b>Jim Lonborg, R</b> ERA: 3.55	(1, 1)		6.0	26	3	3	1	4	4	0	0	0	0	30	46	1.50	1.167										
<b>Tug McGraw, L</b> ERA: 3.2	(7, 1)	W	2.0	11	3	2	0	0	1	0	0	0	0	10	14	0.00	2.000										
<b>Gene Garber, R</b> ERA: 2.03	(9, 1)	S	1.0	3	0	0	0	1	0	0	0	0	0	5	5	0.00	0.000										



Batter	1	2	3	4	5	6	7	8	9	AB	R	H	RBI	BB	SO	LOB	TOP										
<b>Bake McBride, L</b> OBP: 0.356, SLG: 0.388 (1, 9)	F8		K		4-3			4-3	F8	5	0	0	0	0	1	2											
<b>Larry Bowa, S</b> OBP: 0.335, SLG: 0.350 (1, 6)	4-3		6-3			3-1		BB		3	0	0	0	1	0	0											
<b>Mike Schmidt, R</b> OBP: 0.356, SLG: 0.474 (1, 5)	6-3			FC3-6 1B BB		6-3		F9		3	0	0	0	1	0	1											
<b>Greg Luzinski, R</b> OBP: 0.371, SLG: 0.478 (1, 7)	F8			FC3-6 1B		6-3			2B 1B BB	3	1	1	0	1	0	0											
<b>Richie Hebner, L</b> OBP: 0.366, SLG: 0.425 (1, 3)	P6			FC3-6 1B			F9		1B 2B	4	1	1	0	0	0	2											
<b>Gary Maddox, R</b> OBP: 0.371, SLG: 0.411 (1, 8)	S 1B BB			F9			P6		1B S	3	1	1	2	1	0	2											
<b>Bob Boone, R</b> OBP: 0.357, SLG: 0.457 (1, 2)	1B			F9			2B		2H 3H 1B	4	0	2	1	0	0	3											
<b>Davey Johnson, R</b> OBP: 0.217, SLG: 0.200 <b>Ron Reed, R</b> (7, 1)	F7					P6				3	0	0	0	0	0	2											
<b>Jay Johnstone, L</b> OBP: 0.300, SLG: 0.267 (9, PH)							P4			0	0	0	0	0	0	0											
<b>Jim Morrison, R</b> OBP: 0.264, SLG: 0.277 (9, PR)									2-3 1B	0	0	0	0	0	0	0											
<b>Larry Christenson, R</b> OBP: 0.238, SLG: 0.316 <b>Bud Harrelson, S</b> OBP: 0.255, SLG: 0.231 <b>Jerry Martin, R</b> OBP: 0.364, SLG: 0.510 (9, PH)			K		K					2	0	0	0	0	2	0											
<b>Inning Stats</b>	R: 0 E: 0 K: 0 S: 3	H: 0 LOB: 0 BB: 0 P: 3	R: 1 E: 0 K: 0 S: 4	H: 1 LOB: 1 BB: 1 P: 8	R: 0 E: 0 K: 2 S: 7	H: 0 LOB: 0 BB: 0 P: 7	R: 0 E: 0 K: 0 S: 4	H: 1 LOB: 2 BB: 1 P: 8	R: 0 E: 0 K: 1 S: 5	H: 0 LOB: 0 BB: 0 P: 5	R: 0 E: 0 K: 0 S: 3	H: 1 LOB: 1 BB: 0 P: 4	R: 0 E: 0 K: 0 S: 3	H: 0 LOB: 1 BB: 1 P: 7	R: 2 E: 0 K: 0 S: 6	H: 3 LOB: 2 BB: 1 P: 10	1B: 4 2B: 2 3B: 0 HR: 0	SF: 0 SAC: 0 DP: 0 HBP: 0	WP: 0 PB: 0 SB: 2 CS: 0	PA: 37							
<b>PITCHER</b>	IP	WLS	BF	H	R	ER	SO	BB	IBB	HBP	BLK	WP	HR	S	P	ERA	WHIP										
<b>Preston Hanna, R</b> ERA: 3.45 (1, 1)	8.0	W	33	5	3	3	3	4	0	0	0	0	0	35	51	3.38	1.125										
<b>Rick Camp, R</b> ERA: 5.53 (9, 1)	0.1		2	1	0	0	0	0	0	0	0	0	0	2	2	0.00	3.000										
<b>Jamie Easterly, L</b> ERA: 5.04 (9, 1)	0.2	S	2	0	0	0	0	0	0	0	0	0	0	2	2	0.00	0.000										

Philadelphia Phillies @ Atlanta Braves  
Atlanta-Fulton County Stadium, Atlanta, GA  
Sun May 28 1978, 3:33 AM EDT  
Att: 22,233 - Unknown

AB 33  
R 3  
H 6  
RBI 3  
BB 4  
SO 3  
LOB 14



Batter	1	2	3	4	5	6	7	8	9	AB	R	H	RBI	BB	SO	LOB	BOTTOM										
<b>Jerry Royster, R</b> OBP: 0.346, SLG: 0.348 (1, 4)	4-3	1B		4-3			F8			4	0	1	1	0	0	1											
<b>Brian Aseltine, L</b> OBP: 0.361, SLG: 0.418 (8, 9)	K	1B			P5		SF8			4	1	2	1	0	1	0											
<b>Biff Pocoroba, S</b> OBP: 0.308, SLG: 0.281 (1, 2)	FC5-4 BB	F8			F7		SF8			2	0	0	1	1	0	2											
<b>Jeff Burroughs, R</b> OBP: 0.462, SLG: 0.543 <b>Rod Gilbreath, R</b> OBP: 0.299, SLG: 0.306 (7, PR)	FC5-4		6-3			HR		3H	BB	3	1	1	1	1	0	1											
<b>Gary Matthews, R</b> OBP: 0.351, SLG: 0.625 <b>Rowland Office, L</b> OBP: 0.281, SLG: 0.315 (8, 8)		K	K		4-3			BB	BB	3	0	0	0	1	2	0											
<b>Dale Murphy, R</b> OBP: 0.285, SLG: 0.279 (1, 3)		E5 1B		P4			5-3		K	4	1	1	0	0	1	2											
<b>Barry Bonnell, R</b> OBP: 0.302, SLG: 0.299 (8, 7)		S 1B				K			F2	4	1	2	1	0	1	0											
<b>Darrel Chaney, S</b> OBP: 0.417, SLG: 0.414 (1, 6)		2H 1B			K				3-1	3	1	1	0	1	1	1											
<b>Preston Hanna, R</b> OBP: 0.056, SLG: 0.056 <b>Rick Camp, R</b> (9, 1)		1B BB				2B			K	4	0	0	0	0	2	4											
<b>Jamie Easterly, L</b> OBP: 0.286, SLG: 0.429 (9, 1)		K			P6		F7		K	0	0	0	0	0	0	0											
<b>Inning Stats</b>	R: 0 E: 0 K: 1 S: 5	H: 0 LOB: 1 BB: 1 P: 9	R: 3 E: 1 K: 2 S: 11	H: 4 LOB: 2 BB: 1 P: 15	R: 0 E: 0 K: 1 S: 5	H: 0 LOB: 0 BB: 0 P: 5	R: 0 E: 0 K: 1 S: 6	H: 1 LOB: 1 BB: 0 P: 6	R: 1 E: 0 K: 0 S: 4	H: 1 LOB: 0 BB: 0 P: 4	R: 0 E: 0 K: 1 S: 6	H: 1 LOB: 1 BB: 0 P: 6	R: 1 E: 0 K: 1 S: 6	H: 1 LOB: 2 BB: 2 P: 14	R: 0 E: 0 K: 1 S: 5	H: 0 LOB: 0 BB: 0 P: 5	1B: 4 2B: 1 3B: 2 HR: 1	SF: 1 SAC: 0 DP: 0 HBP: 0	WP: 0 PB: 0 SB: 1 CS: 0	PA: 36							
<b>PITCHER</b>	IP	WLS	BF	H	R	ER	SO	BB	IBB	HBP	BLK	WP	HR	S	P	ERA	WHIP										
<b>Larry Christenson, R</b> ERA: 5.07 (1, 1)	6.0	L	27	7	4	4	6	2	0	0	0	0	0	37	45	6.00	1.500										
<b>Ron Reed, R</b> ERA: 2.63 (7, 1)	2.0		9	1	1	1	2	2	0	0	0	0	0	11	19	4.50	1.500										

Philadelphia Phillies @ Atlanta Braves  
Atlanta-Fulton County Stadium, Atlanta, GA  
Sun May 28 1978, 3:33 AM EDT  
Att: 22,233 - Unknown

AB 31  
R 5  
H 8  
RBI 5  
BB 4  
SO 8  
LOB 11





Batter	1	2	3	4	5	6	7	8	9	AB	R	H	RBI	BB	SO	LOB	TOP								
<b>Pete Rose, S</b> OBP: 0.368, SLG: 0.451 (1, 3)	F8		BB			6-3	6-3			4	1	1	0	2	0	0	<b>Cincinnati Reds @ Atlanta Braves</b> Atlanta-Fulton County Stadium, Atlanta, GA Mon May 29 1978, 7:05 PM EDT Att: 12,569 - Unknown								
<b>Ken Griffey, L</b> OBP: 0.386, SLG: 0.482 (1, 9)	4-3		P3			1B HR	BB			4	2	1	0	2	1	2									
<b>Dave Concepcion, R</b> OBP: 0.368, SLG: 0.440 (1, 6)	BLK BB		F9			HR	1B			4	2	2	1	1	0	2									
<b>George Foster, R</b> OBP: 0.385, SLG: 0.524 (1, 7)	K		K			HR				5	1	1	3	0	2	4									
<b>Ray Knight, R</b> OBP: 0.286, SLG: 0.421 (8, PH)		E5 WP				FC5	2B			4	0	1	0	0	0	0									
<b>Mike Lum, L</b> OBP: 0.355, SLG: 0.519 (8, 3)										1	1	1	3	0	0	0									
<b>Junior Kennedy, R</b> OBP: 0.390, SLG: 0.273 (1, 4)	K									2	0	1	0	3	1	1									
<b>Don Werner, R</b> OBP: 0.256, SLG: 0.184 (1, 2)		5-3								5	0	1	0	0	1	5									
<b>Cesar Geronimo, L</b> OBP: 0.363, SLG: 0.395 (1, 8)										3	0	0	0	2	1	4									
<b>Paul Moskau, R</b> OBP: 0.252, SLG: 0.222 (8, PH)										2	0	0	0	0	0	4									
<b>Dave Collins, S</b> OBP: 0.362, SLG: 0.292 (8, PH)										1	0	0	0	0	0	0									
<b>Manny Sarmiento, R</b> OBP: 0.333, SLG: 0.308 (8, PH)										0	0	0	0	0	0	0									
<b>Rick Auerbach, R</b> OBP: 0.333, SLG: 0.308 (8, PH)										1	0	0	0	0	0	0									
<b>Pedro Borbon, R</b> OBP: 0.333, SLG: 0.333 (8, PH)										0	0	0	0	0	0	0									
<b>Dave Tomlin, L</b> OBP: 0.333, SLG: 0.333 (8, PH)										1	0	0	0	0	0	0									
<b>Doug Bair, R</b> OBP: 0.333, SLG: 0.333 (8, PH)										0	0	0	0	0	0	0									
<b>Inning Stats</b>	R: 0 E: 0 K: 1 S: 5	H: 0 LOB: 1 BB: 1 P: 9	R: 0 E: 1 K: 1 S: 6	H: 0 LOB: 2 BB: 1 P: 10	R: 0 E: 0 K: 1 S: 5	H: 0 LOB: 1 BB: 1 P: 9	R: 0 E: 0 K: 0 S: 3	H: 0 LOB: 2 BB: 2 P: 11	R: 3 E: 0 K: 0 S: 6	H: 3 LOB: 2 BB: 2 P: 14	R: 0 E: 0 K: 0 S: 3	H: 0 LOB: 1 BB: 1 P: 7	R: 0 E: 0 K: 1 S: 7	H: 2 LOB: 0 BB: 0 P: 7	R: 4 E: 0 K: 1 S: 8	H: 3 LOB: 1 BB: 2 P: 16	R: 0 E: 0 K: 1 S: 6	H: 1 LOB: 1 BB: 0 P: 6	1B: 5 2B: 2 3B: 0 HR: 2	SF: 0 SAC: 0 DP: 0 HBP: 0	WP: 1 PB: 0 SB: 0 CS: 1	PA: 47			
<b>PITCHER</b>	IP	WLS	BF	H	R	ER	SO	BB	IBB	HBP	BLK	WP	HR	S	P	ERA	WHIP								
<b>Mickey Mahler, L</b> ERA: 2.1	6.0		30	3	3	3	3	8	0	0	0	1	1	28	60	4.50	1.833								
<b>Adrian Devine, R</b> ERA: 9.14	0.2	4	2	0	0	0	0	0	0	0	0	0	0	4	4	0.00	3.000								
<b>Jamie Easterly, L</b> ERA: 5.61	0.2	L	4	1	2	2	1	1	0	0	0	0	0	5	9	27.00	3.000								
<b>Rick Camp, R</b> ERA: 6.48	0.2		5	2	2	2	1	1	0	0	0	0	1	6	10	27.00	4.500								
<b>Eddie Solomon, R</b> ERA: 4.03	1.0		4	1	0	0	1	0	0	0	0	0	0	6	6	0.00	1.000								

AB	37
R	7
H	9
RBI	7
BB	10
SO	6
LOB	22



Batter	1	2	3	4	5	6	7	8	9	AB	R	H	RBI	BB	SO	LOB	BOTTOM								
<b>Jerry Royster, R</b> OBP: 0.353, SLG: 0.356 (1, 4)	CS 1B									5	0	3	2	0	0	0	<b>Cincinnati Reds @ Atlanta Braves</b> Atlanta-Fulton County Stadium, Atlanta, GA Mon May 29 1978, 7:05 PM EDT Att: 12,569 - Unknown								
<b>Brian Assestine, L</b> OBP: 0.364, SLG: 0.438 (8, 9)	F9									5	1	1	1	0	0	3									
<b>Biff Pocoroba, S</b> OBP: 0.311, SLG: 0.280 (1, 2)	BB HBP BB									4	1	1	0	1	0	0									
<b>Jeff Burroughs, R</b> OBP: 0.475, SLG: 0.543 (7, PR)										0	1	0	0	4	0	0									
<b>Rod Gilbreath, R</b> OBP: 0.276, SLG: 0.313 (8, 5)	HBP BB									1	0	1	0	0	0	0									
<b>Gary Matthews, R</b> OBP: 0.344, SLG: 0.588 (1, 9)										3	0	0	0	1	2	4									
<b>Rowland Office, L</b> OBP: 0.281, SLG: 0.315 (8, PH)										0	0	0	0	0	0	0									
<b>Cito Gaston, R</b> OBP: 0.200, SLG: 0.170 (8, PH)	1-2 2-3 BB									1	0	0	0	0	0	1									
<b>Dale Murphy, R</b> OBP: 0.270, SLG: 0.273 (1, 3)										3	0	0	1	1	2	4									
<b>Barry Bonnell, R</b> OBP: 0.300, SLG: 0.297 (8, 7)	F9									4	0	1	1	0	1	3									
<b>Darrel Chaney, S</b> OBP: 0.421, SLG: 0.410 (1, 6)										3	2	1	0	1	0	2									
<b>Mickey Mahler, S</b> OBP: 0.276, SLG: 0.289 (7, 1)										1	0	0	0	0	1	0									
<b>Joe Nolan, L</b> OBP: 0.276, SLG: 0.289 (7, 1)										1	0	0	0	0	2	0									
<b>Adrian Devine, R</b> ERA: 1.88										0	0	0	0	0	0	0									
<b>Jamie Easterly, L</b> OBP: 0.333, SLG: 0.429 (8, PH)										0	0	0	0	0	0	0									
<b>Rick Camp, R</b> ERA: 5.93										0	0	0	0	0	0	0									
<b>Bob Beall, S</b> OBP: 0.343, SLG: 0.125 (8, PH)										1	0	0	0	0	0	1									
<b>Eddie Solomon, R</b> ERA: 4.03										0	0	0	0	0	0	0									
<b>Inning Stats</b>	R: 1 E: 0 K: 0 S: 3	H: 1 LOB: 3 BB: 3 P: 16	R: 1 E: 0 K: 0 S: 3	H: 1 LOB: 0 BB: 1 P: 7	R: 0 E: 0 K: 1 S: 5	H: 0 LOB: 0 BB: 1 P: 9	R: 0 E: 0 K: 1 S: 5	H: 0 LOB: 0 BB: 0 P: 5	R: 0 E: 0 K: 0 S: 3	H: 0 LOB: 0 BB: 0 P: 3	R: 1 E: 0 K: 1 S: 6	H: 1 LOB: 2 BB: 2 P: 14	R: 1 E: 0 K: 1 S: 7	H: 2 LOB: 1 BB: 1 P: 11	R: 1 E: 0 K: 1 S: 7	H: 2 LOB: 1 BB: 0 P: 7	R: 0 E: 0 K: 1 S: 6	H: 1 LOB: 1 BB: 0 P: 6	1B: 7 2B: 0 3B: 0 HR: 1	SF: 0 SAC: 1 DP: 0 HBP: 1	WP: 1 PB: 0 SB: 1 CS: 2	PA: 42			
<b>PITCHER</b>	IP	WLS	BF	H	R	ER	SO	BB	IBB	HBP	BLK	WP	HR	S	P	ERA	WHIP								
<b>Paul Moskau, R</b> ERA: 5.64	5.0		21	2	2	2	2	5	0	1	0	0	1	19	40	3.60	1.400								
<b>Manny Sarmiento, R</b> ERA: 1.88	2.0	W	12	3	2	2	2	3	0	0	0	0	1	13	25	9.00	3.000								
<b>Pedro Borbon, R</b> ERA: 5.93	0.2		4	2	1	1	1	0	0	0	0	1	0	6	6	13.50	3.000								
<b>Dave Tomlin, L</b> ERA: 3.86	0.2		3	1	0	0	0	0	0	0	0	0	0	3	3	0.00	1.500								
<b>Doug Bair, R</b> ERA: 0.0	0.2	S	2	0	0	0	1	0	0	0	0	0	0	4	4	0.00	0.000								









Batter	1	2	3	4	5	6	7	8	9	AB	R	H	RBI	BB	SO	LOB	TOP				
<b>Pete Rose, S</b> OBP: 0.370, SLG: 0.461 <b>Ray Knight, R</b> OBP: 0.273, SLG: 0.400	F8		F8	F8	F8		F7			5	1	2	2	0	0	1	<b>Cincinnati Reds @ Atlanta Braves</b> Atlanta-Fulton County Stadium, Atlanta, GA Wed May 31 1978, 7:05 PM EDT Att: 10,933 - Unknown				
<b>Ken Griffey, L</b> OBP: 0.378, SLG: 0.468	4-3		E1	FC4	F8			P6		5	1	0	0	0	4						
<b>Dave Concepcion, R</b> OBP: 0.365, SLG: 0.433 <b>Rick Auerbach, R</b> OBP: 0.333, SLG: 0.368	K				F9	2-3		6-3		5	1	1	0	0	1						
<b>George Foster, R</b> OBP: 0.386, SLG: 0.535		6-3						1-3		5	2	2	3	0	1						
<b>Dan Driessen, L</b> OBP: 0.426, SLG: 0.542	G3								L4	3	2	1	0	2	0						
<b>Mike Lum, L</b> OBP: 0.400, SLG: 0.618 <b>Cesar Geronimo, L</b> OBP: 0.353, SLG: 0.383										4	2	3	2	1	1						
<b>Junior Kennedy, R</b> OBP: 0.400, SLG: 0.293										0	0	0	0	0	0						
<b>Don Werner, R</b> OBP: 0.288, SLG: 0.186										4	0	2	1	1	1						
<b>Tom Seaver, R</b> OBP: 0.280, SLG: 0.190 <b>Dave Collins, S</b> OBP: 0.347, SLG: 0.225 <b>Manny Sarmiento, R</b> OBP: 0.347, SLG: 0.225										3	0	2	1	0	1						
<b>Inning Stats</b>	R: 0 E: 0 K: 1 S: 5	H: 0 LOB: 0 BB: 0 P: 5	R: 0 E: 0 K: 1 S: 6	H: 1 LOB: 1 BB: 0 P: 6	R: 5 E: 1 K: 1 S: 10	H: 4 LOB: 1 BB: 1 P: 14	R: 0 E: 0 K: 0 S: 4	H: 1 LOB: 0 BB: 0 P: 4	R: 3 E: 0 K: 0 S: 7	H: 4 LOB: 3 BB: 2 P: 15	R: 1 E: 0 K: 1 S: 5	H: 1 LOB: 2 BB: 2 P: 13	R: 0 E: 0 K: 0 S: 3	H: 0 LOB: 0 BB: 0 P: 3	R: 0 E: 0 K: 0 S: 3	H: 2 LOB: 1 BB: 0 P: 5		1B: 8 2B: 2 3B: 0 HR: 3	SF: 1 SAC: 1 DP: 0 HBP: 0	WP: 0 PB: 0 SB: 0 CS: 0	PA: 45
<b>PITCHER</b>	IP	WLS	BF	H	R	ER	SO	BB	IBB	HBP	BLK	WP	HR	S	P	ERA	WHIP				
<b>Dick Ruthven, R</b> ERA: 4.21	2.1	L	13	4	5	4	2	1	0	0	0	0	2	16	20	15.43	2.143				
<b>Craig Skok, L</b> ERA:	1.2		7	2	0	0	1	0	0	0	0	0	0	9	9	0.00	1.200				
<b>Adrian Devine, R</b> ERA: 6.9	0.2		3	3	3	0	1	1	0	0	0	0	0	5	13	40.50	6.000				
<b>Eddie Solomon, R</b> ERA: 4.15	1.1		7	2	1	1	1	2	0	0	0	0	0	7	15	6.75	3.000				
<b>Dave Campbell, R</b> ERA: 5.23	3.0		11	2	1	1	2	0	0	0	0	0	1	15	15	3.00	0.667				

AB	38
R	10
H	13
RBI	10
BB	5
SO	6
LOB	10



Batter	1	2	3	4	5	6	7	8	9	AB	R	H	RBI	BB	SO	LOB	BOTTOM					
<b>Jerry Royster, R</b> OBP: 0.361, SLG: 0.360	FC5		E6				1B		F8	4	1	2	1	1	0	2	<b>Cincinnati Reds @ Atlanta Braves</b> Atlanta-Fulton County Stadium, Atlanta, GA Wed May 31 1978, 7:05 PM EDT Att: 10,933 - Unknown					
<b>Brian Asselstine, L</b> OBP: 0.539, SLG: 0.417 <b>Rod Gilbreath, R</b> OBP: 0.274, SLG: 0.310	K		SF7				F9		F9	3	0	0	1	0	2	4						
<b>Biff Pocoroba, S</b> OBP: 0.325, SLG: 0.326	F8									4	1	2	2	0	0	1						
<b>Jeff Burroughs, R</b> OBP: 0.468, SLG: 0.524	FC5								G6-4-3	3	0	1	0	1	0	3						
<b>Gary Matthews, R</b> OBP: 0.329, SLG: 0.583										4	0	1	0	0	2	2						
<b>Dale Murphy, R</b> OBP: 0.275, SLG: 0.273										4	0	0	0	0	1	3						
<b>Barry Bonnell, R</b> OBP: 0.288, SLG: 0.294										4	0	1	0	0	1	0						
<b>Darrel Chaney, S</b> OBP: 0.417, SLG: 0.406										4	1	2	0	0	0	1						
<b>Dick Ruthven, R</b> ERA: 0.68, SLG: 0.056 <b>Craig Skok, L</b> ERA: 1.00, SLG: 2.000 <b>Bob Beal, S</b> OBP: 0.237, SLG: 0.121 <b>Adrian Devine, R</b> ERA: 6.9 <b>Eddie Solomon, R</b> ERA: 4.15 <b>Rowland Office, S</b> OBP: 0.269, SLG: 0.182 <b>Dave Campbell, R</b> ERA: 5.23 <b>Joe Nolan, L</b> OBP: 0.207, SLG: 0.259										0	0	0	0	0	0	0						
<b>Inning Stats</b>	R: 0 E: 0 K: 1 S: 6	H: 1 LOB: 0 BB: 0 P: 6	R: 0 E: 0 K: 0 S: 3	H: 1 LOB: 0 BB: 0 P: 3	R: 4 E: 2 K: 2 S: 12	H: 4 LOB: 1 BB: 0 P: 12	R: 0 E: 0 K: 2 S: 8	H: 1 LOB: 2 BB: 1 P: 12	R: 0 E: 0 K: 0 S: 3	H: 0 LOB: 0 BB: 1 P: 7	R: 0 E: 0 K: 1 S: 5	H: 0 LOB: 0 BB: 0 P: 5	R: 0 E: 0 K: 0 S: 4	H: 2 LOB: 1 BB: 0 P: 4	R: 0 E: 0 K: 2 S: 7	H: 0 LOB: 0 BB: 0 P: 7		R: 0 E: 0 K: 0 S: 4	H: 1 LOB: 1 BB: 0 P: 4	1B: 7 2B: 3 3B: 0 HR: 1	SF: 1 SAC: 0 DP: 2 HBP: 0	WP: 0 PB: 0 SB: 1 CS: 0
<b>PITCHER</b>	IP	WLS	BF	H	R	ER	SO	BB	IBB	HBP	BLK	WP	HR	S	P	ERA	WHIP					
<b>Tom Seaver, R</b> ERA: 3.91	8.0	W	34	9	4	3	8	2	0	0	0	0	0	1	48	56	3.38	1.375				
<b>Manny Sarmiento, R</b> ERA: 1.84	1.0		4	1	0	0	0	0	0	0	0	0	0	4	4	0.00	1.000					





Batter	1	2	3	4	5	6	7	8	9	10	11	AB	R	H	RBI	BB	SO	LOB	TOP					
Jerry Royster, R OBP: 0.352, SLG: 0.350 (1, 4)	B2-3 ①		F8 ③		6-3 ①			FC5-4 1-3 1-2 ①		P5 ③		5	0	0	0	0	0	2						
Bary Bonnell, R OBP: 0.265, SLG: 0.289 (9, 7)	G6-4-3 1B ②			5-3 ①		1-3 ②		1-3 ②			L4 ①	5	0	1	0	0	0	1						
Gary Matthews, R OBP: 0.347, SLG: 0.571 (1, 9)	G6-4-3 1-2 ③			1B BB ②		BB ②		5-3 ③			G3 1B ②	3	0	1	0	2	0	2						
Jeff Burroughs, R OBP: 0.474, SLG: 0.524 (9, PR)				1-3 1B ②		BB ②					G3 ②	2	0	1	0	2	0	0						
Rowland Office, L OBP: 0.263, SLG: 0.315 (9, 8)				1-3 1B ②		BB ②					G3 1-2 ②	1	0	0	0	0	0	1						
Dale Murphy, R OBP: 0.267, SLG: 0.265 (1, 3)				5-3 ②		1-3 ③		F9 ③			6-3 ③	5	0	0	0	0	1	6						
Biff Pocoroba, S OBP: 0.323, SLG: 0.324 (1, 2)				6-3 ③		1-3 ③						4	0	1	0	0	0	3						
Rod Gilbreath, R OBP: 0.282, SLG: 0.346 (1, 5)						6-3 ①		1B ①			P4 ①	4	1	2	1	0	0	0						
Pat Rockett, R OBP: 0.204, SLG: 0.129 (7, PH)				L9 ①				G1-4-3 1B ②				2	0	0	0	0	0	0						
Clio Gaston, R OBP: 0.211, SLG: 0.182 (7, PH)				L9 ①		F8 ②						2	0	0	0	0	0	0						
Darrel Chaney, S OBP: 0.424, SLG: 0.414 (7, 6)								G1-4-3 1-2 ③			G3 1B ④	1	0	0	0	0	0	1						
Preston Hanna, R OBP: 0.258, SLG: 0.250 (10, PH)				6-3 ②								1	0	1	0	0	0	0						
Joe Nolan, L OBP: 0.226, SLG: 0.429 (10, 1)						P8 ②					G3 ④	0	0	0	0	0	0	0						
Jamie Easterly, L OBP: 0.226, SLG: 0.429 (10, 1)								FC5-4 BB ②				0	0	0	0	0	0	0						
Dave Campbell, R (11, 1)												0	0	0	0	0	0	0						
<b>Inning Stats</b>	R: 0 E: 0 K: 1 S: 6	H: 1 LOB: 0 BB: 0 P: 7	R: 0 E: 0 K: 0 S: 3	H: 0 LOB: 0 BB: 0 P: 3	R: 1 E: 0 K: 0 S: 4	H: 1 LOB: 0 BB: 0 P: 4	R: 0 E: 0 K: 0 S: 7	H: 1 LOB: 2 BB: 1 P: 11	R: 0 E: 0 K: 0 S: 3	H: 2 LOB: 0 BB: 0 P: 3	R: 0 E: 0 K: 0 S: 6	H: 0 LOB: 1 BB: 1 P: 11	R: 0 E: 0 K: 1 S: 7	H: 0 LOB: 1 BB: 1 P: 14	R: 0 E: 0 K: 0 S: 9	H: 1 LOB: 1 BB: 0 P: 12	R: 0 E: 0 K: 0 S: 4	H: 1 LOB: 1 BB: 0 P: 4	1B: 6 2B: 0 3B: 0 HR: 1	SF: 0 SAC: 0 DP: 2 HBP: 0	WP: 0 PB: 0 SB: 0 CS: 2	PA: 41		
<b>PITCHER</b>	IP 7.0	WLS 10	BF 27	H 5	R 1	ER 1	SO 1	BB 4	IBB 0	HBP 0	BLK 0	WP 0	HR 0	S 29	P 46	ERA 1.95	WHIP 1.286							
Dave Roberts, L ERA: 1.95 (1, 1)																								
Bruce Sutter, R ERA: 1.57 (8, 1)	3.0	10	1	0	0	1	1	0	0	0	0	0	0	22	33	0.00	0.667							
Donnie Moore, R ERA: 4.13 (11, 1)	1.0	W	4	1	0	0	0	0	0	0	0	0	0	4	4	0.00	1.000							

Atlanta Braves @ Chicago Cubs  
Wrigley Field, Chicago, IL  
Fri Jun 02 1978, 3:33 AM CDT  
Att: 10,177 - Sunny - 64 F

AB 36  
R 1  
H 7  
RBI 1  
BB 5  
SO 1  
LOB 17



Batter	1	2	3	4	5	6	7	8	9	10	11	AB	R	H	RBI	BB	SO	LOB	BOTTOM				
Ivan De Jesus, R OBP: 0.343, SLG: 0.357 (1, 6)	4-3 ①		G4-6-3 BB ②		E S BB ③			F7 ①		CS ③	L9 ①	3	0	0	0	2	0	0					
Greg Gross, L OBP: 0.365, SLG: 0.494 (1, 8)	F9 ②		G4-6-3 1-2 ③		F7 ③			F7 ②			1B BB ④	4	1	0	0	1	0	2					
Bill Buckner, L OBP: 0.348, SLG: 0.398 (1, 3)	1B ③		4-3 ③					4-3 ③			1B IBB ④	5	0	2	0	0	0	0					
Rudy Meoli, L OBP: 0.273, SLG: 0.111 (11, PR)						G3 ①		4-3 ③			1B IBB ④	0	0	0	0	0	0	0					
Larry Bittner, L OBP: 0.328, SLG: 0.414 (1, 7)	K ③				4-3 ①			FC3-6 1B ②		3-1 ①	1B IBB ④	4	0	1	0	1	1	1					
Bobby Murcer, L OBP: 0.312, SLG: 0.351 (1, 9)					L8 ①			FC3-6 1-2 ②		F4 ②	L6 ②	5	0	0	0	0	0	4					
Manny Trillo, R OBP: 0.347, SLG: 0.401 (1, 4)								CS ③		L8 ③		5	1	3	1	0	0	0					
Steve Ontiveros, S OBP: 0.247, SLG: 0.215 (1, 5)								1-2 ③			1B ④	4	0	1	0	0	2	2					
Dave Rader, L OBP: 0.295, SLG: 0.354 (1, 2)											1B ④	4	0	1	1	0	0	1					
Dave Roberts, L OBP: 0.400, SLG: 0.444 (1, 1)												3	0	0	0	0	0	2					
Bruce Sutter, R (8, 1)												0	0	0	0	0	0	0					
Dave Kingman, R OBP: 0.14, SLG: 0.485 (10, PH)												0	0	0	0	1	0	0					
Donnie Moore, L OBP: 0.500, SLG: 0.500 (11, 1)												0	0	0	0	0	0	0					
<b>Inning Stats</b>	R: 0 E: 0 K: 1 S: 11	H: 1 LOB: 1 BB: 0 P: 14	R: 1 E: 0 K: 1 S: 7	H: 2 LOB: 1 BB: 0 P: 7	R: 0 E: 0 K: 0 S: 6	H: 0 LOB: 0 BB: 1 P: 11	R: 0 E: 0 K: 0 S: 7	H: 1 LOB: 1 BB: 1 P: 10	R: 0 E: 0 K: 0 S: 3	H: 1 LOB: 0 BB: 0 P: 3	R: 0 E: 0 K: 0 S: 6	H: 0 LOB: 0 BB: 0 P: 8	R: 0 E: 0 K: 1 S: 7	H: 0 LOB: 0 BB: 1 P: 11	R: 1 E: 0 K: 0 S: 11	H: 2 LOB: 3 BB: 2 P: 22	1B: 6 2B: 1 3B: 1 HR: 0	SF: 0 SAC: 0 DP: 1 HBP: 0	WP: 0 PB: 0 SB: 1 CS: 2	PA: 44			
<b>PITCHER</b>	IP 9.0	WLS 8	BF 33	H 6	R 1	ER 1	SO 2	BB 2	IBB 0	HBP 0	BLK 0	WP 1	HR 0	S 50	P 67	ERA 3.05	WHIP 1.00						
Preston Hanna, R ERA: 3.05 (1, 1)																							
Jamie Easterly, L ERA: 5.4 (10, 1)	1.2	L	8	1	1	1	1	2	1	0	0	0	0	14	27	5.40	1.800						
Dave Campbell, R ERA: 5.23 (11, 1)	0.0		1	1	0	0	0	0	0	0	0	0	0	4	6	=	=						

Atlanta Braves @ Chicago Cubs  
Wrigley Field, Chicago, IL  
Fri Jun 02 1978, 3:33 AM CDT  
Att: 10,177 - Sunny - 64 F

AB 37  
R 2  
H 8  
RBI 2  
BB 5  
SO 3  
LOB 12









Batter	1	2	3	4	5	6	7	8	9	AB	R	H	RBI	BB	SO	LOB	TOP	
Jerry Royster, R (1,4) OBP: 0.353, SLG: 0.351 Rick Camp, R (5,1)	5-3		6-3														3 0 1 0 0 0 0	
Barry Bonnell, R (7,PH) OBP: 0.280, SLG: 0.284 Craig Skok, R (7,1) OBP: 1.000, SLG: 2.000						1-3 BB											0 0 0 0 0 0 0	
Bob Beall, S (1,3) OBP: 0.319, SLG: 0.205	4-3																1 0 0 0 0 0 0	
Rowland Office, L (1,8) OBP: 0.283, SLG: 0.313	6-3																0 0 0 0 0 0 0	
Jeff Burroughs, R (1,7) OBP: 0.462, SLG: 0.503 Cito Gaston, R (8,7) OBP: 0.224, SLG: 0.196			K														2 0 1 0 2 0 0	
Gary Matthews, R (1,9) OBP: 0.381, SLG: 0.629																	4 0 0 0 0 0 5	
Joe Nolan, L (1,2) OBP: 0.270, SLG: 0.353																	4 1 1 0 0 2 0	
Darrel Chaney, S (1,6) OBP: 0.404, SLG: 0.392																	4 2 2 1 0 0 0	
Jerry Maddox, R (1,5)																	4 1 1 2 0 0 0	
Mickey Mahler, S (1,1) Dave Campbell, R (4,1) Rod Gilbreath, R (5,PH) OBP: 0.274, SLG: 0.327 (5,4)																	4 0 0 1 0 0 1	
Inning Stats	R: 0 H: 0 E: 0 K: 1 S: 6	H: 0 LOB: 0 BB: 0 P: 8	R: 1 H: 2 E: 0 K: 1 S: 7	H: 2 LOB: 1 BB: 0 P: 7	R: 0 H: 0 E: 0 K: 0 S: 3	H: 0 LOB: 1 BB: 1 P: 7	R: 0 H: 0 E: 0 K: 0 S: 3	H: 0 LOB: 0 BB: 0 P: 3	R: 0 H: 1 E: 1 K: 0 S: 9	H: 1 LOB: 3 BB: 1 P: 15	R: 3 H: 3 E: 0 K: 0 S: 6	H: 3 LOB: 0 BB: 0 P: 6	R: 0 H: 1 E: 0 K: 1 S: 5	H: 0 LOB: 0 BB: 0 P: 5	R: 0 H: 0 E: 0 K: 0 S: 7	H: 0 LOB: 0 BB: 0 P: 10	1B: 4 SF: 0 2B: 3 SAC: 0 3B: 0 DP: 1 HR: 1 HBP: 0	WP: 0 PA: 36 PB: 0 SB: 0 CS: 0
PITCHER Rick Reuschel, R (1,1) ERA: 2.29	IP: 9.0 WLS: W BF: 36 H: 7 R: 4 ER: 4 SO: 2 BB: 2 IBB: 0 HBP: 0 BLK: 0 WP: 0 HR: 1 S: 52 P: 70 ERA: 4.00 WHIP: 1.000															PITCHER IP: WLS: BF: H: R: ER: SO: BB: IBB: HBP: BLK: WP: HR: S: P: ERA: WHIP:		

Atlanta Braves @ Chicago Cubs  
Wrigley Field, Chicago, IL  
Sun Jun 04 1978, 3:33 AM CDT  
Att: 29,845 - Unknown - 76 F

AB 34  
R 4  
H 7  
RBI 4  
BB 2  
SO 2  
LOB 8



Batter	1	2	3	4	5	6	7	8	9	AB	R	H	RBI	BB	SO	LOB	BOTTOM	
Ivan De Jesus, R (1,6) OBP: 0.347, SLG: 0.358																	3 1 1 1 1 0 1	
Gene Clines, R (1,9) OBP: 0.344, SLG: 0.354																	4 1 2 1 0 0 1	
Larry Bittner, L (1,3) OBP: 0.316, SLG: 0.394																	3 0 0 1 0 0 2	
Dave Kingman, R (1,7) OBP: 0.317, SLG: 0.496 Greg Gross, L (6,7) OBP: 0.353, SLG: 0.467																	3 1 0 0 0 1 1	
Manny Trillo, R (1,4) OBP: 0.342, SLG: 0.394																	1 0 0 0 0 0 0	
Hector Cruz, R (1,5) OBP: 0.286, SLG: 0.382																	4 0 0 0 0 0 2	
Joe Wallis, S (1,8) OBP: 0.340, SLG: 0.419																	4 0 3 2 0 0 0	
Larry Cox, R (1,2) OBP: 0.263, SLG: 0.288																	3 1 0 0 1 1 3	
Rick Reuschel, R (1,1) OBP: 0.103, SLG: 0.037																	3 2 1 1 1 0 1	
Inning Stats	R: 3 H: 2 E: 1 K: 1 S: 11	H: 2 LOB: 1 BB: 1 P: 18	R: 1 H: 1 E: 0 K: 0 S: 7	H: 1 LOB: 1 BB: 1 P: 11	R: 0 H: 0 E: 0 K: 0 S: 6	H: 0 LOB: 0 BB: 0 P: 8	R: 2 H: 2 E: 0 K: 0 S: 5	H: 2 LOB: 1 BB: 1 P: 9	R: 0 H: 1 E: 0 K: 1 S: 9	H: 1 LOB: 0 BB: 0 P: 11	R: 0 H: 0 E: 0 K: 1 S: 5	H: 0 LOB: 0 BB: 0 P: 5	R: 0 H: 0 E: 0 K: 0 S: 3	H: 0 LOB: 0 BB: 0 P: 3	R: 0 H: 1 E: 0 K: 0 S: 4	H: 1 LOB: 1 BB: 0 P: 4	1B: 4 SF: 1 2B: 3 SAC: 2 3B: 0 DP: 0 HR: 0 HBP: 0	WP: 1 PA: 35 PB: 0 SB: 0 CS: 0
PITCHER Mickey Mahler, L (1,1) ERA: 2.97 Dave Campbell, R (4,1) ERA: 5.49 Rick Camp, R (5,1) ERA: 5.49 Craig Skok, L (7,1) ERA:	IP: 3.1 WLS: L BF: 18 H: 4 R: 6 ER: 4 SO: 0 BB: 3 IBB: 0 HBP: 0 BLK: 0 WP: 0 HR: 0 S: 26 P: 43 ERA: 10.80 WHIP: 2.100															PITCHER IP: WLS: BF: H: R: ER: SO: BB: IBB: HBP: BLK: WP: HR: S: P: ERA: WHIP:		

Atlanta Braves @ Chicago Cubs  
Wrigley Field, Chicago, IL  
Sun Jun 04 1978, 3:33 AM CDT  
Att: 29,845 - Unknown - 76 F

AB 29  
R 6  
H 7  
RBI 6  
BB 3  
SO 3  
LOB 11





Batter	1	2	3	4	5	6	7	8	9	AB	R	H	RBI	BB	SO	LOB	TOP					
Jerry Royster, R OBP: 0.349, SLG: 0.347 (1, 4)	5-3		F9			FC6-4 1B	F3	1-3		5	1	1	0	0	0	3						
Bob Beall, S OBP: 0.346, SLG: 0.250 (1, 3)	4-3		K			FC6-4 1B			2B HR	5	1	3	0	0	1	0						
Jeff Burroughs, R OBP: 0.461, SLG: 0.506 (1, 7)	FC6-4 1B			K		K	F8		HR	5	1	2	0	0	2	3						
Gary Matthews, R OBP: 0.371, SLG: 0.595 (1, 9)	FC6-4 1-2			K		FC6-4 1B		5-3	HR	4	2	0	0	1	1	3						
Dale Murphy, R OBP: 0.283, SLG: 0.283 (1, 2)		6-3		F8		1B 1B		S 1B	HR	3	3	1	4	2	0	0						
Barry Bonnell, R OBP: 0.285, SLG: 0.289 (1, 8)	E6				L3	1B		1B	6-3	5	0	2	3	0	0	0						
Rod Gilbreath, R OBP: 0.279, SLG: 0.325 (1, 5)	L5			5-3		1B		1B	4-3	4	0	1	1	1	0	1						
Pat Rockett, R OBP: 0.202, SLG: 0.141 (1, 6)	F8					F2		F9	G1	5	0	1	0	0	0	5						
Dick Ruthven, R OBP: 0.091, SLG: 0.091 (1, 1)			K							4	0	1	0	0	1	1						
Jamie Easterly, L OBP: 0.286, SLG: 0.429 (8, 1)				5-3			L5	1-2 2-3		0	0	0	0	0	0	0						
<b>Inning Stats</b>	R: 0 E: 0 K: 0 S: 4	H: 1 LOB: 1 BB: 0 P: 4	R: 0 E: 1 K: 0 S: 4	H: 0 LOB: 1 BB: 0 P: 4	R: 0 E: 0 K: 2 S: 7	H: 0 LOB: 0 BB: 0 P: 7	R: 0 E: 0 K: 0 S: 7	H: 0 LOB: 0 BB: 0 P: 7	R: 0 E: 0 K: 0 S: 4	H: 1 LOB: 1 BB: 0 P: 4	R: 3 E: 0 K: 1 S: 9	H: 4 LOB: 2 BB: 1 P: 13	R: 0 E: 0 K: 0 S: 4	H: 1 LOB: 1 BB: 0 P: 4	R: 1 E: 0 K: 0 S: 5	H: 2 LOB: 2 BB: 2 P: 13	R: 4 E: 0 K: 0 S: 6	H: 3 LOB: 0 BB: 1 P: 10	1B: 9 2B: 2 3B: 0 HR: 1	SF: 0 SAC: 0 DP: 0 HBP: 0	WP: 0 PB: 0 SB: 1 CS: 0	PA: 44
<b>PITCHER</b>	IP	WLS	BF	H	R	ER	SO	BB	IBB	HBP	BLK	WP	HR	S	P	ERA	WHIP					
John Candelaria, L ERA: 3.46 (1, 1)	8.0		37	9	4	4	5	2	1	0	0	0	0	44	56	4.50	1.375					
Kent Tekulve, R ERA: 2.83 (9, 1)	1.0	L	7	3	4	4	0	0	1	0	0	0	1	6	10	36.00	3.000					

Atlanta Braves @ Pittsburgh Pirates  
Three Rivers Stadium, Pittsburgh, PA  
Mon Jun 05 1978, 7:05 PM EDT  
Att: 5,248 - Unknown

AB 40  
R 8  
H 12  
RBI 8  
BB 4  
SO 5  
LOB 16



Batter	1	2	3	4	5	6	7	8	9	AB	R	H	RBI	BB	SO	LOB	BOTTOM					
Frank Taveras, R OBP: 0.297, SLG: 0.321 (1, 6)	4-3		K		F8			FC4 E		1	0	0	0	0	0	0						
Mario Mendoza, R OBP: 0.236, SLG: 0.407 (3, 6)										2	0	0	0	0	1	1						
Manny Sanguillen, R OBP: 0.304, SLG: 0.394 (8, PH)										1	1	0	0	0	0	1						
Kent Tekulve, R OBP: 0.167, SLG: 0.167 (9, 1)										0	0	0	0	0	0	0						
Omar Moreno, L OBP: 0.317, SLG: 0.271 (1, 8)	F8			6-3		E1 SF8		E6 F9		4	2	1	0	0	0	1						
Rennie Stennett, R OBP: 0.295, SLG: 0.339 (1, 4)	6-3			2B 1B		6-3		F9		4	1	1	0	0	0	2						
Bill Robinson, R OBP: 0.313, SLG: 0.400 (1, 9)		K		F8		SF8		CS 1B		3	0	1	2	0	1	1						
Willie Stargell, L OBP: 0.341, SLG: 0.418 (1, 3)	K			1-H 2B		F8		CS		4	0	2	1	0	1	0						
John Milner, L OBP: 0.354, SLG: 0.357 (1, 7)				F8				FC3-6 1B		4	0	1	0	0	0	2						
Ed Ott, L OBP: 0.279, SLG: 0.333 (1, 2)	4-3				F8			FC3-6		4	0	0	0	0	0	2						
Phil Garner, R OBP: 0.303, SLG: 0.354 (9, 6)			F8		6-3			K		4	0	0	0	0	1	1						
John Candelaria, L OBP: 0.286, SLG: 0.174 (1, 1)			K							1	0	0	0	1	1	0						
Ken Macha, R OBP: 1.000, SLG: 1.000 (8, PH)								FC4 1B		1	0	1	0	0	0	0						
<b>Inning Stats</b>	R: 0 E: 0 K: 0 S: 3	H: 0 LOB: 0 BB: 0 P: 3	R: 0 E: 0 K: 2 S: 8	H: 1 LOB: 1 BB: 0 P: 8	R: 0 E: 0 K: 2 S: 7	H: 0 LOB: 0 BB: 0 P: 7	R: 1 E: 0 K: 0 S: 5	H: 2 LOB: 1 BB: 0 P: 5	R: 0 E: 0 K: 0 S: 3	H: 0 LOB: 0 BB: 0 P: 3	R: 2 E: 2 K: 0 S: 5	H: 2 LOB: 0 BB: 0 P: 5	R: 0 E: 0 K: 1 S: 6	H: 1 LOB: 1 BB: 0 P: 6	1B: 6 2B: 1 3B: 0 HR: 0	SF: 1 SAC: 0 DP: 0 HBP: 0	WP: 0 PB: 0 SB: 0 CS: 1	PA: 36				
<b>PITCHER</b>	IP	WLS	BF	H	R	ER	SO	BB	IBB	HBP	BLK	WP	HR	S	P	ERA	WHIP					
Dick Ruthven, R ERA: 3.89 (1, 1)	7.2		31	6	4	1	4	6	4	0	0	0	0	38	42	1.17	0.913					
Jamie Easterly, L ERA: 5.64 (8, 1)	1.1	W	4	1	0	0	1	0	0	0	0	0	0	6	6	0.00	0.750					

Atlanta Braves @ Pittsburgh Pirates  
Three Rivers Stadium, Pittsburgh, PA  
Mon Jun 05 1978, 7:05 PM EDT  
Att: 5,248 - Unknown

AB 33  
R 4  
H 7  
RBI 3  
BB 1  
SO 5  
LOB 11





Batter	1	2	3	4	5	6	7	8	9	AB	R	H	RBI	BB	SO	LOB	TOP				
Jerry Royster, R (1,4) OBP: 0.347, SLG: 0.345 Jerry Maddox, R (7,5) Cito Gaston, R (9,PH) OBP: 0.220, SLG: 0.193	L6		1B		6-3		6-3		F8	4	0	1	0	0	0	0	<b>Atlanta Braves @ Pittsburgh Pirates</b> Three Rivers Stadium, Pittsburgh, PA Tue Jun 06 1978, 7:05 PM EDT Att. 4,914 - Unknown <a href="http://livebaseballscorecards.com">livebaseballscorecards.com</a>				
Bob Beall, S (1,3) OBP: 0.321, SLG: 0.229	F7		F8		E3		4-3			4	0	0	0	0	0	1					
Rowland Office, L (1,8) OBP: 0.291, SLG: 0.324			F8		F8				PB	3	0	1	0	0	0	2					
Jeff Burroughs, R (1,7) OBP: 0.457, SLG: 0.497	FC6-4				FC5-4				K	3	0	0	0	1	1	3					
Gary Matthews, R (1,9) OBP: 0.376, SLG: 0.590			G3						6-3	4	1	2	0	0	0	3					
Dale Murphy, R (1,2) OBP: 0.283, SLG: 0.301					K				K	4	1	1	2	0	2	2					
Darrel Chaney, S (1,6) OBP: 0.398, SLG: 0.386									4-3	4	0	1	0	0	2	1					
Rod Gilbreath, R (1,5) OBP: 0.270, SLG: 0.314									1-2-3	4	0	0	0	0	1	2					
Adrian Devine, R (1,1) Craig Skok, R (5,1) Biff Pocoroba, S (7,PH) Eddie Solomon, R (7,1) Joe Nolan, L (9,PH)	K				6-3				F8	2	0	0	0	0	1	1					
Inning Stats	R: 0 E: 0 K: 0 S: 3	H: 0 LOB: 1 BB: 0 P: 4	R: 2 E: 0 K: 2 S: 9	H: 2 LOB: 0 BB: 0 P: 9	R: 0 E: 0 K: 2 S: 4	H: 1 LOB: 1 BB: 0 P: 8	R: 0 E: 0 K: 2 S: 8	H: 1 LOB: 1 BB: 0 P: 8	R: 0 E: 0 K: 1 S: 6	H: 1 LOB: 1 BB: 0 P: 6	R: 0 E: 0 K: 0 S: 3	H: 0 LOB: 0 BB: 0 P: 3	R: 0 E: 0 K: 2 S: 8	H: 1 LOB: 1 BB: 0 P: 8	R: 0 E: 0 K: 0 S: 4	H: 1 LOB: 1 BB: 0 P: 4		1B: 5 2B: 1 3B: 0 HR: 1	SF: 0 SAC: 0 DP: 0 HBP: 1	WP: 0 PB: 1 SB: 1 CS: 0	PA: 37
PITCHER	IP	WLS	BF	H	R	ER	SO	BB	IBB	HBP	BLK	WP	HR	S	P	ERA	WHIP				
Jim Bibby, R (1,1) ERA: 2.29 Kent Tekulve, R (8,1) ERA: 2.69	7.0	W	30	6	2	2	5	1	0	1	0	0	1	38	43	2.57	1.000				
2.0	S	7	1	0	0	2	0	0	0	0	0	0	0	11	11	0.00	0.500				

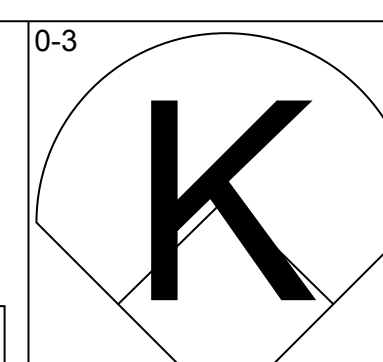
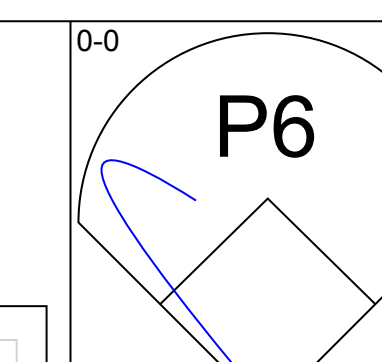
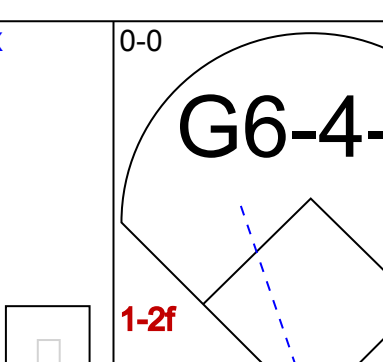
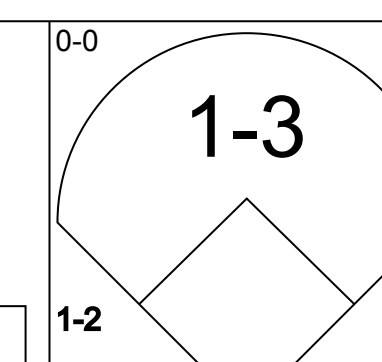
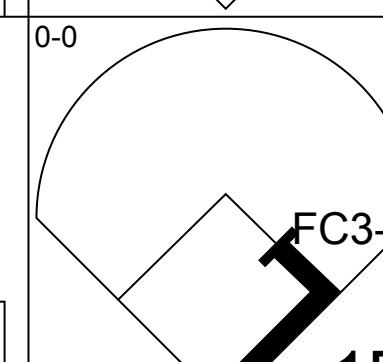
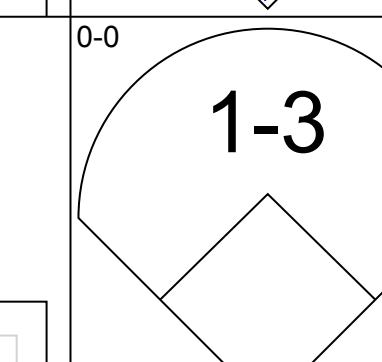
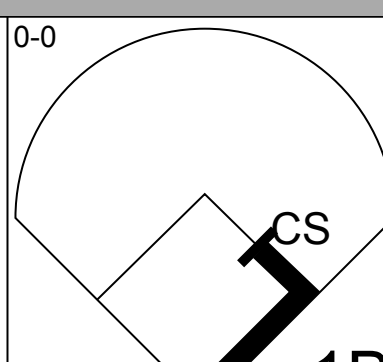
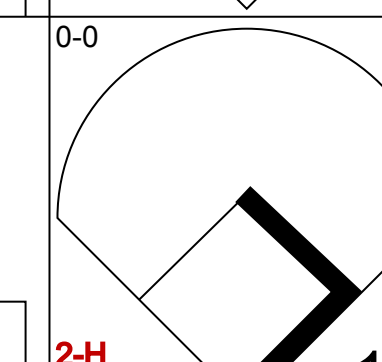
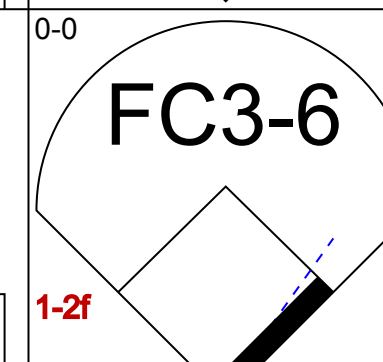
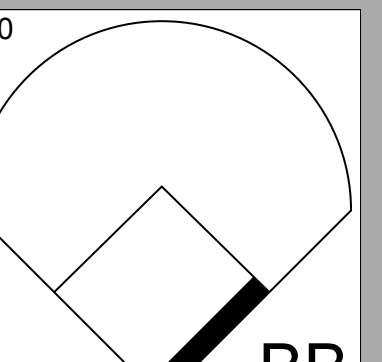
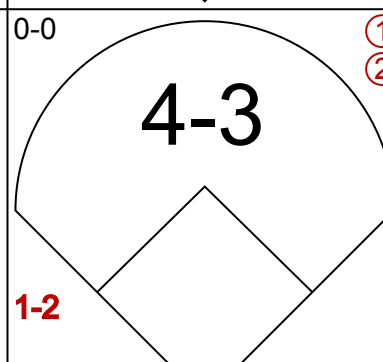
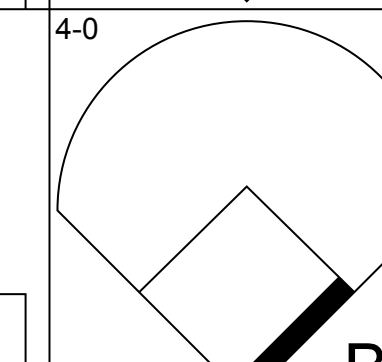
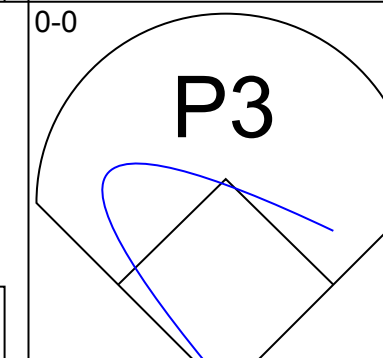
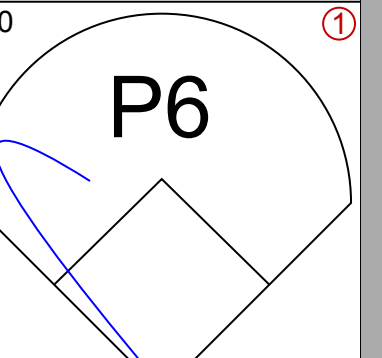
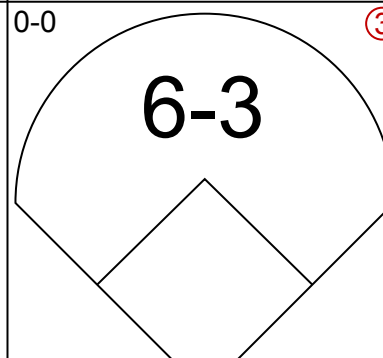
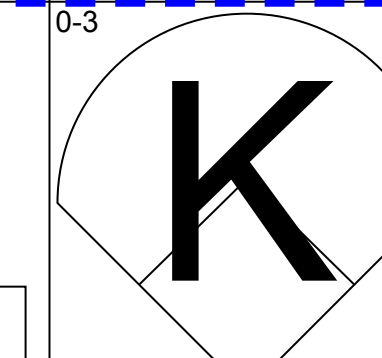
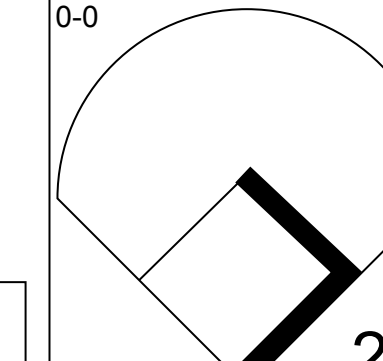
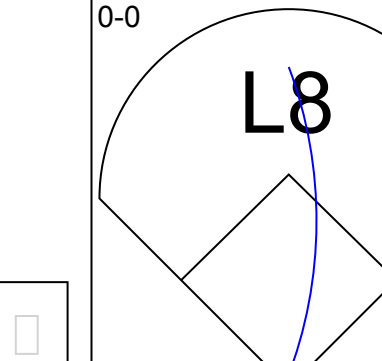
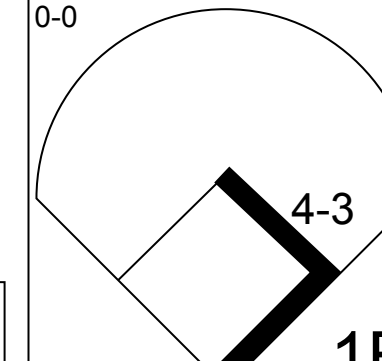
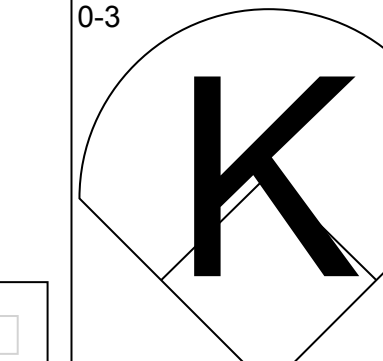
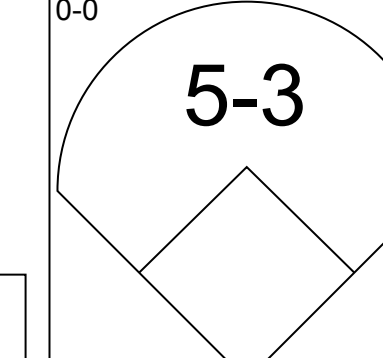
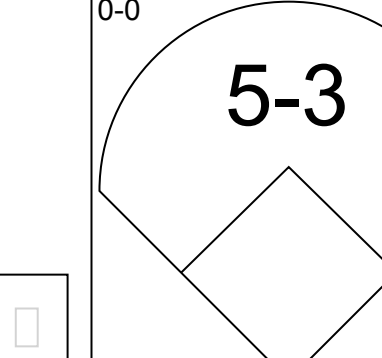
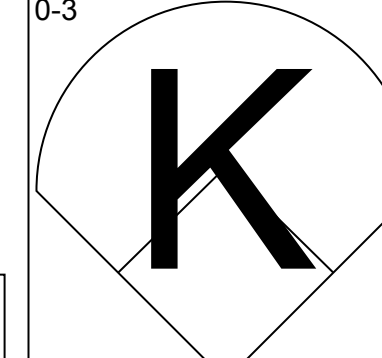
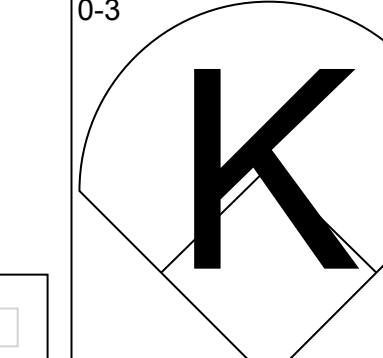
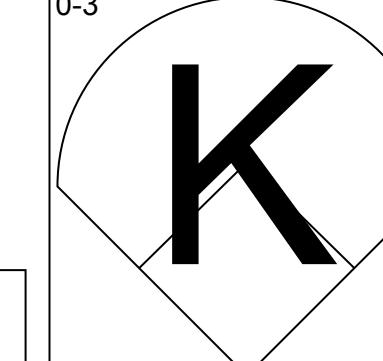
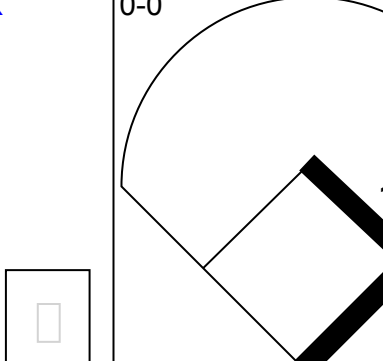
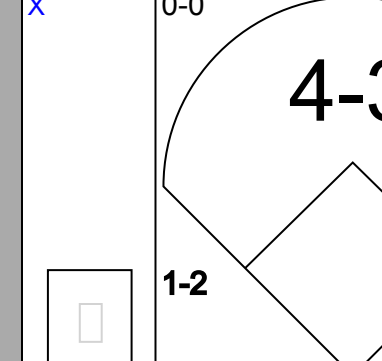
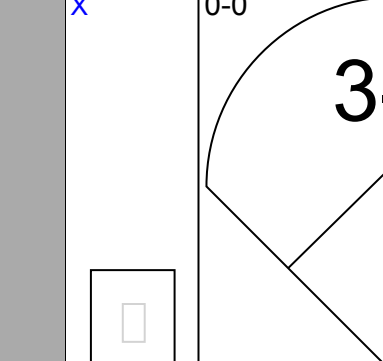
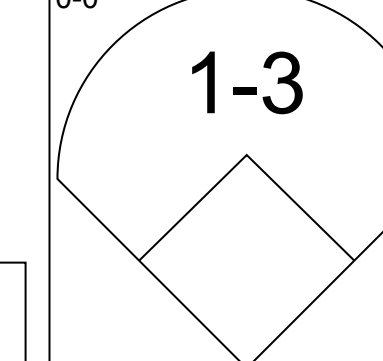
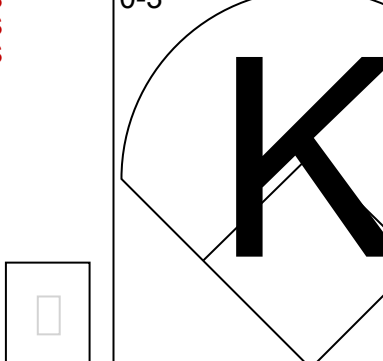
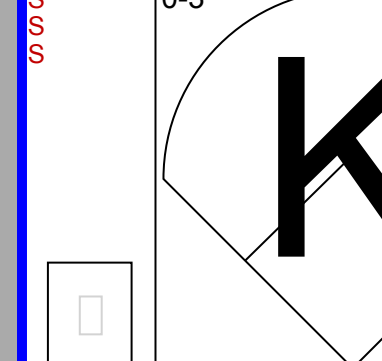
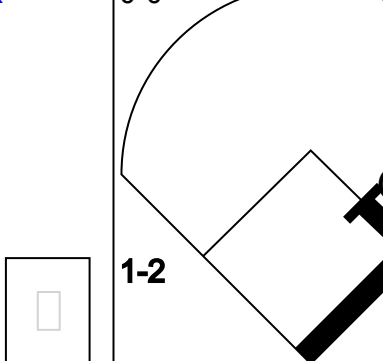
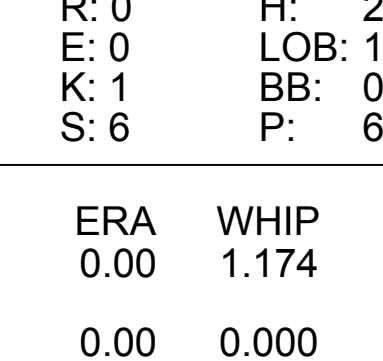
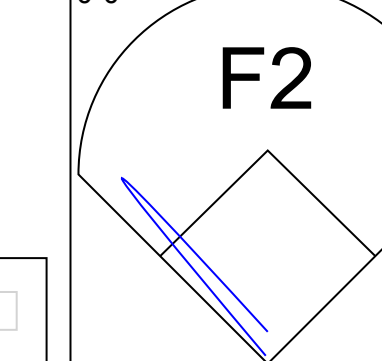
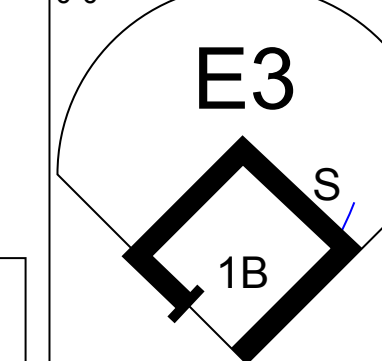
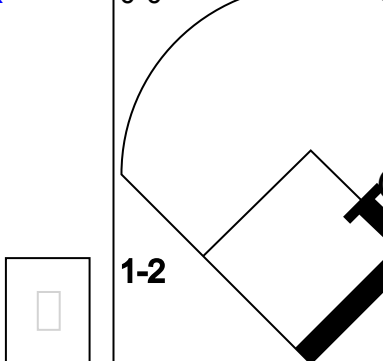
Batter	1	2	3	4	5	6	7	8	9	AB	R	H	RBI	BB	SO	LOB	BOTTOM				
Phil Garner, R (1,5) OBP: 0.307, SLG: 0.350					G3					2	1	0	0	2	0	1	<b>Atlanta Braves @ Pittsburgh Pirates</b> Three Rivers Stadium, Pittsburgh, PA Tue Jun 06 1978, 7:05 PM EDT Att. 4,914 - Unknown <a href="http://livebaseballscorecards.com">livebaseballscorecards.com</a>				
John Milner, L (1,7) OBP: 0.341, SLG: 0.342 Omar Moreno, L (6,8)	F8		6-3		L4		SH1-3			3	0	0	0	0	0	1					
Dave Parker, L (1,9) OBP: 0.333, SLG: 0.470					F9		5-3			4	2	2	1	0	0	1					
Bill Robinson, R (1,8) OBP: 0.312, SLG: 0.395	P6		5-3				6-3			4	0	1	1	0	0	2					
Willie Stargell, L (1,3) OBP: 0.338, SLG: 0.412					4-3		F8			4	0	1	1	0	0	1					
Rennie Stennett, R (1,4) OBP: 0.289, SLG: 0.331	FC6-4				L4					4	0	0	0	0	0	1					
Ed Ott, L (1,2) OBP: 0.294, SLG: 0.350					4-3					3	1	2	0	1	0	0					
Mario Mendoza, R (1,6) OBP: 0.313, SLG: 0.400					6-3					3	0	1	1	0	0	1					
Jim Bibby, R (1,1) OBP: 0.273, SLG: 0.111 Kent Tekulve, R (8,1) OBP: 0.143, SLG: 0.143					E1					3	0	0	0	0	1	2					
Inning Stats	R: 2 E: 0 K: 0 S: 5	H: 2 LOB: 1 BB: 1 P: 9	R: 0 E: 1 K: 0 S: 4	H: 0 LOB: 1 BB: 0 P: 4	R: 0 E: 0 K: 0 S: 3	H: 0 LOB: 0 BB: 0 P: 3	R: 1 E: 0 K: 1 S: 7	H: 2 LOB: 1 BB: 0 P: 7	R: 1 E: 0 K: 0 S: 5	H: 2 LOB: 1 BB: 0 P: 5	R: 0 E: 0 K: 0 S: 3	H: 0 LOB: 1 BB: 1 P: 7	R: 0 E: 0 K: 0 S: 3	H: 0 LOB: 1 BB: 1 P: 7	R: 0 E: 0 K: 0 S: 4	H: 1 LOB: 2 BB: 0 P: 5		1B: 5 2B: 1 3B: 1 HR: 0	SF: 0 SAC: 1 DP: 0 HBP: 1	WP: 0 PB: 0 SB: 1 CS: 0	PA: 36
PITCHER	IP	WLS	BF	H	R	ER	SO	BB	IBB	HBP	BLK	WP	HR	S	P	ERA	WHIP				
Adrian Devine, R (1,1) ERA: 7.27 Craig Skok, L (5,1) Eddie Solomon, R (7,1) ERA: 3.67	4.2	L	22	6	4	4	1	1	0	0	0	0	0	23	27	7.71	1.500				
1.1		5	0	0	0	0	1	0	0	0	0	0	0	4	8	0.00	0.750				
2.0		9	1	0	0	0	1	0	1	0	0	0	0	7	12	0.00	1.000				

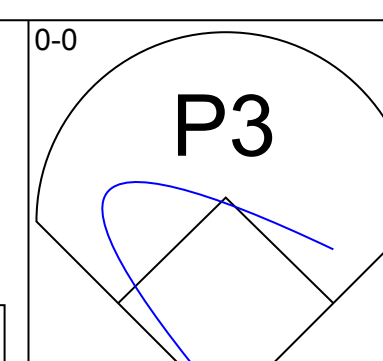
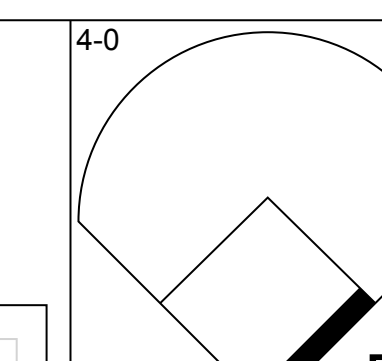
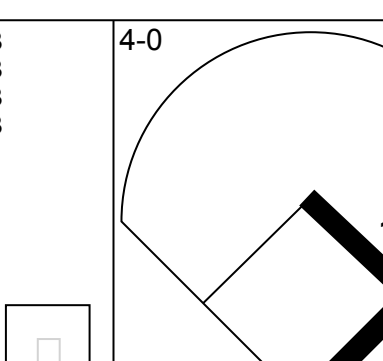
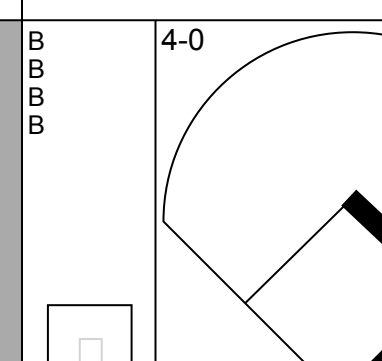
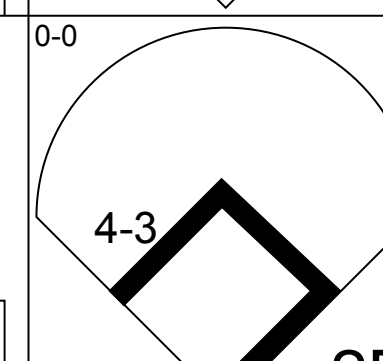
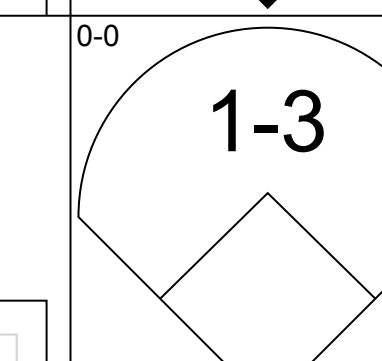
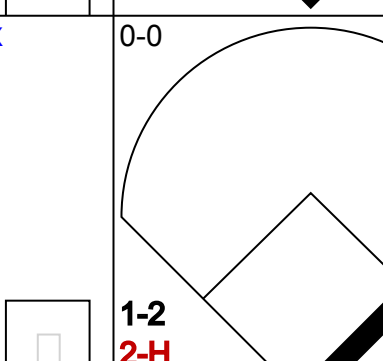
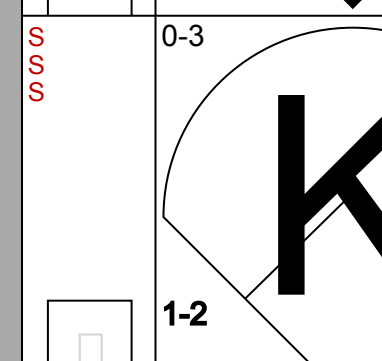
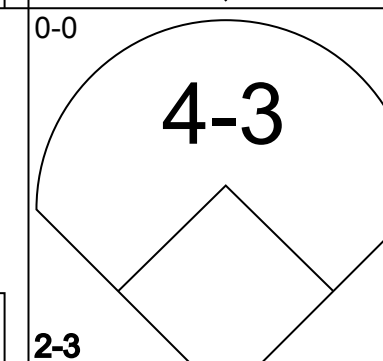
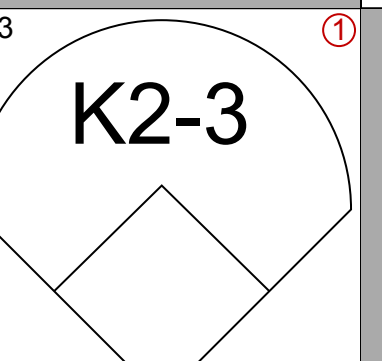
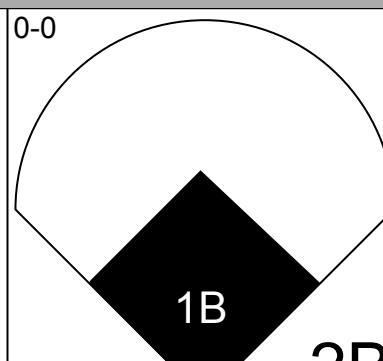
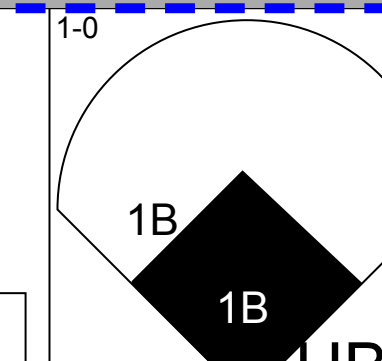
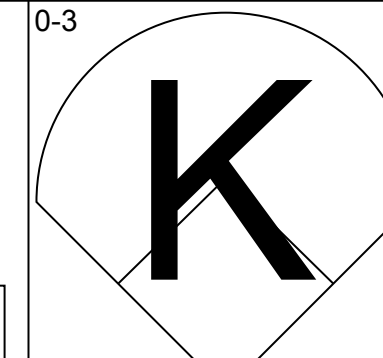
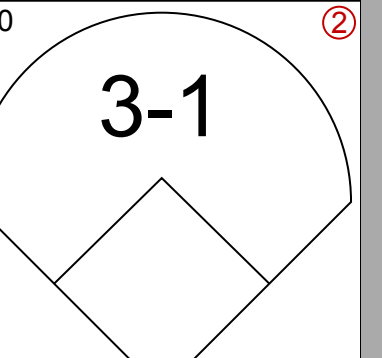
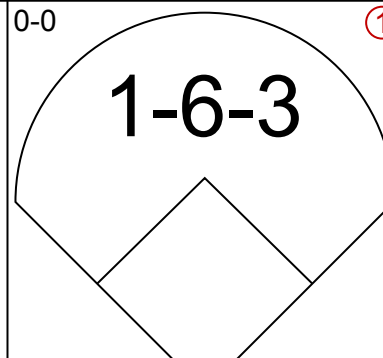
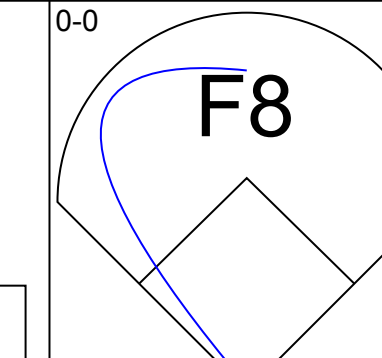
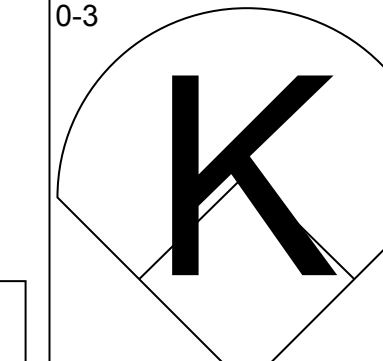
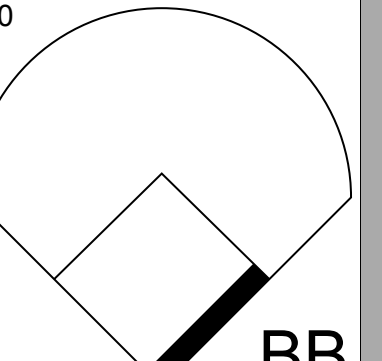
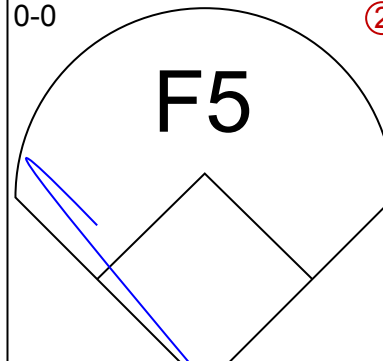
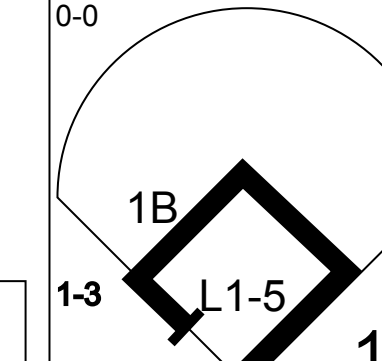
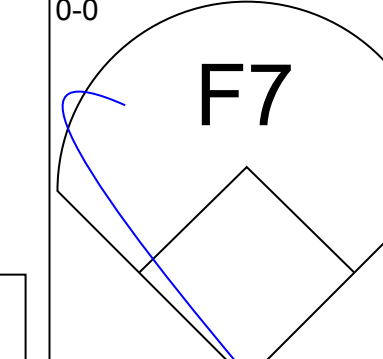
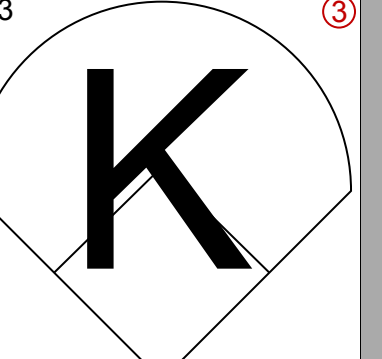
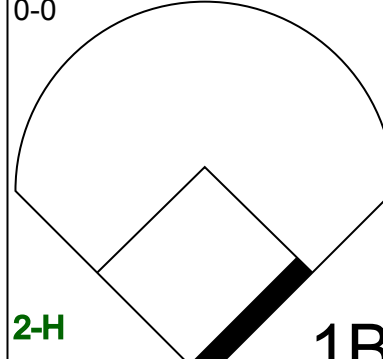
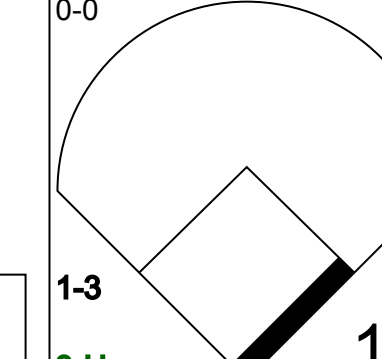
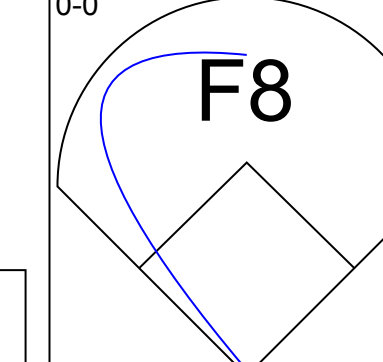
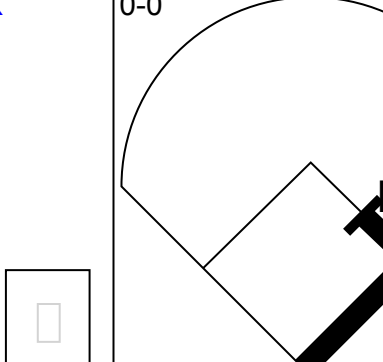
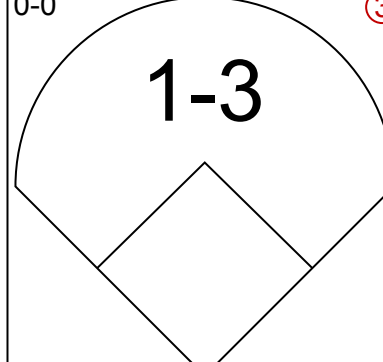
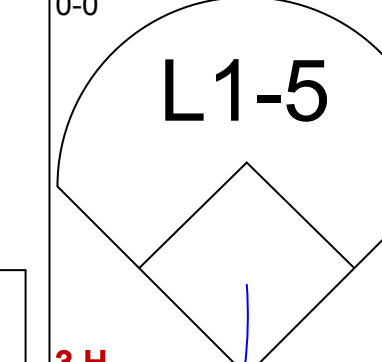
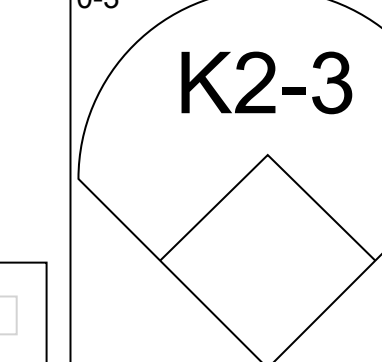
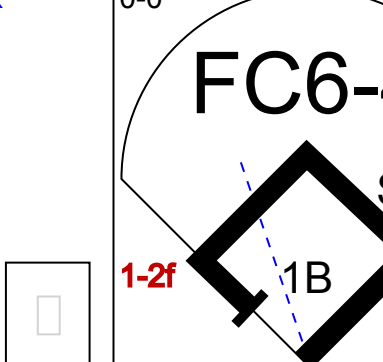
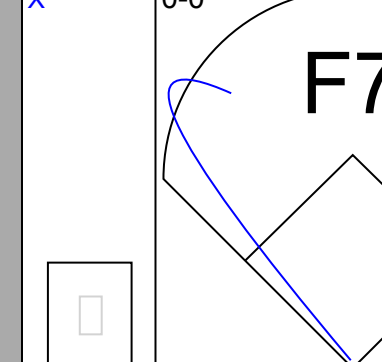
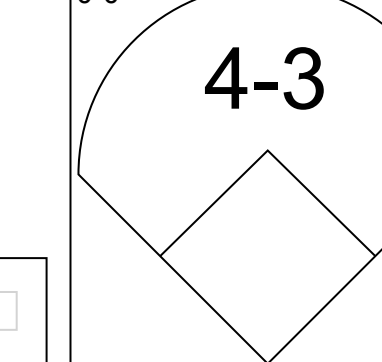
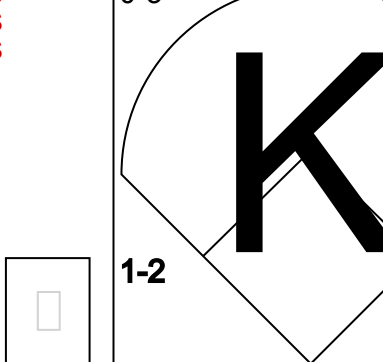
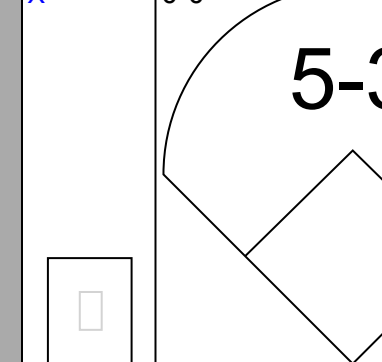


Batter	1	2	3	4	5	6	7	8	9	AB	R	H	RBI	BB	SO	LOB	TOP										
<b>Barry Bonnell, R</b> OBP: 0.274, SLG: 0.278 (1, 8)	5-3	L9		F7			G4-3		K	5	0	0	0	0	1	2	<b>Atlanta Braves @ St. Louis Cardinals</b> Busch Stadium, St. Louis, MO Wed Jun 07 1978, 7:05 PM CDT Att: 10,756 - Unknown <a href="http://livebaseballscorecards.com">livebaseballscorecards.com</a>										
<b>Rod Gilbreath, R</b> OBP: 0.275, SLG: 0.306 (1, 4)	1B	BB		F8			K		5-3	3	1	0	0	2	1	1											
<b>Jeff Burroughs, R</b> OBP: 0.465, SLG: 0.506 <b>Rowland Office, L</b> OBP: 0.291, SLG: 0.324 (9, PR)	BB	1B		5-3				FC4-6	1B	5	2	4	1	0	0	0											
<b>Gary Matthews, R</b> OBP: 0.378, SLG: 0.578 (1, 9)	HR	1B		F5				FC4-6	1B	5	1	2	0	0	2	2											
<b>Dale Murphy, R</b> OBP: 0.287, SLG: 0.297 (1, 3)	HR	BB		F8				K		2	1	0	0	2	1	2											
<b>Biff Pocoreba, S</b> OBP: 0.323, SLG: 0.340 (1, 2)	HR			G6-4-3			G3-6-3	BB		3	1	1	4	1	0	3											
<b>Jerry Maddox, R</b> (1, 5)	F8			G6-4-3			F8			3	0	0	0	1	0	1											
<b>Pat Rockett, R</b> OBP: 0.212, SLG: 0.157 (1, 6)				4-3				E5		3	0	1	0	1	0	2											
<b>Phil Niekro, R</b> OBP: 0.231, SLG: 0.263 (1, 1)	K2-3			5-3				K		4	0	1	0	0	2	4											
<b>Inning Stats</b>	R: 5 E: 0 K: 1 S: 9	H: 4 LOB: 1 BB: 2 P: 17	R: 0 E: 0 K: 1 S: 5	H: 1 LOB: 1 BB: 1 P: 9	R: 0 E: 0 K: 0 S: 2	H: 0 LOB: 0 BB: 1 P: 6	R: 0 E: 0 K: 0 S: 3	H: 0 LOB: 0 BB: 0 P: 3	R: 0 E: 0 K: 0 S: 2	H: 0 LOB: 0 BB: 1 P: 6	R: 0 E: 0 K: 1 S: 5	H: 1 LOB: 1 BB: 1 P: 9	R: 1 E: 1 K: 2 S: 10	H: 2 LOB: 3 BB: 0 P: 14	R: 0 E: 0 K: 2 S: 8	H: 1 LOB: 1 BB: 0 P: 8		1B: 7 2B: 1 3B: 0 HR: 1	SF: 0 SAC: 0 DP: 3 HBP: 0	WP: 0 PB: 0 SB: 1 CS: 0	PA: 40						
<b>PITCHER</b>	IP	WLS	BF	H	R	ER	SO	BB	IBB	HBP	BLK	WP	HR	S	P	ERA	WHIP										
<b>Pete Falcone, L</b> ERA: 6.46 (1, 1)	0.2	L	8	4	5	5	0	2	0	0	0	0	1	6	14	67.50	9.000										
<b>John Urrea, R</b> ERA: 4.3 (1, 1)	6.1		21	2	0	0	3	4	0	0	0	0	0	23	39	0.00	0.947										
<b>George Frazier, R</b> ERA: (8, 1)	1.0		7	2	1	0	2	1	0	0	0	0	0	10	14	0.00	3.000										
<b>Mark Littell, R</b> ERA: 2.86 (9, 1)	1.0		4	1	0	0	2	0	0	0	0	0	0	8	8	0.00	1.000										


Batter	1	2	3	4	5	6	7	8	9	AB	R	H	RBI	BB	SO	LOB	BOTTOM										
<b>Lou Brock, L</b> OBP: 0.277, SLG: 0.252 (1, 7)	K			F8			F7		3-1	4	0	0	0	0	1	2	<b>Atlanta Braves @ St. Louis Cardinals</b> Busch Stadium, St. Louis, MO Wed Jun 07 1978, 7:05 PM CDT Att: 10,756 - Unknown <a href="http://livebaseballscorecards.com">livebaseballscorecards.com</a>										
<b>Mike Phillips, L</b> OBP: 0.245, SLG: 0.320 (1, 6)	F7			L4			6-3		F8	4	0	0	0	0	0	1											
<b>George Hendrick, R</b> OBP: 0.288, SLG: 0.338 (1, 8)				F8			5-3		5-3	3	0	0	0	1	0	0											
<b>Ted Simmons, S</b> OBP: 0.410, SLG: 0.531 (1, 2)	F8			4-3			G3		F8	4	0	0	0	0	0	1											
<b>Keith Hernandez, L</b> OBP: 0.368, SLG: 0.403 (1, 3)				K			FC6-4	1B	F9	4	0	1	0	0	1	0											
<b>Jerry Morales, R</b> OBP: 0.272, SLG: 0.341 (1, 9)				5-3			FC6-4	1B	L4	4	0	1	0	0	0	1											
<b>Ken Reitz, R</b> OBP: 0.279, SLG: 0.338 (1, 5)				F9			L7		F9	3	0	0	0	0	0	1											
<b>Mike Tyson, R</b> OBP: 0.307, SLG: 0.365 (1, 4)				SH1-4			F9		F9	3	0	2	0	0	0	0											
<b>Pete Falcone, L</b> OBP: 0.300, SLG: 0.300 (1, 1)				SH1-4					F7	0	0	0	0	0	0	0											
<b>John Urrea, R</b> OBP: 0.125, SLG: 0.067 (1, 1)										1	0	0	0	0	0	2											
<b>Roger Freed, R</b> OBP: 0.279, SLG: 0.487 (7, PH)										0	0	0	0	0	0	0											
<b>George Frazier, R</b> (8, 1)										0	0	0	0	0	0	0											
<b>Mark Littell, L</b> (9, 1)										0	0	0	0	0	0	0											
<b>Inning Stats</b>	R: 0 E: 0 K: 1 S: 5	H: 0 LOB: 0 BB: 0 P: 9	R: 0 E: 0 K: 1 S: 5	H: 0 LOB: 0 BB: 0 P: 5	R: 0 E: 0 K: 0 S: 4	H: 1 LOB: 1 BB: 0 P: 4	R: 0 E: 0 K: 0 S: 4	H: 1 LOB: 1 BB: 0 P: 4	R: 0 E: 0 K: 0 S: 3	H: 0 LOB: 0 BB: 0 P: 3	R: 0 E: 0 K: 0 S: 5	H: 2 LOB: 2 BB: 0 P: 5	R: 0 E: 0 K: 0 S: 3	H: 0 LOB: 0 BB: 0 P: 3	R: 0 E: 0 K: 0 S: 3	H: 0 LOB: 0 BB: 0 P: 3	1B: 4 2B: 0 3B: 0 HR: 0	SF: 0 SAC: 1 DP: 0 HBP: 0	WP: 0 PB: 0 SB: 0 CS: 0	PA: 33							
<b>PITCHER</b>	IP	WLS	BF	H	R	ER	SO	BB	IBB	HBP	BLK	WP	HR	S	P	ERA	WHIP										
<b>Phil Niekro, R</b> ERA: 3.02 (1, 1)	9.0	W	33	4	0	0	2	2	0	0	0	0	0	35	43	0.00	0.667										




Batter	1	2	3	4	5	6	7	8	9	AB	R	H	RBI	BB	SO	LOB	TOP					
Rod Gilbreath, R OBP: 0.267, SLG: 0.296 (1, 4)										4	0	0	0	0	1	3	<p>Atlanta Braves @ St. Louis Cardinals Busch Stadium, St. Louis, MO Thu Jun 08 1978, 3:33 AM CDT Att: 11,576 - Sunny</p>					
Rowland Office, L OBP: 0.307, SLG: 0.340 (1, 8)										4	0	3	0	0	0	0						
Biff Pocaroba, S OBP: 0.327, SLG: 0.336 (1, 2)										2	0	0	0	2	0	2						
Jeff Burroughs, R OBP: 0.456, SLG: 0.494 (1, 7)										4	0	0	0	0	1	4						
Gary Matthews, R OBP: 0.382, SLG: 0.586 (1, 9)										4	0	2	0	0	1	1						
Dale Murphy, R OBP: 0.281, SLG: 0.290 (1, 3)										4	0	0	0	0	2	3						
Darrel Chaney, S OBP: 0.392, SLG: 0.379 (7, 5)										4	0	1	0	0	1	2						
Jerry Maddox, R (1, 5)										2	0	0	0	0	1	2						
Bob Beall, S OBP: 0.316, SLG: 0.224 (7, PH)										1	0	0	0	0	1	1						
Pat Rockett, R OBP: 0.212, SLG: 0.157 (7, 6)										0	0	0	0	0	0	0						
Preston Hanna, R OBP: 0.130, SLG: 0.091 (1, 1)										2	0	1	0	0	0	0						
Joe Nolan, L OBP: 0.282, SLG: 0.361 (8, PH)										1	0	0	0	0	0	0						
Barry Bonnell, R OBP: 0.274, SLG: 0.278 (8, PR)										0	0	0	0	0	0	0						
Jamie Easterly, L OBP: 0.286, SLG: 0.429 (8, 1)										0	0	0	0	0	0	0						
Dave Campbell, R (8, 1)										0	0	0	0	0	0	0						
<b>Inning Stats</b>	R: 0 E: 0 K: 1 S: 6	H: 1 LOB: 1 BB: 0 P: 6	R: 0 E: 0 K: 1 S: 6	H: 1 LOB: 1 BB: 0 P: 6	R: 0 E: 0 K: 0 S: 3	H: 0 LOB: 0 BB: 0 P: 3	R: 0 E: 0 K: 0 S: 3	H: 0 LOB: 1 BB: 1 P: 7	R: 0 E: 0 K: 1 S: 6	H: 2 LOB: 1 BB: 0 P: 6	R: 0 E: 0 K: 0 S: 3	H: 1 LOB: 0 BB: 0 P: 3	R: 0 E: 0 K: 2 S: 8	H: 1 LOB: 1 BB: 0 P: 8	R: 0 E: 1 K: 1 S: 6	H: 1 LOB: 2 BB: 1 P: 10	R: 0 E: 0 K: 2 S: 7	H: 0 LOB: 0 BB: 0 P: 7	1B: 6 2B: 1 3B: 0 HR: 0	SF: 0 SAC: 0 DP: 1 HBP: 0	WP: 0 PB: 0 SB: 1 CS: 1	PA: 34
<b>PITCHER</b>	IP WLS BF H R ER SO BB IBB HBP BLK WP HR S P ERA WHIP																					
Pete Vuckovich, R ERA: 1.86 (1, 1)	7.2 W 30 7 0 0 5 2 0 0 0 0 0 0 0 38 46 0.00 1.174																					
Mark Littell, R ERA: 2.78 (8, 1)	1.1 S 4 0 0 0 3 0 0 0 0 0 0 0 10 10 0.00 0.000																					

Batter	1	2	3	4	5	6	7	8	9	AB	R	H	RBI	BB	SO	LOB	BOTTOM		
Jim Dwyer, L OBP: 0.324, SLG: 0.293 (1, 7)										1	0	0	0	3	0	0	<p>Atlanta Braves @ St. Louis Cardinals Busch Stadium, St. Louis, MO Thu Jun 08 1978, 3:33 AM CDT Att: 11,576 - Sunny</p>		
Gary Templeton, S OBP: 0.242, SLG: 0.275 (1, 6)										4	0	2	0	0	1	2			
George Hendrick, R OBP: 0.293, SLG: 0.344 (1, 8)										3	2	1	0	0	1	1			
Keith Hernandez, L OBP: 0.361, SLG: 0.395 (1, 3)										4	0	0	0	0	1	3			
Jerry Morales, R OBP: 0.276, SLG: 0.341 (1, 9)										3	0	1	0	1	1	1			
Ken Reitz, R OBP: 0.283, SLG: 0.341 (1, 5)										4	0	2	2	0	1	1			
Mike Tyson, R OBP: 0.306, SLG: 0.363 (1, 4)										4	0	1	0	0	0	3			
Steve Swisher, R OBP: 0.273, SLG: 0.286 (1, 2)										3	0	0	0	0	1	1			
Pete Vuckovich, R ERA: 2.86 (1, 1)										3	0	0	0	0	1	1			
Mark Littell, L (8, 1)										0	0	0	0	0	0	0			
<b>Inning Stats</b>	R: 0 E: 0 K: 1 S: 6	H: 1 LOB: 1 BB: 0 P: 6	R: 0 E: 0 K: 1 S: 5	H: 0 LOB: 0 BB: 0 P: 5	R: 0 E: 0 K: 2 S: 7	H: 0 LOB: 1 BB: 1 P: 11	R: 0 E: 0 K: 0 S: 5	H: 2 LOB: 1 BB: 0 P: 5	R: 0 E: 0 K: 1 S: 5	H: 0 LOB: 1 BB: 1 P: 9	R: 0 E: 0 K: 0 S: 4	H: 2 LOB: 1 BB: 0 P: 5	R: 1 E: 0 K: 0 S: 4	H: 2 LOB: 1 BB: 0 P: 5	1B: 5 2B: 3 3B: 0 HR: 0	SF: 0 SAC: 0 DP: 1 HBP: 1		WP: 0 PB: 0 SB: 2 CS: 0	PA: 34
<b>PITCHER</b>	IP WLS BF H R ER SO BB IBB HBP BLK WP HR S P ERA WHIP																		
Preston Hanna, R ERA: 2.86 (1, 1)	7.0 L 29 5 1 1 7 4 0 0 0 0 0 0 2 39 55 1.29 1.286																		
Jamie Easterly, L ERA: 5.97 (8, 1)	0.1 3 1 1 1 0 0 0 0 1 0 0 0 2 3 27.00 3.000																		
Dave Campbell, R ERA: 4.84 (8, 1)	0.2 2 1 0 0 0 0 0 0 0 0 0 0 2 2 0.00 1.500																		



Batter	1	2	3	4	5	6	7	8	9	AB	R	H	RBI	BB	SO	LOB	TOP					
Rowland Office, L OBP: 0.305, SLG: 0.330	4-0 FC3-6 BB		0-3 K		0-0 F8			0-0 4-3		3	0	0	0	1	1	1	<b>Atlanta Braves @ Philadelphia Phillies</b> Veterans Stadium, Philadelphia, PA Fri Jun 09 1978, 7:05 PM EDT Att: 40,272 - Unknown  <b>AB 31</b> <b>R 1</b> <b>H 6</b> <b>RBI 1</b> <b>BB 2</b> <b>SO 7</b> <b>LOB 7</b>  					
Darrel Chaney, S OBP: 0.377, SLG: 0.363	0-0 FC3-6 G6-4-3		0-3 K			0-0 F5		0-0 F6		4	0	0	0	0	1	1						
Gary Matthews, R OBP: 0.377, SLG: 0.582	0-0 G6-4-3		0-0 6-3				0-0 2B		0-0 6-3	4	0	1	0	0	0	1						
Jeff Burroughs, R OBP: 0.448, SLG: 0.483		0-3 K		0-0 F8		0-3 K		0-0 5-3	4	0	0	0	0	2	1							
Biff Pocoroba, S OBP: 0.331, SLG: 0.359		0-0 HR		0-0 F8		0-0 4-3		0-0 1B	4	1	2	1	0	0	1							
Dale Murphy, R OBP: 0.276, SLG: 0.283		0-0 P6		0-3 K			0-0 F8		0-0 F8	4	0	0	0	0	1	1						
Rod Gilbreath, R OBP: 0.268, SLG: 0.291		4-0 1B BB			0-0 P5		0-0 F9			2	0	0	0	1	0	0						
Jerry Maddox, R OBP: 0.214, SLG: 0.154		0-0 1B			0-0 1B		0-3 K			3	0	2	0	0	1	0						
Eddie Solomon, R OBP: 0.250, SLG: 0.250		0-0 1B			0-3 K			0-0 F8		2	0	1	0	0	1	1						
Craig Skok, R OBP: 1.000, SLG: 2.000										0	0	0	0	0	0	0						
Rick Camp, R OBP: 0.310, SLG: 0.220										0	0	0	0	0	0	0						
Bob Beall, S OBP: 0.310, SLG: 0.220										1	0	0	0	0	0	0						
Dave Campbell, R OBP: 0.310, SLG: 0.220										0	0	0	0	0	0	0						
<b>Inning Stats</b>	R: 0 E: 0 K: 0 S: 2	H: 0 LOB: 0 BB: 1 P: 6	R: 1 E: 0 K: 1 S: 7	H: 3 LOB: 2 BB: 1 P: 11	R: 0 E: 0 K: 2 S: 7	H: 0 LOB: 0 BB: 0 P: 7	R: 0 E: 0 K: 1 S: 5	H: 0 LOB: 0 BB: 0 P: 5	R: 0 E: 0 K: 1 S: 6	H: 1 LOB: 1 BB: 0 P: 6	R: 0 E: 0 K: 1 S: 6	H: 1 LOB: 0 BB: 0 P: 6	R: 0 E: 0 K: 1 S: 5	H: 0 LOB: 0 BB: 0 P: 5	R: 0 E: 0 K: 0 S: 3	H: 0 LOB: 0 BB: 0 P: 3	R: 0 E: 0 K: 0 S: 4	H: 1 LOB: 1 BB: 0 P: 4	1B: 4 2B: 1 3B: 0 HR: 1	SF: 0 SAC: 0 DP: 1 HBP: 0	WP: 0 PB: 0 SB: 0 CS: 0	PA: 33
<b>PITCHER</b> Larry Christenson, R ERA: 4.0	IP: 9.0 WLS: W BF: 33 H: 6 R: 1 ER: 1 SO: 7 BB: 2 IBB: 0 HBP: 0 BLK: 0 WP: 0 HR: 1 S: 45 P: 53 ERA: 1.00 WHIP: 0.889															<b>PITCHER</b>	IP: 9.0 WLS: W BF: 33 H: 6 R: 1 ER: 1 SO: 7 BB: 2 IBB: 0 HBP: 0 BLK: 0 WP: 0 HR: 1 S: 45 P: 53 ERA: 1.00 WHIP: 0.889					

Batter	1	2	3	4	5	6	7	8	9	AB	R	H	RBI	BB	SO	LOB	BOTTOM				
Bake McBride, L OBP: 0.353, SLG: 0.382	4-0 BB S 1B BB		0-3 K		0-0 G3	4-0 BB		0-3 K		3	1	0	0	2	2	0	<b>Atlanta Braves @ Philadelphia Phillies</b> Veterans Stadium, Philadelphia, PA Fri Jun 09 1978, 7:05 PM EDT Att: 40,272 - Unknown  <b>AB 33</b> <b>R 6</b> <b>H 9</b> <b>RBI 6</b> <b>BB 4</b> <b>SO 7</b> <b>LOB 11</b>  				
Larry Bowa, S OBP: 0.341, SLG: 0.368	0-0 F9		0-0 G3		0-0 1B 2B	0-0 F9				4	1	1	0	0	2	2					
Mike Schmidt, R OBP: 0.370, SLG: 0.444	4-0 BB 1B BB		0-0 5-3		0-0 HR 1B		0-0 F3			3	2	1	1	1	0	0					
Greg Luzinski, R OBP: 0.373, SLG: 0.512	4-0 1B BB		0-0 HR		0-0 HR 1B		0-0 G3			3	2	2	3	1	0	0					
Jerry Martin, R OBP: 0.384, SLG: 0.500	1-2 2-3 BB		0-0 HR		1-1 HR		0-0 G3			0	0	0	0	0	0	0					
Richie Hebner, L OBP: 0.378, SLG: 0.433	0-0 1B		0-3 K		0-0 F8		0-0 1B 2B			4	0	2	2	0	1	0					
Gary Maddox, R OBP: 0.368, SLG: 0.403	0-0 F8			0-0 F7	0-0 WP 2B		0-0 1B			4	0	2	0	0	2	2					
Bob Boone, R OBP: 0.340, SLG: 0.464	0-3 K			0-0 2B	0-0 F9		0-0 P6			4	0	1	0	0	1	5					
Jim Morrison, R OBP: 0.267, SLG: 0.325		0-0 F7		0-0 F9		0-0 F7		0-0 F5		4	0	0	0	0	1	1					
Larry Christenson, R OBP: 0.185, SLG: 0.240		0-0 1-3		0-3 K		0-3 K		0-3 K		4	0	0	0	0	3	1					
<b>Inning Stats</b>	R: 2 E: 0 K: 1 S: 6	H: 1 LOB: 2 BB: 3 P: 18	R: 0 E: 0 K: 1 S: 5	H: 0 LOB: 0 BB: 0 P: 5	R: 1 E: 0 K: 1 S: 6	H: 1 LOB: 0 BB: 0 P: 6	R: 0 E: 0 K: 1 S: 6	H: 1 LOB: 1 BB: 0 P: 6	R: 3 E: 0 K: 0 S: 7	H: 4 LOB: 1 BB: 0 P: 7	R: 0 E: 0 K: 1 S: 5	H: 0 LOB: 1 BB: 1 P: 9	R: 0 E: 0 K: 2 S: 7	H: 0 LOB: 0 BB: 0 P: 7	R: 0 E: 0 K: 2 S: 7	H: 0 LOB: 0 BB: 0 P: 7		1B: 3 2B: 4 3B: 0 HR: 2	SF: 0 SAC: 0 DP: 0 HBP: 0	WP: 1 PB: 0 SB: 1 CS: 0	PA: 37
<b>PITCHER</b> Eddie Solomon, R ERA: 4.66	IP: 1.2 WLS: L BF: 7 H: 1 R: 0 ER: 0 SO: 1 BB: 3 IBB: 0 HBP: 0 BLK: 0 WP: 1 HR: 0 S: 8 P: 12 ERA: 0.00 WHIP: 1.200															<b>PITCHER</b>		IP: 1.2 WLS: L BF: 7 H: 1 R: 0 ER: 0 SO: 1 BB: 3 IBB: 0 HBP: 0 BLK: 0 WP: 1 HR: 0 S: 8 P: 12 ERA: 0.00 WHIP: 1.200			
Craig Skok, L ERA: 5.23	IP: 1.0 WLS: 5 BF: 2 H: 2 R: 0 ER: 0 SO: 0 BB: 0 IBB: 0 HBP: 0 BLK: 0 WP: 0 HR: 0 S: 5 P: 5 ERA: 0.00 WHIP: 2.000															<b>PITCHER</b>		IP: 1.0 WLS: 5 BF: 2 H: 2 R: 0 ER: 0 SO: 0 BB: 0 IBB: 0 HBP: 0 BLK: 0 WP: 0 HR: 0 S: 5 P: 5 ERA: 0.00 WHIP: 2.000			
Dave Campbell, R ERA: 4.63	IP: 1.0 WLS: 3 BF: 0 H: 0 R: 0 ER: 0 SO: 2 BB: 0 IBB: 0 HBP: 0 BLK: 0 WP: 0 HR: 0 S: 7 P: 7 ERA: 0.00 WHIP: 0.000															<b>PITCHER</b>	IP: 1.0 WLS: 3 BF: 0 H: 0 R: 0 ER: 0 SO: 2 BB: 0 IBB: 0 HBP: 0 BLK: 0 WP: 0 HR: 0 S: 7 P: 7 ERA: 0.00 WHIP: 0.000				



Batter	1	2	3	4	5	6	7	8	9	AB	R	H	RBI	BB	SO	LOB	TOP					
Jerry Royster, R (1,4) OBP: 0.350, SLG: 0.359	0-0 4-3 SF9 2B		0-0 2B		0-0 P4			0-3 K		4	1	2	0	0	1	2	<b>Atlanta Braves @ Philadelphia Phillies</b> Veterans Stadium, Philadelphia, PA Sat Jun 10 1978, 7:05 PM EDT Att: 33,292 - Unknown <a href="http://livebaseballscorecards.com">livebaseballscorecards.com</a>					
Barry Bonnell, R (1,8) OBP: 0.298, SLG: 0.271	0-0 4-3		0-0 4-3		0-0 P4			0-3 K		3	0	0	0	0	0	2						
Rowland Office, L (8,PH) OBP: 0.303, SLG: 0.327	2-3									1	0	0	0	0	1	0						
Jeff Burroughs, R (1,7) OBP: 0.440, SLG: 0.475	0-0 SF9			0-0 4-3		0-3 K			0-0 1-3	3	0	0	1	0	1	0						
Gary Matthews, R (1,9) OBP: 0.364, SLG: 0.558	0-3 K			0-0 F9		0-0 6-3			0-0 F7	4	0	0	0	0	1	0						
Dale Murphy, R (1,3) OBP: 0.275, SLG: 0.278		4-0 G6-4-3 BB		0-0 6-3					0-0 4-3	3	0	0	0	1	0	0						
Biff Pocoreba, S (1,2) OBP: 0.331, SLG: 0.358		0-0 G6-4-3 1-2			0-0 F9 1B				0-0 4-3	3	0	1	0	0	0	1						
Rod Gilbreath, R (1,5) OBP: 0.277, SLG: 0.323		0-0 F8			0-0 1-2 1B				0-0 HR	3	1	2	1	0	0	0						
Pat Rockett, R (1,6) OBP: 0.207, SLG: 0.152			0-0 6-3		0-3 K				0-0 1-3	3	0	0	0	0	1	2						
Dick Ruthven, R (1,1) OBP: 0.083, SLG: 0.083			0-3 K						0-3 K	2	0	0	0	0	1	2						
Bob Beall, S (8,PH) OBP: 0.305, SLG: 0.216					0-0 F9					1	0	0	0	0	1	0						
Dave Campbell, R (8,1)					2-3					0	0	0	0	0	0	0						
<b>Inning Stats</b>	R: 1 E: 0 K: 1 S: 6	H: 1 LOB: 0 BB: 0 P: 6	R: 0 E: 0 K: 0 S: 2	H: 0 LOB: 0 BB: 1 P: 6	R: 0 E: 0 K: 1 S: 6	H: 1 LOB: 1 BB: 0 P: 6	R: 0 E: 0 K: 0 S: 3	H: 0 LOB: 0 BB: 0 P: 3	R: 0 E: 0 K: 1 S: 7	H: 2 LOB: 2 BB: 0 P: 7	R: 0 E: 0 K: 1 S: 5	H: 0 LOB: 0 BB: 0 P: 5	R: 1 E: 0 K: 0 S: 4	H: 1 LOB: 0 BB: 0 P: 4	R: 0 E: 0 K: 3 S: 9	H: 0 LOB: 0 BB: 0 P: 9	R: 0 E: 0 K: 0 S: 3	H: 0 LOB: 0 BB: 0 P: 3	1B: 2 2B: 2 3B: 0 HR: 1	SF: 1 SAC: 0 DP: 1 HBP: 0	WP: 0 PB: 0 SB: 0 CS: 0	PA: 32
<b>PITCHER</b>	IP WLS BF H R ER SO BB IBB HBP BLK WP HR S P ERA WHIP																					
Jim Kaat, L (1,1) ERA: 2.63	7.0 W 26 5 2 2 4 1 0 0 0 0 1 33 37 2.57 0.857																					
Gene Garber, R (8,1) ERA: 1.96	2.0 S 6 0 0 0 3 0 0 0 0 0 0 0 12 12 0.00 0.000																					

Batter	1	2	3	4	5	6	7	8	9	AB	R	H	RBI	BB	SO	LOB	BOTTOM			
Bake McBride, L (1,9) OBP: 0.356, SLG: 0.385	0-3 K			0-0 4-3		0-0 1B 1B				4	1	2	1	0	1	0	<b>Atlanta Braves @ Philadelphia Phillies</b> Veterans Stadium, Philadelphia, PA Sat Jun 10 1978, 7:05 PM EDT Att: 33,292 - Unknown <a href="http://livebaseballscorecards.com">livebaseballscorecards.com</a>			
Larry Bowa, S (1,6) OBP: 0.339, SLG: 0.366	0-3 K			0-0 L5		0-0 1B 1-2 1B			0-0 4-3	4	0	1	0	0	1	1				
Mike Schmidt, R (1,5) OBP: 0.367, SLG: 0.440	0-0 F7			0-0 F8		0-0 1-3 2-H 1B			0-0 F8	4	0	1	1	0	0	0				
Greg Luzinski, R (1,7) OBP: 0.371, SLG: 0.503		0-3 K			0-0 6-3				0-0 F9	3	0	0	0	1	1	2				
Jerry Martin, R (8,PR) OBP: 0.394, SLG: 0.500									0-0 WP SF8 BB	0	1	0	0	0	0	0				
Richie Hebner, L (1,3) OBP: 0.375, SLG: 0.431		0-3 K			0-0 P6				0-0 SF8	3	1	1	1	0	1	0				
Gary Maddox, R (1,8) OBP: 0.371, SLG: 0.418		0-3 K			4-0 S 1B BB				0-0 HR 1B	3	2	1	2	1	2	1				
Bob Boone, R (1,2) OBP: 0.346, SLG: 0.468			0-3 K		0-0 1-H CS 1B				0-0 4-3 SH5-4 1B 1B	3	1	2	1	0	1	0				
Jim Morrison, R (1,4) OBP: 0.261, SLG: 0.316			0-0 L5		0-0 CS				0-0 K	2	0	0	0	0	1	0				
Jim Kaat, L (1,1) OBP: 0.282, SLG: 0.218			0-3 K		0-0 F8				0-0 4-3	2	0	0	0	0	1	0				
Gene Garber, R (8,1)					1-2				2-3	0	0	0	0	0	0	0				
<b>Inning Stats</b>	R: 0 E: 0 K: 2 S: 7	H: 0 LOB: 0 BB: 0 P: 7	R: 0 E: 0 K: 3 S: 9	H: 0 LOB: 0 BB: 0 P: 9	R: 0 E: 0 K: 2 S: 7	H: 0 LOB: 0 BB: 0 P: 7	R: 0 E: 0 K: 0 S: 3	H: 0 LOB: 0 BB: 0 P: 3	R: 1 E: 0 K: 0 S: 3	H: 1 LOB: 0 BB: 1 P: 7	R: 1 E: 0 K: 1 S: 8	H: 3 LOB: 2 BB: 0 P: 8	R: 3 E: 0 K: 0 S: 7	H: 4 LOB: 1 BB: 0 P: 7	R: 1 E: 0 K: 1 S: 5	H: 0 LOB: 1 BB: 1 P: 9	1B: 7 2B: 0 3B: 0 HR: 1	SF: 1 SAC: 1 DP: 0 HBP: 0	WP: 1 PB: 0 SB: 2 CS: 1	PA: 34
<b>PITCHER</b>	IP WLS BF H R ER SO BB IBB HBP BLK WP HR S P ERA WHIP																			
Dick Ruthven, R (1,1) ERA: 4.11	7.0 L 29 8 5 5 8 1 0 0 0 0 1 44 48 6.43 1.286																			
Dave Campbell, R (8,1) ERA: 4.81	1.0 4 0 1 1 1 1 0 0 0 0 1 0 5 9 9.00 1.000																			

AB 30  
R 2  
H 5  
RBI 2  
BB 1  
SO 7  
LOB 9



AB 29  
R 6  
H 8  
RBI 6  
BB 2  
SO 9  
LOB 5





Batter	1	2	3	4	5	6	7	8	9	AB	R	H	RBI	BB	SO	LOB	TOP					
Jerry Royster, R OBP: 0.396, SLG: 0.365 (1, 4)										5	1	3	0	0	0	1	<b>Atlanta Braves @ Philadelphia Phillies</b> Veterans Stadium, Philadelphia, PA Sun Jun 11 1978, 3:33 AM EDT Att: 58,367 - Unknown					
Barry Bonnell, R OBP: 0.275, SLG: 0.286 (1, 8)										4	0	1	0	1	0	4						
Jeff Burroughs, R OBP: 0.443, SLG: 0.484 (1, 7)										3	1	1	1	2	1	3						
Gary Matthews, R OBP: 0.365, SLG: 0.600 (1, 9)										5	1	2	3	0	0	6						
Dale Murphy, R OBP: 0.275, SLG: 0.278 (1, 3)										4	0	1	0	0	2	1						
Biff Pocoreba, S OBP: 0.341, SLG: 0.364 (1, 2)										3	0	2	0	1	0	0						
Rod Gilbreath, R OBP: 0.276, SLG: 0.321 (1, 5)										4	0	1	0	0	2							
Darrel Chaney, S OBP: 0.364, SLG: 0.347 (1, 6)										4	0	0	0	0	1	3						
Phil Niekro, R OBP: 0.256, SLG: 0.310 (1, 1)										4	1	2	0	0	2	2						
<b>Inning Stats</b>	R: 0 E: 0 K: 1 S: 6	H: 1 LOB: 1 BB: 0 P: 6	R: 0 E: 0 K: 1 S: 6	H: 2 LOB: 2 BB: 1 P: 10	R: 2 E: 0 K: 1 S: 6	H: 2 LOB: 0 BB: 1 P: 10	R: 0 E: 0 K: 1 S: 5	H: 0 LOB: 0 BB: 0 P: 5	R: 2 E: 0 K: 1 S: 8	H: 3 LOB: 1 BB: 0 P: 8	R: 0 E: 0 K: 0 S: 3	H: 1 LOB: 0 BB: 0 P: 3	R: 0 E: 0 K: 1 S: 6	H: 1 LOB: 2 BB: 1 P: 10	R: 0 E: 0 K: 0 S: 4	H: 1 LOB: 1 BB: 0 P: 4		R: 0 E: 1 K: 0 S: 4	H: 2 LOB: 2 BB: 1 P: 8	1B: 8 2B: 1 3B: 3 HR: 1	SF: 0 SAC: 0 DP: 2 HBP: 0	WP: 0 PB: 0 SB: 1 CS: 1
<b>PITCHER</b>	IP WLS BF H R ER SO BB IBB HBP BLK WP HR S P ERA WHIP																					
Steve Carlton, L ERA: 2.84 (1, 1)	6.0 L 26 9 4 4 5 2 0 0 0 0 1 34 42 6.00 1.833																					
Warren Brusstar, R ERA: 2.29 (7, 1)	2.0 9 2 0 0 1 1 0 0 0 0 0 10 14 0.00 1.500																					
Ron Reed, R ERA: 2.7 (9, 1)	1.0 5 2 0 0 0 1 0 0 0 0 0 4 8 0.00 3.000																					
Batter	1	2	3	4	5	6	7	8	9	AB	R	H	RBI	BB	SO	LOB	BOTTOM					
Bake McBride, L OBP: 0.354, SLG: 0.382 (1, 9)										4	0	1	0	0	0	2	<b>Atlanta Braves @ Philadelphia Phillies</b> Veterans Stadium, Philadelphia, PA Sun Jun 11 1978, 3:33 AM EDT Att: 58,367 - Unknown					
Larry Bowa, S OBP: 0.333, SLG: 0.359 (1, 6)										4	0	0	0	0	1	1						
Mike Schmidt, R OBP: 0.370, SLG: 0.446 (1, 5)										4	0	2	0	0	2	0						
Greg Luzinski, R OBP: 0.364, SLG: 0.491 (1, 7)										4	0	0	0	0	1	3						
Richie Hebner, L OBP: 0.374, SLG: 0.429 (1, 3)										3	0	1	0	0	0	1						
Barry Foote, R OBP: 0.182, SLG: 0.182 (8, 2)										0	0	0	0	0	0	0						
Gary Maddox, R OBP: 0.365, SLG: 0.412 (1, 8)										3	0	0	0	0	2	1						
Tim McCarver, L OBP: 0.424, SLG: 0.396 (8, 3)										3	0	1	0	0	1	0						
Jim Morrison, R OBP: 0.253, SLG: 0.305 Ron Reed, R (9, 1)										3	0	0	0	0	0	0						
Steve Carlton, L OBP: 0.324, SLG: 0.364 Jose Cardenal, R OBP: 0.400, SLG: 0.561 Warren Brusstar, R OBP: 1.000, SLG: 2.000 Bud Harrelson, S OBP: 0.319, SLG: 0.244 (1, 1)										1	0	0	0	0	0	1						
<b>Inning Stats</b>	R: 0 E: 0 K: 1 S: 5	H: 0 LOB: 0 BB: 0 P: 5	R: 0 E: 0 K: 1 S: 5	H: 1 LOB: 1 BB: 0 P: 5	R: 0 E: 0 K: 0 S: 4	H: 1 LOB: 1 BB: 0 P: 4	R: 0 E: 0 K: 1 S: 5	H: 0 LOB: 0 BB: 0 P: 5	R: 0 E: 0 K: 0 S: 3	H: 0 LOB: 0 BB: 0 P: 3	R: 0 E: 0 K: 0 S: 3	H: 1 LOB: 0 BB: 0 P: 3	R: 0 E: 0 K: 1 S: 6	H: 1 LOB: 1 BB: 0 P: 6	R: 0 E: 0 K: 2 S: 7	H: 0 LOB: 0 BB: 0 P: 7	R: 0 E: 0 K: 1 S: 7	H: 2 LOB: 2 BB: 0 P: 7	1B: 4 2B: 3 3B: 0 HR: 0	SF: 0 SAC: 0 DP: 1 HBP: 0	WP: 0 PB: 0 SB: 0 CS: 2	PA: 32
<b>PITCHER</b>	IP WLS BF H R ER SO BB IBB HBP BLK WP HR S P ERA WHIP																					
Phil Niekro, R ERA: 2.79 (1, 1)	9.0 W 31 6 0 0 7 0 0 0 0 0 0 45 45 0.00 0.667																					

AB	36
R	4
H	13
RBI	4
BB	4
SO	6
LOB	22



AB	31
R	0
H	6
RBI	0
BB	0
SO	7
LOB	10





Batter	1	2	3	4	5	6	7	8	9	AB	R	H	RBI	BB	SO	LOB	TOP					
Garry Templeton, S OBP: 0.249, SLG: 0.294	F2		3B		FC5-4		F7			4	0	1	0	0	0	3	<b>St. Louis Cardinals @ Atlanta Braves</b> Atlanta-Fulton County Stadium, Atlanta, GA Mon Jun 12 1978, 7:05 PM EDT Att: 7,970 - Unknown					
Tony Scott, S OBP: 0.275, SLG: 0.247	1B		K		FC5-4		L7			4	0	1	0	0	1	3						
Keith Hernandez, L OBP: 0.361, SLG: 0.420	K			HR			F9			4	1	1	1	0	1	1						
Ted Simmons, S OBP: 0.403, SLG: 0.522	5-3			1-3			6-3			4	0	0	0	0	1	1						
George Hendrick, R OBP: 0.294, SLG: 0.349		F7		5-3						4	0	2	0	0	0	0						
Jerry Morales, R OBP: 0.284, SLG: 0.348	K			L4			K			4	0	0	0	0	2	2						
Ken Reitz, R OBP: 0.292, SLG: 0.360		F8			FC5-4 SH			P6		4	0	2	0	0	0	1						
Mike Tyson, R OBP: 0.288, SLG: 0.339			K		F7		K	F9		4	0	0	0	0	2	3						
Pete Vuckovich, R OBP: 0.289, SLG: 0.475			K		SH		K			1	0	0	0	0	1	0						
Roger Freed, R OBP: 0.289, SLG: 0.475			K		FC5-4		K			1	0	0	0	0	1	1						
Mark Littell, L OBP: 0.289, SLG: 0.475										0	0	0	0	0	0	0						
<b>Inning Stats</b>	R: 0 E: 0 K: 1 S: 6	H: 1 LOB: 1 BB: 0 P: 6	R: 0 E: 0 K: 1 S: 5	H: 0 LOB: 0 BB: 0 P: 5	R: 0 E: 0 K: 3 S: 10	H: 1 LOB: 0 BB: 0 P: 10	R: 1 E: 0 K: 0 S: 4	H: 1 LOB: 0 BB: 0 P: 4	R: 0 E: 1 K: 0 S: 5	H: 1 LOB: 2 BB: 0 P: 5	R: 0 E: 0 K: 1 S: 6	H: 1 LOB: 1 BB: 0 P: 6	R: 0 E: 0 K: 2 S: 8	H: 1 LOB: 0 BB: 0 P: 8	R: 0 E: 0 K: 1 S: 5	H: 0 LOB: 0 BB: 0 P: 5	R: 0 E: 0 K: 0 S: 4	H: 1 LOB: 1 BB: 0 P: 4	1B: 5 2B: 0 3B: 1 HR: 1	SF: 0 SAC: 1 DP: 0 HBP: 0	WP: 0 PB: 0 SB: 1 CS: 0	PA: 35
<b>PITCHER</b> Mickey Mahler, L ERA: 2.55	IP: 9.0 WLS: W BF: 35 H: 7 R: 1 ER: 1 SO: 9 BB: 0 IBB: 0 HBP: 0 BLK: 0 WP: 0 HR: 1 S: 53 P: 53 ERA: 1.00 WHIP: 0.778															<b>PITCHER</b>						

AB 34  
R 1  
H 7  
RBI 1  
BB 0  
SO 9  
LOB 15



<b>PITCHER</b> Mickey Mahler, L ERA: 2.55	IP: 9.0 WLS: W BF: 35 H: 7 R: 1 ER: 1 SO: 9 BB: 0 IBB: 0 HBP: 0 BLK: 0 WP: 0 HR: 1 S: 53 P: 53 ERA: 1.00 WHIP: 0.778															<b>PITCHER</b>
---	--	--	--	--	--	--	--	--	--	--	--	--	--	--	--	----------------

Batter	1	2	3	4	5	6	7	8	9	AB	R	H	RBI	BB	SO	LOB	BOTTOM			
Jerry Royster, R OBP: 0.354, SLG: 0.362	F7		SH3-4 1B		F3		K			4	0	1	0	0	1	0	<b>St. Louis Cardinals @ Atlanta Braves</b> Atlanta-Fulton County Stadium, Atlanta, GA Mon Jun 12 1978, 7:05 PM EDT Att: 7,970 - Unknown			
Bob Beall, S OBP: 0.306, SLG: 0.241			SH3-4		1-3		E6 BB FC3-2			3	0	1	0	0	0	0				
Gary Matthews, R OBP: 0.361, SLG: 0.588	K		SF7		F8		FC3-2 BB			2	0	0	1	1	1	1				
Jeff Burroughs, R OBP: 0.444, SLG: 0.497	G3		K				FC3-2 BB			3	1	1	1	1	1	2				
Rowland Office, L OBP: 0.301, SLG: 0.319		4-3 S BB			G3		FC3-2			3	0	0	0	1	0	3				
Dale Murphy, R OBP: 0.274, SLG: 0.277		K			6-3		F8			4	0	1	0	0	1	4				
Darrel Chaney, S OBP: 0.360, SLG: 0.354		4-3			1B		6-3			4	0	1	0	0	1	2				
Rod Gilbreath, R OBP: 0.282, SLG: 0.321		F7								3	0	1	0	1	0	1				
Mickey Mahler, S OBP: 0.083, SLG: 0.083			SH3-4 1B SF7		4-3		L9			4	1	1	0	0	0	4				
<b>Inning Stats</b>	R: 0 E: 0 K: 1 S: 6	H: 1 LOB: 1 BB: 0 P: 6	R: 0 E: 0 K: 1 S: 5	H: 0 LOB: 1 BB: 1 P: 9	R: 1 E: 0 K: 1 S: 7	H: 2 LOB: 1 BB: 0 P: 7	R: 0 E: 0 K: 0 S: 5	H: 2 LOB: 2 BB: 0 P: 5	R: 0 E: 0 K: 0 S: 3	H: 0 LOB: 0 BB: 0 P: 3	R: 1 E: 0 K: 0 S: 5	H: 2 LOB: 1 BB: 1 P: 9	R: 0 E: 1 K: 1 S: 6	H: 0 LOB: 3 BB: 2 P: 14	R: 0 E: 0 K: 1 S: 5	H: 0 LOB: 0 BB: 0 P: 5		1B: 4 2B: 2 3B: 0 HR: 1	SF: 1 SAC: 1 DP: 0 HBP: 0	WP: 0 PB: 0 SB: 2 CS: 0
<b>PITCHER</b> Pete Vuckovich, R ERA: 1.99	IP: 6.0 WLS: L BF: 27 H: 7 R: 2 ER: 2 SO: 3 BB: 1 IBB: 1 HBP: 0 BLK: 0 WP: 0 HR: 1 S: 31 P: 39 ERA: 3.00 WHIP: 1.333															<b>PITCHER</b>				
<b>PITCHER</b> Mark Littell, R ERA: 2.66	IP: 2.0 WLS: 9 BF: 9 H: 0 R: 0 ER: 0 SO: 2 BB: 2 IBB: 0 HBP: 0 BLK: 0 WP: 0 HR: 0 S: 11 P: 19 ERA: 0.00 WHIP: 1.000															<b>PITCHER</b>				

AB 30  
R 2  
H 7  
RBI 2  
BB 4  
SO 5  
LOB 17





Batter	1	2	3	4	5	6	7	8	9	AB	R	H	RBI	BB	SO	LOB	TOP										
Lou Brock, L OBP: 0.271, SLG: 0.247 (1, 7)	L7		CS 1B		1-3		6-3			4	0	1	0	0	0	0	<b>St. Louis Cardinals @ Atlanta Braves</b> Atlanta-Fulton County Stadium, Atlanta, GA Tue Jun 13 1978, 7:05 PM EDT Att: 7,384 - Unknown <a href="http://livebaseballscorecards.com">livebaseballscorecards.com</a>										
Gary Templeton, S OBP: 0.249, SLG: 0.291 (1, 6)	1B BB		F2 1-2		4-3		G3			3	0	0	0	1	0	1											
George Hendrick, R OBP: 0.293, SLG: 0.343 (1, 8)	F7		K		BB		F8			3	0	0	0	1	1	1											
Ted Simmons, S OBP: 0.405, SLG: 0.519 (1, 2)	1-2 1B				6-3		4-3			3	0	1	0	1	0	1											
Keith Hernandez, L OBP: 0.367, SLG: 0.420 (1, 3)	K				1B BB		G6-4-3 1B			2	1	1	0	2	1	2											
Jerry Morales, R OBP: 0.287, SLG: 0.351 (1, 9)					FC3-6 1B		F9			4	0	2	0	0	0	3											
Ken Reitz, R OBP: 0.295, SLG: 0.360 (1, 5)	1-2 BB				FC3-6 1B		G6-4-3 1-2			3	0	1	1	1	0	1											
Mike Tyson, R OBP: 0.282, SLG: 0.331 (1, 4)	F8				FC3-6 1-2 2-3		F7			4	0	0	0	0	0	3											
Silvio Martinez, R OBP: 0.291, SLG: 0.300 (7, PH) Jim Dwyer, L OBP: 0.311, SLG: 0.281 (7, 1) John Ureña, R OBP: 0.125, SLG: 0.067 (7, 1) Buddy Schultz, L OBP: 0.125, SLG: 0.067 (7, 1) George Frazier, R OBP: 0.208, SLG: 0.230 (6, PH)	K				K		F9			2	0	0	0	0	2	3											
<b>Inning Stats</b>	R: 0 E: 0 K: 1 S: 6	H: 1 LOB: 2 BB: 1 P: 10	R: 0 E: 0 K: 1 S: 5	H: 1 LOB: 1 BB: 1 P: 9	R: 0 E: 0 K: 1 S: 5	H: 1 LOB: 0 BB: 0 P: 5	R: 1 E: 0 K: 1 S: 7	H: 2 LOB: 2 BB: 1 P: 11	R: 0 E: 0 K: 0 S: 3	H: 0 LOB: 1 BB: 1 P: 7	R: 0 E: 0 K: 0 S: 3	H: 0 LOB: 0 BB: 0 P: 3	R: 0 E: 0 K: 0 S: 3	H: 0 LOB: 2 BB: 2 P: 11	R: 0 E: 0 K: 0 S: 3	H: 0 LOB: 0 BB: 0 P: 3	1B: 6 2B: 0 3B: 0 HR: 0	SF: 0 SAC: 0 DP: 1 HBP: 0	WP: 0 PB: 0 SB: 0 CS: 2	PA: 36							
<b>PITCHER</b>	IP	WLS	BF	H	R	ER	SO	BB	IBB	HBP	BLK	WP	HR	S	P	ERA	WHIP										
Preston Hanna, R ERA: 2.7 (1, 1)	7.0	W	28	6	1	1	4	4	0	0	0	0	0	32	48	1.29	1.429										
Jamie Easterly, L ERA: 5.89 (8, 1)	1.0		5	0	0	0	0	2	0	0	0	0	0	3	11	0.00	2.000										
Rick Camp, R ERA: 4.98 (9, 1)	1.0		3	0	0	0	0	0	0	0	0	0	0	3	3	0.00	0.000										

Batter	1	2	3	4	5	6	7	8	9	AB	R	H	RBI	BB	SO	LOB	BOTTOM										
Jerry Royster, R OBP: 0.350, SLG: 0.358 (1, 4)	P5		K		P5		6-3		E9 1B	5	0	1	2	0	1	0	<b>St. Louis Cardinals @ Atlanta Braves</b> Atlanta-Fulton County Stadium, Atlanta, GA Tue Jun 13 1978, 7:05 PM EDT Att: 7,384 - Unknown <a href="http://livebaseballscorecards.com">livebaseballscorecards.com</a>										
Bob Beall, S OBP: 0.328, SLG: 0.246 (1, 3)	F7		BB FC4-6 1B		2B E BB		L8		2H 3H 4-0 BB BB BB	3	3	1	0	2	0	0											
Gary Matthews, R OBP: 0.379, SLG: 0.600 (1, 9)	BB									3	3	2	0	2	1	0											
Joe Nolan, L OBP: 0.282, SLG: 0.361 (8, 2)	BB		FC4-6 2B 1B		E 2B		K		1-2 BB BB	0	0	0	0	0	0	0											
Jeff Burroughs, R OBP: 0.452, SLG: 0.497 (7, PR) Barry Bonnell, R OBP: 0.273, SLG: 0.286 (8, 7)	BB		FC4-6 BB		E5		FC 1B		BB BB	2	1	1	0	3	0	0											
Rowland Office, L OBP: 0.297, SLG: 0.314 (1, 8)	L4		FC4-6 2B		F9		FC BB BB		BB	0	0	0	0	0	0	0											
Dale Murphy, R OBP: 0.277, SLG: 0.286 (1, 2) Jamie Easterly, L OBP: 0.286, SLG: 0.429 (8, 1) Rick Camp, R (9, 1)			E6 CS		K		BB 1B		P4	5	1	2	2	0	1	3											
Darrel Chaney, S OBP: 0.361, SLG: 0.343 (1, 6)	F7 1-2		BB IBB		F9		2B 1B BB		4-3	3	1	0	0	2	0	1											
Rod Gilbreath, R OBP: 0.292, SLG: 0.333 (1, 5)	BB		L8				CS 1B		6-3	4	1	2	2	1	0	3											
Preston Hanna, R OBP: 0.148, SLG: 0.231 (1, 1) Cito Gaston, R OBP: 0.217, SLG: 0.190 (8, 9)	F9				HR		K		F9	4	1	1	1	0	1	4											
<b>Inning Stats</b>	R: 0 E: 0 K: 0 S: 3	H: 0 LOB: 2 BB: 2 P: 11	R: 0 E: 1 K: 0 S: 3	H: 0 LOB: 1 BB: 1 P: 7	R: 2 E: 0 K: 1 S: 8	H: 3 LOB: 3 BB: 2 P: 16	R: 3 E: 1 K: 1 S: 8	H: 2 LOB: 1 BB: 1 P: 12	R: 0 E: 0 K: 0 S: 3	H: 1 LOB: 0 BB: 0 P: 3	R: 0 E: 0 K: 1 S: 5	H: 0 LOB: 0 BB: 0 P: 5	R: 7 E: 1 K: 1 S: 10	H: 5 LOB: 2 BB: 4 P: 26	R: 0 E: 0 K: 0 S: 3	H: 0 LOB: 0 BB: 0 P: 3	1B: 7 2B: 3 3B: 0 HR: 1	SF: 0 SAC: 0 DP: 0 HBP: 0	WP: 0 PB: 0 SB: 0 CS: 2	PA: 45							
<b>PITCHER</b>	IP	WLS	BF	H	R	ER	SO	BB	IBB	HBP	BLK	WP	HR	S	P	ERA	WHIP										
Silvio Martinez, R ERA: 3.51 (7, 1)	6.0	L	30	6	5	3	3	5	1	0	0	0	0	4	8												
John Ureña, R ERA: 5.79 (7, 1)	0.0		5	3	5	5	0	1	0	0	0	0	0	4	8												
Buddy Schultz, L ERA: 4.11 (7, 1)	0.2		6	2	2	2	1	3	0	0	0	0	0	5	17	27.00	7.500										
George Frazier, R ERA: 2.79 (7, 1)	1.1		4	0	0	0	0	0	0	0	0	0	0	4	4	0.00	0.000										

**St. Louis Cardinals @ Atlanta Braves**  
 Atlanta-Fulton County Stadium, Atlanta, GA  
 Tue Jun 13 1978, 7:05 PM EDT  
 Att: 7,384 - Unknown

AB 30  
 R 1  
 H 6  
 RBI 1  
 BB 6  
 SO 4  
 LOB 15



**St. Louis Cardinals @ Atlanta Braves**  
 Atlanta-Fulton County Stadium, Atlanta, GA  
 Tue Jun 13 1978, 7:05 PM EDT  
 Att: 7,384 - Unknown

AB 35  
 R 12  
 H 11  
 RBI 10  
 BB 10  
 SO 4  
 LOB 17

















Batter	1	2	3	4	5	6	7	8	9	AB	R	H	RBI	BB	SO	LOB	TOP										
Frank Taveras, R OBP: 0.313, SLG: 0.347 (1, 6)										4	1	0	0	1	0	0											
John Milner, L OBP: 0.336, SLG: 0.348 Manny Sanguillen, R OBP: 0.394, SLG: 0.392 Grant Jackson, S OBP: 0.167, SLG: 0.167 (1, 7)										3	1	1	0	1	0	0											
Dave Parker, L OBP: 0.350, SLG: 0.511 (1, 9)										5	3	3	3	0	0	1											
Bill Robinson, R OBP: 0.301, SLG: 0.394 (8, 7)										4	1	1	1	0	0	1											
Willie Stargell, L OBP: 0.382, SLG: 0.500 (1, 3)										4	1	2	3	1	1	0											
Rennie Stennett, R OBP: 0.280, SLG: 0.313 Ken Macha, R OBP: 0.500, SLG: 0.400 (1, 5)										2	0	0	0	1	1	3											
Ed Ott, L OBP: 0.312, SLG: 0.401 (1, 2)										4	0	0	0	1	2	6											
Phil Garner, R OBP: 0.305, SLG: 0.338 (1, 4)										4	0	0	0	0	1	3											
Jim Bibby, R OBP: 0.214, SLG: 0.083 Dave Hamilton, L (1, 1)										0	0	0	0	0	0	0											
Don Robinson, R OBP: 0.161, SLG: 0.194 Steve Brye, R OBP: 0.347, SLG: 0.388 (8, 8)										1	0	0	0	0	1	0											
Inning Stats	R: 1 E: 2 K: 1 S: 8	H: 1 LOB: 3 BB: 1 P: 12	R: 0 E: 0 K: 2 S: 7	H: 0 LOB: 0 BB: 0 P: 7	R: 2 E: 0 K: 0 S: 6	H: 3 LOB: 2 BB: 1 P: 10	R: 0 E: 0 K: 0 S: 3	H: 0 LOB: 0 BB: 0 P: 3	R: 1 E: 0 K: 0 S: 4	H: 1 LOB: 0 BB: 0 P: 4	R: 0 E: 0 K: 1 S: 5	H: 0 LOB: 0 BB: 0 P: 5	R: 2 E: 0 K: 1 S: 6	H: 1 LOB: 0 BB: 1 P: 10	R: 0 E: 0 K: 0 S: 3	H: 0 LOB: 3 BB: 3 P: 15	R: 1 E: 0 K: 1 S: 7	H: 2 LOB: 1 BB: 0 P: 7	1B: 6 2B: 0 3B: 0 HR: 2	SF: 1 SAC: 0 DP: 0 HBP: 0	WP: 2 PB: 0 SB: 0 CS: 0	PA: 43					
PITCHER	IP	WLS	BF	H	R	ER	SO	BB	IBB	HBP	BLK	WP	HR	S	P	ERA	WHIP										
Preston Hanna, R ERA: 3.07 Jamie Easterly, L ERA: 5.29 Dave Campbell, R ERA: 4.33 Craig Skok, L ERA: 0.79	6.1	W	30	6	6	5	4	3	0	0	0	1	1	35	47	7.11	1.421										

Pittsburgh Pirates @ Atlanta Braves  
Atlanta-Fulton County Stadium, Atlanta, GA  
Sun Jun 18 1978, 3:33 AM EDT  
Att: 21,498 - Unknown

AB	36
R	7
H	8
RBI	7
BB	6
SO	6
LOB	17




Batter	1	2	3	4	5	6	7	8	9	AB	R	H	RBI	BB	SO	LOB	BOTTOM										
Jerry Royster, R OBP: 0.361, SLG: 0.353 (1, 4)										3	1	1	1	2	0	1											
Bob Beall, S OBP: 0.341, SLG: 0.261 (1, 3)										5	1	1	1	0	0	3											
Gary Matthews, R OBP: 0.380, SLG: 0.558 (1, 9)										4	1	1	0	1	1	4											
Jeff Burroughs, R OBP: 0.451, SLG: 0.520 Barry Bonnell, R OBP: 0.270, SLG: 0.283 (8, 7)										5	0	1	0	0	2	6											
Rowland Office, L OBP: 0.282, SLG: 0.315 (1, 8)										4	1	1	3	1	1	1											
Dale Murphy, R OBP: 0.275, SLG: 0.296 (1, 2)										2	1	0	0	2	1	1											
Bob Horner, R OBP: 0.273, SLG: 0.600 (1, 5)										4	1	1	0	0	1	2											
Darrel Chaney, S OBP: 0.336, SLG: 0.333 (1, 6)										4	1	0	1	0	1	2											
Preston Hanna, R OBP: 0.200, SLG: 0.345 Jamie Easterly, L OBP: 0.250, SLG: 0.375 Dave Campbell, R OBP: 1.000, SLG: 2.000 (8, 1)										3	1	2	0	0	1	2											
Inning Stats	R: 7 E: 2 K: 1 S: 11	H: 4 LOB: 3 BB: 3 P: 23	R: 0 E: 0 K: 2 S: 7	H: 0 LOB: 1 BB: 1 P: 11	R: 1 E: 1 K: 2 S: 10	H: 2 LOB: 2 BB: 0 P: 10	R: 0 E: 0 K: 1 S: 5	H: 0 LOB: 1 BB: 1 P: 9	R: 0 E: 0 K: 0 S: 3	H: 0 LOB: 0 BB: 0 P: 3	R: 0 E: 0 K: 0 S: 3	H: 0 LOB: 0 BB: 0 P: 3	R: 0 E: 0 K: 1 S: 6	H: 1 LOB: 1 BB: 0 P: 6	R: 0 E: 0 K: 1 S: 6	H: 1 LOB: 1 BB: 0 P: 6	1B: 5 2B: 1 3B: 1 HR: 1	SF: 0 SAC: 0 DP: 0 HBP: 0	WP: 0 PB: 0 SB: 2 CS: 0	PA: 41							
PITCHER	IP	WLS	BF	H	R	ER	SO	BB	IBB	HBP	BLK	WP	HR	S	P	ERA	WHIP										
Jim Bibby, R ERA: 3.53 Dave Hamilton, L ERA: 5.59 Don Robinson, R ERA: 3.46 Grant Jackson, L ERA: 2.6	0.1	L	7	3	6	6	0	3	0	0	0	0	0	14	18	0.00	1.200										


Pittsburgh Pirates @ Atlanta Braves  
Atlanta-Fulton County Stadium, Atlanta, GA  
Sun Jun 18 1978, 3:33 AM EDT  
Att: 21,498 - Unknown

AB	35
R	8
H	8
RBI	6
BB	6
SO	8
LOB	22





Batter	1	2	3	4	5	6	7	8	9	10	AB	R	H	RBI	BB	SO	LOB	TOP	
Jerry Royster, R OBP: 0.355, SLG: 0.346 (1, 4)	4-3	SH5-3		4-3			F9			5-3	4	0	0	1	0	0	0	<b>Atlanta Braves @ San Diego Padres</b> San Diego Stadium, San Diego, CA Tue Jun 20 1978, 10:05 PM EDT Att: 13,059 - Unknown  <b>livebaseballscorecards.com</b>  <b>AB 38</b> <b>R 5</b> <b>H 8</b> <b>RBI 5</b> <b>BB 3</b> <b>SO 1</b> <b>LOB 10</b>  	
Barry Bonnell, R OBP: 0.275, SLG: 0.282 (1, 8) (10, 7)	L5				5-3					4-3	4	0	1	0	1	0	0		
Gary Matthews, R OBP: 0.374, SLG: 0.560 (1, 9)	E6	F7			F8		F3				5	2	1	0	0	0	3		
Jeff Burroughs, R OBP: 0.454, SLG: 0.524 (1, 7)					E5					4-3	4	0	2	1	1	0	0		
Rod Gilbreath, R OBP: 0.289, SLG: 0.329 (10, PR)											0	1	0	0	0	0	0		
Gene Garber, R (10, 1)											0	0	0	0	0	0	0		
Dale Murphy, R OBP: 0.276, SLG: 0.295 (1, 3)	6-3				SH2-3						4	0	1	1	0	0	2		
Bob Horner, R OBP: 0.250, SLG: 0.467 (1, 5)		E6			6-3						5	1	1	1	0	0	1		
Biff Pocoroba, S OBP: 0.342, SLG: 0.361 (1, 2)					F3						4	1	1	0	1	0	1		
Darrel Chaney, S OBP: 0.326, SLG: 0.322 (1, 6)											4	0	0	0	0	0	3		
Phil Niekro, R OBP: 0.250, SLG: 0.298 (1, 1)											4	0	1	1	0	1	0		
Rowland Office, L OBP: 0.262, SLG: 0.315 (10, 8)					K						0	0	0	0	0	0	0		
<b>Inning Stats</b>	R: 1 E: 1 K: 0 S: 5	H: 1 LOB: 1 BB: 0 P: 5	R: 2 E: 1 K: 0 S: 7	H: 3 LOB: 2 BB: 0 P: 7	R: 0 E: 1 K: 1 S: 4	H: 0 LOB: 1 BB: 0 P: 5	R: 0 E: 0 K: 0 S: 3	H: 0 LOB: 0 BB: 1 P: 7	R: 0 E: 0 K: 0 S: 3	H: 0 LOB: 0 BB: 0 P: 3	R: 0 E: 0 K: 0 S: 3	H: 0 LOB: 0 BB: 0 P: 3	R: 0 E: 0 K: 0 S: 6	H: 0 LOB: 0 BB: 2 P: 14	R: 2 E: 0 K: 1 S: 6	H: 3 LOB: 3 BB: 2 P: 14	1B: 6 2B: 1 3B: 1 HR: 0	SF: 0 SAC: 3 DP: 0 HBP: 0	WP: 0 PA: 44 PB: 0 SB: 0 CS: 0
<b>PITCHER</b> Randy Jones, L ERA: 2.72 (1, 1)	IP: 10.0 WLS: L BF: 44 H: 8 R: 5 ER: 2 SO: 1 BB: 1 IBB: 2 HBP: 0 BLK: 0 WP: 0 HR: 0 S: 43 P: 55 ERA: 1.80 WHIP: 0.900																		

Batter	1	2	3	4	5	6	7	8	9	10	AB	R	H	RBI	BB	SO	LOB	BOTTOM					
Gene Richards, L OBP: 0.357, SLG: 0.404 (1, 7)	FC6-4						P6				4	1	2	0	1	0	1	<b>Atlanta Braves @ San Diego Padres</b> San Diego Stadium, San Diego, CA Tue Jun 20 1978, 10:05 PM EDT Att: 13,059 - Unknown  <b>livebaseballscorecards.com</b>  <b>AB 39</b> <b>R 3</b> <b>H 9</b> <b>RBI 3</b> <b>BB 4</b> <b>SO 6</b> <b>LOB 25</b>  					
Ozzie Smith, S OBP: 0.291, SLG: 0.306 (1, 6)	FC6-4				F8		P4				5	0	0	0	0	1	4						
Derrel Thomas, S OBP: 0.315, SLG: 0.316 (1, 3)					G3						5	1	3	1	0	0	1						
Dave Winfield, R OBP: 0.335, SLG: 0.475 (1, 8)	F8										5	1	1	0	0	0	4						
Oscar Gamble, L OBP: 0.335, SLG: 0.335 (1, 9)	F8										4	0	0	0	1	0	4						
Fernando Gonzalez, R OBP: 0.254, SLG: 0.259 (1, 4)											5	0	1	1	0	2	4						
Rick Sweet, S OBP: 0.343, SLG: 0.273 (1, 2)											3	0	1	1	1	0	1						
Jerry Turner, L OBP: 0.283, SLG: 0.400 (10, PH)											1	0	0	0	0	1	2						
Bill Almon, R OBP: 0.332, SLG: 0.352 (1, 5)											3	0	0	0	1	1	1						
Randy Jones, R OBP: 0.135, SLG: 0.135 (1, 1)											4	0	1	0	0	1	3						
<b>Inning Stats</b>	R: 0 E: 0 K: 0 S: 4	H: 1 LOB: 2 BB: 1 P: 8	R: 0 E: 0 K: 1 S: 5	H: 0 LOB: 0 BB: 0 P: 5	R: 0 E: 0 K: 1 S: 6	H: 1 LOB: 1 BB: 0 P: 6	R: 1 E: 0 K: 0 S: 4	H: 2 LOB: 2 BB: 2 P: 12	R: 1 E: 0 K: 0 S: 4	H: 1 LOB: 0 BB: 0 P: 4	R: 0 E: 0 K: 2 S: 7	H: 0 LOB: 1 BB: 1 P: 11	R: 0 E: 0 K: 1 S: 5	H: 0 LOB: 0 BB: 0 P: 5	R: 1 E: 0 K: 0 S: 5	H: 2 LOB: 1 BB: 0 P: 5	R: 0 E: 0 K: 0 S: 4	H: 1 LOB: 1 BB: 0 P: 4	R: 0 E: 1 K: 1 S: 7	H: 1 LOB: 2 BB: 0 P: 7	1B: 7 2B: 2 3B: 1 HR: 0	SF: 0 SAC: 0 DP: 1 HBP: 0	WP: 0 PA: 43 PB: 1 SB: 2 CS: 0
<b>PITCHER</b> Phil Niekro, R ERA: 3.14 (1, 1)	IP: 9.0 WLS: W BF: 38 H: 8 R: 3 ER: 3 SO: 5 BB: 4 IBB: 0 HBP: 0 BLK: 0 WP: 0 HR: 0 S: 44 P: 60 ERA: 3.00 WHIP: 1.333																						
<b>PITCHER</b> Gene Garber, R ERA: 1.36 (10, 1)	IP: 1.0 WLS: S BF: 5 H: 1 R: 0 ER: 0 SO: 1 BB: 0 IBB: 0 HBP: 0 BLK: 0 WP: 0 HR: 0 S: 7 P: 7 ERA: 0.00 WHIP: 1.000																						



Batter	1	2	3	4	5	6	7	8	9	AB	R	H	RBI	BB	SO	LOB	TOP								
Jerry Royster, R OBP: 0.364, SLG: 0.366 (1, 4)										4	2	3	0	1	0	0	<p><b>Atlanta Braves @ San Diego Padres</b> San Diego Stadium, San Diego, CA Wed Jun 21 1978, 10:05 PM EDT Att: 12,016 - Unknown</p> <p>livebaseballscores.com</p> <p>AB 35 R 2 H 9 RBI 2 BB 4 SO 6 LOB 20</p>								
Barry Bonnell, R OBP: 0.272, SLG: 0.274 (1, 8)										4	0	0	0	1	1	3									
Gary Matthews, R OBP: 0.382, SLG: 0.562 (1, 9)										5	0	3	2	0	1	2									
Jeff Burroughs, R OBP: 0.459, SLG: 0.524 (1, 7)										2	0	1	0	2	1	1									
Dale Murphy, R OBP: 0.283, SLG: 0.299 (1, 3)										4	0	2	0	0	1	5									
Bob Horner, R OBP: 0.200, SLG: 0.368 Gene Garber, R (8, 1)									4	0	0	0	0	1	4	0									
Biff Pocoroba, S OBP: 0.335, SLG: 0.353 (1, 2)									4	0	0	0	0	1	4	0									
Darrel Chaney, S OBP: 0.317, SLG: 0.312 (1, 6)									4	0	0	0	0	0	1	0									
Adrian Devine, R Rod Gilbreath, R OBP: 0.288, SLG: 0.327 (8, 5)										3	0	0	0	0	0	0	1								
<b>Inning Stats</b>	R: 0 E: 0 K: 3 S: 10	H: 1 LOB: 2 BB: 1 P: 14	R: 0 E: 0 K: 0 S: 3	H: 0 LOB: 0 BB: 0 P: 3	R: 0 E: 0 K: 0 S: 3	H: 0 LOB: 0 BB: 0 P: 3	R: 0 E: 0 K: 0 S: 5	H: 3 LOB: 2 BB: 0 P: 5	R: 1 E: 0 K: 0 S: 4	H: 1 LOB: 3 BB: 3 P: 16	R: 0 E: 0 K: 2 S: 7	H: 0 LOB: 0 BB: 0 P: 7	R: 1 E: 0 K: 1 S: 7	H: 2 LOB: 1 BB: 0 P: 7	R: 0 E: 0 K: 0 S: 4	H: 1 LOB: 1 BB: 0 P: 4	R: 0 E: 0 K: 0 S: 4	H: 1 LOB: 1 BB: 0 P: 4	1B: 7 2B: 1 3B: 1 HR: 0	SF: 0 SAC: 0 DP: 1 HBP: 0	WP: 0 PB: 0 SB: 1 CS: 0	PA: 39			
<b>PITCHER</b>	IP WLS BF H R ER SO BB IBB HBP BLK WP HR S P ERA WHIP	6.2 L 30 7 2 2 5 4 0 0 0 0 0 0 36 52 2.70 1.650	0.1 1 0 0 0 1 0 0 0 0 0 0 0 0 3 3 0.00 0.000	2.0 8 2 0 0 0 0 0 0 0 0 0 0 0 8 8 0.00 1.000											IP WLS BF H R ER SO BB IBB HBP BLK WP HR S P ERA WHIP										

Batter	1	2	3	4	5	6	7	8	9	AB	R	H	RBI	BB	SO	LOB	BOTTOM							
Gene Richards, L OBP: 0.359, SLG: 0.405 (1, 7)										4	0	2	0	0	1	0	<p><b>Atlanta Braves @ San Diego Padres</b> San Diego Stadium, San Diego, CA Wed Jun 21 1978, 10:05 PM EDT Att: 12,016 - Unknown</p> <p>livebaseballscores.com</p> <p>AB 32 R 0 H 8 RBI 0 BB 1 SO 6 LOB 13</p>							
Ozzie Smith, S OBP: 0.294, SLG: 0.309 (1, 6)										4	0	2	0	0	0	3								
Derrel Thomas, S OBP: 0.313, SLG: 0.312 (1, 3)									3	0	0	0	1	0	2	0								
Dave Winfield, R OBP: 0.330, SLG: 0.471 (1, 8)									4	0	0	0	0	1	3	0								
Oscar Gamble, L OBP: 0.309, SLG: 0.344 (1, 9)									4	0	2	0	0	1	1	0								
Fernando Gonzalez, R OBP: 0.238, SLG: 0.242 (1, 4)									4	0	0	0	0	1	3	0								
Rick Sweet, S OBP: 0.340, SLG: 0.272 (1, 2)									4	0	1	0	0	0	0	0								
Bill Almon, R OBP: 0.332, SLG: 0.352 (1, 5)										3	0	1	0	0	0	1								
Bob Shirley, R OBP: 0.208, SLG: 0.095 John D'Acquisto, R OBP: 0.143, SLG: 0.143 Tucker Ashford, R OBP: 0.271, SLG: 0.333 Mark Lee, R (8, 1)										1	0	0	0	0	1	0	0							
<b>Inning Stats</b>	R: 0 E: 0 K: 0 S: 4	H: 1 LOB: 1 BB: 0 P: 4	R: 0 E: 0 K: 1 S: 6	H: 1 LOB: 1 BB: 0 P: 6	R: 0 E: 0 K: 1 S: 5	H: 1 LOB: 0 BB: 0 P: 5	R: 0 E: 0 K: 0 S: 3	H: 0 LOB: 1 BB: 1 P: 7	R: 0 E: 0 K: 0 S: 5	H: 2 LOB: 2 BB: 0 P: 5	R: 0 E: 0 K: 2 S: 8	H: 1 LOB: 1 BB: 0 P: 8	R: 0 E: 0 K: 1 S: 5	H: 0 LOB: 0 BB: 0 P: 5	R: 0 E: 0 K: 1 S: 6	H: 1 LOB: 1 BB: 0 P: 6	R: 0 E: 0 K: 0 S: 3	H: 1 LOB: 1 BB: 0 P: 3	1B: 7 2B: 1 3B: 0 HR: 0	SF: 0 SAC: 1 DP: 1 HBP: 0	WP: 1 PB: 0 SB: 1 CS: 1	PA: 34		
<b>PITCHER</b>	IP WLS BF H R ER SO BB IBB HBP BLK WP HR S P ERA WHIP	7.0 W 27 6 0 0 5 1 0 0 0 0 0 0 36 40 0.00 1.000	2.0 S 7 2 0 0 1 0 0 0 0 0 0 0 9 9 0.00 1.000											IP WLS BF H R ER SO BB IBB HBP BLK WP HR S P ERA WHIP										



Batter	1	2	3	4	5	6	7	8	9	AB	R	H	RBI	BB	SO	LOB	TOP			
Jerry Royster, R OBP: 0.362, SLG: 0.362 (1, 4)	0-0 4-3		0-0 6-3			0-0 F9		4-0 BB		3	0	0	0	1	0	1	<b>Atlanta Braves @ San Diego Padres</b> San Diego Stadium, San Diego, CA Thu Jun 22 1978, 6:33 AM EDT Att: 8,854 - Unknown  <b>livebaseballscores.com</b>			
Barry Bonnell, R OBP: 0.297, SLG: 0.268 Rowland Office, L OBP: 0.280, SLG: 0.313 (8, PH) (8, 8)	0-0 1-3		0-0 4-3			0-0 6-3		0-0 F6		3	0	0	0	0	0	1				
Gary Matthews, R OBP: 0.378, SLG: 0.552 (1, 9)	0-0 1B			0-0 F8		0-0 F8			0-0 F9	4	0	1	0	0	0	1				
Jeff Burroughs, R OBP: 0.456, SLG: 0.517 (1, 7)	0-0 F8			0-0 6-3		0-3 K		4-0 5-3 BB		3	0	0	0	1	1	1				
Dale Murphy, R OBP: 0.278, SLG: 0.293 (1, 3)		0-0 4-3		0-0 6-3		0-0 F8		0-0 5-3		4	0	0	0	0	0	1				
Bob Horner, R OBP: 0.208, SLG: 0.348 (1, 5)	0-3 K				0-0 G5-4-3 1B		0-0 F8		0-0 F8	4	0	1	0	0	1	1				
Biff Pocoroba, S OBP: 0.340, SLG: 0.364 (1, 2)					0-0 G5-4-3 1-2 1B			0-0 4-3 2B		3	0	2	0	0	0	1				
Darrel Chaney, S OBP: 0.310, SLG: 0.305 (1, 6)					0-0 F8			0-0 5-3		3	0	0	0	0	0	2				
Mickey Maher, S OBP: 0.067, SLG: 0.067 Rick Camp, R OBP: 0.340, SLG: 0.288 Bob Beall, S OBP: 0.285, SLG: 0.288 Craig Skok, L OBP: 0.215, SLG: 0.190 Cito Gaston, R OBP: 0.215, SLG: 0.190 Dave Campbell, R OBP: 0.215, SLG: 0.190 (1, 1) (3, 1) (6, PH) (6, 1) (8, PH) (8, 1)			0-0 5-3			0-0 2B		0-0 4-3 2-3		1	0	0	0	0	0	0				
<b>Inning Stats</b>	R: 0 E: 0 K: 0 S: 4	H: 1 LOB: 1 BB: 0 P: 4	R: 0 E: 0 K: 1 S: 6	H: 1 LOB: 1 BB: 0 P: 6	R: 0 E: 0 K: 0 S: 3	H: 0 LOB: 0 BB: 0 P: 3	R: 0 E: 0 K: 0 S: 3	H: 0 LOB: 0 BB: 0 P: 3	R: 0 E: 0 K: 0 S: 4	H: 1 LOB: 1 BB: 0 P: 4	R: 0 E: 0 K: 1 S: 5	H: 0 LOB: 0 BB: 0 P: 5	R: 0 E: 0 K: 0 S: 4	H: 1 LOB: 2 BB: 1 P: 8	R: 0 E: 0 K: 0 S: 3	H: 0 LOB: 1 BB: 1 P: 7		1B: 3 2B: 2 3B: 0 HR: 0	SF: 0 SAC: 0 DP: 1 HBP: 0	WP: 0 PB: 0 SB: 0 CS: 0
<b>PITCHER</b>	IP WLS BF H R ER SO BB IBB HBP BLK WP HR S P ERA WHIP	7.2 W 28 5 0 0 2 1 0 0 0 0 0 31 35 0.00 0.783	1.1 S 5 0 0 0 0 1 0 0 0 0 0 4 8 0.00 0.750	<b>PITCHER</b>																

Batter	1	2	3	4	5	6	7	8	9	AB	R	H	RBI	BB	SO	LOB	BOTTOM			
Gene Richards, L OBP: 0.365, SLG: 0.411 (1, 8) (7, 7)	0-0 1-4-3		0-0 1B		0-0 SH1-3 1B		0-0 S 1B			4	1	3	0	0	0	0	<b>Atlanta Braves @ San Diego Padres</b> San Diego Stadium, San Diego, CA Thu Jun 22 1978, 6:33 AM EDT Att: 8,854 - Unknown  <b>livebaseballscores.com</b>			
Ozzie Smith, S OBP: 0.295, SLG: 0.309 (1, 6)	0-0 5-3		0-0 S 1B		0-0 SH1-3 2-3		0-0 6-3 1-2			3	0	1	1	0	0	1				
Derrel Thomas, S OBP: 0.317, SLG: 0.312 (1, 3) (7, 8)	0-3 K		0-0 S 1B		0-0 L4-3 1-2 IBB		0-0 6-3			3	0	1	1	1	1	1				
Don Reynolds, R OBP: 0.326, SLG: 0.216 Gene Tenace, R OBP: 0.423, SLG: 0.427 (1, 7) (7, 3)		0-0 F7		0-0 L4-3 1-2		0-0 F7 3-H		0-0 F8		3	0	0	0	0	0	4				
Fernando Gonzalez, R OBP: 0.239, SLG: 0.242 (1, 4)		0-0 F9			0-3 K		0-0 F8		0-0 1B	4	0	1	0	0	1	0				
Oscar Gamble, L OBP: 0.319, SLG: 0.366 Dave Winfield, R OBP: 0.328, SLG: 0.469 (6, FR) (7, 9)		0-0 2B			0-0 2B		0-0 G5-3 BLK 1B		0-0 F9	3	0	3	0	0	0	0				
Bill Almon, R OBP: 0.327, SLG: 0.346 (1, 5)	0-3 K				0-0 F9		0-0 E3 1-2		0-0 F8	4	0	0	0	0	1	4				
Rick Sweet, S OBP: 0.347, SLG: 0.270 (1, 2)			4-0 1B SH5-4 1B BB		4-0 IBB		0-0 G5-3 2-3			1	1	0	0	2	0	2				
Bob Ovwinko, L OBP: 0.194, SLG: 0.226 Rollie Fingers, R OBP: 0.500, SLG: 0.500 (1, 1) (8, 1)			0-0 SH5-4 1-2		0-0 6-3			0-0 6-3		2	0	0	0	0	0	2				
<b>Inning Stats</b>	R: 0 E: 0 K: 1 S: 5	H: 0 LOB: 0 BB: 0 P: 5	R: 0 E: 0 K: 1 S: 6	H: 1 LOB: 1 BB: 0 P: 6	R: 1 E: 0 K: 0 S: 4	H: 2 LOB: 2 BB: 2 P: 12	R: 0 E: 0 K: 1 S: 6	H: 1 LOB: 2 BB: 1 P: 10	R: 1 E: 1 K: 0 S: 4	H: 2 LOB: 0 BB: 0 P: 4	R: 0 E: 0 K: 0 S: 4	H: 1 LOB: 1 BB: 0 P: 4	R: 0 E: 0 K: 0 S: 4	H: 1 LOB: 1 BB: 0 P: 4	R: 0 E: 0 K: 0 S: 4	H: 1 LOB: 1 BB: 0 P: 4		1B: 7 2B: 3 3B: 0 HR: 0	SF: 0 SAC: 2 DP: 2 HBP: 0	WP: 0 PB: 0 SB: 2 CS: 1
<b>PITCHER</b>	IP WLS BF H R ER SO BB IBB HBP BLK WP HR S P ERA WHIP	2.1 L 12 3 1 0 1 0 1 0 0 0 0 11 15 0.00 1.125	2.0 8 2 0 0 0 0 0 0 0 1 0 0 8 8 0.00 1.000	1.0 4 1 0 0 0 0 0 0 0 0 0 0 4 4 0.00 1.000	<b>PITCHER</b>															



Batter	1	2	3	4	5	6	7	8	9	AB	R	H	RBI	BB	SO	LOB	TOP			
Jerry Royster, R OBP: 0.397, SLG: 0.356 (1, 4)	0-0 4-3		0-0 F9			0-0 4-3		0-0 F9		4	0	0	0	0	0	0	<b>Atlanta Braves @ San Francisco Giants</b> Candlestick Park, San Francisco, CA Fri Jun 23 1978, 10:05 PM EDT Att: 9,267 - Unknown			
Barry Bonnell, R OBP: 0.297, SLG: 0.268 (1, 8)	0-0 P9			0-3 K		0-0		0-0 F9		4	0	1	0	0	1	0				
Bob Homer, R OBP: 0.179, SLG: 0.296 (1, 5)	0-3 K			0-0 L1		0-0 F7		0-0 F3		4	0	0	0	0	1	1				
Gary Matthews, R OBP: 0.388, SLG: 0.551 (1, 9)		4-0 1B BB		0-0 5-3				4-0 1B BB		2	0	1	0	2	0	0				
Cito Gaston, R OBP: 0.232, SLG: 0.209 (1, 7)		0-0 1B			0-0 5-3			0-0 1B		4	0	2	0	0	0	1				
Dale Murphy, R OBP: 0.273, SLG: 0.288 (1, 3) (7, 2)		0-0 F8			0-3 K			0-0 FC6-4		4	0	0	0	0	2	5				
Biff Pocoroba, S OBP: 0.340, SLG: 0.364 Dave Campbell, R (7, 1)		0-0 G6-4-3				0-0 FC4				3	0	1	0	0	0	3				
Darrel Chaney, S OBP: 0.304, SLG: 0.298 (1, 6)				0-0 F9		0-3 K		0-0 F9		3	0	0	0	0	1	1				
Preston Hanna, R OBP: 0.200, SLG: 0.345 Eddie Solomon, R OBP: 0.200, SLG: 0.200 Bob Beall, S OBP: 0.345, SLG: 0.282 (1, 1) (1, 1) (7, 3)				0-0 5-3		0-3 K		0-3 K		0	0	0	0	0	0	0				
<b>Inning Stats</b>	R: 0 E: 0 K: 1 S: 5	H: 0 LOB: 0 BB: 0 P: 5	R: 0 E: 0 K: 0 S: 3	H: 1 LOB: 1 BB: 1 P: 7	R: 0 E: 0 K: 0 S: 3	H: 0 LOB: 0 BB: 0 P: 3	R: 0 E: 0 K: 1 S: 5	H: 0 LOB: 0 BB: 0 P: 5	R: 0 E: 0 K: 2 S: 8	H: 1 LOB: 1 BB: 0 P: 8	R: 0 E: 0 K: 1 S: 6	H: 1 LOB: 1 BB: 0 P: 6	R: 0 E: 0 K: 1 S: 6	H: 1 LOB: 1 BB: 0 P: 6	R: 0 E: 0 K: 1 S: 5	H: 0 LOB: 0 BB: 0 P: 5		1B: 5 2B: 0 3B: 0 HR: 0	SF: 0 SAC: 0 DP: 1 HBP: 0	WP: 0 PB: 0 SB: 0 CS: 0
<b>PITCHER</b> Vida Blue, L ERA: 2.23 (1, 1)	IP: 9.0 WLS: W BF: 33 H: 5 R: 0 ER: 0 SO: 7 BB: 2 IBB: 0 HBP: 0 BLK: 0 WP: 0 HR: 0 S: 45 P: 53 ERA: 0.00 WHIP: 0.778															<b>PITCHER</b>				

Batter	1	2	3	4	5	6	7	8	9	AB	R	H	RBI	BB	SO	LOB	BOTTOM	
Bill Madlock, R OBP: 0.391, SLG: 0.466 Rob Andrews, R OBP: 0.302, SLG: 0.318 (1, 4) (1, PH) (2, 4)			0-0 6-3			0-3 K		0-0 4-3		1	1	1	0	0	0	0	<b>Atlanta Braves @ San Francisco Giants</b> Candlestick Park, San Francisco, CA Fri Jun 23 1978, 10:05 PM EDT Att: 9,267 - Unknown	
Terry Whitfield, L OBP: 0.325, SLG: 0.423 (1, 7)	0-0 1B	0-0 1B	0-0 1B			0-0 6-3		0-0 F7		5	3	3	1	0	0	0		
Darrell Evans, L OBP: 0.385, SLG: 0.412 (1, 5)	4-0 1B	0-0 F7	0-0 F4			0-0 3-1		0-0 F5		4	1	0	0	1	0	1		
Willie McCovey, L OBP: 0.313, SLG: 0.402 Jim Dwyer, L OBP: 0.325, SLG: 0.355 (1, 3) (9, 3)	0-3 K	0-0 E5			0-0 F7			0-0 F7		4	0	0	0	0	1	4		
Hector Cruz, R OBP: 0.305, SLG: 0.456 (1, 9)	0-0 1B	0-0 1B			0-0 F7			0-0 HR		4	2	3	4	0	0	0		
Larry Hemdon, R OBP: 0.341, SLG: 0.343 (1, 8)	0-0 1B	0-0 F8			0-0 F4			4-0 1B		3	1	1	1	1	0	2		
Roger Metzger, S OBP: 0.295, SLG: 0.287 (1, 6)	0-0 S	0-0 FC6-4			0-0 F8			0-0 1B		4	1	3	1	0	0	0		
Marc Hill, R OBP: 0.271, SLG: 0.264 (1, 2)	0-0 E7	0-0 FC6-4			0-0 F3			0-0 F4		4	0	1	1	0	0	5		
Vida Blue, S OBP: 0.271, SLG: 0.244 (1, 1)	0-3 K		0-3 K			0-0 F8		0-3 K		4	0	0	0	0	3	3		
<b>Inning Stats</b>	R: 6 E: 1 K: 2 S: 13	H: 6 LOB: 1 BB: 1 P: 17	R: 1 E: 1 K: 0 S: 7	H: 3 LOB: 3 BB: 0 P: 7	R: 1 E: 0 K: 1 S: 6	H: 1 LOB: 0 BB: 0 P: 6	R: 0 E: 0 K: 0 S: 3	H: 0 LOB: 0 BB: 0 P: 3	R: 0 E: 0 K: 1 S: 5	H: 0 LOB: 0 BB: 0 P: 5	R: 1 E: 0 K: 1 S: 7	H: 2 LOB: 2 BB: 1 P: 11	R: 0 E: 0 K: 0 S: 3	H: 0 LOB: 0 BB: 0 P: 3	1B: 9 2B: 1 3B: 0 HR: 2	SF: 0 SAC: 0 DP: 0 HBP: 0		WP: 3 PB: 0 SB: 2 CS: 0
<b>PITCHER</b> Preston Hanna, R ERA: 3.76 Eddie Solomon, R ERA: 4.37 Dave Campbell, R ERA: 4.2 (1, 1) (1, 1) (7, 1)	IP: 0.1 WLS: L BF: 7 H: 5 R: 6 ER: 6 SO: 1 BB: 0 IBB: 0 HBP: 0 BLK: 0 WP: 0 HR: 0 S: 8 P: 12 ERA: 162.00 WHIP: 18.000															<b>PITCHER</b>		

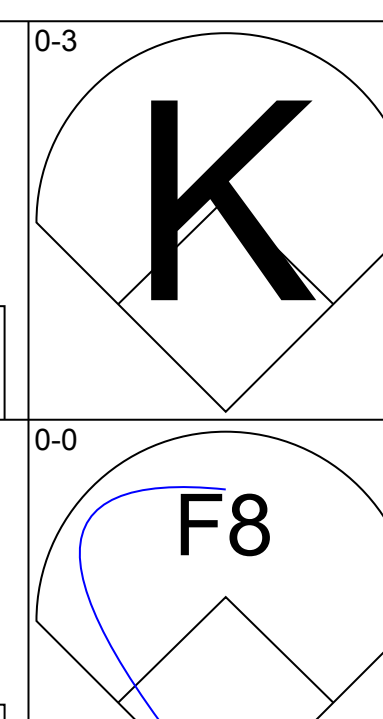
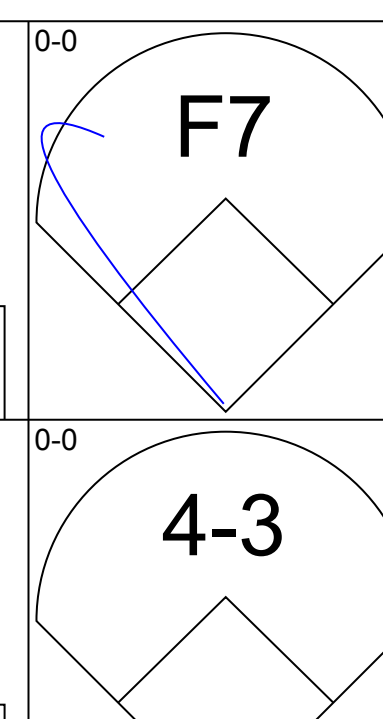
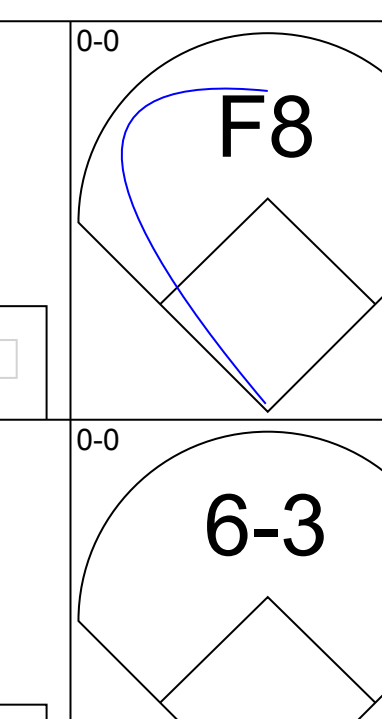
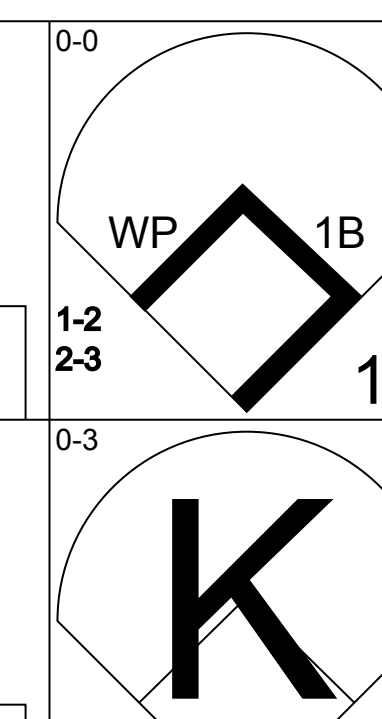
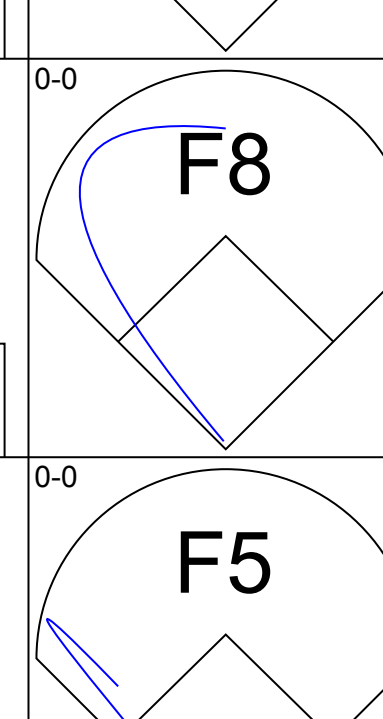
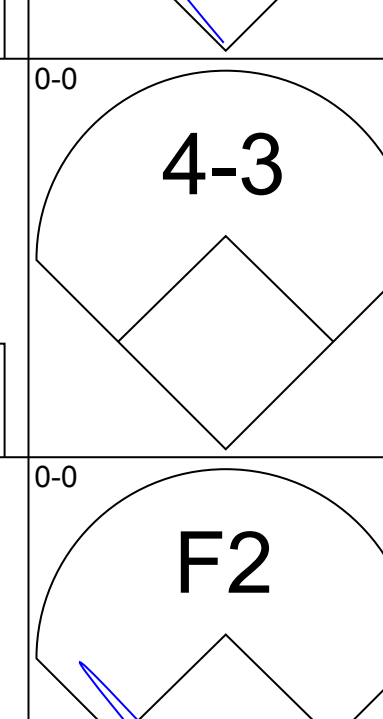
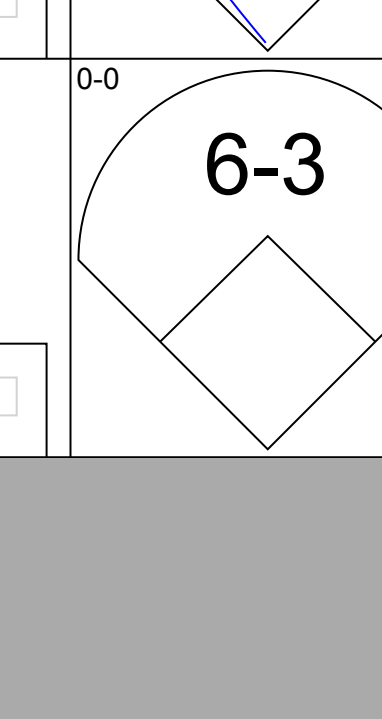
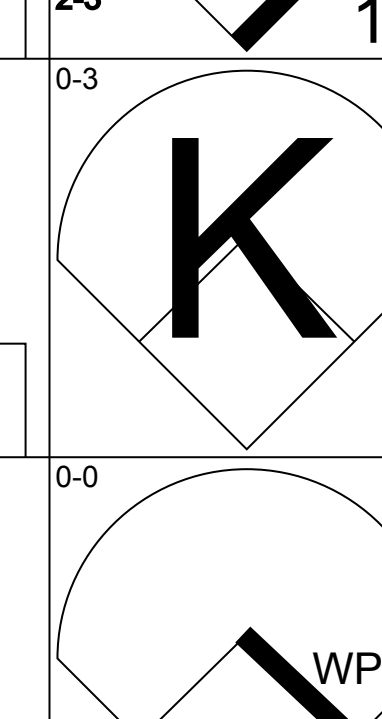
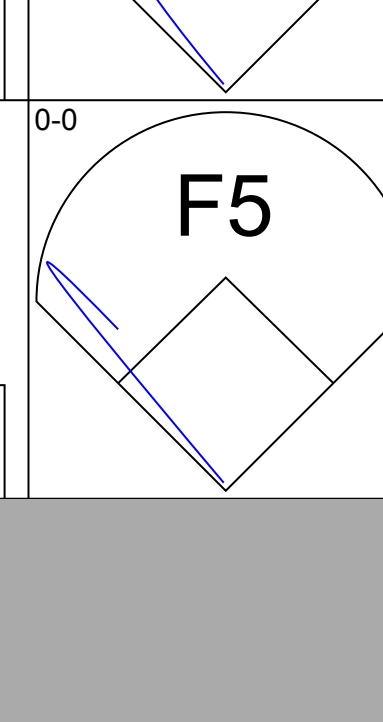
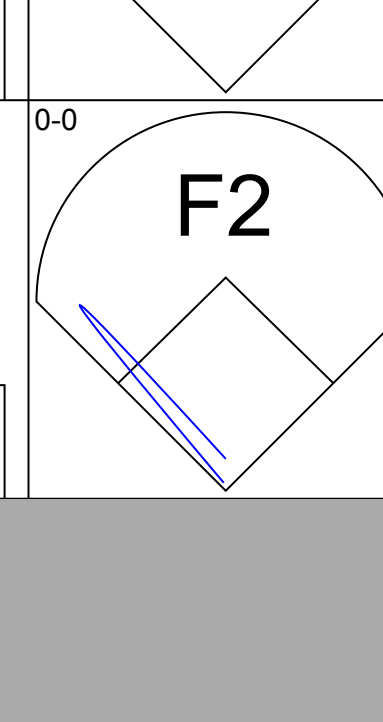
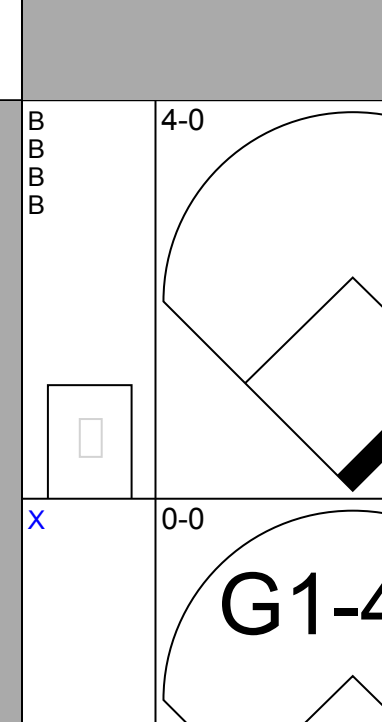
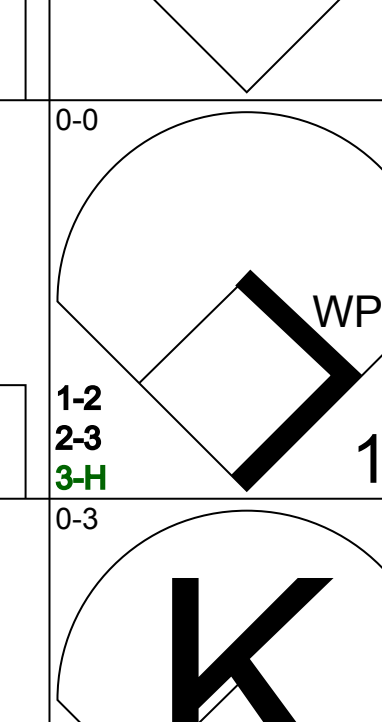
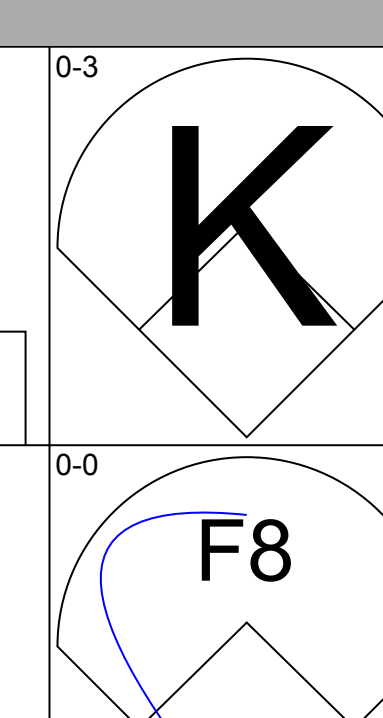
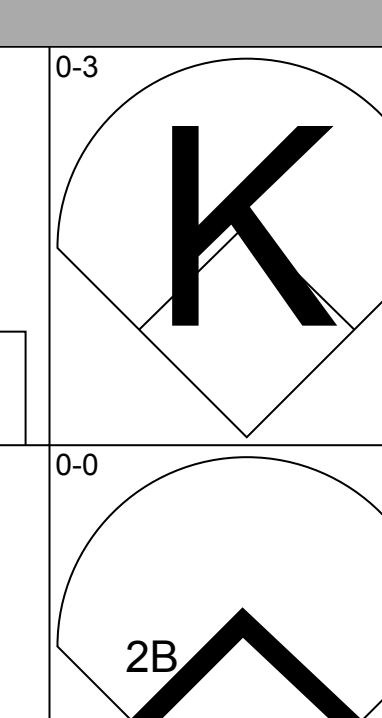
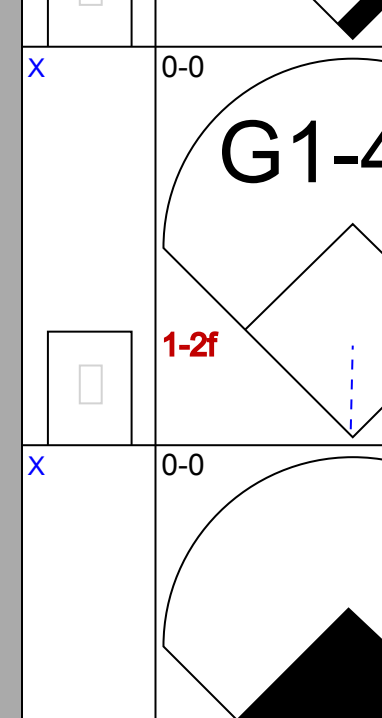
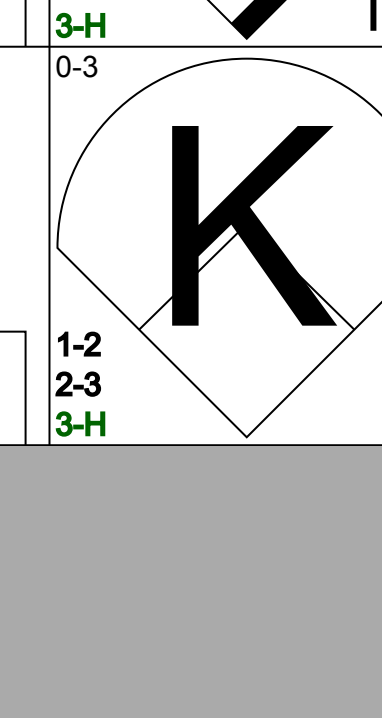
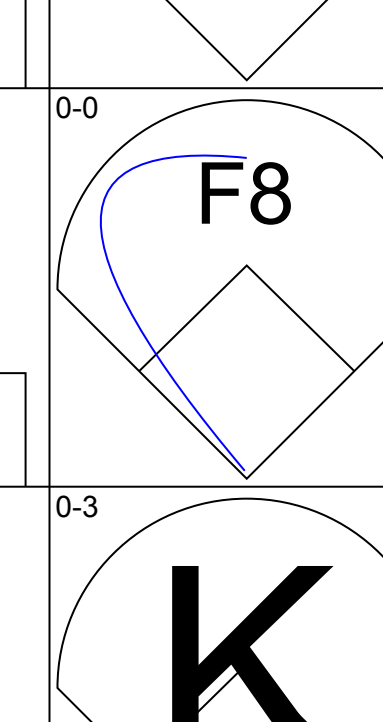
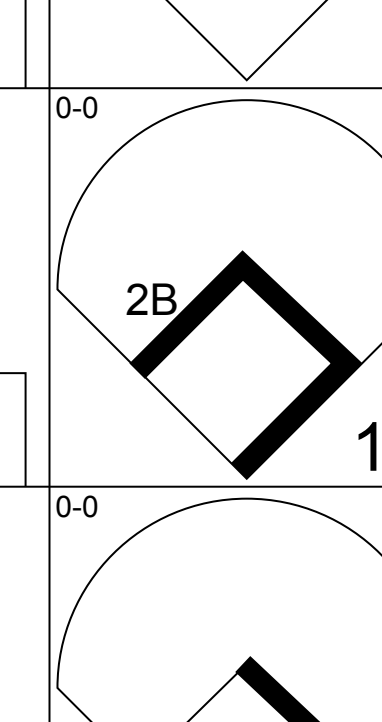
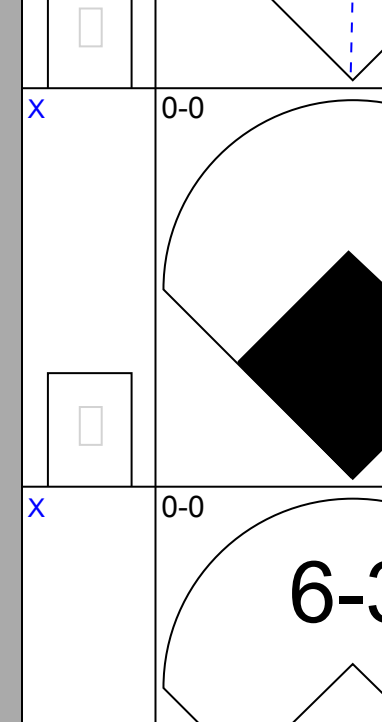

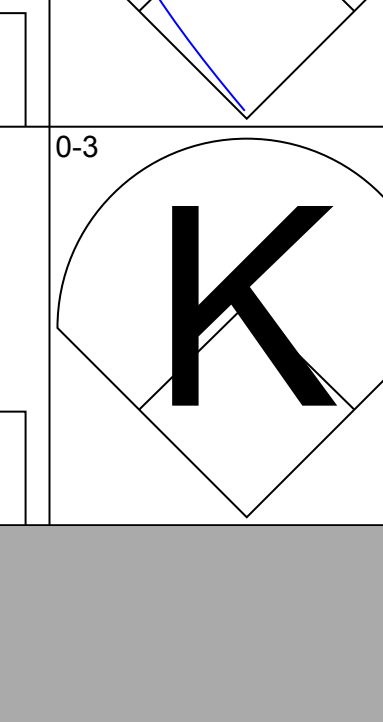
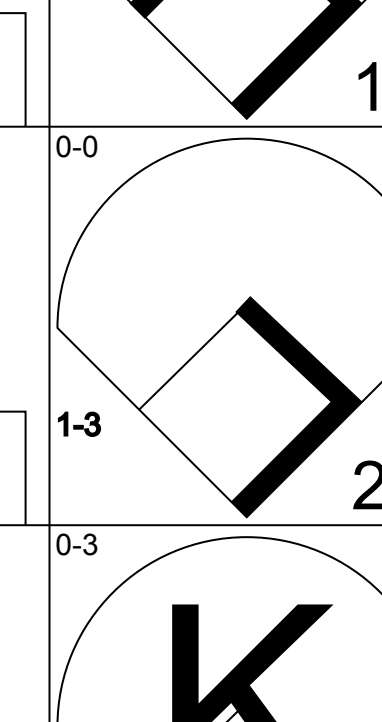
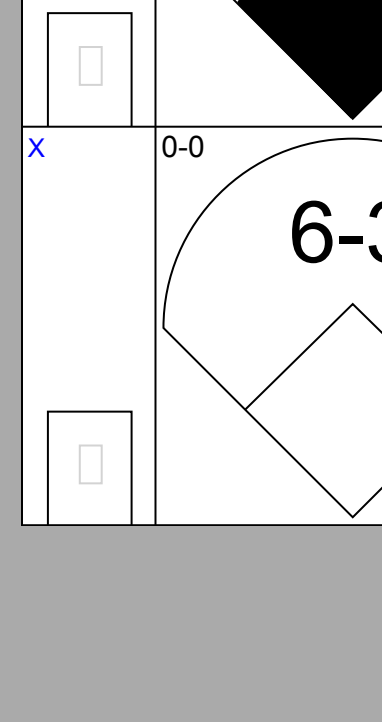

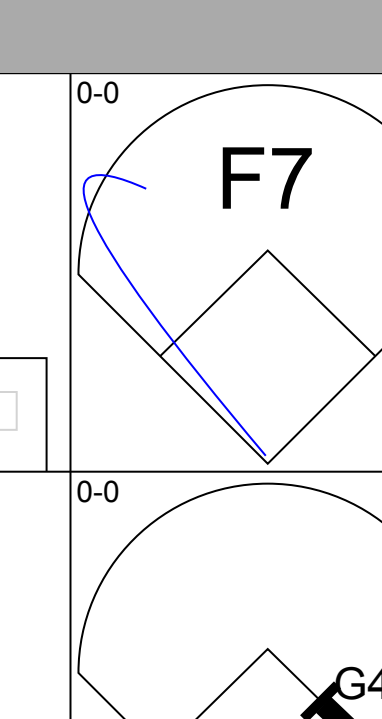
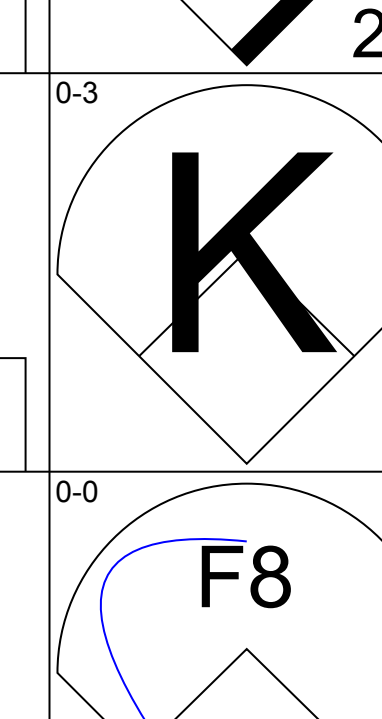
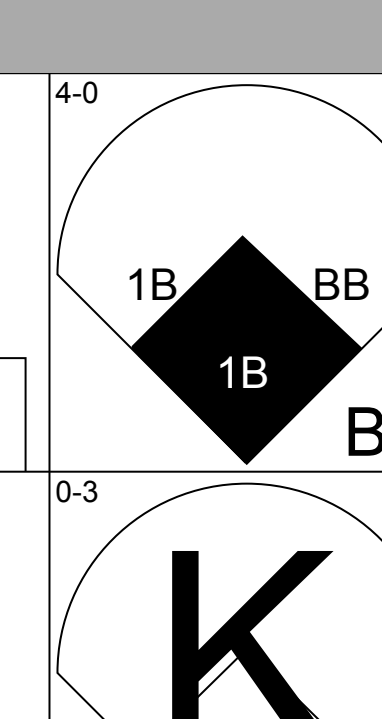
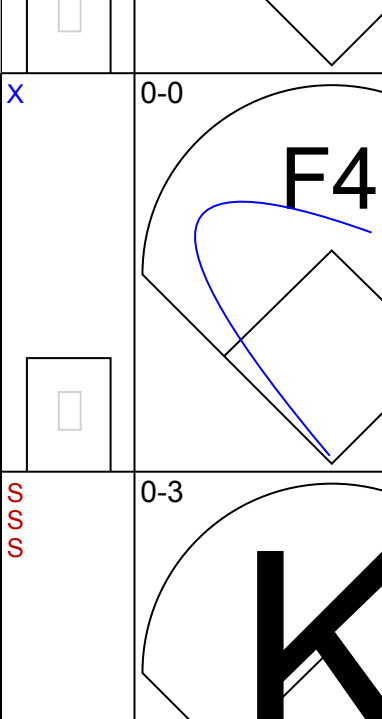
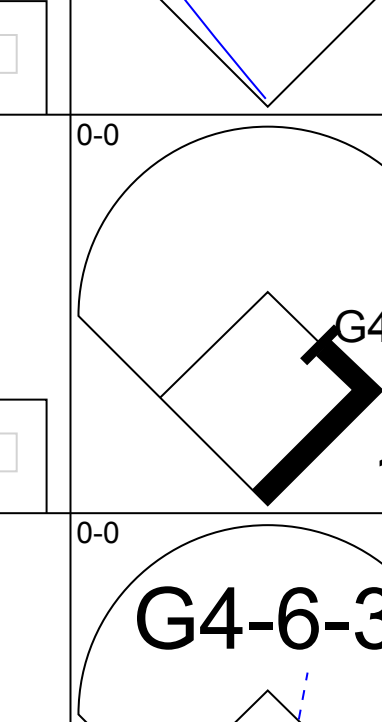
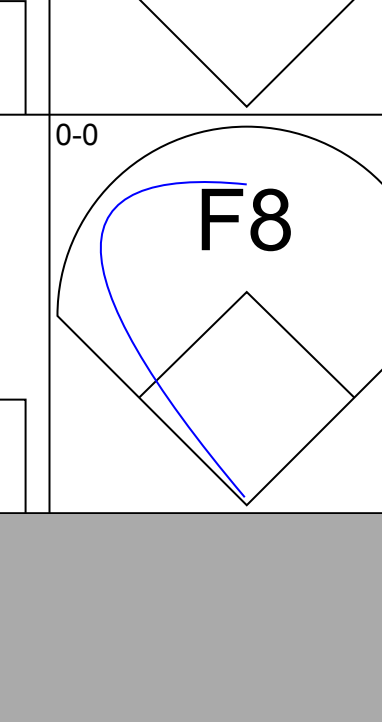
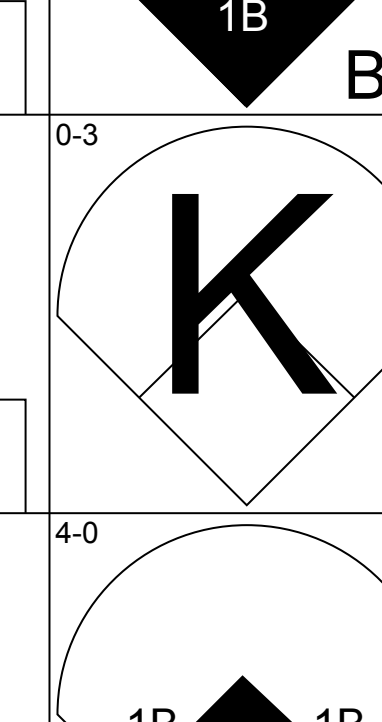
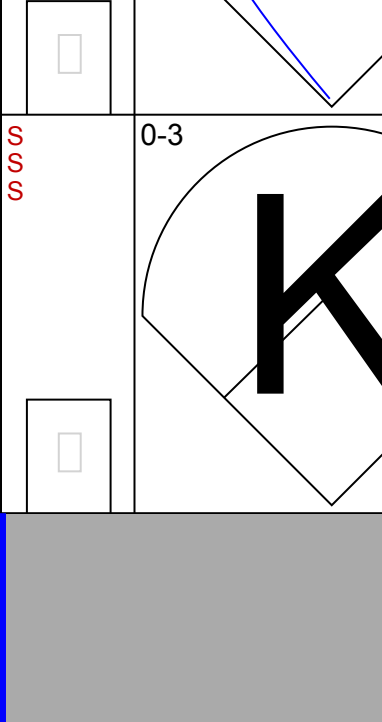
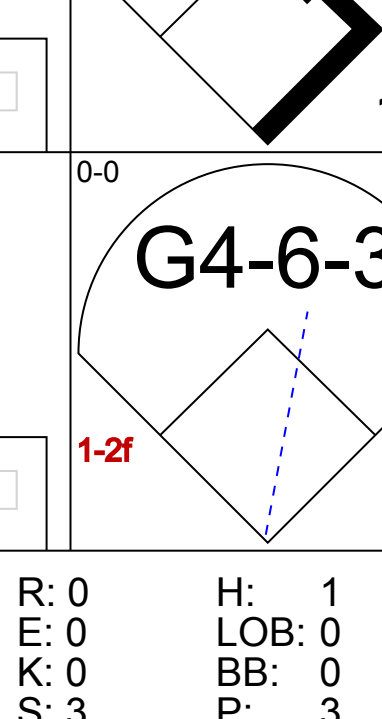
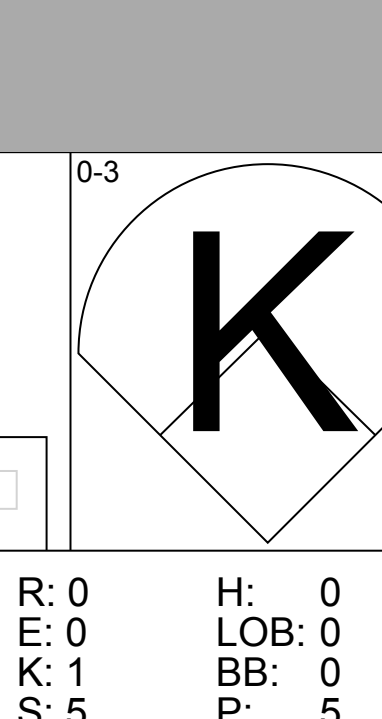
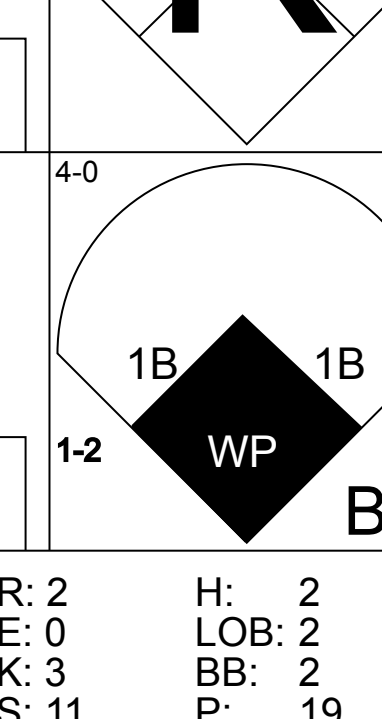


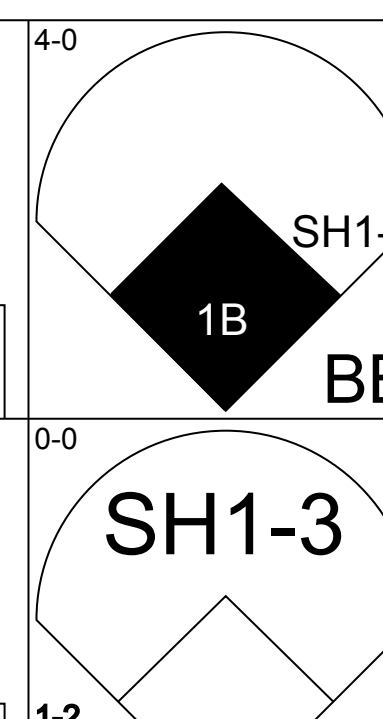
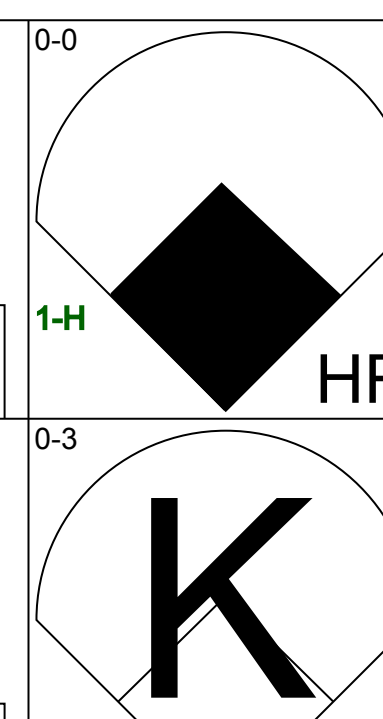
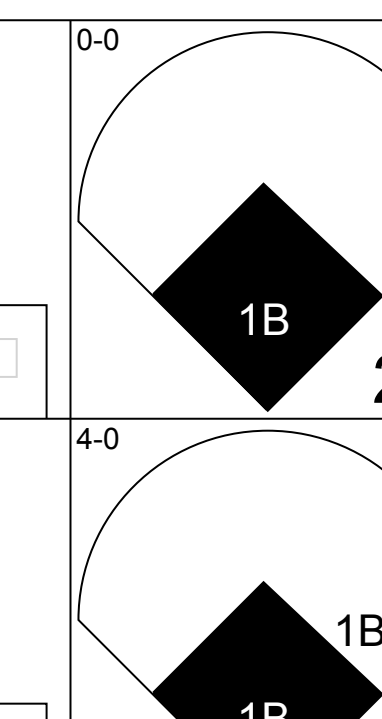
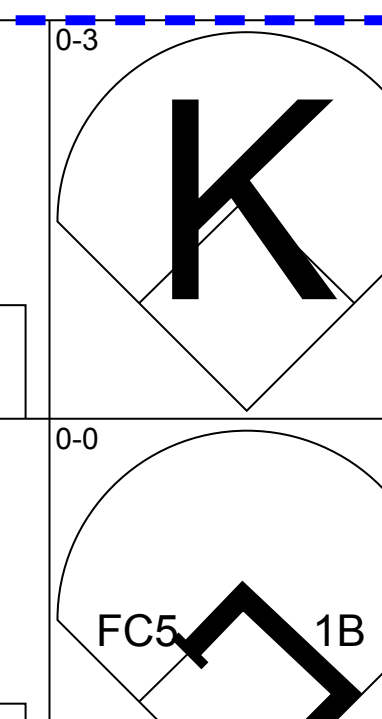
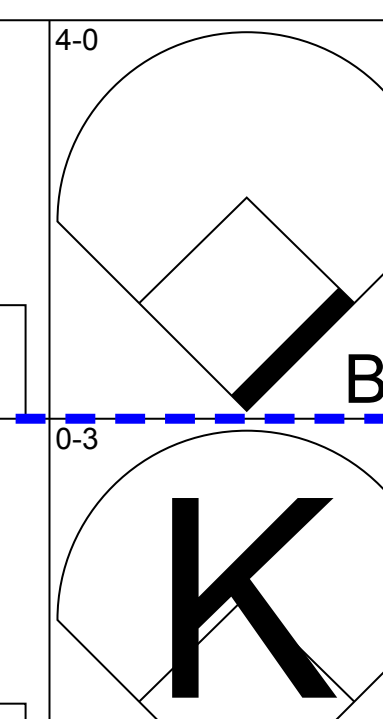
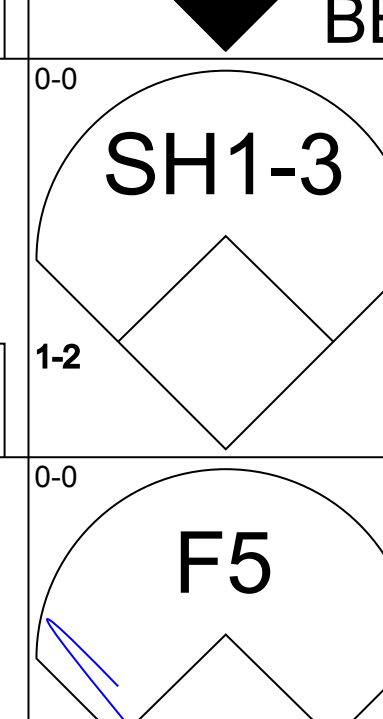
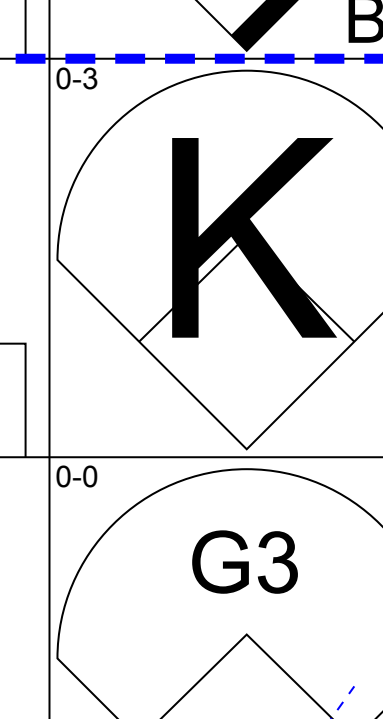
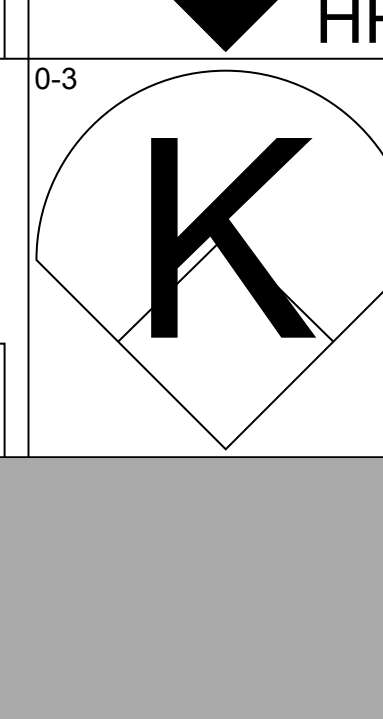
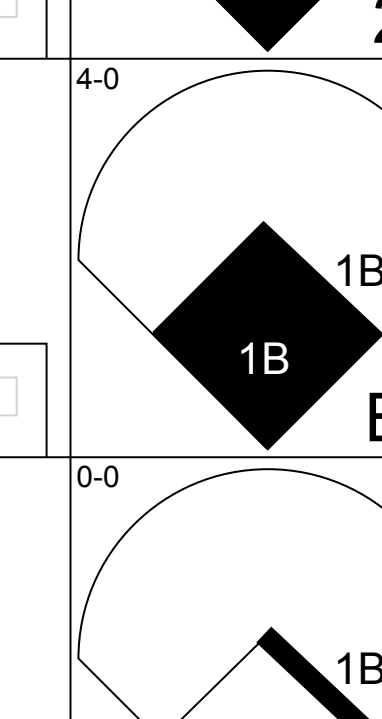
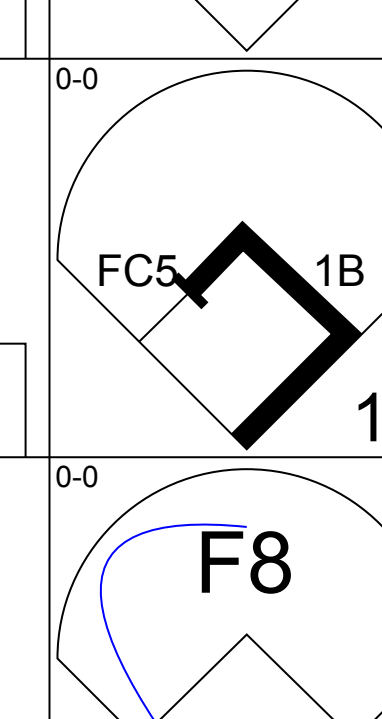
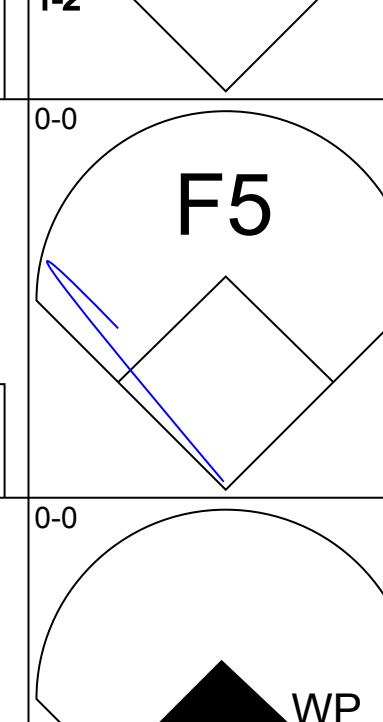
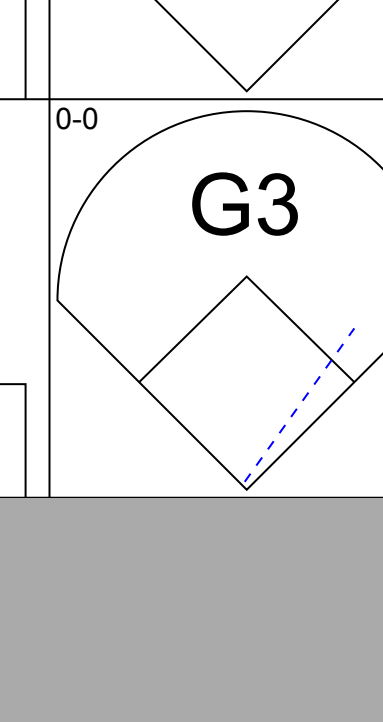
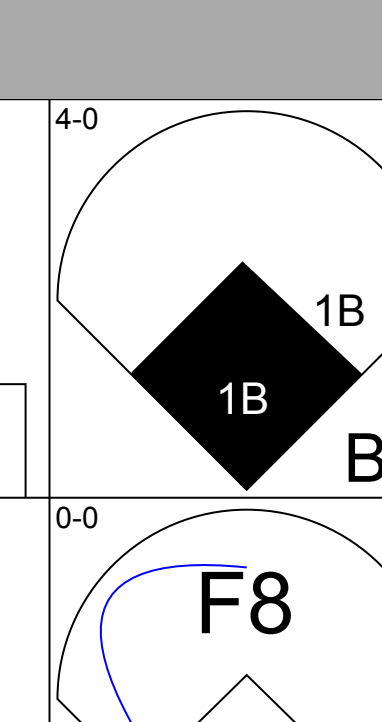
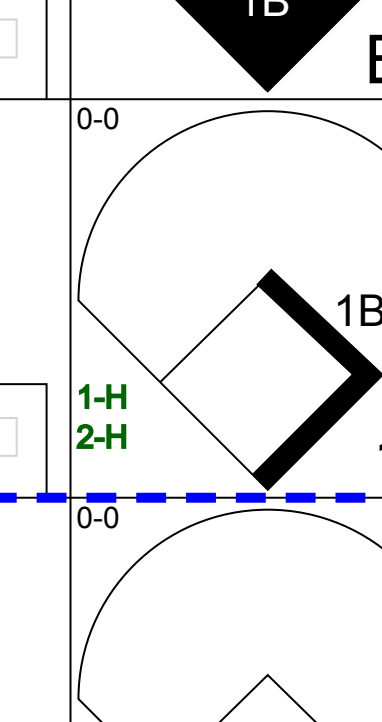
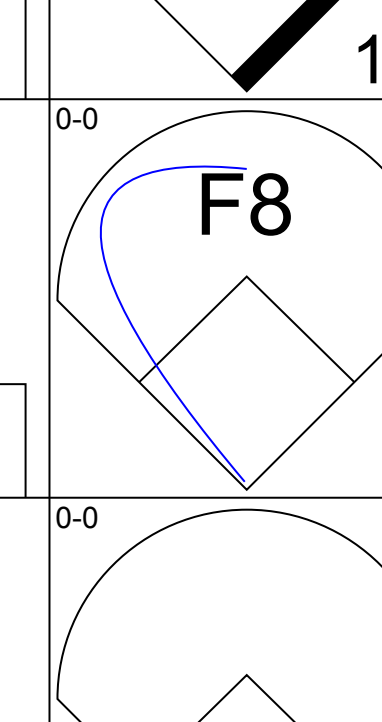
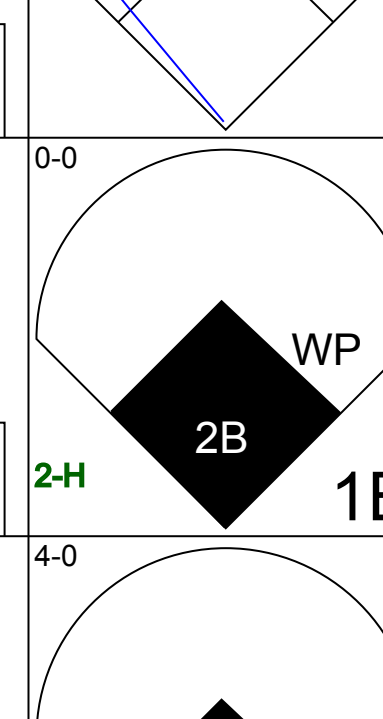
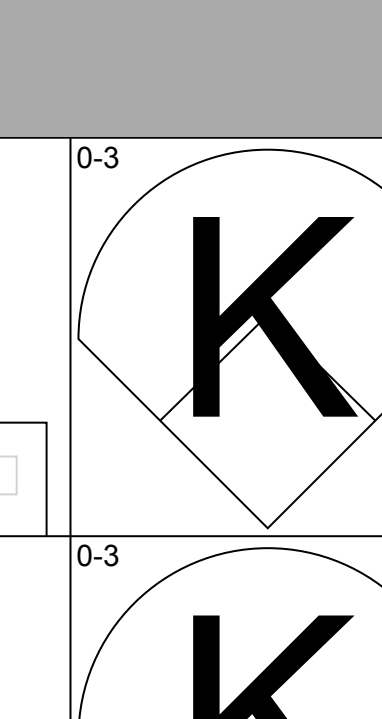
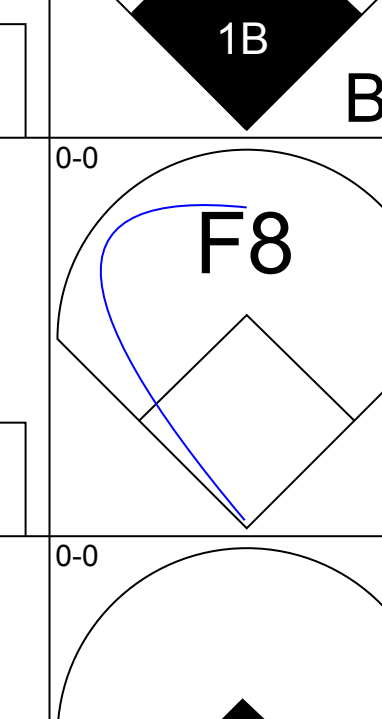
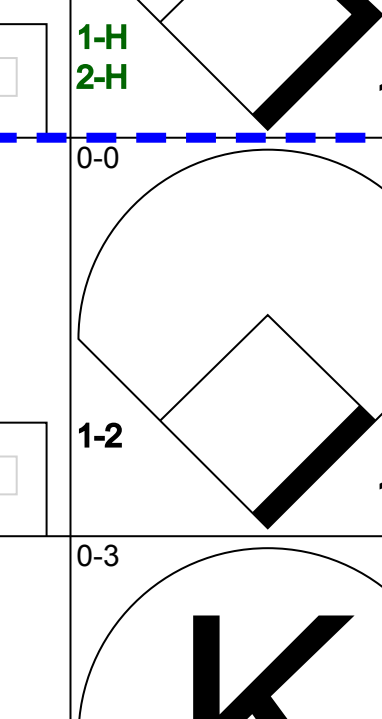
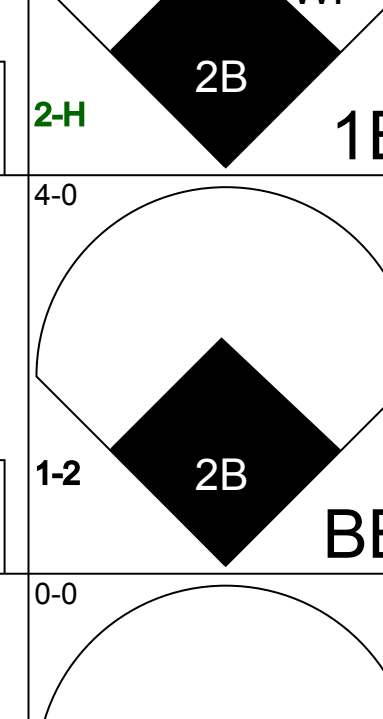
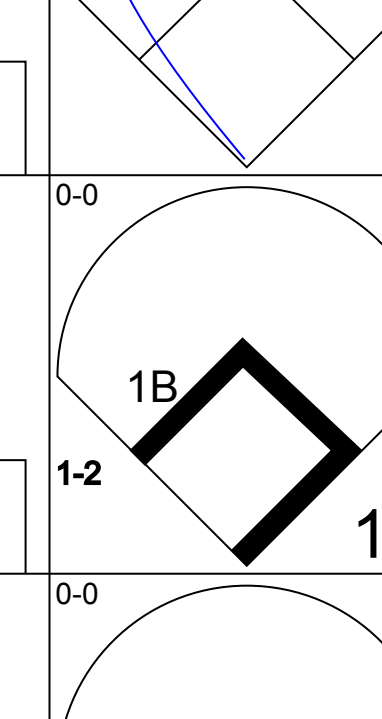
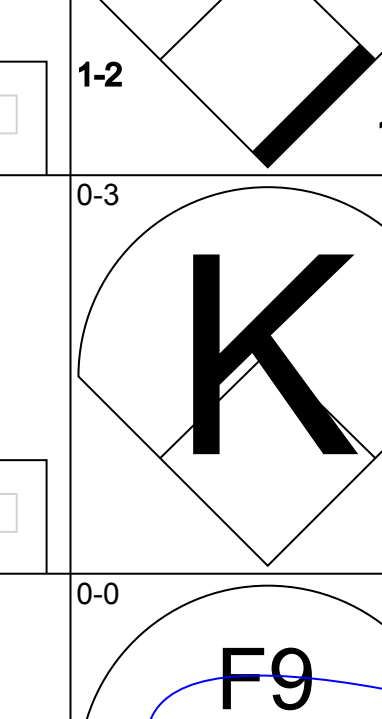
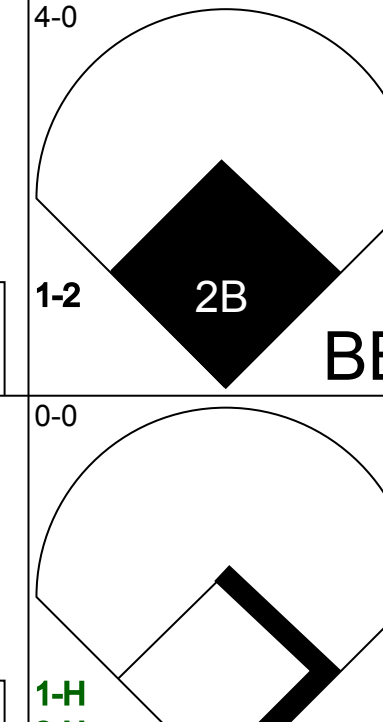
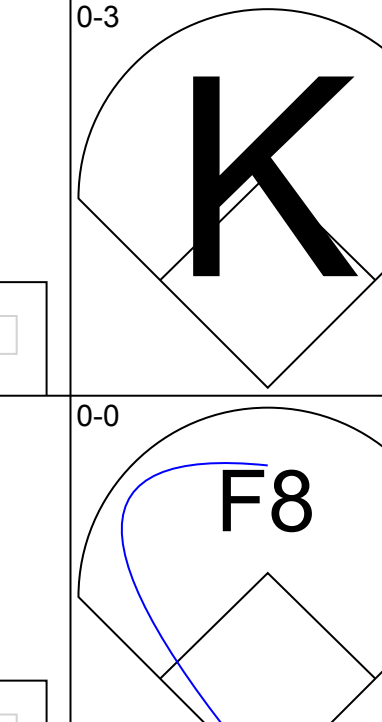
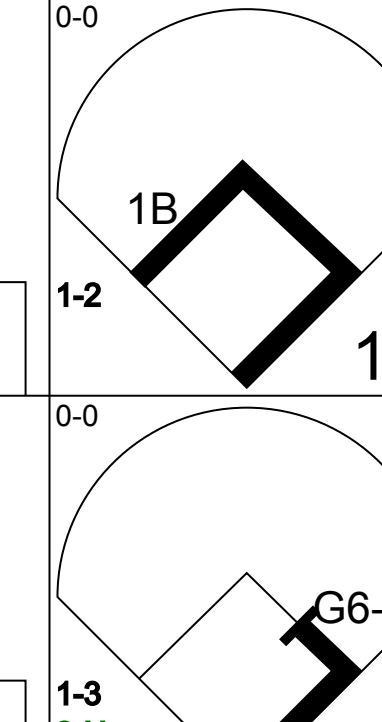
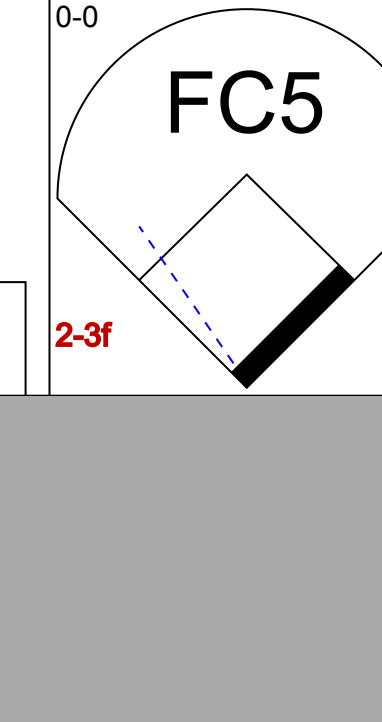
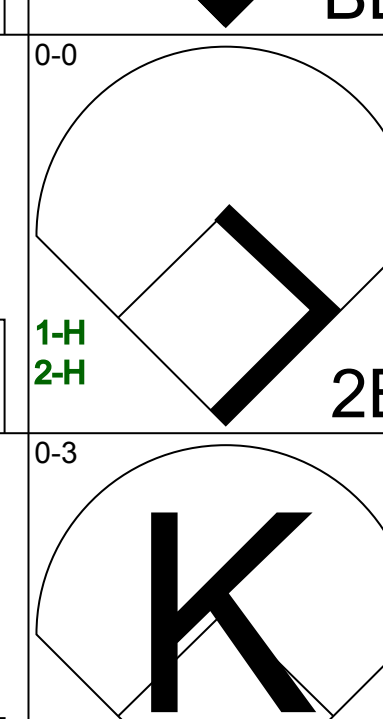
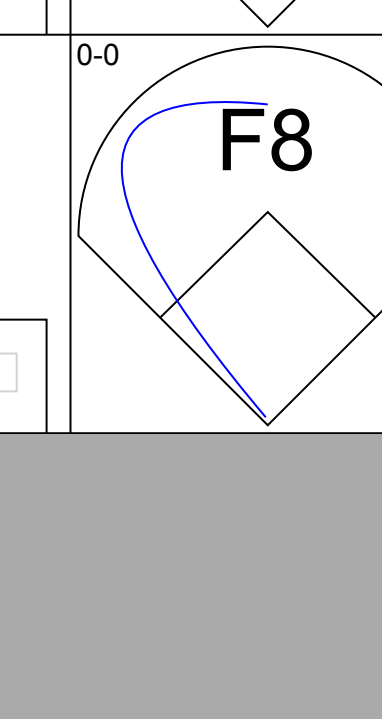
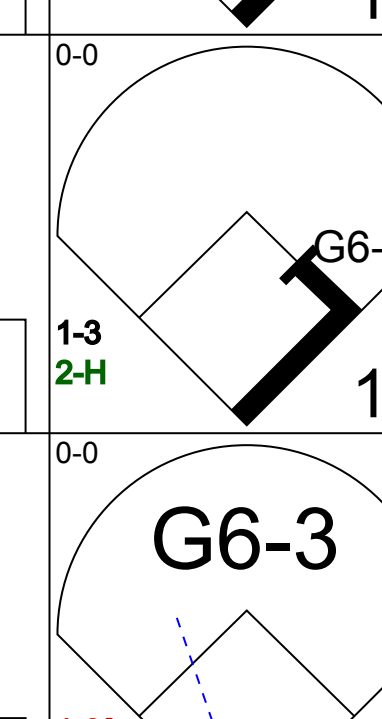
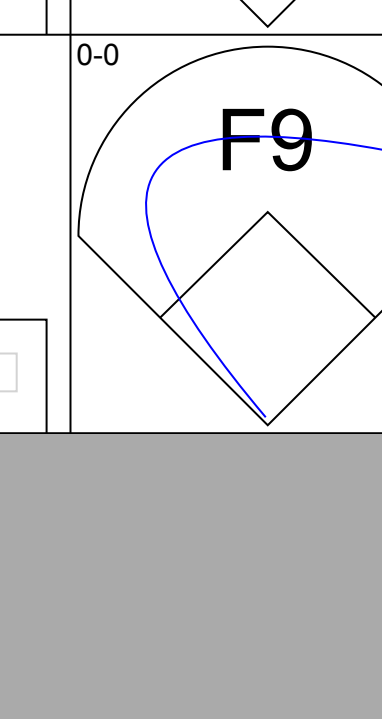
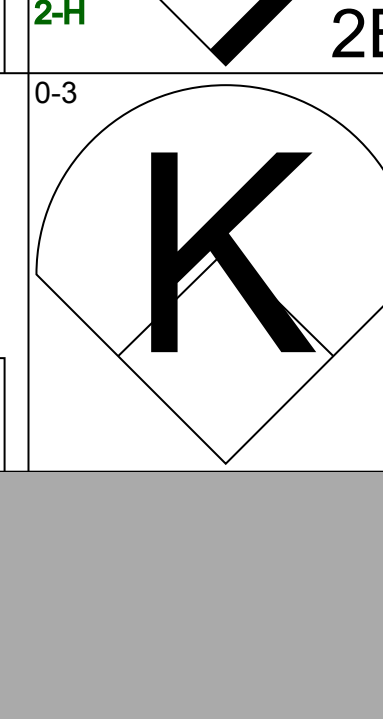
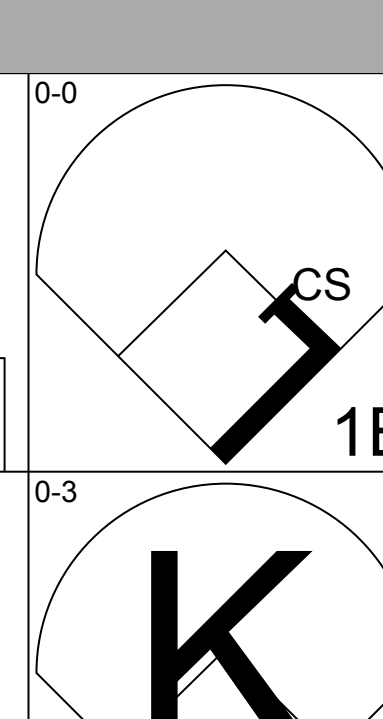
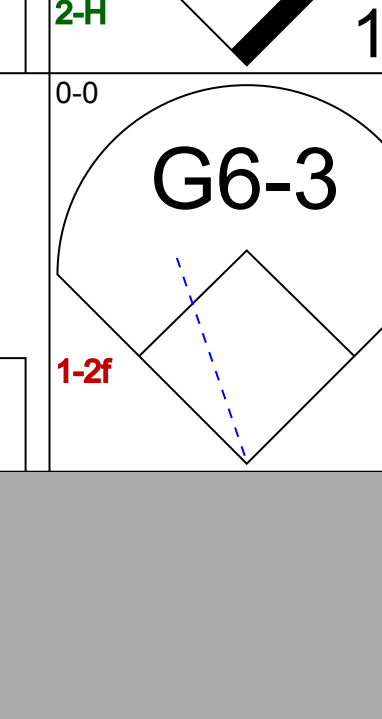
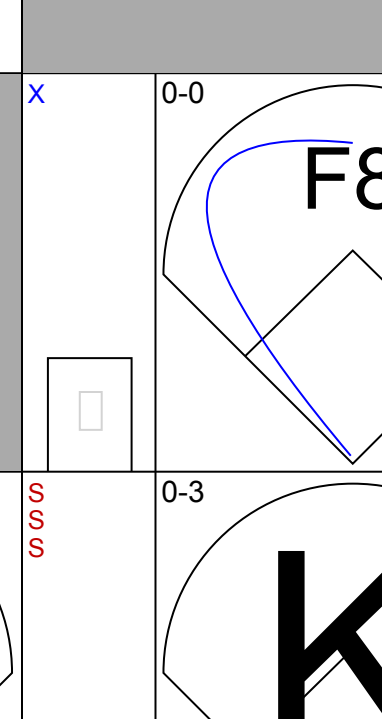
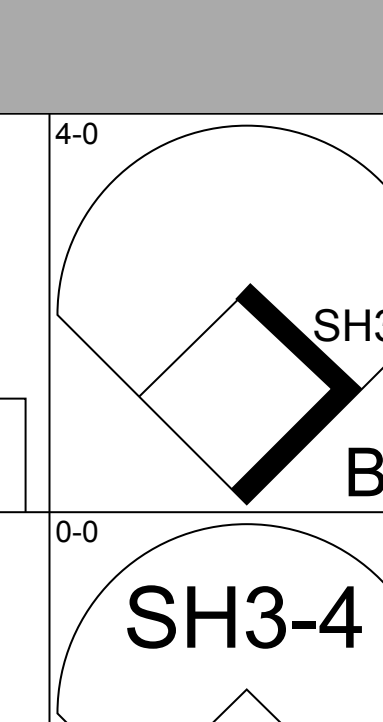
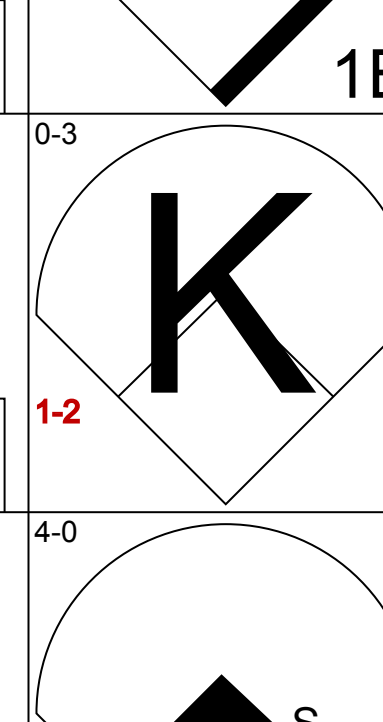
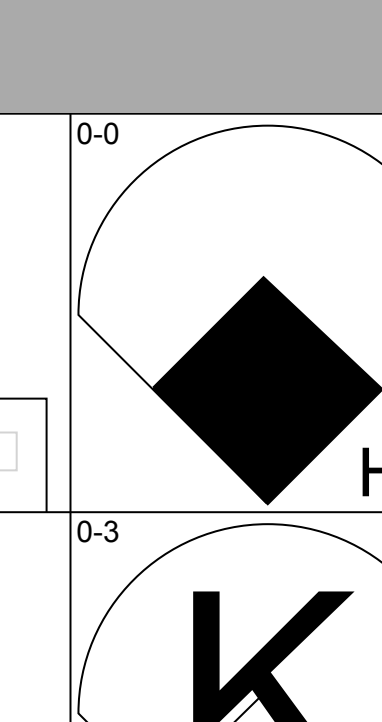

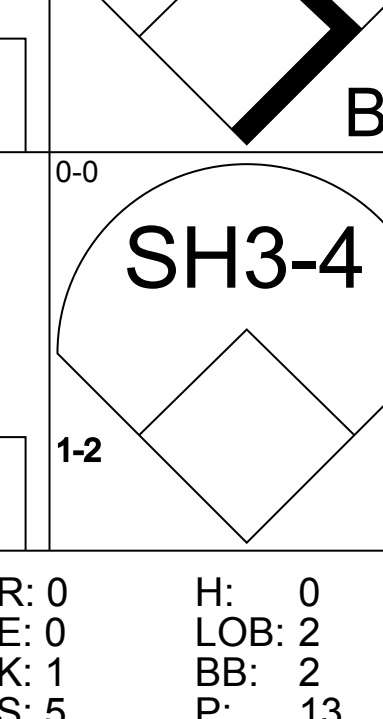
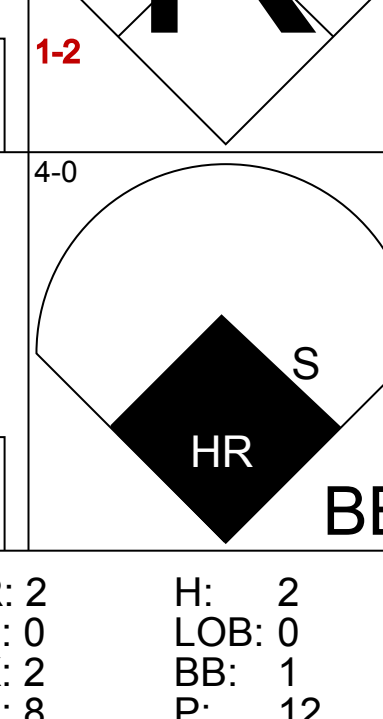
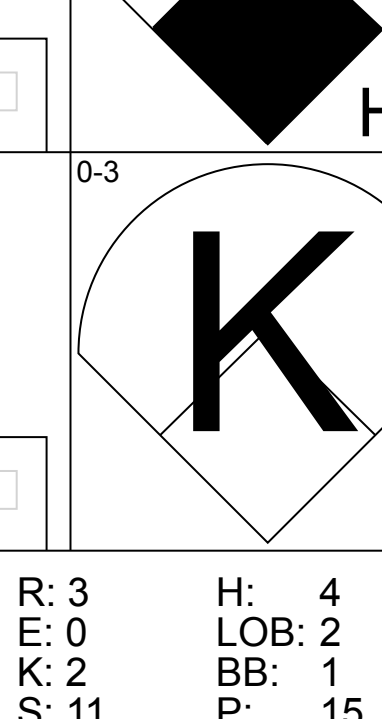



Batter	1	2	3	4	5	6	7	8	9	AB	R	H	RBI	BB	SO	LOB	TOP					
Jerry Royster, R OBP: 0.366, SLG: 0.366 (1,4)										4	0	4	0	0	0	0	Atlanta Braves @ San Francisco Giants Candlestick Park, San Francisco, CA Sat Jun 24 1978, 6:33 AM EDT Att: 10,578 - Unknown					
Bob Beall, S OBP: 0.341, SLG: 0.280 (1,3)										4	0	1	0	0	1	3						
Bob Homer, R OBP: 0.188, SLG: 0.323 (1,5)										4	1	1	0	0	1	3						
Gary Matthews, R OBP: 0.384, SLG: 0.543 (1,9)										4	0	1	0	0	1	2						
Biff Pocoroba, S OBP: 0.333, SLG: 0.356 (1,2)										4	0	0	0	0	1	3						
Rowland Office, L OBP: 0.279, SLG: 0.311 (1,8)										4	0	1	1	0	1	0						
Cito Gaston, R OBP: 0.219, SLG: 0.197 (1,7)										4	0	0	0	0	0	1						
Darrel Chaney, S OBP: 0.298, SLG: 0.291 (1,6)										3	0	0	0	0	1	0						
Phil Niekro, R OBP: 0.255, SLG: 0.300 (1,1)										3	0	1	0	0	0	0						
<b>Inning Stats</b>	R: 0 E: 0 K: 3 S: 11	H: 2 LOB: 2 BB: 0 P: 11	R: 0 E: 0 K: 2 S: 7	H: 0 LOB: 0 BB: 0 P: 7	R: 0 E: 0 K: 0 S: 4	H: 1 LOB: 1 BB: 0 P: 4	R: 0 E: 0 K: 0 S: 3	H: 0 LOB: 0 BB: 0 P: 3	R: 0 E: 0 K: 1 S: 7	H: 2 LOB: 2 BB: 0 P: 7	R: 1 E: 0 K: 0 S: 5	H: 3 LOB: 1 BB: 0 P: 5	R: 0 E: 0 K: 0 S: 3	H: 1 LOB: 0 BB: 0 P: 3	R: 0 E: 0 K: 0 S: 3	H: 0 LOB: 0 BB: 0 P: 3		R: 0 E: 0 K: 0 S: 3	H: 0 LOB: 0 BB: 0 P: 3	1B: 8 2B: 1 3B: 0 HR: 0	SF: 0 SAC: 0 DP: 0 HBP: 0	WP: 0 PB: 0 SB: 1 CS: 1
<b>PITCHER</b> Jim Barr, R ERA: 2.48 (1,1)	IP: 9.0 WLS: W BF: 34 H: 9 R: 1 ER: 1 SO: 6 BB: 0 IBB: 0 HBP: 0 BLK: 0 WP: 0 HR: 0 S: 46 P: 46 ERA: 1.00 WHIP: 1.000																					

Batter	1	2	3	4	5	6	7	8	9	AB	R	H	RBI	BB	SO	LOB	BOTTOM			
Terry Whitfield, L OBP: 0.328, SLG: 0.420 (1,7)										4	0	1	0	0	1	1	Atlanta Braves @ San Francisco Giants Candlestick Park, San Francisco, CA Sat Jun 24 1978, 6:33 AM EDT Att: 10,578 - Unknown			
Rob Andrews, R OBP: 0.290, SLG: 0.304 (1,4)										4	0	0	0	0	0	2				
Darrell Evans, L OBP: 0.383, SLG: 0.407 (1,5)										3	1	0	0	1	1	2				
Willie McCovey, L OBP: 0.307, SLG: 0.393 (1,3)										4	0	0	0	0	1	2				
Hector Cruz, R OBP: 0.313, SLG: 0.457 (1,9)										4	1	2	0	0	2	0				
Larry Hemdon, R OBP: 0.347, SLG: 0.363 (1,8)										4	0	3	0	0	0	2				
Roger Metzger, S OBP: 0.294, SLG: 0.293 (1,6)										4	0	1	2	0	0	3				
Marc Hill, R OBP: 0.277, SLG: 0.271 (1,2)										3	0	2	0	0	0	1				
Jim Barr, R OBP: 0.158, SLG: 0.158 (1,1)										3	0	0	0	0	0	3				
<b>Inning Stats</b>	R: 0 E: 0 K: 1 S: 6	H: 1 LOB: 1 BB: 0 P: 6	R: 0 E: 0 K: 1 S: 6	H: 1 LOB: 1 BB: 0 P: 6	R: 0 E: 0 K: 1 S: 6	H: 2 LOB: 1 BB: 0 P: 6	R: 0 E: 0 K: 0 S: 6	H: 3 LOB: 2 BB: 1 P: 10	R: 0 E: 0 K: 0 S: 3	H: 0 LOB: 0 BB: 0 P: 3	R: 0 E: 0 K: 1 S: 6	H: 1 LOB: 1 BB: 0 P: 6	R: 0 E: 0 K: 0 S: 6	H: 0 LOB: 0 BB: 0 P: 6	R: 0 E: 0 K: 0 S: 6	H: 0 LOB: 0 BB: 0 P: 6		1B: 6 2B: 2 3B: 1 HR: 0	SF: 0 SAC: 0 DP: 0 HBP: 0	WP: 0 PB: 0 SB: 0 CS: 1
<b>PITCHER</b> Phil Niekro, R ERA: 3.09 (1,1)	IP: 8.0 WLS: L BF: 34 H: 9 R: 2 ER: 2 SO: 5 BB: 1 IBB: 0 HBP: 0 BLK: 0 WP: 0 HR: 0 S: 43 P: 47 ERA: 2.25 WHIP: 1.250																			



Batter	1	2	3	4	5	6	7	8	9	AB	R	H	RBI	BB	SO	LOB	TOP			
Jerry Royster, R (1,4) OBP: 0.365, SLG: 0.364										4	0	1	0	0	1	0	<b>Atlanta Braves @ San Francisco Giants</b> Candlestick Park, San Francisco, CA Sun Jun 25 1978, 6:33 AM EDT Unknown			
Bob Beall, S (1,3) OBP: 0.326, SLG: 0.266										4	0	0	0	0	1	3				
Biff Pocoroba, S (1,2) OBP: 0.337, SLG: 0.355										3	0	1	1	1	0	0				
Gary Matthews, R (1,9) OBP: 0.375, SLG: 0.528										4	0	0	0	0	3	3				
Rowland Office, L (1,8) OBP: 0.291, SLG: 0.341										3	1	2	1	1	0	0				
Cito Gaston, R (1,7) OBP: 0.221, SLG: 0.213										4	0	1	0	0	2	1				
Darrel Chaney, S (1,6) OBP: 0.297, SLG: 0.285										3	1	0	0	1	1	3				
Rod Gilbreath, R (1,5) OBP: 0.287, SLG: 0.325										4	0	1	0	0	2	4				
Preston Hanna, R (1,1) OBP: 0.200, SLG: 0.345										0	0	0	0	0	0	0				
Jamie Easterly, L (2,1) OBP: 0.200, SLG: 0.300										2	0	0	0	0	1	1				
Dave Campbell, R (6,1) OBP: 0.317, SLG: 0.361										0	0	0	0	0	0	0				
Joe Nolan, L (8, PH) OBP: 0.317, SLG: 0.361										0	1	0	0	1	0	0				
Craig Skok, R (8,1) OBP: 1.000, SLG: 2.000										0	0	0	0	0	0	0				
<b>Inning Stats</b>	R: 0 E: 0 K: 1 S: 5	H: 0 LOB: 0 BB: 0 P: 5	R: 0 E: 0 K: 2 S: 7	H: 0 LOB: 0 BB: 0 P: 7	R: 0 E: 0 K: 0 S: 3	H: 1 LOB: 0 BB: 0 P: 3	R: 0 E: 0 K: 0 S: 3	H: 0 LOB: 0 BB: 0 P: 3	R: 0 E: 0 K: 2 S: 9	H: 2 LOB: 2 BB: 0 P: 9	R: 1 E: 0 K: 0 S: 3	H: 1 LOB: 0 BB: 1 P: 7	R: 2 E: 0 K: 3 S: 11	H: 2 LOB: 2 BB: 2 P: 19	R: 0 E: 0 K: 2 S: 7	H: 0 LOB: 1 BB: 1 P: 11	1B: 4 2B: 1 3B: 0 HR: 1	SF: 0 SAC: 0 DP: 2 HBP: 0	WP: 1 PB: 0 SB: 0 CS: 0	PA: 35
<b>PITCHER</b> John Montefusco, R (1,1) ERA: 3.38	IP: 9.0 WLS: W BF: 35 H: 6 R: 3 ER: 3 SO: 11 BB: 4 IBB: 0 HBP: 0 BLK: 0 WP: 1 HR: 1 S: 53 P: 69 ERA: 3.00 WHIP: 1.111															<b>PITCHER</b>				

Batter	1	2	3	4	5	6	7	8	9	AB	R	H	RBI	BB	SO	LOB	BOTTOM			
Bill Madlock, R (1,4) OBP: 0.402, SLG: 0.492										2	3	2	2	2	0	0	<b>Atlanta Braves @ San Francisco Giants</b> Candlestick Park, San Francisco, CA Sun Jun 25 1978, 6:33 AM EDT Unknown			
Vic Harris, S (8,4) OBP: 0.114, SLG: 0.108										1	0	0	0	0	1	0				
Terry Whitfield, L (1,7) OBP: 0.331, SLG: 0.419										3	1	1	0	1	2	2				
Darrell Evans, L (1,5) OBP: 0.383, SLG: 0.404										4	1	1	1	1	0	4				
Willie McCovey, L (1,3) OBP: 0.311, SLG: 0.396										4	1	2	1	0	1	1				
Larry Herndon, R (7,8) OBP: 0.350, SLG: 0.366										1	0	1	0	0	0	0				
Hector Cruz, R (1,9) OBP: 0.317, SLG: 0.449										4	1	1	0	1	2	4				
Jim Dwyer, L (1,8) OBP: 0.333, SLG: 0.375										4	0	2	3	0	0	2				
Roger Metzger, S (1,6) OBP: 0.293, SLG: 0.292										4	0	1	0	0	1	3				
Mike Sadek, R (1,2) OBP: 0.337, SLG: 0.333										3	1	1	1	1	2	1				
John Montefusco, R (1,1) OBP: 0.186, SLG: 0.105										2	1	0	0	1	2	0				
<b>Inning Stats</b>	R: 3 E: 0 K: 1 S: 7	H: 2 LOB: 1 BB: 2 P: 15	R: 0 E: 0 K: 1 S: 5	H: 0 LOB: 2 BB: 2 P: 13	R: 0 E: 0 K: 2 S: 7	H: 0 LOB: 0 BB: 0 P: 7	R: 2 E: 0 K: 2 S: 8	H: 2 LOB: 1 BB: 1 P: 12	R: 1 E: 0 K: 0 S: 4	H: 2 LOB: 1 BB: 1 P: 8	R: 3 E: 0 K: 2 S: 11	H: 4 LOB: 2 BB: 1 P: 15	R: 0 E: 0 K: 2 S: 7	H: 0 LOB: 2 BB: 0 P: 7	R: 0 E: 0 K: 1 S: 7	H: 2 LOB: 2 BB: 0 P: 7	1B: 8 2B: 2 3B: 0 HR: 2	SF: 0 SAC: 2 DP: 1 HBP: 0	WP: 1 PB: 0 SB: 1 CS: 1	PA: 41
<b>PITCHER</b> Preston Hanna, R (1,1) ERA: 4.04	IP: 1.1 WLS: L BF: 10 H: 2 R: 3 ER: 3 SO: 1 BB: 4 IBB: 0 HBP: 0 BLK: 0 WP: 0 HR: 0 S: 8 P: 24 ERA: 20.25 WHIP: 4.500															<b>PITCHER</b>				
<b>PITCHER</b> Jamie Easterly, L (2,1) ERA: 6.16	IP: 4.0 WLS: L BF: 20 H: 7 R: 6 ER: 6 SO: 6 BB: 3 IBB: 0 HBP: 0 BLK: 0 WP: 0 HR: 2 S: 29 P: 41 ERA: 13.50 WHIP: 2.500															<b>PITCHER</b>				
<b>PITCHER</b> Dave Campbell, R (6,1) ERA: 3.98	IP: 1.2 WLS: L BF: 6 H: 1 R: 0 ER: 0 SO: 3 BB: 0 IBB: 0 HBP: 0 BLK: 0 WP: 0 HR: 0 S: 12 P: 12 ERA: 0.00 WHIP: 0.600															<b>PITCHER</b>				
<b>PITCHER</b> Craig Skok, L (8,1) ERA: 0.63	IP: 1.0 WLS: L BF: 5 H: 2 R: 0 ER: 0 SO: 1 BB: 0 IBB: 0 HBP: 0 BLK: 0 WP: 0 HR: 0 S: 7 P: 7 ERA: 0.00 WHIP: 2.000															<b>PITCHER</b>				

AB 31  
R 3  
H 6  
RBI 2  
BB 4  
SO 11  
LOB 15



AB 32  
R 9  
H 12  
RBI 8  
BB 7  
SO 11  
LOB 17






Batter	1	2	3	4	5	6	7	8	9	10	11	AB	R	H	RBI	BB	SO	LOB	TOP							
Jerry Royster, R OBP: 0.364, SLG: 0.364 (1, 4)												6	2	2	2	0	0	1								
Rowland Office, L OBP: 0.299, SLG: 0.368 (1, 8)												6	2	3	2	0	1	1								
Gary Matthews, R OBP: 0.379, SLG: 0.530 (1, 9)												5	0	2	3	1	0	1								
Joe Nolan, L OBP: 0.298, SLG: 0.317 (1, 2)												5	0	0	0	1	0	3								
Barry Bonnell, R OBP: 0.275, SLG: 0.272 (1, 7)												5	0	2	0	1	0	3								
Dale Murphy, R OBP: 0.275, SLG: 0.302 (1, 3)												6	2	2	1	0	1	4								
Rod Gilbreath, R OBP: 0.280, SLG: 0.316 (1, 5)												4	0	0	0	0	0	1								
Pat Rockett, R OBP: 0.210, SLG: 0.157 (1, 6)												3	0	1	0	0	1	0								
Darrel Chaney, S OBP: 0.306, SLG: 0.285 (9, PH)												0	1	0	0	2	0	0								
Mickey Martin, S OBP: 0.275, SLG: 0.272 (1, 7)												1	0	0	0	0	0	0								
Inning Stats	R: 1 E: 0 K: 0 S: 5	H: 2 LOB: 1 BB: 0 P: 5	R: 0 E: 0 K: 1 S: 5	H: 0 LOB: 0 BB: 0 P: 5	R: 0 E: 0 K: 1 S: 5	H: 0 LOB: 0 BB: 0 P: 5	R: 0 E: 0 K: 0 S: 3	H: 0 LOB: 0 BB: 0 P: 3	R: 1 E: 0 K: 0 S: 5	H: 2 LOB: 1 BB: 0 P: 5	R: 0 E: 0 K: 0 S: 4	H: 1 LOB: 1 BB: 0 P: 4	R: 0 E: 0 K: 1 S: 6	H: 1 LOB: 2 BB: 1 P: 10	R: 0 E: 0 K: 0 S: 3	H: 0 LOB: 2 BB: 2 P: 11	R: 5 E: 0 K: 0 S: 8	H: 5 LOB: 2 BB: 2 P: 16	1B: 10 2B: 1 3B: 0 HR: 2	SF: 0 SAC: 2 DP: 0 HBP: 0	WP: 0 PB: 0 SB: 4 CS: 0	PA: 51				
Ed Hallick, R ERA: 2.23 (1, 1)	IP: 7.0	WLS: 27	BF: 6	H: 6	R: 3	ER: 3	SO: 2	BB: 0	IBB: 0	HBP: 0	BLK: 0	WP: 0	HR: 2	S: 31	P: 31	ERA: 3.86	WHIP: 0.857									
Gary Lavelle, L ERA: 3.67 (8, 1)	1.0	4	1	0	0	0	0	0	0	0	0	0	0	4	4	0.00	1.000									
Randy Moffitt, R ERA: 1.29 (9, 1)	2.1	L: 17	6	5	5	1	1	3	0	0	0	0	0	15	31	19.29	3.000									
John Curtis, L ERA: 2.79 (11, 1)	0.2	3	0	0	0	0	0	1	0	0	0	0	0	2	6	0.00	1.500									
PITCHER	IP	WLS	BF	H	R	ER	SO	BB	IBB	HBP	BLK	WP	HR	S	P	ERA	WHIP									
Larry Herndon, R OBP: 0.353, SLG: 0.374 (1, 8)												5	2	2	1	1	1	3								
Rob Andrews, R OBP: 0.301, SLG: 0.309 (1, 4)												2	0	1	0	1	0	0								
Bill Madlock, R OBP: 0.403, SLG: 0.492 (7, PH)												2	0	1	1	0	1	1								
Jack Clark, R OBP: 0.366, SLG: 0.518 (1, 9)												5	0	1	2	1	2	4								
Hector Cruz, R OBP: 0.309, SLG: 0.427 (1, 5)												5	0	0	0	1	2	5								
Mike Ivie, R OBP: 0.278, SLG: 0.272 (1, 3)												4	0	1	0	0	0	1								
Jim Dwyer, L OBP: 0.337, SLG: 0.370 (8, PR)												1	0	0	0	1	1	1								
Terry Whitfield, L OBP: 0.332, SLG: 0.419 (1, 7)												5	0	2	0	0	2	4								
Marc Hill, R OBP: 0.278, SLG: 0.272 (1, 2)												3	1	1	0	0	0	1								
Willie McCovey, L OBP: 0.314, SLG: 0.395 (8, PR)												0	0	0	0	1	0	0								
Mike Sadek, R OBP: 0.333, SLG: 0.329 (9, 2)												1	0	0	0	0	0	0								
Johnnie LeMaster, R OBP: 0.268, SLG: 0.291 (1, 6)												2	1	1	0	1	0	1								
Darrell Evans, R OBP: 0.382, SLG: 0.402 (8, PH)												1	0	0	0	0	1	3								
Randy Moffitt, R OBP: 0.167, SLG: 0.167 (9, 1)												1	0	0	0	0	0	0								
John Curtis, L ERA: 0.57 (11, 1)												0	0	0	0	0	0	0								
Ed Hallick, R OBP: 0.100 (1, 1)												1	0	0	0	0	1	2								
Vic Harris, S OBP: 0.113, SLG: 0.106 (7, PH)												1	0	0	0	0	1	0								
Gary Lavelle, S OBP: 0.143, SLG: 0.143 (8, 1)												0	0	0	0	0	0	0								
Roger Metzger, S OBP: 0.289, SLG: 0.288 (9, 6)												2	0	0	0	0	0	3								
Inning Stats	R: 0 E: 0 K: 1 S: 5	H: 0 LOB: 0 BB: 0 P: 5	R: 0 E: 0 K: 1 S: 4	H: 0 LOB: 0 BB: 1 P: 8	R: 2 E: 0 K: 1 S: 6	H: 2 LOB: 2 BB: 14	R: 0 E: 0 K: 0 S: 4	H: 1 LOB: 1 BB: 0 P: 4	R: 1 E: 0 K: 0 S: 6	H: 2 LOB: 2 BB: 0 P: 6	R: 0 E: 1 K: 0 S: 4	H: 0 LOB: 1 BB: 0 P: 4	R: 0 E: 0 K: 3 S: 10	H: 1 LOB: 1 BB: 0 P: 10	R: 0 E: 0 K: 2 S: 9	H: 2 LOB: 3 BB: 1 P: 13	R: 0 E: 0 K: 2 S: 8	H: 1 LOB: 1 BB: 2 P: 16	R: 0 E: 0 K: 0 S: 3	H: 0 LOB: 0 BB: 0 P: 3	R: 1 E: 1 K: 2 S: 8	H: 1 LOB: 1 BB: 1 P: 12	1B: 8 2B: 1 3B: 1 HR: 0	SF: 0 SAC: 2 DP: 0 HBP: 0	WP: 0 PB: 0 SB: 3 CS: 1	PA: 50
PITCHER	IP	WLS	BF	H	R	ER	SO	BB	IBB	HBP	BLK	WP	HR	S	P	ERA	WHIP									
Mickey Maier, L ERA: 2.72 (1, 1)	4.1		20	5	3	3	3	3	0	0	0	0	0	6	6	6.23	1.846									
Rick Camp, R ERA: 4.34 (5, 1)	1.2	6	0	0	0	0	0	0	0	0	0	0	0	6	6	0.00	0.000									
Gene Garber, R ERA: 1.24 (7, 1)	2.0	10	3	0	0	5	0	1	0	0	0	0	0	19	23	0.00	1.500									
Dave Campbell, R ERA: 3.9 (9, 1)	0.2	4	1	0	0	1	0	1	0	0	0	0	0	5	9	0.00	1.500									
Craig Skok, L ERA: 0.57 (9, 1)	1.1	W: 5	0	0	0	1	1	0	0	0	0	0	0	6	10	0.00	0.750									
PITCHER	IP	WLS	BF	H	R	ER	SO	BB	IBB	HBP	BLK	WP	HR	S	P	ERA	WHIP									
Eddie Solomon, R ERA: 4.27 (11, 1)	1.0	5	1	1	1	0	2	1	0	0	0	0	0	8	12	0.00	2.000									
AB	R	H	RBI	BB	SO	LOB																				
AB	44	R	8	H	13	RBI	8	BB	5	SO	3	LOB	16													
AB	41	R	4	H	10	RBI	4	BB	7	SO	12	LOB	29													

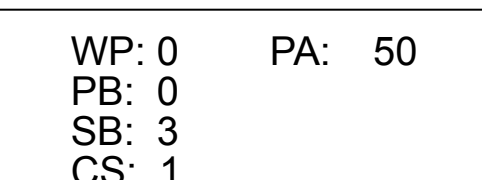
Atlanta Braves @ San Francisco Giants  
Candlestick Park, San Francisco, CA  
Sun Jun 25 1978, 6:38 AM EDT  
Att: 41,090 - Unknown

livebaseballscores.com



Atlanta Braves @ San Francisco Giants  
Candlestick Park, San Francisco, CA  
Sun Jun 25 1978, 6:38 AM EDT  
Att: 41,090 - Unknown

livebaseballscores.com

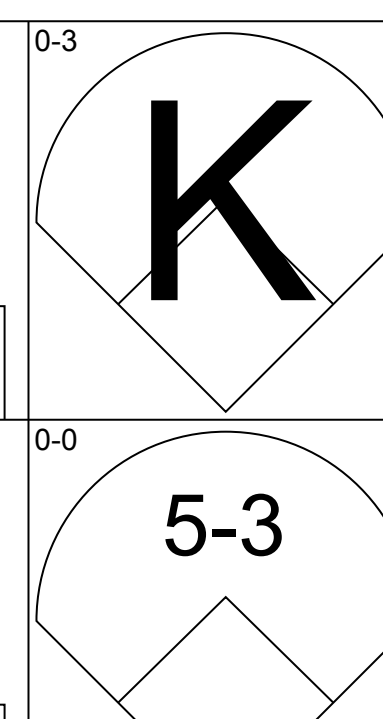
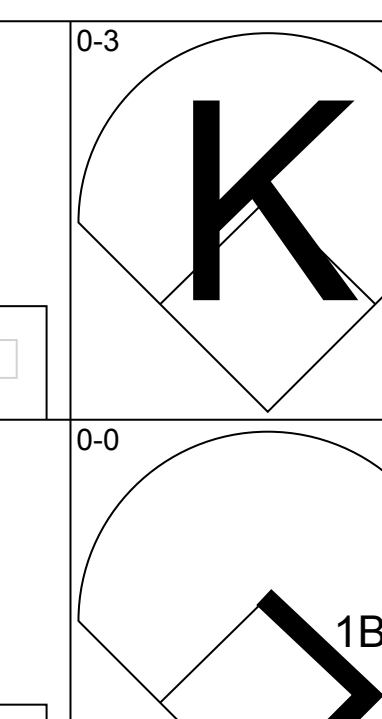
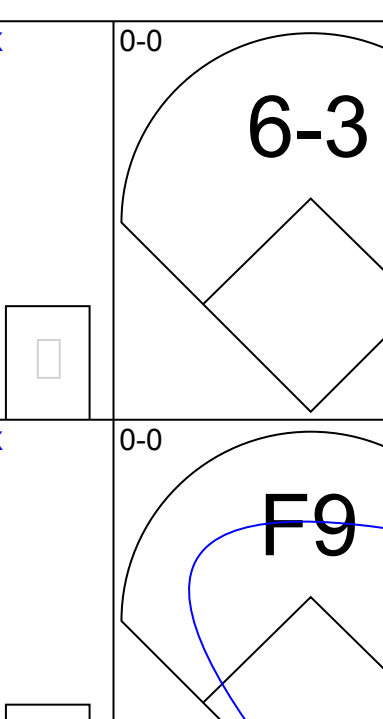
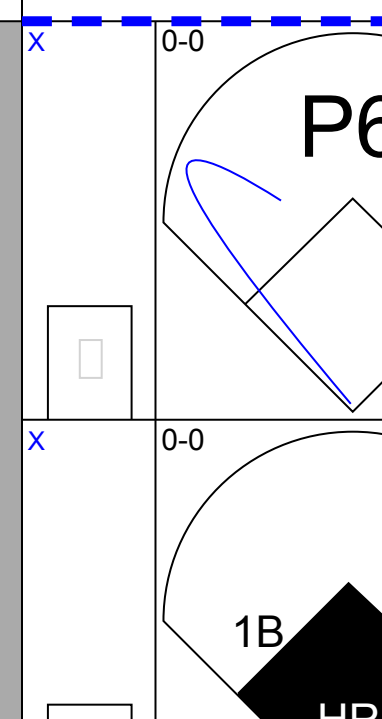
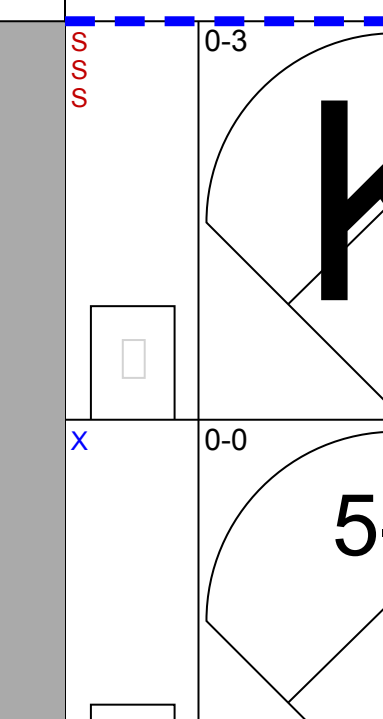
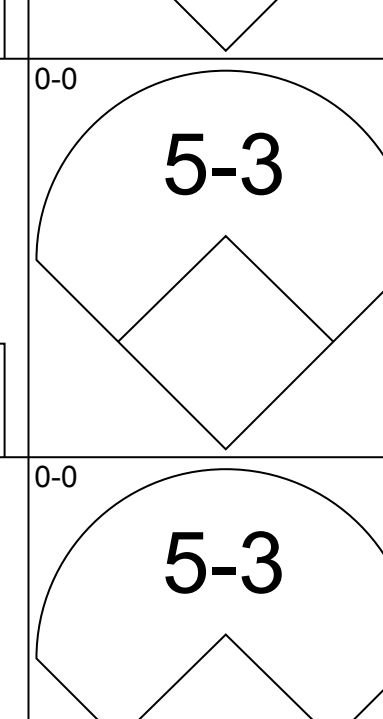
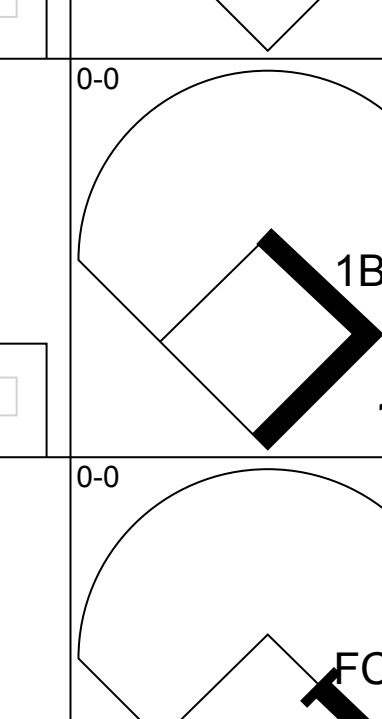
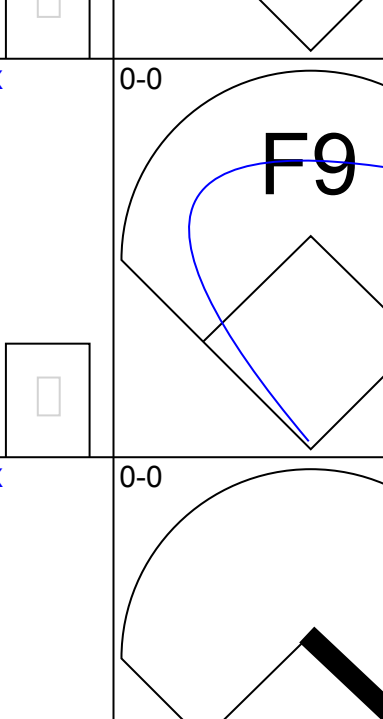
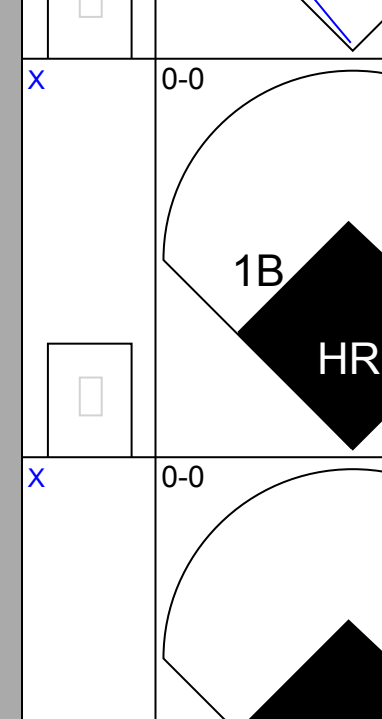
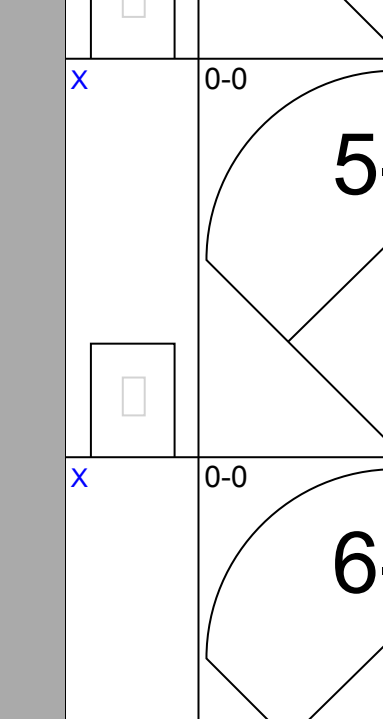
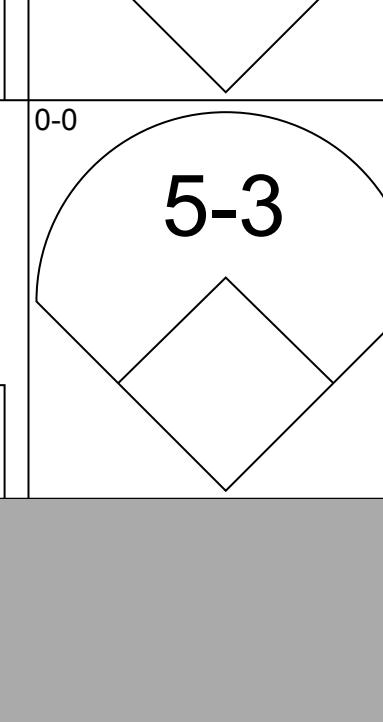
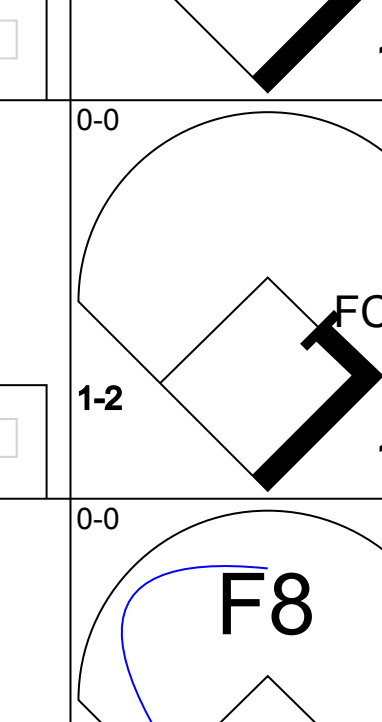
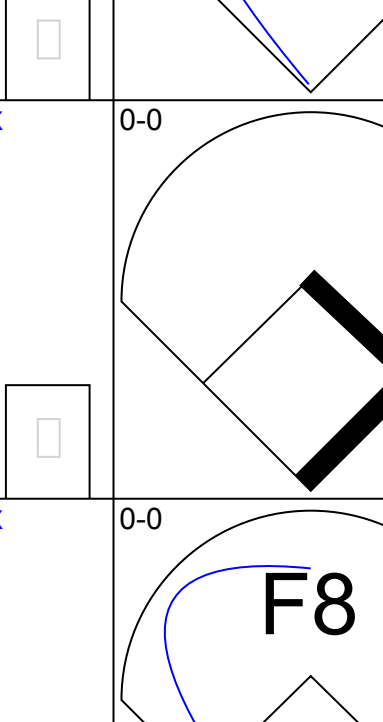
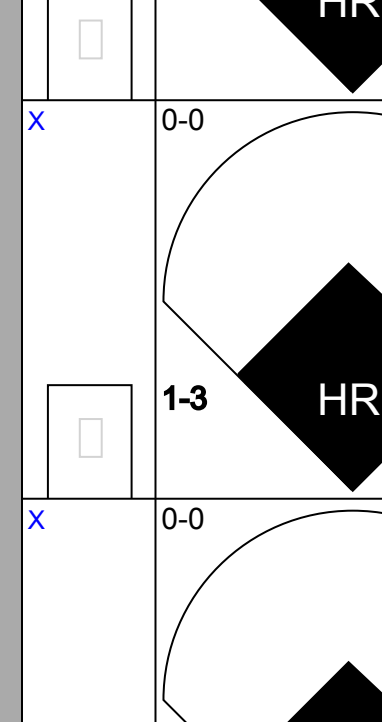
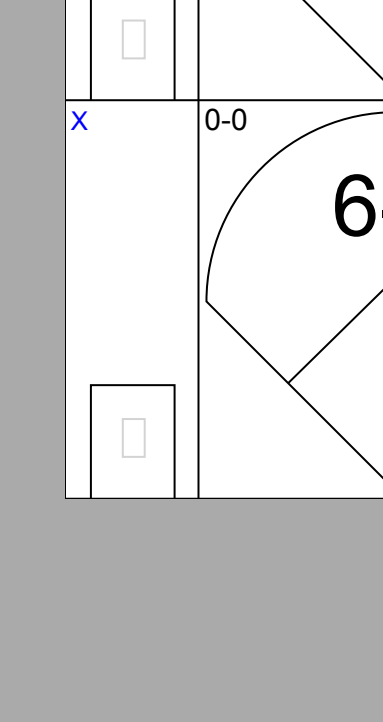
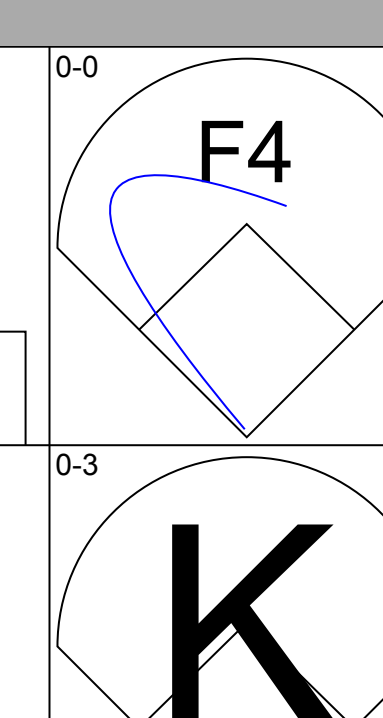
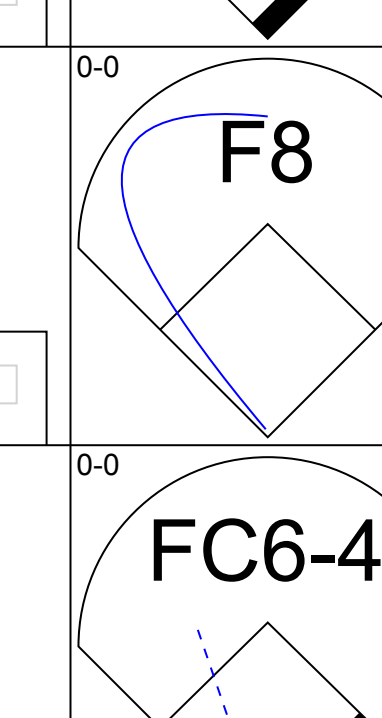
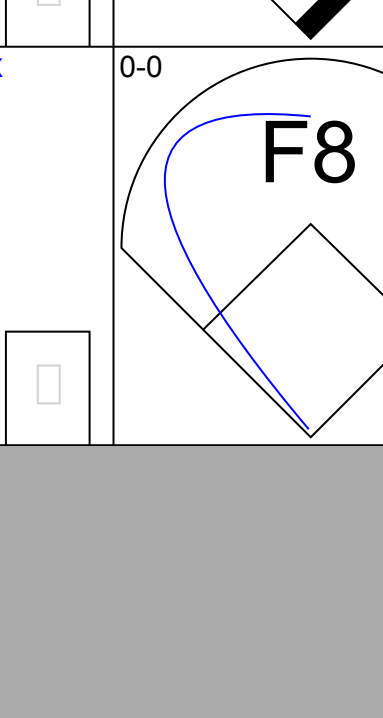
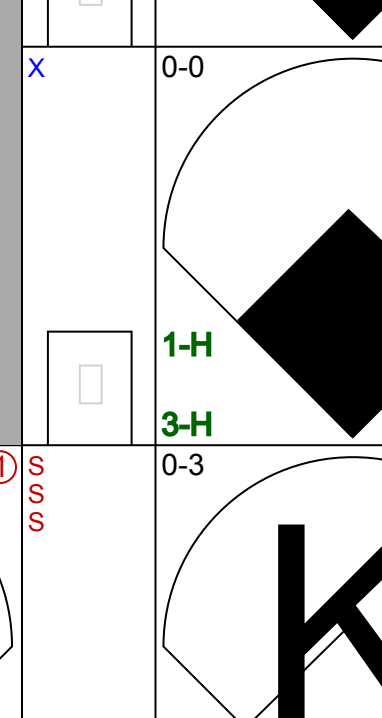
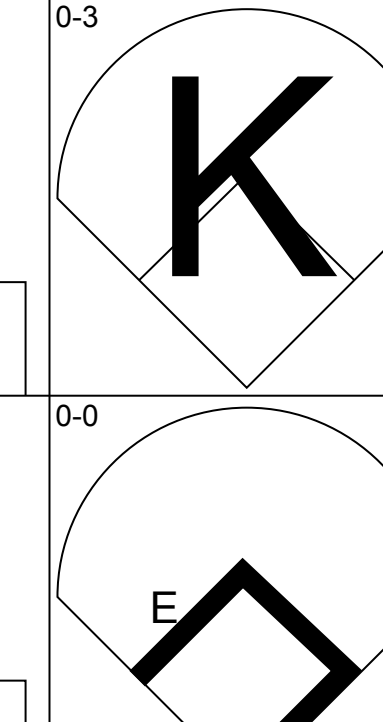
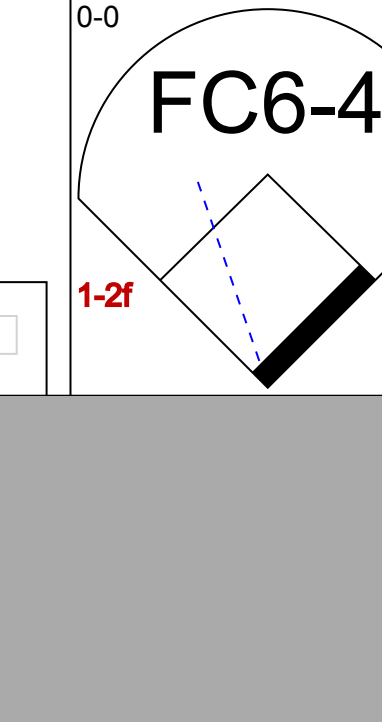
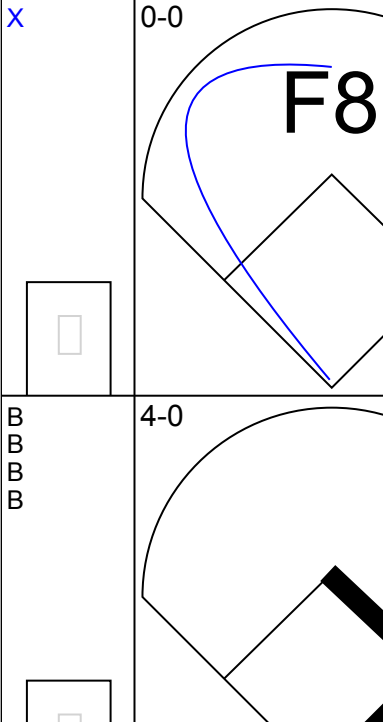
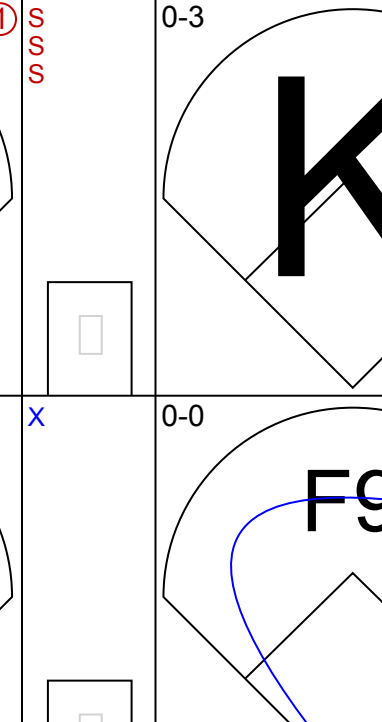
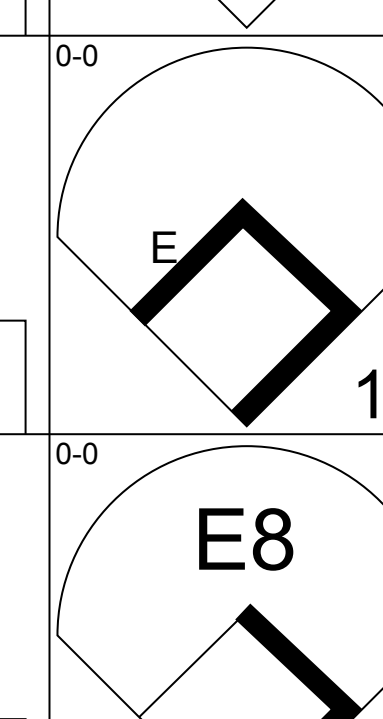
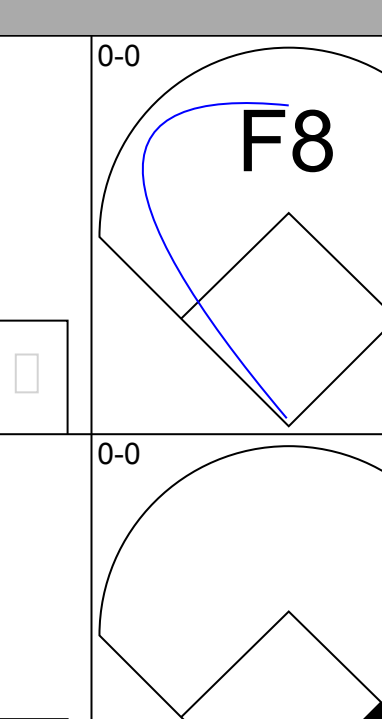
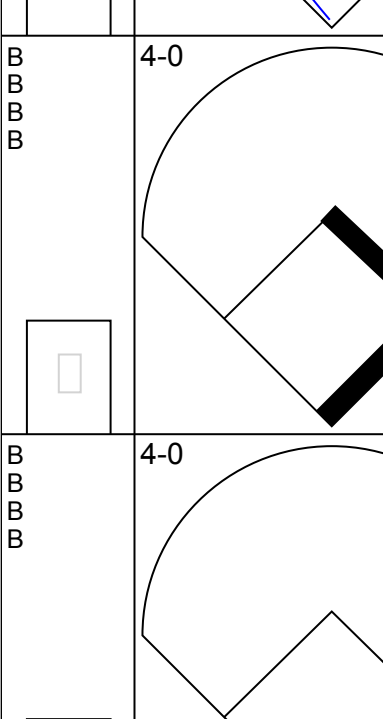
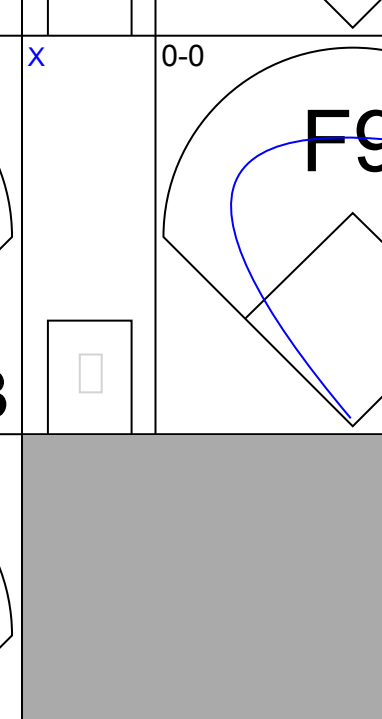
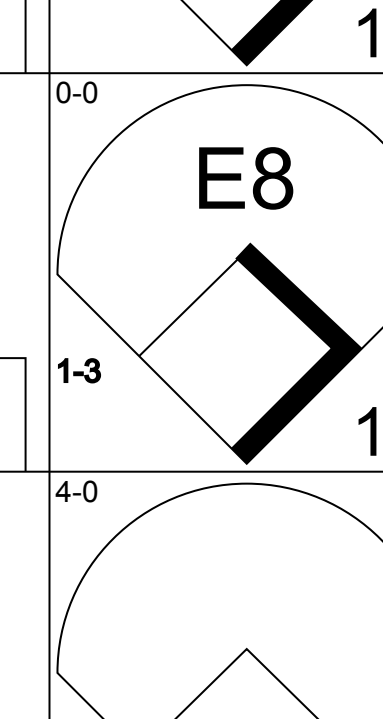
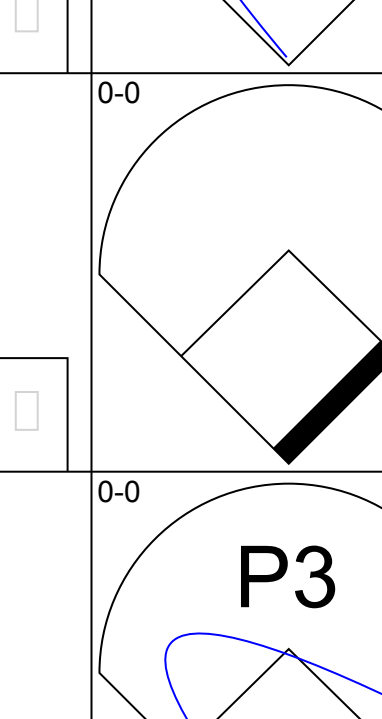
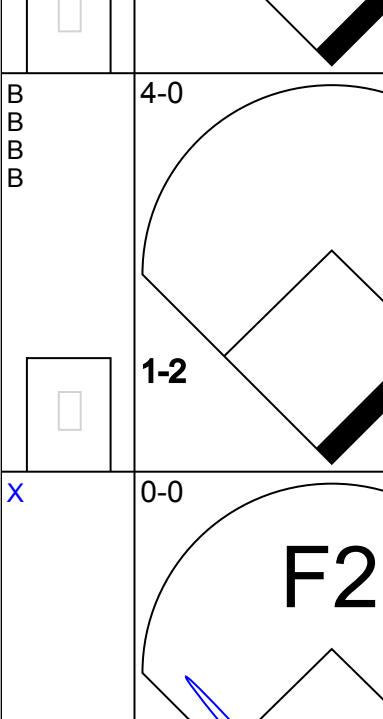
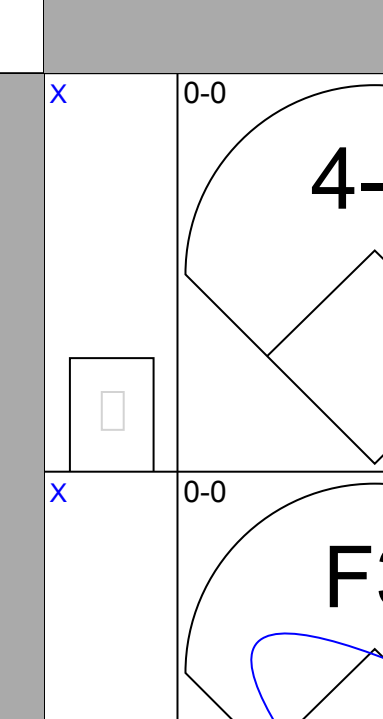
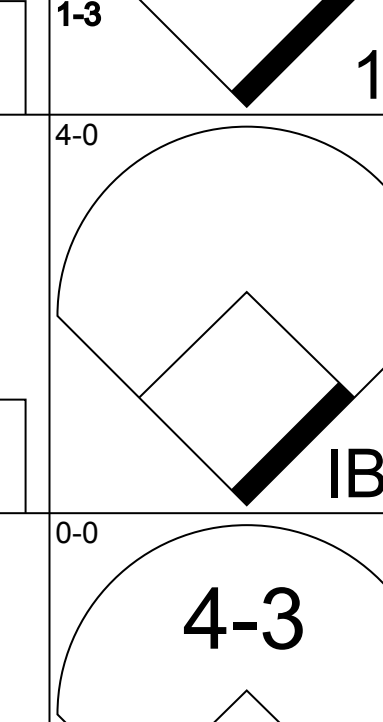
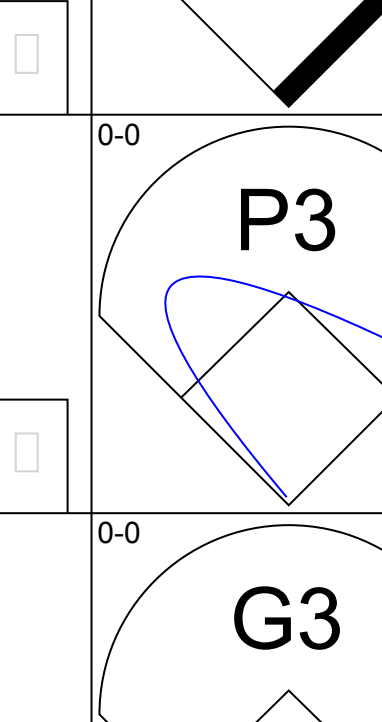
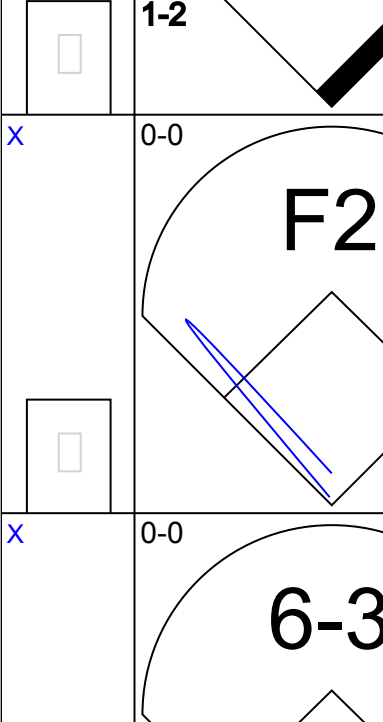

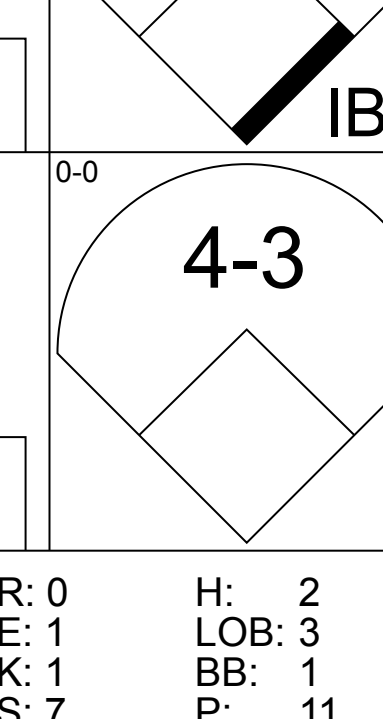
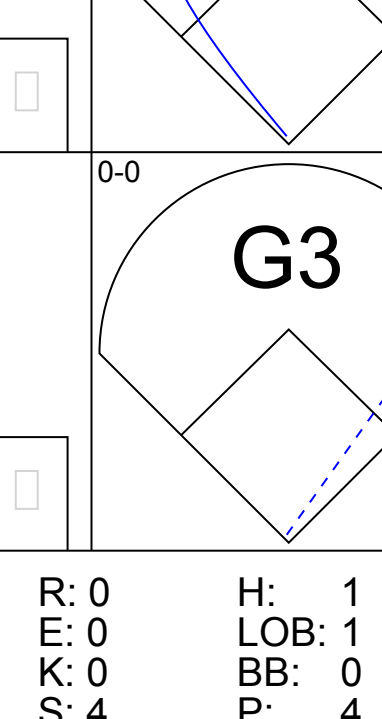
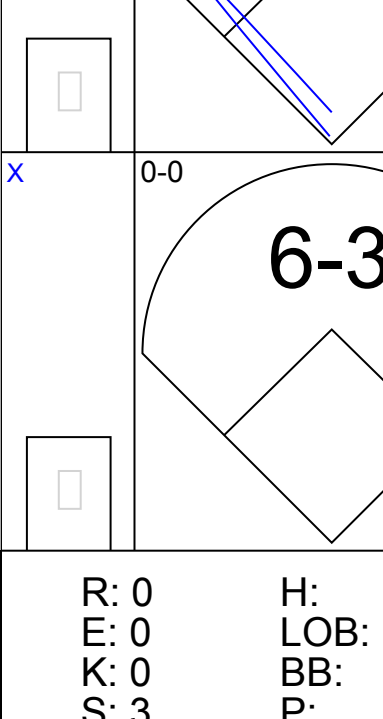





Batter	1	2	3	4	5	6	7	8	9	AB	R	H	RBI	BB	SO	LOB	TOP					
Davey Lopes, R OBP: 0.408, SLG: 0.496 (1, 4)										4	1	1	0	0	1	0	<b>Los Angeles Dodgers @ Atlanta Braves</b> Atlanta-Fulton County Stadium, Atlanta, GA Mon Jun 26 1978, 7:05 PM EDT Att: 8,991 - Unknown <a href="http://livebaseballscorecards.com">livebaseballscorecards.com</a>					
Bill Russell, R OBP: 0.297, SLG: 0.347 (1, 6)										4	0	1	0	0	0	1						
Reggie Smith, S OBP: 0.386, SLG: 0.556 Bill North, S OBP: 0.385, SLG: 0.329 (1, 9) (8, 8)										3	0	0	1	0	0	1						
Ron Cey, R OBP: 0.384, SLG: 0.433 (1, 5)										4	0	0	0	0	0	1						
Steve Garvey, R OBP: 0.327, SLG: 0.448 (1, 3)										4	0	1	0	0	0	1						
Dusty Baker Jr., R OBP: 0.320, SLG: 0.365 (1, 7)										3	0	0	0	1	0	1						
Rick Monday, L OBP: 0.393, SLG: 0.618 (1, 8) (8, 9)										3	1	1	1	0	2	1						
Johnny Oates, L OBP: 0.522, SLG: 0.500 (1, 2)										2	0	1	0	1	0	0						
Rick Rhoden, R OBP: 0.216, SLG: 0.182 Lance Rautzhan, R (6, 1)										2	0	0	0	0	1	2						
Vic Davalillo, L OBP: 0.333, SLG: 0.357 Charlie Hough, R OBP: 0.444, SLG: 0.556 (7, PH) (7, 1)										0	0	0	0	0	0	0						
										1	0	0	0	0	0	0						
										0	0	0	0	0	0	0						
<b>Inning Stats</b>	R: 1 E: 0 K: 0 S: 4	H: 1 LOB: 0 BB: 4 P: 4	R: 0 E: 0 K: 2 S: 8	H: 1 LOB: 2 BB: 1 P: 12	R: 0 E: 0 K: 0 S: 3	H: 0 LOB: 0 BB: 0 P: 3	R: 0 E: 0 K: 0 S: 3	H: 1 LOB: 0 BB: 0 P: 3	R: 1 E: 0 K: 0 S: 4	H: 1 LOB: 0 BB: 0 P: 4	R: 0 E: 0 K: 0 S: 4	H: 1 LOB: 1 BB: 0 P: 4	R: 0 E: 0 K: 1 S: 5	H: 0 LOB: 1 BB: 1 P: 9	R: 0 E: 0 K: 1 S: 5	H: 0 LOB: 0 BB: 0 P: 5	R: 0 E: 0 K: 0 S: 3	H: 0 LOB: 0 BB: 0 P: 3	1B: 3 2B: 1 3B: 0 HR: 1	SF: 1 SAC: 0 DP: 1 HBP: 0	WP: 0 PB: 0 SB: 0 CS: 0	PA: 33
<b>PITCHER</b>	IP WLS BF H R ER SO BB IBB HBP BLK WP HR S P ERA WHIP																					
Adrian Devine, R ERA: 5.01 Gene Garber, R ERA: 1.18 (1, 1) (8, 1)	7.0 W 27 5 2 2 3 2 0 0 0 0 1 31 39 2.57 1.000																					

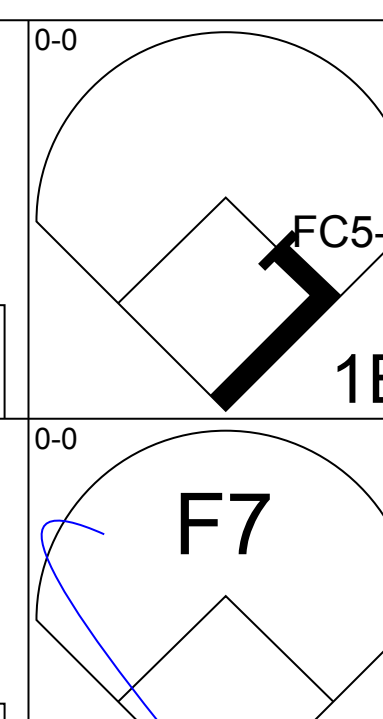
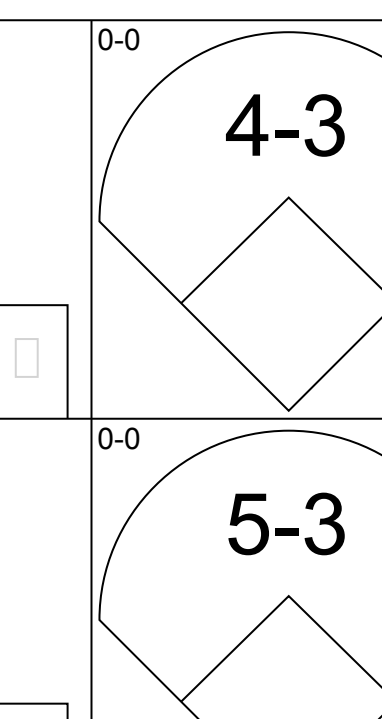
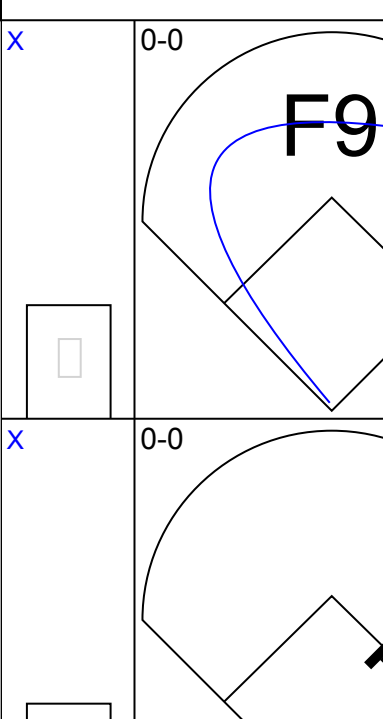
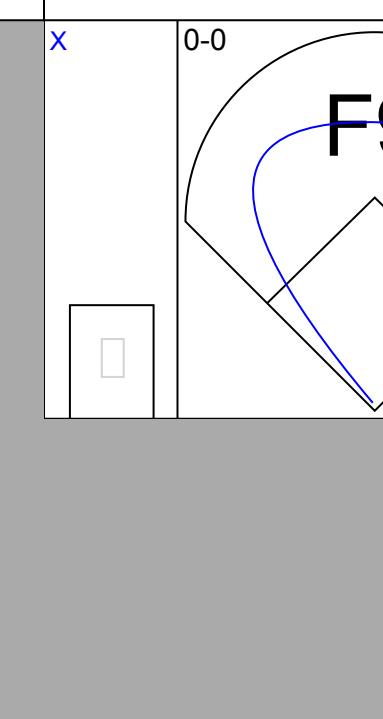
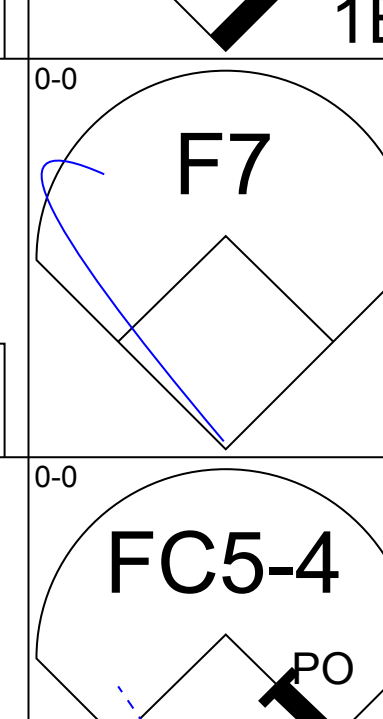
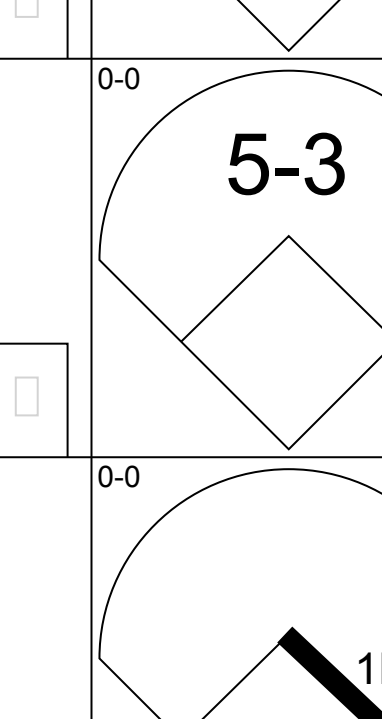
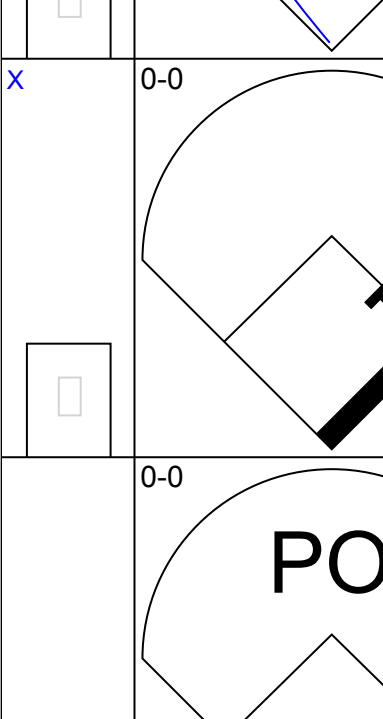

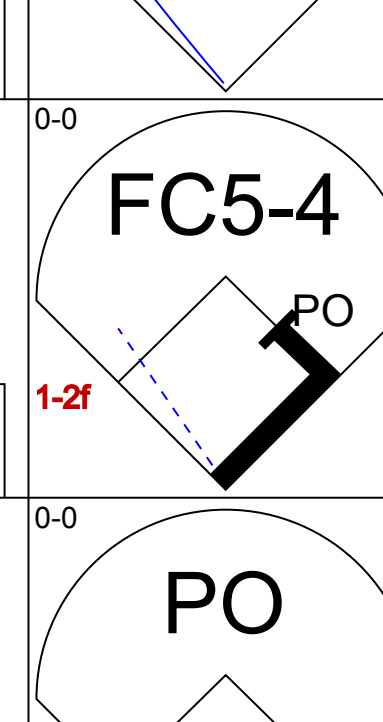
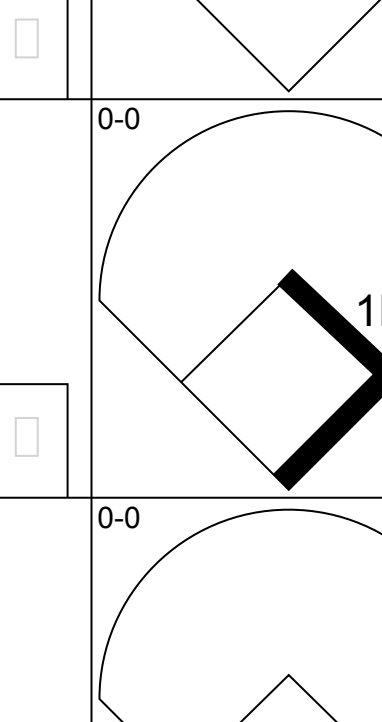
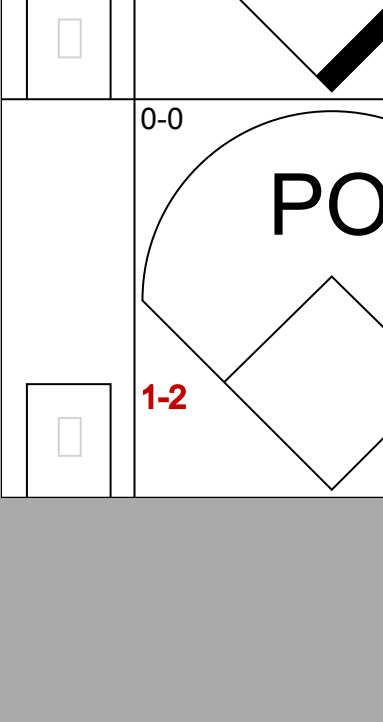
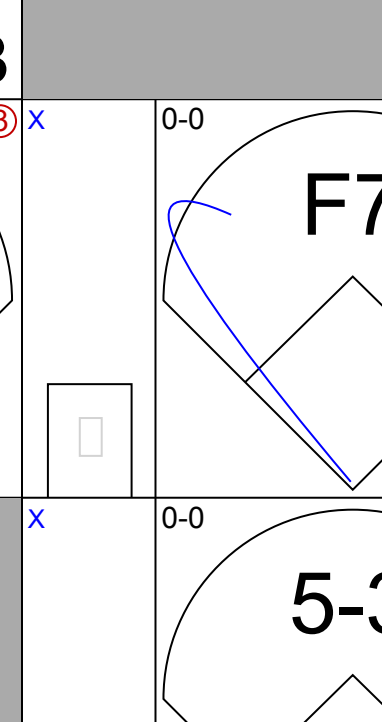
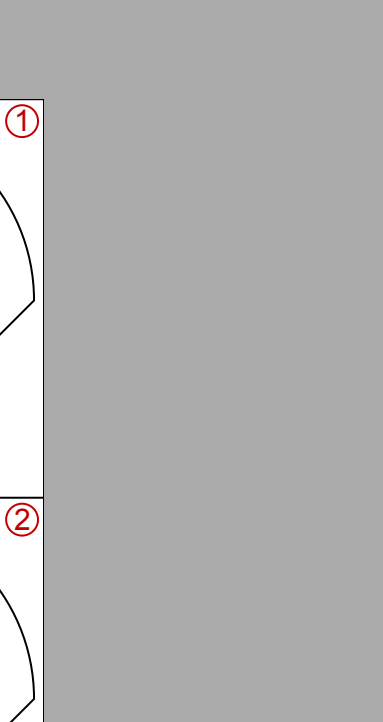
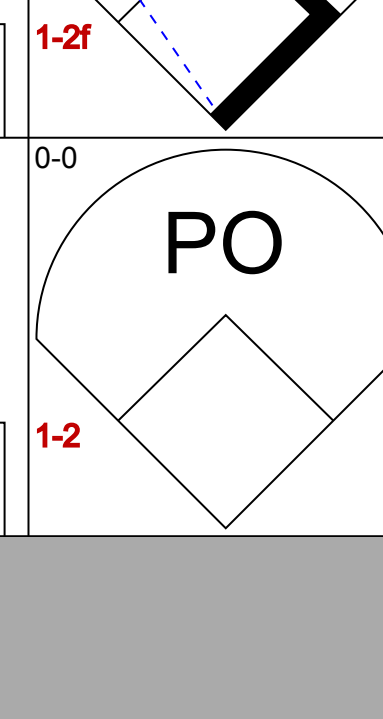
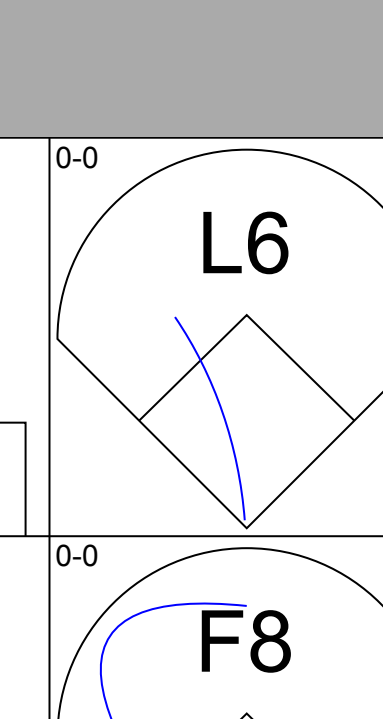
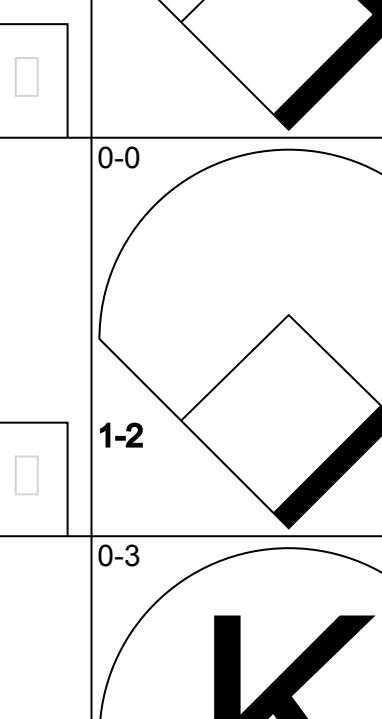

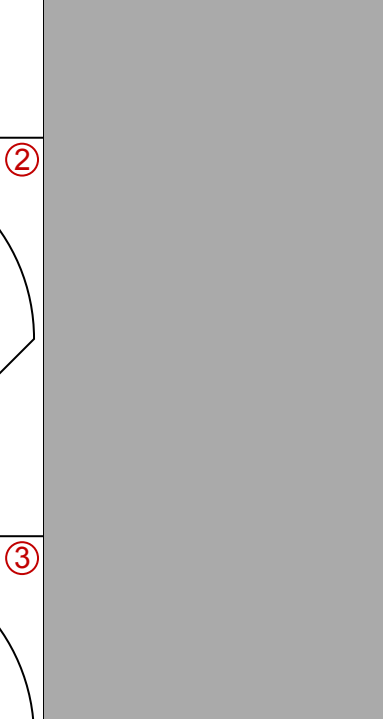
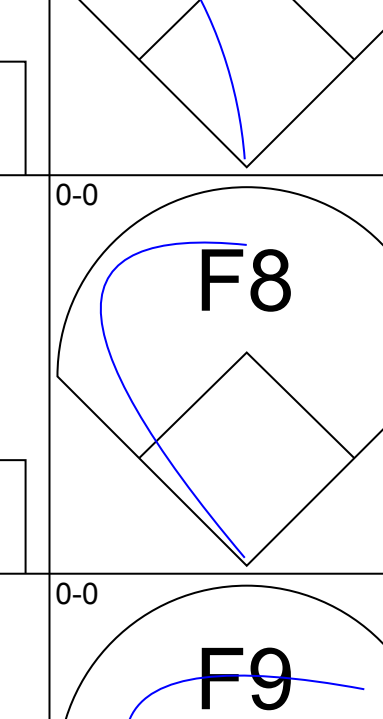
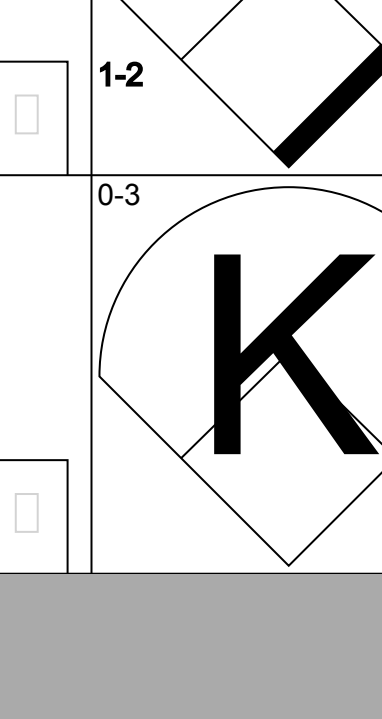

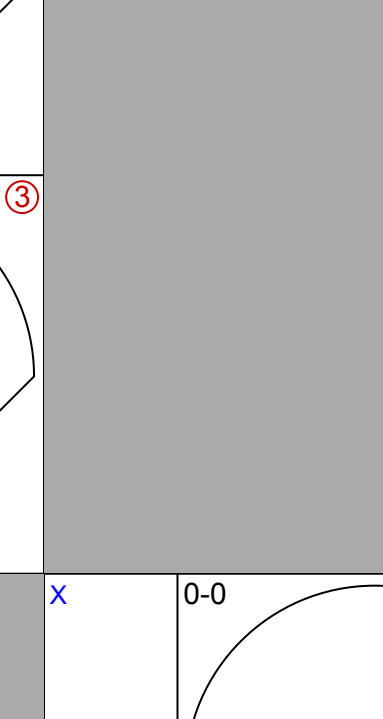
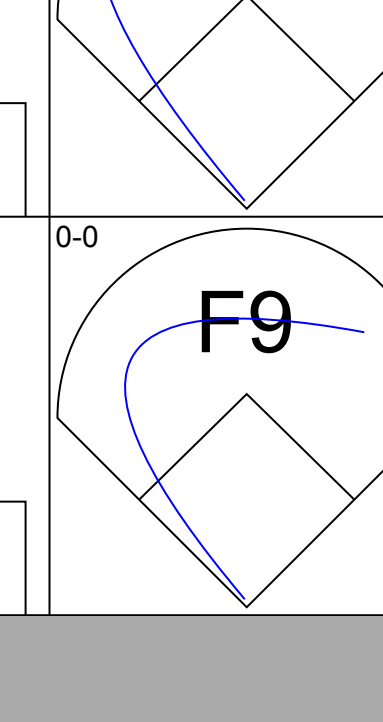
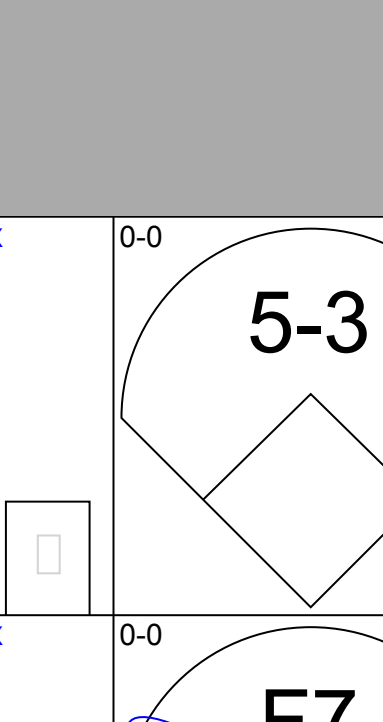
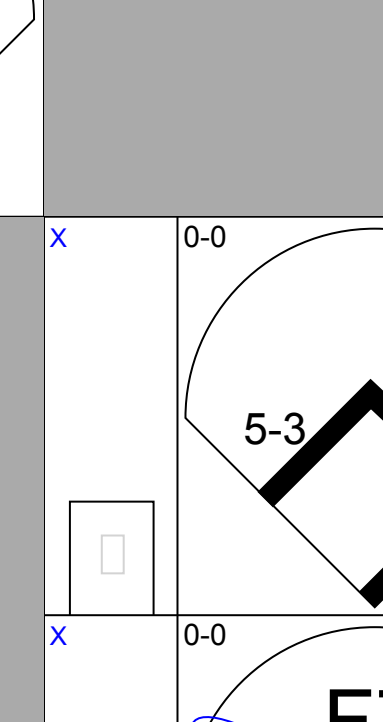
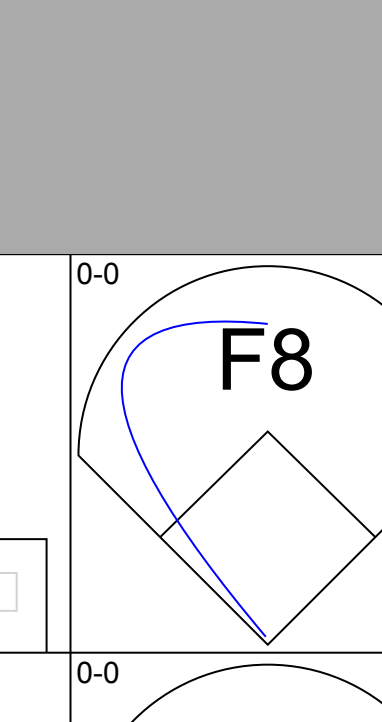
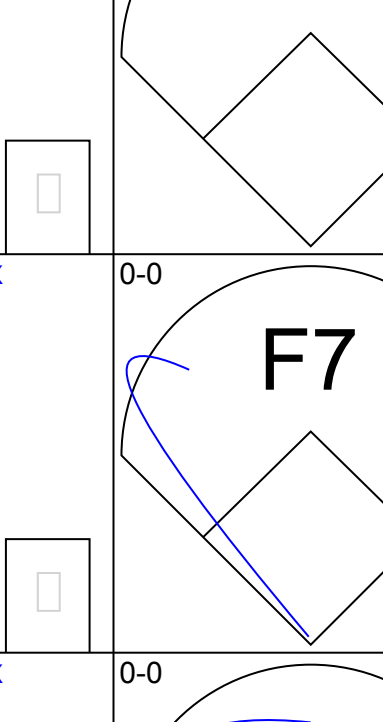

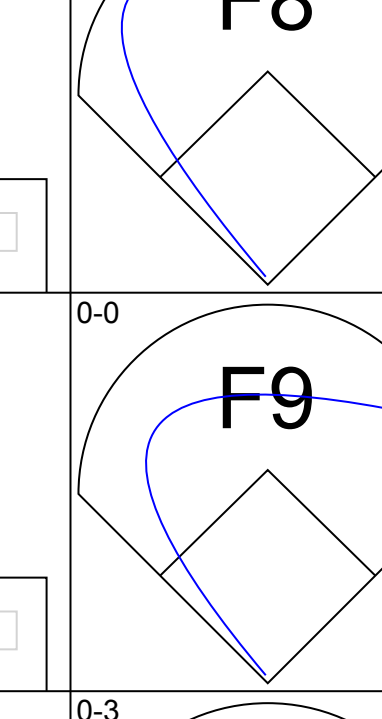
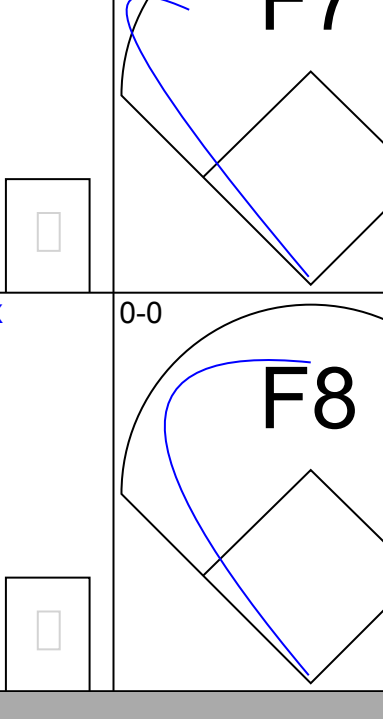

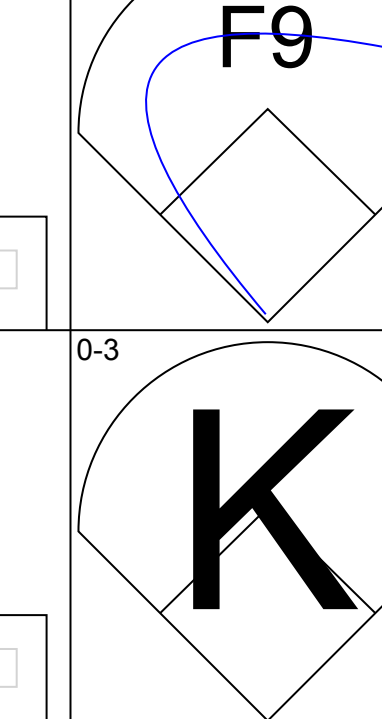
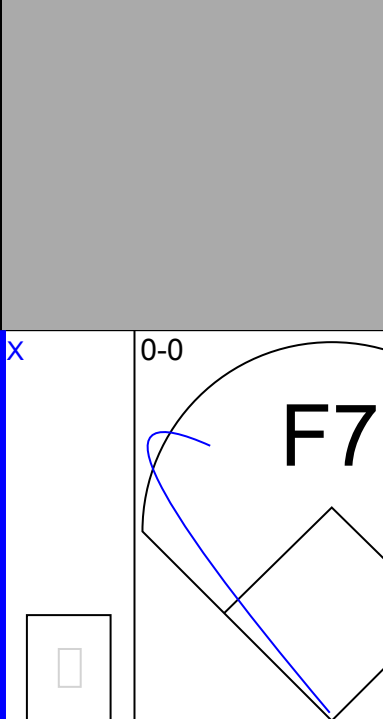
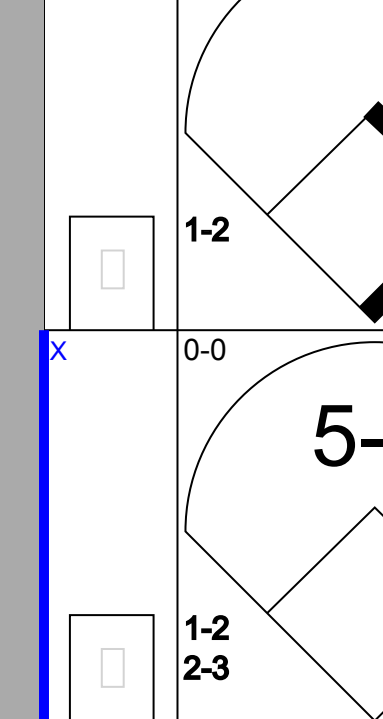
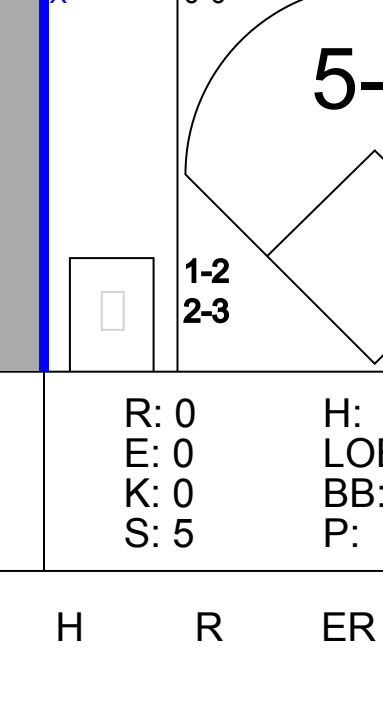
Batter	1	2	3	4	5	6	7	8	9	AB	R	H	RBI	BB	SO	LOB	BOTTOM					
Jerry Royster, R OBP: 0.359, SLG: 0.358 (1, 4)										4	0	0	0	0	0	1	<b>Los Angeles Dodgers @ Atlanta Braves</b> Atlanta-Fulton County Stadium, Atlanta, GA Mon Jun 26 1978, 7:05 PM EDT Att: 8,991 - Unknown <a href="http://livebaseballscorecards.com">livebaseballscorecards.com</a>					
Rowland Office, L OBP: 0.298, SLG: 0.385 (1, 8)										4	1	1	1	0	1	1						
Gary Matthews, R OBP: 0.382, SLG: 0.546 (1, 9)										3	1	1	1	1	0	0						
Biff Pocoroba, S OBP: 0.338, SLG: 0.356 (1, 2)										4	1	2	0	0	0	1						
Bob Horner, R OBP: 0.222, SLG: 0.412 (1, 5)										3	1	1	2	1	0	1						
Barry Bonnell, R OBP: 0.274, SLG: 0.272 (1, 7)										4	0	1	0	0	0	2						
Dale Murphy, R OBP: 0.276, SLG: 0.307 (1, 3)										3	1	1	0	0	1	1						
Darrel Chaney, S OBP: 0.300, SLG: 0.279 (1, 6)										3	0	0	0	0	1	2						
Adrian Devine, R OBP: 0.100, SLG: 0.100 Bob Beall, S OBP: 0.319, SLG: 0.259 Gene Garber, R (1, 1) (7, PH) (8, 1)										2	0	1	1	0	0	0						
										1	0	0	0	0	0	0						
										0	0	0	0	0	0	0						
<b>Inning Stats</b>	R: 2 E: 0 K: 0 S: 6	H: 3 LOB: 1 BB: 0 P: 6	R: 0 E: 0 K: 1 S: 5	H: 0 LOB: 0 BB: 0 P: 5	R: 0 E: 0 K: 0 S: 3	H: 0 LOB: 0 BB: 0 P: 3	R: 0 E: 0 K: 0 S: 3	H: 0 LOB: 0 BB: 0 P: 3	R: 1 E: 0 K: 0 S: 5	H: 2 LOB: 1 BB: 0 P: 5	R: 2 E: 0 K: 1 S: 8	H: 3 LOB: 1 BB: 0 P: 8	R: 0 E: 0 K: 1 S: 5	H: 0 LOB: 0 BB: 0 P: 5	R: 0 E: 0 K: 0 S: 2	H: 0 LOB: 1 BB: 2 P: 10	R: 0 E: 0 K: 0 S: 3	H: 0 LOB: 0 BB: 0 P: 3	1B: 4 2B: 1 3B: 0 HR: 3	SF: 0 SAC: 0 DP: 1 HBP: 0	WP: 0 PB: 0 SB: 0 CS: 0	PA: 33
<b>PITCHER</b>	IP WLS BF H R ER SO BB IBB HBP BLK WP HR S P ERA WHIP																					
Rick Rhoden, R ERA: 4.25 Lance Rautzhan, L ERA: 0.48 Charlie Hough, R ERA: 2.62 (1, 1) (6, 1) (7, 1)	5.1 L 24 8 5 5 1 0 0 0 0 0 0 0 4 4 8.44 1.500																					




Batter	1	2	3	4	5	6	7	8	9	AB	R	H	RBI	BB	SO	LOB	TOP				
Davey Lopes, R OBP: 0.400, SLG: 0.485 (1, 4)										5	0	0	0	0	3	0	<b>Los Angeles Dodgers @ Atlanta Braves</b> Atlanta-Fulton County Stadium, Atlanta, GA Tue Jun 27 1978, 7:05 PM EDT Att: 26,245 - Unknown				
Bill Russell, R OBP: 0.299, SLG: 0.348 (1, 6)										5	1	2	0	0	0	0					
Steve Carvey, R OBP: 0.331, SLG: 0.454 (1, 3)										5	1	3	0	0	0	0					
Ron Cey, R OBP: 0.382, SLG: 0.442 (1, 5)										4	1	1	3	0	0	3					
Dusty Baker Jr., R OBP: 0.315, SLG: 0.359 (1, 7)										4	0	0	0	0	2	2					
Rick Monday, L OBP: 0.395, SLG: 0.613 (1, 9)										3	0	1	0	1	0	0					
Bill North, S OBP: 0.392, SLG: 0.336 (1, 8)										3	0	2	0	1	0	0					
Steve Yeager, R OBP: 0.317, SLG: 0.265 (1, 2)										3	0	0	0	1	0	3					
Doug Rau, L OBP: 0.212, SLG: 0.212 (1, 1)										4	0	0	0	0	0	6					
<b>Inning Stats</b>	R: 0 E: 0 K: 1 S: 5	H: 0 LOB: 0 BB: 0 P: 5	R: 0 E: 1 K: 1 S: 7	H: 2 LOB: 3 BB: 1 P: 11	R: 0 E: 0 K: 1 S: 7	H: 2 LOB: 2 BB: 0 P: 7	R: 0 E: 0 K: 0 S: 4	H: 1 LOB: 1 BB: 0 P: 4	R: 0 E: 0 K: 0 S: 3	H: 0 LOB: 0 BB: 2 P: 11	R: 3 E: 0 K: 1 S: 8	H: 3 LOB: 0 BB: 0 P: 8	R: 0 E: 0 K: 0 S: 3	H: 0 LOB: 0 BB: 0 P: 3	R: 0 E: 0 K: 1 S: 5	H: 0 LOB: 0 BB: 0 P: 5	1B: 7 2B: 1 3B: 0 HR: 1	SF: 0 SAC: 0 DP: 0 HBP: 0	WP: 0 PB: 0 SB: 0 CS: 0	PA: 39	
<b>PITCHER</b>	IP	WLS	BF	H	R	ER	SO	BB	IBB	HBP	BLK	WP	HR	S	P	ERA	WHIP				
Rick Camp, R ERA: 3.6 (1, 1)	6.0		27	6	0	0	3	2	1	0	0	0	0	30	42	0.00	1.333				
Dave Campbell, R ERA: 4.45 (7, 1)	2.0	L	9	3	3	3	1	0	0	0	0	0	1	11	11	13.50	1.500				
Eddie Solomon, R ERA: 4.18 (9, 1)	1.0		3	0	0	0	1	0	0	0	0	0	0	5	5	0.00	0.000				

AB	36
R	3
H	9
RBI	3
BB	3
SO	5
LOB	14



Batter	1	2	3	4	5	6	7	8	9	AB	R	H	RBI	BB	SO	LOB	BOTTOM				
Barry Bonnell, R OBP: 0.274, SLG: 0.271 (1, 8)										4	0	1	0	0	0	2	<b>Los Angeles Dodgers @ Atlanta Braves</b> Atlanta-Fulton County Stadium, Atlanta, GA Tue Jun 27 1978, 7:05 PM EDT Att: 26,245 - Unknown				
Rod Gilbreath, R OBP: 0.285, SLG: 0.327 (1, 4)										4	0	2	0	0	0	1					
Gary Matthews, R OBP: 0.379, SLG: 0.538 (1, 9)										4	0	1	0	0	0	2					
Jeff Burroughs, R OBP: 0.453, SLG: 0.512 (1, 7)										4	0	1	0	0	0	1					
Bob Horner, R OBP: 0.200, SLG: 0.368 (1, 5)										4	0	0	0	0	1	3					
Dale Murphy, R OBP: 0.276, SLG: 0.307 (1, 3)										3	0	1	0	0	0	0					
Biff Poceroba, S OBP: 0.333, SLG: 0.351 (1, 2)										3	0	0	0	0	0	1					
Pat Rockett, R OBP: 0.213, SLG: 0.162 (1, 6)										3	0	1	0	0	0	0					
Rick Camp, R (1, 1)										1	0	0	0	0	1	0					
Bob Beall, S OBP: 0.316, SLG: 0.256 (6, PH)										1	0	0	0	0	0	0					
Dave Campbell, R (7, 1)										0	0	0	0	0	0	0					
Cito Gaston, R OBP: 0.228, SLG: 0.221 (8, PH)										1	0	0	0	0	2	0					
Eddie Solomon, R OBP: 0.200, SLG: 0.200 (9, 1)										0	0	0	0	0	0	0					
<b>Inning Stats</b>	R: 0 E: 0 K: 0 S: 3	H: 1 LOB: 0 BB: 0 P: 3	R: 0 E: 0 K: 0 S: 3	H: 0 LOB: 0 BB: 0 P: 3	R: 0 E: 0 K: 1 S: 5	H: 0 LOB: 0 BB: 0 P: 5	R: 0 E: 0 K: 1 S: 7	H: 2 LOB: 0 BB: 0 P: 7	R: 0 E: 0 K: 0 S: 3	H: 0 LOB: 0 BB: 0 P: 3	R: 0 E: 0 K: 0 S: 3	H: 0 LOB: 0 BB: 0 P: 3	R: 0 E: 0 K: 0 S: 3	H: 0 LOB: 0 BB: 0 P: 3	R: 0 E: 0 K: 0 S: 5	H: 2 LOB: 2 BB: 0 P: 5	1B: 6 2B: 1 3B: 0 HR: 0	SF: 0 SAC: 0 DP: 0 HBP: 0	WP: 0 PB: 0 SB: 0 CS: 0	PA: 34	
<b>PITCHER</b>	IP	WLS	BF	H	R	ER	SO	BB	IBB	HBP	BLK	WP	HR	S	P	ERA	WHIP				
Doug Rau, L ERA: 3.15 (1, 1)	9.0	W	32	7	0	0	2	0	0	0	0	0	0	36	36	0.00	0.778				





Batter	1	2	3	4	5	6	7	8	9	AB	R	H	RBI	BB	SO	LOB	TOP					
Davey Lopes, R OBP: 0.401, SLG: 0.483 (1, 4)										3	0	1	0	1	0	0	<b>Los Angeles Dodgers @ Atlanta Braves</b> Atlanta-Fulton County Stadium, Atlanta, GA Wed Jun 28 1978, 7:05 PM EDT Att: 7,624 - Unknown					
Bill Russell, R OBP: 0.299, SLG: 0.347 (1, 6)										3	1	1	0	0	0	1						
Steve Garvey, R OBP: 0.333, SLG: 0.451 (1, 3)										2	1	0	0	2	1	1						
Ron Cey, R OBP: 0.380, SLG: 0.450 (1, 5)										4	1	1	3	0	1	4						
Dusty Baker Jr., R OBP: 0.310, SLG: 0.353 (1, 7)										4	0	0	0	0	1	0						
Rick Monday, L OBP: 0.387, SLG: 0.599 (7, PH)										4	0	0	0	0	2	0						
Terry Forster, L OBP: 0.400, SLG: 0.400 (9, 1)										0	0	0	0	0	0	0						
Bill North, S OBP: 0.395, SLG: 0.331 (1, 8)										2	0	0	0	1	1	0						
Steve Yeager, R OBP: 0.311, SLG: 0.259 (1, 2)										4	0	0	0	0	1	2						
Burt Hooton, R OBP: 0.192, SLG: 0.125 (7, PH)										1	0	0	0	1	0	0						
Johnny Oates, L OBP: 0.300, SLG: 0.476 (7, PH)										1	0	0	0	0	0	0						
Charlie Hough, R OBP: 0.444, SLG: 0.556 (7, 1)										0	0	0	0	0	0	0						
Vic Davallillo, L OBP: 0.333, SLG: 0.357 (9, 9)										0	0	0	0	0	0	0						
<b>Inning Stats</b>	R: 0 E: 0 K: 1 S: 6	H: 1 LOB: 1 BB: 0 P: 6	R: 0 E: 0 K: 1 S: 5	H: 0 LOB: 1 BB: 1 P: 9	R: 3 E: 0 K: 0 S: 5	H: 2 LOB: 0 BB: 1 P: 9	R: 0 E: 0 K: 2 S: 7	H: 0 LOB: 0 BB: 0 P: 7	R: 0 E: 0 K: 0 S: 2	H: 0 LOB: 2 BB: 3 P: 14	R: 0 E: 0 K: 0 S: 3	H: 0 LOB: 0 BB: 0 P: 3	R: 0 E: 0 K: 1 S: 5	H: 0 LOB: 0 BB: 0 P: 5	R: 0 E: 0 K: 1 S: 5	H: 0 LOB: 0 BB: 0 P: 5	R: 0 E: 0 K: 1 S: 5	H: 0 LOB: 1 BB: 0 P: 6	1B: 2 2B: 0 3B: 0 HR: 1	SF: 0 SAC: 1 DP: 1 HBP: 1	WP: 0 PB: 0 SB: 1 CS: 0	PA: 35
<b>PITCHER</b> Phil Niekro, R ERA: 3.09 (1, 1)	IP: 9.0 WLS: L BF: 35 H: 3 R: 3 ER: 3 SO: 7 BB: 4 IBB: 1 HBP: 1 BLK: 0 WP: 0 HR: 1 S: 43 P: 64 ERA: 3.00 WHIP: 0.778															<b>PITCHER</b>						

Batter	1	2	3	4	5	6	7	8	9	AB	R	H	RBI	BB	SO	LOB	BOTTOM			
Jerry Royster, R OBP: 0.356, SLG: 0.355 (1, 4)										5	0	1	0	0	0	4	<b>Los Angeles Dodgers @ Atlanta Braves</b> Atlanta-Fulton County Stadium, Atlanta, GA Wed Jun 28 1978, 7:05 PM EDT Att: 7,624 - Unknown			
Rowland Office, L OBP: 0.297, SLG: 0.382 (8, PH)										4	0	1	0	0	0	2				
Cito Gaston, R OBP: 0.225, SLG: 0.218 (9, PH)										1	0	0	0	0	0	1				
Gary Matthews, R OBP: 0.380, SLG: 0.528 (1, 9)										3	0	0	0	2	0	4				
Jeff Burroughs, R OBP: 0.453, SLG: 0.523 (1, 7)										3	2	1	1	1	0	3				
Biff Pocoroba, S OBP: 0.336, SLG: 0.351 (1, 2)										3	0	1	0	1	0	2				
Bob Horner, R OBP: 0.182, SLG: 0.333 (1, 5)										4	0	0	0	0	1	3				
Dale Murphy, R OBP: 0.272, SLG: 0.302 (1, 3)										4	0	0	0	0	2	2				
Pat Rockett, R OBP: 0.276, SLG: 0.159 (1, 6)										2	0	0	0	1	0	0				
Bob Beall, S OBP: 0.313, SLG: 0.253 (8, PH)										1	0	0	0	0	0	0				
Darrel Chaney, S OBP: 0.300, SLG: 0.279 (9, 6)										0	0	0	0	0	0	0				
Phil Niekro, R OBP: 0.278, SLG: 0.308 (1, 1)										2	0	1	1	1	1	0				
Joe Nolan, L OBP: 0.313, SLG: 0.357 (8, PH)										1	0	1	0	0	0	0				
Rod Gilbreath, R OBP: 0.285, SLG: 0.327 (8, PR)										0	0	0	0	0	0	0				
<b>Inning Stats</b>	R: 0 E: 0 K: 0 S: 3	H: 0 LOB: 1 BB: 1 P: 7	R: 0 E: 0 K: 0 S: 3	H: 0 LOB: 0 BB: 0 P: 3	R: 0 E: 0 K: 0 S: 5	H: 2 LOB: 0 BB: 0 P: 5	R: 1 E: 0 K: 1 S: 6	H: 1 LOB: 3 BB: 3 P: 18	R: 0 E: 0 K: 1 S: 5	H: 0 LOB: 0 BB: 0 P: 5	R: 0 E: 0 K: 0 S: 4	H: 1 LOB: 2 BB: 1 P: 8	R: 0 E: 0 K: 1 S: 5	H: 0 LOB: 2 BB: 0 P: 5	R: 0 E: 0 K: 0 S: 4	H: 1 LOB: 2 BB: 0 P: 4	1B: 4 2B: 1 3B: 0 HR: 1	SF: 0 SAC: 0 DP: 0 HBP: 0	WP: 0 PB: 0 SB: 0 CS: 0	PA: 39
<b>PITCHER</b> Burt Hooton, R ERA: 3.28 (1, 1)	IP: 6.0 WLS: W BF: 27 H: 4 R: 2 ER: 2 SO: 3 BB: 5 IBB: 0 HBP: 0 BLK: 0 WP: 0 HR: 1 S: 28 P: 48 ERA: 3.00 WHIP: 1.500															<b>PITCHER</b>				
Charlie Hough, R ERA: 2.49 (7, 1)	2.1 S																			
Terry Forster, L ERA: 3.34 (9, 1)	0.2 S																			







Batter	1	2	3	4	5	6	7	8	9	AB	R	H	RBI	BB	SO	LOB	TOP										
<b>Bill Madlock</b> , R OBP: 0.404, SLG: 0.505 (1, 4)										5	1	2	1	0	0	0	<b>San Francisco Giants @ Atlanta Braves</b> Atlanta-Fulton County Stadium, Atlanta, GA Fri Jun 30 1978, 7:05 PM EDT Unknown										
<b>Darrell Evans</b> , L OBP: 0.373, SLG: 0.395 (1, 5)										4	1	1	0	1	1	1											
<b>Jack Clark</b> , R OBP: 0.367, SLG: 0.541 (1, 9)										5	2	2	3	0	0	2											
<b>Willie McCovey</b> , L OBP: 0.319, SLG: 0.424 <b>Jim Dwyer</b> , L OBP: 0.346, SLG: 0.360 (4, PR) (4, 3)										2	1	2	1	0	0	0											
<b>Hector Cruz</b> , R OBP: 0.296, SLG: 0.393 (1, 7)										4	1	2	0	0	1	0											
<b>Larry Hemdon</b> , R OBP: 0.361, SLG: 0.383 (1, 8)										2	0	1	0	1	0	0											
<b>Johnnie LeMaster</b> , R OBP: 0.271, SLG: 0.292 <b>Randy Moffitt</b> , R OBP: 0.286, SLG: 0.167 (8, 1) (8, 1)										2	1	0	0	2	1	3											
<b>Mike Sadek</b> , R OBP: 0.312, SLG: 0.306 (6, PH) <b>Mike Ivie</b> , R OBP: 0.381, SLG: 0.520 <b>Marc Hill</b> , R OBP: 0.295, SLG: 0.279 (6, 2) (6, 2)										2	0	0	0	0	0	3											
<b>John Montefusco</b> , R OBP: 0.174, SLG: 0.098 <b>Gary Lavelle</b> , S OBP: 0.143, SLG: 0.143 <b>Roger Metzger</b> , S OBP: 0.291, SLG: 0.293 (7, 1) (8, 6) (8, 6)										3	0	0	0	0	0	2											
<b>Inning Stats</b>	R: 0 E: 0 K: 0 S: 2	H: 0 LOB: 0 BB: 1 P: 6	R: 1 E: 0 K: 0 S: 4	H: 1 LOB: 1 BB: 1 P: 8	R: 0 E: 0 K: 1 S: 6	H: 1 LOB: 1 BB: 0 P: 6	R: 0 E: 0 K: 0 S: 4	H: 2 LOB: 2 BB: 1 P: 8	R: 0 E: 0 K: 1 S: 5	H: 0 LOB: 0 BB: 0 P: 5	R: 5 E: 0 K: 1 S: 8	H: 3 LOB: 0 BB: 2 P: 16	R: 0 E: 0 K: 0 S: 3	H: 0 LOB: 0 BB: 0 P: 3	R: 0 E: 0 K: 2 S: 7	H: 1 LOB: 0 BB: 0 P: 7		R: 3 E: 0 K: 0 S: 6	H: 3 LOB: 0 BB: 0 P: 6	1B: 4 2B: 2 3B: 0 HR: 5	SF: 0 SAC: 1 DP: 1 HBP: 0	WP: 0 PB: 0 SB: 1 CS: 1	PA: 40				
<b>PITCHER</b>	IP	WLS	BF	H	R	ER	SO	BB	IBB	HBP	BLK	WP	HR	S	P	ERA	WHIP										
<b>Jamie Easterly</b> , L ERA: 6.28 <b>Dave Campbell</b> , R ERA: 4.7 <b>Gene Garber</b> , R ERA: 1.7	(1, 1) (6, 1) (8, 1)	5.0 2.0 2.0	23 8 9	6 1 4	4 2 3	4 2 3	2 1 2	4 0 0	0 1 0	0 0 0	0 0 0	0 0 0	2 1 2	23 9 13	39 13 13	7.20 9.00 13.50	2.000 0.500 2.000										

Batter	1	2	3	4	5	6	7	8	9	AB	R	H	RBI	BB	SO	LOB	BOTTOM										
<b>Rod Gilbreath</b> , R OBP: 0.294, SLG: 0.341 (1, 4)										4	2	2	2	0	0	2	<b>San Francisco Giants @ Atlanta Braves</b> Atlanta-Fulton County Stadium, Atlanta, GA Fri Jun 30 1978, 7:05 PM EDT Unknown										
<b>Bob Beall</b> , S OBP: 0.304, SLG: 0.250 (1, 3)										4	0	1	1	0	0	2											
<b>Rowland Office</b> , L OBP: 0.308, SLG: 0.386 <b>Gary Matthews</b> , R OBP: 0.373, SLG: 0.515 (7, PH) (8, 9)										3	0	1	0	0	0	1											
<b>Jeff Burroughs</b> , R OBP: 0.453, SLG: 0.531 (1, 7)										5	1	2	1	0	1	5											
<b>Joe Nolan</b> , L OBP: 0.308, SLG: 0.348 <b>Dale Murphy</b> , R OBP: 0.274, SLG: 0.317 (8, PH) (9, 2)										3	0	1	1	0	0	1											
<b>Bob Horner</b> , R OBP: 0.216, SLG: 0.388 (1, 5)										3	1	1	0	0	0	1											
<b>Barry Bonnell</b> , R OBP: 0.284, SLG: 0.278 (8, 8)										3	2	2	0	1	0	0											
<b>Darrel Chaney</b> , S OBP: 0.297, SLG: 0.297 (1, 6)										4	1	1	3	0	1	3											
<b>Jamie Easterly</b> , L OBP: 0.273, SLG: 0.364 <b>Dave Campbell</b> , R <b>Biff Pocoroba</b> , S OBP: 0.333, SLG: 0.343 <b>Jerry Royster</b> , R OBP: 0.356, SLG: 0.355 <b>Gene Garber</b> , R ERA: 3.53 (7, PH) (7, PR) (8, 1)										1	0	1	0	0	0	0											
<b>Inning Stats</b>	R: 1 E: 0 K: 1 S: 7	H: 3 LOB: 2 BB: 0 P: 7	R: 0 E: 0 K: 0 S: 3	H: 0 LOB: 0 BB: 0 P: 3	R: 0 E: 0 K: 0 S: 4	H: 1 LOB: 0 BB: 0 P: 4	R: 0 E: 0 K: 0 S: 3	H: 1 LOB: 0 BB: 0 P: 3	R: 0 E: 0 K: 0 S: 4	H: 1 LOB: 1 BB: 0 P: 4	R: 1 E: 0 K: 0 S: 4	H: 1 LOB: 0 BB: 0 P: 4	R: 4 E: 1 K: 1 S: 9	H: 3 LOB: 1 BB: 1 P: 13	R: 4 E: 0 K: 1 S: 9	H: 4 LOB: 2 BB: 2 P: 17		1B: 12 2B: 0 3B: 0 HR: 2	SF: 1 SAC: 3 DP: 1 HBP: 0	WP: 0 PB: 0 SB: 1 CS: 0	PA: 40						
<b>PITCHER</b>	IP	WLS	BF	H	R	ER	SO	BB	IBB	HBP	BLK	WP	HR	S	P	ERA	WHIP										
<b>John Montefusco</b> , R ERA: 3.57 <b>Gary Lavelle</b> , L ERA: 4.1 <b>Randy Moffitt</b> , R ERA: 3.53	(1, 1) (7, 1) (8, 1)	6.0 1.2 0.1	27 9 4	10 1 3	6 3 1	5 3 1	5 2 1	0 1 0	0 1 0	0 0 0	0 0 0	0 0 0	2 0 4	28 11 4	32 19 4	7.50 16.20 27.00	1.833 1.200 9.000										



Batter	1	2	3	4	5	6	7	8	9	AB	R	H	RBI	BB	SO	LOB	TOP		
Vic Harris, S OBP: 0.176, SLG: 0.225 (1, 4)	5-3		WP 1B		6-3		G3 2B		2B	5	0	3	2	0	0	0	<b>San Francisco Giants @ Atlanta Braves</b> Atlanta-Fulton County Stadium, Atlanta, GA Fri Jun 30 1978, 7:05 PM EDT Att: 14,429 - Unknown		
Terry Whitfield, L OBP: 0.337, SLG: 0.417 (1, 7)	1-3		F7		HBP		G3		5-3	4	0	0	1	0	0	3			
Jack Clark, R OBP: 0.583, SLG: 0.548 Charlie Williams, R (7, 1)			3-1		F3		4-3		F7	4	1	1	1	0	0	3			
Jim Dwyer, L OBP: 0.343, SLG: 0.356 (9, PH)	HR									0	0	0	0	0	0	0			
Mike Ivie, R OBP: 0.370, SLG: 0.504 (1, 3)	F9		5-3							1	0	0	0	0	0	1			
Hector Cruz, R OBP: 0.295, SLG: 0.383 (1, 5)		BB BB			1-3					3	0	0	0	1	0	0			
Larry Hemdon, R OBP: 0.356, SLG: 0.377 (1, 8)		F8			F9					4	0	0	0	0	0	1			
Roger Metzger, S OBP: 0.307, SLG: 0.306 (1, 6)		FC6 BB								3	2	3	0	1	0	0			
Mike Sadek, R OBP: 0.305, SLG: 0.299 (1, 2)		F7			F8		2B BB		E3 3-1 2B 1B	2	0	0	0	0	0	3			
Ed Halicki, R OBP: 0.136, SLG: 0.095 John Curtis, L (4, 1)					5-3		F9		3-1	1	0	0	0	0	0	2			
Marc Hill, R OBP: 0.291, SLG: 0.275 Rob Andrews, R OBP: 0.321, SLG: 0.316 (7, 4)		1-2							2-3 3-H	3	0	0	1	0	0	3			
<b>Inning Stats</b>	R: 1 E: 0 K: 0 S: 4	H: 1 LOB: 0 BB: 0 P: 4	R: 0 E: 0 K: 0 S: 3	H: 0 LOB: 2 BB: 2 P: 11	R: 0 E: 0 K: 0 S: 4	H: 1 LOB: 1 BB: 0 P: 4	R: 0 E: 0 K: 0 S: 3	H: 0 LOB: 0 BB: 0 P: 4	R: 0 E: 0 K: 0 S: 3	H: 0 LOB: 0 BB: 0 P: 3	R: 2 E: 0 K: 0 S: 5	H: 2 LOB: 1 BB: 1 P: 9	R: 0 E: 0 K: 0 S: 3	H: 0 LOB: 0 BB: 0 P: 3	R: 2 E: 1 K: 0 S: 6	H: 3 LOB: 1 BB: 0 P: 6	1B: 5 2B: 2 3B: 0 HR: 1	SF: 0 SAC: 0 DP: 0 HBP: 1	WP: 1 PA: 39 PB: 0 SB: 0 CS: 0
<b>PITCHER</b>	IP WLS BF H R ER SO	IP WLS BF H R ER SO	IP WLS BF H R ER SO	IP WLS BF H R ER SO	IP WLS BF H R ER SO	IP WLS BF H R ER SO	IP WLS BF H R ER SO	IP WLS BF H R ER SO	IP WLS BF H R ER SO	IP WLS BF H R ER SO	IP WLS BF H R ER SO	IP WLS BF H R ER SO	IP WLS BF H R ER SO	IP WLS BF H R ER SO	IP WLS BF H R ER SO	IP WLS BF H R ER SO	ERA WHIP	ERA WHIP	
Mickey Mahler, L ERA: 2.84 Rick Camp, R ERA: 3.89	7.0 W 30 5 3 3 0	2.0 9 3 2 2 0	3.0 0 0 0 0 0	3.0 0 0 0 0 0	1.0 1 26 39	9.0 0 9 9	3.86 1.143	9.00 1.500											

Batter	1	2	3	4	5	6	7	8	9	AB	R	H	RBI	BB	SO	LOB	BOTTOM		
Rod Gilbreath, R OBP: 0.308, SLG: 0.351 (1, 4)	F7		BB S 1B	3B BB	BB BB 1B		FC5-4 1B			4	1	3	1	1	0	0	<b>San Francisco Giants @ Atlanta Braves</b> Atlanta-Fulton County Stadium, Atlanta, GA Fri Jun 30 1978, 7:05 PM EDT Att: 14,429 - Unknown		
Rowland Office, L OBP: 0.310, SLG: 0.388 Jeff Burroughs, R OBP: 0.455, SLG: 0.542 Barry Bonnell, R OBP: 0.291, SLG: 0.275 (4, PH)			F7	SF9 3B	K		FC5-4 F9 1B			2	1	1	0	0	0	1			
Gary Matthews, R OBP: 0.379, SLG: 0.518 (1, 9)	HR 1B		5-3	SF9	BB BB		1B			3	1	2	1	1	0	1			
Biff Pocoroba, S OBP: 0.344, SLG: 0.368 (1, 2)	HR		BB	WP SF8 2B	BB BB		F9			3	2	2	3	2	0	2			
Bob Horner, R OBP: 0.214, SLG: 0.365 (1, 5)	6-3		BB	SF8	F8		F2			3	0	0	1	1	0	5			
Cito Gaston, R OBP: 0.224, SLG: 0.217 (1, 7)	K		F9	1B 1B			F3			5	0	1	0	0	1	3			
Dale Murphy, R OBP: 0.280, SLG: 0.332 (1, 3)		K		BB BB			K			4	2	2	1	1	2	0			
Pat Rockett, R OBP: 0.216, SLG: 0.164 (1, 6)		F9		BB FC 1B	4-3		FC5-4 1B		F8	5	1	2	0	0	0	2			
Mickey Mahler, S OBP: 0.050, SLG: 0.050 Rick Camp, R (8, 1)		K		FC BB 3B	4-3		FC5-4		F9	4	1	0	0	0	1	3			
<b>Inning Stats</b>	R: 3 E: 0 K: 1 S: 8	H: 3 LOB: 0 BB: 0 P: 8	R: 0 E: 0 K: 2 S: 7	H: 0 LOB: 0 BB: 0 P: 7	R: 0 E: 0 K: 0 S: 4	H: 1 LOB: 3 BB: 2 P: 12	R: 6 E: 0 K: 0 S: 9	H: 5 LOB: 2 BB: 2 P: 17	R: 0 E: 0 K: 1 S: 6	H: 1 LOB: 3 BB: 2 P: 14	R: 0 E: 0 K: 1 S: 6	H: 1 LOB: 1 BB: 0 P: 6	R: 0 E: 0 K: 0 S: 5	H: 2 LOB: 2 BB: 0 P: 5	R: 1 E: 0 K: 0 S: 4	H: 1 LOB: 0 BB: 0 P: 4		1B: 10 2B: 1 3B: 1 HR: 2	SF: 2 SAC: 0 DP: 0 HBP: 0
<b>PITCHER</b>	IP WLS BF H R ER SO	IP WLS BF H R ER SO	IP WLS BF H R ER SO	IP WLS BF H R ER SO	IP WLS BF H R ER SO	IP WLS BF H R ER SO	IP WLS BF H R ER SO	IP WLS BF H R ER SO	IP WLS BF H R ER SO	IP WLS BF H R ER SO	IP WLS BF H R ER SO	IP WLS BF H R ER SO	IP WLS BF H R ER SO	IP WLS BF H R ER SO	IP WLS BF H R ER SO	IP WLS BF H R ER SO	ERA WHIP	ERA WHIP	
Ed Halicki, R ERA: 2.97 John Curtis, L ERA: 2.96 Charlie Williams, R ERA: 5.08	3.0 L 19 5 7 7 3	2.0 9 3 1 1 0	3.0 0 0 0 0 0	3.0 0 0 0 0 0	1.0 0 19 27	9.0 0 9 9	6.00 2.667	4.50 1.500											

AB	35
R	5
H	8
RBI	5
BB	3
SO	0
LOB	17



AB	37
R	10
H	14
RBI	10
BB	6
SO	5
LOB	19





Batter	1	2	3	4	5	6	7	8	9	AB	R	H	RBI	BB	SO	LOB	TOP																								
Bill Madlock, R Vic Harris, S Terry Whitfield, L Darrell Evans, L Willie McCovey, L Larry Herndon, R Jack Clark, R Jim Dwyer, L Mike Ivie, R Roger Metzger, S Marc Hill, R Bob Knepper, L	P1 HR F5 HR 5-3		G2 1B G3					1B BB 1B BB HR 1B	FC6-4 1B F5 F8 FC6-4	2 3 3 3 3 2 6 4 4 2 5 0 3 4	0 3 2 2 1 6 4 2 5 5 3 1 4	0 3 2 1 1 2 2 2 1 2 1 1 1 1	0 1 1 0 0 0 0 0 0 0 0 0 0 0	0 1 0 0 0 0 0 0 0 0 0 0 0 0	0 0 0 0 0 0 0 0 0 0 0 0 0 0																										
Inning Stats	R: 2 E: 0 K: 0 S: 4	H: 1 LOB: 0 BB: 1 P: 8	R: 0 E: 0 K: 0 S: 3	H: 0 LOB: 0 BB: 0 P: 3	R: 0 E: 0 K: 0 S: 4	H: 1 LOB: 1 BB: 0 P: 4	R: 0 E: 0 K: 0 S: 5	H: 2 LOB: 3 BB: 1 P: 9	R: 8 E: 2 K: 0 S: 9	H: 6 LOB: 1 BB: 3 P: 21	R: 0 E: 0 K: 0 S: 3	H: 0 LOB: 0 BB: 0 P: 3	R: 0 E: 0 K: 0 S: 3	H: 0 LOB: 0 BB: 0 P: 3	R: 5 E: 0 K: 0 S: 8	H: 5 LOB: 1 BB: 1 P: 12	R: 0 E: 0 K: 0 S: 4	H: 1 LOB: 1 BB: 0 P: 4	1B: 11 2B: 3 3B: 0 HR: 2	SF: 0 SAC: 1 DP: 0 HBP: 0	WP: 0 PA: 49 PB: 0 SB: 1 CS: 0																				
PITCHER	IP	WLS	BF	H	R	ER	SO	BB	IBB	HBP	BLK	WP	HR	S	P	ERA	WHIP	PITCHER				IP	WLS	BF	H	R	ER	SO	BB	IBB	HBP	BLK	WP	HR	S	P	ERA	WHIP			
Adrian Devine, R Eddie Solomon, R Craig Skok, L Preston Hanna, R	(1, 1) (5, 1) (5, 1) (8, 1)	4.2 0.0 2.1 2.0	L 4 11 9	25 1 3 3	9 3 4 1	7 3 4 1	7 3 4 1	0 0 0 0	2 3 1 0	0 0 0 0	0 0 0 0	0 0 0 0	0 0 0 0	1 0 10 9	23 13 14 9	31 ∞ ∞ 14	13.50 ∞ 15.43 4.50	2.357 ∞ 1.714 1.500					9.0	W	42	10	4	1	4	5	0	0	0	0	0	0	0	0	65	1.00	1.667

San Francisco Giants @ Atlanta Braves  
Atlanta-Fulton County Stadium, Atlanta, GA  
Sat Jul 01 1978, 7:05 PM EDT  
Att: 34,654 - Unknown

AB 42  
R 15  
H 16  
RBI 15  
BB 6  
SO 0  
LOB 11



Batter	1	2	3	4	5	6	7	8	9	AB	R	H	RBI	BB	SO	LOB	BOTTOM																						
Rod Gilbreath, R Barry Bonnell, R Gary Matthews, R Jeff Burroughs, R Bob Horner, R Biff Pocoreba, S Dale Murphy, R Pat Rockett, R Adrian Devine, R Eddie Solomon, R Craig Skok, R Preston Hanna, R	F8 1B 1B 1B F7 F9	6-3	F5 K 5-3		E7 1B F4 1B BB 1B 2B 1B F5 2B 5-3 F3		5-3 F9 BB BB 1B BB BB F5	F7 6-3 FC5-4 1B FC5-4 1B 1B F7	5 5 3 5 4 5 2 4 1 0 2 5	1 1 1 0 2 0 2 1 1 0 0	0 0 2 0 1 0 1 0 0 0 0	0 0 2 2 1 0 0 0 0 0	0 0 1 0 0 0 0 0 0 0	0 0 0 0 0 0 0 0 0 0	2 4 1 1 0 1 0 4 1 0 1																								
Inning Stats	R: 1 E: 0 K: 0 S: 6	H: 3 LOB: 2 BB: 0 P: 6	R: 0 E: 1 K: 0 S: 3	H: 0 LOB: 1 BB: 1 P: 7	R: 0 E: 0 K: 1 S: 5	H: 0 LOB: 0 BB: 0 P: 5	R: 0 E: 0 K: 1 S: 5	H: 0 LOB: 0 BB: 0 P: 5	R: 3 E: 2 K: 0 S: 7	H: 3 LOB: 2 BB: 1 P: 11	R: 0 E: 0 K: 1 S: 5	H: 1 LOB: 0 BB: 0 P: 5	R: 0 E: 0 K: 0 S: 4	H: 1 LOB: 3 BB: 2 P: 12	R: 0 E: 0 K: 1 S: 5	H: 0 LOB: 1 BB: 1 P: 9	R: 0 E: 0 K: 0 S: 5	H: 2 LOB: 2 BB: 0 P: 5	1B: 9 2B: 1 3B: 0 HR: 0	SF: 0 SAC: 0 DP: 1 HBP: 0	WP: 0 PA: 42 PB: 0 SB: 0 CS: 0																		
PITCHER	IP	WLS	BF	H	R	ER	SO	BB	IBB	HBP	BLK	WP	HR	S	P	ERA	WHIP	PITCHER				IP	WLS	BF	H	R	ER	SO	BB	IBB	HBP	BLK	WP	HR	S	P	ERA	WHIP	
Bob Knepper, L	(1, 1)	9.0	W	42	10	4	1	4	5	0	0	0	0	45	65	1.00	1.667					9.0	W	42	10	4	1	4	5	0	0	0	0	0	0	0	65	1.00	1.667

San Francisco Giants @ Atlanta Braves  
Atlanta-Fulton County Stadium, Atlanta, GA  
Sat Jul 01 1978, 7:05 PM EDT  
Att: 34,654 - Unknown

AB 37  
R 4  
H 10  
RBI 3  
BB 5  
SO 4  
LOB 21





Batter	1	2	3	4	5	6	7	8	9	AB	R	H	RBI	BB	SO	LOB	TOP			
Vic Harris, S OBP: 0.215, SLG: 0.253 (1, 4)	F6		F8				SH1-3		K	4	0	1	0	0	1	1	<b>San Francisco Giants @ Atlanta Braves</b> Atlanta-Fulton County Stadium, Atlanta, GA Sun Jul 02 1978, 3:33 AM EDT Att: 13,588 - Unknown			
Terry Whitfield, L OBP: 0.347, SLG: 0.427 (1, 7)	1-3				4-3		HR		3-1	5	1	2	1	0	0	0				
Jack Clark, R OBP: 0.363, SLG: 0.563 (1, 9)	6-3		SF7		F7		HR		F8	4	1	1	3	0	0	0				
Darrell Evans, L OBP: 0.368, SLG: 0.387 (1, 5)		F8	1-3		F8		1-3			4	0	0	0	0	0	2				
Mike Ivie, R OBP: 0.361, SLG: 0.493 (1, 3)		4-3		6-3		F7	5-3			4	0	0	0	0	0	0				
Larry Hemdon, R OBP: 0.356, SLG: 0.380 (1, 8)		6-3			HR	K		4-3		4	1	1	0	0	1	0				
Johnnie LetMaster, R OBP: 0.281, SLG: 0.320 (1, 6)			E		HR			5-3		3	2	2	2	1	0	0				
Marc Hill, R OBP: 0.302, SLG: 0.280 (1, 2)			E4			5-3				4	0	2	0	0	0	1				
Vida Blue, S OBP: 0.259, SLG: 0.217 (7, PH)			FC1-6		SH1-3				F4	1	1	0	0	0	0	1				
Jim Dwyer, L OBP: 0.349, SLG: 0.363 (7, PH)			1B		SH1-3					1	1	1	0	0	0	0				
Randy Moffitt, R OBP: 0.286, SLG: 0.167 (8, PH)			1B							0	0	0	0	0	0	0				
Willie McCovey, L OBP: 0.316, SLG: 0.433 (8, PH)			SF7							1	0	0	0	0	0	1				
Gary Lavelle, S OBP: 0.143, SLG: 0.143 (8, 1)										0	0	0	0	0	0	0				
<b>Inning Stats</b>	R: 0 E: 0 K: 0 S: 3	H: 0 LOB: 0 BB: 0 P: 3	R: 0 E: 0 K: 0 S: 3	H: 0 LOB: 0 BB: 0 P: 3	R: 2 E: 1 K: 0 S: 7	H: 3 LOB: 2 BB: 0 P: 7	R: 2 E: 0 K: 0 S: 6	H: 3 LOB: 1 BB: 0 P: 6	R: 0 E: 0 K: 1 S: 5	H: 0 LOB: 1 BB: 1 P: 9	R: 3 E: 0 K: 0 S: 6	H: 3 LOB: 0 BB: 0 P: 6	R: 0 E: 0 K: 0 S: 4	H: 1 LOB: 1 BB: 0 P: 4	R: 0 E: 0 K: 1 S: 5	H: 0 LOB: 0 BB: 0 P: 5	1B: 6 2B: 2 3B: 0 HR: 2	SF: 1 SAC: 2 DP: 0 HBP: 0	WP: 0 PB: 0 SB: 0 CS: 0	PA: 39
<b>PITCHER</b>	IP WLS BF H R ER SO BB IBB HBP BLK WP HR S P ERA WHIP																			
Phil Niekro, R ERA: 3.3 (1, 1)	7.0 W 32 9 7 6 1 1 0 0 0 0 2 33 37 7.71 1.429																			
Gene Garber, R ERA: 1.63 (8, 1)	2.0 S 7 1 0 0 1 0 0 0 0 0 0 9 9 0.00 0.500																			

Batter	1	2	3	4	5	6	7	8	9	AB	R	H	RBI	BB	SO	LOB	BOTTOM			
Rod Gilbreath, R OBP: 0.308, SLG: 0.348 (1, 4)	F6					F1		6-3		5	1	2	0	0	0	0	<b>San Francisco Giants @ Atlanta Braves</b> Atlanta-Fulton County Stadium, Atlanta, GA Sun Jul 02 1978, 3:33 AM EDT Att: 13,588 - Unknown			
Barry Bonnell, R OBP: 0.282, SLG: 0.272 (1, 8)	F9				G6-3		5-3	BB	BB	4	0	1	0	1	0	1				
Gary Matthews, R OBP: 0.394, SLG: 0.526 (1, 9)	6-3				HR		2B		F9	4	2	2	1	1	0	1				
Jeff Burroughs, R OBP: 0.466, SLG: 0.545 (8, PR)							2B		FC5	1	2	1	0	4	0	0				
Rowland Office, L OBP: 0.310, SLG: 0.388 (9, 8)							1B		BB	0	0	0	0	0	0	0				
Bob Horner, R OBP: 0.273, SLG: 0.407 (1, 5)		F9	F9		HR		1B		BB	3	2	1	1	2	0	4				
Dale Murphy, R OBP: 0.285, SLG: 0.347 (1, 3)		K			F9		1B		FC5	5	2	2	6	0	1	4				
Biff Pocoroba, S OBP: 0.339, SLG: 0.362 (1, 2)		F9					HR			4	0	2	0	0	0	1				
Pat Rockett, R OBP: 0.211, SLG: 0.162 (1, 6)			F7	F4		F5				4	0	1	0	0	0	1				
Phil Niekro, R OBP: 0.263, SLG: 0.291 (7, PH)										3	0	0	0	0	2	1				
Bob Beall, S OBP: 0.301, SLG: 0.247 (7, PH)			K	K		F8		F9		1	0	0	0	0	0	1				
Gene Garber, R ERA: 4.02 (8, 1)										0	0	0	0	0	0	0				
<b>Inning Stats</b>	R: 0 E: 0 K: 0 S: 3	H: 0 LOB: 0 BB: 0 P: 3	R: 0 E: 0 K: 1 S: 5	H: 0 LOB: 1 BB: 1 P: 9	R: 1 E: 0 K: 1 S: 8	H: 3 LOB: 3 BB: 1 P: 12	R: 0 E: 0 K: 1 S: 6	H: 1 LOB: 0 BB: 0 P: 6	R: 4 E: 0 K: 0 S: 5	H: 3 LOB: 0 BB: 2 P: 13	R: 0 E: 0 K: 0 S: 3	H: 0 LOB: 0 BB: 0 P: 3	R: 4 E: 1 K: 0 S: 7	H: 5 LOB: 1 BB: 1 P: 11	R: 0 E: 0 K: 0 S: 3	H: 0 LOB: 3 BB: 3 P: 15	1B: 9 2B: 2 3B: 0 HR: 1	SF: 0 SAC: 0 DP: 1 HBP: 0	WP: 0 PB: 0 SB: 0 CS: 0	PA: 42
<b>PITCHER</b>	IP WLS BF H R ER SO BB IBB HBP BLK WP HR S P ERA WHIP																			
Vida Blue, L ERA: 2.37 (1, 1)	6.0 L 28 7 5 5 3 4 0 0 0 0 0 1 30 46 7.50 1.833																			
Randy Moffitt, R ERA: 4.25 (7, 1)	1.0 L 8 5 4 4 0 1 0 0 0 0 0 0 7 11 36.00 6.000																			
Gary Lavelle, L ERA: 4.02 (8, 1)	1.0 6 0 0 0 0 0 3 0 0 0 0 0 0 3 15 0.00 3.000																			

AB 35  
R 7  
H 10  
RBI 6  
BB 1  
SO 2  
LOB 6



AB 34  
R 9  
H 12  
RBI 8  
BB 8  
SO 3  
LOB 14





Batter	1	2	3	4	5	6	7	8	9	AB	R	H	RBI	BB	SO	LOB	TOP					
Rod Gilbreath, R OBP: 0.307, SLG: 0.346 Gene Garber, R (7, 1)	P5		4-3			HR	FC1-6		1-3	4	1	1	0	0	0	1	<b>Atlanta Braves @ Los Angeles Dodgers</b> Dodger Stadium, Los Angeles, CA Mon Jul 03 1978, 7:05 PM PDT Att: 52,190 - Unknown					
Rowland Office, L OBP: 0.313, SLG: 0.402	F8			4-3		HR			K	4	1	1	3	1	1	0						
Gary Matthews, R OBP: 0.396, SLG: 0.525	FC6-4			F2		HR	F8			4	1	2	0	0	2							
Jeff Burroughs, R OBP: 0.464, SLG: 0.540	FC6-4					HR	K			4	0	1	0	0	1	4						
Biff Pocoroba, S OBP: 0.333, SLG: 0.355		4-3		F9					L6	4	0	0	0	0	2							
Bob Homer, R OBP: 0.286, SLG: 0.413		5-3			6-3					4	0	2	1	0	0							
Dale Murphy, R OBP: 0.292, SLG: 0.353						HR			5-3	4	0	2	0	0	1							
Pat Rockett, R OBP: 0.205, SLG: 0.157			5-3		G5-4-3					4	0	0	0	0	4							
Rick Camp, R Jerry Royster, R (7, PH)			K			HR			P4	1	1	0	0	1	1	0						
						HR				2	0	1	0	0	0	0						
<b>Inning Stats</b>	R: 0 E: 0 K: 0 S: 4	H: 1 LOB: 1 BB: 0 P: 4	R: 0 E: 0 K: 1 S: 5	H: 0 LOB: 0 BB: 0 P: 5	R: 0 E: 0 K: 1 S: 5	H: 0 LOB: 0 BB: 0 P: 5	R: 0 E: 0 K: 0 S: 4	H: 1 LOB: 1 BB: 0 P: 4	R: 0 E: 0 K: 0 S: 3	H: 1 LOB: 0 BB: 0 P: 3	R: 4 E: 0 K: 0 S: 8	H: 5 LOB: 2 BB: 1 P: 12	R: 0 E: 0 K: 1 S: 6	H: 1 LOB: 2 BB: 1 P: 10	R: 0 E: 0 K: 0 S: 4	H: 1 LOB: 1 BB: 0 P: 4	R: 0 E: 0 K: 1 S: 5	H: 0 LOB: 0 BB: 0 P: 5	1B: 8 2B: 1 3B: 0 HR: 1	SF: 0 SAC: 0 DP: 1 HBP: 0	WP: 0 PB: 0 SB: 1 CS: 0	PA: 38
<b>PITCHER</b>	IP WLS BF H R ER SO BB IBB HBP BLK WP HR S P ERA WHIP																					
Burt Hooton, R ERA: 3.45	(1, 1) 5.2 L 25 8 4 4 2 1 0 0 0 0 0 1 28 32 6.35 1.588																					
Charlie Hough, R ERA: 2.55	(6, 1) 0.1 1 0 0 0 0 0 0 0 0 0 0 1 1 0.00 0.000																					
Lance Rautzhan, L ERA: 0.38	(7, 1) 2.0 9 2 0 0 1 1 0 0 0 0 0 10 14 0.00 1.500																					
Terry Forster, L ERA: 3.06	(9, 1) 1.0 3 0 0 0 1 0 0 0 0 0 0 5 5 0.00 0.000																					

Batter	1	2	3	4	5	6	7	8	9	AB	R	H	RBI	BB	SO	LOB	BOTTOM					
Davey Lopes, R OBP: 0.395, SLG: 0.466	FC5-4		5-3	FC6-4		F8		K		4	0	0	0	1	1	2	<b>Atlanta Braves @ Los Angeles Dodgers</b> Dodger Stadium, Los Angeles, CA Mon Jul 03 1978, 7:05 PM PDT Att: 52,190 - Unknown					
Bill Russell, R OBP: 0.305, SLG: 0.364	FC5-4		E6					F8		5	1	2	0	0	0	1						
Reggie Smith, S OBP: 0.400, SLG: 0.550									K	4	1	2	0	1	1	2						
Ron Cey, R OBP: 0.369, SLG: 0.449	K		F2	F9				P6		5	0	1	0	0	1	7						
Steve Garvey, R OBP: 0.334, SLG: 0.464	F8				F7		F9	L7		5	0	1	2	0	0	3						
Dusty Baker Jr., R OBP: 0.316, SLG: 0.367		1-3			L1		FC6-4			3	0	0	0	1	0	1						
Joe Ferguson, R OBP: 0.364, SLG: 0.382		F2	F5							3	0	1	0	1	0	2						
Bill North, S OBP: 0.395, SLG: 0.329										3	0	1	0	0	2	1						
Rick Monday, L (7, PH)										1	0	0	0	0	1	2						
										1	0	0	0	0	0	0						
<b>Inning Stats</b>	R: 0 E: 0 K: 1 S: 6	H: 1 LOB: 1 BB: 0 P: 10	R: 0 E: 0 K: 0 S: 4	H: 1 LOB: 0 BB: 0 P: 4	R: 2 E: 1 K: 0 S: 6	H: 2 LOB: 2 BB: 1 P: 10	R: 0 E: 0 K: 1 S: 6	H: 1 LOB: 3 BB: 2 P: 14	R: 0 E: 0 K: 0 S: 5	H: 0 LOB: 1 BB: 1 P: 9	R: 0 E: 0 K: 0 S: 4	H: 2 LOB: 1 BB: 0 P: 4	R: 0 E: 0 K: 1 S: 7	H: 2 LOB: 2 BB: 0 P: 7	R: 0 E: 0 K: 2 S: 7	H: 0 LOB: 0 BB: 0 P: 7	R: 0 E: 0 K: 1 S: 5	H: 0 LOB: 0 BB: 0 P: 5	1B: 9 2B: 1 3B: 0 HR: 0	SF: 0 SAC: 0 DP: 1 HBP: 0	WP: 0 PB: 0 SB: 1 CS: 0	PA: 41
<b>PITCHER</b>	IP WLS BF H R ER SO BB IBB HBP BLK WP HR S P ERA WHIP																					
Rick Camp, R ERA: 3.35	(1, 1) 6.0 W 30 7 2 0 3 5 0 0 0 0 0 0 31 51 0.00 2.000																					
Gene Garber, R ERA: 1.54	(7, 1) 3.0 S 11 2 0 0 4 0 0 0 0 0 0 0 19 19 0.00 0.667																					







Batter	1	2	3	4	5	6	7	8	9	AB	R	H	RBI	BB	SO	LOB	TOP
Jerry Royster, R OBP: 0.398, SLG: 0.357	4-3		G5-4-3 1B			1B FC6-4 1B	F9		BB E 1B	5	2	3	1	0	0	1	
Bob Beall, S OBP: 0.312, SLG: 0.263	K		G5-4-3 1-2			FC6-4 1B FC5-4 1B	F9		E BB 1B	5	2	2	0	0	1	2	
Gary Matthews, R OBP: 0.398, SLG: 0.535	FC6-4 1B			K		FC6-4 1B		6-3	E 1B BB	4	1	2	2	1	1	0	
Jeff Burroughs, R OBP: 0.459, SLG: 0.531	FC6-4					FC6-4		K	E3 1B	1	0	0	0	0	0	1	
Cito Gaston, R OBP: 0.225, SLG: 0.218	FC6-4					FC6-4 FC5-4		K	E3 1B	4	1	1	2	0	1	4	
Bob Horner, R OBP: 0.278, SLG: 0.380		5-3		G6-4-3		FC5-4 2B			K	5	0	1	1	0	1	5	
Dale Murphy, R OBP: 0.394, SLG: 0.356							4-3		1B	5	0	3	2	0	1	1	
Barry Bonnell, R OBP: 0.280, SLG: 0.270							5-3		1B	5	0	1	1	0	0	3	
Rowland Office, L OBP: 0.306, SLG: 0.393	FC3-6 FC6-4						F8		F9	0	0	0	0	0	0	0	
Pat Rockett, R OBP: 0.201, SLG: 0.155									1B	5	1	1	0	0	0	3	
Gene Garber, R	FC6-4						5-3		F9	0	0	0	0	0	0	0	
Adrian Devine, R Eddie Solomon, R Jamie Easterly, L Craig Skok, L Dave Campbell, R Dane Carney, R Daniel Chapman, S			4-3			1B 1B BB			1B BB 1B	0	0	0	0	0	0	0	
<b>Inning Stats</b>	R: 0 E: 0 K: 1 S: 6	H: 1 LOB: 1 BB: 0 P: 6	R: 0 E: 0 K: 0 S: 4	H: 1 LOB: 1 BB: 0 P: 4	R: 0 E: 0 K: 0 S: 3	H: 1 LOB: 0 BB: 0 P: 3	R: 0 E: 0 K: 1 S: 5	H: 0 LOB: 0 BB: 0 P: 5	R: 0 E: 0 K: 0 S: 3	H: 0 LOB: 1 BB: 1 P: 7	R: 0 E: 0 K: 2 S: 8	H: 1 LOB: 1 BB: 0 P: 8	R: 6 E: 1 K: 1 S: 12	H: 6 LOB: 2 BB: 1 P: 16	1B: 14 2B: 2 3B: 0 HR: 0	SF: 0 SAC: 0 DP: 2 HBP: 0	WP: 0 PA: 44 PB: 0 SB: 0 CS: 0
<b>PITCHER</b>	IP WLS BF H R ER SO BB IBB HBP BLK WP HR S P ERA WHIP	IP WLS BF H R ER SO BB IBB HBP BLK WP HR S P ERA WHIP	IP WLS BF H R ER SO BB IBB HBP BLK WP HR S P ERA WHIP	IP WLS BF H R ER SO BB IBB HBP BLK WP HR S P ERA WHIP	IP WLS BF H R ER SO BB IBB HBP BLK WP HR S P ERA WHIP	IP WLS BF H R ER SO BB IBB HBP BLK WP HR S P ERA WHIP	IP WLS BF H R ER SO BB IBB HBP BLK WP HR S P ERA WHIP	IP WLS BF H R ER SO BB IBB HBP BLK WP HR S P ERA WHIP	IP WLS BF H R ER SO BB IBB HBP BLK WP HR S P ERA WHIP	IP WLS BF H R ER SO BB IBB HBP BLK WP HR S P ERA WHIP	IP WLS BF H R ER SO BB IBB HBP BLK WP HR S P ERA WHIP	IP WLS BF H R ER SO BB IBB HBP BLK WP HR S P ERA WHIP	IP WLS BF H R ER SO BB IBB HBP BLK WP HR S P ERA WHIP	IP WLS BF H R ER SO BB IBB HBP BLK WP HR S P ERA WHIP	IP WLS BF H R ER SO BB IBB HBP BLK WP HR S P ERA WHIP	IP WLS BF H R ER SO BB IBB HBP BLK WP HR S P ERA WHIP	IP WLS BF H R ER SO BB IBB HBP BLK WP HR S P ERA WHIP
Tommy John, L ERA: 3.93	5.2	24	8	3	3	2	1	0	0	0	0	0	0	27	31	4.76	1.588
Lance Rautzhan, L ERA: 1.37	2.2	14	5	4	3	2	1	0	0	0	0	0	0	17	21	10.12	2.250
Charlie Hough, R ERA: 2.54	0.1	L	4	1	1	0	1	0	0	0	0	0	0	5	9	0.00	6.000
Terry Forster, L ERA: 3.03	0.1		2	1	1	0	0	0	0	0	0	0	0	2	2	0.00	3.000

Atlanta Braves @ Los Angeles Dodgers  
Dodger Stadium, Los Angeles, CA  
Wed Jul 05 1978, 7:05 PM PDT  
Att: 39,036 - Unknown

AB 41  
R 9  
H 15  
RBI 9  
BB 3  
SO 5  
LOB 20



Batter	1	2	3	4	5	6	7	8	9	AB	R	H	RBI	BB	SO	LOB	BOTTOM		
Davey Lopes, R OBP: 0.397, SLG: 0.465	5-3 2B BB		F8			P5		6-3		3	1	0	0	2	0	3			
Bill Russell, R OBP: 0.300, SLG: 0.358	5-3	5-3	FC6-4			F7		P4		5	0	0	0	0	0	5			
Reggie Smith, S OBP: 0.392, SLG: 0.533						F8				3	1	0	0	1	0	1			
Vic Davalillo, L OBP: 0.320, SLG: 0.340	2B BB	6-3				F7			P4	1	0	0	0	0	0	0			
Ron Cey, R OBP: 0.372, SLG: 0.453							6-3			3	2	2	2	0	0	0			
Ted Martinez, R OBP: 0.300, SLG: 0.222	1B 2B								F9	1	0	0	0	0	1	0			
Rick Monday, L OBP: 0.377, SLG: 0.572	1-2 3-H 2H									1	0	0	0	0	0	0			
Steve Garvey, R OBP: 0.334, SLG: 0.470	BB								F8	5	1	3	3	0	1	0			
Dusty Baker Jr., R OBP: 0.325, SLG: 0.377	3-H									2	1	0	0	2	0	1			
Lee Lacy, R OBP: 0.357, SLG: 0.555	G5-4-3 BB									0	0	0	0	0	0	0			
Joe Ferguson, R OBP: 0.364, SLG: 0.412	G5-4-3									4	1	2	2	0	1	3			
Bill North, S OBP: 0.408, SLG: 0.333										2	1	1	0	2	0	0			
Tommy John, R OBP: 0.171, SLG: 0.152										2	0	0	0	0	0	2			
Lance Rautzhan, R ERA: 4.62										0	0	0	0	0	0	0			
Charlie Hough, R OBP: 0.444, SLG: 0.556										0	0	0	0	0	0	0			
Terry Forster, L OBP: 0.333, SLG: 0.333										0	0	0	0	0	0	0			
<b>Inning Stats</b>	R: 3 E: 0 K: 0 S: 4	H: 2 LOB: 1 BB: 3 P: 16	R: 1 E: 0 K: 0 S: 4	H: 1 LOB: 1 BB: 1 P: 8	R: 3 E: 0 K: 0 S: 6	H: 3 LOB: 2 BB: 2 P: 14	R: 0 E: 0 K: 1 S: 5	H: 0 LOB: 0 BB: 0 P: 5	R: 1 E: 0 K: 0 S: 4	H: 1 LOB: 1 BB: 0 P: 4	R: 0 E: 0 K: 2 S: 8	H: 1 LOB: 1 BB: 0 P: 8	R: 0 E: 0 K: 0 S: 3	H: 0 LOB: 1 BB: 1 P: 7	R: 0 E: 0 K: 0 S: 3	H: 0 LOB: 0 BB: 0 P: 3	1B: 4 2B: 2 3B: 0 HR: 2	SF: 0 SAC: 2 DP: 1 HBP: 0	WP: 0 PA: 41 PB: 0 SB: 2 CS: 0
<b>PITCHER</b>	IP WLS BF H R ER SO BB IBB HBP BLK WP HR S P ERA WHIP	IP WLS BF H R ER SO BB IBB HBP BLK WP HR S P ERA WHIP	IP WLS BF H R ER SO BB IBB HBP BLK WP HR S P ERA WHIP	IP WLS BF H R ER SO BB IBB HBP BLK WP HR S P ERA WHIP	IP WLS BF H R ER SO BB IBB HBP BLK WP HR S P ERA WHIP	IP WLS BF H R ER SO BB IBB HBP BLK WP HR S P ERA WHIP	IP WLS BF H R ER SO BB IBB HBP BLK WP HR S P ERA WHIP	IP WLS BF H R ER SO BB IBB HBP BLK WP HR S P ERA WHIP	IP WLS BF H R ER SO BB IBB HBP BLK WP HR S P ERA WHIP	IP WLS BF H R ER SO BB IBB HBP BLK WP HR S P ERA WHIP	IP WLS BF H R ER SO BB IBB HBP BLK WP HR S P ERA WHIP	IP WLS BF H R ER SO BB IBB HBP BLK WP HR S P ERA WHIP	IP WLS BF H R ER SO BB IBB HBP BLK WP HR S P ERA WHIP	IP WLS BF H R ER SO BB IBB HBP BLK WP HR S P ERA WHIP	IP WLS BF H R ER SO BB IBB HBP BLK WP HR S P ERA WHIP	IP WLS BF H R ER SO BB IBB HBP BLK WP HR S P ERA WHIP	IP WLS BF H R ER SO BB IBB HBP BLK WP HR S P ERA WHIP		
Adrian Devine, R ERA: 6.02	1.0	8	3	4	3	0	3	0	0	0	1	6	18	27.00	6.000				
Eddie Solomon, R ERA: 4.62	1.0	9	3	3	3	0	0	0	0	0	1	6	18	27.00	6.000				
Jamie Easterly, L ERA: 6.07	3.0	10	1	1	1	1	0	0	0	0	1	12	12	3.00	0.333				
Craig Skok, L ERA: 2.14	1.0	3	0	0	0	0	0	0	0	0	0	3	3	0.00	0.000				
Dave Campbell, R ERA: 4.57	2.0	W	8	1	0	0	2	1	0	0	0	11	15	0.00	1.000				

Atlanta Braves @ Los Angeles Dodgers  
Dodger Stadium, Los Angeles, CA  
Wed Jul 05 1978, 7:05 PM PDT  
Att: 39,036 - Unknown

AB 32  
R 8  
H 8  
RBI 7  
BB 7  
SO 3  
LOB 15









Batter	1	2	3	4	5	6	7	8	9	AB	R	H	RBI	BB	SO	LOB	TOP			
Gene Richards, L (1, 7) OBP: 0.376, SLG: 0.406 Rick Sweet, S (8, 2) OBP: 0.324, SLG: 0.269	0-3 K			0-0 2B	0-0 4-3			4-0 FC6-4 1B		3	2	1	0	1	1	0				
Ozzie Smith, S (1, 6) OBP: 0.308, SLG: 0.319 Jerry Turner, L (6, 8) OBP: 0.329, SLG: 0.463	0-0 6-3			0-0 2B			0-0 6-3	0-0 FC6-4 1B		3	1	1	1	0	0	0				
Fernando Gonzalez, R (1, 4) OBP: 0.243, SLG: 0.250	0-0 F8			0-0 F8			0-0 6-3	0-0 FC6-4 1B		3	0	0	0	0	0	1				
Dave Winfield, R (1, 8) OBP: 0.354, SLG: 0.497 Chuck Baker, R (6, 6) OBP: 0.296, SLG: 0.293		4-0 5-3 BB		0-0 2B			0-0 5-3	0-0 F6		2	0	1	1	1	0	0				
Oscar Gamble, L (1, 9) OBP: 0.358, SLG: 0.426 Don Reynolds, R (7, PR) OBP: 0.340, SLG: 0.239		0-0 5-3		0-3 K				0-0 FC6-4 1B		3	0	1	0	0	1	2				
Tucker Ashford, R (1, 5) OBP: 0.310, SLG: 0.400	0-3 K			4-0 BB				0-0 FC6-4		2	0	0	0	2	1	2				
Gene Tenace, R (1, 3) OBP: 0.399, SLG: 0.396 Broderick Perkins, L (7, PH) OBP: 0.500, SLG: 0.500			0-0 5-3	0-3 K				0-0 F8		2	0	0	0	0	1	2				
Dave Roberts, R (1, 2) OBP: 0.317, SLG: 0.255			0-3 K		0-0 F8			0-0 F8		4	0	0	0	0	1	3				
Gaylord Perry, R (1, 1) OBP: 0.190, SLG: 0.200 Mark Wiley, R (5, 1) Dennis Kinney, L (6, 1) Bill Almon, R (6, 5) OBP: 0.318, SLG: 0.324			0-0 F8		0-3 K					2	0	0	0	0	1	0				
<b>Inning Stats</b>	R: 0 E: 0 K: 1 S: 5	H: 0 LOB: 0 BB: 0 P: 5	R: 0 E: 0 K: 1 S: 4	H: 0 LOB: 0 BB: 1 P: 8	R: 0 E: 0 K: 1 S: 5	H: 0 LOB: 0 BB: 0 P: 5	R: 2 E: 0 K: 2 S: 10	H: 3 LOB: 2 BB: 1 P: 14	R: 0 E: 0 K: 0 S: 3	H: 0 LOB: 0 BB: 0 P: 3	R: 0 E: 0 K: 0 S: 4	H: 1 LOB: 2 BB: 1 P: 8	R: 1 E: 0 K: 0 S: 5	H: 2 LOB: 2 BB: 1 P: 9	R: 0 E: 0 K: 0 S: 3	H: 1 LOB: 0 BB: 0 P: 3	1B: 4 2B: 4 3B: 0 HR: 0	SF: 0 SAC: 0 DP: 2 HBP: 0	WP: 0 PB: 0 SB: 0 CS: 0	PA: 36
<b>PITCHER</b>	IP WLS BF H R ER SO BB IBB HBP BLK WP HR S P ERA WHIP																			
Mickey Mahler, L (1, 1) ERA: 2.82 Dave Campbell, R (8, 1) ERA: 4.57	7.0 W 27 4 2 2 6 3 0 0 0 0 0 0 36 48 2.57 1.000																			
	2.0 9 3 1 1 0 1 0 0 0 0 0 0 8 12 4.50 2.000																			

San Diego Padres @ Atlanta Braves  
Atlanta-Fulton County Stadium, Atlanta, GA  
Fri Jul 07 1978, 7:05 PM EDT  
Att: 9,605 - Unknown

AB 32  
R 3  
H 7  
RBI 3  
BB 4  
SO 6  
LOB 18



Batter	1	2	3	4	5	6	7	8	9	AB	R	H	RBI	BB	SO	LOB	BOTTOM			
Jerry Royster, R (1, 4) OBP: 0.362, SLG: 0.353 Rod Gilbreath, R (7, 4) OBP: 0.308, SLG: 0.344	0-3 K		4-0 HR	4-0 1B	0-0 1B	0-0 E4				3	1	1	1	2	1	1				
Rowland Office, L (1, 8) OBP: 0.307, SLG: 0.407	0-0 3-1		0-0 HR	0-0 1B	0-0 1B	0-0 4-3				5	2	3	4	0	0	2				
Gary Matthews, R (1, 9) OBP: 0.398, SLG: 0.531 Cito Gaston, R (7, PR) OBP: 0.222, SLG: 0.216	0-0 F3		0-0 CS	0-0 2B	0-0 1B	0-0 1B		4-0 L6-3 BB		4	0	3	1	1	0	0				
Jeff Burroughs, R (1, 7) OBP: 0.462, SLG: 0.532 Barry Bonnell, R (8, 9) OBP: 0.279, SLG: 0.269		0-3 K	0-0 1B	0-0 F4	0-0 F9			0-0 L6-3		5	1	1	0	0	1	5				
Joe Nolan, L (1, 2) OBP: 0.328, SLG: 0.340		4-0 6-3 BB	4-0 1B		0-3 K	0-0 HR		0-0 F9		3	1	1	0	2	1	1				
Bob Horner, R (1, 5) OBP: 0.295, SLG: 0.425	0-0 6-3		0-0 1B		0-0 2B	0-0 HR		0-0 F3		5	2	3	3	0	0	1				
Dale Murphy, R (1, 3) OBP: 0.291, SLG: 0.349	0-3 K		0-3 K		0-0 2B	0-0 5-3		0-0 6-3		5	1	1	0	0	2	3				
Darrel Chaney, S (1, 6) OBP: 0.303, SLG: 0.310			0-0 G3	0-0 4-3	0-0 1B	0-0 5-3		0-0 6-3		5	1	2	1	0	0	0				
Mickey Mahler, S (1, 1) OBP: 0.125, SLG: 0.087 Dave Campbell, R (8, 1) ERA: 4.57			4-0 HR	0-0 F4	0-0 1B	0-0 5-3				3	2	1	1	1	0	1				
<b>Inning Stats</b>	R: 0 E: 0 K: 1 S: 5	H: 0 LOB: 0 BB: 0 P: 5	R: 0 E: 0 K: 2 S: 7	H: 0 LOB: 1 BB: 1 P: 11	R: 4 E: 0 K: 1 S: 8	H: 4 LOB: 3 BB: 3 P: 20	R: 0 E: 0 K: 0 S: 5	H: 2 LOB: 3 BB: 1 P: 9	R: 5 E: 0 K: 1 S: 11	H: 7 LOB: 1 BB: 0 P: 11	R: 2 E: 1 K: 0 S: 7	H: 3 LOB: 2 BB: 0 P: 7	R: 0 E: 0 K: 0 S: 2	H: 0 LOB: 1 BB: 1 P: 6	R: 0 E: 0 K: 0 S: 3	H: 0 LOB: 0 BB: 0 P: 3	1B: 11 2B: 4 3B: 0 HR: 2	SF: 0 SAC: 0 DP: 1 HBP: 0	WP: 0 PB: 0 SB: 0 CS: 1	PA: 44
<b>PITCHER</b>	IP WLS BF H R ER SO BB IBB HBP BLK WP HR S P ERA WHIP																			
Gaylord Perry, R (1, 1) ERA: 3.11 Mark Wiley, R (5, 1) ERA: 5.87 Dennis Kinney, L (6, 1) ERA: 4.53	4.1 L 26 9 7 7 0 4 0 0 0 0 0 1 7 7 14.54 3.000																			
	0.2 7 6 4 4 0 0 0 0 0 0 0 1 7 7 54.00 9.000																			
	3.0 11 1 0 0 0 1 0 0 0 0 0 0 10 14 0.00 0.667																			

San Diego Padres @ Atlanta Braves  
Atlanta-Fulton County Stadium, Atlanta, GA  
Fri Jul 07 1978, 7:05 PM EDT  
Att: 9,605 - Unknown

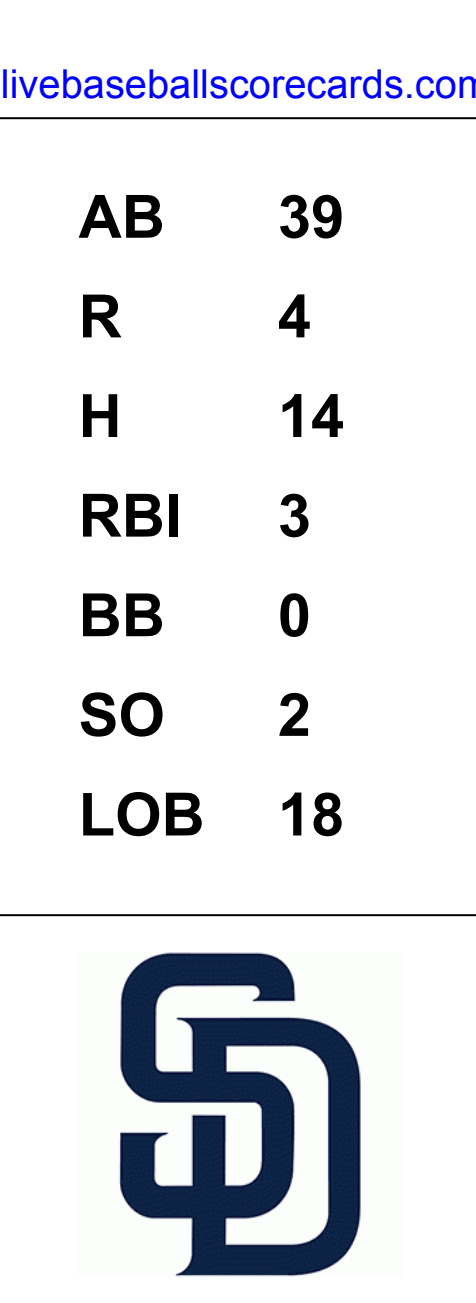
AB 38  
R 11  
H 16  
RBI 11  
BB 6  
SO 5  
LOB 14





Batter	1	2	3	4	5	6	7	8	9	AB	R	H	RBI	BB	SO	LOB	TOP																
Gene Richards, L (1, 7) OBP: 0.376, SLG: 0.406	0-0 1-3 1B		0-0 4-3		0-0 E 1B	0-0 F8		0-0 4-3	5 1 2 0 0 0 1																								
Ozzie Smith, S (1, 6) OBP: 0.310, SLG: 0.320	0-0 1-3		0-0 1B		0-0 E 1B	0-0 F8		0-0 F7	5 1 2 1 0 0 1																								
Broderick Perkins, L (1, 3) OBP: 0.286, SLG: 0.286	0-0 F6		0-0 1B		0-0 E4 1B	0-0 G3		0-0 4-3	5 1 1 0 0 0 1																								
Dave Winfield, R (1, 8) OBP: 0.353, SLG: 0.494		0-0 F4	0-0 FC6-4		0-0 1B 1B	0-0 6-3			4 0 1 1 0 0 2																								
Oscar Gamble, L (1, 9) OBP: 0.364, SLG: 0.432		0-0 WP 1B			0-0 F8	0-0 L6-3 1B		0-0 FC5-4 1B	4 0 3 1 0 0 0																								
Fernando Gonzalez, R (1, 4) OBP: 0.243, SLG: 0.250	0-0 F9		0-0 1B		0-0 L6-3 1B	0-0 F3			4 0 1 0 0 0 4																								
Rick Sweet, S (1, 2) Jerry Turner, L (8, PH) Dave Roberts, R (8, 2) OBP: 0.338, SLG: 0.471 OBP: 0.317, SLG: 0.255	0-0 G3		0-0 1B		0-0 K	0-0 FC5-4 1B			3 0 1 0 0 1 2 1 0 1 0 0 0 0 0 0 0 0 0 0 0								AB 39 R 4 H 14 RBI 3 BB 0 SO 2 LOB 18																
Bill Almon, R (1, 5) Tucker Ashford, R (8, PH) OBP: 0.318, SLG: 0.324 OBP: 0.307, SLG: 0.396			0-0 4-3 1B		0-0 F8	0-0 F7		0-0 FC5-4 1B	3 1 1 0 0 0 2 1 0 0 0 0 0 2																								
Randy Jones, R (1, 1) John D'Acquisto, R (5, 1) Mark Lee, R (6, 1) Don Reynolds, R (8, PH) Bob Owchinko, L (8, 1) OBP: 0.174, SLG: 0.196 OBP: 0.286, SLG: 0.231 OBP: 0.333, SLG: 0.234 OBP: 0.194, SLG: 0.222			0-0 F4		0-0 K	0-0 F7		0-0 F7	2 0 1 0 0 0 1 1 0 0 0 0 1 0 0 0 0 0 0 0 0 1 0 0 0 0 0 2 0 0 0 0 0 0 0																								
<b>Inning Stats</b>	R: 0 E: 0 K: 0 S: 3	H: 1 LOB: 0 BB: 0 P: 3	R: 0 E: 0 K: 0 S: 4	H: 1 LOB: 1 BB: 0 P: 4	R: 1 E: 0 K: 0 S: 6	H: 3 LOB: 2 BB: 0 P: 6	R: 0 E: 0 K: 0 S: 5	H: 3 LOB: 2 BB: 0 P: 5	R: 3 E: 1 K: 1 S: 9	H: 4 LOB: 1 BB: 0 P: 9	R: 0 E: 0 K: 0 S: 3	H: 0 LOB: 0 BB: 0 P: 3	R: 0 E: 0 K: 0 S: 5	H: 2 LOB: 2 BB: 0 P: 5	R: 0 E: 0 K: 0 S: 3	H: 0 LOB: 0 BB: 0 P: 3	1B: 14 2B: 1 3B: 0 HR: 0	SF: 0 SAC: 0 DP: 1 HBP: 0	WP: 1 PB: 0 SB: 1 CS: 0	PA: 39													
<b>PITCHER</b>	IP WLS BF H R ER SO BB IBB HBP BLK WP HR S P ERA WHIP																																
Rick Camp, R (1, 1) ERA: 3.64	4.0	22	11	4	3	0	0	0	0	0	0	1	0	22	22	6.75	2.750																
Craig Skok, L (5, 1) ERA: 1.52	2.0	W	6	1	0	0	2	0	0	0	0	0	0	10	10	0.00	0.500																
Gene Garber, R (7, 1) ERA: 1.41	3.0	S	11	2	0	0	0	0	0	0	0	0	0	11	11	0.00	0.667																

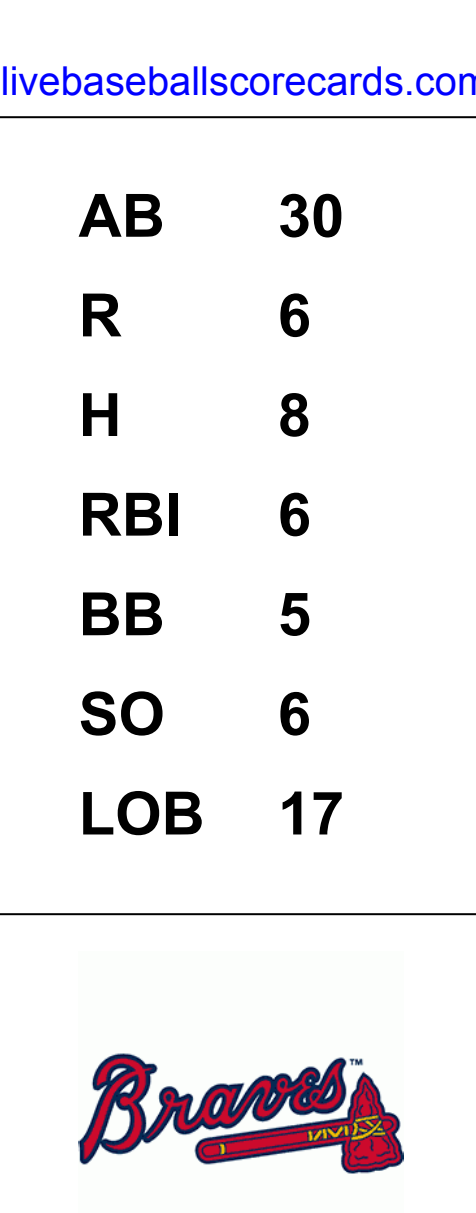
San Diego Padres @ Atlanta Braves  
Atlanta-Fulton County Stadium, Atlanta, GA



Sat Jul 08 1978, 7:05 PM EDT  
Unknown

Batter	1	2	3	4	5	6	7	8	9	AB	R	H	RBI	BB	SO	LOB	BOTTOM																
Jerry Royster, R (1, 4) OBP: 0.363, SLG: 0.359	0-0 F3		0-0 6-3		0-0 2B 3B	0-0 SF8		0-0 IBB	3 1 1 1 1 0 0																								
Barry Bonnell, R (1, 8) Rowland Office, L (6, PH) OBP: 0.278, SLG: 0.280 OBP: 0.304, SLG: 0.402	0-0 5-3		0-0 SF8 3B		0-0 1-3	0-0 K		0-0 G3	3 1 1 0 0 0 1 2 0 0 0 0 1 4																								
Gary Matthews, R (1, 9) OBP: 0.396, SLG: 0.533	0-0 F9		0-0 SF8		0-0 HR 2B	0-3 K2-3			3 1 1 2 0 1 2																								
Jeff Burroughs, R (1, 7) OBP: 0.456, SLG: 0.524		0-0 5-3	0-0 5-3		0-0 K	0-0 5-3		0-0 5-3	4 0 0 0 0 1 1																								
Bob Horner, R (1, 5) OBP: 0.315, SLG: 0.500		0-0 2B 2B		0-0 5-3 2B	0-0 HR	0-0 F7		0-0 F9	4 2 3 2 0 0 0																								
Dale Murphy, R (1, 3) OBP: 0.291, SLG: 0.351		0-0 2B		0-0 K	0-3 K	0-0 F9			4 0 1 1 0 2 1																								
Biff Pocoroba, S (1, 2) OBP: 0.343, SLG: 0.356		0-0 F8		0-0 5-3		0-0 BB FC1 SF8 BB		0-0 SH2-4 1B	3 1 1 0 1 0 2																								
Pat Rockett, R (1, 6) Darrel Chaney, S (6, PH) OBP: 0.212, SLG: 0.155 OBP: 0.301, SLG: 0.308		0-0 IBB		0-0 IBB		0-0 FC1 SF8 BB		0-0 SH2-4	0 0 0 0 2 0 0 1 0 0 0 0 0 1																								
Rick Camp, R (1, 1) Craig Skok, R (5, 1) Bob Beall, S (6, PH) Gene Garber, R (7, 1) OBP: 0.333, SLG: 0.667 OBP: 0.318, SLG: 0.263		0-3 K		0-0 6-3		0-0 SF8 BB		0-0 F9	2 0 0 0 0 1 4 0 0 0 0 0 0 0 0 0 0 0 1 0 0 1 0 0 0 0 0 1																								
<b>Inning Stats</b>	R: 0 E: 0 K: 0 S: 3	H: 0 LOB: 0 BB: 0 P: 3	R: 1 E: 0 K: 1 S: 7	H: 2 LOB: 1 BB: 1 P: 11	R: 1 E: 0 K: 0 S: 4	H: 1 LOB: 2 BB: 0 P: 4	R: 0 E: 0 K: 1 S: 6	H: 1 LOB: 2 BB: 1 P: 10	R: 3 E: 0 K: 2 S: 10	H: 3 LOB: 0 BB: 0 P: 10	R: 1 E: 0 K: 2 S: 8	H: 0 LOB: 2 BB: 2 P: 16	R: 0 E: 0 K: 0 S: 3	H: 0 LOB: 0 BB: 0 P: 3	R: 0 E: 0 K: 0 S: 4	H: 1 LOB: 2 BB: 1 P: 8	1B: 1 2B: 4 3B: 2 HR: 1	SF: 2 SAC: 1 DP: 0 HBP: 0	WP: 0 PB: 0 SB: 0 CS: 0	PA: 38													
<b>PITCHER</b>	IP WLS BF H R ER SO BB IBB HBP BLK WP HR S P ERA WHIP																																
Randy Jones, L (1, 1) ERA: 3.2	4.1	L	6	1	2	2	2	2	0	0	0	0	1	8	16	27.00	4.500																
John D'Acquisto, R (5, 1) ERA: 2.02	0.2		6	0	0	0	2	0	0	0	0	0	0	10	10	0.00	0.000																
Mark Lee, R (6, 1) ERA: 3.56	2.0		6	0	0	0	2	0	0	0	0	0	0	10	10	0.00	0.000																
Bob Owchinko, L (8, 1) ERA: 3.28	1.0		5	1	0	0	0	0	1	0	0	0	0	4	8	0.00	1.000																

San Diego Padres @ Atlanta Braves  
Atlanta-Fulton County Stadium, Atlanta, GA



Sat Jul 08 1978, 7:05 PM EDT  
Unknown



Batter	1	2	3	4	5	6	7	8	9	AB	R	H	RBI	BB	SO	LOB	TOP					
Gene Richards, L (1, 8) OBP: 0.377, SLG: 0.407 Jerry Turner, L (6, 9) OBP: 0.333, SLG: 0.464	0-0 BB S 1B	0-0 5-3		0-0 3-1		0-0 1-3 2-H 1B		0-0 6-3		4	1	2	1	0	0	1						
Ozzie Smith, S (1, 6) OBP: 0.309, SLG: 0.317 Chuck Baker, R (6, 6) OBP: 0.302, SLG: 0.293	4-0 1B BB	0-0 6-3		0-0 F7		0-0 4-3			4-0 G4-6-3 BB	3	1	0	0	1	0	3						
Broderick Perkins, L (1, 3) OBP: 0.167, SLG: 0.167	0-3 K		0-0 1-3		0-0 4-3		0-0 F8		0-0 G4-6-3 1-2	5	0	0	0	0	1	3						
Dave Winfield, R (1, 9) OBP: 0.354, SLG: 0.500	4-0 1B 1-2 2-3 BB		0-0 HR		0-0 F3		0-0 F3		0-0 F8	4	2	1	1	1	0	0						
Don Reynolds, R (1, 7) OBP: 0.328, SLG: 0.235	0-0 1B 1-3 2-H 3-H 1B		0-0 F8		0-0 6-3		0-3 K			4	1	1	2	0	1	0						
Tucker Ashford, R (1, 4) OBP: 0.305, SLG: 0.389	0-0 6-3		0-0 F8			0-3 K		0-0 SH5-3 1B		4	0	1	1	0	1	1						
Gene Tenace, R (1, 2) OBP: 0.404, SLG: 0.405	0-0 2-H 1B			0-0 HR		1-0 1B HBP		0-0 F7		3	2	2	2	0	0	1	AB 33					
Bill Almon, R (1, 5) OBP: 0.320, SLG: 0.324	0-3 K			4-0 3-1 SH3-4 BB		0-0 F8		0-0 SH5-3 1B		3	0	1	0	1	1	2	R 7					
Eric Rasmussen, R (1, 1) OBP: 0.147, SLG: 0.147			0-0 3-1		0-0 SH3-4		0-0 1B 1-2 1B		0-0 SH5-3	2	0	1	0	0	0	0	H 9					
<b>Inning Stats</b>	R: 4 E: 0 K: 2 S: 10	H: 3 LOB: 1 BB: 2 P: 18	R: 0 E: 0 K: 0 S: 3	H: 0 LOB: 0 BB: 0 P: 3	R: 1 E: 0 K: 0 S: 4	H: 1 LOB: 0 BB: 0 P: 4	R: 1 E: 0 K: 0 S: 4	H: 1 LOB: 1 BB: 1 P: 8	R: 0 E: 0 K: 0 S: 3	H: 0 LOB: 0 BB: 0 P: 3	R: 1 E: 0 K: 1 S: 7	H: 2 LOB: 2 BB: 0 P: 8	R: 0 E: 0 K: 0 S: 5	H: 0 LOB: 0 BB: 0 P: 5	R: 0 E: 0 K: 0 S: 5	H: 2 LOB: 2 BB: 0 P: 5	R: 0 E: 0 K: 0 S: 2	H: 0 LOB: 0 BB: 1 P: 6	1B: 7 2B: 0 3B: 0 HR: 2	SF: 0 SAC: 2 DP: 1 HBP: 1	WP: 0 PB: 0 SB: 1 CS: 0	PA: 40
<b>PITCHER</b>	IP WLS BF L	H R ER SO	BB IBB HBP BLK	WP HR S P	ERA WHIP	<b>PITCHER</b>	IP WLS BF L	H R ER SO	BB IBB HBP BLK	WP HR S P	ERA WHIP											
Jamie Easterly, L (1, 1) ERA: 6.8	3.0	5	6	6	2	3	0	0	0	0	2	18	30	18.00	2.667							
Eddie Solomon, R (4, 1) ERA: 4.47	6.0	4	1	1	2	1	0	1	0	0	0	25	30	1.50	0.833							

San Diego Padres @ Atlanta Braves  
Atlanta-Fulton County Stadium, Atlanta, GA

AB 33  
R 7  
H 9  
RBI 7  
BB 4  
SO 4  
LOB 13



WP: 0 PA: 40  
PB: 0  
SB: 1  
CS: 0

Batter	1	2	3	4	5	6	7	8	9	AB	R	H	RBI	BB	SO	LOB	BOTTOM				
Jerry Royster, R (1, 4) OBP: 0.361, SLG: 0.356	0-0 6-3		4-0 G1-6-3 BB			0-0 L4-3			0-0 F3	3	0	0	0	1	0	1					
Rowland Office, L (1, 8) OBP: 0.298, SLG: 0.393	0-0 F7		0-0 G1-6-3			0-0 6-3			0-0 F8	4	0	0	0	0	0	2					
Gary Matthews, R (1, 9) OBP: 0.393, SLG: 0.525	4-0 BB			0-0 F9			0-0 6-3		0-3 K	3	0	0	0	1	1	0					
Jeff Burroughs, R (1, 7) OBP: 0.452, SLG: 0.518	0-3 K			0-0 F6			0-0 1-3			3	0	0	0	0	1	1					
Bob Horner, R (1, 5) OBP: 0.316, SLG: 0.488		0-0 1-3		0-0 F6			4-0 BB			2	0	0	0	1	0	0					
Joe Nolan, L (1, 2) OBP: 0.311, SLG: 0.321		0-0 F6			0-0 F7		0-0 6-3			3	0	0	0	0	0	1					
Dale Murphy, R (1, 3) OBP: 0.291, SLG: 0.351		0-0 F9			0-0 6-3			0-0 G4-6-3 1B		3	0	1	0	0	0	0	AB 27				
Darrel Chaney, S (1, 6) OBP: 0.302, SLG: 0.314			0-0 F9 2B			0-0 F4		0-3 K		3	0	1	0	0	1	1	R 0				
Jamie Easterly, L (1, 1) OBP: 0.250, SLG: 0.333 Eddie Solomon, R (4, 1) OBP: 0.286, SLG: 0.286			0-0 F9			0-0 L4-3 1B		0-0 G4-6-3		1	0	0	0	0	0	1	H 3				
			0-0 F9					1-2		2	0	1	0	0	0	1	RBI 0				
<b>Inning Stats</b>	R: 0 E: 0 K: 1 S: 5	H: 0 LOB: 1 BB: 1 P: 9	R: 0 E: 0 K: 0 S: 3	H: 0 LOB: 0 BB: 0 P: 3	R: 0 E: 0 K: 0 S: 3	H: 1 LOB: 1 BB: 1 P: 7	R: 0 E: 0 K: 0 S: 3	H: 0 LOB: 0 BB: 0 P: 3	R: 0 E: 0 K: 0 S: 3	H: 1 LOB: 0 BB: 0 P: 3	R: 0 E: 0 K: 0 S: 3	H: 0 LOB: 0 BB: 0 P: 3	R: 0 E: 0 K: 0 S: 5	H: 0 LOB: 0 BB: 0 P: 7	R: 0 E: 0 K: 1 S: 5	H: 1 LOB: 0 BB: 0 P: 5	R: 0 E: 0 K: 1 S: 5	H: 0 LOB: 0 BB: 0 P: 5	1B: 2 2B: 2 3B: 0 HR: 0	SF: 0 SAC: 0 DP: 3 HBP: 0	WP: 0 PA: 30 PB: 0 SB: 0 CS: 0
<b>PITCHER</b>	IP WLS BF W	H R ER SO	BB IBB HBP BLK	WP HR S P	ERA WHIP	<b>PITCHER</b>	IP WLS BF W	H R ER SO	BB IBB HBP BLK	WP HR S P	ERA WHIP										
Eric Rasmussen, R (1, 1) ERA: 3.86	9.0	3	0	0	3	3	0	0	0	0	0	33	45	0.00	0.667						

San Diego Padres @ Atlanta Braves  
Atlanta-Fulton County Stadium, Atlanta, GA

AB 27  
R 0  
H 3  
RBI 0  
BB 3  
SO 3  
LOB 8



WP: 0 PA: 30  
PB: 0  
SB: 0  
CS: 0

Sat Jul 08 1978, 7:05 PM EDT  
Att: 18,794 - Unknown

livebaseballscorecards.com

livebaseballscorecards.com



Batter	1	2	3	4	5	6	7	8	9	AB	R	H	RBI	BB	SO	LOB	TOP			
Gene Richards, L (1,7) OBP: 0.378, SLG: 0.405	4-0 SH5-3 2B BB	0-0 1-3 1B		0-0 F8		0-0 F8			0-0 1-3-1	4	1	1	0	1	0	0				
Ozzie Smith, S (1,6) OBP: 0.311, SLG: 0.315	0-0 SH5-3	0-0 F6			4-0 1B E BB			4-0 BB	0-0 3-1	2	1	0	0	2	0	2				
Broderick Perkins, L (1,3) OBP: 0.235, SLG: 0.353	0-0 4-3 2B		0-0 2B		0-0 F9		0-3 K	0-3 K	0-3 K	5	0	2	1	0	2	2				
Dave Winfield, R (1,8) OBP: 0.350, SLG: 0.494	0-0 4-3		0-0 F5		0-0 F8		0-3 K			4	0	0	0	0	1	4				
Oscar Gamble, L (1,9) OBP: 0.369, SLG: 0.432	4-0 FC5-4 BB		1-0 HBP		0-0 E7 1B		0-0 6-3			2	0	1	0	1	0	1				
Gene Tenace, R (1,2) OBP: 0.402, SLG: 0.399	0-0 FC5-4		0-0 F3		4-0 IBB			0-3 K		3	0	0	0	1	1	4				
Fernando Gonzalez, R (1,4) OBP: 0.243, SLG: 0.250		0-0 F8	0-0 6-3		0-0 6-3			0-0 FC5-4 1B		4	0	1	0	0	0	4	AB 32			
Bill Almon, R (1,5) OBP: 0.316, SLG: 0.319	0-3 K		0-0 F9		0-0 6-3			0-0 FC5-4		4	0	0	0	0	1	1	R 2			
Bob Shirley, R (1,1) OBP: 0.200, SLG: 0.125		0-0 1B		0-0 F8		0-3 K2-3		0-3 K		2	0	1	0	0	0	0	H 6			
Don Reynolds, R (6,PH) OBP: 0.322, SLG: 0.231										1	0	0	0	0	1	0	RBI 1			
John D'Acquisto, R (6,1) OBP: 0.286, SLG: 0.231										0	0	0	0	0	0	0	BB 5			
Jerry Turner, L (8,PH) OBP: 0.329, SLG: 0.457										1	0	0	0	0	1	1	SO 7			
Rollie Fingers, R (8,1) OBP: 0.333, SLG: 0.333										0	0	0	0	0	0	0	LOB 19			
<b>Inning Stats</b>	R: 1 E: 0 K: 0 S: 4	H: 1 LOB: 2 BB: 2 P: 12	R: 0 E: 0 K: 1 S: 7	H: 2 LOB: 2 BB: 0 P: 7	R: 0 E: 0 K: 0 S: 4	H: 1 LOB: 2 BB: 0 P: 5	R: 0 E: 0 K: 0 S: 3	H: 0 LOB: 0 BB: 0 P: 3	R: 1 E: 1 K: 0 S: 4	H: 1 LOB: 2 BB: 2 P: 12	R: 0 E: 0 K: 2 S: 7	H: 0 LOB: 1 BB: 1 P: 11	R: 0 E: 0 K: 2 S: 8	H: 1 LOB: 1 BB: 0 P: 8	R: 0 E: 0 K: 1 S: 5	H: 0 LOB: 0 BB: 0 P: 5	1B: 4 2B: 2 3B: 0 HR: 0	SF: 0 SAC: 1 DP: 0 HBP: 1	WP: 0 PB: 0 SB: 3 CS: 0	PA: 39
<b>PITCHER</b>	IP WLS BF H R ER SO BB IBB HBP BLK WP HR S P ERA WHIP																			
Preston Hanna, R (1,1) ERA: 4.45	5.0 W 25 5 2 1 1 3 1 1 0 0 0 22 39 1.80 1.600																			
Phil Niekro, R (6,1) ERA: 3.13	3.0 11 1 0 0 5 1 0 0 0 0 0 20 24 0.00 0.667																			
Gene Garber, R (9,1) ERA: 1.39	1.0 S 3 0 0 0 1 0 0 0 0 0 0 5 5 0.00 0.000																			

San Diego Padres @ Atlanta Braves  
Atlanta-Fulton County Stadium, Atlanta, GA

Sun Jul 09 1978, 3:33 AM EDT  
Att: 8,621 - Unknown

AB	32
R	2
H	6
RBI	1
BB	5
SO	7
LOB	19



Batter	1	2	3	4	5	6	7	8	9	AB	R	H	RBI	BB	SO	LOB	BOTTOM
Jerry Royster, R (1,4) OBP: 0.363, SLG: 0.358	0-0 2B 1-4-3 1B		0-0 F9		0-0 G2-6-3 1B		0-3 K			4	1	2	0	0	1	0	
Barry Bonnell, R (1,8) OBP: 0.284, SLG: 0.286	0-0 1-4-3 1B 2B		0-0 4-3		0-0 G2-6-3 1-2		4-0 CS BB			3	1	1	0	1	0	1	
Gary Matthews, R (1,9) OBP: 0.399, SLG: 0.525	0-0 1-4-3		4-0 FC6-4 BB		0-0 HR 1B		0-0 CS	4-0 FC6-4 BB		2	1	1	1	2	0	1	
Jeff Burroughs, R (1,7) OBP: 0.453, SLG: 0.529	0-0 FC4-6 1B		0-0 FC6-4		0-0 HR			0-0 FC6-4 1B		4	1	2	3	0	0	2	
Rowland Office, L (8,PR) OBP: 0.296, SLG: 0.393	0-0 3-H FC4-6 1B		0-0 FC6-4		0-0 HR			0-0 FC6-4 1B		0	1	0	0	0	0	0	
Bob Horner, R (1,5) OBP: 0.323, SLG: 0.500	0-0 FC4-6 FC5-4				0-0 5-3			0-0 1B		4	0	2	0	0	0	1	
Dale Murphy, R (1,3) OBP: 0.291, SLG: 0.350	0-0 FC5-4				0-3 K			0-0 1B		4	0	1	1	0	2	2	
Biff Pocoroba, S (1,2) OBP: 0.337, SLG: 0.349		0-0 6-3		0-0 F7		0-3 K		0-0 F9		4	0	0	0	0	1	3	AB 31
Darrel Chaney, S (1,6) OBP: 0.301, SLG: 0.309		0-0 F9		4-0 IBB		0-3 K		0-3 K		3	0	0	0	1	2	2	R 5
Preston Hanna, R (1,1) OBP: 0.200, SLG: 0.324		0-0 6-3		0-0 F7						2	0	0	0	0	0	2	H 9
Phil Niekro, R (6,1) OBP: 0.282, SLG: 0.288										1	0	0	0	0	1	0	RBI 5
Gene Garber, R (9,1) ERA: 3.3										0	0	0	0	0	0	0	BB 4
<b>Inning Stats</b>	R: 2 E: 0 K: 0 S: 6	H: 3 LOB: 1 BB: 0 P: 6	R: 0 E: 0 K: 0 S: 3	H: 0 LOB: 0 BB: 0 P: 3	R: 0 E: 0 K: 1 S: 6	H: 1 LOB: 2 BB: 1 P: 10	R: 2 E: 0 K: 3 S: 9	H: 3 LOB: 0 BB: 0 P: 9	R: 0 E: 0 K: 2 S: 6	H: 0 LOB: 0 BB: 1 P: 10	R: 1 E: 0 K: 1 S: 7	H: 2 LOB: 2 BB: 1 P: 11	1B: 6 2B: 2 3B: 0 HR: 1	SF: 0 SAC: 0 DP: 1 HBP: 0	WP: 0 PB: 0 SB: 0 CS: 1	PA: 36	
<b>PITCHER</b>	IP WLS BF H R ER SO BB IBB HBP BLK WP HR S P ERA WHIP																
Bob Shirley, L (1,1) ERA: 4.04	5.0 L 23 7 4 4 4 1 1 0 0 0 1 23 31 7.20 1.600																
John D'Acquisto, R (6,1) ERA: 1.94	2.0 6 0 0 0 5 1 0 0 0 0 0 15 19 0.00 0.500																
Rollie Fingers, R (8,1) ERA: 3.3	1.0 6 2 1 1 1 1 0 0 0 0 0 7 11 9.00 3.000																

San Diego Padres @ Atlanta Braves  
Atlanta-Fulton County Stadium, Atlanta, GA

Sun Jul 09 1978, 3:33 AM EDT  
Att: 8,621 - Unknown

AB	31
R	5
H	9
RBI	5
BB	4
SO	7
LOB	14





Batter	1	2	3	4	5	6	7	8	9	AB	R	H	RBI	BB	SO	LOB	TOP			
<b>Bake McBride, L</b> OBP: 0.329, SLG: 0.360 (1, 9)										4	1	2	0	0	0	1				
<b>Lary Bova, S</b> OBP: 0.319, SLG: 0.359 (1, 6)										4	0	0	0	0	0	2				
<b>Gary Maddox, R</b> OBP: 0.349, SLG: 0.432 (1, 8)										4	0	0	0	0	1	1				
<b>Greg Luzinski, R</b> OBP: 0.370, SLG: 0.520 (1, 7)										3	0	0	0	0	1	0				
<b>Richie Hebner, L</b> OBP: 0.364, SLG: 0.451 (1, 5)										3	0	1	1	1	1	1				
<b>Jose Cardenal, R</b> OBP: 0.354, SLG: 0.466 (1, 3)										3	0	0	0	1	0	2				
<b>Tim McCarver, L</b> OBP: 0.354, SLG: 0.317 (1, 2)										4	1	1	0	0	0	4				
<b>Ted Sizemore, R</b> OBP: 0.284, SLG: 0.230 (1, 4)										4	0	0	0	0	3	2				
<b>Steve Carlton, L</b> OBP: 0.315, SLG: 0.326 (4, PH)										1	0	0	0	0	0	0				
<b>Mike Schmidt, R</b> OBP: 0.348, SLG: 0.426 (4, PH)										1	0	0	0	0	0	0				
<b>Warren Brusstar, R</b> OBP: 0.333, SLG: 0.687 (4, 1)										0	0	0	0	0	0	0				
<b>Bob Boone, R</b> OBP: 0.320, SLG: 0.417 (7, 1)										1	0	0	0	0	0	0				
<b>Rawly Eastwick, R</b> OBP: 0.374, SLG: 0.488 (9, PH)										0	0	0	0	0	0	0				
<b>Jerry Royster, R</b> OBP: 0.365, SLG: 0.355 (1, 6)										2	1	0	0	2	0	3				
<b>Barry Bonnell, R</b> OBP: 0.288, SLG: 0.291 (8, 7)										4	1	2	1	0	0	0				
<b>Gary Matthews, R</b> OBP: 0.397, SLG: 0.524 (1, 9)										4	1	1	0	0	0	1				
<b>Jeff Burroughs, R</b> OBP: 0.453, SLG: 0.538 (8, 8)										3	2	1	1	1	0	0				
<b>Rowland Office, L</b> OBP: 0.296, SLG: 0.393 (1, 5)										2	0	1	1	1	0	0				
<b>Dale Murphy, R</b> OBP: 0.297, SLG: 0.380 (1, 3)										4	2	3	4	0	1	1				
<b>Biff Pocoroba, S</b> OBP: 0.336, SLG: 0.345 (1, 2)										3	0	0	0	1	0	0				
<b>Glenn Hubbard, R</b> OBP: 0.250, SLG: 0.250 (1, 4)										4	0	1	0	0	0	3				
<b>Phil Niekro, R</b> OBP: 0.246, SLG: 0.270 (1, 1)										4	0	0	0	0	1	4				
<b>Inning Stats</b>	R: 5 E: 0 K: 0 S: 7	H: 4 LOB: 1 BB: 2 P: 15	R: 0 E: 0 K: 0 S: 3	H: 0 LOB: 0 BB: 0 P: 3	R: 1 E: 0 K: 0 S: 4	H: 1 LOB: 0 BB: 0 P: 4	R: 0 E: 0 K: 0 S: 2	H: 0 LOB: 0 BB: 1 P: 6	R: 0 E: 0 K: 1 S: 7	H: 2 LOB: 3 BB: 1 P: 11	R: 1 E: 0 K: 1 S: 6	H: 1 LOB: 1 BB: 1 P: 10	R: 0 E: 0 K: 0 S: 3	H: 0 LOB: 0 BB: 0 P: 3	1B: 4 2B: 2 3B: 0 HR: 3	SF: 1 SAC: 0 DP: 0 HBP: 0	WP: 0 PB: 0 SB: 0 CS: 2	PA: 37		
<b>PITCHER</b>	IP: 3.0 WLS: L BF: 16 ERA: 3.22	IP: 3.0 WLS: L BF: 12 ERA: 2.43	IP: 3.0 WLS: L BF: 12 ERA: 2.43	IP: 3.0 WLS: L BF: 12 ERA: 2.43	IP: 3.0 WLS: L BF: 12 ERA: 2.43	IP: 3.0 WLS: L BF: 12 ERA: 2.43	IP: 3.0 WLS: L BF: 12 ERA: 2.43	IP: 3.0 WLS: L BF: 12 ERA: 2.43	IP: 3.0 WLS: L BF: 12 ERA: 2.43	IP: 3.0 WLS: L BF: 12 ERA: 2.43	IP: 3.0 WLS: L BF: 12 ERA: 2.43	IP: 3.0 WLS: L BF: 12 ERA: 2.43	IP: 3.0 WLS: L BF: 12 ERA: 2.43	IP: 3.0 WLS: L BF: 12 ERA: 2.43	IP: 3.0 WLS: L BF: 12 ERA: 2.43	IP: 3.0 WLS: L BF: 12 ERA: 2.43	IP: 3.0 WLS: L BF: 12 ERA: 2.43	IP: 3.0 WLS: L BF: 12 ERA: 2.43	IP: 3.0 WLS: L BF: 12 ERA: 2.43	IP: 3.0 WLS: L BF: 12 ERA: 2.43

Philadelphia Phillies @ Atlanta Braves  
Atlanta-Fulton County Stadium, Atlanta, GA  
Fri Jul 14, 1978, 7:05 PM EDT  
Att: 17,464 - Unknown

AB 33  
R 2  
H 4  
RBI 1  
BB 2  
SO 7  
LOB 13



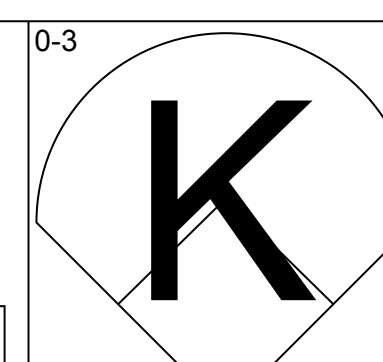
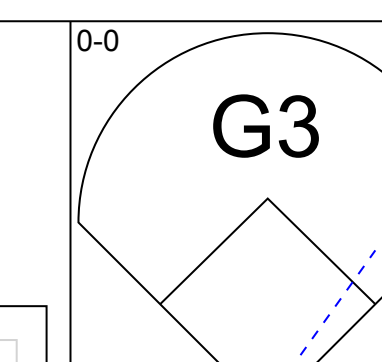
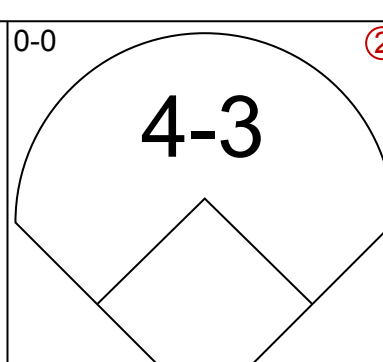
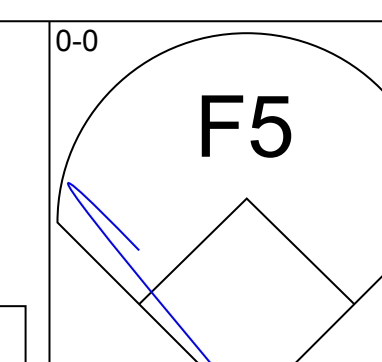
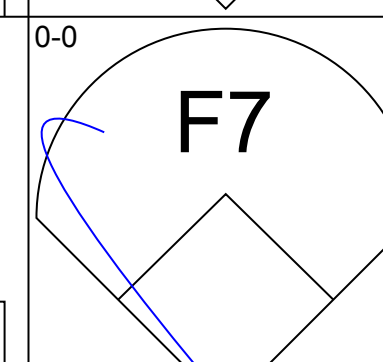
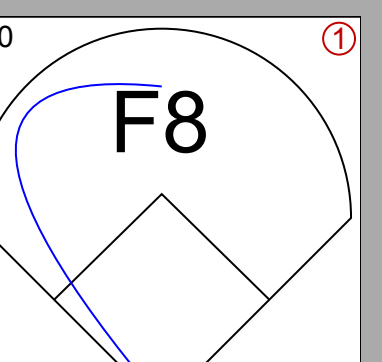
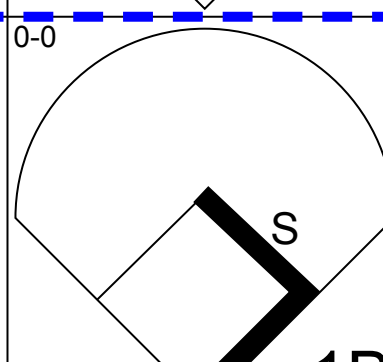
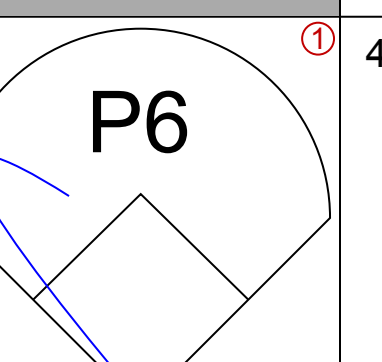
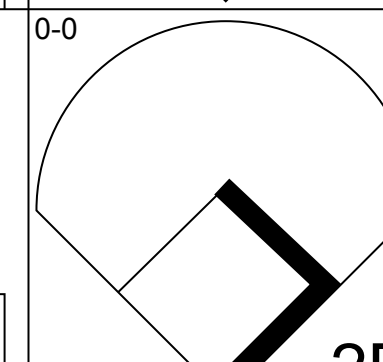
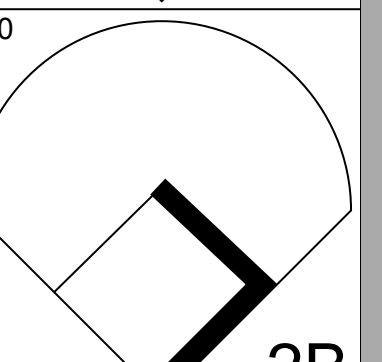
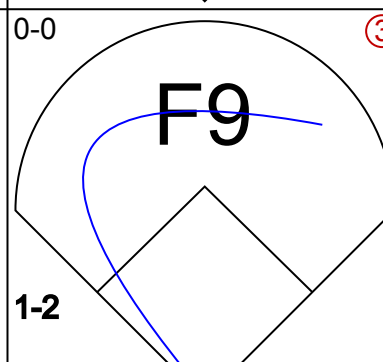
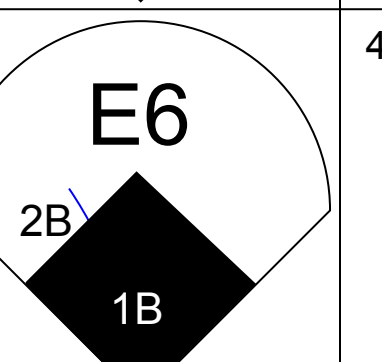
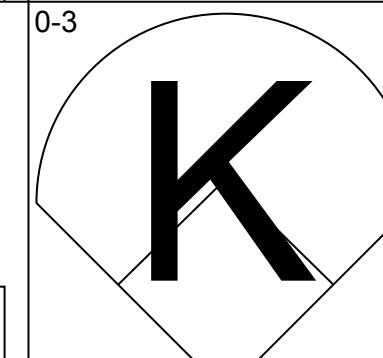
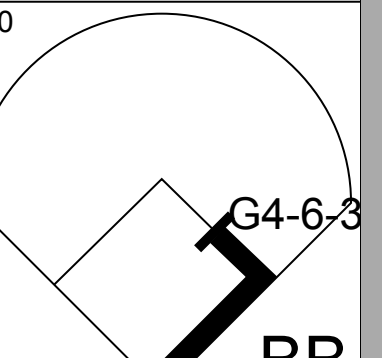
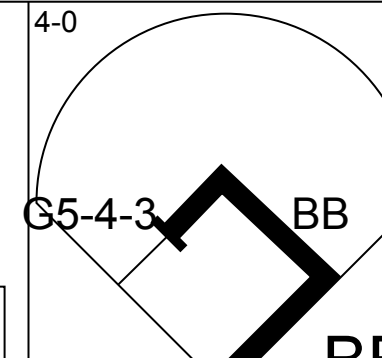
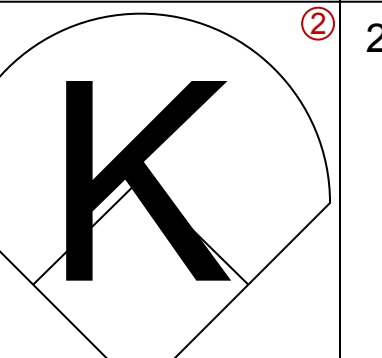
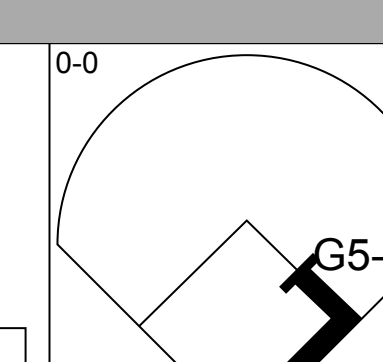
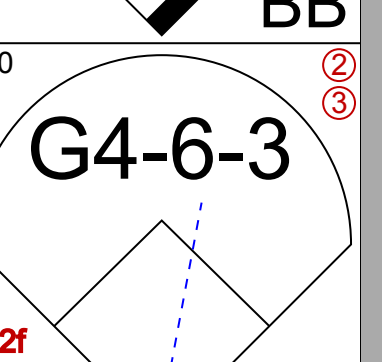
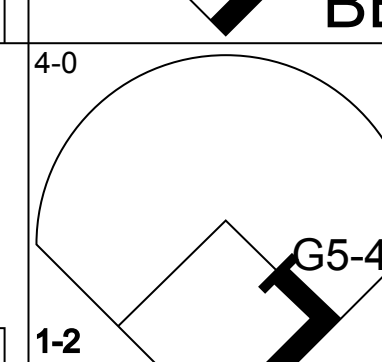
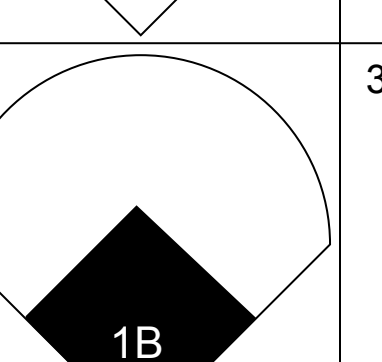

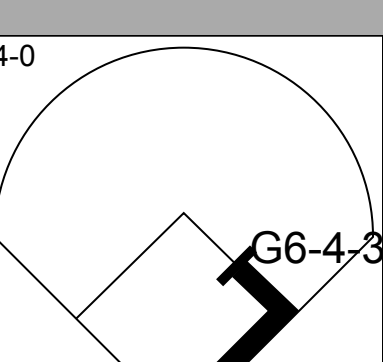
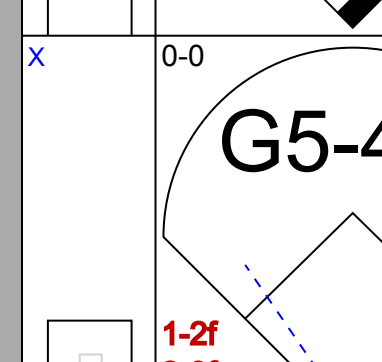
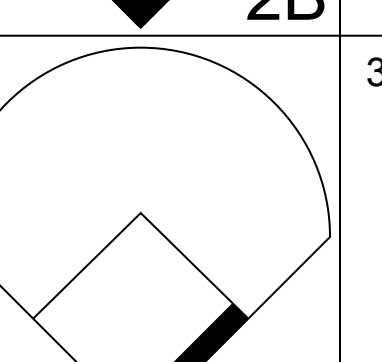

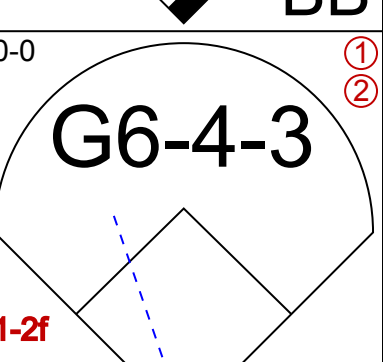
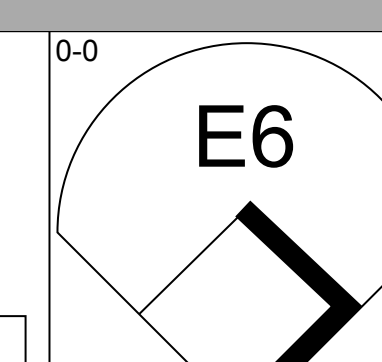
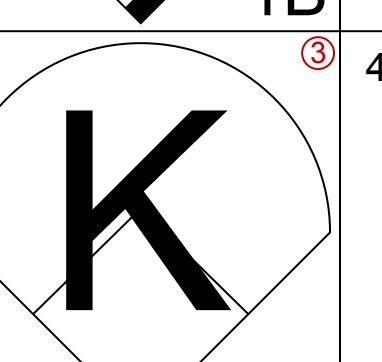
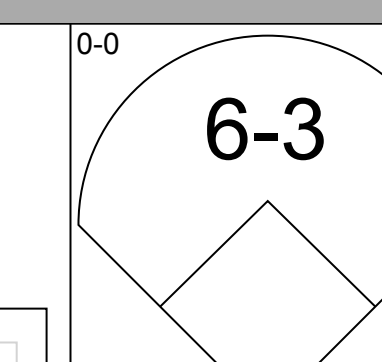
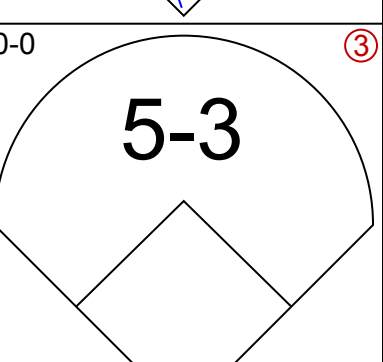
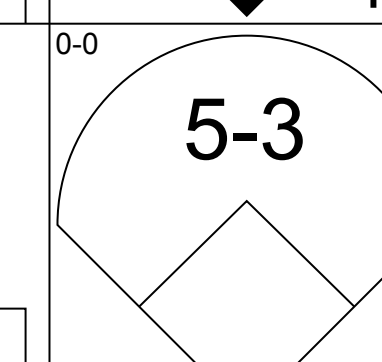
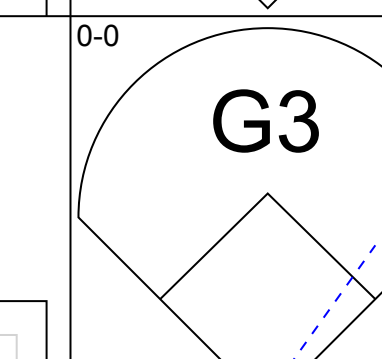
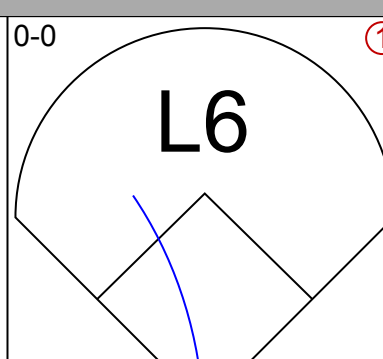
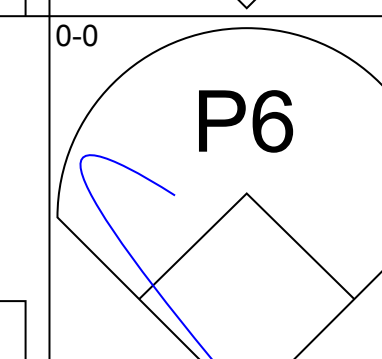
Batter	1	2	3	4	5	6	7	8	9	AB	R	H	RBI	BB	SO	LOB	BOTTOM			
<b>Jerry Royster, R</b> OBP: 0.365, SLG: 0.355 (1, 6)										2	1	0	0	2	0	3				
<b>Barry Bonnell, R</b> OBP: 0.288, SLG: 0.291 (8, 7)										4	1	2	1	0	0	0				
<b>Gary Matthews, R</b> OBP: 0.397, SLG: 0.524 (1, 9)										4	1	1	0	0	0	1				
<b>Jeff Burroughs, R</b> OBP: 0.453, SLG: 0.538 (8, 8)										3	2	1	1	1	0	0				
<b>Bob Horner, R</b> OBP: 0.330, SLG: 0.500 (1, 5)										2	0	1	1	1	0	0				
<b>Dale Murphy, R</b> OBP: 0.297, SLG: 0.380 (1, 3)										4	2	3	4	0	1	1				
<b>Biff Pocoroba, S</b> OBP: 0.336, SLG: 0.345 (1, 2)										3	0	0	0	1	0	0				
<b>Glenn Hubbard, R</b> OBP: 0.250, SLG: 0.250 (1, 4)										4	0	1	0	0	0	3				
<b>Phil Niekro, R</b> OBP: 0.246, SLG: 0.270 (1, 1)										4	0	0	0	0	1	4				
<b>Inning Stats</b>	R: 5 E: 0 K: 0 S: 7	H: 4 LOB: 1 BB: 2 P: 15	R: 0 E: 0 K: 0 S: 3	H: 0 LOB: 0 BB: 0 P: 3	R: 1 E: 0 K: 0 S: 4	H: 1 LOB: 0 BB: 0 P: 4	R: 0 E: 0 K: 0 S: 2	H: 0 LOB: 0 BB: 1 P: 6	R: 0 E: 0 K: 1 S: 7	H: 2 LOB: 3 BB: 1 P: 11	R: 1 E: 0 K: 1 S: 6	H: 1 LOB: 1 BB: 1 P: 10	R: 0 E: 0 K: 0 S: 3	H: 0 LOB: 0 BB: 0 P: 3	1B: 4 2B: 2 3B: 0 HR: 3	SF: 1 SAC: 0 DP: 0 HBP: 0	WP: 0 PB: 0 SB: 0 CS: 2	PA: 37		
<b>PITCHER</b>	IP: 3.0 WLS: L BF: 16 ERA: 3.22	IP: 3.0 WLS: L BF: 12 ERA: 2.43	IP: 3.0 WLS: L BF: 12 ERA: 2.43	IP: 3.0 WLS: L BF: 12 ERA: 2.43	IP: 3.0 WLS: L BF: 12 ERA: 2.43	IP: 3.0 WLS: L BF: 12 ERA: 2.43	IP: 3.0 WLS: L BF: 12 ERA: 2.43	IP: 3.0 WLS: L BF: 12 ERA: 2.43	IP: 3.0 WLS: L BF: 12 ERA: 2.43	IP: 3.0 WLS: L BF: 12 ERA: 2.43	IP: 3.0 WLS: L BF: 12 ERA: 2.43	IP: 3.0 WLS: L BF: 12 ERA: 2.43	IP: 3.0 WLS: L BF: 12 ERA: 2.43	IP: 3.0 WLS: L BF: 12 ERA: 2.43	IP: 3.0 WLS: L BF: 12 ERA: 2.43	IP: 3.0 WLS: L BF: 12 ERA: 2.43	IP: 3.0 WLS: L BF: 12 ERA: 2.43	IP: 3.0 WLS: L BF: 12 ERA: 2.43	IP: 3.0 WLS: L BF: 12 ERA: 2.43	IP: 3.0 WLS: L BF: 12 ERA: 2.43

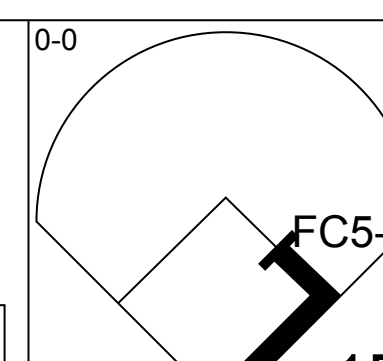
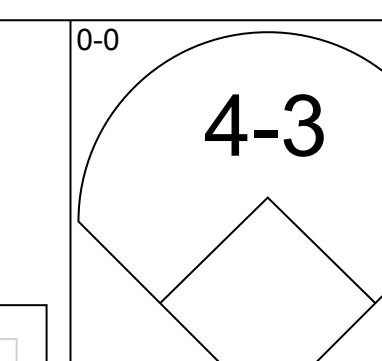
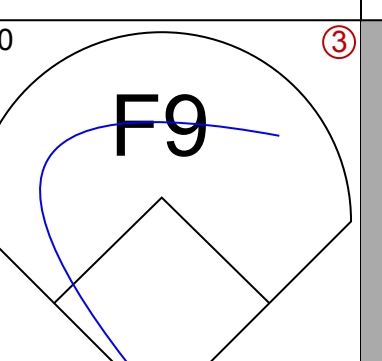
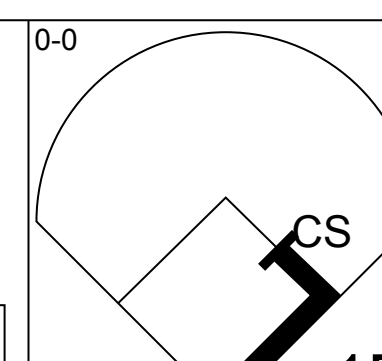
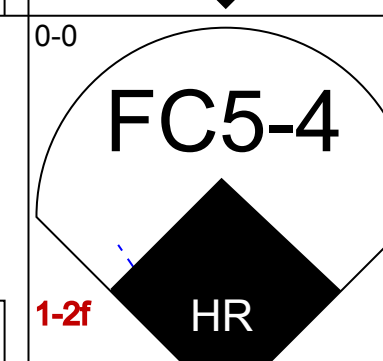
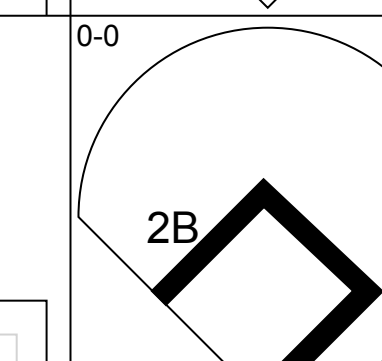
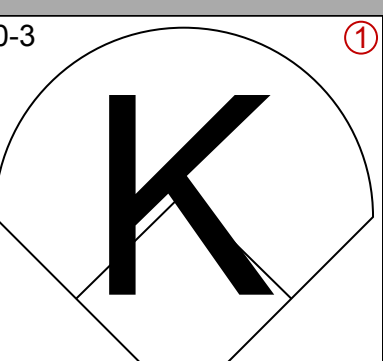
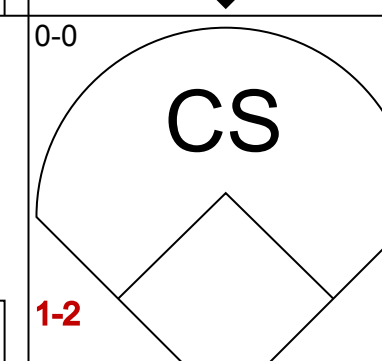
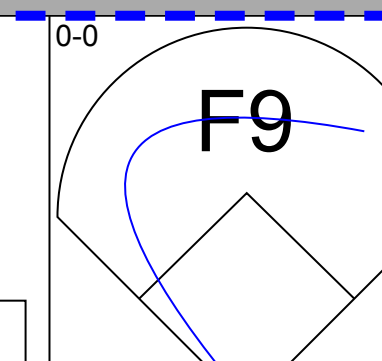
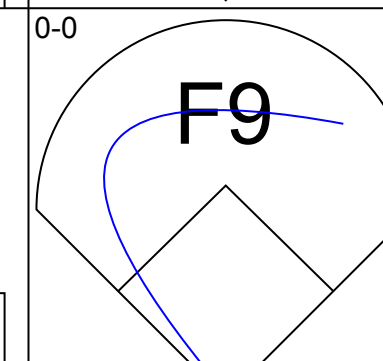
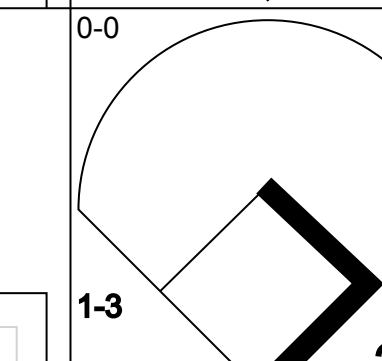
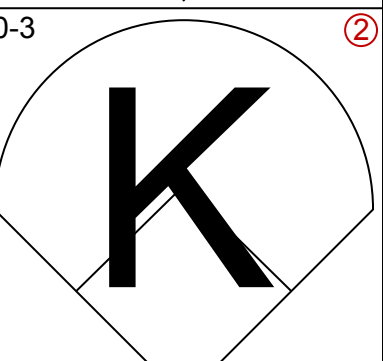
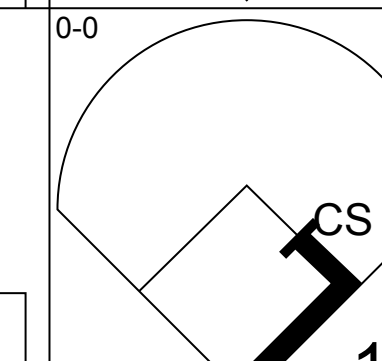
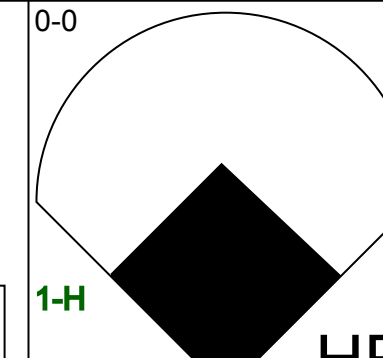
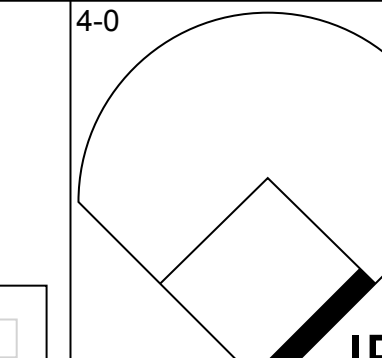
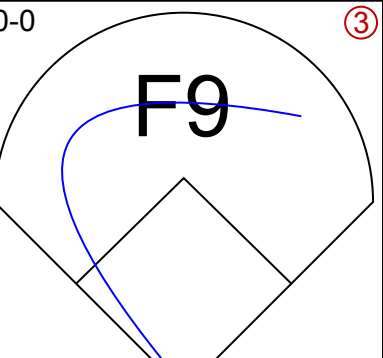
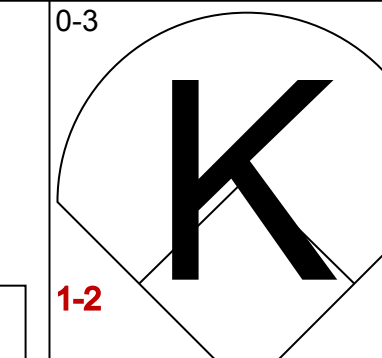
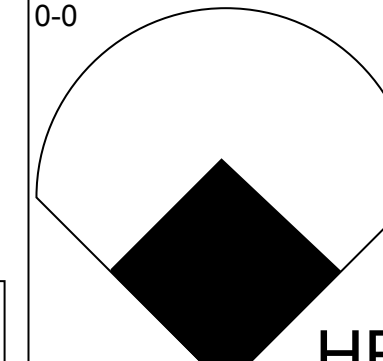

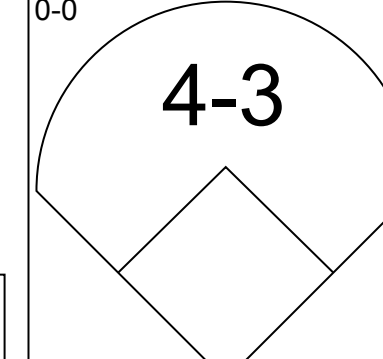
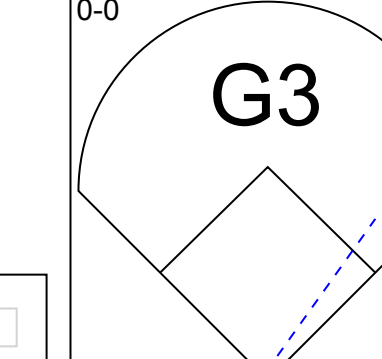
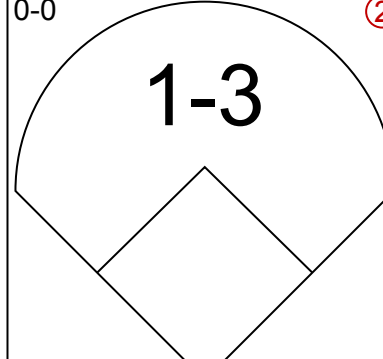


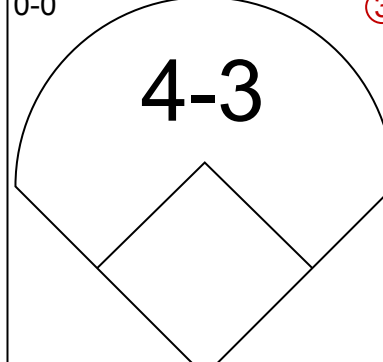
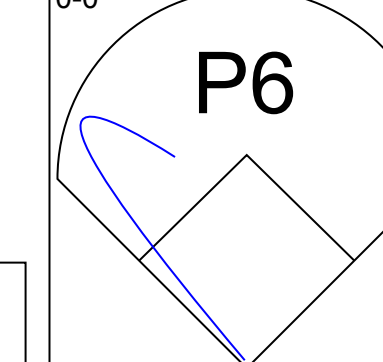
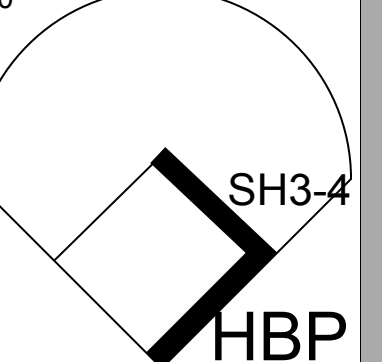

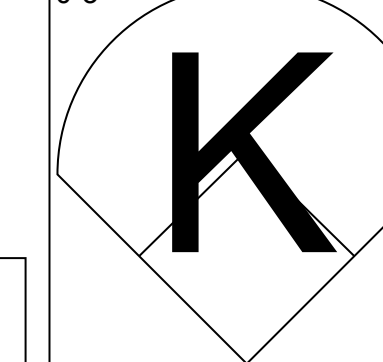
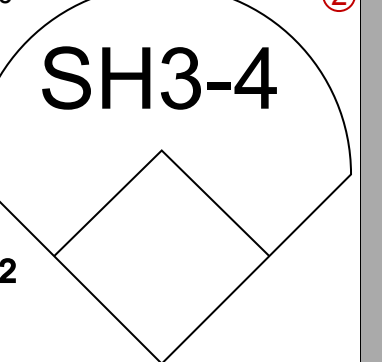
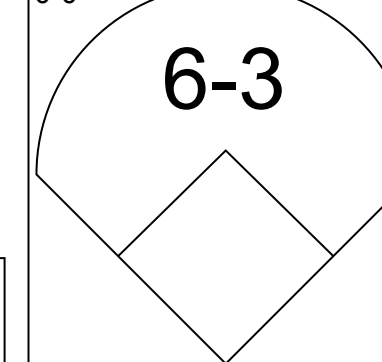
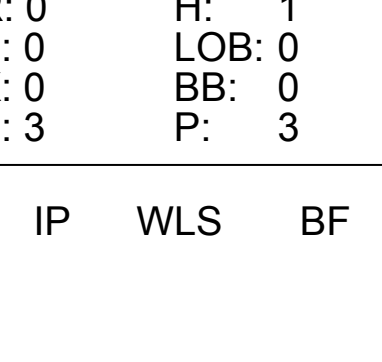
Philadelphia Phillies @ Atlanta Braves  
Atlanta-Fulton County Stadium, Atlanta, GA  
Fri Jul 14, 1978, 7:05 PM EDT  
Att: 17,464 - Unknown

AB 30  
R 7  
H 9  
RBI 7  
BB 5  
SO 2  
LOB 12





Batter	1	2	3	4	5	6	7	8	9	AB	R	H	RBI	BB	SO	LOB	TOP					
<b>Bake McBride, L</b> OBP: 0.324, SLG: 0.355 (1, 9)										4	0	0	0	0	1	1	Philadelphia Phillies @ Atlanta Braves Atlanta-Fulton County Stadium, Atlanta, GA Sat Jul 15 1978, 7:05 PM EDT Unknown					
<b>Larry Bowa, S</b> OBP: 0.318, SLG: 0.358 (1, 6)										4	0	1	0	0	0	0						
<b>Garry Maddox, R</b> OBP: 0.351, SLG: 0.440 (1, 8)										4	1	2	0	0	0	1						
<b>Greg Luzinski, R</b> OBP: 0.372, SLG: 0.516 (1, 7)										2	0	0	0	2	2	2						
<b>Richie Hebner, L</b> OBP: 0.370, SLG: 0.459 (1, 5)										3	1	2	0	1	0	2						
<b>Jose Cardenal, R</b> OBP: 0.359, SLG: 0.462 (1, 3)										3	0	1	2	1	0	3						
<b>Bob Boone, R</b> OBP: 0.332, SLG: 0.414 (1, 2)										4	0	1	0	0	1	3						
<b>Ted Sizemore, R</b> OBP: 0.277, SLG: 0.223 (1, 4)										3	0	0	0	0	0	1						
<b>Jim Kaat, L</b> OBP: 0.143, SLG: 0.111 (3, 1)										1	0	0	0	0	0	0						
<b>Davey Johnson, R</b> OBP: 0.288, SLG: 0.294 (6, PH)										1	0	0	0	0	0	0						
<b>Warren Brusstar, R</b> OBP: 0.351, SLG: 0.313 (8, PH)										0	0	0	0	0	0	0						
<b>Tim McCarter, L</b> OBP: 0.351, SLG: 0.313 (8, PH)										1	0	0	0	0	0	1						
<b>Tug McGraw, R</b> OBP: 0.351, SLG: 0.313 (8, PH)										0	0	0	0	0	0	0						
<b>Inning Stats</b>	R: 0 E: 0 K: 2 S: 8	H: 1 LOB: 1 BB: 0 P: 8	R: 0 E: 0 K: 0 S: 3	H: 1 LOB: 0 BB: 0 P: 3	R: 0 E: 0 K: 0 S: 3	H: 0 LOB: 0 BB: 0 P: 3	R: 0 E: 0 K: 0 S: 3	H: 1 LOB: 1 BB: 1 P: 7	R: 0 E: 0 K: 0 S: 2	H: 0 LOB: 0 BB: 1 P: 6	R: 0 E: 0 K: 0 S: 4	H: 1 LOB: 1 BB: 0 P: 4	R: 0 E: 1 K: 0 S: 1	H: 0 LOB: 0 BB: 2 P: 9	R: 0 E: 1 K: 0 S: 4	H: 1 LOB: 1 BB: 0 P: 4	R: 2 E: 1 K: 2 S: 10	H: 2 LOB: 1 BB: 0 P: 10	1B: 4 2B: 3 3B: 1 HR: 0	SF: 0 SAC: 0 DP: 3 HBP: 0	WP: 0 PB: 0 SB: 1 CS: 0	PA: 34
<b>PITCHER</b>	IP	WLS	BF	H	R	ER	SO	BB	IBB	HBP	BLK	WP	HR	S	P	ERA	WHIP					
<b>Rick Camp, R</b> ERA: 3.25 (1, 1)	5.2	W	19	3	0	0	2	2	0	0	0	0	0	21	29	0.00	0.882					
<b>Gene Garber, R</b> ERA: 1.31 (6, 1)	3.1	S	15	4	2	0	2	2	0	0	0	0	0	17	25	0.00	1.800					


Batter	1	2	3	4	5	6	7	8	9	AB	R	H	RBI	BB	SO	LOB	BOTTOM				
<b>Jerry Royster, R</b> OBP: 0.366, SLG: 0.357 (1, 6)										4	0	2	0	0	0	1	Philadelphia Phillies @ Atlanta Braves Atlanta-Fulton County Stadium, Atlanta, GA Sat Jul 15 1978, 7:05 PM EDT Unknown				
<b>Barry Bonnell, R</b> OBP: 0.287, SLG: 0.290 (9, 7)										4	1	1	0	0	1	1					
<b>Gary Matthews, R</b> OBP: 0.398, SLG: 0.528 (1, 9)										4	0	2	0	0	1	1					
<b>Jeff Burroughs, R</b> OBP: 0.454, SLG: 0.547 (1, 7)										3	1	1	2	1	1	1					
<b>Rowland Office, L</b> OBP: 0.296, SLG: 0.393 (9, 8)										0	0	0	0	0	0	0					
<b>Bob Horner, R</b> OBP: 0.330, SLG: 0.526 (1, 5)										3	1	1	1	0	1	3					
<b>Dale Murphy, R</b> OBP: 0.294, SLG: 0.376 (1, 3)										3	0	0	0	0	0	3					
<b>Biff Pocoroba, S</b> OBP: 0.332, SLG: 0.340 (1, 2)										3	0	0	0	0	0	0					
<b>Glenn Hubbard, R</b> OBP: 0.286, SLG: 0.167 (1, 4)										2	0	0	0	0	0	0					
<b>Rick Camp, R</b> ERA: 3.86 (1, 1)										1	0	0	0	0	1	0					
<b>Gene Garber, R</b> ERA: 2.31 (6, 1)										1	0	0	0	0	0	0					
<b>Inning Stats</b>	R: 3 E: 0 K: 0 S: 6	H: 3 LOB: 0 BB: 0 P: 6	R: 0 E: 0 K: 1 S: 5	H: 0 LOB: 0 BB: 0 P: 5	R: 0 E: 0 K: 0 S: 5	H: 2 LOB: 3 BB: 1 P: 9	R: 0 E: 0 K: 0 S: 3	H: 0 LOB: 1 BB: 0 P: 4	R: 0 E: 0 K: 1 S: 5	H: 0 LOB: 0 BB: 0 P: 5	R: 0 E: 0 K: 0 S: 3	H: 1 LOB: 0 BB: 0 P: 3	R: 0 E: 0 K: 1 S: 5	H: 1 LOB: 0 BB: 0 P: 5	R: 0 E: 0 K: 1 S: 5	H: 1 LOB: 0 BB: 0 P: 5	1B: 4 2B: 1 3B: 0 HR: 2	SF: 0 SAC: 1 DP: 0 HBP: 1	WP: 0 PB: 0 SB: 0 CS: 2	PA: 32	
<b>PITCHER</b>	IP	WLS	BF	H	R	ER	SO	BB	IBB	HBP	BLK	WP	HR	S	P	ERA	WHIP				
<b>Jim Kaat, L</b> ERA: 3.86 (1, 1)	2.1	L	13	5	3	3	1	0	0	0	0	0	0	14	18	11.57	2.143				
<b>Ron Reed, R</b> ERA: 2.31 (3, 1)	2.2		9	0	0	0	2	0	0	1	0	0	0	12	13	0.00	0.000				
<b>Warren Brusstar, R</b> ERA: 2.32 (6, 1)	2.0		6	1	0	0	1	0	0	0	0	0	0	8	8	0.00	0.500				
<b>Tug McGraw, L</b> ERA: 2.26 (8, 1)	1.0		3	1	0	0	1	0	0	0	0	0	0	5	5	0.00	1.000				




Batter	1	2	3	4	5	6	7	8	9	AB	R	H	RBI	BB	SO	LOB	TOP				
Bake McBride, L (1,9) OBP: 0.319, SLG: 0.350	F7		G3			K		F7		4	0	0	0	0	1	1	Philadelphia Phillies @ Atlanta Braves Atlanta-Fulton County Stadium, Atlanta, GA Sun Jul 16 1978, 3:33 AM EDT Att: 20,734 - Unknown				
Larry Bowa, S (1,6) OBP: 0.320, SLG: 0.360	P3-1 1B		6-3			1-3		1B		4	0	2	1	0	0	0					
Garry Maddox, R (1,8) OBP: 0.347, SLG: 0.434	P3-1 1-2		F8			F8		F8		4	0	0	0	0	1						
Greg Luzinski, R (1,7) OBP: 0.370, SLG: 0.511 Jerry Martin, R (9,7) OBP: 0.374, SLG: 0.488	2B		K			L6		F7		3	1	0	0	1	1	0					
Richie Hebner, L (1,5) OBP: 0.368, SLG: 0.460	1B SF8 2B		P4			G3		3-1		4	1	1	1	0	0	0					
Jose Cardenal, R (1,3) OBP: 0.366, SLG: 0.492	S 2-3 1B		5-3			HR				3	1	2	1	0	0	0					
Bob Boone, R (1,2) OBP: 0.328, SLG: 0.409	K 1-2					L5		F7		3	0	0	0	0	1	2					
Ted Sizemore, R (1,4) OBP: 0.276, SLG: 0.229	SF8 3-H					K		SH3-4 1B		2	1	1	1	0	1	0					
Dick Ruthven, R (1,1) OBP: 0.135, SLG: 0.189 Ron Reed, R (8,1)	K					K		SH3-4 1-2		2	0	0	0	0	2	1					
										0	0	0	0	0	0	0					
<b>Inning Stats</b>	R: 0 E: 0 K: 0 S: 3	H: 1 LOB: 0 BB: 0 P: 3	R: 2 E: 0 K: 2 S: 9	H: 2 LOB: 1 BB: 1 P: 13	R: 0 E: 0 K: 1 S: 3	H: 0 LOB: 0 BB: 0 P: 3	R: 0 E: 0 K: 1 S: 5	H: 0 LOB: 0 BB: 0 P: 5	R: 0 E: 0 K: 2 S: 7	H: 0 LOB: 0 BB: 0 P: 7	R: 1 E: 0 K: 0 S: 4	H: 1 LOB: 0 BB: 0 P: 4	R: 1 E: 0 K: 0 S: 4	H: 2 LOB: 1 BB: 0 P: 4	R: 0 E: 0 K: 0 S: 3	H: 0 LOB: 0 BB: 0 P: 3	1B: 4 2B: 2 3B: 0 HR: 1	SF: 1 SAC: 1 DP: 1 HBP: 0	WP: 0 PB: 0 SB: 1 CS: 0	PA: 32	
<b>PITCHER</b>	IP	WLS	BF	H	R	ER	SO	BB	IBB	HBP	BLK	WP	HR	S	P	ERA	WHIP				
Preston Hanna, R (1,1) ERA: 4.49	7.1	L	27	5	4	4	6	1	0	0	0	0	1	38	42	4.91	0.818				
Craig Skok, L (8,1) ERA: 1.73	0.2		2	1	0	0	0	0	0	0	0	0	0	2	2	0.00	1.500				
Dave Campbell, R (9,1) ERA: 4.47	1.0		3	0	0	0	0	0	0	0	0	0	0	3	3	0.00	0.000				

Batter	1	2	3	4	5	6	7	8	9	AB	R	H	RBI	BB	SO	LOB	BOTTOM				
Jerry Royster, R (1,6) OBP: 0.365, SLG: 0.356	1B		4-3			K		FC5-4 1B		4	0	1	0	0	1	2	Philadelphia Phillies @ Atlanta Braves Atlanta-Fulton County Stadium, Atlanta, GA Sun Jul 16 1978, 3:33 AM EDT Att: 20,734 - Unknown				
Rowland Office, L (1,8) OBP: 0.302, SLG: 0.396	F8					F8		BB 1B		4	0	2	1	0	0	1					
Gary Matthews, R (1,9) OBP: 0.396, SLG: 0.521	F9					F9		BB		3	0	0	0	1	0	2					
Jeff Burroughs, R (1,7) OBP: 0.448, SLG: 0.539	K					5-3		K		4	0	0	0	0	2	5					
Bob Horner, R (1,5) OBP: 0.327, SLG: 0.515	F9					P4		F7		4	0	1	0	0	0	4					
Biff Pocoreba, S (1,2) OBP: 0.327, SLG: 0.335	4-3					F9		L9		4	0	0	0	0	0	1					
Dale Murphy, R (1,3) OBP: 0.296, SLG: 0.388	5-3					FC5-4 1B		4-3		4	1	2	1	0	0	1					
Glenn Hubbard, R (1,4) OBP: 0.273, SLG: 0.200						F9		FC5-4 BB 1B		4	1	1	0	0	1	1					
Preston Hanna, R (1,1) OBP: 0.189, SLG: 0.306 Craig Skok, R (8,1) OBP: 0.333, SLG: 0.667 Bob Beall, S (6,PH) OBP: 0.324, SLG: 0.263 Dave Campbell, R (9,1)						K		FC5-4 BB		2	0	0	0	0	1	1					
Joe Nolan, L (9,PH) OBP: 0.306, SLG: 0.315						1-3		FC5-4 BB		0	0	0	0	0	0	0					
										0	0	0	0	1	0	0					
										1	0	0	0	0	1	0					
<b>Inning Stats</b>	R: 0 E: 0 K: 1 S: 6	H: 1 LOB: 1 BB: 0 P: 6	R: 0 E: 0 K: 0 S: 3	H: 0 LOB: 0 BB: 0 P: 3	R: 0 E: 0 K: 1 S: 5	H: 0 LOB: 0 BB: 0 P: 5	R: 0 E: 0 K: 0 S: 4	H: 1 LOB: 1 BB: 0 P: 4	R: 0 E: 0 K: 0 S: 4	H: 0 LOB: 0 BB: 0 P: 5	R: 0 E: 0 K: 0 S: 4	H: 1 LOB: 1 BB: 0 P: 4	R: 1 E: 0 K: 1 S: 7	H: 2 LOB: 3 BB: 2 P: 15	R: 1 E: 0 K: 2 S: 8	H: 1 LOB: 0 BB: 0 P: 8	1B: 6 2B: 0 3B: 0 HR: 1	SF: 0 SAC: 0 DP: 0 HBP: 0	WP: 0 PB: 0 SB: 0 CS: 0	PA: 36	
<b>PITCHER</b>	IP	WLS	BF	H	R	ER	SO	BB	IBB	HBP	BLK	WP	HR	S	P	ERA	WHIP				
Dick Ruthven, R (1,1) ERA: 3.7	7.0	W	27	5	1	1	3	1	0	0	0	0	1	32	36	1.29	0.857				
Ron Reed, R (8,1) ERA: 2.39	2.0	S	9	2	1	1	3	1	0	0	0	0	1	14	18	4.50	1.500				

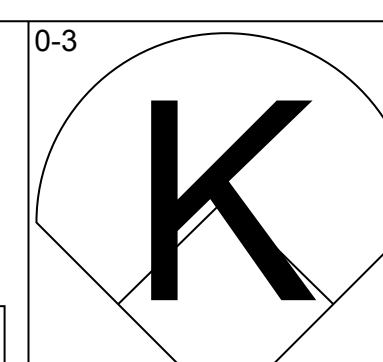
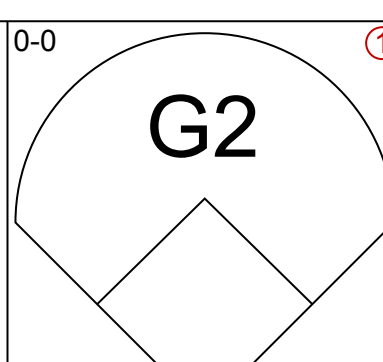
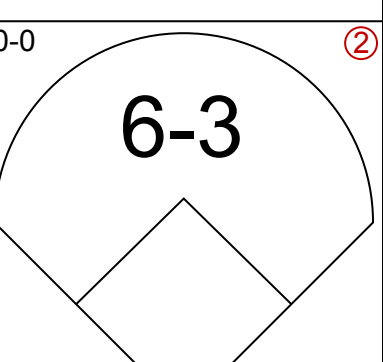
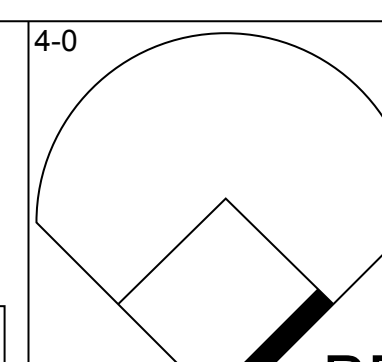
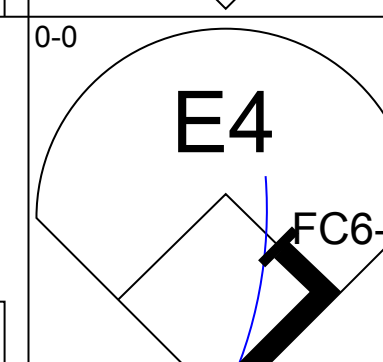
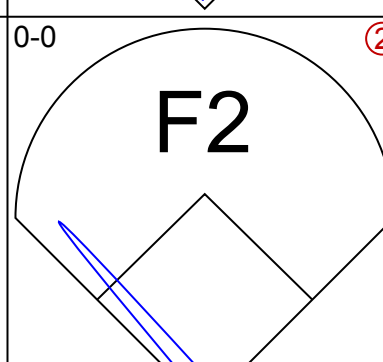
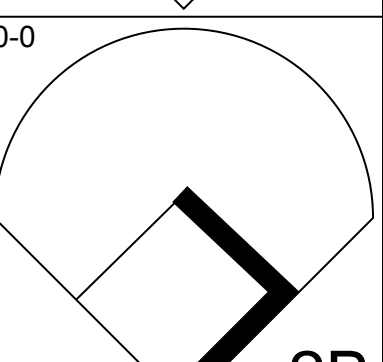
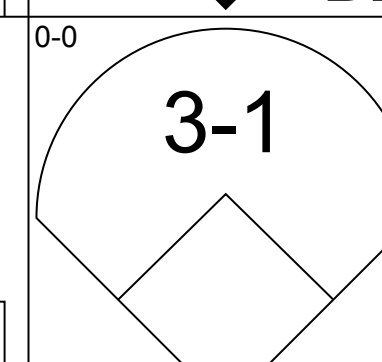
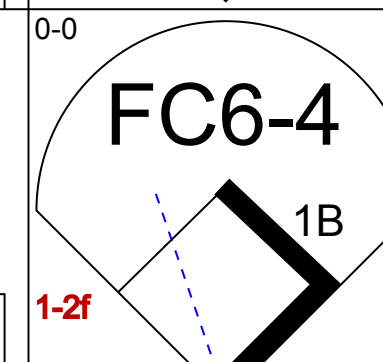
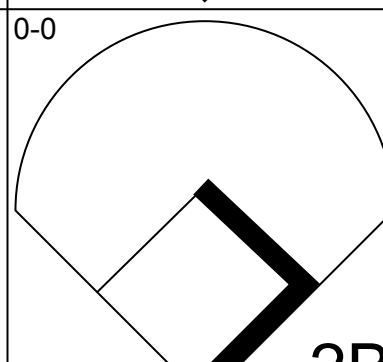
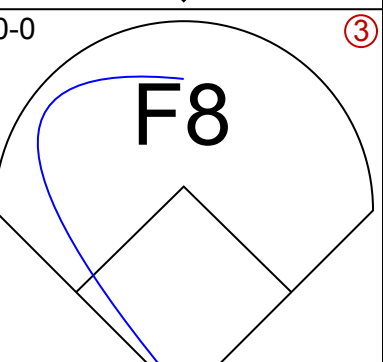
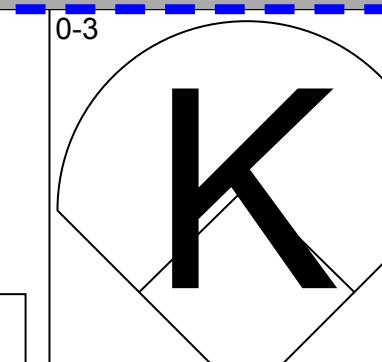
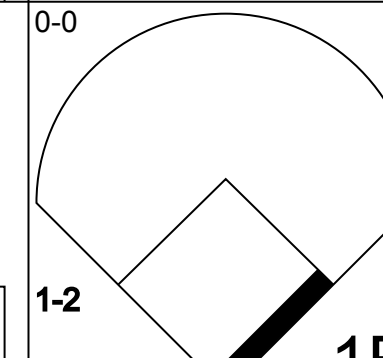
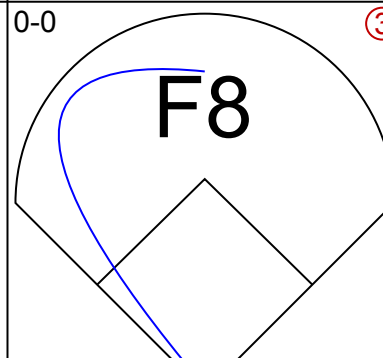
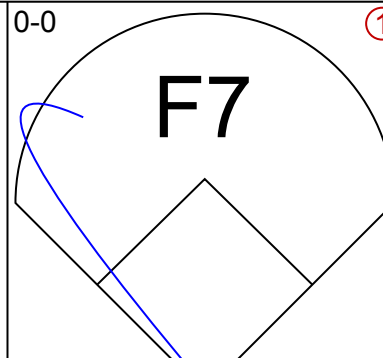
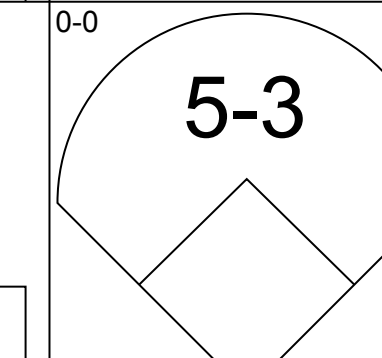
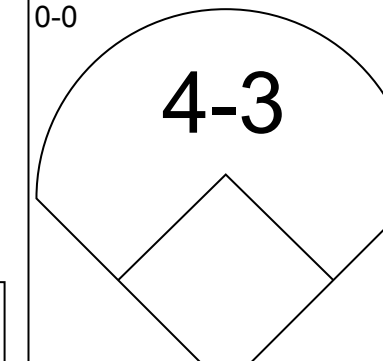
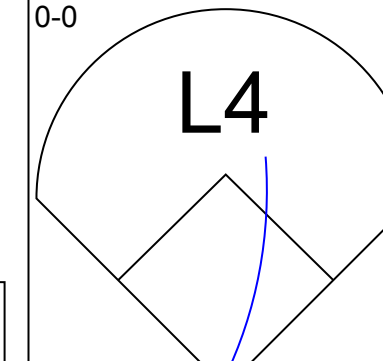
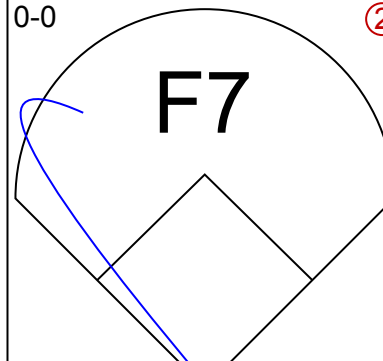
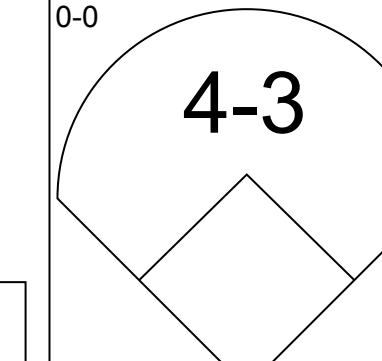
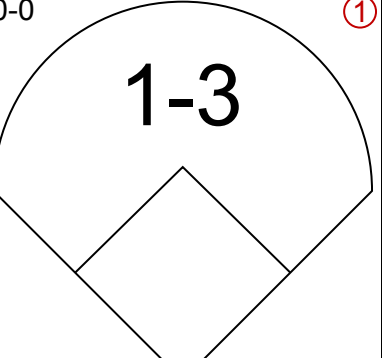
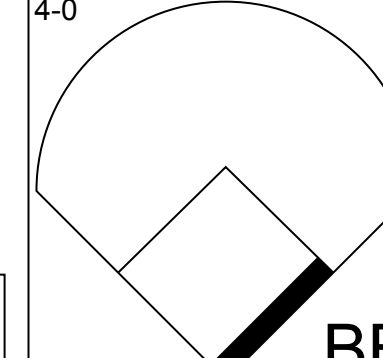
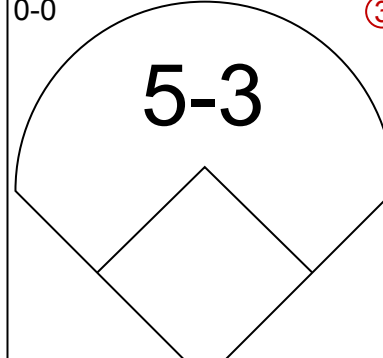
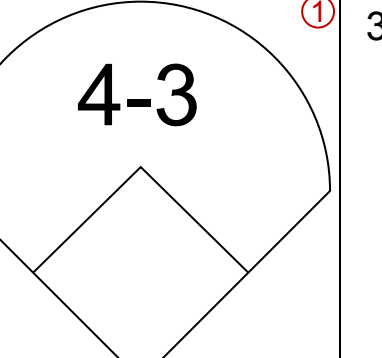
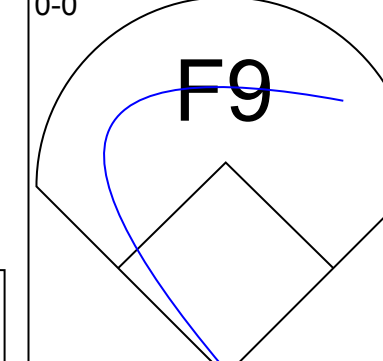
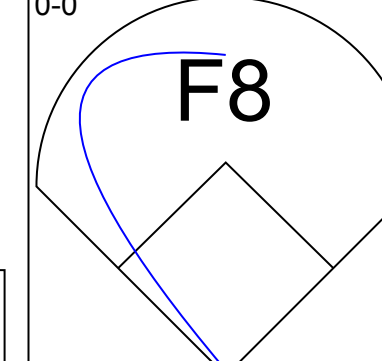
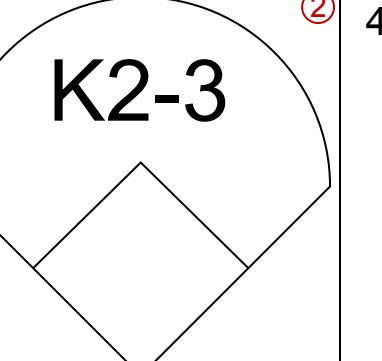
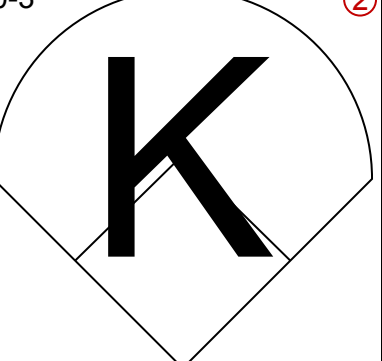
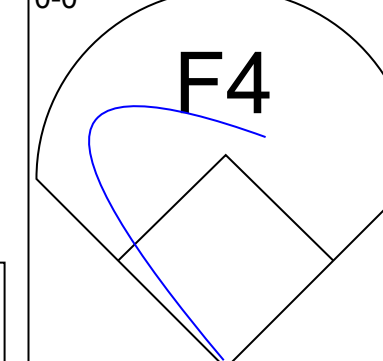
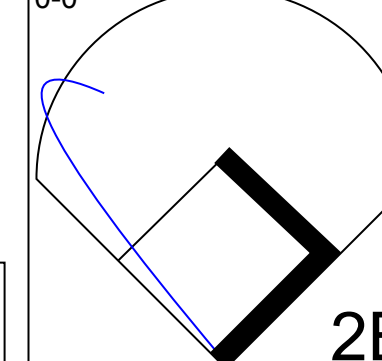
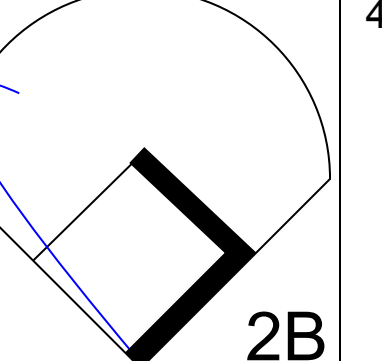
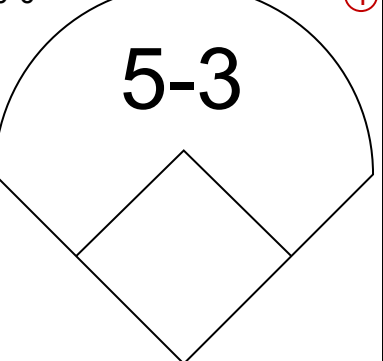
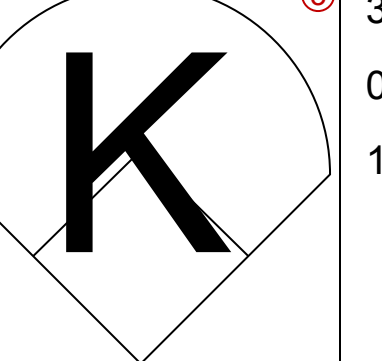
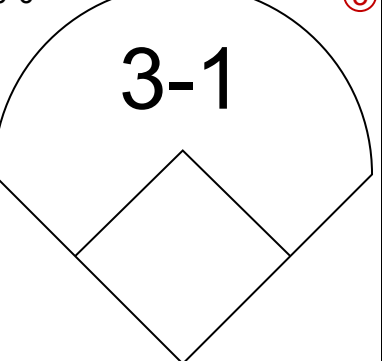
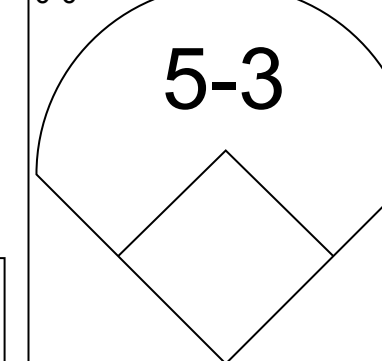
AB 29  
R 4  
H 6  
RBI 4  
BB 1  
SO 6  
LOB 5

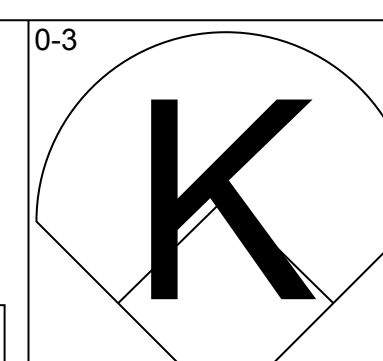
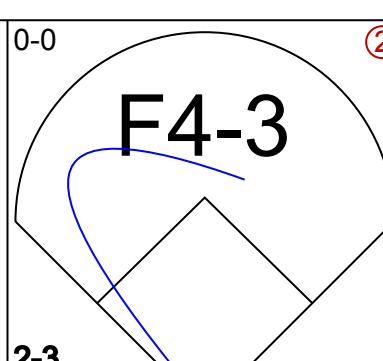
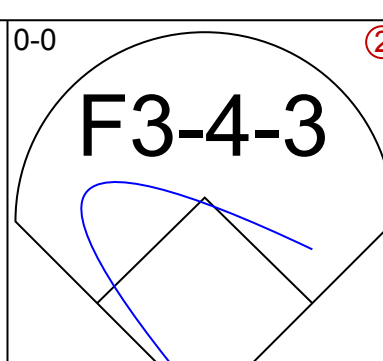
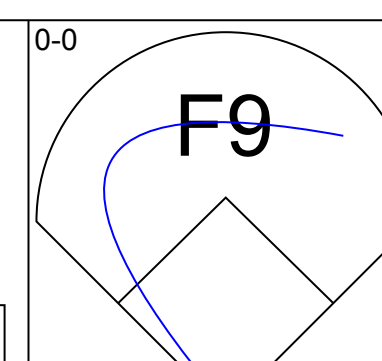
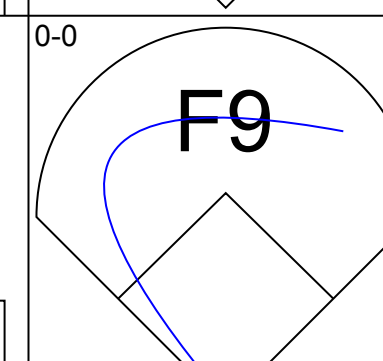
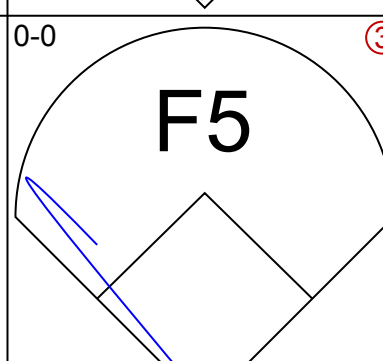
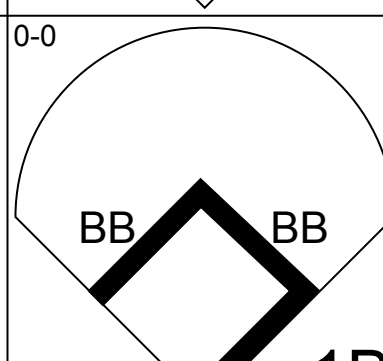
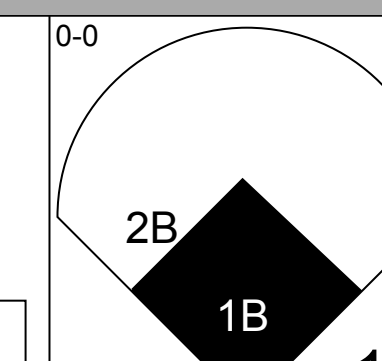
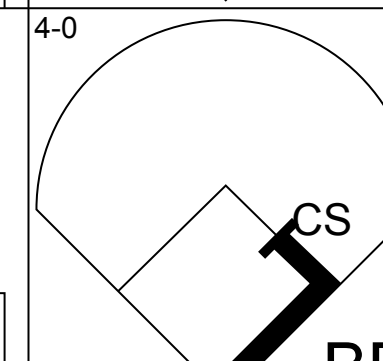
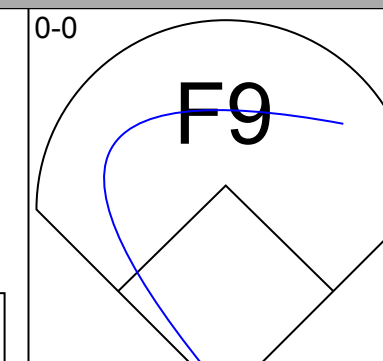
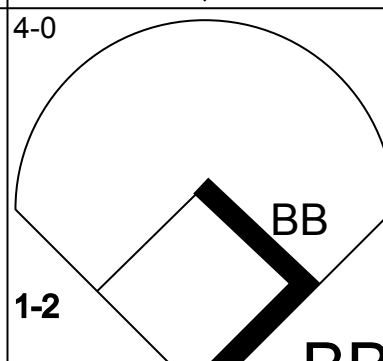
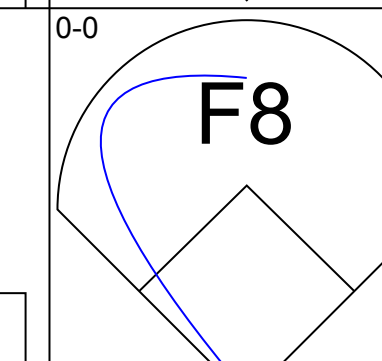
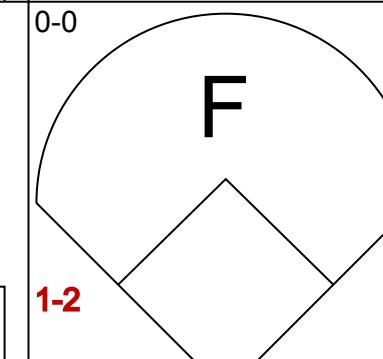
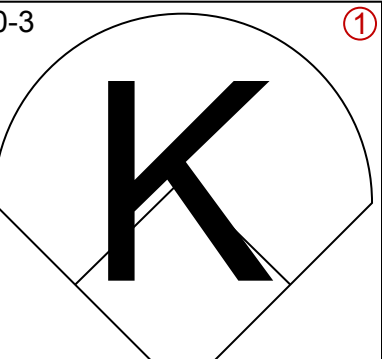
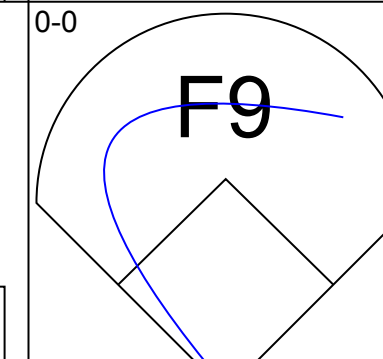
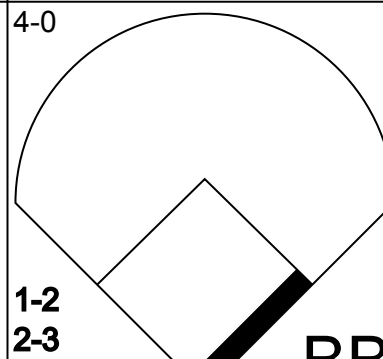
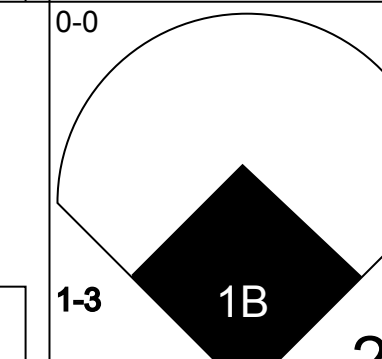
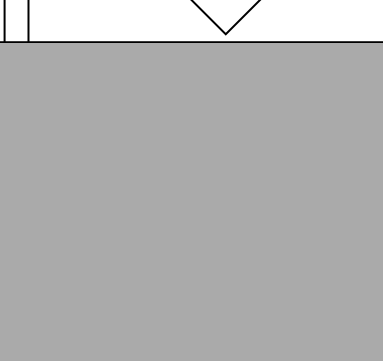
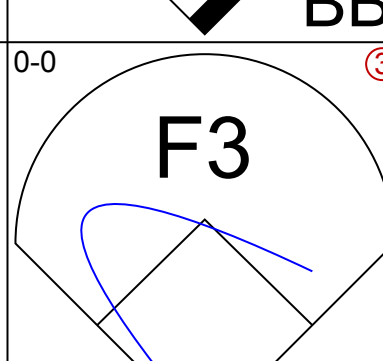
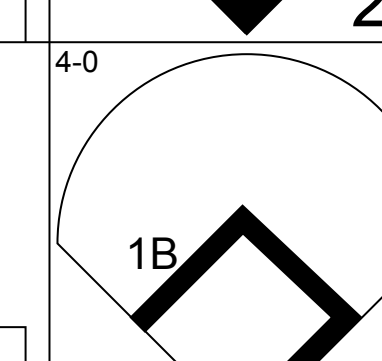
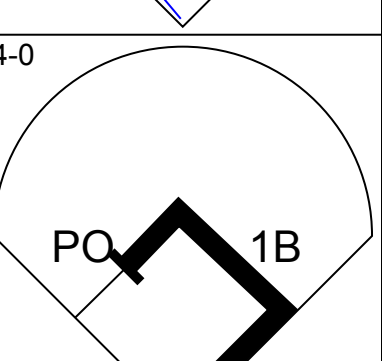
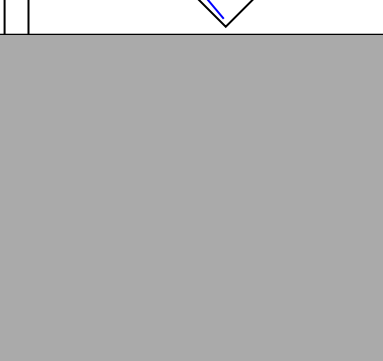
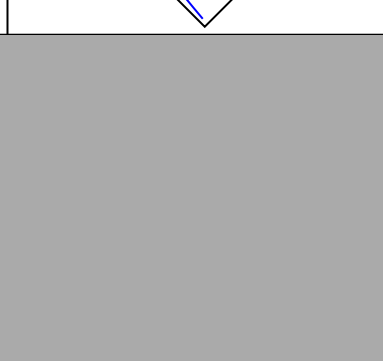
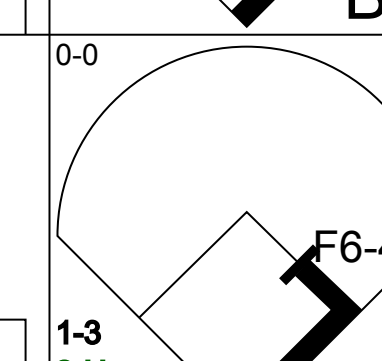
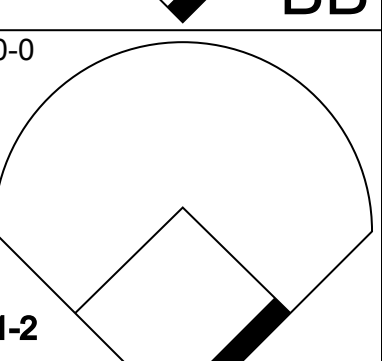
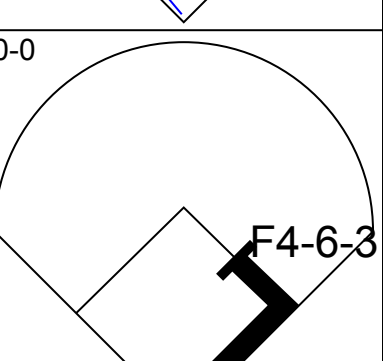
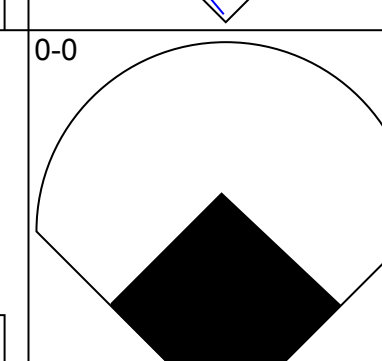
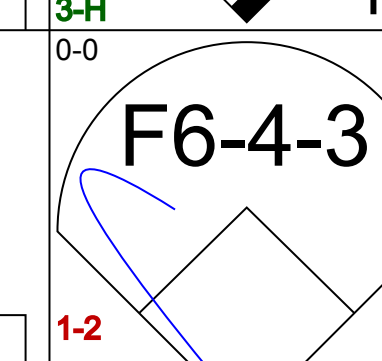
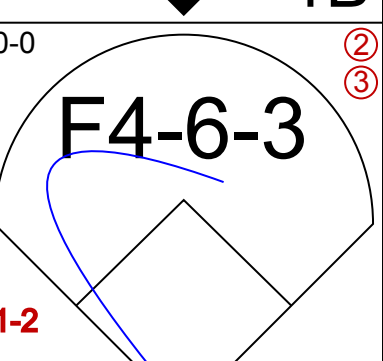
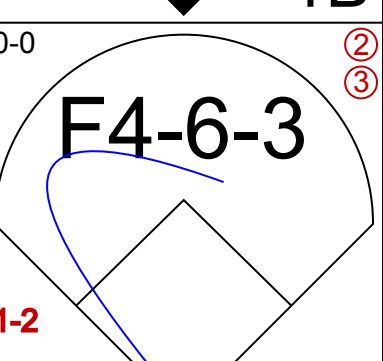
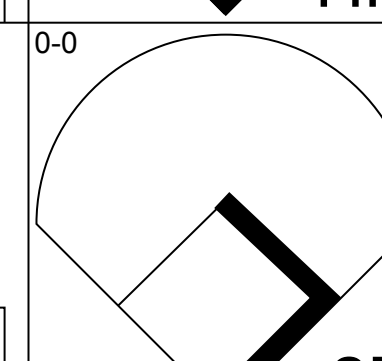
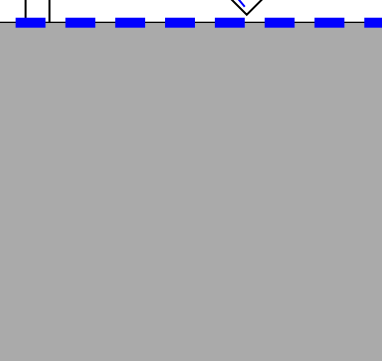

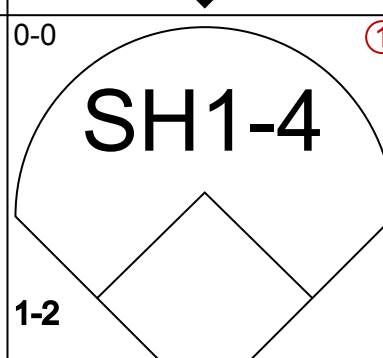
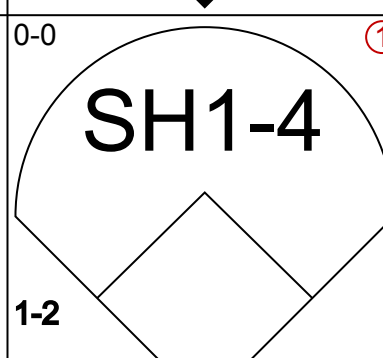
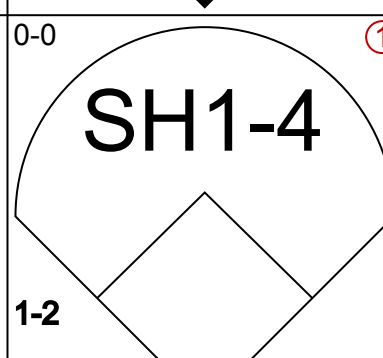

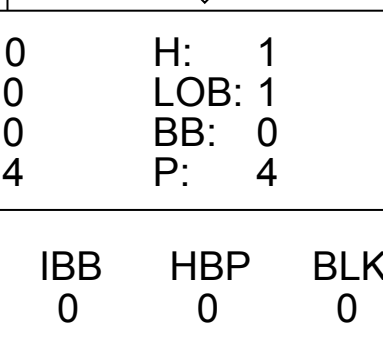
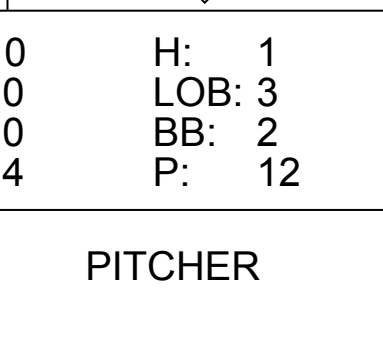
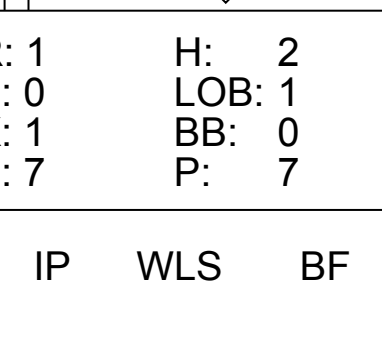


AB 34  
R 2  
H 7  
RBI 2  
BB 2  
SO 6  
LOB 18





Batter	1	2	3	4	5	6	7	8	9	AB	R	H	RBI	BB	SO	LOB	TOP										
Lenny Randle, S (1, 5) OBP: 0.340, SLG: 0.326										3	0	0	0	1	1	0	<p><b>New York Mets @ Atlanta Braves</b> Atlanta-Fulton County Stadium, Atlanta, GA Mon Jul 17 1978, 7:05 PM EDT Unknown</p>										
Tim Foli, R (1, 6) OBP: 0.281, SLG: 0.281										4	0	1	0	0	0	2											
Steve Henderson, R (1, 7) OBP: 0.318, SLG: 0.384										4	0	1	0	0	1	2											
John Stearns, R (1, 2) OBP: 0.360, SLG: 0.395										4	0	1	0	0	0	1											
Willie Montanez, L (1, 3) OBP: 0.324, SLG: 0.425										4	0	0	0	0	0	2											
Lee Mazzilli, S (1, 8) OBP: 0.346, SLG: 0.427										3	0	0	0	1	0	0											
Elliott Maddox, R (1, 9) OBP: 0.392, SLG: 0.378										4	0	1	0	0	1	1											
Doug Flynn, R (1, 4) OBP: 0.274, SLG: 0.280										4	0	2	0	0	1	2											
Nino Espinosa, R (1, 1) OBP: 0.167, SLG: 0.238										3	0	0	0	0	0	2											
Dale Murray, R (8, 1) Ed Kranepool, L (9, PH) OBP: 0.323, SLG: 0.368										0	0	0	0	0	0	0											
<b>Inning Stats</b>	R: 0 E: 1 K: 1 S: 7	H: 1 LOB: 2 BB: 0 P: 7	R: 0 E: 0 K: 1 S: 6	H: 1 LOB: 1 BB: 0 P: 6	R: 0 E: 0 K: 0 S: 4	H: 1 LOB: 1 BB: 0 P: 4	R: 0 E: 0 K: 0 S: 3	H: 0 LOB: 1 BB: 1 P: 7	R: 0 E: 0 K: 0 S: 4	H: 1 LOB: 1 BB: 0 P: 4	R: 0 E: 0 K: 0 S: 3	H: 0 LOB: 0 BB: 0 P: 3	R: 0 E: 0 K: 0 S: 4	H: 1 LOB: 2 BB: 1 P: 8	R: 0 E: 0 K: 1 S: 5	H: 0 LOB: 0 BB: 0 P: 5	R: 0 E: 0 K: 2 S: 8	H: 1 LOB: 1 BB: 0 P: 8	R: 0 E: 0 K: 1 S: 8	H: 1 LOB: 1 BB: 0 P: 8	1B: 1 2B: 5 3B: 0 HR: 0	SF: 0 SAC: 0 DP: 0 HBP: 0	WP: 0 PB: 0 CS: 0	PA: 36			
<b>PITCHER</b>	IP	WLS	BF	H	R	ER	SO	BB	IBB	HBP	BLK	WP	HR	S	P	ERA	WHIP										
Larry McWilliams, L (1, 1) ERA: 1.27	7.0	W	29	5	0	0	2	2	0	0	0	0	0	31	39	0.00	1.000										
Gene Garber, R (8, 1) ERA: 1.27	2.0	S	7	1	0	0	3	0	0	0	0	0	0	13	13	0.00	0.500										

Batter	1	2	3	4	5	6	7	8	9	AB	R	H	RBI	BB	SO	LOB	BOTTOM										
Jerry Royster, R (1, 6) OBP: 0.361, SLG: 0.351										4	0	0	0	0	1	2	<p><b>New York Mets @ Atlanta Braves</b> Atlanta-Fulton County Stadium, Atlanta, GA Mon Jul 17 1978, 7:05 PM EDT Unknown</p>										
Rowland Office, L (1, 8) OBP: 0.306, SLG: 0.398										4	1	2	0	0	0	1											
Gary Matthews, R (1, 9) OBP: 0.398, SLG: 0.516										2	0	0	0	2	0	1											
Jeff Burroughs, R (1, 7) OBP: 0.449, SLG: 0.540										4	0	1	0	1	1	1											
Barry Bonnell, R (8, PR) OBP: 0.297, SLG: 0.290										0	1	0	0	0	0	0											
Bob Horner, R (1, 5) OBP: 0.325, SLG: 0.500										3	0	0	0	1	0	3											
Joe Nolan, L (1, 2) OBP: 0.318, SLG: 0.316										3	0	1	2	1	0	0											
Dale Murphy, R (1, 3) OBP: 0.302, SLG: 0.403										4	1	3	1	0	0	3											
Glenn Hubbard, R (1, 4) OBP: 0.357, SLG: 0.385										3	0	2	0	0	0	1											
Larry McWilliams, L (1, 1) Biff Pocoroba, S (7, PH) Gene Garber, R (8, 1) OBP: 0.336, SLG: 0.333										1	0	0	0	0	0	0											
<b>Inning Stats</b>	R: 0 E: 0 K: 1 S: 4	H: 0 LOB: 0 BB: 1 P: 8	R: 0 E: 0 K: 1 S: 5	H: 1 LOB: 1 BB: 1 P: 9	R: 0 E: 0 K: 0 S: 4	H: 1 LOB: 1 BB: 0 P: 4	R: 0 E: 0 K: 0 S: 3	H: 0 LOB: 0 BB: 0 P: 3	R: 0 E: 0 K: 0 S: 4	H: 1 LOB: 3 BB: 2 P: 12	R: 1 E: 0 K: 1 S: 7	H: 2 LOB: 1 BB: 0 P: 7	R: 2 E: 0 K: 0 S: 5	H: 3 LOB: 2 BB: 1 P: 9	R: 0 E: 0 K: 1 S: 8	H: 0 LOB: 0 BB: 0 P: 5	1B: 6 2B: 2 3B: 0 HR: 1	SF: 0 SAC: 1 DP: 2 HBP: 0	WP: 0 PB: 0 CS: 1	PA: 36							
<b>PITCHER</b>	IP	WLS	BF	H	R	ER	SO	BB	IBB	HBP	BLK	WP	HR	S	P	ERA	WHIP										
Nino Espinosa, R (1, 1) ERA: 4.14	7.1	L	34	9	3	3	3	5	0	0	0	0	0	34	54	3.68	1.909										
Dale Murray, R (8, 1) ERA: 4.6	0.2		1	0	0	0	0	0	0	0	0	0	0	1	1	0.00	0.000										









Batter	1	2	3	4	5	6	7	8	9	AB	R	H	RBI	BB	SO	LOB	TOP					
Lenny Randle, S OBP: 0.339, SLG: 0.325 (1, 5)										4	0	1	0	0	2	0	<b>New York Mets @ Atlanta Braves</b> Atlanta-Fulton County Stadium, Atlanta, GA Tue Jul 18 1978, 7:05 PM EDT Att: 10,902 - Unknown					
Tim Lincecum, R OBP: 0.256, SLG: 0.275 (1, 6)										4	0	0	0	0	0	1						
Lee Mazzilli, S OBP: 0.342, SLG: 0.420 (1, 8)										4	0	0	0	0	1	0						
Willie Montanez, L OBP: 0.325, SLG: 0.428 (1, 3)										3	1	1	0	0	1	0						
John Stearns, R OBP: 0.366, SLG: 0.426 (1, 2)										4	2	2	2	0	1	1						
Steve Henderson, R OBP: 0.318, SLG: 0.384 (1, 7)										4	0	1	1	0	1	1						
Elliott Maddox, R OBP: 0.389, SLG: 0.369 (1, 9)										3	0	0	0	0	1	2						
Doug Flynn, R OBP: 0.277, SLG: 0.281 (1, 4)										3	0	1	0	0	0	1						
Jerry Koosman, R OBP: 0.091, SLG: 0.136 (1, 1)										3	0	0	0	0	0	2						
<b>Inning Stats</b>	R: 0 E: 0 K: 1 S: 5	H: 0 LOB: 0 BB: 0 P: 5	R: 0 E: 0 K: 1 S: 6	H: 1 LOB: 1 BB: 0 P: 6	R: 0 E: 0 K: 1 S: 5	H: 0 LOB: 0 BB: 0 P: 5	R: 0 E: 0 K: 1 S: 5	H: 0 LOB: 0 BB: 0 P: 5	R: 1 E: 0 K: 1 S: 7	H: 2 LOB: 1 BB: 0 P: 7	R: 0 E: 0 K: 0 S: 3	H: 0 LOB: 0 BB: 0 P: 3	R: 2 E: 0 K: 1 S: 7	H: 2 LOB: 1 BB: 0 P: 8	R: 0 E: 0 K: 1 S: 5	H: 1 LOB: 0 BB: 0 P: 5	R: 0 E: 0 K: 0 S: 3	H: 0 LOB: 0 BB: 0 P: 3	1B: 2 2B: 3 3B: 0 HR: 1	SF: 0 SAC: 0 DP: 1 HBP: 1	WP: 0 PB: 0 CS: 0	PA: 33
<b>PITCHER</b> Phil Niekro, R ERA: 3.02 (1, 1)	IP: 9.0 WLS: W BF: 33 H: 6 R: 3 ER: 3 SO: 7 BB: 0 IBB: 0 HBP: 1 BLK: 0 WP: 0 HR: 1 S: 46 P: 47 ERA: 3.00 WHIP: 0.667															<b>PITCHER</b>	IP: 9.0 WLS: W BF: 33 H: 6 R: 3 ER: 3 SO: 7 BB: 0 IBB: 0 HBP: 1 BLK: 0 WP: 0 HR: 1 S: 46 P: 47 ERA: 3.00 WHIP: 0.667					

Batter	1	2	3	4	5	6	7	8	9	AB	R	H	RBI	BB	SO	LOB	BOTTOM					
Jerry Royster, R OBP: 0.397, SLG: 0.346 (1, 6)										4	0	0	0	0	0	1	<b>New York Mets @ Atlanta Braves</b> Atlanta-Fulton County Stadium, Atlanta, GA Tue Jul 18 1978, 7:05 PM EDT Att: 10,902 - Unknown					
Barry Bonnell, R OBP: 0.286, SLG: 0.289 (1, 8)										4	1	1	0	0	0	0						
Gary Matthews, R OBP: 0.397, SLG: 0.509 (1, 9)										3	0	1	0	1	0	0						
Jeff Burroughs, R OBP: 0.450, SLG: 0.541 (1, 7)										3	1	2	0	1	0	0						
Bob Horner, R OBP: 0.314, SLG: 0.486 (1, 5)										3	0	0	1	0	0	3						
Dale Murphy, R OBP: 0.504, SLG: 0.420 (1, 3)										3	1	1	2	1	0	2						
Glenn Hubbard, R OBP: 0.286, SLG: 0.263 (1, 4)										3	1	0	0	1	1	1						
Biff Pocoroba, S OBP: 0.320, SLG: 0.327 (1, 2)										4	0	0	0	0	0	2						
Phil Niekro, R OBP: 0.250, SLG: 0.262 (1, 1) Cito Gaston, R OBP: 0.231, SLG: 0.225 (8, PH)										2	0	0	0	0	0	1						
<b>Inning Stats</b>	R: 1 E: 0 K: 0 S: 5	H: 2 LOB: 2 BB: 1 P: 9	R: 0 E: 0 K: 1 S: 5	H: 0 LOB: 0 BB: 0 P: 5	R: 0 E: 0 K: 0 S: 4	H: 1 LOB: 2 BB: 1 P: 8	R: 0 E: 0 K: 0 S: 3	H: 0 LOB: 1 BB: 1 P: 7	R: 0 E: 0 K: 0 S: 3	H: 0 LOB: 0 BB: 0 P: 3	R: 2 E: 0 K: 0 S: 5	H: 2 LOB: 0 BB: 0 P: 5	R: 0 E: 0 K: 0 S: 2	H: 0 LOB: 0 BB: 0 P: 3	R: 0 E: 0 K: 0 S: 3	H: 0 LOB: 0 BB: 0 P: 3	R: 1 E: 0 K: 0 S: 3	H: 1 LOB: 1 BB: 1 P: 7	1B: 4 2B: 1 3B: 0 HR: 1	SF: 1 SAC: 0 DP: 1 HBP: 1	WP: 0 PB: 0 CS: 0	PA: 36
<b>PITCHER</b> Jerry Koosman, L ERA: 4.03 (1, 1)	IP: 8.2 WLS: L BF: 36 H: 6 R: 4 ER: 4 SO: 1 BB: 4 IBB: 0 HBP: 1 BLK: 0 WP: 0 HR: 1 S: 33 P: 50 ERA: 4.15 WHIP: 1.154															<b>PITCHER</b>	IP: 8.2 WLS: L BF: 36 H: 6 R: 4 ER: 4 SO: 1 BB: 4 IBB: 0 HBP: 1 BLK: 0 WP: 0 HR: 1 S: 33 P: 50 ERA: 4.15 WHIP: 1.154					



Batter	1	2	3	4	5	6	7	8	9	AB R H RBI BB SO LOB	TOP																
Jerry Royster, R (1, 6) OBP: 0.360, SLG: 0.357	1-3			FC6-4 1B	S E 2B		2B		L6	5 1 3 2 0 0 0	<b>Atlanta Braves @ Montreal Expos</b> Olympic Stadium, Montreal, QB Wed Jul 19 1978, 7:05 PM EDT Unknown																
Barry Bonnell, R (1, 8) OBP: 0.286, SLG: 0.282 (8, 7)	6-3			FC6-4 E 1-2	F7		5-3		6-3	5 1 0 0 0 0 3																	
Gary Matthews, R (1, 9) OBP: 0.397, SLG: 0.507	F7			E9 2B 1B	E7 1B		F8		F8	5 1 2 1 0 0 1																	
Jeff Burroughs, R (1, 7) OBP: 0.454, SLG: 0.544 Rowland Office, L (8, PR) OBP: 0.305, SLG: 0.395 (8, 8)	K									2 0 1 1 2 1 0 0 1 0 0 0 0 0																	
Bob Horner, R (1, 5) OBP: 0.311, SLG: 0.477	K			F4	FC5-4 IBB					4 0 1 0 0 1 3																	
Dale Murphy, R (1, 3) OBP: 0.505, SLG: 0.419	K									3 0 1 1 0 2 1																	
Glenn Hubbard, R (1, 4) OBP: 0.280, SLG: 0.227										3 1 0 0 1 0 3																	
Joe Nolan, L (1, 2) OBP: 0.310, SLG: 0.306										4 1 1 0 0 1 3																	
Tommy Boggs, R (1, 1) OBP: 0.167, SLG: 0.417 Craig Skok, R (5, 1) OBP: 0.250, SLG: 0.500 Bob Beall, S (8, PH) OBP: 0.321, SLG: 0.260 Gene Garber, R (8, 1)	F4				SH1-4 2B 1B				L6	1 0 0 0 0 0 0 1 0 0 0 0 1 0 1 0 0 0 0 0 2 0 0 0 0 0 0 0	<b>Braves</b>																
<b>Inning Stats</b>	R: 0 E: 0 K: 0 S: 3	H: 0 LOB: 0 BB: 0 P: 3	R: 0 E: 0 K: 3 S: 9	H: 0 LOB: 0 BB: 0 P: 9	R: 0 E: 0 K: 1 S: 5	H: 0 LOB: 0 BB: 0 P: 5	R: 2 E: 1 K: 1 S: 8	H: 3 LOB: 1 BB: 0 P: 8	R: 3 E: 0 K: 0 S: 6	H: 3 LOB: 2 BB: 2 P: 14	R: 0 E: 0 K: 1 S: 2	H: 0 LOB: 0 BB: 0 P: 3	R: 0 E: 0 K: 1 S: 6	H: 1 LOB: 1 BB: 0 P: 6	R: 1 E: 0 K: 0 S: 5	H: 2 LOB: 2 BB: 1 P: 9	R: 0 E: 0 K: 0 S: 3	H: 0 LOB: 0 BB: 0 P: 3	1B: 6 2B: 4 3B: 0 HR: 0	SF: 0 SAC: 1 DP: 1 HBP: 1	WP: 0 PA: 39 PB: 0 SB: 1 CS: 0						
<b>PITCHER</b>	IP WLS BF H R ER SO BB IBB HBP BLK WP HR S P ERA WHIP											<b>PITCHER</b>	IP WLS BF H R ER SO BB IBB HBP BLK WP HR S P ERA WHIP														
Rudy May, L (1, 1) ERA: 4.34	4.0	15	3	2	0	5	0	0	0	0	0	0	0	25	25	0.00	0.750										
Gerry Firtle, R (5, 1) ERA: 2.3	2.0	11	3	3	3	0	1	1	1	0	0	0	0	8	17	13.50	2.000										
Stan Bahnsen, R (7, 1) ERA: 4.5	2.0	10	3	1	1	1	0	0	0	0	0	0	0	11	15	4.50	2.000										
Mike Garman, R (9, 1) ERA: 5.18	1.0	W	3	0	0	0	0	0	0	0	0	0	0	3	3	0.00	0.000										

Batter	1	2	3	4	5	6	7	8	9	AB R H RBI BB SO LOB	BOTTOM																	
Dave Cash, R (1, 4) OBP: 0.319, SLG: 0.347	S 1B								1-6-3	5 0 1 0 0 0 1	<b>Atlanta Braves @ Montreal Expos</b> Olympic Stadium, Montreal, QB Wed Jul 19 1978, 7:05 PM EDT Unknown																	
Andra Dawson, R (1, 8) OBP: 0.310, SLG: 0.438	G3								1B 2B	4 2 1 0 1 1 1																		
Ellis Valentine, R (1, 9) OBP: 0.349, SLG: 0.535	6-3								E 1B HR BB	4 2 2 2 1 0 1																		
Tony Perez, R (1, 3) OBP: 0.343, SLG: 0.475 Sam Mejias, R (9, PR) OBP: 0.231, SLG: 0.167	F9								E 1B	5 1 3 1 0 0 2 0 1 0 0 0 0 0																		
Larry Parrish, R (1, 5) OBP: 0.308, SLG: 0.451	6-3								E5 HR	5 1 2 1 0 0 3																		
Warren Cromartie, L (1, 7) OBP: 0.317, SLG: 0.364	G3								FC6-4 1B HR	5 1 2 4 0 0 2																		
Gary Carter, R (1, 2) OBP: 0.320, SLG: 0.379	PB S HBP								FC6-4 1B	3 0 1 0 0 0 1																		
Chris Speier, R (1, 6) OBP: 0.328, SLG: 0.319									L9	3 0 1 0 1 0 3																		
Rudy May, L (1, 1) OBP: 0.237, SLG: 0.229 Wayne Carrillo, L (4, PR) OBP: 0.200, SLG: 0.217 Gerry Firtle, R (5, 1) ERA: 1.57 Stan Papi, R (6, PH) OBP: 0.337, SLG: 0.372 Stan Bahnsen, R (7, 1) Del Unser, L (8, PH) OBP: 0.335, SLG: 0.318 Mike Garman, R (9, 1)	K								F9	1 0 0 0 0 1 2 1 0 0 0 0 0 2 0 0 0 0 0 0 0 1 0 0 0 0 0 1 0 0 0 0 0 0 0 1 0 0 0 0 0 0 0 0 0 0 0 0 1	<b>Montreal Expos</b>																	
<b>Inning Stats</b>	R: 0 E: 0 K: 0 S: 4	H: 1 LOB: 1 BB: 0 P: 4	R: 0 E: 0 K: 1 S: 5	H: 0 LOB: 2 BB: 1 P: 10	R: 0 E: 0 K: 0 S: 4	H: 1 LOB: 1 BB: 0 P: 4	R: 0 E: 0 K: 0 S: 5	H: 2 LOB: 2 BB: 0 P: 5	R: 3 E: 0 K: 0 S: 5	H: 3 LOB: 0 BB: 1 P: 9	R: 0 E: 0 K: 0 S: 4	H: 1 LOB: 1 BB: 0 P: 4	R: 0 E: 0 K: 1 S: 6	H: 1 LOB: 1 BB: 0 P: 6	R: 0 E: 0 K: 0 S: 4	H: 1 LOB: 1 BB: 0 P: 4	R: 5 E: 1 K: 0 S: 5	H: 3 LOB: 1 BB: 1 P: 9	1B: 7 2B: 5 3B: 0 HR: 2	SF: 0 SAC: 0 DP: 1 HBP: 1	WP: 0 PA: 42 PB: 1 SB: 2 CS: 0							
<b>PITCHER</b>	IP WLS BF H R ER SO BB IBB HBP BLK WP HR S P ERA WHIP											<b>PITCHER</b>	IP WLS BF H R ER SO BB IBB HBP BLK WP HR S P ERA WHIP															
Tommy Boggs, R (1, 1) ERA: 6.88	4.1	23	7	3	3	1	0	0	0	0	0	0	0	22	31	6.23	2.077											
Craig Skok, L (5, 1) ERA: 1.57	2.2	9	2	0	0	1	0	0	0	0	0	0	0	11	11	0.00	0.750											
Gene Garber, R (8, 1) ERA: 1.8	1.1	L	10	4	5	4	0	1	0	0	0	0	0	1	9	13	27.00	3.750										







Batter	1	2	3	4	5	6	7	8	9	AB	R	H	RBI	BB	SO	LOB	TOP			
Jerry Royster, R (1, 6) OBP: 0.358, SLG: 0.354	F8			F8			F3		F9	5	0	1	2	0	0	2				
Barry Bonnell, R (1, 8) OBP: 0.275, SLG: 0.277	F3				F5		F3			4	0	0	0	0	0	2				
Rowland Office, L (9, PH) OBP: 0.302, SLG: 0.390		F7							K	1	0	0	0	0	1	2				
Gary Matthews, R (1, 9) OBP: 0.389, SLG: 0.492	K			F8			5-3		F7	4	0	0	0	0	1	0				
Jeff Burroughs, R (1, 7) OBP: 0.457, SLG: 0.557		K								3	0	2	0	1	1	0				
Bob Horner, R (1, 5) OBP: 0.300, SLG: 0.453		6-3		FC5-4						4	0	1	0	0	1	2				
Dale Murphy, R (1, 3) OBP: 0.305, SLG: 0.415										3	1	1	0	1	0	2				
Glenn Hubbard, R (1, 4) OBP: 0.310, SLG: 0.269										4	1	2	0	0	1	2				
Joe Nolan, L (1, 2) OBP: 0.308, SLG: 0.294										2	1	0	0	1	1	0				
Bob Beall, S (9, PH) OBP: 0.333, SLG: 0.263										0	0	0	0	1	0	0				
Jamie Easterly, L (1, 1) OBP: 0.286, SLG: 0.308										1	0	0	1	1	1	0				
Rod Gilbreath, R (7, PH) OBP: 0.300, SLG: 0.333										1	0	0	0	0	1	0				
Mickey Mahler, S (7, 1) OBP: 0.120, SLG: 0.083										0	0	0	0	0	0	0				
Cito Gaston, R (9, PH) OBP: 0.228, SLG: 0.222										1	0	0	0	0	1	2				
<b>Inning Stats</b>	R: 0 E: 0 K: 1 S: 5	H: 0 LOB: 0 BB: 0 P: 5	R: 3 E: 0 K: 1 S: 8	H: 3 LOB: 2 BB: 2 P: 16	R: 0 E: 0 K: 1 S: 6	H: 1 LOB: 0 BB: 1 P: 10	R: 0 E: 0 K: 1 S: 5	H: 0 LOB: 0 BB: 0 P: 5	R: 0 E: 0 K: 1 S: 6	H: 0 LOB: 0 BB: 0 P: 6	R: 0 E: 0 K: 1 S: 5	H: 0 LOB: 0 BB: 0 P: 5	R: 0 E: 0 K: 1 S: 3	H: 1 LOB: 1 BB: 1 P: 7	R: 0 E: 0 K: 2 S: 8	H: 1 LOB: 2 BB: 1 P: 12	1B: 6 2B: 1 3B: 0 HR: 0	SF: 0 SAC: 0 DP: 1 HBP: 0	WP: 0 PB: 0 SB: 0 CS: 0	PA: 38
<b>PITCHER</b>	IP WLS BF H R ER SO BB IBB HBP BLK WP HR S P ERA WHIP																			
Woodie Fryman, L (1, 1) ERA: 4.03	8.0 W 35 7 3 3 7 5 0 0 0 0 0 0 44 64 3.38 1.500																			
Mike Garman, R (9, 1) ERA: 4.93	1.0 S 3 0 0 0 2 0 0 0 0 0 0 0 7 7 0.00 0.000																			

Atlanta Braves @ Montreal Expos  
Olympic Stadium, Montreal, QB  
Thu Jul 20 1978, 7:05 PM EDT  
Att: 14,108 - Unknown

AB 33  
R 3  
H 7  
RBI 3  
BB 5  
SO 9  
LOB 14



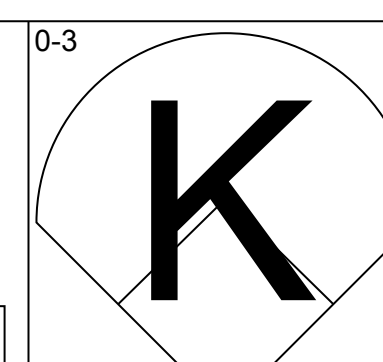
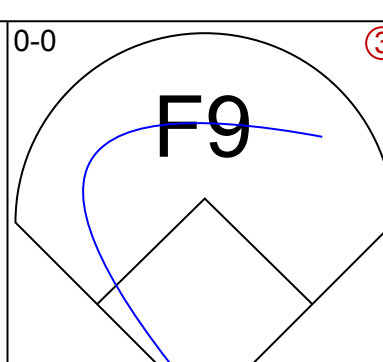
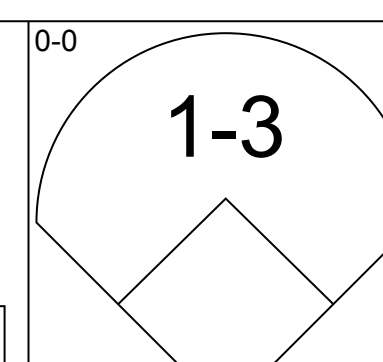
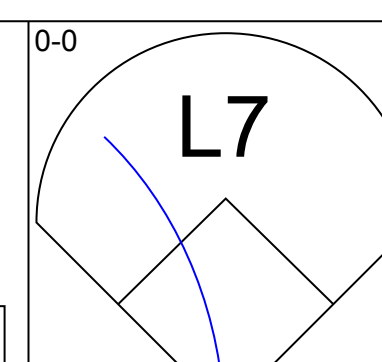
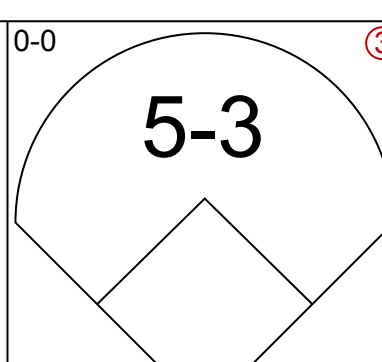
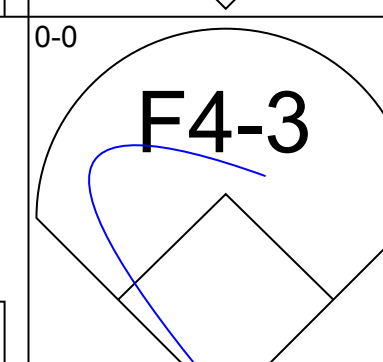
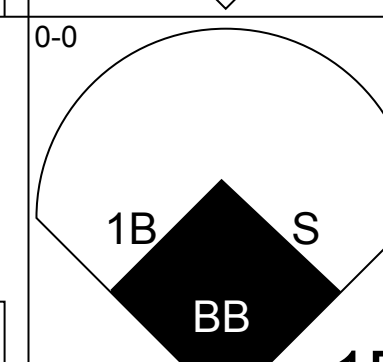
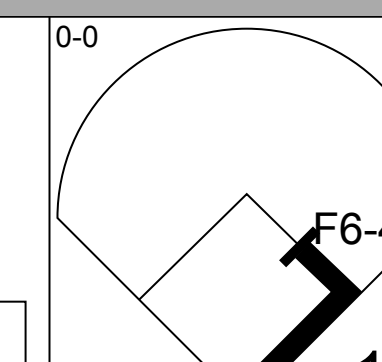
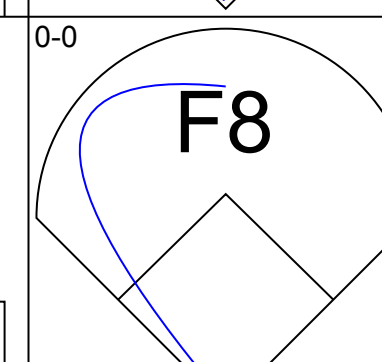
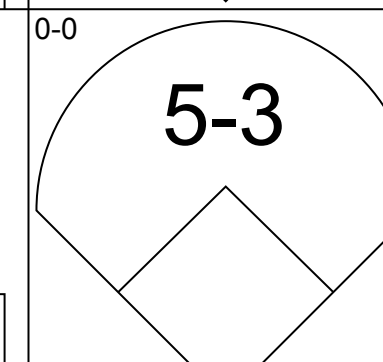
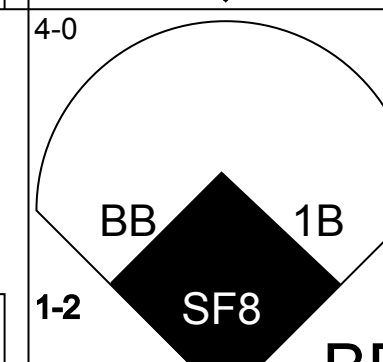
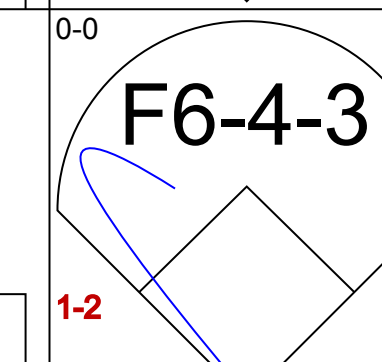
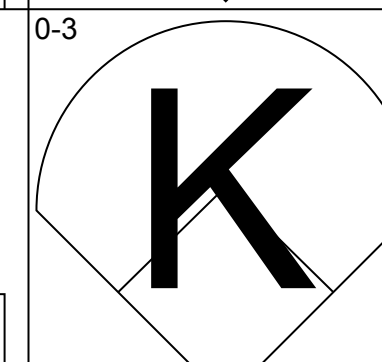
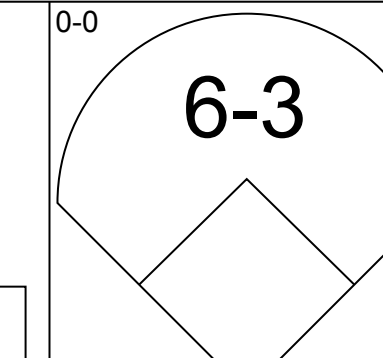
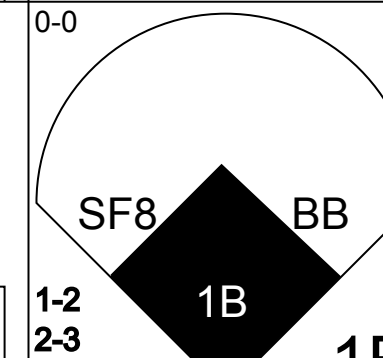
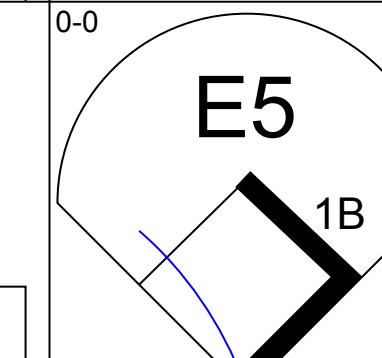
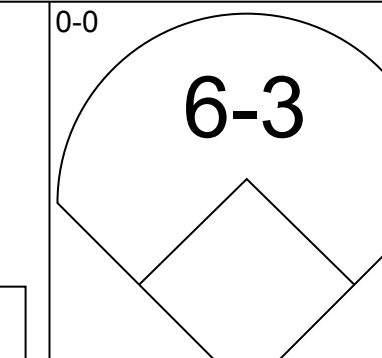
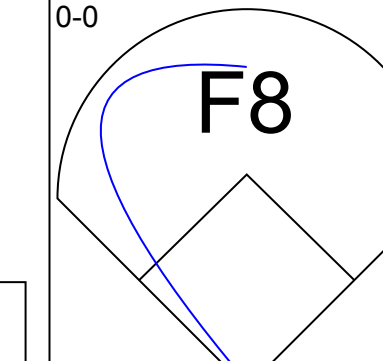
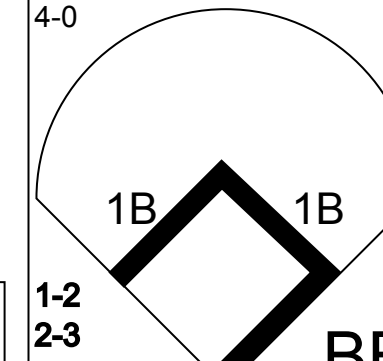
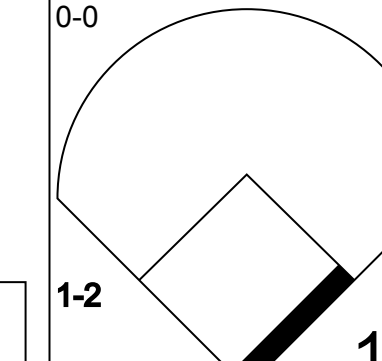
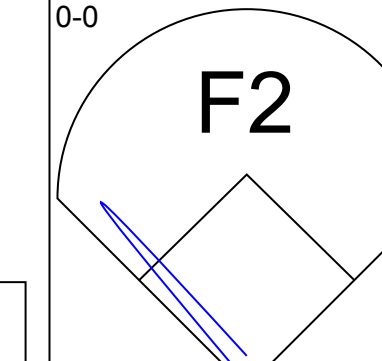
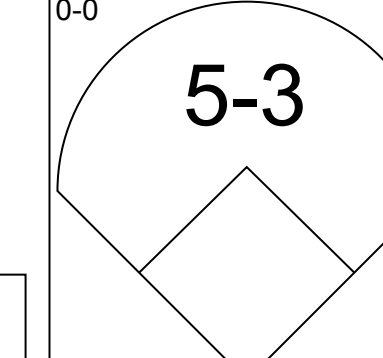
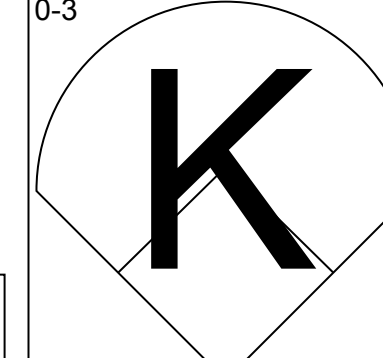
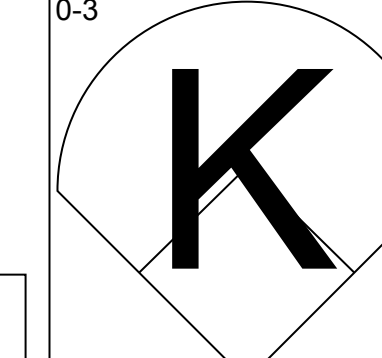
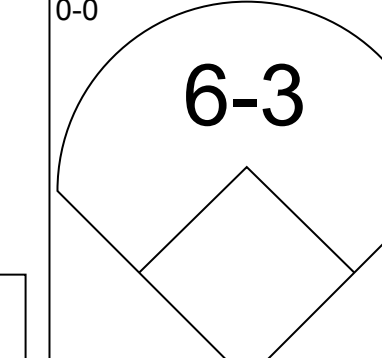
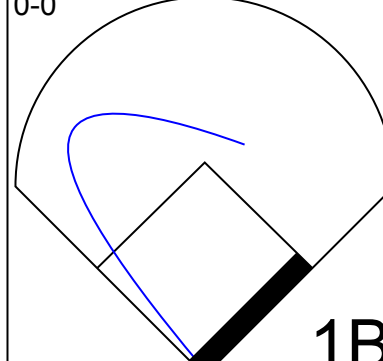
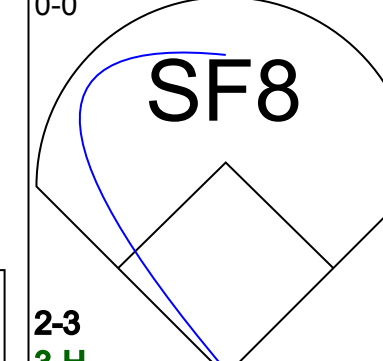
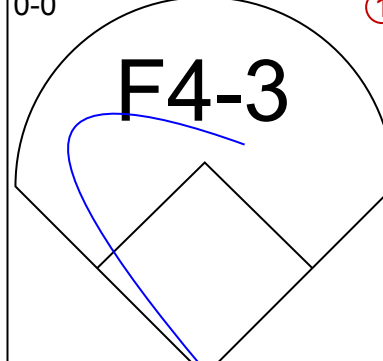
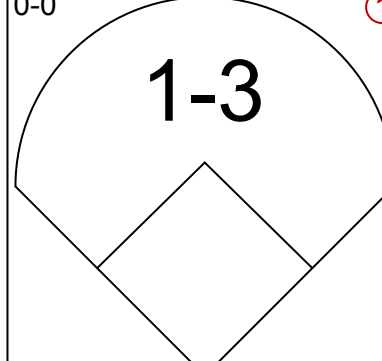
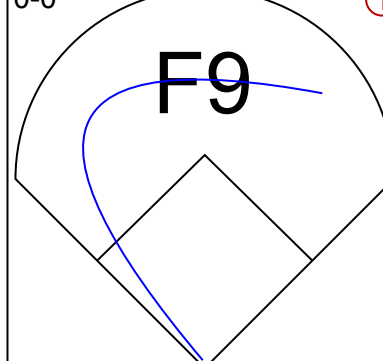
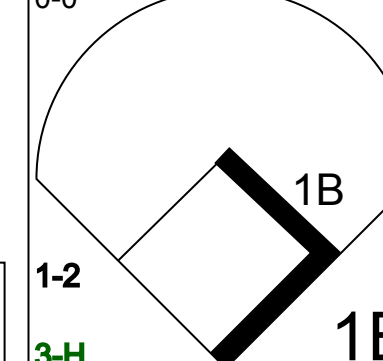
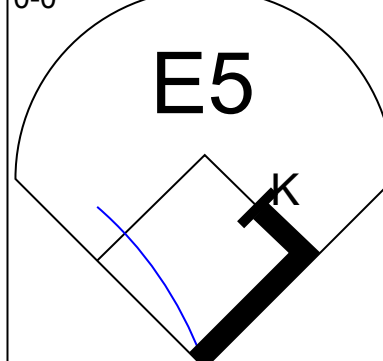
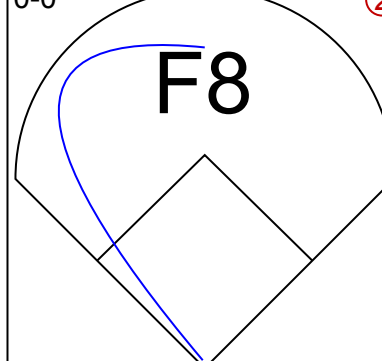

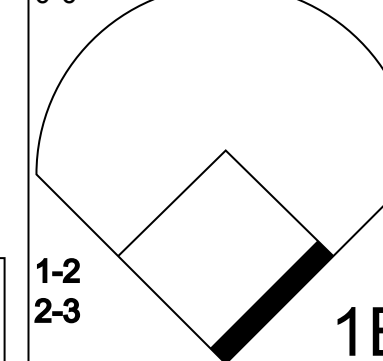
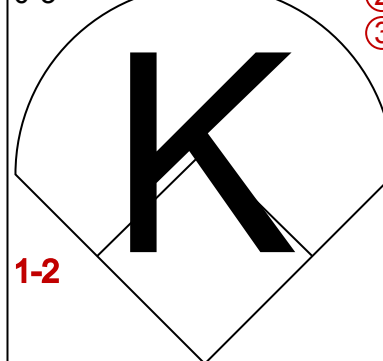
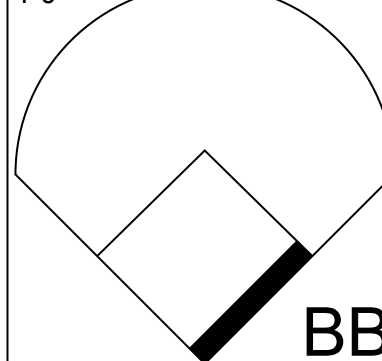
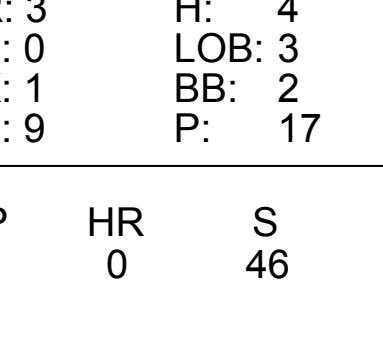
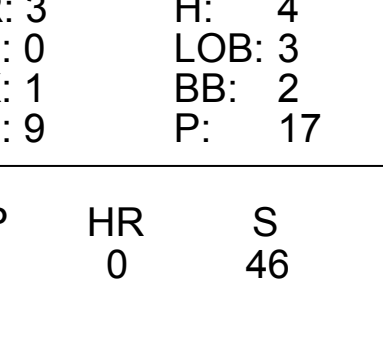
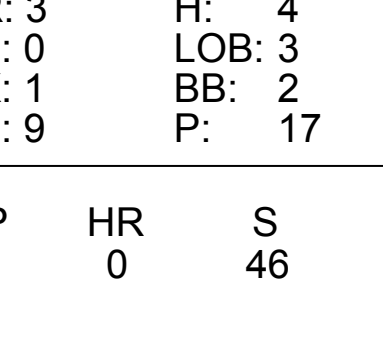
Batter	1	2	3	4	5	6	7	8	9	AB	R	H	RBI	BB	SO	LOB	BOTTOM			
Dave Cash, R (1, 4) OBP: 0.317, SLG: 0.343	L6-4									5	0	1	0	0	0	2				
Pepe Frias, R (9, 4) OBP: 0.333, SLG: 0.778		4-3								0	0	0	0	0	0	0				
Andra Dawson, R (1, 8) OBP: 0.310, SLG: 0.435										5	1	2	0	0	0	1				
Ellis Valentine, R (1, 9) OBP: 0.344, SLG: 0.524	L6-4									3	0	0	0	1	0	2				
Tony Perez, R (1, 3) OBP: 0.338, SLG: 0.465										3	0	0	0	1	1	3				
Del Unser, L (9, 3) OBP: 0.312, SLG: 0.315										0	0	0	0	0	0	0				
Larry Parrish, R (1, 5) OBP: 0.309, SLG: 0.450										3	1	1	0	1	0	1				
Warren Cromartie, L (1, 7) OBP: 0.324, SLG: 0.368										1	2	0	0	1	0	0				
Sam Mejias, R (7, PH) OBP: 0.222, SLG: 0.160										1	0	0	0	0	0	2				
Gary Carter, R (1, 2) OBP: 0.321, SLG: 0.375										3	2	1	0	1	0	2				
Chris Speier, R (1, 6) OBP: 0.333, SLG: 0.346										4	1	4	6	0	0	0				
Woodie Fryman, R (1, 1) OBP: 0.031, SLG: 0.065										4	0	0	0	0	1	3				
Mike Garman, R (9, 1) ERA: 3.32										0	0	0	0	0	0	0				
<b>Inning Stats</b>	R: 0 E: 0 K: 0 S: 4	H: 2 LOB: 1 BB: 0 P: 4	R: 2 E: 0 K: 0 S: 5	H: 2 LOB: 1 BB: 1 P: 9	R: 0 E: 0 K: 0 S: 3	H: 0 LOB: 1 BB: 1 P: 7	R: 0 E: 0 K: 0 S: 4	H: 1 LOB: 0 BB: 0 P: 4	R: 0 E: 0 K: 0 S: 3	H: 0 LOB: 0 BB: 0 P: 3	R: 3 E: 0 K: 0 S: 5	H: 2 LOB: 2 BB: 0 P: 6	R: 1 E: 0 K: 1 S: 6	H: 1 LOB: 2 BB: 2 P: 14	R: 1 E: 1 K: 1 S: 6	H: 1 LOB: 1 BB: 1 P: 10	1B: 6 2B: 2 3B: 1 HR: 1	SF: 0 SAC: 0 DP: 1 HBP: 1	WP: 1 PB: 0 SB: 1 CS: 0	PA: 38
<b>PITCHER</b>	IP WLS BF H R ER SO BB IBB HBP BLK WP HR S P ERA WHIP																			
Jamie Easterly, L (1, 1) ERA: 6.87	6.0 L 27 7 5 5 0 2 0 0 0 1 0 0 24 33 7.50 1.500																			
Mickey Mahler, L (7, 1) ERA: 3.32	2.0 11 2 2 2 2 1 2 0 1 1 0 12 24 9.00 1.500																			

Atlanta Braves @ Montreal Expos  
Olympic Stadium, Montreal, QB  
Thu Jul 20 1978, 7:05 PM EDT  
Att: 14,108 - Unknown

AB 32  
R 7  
H 9  
RBI 6  
BB 5  
SO 2  
LOB 16



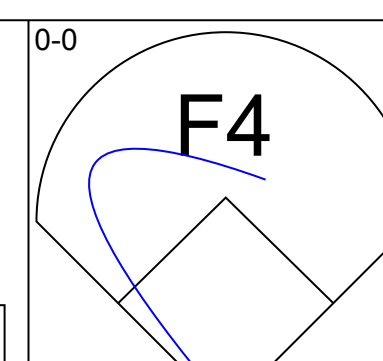
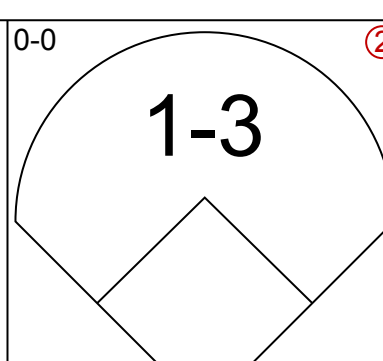
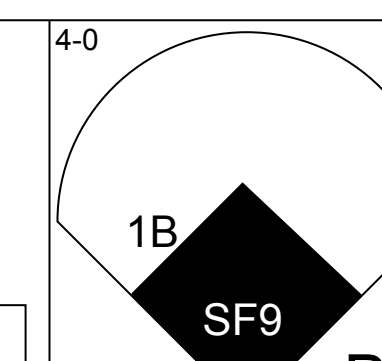
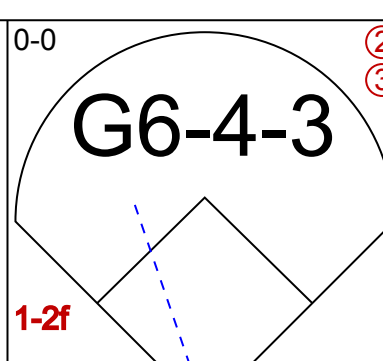
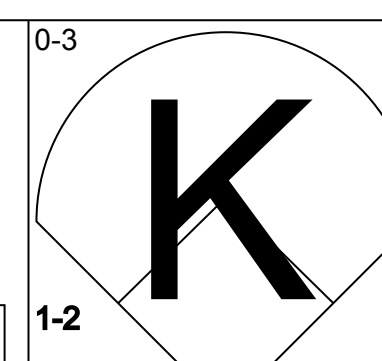
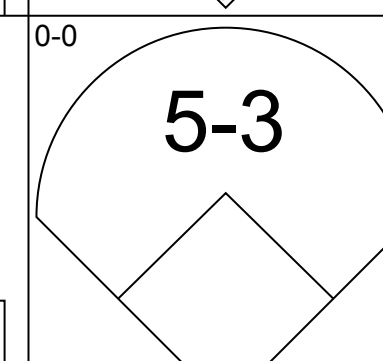
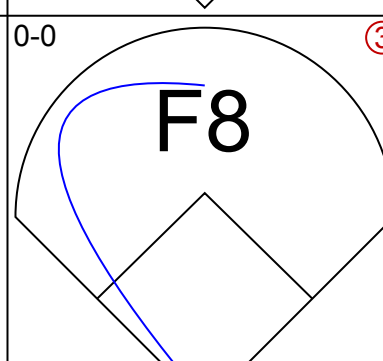
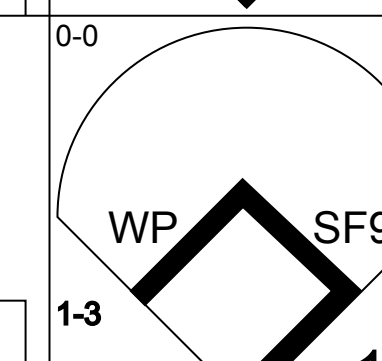
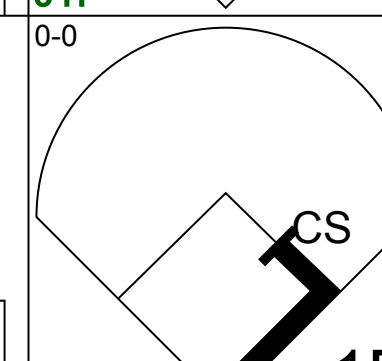
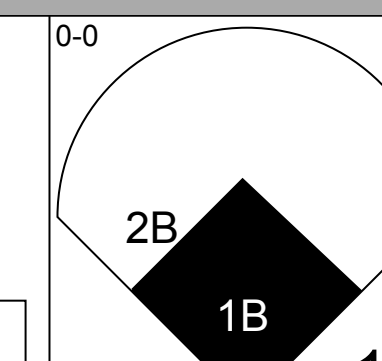
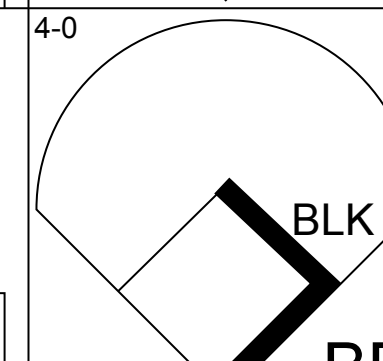
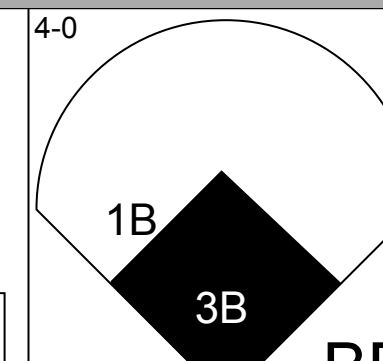
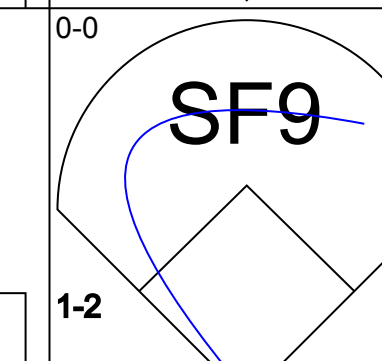
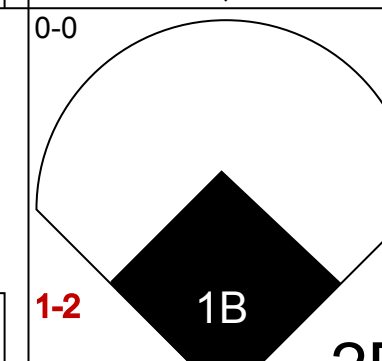
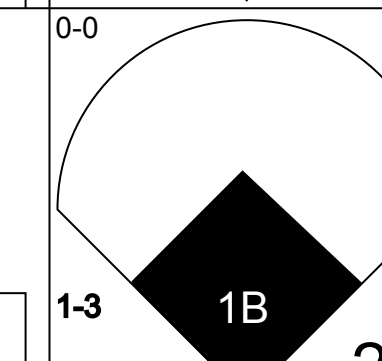
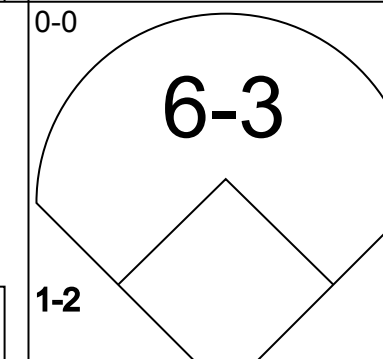
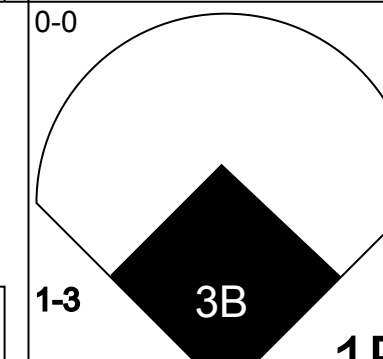
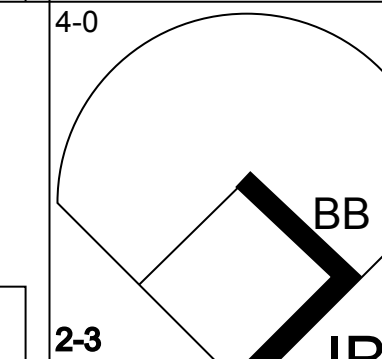
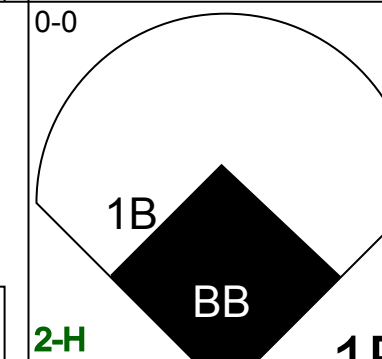
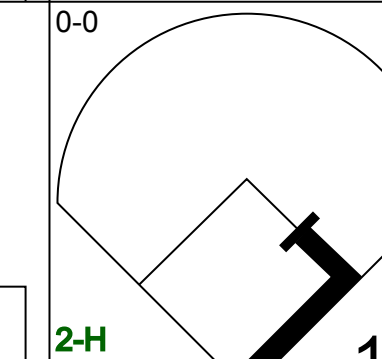
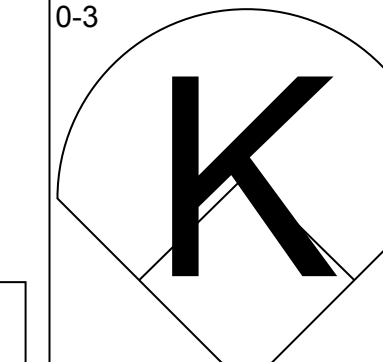
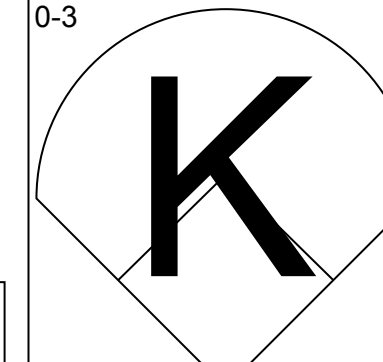
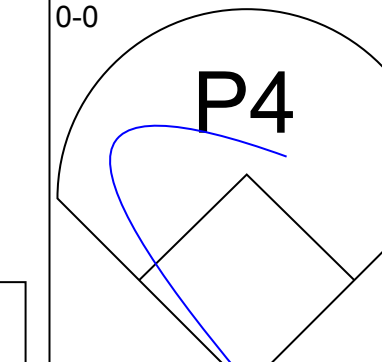
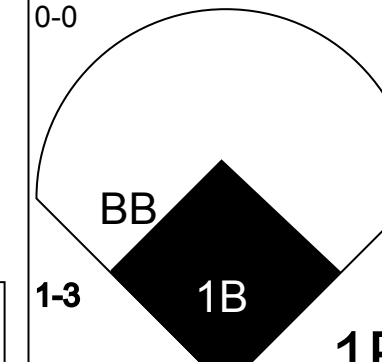
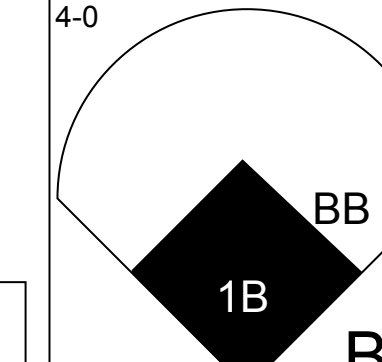
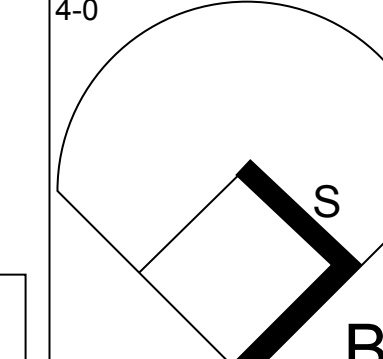
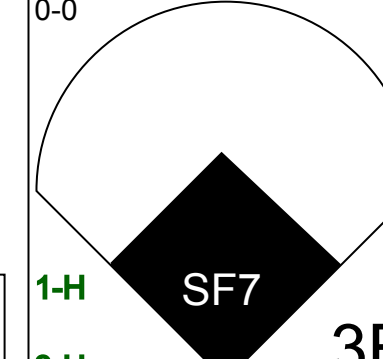
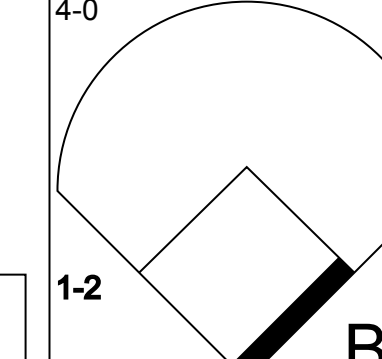
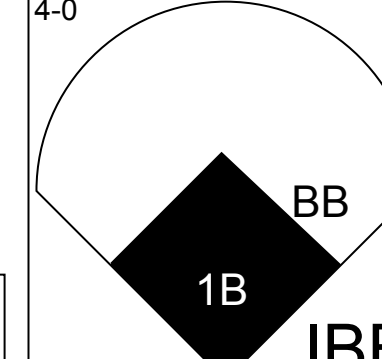
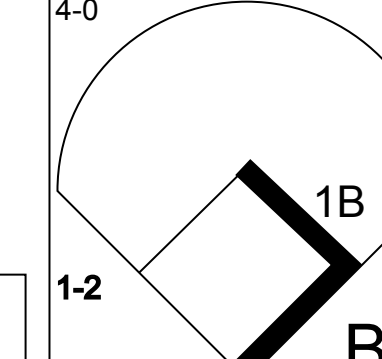
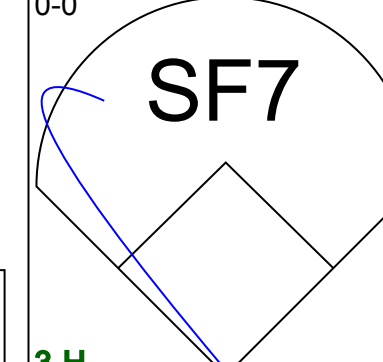
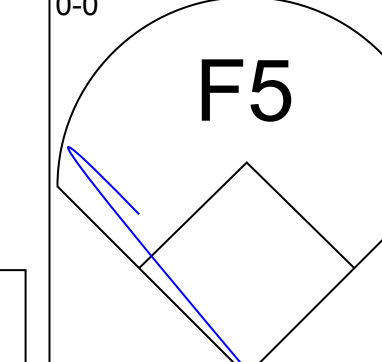
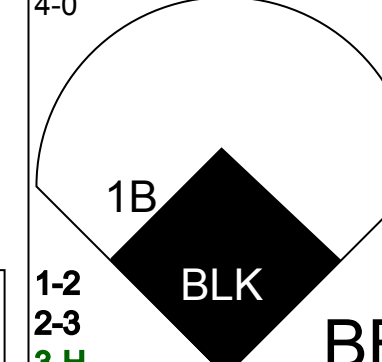
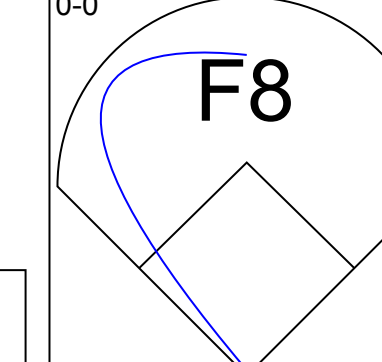
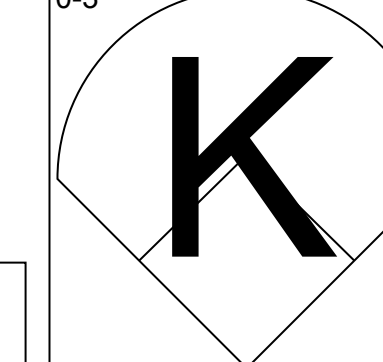

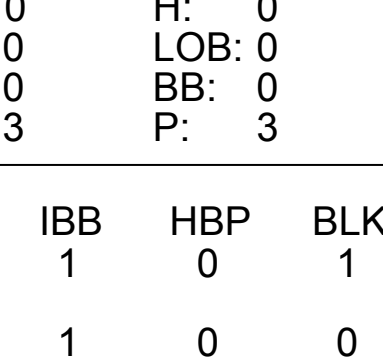
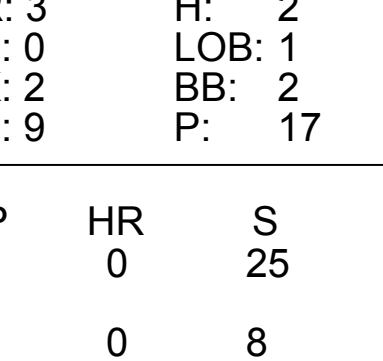
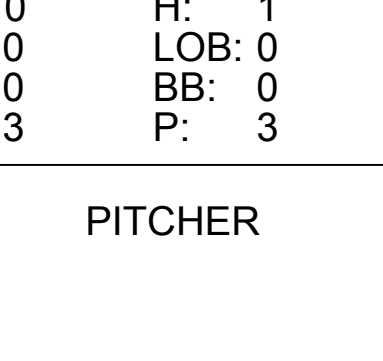
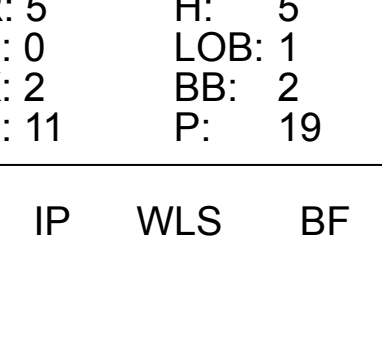
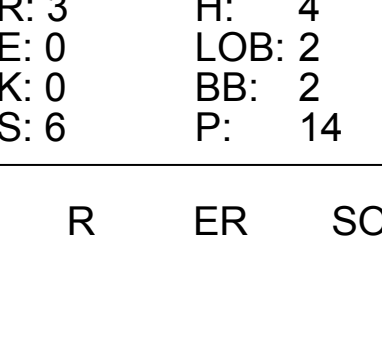



Batter	1	2	3	4	5	6	7	8	9	AB	R	H	RBI	BB	SO	LOB	TOP			
Jerry Royster, R (1, 6) OBP: 0.353, SLG: 0.349										5	0	0	0	0	1	5				
Rowland Office, L (1, 8) OBP: 0.306, SLG: 0.392										4	1	2	0	0	0	0				
Gary Matthews, R (1, 9) OBP: 0.387, SLG: 0.485										3	1	0	0	1	1	1				
Jeff Burroughs, R (1, 7) OBP: 0.455, SLG: 0.553										4	1	1	0	0	0	0				
Bob Horner, R (1, 5) OBP: 0.306, SLG: 0.450										3	0	1	1	1	0	0				
Dale Murphy, R (1, 3) OBP: 0.303, SLG: 0.410										4	0	0	0	0	2	5				
Biff Pocoroba, S (1, 2) OBP: 0.319, SLG: 0.327										3	0	1	1	0	0	0				
Glenn Hubbard, R (1, 4) OBP: 0.303, SLG: 0.267										4	0	1	1	0	0	1				
Preston Hanna, R (1, 1) OBP: 0.205, SLG: 0.316										2	0	1	0	0	1	1				
Craig Skok, R (5, 1) OBP: 0.200, SLG: 0.400										1	0	0	0	0	1	1				
Dave Campbell, R (7, 1) OBP: 0.339, SLG: 0.263										0	0	0	0	0	0	0				
Bob Beall, S (9, PH)										0	0	0	0	1	0	0				
<b>Inning Stats</b>	R: 0 E: 0 K: 1 S: 5	H: 0 LOB: 0 BB: 0 P: 5	R: 0 E: 0 K: 0 S: 3	H: 0 LOB: 0 BB: 0 P: 3	R: 0 E: 0 K: 1 S: 6	H: 1 LOB: 1 BB: 0 P: 6	R: 3 E: 0 K: 1 S: 9	H: 4 LOB: 3 BB: 2 P: 17	R: 0 E: 1 K: 1 S: 7	H: 0 LOB: 2 BB: 0 P: 7	R: 0 E: 0 K: 1 S: 5	H: 0 LOB: 0 BB: 0 P: 5	R: 0 E: 0 K: 0 S: 3	H: 0 LOB: 0 BB: 0 P: 3	R: 0 E: 0 K: 0 S: 3	H: 0 LOB: 1 BB: 1 P: 7	1B: 7 2B: 0 3B: 0 HR: 0	SF: 1 SAC: 0 DP: 1 HBP: 0	WP: 0 PB: 0 SB: 1 CS: 0	PA: 37
<b>PITCHER</b> Nino Espinosa, R (1, 1) ERA: 4.06	IP: 9.0 WLS: W BF: 37 H: 7 R: 3 ER: 3 SO: 6 BB: 3 IBB: 0 HBP: 0 BLK: 0 WP: 0 HR: 0 S: 46 P: 58 ERA: 3.00 WHIP: 1.111															<b>PITCHER</b>				

Atlanta Braves @ New York Mets  
Shea Stadium, Flushing, NY  
Fri Jul 21, 1978, 7:05 PM EDT  
Att: 10,636 - Unknown

AB 33  
R 3  
H 7  
RBI 3  
BB 3  
SO 6  
LOB 14




Batter	1	2	3	4	5	6	7	8	9	AB	R	H	RBI	BB	SO	LOB	BOTTOM			
Lenny Randle, S (1, 5) OBP: 0.343, SLG: 0.322										4	1	0	0	1	1	2				
Tim Loh, R (1, 6) OBP: 0.270, SLG: 0.296										5	1	3	0	0	0	0				
Steve Henderson, R (1, 7) OBP: 0.330, SLG: 0.404										2	3	2	1	2	0	0				
Willie Montanez, L (1, 3) OBP: 0.331, SLG: 0.435										4	2	3	3	1	0	1				
John Stearns, R (1, 2) OBP: 0.367, SLG: 0.426										4	2	1	0	1	2	4				
Lee Mazzilli, S (1, 8) OBP: 0.346, SLG: 0.421										1	2	1	2	4	0	0				
Bruce Boisclair, L (1, 9) OBP: 0.328, SLG: 0.344										1	0	0	1	0	0	1				
Joel Youngblood, R (6, PH) OBP: 0.287, SLG: 0.435										1	0	0	0	0	0	3				
Ed Kranepool, L (7, PH) OBP: 0.328, SLG: 0.362										0	1	0	1	1	0	0				
Elliott Maddox, R (8, 9) OBP: 0.388, SLG: 0.367										1	0	0	0	0	2					
Doug Flynn, R (1, 4) OBP: 0.284, SLG: 0.290										4	0	1	1	1	2	4				
Nino Espinosa, R (1, 1) OBP: 0.191, SLG: 0.255										5	0	2	2	0	1	3				
<b>Inning Stats</b>	R: 0 E: 0 K: 0 S: 3	H: 0 LOB: 1 BB: 1 P: 7	R: 0 E: 0 K: 2 S: 7	H: 0 LOB: 1 BB: 1 P: 11	R: 0 E: 0 K: 0 S: 3	H: 0 LOB: 0 BB: 0 P: 3	R: 3 E: 0 K: 2 S: 9	H: 2 LOB: 1 BB: 2 P: 17	R: 1 E: 0 K: 0 S: 4	H: 1 LOB: 3 BB: 3 P: 16	R: 0 E: 0 K: 0 S: 3	H: 1 LOB: 0 BB: 0 P: 3	R: 5 E: 0 K: 2 S: 11	H: 5 LOB: 1 BB: 2 P: 19	R: 3 E: 0 K: 0 S: 6	H: 4 LOB: 2 BB: 2 P: 14	1B: 10 2B: 2 3B: 1 HR: 0	SF: 2 SAC: 0 DP: 1 HBP: 0	WP: 1 PB: 0 SB: 1 CS: 1	PA: 45
<b>PITCHER</b> Preston Hanna, R (1, 1) ERA: 4.63	IP: 4.2 WLS: L BF: 24 H: 3 R: 4 ER: 4 SO: 4 BB: 6 IBB: 1 HBP: 0 BLK: 1 WP: 1 HR: 0 S: 25 P: 53 ERA: 7.71 WHIP: 1.929															<b>PITCHER</b>				
Craig Skok, L (5, 1) ERA: 2.57	1.2 9 5 4 4 0 0 1 0 0 0 0 8 12 21.60 3.000																			
Dave Campbell, R (7, 1) ERA: 4.94	1.2 12 5 4 4 2 3 0 0 1 0 0 13 25 21.60 4.800																			


Atlanta Braves @ New York Mets  
Shea Stadium, Flushing, NY  
Fri Jul 21, 1978, 7:05 PM EDT  
Att: 10,636 - Unknown

AB 32  
R 12  
H 13  
RBI 11  
BB 11  
SO 6  
LOB 20

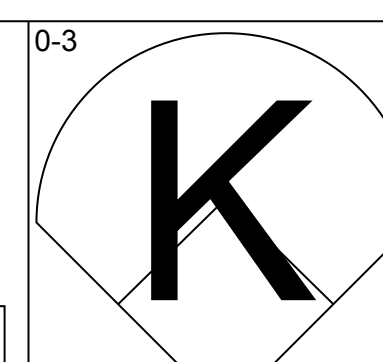
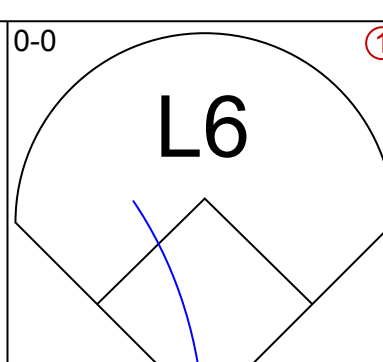
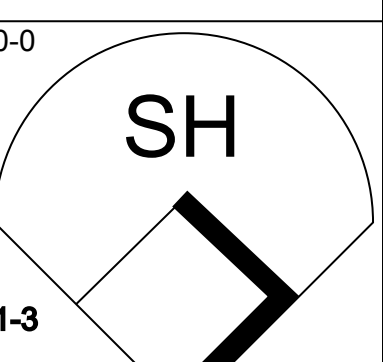
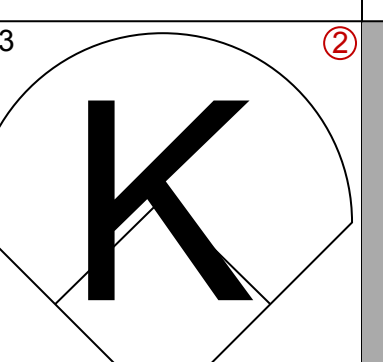
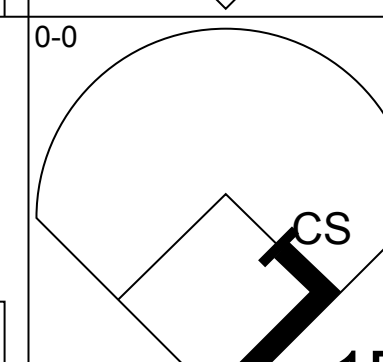
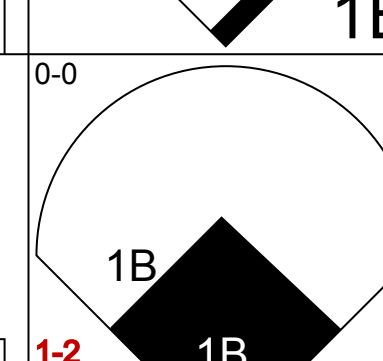
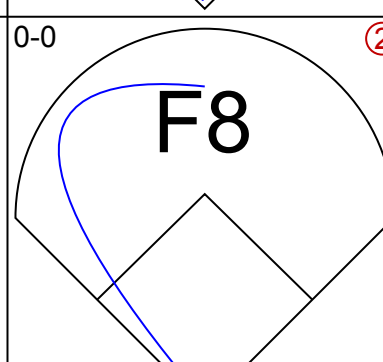
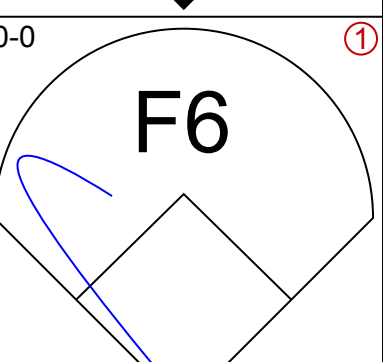
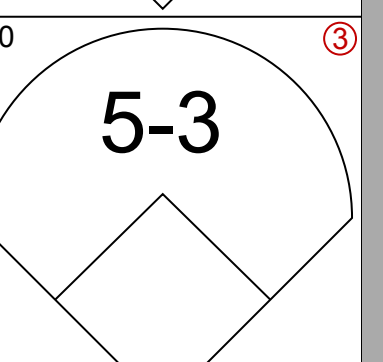
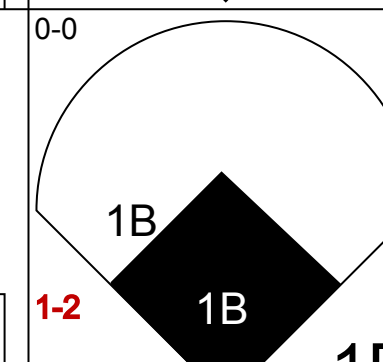
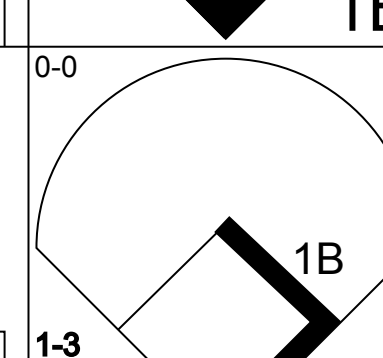
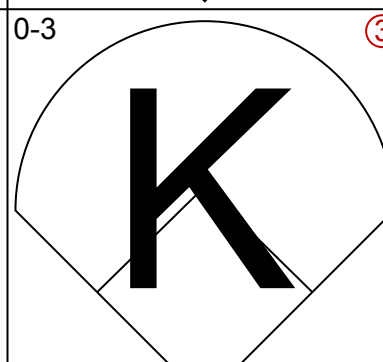
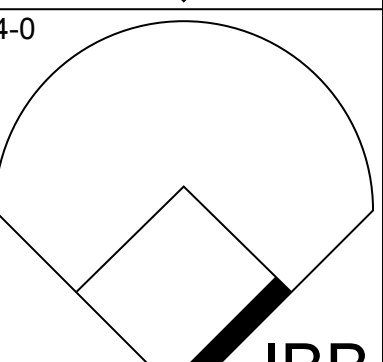



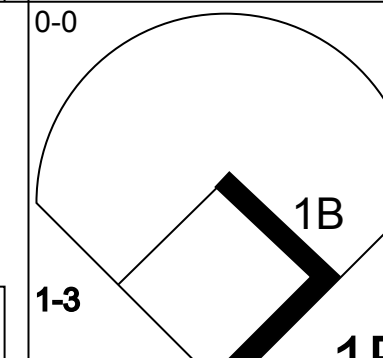
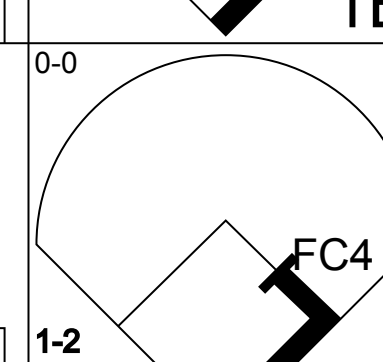

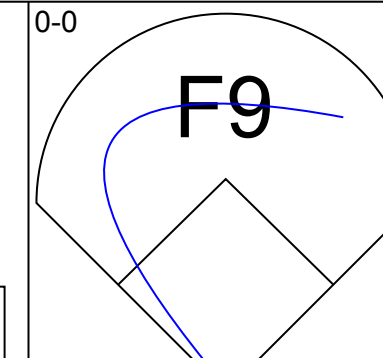
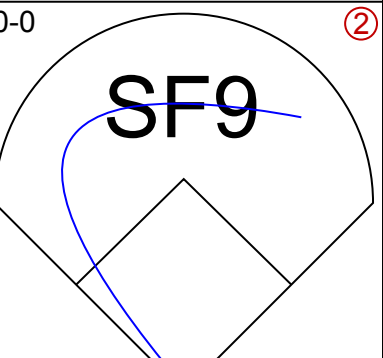


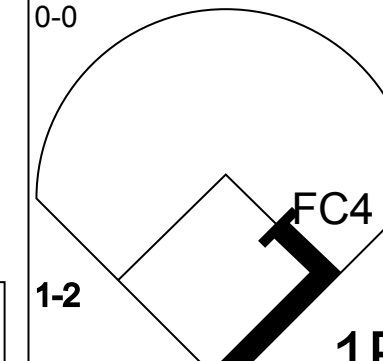
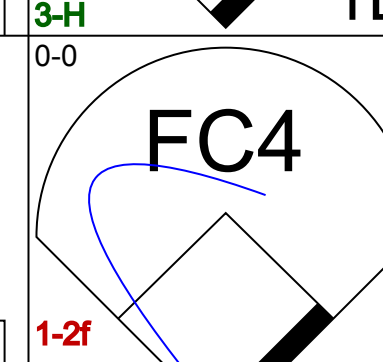


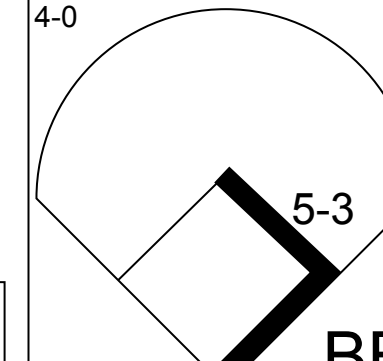
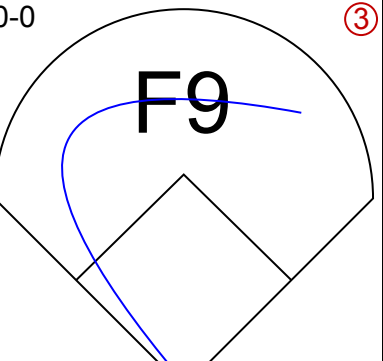

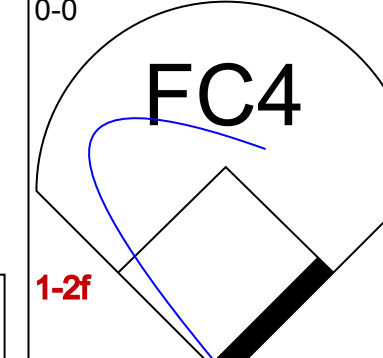


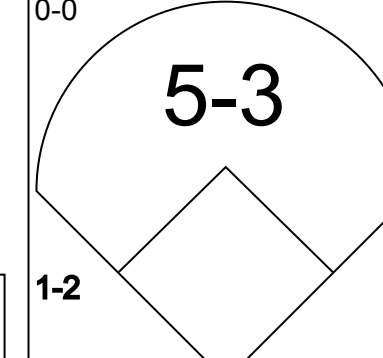


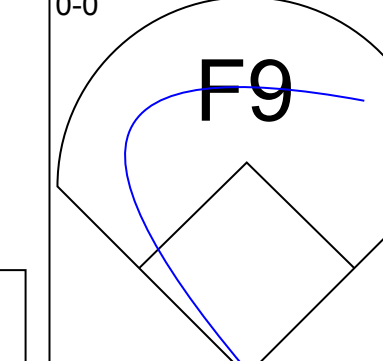


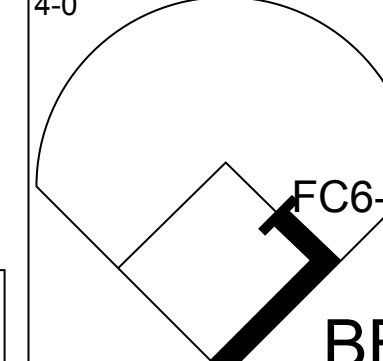





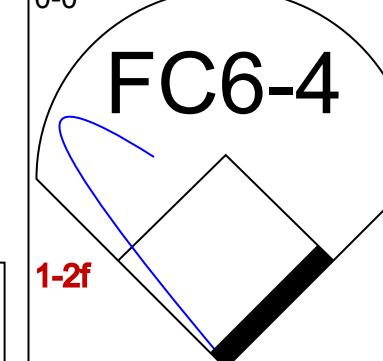




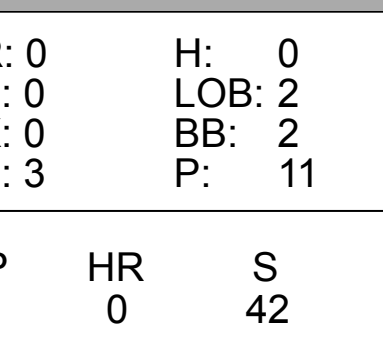

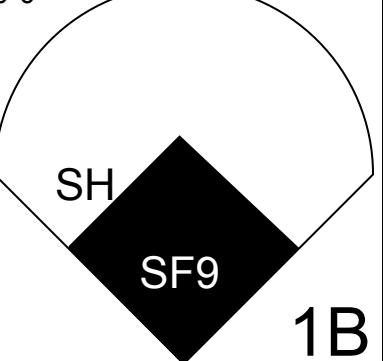
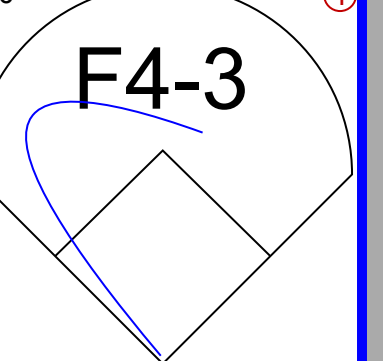




Batter	1	2	3	4	5	6	7	8	9	AB	R	H	RBI	BB	SO	LOB	TOP
Jerry Royster, R (1, 6) OBP: 0.352, SLG: 0.348	6-3		1B		1-3			L7		4	0	1	0	0	0	0	<p>Atlanta Braves @ New York Mets Shea Stadium, Flushing, NY</p> <p>Sat Jul 22 1978, 7:05 PM EDT Att: 12,277 - Unknown</p> <p>livebaseballscores.com</p> <p>AB 33 R 0 H 8 RBI 0 BB 1 SO 2 LOB 14</p> 
Rowland Office, L (1, 8) OBP: 0.309, SLG: 0.391	HBP		K			G3		1B		3	0	1	0	0	1		
Gary Matthews, R (1, 9) OBP: 0.389, SLG: 0.486	FC5-4		1B			L5		1B		4	0	2	0	0	0		
Jeff Burroughs, R (1, 7) OBP: 0.453, SLG: 0.548	BB		1B			5-3		FC5-4		3	0	0	0	1	0		
Bob Horner, R (1, 5) OBP: 0.304, SLG: 0.444	F7					5-3				4	0	1	0	0	0		
Dale Murphy, R (1, 3)						5-3				4	0	1	0	0	0		
Biff Pocoroba, S (1, 2) OBP: 0.318, SLG: 0.325			F4-6-3		F4-3					4	0	1	0	0	0		
Rod Gilbreath, R (1, 4) OBP: 0.299, SLG: 0.332			1B			5-3		F9		4	0	1	0	0	0		
Phil Niekro, R (1, 1) OBP: 0.243, SLG: 0.254			FC6-4			5-3				2	0	0	0	0	0		
Bob Beall, S (8, PH) OBP: 0.336, SLG: 0.260			1B					K		1	0	0	0	0	1		
Gene Garber, R (8, 1)										0	0	0	0	0	0		
<b>Inning Stats</b>	R: 0 E: 0 K: 0 S: 3	H: 0 LOB: 2 BB: 1 P: 8	R: 0 E: 0 K: 0 S: 4	H: 2 LOB: 1 BB: 0 P: 4	R: 0 E: 0 K: 1 S: 6	H: 2 LOB: 1 BB: 0 P: 6	R: 0 E: 0 K: 0 S: 3	H: 0 LOB: 0 BB: 0 P: 3	R: 0 E: 0 K: 0 S: 3	H: 1 LOB: 1 BB: 0 P: 4	R: 0 E: 0 K: 1 S: 7	H: 2 LOB: 2 BB: 0 P: 7	R: 0 E: 0 K: 0 S: 4	H: 1 LOB: 1 BB: 0 P: 4	1B: 8 2B: 0 3B: 0 HR: 0	SF: 0 SAC: 0 DP: 2 HBP: 1	WP: 0 PA: 35 CS: 0
<b>PITCHER</b>	IP WLS BF H R ER SO BB IBB HBP BLK WP HR S P ERA WHIP																
Tom Hausman, R (1, 1) ERA: 4.58	8.0 W 32 8 0 0 2 1 0 1 0 0 0 34 39 0.00 1.125																
Skip Lockwood, R (9, 1) ERA: 3.28	1.0 S 3 0 0 0 0 0 0 0 0 0 0 3 3 0.00 0.000																

Batter	1	2	3	4	5	6	7	8	9	AB	R	H	RBI	BB	SO	LOB	BOTTOM
Bruce Boisclair, L (1, 9) OBP: 0.315, SLG: 0.342	S	G3			F9		K			4	0	1	0	0	1	3	<p>Atlanta Braves @ New York Mets Shea Stadium, Flushing, NY</p> <p>Sat Jul 22 1978, 7:05 PM EDT Att: 12,277 - Unknown</p> <p>livebaseballscores.com</p> <p>AB 30 R 2 H 6 RBI 2 BB 1 SO 5 LOB 10</p> 
Tim Foli, R (1, 6) OBP: 0.286, SLG: 0.292	K		1-3		5-3			F7		4	0	0	0	0	1	2	
Steve Henderson, R (1, 7) OBP: 0.327, SLG: 0.399	F3		F8			5-3		6-3		4	0	0	0	0	0	1	
Willie Montanez, L (1, 3) OBP: 0.328, SLG: 0.431	F9		F5			F8		K		4	0	0	0	0	1	1	
John Stearns, R (1, 2) OBP: 0.366, SLG: 0.436		K			F6		HR			3	1	1	1	0	1	0	
Joel Youngblood, R (1, 8) OBP: 0.297, SLG: 0.450		1B			F8		S			3	1	2	0	0	0	0	
Bobby Valentine, R (1, 5) OBP: 0.348, SLG: 0.327		2B			5-3		1B			2	0	0	0	1	0	1	
Doug Flynn, R (1, 4) OBP: 0.285, SLG: 0.291		1B			F6-3		K			3	0	1	1	0	1	0	
Tom Hausman, R (1, 1) OBP: 0.600, SLG: 0.750		FC1-5								3	0	1	0	0	0	2	
Skip Lockwood, R (9, 1) OBP: 0.222, SLG: 0.667		1B						P6		0	0	0	0	0	0	0	
<b>Inning Stats</b>	R: 0 E: 0 K: 1 S: 6	H: 1 LOB: 1 BB: 0 P: 6	R: 1 E: 0 K: 1 S: 7	H: 2 LOB: 2 BB: 1 P: 11	R: 0 E: 0 K: 0 S: 3	H: 0 LOB: 0 BB: 0 P: 3	R: 0 E: 0 K: 0 S: 3	H: 0 LOB: 0 BB: 0 P: 3	R: 0 E: 0 K: 2 S: 7	H: 0 LOB: 0 BB: 0 P: 7	R: 1 E: 0 K: 0 S: 5	H: 2 LOB: 1 BB: 0 P: 5	R: 0 E: 0 K: 1 S: 5	H: 0 LOB: 0 BB: 0 P: 5	1B: 3 2B: 2 3B: 0 HR: 1	SF: 0 SAC: 0 DP: 0 HBP: 0	WP: 0 PA: 31 CS: 0
<b>PITCHER</b>	IP WLS BF H R ER SO BB IBB HBP BLK WP HR S P ERA WHIP																
Phil Niekro, R (1, 1) ERA: 3.0	7.0 L 28 6 2 2 4 1 0 0 0 0 0 35 39 2.57 1.000																
Gene Garber, R (8, 1) ERA: 1.77	1.0 3 0 0 0 1 0 0 0 0 0 0 5 5 0.00 0.000																

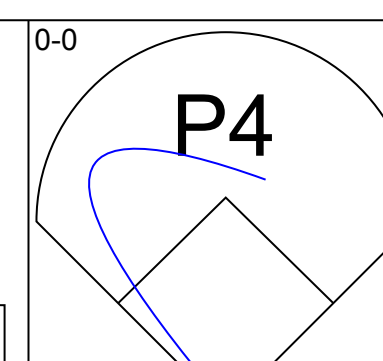
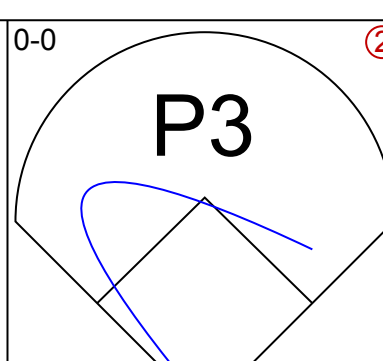


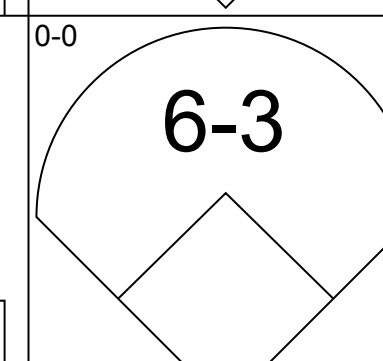
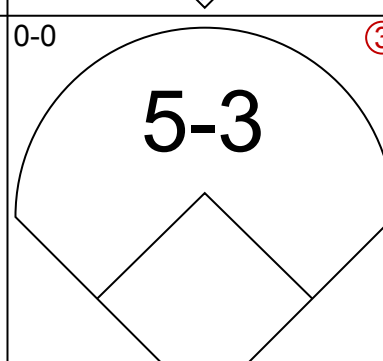


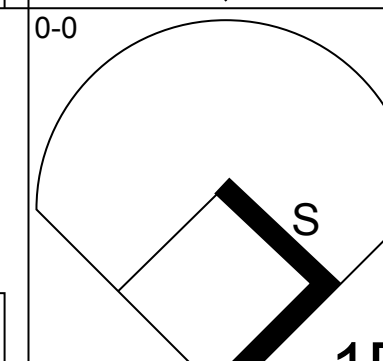
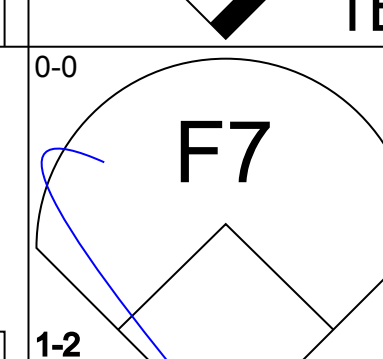



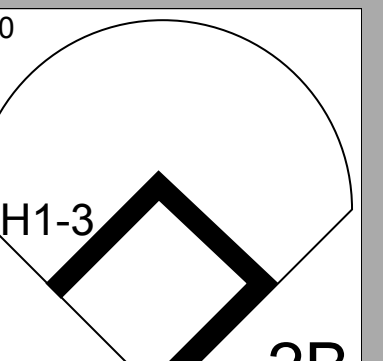
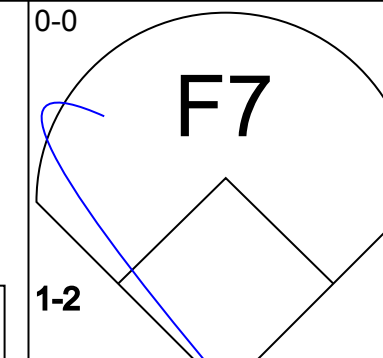


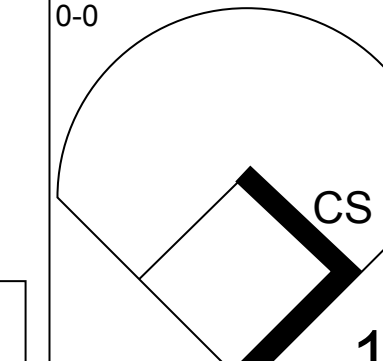
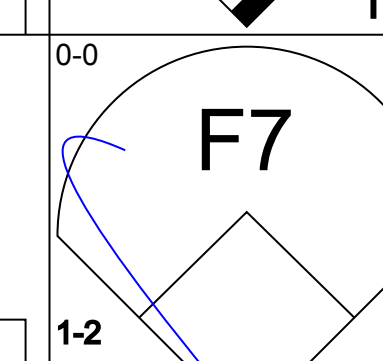





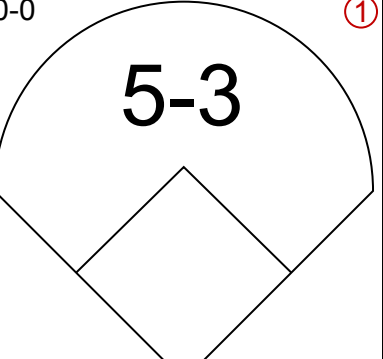


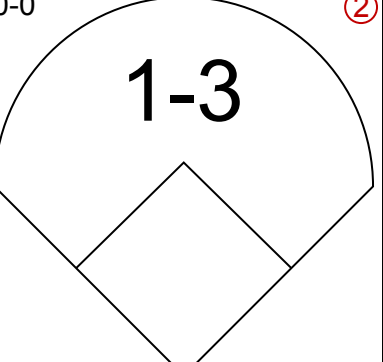


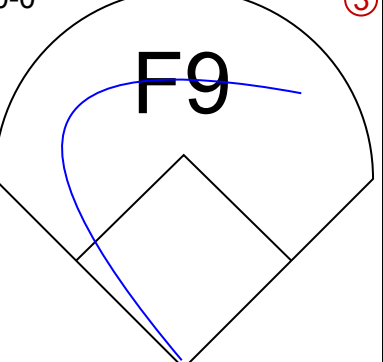
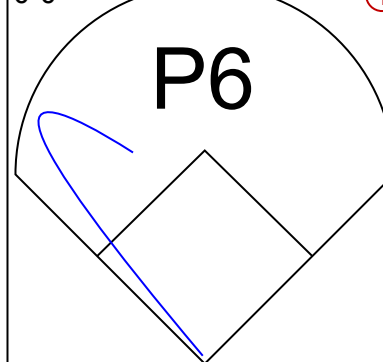

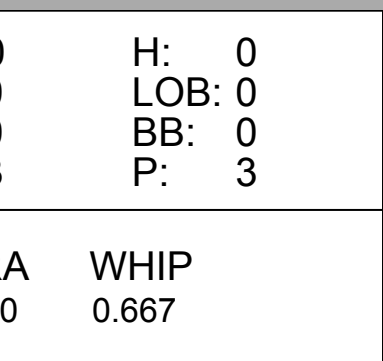



Batter	1	2	3	4	5	6	7	8	9	AB	R	H	RBI	BB	SO	LOB	TOP								
Jerry Royster, R OBP: 0.349, SLG: 0.345 (1, 6)										3	0	0	0	0	2	0									
Barry Bonnell, R OBP: 0.275, SLG: 0.276 (1, 8) (8, 7)	 									4	0	1	0	0	0	2									
Gary Matthews, R OBP: 0.394, SLG: 0.488 (1, 9)	 							  		3	2	2	0	1	1	0									
Cito Gaston, R OBP: 0.232, SLG: 0.228 Rowland Office, L OBP: 0.309, SLG: 0.391 (1, 7) (8, 8)	 							 		2	0	1	1	0	0	0									
Bob Horner, R OBP: 0.310, SLG: 0.441 (1, 5)	 		 							3	0	1	2	1	0	2									
Dale Murphy, R OBP: 0.295, SLG: 0.403 (1, 3)	 									4	0	0	0	0	2	3									
Biff Pocoroba, S OBP: 0.317, SLG: 0.322 (1, 2)			 							3	0	0	0	1	0	0									
Rod Gilbreath, R OBP: 0.294, SLG: 0.325 (1, 4)			 							4	0	0	0	0	1	2									
Larry McWilliams, L OBP: 0.250, SLG: 0.250 Gene Garber, R (7, 1) (1, 1)				  						3	1	1	0	0	0	0									
<b>Inning Stats</b>	R: 1 E: 0 K: 1 S: 8	H: 4 LOB: 2 BB: 0 P: 8	R: 0 E: 0 K: 1 S: 5	H: 0 LOB: 0 BB: 0 P: 5	R: 0 E: 0 K: 1 S: 5	H: 0 LOB: 0 BB: 0 P: 5	R: 0 E: 0 K: 0 S: 3	H: 0 LOB: 2 BB: 2 P: 11	R: 1 E: 1 K: 0 S: 5	H: 1 LOB: 2 BB: 1 P: 9	R: 0 E: 0 K: 1 S: 5	H: 0 LOB: 0 BB: 0 P: 5	R: 0 E: 0 K: 1 S: 5	H: 0 LOB: 0 BB: 0 P: 5	R: 1 E: 0 K: 1 S: 6	H: 1 LOB: 0 BB: 0 P: 6	R: 0 E: 0 K: 0 S: 3	H: 0 LOB: 0 BB: 0 P: 3	1B: 6 2B: 0 3B: 0 HR: 0	SF: 1 SAC: 2 DP: 0 HBP: 0	WP: 0 PB: 0 SB: 0 CS: 1	PA: 36			
<b>PITCHER</b>	IP	WLS	BF	H	R	ER	SO	BB	IBB	HBP	BLK	WP	HR	S	P	ERA	WHIP								
Jerry Koosman, L ERA: 3.94 (1, 1)	8.0	L	33	6	3	2	6	2	1	0	0	0	0	42	54	2.25	1.000								
Dale Murray, R ERA: 4.35 (9, 1)	1.0	S	3	0	0	0	0	0	0	0	0	0	0	3	3	0.00	0.000								

Atlanta Braves @ New York Mets  
Shea Stadium, Flushing, NY  
Sun Jul 23 1978, 3:33 AM EDT  
Att: 10,684 - Unknown

AB 30  
R 3  
H 6  
RBI 3  
BB 3  
SO 6  
LOB 9



Batter	1	2	3	4	5	6	7	8	9	AB	R	H	RBI	BB	SO	LOB	BOTTOM								
Elliott Maddox, R OBP: 0.393, SLG: 0.361 (1, 9) (8, 8)										4	0	0	0	0	0	1									
Tim Foli, R OBP: 0.284, SLG: 0.288 Lenny Randle, S OBP: 0.342, SLG: 0.321 (1, 6) (9, PH)										3	0	0	0	0	0	1									
Steve Henderson, R OBP: 0.329, SLG: 0.403 (1, 7)	 						 			4	0	2	0	0	0	0									
John Stearns, R OBP: 0.364, SLG: 0.433 (1, 2)										2	0	0	0	0	0	1									
Willie Montanez, L OBP: 0.328, SLG: 0.430 (1, 3)		 								3	0	1	0	0	0	1									
Joel Youngblood, R OBP: 0.292, SLG: 0.442 Bruce Boisclair, L OBP: 0.313, SLG: 0.340 (1, 8) (7, PH) (8, 9)	 									2	0	0	0	0	0	1									
Bobby Valentine, R OBP: 0.339, SLG: 0.317 (1, 5)										3	0	0	0	0	1	1									
Doug Flynn, R OBP: 0.282, SLG: 0.288 (1, 4)										3	0	0	0	0	0	1									
Jerry Koosman, R OBP: 0.109, SLG: 0.174 Lee Mazzilli, S OBP: 0.349, SLG: 0.420 Dale Murray, R (1, 1) (8, PH) (9, 1)						 				2	0	1	0	0	0	0									
<b>Inning Stats</b>	R: 0 E: 0 K: 0 S: 4	H: 1 LOB: 1 BB: 0 P: 4	R: 0 E: 0 K: 1 S: 6	H: 1 LOB: 0 BB: 0 P: 6	R: 0 E: 0 K: 0 S: 3	H: 0 LOB: 0 BB: 0 P: 3	R: 0 E: 0 K: 0 S: 3	H: 0 LOB: 0 BB: 0 P: 3	R: 0 E: 0 K: 0 S: 3	H: 1 LOB: 0 BB: 0 P: 3	R: 0 E: 0 K: 0 S: 4	H: 1 LOB: 1 BB: 0 P: 4	R: 0 E: 0 K: 1 S: 5	H: 0 LOB: 0 BB: 0 P: 5	R: 0 E: 0 K: 1 S: 5	H: 0 LOB: 0 BB: 0 P: 5	1B: 2 2B: 3 3B: 0 HR: 0	SF: 0 SAC: 1 DP: 1 HBP: 0	WP: 0 PB: 0 SB: 0 CS: 1	PA: 30					
<b>PITCHER</b>	IP	WLS	BF	H	R	ER	SO	BB	IBB	HBP	BLK	WP	HR	S	P	ERA	WHIP								
Larry McWilliams, L ERA: 1.7 (7, 1)	3.0	S	9	0	0	0	2	0	0	0	0	0	0	13	13	0.00	0.000								

Atlanta Braves @ New York Mets  
Shea Stadium, Flushing, NY  
Sun Jul 23 1978, 3:33 AM EDT  
Att: 10,684 - Unknown

AB 29  
R 0  
H 4  
RBI 0  
BB 0  
SO 3  
LOB 8






Batter	1	2	3	4	5	6	7	8	9	AB	R	H	RBI	BB	SO	LOB	TOP										
Jerry Royster, R OBP: 0.350, SLG: 0.345 Darrel Chaney, S OBP: 0.306, SLG: 0.327	F7		BB 1B	4-3		F8		F8	F8	2	0	1	0	0	0	0											
Rowland Office, L OBP: 0.307, SLG: 0.384	4-3		BB 1-2 BB	4-3		F7		K	K	4	0	0	0	1	1	0											
Gary Matthews, R OBP: 0.392, SLG: 0.484	L6		BB K			1B WP BB 1B		F9	F9	4	1	1	0	0	1	2											
Jeff Burroughs, R OBP: 0.451, SLG: 0.542		5-3		5-3		BB 1B SF9 BB		F9	F9	3	1	0	0	1	0	0											
Bob Horner, R OBP: 0.322, SLG: 0.458	4-3 1B			HR 2B		1-2 2-3 1B		F8	F8	4	1	3	0	0	0	0											
Biff Pocoreba, S OBP: 0.320, SLG: 0.333	4-3 1-2			HR		FC5-4 BB		F5	F5	3	1	1	3	1	0	1											
Dale Murphy, R OBP: 0.301, SLG: 0.405	K			3B 1B		SF9 BB		CS 1B	CS 1B	3	1	2	1	0	1	1											
Rod Gilbreath, R OBP: 0.293, SLG: 0.333			F8	FC3-2 3B		FC5-4		6-3	6-3	4	0	1	1	0	0	3											
Eddie Solomon, R OBP: 0.200, SLG: 0.200 Craig Skok, R OBP: 0.167, SLG: 0.333	6-3		FC3-2 3B			F8		L9	L9	3	0	0	0	0	0	1											
<b>Inning Stats</b>	R: 0 E: 0 K: 0 S: 3	H: 0 LOB: 0 BB: 0 P: 3	R: 0 E: 0 K: 1 S: 6	H: 1 LOB: 1 BB: 0 P: 6	R: 0 E: 0 K: 1 S: 6	H: 1 LOB: 2 BB: 1 P: 10	R: 3 E: 0 K: 0 S: 7	H: 4 LOB: 1 BB: 0 P: 7	R: 2 E: 0 K: 0 S: 5	H: 2 LOB: 2 BB: 2 P: 13	R: 0 E: 0 K: 0 S: 3	H: 0 LOB: 0 BB: 0 P: 3	R: 0 E: 0 K: 0 S: 3	H: 1 LOB: 0 BB: 0 P: 3	R: 0 E: 0 K: 1 S: 5	H: 0 LOB: 0 BB: 0 P: 5	1B: 6 2B: 1 3B: 1 HR: 1	SF: 1 SAC: 0 DP: 0 HBP: 0	WP: 1 PA: 38 PB: 0 SB: 0 CS: 1								
<b>PITCHER</b>	IP	WLS	BF	H	R	ER	SO	BB	IBB	HBP	BLK	WP	HR	S	P	ERA	WHIP										
Jim Lonborg, R ERA: 4.46	4.1	L	24	8	5	5	2	3	0	0	0	1	1	25	37	10.38	2.538										
Warren Brusstar, R ERA: 2.31	0.2		2	0	0	0	0	0	0	0	0	0	0	2	2	0.00	0.000										
Rawly Eastwick, R ERA: 3.83	2.0		6	0	0	0	0	0	0	0	0	0	0	6	6	0.00	0.000										
Ron Reed, R ERA: 2.32	2.0		6	1	0	0	1	0	0	0	0	0	0	8	8	0.00	0.500										

Atlanta Braves @ Philadelphia Phillies  
Veterans Stadium, Philadelphia, PA  
Mon Jul 24 1978, 7:05 PM EDT  
Att: 30,184 - Unknown


AB 34  
R 5  
H 9  
RBI 5  
BB 3  
SO 3  
LOB 9



Batter	1	2	3	4	5	6	7	8	9	AB	R	H	RBI	BB	SO	LOB	BOTTOM										
Jerry Martin, R OBP: 0.368, SLG: 0.474	K		F8		1B BB		FC6-4		5-3	4	0	0	0	1	1	1											
Larry Bowa, S OBP: 0.333, SLG: 0.382	1-3 1B		6-3		1-2 2-H 1B				BB BB 1B	4	0	3	0	0	0	0											
Garry Maddox, R OBP: 0.354, SLG: 0.441	L1-3			5-3		F8		F8	F8	4	0	0	0	0	0	2											
Mike Schmidt, R OBP: 0.350, SLG: 0.436		K		6-3		F7		BB BB BB BB	BB BB	3	0	0	0	1	1	0											
Richie Hebner, L OBP: 0.364, SLG: 0.478		1B 1B		BB		HR		L6	L6	3	1	2	1	1	0	2											
Bob Boone, R OBP: 0.338, SLG: 0.434		L9		F8		4-3		1-2 2-3 BB	BB	3	0	0	0	1	0	2											
Orlando Gonzalez, L OBP: 0.333, SLG: 0.250 Barry Foote, R OBP: 0.176, SLG: 0.176					K		4-3		F7	3	0	1	0	0	1	0											
Ted Sizemore, R OBP: 0.276, SLG: 0.254		K			1B S 1B 1B		1-3		P3	4	0	1	0	0	1	2											
Jim Lonborg, R ERA: 4.46 Warren Brusstar, R ERA: 2.31 Davey Johnson, R OBP: 0.226, SLG: 0.287 Rawly Eastwick, R ERA: 3.83 Bud Harrelson, S OBP: 0.320, SLG: 0.320 Ron Reed, R ERA: 2.32 Jose Cardenal, R OBP: 0.333, SLG: 0.441			2-3		F8		FC6-4 BB		F9	1	0	0	0	0	0	0											
<b>Inning Stats</b>	R: 0 E: 0 K: 1 S: 5	H: 1 LOB: 0 BB: 0 P: 5	R: 0 E: 0 K: 2 S: 9	H: 2 LOB: 2 BB: 0 P: 9	R: 0 E: 0 K: 0 S: 3	H: 0 LOB: 0 BB: 0 P: 3	R: 0 E: 0 K: 0 S: 3	H: 0 LOB: 1 BB: 1 P: 7	R: 0 E: 0 K: 1 S: 6	H: 2 LOB: 2 BB: 1 P: 10	R: 1 E: 0 K: 0 S: 4	H: 1 LOB: 0 BB: 0 P: 4	R: 0 E: 0 K: 0 S: 3	H: 0 LOB: 1 BB: 1 P: 7	R: 0 E: 0 K: 0 S: 4	H: 1 LOB: 3 BB: 2 P: 12	R: 0 E: 0 K: 0 S: 3	H: 0 LOB: 0 BB: 0 P: 3	1B: 6 2B: 1 3B: 0 HR: 1	SF: 0 SAC: 0 DP: 1 HBP: 0	WP: 0 PA: 37 PB: 0 SB: 1 CS: 0						
<b>PITCHER</b>	IP	WLS	BF	H	R	ER	SO	BB	IBB	HBP	BLK	WP	HR	S	P	ERA	WHIP										
Eddie Solomon, R ERA: 3.87	7.1	W	31	7	1	1	4	4	0	0	0	0	0	35	51	1.23	1.500										
Craig Skok, L ERA: 2.53	1.2	S	6	0	0	0	0	1	0	0	0	0	0	5	9	0.00	0.600										

Atlanta Braves @ Philadelphia Phillies  
Veterans Stadium, Philadelphia, PA  
Mon Jul 24 1978, 7:05 PM EDT  
Att: 30,184 - Unknown

AB 32  
R 1  
H 7  
RBI 1  
BB 5  
SO 4  
LOB 13









Batter	1	2	3	4	5	6	7	8	9	AB	R	H	RBI	BB	SO	LOB	TOP										
Rod Gilbreath, R OBP: 0.290, SLG: 0.333 (1, 4)	F9		F8				6-3		6-3								5 0 1 1 0 0 1										
Barry Bonnell, R OBP: 0.285, SLG: 0.282 (1, 8) (8, 7)	G1-4-3 BB						G5-4-3 1B										3 0 2 0 1 0 2										
Gary Matthews, R OBP: 0.385, SLG: 0.477 (1, 9)	G1-4-3 1-2						G5-4-3 1B										4 0 1 0 0 0 2										
Jeff Burroughs, R OBP: 0.452, SLG: 0.541 Rowland Office, L OBP: 0.306, SLG: 0.381 (1, 7) (8, 8)			L3						F8								3 1 1 0 1 0 1 0 0 0 0 0 0 0										
Bob Horner, R OBP: 0.318, SLG: 0.446 (1, 5)									F8								4 1 1 0 0 0 2										
Dale Murphy, R OBP: 0.503, SLG: 0.417 (1, 3)									F7								4 1 1 2 0 0 2										
Biff Pocoroba, S OBP: 0.318, SLG: 0.340 (1, 2)									5-3								3 0 0 0 1 0 1										
Darrel Chaney, S OBP: 0.305, SLG: 0.326 (1, 6)									5-3								3 1 2 1 0 0 0										
Phil Niekro, R OBP: 0.243, SLG: 0.254 (1, 1)									4-3								4 0 1 0 0 2 2										
<b>Inning Stats</b>	R: 0 E: 0 K: 0 S: 2	H: 0 LOB: 0 BB: 1 P: 6	R: 2 E: 0 K: 0 S: 5	H: 2 LOB: 1 BB: 1 P: 9	R: 0 E: 0 K: 0 S: 4	H: 2 LOB: 1 BB: 0 P: 4	R: 2 E: 0 K: 0 S: 7	H: 4 LOB: 2 BB: 0 P: 7	R: 0 E: 0 K: 1 S: 4	H: 1 LOB: 0 BB: 0 P: 4	R: 0 E: 0 K: 1 S: 5	H: 0 LOB: 0 BB: 0 P: 5	R: 0 E: 0 K: 0 S: 3	H: 1 LOB: 0 BB: 3 P: 3	R: 0 E: 0 K: 0 S: 3	H: 0 LOB: 0 BB: 0 P: 3	R: 0 E: 0 K: 1 S: 5	H: 0 LOB: 1 BB: 1 P: 9	1B: 8 2B: 1 3B: 0 HR: 1	SF: 0 SAC: 1 DP: 2 HBP: 0	WP: 1 PA: 37 PB: 0 CS: 0						
<b>PITCHER</b>	IP	WLS	BF	H	R	ER	SO	BB	IBB	HBP	BLK	WP	HR	S	P	ERA	WHIP										
Jim Kaat, L ERA: 4.43 (1, 1)	4.0	L	20	8	4	4	0	2	0	0	0	1	1	18	26	9.00	2.500										
Warren Brusstar, R ERA: 2.17 (5, 1)	3.0		10	2	0	0	1	0	0	0	0	0	0	12	12	0.00	0.667										
Rawly Eastwick, R ERA: 3.65 (8, 1)	2.0		7	0	0	0	1	1	0	0	0	0	0	8	12	0.00	0.500										

Atlanta Braves @ Philadelphia Phillies  
Veterans Stadium, Philadelphia, PA  
Wed Jul 26 1978, 7:05 PM EDT  
Att: 50,218 - Unknown

AB 33  
R 4  
H 10  
RBI 4  
BB 3  
SO 2  
LOB 13




Batter	1	2	3	4	5	6	7	8	9	AB	R	H	RBI	BB	SO	LOB	BOTTOM										
Garry Maddox, R OBP: 0.350, SLG: 0.435 (1, 8)	F8	F8							1-3								5 0 1 0 0 0 1										
Larry Bowa, S OBP: 0.329, SLG: 0.377 (1, 6)	F8	1-3															4 0 0 0 0 0 3										
Mike Schmidt, R OBP: 0.350, SLG: 0.431 (1, 5)	PB 1B BB																3 0 0 0 1 1 2										
Greg Luzinski, R OBP: 0.392, SLG: 0.540 (1, 7)	PB 1B																4 0 1 0 0 1 0										
Richie Hebner, L OBP: 0.354, SLG: 0.462 (1, 3)	F2 1-2 2-3																4 0 0 0 0 2 2										
Jerry Martin, R OBP: 0.374, SLG: 0.472 (1, 9)																	3 1 2 0 1 0 0										
Bob Boone, R OBP: 0.337, SLG: 0.436 (1, 2)																	4 1 2 1 0 0 2										
Bud Harrelson, S OBP: 0.320, SLG: 0.206 (1, 4)																	4 0 1 1 0 0 1										
Jim Kaat, L OBP: 0.345, SLG: 0.167 Orlando Gonzalez, L OBP: 0.206, SLG: 0.111 Warren Brusstar, R OBP: 0.333, SLG: 0.169 Jose Cardenal, R OBP: 0.333, SLG: 0.142 Randy Lerch, L OBP: 0.333, SLG: 0.296 Rawly Eastwick, R OBP: 0.333, SLG: 0.312 (1, 1) (4, PH) (5, 1) (7, PH) (8, 1) (9, PH)																	1 0 0 0 0 0 1 1 0 0 0 0 0 1 0 0 0 0 0 0 0 0 1 0 1 0 1 0 0 0 0 0 1 0										
<b>Inning Stats</b>	R: 0 E: 0 K: 0 S: 4	H: 1 LOB: 2 BB: 1 P: 8	R: 2 E: 0 K: 0 S: 6	H: 3 LOB: 0 BB: 0 P: 6	R: 0 E: 0 K: 2 S: 7	H: 0 LOB: 0 BB: 0 P: 7	R: 0 E: 0 K: 0 S: 4	H: 1 LOB: 1 BB: 0 P: 4	R: 0 E: 0 K: 0 S: 3	H: 0 LOB: 0 BB: 0 P: 3	R: 0 E: 0 K: 1 S: 6	H: 1 LOB: 1 BB: 0 P: 6	R: 0 E: 0 K: 0 S: 5	H: 2 LOB: 2 BB: 0 P: 5	R: 0 E: 0 K: 1 S: 5	H: 0 LOB: 1 BB: 1 P: 9	R: 0 E: 0 K: 1 S: 5	H: 0 LOB: 0 BB: 0 P: 5	1B: 7 2B: 0 3B: 1 HR: 0	SF: 0 SAC: 0 DP: 0 HBP: 0	WP: 0 PA: 37 PB: 1 CS: 0						
<b>PITCHER</b>	IP	WLS	BF	H	R	ER	SO	BB	IBB	HBP	BLK	WP	HR	S	P	ERA	WHIP										
Phil Niekro, R ERA: 2.96 (1, 1)	9.0	W	37	8	2	2	5	2	0	0	0	0	0	45	53	2.00	1.111										


Atlanta Braves @ Philadelphia Phillies  
Veterans Stadium, Philadelphia, PA  
Wed Jul 26 1978, 7:05 PM EDT  
Att: 50,218 - Unknown

AB 35  
R 2  
H 8  
RBI 2  
BB 2  
SO 5  
LOB 13





Batter	1	2	3	4	5	6	7	8	9	AB	R	H	RBI	BB	SO	LOB	TOP																
Dave Cash, R OBP: 0.312, SLG: 0.339 (1, 4)	0-0 6-3	0-0 1B		0-0 2B			0-0 1B		0-0 1-2	5	0	3	0	0	0	1	<p><b>Montreal Expos @ Atlanta Braves</b> Atlanta-Fulton County Stadium, Atlanta, GA</p> <p>Fri Jul 28 1978, 7:05 PM EDT Unknown</p> <p>livebaseballscorecards.com</p> <p>AB 36 R 4 H 10 RBI 4 BB 2 SO 3 LOB 17</p> 																
Andra Dawson, R OBP: 0.307, SLG: 0.424 (1, 8)	0-0 1-4 2B	0-0 F7		0-0 5-3			0-0 F8		0-0 5-3	5	0	1	0	0	0	5																	
Ellis Valentine, R OBP: 0.340, SLG: 0.510 (1, 9)	0-0 1-4 2-3F		0-0 HR			0-0 F8		0-0 G5-4-3		4	1	1	1	0	0	2																	
Tony Perez, R OBP: 0.349, SLG: 0.468 (1, 3)		0-0 BB HR 1B	0-0 FC6-4 1B			0-3 K			0-0 F4	4	1	2	0	0	1	0																	
Larry Parrish, R OBP: 0.319, SLG: 0.453 (1, 5)		4-0 BB HR BB	0-0 FC6-4 FC4-6 1-2F			0-0 5-3			0-0 1B	3	1	1	0	1	0	1																	
Warren Cromartie, L OBP: 0.321, SLG: 0.389 (1, 7)		0-0 F5	0-0 FC4-6 1-2F			0-0 F8			0-0 F9	4	0	0	0	0	0	4																	
Gary Carter, R OBP: 0.319, SLG: 0.377 (1, 2)		0-0 1-H 2-H HR	0-0 F8			0-0 4-3 2B			0-0 F4	4	1	2	3	0	0	2																	
Chris Speier, R OBP: 0.325, SLG: 0.331 (1, 6)		0-0 4-3		0-3 K		0-0 4-3			0-0 F4	4	0	0	0	0	1	1																	
Steve Rogers, R OBP: 0.136, SLG: 0.105 (1, 1)		4-0 BB BB		0-3 K		0-0 F8			0-0 E6 1-3	1	0	0	0	1	1	0																	
Del Unser, L OBP: 0.306, SLG: 0.302 (6, PH)		0-0 1B		0-0 K						1	0	0	0	0	0	1																	
Gerry Pirtle, R (6, 1)		0-0 BB								0	0	0	0	0	0	0																	
Mike Garman, R (6, 1)										0	0	0	0	0	0	0																	
Tom Hutton, L OBP: 0.322, SLG: 0.330 (9, PH)										1	0	0	0	0	0	0																	
<b>Inning Stats</b>	R: 0 E: 0 K: 0 S: 3	H: 1 LOB: 0 BB: 0 P: 3	R: 3 E: 0 K: 0 S: 6	H: 3 LOB: 2 BB: 2 P: 14	R: 1 E: 0 K: 2 S: 5	H: 2 LOB: 1 BB: 0 P: 5	R: 0 E: 0 K: 2 S: 8	H: 1 LOB: 1 BB: 0 P: 8	R: 0 E: 0 K: 1 S: 5	H: 0 LOB: 0 BB: 0 P: 5	R: 0 E: 0 K: 0 S: 4	H: 1 LOB: 1 BB: 0 P: 4	R: 0 E: 0 K: 0 S: 3	H: 1 LOB: 0 BB: 0 P: 3	R: 0 E: 1 K: 0 S: 4	H: 0 LOB: 1 BB: 0 P: 4	1B: 5 2B: 4 3B: 0 HR: 2	SF: 0 SAC: 0 DP: 2 HBP: 0	WP: 0 PB: 0 CS: 0	PA: 38													
<b>PITCHER</b>	IP WLS BF H R ER SO BB IBB HBP BLK WP HR S P ERA WHIP																																
Larry McWilliams, L ERA: 2.12 (1, 1)	4.0	20	7	4	4	2	2	0	0	0	0	0	2	22	30	9.00	2.250																
Dave Campbell, R ERA: 4.75 (5, 1)	2.0	W	7	1	0	0	1	0	0	0	0	0	0	9	9	0.00	0.500																
Gene Garber, R ERA: 1.63 (7, 1)	3.0	S	11	2	0	0	0	0	0	0	0	0	0	11	11	0.00	0.667																

Batter	1	2	3	4	5	6	7	8	9	AB	R	H	RBI	BB	SO	LOB	BOTTOM																	
Rod Gilbreath, R OBP: 0.294, SLG: 0.338 (1, 4)	4-0 G5-4-3 BB BB	0-0 1-H 2B		0-0 6-3 1-3		0-0 G6-4-3 1-2F			0-0 3	3	0	1	1	1	0	4	<p><b>Montreal Expos @ Atlanta Braves</b> Atlanta-Fulton County Stadium, Atlanta, GA</p> <p>Fri Jul 28 1978, 7:05 PM EDT Unknown</p> <p>livebaseballscorecards.com</p> <p>AB 31 R 6 H 10 RBI 6 BB 4 SO 7 LOB 16</p> 																	
Rowland Office, L OBP: 0.309, SLG: 0.381 (1, 8)	4-0 G5-4-3 BB	0-0 4-3		0-0 1B		0-0 F2			0-0 1	3	0	1	0	1	0	1																		
Gary Matthews, R OBP: 0.380, SLG: 0.469 (1, 9)	0-0 G5-4-3 1-2F 2-3		0-0 F9		0-3 K		0-0 F8		0-0 3	4	0	0	0	0	1	3																		
Jeff Burroughs, R OBP: 0.447, SLG: 0.534 (1, 7)	0-0 6-3		0-3 K		0-0 G6-4-3 1-2F		0-3 K		0-0 3	4	0	0	0	0	2	2																		
Barry Bonnell, R OBP: 0.293, SLG: 0.282 (8, 7)				0-0 G6-4-3 1-2F			0-3 K		0-0 3	0	0	0	0	0	0	0																		
Bob Horner, R OBP: 0.329, SLG: 0.503 (1, 5)		0-0 HR	0-0 5-3			0-0 WP FC 2B		0-0 HR		4	3	3	2	0	0	0																		
Joe Nolan, L OBP: 0.329, SLG: 0.394 (1, 2)		0-0 HR		0-0 HR		4-0 1B FC BB 2-3		0-0 E3 CS		3	2	2	2	1	0	0																		
Dale Murphy, R OBP: 0.302, SLG: 0.415 (1, 3)		0-0 F7		0-0 CS 1B		0-0 FC 1B 1-2 3-H		0-3 K		4	0	1	1	0	1	2																		
Darrel Chaney, S OBP: 0.304, SLG: 0.324 (1, 6)		0-0 2B 1B		0-3 K		0-3 K		0-0 4-3		4	1	1	0	0	2	3																		
Larry McWilliams, L OBP: 0.293, SLG: 0.290 (4, PH)		0-3 K		4-0 WP BB		0-0 G6-4-3 1-2 2-3		0-0 1B		1	0	0	0	0	1	1																		
Bob Beall, S OBP: 0.342, SLG: 0.280 (5, 1)										0	0	0	0	0	0	0																		
Dave Campbell, R ERA: 4.75 (5, 1)										0	0	0	0	0	0	0																		
Biff Pocoreba, S OBP: 0.320, SLG: 0.342 (6, PH)										0	1	1	0	0	0	0																		
Eddie Solomon, R OBP: 0.293, SLG: 0.290 (6, PH)										0	0	0	0	0	0	0																		
Gene Garber, R ERA: 1.63 (7, 1)										0	0	0	0	0	0	0																		
<b>Inning Stats</b>	R: 0 E: 0 K: 0 S: 2	H: 0 LOB: 1 BB: 2 P: 10	R: 3 E: 0 K: 1 S: 9	H: 4 LOB: 1 BB: 0 P: 9	R: 0 E: 0 K: 1 S: 5	H: 0 LOB: 0 BB: 0 P: 5	R: 1 E: 0 K: 1 S: 6	H: 2 LOB: 1 BB: 1 P: 10	R: 0 E: 0 K: 1 S: 5	H: 1 LOB: 0 BB: 0 P: 5	R: 1 E: 0 K: 1 S: 7	H: 2 LOB: 3 BB: 1 P: 11	R: 0 E: 0 K: 1 S: 5	H: 0 LOB: 0 BB: 0 P: 5	R: 1 E: 1 K: 1 S: 6	H: 1 LOB: 0 BB: 0 P: 6	1B: 4 2B: 3 3B: 0 HR: 4	SF: 0 SAC: 0 DP: 4 HBP: 0	WP: 2 PB: 0 CS: 2	PA: 35														
<b>PITCHER</b>	IP WLS BF H R ER SO BB IBB HBP BLK WP HR S P ERA WHIP																																	
Steve Rogers, R ERA: 2.41 (1, 1)	5.0	L	22	7	4	4	4	3	0	0	0	0	1	0	6	10	27.00	9.000																
Gerry Pirtle, R ERA: 4.98 (6, 1)	0.1	L	5	2	1	1	1	1	0	0	0	0	0	1	6	10	27.00	9.000																
Mike Garman, R ERA: 5.18 (6, 1)	2.2		8	1	1	1	2	0	0	0	0	0	0	1	12	12	3.38	0.375																



Batter	1	2	3	4	5	6	7	8	9	AB	R	H	RBI	BB	SO	LOB	TOP					
Dave Cash, R (1,4) OBP: 0.313, SLG: 0.338 Pepe Frias, R (9,4) OBP: 0.250, SLG: 0.583	4-0 CS BB		X 0-0 1B	X 0-0 FC4-6			X 0-0 F7		X 0-0 F4	4	0	1	0	1	0	1	4 0 1 0 1 0 1 0 0 0 0 0 0 0					
Andy Dawson, R (1,8) OBP: 0.318, SLG: 0.420	0-3 K		X 0-0 F7				X 0-0 F7		X 0-0 F4	4	0	0	0	1	1	2	4 0 0 0 1 1 2					
Ellis Valentine, R (1,9) OBP: 0.341, SLG: 0.521	0-0 1B 2B		X 0-0 F9				X 0-0 6-3			4	2	2	1	0	0	2	4 2 2 1 0 0 2					
Larry Parrish, R (1,5) OBP: 0.318, SLG: 0.449	4-0 1B BB		0-3 K				X 0-0 5-3		X 0-0 6-3 HR	3	0	0	0	1	1	1	3 0 0 0 1 1 1					
Warren Cromartie, L (1,7) OBP: 0.325, SLG: 0.395	0-0 1-3 2-H 1B			X 0-0 2B 2B			X 0-0 4-1		X 0-0 6-3 1B	4	1	3	1	0	0	0	4 1 3 1 0 0 0					
Gary Carter, R (1,2) OBP: 0.321, SLG: 0.382	0-3 K			X 0-0 WP E 2B			X 0-0 1B		X 0-0 6-3	4	1	2	1	0	1	3	4 1 2 1 0 1 3					
Tom Hutton, L (1,3) OBP: 0.320, SLG: 0.324			X 0-0 F9				X 0-0 F9		4-0 IBB	3	0	0	0	1	0	2	3 0 0 0 1 0 2					
Chris Speier, R (1,6) OBP: 0.321, SLG: 0.327	0-3 K		0-3 K				X 0-0 4-3		X 0-0 F9	4	0	0	0	0	2	4	4 0 0 0 0 2 4					
Dan Schatzeder, L (1,1) OBP: 0.250, SLG: 0.263 Darold Knowles, L (8,1) OBP: 0.200, SLG: 0.200 Mike Garman, R (9,1) OBP: 0.200, SLG: 0.200			X 0-0 6-3				X 0-0 E3 FC4-6		X 0-0 F8	3	0	0	0	0	0	0	3 0 0 0 0 0 0 1 0 0 0 0 0 0 0 0 0 0 0 0 0					
<b>Inning Stats</b>	R: 1 E: 0 K: 2 S: 8	H: 2 LOB: 2 BB: 2 P: 16	R: 0 E: 0 K: 1 S: 5	H: 0 LOB: 0 BB: 0 P: 5	R: 0 E: 0 K: 1 S: 6	H: 1 LOB: 1 BB: 0 P: 6	R: 2 E: 1 K: 1 S: 8	H: 2 LOB: 1 BB: 0 P: 8	R: 0 E: 0 K: 0 S: 2	H: 0 LOB: 0 BB: 1 P: 6	R: 0 E: 0 K: 0 S: 4	H: 1 LOB: 1 BB: 0 P: 4	R: 0 E: 0 K: 0 S: 3	H: 0 LOB: 0 BB: 0 P: 3	R: 1 E: 0 K: 0 S: 5	H: 2 LOB: 2 BB: 1 P: 9	R: 0 E: 0 K: 0 S: 3	H: 0 LOB: 0 BB: 0 P: 3	1B: 4 2B: 3 3B: 0 HR: 1	SF: 0 SAC: 0 DP: 0 HBP: 0	WP: 1 PB: 0 SB: 0 CS: 2	PA: 38
<b>PITCHER</b>	IP WLS BF H R ER SO BB IBB HBP BLK WP HR S P ERA WHIP																					
Preston Hanna, R (1,1) ERA: 4.54 Craig Skok, L (9,1) ERA: 2.45	8.0 L 35 8 4 3 5 3 1 0 0 1 1 41 57 3.38 1.375																					

Montreal Expos @ Atlanta Braves  
Atlanta-Fulton County Stadium, Atlanta, GA  
Fri Jul 28 1978, 7:05 PM EDT  
Att: 23,297 - Unknown

AB	34
R	4
H	8
RBI	3
BB	4
SO	5
LOB	15



Batter	1	2	3	4	5	6	7	8	9	AB	R	H	RBI	BB	SO	LOB	BOTTOM					
Rod Gilbreath, R (1,4) OBP: 0.297, SLG: 0.338	0-0 6-3		X 0-0 F8					X 0-0 1B		3	0	1	0	1	0	0	3 0 1 0 1 0 0					
Barry Bonnell, R (1,8) OBP: 0.276, SLG: 0.277	0-0 F8			X 0-3 K			X 0-0 FC5-4 BB		X 0-0 F9	4	0	0	0	0	1	1	4 0 0 0 0 1 1					
Gary Matthews, R (1,9) OBP: 0.378, SLG: 0.477	0-3 K			X 0-0 F9			X 0-0 6-3		X 0-0 HR	4	1	1	1	0	1	0	4 1 1 1 0 1 0					
Jeff Burroughs, R (1,7) OBP: 0.450, SLG: 0.534				X 0-0 F7			X 0-0 G6-4-3 1B		X 4-0 1B BB	2	0	1	0	2	0	0	2 0 1 0 2 0 0					
Bob Horner, R (1,5) OBP: 0.327, SLG: 0.497				X 0-0 F8			X 0-0 F4		X 0-0 G6-4-3 1B	4	0	1	0	0	0	2	4 0 1 0 0 0 2					
Dale Murphy, R (1,2) OBP: 0.504, SLG: 0.416				X 0-0 F8			X 0-0 G5-4-3 1B		X 0-0 1-2 1B	4	0	2	0	0	1	3	4 0 2 0 0 1 3					
Cito Gaston, R (1,3) OBP: 0.349, SLG: 0.221 Joe Nolan, L (9,PH) OBP: 0.325, SLG: 0.389				X 0-0 F7			X 0-0 G5-4-3		X 0-0 FC6-4 1B	3	0	0	0	0	0	3	3 0 0 0 0 0 3 1 0 0 0 0 0 2					
Darrel Chaney, S (1,6) OBP: 0.304, SLG: 0.321				X 0-0 F6			X 0-0 F9		X 4-0 1B BB	2	0	0	0	1	0	0	2 0 0 0 1 0 0					
Preston Hanna, R (1,1) OBP: 0.195, SLG: 0.300 Jerry Royster, R (8,PH) OBP: 0.349, SLG: 0.344 Craig Skok, R (9,1) OBP: 0.167, SLG: 0.333				X 0-0 G3			X 0-0 F4		X 0-0 F3	2	0	0	0	0	0	0	2 0 0 0 0 0 0 1 0 0 0 0 0 2 0 0 0 0 0 0 0					
<b>Inning Stats</b>	R: 0 E: 0 K: 1 S: 5	H: 0 LOB: 0 BB: 1 P: 5	R: 0 E: 0 K: 0 S: 3	H: 0 LOB: 1 BB: 1 P: 7	R: 0 E: 0 K: 0 S: 3	H: 0 LOB: 0 BB: 0 P: 3	R: 0 E: 0 K: 1 S: 5	H: 0 LOB: 0 BB: 0 P: 5	R: 0 E: 0 K: 0 S: 3	H: 1 LOB: 0 BB: 0 P: 3	R: 0 E: 0 K: 0 S: 3	H: 0 LOB: 1 BB: 1 P: 7	R: 0 E: 0 K: 0 S: 3	H: 1 LOB: 0 BB: 0 P: 3	R: 0 E: 0 K: 0 S: 4	H: 2 LOB: 2 BB: 1 P: 8	R: 1 E: 0 K: 1 S: 7	H: 2 LOB: 2 BB: 1 P: 11	1B: 5 2B: 0 3B: 0 HR: 1	SF: 0 SAC: 0 DP: 2 HBP: 0	WP: 0 PB: 0 SB: 0 CS: 0	PA: 34
<b>PITCHER</b>	IP WLS BF H R ER SO BB IBB HBP BLK WP HR S P ERA WHIP																					
Dan Schatzeder, L (1,1) ERA: 2.23 Darold Knowles, L (8,1) ERA: 2.73 Mike Garman, R (9,1) ERA: 5.11	7.1 W 26 3 0 0 2 3 0 0 0 0 0 1 27 39 0.00 0.818																					

Montreal Expos @ Atlanta Braves  
Atlanta-Fulton County Stadium, Atlanta, GA  
Fri Jul 28 1978, 7:05 PM EDT  
Att: 23,297 - Unknown

AB	30
R	1
H	6
RBI	1
BB	4
SO	3
LOB	13









Batter	1	2	3	4	5	6	7	8	9	AB	R	H	RBI	BB	SO	LOB	TOP											
Dave Cash, R OBP: 0.314, SLG: 0.344 Stan Papi, R OBP: 0.330, SLG: 0.345	(1,4) X E6 6-3	(3,4) X F3	(0,0) X HR		(1,4) X 4-3	(1,2) X 1B	(0,0) X FC5-4		(2,2) X F8	4	1	1	3	0	0	2												
Andra Dawson, R OBP: 0.311, SLG: 0.444	(1,8) X F9		(0,0) X HR		(2,2) X F7	(1,1) X 1B		(1,0) X HBP	(0,0) X 1B	6	2	4	3	0	0	1												
Ellis Valentine, R OBP: 0.344, SLG: 0.520 Sam Mejias, R OBP: 0.219, SLG: 0.167	(1,9) X 6-3		(0,0) X 2B		(0,0) X 1B	(0,3) X K		(0,0) X G6-3	(0,0) X F8	4	2	3	0	0	0	1												
Tony Perez, R OBP: 0.351, SLG: 0.474 Tom Hutton, L OBP: 0.325, SLG: 0.326	(1,3) X 6-3		(0,0) X 1B		(0,0) X HR	(0,0) X 1B		(4,0) X BB		4	2	2	2	0	0	2												
Larry Parrish, R OBP: 0.327, SLG: 0.482		(0,0) X 1B	(0,0) X HR	(0,0) X HR	(0,0) X HR	(0,3) X K		(0,3) X K		6	4	4	5	0	2	3												
Warren Cromartie, L OBP: 0.330, SLG: 0.402 Del Unser, L OBP: 0.314, SLG: 0.311	(1,7) X 1B	(0,0) X 1B	(0,0) X 1-3	(0,0) X 2B	(0,0) X F2		(0,0) X 4-3		(0,0) X 2B	4	0	2	0	0	0	0												
Gary Carter, R OBP: 0.330, SLG: 0.395	(1,2) X SH2-3	(0,0) X 1B	(0,0) X HR	(0,3) X K		(4,0) X HR	(0,0) X 1B		(0,0) X 2B	5	4	4	1	1	1	1												
Chris Speier, R OBP: 0.326, SLG: 0.339 Pepe Frias, R OBP: 0.286, SLG: 0.615	(1,6) X SH2-3	(0,0) X 1B	(4,0) X HR	(0,3) X K		(0,0) X HR	(0,0) X FC5-4		(0,0) X SF8	3	2	2	2	1	1	1												
Woodie Fryman, R OBP: 0.075, SLG: 0.128	(1,1) X SH2-3	(0,0) X 1B	(0,3) X K	(0,0) X 1-3		(0,0) X 1B	(0,0) X F8		(0,0) X 1B	5	1	2	1	0	1	4												
<b>Inning Stats</b>	R: 0 E: 1 K: 0 S: 4	H: 0 LOB: 1 BB: 0 P: 4	R: 1 E: 0 K: 0 S: 6	H: 4 LOB: 2 BB: 0 P: 6	R: 8 E: 0 K: 1 S: 13	H: 8 LOB: 1 BB: 1 P: 17	R: 1 E: 0 K: 2 S: 9	H: 2 LOB: 1 BB: 0 P: 9	R: 3 E: 0 K: 0 S: 6	H: 3 LOB: 0 BB: 0 P: 6	R: 3 E: 0 K: 2 S: 11	H: 5 LOB: 2 BB: 1 P: 15	R: 1 E: 0 K: 0 S: 5	H: 2 LOB: 1 BB: 0 P: 5	R: 0 E: 0 K: 1 S: 4	H: 0 LOB: 1 BB: 1 P: 9	R: 2 E: 0 K: 0 S: 7	H: 4 LOB: 2 BB: 0 P: 7	1B: 14 2B: 6 3B: 0 HR: 8	SF: 1 SAC: 1 DP: 1 HBP: 1	WP: 1 PB: 0 SB: 0 CS: 0	PA: 57						
<b>PITCHER</b>	IP	WLS	BF	H	R	ER	SO	BB	IBB	HBP	BLK	WP	HR	S	P	ERA	WHIP											
Tommy Boggs, R ERA: 6.22	(1,1)	2.0	L	14	8	5	5	0	0	0	0	0	1	2	14	14	22.50	4.000										
Craig Skok, L ERA: 4.23	(3,1)	2.2		18	9	8	8	3	1	0	0	0	0	5	23	27	27.00	3.750										
Mickey Mahler, L ERA: 4.28	(5,1)	4.1		25	11	6	6	3	2	0	1	0	0	1	28	37	12.46	3.000										

Montreal Expos @ Atlanta Braves  
Atlanta-Fulton County Stadium, Atlanta, GA  
Sun Jul 30 1978, 3:33 AM EDT  
Att: 10,834 - Unknown

AB	51
R	19
H	28
RBI	19
BB	3
SO	6
LOB	21



Batter	1	2	3	4	5	6	7	8	9	AB	R	H	RBI	BB	SO	LOB	BOTTOM										
Jerry Royster, R OBP: 0.347, SLG: 0.342 Darrel Chaney, S OBP: 0.303, SLG: 0.319	(1,6) X F1		(0,0) X 1B		(2,2) X F9		(0,0) X 5-3			3	0	1	0	0	0	1											
Barry Bonnell, R OBP: 0.276, SLG: 0.276	(1,8) X HBP		(0,3) X K		(3,3) X FC6-4			(0,0) X F7		4	0	1	0	0	1	3											
Gary Matthews, R OBP: 0.378, SLG: 0.473 Rowland Office, L OBP: 0.310, SLG: 0.384	(1,9) X 1B		(0,3) X K			(0,0) X 6-3		(0,3) X K		2	0	0	0	0	1	2											
Jeff Burroughs, R OBP: 0.451, SLG: 0.540 Cito Gaston, R OBP: 0.222, SLG: 0.219	(1,7) X F9		(0,0) X F8			(0,0) X 1B		(0,0) X F8		3	0	1	0	0	0	4											
Bob Horner, R OBP: 0.329, SLG: 0.526 Chico Ruiz, R	(1,5) X F4			(0,0) X G3		(0,0) X F5			(0,0) X 6-3	3	0	0	0	0	0	3											
Dale Murphy, R OBP: 0.307, SLG: 0.415 Bob Beall, S OBP: 0.344, SLG: 0.265	(1,3) X F9		(0,0) X F9		(0,0) X 4-3		(0,0) X FC6-4		(0,0) X 6-3	3	0	1	0	0	0	0											
Rod Gilbreath, R OBP: 0.294, SLG: 0.333	(1,4) X 5-3			(0,0) X 1-3		(0,0) X FC6-4			(0,0) X 1B	4	0	1	0	0	0	2											
Joe Nolan, L OBP: 0.330, SLG: 0.372	(1,2) X K				(0,3) X K				(0,0) X G3	4	0	0	0	0	2	1											
Tommy Boggs, R OBP: 0.200, SLG: 0.400 Craig Skok, R OBP: 0.286, SLG: 0.429 Mickey Mahler, S OBP: 0.148, SLG: 0.115	(1,1) X 1B					(0,0) X FC6-4			(0,0) X 4-3	0	0	0	0	0	0	0											
<b>Inning Stats</b>	R: 0 E: 0 K: 0 S: 4	H: 1 LOB: 2 BB: 0 P: 5	R: 0 E: 0 K: 1 S: 5	H: 0 LOB: 0 BB: 0 P: 5	R: 0 E: 0 K: 2 S: 9	H: 2 LOB: 0 BB: 0 P: 9	R: 0 E: 0 K: 0 S: 3	H: 0 LOB: 0 BB: 0 P: 3	R: 0 E: 0 K: 0 S: 5	H: 2 LOB: 2 BB: 0 P: 5	R: 0 E: 0 K: 0 S: 3	H: 0 LOB: 0 BB: 0 P: 3	R: 0 E: 0 K: 1 S: 5	H: 0 LOB: 0 BB: 0 P: 5	R: 0 E: 0 K: 0 S: 4	H: 1 LOB: 1 BB: 0 P: 4	1B: 7 2B: 0 3B: 0 HR: 0	SF: 0 SAC: 0 DP: 0 HBP: 1	WP: 0 PB: 0 SB: 0 CS: 0	PA: 35							
<b>PITCHER</b>	IP	WLS	BF	H	R	ER	SO	BB	IBB	HBP	BLK	WP	HR	S	P	ERA	WHIP										
Woodie Fryman, L ERA: 3.45	(1,1)	9.0	W	35	7	0	5	0	0	1	0	0	0	44	45	0.00	0.778										

Montreal Expos @ Atlanta Braves  
Atlanta-Fulton County Stadium, Atlanta, GA  
Sun Jul 30 1978, 3:33 AM EDT  
Att: 10,834 - Unknown


AB	34
R	0
H	7
RBI	0
BB	0
SO	5
LOB	16






Batter	1	2	3	4	5	6	7	8	9	AB	R	H	RBI	BB	SO	LOB	TOP			
<b>Pete Rose, S</b> OBP: 0.367, SLG: 0.428 (1,5)										4	0	1	0	1	0	2	<b>Cincinnati Reds @ Atlanta Braves</b> Atlanta-Fulton County Stadium, Atlanta, GA Mon Jul 31 1978, 7:05 PM EDT Att: 45,007 - Unknown			
<b>Ken Griffey, L</b> OBP: 0.335, SLG: 0.387 (1,9)										4	0	2	0	0	1	1				
<b>Dan Driessen, L</b> OBP: 0.376, SLG: 0.462 (1,3)										4	0	1	0	0	0	3				
<b>George Foster, R</b> OBP: 0.371, SLG: 0.556 (1,7)										3	0	0	0	1	0	2				
<b>Johnny Bench, R</b> OBP: 0.330, SLG: 0.482 (1,2)										4	1	1	1	0	2	3				
<b>Dave Concepcion, R</b> OBP: 0.348, SLG: 0.411 (1,6)										4	1	1	0	0	2	3				
<b>Cesar Geronimo, L</b> OBP: 0.335, SLG: 0.374 (1,8)										4	1	1	1	0	2	0				
<b>Junior Kennedy, R</b> OBP: 0.327, SLG: 0.227 (1,4)										4	0	1	0	0	1	0				
<b>Michael LaCoss, R</b> OBP: 0.111, SLG: 0.111 (1,1)										3	0	0	0	0	2	0				
<b>Joe Morgan, L</b> OBP: 0.394, SLG: 0.427 (9, PH)										1	0	1	1	0	0	0				
<b>Ray Knight, R</b> OBP: 0.218, SLG: 0.288 (9, PR)										0	0	0	0	0	0	0				
<b>Doug Bair, R</b> OBP: 0.100, SLG: 0.100 (9, 1)										0	0	0	0	0	0	0				
<b>Inning Stats</b>	R: 0 E: 0 K: 1 S: 5	H: 1 LOB: 1 BB: 1 P: 9	R: 1 E: 0 K: 2 S: 8	H: 1 LOB: 0 BB: 0 P: 8	R: 0 E: 0 K: 0 S: 4	H: 1 LOB: 1 BB: 0 P: 4	R: 0 E: 0 K: 1 S: 5	H: 0 LOB: 0 BB: 0 P: 5	R: 0 E: 0 K: 1 S: 5	H: 2 LOB: 3 BB: 1 P: 13	R: 0 E: 0 K: 3 S: 9	H: 0 LOB: 0 BB: 0 P: 9	R: 0 E: 0 K: 0 S: 3	H: 0 LOB: 0 BB: 0 P: 3	R: 2 E: 0 K: 0 S: 7	H: 4 LOB: 2 BB: 0 P: 7	1B: 7 2B: 1 3B: 0 HR: 1	SF: 0 SAC: 0 DP: 1 HBP: 0	WP: 0 PB: 0 SB: 1 CS: 0	PA: 37
<b>PITCHER</b> <b>Phil Niekro, R</b> ERA: 2.97 (1,1)	IP: 9.0 WLS: L BF: 37	H: 9 R: 3 ER: 3 SO: 10	BB: 1 IBB: 1 HBP: 0 BLK: 0	WP: 0 HR: 1 S: 55 P: 63	ERA: 3.00 WHIP: 1.111	<b>PITCHER</b>														

AB	35
R	3
H	9
RBI	3
BB	2
SO	10
LOB	14



Batter	1	2	3	4	5	6	7	8	9	AB	R	H	RBI	BB	SO	LOB	BOTTOM			
<b>Jerry Royster, R</b> OBP: 0.345, SLG: 0.340 (1,6)										5	0	1	0	0	0	1	<b>Cincinnati Reds @ Atlanta Braves</b> Atlanta-Fulton County Stadium, Atlanta, GA Mon Jul 31 1978, 7:05 PM EDT Att: 45,007 - Unknown			
<b>Rowland Office, L</b> OBP: 0.312, SLG: 0.389 (1,8)										5	0	2	0	0	0	0				
<b>Gary Matthews, R</b> OBP: 0.382, SLG: 0.475 (1,9)										5	1	3	0	0	1	3				
<b>Jeff Burroughs, R</b> OBP: 0.455, SLG: 0.547 (1,7)										3	0	2	1	2	0	2				
<b>Bob Horner, R</b> OBP: 0.326, SLG: 0.513 (1,5)										4	0	0	0	1	0	8				
<b>Biff Pocoroba, S</b> OBP: 0.318, SLG: 0.341 (1,2)										3	0	0	1	0	0	1				
<b>Dale Murphy, R</b> OBP: 0.307, SLG: 0.412 (1,3)										3	0	0	0	1	1	2				
<b>Rod Gilbreath, R</b> OBP: 0.293, SLG: 0.332 (1,4)										4	0	1	0	0	0	3				
<b>Phil Niekro, R</b> OBP: 0.244, SLG: 0.253 (1,1)										3	0	1	0	0	0	1				
<b>Bob Beall, S</b> OBP: 0.350, SLG: 0.272 (9, PH)										1	1	1	0	0	0	0				
<b>Inning Stats</b>	R: 0 E: 0 K: 0 S: 3	H: 0 LOB: 0 BB: 0 P: 3	R: 0 E: 1 K: 0 S: 4	H: 1 LOB: 1 BB: 0 P: 4	R: 0 E: 0 K: 0 S: 3	H: 1 LOB: 0 BB: 0 P: 3	R: 1 E: 0 K: 0 S: 5	H: 2 LOB: 2 BB: 2 P: 13	R: 0 E: 0 K: 0 S: 4	H: 1 LOB: 1 BB: 0 P: 4	R: 0 E: 0 K: 0 S: 4	H: 1 LOB: 2 BB: 1 P: 8	R: 0 E: 0 K: 1 S: 5	H: 0 LOB: 0 BB: 0 P: 5	R: 1 E: 0 K: 1 S: 8	H: 3 LOB: 2 BB: 0 P: 8	1B: 8 2B: 3 3B: 0 HR: 0	SF: 1 SAC: 0 DP: 2 HBP: 0	WP: 0 PB: 0 SB: 1 CS: 0	PA: 41
<b>PITCHER</b> <b>Michael LaCoss, R</b> ERA: 5.73 (9, 1)	IP: 8.0 WLS: W BF: 35	H: 8 R: 1 ER: 1 SO: 1	BB: 2 IBB: 2 HBP: 0 BLK: 0	WP: 0 HR: 0 S: 33 P: 49	ERA: 1.12 WHIP: 1.250	<b>PITCHER</b>														
<b>Doug Bair, R</b> ERA: 1.5 (9, 1)	IP: 1.0 WLS: S BF: 6	H: 3 R: 1 ER: 1 SO: 1	BB: 0 IBB: 0 HBP: 0 BLK: 0	WP: 0 HR: 0 S: 8 P: 8	ERA: 9.00 WHIP: 3.000	<b>PITCHER</b>														

AB	36
R	2
H	11
RBI	2
BB	4
SO	2
LOB	21





Batter	1	2	3	4	5	6	7	8	9	AB	R	H	RBI	BB	SO	LOB	TOP										
<b>Pete Rose, S</b> OBP: 0.366, SLG: 0.424 (1, 5)	4-0 2B 6-3 BB	0-0 L1			0-0 6-3		0-0 L5-3		0-3 K	4	1	0	0	1	1	2											
<b>Ken Griffey, L</b> OBP: 0.336, SLG: 0.391 (1, 9)	0-0 HR 2B		0-0 3-1		0-0 F7		0-0 1B			4	1	2	0	0	0	0											
<b>Dave Concepcion, R</b> OBP: 0.353, SLG: 0.421 (1, 6)	0-0 6-3		4-0 CS BB		0-0 HR		0-0 1B			3	1	2	2	1	0	1											
<b>George Foster, R</b> OBP: 0.368, SLG: 0.551 (1, 7)	0-3 K		0-0 F9		0-0 5-3		0-3 K			4	0	0	0	0	2	4											
<b>Johnny Bench, R</b> OBP: 0.329, SLG: 0.490 <b>Dave Tomlin, L</b> OBP: 0.250, SLG: 0.250 (8, 1)	0-0 HR			0-0 F8		0-0 P4		0-0 L5		4	1	1	2	0	0	0											
<b>Ken Henderson, S</b> OBP: 0.314, SLG: 0.380 (1, 8)	0-3 K			0-0 1-3		4-0 BB		0-0 4-3		3	0	0	0	1	1	0											
<b>Dan Driessen, L</b> OBP: 0.374, SLG: 0.458 (1, 3)		0-0 3-1		4-0 E BB		0-0 F9		0-0 4-3		3	0	0	0	1	0	1											
<b>Junior Kennedy, R</b> OBP: 0.316, SLG: 0.218 (1, 4)		0-0 F7		0-0 E5		0-0 F3		0-3 K		4	0	0	0	0	1	2											
<b>Fred Norman, S</b> OBP: 0.186, SLG: 0.187 <b>Pedro Borbon, R</b> OBP: 0.227, SLG: 0.222 <b>Tom Hume, R</b> OBP: 0.227, SLG: 0.222 <b>Dave Collins, S</b> OBP: 0.227, SLG: 0.222 <b>Manny Sarmiento, R</b> OBP: 0.227, SLG: 0.222 <b>Vic Correll, R</b> OBP: 0.227, SLG: 0.222 (1, 1)		0-0 1B		0-0 F9			0-0 L5-3 1B		0-3 K	2	0	0	0	0	0	0											
<b>Inning Stats</b>	R: 3 E: 0 K: 2 S: 9	H: 2 LOB: 0 BB: 1 P: 13	R: 0 E: 0 K: 0 S: 4	H: 1 LOB: 1 BB: 0 P: 4	R: 0 E: 0 K: 0 S: 2	H: 0 LOB: 0 BB: 1 P: 6	R: 0 E: 1 K: 0 S: 4	H: 0 LOB: 2 BB: 0 P: 8	R: 1 E: 0 K: 0 S: 4	H: 1 LOB: 0 BB: 0 P: 4	R: 0 E: 0 K: 0 S: 3	H: 0 LOB: 1 BB: 0 P: 7	R: 0 E: 0 K: 0 S: 7	H: 3 LOB: 2 BB: 0 P: 7	R: 0 E: 0 K: 0 S: 3	H: 0 LOB: 0 BB: 0 P: 3	R: 0 E: 0 K: 3 S: 9	H: 0 LOB: 0 BB: 0 P: 9	1B: 4 2B: 2 3B: 0 HR: 2	SF: 0 SAC: 0 DP: 1 HBP: 0	WP: 0 PB: 0 SB: 0 CS: 1	PA: 37					
<b>PITCHER</b>	IP	WLS	BF	H	R	ER	SO	BB	IBB	HBP	BLK	WP	HR	S	P	ERA	WHIP										
<b>Larry McWilliams, L</b> ERA: 3.27 <b>Dave Campbell, R</b> ERA: 4.61 <b>Gene Garber, R</b> ERA: 1.56	(1, 1)	5.0	W	22	4	4	2	3	0	0	0	0	2	23	35	7.20	1.400										
	(6, 1)	1.0		4	0	0	0	1	0	0	0	0	0	3	7	0.00	1.000										
	(7, 1)	3.0	S	11	3	0	4	0	0	0	0	0	0	19	19	0.00	1.000										

Cincinnati Reds @ Atlanta Braves  
Atlanta-Fulton County Stadium, Atlanta, GA  
Tue Aug 01 1978, 7:05 PM EDT  
Att: 31,159 - Unknown

AB 33  
R 4  
H 7  
RBI 4  
BB 4  
SO 6  
LOB 12



Batter	1	2	3	4	5	6	7	8	9	AB	R	H	RBI	BB	SO	LOB	BOTTOM										
<b>Jerry Royster, R</b> OBP: 0.345, SLG: 0.347 (1, 6)	0-0 2B	0-3 K			0-0 SH1-4	0-0 G4-6-3		0-0 2B		5	2	2	0	0	1	3											
<b>Barry Bonnell, R</b> OBP: 0.286, SLG: 0.305 (1, 8)	0-0 1B		0-0 G6-4-3 1B		0-0 WP HR 1B		0-0 HR		0-3 K	5	3	4	3	0	1	1											
<b>Gary Matthews, R</b> OBP: 0.382, SLG: 0.473 (1, 9)	0-0 1B		0-0 F2		0-3 K		0-0 F7		0-0 E9 E 1B	5	1	2	0	0	1	2											
<b>Jeff Burroughs, R</b> OBP: 0.458, SLG: 0.547 <b>Rowland Office, L</b> OBP: 0.310, SLG: 0.387 (7, PR)	0-0 1B		0-0 G6-4-3		4-0 WP HR BB		4-0 1B BB		0-0 E4 2B	2	1	1	1	2	0	1											
<b>Bob Horner, R</b> OBP: 0.333, SLG: 0.540 (1, 5)	0-0 F7			0-0 1B 2B	0-0 1H 2H HR		0-0 1B 1B		0-0 E6 2B 1B	5	4	3	4	0	0	3											
<b>Dale Murphy, R</b> OBP: 0.305, SLG: 0.417 (1, 3)	0-3 K			0-0 6-3	0-0 HR		0-0 F9		0-3 K	5	1	1	1	0	2	7											
<b>Rod Gilbreath, R</b> OBP: 0.299, SLG: 0.342 (1, 4)	0-0 F8			0-0 CS 1B	0-0 6-3		0-0 1B 1B		0-0 E6 2B 1B	5	1	3	3	0	0	2											
<b>Joe Nolan, L</b> OBP: 0.344, SLG: 0.386 (1, 2)		0-0 4-1		0-0 P6		0-0 G4-6-3 1B		0-0 1B 1B		5	0	3	3	0	0	1											
<b>Larry McWilliams, L</b> OBP: 0.167, SLG: 0.167 <b>Bob Beall, S</b> OBP: 0.253, SLG: 0.279 <b>Dave Campbell, R</b> OBP: 0.227, SLG: 0.222 <b>Chico Ruiz, R</b> OBP: 0.227, SLG: 0.222 <b>Gene Garber, R</b> OBP: 0.200, SLG: 0.111 (1, 1)		0-0 4-3		0-0 P6		0-0 SH1-4 1B		0-0 F9		1	0	0	0	0	0	0											
<b>Inning Stats</b>	R: 2 E: 0 K: 1 S: 9	H: 4 LOB: 2 BB: 0 P: 9	R: 0 E: 0 K: 1 S: 5	H: 0 LOB: 0 BB: 0 P: 5	R: 0 E: 0 K: 0 S: 3	H: 1 LOB: 0 BB: 0 P: 3	R: 1 E: 0 K: 0 S: 4	H: 2 LOB: 0 BB: 0 P: 4	R: 5 E: 0 K: 1 S: 9	H: 4 LOB: 0 BB: 1 P: 13	R: 0 E: 0 K: 0 S: 3	H: 1 LOB: 0 BB: 0 P: 3	R: 3 E: 0 K: 1 S: 9	H: 4 LOB: 2 BB: 1 P: 13	R: 5 E: 3 K: 2 S: 14	H: 5 LOB: 2 BB: 0 P: 14	1B: 13 2B: 5 3B: 0 HR: 3	SF: 0 SAC: 1 DP: 2 HBP: 0	WP: 1 PB: 0 SB: 1 CS: 1	PA: 46							
<b>PITCHER</b>	IP	WLS	BF	H	R	ER	SO	BB	IBB	HBP	BLK	WP	HR	S	P	ERA	WHIP										
<b>Fred Norman, L</b> ERA: 3.61 <b>Pedro Borbon, R</b> ERA: 4.56 <b>Tom Hume, R</b> ERA: 5.16 <b>Manny Sarmiento, R</b> ERA: 3.41 <b>Dave Tomlin, L</b> ERA: 4.01	(1, 1)	5.0	L	21	7	6	3	1	0	0	0	1	2	26	30	10.80	1.600										
	(6, 1)	1.0		3	1	0	0	0	0	0	0	0	0	3	3	0.00	1.000										
	(7, 1)	1.0		8	4	3	3	1	1	0	0	0	1	9	13	27.00	5.000										
	(8, 1)	1.0		10	5	5	1	2	0	0	0	0	0	14	14	9.00	5.000										

Cincinnati Reds @ Atlanta Braves  
Atlanta-Fulton County Stadium, Atlanta, GA  
Tue Aug 01 1978, 7:05 PM EDT  
Att: 31,159 - Unknown

AB 43  
R 16  
H 21  
RBI 15  
BB 2  
SO 6  
LOB 24






Batter	1	2	3	4	5	6	7	8	9	AB	R	H	RBI	BB	SO	LOB	TOP					
<b>Pete Rose, S</b> OBP: 0.370, SLG: 0.437 (1, 5)										5	2	4	2	0	0	0	<b>Cincinnati Reds @ Atlanta Braves</b> Atlanta-Fulton County Stadium, Atlanta, GA Wed Aug 02 1978, 7:05 PM EDT Att: 26,812 - Unknown					
<b>Ray Knight, R</b> OBP: 0.218, SLG: 0.288 (8, 5)										3	1	0	0	2	0	1						
<b>Ken Griffey, L</b> OBP: 0.337, SLG: 0.388 (1, 9)										4	0	0	0	1	1	4						
<b>Dan Driessen, L</b> OBP: 0.372, SLG: 0.453 (1, 3)										5	0	1	0	0	1	6						
<b>George Foster, R</b> OBP: 0.366, SLG: 0.546 (1, 7)										2	1	0	0	2	0	2						
<b>Johnny Bench, R</b> OBP: 0.331, SLG: 0.486 (6, PR)										5	1	3	3	0	1	2						
<b>Vic Correll, R</b> OBP: 0.245, SLG: 0.298 (6, 2)										3	0	0	1	0	1	1						
<b>Dave Concepcion, R</b> OBP: 0.355, SLG: 0.431 (1, 6)										2	1	0	0	2	0	1						
<b>Cesar Geronimo, L</b> OBP: 0.331, SLG: 0.369 (1, 8)										2	1	0	0	2	0	1						
<b>Junior Kennedy, R</b> OBP: 0.322, SLG: 0.214 (1, 4)										3	0	0	0	0	2	2						
<b>Tom Seaver, R</b> OBP: 0.231, SLG: 0.152 (1, 1)										3	0	0	0	0	2							
<b>Inning Stats</b>	R: 3 E: 0 K: 1 S: 7	H: 2 LOB: 1 BB: 2 P: 15	R: 1 E: 0 K: 1 S: 6	H: 1 LOB: 2 BB: 2 P: 14	R: 1 E: 1 K: 0 S: 4	H: 1 LOB: 1 BB: 1 P: 8	R: 0 E: 0 K: 0 S: 4	H: 1 LOB: 2 BB: 1 P: 8	R: 0 E: 0 K: 0 S: 4	H: 1 LOB: 1 BB: 0 P: 4	R: 1 E: 0 K: 0 S: 5	H: 2 LOB: 2 BB: 1 P: 9	R: 0 E: 0 K: 1 S: 5	H: 0 LOB: 0 BB: 0 P: 5	R: 0 E: 0 K: 0 S: 3	H: 0 LOB: 0 BB: 0 P: 3	R: 0 E: 0 K: 1 S: 5	H: 0 LOB: 0 BB: 0 P: 5	1B: 4 2B: 2 3B: 1 HR: 1	SF: 0 SAC: 2 DP: 0 HBP: 0	WP: 0 PB: 1 SB: 1 CS: 0	PA: 42
<b>PITCHER</b>	IP WLS BF H R ER SO BB IBB HBP BLK WP HR S P ERA WHIP																					
<b>Preston Hanna, R</b> ERA: 4.8 (1, 1)	1.1 L 10 3 4 4 1 2 1 0 0 0 0 0 9 21 27.00 3.750																					
<b>Jamie Easterly, L</b> ERA: 6.2 (2, 1)	1.2 8 1 1 0 1 2 0 0 0 0 0 0 8 16 0.00 1.800																					
<b>Max Leon, R</b> ERA: (4, 1)	1.0 5 1 0 0 0 1 0 0 0 0 0 0 4 8 0.00 2.000																					
<b>Craig Skok, L</b> ERA: 4.3 (5, 1)	2.0 10 3 1 1 0 1 0 0 0 0 0 1 9 13 4.50 2.000																					
<b>Mickey Mahler, L</b> ERA: 4.13 (7, 1)	3.0 9 0 0 0 2 0 0 0 0 0 0 0 13 13 0.00 0.000																					

Batter	1	2	3	4	5	6	7	8	9	AB	R	H	RBI	BB	SO	LOB	BOTTOM					
<b>Jerry Royster, R</b> OBP: 0.342, SLG: 0.343 (1, 6)										4	0	0	0	0	1	1	<b>Cincinnati Reds @ Atlanta Braves</b> Atlanta-Fulton County Stadium, Atlanta, GA Wed Aug 02 1978, 7:05 PM EDT Att: 26,812 - Unknown					
<b>Rowland Office, L</b> OBP: 0.306, SLG: 0.380 (1, 8)										4	0	0	0	0	0	0						
<b>Gary Matthews, R</b> OBP: 0.378, SLG: 0.469 (1, 9)										3	0	0	0	0	2	0						
<b>Jeff Burroughs, R</b> OBP: 0.457, SLG: 0.554 (1, 7)										3	1	1	1	0	1	0						
<b>Bob Horner, R</b> OBP: 0.328, SLG: 0.530 (1, 5)										3	0	0	0	0	1	0						
<b>Biff Pocoroba, S</b> OBP: 0.315, SLG: 0.337 (1, 2)										3	0	0	0	0	1	0						
<b>Dale Murphy, R</b> OBP: 0.306, SLG: 0.425 (1, 3)										3	1	1	1	0	2	0						
<b>Rod Gilbreath, R</b> OBP: 0.296, SLG: 0.338 (1, 4)										3	0	0	0	0	1	0						
<b>Preston Hanna, R</b> OBP: 0.195, SLG: 0.300 (2, 1)										0	0	0	0	0	0	0						
<b>Jamie Easterly, L</b> OBP: 0.299, SLG: 0.313 (4, 1)										1	0	1	0	0	0	0						
<b>Max Leon, R</b> OBP: 0.299, SLG: 0.429 (5, 1)										0	0	0	0	0	0	0						
<b>Craig Skok, R</b> OBP: 0.195, SLG: 0.429 (5, 1)										0	0	0	0	0	0	0						
<b>Bob Seall, S</b> OBP: 0.148, SLG: 0.276 (7, 1)										1	0	0	0	0	0	0						
<b>Mickey Mahler, S</b> OBP: 0.148, SLG: 0.115 (7, 1)										0	0	0	0	0	0	0						
<b>Joe Nolan, L</b> OBP: 0.340, SLG: 0.381 (9, PH)										1	0	0	0	0	1	0						
<b>Inning Stats</b>	R: 0 E: 0 K: 2 S: 7	H: 0 LOB: 0 BB: 0 P: 7	R: 0 E: 0 K: 1 S: 5	H: 0 LOB: 0 BB: 0 P: 5	R: 1 E: 0 K: 0 S: 4	H: 2 LOB: 0 BB: 0 P: 4	R: 0 E: 0 K: 2 S: 7	H: 0 LOB: 0 BB: 0 P: 7	R: 0 E: 0 K: 1 S: 5	H: 0 LOB: 0 BB: 0 P: 5	R: 0 E: 0 K: 0 S: 3	H: 0 LOB: 0 BB: 0 P: 3	R: 1 E: 0 K: 0 S: 4	H: 1 LOB: 0 BB: 0 P: 4	R: 0 E: 0 K: 3 S: 9	H: 0 LOB: 0 BB: 0 P: 9	R: 0 E: 0 K: 1 S: 5	H: 0 LOB: 0 BB: 0 P: 5	1B: 1 2B: 1 3B: 0 HR: 2	SF: 0 SAC: 0 DP: 1 HBP: 0	WP: 0 PB: 0 SB: 0 CS: 0	PA: 29
<b>PITCHER</b>	IP WLS BF H R ER SO BB IBB HBP BLK WP HR S P ERA WHIP																					
<b>Tom Seaver, R</b> ERA: 3.04 (1, 1)	9.0 W 29 3 2 2 10 0 0 0 0 0 0 2 49 2.00 0.333																					

AB	33
R	6
H	8
RBI	6
BB	7
SO	4
LOB	19



AB	29
R	2
H	3
RBI	2
BB	0
SO	10
LOB	1





Batter	1	2	3	4	5	6	7	8	9	AB	R	H	RBI	BB	SO	LOB	TOP			
Terry Puhl, L OBP: 0.336, SLG: 0.386 (1, 8)	F7		BB						BB	3	1	2	0	2	0	0				
Julio Gonzalez, R OBP: 0.307, SLG: 0.282 (1, 4)	4-3		BB						BB	5	0	1	1	0	0	2				
Enos Cabell, R OBP: 0.316, SLG: 0.391 (1, 5)	K									4	0	0	0	0	2	5				
Jose Cruz, L OBP: 0.353, SLG: 0.427 (1, 9)		F3								4	1	1	1	0	0	2				
Bob Watson, R OBP: 0.354, SLG: 0.460 (1, 3)		5-3								4	0	1	0	0	1	0				
Dave Bergman, L OBP: 0.371, SLG: 0.287 (1, 7)										4	0	2	1	0	2	0				
Bruce Bochy, R OBP: 0.364, SLG: 0.414 (1, 2)										4	0	1	0	0	1	3				
Mike Fischlin, R OBP: 0.185, SLG: 0.145 (1, 6)										3	0	0	0	0	1	4				
Wilbur Howard, S OBP: 0.279, SLG: 0.317 (9, PH)										1	0	0	0	0	1	0				
Mark Lemongello, R OBP: 0.226, SLG: 0.191 (2, 1)										0	0	0	0	0	0	0				
Floyd Bannister, L OBP: 0.200, SLG: 0.206 (4, PH)										1	0	1	0	0	0	0				
Denny Walling, R OBP: 0.330, SLG: 0.257 (4, 1)										1	0	0	0	0	0	0				
Joaquin Andujar, R OBP: 0.305, SLG: 0.174 (5, 1)										0	0	0	0	0	0	0				
Rick Williams, R OBP: 0.206, SLG: 0.126 (7, PH)										1	0	0	0	0	0	0				
Rafael Landestoy, S OBP: 0.206, SLG: 0.126 (7, 1)										0	0	0	0	0	0	0				
Ken Forsch, R OBP: 0.200, SLG: 0.200 (7, 1)										1	0	0	0	0	0	0				
Jesus Alou, R OBP: 0.377, SLG: 0.443 (9, PH)										1	0	1	0	0	0	0				
<b>Inning Stats</b>	R: 0 E: 0 K: 1 S: 5	H: 0 LOB: 0 BB: 0 P: 5	R: 0 E: 0 K: 1 S: 5	H: 0 LOB: 0 BB: 0 P: 5	R: 0 E: 0 K: 1 S: 7	H: 2 LOB: 3 BB: 1 P: 11	R: 1 E: 0 K: 1 S: 8	H: 3 LOB: 2 BB: 0 P: 8	R: 0 E: 0 K: 2 S: 5	H: 1 LOB: 1 BB: 0 P: 8	R: 1 E: 0 K: 2 S: 9	H: 2 LOB: 1 BB: 0 P: 9	R: 0 E: 0 K: 2 S: 7	H: 0 LOB: 0 BB: 0 P: 7	R: 0 E: 0 K: 1 S: 6	H: 2 LOB: 1 BB: 0 P: 6	1B: 10 2B: 0 3B: 0 HR: 0	SF: 0 SAC: 0 DP: 1 HBP: 0	WP: 1 PB: 1 SB: 1 CS: 0	PA: 38
<b>PITCHER</b> Phil Niekro, R ERA: 2.89 (1, 1)	IP: 9.0 WLS: W BF: 38 H: 10 R: 2 ER: 1 SO: 12 BB: 2 IBB: 0 HBP: 0 BLK: 0 WP: 1 HR: 0 S: 60 P: 68 ERA: 1.00 WHIP: 1.333															<b>PITCHER</b>				

Houston Astros @ Atlanta Braves  
Atlanta-Fulton County Stadium, Atlanta, GA  
Fri Aug 04 1978, 7:05 PM EDT  
Att: 11,282 - Unknown

AB 36  
R 2  
H 10  
RBI 1  
BB 2  
SO 12  
LOB 22



Batter	1	2	3	4	5	6	7	8	9	AB	R	H	RBI	BB	SO	LOB	BOTTOM			
Jerry Royster, R OBP: 0.348, SLG: 0.349 (1, 6)	HR									5	2	4	1	0	0	2				
Rowland Office, L OBP: 0.311, SLG: 0.380 (1, 8)	HR									3	1	1	0	2	2	2				
Gary Matthews, R OBP: 0.379, SLG: 0.471 (1, 9)	F7									5	1	2	1	0	1	4				
Jeff Burroughs, R OBP: 0.458, SLG: 0.561 (1, 7)										3	1	1	3	1	1	1				
Barry Bonnell, R OBP: 0.297, SLG: 0.303 (8, 7)	HR									1	0	0	0	0	0	3				
Bob Horner, R OBP: 0.332, SLG: 0.538 (1, 5)	F8									3	0	2	2	0	0	0				
Biff Pocoreba, S OBP: 0.311, SLG: 0.332 (1, 2)	F6									4	0	0	0	0	0	4				
Dale Murphy, R OBP: 0.308, SLG: 0.423 (1, 3)										2	1	0	0	2	0	0				
Rod Gilbreath, R OBP: 0.295, SLG: 0.336 (1, 4)										4	1	1	0	0	1	1				
Phil Niekro, R OBP: 0.244, SLG: 0.253 (1, 1)										4	0	1	0	0	0	3				
<b>Inning Stats</b>	R: 3 E: 0 K: 0 S: 5	H: 2 LOB: 0 BB: 1 P: 9	R: 1 E: 0 K: 0 S: 3	H: 2 LOB: 1 BB: 1 P: 7	R: 1 E: 0 K: 1 S: 7	H: 2 LOB: 0 BB: 0 P: 7	R: 0 E: 0 K: 0 S: 3	H: 0 LOB: 0 BB: 0 P: 3	R: 1 E: 0 K: 1 S: 7	H: 2 LOB: 2 BB: 1 P: 11	R: 0 E: 1 K: 1 S: 7	H: 1 LOB: 0 BB: 0 P: 7	R: 0 E: 0 K: 1 S: 6	H: 1 LOB: 1 BB: 0 P: 6	R: 1 E: 0 K: 1 S: 7	H: 2 LOB: 3 BB: 2 P: 15	1B: 9 2B: 2 3B: 0 HR: 1	SF: 1 SAC: 0 DP: 1 HBP: 0	WP: 0 PB: 0 SB: 1 CS: 0	PA: 40
<b>PITCHER</b> Mark Lemongello, R ERA: 3.97 (1, 1)	IP: 1.0 WLS: L BF: 8 H: 3 R: 4 ER: 4 SO: 4 BB: 2 IBB: 0 HBP: 0 BLK: 0 WP: 0 HR: 1 S: 6 P: 14 ERA: 36.00 WHIP: 5.000															<b>PITCHER</b>				
Floyd Bannister, L ERA: 4.33 (2, 1)	IP: 2.0 WLS: L BF: 7 H: 3 R: 1 ER: 1 SO: 1 BB: 0 IBB: 0 HBP: 0 BLK: 0 WP: 0 HR: 0 S: 9 P: 9 ERA: 4.50 WHIP: 1.500															<b>PITCHER</b>				
Joaquin Andujar, R ERA: 2.9 (4, 1)	IP: 1.0 WLS: L BF: 3 H: 0 R: 0 ER: 0 SO: 0 BB: 0 IBB: 0 HBP: 0 BLK: 0 WP: 0 HR: 0 S: 3 P: 3 ERA: 0.00 WHIP: 0.000															<b>PITCHER</b>				
Rick Williams, R ERA: 4.85 (5, 1)	IP: 2.0 WLS: L BF: 11 H: 3 R: 1 ER: 1 SO: 2 BB: 1 IBB: 0 HBP: 0 BLK: 0 WP: 0 HR: 0 S: 14 P: 18 ERA: 4.50 WHIP: 2.000															<b>PITCHER</b>				
Ken Forsch, R ERA: 3.03 (7, 1)	IP: 2.0 WLS: L BF: 11 H: 3 R: 1 ER: 1 SO: 2 BB: 2 IBB: 0 HBP: 0 BLK: 0 WP: 0 HR: 0 S: 13 P: 21 ERA: 4.50 WHIP: 2.500															<b>PITCHER</b>				

Houston Astros @ Atlanta Braves  
Atlanta-Fulton County Stadium, Atlanta, GA  
Fri Aug 04 1978, 7:05 PM EDT  
Att: 11,282 - Unknown

AB 34  
R 7  
H 12  
RBI 7  
BB 5  
SO 5  
LOB 20





Batter	1	2	3	4	5	6	7	8	9	AB	R	H	RBI	BB	SO	LOB	TOP					
Terry Puhl, L (1, 8) OBP: 0.335, SLG: 0.382	0-0 4-3	0-3 K			0-0 3-1		1-0 SH1-4 1B HBP		0-0 4-3	4	1	0	0	0	1	0	Houston Astros @ Atlanta Braves Atlanta-Fulton County Stadium, Atlanta, GA Sat Aug 05 1978, 7:05 PM EDT Unknown					
Julio Gonzalez, R (1, 4) OBP: 0.304, SLG: 0.270	4-0 1B E BB		0-0 5-3		0-0 F8		0-0 SH1-4		0-0 6-3	3	1	0	0	1	0	0						
Enos Cabell, R (1, 5) OBP: 0.314, SLG: 0.389	0-0 BB E 1B		0-0 F9		0-3 K		0-0 1-3		0-0 4-3	5	0	1	0	0	1	1						
Jose Cruz, L (1, 9) OBP: 0.352, SLG: 0.424	0-0 E3 BB		0-0 6-3		0-0 1-3		4-0 1B IBB			3	0	0	1	1	0	1						
Bob Watson, R (1, 3) OBP: 0.357, SLG: 0.461	4-0 1-2 2-3 BB		0-0 F9		0-0 BB 1B		0-0 1-3 2-H 1B			3	1	2	1	1	0	0						
Dave Bergman, L (1, 7) OBP: 0.375, SLG: 0.295	0-0 F7		0-0 1B		0-0 1B		0-0 BB 1B		0-3 K	4	1	2	0	0	1	5						
Luis Pujols, R (1, 2) OBP: 0.200, SLG: 0.228	0-3 K		0-3 K		4-0 1-2 2-3 BB		0-3 K2-3			3	1	0	0	1	3	4						
Mike Fischlin, R (1, 6) OBP: 0.181, SLG: 0.141		0-0 F8		0-0 5-3		0-0 1-2 2-3 BB		0-0 6-3	2	0	0	0	0	0	1	AB 33 R 5 H 6 RBI 5 BB 4 SO 8 LOB 13						
Denny Wasing, L (6, PH) OBP: 0.305, SLG: 0.309										2	0	0	0	0	0			1				
Jimmy Sexton, R (6, 6) OBP: 0.209, SLG: 0.160										1	0	1	3	0	0			0				
Joe Niekro, R (1, 1) OBP: 0.231, SLG: 0.282		0-3 K		0-3 K		0-3 K		0-0 4-3	3	0	0	0	0	2	1	Houston ASTROS						
Joe Sambito, L (7, 1)										0	0	0	0	0	0			0				
Ken Forsch, R (7, 1) OBP: 0.182, SLG: 0.182										1	0	0	0	0	0			0				
<b>Inning Stats</b>	R: 1 E: 1 K: 1 S: 7	H: 1 LOB: 3 P: 15	R: 0 E: 0 K: 2 S: 7	H: 0 LOB: 0 BB: 0 P: 7	R: 0 E: 0 K: 0 S: 3	H: 0 LOB: 0 BB: 0 P: 3	R: 0 E: 0 K: 1 S: 6	H: 1 LOB: 1 BB: 0 P: 6	R: 0 E: 0 K: 1 S: 5	H: 0 LOB: 0 BB: 0 P: 5	R: 3 E: 0 K: 1 S: 8	H: 3 LOB: 1 BB: 1 P: 12	R: 1 E: 0 K: 1 S: 6	H: 1 LOB: 2 BB: 1 P: 11	R: 0 E: 0 K: 1 S: 5	H: 0 LOB: 0 BB: 0 P: 5	R: 0 E: 0 K: 0 S: 3	H: 0 LOB: 0 BB: 0 P: 3	1B: 5 2B: 1 3B: 0 HR: 0	SF: 0 SAC: 1 DP: 0 HBP: 1	WP: 0 PB: 0 SB: 0 CS: 0	PA: 39
<b>PITCHER</b>	IP WLS BF H R ER SO BB IBB HBP BLK WP HR S P ERA WHIP																					
Preston Hanna, R (1, 1) ERA: 4.88	5.2 L 26 5 4 4 6 3 0 0 0 0 0 0 35 47 6.35 1.412																					
Dave Campbell, R (6, 1) ERA: 4.59	1.0 6 1 1 1 0 0 1 1 0 0 0 4 9 9.00 1.000																					
Craig Skok, L (7, 1) ERA: 4.26	0.1 1 0 0 0 0 0 0 0 0 0 0 3 3 0.00 0.000																					
Jamie Easterly, L (8, 1) ERA: 6.0	2.0 6 0 0 0 1 0 0 0 0 0 0 8 8 0.00 0.000																					

Batter	1	2	3	4	5	6	7	8	9	AB	R	H	RBI	BB	SO	LOB	BOTTOM					
Jerry Royster, R (1, 6) OBP: 0.346, SLG: 0.346	0-0 F8	0-0 F7			4-0 BB		0-0 SF9		0-0 F3	3	0	0	1	1	0	3	Houston Astros @ Atlanta Braves Atlanta-Fulton County Stadium, Atlanta, GA Sat Aug 05 1978, 7:05 PM EDT Unknown					
Rowland Office, L (1, 8) OBP: 0.308, SLG: 0.375	0-0 4-3		0-0 4-3		0-0 6-3		0-0 3-H		0-3 K	3	0	0	0	0	1	AB 32 R 3 H 7 RBI 3 BB 5 SO 4 LOB 16						
Cito Gaston, R (7, PH) OBP: 0.230, SLG: 0.227										1	0	1	1	0	0			0				
Chico Ruiz, R (7, PR)										0	0	0	0	0	0			0				
Jamie Easterly, L (8, 1) OBP: 0.294, SLG: 0.313							1-2 2-H 1B			1	0	0	0	0	1	1						
Joe Nolan, L (9, PH) OBP: 0.337, SLG: 0.376										1	0	0	0	0	1	1						
Gary Matthews, R (1, 9) OBP: 0.377, SLG: 0.466	4-0 2B BB		0-0 6-3		0-0 F9		0-3 K			3	1	0	0	1	1	2						
Jeff Burroughs, R (1, 7) OBP: 0.458, SLG: 0.562	0-0 1-H 2B		0-0 F8		0-0 6-3		0-0 6-3		4-0 4-6-3 BB	3	0	1	1	1	0	0						
Bob Horner, R (1, 5) OBP: 0.330, SLG: 0.529	0-0 1-3			4-0 G1-6-3 BB		0-0 5-3		0-0 F8		3	0	0	0	1	0	2						
Biff Pocoroba, S (1, 2) OBP: 0.310, SLG: 0.331		0-0 F8		0-0 G1-6-3		0-0 PB SF9 1B		0-0 4-6-3	4	1	1	0	0	0	2							
Dale Murphy, R (1, 3) OBP: 0.307, SLG: 0.421		0-0 F8		0-0 6-3		0-0 PB 1B		0-3 K	4	1	1	0	0	1	1							
Rod Gilbreath, R (1, 4) OBP: 0.302, SLG: 0.340		0-0 1B 1B			0-0 5-3		4-0 1-2 2-3 BB		0-0 1B	3	0	2	0	1	0	0						
Preston Hanna, R (1, 1) OBP: 0.209, SLG: 0.310										2	0	1	0	0	0	0						
Dave Campbell, R (6, 1) ERA: 4.59										0	0	0	0	0	0	0						
Craig Skok, R (7, 1) OBP: 0.286, SLG: 0.429										0	0	0	0	0	0	0						
Bob Beall, S (7, PH) OBP: 0.349, SLG: 0.274										1	0	0	0	0	1	3						
Barry Bonnell, R (8, 8) OBP: 0.286, SLG: 0.302										1	0	0	0	0	1							
<b>Inning Stats</b>	R: 1 E: 0 K: 0 S: 4	H: 1 LOB: 1 BB: 1 P: 8	R: 0 E: 0 K: 0 S: 5	H: 2 LOB: 2 BB: 0 P: 5	R: 0 E: 0 K: 0 S: 3	H: 0 LOB: 0 BB: 0 P: 3	R: 0 E: 0 K: 0 S: 2	H: 0 LOB: 0 BB: 1 P: 6	R: 0 E: 0 K: 0 S: 3	H: 0 LOB: 1 BB: 1 P: 7	R: 0 E: 0 K: 0 S: 3	H: 0 LOB: 0 BB: 0 P: 3	R: 2 E: 0 K: 2 S: 10	H: 3 LOB: 2 BB: 1 P: 14	R: 0 E: 0 K: 1 S: 5	H: 0 LOB: 1 BB: 1 P: 9	R: 0 E: 0 K: 1 S: 6	H: 1 LOB: 1 BB: 0 P: 6	1B: 6 2B: 1 3B: 0 HR: 0	SF: 0 SAC: 0 DP: 1 HBP: 0	WP: 0 PB: 1 SB: 0 CS: 0	PA: 38
<b>PITCHER</b>	IP WLS BF H R ER SO BB IBB HBP BLK WP HR S P ERA WHIP																					
Joe Niekro, R (1, 1) ERA: 4.55	6.0 W 26 5 3 3 0 4 0 0 0 0 0 22 38 4.50 1.500																					
Joe Sambito, L (7, 1) ERA: 3.03	0.2 3 1 0 0 1 0 0 0 0 0 0 5 5 0.00 1.500																					
Ken Forsch, R (7, 1) ERA: 2.93	2.1 S 9 1 0 0 3 1 0 0 0 0 0 14 18 0.00 0.857																					



Batter	1	2	3	4	5	6	7	8	9	AB	R	H	RBI	BB	SO	LOB	TOP					
Terry Puhl, L (1, 8) OBP: 0.333, SLG: 0.380	F5			F7	F9				F5	5	0	1	1	0	0	1	<b>Houston Astros @ Atlanta Braves</b> Atlanta-Fulton County Stadium, Atlanta, GA Sat Aug 05 1978, 7:05 PM EDT Att: 20,950 - Unknown					
Julio Gonzalez, R (1, 4) OBP: 0.286, SLG: 0.253	F3			F6		G3	F7		F6	5	0	0	0	0	0	0						
Enos Cabell, R (1, 5) Mike Fischlin, R (8, 6) OBP: 0.181, SLG: 0.141	F9			K						4	1	2	0	0	1	0						
Jose Cruz, L (1, 9) OBP: 0.356, SLG: 0.435		F7				2B				4	2	3	2	0	0	0						
Bob Watson, R (1, 3) Denny Walling, L (8, PR) OBP: 0.308, SLG: 0.309		5-3								3	1	2	0	0	0	0						
Dave Bergman, L (1, 7) OBP: 0.371, SLG: 0.287		4-3								3	0	0	0	1	0	4						
Bruce Bochy, R (1, 2) OBP: 0.324, SLG: 0.364				6-3						4	0	0	0	0	1	6						
Jimmy Sexton, R (1, 6) OBP: 0.233, SLG: 0.238				F7						3	3	2	2	1	0	0						
Vern Ruhle, R (1, 1) OBP: 0.167, SLG: 0.167				K						3	0	1	1	0	2	0						
<b>Inning Stats</b>	R: 0 E: 0 K: 0 S: 3	H: 0 LOB: 0 BB: 0 P: 3	R: 0 E: 0 K: 0 S: 3	H: 0 LOB: 0 BB: 0 P: 3	R: 0 E: 0 K: 1 S: 5	H: 0 LOB: 0 BB: 0 P: 5	R: 0 E: 0 K: 1 S: 5	H: 0 LOB: 0 BB: 0 P: 5	R: 3 E: 0 K: 0 S: 6	H: 4 LOB: 1 BB: 1 P: 10	R: 2 E: 0 K: 1 S: 8	H: 3 LOB: 1 BB: 0 P: 8	R: 1 E: 0 K: 0 S: 3	H: 1 LOB: 1 BB: 1 P: 7	R: 0 E: 0 K: 0 S: 4	H: 2 LOB: 3 BB: 0 P: 5		R: 1 E: 0 K: 1 S: 6	H: 1 LOB: 0 BB: 0 P: 6	1B: 7 2B: 1 3B: 1 HR: 2	SF: 0 SAC: 1 DP: 2 HBP: 1	WP: 0 PB: 0 SB: 0 CS: 0
<b>PITCHER</b>	IP WLS BF H R ER SO BB IBB HBP BLK WP HR S P ERA WHIP																					
Tommy Boggs, R (1, 1) ERA: 6.45	5.1 L 23 7 5 5 2 0 0 0 0 0 0 0 0 4 4 8.44 1.312																					
Craig Skok, L (6, 1) ERA: 4.19	0.2 2 0 0 0 1 0 0 0 0 0 0 0 4 4 0.00 0.000																					
Rick Camp, R (7, 1) ERA: 3.29	2.0 9 3 1 1 0 1 0 0 1 0 0 0 7 12 4.50 2.000																					
Gene Garber, R (9, 1) ERA: 1.66	1.0 4 1 1 1 1 0 0 0 0 0 0 1 6 6 9.00 1.000																					

Batter	1	2	3	4	5	6	7	8	9	AB	R	H	RBI	BB	SO	LOB	BOTTOM					
Jerry Royster, R (1, 6) OBP: 0.345, SLG: 0.345	F8		F8			F8				4	0	1	0	0	0	0	<b>Houston Astros @ Atlanta Braves</b> Atlanta-Fulton County Stadium, Atlanta, GA Sat Aug 05 1978, 7:05 PM EDT Att: 20,950 - Unknown					
Rowland Office, L (1, 8) OBP: 0.303, SLG: 0.369	F5			F2			F8			4	0	0	0	0	0	1						
Gary Matthews, R (1, 9) OBP: 0.376, SLG: 0.463				K			F7			4	0	1	0	0	1	1						
Jeff Burroughs, R (1, 7) OBP: 0.454, SLG: 0.556	F3			K			F7			4	0	0	0	0	2	3						
Bob Horner, R (1, 5) OBP: 0.325, SLG: 0.520		F6				F8				3	0	0	0	0	0	0						
Dale Murphy, R (1, 3) OBP: 0.507, SLG: 0.423		F3				K				3	0	1	0	0	1	0						
Joe Nolan, L (1, 2) OBP: 0.327, SLG: 0.364		6-3				F7				3	0	0	0	0	0	1						
Rod Gilbreath, R (1, 4) OBP: 0.302, SLG: 0.340							F9			3	0	1	0	0	0	1						
Tommy Boggs, R (1, 1) ERA: 6.45										1	0	0	0	0	1	1						
Craig Skok, R (6, 1) ERA: 4.19										0	0	0	0	0	0	0						
Bob Beall, S (6, PR) OBP: 0.344, SLG: 0.271										1	0	0	0	0	0	0						
Rick Camp, R (7, 1) ERA: 3.29										0	0	0	0	0	0	0						
Gene Garber, R (9, 1) ERA: 1.66										0	0	0	0	0	0	0						
Bill Pasorobala, S (9, PR) OBP: 0.309, SLG: 0.330										1	0	0	0	0	0	0						
<b>Inning Stats</b>	R: 0 E: 0 K: 0 S: 4	H: 1 LOB: 1 BB: 0 P: 4	R: 0 E: 0 K: 0 S: 3	H: 0 LOB: 0 BB: 0 P: 3	R: 0 E: 0 K: 1 S: 5	H: 1 LOB: 0 BB: 0 P: 5	R: 0 E: 0 K: 2 S: 7	H: 0 LOB: 0 BB: 0 P: 7	R: 0 E: 0 K: 1 S: 5	H: 0 LOB: 0 BB: 0 P: 5	R: 0 E: 0 K: 0 S: 3	H: 0 LOB: 0 BB: 0 P: 3	R: 0 E: 0 K: 0 S: 3	H: 0 LOB: 0 BB: 0 P: 3	R: 0 E: 0 K: 0 S: 4	H: 1 LOB: 1 BB: 0 P: 4	R: 0 E: 1 K: 1 S: 7	H: 1 LOB: 2 BB: 0 P: 7	1B: 3 2B: 1 3B: 0 HR: 0	SF: 0 SAC: 0 DP: 0 HBP: 0	WP: 0 PB: 0 SB: 0 CS: 1	PA: 31
<b>PITCHER</b>	IP WLS BF H R ER SO BB IBB HBP BLK WP HR S P ERA WHIP																					
Vern Ruhle, R (1, 1) ERA: 1.33	9.0 W 31 4 0 0 5 0 0 0 0 0 0 0 41 41 0.00 0.444																					





Batter	1	2	3	4	5	6	7	8	9	AB	R	H	RBI	BB	SO	LOB	TOP									
Terry Puhl, L OBP: 0.330, SLG: 0.376 (1, 8)										4	0	0	0	0	0	0										
Julio Gonzalez, R OBP: 0.295, SLG: 0.301 (1, 4)										4	1	2	1	0	0	0										
Enos Cabell, R OBP: 0.313, SLG: 0.387 (1, 5)										4	0	0	0	0	0	1										
Bob Watson, R OBP: 0.363, SLG: 0.474 (1, 3)										4	1	2	1	0	0	1										
Wilbur Howard, S OBP: 0.278, SLG: 0.315 (1, 7)										4	0	1	0	0	0	0										
Jose Cruz, L OBP: 0.353, SLG: 0.431 (1, 9)										4	0	0	0	0	0	2										
Jimmy Sexton, R OBP: 0.247, SLG: 0.235 (1, 6)										1	0	0	0	2	1	0										
Luis Pujols, R OBP: 0.196, SLG: 0.223 (7, PH)										2	0	0	0	0	0	0										
Denny Walling, L OBP: 0.305, SLG: 0.307 (7, PH)										1	0	0	0	0	1	1										
Bruce Bochy, R OBP: 0.324, SLG: 0.364 (7, 2)										0	0	0	0	0	0	0										
J.R. Richard, R OBP: 0.164, SLG: 0.153 (8, PH)										2	0	0	0	0	1	0										
Rafael Landestoy, S OBP: 0.253, SLG: 0.276 (8, 1)										1	0	0	0	0	0	0										
Joe Sambito, L (8, 1)										0	0	0	0	0	0	0										
<b>Inning Stats</b>	R: 0 E: 0 K: 0 S: 3	H: 0 LOB: 0 BB: 0 P: 3	R: 1 E: 0 K: 0 S: 3	H: 1 LOB: 0 BB: 1 P: 7	R: 0 E: 0 K: 0 S: 3	H: 0 LOB: 0 BB: 0 P: 3	R: 0 E: 0 K: 0 S: 5	H: 2 LOB: 2 BB: 0 P: 5	R: 0 E: 0 K: 2 S: 7	H: 0 LOB: 0 BB: 0 P: 7	R: 0 E: 0 K: 0 S: 4	H: 1 LOB: 1 BB: 0 P: 4	R: 0 E: 0 K: 1 S: 5	H: 0 LOB: 1 BB: 1 P: 9	R: 1 E: 0 K: 0 S: 4	H: 1 LOB: 0 BB: 0 P: 4	R: 0 E: 0 K: 0 S: 3	H: 0 LOB: 0 BB: 0 P: 3	1B: 3 2B: 0 3B: 0 HR: 2	SF: 0 SAC: 0 DP: 0 HBP: 0	WP: 0 PB: 0 SB: 1 CS: 0	PA: 34				
<b>PITCHER</b>	IP	WLS	BF	H	R	ER	SO	BB	IBB	HBP	BLK	WP	HR	S	P	ERA	WHIP									
Larry McWilliams, L ERA: 2.83 Gene Garber, R ERA: 1.72	(1, 1)	6.2	W	25	4	1	1	2	2	0	0	0	0	1	27	35	1.35	0.900								
	(7, 1)	2.1	S	8	1	1	1	1	0	0	0	0	0	1	10	10	3.86	0.429								

Houston Astros @ Atlanta Braves  
Atlanta-Fulton County Stadium, Atlanta, GA  
Sun Aug 06 1978, 3:33 AM EDT  
Att: 8,551 - Unknown

AB	31
R	2
H	5
RBI	2
BB	2
SO	3
LOB	5



Batter	1	2	3	4	5	6	7	8	9	AB	R	H	RBI	BB	SO	LOB	BOTTOM									
Jerry Royster, R OBP: 0.341, SLG: 0.341 (1, 6)										4	0	0	0	0	1	0										
Rowland Office, L OBP: 0.306, SLG: 0.379 (1, 8)										4	2	2	0	0	2	0										
Gary Matthews, R OBP: 0.377, SLG: 0.462 (1, 9)										3	0	1	1	1	1	0										
Jeff Burroughs, R OBP: 0.453, SLG: 0.560 (1, 7)										3	1	1	0	0	1	2										
Bob Horner, R OBP: 0.330, SLG: 0.523 (1, 5)										1	0	1	2	1	0	0										
Joe Nolan, L OBP: 0.317, SLG: 0.352 (1, 2)										3	0	0	0	0	1	2										
Dale Murphy, R OBP: 0.305, SLG: 0.419 (1, 3)										3	0	0	0	0	3	2										
Rod Gilbreath, R OBP: 0.303, SLG: 0.337 (1, 4)										2	0	0	0	1	2	1										
Larry McWilliams, L OBP: 0.125, SLG: 0.125 Gene Garber, R OBP: 0.152, SLG: 0.100 (7, 1)										2	0	0	0	0	1	0										
										1	0	0	0	0	1	1										
<b>Inning Stats</b>	R: 0 E: 0 K: 1 S: 5	H: 0 LOB: 0 BB: 0 P: 5	R: 1 E: 0 K: 3 S: 11	H: 2 LOB: 1 BB: 0 P: 11	R: 1 E: 0 K: 2 S: 8	H: 2 LOB: 1 BB: 0 P: 8	R: 0 E: 0 K: 2 S: 7	H: 0 LOB: 1 BB: 1 P: 11	R: 0 E: 0 K: 1 S: 5	H: 0 LOB: 0 BB: 0 P: 5	R: 1 E: 0 K: 0 S: 3	H: 1 LOB: 0 BB: 1 P: 7	R: 0 E: 0 K: 2 S: 7	H: 0 LOB: 1 BB: 1 P: 11	R: 0 E: 0 K: 2 S: 7	H: 0 LOB: 0 BB: 0 P: 7	R: 0 E: 0 K: 2 S: 7	H: 0 LOB: 0 BB: 0 P: 7	1B: 2 2B: 2 3B: 1 HR: 0	SF: 1 SAC: 0 DP: 0 HBP: 0	WP: 0 PB: 0 SB: 0 CS: 1	PA: 31				
<b>PITCHER</b>	IP	WLS	BF	H	R	ER	SO	BB	IBB	HBP	BLK	WP	HR	S	P	ERA	WHIP									
J.R. Richard, R ERA: 2.98 Joe Sambito, L ERA: 2.99	(1, 1)	7.0	L	27	3	3	3	10	3	0	0	0	0	0	46	58	3.86	1.143								
	(8, 1)	1.0		3	0	0	0	2	0	0	0	0	0	7	7	0.00	0.000									

Houston Astros @ Atlanta Braves  
Atlanta-Fulton County Stadium, Atlanta, GA  
Sun Aug 06 1978, 3:33 AM EDT  
Att: 8,551 - Unknown

AB	26
R	3
H	5
RBI	3
BB	3
SO	13
LOB	8













Batter	1	2	3	4	5	6	7	8	9	AB	R	H	RBI	BB	SO	LOB	TOP		
Jerry Royster, R (1, 6) OBP: 0.340, SLG: 0.339	4-0 S BB		0-0 6-3			0-0 CS 1B		0-0 5-3	0-0 5-3	3	0	1	0	1	0	0			
Rowland Office, L (1, 8) OBP: 0.305, SLG: 0.375	0-0 F9 1-2		0-0 G6-4-3 1B			0-3 K 1-2		0-0 F7	0-0 F7	4	0	1	0	0	1	2			
Gary Matthews, R (1, 9) OBP: 0.365, SLG: 0.444	0-0 F8		0-0 G6-4-3 1-2			0-0 F9		0-0 E5 2B	0-0 E5	4	0	0	0	0	0	2			
Jeff Burroughs, R (1, 7) OBP: 0.452, SLG: 0.558	4-0 BB			0-0 6-3				0-0 F8	0-0 F8	3	0	1	0	1	0	0			
Barry Bonnell, R (9, PR) OBP: 0.295, SLG: 0.301	4-0 BB			0-0 6-3				0-0 F8	0-0 F8	0	0	0	0	0	0	0			
Joe Nolan, L (1, 2) OBP: 0.313, SLG: 0.337	0-3 K			0-0 F8				0-0 G3	0-0 G3	4	0	0	0	0	1	4			
Dale Murphy, R (1, 3) OBP: 0.504, SLG: 0.421		0-3 K		0-0 F8				0-3 K	0-3 K	3	0	0	0	0	2	0			
Rod Gilbreath, R (1, 5) OBP: 0.306, SLG: 0.338		0-0 1B		0-0 K				0-0 6-3	0-0 6-3	3	0	1	0	0	1	0			
Chico Ruiz, R (1, 4) OBP: 0.357, SLG: 0.417		0-0 F7		0-0 F7				0-0 F2	0-0 F2	3	0	0	0	0	0	1			
Tommy Boggs, R (1, 1) OBP: 0.176, SLG: 0.353		0-0 4-3		0-0 4-3				0-0 F9	0-0 F9	1	0	0	0	0	0	1			
Jamie Easterly, L (3, 1) OBP: 0.278, SLG: 0.294		0-0 4-3		0-0 4-3				0-0 F9	0-0 F9	1	0	0	0	0	0	0			
Craig Skok, R (6, 1) OBP: 0.286, SLG: 0.429		0-0 4-3		0-0 4-3				0-0 F9	0-0 F9	0	0	0	0	0	0	0			
Bob Beall, S (8, PH) OBP: 0.344, SLG: 0.269		0-0 4-3		0-0 4-3				0-0 F9	0-0 F9	1	0	0	0	0	0	0			
Dave Campbell, R (8, 1) OBP: 0.344, SLG: 0.269		0-0 4-3		0-0 4-3				0-0 F9	0-0 F9	0	0	0	0	0	0	0			
<b>Inning Stats</b>	R: 0 E: 0 K: 1 S: 5	H: 0 LOB: 2 BB: 2 P: 13	R: 0 E: 0 K: 1 S: 6	H: 1 LOB: 1 BB: 0 P: 6	R: 0 E: 0 K: 0 S: 3	H: 1 LOB: 0 BB: 0 P: 3	R: 0 E: 0 K: 0 S: 3	H: 0 LOB: 0 BB: 0 P: 3	R: 0 E: 0 K: 1 S: 5	H: 1 LOB: 0 BB: 0 P: 5	R: 0 E: 0 K: 1 S: 5	H: 0 LOB: 0 BB: 0 P: 5	R: 0 E: 0 K: 0 S: 3	H: 0 LOB: 0 BB: 0 P: 3	R: 0 E: 1 K: 0 S: 5	H: 1 LOB: 2 BB: 0 P: 5	1B: 3 2B: 1 3B: 0 HR: 0	SF: 0 SAC: 0 DP: 1 HBP: 0	WP: 0 PA: 32 PB: 0 SB: 1 CS: 1
<b>PITCHER</b> Paul Moskau, R (1, 1) ERA: 3.67	IP: 9.0 WLS: W BF: 32 H: 4 R: 0 ER: 0 SO: 5 BB: 2 IBB: 0 HBP: 0 BLK: 0 WP: 0 HR: 0 S: 40 P: 48 ERA: 0.00 WHIP: 0.667															<b>PITCHER</b>	IP: 9.0 WLS: W BF: 32 H: 4 R: 0 ER: 0 SO: 5 BB: 2 IBB: 0 HBP: 0 BLK: 0 WP: 0 HR: 0 S: 40 P: 48 ERA: 0.00 WHIP: 0.667		

Atlanta Braves @ Cincinnati Reds  
Riverfront Stadium, Cincinnati, OH  
Wed Aug 09 1978, 7:05 PM EDT  
Att: 34,090 - Unknown

AB 30  
R 0  
H 4  
RBI 0  
BB 2  
SO 5  
LOB 10



Batter	1	2	3	4	5	6	7	8	9	AB	R	H	RBI	BB	SO	LOB	BOTTOM		
Pete Rose, S (1, 5) OBP: 0.366, SLG: 0.428	0-0 F7		4-0 F7 BB 1B	0-3 K		4-0 2B 4-3 SF9 IBB		0-0 F8	0-0 F8	3	2	0	0	2	1	0			
Mike Lum, L (9, 7) OBP: 0.380, SLG: 0.489	0-0 F7		4-0 F7 BB 1B	0-3 K		4-0 2B 4-3 SF9 IBB		0-0 F8	0-0 F8	0	0	0	0	0	0	0			
Junior Kennedy, R (1, 4) OBP: 0.357, SLG: 0.250	4-0 E BB		4-0 1B FC3-2-5-3 BB		0-0 4-3	0-0 4-3		0-0 2B	0-0 2B	3	1	1	1	2	0	2			
Ken Griffey, L (1, 9) OBP: 0.339, SLG: 0.403	0-0 E4 BB		0-0 F7		0-0 4-3	0-0 4-3		0-0 2B	0-0 2B	5	1	3	2	0	0	3			
Dave Collins, S (9, 9) OBP: 0.322, SLG: 0.247	0-0 E4 BB		0-0 F7		0-0 4-3	0-0 4-3		0-0 2B	0-0 2B	0	0	0	0	0	0	0			
George Foster, R (1, 7) OBP: 0.370, SLG: 0.548	0-0 G5-4-3		0-0 FC3-2-5-3 WP 1B		0-0 4-3	0-0 4-3		0-0 2B	0-0 2B	3	2	1	1	2	0	3			
Ray Knight, R (9, 5) OBP: 0.224, SLG: 0.291	0-0 G5-4-3		0-0 FC3-2-5-3 WP 1B		0-0 4-3	0-0 4-3		0-0 2B	0-0 2B	0	0	0	0	0	0	0			
Dan Driessen, L (1, 3) OBP: 0.366, SLG: 0.454		0-0 S FC5-2 2B	0-0 FC3-2-5-3 WP BB 1B		0-0 4-3	0-0 4-3		0-0 F8	0-0 F8	4	0	1	1	0	0	5			
Dave Concepcion, R (1, 6) OBP: 0.356, SLG: 0.428		0-0 1-3	0-0 FC3-2-5-3 WP BB 1B		0-0 4-3	0-0 4-3		0-0 2B	0-0 2B	4	1	2	2	1	0	3			
Rick Auerbach, R (9, 6) OBP: 0.348, SLG: 0.462		0-0 1-3	0-0 FC3-2-5-3 WP BB 1B		0-0 4-3	0-0 4-3		0-0 2B	0-0 2B	0	0	0	0	0	0	0			
Cesar Geronimo, L (1, 8) OBP: 0.332, SLG: 0.361		4-0 FC5-2 BB	0-0 F7		0-0 4-3	0-0 4-3		0-0 2B	0-0 2B	3	1	1	0	2	0	2			
Vic Correll, R (1, 2) OBP: 0.269, SLG: 0.297		0-0 FC5-2	0-0 FC3-2-5-3 WP BB 1B		0-0 1-3	0-0 1-3		0-0 2B	0-0 2B	5	1	1	0	0	0	4			
Paul Moskau, R (1, 1) OBP: 0.270, SLG: 0.333		0-3 K	0-0 F7		0-3 K	0-0 4-3		0-0 F8	0-0 F8	4	1	1	2	0	2	2			
<b>Inning Stats</b>	R: 0 E: 1 K: 0 S: 3	H: 0 LOB: 1 BB: 1 P: 7	R: 0 E: 0 K: 1 S: 6	H: 1 LOB: 2 BB: 1 P: 10	R: 2 E: 0 K: 0 S: 4	H: 1 LOB: 2 BB: 3 P: 16	R: 0 E: 0 K: 2 S: 7	H: 0 LOB: 0 BB: 0 P: 7	R: 0 E: 0 K: 0 S: 4	H: 1 LOB: 1 BB: 0 P: 4	R: 5 E: 0 K: 0 S: 8	H: 5 LOB: 2 BB: 2 P: 16	R: 0 E: 0 K: 0 S: 3	H: 0 LOB: 0 BB: 0 P: 3	R: 3 E: 0 K: 0 S: 6	H: 3 LOB: 2 BB: 2 P: 14	1B: 6 2B: 5 3B: 0 HR: 0	SF: 1 SAC: 0 DP: 1 HBP: 0	WP: 1 PA: 44 PB: 0 SB: 3 CS: 0
<b>PITCHER</b> Tommy Boggs, R (1, 1) ERA: 6.5	IP: 2.1 WLS: L BF: 13 H: 2 R: 2 ER: 2 SO: 1 BB: 4 IBB: 0 HBP: 0 BLK: 0 WP: 1 HR: 0 S: 11 P: 27 ERA: 15.00 WHIP: 2.571															<b>PITCHER</b>	IP: 2.1 WLS: L BF: 13 H: 2 R: 2 ER: 2 SO: 1 BB: 4 IBB: 0 HBP: 0 BLK: 0 WP: 1 HR: 0 S: 11 P: 27 ERA: 15.00 WHIP: 2.571		
Jamie Easterly, L (3, 1) ERA: 6.41	3.0 WLS: L BF: 17 H: 6 R: 5 ER: 5 SO: 2 BB: 1 IBB: 1 HBP: 0 BLK: 0 WP: 1 HR: 0 S: 19 P: 27 ERA: 0.00 WHIP: 0.000															<b>PITCHER</b>	3.0 WLS: L BF: 17 H: 6 R: 5 ER: 5 SO: 2 BB: 1 IBB: 1 HBP: 0 BLK: 0 WP: 1 HR: 0 S: 19 P: 27 ERA: 0.00 WHIP: 0.000		
Craig Skok, L (6, 1) ERA: 4.02	1.2 WLS: L BF: 6 H: 0 R: 0 ER: 0 SO: 0 BB: 0 IBB: 1 HBP: 0 BLK: 0 WP: 0 HR: 0 S: 5 P: 9 ERA: 27.00 WHIP: 5.000															<b>PITCHER</b>	1.2 WLS: L BF: 6 H: 0 R: 0 ER: 0 SO: 0 BB: 0 IBB: 1 HBP: 0 BLK: 0 WP: 0 HR: 0 S: 5 P: 9 ERA: 27.00 WHIP: 5.000		
Dave Campbell, R (8, 1) ERA: 5.08	1.0 WLS: L BF: 8 H: 3 R: 3 ER: 3 SO: 0 BB: 2 IBB: 0 HBP: 0 BLK: 0 WP: 0 HR: 0 S: 6 P: 14 ERA: 27.00 WHIP: 5.000															<b>PITCHER</b>	1.0 WLS: L BF: 8 H: 3 R: 3 ER: 3 SO: 0 BB: 2 IBB: 0 HBP: 0 BLK: 0 WP: 0 HR: 0 S: 6 P: 14 ERA: 27.00 WHIP: 5.000		

Atlanta Braves @ Cincinnati Reds  
Riverfront Stadium, Cincinnati, OH  
Wed Aug 09 1978, 7:05 PM EDT  
Att: 34,090 - Unknown

AB 34  
R 10  
H 11  
RBI 9  
BB 9  
SO 3  
LOB 24





Batter	1	2	3	4	5	6	7	8	9	AB	R	H	RBI	BB	SO	LOB	TOP								
Jerry Royster, R OBP: 0.341, SLG: 0.340 (1, 6)										5	0	2	0	0	0	1									
Rowland Office, L OBP: 0.303, SLG: 0.372 (1, 8)										5	0	1	1	0	0	3									
Gary Matthews, R OBP: 0.372, SLG: 0.448 (1, 9)										2	0	2	0	2	0	0									
Jeff Burroughs, R OBP: 0.450, SLG: 0.554 Barry Bonnell, R OBP: 0.295, SLG: 0.301 (1, 7) (9, 7)										4	1	1	0	0	0	5									
Bob Horner, R OBP: 0.323, SLG: 0.511 (1, 5)										4	0	0	0	0	1	1									
Joe Nolan, L OBP: 0.319, SLG: 0.337 (1, 2)										3	0	1	0	1	0	0									
Dale Murphy, R OBP: 0.304, SLG: 0.420 (1, 3)										4	0	1	1	0	1	1									
Rod Gilbreath, R OBP: 0.305, SLG: 0.337 (1, 4)										4	0	1	0	0	0	3									
Larry McWilliams, L OBP: 0.091, SLG: 0.091 Bob Beall, S OBP: 0.348, SLG: 0.289 Gene Garber, R OBP: 0.167, SLG: 0.091 (1, 1) (9, PH) (9, 1)										3	0	0	0	0	2	2									
<b>Inning Stats</b>	R: 0 E: 0 K: 0 S: 3	H: 1 LOB: 1 BB: 1 P: 7	R: 0 E: 0 K: 2 S: 9	H: 2 LOB: 2 BB: 0 P: 9	R: 0 E: 0 K: 0 S: 3	H: 1 LOB: 1 BB: 1 P: 7	R: 0 E: 1 K: 0 S: 4	H: 0 LOB: 1 BB: 0 P: 4	R: 0 E: 0 K: 1 S: 5	H: 0 LOB: 0 BB: 0 P: 5	R: 1 E: 0 K: 0 S: 5	H: 3 LOB: 2 BB: 1 P: 9	R: 0 E: 0 K: 1 S: 7	H: 2 LOB: 2 BB: 0 P: 7	R: 0 E: 0 K: 0 S: 3	H: 0 LOB: 0 BB: 0 P: 3	R: 0 E: 0 K: 0 S: 3	H: 0 LOB: 1 BB: 1 P: 7	1B: 9 2B: 0 3B: 0 HR: 0	SF: 0 SAC: 0 DP: 2 HBP: 0	WP: 0 PB: 0 SB: 3 CS: 1	PA: 38			
<b>PITCHER</b>	IP	WLS	BF	H	R	ER	SO	BB	IBB	HBP	BLK	WP	HR	S	P	ERA	WHIP								
Joe Niekro, R ERA: 4.34 (1, 1)	8.0	L	34	9	1	1	4	3	0	0	0	0	0	39	51	1.12	1.500								
Joaquin Andujar, R ERA: 2.97 (9, 1)	0.2		3	0	0	0	0	1	0	0	0	0	0	2	6	0.00	1.500								
Joe Sambito, L ERA: 2.88 (9, 1)	0.1		1	0	0	0	0	0	0	0	0	0	0	1	1	0.00	0.000								

Atlanta Braves @ Houston Astros  
Astrodome, Houston, TX  
Fri Aug 11 1978, 8:05 PM EDT  
Att: 16,035 - Unknown

AB 34  
R 1  
H 9  
RBI 1  
BB 4  
SO 4  
LOB 16



Batter	1	2	3	4	5	6	7	8	9	AB	R	H	RBI	BB	SO	LOB	BOTTOM								
Terry Puhl, L OBP: 0.338, SLG: 0.383 (1, 8)										4	0	1	0	0	0	0									
Julio Gonzalez, R OBP: 0.280, SLG: 0.277 Dave Bergman, L OBP: 0.365, SLG: 0.285 (1, 4) (9, PH)										2	0	0	0	0	1	0									
Enos Cabell, R OBP: 0.314, SLG: 0.388 (1, 5)										4	0	0	0	0	1	1									
Bob Watson, R OBP: 0.359, SLG: 0.466 (1, 3)										4	0	0	0	0	0	1									
Wilbur Howard, S OBP: 0.277, SLG: 0.313 (1, 7)										3	0	1	0	0	0	0									
Jose Cruz, L OBP: 0.360, SLG: 0.436 (1, 9)										2	0	1	0	1	0	0									
Jimmy Sexton, R OBP: 0.231, SLG: 0.211 (1, 6)										3	0	0	0	0	0	3									
Luis Pujols, R OBP: 0.193, SLG: 0.219 Rafael Landestoy, S OBP: 0.287, SLG: 0.270 Bruce Bochy, R OBP: 0.316, SLG: 0.333 (1, 2) (8, PH) (9, 2)										2	0	0	0	0	2	2									
Joe Niekro, R OBP: 0.220, SLG: 0.268 Jesus Alou, R OBP: 0.370, SLG: 0.434 Joaquin Andujar, S OBP: 0.167, SLG: 0.174 Joe Sambito, L (1, 1) (8, PH) (9, 1) (9, 1)										2	0	0	0	0	0	2									
<b>Inning Stats</b>	R: 0 E: 0 K: 1 S: 5	H: 0 LOB: 0 BB: 0 P: 5	R: 0 E: 0 K: 0 S: 3	H: 0 LOB: 0 BB: 0 P: 3	R: 0 E: 0 K: 1 S: 5	H: 0 LOB: 0 BB: 0 P: 5	R: 0 E: 0 K: 1 S: 6	H: 1 LOB: 1 BB: 0 P: 6	R: 0 E: 0 K: 0 S: 7	H: 2 LOB: 2 BB: 0 P: 7	R: 0 E: 0 K: 0 S: 3	H: 0 LOB: 0 BB: 0 P: 3	R: 0 E: 0 K: 0 S: 3	H: 0 LOB: 1 BB: 1 P: 7	R: 0 E: 0 K: 0 S: 3	H: 0 LOB: 0 BB: 0 P: 3	R: 0 E: 0 K: 1 S: 5	H: 0 LOB: 0 BB: 0 P: 5	1B: 3 2B: 0 3B: 0 HR: 0	SF: 0 SAC: 1 DP: 0 HBP: 0	WP: 0 PB: 0 SB: 0 CS: 0	PA: 31			
<b>PITCHER</b>	IP	WLS	BF	H	R	ER	SO	BB	IBB	HBP	BLK	WP	HR	S	P	ERA	WHIP								
Larry McWilliams, L ERA: 2.21 (1, 1)	8.0	W	28	3	0	0	4	1	0	0	0	0	0	35	39	0.00	0.500								
Gene Garber, R ERA: 1.75 (9, 1)	1.0	S	3	0	0	0	1	0	0	0	0	0	0	5	5	0.00	0.000								

Atlanta Braves @ Houston Astros  
Astrodome, Houston, TX  
Fri Aug 11 1978, 8:05 PM EDT  
Att: 16,035 - Unknown

AB 29  
R 0  
H 3  
RBI 0  
BB 1  
SO 5  
LOB 9





Batter	1	2	3	4	5	6	7	8	9	AB	R	H	RBI	BB	SO	LOB	TOP
Jerry Royster, R (1.6) OBP: 0.340, SLG: 0.342	0-0 6-3 1B 2B		0-0 F6			0-3 K		0-3 K		4	1	1	0	0	2	1	<b>Atlanta Braves @ Houston Astros</b> Astrodome, Houston, TX Sat Aug 12 1978, 8:05 PM EDT Att: 25,023 - Unknown
Rowland Office, L (1.8) OBP: 0.299, SLG: 0.367	0-0 6-3 2-3		0-3 K			0-3 K		0-0 F6		4	0	0	0	0	2	2	
Gary Matthews, R (1.9) OBP: 0.376, SLG: 0.448	0-0 E S 3B 1B		0-3 K			4-0 BB		4-0 BB		2	1	1	1	2	1	0	
Jeff Burroughs, R (1.7) OBP: 0.448, SLG: 0.556	0-0 1-H 3B		0-0 F9			0-0 F8		0-3 K		4	0	1	1	0	1	3	
Bob Horner, R (1.5) OBP: 0.317, SLG: 0.500	0-0 F6		0-3 K			0-0 F8		0-3 K		4	0	0	0	0	2	1	
Joe Nolan, L (1.2) OBP: 0.325, SLG: 0.337	0-0 F9		0-0 3-1			4-0 BB		0-0 1B		3	0	1	0	1	0	1	
Dale Murphy, R (1.3) OBP: 0.301, SLG: 0.415		0-0 1-3				0-0 F7		0-3 K		4	0	0	0	0	2	2	
Rod Gilbreath, R (1.4) OBP: 0.301, SLG: 0.332		0-3 K				0-3 K		0-3 K		4	0	0	0	0	3	2	
Phil Niekro, R (1.1) OBP: 0.250, SLG: 0.250		0-0 G3				0-0 4-3		4-0 BB		2	0	0	0	0	0	0	
Bob Beall, S (8, PH) OBP: 0.354, SLG: 0.269										0	0	0	0	1	0	0	
Jamie Easterly, L (8, 1) OBP: 0.278, SLG: 0.294										0	0	0	0	0	0	0	
<b>Inning Stats</b>	R: 2 E: 0 K: 0 S: 6	H: 3 LOB: 1 BB: 0 P: 6	R: 0 E: 0 K: 2 S: 5	H: 0 LOB: 0 BB: 0 P: 5	R: 0 E: 0 K: 1 S: 5	H: 0 LOB: 0 BB: 0 P: 5	R: 0 E: 0 K: 2 S: 7	H: 0 LOB: 1 BB: 1 P: 11	R: 0 E: 0 K: 2 S: 7	H: 0 LOB: 1 BB: 1 P: 11	R: 0 E: 0 K: 2 S: 8	H: 1 LOB: 1 BB: 0 P: 8	1B: 2 2B: 1 3B: 1 HR: 0	SF: 0 SAC: 0 DP: 0 HBP: 0	WP: 0 PB: 0 SB: 1 CS: 0	PA: 35	
<b>PITCHER</b> J.R. Richard, R (1.1) ERA: 2.94	IP: 9.0 WLS: W BF: 35 H: 4 R: 2 ER: 2 SO: 13 BB: 4 IBB: 0 HBP: 0 BLK: 0 WP: 0 HR: 0 S: 57 P: 73 ERA: 2.00 WHIP: 0.889																

Batter	1	2	3	4	5	6	7	8	9	AB	R	H	RBI	BB	SO	LOB	BOTTOM			
Terry Puhl, L (1.8) OBP: 0.337, SLG: 0.383	0-0 4-3		0-0 1B E 1B 1B	0-0 F7		0-0 SF9				3	1	1	1	0	0	1	<b>Atlanta Braves @ Houston Astros</b> Astrodome, Houston, TX Sat Aug 12 1978, 8:05 PM EDT Att: 25,023 - Unknown			
Julio Gonzalez, R (1.6) OBP: 0.279, SLG: 0.276	0-0 1-6-3		0-0 1-3 3B 1B	0-0 5-3		0-0 F7				4	1	1	0	0	0	3				
Enos Cabell, R (1.5) OBP: 0.313, SLG: 0.387	0-0 5-3		0-0 1-2 3-H 3B 1B			0-0 F8		0-0 6-3		4	1	1	1	0	0	0				
Jose Cruz, L (1.9) OBP: 0.361, SLG: 0.442		0-0 3B	0-3 K			0-3 K		0-0 F8 S 1B		4	0	2	0	0	2	2				
Bob Watson, R (1.3) OBP: 0.358, SLG: 0.469		0-3 K	0-0 1-H 2-H 1B 3B			0-0 F9		0-0 F8		4	1	1	2	0	1	2				
Denny Walling, L (8, 7) OBP: 0.304, SLG: 0.305								1-3 F8		0	0	0	0	0	0	0				
Art Howe, R (1.4) OBP: 0.338, SLG: 0.436		0-3 K	0-0 3-H 1B			0-0 5-3		0-0 1-3		3	0	1	1	0	1	1				
Mike Fischlin, R (7, 6) OBP: 0.174, SLG: 0.136										1	0	0	0	0	0	1				
Dave Bergman, L (1.7) OBP: 0.376, SLG: 0.294		4-0 BB	0-3 K			0-0 1B SF9 1B		0-0 G4-6-3 1B		3	1	2	0	1	1	1				
Bruce Bochy, R (1.2) OBP: 0.333, SLG: 0.372	0-0 F8					0-0 1B		0-0 G4-6-3 1B		4	0	2	0	0	0	3				
J.R. Richard, R (1.1) OBP: 0.169, SLG: 0.158			0-0 F8	0-0 F7		0-0 1-2 2-3 1B		0-0 6-3		4	0	1	0	0	0	1				
<b>Inning Stats</b>	R: 0 E: 0 K: 0 S: 3	H: 0 LOB: 0 BB: 0 P: 3	R: 0 E: 0 K: 2 S: 8	H: 1 LOB: 2 BB: 1 P: 12	R: 4 E: 1 K: 2 S: 12	H: 5 LOB: 1 BB: 0 P: 12	R: 0 E: 0 K: 0 S: 4	H: 1 LOB: 1 BB: 0 P: 4	R: 0 E: 0 K: 1 S: 5	H: 0 LOB: 0 BB: 0 P: 5	R: 1 E: 0 K: 0 S: 6	H: 3 LOB: 2 BB: 0 P: 6	R: 0 E: 0 K: 0 S: 4	H: 1 LOB: 1 BB: 0 P: 4	R: 0 E: 0 K: 0 S: 3	H: 1 LOB: 0 BB: 0 P: 3	1B: 9 2B: 1 3B: 2 HR: 0	SF: 1 SAC: 0 DP: 1 HBP: 0	WP: 0 PB: 0 SB: 1 CS: 0	PA: 36
<b>PITCHER</b> Phil Niekro, R (1.1) ERA: 3.0	IP: 7.0 WLS: L BF: 33 H: 11 R: 5 ER: 5 SO: 5 BB: 1 IBB: 0 HBP: 0 BLK: 0 WP: 0 HR: 0 S: 42 P: 46 ERA: 6.43 WHIP: 1.714																			
Jamie Easterly, L (8, 1) ERA: 6.31	IP: 1.0 WLS: L BF: 3 H: 1 R: 0 ER: 0 SO: 0 BB: 0 IBB: 0 HBP: 0 BLK: 0 WP: 0 HR: 0 S: 3 P: 3 ERA: 0.00 WHIP: 1.000																			

AB	31
R	2
H	4
RBI	2
BB	4
SO	13
LOB	12





Batter	1	2	3	4	5	6	7	8	9	AB	R	H	RBI	BB	SO	LOB	TOP		
Jerry Royster, R OBP: 0.339, SLG: 0.341 (1, 6)	0-0 4-3 S 1B		0-0 6-3			0-0 F7		0-0 F9		4	0	1	0	0	0	1			
Rowland Office, L OBP: 0.295, SLG: 0.361 (1, 8)	0-0 F4 1-2		0-0 G3			0-0 4-3		0-0 F8		4	0	0	0	0	0	2			
Gary Matthews, R OBP: 0.372, SLG: 0.443 (1, 9)	0-0 4-3 2-3		0-3 K			0-0 5-3		0-0 FC5-4 1-2		4	0	0	0	0	1	2			
Jeff Burroughs, R OBP: 0.449, SLG: 0.555 (1, 7)	0-0 5-3			4-0 G6-3 BB					0-3 K	3	0	1	0	1	1	1			
Bob Horner, R OBP: 0.311, SLG: 0.489 (1, 5)		0-0 5-3		0-0 G6-3 1-2					0-0 F7	4	0	0	0	0	0	2			
Joe Nolan, L OBP: 0.339, SLG: 0.340 (1, 2)		4-0 1B BB		0-0 3-1					4-0 1B BB	2	0	1	0	2	0	0			
Dale Murphy, R OBP: 0.296, SLG: 0.411 (1, 3)						0-0 F8			0-0 F9	4	0	0	0	0	0	4			
Rod Gilbreath, R OBP: 0.301, SLG: 0.332 (1, 4)						0-0 F5 1-2			0-0 F8	3	0	1	0	0	0	2			
Preston Hanna, R OBP: 0.200, SLG: 0.295 (8, PH)						0-3 K			0-0 FC5-4 1B	2	0	0	0	0	1	2			
Bob Beall, S OBP: 0.359, SLG: 0.275 (8, PH)										1	0	1	0	0	0	0			
Dave Campbell, R OBP: 0.286, SLG: 0.429 (8, 1)										0	0	0	0	0	0	0			
Craig Skok, R OBP: 0.286, SLG: 0.429 (8, 1)										0	0	0	0	0	0	0			
<b>Inning Stats</b>	R: 0 E: 0 K: 0 S: 4	H: 1 LOB: 1 BB: 0 P: 4	R: 0 E: 0 K: 0 S: 4	H: 1 LOB: 2 BB: 1 P: 8	R: 0 E: 0 K: 1 S: 5	H: 0 LOB: 0 BB: 0 P: 5	R: 0 E: 0 K: 0 S: 2	H: 0 LOB: 0 BB: 1 P: 6	R: 0 E: 0 K: 1 S: 5	H: 0 LOB: 0 BB: 0 P: 5	R: 0 E: 0 K: 0 S: 3	H: 2 LOB: 2 BB: 0 P: 5	R: 0 E: 0 K: 0 S: 4	H: 1 LOB: 1 BB: 1 P: 4	R: 0 E: 0 K: 1 S: 5	H: 0 LOB: 1 BB: 1 P: 9	1B: 5 2B: 0 3B: 0 HR: 0	SF: 0 SAC: 0 DP: 1 HBP: 0	WP: 0 PA: 34 PB: 0 SB: 1 CS: 0
<b>PITCHER</b> Vern Ruhle, R ERA: 0.92 (1, 1)	IP: 9.0 WLS: W BF: 34 H: 5 R: 0 ER: 0 SO: 3 BB: 3 IBB: 0 HBP: 0 BLK: 0 WP: 0 HR: 0 S: 37 P: 49 ERA: 0.00 WHIP: 0.889															<b>PITCHER</b> Vern Ruhle, R ERA: 0.92 (1, 1)	IP: 9.0 WLS: W BF: 34 H: 5 R: 0 ER: 0 SO: 3 BB: 3 IBB: 0 HBP: 0 BLK: 0 WP: 0 HR: 0 S: 37 P: 49 ERA: 0.00 WHIP: 0.889		

Atlanta Braves @ Houston Astros  
Astrodome, Houston, TX  
Sun Aug 13 1978, 4:33 AM EDT  
Att: 15,878 - Unknown

AB 31  
R 0  
H 5  
RBI 0  
BB 3  
SO 3  
LOB 16



Batter	1	2	3	4	5	6	7	8	9	AB	R	H	RBI	BB	SO	LOB	BOTTOM		
Terry Puhl, L OBP: 0.338, SLG: 0.383 (1, 8)	0-0 S 1B		0-0 5-3						0-0 FC4-6 1-2	3	1	1	0	0	0	1			
Julio Gonzalez, R OBP: 0.278, SLG: 0.275 (1, 6) (9, 4)	0-0 FC6-4 1B		0-0 4-3						0-3 FC4-6 K	4	0	1	1	0	1	3			
Enos Cabell, R OBP: 0.313, SLG: 0.385 (1, 5)	0-0 F9		0-0 G3						0-0 FC5-4 1B	4	0	1	0	0	0	3			
Jose Cruz, L OBP: 0.358, SLG: 0.437 (1, 9)	0-0 FC6-4 1-2 HR		0-3 K						0-0 F9	4	1	0	0	0	1	2			
Bob Watson, R OBP: 0.362, SLG: 0.478 (8, PR)									0-0 FC5-4-6 1-2 E	3	1	2	2	1	0	1			
Denny Walling, L OBP: 0.304, SLG: 0.305 (9, 7)									0-0 FC3-6 1B	0	0	0	0	0	0	0			
Art Howe, R OBP: 0.339, SLG: 0.435 (8, PR)									1-0 FC5-4 1B	3	0	1	0	0	0	2			
Mike Fischlin, R OBP: 0.174, SLG: 0.136 (9, 6)									1-0 FC3-6 1-2 HBP	0	0	0	0	0	0	0			
Dave Bergman, L OBP: 0.366, SLG: 0.285 (1, 7) (9, 3)	0-0 FC5-4 1-2								0-0 F8	4	0	0	0	0	0	4			
Bruce Bochy, R OBP: 0.353, SLG: 0.400 (1, 2)									0-0 F6	2	0	1	0	1	0	0			
Vern Ruhle, R OBP: 0.111, SLG: 0.111 (1, 1)									0-3 K	3	0	0	0	0	3	2			
<b>Inning Stats</b>	R: 3 E: 0 K: 0 S: 7	H: 4 LOB: 1 BB: 0 P: 7	R: 0 E: 0 K: 1 S: 5	H: 0 LOB: 0 BB: 0 P: 5	R: 0 E: 0 K: 1 S: 5	H: 0 LOB: 0 BB: 0 P: 5	R: 0 E: 0 K: 0 S: 2	H: 0 LOB: 1 BB: 1 P: 6	R: 0 E: 0 K: 1 S: 6	H: 1 LOB: 2 BB: 0 P: 7	R: 0 E: 0 K: 0 S: 4	H: 1 LOB: 1 BB: 0 P: 4	R: 0 E: 0 K: 2 S: 7	H: 0 LOB: 1 BB: 1 P: 11	R: 0 E: 1 K: 0 S: 4	H: 1 LOB: 2 BB: 0 P: 5	1B: 5 2B: 1 3B: 0 HR: 1	SF: 0 SAC: 0 DP: 1 HBP: 2	WP: 0 PA: 34 PB: 0 SB: 2 CS: 0
<b>PITCHER</b> Preston Hanna, R ERA: 4.82 Dave Campbell, R ERA: 5.02 Craig Skok, L ERA: 3.98 (1, 1) (8, 1) (8, 1)	IP: 7.0 WLS: L BF: 29 H: 6 R: 3 ER: 3 SO: 5 BB: 2 IBB: 0 HBP: 1 BLK: 0 WP: 1 HR: 1 S: 36 P: 45 ERA: 3.86 WHIP: 1.143															<b>PITCHER</b> Preston Hanna, R ERA: 4.82 Dave Campbell, R ERA: 5.02 Craig Skok, L ERA: 3.98 (1, 1) (8, 1) (8, 1)	IP: 7.0 WLS: L BF: 29 H: 6 R: 3 ER: 3 SO: 5 BB: 2 IBB: 0 HBP: 1 BLK: 0 WP: 1 HR: 1 S: 36 P: 45 ERA: 3.86 WHIP: 1.143		

Atlanta Braves @ Houston Astros  
Astrodome, Houston, TX  
Sun Aug 13 1978, 4:33 AM EDT  
Att: 15,878 - Unknown

AB 30  
R 3  
H 7  
RBI 3  
BB 2  
SO 5  
LOB 18



















Batter	1	2	3	4	5	6	7	8	9	AB	R	H	RBI	BB	SO	LOB	TOP				
Jerry Royster, R (1, 6) OBP: 0.341, SLG: 0.336	0-3 K			0-0 F9		0-0 4-3			0-0 HBP HR 1B	4	1	1	0	0	1	0	<b>Atlanta Braves @ St. Louis Cardinals</b> Busch Stadium, St. Louis, MO Thu Aug 17 1978, 7:05 PM CDT Att: 10,543 - Unknown  <b>AB 31</b> <b>R 3</b> <b>H 6</b> <b>RBI 3</b> <b>BB 3</b> <b>SO 4</b> <b>LOB 9</b>  				
Rowland Office, L (1, 8) OBP: 0.294, SLG: 0.354	0-0 1B			0-0 F9			0-0 5-3		1-0 HR HBP	3	1	1	0	0	0	0					
Gary Matthews, R (1, 9) OBP: 0.375, SLG: 0.459	0-0 5-3			0-0 F7			0-0 F7		0-0 HR 1-H 2-H	4	1	1	3	0	0	0					
Jeff Burroughs, R (1, 7) OBP: 0.451, SLG: 0.565 Barry Bonnell, R (9, PR) OBP: 0.292, SLG: 0.295		0-0 F9			0-0 5-3				4-0 FC3-6 1B BB	2	0	0	0	2	0	0					
Bob Horner, R (1, 5) OBP: 0.311, SLG: 0.534		0-3 K			0-3 K				0-0 P4	4	0	0	0	0	2	2					
Joe Nolan, L (1, 2) OBP: 0.355, SLG: 0.378 Rod Gilbreath, R (9, PR) OBP: 0.301, SLG: 0.332		0-0 1-3			0-0 1B				0-0 FC3-6 1B	4	0	2	0	0	0	0					
Bob Beall, S (1, 3) OBP: 0.355, SLG: 0.265			4-0 CS BB		0-0 F7				0-0 FC3-6 FC6-4 1-2 2-3	3	0	0	0	1	0	3					
Chico Ruiz, R (1, 4) OBP: 0.333, SLG: 0.393			0-0 P6 1-2		0-0 F9				0-0 FC6-4 1-2	4	0	1	0	0	0	3					
Mickey Mahler, S (1, 1) OBP: 0.129, SLG: 0.100 Rick Camp, R (6, 1) Craig Skok, R (7, 1) OBP: 0.286, SLG: 0.429 Darrel Chaney, S (8, PH) OBP: 0.300, SLG: 0.316 Max Leon, R (8, 1)			0-3 K		0-0 1-3				0-0 4-3	2	0	0	0	0	1	0					
<b>Inning Stats</b>	R: 0 E: 0 K: 1 S: 5	H: 1 LOB: 0 BB: 0 P: 5	R: 0 E: 0 K: 1 S: 5	H: 0 LOB: 0 BB: 0 P: 5	R: 0 E: 0 K: 1 S: 4	H: 0 LOB: 0 BB: 1 P: 8	R: 0 E: 0 K: 0 S: 3	H: 0 LOB: 0 BB: 0 P: 3	R: 0 E: 0 K: 0 S: 3	H: 0 LOB: 1 BB: 0 P: 3	R: 0 E: 0 K: 0 S: 3	H: 0 LOB: 1 BB: 1 P: 7	R: 0 E: 0 K: 0 S: 4	H: 1 LOB: 1 BB: 0 P: 4	R: 3 E: 0 K: 0 S: 6	H: 3 LOB: 2 BB: 1 P: 11		1B: 4 2B: 1 3B: 0 HR: 1	SF: 0 SAC: 0 DP: 0 HBP: 1	WP: 0 PB: 0 SB: 0 CS: 1	PA: 35
<b>PITCHER</b>	IP WLS BF H R ER SO BB IBB HBP BLK WP HR S P ERA WHIP	8.0 W 29 4 2 2 4 2 0 1 0 0 0 34 43 2.25 0.750	1.0 S 6 2 1 1 0 1 0 0 0 0 1 5 9 9.00 3.000																		

Batter	1	2	3	4	5	6	7	8	9	AB	R	H	RBI	BB	SO	LOB	BOTTOM					
Garry Templeton, S (1, 6) OBP: 0.307, SLG: 0.381	0-3 K		0-0 1-2 1B			0-0 1B SF8	0-0 BB FC4-6 2B			4	2	3	0	0	1	0	<b>Atlanta Braves @ St. Louis Cardinals</b> Busch Stadium, St. Louis, MO Thu Aug 17 1978, 7:05 PM CDT Att: 10,543 - Unknown  <b>AB 28</b> <b>R 4</b> <b>H 7</b> <b>RBI 4</b> <b>BB 6</b> <b>SO 5</b> <b>LOB 18</b>  					
Tony Scott, S (1, 7) OBP: 0.299, SLG: 0.294	4-0 G6-4-3 BB		0-3 K			0-0 1B SF8	4-0 FC4-6 BB IBB			2	1	1	0	2	1	2						
George Hendrick, R (1, 8) OBP: 0.328, SLG: 0.458	0-0 G6-4-3 1-2		0-0 P4			0-0 SF8 1-2 3-H 4-0	4-0 FC4-6 BB			2	0	0	2	1	0	3						
Ted Simmons, S (1, 2) OBP: 0.377, SLG: 0.504		0-0 WP 1B		4-0 FC4-6 BB		0-0 FC5 1B IBB	0-0 FC4-6 1-2 2-3 3-H 0-3			2	0	1	1	2	0	2						
Roger Freed, R (1, 3) OBP: 0.297, SLG: 0.418 Keith Hernandez, L (7, PH) OBP: 0.337, SLG: 0.394		0-3 K		0-0 FC4-6 L7-3		0-0 FC5 1B	0-0 K			3	0	1	1	0	1	2						
Jerry Morales, R (1, 9) OBP: 0.288, SLG: 0.332		0-0 P4		0-0 L7-3 1-2		0-0 FC5 FC5-4 1-2 2-3	0-0 L9			4	0	0	0	0	0	4						
Ken Reitz, R (1, 5) OBP: 0.266, SLG: 0.333		0-0 F8			0-0 6-3	0-0 FC5-4 1-2	0-3 K			4	0	0	0	0	1	3						
Mike Tyson, R (1, 4) OBP: 0.282, SLG: 0.309			0-0 F2		0-0 F8		0-0 F8	0-0 5-3		4	0	0	0	0	0	0						
John Denny, R (1, 1) OBP: 0.217, SLG: 0.250 Mark Littell, L (9, 1)			4-0 1B BB		0-0 6-3		0-0 2B BB 1B			2	1	1	0	1	0	0						
<b>Inning Stats</b>	R: 0 E: 0 K: 1 S: 4	H: 0 LOB: 0 BB: 1 P: 8	R: 0 E: 0 K: 1 S: 6	H: 1 LOB: 1 BB: 0 P: 6	R: 0 E: 0 K: 1 S: 6	H: 1 LOB: 2 BB: 1 P: 10	R: 0 E: 0 K: 0 S: 2	H: 0 LOB: 0 BB: 1 P: 6	R: 0 E: 0 K: 0 S: 3	H: 0 LOB: 0 BB: 0 P: 3	R: 2 E: 0 K: 0 S: 6	H: 3 LOB: 2 BB: 1 P: 10	R: 2 E: 0 K: 1 S: 7	H: 2 LOB: 2 BB: 2 P: 15	R: 0 E: 0 K: 1 S: 5	H: 0 LOB: 0 BB: 0 P: 5		1B: 6 2B: 2 3B: 0 HR: 0	SF: 1 SAC: 0 DP: 2 HBP: 0	WP: 1 PB: 0 SB: 1 CS: 0	PA: 35	
<b>PITCHER</b>	IP WLS BF H R ER SO BB IBB HBP BLK WP HR S P ERA WHIP	5.1 L 23 5 2 2 3 3 1 1 0 0 0 0 6 14 13.50 2.250	1.1 8 2 2 2 0 1 1 0 0 0 0 0 3 3 0.00 0.000	0.1 1 0 0 0 1 0 0 0 0 0 0 0 3 3 0.00 0.000	1.0 3 0 0 0 1 0 0 0 0 0 0 0 5 5 0.00 0.000																	



Batter	1	2	3	4	5	6	7	8	9	AB	R	H	RBI	BB	SO	LOB	TOP										
Jerry Royster, R OBP: 0.342, SLG: 0.342 Max Leon, R Bruce Benedict, R OBP: 1.000, SLG: 1.000	0-0 4-3		0-0 3B		0-0 1B		0-0 FC5-4 2B		0-0 1B	4	1	2	0	0	0	1	<b>Atlanta Braves @ St. Louis Cardinals</b> Busch Stadium, St. Louis, MO Fri Aug 18 1978, 7:05 PM CDT Att: 12,764 - Unknown										
Rowland Office, L OBP: 0.292, SLG: 0.355	0-0 1-3		0-0 L1		0-0 F6		0-0 2B		0-0 5-3	5	0	1	1	0	0	5											
Gary Matthews, R OBP: 0.373, SLG: 0.456	0-0 1B		0-0 L9		0-0 5-3		0-0 F9			4	0	1	0	0	0	2											
Jeff Burroughs, R OBP: 0.451, SLG: 0.563	0-3 K			4-0 K2-6 BB		0-0 BB 1B		0-0 F8		3	0	1	0	1	1	1											
Bob Horner, R OBP: 0.310, SLG: 0.526		0-0 6-3		0-0 F8		4-0 BB 1B		0-0 6-3		3	0	0	0	1	0	1											
Joe Nolan, L OBP: 0.345, SLG: 0.366 Gene Garber, R OBP: 0.167, SLG: 0.091		0-0 F9		0-3 K2-6		0-0 F8		0-0 F9		4	0	0	0	0	1	3											
Bob Beall, S OBP: 0.359, SLG: 0.267		0-0 FC6-4 1B			4-0 CS BB		0-3 K		0-0 4-3	3	0	1	0	1	1	2											
Chico Ruiz, R OBP: 0.353, SLG: 0.406		0-0 FC6-4			0-0 1B 1B		0-0 FC5-4 1B		0-0 2-3	4	0	2	0	0	0	1											
Preston Hanna, R OBP: 0.191, SLG: 0.283 Jamie Easterly, L OBP: 0.278, SLG: 0.294 Darrel Chaney, S OBP: 0.302, SLG: 0.317			0-3 K		0-3 K		0-0 F9		0-0 1B	2	0	0	0	0	2	1											
<b>Inning Stats</b>	R: 0 E: 0 K: 1 S: 6	H: 1 LOB: 1 BB: 0 P: 6	R: 0 E: 0 K: 0 S: 4	H: 1 LOB: 1 BB: 0 P: 4	R: 0 E: 0 K: 1 S: 6	H: 1 LOB: 1 BB: 0 P: 6	R: 0 E: 0 K: 1 S: 4	H: 0 LOB: 1 BB: 1 P: 8	R: 0 E: 0 K: 1 S: 6	H: 1 LOB: 2 BB: 1 P: 10	R: 0 E: 0 K: 1 S: 5	H: 1 LOB: 1 BB: 0 P: 5	R: 0 E: 0 K: 0 S: 3	H: 0 LOB: 0 BB: 0 P: 3	R: 0 E: 0 K: 0 S: 5	H: 2 LOB: 2 BB: 0 P: 5		1B: 8 2B: 2 3B: 1 HR: 0	SF: 0 SAC: 0 DP: 1 HBP: 0	WP: 0 PB: 0 SB: 0 CS: 1	PA: 38						
<b>PITCHER</b>	IP	WLS	BF	H	R	ER	SO	BB	IBB	HBP	BLK	WP	HR	S	P	ERA	WHIP										
Pete Vuckovich, R ERA: 2.18 Tom Bruno, R ERA: 1.06	7.0	W	30	8	1	1	5	3	0	0	0	0	0	37	49	1.29	1.571										

Batter	1	2	3	4	5	6	7	8	9	AB	R	H	RBI	BB	SO	LOB	BOTTOM										
Lou Brock, L OBP: 0.269, SLG: 0.244	0-0 F8		0-0 1B		4-0 2B 1B BB		0-0 F7			3	1	1	0	1	0	0	<b>Atlanta Braves @ St. Louis Cardinals</b> Busch Stadium, St. Louis, MO Fri Aug 18 1978, 7:05 PM CDT Att: 12,764 - Unknown										
Gary Templeton, S OBP: 0.307, SLG: 0.382	0-0 5-3		0-0 3-1		0-0 1B 2B		0-0 4-3			4	1	1	1	0	0	2											
George Hendrick, R OBP: 0.327, SLG: 0.456	0-0 6-3			0-0 1-3		0-0 1B		0-0 E3		4	0	1	2	0	0	0											
Ted Simmons, S OBP: 0.374, SLG: 0.499		0-0 F7		0-0 G3		0-0 1-6-3 1B		0-0 F7		4	0	0	0	0	0	2											
Keith Hernandez, L OBP: 0.336, SLG: 0.391		0-3 K		0-0 G3		4-0 2B BB		0-0 6-3		3	1	0	0	1	1	0											
Wayne Garrett, L OBP: 0.330, SLG: 0.289 Ken Reitz, R OBP: 0.267, SLG: 0.336		0-3 K			0-0 1B SF9 2B		0-0 4-3 2B		0-0 4-3	2	1	1	0	0	1	0											
Jerry Morales, R OBP: 0.288, SLG: 0.332			0-0 F8		0-0 5-3 2B 1B		0-0 5-3		0-0 5-3	4	1	1	0	0	0	1											
Mike Phillips, L OBP: 0.324, SLG: 0.319			0-0 F8		0-0 SF9		0-0 4-3			2	0	0	1	0	0	1											
Pete Vuckovich, R OBP: 0.140, SLG: 0.143 Tom Bruno, R OBP: 0.250, SLG: 0.250				4-0 1B BB		0-0 5-3		0-3 K		2	0	0	0	1	1	2											
<b>Inning Stats</b>	R: 0 E: 0 K: 0 S: 3	H: 0 LOB: 0 BB: 0 P: 3	R: 0 E: 0 K: 2 S: 7	H: 0 LOB: 0 BB: 0 P: 7	R: 0 E: 0 K: 0 S: 4	H: 1 LOB: 2 BB: 1 P: 8	R: 0 E: 0 K: 0 S: 3	H: 0 LOB: 0 BB: 0 P: 3	R: 4 E: 1 K: 0 S: 7	H: 4 LOB: 1 BB: 1 P: 11	R: 1 E: 0 K: 1 S: 6	H: 1 LOB: 1 BB: 1 P: 10	R: 0 E: 1 K: 0 S: 4	H: 0 LOB: 1 BB: 0 P: 4	R: 0 E: 0 K: 0 S: 3	H: 0 LOB: 0 BB: 0 P: 3		1B: 3 2B: 3 3B: 0 HR: 0	SF: 1 SAC: 0 DP: 0 HBP: 0	WP: 0 PB: 0 SB: 0 CS: 0	PA: 34						
<b>PITCHER</b>	IP	WLS	BF	H	R	ER	SO	BB	IBB	HBP	BLK	WP	HR	S	P	ERA	WHIP										
Preston Hanna, R ERA: 4.98 Jamie Easterly, L ERA: 6.13 Max Leon, R ERA: 1.8 Gene Garber, R ERA: 1.9	5.0	L	23	5	5	5	2	3	0	0	0	0	0	6	6	0.00	1.600										



Batter	1	2	3	4	5	6	7	8	9	AB	R	H	RBI	BB	SO	LOB	TOP				
Jerry Royster, R OBP: 0.343, SLG: 0.347 (1, 6)	5-3		G6-3 BB			SF8 3B		F7		3	1	1	0	1	0	0	<b>Atlanta Braves @ St. Louis Cardinals</b> Busch Stadium, St. Louis, MO Sat Aug 19 1978, 7:05 PM CDT Att: 24,313 - Unknown				
Rowland Office, L OBP: 0.292, SLG: 0.355 (1, 8)			G6-3 1-2			SF8		1-3		3	0	1	1	0	0	2					
Gary Matthews, R OBP: 0.370, SLG: 0.451 (1, 9)	K			6-3		6-3		K		4	0	0	0	0	2	1					
Jeff Burroughs, R OBP: 0.450, SLG: 0.562 Barry Bonnell, R OBP: 0.292, SLG: 0.295 (9, PR) (9, 7)	6-3			K		L9			WP E 2B	4	0	1	0	0	1	1					
Bob Horner, R OBP: 0.309, SLG: 0.521 (1, 5)		K		6-3			1B BLK 1B		5-3	4	1	1	0	0	1	1					
Dale Murphy, R OBP: 0.295, SLG: 0.417 (1, 3)		5-3			4-3		P3		WP E CS BB	3	0	0	0	1	0	1					
Chico Ruiz, R OBP: 0.342, SLG: 0.389 (1, 4)		6-3			6-3		3-1 BLK 1B		E6 WP	4	0	1	1	0	0	2					
Bruce Benedict, R OBP: 0.600, SLG: 0.500 (1, 2)			SH3-4 BB				3-1		1-2 3-H F7	3	0	1	0	1	0	3					
Larry McWilliams, L OBP: 0.071, SLG: 0.071 (1, 1)			SH3-4			K			1-2 2-H	2	0	0	0	0	2	2					
<b>Inning Stats</b>	R: 0 E: 0 K: 1 S: 6	H: 1 LOB: 1 BB: 0 P: 6	R: 0 E: 0 K: 1 S: 5	H: 0 LOB: 0 BB: 0 P: 5	R: 0 E: 0 K: 0 S: 2	H: 0 LOB: 1 BB: 2 P: 10	R: 0 E: 0 K: 1 S: 5	H: 0 LOB: 0 BB: 0 P: 5	R: 0 E: 0 K: 1 S: 6	H: 1 LOB: 1 BB: 0 P: 6	R: 1 E: 0 K: 0 S: 4	H: 1 LOB: 1 BB: 0 P: 4	R: 1 E: 0 K: 1 S: 7	H: 2 LOB: 1 BB: 0 P: 7	R: 0 E: 0 K: 1 S: 5	H: 0 LOB: 0 BB: 0 P: 5		R: 1 E: 1 K: 0 S: 4	H: 1 LOB: 1 BB: 1 P: 8	1B: 4 2B: 1 3B: 1 HR: 0	SF: 1 SAC: 1 DP: 1 HBP: 0
<b>PITCHER</b>	IP WLS BF H R ER SO BB IBB HBP BLK WP HR S P ERA WHIP	7.0 L 27 5 2 2 5 2 0 0 0 1 0 0 35 43 2.57 1.000	2.0 8 1 1 1 1 1 0 0 0 2 0 9 13 4.50 1.000																		

Batter	1	2	3	4	5	6	7	8	9	AB	R	H	RBI	BB	SO	LOB	BOTTOM				
Garry Templeton, S OBP: 0.304, SLG: 0.379 (1, 6)	E3 FC6-4		4-3		K			F9		4	0	0	0	0	1	2	<b>Atlanta Braves @ St. Louis Cardinals</b> Busch Stadium, St. Louis, MO Sat Aug 19 1978, 7:05 PM CDT Att: 24,313 - Unknown				
Tony Scott, S OBP: 0.293, SLG: 0.287 (1, 7)	FC6-4 CS		F9			K		L5		4	0	0	0	0	1	2					
George Hendrick, R OBP: 0.329, SLG: 0.455 (1, 8)	F8			5-3 1B		5-3			4-0 G6-3 BB	3	0	1	0	1	0	1					
Roger Freed, R OBP: 0.282, SLG: 0.394 (1, 3)		K		5-3		5-3			F9	4	0	0	0	0	1	2					
Jerry Morales, R OBP: 0.286, SLG: 0.329 Mark Littell, L (8, 1)	F2			6-3				F9		3	0	0	0	0	0	1					
Ted Simmons, S OBP: 0.373, SLG: 0.497 (9, PH)								G6-3		0	0	0	0	0	0	0					
Ken Reitz, R OBP: 0.268, SLG: 0.338 (1, 5)						F8			1-2	1	0	0	0	0	1						
Steve Swisher, R OBP: 0.344, SLG: 0.361 (1, 2)		2B								3	0	1	0	0	0	1					
Mike Tyson, R OBP: 0.282, SLG: 0.312 (1, 4)						6-3				2	0	0	0	1	0	0					
Bob Forsch, R OBP: 0.200, SLG: 0.343 Jerry Mumphrey, S OBP: 0.290, SLG: 0.302 (8, 9)									F7	2	0	0	0	0	0	1					
<b>Inning Stats</b>	R: 0 E: 1 K: 0 S: 3	H: 0 LOB: 0 BB: 0 P: 3	R: 0 E: 0 K: 2 S: 8	H: 1 LOB: 2 BB: 1 P: 12	R: 0 E: 0 K: 0 S: 3	H: 0 LOB: 0 BB: 0 P: 3	R: 0 E: 0 K: 0 S: 4	H: 1 LOB: 1 BB: 0 P: 4	R: 0 E: 0 K: 1 S: 6	H: 1 LOB: 1 BB: 0 P: 6	R: 0 E: 0 K: 1 S: 5	H: 0 LOB: 0 BB: 0 P: 5	R: 0 E: 0 K: 0 S: 3	H: 0 LOB: 0 BB: 0 P: 3	R: 0 E: 0 K: 0 S: 4	H: 1 LOB: 1 BB: 0 P: 4	R: 0 E: 0 K: 0 S: 2	H: 0 LOB: 0 BB: 1 P: 6	1B: 2 2B: 2 3B: 0 HR: 0	SF: 0 SAC: 0 DP: 1 HBP: 0	WP: 0 PA: 32 PB: 0 SB: 0 CS: 1
<b>PITCHER</b>	IP WLS BF H R ER SO BB IBB HBP BLK WP HR S P ERA WHIP	9.0 W 32 4 0 0 4 2 0 0 0 0 0 38 46 0.00 0.667																			



Batter	1	2	3	4	5	6	7	8	9	AB	R	H	RBI	BB	SO	LOB	TOP					
Jerry Royster, R (1,6) OBP: 0.343, SLG: 0.345 Darrel Chaney, S (7,6) OBP: 0.300, SLG: 0.316	5-3		K		SF9		1B BB		K	2	0	0	1	1	1	1						
Rowland Office, L (1,8) OBP: 0.293, SLG: 0.353	L7			BB HBP	6-3		S 1B		6-3	3	4	1	1	0	0	0						
Gary Matthews, R (1,9) OBP: 0.371, SLG: 0.450	K			BB BB BB	2B BB	FC3-6 S 1B	K			2	3	2	1	0	1	2						
Jeff Burroughs, R (1,7) OBP: 0.448, SLG: 0.558		K			F8		P6			1	3	0	0	0	1	1						
Bob Horner, R (1,5) OBP: 0.313, SLG: 0.523		F7				FC3-6 BB	K			3	3	0	1	2	1	1						
Joe Nolan, L (1,2) OBP: 0.336, SLG: 0.354		F5			F8		FC3-6 1B		L3	1	4	0	0	0	0	0						
Dale Murphy, R (1,3) OBP: 0.299, SLG: 0.415			K		6-3				F9	2	4	0	1	1	0	1						
Chico Ruiz, R (1,4) OBP: 0.310, SLG: 0.350			F8				L4		4-3	3	4	0	0	0	0	0						
Phil Niekro, R (1,1) OBP: 0.255, SLG: 0.258 Bob Beall, S (9,PH) OBP: 0.356, SLG: 0.264						WP SF9 2B	5-3		F2	1	2	1	1	0	1	0						
<b>Inning Stats</b>	R: 0 E: 0 K: 1 S: 5	H: 0 LOB: 0 BB: 0 P: 5	R: 0 E: 0 K: 1 S: 5	H: 0 LOB: 0 BB: 0 P: 5	R: 0 E: 0 K: 2 S: 7	H: 0 LOB: 1 BB: 1 P: 11	R: 2 E: 0 K: 0 S: 4	H: 1 LOB: 3 BB: 1 P: 9	R: 1 E: 0 K: 0 S: 4	H: 1 LOB: 0 BB: 0 P: 4	R: 1 E: 0 K: 0 S: 5	H: 2 LOB: 2 BB: 1 P: 9	R: 0 E: 0 K: 2 S: 8	H: 1 LOB: 3 BB: 2 P: 16	R: 0 E: 0 K: 0 S: 3	H: 0 LOB: 0 BB: 0 P: 3	R: 0 E: 0 K: 1 S: 5	H: 0 LOB: 0 BB: 0 P: 5	1B: 3 2B: 2 3B: 0 HR: 0	SF: 1 SAC: 0 DP: 0 HBP: 1	WP: 1 PB: 0 SB: 2 CS: 0	PA: 38
<b>PITCHER</b>	IP	WLS	BF	H	R	ER	SO	BB	IBB	HBP	BLK	WP	HR	S	P	ERA	WHIP					
Aurelio Lopez, R (1,1) ERA: 4.5	5.1		23	3	4	4	4	3	0	1	0	1	0	27	40	6.75	1.125					
Tom Bruno, R (6,1) ERA: 0.87	3.2	W	15	2	0	0	3	2	0	0	0	0	0	19	27	0.00	1.091					

Atlanta Braves @ St. Louis Cardinals  
 Busch Stadium, St. Louis, MO  
 Sun Aug 20 1978, 3:33 AM CDT  
 Att: 35,531 - Unknown

AB 31  
 R 4  
 H 5  
 RBI 4  
 BB 5  
 SO 7  
 LOB 15



Batter	1	2	3	4	5	6	7	8	9	AB	R	H	RBI	BB	SO	LOB	BOTTOM					
Lou Brock, L (1,7) OBP: 0.268, SLG: 0.243 Tony Scott, S (9,7) OBP: 0.293, SLG: 0.287	P6		F8			F7			6-3	2	5	0	1	1	0	0						
Gary Templeton, S (1,6) OBP: 0.309, SLG: 0.386	S PB BB		FC5-2 3B		F9		1B 2B		S 1B	3	4	2	3	0	1	0						
George Hendrick, R (1,8) OBP: 0.328, SLG: 0.451	K		FC5-2		6-3		1B 2B		K	3	5	1	1	0	0	2						
Ted Simmons, S (1,2) OBP: 0.372, SLG: 0.498	K		K		K		L5 2B			1	4	0	1	2	0	3						
Keith Hernandez, L (1,3) OBP: 0.339, SLG: 0.395		E S WP BB		2B 1B	1B 2B		4-3		4-3	1	3	3	2	0	1	0						
Wayne Garrett, L (1,5) OBP: 0.346, SLG: 0.312 Ken Reitz, R (8,5) OBP: 0.268, SLG: 0.338		F8		1B 2B			BB			1	3	0	2	1	1	0						
Jerry Mumphrey, S (1,9) OBP: 0.289, SLG: 0.299		K		1B HBP	F8		L5			1	3	0	0	0	0	1						
Mike Phillips, L (1,4) OBP: 0.321, SLG: 0.316		E3 WP		P6		1-3			1B SH3-4 1B	4	4	0	1	0	0	0						
Aurelio Lopez, R (1,1) OBP: 0.091, SLG: 0.091 Tom Bruno, R (6,1) OBP: 0.200, SLG: 0.200		K		K		5-3			SH3-4	1	2	0	0	0	0	2						
<b>Inning Stats</b>	R: 1 E: 0 K: 2 S: 7	H: 0 LOB: 0 BB: 1 P: 11	R: 1 E: 1 K: 2 S: 8	H: 0 LOB: 1 BB: 1 P: 12	R: 0 E: 0 K: 1 S: 6	H: 1 LOB: 1 BB: 0 P: 6	R: 1 E: 0 K: 1 S: 8	H: 3 LOB: 3 BB: 0 P: 9	R: 1 E: 0 K: 1 S: 7	H: 2 LOB: 1 BB: 0 P: 7	R: 0 E: 0 K: 0 S: 3	H: 0 LOB: 0 BB: 0 P: 3	R: 2 E: 0 K: 0 S: 5	H: 3 LOB: 1 BB: 1 P: 9	R: 0 E: 0 K: 1 S: 7	H: 2 LOB: 2 BB: 0 P: 7	1B: 7 2B: 4 3B: 1 HR: 0	SF: 0 SAC: 1 DP: 1 HBP: 1	WP: 1 PB: 1 SB: 4 CS: 0	PA: 39		
<b>PITCHER</b>	IP	WLS	BF	H	R	ER	SO	BB	IBB	HBP	BLK	WP	HR	S	P	ERA	WHIP					
Phil Niekro, R (1,1) ERA: 2.94	8.0	L	39	11	6	4	8	3	0	1	0	1	0	51	64	4.50	1.750					

Atlanta Braves @ St. Louis Cardinals  
 Busch Stadium, St. Louis, MO  
 Sun Aug 20 1978, 3:33 AM CDT  
 Att: 35,531 - Unknown

AB 34  
 R 6  
 H 11  
 RBI 4  
 BB 3  
 SO 8  
 LOB 23





Batter	1	2	3	4	5	6	7	8	9	AB	R	H	RBI	BB	SO	LOB	TOP					
Frank Taveras, R (1,6) OBP: 0.311, SLG: 0.358	F7		F9						P4	5	0	2	0	0	0	1						
Omar Moreno, L (1,8) OBP: 0.325, SLG: 0.295	G3		6-3							4	0	0	0	0	0	5						
Dave Parker, L (1,9) OBP: 0.359, SLG: 0.543	G3			K					F8	4	0	0	0	0	2	0						
Bill Robinson, R (1,7) OBP: 0.295, SLG: 0.406		P3		F3						4	1	2	0	0	0	0						
Willie Stargell, L (1,3) OBP: 0.376, SLG: 0.550		HR		F9						4	1	1	1	0	2	2						
Phil Garner, R (1,4) OBP: 0.347, SLG: 0.393		4-3								4	0	1	1	0	2	1						
Dale Berra, R (1,5) OBP: 0.239, SLG: 0.267		5-3								4	1	1	1	0	0	1						
Duffy Dyer, R (1,2) OBP: 0.310, SLG: 0.279			6-3							3	0	0	0	1	0	0						
Don Robinson, R (1,1) OBP: 0.222, SLG: 0.254			6-3							3	0	2	0	0	0	1						
Kent Tekulve, R (7,1) OBP: 0.111, SLG: 0.111										1	0	0	0	0	1	0						
<b>Inning Stats</b>	R: 0 E: 0 K: 0 S: 3	H: 0 LOB: 0 BB: 0 P: 3	R: 1 E: 0 K: 0 S: 4	H: 1 LOB: 0 BB: 0 P: 4	R: 0 E: 0 K: 0 S: 3	H: 0 LOB: 1 BB: 1 P: 7	R: 0 E: 0 K: 1 S: 5	H: 0 LOB: 0 BB: 0 P: 5	R: 1 E: 0 K: 1 S: 8	H: 3 LOB: 2 BB: 0 P: 8	R: 0 E: 0 K: 3 S: 10	H: 1 LOB: 1 BB: 0 P: 10	R: 0 E: 0 K: 0 S: 5	H: 2 LOB: 2 BB: 0 P: 5	R: 1 E: 0 K: 1 S: 7	H: 2 LOB: 1 BB: 0 P: 7	R: 0 E: 0 K: 1 S: 5	H: 0 LOB: 0 BB: 0 P: 5	1B: 6 2B: 1 3B: 0 HR: 2	SF: 0 SAC: 0 DP: 0 HBP: 0	WP: 1 PB: 0 CS: 0	PA: 37
<b>PITCHER</b>	IP	WLS	BF	H	R	ER	SO	BB	IBB	HBP	BLK	WP	HR	S	P	ERA	WHIP					
Mickey Mahler, L (1,1) ERA: 4.29	7.0	L	29	7	2	2	5	1	0	0	0	1	2	38	42	2.57	1.143					
Gene Garber, R (8,1) ERA: 1.96	2.0	S	8	2	1	1	2	0	0	0	1	0	0	12	12	4.50	1.000					

Pittsburgh Pirates @ Atlanta Braves  
Atlanta-Fulton County Stadium, Atlanta, GA  
Tue Aug 22 1978, 7:05 PM EDT  
Att: 9,348 - Unknown

AB 36  
R 3  
H 9  
RBI 3  
BB 1  
SO 7  
LOB 11



Batter	1	2	3	4	5	6	7	8	9	AB	R	H	RBI	BB	SO	LOB	BOTTOM					
Rod Gilbreath, R (1,4) OBP: 0.297, SLG: 0.327	F8		K							4	0	0	0	0	2	3						
Rowland Office, L (1,8) OBP: 0.290, SLG: 0.349	K		F8							4	0	0	0	0	1	0						
Gary Matthews, R (1,9) OBP: 0.375, SLG: 0.463										3	1	2	1	1	0	0						
Jeff Burroughs, R (1,7) OBP: 0.448, SLG: 0.556										3	0	1	0	1	1	1						
Bob Horner, R (1,5) OBP: 0.311, SLG: 0.518										4	0	1	0	0	1	2						
Joe Nolan, L (1,2) OBP: 0.336, SLG: 0.349										2	0	0	0	1	0	2						
Chico Ruiz, R (7,FR) OBP: 0.310, SLG: 0.350										0	0	0	0	0	0	0						
Bruce Benedict, R (8,2) OBP: 0.500, SLG: 0.400										1	0	0	0	0	0	0						
Dale Murphy, R (1,3) OBP: 0.296, SLG: 0.414										4	0	1	0	0	2	2						
Darrel Chaney, S (1,6) OBP: 0.295, SLG: 0.309										4	0	0	0	0	0	3						
Mickey Mahler, S (1,1) OBP: 0.125, SLG: 0.097										1	0	0	0	0	0	0						
Bob Beall, S (7,PH) OBP: 0.361, SLG: 0.264										0	0	0	0	1	0	0						
Gene Garber, R (8,1) OBP: 0.167, SLG: 0.091										0	0	0	0	0	0	0						
<b>Inning Stats</b>	R: 0 E: 0 K: 1 S: 6	H: 2 LOB: 2 BB: 0 P: 6	R: 0 E: 0 K: 1 S: 6	H: 1 LOB: 0 BB: 0 P: 6	R: 0 E: 0 K: 1 S: 5	H: 0 LOB: 0 BB: 0 P: 5	R: 0 E: 0 K: 0 S: 3	H: 0 LOB: 1 BB: 1 P: 7	R: 0 E: 0 K: 0 S: 4	H: 1 LOB: 1 BB: 0 P: 4	R: 1 E: 0 K: 1 S: 6	H: 1 LOB: 0 BB: 0 P: 6	R: 0 E: 0 K: 1 S: 5	H: 0 LOB: 2 BB: 2 P: 13	R: 0 E: 0 K: 1 S: 5	H: 0 LOB: 1 BB: 1 P: 9	R: 0 E: 0 K: 1 S: 5	H: 0 LOB: 0 BB: 0 P: 5	1B: 3 2B: 1 3B: 0 HR: 1	SF: 0 SAC: 1 DP: 0 HBP: 0	WP: 0 PB: 0 CS: 0	PA: 35
<b>PITCHER</b>	IP	WLS	BF	H	R	ER	SO	BB	IBB	HBP	BLK	WP	HR	S	P	ERA	WHIP					
Don Robinson, R (1,1) ERA: 3.26	6.2	W	27	5	1	1	4	3	0	0	0	0	1	32	44	1.35	1.200					
Kent Tekulve, R (7,1) ERA: 1.93	2.1	S	8	0	0	0	3	1	0	0	0	0	0	13	17	0.00	0.429					

Pittsburgh Pirates @ Atlanta Braves  
Atlanta-Fulton County Stadium, Atlanta, GA  
Tue Aug 22 1978, 7:05 PM EDT  
Att: 9,348 - Unknown

AB 30  
R 1  
H 5  
RBI 1  
BB 4  
SO 7  
LOB 13





Batter	1	2	3	4	5	6	7	8	9	10	11	12	AB	R	H	RBI	BB	SO	LOB	TOP				
Frank Taveras, R OBP: 0.313, SLG: 0.360													6	1	3	0	0	1	3					
Omar Moreno, L OBP: 0.329, SLG: 0.296													6	1	2	1	0	2	2					
Dave Parker, L OBP: 0.363, SLG: 0.549													6	1	4	1	0	0						
Willie Stargell, L OBP: 0.375, SLG: 0.544													5	0	1	1	1	2	3					
Ed Ott, L OBP: 0.301, SLG: 0.398													5	0	2	1	1	1	2					
Bill Robinson, R OBP: 0.260, SLG: 0.399													6	0	0	0	0	2	6					
Phil Garner, R OBP: 0.347, SLG: 0.389													4	0	0	0	2	1	2					
Dale Berra, R OBP: 0.222, SLG: 0.246													5	0	0	0	0	2	3					
John Candelaria, L OBP: 0.222, SLG: 0.246													2	1	1	0	0	1	0					
<b>Inning Stats</b>	R: 0 E: 0 K: 3	H: 1 LOB: 0 BB: 3	R: 0 E: 0 K: 1 S: 5	H: 0 LOB: 0 BB: 0	R: 0 E: 0 K: 1 S: 5	H: 0 LOB: 0 BB: 0	R: 0 E: 0 K: 3 S: 11	H: 2 LOB: 3 BB: 1	R: 0 E: 0 K: 1 S: 10	H: 5 LOB: 2 BB: 10	R: 0 E: 0 K: 1 S: 6	H: 1 LOB: 0 BB: 0	R: 0 E: 0 K: 1 S: 5	H: 0 LOB: 0 BB: 0	R: 0 E: 0 K: 1 S: 5	H: 1 LOB: 1 BB: 9	R: 0 E: 0 K: 1 S: 6	H: 1 LOB: 3 BB: 11	R: 1 E: 0 K: 1 S: 7	H: 2 LOB: 2 BB: 11	1B: 11 2B: 1 3B: 1 HR: 0	SF: 0 SAC: 0 DP: 0 HBP: 1	WP: 0 PB: 0 SB: 3 CS: 1	PA: 52
<b>PITCHER</b>	Eddie Solomon, R ERA: 3.99						Dave Campbell, R ERA: 4.98																	
Jamie Easterly, L ERA: 6.1	IP: 5.1	WLS: 0.1	BF: 3	H: 2	R: 0	ER: 0	SO: 0	BB: 0	IBB: 0	HBP: 0	BLK: 0	WP: 0	HR: 0	S: 3	P: 3	ERA: 0.00	WHIP: 6.000							
Rick Camp, R ERA: 3.58	IP: 6.1	WLS: 1.0	BF: 3	H: 0	R: 0	ER: 0	SO: 0	BB: 0	IBB: 0	HBP: 0	BLK: 0	WP: 0	HR: 0	S: 3	P: 3	ERA: 0.00	WHIP: 0.000							
Gene Garber, R ERA: 1.89	IP: 7.1	WLS: 3.0	BF: 10	H: 1	R: 0	ER: 0	SO: 3	BB: 1	IBB: 0	HBP: 0	BLK: 1	WP: 0	HR: 0	S: 15	P: 19	ERA: 0.00	WHIP: 0.667							
Craig Skok, L ERA: 4.23	IP: 10.1	WLS: 1.1	BF: 7	H: 2	R: 0	ER: 0	SO: 1	BB: 0	IBB: 1	HBP: 0	BLK: 0	WP: 0	HR: 0	S: 8	P: 12	ERA: 0.00	WHIP: 1.500							

Pittsburgh Pirates @ Atlanta Braves  
Atlanta-Fulton County Stadium, Atlanta, GA

Wed Aug 23 1978, 7:05 PM EDT  
Att: 6,553 - Unknown

AB 47  
R 4  
H 13  
RBI 4  
BB 4  
SO 12  
LOB 22



Batter	1	2	3	4	5	6	7	8	9	10	11	12	AB	R	H	RBI	BB	SO	LOB	BOTTOM			
Jerry Royster, R OBP: 0.342, SLG: 0.352													6	2	2	2	0	0	1				
Barry Bonnell, R OBP: 0.279, SLG: 0.289													5	0	0	0	1	0	3				
Gary Matthews, R OBP: 0.375, SLG: 0.462													5	0	2	0	0	1	1				
Jeff Burroughs, R OBP: 0.449, SLG: 0.555													4	0	2	0	0	0	3				
Rowland Office, L OBP: 0.289, SLG: 0.348													1	0	0	0	0	0	0				
Bob Horner, R OBP: 0.305, SLG: 0.509													4	0	0	1	0	0	5				
Bob Beall, S OBP: 0.362, SLG: 0.270													5	0	2	0	0	0	1				
Glenn Hubbard, R OBP: 0.270, SLG: 0.235													4	0	0	0	0	0	2				
Bruce Benedict, R OBP: 0.375, SLG: 0.286													2	0	0	0	0	0	0				
Dale Murphy, R OBP: 0.286, SLG: 0.413													1	0	0	0	0	1	1				
Joe Nolan, L OBP: 0.338, SLG: 0.359													2	0	1	0	0	0	0				
<b>Inning Stats</b>	R: 1 E: 0 K: 0 S: 5	H: 3 LOB: 1 BB: 0	R: 0 E: 0 K: 0 S: 3	H: 0 LOB: 0 BB: 0	R: 0 E: 2 K: 1 S: 11	H: 0 LOB: 3 BB: 1	R: 0 E: 0 K: 0 S: 6	H: 1 LOB: 0 BB: 0	R: 0 E: 0 K: 1 S: 5	H: 0 LOB: 0 BB: 0	R: 0 E: 0 K: 0 S: 4	H: 1 LOB: 1 BB: 0	R: 0 E: 1 K: 0 S: 3	H: 0 LOB: 0 BB: 0	R: 0 E: 0 K: 0 S: 3	H: 0 LOB: 0 BB: 0	R: 0 E: 0 K: 1 S: 5	H: 0 LOB: 0 BB: 0	R: 0 E: 0 K: 1 S: 5	1B: 8 2B: 2 3B: 0 HR: 1	SF: 1 SAC: 1 DP: 3 HBP: 0	WP: 0 PB: 0 SB: 0 CS: 0	PA: 47
<b>PITCHER</b>	John Candelaria, L ERA: 3.46						Ed Whitson, R ERA: 2.88																
Ed Whitson, R ERA: 2.88	IP: 7.1	WLS: 2.0	BF: 7	H: 1	R: 0	ER: 0	SO: 1	BB: 0	IBB: 0	HBP: 0	BLK: 0	WP: 0	HR: 0	S: 9	P: 9	ERA: 0.00	WHIP: 0.500						
Kent Tekulve, R ERA: 1.89	IP: 7.1	WLS: 2.0	BF: 7	H: 1	R: 0	ER: 0	SO: 0	BB: 0	IBB: 0	HBP: 0	BLK: 0	WP: 0	HR: 0	S: 7	P: 7	ERA: 0.00	WHIP: 0.500						
Grant Jackson, L ERA: 2.57	IP: 11.1	WLS: 2.0	BF: 6	H: 0	R: 0	ER: 0	SO: 1	BB: 0	IBB: 0	HBP: 0	BLK: 0	WP: 0	HR: 0	S: 8	P: 8	ERA: 0.00	WHIP: 0.000						

Pittsburgh Pirates @ Atlanta Braves  
Atlanta-Fulton County Stadium, Atlanta, GA

Wed Aug 23 1978, 7:05 PM EDT  
Att: 6,553 - Unknown

AB 44  
R 3  
H 10  
RBI 3  
BB 1  
SO 4  
LOB 19





Batter	1	2	3	4	5	6	7	8	9	AB	R	H	RBI	BB	SO	LOB	TOP					
Frank Taveras, R OBP: 0.313, SLG: 0.359 (1, 6)										4	0	1	0	0	0	0	<b>Pittsburgh Pirates @ Atlanta Braves</b> Atlanta-Fulton County Stadium, Atlanta, GA Thu Aug 24 1978, 7:05 PM EDT Att: 7,965 - Unknown					
Omar Moreno, L OBP: 0.326, SLG: 0.293 (1, 8)										4	0	0	0	0	1	1						
Dave Parker, L OBP: 0.366, SLG: 0.549 (1, 9)										2	0	1	0	2	0	0						
Willie Stargell, L OBP: 0.374, SLG: 0.540 Steve Brye, R OBP: 0.303, SLG: 0.321 (1, 3) (8, 7)										4	1	1	0	0	1	2						
Ed Ott, L OBP: 0.303, SLG: 0.399 (1, 2)										4	1	2	0	0	0	3						
Bill Robinson, R OBP: 0.290, SLG: 0.398 (1, 7) (8, 3)										4	1	1	1	0	1	2						
Phil Garner, R OBP: 0.346, SLG: 0.390 (1, 4)										4	1	1	1	0	0	2						
Dale Berra, R OBP: 0.237, SLG: 0.239 (1, 5)										2	1	0	0	2	0	0						
Bert Blyleven, R OBP: 0.138, SLG: 0.156 Ed Whitson, R OBP: 0.222, SLG: 0.222 Grant Jackson, S OBP: 0.300, SLG: 0.500 Kent Tekulve, R OBP: 0.111, SLG: 0.111 (1, 1) (9, 1) (9, 1) (9, 1)										3	0	1	3	0	1	0						
<b>Inning Stats</b>	R: 0 E: 1 K: 1 S: 6	H: 1 LOB: 1 BB: 0 P: 6	R: 0 E: 0 K: 1 S: 5	H: 1 LOB: 0 BB: 0 P: 5	R: 0 E: 0 K: 0 S: 3	H: 0 LOB: 0 BB: 0 P: 3	R: 0 E: 0 K: 1 S: 5	H: 0 LOB: 0 BB: 0 P: 5	R: 0 E: 0 K: 0 S: 3	H: 1 LOB: 1 BB: 1 P: 7	R: 0 E: 0 K: 1 S: 5	H: 0 LOB: 0 BB: 0 P: 5	R: 5 E: 0 K: 0 S: 7	H: 5 LOB: 1 BB: 2 P: 15	R: 0 E: 0 K: 0 S: 2	H: 0 LOB: 0 BB: 1 P: 6		R: 0 E: 0 K: 0 S: 3	H: 0 LOB: 0 BB: 0 P: 3	1B: 6 2B: 2 3B: 0 HR: 0	SF: 0 SAC: 0 DP: 2 HBP: 0	WP: 0 PB: 0 SB: 0 CS: 0
<b>PITCHER</b>	IP WLS BF H R ER SO BB IBB HBP BLK WP HR S P ERA WHIP																					
Phil Niekro, R ERA: 3.03 Craig Skok, L ERA: 4.05 (1, 1) (8, 1)	7.0 L 29 8 5 5 4 2 1 0 0 0 0 0 34 46 6.43 1.429																					

AB 31  
R 5  
H 8  
RBI 5  
BB 4  
SO 4  
LOB 10



Batter	1	2	3	4	5	6	7	8	9	AB	R	H	RBI	BB	SO	LOB	BOTTOM					
Jerry Royster, R OBP: 0.345, SLG: 0.354 (1, 6)										4	0	2	0	1	1	1	<b>Pittsburgh Pirates @ Atlanta Braves</b> Atlanta-Fulton County Stadium, Atlanta, GA Thu Aug 24 1978, 7:05 PM EDT Att: 7,965 - Unknown					
Rowland Office, L OBP: 0.288, SLG: 0.346 Cito Gaston, R OBP: 0.233, SLG: 0.222 (1, 8) (9, PH)										4	0	1	0	0	0	3						
Gary Matthews, R OBP: 0.371, SLG: 0.457 (1, 9)										4	0	0	0	0	1	2						
Jeff Burroughs, R OBP: 0.449, SLG: 0.552 (1, 7)										2	0	0	0	2	0	0						
Bob Horner, R OBP: 0.304, SLG: 0.518 (1, 5)										4	1	1	1	0	2	4						
Bob Beall, S OBP: 0.359, SLG: 0.264 (1, 3)										3	0	0	0	1	0	4						
Joe Nolan, L OBP: 0.335, SLG: 0.356 (1, 2)										4	0	1	0	0	0	1						
Glenn Hubbard, R OBP: 0.268, SLG: 0.237 (1, 4)										4	0	1	0	0	0	1						
Phil Niekro, R OBP: 0.247, SLG: 0.250 Dale Murphy, R OBP: 0.297, SLG: 0.412 Craig Skok, R OBP: 0.286, SLG: 0.429 Darrel Chaney, S OBP: 0.297, SLG: 0.311 (1, 1) (7, PH) (8, 1) (9, PH)										2	0	0	0	0	2	2						
<b>Inning Stats</b>	R: 0 E: 0 K: 0 S: 5	H: 2 LOB: 3 BB: 1 P: 9	R: 0 E: 0 K: 1 S: 7	H: 2 LOB: 2 BB: 0 P: 7	R: 0 E: 0 K: 1 S: 5	H: 0 LOB: 1 BB: 1 P: 9	R: 0 E: 0 K: 2 S: 8	H: 1 LOB: 0 BB: 0 P: 8	R: 0 E: 0 K: 0 S: 3	H: 0 LOB: 0 BB: 0 P: 3	R: 0 E: 0 K: 1 S: 5	H: 0 LOB: 0 BB: 0 P: 5	R: 0 E: 1 K: 0 S: 4	H: 0 LOB: 1 BB: 0 P: 4	R: 1 E: 0 K: 1 S: 6	H: 1 LOB: 1 BB: 1 P: 10		R: 0 E: 0 K: 0 S: 4	H: 1 LOB: 2 BB: 1 P: 8	1B: 6 2B: 0 3B: 0 HR: 1	SF: 0 SAC: 1 DP: 0 HBP: 0	WP: 0 PB: 0 SB: 1 CS: 0
<b>PITCHER</b>	IP WLS BF H R ER SO BB IBB HBP BLK WP HR S P ERA WHIP																					
Bert Blyleven, R ERA: 3.2 Ed Whitson, R ERA: 2.56 Grant Jackson, L ERA: 2.56 Kent Tekulve, R ERA: 1.89 (1, 1) (9, 1) (9, 1) (9, 1)	8.1 W 36 7 1 1 6 2 1 0 0 0 0 0 45 57 1.08 1.080																					













Batter	1	2	3	4	5	6	7	8	9	AB	R	H	RBI	BB	SO	LOB	TOP				
Garry Templeton, S OBP: 0.319, SLG: 0.391	1-0 1B S E HBP		0-0 F9	0-0 E FC6-4 1B	0-0 2B	0-0 6-3			4-0 BLK 2B BB	4	3	2	2	1	0	1					
Tony Scott, S OBP: 0.300, SLG: 0.310	0-3 K		0-0 CS 2B	0-0 E3 FC6-4 E	0-0 P3		0-0 4-3		0-0 1-3	6	0	1	0	0	0	1					
Keith Hernandez, L OBP: 0.353, SLG: 0.397	0-0 E 1B		4-0 CS HR BB	0-0 E3 FC6-4	0-0 G3		0-0 3-1		0-0 2B	5	1	2	2	1	0	3					
George Hendrick, R OBP: 0.339, SLG: 0.483	0-0 E6		4-0 FC6-4			0-0 E9 1B WP	0-0 2-3		0-3 K	3	2	0	2	1	0	3					
Aurelio Lopez, R OBP: 0.083, SLG: 0.083	0-0 E6		4-0 FC6-4			0-0 E9 1B WP	0-0 2-3		0-3 K	1	0	0	0	0	0	0					
Roy Thomas, R OBP: 0.333, SLG: 0.333	0-0 E6		4-0 FC6-4			0-0 E9 1B WP	0-0 2-3		0-3 K	0	0	0	0	0	0	0					
Roger Freed, R OBP: 0.278, SLG: 0.389	1-2 HR BB		1-2 2-3 3-H	1-2 2-3 3-H					1-2 K	1	0	0	0	0	1	1					
Mark Littell, L OBP: 0.279, SLG: 0.362	1-2 3-H		1-2 2-3 3-H	1-2 2-3 3-H					1-2 K	0	0	0	0	0	0	0					
Ken Reitz, R OBP: 0.279, SLG: 0.362	0-0 F7		0-0 F8			0-0 FC1-4-4 1B 4-3 1B		0-0 FC5 1B	0-0 F3	6	2	3	3	0	0	5					
Jerry Morales, R OBP: 0.283, SLG: 0.323	0-0 F7		0-0 F2		0-0 P5	0-0 FC1-4-4 1B 4-3 1B		0-3 K		5	0	1	1	0	1	3					
Steve Swisher, R OBP: 0.347, SLG: 0.378		0-3 K		0-0 1B 2B	0-0 E 2B	0-0 FC1-4-6 4-3 2B		0-3 K		5	3	2	0	0	2	3					
Mike Phillips, L OBP: 0.341, SLG: 0.347		0-3 K		0-3 K	4-0 E BB	0-0 4-3		0-0 1B		4	1	1	1	1	2	2					
John Denny, R OBP: 0.234, SLG: 0.254		0-3 K		0-0 E 1B	0-0 E1 2B	0-0 2B		0-0 FC5		3	2	1	0	0	1	0					
Jerry Mumphrey, S OBP: 0.292, SLG: 0.300		0-3 K		0-0 E 1B	0-0 E1 2B	0-0 2B		0-0 FC5		2	0	1	1	0	0	2					
<b>Inning Stats</b>	R: 1 E: 1 K: 1 S: 7	H: 1 LOB: 2 BB: 0 P: 8	R: 0 E: 0 K: 3 S: 9	H: 0 LOB: 0 BB: 0 P: 9	R: 3 E: 0 K: 0 S: 4	H: 2 LOB: 0 BB: 2 P: 12	R: 3 E: 2 K: 1 S: 10	H: 3 LOB: 2 BB: 0 P: 10	R: 3 E: 1 K: 0 S: 6	H: 2 LOB: 1 BB: 1 P: 10	R: 0 E: 0 K: 0 S: 3	H: 0 LOB: 0 BB: 0 P: 3	R: 0 E: 0 K: 2 S: 9	H: 2 LOB: 2 BB: 0 P: 9	R: 1 E: 0 K: 1 S: 6	H: 1 LOB: 1 BB: 1 P: 10	1B: 7 2B: 8 3B: 0 HR: 1	SF: 0 SAC: 0 DP: 0 HBP: 1	WP: 1 PB: 0 SB: 1 CS: 2	PA: 50	
<b>PITCHER</b>	IP WLS BF H R ER SO	IP WLS BF H R ER SO	IP WLS BF H R ER SO	IP WLS BF H R ER SO	IP WLS BF H R ER SO	IP WLS BF H R ER SO	IP WLS BF H R ER SO	IP WLS BF H R ER SO	IP WLS BF H R ER SO	IP WLS BF H R ER SO	IP WLS BF H R ER SO	IP WLS BF H R ER SO	IP WLS BF H R ER SO	IP WLS BF H R ER SO	IP WLS BF H R ER SO	IP WLS BF H R ER SO	ERA WHIP	ERA WHIP			
Mickey Mahler, L ERA: 4.57	3.1 L	18 5	6 6	5 5	5 5	2 0	0 0	1 0	0 0	0 0	0 0	0 0	0 0	0 0	0 0	0 0	13.50 2.100				
Rick Camp, R ERA: 3.69	1.2	12 3	4 4	1 1	0 0	1 0	0 0	0 0	0 0	0 0	0 0	11 15	5.40 2.400								
Craig Skok, L ERA: 3.93	3.0	15 5	3 1	3 1	0 1	2 1	0 0	0 0	0 1	0 0	19 6	0.00 2.000									
Dave Campbell, R ERA: 4.96	1.0	5 1	1 1	1 1	1 1	1 0	0 0	0 1	0 0	0 6	9.00 2.000										

St. Louis Cardinals @ Atlanta Braves  
Atlanta-Fulton County Stadium, Atlanta, GA  
Sun Aug 27 1978, 3:33 AM EDT  
Att: 9,309 - Unknown

AB 45  
R 14  
H 14  
RBI 12  
BB 4  
SO 8  
LOB 28



Batter	1	2	3	4	5	6	7	8	9	AB	R	H	RBI	BB	SO	LOB	BOTTOM				
Glenn Hubbard, R OBP: 0.315, SLG: 0.280	0-3 K		0-0 FC6-4 1B		0-0 1B			0-0 6-3	0-0 1B	5	0	3	2	0	1	0					
Gary Matthews, R OBP: 0.370, SLG: 0.457	0-0 CS 1B		0-0 FC6-4 G5-4-3		0-0 F9			0-0 6-3	0-3 K	3	0	1	1	0	0	4					
Barry Bonnell, R OBP: 0.277, SLG: 0.286	0-0 CS 1B		0-0 FC6-4 G5-4-3		0-0 F9			0-0 6-3	0-3 K	2	0	0	0	0	1	2					
Jeff Burroughs, R OBP: 0.444, SLG: 0.541	0-3 K		0-0 G5-4-3		0-0 F8			4-0 BB BB		3	0	0	0	0	1	5					
Craig Skok, R OBP: 0.286, SLG: 0.429	0-3 K		0-0 G5-4-3		0-0 F8			4-0 BB BB		0	0	0	0	0	0	0					
Bob Beall, S OBP: 0.387, SLG: 0.313	1-2 K		1-2 K					4-0 BB BB		0	0	0	0	1	0	0					
Bob Horner, R OBP: 0.302, SLG: 0.527		0-3 K		4-0 G5-4-3 BB		0-0 P6		4-0 BB BB		2	0	0	0	1	1	0					
Rod Gilbreath, R OBP: 0.299, SLG: 0.326		0-3 K		4-0 G5-4-3 BB		0-0 P6		4-0 BB BB		0	0	0	0	1	0	0					
Dale Murphy, R OBP: 0.294, SLG: 0.406		0-0 G6-4-3 1B		0-0 G5-4-3		0-0 F2		0-3 K		4	0	1	0	0	1	3					
Dave Campbell, R ERA: 4.96		0-0 G6-4-3 1B		0-0 G5-4-3		0-0 F2		0-3 K		0	0	0	0	0	0	0					
Rowland Office, L OBP: 0.292, SLG: 0.346		0-0 G6-4-3		0-0 FC5-4 1B		0-3 K			0-0 WP 1B 1B	4	1	2	0	0	1	1					
Bruce Benedict, R OBP: 0.333, SLG: 0.273			0-0 1B BB 1B	0-0 FC5-4		0-0 F8			0-0 L8	4	1	1	0	0	0	2					
Darrel Chaney, S OBP: 0.300, SLG: 0.307			4-0 1B 1B	0-0 FC5-4		0-3 K			0-0 F9	3	1	0	0	1	1	1					
Mickey Mahler, S OBP: 0.152, SLG: 0.125			0-0 1B BB 1B	0-0 FC6-4		0-0 K			0-0 1B WP	1	0	1	0	0	0	0					
Rick Camp, R ERA: 3.69			0-0 FC6-4		0-0 1B				0-0 1B WP	0	0	0	0	0	0	0					
Joe Nolan, L OBP: 0.341, SLG: 0.382			0-0 FC6-4		0-0 1B				0-0 1B WP	1	0	1	0	0	0	0					
Cito Gaston, R OBP: 0.238, SLG: 0.228			1-2 2-3		0-0 1B				1-2 1B	2	0	1	0	0	1	0					
<b>Inning Stats</b>	R: 0 E: 0 K: 2 S: 7	H: 1 LOB: 0 BB: 0 P: 7	R: 0 E: 0 K: 1 S: 5	H: 1 LOB: 0 BB: 0 P: 5	R: 2 E: 0 K: 0 S: 5	H: 3 LOB: 1 BB: 1 P: 9	R: 0 E: 0 K: 0 S: 3	H: 1 LOB: 1 BB: 1 P: 7	R: 0 E: 0 K: 1 S: 5	H: 2 LOB: 2 BB: 0 P: 5	R: 0 E: 0 K: 1 S: 7	H: 0 LOB: 0 BB: 0 P: 7	R: 0 E: 0 K: 1 S: 5	H: 0 LOB: 2 BB: 2 P: 13	R: 1 E: 0 K: 1 S: 8	H: 3 LOB: 3 BB: 0 P: 8	1B: 11 2B: 0 3B: 0 HR: 0	SF: 0 SAC: 0 DP: 3 HBP: 0	WP: 1 PB: 0 SB: 0 CS: 1	PA: 38	
<b>PITCHER</b>	IP WLS BF H R ER SO	IP WLS BF H R ER SO	IP WLS BF H R ER SO	IP WLS BF H R ER SO	IP WLS BF H R ER SO	IP WLS BF H R ER SO	IP WLS BF H R ER SO	IP WLS BF H R ER SO	IP WLS BF H R ER SO	IP WLS BF H R ER SO	IP WLS BF H R ER SO	IP WLS BF H R ER SO	IP WLS BF H R ER SO	IP WLS BF H R ER SO	IP WLS BF H R ER SO	IP WLS BF H R ER SO	ERA WHIP	ERA WHIP			
John Denny, R ERA: 3.06	5.0 W	21 2	2 2	3 3	2 0	0 0	0 0	0 0	0 0	0 0	25 12	3.60 0.000									
Aurelio Lopez, R ERA: 4.19	2.0	6 0	0 0	0 0	3 3	0 0	0 0	0 0	0 0	0 0	12 12	0.00 0.000									
Roy Thomas, R ERA: 4.22	1.0	5 0	0 0	0 0	1 1	2 0	0 0	0 0	0 0	5 5	0.00 2.000										
Mark Littell, R ERA: 2.74	1.0	6 3	1 1	1 1	1 1	0 0	0 0	0 0	1 0	8 8	9.00 3.000										

St. Louis Cardinals @ Atlanta Braves  
Atlanta-Fulton County Stadium, Atlanta, GA  
Sun Aug 27 1978, 3:33 AM EDT  
Att: 9,309 - Unknown

AB 34  
R 3  
H 11  
RBI 3  
BB 4  
SO 8  
LOB 18





Batter	1	2	3	4	5	6	7	8	9	AB	R	H	RBI	BB	SO	LOB	TOP					
Greg Gross, L OBP: 0.325, SLG: 0.361 (1, 8)	4-3		L4-6 1B		G3 1B	G1			1B	5	0	3	0	0	0	1						
Rodney Scott, S OBP: 0.404, SLG: 0.319 (1, 5)	HBP		1B 1-2		K		L3 BB		6-3 1B	3	1	1	0	1	1	2						
Bill Buckner, L OBP: 0.326, SLG: 0.385 (1, 3)	K		L4-6 2-3		G3 1-2		L3			4	0	0	0	0	1	5						
Bobby Murcer, L OBP: 0.367, SLG: 0.397 (1, 9)		1B BB	1B 1-3		P4		4-3			3	0	1	0	1	0	1						
Dave Kingman, R OBP: 0.319, SLG: 0.523 (1, 7)		HBP 1B	1B 3-H			SH1-4 2B 1B			K	4	1	3	1	0	1	0						
Manny Trillo, R OBP: 0.319, SLG: 0.333 (1, 4)	K		P6			SH1-4 2B BB			P9	3	1	0	0	1	1	4						
Ivan De Jesus, R OBP: 0.343, SLG: 0.354 (1, 6)	K				P6	SH1-4 1-2 2-3			L9	3	0	0	0	0	1	2						
Tim Blackwell, S OBP: 0.341, SLG: 0.286 (6, PH)		FC6 HBP			P6				K	1	0	0	0	0	0	0						
Dave Rader, L OBP: 0.270, SLG: 0.292 (6, 2)									K	2	0	0	0	0	2	2						
Dennis Lamp, R OBP: 0.196, SLG: 0.234 (5, PH)									K	2	0	0	0	0	0	3						
Larry Gathler, L OBP: 0.372, SLG: 0.356 (6, 1)										1	0	1	2	0	0	0						
Donnie Moore, L OBP: 0.386, SLG: 0.417 (6, 1)										0	0	0	0	0	0	0						
Willie Hernandez, L OBP: 0.391, SLG: 0.413 (8, 7)										1	0	0	0	0	1	0						
Mike Vail, R OBP: 0.303, SLG: 0.167 (8, 7)										0	0	0	0	0	0	0						
Lynn McGlothen, L OBP: 0.104, SLG: 0.167 (8, 7)										0	0	0	0	0	0	0						
<b>Inning Stats</b>	R: 0 E: 0 K: 1 S: 4	H: 0 LOB: 0 BB: 0 P: 5	R: 0 E: 0 K: 2 S: 9	H: 1 LOB: 3 BB: 1 P: 14	R: 1 E: 0 K: 0 S: 6	H: 4 LOB: 2 BB: 0 P: 6	R: 0 E: 0 K: 0 S: 6	H: 0 LOB: 0 BB: 0 P: 7	R: 0 E: 0 K: 1 S: 6	H: 1 LOB: 1 BB: 0 P: 6	R: 2 E: 0 K: 1 S: 7	H: 2 LOB: 1 BB: 1 P: 11	R: 0 E: 0 K: 0 S: 5	H: 0 LOB: 0 BB: 1 P: 9	R: 0 E: 0 K: 1 S: 5	H: 0 LOB: 0 BB: 0 P: 5	R: 0 E: 0 K: 2 S: 8	H: 1 LOB: 1 BB: 0 P: 8	1B: 8 2B: 3 3B: 0 HR: 0	SF: 0 SAC: 1 DP: 2 HBP: 2	WP: 0 PB: 0 SB: 0 CS: 1	PA: 38
<b>PITCHER</b>	IP WLS BF H R ER SO BB IBB HBP BLK WP HR S P ERA WHIP																					
Phil Niekro, R ERA: 3.04 (1, 1)	8.0 W 34 8 3 3 6 3 0 2 0 0 0 48 63 3.38 1.375																					
Gene Garber, R ERA: 2.11 (9, 1)	1.0 S 4 1 0 0 2 0 0 0 0 0 0 8 8 0.00 1.000																					

Chicago Cubs @ Atlanta Braves  
Atlanta-Fulton County Stadium, Atlanta, GA  
Mon Aug 28 1978, 7:05 PM EDT  
Att. 4,007 - Unknown - 78 F

AB 32  
R 3  
H 9  
RBI 3  
BB 3  
SO 8  
LOB 20



Batter	1	2	3	4	5	6	7	8	9	AB	R	H	RBI	BB	SO	LOB	BOTTOM					
Jerry Royster, R OBP: 0.343, SLG: 0.354 (1, 6)	6-3		F8		K2-3		1-3			4	0	0	0	0	1	2						
Bob Beall, S OBP: 0.389, SLG: 0.309 (1, 3)	K				4-3		HR BB		CS BB	2	1	0	0	2	1	0						
Gary Matthews, R OBP: 0.367, SLG: 0.452 (1, 9)	K				F8		P8		K	4	0	0	0	0	2	2						
Jeff Burroughs, R OBP: 0.445, SLG: 0.556 (1, 7)					5-3		HR		K	4	2	2	3	0	1	1						
Gene Garber, R OBP: 0.197, SLG: 0.091 (9, 1)		HR							K	0	0	0	0	0	0	0						
Bob Horner, R OBP: 0.306, SLG: 0.529 (1, 5)		L6				1B 1B			CS	3	1	2	0	0	0	0						
Joe Nolan, L OBP: 0.341, SLG: 0.381 (1, 2)		4-1				1B 1B			K	3	0	1	0	0	1	1						
Rowland Office, L OBP: 0.292, SLG: 0.346 (1, 8)		4-3				G5-2-3 1B			1-3	3	0	1	0	0	0	1						
Glenn Hubbard, R OBP: 0.316, SLG: 0.283 (1, 4)									L9	3	0	1	1	0	1	0						
Phil Niekro, R OBP: 0.240, SLG: 0.242 (1, 1)									L7	3	0	0	0	0	0	3						
Barry Bonnell, R OBP: 0.277, SLG: 0.286 (9, 7)						G5-2-3 1B				0	0	0	0	0	0	0						
<b>Inning Stats</b>	R: 0 E: 0 K: 2 S: 11	H: 0 LOB: 0 BB: 0 P: 13	R: 1 E: 0 K: 0 S: 4	H: 1 LOB: 0 BB: 0 P: 4	R: 0 E: 0 K: 1 S: 6	H: 0 LOB: 0 BB: 0 P: 8	R: 0 E: 0 K: 0 S: 3	H: 0 LOB: 0 BB: 0 P: 3	R: 0 E: 0 K: 1 S: 8	H: 4 LOB: 2 BB: 0 P: 8	R: 2 E: 0 K: 1 S: 13	H: 2 LOB: 1 BB: 1 P: 20	R: 0 E: 0 K: 0 S: 3	H: 0 LOB: 0 BB: 0 P: 3	R: 0 E: 0 K: 2 S: 6	H: 0 LOB: 0 BB: 1 P: 10	R: 0 E: 0 K: 2 S: 6	H: 0 LOB: 0 BB: 0 P: 10	1B: 5 2B: 0 3B: 0 HR: 2	SF: 0 SAC: 0 DP: 1 HBP: 0	WP: 0 PB: 0 SB: 0 CS: 1	PA: 32
<b>PITCHER</b>	IP WLS BF H R ER SO BB IBB HBP BLK WP HR S P ERA WHIP																					
Dennis Lamp, R ERA: 3.2 (1, 1)	5.0 L 4 2 2 2 0 1 0 0 0 0 0 1 8 14 54.00 9.000																					
Donnie Moore, R ERA: 3.92 (6, 1)	0.1 L 4 2 2 2 0 1 0 0 0 0 0 0 8 13 0.00 0.600																					
Willie Hernandez, L ERA: 3.91 (6, 1)	1.2 6 0 0 0 1 1 0 0 0 0 0 0 8 13 0.00 0.600																					
Lynn McGlothen, R ERA: 3.52 (8, 1)	1.0 2 0 0 0 2 0 0 0 0 0 0 0 6 6 0.00 0.000																					

Chicago Cubs @ Atlanta Braves  
Atlanta-Fulton County Stadium, Atlanta, GA  
Mon Aug 28 1978, 7:05 PM EDT  
Att. 4,007 - Unknown - 78 F

AB 29  
R 4  
H 7  
RBI 4  
BB 2  
SO 7  
LOB 10





Batter	1	2	3	4	5	6	7	8	9	AB	R	H	RBI	BB	SO	LOB	TOP																			
Greg Gross, L (1,8) OBP: 0.320, SLG: 0.354	6-3		F7	F7		4-3			6-3	5	0	0	0	0	0	4																				
Rodney Scott, S (1,5) OBP: 0.408, SLG: 0.319 Larry Bittner, L (9, PH) OBP: 0.311, SLG: 0.357	1B		2B	K		L7			4-3	3	2	1	0	1	1	3																				
Bill Buckner, L (1,3) OBP: 0.327, SLG: 0.388	1B		1B	2B		6-3			4-3	5	1	2	1	0	0	1																				
Bobby Murcer, L (1,9) OBP: 0.364, SLG: 0.393	6-3		K			F9			4-3	4	0	0	1	0	1	2																				
Dave Kingman, R (1,7) OBP: 0.324, SLG: 0.522	BB		1B	IBB		BB			1-3	1	0	0	0	3	0	0																				
Manny Trillo, R (1,4) OBP: 0.318, SLG: 0.332	1-3		1B			K			L6	4	0	1	1	0	1	3																				
Ivan De Jesus, R (1,6) OBP: 0.341, SLG: 0.351			L9	F7		B1-3			K	4	0	0	0	0	1	2																				
Tim Blackwell, S (1,2) OBP: 0.349, SLG: 0.288			F8			1B			L4	3	0	1	0	1	0	0																				
Rick Reuschel, R (1,1) OBP: 0.177, SLG: 0.155 Lynn McClothen, L (7,1) OBP: 0.154, SLG: 0.167 Bruce Sutter, R (8,1) OBP: 0.200, SLG: 0.077 Jerry White, S (9, PH) OBP: 0.359, SLG: 0.265	5-3			SH2-4					4-3	2	0	1	0	0	0	0																				
<b>Inning Stats</b>	R: 1 E: 0 K: 0 S: 5	H: 2 LOB: 2 BB: 1 P: 9	R: 0 E: 0 K: 0 S: 3	H: 0 LOB: 0 BB: 0 P: 3	R: 2 E: 0 K: 1 S: 12	H: 2 LOB: 2 BB: 2 P: 23	R: 0 E: 0 K: 1 S: 5	H: 0 LOB: 1 BB: 1 P: 9	R: 0 E: 0 K: 0 S: 5	H: 2 LOB: 2 BB: 0 P: 5	R: 0 E: 0 K: 0 S: 3	H: 0 LOB: 0 BB: 0 P: 3	R: 0 E: 0 K: 1 S: 4	H: 0 LOB: 0 BB: 0 P: 5	R: 0 E: 0 K: 0 S: 4	H: 1 LOB: 1 BB: 0 P: 4	1B: 6 2B: 1 3B: 0 HR: 0	SF: 0 SAC: 1 DP: 0 HBP: 0	WP: 0 PA: 39 PB: 0 SB: 1 CS: 0																	
<b>PITCHER</b>	IP	WLS	BF	H	R	ER	SO	BB	IBB	HBP	BLK	WP	HR	S	P	ERA	WHIP	<b>PITCHER</b>		IP	WLS	BF	H	R	ER	SO	BB	IBB	HBP	BLK	WP	HR	S	P	ERA	WHIP
Eddie Solomon, R (1,1) ERA: 3.98	7.0	W	32	6	3	3	3	4	1	0	0	0	0	38	61	3.86	1.429																			
Gene Garber, R (8,1) ERA: 2.07	2.0	S	7	1	0	0	1	0	0	0	0	0	0	9	9	0.00	0.500																			

**Chicago Cubs @ Atlanta Braves**  
Atlanta-Fulton County Stadium, Atlanta, GA  
Tue Aug 29 1978, 7:05 PM EDT  
Att: 3,244 - Cloudy - 81 F

AB 33  
R 3  
H 7  
RBI 3  
BB 5  
SO 4  
LOB 16



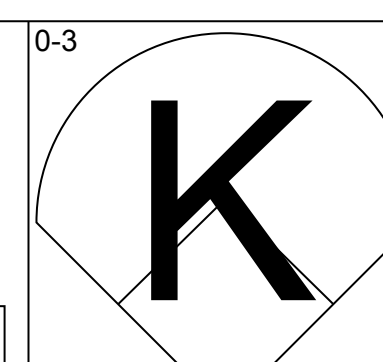
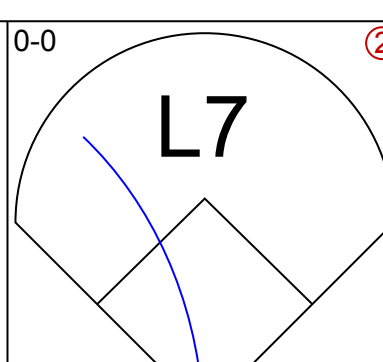
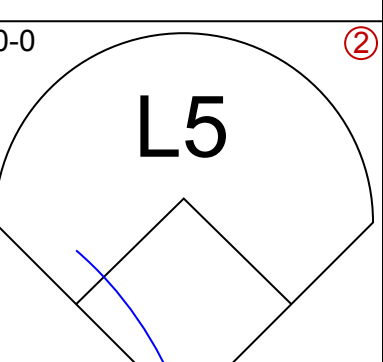
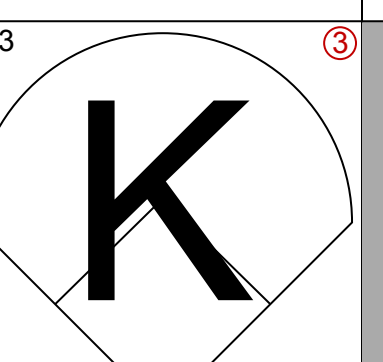
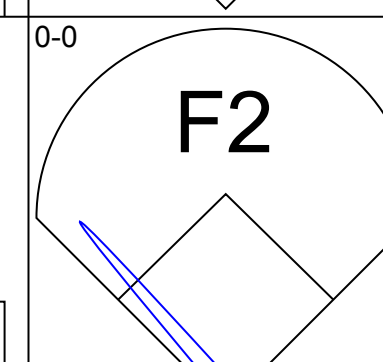
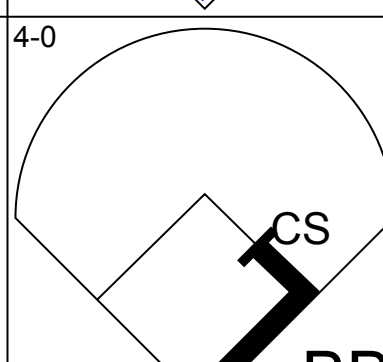
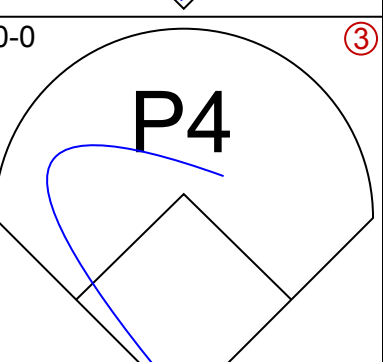
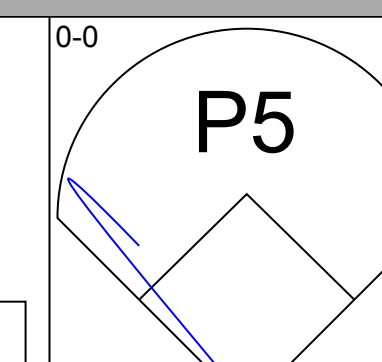
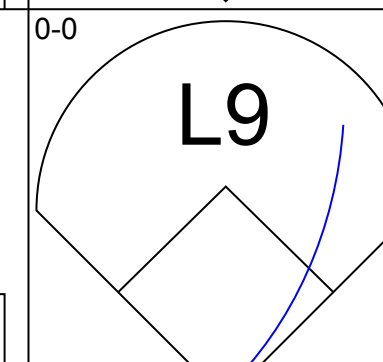
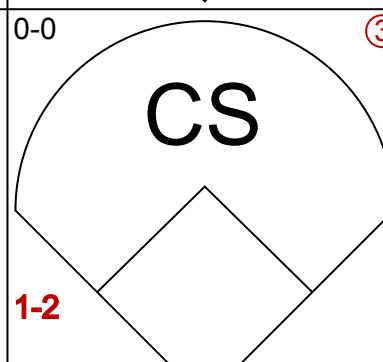
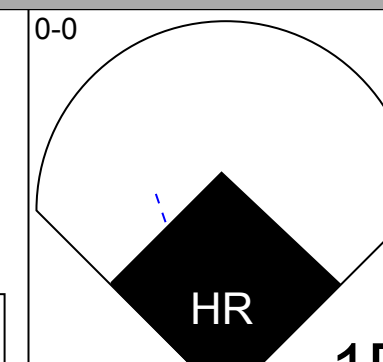
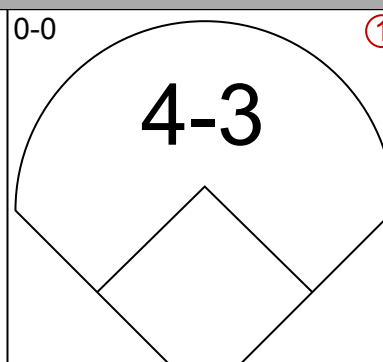
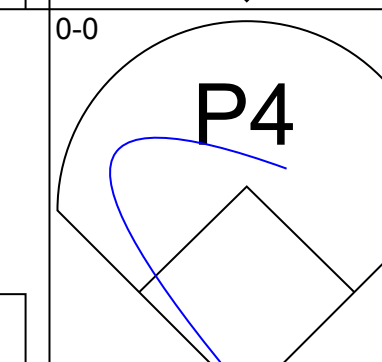
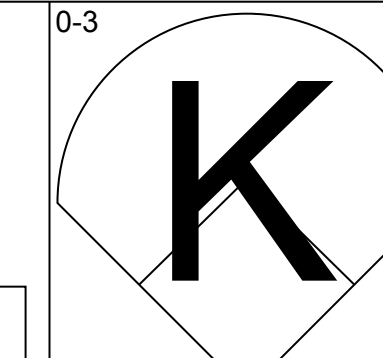
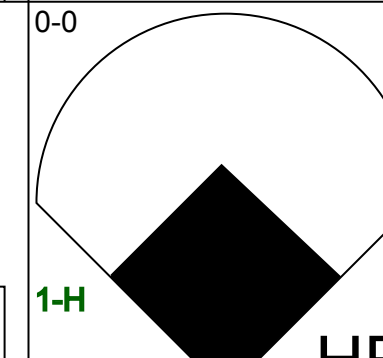
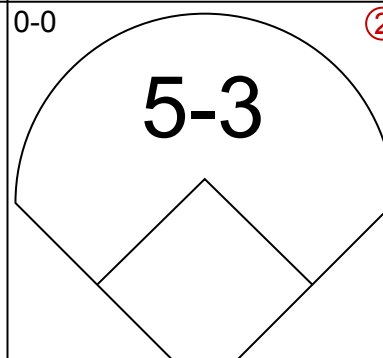
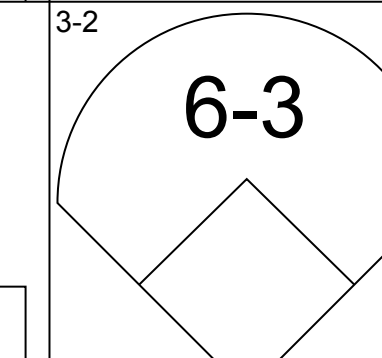
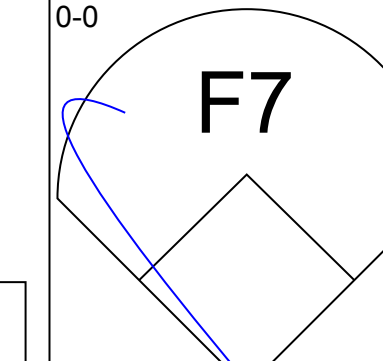
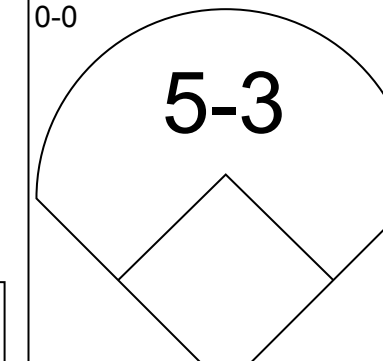
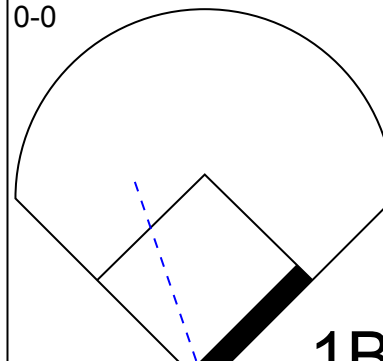
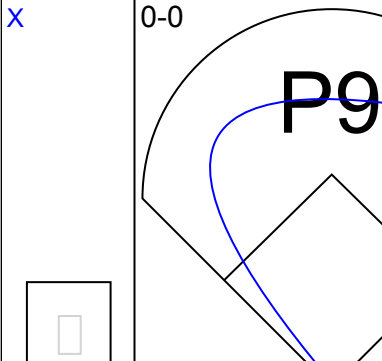
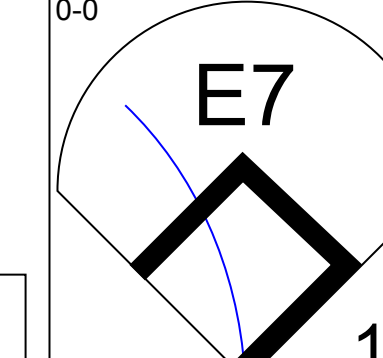
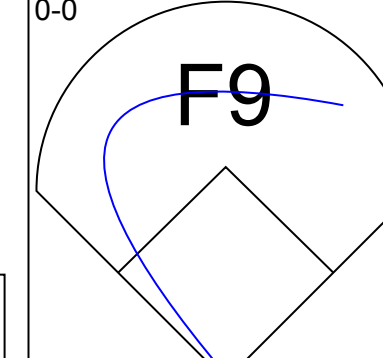
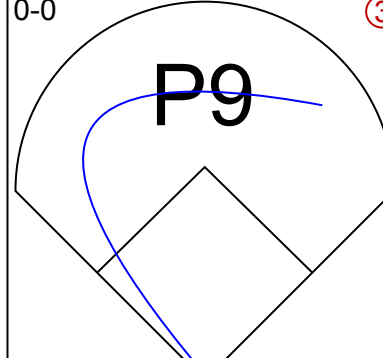
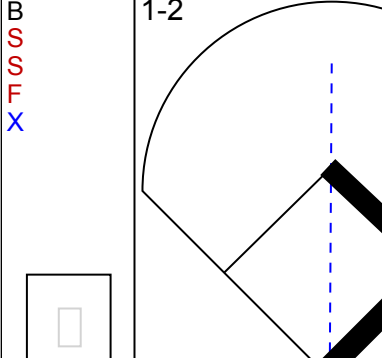
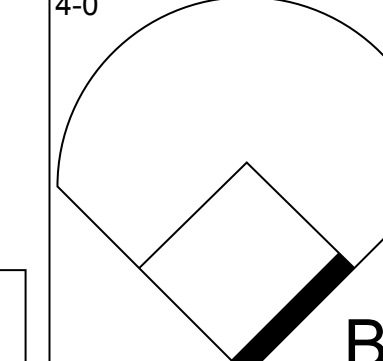
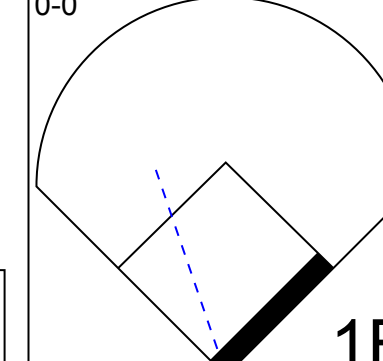
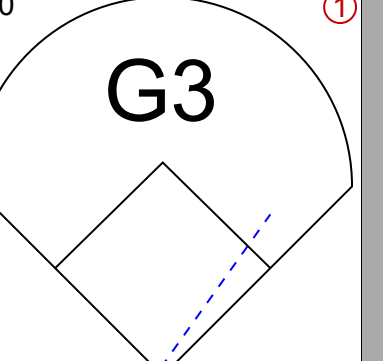
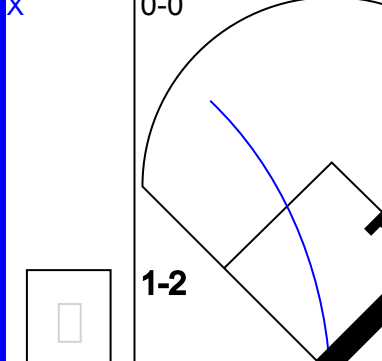
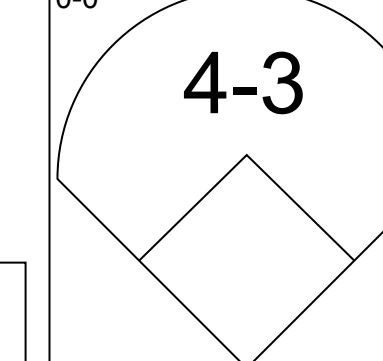
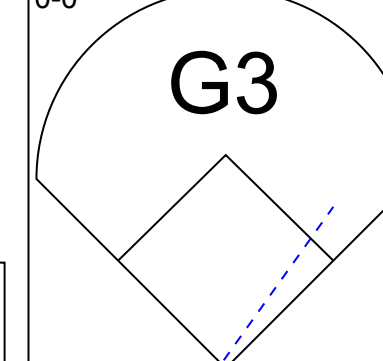

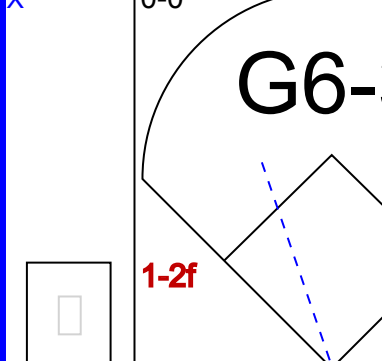


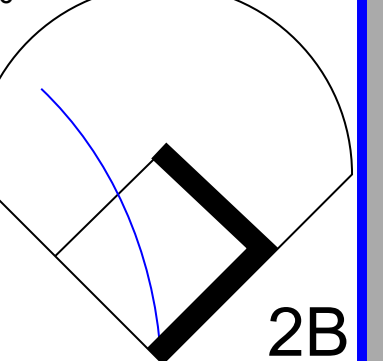

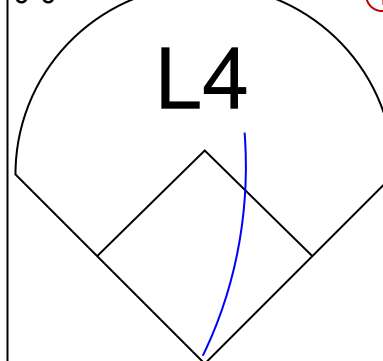
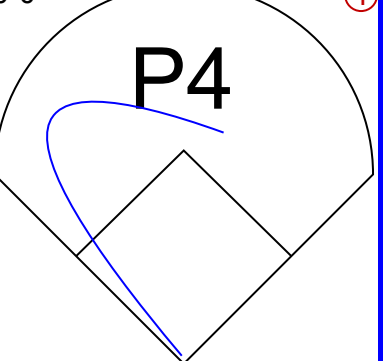
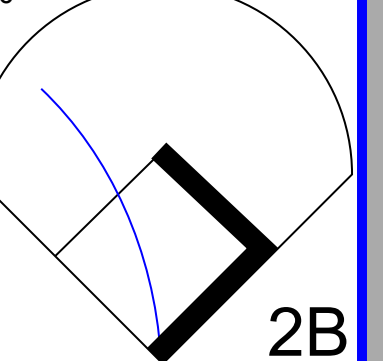
Batter	1	2	3	4	5	6	7	8	9	AB	R	H	RBI	BB	SO	LOB	BOTTOM																			
Jerry Royster, R (1,6) OBP: 0.344, SLG: 0.354	G4-6-3		F9			L4			1B	3	1	1	0	1	0	1																				
Bob Beall, S (1,3) OBP: 0.392, SLG: 0.309	G4-6-3		G3			1B			1B	3	2	1	0	1	0	1																				
Gary Matthews, R (1,9) OBP: 0.368, SLG: 0.461	6-3					F9			1B	4	1	2	3	0	0	0																				
Jeff Burroughs, R (1,7) OBP: 0.447, SLG: 0.555 Rod Gilbreath, R (7, PR) OBP: 0.299, SLG: 0.326 Gene Garber, R (8,1) OBP: 0.167, SLG: 0.091			K			FC6-4			1B	2	0	1	0	2	1	0																				
Bob Horner, R (1,5) OBP: 0.301, SLG: 0.522			F9			FC6-4			SF7	3	0	0	1	0	0	2																				
Rowland Office, L (1,8) OBP: 0.292, SLG: 0.345			1B			1-3-2			L7	4	0	1	0	0	1	3																				
Glenn Hubbard, R (1,4) OBP: 0.361, SLG: 0.321			FC6-4			E5			1B	3	0	3	0	1	0	0																				
Bruce Benedict, R (1,2) OBP: 0.286, SLG: 0.231 Joe Nolan, L (6, PH) OBP: 0.343, SLG: 0.378			FC6-4			F9			4-3	2	0	0	0	0	3																					
Eddie Solomon, R (1,1) OBP: 0.174, SLG: 0.174 Darrel Chaney, S (7, PH) OBP: 0.298, SLG: 0.305 Barry Bonnell, R (8,7) OBP: 0.276, SLG: 0.285			5-3			P4			G3	2	0	0	0	0	1																					
<b>Inning Stats</b>	R: 0 E: 0 K: 0 S: 3	H: 1 LOB: 0 BB: 0 P: 3	R: 0 E: 0 K: 1 S: 7	H: 2 LOB: 2 BB: 0 P: 7	R: 0 E: 0 K: 0 S: 3	H: 0 LOB: 0 BB: 0 P: 3	R: 0 E: 0 K: 0 S: 3	H: 0 LOB: 1 BB: 1 P: 7	R: 0 E: 0 K: 0 S: 4	H: 1 LOB: 1 BB: 0 P: 4	R: 1 E: 0 K: 0 S: 5	H: 2 LOB: 3 BB: 2 P: 13	R: 3 E: 0 K: 0 S: 7	H: 2 LOB: 1 BB: 2 P: 15	R: 0 E: 0 K: 1 S: 5	H: 1 LOB: 1 BB: 1 P: 9	1B: 8 2B: 0 3B: 0 HR: 1	SF: 1 SAC: 0 DP: 3 HBP: 0	WP: 0 PA: 36 PB: 0 SB: 1 CS: 0																	
<b>PITCHER</b>	IP	WLS	BF	H	R	ER	SO	BB	IBB	HBP	BLK	WP	HR	S	P	ERA	WHIP	<b>PITCHER</b>		IP	WLS	BF	H	R	ER	SO	BB	IBB	HBP	BLK	WP	HR	S	P	ERA	WHIP
Rick Reuschel, R (1,1) ERA: 3.03	6.1	L	29	7	3	3	1	1	1	0	0	0	1	9	17	9.00	3.000																			
Lynn McClothen, R (7,1) ERA: 3.59	1.0	L	6	2	1	1	1	1	1	0	0	0	0	1	1	0.00	0.000																			
Bruce Sutter, R (8,1) ERA: 2.62	0.2		1	0	0	0	0	0	0	0	0	0	0	1	1	0.00	0.000																			

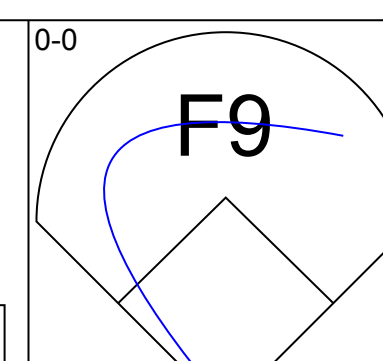
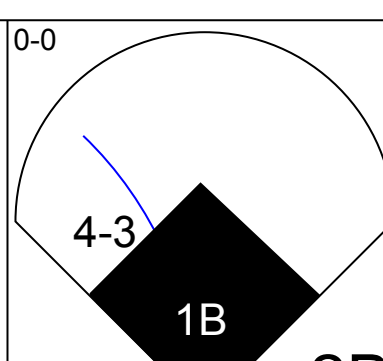
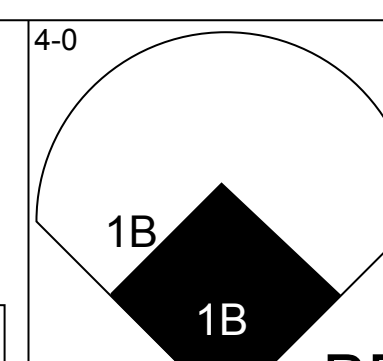
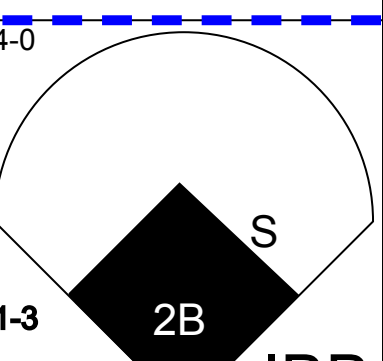
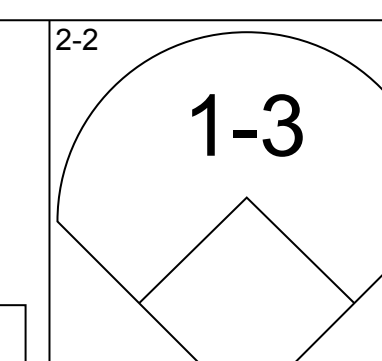
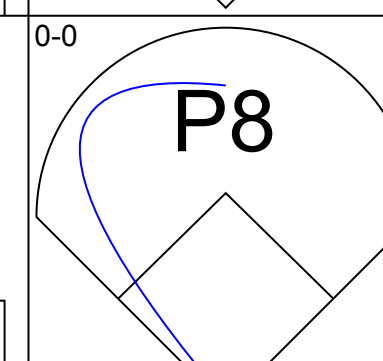
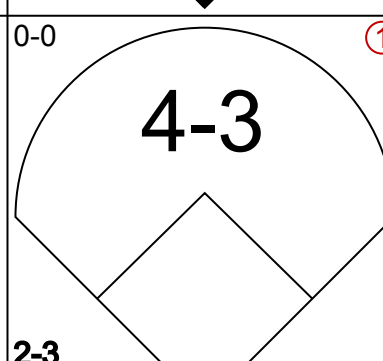
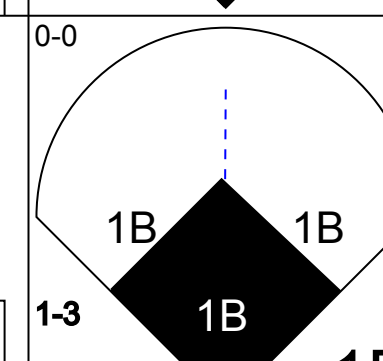
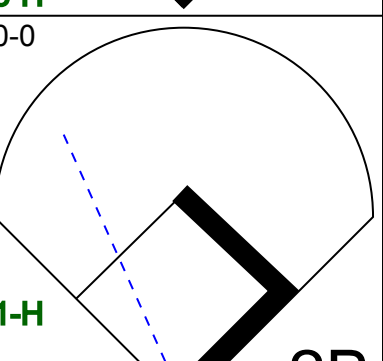
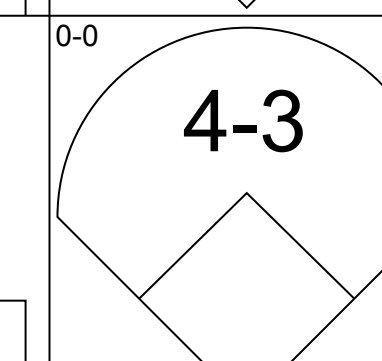
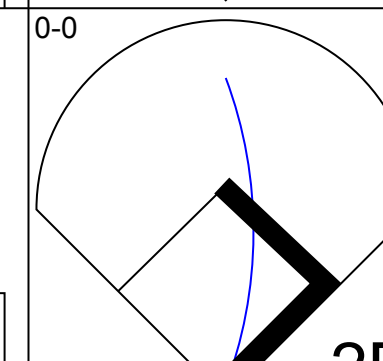
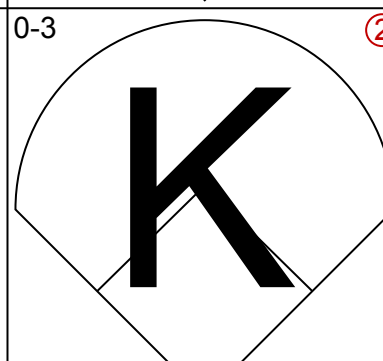
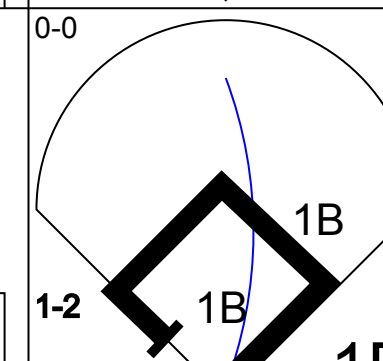
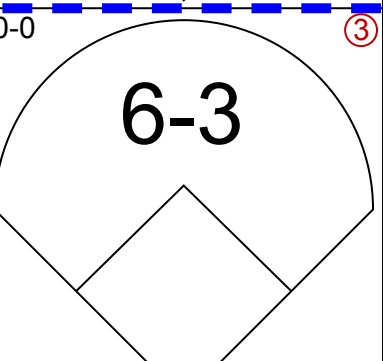
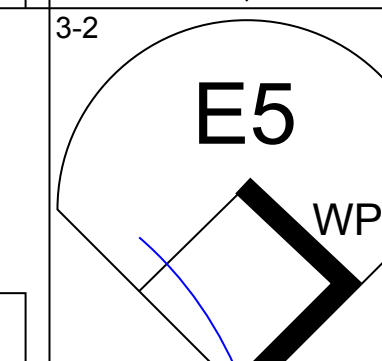
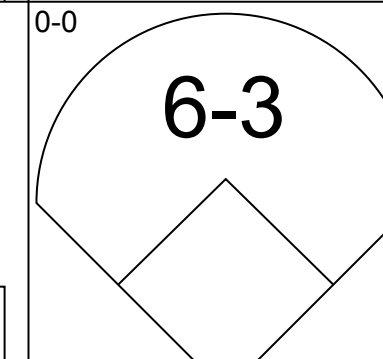
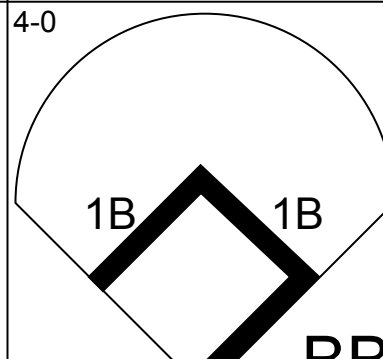
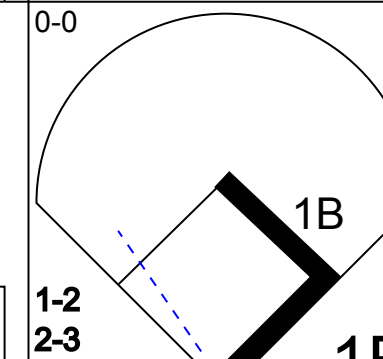

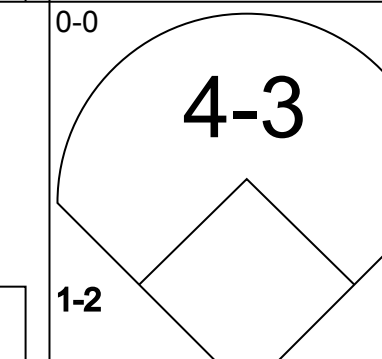
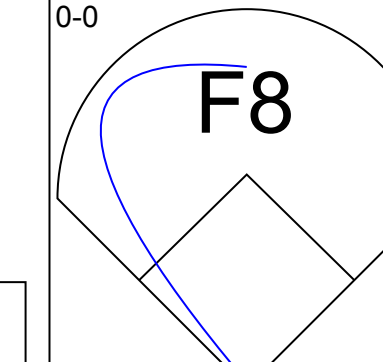
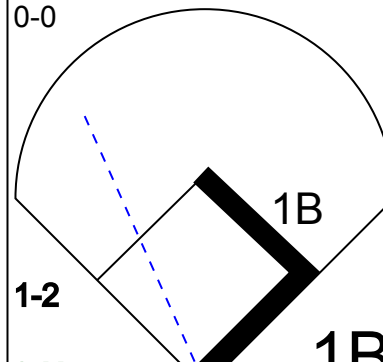
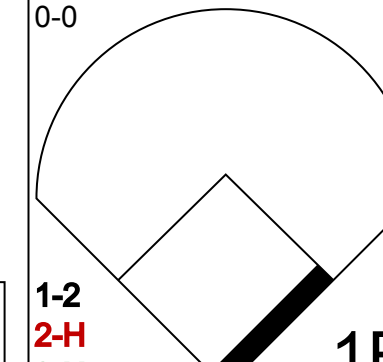

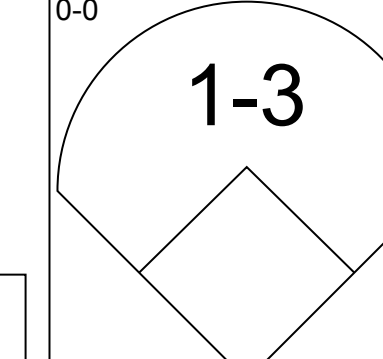
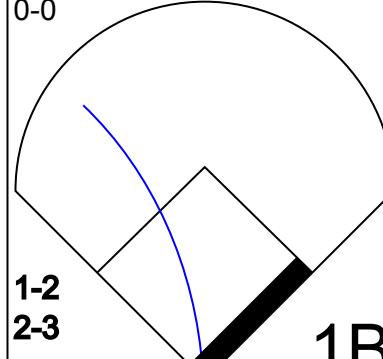
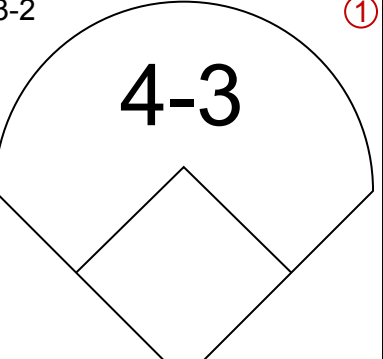

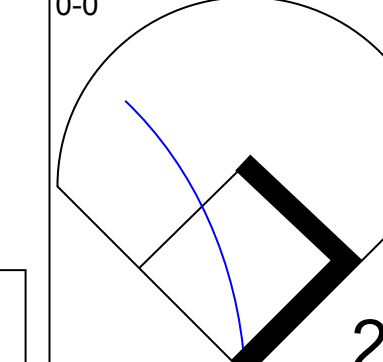
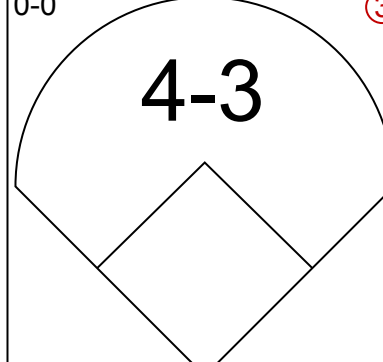
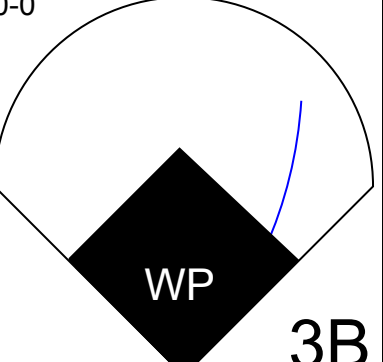

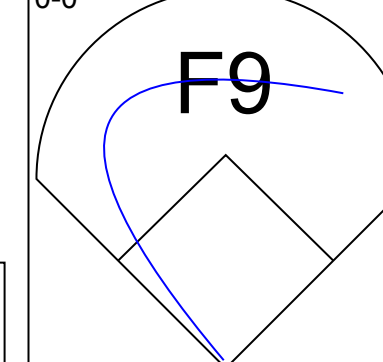
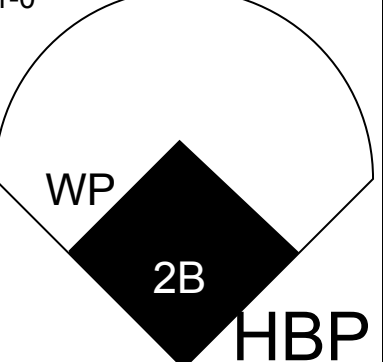

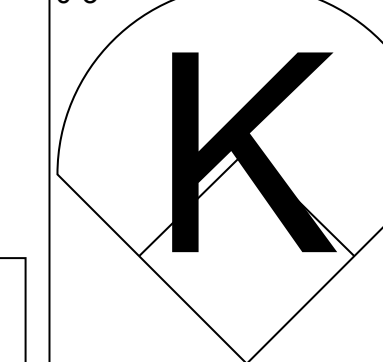

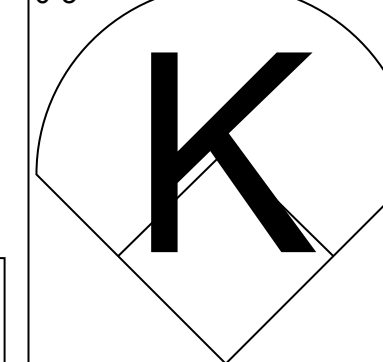
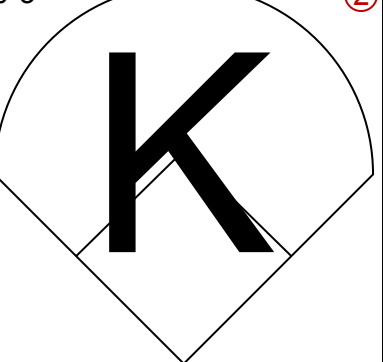
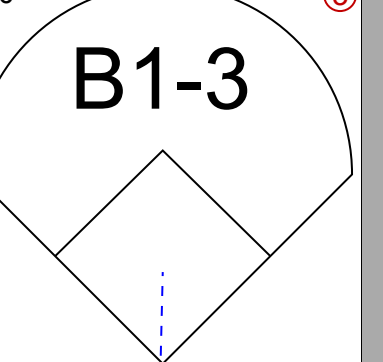
**Chicago Cubs @ Atlanta Braves**  
Atlanta-Fulton County Stadium, Atlanta, GA  
Tue Aug 29 1978, 7:05 PM EDT  
Att: 3,244 - Cloudy - 81 F

AB 29  
R 4  
H 9  
RBI 4  
BB 6  
SO 2  
LOB 16





Batter	1	2	3	4	5	6	7	8	9	AB	R	H	RBI	BB	SO	LOB	TOP					
Ivan De Jesus, R OBP: 0.338, SLG: 0.349 (1, 6)										4	0	0	0	0	2	1	<p>Chicago Cubs @ Atlanta Braves Atlanta-Fulton County Stadium, Atlanta, GA Wed Aug 30 1978, 7:05 PM EDT Att: 3,305 - Cloudy - 79 F</p> <p>livebaseballscores.com</p>					
Jerry White, S OBP: 0.355, SLG: 0.257 (1, 8)										3	0	0	0	1	0	0						
Bill Buckner, L OBP: 0.326, SLG: 0.387 (1, 3)										4	1	1	0	0	0	0						
Dave Kingman, R OBP: 0.323, SLG: 0.528 (1, 7)										4	1	1	2	0	1	0						
Mike Vail, R OBP: 0.301, SLG: 0.408 (1, 9)										4	0	1	0	0	0	0						
Davey Johnson, R OBP: 0.311, SLG: 0.326 (1, 5)										4	0	2	0	0	0	1						
Tim Blackwell, S OBP: 0.360, SLG: 0.293 (9, PH)										2	0	1	0	1	0	0						
Manny Trillo, R OBP: 0.320, SLG: 0.333 (9, PH)										3	0	0	0	0	1	3						
Mick Kelleher, R OBP: 0.333, SLG: 0.245 (9, PH)										1	0	0	0	0	0	2						
Ray Burris, R OBP: 0.140, SLG: 0.184 Willie Hernandez, L (5, 1)										2	0	0	0	0	0	0						
Donnie Moore, L OBP: 0.388, SLG: 0.417 Gene Clines, R OBP: 0.329, SLG: 0.337 Ken Holtzman, R OBP: 0.404, SLG: 0.500 (7, 1)										0	0	0	0	0	0	0						
<b>Inning Stats</b>	R: 0 E: 0 K: 1 S: 5	H: 0 LOB: 0 BB: 0 P: 5	R: 0 E: 1 K: 1 S: 6	H: 1 LOB: 2 BB: 1 P: 10	R: 0 E: 0 K: 0 S: 2	H: 0 LOB: 0 BB: 1 P: 6	R: 2 E: 0 K: 0 S: 6	H: 3 LOB: 1 BB: 0 P: 6	R: 0 E: 0 K: 0 S: 3	H: 0 LOB: 0 BB: 0 P: 3	R: 0 E: 0 K: 0 S: 4	H: 1 LOB: 1 BB: 0 P: 4	R: 0 E: 0 K: 2 S: 8	H: 1 LOB: 1 BB: 0 P: 8	R: 0 E: 0 K: 0 S: 6	H: 0 LOB: 0 BB: 0 P: 9	R: 0 E: 0 K: 0 S: 7	H: 2 LOB: 1 BB: 0 P: 8	1B: 6 2B: 1 3B: 0 HR: 1	SF: 0 SAC: 0 DP: 1 HBP: 0	WP: 0 PB: 0 SB: 0 CS: 1	PA: 36
<b>PITCHER</b> Larry McWilliams, L ERA: 3.26 (1, 1)	IP: 9.0 WLS: W BF: 35 H: 8 R: 2 ER: 2 SO: 4 BB: 2 IBB: 0 HBP: 0 BLK: 0 WP: 0 HR: 1 S: 47 P: 59 ERA: 2.00 WHIP: 1.11															<b>PITCHER</b>						

Batter	1	2	3	4	5	6	7	8	9	AB	R	H	RBI	BB	SO	LOB	BOTTOM					
Jerry Royster, R OBP: 0.347, SLG: 0.356 (1, 6)										3	3	1	0	2	0	0	<p>Chicago Cubs @ Atlanta Braves Atlanta-Fulton County Stadium, Atlanta, GA Wed Aug 30 1978, 7:05 PM EDT Att: 3,305 - Cloudy - 79 F</p> <p>livebaseballscores.com</p>					
Bob Beall, S OBP: 0.392, SLG: 0.319 (1, 3)										5	1	2	2	0	1	0						
Gary Matthews, R OBP: 0.369, SLG: 0.464 Barry Bonnell, R OBP: 0.275, SLG: 0.284 (7, 9)										4	0	2	1	0	1	2						
Jeff Burroughs, R OBP: 0.447, SLG: 0.552 (1, 7)										4	0	1	0	1	1	2						
Bob Horner, R OBP: 0.304, SLG: 0.522 (1, 5)										4	0	2	2	0	0	0						
Joe Nolan, L OBP: 0.341, SLG: 0.375 (1, 2)										4	0	1	0	0	0	0						
Rowland Office, L OBP: 0.294, SLG: 0.355 (1, 8)										4	1	2	0	0	0	3						
Glenn Hubbard, R OBP: 0.369, SLG: 0.310 (1, 4)										2	1	0	0	1	0	0						
Larry McWilliams, L OBP: 0.050, SLG: 0.050 (1, 1)										4	0	0	0	0	3	4						
<b>Inning Stats</b>	R: 0 E: 0 K: 0 S: 4	H: 1 LOB: 1 BB: 0 P: 4	R: 0 E: 0 K: 1 S: 6	H: 1 LOB: 2 BB: 1 P: 10	R: 1 E: 0 K: 1 S: 8	H: 3 LOB: 3 BB: 1 P: 12	R: 2 E: 0 K: 1 S: 8	H: 4 LOB: 2 BB: 1 P: 12	R: 3 E: 0 K: 1 S: 11	H: 2 LOB: 1 BB: 1 P: 19	R: 0 E: 0 K: 1 S: 5	H: 0 LOB: 0 BB: 0 P: 5	R: 0 E: 0 K: 0 S: 3	H: 0 LOB: 0 BB: 0 P: 3	R: 0 E: 1 K: 0 S: 10	H: 0 LOB: 1 BB: 0 P: 15		R: 0 E: 0 K: 0 S: 7	H: 0 LOB: 1 BB: 0 P: 8	1B: 6 2B: 4 3B: 1 HR: 0	SF: 0 SAC: 0 DP: 0 HBP: 1	WP: 3 PB: 0 SB: 1 CS: 0
<b>PITCHER</b> Ray Burris, R ERA: 5.02 Willie Hernandez, L ERA: 3.91 Donnie Moore, R ERA: 3.98 Ken Holtzman, L ERA: 5.21 (7, 1)	IP: 4.2 WLS: L BF: 27 H: 5 R: 5 ER: 5 SO: 4 BB: 2 IBB: 1 HBP: 0 BLK: 0 WP: 0 HR: 0 S: 35 P: 51 ERA: 9.64 WHIP: 2.571															<b>PITCHER</b>						

AB	33
R	2
H	8
RBI	2
BB	2
SO	4
LOB	7



AB	35
R	6
H	11
RBI	5
BB	4
SO	5
LOB	12





Batter	1	2	3	4	5	6	7	8	9	AB	R	H	RBI	BB	SO	LOB	TOP				
Jerry Royster, R OBP: 0.344, SLG: 0.353 (1, 6)	F8		F8			F8		6-3		4	0	0	0	0	0	1	Atlanta Braves @ Pittsburgh Pirates Three Rivers Stadium, Pittsburgh, PA Fri Sep 01 1978, 7:05 PM EDT Unknown				
Glenn Hubbard, R OBP: 0.377, SLG: 0.339 (1, 4)	F7			6-3			HR 1B	2B		4	1	2	0	0	0	0					
Bob Beall, S OBP: 0.383, SLG: 0.311 (1, 3) (7, 7)	F7			K			K	5-3		4	0	0	0	0	2	2					
Bob Horner, R OBP: 0.300, SLG: 0.514 (1, 5)		6-3		P4			K	F8		4	0	0	0	0	1	2					
Joe Nolan, L OBP: 0.337, SLG: 0.370 (1, 2)		F5			P1				1-3	2	0	0	0	0	0	0					
Jeff Burroughs, R OBP: 0.448, SLG: 0.552 (7, PH)							HR BB			0	0	0	0	1	0	0					
Bruce Benedict, R OBP: 0.267, SLG: 0.214 (7, PR) (7, 2)							1-2 HR BB			1	1	0	0	0	0	0					
Rowland Office, L OBP: 0.292, SLG: 0.353 (1, 8)		6-3			F3					2	0	0	0	0	0	0					
Dale Murphy, R OBP: 0.297, SLG: 0.415 (7, 3)							1-H 2-H HR		E 1B	2	1	2	3	0	0	0					
Cito Gaston, R OBP: 0.239, SLG: 0.229 (1, 7) (7, 9)			K						K	0	0	0	0	0	0	0					
Barry Bonnell, R OBP: 0.278, SLG: 0.287 (1, 9) (7, 8)					L8				E6	4	0	2	0	0	0	1					
Phil Niekro, R OBP: 0.235, SLG: 0.237 (1, 1)										2	0	0	0	0	0	1					
Darrel Chaney, S OBP: 0.297, SLG: 0.304 (7, PH)										1	0	0	0	0	0	2					
Craig Skok, R OBP: 0.286, SLG: 0.429 (7, 1)			F7			F9		F5		0	0	0	0	0	0	0					
Rod Gilbreath, R OBP: 0.298, SLG: 0.325 (8, PH)										1	0	0	0	0	1	2					
<b>Inning Stats</b>	R: 0 E: 0 K: 0 S: 3	H: 0 LOB: 0 BB: 0 P: 3	R: 0 E: 0 K: 0 S: 3	H: 0 LOB: 0 BB: 0 P: 3	R: 0 E: 0 K: 1 S: 6	H: 1 LOB: 1 BB: 0 P: 6	R: 0 E: 0 K: 1 S: 5	H: 0 LOB: 0 BB: 0 P: 5	R: 0 E: 0 K: 0 S: 3	H: 0 LOB: 0 BB: 0 P: 3	R: 3 E: 0 K: 2 S: 11	H: 4 LOB: 2 BB: 1 P: 15	R: 0 E: 0 K: 0 S: 4	H: 1 LOB: 1 BB: 0 P: 4	R: 0 E: 1 K: 2 S: 9	H: 1 LOB: 2 BB: 0 P: 9	1B: 5 2B: 1 3B: 0 HR: 1	SF: 0 SAC: 0 DP: 0 HBP: 0	WP: 0 PB: 0 SB: 1 CS: 0	PA: 36	
<b>PITCHER</b>	IP	WLS	BF	H	R	ER	SO	BB	IBB	HBP	BLK	WP	HR	S	P	ERA	WHIP				
Don Robinson, R ERA: 3.32 (1, 1)	6.0	W	20	2	1	1	2	0	0	0	0	0	0	24	24	1.50	0.333				
Grant Jackson, L ERA: 2.92 (7, 1)	0.2		4	1	2	2	2	1	0	0	0	0	1	7	11	27.00	3.000				
Kent Tekulve, R ERA: 1.82 (7, 1)	2.1	S	12	4	0	0	2	0	0	0	0	0	0	16	16	0.00	1.714				

Batter	1	2	3	4	5	6	7	8	9	AB	R	H	RBI	BB	SO	LOB	BOTTOM				
Frank Taveras, R OBP: 0.310, SLG: 0.357 (1, 6)	K2-3							5-3		4	2	2	0	0	1	1	Atlanta Braves @ Pittsburgh Pirates Three Rivers Stadium, Pittsburgh, PA Fri Sep 01 1978, 7:05 PM EDT Unknown				
Mario Mendoza, R OBP: 0.286, SLG: 0.294 (8, 6)			SF7 3B		G3 1B	F7				1	0	0	0	0	0	0					
Omar Moreno, L OBP: 0.328, SLG: 0.297 (1, 8)	4-3		K		G3 1B		E3 2B	4-3		5	2	1	0	0	1	1					
Dave Parker, L OBP: 0.371, SLG: 0.554 (1, 9)	2B 1B		SF7		F5		1-H 2B	1-3		4	1	2	2	0	0	2					
Willie Stargell, L OBP: 0.377, SLG: 0.567 (1, 3)					G3				4-3 2B 2B	4	2	3	2	0	0	2					
Ed Ott, L OBP: 0.313, SLG: 0.409 (1, 2)			K						4-3	4	1	1	2	0	2	3					
Bill Robinson, R OBP: 0.288, SLG: 0.392 (1, 5) (7, 7)		6-3			L6					4	0	1	1	0	0	0					
John Milner, L OBP: 0.359, SLG: 0.403 (1, 7)										1	0	1	0	2	0	0					
Dale Berra, R OBP: 0.235, SLG: 0.250 (6, PR) (7, 5)			FC6-4 BB		FC5-4 BB					1	0	0	0	0	0	1					
Phil Garner, R OBP: 0.348, SLG: 0.395 (1, 4)			FC6-4 WP		FC5-4					3	0	0	0	1	0	3					
Don Robinson, R OBP: 0.206, SLG: 0.235 (1, 1)										3	0	0	0	0	1	3					
Grant Jackson, S OBP: 0.250, SLG: 0.417 (7, 1)										0	0	0	0	0	0	0					
Kent Tekulve, R OBP: 0.105, SLG: 0.105 (7, 1)										1	0	0	0	0	1	2					
<b>Inning Stats</b>	R: 0 E: 0 K: 2 S: 9	H: 2 LOB: 2 BB: 0 P: 9	R: 0 E: 0 K: 0 S: 3	H: 0 LOB: 1 BB: 1 P: 7	R: 2 E: 0 K: 2 S: 9	H: 2 LOB: 0 BB: 0 P: 9	R: 0 E: 0 K: 0 S: 3	H: 0 LOB: 1 BB: 1 P: 7	R: 3 E: 0 K: 0 S: 6	H: 3 LOB: 0 BB: 0 P: 6	R: 0 E: 0 K: 1 S: 6	H: 1 LOB: 1 BB: 0 P: 6	R: 3 E: 1 K: 1 S: 9	H: 3 LOB: 2 BB: 1 P: 13	R: 0 E: 0 K: 0 S: 3	H: 0 LOB: 0 BB: 0 P: 3	1B: 3 2B: 6 3B: 1 HR: 1	SF: 1 SAC: 0 DP: 0 HBP: 0	WP: 2 PB: 1 SB: 1 CS: 0	PA: 39	
<b>PITCHER</b>	IP	WLS	BF	H	R	ER	SO	BB	IBB	HBP	BLK	WP	HR	S	P	ERA	WHIP				
Phil Niekro, R ERA: 3.11 (1, 1)	6.0	L	28	8	5	4	5	2	0	0	0	0	0	36	44	6.00	1.667				
Craig Skok, L ERA: 4.13 (7, 1)	2.0		11	3	3	2	1	0	1	0	0	0	0	12	16	9.00	1.500				



Batter	1	2	3	4	5	6	7	8	9	AB	R	H	RBI	BB	SO	LOB	TOP					
Glenn Hubbard, R (1.4) OBP: 0.370, SLG: 0.333	L4			F7		K		1B		4	0	1	0	0	1	0						
Bob Beall, S (1.7) OBP: 0.385, SLG: 0.305	4-3			F8			G5-3 1B BB		5-3	3	0	0	0	1	0	0						
Rowland Office, L (1.8) OBP: 0.292, SLG: 0.352	F7			F7			G5-3 1B		2-3	4	0	1	0	0	0	0						
Bob Horner, R (1.5) OBP: 0.303, SLG: 0.512		G6-4-3 BB			1-3 1B		G5-3 1-2 2-3		4-3	3	0	1	0	1	0	2						
Dale Murphy, R (1.3) OBP: 0.295, SLG: 0.412		K			1-3 1-2		5-3			3	0	0	0	0	1	3						
Barry Bonnell, R (1.9) OBP: 0.275, SLG: 0.284		G6-4-3 1-2			P3			F9		3	0	0	0	0	0	2						
Darrel Chaney, S (1.6) OBP: 0.293, SLG: 0.300			F7		4-3			E4 1B BB		3	0	0	0	0	0	1						
Bruce Benedict, R (1.2) OBP: 0.235, SLG: 0.188			P6			5-3		F7		2	0	0	0	0	0	0						
Joe Nolan, L (8, PH) OBP: 0.335, SLG: 0.368										1	0	0	0	0	0	1						
Mickey Mahler, S (1.1) OBP: 0.143, SLG: 0.118			F5			4-3				2	0	0	0	0	0	0						
Rick Camp, R (6.1)								1B 1-2		0	0	0	0	0	0	0						
Jeff Burroughs, R (8, PH) OBP: 0.448, SLG: 0.552										0	0	0	0	1	0	0						
Rod Gilbreath, R (8, PR) OBP: 0.298, SLG: 0.325										0	0	0	0	0	0	0						
Dave Campbell, R (8.1)										0	0	0	0	0	0	0						
<b>Inning Stats</b>	R: 0 E: 0 K: 0 S: 3	H: 0 LOB: 0 BB: 0 P: 3	R: 0 E: 0 K: 1 S: 4	H: 0 LOB: 0 BB: 1 P: 8	R: 0 E: 0 K: 0 S: 3	H: 0 LOB: 0 BB: 0 P: 3	R: 0 E: 0 K: 0 S: 3	H: 0 LOB: 0 BB: 0 P: 3	R: 0 E: 0 K: 1 S: 4	H: 1 LOB: 1 BB: 0 P: 4	R: 0 E: 0 K: 0 S: 5	H: 0 LOB: 0 BB: 0 P: 5	R: 0 E: 0 K: 0 S: 3	H: 1 LOB: 1 BB: 1 P: 7	R: 0 E: 1 K: 0 S: 4	H: 1 LOB: 3 BB: 1 P: 8	R: 0 E: 0 K: 0 S: 3	H: 0 LOB: 0 BB: 0 P: 3	1B: 3 2B: 0 3B: 0 HR: 0	SF: 0 SAC: 0 DP: 2 HBP: 0	WP: 0 PB: 0 SB: 0 CS: 0	PA: 31
<b>PITCHER</b>	IP WLS BF H R ER SO BB IBB HBP BLK WP HR S P ERA WHIP																					
Bruce Kison, R (1.1) ERA: 3.39	7.2 W 27 2 0 0 2 3 0 0 0 0 0 28 40 0.00 0.652																					
Kent Tekulve, R (8.1) ERA: 1.6	1.1 S 4 1 0 0 0 0 0 0 0 0 0 4 4 0.00 0.750																					

Atlanta Braves @ Pittsburgh Pirates  
Three Rivers Stadium, Pittsburgh, PA  
Fri Sep 01 1978, 7:05 PM EDT  
Att: 14,306 - Unknown

AB 28  
R 0  
H 3  
RBI 0  
BB 3  
SO 2  
LOB 9



Batter	1	2	3	4	5	6	7	8	9	AB	R	H	RBI	BB	SO	LOB	BOTTOM			
Frank Taveras, R (1.6) OBP: 0.310, SLG: 0.358	G3		F3		S 2B		6-3			4	0	1	0	0	0	1				
Omar Moreno, L (1.8) OBP: 0.326, SLG: 0.294	6-3		K		F7		K			4	0	0	0	0	2	2				
Dave Parker, L (1.9) OBP: 0.372, SLG: 0.555				WP 1B		F7		4-3		4	0	2	0	0	0	0				
Bill Robinson, R (1.7) OBP: 0.288, SLG: 0.393	6-3			P5		2B 2B		F7		4	1	1	0	0	0	2				
Phil Garner, R (1.4) OBP: 0.345, SLG: 0.391		F7		F8		K		F4		4	0	0	0	0	1	2				
Manny Sanguillen, R (1.3) OBP: 0.280, SLG: 0.330		F8			1-2 BB	HR 2B				2	1	1	1	1	0	0				
Dale Berra, R (1.5) OBP: 0.239, SLG: 0.291		F9		4-3		HR 2B				3	1	1	2	0	0	2				
Duffy Dyer, R (1.2) OBP: 0.304, SLG: 0.273			F3		F8		1-3			3	0	0	0	0	0	0				
Bruce Kison, R (1.1) ERA: 4.58										3	0	1	0	0	0	0				
Kent Tekulve, R (8.1) ERA: 3.02			BLK 2B		B1-3		6-3			0	0	0	0	0	0	0				
<b>Inning Stats</b>	R: 0 E: 0 K: 0 S: 4	H: 1 LOB: 1 BB: 0 P: 4	R: 0 E: 0 K: 0 S: 3	H: 0 LOB: 0 BB: 0 P: 3	R: 0 E: 0 K: 1 S: 6	H: 1 LOB: 1 BB: 0 P: 6	R: 0 E: 0 K: 0 S: 4	H: 1 LOB: 2 BB: 1 P: 8	R: 0 E: 0 K: 0 S: 4	H: 1 LOB: 1 BB: 0 P: 4	R: 3 E: 0 K: 1 S: 8	H: 3 LOB: 0 BB: 0 P: 8	R: 0 E: 0 K: 1 S: 5	H: 0 LOB: 0 BB: 0 P: 5	R: 0 E: 0 K: 0 S: 3	H: 0 LOB: 0 BB: 0 P: 3	1B: 1 2B: 5 3B: 0 HR: 1	SF: 0 SAC: 0 DP: 0 HBP: 0	WP: 1 PB: 0 SB: 1 CS: 0	PA: 32
<b>PITCHER</b>	IP WLS BF H R ER SO BB IBB HBP BLK WP HR S P ERA WHIP																			
Mickey Mahler, L (1.1) ERA: 4.58	5.2 L 25 7 3 3 2 1 0 0 0 0 0 28 32 4.76 1.412																			
Rick Camp, R (6.1) ERA: 3.02	1.1 4 0 0 0 1 0 0 0 0 0 0 6 6 0.00 0.000																			
Dave Campbell, R (8.1) ERA: 4.88	1.0 3 0 0 0 0 0 0 0 0 0 0 3 3 0.00 0.000																			

Atlanta Braves @ Pittsburgh Pirates  
Three Rivers Stadium, Pittsburgh, PA  
Fri Sep 01 1978, 7:05 PM EDT  
Att: 14,306 - Unknown

AB 31  
R 3  
H 7  
RBI 3  
BB 1  
SO 3  
LOB 9









Batter	1	2	3	4	5	6	7	8	9	AB	R	H	RBI	BB	SO	LOB	TOP					
Glenn Hubbard, R OBP: 0.378, SLG: 0.338 (1, 4)										4	1	3	0	1	0	2	<b>Atlanta Braves @ Pittsburgh Pirates</b> Three Rivers Stadium, Pittsburgh, PA Sun Sep 03 1978, 3:33 AM EDT Att: 8,594 - Unknown					
Bob Beall, S OBP: 0.380, SLG: 0.314 Barry Bonnell, R OBP: 0.279, SLG: 0.291 (1, 7) (6, 9)									3	0	1	0	0	0	4	0						
Rowland Office, L OBP: 0.296, SLG: 0.360 (1, 8)										3	0	1	2	2	0	2						
Bob Horner, R OBP: 0.303, SLG: 0.506 (1, 5)										4	0	0	0	1	2	6						
Dale Murphy, R OBP: 0.289, SLG: 0.403 (1, 3)											5	0	0	0	3	5						
Joe Nolan, L OBP: 0.332, SLG: 0.370 (1, 2)										4	1	1	0	1	1	5						
Cito Gaston, R OBP: 0.237, SLG: 0.257 (1, 9) (6, 7)										0	0	0	0	0	0	0						
Darrel Chaney, S OBP: 0.295, SLG: 0.306 (1, 6)										4	0	1	0	0	2	2						
Eddie Solomon, R OBP: 0.192, SLG: 0.160 Craig Skok, R OBP: 0.286, SLG: 0.429 Gene Garber, R OBP: 0.154, SLG: 0.083 (1, 1) (7, 1) (7, 1)											2	1	0	0	0	1		2				
<b>Inning Stats</b>	R: 0 E: 0 K: 1 S: 6	H: 2 LOB: 1 BB: 0 P: 6	R: 0 E: 0 K: 1 S: 5	H: 0 LOB: 0 BB: 0 P: 5	R: 0 E: 0 K: 2 S: 8	H: 1 LOB: 3 BB: 2 P: 16	R: 0 E: 0 K: 1 S: 5	H: 0 LOB: 1 BB: 1 P: 9	R: 2 E: 0 K: 2 S: 10	H: 2 LOB: 2 BB: 0 P: 11	R: 0 E: 1 K: 1 S: 7	H: 1 LOB: 2 BB: 0 P: 7	R: 0 E: 0 K: 0 S: 3	H: 0 LOB: 0 BB: 0 P: 3	R: 1 E: 0 K: 1 S: 6	H: 1 LOB: 0 BB: 2 P: 6		R: 0 E: 0 K: 1 S: 6	H: 1 LOB: 3 BB: 2 P: 14	1B: 6 2B: 1 3B: 1 HR: 0	SF: 1 SAC: 2 DP: 1 HBP: 1	WP: 0 PB: 0 SB: 0 CS: 0
<b>PITCHER</b>	IP	WLS	BF	H	R	ER	SO	BB	IBB	HBP	BLK	WP	HR	S	P	ERA	WHIP					
Bert Blyleven, R ERA: 3.08 Kent Tekulve, R ERA: 1.74 (1, 1) (8, 1)	7.0		33	7	3	3	8	3	0	1	0	0	0	45	58	3.86	1.429					

Batter	1	2	3	4	5	6	7	8	9	AB	R	H	RBI	BB	SO	LOB	BOTTOM				
Frank Taveras, R OBP: 0.308, SLG: 0.352 (1, 6)										3	0	0	0	1	1	1	<b>Atlanta Braves @ Pittsburgh Pirates</b> Three Rivers Stadium, Pittsburgh, PA Sun Sep 03 1978, 3:33 AM EDT Att: 8,594 - Unknown				
Omar Moreno, L OBP: 0.333, SLG: 0.297 (1, 8)										2	0	0	0	2	0	0					
Dave Parker, L OBP: 0.371, SLG: 0.550 (1, 9)										4	0	0	0	0	3	2					
Willie Stargell, L OBP: 0.379, SLG: 0.570 Matt Alexander, S (9, PR) (1, 3)										3	1	1	0	0	1	1					
Ed Ott, L OBP: 0.310, SLG: 0.401 (1, 2)										4	0	0	0	0	2	3					
Bill Robinson, R OBP: 0.286, SLG: 0.386 (1, 5) (8, 7)										3	1	0	0	1	0	1					
John Milner, L OBP: 0.355, SLG: 0.395 Dale Berra, R OBP: 0.242, SLG: 0.329 (1, 7) (8, 5)										2	1	0	0	1	0	0					
Phil Garner, R OBP: 0.350, SLG: 0.401 (1, 4)										3	1	1	3	0	1	0					
Bert Blyleven, R OBP: 0.139, SLG: 0.155 Kent Tekulve, R OBP: 0.105, SLG: 0.105 (1, 1) (8, 1)										3	0	1	0	0	2	0					
<b>Inning Stats</b>	R: 0 E: 0 K: 2 S: 7	H: 0 LOB: 0 BB: 0 P: 7	R: 0 E: 0 K: 2 S: 7	H: 0 LOB: 0 BB: 0 P: 7	R: 0 E: 0 K: 0 S: 4	H: 1 LOB: 1 BB: 0 P: 4	R: 0 E: 0 K: 1 S: 5	H: 0 LOB: 1 BB: 1 P: 9	R: 0 E: 0 K: 1 S: 4	H: 0 LOB: 2 BB: 2 P: 12	R: 3 E: 0 K: 1 S: 7	H: 2 LOB: 0 BB: 1 P: 11	R: 0 E: 0 K: 1 S: 5	H: 0 LOB: 0 BB: 0 P: 5	R: 3 E: 0 K: 1 S: 4	H: 1 LOB: 1 BB: 1 P: 9		1B: 2 2B: 0 3B: 0 HR: 2	SF: 0 SAC: 0 DP: 0 HBP: 1	WP: 0 PB: 0 SB: 2 CS: 1	PA: 34
<b>PITCHER</b>	IP	WLS	BF	H	R	ER	SO	BB	IBB	HBP	BLK	WP	HR	S	P	ERA	WHIP				
Eddie Solomon, R ERA: 3.72 Craig Skok, L ERA: 4.33 Gene Garber, R ERA: 2.36 (1, 1) (7, 1) (7, 1)	6.0		21	1	0	0	7	3	0	0	0	0	0	32	44	0.00	0.667				

AB	30
R	3
H	7
RBI	2
BB	5
SO	10
LOB	28









Batter	1	2	3	4	5	6	7	8	9	AB	R	H	RBI	BB	SO	LOB	TOP			
Ozzie Smith, S OBP: 0.322, SLG: 0.325 (1, 6)	F8		5-3 4-3 1B		6-3			1-3		4	1	1	0	0	0	0	<b>San Diego Padres @ Atlanta Braves</b> Atlanta-Fulton County Stadium, Atlanta, GA Tue Sep 05 1978, 7:05 PM EDT Att: 1,192 - Unknown <a href="http://livebaseballscorecards.com">livebaseballscorecards.com</a>			
Barry Evans, R OBP: 0.300, SLG: 0.400 (1, 5)	K		5-3				5-3	5-3		4	0	0	0	0	1	1				
Broderick Perkins, L OBP: 0.252, SLG: 0.338 (1, 3)	F8		4-3				F9		F5	4	0	0	1	0	0	0				
Dave Winfield, R OBP: 0.358, SLG: 0.491 (1, 9)		2B BB	5-3				K		5-3	3	0	0	0	1	1	0				
Jerry Turner, L OBP: 0.339, SLG: 0.450 (1, 7)					F4				F8	4	0	2	0	0	0	0				
Fernando Gonzalez, R OBP: 0.274, SLG: 0.304 (1, 4)					6-3					3	0	0	0	0	2	3				
Jim Beswick, S (1, 8)										2	0	0	0	1	2	1				
Rick Sweet, S OBP: 0.311, SLG: 0.275 Bob Shirley, R OBP: 0.220, SLG: 0.135 Steve Mura, R (8, 1)										3	0	0	0	0	0	4				
Eric Rasmussen, R OBP: 0.125, SLG: 0.125 Dave Roberts, R OBP: 0.330, SLG: 0.329 (7, 1) (8, 1)					1-6-3			1-3		0	0	0	0	0	0	0				
					6-3				F8	2	0	0	0	0	0	3				
										1	0	0	0	0	0	0				
<b>Inning Stats</b>	R: 0 E: 0 K: 1 S: 5	H: 0 LOB: 0 BB: 0 P: 5	R: 0 E: 0 K: 1 S: 6	H: 1 LOB: 3 BB: 2 P: 14	R: 1 E: 0 K: 0 S: 4	H: 1 LOB: 0 BB: 0 P: 4	R: 0 E: 0 K: 1 S: 5	H: 0 LOB: 0 BB: 0 P: 5	R: 0 E: 0 K: 0 S: 3	H: 0 LOB: 0 BB: 0 P: 3	R: 0 E: 0 K: 1 S: 8	H: 1 LOB: 1 BB: 0 P: 8	R: 0 E: 0 K: 0 S: 3	H: 0 LOB: 0 BB: 0 P: 3	R: 0 E: 0 K: 0 S: 3	H: 0 LOB: 0 BB: 0 P: 3	1B: 2 2B: 1 3B: 0 HR: 0	SF: 0 SAC: 0 DP: 0 HBP: 0	WP: 0 PB: 0 SB: 2 CS: 0	PA: 32
<b>PITCHER</b> Phil Niekro, R ERA: 3.04 (1, 1)	IP: 9.0 WLS: W BF: 32 H: 3 R: 1 ER: 1 SO: 6 BB: 2 IBB: 0 HBP: 0 BLK: 0 WP: 0 HR: 0 S: 42 P: 50 ERA: 1.00 WHIP: 0.556																			

Batter	1	2	3	4	5	6	7	8	9	AB	R	H	RBI	BB	SO	LOB	BOTTOM			
Glenn Hubbard, R OBP: 0.367, SLG: 0.313 (1, 4)	6-3		4-3		F4			F5		4	0	0	0	0	0	0	<b>San Diego Padres @ Atlanta Braves</b> Atlanta-Fulton County Stadium, Atlanta, GA Tue Sep 05 1978, 7:05 PM EDT Att: 1,192 - Unknown <a href="http://livebaseballscorecards.com">livebaseballscorecards.com</a>			
Rowland Office, L OBP: 0.297, SLG: 0.360 (1, 8)	4-3									4	0	3	0	0	0	0				
Gary Matthews, R OBP: 0.365, SLG: 0.455 (1, 9)	HR BB		F9			FC4-6 1B HR	F4			3	2	0	0	1	0	3				
Jeff Burroughs, R OBP: 0.451, SLG: 0.557 Barry Bonnell, R OBP: 0.276, SLG: 0.291 (1, 7) (9, 7)								F9		4	2	3	2	0	0	0				
Joe Nolan, L OBP: 0.333, SLG: 0.363 (1, 2)										0	0	0	0	0	0	0				
Dale Murphy, R OBP: 0.292, SLG: 0.419 (1, 3)										3	1	0	0	1	0	3				
Rod Gilbreath, R OBP: 0.303, SLG: 0.338 (1, 5)										3	2	1	1	1	2	1				
Darrel Chaney, S OBP: 0.293, SLG: 0.303 (1, 6)										3	1	2	4	1	0	0				
Phil Niekro, R OBP: 0.226, SLG: 0.228 (1, 1)										4	0	0	0	0	1	2				
										4	0	0	0	0	1	2				
<b>Inning Stats</b>	R: 2 E: 0 K: 0 S: 4	H: 1 LOB: 0 BB: 1 P: 8	R: 0 E: 0 K: 1 S: 5	H: 1 LOB: 0 BB: 0 P: 5	R: 0 E: 0 K: 1 S: 6	H: 1 LOB: 1 BB: 0 P: 6	R: 1 E: 0 K: 0 S: 4	H: 2 LOB: 0 BB: 0 P: 4	R: 0 E: 0 K: 0 S: 3	H: 0 LOB: 0 BB: 0 P: 3	R: 4 E: 0 K: 0 S: 6	H: 3 LOB: 0 BB: 1 P: 10	R: 0 E: 0 K: 0 S: 4	H: 1 LOB: 1 BB: 0 P: 4	R: 1 E: 0 K: 1 S: 6	H: 1 LOB: 2 BB: 2 P: 14	1B: 7 2B: 0 3B: 0 HR: 3	SF: 0 SAC: 0 DP: 1 HBP: 0	WP: 0 PB: 0 SB: 0 CS: 1	PA: 36
<b>PITCHER</b> Eric Rasmussen, R ERA: 4.0 Bob Shirley, L ERA: 3.99 Steve Mura, R ERA: 9.0 (1, 1) (7, 1) (8, 1)	IP: 6.0 WLS: L BF: 26 H: 8 R: 7 ER: 7 SO: 2 BB: 1 IBB: 0 HBP: 0 BLK: 0 WP: 0 HR: 3 S: 28 P: 36 ERA: 10.50 WHIP: 1.500																			



Batter	1	2	3	4	5	6	7	8	9	AB	R	H	RBI	BB	SO	LOB	TOP									
Bill Almon, R OBP: 0.310, SLG: 0.315 Oscar Gamble, L OBP: 0.368, SLG: 0.394 Ozzie Smith, S OBP: 0.322, SLG: 0.325	6-3		F8					1B	G3	3	0	1	0	0	0	1	<b>San Diego Padres @ Atlanta Braves</b> Atlanta-Fulton County Stadium, Atlanta, GA Wed Sep 06 1978, 7:05 PM EDT Att: 1,519 - Unknown									
Barry Evans, R OBP: 0.357, SLG: 0.429	5-3			HR				1B		4	2	2	0	0	1											
Jerry Turner, L OBP: 0.349, SLG: 0.477	1-3			HR				1B		4	1	3	3	0	0											
Dave Winfield, R OBP: 0.357, SLG: 0.493		5-3						1B		4	1	1	0	0	0	3										
Gene Tenace, R OBP: 0.395, SLG: 0.422								1B		3	0	0	0	1	2	1										
Jim Wilhelm, R OBP: 0.298, SLG: 0.500 Fernando Gonzalez, R OBP: 0.273, SLG: 0.363 Rollie Fingers, R OBP: 0.200, SLG: 0.200			F6					1B		2	0	1	1	0	0	0										
Dave Roberts, R OBP: 0.330, SLG: 0.329 Broderick Perkins, L OBP: 0.252, SLG: 0.343				3-1				1B		0	0	0	0	0	0	0										
Mike Champion, R OBP: 0.341, SLG: 0.361			F8					1B		4	0	1	0	0	1	1										
Randy Jones, R OBP: 0.179, SLG: 0.195 Gene Richards, L OBP: 0.375, SLG: 0.405 Mark Lee, R Derrel Thomas, S OBP: 0.305, SLG: 0.294			F4					1B		2	0	0	0	0	1	1										
<b>Inning Stats</b>	R: 0 E: 0 K: 0 S: 3	H: 0 LOB: 0 BB: 0 P: 3	R: 0 E: 0 K: 1 S: 5	H: 0 LOB: 0 BB: 0 P: 5	R: 0 E: 0 K: 0 S: 4	H: 1 LOB: 1 BB: 0 P: 4	R: 3 E: 0 K: 1 S: 8	H: 3 LOB: 0 BB: 0 P: 8	R: 0 E: 0 K: 0 S: 8	H: 1 LOB: 1 BB: 0 P: 8	R: 0 E: 0 K: 0 S: 3	H: 1 LOB: 1 BB: 0 P: 3	R: 0 E: 0 K: 0 S: 4	H: 1 LOB: 1 BB: 0 P: 4	R: 2 E: 0 K: 0 S: 5	H: 3 LOB: 2 BB: 1 P: 9		R: 0 E: 0 K: 1 S: 5	H: 0 LOB: 1 BB: 0 P: 6	1B: 7 2B: 2 3B: 1 HR: 1	SF: 1 SAC: 0 DP: 1 HBP: 1	WP: 0 PB: 0 SB: 2 CS: 1	PA: 37			
<b>PITCHER</b>	IP	WLS	BF	H	R	ER	SO	BB	IBB	HBP	BLK	WP	HR	S	P	ERA	WHIP	<b>PITCHER</b>								
Mickey Mahler, L ERA: 4.58	(1, 1)	6.0	23	6	3	3	4	0	0	0	0	0	1	31	31	4.50	1.000									
Rick Camp, R ERA: 3.57	(7, 1)	1.0	4	1	0	0	0	0	0	0	0	0	0	4	4	0.00	1.000									
Gene Garber, R ERA: 2.49	(8, 1)	2.0	L	10	3	2	2	1	0	1	1	0	0	0	10	15	9.00	1.500								

AB 34  
R 5  
H 10  
RBI 5  
BB 1  
SO 5  
LOB 14





Batter	1	2	3	4	5	6	7	8	9	AB	R	H	RBI	BB	SO	LOB	BOTTOM								
Glenn Hubbard, R OBP: 0.368, SLG: 0.318	F8							F7		5	1	2	0	0	0	3	<b>San Diego Padres @ Atlanta Braves</b> Atlanta-Fulton County Stadium, Atlanta, GA Wed Sep 06 1978, 7:05 PM EDT Att: 1,519 - Unknown								
Barry Bonnell, R OBP: 0.278, SLG: 0.291 Rowland Office, L OBP: 0.297, SLG: 0.359	6-3		2-3					G3		4	1	1	0	0	0	3									
Gary Matthews, R OBP: 0.365, SLG: 0.455	E6							1B		5	1	2	1	0	0	3									
Jeff Burroughs, R OBP: 0.450, SLG: 0.556			G1-6-3					1B		5	0	2	1	0	0	2									
Dale Murphy, R OBP: 0.293, SLG: 0.418				5-3				1B		4	0	1	1	1	0	2									
Rod Gilbreath, R OBP: 0.299, SLG: 0.333 Gene Garber, R OBP: 0.154, SLG: 0.083 Bob Beall, S OBP: 0.381, SLG: 0.313			FC6-4					1B		4	0	0	0	0	0	7									
Bruce Benedict, R OBP: 0.227, SLG: 0.190 Joe Nolan, L OBP: 0.337, SLG: 0.363								1B		3	0	1	0	0	0	0									
Darrel Chaney, S OBP: 0.292, SLG: 0.302								1B		4	0	1	0	0	1	4									
Mickey Mahler, S OBP: 0.135, SLG: 0.111 Cito Gaston, R OBP: 0.244, SLG: 0.263 Rick Camp, R Bob Horner, R OBP: 0.308, SLG: 0.507			G2-6-3					1B		2	0	0	0	0	0	1									
<b>Inning Stats</b>	R: 1 E: 1 K: 0 S: 6	H: 2 LOB: 2 BB: 0 P: 6	R: 0 E: 0 K: 0 S: 3	H: 1 LOB: 0 BB: 0 P: 3	R: 1 E: 0 K: 0 S: 4	H: 2 LOB: 0 BB: 0 P: 4	R: 0 E: 0 K: 1 S: 6	H: 1 LOB: 1 BB: 0 P: 6	R: 1 E: 1 K: 0 S: 7	H: 3 LOB: 3 BB: 0 P: 7	R: 0 E: 0 K: 0 S: 5	H: 1 LOB: 2 BB: 0 P: 5	R: 0 E: 0 K: 0 S: 4	H: 1 LOB: 3 BB: 2 P: 12	R: 0 E: 0 K: 0 S: 4	H: 1 LOB: 1 BB: 0 P: 4		R: 0 E: 0 K: 0 S: 3	H: 0 LOB: 0 BB: 0 P: 3	1B: 12 2B: 0 3B: 0 HR: 0	SF: 0 SAC: 0 DP: 2 HBP: 0	WP: 0 PB: 0 SB: 0 CS: 0	PA: 42		
<b>PITCHER</b>	IP	WLS	BF	H	R	ER	SO	BB	IBB	HBP	BLK	WP	HR	S	P	ERA	WHIP	<b>PITCHER</b>							
Randy Jones, L ERA: 2.8	(1, 1)	6.0	29	10	3	2	1	0	0	0	0	0	0	4	12	0.00	1.000								
Mark Lee, R ERA: 2.93	(7, 1)	1.0	W	6	1	0	0	0	0	2	0	0	0	4	12	0.00	1.000								
Rollie Fingers, R ERA: 2.65	(8, 1)	2.0	S	7	1	0	0	0	0	0	0	0	0	7	7	0.00	0.500								

AB 40  
R 3  
H 12  
RBI 3  
BB 2  
SO 1  
LOB 26





Batter	1	2	3	4	5	6	7	8	9	AB	R	H	RBI	BB	SO	LOB	TOP											
<b>Bill Madlock, R</b> OBP: 0.379, SLG: 0.478 (1, 4)	0-0 CS 1B		4-0 BB 1B	0-0 F7		0-0 4-3		0-0 E5		4	1	1	0	1	0	3	<b>San Francisco Giants @ Atlanta Braves</b> Atlanta-Fulton County Stadium, Atlanta, GA Thu Sep 07 1978, 7:05 PM EDT Att: 3,460 - Unknown  <b>AB 34</b> <b>R 5</b> <b>H 8</b> <b>RBI 4</b> <b>BB 7</b> <b>SO 3</b> <b>LOB 27</b>  											
<b>Terry Whitfield, L</b> OBP: 0.350, SLG: 0.416 (1, 7)	4-0 G5-4-3 BB		4-0 1B BB	0-0 4-3			0-0 E3 HR	0-0 F9		3	1	0	0	2	0	3												
<b>Jack Clark, R</b> OBP: 0.361, SLG: 0.541 (9, PR) <b>Art Gardner, L</b>	0-0 G5-4-3		0-0 F6		0-0 5-3		0-0 HR	0-0 WP 1-3 1B		5	1	2	2	0	0	4												
<b>Darrell Evans, L</b> OBP: 0.370, SLG: 0.415 (1, 5)		0-0 F3	0-3 K		0-0 F8		0-0 G3	0-0 1-3 1B		5	0	0	0	0	1	4												
<b>Mike Ivie, R</b> OBP: 0.366, SLG: 0.477 (1, 3)		0-0 F8 2B	0-0 BB 1B		1-0 HBP		0-0 G6-4-3 1B	0-0 F6 2-3		4	0	3	2	0	0	2												
<b>Jim Dwyer, L</b> OBP: 0.332, SLG: 0.379 (1, 8) <b>Gary Lavelle, S</b> OBP: 0.067, SLG: 0.067 (7, 1) <b>John Curtis, L</b> OBP: 0.314, SLG: 0.395 (9, PH)	0-0 F8		4-0 FC6-4 BB		0-3 K		0-0 G6-4-3 1B	0-0 5-3		3	0	0	0	1	1	3												
<b>John Tamargo, S</b> OBP: 0.369, SLG: 0.348 (1, 2)	0-0 F9		0-0 FC6-4 1-2		0-0 G3 1B		0-0 5-3			4	0	1	0	0	0	4												
<b>Roger Metzger, S</b> OBP: 0.296, SLG: 0.288 (1, 6)			0-0 S BB E 1B		0-0 4-3		0-0 K	0-0 4-3		4	1	1	0	0	1	1												
<b>Vida Blue, S</b> OBP: 0.259, SLG: 0.145 (1, 1) <b>Randy Moffitt, R</b> OBP: 0.250, SLG: 0.143 (7, 1) <b>Larry Herndon, R</b> OBP: 0.321, SLG: 0.348 (7, 8)	0-0 F9		4-0 E 1B BB		0-0 G3		4-0 E BB			1	1	0	0	2	0	1												
<b>Inning Stats</b>	R: 0 E: 0 K: 0 S: 2	H: 1 LOB: 0 BB: 1 P: 6	R: 0 E: 0 K: 0 S: 4	H: 1 LOB: 1 BB: 0 P: 4	R: 3 E: 0 K: 1 S: 7	H: 2 LOB: 3 BB: 4 P: 23	R: 0 E: 0 K: 0 S: 3	H: 0 LOB: 1 BB: 1 P: 7	R: 0 E: 0 K: 1 S: 5	H: 0 LOB: 1 BB: 0 P: 6	R: 0 E: 0 K: 1 S: 6	H: 1 LOB: 1 BB: 0 P: 6	R: 2 E: 1 K: 0 S: 5	H: 2 LOB: 0 BB: 0 P: 5	R: 0 E: 1 K: 0 S: 4	H: 0 LOB: 2 BB: 0 P: 8		R: 0 E: 0 K: 0 S: 4	H: 1 LOB: 2 BB: 0 P: 4	1B: 6 2B: 1 3B: 0 HR: 1	SF: 0 SAC: 0 DP: 2 HBP: 1	WP: 1 PB: 0 SB: 2 CS: 1	PA: 42					
<b>PITCHER</b>	IP	WLS	BF	H	R	ER	SO	BB	IBB	HBP	BLK	WP	HR	S	P	ERA		WHIP										
<b>Preston Hanna, R</b> ERA: 5.13 (1, 1)	2.2		14	4	3	3	1	4	0	0	0	0	0	12	28	10.12		3.000										
<b>Jamie Easterly, L</b> ERA: 5.89 (3, 1)	1.1		6	0	0	0	0	2	0	0	0	0	0	4	12	0.00		1.500										
<b>Rick Camp, R</b> ERA: 3.55 (5, 1)	3.0		13	3	2	1	2	0	0	1	0	0	1	16	17	3.00	1.000											
<b>Craig Skok, L</b> ERA: 4.25 (8, 1)	1.0	W	5	0	0	0	0	1	0	0	0	0	0	4	8	0.00	1.000											
<b>Gene Garber, R</b> ERA: 2.49 (9, 1)	1.0	S	4	1	0	0	0	0	0	0	0	1	0	4	4	0.00	1.000											

Batter	1	2	3	4	5	6	7	8	9	AB	R	H	RBI	BB	SO	LOB	BOTTOM											
<b>Glenn Hubbard, R</b> OBP: 0.380, SLG: 0.326 (1, 4)	0-0 F9		0-0 F7		4-0 G1-6-3 BB		0-0 E 1B 1B	0-0 1-2 2-H 1B		4	1	2	1	1	0	0	<b>San Francisco Giants @ Atlanta Braves</b> Atlanta-Fulton County Stadium, Atlanta, GA Thu Sep 07 1978, 7:05 PM EDT Att: 3,460 - Unknown  <b>AB 31</b> <b>R 6</b> <b>H 8</b> <b>RBI 6</b> <b>BB 7</b> <b>SO 6</b> <b>LOB 15</b>  											
<b>Barry Bonnell, R</b> OBP: 0.275, SLG: 0.287 (1, 8) <b>Rowland Office, L</b> OBP: 0.297, SLG: 0.359 (7, PH) <b>Bob Beall, S</b> OBP: 0.383, SLG: 0.315 (7, PH)	0-0 F9		0-0 4-3		0-0 G1-6-3 1-2		0-0 E 1B 1B	0-0 F4		3	0	0	0	0	0	1												
<b>Gary Matthews, R</b> OBP: 0.367, SLG: 0.454 (1, 9)	0-3 K		0-0 L4		4-0 BB		0-0 5-3 1B			3	0	1	2	1	1	0												
<b>Jeff Burroughs, R</b> OBP: 0.449, SLG: 0.552 (1, 7)		0-0 6-3		4-0 BB 1B BB		0-3 K		0-0 5-3 1B		3	1	0	0	1	1	2												
<b>Bob Horner, R</b> OBP: 0.307, SLG: 0.515 (1, 5)		0-0 HR		0-0 F8		0-0 F7		0-0 F5		4	1	1	1	0	0	2												
<b>Dale Murphy, R</b> OBP: 0.293, SLG: 0.415 (1, 3)		0-3 K		0-3 K		0-0 5-3		4-0 BB 1B BB		3	1	0	0	1	2	1												
<b>Bruce Benedict, R</b> OBP: 0.269, SLG: 0.208 (1, 2)		0-0 1B 1B		4-0 1B 1-2 BB		0-0 F9		0-3 K		3	0	1	0	1	1	1												
<b>Darrel Chaney, S</b> OBP: 0.299, SLG: 0.307 (1, 6)		0-0 1B		0-0 FC6 1-2 2-H 1B		4-0 1B 1B BB		0-3 K		3	1	2	1	1	1	1												
<b>Inning Stats</b>	R: 0 E: 0 K: 1 S: 5	H: 0 LOB: 0 BB: 0 P: 5	R: 1 E: 0 K: 1 S: 8	H: 3 LOB: 2 BB: 0 P: 8	R: 0 E: 0 K: 0 S: 3	H: 0 LOB: 0 BB: 0 P: 3	R: 1 E: 0 K: 1 S: 6	H: 1 LOB: 2 BB: 2 P: 14	R: 0 E: 0 K: 0 S: 3	H: 0 LOB: 1 BB: 2 P: 12	R: 0 E: 0 K: 0 S: 3	H: 0 LOB: 0 BB: 0 P: 3	R: 3 E: 1 K: 0 S: 6	H: 3 LOB: 1 BB: 1 P: 10	R: 1 E: 0 K: 2 S: 8	H: 1 LOB: 2 BB: 2 P: 16		R: 0 E: 0 K: 0 S: 0	H: 0 LOB: 0 BB: 0 P: 0	1B: 7 2B: 0 3B: 0 HR: 1	SF: 0 SAC: 0 DP: 1 HBP: 0	WP: 0 PB: 0 SB: 0 CS: 0	PA: 38					
<b>PITCHER</b>	IP	WLS	BF	H	R	ER	SO	BB	IBB	HBP	BLK	WP	HR	S	P	ERA		WHIP										
<b>Vida Blue, L</b> ERA: 2.59 (1, 1)	6.0		26	4	3	3	4	5	0	0	0	0	0	29	49	4.50		1.500										
<b>Randy Moffitt, R</b> ERA: 3.25 (7, 1)	0.1		2	1	0	0	0	0	0	0	0	0	0	2	2	0.00		3.000										
<b>Gary Lavelle, L</b> ERA: 2.89 (7, 1)	0.0		1	1	0	0	0	0	0	0	0	0	0	1	1	∞		∞										
<b>John Curtis, L</b> ERA: 3.03 (7, 1)	1.2	L	9	2	3	2	2	2	0	0	0	0	0	11	19	10.80	2.400											



Batter	1	2	3	4	5	6	7	8	9	AB	R	H	RBI	BB	SO	LOB	TOP			
<b>Bill Madlock, R</b> OBP: 0.394, SLG: 0.496 (1, 4)										4	3	4	1	0	2		<b>San Francisco Giants @ Atlanta Braves</b> Atlanta-Fulton County Stadium, Atlanta, GA Fri Sep 08 1978, 7:05 PM EDT Att: 6,063 - Unknown			
<b>Terry Whitfield, L</b> OBP: 0.345, SLG: 0.415 (1, 7)										4	0	1	0	0	0	0				
<b>Tom Heintzelman, R</b> OBP: 0.208, SLG: 0.458 (9, PH) (9, 3)										5	0	1	0	0	0	1				
<b>Jack Clark, R</b> OBP: 0.359, SLG: 0.537 (1, 9)										4	1	1	2	1	0	0				
<b>Darrell Evans, L</b> OBP: 0.370, SLG: 0.420 (1, 5)										4	1	1	2	1	0	0				
<b>Mike Ivie, R</b> OBP: 0.368, SLG: 0.481 (1, 3)										4	1	2	0	0	0	0				
<b>Jim Barr, R</b> OBP: 0.106, SLG: 0.106 (8, 1)										1	0	0	0	0	0	3				
<b>Jim Dwyer, L</b> OBP: 0.332, SLG: 0.376 (1, 8)										2	0	0	0	1	0	0				
<b>Hector Cruz, R</b> OBP: 0.313, SLG: 0.394 (8, 8) (9, 7)										1	0	0	0	0	1	1				
<b>John Tamargo, S</b> OBP: 0.375, SLG: 0.358 (9, PR) (9, 8)										4	1	2	1	0	0	1				
<b>Larry Herndon, R</b> OBP: 0.321, SLG: 0.348 (9, 8)										0	0	0	0	0	0	0				
<b>Roger Metzger, S</b> OBP: 0.295, SLG: 0.287 (1, 6)										4	2	1	0	0	0	3				
<b>John Montefusco, R</b> OBP: 0.145, SLG: 0.079 (1, 1)										1	0	0	0	0	1	0				
<b>Skip James, L</b> OBP: 0.239, SLG: 0.167 (8, 3)										0	0	0	0	0	0	0				
<b>Marc Hill, R</b> OBP: 0.316, SLG: 0.280 (9, PH) (9, 2)										1	0	0	0	0	0	1				
<b>Inning Stats</b>	R: 2 E: 0 K: 0 S: 5	H: 3 LOB: 0 BB: 0 P: 5	R: 0 E: 1 K: 0 S: 5	H: 1 LOB: 2 BB: 0 P: 5	R: 0 E: 0 K: 0 S: 3	H: 0 LOB: 0 BB: 0 P: 3	R: 3 E: 0 K: 0 S: 5	H: 3 LOB: 1 BB: 1 P: 9	R: 0 E: 0 K: 0 S: 3	H: 0 LOB: 0 BB: 0 P: 3	R: 1 E: 0 K: 1 S: 6	H: 1 LOB: 0 BB: 0 P: 6	R: 0 E: 0 K: 1 S: 6	H: 1 LOB: 1 BB: 0 P: 6	R: 2 E: 0 K: 0 S: 6	H: 3 LOB: 3 BB: 2 P: 14	1B: 8 2B: 1 3B: 0 HR: 3	SF: 0 SAC: 2 DP: 1 HBP: 0	WP: 1 PB: 0 SB: 1 CS: 0	PA: 41
<b>PITCHER</b>	IP WLS BF H R ER SO BB IBB HBP BLK WP HR S P ERA WHIP																			
<b>Eddie Solomon, R</b> ERA: 4.0 (1, 1)	7.0 L 29 8 6 6 1 1 0 0 0 0 1 3 30 34 7.71 1.286																			
<b>Craig Skok, L</b> ERA: 4.45 (8, 1)	1.2 9 3 2 2 1 0 1 0 0 0 0 0 10 14 10.80 1.800																			
<b>Dave Campbell, R</b> ERA: 4.87 (9, 1)	0.0 1 1 0 0 0 0 0 0 0 0 0 0 1 1 ∞ ∞																			
<b>Jamie Easterly, L</b> ERA: 5.65 (9, 1)	0.1 2 0 0 0 0 1 0 0 0 0 0 0 1 5 0.00 3.000																			

AB	36
R	8
H	12
RBI	8
BB	3
SO	2
LOB	12



Batter	1	2	3	4	5	6	7	8	9	AB	R	H	RBI	BB	SO	LOB	BOTTOM					
<b>Rod Gilbreath, R</b> OBP: 0.297, SLG: 0.330 (1, 4)										5	0	1	1	0	0	0	<b>San Francisco Giants @ Atlanta Braves</b> Atlanta-Fulton County Stadium, Atlanta, GA Fri Sep 08 1978, 7:05 PM EDT Att: 6,063 - Unknown					
<b>Rowland Office, L</b> OBP: 0.299, SLG: 0.361 (1, 8) BB										3	0	1	1	1	0	0						
<b>Gary Matthews, R</b> OBP: 0.363, SLG: 0.449 (1, 9)										4	0	0	0	0	1	1						
<b>Jeff Burroughs, R</b> OBP: 0.447, SLG: 0.548 (1, 7)										3	0	0	0	1	0	1						
<b>Barry Bonnell, R</b> OBP: 0.275, SLG: 0.287 (9, 7)										0	0	0	0	0	0	0						
<b>Bob Horner, R</b> OBP: 0.309, SLG: 0.511 (1, 5)										2	2	0	0	1	0	1						
<b>Joe Nolan, L</b> OBP: 0.345, SLG: 0.395 (1, 2)										4	1	3	2	0	0	0						
<b>Dale Murphy, R</b> OBP: 0.294, SLG: 0.416 (1, 3)										4	1	2	1	0	1	2						
<b>Darrel Chaney, S</b> OBP: 0.295, SLG: 0.302 (1, 6)										4	0	0	0	0	1	3						
<b>Eddie Solomon, R</b> OBP: 0.179, SLG: 0.148 (7, PH) (8, 1)										2	0	0	0	0	1	2						
<b>Bob Bitch, S</b> OBP: 0.309, SLG: 0.315 (8, 1)										0	1	0	0	1	0	0						
<b>Craig Skok, R</b> OBP: 0.236, SLG: 0.169 (9, 1)										0	0	0	0	0	0	0						
<b>Dave Campbell, R</b> OBP: 0.236, SLG: 0.169 (9, 1)										0	0	0	0	0	0	0						
<b>Jamie Easterly, L</b> OBP: 0.292, SLG: 0.263 (9, 1)										0	0	0	0	0	0	0						
<b>Jerry Royster, R</b> OBP: 0.344, SLG: 0.391 (9, PH)										1	0	0	0	0	0	0						
<b>Inning Stats</b>	R: 0 E: 0 K: 1 S: 5	H: 0 LOB: 1 BB: 1 P: 9	R: 1 E: 0 K: 0 S: 4	H: 2 LOB: 1 BB: 1 P: 8	R: 0 E: 0 K: 0 S: 3	H: 0 LOB: 0 BB: 0 P: 3	R: 2 E: 0 K: 0 S: 4	H: 1 LOB: 0 BB: 0 P: 5	R: 0 E: 0 K: 1 S: 5	H: 0 LOB: 0 BB: 0 P: 5	R: 0 E: 0 K: 0 S: 3	H: 0 LOB: 0 BB: 0 P: 3	R: 2 E: 0 K: 1 S: 7	H: 3 LOB: 2 BB: 1 P: 11	R: 0 E: 0 K: 1 S: 6	H: 1 LOB: 2 BB: 1 P: 10	R: 0 E: 0 K: 0 S: 3	H: 0 LOB: 0 BB: 0 P: 3	1B: 4 2B: 2 3B: 0 HR: 1	SF: 0 SAC: 0 DP: 1 HBP: 1	WP: 0 PB: 0 SB: 0 CS: 0	PA: 37
<b>PITCHER</b>	IP WLS BF H R ER SO BB IBB HBP BLK WP HR S P ERA WHIP																					
<b>John Montefusco, R</b> ERA: 3.93 (1, 1)	7.0 W 29 6 5 5 3 3 0 1 0 0 0 0 31 44 6.43 1.286																					
<b>Jim Barr, R</b> ERA: 3.58 (8, 1)	2.0 S 8 1 0 0 1 1 0 0 0 0 0 0 9 13 0.00 1.000																					

AB	32
R	5
H	7
RBI	5
BB	4
SO	4
LOB	10





Batter	1	2	3	4	5	6	7	8	9	AB	R	H	RBI	BB	SO	LOB	TOP			
Davey Lopes, R OBP: 0.358, SLG: 0.413 (1, 4)	L6		L7				F7		K	5	1	1	0	0	1	1	<b>Los Angeles Dodgers @ Atlanta Braves</b> Atlanta-Fulton County Stadium, Atlanta, GA Sat Sep 09 1978, 7:05 PM EDT Att: 26,777 - Unknown <a href="http://livebaseballscorecards.com">livebaseballscorecards.com</a>			
Bill Russell, R OBP: 0.307, SLG: 0.349 (1, 6)	HR					E5	F4		5-3	5	1	3	0	0	0	1				
Reggie Smith, S OBP: 0.386, SLG: 0.574 (1, 9)	HR		K			2-3			K	5	1	2	2	0	2	2				
Steve Garvey, R OBP: 0.332, SLG: 0.474 (1, 3)	F9		K							3	0	1	1	1	1	1				
Ron Cey, R OBP: 0.372, SLG: 0.439 (1, 5)	F8									3	0	0	0	1	0	1				
Dusty Baker Jr., R OBP: 0.338, SLG: 0.392 Charlie Hough, R OBP: 0.333, SLG: 0.417 (1, 7) (7, 1)		G5-4-3 PB BB								3	0	0	0	1	0	4				
Rick Monday, L OBP: 0.343, SLG: 0.463 (1, 8)										0	0	0	0	0	0	0				
Joe Ferguson, R OBP: 0.356, SLG: 0.410 (1, 2)										2	0	0	0	2	1	0				
Tommy John, R OBP: 0.167, SLG: 0.159 Rick Rhoden, R OBP: 0.167, SLG: 0.136 Vic Davalillo, L OBP: 0.333, SLG: 0.394 (1, 1) (2, 1) (7, PH) (7, 7)										4	0	0	0	0	0	4				
										1	0	0	0	0	0	1				
										1	0	0	0	0	0	0				
										2	1	1	0	0	0	0				
<b>Inning Stats</b>	R: 2 E: 0 K: 0 S: 5	H: 2 LOB: 0 BB: 0 P: 5	R: 0 E: 0 K: 0 S: 2	H: 0 LOB: 1 BB: 2 P: 10	R: 0 E: 0 K: 2 S: 8	H: 1 LOB: 1 BB: 0 P: 8	R: 0 E: 0 K: 1 S: 5	H: 0 LOB: 0 BB: 0 P: 5	R: 1 E: 1 K: 0 S: 5	H: 2 LOB: 1 BB: 0 P: 5	R: 0 E: 1 K: 0 S: 3	H: 0 LOB: 2 BB: 2 P: 11	R: 1 E: 0 K: 0 S: 6	H: 3 LOB: 3 BB: 1 P: 10	R: 0 E: 0 K: 2 S: 7	H: 0 LOB: 0 BB: 0 P: 7	1B: 7 2B: 0 3B: 0 HR: 1	SF: 0 SAC: 0 DP: 1 HBP: 0	WP: 0 PB: 2 SB: 1 CS: 0	PA: 39
<b>PITCHER</b>	IP WLS BF H R ER SO BB IBB HBP BLK WP HR S P ERA WHIP	IP WLS BF H R ER SO BB IBB HBP BLK WP HR S P ERA WHIP																		
Phil Niekro, R ERA: 3.06 (1, 1)	6.2 W 32 8 4 3 3 4 1 0 0 0 1 33 53 4.05 1.800																			
Gene Garber, R ERA: 2.41 (7, 1)	2.1 S 7 0 0 0 2 0 0 0 0 0 0 11 11 0.00 0.000																			

Batter	1	2	3	4	5	6	7	8	9	AB	R	H	RBI	BB	SO	LOB	BOTTOM			
Jerry Royster, R OBP: 0.344, SLG: 0.350 (1, 6)	4-3									4	1	1	1	1	0	2	<b>Los Angeles Dodgers @ Atlanta Braves</b> Atlanta-Fulton County Stadium, Atlanta, GA Sat Sep 09 1978, 7:05 PM EDT Att: 26,777 - Unknown <a href="http://livebaseballscorecards.com">livebaseballscorecards.com</a>			
Barry Bonnell, R OBP: 0.271, SLG: 0.283 (1, 8) (8, 7)	F9									4	0	0	0	0	0	1				
Gary Matthews, R OBP: 0.362, SLG: 0.452 (1, 9)	F8									4	2	1	0	0	1	1				
Jeff Burroughs, R OBP: 0.444, SLG: 0.544 Rowland Office, L OBP: 0.299, SLG: 0.361 (1, 7) (8, 8)										3	0	0	1	0	0	1				
Bob Horner, R OBP: 0.318, SLG: 0.536 (1, 5)										0	0	0	0	0	0	0				
Dale Murphy, R OBP: 0.294, SLG: 0.414 (1, 3)										4	3	4	2	0	0	0				
Rod Gilbreath, R OBP: 0.299, SLG: 0.336 (1, 4)										4	0	1	0	0	1	3				
Joe Nolan, L OBP: 0.353, SLG: 0.400 (1, 2)										4	0	2	1	0	0	1				
Phil Niekro, R OBP: 0.220, SLG: 0.221 Gene Garber, R OBP: 0.143, SLG: 0.077 (1, 1) (7, 1)										3	1	2	1	1	0	0				
										3	0	0	0	0	0	3				
										1	0	0	0	0	0	2				
<b>Inning Stats</b>	R: 0 E: 0 K: 0 S: 3	H: 0 LOB: 0 BB: 0 P: 3	R: 1 E: 0 K: 0 S: 6	H: 3 LOB: 2 BB: 0 P: 6	R: 3 E: 2 K: 0 S: 6	H: 2 LOB: 1 BB: 1 P: 10	R: 0 E: 0 K: 0 S: 3	H: 0 LOB: 0 BB: 0 P: 3	R: 1 E: 0 K: 1 S: 7	H: 2 LOB: 1 BB: 0 P: 7	R: 1 E: 0 K: 0 S: 4	H: 2 LOB: 1 BB: 0 P: 4	R: 0 E: 0 K: 1 S: 5	H: 0 LOB: 0 BB: 0 P: 5	R: 1 E: 0 K: 0 S: 5	H: 2 LOB: 2 BB: 1 P: 9	1B: 6 2B: 3 3B: 1 HR: 1	SF: 1 SAC: 0 DP: 0 HBP: 0	WP: 1 PB: 0 SB: 0 CS: 0	PA: 37
<b>PITCHER</b>	IP WLS BF H R ER SO BB IBB HBP BLK WP HR S P ERA WHIP	IP WLS BF H R ER SO BB IBB HBP BLK WP HR S P ERA WHIP																		
Tommy John, L ERA: 3.42 (1, 1)	1.2 L 20 6 5 2 1 1 0 0 0 0 1 1 21 25 4.15 1.615																			
Rick Rhoden, R ERA: 3.73 (2, 1)	4.1 L 20 6 5 2 1 1 0 0 0 0 1 1 21 25 4.15 1.615																			
Charlie Hough, R ERA: 3.0 (7, 1)	2.0 9 2 1 1 1 1 0 0 0 0 0 0 10 14 4.50 1.500																			



Batter	1	2	3	4	5	6	7	8	9	AB	R	H	RBI	BB	SO	LOB	TOP					
Davey Lopes, R OBP: 0.358, SLG: 0.420 Ted Martinez, R OBP: 0.286, SLG: 0.256	(1,4) 0-3 K		(3) 0-0 F4		(1) 0-0 HR	(1) 0-0 FC4-6 1B	(3) 0-0 6-3		(2) 0-0 6-3	4	2	2	1	0	1	0						
Bill Russell, R OBP: 0.309, SLG: 0.349	(1,6) 0-0 F9			(1) 4-0 CS BB	(1) 0-0 6-3	(1) 0-0 FC4-6 1B		(1) 0-0 5-3	(1) 0-0 1B	5	1	2	1	1	0	0						
Reggie Smith, S OBP: 0.385, SLG: 0.573 Bill North, S OBP: 0.374, SLG: 0.279	(1,9) 0-0 5-3			(1) 4-0 1B BB	(2) 0-0 F5	(2) 0-0 FC4-6 1B		(1) 4-0 1B BB	(1) 0-0 1B	1	0	0	0	0	0	0						
Steve Garvey, R OBP: 0.338, SLG: 0.481				(1) 0-0 F7 S BB	(1) 1-3 1B 1B			(1) 0-0 BB 1B	(1) 0-0 1B	5	1	5	2	1	0	0						
Ron Cey, R OBP: 0.375, SLG: 0.439	(1,5) 0-0 F7			(1) 0-0 1B HR 1B	(1) 4-0 2B			(1) 0-0 FC5 BB 1B	(3) 0-0 F9	4	1	2	2	2	0	3						
Dusty Baker Jr, R OBP: 0.337, SLG: 0.390 Lee Lacy, R OBP: 0.338, SLG: 0.519	(1,7) 0-0 F8			(1) 0-0 1B HR 1B	(3) 0-0 F3	(3) 0-0 6-3		(2) 0-0 F4		4	1	1	1	0	0	6						
Rick Monday, L OBP: 0.350, SLG: 0.487	(1,8) 0-3 K			(1) 1-3 1B HR		(1) 0-0 HR		(1) 4-0 FC5-4 1B	(1) 1-2 2-3 BB	4	2	3	4	1	1	1						
Steve Yeager, R OBP: 0.304, SLG: 0.257			(1) 0-0 5-3	(2) 0-0 6-3		(1) 4-0 1B SH3-4 BB	(1) 0-0 FC5-4 SH1	(3) 0-0 FC5		4	1	0	0	1	0	4						
Don Sutton, R OBP: 0.149, SLG: 0.095	(1,1) 0-3 K		(2) 0-0 5-3		(3) 0-0 SH3-4	(1) 0-0 SH1			(1) 0-0 F2	3	0	0	0	0	1	0						
<b>Inning Stats</b>	R: 0 E: 0 K: 1 S: 5	H: 0 LOB: 0 BB: 0 P: 5	R: 0 E: 0 K: 1 S: 5	H: 0 LOB: 1 BB: 1 P: 9	R: 0 E: 0 K: 1 S: 5	H: 0 LOB: 0 BB: 0 P: 5	R: 5 E: 0 K: 0 S: 6	H: 4 LOB: 0 BB: 2 P: 14	R: 1 E: 0 K: 0 S: 5	H: 2 LOB: 2 BB: 1 P: 9	R: 3 E: 0 K: 0 S: 7	H: 4 LOB: 3 BB: 2 P: 15	R: 0 E: 0 K: 0 S: 4	H: 1 LOB: 1 BB: 0 P: 4	R: 1 E: 0 K: 0 S: 5	H: 2 LOB: 2 BB: 0 P: 13	R: 1 E: 0 K: 0 S: 6	H: 3 LOB: 2 BB: 0 P: 6	1B: 12 2B: 1 3B: 0 HR: 3	SF: 0 SAC: 2 DP: 0 HBP: 0	WP: 0 PB: 0 SB: 1 CS: 1	PA: 50
<b>PITCHER</b>	IP WLS BF H R ER SO BB IBB HBP BLK WP HR S P ERA WHIP																					
Jim Bouton, R ERA: 10.8	(1,1) 5.0 L 24 6 6 6 3 4 0 0 0 0 0 2 26 42 10.80 2.000																					
Max Leon, R ERA: 8.35	(6,1) 0.2 8 4 3 3 0 2 0 0 0 0 0 1 6 14 40.50 9.000																					
Tommy Boggs, R ERA: 6.71	(6,1) 1.1 5 1 0 0 0 0 0 0 0 0 0 0 5 5 0.00 0.750																					
Adrian Devine, R ERA: 6.11	(8,1) 2.0 13 5 2 2 0 2 0 0 0 0 0 0 11 19 9.00 3.500																					

Los Angeles Dodgers @ Atlanta Braves  
Atlanta-Fulton County Stadium, Atlanta, GA

AB 40  
R 11  
H 16  
RBI 11  
BB 8  
SO 3  
LOB 19



WP: 0 PA: 50  
PB: 0  
SB: 1  
CS: 1

Sun Sep 10 1978, 3:33 AM EDT  
Att: 11,108 - Unknown

Batter	1	2	3	4	5	6	7	8	9	AB	R	H	RBI	BB	SO	LOB	BOTTOM			
Jerry Royster, R OBP: 0.342, SLG: 0.347 Adrian Devine, R OBP: 0.091, SLG: 0.091	(1,6) 0-0 F9		(2) 0-0 6-3		(3) 0-0 FC5-4		(3) 0-0 F9			4	0	0	0	0	0	1				
Rowland Office, L OBP: 0.298, SLG: 0.360	(1,8) 0-0 F7		(3) 0-3 K			(1) 0-0 6-3		(1) 0-0 G6-4-3 1B		4	0	1	0	0	1	0				
Gary Matthews, R OBP: 0.360, SLG: 0.449 Cito Gaston, R OBP: 0.240, SLG: 0.259	(1,9) 0-0 6-3			(1) 0-3 K		(2) 0-0 F3		(2) 0-0 G6-4-3	(3) 0-0 F5	3	0	0	0	0	1	0				
Jeff Burroughs, R OBP: 0.447, SLG: 0.561 Barry Bonnell, R OBP: 0.271, SLG: 0.282	(1,7) 0-0 HR			(1) 0-0 SF8 3B		(2) 0-0 1B 2B			(3) 0-0 F5	3	2	3	1	0	0	0				
Bob Horner, R OBP: 0.321, SLG: 0.548	(1,5) 0-0 5-3			(2) 0-0 SF8		(1) 0-0 1B			(1) 0-0 HR	3	1	2	3	0	0	0				
Joe Nolan, L OBP: 0.348, SLG: 0.393 Bruce Benedict, R OBP: 0.259, SLG: 0.200	(1,2) 0-3 K		(2) 0-3 K		(3) 0-3 K		(3) 0-0 F3		(1) 0-0 F4	3	0	0	0	0	2	2				
Dale Murphy, R OBP: 0.296, SLG: 0.420	(1,3) 4-0 BB			(1) 0-3 K		(1) 0-0 HR			(2) 0-3 K	3	1	1	1	1	2	0				
Rod Gilbreath, R OBP: 0.298, SLG: 0.332	(1,4) 0-3 K			(1) 4-0 FC5-4 BB		(1) 0-3 K			(3) 0-0 F9	3	0	0	0	1	2	1				
Jim Bouton, R Darel Chaney, S Max Leon, R Tommy Boggs, R Bob Seall, S Rob Bellori, R	(1,1) 0-0 F7			(2) 0-0 F5		(2) 0-0 4-3				1	0	0	0	0	0	0				
<b>Inning Stats</b>	R: 0 E: 0 K: 0 S: 3	H: 1 LOB: 1 BB: 1 P: 12	R: 0 E: 0 K: 1 S: 5	H: 0 LOB: 0 BB: 0 P: 5	R: 1 E: 0 K: 2 S: 8	H: 1 LOB: 0 BB: 0 P: 8	R: 0 E: 0 K: 1 S: 5	H: 0 LOB: 1 BB: 1 P: 9	R: 1 E: 0 K: 0 S: 5	H: 2 LOB: 2 BB: 0 P: 5	R: 1 E: 0 K: 1 S: 6	H: 1 LOB: 0 BB: 0 P: 6	R: 0 E: 0 K: 0 S: 3	H: 1 LOB: 0 BB: 0 P: 3	R: 1 E: 0 K: 1 S: 6	H: 1 LOB: 0 BB: 0 P: 6	1B: 2 2B: 1 3B: 1 HR: 3	SF: 1 SAC: 0 DP: 1 HBP: 0	WP: 0 PB: 0 SB: 0 CS: 0	PA: 35
<b>PITCHER</b>	IP WLS BF H R ER SO BB IBB HBP BLK WP HR S P ERA WHIP																			
Don Sutton, R ERA: 3.72	(1,1) 9.0 W 35 7 5 5 8 2 0 0 0 0 0 3 49 57 5.00 1.000																			

Los Angeles Dodgers @ Atlanta Braves  
Atlanta-Fulton County Stadium, Atlanta, GA

AB 32  
R 5  
H 7  
RBI 5  
BB 2  
SO 8  
LOB 6



WP: 0 PA: 35  
PB: 0  
SB: 0  
CS: 0

Sun Sep 10 1978, 3:33 AM EDT  
Att: 11,108 - Unknown



Batter	1	2	3	4	5	6	7	8	9	AB	R	H	RBI	BB	SO	LOB	TOP			
Jerry Royster, R OBP: 0.342, SLG: 0.348 (1, 6)										5	1	2	0	0	0	2				
Glenn Hubbard, R OBP: 0.381, SLG: 0.330 (1, 4)										5	2	2	1	0	0	1				
Gary Matthews, R OBP: 0.367, SLG: 0.465 (1, 9)										5	3	5	1	0	0	0				
Jeff Burroughs, R OBP: 0.447, SLG: 0.558 Rowland Office, L OBP: 0.296, SLG: 0.360 (8, PR) (8, 8)										4	1	1	1	1	1	3				
Bob Horner, R OBP: 0.316, SLG: 0.540 (1, 5)										4	0	0	1	0	1	3				
Dale Murphy, R OBP: 0.293, SLG: 0.416 (1, 3)										4	0	0	1	0	1	0				
Barry Bonnell, R OBP: 0.273, SLG: 0.284 (8, 7)										5	0	2	1	0	1	2				
Bruce Benedict, R OBP: 0.313, SLG: 0.214 (1, 2)										3	0	1	0	2	1	0				
Larry McWilliams, L OBP: 0.077, SLG: 0.154 Gene Garber, R OBP: 0.143, SLG: 0.077 (9, 1)										4	0	0	0	0	4	6				
<b>Inning Stats</b>	R: 0 E: 0 K: 0 S: 5	H: 2 LOB: 2 BB: 0 P: 5	R: 0 E: 0 K: 1 S: 7	H: 2 LOB: 2 BB: 0 P: 7	R: 3 E: 0 K: 1 S: 8	H: 3 LOB: 2 BB: 2 P: 16	R: 1 E: 0 K: 0 S: 4	H: 1 LOB: 0 BB: 0 P: 4	R: 0 E: 1 K: 1 S: 6	H: 0 LOB: 2 BB: 1 P: 10	R: 0 E: 0 K: 1 S: 5	H: 0 LOB: 0 BB: 0 P: 5	R: 3 E: 1 K: 2 S: 11	H: 4 LOB: 1 BB: 0 P: 11	R: 0 E: 0 K: 2 S: 7	H: 0 LOB: 0 BB: 0 P: 7	1B: 11 2B: 1 3B: 0 HR: 1	SF: 2 SAC: 0 DP: 1 HBP: 0	WP: 0 PB: 0 SB: 1 CS: 0	PA: 44
<b>PITCHER</b>	IP WLS BF H R ER SO BB IBB HBP BLK WP HR S P ERA WHIP																			
Randy Jones, L ERA: 2.88 (1, 1)	6.0 L 31 9 4 4 4 4 1 2 0 0 0 0 1 36 48 6.00 1.667																			
Mark Lee, R ERA: 3.01 (7, 1)	1.0 3 0 0 0 1 0 0 0 0 0 0 0 5 5 0.00 0.000																			
Bob Shirley, L ERA: 4.0 (8, 1)	0.2 6 4 3 2 2 0 0 0 0 0 0 0 10 10 27.00 6.000																			
John D'Acquisto, R ERA: 2.43 (8, 1)	1.1 4 0 0 0 2 0 0 0 0 0 0 0 8 8 0.00 0.000																			

Atlanta Braves @ San Diego Padres  
San Diego Stadium, San Diego, CA  
Mon Sep 11 1978, 10:05 PM EDT  
Att: 9,727 - Unknown

AB 39  
R 7  
H 13  
RBI 6  
BB 3  
SO 9  
LOB 17



Batter	1	2	3	4	5	6	7	8	9	AB	R	H	RBI	BB	SO	LOB	BOTTOM					
Ozzie Smith, S OBP: 0.321, SLG: 0.324 (1, 6)										5	0	0	0	0	0	6						
Barry Evans, R OBP: 0.333, SLG: 0.310 (1, 5)										3	0	0	0	1	0	0						
Don Reynolds, R OBP: 0.350, SLG: 0.267 (1, 7)										4	0	0	0	0	1	2						
Dave Winfield, R OBP: 0.357, SLG: 0.488 (1, 9)										4	0	0	0	0	1	0						
Jerry Turner, L OBP: 0.335, SLG: 0.462 (1, 8)										3	1	0	0	1	0	0						
Gene Tenace, R OBP: 0.394, SLG: 0.417 (1, 2)										3	1	1	0	1	0	0						
Broderick Perkins, L OBP: 0.252, SLG: 0.338 (1, 3)										4	0	1	0	0	1	3						
Chuck Baker, R OBP: 0.250, SLG: 0.241 (1, 4)										4	0	1	1	0	1	2						
<b>Inning Stats</b>	R: 0 E: 0 K: 0 S: 3	H: 0 LOB: 0 BB: 0 P: 3	R: 0 E: 0 K: 1 S: 5	H: 0 LOB: 0 BB: 0 P: 5	R: 0 E: 0 K: 3 S: 9	H: 0 LOB: 0 BB: 0 P: 9	R: 0 E: 0 K: 1 S: 5	H: 0 LOB: 0 BB: 0 P: 5	R: 0 E: 0 K: 0 S: 4	H: 1 LOB: 1 BB: 0 P: 4	R: 0 E: 0 K: 0 S: 4	H: 1 LOB: 2 BB: 1 P: 8	R: 1 E: 1 K: 0 S: 6	H: 2 LOB: 3 BB: 1 P: 10	R: 0 E: 0 K: 0 S: 3	H: 0 LOB: 0 BB: 0 P: 3	R: 1 E: 1 K: 0 S: 4	H: 0 LOB: 2 BB: 2 P: 12	1B: 3 2B: 1 3B: 0 HR: 0	SF: 0 SAC: 0 DP: 0 HBP: 0	WP: 0 PB: 0 SB: 0 CS: 0	PA: 37
<b>PITCHER</b>	IP WLS BF H R ER SO BB IBB HBP BLK WP HR S P ERA WHIP																					
Larry McWilliams, L ERA: 2.99 (1, 1)	8.1 W 35 4 2 0 5 4 0 0 0 0 0 0 41 57 0.00 0.960																					
Gene Garber, R ERA: 2.39 (9, 1)	0.2 2 0 0 0 0 0 0 0 0 0 0 0 2 2 0.00 0.000																					

Atlanta Braves @ San Diego Padres  
San Diego Stadium, San Diego, CA  
Mon Sep 11 1978, 10:05 PM EDT  
Att: 9,727 - Unknown

AB 33  
R 2  
H 4  
RBI 2  
BB 4  
SO 5  
LOB 15





Batter	1	2	3	4	5	6	7	8	9	AB	R	H	RBI	BB	SO	LOB	TOP			
Jerry Royster, R (1, 6) OBP: 0.342, SLG: 0.347										4	0	1	0	0	0	1	<p>Atlanta Braves @ San Diego Padres San Diego Stadium, San Diego, CA Tue Sep 12 1978, 10:05 PM EDT Att: 11,222 - Unknown</p>			
Rowland Office, L (1, 8) OBP: 0.300, SLG: 0.362										4	1	2	0	0	0	1				
Gary Matthews, R (1, 9) OBP: 0.364, SLG: 0.461										4	0	0	0	0	2	3				
Jeff Burroughs, R (1, 7) OBP: 0.443, SLG: 0.553										4	0	0	0	0	1	2				
Bob Horner, R (1, 5) OBP: 0.317, SLG: 0.538										1	0	0	0	0	0	2				
Bob Beall, S (6, PH) OBP: 0.362, SLG: 0.311										1	0	0	0	0	1	1				
Rod Gilbreath, R (6, 5) OBP: 0.298, SLG: 0.331										1	0	0	0	0	0	0				
Joe Nolan, L (1, 2) OBP: 0.351, SLG: 0.392										3	0	1	0	1	0	0				
Dale Murphy, R (1, 3) OBP: 0.291, SLG: 0.413										4	0	0	0	0	1	4				
Glenn Hubbard, R (1, 4) OBP: 0.367, SLG: 0.316										4	0	0	0	0	0	0				
Mickey Mahler, S (1, 1) OBP: 0.128, SLG: 0.105										2	0	0	0	0	0	0				
Darrel Chaney, S (7, PH) OBP: 0.296, SLG: 0.308										1	0	1	0	0	0	0				
Dave Campbell, R (7, 1)										0	0	0	0	0	0	0				
<b>Inning Stats</b>	R: 0 E: 0 K: 1 S: 7	H: 2 LOB: 2 BB: 0 P: 7	R: 0 E: 0 K: 0 S: 3	H: 0 LOB: 0 BB: 0 P: 3	R: 0 E: 0 K: 0 S: 3	H: 1 LOB: 2 BB: 0 P: 7	R: 0 E: 0 K: 1 S: 6	H: 0 LOB: 0 BB: 0 P: 3	R: 1 E: 1 K: 2 S: 9	H: 1 LOB: 2 BB: 1 P: 13	R: 0 E: 0 K: 0 S: 4	H: 1 LOB: 1 BB: 0 P: 4	R: 0 E: 0 K: 1 S: 5	H: 0 LOB: 0 BB: 0 P: 5	R: 0 E: 0 K: 0 S: 3	H: 0 LOB: 0 BB: 0 P: 3	1B: 4 2B: 1 3B: 0 HR: 0	SF: 0 SAC: 0 DP: 0 HBP: 1	WP: 0 PB: 0 SB: 0 CS: 0	PA: 35
<b>PITCHER</b> Gaylord Perry, R (1, 1) ERA: 2.97	IP: 9.0 WLS: W BF: 35 H: 5 R: 1 ER: 0 SO: 5 BB: 1 IBB: 0 HBP: 1 BLK: 0 WP: 0 HR: 0 S: 43 P: 48 ERA: 0.00 WHIP: 0.667															<b>PITCHER</b>				

Batter	1	2	3	4	5	6	7	8	9	AB	R	H	RBI	BB	SO	LOB	BOTTOM			
Ozzie Smith, S (1, 6) OBP: 0.320, SLG: 0.323										4	1	1	0	0	2	1	<p>Atlanta Braves @ San Diego Padres San Diego Stadium, San Diego, CA Tue Sep 12 1978, 10:05 PM EDT Att: 11,222 - Unknown</p>			
Barry Evans, R (1, 5) OBP: 0.324, SLG: 0.303										4	0	1	0	0	0	0				
Jerry Turner, L (1, 7) OBP: 0.333, SLG: 0.454										3	0	0	0	1	0	1				
Derrel Thomas, S (6, 7) OBP: 0.303, SLG: 0.294										0	0	0	0	0	0	0				
Dave Winfield, R (1, 9) OBP: 0.361, SLG: 0.496										3	1	3	1	1	0	0				
Gene Tenace, R (1, 3) OBP: 0.392, SLG: 0.413										3	0	0	0	1	1	4				
Jim Wilhelm, R (1, 8) OBP: 0.364, SLG: 0.556										3	1	1	0	0	0	2				
Dave Roberts, R (1, 2) OBP: 0.324, SLG: 0.333										4	0	2	1	0	2	3				
Chuck Baker, R (1, 4) OBP: 0.237, SLG: 0.228										3	0	0	0	0	3	5				
Oscar Gamble, L (8, PH) OBP: 0.367, SLG: 0.391										1	0	0	0	0	0	0				
Fernando Gonzalez, R (9, 4) OBP: 0.272, SLG: 0.303										0	0	0	0	0	0	0				
Gaylord Perry, R (1, 1) OBP: 0.127, SLG: 0.130										4	0	0	0	0	3	1				
<b>Inning Stats</b>	R: 0 E: 0 K: 1 S: 5	H: 0 LOB: 0 BB: 0 P: 5	R: 1 E: 0 K: 1 S: 7	H: 2 LOB: 1 BB: 0 P: 7	R: 0 E: 0 K: 2 S: 7	H: 0 LOB: 0 BB: 0 P: 7	R: 0 E: 0 K: 2 S: 8	H: 1 LOB: 3 BB: 1 P: 13	R: 1 E: 1 K: 2 S: 9	H: 2 LOB: 2 BB: 1 P: 13	R: 1 E: 0 K: 2 S: 9	H: 2 LOB: 1 BB: 0 P: 9	R: 0 E: 0 K: 0 S: 4	H: 1 LOB: 2 BB: 1 P: 8	R: 0 E: 0 K: 1 S: 5	H: 0 LOB: 0 BB: 0 P: 5	1B: 5 2B: 2 3B: 0 HR: 1	SF: 0 SAC: 0 DP: 0 HBP: 1	WP: 1 PB: 0 SB: 0 CS: 0	PA: 36
<b>PITCHER</b> Mickey Mahler, L (1, 1) ERA: 4.5	IP: 6.0 WLS: L BF: 28 H: 7 R: 3 ER: 2 SO: 10 BB: 1 IBB: 1 HBP: 1 BLK: 0 WP: 1 HR: 1 S: 45 P: 54 ERA: 3.00 WHIP: 1.333															<b>PITCHER</b>				
Dave Campbell, R (7, 1) ERA: 4.73	IP: 2.0 WLS: 8 BF: 8 H: 1 R: 0 ER: 0 SO: 1 BB: 1 IBB: 0 HBP: 0 BLK: 0 WP: 0 HR: 0 S: 9 P: 13 ERA: 0.00 WHIP: 1.000															<b>PITCHER</b>				

AB 33  
R 1  
H 5  
RBI 0  
BB 1  
SO 5  
LOB 14

AB 32  
R 3  
H 8  
RBI 2  
BB 3  
SO 11  
LOB 17

livebaseballscores.com

livebaseballscores.com







Batter	1	2	3	4	5	6	7	8	9	AB	R	H	RBI	BB	SO	LOB	TOP					
Jerry Royster, R (1, 6) OBP: 0.338, SLG: 0.345	F7		5-3		5-3				F3	5	0	1	1	0	0	1	<b>Atlanta Braves @ San Francisco Giants</b> Candlestick Park, San Francisco, CA Thu Sep 14 1978, 6:33 AM EDT Att: 3,358 - Unknown <a href="http://livebaseballscorecards.com">livebaseballscorecards.com</a>					
Rowland Office, L (1, 8) OBP: 0.298, SLG: 0.357	6-3		K				4-3		F5	4	0	0	0	1	1	0						
Gary Matthews, R (1, 9) OBP: 0.366, SLG: 0.462			F8						3-1	5	0	2	0	0	1	3						
Jeff Burroughs, R (1, 7) OBP: 0.446, SLG: 0.555 Barry Bonnell, R (8, PR) OBP: 0.271, SLG: 0.282					F8				E9	3	0	1	0	1	0	1						
Joe Nolan, L (1, 2) OBP: 0.356, SLG: 0.384					G1-6-3				1B	0	1	0	0	0	0	0						
Dale Murphy, R (1, 3) OBP: 0.293, SLG: 0.415									G3	3	1	0	0	1	0	3						
Glenn Hubbard, R (1, 4) OBP: 0.304, SLG: 0.327									G3	4	2	1	1	0	1	1						
Rod Gilbreath, R (1, 5) OBP: 0.304, SLG: 0.339									1-3	3	0	1	2	0	1	1						
Jim Bouton, R (1, 1) Bob Beall, S (7, PH) Craig Skok, R (7, 1) Gene Garber, R (9, 1)									1B	3	0	1	0	2	0	1						
Inning Stats	R: 0 E: 0 K: 0 S: 4	H: 1 LOB: 2 BB: 1 P: 8	R: 1 E: 1 K: 0 S: 4	H: 0 LOB: 0 BB: 0 P: 4	R: 0 E: 0 K: 1 S: 5	H: 0 LOB: 0 BB: 0 P: 5	R: 0 E: 0 K: 1 S: 5	H: 0 LOB: 0 BB: 0 P: 5	R: 0 E: 0 K: 0 S: 4	H: 1 LOB: 1 BB: 0 P: 4	R: 0 E: 0 K: 0 S: 3	H: 1 LOB: 0 BB: 0 P: 3	R: 2 E: 0 K: 3 S: 11	H: 2 LOB: 3 BB: 3 P: 23	R: 1 E: 1 K: 0 S: 5	H: 2 LOB: 3 BB: 1 P: 9		R: 0 E: 0 K: 0 S: 3	H: 0 LOB: 0 BB: 0 P: 3	1B: 4 2B: 2 3B: 1 HR: 0	SF: 0 SAC: 1 DP: 1 HBP: 0	WP: 0 PB: 0 SB: 3 CS: 0
PITCHER	IP	WLS	BF	H	R	ER	SO	BB	IBB	HBP	BLK	WP	HR	S	P	ERA	WHIP					
Ed Halicki, R (1, 1) ERA: 2.88	7.0	L	30	5	3	2	5	3	1	0	0	0	0	36	52	2.57	1.143					
Randy Moffitt, R (8, 1) ERA: 3.29	2.0		9	2	1	1	0	1	0	0	0	0	0	8	12	4.50	1.500					


Batter	1	2	3	4	5	6	7	8	9	AB	R	H	RBI	BB	SO	LOB	BOTTOM				
Bill Madlock, R (1, 4) OBP: 0.395, SLG: 0.498	K									3	1	0	0	1	1	0	<b>Atlanta Braves @ San Francisco Giants</b> Candlestick Park, San Francisco, CA Thu Sep 14 1978, 6:33 AM EDT Att: 3,358 - Unknown <a href="http://livebaseballscorecards.com">livebaseballscorecards.com</a>				
Terry Whitfield, L (1, 7) OBP: 0.342, SLG: 0.405 Randy Moffitt, R (8, 1) OBP: 0.250, SLG: 0.143										4	0	1	0	0	0	1					
Mike Ivie, R (1, 3) OBP: 0.361, SLG: 0.472										3	0	0	1	0	2	1					
Darrell Evans, L (1, 5) OBP: 0.367, SLG: 0.410										3	0	1	0	1	0	2					
Hector Cruz, R (1, 8) OBP: 0.310, SLG: 0.385										3	0	1	0	1	0	3					
Jim Dwyer, L (1, 9) OBP: 0.328, SLG: 0.370										4	0	0	0	0	0	3					
John Tamargo, S (1, 2) OBP: 0.350, SLG: 0.333										4	0	0	0	0	0	1					
Roger Metzger, S (1, 6) OBP: 0.283, SLG: 0.272										3	0	0	0	1	0	0					
Ed Halicki, R (1, 1) ERA: 4.91 Larry Herndon, R (7, PH) ERA: 4.3										2	0	0	0	0	0	2					
Inning Stats	R: 0 E: 0 K: 2 S: 8	H: 1 LOB: 1 BB: 0 P: 8	R: 0 E: 0 K: 0 S: 4	H: 1 LOB: 2 BB: 1 P: 8	R: 1 E: 1 K: 0 S: 4	H: 0 LOB: 2 BB: 2 P: 12	R: 0 E: 0 K: 0 S: 3	H: 0 LOB: 0 BB: 0 P: 3	R: 0 E: 0 K: 1 S: 5	H: 0 LOB: 0 BB: 0 P: 3	R: 0 E: 0 K: 1 S: 5	H: 0 LOB: 0 BB: 0 P: 5	R: 0 E: 0 K: 1 S: 4	H: 0 LOB: 0 BB: 1 P: 8	R: 0 E: 0 K: 0 S: 3	H: 0 LOB: 0 BB: 0 P: 3		1B: 1 2B: 2 3B: 0 HR: 0	SF: 1 SAC: 0 DP: 1 HBP: 0	WP: 0 PB: 0 SB: 2 CS: 0	PA: 35
PITCHER	IP	WLS	BF	H	R	ER	SO	BB	IBB	HBP	BLK	WP	HR	S	P	ERA	WHIP				
Jim Bouton, R (1, 1) ERA: 4.91	6.0	W	26	3	1	0	2	3	0	0	0	0	0	27	39	0.00	1.000				
Craig Skok, L (7, 1) ERA: 4.3	2.0		6	0	0	0	2	1	0	0	0	0	0	9	13	0.00	0.500				
Gene Garber, R (9, 1) ERA: 2.33	1.0	S	3	0	0	0	0	0	0	0	0	0	0	3	3	0.00	0.000				



Batter	1	2	3	4	5	6	7	8	9	AB	R	H	RBI	BB	SO	LOB	TOP					
Jerry Royster, R OBP: 0.338, SLG: 0.344										4	0	1	0	0	0	0	<b>Atlanta Braves @ Los Angeles Dodgers</b> Dodger Stadium, Los Angeles, CA Fri Sep 15 1978, 7:05 PM PDT Att: 47,188 - Unknown					
Bob Beall, S OBP: 0.376, SLG: 0.302										4	0	0	0	0	2	2						
Gary Matthews, R OBP: 0.367, SLG: 0.461										3	0	1	0	1	0	1						
Bob Horner, R OBP: 0.319, SLG: 0.538										4	0	2	0	0	0	1						
Joe Nolan, L OBP: 0.350, SLG: 0.376										4	0	0	0	0	0	3						
Dale Murphy, R OBP: 0.291, SLG: 0.412										3	0	0	0	0	3	0						
Glenn Hubbard, R OBP: 0.355, SLG: 0.318										3	0	0	0	0	0	0						
Barry Bonnell, R OBP: 0.275, SLG: 0.286										3	0	2	0	0	1	0						
Eddie Solomon, R OBP: 0.167, SLG: 0.138										2	0	0	0	0	0	1						
Rowland Office, L OBP: 0.298, SLG: 0.356										1	0	0	0	0	0	1						
Rick Camp, R OBP: 0.291, SLG: 0.356										0	0	0	0	0	0	0						
<b>Inning Stats</b>	R: 0 E: 0 K: 0 S: 3	H: 1 LOB: 1 BB: 1 P: 7	R: 0 E: 0 K: 1 S: 5	H: 0 LOB: 0 BB: 0 P: 5	R: 0 E: 0 K: 0 S: 3	H: 1 LOB: 0 BB: 0 P: 3	R: 0 E: 0 K: 0 S: 4	H: 1 LOB: 1 BB: 0 P: 4	R: 0 E: 0 K: 2 S: 7	H: 0 LOB: 0 BB: 0 P: 7	R: 0 E: 1 K: 1 S: 6	H: 0 LOB: 1 BB: 0 P: 6	R: 0 E: 0 K: 1 S: 5	H: 0 LOB: 0 BB: 0 P: 5	R: 0 E: 0 K: 0 S: 3	H: 1 LOB: 0 BB: 0 P: 3	R: 0 E: 0 K: 1 S: 7	H: 2 LOB: 2 BB: 0 P: 7	1B: 6 2B: 0 3B: 0 HR: 0	SF: 0 SAC: 0 DP: 2 HBP: 0	WP: 0 PB: 0 SB: 0 CS: 1	PA: 32
<b>PITCHER</b> Don Sutton, R ERA: 3.57	IP: 9.0 WLS: W BF: 32	H: 6 R: 0 ER: 0 SO: 6	BB: 1 IBB: 0 HBP: 0 BLK: 0	WP: 0 HR: 0 S: 43 P: 47	ERA: 0.00 WHIP: 0.778																	

Batter	1	2	3	4	5	6	7	8	9	AB	R	H	RBI	BB	SO	LOB	BOTTOM					
Davey Lopes, R OBP: 0.360, SLG: 0.437										4	1	1	0	0	1	1	<b>Atlanta Braves @ Los Angeles Dodgers</b> Dodger Stadium, Los Angeles, CA Fri Sep 15 1978, 7:05 PM PDT Att: 47,188 - Unknown					
Bill North, S OBP: 0.369, SLG: 0.271										2	1	1	0	2	0	1						
Rick Monday, L OBP: 0.350, SLG: 0.474										3	0	0	0	1	1	2						
Steve Garvey, R OBP: 0.345, SLG: 0.489										2	1	1	2	1	0	0						
Ron Cey, R OBP: 0.375, SLG: 0.450										3	0	0	0	1	1	2						
Joe Ferguson, R OBP: 0.351, SLG: 0.400										4	1	1	0	0	1	3						
Lee Lacy, R OBP: 0.335, SLG: 0.526										4	1	1	2	0	0	3						
Joe Simpson, L OBP: 0.291, SLG: 0.356										0	0	0	0	0	0	0						
Bill Russell, R OBP: 0.314, SLG: 0.355										3	0	1	0	1	0	0						
Don Sutton, R OBP: 0.143, SLG: 0.091										3	0	0	0	0	0	2						
<b>Inning Stats</b>	R: 1 E: 0 K: 1 S: 6	H: 1 LOB: 3 BB: 3 P: 18	R: 0 E: 1 K: 1 S: 6	H: 0 LOB: 1 BB: 0 P: 6	R: 0 E: 0 K: 1 S: 5	H: 0 LOB: 0 BB: 0 P: 5	R: 2 E: 0 K: 0 S: 5	H: 2 LOB: 0 BB: 0 P: 5	R: 0 E: 0 K: 0 S: 3	H: 1 LOB: 1 BB: 1 P: 7	R: 0 E: 0 K: 0 S: 4	H: 1 LOB: 0 BB: 0 P: 4	R: 2 E: 1 K: 1 S: 6	H: 1 LOB: 0 BB: 1 P: 10	R: 0 E: 0 K: 0 S: 3	H: 0 LOB: 1 BB: 1 P: 7	R: 0 E: 0 K: 0 S: 3	H: 0 LOB: 1 BB: 1 P: 7	1B: 4 2B: 0 3B: 1 HR: 1	SF: 1 SAC: 1 DP: 0 HBP: 0	WP: 0 PB: 0 SB: 3 CS: 2	PA: 36
<b>PITCHER</b> Eddie Solomon, R ERA: 4.08	IP: 7.0 WLS: L BF: 32	H: 6 R: 5 ER: 4 SO: 4	BB: 3 IBB: 2 HBP: 0 BLK: 0	WP: 0 HR: 1 S: 35 P: 55	ERA: 5.14 WHIP: 1.286																	
<b>PITCHER</b> Rick Camp, R ERA: 3.5	IP: 1.0 WLS: L BF: 4	H: 0 R: 0 ER: 0 SO: 0	BB: 1 IBB: 0 HBP: 0 BLK: 0	WP: 0 HR: 0 S: 3 P: 7	ERA: 0.00 WHIP: 1.000																	

**AB 31**  
**R 0**  
**H 6**  
**RBI 0**  
**BB 1**  
**SO 6**  
**LOB 9**



**AB 28**  
**R 5**  
**H 6**  
**RBI 4**  
**BB 6**  
**SO 4**  
**LOB 14**









Batter	1	2	3	4	5	6	7	8	9	AB	R	H	RBI	BB	SO	LOB	TOP			
Jerry Royster, R OBP: 0.333, SLG: 0.339 (1, 6)										4	0	0	0	0	0	2	<b>Atlanta Braves @ Los Angeles Dodgers</b> Dodger Stadium, Los Angeles, CA Sun Sep 17 1978, 3:33 AM PDT Att: 27,993 - Unknown			
Rowland Office, L OBP: 0.297, SLG: 0.357 (1, 8)										4	0	1	1	0	1	1				
Gary Matthews, R OBP: 0.365, SLG: 0.456 (1, 9)										3	0	0	0	1	0	1				
Jeff Burroughs, R OBP: 0.442, SLG: 0.546 Bary Bonnell, R OBP: 0.272, SLG: 0.283 (8, 7)										4	1	0	0	0	2	2				
Bob Horner, R OBP: 0.317, SLG: 0.530 (1, 5)										4	0	1	0	0	0	1				
Joe Nolan, L OBP: 0.348, SLG: 0.373 (1, 2)										4	0	1	0	0	0	1				
Dale Murphy, R OBP: 0.290, SLG: 0.410 Gene Garber, R OBP: 0.133, SLG: 0.071 (9, 1)										4	1	1	1	0	0	2				
Glenn Hubbard, R OBP: 0.349, SLG: 0.314 (1, 4)										4	0	0	0	0	0	3				
Phil Niekro, R OBP: 0.233, SLG: 0.234 Bob Beall, S OBP: 0.376, SLG: 0.302 (9, 3)										3	1	2	1	0	1	0				
										0	0	0	0	0	0	0				
<b>Inning Stats</b>	R: 0 E: 0 K: 0 S: 3	H: 0 LOB: 0 BB: 0 P: 3	R: 0 E: 0 K: 1 S: 5	H: 0 LOB: 0 BB: 0 P: 5	R: 2 E: 0 K: 0 S: 6	H: 3 LOB: 1 BB: 0 P: 6	R: 1 E: 1 K: 0 S: 5	H: 1 LOB: 1 BB: 1 P: 5	R: 0 E: 0 K: 1 S: 4	H: 1 LOB: 1 BB: 0 P: 4	R: 0 E: 0 K: 2 S: 7	H: 0 LOB: 0 BB: 0 P: 7	R: 0 E: 0 K: 0 S: 3	H: 0 LOB: 0 BB: 0 P: 3	R: 0 E: 0 K: 0 S: 3	H: 0 LOB: 0 BB: 0 P: 3	1B: 5 2B: 1 3B: 0 HR: 0	SF: 0 SAC: 0 DP: 0 HBP: 0	WP: 0 PB: 0 SB: 0 CS: 0	PA: 35
<b>PITCHER</b>	IP WLS BF H R ER SO BB IBB HBP BLK WP HR S P ERA WHIP	IP WLS BF H R ER SO BB IBB HBP BLK WP HR S P ERA WHIP	IP WLS BF H R ER SO BB IBB HBP BLK WP HR S P ERA WHIP	IP WLS BF H R ER SO BB IBB HBP BLK WP HR S P ERA WHIP	IP WLS BF H R ER SO BB IBB HBP BLK WP HR S P ERA WHIP	IP WLS BF H R ER SO BB IBB HBP BLK WP HR S P ERA WHIP	IP WLS BF H R ER SO BB IBB HBP BLK WP HR S P ERA WHIP	IP WLS BF H R ER SO BB IBB HBP BLK WP HR S P ERA WHIP	IP WLS BF H R ER SO BB IBB HBP BLK WP HR S P ERA WHIP	IP WLS BF H R ER SO BB IBB HBP BLK WP HR S P ERA WHIP	IP WLS BF H R ER SO BB IBB HBP BLK WP HR S P ERA WHIP	IP WLS BF H R ER SO BB IBB HBP BLK WP HR S P ERA WHIP	IP WLS BF H R ER SO BB IBB HBP BLK WP HR S P ERA WHIP	IP WLS BF H R ER SO BB IBB HBP BLK WP HR S P ERA WHIP	IP WLS BF H R ER SO BB IBB HBP BLK WP HR S P ERA WHIP	IP WLS BF H R ER SO BB IBB HBP BLK WP HR S P ERA WHIP	IP WLS BF H R ER SO BB IBB HBP BLK WP HR S P ERA WHIP			
Burt Hooton, R ERA: 2.65 Charlie Hough, R ERA: 2.93 Lance Rautzhan, L ERA: 1.64	6.0 L 26 6 3 2 2 1 0 0 0 0 0 29 33 3.00 1.167	2.0 6 0 0 0 2 0 0 0 0 0 0 10 10 0.00 0.000	1.0 3 0 0 0 0 0 0 0 0 0 0 3 3 0.00 0.000																	

Batter	1	2	3	4	5	6	7	8	9	AB	R	H	RBI	BB	SO	LOB	BOTTOM					
Davey Lopes, R OBP: 0.358, SLG: 0.434 (1, 4)										5	0	2	0	0	0	5	<b>Atlanta Braves @ Los Angeles Dodgers</b> Dodger Stadium, Los Angeles, CA Sun Sep 17 1978, 3:33 AM PDT Att: 27,993 - Unknown					
Bill Russell, R OBP: 0.314, SLG: 0.355 (1, 6)										5	0	2	0	0	0	3						
Rick Monday, L OBP: 0.346, SLG: 0.468 (1, 8)										4	0	0	0	0	1	2						
Steve Garvey, R OBP: 0.345, SLG: 0.488 (1, 3)										5	0	1	0	0	1	2						
Ron Cey, R OBP: 0.377, SLG: 0.447 (1, 5)										3	2	1	0	1	1	1						
Dusty Baker Jr., R OBP: 0.331, SLG: 0.378 (1, 7)										5	0	1	0	0	1	4						
Lee Lacy, R OBP: 0.346, SLG: 0.535 (1, 9)										3	0	2	0	1	1	0						
Steve Yeager, R OBP: 0.300, SLG: 0.265 Vic Davallo, L OBP: 0.329, SLG: 0.389 Jerry Grote, R OBP: 0.389, SLG: 0.387 Rudy Law, L (8, PR) Lance Rautzhan, R (9, 1)										2	0	0	0	0	1	3						
Burt Hooton, R Joe Mauer, R Myron White, L Charlie Hough, R Johnny Oates, L (9, 2)										1	0	0	0	1	0	0						
										0	0	0	0	0	0	0						
<b>Inning Stats</b>	R: 0 E: 0 K: 2 S: 8	H: 1 LOB: 1 BB: 0 P: 8	R: 0 E: 0 K: 1 S: 6	H: 1 LOB: 1 BB: 0 P: 6	R: 0 E: 0 K: 0 S: 4	H: 1 LOB: 1 BB: 0 P: 4	R: 1 E: 0 K: 1 S: 7	H: 2 LOB: 3 BB: 1 P: 12	R: 0 E: 0 K: 0 S: 3	H: 0 LOB: 0 BB: 0 P: 3	R: 1 E: 1 K: 1 S: 6	H: 1 LOB: 2 BB: 2 P: 14	R: 0 E: 0 K: 0 S: 4	H: 1 LOB: 2 BB: 1 P: 8	R: 0 E: 0 K: 1 S: 7	H: 2 LOB: 2 BB: 0 P: 7	R: 0 E: 0 K: 0 S: 4	H: 1 LOB: 1 BB: 0 P: 4	1B: 8 2B: 1 3B: 1 HR: 0	SF: 0 SAC: 1 DP: 0 HBP: 1	WP: 2 PB: 1 SB: 0 CS: 0	PA: 42
<b>PITCHER</b>	IP WLS BF H R ER SO BB IBB HBP BLK WP HR S P ERA WHIP	IP WLS BF H R ER SO BB IBB HBP BLK WP HR S P ERA WHIP	IP WLS BF H R ER SO BB IBB HBP BLK WP HR S P ERA WHIP	IP WLS BF H R ER SO BB IBB HBP BLK WP HR S P ERA WHIP	IP WLS BF H R ER SO BB IBB HBP BLK WP HR S P ERA WHIP	IP WLS BF H R ER SO BB IBB HBP BLK WP HR S P ERA WHIP	IP WLS BF H R ER SO BB IBB HBP BLK WP HR S P ERA WHIP	IP WLS BF H R ER SO BB IBB HBP BLK WP HR S P ERA WHIP	IP WLS BF H R ER SO BB IBB HBP BLK WP HR S P ERA WHIP	IP WLS BF H R ER SO BB IBB HBP BLK WP HR S P ERA WHIP	IP WLS BF H R ER SO BB IBB HBP BLK WP HR S P ERA WHIP	IP WLS BF H R ER SO BB IBB HBP BLK WP HR S P ERA WHIP	IP WLS BF H R ER SO BB IBB HBP BLK WP HR S P ERA WHIP	IP WLS BF H R ER SO BB IBB HBP BLK WP HR S P ERA WHIP	IP WLS BF H R ER SO BB IBB HBP BLK WP HR S P ERA WHIP	IP WLS BF H R ER SO BB IBB HBP BLK WP HR S P ERA WHIP	IP WLS BF H R ER SO BB IBB HBP BLK WP HR S P ERA WHIP					
Phil Niekro, R ERA: 2.91 Gene Garber, R ERA: 2.31	8.1 W 40 10 2 1 0 4 0 0 0 0 0 47 64 1.08 1.680	0.2 S 2 0 0 0 0 0 0 0 0 0 2 2 0.00 0.000																				









Batter	1	2	3	4	5	6	7	8	9	AB	R	H	RBI	BB	SO	LOB	TOP			
Jerry Royster, R OBP: 0.333, SLG: 0.338 (1, 6)										4	1	1	0	0	2	1	<b>Atlanta Braves @ Houston Astros</b> Astrodome, Houston, TX Wed Sep 20 1978, 8:05 PM EDT Att: 3,950 - Dome			
Rowland Office, L OBP: 0.299, SLG: 0.356 (1, 8)										4	0	2	0	0	1	0				
Gary Matthews, R OBP: 0.363, SLG: 0.454 (1, 9)										4	0	1	0	0	2	1				
Jeff Burroughs, R OBP: 0.442, SLG: 0.544 Gene Garber, R OBP: 0.133, SLG: 0.071 (8, 1)										3	0	1	1	0	1	1				
Bob Horner, R OBP: 0.313, SLG: 0.523 (1, 5)										4	0	0	0	0	1	3				
Joe Nolan, L OBP: 0.345, SLG: 0.365 Eddie Miller, S (9, PR) Bruce Benedict, R OBP: 0.314, SLG: 0.226 (9, 2)										4	0	1	0	0	2	2				
Dale Murphy, R OBP: 0.290, SLG: 0.410 (1, 3)										4	1	1	0	0	0	1				
Glenn Hubbard, R OBP: 0.346, SLG: 0.312 (1, 4)										4	0	2	1	0	0	0				
Frank LaCorte, R (1, 1) Barry Bonnell, R OBP: 0.271, SLG: 0.282 (8, 7)										3	0	0	0	0	1	1				
<b>Inning Stats</b>	R: 1 E: 0 K: 0 S: 6	H: 3 LOB: 2 BB: 0 P: 6	R: 0 E: 1 K: 1 S: 6	H: 1 LOB: 1 BB: 0 P: 6	R: 0 E: 0 K: 2 S: 8	H: 1 LOB: 0 BB: 0 P: 8	R: 1 E: 0 K: 2 S: 8	H: 1 LOB: 0 BB: 0 P: 8	R: 0 E: 0 K: 1 S: 5	H: 0 LOB: 0 BB: 0 P: 5	R: 0 E: 0 K: 0 S: 3	H: 0 LOB: 0 BB: 0 P: 3	R: 0 E: 0 K: 3 S: 10	H: 1 LOB: 1 BB: 0 P: 10	R: 1 E: 0 K: 2 S: 9	H: 2 LOB: 2 BB: 0 P: 9		1B: 8 2B: 0 3B: 1 HR: 0	SF: 1 SAC: 0 DP: 0 HBP: 0	WP: 1 PB: 1 SB: 2 CS: 0
<b>PITCHER</b> Joe Niekro, R ERA: 4.13 (1, 1)	IP: 9.0 WLS: L BF: 36	H: 9 R: 3 ER: 2 SO: 11	BB: 0 IBB: 0 HBP: 0 BLK: 0	WP: 1 HR: 0 S: 58 P: 58	ERA: 2.00 WHIP: 1.000	<b>PITCHER</b>														

Batter	1	2	3	4	5	6	7	8	9	AB	R	H	RBI	BB	SO	LOB	BOTTOM			
Rafael Landestoy, S OBP: 0.297, SLG: 0.299 (1, 6)										4	1	2	1	0	1	0	<b>Atlanta Braves @ Houston Astros</b> Astrodome, Houston, TX Wed Sep 20 1978, 8:05 PM EDT Att: 3,950 - Dome			
Keith Drumright, L OBP: 0.176, SLG: 0.119 (1, 4)										3	0	0	0	0	2					
Terry Puhl, L OBP: 0.343, SLG: 0.373 (1, 8)										4	0	0	0	0	2					
Jose Cruz, L OBP: 0.370, SLG: 0.454 (1, 9)										2	0	1	1	2	0	1				
Enos Cabell, R OBP: 0.328, SLG: 0.409 (1, 5)										4	0	1	0	0	1	3				
Bob Watson, R OBP: 0.391, SLG: 0.465 (1, 3)										3	0	0	0	1	0	2				
Denny Walling, L OBP: 0.335, SLG: 0.363 (1, 7)											4	0	0	0	0	3				
Luis Pujols, R OBP: 0.185, SLG: 0.207 Jim Obradovich, L OBP: 0.273, SLG: 0.455 (9, PH)											3	1	1	0	0	1				
Joe Niekro, R OBP: 0.150, SLG: 0.183 (1, 1)											2	0	0	0	0	0				
<b>Inning Stats</b>	R: 1 E: 0 K: 1 S: 7	H: 1 LOB: 1 BB: 0 P: 7	R: 0 E: 0 K: 0 S: 3	H: 0 LOB: 0 BB: 0 P: 3	R: 0 E: 0 K: 1 S: 5	H: 0 LOB: 2 BB: 2 P: 13	R: 1 E: 0 K: 0 S: 4	H: 2 LOB: 0 BB: 0 P: 4	R: 0 E: 0 K: 0 S: 3	H: 0 LOB: 1 BB: 1 P: 7	R: 0 E: 0 K: 1 S: 5	H: 0 LOB: 0 BB: 0 P: 5	R: 0 E: 0 K: 0 S: 4	H: 1 LOB: 1 BB: 0 P: 4	R: 0 E: 0 K: 1 S: 6	H: 1 LOB: 1 BB: 0 P: 6		1B: 3 2B: 2 3B: 0 HR: 0	SF: 0 SAC: 2 DP: 1 HBP: 0	WP: 1 PB: 0 SB: 3 CS: 0
<b>PITCHER</b> Frank LaCorte, R ERA: 2.57 Gene Garber, R ERA: 2.23 (8, 1)	IP: 7.0 WLS: W BF: 27	H: 3 R: 2 ER: 2 SO: 3	BB: 3 IBB: 0 HBP: 0 BLK: 0	WP: 1 HR: 0 S: 30 P: 42	ERA: 2.57 WHIP: 0.857	<b>PITCHER</b>														





Batter	1	2	3	4	5	6	7	8	9	AB	R	H	RBI	BB	SO	LOB	TOP			
Jerry Royster, R (1.6)	0-0 6-3		0-0 4-3			0-0 5-3		0-0 4-3		4	0	0	0	0	0	1				
Rowland Office, L (1.8)	0-0 F7			0-0 2B		0-0 2B			0-0 G3	4	0	2	0	0	0	0				
Gary Matthews, R (1.9)	0-3 K		0-3 K2-3			0-3 K			0-0 1B	4	0	1	0	0	3	2				
Jeff Burroughs, R (1.7)		0-3 K		0-3 K			0-3 K		0-0 F7	4	0	0	0	0	3	2				
Bob Horner, R (1.5)		0-0 6-3		0-3 K			0-0 E7 WP		0-0 5-3	4	0	0	0	0	1	2				
Joe Nolan, L (1.2)		4-0 CS BB			0-3 K		0-3 K 1-3			2	0	0	0	1	2	1				
Dale Murphy, R (1.3)		0-0 CS 1-2	0-0 G3		0-0 F8		0-3 K			3	0	0	0	0	1	1				
Glenn Hubbard, R (1.4)			0-0 F9		0-0 F6			0-0 G5-4-3 1B		3	0	1	0	0	0	0				
Phil Niekro, R (1.1)						0-0 5-3		0-0 G5-4-3 1B 1-2		3	0	1	0	0	0	1				
<b>Inning Stats</b>	R: 0 E: 0 K: 1 S: 5	H: 0 LOB: 0 BB: 0 P: 5	R: 0 E: 0 K: 1 S: 4	H: 0 LOB: 0 BB: 1 P: 8	R: 0 E: 0 K: 0 S: 4	H: 1 LOB: 1 BB: 0 P: 4	R: 0 E: 0 K: 3 S: 10	H: 1 LOB: 1 BB: 0 P: 10	R: 0 E: 0 K: 1 S: 5	H: 0 LOB: 2 BB: 0 P: 5	R: 0 E: 0 K: 3 S: 10	H: 0 LOB: 1 BB: 0 P: 10	R: 0 E: 0 K: 0 S: 3	H: 1 LOB: 0 BB: 0 P: 3	R: 0 E: 0 K: 0 S: 4	H: 1 LOB: 1 BB: 0 P: 4	1B: 3 2B: 2 3B: 0 HR: 0	SF: 0 SAC: 0 DP: 1 HBP: 0	WP: 2 PB: 0 SB: 0 CS: 1	PA: 33
<b>PITCHER</b> Ken Forsch, R (1.1) ERA: 2.75	IP: 9.0 WLS: W BF: 32	H: 5 R: 0 ER: 0 SO: 10	BB: 1 IBB: 0 HBP: 0 BLK: 0	WP: 1 HR: 0 S: 51 P: 55	ERA: 0.00 WHIP: 0.667															

Atlanta Braves @ Houston Astros  
Astrodome, Houston, TX  
Thu Sep 21 1978, 8:05 PM EDT  
Att: 3,775 - Dome

AB 31  
R 0  
H 5  
RBI 0  
BB 1  
SO 10  
LOB 10



Batter	1	2	3	4	5	6	7	8	9	AB	R	H	RBI	BB	SO	LOB	BOTTOM			
Rafael Landestoy, S (1.6)	0-0 F8 2-1 1B		0-0 1B		0-0 2-3		0-0 F6			4	0	2	0	0	0	3				
Julio Gonzalez, R (1.4)			0-0 2-3		0-3 K		0-0 1B			4	0	2	0	0	1	3				
Jeffrey Leonard, R (1.8)				0-0 4-3		0-0 2B 1B	0-0 1B			4	1	2	1	0	0	2				
Jose Cruz, L (1.9)			0-0 2-1		0-0 E4 FC6	0-0 4-3 1-H 2B	0-0 4-3			4	0	1	1	0	0	4				
Enos Cabell, R (1.5)			0-3 K		0-0 FC6 1-2	0-0 4-3		0-0 6-3		4	0	0	0	0	1	2				
Bob Watson, R (1.3)		0-0 F8		0-0 6-3		0-3 K		0-0 1B		3	0	0	0	0	1	2				
Dave Bergman, L (8.3)								0-0 1B		1	0	1	0	0	0	0				
Joe Cannon, L (1.7)			0-0 1-3			0-0 F9	0-0 4-3		0-0 F6	3	0	0	0	0	0	1				
Denny Walling, L (8.7)										1	0	0	0	0	0	1				
Bruce Bochy, R (1.2)				0-0 F6		0-0 2-3 1B	0-0 1B 1B		0-0 F8	4	1	2	0	0	0	1				
Ken Forsch, R (1.1)				0-0 5-3		0-0 2-3 1B	0-3 K			3	0	1	0	0	1	1				
<b>Inning Stats</b>	R: 0 E: 0 K: 0 S: 4	H: 2 LOB: 1 BB: 0 P: 4	R: 0 E: 0 K: 1 S: 5	H: 0 LOB: 0 BB: 0 P: 5	R: 0 E: 0 K: 0 S: 4	H: 1 LOB: 1 BB: 0 P: 4	R: 0 E: 1 K: 0 S: 4	H: 0 LOB: 1 BB: 0 P: 4	R: 0 E: 0 K: 1 S: 7	H: 2 LOB: 2 BB: 0 P: 7	R: 1 E: 0 K: 1 S: 7	H: 2 LOB: 1 BB: 0 P: 7	R: 1 E: 0 K: 1 S: 8	H: 3 LOB: 2 BB: 0 P: 8	R: 0 E: 0 K: 0 S: 4	H: 1 LOB: 1 BB: 0 P: 4	1B: 10 2B: 2 3B: 0 HR: 0	SF: 0 SAC: 0 DP: 1 HBP: 0	WP: 0 PB: 0 SB: 0 CS: 0	PA: 35
<b>PITCHER</b> Phil Niekro, R (1.1) ERA: 2.89	IP: 8.0 WLS: L BF: 35	H: 11 R: 2 ER: 2 SO: 4	BB: 0 IBB: 0 HBP: 0 BLK: 0	WP: 0 HR: 0 S: 43 P: 43	ERA: 2.25 WHIP: 1.375															

Atlanta Braves @ Houston Astros  
Astrodome, Houston, TX  
Thu Sep 21 1978, 8:05 PM EDT  
Att: 3,775 - Dome

AB 35  
R 2  
H 11  
RBI 2  
BB 0  
SO 4  
LOB 20









Batter	1	2	3	4	5	6	7	8	9	AB	R	H	RBI	BB	SO	LOB	TOP				
<b>Pete Rose, S</b> OBP: 0.358, SLG: 0.416 (1, 5)										4	0	1	0	0	0	1	<b>Cincinnati Reds @ Atlanta Braves</b> Atlanta-Fulton County Stadium, Atlanta, GA Sat Sep 23 1978, 7:05 PM EDT Att: 12,784 - Unknown				
<b>Dave Tomlin, L</b> OBP: 0.200, SLG: 0.200 (8, 1)										0	0	0	0	0	0	0					
<b>Joe Morgan, L</b> OBP: 0.347, SLG: 0.385 <b>Ron Oester, S</b> (8, PR) (8, 6)										4	0	0	0	0	0	1					
<b>Ken Griffey, L</b> OBP: 0.337, SLG: 0.416 (1, 8)										4	0	1	0	0	0	1					
<b>George Foster, R</b> OBP: 0.355, SLG: 0.528 (1, 7)										3	1	1	1	1	0	1					
<b>Johnny Bench, R</b> OBP: 0.339, SLG: 0.479 <b>Vic Correll, R</b> OBP: 0.272, SLG: 0.327 (4, 2)										1	0	0	0	1	0	3					
<b>Dave Concepcion, R</b> OBP: 0.355, SLG: 0.406 <b>Dan Dumoulin, R</b> (6, 1)										3	0	1	0	0	1	3					
<b>Ray Knight, R</b> OBP: 0.242, SLG: 0.302 (8, 5)										1	0	1	0	0	0	0					
<b>Ken Henderson, S</b> OBP: 0.282, SLG: 0.301 (1, 9)										4	0	0	0	0	0	3					
<b>Arturo DeFreitas, R</b> OBP: 0.235, SLG: 0.438 (1, 3)										4	0	1	0	0	0	1					
<b>Michael LaCoss, R</b> OBP: 0.074, SLG: 0.111 <b>Manny Sarmiento, R</b> (4, 1)										1	0	0	0	0	0	0					
<b>Rick Auerbach, R</b> OBP: 0.407, SLG: 0.558 (8, 4)										0	0	0	0	0	0	0					
										2	0	0	0	0	1	1					
<b>Inning Stats</b>	R: 0 E: 1 K: 0 S: 5	H: 2 LOB: 3 BB: 1 P: 9	R: 0 E: 0 K: 0 S: 4	H: 1 LOB: 1 BB: 0 P: 4	R: 1 E: 0 K: 0 S: 5	H: 2 LOB: 2 BB: 1 P: 9	R: 0 E: 0 K: 0 S: 3	H: 0 LOB: 0 BB: 0 P: 3	R: 0 E: 0 K: 0 S: 7	H: 0 LOB: 0 BB: 0 P: 7	R: 0 E: 0 K: 1 S: 5	H: 0 LOB: 0 BB: 0 P: 5	R: 0 E: 1 K: 0 S: 4	H: 0 LOB: 1 BB: 0 P: 4	R: 0 E: 0 K: 0 S: 4	H: 1 LOB: 1 BB: 0 P: 4		1B: 5 2B: 0 3B: 0 HR: 1	SF: 0 SAC: 1 DP: 0 HBP: 0	WP: 0 PB: 0 SB: 0 CS: 0	PA: 36
<b>PITCHER</b> <b>Larry McWilliams, L</b> ERA: 2.78 (1, 1)	IP: 9.0 WLS: W BF: 36 H: 6 R: 1 ER: 1 SO: 3 BB: 1 IBB: 1 HBP: 0 BLK: 0 WP: 0 HR: 1 S: 40 P: 48 ERA: 1.00 WHIP: 0.778															<b>PITCHER</b>					

Batter	1	2	3	4	5	6	7	8	9	AB	R	H	RBI	BB	SO	LOB	BOTTOM				
<b>Jerry Royster, R</b> OBP: 0.329, SLG: 0.333 (1, 6)										3	0	1	1	0	0	2	<b>Cincinnati Reds @ Atlanta Braves</b> Atlanta-Fulton County Stadium, Atlanta, GA Sat Sep 23 1978, 7:05 PM EDT Att: 12,784 - Unknown				
<b>Rowland Office, L</b> OBP: 0.302, SLG: 0.363 (1, 8)										5	0	2	0	0	0	3					
<b>Gary Matthews, R</b> OBP: 0.365, SLG: 0.465 <b>Larry Whisenton, L</b> (7, 9)										4	2	2	1	0	0	2					
										1	0	0	0	0	0	2					
<b>Jeff Burroughs, R</b> OBP: 0.440, SLG: 0.544 <b>Barry Bonnell, R</b> OBP: 0.271, SLG: 0.282 (7, PR) (8, 7)										3	1	1	0	1	0	0					
										0	0	0	0	0	0	0					
<b>Bob Horner, R</b> OBP: 0.311, SLG: 0.531 (1, 5)										4	2	2	2	0	0	1					
<b>Dale Murphy, R</b> OBP: 0.288, SLG: 0.404 (1, 3)										3	1	1	0	1	1	0					
<b>Glenn Hubbard, R</b> OBP: 0.347, SLG: 0.341 (1, 4)										3	2	2	3	1	0	2					
<b>Bruce Benedict, R</b> OBP: 0.333, SLG: 0.257 (1, 2)										4	0	2	1	0	0	0					
<b>Larry McWilliams, L</b> OBP: 0.067, SLG: 0.133 (1, 1)										2	0	0	0	0	2	0					
<b>Inning Stats</b>	R: 0 E: 0 K: 0 S: 3	H: 0 LOB: 0 BB: 0 P: 3	R: 0 E: 0 K: 0 S: 3	H: 0 LOB: 0 BB: 0 P: 3	R: 0 E: 0 K: 0 S: 4	H: 1 LOB: 2 BB: 1 P: 8	R: 5 E: 0 K: 0 S: 7	H: 4 LOB: 1 BB: 2 P: 15	R: 3 E: 0 K: 1 S: 8	H: 3 LOB: 0 BB: 0 P: 8	R: 0 E: 0 K: 1 S: 5	H: 1 LOB: 1 BB: 0 P: 6	R: 0 E: 0 K: 0 S: 4	H: 2 LOB: 1 BB: 0 P: 4	R: 0 E: 0 K: 1 S: 7	H: 2 LOB: 2 BB: 0 P: 7		1B: 9 2B: 2 3B: 0 HR: 3	SF: 1 SAC: 2 DP: 2 HBP: 1	WP: 0 PB: 0 SB: 0 CS: 0	PA: 39
<b>PITCHER</b> <b>Michael LaCoss, R</b> ERA: 4.55 <b>Manny Sarmiento, R</b> ERA: 4.53 <b>Dan Dumoulin, R</b> ERA: <b>Dave Tomlin, L</b> ERA: 5.58 (8, 1)	IP: 3.0 WLS: L BF: 16 H: 4 R: 5 ER: 5 SO: 0 BB: 3 IBB: 0 HBP: 0 BLK: 0 WP: 0 HR: 0 S: 13 P: 25 ERA: 15.00 WHIP: 2.333															<b>PITCHER</b>					





Batter	1	2	3	4	5	6	7	8	9	AB	R	H	RBI	BB	SO	LOB	TOP										
<b>Pete Rose, S</b> OBP: 0.358, SLG: 0.414 <b>Ray Knight, R</b> OBP: 0.242, SLG: 0.302	(1, 5) X F9		(1, 0) X FC6-4		(1, 0) X F8			(1, 4) X FC6-4		3	0	0	0	1	0	1	<b>Cincinnati Reds @ Atlanta Braves</b> Atlanta-Fulton County Stadium, Atlanta, GA Sun Sep 24 1978, 3:33 AM EDT Att: 12,298 - Unknown										
<b>Dave Concepcion, R</b> OBP: 0.353, SLG: 0.403	(1, 6) X 6-3		(2, 0) X 3-1		(2, 0) X F7			(1, 0) X FC6-4		4	0	0	0	0	0	2											
<b>Ken Griffey, L</b> OBP: 0.335, SLG: 0.414	(1, 8) S K			(1, 0) X 4-3				(2, 0) X P3		4	0	0	0	0	1	1											
<b>George Foster, R</b> OBP: 0.357, SLG: 0.528		(1, 7) X G3		(1, 0) X 1B		(1, 4) X G4-6-3		(3, 0) X F5		3	2	2	0	1	0	1											
<b>Dan Driessen, L</b> OBP: 0.348, SLG: 0.407	(1, 3) X G3			(1, 0) X 2B		(2, 0) X G4-6-3			(1, 0) X K	4	0	1	0	0	1	2											
<b>Champ Summers, L</b> OBP: 0.394, SLG: 0.464	(1, 9) X L6-4			(1, 0) X 2B		(3, 0) X F8			(2, 0) X 3-1	3	0	1	1	1	0	0											
<b>Junior Kennedy, R</b> OBP: 0.362, SLG: 0.288	(1, 4) X 1B			(2, 0) X P6			(1, 0) X F8		(3, 0) X 6-3	4	0	1	1	0	0	2											
<b>Vic Correll, R</b> OBP: 0.274, SLG: 0.320	(1, 2) X L6-4			(4, 0) X IBB			(2, 0) X F9			2	0	0	0	1	0	2											
<b>Tom Hume, R</b> OBP: 0.089, SLG: 0.047	(1, 1) X K		(4, 0) X FC6-4		(3, 0) X K		(3, 0) X 5-3			2	0	0	0	1	1	3											
<b>Inning Stats</b>	R: 0 E: 0 K: 1 S: 5	H: 0 LOB: 0 BB: 0 P: 5	R: 1 E: 0 K: 0 S: 4	H: 2 LOB: 1 BB: 1 P: 8	R: 0 E: 0 K: 0 S: 2	H: 0 LOB: 0 BB: 1 P: 6	R: 1 E: 0 K: 1 S: 8	H: 3 LOB: 3 BB: 1 P: 12	R: 0 E: 0 K: 0 S: 3	H: 0 LOB: 0 BB: 0 P: 3	R: 0 E: 0 K: 0 S: 2	H: 0 LOB: 1 BB: 1 P: 6	R: 0 E: 0 K: 1 S: 3	H: 0 LOB: 1 BB: 0 P: 7	R: 0 E: 0 K: 1 S: 5	H: 0 LOB: 0 BB: 0 P: 5		1B: 4 2B: 2 3B: 0 HR: 0	SF: 0 SAC: 0 DP: 2 HBP: 0	WP: 0 PB: 0 SB: 0 CS: 1	PA: 34						
<b>PITCHER</b>	IP	WLS	BF	H	R	ER	SO	BB	IBB	HBP	BLK	WP	HR	S	P	ERA	WHIP										
<b>Jim Bouton, R</b> ERA: 3.46	(1, 1)	8.0	L	31	5	2	2	2	4	1	0	0	0	30	50	2.25	1.125										
<b>Gene Garber, R</b> ERA: 2.21	(9, 1)	1.0		3	0	0	0	1	0	0	0	0	0	5	5	0.00	0.000										

Batter	1	2	3	4	5	6	7	8	9	AB	R	H	RBI	BB	SO	LOB	BOTTOM										
<b>Jerry Royster, R</b> OBP: 0.327, SLG: 0.330	(1, 6) X F7		(3, 0) X K		(3, 0) X 5-3			(2, 0) X L5		4	0	0	0	0	1	2	<b>Cincinnati Reds @ Atlanta Braves</b> Atlanta-Fulton County Stadium, Atlanta, GA Sun Sep 24 1978, 3:33 AM EDT Att: 12,298 - Unknown										
<b>Eddie Miller, S</b> OBP: 0.375, SLG: 0.167	(1, 8) X G3			(4, 0) X BB		(1, 0) X F7		(3, 0) X F8		3	0	0	0	1	0	0											
<b>Larry Whisenton, L</b> OBP: 0.200, SLG: 0.200	(1, 9) X 4-3			(1, 3) X 1B		(2, 0) X F8			(1, 0) X F9	4	0	1	0	0	0	0											
<b>Jeff Burroughs, R</b> OBP: 0.439, SLG: 0.541		(1, 7) X P4		(3, 0) X K		(4, 0) X FC6-4			(2, 0) X 6-3	3	0	0	0	1	1	2											
<b>Bob Horner, R</b> OBP: 0.313, SLG: 0.539	(1, 5) X F8			(4, 0) X IBB		(3, 0) X FC6-4			(0, 0) X HR	3	1	1	1	1	0	1											
<b>Dale Murphy, R</b> OBP: 0.286, SLG: 0.401	(1, 3) X F5			(2, 0) X G5-4-3		(1, 2) X K			(3, 0) X P6	4	0	0	0	0	1	3											
<b>Glenn Hubbard, R</b> OBP: 0.340, SLG: 0.333	(1, 4) X 3-1				(1, 0) X P6		(2, 0) X P6			3	0	0	0	0	0	0											
<b>Bruce Benedict, R</b> OBP: 0.333, SLG: 0.289	(1, 2) X 6-3				(0, 0) X 4-3		(3, 0) X F8			3	0	1	0	0	0	0											
<b>Jim Bouton, R</b> <b>Bob Beall, S</b> (8, PH) <b>Gene Garber, R</b> OBP: 0.133, SLG: 0.071	(1, 1) X BB			(4, 0) X BB		(2, 0) X 4-3		(1, 0) X 4-3		1	0	0	0	1	0	1											
<b>Inning Stats</b>	R: 0 E: 0 K: 0 S: 3	H: 0 LOB: 0 BB: 0 P: 3	R: 0 E: 0 K: 0 S: 3	H: 0 LOB: 0 BB: 0 P: 3	R: 0 E: 0 K: 1 S: 5	H: 0 LOB: 1 BB: 1 P: 9	R: 0 E: 1 K: 1 S: 5	H: 1 LOB: 2 BB: 2 P: 13	R: 0 E: 0 K: 0 S: 4	H: 1 LOB: 1 BB: 0 P: 4	R: 0 E: 0 K: 0 S: 3	H: 0 LOB: 1 BB: 1 P: 7	R: 0 E: 0 K: 1 S: 5	H: 0 LOB: 0 BB: 0 P: 5	R: 0 E: 0 K: 0 S: 3	H: 0 LOB: 0 BB: 0 P: 3		R: 1 E: 0 K: 0 S: 4	H: 1 LOB: 0 BB: 0 P: 4	1B: 1 2B: 1 3B: 0 HR: 1	SF: 0 SAC: 0 DP: 1 HBP: 0	WP: 0 PB: 0 SB: 0 CS: 0	PA: 33				
<b>PITCHER</b>	IP	WLS	BF	H	R	ER	SO	BB	IBB	HBP	BLK	WP	HR	S	P	ERA	WHIP										
<b>Tom Hume, R</b> ERA: 4.25	(1, 1)	9.0	W	33	3	1	1	3	3	1	0	0	0	35	51	1.00	0.667										





Batter	1	2	3	4	5	6	7	8	9	AB	R	H	RBI	BB	SO	LOB	TOP			
Rafael Landestoy S OBP: 0.299, SLG: 0.301 (1, 6)	4-3		6-3		1B		4-3		FC6-4	5	0	1	0	0	0	2				
Jeffrey Leonard R OBP: 0.308, SLG: 0.308 (1, 7)	6-3		F8		1B			6-3		4	0	1	0	0	0	0				
Terry Puhl L OBP: 0.345, SLG: 0.372 (1, 8)	PB S 1B BB			G3	3-1			1B BB		2	1	0	0	2	0	2				
Jose Cruz L OBP: 0.374, SLG: 0.456 (1, 9)	1H 1B			K 1B S		6-3 BB		G4-3 1B		3	1	2	1	1	1	0				
Enos Cabell R OBP: 0.321, SLG: 0.399 (1, 5)	F9		F9		6-3			G4-3		4	0	0	0	0	0	5				
Bob Watson R OBP: 0.383, SLG: 0.460 (9, PR)		4-0 BB		1B		FC5-4 1B				2	0	2	0	2	0	0				
Jimmy Sexton R OBP: 0.265, SLG: 0.269 (9, PR)										0	0	0	0	0	0	0				
Dave Bergman L OBP: 0.368, SLG: 0.274 (9, 3)									E5 1B	0	0	0	0	0	0	0				
Julio Gonzalez R OBP: 0.283, SLG: 0.265 (1, 4)		G4-3				FC5-4 1B			E5 1B	4	0	2	1	0	0	2				
Luis Pujols R OBP: 0.195, SLG: 0.207 (1, 2)		K2-3			K				E5 FC6-4	4	0	0	0	0	3	2				
Joe Niekro R OBP: 0.141, SLG: 0.172 (1, 1)					K					4	0	0	0	0	2	2				
Ken Forsch R OBP: 0.192, SLG: 0.192 (9, 1)			K				F5		F3	0	0	0	0	0	0	0				
<b>Inning Stats</b>	R: 1 E: 0 K: 0 S: 4	H: 1 LOB: 1 BB: 1 P: 8	R: 0 E: 0 K: 1 S: 4	H: 0 LOB: 0 BB: 1 P: 8	R: 0 E: 0 K: 1 S: 5	H: 0 LOB: 0 BB: 0 P: 5	R: 1 E: 0 K: 2 S: 6	H: 1 LOB: 2 BB: 1 P: 10	R: 0 E: 0 K: 0 S: 3	H: 1 LOB: 0 BB: 0 P: 7	R: 0 E: 0 K: 1 S: 5	H: 0 LOB: 0 BB: 0 P: 5	R: 0 E: 0 K: 0 S: 3	H: 1 LOB: 1 BB: 1 P: 7	R: 0 E: 1 K: 0 S: 5	H: 2 LOB: 2 BB: 0 P: 5	1B: 8 2B: 0 3B: 0 HR: 0	SF: 0 SAC: 0 DP: 2 HBP: 0	WP: 0 PB: 2 SB: 3 CS: 0	PA: 37
<b>PITCHER</b> Phil Niekro R ERA: 2.84 (1, 1)	IP: 9.0 WLS: L BF: 37	H: 8 R: 2 ER: 1 SO: 6	BB: 5 IBB: 0 HBP: 0 BLK: 0	WP: 0 HR: 0 S: 44 P: 64	ERA: 1.00 WHIP: 1.444	<b>PITCHER</b>	IP: 9.0 WLS: L BF: 37	H: 8 R: 2 ER: 1 SO: 6	BB: 5 IBB: 0 HBP: 0 BLK: 0	WP: 0 HR: 0 S: 44 P: 64	ERA: 1.00 WHIP: 1.444	<b>PITCHER</b>	IP: 9.0 WLS: L BF: 37	H: 8 R: 2 ER: 1 SO: 6	BB: 5 IBB: 0 HBP: 0 BLK: 0	WP: 0 HR: 0 S: 44 P: 64	ERA: 1.00 WHIP: 1.444			

Houston Astros @ Atlanta Braves  
Atlanta-Fulton County Stadium, Atlanta, GA  
Tue Sep 26 1978, 7:05 PM EDT  
Att: 3,089 - Unknown

AB	32
R	2
H	8
RBI	2
BB	5
SO	6
LOB	15



Batter	1	2	3	4	5	6	7	8	9	AB	R	H	RBI	BB	SO	LOB	BOTTOM					
Jerry Royster R OBP: 0.326, SLG: 0.328 (1, 6)	FC6-5 HBP		2-3		4-3		7-4-2			3	0	0	0	0	0	3						
Rowland Office L OBP: 0.301, SLG: 0.360 (1, 8)	FC6-5 HBP		G3			F8		4-3		3	0	0	0	0	0	0						
Gary Matthews R OBP: 0.366, SLG: 0.468 (1, 9)	K			6-3		1B		2B		4	0	2	0	0	1	2						
Jeff Burroughs R OBP: 0.436, SLG: 0.537 (1, 7)	FC6-5 1-2 2-3			K		F9		K		4	0	0	0	0	2	4						
Joe Nolan L OBP: 0.342, SLG: 0.354 (1, 2)	F9			WP BB 1B		4-3		F3		4	0	1	0	0	0	4						
Dale Murphy R OBP: 0.287, SLG: 0.399 (1, 3)		K		WP BB		6-3		1B BB		2	0	0	0	2	1	0						
Glenn Hubbard R OBP: 0.344, SLG: 0.338 (1, 4)		5-3		F8		1B 7-4-2 1B		G4-3 1B		4	0	2	0	0	0	2						
Rod Gilbreath R OBP: 0.303, SLG: 0.338 (1, 5)		F3				F9		F3		4	0	1	0	0	0	2						
Phil Niekro R OBP: 0.238, SLG: 0.239 (1, 1)										3	0	1	0	0	0	0						
Bob Beall S OBP: 0.368, SLG: 0.295 (9, PH)			F7		5-3			G4-3		1	0	0	0	0	0	2						
<b>Inning Stats</b>	R: 0 E: 0 K: 1 S: 5	H: 0 LOB: 0 BB: 0 P: 7	R: 0 E: 0 K: 1 S: 5	H: 0 LOB: 0 BB: 0 P: 5	R: 0 E: 0 K: 0 S: 3	H: 0 LOB: 0 BB: 0 P: 3	R: 0 E: 0 K: 1 S: 6	H: 1 LOB: 2 BB: 1 P: 10	R: 0 E: 0 K: 0 S: 3	H: 0 LOB: 0 BB: 0 P: 3	R: 0 E: 0 K: 0 S: 4	H: 1 LOB: 1 BB: 0 P: 4	R: 0 E: 0 K: 0 S: 5	H: 3 LOB: 2 BB: 0 P: 5	R: 0 E: 0 K: 1 S: 6	H: 1 LOB: 1 BB: 0 P: 6	R: 0 E: 0 K: 0 S: 3	H: 1 LOB: 1 BB: 1 P: 7	1B: 6 2B: 2 3B: 0 HR: 0	SF: 0 SAC: 0 DP: 2 HBP: 2	WP: 1 PB: 0 SB: 1 CS: 0	PA: 36
<b>PITCHER</b> Joe Niekro R ERA: 3.96 (1, 1)	IP: 8.0 WLS: W BF: 33	H: 6 R: 0 ER: 0 SO: 4	BB: 2 IBB: 0 HBP: 2 BLK: 0	WP: 1 HR: 0 S: 37 P: 47	ERA: 0.00 WHIP: 1.000	<b>PITCHER</b>	IP: 1.0 WLS: S BF: 3	H: 1 R: 0 ER: 0 SO: 0	BB: 0 IBB: 0 HBP: 0 BLK: 0	WP: 0 HR: 0 S: 3 P: 3	ERA: 0.00 WHIP: 1.000											

Houston Astros @ Atlanta Braves  
Atlanta-Fulton County Stadium, Atlanta, GA  
Tue Sep 26 1978, 7:05 PM EDT  
Att: 3,089 - Unknown

AB	32
R	0
H	7
RBI	0
BB	2
SO	4
LOB	19





Batter	1	2	3	4	5	6	7	8	9	AB	R	H	RBI	BB	SO	LOB	TOP		
Rafael Landestoy, S (1.6) OBP: 0.294, SLG: 0.295	K			F7			4-3	FC3-2 2B		4	1	0	0	0	1	3			
Jeffrey Leonard, R (1.7) OBP: 0.353, SLG: 0.412	L5-3 1B			K			F3	2B		4	0	2	3	0	1	0			
Terry Puhl, L (1.8) OBP: 0.346, SLG: 0.372	L5-3			F8			1B	BB		3	0	1	0	1	0	1			
Jose Cruz, L (1.9) OBP: 0.372, SLG: 0.453				F9			6-3	F9		4	0	0	0	0	0	3			
Enos Cabell, R (1.5) OBP: 0.322, SLG: 0.400				6-3			6-3	1B SF8 1B	6-3 6-4-3	4	1	2	0	0	0	0			
Dave Bergman, L (1.3) OBP: 0.366, SLG: 0.273				F8			F7	E FC3-2 1B	6-4-3	4	0	1	0	0	0	1			
Keith Drumright, L (1.4) OBP: 0.185, SLG: 0.137				G3			6-3	FC3-2 2B 1B	6-3	4	1	1	0	0	0	1			
Bruce Bochy, R (1.2) OBP: 0.308, SLG: 0.382				6-3			5-3	SF8	K	3	0	0	1	0	1	1			
Vern Ruhle, R (1.1) OBP: 0.150, SLG: 0.056				K			K	FC3-2 2B IBB		2	0	0	0	0	2	0			
Jim Obradovich, L (8, PH) OBP: 0.235, SLG: 0.313										0	1	0	0	1	0	0			
Joe Sambito, L (8, 1) OBP: 0.286, SLG: 0.167										0	0	0	0	0	0	0			
<b>Inning Stats</b>	R: 0 E: 0 K: 1 S: 5	H: 1 LOB: 0 BB: 0 P: 5	R: 0 E: 0 K: 0 S: 3	H: 0 LOB: 0 BB: 0 P: 3	R: 0 E: 0 K: 1 S: 5	H: 0 LOB: 0 BB: 0 P: 5	R: 0 E: 0 K: 1 S: 5	H: 0 LOB: 0 BB: 0 P: 3	R: 0 E: 0 K: 0 S: 3	H: 0 LOB: 0 BB: 0 P: 5	R: 0 E: 0 K: 0 S: 4	H: 1 LOB: 1 BB: 0 P: 4	R: 4 E: 1 K: 0 S: 7	H: 4 LOB: 2 BB: 2 P: 15	R: 0 E: 0 K: 1 S: 6	H: 1 LOB: 1 BB: 0 P: 6	1B: 6 2B: 2 3B: 0 HR: 0	SF: 1 SAC: 0 DP: 1 HBP: 0	WP: 0 PA: 35 PB: 0 SB: 1 CS: 0
<b>PITCHER</b>	IP	WLS	BF	H	R	ER	SO	BB	IBB	HBP	BLK	WP	HR	S	P	ERA	WHIP		
Frank LaCorte, R (1.1) ERA: 3.88	7.2	L	29	6	4	4	4	0	1	0	0	0	0	36	40	4.70	0.783		
Mike Davey, L (8, 1) ERA:	0.1		2	0	0	0	0	1	0	0	0	0	0	1	5	0.00	3.000		
Duane Theiss, R (9, 1) ERA:	1.0		4	1	0	0	1	0	0	0	0	0	0	6	6	0.00	1.000		

Houston Astros @ Atlanta Braves  
Atlanta-Fulton County Stadium, Atlanta, GA  
Wed Sep 27 1978, 7:05 PM EDT  
Att: 2,710 - Unknown

AB 32  
R 4  
H 7  
RBI 4  
BB 2  
SO 5  
LOB 10



Batter	1	2	3	4	5	6	7	8	9	AB	R	H	RBI	BB	SO	LOB	BOTTOM		
Jerry Royster, R (1.6) OBP: 0.329, SLG: 0.330	CS BB			FC6-4 1B				G3		3	0	2	0	1	0	0			
Glenn Hubbard, R (1.4) OBP: 0.335, SLG: 0.329	K			F8			F7	F6		4	0	0	0	0	1	5			
Gary Matthews, R (1.9) OBP: 0.367, SLG: 0.467	BB			FC6-4			G5-4-3 1B	K		3	0	1	0	1	1	2			
Jeff Burroughs, R (1.7) OBP: 0.435, SLG: 0.533	F8			K			G5-4-3	1B BB	4-0	3	0	0	0	1	1	2			
Larry Whisenton, L (9, PR) OBP: 0.200, SLG: 0.200										0	0	0	0	0	0	0			
Rowland Office, L (1.8) OBP: 0.299, SLG: 0.358				G3			4-3	F6		3	0	0	0	0	0	0			
Dale Murphy, R (9, PH) OBP: 0.288, SLG: 0.400										1	0	1	0	0	0	0			
Hank Small, R (1.3)				6-3			F8	F5		4	0	0	0	0	0	2			
Rod Gilbreath, R (1.5) OBP: 0.300, SLG: 0.334				4-3			F8	F7		3	0	0	0	0	0	0			
Bruce Benedict, R (1.2) OBP: 0.356, SLG: 0.300								5-3		2	0	1	0	1	0	0			
Frank LaCorte, R (1.1)				1B SH1-4 1B						1	0	0	0	0	1	1			
Mike Davey, R (8, 1)				SH1-4						0	0	0	0	0	0	0			
Bob Beall, S (8, PH) OBP: 0.367, SLG: 0.293										1	0	0	0	0	0	0			
Duane Theiss, R (9, 1)								F9		0	0	0	0	0	0	0			
<b>Inning Stats</b>	R: 0 E: 0 K: 1 S: 4	H: 0 LOB: 1 BB: 2 P: 12	R: 0 E: 0 K: 0 S: 3	H: 0 LOB: 0 BB: 0 P: 3	R: 0 E: 0 K: 0 S: 5	H: 2 LOB: 2 BB: 0 P: 5	R: 0 E: 0 K: 1 S: 5	H: 0 LOB: 0 BB: 0 P: 5	R: 0 E: 0 K: 1 S: 6	H: 1 LOB: 2 BB: 1 P: 10	R: 0 E: 0 K: 0 S: 3	H: 1 LOB: 0 BB: 0 P: 3	R: 0 E: 0 K: 0 S: 3	H: 0 LOB: 0 BB: 0 P: 3	R: 0 E: 0 K: 1 S: 5	H: 1 LOB: 2 BB: 1 P: 9	1B: 5 2B: 0 3B: 0 HR: 0	SF: 0 SAC: 1 DP: 2 HBP: 0	WP: 0 PA: 33 PB: 0 SB: 0 CS: 1
<b>PITCHER</b>	IP	WLS	BF	H	R	ER	SO	BB	IBB	HBP	BLK	WP	HR	S	P	ERA	WHIP		
Vern Ruhle, R (1.1) ERA: 2.18	7.0	W	26	4	0	0	3	3	0	0	0	0	0	29	41	0.00	1.000		
Joe Sambito, L (8, 1) ERA: 3.1	2.0		7	1	0	0	1	1	0	0	0	0	0	8	12	0.00	1.000		

Houston Astros @ Atlanta Braves  
Atlanta-Fulton County Stadium, Atlanta, GA  
Wed Sep 27 1978, 7:05 PM EDT  
Att: 2,710 - Unknown

AB 28  
R 0  
H 5  
RBI 0  
BB 4  
SO 4  
LOB 12





Batter	1	2	3	4	5	6	7	8	9	AB	R	H	RBI	BB	SO	LOB	TOP						
Rafael Landestoy, S OBP: 0.297, SLG: 0.304	0-0 FC5-2 2B		0-0 F9		0-0 F8		0-0 1B			4	0	2	1	0	0	1	<b>Houston Astros @ Atlanta Braves</b> Atlanta-Fulton County Stadium, Atlanta, GA Thu Sep 28 1978, 7:05 PM EDT Att: 2,560 - Unknown						
Terry Puhl, L OBP: 0.345, SLG: 0.370	0-0 3-1		4-0 1B E BB		0-0 4-3		0-0 3-1			3	1	0	0	1	0	3							
Jeffrey Leonard, R OBP: 0.381, SLG: 0.429	0-0 FC5-2		0-0 E4 1B		0-3 K		0-0 1B			4	0	2	0	0	1	1							
Bob Watson, R OBP: 0.360, SLG: 0.456 Dave Bergman, L OBP: 0.366, SLG: 0.273	0-3 K		0-3 E4		0-3 K		0-0 F9			4	0	0	0	0	2	3							
Enos Cabell, R OBP: 0.321, SLG: 0.398		0-0 F8		0-0 F8		0-0 F8		0-0 F6		4	0	0	0	0	0	1							
Jose Cruz, L OBP: 0.373, SLG: 0.453		0-0 1-3		0-0 CS 1B			0-0 SH1-3 2B 1B		0-0 F9	4	1	2	0	0	0	1							
Julio Gonzalez, R OBP: 0.280, SLG: 0.261		0-0 F8		0-0 6-3		0-0 SH1-3 1-2		0-0 3-1		3	0	0	0	0	0	1							
Bruce Bochy, R OBP: 0.306, SLG: 0.378			0-0 F9		0-0 1B		0-0 F2		0-0 4-3	4	0	1	0	0	0	1							
J.R. Richard, R OBP: 0.186, SLG: 0.208 Joaquin Andujar, S OBP: 0.167, SLG: 0.174 Reggie Baldwin, R OBP: 0.275, SLG: 0.364 Rick Williams, R OBP: 0.185, SLG: 0.185 Ken Forsch, R OBP: 0.185, SLG: 0.185			0-0 HR		0-0 F3		0-0 1B 2B		0-3 K	2	1	1	1	0	0	1							
<b>Inning Stats</b>	R: 0 E: 0 K: 1 S: 6	H: 1 LOB: 1 BB: 0 P: 6	R: 0 E: 0 K: 0 S: 3	H: 0 LOB: 0 BB: 0 P: 3	R: 2 E: 1 K: 0 S: 5	H: 2 LOB: 2 BB: 1 P: 9	R: 0 E: 0 K: 0 S: 3	H: 1 LOB: 1 BB: 0 P: 3	R: 0 E: 0 K: 2 S: 7	H: 0 LOB: 0 BB: 0 P: 7	R: 2 E: 0 K: 0 S: 6	H: 3 LOB: 1 BB: 0 P: 6	R: 0 E: 0 K: 0 S: 4	H: 1 LOB: 0 BB: 0 P: 4	R: 0 E: 0 K: 1 S: 5	H: 0 LOB: 0 BB: 0 P: 5		1B: 6 2B: 2 3B: 0 HR: 1	SF: 0 SAC: 1 DP: 0 HBP: 0	WP: 0 PB: 0 SB: 0 CS: 1	PA: 36		
<b>PITCHER</b>	IP WLS BF H R ER SO BB IBB HBP BLK WP HR S P ERA WHIP	8.0 L 33 9 4 3 3 1 0 0 0 0 1 38 42 3.38 1.250	1.0 3 0 0 0 1 0 0 0 0 0 0 5 5 0.00 0.000																				

AB	34
R	4
H	9
RBI	3
BB	1
SO	4
LOB	13



Batter	1	2	3	4	5	6	7	8	9	AB	R	H	RBI	BB	SO	LOB	BOTTOM						
Jerry Royster, R OBP: 0.329, SLG: 0.330	0-3 K		0-0 5-3			0-0 F9		0-0 FC1-6 1B		4	0	1	0	0	1	0	<b>Houston Astros @ Atlanta Braves</b> Atlanta-Fulton County Stadium, Atlanta, GA Thu Sep 28 1978, 7:05 PM EDT Att: 2,560 - Unknown						
Eddie Miller, S OBP: 0.333, SLG: 0.111	0-0 4-3			0-0 4-3		1-0 E S 6-3 HBP		0-0 FC1-6 BB 1B 1-2		3	2	0	0	0	0	1							
Bob Beall, S OBP: 0.374, SLG: 0.305	0-0 2B			4-0 FC6-4 BB		0-0 6-3 1-H		0-0 BB 1B 1-2		3	1	2	1	1	0	0							
Gary Matthews, R OBP: 0.368, SLG: 0.466	0-3 K			0-0 FC6-4 1-2		0-0 E5 1B		4-0 1B BB 1-2 2-3		3	0	1	0	1	1	2							
Rowland Office, L OBP: 0.299, SLG: 0.357		0-3 K		0-0 4-3		0-0 F9		0-0 FC6-4 1-3 2-H 3-H		4	0	1	2	0	1	2							
Glenn Hubbard, R OBP: 0.327, SLG: 0.320 Gene Garber, R OBP: 0.133, SLG: 0.071		0-0 F7			0-0 F8		0-0 5-3	0-0 FC6-4 1-2		4	0	0	0	0	0	2							
Rod Gilbreath, R OBP: 0.300, SLG: 0.331		0-3 K			4-0 BB		0-0 6-3		0-0 6-3	3	0	0	0	1	1	0							
Bruce Benedict, R OBP: 0.333, SLG: 0.279 Joe Nolan, L OBP: 0.340, SLG: 0.352			0-0 F2		0-3 K		0-0 4-3		0-0 F8	3	0	0	0	0	1	1							
Larry McWilliams, L OBP: 0.063, SLG: 0.125 Larry Whisenton, L OBP: 0.197, SLG: 0.167 Chico Ruiz, R OBP: 0.310, SLG: 0.350 Jeff Burroughs, R OBP: 0.434, SLG: 0.532			0-3 K		0-0 G3			0-0 F7	0-0 F8	2	0	0	0	0	1	1							
<b>Inning Stats</b>	R: 0 E: 0 K: 2 S: 8	H: 1 LOB: 1 BB: 0 P: 8	R: 0 E: 0 K: 2 S: 7	H: 0 LOB: 0 BB: 0 P: 7	R: 0 E: 0 K: 1 S: 5	H: 0 LOB: 0 BB: 0 P: 5	R: 0 E: 0 K: 0 S: 3	H: 0 LOB: 1 BB: 1 P: 7	R: 0 E: 0 K: 0 S: 3	H: 0 LOB: 0 BB: 0 P: 3	R: 1 E: 1 K: 0 S: 4	H: 1 LOB: 1 BB: 0 P: 5	R: 0 E: 0 K: 0 S: 3	H: 0 LOB: 0 BB: 0 P: 3	R: 2 E: 0 K: 0 S: 6	H: 3 LOB: 2 BB: 1 P: 10		R: 0 E: 0 K: 0 S: 3	H: 0 LOB: 0 BB: 0 P: 3	1B: 4 2B: 1 3B: 0 HR: 0	SF: 0 SAC: 0 DP: 0 HBP: 1	WP: 0 PB: 0 SB: 1 CS: 0	PA: 36
<b>PITCHER</b>	IP WLS BF H R ER SO BB IBB HBP BLK WP HR S P ERA WHIP	5.0 W 18 1 0 0 6 1 0 0 0 0 0 4 5 9.00 1.000	1.2 9 3 2 2 0 1 0 0 0 0 0 8 12 10.80 2.400	1.1 S 4 0 0 0 0 0 0 0 0 0 4 4 0.00 0.000																			





Batter	1	2	3	4	5	6	7	8	9	AB	R	H	RBI	BB	SO	LOB	TOP				
Eddie Miller, S OBP: 0.313, SLG: 0.231 (1, 7)	F7		F9			2B	F8			4	1	1	1	0	0	2	<b>Atlanta Braves @ Cincinnati Reds</b> Riverfront Stadium, Cincinnati, OH Fri Sep 29 1978, 7:05 PM EDT Att: 20,660 - Unknown				
Glenn Hubbard, R OBP: 0.323, SLG: 0.316 Chico Ruiz, R OBP: 0.295, SLG: 0.333 (1, 4) (5, 4)	K		K			K		6-3		2	0	0	0	0	2	0					
Larry Whisenton, L OBP: 0.200, SLG: 0.300 (1, 9)	L3			6-3				L8		4	0	1	1	0	0	0					
Dale Murphy, R OBP: 0.287, SLG: 0.398 Adrian Devine, R OBP: 0.091, SLG: 0.091 Rowland Office, L OBP: 0.298, SLG: 0.356 Craig Skok, R OBP: 0.295, SLG: 0.375 (1, 3) (6, 1) (8, PH) (8, 1)		K		K		6-3		F9		3	0	0	0	0	2	1					
Barry Bonnell, R OBP: 0.271, SLG: 0.285 (1, 8)				5-3		L3				4	0	1	0	0	0	1					
Rod Gilbreath, R OBP: 0.303, SLG: 0.334 Rob Bellor, R OBP: 1.000, SLG: 2.000 (1, 5) (7, 5)					K					3	0	2	0	0	1	0					
Darrel Chaney, S OBP: 0.295, SLG: 0.307 (1, 6)						4-3				4	0	1	0	0	1	3					
Bruce Benedict, R OBP: 0.308, SLG: 0.255 (1, 2)						6-3				4	0	0	0	0	1	5					
Jim Bouton, R Mike Davey, R Bob Beall, S OBP: 0.375, SLG: 0.313 (1, 1) (4, 1) (6, PH) (6, 3)			K							1	0	0	0	0	1	0					
<b>Inning Stats</b>	R: 0 E: 0 K: 1 S: 5	H: 0 LOB: 0 BB: 0 P: 5	R: 0 E: 0 K: 3 S: 11	H: 2 LOB: 2 BB: 0 P: 11	R: 0 E: 0 K: 2 S: 7	H: 0 LOB: 0 BB: 0 P: 7	R: 0 E: 0 K: 1 S: 5	H: 0 LOB: 0 BB: 0 P: 5	R: 0 E: 0 K: 1 S: 5	H: 3 LOB: 1 BB: 0 P: 8	R: 0 E: 0 K: 0 S: 3	H: 2 LOB: 2 BB: 0 P: 5	R: 0 E: 0 K: 0 S: 3	H: 0 LOB: 0 BB: 0 P: 3	R: 0 E: 0 K: 0 S: 4	H: 1 LOB: 1 BB: 0 P: 4		1B: 3 2B: 5 3B: 0 HR: 0	SF: 0 SAC: 0 DP: 0 HBP: 0	WP: 0 PB: 0 SB: 0 CS: 0	PA: 35
<b>PITCHER</b> Tom Hume, R ERA: 4.14 (1, 1)	IP: 9.0 WLS: W BF: 35 H: 8 R: 2 ER: 2 SO: 9 BB: 0 IBB: 0 HBP: 0 BLK: 0 WP: 0 HR: 0 S: 53 P: 53 ERA: 2.00 WHIP: 0.889											<b>PITCHER</b>	IP: 9.0 WLS: W BF: 35 H: 8 R: 2 ER: 2 SO: 9 BB: 0 IBB: 0 HBP: 0 BLK: 0 WP: 0 HR: 0 S: 53 P: 53 ERA: 2.00 WHIP: 0.889								

Batter	1	2	3	4	5	6	7	8	9	AB	R	H	RBI	BB	SO	LOB	BOTTOM				
Pete Rose, S OBP: 0.360, SLG: 0.423 Ray Knight, R OBP: 0.239, SLG: 0.297 (1, 5) (9, 5)	F7			G6-3		6-3				4	1	2	5	0	0	1	<b>Atlanta Braves @ Cincinnati Reds</b> Riverfront Stadium, Cincinnati, OH Fri Sep 29 1978, 7:05 PM EDT Att: 20,660 - Unknown				
Dave Concepcion, R OBP: 0.356, SLG: 0.406 Ron Oester, S (1, 6) (8, 6)		HR		G6-3						3	0	1	0	1	0	2					
Ken Griffey, L OBP: 0.344, SLG: 0.418 Champ Summers, L OBP: 0.366, SLG: 0.400 (1, 8) (5, 9)					F8		P6			2	1	1	0	1	0	1					
George Foster, R OBP: 0.357, SLG: 0.538 (1, 7)				G6-4-3		5-3		G4-3		4	1	1	2	0	0	2					
Dan Driessen, L OBP: 0.345, SLG: 0.399 (1, 3)	K				F9		4-3			3	0	0	0	1	1	0					
Mike Lum, L OBP: 0.363, SLG: 0.468 (1, 9) (5, 8)		K			F9		P6			4	0	0	0	0	1	1					
Vic Correll, R OBP: 0.291, SLG: 0.340 (1, 2)						K				3	1	2	0	1	1	0					
Junior Kennedy, R OBP: 0.371, SLG: 0.280 (1, 4)										3	2	1	0	1	0	2					
Tom Hume, R OBP: 0.106, SLG: 0.067 (1, 1)										2	1	1	0	0	0	2					
<b>Inning Stats</b>	R: 2 E: 0 K: 1 S: 5	H: 1 LOB: 0 BB: 2 P: 13	R: 3 E: 0 K: 1 S: 7	H: 2 LOB: 0 BB: 1 P: 11	R: 0 E: 0 K: 0 S: 3	H: 1 LOB: 1 BB: 1 P: 7	R: 2 E: 1 K: 0 S: 6	H: 3 LOB: 1 BB: 0 P: 6	R: 0 E: 0 K: 1 S: 6	H: 1 LOB: 1 BB: 0 P: 6	R: 0 E: 0 K: 0 S: 3	H: 1 LOB: 0 BB: 0 P: 3	R: 0 E: 0 K: 0 S: 3	H: 0 LOB: 1 BB: 1 P: 7	R: 0 E: 0 K: 0 S: 3	H: 0 LOB: 1 BB: 1 P: 7		1B: 6 2B: 1 3B: 0 HR: 2	SF: 0 SAC: 1 DP: 3 HBP: 0	WP: 0 PB: 0 SB: 0 CS: 1	PA: 35
<b>PITCHER</b> Jim Bouton, R ERA: 4.97 Mike Davey, L ERA: Adrian Devine, R ERA: 5.92 Craig Skok, L ERA: 4.5 (1, 1) (4, 1) (6, 1) (8, 1)	IP: 3.0 WLS: L BF: 18 H: 6 R: 7 ER: 6 SO: 2 BB: 4 IBB: 0 HBP: 0 BLK: 0 WP: 0 HR: 2 S: 18 P: 34 ERA: 18.00 WHIP: 3.333											<b>PITCHER</b>	IP: 3.0 WLS: L BF: 18 H: 6 R: 7 ER: 6 SO: 2 BB: 4 IBB: 0 HBP: 0 BLK: 0 WP: 0 HR: 2 S: 18 P: 34 ERA: 18.00 WHIP: 3.333								



Batter	1	2	3	4	5	6	7	8	9	AB	R	H	RBI	BB	SO	LOB	TOP																			
Jerry Royster, R (1, 6) OBP: 0.328, SLG: 0.329	0-3 K		0-0 K		0-0 4-3			0-0 6-3		4	0	1	0	0	1	1	<b>Atlanta Braves @ Cincinnati Reds</b> Riverfront Stadium, Cincinnati, OH Sat Sep 30 1978, 7:05 PM EDT Att: 21,054 - Unknown																			
Glenn Hubbard, R (1, 4) OBP: 0.315, SLG: 0.308	0-3 K		1-2 K 1B		0-0 F7			0-3 K		4	0	0	0	0	3	3																				
Gary Matthews, R (1, 9) OBP: 0.367, SLG: 0.463	0-3 K			4-0 1B BB				0-3 K		3	0	0	0	1	2	1																				
Jeff Burroughs, R (1, 7) OBP: 0.433, SLG: 0.530		0-0 6-3		0-0 1B 1-2 1B				0-0 6-3		4	0	1	0	0	0	0																				
Dale Murphy, R (1, 3) OBP: 0.285, SLG: 0.395		0-0 5-3		0-3 K				0-0 5-3		4	0	0	0	0	1	2																				
Barry Bonnell, R (1, 8) OBP: 0.274, SLG: 0.292 Rowland Office, L (9, PH) OBP: 0.297, SLG: 0.355		0-0 2B		0-0 1-2 2-3 1B				0-0 F7		3	0	2	0	0	0	0																				
Rod Gilbreath, R (1, 5) OBP: 0.300, SLG: 0.331		0-0 4-3		0-3 K				0-0 1-6-3		3	0	0	0	0	1	4																				
Joe Nolan, L (1, 2) OBP: 0.336, SLG: 0.347			0-0 F9		0-3 K			0-0 L3		3	0	0	0	0	1	3																				
Phil Niekro, R (1, 1) OBP: 0.248, SLG: 0.258			0-0 1B		0-0 4-3			0-0 6-3 2B		3	0	2	0	0	0	0																				
<b>Inning Stats</b>	R: 0 E: 0 K: 3 S: 9	H: 0 LOB: 0 BB: 0 P: 9	R: 0 E: 0 K: 0 S: 4	H: 1 LOB: 1 BB: 0 P: 4	R: 0 E: 0 K: 1 S: 6	H: 2 LOB: 1 BB: 0 P: 6	R: 0 E: 0 K: 3 S: 11	H: 2 LOB: 3 BB: 1 P: 15	R: 0 E: 0 K: 0 S: 3	H: 0 LOB: 0 BB: 0 P: 3	R: 0 E: 0 K: 0 S: 3	H: 0 LOB: 0 BB: 0 P: 3	R: 0 E: 0 K: 2 S: 8	H: 1 LOB: 1 BB: 0 P: 8	R: 0 E: 0 K: 0 S: 3	H: 0 LOB: 0 BB: 0 P: 3		1B: 4 2B: 2 HR: 0	SF: 0 SAC: 0 HBP: 0	WP: 0 PB: 0 CS: 0	PA: 33															
<b>PITCHER</b>	IP	WLS	BF	H	R	ER	SO	BB	IBB	HBP	BLK	WP	HR	S	P	ERA	WHIP	<b>PITCHER</b>		IP	WLS	BF	H	R	ER	SO	BB	IBB	HBP	BLK	WP	HR	S	P	ERA	WHIP
Fred Norman, L (1, 1) ERA: 3.7	7.0	W	26	5	0	0	7	1	0	0	0	0	0	39	43	0.00	0.857																			
Doug Bair, R (8, 1) ERA: 1.97	2.0		7	1	0	0	2	0	0	0	0	0	0	11	11	0.00	0.500																			

AB	32
R	0
H	6
RBI	0
BB	1
SO	9
LOB	14



Batter	1	2	3	4	5	6	7	8	9	AB	R	H	RBI	BB	SO	LOB	BOTTOM																			
Pete Rose, S (1, 5) OBP: 0.360, SLG: 0.421 Ray Knight, R (9, 5) OBP: 0.239, SLG: 0.297	4-0 F8 S FC BB		0-0 4-3		0-1 CI			0-0 F8		3	1	0	0	1	0	2	<b>Atlanta Braves @ Cincinnati Reds</b> Riverfront Stadium, Cincinnati, OH Sat Sep 30 1978, 7:05 PM EDT Att: 21,054 - Unknown																			
Dan Driessen, L (1, 3) OBP: 0.345, SLG: 0.398	0-0 F8		0-0 4-3		0-0 P4			0-0 BB HBP		4	0	1	0	0	0	3																				
Ken Griffey, L (1, 8) OBP: 0.343, SLG: 0.417 Ken Henderson, S (2, 8) OBP: 0.282, SLG: 0.309	0-0 FC 2B		0-0 HR		0-0 4-3			0-0 4-3		1	1	0	1	0	0	0																				
George Foster, R (1, 7) OBP: 0.355, SLG: 0.534	0-3 K		0-3 K		0-0 P4			0-3 K		4	0	0	0	0	3	4																				
Johnny Bench, R (1, 2) OBP: 0.338, SLG: 0.476	0-0 BB 2B		0-0 E9		0-3 K			0-0 6-3		4	0	1	1	0	1	0																				
Mike Lum, L (1, 9) OBP: 0.360, SLG: 0.458	4-0 BB BB		0-0 3-1		0-0 G1			0-0 3-1		3	0	0	0	1	0	1																				
Junior Kennedy, R (1, 4) OBP: 0.374, SLG: 0.294	4-0 1-2 2-3 BB		0-3 K		0-0 1-3			0-0 1-3		3	1	1	0	1	1	1																				
Ron Oester, S (1, 6) OBP: 0.500, SLG: 0.500	0-3 K		0-0 1-3		0-0 BB SH5-4 1B			0-0 FC1-8 1B		4	0	2	1	0	1	3																				
Fred Norman, S (1, 1) OBP: 0.189, SLG: 0.140 Doug Bair, R (8, 1) OBP: 0.143, SLG: 0.143		0-0 F9		4-0 CI BB				0-0 SH5-4 1-2		1	0	0	0	1	0	0																				
<b>Inning Stats</b>	R: 2 E: 0 K: 2 S: 9	H: 1 LOB: 3 BB: 3 P: 21	R: 0 E: 0 K: 0 S: 3	H: 0 LOB: 0 BB: 0 P: 3	R: 1 E: 1 K: 2 S: 9	H: 1 LOB: 1 BB: 0 P: 9	R: 0 E: 1 K: 0 S: 4	H: 0 LOB: 2 BB: 1 P: 8	R: 0 E: 0 K: 1 S: 5	H: 0 LOB: 0 BB: 0 P: 5	R: 1 E: 0 K: 1 S: 7	H: 2 LOB: 3 BB: 1 P: 12	R: 0 E: 0 K: 0 S: 3	H: 0 LOB: 0 BB: 0 P: 3	R: 0 E: 0 K: 0 S: 5	H: 2 LOB: 2 BB: 0 P: 5		1B: 3 2B: 1 3B: 1 HR: 1	SF: 0 SAC: 1 DP: 0 HBP: 1	WP: 0 PB: 0 CS: 0	PA: 39															
<b>PITCHER</b>	IP	WLS	BF	H	R	ER	SO	BB	IBB	HBP	BLK	WP	HR	S	P	ERA	WHIP	<b>PITCHER</b>		IP	WLS	BF	H	R	ER	SO	BB	IBB	HBP	BLK	WP	HR	S	P	ERA	WHIP
Phil Niekro, R (1, 1) ERA: 2.88	8.0	L	39	6	4	4	6	5	0	1	0	0	1	45	66	4.50	1.375																			





Batter	1	2	3	4	5	6	7	8	9	10	11	12	13	14	AB	R	H	RBI	BB	SO	LOB	TOP								
<b>Eddie Miller, S</b> OBP: 0.250, SLG: 0.190 (1, 8)	K	G3		K			K		FC6-4 1B	K		F7		1-3	8	0	1	1	0	4	6									
<b>Glenn Hubbard, R</b> OBP: 0.309, SLG: 0.319 (1, 4)	G3				F7		F2		F8	K		K			7	1	1	1	0	2	5									
<b>Bob Beall, S</b> OBP: 0.368, SLG: 0.303 (1, 3)	E4		L4						FC6-4 BB 1B						6	1	0	0	1	2	2									
<b>Larry Whisenton, L</b> OBP: 0.235, SLG: 0.250 (1, 9)	F9		F5						P6			K			6	1	1	1	1	2	2									
<b>Barry Bonnell, R</b> OBP: 0.287, SLG: 0.306 (1, 7)		E5 1B S													6	3	5	0	1	0	0									
<b>Chico Ruiz, R</b> OBP: 0.332, SLG: 0.342 (8, 10)															4	0	2	1	0	2	3									
<b>Joe Nolan, R</b> OBP: 0.312, SLG: 0.347 (8, 11)															0	0	0	0	1	0	0									
<b>Gene Garber, R</b> OBP: 0.422, SLG: 0.471 (8, 12)															0	0	0	0	0	0	0									
<b>Paul Mottola, R</b> OBP: 0.422, SLG: 0.529 (11, 1)															0	0	0	0	0	0	0									
<b>Craig Skok, L</b> OBP: 0.375, SLG: 0.475 (13, 1)															0	0	0	0	0	1	1									
<b>Gary Matthews, R</b> OBP: 0.375, SLG: 0.475 (13, 1)															1	0	0	0	0	0	2									
<b>Dave Campbell, R</b> OBP: 0.375, SLG: 0.475 (13, 1)															0	0	0	0	0	0	0									
<b>Darrel Chaney, S</b> OBP: 0.295, SLG: 0.306 (1, 6)															7	0	2	3	0	1	3									
<b>Bruce Benedict, R</b> OBP: 0.328, SLG: 0.288 (1, 2)															5	1	2	0	1	2	4									
<b>Rod Gilbreath, R</b> OBP: 0.300, SLG: 0.331 (12, PR)															0	0	0	0	0	0	0									
<b>Dale Murphy, R</b> OBP: 0.394, SLG: 0.394 (12, 2)															1	0	0	0	0	0	0									
<b>Mickey Mathis, S</b> OBP: 0.375, SLG: 0.375 (8, 1)															1	0	0	0	0	0	2									
<b>Duane Theiss, R</b> OBP: 0.375, SLG: 0.375 (8, 1)															1	0	0	0	0	1	0									
<b>Rick Camp, R</b> OBP: 0.375, SLG: 0.375 (7, 1)															0	0	0	0	0	1	1									
<b>Jerry Royster, R</b> OBP: 0.375, SLG: 0.375 (8, 1)															3	1	2	0	1	1	0									
<b>Inning Stats</b>	R: 0 E: 1 K: 1 S: 6	H: 0 LOB: 1 BB: 0 P: 6	R: 1 E: 1 K: 1 S: 8	H: 2 LOB: 2 BB: 0 P: 8	R: 2 E: 0 K: 1 S: 8	H: 3 LOB: 1 BB: 0 P: 8	R: 0 E: 0 K: 2 S: 7	H: 0 LOB: 0 BB: 0 P: 7	R: 0 E: 0 K: 1 S: 5	H: 1 LOB: 0 BB: 0 P: 5	R: 0 E: 0 K: 2 S: 7	H: 0 LOB: 1 BB: 1 P: 11	R: 0 E: 0 K: 1 S: 6	H: 1 LOB: 2 BB: 1 P: 10	R: 5 E: 0 K: 1 S: 10	H: 5 LOB: 2 BB: 2 P: 18	R: 0 E: 0 K: 3 S: 9	H: 0 LOB: 0 BB: 0 P: 9	R: 0 E: 0 K: 2 S: 8	H: 1 LOB: 1 BB: 0 P: 8	R: 0 E: 0 K: 1 S: 5	H: 1 LOB: 1 BB: 1 P: 9	R: 0 E: 0 K: 0 S: 4	H: 1 LOB: 1 BB: 0 P: 4	R: 0 E: 0 K: 1 S: 4	H: 1 LOB: 1 BB: 0 P: 4	1B: 12 2B: 4 3B: 0 HR: 1	SF: 0 SAC: 0 DP: 1 HBP: 0	WP: 0 PB: 0 SB: 1 CS: 1	PA: 64
<b>PITCHER</b>	IP	WLS	BF	H	R	ER	SO	BB	IBB	HBP	BLK	WP	HR	S	P	ERA	WHIP													
<b>Tom Seaver, R</b> ERA: 2.88 (1, 1)	8.0		34	7	3	2	11	2	0	0	0	0	0	6	62	2.25	1.125													
<b>Pedro Borbon, R</b> ERA: 4.98 (9, 1)	0.2		7	4	5	0	1	0	0	0	0	0	0	6	10	67.50	7.500													
<b>Manny Sarmiento, R</b> ERA: 4.38 (9, 1)	1.1		6	1	0	4	1	0	0	0	0	0	0	13	17	0.00	1.500													
<b>Mario Soto, R</b> ERA: 2.5 (11, 1)	2.0		9	2	0	3	1	0	0	0	0	0	0	14	18	0.00	1.500													
<b>Dan Dumoulin, R</b> ERA: 1.8 (13, 1)	2.0	W	8	2	0	0	1	1	0	0	0	0	0	9	13	0.00	1.500													

Atlanta Braves @ Cincinnati Reds  
Riverfront Stadium, Cincinnati, OH  
Sun Oct 01 1978, 3:33 AM EDT  
Att. 35,840 - Unknown

AB: 58  
R: 8  
H: 16  
RBI: 8  
BB: 6  
SO: 19  
LOB: 31



Batter	1	2	3	4	5	6	7	8	9	10	11	12	13	14	AB	R	H	RBI	BB	SO	LOB	BOTTOM								
<b>Paul Rhoads, S</b> OBP: 0.312, SLG: 0.421 (8, 1)															2	1	1	1	2	0	0									
<b>Ray Schepke, R</b> OBP: 0.312, SLG: 0.421 (8, 1)															1	0	0	0	0	0	2									
<b>Dan Gooden, R</b> OBP: 0.312, SLG: 0.421 (8, 1)															0	0	0	0	0	0	0									
<b>Mario Soto, R</b> OBP: 0.312, SLG: 0.421 (8, 1)															0	0	0	0	0	0	0									
<b>Paul Mottola, R</b> OBP: 0.312, SLG: 0.421 (8, 1)															0	0	0	0	0	0	0									
<b>Dan Gooden, R</b> OBP: 0.312, SLG: 0.421 (8, 1)															0	0	0	0	0	0	0									
<b>Michael LaCoss, R</b> OBP: 0.312, SLG: 0.421 (8, 1)															1	0	0	0	0	0	1									
<b>Dave Collins, S</b> OBP: 0.311, SLG: 0.225 (1, 8)															7	0	1	0	1	2	5									
<b>Dave Concepcion, R</b> OBP: 0.357, SLG: 0.405 (1, 6)															1	1	0	0	2	0	0									
<b>Ron Oester, S</b> OBP: 0.375, SLG: 0.375 (7, 6)															4	1	1	0	0	1	3									
<b>George Foster, R</b> OBP: 0.360, SLG: 0.546 (1, 7)															5	4	3	3	3	2	1									
<b>Johnny Bench, R</b> OBP: 0.340, SLG: 0.483 (8, PH)															2	1	1	4	0	0	0									
<b>Harry Spillman, L</b> OBP: 0.250, SLG: 0.250 (8, 2)															1	1	1	0	0	0	0									
<b>Vic Correll, R</b> OBP: 0.292, SLG: 0.333 (9, 2)															2	0	0	0	1	0	1									
<b>Arturo DeFreitas, R</b> OBP: 0.238, SLG: 0.421 (1, 3)															2	0	0	0	0	0	0									
<b>Mike Lum, L</b> OBP: 0.361, SLG: 0.452 (7, 3)															4	0	1	0	1	2	5									
<b>Ken Henderson, S</b> OBP: 0.287, SLG: 0.307 (1, 9)															4	0	1	1	2	2	3									
<b>Junior Kennedy, R</b> OBP: 0.381, SLG: 0.293 (1, 4)															4	1	1	0	2	0	4									
<b>Tom Seaver, R</b> ERA: 2.88 (1, 1)															2	0	0	0	0	1	0									
<b>Chang Springsteen, R</b> ERA: 4.2 (8, 1)															0	0	0	0	0	0	0									
<b>Manny Sarmiento, R</b> ERA: 4.38 (8, 1)															0	0	0	0	0	0	0									
<b>Ken Griffey, L</b> ERA: 2.15 (10, PH)															0	0	0	0	1	0	0									
<b>Rick Camp, R</b> ERA: 3.75 (10, PH)															2	0	0	0	0	0	4									
<b>Inning Stats</b>	R: 0 E: 0 K: 1 S: 4	H: 0 LOB: 2 BB: 2 P: 12	R: 0 E: 0 K: 1 S: 5	H: 0 LOB: 0 BB: 0 P: 5	R: 5 E: 0 K: 0 S: 5	H: 2 LOB: 0 BB: 3 P: 17	R: 0 E: 0 K: 0 S: 2	H: 0 LOB: 0 BB: 1 P: 6	R: 0 E: 0 K: 1 S: 4	H: 1 LOB: 1 BB: 0 P: 5	R: 1 E: 0 K: 0 S: 4	H: 1 LOB: 1 BB: 0 P: 5	R: 0 E: 0 K: 1 S: 6	H: 1 LOB: 2 BB: 1 P: 10	R: 2 E: 0 K: 1 S: 6	H: 4 LOB: 2 BB: 1 P: 10	R: 0 E: 0 K: 1 S: 5	H: 0 LOB: 0 BB: 3 P: 17	R: 0 E: 0 K: 1 S: 5	H: 1 LOB: 2 BB: 1 P: 10	R: 0 E: 0 K: 1 S: 5	H: 0 LOB: 0 BB: 2 P: 14	R: 0 E: 0 K: 1 S: 6	H: 1 LOB: 1 BB: 0 P: 6	R: 2 E: 0 K: 1 S: 6	H: 2 LOB: 0 BB: 0 P: 6	1B: 8 2B: 2 3B: 0 HR: 3	SF: 1 SAC: 3 DP: 1 HBP: 2	WP: 1 PB: 0 SB: 1 CS: 2	PA: 67
<b>PITCHER</b>	IP	WLS	BF	H	R	ER	SO	BB	IBB	HBP	BLK	WP	HR	S	P	ERA	WHIP													
<b>Mickey Mahler, L</b> ERA: 4.68 (1, 1)	2.2		14	2	5	2	5	5	0	0	0	0	0	11	20	2.70	0.900													
<b>Duane Theiss, R</b> ERA: 4.42 (3, 1)	3.1		12	1	1	1	1	2	0	1	0	0	0	11	20	2.70	0.900													
<b>Rick Camp, R</b> ERA: 3.75 (7, 1)	2.0		11	5	2	2	1	1	0	0	0	0	0	1	16	9.00	3.000													
<b>Gene Garber, R</b> ERA: 2.15 (9, 1)	2.0		9	1	0	0	3	2	0	0	0	1	0	13	21	0.00	1.500													
<b>Craig Skok, L</b> ERA: 4.35 (11, 1)	2.0		11	1	0	0	2	2	2	0	0	0	0	11	27	0.00	1.500													
<b>PITCHER</b>	IP	WLS	BF	H	R	ER	SO	BB	IBB	HBP	BLK	WP	HR	S	P	ERA	WHIP													
<b>Dave Campbell, R</b> ERA: 4.8 (13, 1)	1.2		10	2	2	2	2	2	0	0	0	0	0	11	20	10.80	2.400													

Atlanta Braves @ Cincinnati Reds  
Riverfront Stadium, Cincinnati, OH  
Sun Oct 01 1978, 3:33 AM EDT  
Att. 35,840 - Unknown

AB: 46  
R: 10  
H: 12  
RBI: 9  
BB: 16  
SO: