

Atlanta Braves - 1979

Batter	1	2	3	4	5	6	7	8	9	AB R H RBI BB SO LOB	TOP	
Barry Bonnell, R (1, 8) S S S	0-3 K	0-0 F9			0-0 F4		0-0 FC1-4			4 0 0 0 0 1 3	Atlanta Braves @ Houston Astros Astrodome, Houston, TX Fri Apr 06 1979, 7:05 PM EST Att. 28,998 - Dome	
Gary Matthews, R (1, 9) OBP: 0.500, SLG: 0.500	0-0 BB 1B 1B		0-0 G6-4-3 1B		0-3 K		0-0 F8			4 0 2 0 0 1 1		
Bob Horner, R (1, 5) OBP: 0.333, SLG: 0.333 Jerry Royster, R (7, PH) (7, 5)	0-0 BB 1-2 1B		0-0 G6-4-3 1-2f		0-0 5-3		0-0 2-3			3 0 1 0 0 0 1 1 0 0 0 0 0 1		
Jeff Burroughs, R (1, 7) B B B B	4-0 G6-4-3 1-2 2-3 BB		4-0 1B BB		4-0 WP BB		0-3 K			1 1 0 0 3 1 0		
Mike Lum, L (1, 3) OBP: 0.250, SLG: 0.250	0-0 G6-4-3 1-2f		0-0 1-2 1B		0-3 K 1-H		0-3 K			4 0 1 0 0 2 3		
Dale Murphy, R (1, 2) OBP: 0.500, SLG: 0.333		4-0 BB BB	0-3 K		0-0 2-3 1B		0-0 4-3			3 0 1 0 1 1 2		
Glenn Hubbard, R (1, 4) OBP: 0.250, SLG: 0.250		0-3 K		0-0 G5-4-3 1B		0-0 2-3		0-0 F8		4 0 1 0 0 1 2		
Pepe Frias, R (1, 6) Bob Beall, S (6, PH) Darrel Chaney, S (6, 6) Rowland Office, L (9, PH)		0-0 F2		0-0 G5-4-3 1-2f		0-0 F7		0-3 K		2 0 0 0 0 0 2 1 0 0 0 0 0 1 0 0 0 0 0 0 0 1 0 0 0 0 1 0		
Phil Niekro, R (1, 1) OBP: 0.333, SLG: 0.333 Charlie Spikes, R (9, PH)		0-0 E5 1-2		0-0 2-3		0-0 FC1-4 1B		0-3 K		3 0 1 0 0 0 1 1 0 0 0 0 1 0		
Inning Stats	R: 0 H: 2 E: 0 LOB: 2 K: 1 BB: 1 S: 6 P: 10	R: 0 H: 0 E: 1 LOB: 2 K: 1 BB: 1 S: 6 P: 10	R: 0 H: 2 E: 0 LOB: 2 K: 1 BB: 1 S: 6 P: 10	R: 0 H: 1 E: 0 LOB: 0 K: 0 BB: 0 S: 3 P: 3	R: 0 H: 0 E: 0 LOB: 0 K: 1 BB: 0 S: 5 P: 5	R: 1 H: 1 E: 0 LOB: 1 K: 1 BB: 1 S: 6 P: 10	R: 0 H: 1 E: 0 LOB: 1 K: 0 BB: 0 S: 4 P: 4	R: 0 H: 0 E: 0 LOB: 0 K: 2 BB: 0 S: 7 P: 7	R: 0 H: 0 E: 0 LOB: 0 K: 2 BB: 0 S: 7 P: 7	1B: 7 SF: 0 2B: 0 SAC: 0 3B: 0 DP: 3 HR: 0 HBP: 0	WP: 3 PA: 36 PB: 0 SB: 0 CS: 0	
PITCHER J.R. Richard, R (1, 1) ERA: 1.69 Joaquin Andujar, R (6, 1) ERA:	IP WLS BF H R ER SO BB IBB HBP BLK WP HR S P ERA WHIP											PITCHER IP WLS BF H R ER SO BB IBB HBP BLK WP HR S P ERA WHIP
	5.1 W 24 6 1 1 5 4 0 0 0 1 0 30 46 1.69 1.875											
	3.2 S 12 1 0 0 4 0 0 0 0 0 0 20 20 0.00 0.273											

livebaseballscorecards.com

AB	32
R	1
H	7
RBI	0
BB	4
SO	9
LOB	17



Batter	1	2	3	4	5	6	7	8	9	AB R H RBI BB SO LOB
Terry Puhl, L OBP: 0.500, SLG: 0.333 (1, 9) BBB	4-0 WP 1B S BB		0-0 4-1			0-0 SH1-3 1B		0-0 4-3		3 1 1 0 1 0 0
Craig Reynolds, L (1, 6) X	0-0 F3 1-2		0-0 G3			0-0 SH1-3 1-2		0-0 F4		3 0 0 0 0 0 1
Cesar Cedeno, R (1, 8) X	0-0 F8		0-0 F7			0-3 K				3 0 0 0 0 1 2
Jose Cruz, L (1, 7) BBB	4-0 2-3 1B S BB			0-0 F2		0-0 5-3				2 1 0 0 1 0 1
Enos Cabell, R OBP: 0.667, SLG: 1.000 (1, 5) (8, 3) X	0-0 1-H 3-H 1B S			0-0 4-3			0-0 2B			3 0 2 2 0 0 0
Bob Watson, R Rafael Landestoy, S (1, 3) (8, 4) SS	0-3 1-2 K		0-3 K			0-0 F3				3 0 0 0 0 2 2 0 0 0 0 0 0 0
Art Howe, R (1, 4) (8, 5) X		0-0 5-3			0-0 4-3		0-0 F8			3 0 0 0 0 0 1
Alan Ashby, S (1, 2) X		0-0 F7			0-0 G3		0-0 F7			3 0 0 0 0 0 1
J.R. Richard, R Joaquin Andujar, S (1, 1) (6, 1) SS		0-3 K			0-0 F8		0-3 K			2 0 0 0 0 1 0 1 0 0 0 0 1 0

Inning Stats	R: 2 E: 0 K: 1 S: 6	H: 1 LOB: 1 BB: 2 P: 14	R: 0 E: 0 K: 1 S: 5	H: 0 LOB: 0 BB: 0 P: 5	R: 0 E: 0 K: 0 S: 3	H: 0 LOB: 0 BB: 0 P: 3	R: 0 E: 0 K: 1 S: 5	H: 0 LOB: 0 BB: 0 P: 5	R: 0 E: 0 K: 0 S: 3	H: 0 LOB: 0 BB: 0 P: 3	R: 0 E: 0 K: 1 S: 6	H: 1 LOB: 1 BB: 0 P: 6	R: 0 E: 0 K: 0 S: 4	H: 1 LOB: 1 BB: 0 P: 4	R: 0 E: 0 K: 1 S: 5	H: 0 LOB: 0 BB: 0 P: 5
--------------	------------------------------	----------------------------------	------------------------------	---------------------------------	------------------------------	---------------------------------	------------------------------	---------------------------------	------------------------------	---------------------------------	------------------------------	---------------------------------	------------------------------	---------------------------------	------------------------------	---------------------------------

PITCHER	IP	WLS	BF	H	R	ER	SO	BB	IBB	HBP	BLK	WP	HR	S	P	ERA	WHIP
Phil Niekro, R ERA: 2.25 (1, 1)	8.0	L	29	3	2	2	5	2	0	0	0	1	0	37	45	2.25	0.625

BOTTOM

Atlanta Braves @ Houston Astros
Astrodome, Houston, TX
Fri Apr 06 1979, 7:05 PM EST
Att. 28,998 - Dome

livebaseballscorecards.com

AB	26
R	2
H	3
RBI	2
BB	2
SO	5
LOB	8



WP: 1	PA: 29
PB: 0	
SB: 3	
CS: 0	

Batter	1	2	3	4	5	6	7	8	9	AB R H RBI BB SO LOB	TOP									
Jerry Royster, R (1, 5) X	0-0 F8 ①		0-0 1-3 ③			0-0 6-3 ③			0-0 6-3 ②	4 0 0 0 0 0 0	Atlanta Braves @ Houston Astros Astrodome, Houston, TX Sat Apr 07 1979, 7:05 PM EST Att. 24,325 - Dome livebaseballscorecards.com AB 27 R 0 H 0 RBI 0 BB 2 SO 3 LOB 4									
Glenn Hubbard, R (1, 4) X OBP: 0.125, SLG: 0.125	0-0 F8 ②			0-0 5-3 ①		0-0 F8 ①		0-0 6-3 ③	4 0 0 0 0 0 0											
Gary Matthews, R (1, 9) X OBP: 0.286, SLG: 0.286	0-0 6-3 ③			0-3 K ②		0-0 6-3 ②			3 0 0 0 0 1 0											
Jeff Burroughs, R (1, 7)		4-0 FC1-6 BB		0-0 F8 ③		0-3 K ③			2 0 0 0 1 1 0											
Mike Lum, L (1, 3) X OBP: 0.143, SLG: 0.143		0-0 F5 ①			0-0 F8 ①		0-0 4-3 ①		3 0 0 0 0 0 1											
Dale Murphy, R (1, 2) X OBP: 0.286, SLG: 0.167		0-0 FC1-6 1-2f			0-0 G3 ②		0-0 6-3 ②		3 0 0 0 0 0 1											
Barry Bonnell, R (1, 8)		0-3 K ③			0-0 F8 ③		4-0 BB		2 0 0 0 1 1 1											
Pepe Frias, R (1, 6)			0-0 F7 ①			0-0 1-3 ①		0-0 F4 ③	2 0 0 0 0 0 0											
Bob Beall, S (8, PH)									1 0 0 0 0 0 1											
Darrel Chaney, S (8, 6)									0 0 0 0 0 0 0											
Larry McWilliams, L (1, 1) X			0-0 1-3 ②			0-0 2-3 ②		0-0 4-3 ①	2 0 0 0 0 0 0											
Craig Skok, R (7, 1)									0 0 0 0 0 0 0											
Adrian Devine, R (8, 1)									0 0 0 0 0 0 0											
Rowland Office, L (9, PH)									1 0 0 0 0 0 0											
Inning Stats	R: 0 E: 0 K: 0 S: 3	H: 0 LOB: 0 BB: 0 P: 3	R: 0 E: 0 K: 1 S: 5	H: 0 LOB: 1 BB: 1 P: 9	R: 0 E: 0 K: 0 S: 3	H: 0 LOB: 0 BB: 0 P: 3	R: 0 E: 0 K: 1 S: 5	H: 0 LOB: 0 BB: 0 P: 5	R: 0 E: 0 K: 0 S: 3	H: 0 LOB: 0 BB: 0 P: 3	R: 0 E: 0 K: 1 S: 5	H: 0 LOB: 0 BB: 0 P: 5	R: 0 E: 0 K: 0 S: 3	H: 0 LOB: 1 BB: 1 P: 7	R: 0 E: 0 K: 0 S: 3	H: 0 LOB: 0 BB: 0 P: 3	1B: 0 2B: 0 3B: 0 HR: 0	SF: 0 SAC: 0 DP: 0 HBP: 0	WP: 0 PB: 0 SB: 0 CS: 0	PA: 29
PITCHER Ken Forsch, R (1, 1) ERA:	IP 9.0 WLS W BF 29 H 0 R 0 ER 0 SO 3 BB 2 IBB 0 HBP 0 BLK 0 WP 0 HR 0 S 33 P 41 ERA 0.00 WHIP 0.222																			

Batter	1	2	3	4	5	6	7	8	9	AB R H RBI BB SO LOB
Terry Puhl, L OBP: 0.625, SLG: 0.571 (1, 9)	0-0 SH2-3 E 1B	0-0 CS 1B			0-0 F9		0-0 1B 1B			4 1 3 1 0 0 0
Craig Reynolds, L (1, 6)	0-0 SH2-3 1-2	0-0 CS 1-2	0-0 1-3		0-0 1-3		0-0 F4			3 0 0 0 0 0 1
Cesar Cedeno, R OBP: 0.286, SLG: 0.429 (1, 8)	0-0 E6 1B 2B		0-0 F9			0-0 F6	0-0 1-3 1B			4 1 2 1 0 0 0
Bob Watson, R Rafael Landestoy, S (1, 3) (8, 4)	0-3 K		0-0 6-3			0-0 F5	0-0 L5			4 0 0 0 0 1 3 0 0 0 0 0 0 0
Enos Cabell, R OBP: 0.429, SLG: 0.571 (1, 5) (8, 3)	0-0 E 1B			0-0 6-3		0-0 6-3		0-0 E5 4-3 1B		4 1 1 1 0 0 0
Art Howe, R OBP: 0.143, SLG: 0.143 (1, 4) (8, 5)	0-0 E5 1-2			0-0 F5			0-0 1B 3B 1B	0-0 L3 1-2		4 1 1 0 0 0 2
Jose Cruz, L OBP: 0.429, SLG: 0.667 (1, 7)	0-0 G3			0-0 3B			0-0 1B 3B 1B	0-0 4-3 2-3		4 1 2 0 0 0 3
Alan Ashby, S OBP: 0.286, SLG: 0.571 (1, 2)		0-0 G3		0-0 3-1			0-0 1B 3B	0-0 FC6-4 1B		4 1 2 3 0 0 1
Ken Forsch, R (1, 1)		0-3 K			0-3 K		0-3 K	0-0 FC6-4 1-2		4 0 0 0 0 3 2

Inning Stats	R: 2	H: 3	E: 2	K: 1	S: 9	LOB: 2	BB: 0	P: 9
	R: 0	H: 1	E: 0	K: 1	S: 5	LOB: 0	BB: 0	P: 5
	R: 0	H: 0	E: 0	K: 0	S: 3	LOB: 0	BB: 0	P: 3
	R: 0	H: 1	E: 0	K: 0	S: 4	LOB: 1	BB: 0	P: 4
	R: 0	H: 0	E: 0	K: 1	S: 5	LOB: 0	BB: 0	P: 5
	R: 0	H: 0	E: 0	K: 0	S: 3	LOB: 0	BB: 0	P: 3
	R: 3	H: 5	E: 0	K: 1	S: 10	LOB: 2	BB: 0	P: 10
	R: 1	H: 1	E: 1	K: 0	S: 5	LOB: 1	BB: 0	P: 5

PITCHER	IP	WLS	BF	H	R	ER	SO	BB	IBB	HBP	BLK	WP	HR	S	P	ERA	WHIP
Larry McWilliams, L ERA: 7.5 (1, 1)	6.0	L	26	8	5	5	3	0	0	0	0	0	0	32	32	7.50	1.333
Craig Skok, L ERA: (7, 1)	1.0		5	2	0	0	1	0	0	0	0	0	0	7	7	0.00	2.000
Adrian Devine, R ERA: (8, 1)	1.0		5	1	1	0	0	0	0	0	0	0	0	5	5	0.00	1.000

BOTTOM

Atlanta Braves @ Houston Astros
Astrodome, Houston, TX


Sat Apr 07 1979, 7:05 PM EST
Att. 24,325 - Dome

livebaseballscorecards.com

AB	35
R	6
H	11
RBI	6
BB	0
SO	4
LOB	12



WP: 0	PA: 37
PB: 0	
SB: 1	
CS: 1	

Batter	1	2	3	4	5	6	7	8	9	AB R H RBI BB SO LOB	TOP														
Jerry Royster, R (1, 5) OBP: 0.222, SLG: 0.222	0-0 S 1B		0-0 S 1B			0-3 K2-3		0-0 F3		4 0 2 0 0 1 0	<p>Atlanta Braves @ Houston Astros Astrodome, Houston, TX</p> <p>Sun Apr 08 1979, 4:33 AM EST Att. 16,501 - Dome</p> <p>livebaseballscorecards.com</p> <table border="1"> <tr><td>AB</td><td>31</td></tr> <tr><td>R</td><td>0</td></tr> <tr><td>H</td><td>5</td></tr> <tr><td>RBI</td><td>0</td></tr> <tr><td>BB</td><td>0</td></tr> <tr><td>SO</td><td>7</td></tr> <tr><td>LOB</td><td>9</td></tr> </table> 	AB	31	R	0	H	5	RBI	0	BB	0	SO	7	LOB	9
AB	31																								
R	0																								
H	5																								
RBI	0																								
BB	0																								
SO	7																								
LOB	9																								
Glenn Hubbard, R (1, 4) OBP: 0.167, SLG: 0.167	0-3 K 1-2		0-3 K			0-0 1B		0-0 L5		4 0 1 0 0 2 2															
Gary Matthews, R (1, 9) OBP: 0.182, SLG: 0.182	0-0 F9					0-0 F8		0-0 6-3		4 0 0 0 0 0 2															
Jeff Burroughs, R (1, 7)	0-3 K					0-3 K		0-0 4-3		4 0 0 0 0 2 2															
Mike Lum, L (1, 3) OBP: 0.100, SLG: 0.100						0-0 4-3		0-0 F8		3 0 0 0 0 0 0															
Dale Murphy, R (1, 2) OBP: 0.300, SLG: 0.222						0-3 K		0-0 F9		3 0 1 0 0 1 0															
Barry Bonnell, R (1, 8) OBP: 0.200, SLG: 0.111						0-0 FC1-4 1B		0-0 F8		3 0 1 0 0 0 1															
Pepe Frias, R (1, 6) Bob Beall, S (8, PH) Darrel Chaney, S (8, 6)						0-0 FC1-4 1-2f		0-0 3-1		2 0 0 0 0 0 1 1 0 0 0 0 0 0 0 0 0 0 0 0 0															
Rick Matula, R (1, 1) Joe Nolan, L (8, PH) Gene Garber, R (8, 1)						0-0 1-3		0-3 K		2 0 0 0 0 0 1 1 0 0 0 0 1 0 0 0 0 0 0 0 0															
Inning Stats	R: 0 H: 1 E: 0 LOB: 1 K: 2 BB: 0 S: 8 P: 8	R: 0 H: 1 E: 0 LOB: 0 K: 0 BB: 0 S: 3 P: 3	R: 0 H: 1 E: 0 LOB: 1 K: 1 BB: 0 S: 6 P: 6	R: 0 H: 0 E: 0 LOB: 0 K: 0 BB: 0 S: 3 P: 3	R: 0 H: 1 E: 0 LOB: 1 K: 1 BB: 0 S: 6 P: 6	R: 0 H: 1 E: 0 LOB: 1 K: 2 BB: 0 S: 8 P: 8	R: 0 H: 0 E: 0 LOB: 0 K: 0 BB: 0 S: 3 P: 3	R: 0 H: 0 E: 0 LOB: 0 K: 1 BB: 0 S: 5 P: 5	R: 0 H: 0 E: 0 LOB: 0 K: 0 BB: 0 S: 3 P: 3	1B: 5 SF: 0 2B: 0 SAC: 0 3B: 0 DP: 1 HR: 0 HBP: 0	WP: 0 PA: 31 PB: 0 SB: 1 CS: 0														
PITCHER Joe Niekro, R (1, 1) ERA:	IP WLS BF H R ER SO BB IBB HBP BLK WP HR S P ERA WHIP											PITCHER IP WLS BF H R ER SO BB IBB HBP BLK WP HR S P ERA WHIP													

Batter	1	2	3	4	5	6	7	8	9	AB R H RBI BB SO LOB
Terry Puhl, L (1, 9) OBP: 0.500, SLG: 0.455	0-0 G3 2B 1B	0-0 F8			0-0 F6			0-3 K		4 1 1 0 0 1 1
Craig Reynolds, L (1, 6) OBP: 0.100, SLG: 0.100	0-0 G3 1-2		0-0 2-3		0-0 F9			0-0 CS 1B		4 0 1 0 0 0 1
Cesar Cedeno, R (1, 8) OBP: 0.364, SLG: 0.545	0-0 1B 2B		0-3 K		0-0 CS 1B			0-0 F9 1-2		4 1 2 1 0 1 1
Jose Cruz, L (1, 7) OBP: 0.400, SLG: 0.556	0-0 1B		0-0 E4		0-0 CS 1-2	0-0 1-3				3 0 1 1 0 0 0
Enos Cabell, R (1, 5) OBP: 0.300, SLG: 0.400 (8, 3)	0-0 5-3 1-2		0-3 K			0-0 5-3				3 0 0 0 0 1 2
Bob Watson, R (1, 3) Rafael Landestoy, S (8, 4)	0-0 F7			0-0 6-3		0-0 F8				3 0 0 0 0 0 1 0 0 0 0 0 0 0
Art Howe, R (1, 4) OBP: 0.100, SLG: 0.100 (8, 5)		0-3 K		0-0 5-3			0-0 F8			3 0 0 0 0 1 0
Alan Ashby, S (1, 2) OBP: 0.400, SLG: 0.600		0-0 FC2-6 1B		0-0 1B			0-0 L4			3 0 2 0 0 0 0
Joe Niekro, R (1, 1)		0-0 FC2-6 1-2		0-0 4-3			0-0 F9			3 0 0 0 0 0 2
Inning Stats	R: 2 H: 3 E: 0 K: 0 S: 6 LOB: 1 BB: 0 P: 6	R: 0 H: 1 E: 0 K: 1 S: 6 LOB: 1 BB: 0 P: 6	R: 0 H: 0 E: 1 K: 2 S: 8 LOB: 1 BB: 0 P: 8	R: 0 H: 1 E: 0 K: 0 S: 4 LOB: 1 BB: 0 P: 4	R: 0 H: 1 E: 0 K: 0 S: 3 LOB: 0 BB: 0 P: 3	R: 0 H: 0 E: 0 K: 0 S: 3 LOB: 0 BB: 0 P: 3	R: 0 H: 0 E: 0 K: 0 S: 3 LOB: 0 BB: 0 P: 3	R: 0 H: 1 E: 0 K: 1 S: 5 LOB: 0 BB: 0 P: 5		1B: 6 SF: 0 2B: 1 SAC: 0 3B: 0 DP: 0 HR: 0 HBP: 0
PITCHER Rick Matula, R (1, 1) ERA: 2.57 Gene Garber, R (8, 1) ERA:	IP WLS BF H R ER SO BB IBB HBP BLK WP HR S P ERA WHIP 7.0 L 27 6 2 2 3 0 0 0 0 0 0 33 33 2.57 0.857 1.0 3 1 0 0 1 0 0 0 0 0 0 5 5 0.00 1.000									

BOTTOM

Atlanta Braves @ Houston Astros
Astrodome, Houston, TX
Sun Apr 08 1979, 4:33 AM EST
Att. 16,501 - Dome

livebaseballscores.com

AB	30
R	2
H	7
RBI	2
BB	0
SO	4
LOB	8



WP: 0	PA: 31
PB: 0	
SB: 2	
CS: 2	

Batter	1	2	3	4	5	6	7	8	9	AB R H RBI BB SO LOB	TOP										
Ken Griffey, L (1, 9) OBP: 0.375, SLG: 0.591	0-0 SH1 3B 2B	0-0 2-H 1B		0-0 G3 1B	0-0 SF8		0-0 F9			4 1 3 2 0 0 0	Cincinnati Reds @ Atlanta Braves Atlanta-Fulton County Stadium, Atlanta, GA Mon Apr 09 1979, 6:05 PM EST Att. 30,433 - Unknown livebaseballscorecards.com										
Dave Concepcion, R (1, 6) OBP: 0.261, SLG: 0.238	0-0 SH1 2-3	0-0 4-3		0-0 G3 1-2	0-0 P6			0-0 G3-6-3 1B	4 0 1 0 0 0 4												
Joe Morgan, L (1, 4) OBP: 0.500, SLG: 0.524	4-0 3B BB		4-0 1B SF8 BB	0-3 K S	0-3 K S			0-0 G3-6-3 1-2f	3 2 0 0 2 2 4												
George Foster, R (1, 7) OBP: 0.500, SLG: 0.789	0-0 1-H 3-H SF9 3B		0-0 1B 1-2 1B	4-0 BB		0-0 1-3		0-0 FC6-4 1B	4 1 3 2 1 0 0												
Johnny Bench, R (1, 2) OBP: 0.409, SLG: 0.471	0-0 3-H SF9		0-0 1-2 2-3 1B	0-0 P6		0-0 HR		0-0 FC6-4 1-2f	4 1 2 2 0 0 3												
Dan Driessen, L (1, 3) OBP: 0.364, SLG: 0.611	0-0 P3		0-0 3-H SF8		4-0 1B S E BB	0-0 P4		4-0 G1-4-3 BB	2 1 0 1 2 0 0												
Ray Knight, R (1, 5) OBP: 0.429, SLG: 0.273		0-0 E1 SH1-4 1B	0-0 3-H F8		0-0 1-3 E SF8 1B	0-0 5-3		0-0 G1-4-3 1-2f	5 2 1 0 0 0 3												
Cesar Geronimo, L (1, 8) OBP: 0.250, SLG: 0.278		0-0 P6	0-3 K		4-0 BB E BB		0-0 6-3	0-0 1-3	4 0 0 0 1 1 3												
Tom Seaver, R (1, 1) OBP: 0.333, SLG: 1.333 Frank Pastore, R (9, 1) ERA: 2.25		0-0 SH1-4 1-2		0-0 HR	0-0 E6 1-2 2-3 3-H		0-0 4-3		3 1 1 2 0 0 2 0 0 0 0 0 0 0												
Inning Stats	R: 3 E: 0 K: 0 S: 5	H: 2 LOB: 0 BB: 1 P: 9	R: 1 E: 1 K: 0 S: 5	H: 1 LOB: 1 BB: 0 P: 5	R: 1 E: 0 K: 1 S: 7	H: 2 LOB: 2 BB: 1 P: 11	R: 1 E: 0 K: 1 S: 7	H: 1 LOB: 2 BB: 2 P: 15	R: 1 E: 0 K: 0 S: 4	H: 1 LOB: 0 BB: 0 P: 4	R: 0 E: 0 K: 0 S: 3	H: 0 LOB: 0 BB: 0 P: 3	R: 0 E: 0 K: 0 S: 4	H: 2 LOB: 1 BB: 0 P: 4	R: 0 E: 0 K: 0 S: 2	H: 0 LOB: 0 BB: 1 P: 6	1B: 7 2B: 1 3B: 1 HR: 2	SF: 3 SAC: 2 DP: 2 HBP: 0	WP: 0 PB: 0 SB: 1 CS: 0	PA: 44	
PITCHER	IP WLS BF H R ER SO BB IBB HBP BLK WP HR S P ERA WHIP	IP WLS BF H R ER SO BB IBB HBP BLK WP HR S P ERA WHIP	IP WLS BF H R ER SO BB IBB HBP BLK WP HR S P ERA WHIP	IP WLS BF H R ER SO BB IBB HBP BLK WP HR S P ERA WHIP	IP WLS BF H R ER SO BB IBB HBP BLK WP HR S P ERA WHIP	IP WLS BF H R ER SO BB IBB HBP BLK WP HR S P ERA WHIP	IP WLS BF H R ER SO BB IBB HBP BLK WP HR S P ERA WHIP	IP WLS BF H R ER SO BB IBB HBP BLK WP HR S P ERA WHIP	IP WLS BF H R ER SO BB IBB HBP BLK WP HR S P ERA WHIP	IP WLS BF H R ER SO BB IBB HBP BLK WP HR S P ERA WHIP	IP WLS BF H R ER SO BB IBB HBP BLK WP HR S P ERA WHIP	IP WLS BF H R ER SO BB IBB HBP BLK WP HR S P ERA WHIP	IP WLS BF H R ER SO BB IBB HBP BLK WP HR S P ERA WHIP	IP WLS BF H R ER SO BB IBB HBP BLK WP HR S P ERA WHIP	IP WLS BF H R ER SO BB IBB HBP BLK WP HR S P ERA WHIP	IP WLS BF H R ER SO BB IBB HBP BLK WP HR S P ERA WHIP	IP WLS BF H R ER SO BB IBB HBP BLK WP HR S P ERA WHIP	IP WLS BF H R ER SO BB IBB HBP BLK WP HR S P ERA WHIP	IP WLS BF H R ER SO BB IBB HBP BLK WP HR S P ERA WHIP	IP WLS BF H R ER SO BB IBB HBP BLK WP HR S P ERA WHIP	IP WLS BF H R ER SO BB IBB HBP BLK WP HR S P ERA WHIP



Batter	1	2	3	4	5	6	7	8	9	AB	R	H	RBI	BB	SO	LOB
Jerry Royster, R OBP: 0.385, SLG: 0.385 (1, 5)	0-3 K		0-0 BB HR 1B		0-0 1B			0-0 1B 1B		4	1	3	0	0	1	0
Glenn Hubbard, R OBP: 0.250, SLG: 0.143 (1, 4)	4-0 CS 1B BB		4-0 1-2 HR BB		0-3 K			0-0 F9		2	1	0	0	2	1	2
Gary Matthews, R OBP: 0.267, SLG: 0.467 (1, 9)	0-0 1-2 1B		0-0 1-H 2-H HR		0-3 K			0-0 F8		4	1	2	3	0	1	1
Jeff Burroughs, R OBP: 0.333, SLG: 0.091 (1, 7)	0-3 K 2-3		0-0 4-3		0-3 K			0-0 1-2 1B		4	0	1	0	0	2	2
Mike Lum, L OBP: 0.071, SLG: 0.071 (1, 3)		0-0 F2		0-0 F5		0-0 F9		0-0 F7		4	0	0	0	0	0	2
Dale Murphy, R OBP: 0.214, SLG: 0.154 (1, 2)		0-3 K		0-0 F9		0-0 6-3		0-3 K		4	0	0	0	0	2	0
Barry Bonnell, R OBP: 0.214, SLG: 0.385 (1, 8)		0-0 F3		0-0 4-3		0-0 HR		0-0 5-3		4	1	1	1	0	0	0
Pepe Frias, R (1, 6)			0-0 F8		0-3 K		0-3 K		0-3 K	2	0	0	0	0	1	0
Bob Beall, S (7, PH)										1	0	0	0	0	1	0
Darrel Chaney, S (8, 6)										1	0	0	0	0	1	0
Mickey Mahler, S (1, 1)			0-0 6-3		0-3 K					0	0	0	0	0	0	0
Frank LaCorte, R (3, 1)										1	0	0	0	0	0	0
Craig Skok, R (5, 1)										1	0	0	0	0	1	0
Rowland Office, L (7, PH)										1	0	0	0	0	1	0
Adrian Devine, R (8, 1)										0	0	0	0	0	0	0

Inning Stats	R: 0	H: 1	E: 0	K: 2	S: 7	LOB: 2	BB: 1	P: 11	R: 0	H: 0	E: 0	K: 1	S: 5	LOB: 0	BB: 0	P: 5	R: 3	H: 2	E: 0	K: 0	S: 5	LOB: 0	BB: 1	P: 9	R: 0	H: 0	E: 0	K: 0	S: 3	LOB: 0	BB: 0	P: 3	R: 0	H: 1	E: 0	K: 3	S: 10	LOB: 1	BB: 0	P: 10	R: 0	H: 0	E: 0	K: 2	S: 7	LOB: 0	BB: 0	P: 7	R: 1	H: 1	E: 0	K: 2	S: 8	LOB: 0	BB: 0	P: 8	R: 0	H: 2	E: 0	K: 0	S: 5	LOB: 2	BB: 0	P: 5	R: 0	H: 0	E: 0	K: 2	S: 7	LOB: 0	BB: 0	P: 7	1B: 5	SF: 0	2B: 1	SAC: 0	3B: 0	DP: 1	HR: 2	HBP: 0	WP: 0	PA: 35
PITCHER	IP	WLS	BF	H	R	ER	SO	BB	IBB	HBP	BLK	WP	HR	S	P	ERA	WHIP																																																																	
Tom Seaver, R (1, 1) ERA: 7.45	8.0		32	7	4	4	10	2	0	0	0	0	2	50	58	4.50	1.125																																																																	
Frank Pastore, R (9, 1) ERA: 3.18	1.0		3	0	0	0	2	0	0	0	0	0	0	7	7	0.00	0.000																																																																	

BOTTOM

Cincinnati Reds @ Atlanta Braves
Atlanta-Fulton County Stadium, Atlanta, GA

Mon Apr 09 1979, 6:05 PM EST
Att. 30,433 - Unknown

livebaseballscores.com

AB	33
R	4
H	7
RBI	4
BB	2
SO	12
LOB	7



Batter	1	2	3	4	5	6	7	8	9	AB R H RBI BB SO LOB	TOP											
Ken Griffey, L (1, 9) OBP: 0.379, SLG: 0.556	0-0 S E 1B	0-0 FC6-4 1B		0-0 F9 2-3		0-0 G5-4-3 1-2f		0-3 K		5 1 2 0 0 1 3												
Dave Concepcion, R (1, 6) OBP: 0.250, SLG: 0.231	0-0 FC6 F8 PB 1-H	0-0 FC6-4			0-0 F8		0-0 1B		0-0 P5	5 1 1 0 0 0 1												
Joe Morgan, L (1, 4) OBP: 0.483, SLG: 0.577	0-0 F8 2-3		0-0 F9		0-0 2B		0-3 K		0-0 1B 2B	5 1 2 0 0 1 2												
George Foster, R (1, 7) OBP: 0.519, SLG: 0.750	0-3 K 1B 3-H		0-0 E6 1B		0-0 2B 1B		0-0 F8		0-0 FC6-4 1B 2-H	5 0 3 1 0 1 1												
Dan Driessen, L (1, 3) OBP: 0.370, SLG: 0.609	0-0 1B 1-2		0-0 G3		0-0 2B		0-0 G3		0-0 F8	5 0 2 0 0 0 3												
Johnny Bench, R (1, 2) OBP: 0.370, SLG: 0.381	0-3 K		0-0 1-3		4-0 FC6-4 IBB			0-0 5-3	0-0 FC6-4 1-2f	4 0 0 0 1 1 4												
Ray Knight, R (1, 5) OBP: 0.500, SLG: 0.429	0-0 1B 1-2 2-H			4-0 WP SH1-4 BB	0-0 FC6-4			0-0 1B 2B		3 1 2 0 1 0 3												
Cesar Geronimo, L (1, 8) OBP: 0.250, SLG: 0.273		0-0 F8		0-0 F7		0-0 4-3		0-0 S 1B 2-H		4 0 1 1 0 0 1												
Fred Norman, S (1, 1) OBP: 0.500, SLG: 0.500		0-0 6-3		0-0 SH1-4		0-0 G5-4-3 1B		0-3 K		2 0 1 0 0 0 0												
Michael LaCoss, R (6, 1)										0 0 0 0 0 0 0												
Champ Summers, L (8, PH)										1 0 0 0 0 1 1												
Pedro Borbon, R (8, 1)										0 0 0 0 0 0 0												
Inning Stats	R: 2 E: 1 K: 2 S: 11	H: 3 LOB: 2 BB: 0 P: 11	R: 0 E: 0 K: 0 S: 4	H: 1 LOB: 1 BB: 0 P: 4	R: 0 E: 1 K: 0 S: 4	H: 1 LOB: 1 BB: 0 P: 4	R: 0 E: 0 K: 0 S: 3	H: 0 LOB: 1 BB: 1 P: 7	R: 0 E: 0 K: 0 S: 5	H: 3 LOB: 3 BB: 1 P: 9	R: 0 E: 0 K: 0 S: 3	H: 1 LOB: 0 BB: 0 P: 3	R: 0 E: 0 K: 1 S: 6	H: 1 LOB: 1 BB: 0 P: 6	R: 1 E: 0 K: 2 S: 9	H: 2 LOB: 1 BB: 0 P: 9	R: 1 E: 0 K: 0 S: 5	H: 2 LOB: 1 BB: 0 P: 5	1B: 10 2B: 4 3B: 0 HR: 0	SF: 0 SAC: 1 DP: 1 HBP: 0	WP: 1 PB: 1 SB: 2 CS: 0	PA: 42
PITCHER	IP WLS BF H R ER SO BB IBB HBP BLK WP HR S P ERA WHIP																					
Phil Niekro, R (1, 1) ERA: 1.8	7.0 W 32 10 2 1 3 1 1 0 0 1 0 36 44 1.29 1.571																					
Gene Garber, R (8, 1) ERA: 6.0	2.0 S 10 4 2 2 2 0 0 0 0 0 0 14 14 9.00 2.000																					

Cincinnati Reds @ Atlanta Braves
Atlanta-Fulton County Stadium, Atlanta, GA

Tue Apr 10 1979, 6:05 PM EST
Att. 5,624 - Unknown

AB	39
R	4
H	14
RBI	2
BB	2
SO	5
LOB	19



Batter	1	2	3	4	5	6	7	8	9
Jerry Royster, R OBP: 0.500, SLG: 0.556 (1, 5)	0-0 FC5-4 1B	0-0 G3			0-0 S 1B		0-0 SH1-3-4 1B 2B	0-0 1-2 3-H 1B	
Glenn Hubbard, R OBP: 0.200, SLG: 0.111 (1, 4)	0-0 F7		0-0 F7		0-0 6-3 1-2		0-0 SH1-3-4 2-3	0-0 F8	
Gary Matthews, R OBP: 0.263, SLG: 0.421 (1, 9)	0-0 FC5-4 1-2f		0-0 6-3		0-0 F9		0-0 3-H S 1B		
Jeff Burroughs, R OBP: 0.316, SLG: 0.071 (1, 7) Gene Garber, R (8, 1)	0-0 F8		0-0 F8			4-0 SH1-4 WP BB BB	0-3 K 1-2		
Dale Murphy, R OBP: 0.333, SLG: 0.400 (1, 2)		4-0 FC1-5 1B BB		0-0 HR		4-0 WP SH1-4 1B BB	0-0 5-3		
Barry Bonnell, R OBP: 0.294, SLG: 0.400 (1, 8) (8, 7)		0-0 FC9-6 FC1-5 1B 1-2		4-0 CS BB		0-0 SH1-4 1-2 2-3	0-0 6-3		
Mike Lum, L OBP: 0.167, SLG: 0.222 (1, 3)		0-0 FC1-5 FC9-6 1-2 2-3f		0-0 G3 1-2		0-0 SH1-3 2-H 3-H 1B	0-0 4-3 1B 2B		
Pepe Frias, R (1, 6)		0-0 FC9-6 1B 1-2f 2-3		0-0 F7		0-0 SH1-3 1-2	0-0 4-3		
Phil Niekro, R OBP: 0.333, SLG: 0.333 (1, 1) Rowland Office, L (8, 8)		0-0 1B 1-2 3-H		0-0 F7		0-0 4-3	4-0 1B BB		

Inning Stats	R: 0	H: 1	E: 0	K: 0	S: 4	H: 1	LOB: 1	BB: 0	P: 4	R: 1	H: 2	E: 0	K: 0	S: 5	R: 0	H: 0	E: 0	K: 0	S: 3	R: 1	H: 1	E: 0	K: 0	S: 3	R: 0	H: 1	E: 0	K: 0	S: 4	R: 2	H: 1	E: 0	K: 0	S: 4	R: 1	H: 2	E: 0	K: 1	S: 7	R: 1	H: 2	E: 0	K: 0	S: 5	R: 1	H: 2	E: 0	K: 0	S: 5
--------------	------	------	------	------	------	------	--------	-------	------	------	------	------	------	------	------	------	------	------	------	------	------	------	------	------	------	------	------	------	------	------	------	------	------	------	------	------	------	------	------	------	------	------	------	------	------	------	------	------	------

PITCHER										PITCHER																																									
IP	WLS	BF	H	R	ER	SO	BB	IBB	HBP	BLK	WP	HR	S	P	ERA	WHIP	IP	WLS	BF	H	R	ER	SO	BB	IBB	HBP	BLK	WP	HR	S	P	ERA	WHIP																		
Fred Norman, L (1, 1) ERA: 4.91	5.1	L	25	6	4	4	0	4	0	0	1	1	21	37	6.75	1.875																																			
Michael LaCoss, R (6, 1) ERA: 3.86	1.2		7	2	1	1	1	0	0	0	0	0	9	9	5.40	1.200																																			
Pedro Borbon, R (8, 1) ERA: 11.57	1.0		6	2	1	1	0	1	0	0	0	0	5	9	9.00	3.000																																			

BOTTOM


Cincinnati Reds @ Atlanta Braves
 Atlanta-Fulton County Stadium, Atlanta, GA
 Tue Apr 10 1979, 6:05 PM EST
 Att. 5,624 - Unknown

livebaseballscorecards.com

AB	30
R	6
H	10
RBI	5
BB	5
SO	1
LOB	18

1B: 7	SF: 0	WP: 1	PA: 38
2B: 2	SAC: 3	PB: 0	
3B: 0	DP: 0	SB: 2	
HR: 1	HBP: 0	CS: 1	



Batter	1	2	3	4	5	6	7	8	9	AB R H RBI BB SO LOB	TOP														
Ken Griffey, L (1, 9) OBP: 0.400, SLG: 0.531	0-0 1B 1B	0-0 1-4-3		0-0 3-1	4-0 HR IBB		0-0 4-3		0-0 L6-3 1B	5 2 2 0 1 0 1	<p>Cincinnati Reds @ Atlanta Braves Atlanta-Fulton County Stadium, Atlanta, GA</p> <p>Wed Apr 11 1979, 6:05 PM EST Att. 3,021 - Overcast</p> <p>livebaseballscorecards.com</p> <table border="0"> <tr><td>AB</td><td>40</td></tr> <tr><td>R</td><td>9</td></tr> <tr><td>H</td><td>13</td></tr> <tr><td>RBI</td><td>9</td></tr> <tr><td>BB</td><td>6</td></tr> <tr><td>SO</td><td>6</td></tr> <tr><td>LOB</td><td>27</td></tr> </table> 	AB	40	R	9	H	13	RBI	9	BB	6	SO	6	LOB	27
AB	40																								
R	9																								
H	13																								
RBI	9																								
BB	6																								
SO	6																								
LOB	27																								
Dave Concepcion, R (1, 6) OBP: 0.294, SLG: 0.375	0-0 1-3 1B 1B		0-0 6-3	0-0 E4 E BB	0-0 HR		0-0 BB 1B	0-0 L6-3 1-2	6 2 3 4 0 0 1																
Joe Morgan, L (1, 4) OBP: 0.471, SLG: 0.517 Junior Kennedy, R (7, 4)	0-3 1-2 K		4-0 WP 2B BB	4-0 S BB	0-0 G1		0-0 F8		3 1 0 0 2 1 3 0 0 0 0 0 0 0																
George Foster, R (1, 7) OBP: 0.531, SLG: 0.704	0-0 2-H 3-H 1B		0-0 5-3	4-0 1-2 IBB	0-0 1-3		4-0 1-2 BB		3 0 1 2 2 0 1																
Dan Driessen, L (1, 3) OBP: 0.375, SLG: 0.607	0-0 F5		0-0 2B 2B	0-0 F2		0-0 1B 1B	0-0 F3		5 1 2 1 0 0 6																
Johnny Bench, R (1, 2) OBP: 0.344, SLG: 0.320 Vic Correll, R (8, 2)	0-3 K		4-0 2B IBB	0-3 K		0-0 F8 1B		0-0 E6 G4-3	4 1 0 0 1 2 5 0 0 0 0 0 0 0																
Ray Knight, R (1, 5) OBP: 0.522, SLG: 0.579		0-0 5-3 2B	0-0 1-H 2-H 2B		0-0 2B HR 1B	0-0 F8		0-0 G4-3 1-2f	5 1 3 2 0 0 2																
Cesar Geronimo, L (1, 8) OBP: 0.310, SLG: 0.346		0-0 F8	1-0 HBP		0-0 1-3 HR 2B	0-0 1-3 1B		0-0 6-3	4 1 2 0 0 0 1																
Tom Hume, R (1, 1) Frank Pastore, R (9, 1)		0-0 5-3 2-3	0-3 K		0-0 P3	0-3 K		0-3 K	5 0 0 0 0 3 7 0 0 0 0 0 0 0																
Inning Stats	R: 2 H: 3 E: 0 LOB: 1 K: 2 BB: 0 S: 10 P: 10	R: 0 H: 1 E: 0 LOB: 1 K: 0 BB: 0 S: 4 P: 4	R: 3 H: 2 E: 0 LOB: 2 K: 1 BB: 2 S: 7 P: 16	R: 0 H: 0 E: 1 LOB: 3 K: 1 BB: 2 S: 6 P: 14	R: 4 H: 3 E: 0 LOB: 0 K: 0 BB: 1 S: 6 P: 10	R: 0 H: 2 E: 0 LOB: 2 K: 1 BB: 0 S: 7 P: 7	R: 0 H: 1 E: 0 LOB: 2 K: 0 BB: 1 S: 4 P: 8	R: 0 H: 0 E: 1 LOB: 0 K: 0 BB: 0 S: 3 P: 3	R: 0 H: 1 E: 0 LOB: 0 K: 1 BB: 0 S: 5 P: 5	1B: 8 SF: 0 2B: 5 SAC: 0 3B: 0 DP: 2 HR: 1 HBP: 1	WP: 1 PA: 47 PB: 0 SB: 2 CS: 0														
PITCHER	IP WLS BF H R ER SO BB IBB HBP BLK WP HR S P ERA WHIP											PITCHER	IP WLS BF H R ER SO BB IBB HBP BLK WP HR S P ERA WHIP												
Eddie Solomon, R (1, 1) ERA: 11.25	4.0 L 24 6 5 5 4 2 2 1 0 1 0 27 44 11.25 2.000																								
Adrian Devine, R (5, 1) ERA: 9.0	1.0 7 3 4 4 0 0 0 1 0 0 0 1 6 10 36.00 3.000																								
Craig Skok, L (6, 1) ERA: 1.13	4.0 16 4 0 0 2 1 0 0 0 0 0 0 19 23 0.00 1.250																								

Batter	1	2	3	4	5	6	7	8	9	AB R H RBI BB SO LOB
Jerry Royster, R OBP: 0.478, SLG: 0.500 (1, 5)	0-0 F7		4-0 BB BB		0-0 5-3		0-0 F8		0-0 BB 1B	4 0 1 0 1 0 0
Glenn Hubbard, R OBP: 0.280, SLG: 0.143 (1, 4)	0-0 F6		4-0 BB 1-2 2-3		0-0 1B 1B		0-0 6-3		4-0 BB 1-2	3 1 1 0 2 0 0
Gary Matthews, R OBP: 0.250, SLG: 0.375 (1, 9)	0-0 F8		0-0 F8		0-0 1B 1-2		0-0 4-3		0-0 5-3	5 0 1 0 0 0 5
Jeff Burroughs, R OBP: 0.304, SLG: 0.111 (1, 7)		0-0 5-3	0-3 K		0-0 1B 1-2 2-H			0-0 P4		4 0 1 1 0 1 3
Mike Lum, L OBP: 0.182, SLG: 0.190 (1, 3)		0-0 G3		4-0 1B BB		0-0 F2		0-0 4-3		3 1 0 0 1 0 2
Dale Murphy, R OBP: 0.364, SLG: 0.579 (1, 2)		0-0 F8		0-0 1B G6-4-3 1B		0-0 P6		0-0 HR		4 2 2 1 0 0 2
Barry Bonnell, R OBP: 0.333, SLG: 0.579 (1, 8)			0-0 HR	0-0 1B G6-4-3 1-3 2-H		0-0 F2		0-0 4-3		4 1 2 2 0 0 0
Pepe Frias, R OBP: 0.071, SLG: 0.143 (1, 6) Darrel Chaney, S (9, PH)			0-0 BB 2B	0-0 G6-4-3 1-2f 3-H		0-0 6-3			0-3 K	3 0 1 0 0 0 1 1 0 0 0 0 1 0
Eddie Solomon, R (1, 1) Bob Beall, S (4, PH) Adrian Devine, R (5, 1) Craig Skok, R (6, 1) Rowland Office, L (9, PH)			0-0 6-3	0-3 K2-3		0-0 F8			0-0 1-3	1 0 0 0 0 0 1 1 0 0 0 0 1 0 0 0 0 0 0 0 0 1 0 0 0 0 0 0 1 0 0 0 0 0 0

Inning Stats	R: 0	H: 0	E: 0	K: 0	S: 3	LOB: 0	BB: 0	P: 3	R: 0	H: 0	E: 0	K: 0	S: 3	LOB: 0	BB: 0	P: 3	R: 0	H: 0	E: 0	K: 0	S: 3	LOB: 0	BB: 0	P: 4	R: 0	H: 1	E: 0	K: 1	S: 6	LOB: 2	BB: 1	P: 10	R: 1	H: 3	E: 0	K: 0	S: 6	LOB: 2	BB: 0	P: 6	R: 0	H: 0	E: 0	K: 0	S: 3	LOB: 0	BB: 0	P: 3	R: 0	H: 0	E: 0	K: 0	S: 3	LOB: 0	BB: 0	P: 3	R: 1	H: 1	E: 0	K: 0	S: 4	LOB: 0	BB: 0	P: 4	R: 0	H: 1	E: 0	K: 1	S: 6	LOB: 2	BB: 1	P: 10	1B: 6	SF: 0	2B: 1	SAC: 0	3B: 0	DP: 1	HR: 2	HBP: 0	WP: 0	PA: 39
--------------	------	------	------	------	------	--------	-------	------	------	------	------	------	------	--------	-------	------	------	------	------	------	------	--------	-------	------	------	------	------	------	------	--------	-------	-------	------	------	------	------	------	--------	-------	------	------	------	------	------	------	--------	-------	------	------	------	------	------	------	--------	-------	------	------	------	------	------	------	--------	-------	------	------	------	------	------	------	--------	-------	-------	-------	-------	-------	--------	-------	-------	-------	--------	-------	--------

PITCHER	IP	WLS	BF	H	R	ER	SO	BB	IBB	HBP	BLK	WP	HR	S	P	ERA	WHIP
Tom Hume, R (1, 1) ERA: 4.3	8.2	W	38	9	5	5	3	4	0	0	0	0	2	40	56	5.19	1.500
Frank Pastore, R (9, 1) ERA: 3.0	0.1	S	1	0	0	0	0	0	0	0	0	0	0	1	1	0.00	0.000

BOTTOM

Cincinnati Reds @ Atlanta Braves
Atlanta-Fulton County Stadium, Atlanta, GA
Wed Apr 11 1979, 6:05 PM EST
Att. 3,021 - Overcast

livebaseballscorecards.com

AB	35
R	5
H	9
RBI	4
BB	4
SO	3
LOB	14



Batter	1	2	3	4	5	6	7	8	9	AB R H RBI BB SO LOB	TOP										
Jerry Royster, R OBP: 0.444, SLG: 0.440 (1, 5) X	0-0 F8		0-0 F7		4-0 BB BB		0-0 SH1-4	0-3 K		3 0 0 0 1 1 1											
Glenn Hubbard, R OBP: 0.333, SLG: 0.200 (1, 4) S S S	0-3 K		0-0 F7		4-0 BB BB		0-0 CS 1B		0-0 1B 1B	4 1 2 1 1 1 0											
Gary Matthews, R OBP: 0.276, SLG: 0.379 (1, 9) X	0-0 F7		0-0 6-3		0-0 F8		0-0 BB 1B		0-0 1B SF8 1B	5 2 2 0 0 0 2											
Jeff Burroughs, R OBP: 0.333, SLG: 0.100 Rowland Office, L OBP: 0.333, SLG: 0.200 (7, PR) (7, 8)		0-0 5-3		0-0 6-3		4-0 BB BB	4-0 BB BB	4-0 BB BB	0-0 1B 2B 1B	2 0 0 0 2 0 0 1 2 1 1 0 0 0											
Mike Lum, L OBP: 0.231, SLG: 0.240 Charlie Spikes, R Bob Beall, S (1, 3) (9, PH) (9, 3)		0-0 HR 1B		0-0 4-3		0-0 3-1 BB	0-0 E5 1B		0-0 SF8 1B	4 1 2 1 0 0 1 0 0 0 1 0 0 0 0 0 0 0 0 0 0											
Dale Murphy, R OBP: 0.370, SLG: 0.667 (1, 2) S S S		0-3 K		0-0 HR		0-0 4-3	0-0 F3		0-0 2B 1B	5 2 2 1 0 1 4											
Barry Bonnell, R OBP: 0.385, SLG: 0.739 (1, 8) (7, 7) X		0-0 HR		0-0 5-3		4-0 FC5-4 IBB		0-0 L6	0-0 4-3 2B	4 1 2 4 1 0 0	AB 37 R 10 H 14 RBI 9 BB 5 SO 6 LOB 13										
Pepe Frias, R OBP: 0.158, SLG: 0.211 (1, 6) X		0-0 1B		0-0 5-3		0-0 FC5-4		0-0 SH3-4 1B	0-0 4-3	5 0 2 0 0 0 3											
Larry McWilliams, L OBP: 0.167, SLG: 0.167 (1, 1) S S S		0-3 K		0-3 K		0-0 K	0-0 SH1-4 1B	0-0 SH3-4 1B	0-3 K	4 1 1 0 0 3 2											
Inning Stats	R: 0 E: 0 K: 1 S: 5	H: 0 LOB: 0 BB: 0 P: 5	R: 2 E: 0 K: 2 S: 10	H: 3 LOB: 1 BB: 0 P: 10	R: 0 E: 0 K: 0 S: 3	H: 0 LOB: 0 BB: 0 P: 3	R: 1 E: 0 K: 0 S: 4	H: 1 LOB: 0 BB: 0 P: 4	R: 0 E: 0 K: 1 S: 5	H: 0 LOB: 2 BB: 2 P: 13	R: 0 E: 0 K: 0 S: 3	H: 0 LOB: 2 BB: 2 P: 11	R: 3 E: 1 K: 0 S: 6	H: 4 LOB: 1 BB: 1 P: 10	R: 0 E: 0 K: 1 S: 6	H: 1 LOB: 1 BB: 0 P: 6	R: 4 E: 0 K: 1 S: 10	H: 5 LOB: 1 BB: 0 P: 10	1B: 11 2B: 1 3B: 0 HR: 2	SF: 1 SAC: 2 DP: 0 HBP: 0	WP: 0 PA: 45 PB: 0 SB: 0 CS: 1
PITCHER	IP WLS BF H R ER SO BB IBB HBP BLK WP HR S P ERA WHIP																				
Andy Messersmith, R ERA: 3.38 (1, 1)	6.1 L 29 6 5 5 4 3 1 0 0 0 2 33 49 7.11 1.421																				
Rick Sutcliffe, R ERA: 1.35 (7, 1)	1.2 8 3 1 0 1 1 0 0 0 0 0 9 13 0.00 2.400																				
Lance Rautzhan, L ERA: 12.27 (9, 1)	1.0 8 5 4 4 1 0 0 0 0 0 0 10 10 36.00 5.000																				

Atlanta Braves @ Los Angeles Dodgers
Dodger Stadium, Los Angeles, CA
Thu Apr 12 1979, 6:05 PM PST
Att: 27,510 - Unknown

livebaseballscorecards.com



Batter	1	2	3	4	5	6	7	8	9	AB R H RBI BB SO LOB
Davey Lopes, R OBP: 0.342, SLG: 0.333 (1, 4) BBB	4-0 HR BB		0-0 F9			0-0 6-3		0-0 5-3		3 1 0 0 1 0 0
Bill Russell, R OBP: 0.457, SLG: 0.606 (1, 6) X	0-0 F9		0-0 6-3			0-0 L5		0-0 P4		4 0 0 0 0 0 1
Dusty Baker Jr., R OBP: 0.303, SLG: 0.323 (1, 7) X	0-0 F9		0-0 F7			0-0 1B		0-0 F9		4 0 1 0 0 0 1
Steve Garvey, R OBP: 0.333, SLG: 0.485 (1, 3) X	0-0 1-H HR			0-0 F7		0-0 L5		0-0 F7		4 1 1 2 0 0 1
Ron Cey, R OBP: 0.441, SLG: 0.444 (1, 5) X	0-0 1B			0-0 F8			0-3 K		0-0 1B	4 0 2 0 0 1 0
Derrel Thomas, S OBP: 0.077, SLG: 0.077 (1, 8) SS	0-3 K			0-3 K			0-3 K		0-0 5-3	4 0 0 0 0 3 2
Gary Thomasson, L (1, 9)		0-0 G3			0-0 F9		4-0 BB			2 0 0 0 1 0 0
Steve Yeager, R (1, 2)		0-0 F8			0-0 F9		0-0 F9			3 0 0 0 0 0 1
Andy Messersmith, R (1, 1) Rick Sutcliffe, L (7, 1) Manny Mota, R (8, PH) Lance Rautzhan, R (9, 1)		0-0 L9			0-3 K			0-0 4-3		2 0 0 0 0 1 0 0 0 0 0 0 0 0 1 0 0 0 0 0 0 0 0 0 0 0 0 0

Inning Stats	R: 2 E: 0 K: 1 S: 7	H: 2 LOB: 1 BB: 1 P: 11	R: 0 E: 0 K: 0 S: 3	H: 0 LOB: 0 BB: 0 P: 3	R: 0 E: 0 K: 0 S: 3	H: 0 LOB: 0 BB: 0 P: 3	R: 0 E: 0 K: 1 S: 5	H: 0 LOB: 0 BB: 0 P: 5	R: 0 E: 0 K: 1 S: 5	H: 0 LOB: 0 BB: 0 P: 5	R: 0 E: 0 K: 0 S: 4	H: 1 LOB: 1 BB: 0 P: 4	R: 0 E: 0 K: 2 S: 7	H: 0 LOB: 1 BB: 1 P: 11	R: 0 E: 0 K: 0 S: 3	H: 0 LOB: 0 BB: 0 P: 3	R: 0 E: 0 K: 0 S: 4	H: 1 LOB: 1 BB: 0 P: 4	1B: 3 2B: 0 3B: 0 HR: 1	SF: 0 SAC: 0 DP: 0 HBP: 0	WP: 0 PB: 0 SB: 0 CS: 0	PA: 33
PITCHER Larry McWilliams, L ERA: 4.2 (1, 1)	IP 9.0 WLS W BF 33 H 4 R 2 ER 2 SO 5 BB 2 IBB 0 HBP 0 BLK 0 WP 0 HR 1 S 41 P 49 ERA 2.00 WHIP 0.667																					

BOTTOM

Atlanta Braves @ Los Angeles Dodgers
Dodger Stadium, Los Angeles, CA

Thu Apr 12 1979, 6:05 PM PST
 Att. 27,510 - Unknown

livebaseballscorecards.com

AB	31
R	2
H	4
RBI	2
BB	2
SO	5
LOB	6



Batter	1	2	3	4	5	6	7	8	9	AB R H RBI BB SO LOB	TOP		
Jerry Royster, R (1, 5) OBP: 0.438, SLG: 0.433	0-0 1B 1-3 1B	0-0 L6			0-0 BB HBP 1-2 1B	0-0 4-3		0-0 G3		5 1 2 0 0 0 6			
Glenn Hubbard, R (1, 4) OBP: 0.343, SLG: 0.207	0-0 1-3 1-2		0-0 L4-3 1B		1-0 BB 1-2 2-3 HBP		0-0 F7		0-0 F7	4 0 1 0 0 0 1			
Gary Matthews, R (1, 9) OBP: 0.235, SLG: 0.333	0-0 F7		0-0 F8		0-0 SF7		0-0 P3		0-0 5-3	4 0 0 1 0 0 2			
Jeff Burroughs, R (1, 7) OBP: 0.355, SLG: 0.130 Rowland Office, L (8, 8) OBP: 0.286, SLG: 0.167	0-0 1B 2-3 1B		0-0 L4-3 1-2		4-0 FC6-4 1-2 2-3 BB		0-0 6-3		0-0 F8	3 0 1 0 1 0 1 1 0 0 0 0 0 0			
Dale Murphy, R (1, 3) OBP: 0.387, SLG: 0.643	0-0 FC5-4 1-2 1B 3-H			0-3 K	0-0 FC6-4 1-2f			0-0 1B SH2-3 1B		4 0 2 1 0 1 3			
Barry Bonnell, R (1, 8) OBP: 0.379, SLG: 0.680	0-0 FC5-4 1-2f			0-0 F8		4-0 FC1-5 1B BB		0-0 SH2-3 1-2		2 0 0 0 1 0 2			
Bruce Benedict, R (1, 2) OBP: 0.750, SLG: 0.667		0-0 CS 1B		0-0 1-3		0-0 FC1-5 1-2 1B		4-0 1B BB		3 0 2 0 1 0 0			
Pepe Frias, R (1, 6) OBP: 0.217, SLG: 0.261		0-0 SH1-4 1-2 1B			0-0 1-3	0-0 FC1-5 1-2 2-3f		0-0 1-2 2-3 1B		4 0 2 0 0 0 2			
Rick Matula, R (1, 1) OBP: 0.250, SLG: 0.250 Gene Garber, R (7, 1)		0-0 SH1-4 1-2			0-0 HBP 1B SF7 1B	0-3 K		0-3 K		2 1 1 0 0 1 2 1 0 0 0 0 1 3			
Inning Stats	R: 1 E: 0 K: 0 S: 6 H: 3 LOB: 2 BB: 0 P: 6	R: 0 E: 0 K: 0 S: 4 H: 2 LOB: 1 BB: 0 P: 4	R: 0 E: 0 K: 0 S: 3 H: 1 LOB: 0 BB: 0 P: 3	R: 0 E: 0 K: 1 S: 5 H: 0 LOB: 0 BB: 0 P: 5	R: 1 E: 0 K: 0 S: 5 H: 2 LOB: 3 BB: 1 P: 10	R: 0 E: 0 K: 1 S: 6 H: 1 LOB: 2 BB: 1 P: 10	R: 0 E: 0 K: 0 S: 3 H: 0 LOB: 0 BB: 0 P: 3	R: 0 E: 0 K: 1 S: 7 H: 2 LOB: 3 BB: 1 P: 11	R: 0 E: 0 K: 0 S: 3 H: 0 LOB: 0 BB: 0 P: 3	1B: 11 2B: 1 3B: 0 HR: 0 SF: 1 SAC: 2 DP: 1 HBP: 1	WP: 0 PB: 0 SB: 0 CS: 1 PA: 40		
PITCHER	IP WLS BF H R ER SO BB IBB HBP BLK WP HR S P ERA WHIP											PITCHER	IP WLS BF H R ER SO BB IBB HBP BLK WP HR S P ERA WHIP
Doug Rau, L (1, 1) ERA: 6.75	4.2 L 22 8 2 2 1 1 0 1 0 0 0 0 22 27 3.86 1.929												
Rick Sutcliffe, R (5, 1) ERA: 1.0	2.1 9 1 0 0 1 1 0 0 0 0 0 0 10 14 0.00 0.857												
Jerry Reuss, L (8, 1) ERA:	2.0 9 2 0 0 1 1 0 0 0 0 0 0 10 14 0.00 1.500												

Atlanta Braves @ Los Angeles Dodgers
Dodger Stadium, Los Angeles, CA

AB	33
R	2
H	11
RBI	2
BB	3
SO	3
LOB	22



Fri Apr 13 1979, 6:05 PM PST
Att: 42,284 - Unknown

livebaseballscorecards.com

BOTTOM

Atlanta Braves @ Los Angeles Dodgers
Dodger Stadium, Los Angeles, CA

Fri Apr 13 1979, 6:05 PM PST
Att. 42,284 - Unknown

livebaseballscorecards.com

AB	34
R	1
H	8
RBI	1
BB	1
SO	6
LOB	13



WP:	0	PA:	35
PB:	0	SB:	0
CS:	0		

AB R H RBI BB SO LOB

4 0 0 0 0 1 1

4 0 1 0 0 1 0

3 0 1 0 1 0 1

4 0 1 0 0 0 2

4 0 0 0 0 2 3

4 0 2 0 0 0 0

4 1 2 0 0 0 2

4 0 0 0 0 1 3

1B:	7	SF:	0
2B:	1	SAC:	0
3B:	0	DP:	1
HR:	0	HBP:	0

Batter	1	2	3	4	5	6	7	8	9
Davey Lopes, R (1, 4) OBP: 0.310, SLG: 0.294	0-3 K ①		0-0 F9 ②		0-0 P5 ③			0-0 6-3 ①	
Bill Russell, R (1, 6) OBP: 0.436, SLG: 0.568	0-3 K ②		0-0 5-3 ③			0-0 FC4-6 1B		0-0 L5 ②	
Gary Thomasson, L (1, 9) OBP: 0.308, SLG: 0.100	0-0 FC5 1B			0-0 G3 ①		0-0 FC4-6 6-3 1-2f		4-0 BB	
Steve Garvey, R (1, 3) OBP: 0.324, SLG: 0.459	0-0 1-2 1B			0-0 5-3 ②		0-0 6-3 ②		0-0 F9 ③	
Ron Cey, R (1, 5) OBP: 0.395, SLG: 0.387	0-0 FC5 2-3f			0-3 K ③		0-3 K ③		0-0 P4 ①	
Dusty Baker Jr., R (1, 7) OBP: 0.324, SLG: 0.343		0-0 G6-4-3 1B			0-0 F7 ①		0-0 P4 ①	0-0 1B	
Rick Monday, L (1, 8) OBP: 0.318, SLG: 0.286		0-0 G6-4-3 1-2f			0-0 2B 1B		0-0 1B	0-0 F7 ②	
Joe Ferguson, R (1, 2) OBP: 0.346, SLG: 0.381		0-0 6-3 ③			0-3 K ②		0-0 P5 ②	0-0 5-3 ③	
Doug Rau, L (1, 1) Rick Sutcliffe, L (5, 1) Von Joshua, L (7, PH) Jerry Reuss, L (8, 1)			0-3 K ①		0-0 1-H 2B		0-0 4-3 ③		

Inning Stats	R: 0	H: 2	E: 0	LOB: 2	K: 2	S: 9	R: 0	H: 1	E: 0	LOB: 0	K: 0	S: 3	R: 0	H: 0	E: 0	LOB: 0	K: 1	S: 5	R: 0	H: 0	E: 0	LOB: 0	K: 1	S: 5	R: 1	H: 2	E: 0	LOB: 1	K: 1	S: 7	R: 0	H: 1	E: 0	LOB: 1	K: 0	S: 6	R: 0	H: 1	E: 0	LOB: 1	K: 0	S: 4	R: 0	H: 0	E: 0	LOB: 1	K: 0	S: 3	R: 0	H: 1	E: 0	LOB: 1	K: 0	S: 4	1B: 7	SF: 0	2B: 1	SAC: 0	3B: 0	DP: 1	HR: 0	HBP: 0	WP: 0	PA: 35
--------------	------	------	------	--------	------	------	------	------	------	--------	------	------	------	------	------	--------	------	------	------	------	------	--------	------	------	------	------	------	--------	------	------	------	------	------	--------	------	------	------	------	------	--------	------	------	------	------	------	--------	------	------	------	------	------	--------	------	------	-------	-------	-------	--------	-------	-------	-------	--------	-------	--------

PITCHER	IP	WLS	BF	H	R	ER	SO	BB	IBB	HBP	BLK	WP	HR	S	P	ERA	WHIP
Rick Matula, R (1, 1) ERA: 2.03	6.1	W	25	7	1	1	6	0	0	0	0	0	0	37	37	1.42	1.105
Gene Garber, R (7, 1) ERA: 3.18	2.2	S	10	1	0	0	0	1	0	0	0	0	0	9	13	0.00	0.750

Batter	1	2	3	4	5	6	7	8	9	AB R H RBI BB SO LOB	TOP											
Jerry Royster, R (1, 5) OBP: 0.417, SLG: 0.412	0-0 6-3		0-0 1B			0-3 K		0-3 K		4 0 1 1 0 2 0												
Glenn Hubbard, R (1, 4) OBP: 0.333, SLG: 0.188	4-0 BB		0-0 F9			0-0 F5		0-0 6-3		3 0 0 0 1 0 1												
Gary Matthews, R (1, 9) OBP: 0.237, SLG: 0.324	0-0 L3							0-0 F9		4 0 1 0 0 1 1												
Jeff Burroughs, R (1, 7) OBP: 0.343, SLG: 0.148		0-0 F9						0-0 F8		4 1 1 0 0 0 1												
Mike Lum, L (1, 3) Charlie Spikes, R (9, PH) OBP: 0.276, SLG: 0.259 OBP: 0.333, SLG: 1.000		0-0 CS						0-0 1B		2 0 1 0 1 1 0 1 1 1 0 0 0 0												
Dale Murphy, R (1, 2) OBP: 0.371, SLG: 0.594		0-0 P5						0-0 1B		4 0 1 2 0 0 3												
Barry Bonnell, R (1, 8) OBP: 0.364, SLG: 0.607			1-0 SH					0-0 F8		3 0 0 0 0 0 3												
Pepe Frias, R (1, 6) Bob Beall, S (8, PH) Darrel Chaney, S (8, 6) OBP: 0.208, SLG: 0.250			0-0 SH					0-0 G6-4-3		1 1 0 0 0 1 0 0 1 0 0 1 0 0 1 0 0 0 0 0 1												
Phil Niekro, R (1, 1) Craig Skok, R (6, 1) Rowland Office, L (8, PH) Frank LaCorte, R (8, 1) OBP: 0.250, SLG: 0.250			0-0 7-2-1-5					0-0 HR		2 0 0 0 0 1 2 0 0 0 0 0 0 0 1 1 1 2 0 0 0 0 0 0 0 0 0 0												
Inning Stats	R: 0 E: 0 K: 0 S: 2	H: 0 LOB: 0 BB: 1 P: 6	R: 0 E: 0 K: 0 S: 3	H: 1 LOB: 0 BB: 0 P: 3	R: 1 E: 2 K: 0 S: 4	H: 1 LOB: 1 BB: 0 P: 5	R: 0 E: 0 K: 2 S: 7	H: 0 LOB: 0 BB: 0 P: 7	R: 0 E: 0 K: 1 S: 5	H: 0 LOB: 0 BB: 0 P: 5	R: 0 E: 0 K: 2 S: 7	H: 0 LOB: 0 BB: 0 P: 7	R: 0 E: 0 K: 0 S: 4	H: 1 LOB: 2 BB: 1 P: 8	R: 2 E: 0 K: 1 S: 6	H: 1 LOB: 0 BB: 1 P: 10	R: 2 E: 0 K: 0 S: 5	H: 3 LOB: 0 BB: 0 P: 5	1B: 5 2B: 3 3B: 0 HR: 1	SF: 0 SAC: 1 DP: 3 HBP: 1	WP: 0 PB: 0 SB: 0 CS: 1	PA: 35
PITCHER	IP WLS BF H R ER SO BB IBB HBP BLK WP HR S P ERA WHIP																					
Bob Welch, R (1, 1) ERA: 2.08	8.0 W 30 4 3 2 6 3 0 1 0 0 0 1 38 51 2.25 0.875																					
Jerry Reuss, L (9, 1) ERA: 2.57	1.0 S 5 3 2 2 0 0 0 0 0 0 0 0 5 5 18.00 3.000																					

Atlanta Braves @ Los Angeles Dodgers
Dodger Stadium, Los Angeles, CA
Sat Apr 14 1979, 6:05 PM PST
Att: 47,064 - Unknown

AB	30
R	5
H	7
RBI	5
BB	3
SO	6
LOB	12



WP	0	PA	35
PB	0		
SB	0		
CS	1		

1B	5	SF	0
2B	3	SAC	1
3B	0	DP	3
HR	1	HBP	1

Batter	1	2	3	4	5	6	7	8	9
Davey Lopes, R OBP: 0.326, SLG: 0.316 (1, 4)	0-0 G5-4-3 1B		0-3 K			0-0 K			
Bill Russell, R OBP: 0.419, SLG: 0.525 (1, 6)	0-0 G5-4-3 1-2f			4-0 1B BB		0-0 L5	0-0 F2		
Gary Thomasson, L OBP: 0.353, SLG: 0.214 (1, 9)	0-0 F9			0-0 1-3 1B		0-0 PB E 1B	0-0 4-3		
Steve Garvey, R OBP: 0.293, SLG: 0.415 (1, 3)		0-0 4-3		0-0 F2		0-0 5-3	0-0 F3		
Ron Cey, R OBP: 0.381, SLG: 0.353 (1, 5)		0-0 F8		0-0 G6-4-3 1-2f		4-0 BB E BB	0-3 K		
Dusty Baker Jr., R OBP: 0.317, SLG: 0.316 (1, 7)		0-0 6-3			0-0 F9	4-0 BB E BB	0-0 P4		
Rick Monday, L OBP: 0.346, SLG: 0.261 (1, 8)			0-0 4-3		4-0 BB E BB	4-0 1-2 2-3 E BB	0-0 F8		
Joe Ferguson, R OBP: 0.379, SLG: 0.458 (1, 2)			0-0 SH1-4 1B		0-0 F8	0-0 E7 1B 2B			
Bob Welch, R OBP: 0.667, SLG: 0.500 Jerry Reuss, L (9, 1)			0-0 SH1-4		0-3 K	0-0 1B			

Inning Stats	R: 0	H: 1	E: 0	K: 0	S: 3	LOB: 0	BB: 0	P: 3
	R: 0	H: 0	E: 0	K: 0	S: 3	LOB: 0	BB: 0	P: 3
	R: 0	H: 1	E: 0	K: 1	S: 6	LOB: 1	BB: 0	P: 6
	R: 0	H: 1	E: 0	K: 0	S: 3	LOB: 1	BB: 1	P: 7
	R: 0	H: 0	E: 0	K: 1	S: 5	LOB: 1	BB: 1	P: 9
	R: 6	H: 4	E: 1	K: 1	S: 9	LOB: 1	BB: 3	P: 21
	R: 0	H: 0	E: 0	K: 0	S: 3	LOB: 0	BB: 0	P: 3
	R: 0	H: 0	E: 0	K: 1	S: 5	LOB: 0	BB: 0	P: 5

PITCHER														PITCHER																				
IP	WLS	BF	H	R	ER	SO	BB	IBB	HBP	BLK	WP	HR	S	P	ERA	WHIP	IP	WLS	BF	H	R	ER	SO	BB	IBB	HBP	BLK	WP	HR	S	P	ERA	WHIP	
Phil Niekro, R (1, 1)	5.2	L	26	6	6	6	2	5	0	0	0	0	25	45	9.53	1.941																		
Craig Skok, L (6, 1)	1.1		5	1	0	0	1	0	0	0	0	0	7	7	0.00	0.750																		
Frank LaCorte, R (8, 1)	1.0		3	0	0	0	1	0	0	0	0	0	5	5	0.00	0.000																		

AB R H RBI BB SO LOB

4	1	2	0	0	2	2
3	0	0	0	1	0	2
4	1	2	0	0	0	0
4	0	0	0	0	0	3
3	1	0	0	1	1	2
3	1	0	0	1	0	0
2	1	0	0	2	0	0
3	1	2	3	0	0	1
2	0	1	1	0	1	1
0	0	0	0	0	0	0

1B: 6	SF: 0	WP: 0	PA: 34
2B: 1	SAC: 1	PB: 1	
3B: 0	DP: 2	SB: 1	
HR: 0	HBP: 0	CS: 0	

Atlanta Braves @ Los Angeles Dodgers
Dodger Stadium, Los Angeles, CA
 Sat Apr 14 1979, 6:05 PM PST
 Att. 47,064 - Unknown

livebaseballscores.com

AB	28
R	6
H	7
RBI	4
BB	5
SO	4
LOB	11



Batter	1	2	3	4	5	6	7	8	9	AB R H RBI BB SO LOB	TOP											
Jerry Royster, R (1, 5) OBP: 0.439, SLG: 0.444	4-0 SF8 BB	0-0 SF8			0-0 G3		0-0 S PB 2B		4-0 1B E BB	2 3 1 3 2 0 0	<p>Atlanta Braves @ Los Angeles Dodgers</p> <p>Dodger Stadium, Los Angeles, CA</p> <p>Sun Apr 15 1979, 3:33 AM PST</p> <p>Att: 32,799 - Unknown</p>											
Glenn Hubbard, R (1, 4) OBP: 0.341, SLG: 0.216	0-0 4-3 1-3	0-0 3-H 2-H 1B			0-0 P6		0-0 F8 2-H		0-0 E 1B	5 1 2 1 0 0 1												
Gary Matthews, R (1, 9) OBP: 0.233, SLG: 0.300	0-0 SF8 3-H	0-0 F2			0-3 K		0-0 F8		4-0 E 9-2 IBB	3 0 0 1 1 1 2												
Jeff Burroughs, R (1, 7) OBP: 0.308, SLG: 0.129	0-0 F7				0-0 5-3		0-0 5-3		0-0 E3	4 0 0 0 0 0 0												
Rowland Office, L (8, 8) OBP: 0.333, SLG: 0.625									1-3 2-H 3-H E	1 0 0 1 0 0 1												
Mike Lum, L (1, 3) OBP: 0.294, SLG: 0.281					0-3 K		0-0 F8		0-0 9-2	5 2 2 0 0 1 2												
Dale Murphy, R (1, 2) OBP: 0.359, SLG: 0.556					0-3 K		0-0 F3		0-0 HR 1B 3-H	4 1 1 0 0 1 1												
Barry Bonnell, R (1, 8) OBP: 0.405, SLG: 0.719					0-0 5-3		0-0 1B 2B 1B		0-0 HR 1-H	4 3 3 3 0 0 0												
Pepe Frias, R (1, 6) OBP: 0.222, SLG: 0.259					0-0 4-3		0-0 2B SH1-4 1B		0-0 6-3	3 1 1 0 0 0 0												
Eddie Solomon, R (1, 1) Gene Garber, R (6, 1)					0-0 F8		0-0 SH1-4		0-0 1-3	1 0 0 0 1 0 0 1 0 0 0 0 0 0												
Inning Stats	R: 1 E: 0 K: 0 S: 3	H: 0 LOB: 0 BB: 1 P: 7	R: 3 E: 0 K: 0 S: 7	H: 4 LOB: 2 BB: 1 P: 11	R: 0 E: 0 K: 2 S: 7	H: 0 LOB: 0 BB: 0 P: 7	R: 0 E: 0 K: 0 S: 3	H: 0 LOB: 0 BB: 0 P: 3	R: 0 E: 0 K: 1 S: 5	H: 0 LOB: 0 BB: 0 P: 5	R: 0 E: 0 K: 0 S: 3	H: 0 LOB: 0 BB: 0 P: 3	R: 3 E: 0 K: 0 S: 6	H: 3 LOB: 0 BB: 0 P: 6	R: 2 E: 0 K: 0 S: 5	H: 2 LOB: 0 BB: 0 P: 5	R: 2 E: 1 K: 0 S: 4	H: 1 LOB: 1 BB: 2 P: 12	1B: 8 2B: 2 3B: 0 HR: 1	SF: 2 SAC: 2 DP: 1 HBP: 0	WP: 0 PB: 1 SB: 2 CS: 0	PA: 41
PITCHER	IP WLS BF H R ER SO BB IBB HBP BLK WP HR S P ERA WHIP																					
Burt Hooton, R (1, 1) ERA: 3.98	6.0 L 24 4 4 4 3 2 0 0 0 0 0 0 28 36 6.00 1.000																					
Charlie Hough, R (7, 1) ERA: 8.38	2.0 11 5 5 4 0 0 0 0 0 0 1 11 11 18.00 2.500																					
Lance Rautzhan, L (9, 1) ERA: 11.57	1.0 6 1 2 1 0 1 1 0 0 0 0 4 12 9.00 2.000																					

livebaseballscorecards.com

AB	33
R	11
H	10
RBI	9
BB	4
SO	3
LOB	7



Batter	1	2	3	4	5	6	7	8	9	AB	R	H	RBI	BB	SO	LOB
Davey Lopes, R OBP: 0.314, SLG: 0.326 (1, 4)	0-0 S 1B 2B		0-0 P6		0-0 F8	0-0 G4-6-3		0-0 FC5-4		5	1	1	0	0	0	3
Bill Russell, R OBP: 0.458, SLG: 0.535 (1, 6)	4-0 1B 2-3 BB		0-0 BB 1B		4-0 E BB		0-0 HR 1B		0-0 5-3	3	1	2	0	2	0	0
Gary Thomasson, L OBP: 0.455, SLG: 0.500 (1, 9)	0-0 1-2 3-H 1B		4-0 1-2 BB		0-3 K		0-0 1-H HR		0-0 FC5-4 1B	4	1	3	3	1	1	1
Steve Garvey, R OBP: 0.261, SLG: 0.370 (1, 3)	0-0 P4		0-0 P4		0-0 E5 FC6-4		0-0 6-3		0-0 FC5-4	5	0	0	0	0	0	6
Ron Cey, R OBP: 0.340, SLG: 0.308 (1, 5)	0-3 K		0-0 F2		0-0 FC6-4		0-3 K		0-3 K	5	0	0	0	0	3	7
Dusty Baker Jr., R OBP: 0.333, SLG: 0.317 (1, 7)	0-0 4-3			4-0 BB		0-0 1B E 1B		0-0 F7		3	1	1	0	1	0	2
Rick Monday, L OBP: 0.367, SLG: 0.296 (1, 8)		0-0 G6-4-3 1B		0-0 F7		0-0 E 1-3 1B		0-0 F7		4	0	2	0	0	0	1
Joe Ferguson, R OBP: 0.364, SLG: 0.429 (1, 2)		0-0 G6-4-3		0-0 P6		0-0 1-3		0-0 FC5-4 1B		4	0	1	0	0	0	4
Burt Hooton, R OBP: 0.143, SLG: 0.286 (6, PH)		0-0 F7		0-0 F8		0-0 E6 G4-6-3		0-0 F7		2	0	0	0	0	0	1
Charlie Hough, R (7, 1)										1	0	0	1	0	0	1
Von Joshua, L OBP: 0.250, SLG: 0.250 (8, PH)										0	0	0	0	0	0	0
Lance Rautzhan, R (9, 1)										1	0	0	0	0	0	1
										0	0	0	0	0	0	0

Inning Stats	R: 1	H: 2	E: 0	K: 1	S: 7	H: 2	LOB: 2	BB: 1	P: 11	R: 0	H: 1	E: 0	K: 0	S: 3	H: 1	LOB: 0	BB: 0	P: 3	R: 0	H: 1	E: 0	K: 0	S: 4	H: 0	LOB: 1	BB: 1	P: 7	R: 0	H: 0	E: 1	K: 1	S: 6	H: 2	LOB: 2	BB: 1	P: 10	R: 1	H: 2	E: 1	K: 0	S: 5	H: 2	LOB: 1	BB: 0	P: 5	R: 2	H: 2	E: 0	K: 1	S: 7	H: 2	LOB: 0	BB: 0	P: 7	R: 0	H: 1	E: 0	K: 0	S: 4	H: 1	LOB: 1	BB: 0	P: 4	R: 0	H: 1	E: 0	K: 1	S: 6	H: 1	LOB: 1	BB: 0	P: 6	R: 0	H: 1	E: 0	K: 1	S: 6	H: 1	LOB: 1	BB: 0	P: 6
--------------	------	------	------	------	------	------	--------	-------	-------	------	------	------	------	------	------	--------	-------	------	------	------	------	------	------	------	--------	-------	------	------	------	------	------	------	------	--------	-------	-------	------	------	------	------	------	------	--------	-------	------	------	------	------	------	------	------	--------	-------	------	------	------	------	------	------	------	--------	-------	------	------	------	------	------	------	------	--------	-------	------	------	------	------	------	------	------	--------	-------	------


PITCHER	IP	WLS	BF	H	R	ER	SO	BB	IBB	HBP	BLK	WP	HR	S	P	ERA	WHIP
Eddie Solomon, R ERA: 7.0 (1, 1)	5.0	W	25	6	2	2	2	4	0	0	0	0	0	25	41	3.60	2.000
Gene Garber, R ERA: 3.72 (6, 1)	4.0	S	16	4	2	2	2	0	0	0	0	0	1	20	20	4.50	1.000

BOTTOM

Atlanta Braves @ Los Angeles Dodgers
Dodger Stadium, Los Angeles, CA

Sun Apr 15 1979, 3:33 AM PST
Att. 32,799 - Unknown

AB	37
R	4
H	10
RBI	4
BB	4
SO	4
LOB	27



WP: 0	PA: 41
PB: 0	
SB: 1	
CS: 0	

PITCHER	IP	WLS	BF	H	R	ER	SO	BB	IBB	HBP	BLK	WP	HR	S	P	ERA	WHIP
---------	----	-----	----	---	---	----	----	----	-----	-----	-----	----	----	---	---	-----	------

Batter	1	2	3	4	5	6	7	8	9	AB R H RBI BB SO LOB	TOP	
Jerry Royster, R OBP: 0.435, SLG: 0.425 (1, 5)	0-0 F8 BB	4-0 BB		0-0 FC6-4 1-2 1B		0-0 F9		0-0 P4		4 0 1 0 1 0 2		
Glenn Hubbard, R OBP: 0.327, SLG: 0.195 (1, 4)	0-0 5-3	0-0 G5-3 2-3f		0-0 FC6-4 1-2f		0-0 1-3			4-0 1B BB	4 0 0 0 1 0 5		
Gary Matthews, R OBP: 0.250, SLG: 0.378 (1, 9)	0-0 1B 1B		0-0 5-3		0-0 HR		0-0 6-3		0-3 K SS	5 1 2 1 0 1 1		
Jeff Burroughs, R OBP: 0.295, SLG: 0.139 (1, 7)	0-0 1-2 1B		0-3 K SS		0-0 1-3		0-0 5-3		0-0 P4	5 0 1 0 0 1 1		
Mike Lum, L OBP: 0.308, SLG: 0.324 (1, 3)	0-0 F8		0-0 2B		0-3 K SS		0-0 F8		0-0 BB 1-3 1B	5 0 2 0 0 1 2		
Dale Murphy, R OBP: 0.409, SLG: 0.718 (1, 2)		0-0 HR	0-0 L6		4-0 BB BB		0-0 HR		4-0 1-2 BB	3 2 2 2 2 0 1		
Barry Bonnell, R OBP: 0.381, SLG: 0.703 (1, 8)		0-0 2B 3B		0-0 5-3	0-0 4-3		0-0 6-3		0-0 G3	5 1 1 0 0 0 4		
Pepe Frias, R OBP: 0.258, SLG: 0.323 (1, 6)		0-3 K		0-0 1B 1B		0-0 2B		0-0 6-3		4 0 2 0 0 1 1		
Larry McWilliams, L OBP: 0.167, SLG: 0.167 (1, 1)		0-0 G5-3 3-H		0-0 F7		0-0 F7		0-0 1B		0 0 0 0 0 0 0 2 0 1 1 0 0 1 1 0 0 0 0 0 1 0 0 0 0 0 0 0 1 0 1 0 0 0 0 0 0 0 0 0 0 0		
Mickey Mathier, S OBP: 0.500, SLG: 1.000 (6, PH)												
Bob Beall, S (6, PH)												
Craig Skok, R (6, 1)												
Rowland Office, L OBP: 0.400, SLG: 0.667 (8, PH)												
Frank LaCorte, R (8, 1)												
Inning Stats	R: 0 E: 0 K: 0 S: 5 H: 2 LOB: 2 BB: 0 P: 5	R: 2 E: 0 K: 1 S: 7 H: 3 LOB: 1 BB: 1 P: 11	R: 0 E: 0 K: 1 S: 6 H: 1 LOB: 1 BB: 0 P: 6	R: 0 E: 0 K: 0 S: 5 H: 2 LOB: 2 BB: 0 P: 5	R: 1 E: 0 K: 1 S: 6 H: 1 LOB: 1 BB: 1 P: 10	R: 0 E: 0 K: 0 S: 4 H: 1 LOB: 1 BB: 0 P: 4	R: 0 E: 0 K: 0 S: 3 H: 0 LOB: 0 BB: 0 P: 3	R: 1 E: 0 K: 0 S: 5 H: 2 LOB: 1 BB: 0 P: 5	R: 0 E: 0 K: 1 S: 6 H: 1 LOB: 3 BB: 2 P: 14	1B: 6 2B: 3 3B: 1 HR: 3 SF: 0 SAC: 0 DP: 1 HBP: 0	WP: 0 PB: 0 SB: 0 CS: 0 PA: 43	
PITCHER	IP WLS BF H R ER SO BB IBB HBP BLK WP HR S P ERA WHIP	IP WLS BF H R ER SO BB IBB HBP BLK WP HR S P ERA WHIP										
Tom Hume, R ERA: 4.43 (1, 1)	7.2 W 36 12 4 4 3 2 0 0 0 0 3 40 48 4.70 1.826											
Doug Bair, R ERA: 4.5 (8, 1)	1.1 S 7 1 0 0 1 2 0 0 0 0 0 7 15 0.00 2.250											

Atlanta Braves @ Cincinnati Reds
Riverfront Stadium, Cincinnati, OH
Tue Apr 17 1979, 6:05 PM EST
Att. 16,211 - Unknown

livebaseballscorecards.com

AB	39
R	4
H	13
RBI	4
BB	4
SO	4
LOB	19



Batter	1	2	3	4	5	6	7	8	9
Dave Concepcion, R OBP: 0.386, SLG: 0.600 (1, 6)									
Cesar Geronimo, L OBP: 0.271, SLG: 0.256 (1, 8)									
Joe Morgan, L OBP: 0.438, SLG: 0.628 (1, 4)									
George Foster, R OBP: 0.481, SLG: 0.638 (1, 7)									
Johnny Bench, R OBP: 0.333, SLG: 0.263 (1, 2)									
Vic Correll, R OBP: 0.200, SLG: 0.200 (7, 2)									
Dan Driessen, L OBP: 0.340, SLG: 0.489 (1, 3)									
Ray Knight, R OBP: 0.432, SLG: 0.447 (1, 5)									
Champ Summers, L OBP: 0.333, SLG: 0.444 (1, 9)									
Tom Hume, R OBP: 0.300, SLG: 0.333 (1, 1)									
Doug Bair, R (8, 1)									

AB	R	H	RBI	BB	SO	LOB
2	1	1	1	3	0	2
4	0	0	0	0	0	7
5	0	2	0	0	1	1
5	1	3	1	0	1	2
3	1	0	0	1	2	3
1	0	0	0	0	0	0
4	1	1	2	0	2	3
4	1	2	1	0	0	0
4	1	2	0	0	1	1
3	1	2	2	1	1	1
0	0	0	0	0	0	0

BOTTOM

Atlanta Braves @ Cincinnati Reds
Riverfront Stadium, Cincinnati, OH

Tue Apr 17 1979, 6:05 PM EST
Att. 16,211 - Unknown

livebaseballscorecards.com

AB	35
R	7
H	13
RBI	7
BB	5
SO	8
LOB	20

Inning Stats		R: 7	H: 6	R: 0	H: 1	R: 0	H: 1	R: 0	H: 1	R: 0	H: 1	R: 0	H: 1	R: 0	H: 1	R: 0	H: 1	R: 0	H: 1	R: 0	H: 1	R: 0	H: 1
E: 0	LOB: 1	E: 0	LOB: 1	E: 0	LOB: 2	E: 0	LOB: 1	E: 0	LOB: 1	E: 0	LOB: 2	E: 0	LOB: 1	E: 0	LOB: 1	E: 0	LOB: 1	E: 0	LOB: 0	E: 0	LOB: 0	E: 0	LOB: 0
K: 1	BB: 2	K: 1	BB: 0	K: 0	BB: 1	K: 2	BB: 0	K: 2	BB: 0	K: 2	BB: 1	K: 2	BB: 0	K: 2	BB: 1	K: 2	BB: 0	K: 0	BB: 0	K: 0	BB: 0	K: 0	BB: 0
S: 11	P: 19	S: 6	P: 6	S: 4	P: 8	S: 8	P: 8	S: 8	P: 8	S: 8	P: 12	S: 8	P: 3	S: 3	P: 3	S: 3	P: 3	S: 3	P: 3	S: 3	P: 3	S: 3	P: 3

PITCHER		IP	WLS	BF	H	R	ER	SO	BB	IBB	HBP	BLK	WP	HR	S	P	ERA	WHIP
Larry McWilliams, L ERA: 8.04 (1, 1)		0.2	L	9	5	7	7	1	2	0	0	0	0	0	9	17	94.50	10.500
Mickey Mahler, L ERA: 5.4 (1, 1)		4.1		20	5	0	0	3	1	1	0	0	0	0	24	32	0.00	1.385
Craig Skok, L ERA: 0.79 (6, 1)		2.0		9	2	0	0	4	0	1	0	0	0	0	16	20	0.00	1.000
Frank LaCorte, R ERA: 7.36 (8, 1)		1.0		3	1	0	0	0	0	0	0	0	0	0	3	3	0.00	1.000

WP	HR	S	P	ERA	WHIP
0	0	1	41	0	0
0	0	1	0	0	0
0	0	1	0	0	0
0	0	1	0	0	0

Batter	1	2	3	4	5	6	7	8	9	AB R H RBI BB SO LOB	TOP											
Jerry Royster, R (1, 5) OBP: 0.440, SLG: 0.419	0-0 F7		4-0 FC5-4 BB			0-0 F3		0-0 S 1B		3 0 1 0 1 0 0												
Glenn Hubbard, R (1, 4) OBP: 0.302, SLG: 0.178	0-0 6-3		0-0 FC5-4			0-0 P4		0-0 L7		4 0 0 0 0 0 4												
Gary Matthews, R (1, 9) OBP: 0.250, SLG: 0.354	4-0 BB		0-0 P4			0-0 F8			0-0 L5	3 0 0 0 1 0 2												
Jeff Burroughs, R (1, 7) OBP: 0.271, SLG: 0.125	0-3 K			0-0 F3			0-0 P4		0-0 4-3	4 0 0 0 0 1 1												
Mike Lum, L (1, 3) OBP: 0.279, SLG: 0.293		0-3 K		0-3 K			0-0 F9		0-0 F7	4 0 0 0 0 2 0												
Dale Murphy, R (1, 2) OBP: 0.383, SLG: 0.667		0-3 K		0-0 F3			0-0 6-3			3 0 0 0 0 1 0												
Barry Bonnell, R (1, 8) OBP: 0.356, SLG: 0.650		0-0 3-1			0-3 K			0-0 P4		3 0 0 0 0 1 0												
Pepe Frias, R (1, 6) OBP: 0.273, SLG: 0.364			0-0 FC3-5-6 2B			0-0 F3		4-0 1B BB		2 0 1 0 0 0 0												
Bob Beall, S (8, PH)										0 0 0 0 1 0 0												
Darrel Chaney, S (8, 6)										0 0 0 0 0 0 0												
Phil Niekro, R (1, 1) OBP: 0.200, SLG: 0.200			0-0 FC3-5-6 BB			0-0 1-3		0-0 F8		2 0 0 0 0 0 1												
Rowland Office, L (8, PH) OBP: 0.364, SLG: 0.600										1 0 0 0 0 0 1												
Craig Skok, R (8, 1)										0 0 0 0 0 0 0												
Inning Stats	R: 0 E: 0 K: 1 S: 5	H: 0 LOB: 1 BB: 1 P: 9	R: 0 E: 0 K: 2 S: 7	H: 0 LOB: 0 BB: 0 P: 7	R: 0 E: 0 K: 0 S: 4	H: 1 LOB: 2 BB: 1 P: 8	R: 0 E: 0 K: 1 S: 5	H: 0 LOB: 0 BB: 0 P: 5	R: 0 E: 0 K: 1 S: 5	H: 0 LOB: 0 BB: 0 P: 5	R: 0 E: 0 K: 0 S: 3	H: 0 LOB: 0 BB: 0 P: 3	R: 0 E: 0 K: 0 S: 3	H: 0 LOB: 0 BB: 0 P: 3	R: 0 E: 0 K: 0 S: 4	H: 1 LOB: 2 BB: 1 P: 8	R: 0 E: 0 K: 0 S: 3	H: 0 LOB: 0 BB: 0 P: 3	1B: 1 2B: 1 3B: 0 HR: 0	SF: 0 SAC: 0 DP: 0 HBP: 0	WP: 0 PB: 0 SB: 1 CS: 0	PA: 32
PITCHER Tom Seaver, R (1, 1) ERA: 3.67	IP: 9.0 WLS: W BF: 32 H: 2 R: 0 ER: 0 SO: 5 BB: 3 IBB: 0 HBP: 0 BLK: 0 WP: 0 HR: 0 S: 39 P: 51 ERA: 0.00 WHIP: 0.556																				PITCHER IP: WLS: BF: H: R: ER: SO: BB: IBB: HBP: BLK: WP: HR: S: P: ERA: WHIP	

Atlanta Braves @ Cincinnati Reds
Riverfront Stadium, Cincinnati, OH
Thu Apr 19 1979, 6:05 PM EST
Att. 16,182 - Unknown

livebaseballscorecards.com

AB	29
R	0
H	2
RBI	0
BB	3
SO	5
LOB	9



Batter	1	2	3	4	5	6	7	8	9
Ken Griffey, L (1, 9) OBP: 0.393, SLG: 0.558	0-0 F7			0-0 HR		0-0 F9		0-0 1B	
Dave Concepcion, R (1, 6) OBP: 0.377, SLG: 0.482	0-0 F9			0-0 CS 1B		0-0 6-3		0-0 F9	
Joe Morgan, L (1, 4) OBP: 0.404, SLG: 0.574	0-0 F7			0-0 F2 1-2		0-3 K		0-0 F3	
George Foster, R (1, 7) OBP: 0.474, SLG: 0.680		0-0 F8		0-0 F7		0-0 HR			
Dan Driessen, L (1, 3) OBP: 0.321, SLG: 0.460		0-3 K			0-0 P6		0-0 F7		
Ray Knight, R (1, 5) OBP: 0.426, SLG: 0.439		0-0 6-3			0-0 6-3		0-0 FC5 WP 1B		
Cesar Geronimo, L (1, 8) OBP: 0.294, SLG: 0.267			0-0 P5		0-0 1B		4-0 1-2 IBB		
Vic Correll, R (1, 2) OBP: 0.125, SLG: 0.125			0-0 F3		0-3 K		0-0 FC5 2-3f		
Tom Seaver, R (1, 1) OBP: 0.111, SLG: 0.444			0-0 5-3			0-3 K		0-3 K	

Inning Stats	R: 0 E: 0 K: 0 S: 3	H: 0 LOB: 0 BB: 0 P: 3	R: 0 E: 0 K: 1 S: 5	H: 0 LOB: 0 BB: 0 P: 5	R: 0 E: 0 K: 0 S: 3	H: 0 LOB: 0 BB: 0 P: 3	R: 1 E: 0 K: 0 S: 4	H: 2 LOB: 0 BB: 0 P: 4	R: 0 E: 0 K: 1 S: 6	H: 1 LOB: 1 BB: 0 P: 6	R: 0 E: 0 K: 1 S: 5	H: 0 LOB: 0 BB: 0 P: 5	R: 1 E: 0 K: 1 S: 7	H: 2 LOB: 2 BB: 1 P: 11	R: 0 E: 0 K: 1 S: 6	H: 1 LOB: 1 BB: 0 P: 6
1B: 4 2B: 0 3B: 0 HR: 2	SF: 0 SAC: 0 DP: 0 HBP: 0	WP: 1 PB: 0 SB: 0 CS: 1	PA: 30													

PITCHER	IP	WLS	BF	H	R	ER	SO	BB	IBB	HBP	BLK	WP	HR	S	P	ERA	WHIP
Phil Niekro, R (1, 1) ERA: 3.58	7.0	L	26	5	2	2	4	0	1	0	0	1	2	33	37	2.57	0.714
Craig Skok, L (8, 1) ERA: 0.73	1.0		4	1	0	0	1	0	0	0	0	0	0	6	6	0.00	1.000

BOTTOM

Atlanta Braves @ Cincinnati Reds
Riverfront Stadium, Cincinnati, OH
Thu Apr 19 1979, 6:05 PM EST
Att. 16,182 - Unknown

livebaseballscorecards.com

AB	29
R	2
H	6
RBI	2
BB	1
SO	5
LOB	6



Batter	1	2	3	4	5	6	7	8	9	AB	R	H	RBI	BB	SO	LOB	TOP								
Gene Richards, L (1, 8) OBP: 0.257, SLG: 0.299	0-3 K		0-0 F7		4-0 G3-6-1 BB	0-0 F7		0-0 E3 1B		4	1	0	0	1	1	4									
Ozzie Smith, S (1, 6) OBP: 0.175, SLG: 0.169	0-0 4-3			0-0 HR 1B	0-0 G3-6-1		0-3 K	0-0 E5 1B		5	1	1	0	0	1	3									
Jerry Turner, L (1, 7) OBP: 0.333, SLG: 0.364 Dan Briggs, L (8, PR) OBP: 0.333, SLG: 0.250	0-0 5-3			0-0 HR		0-0 1B 2B	0-0 G3	0-0 1B		5	2	3	4	0	0	0									
Dave Winfield, R (1, 9) OBP: 0.485, SLG: 0.695		0-0 F8		0-0 E 1B		0-0 G3 WP HR 1B	0-0 E4 BB	0-0 1-3		5	1	2	1	0	0	2									
Mike Hargrove, L (1, 3) OBP: 0.386, SLG: 0.289		0-0 G3		0-0 F7		0-0 G3	4-0 BB BB BB BB		0-0 F7	4	0	0	0	1	0	2									
Gene Tenace, R (1, 2) OBP: 0.451, SLG: 0.472		0-3 K		0-0 E5 FC5-4		0-0 HR	0-0 F7		4-0 BB BB BB BB	4	1	1	2	1	1	3									
Barry Evans, R (1, 5) OBP: 0.241, SLG: 0.255			0-0 5-3	0-3 K		0-0 FC1-5 1B		0-0 G3	0-0 L5	5	0	1	0	0	1	3	AB 42								
Bill Almon, R (1, 4) OBP: 0.429, SLG: 0.571			0-0 2B	0-0 FC5-4		0-0 FC1-5 1B		0-3 K	0-0 FC6-4 1B	5	0	3	0	0	1	2	R 7								
Randy Jones, R (1, 1) OBP: 0.182, SLG: 0.182			0-0 5-3		0-3 K	0-0 FC1-5		0-0 E E 1B	0-0 FC6-4	5	1	1	0	0	1	5	H 12								
Inning Stats	R: 0 E: 0 K: 1 S: 5	H: 0 LOB: 0 BB: 0 P: 5	R: 0 E: 0 K: 1 S: 5	H: 0 LOB: 0 BB: 0 P: 5	R: 0 E: 0 K: 0 S: 4	H: 1 LOB: 1 BB: 0 P: 4	R: 2 E: 1 K: 1 S: 9	H: 3 LOB: 2 BB: 0 P: 9	R: 0 E: 0 K: 1 S: 4	H: 0 LOB: 0 BB: 1 P: 8	R: 3 E: 0 K: 0 S: 8	H: 5 LOB: 2 BB: 0 P: 8	R: 0 E: 1 K: 1 S: 6	H: 0 LOB: 2 BB: 1 P: 10	R: 2 E: 2 K: 1 S: 9	H: 2 LOB: 2 BB: 0 P: 9	R: 0 E: 0 K: 0 S: 4	H: 1 LOB: 2 BB: 1 P: 8	1B: 8 2B: 2 3B: 0 HR: 2	SF: 0 SAC: 0 DP: 1 HBP: 0	WP: 1 PB: 0 SB: 0 CS: 0	PA: 45			
PITCHER	IP	WLS	BF	H	R	ER	SO	BB	IBB	HBP	BLK	WP	HR	S	P	ERA	WHIP								
Rick Matula, R (1, 1) ERA: 3.86	5.1	L	25	8	5	5	4	1	0	0	0	1	2	32	36	8.44	1.688								
Adrian Devine, R (6, 1) ERA: 7.71	0.2		3	1	0	0	0	0	0	0	0	0	0	3	3	0.00	1.500								
Mickey Mahler, L (7, 1) ERA: 4.32	1.2		11	2	2	0	2	1	0	0	0	0	0	14	18	0.00	1.800								
Rick Mahler, R (8, 1) ERA:	0.1		1	0	0	0	0	0	0	0	0	0	0	1	1	0.00	0.000								
Craig Skok, L (9, 1) ERA: 0.68	1.0		5	1	0	0	0	1	0	0	0	0	0	4	8	0.00	2.000								


San Diego Padres @ Atlanta Braves
Atlanta-Fulton County Stadium, Atlanta, GA

Fri Apr 20 1979, 6:05 PM EST
Att. 10,205 - Unknown

livebaseballscorecards.com



Batter	1	2	3	4	5	6	7	8	9	AB	R	H	RBI	BB	SO	LOB
Barry Bonnell, R OBP: 0.347, SLG: 0.614 (1, 8)	F9			6-3		1B 1-2 1B		P4		4	0	1	0	0	0	0
Glenn Hubbard, R OBP: 0.298, SLG: 0.184 (1, 4)	G6-4-3 1B			3-1		F8		5-3		4	0	1	0	0	0	2
Jeff Burroughs, R OBP: 0.308, SLG: 0.182 (1, 7)	G6-4-3 1-2f			FC6-4 1B		1-3 2-H 1B			2B SF9 1B	4	1	3	1	0	0	1
Gary Matthews, R OBP: 0.250, SLG: 0.365 (1, 9)		6-3		FC6-4 1-2f		5-3			1B 2B	4	1	1	0	0	0	3
Dale Murphy, R OBP: 0.373, SLG: 0.711 (1, 3)		F8			4-3		HR	SF9		3	1	1	2	0	0	0
Mike Macha, R (1, 5)		5-3			F9		6-3	5-3		4	0	0	0	0	0	1
Bruce Benedict, R OBP: 0.500, SLG: 0.429 (1, 2)			5-3		K		6-3		FC6-4 1B	4	0	1	1	0	1	0
Pepe Frias, R OBP: 0.270, SLG: 0.333 (1, 6)			F5			FC6-4 BB	6-3		FC6-4 1-2f	3	0	0	0	1	0	1
Rick Matula, R OBP: 0.280, SLG: 0.200 (6, 1)			K			FC6-4 1B		K		1	0	0	0	0	0	1
Adrian Devine, R (6, PH)										0	0	0	0	0	0	0
Charlie Spikes, R OBP: 0.250, SLG: 0.667 (7, 1)										0	1	0	0	0	0	1
Mickey Mahler, S OBP: 0.500, SLG: 1.000 (8, 1)										0	0	0	0	0	0	0
Rick Mahler, R (8, PH)										0	0	0	0	0	0	0
Bob Beall, S (8, PH)										1	0	0	0	0	1	0
Craig Skok, R (9, 1)										0	0	0	0	0	0	0

BOTTOM	
San Diego Padres @ Atlanta Braves Atlanta-Fulton County Stadium, Atlanta, GA	
AB 33 R 4 H 8 RBI 4 BB 1 SO 3 LOB 9	
WP : 0 PA : 35 PB : 0 SB : 0 CS : 0	
	

PITCHER	
Randy Jones, L ERA: 5.04 (1, 1)	IP: 9.0 WLS: 0 BF: 35 H: 8 R: 4 ER: 4 SO: 3 BB: 1 IBB: 0 HBP: 0 BLK: 0 WP: 0 HR: 1 S: 40 P: 44 ERA: 4.00 WHIP: 1.000
PITCHER	IP WLS BF H R ER SO BB IBB HBP BLK WP HR S P ERA WHIP

Fri Apr 20 1979, 6:05 PM EST
Att. 10,205 - Unknown

livebaseballscorecards.com

Batter	1	2	3	4	5	6	7	8	9	AB R H RBI BB SO LOB	TOP																	
Gene Richards, L (1, 8) OBP: 0.267, SLG: 0.286	4-0 BB E		0-0 4-3 E		0-0 6-3 E		0-0 3-1 E		4-0 FC6-4 BB	3 0 0 0 2 0 0																		
Ozzie Smith, S (1, 6) OBP: 0.191, SLG: 0.175	0-0 E1 G6-4-3		4-0 S E BB		0-3 K			0-0 1B 1B	0-0 FC6-4 S 1B	4 3 1 0 1 1 2																		
Jerry Turner, L (1, 7) OBP: 0.354, SLG: 0.383	0-0 F7		0-0 E9 2B 1B		0-0 P3			0-0 IBB SF9 1B	0-0 1B	5 2 3 2 0 0 2																		
Dave Winfield, R (1, 9) OBP: 0.479, SLG: 0.688	0-0 G6-4-3 1-2f		0-0 2B		0-0 5-3			0-0 IBB E 1B	0-0 G3	5 1 2 2 0 0 2																		
Mike Hargrove, L (1, 3) OBP: 0.393, SLG: 0.292		0-0 E SF7 1B	0-0 G3		0-0 4-3			4-0 E IBB		3 2 1 0 1 0 1																		
Gene Tenace, R (1, 2) OBP: 0.436, SLG: 0.538		0-0 F8		0-0 P2		0-0 HR		0-0 SF9		3 1 1 2 0 0 1																		
Barry Evans, R (1, 5) OBP: 0.242, SLG: 0.259		0-0 SF7 1-H		0-3 K		0-0 F8		0-0 1B		3 0 1 1 0 1 0																		
Bill Almon, R (1, 4) OBP: 0.364, SLG: 0.455		0-0 5-3		0-0 1B		0-3 K		0-0 F3		4 0 1 0 0 1 1																		
Eric Rasmussen, R (1, 1) OBP: 0.125, SLG: 0.125			0-3 K		0-3 K		0-3 K	0-3 K		2 0 0 0 0 2 1																		
Bob Shirley, R (6, 1)										0 0 0 0 0 0 0																		
John D'Acquisto, R (6, 1) OBP: 0.250, SLG: 0.500										2 0 0 0 0 2 1																		
Inning Stats	R: 0 E: 1 K: 0 S: 3	H: 0 LOB: 1 BB: 1 P: 7	R: 1 E: 1 K: 0 S: 4	H: 1 LOB: 0 BB: 0 P: 4	R: 2 E: 1 K: 1 S: 7	H: 2 LOB: 1 BB: 1 P: 11	R: 0 E: 0 K: 2 S: 8	H: 1 LOB: 1 BB: 0 P: 8	R: 0 E: 0 K: 1 S: 5	H: 0 LOB: 0 BB: 0 P: 5	R: 1 E: 0 K: 0 S: 4	H: 1 LOB: 0 BB: 0 P: 4	R: 0 E: 0 K: 2 S: 7	H: 0 LOB: 0 BB: 0 P: 7	R: 4 E: 1 K: 1 S: 9	H: 4 LOB: 1 BB: 1 P: 13	R: 1 E: 0 K: 0 S: 3	H: 1 LOB: 0 BB: 1 P: 7	1B: 8 2B: 1 3B: 0 HR: 1	SF: 2 SAC: 0 DP: 1 HBP: 0	WP: 0 PB: 0 SB: 2 CS: 0	PA: 40						
PITCHER	IP WLS BF H R ER SO BB IBB HBP BLK WP HR S P ERA WHIP																											
Eddie Solomon, R (1, 1) ERA: 6.0	6.0		25	5	4	3	4	2	0	0	0	0	0	1	31	39	4.50	1.167										
Gene Garber, R (7, 1) ERA: 5.4	2.0	L	11	4	4	3	3	0	1	0	0	0	0	0	16	20	13.50	2.000										
Rick Mahler, R (9, 1) ERA: 6.75	1.0		4	1	1	1	0	1	0	0	0	0	0	0	3	7	9.00	2.000										

San Diego Padres @ Atlanta Braves
Atlanta-Fulton County Stadium, Atlanta, GA

Sat Apr 21 1979, 6:05 PM EST
Att. 28,950 - Unknown

livebaseballscorecards.com

AB	34
R	9
H	10
RBI	7
BB	4
SO	7
LOB	11



Batter	1	2	3	4	5	6	7	8	9	AB R H RBI BB SO LOB
Jerry Royster, R OBP: 0.436, SLG: 0.404 (1, 5)	0-0 4-3	0-0 6-3			0-0 F8		4-0 CS BB		0-0 2-H 1B	4 0 1 1 1 0 1
Glenn Hubbard, R OBP: 0.290, SLG: 0.185 (1, 4)	0-0 1B		0-0 G3		0-0 5-3		0-0 F6		0-0 F3	5 0 1 0 0 0 2
Jeff Burroughs, R OBP: 0.321, SLG: 0.191 (1, 7)	0-0 1B		0-0 1-3			4-0 2B BB		0-0 6-3		3 1 1 0 1 0 0
Gary Matthews, R OBP: 0.267, SLG: 0.382 (1, 9)	0-0 G6-4-3		0-0 F9			0-0 1-H 2B		4-0 WP BB		3 1 1 1 1 0 2
Mike Lum, L OBP: 0.267, SLG: 0.279 (1, 3)		0-0 G3		0-3 K		0-0 2-H 2B		0-3 K		2 0 0 0 0 1 0
Charlie Spikes, R OBP: 0.400, SLG: 1.000 (6, PH)										1 0 1 1 0 0 0
Darrel Chaney, S (7, 6)										1 0 0 0 0 1 1
Dale Murphy, R OBP: 0.382, SLG: 0.694 (1, 2)		0-0 HR 1B		0-0 3-1 1B		0-3 K		0-3 K		4 1 2 0 0 2 2
Barry Bonnell, R OBP: 0.358, SLG: 0.688 (1, 8)		0-0 1-H HR		0-0 3-1		0-0 F8			0-0 1B 2B	4 2 2 2 0 0 2
Pepe Frias, R OBP: 0.282, SLG: 0.342 (1, 6)		0-0		0-0		0-0 P2			0-0 F6	2 0 1 0 0 0 1
Rowland Office, L OBP: 0.333, SLG: 0.545 (6, PH)		0-0 5-3 1B		0-0 6-3						1 0 0 0 0 0 1
Gene Garber, R (7, 1)										0 0 0 0 0 0 0
Rick Mahler, R (9, 1)										0 0 0 0 0 0 0
Joe Nolan, L (9, PH)										1 0 0 0 0 0 1
Eddie Solomon, R (1, 1)		0-0 5-3				0-3 K		0-0 F7		2 0 0 0 0 1 1
Bob Beall, S (7, 3)										2 0 0 0 0 0 1

Inning Stats	R: 0 E: 0 K: 0 S: 4	H: 2 LOB: 1 BB: 0 P: 4	R: 2 E: 0 K: 0 S: 6	H: 3 LOB: 1 BB: 0 P: 6	R: 0 E: 0 K: 0 S: 3	H: 0 LOB: 0 BB: 0 P: 3	R: 0 E: 0 K: 1 S: 6	H: 1 LOB: 1 BB: 0 P: 6	R: 0 E: 0 K: 1 S: 5	H: 0 LOB: 0 BB: 0 P: 5	R: 2 E: 0 K: 1 S: 7	H: 2 LOB: 1 BB: 1 P: 11	R: 0 E: 0 K: 0 S: 2	H: 0 LOB: 0 BB: 1 P: 6	R: 0 E: 0 K: 2 S: 7	H: 0 LOB: 1 BB: 1 P: 11	R: 1 E: 0 K: 0 S: 5	H: 2 LOB: 1 BB: 0 P: 5	1B: 6 2B: 3 3B: 0 HR: 1	SF: 0 SAC: 0 DP: 1 HBP: 0	WP: 1 PB: 0 SB: 0 CS: 1	PA: 38
--------------	------------------------------	---------------------------------	------------------------------	---------------------------------	------------------------------	---------------------------------	------------------------------	---------------------------------	------------------------------	---------------------------------	------------------------------	----------------------------------	------------------------------	---------------------------------	------------------------------	----------------------------------	------------------------------	---------------------------------	----------------------------------	------------------------------------	----------------------------------	--------

PITCHER	IP	WLS	BF	H	R	ER	SO	BB	IBB	HBP	BLK	WP	HR	S	P	ERA	WHIP
Eric Rasmussen, R ERA: 6.23 (1, 1)	5.0		22	7	4	4	2	1	0	0	0	0	1	25	29	7.20	1.600
Bob Shirley, L ERA: 4.96 (6, 1)	0.0		1	1	0	0	0	0	0	0	0	0	1	1	∞	∞	
John D'Acquisto, R ERA: 9.28 (6, 1)	4.0	W	15	2	1	1	3	2	0	0	0	1	0	19	27	2.25	1.000

BOTTOM

San Diego Padres @ Atlanta Braves
Atlanta-Fulton County Stadium, Atlanta, GA
Sat Apr 21 1979, 6:05 PM EST
Att. 28,950 - Unknown

livebaseballscorecards.com

AB	35
R	5
H	10
RBI	5
BB	3
SO	5
LOB	15



Batter	1	2	3	4	5	6	7	8	9	AB R H RBI BB SO LOB	TOP																									
Gene Richards, L (1, 8) OBP: 0.275, SLG: 0.293	0-3 K		0-0 G1		0-0 SH1-3 1B	0-0 HBP 1B		0-0 4-3		5 1 2 0 0 1 2	San Diego Padres @ Atlanta Braves Atlanta-Fulton County Stadium, Atlanta, GA Sun Apr 22 1979, 3:33 AM EST Att. 4,513 - Unknown																									
Ozzie Smith, S (1, 6) OBP: 0.222, SLG: 0.197	0-0 G1-6-3 1B		0-0 6-3		0-0 SH1-3	1-0 1B HBP		0-0 1B 1B		3 2 2 1 0 0 2																										
Jerry Turner, L (1, 7) OBP: 0.357, SLG: 0.385	0-0 G1-6-3 1-2f			0-3 K	0-0 P3	0-0 1B 1B		0-0 1B 1B		5 0 2 3 0 1 3																										
Dave Winfield, R (1, 9) OBP: 0.487, SLG: 0.721		1-0 CS HBP		0-0 P4		0-0 HR 1B		0-0 6-3		4 1 2 2 0 0 1																										
Gene Tenace, R (1, 3) OBP: 0.433, SLG: 0.500		0-3 K 1-2		4-0 E BB		0-0 SH5-3 1B BB			0-0 1-3	3 1 0 0 2 1 3																										
Barry Evans, R (1, 5) OBP: 0.254, SLG: 0.270		0-0 4-3		0-0 E5 FC5-4		0-0 1B SH5-3 HBP 1B	0-3 K		0-0 G4-6-3 1B	5 1 2 0 0 1 1																										
Fred Kendall, R (1, 2) OBP: 0.288, SLG: 0.167			0-0 SH1-4 1B		0-0 FC5-4 1-2f		0-0 SH5-3 4-3		0-0 G4-6-3 1-2f	2 0 1 0 0 0 2																										
Mark Lee, R (4, 1) Bob Owchinko, L (4, 1) Dan Briggs, L (7, PH) Rolie Fingers, R (7, 1) Broderick Perkins, L (9, PH)										0 0 0 0 0 0 0																										
Bill Almon, R (1, 4) OBP: 0.400, SLG: 0.467			0-0 SH1-4 1B		0-0 F7	0-0 HBP 1B 1B		0-0 5-3		4 1 2 1 0 0 0																										
Steve Mura, R (1, 1) Mike Hargrove, L (4, 3) OBP: 0.391, SLG: 0.294			0-0 SH1-4 1-2 2-3		0-0 SH1-3 1B 1B	0-0 F8		0-0 3-1		0 0 0 0 0 0 0																										
										3 0 1 0 0 0 2																										
Inning Stats	R: 0 E: 0 K: 1 S: 5	H: 1 LOB: 0 BB: 0 P: 5	R: 0 E: 0 K: 1 S: 4	H: 0 LOB: 0 BB: 0 P: 5	R: 0 E: 0 K: 0 S: 5	H: 2 LOB: 2 BB: 0 P: 5	R: 0 E: 1 K: 1 S: 6	H: 0 LOB: 2 BB: 1 P: 10	R: 0 E: 0 K: 0 S: 5	H: 2 LOB: 2 BB: 0 P: 5	R: 6 E: 0 K: 0 S: 9	H: 6 LOB: 2 BB: 1 P: 14	R: 0 E: 0 K: 1 S: 5	H: 0 LOB: 0 BB: 0 P: 5	R: 1 E: 0 K: 0 S: 5	H: 2 LOB: 1 BB: 0 P: 5	R: 0 E: 0 K: 0 S: 3	H: 1 LOB: 0 BB: 0 P: 3	1B: 13 2B: 1 3B: 0 HR: 1	SF: 0 SAC: 3 DP: 3 HBP: 2	WP: 0 PB: 0 SB: 1 CS: 1	PA: 43														
PITCHER	IP WLS BF H R ER SO BB IBB HBP BLK WP HR S P ERA WHIP																																			
Larry McWilliams, L (1, 1) ERA: 7.59	5.2		27	8	4	4	3	2	0	1	0	0	1	30	39	6.35	1.765																			
Craig Skok, L ERA: 2.03	0.0		3	2	1	1	0	0	0	1	0	0	0	2	3	∞	∞																			
Adrian Devine, R ERA: 6.0	1.1		5	1	1	1	1	0	0	0	0	0	0	7	7	6.75	0.750																			
Gene Garber, R ERA: 5.27	2.0	W	8	3	1	1	0	0	0	0	0	0	0	8	8	4.50	1.500																			

livebaseballscorecards.com

AB	36
R	7
H	14
RBI	7
BB	2
SO	4
LOB	17



Batter	1	2	3	4	5	6	7	8	9
Glenn Hubbard, R (1, 4) OBP: 0.294, SLG: 0.217	0-3 K ①		0-0 BB 1B	0-0 1B 2B	0-3 K ①		0-0 FC1-6 CS 1-2f	0-0 P3 ③	
Mike Macha, R (1, 5) OBP: 0.222, SLG: 0.125	0-0 6-3 ②		0-0 F8 ①	0-0 BB HR 1B 2-H	0-3 K ②		4-0 BB 1-2		
Jeff Burroughs, R (1, 7) OBP: 0.361, SLG: 0.220 Rowland Office, L (9, 8) OBP: 0.333, SLG: 0.545	0-0 1B		4-0 BB 1B 1-2	4-0 BB HR 1B 1-2	0-0 1B		0-0 5-3 ③		
Dale Murphy, R (1, 2) OBP: 0.400, SLG: 0.731	0-3 K ③		4-0 BB 1B 1-2 2-3	0-0 HR 1-H 2-H	0-0 F8 ③		4-0 BB 1B 2B		
Gary Matthews, R (1, 9) OBP: 0.277, SLG: 0.400		0-0 F7 ①	0-0 P1 ②	0-0 E 1B 1B		0-0 F8 ①	0-0 BB 1B 2B 1-3		
Mike Lum, L (1, 3) OBP: 0.280, SLG: 0.313		0-0 G3 ②	0-0 FC6-4 1B 1-2 2-3 3-H	0-0 E4 1B 1-2		0-0 2B	0-3 K ①		
Barry Bonnell, R (1, 8) OBP: 0.379, SLG: 0.679		0-0 1B 1B	0-0 FC6-4 1-2f	0-0 BB 1B 1-3 2-H		0-0 F9 ②	0-0 BB 1B 2-H 3-H		
Pepe Frias, R (1, 6) OBP: 0.295, SLG: 0.333		0-0 1B 1-3		5-3 BB 1-2		0-0 5-3 ③	0-0 P5 ②		
Larry McWilliams, L (1, 1) OBP: 0.111, SLG: 0.111 Craig Skok, R (6, 1) Adrian Devine, R (6, 1) Charlie Spikes, R (7, PH) OBP: 0.500, SLG: 1.000 Jerry Royster, R (7, PR) OBP: 0.436, SLG: 0.404 Gene Garber, R (8, 1)		0-3 K ③		K ②			0-0 FC1-6 1B	4-0 BB 1-2	

AB	R	H	RBI	BB	SO	LOB
6	2	2	0	0	2	3
4	1	1	1	1	1	1
3	1	2	0	2	0	1
0	0	0	0	0	0	0
3	2	1	3	2	1	2
5	2	2	0	0	0	3
5	0	2	1	0	1	3
5	0	3	3	0	0	4
4	0	1	0	1	0	2
3	0	0	0	0	3	5
0	0	0	0	0	0	0
0	0	0	0	0	0	0
1	0	1	0	0	0	0
0	0	0	0	0	0	0
0	0	0	0	1	0	0

AB	R	H	RBI	BB	SO	LOB
39	8	15	8	7	8	24

Inning Stats	R: 0	H: 1	E: 0	K: 2	S: 8	H: 2	LOB: 1	BB: 0	P: 8	R: 0	H: 2	E: 0	K: 1	S: 7	R: 1	H: 2	E: 0	K: 0	S: 5	R: 5	H: 5	E: 1	K: 2	S: 13	R: 0	H: 1	E: 0	K: 2	S: 8	R: 0	H: 1	E: 0	K: 0	S: 4	R: 0	H: 1	E: 0	K: 0	S: 3	R: 2	H: 2	E: 0	K: 1	S: 7	R: 0	H: 2	E: 0	K: 1	S: 7
Steve Mura, R (1, 1) ERA: 3.18	IP	WLS	BF	H	R	ER	SO	BB	IBB	HBP	BLK	WP	HR	S	P	ERA	WHIP																																
Mark Lee, R (4, 1) ERA: 7.27	0.0		4	3	2	1	0	0	0	0	0	0	1	4	4	∞	∞																																
Bob Owchinko, L (4, 1) ERA: 7.2	2.1		10	2	0	0	3	1	0	0	0	0	0	15	19	0.00	1.286																																
Rollie Fingers, R (7, 1) ERA: 2.03	2.0	L	11	3	2	2	1	3	0	0	0	0	0	10	22	9.00	3.000																																

San Diego Padres @ Atlanta Braves
Atlanta-Fulton County Stadium, Atlanta, GA
 Sun Apr 22 1979, 3:33 AM EST
 Att. 4,513 - Unknown

livebaseballscorecards.com

AB 39
R 8
H 15
RBI 8
BB 7
SO 8
LOB 24

WP: 0 PA: 46
 PB: 0
 SB: 0
 CS: 1



Batter	1	2	3	4	5	6	7	8	9	10	AB R H RBI BB SO LOB	TOP												
Garry Templeton, S (1, 6) OBP: 0.275, SLG: 0.318	0-0 6-3		0-0 5-3		0-0 4-3			0-0 WP 1B	0-0 1-2 2-H 1B		5 0 2 1 0 0 1	St. Louis Cardinals @ Atlanta Braves Atlanta-Fulton County Stadium, Atlanta, GA Mon Apr 23 1979, 6:05 PM EST Att: 4,725 - Unknown												
Lou Brock, L (1, 7) OBP: 0.286, SLG: 0.325 Tom Bruno, R (8, 1) Roger Freed, R (9, PH) Mark Littell, L (9, 1)	0-0 4-3			0-0 3-1		0-0 G3		0-0 F7	4-0 1-2 2-3 BB		4 0 0 0 0 0 1 0 0 0 0 0 0 0 0 0 0 0 1 0 0 0 0 0 0 0 0 0													
Keith Hernandez, L (1, 3) OBP: 0.338, SLG: 0.508	0-0 P4			0-0 1B 1B		0-0 F9		4-0 BB	0-0 F7		4 0 1 0 1 0 3													
Ted Simmons, S (1, 2) OBP: 0.381, SLG: 0.500		0-3 K		0-0 1-2 FC6-4 1B		4-0 BB		0-0 G3		0-0 G3	4 0 1 0 1 1 2													
Dane Iorg, L (1, 9) OBP: 0.250, SLG: 0.296 George Hendrick, R (10, 8) OBP: 0.326, SLG: 0.350	0-0 6-3			0-0 L7		0-0 1-3			0-0 4-3	0-0 F8	5 0 0 0 0 0 3 0 0 0 0 0 0 0													
Tony Scott, S (1, 8) OBP: 0.328, SLG: 0.422 (10, 9)		0-0 1B		0-0 FC6-4 1-2f			0-0 6-3		0-0 PB 1B	0-0 E S 1B	5 2 3 0 0 0 2													
Ken Reitz, R (1, 5) OBP: 0.390, SLG: 0.442 Jerry Mumphrey, S (9, PR) (9, 9) (10, 7)		0-3 K			0-0 6-3		0-0 G4-6-3 1B		4-0 1-2 1B BB	0-0 PB 1B	3 0 1 0 1 1 1 1 1 1 1 0 0 0													
Ken Oberkfell, L (1, 4) OBP: 0.412, SLG: 0.467 (9, 5)			0-0 F3		0-0 P4		0-0 G4-6-3 1-2f		0-3 K	4-0 1-2 BB	4 0 0 0 1 1 3													
Pete Vuckovich, R (1, 1) OBP: 0.250, SLG: 0.250 Bernie Carbo, L (8, PH) OBP: 0.182, SLG: 0.200 (8, 9) Mike Tyson, R (9, PR) OBP: 0.323, SLG: 0.269 (9, 4)			0-0 F9		0-0 1B			0-3 K	0-0 1-2 2-H BB 1B	0-3 K	2 0 1 0 0 0 0 2 0 1 1 0 1 0 1 0 0 0 0 1 2													
Inning Stats	R: 0 E: 0 K: 0 S: 3	H: 0 LOB: 0 BB: 0 P: 3	R: 0 E: 0 K: 2 S: 8	H: 1 LOB: 1 BB: 0 P: 8	R: 0 E: 0 K: 0 S: 3	H: 0 LOB: 0 BB: 0 P: 3	R: 0 E: 0 K: 0 S: 5	H: 2 LOB: 2 BB: 0 P: 5	R: 0 E: 0 K: 0 S: 4	H: 1 LOB: 1 BB: 0 P: 4	R: 0 E: 0 K: 0 S: 3		H: 0 LOB: 1 BB: 0 P: 7	R: 0 E: 0 K: 0 S: 3	H: 1 LOB: 0 BB: 0 P: 3	R: 0 E: 0 K: 1 S: 6	H: 1 LOB: 2 BB: 1 P: 10	R: 2 E: 0 K: 1 S: 8	H: 3 LOB: 3 BB: 2 P: 16	R: 1 E: 0 K: 1 S: 7	H: 2 LOB: 2 BB: 1 P: 11	1B: 11 2B: 0 3B: 0 HR: 0	SF: 0 SAC: 0 DP: 1 HBP: 0	WP: 1 PB: 2 SB: 1 CS: 0
PITCHER Phil Niekro, R (1, 1) ERA: 3.11	IP 10.0	WLS L	BF 45	H 11	R 3	ER 2	SO 5	BB 5	IBB 0	HBP 0	BLK 0	WP 1	HR 0	S 50	P 70	ERA 1.80	WHIP 1.600							

livebaseballscorecards.com

AB 40
R 3
H 11
RBI 3
BB 5
SO 5
LOB 18



BOTTOM

St. Louis Cardinals @ Atlanta Braves
Atlanta-Fulton County Stadium, Atlanta, GA

Mon Apr 23 1979, 6:05 PM EST
Att. 4,725 - Unknown

livebaseballscorecards.com

AB	34
R	2
H	8
RBI	2
BB	4
SO	8
LOB	12



WP	0	PA	40
PB	0		
SB	0		
CS	1		

AB R H RBI BB SO LOB

2 0 1 0 3 1 0

3 0 1 0 0 2 3
1 0 0 0 1 0 0

4 1 1 1 0 1 2
1 0 0 0 0 0 2

4 0 0 0 0 0 1

4 1 2 1 0 2 0

4 0 1 0 0 1 0

4 0 2 0 0 0 2

2 0 0 0 0 0 1
1 0 0 0 0 0 0

3 0 0 0 0 1 1
1 0 0 0 0 0 0

1B: 6 SF: 0
2B: 0 SAC: 1
3B: 0 DP: 2
HR: 2 HBP: 0

Batter	1	2	3	4	5	6	7	8	9	10
Glenn Hubbard, R (1, 4) OBP: 0.329, SLG: 0.226	0-0 1B		0-3 K		4-0 BB		4-0 CS BB			4-0 BB BB
Mike Macha, R (1, 5) OBP: 0.250, SLG: 0.182	0-3 K		0-0 1B		0-3 K		0-0 CS	0-0 F8		4-0 1-2 BB
Jerry Royster, R (7, 5) OBP: 0.439, SLG: 0.396										
Jeff Burroughs, R (1, 7) OBP: 0.354, SLG: 0.278	0-3 K		0-0 6-3			0-0 HR		0-0 F7		0-0 P6
Rowland Office, L (9, 8) OBP: 0.308, SLG: 0.500										
Dale Murphy, R (1, 2) OBP: 0.375, SLG: 0.679	0-0 4-3			0-0 5-3		0-0 6-3		0-0 F5		
Gary Matthews, R (1, 9) OBP: 0.290, SLG: 0.453		0-0 HR		0-3 K		0-0 1B 1B			0-3 K	
Mike Lum, L (1, 3) OBP: 0.278, SLG: 0.308		0-0 G3		0-3 K		0-0 1B G6-4-3			0-0 4-3	
Barry Bonnell, R (1, 8) OBP: 0.387, SLG: 0.667		0-0 1B G6-3				0-0 1B SH1-4		0-0 1B G6-4-3		0-0 F9
Pepe Frias, R (1, 6) OBP: 0.283, SLG: 0.318		0-0 1-2f G6-3				0-0 1-2 SH1-4		0-0 F5		0-0 G1
Charlie Spikes, R (10, PH) OBP: 0.429, SLG: 0.833										
Phil Niekro, R (1, 1) OBP: 0.154, SLG: 0.154			0-3 K					0-0 6-3		0-0 6-3
Joe Nolan, L (10, PH)										

Inning Stats	R: 0	H: 1	E: 0	K: 2	S: 8	R: 1	H: 2	E: 0	K: 0	S: 4	R: 0	H: 1	E: 0	K: 2	S: 8	R: 0	H: 0	E: 0	K: 1	S: 6	R: 1	H: 3	E: 0	K: 0	S: 5	R: 0	H: 0	E: 0	K: 0	S: 2	R: 0	H: 0	E: 0	K: 1	S: 5	R: 0	H: 0	E: 0	K: 0	S: 3	R: 0	H: 0	E: 0	K: 1	S: 5	R: 0	H: 0	E: 0	K: 0	S: 3	R: 0	H: 0	E: 0	K: 0	S: 3
	LOB: 1	BB: 0	P: 8	LOB: 0	BB: 0	P: 4	LOB: 1	BB: 0	P: 8	LOB: 0	BB: 0	P: 7	LOB: 1	BB: 1	P: 10	LOB: 1	BB: 0	P: 5	LOB: 2	BB: 1	P: 6	LOB: 0	BB: 0	P: 3	LOB: 0	BB: 0	P: 5	LOB: 2	BB: 0	P: 11	LOB: 0	BB: 2	P: 11	LOB: 0	BB: 2	P: 11	LOB: 0	BB: 2	P: 11	LOB: 0	BB: 2	P: 11	LOB: 0	BB: 2	P: 11										

PITCHER	IP	WLS	BF	H	R	ER	SO	BB	IBB	HBP	BLK	WP	HR	S	P	ERA	WHIP
Pete Vuckovich, R (1, 1) ERA: 2.52	7.0		28	8	2	2	7	2	0	0	0	0	2	40	48	2.57	1.429
Tom Bruno, R (8, 1) ERA:	1.0		3	0	0	0	0	0	0	0	0	0	0	3	3	0.00	0.000
Mark Littell, R (9, 1) ERA: 1.8	2.0	W	8	0	0	0	1	2	0	0	0	0	0	8	16	0.00	1.000

Batter	1	2	3	4	5	6	7	8	9	10	AB R H RBI BB SO LOB	TOP						
Garry Templeton, S (1, 6) OBP: 0.284, SLG: 0.314	0-0 F9		0-0 6-3		0-0 G6-4-3 1B		4-0 3B BB		0-0 P3		4 1 1 0 1 0 0	St. Louis Cardinals @ Atlanta Braves Atlanta-Fulton County Stadium, Atlanta, GA Tue Apr 24 1979, 6:05 PM EST Att: 1,643 - Unknown						
Tony Scott, S (1, 8) OBP: 0.319, SLG: 0.435	0-3 K		0-0 F3		0-0 G6-4-3 1-2f		0-0 3B 1-H 2-H		0-0 G3		5 0 1 2 0 1 1							
Keith Hernandez, L (1, 3) OBP: 0.329, SLG: 0.500	0-0 2B		0-0 F8		0-3 K		0-0 1-3		0-0 4-3		5 0 1 0 0 1 2							
Ted Simmons, S (1, 2) Buddy Schultz, R (10, 1) OBP: 0.382, SLG: 0.534	4-0 BB				0-0 F9		0-0 F9		0-0 1-3		4 1 1 1 1 0 0 0 0 0 0 0 0 0							
George Hendrick, R (1, 9) OBP: 0.333, SLG: 0.378	0-0 F9				0-0 1B 3B 2B		0-3 K		0-0 1B S		5 1 2 0 0 2 2							
Ken Reitz, R (1, 5) OBP: 0.381, SLG: 0.429			0-0 F7		0-0 2B 3B 1B		0-3 K		0-3 K 1-2		4 1 1 0 0 2 1							
Tom Grieve, R (1, 7) Jerry Mumphrey, S (7, PR) OBP: 0.333, SLG: 0.267			0-0 6-3		0-3 K		0-0 SH3-4 3B 1B		0-0 P3		3 0 1 0 0 1 2 1 1 0 0 0 0 1							
Mike Tyson, R (1, 4) OBP: 0.343, SLG: 0.467			0-0 HR		0-0 1-H 3-H 3B		0-3 K		0-0 F8		4 1 2 3 0 1 1							
Bob Forsch, R (1, 1) Silvio Martinez, R (8, 1) Bernie Carbo, L (9, PH) Mark Littell, L (9, 1) Steve Swisher, R (10, 2) OBP: 0.333, SLG: 0.429			0-0 6-3		0-0 4-3		0-0 SH3-4 1-2		0-0 F8		2 0 0 0 0 0 1 0 0 0 0 0 0 0 1 0 0 0 0 0 0 0 0 0 0 0 0 0 0 0 0 0 0 0 0							
Inning Stats	R: 0 H: 1 E: 0 K: 1 S: 6 LOB: 2 BB: 1 P: 10	R: 1 H: 1 E: 0 K: 0 S: 4 LOB: 0 BB: 0 P: 4	R: 0 H: 0 E: 0 K: 0 S: 3 LOB: 0 BB: 0 P: 3	R: 2 H: 3 E: 0 K: 1 S: 8 LOB: 1 BB: 0 P: 8	R: 0 H: 1 E: 0 K: 1 S: 5 LOB: 0 BB: 0 P: 5	R: 0 H: 0 E: 0 K: 2 S: 7 LOB: 0 BB: 0 P: 7	R: 2 H: 2 E: 0 K: 1 S: 7 LOB: 2 BB: 1 P: 11	R: 0 H: 1 E: 0 K: 1 S: 6 LOB: 1 BB: 0 P: 6	R: 0 H: 0 E: 0 K: 0 S: 3 LOB: 0 BB: 0 P: 3	R: 1 H: 1 E: 0 K: 1 S: 6 LOB: 0 BB: 0 P: 6	1B: 4 SF: 0 2B: 2 SAC: 1 3B: 2 DP: 1 HR: 2 HBP: 0		WP: 0 PA: 41 PB: 0 SB: 1 CS: 0					
PITCHER	IP WLS BF H R ER SO BB IBB HBP BLK WP HR S P ERA WHIP																	
Mickey Mahler, L (1, 1) ERA: 5.28	7.0																	
Craig Skok, L (8, 1) ERA: 1.88	1.0																	
Gene Garber, R (9, 1) ERA: 5.17	2.0	L	7	1	1	1	1	0	0	0	0	0	0	1	9	9	4.50	0.500

livebaseballscorecards.com

AB 38
R 6
H 10
RBI 6
BB 2
SO 8
LOB 11



St. Louis Cardinals @ Atlanta Braves
Atlanta-Fulton County Stadium, Atlanta, GA

Tue Apr 24 1979, 6:05 PM EST
Att. 1,643 - Unknown

livebaseballscorecards.com

AB	44
R	5
H	14
RBI	5
BB	1
SO	7
LOB	18



WP	1	PA	45
PB	0		
SB	0		
CS	0		

Batter	1	2	3	4	5	6	7	8	9	10	AB	R	H	RBI	BB	SO	LOB
Jerry Royster, R OBP: 0.419, SLG: 0.377 (1, 5)	0-0 6-3		0-0 6-3		0-0 6-3		0-0 1B 1B	0-0 G4-6-3			5	0	1	0	0	0	1
Glenn Hubbard, R OBP: 0.321, SLG: 0.224 (1, 4)	0-0 FC3-6 1B		0-0 F8		0-0 F8		0-0 P4		0-0 F9		5	0	1	0	0	0	1
Jeff Burroughs, R OBP: 0.386, SLG: 0.328 (1, 7)	0-0 E6 1-2 FC3-6		0-0 1B 1B		0-0 1B 2B		0-0 1-2 1B		4-0 WP BB		4	1	3	0	1	0	1
Dale Murphy, R OBP: 0.377, SLG: 0.656 (1, 2)	0-0 FC3-6 1-2f 2-3		0-0 1B		0-0 1B		0-0 2-H 1B		0-3 K		5	0	2	1	0	1	5
Gary Matthews, R OBP: 0.284, SLG: 0.478 (1, 9)	0-0 P4		0-0 5-3		0-0 F9			0-0 HR	0-0 6-3		5	1	1	1	0	0	6
Mike Lum, L OBP: 0.293, SLG: 0.375 (1, 3)		0-0 HR		0-3 K		0-0 3-1		0-0 2B 1B		0-3 K	4	2	2	1	0	1	0
Charlie Spikes, R OBP: 0.375, SLG: 0.714 (10, PH)											1	0	0	0	0	1	0
Barry Bonnell, R OBP: 0.388, SLG: 0.661 (1, 8)		0-3 K2-3		0-0 5-3		0-0 G3		0-0 1-3 1B 2B		0-0 1B	5	1	2	0	0	1	0
Pepe Frias, R OBP: 0.294, SLG: 0.327 (1, 6)		0-0 L7		0-0 1B		0-0 L8		0-0 2-H 3-H 1B		0-3 K	5	0	2	2	0	1	1
Mickey Mahler, S OBP: 0.259, SLG: 0.550 (1, 1)											2	0	0	0	0	0	1
Rowland Office, L OBP: 0.280, SLG: 0.462 (7, PH)											1	0	0	0	0	0	0
Craig Skok, R OBP: 0.280, SLG: 0.462 (8, 1)											0	0	0	0	0	0	0
Joe Nolan, L OBP: 0.280, SLG: 0.462 (8, PH)											1	0	0	0	0	0	1
Bob Beall, S OBP: 0.280, SLG: 0.462 (8, PR)											0	0	0	0	0	0	0
Gene Garber, R OBP: 0.280, SLG: 0.462 (9, 1)											0	0	0	0	0	0	0
Mike Macha, R OBP: 0.231, SLG: 0.167 (10, PH)											1	0	0	0	0	1	1

Inning Stats	R: 0	H: 1	E: 1	LOB: 2	K: 0	S: 5	P: 5	R: 1	H: 1	E: 0	LOB: 0	K: 2	S: 8	P: 8	R: 0	H: 2	E: 0	LOB: 2	K: 0	S: 5	P: 5	R: 0	H: 1	E: 0	LOB: 1	K: 1	S: 6	P: 6	R: 1	H: 2	E: 0	LOB: 2	K: 0	S: 5	P: 5	R: 0	H: 0	E: 0	LOB: 0	K: 0	S: 3	P: 3	R: 0	H: 2	E: 0	LOB: 2	K: 0	S: 5	P: 5	R: 3	H: 4	E: 0	LOB: 1	K: 0	S: 6	P: 6	R: 0	H: 0	E: 0	LOB: 1	K: 1	S: 10	P: 10	R: 0	H: 1	E: 0	LOB: 1	K: 3	S: 10	P: 10	1B: 10	SF: 0	2B: 2	SAC: 0	3B: 0	DP: 1	HR: 2	HBP: 0	WP: 1	PA: 45
--------------	------	------	------	--------	------	------	------	------	------	------	--------	------	------	------	------	------	------	--------	------	------	------	------	------	------	--------	------	------	------	------	------	------	--------	------	------	------	------	------	------	--------	------	------	------	------	------	------	--------	------	------	------	------	------	------	--------	------	------	------	------	------	------	--------	------	-------	-------	------	------	------	--------	------	-------	-------	--------	-------	-------	--------	-------	-------	-------	--------	-------	--------

PITCHER	IP	WLS	BF	H	R	ER	SO	BB	IBB	HBP	BLK	WP	HR	S	P	ERA	WHIP
Bob Forsch, R ERA: 5.11 (1, 1)	7.0		34	12	5	5	3	0	0	0	0	0	2	40	40	6.43	1.714
Silvio Martinez, R ERA: 1.69 (8, 1)	1.0		3	1	0	0	0	0	0	0	0	0	0	3	3	0.00	1.000
Mark Littell, R ERA: 1.64 (9, 1)	1.0	W	4	0	0	0	1	1	0	0	0	1	0	5	9	0.00	1.000
Buddy Schultz, L ERA: 5.54 (10, 1)	1.0	S	4	1	0	0	3	0	0	0	0	0	0	10	10	0.00	1.000

Batter	1	2	3	4	5	6	7	8	9	AB R H RBI BB SO LOB	TOP													
Ivan De Jesus, R (1, 6) OBP: 0.239, SLG: 0.313	0-3 K	0-0 E6 1B		0-0 F9 2-3			0-0 6-3			4 0 0 0 0 1 1	Chicago Cubs @ Atlanta Braves Atlanta-Fulton County Stadium, Atlanta, GA Fri Apr 27 1979, 6:05 PM EST Att. 12,930 - Unknown livebaseballscorecards.com													
Bobby Murcer, L (1, 9) OBP: 0.362, SLG: 0.316	0-0 WP HR 1B	0-0 1-2 1B			0-0 F9			0-0 6-3		4 1 2 0 0 0 0														
Bill Buckner, L (1, 3) OBP: 0.254, SLG: 0.323	0-3 K2-3 1-2	0-0 F2			0-0 F9			0-0 F4		4 0 0 0 0 1 3														
Dave Kingman, R (1, 7) OBP: 0.381, SLG: 0.722	0-0 2-H HR		4-0 K2-4 BB		0-3 K			0-0 F5		3 1 1 2 1 1 0														
Steve Ontiveros, S (1, 5) OBP: 0.393, SLG: 0.358	0-0 2B		0-0 F8			0-0 3-1		0-0 1-3		4 0 1 0 0 0 1														
Jerry Martin, R (1, 8) OBP: 0.263, SLG: 0.317	4-0 BB		0-3 K2-4 1-2f			0-0 5-3		0-0 F7		3 0 0 0 1 1 1														
Barry Foote, R (1, 2) OBP: 0.220, SLG: 0.250	0-0 F8			0-0 PB 6-3 1B		0-0 P3		0-0 F3		4 0 1 0 0 0 2														
Ted Sizemore, R (1, 4) OBP: 0.351, SLG: 0.320		0-0 F7		0-3 K			0-3 K			3 0 0 0 0 2 1														
Mike Krukow, R (1, 1) OBP: 0.200, SLG: 0.200		0-0 F7		0-0 6-3			0-0 3-1			2 0 0 0 0 0 1														
Donnie Moore, L (6, 1)				1-2						1 0 0 0 0 0 0														
Willie Hernandez, L (8, 1)										0 0 0 0 0 0 0														
Inning Stats	R: 2 E: 0 K: 2 S: 10	H: 3 LOB: 2 BB: 1 P: 14	R: 0 E: 1 K: 0 S: 5	H: 1 LOB: 2 BB: 0 P: 5	R: 0 E: 0 K: 1 S: 4	H: 0 LOB: 1 BB: 1 P: 8	R: 0 E: 0 K: 1 S: 6	H: 1 LOB: 1 BB: 0 P: 6	R: 0 E: 0 K: 1 S: 5	H: 0 LOB: 0 BB: 0 P: 5	R: 0 E: 0 K: 0 S: 3	H: 0 LOB: 0 BB: 0 P: 3	R: 0 E: 0 K: 1 S: 5	H: 0 LOB: 0 BB: 0 P: 5	R: 0 E: 0 K: 0 S: 3	H: 0 LOB: 0 BB: 0 P: 3	R: 0 E: 0 K: 0 S: 3	H: 0 LOB: 0 BB: 0 P: 3	R: 0 E: 0 K: 0 S: 3	H: 0 LOB: 0 BB: 0 P: 3	1B: 3 2B: 2 3B: 0 HR: 1	SF: 0 SAC: 0 DP: 1 HBP: 0	WP: 1 PB: 1 SB: 0 CS: 0	PA: 34
PITCHER Phil Niekro, R (1, 1) ERA: 2.89	IP: 9.0 WLS: W BF: 34 H: 5 R: 2 ER: 2 SO: 6 BB: 2 IBB: 0 HBP: 0 BLK: 0 WP: 1 HR: 1 S: 44 P: 52 ERA: 2.00 WHIP: 0.778																							

Chicago Cubs @ Atlanta Braves
Atlanta-Fulton County Stadium, Atlanta, GA
Fri Apr 27 1979, 6:05 PM EST
Att. 12,930 - Unknown

AB	32
R	2
H	5
RBI	2
BB	2
SO	6
LOB	10



Batter	1	2	3	4	5	6	7	8	9
Jerry Royster, R OBP: 0.418, SLG: 0.368 (1, 5)	0-0 6-3	0-3 K			4-0 BB E BB	0-0 WP 1B		0-0 5-3	
Gary Matthews, R OBP: 0.291, SLG: 0.458 (1, 9)	4-0 BB 1B BB	0-3 K			0-0 F7	0-3 K		4-0 2B BB	
Jeff Burroughs, R OBP: 0.400, SLG: 0.344 (1, 7)	0-0 F8				4-0 E 1B BB	0-0 F9		0-0 2B	
Rowland Office, L OBP: 0.286, SLG: 0.462 (8, PR) (9, 8)								1-3 2-H 2B	
Dale Murphy, R OBP: 0.405, SLG: 0.672 (1, 2)	4-0 1B BB 1-2 BB				0-0 G1-6-3 1-2f	0-0 E8 1B 1-3 2-H		0-0 E 2B IBB	
Mike Lum, L OBP: 0.317, SLG: 0.362 (1, 3)	4-0 1B BB 1-2 2-3				4-0 BB			0-0 F5 K	
Barry Bonnell, R OBP: 0.380, SLG: 0.636 (1, 8) (9, 7)	0-0 FC6-4 1B 1-2 2-3 3-H				0-0 G3	0-0 F2		0-0 E5 G5-4-3 2-3	
Glenn Hubbard, R OBP: 0.317, SLG: 0.225 (1, 4)	0-0 FC6-4 1-2f				0-0 B1-6-4 1B	0-0 L6		0-0 G5-4-3 1-2f	
Pepe Frias, R OBP: 0.327, SLG: 0.346 (1, 6)					0-0 B1-6-4 1-2f			0-0 FC1-6 1B SH5-4 2B 1B	
Phil Niekro, R OBP: 0.125, SLG: 0.125 (1, 1)					0-3 K			0-0 FC1-6 WP 1B SH5-4 1-2	

Inning Stats	R: 1	H: 1	E: 0	K: 0	S: 4	LOB: 3	BB: 3	P: 16
	R: 0	H: 0	E: 0	K: 2	S: 7	LOB: 1	BB: 1	P: 11
	R: 0	H: 0	E: 0	K: 0	S: 2	LOB: 1	BB: 2	P: 10
	R: 0	H: 1	E: 0	K: 1	S: 5	LOB: 0	BB: 0	P: 5
	R: 1	H: 1	E: 1	K: 0	S: 4	LOB: 3	BB: 3	P: 16
	R: 0	H: 2	E: 0	K: 1	S: 7	LOB: 2	BB: 0	P: 7
	R: 0	H: 1	E: 1	K: 0	S: 4	LOB: 1	BB: 0	P: 4
	R: 1	H: 2	E: 0	K: 1	S: 7	LOB: 3	BB: 2	P: 15

PITCHER	IP	WLS	BF	H	R	ER	SO	BB	IBB	HBP	BLK	WP	HR	S	P	ERA	WHIP
Mike Krukow, R ERA: 3.78 (1, 1)	5.0		26	4	2	2	3	8	1	0	0	0	0	23	59	3.60	2.400
Donnie Moore, R ERA: 2.79 (6, 1)	2.2	L	13	4	1	1	1	1	0	0	0	1	0	14	18	3.38	1.875
Willie Hernandez, L ERA: 3.86 (8, 1)	0.1		2	0	0	0	1	0	1	0	0	0	0	3	7	0.00	0.000

BOTTOM

Chicago Cubs @ Atlanta Braves
Atlanta-Fulton County Stadium, Atlanta, GA

Fri Apr 27 1979, 6:05 PM EST
Att. 12,930 - Unknown

AB	R	H	RBI	BB	SO	LOB
4	1	1	0	1	1	2
3	1	0	0	2	2	4
3	0	1	1	2	0	3
0	0	0	0	0	0	0
3	0	2	1	2	0	1
2	0	0	0	3	1	4
4	0	1	1	0	0	5
4	0	1	0	0	0	8
3	1	2	0	1	0	1
3	0	0	0	0	1	2

AB	29
R	3
H	8
RBI	3
BB	11
SO	5
LOB	30

livebaseballscorecards.com

1B	6	SF	0	WP	1	PA	41
2B	2	SAC	1	PB	0		
3B	0	DP	3	SB	0		
HR	0	HBP	0	CS	0		

Braves

Batter	1	2	3	4	5	6	7	8	9	AB R H RBI BB SO LOB	TOP											
Ivan De Jesus, R (1, 6) OBP: 0.264, SLG: 0.338	0-0 FC4-6 1B	0-3 K			H 1-0 G3-6-1 1B HBP		X 0-0 L6-4 2B		X 0-0 F9	4 1 2 0 0 1 3												
Bobby Murcer, L (1, 9) OBP: 0.392, SLG: 0.341	0-0 FC4-6 1B		X 0-0 4-3		X 0-0 G3-6-1 1B		B B B B 4-0 BB			3 0 2 1 1 0 0												
Bill Buckner, L (1, 3) OBP: 0.239, SLG: 0.303	0-0 FC4-6 1-2f 3-H 1B		X 0-0 G3		X 0-0 G3-6-1 1-2f 2-3 1B		X 0-0 L6-4 2-3			4 0 0 1 0 0 5												
Dave Kingman, R (1, 7) OBP: 0.373, SLG: 0.690	0-3 K 1-2		X 0-0		X 0-0 F9			X 0-0 5-3		4 0 1 0 0 1 2												
Steve Ontiveros, S (1, 5) OBP: 0.369, SLG: 0.333	0-0 6-3		X 0-0 G3		X 0-0 F8			X 0-0 4-3		4 0 0 0 0 0 2												
Jerry Martin, R (1, 8) OBP: 0.320, SLG: 0.356		X 0-0 SH1-4 BB 1B		X 0-0 G1-6-3 1B		X 0-0 FC5-4 1B		X 0-0 5-3		4 0 3 0 0 0 0												
Barry Foote, R (1, 2) OBP: 0.204, SLG: 0.231		X 0-0 P6		X 0-0 P6		X 0-0 F6		X 0-0 F9		4 0 0 0 0 0 3												
Ted Sizemore, R (1, 4) OBP: 0.361, SLG: 0.321		B B B B 4-0 SH1-4 1-2 BB		X 0-0 G1-6-3 1-2f		X 0-0 FC5-4 1-2f		X 0-0 G3 1B		3 0 1 0 1 0 2												
Rick Reuschel, R (1, 1) Scot Thompson, L (7, PH) Ray Burris, R (7, 1) Larry Bittner, L (9, PH) OBP: 0.167, SLG: 0.167		X 0-0 SH1-4		B B B B 4-0 HBP 1B BB		X 0-0 F7		X 0-0 G3		0 1 0 0 1 0 0 1 0 0 0 0 0 0 0 0 0 0 0 0 0 1 0 0 0 0 0 1												
Inning Stats	R: 1 E: 0 K: 1 S: 7	H: 2 LOB: 1 BB: 0 P: 7	R: 0 E: 0 K: 1 S: 6	H: 1 LOB: 2 BB: 1 P: 10	R: 0 E: 0 K: 0 S: 4	H: 1 LOB: 1 BB: 0 P: 4	R: 0 E: 0 K: 0 S: 3	H: 1 LOB: 0 BB: 0 P: 3	R: 1 E: 0 K: 0 S: 3	H: 1 LOB: 1 BB: 1 P: 8	R: 0 E: 0 K: 0 S: 4	H: 1 LOB: 1 BB: 0 P: 4	R: 0 E: 0 K: 0 S: 3	H: 1 LOB: 1 BB: 1 P: 7	R: 0 E: 0 K: 0 S: 3	H: 0 LOB: 0 BB: 0 P: 3	R: 0 E: 0 K: 0 S: 4	H: 1 LOB: 1 BB: 0 P: 4	1B: 8 2B: 2 3B: 0 HR: 0	SF: 0 SAC: 1 DP: 3 HBP: 1	WP: 0 PB: 0 SB: 1 CS: 0	PA: 37
PITCHER	IP WLS BF H R ER SO BB IBB HBP BLK WP HR S P ERA WHIP																					
Rick Matula, R (1, 1) ERA: 3.6	6.1 W 29 8 2 2 2 3 0 1 0 0 0 29 42 2.84 1.737																					
Gene Garber, R (7, 1) ERA: 4.42	2.2 S 8 1 0 0 0 0 0 0 0 0 0 8 8 0.00 0.375																					

Chicago Cubs @ Atlanta Braves
Atlanta-Fulton County Stadium, Atlanta, GA
Sat Apr 28 1979, 6:05 PM EST
Att. 18,785 - Unknown

livebaseballscorecards.com

AB 32
R 2
H 9
RBI 2
BB 3
SO 2
LOB 18



Batter	1	2	3	4	5	6	7	8	9
Jerry Royster, R OBP: 0.431, SLG: 0.367 (1, 5)	4-0 FC9-6 BB		0-0 1B 2B 1B	4-0 1-2 2-3 BB			0-0 F9	0-0 F9	
Gary Matthews, R OBP: 0.289, SLG: 0.447 (1, 9)	0-0 FC9-6 G1-6-3 1-2f		0-0 2B 1B E	0-0 FC3-2-5 2-3 3-H			0-0 F9		
Jeff Burroughs, R OBP: 0.405, SLG: 0.359 Rowland Office, L OBP: 0.286, SLG: 0.462 (7, PR) (8, 8)	0-0 G1-6-3 1-2f		0-0 E5 HR 2B		0-3 K		4-0 BB 2B BB		
Dale Murphy, R OBP: 0.410, SLG: 0.701 (1, 2)		0-0 4-3	0-0 HR		0-3 K2-3		4-0 1-2 2B BB		
Mike Lum, L OBP: 0.313, SLG: 0.371 (1, 3)		0-0 4-3	0-0 6-3		0-0 F7		0-0 1-H 2-H 2B		
Barry Bonnell, R OBP: 0.387, SLG: 0.629 (8, 7)		0-0 1B		0-0 1B E 1B		0-0 F4	0-3 K		
Glenn Hubbard, R OBP: 0.326, SLG: 0.230 (1, 4)		0-3 K		0-0 BB E 1B FC3-2-5		4-0 FC4-6 BB	0-0 F9		
Pepe Frias, R OBP: 0.305, SLG: 0.321 (1, 6)			0-0 1-3	0-0 E4 FC3-2-5 BB		0-0 FC4-6 1-2f	0-3 K		
Rick Matula, R OBP: 0.125, SLG: 0.125 Gene Garber, R OBP: 0.500, SLG: 0.333 (7, 1)			0-3 K	0-3 K		0-3 K	0-0 1B		

Inning Stats	R: 0	H: 0	E: 0	K: 0	S: 2	LOB: 0	BB: 1	P: 6
	R: 0	H: 1	E: 0	K: 1	S: 6	LOB: 1	BB: 0	P: 6
	R: 4	H: 4	E: 1	K: 1	S: 9	LOB: 0	BB: 0	P: 9
	R: 1	H: 2	E: 1	K: 1	S: 7	LOB: 1	BB: 1	P: 11
	R: 0	H: 0	E: 0	K: 2	S: 7	LOB: 0	BB: 0	P: 7
	R: 0	H: 0	E: 1	K: 1	S: 5	LOB: 1	BB: 1	P: 9
	R: 2	H: 1	E: 0	K: 1	S: 6	LOB: 2	BB: 2	P: 14
	R: 0	H: 1	E: 0	K: 1	S: 6	LOB: 1	BB: 0	P: 6

PITCHER	IP	WLS	BF	H	R	ER	SO	BB	IBB	HBP	BLK	WP	HR	S	P	ERA	WHIP
Rick Reuschel, R ERA: 3.86 (1, 1)	6.0	L	27	7	5	5	6	3	0	0	0	0	1	36	48	7.50	1.667
Ray Burris, R ERA: 7.59 (7, 1)	2.0		10	2	2	2	2	2	0	0	0	0	0	12	20	9.00	2.000

AB R H RBI BB SO LOB

3	1	1	0	2	0	1
4	1	1	0	0	0	4
3	1	1	1	1	1	1
0	1	0	0	0	0	0
3	2	1	2	1	1	0
4	0	1	2	0	0	0
4	1	2	0	0	1	2
3	0	1	0	1	1	1
4	0	0	1	0	1	2
3	0	0	0	0	3	3
1	0	1	0	0	0	0

1B: 6	SF: 0	WP: 0	PA: 37
2B: 2	SAC: 0	PB: 0	
3B: 0	DP: 2	SB: 0	
HR: 1	HBP: 0	CS: 0	

PITCHER	IP	WLS	BF	H	R	ER	SO	BB	IBB	HBP	BLK	WP	HR	S	P	ERA	WHIP
---------	----	-----	----	---	---	----	----	----	-----	-----	-----	----	----	---	---	-----	------

Chicago Cubs @ Atlanta Braves
Atlanta-Fulton County Stadium, Atlanta, GA
Sat Apr 28 1979, 6:05 PM EST
Att. 18,785 - Unknown

livebaseballscorecards.com

AB	32
R	7
H	9
RBI	6
BB	5
SO	8
LOB	14



Batter	1	2	3	4	5	6	7	8	9	AB R H RBI BB SO LOB	TOP		
Ivan De Jesus, R (1, 6) OBP: 0.276, SLG: 0.338 Larry Bittner, L (9, PH) OBP: 0.286, SLG: 0.286 Steve Dillard, R (9, PR) Bruce Sutter, R (9, 1)	0-0 S 1B		4-0 S BB		0-0 F9			0-0 F8	0-0 HR 1-2 2-H	3 0 1 0 1 0 1 1 0 1 1 0 0 0 0 1 0 0 0 0 0 0 0 0 0 0 0 0	Chicago Cubs @ Atlanta Braves Atlanta-Fulton County Stadium, Atlanta, GA Sun Apr 29 1979, 3:33 AM EDT Att. 5,041 - Unknown livebaseballscorecards.com		
Bobby Murcer, L (1, 9) OBP: 0.411, SLG: 0.409	0-0 F8 1-2		4-0 BB		4-0 BB			0-0 4-3	0-0 HR 1-H 2-H	3 1 1 3 2 0 1			
Bill Buckner, L (1, 3) OBP: 0.224, SLG: 0.282	0-0 P3		0-0 F7		0-0 F6			0-0 F4	0-0 F9	5 0 0 0 0 0 6			
Dave Kingman, R (1, 7) OBP: 0.366, SLG: 0.661	0-3 K		0-0 F6		0-0 P4			0-0 BB BB 1B	0-0 BB BB 1B	4 1 1 0 0 1 3			
Steve Ontiveros, S (1, 5) OBP: 0.377, SLG: 0.333		0-0 FC6-4 1B		0-0 F9		0-3 K		0-0 BB BB 1B BB	4-0 BB BB	3 1 1 0 1 1 0			
Jerry Martin, R (1, 8) OBP: 0.296, SLG: 0.327		0-0 FC6-4 1-2f		0-0 5-3		0-3 K		0-0 F4	0-0 F4	4 0 0 0 0 1 3			
Barry Foote, R (1, 2) OBP: 0.196, SLG: 0.222 Lynn McGlothen, L (4, 1) OBP: 0.222, SLG: 0.222 Gene Clines, R (9, PH) OBP: 0.125, SLG: 0.125 Mick Kelleher, R (9, 6)		0-0 F9		0-3 K			0-0 F8	0-0 L4	0-0 L4	2 0 0 0 0 1 1 1 0 0 0 0 0 0 1 0 0 0 0 0 2 0 0 0 0 0 0 0			
Ted Sizemore, R (1, 4) OBP: 0.354, SLG: 0.304		0-0 6-3		0-0 F3			0-0 1-3	4-0 BB BB 1B BB	4-0 BB BB 1B BB	3 1 0 0 1 0 1			
Dennis Lamp, R (1, 1) Tim Blackwell, S (4, 2) OBP: 0.778, SLG: 0.500			0-0 P6		4-0 BB BB		0-0 4-3	0-0 HR 1-2 2-H 3-H	0-0 HR 1B 1B	1 0 0 0 0 0 0 2 1 1 2 1 0 0			
Inning Stats	R: 0 H: 1 E: 0 LOB: 1 K: 1 BB: 0 S: 6 P: 6	R: 0 H: 1 E: 0 LOB: 1 K: 0 BB: 0 S: 4 P: 4	R: 0 H: 0 E: 0 LOB: 2 K: 0 BB: 2 S: 3 P: 11	R: 0 H: 0 E: 0 LOB: 0 K: 1 BB: 0 S: 5 P: 5	R: 0 H: 0 E: 0 LOB: 2 K: 0 BB: 2 S: 3 P: 11	R: 0 H: 0 E: 0 LOB: 0 K: 2 BB: 0 S: 7 P: 7	R: 0 H: 0 E: 0 LOB: 0 K: 0 BB: 0 S: 3 P: 3	R: 0 H: 0 E: 0 LOB: 0 K: 0 BB: 0 S: 3 P: 3	R: 6 H: 4 E: 0 LOB: 1 K: 0 BB: 2 S: 7 P: 15	1B: 5 SF: 0 2B: 0 SAC: 0 3B: 0 DP: 0 HR: 1 HBP: 0		WP: 0 PA: 39 PB: 0 SB: 2 CS: 0	
PITCHER	IP WLS BF H R ER SO BB IBB HBP BLK WP HR S P ERA WHIP											PITCHER	IP WLS BF H R ER SO BB IBB HBP BLK WP HR S P ERA WHIP
Larry McWilliams, L (1, 1) ERA: 6.3 Gene Garber, R (9, 1) ERA: 5.79	8.2 35 3 3 3 4 6 0 0 0 0 0 0 37 61 3.12 1.038												

Chicago Cubs @ Atlanta Braves
Atlanta-Fulton County Stadium, Atlanta, GA
Sun Apr 29 1979, 3:33 AM EDT
Att. 5,041 - Unknown

AB	33
R	6
H	6
RBI	6
BB	6
SO	4
LOB	18



Batter	1	2	3	4	5	6	7	8	9	AB R H RBI BB SO LOB
Jerry Royster, R OBP: 0.455, SLG: 0.391 (1, 5)	4-0 5-3 1B 6-3 BB		0-0 2B 1B	0-0 1-2 BB 1B		0-0 2-H 1B			0-0 6-3	4 2 3 1 1 0 0
Gary Matthews, R OBP: 0.318, SLG: 0.475 (1, 9)	0-0 1-2 1B		0-0 1-H 2B 2B	4-0 1-2 2-3 BB		0-0 5-3			0-0 5-3 1B 1B	4 1 3 1 1 0 1
Jeff Burroughs, R OBP: 0.405, SLG: 0.377 (1, 7)	0-0 1-2 2-3		0-0 2-H 2B	0-0 F5					0-0 1-2 1B	5 0 2 1 0 1 5 0 0 0 0 0 0 0
Barry Bonnell, R OBP: 0.387, SLG: 0.629 (9, PR)										
Dale Murphy, R OBP: 0.398, SLG: 0.708 (1, 2)	0-0 3-H		0-0 2-3		0-0 P5				0-0 5-3	5 1 1 2 0 0 4
Mike Lum, L OBP: 0.306, SLG: 0.348 (1, 3)	0-0 6-3		0-0 2-3		0-0 4-3				0-0 1-2 2-3	4 0 0 0 1 0 5
Rowland Office, L OBP: 0.278, SLG: 0.412 (1, 8)									0-0 4-3	4 0 1 0 0 1 2
Glenn Hubbard, R OBP: 0.311, SLG: 0.218 (1, 4)									0-0 1B	
Pepe Frias, R OBP: 0.302, SLG: 0.317 (1, 6)									0-0 F7	4 0 0 0 0 1 1
Larry McWilliams, L OBP: 0.154, SLG: 0.231 (1, 1)									0-0 F8	
Gene Garber, R OBP: 0.500, SLG: 0.333 (9, 1)									0-0 F9	4 0 1 0 0 1 1
									0-0 FC1-6 1B	
									0-0 K	4 1 1 0 0 2 2 0 0 0 0 0 0 0
									0-0 K	
									0-0 K	
									0-0 1B 2B	
									0-0 K	

Inning Stats	R: 1	H: 1	E: 0	LOB: 1	K: 0	P: 8	R: 0	H: 1	E: 0	LOB: 1	K: 1	P: 6	R: 2	H: 3	E: 0	LOB: 1	K: 0	P: 6	R: 0	H: 2	E: 0	LOB: 3	K: 0	P: 9	R: 0	H: 0	E: 0	LOB: 0	K: 0	P: 3	R: 1	H: 2	E: 0	LOB: 1	K: 2	P: 9	R: 1	H: 1	E: 0	LOB: 1	K: 2	P: 11	R: 0	H: 0	E: 0	LOB: 0	K: 1	P: 5	R: 0	H: 2	E: 0	LOB: 3	K: 0	P: 5	1B: 8	SF: 0	2B: 4	SAC: 0	3B: 0	DP: 1	HR: 1	HBP: 0	WP: 0	PA: 41
--------------	------	------	------	--------	------	------	------	------	------	--------	------	------	------	------	------	--------	------	------	------	------	------	--------	------	------	------	------	------	--------	------	------	------	------	------	--------	------	------	------	------	------	--------	------	-------	------	------	------	--------	------	------	------	------	------	--------	------	------	-------	-------	-------	--------	-------	-------	-------	--------	-------	--------

PITCHER	IP	WLS	BF	H	R	ER	SO	BB	IBB	HBP	BLK	WP	HR	S	P	ERA	WHIP
Dennis Lamp, R ERA: 2.13 (1, 1)	3.2		20	7	3	3	1	2	0	0	0	0	0	20	28	7.36	2.455
Lynn McGlothen, R ERA: 4.78 (4, 1)	4.1	W	16	3	2	2	5	1	0	0	0	0	1	25	29	4.15	0.923
Bruce Sutter, R ERA: (9, 1)	1.0	S	5	2	0	0	0	0	0	0	0	0	0	5	5	0.00	2.000

BOTTOM

Chicago Cubs @ Atlanta Braves
Atlanta-Fulton County Stadium, Atlanta, GA
Sun Apr 29 1979, 3:33 AM EDT
Att. 5,041 - Unknown

livebaseballscores.com

AB	38
R	5
H	12
RBI	5
BB	3
SO	6
LOB	21



Batter	1	2	3	4	5	6	7	8	9	AB R H RBI BB SO LOB	TOP																	
Jerry Royster, R (1, 5) OBP: 0.444, SLG: 0.397	0-3 K		0-0 6-3			0-0 F9 SF7 2B		0-3 K		4 1 1 0 0 2 0																		
Gary Matthews, R (1, 9) OBP: 0.337, SLG: 0.554	4-0 S BB		0-0 HR			0-0 F9 2-3			0-0 IHR	3 2 2 2 1 0 1																		
Jeff Burroughs, R (1, 7) OBP: 0.420, SLG: 0.380 Rowland Office, L (9, PR) OBP: 0.278, SLG: 0.412	4-0 1-2 BB		0-0 5-3			4-0 CS BB			0-0 1B SF9 1B	2 0 1 0 2 0 0 0 1 0 0 0 0 0																		
Dale Murphy, R (1, 2) OBP: 0.391, SLG: 0.693	0-3 K			0-0 F7		0-0 SF7			0-0 CS 1B	3 0 1 1 0 1 2																		
Mike Lum, L (1, 3) OBP: 0.289, SLG: 0.333	0-3 K			0-0 P3		0-0 CS 1-2	0-0 3-1		0-0 SF9	3 0 0 1 0 1 2																		
Barry Bonnell, R (1, 8) OBP: 0.380, SLG: 0.608		0-3 K		0-0 F9			0-3 K2-3		0-0 S 1B	4 1 1 0 0 2 0																		
Glenn Hubbard, R (1, 4) OBP: 0.309, SLG: 0.220			0-0 L7		0-0 F7		0-0 P4		0-0 1B	4 0 1 1 0 0 0																		
Pepe Frias, R (1, 6) OBP: 0.299, SLG: 0.302			0-0 F8		0-0 F7			0-0 6-3	4-0 IBB	3 0 0 0 1 0 0																		
Phil Niekro, R (1, 1) OBP: 0.100, SLG: 0.100			0-0 6-3		0-0 F8			0-0 6-3	0-0 6-3	4 0 0 0 0 0 2																		
Inning Stats	R: 0 E: 0 K: 3 S: 9	H: 0 LOB: 2 BB: 2 P: 17	R: 0 E: 0 K: 1 S: 5	H: 0 LOB: 0 BB: 0 P: 5	R: 1 E: 0 K: 0 S: 4	H: 1 LOB: 0 BB: 0 P: 4	R: 0 E: 0 K: 0 S: 3	H: 0 LOB: 0 BB: 0 P: 3	R: 0 E: 0 K: 1 S: 5	H: 0 LOB: 0 BB: 0 P: 5	R: 1 E: 0 K: 0 S: 3	H: 1 LOB: 0 BB: 1 P: 7	R: 0 E: 0 K: 1 S: 5	H: 0 LOB: 0 BB: 0 P: 5	R: 0 E: 0 K: 1 S: 5	H: 0 LOB: 0 BB: 0 P: 5	R: 3 E: 0 K: 0 S: 7	H: 5 LOB: 2 BB: 1 P: 11	1B: 4 2B: 1 3B: 0 HR: 2	SF: 2 SAC: 0 DP: 0 HBP: 0	WP: 0 PB: 0 SB: 2 CS: 2	PA: 37						
PITCHER	IP WLS BF H R ER SO BB IBB HBP BLK WP HR S P ERA WHIP																											
Bert Blyleven, R (1, 1) ERA: 5.21	8.0		28	2	2	2	6	3	0	0	0	0	0	1	37	49	2.25	0.625										
Kent Tekulve, R (9, 1) ERA: 5.6	0.0	L	3	3	3	3	0	0	0	0	0	0	0	0	3	3	∞	∞										
Grant Jackson, L (9, 1) ERA: 1.74	0.1		1	0	0	0	0	0	0	0	0	0	0	0	1	1	0.00	0.000										
Enrique Romo, R (9, 1) ERA: 4.82	0.2		4	2	0	0	0	0	1	0	0	0	0	0	3	7	0.00	3.000										

Atlanta Braves @ Pittsburgh Pirates
 Three Rivers Stadium, Pittsburgh, PA
 Tue May 01 1979, 7:05 PM EDT
 Att. 5,122 - Unknown

livebaseballscorecards.com

AB	30
R	5
H	7
RBI	5
BB	4
SO	6
LOB	7



Batter	1	2	3	4	5	6	7	8	9	AB	R	H	RBI	BB	SO	LOB
Omar Moreno, L (1, 8) OBP: 0.398, SLG: 0.440	0-0 6-3 2B		0-0 F9		0-3 K		0-0 L8		0-3 K	5	0	1	0	0	2	0
Tim Foli, R (1, 6) OBP: 0.256, SLG: 0.297	0-0 6-3 2-3		0-0 1B PB 2B		0-0 E 2B		0-0 2B		4-0 BB	4	2	3	0	1	0	1
Dave Parker, L (1, 9) OBP: 0.412, SLG: 0.568	0-0 P5		0-0 PB 2-3 1B		0-0 E3 2-H 1B		4-0 IBB		0-0 F9	4	0	2	1	1	0	2
Willie Stargell, L (1, 3) OBP: 0.339, SLG: 0.625 John Milner, L (6, 3) OBP: 0.545, SLG: 0.971	4-0 BB		0-3 K 1-2 3-H		4-0 G6-4-3 IBB		0-0 G3		0-3 K	1	0	0	0	2	1	1
Bill Robinson, R (1, 7) OBP: 0.254, SLG: 0.393	0-0 L8		0-0 P6		0-0 G6-4-3 1-2f				0-0 F2	4	0	0	0	0	0	5
Phil Garner, R (1, 5) OBP: 0.321, SLG: 0.417		1-0 G3 HBP		0-3 K		0-0 F7		4-0 S BB		2	0	0	0	1	1	0
Ed Ott, L (1, 2) OBP: 0.302, SLG: 0.472		0-0 L9		0-0 1B		0-0 F3		0-0 F9 1-2		4	0	1	0	0	0	2
Rennie Stennett, R (1, 4) OBP: 0.260, SLG: 0.250		0-0 G3 1-2		0-0 F7		0-0 F9		4-0 IBB		3	0	0	0	1	0	2
Bert Blyleven, R (1, 1) OBP: 0.154, SLG: 0.231 Mike Easler, L (8, PH) Kent Tekulve, R (9, 1) Grant Jackson, S (9, 1) Enrique Romo, R (9, 1)		0-0 F7		0-0 P4				0-0 6-3		3	0	0	0	0	0	2

Inning Stats	R: 0	H: 1	E: 0	K: 0	S: 4	R: 0	H: 0	E: 0	K: 0	S: 3	R: 1	H: 2	E: 0	K: 1	S: 7	R: 0	H: 1	E: 0	K: 1	S: 6	R: 1	H: 2	E: 1	K: 1	S: 6	R: 0	H: 0	E: 0	K: 0	S: 3	R: 0	H: 1	E: 0	K: 0	S: 4	R: 0	H: 0	E: 0	K: 1	S: 5	R: 0	H: 0	E: 0	K: 2	S: 7	R: 0	H: 0	E: 0	K: 2	S: 7	1B: 3	SF: 0	2B: 4	SAC: 0	3B: 0	DP: 1	HR: 0	HBP: 1	WP: 0	PA: 40
--------------	------	------	------	------	------	------	------	------	------	------	------	------	------	------	------	------	------	------	------	------	------	------	------	------	------	------	------	------	------	------	------	------	------	------	------	------	------	------	------	------	------	------	------	------	------	------	------	------	------	------	-------	-------	-------	--------	-------	-------	-------	--------	-------	--------

PITCHER	IP	WLS	BF	H	R	ER	SO	BB	IBB	HBP	BLK	WP	HR	S	P	ERA	WHIP	PITCHER	IP	WLS	BF	H	R	ER	SO	BB	IBB	HBP	BLK	WP	HR	S	P	ERA	WHIP																
Phil Niekro, R (1, 1) ERA: 2.59	9.0	W	40	7	2	1	6	3	3	1	0	0	0	45	70	1.00	1.111																																		

BOTTOM

Atlanta Braves @ Pittsburgh Pirates
Three Rivers Stadium, Pittsburgh, PA

Tue May 01 1979, 7:05 PM EDT
Att. 5,122 - Unknown

livebaseballscorecards.com

AB	33
R	2
H	7
RBI	1
BB	6
SO	6
LOB	20



Batter	1	2	3	4	5	6	7	8	9	AB R H RBI BB SO LOB	TOP																								
Jerry Royster, R OBP: 0.447, SLG: 0.403 (1, 5) X	0-0 CS 1B		0-0 6-3 1B		0-0 6-3		0-0 4-3			4 0 2 0 0 0 0																									
Gary Matthews, R OBP: 0.333, SLG: 0.540 (1, 9) X	0-0 CS 1B		0-0 F7		0-0 F9			0-0 6-3		4 0 1 0 0 0 1																									
Jeff Burroughs, R OBP: 0.413, SLG: 0.365 (1, 7) S S	0-3 K 1-2 2-3		0-0 6-3			1-0 FC4-6 1B HBP		0-0 F3		3 0 0 0 0 1 3																									
Dale Murphy, R OBP: 0.385, SLG: 0.671 (1, 3) X	0-0 F7		0-0 1-3			0-0 F8		0-0 1B		4 0 1 0 0 0 3																									
Barry Bonnell, R OBP: 0.386, SLG: 0.603 (1, 8) X		0-0 FC5-4 1B		0-0 P6		0-0 FC4-6 1B		0-0 F8		4 0 2 0 0 0 1																									
Glenn Hubbard, R OBP: 0.296, SLG: 0.209 (1, 4) X		0-0 FC5-4 2B 1-2f		0-0 1-3		0-0 FC4-6		0-0 F7		4 1 0 0 0 0 3																									
Bruce Benedict, R OBP: 0.417, SLG: 0.455 (1, 2) X		0-0 1-H 2B		0-0 6-3		0-0 4-3		0-0 F9		4 0 1 1 0 0 2																									
Pepe Frias, R OBP: 0.304, SLG: 0.354 (1, 6) X Adrian Devine, R (5, 1) X Charlie Spikes, R OBP: 0.153, SLG: 0.625 (7, PH) X Craig Skok, R (7, 1) X Rick Mahler, R (8, 1) X Mike Macha, R OBP: 0.214, SLG: 0.154 (9, PH) X		0-3 K		0-0 HR		0-3 K		0-3 K		2 1 1 1 0 1 1 0 0 0 0 0 0 0 1 0 0 0 0 0 1 0 0 0 0 0 0 0 0 0 0 0 0 0 0 0 1 0 0 0 0 0 1 0																									
Mickey Mahler, S OBP: 0.200, SLG: 0.400 (1, 1) X Frank LaCorte, R (3, 1) X Darrel Chaney, S (5, PH) X (5, 6) X		0-3 K		0-3 K		0-0 F7				1 0 0 0 0 1 1 0 0 0 0 0 0 0 2 0 0 0 0 1 0																									
Inning Stats	R: 0 E: 0 K: 1 S: 6	H: 2 LOB: 1 BB: 0 P: 6	R: 1 E: 0 K: 2 S: 9	H: 2 LOB: 1 BB: 0 P: 9	R: 0 E: 0 K: 0 S: 4	H: 1 LOB: 1 BB: 0 P: 4	R: 0 E: 0 K: 0 S: 3	H: 0 LOB: 0 BB: 0 P: 3	R: 1 E: 0 K: 1 S: 6	H: 1 LOB: 0 BB: 0 P: 6	R: 0 E: 0 K: 0 S: 4	H: 1 LOB: 2 BB: 0 P: 5	R: 0 E: 0 K: 1 S: 5	H: 0 LOB: 0 BB: 0 P: 5	R: 0 E: 0 K: 0 S: 4	H: 1 LOB: 1 BB: 0 P: 4	R: 0 E: 0 K: 1 S: 5	H: 0 LOB: 0 BB: 0 P: 5	R: 0 E: 0 K: 1 S: 5	H: 0 LOB: 0 BB: 0 P: 5	1B: 6 2B: 2 3B: 0 HR: 1	SF: 0 SAC: 0 DP: 1 HBP: 1	WP: 0 PB: 0 SB: 0 CS: 2	PA: 35											
PITCHER John Candelaria, L ERA: 3.27 (1, 1) X	IP 9.0	WLS W	BF 35	H 8	R 2	ER 2	SO 6	BB 0	IBB 0	HBP 1	BLK 0	WP 0	HR 1	S 46	P 47	ERA 2.00	WHIP 0.889	PITCHER	IP	WLS	BF	H	R	ER	SO	BB	IBB	HBP	BLK	WP	HR	S	P	ERA	WHIP

Atlanta Braves @ Pittsburgh Pirates
 Three Rivers Stadium, Pittsburgh, PA
 Wed May 02 1979, 7:05 PM EDT
 Att. 4,840 - Unknown

livebaseballscorecards.com

AB	34
R	2
H	8
RBI	2
BB	0
SO	6
LOB	15



Batter	1	2	3	4	5	6	7	8	9
Omar Moreno, L OBP: 0.375, SLG: 0.413 (1, 8)	0-0 F7	0-0 L7	0-0 G3		0-0 4-3			0-3 K	
Tim Foli, R OBP: 0.295, SLG: 0.333 (1, 6)	0-0 1-3		0-0 1B SF8 1B	0-0 FC4 1B		0-0 F2		0-0 3B 1B	
Dave Parker, L OBP: 0.420, SLG: 0.584 (1, 9)	0-0 HR 2B		0-0 1B 2B 1B	0-0 FC4 HR		0-0 FC5-4 1B		0-0 3B	
Matt Alexander, S OBP: 1.000, SLG: 2.000 (5, 9)									
Bill Robinson, R OBP: 0.281, SLG: 0.508 (1, 3)	0-0 HR		0-0 1B 2B 1B	0-0 HR		0-0 FC5-4 1B		0-0 L6	
Lee Lacy, R OBP: 0.321, SLG: 0.409 (1, 7)	4-0 BB		0-0 SF8 1B	0-0 6-3		0-0 FC6-4 1B		0-0 F8	
Phil Garner, R OBP: 0.318, SLG: 0.408 (1, 5)	0-0 1B		0-3 K	0-3 K		0-0 FC6-4			
Rennie Stennett, R OBP: 0.260, SLG: 0.264 (1, 4)	0-0 G3		0-0 1B 2B		0-0 6-3		0-0 G3		
Steve Nicosia, R OBP: 0.300, SLG: 0.500 (1, 2)		0-0 6-3	4-0 1B 2B IBB		0-0 L6		0-0 B1-6-4 1B		
John Candelaria, L OBP: 0.167, SLG: 0.182 (1, 1)		0-3 K	0-0 1B 2B		4-0 BB		0-0 B1-6-4		

Inning Stats	R: 2	H: 3	E: 0	K: 0	S: 6	LOB: 2	BB: 1	P: 10	R: 0	H: 0	E: 0	K: 1	S: 5	LOB: 0	BB: 0	P: 5	R: 5	H: 5	E: 0	K: 1	S: 10	LOB: 1	BB: 1	P: 14	R: 2	H: 2	E: 0	K: 1	S: 7	LOB: 0	BB: 0	P: 7	R: 0	H: 0	E: 0	K: 0	S: 3	LOB: 1	BB: 1	P: 7	R: 0	H: 2	E: 0	K: 0	S: 5	LOB: 2	BB: 0	P: 5	R: 0	H: 1	E: 0	K: 0	S: 3	LOB: 0	BB: 0	P: 3	R: 1	H: 2	E: 0	K: 1	S: 7	LOB: 1	BB: 0	P: 7
--------------	------	------	------	------	------	--------	-------	-------	------	------	------	------	------	--------	-------	------	------	------	------	------	-------	--------	-------	-------	------	------	------	------	------	--------	-------	------	------	------	------	------	------	--------	-------	------	------	------	------	------	------	--------	-------	------	------	------	------	------	------	--------	-------	------	------	------	------	------	------	--------	-------	------

PITCHER	IP	WLS	BF	H	R	ER	SO	BB	IBB	HBP	BLK	WP	HR	S	P	ERA	WHIP
Mickey Mahler, L ERA: 7.5 (1, 1)	2.2	L	16	7	6	6	2	1	0	0	0	0	1	19	23	20.25	3.000
Frank LaCorte, R ERA: 10.8 (3, 1)	1.1		8	3	3	3	1	0	1	0	0	0	1	9	13	20.25	2.250
Adrian Devine, R ERA: 4.5 (5, 1)	2.0		9	2	0	0	0	1	0	0	0	0	0	8	12	0.00	1.500
Craig Skok, L ERA: 1.76 (7, 1)	1.0		3	1	0	0	0	0	0	0	0	0	0	3	3	0.00	1.000
Rick Mahler, R ERA: 7.71 (8, 1)	1.0		5	2	1	1	1	0	0	0	0	0	0	7	7	9.00	2.000

AB	R	H	RBI	BB	SO	LOB
5	0	0	0	0	1	2
5	2	3	0	0	0	0
3	3	2	0	0	0	1
2	0	2	1	0	0	0
5	3	3	4	0	0	2
3	0	1	1	1	0	1
4	0	1	0	0	2	4
4	1	1	2	0	0	2
3	1	1	0	1	0	0
3	0	1	2	1	1	1

WP	PA	ERA	WHIP
0	41		
0			
0			
0			
0			
0			

Atlanta Braves @ Pittsburgh Pirates
Three Rivers Stadium, Pittsburgh, PA
 Wed May 02 1979, 7:05 PM EDT
 Att. 4,840 - Unknown

livebaseballscorecards.com

AB	37
R	10
H	15
RBI	10
BB	3
SO	4
LOB	13



Batter	1	2	3	4	5	6	7	8	9	AB R H RBI BB SO LOB	TOP											
Jerry Royster, R (1, 5) OBP: 0.433, SLG: 0.395	0-3 K		0-0 BB S 1B		0-3 K	0-0 SF8		0-0 5-3		4 0 1 1 0 2 2												
Gary Matthews, R (1, 9) OBP: 0.337, SLG: 0.522	4-0 E S FC5-2 BB		4-0 BB 1-2 BB		0-0 F8	0-0 F7			0-0 P6	3 0 0 0 2 0 2												
Jeff Burroughs, R (1, 7) OBP: 0.423, SLG: 0.372	0-0 FC5-2 FC6-4 1-H		4-0 BB 1-2 2-3 BB		0-0 1B			0-3 K		4 0 2 0 1 1 1												
Dale Murphy, R (1, 2) OBP: 0.375, SLG: 0.643	0-0 FC6-4 1-2f		0-3 K		0-0 1B			0-0 G3		5 0 1 0 0 1 5												
Mike Lum, L (1, 3) OBP: 0.284, SLG: 0.324		0-0 F8		0-0 FC1-6 SF7 1B		0-0 4-3		0-0 P6		5 1 1 0 0 0 3												
Barry Bonnell, R (1, 8) OBP: 0.379, SLG: 0.585		0-0 4-3		0-0 FC1-6 1-2 1B		0-3 K		0-3 K		4 0 1 0 0 2 0												
Glenn Hubbard, R (1, 4) OBP: 0.304, SLG: 0.213		0-0 6-3		0-0 FC1-6 1-2f 2-3 E		4-0 BB SF8 1B BB		0-0 2B 1B		3 1 1 0 1 0 2												
Pepe Frias, R (1, 6) OBP: 0.315, SLG: 0.382			0-3 K		0-0 SF7			0-0 BB 1-2 1B		3 0 2 1 0 1 0												
Rick Matula, R (1, 1) OBP: 0.100, SLG: 0.100			0-3 K		0-3 K			0-0 F7		2 0 0 0 0 2 1												
Rowland Office, L (8, PH) OBP: 0.316, SLG: 0.412										0 0 0 0 0 1 0 0												
Adrian Devine, R (6, 1)										0 0 0 0 0 0 0 0												
Craig Skok, R (7, 1)										0 0 0 0 0 0 0 0												
Gene Garber, R (7, 1) OBP: 0.500, SLG: 0.333										0 0 0 0 0 0 0 0												
Joe Nolant, L (8, PH)										1 0 0 0 0 0 0 2												
Eddie Solomon, R (8, 1)										0 0 0 0 0 0 0 0												
Inning Stats	R: 0 E: 0 K: 1 S: 5	H: 0 LOB: 1 BB: 1 P: 9	R: 0 E: 0 K: 0 S: 3	H: 0 LOB: 0 BB: 0 P: 3	R: 0 E: 0 K: 3 S: 10	H: 1 LOB: 3 BB: 2 P: 18	R: 1 E: 1 K: 1 S: 7	H: 2 LOB: 1 BB: 0 P: 7	R: 0 E: 0 K: 1 S: 7	H: 2 LOB: 2 BB: 0 P: 7	R: 1 E: 0 K: 1 S: 6	H: 1 LOB: 2 BB: 2 P: 14	R: 0 E: 0 K: 1 S: 5	H: 0 LOB: 0 BB: 0 P: 5	R: 0 E: 0 K: 1 S: 7	H: 2 LOB: 2 BB: 0 P: 7	R: 0 E: 0 K: 0 S: 4	H: 1 LOB: 1 BB: 0 P: 4	1B: 8 2B: 1 3B: 0 HR: 0	SF: 2 SAC: 0 DP: 0 HBP: 0	WP: 0 PB: 0 SB: 2 CS: 0	PA: 41
PITCHER	IP WLS BF H R ER SO BB IBB HBP BLK WP HR S P ERA WHIP												PITCHER	IP WLS BF H R ER SO BB IBB HBP BLK WP HR S P ERA WHIP								
Mike Krukow, R (1, 1) ERA: 3.57	6.0 W 29 6 2 2 7 5 0 0 0 0 0 0 38 58 3.00 1.833																					
Lynn McGlothen, R (7, 1) ERA: 4.3	3.0 S 12 3 0 0 2 0 0 0 0 0 0 0 16 16 0.00 1.000																					

Atlanta Braves @ Chicago Cubs
Wrigley Field, Chicago, IL
Fri May 04 1979, 3:33 AM CDT
Att. 3,928 - Overcast - 46 F

livebaseballscorecards.com

AB	34
R	2
H	9
RBI	2
BB	5
SO	9
LOB	18



Batter	1	2	3	4	5	6	7	8	9
Ivan De Jesus, R OBP: 0.256, SLG: 0.298 (1, 6)	0-0 L8		0-0 5-3		4-0 1B 2B BB		0-0 L8	0-0 L8	
Bobby Murcer, L OBP: 0.414, SLG: 0.400 Sam Mejias, R (8, PR) (9, 9)	4-0 FC4-6 BB			0-0 4-3	0-0 2B E 1B		4-0 BB 1B 4-3 BB	4-0 BB	
Bill Buckner, L OBP: 0.267, SLG: 0.412 (1, 3)	0-0 FC4-6 1-2f			0-0 4-3	0-0 E5 1-H 2-H 2B		0-0 4-3 1B 1B	0-0 F9	
Dave Kingman, R OBP: 0.349, SLG: 0.577 (1, 7)	0-3 K			4-0 1B BB	0-3 K		4-0 1-2 2-3 1B BB		
Steve Ontiveros, S OBP: 0.346, SLG: 0.306 (1, 5)		0-0 E4 FC6-4		0-0 FC6-4 1B		0-0 BB 1B	0-0 4-3		
Jerry Martin, R OBP: 0.308, SLG: 0.367 (1, 8)		0-0 FC6-4 1-2f G5-4-3		0-0 FC6-4 1-2f		0-0 L8	0-0 2-H 3-H 1B		
Barry Foote, R OBP: 0.212, SLG: 0.238 (1, 2)		0-0 G5-4-3 1-2f			0-0 4-3 1B 2B	0-0 P4	0-0 P3		
Ted Sizemore, R OBP: 0.347, SLG: 0.281 (1, 4)			0-0 5-3		0-0 4-3 2-3	4-0 1-2 BB		0-0 F9	
Mike Krukow, R OBP: 0.143, SLG: 0.143 Scot Thompson, L OBP: 0.353, SLG: 0.455 Lynn McGlothen, L OBP: 0.300, SLG: 0.400 (6, PH) (7, 1)			0-0 6-3		0-0 6-3	0-0 L7		0-0 2B	

Inning Stats	R: 0 E: 0 K: 1 S: 5	H: 0 LOB: 1 BB: 1 P: 9	R: 0 E: 1 K: 0 S: 3	H: 0 LOB: 0 BB: 0 P: 3	R: 0 E: 0 K: 0 S: 3	H: 1 LOB: 2 BB: 1 P: 8	R: 3 E: 1 K: 1 S: 8	H: 3 LOB: 1 BB: 1 P: 12	R: 0 E: 0 K: 0 S: 4	H: 1 LOB: 2 BB: 1 P: 8	R: 3 E: 0 K: 0 S: 5	H: 2 LOB: 1 BB: 2 P: 13	R: 0 E: 0 K: 0 S: 4	H: 1 LOB: 2 BB: 1 P: 8
1B: 5 2B: 3 3B: 0 HR: 0	SF: 0 SAC: 0 DP: 1 HBP: 0	WP: 0 PA: 39												

PITCHER	IP	WLS	BF	H	R	ER	SO	BB	IBB	HBP	BLK	WP	HR	S	P	ERA	WHIP
Rick Matula, R ERA: 3.9 (1, 1)	5.0	L	22	4	3	3	2	3	0	0	0	0	0	23	35	5.40	1.400
Adrian Devine, R ERA: 4.0 (6, 1)	1.0		5	1	0	0	0	1	0	0	0	0	0	4	8	0.00	2.000
Craig Skok, L ERA: 3.45 (7, 1)	0.1		4	1	3	3	0	2	0	0	0	0	0	2	10	81.00	9.000
Gene Garber, R ERA: 5.59 (7, 1)	0.2		3	1	0	0	0	0	0	0	0	0	0	3	3	0.00	1.500
Eddie Solomon, R ERA: 5.63 (8, 1)	1.0		5	1	0	0	0	1	0	0	0	0	0	4	8	0.00	2.000

BOTTOM

Atlanta Braves @ Chicago Cubs
Wrigley Field, Chicago, IL
Fri May 04 1979, 3:33 AM CDT
Att. 3,928 - Overcast - 46 F

livebaseballscorecards.com

AB	32
R	6
H	8
RBI	5
BB	7
SO	2
LOB	19



Atlanta Braves @ Chicago Cubs
 Wrigley Field, Chicago, IL
 Sat May 05 1979, 3:33 AM CDT
 Att: 16,312 - Unknown

livebaseballscorecards.com

AB	33
R	3
H	8
RBI	3
BB	0
SO	2
LOB	15



WP:	0	PA:	33
PB:	0		
SB:	0		
CS:	0		

AB R H RBI BB SO LOB

4	0	1	0	0	0	2
4	0	0	0	0	2	3
4	0	1	0	0	0	2
3	1	1	0	0	0	2
1	0	1	0	0	0	0
4	1	1	0	0	0	2
4	0	0	0	0	0	4
3	1	1	3	0	0	0
3	0	0	0	0	0	0
1	0	0	0	0	0	0
0	0	0	0	0	0	0
1	0	1	0	0	0	0
1	0	1	0	0	0	0
0	0	0	0	0	0	0

Batter	1	2	3	4	5	6	7	8	9
Jerry Royster, R (1, 5) OBP: 0.426, SLG: 0.388	0-0 F9			0-0 FC5-4 1B		0-0 F7		0-0 F8	
Gary Matthews, R (1, 9) OBP: 0.324, SLG: 0.500	0-3 K			0-0 F7		0-3 K		0-0 F9	
Jeff Burroughs, R (1, 7) OBP: 0.416, SLG: 0.366	0-0 F8			0-0 P4			0-0 FC5-4 1B	0-0 FC1-4	
Dale Murphy, R (1, 2) OBP: 0.374, SLG: 0.632		0-0 L1-3 1B		0-0 FC5-4 1-2f			0-0 FC5-4 1B HR		0-0 FC4-6 1B
Joe Nolan, L (8, 2) OBP: 0.167, SLG: 0.167									
Mike Lum, L (1, 3) OBP: 0.262, SLG: 0.321		0-0 F8			0-0 3-1		0-0 HR 1B	0-0 FC4-6 G6-4-3 1-2f	
Barry Bonnell, R (1, 8) OBP: 0.363, SLG: 0.558		0-0 L1-3 1-2					0-0 F8	0-0 G6-4-3 1-2f	
Glenn Hubbard, R (1, 4) OBP: 0.305, SLG: 0.250			0-0 6-3		0-0 F9		0-0 HR 1-H 2-H		
Pepe Frias, R (1, 6) OBP: 0.303, SLG: 0.366			0-0 6-3			0-0 6-3	0-0 5-3		
Phil Niekro, R (1, 1) OBP: 0.095, SLG: 0.095			0-0 P4			0-0 1B		0-0 FC1-4 1B	
Frank LaCorte, R (3, 1)									
Rick Mahler, R (5, 1) OBP: 1.000, SLG: 1.000									
Rowland Office, L (8, PH) OBP: 0.350, SLG: 0.444									
Craig Skok, R (8, 1)									

Inning Stats	R: 0 E: 0 K: 1 S: 5	H: 0 LOB: 0 BB: 0 P: 5	R: 0 E: 0 K: 0 S: 3	H: 1 LOB: 0 BB: 0 P: 3	R: 0 E: 0 K: 0 S: 3	H: 0 LOB: 0 BB: 0 P: 3	R: 0 E: 0 K: 0 S: 4	H: 1 LOB: 1 BB: 0 P: 4	R: 0 E: 0 K: 0 S: 3	H: 0 LOB: 0 BB: 0 P: 3	R: 0 E: 0 K: 1 S: 6	H: 1 LOB: 1 BB: 0 P: 6	R: 3 E: 0 K: 0 S: 6	H: 3 LOB: 0 BB: 0 P: 6	R: 0 E: 0 K: 0 S: 4	H: 1 LOB: 1 BB: 0 P: 4	R: 0 E: 0 K: 0 S: 3	H: 1 LOB: 0 BB: 0 P: 3
--------------	------------------------------	---------------------------------	------------------------------	---------------------------------	------------------------------	---------------------------------	------------------------------	---------------------------------	------------------------------	---------------------------------	------------------------------	---------------------------------	------------------------------	---------------------------------	------------------------------	---------------------------------	------------------------------	---------------------------------

PITCHER	IP	WLS	BF	H	R	ER	SO	BB	IBB	HBP	BLK	WP	HR	S	P	ERA	WHIP
Dennis Lamp, R (1, 1) ERA: 2.36	9.0	W	33	8	3	3	2	0	0	0	0	0	1	37	37	3.00	0.889

Batter	1	2	3	4	5	6	7	8	9	AB	R	H	RBI	BB	SO	LOB
Ivan De Jesus, R OBP: 0.284, SLG: 0.375	0-0 HR	0-0 6-3	0-0 1-H 3B		4-0 HR BB		0-0 1B			4	2	3	2	1	0	1
Bobby Murcer, L OBP: 0.413, SLG: 0.441	0-0 1-3	4-0 2B BB	0-0 P6		0-0 1-H HR		0-0 F8			4	1	1	2	1	0	2
Bill Buckner, L OBP: 0.284, SLG: 0.420	0-0 E2 1B HR	0-0 1-3 2-H 2B		4-0 WP S BB	4-0 BLK BB			0-0 L9		3	1	1	1	2	0	0
Dave Kingman, R OBP: 0.341, SLG: 0.547	0-0 F7	4-0 BB		0-0 F9	0-3 K			0-0 P4		4	0	0	0	1	1	3
Steve Ontiveros, S OBP: 0.360, SLG: 0.316	0-0 1-2 HR 1B	0-3 K		4-0 WP BB		0-0 6-3		0-0 1B		4	1	2	0	1	1	3
Jerry Martin, R OBP: 0.300, SLG: 0.400	0-0 1-H 2-H HR		0-0 L5	0-3 K	0-0 5-3		0-0 5-3	0-0 1-3		5	1	1	3	0	1	3
Barry Foote, R OBP: 0.214, SLG: 0.284	0-0 F7		0-0 HR	0-0 5-3		0-0 F8				4	1	1	1	0	0	2
Ted Sizemore, R OBP: 0.354, SLG: 0.284		1-0 SH1-4 2B HBP	0-0 3B 1B		0-0 1-6-3		0-0 L4			3	2	1	0	0	0	0
Dennis Lamp, R		0-0 SH1-4	0-0 P6		0-0 6-3		0-0 5-3			3	0	0	0	0	0	1


Inning Stats	R: 4	H: 3	E: 1	LOB: 0	K: 0	S: 7	P: 7	R: 1	H: 1	E: 0	LOB: 3	K: 1	S: 6	P: 15	R: 2	H: 3	E: 0	LOB: 1	K: 0	S: 6	R: 0	H: 0	E: 0	LOB: 2	K: 1	S: 5	R: 2	H: 1	E: 0	LOB: 1	K: 1	S: 6	R: 0	H: 0	E: 0	LOB: 0	K: 0	S: 3	R: 0	H: 1	E: 0	LOB: 1	K: 0	S: 4	R: 0	H: 1	E: 0	LOB: 1	K: 0	S: 4	R: 0	H: 1	E: 0	LOB: 1	K: 0	S: 4
--------------	------	------	------	--------	------	------	------	------	------	------	--------	------	------	-------	------	------	------	--------	------	------	------	------	------	--------	------	------	------	------	------	--------	------	------	------	------	------	--------	------	------	------	------	------	--------	------	------	------	------	------	--------	------	------	------	------	------	--------	------	------

PITCHER	IP	WLS	BF	H	R	ER	SO	BB	IBB	HBP	BLK	WP	HR	S	P	ERA	WHIP	
Phil Niekro, R ERA: 3.09	(1, 1)	2.2	L	19	7	7	4	1	2	0	0	0	2	0	18	27	13.50	3.375
Frank LaCorte, R ERA: 8.53	(3, 1)	1.1		6	0	0	0	1	2	0	0	0	2	0	6	14	0.00	1.500
Rick Mahler, R ERA: 6.75	(5, 1)	3.0		13	2	2	2	1	2	0	0	1	0	1	13	21	6.00	1.333
Craig Skok, L ERA: 3.24	(8, 1)	1.0		4	1	0	0	0	0	0	0	0	0	0	4	4	0.00	1.000

BOTTOM

Atlanta Braves @ Chicago Cubs
 Wrigley Field, Chicago, IL
 Sat May 05 1979, 3:33 AM CDT
 Att. 16,312 - Unknown

AB	34
R	9
H	10
RBI	9
BB	6
SO	3
LOB	15



1B:	4	SF:	0	WP:	2	PA:	42
2B:	1	SAC:	1	PB:	0		
3B:	1	DP:	0	SB:	1		
HR:	4	HBP:	1	CS:	0		

livebaseballscorecards.com

Batter	1	2	3	4	5	6	7	8	9	AB R H RBI BB SO LOB	TOP																									
Jerry Royster, R (1, 5) OBP: 0.420, SLG: 0.388	0-0 1B 1B	0-0 1-2 HR 1B	0-0 6-3		0-3 K		0-0 F7		0-0 SF7	5 2 2 1 0 1 2																										
Rowland Office, L (1, 8) OBP: 0.346, SLG: 0.542	0-0 FC4-6 1-2 2B 1B	0-0 1-H 2-H HR		0-0 5-3	0-0 4-3		0-0 4-3		0-3 K	6 2 2 3 0 1 3																										
Gary Matthews, R (1, 9) OBP: 0.327, SLG: 0.515	0-0 F8	0-0 CS 1B		0-0 F9		0-0 SF8 3B		0-0 F9		5 1 2 0 0 0 2																										
Dale Murphy, R (1, 3) OBP: 0.375, SLG: 0.626	0-0 FC4-6 1-2 2-H 1B	0-3 K		0-0 1B		0-0 SF8 3-H		0-0 6-3		4 0 2 2 0 1 1																										
Charlie Spikes, R (1, 7) OBP: 0.286, SLG: 0.417	0-0 FC4-6 2B 1-2f 2-3	0-0 CS 1-2	4-0 2B BB	0-0 P4		0-0 L8		0-3 K		4 1 0 0 1 1 3																										
Joe Nolan, L (1, 2) OBP: 0.364, SLG: 0.500	0-0 1-3 3-H 2B		0-0 F9		0-0 B5-3	4-0 2B BB		0-0 1B 2B		4 2 2 1 1 0 1																										
Glenn Hubbard, R (1, 4) OBP: 0.327, SLG: 0.309	0-0 F7		0-0 2B 2B		0-0 1B 2B	0-0 1-H 2B		0-0 SH1-4 2-3 1B		5 3 4 1 0 0 2																										
Pepe Frias, R (1, 6) OBP: 0.321, SLG: 0.395		0-0 5-3	0-0 S SF8 2B		0-0 BB 1B	0-0 F8		0-0 SH1-4 1-2 3-H 1B		5 1 3 4 0 0 1																										
Larry McWilliams, L (1, 1) OBP: 0.200, SLG: 0.231		4-0 BB BB BB	0-0 SF8		4-0 BB BB BB		0-0 6-3		0-0 SH1-4 1-2 2-3	0 1 0 1 1 0 0																										
Craig Skok, R (3, 1)										0 0 0 0 1 0 0																										
Jeff Burroughs, R (7, PH) OBP: 0.412, SLG: 0.361		1B BB								1 0 0 0 0 0 0																										
Gene Garber, R (7, 1) OBP: 0.500, SLG: 0.333		HR BB								0 0 0 0 0 0 0																										
Inning Stats	R: 2 E: 0 K: 0 S: 7	H: 4 LOB: 2 BB: 0 P: 7	R: 3 E: 0 K: 1 S: 7	H: 3 LOB: 0 BB: 1 P: 11	R: 3 E: 0 K: 0 S: 5	H: 2 LOB: 0 BB: 1 P: 9	R: 0 E: 0 K: 0 S: 4	H: 1 LOB: 1 BB: 0 P: 4	R: 1 E: 0 K: 1 S: 7	H: 2 LOB: 2 BB: 1 P: 11	R: 2 E: 0 K: 0 S: 5	H: 2 LOB: 1 BB: 1 P: 9	R: 0 E: 0 K: 0 S: 3	H: 0 LOB: 0 BB: 0 P: 3	R: 0 E: 0 K: 1 S: 5	H: 0 LOB: 0 BB: 0 P: 5	R: 2 E: 0 K: 1 S: 8	H: 3 LOB: 1 BB: 0 P: 8	1B: 9 2B: 6 3B: 1 HR: 1	SF: 3 SAC: 1 DP: 0 HBP: 0	WP: 0 PB: 0 SB: 1 CS: 1	PA: 48														
PITCHER	IP WLS BF H R ER SO BB IBB HBP BLK WP HR S P ERA WHIP																																			
Rick Reuschel, R (1, 1) ERA: 4.95	1.1		12	7	5	5	0	1	0	0	0	0	1	11	15	33.75	6.000																			
Ray Burris, R (2, 1) ERA: 8.56	1.2		7	2	3	3	1	1	0	0	0	0	0	8	12	16.20	1.800																			
Donnie Moore, R (4, 1) ERA: 4.05	2.2		15	5	3	3	1	2	0	0	0	0	0	15	23	10.12	2.625																			
Lynn McGlothen, R (6, 1) ERA: 4.55	2.1		9	2	2	2	1	0	0	0	0	0	0	11	11	7.71	0.857																			
Bruce Sutter, R (9, 1) ERA:	1.0	W	4	1	0	0	1	0	0	0	0	0	0	6	6	0.00	1.000																			

Atlanta Braves @ Chicago Cubs
Wrigley Field, Chicago, IL
Sun May 06 1979, 3:33 AM CDT
Att. 21,984 - Sunny - 62 F

livebaseballscorecards.com

AB	39
R	13
H	17
RBI	13
BB	4
SO	4
LOB	15



Batter	1	2	3	4	5	6	7	8	9	AB	R	H	RBI	BB	SO	LOB
Ivan De Jesus, R OBP: 0.290, SLG: 0.376 (1, 6)	0-0 F8	0-0 HR 1B	0-0 L8		0-0 HR 1B		0-3 K			5	2	2	2	0	1	2
Mike Vail, R OBP: 0.643, SLG: 1.273 (1, 9)	0-0 P4	0-0 HR		0-0 FC4-6 1B	0-0 HR			0-0 5-3		5	2	3	4	0	0	0
Bill Buckner, L OBP: 0.280, SLG: 0.441 (1, 3)	0-0 5-3	0-0 4-3		0-0 FC4-6 1B	0-0 F7			0-0 HR		5	2	1	1	0	0	1
Dave Kingman, R OBP: 0.366, SLG: 0.557 (1, 7)		0-0 E FC6-4 1B	0-0 2B 1B	4-0 1B 1B	0-0 FC6-4 1B		0-0 K	0-3 K		4	3	3	0	1	1	0
Steve Ontiveros, S OBP: 0.385, SLG: 0.370 (1, 5)		0-0 E5 FC6-4 1B	0-0 1B 2B	0-0 G5-3 1B	0-0 F9		0-0 2B			5	1	4	1	0	0	1
Jerry Martin, R OBP: 0.293, SLG: 0.386 (1, 8)		0-0 FC6-4 WP	0-3 K	0-0 1B	0-0 L5		0-0 1-3			5	1	1	2	0	1	5
Barry Foote, R OBP: 0.219, SLG: 0.286 (1, 2)		0-0 F8	0-0 1B	0-0 G5-3	0-0 FC6-4					3	0	1	1	0	0	3
Tim Blackwell, S OBP: 0.667, SLG: 0.714 (6, 2)		0-0 F8	0-0 1B	0-0 G5-3	0-0 FC6-4					2	1	1	0	0	0	1
Ted Sizemore, R OBP: 0.357, SLG: 0.282 (1, 4)		4-0 WP 1B	0-0 1B		0-0 F9		0-0 6-3			4	1	1	1	1	0	1
Rick Reuschel, R Ray Burris, R Gene Clines, R Donnie Moore, L Lynn McGlothen, L Bruce Sutter, R Scot Thompson, L (1, 1) (2, 1) (3, PH) (4, 1) (6, 1) (9, 1) (9, PH)		4-0 WP 1B	0-0 L3		0-0 3-1		0-0 P6			0	0	0	0	0	0	0

Inning Stats	R: 0	H: 0	E: 0	K: 0	S: 3	P: 3	R: 6	H: 4	E: 2	K: 0	S: 7	R: 2	H: 3	E: 0	K: 0	S: 5	R: 2	H: 2	E: 0	K: 0	S: 5	R: 0	H: 1	E: 0	K: 1	S: 4	R: 0	H: 0	E: 0	K: 1	S: 5	R: 1	H: 2	E: 0	K: 1	S: 7	R: 1	H: 2	E: 0	K: 0	S: 3	R: 1	H: 2	E: 0	K: 0	S: 3	1B: 12	SF: 0	2B: 2	SAC: 0	3B: 1	DP: 1	HR: 3	HBP: 0	WP: 1	PA: 45
--------------	------	------	------	------	------	------	------	------	------	------	------	------	------	------	------	------	------	------	------	------	------	------	------	------	------	------	------	------	------	------	------	------	------	------	------	------	------	------	------	------	------	------	------	------	------	------	--------	-------	-------	--------	-------	-------	-------	--------	-------	--------

PITCHER	IP	WLS	BF	H	R	ER	SO	BB	IBB	HBP	BLK	WP	HR	S	P	ERA	WHIP
Larry McWilliams, L ERA: 8.07 (1, 1)	2.1		16	7	8	8	1	2	0	0	0	1	1	16	24	30.86	3.857
Craig Skok, L ERA: 4.43 (3, 1)	3.2		18	7	4	4	0	1	0	0	0	0	1	17	21	9.82	2.182
Gene Garber, R ERA: 5.82 (7, 1)	2.1	L	11	4	2	2	2	0	0	0	0	0	1	15	15	7.71	1.714

BOTTOM

Atlanta Braves @ Chicago Cubs
Wrigley Field, Chicago, IL
Sun May 06 1979, 3:33 AM CDT
Att. 21,984 - Sunny - 62 F

livebaseballscorecards.com

AB	42
R	14
H	18
RBI	13
BB	3
SO	3
LOB	16



Batter	1	2	3	4	5	6	7	8	9	AB R H RBI BB SO LOB	TOP	
Omar Moreno, L (1, 8) OBP: 0.383, SLG: 0.389	1-0 HBP 1B	0-0 2-3 3-H 1B			0-0 CS 1B		0-0 F8		0-0 2B	4 1 3 1 0 0 0		
Tim Foli, R (1, 6) OBP: 0.344, SLG: 0.379	0-0 CS 1B	0-0 F9			0-0 6-3		0-0 F8		0-0 G6-3 1-H 2B	5 0 2 1 0 0 3		
Dave Parker, L (1, 9) OBP: 0.434, SLG: 0.593	4-0 S BB				0-0 P5		0-0 3B		4-0 G6-3 IBB	3 0 1 0 2 1 0		
Bill Robinson, R (1, 7) OBP: 0.269, SLG: 0.486	0-3 K				0-0 P4		4-0 HR IBB		0-0 G6-3 1-2f 2-3	4 1 1 1 1 1 3		
John Milner, L (1, 3) OBP: 0.475, SLG: 0.756					0-0 1-3		0-0 P5 BB		4-0 IBB	3 0 0 0 2 1 0		
Phil Garner, R (1, 4) OBP: 0.307, SLG: 0.385					4-0 G6-4-3 BB		0-0 F3		0-0 F9	4 1 1 0 1 0 5		
Dale Berra, R (1, 5) OBP: 0.222, SLG: 0.125					0-0 G6-4-3 1-2f		0-0 E6		0-0 6-3	3 1 0 0 1 0 1		
Steve Nicosia, R (1, 2) OBP: 0.342, SLG: 0.514					0-0 E6 1B		4-0 IBB		0-0 5-3	3 0 1 0 1 0 1		
John Candelaria, L (1, 1) OBP: 0.133, SLG: 0.143					0-0 F9		0-3 K		0-0 5-3	3 0 0 0 0 2 5		
Ed Whitson, R (7, 1)										1 0 0 0 0 0 0		
Grant Jackson, S (9, 1)										0 0 0 0 0 0 0		
Kent Tekulve, R (9, 1)										0 0 0 0 0 0 0		
Inning Stats	R: 0 E: 0 K: 1 S: 4 H: 1 LOB: 1 BB: 1 P: 9	R: 2 E: 1 K: 2 S: 10 H: 2 LOB: 2 BB: 1 P: 14	R: 0 E: 0 K: 1 S: 5 H: 0 LOB: 0 BB: 0 P: 5	R: 0 E: 0 K: 0 S: 3 H: 1 LOB: 1 BB: 1 P: 7	R: 0 E: 0 K: 0 S: 3 H: 1 LOB: 0 BB: 0 P: 3	R: 1 E: 1 K: 1 S: 7 H: 1 LOB: 2 BB: 1 P: 11	R: 0 E: 0 K: 0 S: 4 H: 1 LOB: 3 BB: 2 P: 12	R: 0 E: 0 K: 0 S: 3 H: 0 LOB: 0 BB: 0 P: 3	R: 1 E: 0 K: 0 S: 4 H: 2 LOB: 2 BB: 2 P: 12	1B: 5 2B: 2 3B: 1 HR: 1 SF: 0 SAC: 0 DP: 2 HBP: 1	WP: 0 PB: 0 SB: 2 CS: 2 PA: 42	
PITCHER	IP WLS BF H R ER SO BB IBB HBP BLK WP HR S P ERA WHIP											
Mickey Mahler, L (1, 1) ERA: 5.76	7.0 L 33 7 3 1 5 4 2 1 0 0 1 36 61 1.29 1.571											
Rick Mahler, R (8, 1) ERA: 6.14	2.0 9 2 1 1 0 0 2 0 0 0 0 7 15 4.50 1.000											

Pittsburgh Pirates @ Atlanta Braves
Atlanta-Fulton County Stadium, Atlanta, GA

Mon May 07 1979, 7:05 PM EDT
Att. 8,166 - Unknown

livebaseballscorecards.com

AB 33
R 4
H 9
RBI 3
BB 8
SO 5
LOB 18



Batter	1	2	3	4	5	6	7	8	9	AB R H RBI BB SO LOB
Jerry Royster, R OBP: 0.410, SLG: 0.371 (1, 5)	0-0 F8		0-0 L8		4-0 HR BB		0-0 P6		0-0 F9	4 1 0 0 1 0 3
Gary Matthews, R OBP: 0.330, SLG: 0.538 (1, 9)	0-0 FC6-4 1B		0-0 P3		0-0 HR		0-0 F3		0-0 F8	5 1 2 2 0 0 3
Jeff Burroughs, R OBP: 0.396, SLG: 0.345 (1, 7)	0-0 FC6-4 1-2f		0-0 F8		0-3 K			0-0 E6 4-3		4 0 0 0 0 1 1
Dale Murphy, R OBP: 0.370, SLG: 0.611 (1, 3)	0-3 K			0-0 1B		0-0 F9		0-0 4-3 2-3		4 0 1 0 0 1 2
Barry Bonnell, R OBP: 0.358, SLG: 0.556 (1, 8)		0-0 1B 2B		0-0 F9		0-0 L4		0-0 6-3		4 0 1 0 0 0 2
Glenn Hubbard, R OBP: 0.325, SLG: 0.307 (1, 4)		0-3 K		0-0 F9		0-0 1B		0-0 F7		4 0 1 0 0 1 3
Bruce Benedict, R OBP: 0.400, SLG: 0.429 (1, 2)		0-0 2-3 1B		0-0 F8		0-0 F8			4-0 BB BB	3 0 1 0 0 0 2 0 0 0 0 1 0 0
Joe Nolan, L (9, PH) OBP: 0.417, SLG: 0.500										
Darrel Chaney, S (1, 6)		0-3 K		0-0 F7		0-3 K		4-0 BB BB	4-0 BB	3 0 0 0 1 2 2
Mickey Mahler, S (1, 1) OBP: 0.143, SLG: 0.286		0-0 4-3		0-0 6-3		4-0 BB BB		0-0 L5		2 0 0 0 0 0 2 0 0 0 0 1 0 0 0 0 0 0 0 0 0 0 0 0 0 0 0 0 1 0 0 0 0 0 2
Rowland Office, L (7, PH) OBP: 0.370, SLG: 0.542										
Rick Mahler, R (8, 1) OBP: 1.000, SLG: 1.000										
Mike Lum, L (9, PH) OBP: 0.282, SLG: 0.321										
Charlie Spikes, R (9, PH) OBP: 0.267, SLG: 0.385										

Inning Stats	R: 0 E: 0 K: 1 S: 6	H: 1 LOB: 1 BB: 0 P: 6	R: 0 E: 0 K: 2 S: 9	H: 2 LOB: 2 BB: 0 P: 9	R: 0 E: 0 K: 0 S: 3	H: 0 LOB: 0 BB: 0 P: 3	R: 0 E: 0 K: 0 S: 4	H: 1 LOB: 1 BB: 0 P: 4	R: 2 E: 0 K: 1 S: 6	H: 1 LOB: 0 BB: 1 P: 10	R: 0 E: 0 K: 0 S: 4	H: 1 LOB: 1 BB: 0 P: 4	R: 0 E: 0 K: 1 S: 5	H: 0 LOB: 1 BB: 0 P: 4	R: 0 E: 1 K: 0 S: 4	H: 0 LOB: 1 BB: 0 P: 4	R: 0 E: 0 K: 0 S: 3	H: 0 LOB: 2 BB: 2 P: 11	1B: 4 2B: 1 3B: 0 HR: 1	SF: 0 SAC: 0 DP: 0 HBP: 0	WP: 0 PB: 0 SB: 0 CS: 0	PA: 38
--------------	------------------------------	---------------------------------	------------------------------	---------------------------------	------------------------------	---------------------------------	------------------------------	---------------------------------	------------------------------	----------------------------------	------------------------------	---------------------------------	------------------------------	---------------------------------	------------------------------	---------------------------------	------------------------------	----------------------------------	----------------------------------	------------------------------------	----------------------------------	--------

PITCHER	IP	WLS	BF	H	R	ER	SO	BB	IBB	HBP	BLK	WP	HR	S	P	ERA	WHIP
John Candelaria, L (1, 1) ERA: 3.23	6.0	W	25	6	2	2	4	1	0	0	0	0	1	32	36	3.00	1.167
Ed Whitson, R (7, 1) ERA: 3.0	2.0		10	0	0	0	1	3	0	0	0	0	0	9	21	0.00	1.500
Grant Jackson, L (9, 1) ERA: 1.5	0.1		1	0	0	0	0	0	0	0	0	0	0	1	1	0.00	0.000
Kent Tekulve, R (9, 1) ERA: 5.03	0.2	S	2	0	0	0	0	0	0	0	0	0	0	2	2	0.00	0.000

BOTTOM

Pittsburgh Pirates @ Atlanta Braves
Atlanta-Fulton County Stadium, Atlanta, GA

Mon May 07 1979, 7:05 PM EDT
Att. 8,166 - Unknown

livebaseballscorecards.com

AB	34
R	2
H	6
RBI	2
BB	4
SO	5
LOB	22



Batter	1	2	3	4	5	6	7	8	9	AB R H RBI BB SO LOB	TOP									
Omar Moreno, L (1, 8) OBP: 0.387, SLG: 0.414	0-0 SF8 3B		0-0 G3-6 1-2f			0-0 1B			0-0 B1-3	4 1 2 0 0 0 1	Pittsburgh Pirates @ Atlanta Braves Atlanta-Fulton County Stadium, Atlanta, GA Tue May 08 1979, 7:05 PM EDT Att. 5,741 - Unknown livebaseballscorecards.com									
Tim Foli, R (1, 6) OBP: 0.323, SLG: 0.361	0-0 SF8			0-0 6-3		0-0 F7		0-0 P2	3 0 0 1 0 0 1											
Dave Parker, L (1, 9) OBP: 0.422, SLG: 0.574	0-0 F7 3-H			0-0 6-3		0-0 F8			3 0 0 0 0 0 0											
John Milner, L (1, 3) OBP: 0.452, SLG: 0.708	0-0 L9			0-0 F9		0-0 1-3			3 0 0 0 0 0 0											
Bill Robinson, R (1, 7) OBP: 0.259, SLG: 0.468		0-0 E5		0-0 5-3		0-0 5-3			3 0 0 0 0 0 0											
Ed Ott, L (1, 2) OBP: 0.297, SLG: 0.429		0-0 F7		0-0 4-3		0-0 G3			3 0 0 0 0 0 0											
Phil Garner, R (1, 4) OBP: 0.298, SLG: 0.372		0-3 K		0-0 6-3		0-0 F8			3 0 0 0 0 1 0											
Dale Berra, R (1, 5) OBP: 0.190, SLG: 0.105		0-3 K		0-0 P5		0-0 P6			3 0 0 0 0 1 0											
Rick Rhoden, R (1, 1) OBP: 1.000, SLG: 1.000		0-0 K		0-0 1-3					1 0 1 0 0 0 0											
Matt Alexander, S (6, PH) OBP: 0.667, SLG: 1.333			0-0 G3-6 1B					0-0 F7	1 0 0 0 0 0 0											
Jim Bibby, R (6, 1) OBP: 0.250, SLG: 0.250									0 0 0 0 0 0 0											
Grant Jackson, S (8, 1)									0 0 0 0 0 0 0											
Mike Easler, L (9, PH)									1 0 0 0 0 0 0											
Inning Stats	R: 1 E: 0 K: 0 S: 4	H: 1 LOB: 0 BB: 0 P: 4	R: 0 E: 1 K: 1 S: 5	H: 0 LOB: 0 BB: 0 P: 5	R: 0 E: 0 K: 1 S: 5	H: 1 LOB: 0 BB: 0 P: 5	R: 0 E: 0 K: 0 S: 3	H: 0 LOB: 0 BB: 0 P: 3	R: 0 E: 0 K: 0 S: 3	H: 0 LOB: 0 BB: 0 P: 3	R: 0 E: 0 K: 0 S: 3	H: 0 LOB: 0 BB: 0 P: 3	R: 0 E: 0 K: 0 S: 3	H: 0 LOB: 0 BB: 0 P: 3	R: 0 E: 0 K: 0 S: 3	H: 0 LOB: 0 BB: 0 P: 3	1B: 2 2B: 0 3B: 1 HR: 0	SF: 1 SAC: 0 DP: 1 HBP: 0	WP: 0 PB: 0 SB: 0 CS: 0	PA: 29
PITCHER Eddie Solomon, R (1, 1) ERA: 3.96	IP: 9.0 WLS: W BF: 29 H: 3 R: 1 ER: 1 SO: 2 BB: 0 IBB: 0 HBP: 0 BLK: 0 WP: 0 HR: 0 S: 33 P: 33 ERA: 1.00 WHIP: 0.333																			

Pittsburgh Pirates @ Atlanta Braves
Atlanta-Fulton County Stadium, Atlanta, GA

Tue May 08 1979, 7:05 PM EDT
Att. 5,741 - Unknown

AB	28
R	1
H	3
RBI	1
BB	0
SO	2
LOB	2



Batter	1	2	3	4	5	6	7	8	9
Jerry Royster, R OBP: 0.394, SLG: 0.355 (1, 5)	0-0 F9	0-0 5-3			0-0 F8			0-0 F8	
Gary Matthews, R OBP: 0.336, SLG: 0.546 (1, 9)	0-0 4-3		0-0 4-1 PB 2B		0-0 6-3			0-0 1B	
Jeff Burroughs, R OBP: 0.362, SLG: 0.330 (1, 7) Rowland Office, L OBP: 0.370, SLG: 0.542 (9, 8)	0-0 6-3		0-0 4-1 2-3		0-0 5-3			0-3 K 1-2	
Dale Murphy, R OBP: 0.393, SLG: 0.619 (1, 2)		0-0 FC5-4 1B 1B	0-0 G4-6-3 1B		1-0 FC3-6 HBP			4-0 IBB	
Mike Lum, L OBP: 0.281, SLG: 0.309 (1, 3)		4-0 FC5-4 1-2 BB	0-0 G4-6-3 1-2f		0-0 FC3-6 1-2f G5-4-3			0-0 P4	
Barry Bonnell, R OBP: 0.347, SLG: 0.538 (1, 8) (9, 7)		0-0 FC5-4 1B 2B 1-2f 2-3		0-0 5-3	0-0 G5-4-3 1-2f				
Glenn Hubbard, R OBP: 0.325, SLG: 0.308 (1, 4)		0-0 2B 1B 1-3 3-H		0-3 K			0-0 5-3		
Darrel Chaney, S OBP: 0.231, SLG: 0.182 (1, 6)		0-0 2B		4-0 BB			0-3 K		
Eddie Solomon, R (1, 1)		0-3 K		0-0 1-3			0-3 K		

Inning Stats	R: 0	H: 0	E: 0	K: 0	S: 3	LOB: 0	BB: 0	P: 3
	R: 3	H: 3	E: 0	K: 1	S: 8	LOB: 1	BB: 1	P: 12
	R: 1	H: 2	E: 0	K: 0	S: 4	LOB: 0	BB: 0	P: 4
	R: 0	H: 0	E: 0	K: 1	S: 5	LOB: 1	BB: 1	P: 9
	R: 0	H: 0	E: 0	K: 0	S: 3	LOB: 0	BB: 0	P: 3
	R: 0	H: 0	E: 0	K: 2	S: 7	LOB: 0	BB: 0	P: 7
	R: 0	H: 1	E: 0	K: 1	S: 6	LOB: 2	BB: 1	P: 10

PITCHER	IP	WLS	BF	H	R	ER	SO	BB	IBB	HBP	BLK	WP	HR	S	P	ERA	WHIP
Rick Rhoden, R ERA: 7.2 (1, 1)	5.0	L	21	5	4	4	2	2	0	0	0	0	0	23	31	7.20	1.400
Jim Bibby, R ERA: 4.05 (6, 1)	2.2		10	1	0	0	3	0	1	1	0	0	0	14	19	0.00	0.375
Grant Jackson, L ERA: 1.46 (8, 1)	0.1		1	0	0	0	0	0	0	0	0	0	0	1	1	0.00	0.000

BOTTOM

Pittsburgh Pirates @ Atlanta Braves
Atlanta-Fulton County Stadium, Atlanta, GA

Tue May 08 1979, 7:05 PM EDT
Att. 5,741 - Unknown

AB	28
R	4
H	6
RBI	3
BB	3
SO	5
LOB	12

WP: 0 PA: 32
PB: 1 SB: 1 CS: 0
SF: 0 SAC: 0 DP: 2 HBP: 1



1B	2B	3B	HR	SF	SAC	DP	HBP
4	2	0	0	0	2	2	1

Batter	1	2	3	4	5	6	7	8	9	AB R H RBI BB SO LOB	TOP																									
Omar Moreno, L (1, 8) OBP: 0.402, SLG: 0.438	0-0 E 1B 6-3 1B		0-0 G3		0-0 1-3 1B 2B	0-0 FC3-6 HBP 1-2 2-H 1B		0-0 SH1-3 S 1B	0-0 FC3-2 1B HR 1-2 2-3 3-H	6 3 4 1 0 0 3																										
Tim Foli, R (1, 6) OBP: 0.371, SLG: 0.400	0-0 E6 6-3 PB 1B		0-0 1B		0-0 F8 PB 1B 2-H 3-H	1-0 FC3-6 HBP 1-2 2-3		0-0 SH1-3 1B	0-0 HR HBP 1B 1-3 2-H 3-H	4 3 4 4 0 0 0																										
Dave Parker, L (1, 9) OBP: 0.409, SLG: 0.545 Matt Alexander, S (9, PR) OBP: 0.667, SLG: 1.333	0-0 6-3		0-0 F7		0-0 F8	0-0 FC3-6 1-2f 2-3 3-H		0-0 4-3	1-0 HR HBP 1-2	5 0 0 2 0 0 6 0 1 0 0 0 0 0																										
John Milner, L (1, 3) OBP: 0.426, SLG: 0.704	0-3 K		0-0 F9		0-0 L4	0-0 5-3		0-0 4-3	0-0 HR 1-H 2-H 3-H	6 1 1 4 0 1 6																										
Bill Robinson, R (1, 7) OBP: 0.287, SLG: 0.561	0-0 HR 3-H			0-0 HR	4-0 BB BB BB		0-0 4-3 1B 2B		6-3 1-3	5 3 3 2 1 0 1																										
Ed Ott, L (1, 2) OBP: 0.275, SLG: 0.397	0-0 F9			0-0 1-3	0-0 P5 3-H		0-0 4-3		0-0 E4 1B	5 1 0 0 0 0 2																										
Rennie Stennett, R (1, 4) OBP: 0.272, SLG: 0.276 Dale Berra, R (7, 5) OBP: 0.182, SLG: 0.100			0-0 F9		0-0 6-3		0-0 F8		0-0 E5 1B HBP FC3-2	4 0 0 0 0 0 1 1 0 0 0 0 0 1																										
Phil Garner, R (1, 5) OBP: 0.312, SLG: 0.371			0-0 F9		0-0 3-1		4-0 1B BB BB		1-0 FC3-2 1B HBP 1-2	3 2 1 1 1 0 0																										
Don Robinson, R (1, 1) OBP: 0.286, SLG: 0.286 Manny Sanguillen, R (5, PH) OBP: 0.286, SLG: 0.571 Ed Whitson, R (5, 1) Lee Lacy, R (6, PH) OBP: 0.351, SLG: 0.357 Bruce Kison, R (6, PR) OBP: 0.250, SLG: 0.286 Enrique Romo, R (6, 1) Jim Bibby, R (6, 1) OBP: 0.200, SLG: 0.200 Kent Tekulve, R (7, 1) OBP: 0.500, SLG: 0.500			0-0 G3		0-3 K 2B 1B	4-0 HBP 1B FC3-6 BB	0-3 K		0-0 FC3-2 1B 1B 1-2 2-3 3-H	1 0 0 0 0 0 0 1 1 0 0 0 0 1 0 0 0 0 0 0 0 0 0 0 0 0 1 0 0 0 1 0 0 0 0 0 0 0 0 0 0 0 0 1 0 0 0 0 1 1 1 1 1 1 0 0 0																										
Inning Stats	R: 3 E: 1 K: 1 S: 8	H: 3 LOB: 0 BB: 0 P: 8	R: 0 E: 0 K: 0 S: 3	H: 0 LOB: 0 BB: 0 P: 3	R: 0 E: 0 K: 0 S: 4	H: 1 LOB: 1 BB: 0 P: 4	R: 1 E: 0 K: 0 S: 4	H: 1 LOB: 0 BB: 0 P: 4	R: 3 E: 0 K: 1 S: 8	H: 2 LOB: 1 BB: 1 P: 12	R: 2 E: 0 K: 0 S: 4	H: 1 LOB: 2 BB: 2 P: 13	R: 1 E: 0 K: 1 S: 7	H: 2 LOB: 1 BB: 0 P: 7	R: 0 E: 0 K: 0 S: 4	H: 1 LOB: 1 BB: 0 P: 4	R: 7 E: 2 K: 0 S: 8	H: 3 LOB: 1 BB: 0 P: 10	1B: 9 2B: 2 3B: 0 HR: 3	SF: 0 SAC: 1 DP: 0 HBP: 3	WP: 0 PB: 3 SB: 1 CS: 0	PA: 50														
PITCHER	IP WLS BF H R ER SO BB IBB HBP BLK WP HR S P ERA WHIP																																			
Phil Niekro, R (1, 1) ERA: 3.55	5.0		24	7	7	5	2	1	0	0	0	0	2	27	31	9.00	1.600																			
Craig Skok, L (6, 1) ERA: 5.06	1.0		7	1	2	2	0	2	0	1	0	0	0	4	13	18.00	3.000																			
Gene Garber, R (7, 1) ERA: 5.55	2.2	L	18	6	8	1	1	0	0	2	0	0	1	18	20	3.38	2.250																			
Rick Mahler, R (9, 1) ERA: 5.87	0.1		1	0	0	0	0	0	0	0	0	0	0	1	1	0.00	0.000																			

Pittsburgh Pirates @ Atlanta Braves
Atlanta-Fulton County Stadium, Atlanta, GA
Wed May 09 1979, 7:05 PM EDT
Att. 6,855 - Unknown

livebaseballscorecards.com

AB 43
R 17
H 14
RBI 15
BB 3
SO 3
LOB 21



BOTTOM

Pittsburgh Pirates @ Atlanta Braves
Atlanta-Fulton County Stadium, Atlanta, GA

Wed May 09 1979, 7:05 PM EDT
Att. 6,855 - Unknown

livebaseballscorecards.com

AB	37
R	9
H	12
RBI	8
BB	7
SO	7
LOB	25



WP:	0	PA:	46
PB:	0		
SB:	0		
CS:	1		

AB R H RBI BB SO LOB

6 0 1 2 0 2 6

5 1 3 4 0 0 1

5 1 1 0 0 1 3

5 0 3 1 0 2 2

4 1 1 0 1 0 3

3 2 2 0 2 0 2

3 1 0 1 1 0 3

3 1 0 0 1 2 3

1 0 0 0 0 0 1

2 1 1 0 0 0 1
0 1 0 0 0 0 0
0 0 0 0 0 0 0
0 0 0 0 1 0 0
0 0 0 0 0 0 0
0 0 0 0 0 0 0
0 0 0 0 1 0 0

1B: 9 SF: 1
2B: 3 SAC: 0
3B: 0 DP: 1
HR: 1 HBP: 1

Batter	1	2	3	4	5	6	7	8	9
Jerry Royster, R OBP: 0.383, SLG: 0.343 (1, 5)	0-0 4-3	0-0 E 1B 1-2 2-H 3-H 1B		0-3 K	0-0 P6		0-0 6-4-3		0-3 K
Gary Matthews, R OBP: 0.347, SLG: 0.575 (1, 9)	0-0 P5	0-0 E 1-2 2-3 1B		0-0 CS 1B	0-0 HR 1-H 2-H 3-H		0-0 F8		
Jeff Burroughs, R OBP: 0.374, SLG: 0.323 (1, 7)	0-0 E6 1B	0-0 P4 1-2 2-3 3-H		0-0 2B 1-2 1B	0-0 6-3			0-3 K	
Dale Murphy, R OBP: 0.402, SLG: 0.627 (1, 2)	0-0 1-3 1B			0-0 1-H 2B		0-0 P1 BB 1B		0-3 K	
Mike Lum, L OBP: 0.287, SLG: 0.318 (1, 3)	0-0 F8		0-0 1B SF8 2B		0-0 F8	4-0 BB BB BB 1-2 BB		0-0 4-3	
Barry Bonnell, R OBP: 0.369, SLG: 0.542 (1, 8)		4-0 1B BB 1B BB	0-0 2-3 1B		4-0 HBP BB HR BB	0-0 P1 2-3f		0-0 G3 1B	
Glenn Hubbard, R OBP: 0.320, SLG: 0.299 (1, 4)		4-0 1B BB 1B BB	0-0 SF8 3-H		0-0 F9	0-0 P6		0-0 P3	
Darrel Chaney, S OBP: 0.235, SLG: 0.143 (1, 6)		0-3 K	0-0 F8		4-0 HBP HR BB		0-3 K	0-0 G3	
Joe Nolan, L OBP: 0.385, SLG: 0.455 (9, PH)		0-0 K	0-0 F7		1-0 HR BB		4-0 6-4-3 BB	4-0 BB BB BB	
Phil Niekro, R OBP: 0.187, SLG: 0.130 (5, PR)									
Mike Macchia, R OBP: 0.214, SLG: 0.154 (6, 1)									
Craig Skok, R OBP: 0.600, SLG: 0.333 (7, 1)									
Gene Garber, R OBP: 1.000, SLG: 1.000 (9, 1)									
Rick Mahler, R OBP: 0.370, SLG: 0.542 (9, PH)									
Rowland Office, L OBP: 0.313, SLG: 0.385 (9, PH)									
Charlie Spikes, R									

Inning Stats	R: 0	H: 1	LOB: 2	K: 0	P: 5	R: 3	H: 3	LOB: 2	K: 2	P: 18	R: 1	H: 2	LOB: 1	K: 0	P: 5	R: 1	H: 3	LOB: 1	K: 1	P: 7	R: 4	H: 1	LOB: 1	K: 0	P: 13	R: 0	H: 1	LOB: 1	K: 0	P: 7	R: 0	H: 0	LOB: 1	K: 1	P: 9	R: 0	H: 0	LOB: 0	K: 2	P: 7	R: 0	H: 1	LOB: 2	K: 1	P: 10	1B: 9	SF: 1	2B: 3	SAC: 0	3B: 0	DP: 1	HR: 1	HBP: 1
--------------	------	------	--------	------	------	------	------	--------	------	-------	------	------	--------	------	------	------	------	--------	------	------	------	------	--------	------	-------	------	------	--------	------	------	------	------	--------	------	------	------	------	--------	------	------	------	------	--------	------	-------	-------	-------	-------	--------	-------	-------	-------	--------

PITCHER	IP	WLS	BF	H	R	ER	SO	BB	IBB	HBP	BLK	WP	HR	S	P	ERA	WHIP
Don Robinson, R ERA: 3.53 (1, 1)	4.0		23	9	5	4	3	2	0	0	0	0	0	27	35	9.00	2.750
Ed Whitson, R ERA: 4.74 (5, 1)	1.0		7	1	4	4	0	2	0	1	0	0	1	4	13	36.00	3.000
Enrique Romo, R ERA: 4.76 (6, 1)	0.2		3	1	0	0	0	1	0	0	0	0	0	2	6	0.00	3.000
Jim Bibby, R ERA: 3.77 (6, 1)	1.0	W	4	0	0	0	1	1	0	0	0	0	0	5	9	0.00	1.000
Kent Tekulve, R ERA: 4.5 (7, 1)	2.1	S	9	1	0	0	3	1	0	0	0	0	0	14	18	0.00	0.857

Atlanta Braves @ St. Louis Cardinals
 Busch Stadium, St. Louis, MO
 Fri May 11 1979, 7:05 PM CDT
 Att. 9,209 - Cloudy

livebaseballscorecards.com

AB 30
 R 3
 H 3
 RBI 3
 BB 3
 SO 6
 LOB 8



Batter	1	2	3	4	5	6	7	8	9	AB R H RBI BB SO LOB	TOP	
Jerry Royster, R (1, 5) OBP: 0.378, SLG: 0.333	0-0 5-3			0-0 1-3		4-0 1-2 BB		0-0 5-3		3 0 0 0 1 0 1		
Gary Matthews, R (1, 9) OBP: 0.344, SLG: 0.573	0-0 6-3			0-0 P4		0-0 P4		0-0 2-H 2B		4 0 1 1 0 0 2		
Jeff Burroughs, R (1, 7) OBP: 0.378, SLG: 0.354 Rowland Office, L (8, PR) OBP: 0.370, SLG: 0.542 (8, 8)	0-0 P6			0-3 K			0-0 HR	4-0 FC5-4 BB		3 1 1 1 1 1 0 0 0 0 0 0 0 0		
Dale Murphy, R (1, 3) OBP: 0.388, SLG: 0.604		0-0 1-3		0-0 1-6-3			0-3 K	0-0 FC5-4 1-2f		4 0 0 0 0 1 2		
Barry Bonnell, R (1, 8) OBP: 0.355, SLG: 0.520 (8, 7)		0-3 K		0-3 K			0-0 4-3		0-0 6-3	4 0 0 0 0 2 0		
Glenn Hubbard, R (1, 4) OBP: 0.310, SLG: 0.288		0-3 K		0-0 6-3			0-0 P4		0-0 F8	4 0 0 0 0 1 0		
Bruce Benedict, R (1, 2) OBP: 0.421, SLG: 0.412			0-0 L6			4-0 FC1-6 BB		0-0 SF8 1B	0-0 F9	3 1 1 0 1 0 0		
Darrel Chaney, S (1, 6) OBP: 0.200, SLG: 0.118			0-0 4-3			0-0 F8		0-0 E3 2B		3 1 0 0 0 0 2		
Larry McWilliams, L (1, 1) OBP: 0.200, SLG: 0.231 Adrian Devine, R (2, 1) Mike Lum, L (8, PH) OBP: 0.284, SLG: 0.318 Gene Garber, R (8, 1) OBP: 0.600, SLG: 0.333			0-3 K2-3			0-0 FC1-6 BB 1-2f		0-0 SF8 1-2 3-H		0 0 0 0 0 0 0 2 0 0 0 0 1 1 0 0 0 1 0 0 0 0 0 0 0 0 0 0		
Inning Stats	R: 0 H: 0 E: 0 LOB: 0 K: 0 BB: 0 S: 3 P: 3	R: 0 H: 0 E: 0 LOB: 0 K: 2 BB: 0 S: 7 P: 7	R: 0 H: 0 E: 0 LOB: 0 K: 1 BB: 0 S: 5 P: 5	R: 0 H: 0 E: 0 LOB: 0 K: 1 BB: 0 S: 5 P: 5	R: 0 H: 0 E: 0 LOB: 0 K: 1 BB: 0 S: 5 P: 5	R: 0 H: 0 E: 0 LOB: 2 K: 0 BB: 2 S: 3 P: 11	R: 1 H: 1 E: 0 LOB: 0 K: 1 BB: 0 S: 6 P: 6	R: 2 H: 2 E: 1 LOB: 2 K: 0 BB: 1 S: 6 P: 10	R: 0 H: 0 E: 0 LOB: 0 K: 0 BB: 0 S: 3 P: 3	1B: 1 SF: 1 2B: 1 SAC: 0 3B: 0 DP: 0 HR: 1 HBP: 0	WP: 0 PA: 34 PB: 0 SB: 1 CS: 0	
PITCHER Bob Forsch, R (1, 1) ERA: 3.91 Tom Bruno, R (8, 1) ERA: 3.5	IP WLS BF H R ER SO BB IBB HBP BLK WP HR S P ERA WHIP	PITCHER IP WLS BF H R ER SO BB IBB HBP BLK WP HR S P ERA WHIP										
	7.2 L 29 3 3 1 6 2 0 0 0 0 0 1 39 47 1.17 0.652											

Batter	1	2	3	4	5	6	7	8	9	AB	R	H	RBI	BB	SO	LOB
Garry Templeton, S (1, 6) OBP: 0.281, SLG: 0.321	0-0 CS 1B		0-0 FC4-2 1-3 1B		0-0 E1 1-2 G4-6-3		0-0 4-3 1-2			4	0	2	0	0	0	2
Jerry Mumphrey, S (1, 7) OBP: 0.133, SLG: 0.071	0-0 1-3		0-0 FC4-2 2-3 3-H 1B		0-0 G4-6-3 1-2f			0-3 K		4	0	0	0	0	1	5
Keith Hernandez, L (1, 3) OBP: 0.313, SLG: 0.433	0-0 F7		0-0 L7			0-0 G3 2B		0-0 G3		4	0	1	0	0	0	2
George Hendrick, R (1, 9) OBP: 0.366, SLG: 0.455		0-0 5-3		4-0 FC4-6 BB		0-0 P5		0-0 6-3		3	0	0	0	1	0	1
Tony Scott, S (1, 8) OBP: 0.346, SLG: 0.469		0-0 1B		0-0 FC4-6 1-2f S		0-0 G3 2-3		0-3 K		4	0	1	0	0	1	2
Ken Reitz, R (1, 5) OBP: 0.320, SLG: 0.423		0-3 K		0-0 6-3 1-2		0-0 P5		0-0 F7		4	0	0	0	0	1	3
Steve Swisher, R (1, 2) Ted Simmons, S (7, PH) OBP: 0.398, SLG: 0.535		0-0 L4		0-0 G3			0-0 L9		0-0 P6	2	0	0	0	0	0	2
Mike Tyson, R (1, 4) Ken Oberkfell, L (7, PH) OBP: 0.423, SLG: 0.409			0-0 4-3		0-0 6-3		0-0 4-3			2	0	0	0	0	0	0
Bob Forsch, R (1, 1) Tom Bruno, R (8, 1)			0-0 1B FC4-2 1B		0-0 E 1B		0-0 WP 1B			1	0	0	0	0	0	0

BOTTOM

Atlanta Braves @ St. Louis Cardinals
 Busch Stadium, St. Louis, MO
 Fri May 11 1979, 7:05 PM CDT
 Att. 9,209 - Cloudy

livebaseballscorecards.com

AB	33
R	0
H	7
RBI	0
BB	1
SO	3
LOB	17



Inning Stats	R: 0	H: 1	E: 0	LOB: 0	K: 0	S: 3	P: 3	R: 0	H: 1	E: 0	LOB: 1	K: 1	S: 6	R: 0	H: 2	E: 0	LOB: 2	K: 0	S: 5	R: 0	H: 0	E: 0	LOB: 1	K: 0	S: 3	R: 0	H: 1	E: 1	LOB: 1	K: 0	S: 4	R: 0	H: 1	E: 0	LOB: 1	K: 0	S: 4	R: 0	H: 0	E: 0	LOB: 0	K: 1	S: 5	R: 0	H: 0	E: 0	LOB: 0	K: 1	S: 5	R: 0	H: 0	E: 0	LOB: 0	K: 1	S: 5	1B: 6	SF: 0	2B: 1	SAC: 0	3B: 0	DP: 1	HR: 0	HBP: 0	WP: 1	PA: 34
--------------	------	------	------	--------	------	------	------	------	------	------	--------	------	------	------	------	------	--------	------	------	------	------	------	--------	------	------	------	------	------	--------	------	------	------	------	------	--------	------	------	------	------	------	--------	------	------	------	------	------	--------	------	------	------	------	------	--------	------	------	-------	-------	-------	--------	-------	-------	-------	--------	-------	--------

PITCHER	IP	WLS	BF	H	R	ER	SO	BB	IBB	HBP	BLK	WP	HR	S	P	ERA	WHIP
Larry McWilliams, L (1, 1) ERA: 7.83	1.0		3	1	0	0	0	0	0	0	0	0	0	3	3	0.00	1.000
Adrian Devine, R (2, 1) ERA: 2.4	6.0	W	25	6	0	0	1	1	0	0	0	1	0	26	30	0.00	1.167
Gene Garber, R (8, 1) ERA: 5.13	2.0	S	6	0	0	0	2	0	0	0	0	0	0	10	10	0.00	0.000

Batter	1	2	3	4	5	6	7	8	9	AB R H RBI BB SO LOB	TOP																									
Jerry Royster, R (1, 5) OBP: 0.379, SLG: 0.336	0-0 F7		0-0 P6		0-0 5-3			0-0 BB 2B BB 1-2 2B 1B	0-0 2B	5 2 2 0 0 0 0																										
Gary Matthews, R (1, 9) OBP: 0.353, SLG: 0.595	0-0 SF9 3B		0-0 F7			0-3 K		4-0 BB 2B BB 1-2 2-3	0-0 1-H 2B	4 2 2 1 1 1 0																										
Jeff Burroughs, R (1, 7) OBP: 0.371, SLG: 0.350	0-0 SF9 3B		0-0 FC6-4 1B			0-3 K		0-3 K	0-3 K	4 0 1 1 0 3 4																										
Dale Murphy, R (1, 3) OBP: 0.392, SLG: 0.615	0-0 3-H 3B		0-0 FC6-4 1-2f			0-0 5-3		4-0 2B BB 1-2 2-3 3-H		3 0 1 1 1 0 1																										
Barry Bonnell, R (1, 8) OBP: 0.345, SLG: 0.505	0-0 F8			0-0 5-3			0-0 6-3	0-0 2B		3 0 0 0 0 0 1																										
Joe Nolan, L (8, PH) OBP: 0.385, SLG: 0.455								1-3 2-H 3-H		0 0 0 0 0 0 0																										
Charlie Spikes, R (8, PH) OBP: 0.353, SLG: 0.500										1 0 1 2 0 0 0																										
Rowland Office, L (8, 8) OBP: 0.370, SLG: 0.542										0 0 0 0 0 0 0																										
Glenn Hubbard, R (1, 4) OBP: 0.315, SLG: 0.283		0-0 F8		0-3 K			4-0 BB 2B BB G5-4-3	4-0 L3		2 0 0 0 2 1 0																										
Bruce Benedict, R (1, 2) OBP: 0.391, SLG: 0.350		4-0 FC3-6 BB		0-0 L4			0-0 G5-4-3 1-2f	0-0 L3 1-2		3 0 0 0 1 0 4																										
Darrel Chaney, S (1, 6) OBP: 0.208, SLG: 0.190		0-0 FC3-6 PB 1-2f			0-0 G3			0-0 1B 2B	0-3 K	4 1 1 0 0 1 1																										
Mickey Mahler, S (1, 1) OBP: 0.111, SLG: 0.222		0-3 K			0-0 P5			0-0 BB 1B	0-0 5-3	2 0 0 0 0 1 1																										
Mike Lum, L (8, PH) OBP: 0.292, SLG: 0.326								2-H		1 1 1 1 0 0 0																										
Craig Skok, R (8, 1)										0 0 0 0 0 0 0																										
Pepe Frias, R (9, PH) OBP: 0.317, SLG: 0.390										1 0 0 0 0 0 0																										
Gene Garber, R (9, 1) OBP: 0.600, SLG: 0.333										0 0 0 0 0 0 0																										
Inning Stats	R: 1 E: 0 K: 0 S: 5	H: 2 LOB: 1 BB: 0 P: 5	R: 0 E: 0 K: 1 S: 5	H: 0 LOB: 1 BB: 1 P: 9	R: 0 E: 0 K: 0 S: 4	H: 1 LOB: 1 BB: 0 P: 4	R: 0 E: 0 K: 1 S: 5	H: 0 LOB: 0 BB: 0 P: 5	R: 0 E: 0 K: 2 S: 7	H: 0 LOB: 0 BB: 0 P: 7	R: 0 E: 0 K: 0 S: 2	H: 0 LOB: 0 BB: 1 P: 6	R: 4 E: 0 K: 1 S: 8	H: 4 LOB: 2 BB: 3 P: 20	R: 1 E: 0 K: 2 S: 9	H: 2 LOB: 1 BB: 0 P: 9	1B: 4 2B: 4 3B: 2 HR: 0	SF: 1 SAC: 0 DP: 2 HBP: 0	WP: 0 PB: 1 SB: 0 CS: 0	PA: 39																
PITCHER	IP WLS BF H R ER SO BB IBB HBP BLK WP HR S P ERA WHIP																																			
Silvio Martinez, R (1, 1) ERA: 2.8	7.0		28	6	4	4	4	2	0	0	0	0	0	34	42	5.14	1.143																			
Mark Littell, R (8, 1) ERA: 3.0	0.1		3	0	0	0	1	2	0	0	0	0	0	3	11	0.00	6.000																			
Darold Knowles, L (8, 1) ERA: 2.53	0.2		3	1	1	1	0	0	1	0	0	0	0	2	6	13.50	1.500																			
Buddy Schultz, L (9, 1) ERA: 4.3	1.0	W	5	2	1	1	2	0	0	0	0	0	0	9	9	9.00	2.000																			

Atlanta Braves @ St. Louis Cardinals
 Busch Stadium, St. Louis, MO
 Sat May 12 1979, 7:05 PM CDT
 Att: 16,011 - Unknown

livebaseballscorecards.com

AB	33
R	6
H	9
RBI	6
BB	5
SO	7
LOB	12



Batter	1	2	3	4	5	6	7	8	9	AB	R	H	RBI	BB	SO	LOB
Garry Templeton, S OBP: 0.281, SLG: 0.321 Mike Phillips, L OBP: 0.250, SLG: 0.250	0-0 1B 2B 1B	0-0 FC5-2-5			0-0 SH1-4 1B		0-0 L5	0-0 G3		0 0 0 0 0 0 5 1 2 0 0 2						
Jerry Mumphrey, S OBP: 0.263, SLG: 0.222	0-0 2B SF8 1B	0-0 5-3			0-0 SH1-4		0-0 3B 1B		0-0 3B 1B	4 3 3 0 0 0 1						
Keith Hernandez, L OBP: 0.316, SLG: 0.464	0-0 P3		0-0 G3		0-0 1-3		0-0 SF9 3B		0-0 1B 3B	5 2 2 2 0 0 4						
Ted Simmons, S OBP: 0.406, SLG: 0.539	0-0 2B		0-0 F9		0-0 F5		4-0 FC5-4 BB		4-0 1B IBB IBB	3 0 1 1 2 0 2						
George Hendrick, R OBP: 0.359, SLG: 0.447	0-0 SF8		0-0 4-3		0-0 P4		0-0 SF9		4-0 1B IBB	2 0 0 2 1 0 0						
Tony Scott, S OBP: 0.333, SLG: 0.451	0-0 F9		0-0 1-3		0-3 K		0-0 FC5-4		0-3 K	5 0 0 0 0 2 5						
Ken Reitz, R OBP: 0.331, SLG: 0.435		0-0 2B 2B		0-0 5-3		1-0 E HBP		0-0 L8	0-0 1B	4 1 2 1 0 0 0						
Mike Tyson, R OBP: 0.263, SLG: 0.389		0-0 SH5-4 FC5-2-5 2B		0-3 K		0-0 E6		0-0 F9		4 0 1 1 0 1 1						
Silvio Martinez, R Mark Littell, L Darold Knowles, L Roger Freed, R Buddy Schultz, R		0-0 SH5-4		4-0 SH1-4 1B BB		0-3 K		4-0 BB		1 0 0 0 0 1 1 2 0 0 0 0 0 0 0 0 0 0 0 0 0 0 0 0 0 0 0 0 0 1 0 0 0 0 0 0 0 0 0 0						

Inning Stats	R: 2	H: 3	E: 0	K: 0	S: 6	LOB: 1	BB: 0	P: 6	R: 1	H: 2	E: 0	K: 0	S: 5	LOB: 1	BB: 0	P: 5	R: 0	H: 0	E: 0	K: 0	S: 3	LOB: 0	BB: 0	P: 3	R: 0	H: 0	E: 0	K: 1	S: 5	LOB: 0	BB: 0	P: 5	R: 0	H: 1	E: 0	K: 0	S: 4	LOB: 2	BB: 1	P: 8	R: 0	H: 0	E: 1	K: 2	S: 8	LOB: 2	BB: 0	P: 9	R: 2	H: 2	E: 0	K: 0	S: 5	LOB: 1	BB: 1	P: 9	R: 0	H: 0	E: 0	K: 0	S: 3	LOB: 1	BB: 1	P: 7	R: 2	H: 3	E: 0	K: 1	S: 6	LOB: 3	BB: 2	P: 14	1B: 6	SF: 2	2B: 3	SAC: 2	3B: 2	DP: 0	HR: 0	HBP: 1	WP: 0	PA: 43
--------------	------	------	------	------	------	--------	-------	------	------	------	------	------	------	--------	-------	------	------	------	------	------	------	--------	-------	------	------	------	------	------	------	--------	-------	------	------	------	------	------	------	--------	-------	------	------	------	------	------	------	--------	-------	------	------	------	------	------	------	--------	-------	------	------	------	------	------	------	--------	-------	------	------	------	------	------	------	--------	-------	-------	-------	-------	-------	--------	-------	-------	-------	--------	-------	--------


PITCHER	IP	WLS	BF	H	R	ER	SO	BB	IBB	HBP	BLK	WP	HR	S	P	ERA	WHIP
Mickey Mahler, L ERA: 5.91	(1, 1)	7.0	33	8	5	5	3	2	0	1	0	0	0	36	45	6.43	1.429
Craig Skok, L ERA: 4.84	(8, 1)	1.0	4	0	0	0	0	1	0	0	0	0	0	3	7	0.00	1.000
Gene Garber, R ERA: 5.74	(9, 1)	0.1	L 6	3	2	2	1	0	2	0	0	0	0	6	14	54.00	9.000

BOTTOM

Atlanta Braves @ St. Louis Cardinals
 Busch Stadium, St. Louis, MO
 Sat May 12 1979, 7:05 PM CDT
 Att. 16,011 - Unknown

AB	33
R	7
H	11
RBI	7
BB	5
SO	4
LOB	17



Batter	1	2	3	4	5	6	7	8	9	AB R H RBI BB SO LOB	TOP	
Jerry Royster, R (1, 5) OBP: 0.375, SLG: 0.351	0-0 3B		0-3 K			0-0 2-3			0-0 F9	4 0 1 0 0 1 0	Atlanta Braves @ St. Louis Cardinals Busch Stadium, St. Louis, MO Sun May 13 1979, 3:33 AM CDT Att: 16,762 - Unknown livebaseballscorecards.com AB 32 R 3 H 6 RBI 3 BB 0 SO 4 LOB 4 	
Gary Matthews, R (1, 9) OBP: 0.343, SLG: 0.576	0-3 K		0-0 F7			0-3 K			0-0 F9	4 0 0 0 0 2 1		
Jeff Burroughs, R (1, 7) OBP: 0.367, SLG: 0.355	0-0 P6		0-0 6-3			0-0 5-3			0-0 HR 2B	4 1 1 0 0 0 1		
Dale Murphy, R (1, 3) OBP: 0.388, SLG: 0.628	0-0 5-3				0-0 6-3				0-0 HR 2-H	4 1 1 2 0 0 1		
Rowland Office, L (1, 8) OBP: 0.323, SLG: 0.464		0-0 P6			0-0 4-3				0-0 F7	4 0 0 0 0 1 0		
Glenn Hubbard, R (1, 4) OBP: 0.316, SLG: 0.284		0-0 4-3 1B			0-0 F8				0-0 F7	3 1 1 0 0 0 0		
Bruce Benedict, R (1, 2) OBP: 0.346, SLG: 0.304		0-0 4-3 1-2 1B			0-0 F8				0-0 6-3	3 0 0 0 0 0 1		
Pepe Frias, R (1, 6) OBP: 0.318, SLG: 0.388		0-0 1B 2-H 1B			0-0 P4				0-0 6-3	3 0 1 1 0 0 0		
Phil Niekro, R (1, 1) OBP: 0.192, SLG: 0.160 Rick Mahler, R (7, 1) OBP: 1.000, SLG: 1.000 Mike Lum, L (8, PH) OBP: 0.289, SLG: 0.322 Craig Skok, R (8, 1)		0-0 1B 2-H 1B			0-0 6-3				0-0 F9	2 0 1 0 0 0 0 0 0 0 0 0 0 0 1 0 0 0 0 0 0 0 0 0 0 0 0 0		
Inning Stats	R: 0 E: 0 K: 1 S: 6 H: 1 LOB: 1 BB: 0 P: 6	R: 1 E: 0 K: 0 S: 5 H: 3 LOB: 2 BB: 0 P: 5	R: 0 E: 0 K: 1 S: 5 H: 0 LOB: 0 BB: 0 P: 5	R: 0 E: 0 K: 0 S: 3 H: 0 LOB: 0 BB: 0 P: 3	R: 0 E: 0 K: 0 S: 3 H: 0 LOB: 0 BB: 0 P: 3	R: 0 E: 0 K: 1 S: 5 H: 0 LOB: 0 BB: 0 P: 5	R: 0 E: 0 K: 1 S: 5 H: 0 LOB: 0 BB: 0 P: 5	R: 0 E: 0 K: 0 S: 3 H: 0 LOB: 0 BB: 0 P: 3	R: 2 E: 0 K: 0 S: 5 H: 2 LOB: 0 BB: 0 P: 5	1B: 3 2B: 1 3B: 1 HR: 1 SF: 0 SAC: 0 DP: 0 HBP: 0	WP: 0 PB: 0 SB: 0 CS: 0 PA: 32	
PITCHER Pete Vuckovich, R (1, 1) ERA: 2.18	IP 9.0 WLS W BF 32 H 6 R 3 ER 3 SO 4 BB 0 IBB 0 HBP 0 BLK 0 WP 0 HR 1 S 40 P 40 ERA 3.00 WHIP 0.667											PITCHER IP WLS BF H R ER SO BB IBB HBP BLK WP HR S P ERA WHIP

Batter	1	2	3	4	5	6	7	8	9
Lou Brock, L (1, 7) OBP: 0.405, SLG: 0.474 Jerry Mumphy, S (8, 7) OBP: 0.300, SLG: 0.263	0-0 F7			0-0 1B FC3	0-0 FC3-6 S 1B		0-0 F8	0-0 1-2 1B	
Ken Oberkfell, L (1, 4) OBP: 0.419, SLG: 0.500	0-0 4-3			0-0 L8	4-0 FC3-6 BB		0-0 1-H HR	0-0 1-3	
Keith Hernandez, L (1, 3) OBP: 0.321, SLG: 0.461	0-0 L9			0-0 E FC3 1B	0-0 FC3-6		4-0 1B BB		
Ted Simmons, S (1, 2) OBP: 0.402, SLG: 0.528		0-0 P6		0-0 FC3 2B	0-3 K		0-0 1B 1B		
George Hendrick, R (1, 9) OBP: 0.364, SLG: 0.458		0-3 K		0-0 1-H 3-H 2B		0-0 F7	0-0 1-2 FC6-4 1B		
Tony Scott, S (1, 8) OBP: 0.324, SLG: 0.438		0-0 F9		0-0 F5		0-0 4-3	0-0 FC6-4		
Ken Reitz, R (1, 5) OBP: 0.321, SLG: 0.420			0-0 F9	0-0 5-3		0-3 K2-3		0-0 F9	
Mike Phillips, L (1, 6) OBP: 0.300, SLG: 0.300			0-3 K2-3		0-0 FC1-6 1B		0-0 FC1-6 1B	0-0 4-3	
Pete Vuckovich, R (1, 1) OBP: 0.238, SLG: 0.238			0-0 F3		0-0 FC1-6 1B FC3-6		0-0 FC1-6 HR	0-0 1B 1B	

Inning Stats	R: 0	H: 0	E: 0	K: 0	S: 3	LOB: 0	BB: 0	P: 3
	R: 0	H: 0	E: 0	K: 1	S: 5 <td>LOB: 0</td> <td>BB: 0</td> <td>P: 5 </td>	LOB: 0	BB: 0	P: 5
	R: 0	H: 0	E: 0	K: 1	S: 5 <td>LOB: 0</td> <td>BB: 0</td> <td>P: 5 </td>	LOB: 0	BB: 0	P: 5
	R: 3	H: 3	E: 1	K: 0	S: 7 <td>LOB: 1</td> <td>BB: 0</td> <td>P: 7 </td>	LOB: 1	BB: 0	P: 7
	R: 1	H: 2	E: 0	K: 1	S: 7 <td>LOB: 2</td> <td>BB: 1</td> <td>P: 11 </td>	LOB: 2	BB: 1	P: 11
	R: 0	H: 0	E: 0	K: 1	S: 5 <td>LOB: 0</td> <td>BB: 0</td> <td>P: 5 </td>	LOB: 0	BB: 0	P: 5
	R: 3	H: 4	E: 0	K: 0	S: 7 <td>LOB: 2</td> <td>BB: 1</td> <td>P: 11 </td>	LOB: 2	BB: 1	P: 11
	R: 0	H: 2	E: 0	K: 0	S: 5 <td>LOB: 2</td> <td>BB: 0</td> <td>P: 5 </td>	LOB: 2	BB: 0	P: 5

PITCHER										PITCHER																									
IP	WLS	BF	H	R	ER	SO	BB	IBB	HBP	BLK	WP	HR	S	P	ERA	WHIP	IP	WLS	BF	H	R	ER	SO	BB	IBB	HBP	BLK	WP	HR	S	P	ERA	WHIP		
Phil Niekro, R (1, 1)	6.2	L	32	9	7	6	4	2	0	0	0	1	38	46	8.10	1.650																			
Rick Mahler, R (7, 1)	0.1		1	0	0	0	0	0	0	0	0	0	1	1	0.00	0.000																			
Craig Skok, L (8, 1)	1.0		5	2	0	0	0	0	0	0	0	0	5	5	0.00	2.000																			

AB R H RBI BB SO LOB

4	1	2	0	0	0	1
1	0	1	0	0	0	0

4	1	1	2	1	0	3
---	---	---	---	---	---	---

3	2	1	1	1	0	2
---	---	---	---	---	---	---

4	1	1	1	0	1	3
---	---	---	---	---	---	---

4	0	2	3	0	1	0
---	---	---	---	---	---	---

4	0	0	0	0	0	3
---	---	---	---	---	---	---

4	0	0	0	0	1	1
---	---	---	---	---	---	---

4	0	2	0	0	1	0
---	---	---	---	---	---	---

4	0	0	0	0	0	3
---	---	---	---	---	---	---

4	0	0	0	0	1	1
---	---	---	---	---	---	---

4	0	2	0	0	1	0
---	---	---	---	---	---	---

4	2	1	0	0	0	2
---	---	---	---	---	---	---

1B: 9	SF: 0	WP: 0	PA: 38
2B: 1	SAC: 0	PB: 0	
3B: 0	DP: 0	SB: 1	
HR: 1	HBP: 0	CS: 0	

AB	36
R	7
H	11
RBI	7
BB	2
SO	4
LOB	15

4	0	2	0	0	1	0
---	---	---	---	---	---	---

4	2	1	0	0	0	2
---	---	---	---	---	---	---

1B: 9	SF: 0	WP: 0	PA: 38
2B: 1	SAC: 0	PB: 0	
3B: 0	DP: 0	SB: 1	
HR: 1	HBP: 0	CS: 0	



Atlanta Braves @ St. Louis Cardinals
Busch Stadium, St. Louis, MO

Sun May 13 1979, 3:33 AM CDT
Att. 16,762 - Unknown

livebaseballscorecards.com

Los Angeles Dodgers @ Atlanta Braves
 Atlanta-Fulton County Stadium, Atlanta, GA

Tue May 15 1979, 7:05 PM EDT
 Att: 8,139 - Unknown

AB	41
R	5
H	12
RBI	5
BB	3
SO	3
LOB	20



Batter	1	2	3	4	5	6	7	8	9	10	AB	R	H	RBI	BB	SO	LOB
Davey Lopes, R OBP: 0.310, SLG: 0.407 (1, 4)	4-0 1B 1B 1B BB	0-0 5-3			0-0 G6-4-3 1-2f		0-0 5-3		0-0 5-3 1-2		4	1	0	0	1	0	2
Bill Russell, R OBP: 0.344, SLG: 0.413 (1, 6)	0-0 1B 1B 1B	0-0 F8			0-0 FC6-4 1B		0-0 2B		0-0 F8		5	1	3	0	0	0	1
Dusty Baker Jr., R OBP: 0.345, SLG: 0.418 (1, 7)	0-0 1B 1B 1B 1-2 2-3				0-0 FC6-4 1-2f		0-0 F9			0-0 HR	5	2	2	1	0	0	2
Steve Garvey, R OBP: 0.335, SLG: 0.477 (1, 3)	0-0 FC3-6 1B 1B 1-2 2-H 3-H				0-0 5-3		0-0 1B 2B		0-0 6-3		5	1	2	2	0	0	1
Ron Cey, R OBP: 0.406, SLG: 0.529 Ted Martinez, R OBP: 0.667, SLG: 1.000 (1, 5) (8, 5)	0-0 FC3-6 1B 1-2 2-H				0-0 5-3		0-0 F2		0-0 4-3		4	0	1	1	0	0	1
Joe Ferguson, R OBP: 0.359, SLG: 0.444 (1, 9)	0-3 K				0-3 K		0-0 5-3		0-0 F7		4	0	0	0	1	2	3
Derrel Thomas, S OBP: 0.347, SLG: 0.328 (1, 8)	0-0 FC3-6 FC5-4 1-2f 2-3				0-0 6-3		0-0 1B 2-H		0-0 4-3		5	0	1	1	0	0	4
Steve Yeager, R OBP: 0.263, SLG: 0.400 (1, 2)	0-0 FC5-4 1-2f				0-0 6-3		4-0 IBB			0-3 K	4	0	0	0	1	1	4
Don Sutton, R OBP: 0.120, SLG: 0.120 Vic Davalillo, L OBP: 0.167, SLG: 0.091 Bob Welch, R OBP: 0.222, SLG: 0.125 (1, 1) (9, PH) (9, 1)		0-0 P6			0-0 G6-4-3 1B		0-0 6-3		0-0 S 1B		3	0	1	0	0	0	2

Inning Stats	R: 3	H: 4	E: 0	K: 1	S: 9	LOB: 2	BB: 1	P: 13	R: 0	H: 0	E: 0	K: 0	S: 3	LOB: 0	BB: 0	P: 3	R: 0	H: 0	E: 0	K: 0	S: 3	LOB: 0	BB: 0	P: 3	R: 0	H: 0	E: 0	K: 1	S: 5	LOB: 0	BB: 0	P: 5	R: 0	H: 2	E: 0	K: 0	S: 4	LOB: 1	BB: 0	P: 4	R: 1	H: 2	E: 0	K: 0	S: 5	LOB: 2	BB: 1	P: 9	R: 0	H: 1	E: 0	K: 0	S: 4	LOB: 1	BB: 0	P: 4	R: 0	H: 0	E: 0	K: 0	S: 3	LOB: 0	BB: 0	P: 3	R: 0	H: 1	E: 0	K: 1	S: 6	LOB: 1	BB: 0	P: 6	R: 1	H: 2	E: 0	K: 0	S: 5	LOB: 2	BB: 1	P: 9	1B: 8	2B: 3	3B: 0	HR: 1	SF: 0	SAC: 0	DP: 1	HBP: 0	WP: 0	PA: 44
--------------	------	------	------	------	------	--------	-------	-------	------	------	------	------	------	--------	-------	------	------	------	------	------	------	--------	-------	------	------	------	------	------	------	--------	-------	------	------	------	------	------	------	--------	-------	------	------	------	------	------	------	--------	-------	------	------	------	------	------	------	--------	-------	------	------	------	------	------	------	--------	-------	------	------	------	------	------	------	--------	-------	------	------	------	------	------	------	--------	-------	------	-------	-------	-------	-------	-------	--------	-------	--------	-------	--------

PITCHER	IP	WLS	BF	H	R	ER	SO	BB	IBB	HBP	BLK	WP	HR	S	P	ERA	WHIP
Rick Matula, R ERA: 4.14 (1, 1)	7.0		31	9	4	4	2	1	1	0	0	0	0	33	41	5.14	1.429
Gene Garber, R ERA: 5.34 (8, 1)	2.0		7	1	0	0	1	0	0	0	0	0	0	9	9	0.00	0.500
Adrian Devine, R ERA: 2.81 (10, 1)	1.0	L	6	2	1	1	0	1	0	0	0	0	1	5	9	9.00	3.000

Batter	1	2	3	4	5	6	7	8	9	10	AB R H RBI BB SO LOB	BOTTOM						
Jerry Royster, R (1, 5) OBP: 0.382, SLG: 0.368	F8		1B 2B		2B 1B		SH3-4		SH1		3 2 2 0 0 0 0	Los Angeles Dodgers @ Atlanta Braves Atlanta-Fulton County Stadium, Atlanta, GA Tue May 15 1979, 7:05 PM EDT Att. 8,139 - Unknown livebaseballscorecards.com						
Gary Matthews, R (1, 9) OBP: 0.352, SLG: 0.581	F7		HR 1B		1-H 2B		F9		G4-6-3 IBB		4 1 2 2 1 0 1							
Jeff Burroughs, R (1, 7) OBP: 0.376, SLG: 0.382	BB		HR		F7		BB		G4-6-3		3 1 1 2 2 0 2							
Dale Murphy, R (1, 3) OBP: 0.388, SLG: 0.615	F7		BB		1B		K				4 0 1 0 1 2 3							
Barry Bonnell, R (1, 8) OBP: 0.330, SLG: 0.481			L8		F7		P6				5 0 0 0 0 1 2							
Glenn Hubbard, R (1, 4) OBP: 0.312, SLG: 0.281			P4				F9		F8		5 0 1 0 0 0 1							
Bruce Benedict, R (1, 2) OBP: 0.333, SLG: 0.269					F8		5-3		FC6-4 BB		3 0 0 0 1 1 1							
Pepe Frias, R (1, 6) OBP: 0.303, SLG: 0.369	F8				F9		F8		FC6-4		4 0 0 0 0 0 2							
Rick Matula, R (1, 1) OBP: 0.083, SLG: 0.083			K		6-3		F9 SH3-4 1B		SH1 BB		2 0 0 0 0 1 0							
Mike Lum, L (7, PH) OBP: 0.296, SLG: 0.330											1 0 1 0 0 0 0							
Gene Garber, R (8, 1) OBP: 0.600, SLG: 0.333											0 0 0 0 0 0 0							
Rowland Office, L (9, PH) OBP: 0.344, SLG: 0.464											0 0 0 0 1 0 0							
Adrian Devine, R (10, 1)											0 0 0 0 0 0 0							
Inning Stats	R: 0 H: 0 E: 0 LOB: 1 K: 0 BB: 1 S: 3 P: 7	R: 0 H: 1 E: 0 LOB: 1 K: 2 BB: 0 S: 8 P: 8	R: 3 H: 3 E: 0 LOB: 1 K: 1 BB: 1 S: 8 P: 12	R: 0 H: 0 E: 0 LOB: 0 K: 0 BB: 0 S: 3 P: 3	R: 1 H: 3 E: 0 LOB: 1 K: 0 BB: 0 S: 5 P: 5	R: 0 H: 0 E: 0 LOB: 0 K: 0 BB: 0 S: 3 P: 3	R: 0 H: 1 E: 0 LOB: 2 K: 1 BB: 1 S: 6 P: 10	R: 0 H: 0 E: 0 LOB: 1 K: 0 BB: 1 S: 3 P: 7	R: 0 H: 0 E: 0 LOB: 1 K: 0 BB: 2 S: 2 P: 10	R: 0 H: 0 E: 0 LOB: 0 K: 1 BB: 0 S: 5 P: 5	1B: 5 SF: 0 2B: 2 SAC: 2 3B: 0 DP: 1 HR: 1 HBP: 0	WP: 0 PA: 42 PB: 0 SB: 1 CS: 0						
PITCHER	IP WLS BF H R ER SO BB IBB HBP BLK WP HR S P ERA WHIP																	
Don Sutton, R (1, 1) ERA: 2.78	8.0	35	8	4	4	4	4	4	0	0	0	0	0	1	39	55	4.50	1.500
Bob Welch, R (9, 1) ERA: 2.68	2.0	7	0	0	0	0	1	1	1	0	0	0	0	0	7	15	0.00	0.500



Batter	1	2	3	4	5	6	7	8	9	AB R H RBI BB SO LOB	TOP									
Davey Lopes, R (1, 4) OBP: 0.308, SLG: 0.403	0-3 K		0-0 S HR 1B		0-0 6-3			0-3 K		4 1 1 0 0 2 0	Los Angeles Dodgers @ Atlanta Braves Atlanta-Fulton County Stadium, Atlanta, GA Wed May 16 1979, 7:05 PM EDT Att. 6,277 - Unknown livebaseballscorecards.com									
Bill Russell, R (1, 6) OBP: 0.341, SLG: 0.409	0-0 5-3		0-0 P6 1-3			0-0 5-3		0-0 1B		4 0 1 0 0 0 1										
Gary Thomasson, L (1, 8) OBP: 0.365, SLG: 0.400	4-0 BB		0-0 HR			0-3 K		0-3 K		3 1 1 2 1 2 1										
Steve Garvey, R (1, 3) OBP: 0.340, SLG: 0.477	0-0 F7		0-0 6-3			0-0 FC6-4 1B		0-0 2B 1B		4 0 2 0 0 0 1										
Dusty Baker Jr., R (1, 7) OBP: 0.342, SLG: 0.420		0-0 6-3		0-0 F2		0-0 FC6-4 1-2f		0-0 2B		4 0 1 0 0 0 1										
Joe Ferguson, R (1, 9) OBP: 0.346, SLG: 0.424		0-0 F8		0-3 K		0-3 K		0-0 F8		4 0 0 0 0 2 1										
Derrel Thomas, S (1, 5) OBP: 0.342, SLG: 0.338		0-0 2B		0-0 4-3		0-0 6-3		0-0 4-3		4 0 1 0 0 0 1										
Steve Yeager, R (1, 2) OBP: 0.253, SLG: 0.384		0-0 F8			0-0 L6		0-0 F9			3 0 0 0 0 0 1										
Andy Messersmith, R (1, 1) OBP: 0.111, SLG: 0.167			0-0 G3			0-0 6-3		0-0 6-3		3 0 0 0 0 0 0										
Bob Welch, R (8, 1) OBP: 0.222, SLG: 0.125										0 0 0 0 0 0 0										
Inning Stats	R: 0 E: 0 K: 1 S: 5	H: 0 LOB: 1 BB: 1 P: 9	R: 0 E: 0 K: 0 S: 4	H: 1 LOB: 1 BB: 0 P: 4	R: 2 E: 0 K: 0 S: 5	H: 2 LOB: 0 BB: 0 P: 5	R: 0 E: 0 K: 1 S: 5	H: 0 LOB: 0 BB: 0 P: 5	R: 0 E: 0 K: 1 S: 6	H: 1 LOB: 1 BB: 0 P: 6	R: 0 E: 0 K: 1 S: 5	H: 0 LOB: 0 BB: 0 P: 5	R: 0 E: 0 K: 2 S: 8	H: 1 LOB: 1 BB: 0 P: 8	R: 0 E: 0 K: 0 S: 4	H: 2 LOB: 1 BB: 0 P: 4	1B: 4 2B: 2 3B: 0 HR: 1	SF: 0 SAC: 0 DP: 0 HBP: 0	WP: 0 PB: 0 SB: 2 CS: 0	PA: 34
PITCHER	IP WLS BF H R ER SO BB IBB HBP BLK WP HR S P ERA WHIP																			
Eddie Solomon, R (1, 1) ERA: 3.55	8.0 W 30 5 2 2 6 1 0 0 0 0 1 41 45 2.25 0.750																			
Adrian Devine, R (9, 1) ERA: 2.76	0.1 2 2 0 0 0 0 0 0 0 0 0 2 2 0.00 6.000																			
Gene Garber, R (9, 1) ERA: 5.22	0.2 S 2 0 0 0 0 0 0 0 0 0 0 2 2 0.00 0.000																			

Los Angeles Dodgers @ Atlanta Braves
Atlanta-Fulton County Stadium, Atlanta, GA
Wed May 16 1979, 7:05 PM EDT
Att. 6,277 - Unknown

AB	33
R	2
H	7
RBI	2
BB	1
SO	6
LOB	7



Batter	1	2	3	4	5	6	7	8	9
Jerry Royster, R OBP: 0.385, SLG: 0.381 (1, 5)	0-0 1B 2B		0-0 1B		0-0 G3			0-0 L7	
Gary Matthews, R OBP: 0.356, SLG: 0.576 (1, 9)	0-0 6-3		0-0 FC5-4 1B			0-0 F7		4-0 BB 1B BB	
Jeff Burroughs, R OBP: 0.372, SLG: 0.372 Rowland Office, L OBP: 0.344, SLG: 0.464 (1, 7) (8, PR) (9, 8)	0-0 F7		0-0 FC5-4 1-2f			0-0 5-3		4-0 1B BB	
Dale Murphy, R OBP: 0.391, SLG: 0.612 (1, 3)	0-0 WP 2-H 1B		0-3 K			0-0 F7		0-0 1-2 2-3 1B	
Barry Bonnell, R OBP: 0.319, SLG: 0.464 (1, 8) (9, 7)	0-0 P3 2-3			0-0 6-3			0-0 6-3	0-0 F7	
Glenn Hubbard, R OBP: 0.305, SLG: 0.274 (1, 4)		0-0 1-3		0-0 G3		0-0 F8			
Bruce Benedict, R OBP: 0.333, SLG: 0.250 Joe Nolan, L OBP: 0.385, SLG: 0.455 (1, 2) (9, 2)		4-0 BB		0-0 F5		0-0 6-3			
Pepe Frias, R OBP: 0.293, SLG: 0.356 (1, 6)		0-0 F8			0-0 L8		0-0 F9		
Eddie Solomon, R Mike Lum, L OBP: 0.303, SLG: 0.337 Adrian Devine, R Gene Garber, R OBP: 0.600, SLG: 0.333 (1, 1) (8, PH) (9, 1) (9, 1)		0-3 K			0-0 F3		0-0 BB WP 1B 1B		

Inning Stats	R: 1	H: 2	E: 0	K: 0	S: 5	LOB: 1	BB: 0	P: 5	R: 0	H: 0	E: 0	K: 1	S: 5	LOB: 1	BB: 1	P: 9	R: 0	H: 2	E: 0	K: 1	S: 6	LOB: 1	BB: 0	P: 6	R: 0	H: 0	E: 0	K: 0	S: 3	LOB: 0	BB: 0	P: 3	R: 0	H: 0	E: 0	K: 0	S: 3	LOB: 0	BB: 0	P: 3	R: 0	H: 0	E: 0	K: 0	S: 3	LOB: 0	BB: 0	P: 3	R: 0	H: 2	E: 0	K: 0	S: 5	LOB: 2	BB: 2	P: 13
--------------	------	------	------	------	------	--------	-------	------	------	------	------	------	------	--------	-------	------	------	------	------	------	------	--------	-------	------	------	------	------	------	------	--------	-------	------	------	------	------	------	------	--------	-------	------	------	------	------	------	------	--------	-------	------	------	------	------	------	------	--------	-------	-------

PITCHER	IP	WLS	BF	H	R	ER	SO	BB	IBB	HBP	BLK	WP	HR	S	P	ERA	WHIP
Andy Messersmith, R ERA: 4.79 Bob Welch, R ERA: 2.65	(1, 1)	7.2	L	30	5	3	2	3	0	0	0	2	0	31	43	3.52	1.043
	(8, 1)	0.1		2	1	0	0	0	0	0	0	0	0	2	2	0.00	3.000

BOTTOM

Los Angeles Dodgers @ Atlanta Braves
Atlanta-Fulton County Stadium, Atlanta, GA


Wed May 16 1979, 7:05 PM EDT
Att. 6,277 - Unknown

AB	29
R	3
H	6
RBI	3
BB	3
SO	2
LOB	10

WP: 2 PA: 32
PB: 0
SB: 0
CS: 0

1B: 5 SF: 0
2B: 1 SAC: 0
3B: 0 DP: 0
HR: 0 HBP: 0

ERA WHIP



Batter	1	2	3	4	5	6	7	8	9	AB R H RBI BB SO LOB	TOP	
Davey Lopes, R (1, 4) OBP: 0.311, SLG: 0.421	0-0 E4 1-3 2B	0-0 FC6-4 2-3 1B			0-0 HR		0-0 F8 (1)		0-0 F3 (3)	5 2 2 1 0 0 1	Los Angeles Dodgers @ Atlanta Braves Atlanta-Fulton County Stadium, Atlanta, GA Thu May 17 1979, 7:05 PM EDT Att. 12,079 - Unknown - 80 F	
Bill Russell, R (1, 6) OBP: 0.333, SLG: 0.399	0-0 1-3 1-2	0-0 FC6-4 1-2f			0-0 F7 (1)		0-0 F8 (2)			4 0 0 0 0 0 3		
Gary Thomasson, L (1, 8) OBP: 0.370, SLG: 0.409	0-0 2B 2-H				0-0 G3 BB		0-3 K (3)			3 0 1 1 1 1 0		
Steve Garvey, R (1, 3) OBP: 0.331, SLG: 0.465 Ted Martinez, R (8, 5) OBP: 0.667, SLG: 1.000	0-0 F7 (2)				0-0 F7 (1) 1-3		0-3 K2-3 (3)			4 0 0 0 0 1 2 0 0 0 0 0 0 0		
Dusty Baker Jr., R (1, 7) OBP: 0.340, SLG: 0.415	0-0 F7 (3)				0-0 F7 (3)		0-0 1B S			4 0 1 0 0 0 1		
Von Joshua, L (1, 9) OBP: 0.267, SLG: 0.467					0-0 F9 (1) HR		0-0 F8 (1) 1-2			4 1 1 1 0 0 1		
Derrel Thomas, S (1, 5) OBP: 0.361, SLG: 0.342 (8, 3)					0-0 BB 1B SH1-3 1B		0-0 BB			2 0 1 0 2 0 0		
Steve Yeager, R (1, 2) OBP: 0.241, SLG: 0.364					0-0 F7 (2)		0-3 K (2)			4 0 0 0 0 1 4		
Doug Rau, L (1, 1) OBP: 0.100, SLG: 0.200 Vic Davalillo, L (6, PH) OBP: 0.154, SLG: 0.083 Charlie Hough, R (6, 1) OBP: 0.200, SLG: 0.400 Pedro Guerrero, R (9, PH) OBP: 0.333, SLG: 0.333					0-0 F5 (3)		0-0 4-3 (3)			1 0 0 0 0 0 1 1 0 0 0 0 0 2 0 0 0 0 0 0 0 1 0 1 0 0 0 0		
Inning Stats	R: 1 E: 1 K: 0 S: 5 H: 1 LOB: 1 BB: 0 P: 5	R: 1 E: 0 K: 0 S: 6 H: 3 LOB: 2 BB: 0 P: 6	R: 0 E: 0 K: 0 S: 2 H: 0 LOB: 0 BB: 1 P: 6	R: 0 E: 0 K: 0 S: 3 H: 0 LOB: 1 BB: 1 P: 7	R: 1 E: 0 K: 1 S: 6 H: 1 LOB: 0 BB: 0 P: 6	R: 0 E: 0 K: 1 S: 6 H: 1 LOB: 2 BB: 1 P: 10	R: 0 E: 0 K: 1 S: 5 H: 0 LOB: 0 BB: 0 P: 5	R: 0 E: 0 K: 0 S: 3 H: 0 LOB: 0 BB: 0 P: 3	R: 0 E: 0 K: 0 S: 4 H: 1 LOB: 1 BB: 0 P: 4	1B: 4 2B: 1 3B: 0 HR: 2 SF: 0 SAC: 1 DP: 0 HBP: 0		WP: 0 PB: 0 SB: 2 CS: 0 PA: 37
PITCHER Phil Niekro, R (1, 1) ERA: 3.76	IP WLS BF H R ER SO BB IBB HBP BLK WP HR S P ERA WHIP	9.0 W 37 7 3 2 3 3 0 0 0 0 0 2 40 52 2.00 1.111										

livebaseballscorecards.com

AB	33
R	3
H	7
RBI	3
BB	3
SO	3
LOB	15



Batter	1	2	3	4	5	6	7	8	9
Jerry Royster, R OBP: 0.393, SLG: 0.390 (1, 5)	0-0 2B 1B	0-0 P4			0-0 1B	0-0 FC4-6 1-2f 3-H		0-0 E5 PB 1B	
Gary Matthews, R OBP: 0.344, SLG: 0.555 (1, 9)	0-0 F9	0-0 3-1			0-0 F9	0-0 P3		0-3 K 2-3	
Jeff Burroughs, R OBP: 0.359, SLG: 0.356 Rowland Office, L OBP: 0.344, SLG: 0.464 (1, 7) (9, 8)	0-0 F8		0-0 F9		0-0 F7		0-0 6-3	0-3 K	
Dale Murphy, R OBP: 0.394, SLG: 0.613 (1, 2)	0-0 1B 2B 1-H		0-0 L5		0-0 F2		4-0 1B S BB		
Bob Horner, R OBP: 0.286, SLG: 0.286 Mike Lum, L OBP: 0.303, SLG: 0.337 (1, 3) (8, 3)	0-0 1B 1B 2-H		0-3 K			0-0 E6 HR	0-0 P4 1-2		
Barry Bonnell, R OBP: 0.333, SLG: 0.496 (1, 8) (9, 7)	0-0 FC6-4 1B 1-2			0-0 4-3		0-0 HR 1-H	4-0 1B BB		
Glenn Hubbard, R OBP: 0.310, SLG: 0.281 (1, 4)	0-0 FC6-4 1-2f			0-0 F8		0-0 FC1-6 SH FC4-6 1B	0-0 1B 1-3 2-H		
Pepe Frias, R OBP: 0.305, SLG: 0.367 (1, 6)		0-0 SH1-4 1B		0-0 1B		0-0 SH FC1-6 1-2	0-3 K		
Phil Niekro, R OBP: 0.172, SLG: 0.143 (1, 1)		0-0 SH1-4 1-2		0-3 K		0-0 FC1-6 FC4-6 1-2f 2-3	0-3 K		

AB	R	H	RBI	BB	SO	LOB
5	1	3	1	0	0	2
5	0	0	0	0	1	5
5	0	0	0	0	1	3
0	0	0	0	0	0	0
3	2	1	1	1	0	1
4	1	1	1	0	1	1
0	0	0	0	0	0	0
3	1	2	2	1	0	0
4	1	2	1	0	0	2
3	0	2	0	0	1	2
3	0	0	0	0	2	3

BOTTOM

Los Angeles Dodgers @ Atlanta Braves
Atlanta-Fulton County Stadium, Atlanta, GA

Thu May 17 1979, 7:05 PM EDT
Att: 12,079 - Unknown - 80 F

AB	35
R	6
H	11
RBI	6
BB	2
SO	6
LOB	19

livebaseballscorecards.com

WP : 0	PA : 39
PB : 1	
SB : 1	
CS : 0	



Inning Stats		R: 2	H: 4	E: 0	LOB: 2	K: 0	S: 7	R: 0	H: 1	E: 0	LOB: 1	K: 0	S: 4	R: 0	H: 0	E: 0	LOB: 0	K: 1	S: 5	R: 0	H: 1	E: 0	LOB: 1	K: 1	S: 6	R: 0	H: 1	E: 0	LOB: 1	K: 0	S: 4	R: 3	H: 2	E: 2	LOB: 1	K: 0	S: 7	R: 1	H: 1	E: 0	LOB: 2	K: 1	S: 6	R: 0	H: 1	E: 1	LOB: 1	K: 3	S: 10
PITCHER	IP	WLS	BF	H	R	ER	SO	BB	IBB	HBP	BLK	WP	HR	S	P	ERA	WHIP																																
Doug Rau, L ERA: 5.54 (1, 1)	5.0		22	7	2	2	2	0	0	0	0	0	0	26	26	3.60	1.400																																
Charlie Hough, R ERA: 6.09 (6, 1)	3.0	L	17	4	4	2	4	2	0	0	0	0	1	23	31	6.00	2.000																																
PITCHER		IP	WLS	BF	H	R	ER	SO	BB	IBB	HBP	BLK	WP	HR	S	P	ERA	WHIP																															

Batter	1	2	3	4	5	6	7	8	9	AB R H RBI BB SO LOB	TOP											
Bill Madlock, R (1, 4) OBP: 0.230, SLG: 0.243	1-0 P6		0-1 5-3			0-0 F8 BB SF9 1B		0-0 F7	0-0 F7	5 2 2 0 0 0 1	San Francisco Giants @ Atlanta Braves Atlanta-Fulton County Stadium, Atlanta, GA Fri May 18 1979, 7:05 PM EDT Att. 13,896 - Unknown - 80 F											
Hector Cruz, R (1, 7) OBP: 0.292, SLG: 0.339	2-3 K		1-2 6-3			4-0 SF9 BB		0-0 4-3		3 0 0 0 1 1 2												
Jack Clark, R (1, 9) OBP: 0.358, SLG: 0.428	2-1 F8		0-0 4-3			2-0 F8		4-0 1B BB		3 0 0 0 1 0 2												
Mike Ivie, R (1, 3) OBP: 0.255, SLG: 0.375		1-1 1B SF9 1B			1-3 K	0-0 SF9		0-3 K		3 1 1 1 0 2 3												
Darrell Evans, L (1, 5) OBP: 0.373, SLG: 0.421		1-0 F9			0-0 P6	0-1 3-1		0-0 1B		4 0 1 2 0 0 2												
Larry Herndon, R (1, 8) OBP: 0.356, SLG: 0.561		3-2 1B			0-0 F9		1-2 F9		0-0 F9	3 0 1 0 0 0 0												
Willie McCovey, L (8, PH) OBP: 0.292, SLG: 0.339		1-3 1B								1 0 0 0 0 0 2												
Randy Moffitt, R (8, 1)										0 0 0 0 0 0 0												
Marc Hill, R (1, 2) OBP: 0.243, SLG: 0.191		1-2 SF9			0-0 6-3				0-0 4-3	2 0 0 1 0 0 0												
Roger Metzger, S (9, PH) OBP: 0.250, SLG: 0.273										1 0 0 0 0 0 0												
Johnnie LeMaster, R (1, 6) OBP: 0.404, SLG: 0.439		0-0 1B			0-0 5-3				0-0 K	3 0 1 0 0 0 0												
Terry Whitfield, L (9, PH) OBP: 0.374, SLG: 0.450										1 0 1 0 0 0 0												
Vida Blue, S (1, 1) OBP: 0.222, SLG: 0.200		1-3 K			2-1 F6			0-0 4-3 1B	0-3 K	2 0 0 0 0 1 2												
Tom Griffin, R (5, 1)										0 0 0 0 0 0 0												
Rob Andrews, R (8, PH) OBP: 0.286, SLG: 0.222										1 1 1 0 0 0 0												
Bill North, S (8, 8) OBP: 0.381, SLG: 0.267										1 0 0 0 0 1 1												
Inning Stats	R: 0 E: 0 K: 1 S: 6	H: 0 LOB: 0 BB: 0 P: 11	R: 1 E: 0 K: 1 S: 13	H: 3 LOB: 2 BB: 0 P: 20	R: 0 E: 0 K: 0 S: 6	H: 0 LOB: 0 BB: 0 P: 7	R: 0 E: 0 K: 1 S: 5	H: 0 LOB: 0 BB: 0 P: 6	R: 0 E: 0 K: 0 S: 4	H: 0 LOB: 0 BB: 0 P: 6	R: 1 E: 0 K: 0 S: 5	H: 1 LOB: 1 BB: 1 P: 11	R: 0 E: 0 K: 0 S: 7	H: 0 LOB: 0 BB: 0 P: 10	R: 2 E: 0 K: 1 S: 8	H: 3 LOB: 2 BB: 1 P: 12	R: 0 E: 0 K: 1 S: 6	H: 1 LOB: 1 BB: 0 P: 6	1B: 8 2B: 0 3B: 0 HR: 0	SF: 2 SAC: 0 DP: 0 HBP: 0	WP: 0 PB: 0 SB: 0 CS: 0	PA: 37
PITCHER	IP WLS BF H R ER SO BB IBB HBP BLK WP HR S P ERA WHIP																					
Mickey Mahler, L (1, 1) ERA: 5.72	7.1 W 30 6 4 4 3 2 0 0 0 0 0 0 49 78 4.91 1.091																					
Gene Garber, R (8, 1) ERA: 4.94	1.2 S 7 2 0 0 2 0 0 0 0 0 0 0 11 11 0.00 1.200																					

livebaseballscorecards.com

AB	33
R	4
H	8
RBI	4
BB	2
SO	5
LOB	15



Batter	1	2	3	4	5	6	7	8	9	AB	R	H	RBI	BB	SO	LOB
Jerry Royster, R OBP: 0.386, SLG: 0.383 (1, 5)	1-1 S HR 1B	1-0 F9		3-1 F7		0-0 F7		0-0 4-3		5	1	1	0	0	0	2
Gary Matthews, R OBP: 0.335, SLG: 0.539 (1, 9)	1-3 K 1-2		1-0 F9		2-1 P4		0-0 6-3			4	0	0	0	0	1	1
Jeff Burroughs, R OBP: 0.356, SLG: 0.352 (1, 7)	2-2 E5 HR		3-2 F8		1-0 BB BB 1B		0-0 5-3			4	1	1	0	0	0	1
Dale Murphy, R OBP: 0.411, SLG: 0.693 (1, 2)	1-1 HR 1-H 2-H		0-1 HR		4-2 BB 1-2 BB		0-0 HR			3	3	3	5	1	0	0
Bob Horner, R OBP: 0.455, SLG: 0.700 (1, 3)	1-1 HR		4-0 BB		0-0 F8		0-0 1B			3	1	2	1	1	0	2
Mike Lum, L OBP: 0.303, SLG: 0.337 (7, PR) (8, 3)	HR									0	0	0	0	0	0	0
Barry Bonnell, R OBP: 0.331, SLG: 0.483 (1, 8)	1-3 K		1-0 G3		4-0 1-2 2-3 BB		0-0 6-3			3	0	0	0	1	1	2
Glenn Hubbard, R OBP: 0.309, SLG: 0.280 (1, 4)	2-2 F6			2-2 5-3		0-3 K		0-0 G6-3 1B		4	0	1	0	0	1	3
Pepe Frias, R OBP: 0.303, SLG: 0.355 (1, 6)		1-0 F8		4-1 FC1-6 BB		0-0 F3		0-0 G6-3 1-2f		3	0	0	0	1	0	1
Mickey Mahler, S OBP: 0.083, SLG: 0.167 (1, 1)		2-2 F3		0-0 FC1-6 1-2f		0-0 F8		0-0 1B		3	0	0	0	0	0	1
Gene Garber, R OBP: 0.667, SLG: 0.500 (8, 1)										1	0	1	0	0	0	0

Inning Stats	R: 4	H: 3	E: 1	K: 2	S: 18	LOB: 0	BB: 0	P: 27	R: 0	H: 0	E: 0	K: 0	S: 6	LOB: 0	BB: 0	P: 10	R: 1	H: 1	E: 0	K: 0	S: 8	LOB: 1	BB: 1	P: 17	R: 0	H: 0	E: 0	K: 0	S: 7	LOB: 1	BB: 1	P: 16	R: 0	H: 1	E: 0	K: 1	S: 9	LOB: 3	BB: 2	P: 20	R: 0	H: 0	E: 0	K: 0	S: 3	LOB: 0	BB: 0	P: 3	R: 1	H: 2	E: 0	K: 0	S: 5	LOB: 1	BB: 0	P: 5	R: 0	H: 2	E: 0	K: 0	S: 4	LOB: 1	BB: 0	P: 4
--------------	------	------	------	------	-------	--------	-------	-------	------	------	------	------	------	--------	-------	-------	------	------	------	------	------	--------	-------	-------	------	------	------	------	------	--------	-------	-------	------	------	------	------	------	--------	-------	-------	------	------	------	------	------	--------	-------	------	------	------	------	------	------	--------	-------	------	------	------	------	------	------	--------	-------	------

PITCHER	IP	WLS	BF	H	R	ER	SO	BB	IBB	HBP	BLK	WP	HR	S	P	ERA	WHIP
Vida Blue, L ERA: 4.99 (1, 1)	4.2	L	24	5	5	4	2	4	0	0	0	0	3	45	87	7.71	1.929
Tom Griffin, R ERA: 4.83 (5, 1)	2.1		9	2	1	1	1	0	0	0	0	0	1	11	11	3.86	0.857
Randy Moffitt, R ERA: 9.22 (8, 1)	1.0		4	2	0	0	0	0	0	0	0	0	0	4	4	0.00	2.000

BOTTOM

San Francisco Giants @ Atlanta Braves
Atlanta-Fulton County Stadium, Atlanta, GA

Fri May 18 1979, 7:05 PM EDT
Att: 13,896 - Unknown - 80 F

AB	33
R	6
H	9
RBI	6
BB	4
SO	3
LOB	13

livebaseballscores.com

WP: 0	PA: 37
PB: 0	
SB: 1	
CS: 0	



Batter	1	2	3	4	5	6	7	8	9	AB R H RBI BB SO LOB	TOP
Bill North, S (1, 8) OBP: 0.388, SLG: 0.284 Larry Herndon, R (9, 8) OBP: 0.356, SLG: 0.561	4-1 	2-1 FC6 1-2f			1-0 		0-0 E9 SF7 2B		0-0 4-3	4 2 2 0 1 0 1 0 0 0 0 0 0 0	San Francisco Giants @ Atlanta Braves Atlanta-Fulton County Stadium, Atlanta, GA Sat May 19 1979, 7:05 PM EDT Unknown - 80 F
Terry Whitfield, L (1, 7) OBP: 0.369, SLG: 0.444	2-0 5-3 1-2		2-2 		1-0 FC3-6 1B 1B 1-2f		0-0 SF7 3-H		0-0 B1-3	4 1 1 1 0 0 2	
Jack Clark, R (1, 9) OBP: 0.359, SLG: 0.423	4-0 		0-0 G6-4-3 1-2f		3-2 		0-0 F9		0-0 F9	4 0 1 0 1 0 1	
Willie McCovey, L (1, 3) OBP: 0.304, SLG: 0.349	1-2 FC FC6-4 BB 1-2 3-H		2-2 		3-1 		0-0 F8			4 0 2 2 0 0 1	
Bill Madlock, R (1, 4) OBP: 0.230, SLG: 0.264	2-1 FC6-4 1-2f 2-3		0-1 L6		1-1 FC6-4 1-2f			0-0 		4 1 1 1 0 0 5	
Darrell Evans, L (1, 5) OBP: 0.363, SLG: 0.409	1-1 F8			3-2 F8		3-1 F9		0-3 K		4 0 0 0 0 1 2	
John Tamargo, S (1, 2) OBP: 0.171, SLG: 0.275 Max Venable, L (6, PR) OBP: 0.429, SLG: 0.333 Mike Sadek, R (6, 2)		1-2 4-3		0-0 F5		1-2 		0-0 6-3		3 0 1 0 0 0 0 0 0 0 0 0 0 0 1 0 0 0 0 0 0	
Roger Metzger, S (1, 6) OBP: 0.250, SLG: 0.272		3-3 K		1-0 L6		1-3 K		0-0 		4 0 1 0 0 2 1	
Philip Nastu, L (1, 1) OBP: 0.273, SLG: 0.111 Tom Griffin, R (6, 1) Gary Lavelle, S (9, 1)		4-0 		1-2 F7		2-3 K 1-2		0-0 4-3		2 0 0 0 1 1 1 1 0 0 0 0 0 1 0 0 0 0 0 0 0	
Inning Stats	R: 1 H: 0 E: 0 LOB: 2 K: 0 BB: 2 S: 9 P: 23	R: 0 H: 0 E: 0 LOB: 1 K: 1 BB: 1 S: 8 P: 18	R: 0 H: 2 E: 0 LOB: 1 K: 0 BB: 0 S: 10 P: 14	R: 0 H: 0 E: 0 LOB: 0 K: 0 BB: 0 S: 6 P: 10	R: 1 H: 3 E: 0 LOB: 2 K: 0 BB: 0 S: 13 P: 23	R: 0 H: 1 E: 0 LOB: 2 K: 2 BB: 0 S: 11 P: 18	R: 1 H: 1 E: 1 LOB: 0 K: 0 BB: 0 S: 4 P: 4	R: 1 H: 2 E: 0 LOB: 1 K: 1 BB: 0 S: 7 P: 7	R: 0 H: 0 E: 0 LOB: 0 K: 0 BB: 0 S: 3 P: 3	1B: 7 SF: 1 2B: 1 SAC: 0 3B: 0 DP: 1 HR: 1 HBP: 0	WP: 1 PA: 39 PB: 0 SB: 2 CS: 0
PITCHER Tony Brizzolara, R (1, 1) ERA: 3.0 Craig Skok, L (7, 1) ERA: 4.44	IP WLS BF H R ER SO BB IBB HBP BLK WP HR S P ERA WHIP 6.0 0 27 6 2 2 3 3 0 0 0 1 0 57 106 3.00 1.500 3.0 L 12 3 2 1 1 0 0 0 0 0 0 1 14 14 3.00 1.000										

livebaseballscorecards.com

AB	35
R	4
H	9
RBI	4
BB	3
SO	4
LOB	15



Batter	1	2	3	4	5	6	7	8	9	AB R H RBI BB SO LOB
Jerry Royster, R OBP: 0.380, SLG: 0.376 (1, 5)	2-1 5-3		1-2 4-3 1B	2-2 F8		0-3 K			0-0 FC5-4 1B	5 1 1 0 0 1 2
Gary Matthews, R OBP: 0.338, SLG: 0.534 (1, 9)	1-0 F7		3-2 4-3		1-2 2B 1B		0-3 K		0-0 1B	5 0 2 0 0 1 1
Jeff Burroughs, R OBP: 0.358, SLG: 0.357 (1, 7)	4-2 BB 1B BB		1-0 6-3		1-0 2B		0-0 6-3		0-3 K	4 0 1 0 1 1 3
Dale Murphy, R OBP: 0.413, SLG: 0.685 (1, 2)	2-1 1B BB		4-1 1B BB		2-3 K		0-0 L7			3 1 1 0 1 1 2
Bob Horner, R OBP: 0.467, SLG: 0.615 (1, 3)	4-2 FC6-4 BB		2-0 1B		2-1 L5		0-0 5-3			3 0 1 1 1 0 2
Barry Bonnell, R OBP: 0.328, SLG: 0.475 (1, 8)	1-0 FC6-4		1-0 1B		3-1 F8		0-3 K		0-3 K	4 0 1 1 0 1 5
Glenn Hubbard, R OBP: 0.307, SLG: 0.274 (1, 4)			3-2 F9		3-1 F8		4-0 G4-6-3 E BB		0-3 K	3 0 0 0 1 1 2
Pepe Frias, R OBP: 0.291, SLG: 0.340 (1, 6)			3-1 F7		0-0 5-3		0-0 E3 G4-6-3		0-0 5-3	4 0 0 0 0 0 1
Tony Brizzolara, R (1, 1)			1-2 6-3		1-1 4-3		0-0 G4-6-3		0-0 FC5-4 1B	2 0 0 0 0 0 0
Mike Lum, L (6, PH)										1 0 0 0 0 0 2
Craig Skok, R (7, 1)										0 0 0 0 0 0 0
Rowland Office, L (9, PH)										0 0 0 0 0 0 0
Charlie Spikes, R (9, PH)										1 0 1 0 0 0 0

Inning Stats	R: 0 E: 0 K: 11 S: 11	H: 1 LOB: 3 BB: 2 P: 25	R: 0 E: 0 K: 9 S: 9	H: 0 LOB: 0 BB: 0 P: 16	R: 2 E: 0 K: 0 S: 13	H: 3 LOB: 2 BB: 1 P: 28	R: 0 E: 0 K: 0 S: 6	H: 0 LOB: 0 BB: 0 P: 9	R: 0 E: 0 K: 1 S: 12	H: 2 LOB: 2 BB: 0 P: 21	R: 0 E: 1 K: 1 S: 5	H: 0 LOB: 1 BB: 1 P: 9	R: 0 E: 0 K: 1 S: 5	H: 0 LOB: 0 BB: 0 P: 5	R: 0 E: 0 K: 2 S: 7	H: 0 LOB: 0 BB: 0 P: 7	R: 0 E: 0 K: 1 S: 7	H: 2 LOB: 2 BB: 0 P: 7	1B: 7 2B: 1 3B: 0 HR: 0	SF: 0 SAC: 0 DP: 1 HBP: 0
--------------	--------------------------------	----------------------------------	------------------------------	----------------------------------	-------------------------------	----------------------------------	------------------------------	---------------------------------	-------------------------------	----------------------------------	------------------------------	---------------------------------	------------------------------	---------------------------------	------------------------------	---------------------------------	------------------------------	---------------------------------	----------------------------------	------------------------------------

PITCHER	IP	WLS	BF	H	R	ER	SO	BB	IBB	HBP	BLK	WP	HR	S	P	ERA	WHIP
Philip Nastu, L (1, 1) ERA: 3.03	5.0		25	6	2	2	1	4	0	0	0	0	0	51	103	3.60	2.000
Tom Griffin, R (6, 1) ERA: 4.37	3.1	W	10	0	0	0	4	0	0	0	0	0	0	18	18	0.00	0.000
Gary Lavelle, L (9, 1) ERA: 1.04	0.2	S	4	2	0	0	1	0	0	0	0	0	0	6	6	0.00	3.000

BOTTOM

San Francisco Giants @ Atlanta Braves
Atlanta-Fulton County Stadium, Atlanta, GA

Sat May 19 1979, 7:05 PM EDT
Unknown - 80 F

AB	35
R	2
H	8
RBI	2
BB	4
SO	6
LOB	20

livebaseballscorecards.com



WP: 0	PA: 39
PB: 0	
SB: 0	
CS: 0	

Batter	1	2	3	4	5	6	7	8	9	10	11	AB R H RBI BB SO LOB	TOP			
Rob Andrews, R (1.4) OBP: 0.269, SLG: 0.182	L5		E6		F9		F9			F8		4 0 0 0 1 0 0	San Francisco Giants @ Atlanta Braves Atlanta-Fulton County Stadium, Atlanta, GA Sat. May 19 1979, 7:05 PM EDT Att: 24,799 - Cloudy - 75 F			
Terry Whitfield, L (1.7) OBP: 0.358, SLG: 0.430	G3		G1-6-3		F9		G3			2-3		5 0 0 0 0 0 2				
Jack Clark, R (1.9) OBP: 0.355, SLG: 0.415	K		K									5 0 1 0 0 2 0				
Darrell Evans, L (1.5) OBP: 0.358, SLG: 0.401		3-1		3-1								5 1 1 0 0 0 1				
Mike Ivie, R (1.3) OBP: 0.262, SLG: 0.400		HR		1B								4 2 1 1 1 0 2				
John Tamargo, S (1.2) OBP: 0.205, SLG: 0.302												3 0 2 0 0 0 0				
Max Venable, L (7, PR) OBP: 0.429, SLG: 0.333		P4										0 1 0 0 0 0 0				
Mike Sadek, R (7, 2)												1 0 0 0 0 0 0				
Willie McCovey, L (11, PH) OBP: 0.314, SLG: 0.406												1 1 1 2 0 0 0				
Marc Hill, R (11, 2) OBP: 0.243, SLG: 0.191												0 0 0 0 0 0 0				
Larry Herndon, R (1.8) OBP: 0.360, SLG: 0.622		HR		SF7								4 2 2 2 0 0 0				
Johnnie LeMaster, R (1.6) OBP: 0.392, SLG: 0.422												4 0 1 0 0 1 3				
Dave Roberts, L (1.1) Randy Moffitt, R (6.1) Gary Lavelle, S (8.1) Bill North, S (10, PH) John Curtis, L (10.1) Tom Griffin, R (11.1)												2 0 0 0 0 0 1 1 0 0 0 0 0 1 0 0 0 0 0 0 0 1 0 0 0 0 0 0 0 0 0 0 0 0 0 0 0 0 0 0 0 0				
Inning Stats	R: 0 H: 0 E: 0 LOB: 0 K: 1 BB: 0 S: 5 P: 5	R: 2 H: 3 E: 0 LOB: 1 K: 0 BB: 0 S: 6 P: 6	R: 0 H: 0 E: 1 LOB: 0 K: 1 BB: 0 S: 5 P: 5	R: 1 H: 1 E: 0 LOB: 1 K: 0 BB: 1 S: 4 P: 8	R: 0 H: 0 E: 0 LOB: 0 K: 0 BB: 0 S: 3 P: 3	R: 0 H: 1 E: 0 LOB: 0 K: 0 BB: 0 S: 3 P: 3	R: 2 H: 2 E: 0 LOB: 1 K: 2 BB: 1 S: 9 P: 13	R: 0 H: 0 E: 0 LOB: 0 K: 0 BB: 0 S: 3 P: 3	R: 0 H: 0 E: 0 LOB: 0 K: 0 BB: 0 S: 3 P: 3	R: 0 H: 0 E: 0 LOB: 0 K: 0 BB: 0 S: 3 P: 3	R: 2 H: 2 E: 0 LOB: 0 K: 0 BB: 0 S: 5 P: 5	1B: 6 SF: 1 2B: 0 SAC: 0 3B: 0 DP: 2 HR: 3 HBP: 0	WP: 0 PA: 43 PB: 0 SB: 2 CS: 0			
PITCHER	IP WLS BF H R ER SO BB IBB HBP BLK WP HR S P ERA WHIP															
Rick Matula, R (1.1) ERA: 4.09	7.0	29	7	5	3	4	2	0	0	0	0	2	35	43	3.86	1.286
Adrian Devine, R (8.1) ERA: 2.45	2.0	6	0	0	0	0	0	0	0	0	0	0	6	6	0.00	0.000
Gene Garber, R (10.1) ERA: 5.18	2.0	L 8	2	2	2	0	0	0	0	0	0	1	8	8	9.00	1.000



Batter	1	2	3	4	5	6	7	8	9	10	11	AB R H RBI BB SO LOB
Barry Bonnell, R (1, 8) OBP: 0.328, SLG: 0.469 (10, 7)	2-0 5-3		0-2 5-3 1B		X 0-0 5-3		X 0-0 G4-6-3 1B		X 0-0 5-3		S 0-3 K	6 0 2 0 0 1 1
Gary Matthews, R (1, 9) OBP: 0.343, SLG: 0.543	4-1 BB		2-1 5-3 1-2		X 0-0 F5		X 0-0 G4-6-3 1-2		X 0-0 2B 2B		X 0-0 1B 2B	5 1 2 0 1 0 2
Jeff Burroughs, R (1, 7) OBP: 0.359, SLG: 0.366 Rowland Office, L (9, PR) OBP: 0.333, SLG: 0.448 (10, 8)	0-1 E5		3-1 F7		X 0-0 1B SF7 1B		X 0-0 F7		X 0-0 2B		X 0-3 K	5 1 2 1 0 0 2 1 0 0 0 0 1 2
Dale Murphy, R (1, 3) OBP: 0.423, SLG: 0.681	2-0 F9		1-1 4-3		X 0-0 1B 1B		X 0-0 HR 1B		X 4-0 IBB		X 0-0 1B	5 1 3 1 1 0 3
Bob Homer, R (1, 5) OBP: 0.381, SLG: 0.667	1-0 F7			2-2 L5		X 0-0 SF7		X 0-0 HR		X 0-3 K	X 0-3 K	5 1 1 3 0 2 6
Glenn Hubbard, R (1, 4) OBP: 0.316, SLG: 0.286		1-0 E7 1B		3-1 1B		X 0-0 1-2 1B		X 0-0 F8		X 0-0 4-3		5 0 3 0 0 0 0
Bruce Benedict, R (1, 2) OBP: 0.289, SLG: 0.212		1-0 1-3		2-0 F8		X 0-0 F7		X 0-0 F9		X 0-0 4-3		5 0 0 0 0 0 4
Darrel Chaney, S (1, 6) OBP: 0.172, SLG: 0.154		1-3 K		1-1 L5		X 0-0 4-3		X 0-0 5-3		X 0-3 K		5 0 0 0 0 2 4
Rick Matula, R (1, 1) OBP: 0.071, SLG: 0.071 Mike Lum, L (7, PH) OBP: 0.297, SLG: 0.330 Adrian Devine, R (8, 1) Charlie Spikes, R (9, PH) OBP: 0.421, SLG: 0.750 Gene Garber, R (10, 1) OBP: 0.067, SLG: 0.500 Pepe Frias, R (11, PH) OBP: 0.288, SLG: 0.347		1-1 5-3		2-1 F8		X 0-0 6-3		X 0-0 HR		X 0-0 2B 1B 1B		2 0 0 0 0 0 0 1 1 0 0 0 0 0 0 0 0 0 0 0 0 0 0 0 1 1 1 1 0 0 0 0 0 0 0 0 0 0 0 0 1 1 1 0 0 0 0 0

BOTTOM

San Francisco Giants @ Atlanta Braves
Atlanta-Fulton County Stadium, Atlanta, GA
Sat May 19 1979, 7:05 PM EDT
Att: 24,799 - Cloudy - 75 F

livebaseballscores.com

AB	47
R	6
H	15
RBI	6
BB	2
SO	6
LOB	25



Inning Stats	R: 0	H: 0	R: 0	H: 1	R: 0	H: 1	R: 0	H: 0	R: 1	H: 3	R: 0	H: 1	R: 2	H: 2	R: 2	H: 3	R: 0	H: 0	R: 1	H: 3	1B: 10	SF: 1	WP: 0	PA: 50
E: 1	LOB: 2	E: 1	LOB: 1	E: 0	LOB: 1	E: 0	LOB: 0	E: 0	LOB: 0	E: 0	LOB: 0	E: 0	LOB: 0	E: 0	LOB: 2	E: 0	LOB: 0	E: 0	LOB: 2	2B: 3 <td>SAC: 0 <td>PB: 0 <td></td> </td></td>	SAC: 0 <td>PB: 0 <td></td> </td>	PB: 0 <td></td>		
K: 0	BB: 1	K: 1	BB: 0	K: 0	BB: 0	K: 0	BB: 0	K: 0	BB: 0	K: 0	BB: 0	K: 0	BB: 0	K: 1	BB: 1	K: 3	BB: 0	K: 1	BB: 0	3B: 0	DP: 1 <td>SB: 0</td> <td></td>	SB: 0		
S: 6	P: 15	S: 7	P: 11	S: 10	P: 16	S: 8	P: 16	S: 4	P: 6	S: 3	P: 3	S: 5	P: 5	S: 8	P: 12	S: 5	P: 5	S: 12	P: 12	HR: 2	HBP: 0	CS: 0		

PITCHER	IP	WLS	BF	H	R	ER	SO	BB	IBB	HBP	BLK	WP	HR	S	P	ERA	WHIP
Dave Roberts, L ERA: 1.74	(1, 1)	5.0	22	5	1	1	1	1	0	0	0	0	0	37	66	1.80	1.200
Randy Moffitt, R ERA: 9.0	(6, 1)	2.1	10	4	2	2	0	0	0	0	0	0	1	10	10	7.71	1.714
Gary Lavelle, L ERA: 1.63	(8, 1)	1.2	9	3	2	2	1	0	1	0	0	0	1	10	14	10.80	1.800
John Curtis, L ERA: 15.0	(10, 1)	1.2	W 7	2	1	1	3	0	0	0	0	0	0	13	13	5.40	1.200
Tom Griffin, R ERA: 4.33	(11, 1)	0.1	S 2	1	0	0	1	0	0	0	0	0	0	4	4	0.00	3.000

Batter	1	2	3	4	5	6	7	8	9	AB R H RBI BB SO LOB	TOP											
Bill North, S (1, 8) OBP: 0.386, SLG: 0.281 Max Venable, L (8, 9) OBP: 0.500, SLG: 0.429	0-1 1-3	2-2 L5		1-2 1B HBP	4-0 BB		0-0 4-3		0-0 1B	4 1 1 1 1 0 3 1 0 1 0 0 0 0												
Terry Whitfield, L (1, 7) OBP: 0.357, SLG: 0.422	2-1 1B		2-2 F7	1-0 1B HBP	0-0 4-3		0-0 P3		0-0 3-1	5 0 1 0 0 0 4												
Bill Madlock, R (1, 4) OBP: 0.242, SLG: 0.297 (8, 3)	1-2 F9		0-0 HR	2-0 1B BB		0-0 CS 1B	0-0 F9			5 1 3 3 0 0 2												
Willie McCovey, L (1, 3) OBP: 0.307, SLG: 0.382 Rob Andrews, R (8, 4) OBP: 0.269, SLG: 0.182	0-1 F8		1-2 G3	4-1 BB	1-2 2-3 BB	0-0 F7		0-0 4-3		4 0 0 0 1 0 2 0 0 0 0 0 0 0												
Darrell Evans, L (1, 5) OBP: 0.359, SLG: 0.422			3-3 K	1-1 1B	0-3 K	0-0 HR		0-3 K		5 1 2 1 0 3 3												
John Tamargo, S (1, 2) OBP: 0.245, SLG: 0.370 Mike Sadek, R (8, 2)			4-2 1B BB	4-2 BB	0-3 K	0-0 HR		0-0 F8		3 2 1 1 2 1 3 0 0 0 0 0 0 0												
Larry Herndon, R (1, 9) OBP: 0.345, SLG: 0.580 (8, 8)			1-2 1B 1B	0-0 P6	0-0 F9	0-0 F8			0-0 6-3	5 0 1 0 0 0 5												
Roger Metzger, S (1, 6) OBP: 0.267, SLG: 0.299			3-2 1B		2-1 1B SH	0-0 3-1		0-0 E 2B	0-0 3-1	5 2 3 1 0 0 0												
Bob Knepper, L (1, 1) OBP: 0.217, SLG: 0.304			2-2 P6		0-0 SH 1B	0-0 F8		0-0 E1 1B	0-0 1B	4 1 2 0 0 0 2												
Inning Stats	R: 0 E: 0 K: 0 S: 9	H: 1 LOB: 1 BB: 0 P: 12	R: 1 E: 0 K: 1 S: 18	H: 2 LOB: 2 BB: 1 P: 33	R: 1 E: 0 K: 0 S: 13	H: 2 LOB: 2 BB: 1 P: 21	R: 3 E: 0 K: 2 S: 16	H: 3 LOB: 3 BB: 1 P: 26	R: 0 E: 0 K: 0 S: 3	H: 0 LOB: 1 BB: 1 P: 7	R: 2 E: 0 K: 0 S: 5	H: 3 LOB: 0 BB: 0 P: 5	R: 1 E: 1 K: 0 S: 5	H: 2 LOB: 1 BB: 0 P: 5	R: 0 E: 0 K: 1 S: 5	H: 0 LOB: 0 BB: 0 P: 5	R: 0 E: 0 K: 0 S: 5	H: 2 LOB: 2 BB: 0 P: 5	1B: 11 2B: 1 3B: 0 HR: 3	SF: 0 SAC: 1 DP: 0 HBP: 1	WP: 0 PB: 0 SB: 2 CS: 1	PA: 47
PITCHER	IP WLS BF H R ER SO BB IBB HBP BLK WP HR S P ERA WHIP																			PITCHER	IP WLS BF H R ER SO BB IBB HBP BLK WP HR S P ERA WHIP	
Eddie Solomon, R (1, 1) ERA: 4.5 Rick Mahler, R (4, 1) ERA: 5.73 Frank LaCorte, R (7, 1) ERA: 7.56 Adrian Devine, R (9, 1) ERA: 2.33	3.0 L 21 8 5 5 1 2 0 1 0 0 1 48 80 15.00 3.333																					

San Francisco Giants @ Atlanta Braves
 Atlanta-Fulton County Stadium, Atlanta, GA
 Sun May 20 1979, 3:33 AM EDT
 Att. 10,716 - Cloudy - 80 F

livebaseballscorecards.com

AB	41
R	8
H	15
RBI	7
BB	4
SO	4
LOB	24



Batter	1	2	3	4	5	6	7	8	9	AB	R	H	RBI	BB	SO	LOB
Barry Bonnell, R OBP: 0.319, SLG: 0.455 (1, 8)	0-0 6-3		3-1 6-3			2-1 F8		1-1 F7		4	0	0	0	0	0	0
Gary Matthews, R OBP: 0.341, SLG: 0.535 (1, 9)	1-0 E 1B		1-1 F7			1-0 P4		1-0 6-3		4	0	1	0	0	0	0
Jeff Burroughs, R OBP: 0.356, SLG: 0.363 (1, 7)	2-3 K				3-2 F9		1-0 BB SF8 1B		1-0 F9	4	1	1	0	0	1	1
Dale Murphy, R OBP: 0.419, SLG: 0.669 (1, 3)	1-1 E1 1-2				3-2 5-3		1-2 BB 1B		2-2 F3	4	0	1	0	0	0	1
Bob Horner, R OBP: 0.360, SLG: 0.571 (1, 5)	0-0 F5				1-0 5-3		4-2 1-2 2-3 BB		2-1 F7	3	0	0	0	1	0	2
Glenn Hubbard, R OBP: 0.311, SLG: 0.280 (1, 4)		1-0 6-3			3-2 5-3		2-3 K			3	0	0	0	0	1	3
Bruce Benedict, R OBP: 0.268, SLG: 0.200 (1, 2)		0-0 5-3			1-0 6-3		2-1 SF8			2	0	0	1	0	0	0
Pepe Frias, R OBP: 0.290, SLG: 0.337 (1, 6)		1-0 F7			0-0 6-3		3-H 0-0 F9			3	0	0	0	0	0	2
Eddie Solomon, R (1, 1) Rick Mahler, R (4, 1) Jerry Royster, R (6, PH) Frank LaCorte, R (7, 1) Charlie Spikes, R (8, PH) Adrian Devine, R (9, 1)			1-3 K			1-0 5-3		2-3 K		1	0	0	0	0	1	0

Inning Stats	R: 0	H: 1	E: 1	K: 1	S: 8	R: 0	H: 0	E: 0	K: 0	S: 3	R: 0	H: 0	E: 0	K: 1	S: 7	R: 0	H: 0	E: 0	K: 0	S: 7	R: 0	H: 0	E: 0	K: 0	S: 6	R: 0	H: 0	E: 0	K: 0	S: 4	R: 1	H: 2	E: 0	K: 1	S: 12	R: 0	H: 0	E: 0	K: 1	S: 6	R: 0	H: 0	E: 0	K: 0	S: 6	R: 0	H: 0	E: 0	K: 0	S: 11			
	LOB: 2	BB: 0	P: 12			LOB: 0	BB: 0	P: 5			LOB: 0	BB: 0	P: 12			LOB: 0	BB: 0	P: 10			LOB: 0	BB: 0	P: 8			LOB: 2	BB: 1	P: 22			LOB: 0	BB: 0	P: 10			LOB: 0	BB: 0	P: 11			1B: 3	SF: 1	2B: 0	SAC: 0	3B: 0	DP: 0	HR: 0	HBP: 0					
PITCHER Bob Knepper, L ERA: 2.83 (1, 1)	IP: 9.0	WLS: W	BF: 32	H: 3	R: 1	ER: 1	SO: 4	BB: 1	IBB: 0	HBP: 0	BLK: 0	WP: 0	HR: 0	S: 59	P: 104	ERA: 1.00	WHIP: 0.444																																				
																		PITCHER	IP: 9.0	WLS: W	BF: 32	H: 3	R: 1	ER: 1	SO: 4	BB: 1	IBB: 0	HBP: 0	BLK: 0	WP: 0	HR: 0	S: 59	P: 104	ERA: 1.00	WHIP: 0.444																		

BOTTOM

San Francisco Giants @ Atlanta Braves
Atlanta-Fulton County Stadium, Atlanta, GA

Sun May 20 1979, 3:33 AM EDT
Att: 10,716 - Cloudy - 80 F

livebaseballscorecards.com

AB	30
R	1
H	3
RBI	1
BB	1
SO	4
LOB	9

Braves

WP: 0	PA: 32
PB: 0	
SB: 0	
CS: 0	

Batter	1	2	3	4	5	6	7	8	9
Jerry Royster, R OBP: 0.378, SLG: 0.381 (1, 5)	0-0 F8		0-0 HR 1B	0-0 5-3		0-0 2B		0-0 4-3	
Gary Matthews, R OBP: 0.343, SLG: 0.556 (1, 9)	0-0 F7		0-0 HR 1B		0-0 HR 2B	0-3 K		0-0 F8	
Jeff Burroughs, R OBP: 0.358, SLG: 0.364 (1, 7)	0-0 BB 1B		0-0 G6-4-3 1B		0-0 HR 2B	0-3 K		0-0 6-3	
Barry Bonnell, R OBP: 0.319, SLG: 0.455 (9, 7)									
Dale Murphy, R OBP: 0.421, SLG: 0.660 (1, 2)	4-0 1-2 BB		0-0 G6-4-3 1-2f		0-0 F8		4-0 FC5-4 BB		
Bob Horner, R OBP: 0.345, SLG: 0.640 (1, 3)	0-0 F8			0-0 5-3	0-0 HR		0-0 FC5-4 2B		
Darrel Chaney, S OBP: 0.172, SLG: 0.154 (7, PR)					1-H 3-H		1-2f		
Gene Garber, R OBP: 0.667, SLG: 0.500 (8, 1)									
Rowland Office, L OBP: 0.324, SLG: 0.455 (1, 8)		0-0 P8		0-0 4-3	0-0 F7		0-0 PB 2B		
Glenn Hubbard, R OBP: 0.315, SLG: 0.293 (1, 4)		0-0 F7		0-0 2B 1B	0-0 2B		0-0 FC5-2-5-1-2-6-3		
Pepe Frias, R OBP: 0.288, SLG: 0.343 (1, 6)		0-0 F9		0-0 1B 2B	0-0 5-3		0-0 6-3		
Phil Niekro, R OBP: 0.188, SLG: 0.161 (1, 1)			0-0 6-3	0-0 1B		0-3 K		0-0 4-3 1B	
Craig Skok, R (7, 1)				2-3					
Mike Lum, L OBP: 0.304, SLG: 0.337 (8, 3)									

AB	R	H	RBI	BB	SO	LOB
5	1	2	0	0	0	3
5	2	2	2	0	1	2
5	1	2	0	0	1	3
0	0	0	0	0	0	0
2	0	0	0	2	0	3
4	1	1	3	0	0	3
0	1	0	0	0	0	0
0	0	0	0	0	0	0
4	0	1	1	0	0	0
4	1	2	0	0	0	1
4	0	1	1	0	0	2
3	0	1	0	0	1	0
0	0	0	0	0	0	0
1	0	1	0	0	0	0

WP	PA
0	39

1B	2B	3B	HR	SF	SAC	DP	HBP
6	5	0	2	0	1	0	0

Inning	R	H	E	K	S	P	IP	WLS	BF	H	R	ER	SO	BB	IBB	HBP	BLK	WP	HR	S	P	ERA	WHIP
1	0	1	0	0	4	8	4.0		19	7	3	3	0	1	0	0	0	0	1	18	22	6.75	2.000
2	0	0	0	0	3	3	2.0	L	11	4	3	2	3	0	0	0	0	0	1	17	17	9.00	2.000
3	0	0	0	0	3	3	2.0		9	2	1	0	0	1	0	0	0	0	0	8	12	0.00	1.500

Houston Astros @ Atlanta Braves
 Atlanta-Fulton County Stadium, Atlanta, GA
 Mon May 21 1979, 7:05 PM EDT
 Att. 1,988 - Cloudy - 75 F

AB	37
R	7
H	13
RBI	7
BB	2
SO	3
LOB	17



WP	PA
0	39

Batter	1	2	3	4	5	6	7	8	9	AB R H RBI BB SO LOB	TOP											
Julio Gonzalez, R (1, 6) OBP: 0.297, SLG: 0.265	0-0 4-3		0-0 5-3		0-0 1B 1B		0-0 F8		0-0 5-3	5 1 1 0 0 0 0												
Jose Cruz, L (1, 7) OBP: 0.392, SLG: 0.449	0-3 K		0-0 2B		0-0 1B 1B		0-0 L1		0-0 4-3	5 1 2 0 0 1 0												
Cesar Cedeno, R (1, 8) OBP: 0.396, SLG: 0.441	0-0 1B		0-0 F5		0-0 1B 1B		4-0 BB			3 1 2 1 1 0 1												
Jeffrey Leonard, R (1, 9) OBP: 0.405, SLG: 0.441	0-0 F9			0-3 K	0-0 E3 1B		0-0 F9			4 0 0 0 0 1 3												
Enos Cabell, R (1, 5) (8, 3) OBP: 0.335, SLG: 0.429		0-0 4-3		0-0 HR	0-0 1B			0-0 5-3		4 1 2 2 0 0 0												
Bob Watson, R (1, 3) OBP: 0.314, SLG: 0.335		0-0 1B		0-0 F9	0-0 FC6-4 1B			0-0 F8		4 0 1 0 0 0 2												
Rafael Landestoy, S (8, 4) OBP: 0.269, SLG: 0.182										0 0 0 0 0 0 0												
Art Howe, R (1, 4) (8, 5) OBP: 0.252, SLG: 0.265		0-0 P6		0-0 F7		0-0 6-3		4-0 BB		3 0 0 0 1 0 1												
Alan Ashby, S (1, 2) OBP: 0.272, SLG: 0.319		0-0 G3			0-3 K	0-0 4-3		0-0 4-3		4 0 0 0 0 1 2												
Joe Niekro, R (1, 1) OBP: 0.087, SLG: 0.130			0-3 K		0-0 5-3	0-0 F9			0-3 K	4 0 0 0 0 2 0												
Inning Stats	R: 0 E: 0 K: 1 S: 6	H: 1 LOB: 1 BB: 0 P: 6	R: 0 E: 0 K: 0 S: 4	H: 1 LOB: 1 BB: 0 P: 4	R: 0 E: 0 K: 1 S: 6	H: 1 LOB: 1 BB: 0 P: 6	R: 1 E: 0 K: 1 S: 6	H: 1 LOB: 0 BB: 0 P: 6	R: 3 E: 2 K: 1 S: 10	H: 4 LOB: 2 BB: 0 P: 10	R: 0 E: 0 K: 0 S: 3	H: 0 LOB: 0 BB: 0 P: 3	R: 0 E: 0 K: 0 S: 3	H: 0 LOB: 1 BB: 1 P: 7	R: 0 E: 0 K: 0 S: 3	H: 0 LOB: 1 BB: 1 P: 7	R: 0 E: 0 K: 1 S: 5	H: 0 LOB: 0 BB: 0 P: 5	1B: 6 2B: 1 3B: 0 HR: 1	SF: 0 SAC: 0 DP: 0 HBP: 0	WP: 0 PB: 0 SB: 0 CS: 0	PA: 38
PITCHER	IP WLS BF H R ER SO BB IBB HBP BLK WP HR S P ERA WHIP																					
Mickey Mahler, L (1, 1) ERA: 5.13	8.0 L 35 8 4 2 4 2 0 0 0 0 0 1 41 49 2.25 1.250																					
Adrian Devine, R (9, 1) ERA: 2.21	1.0 3 0 0 0 1 0 0 0 0 0 0 0 5 5 0.00 0.000																					

Houston Astros @ Atlanta Braves
Atlanta-Fulton County Stadium, Atlanta, GA

Tue May 22 1979, 7:05 PM EDT
Att: 5,091 - Unknown - 80 F

livebaseballscorecards.com

AB	36
R	4
H	8
RBI	3
BB	2
SO	5
LOB	9



Batter	1	2	3	4	5	6	7	8	9
Jerry Royster, R OBP: 0.366, SLG: 0.367 (1, 5)	0-0 F8		0-3 K			0-3 K		0-0 SH2-4 E 1B	
Mike Lum, L OBP: 0.302, SLG: 0.344 (1, 3)	0-0 F8			0-0 6-3		0-0 2B		0-0 SH2-4	
Gary Matthews, R OBP: 0.339, SLG: 0.545 (1, 9)	0-3 K			0-3 K		0-0 F8		4-0 WP 2B IBB	
Jeff Burroughs, R OBP: 0.341, SLG: 0.345 (1, 7)		0-0 F7		0-0 6-3			0-0 5-3	0-0 F3	
Gene Garber, R OBP: 0.667, SLG: 0.500 (9, 1)									
Rowland Office, L OBP: 0.341, SLG: 0.462 (1, 8)		0-0 F4			0-0 F9		0-0 G1	0-0 2B	
Joe Nolan, L OBP: 0.353, SLG: 0.467 (1, 2)					0-0 G1		0-3 K	0-3 K	
Darrel Chaney, S OBP: 0.188, SLG: 0.143 (1, 4)			0-3 K		0-0 F9			4-0 BB 1B BB	
Pepe Frias, R OBP: 0.291, SLG: 0.342 (1, 6)			0-0 F7			0-0 BLK 2B 1B		0-0 BB 1B 1B	
Tony Brizzolara, R (1, 1)			0-3 K			0-3 K		4-0 SH2-4 WP 1B BB	
Charlie Spikes, R (8, PH)									
Barry Bonnell, R (9, 7)									

Inning Stats	R: 0	H: 0	E: 0	K: 1	S: 5	R: 0	H: 1	E: 0	K: 1	S: 6	R: 0	H: 0	E: 0	K: 2	S: 7	R: 0	H: 0	E: 0	K: 1	S: 5	R: 0	H: 0	E: 0	K: 0	S: 3	R: 1	H: 2	E: 0	K: 2	S: 9	R: 0	H: 0	E: 0	K: 1	S: 5	R: 5	H: 3	E: 0	K: 1	S: 8
	LOB: 0	BB: 0	P: 5			LOB: 1	BB: 0	P: 6			LOB: 0	BB: 0	P: 7			LOB: 0	BB: 0	P: 3			LOB: 0	BB: 0	P: 3			LOB: 1	BB: 0	P: 9			LOB: 0	BB: 0	P: 5			LOB: 1	BB: 3	P: 20		

PITCHER	IP	WLS	BF	H	R	ER	SO	BB	IBB	HBP	BLK	WP	HR	S	P	ERA	WHIP
J.R. Richard, R (1, 1)	7.0		26	4	3	3	8	1	0	0	1	0	0	41	45	3.86	0.714
Joaquin Andujar, R (8, 1)	0.2	L	6	2	3	3	0	1	1	0	0	1	0	4	12	40.50	4.500
Joe Sambito, L (8, 1)	0.1		1	0	0	0	1	0	0	0	0	0	0	3	3	0.00	0.000

BOTTOM

Houston Astros @ Atlanta Braves
Atlanta-Fulton County Stadium, Atlanta, GA

Wed May 23 1979, 7:05 PM EDT
Att. 1,623 - Overcast - 80 F

AB	R	H	RBI	BB	SO	LOB
4	1	1	2	0	2	1
3	0	1	1	0	0	0
3	1	0	0	1	2	1
4	0	0	0	0	0	3
0	0	0	0	0	0	0
4	0	1	1	0	0	0
4	0	1	0	0	2	1
2	1	0	0	1	1	1
3	2	2	0	0	0	0
2	0	0	0	0	2	1
0	1	0	0	1	0	0
0	0	0	0	0	0	0

AB	29
R	6
H	6
RBI	4
BB	3
SO	9
LOB	8

livebaseballscorecards.com

WP	PA
3	33



Batter	1	2	3	4	5	6	7	8	9	AB R H RBI BB SO LOB	TOP											
Jerry Royster, R (1, 5) OBP: 0.357, SLG: 0.358	1-0 5-3		0-2 5-3		2-1 F8			0-0 4-3		4 0 0 0 0 0 0												
Pepe Frias, R (1, 6) OBP: 0.298, SLG: 0.342	1-3 K			0-1 HR 1B	2-2 6-3			4-0 FC5-4 BB		3 1 1 0 1 1 0												
Gary Matthews, R (1, 9) OBP: 0.342, SLG: 0.538	3-3 K			4-0 HR BB		4-2 G4-6-3 BB		0-0 FC5-4		2 1 0 0 2 1 1												
Jeff Burroughs, R (1, 7) OBP: 0.345, SLG: 0.364		4-2 1B BB		3-2 HR		2-1 G4-6-3 BB		0-0 F7		3 1 1 3 1 0 2												
Bob Homer, R (1, 3) OBP: 0.378, SLG: 0.688		0-1 F2		0-0 HR		1-1 1B		4-0 1B BB		3 1 2 1 1 0 1												
Barry Bonnell, R (1, 8) OBP: 0.319, SLG: 0.452		1-0 1B		1-3 K2-3		0-0 4-3		0-0 E 1B 1B		3 0 1 0 0 1 1												
Rowland Office, L (9, PH) OBP: 0.356, SLG: 0.475		1-2 1B						1-2 E 1B 1B		1 0 1 0 0 0 0												
Bruce Benedict, R (1, 2) OBP: 0.277, SLG: 0.200		2-0 G6-3		0-0 6-3		2-1 L4		0-0 E 1B		3 0 0 0 0 0 2												
Mike Lum, L (9, PH) OBP: 0.302, SLG: 0.344								1-2 2-H 1B		0 0 0 0 0 0 0												
Charlie Spikes, R (9, PH) OBP: 0.455, SLG: 0.722								1-2 2-H 1B		1 0 1 0 0 0 0												
Darrel Chaney, S (1, 4) OBP: 0.167, SLG: 0.125			2-3 K		0-0 F7		0-0 5-3		0-0 F4	4 0 0 0 0 1 2												
Phil Niekro, R (1, 1) OBP: 0.171, SLG: 0.147			0-3 K				0-2 2-3		0-3 K	3 0 0 0 0 1 0												
Glenn Hubbard, R (9, PH) OBP: 0.312, SLG: 0.289					0-0 1-3		0-2 2-3			1 0 0 0 0 1 2												
Inning Stats	R: 0 E: 0 K: 2 S: 8	H: 0 LOB: 0 BB: 0 P: 13	R: 0 E: 0 K: 0 S: 6	H: 1 LOB: 1 BB: 1 P: 13	R: 0 E: 0 K: 2 S: 10	H: 0 LOB: 0 BB: 0 P: 12	R: 4 E: 0 K: 1 S: 11	H: 3 LOB: 0 BB: 1 P: 19	R: 0 E: 0 K: 0 S: 6	H: 0 LOB: 0 BB: 0 P: 10	R: 0 E: 0 K: 0 S: 9	H: 1 LOB: 1 BB: 1 P: 16	R: 0 E: 0 K: 0 S: 6	H: 0 LOB: 0 BB: 0 P: 8	R: 0 E: 0 K: 0 S: 3	H: 0 LOB: 1 BB: 1 P: 7	R: 0 E: 1 K: 1 S: 6	H: 2 LOB: 2 BB: 1 P: 10	1B: 5 2B: 0 3B: 0 HR: 2	SF: 0 SAC: 0 DP: 2 HBP: 0	WP: 0 PB: 0 SB: 1 CS: 0	PA: 36
PITCHER	IP WLS BF H R ER SO BB IBB HBP BLK WP HR S P ERA WHIP											PITCHER	IP WLS BF H R ER SO BB IBB HBP BLK WP HR S P ERA WHIP									
Bob Knepper, L (1, 1) ERA: 3.03	7.1 W 29 5 4 4 5 4 0 0 0 0 2 57 96 4.91 1.227																					
Tom Griffin, R (8, 1) ERA: 4.25	0.2 S 4 1 0 0 0 1 0 0 0 0 0 3 7 0.00 3.000																					
Gary Lavelle, L (9, 1) ERA: 1.52	1.0 S 3 1 0 0 1 0 0 0 0 0 0 5 5 0.00 1.000																					

Atlanta Braves @ San Francisco Giants
Candlestick Park, San Francisco, CA

AB	31
R	4
H	7
RBI	4
BB	5
SO	6
LOB	11



Fri May 25 1979, 10:05 PM EDT
Att. 11,117 - Unknown

livebaseballscorecards.com

Batter	1	2	3	4	5	6	7	8	9	AB R H RBI BB SO LOB	TOP																									
Jerry Royster, R (1, 4) OBP: 0.353, SLG: 0.359	1-2 F4		3-2 6-3 HR 2B		3-1 F8		0-0 4-3		0-0 E1 SH5-4 1B	5 2 1 0 0 0 1																										
Mike Lum, L (1, 3) OBP: 0.300, SLG: 0.340	1-2 F4		0-0 6-3		0-0 FC5-4 1B		0-0 F8		0-0 SH5-4	4 0 1 0 0 0 1																										
Gary Matthews, R (1, 9) OBP: 0.349, SLG: 0.557	2-2 5-3		3-2 HR		1-2 FC5-4		0-0 1B		0-0 1-3 BB 1B	5 1 3 4 0 0 1																										
Jeff Burroughs, R (1, 7) OBP: 0.352, SLG: 0.368		1-2 4-3 1B	0-1 1B		0-0 F8		0-0 4-3		4-0 1-3 BB	4 0 2 0 1 0 2																										
Bob Homer, R (1, 5) OBP: 0.357, SLG: 0.622		1-1 F2	1-1 F6			0-0 1B G1-2-3 1B		0-3 K	0-0 1-3	5 0 1 0 0 1 4																										
Rowland Office, L (1, 8) OBP: 0.367, SLG: 0.477		1-2 4-3		0-0 S E 1B		0-0 G1-2-3 1B		0-0 1-3	0-0 F3	4 1 2 0 0 0 1																										
Barry Bonnell, R (9, PH) OBP: 0.317, SLG: 0.449		1-2				1-2 1B				1 0 0 0 0 0 2																										
Joe Nolan, L (1, 2) OBP: 0.429, SLG: 0.500		4-2 FC5-4 BB		2-3 K		1-0 G1-2-3 1B		0-0 FC6-4 1B		3 0 2 0 1 1 1																										
Pepe Frias, R (1, 6) OBP: 0.296, SLG: 0.339		0-1 FC5-4		1-1 E9 CS 1B		2-2 G1-2-3		0-0 FC6-4		4 0 1 1 0 0 6																										
Rick Matula, R (1, 1) OBP: 0.059, SLG: 0.059			0-2 5-3		1-3 K		0-3 K		0-0 SH5-4 1B 2B	3 0 0 0 0 0 2 3																										
Jamie Easterly, L (7, 1) OBP: 0.000, SLG: 0.000										0 0 0 0 0 0 0 0																										
Adrian Devine, R (7, 1) OBP: 0.000, SLG: 0.000										0 0 0 0 0 0 0 0																										
Gene Garber, R (7, 1) OBP: 0.000, SLG: 0.000										0 0 0 0 0 0 0 0																										
Charlie Spikes, R (9, PH) OBP: 0.478, SLG: 0.789										1 1 1 0 0 0 0 0																										
Craig Skok, R (9, 1) OBP: 0.000, SLG: 0.000										0 0 0 0 0 0 0 0																										
Inning Stats	R: 0 E: 0 K: 0 S: 11	H: 0 LOB: 0 BB: 0 P: 15	R: 0 E: 0 K: 0 S: 12	H: 1 LOB: 2 BB: 1 P: 19	R: 2 E: 0 K: 0 S: 16	H: 3 LOB: 1 BB: 0 P: 23	R: 1 E: 1 K: 2 S: 9	H: 2 LOB: 1 BB: 0 P: 13	R: 0 E: 0 K: 1 S: 9	H: 3 LOB: 2 BB: 0 P: 12	R: 0 E: 0 K: 0 S: 4	H: 1 LOB: 1 BB: 0 P: 4	R: 0 E: 0 K: 1 S: 6	H: 1 LOB: 1 BB: 0 P: 6	R: 2 E: 1 K: 0 S: 6	H: 2 LOB: 2 BB: 1 P: 10	1B: 11 2B: 3 3B: 0 HR: 1	SF: 0 SAC: 1 DP: 2 HBP: 0	WP: 0 PB: 0 SB: 1 CS: 1	PA: 42																
PITCHER	IP WLS BF H R ER SO BB IBB HBP BLK WP HR S P ERA WHIP																																			
Ed Halicki, R (1, 1) ERA: 3.57	6.0		27	10	3	3	3	1	0	0	0	0	1	64	93	4.50	1.833																			
Randy Moffitt, R (7, 1) ERA: 7.85	1.0		4	1	0	0	0	0	0	0	0	0	0	4	4	0.00	1.000																			
Dave Roberts, L (8, 1) ERA: 2.25	1.1	L	7	2	2	1	1	0	0	0	0	0	0	9	9	6.75	1.500																			
Tom Griffin, R (9, 1) ERA: 4.21	0.1		3	1	0	0	0	1	0	0	0	0	0	2	6	0.00	6.000																			
Gary Lavelle, L (9, 1) ERA: 1.5	0.1		1	0	0	0	0	0	0	0	0	0	0	1	1	0.00	0.000																			

Atlanta Braves @ San Francisco Giants
Candlestick Park, San Francisco, CA
Sat May 26 1979, 6:33 AM EDT
Att: 11,958 - Unknown

AB	39
R	5
H	14
RBI	5
BB	2
SO	4
LOB	22



Batter	1	2	3	4	5	6	7	8	9	AB R H RBI BB SO LOB
Bill North, S OBP: 0.383, SLG: 0.273 (1, 8) C B X	1-1 G3 ①		4-2 BB 1-2 BB		2-1 G3 ②		0-0 S BB 1B		0-3 K ①	4 1 1 0 1 1 0
Terry Whitfield, L OBP: 0.349, SLG: 0.395 (1, 7) X	0-0 G3 ②		4-1 FC6-4 1-2 2-3 BB		0-0 G3 ③		4-0 1B 1-2 BB		0-3 K ②	3 0 0 0 2 1 0
Jack Clark, R OBP: 0.361, SLG: 0.435 (1, 9) X	0-0 E6 ③		1-1 FC6-4 ③ 1-2f			1-2 1B 2B	0-0 1-2 2-H 1B		0-0 F7 ③	5 1 2 1 0 0 3
Darrell Evans, L OBP: 0.348, SLG: 0.404 (1, 5)		1-1 L3 ①		0-0 1B SF9 2B		0-1 F8 ①	0-0 G3 ③			4 1 1 0 0 0 3
Bill Madlock, R OBP: 0.271, SLG: 0.340 (1, 4)		0-1 4-3 ②		0-0 SF9 BB 2-3 1B		0-0 6-3 ②		0-0 HR		4 1 2 1 0 0 1
Mike Ivie, R OBP: 0.281, SLG: 0.400 (1, 3)		3-1 5-3 ③		4-2 G4-6-3 1-2 BB		1-0 2-H 1B		0-0 4-3 S 1B		3 0 2 1 1 0 0
John Tamargo, S OBP: 0.218, SLG: 0.333 (1, 2)			1-2 F8 ①	2-2 SF9 ① 2-3 3-H		0-1 G3 ③		0-3 K ①		3 0 0 1 0 1 2
Roger Metzger, S OBP: 0.248, SLG: 0.286 (1, 6)			1-0 1-3 ②	0-0 G4-6-3 ③ 1-2f			0-3 K ①	0-0 4-3 ②		4 0 0 0 0 1 3
Ed Halicki, R OBP: 0.240, SLG: 0.250 (7, 1) Randy Moffitt, R ERA: 4.09 Max Venable, L OBP: 0.400, SLG: 0.333 (7, PH) Dave Roberts, L (8, 1) Tom Griffin, R (9, 1) Gary Lavelle, S (9, 1)			4-2 BB BB BB		0-3 K ①		0-0 F3 ②	0-0 F9 ③		1 0 0 0 0 1 1 0 0 0 0 0 0 0 0 0 1 0 0 0 0 0 0 0 1 0 0 0 0 0 0 1 0 0 0 0 0 0 0 0 0 0 0 0 0 0 0 0

Inning Stats	R: 0	H: 0	E: 1	LOB: 1	K: 0	BB: 0	S: 4	P: 5	R: 0	H: 0	E: 0	LOB: 0	K: 0	BB: 0	S: 6	P: 10	R: 0	H: 0	E: 0	LOB: 3	K: 0	BB: 3	S: 11	P: 26	R: 1	H: 2	E: 0	LOB: 1	K: 0	BB: 1	S: 8	P: 14	R: 0	H: 0	E: 0	LOB: 0	K: 1	BB: 0	S: 6	P: 8	R: 1	H: 2	E: 0	LOB: 1	K: 0	BB: 0	S: 9	P: 11	R: 1	H: 2	E: 0	LOB: 2	K: 1	BB: 1	S: 7	P: 11	R: 1	H: 2	E: 0	LOB: 1	K: 1	BB: 0	S: 7	P: 7	R: 0	H: 0	E: 0	LOB: 0	K: 2	BB: 0	S: 7	P: 7	1B: 5	SF: 1	2B: 2	SAC: 0	3B: 0	DP: 1	HR: 1	HBP: 0
--------------	------	------	------	--------	------	-------	------	------	------	------	------	--------	------	-------	------	-------	------	------	------	--------	------	-------	-------	-------	------	------	------	--------	------	-------	------	-------	------	------	------	--------	------	-------	------	------	------	------	------	--------	------	-------	------	-------	------	------	------	--------	------	-------	------	-------	------	------	------	--------	------	-------	------	------	------	------	------	--------	------	-------	------	------	-------	-------	-------	--------	-------	-------	-------	--------

PITCHER	IP	WLS	BF	H	R	ER	SO	BB	IBB	HBP	BLK	WP	HR	S	P	ERA	WHIP
Rick Matula, R ERA: 4.09 (1, 1)	6.2		28	5	3	3	2	4	0	0	0	0	0	49	79	4.05	1.350
Jamie Easterly, L ERA: (7, 1)	0.0		1	0	0	0	0	1	0	0	0	0	0	4	4	∞	∞
Adrian Devine, R ERA: 2.21 (7, 1)	0.0		1	1	0	0	0	0	0	0	0	0	0	1	1	∞	∞
Gene Garber, R ERA: 5.06 (7, 1)	1.1	W	6	2	1	1	1	0	0	0	0	0	1	8	8	6.75	1.500
Craig Skok, L ERA: 4.23 (9, 1)	1.0	S	3	0	0	0	2	0	0	0	0	0	0	7	7	0.00	0.000

BOTTOM

Atlanta Braves @ San Francisco Giants
Candlestick Park, San Francisco, CA

Sat May 26 1979, 6:33 AM EDT
Att. 11,958 - Unknown

AB	33
R	4
H	8
RBI	4
BB	5
SO	5
LOB	13

WP: 0 PA: 39
PB: 0
SB: 2
CS: 0



PITCHER	IP	WLS	BF	H	R	ER	SO	BB	IBB	HBP	BLK	WP	HR	S	P	ERA	WHIP
---------	----	-----	----	---	---	----	----	----	-----	-----	-----	----	----	---	---	-----	------

Batter	1	2	3	4	5	6	7	8	9	AB R H RBI BB SO LOB	TOP																										
Jerry Royster, R OBP: 0.365, SLG: 0.367 (1, 4) BB BB (7, 5)	4-0 2B SF9 BB		X 0-0 4-3 HR 2B		BB BB BB BB 4-1 BB BB FC5-4 BB	4-0 FC6-4 BB	0-3 K			2 3 1 0 3 1 2																											
Pepe Frias, R OBP: 0.292, SLG: 0.328 (1, 6) C B F X	1-2 F9 BB		F X 0-1 4-3 2-3		BB BB BB BB 4-2 FC5-4 BB WP BB	0-3 K		X 0-0 4-3		4 1 0 0 1 1 3																											
Gary Matthews, R OBP: 0.360, SLG: 0.582 (1, 9) X	0-0 1-3 2B		F X 0-1 HR 3-H		BB BB BB BB 4-1 FC5-4 BB 1-2 2-3	0-0 FC6-4 1-2f		BB BB BB BB 4-0 CS BB		3 1 2 2 2 0 1																											
Jeff Burroughs, R OBP: 0.348, SLG: 0.361 Rowland Office, L OBP: 0.367, SLG: 0.477 (1, 7) (9, 8) X	0-0 SF9 3-H		B X 1-0 6-3		F X 0-1 FC5-4 CS WP 1-2f 2-3 3-H		BB BB BB BB 4-0 SH1-4 HBP 1B BB	X 0-0 5-3 1-2		3 1 0 2 1 0 3 0 0 0 0 0 0 0																											
Bob Homer, R OBP: 0.362, SLG: 0.575 (1, 5) (7, 3) BB BB BB BB	4-2 BB BB		B X 2-0 5-3		BB BB BB BB 1-3 K 1-3 3-H		H 1-0 SH1-4 1B HBP		X 0-3 K	3 1 0 0 1 2 1																											
Barry Bonnell, R OBP: 0.315, SLG: 0.450 (1, 8) (9, 7) C B F X	0-2 4-3		B BB BB BB 2-3 K		X 0-0 SH2-4 HR 2B		X 0-0 SH1-4	X 0-0 F4		4 1 1 0 0 1 2																											
Bruce Benedict, R OBP: 0.308, SLG: 0.233 (1, 2)		C BB BB BB 1-1 4-3	X 0-0 3-1 2B		BB BB BB BB 4-0 SH2-4 HR BB		BB BB BB BB 4-0 1B BB	X 0-0 6-3		3 1 1 0 2 0 0																											
Mike Lum, L OBP: 0.295, SLG: 0.333 Glenn Hubbard, R OBP: 0.310, SLG: 0.288 (1, 3) (7, PH) (7, 4)		C BB BB BB 2-2 F7	F X 1-2 3-1		X 0-0 SH2-4		BB BB BB BB 0-3 K			2 0 0 0 0 0 1 1 0 0 0 0 1 3																											
Eddie Solomon, R Jamie Easterly, L Charlie Spikes, R Adrian Devine, R Craig Skok, R Darrel Chaney, S Gene Garber, R (1, 1) (4, 1) (6, PH) (6, 1) (6, 1) (7, PH) (7, 1)		C BB BB BB 1-3 K	X 0-0 6-3		X 0-0 HR 2-H 3-H		X 0-0 1B 1-3 2-H 3-H			2 0 0 0 0 0 1 1 0 0 0 0 0 0 0 0 1 1 1 3 0 0 0 0 0 0 0 0 0 0 0 0 0 0 0 0 0 0 0 0 1 0 1 2 0 0 0 0 0 0 0 0 0 0 0 0																											
Inning Stats	R: 1 E: 0 K: 0 S: 10	H: 1 LOB: 2 BB: 2 P: 19	R: 0 E: 0 K: 1 S: 8	H: 0 LOB: 0 BB: 0 P: 12	R: 2 E: 0 K: 0 S: 7	H: 2 LOB: 0 BB: 0 P: 10	R: 0 E: 0 K: 1 S: 8	H: 1 LOB: 1 BB: 0 P: 11	R: 2 E: 0 K: 1 S: 9	H: 0 LOB: 0 BB: 3 P: 22	R: 3 E: 0 K: 1 S: 7	H: 2 LOB: 1 BB: 2 P: 15	R: 2 E: 0 K: 2 S: 8	H: 1 LOB: 2 BB: 2 P: 17	R: 0 E: 0 K: 0 S: 2	H: 0 LOB: 0 BB: 1 P: 6	R: 0 E: 0 K: 1 S: 5	H: 0 LOB: 0 BB: 0 P: 5	1B: 1 2B: 4 3B: 0 HR: 2	SF: 1 SAC: 2 DP: 0 HBP: 1	WP: 1 PB: 0 SB: 0 CS: 2	PA: 43															
PITCHER	IP	WLS	BF	H	R	ER	SO	BB	IBB	HBP	BLK	WP	HR	S	P	ERA	WHIP	PITCHER	IP	WLS	BF	H	R	ER	SO	BB	IBB	HBP	BLK	WP	HR	S	P	ERA	WHIP		
Vida Blue, L ERA: 5.36 (1, 1)	4.0		20	4	5	5	2	4	0	0	0	0	1	36	63	11.25	2.000	John Curtis, L ERA: 12.86 (9, 1)	1.0		3	0	0	0	1	0	0	0	0	0	5	5	0.00	0.000			
Tom Griffin, R ERA: 4.58 (5, 1)	1.0		5	1	2	2	1	2	0	0	0	1	0	7	16	18.00	3.000																				
Dave Roberts, L ERA: 2.52 (6, 1)	1.0		5	1	1	1	1	1	0	0	0	0	1	6	10	9.00	2.000																				
Randy Moffitt, R ERA: 8.68 (7, 1)	0.1	L	4	0	2	2	0	2	0	1	0	0	0	1	10	54.00	6.000																				
Gary Lavelle, L ERA: 1.42 (7, 1)	1.2		6	1	0	0	2	1	0	0	0	0	0	9	13	0.00	1.200																				

Atlanta Braves @ San Francisco Giants
Candlestick Park, San Francisco, CA
Sun May 27 1979, 6:33 AM EDT
Att. 18,936 - Unknown

AB	29
R	10
H	7
RBI	9
BB	10
SO	7
LOB	17



Batter	1	2	3	4	5	6	7	8	9	AB	R	H	RBI	BB	SO	LOB
Bill North, S OBP: 0.378, SLG: 0.265 (1, 8)	K		K	S BB		FC5-4 CS		1-3		4	0	0	1	1	2	4
Terry Whitfield, L OBP: 0.340, SLG: 0.384 (1, 7)	4-3			F6		CS	4-3		4-3	5	0	0	0	0	1	1
Jack Clark, R OBP: 0.362, SLG: 0.434 (1, 9)	G3			HR 1B	5-3		1-3		1B	5	1	2	0	0	0	0
Willie McCovey, L OBP: 0.315, SLG: 0.452 (1, 3)		F8		HR	4-3		1B		F5	5	1	2	2	0	0	1
Bill Madlock, R OBP: 0.269, SLG: 0.335 (1, 4)		5-3		1B S 1B	K		K		F7	5	1	1	0	0	2	2
Darrell Evans, L OBP: 0.351, SLG: 0.402 (1, 5)		K		1B		1B BB SF8			F7	3	2	1	0	1	1	0
Roger Metzger, S OBP: 0.264, SLG: 0.296 (1, 6)			4-3	1B		SF8 1B FC5-4 BB		1B		3	2	2	2	1	0	0
Mike Sadek, R OBP: 0.241, SLG: 0.346 (1, 2)		E5		PB 1B		FC5-4 1B		K		4	1	2	1	0	1	1
Vida Blue, S OBP: 0.200, SLG: 0.179 (1, 1)			K			SF8		1B		2	0	0	0	0	2	2
Tom Griffin, R (5, 1)										0	0	0	0	0	0	0
Dave Roberts, L (6, 1)										0	0	0	0	0	0	0
John Tamargo, S (6, PH)										0	0	0	1	0	0	0
Randy Moffitt, R (7, 1)										0	0	0	0	0	0	0
Gary Lavelle, S (7, 1)										0	0	0	0	0	0	0
Mike Ivie, R (8, PH)										1	0	1	0	0	0	0
John Curtis, L (9, 1)										0	0	0	0	0	0	0

Inning Stats	R: 0	H: 0	E: 0	K: 1	S: 7	H: 0	LOB: 0	BB: 0	P: 11	R: 0	H: 0	E: 0	K: 2	S: 12	H: 0	LOB: 1	BB: 0	P: 13	R: 6	H: 6	E: 0	K: 2	S: 24	H: 0	LOB: 0	BB: 0	P: 5	R: 2	H: 1	E: 0	K: 1	S: 3	H: 1	LOB: 0	BB: 2	P: 11	R: 0	H: 1	E: 0	K: 1	S: 6	H: 0	LOB: 1	BB: 0	P: 6	R: 0	H: 2	E: 0	K: 1	S: 7	H: 1	LOB: 2	BB: 0	P: 7	R: 0	H: 1	E: 0	K: 0	S: 4	H: 1	LOB: 1	BB: 0	P: 4	1B: 10	SF: 1	2B: 0	SAC: 0	3B: 0	DP: 0	HR: 1	HBP: 0	WP: 0	PA: 42
PITCHER	IP	WLS	BF	H	R	ER	SO	BB	IBB	HBP	BLK	WP	HR	S	P	ERA	WHIP																																																								
Eddie Solomon, R (1, 1) ERA: 5.26	3.1		17	6	6	5	4	0	0	0	0	0	1	44	63	13.50	1.800																																																								
Jamie Easterly, L (4, 1) ERA:	1.2		6	0	0	0	3	1	0	0	0	0	0	13	19	0.00	0.600																																																								
Adrian Devine, R (6, 1) ERA: 3.05	0.1		4	1	2	2	0	2	0	0	0	0	0	2	10	54.00	9.000																																																								
Craig Skok, L (6, 1) ERA: 4.13	0.2	W	1	0	0	0	0	0	0	0	0	0	0	1	1	0.00	0.000																																																								
Gene Garber, R (7, 1) ERA: 4.69	3.0	S	13	4	0	0	2	0	0	0	0	0	0	17	17	0.00	1.333																																																								

BOTTOM

Atlanta Braves @ San Francisco Giants
Candlestick Park, San Francisco, CA

Sun May 27 1979, 6:33 AM EDT
Att. 18,936 - Unknown

livebaseballscorecards.com

AB	37
R	8
H	11
RBI	7
BB	3
SO	9
LOB	11

WP: 0	PA: 42
PB: 2	
SB: 2	
CS: 1	



Batter	1	2	3	4	5	6	7	8	9	AB R H RBI BB SO LOB	TOP
Jerry Royster, R OBP: 0.368, SLG: 0.370 (1, 5) S B X	1-2 F8 ①		1-0 FC6-4 1B ①		0-0 1B ①		3-1 F3 ③			4 0 2 0 0 0 0	Atlanta Braves @ San Francisco Giants Candlestick Park, San Francisco, CA Mon May 28 1979, 6:33 AM EDT Att: 25,316 - Unknown livebaseballscorecards.com
Barry Bonnell, R OBP: 0.314, SLG: 0.451 (1, 8) (8, 7) C B X	1-1 F7 ②		1-0 FC6-4 ③		2-0 CS ③	0-1 WP HR 2B ①		1-2 6-3 ①		4 1 1 0 0 0 2	
Gary Matthews, R OBP: 0.358, SLG: 0.572 (1, 9) B B F F C	2-3 K ③			4-2 E S 1-3 BB ①		1-0 6-3 ①		0-0 6-3 ②		3 1 0 0 1 1 1	
Jeff Burroughs, R OBP: 0.351, SLG: 0.360 Rowland Office, L OBP: 0.367, SLG: 0.477 (1, 7) (8, PR) (8, 8) C B B B B B B B		3-3 K ①		2-1 F2 ①		4-0 HR IBB ②		1-1 1B ③		3 1 1 0 1 1 1 0 0 0 0 0 0 0	
Bob Homer, R OBP: 0.333, SLG: 0.523 (1, 3) X		0-0 5-3 ②		2-2 1-3 ②		1-3 K ②		0-0 F8 ③		4 0 0 1 0 1 3	
Glenn Hubbard, R OBP: 0.309, SLG: 0.306 (1, 4) S C B B B S		2-3 K ③		0-1 F4 ③		0-0 HR ③		0-0 4-3 ①		4 1 1 3 0 1 0	
Bruce Benedict, R OBP: 0.304, SLG: 0.234 (1, 2) F F C B X			1-2 G6-4-3 1B ①		0-0 F7 ①	1-2 6-3 ③		0-0 F8 ②		4 0 1 0 0 0 0	
Pepe Frias, R OBP: 0.284, SLG: 0.317 (1, 6) B F X			1-1 G6-4-3 ① ②		1-1 E6 1B CS 1-6-3 ①		1-0 F8 ①		0-0 6-3 ③	4 0 0 0 0 0 1	
Mickey Mahler, S OBP: 0.176, SLG: 0.188 (1, 1) B S B B			4-1 1B BB ①		0-0 1-6-3 ②		1-1 6-3 ②			2 0 0 0 1 0 1	
Inning Stats	R: 0 E: 0 K: 1 S: 8 H: 0 LOB: 0 BB: 0 P: 12	R: 0 E: 0 K: 2 S: 8 H: 0 LOB: 0 BB: 0 P: 13	R: 0 E: 0 K: 0 S: 9 H: 2 LOB: 2 BB: 1 P: 17	R: 1 E: 0 K: 0 S: 9 H: 0 LOB: 0 BB: 1 P: 17	R: 0 E: 1 K: 0 S: 5 H: 1 LOB: 1 BB: 0 P: 8	R: 3 E: 0 K: 1 S: 11 H: 2 LOB: 0 BB: 1 P: 18	R: 0 E: 0 K: 0 S: 5 H: 0 LOB: 0 BB: 0 P: 10	R: 0 E: 0 K: 0 S: 8 H: 1 LOB: 1 BB: 0 P: 10	R: 0 E: 0 K: 0 S: 3 H: 0 LOB: 0 BB: 0 P: 3	1B: 4 2B: 1 3B: 0 HR: 1 SF: 0 SAC: 0 DP: 1 HBP: 0	WP: 1 PB: 0 SB: 1 CS: 1 PA: 36
PITCHER Philip Nastu, L ERA: 2.78 (1, 1)	IP: 8.0 WLS: L BF: 32 H: 6 R: 4 ER: 3 SO: 4 BB: 2 IBB: 1 HBP: 0 BLK: 0 WP: 1 HR: 1 S: 63 P: 105 ERA: 3.38 WHIP: 1.000					PITCHER John Curtis, L ERA: 11.25 (9, 1)	IP: 1.0 WLS: 3 BF: 0 H: 0 R: 0 ER: 0 SO: 0 BB: 0 IBB: 0 HBP: 0 BLK: 0 WP: 0 HR: 0 S: 3 P: 3 ERA: 0.00 WHIP: 0.000				



Batter	1	2	3	4	5	6	7	8	9	AB	R	H	RBI	BB	SO	LOB
Bill Madlock, R OBP: 0.263, SLG: 0.327 (1, 4) C F B B B F B F X	3-2 F7 ①		1-3 K ②		1-0 3-1 ③			0-0 F8 ①		4	0	0	0	0	1	2
Larry Herndon, R OBP: 0.390, SLG: 0.648 (1, 8) C B X	1-1 2B		1-0 1B			1-0 WP 2B		1-0 1B 1B		4	0	4	0	0	0	0
Jack Clark, R OBP: 0.355, SLG: 0.424 (1, 9) B F B B X	3-1 F7 ②		3-1 5-3 ③			2-2 5-3 ①		3-2 F6 ②		4	0	0	0	0	0	5
Mike Ivie, R OBP: 0.286, SLG: 0.400 (1, 3) F C B B F F S	2-3 K ③			0-0 F7 ①		3-3 K ②		0-1 1B 1B		4	0	1	1	0	2	2
Darrell Evans, L OBP: 0.344, SLG: 0.393 (1, 5) B B B S X		2-2 F9 ①		3-3 K ②		2-3 K ③		2-0 F3 ③		4	0	0	0	0	2	3
Hector Cruz, R OBP: 0.188, SLG: 0.071 (1, 7) B B X		2-0 L7 ②		1-2 5-3 ③			0-0 F8 ①		0-0 G1-4-3 1B	4	0	1	0	0	0	0
Johnnie LeMaster, R OBP: 0.379, SLG: 0.412 (1, 6) B B C B B C B X		4-2 S BB			1-1 F8 2B		0-0 F8 ②		0-0 F7 ①	3	0	1	0	1	0	1
Mike Sadek, R OBP: 0.212, SLG: 0.300 (1, 2) C B B B C		2-3 K ③			3-2 F8 ①		1-0 6-3 ③		0-0 G1-4-3 ② ③	4	0	0	0	0	1	3
Philip Nastu, L OBP: 0.200, SLG: 0.077 (1, 1) Bill North, S OBP: 0.382, SLG: 0.270 (8, PH) John Curtis, L (9, 1) X			0-0 F5 ①		1-3 K ②			0-0 1B 1B		2	0	0	0	0	1	1

Inning Stats	R: 0	H: 1	E: 0	K: 1	S: 14	H: 0	LOB: 1	BB: 0	P: 23	R: 0	H: 0	E: 0	K: 1	S: 9	H: 0	LOB: 0	BB: 0	P: 19	R: 0	H: 1	E: 0	K: 1	S: 7	H: 0	LOB: 0	BB: 0	P: 12	R: 0	H: 1	E: 0	K: 1	S: 10	H: 1	LOB: 1	BB: 0	P: 16	R: 0	H: 1	E: 0	K: 2	S: 12	H: 0	LOB: 0	BB: 0	P: 4	R: 1	H: 3	E: 0	K: 0	S: 11	H: 1	LOB: 2	BB: 0	P: 17	R: 0	H: 1	E: 0	K: 0	S: 3	H: 1	LOB: 0	BB: 0	P: 3	1B: 5	2B: 3	3B: 0	HR: 0	SF: 0	SAC: 0	DP: 1	HBP: 0	WP: 1	PB: 0	SB: 1	CS: 0	PA: 35
--------------	------	------	------	------	-------	------	--------	-------	-------	------	------	------	------	------	------	--------	-------	-------	------	------	------	------	------	------	--------	-------	-------	------	------	------	------	-------	------	--------	-------	-------	------	------	------	------	-------	------	--------	-------	------	------	------	------	------	-------	------	--------	-------	-------	------	------	------	------	------	------	--------	-------	------	-------	-------	-------	-------	-------	--------	-------	--------	-------	-------	-------	-------	--------

PITCHER	IP	WLS	BF	H	R	ER	SO	BB	IBB	HBP	BLK	WP	HR	S	P	ERA	WHIP
Mickey Mahler, L ERA: 4.47 (1, 1)	9.0	W	35	8	1	1	7	1	0	0	0	1	0	78	127	1.00	1.000

BOTTOM

Atlanta Braves @ San Francisco Giants
Candlestick Park, San Francisco, CA

Mon May 28 1979, 6:33 AM EDT
Att. 25,316 - Unknown

AB	34
R	1
H	8
RBI	1
BB	1
SO	7
LOB	17



Batter	1	2	3	4	5	6	7	8	9	AB R H RBI BB SO LOB	TOP																								
Jerry Royster, R OBP: 0.366, SLG: 0.367 (1, 5) X	0-0 1B E 1B	0-0 F2		0-3 K2-3			0-0 5-3			4 1 1 0 0 1 2	<p>Atlanta Braves @ San Diego Padres San Diego Stadium, San Diego, CA</p> <p>Tue May 29 1979, 10:05 PM EDT Unknown</p>																								
Rowland Office, L OBP: 0.377, SLG: 0.468 (1, 8) X	0-0 1B E 1B		H 1-0 7-3 HBP		0-0 1-3		0-0 F5			3 1 1 0 0 0 0																									
Gary Matthews, R OBP: 0.351, SLG: 0.560 (1, 9) X	0-0 L8		0-0 7-3		0-0 4-3		0-3 K			4 0 0 0 0 1 3																									
Bob Homer, R OBP: 0.345, SLG: 0.542 (1, 3) X	0-0 1B E 1B		0-0 PB 2B		0-3 K		0-0 5-3			4 1 2 0 0 1 0																									
Joe Nolan, L OBP: 0.400, SLG: 0.455 (1, 2) S S S	0-3 K		0-3 K		0-0 G6-4-3 1B		0-0 F7			4 0 1 0 0 2 4																									
Brian Asselstine, L OBP: 0.250, SLG: 0.250 (1, 7) X	0-0 E3 1-H 2-H 3-H		0-0 1B 1B		0-0 G6-4-3		0-0 F7			4 0 1 0 0 0 1																									
Glenn Hubbard, R OBP: 0.302, SLG: 0.298 (1, 4) S S S	0-3 K		0-3 K		0-0 4-3		0-0 F9			4 0 0 0 0 2 2																									
Darrel Chaney, S OBP: 0.200, SLG: 0.167 (1, 6)		0-0 4-3		0-0 1-2 1B		0-0 F5				3 0 1 0 0 0 0																									
Tony Brizzolara, R (1, 1)		0-3 K		0-3 K		0-3 K				2 0 0 0 0 2 2																									
Craig Skok, R (5, 1)										0 0 0 0 0 0 0																									
Mike Lum, L OBP: 0.292, SLG: 0.330 (7, PH)										1 0 0 0 0 1 0																									
Adrian Devine, R (7, 1)										0 0 0 0 0 0 0																									
Inning Stats	R: 3 E: 1 K: 2 S: 11	H: 3 LOB: 1 BB: 0 P: 11	R: 0 E: 0 K: 1 S: 5	H: 0 LOB: 0 BB: 0 P: 5	R: 0 E: 0 K: 1 S: 5	H: 1 LOB: 1 BB: 0 P: 6	R: 0 E: 0 K: 3 S: 11	H: 2 LOB: 2 BB: 0 P: 11	R: 0 E: 0 K: 1 S: 5	H: 0 LOB: 0 BB: 0 P: 5	R: 0 E: 0 K: 1 S: 5	H: 0 LOB: 0 BB: 0 P: 5	R: 0 E: 0 K: 0 S: 3	H: 1 LOB: 0 BB: 0 P: 3	R: 0 E: 0 K: 1 S: 5	H: 0 LOB: 0 BB: 0 P: 5	R: 0 E: 0 K: 0 S: 3	H: 0 LOB: 0 BB: 0 P: 3	R: 0 E: 0 K: 0 S: 3	H: 0 LOB: 0 BB: 0 P: 3	1B: 6 2B: 2 3B: 0 HR: 0	SF: 0 SAC: 0 DP: 2 HBP: 1	WP: 0 PB: 1 SB: 0 CS: 0	PA: 34											
PITCHER Gaylord Perry, R ERA: 2.46 (1, 1)	IP 9.0	WLS W	BF 34	H 7	R 3	ER 0	SO 10	BB 0	IBB 0	HBP 1	BLK 0	WP 0	HR 0	S 53	P 54	ERA 0.00	WHIP 0.778	PITCHER	IP	WLS	BF	H	R	ER	SO	BB	IBB	HBP	BLK	WP	HR	S	P	ERA	WHIP

livebaseballscorecards.com

AB	33
R	3
H	7
RBI	0
BB	0
SO	10
LOB	14



Batter	1	2	3	4	5	6	7	8	9
Gene Richards, L (1, 8) OBP: 0.347, SLG: 0.379	0-0 4-3		0-0 6-3 SH5-3 3B 1B		4-0 4-3 SH1-3 3B BB	0-0 F8		4-0 IBB	
Ozzie Smith, S (1, 6) OBP: 0.239, SLG: 0.188	0-3 K		0-0 SH5-3		0-0 SH1-3		0-0 F8	0-0 L3	
Dave Winfield, R (1, 9) OBP: 0.402, SLG: 0.599	0-0 HR		0-0 6-3		0-0 4-3 3B 1B		0-0 F7		
Jerry Turner, L (1, 7) OBP: 0.323, SLG: 0.376	0-0 2B		0-0 3B		0-0 4-3		0-0 2B		
Gene Tenace, R (1, 2) OBP: 0.393, SLG: 0.398	4-0 BB		0-0 F9		0-0 1B 3B		0-0 F8		
Mike Hargrove, L (1, 3) OBP: 0.345, SLG: 0.248	0-0 4-3			0-3 K		0-0 1B		0-0 SH 2B	
Dan Briggs, L (8, PR) OBP: 0.343, SLG: 0.448 (9, 3)									
Barry Evans, R (1, 5) OBP: 0.225, SLG: 0.257		0-0 F9		0-0 1B 1B		0-0 F8		0-0 SH FC1-5	
Bill Almon, R (1, 4) OBP: 0.282, SLG: 0.262		0-3 K		0-0 G4-6-3 1B		4-0 SH5-3-5 BB		0-0 FC1-5 SH1-3	
Gaylord Perry, R (1, 1) OBP: 0.167, SLG: 0.375		0-0 F9		0-0 G4-6-3 1-2f		0-0 SH5-3-5 1-3f		0-0 SH1-3	

Inning Stats	R: 1	H: 2	E: 0	K: 1	S: 7	R: 0	H: 0	E: 0	K: 1	S: 5	R: 1	H: 2	E: 0	K: 0	S: 5	R: 0	H: 2	E: 0	K: 1	S: 6	R: 3	H: 3	E: 0	K: 0	S: 6	R: 0	H: 0	E: 0	K: 0	S: 2	R: 0	H: 1	E: 0	K: 0	S: 4	R: 1	H: 1	E: 1	K: 0	S: 5	R: 0	H: 0	E: 0	K: 0	S: 4	R: 1	H: 1	E: 0	K: 0	S: 5
	LOB: 2	BB: 1	P: 11	LOB: 0	BB: 0	LOB: 1	BB: 0	LOB: 1	BB: 0	P: 5	LOB: 1	BB: 0	LOB: 1	BB: 1	P: 10	LOB: 0	BB: 1	LOB: 1	BB: 1	P: 6	LOB: 1	BB: 0	LOB: 1	BB: 0	P: 4	LOB: 2	BB: 1	P: 9	LOB: 1	BB: 1	P: 9	LOB: 1	BB: 2	P: 9	LOB: 1	BB: 1	P: 9	LOB: 1	BB: 1	P: 9	LOB: 1	BB: 1	P: 9	LOB: 1	BB: 1	P: 9				

PITCHER	IP	WLS	BF	H	R	ER	SO	BB	IBB	HBP	BLK	WP	HR	S	P	ERA	WHIP
Tony Brizzolara, R (1, 1) ERA: 5.3	4.2	L	23	8	5	5	3	2	0	0	0	0	1	27	35	9.64	2.143
Craig Skok, L (5, 1) ERA: 3.94	1.1		5	1	0	0	0	1	0	0	0	0	0	4	8	0.00	1.500
Adrian Devine, R (7, 1) ERA: 2.78	2.0		10	2	1	0	0	0	1	0	0	0	0	9	13	0.00	1.000

BOTTOM

AB R H RBI BB SO LOB

3 2 1 0 2 0 0

3 0 0 0 0 1 2

4 2 2 1 0 0 1

4 0 3 1 0 0 2

3 1 1 2 1 0 2

4 0 2 1 0 1 2

0 1 0 0 0 0 0

3 0 1 0 0 0 1

3 0 1 0 1 1 1

2 0 0 0 0 0 2

1B: 5 SF: 0
2B: 4 SAC: 5
3B: 2 DP: 2
HR: 1 HBP: 0


WP: 0 PA: 38
PB: 0
SB: 0
CS: 0

Atlanta Braves @ San Diego Padres
San Diego Stadium, San Diego, CA

Tue May 29 1979, 10:05 PM EDT
Unknown

livebaseballscorecards.com



Batter	1	2	3	4	5	6	7	8	9	AB R H RBI BB SO LOB	TOP		
Jerry Royster, R (1, 5) OBP: 0.374, SLG: 0.379	0-0 CS 1B		0-0 5-3			0-0 2B		4-0 E BB		3 1 2 0 1 0 0	<p>Atlanta Braves @ San Diego Padres San Diego Stadium, San Diego, CA</p> <p>Tue May 29 1979, 10:05 PM EDT Att. 15,340 - Unknown</p> <p>livebaseballscorecards.com</p> <p>AB 32 R 2 H 5 RBI 1 BB 1 SO 2 LOB 7</p> <p></p>		
Barry Bonnell, R (1, 8) OBP: 0.312, SLG: 0.466	0-0 1-2 HR		0-0 4-3			0-0 5-3		0-0 E5 1-H		4 1 1 1 0 0 1			
Charlie Spikes, R (1, 9) OBP: 0.429, SLG: 0.792	0-0 6-3				0-0 L9		0-0 F8	0-3 K		4 0 0 0 0 1 2			
Jeff Burroughs, R (1, 7) OBP: 0.344, SLG: 0.352	0-0 6-3				0-0 F8		0-3 K		0-0 F9	4 0 0 0 0 1 1			
Bob Horner, R (1, 3) OBP: 0.322, SLG: 0.500		0-0 F8			0-0 1-3		0-0 F8		0-0 5-3	4 0 0 0 0 0 0			
Glenn Hubbard, R (1, 4) OBP: 0.301, SLG: 0.297		0-0 FC6-4 1B			0-0 6-3		0-0 4-3		0-0 6-3	4 0 1 0 0 0 0			
Bruce Benedict, R (1, 2) OBP: 0.288, SLG: 0.220		0-0 F8			0-0 F7		0-0 5-3			3 0 0 0 0 0 1			
Pepe Frias, R (1, 6) OBP: 0.285, SLG: 0.318		0-0 FC6-4 1-2f			0-0 1B			0-0 L9		3 0 1 0 0 0 1			
Phil Niekro, R (1, 1) OBP: 0.158, SLG: 0.135			0-0 5-3			0-0 4-3		0-0 6-3		3 0 0 0 0 0 1			
Inning Stats	R: 1 H: 2 E: 0 LOB: 0 K: 0 BB: 0 S: 4 P: 4	R: 0 H: 1 E: 0 LOB: 1 K: 0 BB: 0 S: 4 P: 4	R: 0 H: 0 E: 0 LOB: 0 K: 0 BB: 0 S: 3 P: 3	R: 0 H: 0 E: 0 LOB: 0 K: 0 BB: 0 S: 3 P: 3	R: 0 H: 1 E: 0 LOB: 1 K: 0 BB: 0 S: 4 P: 4	R: 0 H: 1 E: 0 LOB: 1 K: 1 BB: 0 S: 6 P: 6	R: 0 H: 0 E: 0 LOB: 0 K: 0 BB: 0 S: 3 P: 3	R: 1 H: 0 E: 1 LOB: 1 K: 1 BB: 1 S: 6 P: 10	R: 0 H: 0 E: 0 LOB: 0 K: 0 BB: 0 S: 3 P: 3	1B: 3 SF: 0 2B: 1 SAC: 0 3B: 0 DP: 0 HR: 1 HBP: 0	WP: 0 PA: 33 PB: 0 SB: 0 CS: 1		
PITCHER	IP WLS BF H R ER SO BB IBB HBP BLK WP HR S P ERA WHIP											PITCHER	IP WLS BF H R ER SO BB IBB HBP BLK WP HR S P ERA WHIP
Bob Owchinko, L (1, 1) ERA: 3.83	8.0 W 30 5 2 1 2 1 0 0 0 0 0 1 33 37 1.12 0.750												
Rollie Fingers, R (9, 1) ERA: 3.05	1.0 S 3 0 0 0 0 0 0 0 0 0 0 0 3 3 0.00 0.000												

Batter	1	2	3	4	5	6	7	8	9	AB R H RBI BB SO LOB
Gene Richards, L (1, 8) OBP: 0.345, SLG: 0.373	0-0 F8		0-0 G3		0-0 G1			4-0 BB		3 0 0 0 1 0 0
Ozzie Smith, S (1, 6) OBP: 0.240, SLG: 0.190	0-0 F9		0-0 4-3			0-0 4-3		0-0 E9 1B		4 0 1 1 0 0 0
Dave Winfield, R (1, 9) OBP: 0.413, SLG: 0.605	0-0 HR 1B		0-0 1B			0-0 G4-3 1B		4-0 L6-3 IBB		3 1 3 0 1 0 0
Jerry Turner, L (1, 7) OBP: 0.322, SLG: 0.389	0-0 HR		0-3 K			0-0 G4-3		0-0 L6-3		4 1 1 2 0 1 5
Kurt Bevacqua, R (1, 5) OBP: 0.341, SLG: 0.289	0-0 1B			0-0 F4			0-0 F5			3 0 1 0 0 0 0
Broderick Perkins, L (1, 3) OBP: 0.344, SLG: 0.305	0-0 G3			0-0 F8			0-0 3-1			3 0 0 0 0 0 1
Bill Fahey, L (1, 2) OBP: 0.302, SLG: 0.375		0-0 F6		0-3 K			0-0 1-3			3 0 0 0 0 1 0
Fernando Gonzalez, R (1, 4) OBP: 0.285, SLG: 0.399		0-0 B5-3			0-0 5-3			0-0 F8		3 0 0 0 0 0 0
Bob Owchinko, L (1, 1) OBP: 0.300, SLG: 0.125 Bill Almon, R (8, PR) OBP: 0.282, SLG: 0.262 Rollie Fingers, R (9, 1) OBP: 0.111, SLG: 0.111		0-3 K			0-0 6-3			0-0 BB 1B		3 0 1 0 0 1 0 0 1 0 0 0 0 0 0 0 0 0 0 0 0

Inning Stats	R: 2	H: 3	E: 0	LOB: 1	K: 0	BB: 0	S: 6	P: 6	R: 0	H: 0	E: 0	LOB: 0	K: 1	BB: 0	S: 5	P: 5	R: 0	H: 1	E: 0	LOB: 1	K: 1	BB: 0	S: 6	P: 6	R: 0	H: 0	E: 0	LOB: 0	K: 1	BB: 0	S: 5	P: 5	R: 0	H: 0	E: 0	LOB: 0	K: 0	BB: 0	S: 3	P: 3	R: 0	H: 1	E: 0	LOB: 0	K: 0	BB: 0	S: 3	P: 3	R: 0	H: 0	E: 0	LOB: 0	K: 0	BB: 0	S: 3	P: 3	R: 1	H: 2	E: 1	LOB: 3	K: 0	BB: 2	S: 4	P: 12	1B: 6	SF: 0	2B: 1	SAC: 0	3B: 0	DP: 2	HR: 1	HBP: 0	WP: 0	PA: 31	PB: 0	SB: 0	CS: 0	ERA	WHIP
PITCHER Phil Niekro, R (1, 1) ERA: 3.98	IP	WLS	BF	H	R	ER	SO	BB	IBB	HBP	BLK	WP	HR	S	P	ERA	WHIP	IP	WLS	BF	H	R	ER	SO	BB	IBB	HBP	BLK	WP	HR	S	P	ERA	WHIP																																													

BOTTOM

Atlanta Braves @ San Diego Padres
San Diego Stadium, San Diego, CA

Tue May 29 1979, 10:05 PM EDT
Att. 15,340 - Unknown

livebaseballscorecards.com

AB	29
R	3
H	7
RBI	3
BB	2
SO	3
LOB	6



Batter	1	2	3	4	5	6	7	8	9	AB R H RBI BB SO LOB	TOP									
Jerry Royster, R (1, 5) OBP: 0.381, SLG: 0.390	4-0 SH1-3 1B BB	0-0 2-H 2B			0-0 4-3			0-0 FC6-4 1B		3 1 2 1 1 0 0										
Pepe Frias, R (1, 6) OBP: 0.279, SLG: 0.311	0-0 SH1-3 1-2	0-3 K			0-0 5-3			0-0 FC6-4 FC5-4 1-2f		3 0 0 0 0 1 2										
Gary Matthews, R (1, 9) OBP: 0.344, SLG: 0.548	0-3 K				0-0 F9			0-0 FC5-4 FC5-4 1-2f		4 0 0 0 0 1 2										
Jeff Burroughs, R (1, 7) OBP: 0.342, SLG: 0.345	4-0 1B BB				0-0 5-3			0-0 FC5-4 1-2f		3 0 0 0 1 1 1										
Barry Bonnell, R (1, 8) OBP: 0.311, SLG: 0.461	0-0 1-2 2-H 1B				0-3 K			0-0 F9		4 0 1 1 0 1 0										
Glenn Hubbard, R (1, 4) OBP: 0.294, SLG: 0.290	0-0 F4				0-0 6-3			0-0 F9		4 0 0 0 0 0 2										
Bruce Benedict, R (1, 2) OBP: 0.302, SLG: 0.226		4-0 SH1-4 2B BB			0-3 K			0-0 1B		3 1 1 0 1 1 0										
Mike Lum, L (1, 3) OBP: 0.284, SLG: 0.321		0-0 F6			0-3 K			0-3 K		3 0 0 0 0 2 2										
Bo McLaughlin, R (1, 1) Jamie Easterly, L (5, 1) Rick Mahler, R (5, 1) Charlie Spikes, R (7, PH) Adrian Devine, R (7, 1)		0-0 SH1-4 1-2			0-3 K			0-0 1-3		1 0 0 0 0 1 0 0 0 0 0 0 0 0 0 0 0 0 0 0 0 1 0 0 0 0 0 1 0 0 0 0 0 0 0										
Inning Stats	R: 1 E: 0 K: 1 S: 6	H: 1 LOB: 2 BB: 2 P: 14	R: 1 E: 0 K: 1 S: 6	H: 1 LOB: 1 BB: 1 P: 10	R: 0 E: 0 K: 1 S: 5	H: 0 LOB: 0 BB: 0 P: 5	R: 0 E: 0 K: 2 S: 7	H: 0 LOB: 0 BB: 0 P: 7	R: 0 E: 0 K: 1 S: 5	H: 0 LOB: 0 BB: 0 P: 5	R: 0 E: 0 K: 1 S: 6	H: 1 LOB: 1 BB: 0 P: 6	R: 0 E: 0 K: 0 S: 4	H: 1 LOB: 1 BB: 0 P: 4	R: 0 E: 0 K: 0 S: 3	H: 0 LOB: 0 BB: 0 P: 3	1B: 3 2B: 1 3B: 0 HR: 0	SF: 0 SAC: 2 DP: 0 HBP: 0	WP: 0 PB: 0 SB: 0 CS: 0	PA: 34
PITCHER	IP WLS BF H R ER SO BB IBB HBP BLK WP HR S P ERA WHIP																			
Mickey Lolich, L (1, 1) ERA: 4.5	1.0	7	1	2	2	1	3	0	0	0	0	0	0	6	18	18.00	4.000			
Bob Shirley, L (2, 1) ERA: 3.5	8.0	27	3	0	0	7	0	0	0	0	0	0	0	41	41	0.00	0.375			

Atlanta Braves @ San Diego Padres
San Diego Stadium, San Diego, CA
Wed May 30 1979, 10:05 PM EDT
Att. 12,335 - Unknown

livebaseballscorecards.com

AB 29
R 2
H 4
RBI 2
BB 3
SO 8
LOB 10



Batter	1	2	3	4	5	6	7	8	9
Gene Richards, L (1, 8) OBP: 0.351, SLG: 0.385	0-0 4-3		0-0 1B 2B		0-0 FC1-5 HR			0-0 1B	
Ozzie Smith, S (1, 6) OBP: 0.239, SLG: 0.190	0-0 F7		0-0 1B 1B		0-0 FC1-5 HR	0-0 4-3		0-0 F8	
Dave Winfield, R (1, 9) OBP: 0.419, SLG: 0.621	4-0 BB		0-0 1B		0-0 HR	0-0 6-3			
Jerry Turner, L (1, 7) OBP: 0.322, SLG: 0.385 Dan Briggs, L (5, PR) OBP: 0.338, SLG: 0.441	0-3 K		0-0 L6		4-0 2B 1B BB	0-0 F8			
Kurt Bevacqua, R (1, 5) OBP: 0.337, SLG: 0.300		0-0 4-3	0-3 K		0-0 1B 2B		0-0 5-3		
Mike Hargrove, L (1, 3) OBP: 0.343, SLG: 0.248		0-3 K		0-0 F8	0-0 2B 1B		0-3 K		
Gene Tenace, R (1, 2) OBP: 0.389, SLG: 0.402 Fred Kendall, R (8, 2) OBP: 0.429, SLG: 0.333		0-0 5-3		0-0 F9	0-0 1B 2B		0-3 K		
Fernando Gonzalez, R (1, 4) OBP: 0.290, SLG: 0.415			0-0 2B 2B	0-0 F9	0-0 2B		0-0 5-3		
Mickey Lolich, S (1, 1) Bob Shirley, R (2, 1) OBP: 0.091, SLG: 0.091			0-0 B1		0-0 FC1-5 1B		0-3 K		

Inning Stats	R: 0 E: 0 K: 1 S: 5	H: 0 LOB: 1 BB: 1 P: 9	R: 0 E: 0 K: 1 S: 5	H: 0 LOB: 0 BB: 0 P: 5	R: 3 E: 0 K: 1 S: 9	H: 4 LOB: 1 BB: 0 P: 9	R: 0 E: 0 K: 0 S: 3	H: 0 LOB: 0 BB: 0 P: 3	R: 7 E: 0 K: 0 S: 10	H: 7 LOB: 2 BB: 1 P: 14	R: 0 E: 0 K: 0 S: 3	H: 0 LOB: 0 BB: 0 P: 3	R: 0 E: 0 K: 2 S: 7	H: 0 LOB: 0 BB: 0 P: 7	R: 0 E: 0 K: 1 S: 6	H: 1 LOB: 1 BB: 0 P: 6
--------------	------------------------------	---------------------------------	------------------------------	---------------------------------	------------------------------	---------------------------------	------------------------------	---------------------------------	-------------------------------	----------------------------------	------------------------------	---------------------------------	------------------------------	---------------------------------	------------------------------	---------------------------------

PITCHER	IP	WLS	BF	H	R	ER	SO	BB	IBB	HBP	BLK	WP	HR	S	P	ERA	WHIP
Bo McLaughlin, R (1, 1) ERA: 6.97	4.1	L	21	7	6	6	3	1	0	0	0	0	1	26	30	12.46	1.846
Jamie Easterly, L (5, 1) ERA: 21.6	0.0		5	4	4	4	0	1	0	0	0	0	0	4	8	∞	∞
Rick Mahler, R (5, 1) ERA: 4.97	1.2		5	0	0	0	0	0	0	0	0	0	0	5	5	0.00	0.000
Adrian Devine, R (7, 1) ERA: 2.55	2.0		7	1	0	0	3	0	0	0	0	0	0	13	13	0.00	0.500

AB R H RBI BB SO LOB

5	2	3	1	0	0	2
5	2	1	0	0	0	3
3	1	2	5	1	0	0
2	0	0	0	1	1	2
1	1	0	0	0	0	0
4	1	1	0	0	1	1
4	1	1	1	0	2	0
4	1	1	2	0	1	0
0	0	0	0	0	0	0
4	1	2	1	0	0	0
0	0	0	0	0	0	0
4	0	1	0	0	1	3

1B: 6	SF: 0	WP: 0	PA: 38
2B: 5	SAC: 0	PB: 0	
3B: 0	DP: 0	SB: 1	
HR: 1	HBP: 0	CS: 0	

Atlanta Braves @ San Diego Padres
San Diego Stadium, San Diego, CA
Wed May 30 1979, 10:05 PM EDT
Att. 12,335 - Unknown

livebaseballscorecards.com


AB	36
R	10
H	12
RBI	10
BB	2
SO	6
LOB	11



Batter	1	2	3	4	5	6	7	8	9	AB R H RBI BB SO LOB	TOP											
Jerry Royster, R (1, 5) OBP: 0.374, SLG: 0.381	0-0 4-3			0-0 6-3		0-0 5-3		0-3 K		4 0 0 0 0 1 1	<p>Atlanta Braves @ San Diego Padres</p> <p>San Diego Stadium, San Diego, CA</p> <p>Thu May 31 1979, 6:33 AM EDT</p> <p>Att. 11,143 - Unknown</p>											
Rowland Office, L (1, 8) OBP: 0.351, SLG: 0.431	0-0 6-3			0-0 F7		0-3 K		0-3 K		4 0 0 0 0 2 1												
Gary Matthews, R (1, 9) OBP: 0.352, SLG: 0.552	0-3 K			0-0 1B		0-0 1B		0-0 1B		4 1 3 0 0 1 0												
Jeff Burroughs, R (1, 7) OBP: 0.335, SLG: 0.337		0-0 F9		0-0 L6		0-0 E5		0-0 G6-4-3		4 0 0 0 0 0 3												
Mike Lum, L (1, 3) OBP: 0.275, SLG: 0.309		0-3 K			0-0 F8		0-0 F6		0-0 3-1	4 0 0 0 0 1 2												
Joe Nolan, L (1, 2) OBP: 0.393, SLG: 0.440		0-0 F7			0-0 F7		0-0 1B			3 0 1 0 0 0 0												
Glenn Hubbard, R (1, 4) OBP: 0.289, SLG: 0.287			0-0 5-3		0-0 6-3		0-0 SF8			2 0 0 1 0 0 0												
Pepe Frias, R (1, 6) OBP: 0.280, SLG: 0.311			0-0 5-3			0-0 SH2-4		0-0 1-3		3 0 1 0 0 0 2												
Rick Matula, R (1, 1) OBP: 0.056, SLG: 0.056			0-3 K			0-0 SH2-4		0-0 F7		1 0 0 0 0 1 0												
Brian Asselstine, L (8, PH) OBP: 0.200, SLG: 0.200										1 0 0 0 0 0 0												
Gene Garber, R (8, 1) OBP: 0.667, SLG: 0.500										0 0 0 0 0 0 0												
Inning Stats	R: 0 E: 0 K: 1 S: 5	H: 0 LOB: 0 BB: 0 P: 5	R: 0 E: 0 K: 1 S: 5	H: 0 LOB: 0 BB: 0 P: 5	R: 0 E: 0 K: 1 S: 5	H: 0 LOB: 0 BB: 0 P: 5	R: 0 E: 0 K: 0 S: 4	H: 1 LOB: 1 BB: 0 P: 4	R: 0 E: 0 K: 0 S: 3	H: 0 LOB: 0 BB: 0 P: 3	R: 0 E: 0 K: 1 S: 6	H: 1 LOB: 1 BB: 0 P: 6	R: 1 E: 1 K: 0 S: 6	H: 2 LOB: 2 BB: 0 P: 6	R: 0 E: 0 K: 2 S: 7	H: 0 LOB: 0 BB: 0 P: 7	R: 0 E: 0 K: 0 S: 3	H: 1 LOB: 0 BB: 0 P: 3	1B: 5 2B: 0 3B: 0 HR: 0	SF: 1 SAC: 1 DP: 1 HBP: 0	WP: 0 PB: 0 SB: 0 CS: 0	PA: 32
PITCHER	IP WLS BF H R ER SO BB IBB HBP BLK WP HR S P ERA WHIP																					
Eric Rasmussen, R (1, 1) ERA: 4.22	7.0 W 26 4 1 0 4 0 0 0 0 0 0 0 34 34 0.00 0.571																					
Rollie Fingers, R (8, 1) ERA: 2.91	2.0 S 6 1 0 0 2 0 0 0 0 0 0 0 10 10 0.00 0.500																					

AB	30
R	1
H	5
RBI	1
BB	0
SO	6
LOB	9



Batter	1	2	3	4	5	6	7	8	9	AB	R	H	RBI	BB	SO	LOB	BOTTOM			
Gene Richards, L (1, 8) OBP: 0.350, SLG: 0.382	0-0 F6		0-0 FC5 1B			0-0 4-3		0-0 4-3		4	0	1	1	0	0	0	Atlanta Braves @ San Diego Padres San Diego Stadium, San Diego, CA Thu May 31 1979, 6:33 AM EDT Att. 11,143 - Unknown AB 28 R 3 H 7 RBI 3 BB 2 SO 2 LOB 8 			
Ozzie Smith, S (1, 6) OBP: 0.244, SLG: 0.192	0-0 6-3		0-0 3-H 1B			4-0 HR BB		0-3 K		3	1	1	0	1	1	0				
Dave Winfield, R (1, 9) OBP: 0.420, SLG: 0.632	0-0 2-3		0-0 FC5 2-3f			0-0 1-H HR		1-0 HBP		3	1	1	2	0	0	2				
Dan Briggs, L (1, 7) OBP: 0.347, SLG: 0.444		0-0 G4-6-3 1B		0-0 G5-4-3 1B		0-0 4-3		0-0 G3		4	0	2	0	0	0	1				
Kurt Bevacqua, R (1, 5) OBP: 0.327, SLG: 0.289		0-0 G4-6-3		0-0 G5-4-3		0-0 5-3				3	0	0	0	0	0	2				
Barry Evans, R (7, 5) OBP: 0.225, SLG: 0.257		1-2f		1-2f						0	0	0	0	0	0	0				
Mike Hargrove, L (1, 3) OBP: 0.336, SLG: 0.242		0-0 F7		0-0 3-1			0-0 F8			3	0	0	0	0	0	0				
Gene Tenace, R (1, 2) OBP: 0.394, SLG: 0.410			0-0 F9 1B 2B			0-0 F8		4-0 1B BB		2	1	1	0	1	0	0				
Fernando Gonzalez, R (1, 4) OBP: 0.291, SLG: 0.413			0-0 F9			0-0 5-3		0-0 1-3 1B		3	0	1	0	0	0	1				
Eric Rasmussen, R (1, 1) OBP: 0.125, SLG: 0.067			0-0 6-3			0-3 K		0-0 G3		2	0	0	0	0	1	1				
Jerry Turner, L (7, PH) OBP: 0.320, SLG: 0.383										1	0	0	0	0	0	1				
Rollie Fingers, R (8, 1) OBP: 0.111, SLG: 0.111										0	0	0	0	0	0	0				
Inning Stats	R: 0 E: 0 K: 0 S: 3	H: 0 LOB: 0 BB: 0 P: 3	R: 0 E: 0 K: 0 S: 3	H: 1 LOB: 0 BB: 0 P: 3	R: 1 E: 0 K: 0 S: 6	H: 3 LOB: 2 BB: 0 P: 6	R: 0 E: 0 K: 0 S: 3	H: 1 LOB: 0 BB: 0 P: 3	R: 0 E: 0 K: 1 S: 5	H: 0 LOB: 0 BB: 0 P: 5	R: 2 E: 0 K: 0 S: 4	H: 1 LOB: 0 BB: 1 P: 8	R: 0 E: 0 K: 0 S: 3	H: 1 LOB: 1 BB: 1 P: 7	R: 0 E: 0 K: 1 S: 5	H: 0 LOB: 1 BB: 0 P: 6	1B: 5 2B: 1 3B: 0 HR: 1	SF: 0 SAC: 0 DP: 2 HBP: 1	WP: 0 PB: 0 SB: 0 CS: 0	PA: 31
PITCHER Rick Matula, R (1, 1) ERA: 4.06	IP: 7.0 WLS: L BF: 27 H: 7 R: 3 ER: 3 SO: 1	IP: 1.0 WLS: L BF: 4 H: 0 R: 0 ER: 0 SO: 1	IP: 2.0 WLS: L BF: 7 H: 3 R: 3 ER: 3 SO: 1	IP: 2.0 WLS: L BF: 7 H: 3 R: 3 ER: 3 SO: 1	IP: 2.0 WLS: L BF: 7 H: 3 R: 3 ER: 3 SO: 1	IP: 2.0 WLS: L BF: 7 H: 3 R: 3 ER: 3 SO: 1	IP: 2.0 WLS: L BF: 7 H: 3 R: 3 ER: 3 SO: 1	IP: 2.0 WLS: L BF: 7 H: 3 R: 3 ER: 3 SO: 1	IP: 2.0 WLS: L BF: 7 H: 3 R: 3 ER: 3 SO: 1	IP: 2.0 WLS: L BF: 7 H: 3 R: 3 ER: 3 SO: 1	IP: 2.0 WLS: L BF: 7 H: 3 R: 3 ER: 3 SO: 1	IP: 2.0 WLS: L BF: 7 H: 3 R: 3 ER: 3 SO: 1	IP: 2.0 WLS: L BF: 7 H: 3 R: 3 ER: 3 SO: 1	IP: 2.0 WLS: L BF: 7 H: 3 R: 3 ER: 3 SO: 1	IP: 2.0 WLS: L BF: 7 H: 3 R: 3 ER: 3 SO: 1	IP: 2.0 WLS: L BF: 7 H: 3 R: 3 ER: 3 SO: 1	IP: 2.0 WLS: L BF: 7 H: 3 R: 3 ER: 3 SO: 1	ERA: 0.00 WHIP: 0.000	ERA: 3.86 WHIP: 1.286	

Batter	1	2	3	4	5	6	7	8	9	10	11	AB R H RBI BB SO LOB	TOP
Joel Youngblood, R OBP: 0.383, SLG: 0.571	0-0 6-3		0-0 F9		0-0 HR		0-0 1B		0-0 5-3		0-0 1B	6 1 3 1 0 0 0	New York Mets @ Atlanta Braves Atlanta-Fulton County Stadium, Atlanta, GA Fri Jun 01 1979, 7:05 PM EDT Att: 5,748 - Unknown
Frank Taveras, R OBP: 0.267, SLG: 0.263	0-0 4-3			0-0 5-3	0-0 F8		0-0 6-3		0-0 6-3	0-0 1B	6 0 1 1 0 0 1		
Lee Mazzilli, S OBP: 0.417, SLG: 0.514	0-3 K			4-0 1B FC BB	0-0 F8			0-3 K	0-3 K	0-0 F8	5 1 0 0 1 3 2		
Richie Hebner, L OBP: 0.386, SLG: 0.425		0-3 K		0-0 FC5-4 FC 1B	0-0 P5			0-0 F8	0-0 HBP 2B	0-0 F7	6 1 2 0 0 1 2		
Willie Montanez, L OBP: 0.293, SLG: 0.323		0-0 F8		0-0 FC FC5-4		0-0 1-3		0-0 1B 1B	4-0 HBP IBB		4 0 1 1 1 0 1		
Steve Henderson, R OBP: 0.368, SLG: 0.377		0-0 3B		0-0 FC5-4 1B		0-0 F8		0-0 1B	1-0 HBP		4 1 2 0 0 0 2		
John Stearns, R OBP: 0.290, SLG: 0.321		0-0 5-3		0-0 1B 1B		0-0 4-3		0-0 G3	0-0 L7		5 0 1 1 0 0 6		
Doug Flynn, R OBP: 0.247, SLG: 0.264			0-0 F4	0-0 1B			0-0 F7		0-3 K		5 1 2 1 0 1 0		
Kevin Kobel, R OBP: 0.154, SLG: 0.154			0-3 K	0-3 K			0-3 K		0-3 K		0 0 0 0 0 0 0		
Bruce Boisclair, L OBP: 0.279, SLG: 0.389										0-0 4-3	1 0 0 0 0 1 0		
Jesse Orosco, R OBP: 0.257, SLG: 0.300										1-2	2 0 0 0 0 2 2		
Dale Murray, R OBP: 0.257, SLG: 0.300											0 0 0 0 0 0 0		
Ed Kranepool, L OBP: 0.257, SLG: 0.300											1 0 0 0 0 1 0		
Skip Lockwood, R OBP: 0.257, SLG: 0.300											0 0 0 0 0 0 0		
Ron Hodges, L OBP: 0.257, SLG: 0.300											1 0 0 0 0 0 1		
Ed Glynn, R OBP: 0.257, SLG: 0.300											0 0 0 0 0 0 0		
Inning Stats	R: 0 H: 0 E: 0 K: 1 S: 5	R: 0 H: 1 E: 0 K: 1 S: 6	R: 0 H: 0 E: 0 K: 1 S: 5	R: 3 H: 3 E: 0 K: 1 S: 9	R: 1 H: 1 E: 0 K: 0 S: 4	R: 0 H: 0 E: 0 K: 0 S: 3	R: 0 H: 1 E: 0 K: 1 S: 6	R: 0 H: 2 E: 0 K: 1 S: 7	R: 0 H: 0 E: 0 K: 2 S: 7	R: 0 H: 1 E: 0 K: 1 S: 6	R: 1 H: 3 E: 0 K: 0 S: 6	1B: 9 SF: 0 2B: 1 SAC: 0 3B: 1 DP: 0 HR: 1 HBP: 1	WP: 0 PA: 49 PB: 0 SB: 0 CS: 0
PITCHER	IP WLS BF H R ER SO BB IBB HBP BLK WP HR S P ERA WHIP												
Eddie Solomon, R ERA: 5.13	(1, 1) 8.0 0 34 8 4 4 6 1 0 0 0 0 1 45 49 4.50 1.125												
Gene Garber, R ERA: 4.36	(9, 1) 2.0 0 9 1 0 0 3 0 1 1 0 0 0 13 18 0.00 0.500												
Adrian Devine, R ERA: 2.84	(11, 1) 0.2 L 5 3 1 1 0 0 0 0 0 0 0 0 5 5 13.50 4.500												
Craig Skok, L ERA: 3.9	(11, 1) 0.1 0 1 0 0 0 0 0 0 0 0 0 0 1 1 0.00 0.000												

livebaseballscorecards.com

AB	46
R	5
H	12
RBI	5
BB	2
SO	9
LOB	17



Batter	1	2	3	4	5	6	7	8	9	10	11	AB R H RBI BB SO LOB	BOTTOM						
Jerry Royster, R (1, 5) OBP: 0.382, SLG: 0.383 (8, 4)												4 2 2 0 2 1 2	New York Mets @ Atlanta Braves Atlanta-Fulton County Stadium, Atlanta, GA Fri Jun 01 1979, 7:05 PM EDT Att: 5,748 - Unknown						
Gary Matthews, R (1, 9) OBP: 0.356, SLG: 0.556												6 2 3 1 0 0 6							
Bob Horner, R (1, 3) OBP: 0.344, SLG: 0.526 Darrel Chaney, S (9, PR) OBP: 0.220, SLG: 0.167 (10, 5)												5 0 3 2 0 0 1 0 0 0 0 1 0 0							
Jeff Burroughs, R (1, 7) OBP: 0.330, SLG: 0.328												5 0 0 0 1 2 4 1 2							
Barry Bonnell, R (1, 8) OBP: 0.311, SLG: 0.458 Rowland Office, L (7, PH) OBP: 0.356, SLG: 0.423 (8, 8)												3 0 1 1 0 2 0 1 0 0 0 1 0 1 0 0 0 0 1 0 0							
Charlie Spikes, R (11, PH) OBP: 0.433, SLG: 0.760																			
Glenn Hubbard, R (1, 4) OBP: 0.290, SLG: 0.287 Mike Lum, L (7, PH) OBP: 0.268, SLG: 0.301 (8, 3)														3 0 1 0 0 0 2 3 0 0 0 0 0 5					
Bruce Benedict, R (1, 2) OBP: 0.290, SLG: 0.220														7 0 1 0 0 0 8					
Pepe Frias, R (1, 6) OBP: 0.291, SLG: 0.336														5 0 3 0 0 0 0					
Eddie Solomon, R (1, 1) OBP: 0.188, SLG: 0.133 Brian Asselstine, L (8, PH) OBP: 0.167, SLG: 0.167 Gene Garber, R (9, 1) OBP: 0.867, SLG: 0.500 Joe Nolen, L (10, PH) OBP: 0.379, SLG: 0.423 Adrian Devine, R (11, 1) OBP: 0.379, SLG: 0.423 Craig Skok, R (11, 1)														3 0 2 0 0 1 1 1 0 0 0 0 1 0 0 0 0 0 0 0 0 1 0 0 0 0 0 2 0 0 0 0 0 0 0 0 0 0 0 0 0 0					
Inning Stats	R: 2 H: 4 E: 0 LOB: 2 K: 1 BB: 0 S: 9 P: 9	R: 1 H: 3 E: 0 LOB: 1 K: 0 BB: 0 S: 5 P: 5	R: 0 H: 1 E: 0 LOB: 0 K: 1 BB: 0 S: 5 P: 5	R: 0 H: 2 E: 0 LOB: 2 K: 1 BB: 0 S: 7 P: 7	R: 0 H: 0 E: 0 LOB: 0 K: 1 BB: 0 S: 5 P: 5	R: 0 H: 1 E: 0 LOB: 1 K: 1 BB: 0 S: 6 P: 6	R: 1 H: 2 E: 0 LOB: 3 K: 0 BB: 2 S: 5 P: 13	R: 0 H: 0 E: 0 LOB: 1 K: 1 BB: 1 S: 5 P: 9	R: 0 H: 1 E: 0 LOB: 1 K: 1 BB: 0 S: 5 P: 5	R: 0 H: 2 E: 0 LOB: 3 K: 0 BB: 1 S: 5 P: 9	R: 0 H: 0 E: 0 LOB: 2 K: 0 BB: 2 S: 3 P: 11	1B: 12 SF: 0 2B: 5 SAC: 0 3B: 0 DP: 1 HR: 0 HBP: 0		WP: 0 PA: 53 PB: 0 SB: 0 CS: 2					
PITCHER	IP WLS BF H R ER SO BB IBB HBP BLK WP HR S P ERA WHIP																		
Kevin Kobel, L ERA: 2.27	(1, 1)	2.0	12	7	3	3	1	0	0	0	0	0		0	0	14	14	13.50	3.500
Jesse Orosco, L ERA: 5.13	(3, 1)	4.1	19	6	1	1	4	0	0	0	0	0		0	0	26	26	2.08	1.385
Dale Murray, R ERA: 3.56	(7, 1)	1.2	8	0	0	0	1	2	1	0	0	0		0	0	7	19	0.00	1.200
Skip Lockwood, R ERA: 1.45	(9, 1)	2.0	W	9	3	0	0	1	0	0	0	0	0	0	10	14	0.00	2.000	
Ed Glynn, L ERA:	(11, 1)	1.0	S	5	0	0	0	0	1	0	0	0	0	0	3	11	0.00	1.000	

AB 47
R 4
H 16
RBI 4
BB 6
SO 7
LOB 32



Batter	1	2	3	4	5	6	7	8	9	AB R H RBI BB SO LOB	TOP											
Joel Youngblood, R (1, 9) OBP: 0.378, SLG: 0.556 (8, 4)	1-0 1B BB HBP	0-0 5-3			0-0 F8	0-0 6-3			0-0 5-3	4 1 0 0 0 0 1												
Frank Taveras, R (1, 6) OBP: 0.266, SLG: 0.262 Ron Hodges, L (9, PH) OBP: 0.241, SLG: 0.200	0-0 P1	0-0 F4			0-0 1B 6-3		0-0 G3		0-0 6-3	4 1 1 0 0 0 1 1 0 0 0 0 0 0												
Lee Mazzilli, S (1, 8) OBP: 0.423, SLG: 0.519	0-0 BB BB 1-3 E 1B		0-0 F3		0-0 1B 6-3 S		0-0 1B S			4 1 3 0 0 0 0												
Richie Hebner, L (1, 5) OBP: 0.389, SLG: 0.442	4-0 BB BB 1-2 E BB		0-0 HR		0-0 6-3		0-3 K			3 2 1 2 1 1 2												
Willie Montanez, L (1, 3) OBP: 0.298, SLG: 0.320	4-0 E 1-2 2-3 3-H 2B BB		0-0 4-3		4-0 BB BB BB BB BB BB		0-3 K			2 1 0 1 2 1 1												
Steve Henderson, R (1, 7) OBP: 0.360, SLG: 0.367	0-0 4-6-3		0-3 K		0-0 4-3		0-3 K			4 0 0 0 0 2 3												
Alex Trevino, R (1, 2) OBP: 0.444, SLG: 0.545	0-0 3-H 2B			0-0 F5		0-0 PB 2B		0-0 6-3		4 0 2 1 0 0 0												
Doug Flynn, R (1, 4) OBP: 0.241, SLG: 0.258 Dale Murray, R (8, 1)	0-0 F2-3			0-0 F9		0-3 K 2-3		0-0 F6-3		4 0 0 0 0 1 2 0 0 0 0 0 0 0												
Pete Falcone, L (1, 1) OBP: 0.222, SLG: 0.176 Mike Scott, R (3, 1) Wayne Twitchell, R (4, 1) OBP: 0.333, SLG: 0.333 Ed Kranepool, L (6, PH) OBP: 0.299, SLG: 0.290 Ed Glynn, R (6, 1) Bruce Boisclair, L (8, 9) OBP: 0.270, SLG: 0.378		0-0 4-3		0-0 6-3		0-3 K		0-0 F8		1 0 0 0 0 0 0 1 0 0 0 0 0 0 0 0 0 0 0 0 0 1 0 0 0 0 0 1 1 0 0 0 0 0 0 0 1 0 0 0 0 0 0 0												
Inning Stats	R: 4 E: 1 K: 0 S: 5	H: 2 LOB: 1 BB: 2 P: 14	R: 0 E: 0 K: 1 S: 3	H: 0 LOB: 0 BB: 0 P: 3	R: 1 E: 0 K: 1 S: 6	H: 1 LOB: 0 BB: 0 P: 6	R: 0 E: 0 K: 0 S: 3	H: 0 LOB: 0 BB: 0 P: 3	R: 1 E: 0 K: 0 S: 5	H: 2 LOB: 2 BB: 1 P: 9	R: 0 E: 0 K: 2 S: 8	H: 1 LOB: 1 BB: 0 P: 8	R: 0 E: 0 K: 2 S: 8	H: 1 LOB: 1 BB: 0 P: 8	R: 0 E: 0 K: 1 S: 5	H: 0 LOB: 0 BB: 0 P: 5	R: 0 E: 0 K: 0 S: 3	H: 0 LOB: 0 BB: 0 P: 3	1B: 4 2B: 2 3B: 0 HR: 1	SF: 0 SAC: 0 DP: 0 HBP: 1	WP: 0 PB: 1 SB: 2 CS: 0	PA: 38
PITCHER	IP WLS BF H R ER SO BB IBB HBP BLK WP HR S P ERA WHIP	IP WLS BF H R ER SO BB IBB HBP BLK WP HR S P ERA WHIP											IP WLS BF H R ER SO BB IBB HBP BLK WP HR S P ERA WHIP									
Phil Niekro, R (1, 1) ERA: 3.94 Gene Garber, R (9, 1) ERA: 4.26	8.0 W 35 7 6 3 6 3 0 1 0 0 1 43 56 3.38 1.250	1.0 S 3 0 0 0 0 0 0 0 0 0 0 3 3 0.00 0.000																				

New York Mets @ Atlanta Braves
Atlanta-Fulton County Stadium, Atlanta, GA

Sat Jun 02 1979, 7:05 PM EDT
Att. 25,240 - Unknown - 85 F

livebaseballscorecards.com

AB	34
R	6
H	7
RBI	4
BB	3
SO	6
LOB	11



Batter	1	2	3	4	5	6	7	8	9
Jerry Royster, R OBP: 0.378, SLG: 0.378 (1, 5)	0-3 K		0-0 6-3	0-0 1B		0-0 F3		0-0 F3	
Gary Matthews, R OBP: 0.357, SLG: 0.557 (1, 9)	0-0 F8		0-3 K	0-0 1B		0-3 K		0-0 1B	
Bob Homer, R OBP: 0.391, SLG: 0.617 (1, 3)	0-0 2B		0-0 HR	4-0 BB		0-0 1B		4-0 1B	
Jeff Burroughs, R OBP: 0.336, SLG: 0.331 (1, 7)	0-0 F8		0-0 1B	0-0 F8		4-0 IBB		0-0 1B	
Rowland Office, L OBP: 0.356, SLG: 0.423 (8, PR)									
Barry Bonnell, R OBP: 0.314, SLG: 0.475 (1, 8)		0-0 F4-3	0-0 HR		0-0 6-3	0-0 F9		0-0 F9	
Glenn Hubbard, R OBP: 0.289, SLG: 0.287 (1, 4)		0-0 1B	0-0 F4		0-0 P5		0-0 5-3		
Bruce Benedict, R OBP: 0.288, SLG: 0.222 (1, 2)		0-3 K	0-0 FC6-4		0-0 6-3		0-0 CS		
Pepe Frias, R OBP: 0.291, SLG: 0.336 (1, 6)			4-0 2B	0-3 K	0-0 F7		0-3 K		
Darrel Chaney, S OBP: 0.222, SLG: 0.154 (1, 6)									
Phil Niekro, R OBP: 0.195, SLG: 0.200 (1, 1)			0-0 HR	0-0 6-3		0-0 E		0-3 K	
Charlie Spikes, R OBP: 0.419, SLG: 0.731 (8, PH)									
Gene Garber, R OBP: 0.667, SLG: 0.500 (9, 1)									

Inning Stats	R: 0	H: 1	E: 0	K: 1	S: 6	LOB: 1	BB: 0	P: 6
	R: 0	H: 1	E: 0	K: 1	S: 5 <td>LOB: 1</td> <td>BB: 0</td> <td>P: 5 </td>	LOB: 1	BB: 0	P: 5
	R: 5	H: 4	E: 1	K: 1	S: 10 <td>LOB: 1</td> <td>BB: 1</td> <td>P: 14 </td>	LOB: 1	BB: 1	P: 14
	R: 1	H: 2	E: 0	K: 1	S: 7 <td>LOB: 2</td> <td>BB: 1</td> <td>P: 11 </td>	LOB: 2	BB: 1	P: 11
	R: 0	H: 1	E: 0	K: 0	S: 4 <td>LOB: 1</td> <td>BB: 0</td> <td>P: 4 </td>	LOB: 1	BB: 0	P: 4
	R: 0	H: 2	E: 1	K: 1	S: 7 <td>LOB: 3</td> <td>BB: 1</td> <td>P: 11 </td>	LOB: 3	BB: 1	P: 11
	R: 0	H: 1	E: 0	K: 1	S: 5 <td>LOB: 1</td> <td>BB: 0</td> <td>P: 5 </td>	LOB: 1	BB: 0	P: 5
	R: 1	H: 2	E: 0	K: 1	S: 7 <td>LOB: 2</td> <td>BB: 1</td> <td>P: 11 </td>	LOB: 2	BB: 1	P: 11

PITCHER	IP	WLS	BF	H	R	ER	SO	BB	IBB	HBP	BLK	WP	HR	S	P	ERA	WHIP
Pete Falcone, L ERA: 5.46 (1, 1)	2.2		14	6	5	5	3	1	0	0	0	0	2	19	23	16.88	2.625
Mike Scott, R ERA: 4.91 (3, 1)	1.0		5	1	1	1	1	0	0	0	0	0	0	7	7	9.00	1.000
Wayne Twitchell, R ERA: 6.41 (4, 1)	1.1		7	2	0	0	0	1	0	0	0	0	0	6	10	0.00	2.250
Ed Glynn, L ERA: 2.45 (6, 1)	2.2	L	14	5	1	1	3	0	2	0	0	0	0	18	26	3.38	1.875
Dale Murray, R ERA: 3.53 (8, 1)	0.1		1	0	0	0	0	0	0	0	0	0	0	1	1	0.00	0.000

AB	R	H	RBI	BB	SO	LOB
5	1	1	1	0	1	2
5	1	2	1	0	2	2
3	1	3	2	2	0	0
4	1	2	1	1	0	3
0	0	0	0	0	0	0
5	1	2	2	0	0	5
4	0	1	0	0	0	1
4	0	1	0	0	1	3
0	0	0	0	0	0	0
3	1	0	0	1	2	2
3	1	2	0	0	0	0
1	0	0	0	0	1	0
0	0	0	0	0	0	0

WP	PA
0	41

AB	37
R	7
H	14
RBI	7
BB	4
SO	7
LOB	18



New York Mets @ Atlanta Braves
 Atlanta-Fulton County Stadium, Atlanta, GA
 Sat Jun 02 1979, 7:05 PM EDT
 Att: 25,240 - Unknown - 85 F

livebaseballscorecards.com

Batter	1	2	3	4	5	6	7	8	9	AB R H RBI BB SO LOB	TOP											
Joel Youngblood, R (1, 9) OBP: 0.371, SLG: 0.548	0-0 1B 2B	0-0 E5 4-6-3	0-0 F7			0-0 F8	0-0 F7		0-0 1-3	6 1 1 0 0 0 3												
Frank Taveras, R (1, 6) OBP: 0.265, SLG: 0.261	0-3 K	0-0 4-6-3 1-2		0-0 F3		0-0 E6 FC4-6 1B PB		0-0 4-3 S 1B		5 2 1 0 0 1 2												
Lee Mazzilli, S (1, 8) OBP: 0.431, SLG: 0.522	4-0 1B 1B	4-0		0-0 CS BB 1B		0-0 FC4-6 1-2 1B		0-0 L3 1-2		1 1 1 0 2 0 0 2 0 1 0 0 0 1												
Elliott Maddox, R (4, 8) OBP: 0.348, SLG: 0.289	1B BB	BB		1B		1B		1B														
Richie Hebner, L (1, 5) OBP: 0.389, SLG: 0.438	0-0 1B SF9 1-2 2-H	0-3 K		4-0 FC6-4 1-2 BB		0-0 FC4-6 1B 1-2f 2-3		0-0 4-3 2-3		4 2 1 1 1 1 5												
John Stearns, R (1, 2) OBP: 0.304, SLG: 0.331	0-0 WP S 2B 1-3 2-H		4-0 HR BB	0-0 FC6-4 1-2f 2-3		0-0 1B 1-1-H 3-H		0-0 1B 3-H		4 2 3 3 1 0 2 4 1 2 3 0 0 1												
Willie Montanez, L (1, 3) OBP: 0.301, SLG: 0.341	0-0 SF9 1-2 3-H		0-0 HR			0-0 F9 1-3		0-0 4-3														
Steve Henderson, R (1, 7) OBP: 0.366, SLG: 0.382	0-0 2B 2-H		0-0 F4-3 2B			4-0 CS BB		0-0 6-3	0-3 K	4 0 2 1 1 1 0												
Doug Flynn, R (1, 4) OBP: 0.251, SLG: 0.292	0-3 K		0-0 F4-3 2-3			0-0 1-2 3B		0-0 3B	0-0 SH1-3 1B	5 0 3 0 0 1 2												
Pat Zachry, R (1, 1) OBP: 0.067, SLG: 0.067		0-3 K	0-0 6-3			0-0 5-3		0-3 K	0-0 SH1-3 1-2	3 0 0 0 0 1 2 1 0 0 0 0 1 1 0 0 0 0 0 0 0												
Ed Kranepool, L (7, PH) OBP: 0.243, SLG: 0.281																						
Skip Lockwood, R (7, 1)																						
Inning Stats	R: 4 E: 0 K: 2 S: 11	H: 4 LOB: 1 BB: 1 P: 15	R: 0 E: 1 K: 2 S: 8	H: 0 LOB: 2 BB: 1 P: 12	R: 2 E: 0 K: 0 S: 5	H: 2 LOB: 1 BB: 1 P: 9	R: 0 E: 0 K: 0 S: 3	H: 1 LOB: 1 BB: 1 P: 7	R: 0 E: 0 K: 1 S: 6	H: 1 LOB: 1 BB: 0 P: 6	R: 2 E: 1 K: 0 S: 6	H: 3 LOB: 2 BB: 0 P: 6	R: 0 E: 0 K: 1 S: 6	H: 1 LOB: 1 BB: 0 P: 6	R: 1 E: 0 K: 0 S: 5	H: 2 LOB: 1 BB: 0 P: 5	R: 0 E: 0 K: 1 S: 6	H: 1 LOB: 1 BB: 0 P: 6	1B: 9 2B: 3 3B: 2 HR: 1	SF: 1 SAC: 1 DP: 0 HBP: 0	WP: 1 PB: 1 SB: 2 CS: 2	PA: 46
PITCHER	IP WLS BF H R ER SO BB IBB HBP BLK WP HR S P ERA WHIP																					
Mickey Mahler, L (1, 1) ERA: 5.05	0.2 L 7 4 4 4 1 1 0 0 0 1 0 8 12 54.00 7.500																					
Rick Mahler, R (1, 1) ERA: 4.5	1.1 6 0 0 0 3 1 0 0 0 0 0 11 15 0.00 0.750																					
Adrian Devine, R (3, 1) ERA: 3.18	3.0 14 4 2 2 0 3 0 0 0 0 1 11 23 6.00 2.333																					
Jamie Easterly, L (6, 1) ERA: 13.5	1.0 6 3 2 0 0 0 0 0 0 0 0 6 6 0.00 3.000																					
Bo McLaughlin, R (7, 1) ERA: 6.75	2.0 9 3 1 1 1 0 0 0 0 0 0 11 11 4.50 1.500																					
PITCHER	IP WLS BF H R ER SO BB IBB HBP BLK WP HR S P ERA WHIP																					
Craig Skok, L (9, 1) ERA: 3.77	1.0 4 1 0 0 1 0 0 0 0 0 0 6 6 0.00 1.000																					

New York Mets @ Atlanta Braves
Atlanta-Fulton County Stadium, Atlanta, GA

Sun Jun 03 1979, 7:05 PM EDT
Att. 3,526 - Unknown

livebaseballscorecards.com

AB 39
R 9
H 15
RBI 8
BB 5
SO 6
LOB 19



BOTTOM

New York Mets @ Atlanta Braves
 Atlanta-Fulton County Stadium, Atlanta, GA

Sun Jun 03 1979, 7:05 PM EDT
 Att. 3,526 - Unknown

livebaseballscorecards.com

AB	34
R	4
H	6
RBI	4
BB	3
SO	7
LOB	14



AB	R	H	RBI	BB	SO	LOB
5	0	1	1	0	0	0
3	0	1	0	1	1	2
4	0	0	0	0	1	2
4	0	0	0	0	2	1
2	2	1	0	2	0	0
4	1	0	0	0	1	3
4	1	1	0	0	1	3
4	0	1	2	0	1	2
0	0	0	0	0	0	0
1	0	0	1	0	0	0
0	0	0	0	0	0	0
1	0	0	0	0	0	0
0	0	0	0	0	0	0
1	0	0	0	0	0	1
0	0	0	0	0	0	0
0	0	0	0	0	0	0
1	0	0	0	0	0	0

Batter	1	2	3	4	5	6	7	8	9
Jerry Royster, R OBP: 0.374, SLG: 0.374 (1, 5)	0-0 F8	0-0 1B			0-0 F5		0-0 F5		0-0 F8
Gary Matthews, R OBP: 0.360, SLG: 0.553 (1, 9)	4-0 BB	0-0 F4-3			0-0 1B		0-3 K		
Bob Homer, R OBP: 0.370, SLG: 0.578 (1, 3)	0-3 K		0-0 5-3		0-0 F8		0-0 F8		
Jeff Burroughs, R OBP: 0.330, SLG: 0.324 (1, 7)	0-0 F4		0-3 K			0-0 F7		0-3 K	
Joe Nolan, L OBP: 0.424, SLG: 0.429 (1, 2)		4-0 1B BB	0-0 F9			4-0 1B 3B BB		0-0 1B	
Rowland Office, L OBP: 0.333, SLG: 0.393 (1, 8)		0-0 F4 1B		0-0 6-3		0-3 K		0-0 F3	
Glenn Hubbard, R OBP: 0.289, SLG: 0.286 (1, 4)		0-3 K		0-0 F9		0-0 3B 1B		0-0 F8	
Pepe Frias, R OBP: 0.289, SLG: 0.347 (1, 6)		0-3 K		0-0 F9		0-0 3B		0-0 F9	
Mickey Maher, S Rick Maher, R Mike Lutz, L Adrian Clifton, R Brian Aspinline, L Jamie Eastery, L Charlie Spikes, R Bo McLaughlin, R Craig Skok, R Daniel Chaney, S		0-0 1B 1B		0-0 F8		0-0 5-3		0-0 F4-3	

Inning Stats	R: 0	H: 0	E: 0	K: 1	S: 5	LOB: 1	BB: 1	P: 9
	R: 2	H: 2	E: 1	K: 2	S: 10	LOB: 2	BB: 1	P: 14
	R: 0	H: 0	E: 0	K: 1	S: 5	LOB: 0	BB: 0	P: 5
	R: 0	H: 0	E: 1	K: 0	S: 3	LOB: 0	BB: 0	P: 3
	R: 0	H: 1	E: 0	K: 0	S: 4	LOB: 1	BB: 0	P: 4
	R: 2	H: 2	E: 0	K: 1	S: 7	LOB: 1	BB: 1	P: 11
	R: 0	H: 0	E: 0	K: 1	S: 5	LOB: 0	BB: 0	P: 5
	R: 0	H: 1	E: 0	K: 1	S: 6	LOB: 1	BB: 0	P: 6
	R: 0	H: 0	E: 0	K: 0	S: 3	LOB: 0	BB: 0	P: 3

PITCHER	IP	WLS	BF	H	R	ER	SO	BB	IBB	HBP	BLK	WP	HR	S	P	ERA	WHIP
Pat Zachry, R ERA: 2.89 (1, 1)	6.0	W	27	5	4	2	5	3	0	0	0	0	0	34	46	3.00	1.333
Skip Lockwood, R ERA: 1.34 (7, 1)	3.0	S	10	1	0	0	2	0	0	0	0	0	0	14	14	0.00	0.333

1B	2B	3B	HR	SF	SAC	DP	HBP
5	0	0	0	0	0	0	0
0	0	1	0	0	0	0	0
0	0	0	0	0	0	0	0
0	0	0	0	0	0	0	0
0	0	0	0	0	0	0	0
1	0	0	0	0	0	0	0
0	0	0	0	0	0	0	0
0	0	0	0	0	0	0	0
0	0	0	0	0	0	0	0
0	0	0	0	0	0	0	0
1	0	0	0	0	0	0	0

WP	PA	ERA	WHIP
0	37		
0			
0			

Batter	1	2	3	4	5	6	7	8	9	AB	R	H	RBI	BB	SO	LOB											
Andre Dawson, R (1, 8) OBP: 0.304, SLG: 0.528	0-3 K	0-0 FC5		0-0 F9		0-0 2B SF8 1B	0-0 F9			5	1	1	0	0	1	2											
Rodney Scott, S (1, 4) OBP: 0.304, SLG: 0.270	4-0 S 1B BB		0-0 F8	0-0 1B		0-0 1-3 2-H 2B		0-0 E1 S 1B		4	2	2	1	1	0	0											
Warren Cromartie, L (1, 7) OBP: 0.344, SLG: 0.487	0-3 K		0-0 E3 WP 1B	0-0 G3		4-0 IBB		0-0 G6-4-3 1B		4	1	1	1	1	1	2											
Tony Perez, R (1, 3) OBP: 0.331, SLG: 0.440	4-0 1B BB		4-0 1B SF9 BB		0-3 K	0-0 SF8		0-0 G6-4-3		2	1	0	1	2	1	1											
Tom Hutton, L (8, 3) OBP: 0.316, SLG: 0.294						3-H F8		1-2f G6-4-3		0	0	0	0	0	0	0											
Gary Carter, R (1, 2) OBP: 0.371, SLG: 0.563	0-0 1B		0-0 E 1B		0-3 K	0-0 F8		0-0 HR		5	1	3	3	0	1	2											
David Palmer, R (9, 1)	1-2 2-H 1B		1-3 2-H 1B							0	0	0	0	0	0	0											
Ellis Valentine, R (1, 9) OBP: 0.303, SLG: 0.396	0-0 F9		0-0 SF9		0-0 2B		4-0 1B E BB	0-0 L4		3	1	1	1	1	0	2											
Larry Parrish, R (1, 5) OBP: 0.337, SLG: 0.414		4-0 FC5 SH3-4 BB	0-0 E4	0-0 6-3		0-0 FC4-6 1B		0-0 P4		4	0	1	0	1	0	2											
Chris Speier, R (1, 6) OBP: 0.335, SLG: 0.333		0-0 F3	0-0 4-3			0-0 L5	0-0 FC4-6	0-0 5-3		5	0	0	0	0	0	4											
Bill Lee, L (1, 1) OBP: 0.160, SLG: 0.160		0-0 SH3-4		0-3 K		0-0 1B 2B 1B	0-0 4-3	0-0 4-3		3	1	1	0	0	1	1											
Ken Macha, R (9, PH) OBP: 0.188, SLG: 0.071										1	0	0	0	0	0	0											
Inning Stats	R: 1 E: 0 K: 2 S: 8	H: 1 LOB: 2 BB: 2 P: 16	R: 0 E: 0 K: 0 S: 3	H: 0 LOB: 1 BB: 1 P: 7	R: 2 E: 2 K: 0 S: 6	H: 1 LOB: 2 BB: 1 P: 10	R: 0 E: 0 K: 1 S: 6	H: 1 LOB: 1 BB: 0 P: 6	R: 0 E: 0 K: 2 S: 8	H: 1 LOB: 1 BB: 0 P: 8	R: 2 E: 0 K: 0 S: 6	H: 3 LOB: 2 BB: 1 P: 10	R: 1 E: 1 K: 0 S: 4	H: 1 LOB: 1 BB: 1 P: 8	R: 2 E: 1 K: 0 S: 5	H: 2 LOB: 0 BB: 0 P: 5	R: 0 E: 0 K: 0 S: 3	H: 0 LOB: 0 BB: 0 P: 3	1B: 7 2B: 2 3B: 0 HR: 1	SF: 2 SAC: 1 DP: 1 HBP: 0	WP: 1 PB: 0 SB: 2 CS: 0	PA: 45					
PITCHER	IP	WLS	BF	H	R	ER	SO	BB	IBB	HBP	BLK	WP	HR	S	P	ERA	WHIP										
Tony Brizzolara, R (1, 1) ERA: 5.11	6.0	L	32	7	5	3	5	4	1	0	0	1	0	37	57	4.50	1.833										
Rick Mahler, R (7, 1) ERA: 4.8	1.0		5	1	1	1	0	1	0	0	0	0	0	4	8	9.00	2.000										
Bo McLaughlin, R (8, 1) ERA: 6.46	1.0		5	2	2	0	0	0	0	0	0	0	1	5	5	0.00	2.000										
Craig Skok, L (9, 1) ERA: 3.66	1.0		3	0	0	0	0	0	0	0	0	0	0	3	3	0.00	0.000										

Montreal Expos @ Atlanta Braves
Atlanta-Fulton County Stadium, Atlanta, GA

Mon Jun 04 1979, 7:05 PM EDT
Att. 3,480 - Unknown

livebaseballscorecards.com

AB	36
R	8
H	10
RBI	7
BB	6
SO	5
LOB	16



Batter	1	2	3	4	5	6	7	8	9	AB	R	H	RBI	BB	SO	LOB
Jerry Royster, R OBP: 0.367, SLG: 0.366 (1, 5)	0-0 G3	0-0 E9			0-0 F9			0-0 6-3		4	0	0	0	0	0	1
Gary Matthews, R OBP: 0.362, SLG: 0.552 (1, 9)	0-0 BB 1B	0-0 4-3			0-0 G3			0-0 1B		4	0	2	0	0	0	2
Bob Homer, R OBP: 0.351, SLG: 0.544 (1, 3)	0-0 F7				0-0 5-3			0-0 F8		4	0	0	0	0	0	2
Jeff Burroughs, R OBP: 0.329, SLG: 0.319 (1, 7)	4-0 1-2 BB				0-0 F7			0-0 F7		3	0	0	0	1	0	1
Barry Bonnell, R OBP: 0.306, SLG: 0.463 (1, 8)	0-0 1-3				0-0 G3			0-0 F8		4	0	0	0	0	0	2
Glenn Hubbard, R OBP: 0.288, SLG: 0.285 (1, 4)		0-0 BB E 1B			0-0 E6 G3			0-3 K		4	1	1	0	0	1	0
Bruce Benedict, R OBP: 0.284, SLG: 0.219 (1, 2)		0-0 F7			0-0 G3			0-0 G4-6-3 1B		1	0	0	0	0	0	1
Joe Nolan, L OBP: 0.444, SLG: 0.433 (4, PH) (5, 2)		0-0 F7			1-2			0-0 BB		2	0	1	0	1	0	1
Pepe Frias, R OBP: 0.282, SLG: 0.338 (1, 6)		0-0 F7			0-0 P4			0-0 F8		4	0	0	0	0	0	4
Tony Brizzolara, R OBP: 1.000, SLG: 1.000 (7, 1) Charlie Spikes, R OBP: 0.394, SLG: 0.679 (7, PH) Bo McLaughlin, R (8, 1) Craig Skok, R (9, 1)		4-0 E 1-2 BB			0-0 6-3			0-0 G4-6-3 1-2		1	0	0	0	1	0	1
										0	0	0	0	0	0	0
										1	0	0	0	0	0	1
										0	0	0	0	0	0	0
										0	0	0	0	0	0	0
										0	0	0	0	0	0	0

Inning Stats	R: 0	H: 1	E: 0	K: 0	S: 4	H: 1	LOB: 2	BB: 1	P: 8	R: 1	H: 1	E: 1	K: 0	S: 5	H: 0	LOB: 0	BB: 0	P: 3	R: 0	H: 0	E: 0	K: 0	S: 3	R: 0	H: 0	E: 0	K: 1	S: 5	H: 0	LOB: 0	BB: 0	P: 5	R: 0	H: 1	E: 0	K: 0	S: 4	H: 1	LOB: 1	BB: 0	P: 4	R: 0	H: 0	E: 0	K: 0	S: 3	R: 0	H: 0	E: 0	K: 0	S: 3	R: 0	H: 0	E: 0	K: 0	S: 3	R: 0	H: 0	E: 0	K: 0	S: 3	R: 0	H: 0	E: 0	K: 0	S: 3	1B: 4	2B: 0	3B: 0	HR: 0	SF: 0	SAC: 0	DP: 1	HBP: 0	WP: 0	PB: 0	SB: 0	CS: 0	PA: 35
--------------	------	------	------	------	------	------	--------	-------	------	------	------	------	------	------	------	--------	-------	------	------	------	------	------	------	------	------	------	------	------	------	--------	-------	------	------	------	------	------	------	------	--------	-------	------	------	------	------	------	------	------	------	------	------	------	------	------	------	------	------	------	------	------	------	------	------	------	------	------	------	-------	-------	-------	-------	-------	--------	-------	--------	-------	-------	-------	-------	--------

PITCHER	IP	WLS	BF	H	R	ER	SO	BB	IBB	HBP	BLK	WP	HR	S	P	ERA	WHIP
Bill Lee, L ERA: 3.46 (1, 1)	8.0	W	31	4	1	0	1	2	0	0	0	0	0	31	39	0.00	0.750
David Palmer, R ERA: 4.58 (9, 1)	1.0		4	0	0	0	0	1	0	0	0	0	0	3	7	0.00	1.000

Montreal Expos @ Atlanta Braves
Atlanta-Fulton County Stadium, Atlanta, GA

Mon Jun 04 1979, 7:05 PM EDT
Att. 3,480 - Unknown

AB	32
R	1
H	4
RBI	0
BB	3
SO	1
LOB	16



Batter	1	2	3	4	5	6	7	8	9	AB R H RBI BB SO LOB	TOP											
Andre Dawson, R (1, 8) OBP: 0.303, SLG: 0.523	0-3 K		0-0 1-4-3			0-0 SH1-4 1B		0-0 F9		4 0 1 0 0 1 0	<p>Montreal Expos @ Atlanta Braves Atlanta-Fulton County Stadium, Atlanta, GA</p> <p>Tue Jun 05 1979, 7:05 PM EDT Att: 4,710 - Unknown - 85 F</p>											
Rodney Scott, S (1, 4) OBP: 0.309, SLG: 0.272	4-0 E S BB		0-3 K			0-0 SH1-4 1-2		0-0 E 4-3 1B		2 1 1 0 1 1 0												
Warren Cromartie, L (1, 7) OBP: 0.343, SLG: 0.483	0-0 P5 1-3				0-0 5-3 1B		0-0 L6		0-0 4-3 1-H	4 0 1 1 0 0 2												
Tony Perez, R (1, 3) OBP: 0.324, SLG: 0.429	0-0 5-3				0-0 5-3 1-2		0-0 6-3		0-3 K	4 0 0 0 0 1 3												
Gary Carter, R (1, 2) OBP: 0.363, SLG: 0.549					0-0 5-3		0-0 6-3		0-0 F9	4 0 0 0 0 0 1												
Ellis Valentine, R (1, 9) OBP: 0.302, SLG: 0.393					0-0 1B 1B		0-0 5-3		0-0 6-3	4 0 1 0 0 0 1												
Larry Parrish, R (1, 5) OBP: 0.341, SLG: 0.413					0-0 G6-4-3 1B		4-0 2B BB		0-0 5-3	3 0 1 0 1 0 0												
Chris Speier, R (1, 6) OBP: 0.335, SLG: 0.340					0-0 G6-4-3 1-2f		0-0 6-3 1-3 2B			3 0 1 0 0 0 2												
Scott Sanderson, R (1, 1) OBP: 0.174, SLG: 0.217					0-0 6-3		0-0 4-3			2 0 0 0 0 0 0												
Stan Bahnsen, R (6, 1)										0 0 0 0 0 0 0												
Tony Solaita, L (7, PH) OBP: 0.563, SLG: 0.708										1 0 0 0 0 0 2												
Elias Sosa, R (7, 1) OBP: 0.286, SLG: 0.429										0 0 0 0 0 0 0												
Inning Stats	R: 0 E: 0 K: 1 S: 5	H: 0 LOB: 1 BB: 1 P: 9	R: 0 E: 0 K: 0 S: 4	H: 2 LOB: 1 BB: 0 P: 4	R: 0 E: 0 K: 1 S: 5	H: 0 LOB: 0 BB: 0 P: 5	R: 0 E: 0 K: 0 S: 4	H: 1 LOB: 1 BB: 0 P: 4	R: 0 E: 0 K: 0 S: 3	H: 0 LOB: 0 BB: 0 P: 3	R: 0 E: 0 K: 0 S: 4	H: 1 LOB: 1 BB: 0 P: 4	R: 0 E: 0 K: 0 S: 4	H: 1 LOB: 2 BB: 1 P: 8	R: 1 E: 1 K: 1 S: 6	H: 1 LOB: 0 BB: 0 P: 6	R: 0 E: 0 K: 0 S: 3	H: 0 LOB: 0 BB: 0 P: 3	1B: 5 2B: 1 3B: 0 HR: 0	SF: 0 SAC: 1 DP: 1 HBP: 0	WP: 0 PB: 0 SB: 1 CS: 0	PA: 34
PITCHER	IP WLS BF H R ER SO BB IBB HBP BLK WP HR S P ERA WHIP																					
Rick Matula, R (1, 1) ERA: 3.62	7.0 W 27 5 0 0 2 2 0 0 0 0 0 0 0 29 37 0.00 1.000																					
Gene Garber, R (8, 1) ERA: 4.08	2.0 S 7 1 1 0 1 0 0 0 0 0 0 0 0 9 9 0.00 0.500																					

livebaseballscorecards.com

AB	31
R	1
H	6
RBI	1
BB	2
SO	3
LOB	11



Batter	1	2	3	4	5	6	7	8	9	AB	R	H	RBI	BB	SO	LOB	BOTTOM				
Jerry Royster, R (1, 5) OBP: 0.365, SLG: 0.364	0-0 F9			0-0 L8		0-0 HR 1B	0-0 4-3			4	1	1	0	0	0	1					
Gary Matthews, R (1, 9) OBP: 0.369, SLG: 0.554	0-3 K			0-0 1B		4-0 HR BB		0-0 1B SF8 1B		3	2	2	0	1	1	0					
Bob Homer, R (1, 3) OBP: 0.358, SLG: 0.583	0-0 F8			0-0 P6		0-0 HR 1B		0-0 1B		4	1	2	3	0	0	1					
Charlie Spikes, R (1, 7) OBP: 0.351, SLG: 0.613		0-0 6-3		0-3 K		0-0 F7		0-0 SF8		3	0	0	1	0	1	1					
Barry Bonnell, R (9, 7) OBP: 0.306, SLG: 0.463										0	0	0	0	0	0	0					
Joe Nolan, L (1, 2) OBP: 0.425, SLG: 0.394		0-0 F8				4-0 4-2-3 BB		0-0 4-3		3	0	0	0	1	0	1					
Rowland Office, L (1, 8) OBP: 0.343, SLG: 0.379		0-0 F7				4-0 BB		0-0 4-3		2	0	0	0	2	0	0					
Glenn Hubbard, R (1, 4) OBP: 0.287, SLG: 0.280			0-3 K			4-0 BB		0-0 F9		3	0	0	0	1	1	2					
Pepe Frias, R (1, 6) OBP: 0.277, SLG: 0.331			0-0 F8			0-0 F8		0-0 4-3		3	0	0	0	0	0	3					
Rick Matula, R (1, 1) OBP: 0.050, SLG: 0.050			0-3 K			0-0 G4-2-3		0-0 1B		2	0	0	0	0	1	3					
Mike Lum, L (7, PH) OBP: 0.280, SLG: 0.313										1	0	1	0	0	0	0					
Gene Garber, R (8, 1) OBP: 0.667, SLG: 0.500										0	0	0	0	0	0	0					
Inning Stats	R: 0 E: 0 K: 1 S: 5	H: 0 LOB: 0 BB: 0 P: 5	R: 0 E: 0 K: 0 S: 3	H: 0 LOB: 0 BB: 0 P: 3	R: 0 E: 0 K: 2 S: 7	H: 0 LOB: 0 BB: 0 P: 7	R: 0 E: 0 K: 1 S: 6	H: 1 LOB: 1 BB: 0 P: 6	R: 0 E: 0 K: 0 S: 2	H: 0 LOB: 2 BB: 3 P: 14	R: 3 E: 0 K: 0 S: 5	H: 2 LOB: 0 BB: 1 P: 9	R: 0 E: 0 K: 0 S: 4	H: 1 LOB: 1 BB: 0 P: 4	R: 1 E: 0 K: 0 S: 5	H: 2 LOB: 2 BB: 1 P: 9	1B: 5 2B: 0 3B: 0 HR: 1	SF: 1 SAC: 0 DP: 1 HBP: 0	WP: 0 PB: 0 SB: 1 CS: 0	PA: 34	
PITCHER Scott Sanderson, R (1, 1) ERA: 3.21	IP 5.0	WLS L	BF 21	H 3	R 3	ER 3	SO 4	BB 4	IBB 0	HBP 0	BLK 0	WP 0	HR 1	S 25	P 41	ERA 5.40	WHIP 1.400				
Stan Bahnsen, R (6, 1) ERA: 3.25	IP 1.0		BF 3	H 0	R 0	ER 0	SO 0	BB 0	IBB 0	HBP 0	BLK 0	WP 0	HR 0	S 3	P 3	ERA 0.00	WHIP 0.000				
Elias Sosa, R (7, 1) ERA: 1.77	IP 2.0		BF 10	H 3	R 1	ER 1	SO 0	BB 1	IBB 0	HBP 0	BLK 0	WP 0	HR 0	S 9	P 13	ERA 4.50	WHIP 1.500				


Montreal Expos @ Atlanta Braves
Atlanta-Fulton County Stadium, Atlanta, GA

Tue Jun 05 1979, 7:05 PM EDT
Att. 4,710 - Unknown - 85 F

livebaseballscorecards.com

AB 28
R 4
H 6
RBI 4
BB 5
SO 4
LOB 12



Batter	1	2	3	4	5	6	7	8	9	AB R H RBI BB SO LOB	TOP											
Andre Dawson, R (1, 8) OBP: 0.300, SLG: 0.512	0-0 5-3		0-0 F9	0-0 1B	0-0 5-3		0-3 K		0-3 K	6 1 1 1 0 2 2												
Rodney Scott, S (1, 4) Dave Cash, R (5, 4) OBP: 0.308, SLG: 0.268 OBP: 0.500, SLG: 0.500	0-0 F8		0-3 K	4-0 1B	0-0 6-3		0-3 K			3 1 0 0 1 1 0 1 0 0 0 0 1 1												
Warren Cromartie, L (1, 7) Jerry White, S (8, 7) OBP: 0.348, SLG: 0.486 OBP: 0.280, SLG: 0.396	0-0 1B		0-3 K	0-0 1B	0-0 1B		0-0 F7			5 1 3 2 0 1 1 0 0 0 0 0 0 0												
Tony Perez, R (1, 3) Tony Solaita, L (5, 3) OBP: 0.328, SLG: 0.431 OBP: 0.545, SLG: 0.680	0-3 K			0-0 1B	0-3 K			0-0 F5		4 2 2 1 0 2 2 1 0 0 0 0 0 0												
Gary Carter, R (1, 2) David Palmer, R (8, 1) OBP: 0.353, SLG: 0.533		0-0 6-3		0-0 E5		0-0 F5		0-0 E6		5 1 0 0 0 0 3 0 0 0 0 0 0 0												
Ellis Valentine, R (1, 9) Tom Hutton, L (4, 9) OBP: 0.308, SLG: 0.398 OBP: 0.333, SLG: 0.316		0-0 F8		0-0 E		0-0 G4-6-3		0-0 FC6-5-4		3 2 2 3 0 0 0 2 0 1 0 0 0 1												
Larry Parrish, R (1, 5) Ken Macha, R (4, 5) OBP: 0.353, SLG: 0.430 OBP: 0.167, SLG: 0.063		0-0 E		0-0 E6		0-0 G4-6-3			0-0 F8	3 1 3 1 0 0 0 2 0 0 0 0 0 1	AB 43 R 12 H 15 RBI 10 BB 3 SO 7 LOB 16											
Chris Speier, R (1, 6) Jim Mason, L (4, 6) OBP: 0.335, SLG: 0.335 OBP: 0.333, SLG: 0.333		0-0 E5		0-0 E					0-0 4-3	2 1 0 0 1 0 2 1 1 0 0 1 0 0												
Ross Grimsley, L (1, 1) Duffy Dyer, R (8, 2) OBP: 0.160, SLG: 0.200 OBP: 0.353, SLG: 0.400		0-0 4-1		0-0 E					0-0 2B	4 1 2 2 0 0 3 1 0 1 0 0 0 0												
Inning Stats	R: 0 E: 0 K: 1 S: 6	H: 1 LOB: 1 BB: 0 P: 6	R: 0 E: 1 K: 0 S: 5	H: 1 LOB: 2 BB: 0 P: 5	R: 0 E: 0 K: 2 S: 7	H: 0 LOB: 0 BB: 0 P: 7	R: 11 E: 3 K: 0 S: 13	H: 9 LOB: 1 BB: 2 P: 21	R: 0 E: 0 K: 1 S: 6	H: 1 LOB: 1 BB: 0 P: 6	R: 0 E: 0 K: 0 S: 3	H: 1 LOB: 0 BB: 0 P: 3	R: 1 E: 0 K: 2 S: 8	H: 1 LOB: 1 BB: 1 P: 12	R: 0 E: 1 K: 0 S: 3	H: 0 LOB: 0 BB: 0 P: 3	R: 0 E: 0 K: 1 S: 6	H: 1 LOB: 1 BB: 0 P: 6	1B: 12 2B: 4 3B: 0 HR: 0	SF: 0 SAC: 0 DP: 2 HBP: 0	WP: 2 PB: 0 SB: 1 CS: 0	PA: 46
PITCHER	IP WLS BF H R ER SO BB IBB HBP BLK WP HR S P ERA WHIP																					
Phil Niekro, R (1, 1) ERA: 4.39	3.0 L 20 7 8 7 3 2 0 0 0 1 0 24 32 21.00 3.000																					
Rick Mahler, R (4, 1) ERA: 5.68	4.0 19 7 4 4 3 1 0 0 0 1 0 24 28 9.00 2.000																					
Craig Skok, L (8, 1) ERA: 3.44	2.0 7 1 0 0 1 0 0 0 0 0 0 9 9 0.00 0.500																					

Montreal Expos @ Atlanta Braves
Atlanta-Fulton County Stadium, Atlanta, GA

Wed Jun 06 1979, 7:05 PM EDT
Att: 5,618 - Unknown - 80 F

livebaseballscorecards.com

Batter	1	2	3	4	5	6	7	8	9	AB	R	H	RBI	BB	SO	LOB
Jerry Royster, R OBP: 0.367, SLG: 0.368 (1, 5) BB B	4-0 E 1B BB		0-0 1B 2B		0-0 F5		0-3 K			3	2	1	0	1	1	1
Gary Matthews, R OBP: 0.367, SLG: 0.548 (1, 9) X	0-0 E5 1B 1-2		0-0 G4-3 1B 2-H		0-0 6-3			0-3 K		4	0	1	1	0	1	1
Bob Homer, R OBP: 0.353, SLG: 0.566 (1, 3) X	0-0 FC4 1B 1-2 2-H		0-0 F7			0-3 K		0-0 F8		4	0	1	1	0	1	1
Charlie Spikes, R OBP: 0.317, SLG: 0.543 (1, 7) S S S	0-3 K		0-0 G4-3 1-2f			0-0 F7		0-0 F8		4	0	0	0	0	1	3
Barry Bonnell, R OBP: 0.305, SLG: 0.464 (1, 8) S S S	0-3 K			0-0 4-3		0-0 2B			0-0 F9	4	0	1	0	0	1	2
Glenn Hubbard, R OBP: 0.282, SLG: 0.275 (1, 4) X	0-0 FC4 1-2f			0-0 P6		0-0 5-3			0-3 K	4	0	0	0	0	1	3
Biff Pocaroba, S OBP: 0.667, SLG: 0.667 (1, 2) Joe Nolan, L OBP: 0.415, SLG: 0.382 (8, 2)		0-0 L9		0-0 1B			0-0 5-3 1B		0-0 F3	3	0	2	0	0	0	0
Pepe Frias, R OBP: 0.272, SLG: 0.325 (1, 6)		0-0 1-3		0-0 5-3			0-0 5-3			3	0	0	0	0	0	2
Phil Niekro, R OBP: 0.190, SLG: 0.195 (1, 1) Rick Mahler, R OBP: 0.500, SLG: 0.500 (4, 1) Brian Asselstine, L OBP: 0.125, SLG: 0.125 (7, PH) Craig Skok, R (8, 1)		0-0 F2			0-0 F8		0-0 4-3			1	0	0	0	0	0	0

Inning Stats	R: 1	H: 1	E: 1	K: 2	S: 9	P: 13	R: 0	H: 0	E: 0	K: 0	S: 3	R: 1	H: 2	E: 0	K: 0	S: 4	R: 0	H: 1	E: 0	K: 0	S: 4	R: 0	H: 0	E: 0	K: 1	S: 3	R: 0	H: 1	E: 0	K: 1	S: 6	R: 0	H: 0	E: 0	K: 1	S: 5	R: 0	H: 0	E: 0	K: 1	S: 5	R: 0	H: 0	E: 0	K: 1	S: 5	1B: 4	2B: 2	3B: 0	HR: 0	SF: 0	SAC: 0	DP: 1	HBP: 0	WP: 0	PB: 0	SB: 0	CS: 0	PA: 34
--------------	------	------	------	------	------	-------	------	------	------	------	------	------	------	------	------	------	------	------	------	------	------	------	------	------	------	------	------	------	------	------	------	------	------	------	------	------	------	------	------	------	------	------	------	------	------	------	-------	-------	-------	-------	-------	--------	-------	--------	-------	-------	-------	-------	--------

PITCHER	IP	WLS	BF	H	R	ER	SO	BB	IBB	HBP	BLK	WP	HR	S	P	ERA	WHIP
Ross Grimsley, L ERA: 4.56 (1, 1)	7.0	W	28	6	2	1	4	1	0	0	0	0	0	35	39	1.29	1.000
David Palmer, R ERA: 4.15 (8, 1)	2.0		6	0	0	0	2	0	0	0	0	0	0	10	10	0.00	0.000


BOTTOM

Montreal Expos @ Atlanta Braves
Atlanta-Fulton County Stadium, Atlanta, GA

Wed Jun 06 1979, 7:05 PM EDT
Att. 5,618 - Unknown - 80 F

livebaseballscorecards.com

AB	33
R	2
H	6
RBI	2
BB	1
SO	6
LOB	14



Batter	1	2	3	4	5	6	7	8	9	10	AB	R	H	RBI	BB	SO	LOB	TOP						
Jerry Royster, R OBP: 0.366, SLG: 0.372 (1, 5) (10, 4)	0-0 F3		0-0 6-3		0-0 FC2-6 4-3 1B		0-0 1B 2B		0-0 F8	0-0 1B SF7 1B	6	3	2	1	0	0	1							
Gary Matthews, R OBP: 0.374, SLG: 0.550 (1, 9) (10, 4)	0-0 CS 1B		0-0 5-3		0-0 4-3		0-0 F8 1B 1B		4-0 BB	0-0 2B 1B	5	0	3	3	1	0	1							
Bob Horner, R OBP: 0.374, SLG: 0.617 (1, 3) (10, 5)	0-0 1-2 HR			0-0 CS 1B	0-0 2-H 1B		0-0 1-2 G3-6 1B		0-0 F8	0-0 SF7	5	1	4	3	0	0	1							
Jeff Burroughs, R OBP: 0.322, SLG: 0.311 Barry Bonnell, R OBP: 0.309, SLG: 0.473 (1, 7) (10, PR) (10, 7)	0-0 5-3			0-3 K	0-0 F8		0-0 F8		0-0 E5 FC5 HBP		5	0	0	0	0	1	4							
Joe Nolan, L OBP: 0.404, SLG: 0.342 (1, 2) (10, 4)		0-3 K		4-0 1B 2B BB		0-0 G3	0-0 G3-6			0-0 BB FC5 HBP	4	2	0	0	1	1	5							
Rowland Office, L OBP: 0.361, SLG: 0.387 (1, 8) (10, 4)		0-0 1B		0-0 2B 1B		4-0 E S SH4-3 BB		0-3 K		0-0 FC5 BB	4	2	2	0	1	1	2							
Glenn Hubbard, R OBP: 0.281, SLG: 0.279 Mike Lum, L OBP: 0.286, SLG: 0.313 (1, 4) (10, PH) (10, 3)		0-0 F9		0-0 1-3 2-H 2B		0-0 E7 SH4-3		0-0 5-3		4-0 2B 1B BB	4	0	1	1	0	0	2							
Pepe Frias, R OBP: 0.267, SLG: 0.318 Biff Pocoroba, S OBP: 0.750, SLG: 1.000 Darrel Chaney, S OBP: 0.217, SLG: 0.150 (1, 6) (10, PH) (10, 6)		0-0 5-3		0-0 F9		0-0 SH4-3		0-3 K		0-0 1B 2B	3	0	0	1	0	1	3							
Eddie Solomon, R OBP: 0.211, SLG: 0.167 Gene Garber, R OBP: 0.571, SLG: 0.400 Brian Asselstine, L OBP: 0.222, SLG: 0.125 Bo McLaughlin, R (1, 1) (6, 1) (10, PH) (10, 1)			0-0 2-3		0-0 FC2-6 1B		0-3 K		0-3 K	4-0 1B 1B IBB	3	0	1	0	0	1	1							
Inning Stats	R: 1 E: 0 K: 0 S: 4	H: 2 LOB: 0 BB: 0 P: 4	R: 0 E: 0 K: 1 S: 6	H: 1 LOB: 1 BB: 0 P: 6	R: 0 E: 0 K: 0 S: 3	H: 0 LOB: 0 BB: 0 P: 3	R: 1 E: 0 K: 1 S: 7	H: 3 LOB: 2 BB: 1 P: 11	R: 1 E: 0 K: 0 S: 5	H: 2 LOB: 1 BB: 0 P: 5	R: 1 E: 1 K: 1 S: 6	H: 0 LOB: 1 BB: 1 P: 10	R: 1 E: 0 K: 0 S: 5	H: 3 LOB: 1 BB: 0 P: 5	R: 0 E: 0 K: 2 S: 7	H: 0 LOB: 0 BB: 0 P: 7	R: 0 E: 0 K: 1 S: 5	H: 0 LOB: 1 BB: 1 P: 9	R: 6 E: 1 K: 0 S: 8	H: 4 LOB: 3 BB: 2 P: 17	1B: 10 2B: 5 3B: 0 HR: 1	SF: 1 SAC: 1 DP: 2 HBP: 1	WP: 0 PB: 0 SB: 1 CS: 2	PA: 50
PITCHER	IP WLS BF H R ER SO BB IBB HBP BLK WP HR S P ERA WHIP																							
Dick Ruthven, R ERA: 3.41 Rawly Eastwick, R ERA: 7.11 Tug McGraw, L ERA: 2.45 Ron Reed, R ERA: 4.97 Doug Bird, R ERA: 6.35	(1, 1) 6.0	(7, 1) 1.0	(8, 1) 2.0	(10, 1) 0.1	(10, 1) 0.2																			

Atlanta Braves @ Philadelphia Phillies
Veterans Stadium, Philadelphia, PA
Fri Jun 08 1979, 7:05 PM EDT
Att. 41,136 - Unknown

AB	42
R	11
H	15
RBI	11
BB	5
SO	6
LOB	20



BOTTOM

Atlanta Braves @ Philadelphia Phillies
Veterans Stadium, Philadelphia, PA

Fri Jun 08 1979, 7:05 PM EDT
Att: 41,136 - Unknown

livebaseballscorecards.com

AB	41
R	5
H	10
RBI	4
BB	6
SO	6
LOB	24



WP:	0	PA:	47
PB:	0		
SB:	1		
CS:	0		

AB R H RBI BB SO LOB

6	1	2	1	0	1	3
4	0	1	1	0	1	1
1	0	1	1	0	0	0
0	1	0	0	0	0	0
0	0	0	0	0	0	0
0	0	0	0	0	0	0
1	0	0	0	0	1	2

4 0 3 0 1 0 1

5 0 1 1 0 1 5

2 0 0 0 3 1 1

5 0 0 0 0 1 7

5 1 1 0 0 0 3

3	0	0	0	0	0	0
0	1	0	0	1	0	0
0	0	0	0	1	0	0

2	0	0	0	0	0	0
1	0	0	0	0	0	0
0	0	0	0	0	0	0
2	1	1	0	0	0	1

1B:	8	SF:	0
2B:	2	SAC:	0
3B:	1	DP:	1
HR:	0	HBP:	0

Batter	1	2	3	4	5	6	7	8	9	10
Bake McBride, L OBP: 0.296, SLG: 0.379 (1, 9) 0-3 K			X 0-0 S 1B			X 0-0 1B 3B	X 0-0 1-3		X 0-0 4-3 1-2 3-H	X 0-0 P4
Bud Harrelson, S OBP: 0.335, SLG: 0.364 (9, PH) Dave Rader, L OBP: 0.129, SLG: 0.258 (10, 1) Ron Reed, R OBP: 0.490, SLG: 0.500 (10, 1) Doug Bird, R OBP: 0.323, SLG: 0.200 (10, PH)	X 0-0 3-1		X 0-3 K			X 0-0 BB BB 1B 3-H		X 0-0 E4	X 0-0 1B 1B 2B 2-H	X 0-3 K
Pete Rose, S OBP: 0.426, SLG: 0.484 (1, 3) (10, 5)	X 0-0 1B			X 0-0 L3 1B		X 4-0 BB BB 1B 1-2		X 0-0 L8	X 0-0 BB 1B 1B 2-3	
Greg Luzinski, R OBP: 0.355, SLG: 0.420 (1, 7)	X 0-0 F7			X 0-0 L3 1-2		X 0-0 F9		X 0-3 K	X 0-0 BB 1B 1-2	
Mike Schmidt, R OBP: 0.386, SLG: 0.585 (1, 5) (10, 6)		X 0-0 F2		X 4-0 BB BB BB BB BB BB 1B BB		X 4-0 FC6-4 BB 1-2 2-3		X 0-3 K	X 4-0 1-2 2-3 BB	
Garry Maddox, R OBP: 0.315, SLG: 0.476 (1, 8)	X 0-0 P4			X 0-0 F9		X 0-3 K			X 0-0 F8	
Bob Boone, R OBP: 0.353, SLG: 0.407 (1, 2)		X 0-0 L6			X 0-0 F4	X 0-0 FC6-4 1-2			X 0-0 BB E 1B	X 0-0 4-3
Rudy Meoli, L OBP: 0.268, SLG: 0.260 (1, 6) Tim McCarver, L OBP: 0.350, SLG: 0.380 (9, PH) Ramon Aviles, R OBP: 0.377, SLG: 0.317 (10, 4)			X 0-0 F7		X 0-0 F7		X 0-0 F7		X 4-0 E 4-3 BB 1-2	X 4-0 1B BB
Dick Ruthven, R OBP: 0.192, SLG: 0.129 (7, 1) Rawly Eastwick, R (7, PH) Greg Gross, L OBP: 0.257, SLG: 0.364 (8, 1) Tug McGraw, R OBP: 1.000, SLG: 1.000 (9, PH) Del Unser, L OBP: 0.315, SLG: 0.388 (10, 3)			X 0-0 5-3		X 0-0 F9		X 0-0 4-3		X 0-0 E6 4-3 2B 1-3 2-H	X 0-0 1B

Inning Stats	R: 0	H: 1	E: 0	K: 1	S: 6	R: 0	H: 0	E: 0	K: 0	S: 3	R: 0	H: 1	E: 0	K: 1	S: 6	R: 0	H: 1	E: 0	K: 0	S: 3	R: 1	H: 2	E: 0	K: 1	S: 7	R: 0	H: 0	E: 0	K: 0	S: 3	R: 0	H: 0	E: 1	K: 2	S: 8	R: 4	H: 4	E: 1	K: 0	S: 8	R: 0	H: 1	E: 0	K: 1	S: 6	1B: 8	2B: 2	3B: 1	HR: 0	SF: 0	SAC: 0	DP: 1	HBP: 0	WP: 0	PA: 47
--------------	------	------	------	------	------	------	------	------	------	------	------	------	------	------	------	------	------	------	------	------	------	------	------	------	------	------	------	------	------	------	------	------	------	------	------	------	------	------	------	------	------	------	------	------	------	-------	-------	-------	-------	-------	--------	-------	--------	-------	--------

PITCHER	IP	WLS	BF	H	R	ER	SO	BB	IBB	HBP	BLK	WP	HR	S	P	ERA	WHIP
Eddie Solomon, R ERA: 4.78 (1, 1)	5.1		23	5	1	1	2	3	0	0	0	0	0	24	36	1.69	1.500
Gene Garber, R ERA: 3.78 (6, 1)	3.2	W	19	4	4	0	3	2	0	0	0	0	0	23	31	0.00	1.636
Bo McLaughlin, R ERA: 6.2 (10, 1)	1.0		5	1	0	0	1	1	0	0	0	0	0	6	10	0.00	2.000

Batter	1	2	3	4	5	6	7	8	9	AB R H RBI BB SO LOB	TOP											
Jerry Royster, R (1, 4) OBP: 0.360, SLG: 0.365	0-0 F8	0-0 4-3			0-0 F3		0-0 F8			4 0 0 0 0 0 1												
Gary Matthews, R (1, 9) OBP: 0.372, SLG: 0.544	0-0 1B HR 1B	0-0 F9			0-0 P4		0-0 F9			4 1 1 0 0 0 1												
Bob Horner, R (1, 5) OBP: 0.379, SLG: 0.624	0-0 1B HR				0-0 2B			0-0 F8		4 1 2 0 0 0 0												
Jeff Burroughs, R (1, 7) OBP: 0.325, SLG: 0.330	0-0 1B HR				0-0 F8			0-0 FC3-8 1B		4 1 2 3 0 1 1												
Biff Pocoroba, S (1, 2) OBP: 0.750, SLG: 0.857	0-0 1B S				0-0 BB			0-0 FC3-6 1-2f 1B		3 0 2 0 1 0 1												
Mike Lum, L (1, 3) OBP: 0.277, SLG: 0.303	0-0 F7				0-0 P4		0-0 F9	0-0 F4		4 0 0 0 0 0 4												
Rowland Office, L (1, 8) OBP: 0.342, SLG: 0.364	0-0 F8				0-0 P6		0-0 F9			4 0 0 0 0 1 2												
Pepe Frias, R (1, 6) OBP: 0.266, SLG: 0.317		0-0 1B 4-3			0-0 4-3		0-0 5-3			4 0 1 0 0 0 1												
Mickey Mahler, S (1, 1) OBP: 0.167, SLG: 0.176 Rick Mahler, R (2, 1) OBP: 0.500, SLG: 0.500 Adrian Devine, R (3, 1) Brian Asselstine, L (7, PH) OBP: 0.200, SLG: 0.111 Bo McLaughlin, R (7, 1) Joe Nolan, L (9, PH) OBP: 0.396, SLG: 0.333		0-0 B3			0-3 K		0-3 K			1 0 0 0 0 0 0 1 0 0 0 0 0 0 0 0 1 0 0 0 0 0 1 0 1 0 0 0 0 0 1 0 0 0 0 0 0 0 0 0 1 0 0 0 0 0 0 0												
Inning Stats	R: 3 E: 0 K: 0 S: 7	H: 4 LOB: 1 BB: 0 P: 7	R: 0 E: 0 K: 0 S: 4	H: 1 LOB: 1 BB: 0 P: 4	R: 0 E: 0 K: 1 S: 5	H: 0 LOB: 1 BB: 1 P: 9	R: 0 E: 0 K: 1 S: 5	H: 0 LOB: 0 BB: 0 P: 5	R: 0 E: 0 K: 0 S: 4	H: 1 LOB: 1 BB: 0 P: 4	R: 0 E: 0 K: 1 S: 5	H: 0 LOB: 0 BB: 0 P: 5	R: 0 E: 0 K: 1 S: 4	H: 1 LOB: 1 BB: 0 P: 4	R: 0 E: 0 K: 1 S: 5	H: 0 LOB: 0 BB: 0 P: 5	R: 0 E: 0 K: 1 S: 5	H: 0 LOB: 0 BB: 0 P: 5	1B: 6 2B: 1 3B: 0 HR: 1	SF: 0 SAC: 0 DP: 0 HBP: 0	WP: 0 PB: 0 SB: 1 CS: 0	PA: 36
PITCHER Larry Christenson, R (1, 1) ERA: 3.35	IP: 9.0 WLS: W BF: 36 H: 8 R: 3 ER: 3 SO: 4 BB: 1 IBB: 0 HBP: 0 BLK: 0 WP: 0 HR: 1 S: 43 P: 47 ERA: 3.00 WHIP: 1.000											PITCHER IP: 9.0 WLS: W BF: 36 H: 8 R: 3 ER: 3 SO: 4 BB: 1 IBB: 0 HBP: 0 BLK: 0 WP: 0 HR: 1 S: 43 P: 47 ERA: 3.00 WHIP: 1.000										

Atlanta Braves @ Philadelphia Phillies
Veterans Stadium, Philadelphia, PA
Sat Jun 09 1979, 7:05 PM EDT
Att: 38,035 - Unknown

livebaseballscorecards.com

AB 35
R 3
H 8
RBI 3
BB 1
SO 4
LOB 12



Batter	1	2	3	4	5	6	7	8	9	AB	R	H	RBI	BB	SO	LOB
Pete Rose, S OBP: 0.429, SLG: 0.484 (1, 3)	0-0 FC5-4 1B	4-0 2B BB	0-0 L9		0-3 K	0-0 1-2 2-3 1B				4	1	2	0	1	1	1
Larry Bowa, S OBP: 0.365, SLG: 0.366 (1, 6)	0-0 FC5-4 2B 1-2f	0-0 2B 1B	0-0 FC1-4 1B		0-0 G3	0-0 4-3				5	2	2	1	0	0	4
Garry Maddox, R OBP: 0.322, SLG: 0.485 (1, 8)	0-0 2B 1B	0-0 1B 2B	0-0 FC1-4 S 1-2f 2-3		0-0 WP 1B					5	2	3	2	0	0	2
Greg Luzinski, R OBP: 0.356, SLG: 0.420 (1, 7)	0-3 K	0-0 1B BB	0-0 F8		0-0 WP 1B					5	1	2	1	0	1	3
Greg Gross, L OBP: 0.257, SLG: 0.364 (8, 7)		2-H 1B	1-3 3-H		1-2 1B					0	0	0	0	0	0	0
Mike Schmidt, R OBP: 0.386, SLG: 0.583 (1, 5)	0-0 2B 1-3 2-H	4-0 1B BB			0-0 4-3	0-3 K 1-2 2-3				4	1	1	1	1	1	2
Jose Cardenal, R OBP: 0.333, SLG: 0.267 (1, 9)	0-0 2B 2-H 3-H	0-0 F3			0-0 6-3					5	0	2	2	0	0	2
Bob Boone, R OBP: 0.354, SLG: 0.413 (1, 2)	0-0 F8	0-0 1B 1-2 2-H			0-0 2B					5	0	2	1	0	0	2
Bud Harrelson, S OBP: 0.386, SLG: 0.342 (1, 4)		F7			4-0 BB					4	0	2	0	1	0	2
Larry Christenson, R OBP: 0.462, SLG: 0.667 (1, 1)		0-0 1B 3B	0-0 FC1-4 1B E		0-3 K					5	2	2	0	0	3	5

Inning Stats	R: 3	H: 4	E: 0	LOB: 1	K: 1	P: 9	R: 5	H: 5	E: 0	LOB: 2	K: 0	P: 16	R: 1	H: 2	E: 0	LOB: 1	K: 0	P: 5	R: 0	H: 1	E: 0	LOB: 2	K: 1	P: 10	R: 0	H: 2	E: 0	LOB: 2	K: 2	P: 9	R: 0	H: 3	E: 0	LOB: 3	K: 1	P: 8	R: 0	H: 0	E: 0	LOB: 0	K: 0	P: 3	R: 0	H: 1	E: 0	LOB: 1	K: 1	P: 6	
	S: 8		S: 8		S: 5		S: 6		S: 6		S: 3		S: 6		S: 3		S: 6		S: 6		S: 6		S: 3		S: 6		S: 6		S: 3		S: 6		S: 6		S: 6		S: 6		S: 6		S: 6		S: 6		S: 6		S: 6		S: 6

PITCHER	IP	WLS	BF	H	R	ER	SO	BB	IBB	HBP	BLK	WP	HR	S	P	ERA	WHIP
Mickey Mahler, L ERA: 5.86 (1, 1)	1.1	L	11	6	6	6	1	1	0	0	0	0	0	12	16	40.50	5.250
Rick Mahler, R ERA: 6.3 (2, 1)	1.0		9	5	3	2	0	1	0	0	0	0	0	8	12	18.00	6.000
Adrian Devine, R ERA: 2.81 (3, 1)	3.2		18	6	0	0	4	1	0	0	0	1	0	25	29	0.00	1.909
Bo McLaughlin, R ERA: 5.74 (7, 1)	2.0		7	1	0	0	1	0	0	0	0	0	0	9	9	0.00	0.500

BOTTOM

Atlanta Braves @ Philadelphia Phillies
Veterans Stadium, Philadelphia, PA

Sat Jun 09 1979, 7:05 PM EDT
Att. 38,035 - Unknown

livebaseballscorecards.com

AB	42
R	9
H	18
RBI	8
BB	3
SO	6
LOB	23

WP: 1 PA: 45
PB: 0 SB: 2 CS: 0



Batter	1	2	3	4	5	6	7	8	9	AB R H RBI BB SO LOB	TOP
Jerry Royster, R OBP: 0.360, SLG: 0.364 (1, 4) X	0-0 BLK 1B	0-0 G3		0-3 K	0-0 5-3		0-0 1B 1B		0-0 G4-6-3 1-2f	6 1 2 0 0 1 4	
Gary Matthews, R OBP: 0.369, SLG: 0.537 (1, 9) X	0-0 F8 1-2	0-0 4-3		0-0 P3		0-0 5-3	0-0 1-2 1B			5 0 1 0 0 0 2	
Bob Horner, R OBP: 0.370, SLG: 0.633 (1, 5) X	0-0 E5 BB 1B 1B	0-3 K		0-0 HR		0-0 6-3	0-0 F8			5 2 1 1 0 1 4	
Jeff Burroughs, R OBP: 0.331, SLG: 0.330 Rowland Office, L OBP: 0.342, SLG: 0.364 (1, 7) X (8, 8)	0-0 BB 1-2 2-H 1B 1B		0-3 K	4-0 BB BB	4-0 BB	H 1-0 HBP		S S 0-3 K		3 1 1 1 1 2 0 0 0 0 0 0 0 0	
Barry Bonnell, R OBP: 0.311, SLG: 0.465 (1, 8) (8, 7)	4-0 1B 1-2 2-3 BB		B B B 4-0 2B E BB	S S 0-3 K	0-3 K	S S 0-3 K		X 0-0 5-3		3 1 0 0 2 2 2	
Biff Pocoroba, S OBP: 0.538, SLG: 0.667 (1, 2) X	0-0 F8		X 0-0 E7 1-H 2B 2B		X 0-0 G3		X 0-0 4-3	0-0 F7		5 1 1 0 0 0 3	
Pepe Frias, R OBP: 0.287, SLG: 0.339 (1, 6) X	0-0 1-2 2-H 3-H 1B		X 0-0 1B 3-H 2B		B B B 4-0 2B BB		X 0-0 HR 1B	X 0-0 1B 1B		4 3 4 3 1 0 0	
Mike Lum, L OBP: 0.289, SLG: 0.339 (1, 3) S	0-3 K		X 0-0 G6-3 2-H 1B		X 0-0 F9		X 0-0 1-H HR	X 0-0 1-2 G4-6-3 1B		5 1 3 3 0 1 3	
Phil Niekro, R OBP: 0.213, SLG: 0.261 (1, 1) X		0-0 2B	X 0-0 G6-3 1-2f		X 0-0 2B		0-3 K	0-3 K		5 0 2 1 0 2 3	
Inning Stats	R: 3 E: 1 K: 1 S: 9 H: 3 LOB: 2 BB: 1 P: 13	R: 0 E: 0 K: 1 S: 6 H: 1 LOB: 1 BB: 0 P: 6	R: 3 E: 1 K: 1 S: 7 H: 3 LOB: 0 BB: 1 P: 11	R: 1 E: 0 K: 2 S: 8 H: 1 LOB: 1 BB: 1 P: 12	R: 1 E: 0 K: 0 S: 4 H: 1 LOB: 1 BB: 1 P: 8	R: 0 E: 0 K: 1 S: 5 H: 0 LOB: 1 BB: 0 P: 6	R: 2 E: 0 K: 1 S: 9 H: 4 LOB: 2 BB: 0 P: 9	R: 0 E: 0 K: 1 S: 5 H: 0 LOB: 0 BB: 0 P: 5	R: 0 E: 0 K: 1 S: 6 H: 2 LOB: 1 BB: 0 P: 6	1B: 9 2B: 4 3B: 0 HR: 2 SF: 0 SAC: 0 DP: 2 HBP: 1	WP: 0 PB: 0 SB: 0 CS: 0 PA: 46
PITCHER	IP WLS BF H R ER SO BB IBB HBP BLK WP HR S P ERA WHIP	IP WLS BF H R ER SO BB IBB HBP BLK WP HR S P ERA WHIP	IP WLS BF H R ER SO BB IBB HBP BLK WP HR S P ERA WHIP	IP WLS BF H R ER SO BB IBB HBP BLK WP HR S P ERA WHIP	IP WLS BF H R ER SO BB IBB HBP BLK WP HR S P ERA WHIP	IP WLS BF H R ER SO BB IBB HBP BLK WP HR S P ERA WHIP	IP WLS BF H R ER SO BB IBB HBP BLK WP HR S P ERA WHIP	IP WLS BF H R ER SO BB IBB HBP BLK WP HR S P ERA WHIP	IP WLS BF H R ER SO BB IBB HBP BLK WP HR S P ERA WHIP	IP WLS BF H R ER SO BB IBB HBP BLK WP HR S P ERA WHIP	IP WLS BF H R ER SO BB IBB HBP BLK WP HR S P ERA WHIP
Steve Carlton, L ERA: 3.29 (1, 1)	2.1 L 17 7 6 4 3 2 0 0 1 0 0 21 29 15.43 3.857										
Rawly Eastwick, R ERA: 6.97 (3, 1)	1.2 6 1 1 1 2 1 0 0 0 0 1 9 13 5.40 1.200										
Jim Lonborg, R ERA: 11.05 (5, 1)	3.0 16 5 3 3 2 1 0 1 0 0 1 18 23 9.00 2.000										
Doug Bird, R ERA: 5.93 (8, 1)	2.0 7 2 0 0 0 2 0 0 0 0 0 11 11 0.00 1.000										

Atlanta Braves @ Philadelphia Phillies
Veterans Stadium, Philadelphia, PA
Sun Jun 10 1979, 3:33 AM EDT
Att: 58,707 - Unknown

AB	41
R	10
H	15
RBI	9
BB	4
SO	9
LOB	21



livebaseballscorecards.com

BOTTOM

Atlanta Braves @ Philadelphia Phillies
Veterans Stadium, Philadelphia, PA
Sun Jun 10 1979, 3:33 AM EDT
Att. 58,707 - Unknown

livebaseballscorecards.com

AB	35
R	3
H	8
RBI	2
BB	3
SO	2
LOB	16



WP	1	PA	39
PB	0		
SB	1		
CS	0		

AB R H RBI BB SO LOB

4	0	2	0	0	0	0
5	0	2	1	0	0	2
4	0	0	0	0	0	3
0	0	0	0	0	0	0
1	0	0	0	0	0	1
3	0	0	0	1	0	0
4	0	1	0	0	0	1
4	0	1	0	0	0	3
1	0	0	0	0	0	1
0	0	0	0	0	0	0
1	0	0	0	0	0	2
0	0	0	0	0	0	0
1	1	1	0	1	0	0
3	1	0	0	1	1	2
0	0	0	0	0	0	0
4	1	1	1	0	1	1

1B	4	SF	0
2B	2	SAC	0
3B	1	DP	1
HR	1	HBP	0

WP	1	PA	39
PB	0		
SB	1		
CS	0		

WP	1	PA	39
PB	0		
SB	1		
CS	0		

Batter	1	2	3	4	5	6	7	8	9
Pete Rose, S (1, 3) OBP: 0.430, SLG: 0.489	0-0 F9		0-1 CI		0-0 5-3		0-0 2B 1B		0-0 4-3 2B
Larry Bowa, S (1, 6) OBP: 0.366, SLG: 0.373	0-0 F9 1B		0-0 F3		0-0 6-3		0-0 1-3 2B		0-0 4-3 2-3
Garry Maddox, R (1, 8) OBP: 0.316, SLG: 0.475 Doug Bird, R (8, 1) Del Unser, L (9, PH) OBP: 0.311, SLG: 0.382	0-0 F9 1-2			0-0 G1		0-0 4-3	0-0 F7		0-0 F7
Greg Luzinski, R (1, 7) OBP: 0.354, SLG: 0.412		0-0 F7		4-0 G3 1B BB		0-0 E6 G1-4-3		0-0 6-3	
Mike Schmidt, R (1, 5) OBP: 0.384, SLG: 0.576		0-0 E6 S		0-0 G3 1B		0-0 G1-4-3 1-2		0-0 6-3	
Bake McBride, L (1, 9) OBP: 0.295, SLG: 0.376		0-0 F8		0-0 G3 1-2 2-3			0-0 F8	0-0 BB 1B	
Tim McCarver, L (1, 2) OBP: 0.344, SLG: 0.373 Rawly Eastwick, R (3, 1) Jose Cardenal, R (4, PH) OBP: 0.324, SLG: 0.258 Jim Lonborg, R (5, 1) Greg Gross, L (7, PH) OBP: 0.297, SLG: 0.441		0-0 6-3		0-0 F8			0-0 WP 3B	4-0 BB 1-2	
Bud Harrelson, S (1, 4) OBP: 0.375, SLG: 0.317			0-0 3-1		0-0 L6		4-0 1B 2B BLK BB 3-H	0-3 K	
Steve Carlton, L (1, 1) OBP: 0.256, SLG: 0.244 Dave Rader, L (3, 2) OBP: 0.313, SLG: 0.533			0-0 5-3		0-0 HR		0-3 K 1-2		0-0 6-3

Inning Stats	R: 0 H: 1 E: 0 K: 0 S: 3	R: 0 H: 0 E: 1 K: 0 S: 4	R: 0 H: 0 E: 1 K: 0 S: 4	R: 0 H: 1 E: 0 K: 0 S: 4	R: 1 H: 1 E: 0 K: 0 S: 4	R: 0 H: 0 E: 1 K: 0 S: 3	R: 2 H: 3 E: 0 K: 1 S: 8	R: 0 H: 1 E: 0 K: 1 S: 6	R: 0 H: 1 E: 0 K: 0 S: 4
--------------	--------------------------	--------------------------	--------------------------	--------------------------	--------------------------	--------------------------	--------------------------	--------------------------	--------------------------


PITCHER	IP	WLS	BF	H	R	ER	SO	BB	IBB	HBP	BLK	WP	HR	S	P	ERA	WHIP
Phil Niekro, R (1, 1) ERA: 4.29	9.0	W	39	8	3	3	2	3	0	0	1	1	1	40	52	3.00	1.222

Batter	1	2	3	4	5	6	7	8	9	10	11	AB R H RBI BB SO LOB	TOP																		
Jerry Royster, R OBP: 0.359, SLG: 0.363 (1, 4)	0-0 5-3	0-0 1-3		0-0 2-H 1B		0-3 K			0-3 K		0-0 SH1-4 1B	6 0 2 1 0 2 2	Atlanta Braves @ Montreal Expos Olympic Stadium, Montreal, QB Mon Jun 11 1979, 7:05 PM EDT Att. 10,267 - Unknown																		
Gary Matthews, R OBP: 0.373, SLG: 0.540 (1, 9)	0-0 2B		0-0 3B 1B	0-0 5-3			0-0 F8		4-0 BB		0-0 SH1-4 1-2	4 2 2 0 1 0 1																			
Bob Horner, R OBP: 0.358, SLG: 0.615 (1, 5)	0-0 2-H 2B		0-0 F5		0-3 K		0-0 5-3		0-0 L8		0-0 F8	6 0 1 1 0 1 3																			
Jeff Burroughs, R OBP: 0.338, SLG: 0.338 (1, 7)	0-0 F9		0-0 1-H SF7 3B		0-0 5-3		4-0 BB		0-0 F7		4-0 BB	4 1 1 1 2 0 2																			
Barry Bonnell, R OBP: 0.307, SLG: 0.455 (1, 8)	0-0 5-3		0-0 SF7		4-0 BB		0-3 K			0-0 F6	0-0 F7	4 0 0 1 1 1 4																			
Biff Pocoroba, S OBP: 0.500, SLG: 0.625 Rowland Office, L OBP: 0.342, SLG: 0.364 Joe Nolan, L OBP: 0.396, SLG: 0.333 (1, 2)		4-0 5-3 G1 E BB	0-0 F2		0-0 F5		0-0 4-3			0-0 1B FC3-2 2B		4 1 1 0 1 0 1 0 0 0 0 0 0 0 0 0 0 0 0 0 0																			
Pepe Frias, R OBP: 0.296, SLG: 0.343 (1, 6)		0-0 G1 1-2		0-0 S 1B 1B		4-0 SH5-4 BB		0-0 F7		0-0 FC3-2 1B		4 1 2 0 1 0 1																			
Mike Lum, L OBP: 0.288, SLG: 0.331 (1, 3)		0-0 5-3 2-3		0-3 K 1-2		0-0 SH5-4 1-2		4-0 BB		0-0 FC3-2 1-2		3 0 0 0 1 1 5																			
Tony Brizzolara, R Bo McLaughlin, R Charlie Spikes, R Joey McLaughlin, R Glenn Hubbard, P Gene Garber, P Darrel Chaney, S Craig Skok, R Adrian Devine, R (1, 1)		0-0 E1 3-H		0-0 6-3		0-3 K		0-3 K		0-3 K		2 0 0 0 0 0 0 1 0 0 0 0 0 0 0 0 1 0 0 0 0 0 1 1 0 0 0 0 0 0 0 0 0 0 0 0 0 0 0 0 0 0 0 0 0 0 0 0 1 0 0 0 0 0 1 2 0 0 0 0 0 0 0 0 0 0 0 0 0 0 0 0																			
Inning Stats	R: 1 E: 0 K: 5	H: 2 LOB: 1 BB: 0 P: 5	R: 1 E: 1 K: 4	H: 0 LOB: 1 BB: 1 P: 8	R: 2 E: 0 K: 5	H: 2 LOB: 0 BB: 0 P: 5	R: 1 E: 0 K: 7	H: 2 LOB: 1 BB: 0 P: 7	R: 0 E: 0 K: 5	H: 0 LOB: 1 BB: 1 P: 9	R: 0 E: 0 K: 5	H: 0 LOB: 1 BB: 1 P: 9		R: 0 E: 0 K: 5	H: 0 LOB: 1 BB: 1 P: 9	R: 0 E: 0 K: 5	H: 2 LOB: 2 BB: 0 P: 7	R: 0 E: 0 K: 4	H: 1 LOB: 2 BB: 1 P: 8	1B: 5 2B: 3 3B: 1 HR: 0	SF: 1 SAC: 2 DP: 0 HBP: 0	WP: 0 PB: 0 SB: 1 CS: 0	PA: 50								
PITCHER	IP WLS BF H R ER SO BB IBB HBP BLK WP HR S P ERA WHIP															IP WLS BF H R ER SO BB IBB HBP BLK WP HR S P ERA WHIP															
Ross Grimsley, L ERA: 4.82 (1, 1)	3.2	19	6	5	4	1	1	0	0	0	0	0	0	20	24	9.82	1.909														
Stan Bahnsen, R ERA: 3.23 (4, 1)	0.1	1	0	0	0	0	0	0	0	0	0	0	0	1	1	0.00	0.000														
Dan Schatzeder, L ERA: 2.34 (5, 1)	5.0	20	0	0	0	6	5	0	0	0	0	0	0	27	47	0.00	1.000														
Woodie Fryman, L ERA: 1.69 (10, 1)	2.0	W	10	3	0	0	1	1	0	0	0	0	0	11	15	0.00	2.000														

livebaseballscorecards.com

AB	40
R	5
H	9
RBI	4
BB	7
SO	8
LOB	24



Batter	1	2	3	4	5	6	7	8	9	AB R H RBI BB SO LOB	TOP														
Jerry Royster, R (1, 4) OBP: 0.357, SLG: 0.358	0-3 K		0-0 4-3			0-3 K			4-0 G1-4-3 1B BB	3 1 0 0 1 2 1	<p>Atlanta Braves @ Montreal Expos Olympic Stadium, Montreal, QB Wed Jun 13 1979, 7:05 PM EDT Att: 11,970 - Unknown</p> <p>livebaseballscorecards.com</p> <table border="1"> <tr><td>AB</td><td>29</td></tr> <tr><td>R</td><td>1</td></tr> <tr><td>H</td><td>6</td></tr> <tr><td>RBI</td><td>1</td></tr> <tr><td>BB</td><td>2</td></tr> <tr><td>SO</td><td>6</td></tr> <tr><td>LOB</td><td>12</td></tr> </table> 	AB	29	R	1	H	6	RBI	1	BB	2	SO	6	LOB	12
AB	29																								
R	1																								
H	6																								
RBI	1																								
BB	2																								
SO	6																								
LOB	12																								
Gary Matthews, R (1, 9) OBP: 0.371, SLG: 0.536	0-3 K			0-0 5-3		0-0 4-3		0-0 1-2 G1-4-3 1B	4 0 1 0 0 1 0																
Bob Horner, R (1, 5) OBP: 0.355, SLG: 0.600	0-0 5-3			0-0 1B			0-3 K	0-0 G1-4-3 1-2f 2-3	4 0 1 0 0 1 2																
Jeff Burroughs, R (1, 7) OBP: 0.337, SLG: 0.341		0-0 G4-6-3 1B		0-3 K		0-3 K		0-0 1B	4 0 2 1 0 2 1																
Joe Nolan, L (1, 2) OBP: 0.365, SLG: 0.302		0-0 F8		0-0 4-3		0-0 F8		0-0 F9	4 0 0 0 0 0 3																
Mike Lum, L (1, 3) OBP: 0.289, SLG: 0.326		0-0 G4-6-3 1-2f		0-0 6-3			4-0 5-3 1-4-3 BB		2 0 0 0 1 0 1																
Rowland Office, L (1, 8) OBP: 0.342, SLG: 0.362			0-0 2-3		0-0 FC6-4 1B		0-0 1-4-3		3 0 1 0 0 0 1																
Pepe Frias, R (1, 6) OBP: 0.297, SLG: 0.343			0-0 SH1-4 1B		0-0 FC6-4 PO 1-2f		0-0 5-3		3 0 1 0 0 0 2																
Rick Matula, R (1, 1) OBP: 0.050, SLG: 0.050 Craig Skok, R (5, 1) Adrian Devine, R (5, 1) Brian Asselstine, L (6, PH) Joey McLaughlin, R (6, 1) Biff Pocoroba, S (8, PH) Bo McLaughlin, R (8, 1)			0-0 SH1-4		0-0 PO 1-2	0-0 F7	0-0 4-3		0 0 0 0 0 0 0 0 0 0 0 0 0 0 0 0 0 0 0 0 0 1 0 0 0 0 0 0 0 0 0 0 0 0 0 1 0 0 0 0 0 1 0 0 0 0 0 0 0																
Inning Stats	R: 0 E: 0 K: 2 S: 7	H: 0 LOB: 0 BB: 0 P: 7	R: 0 E: 0 K: 0 S: 3	H: 1 LOB: 0 BB: 0 P: 3	R: 0 E: 0 K: 0 S: 4	H: 1 LOB: 1 BB: 0 P: 4	R: 0 E: 0 K: 1 S: 6	H: 1 LOB: 1 BB: 0 P: 6	R: 0 E: 0 K: 1 S: 5	H: 0 LOB: 0 BB: 0 P: 5	R: 0 E: 0 K: 2 S: 7	H: 0 LOB: 0 BB: 0 P: 7	R: 0 E: 0 K: 0 S: 3	H: 0 LOB: 1 BB: 1 P: 7	R: 1 E: 0 K: 0 S: 4	H: 2 LOB: 1 BB: 1 P: 8	1B: 6 2B: 0 3B: 0 HR: 0	SF: 0 SAC: 1 DP: 2 HBP: 0	WP: 0 PB: 0 SB: 0 CS: 0	PA: 33					
PITCHER Steve Rogers, R (1, 1) ERA: 2.61	IP: 9.0 WLS: W BF: 32 H: 6 R: 1 ER: 1 SO: 6 BB: 2 IBB: 0 HBP: 0 BLK: 0 WP: 0 HR: 0 S: 42 P: 50 ERA: 1.00 WHIP: 0.889																								

Batter	1	2	3	4	5	6	7	8	9	AB R H RBI BB SO LOB	TOP																	
Jerry Royster, R (1, 5) OBP: 0.352, SLG: 0.352	0-0 4-3	0-0 F8			0-0 5-3		0-0 SH 1B		0-0 F3	4 1 0 0 0 0 3	Atlanta Braves @ Montreal Expos Olympic Stadium, Montreal, QB Thu Jun 14 1979, 7:05 PM EDT Att. 12,895 - Unknown livebaseballscorecards.com																	
Gary Matthews, R (1, 9) OBP: 0.368, SLG: 0.529	0-0 F3		0-0 4-3 1B		0-0 F8		0-0 F8		0-0 F2	5 0 1 0 0 0 1																		
Bob Horner, R (1, 3) OBP: 0.351, SLG: 0.587	0-0 5-3		0-0 F7		0-0 F7		0-0 2-H 1B			4 0 1 1 0 0 1																		
Jeff Burroughs, R (1, 7) OBP: 0.340, SLG: 0.344		0-0 FC1-4 1B	0-0 4-3		0-0 F7		0-0 1B			4 0 2 0 0 0 1																		
Barry Bonnell, R (1, 8) OBP: 0.301, SLG: 0.444		0-0 FC1-4 S 1B 1-2f	0-0 4-3		0-0 L7		0-0 F4			4 1 0 0 0 0 3																		
Glenn Hubbard, R (1, 4) OBP: 0.284, SLG: 0.282		0-0 1B 1-2 1B		0-0 F9		0-0 1B 1B		0-0 F4		4 0 2 0 0 0 0																		
Pepe Frias, R (1, 6) OBP: 0.306, SLG: 0.358		0-0 1B 1-2 2-H 1B		0-0 2B		0-0 1B		0-0 4-3		4 0 3 1 0 0 0																		
Bruce Benedict, R (1, 2) OBP: 0.282, SLG: 0.221		0-0 1B 1-2 2-3 1B		0-0 6-3		0-0 1-3		0-0 6-3		4 0 1 0 0 0 3																		
Eddie Solomon, R (1, 1) OBP: 0.227, SLG: 0.238		0-0 F9		0-0 F4		0-0 SH 2B		0-0 F4	3 1 1 0 0 0 4																			
Gene Garber, R (8, 1) OBP: 0.571, SLG: 0.400									0 0 0 0 0 0 0																			
Joe Nolan, L (8, 2) OBP: 0.358, SLG: 0.295									1 0 0 0 0 0 0																			
Inning Stats	R: 0 E: 0 K: 0 S: 3 H: 0 LOB: 0 BB: 0 P: 3	R: 1 E: 0 K: 0 S: 7 H: 4 LOB: 3 BB: 0 P: 7	R: 0 E: 0 K: 0 S: 4 H: 1 LOB: 1 BB: 0 P: 4	R: 0 E: 0 K: 0 S: 4 H: 1 LOB: 1 BB: 0 P: 4	R: 0 E: 0 K: 0 S: 3 H: 0 LOB: 0 BB: 0 P: 3	R: 0 E: 0 K: 0 S: 5 H: 2 LOB: 2 BB: 0 P: 5	R: 2 E: 1 K: 0 S: 6 H: 3 LOB: 1 BB: 0 P: 6	R: 0 E: 0 K: 0 S: 3 H: 0 LOB: 0 BB: 0 P: 3	R: 0 E: 0 K: 0 S: 3 H: 0 LOB: 0 BB: 0 P: 3	1B: 9 2B: 2 3B: 0 HR: 0 SF: 0 SAC: 1 DP: 0 HBP: 0	WP: 0 PB: 0 SB: 1 CS: 0 PA: 38																	
PITCHER	IP WLS BF H R ER SO BB IBB HBP BLK WP HR S P ERA WHIP											PITCHER	IP WLS BF H R ER SO BB IBB HBP BLK WP HR S P ERA WHIP															
Bill Lee, L (1, 1) ERA: 3.76	7.0	32	11	3	2	0	0	0	0	0	0	0	0	32	32	2.57	1.571											
Elias Sosa, R (8, 1) ERA: 1.79	2.0	W	6	0	0	0	0	0	0	0	0	0	0	6	6	0.00	0.000											



Batter	1	2	3	4	5	6	7	8	9	AB	R	H	RBI	BB	SO	LOB
Warren Cromartie, L (1, 7) OBP: 0.331, SLG: 0.455	0-0 F8	0-0 1-3			0-0 SH1-3		0-0 G3			3	0	0	0	0	0	1
Rodney Scott, S (1, 4) OBP: 0.305, SLG: 0.259	0-0 1-3		0-0 4-3		4-0 BB			0-0 2B 1B		3	1	1	0	1	0	0
Andre Dawson, R (1, 8) OBP: 0.296, SLG: 0.491	0-0 1B S		0-0 6-3		0-3 K			0-0 1B 2B		4	2	2	0	0	1	2
Tony Perez, R (1, 3) OBP: 0.337, SLG: 0.444	0-0 1B BB		0-0 1B FC4-6		0-0 F9			0-0 2B 1B		4	1	3	2	0	0	2
Gary Carter, R (1, 2) OBP: 0.349, SLG: 0.508	4-0 1B BB		0-0 1B FC4-6		0-0 4-3			0-0 1B 2B		3	0	1	2	1	0	1
Ellis Valentine, R (1, 9) OBP: 0.301, SLG: 0.395	0-0 F3			0-0 F7		0-0 6-3		0-0 5-3		4	0	0	0	0	0	3
Larry Parrish, R (1, 5) OBP: 0.350, SLG: 0.442		0-0 2B 4-3		0-0 F8		0-0 F5		4-0 1B IBB		3	0	1	0	1	0	0
Chris Speier, R (1, 6) OBP: 0.328, SLG: 0.326		0-0 2B 4-3		0-0 6-3			0-0 F4	0-0 1B 1-2 2-3		4	0	1	0	0	0	1
Bill Lee, L (1, 1) OBP: 0.172, SLG: 0.172		0-0 2B 4-3			0-0 SH1-3		0-3 K	0-0 3-H G1-2-3		2	0	1	0	0	0	1
Jerry White, S (7, PH) OBP: 0.281, SLG: 0.382										1	0	0	0	0	1	0
Elias Sosa, R (8, 1) OBP: 0.250, SLG: 0.375										1	0	0	0	0	0	3

Inning Stats	R: 1	H: 2	E: 0	K: 0	S: 5	R: 0	H: 1	E: 0	K: 0	S: 4	R: 0	H: 1	E: 0	K: 0	S: 4	R: 0	H: 0	E: 0	K: 0	S: 3	R: 0	H: 1	E: 0	K: 1	S: 6	R: 0	H: 0	E: 0	K: 0	S: 3	R: 0	H: 0	E: 0	K: 1	S: 5	R: 3	H: 5	E: 0	K: 0	S: 7
	LOB: 2	BB: 1	P: 9	LOB: 1	BB: 0	P: 4	LOB: 1	BB: 0	P: 4	LOB: 0	BB: 0	P: 3	LOB: 2	BB: 1	P: 10	LOB: 0	BB: 0	P: 3	LOB: 0	BB: 0	P: 5	LOB: 2	BB: 1	P: 11	LOB: 0	BB: 0	P: 5	LOB: 2	BB: 1	P: 11	LOB: 0	BB: 0	P: 11	LOB: 2	BB: 1	P: 11				

PITCHER	IP	WLS	BF	H	R	ER	SO	BB	IBB	HBP	BLK	WP	HR	S	P	ERA	WHIP
Eddie Solomon, R (1, 1) ERA: 4.68	7.0		30	7	3	3	2	2	0	0	0	0	0	32	40	3.86	1.286
Gene Garber, R (8, 1) ERA: 3.74	1.0	L	6	3	1	1	0	0	1	0	0	0	0	5	9	9.00	3.000


BOTTOM

Atlanta Braves @ Montreal Expos
Olympic Stadium, Montreal, QB

Thu Jun 14 1979, 7:05 PM EDT
Att. 12,895 - Unknown

AB	32
R	4
H	10
RBI	4
BB	3
SO	2
LOB	14

livebaseballscorecards.com



1B: 7	SF: 0	WP: 0	PA: 36
2B: 3	SAC: 1	PB: 0	
3B: 0	DP: 1	SB: 1	
HR: 0	HBP: 0	CS: 0	

Atlanta Braves @ New York Mets
 Shea Stadium, Flushing, NY
 Fri Jun 15 1979, 7:05 PM EDT
 Att. 9,808 - Unknown

livebaseballscorecards.com

AB	28
R	1
H	2
RBI	1
BB	0
SO	7
LOB	3



AB	R	H	RBI	BB	SO	LOB
4	0	0	0	0	0	1
4	0	0	0	0	1	0
3	0	0	0	0	3	0
3	1	1	1	0	0	0
3	0	0	0	0	0	1
3	0	1	0	0	0	0
3	0	0	0	0	0	1
3	0	0	0	0	1	0
1	0	0	0	0	1	0
0	0	0	0	0	0	0
0	0	0	0	0	0	0
0	0	0	0	0	0	0
0	0	0	0	0	0	0
1	0	0	0	0	1	0

Batter	1	2	3	4	5	6	7	8	9											
Jerry Royster, R OBP: 0.346, SLG: 0.346 (1, 5) X	0-0 G3 ①			X 0-0 F7 ①		X 0-0 G6-3 ②③		X 0-0 6-3 ②												
Gary Matthews, R OBP: 0.363, SLG: 0.520 (1, 9) SSS	0-3 K ②			X 0-0 F9 ②		X 0-0 F9 ①		X 0-0 F8 ③												
Bob Horner, R OBP: 0.342, SLG: 0.570 (1, 3) SSS	0-3 K ③			X 0-3 K ③		X 0-3 K ②														
Jeff Burroughs, R OBP: 0.340, SLG: 0.358 (1, 7)		X 0-0 F4 ①		X 0-0 E6 F4-6-3		X 0-0 HR														
Biff Pocoroba, S OBP: 0.409, SLG: 0.500 (1, 2)		X 0-0 G3 ②		X 0-0 F4-6-3 ①②		X 0-0 F6 ③														
Rowland Office, L OBP: 0.341, SLG: 0.361 (1, 8)		X 0-0 F9 ③		X 0-0 1B		X 0-0 F7 ①														
Glenn Hubbard, R OBP: 0.280, SLG: 0.278 (1, 4)			X 0-0 F4 ①		X 0-0 F9 ③		X 0-0 F7 ②													
Pepe Frias, R OBP: 0.302, SLG: 0.352 (1, 6)			X 0-0 F4-3 ②		X 0-0 F4 ①		X 0-3 K ③													
Phil Niekro, R OBP: 0.224, SLG: 0.255 (8, PH)			X 0-3 K ③		X 1-0 G6-3 HBP		X 0-3 K ①													
Eddie Solomon, R OBP: 0.227, SLG: 0.238 (6, 1)																				
Joey McLaughlin, R (6, 1)																				
Gene Garber, R OBP: 0.571, SLG: 0.400 (8, 1)																				
Darrel Chaney, S OBP: 0.213, SLG: 0.146 (8, 6)																				
Mike Lurie, L OBP: 0.287, SLG: 0.323 (8, PH)																				
Inning Stats	R: 0 E: 0 K: 2 S: 7	H: 0 LOB: 0 BB: 0 P: 7	R: 0 E: 0 K: 0 S: 3	H: 0 LOB: 0 BB: 0 P: 3	R: 0 E: 0 K: 1 S: 5	H: 0 LOB: 0 BB: 0 P: 5	R: 0 E: 0 K: 1 S: 5	H: 0 LOB: 0 BB: 0 P: 5	R: 0 E: 0 K: 0 S: 2	H: 0 LOB: 1 BB: 0 P: 3	R: 1 E: 0 K: 1 S: 6	H: 1 LOB: 0 BB: 0 P: 6	R: 0 E: 0 K: 1 S: 5	H: 0 LOB: 0 BB: 0 P: 5	R: 0 E: 0 K: 1 S: 5	H: 0 LOB: 0 BB: 0 P: 5	1B: 1 2B: 0 3B: 0 HR: 1	SF: 0 SAC: 0 DP: 2 HBP: 1	WP: 0 PB: 0 SB: 0 CS: 0	PA: 29

PITCHER Craig Swan, R ERA: 2.9 (1, 1)	IP	WLS	BF	H	R	ER	SO	BB	IBB	HBP	BLK	WP	HR	S	P	ERA	WHIP
	9.0	W	29	2	1	1	7	0	0	1	0	0	1	42	43	1.00	0.222

PITCHER	IP	WLS	BF	H	R	ER	SO	BB	IBB	HBP	BLK	WP	HR	S	P	ERA	WHIP
----------------	----	-----	----	---	---	----	----	----	-----	-----	-----	----	----	---	---	-----	------

Batter	1	2	3	4	5	6	7	8	9
Joel Youngblood, R OBP: 0.354, SLG: 0.500 (1, 9)	0-0 SH3 BLK 1B		0-0 F7		0-0 P5		0-3 K		
Frank Taveras, R OBP: 0.281, SLG: 0.301 (1, 6)	0-0 SH3 1-3		4-0 CS BB			0-0 6-3		0-0 1B 3B	
Lee Mazzilli, S OBP: 0.425, SLG: 0.507 (1, 8)	0-0 G3 1B		0-0 CS 1-2	0-0 1-3		0-0 1-3		0-0 E S 1B	
Richie Hebner, L OBP: 0.396, SLG: 0.431 (1, 5)	0-0 G3 1-2		0-0 K	0-3 K		4-0 1B BB		0-0 F9 1-3	
John Stearns, R OBP: 0.308, SLG: 0.321 (1, 2)	0-0 F8			0-0 5-3		0-0 1B		0-0 L5	
Willie Montanez, L OBP: 0.269, SLG: 0.297 (1, 3)		0-0 F9-3 1B			0-0 F9	0-0 F8		4-0 IBB	
Steve Henderson, R OBP: 0.371, SLG: 0.394 (1, 7)		0-3 K			0-0 1B 1B		0-0 S F6-3 1B	0-0 1-3	
Doug Flynn, R OBP: 0.252, SLG: 0.312 (1, 4)		0-0 F9-3 1-2			0-0 1B		0-0 F6-3 1-2		
Craig Swan, R OBP: 0.154, SLG: 0.111 (1, 1)			0-0 6-3		0-3 K		0-3 K 2-3		

Inning Stats	R: 1 E: 0 K: 0 S: 5	H: 2 LOB: 1 BB: 0 P: 5	R: 0 E: 0 K: 1 S: 5	H: 1 LOB: 0 BB: 0 P: 5	R: 0 E: 0 K: 0 S: 2	H: 0 LOB: 0 BB: 1 P: 6	R: 0 E: 0 K: 1 S: 5	H: 0 LOB: 0 BB: 0 P: 5	R: 0 E: 0 K: 1 S: 7	H: 2 LOB: 2 BB: 0 P: 7	R: 0 E: 0 K: 0 S: 4	H: 1 LOB: 2 BB: 1 P: 8	R: 0 E: 0 K: 2 S: 8	H: 1 LOB: 1 BB: 0 P: 8	R: 1 E: 0 K: 0 S: 5	H: 2 LOB: 2 BB: 1 P: 9
--------------	------------------------------	---------------------------------	------------------------------	---------------------------------	------------------------------	---------------------------------	------------------------------	---------------------------------	------------------------------	---------------------------------	------------------------------	---------------------------------	------------------------------	---------------------------------	------------------------------	---------------------------------

PITCHER	IP	WLS	BF	H	R	ER	SO	BB	IBB	HBP	BLK	WP	HR	S	P	ERA	WHIP
Phil Niekro, R ERA: 4.19 (1, 1)	5.0		19	5	1	1	3	1	0	0	1	0	0	24	28	1.80	1.200
Joey McLaughlin, R ERA: 1.5 (6, 1)	2.0	L	10	3	1	1	2	1	0	0	0	0	0	13	17	4.50	2.000
Gene Garber, R ERA: 3.67 (8, 1)	1.0		5	1	0	0	0	0	1	0	0	0	0	4	8	0.00	1.000

BOTTOM

Atlanta Braves @ New York Mets
Shea Stadium, Flushing, NY
Fri Jun 15 1979, 7:05 PM EDT
Att. 9,808 - Unknown

livebaseballscorecards.com

AB	30
R	2
H	9
RBI	2
BB	3
SO	5
LOB	17



1B: 8	SF: 0	WP: 0	PA: 35
2B: 1	SAC: 1	PB: 0	
3B: 1	DP: 1	SB: 2	
HR: 0	HBP: 0	CS: 1	

PITCHER	IP	WLS	BF	H	R	ER	SO	BB	IBB	HBP	BLK	WP	HR	S	P	ERA	WHIP
---------	----	-----	----	---	---	----	----	----	-----	-----	-----	----	----	---	---	-----	------

Batter	1	2	3	4	5	6	7	8	9	AB R H RBI BB SO LOB	TOP												
Jerry Royster, R (1, 5) <small>OBP: 0.342, SLG: 0.342</small> Mike Lum, L (6, 3) <small>OBP: 0.285, SLG: 0.321</small>	0-3 K		0-0 6-3			0-0 3-1		0-3 K		3 0 0 0 0 1 0 1 0 0 0 0 1 0													
Gary Matthews, R (1, 9) <small>OBP: 0.357, SLG: 0.512</small>	0-0 F5			0-0 E6		0-3 K		0-0 6-3		4 0 0 0 0 1 0													
Bob Horner, R (1, 3) <small>OBP: 0.331, SLG: 0.550</small> (6, 5)	0-0 5-3			0-0 F9		0-0 F9		0-0 5-3		4 0 0 0 0 0 1													
Jeff Burroughs, R (1, 7) <small>OBP: 0.335, SLG: 0.352</small>		0-0 5-3		0-0 F9		0-0 5-3		0-0 6-3		4 0 0 0 0 0 1													
Barry Bonnell, R (1, 8) <small>OBP: 0.306, SLG: 0.459</small>		0-0 3B		0-0 3-1		0-0 1-3 1B				3 0 2 0 0 0 1													
Glenn Hubbard, R (1, 4) <small>OBP: 0.276, SLG: 0.274</small>		0-0 F4-3			0-0 6-3		0-0 1-3			3 0 0 0 0 0 2													
Pepe Frias, R (1, 6) <small>OBP: 0.302, SLG: 0.352</small>		0-0 5-3			0-0 5-3 1B		0-0 F4-3			3 0 1 0 0 0 2													
Bruce Benedict, R (1, 2) <small>OBP: 0.272, SLG: 0.211</small>			0-0 G3		0-0 5-3		0-0 F8			3 0 0 0 0 0 1													
Mickey Mahler, S (1, 1) <small>OBP: 0.150, SLG: 0.158</small> Charlie Spikes, R (8, PH) <small>OBP: 0.302, SLG: 0.514</small> Bo McLaughlin, R (8, 1) Craig Skok, R (8, 1)			0-0 5-3		0-0 6-3		0-0 G3			2 0 0 0 0 0 1 1 0 0 0 0 0 0 0 0 0 0 0 0 0 0 0 0 0 0 0 0													
Inning Stats	R: 0 E: 0 K: 1 S: 5	H: 0 LOB: 0 BB: 0 P: 5	R: 0 E: 0 K: 0 S: 4	H: 1 LOB: 1 BB: 0 P: 4	R: 0 E: 0 K: 0 S: 3	H: 0 LOB: 0 BB: 0 P: 3	R: 0 E: 1 K: 0 S: 4	H: 0 LOB: 1 BB: 0 P: 4	R: 0 E: 0 K: 0 S: 4	H: 1 LOB: 1 BB: 0 P: 4	R: 0 E: 0 K: 1 S: 5	H: 0 LOB: 0 BB: 0 P: 5	R: 0 E: 0 K: 0 S: 4	H: 1 LOB: 1 BB: 0 P: 4	R: 0 E: 0 K: 1 S: 5	H: 0 LOB: 0 BB: 0 P: 5	R: 0 E: 0 K: 0 S: 3	H: 0 LOB: 0 BB: 0 P: 3	1B: 2 2B: 0 3B: 1 HR: 0	SF: 0 SAC: 0 DP: 0 HBP: 0	WP: 0 PB: 0 SB: 1 CS: 0	PA: 31	
PITCHER Kevin Kobel, L (1, 1) <small>ERA: 3.08</small>	IP 9.0	WLS W	BF 31	H 3	R 0	ER 0	SO 3	BB 0	IBB 0	HBP 0	BLK 0	WP 0	HR 0	S 37	P 37	ERA 0.00	WHIP 0.333						PITCHER IP WLS BF H R ER SO BB IBB HBP BLK WP HR S P ERA WHIP

Atlanta Braves @ New York Mets
Shea Stadium, Flushing, NY
 Sat Jun 16 1979, 7:05 PM EDT
 Att. 28,313 - Unknown

livebaseballscorecards.com

AB	31
R	0
H	3
RBI	0
BB	0
SO	3
LOB	9



Batter	1	2	3	4	5	6	7	8	9	AB	R	H	RBI	BB	SO	LOB
Joel Youngblood, R OBP: 0.352, SLG: 0.495 (1, 9) X	0-0 6-3 ①			X 0-0 F9 ①		X 0-0 F6 ③		X 0-0 1-2 2-H 1B		4	0	1	1	0	0	0
Frank Taveras, R OBP: 0.281, SLG: 0.300 (1, 6) X	0-0 F7 ②			X 0-0 E5 CS			X 0-0 1-3 ① X	X 0-0 1-2 2-3 1B		4	0	1	0	0	0	0
Lee Mazzilli, S OBP: 0.419, SLG: 0.498 (1, 8) X	0-0 F3 ③			X 0-0 F9 ③ 1-2			X 0-0 F9 ② X	X 0-0 F3 ②		4	0	0	0	0	0	4
Richie Hebner, L OBP: 0.398, SLG: 0.435 (1, 5)		X 0-0 F6 ①			B B B 4-0 G6-4-3 BB		X 0-0 2B	X 0-0 6-3 ③		3	0	1	0	1	0	3
John Stearns, R OBP: 0.308, SLG: 0.318 (1, 2)		X 0-0 F9 ②			X 0-0 G6-4-3 ① ② 1-2f		X 4-0 IBB			2	0	0	0	1	0	1
Willie Montanez, L OBP: 0.266, SLG: 0.293 (1, 3)		X 0-0 F8 ③			X 0-0 F8 ③		X 0-0 F7 ③			3	0	0	0	0	0	2
Steve Henderson, R OBP: 0.366, SLG: 0.388 (1, 7)			X 0-0 6-3 ①		X 0-0 6-3 ①			X 0-0 4-3 ①		3	0	0	0	0	0	0
Doug Flynn, R OBP: 0.258, SLG: 0.332 (1, 4)			X 0-0 F9 ②		X 0-0 HR			X 0-0 SH 1B		3	2	2	1	0	0	0
Kevin Kobel, R OBP: 0.118, SLG: 0.118 (1, 1)			X 0-0 6-3 ③		X 0-0 6-3 ②			X 0-0 SH 1B 1B		2	0	0	0	0	0	0

Inning Stats	R: 0	H: 0	E: 0	LOB: 0	K: 0	S: 3	P: 3	R: 0	H: 0	E: 0	LOB: 0	K: 0	S: 3	P: 3	R: 0	H: 0	E: 1	LOB: 0	K: 0	S: 3	P: 3	R: 0	H: 0	E: 0	LOB: 0	K: 0	S: 2	P: 6	R: 1	H: 1	E: 0	LOB: 0	K: 0	S: 4	P: 4	R: 0	H: 1	E: 0	LOB: 2	K: 0	S: 4	P: 8	R: 1	H: 3	E: 0	LOB: 3	K: 0	S: 7	P: 7	1B: 3	SF: 0	2B: 1	SAC: 1	3B: 0	DP: 1	HR: 1	HBP: 0	WP: 0	PA: 31
--------------	------	------	------	--------	------	------	------	------	------	------	--------	------	------	------	------	------	------	--------	------	------	------	------	------	------	--------	------	------	------	------	------	------	--------	------	------	------	------	------	------	--------	------	------	------	------	------	------	--------	------	------	------	-------	-------	-------	--------	-------	-------	-------	--------	-------	--------

PITCHER	IP	WLS	BF	H	R	ER	SO	BB	IBB	HBP	BLK	WP	HR	S	P	ERA	WHIP
Mickey Mahler, L ERA: 5.37 (1, 1)	7.0	L	24	2	1	1	0	1	1	0	0	0	1	22	30	1.29	0.429
Bo McLaughlin, R ERA: 5.7 (8, 1)	0.1		5	3	1	1	0	0	0	0	0	0	0	5	5	27.00	9.000
Craig Skok, L ERA: 3.41 (8, 1)	0.2		2	0	0	0	0	0	0	0	0	0	0	2	2	0.00	0.000

BOTTOM

Atlanta Braves @ New York Mets
Shea Stadium, Flushing, NY
Sat Jun 16 1979, 7:05 PM EDT
Att. 28,313 - Unknown

AB 28
R 2
H 5
RBI 2
BB 2
SO 0
LOB 10



WP	HR	S	P	ERA	WHIP
0	1	1	1	0	0

1B	2B	3B	HR	SF	SAC	DP	HBP
3	1	0	1	0	1	1	0

livebaseballscores.com

Batter	1	2	3	4	5	6	7	8	9	AB R H RBI BB SO LOB	TOP
Pete Rose, S (1, 3) OBP: 0.428, SLG: 0.464 Rawly Eastwick, R (8, 1)	0-0 1B 2B 1B	0-0 1-3 2B		4-0 1-2 BB		0-3 K		0-0 FC6-4 1-2f		4 1 2 0 1 1 4 0 0 0 0 0 0 0	
Larry Bowa, S (1, 6) OBP: 0.364, SLG: 0.399	0-0 2B 1-2 SF7 1B	0-0 F5		0-0 P5			4-0 CS 5-3 BB		0-0 3-1	4 1 1 0 1 0 4	
Garry Maddox, R (1, 8) OBP: 0.313, SLG: 0.474	0-0 E 1-3 2-H 1B 2B		0-0 F3		0-3 K		0-0 5-3		0-0 1B	5 1 2 1 0 1 1	
Mike Schmidt, R (1, 5) OBP: 0.387, SLG: 0.578	0-0 SF7		0-0 HR		0-0 1-3		0-3 K		0-0 F9	4 1 1 2 0 1 2	
Greg Luzinski, R (1, 7) OBP: 0.346, SLG: 0.381	0-0 G4-6-3 3-H 1B		0-0 P4		0-0 L7			1-0 2B 1B HBP	0-0 1-3	4 1 1 1 0 0 1	
Bake McBride, L (1, 9) OBP: 0.308, SLG: 0.408	0-0 G4-6-3 1-2f		0-0 4-3			0-0 2-3		0-3 K		4 0 0 0 0 1 2	
Manny Trillo, R (1, 4) OBP: 0.330, SLG: 0.364		0-0 G6-4-3 1B		0-0 F8		0-0 L5		0-0 1-3 2B		4 0 2 0 0 0 0	
Bob Boone, R (1, 2) OBP: 0.361, SLG: 0.408		0-0 G6-4-3 1-2f		0-0 L6		4-0 1B BB		0-0 5-3		3 0 0 0 1 0 3	
Nino Espinosa, R (1, 1) OBP: 0.156, SLG: 0.129 Kevin Saucier, L (3, 1) OBP: 1.000, SLG: 1.000 Tim McCarver, L (6, PH) OBP: 0.953, SLG: 0.379 Ron Reed, R (6, 1) OBP: 0.400, SLG: 0.500 Del Unser, L (8, PH) OBP: 0.316, SLG: 0.384 (8, 3)		0-0 2B 1B		0-0 BB 1B		0-0 1-2 1B		0-0 FC6-4 3-H 1B		1 0 1 0 0 0 0 1 0 1 0 0 0 0 1 0 1 0 0 0 0 0 0 0 0 0 0 0 1 0 1 1 0 0 0	
Inning Stats	R: 3 H: 4 E: 1 LOB: 0 K: 0 BB: 0 S: 6 P: 6	R: 0 H: 3 E: 0 LOB: 2 K: 0 BB: 0 S: 5 P: 5	R: 1 H: 1 E: 0 LOB: 0 K: 0 BB: 0 S: 4 P: 4	R: 0 H: 1 E: 0 LOB: 2 K: 0 BB: 1 S: 4 P: 8	R: 0 H: 0 E: 0 LOB: 0 K: 1 BB: 0 S: 5 P: 5	R: 0 H: 1 E: 0 LOB: 2 K: 1 BB: 1 S: 6 P: 10	R: 0 H: 0 E: 0 LOB: 0 K: 1 BB: 1 S: 4 P: 8	R: 1 H: 2 E: 0 LOB: 2 K: 1 BB: 0 S: 7 P: 8	R: 0 H: 1 E: 0 LOB: 1 K: 0 BB: 0 S: 4 P: 4	1B: 9 SF: 1 2B: 3 SAC: 0 3B: 0 DP: 2 HR: 1 HBP: 1	WP: 0 PA: 41 PB: 0 SB: 0 CS: 1
PITCHER	IP WLS BF H R ER SO BB IBB HBP BLK WP HR S P ERA WHIP										
Rick Matula, R (1, 1) ERA: 3.87	5.2 W 27 10 4 4 1 2 0 0 0 0 0 1 27 35 6.35 2.118										
Bo McLaughlin, R (6, 1) ERA: 5.57	2.1 10 2 1 1 3 1 0 1 0 0 0 0 14 19 3.86 1.286										
Gene Garber, R (9, 1) ERA: 3.61	1.0 4 1 0 0 0 0 0 0 0 0 0 0 4 4 0.00 1.000										

Philadelphia Phillies @ Atlanta Braves
Atlanta-Fulton County Stadium, Atlanta, GA

Mon Jun 18 1979, 7:05 PM EDT
Att: 9,394 - Unknown - 85 F

livebaseballscorecards.com

AB	36
R	5
H	13
RBI	5
BB	3
SO	4
LOB	17



Batter	1	2	3	4	5	6	7	8	9
Jerry Royster, R OBP: 0.341, SLG: 0.341 (1, 5)	0-0 HR 1B	0-0 5-3		0-0 F9			4-0 2B BB	0-0 2B	
Gary Matthews, R OBP: 0.369, SLG: 0.554 (1, 9)	0-0 1-H HR		0-0 HR		0-0 G3		0-0 1-H 2B 2B	4-0 2B BB	
Rowland Office, L OBP: 0.345, SLG: 0.390 (1, 8)	0-0 4-3		0-0 1-3		0-0 6-3		0-0 2-H 1B 2B	0-0 1-3 2-H 2B	
Jeff Burroughs, R OBP: 0.343, SLG: 0.358 (1, 7) Barry Bonnell, R OBP: 0.307, SLG: 0.457 (7, PR) (8, 7)	0-0 5-3		0-0 HR 1B		0-0 F8		0-0 2-H 1B 1B	0-0 5-3	
Joe Nolan, L OBP: 0.397, SLG: 0.417 (1, 2)	0-0 1B 2B		0-0 1-H HR		0-3 K		0-0 1B 1-3 1B		
Mike Lum, L OBP: 0.297, SLG: 0.328 (1, 3)	0-0 2-H 1B		4-0 L4-3 BB		0-0 P6		0-0 1-3 3-H FC6 1B		
Glenn Hubbard, R OBP: 0.272, SLG: 0.270 (1, 4)			0-0 F8		0-0 L4-3		0-0 F3	0-0 1-2f FC6	
Pepe Frias, R OBP: 0.295, SLG: 0.342 (1, 6)			0-0 4-3		0-0 4-3		0-3 K	0-0 F8	
Rick Matula, R OBP: 0.091, SLG: 0.091 (1, 1) Bo McLaughlin, R (6, 1) Gene Garber, R OBP: 0.500, SLG: 0.333 (9, 1)			0-0 1B		0-0 4-3		0-0 1-3	0-0 F9	

Inning Stats	R: 2	H: 4	E: 0	K: 0	S: 6	L: 2	LOB: 2	BB: 0	P: 6	R: 0	H: 1	E: 0	K: 0	S: 4	L: 0	LOB: 1	BB: 0	P: 4	R: 3	H: 3	E: 0	K: 0	S: 5	L: 0	LOB: 0	BB: 1	P: 9	R: 0	H: 0	E: 0	K: 0	S: 3	R: 0	H: 0	E: 0	K: 1	S: 5	L: 0	LOB: 0	BB: 0	P: 5	R: 4	H: 5	E: 0	K: 1	S: 10	L: 2	LOB: 2	BB: 1	P: 14	R: 1	H: 2	E: 0	K: 0	S: 5	L: 0	LOB: 2	BB: 1	P: 9
--------------	------	------	------	------	------	------	--------	-------	------	------	------	------	------	------	------	--------	-------	------	------	------	------	------	------	------	--------	-------	------	------	------	------	------	------	------	------	------	------	------	------	--------	-------	------	------	------	------	------	-------	------	--------	-------	-------	------	------	------	------	------	------	--------	-------	------

AB	R	H	RBI	BB	SO	LOB
4	3	2	0	1	0	1
4	3	3	4	1	0	0
5	1	2	2	0	0	0
4	1	2	1	0	0	0
1	1	0	0	0	0	2
4	1	3	2	0	1	0
3	0	2	1	1	0	0
4	0	0	0	0	0	3
4	0	0	0	0	1	0
2	0	1	0	0	0	0
2	0	0	0	0	0	0
0	0	0	0	0	0	0

BOTTOM

Philadelphia Phillies @ Atlanta Braves
Atlanta-Fulton County Stadium, Atlanta, GA

Mon Jun 18 1979, 7:05 PM EDT
Att. 9,394 - Unknown - 85 F

livebaseballscorecards.com

AB	37
R	10
H	15
RBI	10
BB	3
SO	2
LOB	6

Braves

WP: 0	PA: 40
PB: 0	
SB: 0	
CS: 0	

PITCHER	IP	WLS	BF	H	R	ER	SO	BB	IBB	HBP	BLK	WP	HR	S	P	ERA	WHIP
Nino Espinosa, R ERA: 3.13 (1, 1)	2.1	L	14	8	5	5	0	0	0	0	0	0	3	14	14	19.29	3.429
Kevin Saucier, L ERA: (3, 1)	2.2		8	0	0	0	0	1	0	0	0	0	0	7	11	0.00	0.375
Ron Reed, R ERA: 5.31 (6, 1)	2.0		12	5	4	4	2	1	0	0	0	0	0	15	19	18.00	3.000
Rawly Eastwick, R ERA: 6.75 (8, 1)	1.0		6	2	1	1	0	1	0	0	0	0	0	5	9	9.00	3.000

Batter	1	2	3	4	5	6	7	8	9	AB R H RBI BB SO LOB	TOP											
Pete Rose, S (1, 3) OBP: 0.424, SLG: 0.457	0-0 4-3		0-0 G6-3		4-0 FC6-4 BB		0-0 1-3		0-0 4-3	4 0 0 0 1 0 1												
Larry Bowa, S (1, 6) OBP: 0.357, SLG: 0.391	0-0 P4		0-0 6-3		0-0 FC6-4			0-0 4-3		4 0 0 1 0 0 2												
Garry Maddox, R (1, 8) OBP: 0.313, SLG: 0.472	0-0 WP 1B			0-3 K	0-0 F7			0-0 HR 1B		3 1 1 0 0 1 2												
Del Unser, L (8, PH) OBP: 0.325, SLG: 0.392										1 1 1 0 0 0 0												
Mike Schmidt, R (1, 5) OBP: 0.385, SLG: 0.571	4-0 WP 1B BB			0-0 5-3		0-0 E6 6-3 WP		0-0 F8		3 0 0 0 1 0 1												
Greg Luzinski, R (1, 7) OBP: 0.353, SLG: 0.404	0-0 1B			0-0 1B		0-3 K		0-0 HR		4 1 3 3 0 1 1												
Bake McBride, L (1, 9) OBP: 0.311, SLG: 0.409		0-0 CS 1B		0-0 F3		0-0 6-3		0-0 1B		4 0 2 0 0 0 2												
Manny Trillo, R (1, 4) OBP: 0.327, SLG: 0.359			0-0 L6		0-0 BB FC6-4 1B	0-0 F8		0-0 G3		4 1 1 0 0 0 3												
Bob Boone, R (1, 2) OBP: 0.359, SLG: 0.404		0-3 K			0-0 FC6-4 BB 1B		0-0 L6		0-0 5-3	4 0 1 0 0 1 0												
Larry Christenson, R (1, 1) OBP: 0.471, SLG: 0.600			4-0 G6-3 BB							2 0 0 0 1 1 2												
Tug McGraw, R (7, 1) OBP: 1.000, SLG: 1.000					0-0 P4					0 0 0 0 0 0 0												
Mike Anderson, R (9, PH) OBP: 0.407, SLG: 0.318									0-0 1-3	1 0 0 0 0 0 0												
Inning Stats	R: 1 E: 0 K: 0 S: 4	H: 2 LOB: 2 BB: 1 P: 8	R: 0 E: 0 K: 1 S: 5	H: 1 LOB: 0 BB: 0 P: 5	R: 0 E: 0 K: 0 S: 2	H: 0 LOB: 0 BB: 1 P: 6	R: 0 E: 0 K: 1 S: 6	H: 1 LOB: 1 BB: 0 P: 6	R: 1 E: 0 K: 0 S: 5	H: 2 LOB: 2 BB: 1 P: 9	R: 0 E: 1 K: 1 S: 6	H: 0 LOB: 1 BB: 0 P: 6	R: 0 E: 0 K: 1 S: 5	H: 0 LOB: 0 BB: 0 P: 5	R: 2 E: 0 K: 0 S: 6	H: 3 LOB: 1 BB: 0 P: 6	R: 0 E: 0 K: 0 S: 3	H: 0 LOB: 0 BB: 0 P: 3	1B: 8 2B: 0 3B: 0 HR: 1	SF: 0 SAC: 0 DP: 1 HBP: 0	WP: 2 PB: 0 SB: 1 CS: 1	PA: 37
PITCHER	IP WLS BF H R ER SO BB IBB HBP BLK WP HR S P ERA WHIP																					
Phil Niekro, R (1, 1) ERA: 4.21	8.0 W 34 9 4 4 4 3 0 0 0 2 1 39 51 4.50 1.500																					
Craig Skok, L (9, 1) ERA: 3.32	1.0 3 0 0 0 0 0 0 0 0 0 0 3 3 0.00 0.000																					

Philadelphia Phillies @ Atlanta Braves
Atlanta-Fulton County Stadium, Atlanta, GA

Tue Jun 19 1979, 7:05 PM EDT
Att: 8,146 - Unknown - 90 F

livebaseballscorecards.com

AB	34
R	4
H	9
RBI	4
BB	3
SO	4
LOB	14



Batter	1	2	3	4	5	6	7	8	9	AB	R	H	RBI	BB	SO	LOB
Jerry Royster, R OBP: 0.345, SLG: 0.344 (1, 5)	0-0 CS 1B		0-0 FC5-4 1B		0-0 F9		4-0 HR BB	0-0 P3		4	1	2	1	1	0	2
Gary Matthews, R OBP: 0.373, SLG: 0.563 (1, 9)	0-0 F8 1-2		0-0 FC5-4 1B		4-0 BB		0-0 HR 1-H 2-H	4-0 2B IBB		3	2	1	3	2	0	3
Rowland Office, L OBP: 0.359, SLG: 0.427 (1, 8)	0-0 1-3		0-0 FC6-4 1B		0-0 F7		0-0 1B 2B	0-0 2B 1-H 2-H		5	1	3	3	0	0	2
Jeff Burroughs, R OBP: 0.342, SLG: 0.354 (1, 7)		0-0 6-3	0-0 FC6-4 1-2f		0-0 F8		4-0 WP 1B IBB	0-0 4-3		3	0	0	0	1	0	2
Barry Bonnell, R OBP: 0.305, SLG: 0.455 (7, PR) (8, 7)										1	1	0	0	0	0	1
Mike Lum, L OBP: 0.291, SLG: 0.321 (1, 3)		0-0 F8		0-0 G3		0-3 K	0-3 K	0-0 5-3		3	0	0	0	0	1	0
Bob Horner, R OBP: 0.315, SLG: 0.521 (7, PH) (8, 3)										2	0	0	0	0	1	3
Glenn Hubbard, R OBP: 0.276, SLG: 0.271 (1, 4)		0-0 F3		0-0 6-3		4-0 FC6-4 BB	0-0 WP 1B 1B			3	1	1	1	1	0	0
Pepe Frias, R OBP: 0.299, SLG: 0.345 (1, 6)			0-0 FC5-6 1B E		0-0 5-3		0-0 1B 1B			4	1	2	2	0	0	1
Bruce Benedict, R OBP: 0.276, SLG: 0.221 (1, 2)			0-0 E5 FC5-6 1B		0-0 SH3-4 1B		0-0 HR 1B	0-0 F6		4	1	2	0	0	0	2
Phil Niekro, R OBP: 0.231, SLG: 0.280 (1, 1)			0-0 FC5-6 FC5-4 1B 1B		0-0 SH3-4		0-3 K	0-0 2B		3	2	1	0	0	1	3
Craig Skok, R (9, 1)			1-2f 2-3		1-2		1-2	2B		0	0	0	0	0	0	0
Inning Stats	R: 0 E: 0 K: 0 S: 3	H: 1 LOB: 0 BB: 0 P: 3	R: 0 E: 0 K: 0 S: 3	H: 0 LOB: 0 BB: 0 P: 3	R: 2 E: 1 K: 0 S: 7	H: 3 LOB: 2 BB: 0 P: 7	R: 0 E: 0 K: 0 S: 3	H: 0 LOB: 0 BB: 0 P: 3	R: 0 E: 0 K: 1 S: 5	H: 0 LOB: 1 BB: 1 P: 9	R: 6 E: 0 K: 2 S: 12	H: 5 LOB: 1 BB: 2 P: 20	R: 2 E: 0 K: 0 S: 5	H: 2 LOB: 1 BB: 1 P: 9	1B: 8 2B: 3 3B: 0 HR: 1	SF: 0 SAC: 1 DP: 0 HBP: 0

BOTTOM

Philadelphia Phillies @ Atlanta Braves
Atlanta-Fulton County Stadium, Atlanta, GA

Tue Jun 19 1979, 7:05 PM EDT
Att. 8,146 - Unknown - 90 F

AB	35
R	10
H	12
RBI	10
BB	5
SO	3
LOB	19



PITCHER	IP	WLS	BF	H	R	ER	SO	BB	IBB	HBP	BLK	WP	HR	S	P	ERA	WHIP
Larry Christenson, R ERA: 4.41 (1, 1)	6.1	L	30	8	6	4	2	3	0	0	0	0	1	31	43	5.68	1.737
Tug McGraw, L ERA: 2.91 (7, 1)	1.2		11	4	4	4	1	0	2	0	0	1	0	11	19	21.60	2.400

WP: 1	PA: 41
PB: 0	
SB: 1	
CS: 1	

Batter	1	2	3	4	5	6	7	8	9	AB R H RBI BB SO LOB	TOP											
Bake McBride, L (1, 9) OBP: 0.305, SLG: 0.402	0-0 P6		0-0 F7	0-0 L4		0-0 SF8		0-3 K		4 0 0 1 0 1 2												
Larry Bowa, S (1, 6) OBP: 0.354, SLG: 0.386	0-0 G3					0-0 G3		0-0 F7		5 1 1 1 0 0 3												
Pete Rose, S (1, 3) OBP: 0.423, SLG: 0.471	0-0 F8									5 1 2 2 0 0 1												
Mike Schmidt, R (1, 5) OBP: 0.389, SLG: 0.581		1-0 CS HBP				0-0 F9				3 2 1 1 1 0 1												
Greg Luzinski, R (1, 7) OBP: 0.359, SLG: 0.411		0-0 P4								4 1 2 2 0 0 1												
Mike Anderson, R (9, 7) OBP: 0.407, SLG: 0.318		1-2								0 0 0 0 0 0 0												
Del Unser, L (1, 8) OBP: 0.341, SLG: 0.390		4-0 BB								3 1 1 0 2 1 3												
Manny Trillo, R (1, 4) OBP: 0.330, SLG: 0.361		0-0 F9								5 2 2 0 0 2 3												
Tim McCarver, L (1, 2) OBP: 0.361, SLG: 0.377			0-3 K							3 1 1 1 1 1 1												
Steve Carlton, L (1, 1) OBP: 0.245, SLG: 0.234			0-0 4-3							3 1 1 2 0 1 0												
Inning Stats	R: 0 E: 0 K: 0 S: 3	H: 0 LOB: 0 BB: 0 P: 3	R: 0 E: 0 K: 0 S: 2	H: 0 LOB: 1 BB: 1 P: 7	R: 0 E: 0 K: 1 S: 5	H: 0 LOB: 0 BB: 0 P: 5	R: 5 E: 1 K: 0 S: 8	H: 5 LOB: 2 BB: 2 P: 16	R: 0 E: 0 K: 0 S: 3	H: 1 LOB: 1 BB: 0 P: 4	R: 4 E: 1 K: 0 S: 6	H: 2 LOB: 0 BB: 1 P: 10	R: 0 E: 0 K: 1 S: 6	H: 1 LOB: 1 BB: 0 P: 6	R: 0 E: 0 K: 2 S: 7	H: 0 LOB: 0 BB: 0 P: 7	R: 1 E: 1 K: 2 S: 9	H: 2 LOB: 1 BB: 0 P: 9	1B: 7 2B: 2 3B: 0 HR: 2	SF: 1 SAC: 1 DP: 1 HBP: 2	WP: 0 PB: 0 SB: 1 CS: 1	PA: 43
PITCHER	IP WLS BF H R ER SO BB IBB HBP BLK WP HR S P ERA WHIP																					
Eddie Solomon, R (1, 1) ERA: 5.14	3.1 L 17 4 5 5 1 3 0 1 0 0 0 0 15 28 13.50 2.100																					
Adrian Devine, R (4, 1) ERA: 2.65	1.2 7 2 0 0 0 0 0 0 1 0 0 0 6 7 0.00 1.200																					
Joey McLaughlin, R (6, 1) ERA: 1.8	2.0 11 3 4 1 1 1 0 0 0 0 0 1 12 16 4.50 2.000																					
Bo McLaughlin, R (8, 1) ERA: 5.4	1.0 3 0 0 0 2 0 0 0 0 0 0 0 7 7 0.00 0.000																					
Craig Skok, L (9, 1) ERA: 3.46	1.0 5 2 1 1 2 0 0 0 0 0 0 1 9 9 9.00 2.000																					

Philadelphia Phillies @ Atlanta Braves
Atlanta-Fulton County Stadium, Atlanta, GA

Wed Jun 20 1979, 7:05 PM EDT
Att: 8,681 - Unknown - 80 F

livebaseballscorecards.com

AB	35
R	10
H	11
RBI	10
BB	4
SO	6
LOB	15



Batter	1	2	3	4	5	6	7	8	9	AB	R	H	RBI	BB	SO	LOB
Jerry Royster, R OBP: 0.344, SLG: 0.340 (1, 5)	0-0 4-3		0-0 F8			4-0 3B BB	0-0 5-3			3	1	0	0	1	0	0
Gary Matthews, R OBP: 0.375, SLG: 0.568 (1, 9)	4-0 BB		0-0 L6			0-0 1B 3B	0-0 5-3			3	1	1	1	1	0	0
Bob Homer, R OBP: 0.321, SLG: 0.545 (1, 3)	0-3 K		0-0 5-3			0-0 BB BB 1B		0-0 HR		4	1	2	2	0	1	1
Jeff Burroughs, R OBP: 0.341, SLG: 0.349 (1, 7)	0-0 F8			0-0 5-3		4-0 BB BB		0-0 5-3		3	0	0	0	1	0	1
Barry Bonnell, R OBP: 0.309, SLG: 0.450 (1, 8)		4-0 E WP BB		0-0 L5		4-0 1-2 2-3 BB		0-0 F9		2	1	0	0	2	0	0
Glenn Hubbard, R OBP: 0.272, SLG: 0.266 (1, 4)		0-3 K 1-H		0-0 F9		0-0 F5		0-0 5-3		4	0	0	0	0	1	3
Pepe Frias, R OBP: 0.298, SLG: 0.343 (1, 6)		0-0 5-3 1B			0-3 K	0-3 K			0-0 P5	4	0	1	0	0	2	3
Bruce Benedict, R OBP: 0.264, SLG: 0.210 (1, 2)		0-0 5-3 1-2			0-0 F8	0-0 F9			0-0 5-3	4	0	0	0	0	0	4
Eddie Solomon, R OBP: 0.217, SLG: 0.227 (1, 1)		0-0 6-3			0-0 F8				0-0 G3	1	0	0	0	0	0	1
Adrian Devine, R (4, 1)										0	0	0	0	0	0	0
Darrel Chaney, S (5, PH)										0	0	0	0	0	0	0
Joey McLaughlin, R (6, 1)										0	0	0	0	0	0	0
Charlie Spikes, R (7, PH)										0	0	0	0	0	0	0
Bo McLaughlin, R (8, 1)										0	0	0	0	0	0	0
Craig Skok, R (9, 1)										0	0	0	0	0	0	0
Biff Pocoroba, S (9, PH)										1	0	0	0	0	0	0

BOTTOM

Philadelphia Phillies @ Atlanta Braves
Atlanta-Fulton County Stadium, Atlanta, GA

Wed Jun 20 1979, 7:05 PM EDT
Att. 8,681 - Unknown - 80 F


livebaseballscorecards.com

AB	31
R	4
H	4
RBI	3
BB	5
SO	4
LOB	13



Inning Stats	R: 0 E: 0 K: 1 S: 5	H: 0 LOB: 1 BB: 1 P: 9	R: 1 E: 1 K: 1 S: 6	H: 1 LOB: 1 BB: 1 P: 10	R: 0 E: 0 K: 0 S: 3	H: 0 LOB: 0 BB: 0 P: 3	R: 0 E: 0 K: 0 S: 3	H: 0 LOB: 0 BB: 0 P: 3	R: 0 E: 0 K: 1 S: 5	H: 0 LOB: 0 BB: 0 P: 5	R: 2 E: 0 K: 1 S: 7	H: 2 LOB: 3 BB: 3 P: 19	R: 0 E: 0 K: 0 S: 3	H: 0 LOB: 0 BB: 0 P: 3	R: 1 E: 0 K: 0 S: 4	H: 1 LOB: 0 BB: 0 P: 4	R: 0 E: 0 K: 0 S: 3	H: 0 LOB: 0 BB: 0 P: 3	1B: 2 2B: 0 3B: 1 HR: 1	SF: 0 SAC: 0 DP: 0 HBP: 0	WP: 1 PB: 0 SB: 0 CS: 0	PA: 36
---------------------	------------------------------	---------------------------------	------------------------------	----------------------------------	------------------------------	---------------------------------	------------------------------	---------------------------------	------------------------------	---------------------------------	------------------------------	----------------------------------	------------------------------	---------------------------------	------------------------------	---------------------------------	------------------------------	---------------------------------	----------------------------------	------------------------------------	----------------------------------	--------

PITCHER Steve Carlton, L ERA: 3.26 (1, 1)	IP 9.0	WLS W	BF 36	H 4	R 4	ER 3	SO 4	BB 5	IBB 0	HBP 0	BLK 0	WP 1	HR 1	S 39	P 59	ERA 3.00	WHIP 1.000	PITCHER	IP	WLS	BF	H	R	ER	SO	BB	IBB	HBP	BLK	WP	HR	S	P	ERA	WHIP
--------------------------------------------------------	-----------	----------	----------	--------	--------	---------	---------	---------	----------	----------	----------	---------	---------	---------	---------	-------------	---------------	----------------	----	-----	----	---	---	----	----	----	-----	-----	-----	----	----	---	---	-----	------

Batter	1	2	3	4	5	6	7	8	9	AB R H RBI BB SO LOB	TOP											
Davey Lopes, R OBP: 0.359, SLG: 0.538 (1, 4)	0-0 L5		4-0 BB		0-0 F9	0-0 F6			0-3 K	4 0 0 0 1 1 0												
Bill Russell, R OBP: 0.318, SLG: 0.397 (1, 6)	0-0 5-3		0-3 K		4-0 HR		0-0 G3		0-0 FC5-6 1B	4 1 1 0 1 1 2												
Reggie Smith, S OBP: 0.374, SLG: 0.464 (1, 8) (8, 9)	0-3 K			4-0 2B	0-0 HR		4-0 S BB		0-0 FC5-6 1-2f	3 2 1 2 2 1 1												
Steve Garvey, R OBP: 0.349, SLG: 0.502 (1, 3)		0-0 F9		0-0 F9	0-0 1B		0-0 F8		0-0 5-3	5 0 1 0 0 0 3												
Ron Cey, R OBP: 0.408, SLG: 0.539 (1, 5)		0-0 P6		0-0 HR	0-0 1B		4-0 FC6-4 BB			3 1 2 1 1 0 0												
Dusty Baker Jr., R OBP: 0.361, SLG: 0.480 (1, 7)		0-0 6-3		0-0 F3	0-3 K		0-0 FC6-4 1-2f			4 0 0 0 0 1 5												
Joe Ferguson, R OBP: 0.360, SLG: 0.435 Derrel Thomas, S OBP: 0.359, SLG: 0.368 (1, 9) (8, 8)			0-0 5-3	4-0 HR	0-0 F5			0-3 K		3 1 0 0 1 1 2 0 0 0 0 0 0 0	AB 34 R 6 H 7 RBI 6 BB 6 SO 6 LOB 13											
Steve Yeager, R OBP: 0.242, SLG: 0.327 (1, 2)			0-0 F9	0-0 HR		0-0 F8		0-0 F9		4 1 1 3 0 0 0												
Don Sutton, R OBP: 0.163, SLG: 0.143 Terry Forster, L Lerrin LaGrow, R Ken Brett, L Dave Patterson, R (1, 1) (8, 1) (9, 1) (9, 1) (9, 1)			0-0 BB 1B	0-3 K		0-0 4-3		0-0 P3		4 0 1 0 0 1 0 0 0 0 0 0 0 0 0 0 0 0 0 0 0 0 0 0 0 0 0 0 0 0 0 0 0 0 0												
Inning Stats	R: 0 E: 0 K: 1 S: 5	H: 0 LOB: 0 BB: 0 P: 5	R: 0 E: 0 K: 3 S: 3	H: 0 LOB: 0 BB: 0 P: 3	R: 0 E: 0 K: 1 S: 6	H: 1 LOB: 2 BB: 1 P: 10	R: 4 E: 0 K: 1 S: 7	H: 2 LOB: 0 BB: 2 P: 15	R: 2 E: 0 K: 1 S: 8	H: 3 LOB: 2 BB: 1 P: 12	R: 0 E: 0 K: 0 S: 3	H: 0 LOB: 0 BB: 0 P: 3	R: 0 E: 0 K: 0 S: 3	H: 0 LOB: 2 BB: 2 P: 11	R: 0 E: 0 K: 1 S: 5	H: 0 LOB: 0 BB: 0 P: 5	R: 0 E: 0 K: 1 S: 6	H: 1 LOB: 1 BB: 0 P: 6	1B: 4 2B: 1 3B: 0 HR: 2	SF: 0 SAC: 0 DP: 0 HBP: 0	WP: 0 PB: 0 SB: 2 CS: 0	PA: 40
PITCHER	IP WLS BF H R ER SO BB IBB HBP BLK WP HR S P ERA WHIP																					
Mickey Mahler, L ERA: 5.61 (1, 1)	3.2 L 17 3 4 4 2 3 0 0 0 0 1 18 30 9.82 1.636																					
Adrian Devine, R ERA: 3.06 (4, 1)	1.1 8 3 2 2 2 1 0 0 0 0 1 11 15 13.50 3.000																					
Joey McLaughlin, R ERA: 1.5 (6, 1)	2.0 8 0 0 0 0 2 0 0 0 0 0 6 14 0.00 1.000																					
Bo McLaughlin, R ERA: 5.24 (8, 1)	1.0 3 0 0 0 1 0 0 0 0 0 0 5 5 0.00 0.000																					
Gene Garber, R ERA: 3.55 (9, 1)	1.0 4 1 0 0 1 0 0 0 0 0 0 6 6 0.00 1.000																					

Los Angeles Dodgers @ Atlanta Braves
Atlanta-Fulton County Stadium, Atlanta, GA

Thu Jun 21 1979, 7:05 PM EDT
Att: 10,717 - Unknown

livebaseballscorecards.com



Batter	1	2	3	4	5	6	7	8	9	AB	R	H	RBI	BB	SO	LOB
Jerry Royster, R OBP: 0.345, SLG: 0.339 (1, 5)	0-0 6-3		0-0 1B			0-0 F8	0-0 P6		4-0 BB 1-2 BB	4	0	1	0	1	0	2
Gary Matthews, R OBP: 0.382, SLG: 0.584 (1, 9)	0-0 HR		4-0 1-2 BB			0-3 K		0-0 2B	4-0 1-2 2-3 BB	3	2	2	1	2	1	0
Rowland Office, L OBP: 0.351, SLG: 0.414 (1, 8)	0-0 5-3		0-3 K			0-0 HR		0-3 K	0-0 F7	5	1	1	0	0	2	6
Bob Horner, R OBP: 0.331, SLG: 0.579 (1, 3)	0-0 F2			0-0 G6-4-3 1B		0-0 HR		0-0 2B	0-0 F8	5	1	3	3	0	0	3
Jeff Burroughs, R OBP: 0.339, SLG: 0.347 (1, 7)		0-0 G5-4-3 1B		0-0 G6-4-3		0-3 K		0-0 6-3		4	0	1	0	0	1	2
Joe Nolan, L OBP: 0.377, SLG: 0.392 (1, 2)		0-0 G5-4-3		0-0 P3			0-0 4-3	4-0 BB		3	0	0	0	0	0	1
Charlie Spikes, R OBP: 0.304, SLG: 0.487 (8, PH)		1-2f								0	0	0	0	1	0	0
Darrel Chaney, S OBP: 0.208, SLG: 0.143 (9, 4)										0	0	0	0	0	0	0
Glenn Hubbard, R OBP: 0.272, SLG: 0.267 (1, 4)		0-3 K				0-0 F8		0-0 F8		3	0	1	0	0	1	0
Barry Bonnell, R OBP: 0.307, SLG: 0.447 (8, PH)							0-0 2B			1	0	0	0	0	0	2
Gene Garber, R OBP: 0.500, SLG: 0.333 (9, 1)							0-0 1B			0	0	0	0	0	0	0
Pepe Frias, R OBP: 0.297, SLG: 0.342 (1, 6)			0-0 B1-6-4 1B			0-3 K		0-0 F8	0-0 6-3	4	0	1	0	0	1	1
Mickey Mahler, S OBP: 0.143, SLG: 0.150 (1, 1)			0-0 B1-6-4			0-0 6-3				1	0	0	0	0	0	1
Adrian Devine, R OBP: 0.289, SLG: 0.319 (4, 1)										0	0	0	0	0	0	0
Mike Lum, L OBP: 0.289, SLG: 0.319 (5, PH)										0	0	0	0	0	0	0
Joey McLaughlin, R OBP: 0.440, SLG: 0.545 (8, 1)			1-2f							1	0	1	0	0	0	0
Biff Pocaroba, S OBP: 0.440, SLG: 0.545 (7, PH)										0	0	0	0	0	0	0
Bo McLaughlin, R OBP: 0.272, SLG: 0.210 (8, 1)										0	0	0	0	0	0	0
Bruce Benedict, R OBP: 0.272, SLG: 0.210 (9, 2)										0	0	0	0	1	0	0

Inning Stats	R: 1	H: 1	E: 0	LOB: 0	K: 0	S: 4	P: 4	R: 0	H: 1	E: 0	LOB: 0	K: 1	S: 5	R: 0	H: 2	E: 0	LOB: 2	K: 1	S: 6	R: 0	H: 1	E: 0	LOB: 0	K: 0	S: 3	R: 0	H: 0	E: 0	LOB: 0	K: 1	S: 5	R: 2	H: 2	E: 0	LOB: 0	K: 2	S: 9	R: 0	H: 2	E: 0	LOB: 2	K: 0	S: 5	R: 1	H: 2	E: 0	LOB: 2	K: 1	S: 7	R: 0	H: 0	E: 0	LOB: 3	K: 0	S: 3	1B: 6	2B: 3	3B: 0	HR: 2	SF: 0	SAC: 0	DP: 3	HBP: 0	WP: 0	PA: 40
--------------	------	------	------	--------	------	------	------	------	------	------	--------	------	------	------	------	------	--------	------	------	------	------	------	--------	------	------	------	------	------	--------	------	------	------	------	------	--------	------	------	------	------	------	--------	------	------	------	------	------	--------	------	------	------	------	------	--------	------	------	-------	-------	-------	-------	-------	--------	-------	--------	-------	--------

PITCHER	IP	WLS	BF	H	R	ER	SO	BB	IBB	HBP	BLK	WP	HR	S	P	ERA	WHIP
Don Sutton, R ERA: 3.76 (1, 1)	7.1	W	31	11	4	4	6	1	0	0	0	0	2	42	46	4.91	1.636
Terry Forster, L ERA: 1.93 (8, 1)	1.0		6	0	0	0	0	3	0	0	0	0	0	3	15	0.00	3.000
Lerrin LaGrow, R ERA: 6.06 (9, 1)	0.0		1	0	0	0	0	1	0	0	0	0	0	4	∞	∞	
Ken Brett, L ERA: 6.61 (9, 1)	0.1		1	0	0	0	0	0	0	0	0	0	0	1	1	0.00	0.000
Dave Patterson, R ERA: 3.68 (9, 1)	0.1	S	1	0	0	0	0	0	0	0	0	0	0	1	1	0.00	0.000

BOTTOM

Los Angeles Dodgers @ Atlanta Braves
Atlanta-Fulton County Stadium, Atlanta, GA

Thu Jun 21 1979, 7:05 PM EDT
Att. 10,717 - Unknown

livebaseballscores.com

AB	35
R	4
H	11
RBI	4
BB	5
SO	6
LOB	18



Batter	1	2	3	4	5	6	7	8	9
Jerry Royster, R OBP: 0.340, SLG: 0.333 (1, 5)	0-3 K		0-3 K	0-3 K			0-3 K		
Gary Matthews, R OBP: 0.380, SLG: 0.577 (1, 9)	4-0 FC6-4 BB		0-0 5-3			0-3 K	0-0 6-3		
Rowland Office, L OBP: 0.337, SLG: 0.396 (1, 8)	0-0 FC6-4 1-2f		0-0 6-3			0-0 4-3	0-0 L6		
Bob Horner, R OBP: 0.336, SLG: 0.574 (1, 3)	0-0 5-3			1-0 E 1B HBP		0-0 1B		0-0 6-3	
Jeff Burroughs, R OBP: 0.335, SLG: 0.342 (1, 7)		0-3 K		0-0 E1 1B		0-3 K		0-0 P3	
Gene Garber, R OBP: 0.500, SLG: 0.333 (9, 1)				1-3 2B					
Joe Nolan, L OBP: 0.369, SLG: 0.370 (1, 2)		4-0 FC4 BB		0-0 F5			0-0 F8		0-0 F7
Glenn Hubbard, R OBP: 0.277, SLG: 0.272 (1, 4)		0-0 FC4 1B 1-2f		0-0 2B SF8 1B			0-0 6-3 1B		
Pepe Frias, R OBP: 0.302, SLG: 0.351 (1, 6)		0-0 1B		0-0 1B 2B			0-0 6-3		
Tony Brizzolara, R Barry Bonnell, R OBP: 0.307, SLG: 0.447 (1, 1) (9, 7)		0-0 4-3		0-0 SF8			0-0 4-3		

Inning Stats	R: 0	H: 0	E: 0	K: 1	S: 5	LOB: 1	BB: 1	P: 9
	R: 0	H: 1	E: 0	K: 1	S: 6	LOB: 2	BB: 1	P: 10
	R: 0	H: 0	E: 0	K: 1	S: 5	LOB: 0	BB: 0	P: 5
	R: 3	H: 2	E: 1	K: 1	S: 8	LOB: 1	BB: 0	P: 9
	R: 0	H: 1	E: 0	K: 2	S: 8	LOB: 1	BB: 0	P: 8
	R: 0	H: 1	E: 0	K: 0	S: 4	LOB: 1	BB: 0	P: 4
	R: 0	H: 0	E: 0	K: 1	S: 5	LOB: 0	BB: 0	P: 5
	R: 0	H: 0	E: 0	K: 0	S: 3	LOB: 0	BB: 0	P: 3

PITCHER	IP	WLS	BF	H	R	ER	SO	BB	IBB	HBP	BLK	WP	HR	S	P	ERA	WHIP
Bob Welch, R ERA: 3.36 (1, 1)	8.0	L	33	5	3	1	7	2	0	1	0	0	0	44	53	1.12	0.875

BOTTOM

Los Angeles Dodgers @ Atlanta Braves
Atlanta-Fulton County Stadium, Atlanta, GA

Fri Jun 22 1979, 7:05 PM EDT
Att: 15,528 - Unknown - 85 F

AB	R	H	RBI	BB	SO	LOB
4	0	0	0	0	4	1
3	0	0	0	1	1	0
4	0	0	0	0	0	1
3	1	1	0	0	0	1
4	1	0	0	0	2	2
0	0	0	0	0	0	0
3	0	0	0	1	0	2
3	1	2	1	0	0	1
3	0	2	1	0	0	1
2	0	0	1	0	0	3
0	0	0	0	0	0	0

AB	29
R	3
H	5
RBI	3
BB	2
SO	7
LOB	12

livebaseballscorecards.com

Braves

WP	PA
0	33

1B	SF	WP	PA
4	1	0	33
2B	SAC	PB	
3B	DP	SB	
HR	HBP	CS	

Batter	1	2	3	4	5	6	7	8	9	AB R H RBI BB SO LOB	TOP		
Davey Lopes, R (1, 4) OBP: 0.370, SLG: 0.537	4-0 E FC5 1B BB		0-3 K	4-0 1-2 BB			x 0-0 2B SF8 1B		x 0-0 F4	3 2 1 0 2 1 0			
Bill Russell, R (1, 6) OBP: 0.316, SLG: 0.397	0-0 FC5 G5-4-3 1B		x 0-0 6-3	0-0 L6		x 0-0 2B		x 0-0 6-3	5 0 1 0 0 0 3				
Reggie Smith, S (1, 8) OBP: 0.369, SLG: 0.462	0-0 G5-4-3 1B		x 0-0 2B		0-3 K		x 0-0 SF8			3 0 2 2 0 1 0			
Steve Garvey, R (1, 3) OBP: 0.353, SLG: 0.500	0-0 G5-4-3 1-2f 2-3		B BB B 4-0 BB		x 0-0 FC5-4 1B		x 0-0 5-3			3 0 1 0 1 0 3			
Ron Cey, R (1, 5) OBP: 0.398, SLG: 0.522	0-0 F8		x 0-0 1-3		x 0-0 FC5-4 1-2f		x 0-0 5-3			4 0 0 0 0 0 5			
Dusty Baker Jr., R (1, 7) OBP: 0.354, SLG: 0.481		x 0-0 F7		x 0-0 HR		x 0-0 P5		x 0-0 F7		4 1 1 1 0 0 1			
Joe Ferguson, R (1, 9) OBP: 0.361, SLG: 0.427		B BB B 4-0 WP PB BB		x 0-0 F7		B BB B 4-0 G4-6-3 BB		x 0-0 F8		2 0 0 0 2 0 0			
Steve Yeager, R (1, 2) OBP: 0.244, SLG: 0.319		0-3 K		x 0-0 BB 1B		x 0-0 G4-6-3 1-2f		x 0-0 6-3		4 0 1 0 0 1 2			
Jerry Reuss, L (1, 1) OBP: 0.182, SLG: 0.100 Charlie Hough, R (1, 1) OBP: 0.287, SLG: 0.375 Gary Thomasson, L (4, PH) OBP: 0.350, SLG: 0.599 Dave Patterson, R (4, 1) Ken Brett, L (8, 1) Von Joshua, L (9, PH) OBP: 0.306, SLG: 0.532		x 0-0 4-3		x 0-0 F7		x 0-0 1-3		x 0-3 K		0 0 0 0 0 0 0 1 0 0 0 0 0 1 1 0 0 0 0 0 1 1 0 0 0 0 0 0 0 0 0 0 0 0 0 1 0 0 0 0 1 0			
Inning Stats	R: 1 H: 1 E: 1 LOB: 1 K: 0 BB: 1 S: 4 P: 8	R: 0 H: 0 E: 0 LOB: 1 K: 1 BB: 1 S: 5 P: 9	R: 0 H: 1 E: 0 LOB: 2 K: 1 BB: 1 S: 6 P: 10	R: 1 H: 2 E: 0 LOB: 2 K: 0 BB: 1 S: 5 P: 9	R: 0 H: 1 E: 0 LOB: 1 K: 1 BB: 0 S: 6 P: 6	R: 0 H: 0 E: 0 LOB: 0 K: 0 BB: 1 S: 2 P: 6	R: 1 H: 2 E: 0 LOB: 1 K: 0 BB: 0 S: 5 P: 5	R: 0 H: 0 E: 0 LOB: 0 K: 0 BB: 0 S: 3 P: 3	R: 0 H: 0 E: 0 LOB: 0 K: 1 BB: 0 S: 5 P: 5	1B: 4 SF: 1 2B: 2 SAC: 0 3B: 0 DP: 2 HR: 1 HBP: 0	WP: 1 PA: 38 PB: 1 SB: 0 CS: 0		
PITCHER	IP WLS BF H R ER SO BB IBB HBP BLK WP HR S P ERA WHIP											PITCHER	IP WLS BF H R ER SO BB IBB HBP BLK WP HR S P ERA WHIP
Phil Niekro, R (1, 1) ERA: 4.1	8.0 W 35 7 3 2 3 5 0 0 0 1 1 36 56 2.25 1.500												
Gene Garber, R (9, 1) ERA: 3.43	1.0 3 0 0 0 1 0 0 0 0 0 0 5 5 0.00 0.000												

Los Angeles Dodgers @ Atlanta Braves
Atlanta-Fulton County Stadium, Atlanta, GA

Sat Jun 23 1979, 3:33 AM EDT
Att. 16,347 - Unknown - 88 F

livebaseballscorecards.com

AB 32
R 3
H 7
RBI 3
BB 5
SO 4
LOB 16



Batter	1	2	3	4	5	6	7	8	9
Jerry Royster, R OBP: 0.341, SLG: 0.332 (1, 5)	4-0 WP 2B BB	0-0 F4		0-0 4-3		0-0 F9		0-0 BLK 1B 1B	
Gary Matthews, R OBP: 0.384, SLG: 0.583 (1, 9)	0-0 BB 1-H G5-4-3 2B	0-0 4-3		4-0 1B 1B BB		0-0 1B 2B		0-0 P3 1-2 3-H	
Bob Homer, R OBP: 0.352, SLG: 0.579 (1, 3)	4-0 G5-4-3 1B BB	0-3 K		0-0 1B 1-3 1B		0-0 G5-4-3 1B		0-0 1B 2-H	
Jeff Burroughs, R OBP: 0.339, SLG: 0.342 (1, 7)	4-0 G5-4-3 1-2 2-3 BB		4-0 FC6-4 BB	0-0 1-2 3-H 1B		0-0 G5-4-3 1-2f		0-0 F8	
Gene Garber, R OBP: 0.500, SLG: 0.333 (9, 1)									
Barry Bonnell, R OBP: 0.300, SLG: 0.436 (1, 8)	0-0 G5-4-3 1-2f 2-3 3-H	0-0 F8	0-0 K	0-3 K			0-0 P3	0-0 L7	
Glenn Hubbard, R OBP: 0.277, SLG: 0.272 (1, 4)	0-0 BB 3-H 1B	0-0 FC6-4 WP 1B 1-2f	0-0 4-3	0-0 4-3			0-0 P4		
Pepe Frias, R OBP: 0.306, SLG: 0.351 (1, 6)	4-0 BB 1-2 BB		0-0 WP 1B		0-0 6-3		0-0 F9		
Bruce Benedict, R OBP: 0.292, SLG: 0.229 (1, 2)	4-0 1-2 2-3 BB		4-0 1-2 2-3 BB		0-0 5-3			0-0 1B 1B 2B	
Phil Niekro, R OBP: 0.218, SLG: 0.264 (1, 1)	0-0 5-3		0-0 F9		0-0 5-3			0-0 1B 2-3 BLK 1B	
Mike Lum, L OBP: 0.294, SLG: 0.324 (8, PH)									
Rowland Office, L OBP: 0.337, SLG: 0.396 (9, 8)									

Inning Stats	R: 3 E: 0 K: 0 S: 4	H: 2 LOB: 3 BB: 5 P: 24	R: 0 E: 0 K: 1 S: 5	H: 0 LOB: 0 BB: 0 P: 5	R: 0 E: 0 K: 0 S: 4	H: 1 LOB: 3 BB: 2 P: 12	R: 1 E: 0 K: 1 S: 7	H: 2 LOB: 2 BB: 1 P: 11	R: 0 E: 0 K: 0 S: 3	H: 0 LOB: 0 BB: 0 P: 3	R: 0 E: 0 K: 0 S: 4	H: 2 LOB: 1 BB: 0 P: 4	R: 0 E: 0 K: 0 S: 3	H: 0 LOB: 0 BB: 0 P: 3	R: 3 E: 0 K: 0 S: 7	H: 4 LOB: 1 BB: 0 P: 7
--------------	------------------------------	----------------------------------	------------------------------	---------------------------------	------------------------------	----------------------------------	------------------------------	----------------------------------	------------------------------	---------------------------------	------------------------------	---------------------------------	------------------------------	---------------------------------	------------------------------	---------------------------------

PITCHER	IP	WLS	BF	H	R	ER	SO	BB	IBB	HBP	BLK	WP	HR	S	P	ERA	WHIP
Jerry Reuss, L ERA: 4.8 (1, 1)	0.2	L	8	2	3	3	0	5	0	0	0	1	0	3	23	40.50	10.500
Charlie Hough, R ERA: 6.2 (1, 1)	2.1		10	1	0	0	1	2	0	0	0	1	0	10	18	0.00	1.286
Dave Patterson, R ERA: 5.56 (4, 1)	4.0		19	7	4	4	1	1	0	0	0	0	0	20	24	9.00	2.000
Ken Brett, L ERA: 6.23 (8, 1)	1.0		4	1	0	0	0	0	0	0	1	0	0	4	4	0.00	1.000

BOTTOM

Los Angeles Dodgers @ Atlanta Braves
Atlanta-Fulton County Stadium, Atlanta, GA

Sat Jun 23 1979, 3:33 AM EDT
Att: 16,347 - Unknown - 88 F

AB	R	H	RBI	BB	SO	LOB
4	2	1	1	1	0	0
4	2	2	1	1	0	1
4	1	3	1	1	1	0
3	0	1	1	2	0	3
0	0	0	0	0	0	0
5	0	0	0	0	1	6
4	0	1	1	0	0	3
3	0	1	0	1	0	0
2	1	1	0	2	0	0
3	0	0	0	0	0	6
1	1	1	0	0	0	0
0	0	0	0	0	0	0

AB	33
R	7
H	11
RBI	5
BB	8
SO	2
LOB	19

WP: 2 PA: 41
PB: 0
SB: 0
CS: 0



PITCHER	IP	WLS	BF	H	R	ER	SO	BB	IBB	HBP	BLK	WP	HR	S	P	ERA	WHIP
---------	----	-----	----	---	---	----	----	----	-----	-----	-----	----	----	---	---	-----	------

Batter	1	2	3	4	5	6	7	8	9	AB R H RBI BB SO LOB	TOP											
Davey Lopes, R (1, 4) OBP: 0.368, SLG: 0.533	0-3 K		0-0 1B			0-0 F8		0-3 K		4 0 1 0 0 2 0	Los Angeles Dodgers @ Atlanta Braves Atlanta-Fulton County Stadium, Atlanta, GA Sun Jun 24 1979, 7:05 PM EDT Att. 14,305 - Cloudy - 80 F											
Derrel Thomas, S (1, 8) OBP: 0.354, SLG: 0.358	4-0 BB		0-0 4-3			0-0 1-4-3		0-0 G3		3 0 0 0 1 0 1												
Steve Garvey, R (1, 3) OBP: 0.354, SLG: 0.500	0-0 5-3				0-0 5-3		0-0 1B		0-0 1B	4 0 2 0 0 0 1												
Ron Cey, R (1, 5) OBP: 0.392, SLG: 0.512	0-3 K				0-0 6-3		0-0 F8		0-0 5-3	4 0 0 0 0 1 3												
Reggie Smith, S (1, 9) OBP: 0.372, SLG: 0.481		0-0 FC6-4 1B			0-0 HR			0-3 K		0-0 4-3		4 1 2 1 0 1 0										
Dusty Baker Jr., R (1, 7) OBP: 0.353, SLG: 0.481		0-0 FC6-4 CS			0-0 5-3			0-0 1B 2B		0-0 L4		4 1 1 0 0 0 1										
Bill Russell, R (1, 6) OBP: 0.315, SLG: 0.395		0-0 4-3			0-0 5-3			0-0 5-3 1B		0-3 K		4 0 1 1 0 1 1										
Joe Ferguson, R (1, 2) OBP: 0.355, SLG: 0.419			0-3 K			0-0 F7		0-0 5-3		0-0 3 0 0 0 0 1 1												
Burt Hooton, R (1, 1) OBP: 0.233, SLG: 0.286			0-0 1-4-3			0-0 F7		0-3 K		2 0 0 0 0 0 0												
Gary Thomasson, L (7, PH) OBP: 0.348, SLG: 0.397										1 0 0 0 0 1 1												
Lerrin LaGrow, R (7, 1)										0 0 0 0 0 0 0												
Inning Stats	R: 0 E: 0 K: 2 S: 7	H: 0 LOB: 1 BB: 1 P: 11	R: 0 E: 0 K: 0 S: 3	H: 1 LOB: 0 BB: 0 P: 3	R: 0 E: 0 K: 1 S: 6	H: 1 LOB: 1 BB: 0 P: 6	R: 1 E: 0 K: 0 S: 4	H: 1 LOB: 0 BB: 0 P: 4	R: 0 E: 0 K: 0 S: 3	H: 0 LOB: 0 BB: 0 P: 3	R: 0 E: 0 K: 0 S: 4	H: 1 LOB: 1 BB: 0 P: 4	R: 1 E: 0 K: 2 S: 9	H: 2 LOB: 1 BB: 0 P: 9	R: 0 E: 0 K: 1 S: 6	H: 1 LOB: 1 BB: 0 P: 6	R: 0 E: 0 K: 1 S: 5	H: 0 LOB: 0 BB: 0 P: 5	1B: 5 2B: 1 3B: 0 HR: 1	SF: 0 SAC: 0 DP: 0 HBP: 0	WP: 0 PB: 0 SB: 1 CS: 1	PA: 34
PITCHER Rick Matula, R (1, 1) ERA: 3.67	IP: 9.0 WLS: W BF: 34 H: 7 R: 2 ER: 2 SO: 7 BB: 1 IBB: 0 HBP: 0 BLK: 0 WP: 0 HR: 1 S: 47 P: 51 ERA: 2.00 WHIP: 0.889											PITCHER	IP: WLS: BF: H: R: ER: SO: BB: IBB: HBP: BLK: WP: HR: S: P: ERA: WHIP:									

livebaseballscorecards.com

AB	33
R	2
H	7
RBI	2
BB	1
SO	7
LOB	9



Batter	1	2	3	4	5	6	7	8	9	AB R H RBI BB SO LOB	TOP	
Jerry Royster, R (1, 5) OBP: 0.338, SLG: 0.324	2-0 1-3		4-0 2B BB		3-2 5-3		4-0 WP BB		0-0 E3 1-2 3-H	3 1 0 0 2 0 1	<p>Atlanta Braves @ San Francisco Giants Candlestick Park, San Francisco, CA</p> <p>Mon Jun 25 1979, 10:05 PM EDT Att. 5,813 - Unknown</p>	
Gary Matthews, R (1, 9) OBP: 0.382, SLG: 0.579	0-0 F9		1-1 E 1-H 2B		3-2 F9		1-3 K 1-2	0-3 K	5 1 1 1 0 2 3			
Rowland Office, L (1, 8) OBP: 0.339, SLG: 0.394	2-1 F8		0-1 E1 2-H 1B		3-2 HR 1B		0-0 L5		4 1 2 1 0 0 0			
Bob Homer, R (1, 3) OBP: 0.340, SLG: 0.553		0-1 6-3	1-1 F6		2-2 6-3 1-2		0-0 F4		4 0 0 0 0 0 2			
Jeff Burroughs, R (1, 7) OBP: 0.337, SLG: 0.351		2-2 5-3		1-3 K		3-2 HR 2-H	0-0 F8		4 1 1 2 0 1 0 0 0 0 0 0 0 0			
Barry Bonnell, R (8, 7) OBP: 0.300, SLG: 0.436												
Joe Nolan, L (1, 2) OBP: 0.361, SLG: 0.410		1-1 HR		2-3 K		0-0 F5		0-0 3-1	4 1 1 1 0 1 0			
Glenn Hubbard, R (1, 4) OBP: 0.281, SLG: 0.277		1-3 K		0-2 2B		1-0 4-3		4-0 1B PB E BB	3 1 1 0 1 1 0			
Pepe Frias, R (1, 6) OBP: 0.305, SLG: 0.349			1-2 4-3	0-1 6-3			0-3 K	1-0 E 1B	4 0 1 0 0 1 1			
Eddie Solomon, R (1, 1) OBP: 0.200, SLG: 0.208			2-3 K		0-2 3-1		0-0 5-3	0-3 K	2 0 0 0 0 1 0 1 0 0 0 0 0 0 1 0 0 0 0 1 2			
Mike Lum, L (7, PH) OBP: 0.292, SLG: 0.321												
Craig Skok, R (7, 1) OBP: 0.292, SLG: 0.321												
Inning Stats	R: 0 E: 0 K: 0 S: 4 H: 0 LOB: 0 BB: 0 P: 8	R: 1 E: 0 K: 1 S: 10 H: 1 LOB: 0 BB: 0 P: 14	R: 2 E: 1 K: 1 S: 12 H: 2 LOB: 1 BB: 1 P: 21	R: 0 E: 0 K: 2 S: 13 H: 1 LOB: 1 BB: 0 P: 16	R: 0 E: 0 K: 0 S: 10 H: 0 LOB: 0 BB: 0 P: 16	R: 2 E: 0 K: 0 S: 15 H: 2 LOB: 0 BB: 0 P: 24	R: 0 E: 0 K: 2 S: 7 H: 0 LOB: 1 BB: 1 P: 12	R: 0 E: 0 K: 0 S: 3 H: 0 LOB: 0 BB: 0 P: 3	R: 1 E: 1 K: 2 S: 9 H: 1 LOB: 2 BB: 1 P: 14	1B: 3 2B: 2 3B: 0 HR: 2 SF: 0 SAC: 0 DP: 0 HBP: 0	WP: 1 PB: 1 SB: 1 CS: 0 PA: 38	
PITCHER John Montefusco, R (1, 1) ERA: 4.91 Greg Minton, R (7, 1) ERA: 2.7	IP 6.0 WLS L BF 25 H 6 R 5 ER 5 SO 4 BB 1 IBB 0 HBP 0 BLK 0 WP 0 HR 2 S 64 P 99 ERA 7.50 WHIP 1.167	IP 3.0 WLS L BF 13 H 1 R 1 ER 0 SO 4 BB 2 IBB 0 HBP 0 BLK 0 WP 1 HR 0 S 19 P 29 ERA 0.00 WHIP 1.000	PITCHER IP WLS BF H R ER SO BB IBB HBP BLK WP HR S P ERA WHIP									

AB	35
R	6
H	7
RBI	5
BB	3
SO	8
LOB	9



Batter	1	2	3	4	5	6	7	8	9	AB R H RBI BB SO LOB
Larry Herndon, R OBP: 0.364, SLG: 0.534 (1, 8) B C X	2-1 5-3 ①		0-0 G6-4-3 ② 1-2f			2-0 1B			0-0 3B	4 0 2 0 0 0 2
Darrell Evans, L OBP: 0.341, SLG: 0.357 (1, 5) C X	0-1 G3 ②			0-1 F9 ①		0-0 F6 ③			0-0 F4 ①	4 0 0 0 0 0 2
Jack Clark, R OBP: 0.367, SLG: 0.502 (1, 9) B X	1-0 L7 ③			3-3 K ②			0-3 K ①		0-0 F3 ②	4 0 0 0 0 2 1
Willie McCovey, L OBP: 0.341, SLG: 0.516 (1, 3)			3-3 K ①	1-1 G3 ③			0-0 4-3 ②		0-0 4-3 ③	4 0 0 0 0 1 1
Bill Madlock, R OBP: 0.308, SLG: 0.401 (1, 4)			0-1 F4 ②		0-0 5-3 ①		0-0 F9 ③			3 0 0 0 0 0 0
Terry Whitfield, L OBP: 0.367, SLG: 0.443 (1, 7)			3-1 G3 ③		1-0 1-3 ②			0-0 6-3 ①		3 0 0 0 0 0 0
Roger Metzger, S OBP: 0.259, SLG: 0.288 (1, 6)			4-0 FC1-5 1B BB		1-1 3-1 ③			0-3 K ②		2 0 0 0 1 1 0
Mike Sadek, R OBP: 0.213, SLG: 0.246 (1, 2)			1-1 FC1-5 1B			0-2 6-3 ①		0-3 K ③		3 0 1 0 0 1 0
John Montefusco, R Bill North, S (6, PH) Greg Minton, S (7, 1) Mike Ivie, R (9, PH)			0-0 FC1-5 G6-4-3 1-2 2-3f			3-3 K ②			0-0 HR	1 0 0 0 0 0 2 1 0 0 0 0 1 0 0 0 0 0 0 0 0 1 1 1 1 0 0 0

BOTTOM

Atlanta Braves @ San Francisco Giants
Candlestick Park, San Francisco, CA
 Mon Jun 25 1979, 10:05 PM EDT
 Att. 5,813 - Unknown


livebaseballscorecards.com

AB	30
R	1
H	4
RBI	1
BB	1
SO	6
LOB	8



Inning Stats	R: 0	H: 0	E: 0	LOB: 0	K: 0	S: 5	P: 8	R: 0	H: 0	E: 0	LOB: 0	K: 1	S: 9	R: 0	H: 1	E: 0	LOB: 1	K: 0	S: 4	R: 0	H: 0	E: 0	LOB: 0	K: 1	S: 8	R: 0	H: 0	E: 0	LOB: 0	K: 0	S: 4	R: 0	H: 1	E: 0	LOB: 1	K: 1	S: 9	R: 0	H: 0	E: 0	LOB: 0	K: 1	S: 5	R: 0	H: 0	E: 0	LOB: 0	K: 2	S: 7	R: 1	H: 2	E: 0	LOB: 1	K: 0	S: 5	1B: 2	SF: 0	2B: 0	SAC: 0	3B: 1	DP: 1	HR: 1	HBP: 0	WP: 0	PA: 31
--------------	------	------	------	--------	------	------	------	------	------	------	--------	------	------	------	------	------	--------	------	------	------	------	------	--------	------	------	------	------	------	--------	------	------	------	------	------	--------	------	------	------	------	------	--------	------	------	------	------	------	--------	------	------	------	------	------	--------	------	------	-------	-------	-------	--------	-------	-------	-------	--------	-------	--------

PITCHER	IP	WLS	BF	H	R	ER	SO	BB	IBB	HBP	BLK	WP	HR	S	P	ERA	WHIP
Eddie Solomon, R (1, 1) ERA: 4.7	6.0	W	20	2	0	0	3	1	0	0	0	0	0	39	64	0.00	0.500
Craig Skok, L (7, 1) ERA: 3.43	3.0	S	11	2	1	1	3	0	0	0	0	0	1	17	17	3.00	0.667

Batter	1	2	3	4	5	6	7	8	9	AB R H RBI BB SO LOB	TOP																	
Jerry Royster, R OBP: 0.339, SLG: 0.329 (1, 5) (8, 4)	3-2 CS 1B		1-0 6-3			1-1 F9	0-0 6-3		0-0 6-3 2B	5 0 2 1 0 0 2																		
Gary Matthews, R OBP: 0.380, SLG: 0.572 (1, 9) (8, 8)	3-1 F6			2-0 G4-6-3 1B		3-3 K	0-3 K		0-0 6-3 2B	5 0 1 0 0 2 4																		
Bob Horner, R OBP: 0.344, SLG: 0.549 Rowland Office, L OBP: 0.336, SLG: 0.390 (1, 3) (8, PR) (8, 8)	0-1 F9			1-1 F2		1-1 2B 1-2 WP 1B		4-0 1B 1B FC4-6 BB	0-3 K	3 1 1 0 1 0 2 1 1 0 0 0 1 1																		
Jeff Burroughs, R OBP: 0.341, SLG: 0.357 (1, 7) (8, 8)	1-1 CS 1-2	2-1 E5 4-3		1-2 G4-6-3 1-2f		2-0 WP 1B 1-3 2-H 2B		0-0 FC4-6 1B 1-2 1B	4-0 IBB IBB	4 1 2 1 1 0 1																		
Barry Bonnell, R OBP: 0.307, SLG: 0.437 (1, 8) (8, 5)			0-1 4-3			1-0 F9		0-0 FC4-6 1B 1-2 2-3	4-0 IBB IBB	4 0 2 1 1 0 1																		
Glenn Hubbard, R OBP: 0.281, SLG: 0.278 Joe Nolan, L OBP: 0.361, SLG: 0.410 Charlie Spikes, R OBP: 0.298, SLG: 0.475 Gene Garber, R OBP: 0.444, SLG: 0.286 (1, 4) (8, PH) (8, PH) (8, 1)			3-3 K			0-1 1B	0-0 F9		0-3 K 1-2 2-3	3 0 1 0 0 1 2 0 0 0 0 0 0 0 1 0 0 0 0 1 3 1 0 0 0 0 1 3																		
Pepe Frias, R OBP: 0.304, SLG: 0.344 (1, 6) (8, 8)			1-2 F2			0-0 F4		4-0 SH3-4 BB 6-3 BB	0-0 FC4-6 BB 1-2f 2-3 3-H	3 1 0 1 1 0 4	AB 34 R 5 H 9 RBI 4 BB 7 SO 8 LOB 27																	
Bruce Benedict, R OBP: 0.300, SLG: 0.224 (1, 2) (8, 8)			1-1 F5			1-0 F8		4-1 6-3 SH3-4 BB	4-0 BB	2 0 0 0 2 0 1																		
Mickey Mahler, S OBP: 0.143, SLG: 0.150 Adrian Devine, R OBP: 0.224, SLG: 0.143 Bo McLaughlin, R OBP: 0.440, SLG: 0.545 Biff Pocaroba, S OBP: 0.280, SLG: 0.319 Joey McLaughlin, R (1, 1) (1, 1) (6, PH) (6, 1) (7, PH) (7, 1) (8, PH) (8, 3)			0-3 K				4-2 1B 2B BB	0-0 SH3-4 1-2 2-3	0-3 K	0 0 0 0 0 0 0 1 0 0 0 0 1 0 0 1 0 0 1 0 0 0 0 0 0 0 0 0 0 0 0 0 0 0 0 0 0 0 0 0 0 0 1 0 0 0 0 1 3																		
Inning Stats	R: 0 E: 0 K: 0 S: 8	H: 1 LOB: 0 BB: 0 P: 15	R: 0 E: 1 K: 1 S: 10	H: 0 LOB: 1 BB: 0 P: 16	R: 0 E: 0 K: 1 S: 6	H: 0 LOB: 0 BB: 0 P: 8	R: 0 E: 0 K: 0 S: 7	H: 1 LOB: 0 BB: 0 P: 11	R: 0 E: 0 K: 0 S: 5	H: 1 LOB: 1 BB: 0 P: 7	R: 3 E: 0 K: 1 S: 15	H: 3 LOB: 1 BB: 1 P: 28	R: 1 E: 0 K: 1 S: 6	H: 0 LOB: 1 BB: 2 P: 14	R: 1 E: 0 K: 2 S: 9	H: 2 LOB: 3 BB: 2 P: 17	R: 0 E: 0 K: 2 S: 8	H: 1 LOB: 3 BB: 2 P: 16	1B: 7 2B: 2 3B: 0 HR: 0	SF: 0 SAC: 1 DP: 1 HBP: 0	WP: 1 PB: 0 SB: 0 CS: 1	PA: 43						
PITCHER	IP WLS BF H R ER SO BB IBB HBP BLK WP HR S P ERA WHIP												PITCHER	IP WLS BF H R ER SO BB IBB HBP BLK WP HR S P ERA WHIP														
Vida Blue, L ERA: 5.79 (1, 1)	6.1		27	6	4	4	3	3	0	0	0	1	0	53	95	5.68	1.421											
Tom Griffin, R ERA: 4.2 (7, 1)	0.2		5	2	1	1	1	1	0	0	0	0	0	6	10	13.50	4.500											
Gary Lavelle, L ERA: 2.53 (8, 1)	2.0	W	10	1	0	0	4	1	2	0	0	0	0	15	27	0.00	1.000											

Atlanta Braves @ San Francisco Giants
Candlestick Park, San Francisco, CA
Tue Jun 26 1979, 10:05 PM EDT
Att. 20,430 - Unknown

AB	34
R	5
H	9
RBI	4
BB	7
SO	8
LOB	27

WP	1	PA	43
PB	0		
SB	0		
CS	1		

BOTTOM

Atlanta Braves @ San Francisco Giants
Candlestick Park, San Francisco, CA

Tue Jun 26 1979, 10:05 PM EDT
Att. 20,430 - Unknown

livebaseballscores.com

AB 29
R 6
H 6
RBI 6
BB 3
SO 5
LOB 10



AB	R	H	RBI	BB	SO	LOB
4	1	1	1	0	1	2
3	0	1	0	0	0	0
1	0	0	0	0	0	2
4	1	1	0	0	0	1
4	1	1	0	0	1	2
2	1	0	0	1	0	0
1	0	0	0	0	1	0
2	1	0	1	1	1	0
1	1	1	1	0	0	0
3	0	0	1	0	1	2
2	0	1	2	1	0	0
0	0	0	0	0	0	0
0	0	0	0	0	0	0
2	0	0	0	0	0	1
0	0	0	0	0	0	0
0	0	0	0	0	0	0

WP: 0 PA: 33
PB: 0
SB: 0
CS: 0

Batter	1	2	3	4	5	6	7	8	9
Bill North, S OBP: 0.415, SLG: 0.385 (1, 8) X	0-0 HR	0-0 1-3		0-0 4-3			0-3 K		
Larry Herndon, R OBP: 0.364, SLG: 0.529 Terry Whitfield, L OBP: 0.366, SLG: 0.441 (7, PH) X (8, 7)	1-2 5-3	0-0 1B			0-0 6-3		0-0 F5		
Jack Clark, R OBP: 0.366, SLG: 0.498 (1, 9) X	2-0 1B BB 1B	0-0 E5 G6-4-3			0-0 6-3		0-0 L5		
Mike Ivie, R OBP: 0.304, SLG: 0.481 (1, 3) X	0-0 BB 5-3 1B	0-0 G6-4-3			0-3 K		0-0 6-3		
Bill Madlock, R OBP: 0.309, SLG: 0.398 Roger Metzger, S OBP: 0.258, SLG: 0.286 (1, 4) X (7, 4)	4-0 5-3 BB 1B IBB		0-0 1-3			0-0 F3		0-3 K	
Hector Cruz, R OBP: 0.214, SLG: 0.120 Darrell Evans, L OBP: 0.344, SLG: 0.371 (1, 5) X (9, PH) X	4-1 1B 5-3 BB		0-0 5-3			0-3 K		0-0 HR	
Johnnie LeMaster, R OBP: 0.316, SLG: 0.311 (1, 6) X	0-0 5-3		0-0 F6			0-3 K			
Marc Hill, R OBP: 0.298, SLG: 0.246 Max Venable, L OBP: 0.400, SLG: 0.500 Mike Sadek, R OBP: 0.213, SLG: 0.246 (1, 2) X (7, PR) X (8, 2)	0-0 1B			0-0 5-3			4-0 SH2-4 BB		
Vida Blue, S OBP: 0.200, SLG: 0.167 Tom Griffin, R Gary Lavelle, S (1, 1) X (7, 1) (8, 1)	0-0 F5			0-0 F2			0-0 SH2-4		

Inning	5	4	3	2	1	R	H	E								
5	R: 5 E: 0 K: 10 S: 10	H: 4 LOB: 1 BB: 2 P: 21	R: 0 E: 1 K: 0 S: 4	H: 1 LOB: 1 BB: 0 P: 4	R: 0 E: 0 K: 0 S: 3	H: 0 LOB: 0 BB: 0 P: 3	R: 0 E: 0 K: 0 S: 3	H: 0 LOB: 0 BB: 0 P: 3	R: 0 E: 0 K: 2 S: 7	H: 0 LOB: 0 BB: 0 P: 7	R: 0 E: 0 K: 1 S: 5	H: 0 LOB: 2 BB: 1 P: 9	R: 0 E: 0 K: 1 S: 5	H: 0 LOB: 0 BB: 0 P: 5	R: 1 E: 0 K: 0 S: 1	H: 1 LOB: 0 BB: 0 P: 1

PITCHER	IP	WLS	BF	H	R	ER	SO	BB	IBB	HBP	BLK	WP	HR	S	P	ERA	WHIP
Mickey Mahler, L ERA: 6.23 (1, 1)	0.1		6	3	5	5	0	0	1	0	0	0	1	7	18	135.00	12.000
Adrian Devine, R ERA: 2.7 (1, 1)	4.2		16	2	0	0	1	0	0	0	0	0	0	18	18	0.00	0.429
Bo McLaughlin, R ERA: 5.09 (6, 1)	1.0		3	0	0	0	2	0	0	0	0	0	0	7	7	0.00	0.000
Joey McLaughlin, R ERA: 1.38 (7, 1)	1.0		4	0	0	0	1	1	0	0	0	0	0	5	9	0.00	1.000
Gene Garber, R ERA: 3.52 (8, 1)	1.0	L	4	1	1	1	1	0	0	0	0	0	1	6	6	9.00	1.000

1B	2B	3B	HR	SF	SAC	DP	HBP
4	0	0	2	0	1	1	0
0	0	0	0	0	0	0	0
0	0	0	0	0	0	0	0
2	0	0	0	0	0	0	0

Batter	1	2	3	4	5	6	7	8	9	AB	R	H	RBI	BB	SO	LOB	TOP																		
Jerry Royster, R (1, 5) OBP: 0.339, SLG: 0.329	0-0 6-3		0-0 2-H 1B			0-0 SH5-4 1-2		0-0 F6		3	0	1	0	0	0	0																			
Gary Matthews, R (1, 9) OBP: 0.378, SLG: 0.568	0-0 F9			0-0 5-3		0-0 6-3 2-3		0-0 S 1B		4	0	1	0	0	0	1																			
Bob Horner, R (1, 3) OBP: 0.342, SLG: 0.541	0-0 6-3			0-0 F5		0-0 1B		0-3 K 1-2		4	0	1	1	0	1	1																			
Jeff Burroughs, R (1, 7) OBP: 0.340, SLG: 0.355 Rowland Office, L (8, 8) OBP: 0.336, SLG: 0.390		0-0 FC4-6 1B		0-0 6-3		0-0 F7		0-3 K		4	0	1	0	0	1	2																			
Barry Bonnell, R (1, 8) OBP: 0.306, SLG: 0.433		0-0 FC4-6 CS 1-2f		0-0 1-3		0-0 E2 E 1B		0-3 K		4	0	1	0	0	1	1																			
Glenn Hubbard, R (1, 4) OBP: 0.281, SLG: 0.278		0-3 K 1-2		0-3 K		0-0 E2 F9 1-3		0-0 G3-6-3 1B		4	0	1	0	0	2	2																			
Biff Pocaroba, S (1, 2) OBP: 0.379, SLG: 0.462			0-0 F5		0-0 E4		0-0 F9		0-0 G3-6-3 1-2f	4	0	0	0	0	0	2																			
Pepe Frias, R (1, 6) OBP: 0.309, SLG: 0.345			0-0 SH1-4 1B 1B		0-0 1-3		4-0 1B IBB			2	0	1	0	1	0	1																			
Phil Niekro, R (1, 1) OBP: 0.228, SLG: 0.259			0-0 SH1-4 1-2		4-0 6-3 SH5-4 1B BB		0-0 2-3			1	1	0	0	1	0	2																			
Inning Stats	R: 0 E: 0 K: 0 S: 3 H: 0 LOB: 0 BB: 0 P: 3	R: 0 E: 0 K: 1 S: 5 H: 1 LOB: 0 BB: 0 P: 5	R: 0 E: 0 K: 0 S: 4 H: 2 LOB: 2 BB: 0 P: 4	R: 0 E: 0 K: 0 S: 3 H: 0 LOB: 0 BB: 0 P: 3	R: 0 E: 1 K: 1 S: 6 H: 0 LOB: 1 BB: 0 P: 6	R: 1 E: 0 K: 0 S: 4 H: 1 LOB: 1 BB: 1 P: 8	R: 0 E: 1 K: 0 S: 4 H: 1 LOB: 2 BB: 1 P: 8	R: 0 E: 0 K: 2 S: 8 H: 1 LOB: 1 BB: 0 P: 8	R: 0 E: 0 K: 1 S: 5 H: 1 LOB: 0 BB: 0 P: 5	1B: 7 2B: 0 3B: 0 HR: 0 SF: 0 SAC: 2 DP: 1 HBP: 0	WP: 0 PB: 0 SB: 1 CS: 1	PA: 34																							
PITCHER	IP	WLS	BF	H	R	ER	SO	BB	IBB	HBP	BLK	WP	HR	S	P	ERA	WHIP	PITCHER	IP	WLS	BF	H	R	ER	SO	BB	IBB	HBP	BLK	WP	HR	S	P	ERA	WHIP
Randy Jones, L (1, 1) ERA: 3.81	7.0		27	5	1	1	2	1	1	0	0	0	0	29	37	1.29	0.857																		
Rollie Fingers, R (8, 1) ERA: 3.22	2.0	W	7	2	0	0	3	0	0	0	0	0	0	13	13	0.00	1.000																		

Atlanta Braves @ San Diego Padres
 San Diego Stadium, San Diego, CA
 Wed Jun 27 1979, 10:05 PM EDT
 Unknown

livebaseballscorecards.com

AB 30
R 1
H 7
RBI 1
BB 2
SO 5
LOB 12



Batter	1	2	3	4	5	6	7	8	9	AB	R	H	RBI	BB	SO	LOB
Gene Richards, L (1, 8) OBP: 0.329, SLG: 0.330	0-0 F2		0-0 F9		0-0 1B			0-0 F8		4	0	1	0	0	0	1
Paul Dade, R (1, 5) OBP: 0.327, SLG: 0.378	0-0 6-3		0-3 K		0-0 5-3			0-0 F4		4	0	0	0	0	1	3
Dave Winfield, R (1, 9) OBP: 0.410, SLG: 0.601	0-0 2B			0-0 6-3		0-0 5-3		0-0 6-3		4	0	1	0	0	0	0
Jerry Turner, L (1, 7) OBP: 0.329, SLG: 0.393	0-3 K2-3			0-3 K		0-0 F8			0-0 1B	4	1	1	0	0	2	1
Jay Johnstone, L (1, 3) OBP: 0.300, SLG: 0.316		0-3 K		4-0 BB		0-0 4-3			0-0 1B	3	0	1	0	1	1	0
Ozzie Smith, S (9, PR) OBP: 0.237, SLG: 0.215									1-3 BB	0	1	0	0	0	0	0
Fernando Gonzalez, R (1, 4) OBP: 0.266, SLG: 0.386		0-0 F4		0-0 F7				0-0 6-3		4	0	1	1	0	0	1
Fred Kendall, R (1, 2) OBP: 0.356, SLG: 0.333		0-0 F6				0-0 5-3			1-3 BB	3	0	0	0	0	0	0
Gene Tenace, R (9, PH) OBP: 0.386, SLG: 0.398								0-0 F7		0	0	0	0	1	0	0
Bill Almon, R (1, 6) OBP: 0.294, SLG: 0.272			0-3 K		0-0 F8			4-0 BB		2	0	0	0	1	1	0
Broderick Perkins, L (9, PH) OBP: 0.300, SLG: 0.257									0-0 F2	1	0	0	0	0	0	3
Randy Jones, R (1, 1) OBP: 0.179, SLG: 0.205			0-0 1B		0-0 E6			0-3 K		2	0	1	0	0	0	0
Dan Briggs, L (7, PH) OBP: 0.290, SLG: 0.398									1-2 BB	1	0	0	0	0	1	1
Rollie Fingers, R (8, 1) OBP: 0.100, SLG: 0.100									1-2 BB	0	0	0	0	0	0	0
Kurt Bevacqua, R (9, PH) OBP: 0.343, SLG: 0.277									1-2 BB	0	0	0	1	1	0	0

Inning Stats	R: 0	H: 1	R: 0	H: 0	R: 0	H: 1	R: 0	H: 0	R: 0	H: 1	R: 0	H: 0	R: 0	H: 0	R: 0	H: 3	1B: 5	SF: 0
	E: 0	LOB: 1	E: 0	LOB: 0	E: 0	LOB: 1	E: 1	LOB: 2	E: 0	LOB: 0	E: 0	LOB: 1	E: 0	LOB: 0	E: 0	LOB: 3	2B: 1	SAC: 0
	K: 1	BB: 0	K: 1	BB: 0	K: 1	BB: 1	K: 0	BB: 0	K: 0	BB: 0	K: 1	BB: 1	K: 0	BB: 0	K: 0	BB: 2	3B: 0	DP: 0
	S: 6	P: 6	S: 5	P: 5	S: 8	P: 8	S: 5	P: 5	S: 3	P: 3	S: 5	P: 9	S: 3	P: 3	S: 4	P: 12	HR: 0	HBP: 0

PITCHER	IP	WLS	BF	H	R	ER	SO	BB	IBB	HBP	BLK	WP	HR	S	P	ERA	WHIP
Phil Niekro, R (1, 1) ERA: 3.99	8.1	L	36	6	2	2	6	4	0	0	0	0	0	44	60	2.16	1.200

BOTTOM

Atlanta Braves @ San Diego Padres
San Diego Stadium, San Diego, CA
 Wed Jun 27 1979, 10:05 PM EDT
 Unknown

AB	32
R	2
H	6
RBI	2
BB	4
SO	6
LOB	10



livebaseballscores.com

Batter	1	2	3	4	5	6	7	8	9	AB R H RBI BB SO LOB	TOP
Jerry Royster, R OBP: 0.336, SLG: 0.326 (1, 5) X	0-0 F9 ①		0-0 5-3 ①		0-0 6-3 ③		0-0 1B		0-0 6-3 ①	5 0 1 0 0 0 1	
Gary Matthews, R OBP: 0.378, SLG: 0.564 (1, 9) S S S	0-3 K ②		0-0 F4 ②			0-0 5-3 1B 2B 1B	0-0 F8 ②		4-0 1B BB	4 2 1 0 1 1 2	
Bob Horner, R OBP: 0.343, SLG: 0.536 (1, 3) X	0-0 1B		0-0 6-3 ③			0-0 5-3 1B 2B	0-0 F3 ③		0-0 F9 ②	5 1 2 0 0 0 3	
Jeff Burroughs, R OBP: 0.339, SLG: 0.351 Rowland Office, L OBP: 0.342, SLG: 0.396 (1, 7) S S S (8, 8)	0-3 K ③			0-0 E8 SH1-3 3-2		0-0 5-3 ①		4-0 4-3 SH1-3 2B BB	0-0 E4 1B 1-H	3 1 0 0 1 1 3 1 0 1 0 0 0 0	
Barry Bonnell, R OBP: 0.306, SLG: 0.429 (1, 8) S S S (8, 7)		4-0 2B BB		0-0 SH1-3 2-3		0-3 K ②		0-0 SH1-3 ①	0-0 F6 ③	2 1 0 0 1 1 3	
Glenn Hubbard, R OBP: 0.284, SLG: 0.289 (1, 4) X		0-0 6-3 1-H 2B		0-0 3-2 ② ③		0-0 2B 2-H 3-H		0-0 4-3 ②		4 0 2 3 0 0 2	
Bruce Benedict, R OBP: 0.298, SLG: 0.236 (1, 2) X		0-0 6-3 ①			0-0 F3 ①	0-0 5-3 ③		0-0 2B 3-H		4 0 1 1 0 0 2	
Darrel Chaney, S OBP: 0.226, SLG: 0.133 (1, 6) X		0-0 L9 ②			0-3 K ②		0-0 F3 ①	4-0 2B BB		3 0 0 0 1 1 1	
Larry McWilliams, L OBP: 0.188, SLG: 0.214 Joey McLaughlin, R OBP: 1.000, SLG: 1.500 Mike Lum, L OBP: 0.288, SLG: 0.317 Gene Garber, R OBP: 0.444, SLG: 0.286 (1, 1) S S S (4, 1) S S S (8, PH) S S S (8, 1) S S S		0-3 K ③			0-0 2B		0-0 1B	0-3 K ③		1 0 0 0 0 1 1 2 0 2 0 0 0 0 1 0 0 0 0 1 2 0 0 0 0 0 0 0	
Inning Stats	R: 0 H: 1 E: 0 LOB: 1 K: 2 BB: 0 S: 8 P: 8	R: 1 H: 1 E: 0 LOB: 1 K: 1 BB: 1 S: 6 P: 10	R: 0 H: 0 E: 0 LOB: 0 K: 0 BB: 0 S: 3 P: 3	R: 0 H: 0 E: 1 LOB: 0 K: 0 BB: 0 S: 3 P: 3	R: 0 H: 1 E: 0 LOB: 1 K: 1 BB: 0 S: 6 P: 6	R: 2 H: 3 E: 0 LOB: 1 K: 1 BB: 0 S: 8 P: 8	R: 0 H: 2 E: 0 LOB: 2 K: 0 BB: 0 S: 5 P: 5	R: 1 H: 1 E: 0 LOB: 2 K: 1 BB: 2 S: 6 P: 14	R: 1 H: 1 E: 1 LOB: 1 K: 0 BB: 1 S: 4 P: 8	1B: 6 SF: 0 2B: 5 SAC: 2 3B: 0 DP: 1 HR: 0 HBP: 0	WP: 0 PA: 41 PB: 0 SB: 0 CS: 0
PITCHER Bob Owchinko, L ERA: 4.83 John D'Acquisto, R ERA: 5.36	IP WLS BF H R ER SO BB IBB HBP BLK WP HR S P ERA WHIP	7.2 L 34 9 4 4 5 2 0 0 0 0 0 0 42 50 4.70 1.435	8.1 1.1 7 1 1 0 1 2 0 0 0 0 0 0 7 15 0.00 2.250								

Atlanta Braves @ San Diego Padres
San Diego Stadium, San Diego, CA
Wed Jun 27 1979, 10:05 PM EDT
Att. 16,032 - Unknown

livebaseballscorecards.com

AB	35
R	5
H	10
RBI	4
BB	4
SO	6
LOB	20



Batter	1	2	3	4	5	6	7	8	9	AB	R	H	RBI	BB	SO	LOB
Don Reynolds, R (1, 8) Jay Johnstone, L (8, PH) Ozzie Smith, S (9, 6)	0-0 4-3		4-0 CS BB		0-0 6-3			0-0 G3-6-3		2	0	0	0	1	0	0
Kurt Bevacqua, R (1, 5)	0-0 5-3		0-0 CS	0-0 6-3		0-0 6-3			0-0 FC6-4 BB	4	1	1	0	0	0	0
Dave Winfield, R (1, 9) Dan Briggs, L (5, 9)	0-0 F8			0-0 SF9		0-0 G3			4-0 FC6-4 BB	2	1	1	0	0	0	0
Gene Tenace, R (1, 3) (8, 2)		0-0 6-3 E		1-0 1B		0-0 4-3			0-0 FC6-4 G3	3	0	1	0	0	0	2
Jerry Turner, L (1, 7)		0-0 L8		0-0 SF9		0-0 4-3			0-0 G3	3	0	0	2	0	0	2
Fernando Gonzalez, R (1, 4)		0-0 6-3		0-0 1B		0-0 F8			4-0 BB BB BB BB	3	0	1	0	1	0	1
Bill Fahey, L (1, 2) John D'Acquisto, R (8, 1) Paul Dade, R (9, PH)		0-0 1-3		0-3 K		0-0 4-3			0-0 L5	3	0	0	0	0	1	3
Bill Almon, R (1, 6) Gene Richards, L (8, PH)			0-0 5-3		0-3 K				0-0 G3-6-3	2	0	0	0	0	1	0
Bob Owchinko, L (1, 1) Broderick Perkins, L (8, 3)			0-0 1-3		0-3 K				0-0 F7	2	0	0	0	0	1	0

Inning Stats		R: 0	H: 0	R: 0	H: 1	R: 0	H: 0	R: 1	H: 2	R: 0	H: 0	R: 0	H: 0	R: 0	H: 0	R: 0	H: 1	R: 1	H: 1	1B: 4	SF: 1	WP: 0	PA: 35
		E: 0	LOB: 0	E: 1	LOB: 1	E: 0	LOB: 0	E: 0	LOB: 2	E: 0	LOB: 0	E: 0	LOB: 0	E: 0	LOB: 0	E: 0	LOB: 0	E: 0	LOB: 2	2B: 0	SAC: 0	PB: 0	
		K: 0	BB: 0	K: 0	BB: 0	K: 1	BB: 0	K: 1	BB: 0	K: 2	BB: 0	K: 0	BB: 0	K: 0	BB: 0	K: 0	BB: 0	K: 0	BB: 2	3B: 1	DP: 1	SB: 0	
		S: 3	P: 3	S: 4	P: 4	S: 2	P: 6	S: 7	P: 8	S: 7	P: 7	S: 3	P: 3	S: 3	P: 3	S: 3	P: 3	S: 4	P: 12	HR: 0	HBP: 1	CS: 1	

PITCHER															IP	WLS	BF	H	R	ER	SO	BB	IBB	HBP	BLK	WP	HR	S	P	ERA	WHIP
Larry McWilliams, L (1, 1) ERA: 7.3															3.2		15	3	1	1	0	1	0	0	0	0	0	13	18	2.46	1.091
Joey McLaughlin, R (4, 1) ERA: 1.1															3.1	W	10	0	0	0	3	0	0	0	0	0	0	16	16	0.00	0.000
Gene Garber, R (8, 1) ERA: 3.55															2.0	S	9	2	1	1	0	2	0	0	0	0	0	7	15	4.50	2.000

BOTTOM

Atlanta Braves @ San Diego Padres
San Diego Stadium, San Diego, CA

Wed Jun 27 1979, 10:05 PM EDT
Att. 16,032 - Unknown

AB	29
R	2
H	5
RBI	2
BB	3
SO	3
LOB	12

livebaseballscorecards.com

Batter	1	2	3	4	5	6	7	8	9	AB R H RBI BB SO LOB	TOP								
Jerry Royster, R OBP: 0.337, SLG: 0.325 (1, 5) X	0-0 1B BB 1B	4-0 BB		0-0 4-3			0-0 F9		0-0 FC6-4 1B 1-2f	4 2 1 0 1 0 1									
Gary Matthews, R OBP: 0.376, SLG: 0.558 (1, 9) X	0-0 BB 1-3 SF7 1B	0-3 K		0-3 K			0-3 K		0-3 K	5 1 1 0 0 4 3									
Rowland Office, L OBP: 0.336, SLG: 0.387 (1, 8) S S S X	0-3 K	0-0 F6				0-0 F8		0-0 F6	0-0 1B 1-3 1B	5 0 1 0 0 1 4									
Bob Homer, R OBP: 0.363, SLG: 0.567 (1, 3) S S S	4-0 BB IBB		0-0 2B			0-0 1B		0-0 HR 3B	0-0 1B 1-2 3-H	4 1 4 1 1 0 0									
Jeff Burroughs, R OBP: 0.340, SLG: 0.347 (1, 7) B B B	4-0 FC6-4 1-2 2-3 3-H BB		4-0 BB			0-0 F9		0-0 F5	0-3 K	3 0 0 1 2 1 4									
Joe Nolan, L OBP: 0.355, SLG: 0.453 (1, 2) X	0-0 SF7		0-0 F9			0-0 F7		0-0 HR		3 1 1 3 0 0 3									
Glenn Hubbard, R OBP: 0.280, SLG: 0.285 (1, 4) X	0-0 FC6-4 1-2f		0-0 F7			0-0 F9		0-3 K		4 0 0 0 0 1 4									
Pepe Frias, R OBP: 0.308, SLG: 0.341 (1, 6) B B B		4-0 BB BB	0-0 F8			0-0 6-3		0-0 F8		3 0 0 0 1 0 2									
Tony Brizzolara, R OBP: 0.143, SLG: 0.150 (5, 1) Mickey Mahler, S OBP: 0.297, SLG: 0.315 (6, PH) Mike Lum, L OBP: 0.297, SLG: 0.315 (6, PH) Adrian Devine, R (6, 1) Craig Skok, R (8, 1) Biff Pocoroba, S OBP: 0.400, SLG: 0.481 (9, PH)		0-3 K		0-3 K					0-0 FC6-4 1B	2 0 0 0 0 0 2 1 0 0 0 0 0 0 0 0 1 0 0 0 0 0 1 0 0 0 0 0 0 0 0 0 0 0 0 0 0 0 0 0 1 0 1 0 0 0 0 0									
Inning Stats	R: 2 E: 0 K: 1 S: 7	H: 2 LOB: 2 BB: 2 P: 15	R: 0 E: 0 K: 2 S: 7	H: 0 LOB: 2 BB: 2 P: 15	R: 0 E: 0 K: 0 S: 4	H: 1 LOB: 2 BB: 1 P: 8	R: 0 E: 0 K: 2 S: 7	H: 0 LOB: 0 BB: 0 P: 7	R: 0 E: 0 K: 1 S: 5	H: 0 LOB: 0 BB: 0 P: 5	R: 0 E: 0 K: 1 S: 5	H: 0 LOB: 0 BB: 0 P: 5	R: 2 E: 0 K: 1 S: 7	H: 2 LOB: 0 BB: 0 P: 7	R: 1 E: 0 K: 2 S: 10	H: 3 LOB: 2 BB: 0 P: 10	1B: 6 2B: 1 3B: 1 HR: 1	SF: 1 SAC: 0 DP: 0 HBP: 0	WP: 0 PA: 41 PB: 0 SB: 0 CS: 0
PITCHER Eric Rasmussen, R ERA: 4.58 (1, 1) John D'Acquisto, R ERA: 5.1 (2, 1) Rollie Fingers, R ERA: 3.2 (9, 1)	IP WLS BF H R ER SO BB IBB HBP BLK WP HR S P ERA WHIP	1.0 W 32 6 3 3 8 3 0 0 0 0 1 45 57 3.52 1.174	0.1 S 2 1 0 0 1 0 0 0 0 0 0 4 4 0.00 3.000																

Atlanta Braves @ San Diego Padres
San Diego Stadium, San Diego, CA
Thu Jun 28 1979, 6:33 AM EDT
Att. 11,148 - Unknown

livebaseballscorecards.com

AB	35
R	5
H	9
RBI	5
BB	5
SO	10
LOB	22



Batter	1	2	3	4	5	6	7	8	9
Gene Richards, L OBP: 0.329, SLG: 0.330 (1, 8)	0-0 6-3		0-0 4-3		0-3 K	0-0 1B 1B		0-0 4-3	
Paul Dade, R OBP: 0.328, SLG: 0.386 (1, 5)	0-0 2B 2B		0-0 5-3		0-0 1B 2B	0-0 F2		0-3 K	
Dan Briggs, L OBP: 0.306, SLG: 0.406 (1, 9)	0-3 K		0-0 1B		0-0 2B 1B	0-0 G4-6-3 1B			
Jerry Turner, L OBP: 0.327, SLG: 0.398 Bill Fahey, L OBP: 0.306, SLG: 0.354 (1, 7) (9, 2)	0-0 1B 2B		0-0 F5		0-0 1B 2B	0-0 G4-6-3			
Gene Tenace, R OBP: 0.393, SLG: 0.398 (1, 2) (9, 3)	4-0 1B BB			4-0 BB	0-0 1B 1B		0-0 F2		
Jay Johnstone, L OBP: 0.306, SLG: 0.313 (1, 3) (9, 7)	0-0 1B		0-0 F9		4-0 1B BB		0-0 F7		
Bill Almon, R OBP: 0.296, SLG: 0.276 (1, 4)		0-0 CS G3 1B		0-0 F9		0-0 1B		0-3 K	
Ozzie Smith, S OBP: 0.241, SLG: 0.216 (1, 6)		0-0 G3		0-3 K		4-0 IBB		0-0 4-3 SH1-4 1B	
Eric Rasmussen, R OBP: 0.120, SLG: 0.043 John D'Acquisto, R OBP: 0.083, SLG: 0.167 Rollie Fingers, R OBP: 0.100, SLG: 0.100 (1, 1) (2, 1) (9, 1)		0-3 K						0-0 SH1-4	

Inning Stats	R: 2 E: 0 K: 1 S: 7	H: 3 LOB: 2 BB: 1 P: 11	R: 0 E: 0 K: 1 S: 5	H: 1 LOB: 0 BB: 0 P: 5	R: 0 E: 0 K: 0 S: 4	H: 1 LOB: 1 BB: 0 P: 4	R: 0 E: 0 K: 1 S: 5	H: 0 LOB: 1 BB: 1 P: 9	R: 4 E: 0 K: 3 S: 14	H: 5 LOB: 3 BB: 2 P: 22	R: 0 E: 0 K: 0 S: 4	H: 2 LOB: 1 BB: 0 P: 4	R: 0 E: 0 K: 1 S: 5	H: 0 LOB: 0 BB: 0 P: 5	R: 0 E: 0 K: 1 S: 6	H: 1 LOB: 1 BB: 0 P: 6
--------------	------------------------------	----------------------------------	------------------------------	---------------------------------	------------------------------	---------------------------------	------------------------------	---------------------------------	-------------------------------	----------------------------------	------------------------------	---------------------------------	------------------------------	---------------------------------	------------------------------	---------------------------------

PITCHER	IP	WLS	BF	H	R	ER	SO	BB	IBB	HBP	BLK	WP	HR	S	P	ERA	WHIP
Tony Brizzolara, R ERA: 5.28 (1, 1)	4.2	L	23	9	6	6	5	2	0	0	0	0	0	31	39	11.57	2.357
Mickey Mahler, L ERA: 6.2 (5, 1)	0.1		4	1	0	0	1	1	1	0	0	0	0	4	12	0.00	6.000
Adrian Devine, R ERA: 2.57 (6, 1)	2.0		7	2	0	0	1	0	0	0	0	0	0	9	9	0.00	1.000
Craig Skok, L ERA: 3.35 (8, 1)	1.0		4	1	0	0	1	0	0	0	0	0	0	6	6	0.00	1.000

BOTTOM

AB R H RBI BB SO LOB

5	0	1	0	0	1	1
5	2	2	0	0	1	2
4	1	3	1	0	1	1
4	2	2	2	0	0	3
0	0	0	0	0	0	0
2	1	1	1	2	0	0
3	0	1	1	1	0	1
4	0	2	1	0	1	1
3	0	1	0	1	1	2
0	0	0	0	0	0	0
3	0	0	0	0	3	4
0	0	0	0	0	0	0

AB 33
R 6
H 13
RBI 6
BB 4
SO 8
LOB 15



WP: 0 PA: 38
PB: 0
SB: 0
CS: 1

Atlanta Braves @ San Diego Padres
San Diego Stadium, San Diego, CA

Thu Jun 28 1979, 6:33 AM EDT
Att. 11,148 - Unknown

livebaseballscorecards.com

Batter	1	2	3	4	5	6	7	8	9	AB R H RBI BB SO LOB	TOP										
Jerry Royster, R (1, 5) OBP: 0.348, SLG: 0.333	4-0 PB BB		4-0 BB		0-0 1B 2-H		4-0 BB	0-0 2B 1-H 2-H 3-H		2 2 2 3 3 0 0	<p>Atlanta Braves @ Los Angeles Dodgers Dodger Stadium, Los Angeles, CA</p> <p>Fri Jun 29 1979, 7:05 PM PDT Att. 35,359 - Unknown</p>										
Gary Matthews, R (1, 9) OBP: 0.373, SLG: 0.550	0-0 F7 1-2		0-0 F9		4-0 1B BB		0-3 K	0-3 K		4 0 0 0 1 2 4											
Rowland Office, L (1, 8) OBP: 0.331, SLG: 0.378	0-0 F8		0-0 F8		0-0 FC6-4 1B 1-3 2-H		0-0 F8		0-0 4-3	5 0 1 1 0 0 3											
Bob Homer, R (1, 3) OBP: 0.358, SLG: 0.556	0-0 E8 1B 2-H			0-0 F9	0-0 FC6-4 1-2f		0-0 P4		0-0 L6	5 0 1 1 0 0 3											
Jeff Burroughs, R (1, 7) OBP: 0.334, SLG: 0.341	0-0 F9			0-0 F7		0-0 5-3		0-0 L4	0-0 1-3	5 0 0 0 0 0 1											
Barry Bonnell, R (9, 7) OBP: 0.306, SLG: 0.429										0 0 0 0 0 0 0											
Joe Nolan, L (1, 2) OBP: 0.375, SLG: 0.493		4-0 G6-4-3 BB		0-0 2B		0-0 F8		0-0 1B 2B		3 1 2 0 1 0 0											
Glenn Hubbard, R (1, 4) OBP: 0.283, SLG: 0.285		0-0 G6-4-3 1-2f		0-0 F8		4-0 1B BB		0-0 2B 1B 2-3		3 1 1 0 1 0 2											
Pepe Frias, R (1, 6) OBP: 0.311, SLG: 0.344		0-0 5-3			0-0 1B SH2-4 1B	0-0 1-2 1B		0-0 F9		4 0 2 0 0 0 2											
Rick Matula, R (1, 1) OBP: 0.074, SLG: 0.074			0-0 F9		0-0 SH2-4 1-2	0-0 F9		4-0 2B IBB		2 0 0 0 0 0 2											
Biff Pocoroba, S (8, PH) OBP: 0.419, SLG: 0.481										0 1 0 0 1 0 0											
Gene Garber, R (8, 1) OBP: 0.444, SLG: 0.286										0 0 0 0 0 0 0											
Inning Stats	R: 1 E: 1 K: 0 S: 4	H: 1 LOB: 1 BB: 1 P: 8	R: 0 E: 0 K: 0 S: 2	H: 0 LOB: 0 BB: 1 P: 6	R: 0 E: 0 K: 0 S: 3	H: 1 LOB: 1 BB: 1 P: 7	R: 0 E: 0 K: 0 S: 4	H: 1 LOB: 1 BB: 0 P: 4	R: 1 E: 0 K: 0 S: 5	H: 3 LOB: 2 BB: 1 P: 9	R: 0 E: 0 K: 1 S: 5	H: 0 LOB: 1 BB: 1 P: 9	R: 3 E: 0 K: 1 S: 8	H: 3 LOB: 1 BB: 1 P: 12	R: 0 E: 0 K: 0 S: 3	H: 0 LOB: 0 BB: 0 P: 3	1B: 6 2B: 3 3B: 0 HR: 0	SF: 0 SAC: 1 DP: 1 HBP: 0	WP: 0 PB: 1 SB: 0 CS: 0	PA: 41	
PITCHER	IP WLS BF H R ER SO BB IBB HBP BLK WP HR S P ERA WHIP	IP WLS BF H R ER SO BB IBB HBP BLK WP HR S P ERA WHIP	IP WLS BF H R ER SO BB IBB HBP BLK WP HR S P ERA WHIP	IP WLS BF H R ER SO BB IBB HBP BLK WP HR S P ERA WHIP	IP WLS BF H R ER SO BB IBB HBP BLK WP HR S P ERA WHIP	IP WLS BF H R ER SO BB IBB HBP BLK WP HR S P ERA WHIP	IP WLS BF H R ER SO BB IBB HBP BLK WP HR S P ERA WHIP	IP WLS BF H R ER SO BB IBB HBP BLK WP HR S P ERA WHIP	IP WLS BF H R ER SO BB IBB HBP BLK WP HR S P ERA WHIP	IP WLS BF H R ER SO BB IBB HBP BLK WP HR S P ERA WHIP	IP WLS BF H R ER SO BB IBB HBP BLK WP HR S P ERA WHIP	IP WLS BF H R ER SO BB IBB HBP BLK WP HR S P ERA WHIP	IP WLS BF H R ER SO BB IBB HBP BLK WP HR S P ERA WHIP	IP WLS BF H R ER SO BB IBB HBP BLK WP HR S P ERA WHIP	IP WLS BF H R ER SO BB IBB HBP BLK WP HR S P ERA WHIP	IP WLS BF H R ER SO BB IBB HBP BLK WP HR S P ERA WHIP	IP WLS BF H R ER SO BB IBB HBP BLK WP HR S P ERA WHIP	IP WLS BF H R ER SO BB IBB HBP BLK WP HR S P ERA WHIP	IP WLS BF H R ER SO BB IBB HBP BLK WP HR S P ERA WHIP	IP WLS BF H R ER SO BB IBB HBP BLK WP HR S P ERA WHIP	
Rick Sutcliffe, R (1, 1) ERA: 3.95	8.0 L 38 9 5 4 2 6 1 0 0 0 0 35 63 4.50 1.875																				
Terry Forster, L (9, 1) ERA: 1.74	1.0 3 0 0 0 0 0 0 0 0 0 0 0 3 3 0.00 0.000																				

livebaseballscorecards.com

AB	33
R	5
H	9
RBI	5
BB	7
SO	2
LOB	17



Batter	1	2	3	4	5	6	7	8	9	AB R H RBI BB SO LOB
Davey Lopes, R (1, 4) OBP: 0.362, SLG: 0.516	0-3 K		0-0 F9			4-0 BB		0-0 F9		3 0 0 0 1 1 1
Bill Russell, R (1, 6) OBP: 0.309, SLG: 0.383	0-0 F7			0-0 5-3		0-0 4-3		0-0 F9		4 0 0 0 0 0 1
Reggie Smith, S (1, 9) OBP: 0.367, SLG: 0.475	0-0 3-1			0-0 F7			0-0 HR 2B	0-0 4-3		4 1 1 0 0 0 0
Steve Garvey, R (1, 3) OBP: 0.347, SLG: 0.481		4-0 CS BB		0-0 F7			0-0 P4	0-0 4-3		3 0 0 0 1 0 1
Ron Cey, R (1, 5) OBP: 0.394, SLG: 0.543		0-3 K 1-2			0-0 G6-3 1B		0-0 HR 2-H			3 1 2 2 0 1 1
Dusty Baker Jr., R (1, 7) OBP: 0.337, SLG: 0.457		0-0 F9		0-0 F7		0-0 5-3				3 0 0 0 0 0 1
Derrel Thomas, S (1, 8) OBP: 0.343, SLG: 0.346			0-0 L4		0-0 G6-3 1-2f		0-0 6-3			3 0 0 0 0 0 1
Steve Yeager, R (1, 2) OBP: 0.236, SLG: 0.302			0-3 K			0-3 K		0-0 F2		3 0 0 0 0 2 0
Rick Sutcliffe, L (1, 1) OBP: 0.222, SLG: 0.333			0-0			0-0 F9		0-0 F8		2 0 1 0 0 0 0
Von Joshua, L (8, PH) OBP: 0.302, SLG: 0.524										1 0 0 0 0 0 0
Terry Forster, L (9, 1)										0 0 0 0 0 0 0

Inning Stats	R: 0	H: 0	E: 0	K: 1	S: 5	LOB: 0	BB: 0	P: 5	R: 0	H: 0	E: 0	K: 1	S: 4	LOB: 0	BB: 1	P: 8	R: 0	H: 1	E: 0	K: 1	S: 6	LOB: 1	BB: 0	P: 6	R: 0	H: 0	E: 0	K: 0	S: 3	LOB: 0	BB: 0	P: 3	R: 0	H: 1	E: 0	K: 0	S: 3	LOB: 0	BB: 0	P: 3	R: 2	H: 2	E: 0	K: 0	S: 5	LOB: 0	BB: 0	P: 5	R: 0	H: 0	E: 0	K: 0	S: 3	LOB: 0	BB: 0	P: 3	R: 0	H: 0	E: 0	K: 0	S: 3	LOB: 0	BB: 0	P: 3
1B: 2	SF: 0	2B: 1	SAC: 0	3B: 0	DP: 1	HR: 1	HBP: 0	WP: 0	PA: 31	SB: 0	CS: 1																																																					

PITCHER	IP	WLS	BF	H	R	ER	SO	BB	IBB	HBP	BLK	WP	HR	S	P	ERA	WHIP
Rick Matula, R (1, 1) ERA: 3.59	7.0	W	25	4	2	2	4	2	0	0	0	0	1	31	39	2.57	0.857
Gene Garber, R (8, 1) ERA: 3.44	2.0	S	6	0	0	0	0	0	0	0	0	0	0	6	6	0.00	0.000

BOTTOM

Atlanta Braves @ Los Angeles Dodgers
Dodger Stadium, Los Angeles, CA

Fri Jun 29 1979, 7:05 PM PDT
Att. 35,359 - Unknown

livebaseballscorecards.com

AB	29
R	2
H	4
RBI	2
BB	2
SO	4
LOB	6



Batter	1	2	3	4	5	6	7	8	9	10	AB	R	H	RBI	BB	SO	LOB	TOP							
Jerry Royster, R OBP: 0.341, SLG: 0.327 (1, 5) X	0-0 1-3		0-0 6-3		0-0 F3		0-0 1-6-3		0-3 K	0-0 FC6-4	6	0	0	0	0	1	4	<p>Atlanta Braves @ Los Angeles Dodgers</p> <p>Dodger Stadium, Los Angeles, CA</p> <p>Sat Jun 30 1979, 7:05 PM PDT</p> <p>Att. 38,760 - Unknown</p>							
Gary Matthews, R OBP: 0.374, SLG: 0.548 (1, 9) X	0-0 5-3		0-0 F9			0-0 FC4-6 1B	0-0 BB 1B		0-3 K		5	0	2	1	0	1	1								
Rowland Office, L OBP: 0.328, SLG: 0.368 Barry Bonnell, R OBP: 0.309, SLG: 0.437 (10, PH) (10, 8) X	0-0 4-3			0-0 4-3		0-0 FC4-6 1B	4-0 BB BB			0-0 WP 1B	3	0	0	0	1	0	1								
Bob Horner, R OBP: 0.359, SLG: 0.569 (1, 3) X		0-0 F8		0-0 HR		0-0 BB 1B	0-0 P4		0-3 K	0-0 2B	5	1	2	1	0	1	3								
Jeff Burroughs, R OBP: 0.345, SLG: 0.368 (1, 7) X		4-0 BB		0-0 HR		4-0 BB		0-0 HR		4-0 1B IBB	2	3	2	2	3	0	0								
Joe Nolan, L OBP: 0.369, SLG: 0.471 Charlie Spikes, R OBP: 0.313, SLG: 0.488 Bruce Benedict, R OBP: 0.298, SLG: 0.236 (10, PH) (10, 2) X	0-0 P3		4-0 CS BB		0-3 K		0-0 P6		0-0 1B	0-0 1B	3	0	0	0	1	1	4								
Glenn Hubbard, R OBP: 0.282, SLG: 0.284 (1, 4) X	0-0 F8		0-0 F9		0-0 F9		0-0 F9		0-0 F9	0-0 1B	5	1	1	1	0	0	5								
Pepe Frias, R OBP: 0.317, SLG: 0.346 (1, 6) X			0-0 SH3-4 1B		0-0 5-3		0-0 1-6-3 SH3 1B		0-0 F9	4-0 1B IBB	4	1	2	0	1	0	0								
Eddie Solomon, R OBP: 0.192, SLG: 0.200 Biff Pocoroba, S OBP: 0.406, SLG: 0.464 Gene Garber, R OBP: 0.500, SLG: 0.375 (9, PH) (9, 1) X	0-0 SH3-4		0-0 K		0-3 K		0-0 SH3		0-0 F9	0-0 FC6-4 1B	1	0	0	0	0	1	0								
Inning Stats	R: 0 E: 0 K: 0 S: 3	H: 0 LOB: 0 BB: 0 P: 3	R: 0 E: 0 K: 0 S: 3	H: 0 LOB: 1 BB: 1 P: 7	R: 0 E: 0 K: 0 S: 4	H: 1 LOB: 1 BB: 0 P: 4	R: 2 E: 0 K: 0 S: 4	H: 2 LOB: 0 BB: 1 P: 8	R: 0 E: 0 K: 1 S: 5	H: 0 LOB: 0 BB: 0 P: 5	R: 0 E: 0 K: 1 S: 7	H: 2 LOB: 3 BB: 1 P: 11	R: 1 E: 0 K: 0 S: 5	H: 2 LOB: 2 BB: 1 P: 9	R: 1 E: 0 K: 0 S: 4	H: 1 LOB: 0 BB: 0 P: 4	R: 0 E: 0 K: 2 S: 7		H: 0 LOB: 0 BB: 0 P: 7	R: 3 E: 0 K: 1 S: 8	H: 4 LOB: 2 BB: 2 P: 16	1B: 8 2B: 1 3B: 0 HR: 3	SF: 0 SAC: 2 DP: 0 HBP: 0	WP: 1 PB: 0 SB: 0 CS: 1	PA: 46
PITCHER	IP	WLS	BF	H	R	ER	SO	BB	IBB	HBP	BLK	WP	HR	S	P	ERA	WHIP								
Don Sutton, R ERA: 3.99 (1, 1)	8.0		35	8	4	4	2	4	0	0	0	0	0	35	51	4.50	1.500								
Dave Patterson, R ERA: 6.0 (9, 1)	1.0		3	0	0	0	2	0	0	0	0	0	0	7	7	0.00	0.000								
Terry Forster, L ERA: 4.09 (10, 1)	0.2	L	7	4	3	3	1	0	2	0	0	1	0	7	15	40.50	6.000								
Dennis Lewallyn, R ERA: (10, 1)	0.1		1	0	0	0	0	0	0	0	0	0	0	1	1	0.00	0.000								

AB	38
R	7
H	12
RBI	7
BB	6
SO	5
LOB	18



Batter	1	2	3	4	5	6	7	8	9	AB R H RBI BB SO LOB	TOP																
Jerry Royster, R (1, 5) OBP: 0.345, SLG: 0.328	4-0 BB		0-0 2B 1B		0-0 F9		4-0 1-3 BB		0-0 SF8	2 1 1 1 2 0 0	<p>Atlanta Braves @ Los Angeles Dodgers Dodger Stadium, Los Angeles, CA</p> <p>Sun Jul 01 1979, 3:33 AM PDT Att. 32,196 - Unknown</p> <p>livebaseballscorecards.com</p>																
Gary Matthews, R (1, 9) OBP: 0.374, SLG: 0.549	0-3 K		0-0 1-3 1B 2B		0-0 1B		0-0 1-3		0-0 F5	5 0 2 0 0 1 3																	
Bob Horner, R (1, 3) OBP: 0.357, SLG: 0.561	0-3 K		0-0 2-H 3-H 1B		0-3 K		0-0 5-3			4 0 1 1 0 2 3																	
Jeff Burroughs, R (1, 7) OBP: 0.344, SLG: 0.364 Rowland Office, L (9, 8) OBP: 0.328, SLG: 0.368	0-0 5-3		4-0 G6-4-3 BB		0-0 P4				0-0 6-3	3 0 0 0 1 0 2 0 0 0 0 0 0 0																	
Barry Bonnell, R (1, 8) OBP: 0.313, SLG: 0.435			0-0 FC4-6 1B 1B		0-0 G6-4-3		4-0 CS BB		0-0 6-3	3 0 1 0 1 0 2																	
Glenn Hubbard, R (1, 4) OBP: 0.281, SLG: 0.283			0-3 K		0-3 K2-3		0-3 K 1-2		0-0 PO 1B	4 0 1 0 0 3 2																	
Pepe Frias, R (1, 6) OBP: 0.328, SLG: 0.362			0-0 FC4-6 1-2 1B		0-0 FC6-4 1B		0-0 2B		0-0 PO 1-2	4 1 4 0 0 0 0																	
Bruce Benedict, R (1, 2) OBP: 0.287, SLG: 0.226			0-0 FC4-6 1-2f 2-3		0-0 FC6-4 1-2f		0-0 5-3		0-0 1-3	4 0 0 0 0 0 5																	
Phil Niekro, R (1, 1) OBP: 0.217, SLG: 0.246 Charlie Spikes, R (9, PH) OBP: 0.327, SLG: 0.500 Joey McLaughlin, R (9, 1) OBP: 1.000, SLG: 1.500			0-0 6-3		0-0 2-3		0-0 F8		0-0 2-3 1B	3 0 0 0 0 0 3 1 0 1 0 0 0 0 0 0 0 0 0 0 0																	
Inning Stats	R: 0 E: 0 K: 2 S: 7	H: 0 LOB: 1 BB: 1 P: 11	R: 0 E: 0 K: 1 S: 7	H: 2 LOB: 2 BB: 0 P: 7	R: 1 E: 0 K: 0 S: 4	H: 3 LOB: 1 BB: 1 P: 8	R: 0 E: 0 K: 1 S: 6	H: 1 LOB: 1 BB: 0 P: 6	R: 0 E: 0 K: 1 S: 6	H: 1 LOB: 1 BB: 0 P: 6	R: 0 E: 0 K: 1 S: 5	H: 1 LOB: 1 BB: 1 P: 9	R: 0 E: 0 K: 0 S: 3	H: 0 LOB: 1 BB: 1 P: 7	R: 0 E: 0 K: 0 S: 3	H: 1 LOB: 0 BB: 0 P: 3	R: 1 E: 0 K: 0 S: 5	H: 2 LOB: 1 BB: 0 P: 5	1B: 9 2B: 2 3B: 0 HR: 0	SF: 1 SAC: 0 DP: 1 HBP: 0	WP: 0 PB: 1 SB: 0 CS: 1	PA: 39					
PITCHER	IP	WLS	BF	H	R	ER	SO	BB	IBB	HBP	BLK	WP	HR	S	P	ERA	WHIP										
Jerry Reuss, L (1, 1) ERA: 5.33	2.0		10	3	1	1	3	1	0	0	0	0	0	15	19	4.50	2.000										
Charlie Hough, R (3, 1) ERA: 5.43	4.0		16	5	0	0	3	2	0	0	0	0	0	20	28	0.00	1.750										
Ken Brett, L (7, 1) ERA: 5.48	2.1	L	10	3	1	1	0	1	0	0	0	0	0	9	13	3.86	1.714										
Dennis Lewallyn, R (9, 1) ERA:	0.2		2	0	0	0	0	0	0	0	0	0	0	2	2	0.00	0.000										

AB	33
R	2
H	11
RBI	2
BB	4
SO	6
LOB	20



Batter	1	2	3	4	5	6	7	8	9	AB	R	H	RBI	BB	SO	LOB
Davey Lopes, R (1, 4) OBP: 0.356, SLG: 0.505	0-0 F7			0-0 6-3		0-3 K		0-0		4	0	1	0	0	1	1
Bill Russell, R (1, 6) OBP: 0.303, SLG: 0.376	0-0 6-3			0-0 F7		0-0 P4		0-3 K2-3		4	0	0	0	0	1	3
Reggie Smith, S (1, 9) OBP: 0.370, SLG: 0.489	0-0 P4			0-0 F3			0-0 HR		4-0 G6-4-3 BB	3	1	1	1	1	0	0
Steve Garvey, R (1, 3) OBP: 0.348, SLG: 0.478		0-0 5-3			0-0 F7		0-0 FC5-4 1B		0-0 G6-4-3	4	0	1	0	0	0	1
Ron Cey, R (1, 5) OBP: 0.390, SLG: 0.529		0-0 F8			0-0 5-3		0-0 FC5-4 1B		4-0 E 1B BB	3	0	0	0	1	0	1
Dusty Baker Jr., R (1, 7) OBP: 0.334, SLG: 0.455		0-0 F7			0-0 2B		0-0 FC6-4		0-0 E 1B	4	0	2	0	0	0	1
Derrel Thomas, S (1, 8) OBP: 0.341, SLG: 0.335			0-3 K			0-0 F7		0-0 G3		3	0	0	0	0	1	2
Von Joshua, L (9, PH) OBP: 0.292, SLG: 0.508									0-0 E1	1	0	0	0	0	0	2
Johnny Oates, L (1, 2) OBP: 0.182, SLG: 0.100			0-0 4-3			0-0 FC1-6 1B		0-0 4-3		0	0	0	0	0	0	0
Steve Yeager, R (3, 2) OBP: 0.238, SLG: 0.303									0-0 F8	3	0	1	0	0	0	0
Gary Thomasson, L (9, PH) OBP: 0.336, SLG: 0.382										1	0	0	0	0	0	3
Jerry Reuss, L (1, 1) OBP: 0.154, SLG: 0.083			0-0 1-3			0-0 FC1-6 WP S		0-0 4-3		0	0	0	0	0	0	0
Charlie Hough, R (3, 1) OBP: 0.200, SLG: 0.300										2	0	0	0	0	0	1
Ted Martinez, R (6, PR) OBP: 0.405, SLG: 0.457										0	0	0	0	0	0	0
Ken Brett, L (7, 1)										1	0	0	0	0	0	0
Dennis Lewallyn, R (9, 1)										0	0	0	0	0	0	0

Inning Stats	R: 0	H: 0	E: 0	K: 0	S: 3	LOB: 0	BB: 0	P: 3	R: 0	H: 0	E: 0	K: 1	S: 5	LOB: 0	BB: 0	P: 5	R: 0	H: 1	E: 0	K: 0	S: 4	LOB: 1	BB: 0	P: 4	R: 1	H: 2	E: 1	K: 0	S: 5	LOB: 1	BB: 0	P: 5	R: 0	H: 1	E: 0	K: 1	S: 6	LOB: 1	BB: 0	P: 6	R: 0	H: 1	E: 1	K: 0	S: 4	LOB: 3	BB: 2	P: 12	1B: 4	SF: 0	2B: 1	SAC: 0	3B: 0	DP: 1	HR: 1	HBP: 0	WP: 1	PA: 35
--------------	------	------	------	------	------	--------	-------	------	------	------	------	------	------	--------	-------	------	------	------	------	------	------	--------	-------	------	------	------	------	------	------	--------	-------	------	------	------	------	------	------	--------	-------	------	------	------	------	------	------	--------	-------	-------	-------	-------	-------	--------	-------	-------	-------	--------	-------	--------

PITCHER	IP	WLS	BF	H	R	ER	SO	BB	IBB	HBP	BLK	WP	HR	S	P	ERA	WHIP
Phil Niekro, R (1, 1) ERA: 3.85	8.0	W	29	5	1	1	3	0	0	0	0	1	1	35	35	1.12	0.625
Joey McLaughlin, R (9, 1) ERA: 1.04	1.0	S	6	1	0	0	0	2	0	0	0	0	0	4	12	0.00	3.000

BOTTOM

Atlanta Braves @ Los Angeles Dodgers
Dodger Stadium, Los Angeles, CA
 Sun Jul 01 1979, 3:33 AM PDT
 Att. 32,196 - Unknown

AB	33
R	1
H	6
RBI	1
BB	2
SO	3
LOB	15



PITCHER	IP	WLS	BF	H	R	ER	SO	BB	IBB	HBP	BLK	WP	HR	S	P	ERA	WHIP
---------	----	-----	----	---	---	----	----	----	-----	-----	-----	----	----	---	---	-----	------

Batter	1	2	3	4	5	6	7	8	9	AB R H RBI BB SO LOB	TOP
Bill North, S (1, 8) OBP: 0.401, SLG: 0.374	4-2 BB		0-0 1B			0-3 K		0-0 F7	0-3 K	4 0 1 0 1 2 2	
Joe Strain, R (1, 4) OBP: 0.316, SLG: 0.294	1-2 F7			4-0 FC3-6 BB		0-0 F5		0-0 1B BB 1B	0-0 FC5	4 1 1 0 1 0 3	
Jack Clark, R (1, 9) OBP: 0.359, SLG: 0.484	4-1 G4-6-3 BB			0-0 F4		0-0 5-3		0-0 BB 1B 1-2 1B		3 0 1 0 1 0 1	
Willie McCovey, L (1, 3) OBP: 0.352, SLG: 0.537	0-1 G4-6-3 1-2f			0-0 FC3-6 1-2f		0-0 FC3-6 1B		0-0 BB 1-2 2-3 1B		4 0 2 0 0 0 3	
Darrell Evans, L (1, 5) OBP: 0.344, SLG: 0.379		1-0 F9		0-0 5-3		0-0 FC3-6 1B PB 1-2f 1B		4-0 G4-6-3 BB 1-2 2-3 3-H		3 1 0 1 1 0 2	
Terry Whitfield, L (1, 7) OBP: 0.363, SLG: 0.419		2-1 4-3			0-0 F8		0-0 F8	0-0 G4-6-3 1-2f		4 0 0 0 0 0 4	
Johnnie LeMaster, R (1, 6) OBP: 0.318, SLG: 0.308		1-1 5-3			0-0 5-3		0-0 1B 2-3 1B		0-0 5-3	4 0 1 0 0 0 0	
Mike Sadek, R (1, 2) OBP: 0.299, SLG: 0.338			1-1 6-3		0-0 1B		0-0 1B 1-2 3-H 1B		0-0 FC5 BB 1B	4 0 3 1 0 0 0	
Ed Halicki, R (1, 1) OBP: 0.231, SLG: 0.240			0-3 K		0-3 K		0-3 K		4-0 BB BB BB	0 0 0 0 0 0 0	
Tom Griffin, R (2, 1)										2 0 0 0 0 2 1	
Mike Ivie, R (7, PH) OBP: 0.303, SLG: 0.472										1 0 0 0 0 1 2	
Greg Minton, S (7, 1)										0 0 0 0 0 0 0	
Larry Herndon, R (9, PH) OBP: 0.362, SLG: 0.512										0 0 0 0 1 0 0	
Inning Stats	R: 0 E: 0 K: 0 S: 8 H: 0 LOB: 1 BB: 2 P: 17	R: 0 E: 0 K: 0 S: 5 H: 0 LOB: 0 BB: 0 P: 9	R: 0 E: 0 K: 1 S: 6 H: 1 LOB: 1 BB: 0 P: 7	R: 0 E: 0 K: 0 S: 3 H: 0 LOB: 1 BB: 1 P: 7	R: 0 E: 0 K: 1 S: 6 H: 1 LOB: 1 BB: 0 P: 6	R: 0 E: 0 K: 1 S: 5 H: 0 LOB: 0 BB: 0 P: 5	R: 1 E: 0 K: 1 S: 8 H: 3 LOB: 2 BB: 0 P: 8	R: 1 E: 0 K: 0 S: 5 H: 3 LOB: 2 BB: 1 P: 9	R: 0 E: 0 K: 1 S: 6 H: 1 LOB: 2 BB: 1 P: 10	1B: 9 2B: 0 3B: 0 HR: 0 SF: 0 SAC: 0 DP: 2 HBP: 0	WP: 0 PB: 1 SB: 1 CS: 0 PA: 38
PITCHER	IP WLS BF H R ER SO BB IBB HBP BLK WP HR S P ERA WHIP	IP WLS BF H R ER SO BB IBB HBP BLK WP HR S P ERA WHIP	IP WLS BF H R ER SO BB IBB HBP BLK WP HR S P ERA WHIP	IP WLS BF H R ER SO BB IBB HBP BLK WP HR S P ERA WHIP	IP WLS BF H R ER SO BB IBB HBP BLK WP HR S P ERA WHIP	IP WLS BF H R ER SO BB IBB HBP BLK WP HR S P ERA WHIP	IP WLS BF H R ER SO BB IBB HBP BLK WP HR S P ERA WHIP	IP WLS BF H R ER SO BB IBB HBP BLK WP HR S P ERA WHIP	IP WLS BF H R ER SO BB IBB HBP BLK WP HR S P ERA WHIP	IP WLS BF H R ER SO BB IBB HBP BLK WP HR S P ERA WHIP	IP WLS BF H R ER SO BB IBB HBP BLK WP HR S P ERA WHIP
Tony Brizzolara, R (1, 1) ERA: 4.88	7.1 W 30 7 2 2 4 3 0 0 0 0 0 44 62 2.46 1.364										
Craig Skok, L (8, 1) ERA: 3.3	0.2 3 1 0 0 0 1 0 0 0 0 0 2 6 0.00 3.000										
Gene Garber, R (9, 1) ERA: 3.56	1.0 S 5 1 0 0 1 1 0 0 0 0 0 6 10 0.00 2.000										

San Francisco Giants @ Atlanta Braves
Atlanta-Fulton County Stadium, Atlanta, GA

AB 33
R 2
H 9
RBI 2
BB 5
SO 5
LOB 18



Tue Jul 03 1979, 7:05 PM EDT
Att. 10,651 - Unknown - 85 F

livebaseballscorecards.com

Batter	1	2	3	4	5	6	7	8	9
Jerry Royster, R OBP: 0.347, SLG: 0.330 (1, 4)	2-2 F2	1-1 SF8 1B		0-0 6-3		0-0 1B			
Gary Matthews, R OBP: 0.370, SLG: 0.542 (1, 9)	2-1 F8	0-1 F7 1-3		0-0 F8		0-0 L6			
Rowland Office, L OBP: 0.326, SLG: 0.373 (1, 8)	2-2 HR 2B	1-0 E1 1B		0-0 G3		0-0 3-1			
Bob Horner, R OBP: 0.360, SLG: 0.580 (1, 5)	1-1 HR 2-H	1-0 SF8 3-H		0-0 F7		0-0 FC6-4 1B			
Jeff Burroughs, R OBP: 0.348, SLG: 0.366 (1, 7)	4-1 HBP 1B	1 SAFE 3-1 1B		0-0 F6		0-0 FC6-4 1-2f			
Barry Bonnell, R OBP: 0.310, SLG: 0.431 (3, 7)	BB	1B		BB		G3			
Joe Nolan, L OBP: 0.386, SLG: 0.472 (1, 2)	4-2 1B 1-2 HBP	0-0 1B 1-2		4-0 BB		G3			
Mike Lum, L OBP: 0.286, SLG: 0.313 (1, 3)	1-0 1B 1-3 2-H		0-0 5-3		0-3 K		0-0 4-3		
Pepe Frias, R OBP: 0.327, SLG: 0.357 (1, 6)	4-1 IBB		0-0 6-3		0-0 F8		0-3 K		
Tony Brizzolara, R (1, 1)	3-3 K		0-0 6-3		0-0 4-3		0-0 G3		
Craig Skok, R (8, 1)									
Biff Pocaroba, S OBP: 0.394, SLG: 0.448 (8, PH)									
Gene Garber, R OBP: 0.500, SLG: 0.375 (9, 1)									

Inning Stats	R: 3 E: 0 K: 1 S: 18	H: 3 LOB: 3 BB: 2 P: 41	R: 2 E: 3 K: 0 S: 9	H: 3 LOB: 1 BB: 0 P: 15	R: 0 E: 0 K: 0 S: 3	H: 0 LOB: 0 BB: 0 P: 3	R: 0 E: 0 K: 0 S: 3	H: 0 LOB: 0 BB: 0 P: 3	R: 0 E: 0 K: 1 S: 5	H: 0 LOB: 1 BB: 1 P: 9	R: 0 E: 0 K: 0 S: 4	H: 1 LOB: 1 BB: 0 P: 4	R: 0 E: 0 K: 0 S: 4	H: 1 LOB: 1 BB: 0 P: 4	R: 0 E: 0 K: 1 S: 5	H: 0 LOB: 0 BB: 0 P: 5
--------------	-------------------------------	----------------------------------	------------------------------	----------------------------------	------------------------------	---------------------------------	------------------------------	---------------------------------	------------------------------	---------------------------------	------------------------------	---------------------------------	------------------------------	---------------------------------	------------------------------	---------------------------------

PITCHER	IP	WLS	BF	H	R	ER	SO	BB	IBB	HBP	BLK	WP	HR	S	P	ERA	WHIP
Ed Halicki, R ERA: 4.16 (1, 1)	1.2	L	14	5	5	3	1	1	1	1	0	0	1	26	55	16.20	3.600
Tom Griffin, R ERA: 3.72 (2, 1)	4.1		15	2	0	0	1	1	0	0	0	0	0	16	20	0.00	0.692
Greg Minton, R ERA: 1.59 (7, 1)	2.0		7	1	0	0	1	0	0	0	0	0	0	9	9	0.00	0.500


BOTTOM

San Francisco Giants @ Atlanta Braves
Atlanta-Fulton County Stadium, Atlanta, GA

Tue Jul 03 1979, 7:05 PM EDT
Att: 10,651 - Unknown - 85 F

AB	31
R	5
H	8
RBI	5
BB	3
SO	3
LOB	9

WP: 0 PA: 36
PB: 0
SB: 0
CS: 0



1B	2B	3B	HR	SF	SAC	DP	HBP
6	1	0	1	1	0	0	1

Batter	1	2	3	4	5	6	7	8	9	AB R H RBI BB SO LOB	TOP																
Bill North, S (1, 8) OBP: 0.404, SLG: 0.373	0-1 CS 1B		1-1 6-3	0-0 L4		4-0 E BB		4-0 BB		3 1 1 0 2 0 2																	
Joe Strain, R (1, 4) OBP: 0.250, SLG: 0.227	1-1 5-3 1-2		0-0 5-3	0-0 L5		0-0 E6 1-H		0-0 6-3		5 0 0 0 0 0 4																	
Jack Clark, R (1, 9) OBP: 0.357, SLG: 0.489	0-0 F8		3-1 5-3		0-0 HR	0-0 F2			0-0 5-3	5 1 1 1 0 0 1																	
Willie McCovey, L (1, 3) OBP: 0.353, SLG: 0.528		1-3 K		4-1 E G3 2B BB	4-0 1B E BB	0-3 K			0-0 6-3	3 2 0 0 2 2 1																	
Darrell Evans, L (1, 5) OBP: 0.342, SLG: 0.373		4-0 FC6-4 BB		0-0 G3 1-2	0-0 F5		0-0 F8		0-0 F9	4 0 0 0 1 0 2																	
Terry Whitfield, L (1, 7) OBP: 0.365, SLG: 0.420		0-0 FC6-4 2B 1-2f		0-0 E8 2B 1B	0-0 E9 1-H 1B		0-0 5-3			4 1 2 0 0 0 1																	
Johnnie LeMaster, R (1, 6) OBP: 0.324, SLG: 0.331		0-1 2B		0-2 S 1B 2B	0-0 F8		0-0 5-3			4 1 2 2 0 0 1																	
Mike Sadek, R (1, 2) OBP: 0.309, SLG: 0.338		4-0 IBB		0-0 1B 1B	0-3 K			0-0 4-3		3 0 1 1 1 1 1																	
Bob Knepper, L (1, 1) OBP: 0.200, SLG: 0.333		0-3 K		0-0 1B		0-3 K		0-0 F9		2 0 1 0 0 1 3																	
Pedro Borbon, R (5, 1) OBP: 0.286, SLG: 0.286				1-2 1B						1 0 0 0 0 1 0																	
Rob Andrews, R (8, PH) OBP: 0.300, SLG: 0.286										1 0 0 0 0 0 0																	
Gary Lavelle, S (8, 1) OBP: 0.500, SLG: 0.500										0 0 0 0 0 0 0																	
Inning Stats	R: 0 E: 0 K: 0 S: 5	H: 1 LOB: 0 BB: 0 P: 6	R: 0 E: 0 K: 2 S: 9	H: 1 LOB: 3 BB: 2 P: 18	R: 0 E: 0 K: 0 S: 5	H: 0 LOB: 0 BB: 0 P: 9	R: 3 E: 1 K: 0 S: 10	H: 4 LOB: 2 BB: 1 P: 14	R: 2 E: 1 K: 1 S: 7	H: 2 LOB: 1 BB: 1 P: 11	R: 1 E: 1 K: 2 S: 8	H: 0 LOB: 1 BB: 1 P: 12	R: 0 E: 0 K: 0 S: 3	H: 0 LOB: 0 BB: 0 P: 3	R: 0 E: 0 K: 0 S: 3	H: 0 LOB: 1 BB: 1 P: 7	R: 0 E: 0 K: 0 S: 3	H: 0 LOB: 0 BB: 0 P: 3	1B: 5 2B: 2 3B: 0 HR: 1	SF: 0 SAC: 0 DP: 0 HBP: 0	WP: 0 PB: 0 SB: 2 CS: 1	PA: 41					
PITCHER	IP	WLS	BF	H	R	ER	SO	BB	IBB	HBP	BLK	WP	HR	S	P	ERA	WHIP										
Rick Matula, R (1, 1) ERA: 3.82	4.0		21	7	4	4	2	2	1	0	0	0	1	30	48	9.00	2.250										
Craig Skok, L (5, 1) ERA: 3.22	1.0		5	1	1	0	1	1	0	0	0	0	0	6	10	0.00	2.000										
Bo McLaughlin, R (6, 1) ERA: 4.82	2.0		8	0	1	0	2	1	0	0	0	0	0	11	15	0.00	0.500										
Joey McLaughlin, R (8, 1) ERA: 0.98	1.0	W	4	0	0	0	0	1	0	0	0	0	0	3	7	0.00	1.000										
Gene Garber, R (9, 1) ERA: 3.5	1.0	S	3	0	0	0	0	0	0	0	0	0	0	3	3	0.00	0.000										

San Francisco Giants @ Atlanta Braves
Atlanta-Fulton County Stadium, Atlanta, GA

AB	35
R	6
H	8
RBI	4
BB	6
SO	5
LOB	16



WP: 0	PA: 41
PB: 0	
SB: 2	
CS: 1	

Wed Jul 04 1979, 7:05 PM EDT
Att. 47,647 - Unknown - 85 F

livebaseballscorecards.com

Batter	1	2	3	4	5	6	7	8	9	AB	R	H	RBI	BB	SO	LOB
Jerry Royster, R OBP: 0.351, SLG: 0.330 (1, 5)	1-2 5-3		0-0 6-3		4-1 FC6-4 BB		0-0 E5 1B	4-0 S BB		3	1	1	0	2	0	0
Gary Matthews, R OBP: 0.370, SLG: 0.552 (1, 9)	2-0 L6-4 2B		2-3 K		0-0 F8		0-0 HR	0-0 4-3 1-2		5	1	2	1	0	1	3
Bob Homer, R OBP: 0.358, SLG: 0.579 (1, 3)	1-1 L6-4		0-0 F9		0-0 F3		0-0 2B			4	1	1	0	0	0	3
Jeff Burroughs, R OBP: 0.349, SLG: 0.369 (1, 7)		4-2 1-3 1B BB		3-2 5-3	0-0 FC6-4 1-2f		0-0 2B			3	0	1	1	1	0	2
Barry Bonnell, R OBP: 0.305, SLG: 0.423 (1, 8)		0-1 F7		2-3 K		0-0 F3	0-0 F8			4	0	0	0	0	1	2
Rowland Office, L OBP: 0.326, SLG: 0.373 (9, 8)										0	0	0	0	0	0	0
Glenn Hubbard, R OBP: 0.281, SLG: 0.283 (1, 4)		0-0 1-3 1B		1-2 4-3		0-0 4-3	0-0 F8			4	0	1	0	0	0	1
Pepe Frias, R OBP: 0.329, SLG: 0.360 (1, 6)		1-2 1-3			0-0 2B 1B	0-0 4-3		0-0 6-3 SH3-4 BLK 1B		4	2	2	0	0	0	2
Bruce Benedict, R OBP: 0.297, SLG: 0.242 (1, 2)		4-0 IBB			2-1 2B 2B		0-0 6-3	0-0 SH3-4		2	1	1	0	1	0	0
Rick Matula, R OBP: 0.071, SLG: 0.071 (1, 1)		1-2 4-3			1-1 2B		0-0 E 1B	0-0 6-3		1	0	0	0	0	0	3
Craig Skok, R OBP: 0.349, SLG: 0.535 (5, PH)										0	0	0	0	0	0	0
Charlie Spikes, R OBP: 1.000, SLG: 1.500 (8, 1)										0	0	0	0	0	0	0
Bo McLaughlin, R OBP: 0.222, SLG: 0.130 (8, PH)										0	0	0	0	0	0	0
Mike Lum, L OBP: 0.500, SLG: 0.375 (9, 1)										0	0	0	0	0	0	1
Gene Gardner, R OBP: 0.500, SLG: 0.375 (9, 1)										0	0	0	0	0	0	0

Inning Stats	R: 0	H: 1	E: 0	LOB: 0	K: 0	P: 10	R: 0	H: 1	E: 0	LOB: 3	K: 0	P: 21	R: 0	H: 0	E: 0	LOB: 0	K: 1	P: 7	R: 0	H: 0	E: 0	LOB: 0	K: 1	P: 18	R: 2	H: 3	E: 0	LOB: 2	K: 0	P: 16	R: 0	H: 0	E: 0	LOB: 0	K: 0	P: 3	R: 4	H: 5	E: 1	LOB: 1	K: 0	P: 8	R: 1	H: 1	E: 0	LOB: 1	K: 0	P: 8					
WP: 0	PA: 38	1B: 5	SF: 0	2B: 6	SAC: 1	3B: 0	DP: 1	HR: 1	HBP: 0	WP: 0	PA: 38	1B: 5	SF: 0	2B: 6	SAC: 1	3B: 0	DP: 1	HR: 1	HBP: 0	WP: 0	PA: 38	1B: 5	SF: 0	2B: 6	SAC: 1	3B: 0	DP: 1	HR: 1	HBP: 0	WP: 0	PA: 38	1B: 5	SF: 0	2B: 6	SAC: 1	3B: 0	DP: 1	HR: 1	HBP: 0														
PITCHER	IP	WLS	BF	H	R	ER	SO	BB	IBB	HBP	BLK	WP	HR	S	P	ERA	WHIP	PITCHER	IP	WLS	BF	H	R	ER	SO	BB	IBB	HBP	BLK	WP	HR	S	P	ERA	WHIP																		
Bob Knepper, L ERA: 4.31 (1, 1)	4.0		19	5	2	2	2	2	2	1	0	0	0	0	40	69	4.50	1.750																																			
Pedro Borbon, R ERA: 3.75 (5, 1)	3.0		14	5	4	4	0	0	0	0	0	0	0	1	14	14	12.00	1.667																																			
Gary Lavelle, L ERA: 2.36 (8, 1)	1.0	L	5	1	1	1	0	1	0	0	1	0	0	4	8	9.00	2.000																																				

BOTTOM

San Francisco Giants @ Atlanta Braves
Atlanta-Fulton County Stadium, Atlanta, GA

Wed Jul 04 1979, 7:05 PM EDT
Att: 47,647 - Unknown - 85 F

livebaseballscorecards.com

AB	33
R	7
H	11
RBI	4
BB	4
SO	2
LOB	17



Batter	1	2	3	4	5	6	7	8	9	AB R H RBI BB SO LOB	TOP											
Larry Herndon, R (1, 8) OBP: 0.370, SLG: 0.534	2-0 HR	0-3 K		4-1 BB			0-0 PB WP 1B		1-0 6-3	4 1 2 1 1 1 2												
Joe Strain, R (1, 4) OBP: 0.207, SLG: 0.185	1-3 K		3-2 F4	1-1 FC5			1-2 F6		0-0 F5	5 0 0 0 0 1 4												
Jack Clark, R (1, 9) OBP: 0.355, SLG: 0.483	1-1 5-3		0-0 F5		2-3 K		3-2 F4		4-0 BB BB	4 0 0 0 1 1 1												
Willie McCovey, L (1, 3) OBP: 0.354, SLG: 0.522	0-0 1B		3-2 F7		2-0 4-3			2-3 K	4-0 BB 1-2 BB	4 0 1 0 1 1 0												
Darrell Evans, L (1, 5) OBP: 0.345, SLG: 0.394 Roger Metzger, S (9, 5) OBP: 0.261, SLG: 0.273		1-2 1B 2B		3-2 4-3 3B 2B	2-3 K			2-0 HR	0-3 K	5 3 3 1 0 2 2 0 0 0 0 0 0 0												
Terry Whitfield, L (1, 7) OBP: 0.363, SLG: 0.418		1-2 2-H 1B		0-0 4-3		0-0 4-3		3-2 3-1		4 0 1 1 0 0 1												
Johnnie LeMaster, R (1, 6) OBP: 0.329, SLG: 0.346		0-0 F3		1-2 3B		2-3 K		4-1 S BB		3 0 1 1 1 1 1												
Mike Sadek, R (1, 2) OBP: 0.329, SLG: 0.333		1-1 HBP		4-2 FC5 BB BB		1-0 F6		4-0 FC6-4 IBB		1 0 0 0 2 0 0												
Ed Whitson, R (1, 1) Greg Minton, S (8, 1)		0-3 K		0-3 K			1-3 K	0-2 FC6-4		4 0 0 0 0 3 6 0 0 0 0 0 0 0												
Inning Stats	R: 1 E: 0 K: 1 S: 8	H: 2 LOB: 1 BB: 0 P: 12	R: 1 E: 0 K: 2 S: 16	H: 2 LOB: 2 BB: 0 P: 19	R: 0 E: 0 K: 0 S: 7	H: 0 LOB: 0 BB: 0 P: 13	R: 1 E: 0 K: 1 S: 16	H: 2 LOB: 3 BB: 2 P: 29	R: 0 E: 0 K: 2 S: 10	H: 0 LOB: 0 BB: 0 P: 16	R: 0 E: 0 K: 1 S: 5	H: 0 LOB: 0 BB: 0 P: 8	R: 0 E: 0 K: 1 S: 10	H: 1 LOB: 1 BB: 0 P: 15	R: 1 E: 0 K: 1 S: 12	H: 1 LOB: 2 BB: 2 P: 27	R: 0 E: 0 K: 1 S: 5	H: 0 LOB: 2 BB: 2 P: 14	1B: 3 2B: 2 3B: 1 HR: 2	SF: 0 SAC: 0 DP: 0 HBP: 1	WP: 1 PB: 1 SB: 1 CS: 0	PA: 41
PITCHER Phil Niekro, R (1, 1) ERA: 3.86	IP: 9.0 WLS: W BF: 41 H: 8 R: 4 ER: 4 SO: 10 BB: 5 IBB: 1 HBP: 1 BLK: 0 WP: 1 HR: 2 S: 89 P: 153 ERA: 4.00 WHIP: 1.444											PITCHER	IP: 9.0 WLS: W BF: 41 H: 8 R: 4 ER: 4 SO: 10 BB: 5 IBB: 1 HBP: 1 BLK: 0 WP: 1 HR: 2 S: 89 P: 153 ERA: 4.00 WHIP: 1.444									

San Francisco Giants @ Atlanta Braves
Atlanta-Fulton County Stadium, Atlanta, GA

AB	34
R	4
H	8
RBI	4
BB	6
SO	10
LOB	17



Thu Jul 05 1979, 7:05 PM EDT
Att. 12,409 - Unknown - 85 F

Batter	1	2	3	4	5	6	7	8	9	AB	R	H	RBI	BB	SO	LOB
Jerry Royster, R OBP: 0.346, SLG: 0.325 (1, 4)	2-3 K		2-1 L7		0-2 G6-4-3		1-1 F7		0-0 F8	5	0	0	0	0	1	6
Gary Matthews, R OBP: 0.365, SLG: 0.544 (1, 9)	1-3 K			0-0 F7		0-0 F7		2-3 K	0-0 FC	5	0	0	0	0	2	2
Rowland Office, L OBP: 0.321, SLG: 0.366 (1, 8)	3-2 F7			2-1 4-3		1-1 4-3		0-0 6-3	0-0	5	0	1	1	0	0	0
Bob Horner, R OBP: 0.360, SLG: 0.593 (1, 5)			1-2 5-3		2-3 K		1-0 WP	1-2		4	1	2	1	0	1	0
Jeff Burroughs, R OBP: 0.351, SLG: 0.369 (1, 7)			3-3 K		1-1		4-1	0-0 F8		3	1	1	0	1	1	0
Mike Lum, L OBP: 0.289, SLG: 0.316 (1, 3)			3-1 L3		1-0 F6		0-2	1-0	1-0	4	0	1	0	0	0	3
Glenn Hubbard, R OBP: 0.281, SLG: 0.283 (9, PR)							6-3			0	1	0	0	0	0	0
Pepe Frias, R OBP: 0.330, SLG: 0.359 (1, 6)					0-0 6-3		0-0	0-1 4-3		3	1	1	0	0	0	0
Bruce Benedict, R OBP: 0.307, SLG: 0.255 (1, 2)			3-1		1-0		2-1 F8		0-0	3	0	2	0	0	0	0
Biff Pocaroba, S OBP: 0.412, SLG: 0.467 (9, PH)					1-2		1-2	2-H	2-H	1	0	1	1	0	0	0
Barry Bonnell, R OBP: 0.305, SLG: 0.423 (9, PR)					1-2		2-3			0	1	0	0	0	0	0
Phil Niekro, R OBP: 0.238, SLG: 0.267 (1, 1)			0-2 F7		0-0		0-0		4-0	3	0	2	2	0	0	1
Joe Nolan, L OBP: 0.393, SLG: 0.472 (9, PH)					1-2		2-H			0	0	0	0	1	0	0

BOTTOM

San Francisco Giants @ Atlanta Braves
Atlanta-Fulton County Stadium, Atlanta, GA
Thu Jul 05 1979, 7:05 PM EDT
Att: 12,409 - Unknown - 85 F

AB	36
R	5
H	11
RBI	5
BB	2
SO	5
LOB	12



Inning Stats															R: 0	H: 0	R: 0	H: 0	R: 0	H: 1	R: 0	H: 0	R: 2	H: 4	R: 0	H: 1	R: 1	H: 1	R: 2	H: 3	1B: 10	SF: 0	WP: 1	PA: 39
															E: 0	LOB: 0	E: 0	LOB: 0	E: 0	LOB: 1	E: 0	LOB: 0	E: 0	LOB: 1	E: 0	LOB: 2	E: 0	LOB: 1	E: 0	LOB: 3	2B: 0	SAC: 1	PB: 0	
															K: 2	BB: 0	K: 1	BB: 0	K: 0	BB: 0	K: 1	BB: 0	K: 0	BB: 0	K: 0	BB: 1	K: 1	BB: 0	K: 0	BB: 1	3B: 0	DP: 1	SB: 0	
															S: 10	P: 16	S: 8	P: 15	S: 8	P: 13	S: 7	P: 11	S: 9	P: 12	S: 8	P: 14	S: 7	P: 10	S: 8	P: 11	HR: 1	HBP: 0	CS: 0	

PITCHER															IP	WLS	BF	H	R	ER	SO	BB	IBB	HBP	BLK	WP	HR	S	P	ERA	WHIP
Ed Whitson, R (1, 1)															7.2		31	8	3	3	5	1	0	0	0	1	1	64	101	3.52	1.174
Greg Minton, R (8, 1)															1.0	L	8	3	2	2	0	0	1	0	0	0	0	7	12	18.00	3.000

Batter	1	2	3	4	5	6	7	8	9	AB R H RBI BB SO LOB	TOP											
Lou Brock, L (1, 7) OBP: 0.376, SLG: 0.463	0-0 HR		0-0 P2		0-0 G1	0-0 E6 1B		0-0 4-3		5 2 1 1 0 0 0	St. Louis Cardinals @ Atlanta Braves Atlanta-Fulton County Stadium, Atlanta, GA Fri Jul 06 1979, 7:05 PM EDT Overcast - 75 F											
Jerry Mumphrey, S (1, 8) OBP: 0.314, SLG: 0.360	0-0 F8		0-3 K		0-0 4-3 2B 1B	0-0 1-2 E 1B		0-0 HR		5 3 3 1 0 1 0												
Ken Oberkfell, L (1, 4) OBP: 0.367, SLG: 0.431	0-0 F7		0-0 1B 1B		0-0 4-3 1-3	0-0 1-H 2-H 1B		0-0 6-3		5 1 2 1 0 0 1												
Dane Iorg, L (1, 3) OBP: 0.324, SLG: 0.378	0-3 K		0-0 1B 1-3 1B		0-0 3-H 2B	0-0 4-3		0-3 K		5 0 2 1 0 2 1												
Terry Kennedy, L (1, 2) OBP: 0.333, SLG: 0.484		0-0 F8	0-0 1-3 3-H 1B		4-0 BB BB BB	0-0 F8		0-0 3-1		4 0 1 1 1 0 1												
Bernie Carbo, L (1, 9) OBP: 0.323, SLG: 0.333		0-0 HR	0-0 4-3		0-0 F7		0-0 G5-4-3 1B	0-3 K		5 1 2 1 0 1 4												
Ken Reitz, R (1, 5) OBP: 0.317, SLG: 0.403		0-0 F8		0-3 K		0-0 HR 1B	0-0 P4			4 1 1 0 0 1 1												
Mike Phillips, L (1, 6) OBP: 0.347, SLG: 0.370		1-0 HBP		0-0 F8		0-0 1-H HR	0-0 G5-4-3			3 1 1 2 0 0 1												
John Denny, R (1, 1) OBP: 0.116, SLG: 0.167		0-0 G3		0-0 1-3		0-0 6-3		0-0 F3		4 0 0 0 0 0 1												
Mark Littell, L (8, 1)										0 0 0 0 0 0 0												
Inning Stats	R: 1 E: 0 K: 1 S: 6	H: 1 LOB: 0 BB: 0 P: 6	R: 1 E: 0 K: 0 S: 4	H: 1 LOB: 1 BB: 0 P: 5	R: 1 E: 0 K: 1 S: 8	H: 3 LOB: 2 BB: 0 P: 8	R: 0 E: 0 K: 1 S: 5	H: 0 LOB: 0 BB: 0 P: 5	R: 1 E: 0 K: 0 S: 5	H: 2 LOB: 2 BB: 1 P: 9	R: 4 E: 2 K: 0 S: 8	H: 4 LOB: 1 BB: 0 P: 8	R: 0 E: 0 K: 0 S: 3	H: 1 LOB: 0 BB: 0 P: 3	R: 1 E: 0 K: 0 S: 4	H: 1 LOB: 0 BB: 0 P: 4	R: 0 E: 0 K: 2 S: 7	H: 0 LOB: 0 BB: 0 P: 7	1B: 8 2B: 1 3B: 0 HR: 4	SF: 0 SAC: 0 DP: 1 HBP: 1	WP: 0 PB: 0 SB: 1 CS: 0	PA: 42
PITCHER	IP WLS BF H R ER SO BB IBB HBP BLK WP HR S P ERA WHIP																					
Eddie Solomon, R (1, 1) ERA: 4.81	5.1 L 29 10 8 6 3 1 0 1 0 0 0 3 33 38 10.12 2.062																					
Adrian Devine, R (6, 1) ERA: 2.62	2.2 10 3 1 1 0 0 0 0 0 0 0 1 10 10 3.38 1.125																					
Bo McLaughlin, R (9, 1) ERA: 4.7	1.0 3 0 0 0 0 2 0 0 0 0 0 0 7 7 0.00 0.000																					

AB	40
R	9
H	13
RBI	8
BB	1
SO	5
LOB	10



Batter	1	2	3	4	5	6	7	8	9	AB	R	H	RBI	BB	SO	LOB
--------	---	---	---	---	---	---	---	---	---	----	---	---	-----	----	----	-----

Jerry Royster, R OBP: 0.349, SLG: 0.329 (1, 5) X	0-0 CS 1B 1B		0-0 F7 ①		0-0 5-3 ③			0-0 BB 1B 3B	0-0 1B	5	1	3	0	0	0	0
Gary Matthews, R OBP: 0.363, SLG: 0.537 (1, 9) X	0-0 F9 ①		0-3 K ②			0-0 P5 ①		4-0 BB 1B 3B	0-0 P3 ②	4	1	0	1	1	1	3
Rowland Office, L OBP: 0.331, SLG: 0.391 (1, 8) X	0-0 1B		0-0 1B			0-0 3-1 ②		0-0 BB 1B 3B	0-0 F3 ③	5	1	3	3	0	0	2
Bob Horner, R OBP: 0.353, SLG: 0.581 (1, 3) S S S	0-3 K ② ③		0-3 K ③			0-0 5-6-3 ③		0-3 BB 1B 3B		4	0	0	0	0	3	4
Jeff Burroughs, R OBP: 0.350, SLG: 0.365 (1, 7) B B B		4-0 BB G3		0-3 K ①			0-0 4-3 ①	0-0 BB 1B 3B		3	0	0	1	1	1	0
Joe Nolan, L OBP: 0.387, SLG: 0.461 (1, 2) X		0-0 BB G3 ①		0-0 F8 ②			0-0 F8 ②	0-0 BB 1B		4	0	1	0	0	0	1
Glenn Hubbard, R OBP: 0.280, SLG: 0.279 (1, 4) B B B		4-0 BB BB		0-0 5-3 ③			0-0 5-3 ③	0-0 BB 1B 3B		3	0	0	0	1	0	1
Pepe Frias, R OBP: 0.328, SLG: 0.357 (1, 6) S S S		0-3 BB K ②			0-0 4-3 ①			0-0 BB 1B 3B	0-0 1B 6-3 ①	4	1	1	0	0	1	2
Eddie Solomon, R OBP: 0.179, SLG: 0.185 (1, 1) X		0-0 BB G2 ③			0-0 6-3 ②			0-0 BB 1B 3B	4-0 BB	2	0	0	0	0	0	2
Adrian Devine, R (6, 1)										0	0	0	0	0	0	0
Mike Lum, L (8, PH) OBP: 0.287, SLG: 0.314										1	1	0	0	0	0	1
Bo McLaughlin, R (9, 1)										0	0	0	0	0	0	0
Biff Pocaroba, S (9, PH) OBP: 0.429, SLG: 0.467										0	0	0	0	1	0	0

Inning Stats	R: 0	H: 2	E: 0	K: 1	S: 6	H: 0	LOB: 2	BB: 0	P: 6	R: 0	H: 0	E: 0	K: 1	S: 5	H: 0	LOB: 2	BB: 2	P: 13	R: 0	H: 1	E: 0	K: 2	S: 8	H: 0	LOB: 0	BB: 0	P: 5	R: 0	H: 0	E: 0	K: 0	S: 3	H: 0	LOB: 0	BB: 0	P: 3	R: 0	H: 0	E: 0	K: 0	S: 3	H: 0	LOB: 0	BB: 0	P: 3	R: 5	H: 4	E: 1	K: 1	S: 10	H: 1	LOB: 1	BB: 1	P: 14	R: 0	H: 1	E: 0	K: 0	S: 4	H: 1	LOB: 2	BB: 1	P: 8	1B: 7	SF: 0	2B: 1	SAC: 0	3B: 1	DP: 1	HR: 0	HBP: 0	WP: 0	PA: 39
--------------	------	------	------	------	------	------	--------	-------	------	------	------	------	------	------	------	--------	-------	-------	------	------	------	------	------	------	--------	-------	------	------	------	------	------	------	------	--------	-------	------	------	------	------	------	------	------	--------	-------	------	------	------	------	------	-------	------	--------	-------	-------	------	------	------	------	------	------	--------	-------	------	-------	-------	-------	--------	-------	-------	-------	--------	-------	--------

PITCHER	IP	WLS	BF	H	R	ER	SO	BB	IBB	HBP	BLK	WP	HR	S	P	ERA	WHIP
John Denny, R (1, 1) ERA: 4.93	7.0		30	6	5	3	5	3	0	0	0	0	0	37	49	3.86	1.286
Mark Littell, R (8, 1) ERA: 2.72	2.0		9	2	0	0	1	1	0	0	0	0	0	10	14	0.00	1.500

BOTTOM

St. Louis Cardinals @ Atlanta Braves
Atlanta-Fulton County Stadium, Atlanta, GA

Fri Jul 06 1979, 7:05 PM EDT
Overcast - 75 F

livebaseballscorecards.com

AB	35
R	5
H	8
RBI	5
BB	4
SO	6
LOB	16



Batter	1	2	3	4	5	6	7	8	9	10	AB R H RBI BB SO LOB	TOP														
Garry Templeton, S (1, 6) OBP: 0.345, SLG: 0.450	0-0 P5		0-0 1B FC6-4	0-0 HR			0-0 F8			0-0 HR	5 3 3 2 0 0 0	St. Louis Cardinals @ Atlanta Braves Atlanta-Fulton County Stadium, Atlanta, GA Fri Jul 06 1979, 7:05 PM EDT Att: 24,701 - Cloudy - 75 F														
Jerry Mumphrey, S (1, 7) OBP: 0.317, SLG: 0.362	0-0 F3		0-0 1B FC6-4	0-3 K			0-0 CS 1B			0-0 4-3	5 0 2 0 0 1 0															
Keith Hernandez, L (1, 3) OBP: 0.397, SLG: 0.510	4-0 1B BB		0-0 FC6-4		4-0 BB G6-4-3		0-0 CS 1-2	0-0 3-1		0-0 1B	3 0 1 1 2 0 1															
George Hendrick, R (1, 9) OBP: 0.368, SLG: 0.493	0-0 1-2 1B		0-3 K		0-0 G6-4-3 1-2f		0-0 1-3			0-0 F9	5 0 1 0 0 1 3															
Tony Scott, S (1, 8) OBP: 0.328, SLG: 0.417	0-0 F7		0-3 K		0-0 6-3		0-3 K			0-0 F7	5 0 0 0 0 2 4															
Ken Reitz, R (1, 5) OBP: 0.316, SLG: 0.411		0-0 F7		0-0 HR		0-0 5-3				0-0 F7	4 1 1 1 0 0 0															
Steve Swisher, R (1, 2) OBP: 0.167, SLG: 0.163		0-0 5-3		0-3 K		0-3 K				0-0 L6	3 0 0 0 0 2 0															
Terry Kennedy, L (9, PH) OBP: 0.324, SLG: 0.469											1 0 0 0 0 0 0															
Mike Tyson, R (1, 4) OBP: 0.272, SLG: 0.367		4-0 BB		0-0 HR		0-0 4-3				0-0 1B	2 1 1 1 1 0 0															
Ken Oberkfell, L (9, PH) OBP: 0.372, SLG: 0.436											1 0 1 0 0 0 0															
Roy Thomas, R (1, 1) OBP: 0.200, SLG: 0.400		0-3 K		0-3 K			0-0 6-3			0-0 1-3	3 0 0 0 0 2 1	Cardinals														
Will McEnaney, L (7, 1)											0 0 0 0 0 0 0															
Lou Brock, L (9, PH) OBP: 0.374, SLG: 0.460											1 0 0 0 0 0 1															
George Frazier, R (9, 1)											0 0 0 0 0 0 0															
Inning Stats	R: 0 E: 0 K: 0 S: 4	H: 1 LOB: 2 BB: 1 P: 8	R: 0 E: 0 K: 1 S: 5	H: 0 LOB: 1 BB: 1 P: 9	R: 1 E: 1 K: 2 S: 9	H: 2 LOB: 1 BB: 0 P: 9	R: 3 E: 0 K: 3 S: 12	H: 3 LOB: 0 BB: 0 P: 12	R: 0 E: 0 K: 0 S: 2	H: 0 LOB: 0 BB: 1 P: 6	R: 0 E: 0 K: 1 S: 5	H: 0 LOB: 0 BB: 0 P: 5	R: 0 E: 0 K: 0 S: 3	H: 1 LOB: 0 BB: 0 P: 3	R: 0 E: 0 K: 1 S: 5	H: 0 LOB: 0 BB: 0 P: 5	R: 0 E: 0 K: 0 S: 4	H: 1 LOB: 1 BB: 0 P: 4	R: 1 E: 0 K: 0 S: 5	H: 2 LOB: 1 BB: 0 P: 5	1B: 6 2B: 0 3B: 0 HR: 4	SF: 0 SAC: 0 DP: 1 HBP: 0	WP: 0 PB: 0 SB: 0 CS: 1	PA: 42		
PITCHER	IP WLS BF H R ER SO BB IBB HBP BLK WP HR S P ERA WHIP																									
Mickey Mahler, L (1, 1) ERA: 6.38	3.2		19	6	4	4	4	2	1	0	0	0	0	0	0	0	0	0	0	0	0	0	0	0	9.82	2.182
Joey McLaughlin, R (4, 1) ERA: 0.83	3.1		10	1	0	0	2	1	0	0	0	0	0	0	0	0	0	0	0	0	0	0	0	0	0.00	0.600
Gene Garber, R (8, 1) ERA: 3.41	2.0		7	1	0	0	1	0	0	0	0	0	0	0	0	0	0	0	0	0	0	0	0	0	0.00	0.500
Craig Skok, L (10, 1) ERA: 3.4	0.1	L	3	2	1	1	0	0	0	0	0	0	0	0	1	3	3	0	0	0	0	0	0	0	27.00	6.000
Bo McLaughlin, R (10, 1) ERA: 4.62	0.2		2	0	0	0	0	0	0	0	0	0	0	0	0	2	2	0	0	0	0	0	0	0	0.00	0.000

livebaseballscorecards.com

AB 38
R 5
H 10
RBI 5
BB 3
SO 8
LOB 10

Batter	1	2	3	4	5	6	7	8	9	AB R H RBI BB SO LOB	TOP																						
Garry Templeton, S (1, 6) OBP: 0.343, SLG: 0.446	0-0 F3		0-0 2B 1B	0-3 K			0-0 4-3		0-0 4-3	5 0 1 0 0 1 3																							
Lou Brock, L (1, 7) OBP: 0.372, SLG: 0.461	0-0 F8		0-0 1-3 2B		0-0 5-3		0-0 4-3			4 0 1 0 0 0 0																							
Tony Scott, S (1, 8) OBP: 0.327, SLG: 0.415	0-0 G1		0-3 K		0-0 6-3			0-0 2B 1B		4 1 1 0 0 1 2																							
Dane Iorg, L (1, 3) OBP: 0.321, SLG: 0.373		0-0 4-3		0-0 FC4-6 1B	0-3 K			0-3 K		4 0 1 0 0 2 1																							
Terry Kennedy, L (1, 2) OBP: 0.289, SLG: 0.417		0-0 P6		0-0 FC4-6 1B FC3-2		0-0 F9		0-0 F3		4 0 0 0 0 0 2																							
Bernie Carbo, L (1, 9) OBP: 0.400, SLG: 0.423		0-0 1B		4-0 FC3-2 1B BB		4-0 BB		0-0 1-H 2B		2 1 2 1 2 0 0																							
Ken Reitz, R (1, 5) OBP: 0.315, SLG: 0.409		0-3 K		0-0 1B FC3-2 1-2 2-3 1B		0-0 P6		0-0 F8		4 0 1 0 0 1 3																							
Ken Oberkfell, L (1, 4) OBP: 0.364, SLG: 0.425			0-0 F3	0-0 FC3-2 1B		0-0 F9		0-0 F8		3 0 0 0 0 0 4																							
Will McEnaney, L (6, 1)				1-2 2-3 3-H						0 0 0 0 0 0 0																							
Jerry Mumphrey, S (9, PH) OBP: 0.315, SLG: 0.359										1 0 0 0 0 0 0																							
Silvio Martinez, R (1, 1) OBP: 0.063, SLG: 0.067			0-3 K	0-0 1B		0-0 P6		0-0 4-3		1 0 0 0 0 1 0																							
Keith Hernandez, L (4, PH) OBP: 0.399, SLG: 0.511										1 0 1 1 0 0 0																							
Darold Knowles, L (4, 1)										0 0 0 0 0 0 0																							
Mike Phillips, L (6, 4) OBP: 0.333, SLG: 0.354				1-2 2-3 3-H						2 0 0 0 0 0 0																							
Inning Stats	R: 0 E: 0 K: 0 S: 3	H: 0 LOB: 0 BB: 0 P: 3	R: 0 E: 0 K: 2 S: 6	H: 1 LOB: 1 BB: 0 P: 6	R: 0 E: 0 K: 2 S: 9	H: 2 LOB: 2 BB: 0 P: 9	R: 1 E: 0 K: 1 S: 8	H: 3 LOB: 3 BB: 1 P: 12	R: 0 E: 0 K: 1 S: 5	H: 0 LOB: 0 BB: 0 P: 5	R: 0 E: 0 K: 0 S: 3	H: 0 LOB: 1 BB: 1 P: 7	R: 0 E: 0 K: 0 S: 3	H: 0 LOB: 0 BB: 0 P: 3	R: 1 E: 0 K: 1 S: 7	H: 2 LOB: 1 BB: 0 P: 7	R: 0 E: 0 K: 0 S: 3	H: 0 LOB: 0 BB: 0 P: 3	1B: 6 2B: 2 3B: 0 HR: 0	SF: 0 SAC: 0 DP: 0 HBP: 0	WP: 0 PB: 0 SB: 0 CS: 0	PA: 37											
PITCHER Tony Brizzolara, R (1, 1) ERA: 4.45	IP 9.0	WLS W	BF 37	H 8	R 2	ER 2	SO 6	BB 2	IBB 0	HBP 0	BLK 0	WP 0	HR 0	S 47	P 55	ERA 2.00	WHIP 1.111																
											PITCHER	IP	WLS	BF	H	R	ER	SO	BB	IBB	HBP	BLK	WP	HR	S	P	ERA	WHIP					

St. Louis Cardinals @ Atlanta Braves
Atlanta-Fulton County Stadium, Atlanta, GA

Sat Jul 07 1979, 7:05 PM EDT
Att. 16,468 - Cloudy - 75 F

livebaseballscorecards.com

AB	35
R	2
H	8
RBI	2
BB	2
SO	6
LOB	15



Batter	1	2	3	4	5	6	7	8	9	AB	R	H	RBI	BB	SO	LOB
Jerry Royster, R OBP: 0.348, SLG: 0.334 (1, 5)	0-0 1B	0-0 1B	0-0 6-3			0-0 F8	0-0 P4			5	0	2	1	0	0	2
Gary Matthews, R OBP: 0.369, SLG: 0.549 (1, 9)	0-0 P4	0-3 K		0-0 HR		0-0 4-3 3B	0-0 F8			5	2	2	1	0	1	2
Rowland Office, L OBP: 0.333, SLG: 0.385 (1, 8)	0-0 P6		0-0 1B HR	4-0 BB		0-0 4-3		0-0 P5		4	1	1	0	1	0	2
Bob Horner, R OBP: 0.341, SLG: 0.554 (1, 3)	0-3 K		0-0 P5	0-3 K		4-0 3B		0-0 5-3		4	1	0	0	1	2	3
Joe Nolan, L OBP: 0.412, SLG: 0.548 (1, 2)		0-0 2B 1B	0-0 HR	0-3 K		0-0 1B		0-0 6-3		4	3	3	2	0	1	1
Bruce Benedict, R OBP: 0.304, SLG: 0.253 (7, 2)		1B	1B			1-H 3-H 1B				1	0	0	0	0	0	0
Charlie Spikes, R OBP: 0.373, SLG: 0.635 (1, 7)		0-3 K	0-0 HR	0-0 F8		0-0 2B				4	1	2	4	0	1	2
Glenn Hubbard, R OBP: 0.288, SLG: 0.292 (1, 4)		0-0 1B BLK	0-0 SH1-3 1B			0-0 F8		0-0 2B		4	1	3	0	0	0	0
Pepe Frias, R OBP: 0.330, SLG: 0.358 (1, 6)		0-0 BLK 1B	0-0 SH1-3 1B			0-0 4-3		0-0 F8		4	1	2	1	0	0	2
Tony Brizzolara, R (1, 1)		0-3 K	0-0 SH1-3			0-0 5-3		0-0 F8		3	0	0	0	0	1	2

Inning Stats	R: 0	H: 1	E: 0	K: 1	S: 6	R: 3	H: 4	E: 0	K: 3	S: 13	R: 3	H: 5	E: 0	K: 0	S: 8	R: 1	H: 1	E: 0	K: 2	S: 8	R: 0	H: 0	E: 0	K: 0	S: 3	R: 3	H: 4	E: 0	K: 0	S: 7	R: 0	H: 0	E: 0	K: 0	S: 3	R: 0	H: 0	E: 0	K: 0	S: 3
	LOB: 1	BB: 0	P: 6	LOB: 1	BB: 0	P: 13	LOB: 2	BB: 0	P: 8		LOB: 1	BB: 1	P: 12	LOB: 0	BB: 0	P: 3	LOB: 2	BB: 1	P: 11		LOB: 0	BB: 0	P: 3	LOB: 0	BB: 0	P: 3	LOB: 0	BB: 0	P: 3	LOB: 0	BB: 0	P: 3	LOB: 0	BB: 0	P: 3	LOB: 0	BB: 0	P: 3		

PITCHER	IP	WLS	BF	H	R	ER	SO	BB	IBB	HBP	BLK	WP	HR	S	P	ERA	WHIP
Silvio Martinez, R ERA: 3.25 (1, 1)	3.0	L	19	10	6	6	4	0	0	0	1	0	1	27	27	18.00	3.333
Darold Knowles, L ERA: 4.09 (4, 1)	2.2		15	5	4	4	2	1	1	0	0	0	1	17	25	13.50	2.250
Will McEnaney, L ERA: 1.39 (6, 1)	2.1		7	0	0	0	0	0	0	0	0	0	0	7	7	0.00	0.000

BOTTOM

St. Louis Cardinals @ Atlanta Braves
Atlanta-Fulton County Stadium, Atlanta, GA

Sat Jul 07 1979, 7:05 PM EDT
Att. 16,468 - Cloudy - 75 F

livebaseballscorecards.com

AB	38
R	10
H	15
RBI	9
BB	2
SO	6
LOB	16

Braves

1B: 9	SF: 0	WP: 0	PA: 41
2B: 3	SAC: 1	PB: 0	
3B: 1	DP: 0	SB: 2	
HR: 2	HBP: 0	CS: 0	

Chicago Cubs @ Atlanta Braves
 Atlanta-Fulton County Stadium, Atlanta, GA

Mon Jul 09 1979, 7:05 PM EDT
 Att. 3,227 - Overcast - 70 F

AB	35
R	4
H	8
RBI	3
BB	5
SO	8
LOB	17



WP	0	PA	42
PB	0		
SB	0		
CS	0		

Batter	1	2	3	4	5	6	7	8	9	AB	R	H	RBI	BB	SO	LOB
Jerry Royster, R OBP: 0.349, SLG: 0.336 (1, 4)	0-3 K		0-0 2B 1B	0-0 G1-6-3 1-2f		0-0 E 1B		0-0 F9		5	1	2	0	0	1	1
Gary Matthews, R OBP: 0.368, SLG: 0.555 (1, 9)	0-0 5-3		0-0 1B 1B 2B	0-0 F9		0-0 E6 1-2 3-H		0-3 K		5	1	1	1	0	1	1
Rowland Office, L OBP: 0.327, SLG: 0.371 (1, 8)	4-0 BB BB		0-0 5-3		0-0 1-3	0-0 1-3		0-3 K		4	0	0	0	1	1	3
Bob Horner, R OBP: 0.341, SLG: 0.540 (1, 5)	4-0 1-2 BB		0-0 HBP 1B 1B		0-0 1-3		0-0 5-3		0-3 K	4	1	1	0	1	1	0
Jeff Burroughs, R OBP: 0.352, SLG: 0.360 (1, 7)	0-3 K		1-0 1B HBP		4-0 FC6-4 BB		0-3 K		0-3 K	3	0	0	0	1	3	2
Mike Lum, L OBP: 0.280, SLG: 0.304 (1, 3)		0-0 F8	0-0 P6		0-0 FC6-4 1-2f		0-0 BB 1B 1B		0-0 G3	5	0	1	0	0	0	4
Pepe Frias, R OBP: 0.335, SLG: 0.366 (1, 6)		0-0 5-3	0-0 FC6-4 1B		0-0 L4		0-0 BB 1B			4	0	2	2	0	0	0
Bruce Benedict, R OBP: 0.299, SLG: 0.248 (1, 2)		0-1 CI	0-0 FC6-4		0-0 5-3		4-0 FC4 BB			2	0	0	0	0	0	2
Joe Nolan, L OBP: 0.411, SLG: 0.534 (7, PH) (8, 2)			1-2f FC6-4				1-2 2-3 BB			0	0	0	0	1	0	0
Phil Niekro, R OBP: 0.246, SLG: 0.274 (1, 1)		0-3 K		0-0 G1-6-3 1B		4-0 1B E BB		0-0 FC4		2	0	1	0	0	1	1
Biff Pocoroba, S OBP: 0.432, SLG: 0.452 (6, PH)										0	1	0	0	1	0	0
Bo McLaughlin, R (7, 1)										0	0	0	0	0	0	0
Charlie Spikes, R OBP: 0.365, SLG: 0.607 (7, PH)										1	0	0	0	0	0	3
Craig Skok, R (8, 1)										0	0	0	0	0	0	0

Inning Stats	R: 0	H: 0	E: 0	K: 2	S: 7	LOB: 2	BB: 2	P: 15	R: 0	H: 0	E: 1	K: 1	S: 6	LOB: 1	BB: 0	P: 6	R: 3	H: 4	E: 0	K: 0	S: 7	LOB: 2	BB: 0	P: 8	R: 0	H: 1	E: 0	K: 0	S: 3	LOB: 0	BB: 0	P: 3	R: 0	H: 0	E: 0	K: 0	S: 3	LOB: 1	BB: 1	P: 7	R: 1	H: 1	E: 1	K: 0	S: 5	LOB: 2	BB: 1	P: 9	R: 0	H: 2	E: 0	K: 1	S: 7	LOB: 3	BB: 1	P: 11	R: 0	H: 0	E: 0	K: 2	S: 7	LOB: 0	BB: 0	P: 7	R: 0	H: 0	E: 0	K: 2	S: 7	LOB: 0	BB: 0	P: 7	1B: 7	SF: 0	2B: 1	SAC: 0	3B: 0	DP: 1	HR: 0	HBP: 1	WP: 0	PA: 42
--------------	------	------	------	------	------	--------	-------	-------	------	------	------	------	------	--------	-------	------	------	------	------	------	------	--------	-------	------	------	------	------	------	------	--------	-------	------	------	------	------	------	------	--------	-------	------	------	------	------	------	------	--------	-------	------	------	------	------	------	------	--------	-------	-------	------	------	------	------	------	--------	-------	------	------	------	------	------	------	--------	-------	------	-------	-------	-------	--------	-------	-------	-------	--------	-------	--------

PITCHER	IP	WLS	BF	H	R	ER	SO	BB	IBB	HBP	BLK	WP	HR	S	P	ERA	WHIP
Bill Caudill, R ERA: 5.4 (1, 1)	2.2		16	4	3	3	3	2	0	0	0	0	0	19	28	10.12	2.250
Dick Tidrow, R ERA: 4.39 (3, 1)	3.1	W	14	2	1	0	0	2	0	0	0	0	0	12	20	0.00	1.200
Donnie Moore, R ERA: 6.5 (7, 1)	0.2		4	2	0	0	1	0	0	0	0	0	0	6	6	0.00	3.000
Bruce Sutter, R ERA: 1.26 (7, 1)	2.1	S	8	0	0	0	4	1	0	0	0	0	0	15	19	0.00	0.429

Batter	1	2	3	4	5	6	7	8	9	AB	R	H	RBI	BB	SO	LOB
Jerry Royster, R OBP: 0.345, SLG: 0.331 (1, 5)	0-0 F4		0-0 6-3		0-0 4-3			0-0 6-3	0-3 K	5	0	0	0	0	1	3
Gary Matthews, R OBP: 0.366, SLG: 0.550 (1, 9)	0-0 6-3		0-0 1B			0-0 4-3		0-3 K	0-3 K	5	0	1	0	0	2	2
Rowland Office, L OBP: 0.325, SLG: 0.363 (1, 8)	4-0 E BB		0-0 1-3			0-0 F7		0-0 1-3		3	0	0	0	1	0	1
Bob Horner, R OBP: 0.335, SLG: 0.529 (1, 3)	0-0 E5 FC4			0-0 F5		0-0 E5			0-0 6-3	4	0	0	0	0	0	1
Jeff Burroughs, R OBP: 0.350, SLG: 0.356 (1, 7)	0-0 FC4			0-3 K		0-3 K			4-0 1B BB	3	1	0	0	1	2	3
Joe Nolan, L OBP: 0.414, SLG: 0.527 (1, 2)		0-0 4-3		4-0 BB		0-0 4-3			0-0 1B 2B 1B	3	1	1	0	1	0	0
Glenn Hubbard, R OBP: 0.290, SLG: 0.296 (1, 4)		0-0 5-3		0-0 1-3		0-0 F8			0-0 2B WP 1B	4	1	1	1	0	0	1
Pepe Frias, R OBP: 0.337, SLG: 0.372 (1, 6)		0-3 K			0-0 6-3		0-0 FC4-6 1B		0-0 WP 2B	4	0	2	1	0	1	0
Eddie Solomon, R OBP: 0.167, SLG: 0.172 (1, 1)			0-3 K		0-0 3-1		0-0 FC4-6		4-0 WP BB	2	0	0	0	0	1	0
Biff Pocaroba, S OBP: 0.421, SLG: 0.438 (7, PH)										1	0	0	0	0	0	1
Joey McLaughlin, R OBP: 0.667, SLG: 1.000 (8, 1)										0	0	0	0	0	0	0
Mike Lum, L OBP: 0.284, SLG: 0.304 (9, PH)										0	0	0	0	1	0	0

Inning Stats	R: 0	H: 0	E: 1	K: 0	S: 4	LOB: 2	BB: 1	P: 8	R: 0	H: 0	E: 0	K: 1	S: 5	LOB: 0	BB: 0	P: 5	R: 0	H: 1	E: 0	K: 1	S: 6	LOB: 1	BB: 0	P: 6	R: 0	H: 0	E: 0	K: 0	S: 3	LOB: 0	BB: 0	P: 3	R: 0	H: 0	E: 1	K: 1	S: 6	LOB: 1	BB: 0	P: 6	R: 0	H: 1	E: 0	K: 0	S: 4	LOB: 1	BB: 0	P: 4	R: 0	H: 0	E: 0	K: 1	S: 5	LOB: 0	BB: 0	P: 5	R: 3	H: 3	E: 0	K: 2	S: 10	LOB: 2	BB: 2	P: 18	1B: 4	2B: 1	3B: 0	HR: 0	SF: 0	SAC: 0	DP: 0	HBP: 0	WP: 1	PB: 0	SB: 0	CS: 0	PA: 38
PITCHER	IP	WLS	BF	H	R	ER	SO	BB	IBB	HBP	BLK	WP	HR	S	P	ERA	WHIP																																																												
Rick Reuschel, R ERA: 3.8 (1, 1)	8.1	W	36	5	3	3	5	4	0	0	0	0	0	42	58	3.24	1.080																																																												
Bruce Sutter, R ERA: 1.24 (9, 1)	0.2	S	2	0	0	0	2	0	0	0	0	1	0	6	6	0.00	0.000																																																												

BOTTOM

Chicago Cubs @ Atlanta Braves
Atlanta-Fulton County Stadium, Atlanta, GA

Tue Jul 10 1979, 7:05 PM EDT
Att. 5,687 - Overcast - 75 F

AB	34
R	3
H	5
RBI	2
BB	4
SO	7
LOB	12



WP	1	PA	38
PB	0		
SB	0		
CS	0		

livebaseballscorecards.com

Batter	1	2	3	4	5	6	7	8	9	AB R H RBI BB SO LOB	TOP									
Ivan De Jesus, R (1, 6) OBP: 0.365, SLG: 0.377	0-3 K	0-0 E4		0-0 5-3		0-0 G3 1B		0-0 E9 3B		5 1 2 1 0 1 1										
Scot Thompson, L (1, 9) OBP: 0.383, SLG: 0.417	0-0 6-3	0-0 F7		4-0 BB		0-0 G3		0-0 G6-4-3 1B		4 0 1 0 1 0 3										
Bill Buckner, L (1, 3) OBP: 0.318, SLG: 0.458	0-0 E1 BB HBP	0-3 K		0-0 6-3		0-0 3-1		0-0 G6-4-3		5 0 0 0 0 1 6										
Dave Kingman, R (1, 7) OBP: 0.367, SLG: 0.634	1-0 BB HBP		0-3 K		0-3 K		0-0 5-3		0-0 2B 3-1 1B	3 0 0 0 0 2 0										
Bill Caudill, R (8, 1)										0 0 0 0 0 0 0										
Ken Henderson, S (9, PH) OBP: 0.344, SLG: 0.286										1 1 1 0 0 0 0										
Jerry Martin, R (1, 8) OBP: 0.358, SLG: 0.508	4-0 1-2 2-3 BB		0-0 1B		0-0 6-3		0-0 4-3 2B		0-0 3-1 2B	4 1 3 0 1 0 0										
Steve Ontiveros, S (1, 5) OBP: 0.368, SLG: 0.368	0-0 4-3		0-0 1B		0-0 1B		0-0 4-3		0-0 3-1	5 0 2 1 0 0 5										
Barry Foote, R (1, 2) OBP: 0.303, SLG: 0.413		0-0 1B 6-3 1B		0-0 G6-4-3		0-0 F9		0-0 2B	0-0 5-3	5 1 2 1 0 0 4										
Ted Sizemore, R (1, 4) OBP: 0.343, SLG: 0.342		0-0 6-3 E 1B		0-0 E4 FC1-6		0-0 F8		0-0 F8	0-0 5-3	4 1 1 0 0 0 1										
Mike Vail, R (9, PH) OBP: 0.412, SLG: 0.610										1 0 0 0 0 0 1										
Lynn McGlothen, L (1, 1) OBP: 0.206, SLG: 0.212		0-0 6-3		0-0 FC1-6		0-0 G3 1B		0-0 F8		2 0 0 1 0 0 2										
Steve Dillard, R (6, PH) OBP: 0.542, SLG: 0.375										1 0 1 0 0 0 0										
Donnie Moore, L (6, 1) OBP: 0.182, SLG: 0.364										0 0 0 0 0 0 0										
Larry Bittner, L (8, PH) OBP: 0.326, SLG: 0.400		2-3 3-H		1-2f						1 0 0 0 0 0 0										
Inning Stats	R: 0 E: 1 K: 1 S: 6	H: 0 LOB: 3 BB: 1 P: 11	R: 2 E: 1 K: 1 S: 8	H: 2 LOB: 1 BB: 0 P: 8	R: 0 E: 0 K: 1 S: 6	H: 2 LOB: 1 BB: 0 P: 6	R: 0 E: 1 K: 0 S: 4	H: 0 LOB: 2 BB: 1 P: 8	R: 0 E: 0 K: 0 S: 5	H: 2 LOB: 2 BB: 0 P: 5	R: 1 E: 0 K: 0 S: 5	H: 2 LOB: 1 BB: 0 P: 5	R: 1 E: 1 K: 0 S: 4	H: 2 LOB: 0 BB: 0 P: 4	R: 1 E: 0 K: 0 S: 5	H: 2 LOB: 1 BB: 0 P: 5	1B: 9 2B: 3 3B: 1 HR: 0	SF: 0 SAC: 0 DP: 2 HBP: 1	WP: 0 PB: 0 SB: 0 CS: 0	PA: 44
PITCHER	IP WLS BF H R ER SO BB IBB HBP BLK WP HR S P ERA WHIP																			
Tony Brizzolara, R (1, 1) ERA: 4.39	7.0 W 35 9 3 3 4 2 0 1 0 0 0 0 40 49 3.86 1.571																			
Gene Garber, R (8, 1) ERA: 3.82	2.0 S 9 4 2 2 0 0 0 0 0 0 0 0 9 9 9.00 2.000																			

Chicago Cubs @ Atlanta Braves
Atlanta-Fulton County Stadium, Atlanta, GA

Wed Jul 11 1979, 7:05 PM EDT
Att: 8,519 - Cloudy - 75 F

livebaseballscorecards.com

AB 41
R 5
H 13
RBI 4
BB 2
SO 4
LOB 23



Batter	1	2	3	4	5	6	7	8	9
Jerry Royster, R OBP: 0.345, SLG: 0.331 (1, 5)	0-0 3B 1B		0-0 6-3		0-0 SH3-4		0-0 F9		
Gary Matthews, R OBP: 0.365, SLG: 0.552 (1, 9)	0-0 1B 3B		0-0 F9		0-0 FC 2B		0-0 4-3		
Rowland Office, L OBP: 0.335, SLG: 0.380 (1, 8)	0-0 1B		0-0 L4		0-0 HR 2B		0-0 1B		
Bob Horner, R OBP: 0.338, SLG: 0.548 (1, 3)	0-3 K			0-0 2B	0-0 HR		0-0 F6		
Jeff Burroughs, R OBP: 0.346, SLG: 0.351 (1, 7)	0-3 K			0-0 5-3	0-0 5-3		0-3 K		
Barry Bonnell, R OBP: 0.306, SLG: 0.429 (9, 7)									
Joe Nolan, L OBP: 0.409, SLG: 0.511 (1, 2)	0-0 F7			1-0 HBP	0-0 F7		0-0 F9		
Glenn Hubbard, R OBP: 0.287, SLG: 0.292 (1, 4)		0-0 5-3		0-0 F9		0-3 K	0-3 K		
Pepe Frias, R OBP: 0.333, SLG: 0.368 (1, 6)		0-0 F9		0-0 5-3		0-0 F9			
Tony Brizzolara, R Gene Garber, R OBP: 0.500, SLG: 0.375 (8, 1)		0-3 K			4-0 FC SH3-4 2B BB		0-3 K		

AB	R	H	RBI	BB	SO	LOB
3	1	1	0	0	0	0
4	2	1	1	0	0	1
4	1	3	3	0	0	0
4	1	2	2	0	1	2
4	0	0	0	0	2	2
0	0	0	0	0	0	0
3	0	0	0	0	0	1
4	0	0	0	0	2	2
3	0	0	0	0	0	2
2	1	0	0	1	2	0
0	0	0	0	0	0	0

BOTTOM	
Chicago Cubs @ Atlanta Braves	Atlanta-Fulton County Stadium, Atlanta, GA
Wed Jul 11 1979, 7:05 PM EDT	Att. 8,519 - Cloudy - 75 F
AB 31	R 6
H 7	RBI 6
BB 1	SO 7
LOB 10	
WP: 0	PA: 34
PB: 0	SB: 0
CS: 0	

Inning Stats		R	H	E	K	S	P	R		H	E	K	S	P	R		H	E	K	S	P	R		H	E	K	S	P														
R: 2 H: 3 E: 0 K: 2 S: 10		3	LOB: 1	BB: 0	P: 10			R: 0 H: 0 E: 0 K: 1 S: 5	0	LOB: 0	BB: 0	P: 5			R: 0 H: 0 E: 0 K: 0 S: 3	1	LOB: 2	BB: 0	P: 5			R: 4 H: 2 E: 0 K: 0 S: 6	0	LOB: 0	BB: 1	P: 10			R: 0 H: 0 E: 0 K: 2 S: 7	0	LOB: 1	BB: 0	P: 7			R: 0 H: 0 E: 0 K: 2 S: 7	0	LOB: 0	BB: 0	P: 7		

PITCHER		IP	WLS	BF	H	R	ER	SO	BB	IBB	HBP	BLK	WP	HR	S	P	ERA	WHIP
Lynn McGlothen, R ERA: 4.66 (1, 1)		5.0	L	24	6	6	6	3	1	0	1	0	0	1	28	33	10.80	1.400
Donnie Moore, R ERA: 6.23 (6, 1)		2.0		7	1	0	0	2	0	0	0	0	0	11	11	0.00	0.500	
Bill Caudill, R ERA: 5.22 (8, 1)		1.0		3	0	0	0	2	0	0	0	0	0	7	7	0.00	0.000	



Batter	1	2	3	4	5	6	7	8	9	AB R H RBI BB SO LOB	TOP	
Omar Moreno, L (1, 8) OBP: 0.345, SLG: 0.416	0-0 S 1B		0-3 K		0-0 F8		0-0 FC5 S 1B			4 1 2 1 0 1 0		
Tim Foli, R (1, 6) OBP: 0.324, SLG: 0.346 Matt Alexander, S (7, 6) OBP: 0.625, SLG: 0.875	0-0 4-3 1-H SF7 1B		0-0 5-3			0-0 6-3	0-0 FC5			4 1 1 2 0 0 1 0 0 0 0 0 0 0		
Dave Parker, L (1, 9) OBP: 0.360, SLG: 0.524 Mike Easler, L (7, 9) OBP: 0.455, SLG: 0.560	0-0 4-3 2-3		0-0 F8			0-0 4-3		0-0 4-3		3 0 0 0 0 0 1 1 0 0 0 0 0 0		
Willie Stargell, L (1, 3) OBP: 0.361, SLG: 0.610	0-0 SF7 3-H			0-0 1-3		0-0 1B		0-0 F2		3 0 1 1 0 0 0		
Bill Robinson, R (1, 7) OBP: 0.296, SLG: 0.549	0-0 F3			0-0 5-3		0-0 F7		0-0 F4		4 0 0 0 0 0 1		
Bill Madlock, R (1, 5) OBP: 0.325, SLG: 0.417		0-0 6-3 S 1B		0-0 1B		0-0 2B 1B 1B		0-0 5-3		4 1 3 0 0 0 0		
Ed Ott, L (1, 2) OBP: 0.284, SLG: 0.393		0-3 K 1-2		0-0 4-3		0-0 F8		0-0 F9		4 0 0 0 0 1 3		
Rennie Stennett, R (1, 4) OBP: 0.278, SLG: 0.286		0-0 6-3 2-3			0-0 F6		0-0 1B FC5 2B		0-0 5-3	4 1 1 0 0 0 1		
Jim Rooker, R (1, 1) OBP: 0.136, SLG: 0.136 Manny Sanguillen, R (5, PH) OBP: 0.279, SLG: 0.325 Enrique Romo, R (5, 1) OBP: 0.143, SLG: 0.143		0-0 5-3			0-3 K		0-0 F5			1 0 0 0 0 0 1 1 0 0 0 0 1 0 1 0 0 0 0 0 2		
Inning Stats	R: 2 H: 2 E: 0 LOB: 0 K: 0 BB: 0 S: 5 P: 5	R: 0 H: 1 E: 0 LOB: 1 K: 1 BB: 0 S: 6 P: 6	R: 0 H: 0 E: 0 LOB: 0 K: 1 BB: 0 S: 5 P: 5	R: 0 H: 1 E: 0 LOB: 1 K: 0 BB: 0 S: 4 P: 4	R: 0 H: 0 E: 0 LOB: 0 K: 1 BB: 0 S: 5 P: 5	R: 0 H: 1 E: 0 LOB: 1 K: 0 BB: 0 S: 4 P: 4	R: 2 H: 3 E: 0 LOB: 2 K: 0 BB: 0 S: 6 P: 6	R: 0 H: 0 E: 0 LOB: 0 K: 0 BB: 0 S: 3 P: 3	R: 0 H: 0 E: 0 LOB: 0 K: 0 BB: 0 S: 3 P: 3	1B: 7 SF: 1 2B: 1 SAC: 0 3B: 0 DP: 0 HR: 0 HBP: 0	WP: 0 PA: 35 PB: 0 SB: 3 CS: 0	
PITCHER Phil Niekro, R (1, 1) ERA: 3.89	IP WLS BF H R ER SO BB IBB HBP BLK WP HR S P ERA WHIP	9.0 W 35 8 4 4 3 0 0 0 0 0 0 0 41 41 4.00 0.889										

Pittsburgh Pirates @ Atlanta Braves
Atlanta-Fulton County Stadium, Atlanta, GA

Fri Jul 13 1979, 7:05 PM EDT
Att: 17,018 - Unknown

livebaseballscorecards.com

AB	34
R	4
H	8
RBI	4
BB	0
SO	3
LOB	10



Batter	1	2	3	4	5	6	7	8	9	AB	R	H	RBI	BB	SO	LOB				
Jerry Royster, R OBP: 0.343, SLG: 0.328 (1, 5)	0-0 2-3	0-0 F7		0-0 F9		4-0 HR BB		0-0 4-3		4	1	0	0	1	0	2				
Gary Matthews, R OBP: 0.365, SLG: 0.552 (1, 9)	0-0 5-3	0-0 HR 2B		4-0 HR BB		0-3 K		0-3 K		4	2	1	1	1	2	2				
Bob Homer, R OBP: 0.346, SLG: 0.580 (1, 3)	0-0 HR	4-0 HR IBB		0-0 HR		0-0 HR		0-0 HR		2	3	2	3	1	0	0				
Mike Lum, L OBP: 0.288, SLG: 0.327 (6, 3)				1-H HR		1-H 2-H HR				1	1	1	3	0	0	0				
Jeff Burroughs, R OBP: 0.348, SLG: 0.361 (1, 7)	0-0 F8	0-0 HR		4-0 BB		0-3 K		0-3 K		3	1	1	4	1	1	0				
Barry Bonnell, R OBP: 0.301, SLG: 0.421 (1, 8)		0-0 F8 5-3		0-0 F7		0-0 F3				4	0	0	0	0	0	1				
Glenn Hubbard, R OBP: 0.286, SLG: 0.289 (1, 4)		4-0 1B BB	0-0 F7		0-3 K		0-0 F7			3	1	0	0	1	1	0				
Pepe Frias, R OBP: 0.332, SLG: 0.366 (1, 6)		0-0 E 1B FC 1B	0-0 6-3		0-0 L5		0-0 5-3			4	1	1	0	0	0	0				
Bruce Benedict, R OBP: 0.298, SLG: 0.248 (1, 2)		0-0 E7 FC 2B 1B	0-0 5-3		0-0 6-3		0-0 5-3			4	1	1	1	0	0	0				
Phil Niekro, R OBP: 0.246, SLG: 0.273 (1, 1)		0-0 FC 2B HR		0-0 4-3		0-0 HR BB 1B		0-3 K		4	2	1	1	0	1	1				
Inning Stats	R: 1 E: 0 K: 0 S: 4	H: 1 LOB: 0 BB: 0 P: 4	R: 7 E: 1 K: 0 S: 8	H: 4 LOB: 0 BB: 2 P: 16	R: 0 E: 0 K: 0 S: 3	H: 0 LOB: 0 BB: 0 P: 3	R: 2 E: 1 K: 0 S: 4	H: 1 LOB: 1 BB: 2 P: 12	R: 0 E: 0 K: 1 S: 5	H: 0 LOB: 0 BB: 0 P: 5	R: 3 E: 0 K: 2 S: 9	H: 2 LOB: 0 BB: 1 P: 13	R: 0 E: 0 K: 0 S: 3	H: 0 LOB: 0 BB: 0 P: 3	R: 0 E: 0 K: 2 S: 7	H: 0 LOB: 0 BB: 0 P: 7	1B: 3 2B: 1 3B: 0 HR: 4	SF: 0 SAC: 0 DP: 0 HBP: 0	WP: 0 PB: 0 SB: 0 CS: 0	PA: 38
PITCHER	IP WLS BF H R ER SO	IP WLS BF H R ER SO	IP WLS BF H R ER SO	IP WLS BF H R ER SO	IP WLS BF H R ER SO	IP WLS BF H R ER SO	IP WLS BF H R ER SO	IP WLS BF H R ER SO	IP WLS BF H R ER SO	IP WLS BF H R ER SO	IP WLS BF H R ER SO	IP WLS BF H R ER SO	IP WLS BF H R ER SO	IP WLS BF H R ER SO	IP WLS BF H R ER SO	IP WLS BF H R ER SO	ERA WHIP	ERA WHIP		
Jim Rooker, L ERA: 3.95 (1, 1)	4.0 L	23	6	10	10	0	3	1	0	0	0	0	0	0	0	0	22.50	2.250		
Enrique Romo, R ERA: 2.59 (5, 1)	4.0	15	2	3	3	5	1	0	0	0	0	0	0	0	0	0	6.75	0.750		

BOTTOM

Pittsburgh Pirates @ Atlanta Braves
Atlanta-Fulton County Stadium, Atlanta, GA

Fri Jul 13 1979, 7:05 PM EDT
Att. 17,018 - Unknown

livebaseballscorecards.com

AB	33
R	13
H	8
RBI	13
BB	5
SO	5
LOB	6



Batter	1	2	3	4	5	6	7	8	9	AB R H RBI BB SO LOB	TOP
Omar Moreno, L (1, 8) OBP: 0.348, SLG: 0.427	0-0 E6 G5-4-3 S	0-0 1B			0-0 E 1B		0-0 HR	0-0 F8		5 2 3 1 0 0 1	
Tim Foli, R (1, 6) OBP: 0.325, SLG: 0.351	0-0 1B	0-0 FC5			0-0 F7		0-0 E 2B		0-0 5-3	5 1 2 0 0 0 3	
Dave Parker, L (1, 9) OBP: 0.361, SLG: 0.522	0-0 G5-4-3 1-2f 2-3				0-0 E G1-2-3 1B		0-0 4-3		0-0 1B	5 0 2 0 0 0 3	
John Milner, L (1, 3) OBP: 0.354, SLG: 0.451	0-0 3-1				0-0 E3 1-3 2-H		4-0 E BB		0-0 P6	4 0 1 0 1 0 3	
Bill Robinson, R (1, 7) OBP: 0.298, SLG: 0.544		0-0 E 1B	0-3 K		4-0 IBB		0-0 E5 1-3 3-H		0-3 K	4 1 1 1 1 2 3	
Bill Madlock, R (1, 5) OBP: 0.324, SLG: 0.415		0-0 E 1B			0-0 L5		0-0 G1-2-3			4 1 1 0 0 0 4	
Ed Ott, L (1, 2) OBP: 0.288, SLG: 0.394		0-0 4-3			0-0 FC6-4 1B		0-0 4-3		0-0 G4-6-3 1B	4 0 2 0 0 0 2	
Rennie Stennett, R (1, 4) OBP: 0.278, SLG: 0.286		0-0 P6			0-0 FC6-4 1-2f		0-0 G6-4-3 1B		0-0 G4-6-3	4 0 1 0 0 0 4	
John Candelaria, L (1, 1) OBP: 0.171, SLG: 0.250		0-0 E3 FC5 1B 2-H 3-H			0-0 4-3		0-0 G6-4-3		0-0 2B	4 0 1 0 0 0 2	
Inning Stats	R: 0 E: 1 K: 0 S: 4 H: 1 LOB: 1 P: 4	R: 2 E: 1 K: 0 S: 7 H: 3 LOB: 2 P: 7	R: 0 E: 0 K: 1 S: 5 H: 1 LOB: 1 P: 5	R: 0 E: 0 K: 0 S: 4 H: 1 LOB: 1 P: 4	R: 1 E: 1 K: 0 S: 5 H: 2 LOB: 2 P: 9	R: 0 E: 0 K: 0 S: 3 H: 1 LOB: 0 P: 3	R: 2 E: 1 K: 0 S: 5 H: 2 LOB: 1 P: 9	R: 0 E: 0 K: 0 S: 4 H: 2 LOB: 1 P: 4	R: 0 E: 0 K: 1 S: 6 H: 1 LOB: 1 P: 6	1B: 11 2B: 3 3B: 0 HR: 1 SF: 0 SAC: 0 DP: 5 HBP: 0	WP: 0 PB: 0 SB: 1 CS: 1 PA: 41
PITCHER	IP WLS BF H R ER SO BB IBB HBP BLK WP HR S P ERA WHIP										
Rick Matula, R (1, 1) ERA: 3.59	6.1 L 31 11 5 1 1 1 1 1 0 0 0 1 31 39 1.42 1.895										
Joey McLaughlin, R (7, 1) ERA: 1.42	1.2 6 2 0 0 0 0 0 0 0 0 0 0 6 6 0.00 1.200										
Craig Skok, L (9, 1) ERA: 3.19	1.0 4 1 0 0 0 1 0 0 0 0 0 0 6 6 0.00 1.000										

Pittsburgh Pirates @ Atlanta Braves
Atlanta-Fulton County Stadium, Atlanta, GA

Sat Jul 14 1979, 7:05 PM EDT
Att. 25,083 - Unknown - 85 F

livebaseballscorecards.com

AB	39
R	5
H	14
RBI	2
BB	2
SO	2
LOB	25



Batter	1	2	3	4	5	6	7	8	9	AB	R	H	RBI	BB	SO	LOB
Jerry Royster, R OBP: 0.339, SLG: 0.324 (1, 5)	0-0 4-3			0-0 4-3		0-0 F3			0-0 6-3	4	0	0	0	0	0	0
Gary Matthews, R OBP: 0.364, SLG: 0.549 (1, 9)	0-0 F9			0-0 6-3		0-0 5-3			0-0 F8 WP 1B	4	0	1	0	0	0	0
Bob Homer, R OBP: 0.349, SLG: 0.591 (1, 3)	0-0 1-3			1-0 FC6-4 HBP				0-0 HR	0-0 F8 1-3	3	1	1	1	0	0	1
Jeff Burroughs, R OBP: 0.347, SLG: 0.360 (1, 7)		0-0 G6-4-3 1B		0-0 FC6-4 1-2f				0-0 F8	0-0 6-3	4	0	1	0	0	0	2
Barry Bonnell, R OBP: 0.302, SLG: 0.420 (1, 8)		0-0 G6-4-3 1-2f			0-0 1-3			0-0 L5-3 1B		3	0	1	0	0	0	1
Glenn Hubbard, R OBP: 0.283, SLG: 0.286 (1, 4)		0-0 P6			0-0 6-3			0-0 L5-3 1-2		3	0	0	0	0	0	1
Pepe Frias, R OBP: 0.332, SLG: 0.366 (1, 6)			0-0 F8		0-0 1B				0-0 6-3	3	0	1	0	0	0	0
Bruce Benedict, R OBP: 0.290, SLG: 0.241 (1, 2)			0-0 F4		0-0 P6			0-3 K		3	0	0	0	0	1	1
Rick Matula, R OBP: 0.063, SLG: 0.063 (1, 1)			0-0 6-3			0-0 F9		0-3 K		2	0	0	0	0	0	0
Joey McLaughlin, R OBP: 0.667, SLG: 1.000 (7, 1)										0	0	0	0	0	0	0
Charlie Spikes, R OBP: 0.359, SLG: 0.596 (8, PH)										1	0	0	0	0	1	0
Craig Skok, R (9, 1)										0	0	0	0	0	0	0

Inning Stats	R: 0	H: 0	E: 0	K: 0	S: 3	R: 0	H: 1	E: 0	K: 0	S: 3	R: 0	H: 0	E: 0	K: 0	S: 3	R: 0	H: 0	E: 0	K: 0	S: 3	R: 1	H: 2	E: 0	K: 0	S: 4	R: 0	H: 0	E: 0	K: 2	S: 7	R: 0	H: 1	E: 0	K: 0	S: 4	1B: 4	SF: 0	2B: 1	SAC: 0	3B: 0	DP: 2	HR: 1	HBP: 1	WP: 1	PA: 31	
PITCHER John Candelaria, L ERA: 3.41 (1, 1)	IP	WLS	BF	H	R	ER	SO	BB	IBB	HBP	BLK	WP	HR	S	P	ERA	WHIP													IP	WLS	BF	H	R	ER	SO	BB	IBB	HBP	BLK	WP	HR	S	P	ERA	WHIP

BOTTOM

Pittsburgh Pirates @ Atlanta Braves
Atlanta-Fulton County Stadium, Atlanta, GA

Sat Jul 14 1979, 7:05 PM EDT
Att: 25,083 - Unknown - 85 F

livebaseballscorecards.com

AB	30
R	1
H	5
RBI	1
BB	0
SO	2
LOB	6



Batter	1	2	3	4	5	6	7	8	9	AB R H RBI BB SO LOB	TOP											
Omar Moreno, L (1, 8) OBP: 0.349, SLG: 0.427	0-0 5-3		0-0 S 1B		0-0 L4		0-0 P6		0-0 S 1B	5 0 2 2 0 0 0												
Tim Foli, R (1, 6) OBP: 0.320, SLG: 0.344	0-0 F9		0-0 3-H F8		0-0 F9			0-0 6-3	0-3 K	5 0 0 0 0 1 2												
Dave Parker, L (1, 9) OBP: 0.360, SLG: 0.519	0-0 3-1			0-0 1B		0-0 F9		0-0 F7		4 0 1 0 0 0 0												
Willie Stargell, L (1, 3) OBP: 0.359, SLG: 0.617		0-0 F5		0-0 G3		0-0 HR		0-0 4-3		4 1 1 1 0 0 0												
Bill Robinson, R (1, 7) OBP: 0.305, SLG: 0.559		0-0 6-3		0-0 S 1B		0-0 HR		0-0 1B 1B		4 3 3 1 0 0 0												
Bill Madlock, R (1, 5) OBP: 0.326, SLG: 0.416		0-0 5-3		0-0 1B 1-H 1B		0-0 6-3		0-0 1B 1B PB 1B		4 1 2 1 0 0 0												
Ed Ott, L (1, 2) OBP: 0.292, SLG: 0.396			0-0 E8 F9 1B	0-0 1B	0-0 4-3			0-0 L5		4 1 2 0 0 0 2												
Rennie Stennett, R (1, 4) OBP: 0.277, SLG: 0.285			0-0 F9	0-0 F9			0-0 F9		0-0 1B	4 0 1 1 0 0 3												
Jim Bibby, R (1, 1) OBP: 0.133, SLG: 0.071			0-0 4-3		0-3 K		0-0 5-3		4-0 S 1B BB	3 0 0 0 0 0 1 1												
Grant Jackson, S (7, 1)										0 0 0 0 0 0 0 0												
Enrique Romo, R (7, 1)										0 0 0 0 0 0 0 0												
John Milner, L (9, PH)										0 0 0 0 0 1 0 0												
Matt Alexander, S (9, PR)										0 1 0 0 0 0 0 0												
Kent Tekulve, R (9, 1)										0 0 0 0 0 0 0 0												
Inning Stats	R: 0 E: 0 K: 0 S: 3	H: 0 LOB: 0 BB: 0 P: 3	R: 0 E: 0 K: 0 S: 3	H: 0 LOB: 0 BB: 0 P: 3	R: 1 E: 1 K: 0 S: 5	H: 2 LOB: 1 BB: 0 P: 5	R: 1 E: 0 K: 0 S: 6	H: 4 LOB: 2 BB: 0 P: 6	R: 0 E: 0 K: 1 S: 5	H: 0 LOB: 0 BB: 0 P: 5	R: 2 E: 0 K: 0 S: 5	H: 2 LOB: 0 BB: 0 P: 5	R: 0 E: 0 K: 0 S: 3	H: 0 LOB: 0 BB: 0 P: 3	R: 0 E: 0 K: 0 S: 3	H: 0 LOB: 0 BB: 0 P: 3	R: 3 E: 0 K: 1 S: 8	H: 4 LOB: 2 BB: 1 P: 12	1B: 10 2B: 0 3B: 0 HR: 2	SF: 0 SAC: 0 DP: 0 HBP: 0	WP: 0 PB: 1 SB: 4 CS: 0	PA: 38
PITCHER	IP WLS BF H R ER SO BB IBB HBP BLK WP HR S P ERA WHIP																					
Eddie Solomon, R (1, 1) ERA: 4.76	7.0 L 28 8 4 3 1 0 0 0 0 0 0 2 30 30 3.86 1.143																					
Craig Skok, L (8, 1) ERA: 3.12	1.0 3 0 0 0 0 0 0 0 0 0 0 0 3 3 0.00 0.000																					
Gene Garber, R (9, 1) ERA: 4.13	1.0 7 4 3 3 1 1 0 0 0 0 0 0 8 12 27.00 5.000																					

Pittsburgh Pirates @ Atlanta Braves
Atlanta-Fulton County Stadium, Atlanta, GA

Sun Jul 15 1979, 7:05 PM EDT
Att. 11,304 - Unknown - 85 F

livebaseballscorecards.com

AB 37
R 7
H 12
RBI 6
BB 1
SO 2
LOB 8



Batter	1	2	3	4	5	6	7	8	9	AB	R	H	RBI	BB	SO	LOB
Jerry Royster, R OBP: 0.341, SLG: 0.334 (1, 5)	0-0 S 2B 1B		0-0 6-3		0-0 F7		0-0 1-H HR			4	2	2	2	0	0	0
Gary Matthews, R OBP: 0.363, SLG: 0.544 (1, 9)	0-3 K 1-2		4-0 S BB		0-0 5-3		0-0 F8			3	0	0	0	1	1	1
Rowland Office, L OBP: 0.333, SLG: 0.383 (1, 8)	0-0 WP 2-H 2B		0-0 F9		0-0 L3			0-3 K		4	0	1	1	0	1	1
Bob Horner, R OBP: 0.343, SLG: 0.580 (1, 3)	0-3 K		0-0 5-3		0-3 K		0-0 6-3			4	0	0	0	0	2	2
Jeff Burroughs, R OBP: 0.349, SLG: 0.357 (1, 7)	4-0 WP BB			0-0 1-3		0-0 P3		4-0 CS BB		2	0	0	0	2	0	0
Barry Bonnell, R OBP: 0.302, SLG: 0.420 (8, PR) (9, 7)										0	0	0	0	0	0	0
Joe Nolan, L OBP: 0.403, SLG: 0.495 (1, 2)	0-0 F3 1-2 2-3			4-0 E BB		0-0 4-3		0-0 CS	0-0 F9	3	0	0	0	1	0	2
Pepe Frias, R OBP: 0.328, SLG: 0.361 (1, 6)		0-0 F8		0-0 E5 1-2		0-0 5-3		0-0 3-4-1		4	0	0	0	0	0	1
Glenn Hubbard, R OBP: 0.283, SLG: 0.283 (1, 4)		0-0 F9		0-0 F8		4-0 HR BB		0-0 P6		3	1	0	0	1	0	2
Eddie Solomon, R OBP: 0.156, SLG: 0.161 (1, 1)		0-0 6-3		0-3 K		0-3 K				2	0	0	0	0	1	2
Mike Lum, L OBP: 0.288, SLG: 0.327 (7, PH)										0	0	0	0	0	0	0
Charlie Spikes, R OBP: 0.354, SLG: 0.586 (7, PH)										1	0	0	0	0	1	1
Craig Skok, R (8, 1)										0	0	0	0	0	0	0
Gene Garber, R OBP: 0.500, SLG: 0.375 (9, 1)										0	0	0	0	0	0	0

Inning Stats	R: 1	H: 2	E: 0	K: 2	S: 9	LOB: 2	BB: 1	P: 13	R: 0	H: 0	E: 0	K: 0	S: 3	LOB: 0	BB: 0	P: 3	R: 0	H: 0	E: 1	K: 1	S: 6	LOB: 2	BB: 1	P: 10	R: 0	H: 0	E: 0	K: 0	S: 3	LOB: 0	BB: 0	P: 3	R: 2	H: 1	E: 0	K: 1	S: 6	LOB: 0	BB: 1	P: 10	R: 0	H: 0	E: 0	K: 1	S: 4	LOB: 1	BB: 1	P: 8	R: 0	H: 0	E: 0	K: 0	S: 3	LOB: 0	BB: 0	P: 3	1B: 1	2B: 1	3B: 0	HR: 1	SF: 0	SAC: 0	DP: 0	HBP: 0	WP: 1	PB: 0	SB: 2	CS: 1	PA: 36
--------------	------	------	------	------	------	--------	-------	-------	------	------	------	------	------	--------	-------	------	------	------	------	------	------	--------	-------	-------	------	------	------	------	------	--------	-------	------	------	------	------	------	------	--------	-------	-------	------	------	------	------	------	--------	-------	------	------	------	------	------	------	--------	-------	------	-------	-------	-------	-------	-------	--------	-------	--------	-------	-------	-------	-------	--------

PITCHER	IP	WLS	BF	H	R	ER	SO	BB	IBB	HBP	BLK	WP	HR	S	P	ERA	WHIP
Jim Bibby, R ERA: 3.04 (1, 1)	6.1	W	26	2	2	2	4	4	0	0	0	1	0	30	46	2.84	0.947
Grant Jackson, L ERA: 3.53 (7, 1)	0.1		2	1	1	1	1	0	0	0	0	0	1	4	4	27.00	3.000
Enrique Romo, R ERA: 2.54 (7, 1)	1.1		4	0	0	0	1	1	0	0	0	0	0	5	9	0.00	0.750
Kent Tekulve, R ERA: 3.68 (9, 1)	1.0		3	0	0	0	0	0	0	0	0	0	0	3	3	0.00	0.000

BOTTOM

Pittsburgh Pirates @ Atlanta Braves
Atlanta-Fulton County Stadium, Atlanta, GA

Sun Jul 15 1979, 7:05 PM EDT
Att: 11,304 - Unknown - 85 F

AB	30
R	3
H	3
RBI	3
BB	5
SO	6
LOB	12



WP: 1	PA: 36
PB: 0	
SB: 2	
CS: 1	

PITCHER	IP	WLS	BF	H	R	ER	SO	BB	IBB	HBP	BLK	WP	HR	S	P	ERA	WHIP
---------	----	-----	----	---	---	----	----	----	-----	-----	-----	----	----	---	---	-----	------

Batter	1	2	3	4	5	6	7	8	9	AB R H RBI BB SO LOB	TOP											
Jerry Royster, R (1, 4) OBP: 0.337, SLG: 0.330	0-0 5-3		0-0 1-3		0-0 FC1-5 1B	0-3 K		0-3 K		5 1 0 0 0 2 5												
Gary Matthews, R (1, 9) OBP: 0.364, SLG: 0.545	0-0 1B 2B		0-0 1-3		0-0 1B 1B	0-0 E9		0-0 E5 FC6-4		5 1 2 0 0 0 2												
Rowland Office, L (1, 8) OBP: 0.335, SLG: 0.384	0-0 G5-4-3 1B		0-0 5-3		0-0 1B 1B	0-0 L8		0-0 FC6-4		5 1 2 2 0 0 4												
Bob Homer, R (1, 5) OBP: 0.348, SLG: 0.578	0-0 G5-4-3			0-0 FC6-4 1B	4-0 1B E IBB		0-0 G6-4-3 1B		0-0 6-3	4 1 2 0 1 0 2												
Jeff Burroughs, R (1, 7) OBP: 0.349, SLG: 0.368		0-0 6-3		0-0 L9	0-0 E7 WP 1B		0-0 G6-4-3		0-0 HR	5 2 2 3 0 0 2												
Barry Bonnell, R (9, 7) OBP: 0.302, SLG: 0.420										0 0 0 0 0 0 0												
Dale Murphy, R (1, 3) OBP: 0.424, SLG: 0.653		0-0 1B 1B		0-3 K	0-3 K		0-3 K		0-0 G6-4-3 1B	5 0 2 0 0 3 1												
Pepe Frias, R (1, 6) OBP: 0.326, SLG: 0.358		0-0 L8		0-0 FC6-4	0-0 F9				0-0 G6-4-3	5 1 1 0 0 0 3												
Bruce Benedict, R (1, 2) OBP: 0.305, SLG: 0.268		0-0 FC4 1B			0-0 FC1-5 2B	0-0 E 1B		0-0 P6		4 0 3 0 0 0 1												
Phil Niekro, R (1, 1) OBP: 0.260, SLG: 0.286		0-0 FC4			0-0 1B FC1-5 1B	0-3 K		0-0 E 1B		4 1 2 0 0 1 3												
Inning Stats	R: 0 E: 0 K: 0 S: 4	H: 2 LOB: 1 BB: 0 P: 4	R: 0 E: 0 K: 0 S: 5	H: 2 LOB: 2 BB: 0 P: 5	R: 0 E: 0 K: 0 S: 3	H: 0 LOB: 0 BB: 0 P: 3	R: 0 E: 0 K: 1 S: 6	H: 1 LOB: 1 BB: 0 P: 6	R: 6 E: 1 K: 1 S: 10	H: 5 LOB: 0 BB: 1 P: 14	R: 0 E: 1 K: 2 S: 9	H: 1 LOB: 2 BB: 0 P: 9	R: 0 E: 0 K: 1 S: 5	H: 1 LOB: 0 BB: 0 P: 5	R: 1 E: 1 K: 1 S: 8	H: 2 LOB: 2 BB: 0 P: 8	R: 1 E: 0 K: 0 S: 4	H: 2 LOB: 0 BB: 0 P: 4	1B: 13 2B: 2 3B: 0 HR: 1	SF: 0 SAC: 0 DP: 3 HBP: 0	WP: 1 PB: 0 SB: 0 CS: 0	PA: 43
PITCHER	IP WLS BF H R ER SO BB IBB HBP BLK WP HR S P ERA WHIP												PITCHER	IP WLS BF H R ER SO BB IBB HBP BLK WP HR S P ERA WHIP								
Dennis Lamp, R (1, 1) ERA: 4.56	4.1 L 23 10 6 4 1 0 0 0 0 0 0 0 24 28 8.31 2.308																					
Dick Tidrow, R (5, 1) ERA: 4.32	0.2 2 0 0 0 1 0 0 0 0 0 1 0 4 4 0.00 0.000																					
Bill Caudill, R (6, 1) ERA: 4.73	2.0 8 2 0 0 3 0 0 0 0 0 0 0 14 14 0.00 1.000																					
Donnie Moore, R (8, 1) ERA: 6.12	2.0 10 4 2 1 1 0 0 0 0 0 0 1 12 12 4.50 2.000																					

Atlanta Braves @ Chicago Cubs
Wrigley Field, Chicago, IL
Thu Jul 19 1979, 3:33 AM CDT
Att. 38,319 - Sunny - 72 F

livebaseballscorecards.com

AB	42
R	8
H	16
RBI	5
BB	1
SO	6
LOB	23



Batter	1	2	3	4	5	6	7	8	9	AB	R	H	RBI	BB	SO	LOB
Ivan De Jesus, R OBP: 0.361, SLG: 0.376 (1, 6)	0-0 F7	0-0 5-3			0-0 F3			0-0 G4-6-3 1B		4	0	1	0	0	0	2
Scot Thompson, L OBP: 0.378, SLG: 0.401 (1, 9)	0-0 F8		0-0 F9		0-0 1B			0-0 F8		4	0	1	0	0	0	1
Bill Buckner, L OBP: 0.315, SLG: 0.452 (1, 3)	0-0 6-3		0-3 K		0-0 L9			0-0 G4-6-3 1-2f		4	0	0	0	0	1	2
Jerry Martin, R OBP: 0.359, SLG: 0.509 (1, 8)		0-3 K	0-0 4-3			0-0 6-3			0-0 1-3	4	0	0	0	0	1	0
Larry Bittner, L OBP: 0.359, SLG: 0.433 (1, 7)		0-0 1B 2B 1B		0-0 3-1 1B		0-0 G3			0-0 4-3	4	1	2	0	0	0	0
Steve Ontiveros, S OBP: 0.372, SLG: 0.372 (1, 5)		0-0 2B SF8 1B		0-0 3-1 1-2		0-0 F8			0-3 K	4	1	1	0	0	1	1
Barry Foote, R OBP: 0.294, SLG: 0.397 (1, 2)		0-0 SF8 1-3 2-H 2B		0-3 K			0-0 P4			3	0	1	1	0	1	1
Ted Sizemore, R OBP: 0.329, SLG: 0.331 (1, 4)		0-0 SF8 2-3 3-H		0-0 P5			0-3 K			2	0	0	1	0	1	1
Dennis Lamp, R OBP: 0.250, SLG: 0.233 (1, 1)		4-0 BB			0-3 K2-3			0-0 F2		0	0	0	0	0	1	0
Dick Tidrow, R OBP: 0.167, SLG: 0.167 (5, 1)										0	0	0	0	0	0	0
Steve Dillard, R OBP: 0.517, SLG: 0.429 (5, PH)										1	0	0	0	0	1	0
Bill Caudill, R (6, 1)										0	0	0	0	0	0	0
Mike Vail, R OBP: 0.396, SLG: 0.573 (7, PH)										1	0	0	0	0	0	0
Donnie Moore, L OBP: 0.182, SLG: 0.364 (8, 1)										0	0	0	0	0	0	0

Inning Stats	R: 0	H: 0	E: 0	K: 0	S: 3	R: 2	H: 3	E: 0	K: 1	S: 8	R: 0	H: 0	E: 0	K: 1	S: 5	R: 0	H: 1	E: 0	K: 1	S: 6	R: 0	H: 1	E: 0	K: 1	S: 6	R: 0	H: 0	E: 0	K: 0	S: 3	R: 0	H: 1	E: 0	K: 0	S: 3	R: 0	H: 0	E: 0	K: 1	S: 5	R: 0	H: 0	E: 0	K: 0	S: 3	R: 0	H: 0	E: 0	K: 1	S: 5	R: 0	H: 0	E: 0	K: 1	S: 5	1B: 5	SF: 1	2B: 1	3B: 0	HR: 0	SAC: 0	DP: 1	HBP: 0	WP: 0	PA: 33
--------------	------	------	------	------	------	------	------	------	------	------	------	------	------	------	------	------	------	------	------	------	------	------	------	------	------	------	------	------	------	------	------	------	------	------	------	------	------	------	------	------	------	------	------	------	------	------	------	------	------	------	------	------	------	------	------	-------	-------	-------	-------	-------	--------	-------	--------	-------	--------


PITCHER	IP	WLS	BF	H	R	ER	SO	BB	IBB	HBP	BLK	WP	HR	S	P	ERA	WHIP
Phil Niekro, R ERA: 3.8 (1, 1)	9.0	W	33	6	2	2	6	1	0	0	0	0	0	44	48	2.00	0.778

BOTTOM

Atlanta Braves @ Chicago Cubs
 Wrigley Field, Chicago, IL
 Thu Jul 19 1979, 3:33 AM CDT
 Att. 38,319 - Sunny - 72 F

livebaseballscorecards.com

AB	31
R	2
H	6
RBI	2
BB	1
SO	6
LOB	8



Batter	1	2	3	4	5	6	7	8	9	AB R H RBI BB SO LOB	TOP											
Jerry Royster, R (1, 4) OBP: 0.336, SLG: 0.327	0-0 F8		0-0 3-1			4-0 G3 2B BB		0-3 K		3 1 0 0 1 1 0												
Gary Matthews, R (1, 9) OBP: 0.365, SLG: 0.545	0-0 4-3 1B			0-0 3-4-1 1B		0-0 G3		0-0 F8		4 1 2 0 0 0 1												
Rowland Office, L (1, 8) OBP: 0.333, SLG: 0.387	0-0 4-3			0-0 3-4-1		0-0 1B 2H			0-0 6-3	4 0 1 1 0 0 2												
Bob Homer, R (1, 5) OBP: 0.355, SLG: 0.581	0-3 K			0-0 L1-4 1B		0-0 1B			0-0 1B 1B	4 0 3 1 0 1 1												
Jeff Burroughs, R (1, 7) OBP: 0.348, SLG: 0.366		0-0 5-3		0-0 L1-4		0-0 5-3			0-0 G6-4-3 1B	4 0 1 0 0 0 3												
Dale Murphy, R (1, 3) OBP: 0.414, SLG: 0.636		0-0 4-3			0-0 5-3		0-3 K		0-0 G6-4-3	4 0 0 0 0 1 2												
Joe Nolan, L (1, 2) OBP: 0.393, SLG: 0.480			0-0 3-1		0-0 L9		0-0 F8			3 0 0 0 0 0 0												
Pepe Frias, R (1, 6) OBP: 0.322, SLG: 0.354			0-0 F8		0-0 6-3		0-0 4-3			3 0 0 0 0 0 0												
Tony Brizzolara, R (1, 1) Craig Skok, R (5, 1) Bo McLaughlin, R (5, 1) Glenn Hubbard, R (6, PH) Joey McLaughlin, R (6, 1) Mike Lurti, L (8, PH) Preston Hanna, R (8, 1)			0-3 K			0-0 F8		0-0 5-3		1 0 0 0 0 0 1 0 0 0 0 0 0 0 0 0 0 0 0 0 0 0 0 0 1 0 0 0 0 0 0 0 0 0 0 0 0 0 0 0 0 0 0 0 0 0 0 0 1 0 0 0 0 0 0 0 0 0 0 0 0 0 0 0												
Inning Stats	R: 0 E: 0 K: 1 S: 6	H: 1 LOB: 1 BB: 0 P: 6	R: 0 E: 0 K: 0 S: 3	H: 0 LOB: 0 BB: 0 P: 3	R: 0 E: 0 K: 1 S: 5	H: 0 LOB: 0 BB: 0 P: 5	R: 1 E: 0 K: 0 S: 4	H: 2 LOB: 0 BB: 0 P: 4	R: 0 E: 0 K: 0 S: 3	H: 0 LOB: 0 BB: 0 P: 3	R: 1 E: 0 K: 0 S: 5	H: 2 LOB: 2 BB: 1 P: 9	R: 0 E: 0 K: 1 S: 5	H: 0 LOB: 0 BB: 0 P: 5	R: 0 E: 0 K: 1 S: 5	H: 0 LOB: 0 BB: 0 P: 5	R: 0 E: 0 K: 0 S: 4	H: 2 LOB: 1 BB: 0 P: 4	1B: 6 2B: 2 3B: 0 HR: 0	SF: 0 SAC: 0 DP: 2 HBP: 0	WP: 0 PB: 0 SB: 0 CS: 0	PA: 33
PITCHER	IP WLS BF H R ER SO BB IBB HBP BLK WP HR S P ERA WHIP																					
Rick Reuschel, R (1, 1) ERA: 3.87	6.0 W 23 5 2 2 2 1 0 0 0 0 0 0 26 30 3.00 1.000																					
Dick Tidrow, R (7, 1) ERA: 4.19	2.0 6 0 0 0 2 0 0 0 0 0 0 0 10 10 0.00 0.000																					
Donnie Moore, R (9, 1) ERA: 6.0	1.0 4 2 0 0 0 0 0 0 0 0 0 0 4 4 0.00 2.000																					

Atlanta Braves @ Chicago Cubs
Wrigley Field, Chicago, IL
Fri Jul 20 1979, 3:33 AM CDT
Att. 22,646 - Sunny - 77 F

livebaseballscorecards.com

AB 32
R 2
H 7
RBI 2
BB 1
SO 4
LOB 9




Batter	1	2	3	4	5	6	7	8	9	AB	R	H	RBI	BB	SO	LOB
Ivan De Jesus, R (1, 6) OBP: 0.359, SLG: 0.374 Mick Kelleher, R (8, 6) OBP: 0.309, SLG: 0.318	0-0 L8	0-0 5-3		0-0 F8	0-0 1B		0-0 FC5-4			5	0	1	2	0	0	4
Scot Thompson, L (1, 9) OBP: 0.379, SLG: 0.415	0-0 L1		0-0 SF8		1B		0-0 F7			5	2	2	0	0	0	3
Bill Buckner, L (1, 3) OBP: 0.316, SLG: 0.451 Ken Henderson, S (8, 7) OBP: 0.417, SLG: 0.316	0-0 1B		0-0 SF8		1B	4-0 4-3	0-0 L7			3	1	1	1	1	0	1
Jerry Martin, R (1, 8) OBP: 0.354, SLG: 0.502	0-3 K		0-0 F8		K	0-0 5-3		0-0 5-3		5	0	0	0	0	2	3
Larry Bittner, L (1, 7) OBP: 0.362, SLG: 0.431		0-0 4-3	0-0 4-3		1B	0-0 1B		0-0 L9		5	1	2	1	0	0	0
Steve Ontiveros, S (1, 5) OBP: 0.375, SLG: 0.377		0-0 1B		0-0 1B	5-3 1B	0-0 1B	0-0 L7		0-0 1-3	4	2	2	1	1	0	1
Barry Foote, R (1, 2) OBP: 0.300, SLG: 0.407		0-0 1B		0-0 F3	1B	0-0 1B		0-0 E		3	3	2	0	1	0	1
Ted Sizemore, R (1, 4) OBP: 0.331, SLG: 0.333 Steve Dillard, R (8, 4) OBP: 0.517, SLG: 0.429		0-0 F2		0-0 1B	5-3 1B	0-0 K	0-0 E2		0-0 1B	4	1	2	1	0	1	5
Rick Reuschel, R (1, 1) OBP: 0.190, SLG: 0.135 Dick Tidrow, R (7, 1) OBP: 0.286, SLG: 0.286 Donnie Moore, L (9, 1) OBP: 0.182, SLG: 0.364		0-0 1B		0-0 5-3	1B	0-0 1B	0-0 FC5-4			0	0	0	0	0	0	0

Inning Stats	R: 0	H: 1	E: 0	LOB: 1	K: 1	P: 6	R: 2	H: 3	E: 0	LOB: 1	K: 0	P: 6	R: 1	H: 1	E: 0	LOB: 0	K: 0	P: 4	R: 0	H: 1	E: 0	LOB: 1	K: 0	P: 4	R: 5	H: 4	E: 0	LOB: 2	K: 2	P: 23	R: 0	H: 1	E: 0	LOB: 1	K: 0	P: 4	R: 2	H: 3	E: 1	LOB: 1	K: 0	P: 6	R: 0	H: 0	E: 0	LOB: 0	K: 0	P: 3	1B: 10	SF: 1	2B: 3	SAC: 0	3B: 1	DP: 0	HR: 0	HBP: 0	WP: 1	PA: 42
--------------	------	------	------	--------	------	------	------	------	------	--------	------	------	------	------	------	--------	------	------	------	------	------	--------	------	------	------	------	------	--------	------	-------	------	------	------	--------	------	------	------	------	------	--------	------	------	------	------	------	--------	------	------	--------	-------	-------	--------	-------	-------	-------	--------	-------	--------

PITCHER	IP	WLS	BF	H	R	ER	SO	BB	IBB	HBP	BLK	WP	HR	S	P	ERA	WHIP
Tony Brizzolara, R (1, 1) ERA: 4.65	4.0	L	20	7	4	4	1	1	1	0	0	0	0	21	25	9.00	2.000
Craig Skok, L (5, 1) ERA: 3.83	0.1		5	2	1	1	1	1	1	0	0	1	0	5	13	27.00	9.000
Bo McLaughlin, R (5, 1) ERA: 4.43	0.2		4	1	3	3	1	1	0	0	0	0	0	5	9	40.50	3.000
Joey McLaughlin, R (6, 1) ERA: 1.98	2.0		10	4	2	2	0	0	0	0	0	0	0	10	10	9.00	2.000
Preston Hanna, R (8, 1) ERA:	1.0		3	0	0	0	0	0	0	0	0	0	0	3	3	0.00	0.000

Atlanta Braves @ Chicago Cubs
Wrigley Field, Chicago, IL
Fri Jul 20 1979, 3:33 AM CDT
Att. 22,646 - Sunny - 77 F

AB	37
R	10
H	14
RBI	10
BB	4
SO	3
LOB	20



PITCHER	IP	WLS	BF	H	R	ER	SO	BB	IBB	HBP	BLK	WP	HR	S	P	ERA	WHIP
Tony Brizzolara, R (1, 1) ERA: 4.65	4.0	L	20	7	4	4	1	1	1	0	0	0	0	21	25	9.00	2.000
Craig Skok, L (5, 1) ERA: 3.83	0.1		5	2	1	1	1	1	1	0	0	1	0	5	13	27.00	9.000
Bo McLaughlin, R (5, 1) ERA: 4.43	0.2		4	1	3	3	1	1	0	0	0	0	0	5	9	40.50	3.000
Joey McLaughlin, R (6, 1) ERA: 1.98	2.0		10	4	2	2	0	0	0	0	0	0	0	10	10	9.00	2.000
Preston Hanna, R (8, 1) ERA:	1.0		3	0	0	0	0	0	0	0	0	0	0	3	3	0.00	0.000

Batter	1	2	3	4	5	6	7	8	9	AB R H RBI BB SO LOB	TOP																	
Jerry Royster, R (1, 4) OBP: 0.335, SLG: 0.329	0-3 K		0-0 G3			0-0 L4-6 2B		0-0 F3		4 0 1 0 0 1 0																		
Gary Matthews, R (1, 9) OBP: 0.369, SLG: 0.547	0-0 G3-6-3 1B			0-0 E S 1B		0-0 L4-6 2-3		0-0 L9-3 1B		4 1 3 0 0 0 1																		
Rowland Office, L (1, 8) OBP: 0.331, SLG: 0.383	0-0 G3-6-3 1-2f			0-0 CS 1B		0-0 P5		0-3 K		4 0 1 1 0 1 2																		
Bob Homer, R (1, 5) OBP: 0.349, SLG: 0.571		0-0 5-3		0-3 K		0-3 K		0-0 L9-3 1-2		4 0 0 0 0 2 2																		
Jeff Burroughs, R (1, 7) OBP: 0.348, SLG: 0.364		0-0 L7		0-3 K 1-2		4-0 BB				2 0 0 0 1 1 1																		
Dale Murphy, R (1, 3) OBP: 0.412, SLG: 0.630		0-0 1B		0-3 K		0-0 F8				3 0 1 0 0 1 1																		
Joe Nolan, L (1, 2) OBP: 0.384, SLG: 0.466		0-0 F3			0-3 4-3		0-0 F7			3 0 0 0 0 0 1																		
Pepe Frias, R (1, 6) OBP: 0.319, SLG: 0.351			0-0 L7		0-0 1-3		0-0 5-3			3 0 0 0 0 0 0																		
Rick Matula, R (1, 1) OBP: 0.059, SLG: 0.059			0-0 L8		0-3 K		0-0 HR			2 0 0 0 0 1 0																		
Mike Lum, L (8, PH) OBP: 0.291, SLG: 0.348										1 1 1 1 0 0 0																		
Gene Garber, R (8, 1) OBP: 0.500, SLG: 0.375										0 0 0 0 0 0 0																		
Inning Stats	R: 0 H: 1 E: 0 LOB: 0 K: 1 BB: 0 S: 5 P: 5	R: 0 H: 1 E: 0 LOB: 1 K: 0 BB: 0 S: 4 P: 4	R: 0 H: 0 E: 0 LOB: 0 K: 0 BB: 0 S: 3 P: 3	R: 1 H: 2 E: 0 LOB: 1 K: 2 BB: 0 S: 8 P: 8	R: 0 H: 0 E: 0 LOB: 0 K: 1 BB: 0 S: 5 P: 5	R: 0 H: 1 E: 0 LOB: 0 K: 1 BB: 0 S: 5 P: 5	R: 0 H: 0 E: 0 LOB: 1 K: 1 BB: 1 S: 5 P: 9	R: 1 H: 1 E: 0 LOB: 0 K: 0 BB: 0 S: 4 P: 4	R: 0 H: 1 E: 0 LOB: 0 K: 1 BB: 0 S: 5 P: 5	1B: 5 SF: 0 2B: 4 SAC: 0 3B: 0 DP: 4 HR: 1 HBP: 0	WP: 0 PA: 31 PB: 0 SB: 1 CS: 1																	
PITCHER	IP WLS BF H R ER SO BB IBB HBP BLK WP HR S P ERA WHIP											PITCHER	IP WLS BF H R ER SO BB IBB HBP BLK WP HR S P ERA WHIP															
Mike Krukow, R (1, 1) ERA: 3.4	8.0	29	7	2	2	6	1	0	0	0	0	0	1	40	44	2.25	1.000											
Dick Tidrow, R (9, 1) ERA: 4.13	1.0	W	2	0	0	0	1	0	0	0	0	0	0	4	4	0.00	0.000											

Atlanta Braves @ Chicago Cubs
Wrigley Field, Chicago, IL
Sat Jul 21 1979, 3:33 AM CDT
Att. 28,279 - Sunny - 78 F

livebaseballscorecards.com

AB 30
R 2
H 7
RBI 2
BB 1
SO 7
LOB 8



Batter	1	2	3	4	5	6	7	8	9	AB	R	H	RBI	BB	SO	LOB
Ivan De Jesus, R (1, 6) OBP: 0.358, SLG: 0.372 Dave Kingman, R (9, PH) OBP: 0.369, SLG: 0.636	0-0 G6-4-3 1B 1B		0-0 6-3		0-0 FC6-4 1-2f		0-0 F7		0-0 E 1B 1B	4	0	1	0	0	0	1
Scot Thompson, L (1, 9) OBP: 0.392, SLG: 0.429	0-0 G6-4-3 1-2 1B		0-0 1B		0-0 L7		0-0 1B		0-0 E7 1-H 1B	5	0	4	0	0	0	1
Bill Buckner, L (1, 3) OBP: 0.315, SLG: 0.447	0-0 G6-4-3 1-2f 2-3		0-0 4-3			1-0 2B HBP	0-0 F8			3	1	0	0	0	0	4
Jerry Martin, R (1, 8) OBP: 0.356, SLG: 0.500	0-0 P4			4-0 BB BB BB BB BB BB BB	0-0 G3 BB	0-0 2B 1-2 1B		0-0 5-3		3	0	1	0	1	0	1
Larry Bittner, L (1, 7) OBP: 0.342, SLG: 0.406		0-0 4-3		0-0 G3	0-0 F7		0-0 4-3			4	0	0	0	0	0	3
Steve Ontiveros, S (1, 5) OBP: 0.373, SLG: 0.379		0-0 4-3		0-0 6-3	0-0 2B		0-3 K			4	0	1	1	0	1	1
Barry Foote, R (1, 2) OBP: 0.306, SLG: 0.408 Miguel Dilone, S (9, PR) OBP: 0.242, SLG: 0.280		4-0 BB BB BB	4-0 1-6-3 BB	0-0 1-6-3	4-0 G6-4-3 IBB			0-0 6-3 S 1B 1B	2	0	1	0	2	0	1	
Ted Sizemore, R (1, 4) OBP: 0.327, SLG: 0.329		0-0 L1		0-0 4-3	0-0 G6-4-3 1-2f			0-0 P3	4	0	0	0	0	0	5	
Mike Krukow, R (1, 1) OBP: 0.375, SLG: 0.500 Dick Tidrow, R (9, 1) OBP: 0.286, SLG: 0.286 Ken Henderson, S (9, PH) OBP: 0.408, SLG: 0.308			0-0 5-3		0-0 FC6-4 1B		0-0 6-3		0-0 6-3 1-3	3	0	1	0	0	0	0

Inning Stats	R: 0 E: 0 K: 0 S: 4	H: 2 LOB: 1 BB: 0 P: 4	R: 0 E: 0 K: 0 S: 3	H: 0 LOB: 1 BB: 1 P: 7	R: 0 E: 0 K: 0 S: 4	H: 1 LOB: 1 BB: 0 P: 4	R: 0 E: 0 K: 0 S: 3	H: 0 LOB: 1 BB: 1 P: 7	R: 0 E: 0 K: 0 S: 4	H: 1 LOB: 1 BB: 0 P: 4	R: 1 E: 0 K: 0 S: 4	H: 2 LOB: 2 BB: 1 P: 9	R: 0 E: 0 K: 0 S: 4	H: 1 LOB: 1 BB: 0 P: 4	R: 0 E: 0 K: 1 S: 5	H: 0 LOB: 0 BB: 0 P: 5	R: 2 E: 1 K: 0 S: 5	H: 3 LOB: 1 BB: 0 P: 5	1B: 9 2B: 1 3B: 0 HR: 0	SF: 0 SAC: 0 DP: 2 HBP: 1
--------------	------------------------------	---------------------------------	------------------------------	---------------------------------	------------------------------	---------------------------------	------------------------------	---------------------------------	------------------------------	---------------------------------	------------------------------	---------------------------------	------------------------------	---------------------------------	------------------------------	---------------------------------	------------------------------	---------------------------------	----------------------------------	------------------------------------

PITCHER	IP	WLS	BF	H	R	ER	SO	BB	IBB	HBP	BLK	WP	HR	S	P	ERA	WHIP
Rick Matula, R (1, 1) ERA: 3.45	7.0		30	7	1	1	0	2	1	1	0	0	0	26	39	1.29	1.286
Gene Garber, R (8, 1) ERA: 4.15	1.2	L	8	3	2	1	1	0	0	0	0	0	0	10	10	5.40	1.800

BOTTOM

Atlanta Braves @ Chicago Cubs
Wrigley Field, Chicago, IL

Sat Jul 21 1979, 3:33 AM CDT
Att. 28,279 - Sunny - 78 F

livebaseballscores.com

AB	34
R	3
H	10
RBI	2
BB	3
SO	1
LOB	18



WP: 0	PA: 38
PB: 0	SB: 1
CS: 0	

Batter	1	2	3	4	5	6	7	8	9	AB R H RBI BB SO LOB	TOP											
Jerry Royster, R (1, 4) OBP: 0.337, SLG: 0.331	0-0 5-3		0-0 6-3		0-0 2B 1B		0-0 S 1B			4 1 2 0 0 0 0	Atlanta Braves @ Pittsburgh Pirates Three Rivers Stadium, Pittsburgh, PA Sun Jul 22 1979, 3:33 AM EDT Overcast											
Gary Matthews, R (1, 9) OBP: 0.370, SLG: 0.549	0-0 F8 1B		0-0 F8		0-0 1-H 2-H 2B		0-0 6-3			4 0 2 2 0 0 1												
Rowland Office, L (1, 8) OBP: 0.324, SLG: 0.374	0-0 F8 1-2		0-0 4-3		0-0 3-1		0-0 6-3			4 0 0 0 0 0 1												
Bob Homer, R (1, 5) OBP: 0.352, SLG: 0.570		0-0 L6		0-0 F2		0-0 1B		0-0 1B 1B		4 0 2 0 0 0 0												
Jeff Burroughs, R (1, 7) OBP: 0.350, SLG: 0.364		4-0 BB BB BB BB HR		0-0 F9		0-0 F9		0-0 G4-6-3 1B		3 1 1 0 1 0 1												
Barry Bonnell, R (8, PR) OBP: 0.302, SLG: 0.420										0 0 0 0 0 0 0												
Dale Murphy, R (1, 3) OBP: 0.414, SLG: 0.646		0-0 1-H HR		0-0 1B		0-0 L7		0-0 G4-6-3 1-2f		4 1 2 2 0 0 3												
Joe Nolan, L (1, 2) OBP: 0.380, SLG: 0.458		0-0 F7		0-0 F9		0-0 1-3		0-0 G4-6-3 1B		4 0 1 0 0 0 2												
Pepe Frias, R (1, 6) OBP: 0.318, SLG: 0.349		0-0 1B		0-0 6-3		0-3 K		0-0 G4-6-3 1-2f		4 0 1 0 0 1 1												
Eddie Solomon, R (1, 1) OBP: 0.176, SLG: 0.182		0-3 K		0-0 2B 1B		0-0 4-3		0-0 L6		2 1 1 0 0 1 1												
Gene Garber, R (6, 1) OBP: 0.500, SLG: 0.375										0 0 0 0 0 0 0												
Mike Lum, L (7, PH) OBP: 0.289, SLG: 0.345										1 0 0 0 0 0 0												
Joey McLaughlin, R (7, 1) OBP: 0.667, SLG: 1.000										0 0 0 0 0 0 0												
Charlie Spikes, R (9, PH) OBP: 0.548, SLG: 0.576										1 0 0 0 0 0 0												
Inning Stats	R: 0 E: 0 K: 0 S: 3	H: 1 LOB: 0 BB: 0 P: 3	R: 2 E: 0 K: 1 S: 7	H: 2 LOB: 1 BB: 1 P: 11	R: 0 E: 0 K: 0 S: 3	H: 0 LOB: 0 BB: 0 P: 3	R: 0 E: 0 K: 0 S: 4	H: 1 LOB: 1 BB: 0 P: 4	R: 2 E: 0 K: 0 S: 5	H: 3 LOB: 0 BB: 0 P: 5	R: 0 E: 0 K: 0 S: 4	H: 1 LOB: 1 BB: 0 P: 4	R: 0 E: 0 K: 1 S: 6	H: 1 LOB: 1 BB: 0 P: 6	R: 0 E: 0 K: 0 S: 4	H: 2 LOB: 2 BB: 0 P: 4	R: 0 E: 0 K: 0 S: 3	H: 1 LOB: 0 BB: 0 P: 3	1B: 10 2B: 1 3B: 0 HR: 1	SF: 0 SAC: 0 DP: 2 HBP: 0	WP: 0 PB: 0 SB: 1 CS: 0	PA: 36
PITCHER	IP WLS BF H R ER SO BB IBB HBP BLK WP HR S P ERA WHIP																					
Don Robinson, R (1, 1) ERA: 3.95	6.0 W 25 8 4 4 1 1 0 0 0 0 0 1 26 30 6.00 1.500																					
Kent Tekulve, R (7, 1) ERA: 3.42	3.0 S 11 4 0 0 1 0 0 0 0 0 0 0 13 13 0.00 1.333																					

livebaseballscorecards.com

AB	35
R	4
H	12
RBI	4
BB	1
SO	2
LOB	10



Batter	1	2	3	4	5	6	7	8	9	AB	R	H	RBI	BB	SO	LOB
Omar Moreno, L (1, 8) OBP: 0.342, SLG: 0.418	0-0 F6	0-3 K				0-3 K	0-0 G3			4	0	0	0	0	2	3
Tim Foli, R (1, 6) OBP: 0.321, SLG: 0.350	0-0 F9		0-0 F8			0-0 2B	0-0 F8			4	0	1	0	0	0	0
Dave Parker, L (1, 9) OBP: 0.358, SLG: 0.511	0-3 K		0-0 F8			0-3 K	4-0 BB			3	0	0	0	1	2	1
Willie Stargell, L (1, 3) OBP: 0.358, SLG: 0.618		4-0 1B 2B BB	0-0 F7			0-3 K	0-0 F6			3	1	0	0	1	1	1
John Milner, L (1, 7) OBP: 0.365, SLG: 0.484		0-0 F4			0-3 K	0-0 E 1B 1B	0-3 K			1	0	0	0	0	0	1
Bill Robinson, R (3, 7) OBP: 0.310, SLG: 0.567										3	1	1	0	0	2	1
Phil Garner, R (1, 5) OBP: 0.368, SLG: 0.463		0-0 2B 1B 1B			0-0 1B	0-0 E5 1B 1B	0-0 6-3			4	2	3	0	0	0	0
Ed Ott, L (1, 2) OBP: 0.293, SLG: 0.397		0-0 1B 2B			0-0 F6	4-0 FC6-5 1B IBB	0-0 F9			3	1	1	1	1	0	1
Rennie Stennett, R (1, 4) OBP: 0.283, SLG: 0.292		0-3 K			0-0 F7	0-0 FC6-5 1B	0-3 K			2	0	0	0	0	1	3
Mike Easler, L (6, PH) OBP: 0.457, SLG: 0.556						1-2 2-H 3-H				1	0	1	2	0	0	0
Kent Tekulve, R (7, 1) OBP: 0.429, SLG: 0.333										1	0	0	0	0	1	0
Don Robinson, R (1, 1) OBP: 0.212, SLG: 0.212		0-0 1B				0-0 FC6-5	0-0 K			2	0	1	2	0	1	0
Lee Lacy, R (6, PH) OBP: 0.364, SLG: 0.495						1-2 2-3f				1	0	0	0	0	0	2

Inning Stats	R: 0	H: 0	E: 0	K: 1	S: 5	R: 3	H: 3	E: 0	K: 2	S: 10	R: 0	H: 0	E: 0	K: 0	S: 3	R: 0	H: 1	E: 0	K: 1	S: 6	R: 0	H: 1	E: 0	K: 3	S: 10	R: 2	H: 3	E: 1	K: 1	S: 8	R: 0	H: 0	E: 0	K: 1	S: 5	R: 0	H: 0	E: 0	K: 1	S: 5	1B: 6	SF: 0	2B: 2	SAC: 0	3B: 0	DP: 0	HR: 0	HBP: 0	WP: 0	PA: 35
--------------	------	------	------	------	------	------	------	------	------	-------	------	------	------	------	------	------	------	------	------	------	------	------	------	------	-------	------	------	------	------	------	------	------	------	------	------	------	------	------	------	------	-------	-------	-------	--------	-------	-------	-------	--------	-------	--------

PITCHER	IP	WLS	BF	H	R	ER	SO	BB	IBB	HBP	BLK	WP	HR	S	P	ERA	WHIP
Eddie Solomon, R (1, 1) ERA: 4.87	5.1	L	25	7	5	4	8	1	1	0	0	0	0	39	47	6.75	1.500
Gene Garber, R (6, 1) ERA: 4.12	0.2		3	1	0	0	0	0	0	0	0	0	0	3	3	0.00	1.500
Joey McLaughlin, R (7, 1) ERA: 1.84	2.0		7	0	0	0	2	1	0	0	0	0	0	10	14	0.00	0.500

BOTTOM

Atlanta Braves @ Pittsburgh Pirates
Three Rivers Stadium, Pittsburgh, PA
 Sun Jul 22 1979, 3:33 AM EDT
 Overcast

livebaseballscorecards.com

AB	32
R	5
H	8
RBI	5
BB	3
SO	10
LOB	13



Batter	1	2	3	4	5	6	7	8	9	AB R H RBI BB SO LOB	TOP		
Glenn Hubbard, R (1, 4) OBP: 0.280, SLG: 0.279 Jerry Royster, R (8, PH) OBP: 0.336, SLG: 0.330 (8, 4)	0-0 F9 ①		0-0 5-3 ②		0-0 F7 ②			0-0 F4 ①		3 0 0 0 0 0 1 1 0 0 0 0 0 0	Atlanta Braves @ Pittsburgh Pirates Three Rivers Stadium, Pittsburgh, PA Sun Jul 22 1979, 7:05 PM EDT Att. 29,533 - Unknown		
Gary Matthews, R (1, 9) OBP: 0.371, SLG: 0.555	0-0 4-3 ②		0-0 HR ③		0-0 F9 ③		4-0 BB ②		3 1 1 2 1 0 0				
Mike Lum, L (1, 3) OBP: 0.283, SLG: 0.337	0-3 K ③		0-0 F7 ③		0-0 F7 ①		0-0 G6-4-3 ② ③		4 0 0 0 0 1 1				
Bob Homer, R (1, 5) OBP: 0.358, SLG: 0.573		0-0 1B		0-0 1B		0-0 F4 ②		0-0 G6-4-3 ②		4 0 3 0 0 0 0			
Jeff Burroughs, R (1, 7) OBP: 0.349, SLG: 0.360		0-0 F6 ①		0-0 F6 ①		4-0 BB		0-0 G6-4-3 ① ②		3 0 0 0 1 0 3			
Joe Nolan, L (1, 2) OBP: 0.383, SLG: 0.459		0-0 F8 ②		0-0 1B		0-0 F9 ③		0-0 1B		4 0 2 0 0 0 2			
Barry Bonnell, R (1, 8) OBP: 0.298, SLG: 0.414 Dale Murphy, R (9, PH) OBP: 0.412, SLG: 0.642		0-0 F8 ③		0-0 F6 ②		0-0 6-3 ①		0-0 6-3 ③		3 0 0 0 0 0 3 1 0 0 0 0 0 1			
Darrel Chaney, S (1, 6) OBP: 0.242, SLG: 0.170			0-0 SH1-3 HR 2B		0-0 F7 ③		0-0 L6 ②		3 1 1 0 0 0 2				
Mickey Mahler, S (1, 1) OBP: 0.130, SLG: 0.136 Rowland Office, L (7, PH) OBP: 0.323, SLG: 0.372 Bo McLaughlin, R (7, 1)			0-0 SH1-3 2-3		0-3 K ①		0-0 F9 ③		1 0 0 0 0 1 0 1 0 0 0 0 0 0 0 0 0 0 0 0 0				
Inning Stats	R: 0 H: 0 E: 0 LOB: 0 K: 1 BB: 0 S: 5 P: 5	R: 0 H: 1 E: 0 LOB: 1 K: 0 BB: 0 S: 4 P: 4	R: 2 H: 2 E: 0 LOB: 0 K: 0 BB: 0 S: 5 P: 5	R: 0 H: 2 E: 0 LOB: 2 K: 0 BB: 0 S: 5 P: 5	R: 0 H: 0 E: 0 LOB: 0 K: 1 BB: 0 S: 5 P: 5	R: 0 H: 0 E: 0 LOB: 1 K: 0 BB: 1 S: 3 P: 7	R: 0 H: 0 E: 0 LOB: 0 K: 0 BB: 0 S: 3 P: 3	R: 0 H: 0 E: 0 LOB: 0 K: 0 BB: 1 S: 2 P: 6	R: 0 H: 2 E: 0 LOB: 1 K: 0 BB: 0 S: 4 P: 4	1B: 5 SF: 0 2B: 1 SAC: 1 3B: 0 DP: 2 HR: 1 HBP: 0		WP: 0 PA: 34 PB: 0 SB: 0 CS: 0	
PITCHER	IP WLS BF H R ER SO BB IBB HBP BLK WP HR S P ERA WHIP											PITCHER	IP WLS BF H R ER SO BB IBB HBP BLK WP HR S P ERA WHIP
Jim Bibby, R (1, 1) ERA: 2.93	8.0 W 30 5 2 2 2 2 2 0 0 0 0 1 32 40 2.25 0.875												
Kent Tekulve, R (9, 1) ERA: 3.38	1.0 S 4 2 0 0 0 0 0 0 0 0 0 0 4 4 0.00 2.000												

AB	31
R	2
H	7
RBI	2
BB	2
SO	2
LOB	13



Batter	1	2	3	4	5	6	7	8	9
Omar Moreno, L OBP: 0.341, SLG: 0.416 (1, 8) X	0-0 6-3		0-0 1B 2B 1B	0-3 K			0-0 F8		
Tim Foli, R OBP: 0.323, SLG: 0.352 (1, 6) X	0-0 F9 HBP 1B		0-0 2B 1-3 1B	0-0 F7			0-0 1-3		
Dave Parker, L OBP: 0.360, SLG: 0.512 (1, 9) H	1-0 1-2 HBP		0-0 1-3 3-H 2B		0-0 F7		0-0 6-3		
Bill Robinson, R OBP: 0.309, SLG: 0.561 (1, 3) X	0-0 F9 2-3		4-0 IBB		0-0 6-3			0-3 K	
Lee Lacy, R OBP: 0.352, SLG: 0.476 (1, 7) S	0-3 K		0-3 K		0-0 F9			0-3 K	
Phil Garner, R OBP: 0.366, SLG: 0.460 (1, 5) X		0-0 L8	0-0 F7			0-3 K		0-0 S 1B	
Rennie Stennett, R OBP: 0.282, SLG: 0.295 (1, 4) X		0-0 F9		0-0 4-3		0-0 2B		0-0 P4 1-2	
Steve Nicosia, R OBP: 0.300, SLG: 0.402 (1, 2) S		0-3 K		0-0 HR 2B		0-0 F9			
Jim Bibby, R OBP: 0.167, SLG: 0.294 (1, 1) S			0-3 K		0-0 HR		0-3 K		
Kent Tekulve, R OBP: 0.429, SLG: 0.333 (9, 1) S									


AB	R	H	RBI	BB	SO	LOB
4	1	1	0	0	1	0
4	0	2	0	0	0	0
3	0	1	1	0	0	0
3	0	0	0	1	1	2
4	0	0	0	0	3	5
4	0	1	0	0	1	3
4	0	1	0	0	0	1
3	1	1	0	0	1	1
3	1	1	2	0	2	1
0	0	0	0	0	0	0

BOTTOM

Atlanta Braves @ Pittsburgh Pirates
Three Rivers Stadium, Pittsburgh, PA

Sun Jul 22 1979, 7:05 PM EDT
Att. 29,533 - Unknown

AB	32
R	3
H	8
RBI	3
BB	1
SO	9
LOB	13



Inning Stats		R: 0	H: 1	E: 0	K: 1	S: 6	L: 27	H: 7	R: 3	ER: 3	SO: 7	BB: 0	IBB: 1	HBP: 1	BLK: 0	WP: 0	HR: 1	S: 39	P: 44	ERA: 4.50	WHIP: 1.167
PITCHER		IP	WLS	BF	H	R	ER	SO	BB	IBB	HBP	BLK	WP	HR	S	P	ERA	WHIP			
Mickey Mahler, L ERA: 6.24 (1, 1)		6.0	L	27	7	3	3	7	0	1	1	0	0	0	11	11	0.00	0.500			
Bo McLaughlin, R ERA: 4.22 (7, 1)		2.0		7	1	0	0	2	0	0	0	0	0	0	0	0	0.00	0.500			

WP	PA	ERA	WHIP
0	34		
0			
1			

Batter	1	2	3	4	5	6	7	8	9	AB R H RBI BB SO LOB	TOP											
Jerry Royster, R (1, 4) OBP: 0.335, SLG: 0.329	0-0 6-3		0-0 1B		0-0 F9			0-0 F8		4 1 1 0 0 0 0	<p>Atlanta Braves @ Pittsburgh Pirates</p> <p>Three Rivers Stadium, Pittsburgh, PA</p> <p>Mon Jul 23 1979, 7:05 PM EDT Unknown</p>											
Gary Matthews, R (1, 9) OBP: 0.370, SLG: 0.552	0-0 F9		0-0 1B			0-0 F9		0-0 E3	4 0 1 1 0 0 0													
Rowland Office, L (1, 8) OBP: 0.321, SLG: 0.366	0-3 K		4-0 BB			0-0 4-3		0-0 F8	3 0 0 0 1 1 1													
Bob Homer, R (1, 5) OBP: 0.360, SLG: 0.572		0-0 1B	0-0 4-3			0-0 1-3		0-0 1B	4 0 2 0 0 0 2													
Jeff Burroughs, R (1, 7) OBP: 0.345, SLG: 0.356		0-0 F9		0-0 F9			0-3 K	0-0 G6-4-3	4 0 0 0 0 1 3													
Dale Murphy, R (1, 3) OBP: 0.405, SLG: 0.630		0-0 FC5-4		0-0 F8			0-0 F2		3 0 0 0 0 0 1													
Joe Nolan, L (1, 2) OBP: 0.375, SLG: 0.447		0-0 4-3		0-3 K			0-0 4-3		3 0 0 0 0 1 1													
Darrel Chaney, S (1, 6) OBP: 0.231, SLG: 0.161			0-0 F7		0-3 K			0-0 F8	3 0 0 0 0 1 0													
Preston Hanna, R (1, 1)			0-3 K		0-3 K			0-0 4-3	2 0 0 0 0 2 0													
Bo McLaughlin, R (5, 1)									0 0 0 0 0 0 0													
Craig Skok, R (6, 1)									0 0 0 0 0 0 0													
Mike Lum, L (8, PH) OBP: 0.281, SLG: 0.335									1 0 0 0 0 0 0													
Joey McLaughlin, R (8, 1) OBP: 0.667, SLG: 1.000									0 0 0 0 0 0 0													
Inning Stats	R: 0 E: 0 K: 1 S: 5	H: 0 LOB: 0 BB: 0 P: 5	R: 0 E: 0 K: 0 S: 4	H: 1 LOB: 1 BB: 0 P: 4	R: 1 E: 0 K: 1 S: 7	H: 2 LOB: 2 BB: 1 P: 11	R: 0 E: 0 K: 1 S: 5	H: 0 LOB: 0 BB: 0 P: 5	R: 0 E: 0 K: 2 S: 7	H: 0 LOB: 0 BB: 0 P: 7	R: 0 E: 0 K: 0 S: 3	H: 0 LOB: 0 BB: 0 P: 3	R: 0 E: 0 K: 1 S: 5	H: 0 LOB: 0 BB: 0 P: 5	R: 0 E: 0 K: 0 S: 3	H: 0 LOB: 0 BB: 0 P: 3	R: 0 E: 1 K: 0 S: 4	H: 1 LOB: 1 BB: 0 P: 4	1B: 4 2B: 0 3B: 0 HR: 0	SF: 0 SAC: 0 DP: 1 HBP: 0	WP: 0 PB: 0 SB: 1 CS: 0	PA: 32
PITCHER Bert Blyleven, R (1, 1) ERA: 3.72	IP: 9.0 WLS: W BF: 32 H: 4 R: 1 ER: 1 SO: 6 BB: 1 IBB: 0 HBP: 0 BLK: 0 WP: 0 HR: 0 S: 43 P: 47 ERA: 1.00 WHIP: 0.556											PITCHER	IP: 0 WLS: 0 BF: 0 H: 0 R: 0 ER: 0 SO: 0 BB: 0 IBB: 0 HBP: 0 BLK: 0 WP: 0 HR: 0 S: 0 P: 0 ERA: 0 WHIP: 0									

livebaseballscorecards.com

AB	31
R	1
H	4
RBI	1
BB	1
SO	6
LOB	8



Batter	1	2	3	4	5	6	7	8	9
Omar Moreno, L OBP: 0.344, SLG: 0.415 (1, 8) X	0-0 5-3		4-0 1B E BB		0-0 FC4-6 1B 1-2f	4-0 1B IBB		0-0 7-3 1B	
Tim Foli, R OBP: 0.327, SLG: 0.356 (1, 6) X	0-0 L7		0-0 E9 WP 1B 1-H 2-H		0-0 1B 1B 1-H	0-0 1B 1B 1-3 2-H 3-H		0-0 7-3 1-2f	
Dave Parker, L OBP: 0.361, SLG: 0.511 (1, 9) S S S	0-3 K		4-0 2-3 BB		0-0 1-3 1B	0-0 L4			
John Milner, L OBP: 0.362, SLG: 0.497 (1, 3) S S S		0-3 K	0-0 4-3		0-0 F5		0-0 HR		
Bill Robinson, R OBP: 0.308, SLG: 0.556 (1, 7) X		0-0 G4-3 1B		0-3 K		0-0 E5 1B 6-3	0-3 K		
Phil Garner, R OBP: 0.365, SLG: 0.461 (1, 5) X		0-0 G4-3 1-2f		0-0 2B		0-0 6-3 1-2	0-0 4-3		
Ed Ott, L OBP: 0.296, SLG: 0.399 (1, 2) X			0-0 L4	0-0 4-3		0-0 1B 1B 2-H	0-0 WP 1B		
Rennie Stennett, R OBP: 0.289, SLG: 0.297 (1, 4) B B B B			4-0 SH1-4 1B BB		4-0 FC4-6 BB	0-0 SH3 1B 1-3	0-3 K		
Bert Blyleven, R OBP: 0.156, SLG: 0.178 (1, 1) X			0-0 SH1-4 1-2		0-3 K	0-0 SH3 1-2	0-0 6-3		

Inning Stats	R: 0 E: 0 K: 1 S: 5	H: 0 LOB: 0 BB: 0 P: 5	R: 0 E: 0 K: 1 S: 5	H: 1 LOB: 0 BB: 0 P: 5	R: 2 E: 1 K: 0 S: 4	H: 1 LOB: 2 BB: 3 P: 16	R: 0 E: 0 K: 1 S: 5	H: 1 LOB: 0 BB: 0 P: 5	R: 1 E: 0 K: 1 S: 7	H: 2 LOB: 2 BB: 1 P: 11	R: 3 E: 1 K: 0 S: 7	H: 3 LOB: 2 BB: 1 P: 11	R: 1 E: 0 K: 2 S: 9	H: 2 LOB: 1 BB: 0 P: 9	R: 0 E: 0 K: 0 S: 3	H: 1 LOB: 0 BB: 0 P: 3
1B: 9 2B: 2 3B: 0 HR: 1	SF: 0 SAC: 2 DP: 2 HBP: 0	WP: 2 PB: 0 SB: 1 CS: 0	PA: 38	ERA WHIP	ERA WHIP	ERA WHIP	ERA WHIP	ERA WHIP	ERA WHIP	ERA WHIP	ERA WHIP	ERA WHIP	ERA WHIP	ERA WHIP	ERA WHIP	

PITCHER	IP	WLS	BF	H	R	ER	SO	BB	IBB	HBP	BLK	WP	HR	S	P	ERA	WHIP
Preston Hanna, R ERA: 4.76 (1, 1)	4.2	L	21	5	3	3	4	4	0	0	0	1	0	25	41	5.79	1.929
Bo McLaughlin, R ERA: 4.12 (5, 1)	1.0		8	3	3	0	0	0	1	0	0	0	0	7	11	0.00	3.000
Craig Skok, L ERA: 3.91 (6, 1)	1.1		6	2	1	1	2	0	0	0	0	1	1	10	10	6.75	1.500
Joey McLaughlin, R ERA: 1.78 (8, 1)	1.0		3	1	0	0	0	0	0	0	0	0	0	3	3	0.00	1.000

BOTTOM

AB R H RBI BB SO LOB

3 2 1 0 2 0 1

5 0 3 4 0 0 1

3 0 1 0 1 1 2

4 1 1 1 0 1 4

4 1 1 0 0 2 0

4 0 1 0 0 0 2

4 1 2 1 0 0 0

2 2 1 0 2 1 1

2 0 0 0 0 1 1

AB 31
R 7
H 11
RBI 6
BB 5
SO 6
LOB 12



Atlanta Braves @ Pittsburgh Pirates
Three Rivers Stadium, Pittsburgh, PA
 Mon Jul 23 1979, 7:05 PM EDT
 Unknown

livebaseballscorecards.com

Batter	1	2	3	4	5	6	7	8	9	AB R H RBI BB SO LOB	TOP
Jerry Royster, R (1, 4) OBP: 0.333, SLG: 0.325	4-0 FC4-6 1B BB		0-0 F9		0-0 G2		0-0 F8	0-0 F9		4 1 0 0 1 0 3	
Gary Matthews, R (1, 9) OBP: 0.372, SLG: 0.552	0-0 FC4-6 1B		0-0 5-3		0-0 G6-3 1B			0-0 2B 1B	0-3 K	5 1 3 0 0 1 0	
Dale Murphy, R (1, 3) OBP: 0.405, SLG: 0.627 Mike Lum, L (9, PR) OBP: 0.281, SLG: 0.335	0-0 FC4-6 1B 1-2f 2-3		0-0 F7		0-0 G6-3			0-0 1B 2B	4-0 E 1B BB	4 1 1 0 1 0 3 0 1 0 0 0 0 0	
Bob Homer, R (1, 5) OBP: 0.361, SLG: 0.567	0-0 1-2 3-H 1B			0-3 K		0-0 6-3		4-0 1B 1B IBB	0-0 E4 1B 5-3	4 2 1 1 1 1 1	
Charlie Spikes, R (1, 7) OBP: 0.371, SLG: 0.603 Rowland Office, L (8, PR) OBP: 0.325, SLG: 0.369	0-3 K			0-0 1B 2B 1B		0-0 2B		0-0 1B 1B 1B 1-2 2-3 3-H	0-0 5-3 1B 1-3 2-H	4 1 3 1 0 1 2 1 0 1 1 0 0 0	
Barry Bonnell, R (1, 8) OBP: 0.292, SLG: 0.405	0-0 F9			0-0 F9		0-0 F8		0-3 K	0-0 5-3	5 0 0 1 0 1 8	
Pepe Frias, R (1, 6) OBP: 0.323, SLG: 0.357		0-0 G5-4-3 2B		0-0 1-2 2B 1B		0-3 K		0-0 1-2 2-H 3-H 1B 1B	0-0 F8	5 1 3 2 0 1 3	
Bruce Benedict, R (1, 2) OBP: 0.318, SLG: 0.287		4-0 G5-4-3 BB		0-0 1-H 2-H 2B			0-0 F6	0-0 1-2 2-3 1B		3 0 2 2 1 0 0	
Phil Niekro, R (1, 1) OBP: 0.247, SLG: 0.270		0-0 G5-4-3		0-0 L1			0-0 F9	0-0 F6		4 0 0 0 0 0 6	
Inning Stats	R: 1 H: 2 E: 0 LOB: 2 K: 1 BB: 1 S: 7 P: 11	R: 0 H: 1 E: 0 LOB: 0 K: 0 BB: 1 S: 2 P: 6	R: 0 H: 0 E: 0 LOB: 0 K: 0 BB: 0 S: 3 P: 3	R: 2 H: 3 E: 0 LOB: 1 K: 1 BB: 0 S: 8 P: 8	R: 0 H: 1 E: 0 LOB: 0 K: 0 BB: 0 S: 3 P: 3	R: 0 H: 1 E: 0 LOB: 1 K: 1 BB: 0 S: 6 P: 6	R: 0 H: 0 E: 0 LOB: 0 K: 0 BB: 0 S: 3 P: 3	R: 3 H: 5 E: 0 LOB: 3 K: 1 BB: 1 S: 10 P: 14	R: 2 H: 1 E: 1 LOB: 2 K: 1 BB: 1 S: 7 P: 11	1B: 10 SF: 0 2B: 4 SAC: 0 3B: 1 DP: 1 HR: 0 HBP: 0	WP: 0 PA: 43 PB: 0 SB: 0 CS: 0
PITCHER	IP WLS BF H R ER SO BB IBB HBP BLK WP HR S P ERA WHIP										
Jim Rooker, L (1, 1) ERA: 4.0	6.0 L 25 8 3 3 3 2 0 0 0 0 0 0 29 37 4.50 1.667										
Enrique Romo, R (7, 1) ERA: 2.97	2.0 12 5 3 3 1 0 1 0 0 0 0 0 13 17 13.50 2.500										
Joe Coleman, R (9, 1) ERA:	1.0 6 1 2 0 1 1 0 0 0 0 0 0 7 11 0.00 2.000										

Atlanta Braves @ Pittsburgh Pirates
 Three Rivers Stadium, Pittsburgh, PA
 Mon Jul 23 1979, 7:05 PM EDT
 Att: 27,148 - Unknown

livebaseballscorecards.com

AB 39
 R 8
 H 14
 RBI 8
 BB 4
 SO 5
 LOB 26



Batter	1	2	3	4	5	6	7	8	9	AB R H RBI BB SO LOB
Omar Moreno, L (1, 8) OBP: 0.341, SLG: 0.411	0-0 F9		0-0 G3			0-0 F9			0-0 F7	4 0 0 0 0 0 0
Tim Foli, R (1, 6) OBP: 0.323, SLG: 0.352	0-0 L4			0-3 K		0-0 1-3			0-0 6-3	4 0 0 0 0 1 0
Dave Parker, L (1, 9) OBP: 0.360, SLG: 0.508	0-0 1B			0-0 4-3			0-3 K		0-0 6-3	4 0 1 0 0 1 0
Willie Stargell, L (1, 3) OBP: 0.353, SLG: 0.610	0-3 K			0-3 K			0-0 G3			3 0 0 0 0 2 1
Lee Lacy, R (1, 7) OBP: 0.344, SLG: 0.463		0-3 K			0-0 F8			0-0 1-3		3 0 0 0 0 1 0
Bill Madlock, R (1, 5) OBP: 0.336, SLG: 0.414		0-0 F9			4-0 FC6-4 BB			0-0 F9		2 0 0 0 1 0 0
Phil Garner, R (1, 4) OBP: 0.362, SLG: 0.456		0-0 F7			0-0 FC6-4 1-2f			0-3 K		3 0 0 0 0 1 1
Steve Nicosia, R (1, 2) OBP: 0.301, SLG: 0.410			0-0 F4		0-0 F6			0-0 2B		3 0 1 0 0 0 1
Jim Rooker, R (1, 1) OBP: 0.130, SLG: 0.130			0-3 K				0-0 5-3		0-0 F9	1 0 0 0 0 1 0
Manny Sanguillen, R (6, PH) OBP: 0.273, SLG: 0.317										1 0 0 0 0 0 0
Enrique Romo, R (7, 1) OBP: 0.125, SLG: 0.125										0 0 0 0 0 0 0
John Milner, L (8, PH) OBP: 0.360, SLG: 0.494										1 0 0 0 0 0 1
Joe Coleman, R (9, 1)										0 0 0 0 0 0 0


Inning Stats	R: 0	H: 1	E: 0	LOB: 1	K: 1	BB: 0	S: 6	P: 6	R: 0	H: 0	E: 0	LOB: 0	K: 1	BB: 0	S: 5	P: 5	R: 0	H: 0	E: 0	LOB: 0	K: 2	BB: 0	S: 7	P: 7	R: 0	H: 0	E: 0	LOB: 1	K: 0	BB: 1	S: 3	P: 7	R: 0	H: 0	E: 0	LOB: 0	K: 1	BB: 0	S: 3	P: 3	R: 0	H: 1	E: 0	LOB: 1	K: 1	BB: 0	S: 6	P: 6	R: 0	H: 0	E: 0	LOB: 0	K: 0	BB: 0	S: 3	P: 3	1B: 1	SF: 0	2B: 1	SAC: 0	3B: 0	DP: 0	HR: 0	HBP: 0	WP: 0	PA: 30
PITCHER Phil Niekro, R (1, 1) ERA: 3.63	IP	WLS	BF	H	R	ER	SO	BB	IBB	HBP	BLK	WP	HR	S	P	ERA	WHIP	IP	WLS	BF	H	R	ER	SO	BB	IBB	HBP	BLK	WP	HR	S	P	ERA	WHIP	IP	WLS	BF	H	R	ER	SO	BB	IBB	HBP	BLK	WP	HR	S	P	ERA	WHIP															

BOTTOM

Atlanta Braves @ Pittsburgh Pirates
Three Rivers Stadium, Pittsburgh, PA
 Mon Jul 23 1979, 7:05 PM EDT
 Att. 27,148 - Unknown

livebaseballscorecards.com

AB	29
R	0
H	2
RBI	0
BB	1
SO	7
LOB	4



Batter	1	2	3	4	5	6	7	8	9	AB R H RBI BB SO LOB	TOP											
Jerry Royster, R (1, 4) OBP: 0.333, SLG: 0.327	0-0 F8		0-0 1-3 2B		0-3 K			0-0 F9		4 0 1 0 0 1 0	<p>Atlanta Braves @ St. Louis Cardinals</p> <p>Busch Stadium, St. Louis, MO</p> <p>Tue Jul 24 1979, 7:05 PM CDT</p> <p>Att. 12,505 - Unknown</p>											
Gary Matthews, R (1, 9) OBP: 0.369, SLG: 0.547	0-0 4-3		0-0 F5			0-0 6-3		0-0 5-3		4 0 0 0 0 0 2												
Rowland Office, L (1, 8) OBP: 0.323, SLG: 0.363	4-0 2B BB		0-3 K			0-0 4-3		0-3 K		3 1 0 0 1 2 2												
Bob Homer, R (1, 5) OBP: 0.366, SLG: 0.586	0-0 1-H 2B		0-3 K			0-0 FC6-4 1B		0-0 HR		4 1 3 2 0 1 2												
Jeff Burroughs, R (1, 7) OBP: 0.342, SLG: 0.352	0-0 5-3			0-0 5-3		0-0 FC6-4 1-2f		0-0 1-3		4 0 0 0 0 0 2												
Dale Murphy, R (1, 3) OBP: 0.397, SLG: 0.612		0-0 5-3		0-0 6-3			0-0 4-3		0-0 6-3	4 0 0 0 0 0 0												
Joe Nolan, L (1, 2) OBP: 0.364, SLG: 0.432		0-3 K		0-0 F7			0-3 K		0-0 E6 2B	4 1 0 0 0 2 0												
Pepe Frias, R (1, 6) OBP: 0.322, SLG: 0.359		0-0 4-3			0-0 F8		0-0 E1		0-0 1-H 2B	4 0 1 1 0 0 0												
Tony Brizzolara, R (1, 1) OBP: 0.111, SLG: 0.042 Craig Skok, R (4, 1) Darrel Chaney, S (5, PH) Adrian Devine, R (5, 1) Mike Lum, L (7, PH) Bo McLoughlin, R (7, 1) Charlie Spikes, R (9, PH) OBP: 0.366, SLG: 0.594			0-0 2B 1B		0-0 P6		0-3 K		0-3 K	1 0 1 0 0 0 0 0 0 0 0 0 0 0 1 0 0 0 0 0 0 0 0 0 0 0 0 0 1 0 0 0 0 1 1 0 0 0 0 0 0 0 1 0 0 0 0 1 1												
Inning Stats	R: 1 E: 0 K: 0 S: 4	H: 1 LOB: 1 BB: 1 P: 8	R: 0 E: 0 K: 1 S: 5	H: 0 LOB: 0 BB: 0 P: 5	R: 0 E: 0 K: 2 S: 9	H: 2 LOB: 2 BB: 0 P: 9	R: 0 E: 0 K: 0 S: 3	H: 0 LOB: 0 BB: 0 P: 3	R: 0 E: 0 K: 1 S: 5	H: 0 LOB: 0 BB: 0 P: 5	R: 0 E: 0 K: 0 S: 4	H: 1 LOB: 1 BB: 0 P: 4	R: 0 E: 1 K: 2 S: 8	H: 0 LOB: 1 BB: 0 P: 8	R: 0 E: 0 K: 1 S: 5	H: 0 LOB: 0 BB: 0 P: 5	R: 2 E: 1 K: 1 S: 8	H: 2 LOB: 1 BB: 0 P: 8	1B: 2 2B: 3 3B: 0 HR: 1	SF: 0 SAC: 0 DP: 0 HBP: 0	WP: 0 PB: 0 SB: 0 CS: 0	PA: 36
PITCHER Pete Vuckovich, R (1, 1) ERA: 3.62	IP 9.0 WLS W BF 36 H 6 R 3 ER 2 SO 8 BB 1 IBB 0 HBP 0 BLK 0 WP 0 HR 1 S 51 P 55 ERA 2.00 WHIP 0.778											PITCHER	IP WLS BF H R ER SO BB IBB HBP BLK WP HR S P ERA WHIP									

AB	35
R	3
H	6
RBI	3
BB	1
SO	8
LOB	10



Batter	1	2	3	4	5	6	7	8	9
Garry Templeton, S OBP: 0.341, SLG: 0.466 (1, 6)	0-0 1B 2B	0-0 2-H 2B		0-0 3-H SF7			0-0 1B 3B	0-0 4-3	
Lou Brock, L OBP: 0.351, SLG: 0.433 (1, 7)	0-0 6-3	0-0 3-1		4-0 CS BB			0-0 3-H FC6 1B		
Keith Hernandez, L OBP: 0.396, SLG: 0.492 (1, 3)	0-0 2-H E 1B		0-3 K	0-0 1-2 CS	4-0 BB		0-0 1-2f FC6 1B FC5-4		
Ted Simmons, S OBP: 0.417, SLG: 0.638 (1, 2)	0-0 1-H E7 2B		4-0 1B E BB		0-0 F7		0-0 1-2 FC5-4 1B		
George Hendrick, R OBP: 0.374, SLG: 0.458 (1, 9)	0-0 5-3		0-3 K		0-0 1-2f 9-3		0-0 1-2f 2-H FC5-4 1B		
Tony Scott, S OBP: 0.313, SLG: 0.385 (1, 8)	0-0 F7		0-0 1-3 S 1B			0-0 4-3	0-0 1-2 1B		
Ken Reitz, R OBP: 0.312, SLG: 0.401 (1, 5)		0-3 K	0-0 1-2 3-H F8			0-0 G3 2B	0-3 K		
Ken Oberkfell, L OBP: 0.380, SLG: 0.436 (1, 4)		0-0 SH2-4 2B 1B		0-0 SH1-4 SF7 2B		0-0 2-3 G3	0-3 K		
Pete Vuckovich, R OBP: 0.143, SLG: 0.146 (1, 1)		0-0 SH2-4		0-0 2-3 SH1-4		0-3 K	0-3 K		

Inning Stats	R: 2	H: 3	E: 1	LOB: 1	K: 0	BB: 0	S: 6	P: 6	R: 1	H: 2	E: 0	LOB: 1	K: 1	BB: 0	S: 7	P: 7	R: 1	H: 1	E: 0	LOB: 1	K: 2	BB: 1	S: 8	P: 12	R: 1	H: 1	E: 0	LOB: 0	K: 0	BB: 1	S: 3	P: 7	R: 0	H: 0	E: 0	LOB: 0	K: 0	BB: 1	S: 2	P: 6	R: 0	H: 1	E: 0	LOB: 1	K: 1	BB: 0	S: 6	P: 6	R: 2	H: 4	E: 0	LOB: 2	K: 1	BB: 0	S: 9	P: 9	R: 0	H: 0	E: 0	LOB: 0	K: 2	BB: 0	S: 7	P: 7
--------------	------	------	------	--------	------	-------	------	------	------	------	------	--------	------	-------	------	------	------	------	------	--------	------	-------	------	-------	------	------	------	--------	------	-------	------	------	------	------	------	--------	------	-------	------	------	------	------	------	--------	------	-------	------	------	------	------	------	--------	------	-------	------	------	------	------	------	--------	------	-------	------	------

AB	R	H	RBI	BB	SO	LOB
4	2	3	2	0	0	0
3	0	1	1	1	0	2
3	2	1	1	1	1	1
3	1	2	1	1	0	1
4	0	0	0	0	1	4
4	0	2	0	0	0	1
4	0	1	0	0	2	3
4	2	2	0	0	1	1
2	0	0	0	0	2	1

BOTTOM

Atlanta Braves @ St. Louis Cardinals
 Busch Stadium, St. Louis, MO
 Tue Jul 24 1979, 7:05 PM CDT
 Att. 12,505 - Unknown

AB	31
R	7
H	12
RBI	5
BB	3
SO	7
LOB	14



PITCHER	IP	WLS	BF	H	R	ER	SO	BB	IBB	HBP	BLK	WP	HR	S	P	ERA	WHIP
Tony Brizzolara, R ERA: 4.92 (1, 1)	3.1	L	18	7	5	4	3	1	0	0	0	0	0	23	27	10.80	2.400
Craig Skok, L ERA: 3.86 (4, 1)	0.2		2	0	0	0	0	1	0	0	0	0	0	1	5	0.00	1.500
Adrian Devine, R ERA: 2.51 (5, 1)	2.0		7	1	0	0	1	1	0	0	0	0	0	8	12	0.00	1.000
Bo McLaughlin, R ERA: 4.34 (7, 1)	2.0		10	4	2	2	3	0	0	0	0	0	0	16	16	9.00	2.000

WP	PA	ERA	WHIP
0	38		

Batter	1	2	3	4	5	6	7	8	9	AB	R	H	RBI	BB	SO	LOB	TOP										
Jerry Royster, R (1, 4) OBP: 0.333, SLG: 0.327 Glenn Hubbard, R (8, 4) OBP: 0.280, SLG: 0.279	0-0 4-3		0-3 K		0-0 FC6-4 1B	0-0 6-3	0-0 8-2 2B 1B	0-0 FC3-2		6	1	2	1	0	1	2											
Gary Matthews, R (1, 9) OBP: 0.369, SLG: 0.544	0-3 K		0-0 BB 1B		0-0 FC6-4 BB		0-0 1B 1B 8-2	0-0 P3		6	1	2	0	0	1	4											
Rowland Office, L (1, 8) OBP: 0.343, SLG: 0.370	0-0 1B		4-0 FC6-4 BB		4-0 BB BB BB 1-2 BB		0-0 BB BB BB 1B 1B 2B HBP		4-0 FC6-4 BB	2	1	2	0	3	0	0											
Bob Homer, R (1, 5) OBP: 0.366, SLG: 0.584	0-3 K		0-0 FC6-4		0-0 6-3		0-0 BB BB 1B 1B 2B		0-0 F8	6	1	2	2	0	1	7											
Dale Murphy, R (1, 3) OBP: 0.395, SLG: 0.600		0-3 K		0-0 P6		0-0 BB BB 1B			0-0 F8	5	2	1	0	1	1	3											
Charlie Spikes, R (1, 7) OBP: 0.356, SLG: 0.576 Barry Bonnell, R (4, 7) OBP: 0.295, SLG: 0.415		0-3 K		0-0 4-3		0-3 K	0-0 1B 3B	0-0 1B 2B 1B	0-0 FC6-4	2	0	0	0	0	1	0											
Joe Nolan, L (1, 2) OBP: 0.379, SLG: 0.443 Bruce Benedict, R (8, 2) OBP: 0.318, SLG: 0.287		0-3 K		0-0 1B		4-0 BB BB BB 1-2 3B	0-0 FC4 E 1B	0-0 2B E 1B		4	3	3	1	1	1	0											
Pepe Frias, R (1, 6) OBP: 0.326, SLG: 0.372 Darrel Chaney, S (8, 6) OBP: 0.227, SLG: 0.158			0-0 F8	0-0 G3		0-0 1-2 3B	0-0 E 1B 1B	0-0 E8 G3 FC3-2 2B		5	2	3	3	0	0	1											
Rick Matula, R (1, 1) OBP: 0.083, SLG: 0.057 Mike Lum, L (6, PH) OBP: 0.278, SLG: 0.331 Joey McLaughlin, R (6, 1) OBP: 0.400, SLG: 0.600			4-0 BB 1B BB		0-0 5-3	0-0 4-3	0-0 FC4 1B 8-2	0-0 G3		1	0	0	0	1	0	0											
Inning Stats	R: 0 E: 0 K: 2 S: 8	H: 1 LOB: 1 BB: 0 P: 8	R: 0 E: 0 K: 3 S: 9	H: 0 LOB: 0 BB: 0 P: 9	R: 0 E: 0 K: 1 S: 6	H: 1 LOB: 3 BB: 2 P: 14	R: 0 E: 0 K: 0 S: 4	H: 1 LOB: 1 BB: 0 P: 4	R: 0 E: 0 K: 0 S: 4	H: 1 LOB: 2 BB: 1 P: 8	R: 3 E: 0 K: 1 S: 7	H: 2 LOB: 0 BB: 1 P: 11	R: 8 E: 1 K: 0 S: 11	H: 8 LOB: 2 BB: 1 P: 16	R: 2 E: 1 K: 0 S: 6	H: 3 LOB: 1 BB: 0 P: 6	R: 0 E: 0 K: 0 S: 3	H: 0 LOB: 1 BB: 1 P: 7	1B: 13 2B: 3 3B: 2 HR: 0	SF: 0 SAC: 0 DP: 1 HBP: 1	WP: 0 PB: 0 SB: 0 CS: 0	PA: 51					
PITCHER	IP	WLS	BF	H	R	ER	SO	BB	IBB	HBP	BLK	WP	HR	S	P	ERA	WHIP										
John Denny, R (1, 1) ERA: 4.87	6.0		28	6	3	3	7	4	0	0	0	0	0	38	54	4.50	1.667										
George Frazier, R (7, 1) ERA: 5.14	0.0	L	3	3	3	3	0	0	0	0	0	0	0	3	3	∞	∞										
Mark Littell, R (7, 1) ERA: 3.25	0.0		4	3	2	2	0	1	0	0	0	0	0	3	7	∞	∞										
Will McEnaney, L (7, 1) ERA: 3.1	2.0		12	5	5	3	0	0	0	1	0	0	0	11	12	13.50	2.500										
Roy Thomas, R (9, 1) ERA: 3.8	1.0		4	0	0	0	0	1	0	0	0	0	0	3	7	0.00	1.000										

Atlanta Braves @ St. Louis Cardinals
 Busch Stadium, St. Louis, MO
 Wed Jul 25 1979, 7:05 PM CDT
 Att: 12,590 - Unknown

livebaseballscores.com

AB	44
R	13
H	17
RBI	11
BB	6
SO	7
LOB	21



Batter	1	2	3	4	5	6	7	8	9	AB R H RBI BB SO LOB	TOP											
Jerry Royster, R (1, 4) OBP: 0.332, SLG: 0.325	0-0 F8			4-0 1B 1B BB	0-0 6-3			0-0 4-3		3 1 0 0 1 0 0												
Gary Matthews, R (1, 9) OBP: 0.370, SLG: 0.542	0-0 6-3			0-0 1B 1-2 1B	0-0 6-3			4-0 BB		3 1 1 0 1 0 0												
Rowland Office, L (1, 8) OBP: 0.341, SLG: 0.368	0-0 4-3			0-0 WP 1-3 2-H 1B	0-0 4-3			0-0 F7		4 0 1 1 0 0 1												
Bob Homer, R (1, 5) OBP: 0.367, SLG: 0.581		4-0 G5-4-3 BB		0-0 WP 1-2 3-H 1B	0-0 F7			0-0 L8		3 0 1 1 1 0 0												
Dale Murphy, R (1, 3) OBP: 0.387, SLG: 0.587		0-0 G5-4-3 1-2f		0-3 K 1-2 2-3	0-0 E6 FC5-4			0-0 5-3		4 0 0 0 0 1 3												
Joe Nolan, L (1, 2) OBP: 0.376, SLG: 0.432		0-0 3-1		0-0 P6	0-0 FC5-4 1-2f			4-0 1B BB		3 0 0 0 1 0 3												
Barry Bonnell, R (1, 7) OBP: 0.298, SLG: 0.417			0-0 L3 1B	0-0 F7	0-0 F8			0-0 1-2 1B		4 0 2 0 0 0 3												
Pepe Frias, R (1, 6) OBP: 0.322, SLG: 0.367			0-0 L3 1-2		0-0 4-3			0-0 FC5-4 1-2f		4 0 0 0 0 0 4												
Eddie Solomon, R (1, 1) OBP: 0.167, SLG: 0.171			0-0 5-3		0-0 L7			0-0 F7		2 0 0 0 0 0 0												
Adrian Devine, R (5, 1)										0 0 0 0 0 0 0												
Craig Skok, R (6, 1)										0 0 0 0 0 0 0												
Mike Lum, L (8, PH) OBP: 0.277, SLG: 0.329										1 0 0 0 0 0 0												
Gene Garber, R (8, 1) OBP: 0.500, SLG: 0.375										0 0 0 0 0 0 0												
Inning Stats	R: 0 E: 0 K: 0 S: 3	H: 0 LOB: 0 BB: 0 P: 3	R: 0 E: 0 K: 0 S: 2	H: 0 LOB: 0 BB: 1 P: 6	R: 0 E: 0 K: 0 S: 3	H: 1 LOB: 0 BB: 0 P: 3	R: 2 E: 0 K: 1 S: 8	H: 3 LOB: 2 BB: 1 P: 12	R: 0 E: 0 K: 0 S: 3	H: 0 LOB: 0 BB: 0 P: 3	R: 0 E: 0 K: 0 S: 3	H: 0 LOB: 0 BB: 0 P: 3	R: 0 E: 0 K: 0 S: 4	H: 0 LOB: 1 BB: 0 P: 4	R: 0 E: 0 K: 0 S: 3	H: 0 LOB: 1 BB: 1 P: 7	R: 0 E: 0 K: 0 S: 4	H: 1 LOB: 2 BB: 1 P: 8	1B: 5 2B: 1 3B: 0 HR: 0	SF: 0 SAC: 0 DP: 2 HBP: 0	WP: 1 PB: 0 SB: 0 CS: 0	PA: 35
PITCHER Silvio Martinez, R (1, 1) ERA: 2.92	IP: 9.0 WLS: W BF: 35 H: 5 R: 2 ER: 2 SO: 1 BB: 4 IBB: 0 HBP: 0 BLK: 0 WP: 1 HR: 0 S: 33 P: 49 ERA: 2.00 WHIP: 1.000											PITCHER	IP: 9.0 WLS: W BF: 35 H: 5 R: 2 ER: 2 SO: 1 BB: 4 IBB: 0 HBP: 0 BLK: 0 WP: 1 HR: 0 S: 33 P: 49 ERA: 2.00 WHIP: 1.000									

Atlanta Braves @ St. Louis Cardinals
 Busch Stadium, St. Louis, MO
 Thu Jul 26 1979, 7:05 PM CDT
 Att. 14,602 - Overcast

livebaseballscorecards.com

AB	31
R	2
H	5
RBI	2
BB	4
SO	1
LOB	14



Batter	1	2	3	4	5	6	7	8	9	AB	R	H	RBI	BB	SO	LOB
Lou Brock, L OBP: 0.348, SLG: 0.425 (1, 7)	0-0 FC4-6 1B	0-3 K			0-0 F8	0-0 FC6-5 CS				4	0	1	0	0	1	2
Ken Oberkfell, L OBP: 0.385, SLG: 0.435 (1, 4)	0-0 FC4-6 3B		0-3 K		0-0 1B 1B	0-0 CS	0-3 K			4	2	1	0	0	2	1
Keith Hernandez, L OBP: 0.397, SLG: 0.499 (1, 3)	0-0 1B 3B		0-0 6-3		0-0 1B 2B 1B		0-0 2B			4	2	3	1	0	0	0
Ted Simmons, S OBP: 0.416, SLG: 0.628 (1, 2)	0-0 G4-6-3 1B		0-0 F9		0-0 2B 1B		0-0 F9			4	1	2	2	0	0	1
George Hendrick, R OBP: 0.377, SLG: 0.461 (1, 9)	0-0 G4-6-3 1B			0-0 1B 1B	0-0 BLK 2B		0-0 5-3			4	0	2	2	0	0	2
Tony Scott, S OBP: 0.312, SLG: 0.382 (1, 8)		0-0 1B 5-3 1B		0-0 F8	0-0 F5		0-0 F9			4	1	1	0	0	0	2
Ken Reitz, R OBP: 0.313, SLG: 0.400 (1, 5)		0-0 P4		0-0 1B	0-0 P3		0-0 L6			4	0	1	0	0	0	2
Mike Phillips, L OBP: 0.288, SLG: 0.290 (1, 6)		0-0 5-3 1B		0-0 F7	4-0 FC6-5 SH1-4 BB		0-0 3-1			3	0	1	0	1	0	2
Silvio Martinez, R OBP: 0.150, SLG: 0.158 (1, 1)		0-0 5-3		0-3 K	0-0 SH1-4					2	0	0	1	0	1	3

Inning Stats		R: 2	H: 3	E: 0	K: 5	S: 5	R: 1	H: 2	E: 0	K: 1	S: 7	R: 0	H: 0	E: 0	K: 1	S: 5	R: 0	H: 2	E: 0	K: 1	S: 7	R: 3	H: 4	E: 0	K: 0	S: 7	R: 0	H: 1	E: 0	K: 1	S: 6	R: 0	H: 0	E: 0	K: 0	S: 3
PITCHER		IP	WLS	BF	H	R	ER	SO	BB	IBB	HBP	BLK	WP	HR	S	P	ERA	WHIP																		
Eddie Solomon, R	(1, 1)	4.1	L	22	10	6	6	3	0	0	0	0	0	0	28	28	12.46	2.308																		
Adrian Devine, R	(5, 1)	1.0		5	1	0	0	0	1	0	0	1	0	0	4	8	0.00	2.000																		
Craig Skok, L	(6, 1)	1.2		5	1	0	0	1	0	0	0	0	0	0	7	7	0.00	0.600																		
Gene Garber, R	(8, 1)	1.0		3	0	0	0	0	0	0	0	0	0	0	3	3	0.00	0.000																		

BOTTOM

Atlanta Braves @ St. Louis Cardinals
 Busch Stadium, St. Louis, MO

Thu Jul 26 1979, 7:05 PM CDT
 Att. 14,602 - Overcast

livebaseballscorecards.com

AB	33
R	6
H	12
RBI	6
BB	1
SO	4
LOB	15



WP	HR	S	P	ERA	WHIP
0	0	1	3	0	0

Batter	1	2	3	4	5	6	7	8	9	AB R H RBI BB SO LOB	TOP
Dave Collins, S (1, 7) OBP: 0.384, SLG: 0.470 Paul Blair, R (9, 7) OBP: 0.219, SLG: 0.290	0-0 G6-4-3 1B		0-0 1-2 1B		0-0 1-2 1B		0-0 6-3		0-0 1-3	5 0 3 0 0 0 0 0 0 0 0 0 0 0	
Hector Cruz, R (1, 9) OBP: 0.190, SLG: 0.137	0-0 G6-4-3 1-2f		0-0 1-3		0-0 G5-3 2-3f			0-3 K		4 0 0 0 0 1 5	
Joe Morgan, L (1, 4) OBP: 0.394, SLG: 0.399	0-0 F9			0-0 S 1B		0-0 E S FC6-4 1B		0-0 F7		4 1 2 0 0 0 0	
Johnny Bench, R (1, 2) OBP: 0.369, SLG: 0.412		4-0 BB BB BB BB		0-0 F7 1-2		4-0 FC6-4 BB		4-0 1B BB		1 1 0 0 3 0 1	
Dave Concepcion, R (1, 6) OBP: 0.353, SLG: 0.438	0-0 G6-4-3 1-2f			4-0 BB BB BB BB		0-0 FC6-4 1-2f		0-0 1B 1B		3 0 1 1 1 0 2	
Ray Knight, R (1, 5) OBP: 0.361, SLG: 0.404	0-0 6-3			0-0 F9		0-0 F9 3-H		0-0 1B 1B		4 0 1 1 0 0 3	
Dan Driessen, L (1, 3) OBP: 0.322, SLG: 0.411			0-3 K		0-0 6-3		0-0 F8		0-0 3-1	4 0 0 0 0 1 5	
Cesar Geronimo, L (1, 8) OBP: 0.309, SLG: 0.348			0-0 1B 1B		0-3 K		0-0 F3		0-0 4-3	4 0 1 0 0 1 0	
Michael LaCoss, R (1, 1) OBP: 0.140, SLG: 0.104 Doug Bair, R (8, 1)			0-0 B1		4-0 G5-3 1B BB		0-0 1-3		0-0 6-3	2 0 0 0 1 0 1 1 0 0 0 0 0 0	
Inning Stats	R: 0 H: 1 E: 0 LOB: 0 K: 0 BB: 0 S: 3 P: 3	R: 0 H: 0 E: 0 LOB: 0 K: 0 BB: 1 S: 2 P: 6	R: 0 H: 2 E: 0 LOB: 2 K: 1 BB: 0 S: 7 P: 7	R: 0 H: 1 E: 0 LOB: 2 K: 0 BB: 1 S: 4 P: 8	R: 0 H: 1 E: 0 LOB: 1 K: 1 BB: 1 S: 5 P: 9	R: 1 H: 1 E: 0 LOB: 1 K: 0 BB: 1 S: 4 P: 8	R: 0 H: 0 E: 0 LOB: 0 K: 0 BB: 0 S: 3 P: 3	R: 1 H: 2 E: 0 LOB: 2 K: 1 BB: 1 S: 7 P: 11	R: 0 H: 0 E: 0 LOB: 0 K: 0 BB: 0 S: 3 P: 3	1B: 8 SF: 0 2B: 0 SAC: 0 3B: 0 DP: 3 HR: 0 HBP: 0	WP: 0 PA: 37 PB: 0 SB: 2 CS: 0
PITCHER Phil Niekro, R (1, 1) ERA: 3.56	IP WLS BF H R ER SO BB IBB HBP BLK WP HR S P ERA WHIP										
	9.0 L 37 8 2 2 3 5 0 0 0 0 0 0 38 58 2.00 1.444										
PITCHER	IP WLS BF H R ER SO BB IBB HBP BLK WP HR S P ERA WHIP										

Cincinnati Reds @ Atlanta Braves
Atlanta-Fulton County Stadium, Atlanta, GA

Fri Jul 27 1979, 7:05 PM EDT
Att. 21,927 - Unknown - 85 F

livebaseballscorecards.com

AB 32
R 2
H 8
RBI 2
BB 5
SO 3
LOB 17



Batter	1	2	3	4	5	6	7	8	9	AB R H RBI BB SO LOB	TOP											
Joe Morgan, L (1, 4) OBP: 0.396, SLG: 0.397	0-0 4-3	4-0 1B 1B 1-2 2-3 1B BB	0-0 FC4-6			4-0 4-3 2B BB		0-0 S S 1B	0-0 F8	4 2 1 0 2 0 2	<p>Cincinnati Reds @ Atlanta Braves</p> <p>Atlanta-Fulton County Stadium, Atlanta, GA</p> <p>Sat Jul 28 1979, 3:33 AM EDT</p> <p>Unknown - 92 F</p>											
Dave Collins, S (1, 7) OBP: 0.379, SLG: 0.462	0-0 6-3	0-0 1B 1B	0-0 5-3			0-0 4-3		0-0 F7		5 1 1 2 0 0 3												
Ken Griffey, L (1, 9) OBP: 0.367, SLG: 0.469	0-0 1B 3B	0-0 1B 1B				0-0 1B 2B		0-3 K		5 2 4 1 0 1 1												
Johnny Bench, R (1, 2) OBP: 0.372, SLG: 0.413	0-0 1B 1B	0-0 1B 1B				0-0 F8		4-0 S BB		4 0 2 3 1 0 2												
Dave Concepcion, R (1, 6) OBP: 0.358, SLG: 0.441	0-0 FC6 1B	0-0 L9				0-0 FC6-4 1B		4-0 1-2 2-3 IBB		4 0 3 1 1 0 2												
Ray Knight, R (1, 5) OBP: 0.357, SLG: 0.398	0-0 FC6	0-0 6-3				0-0 FC6-4		0-3 K		5 0 0 0 0 1 9												
Dan Driessen, L (1, 3) OBP: 0.323, SLG: 0.420		0-0 BB 1B 2B	0-0 1B 3B			0-0 F8		0-0 F5	0-0 1-3	5 2 2 0 0 0 0												
Cesar Geronimo, L (1, 8) OBP: 0.311, SLG: 0.347		4-0 1B BB BB	0-0 5-3			0-0 F7		0-0 6-3	0-0 1B	4 1 1 0 1 0 1												
Bill Bonham, R (1, 1) OBP: 0.175, SLG: 0.225		0-0 B2	0-0 FC4-6 1B			0-0 6-3		0-0 F8	0-0 B1	3 0 1 1 0 0 2												
Paul Moskau, R (6, 1) OBP: 0.105, SLG: 0.111										1 0 0 0 0 0 0												
Tom Hume, R (8, 1) OBP: 0.200, SLG: 0.205										1 0 0 0 0 0 1												
Inning Stats	R: 1 E: 0 K: 0 S: 6	H: 3 LOB: 2 BB: 0 P: 6	R: 4 E: 0 K: 0 S: 7	H: 4 LOB: 2 BB: 2 P: 15	R: 1 E: 0 K: 0 S: 5	H: 2 LOB: 1 BB: 0 P: 5	R: 0 E: 0 K: 0 S: 4	H: 2 LOB: 1 BB: 0 P: 4	R: 0 E: 0 K: 0 S: 3	H: 0 LOB: 0 BB: 0 P: 3	R: 2 E: 0 K: 0 S: 5	H: 2 LOB: 1 BB: 1 P: 9	R: 0 E: 0 K: 0 S: 3	H: 0 LOB: 0 BB: 0 P: 3	R: 0 E: 0 K: 2 S: 8	H: 1 LOB: 3 BB: 2 P: 16	R: 0 E: 0 K: 0 S: 4	H: 1 LOB: 1 BB: 0 P: 4	1B: 11 2B: 2 3B: 2 HR: 0	SF: 0 SAC: 0 DP: 1 HBP: 0	WP: 0 PB: 0 SB: 4 CS: 0	PA: 46
PITCHER	IP WLS BF H R ER SO BB IBB HBP BLK WP HR S P ERA WHIP																					
Tony Brizzolara, R (1, 1) ERA: 5.21	1.0 L 8 4 3 3 0 1 0 0 0 0 0 0 7 11 27.00 5.000																					
Craig Skok, L (2, 1) ERA: 4.05	0.1 4 2 0 0 0 1 0 0 0 0 0 0 3 7 0.00 9.000																					
Bo McLaughlin, R (2, 1) ERA: 4.27	0.2 3 1 2 2 0 0 0 0 0 0 0 0 3 3 27.00 1.500																					
Adrian Devine, R (3, 1) ERA: 2.79	4.0 18 6 3 3 0 1 0 0 0 0 0 0 17 21 6.75 1.750																					
Joey McLaughlin, R (7, 1) ERA: 1.49	2.0 9 1 0 0 2 1 1 0 0 0 0 0 11 19 0.00 1.000																					
PITCHER	IP WLS BF H R ER SO BB IBB HBP BLK WP HR S P ERA WHIP																					
Gene Garber, R (9, 1) ERA: 4.02	1.0 4 1 0 0 0 0 0 0 0 0 0 0 4 4 0.00 1.000																					

AB	41
R	8
H	15
RBI	8
BB	5
SO	2
LOB	23



livebaseballscorecards.com

Batter	1	2	3	4	5	6	7	8	9
Barry Bonnell, R OBP: 0.300, SLG: 0.416 (1, 8)	0-3 K	0-0 P5		0-0 1B		0-0 1B		0-0 P5	
Gary Matthews, R OBP: 0.370, SLG: 0.550 (1, 9)	0-0 F9		0-0 5-3	0-0 4-3		0-0 G6-4-3			
Jeff Burroughs, R OBP: 0.346, SLG: 0.357 (1, 7)	0-0 6-3		0-0 1B	0-0 HR			0-0 1B		
Bob Horner, R OBP: 0.365, SLG: 0.579 (1, 5)		0-0 4-3	0-0 WP 1B	0-0 HR			0-3 K		
Mike Lum, L OBP: 0.280, SLG: 0.324 (1, 3)		4-0 1B 2B	4-0 WP 1B	0-3 K			0-0 P1		
Glenn Hubbard, R OBP: 0.279, SLG: 0.279 (1, 4)		0-0 1B 2B	0-3 K		0-0 6-3		0-0 P6		
Darrel Chaney, S OBP: 0.254, SLG: 0.180 (1, 6)		0-0 2B 1B	0-0 1B		0-0 4-3		0-0 F5		
Bruce Benedict, R OBP: 0.317, SLG: 0.289 (1, 2)		0-0 2B	0-0 6-3		0-0 6-3		0-0 P5		
Mickey Mahler, S OBP: 0.120, SLG: 0.125 (1, 1)		0-0 4-3		0-3 K		0-3 K		4-0 BB	
Bo McLaughlin, R (6, 1)									
Gene Garber, R OBP: 0.545, SLG: 0.375 (8, 1)									

Inning Stats	R: 0	H: 0	E: 0	K: 1	S: 5	LOB: 0	BB: 0	P: 5
	R: 2	H: 3	E: 0	K: 0	S: 6	LOB: 2	BB: 1	P: 10
	R: 3	H: 3	E: 0	K: 1	S: 8	LOB: 1	BB: 1	P: 12
	R: 3	H: 3	E: 0	K: 2	S: 10	LOB: 0	BB: 0	P: 10
	R: 0	H: 0	E: 0	K: 0	S: 3	LOB: 0	BB: 0	P: 3
	R: 0	H: 1	E: 0	K: 1	S: 5	LOB: 0	BB: 0	P: 5
	R: 0	H: 1	E: 0	K: 1	S: 6	LOB: 1	BB: 0	P: 6
	R: 0	H: 0	E: 0	K: 0	S: 3	LOB: 1	BB: 1	P: 7


PITCHER															IP	WLS	BF	H	R	ER	SO	BB	IBB	HBP	BLK	WP	HR	S	P	ERA	WHIP
Frank Pastore, R ERA: 8.31 (1, 1)															2.2	L	16	6	5	5	2	2	0	0	0	1	0	18	26	16.88	3.000
Manny Sarmiento, R ERA: 7.33 (3, 1)															1.1		7	3	3	3	2	0	0	0	0	0	1	11	11	20.25	2.250
Dave Tomlin, L ERA: 2.72 (5, 1)															2.0		6	1	0	0	1	0	0	0	0	0	0	8	8	0.00	0.500
Mario Soto, R ERA: 7.71 (7, 1)															2.0		8	1	0	0	1	1	0	0	0	0	0	9	13	0.00	1.000

BOTTOM

AB	R	H	RBI	BB	SO	LOB
5	1	2	0	0	1	3
4	0	0	0	0	0	2
4	2	3	1	0	0	0
4	2	2	3	0	1	1
2	2	0	0	2	1	1
4	1	1	0	0	1	3
4	0	2	2	0	0	0
4	0	1	2	0	0	1
2	0	0	0	0	1	2
1	0	0	0	0	1	0
0	0	0	0	1	0	0

AB	34
R	8
H	11
RBI	8
BB	3
SO	6
LOB	13

WP: 1	PA: 37
PB: 0	
SB: 0	
CS: 0	

														
---------------------------------------------------------------------------------------	--	--	--	--	--	--	--	--	--	--	--	--	--	--

Cincinnati Reds @ Atlanta Braves
 Atlanta-Fulton County Stadium, Atlanta, GA
 Sat Jul 28 1979, 7:05 PM EDT
 Att: 37,265 - Unknown - 85 F

livebaseballscores.com

Batter	1	2	3	4	5	6	7	8	9	AB R H RBI BB SO LOB	TOP											
Joe Morgan, L (1, 4) OBP: 0.401, SLG: 0.396	0-0 4-3	4-0 IBB		4-0 2B BB	0-3 K		4-0 FC6-4 IBB		0-0 G6-4-3 1B	3 1 1 0 3 1 2												
Hector Cruz, R (1, 9) OBP: 0.233, SLG: 0.173	4-0 G4-6-3 BB	0-0 FC5		4-0 2B BB		0-0 F9	0-0 FC6-4		0-0 G6-4-3 1B	4 0 1 0 2 0 4												
Dave Collins, S (1, 7) OBP: 0.372, SLG: 0.449	0-0 G4-6-3 1-2f			0-0 1B CS BB	0-0 2B		0-0 G3	0-0 F9	0-0 G6-4-3	5 0 1 2 1 0 3												
Johnny Bench, R (1, 2) Vic Correll, R (7, 2) OBP: 0.371, SLG: 0.411 OBP: 0.333, SLG: 0.351				0-3 K	0-0 1B		0-3 K	4-0 E 2B BB	0-3 K	4 0 1 0 0 3 2 1 1 0 0 1 1 1												
Dave Concepcion, R (1, 6) OBP: 0.362, SLG: 0.441				0-0 2B BB 1B	0-0 L6		0-0 F8	4-0 E7 HR 1B	4-0 2B BB 1-2	4 2 2 0 1 0 2												
Dan Driessen, L (1, 3) OBP: 0.325, SLG: 0.420				4-0 2B BB 1-2	0-3 K		0-0 6-3 1B	0-0 K	0-0 L3	4 2 1 0 1 2 5												
Ray Knight, R (1, 5) OBP: 0.363, SLG: 0.422				0-0 1B 2B	0-0 E5 BB BB 2B		0-0 6-3	0-0 HR	0-0 2B	5 3 3 5 0 0 1												
Cesar Geronimo, L (1, 8) OBP: 0.321, SLG: 0.351				0-0 FC5 6-3 1B	0-0 F8		4-0 1B IBB	0-0 SH2-3 1B	4-0 FC6-4 IBB	3 0 2 1 2 0 1												
Fred Norman, S (1, 1) Tom Hume, R (6, 1) OBP: 0.239, SLG: 0.167 OBP: 0.195, SLG: 0.200				0-0 6-3	0-3 K		0-0 SH2-3	0-0 FC6-4	0-0 FC6-4	3 0 1 1 0 1 2 1 0 0 0 0 0 3												
Inning Stats	R: 0 E: 0 K: 0 S: 2	H: 0 LOB: 0 BB: 1 P: 6	R: 3 E: 0 K: 1 S: 8	H: 3 LOB: 2 BB: 2 P: 16	R: 0 E: 0 K: 1 S: 5	H: 1 LOB: 2 BB: 1 P: 9	R: 2 E: 1 K: 2 S: 9	H: 1 LOB: 2 BB: 2 P: 17	R: 1 E: 0 K: 1 S: 7	H: 2 LOB: 2 BB: 1 P: 11	R: 0 E: 0 K: 1 S: 5	H: 0 LOB: 0 BB: 0 P: 5	R: 2 E: 1 K: 1 S: 8	H: 3 LOB: 2 BB: 1 P: 12	R: 1 E: 1 K: 0 S: 4	H: 1 LOB: 3 BB: 3 P: 16	R: 0 E: 0 K: 1 S: 6	H: 2 LOB: 1 BB: 0 P: 6	1B: 9 2B: 4 3B: 0 HR: 1	SF: 0 SAC: 1 DP: 3 HBP: 0	WP: 0 PB: 0 SB: 0 CS: 1	PA: 49
PITCHER	IP WLS BF H R ER SO BB IBB HBP BLK WP HR S P ERA WHIP																					
Rick Matula, R (1, 1) ERA: 3.65	3.2 L 21 5 5 3 3 5 1 0 0 0 0 0 21 45 7.36 2.727																					
Bo McLaughlin, R (4, 1) ERA: 4.44	2.1 10 2 1 1 3 0 1 0 0 0 0 0 15 19 3.86 0.857																					
Joey McLaughlin, R (7, 1) ERA: 1.88	2.0 14 4 3 2 1 2 2 0 0 0 0 1 12 28 9.00 3.000																					
Craig Skok, L (9, 1) ERA: 3.98	1.0 4 2 0 0 0 1 0 0 0 0 0 0 6 6 0.00 2.000																					

Cincinnati Reds @ Atlanta Braves
Atlanta-Fulton County Stadium, Atlanta, GA

Sun Jul 29 1979, 7:05 PM EDT
Att. 13,065 - Unknown - 90 F

AB	37
R	9
H	13
RBI	9
BB	11
SO	8
LOB	26



BOTTOM

Cincinnati Reds @ Atlanta Braves
Atlanta-Fulton County Stadium, Atlanta, GA

Sun Jul 29 1979, 7:05 PM EDT
Att: 13,065 - Unknown - 90 F

livebaseballscorecards.com

AB 39
R 4
H 13
RBI 3
BB 3
SO 5
LOB 26



WP: 0 PA: 43
PB: 0
SB: 0
CS: 0

AB R H RBI BB SO LOB

4 1 1 1 0 0 2
3 0 1 0 0 0 2
2 0 1 0 0 0 2

5 0 1 1 0 1 1

4 1 1 0 1 1 2

5 1 3 0 0 1 4

3 1 2 1 0 0 1
1 0 0 0 1 1 2

5 0 2 0 0 0 3

1 0 0 0 1 0 0
2 0 0 0 0 0 3

1 0 0 0 0 0 3
1 0 0 0 0 0 0
1 0 0 0 0 1 1
0 0 0 0 0 0 0
1 0 1 0 0 0 0
0 0 0 0 0 0 0

1B: 10 SF: 1
2B: 3 SAC: 0
3B: 0 DP: 1
HR: 0 HBP: 0

Batter	1	2	3	4	5	6	7	8	9
Jerry Royster, R OBP: 0.326, SLG: 0.327 (1, 4)	0-0 F8	0-0 SF8			0-0 6-3		0-0 1B	0-0 F3	
Gary Matthews, R OBP: 0.370, SLG: 0.549 Charlie Spikes, R OBP: 0.368, SLG: 0.580 (1, 9) (6, 9)	0-0 BB	0-0 L6			0-0 F7		0-0 1B	0-0 FC6-4	
Bob Homer, R OBP: 0.362, SLG: 0.572 (1, 5)	0-0 F8				0-3 K		0-0 1B	0-0 F8	
Jeff Burroughs, R OBP: 0.346, SLG: 0.358 (1, 7)	4-0 1-2 BB				0-0 L4		0-0 1B	0-3 K	
Dale Murphy, R OBP: 0.382, SLG: 0.573 (1, 3)	0-0 F3				0-0 1B		0-0 1B	0-0 2B	
Barry Bonnell, R OBP: 0.305, SLG: 0.423 Rowland Office, L OBP: 0.338, SLG: 0.361 (1, 8) (7, PH) (8, 8)		0-0 FC			0-0 F7		0-0 1B	0-0 BB	
Pepe Frias, R OBP: 0.327, SLG: 0.369 (1, 6)		0-0 FC			0-0 4-3		0-0 1B	0-0 F9	
Bruce Benedict, R OBP: 0.319, SLG: 0.287 Joe Nolan, L OBP: 0.365, SLG: 0.412 (1, 2) (6, PH) (7, 2)		4-0 1-2 BB			0-0 F7		0-0 G4-6-3	0-0 FC3-6	
Rick Matula, R OBP: 0.081, SLG: 0.096 Bo McLaughlin, R OBP: 0.278, SLG: 0.322 Mike Lum, L OBP: 0.400, SLG: 0.600 Joey McLaughlin, R OBP: 0.294, SLG: 0.194 Darrel Chaney, S OBP: 0.294, SLG: 0.194 Craig Skok, R (1, 1) (4, 1) (6, PH) (7, 1) (8, PH) (9, 1)		0-0 F2			0-0 6-3		0-3 K	0-0 FC6-4	

Inning Stats	R: 0	H: 1	E: 0	K: 0	S: 4	LOB: 2	BB: 1	P: 8
	R: 1	H: 1	E: 0	K: 0	S: 5	LOB: 2	BB: 1	P: 9
	R: 0	H: 1	E: 0	K: 0	S: 4	LOB: 1	BB: 0	P: 4
	R: 0	H: 0	E: 0	K: 0	S: 3	LOB: 0	BB: 0	P: 3
	R: 0	H: 0	E: 0	K: 1	S: 5	LOB: 0	BB: 0	P: 5
	R: 2	H: 4	E: 0	K: 1	S: 8	LOB: 1	BB: 0	P: 8
	R: 1	H: 3	E: 0	K: 2	S: 10	LOB: 2	BB: 0	P: 10
	R: 0	H: 2	E: 0	K: 0	S: 5	LOB: 2	BB: 0	P: 5
	R: 0	H: 1	E: 0	K: 1	S: 6	LOB: 2	BB: 1	P: 10

PITCHER	IP	WLS	BF	H	R	ER	SO	BB	IBB	HBP	BLK	WP	HR	S	P	ERA	WHIP
Fred Norman, L ERA: 3.48 (1, 1)	5.0	W	25	7	3	3	1	2	0	0	0	0	0	25	33	5.40	1.800
Tom Hume, R ERA: 3.2 (6, 1)	4.0	S	18	6	1	1	4	1	0	0	0	0	0	25	29	2.25	1.750

Batter	1	2	3	4	5	6	7	8	9	AB	R	H	RBI	BB	SO	LOB	TOP					
Gene Richards, L (1, 8) OBP: 0.342, SLG: 0.347 Dan Briggs, L (7, 3) OBP: 0.288, SLG: 0.379	0-0 F9	0-0 3-1		0-0 F8		4-0 1B 4-3 BB	4-0 BB	0-3 K		3	1	0	0	2	0	3						
Paul Dade, R (1, 5) OBP: 0.333, SLG: 0.390	0-0 1B 2B		0-0 F3	0-0 S 1B		0-0 4-3 1-2	0-0 F8		0-0 5-3	6	1	2	0	0	0	3						
Kurt Bevacqua, R (1, 4) OBP: 0.347, SLG: 0.328	0-0 F8		0-0 BB BB 1B	0-0 F8 1-2		0-0 6-3		0-0 1B 3B	0-0 HR	6	2	3	1	0	0	4						
Dave Winfield, R (1, 9) OBP: 0.427, SLG: 0.635	0-0 2-H 1B		4-0 BB BB 1-2		0-0 2B	0-0 2-H 1B		0-0 2B SF9 1B	0-0 HR	5	4	5	4	1	0	0						
Jerry Turner, L (1, 7) OBP: 0.305, SLG: 0.393	0-0 1-3		0-0 F7		0-0 4-3 1B 2B 2-H	0-0 1-H 1B		0-0 1B 2B	0-0 G5-4-3 1B	6	2	4	2	0	0	3						
Gene Tenace, R (1, 2) OBP: 0.396, SLG: 0.410		0-3 K	4-0 1-2 2-3 BB		0-3 K	0-0 L6		0-0 SF9	0-0 G5-4-3	4	0	0	1	1	2	3						
Jay Johnstone, L (1, 3) OBP: 0.317, SLG: 0.325 (7, 8)		0-3 K	0-0 P4		0-0 4-3		0-3 K	4-0 1B IBB		4	0	0	0	1	2	4	AB 42					
Ozzie Smith, S (1, 6) OBP: 0.254, SLG: 0.241		0-0 E7 1B		0-0 F7	0-0 3-H 1B		0-0 SH2-3 1B	0-0 1-3 2-H 1B		5	0	4	2	0	0	0	R 10					
John D'Acquisto, R (1, 1) OBP: 0.222, SLG: 0.208 Mark Lee, R (7, 1) OBP: 0.333, SLG: 0.333		H 1-0 HBP		H 1-0 HBP		0-0 5-3		0-0 SH2-3 1-2	0-3 K	1	0	0	0	0	0	1	H 18					
										1	0	0	0	0	0	1	RBI 10					
										1	0	0	0	0	1	2	BB 5					
																	SO 6					
																	LOB 25					
Inning Stats	R: 1 E: 0 K: 0 S: 5	H: 2 LOB: 1 BB: 0 P: 5	R: 0 E: 1 K: 2 S: 8	H: 1 LOB: 2 BB: 0 P: 9	R: 0 E: 0 K: 0 S: 4	H: 1 LOB: 3 BB: 2 P: 12	R: 0 E: 0 K: 0 S: 4	H: 1 LOB: 2 BB: 0 P: 5	R: 2 E: 0 K: 1 S: 8	H: 3 LOB: 1 BB: 0 P: 8	R: 2 E: 0 K: 0 S: 5	H: 2 LOB: 1 BB: 1 P: 9	R: 0 E: 0 K: 1 S: 6	H: 1 LOB: 2 BB: 1 P: 10	R: 3 E: 0 K: 2 S: 11	H: 4 LOB: 2 BB: 1 P: 15	R: 2 E: 0 K: 0 S: 5	H: 3 LOB: 0 BB: 0 P: 5	1B: 11 2B: 4 3B: 1 HR: 2	SF: 1 SAC: 1 DP: 1 HBP: 2	WP: 0 PB: 0 SB: 2 CS: 0	PA: 51
PITCHER	IP	WLS	BF	H	R	ER	SO	BB	IBB	HBP	BLK	WP	HR	S	P	ERA	WHIP					
Phil Niekro, R (1, 1) ERA: 3.65	7.0	L	38	11	5	5	4	4	0	2	0	0	0	40	58	6.43	2.143					
Bo McLaughlin, R (8, 1) ERA: 4.88	1.0		8	4	3	3	2	0	1	0	0	0	0	11	15	27.00	4.000					
Adrian Devine, R (9, 1) ERA: 3.08	1.0		5	3	2	2	0	0	0	0	0	0	2	5	5	18.00	3.000					

San Diego Padres @ Atlanta Braves
Atlanta-Fulton County Stadium, Atlanta, GA

Tue Jul 31 1979, 7:05 PM EDT
Att: 9,501 - Unknown - 92 F

livebaseballscorecards.com



Batter	1	2	3	4	5	6	7	8	9	AB R H RBI BB SO LOB	TOP																									
Gene Richards, L (1, 8) OBP: 0.344, SLG: 0.348	0-3 K		0-0 S 1B		0-0 FC6-4 1B		0-0 4-3			4 0 2 0 0 1 0	San Diego Padres @ Atlanta Braves Atlanta-Fulton County Stadium, Atlanta, GA Wed Aug 01 1979, 7:05 PM EDT Att: 5,062 - Unknown - 85 F																									
Paul Dade, R (1, 5) OBP: 0.329, SLG: 0.384	0-0 F9		0-3 K		0-0 FC6-4 S 1-2f 2-3			0-0 L4		4 0 0 0 0 1 3																										
Kurt Bevacqua, R (1, 4) OBP: 0.346, SLG: 0.326	0-0 4-3			0-0 FC1-6 1B		0-0 6-3		0-3 K		4 0 1 0 0 1 2																										
Dave Winfield, R (1, 9) OBP: 0.423, SLG: 0.629		0-0 6-3		0-0 FC1-6 E S SF8 1-2f		0-0 5-3		0-0 5-3		4 1 0 0 0 0 1																										
Jerry Turner, L (1, 7) OBP: 0.302, SLG: 0.390		0-0 F8		0-0 SF8 1-H		0-0 F9		0-3 K		3 0 0 1 0 1 0																										
Gene Tenace, R (1, 2) OBP: 0.394, SLG: 0.418		0-0 6-3		0-0 F7		0-0 HR		0-3 K		4 1 1 1 0 1 0																										
Dan Briggs, L (1, 3) OBP: 0.287, SLG: 0.392			0-0 HR		0-3 K		0-0 F7		0-0 F3			4 1 1 1 0 1 0																								
Ozzie Smith, S (1, 6) OBP: 0.255, SLG: 0.242			0-0 F7		0-0 S 1B		0-0 4-3			3 1 1 0 0 0 0																										
Randy Jones, R (1, 1) OBP: 0.186, SLG: 0.220			0-3 K		0-0 FC6-4 1B 1-H		0-3 K			3 0 1 1 0 2 0																										
Rollie Fingers, R (8, 1) OBP: 0.083, SLG: 0.083										0 0 0 0 0 0 0																										
Eric Rasmussen, R (8, 1) OBP: 0.111, SLG: 0.040										0 0 0 0 0 0 0																										
Fernando Gonzalez, R (8, 4) OBP: 0.260, SLG: 0.371										0 0 0 0 0 0 0																										
Inning Stats	R: 0 E: 0 K: 1 S: 5	H: 0 LOB: 0 BB: 0 P: 5	R: 0 E: 0 K: 0 S: 3	H: 0 LOB: 0 BB: 0 P: 3	R: 1 E: 0 K: 2 S: 9	H: 2 LOB: 1 BB: 0 P: 9	R: 1 E: 0 K: 0 S: 4	H: 1 LOB: 0 BB: 0 P: 4	R: 1 E: 0 K: 1 S: 8	H: 3 LOB: 2 BB: 0 P: 8	R: 1 E: 0 K: 0 S: 4	H: 1 LOB: 0 BB: 0 P: 4	R: 0 E: 0 K: 1 S: 5	H: 0 LOB: 0 BB: 0 P: 5	R: 0 E: 0 K: 2 S: 7	H: 0 LOB: 0 BB: 0 P: 7	1B: 5 2B: 0 3B: 0 HR: 2	SF: 1 SAC: 0 DP: 0 HBP: 0	WP: 0 PB: 0 SB: 4 CS: 0	PA: 34																
PITCHER	IP WLS BF H R ER SO BB IBB HBP BLK WP HR S P ERA WHIP																																			
Eddie Solomon, R (1, 1) ERA: 5.14	6.0		25	7	4	3	4	0	0	0	0	0	2	33	33	4.50	1.167																			
Joey McLaughlin, R (7, 1) ERA: 1.79	2.0	W	6	0	0	0	2	0	0	0	0	0	0	10	10	0.00	0.000																			
Gene Garber, R (9, 1) ERA: 4.09	1.0	S	3	0	0	0	2	0	0	0	0	0	0	7	7	0.00	0.000																			

livebaseballscorecards.com

AB	33
R	4
H	7
RBI	4
BB	0
SO	8
LOB	6



Batter	1	2	3	4	5	6	7	8	9
Jerry Royster, R OBP: 0.328, SLG: 0.334 (1, 4)	0-0 5-3 1B		0-0 1-3 2B		0-0 5-3			0-0 1-2 1B 1B	
Gary Matthews, R OBP: 0.371, SLG: 0.554 (1, 9)	0-0 F2		0-0 L5 3-H			0-0 6-3		0-0 1-2 2-3 HR 1B	
Bob Homer, R OBP: 0.362, SLG: 0.566 (1, 5)	0-0 5-3 1-2			0-0 E 1B		0-0 5-3		0-0 1-2 2-H 3-H HR 1B	
Dale Murphy, R OBP: 0.382, SLG: 0.578 (1, 3)	0-3 K			0-0 P6		0-0 FC6-4 1B		0-0 1-H 2-H HR	
Charlie Spikes, R OBP: 0.358, SLG: 0.554 (1, 7)		0-0 6-3		0-3 K		0-0 FC6-4 1-2f		0-3 K	
Gene Garber, R OBP: 0.545, SLG: 0.375 (9, 1)									
Barry Bonnell, R OBP: 0.304, SLG: 0.418 (1, 8) (9, 7)		4-0 G1-6-3 BB		0-0 E4 FC5-4 1-2			0-0 4-3	0-0 F8	
Pepe Frias, R OBP: 0.323, SLG: 0.363 (1, 6)		0-0 G1-6-3 1-2f		0-0 FC5-4 1-2f			0-0 F7	0-0 L4	
Bruce Benedict, R OBP: 0.315, SLG: 0.278 (1, 2)			0-0 5-3		0-0 5-3		0-0 5-3		
Eddie Solomon, R OBP: 0.158, SLG: 0.162 (1, 1)			0-0 E4 2B L5		0-0 F9			0-0 1B 1B 1B	
Joey McLaughlin, R OBP: 0.400, SLG: 0.600 (7, 1)									
Jeff Burroughs, R OBP: 0.344, SLG: 0.356 (8, PH)									
Rowland Office, L OBP: 0.335, SLG: 0.357 (9, 8)									

Inning Stats	R: 0 E: 0 K: 1 S: 6	H: 1 LOB: 1 BB: 0 P: 6	R: 0 E: 0 K: 0 S: 2	H: 0 LOB: 0 BB: 1 P: 6	R: 0 E: 1 K: 0 S: 4	H: 1 LOB: 1 BB: 0 P: 4	R: 0 E: 1 K: 1 S: 7	H: 1 LOB: 2 BB: 0 P: 7	R: 0 E: 0 K: 0 S: 3	H: 0 LOB: 0 BB: 0 P: 3	R: 0 E: 0 K: 0 S: 4	H: 1 LOB: 1 BB: 0 P: 4	R: 0 E: 0 K: 0 S: 3	H: 0 LOB: 0 BB: 0 P: 3	R: 5 E: 0 K: 1 S: 10	H: 5 LOB: 0 BB: 0 P: 10
1B: 7 2B: 2 3B: 0 HR: 1	SF: 0 SAC: 0 DP: 2 HBP: 0	WP: 0 PA: 34														

PITCHER	IP	WLS	BF	H	R	ER	SO	BB	IBB	HBP	BLK	WP	HR	S	P	ERA	WHIP
Randy Jones, L ERA: 3.57 (1, 1)	7.0		28	6	2	2	2	1	0	0	0	0	0	31	35	2.57	1.000
Rollie Fingers, R ERA: 3.93 (8, 1)	0.0	L	3	3	3	3	0	0	0	0	0	0	1	3	3	∞	∞
Eric Rasmussen, R ERA: 4.15 (8, 1)	1.0		3	0	0	0	1	0	0	0	0	0	0	5	5	0.00	0.000

BOTTOM

San Diego Padres @ Atlanta Braves
Atlanta-Fulton County Stadium, Atlanta, GA

Wed Aug 01 1979, 7:05 PM EDT
Att. 5,062 - Unknown - 85 F

livebaseballscorecards.com

AB 33
R 5
H 9
RBI 5
BB 1
SO 3
LOB 12



WP: 0
PA: 34
PB: 0
SB: 0
CS: 0

Batter	1	2	3	4	5	6	7	8	9	AB R H RBI BB SO LOB	TOP											
Gene Richards, L (1, 8) OBP: 0.343, SLG: 0.347	0-0 5-3		0-0 1B G6-4-3 1B		0-0 G3		0-0 G3			4 1 1 0 0 0 1												
Paul Dade, R (1, 5) OBP: 0.331, SLG: 0.386	0-0 SH5-3 1B		0-0 1-3 G6-4-3 1B			0-0 F9		0-0 6-3		4 0 2 0 0 0 0												
Kurt Bevacqua, R (1, 4) OBP: 0.345, SLG: 0.326	0-0 SH5-3 1-2		0-0 1-2f G6-4-3 3-H			0-0 1B 1B		0-0 F8		3 0 1 0 0 0 1												
Dave Winfield, R (1, 9) OBP: 0.422, SLG: 0.625	0-3 K		0-0 5-3			0-0 1-2 1B		0-0 P4		4 0 1 0 0 1 1												
Jerry Turner, L (1, 7) OBP: 0.302, SLG: 0.387		4-0 BB BB BB BB	3-1 1B 4-3 BB		0-3 K		0-0 F3		0-0 P6	3 1 0 0 1 1 2												
Gene Tenace, R (1, 2) OBP: 0.395, SLG: 0.419		0-0 4-3 1-2 1B	3-1 3-1 1B		0-3 K		0-3 K		0-0 BB 1B	4 0 2 0 0 2 2												
Dan Briggs, L (1, 3) OBP: 0.286, SLG: 0.386		0-0 3-1 1-2 2-3	3-1		0-0 F8		0-3 K		4-0 1-2 BB	3 0 0 0 1 1 2												
Ozzie Smith, S (1, 6) OBP: 0.255, SLG: 0.244		0-0 4-3 2-3 3-H	4-3		0-0 G3		0-0 2B		0-0 F2	4 0 1 1 0 0 3												
Gaylord Perry, R (1, 1) OBP: 0.133, SLG: 0.190		0-0 6-3	6-3		0-0 6-3		0-0 F2		0-0 P2	2 0 0 0 0 0 1												
Mark Lee, R (6, 1) OBP: 0.333, SLG: 0.333										0 0 0 0 0 0 0												
Bobby Tolan, L (7, PH) OBP: 0.167, SLG: 0.333										1 0 0 0 0 0 1												
Bob Owchinko, L (7, 1) OBP: 0.182, SLG: 0.100										0 0 0 0 0 0 0												
Jay Johnstone, L (9, PH) OBP: 0.315, SLG: 0.323										1 0 0 0 0 0 2												
Inning Stats	R: 0 E: 0 K: 1 S: 6	H: 1 LOB: 1 BB: 0 P: 6	R: 1 E: 0 K: 0 S: 4	H: 1 LOB: 1 BB: 1 P: 8	R: 1 E: 0 K: 0 S: 4	H: 2 LOB: 0 BB: 0 P: 4	R: 0 E: 0 K: 2 S: 7	H: 0 LOB: 0 BB: 0 P: 7	R: 0 E: 0 K: 0 S: 3	H: 0 LOB: 0 BB: 0 P: 3	R: 0 E: 0 K: 1 S: 7	H: 2 LOB: 2 BB: 0 P: 7	R: 0 E: 0 K: 1 S: 6	H: 1 LOB: 1 BB: 0 P: 6	R: 0 E: 0 K: 0 S: 3	H: 0 LOB: 0 BB: 0 P: 3	R: 0 E: 0 K: 0 S: 4	H: 1 LOB: 2 BB: 1 P: 8	1B: 7 2B: 1 3B: 0 HR: 0	SF: 0 SAC: 1 DP: 1 HBP: 0	WP: 0 PB: 0 SB: 0 CS: 0	PA: 36
PITCHER Tony Brizzolara, R (1, 1) ERA: 4.87	IP: 9.0 WLS: W BF: 36 H: 8 R: 2 ER: 2 SO: 5 BB: 2 IBB: 0 HBP: 0 BLK: 0 WP: 0 HR: 0 S: 44 P: 52 ERA: 2.00 WHIP: 1.111											PITCHER	IP: 9.0 WLS: W BF: 36 H: 8 R: 2 ER: 2 SO: 5 BB: 2 IBB: 0 HBP: 0 BLK: 0 WP: 0 HR: 0 S: 44 P: 52 ERA: 2.00 WHIP: 1.111									

San Diego Padres @ Atlanta Braves
Atlanta-Fulton County Stadium, Atlanta, GA

Thu Aug 02 1979, 7:05 PM EDT
Att: 7,916 - Unknown - 85 F

livebaseballscorecards.com

AB	33
R	2
H	8
RBI	1
BB	2
SO	5
LOB	16



Batter	1	2	3	4	5	6	7	8	9	AB	R	H	RBI	BB	SO	LOB
Jerry Royster, R OBP: 0.332, SLG: 0.340 Darrel Chaney, S OBP: 0.264, SLG: 0.194	0-0 E7 2B	0-0 6-3			0-0 1B 1-2	0-0 1B 3-H				4 0	1 0	3 0	1 0	0 0	0 0	0 0
Gary Matthews, R OBP: 0.372, SLG: 0.555	0-0 G3 1B 2B 3-H		0-0 5-3		0-0 1B 1-2 2-H	0-0 6-3				4	1	2	2	0	0	1
Rowland Office, L OBP: 0.329, SLG: 0.350	0-0 G3 2-3		0-0 4-3		0-0 L6 1-2		0-0 L7			4	0	0	0	0	0	3
Bob Horner, R OBP: 0.364, SLG: 0.566	0-0 1B 3-H		0-0 6-3			0-0 1B 1B	0-3 K			4	1	2	1	0	1	0
Mike Lum, L OBP: 0.291, SLG: 0.335	0-0 1B 1-3			0-0 G6-4-3 1B		0-0 1B 1B 1-2	0-3 K			4	1	3	0	0	1	0
Charlie Spikes, R OBP: 0.341, SLG: 0.526 Barry Bonnell, R OBP: 0.304, SLG: 0.418	0-3 K		0-0 G6-4-3 1-2f		0-3 K			0-0 5-3		4 0	0 0	0 0	0 0	0 0	2 0	5 0
Joe Nolan, L OBP: 0.364, SLG: 0.409	0-0 4-3		0-0 4-3		0-0 1B 1B 1-2 2-H		0-0 4-3			4	1	1	1	0	0	2
Pepe Frias, R OBP: 0.328, SLG: 0.374		0-0 P4			0-0 1B 1B	0-0 1B 3B 1-H 2-H	0-0 FC4 1B			4	2	3	2	0	0	0
Tony Brizzolara, R OBP: 0.097, SLG: 0.036		0-3 K			0-3 K	0-0 1-3	0-0 FC4			4	0	0	0	0	2	3

Inning Stats	R: 2	H: 4	E: 1	K: 1	S: 9	LOB: 2	BB: 0	P: 9	R: 0	H: 0	E: 0	K: 1	S: 5	LOB: 0	BB: 0	P: 5	R: 0	H: 0	E: 0	K: 0	S: 3	LOB: 0	BB: 0	P: 3	R: 0	H: 1	E: 0	K: 0	S: 3	LOB: 0	BB: 0	P: 3	R: 1	H: 3	E: 0	K: 1	S: 7	LOB: 1	BB: 0	P: 7	R: 4	H: 5	E: 0	K: 1	S: 10	LOB: 1	BB: 0	P: 10	R: 0	H: 0	E: 0	K: 2	S: 7	LOB: 0	BB: 0	P: 7	R: 0	H: 1	E: 0	K: 0	S: 4	LOB: 1	BB: 0	P: 4
--------------	------	------	------	------	------	--------	-------	------	------	------	------	------	------	--------	-------	------	------	------	------	------	------	--------	-------	------	------	------	------	------	------	--------	-------	------	------	------	------	------	------	--------	-------	------	------	------	------	------	-------	--------	-------	-------	------	------	------	------	------	--------	-------	------	------	------	------	------	------	--------	-------	------

PITCHER	IP	WLS	BF	H	R	ER	SO	BB	IBB	HBP	BLK	WP	HR	S	P	ERA	WHIP
Gaylord Perry, R ERA: 2.8	(1, 1)	5.1	L	25	11	6	6	4	0	0	0	0	0	33	33	10.12	2.062
Mark Lee, R ERA: 4.91	(6, 1)	0.2		4	2	1	1	0	0	0	0	0	0	4	4	13.50	3.000
Bob Owchinko, L ERA: 4.41	(7, 1)	2.0		7	1	0	0	2	0	0	0	0	0	11	11	0.00	0.500

BOTTOM

San Diego Padres @ Atlanta Braves
Atlanta-Fulton County Stadium, Atlanta, GA

Thu Aug 02 1979, 7:05 PM EDT
Att. 7,916 - Unknown - 85 F

AB 36
R 7
H 14
RBI 7
BB 0
SO 6
LOB 14

WP: 0 PA: 36
PB: 0
SB: 0
CS: 0



PITCHER	IP	WLS	BF	H	R	ER	SO	BB	IBB	HBP	BLK	WP	HR	S	P	ERA	WHIP
---------	----	-----	----	---	---	----	----	----	-----	-----	-----	----	----	---	---	-----	------

Batter	1	2	3	4	5	6	7	8	9	AB R H RBI BB SO LOB	TOP																					
Jerry Royster, R (1, 4) OBP: 0.331, SLG: 0.337	0-3 K		4-0 S 1B BB		0-0 F7		0-0 F5		0-3 K	4 1 0 0 1 2 4																						
Gary Matthews, R (1, 9) OBP: 0.371, SLG: 0.552	0-0 F7		4-0 1B BB		0-3 K			0-3 K		3 0 0 0 1 2 0																						
Rowland Office, L (1, 8) OBP: 0.328, SLG: 0.348	0-3 K		0-3 K			0-0 G3		0-0 1B		4 0 1 0 0 2 2																						
Bob Homer, R (1, 5) OBP: 0.363, SLG: 0.561		0-3 K	0-0 1B 2-H			0-3 K		0-0 F7		4 0 1 1 0 2 1																						
Dale Murphy, R (1, 3) OBP: 0.376, SLG: 0.567		0-3 K 1B	0-0 F7			0-0 F8		0-0 G3		4 0 0 0 0 1 3																						
Mike Lum, L (1, 7) OBP: 0.296, SLG: 0.335		0-0 1B		0-0 4-3			0-0 4-3		4-0 1B BB	3 0 1 0 1 0 0																						
Joe Nolan, L (1, 2) OBP: 0.361, SLG: 0.404		0-3 K		0-0 F8			0-0 1B 1B		0-3 K	4 0 1 0 0 2 3																						
Pepe Frias, R (1, 6) OBP: 0.330, SLG: 0.375		0-0 F9		0-0 6-3			0-0 1B		0-0 1B	4 0 2 0 0 0 2																						
Rick Matula, R (1, 1) OBP: 0.079, SLG: 0.054			0-3 K		0-3 K		0-3 K		0-3 K	1 0 0 0 0 0 1 0																						
Larry Bradford, R (4, 1)										0 0 0 0 0 0 0 0																						
Darrel Chaney, S (5, PH) OBP: 0.250, SLG: 0.190										1 0 0 0 0 0 1 0																						
Bo McLaughlin, R (5, 1)										0 0 0 0 0 0 0 0																						
Jeff Burroughs, R (7, PH) OBP: 0.344, SLG: 0.355										1 0 0 0 0 0 1 2																						
Adrian Devine, R (7, 1)										0 0 0 0 0 0 0 0																						
Charlie Spikes, R (9, PH) OBP: 0.337, SLG: 0.519										1 0 0 0 0 0 1 2																						
Inning Stats	R: 0 E: 0 K: 2 S: 7	H: 0 LOB: 0 BB: 0 P: 7	R: 0 E: 0 K: 3 S: 11	H: 1 LOB: 2 BB: 0 P: 11	R: 1 E: 0 K: 2 S: 8	H: 1 LOB: 2 BB: 2 P: 16	R: 0 E: 0 K: 0 S: 3	H: 0 LOB: 0 BB: 0 P: 3	R: 0 E: 0 K: 1 S: 5	H: 0 LOB: 0 BB: 0 P: 5	R: 0 E: 0 K: 1 S: 7	H: 2 LOB: 2 BB: 0 P: 7	R: 0 E: 0 K: 1 S: 6	H: 1 LOB: 1 BB: 0 P: 6	R: 0 E: 0 K: 3 S: 10	H: 1 LOB: 2 BB: 1 P: 14	1B: 6 2B: 0 3B: 0 HR: 0	SF: 0 SAC: 0 DP: 0 HBP: 0	WP: 1 PB: 0 SB: 1 CS: 0	PA: 37												
PITCHER J.R. Richard, R (1, 1) ERA: 3.66	IP 9.0	WLS W	BF 37	H 6	R 1	ER 1	SO 15	BB 3	IBB 0	HBP 0	BLK 0	WP 1	HR 0	S 64	P 76	ERA 1.00	WHIP 1.000															
											PITCHER	IP	WLS	BF	H	R	ER	SO	BB	IBB	HBP	BLK	WP	HR	S	P	ERA	WHIP				

Atlanta Braves @ Houston Astros
Astrodome, Houston, TX
Fri Aug 03 1979, 8:05 PM EDT
Att. 20,716 - Unknown

livebaseballscorecards.com

AB 34
R 1
H 6
RBI 1
BB 3
SO 15
LOB 19



Batter	1	2	3	4	5	6	7	8	9	AB	R	H	RBI	BB	SO	LOB
Cesar Cedeno, R OBP: 0.374, SLG: 0.389 (1, 3)	0-0 F4	4-0 BB		0-0 FC5-4 1B		0-0 F6				3	0	1	0	1	0	0
Craig Reynolds, L OBP: 0.295, SLG: 0.348 (1, 6)	0-0 6-3	0-0 F8		0-0 FC5-4 2B		0-0 F5				4	1	0	0	0	0	4
Terry Puhl, L OBP: 0.349, SLG: 0.385 (1, 8)	0-0 S 1B		0-0 4-3	0-0 BLK 2B		0-0 L9				4	0	2	2	0	0	0
Jose Cruz, L OBP: 0.390, SLG: 0.446 (1, 7)	0-0 F7		0-0 FC6-5 2B	0-3 K		0-0 5-3				4	0	1	0	0	1	2
Enos Cabell, R OBP: 0.299, SLG: 0.358 (1, 5)		0-0 S 2B 1B	0-0 FC6-5		0-0 FC5-4 1B		0-0 F6			4	1	2	0	0	0	1
Jeffrey Leonard, R OBP: 0.350, SLG: 0.345 (1, 9)		0-3 K	4-0 BB	0-0 FC5-4		0-0 5-3				3	0	0	0	1	1	2
Art Howe, R OBP: 0.314, SLG: 0.373 Rafael Landestoy, S OBP: 0.272, SLG: 0.236 (1, 4) (9, 4)		0-0 1B 2B	0-0 F2		0-0 F9		0-0 F7			4	1	1	1	0	0	3
Alan Ashby, S OBP: 0.270, SLG: 0.299 (1, 2)		0-0 SH2 1B		0-0 F8	0-0 4-3		0-0 2B			4	0	2	1	0	0	1
J.R. Richard, R OBP: 0.145, SLG: 0.217 (1, 1)		0-0 SH2		0-0 FC5-4 1B 2B 1B		0-3 K		0-0 6-3		3	1	1	0	0	1	1

Inning Stats	R: 0	H: 1	E: 0	LOB: 1	K: 0	BB: 0	S: 4	P: 4
	R: 2	H: 3	E: 0	LOB: 2	K: 1	BB: 1	S: 8	P: 12
	R: 0	H: 1	E: 0	LOB: 2	K: 0	BB: 1	S: 4	P: 8
	R: 2	H: 3	E: 0	LOB: 1	K: 1	BB: 0	S: 8	P: 8
	R: 0	H: 1	E: 0	LOB: 1	K: 0	BB: 0	S: 4	P: 4
	R: 0	H: 0	E: 0	LOB: 0	K: 1	BB: 0	S: 5	P: 5
	R: 0	H: 0	E: 0	LOB: 0	K: 0	BB: 0	S: 3	P: 3
	R: 0	H: 1	E: 0	LOB: 1	K: 0	BB: 0	S: 4	P: 4

PITCHER	IP	WLS	BF	H	R	ER	SO	BB	IBB	HBP	BLK	WP	HR	S	P	ERA	WHIP
Rick Matula, R ERA: 3.83 (1, 1)	3.2	L	21	8	4	4	1	2	0	0	0	0	0	21	29	9.82	2.727
Larry Bradford, L ERA: (4, 1)	0.1		1	0	0	0	1	0	0	0	1	0	0	3	3	0.00	0.000
Bo McLaughlin, R ERA: 4.7 (5, 1)	2.0		7	1	0	0	1	0	0	0	0	0	0	9	9	0.00	0.500
Adrian Devine, R ERA: 2.96 (7, 1)	2.0		7	1	0	0	0	0	0	0	0	0	0	7	7	0.00	0.500

BOTTOM

Atlanta Braves @ Houston Astros
Astrodome, Houston, TX

Fri Aug 03 1979, 8:05 PM EDT
Att. 20,716 - Unknown

livebaseballscorecards.com

AB	33
R	4
H	10
RBI	4
BB	2
SO	3
LOB	14



WP	PA	ERA	WHIP
0	36		
0			
3			
0			

Batter	1	2	3	4	5	6	7	8	9	AB R H RBI BB SO LOB	TOP																									
Jerry Royster, R (1, 4) OBP: 0.330, SLG: 0.341	0-0 3B		0-0 6-3			0-0 F6		0-0 F6		4 0 1 0 0 0 1	Atlanta Braves @ Houston Astros Astrodome, Houston, TX Sat Aug 04 1979, 8:05 PM EDT Unknown																									
Gary Matthews, R (1, 9) OBP: 0.370, SLG: 0.548	0-3 K			0-0 6-3		0-0 L3		4-0 2B BB		3 1 0 0 1 1 1																										
Rowland Office, L (1, 8) OBP: 0.335, SLG: 0.360	0-0 F5			0-0 E1 1B		0-0 FC4-6 1B		0-0 1B 2B		4 1 3 2 0 0 1																										
Bob Homer, R (1, 5) OBP: 0.361, SLG: 0.557	0-0 L1			0-0 F4		0-0 FC4-6 1-2f		0-0 1B 1B		4 0 1 1 0 0 3																										
Dale Murphy, R (1, 3) OBP: 0.373, SLG: 0.560		0-0 F5		0-0 F8		0-0 4-3		0-0 1-2 1B		4 0 1 0 0 0 1																										
Mike Lum, L (1, 7) OBP: 0.296, SLG: 0.332		4-0 BB			0-0 F9		0-0 4-3	0-3 K		2 0 0 0 1 0 0																										
Charlie Spikes, R (8, PH) OBP: 0.333, SLG: 0.513										1 0 0 0 0 1 2																										
Gene Garber, R (8, 1) OBP: 0.545, SLG: 0.375										0 0 0 0 0 0 0																										
Joe Nolan, L (1, 2) OBP: 0.355, SLG: 0.396		0-0 G3-6			0-0 F8		0-0 F9		0-0 F3	3 0 0 0 0 0 1																										
Joey McLaughlin, R (7, 1) OBP: 0.400, SLG: 0.600		1-2f								0 0 0 0 0 0 0																										
Barry Bonnell, R (8, 7) OBP: 0.303, SLG: 0.417										1 0 0 0 0 0 0																										
Pepe Frias, R (1, 6) OBP: 0.331, SLG: 0.374			0-0 6-3		1-0 HBP			0-0 1-3		1 0 0 0 0 0 0																										
Jim Wessinger, R (5, PR)										0 0 0 0 0 0 0																										
Adrian Devine, R (5, 1)										0 0 0 0 0 0 0																										
Larry Bradford, R (6, 1)										0 0 0 0 0 0 0																										
Bruce Benedict, R (7, 2) OBP: 0.311, SLG: 0.273										2 0 0 0 0 0 0																										
Preston Hanna, R (1, 1)			0-3 K		0-0 1-3			4-0 BB BB	0-3 K	1 0 0 0 0 1 0																										
Darrel Chaney, S (5, PH) (5, 6)										2 1 0 0 1 1 1																										
Inning Stats	R: 0 E: 0 K: 1 S: 6	H: 1 LOB: 1 BB: 0 P: 6	R: 0 E: 0 K: 0 S: 2	H: 0 LOB: 0 BB: 1 P: 6	R: 0 E: 0 K: 1 S: 5	H: 0 LOB: 0 BB: 0 P: 5	R: 0 E: 1 K: 0 S: 4	H: 1 LOB: 1 BB: 0 P: 4	R: 0 E: 0 K: 0 S: 3	H: 0 LOB: 1 BB: 0 P: 4	R: 0 E: 0 K: 0 S: 4	H: 1 LOB: 1 BB: 0 P: 4	R: 0 E: 0 K: 0 S: 3	H: 0 LOB: 0 BB: 0 P: 3	R: 3 E: 0 K: 1 S: 8	H: 3 LOB: 2 BB: 2 P: 16	R: 0 E: 0 K: 1 S: 5	H: 0 LOB: 0 BB: 0 P: 5	1B: 4 2B: 1 3B: 1 HR: 0	SF: 0 SAC: 0 DP: 1 HBP: 1	WP: 0 PB: 0 SB: 0 CS: 0	PA: 36														
PITCHER	IP WLS BF H R ER SO BB IBB HBP BLK WP HR S P ERA WHIP																																			
Joaquin Andujar, R (1, 1) ERA: 2.88	7.2		30	4	3	3	2	3	0	1	0	0	0	30	43	3.52	0.913																			
Bert Roberge, R (8, 1) ERA: 1.07	0.0		2	2	0	0	0	0	0	0	0	0	0	2	2	∞	∞																			
Joe Sambito, L (8, 1) ERA: 1.26	1.1	W	4	0	0	0	2	0	0	0	0	0	0	8	8	0.00	0.000																			

livebaseballscorecards.com

AB	32
R	3
H	6
RBI	3
BB	3
SO	4
LOB	11



Batter	1	2	3	4	5	6	7	8	9	AB	R	H	RBI	BB	SO	LOB
Cesar Cedeno, R (1, 3) OBP: 0.369, SLG: 0.383 Julio Gonzalez, R (9, 5) OBP: 0.285, SLG: 0.292	0-0 1-3	0-0 L6		0-0 E6		0-0 E5	0-3 K			5	0	0	0	0	1	7
Craig Reynolds, L (1, 6) OBP: 0.292, SLG: 0.344	0-0 1-3	0-0 4-3		0-0 G4-6-3		0-0 SF7		0-0 F9		4	0	0	1	0	0	4
Terry Puhl, L (1, 8) OBP: 0.352, SLG: 0.387	0-0 1B		0-0 1B	0-0 S		0-0 5-3		0-3 K		5	0	3	1	0	1	2
Jose Cruz, L (1, 7) OBP: 0.392, SLG: 0.446	0-0 1-2		0-0 S	0-0 F7		4-0 BB		0-0 F9		4	0	2	0	1	0	1
Enos Cabell, R (1, 5) OBP: 0.298, SLG: 0.356	0-0 5-3		0-0 F9		0-0 6-3	0-0 F7			0-0 1B	5	1	1	0	0	0	7
Jeffrey Leonard, R (1, 9) OBP: 0.351, SLG: 0.343		4-0 1B	0-3 K		0-0 F9		0-0 S		0-3 K	4	1	1	0	1	2	3
Art Howe, R (1, 4) OBP: 0.319, SLG: 0.374 Rafael Landestoy, S (7, PR) OBP: 0.278, SLG: 0.243		0-0 1B	4-0 IBB		0-0 F9		4-0 BB		0-0 1B	2	0	1	0	2	0	0
Alan Ashby, S (1, 2) OBP: 0.272, SLG: 0.298		0-0 F6	0-3 K			0-0 E	0-0 F7		4-0 1B	4	1	1	0	1	1	7
Joaquin Andujar, S (1, 1) OBP: 0.087, SLG: 0.047 Bert Roberge, R (8, 1) Joe Sambito, L (8, 1) OBP: 0.500, SLG: 0.400 Denny Walling, L (9, PH) OBP: 0.388, SLG: 0.495		0-0 1-2		4-0 1B		0-0 SH	0-3 K		0-0 1B	2	1	1	1	1	1	2

Inning Stats	R: 0	H: 2	E: 0	LOB: 2	K: 0	P: 5	R: 1	H: 2	E: 0	LOB: 2	K: 0	P: 9	R: 0	H: 2	E: 0	LOB: 3	K: 2	P: 13	R: 1	H: 1	E: 1	LOB: 1	K: 0	P: 8	R: 0	H: 0	E: 0	LOB: 0	K: 0	P: 3	R: 1	H: 1	E: 2	LOB: 3	K: 0	P: 10	R: 0	H: 1	E: 0	LOB: 2	K: 2	P: 12	R: 0	H: 0	E: 0	LOB: 0	K: 1	P: 5	R: 1	H: 3	E: 0	LOB: 3	K: 1	P: 10	1B: 12	2B: 0	3B: 0	HR: 0	SF: 1	SAC: 1	DP: 1	HBP: 0	WP: 1	PA: 45
--------------	------	------	------	--------	------	------	------	------	------	--------	------	------	------	------	------	--------	------	-------	------	------	------	--------	------	------	------	------	------	--------	------	------	------	------	------	--------	------	-------	------	------	------	--------	------	-------	------	------	------	--------	------	------	------	------	------	--------	------	-------	--------	-------	-------	-------	-------	--------	-------	--------	-------	--------

PITCHER	IP	WLS	BF	H	R	ER	SO	BB	IBB	HBP	BLK	WP	HR	S	P	ERA	WHIP
Preston Hanna, R (1, 1) ERA: 3.72	4.0		22	7	2	1	2	2	1	0	0	0	0	23	35	2.25	2.250
Adrian Devine, R (5, 1) ERA: 2.91	1.0		6	1	1	0	0	0	0	0	0	0	0	6	6	0.00	1.000
Larry Bradford, L (6, 1) ERA:	1.1		7	1	0	0	0	2	0	0	0	1	0	5	13	0.00	2.250
Joey McLaughlin, R (7, 1) ERA: 1.76	0.2		2	0	0	0	2	0	0	0	0	0	0	6	6	0.00	0.000
Gene Garber, R (8, 1) ERA: 4.13	1.1	L	8	3	1	1	2	0	1	0	0	0	0	11	15	6.75	2.250

BOTTOM

Atlanta Braves @ Houston Astros
Astrodome, Houston, TX
Sat Aug 04 1979, 8:05 PM EDT
Unknown

livebaseballscorecards.com

AB	37
R	4
H	12
RBI	4
BB	6
SO	6
LOB	33



Batter	1	2	3	4	5	6	7	8	9	AB R H RBI BB SO LOB	TOP											
Jim Wessinger, R (1, 4) <small>(8, PH) OBP: 0.331, SLG: 0.341</small> <small>(8, 4)</small>	0-3 ① K		0-3 ③ K		X 0-0 ③ 5-3			4-0 1B BB		3 0 0 0 0 2 1 0 0 0 0 1 0 0	Atlanta Braves @ Houston Astros Astrodome, Houston, TX Sat Aug 04 1979, 8:05 PM EDT Att: 45,110 - Unknown											
Gary Matthews, R (1, 9) <small>OBP: 0.369, SLG: 0.545</small>	0-0 ② 5-3			0-3 ① K		X 0-0 ① F9		0-0 1-2 1B		4 0 1 0 0 1 0												
Rowland Office, L (1, 8) <small>OBP: 0.339, SLG: 0.362</small> Charlie Spikes, R (8, PH) <small>OBP: 0.330, SLG: 0.506</small> <small>(8, 7)</small>	0-0 1B			4-0 HR BB		X 0-0 ② G3		0-3 ① K		2 1 1 0 1 0 0 1 0 0 0 0 1 2												
Bob Homer, R (1, 5) <small>OBP: 0.360, SLG: 0.563</small>	0-0 ③ F5			0-0 1-H HR		S S S 0-3 ③ K		0-0 ② F3		4 1 1 2 0 1 3												
Dale Murphy, R (1, 3) <small>OBP: 0.371, SLG: 0.552</small>		X 0-0 ① 6-3		X 0-0 ② F9		BB B B B 4-0 1B BB		X 0-0 ③ F4		3 0 0 0 1 0 2												
Barry Bonnell, R (1, 7) <small>OBP: 0.298, SLG: 0.410</small> <small>(8, 8)</small>		X 0-0 ② F9		S S S 0-3 ③ K		X 0-0 ① F8		S S S 0-3 ① K		4 0 0 0 0 2 1												
Darrel Chaney, S (1, 6) <small>OBP: 0.250, SLG: 0.174</small>		X 0-0 ③ 4-3			X 0-0 ① F8		S S S 0-3 ② K		S S S 0-3 ② K			4 0 0 0 0 2 1										
Bruce Benedict, R (1, 2) <small>OBP: 0.313, SLG: 0.277</small> Joe Nolan, L (6, 2) <small>OBP: 0.357, SLG: 0.397</small>			0-3 ① K		X 0-0 1B		X 0-0 1-2 1B		X 0-0 ③ 3-1			2 0 1 0 0 1 0 2 0 1 0 0 0 0										
Phil Niekro, R (1, 1) <small>OBP: 0.226, SLG: 0.247</small>			0-3 ② K		X 0-0 ② F4		S S S 0-3 ③ K					3 0 0 0 0 2 3										
Inning Stats	R: 0 E: 0 K: 1 S: 6	H: 1 LOB: 1 BB: 0 P: 6	R: 0 E: 0 K: 0 S: 3	H: 0 LOB: 0 BB: 0 P: 3	R: 0 E: 0 K: 3 S: 9	H: 0 LOB: 0 BB: 0 P: 9	R: 2 E: 0 K: 2 S: 8	H: 1 LOB: 0 BB: 1 P: 12	R: 0 E: 0 K: 0 S: 4	H: 1 LOB: 1 BB: 0 P: 4		R: 0 E: 0 K: 1 S: 5	H: 0 LOB: 0 BB: 0 P: 5	R: 0 E: 0 K: 2 S: 8	H: 1 LOB: 2 BB: 1 P: 12	R: 0 E: 0 K: 1 S: 6	H: 1 LOB: 2 BB: 1 P: 10	R: 0 E: 0 K: 2 S: 7	H: 0 LOB: 0 BB: 0 P: 7	1B: 4 2B: 0 3B: 0 HR: 1	SF: 0 SAC: 0 DP: 0 HBP: 0	WP: 0 PB: 0 SB: 0 CS: 0
PITCHER	IP WLS BF H R ER SO BB IBB HBP BLK WP HR S P ERA WHIP																					
Frank LaCorte, R (1, 1) <small>ERA: 5.4</small>	0.0 W 0 0 0 0 0 0 0 0 0 0 0 0 0 0 0 0																					
George Throop, R (6, 1) <small>ERA: 4.5</small>	2.0 10 2 0 0 3 2 0 0 0 0 0 0 14 22 0.00 2.000																					
Joe Sambito, L (8, 1) <small>ERA: 1.22</small>	2.0 S 6 0 0 0 3 0 0 0 0 0 0 0 12 12 0.00 0.000																					

livebaseballscorecards.com

AB	32
R	2
H	5
RBI	2
BB	3
SO	12
LOB	13



Batter	1	2	3	4	5	6	7	8	9	AB	R	H	RBI	BB	SO	LOB
Rafael Landestoy, S (1, 4) OBP: 0.285, SLG: 0.246	0-3 K			0-0 4-3	4-0 1-2 BB		0-0 CS 1B			3	0	1	0	1	1	0
Craig Reynolds, L (1, 6) OBP: 0.291, SLG: 0.343	0-0 G3			0-0 F7	0-0 F5		0-0 1B S 1B			4	0	1	0	0	0	2
Terry Puhl, L (1, 8) Denny Walling, L (9, 9) OBP: 0.353, SLG: 0.389 OBP: 0.388, SLG: 0.495	0-3 K2-3			0-0 5-3		0-0 WP 2B 1B	0-0 1-3 1B			4	1	2	0	0	1	0
Jose Cruz, L (1, 7) OBP: 0.391, SLG: 0.447		0-0 2-3			0-0 WP WP 2B	0-3 1-2 K	0-3 K			4	1	1	0	0	2	3
Enos Cabell, R (1, 3) OBP: 0.295, SLG: 0.353		0-3 K2-3			0-3 K	0-0 6-3		0-0 F9		4	0	0	0	0	2	2
Jeffrey Leonard, R (1, 9) OBP: 0.356, SLG: 0.349		0-3 K			4-0 WP WP BB	0-0 2-H 1B 2B	4-0 BB BB BB 1B BB			2	3	1	1	2	1	0
Art Howe, R (1, 5) OBP: 0.318, SLG: 0.372			0-3 K		0-0 F8	0-0 2-H 1B	0-0 F2			4	0	1	1	0	1	3
Bruce Bochy, R (1, 2) OBP: 0.263, SLG: 0.272			0-0 4-3		0-3 K WP E	0-0 F8	0-0 2-H 1B			4	1	1	1	0	1	2
Frank LaCorte, R (1, 1) Jimmy Sexton, R (5, PH) George Throop, R (6, 1) Joe Sambito, L (8, 1) OBP: 0.259, SLG: 0.200 OBP: 0.444, SLG: 0.333			0-3 K		0-3 K S		0-0 2-3 F9			1	0	0	0	0	1	0
Inning Stats	R: 0 E: 0 K: 2 S: 7	H: 0 LOB: 0 BB: 0 P: 7	R: 0 E: 0 K: 2 S: 7	H: 0 LOB: 0 BB: 0 P: 7	R: 0 E: 0 K: 2 S: 7	H: 0 LOB: 0 BB: 0 P: 7	R: 3 E: 1 K: 3 S: 12	H: 1 LOB: 2 BB: 2 P: 20	R: 2 E: 0 K: 1 S: 8	H: 3 LOB: 1 BB: 0 P: 8	R: 0 E: 0 K: 1 S: 7	H: 3 LOB: 2 BB: 0 P: 7	R: 1 E: 0 K: 0 S: 4	H: 1 LOB: 1 BB: 1 P: 8	1B: 6 2B: 2 3B: 0 HR: 0	SF: 0 SAC: 0 DP: 0 HBP: 0

BOTTOM

Atlanta Braves @ Houston Astros
Astrodome, Houston, TX
Sat Aug 04 1979, 8:05 PM EDT
Att. 45,110 - Unknown

AB	33
R	6
H	8
RBI	3
BB	3
SO	11
LOB	13



PITCHER	IP	WLS	BF	H	R	ER	SO	BB	IBB	HBP	BLK	WP	HR	S	P	ERA	WHIP
Phil Niekro, R (1, 1) ERA: 3.72	8.0	L	36	8	6	5	11	3	0	0	0	6	0	55	67	5.62	1.375

Batter	1	2	3	4	5	6	7	8	9	AB R H RBI BB SO LOB	TOP																
Jerry Royster, R (1, 4) OBP: 0.330, SLG: 0.338	0-0 6-3		0-0 F9		0-0 1-3		4-0 BB		0-0 4-3	4 0 0 0 1 0 2	Atlanta Braves @ Houston Astros Astrodome, Houston, TX Sun Aug 05 1979, 8:05 PM EDT Att: 35,399 - Unknown																
Gary Matthews, R (1, 9) OBP: 0.369, SLG: 0.543	0-0 1B		0-0 6-3		0-0 6-3		0-0 F9		0-0 4-3	4 0 1 0 0 0 3																	
Mike Lum, L (1, 7) OBP: 0.300, SLG: 0.335	0-0 F6			0-0 2B		0-0 F8		0-0 F8		4 1 2 0 0 0 3																	
Bob Homer, R (1, 5) OBP: 0.362, SLG: 0.564	0-3 K			0-0 2B		4-0 1B		0-0 6-3		3 0 1 1 1 1 1																	
Dale Murphy, R (1, 3) OBP: 0.369, SLG: 0.545		4-0 BB		0-0 1-3		0-0 F8		0-0 F9		3 0 0 0 1 0 3																	
Joe Nolan, L (1, 2) OBP: 0.349, SLG: 0.387		0-3 K		0-0 F6		0-3 K		0-0 G3		4 0 0 0 0 2 4																	
Barry Bonnell, R (1, 8) OBP: 0.305, SLG: 0.411		0-0 G6-4-3		4-0 BB		0-0 SH3-4		0-0 4-3		2 1 1 0 2 0 1																	
Pepe Frias, R (1, 6) OBP: 0.328, SLG: 0.371			0-0 F3		0-0 L6		0-0 SH3-4		0-0 4-3	3 0 0 0 0 0 3																	
Eddie Solomon, R (1, 1) OBP: 0.195, SLG: 0.225			0-0 WP		0-0 6-3		0-0 BB		0-3 K	3 0 2 1 0 0 0																	
Gene Garber, R (7, 1) OBP: 0.545, SLG: 0.375							2-H 1B			0 0 0 0 0 0 0																	
Rowland Office, L (9, PH) OBP: 0.339, SLG: 0.362										0 0 0 0 0 0 0																	
Charlie Spikes, R (9, PH) OBP: 0.326, SLG: 0.500										1 0 0 0 0 1 1																	
Inning Stats	R: 0 E: 0 K: 1 S: 6	H: 1 LOB: 1 BB: 0 P: 6	R: 0 E: 0 K: 1 S: 4	H: 0 LOB: 0 BB: 1 P: 8	R: 0 E: 0 K: 0 S: 4	H: 1 LOB: 1 BB: 0 P: 4	R: 1 E: 0 K: 0 S: 5	H: 2 LOB: 2 BB: 1 P: 9	R: 0 E: 0 K: 0 S: 3	H: 0 LOB: 0 BB: 0 P: 3	R: 0 E: 0 K: 1 S: 5	H: 1 LOB: 1 BB: 1 P: 9	R: 1 E: 0 K: 0 S: 5	H: 2 LOB: 2 BB: 1 P: 9	R: 0 E: 0 K: 0 S: 3	H: 0 LOB: 0 BB: 0 P: 3	R: 0 E: 0 K: 1 S: 5	H: 0 LOB: 1 BB: 1 P: 9	1B: 5 2B: 2 3B: 0 HR: 0	SF: 0 SAC: 1 DP: 1 HBP: 0	WP: 2 PB: 0 SB: 1 CS: 0	PA: 37					
PITCHER	IP WLS BF H R ER SO BB IBB HBP BLK WP HR S P ERA WHIP																										
Joe Niekro, R (1, 1) ERA: 3.22	7.0		30	7	2	2	3	4	0	0	0	2	0	32	48	2.57	1.571										
Bert Roberge, R (8, 1) ERA: 1.01	1.1	W	5	0	0	0	0	1	0	0	0	0	0	4	8	0.00	0.750										
Joe Sambito, L (9, 1) ERA: 1.21	0.2	S	2	0	0	0	1	0	0	0	0	0	0	4	4	0.00	0.000										

livebaseballscorecards.com

AB	31
R	2
H	7
RBI	2
BB	5
SO	4
LOB	21



Batter	1	2	3	4	5	6	7	8	9
Rafael Landestoy, S OBP: 0.299, SLG: 0.256 (1, 4)	0-3 K		0-0 S 1B			4-0 S BB		0-0 S 1B	
Craig Reynolds, L OBP: 0.291, SLG: 0.341 (1, 6)	4-0 S BB		0-0 F6			0-3 K		0-0 5-3	
Terry Puhl, L OBP: 0.350, SLG: 0.385 (1, 8)	0-0 1-3			0-0 3-1		0-0 4-3		0-0 L1	
Jose Cruz, L OBP: 0.392, SLG: 0.448 (1, 7)	0-0 F9			0-0 CS 1B		0-0 6-3		0-0 S 1B	
Enos Cabell, R OBP: 0.297, SLG: 0.353 (1, 3)		0-0 F2		0-0 6-3			0-0 1B S CS 1B	4-0 S 1B	
Jeffrey Leonard, R OBP: 0.355, SLG: 0.347 (1, 9)		0-3 K			0-0 F8		0-0 F9	0-0 1B	
Art Howe, R OBP: 0.321, SLG: 0.375 (1, 5)		0-0 L4			0-0 S 1B		0-0 CS S 1B		
Alan Ashby, S OBP: 0.270, SLG: 0.295 (1, 2)			0-3 K		0-3 K		0-3 K		
Joe Niekro, R OBP: 0.115, SLG: 0.119 (1, 1)			0-0 4-3		0-0 F3		0-0 4-3		
Denny Walling, L OBP: 0.385, SLG: 0.490 (7, PH)									
Bert Roberge, R (8, 1)									
Joe Sambito, L OBP: 0.444, SLG: 0.333 (9, 1)									

Inning Stats	R: 0	H: 0	E: 0	K: 1	S: 5	R: 0	H: 0	E: 0	K: 1	S: 5	R: 0	H: 1	E: 0	K: 1	S: 6	R: 0	H: 1	E: 0	K: 0	S: 3	R: 0	H: 1	E: 0	K: 1	S: 6	R: 0	H: 0	E: 0	K: 1	S: 5	R: 1	H: 2	E: 0	K: 1	S: 7	R: 2	H: 3	E: 0	K: 0	S: 5
	LOB: 1	BB: 1	P: 9	LOB: 0	BB: 0	P: 5	LOB: 1	BB: 0	P: 6	LOB: 0	BB: 0	P: 3	LOB: 1	BB: 0	P: 6	LOB: 1	BB: 1	P: 9	LOB: 1	BB: 1	P: 7	LOB: 2	BB: 1	P: 9	LOB: 2	BB: 1	P: 9	LOB: 1	BB: 1	P: 9	LOB: 1	BB: 1	P: 9	LOB: 2	BB: 1	P: 9	LOB: 2	BB: 1	P: 9	

PITCHER	IP	WLS	BF	H	R	ER	SO	BB	IBB	HBP	BLK	WP	HR	S	P	ERA	WHIP
Eddie Solomon, R ERA: 4.87 (1, 1)	6.1		25	5	1	0	5	2	0	0	0	0	0	33	41	0.00	1.105
Gene Garber, R ERA: 4.26 (7, 1)	1.2	L	8	3	2	2	1	0	1	0	0	0	0	9	13	10.80	1.800

BOTTOM

AB R H RBI BB SO LOB

3	1	2	0	1	1	0
3	0	0	0	1	1	3
4	0	0	0	0	0	3
4	1	2	1	0	0	2
3	1	1	0	1	0	1
4	0	1	1	0	1	1
3	0	2	0	0	0	0
3	0	0	0	0	3	2
2	0	0	0	0	0	1
1	0	0	0	0	0	1
0	0	0	0	0	0	0
0	0	0	0	0	0	0

1B: 8 SF: 0
2B: 0 SAC: 0
3B: 0 DP: 0
HR: 0 HBP: 0

WP: 0 PA: 33
PB: 0
SB: 7
CS: 3

Atlanta Braves @ Houston Astros
Astrodome, Houston, TX

Sun Aug 05 1979, 8:05 PM EDT
Att. 35,399 - Unknown

livebaseballscorecards.com



AB	R	H	RBI	BB	SO	LOB
30	3	8	2	3	6	14

Batter	1	2	3	4	5	6	7	8	9	AB R H RBI BB SO LOB	TOP	
Jerry Royster, R (1, 4) OBP: 0.331, SLG: 0.338	4-0 1B S 1B BB		x 0-0 F9			x 0-0 5-3		x 0-0		3 1 1 0 1 0 0		
Gary Matthews, R (1, 9) OBP: 0.368, SLG: 0.540	0-0 1B 1-3 1B		x 0-0 4-3			x 0-0 6-3		x 0-0 F9		4 0 1 0 0 0 2		
Rowland Office, L (1, 8) OBP: 0.338, SLG: 0.364	0-0 L6		x 0-0 4-3			x 0-0 2B		x 0-0 FC6		4 0 1 0 0 0 4		
Bob Homer, R (1, 5) OBP: 0.363, SLG: 0.562	0-0 FC6-4 1-2 3-H 1B			4-0 BB BB BB		x 0-0 5-3		x 0-0 6-3		3 0 1 1 1 0 1		
Jeff Burroughs, R (1, 7) OBP: 0.340, SLG: 0.351	0-3 K		x 0-0 G6-4-3 1-2f			x 0-0 5-3		x 0-0 5-3		4 0 0 0 0 1 3		
Dale Murphy, R (1, 3) OBP: 0.363, SLG: 0.535	0-0 FC6-4 1-2f		x 0-0 F8			x 0-0 5-3		x 0-3 K		4 0 0 0 0 1 2		
Joe Nolan, L (1, 2) OBP: 0.343, SLG: 0.379		x 0-0 F8			x 0-0 F7		x 0-0 F9			3 0 0 0 0 0 0		
Pepe Frias, R (1, 6) OBP: 0.325, SLG: 0.368		x 0-0 1-3			x 0-0 6-3		x 0-0 F8			3 0 0 0 0 0 0		
Mickey Mahler, S (1, 1) OBP: 0.120, SLG: 0.125 Adrian Devine, R (1, 1) Darrel Chaney, S (5, PH) Joey McLaughlin, R (5, 1) Mike Lum, L (8, PH) Larry Bradford, R (8, 1)		x 0-3 K			x 0-0 3-1		x 0-0 E6 FC6			0 0 0 0 0 0 0 1 0 0 0 0 1 0 1 0 0 0 0 0 0 0 0 0 0 0 0 0 1 0 0 0 0 0 0 0 0 0 0 0 0 0		
Inning Stats	R: 1 H: 2 E: 0 LOB: 2 K: 1 BB: 1 S: 7 P: 11	R: 0 H: 0 E: 0 LOB: 0 K: 1 BB: 0 S: 5 P: 5	R: 0 H: 0 E: 0 LOB: 0 K: 0 BB: 1 S: 3 P: 3	R: 0 H: 0 E: 0 LOB: 0 K: 0 BB: 1 S: 2 P: 6	R: 0 H: 0 E: 0 LOB: 0 K: 0 BB: 0 S: 3 P: 3	R: 0 H: 1 E: 0 LOB: 1 K: 0 BB: 0 S: 4 P: 4	R: 0 H: 0 E: 0 LOB: 0 K: 0 BB: 0 S: 3 P: 3	R: 0 H: 1 E: 1 LOB: 2 K: 0 BB: 0 S: 5 P: 5	R: 0 H: 0 E: 0 LOB: 0 K: 1 BB: 0 S: 5 P: 5	1B: 3 SF: 0 2B: 1 SAC: 0 3B: 0 DP: 1 HR: 0 HBP: 0	WP: 0 PA: 33 PB: 0 SB: 1 CS: 0	
PITCHER Michael LaCoss, R (1, 1) ERA: 2.69	IP WLS BF H R ER SO BB IBB HBP BLK WP HR S P ERA WHIP	9.0 W 33 4 1 1 3 2 0 0 0 0 0 0 37 45 1.00 0.667										

Atlanta Braves @ Cincinnati Reds
Riverfront Stadium, Cincinnati, OH
Mon Aug 06 1979, 7:05 PM EDT
Att: 23,891 - Unknown

livebaseballscorecards.com

AB 31
R 1
H 4
RBI 1
BB 2
SO 3
LOB 12



Batter	1	2	3	4	5	6	7	8	9
Joe Morgan, L OBP: 0.404, SLG: 0.396 (1, 4)	4-0 BB BB SF9 BB	0-0 L6-4 1-2 1B		4-0 IBB		0-0 P5		0-0 F2	
Rick Auerbach, R OBP: 0.300, SLG: 0.313 (1, 6)	4-0 BB BB 2B BB	4-0 1-2 2-3 BB		0-0 5-3		0-0 F9			
Dave Collins, S OBP: 0.368, SLG: 0.430 (1, 7)	0-3 K	0-0 L6-4 2-3				0-0 G3		0-0 F8	
Johnny Bench, R OBP: 0.373, SLG: 0.424 Dan Driessen, L OBP: 0.331, SLG: 0.414 (1, 3) (8, 3)	4-0 2B 1-2 2-3 BB		0-0 G6-4-3 1B		0-0 E 1B		0-0 1-3		
Ray Knight, R OBP: 0.366, SLG: 0.449 (1, 5)	0-0 SF9		0-0 G6-4-3 1-2f		0-0 E4 BB BB FC5-2 1B		4-0 BB BB		
Hector Cruz, R OBP: 0.282, SLG: 0.294 (1, 9)	0-0 1-3 2-H 2B		0-0 P2		4-0 FC5-2 1-2 BB		4-0 G4-6-3 1-2 BB		
Paul Blair, R OBP: 0.217, SLG: 0.273 Cesar Geronimo, L OBP: 0.316, SLG: 0.336 (1, 8) (7, PH) (8, 8)	0-0 F8		0-3 K		4-0 FC5-2 1-2 2-3 BB		0-0 G4-6-3 1-2f		
Vic Correll, R OBP: 0.325, SLG: 0.358 (1, 2)		0-0 P4		0-0 2B		0-0 FC5-2 1-2 2-3 3-Hf		0-3 K	
Michael LaCoss, R OBP: 0.158, SLG: 0.127 (1, 1)		0-0 BB 1B 1B		0-3 K		0-0 F8		0-3 K	

Inning Stats	R: 2 E: 0 K: 1 S: 6	H: 1 LOB: 2 BB: 3 P: 18	R: 0 E: 0 K: 0 S: 4	H: 2 LOB: 2 BB: 1 P: 8	R: 0 E: 0 K: 0 S: 3	H: 1 LOB: 0 BB: 0 P: 3	R: 0 E: 0 K: 2 S: 8	H: 1 LOB: 2 BB: 1 P: 12	R: 1 E: 1 K: 0 S: 5	H: 2 LOB: 3 BB: 2 P: 13	R: 0 E: 0 K: 0 S: 3	H: 0 LOB: 0 BB: 0 P: 3	R: 0 E: 0 K: 0 S: 2	H: 0 LOB: 1 BB: 2 P: 10	R: 0 E: 0 K: 2 S: 7	H: 0 LOB: 0 BB: 0 P: 7
--------------	------------------------------	----------------------------------	------------------------------	---------------------------------	------------------------------	---------------------------------	------------------------------	----------------------------------	------------------------------	----------------------------------	------------------------------	---------------------------------	------------------------------	----------------------------------	------------------------------	---------------------------------

PITCHER														PITCHER																			
IP	WLS	BF	H	R	ER	SO	BB	IBB	HBP	BLK	WP	HR	S	P	ERA	WHIP	IP	WLS	BF	H	R	ER	SO	BB	IBB	HBP	BLK	WP	HR	S	P	ERA	WHIP
Mickey Mahler, L ERA: 6.14 (1, 1)	0.2	L	6	1	2	1	3	0	0	0	0	0	5	17	27.00	6.000																	
Adrian Devine, R ERA: 2.75 (1, 1)	3.1		14	4	0	2	1	1	0	0	0	0	16	24	0.00	1.500																	
Joey McLaughlin, R ERA: 1.84 (5, 1)	3.0		14	2	1	0	4	0	0	0	0	0	10	26	3.00	2.000																	
Larry Bradford, L ERA: (8, 1)	1.0		3	0	0	2	0	0	0	0	0	0	7	7	0.00	0.000																	

BOTTOM

AB	R	H	RBI	BB	SO	LOB
3	1	1	0	2	0	0
2	1	0	0	2	0	2
4	0	0	0	0	1	5
3	1	2	0	1	0	0
0	0	0	0	0	0	0
2	0	1	1	1	0	1
2	0	1	1	2	0	0
2	0	0	0	1	1	2
1	0	0	0	0	0	2
4	0	1	0	0	1	3
4	0	1	0	0	2	4

AB	27
R	3
H	7
RBI	2
BB	9
SO	5
LOB	19



WP: 0	PA: 37
PB: 0	
SB: 0	
CS: 0	

Atlanta Braves @ Cincinnati Reds
Riverfront Stadium, Cincinnati, OH
 Mon Aug 06 1979, 7:05 PM EDT
 Att. 23,891 - Unknown

livebaseballscorecards.com

Batter	1	2	3	4	5	6	7	8	9	10	11	AB R H RBI BB SO LOB	TOP
Jerry Royster, R OBP: 0.333, SLG: 0.339 (1, 4) X	0-0 G3 ①		X 0-0 5-3 ①		X 0-0 1B		X 4-0 BB		X 0-0 SF8 ②		X 0-0 1B	4 1 2 1 1 0 0	
Gary Matthews, R OBP: 0.365, SLG: 0.534 (1, 9) X	0-0 F9 ②		S 0-3 K ②		X 0-0 4-3 ③		X 0-0 F9 ②		X 0-0 F8 ③		X 4-0 1B	5 0 0 0 1 1 4	
Rowland Office, L OBP: 0.333, SLG: 0.359 (1, 8) S	0-3 K ③		X 0-0 4-3 ③		X 0-0 1-3 ①		X 0-0 F3 ③		X 0-0 F8 ①		X 0-0 1B	6 0 1 1 0 1 1	
Bob Homer, R OBP: 0.366, SLG: 0.573 (1, 5) X		X 0-0 P5 ①		X 0-0 2B		X 0-0 HR		X 0-0 F7 ①		X 0-0 1B	X 0-0 F9 ③	6 1 3 1 0 0 2	
Dale Murphy, R OBP: 0.364, SLG: 0.532 (1, 3) X		X 0-0 1B		S 0-3 K ①		X 0-0 1B		X 0-0 F8 ②		X 0-0 F8 ②		5 0 2 0 0 1 2	
Joe Nolan, L OBP: 0.339, SLG: 0.373 (1, 2) S		S 0-3 K ②		S 0-3 K ②		S 0-3 K ②		X 0-0 1-3 ③		X 0-0 1B		5 0 1 0 0 3 3	
Barry Bonnell, R OBP: 0.306, SLG: 0.412 (1, 7) X		X 0-0 2B		X 0-0 P6 ③		B 4-0 BB		X 0-0 1-4-3 ①		S 0-3 K ③		4 0 1 0 1 1 3	
Pepe Frias, R OBP: 0.326, SLG: 0.366 (1, 6) X		4-0 IBB		X 0-0 F7 ①		X 0-0 F9 ③		X 0-0 E 1B		S 0-3 K ①		4 1 1 0 1 1 2	
Tony Brizzolara, R OBP: 0.085, SLG: 0.032 Larry Bradford, R Bo McLaughlin, R Mike Lum, L Jim Wessinger, R Gene Garber, R (1, 1) X (8, 1) (8, 1) (9, PH) (9, PR) (9, 1)		X 0-0 6-3 ③		X 0-0 1-3 ②		X 0-0 4-3 ①		X 0-0 E4 SF8 1B		X 0-0 5-3 ②		3 0 0 0 0 0 3 0 0 0 0 0 0 0 0 0 0 0 0 0 0 1 0 1 0 0 0 0 0 0 0 0 0 0 0 1 0 0 0 0 0 0	
Inning Stats	R: 0 H: 0 E: 0 LOB: 0 K: 1 BB: 0 S: 5 P: 5	R: 0 H: 2 E: 0 LOB: 3 K: 1 BB: 1 S: 7 P: 11	R: 0 H: 0 E: 0 LOB: 0 K: 1 BB: 0 S: 5 P: 5	R: 0 H: 1 E: 0 LOB: 1 K: 2 BB: 0 S: 8 P: 8	R: 0 H: 1 E: 0 LOB: 1 K: 0 BB: 0 S: 4 P: 4	R: 1 H: 2 E: 0 LOB: 2 K: 1 BB: 1 S: 7 P: 11	R: 0 H: 0 E: 0 LOB: 1 K: 0 BB: 1 S: 3 P: 7	R: 0 H: 0 E: 0 LOB: 0 K: 0 BB: 0 S: 3 P: 3	R: 1 H: 2 E: 1 LOB: 2 K: 0 BB: 0 S: 5 P: 5	R: 0 H: 2 E: 0 LOB: 2 K: 1 BB: 0 S: 7 P: 7	R: 1 H: 2 E: 0 LOB: 2 K: 1 BB: 1 S: 7 P: 11	1B: 9 SF: 1 2B: 2 SAC: 0 3B: 0 DP: 0 HR: 1 HBP: 0	WP: 0 PA: 49 PB: 0 SB: 2 CS: 0
PITCHER	IP WLS BF H R ER SO BB IBB HBP BLK WP HR S P ERA WHIP												
Tom Seaver, R ERA: 3.3 (1, 1)	8.0 33 6 1 1 6 2 1 0 0 0 1 42 54 1.12 1.000												
Doug Bair, R ERA: 3.86 (9, 1)	3.0 L 16 6 2 1 2 1 0 0 0 0 0 19 23 3.00 2.333												

Atlanta Braves @ Cincinnati Reds
Riverfront Stadium, Cincinnati, OH
Tue Aug 07 1979, 7:05 PM EDT
Att. 25,079 - Unknown

AB	44
R	3
H	12
RBI	3
BB	4
SO	8
LOB	20



livebaseballscorecards.com

Batter	1	2	3	4	5	6	7	8	9	10	11	AB R H RBI BB SO LOB
Joe Morgan L (1, 4) OBP: 0.405, SLG: 0.394	4-0 CS BB		4-0 G4-6-3 BB			0-0 3-1		0-0 SH1-3 1-2		0-0 4-1		2 0 0 0 2 0 0
Dave Collins S (1, 7) OBP: 0.364, SLG: 0.425	0-3 K 1-2		0-0 G4-6-3 1-2f			0-0 FC5-4 1B		0-0 F2		0-0 3-1		5 0 1 0 0 1 4
Ken Griffey L (1, 9) OBP: 0.371, SLG: 0.471 Doug Bair R (9, 1) Junior Kennedy R (11, PH) OBP: 0.361, SLG: 0.333	0-0 WP 1B			0-0 1-6-3		0-0 P4		4-0 BB		0-0 B2		3 0 1 0 1 0 1 0 0 0 0 0 0 0 1 0 0 0 0 0 0
Johnny Bench R (1, 2) OBP: 0.368, SLG: 0.417	0-3 K 1-3			0-0 F7		0-0 FC5-4 1-2f		0-0 P6		0-3 K		5 0 0 0 0 2 4
Dave Concepcion R (1, 6) OBP: 0.361, SLG: 0.439		0-0 4-3		0-0 6-3			0-0 HR		0-3 K			4 1 1 1 0 1 0
Ray Knight R (1, 5) OBP: 0.365, SLG: 0.452		0-0 6-3			0-0 SF8 3B		0-0 F9		0-0 4-3			4 1 1 0 0 0 0
Dan Driessen L (1, 3) OBP: 0.328, SLG: 0.411		0-0 4-3			0-0 SF8 3-H		0-0 G3		0-0 F8			3 0 0 1 0 0 0
Cesar Geronimo L (1, 8) OBP: 0.315, SLG: 0.334			0-0 SH1-3 1B		0-0 G3		0-0 F7			0-0 3-1		4 0 1 0 0 0 0
Tom Seaver R (1, 1) OBP: 0.125, SLG: 0.271 Harry Spilman L (8, PH) OBP: 0.417, SLG: 0.387 Hector Cruz R (8, PH) OBP: 0.286, SLG: 0.291			0-0 SH1-3 1-2		0-0 5-3		4-0 SH1-3 BB			0-0 6-3		1 0 0 0 0 0 0 0 0 0 0 0 0 0 1 0 0 0 1 0 0

Inning Stats	R: 0	H: 1	E: 0	K: 2	S: 7	LOB: 1	BB: 1	P: 11	R: 0	H: 0	E: 0	K: 0	S: 3	LOB: 0	BB: 0	P: 3	R: 0	H: 1	E: 0	K: 0	S: 3	LOB: 1	BB: 1	P: 7	R: 0	H: 0	E: 0	K: 0	S: 3	LOB: 0	BB: 0	P: 3	R: 1	H: 1	E: 0	K: 0	S: 4	LOB: 0	BB: 0	P: 4	R: 0	H: 1	E: 0	K: 0	S: 4	LOB: 1	BB: 0	P: 4	R: 1	H: 1	E: 0	K: 0	S: 4	LOB: 0	BB: 0	P: 4	R: 0	H: 0	E: 0	K: 0	S: 3	LOB: 2	BB: 2	P: 11	R: 0	H: 0	E: 0	K: 1	S: 5	LOB: 0	BB: 0	P: 5	R: 0	H: 0	E: 0	K: 0	S: 3	LOB: 0	BB: 0	P: 3	R: 0	H: 0	E: 0	K: 1	S: 5	LOB: 0	BB: 0	P: 5
1B: 3	SF: 1	2B: 0	SAC: 2	3B: 1	DP: 1	HR: 1	HBP: 0	WP: 2	PA: 40																																																																															

PITCHER	IP	WLS	BF	H	R	ER	SO	BB	IBB	HBP	BLK	WP	HR	S	P	ERA	WHIP
Tony Brizzolara R (1, 1) ERA: 4.7	7.0		26	5	2	2	2	2	0	0	0	1	1	28	36	2.57	1.000
Larry Bradford L (8, 1) ERA:	0.2		4	0	0	0	0	2	0	0	0	0	0	2	10	0.00	3.000
Bo McLaughlin R (8, 1) ERA: 4.67	0.1		1	0	0	0	0	0	0	0	0	0	0	1	1	0.00	0.000
Gene Garber R (9, 1) ERA: 4.12	3.0	W	9	0	0	0	2	0	0	0	0	0	0	13	13	0.00	0.000

PITCHER	IP	WLS	BF	H	R	ER	SO	BB	IBB	HBP	BLK	WP	HR	S	P	ERA	WHIP


BOTTOM

Atlanta Braves @ Cincinnati Reds
Riverfront Stadium, Cincinnati, OH
Tue Aug 07 1979, 7:05 PM EDT
Att. 25,079 - Unknown

livebaseballscores.com

AB	33
R	2
H	5
RBI	2
BB	4
SO	4
LOB	9



Batter	1	2	3	4	5	6	7	8	9	AB R H RBI BB SO LOB	TOP														
Jerry Royster, R (1, 4) OBP: 0.331, SLG: 0.336	0-0 6-3			0-0 4-3		0-0 6-3			0-0 4-3	4 0 0 0 0 0 0	<p>Atlanta Braves @ Cincinnati Reds Riverfront Stadium, Cincinnati, OH</p> <p>Wed Aug 08 1979, 7:05 PM EDT Att: 24,022 - Unknown</p> <p>livebaseballscorecards.com</p> <table border="0"> <tr><td>AB</td><td>27</td></tr> <tr><td>R</td><td>1</td></tr> <tr><td>H</td><td>2</td></tr> <tr><td>RBI</td><td>1</td></tr> <tr><td>BB</td><td>1</td></tr> <tr><td>SO</td><td>4</td></tr> <tr><td>LOB</td><td>2</td></tr> </table> 	AB	27	R	1	H	2	RBI	1	BB	1	SO	4	LOB	2
AB	27																								
R	1																								
H	2																								
RBI	1																								
BB	1																								
SO	4																								
LOB	2																								
Gary Matthews, R (1, 9) OBP: 0.365, SLG: 0.533	0-0 1-3			0-0 P6				0-0 G4-6-3 1B		3 0 1 0 0 0 0															
Rowland Office, L (1, 8) OBP: 0.329, SLG: 0.354	0-3 K			0-0 G3				0-0 G4-6-3 1-2f		3 0 0 0 0 1 1															
Bob Homer, R (1, 5) OBP: 0.363, SLG: 0.568		0-0 F7			0-0 F3			0-3 K		3 0 0 0 0 1 0															
Dale Murphy, R (1, 3) OBP: 0.364, SLG: 0.527		0-0 P2			4-0 2B BB			0-0 1-3		2 1 0 0 1 0 0															
Barry Bonnell, R (1, 7) OBP: 0.307, SLG: 0.415		0-3 K			0-0 CS 2B 1-H			0-0 F8		3 0 1 1 0 1 0															
Pepe Frias, R (1, 6) OBP: 0.324, SLG: 0.363			0-0 1-3		0-0 F3 3-H			0-0 4-3		3 0 0 0 0 0 1															
Bruce Benedict, R (1, 2) OBP: 0.309, SLG: 0.273			0-0 6-3			0-0 F5			0-0 G3	2 0 0 0 0 0 0															
Joe Nolan, L (9, PH) OBP: 0.337, SLG: 0.371										1 0 0 0 0 0 0															
Phil Niekro, R (1, 1) OBP: 0.221, SLG: 0.241			0-0 4-3			0-3 K			0-0 6-3	2 0 0 0 0 1 0															
Mike Lum, L (9, PH) OBP: 0.300, SLG: 0.335										1 0 0 0 0 0 0															
Inning Stats	R: 0 E: 0 K: 1 S: 5	H: 0 LOB: 0 BB: 0 P: 5	R: 0 E: 0 K: 1 S: 5	H: 0 LOB: 0 BB: 0 P: 5	R: 0 E: 0 K: 0 S: 3	H: 0 LOB: 0 BB: 0 P: 3	R: 1 E: 0 K: 0 S: 3	H: 1 LOB: 0 BB: 1 P: 7	R: 0 E: 0 K: 1 S: 5	H: 0 LOB: 0 BB: 0 P: 5	R: 0 E: 0 K: 1 S: 5	H: 1 LOB: 0 BB: 0 P: 5	R: 0 E: 0 K: 0 S: 3	H: 0 LOB: 0 BB: 0 P: 3	R: 0 E: 0 K: 0 S: 3	H: 0 LOB: 0 BB: 0 P: 3	1B: 1 2B: 1 3B: 0 HR: 0	SF: 0 SAC: 0 DP: 1 HBP: 0	WP: 0 PB: 0 SB: 0 CS: 1	PA: 28					
PITCHER Bill Bonham, R (1, 1) ERA: 3.99	IP: 9.0 WLS: W BF: 28 H: 2 R: 1 ER: 1 SO: 4 BB: 1 IBB: 0 HBP: 0 BLK: 0 WP: 0 HR: 0 S: 35 P: 39 ERA: 1.00 WHIP: 0.333																								
PITCHER																					IP: 9.0 WLS: W BF: 28 H: 2 R: 1 ER: 1 SO: 4 BB: 1 IBB: 0 HBP: 0 BLK: 0 WP: 0 HR: 0 S: 35 P: 39 ERA: 1.00 WHIP: 0.333				

Batter	1	2	3	4	5	6	7	8	9	AB	R	H	RBI	BB	SO	LOB
Joe Morgan, L OBP: 0.403, SLG: 0.390 (1, 4)	4-0 F8 S BB	0-3 K			0-0 F9		0-0 F9			3	0	0	0	1	1	2
Dave Collins, S OBP: 0.362, SLG: 0.421 (1, 7)	0-0 F9 1-2		0-0 BB 1B		0-0 4-3		0-0 F9			4	0	1	0	0	0	1
Ken Griffey, L OBP: 0.374, SLG: 0.471 (1, 9)	4-0 BB		4-0 BB		0-0 F7		0-0 3-1 1B			0	0	0	0	2	0	0
Hector Cruz, R OBP: 0.289, SLG: 0.295 (5, 9)			1-2 BB							2	0	1	0	0	0	0
Johnny Bench, R OBP: 0.366, SLG: 0.415 (1, 2)	0-0 F8 2-3		0-3 K		0-0 HR 1B		0-0 3-1 1-2			4	1	1	0	0	1	4
Dave Concepcion, R OBP: 0.360, SLG: 0.444 (1, 6)	0-0 P6		0-0 F7		0-0 HR		0-0 6-3			4	1	1	2	0	0	4
Ray Knight, R OBP: 0.364, SLG: 0.450 (1, 5)		0-0 P6		0-0 1B		0-0 P4		0-0 F8		4	0	1	0	0	0	1
Dan Driessen, L OBP: 0.328, SLG: 0.408 (1, 3)		4-0 SH5-4 1B BB		0-0 3-1		0-0 G3				2	0	0	0	1	0	0
Cesar Geronimo, L OBP: 0.318, SLG: 0.348 (1, 8)		0-0 SH5-4 1-2 1B		0-0 F9			0-0 HR			3	1	2	1	0	0	0
Bill Bonham, R OBP: 0.163, SLG: 0.209 (1, 1)		0-0 SH5-4 1-2 2-3			0-0 F9		0-3 K			2	0	0	0	0	1	0

Inning Stats	R: 0	H: 0	E: 0	K: 0	S: 3	R: 0	H: 1	E: 0	K: 1	S: 6	R: 0	H: 1	E: 0	K: 1	S: 5	R: 0	H: 1	E: 0	K: 0	S: 3	R: 2	H: 2	E: 0	K: 0	S: 5	R: 1	H: 1	E: 0	K: 1	S: 6	R: 0	H: 1	E: 0	K: 0	S: 4
	LOB: 2	BB: 2	P: 11	LOB: 2	BB: 1	P: 10	LOB: 0	BB: 0	P: 3	LOB: 0	BB: 0	P: 3	LOB: 0	BB: 0	P: 3	LOB: 0	BB: 0	P: 4	LOB: 1	BB: 0	P: 4	SF: 0	SAC: 1	DP: 0	HBP: 0	1B: 5	2B: 0	3B: 0	HR: 2	WP: 0	PA: 33	PB: 0	SB: 1	CS: 0	

PITCHER	IP	WLS	BF	H	R	ER	SO	BB	IBB	HBP	BLK	WP	HR	S	P	ERA	WHIP
Phil Niekro, R ERA: 3.71 (1, 1)	8.0	L	33	7	3	3	3	4	0	0	0	0	2	35	51	3.38	1.375

BOTTOM

Atlanta Braves @ Cincinnati Reds
Riverfront Stadium, Cincinnati, OH

Wed Aug 08 1979, 7:05 PM EDT
Att. 24,022 - Unknown

livebaseballscorecards.com

AB	28
R	3
H	7
RBI	3
BB	4
SO	3
LOB	12



Batter	1	2	3	4	5	6	7	8	9
Dave Collins, S (1, 7) OBP: 0.369, SLG: 0.429	4-0 1B G6-4-3 BB		0-0 S 1B			0-0 B5-3		0-0 IHR 2B	
Junior Kennedy, R (1, 4) OBP: 0.359, SLG: 0.332	0-0 G6-4-3 1B		0-0 P4			0-0 4-3		0-0 G3	
Hector Cruz, R (1, 9) OBP: 0.296, SLG: 0.330	0-0 G6-4-3 1-2f 3-H			0-0 FC6-4 1B		0-0 6-3		0-0 IHR	
Dave Concepcion, R (1, 6) OBP: 0.359, SLG: 0.445	0-0 F8			0-0 FC6-4 1-4-3 1-2f		0-0 6-3		0-0 2B 2B	
Ray Knight, R (1, 5) OBP: 0.363, SLG: 0.450		0-0 5-3		0-0 1-4-3		0-0 F3		0-0 2B 2B	
Dan Driessen, L (1, 3) OBP: 0.330, SLG: 0.406		0-0 F8		0-0 F9		4-0 2B BB		4-0 BB	
Cesar Geronimo, L (1, 8) OBP: 0.317, SLG: 0.350		0-0 4-3			0-0 5-3	0-0 1-H 2B		0-3 K	
Vic Correll, R (1, 2) OBP: 0.317, SLG: 0.348			0-0 6-3		0-0 4-3	0-0 6-3			
Fred Norman, S (1, 1) OBP: 0.250, SLG: 0.170			0-0 1-3		0-0 6-3			0-0 F9	
Joe Morgan, L (8, PH) OBP: 0.402, SLG: 0.388									
Tom Hume, R (9, 1) OBP: 0.190, SLG: 0.195									

Inning Stats	R: 1	H: 1	E: 0	K: 0	S: 3	LOB: 0	BB: 1	P: 7	R: 0	H: 0	E: 0	K: 0	S: 3	LOB: 0	BB: 0	P: 3	R: 0	H: 1	E: 0	K: 0	S: 4	LOB: 1	BB: 0	P: 4	R: 0	H: 0	E: 0	K: 0	S: 3	LOB: 0	BB: 0	P: 3	R: 0	H: 0	E: 0	K: 0	S: 3	LOB: 0	BB: 0	P: 3	R: 1	H: 1	E: 0	K: 0	S: 4	LOB: 1	BB: 1	P: 8	R: 3	H: 4	E: 0	K: 1	S: 9	LOB: 2	BB: 1	P: 13
--------------	------	------	------	------	------	--------	-------	------	------	------	------	------	------	--------	-------	------	------	------	------	------	------	--------	-------	------	------	------	------	------	------	--------	-------	------	------	------	------	------	------	--------	-------	------	------	------	------	------	------	--------	-------	------	------	------	------	------	------	--------	-------	-------

PITCHER	IP	WLS	BF	H	R	ER	SO	BB	IBB	HBP	BLK	WP	HR	S	P	ERA	WHIP
Rick Matula, R (1, 1) ERA: 3.76	7.0		26	4	2	2	0	2	0	0	0	0	0	24	32	2.57	0.857
Gene Garber, R (8, 1) ERA: 4.38	0.2	L	6	4	3	3	0	0	0	0	0	0	0	6	6	40.50	6.000
Larry Bradford, L (8, 1) ERA:	0.1		2	0	0	0	1	1	0	0	0	0	0	3	7	0.00	3.000

BOTTOM

Atlanta Braves @ Cincinnati Reds
Riverfront Stadium, Cincinnati, OH

Thu Aug 09 1979, 3:33 AM EDT
Att. 28,950 - Unknown

AB	R	H	RBI	BB	SO	LOB
3	2	2	0	1	0	0
4	0	1	0	0	0	2
4	1	2	2	0	0	1
4	1	1	0	0	0	1
4	0	1	1	0	0	1
2	1	0	0	2	0	1
4	0	1	1	0	1	2
3	0	0	0	0	0	1
2	0	0	0	0	0	0
1	0	0	0	0	0	0
0	0	0	0	0	0	0

AB	31
R	5
H	8
RBI	4
BB	3
SO	1
LOB	9

WP: 0 PA: 34
PB: 0
SB: 2
CS: 0



PITCHER	IP	WLS	BF	H	R	ER	SO	BB	IBB	HBP	BLK	WP	HR	S	P	ERA	WHIP
---------	----	-----	----	---	---	----	----	----	-----	-----	-----	----	----	---	---	-----	------

Batter	1	2	3	4	5	6	7	8	9	AB R H RBI BB SO LOB	TOP											
Rafael Landestoy, S (1, 4) OBP: 0.288, SLG: 0.244	0-0 G3			0-0 G3		0-0 F8		0-0 L3		4 0 0 0 0 0 3												
Craig Reynolds, L (1, 6) OBP: 0.294, SLG: 0.342	0-0 CS 1B			0-0 F9		0-0 4-3		0-0 SH1-3 1B		4 0 2 0 0 0 0												
Terry Puhl, L (1, 8) OBP: 0.348, SLG: 0.387	0-0 F8 1-2			0-0 4-3		0-0 G3		0-0 SH1-3 1-2		3 0 0 0 0 0 1												
Jose Cruz, L (1, 7) OBP: 0.387, SLG: 0.439		0-0 G3		0-0 6-3		0-0 F8		0-0 F9 2-3		4 0 0 0 0 0 1												
Enos Cabell, R (1, 3) OBP: 0.297, SLG: 0.355		0-0 6-3		0-0 L6		0-0 1B 1B		0-0 5-3		4 1 1 0 0 0 1												
Jeffrey Leonard, R (1, 9) OBP: 0.363, SLG: 0.368		0-0 F7		0-3 K		0-0 1B PB 1B				3 1 1 0 0 1 0												
Art Howe, R (1, 5) OBP: 0.327, SLG: 0.375			0-0 F9		0-0 SH1 1B					3 0 2 2 0 0 0												
Alan Ashby, S (1, 2) OBP: 0.269, SLG: 0.291			0-0 6-3		0-3 K					2 0 0 0 0 1 1												
Joe Niekro, R (1, 1) OBP: 0.127, SLG: 0.117			0-3 K		0-0 SH1					1 0 0 0 1 1 0												
Joe Sambito, L (9, 1) OBP: 0.444, SLG: 0.333					1-2 BB					0 0 0 0 0 0 0												
Inning Stats	R: 0 E: 0 K: 0 S: 3	H: 1 LOB: 0 BB: 0 P: 3	R: 0 E: 0 K: 0 S: 3	H: 0 LOB: 0 BB: 0 P: 3	R: 0 E: 0 K: 1 S: 5	H: 0 LOB: 0 BB: 0 P: 5	R: 0 E: 0 K: 0 S: 3	H: 0 LOB: 0 BB: 0 P: 3	R: 0 E: 0 K: 1 S: 5	H: 0 LOB: 0 BB: 0 P: 5	R: 0 E: 0 K: 1 S: 6	H: 1 LOB: 1 BB: 0 P: 6	R: 0 E: 0 K: 0 S: 3	H: 0 LOB: 0 BB: 0 P: 3	R: 2 E: 0 K: 0 S: 5	H: 3 LOB: 1 BB: 1 P: 9	R: 0 E: 0 K: 0 S: 4	H: 1 LOB: 1 BB: 0 P: 4	1B: 6 2B: 1 3B: 0 HR: 0	SF: 0 SAC: 3 DP: 1 HBP: 0	WP: 0 PB: 1 SB: 0 CS: 1	PA: 32
PITCHER	IP WLS BF H R ER SO BB IBB HBP BLK WP HR S P ERA WHIP																					
Eddie Solomon, R (1, 1) ERA: 4.67	7.0 L 25 5 2 1 3 0 0 0 0 0 0 0 31 31 1.29 0.714																					
Larry Bradford, L (8, 1) ERA:	1.2 6 1 0 0 0 1 0 0 0 0 0 0 5 9 0.00 1.200																					
Joey McLaughlin, R (9, 1) ERA: 1.83	0.1 1 0 0 0 0 0 0 0 0 0 0 0 1 1 0.00 0.000																					

Houston Astros @ Atlanta Braves
Atlanta-Fulton County Stadium, Atlanta, GA

Fri Aug 10 1979, 7:05 PM EDT
Att. 10,394 - Unknown - 80 F

livebaseballscorecards.com

AB 28
R 2
H 6
RBI 2
BB 1
SO 3
LOB 7



BOTTOM

Houston Astros @ Atlanta Braves
Atlanta-Fulton County Stadium, Atlanta, GA

Fri Aug 10 1979, 7:05 PM EDT
Att: 10,394 - Unknown - 80 F

livebaseballscorecards.com

AB	34
R	1
H	7
RBI	1
BB	4
SO	1
LOB	18



WP: 0	PA: 38
PB: 0	
SB: 4	
CS: 1	

AB R H RBI BB SO LOB

4	1	2	0	1	0	1
5	0	1	0	0	0	3
3	0	1	1	1	0	3
4	0	0	0	0	0	2
3	0	0	0	1	0	0
4	0	2	0	0	0	3
4	0	1	0	0	1	4
4	0	0	0	0	0	2
3	0	0	0	0	0	0
0	0	0	0	0	0	0
0	0	0	0	1	0	0
0	0	0	0	0	0	0

Batter	1	2	3	4	5	6	7	8	9
Jerry Royster, R (1, 4) OBP: 0.333, SLG: 0.339	0-0 F8 1B S	0-0 1B		4-0 S BB		0-0 1-3			0-0 FC6-4 1-2f
Gary Matthews, R (1, 9) OBP: 0.363, SLG: 0.527	0-0 F8 1-3	0-0 1B		0-0 F8 1-2			0-0 F2		0-0 L9
Rowland Office, L (1, 8) OBP: 0.331, SLG: 0.352	0-0 BB S 1B	0-0 1-3		0-0 6-3			4-0 CS BB		
Bob Horner, R (1, 5) OBP: 0.363, SLG: 0.572	0-0 E5 BB 1-2		0-0 P3		0-0 F8		0-0 5-3 1-2		
Dale Murphy, R (1, 3) OBP: 0.360, SLG: 0.515	4-0 1-2 2-3 BB		0-0 6-3		0-0 4-3			0-0 F9	
Joe Nolan, L (1, 2) OBP: 0.340, SLG: 0.374	0-0 F5		0-0 1B 1B		0-0 S 1B			0-0 F7	
Barry Bonnell, R (1, 7) OBP: 0.302, SLG: 0.407	0-3 K		0-0 FC6-4 1B 1-3		0-0 6-3 1-2			0-0 5-3	
Pepe Frias, R (1, 6) OBP: 0.317, SLG: 0.355		0-0 F5	0-0 FC6-4 1-2f			0-0 F9			0-0 F6
Eddie Solomon, R (1, 1) OBP: 0.182, SLG: 0.209		0-0 6-3		0-0 5-3		0-0 F6			4-0 FC6-4 BB
Larry Bradford, R (8, 1)									
Joey McLaughlin, R (9, 1) OBP: 0.400, SLG: 0.600									
Mike Lum, L (9, PH) OBP: 0.304, SLG: 0.335									
Jim Wessinger, R (9, PR)									

Inning Stats	R: 1	H: 2	E: 1	LOB: 3	K: 1	BB: 1	S: 8	P: 12	R: 0	H: 2	E: 0	LOB: 2	K: 0	BB: 0	S: 5	P: 5	R: 0	H: 2	E: 0	LOB: 2	K: 0	BB: 0	S: 5	P: 5	R: 0	H: 0	E: 0	LOB: 1	K: 0	BB: 1	S: 3	P: 7	R: 0	H: 1	E: 0	LOB: 1	K: 0	BB: 0	S: 4	P: 4	R: 0	H: 0	E: 0	LOB: 0	K: 0	BB: 0	S: 3	P: 3	R: 0	H: 0	E: 0	LOB: 0	K: 0	BB: 1	S: 2	P: 6	R: 0	H: 0	E: 0	LOB: 0	K: 0	BB: 0	S: 3	P: 3	R: 0	H: 0	E: 0	LOB: 1	K: 0	BB: 1	S: 3	P: 7	1B: 7	SF: 0	2B: 0	SAC: 0	3B: 0	DP: 0	HR: 0	HBP: 0	WP: 0	PA: 38
--------------	------	------	------	--------	------	-------	------	-------	------	------	------	--------	------	-------	------	------	------	------	------	--------	------	-------	------	------	------	------	------	--------	------	-------	------	------	------	------	------	--------	------	-------	------	------	------	------	------	--------	------	-------	------	------	------	------	------	--------	------	-------	------	------	------	------	------	--------	------	-------	------	------	------	------	------	--------	------	-------	------	------	-------	-------	-------	--------	-------	-------	-------	--------	-------	--------

PITCHER	IP	WLS	BF	H	R	ER	SO	BB	IBB	HBP	BLK	WP	HR	S	P	ERA	WHIP
Joe Niekro, R (1, 1) ERA: 3.13	8.1	W	36	7	1	1	1	4	0	0	0	0	0	34	50	1.08	1.320
Joe Sambito, L (9, 1) ERA: 1.57	0.2	S	2	0	0	0	0	0	0	0	0	0	0	2	2	0.00	0.000

Batter	1	2	3	4	5	6	7	8	9	AB R H RBI BB SO LOB	TOP											
Rafael Landestoy, S (1, 4) OBP: 0.293, SLG: 0.246	0-0 P5		0-0 1B		4-0 BB			0-0 F7		3 0 1 0 1 0 0												
Craig Reynolds, L (1, 6) OBP: 0.293, SLG: 0.344	0-3 K		0-3 K		0-0 F8			0-0 1B 2B		4 1 1 0 0 2 4												
Terry Puhl, L (1, 8) OBP: 0.347, SLG: 0.386	0-0 G3		0-0 F7		0-0 G3			0-0 1B SF8 1B		4 1 1 1 0 0 2												
Jose Cruz, L (1, 7) OBP: 0.386, SLG: 0.437		0-0 G3		0-0 6-3		0-3 K		0-0 1B PB 1B		4 0 1 0 0 1 0												
Enos Cabell, R (1, 3) OBP: 0.297, SLG: 0.355		0-3 K		0-0 CS 1B		0-3 K		0-0 SF8		3 0 1 1 0 2 0												
Jeffrey Leonard, R (1, 9) OBP: 0.365, SLG: 0.367		4-0 BB		0-3 K 1-2		0-0 S 1B		0-0 6-3		3 0 1 0 1 1 2												
Art Howe, R (1, 5) OBP: 0.323, SLG: 0.370		0-3 K		0-0 1-3		0-0 F8		0-0 F8		4 0 0 0 0 1 2												
Alan Ashby, S (1, 2) OBP: 0.289, SLG: 0.289			0-0 G3		0-0 F6		4-0 BB G5-4-3		0-0 F8	2 0 0 0 1 0 0												
George Throop, R (7, 1)										0 0 0 0 0 0 0												
Denny Walling, L (9, PH) OBP: 0.375, SLG: 0.477										1 0 0 0 0 0 0												
Rick Williams, R (1, 1) OBP: 0.346, SLG: 0.304			0-0 1B		0-0 BB 1B		0-0 G5-4-3		0-3 K	2 0 2 0 0 0 0												
Alan Knicely, R (7, PH) (7, 2)										2 0 0 0 0 1 2												
Inning Stats	R: 0 E: 0 K: 1 S: 5	H: 0 LOB: 0 BB: 0 P: 5	R: 0 E: 0 K: 2 S: 7	H: 0 LOB: 1 BB: 1 P: 11	R: 0 E: 0 K: 1 S: 7	H: 2 LOB: 2 BB: 0 P: 7	R: 0 E: 0 K: 1 S: 5	H: 1 LOB: 0 BB: 0 P: 5	R: 0 E: 0 K: 0 S: 4	H: 1 LOB: 2 BB: 1 P: 8	R: 0 E: 0 K: 2 S: 7	H: 0 LOB: 0 BB: 0 P: 7	R: 0 E: 0 K: 0 S: 3	H: 1 LOB: 1 BB: 1 P: 7	R: 2 E: 0 K: 0 S: 6	H: 3 LOB: 1 BB: 0 P: 6	R: 0 E: 0 K: 1 S: 5	H: 0 LOB: 0 BB: 0 P: 5	1B: 7 2B: 1 3B: 0 HR: 0	SF: 1 SAC: 0 DP: 1 HBP: 0	WP: 0 PB: 1 SB: 1 CS: 1	PA: 36
PITCHER Phil Niekro, R (1, 1) ERA: 3.64	IP 9.0 WLS W BF 36 H 8 R 2 ER 2 SO 8 BB 3 IBB 0 HBP 0 BLK 0 WP 0 HR 0 S 49 P 61 ERA 2.00 WHIP 1.222											PITCHER	IP WLS BF H R ER SO BB IBB HBP BLK WP HR S P ERA WHIP									

Houston Astros @ Atlanta Braves
Atlanta-Fulton County Stadium, Atlanta, GA

Sun Aug 12 1979, 7:05 PM EDT
Att: 7,557 - Unknown - 75 F

livebaseballscorecards.com

AB	32
R	2
H	8
RBI	2
BB	3
SO	8
LOB	12



Batter	1	2	3	4	5	6	7	8	9
Jerry Royster, R OBP: 0.332, SLG: 0.338 (1, 4)	0-0 F7		0-0 F8		0-0 1B		0-0 5-3		
Gary Matthews, R OBP: 0.362, SLG: 0.524 (1, 9)	4-0 4-3 BB		0-0 6-3		0-0 F9		0-0 F8		
Rowland Office, L OBP: 0.337, SLG: 0.356 (1, 8)	0-0 4-3 1-2			0-0 E6 1B	0-0 G6-4-3 1B		4-0 1B BB		
Bob Horner, R OBP: 0.364, SLG: 0.571 (1, 5)	0-0 F8			0-0 1B	0-0 G6-4-3 1-2f		0-0 1-2 1B		
Dale Murphy, R OBP: 0.355, SLG: 0.506 (1, 3)		0-0 F9		0-0 P4		0-3 K	0-0 F8		
Barry Bonnell, R OBP: 0.308, SLG: 0.422 (1, 7)		0-0 6-3 1B		0-0 1-2 3-H 1B		0-0 HR	0-0 F7		
Pepe Frias, R OBP: 0.313, SLG: 0.351 (1, 6)		0-0 6-3 1-2		0-0 F9		0-0 L4	0-0 F8		
Bruce Benedict, R OBP: 0.314, SLG: 0.270 (1, 2)		0-0 1-4-3		0-3 K		4-0 FC6-4 BB	4-0 BB		
Phil Niekro, R OBP: 0.222, SLG: 0.253 (1, 1)			0-0 F5		0-0 1B 2B	0-0 FC6-4	0-0 1-3		

Inning Stats	R: 0	H: 0	E: 0	K: 0	S: 3	R: 0	H: 1	E: 0	K: 0	S: 4	R: 0	H: 0	E: 0	K: 0	S: 3	R: 1	H: 3	E: 1	K: 1	S: 8	R: 1	H: 3	E: 0	K: 0	S: 5	R: 1	H: 1	E: 0	K: 1	S: 6	R: 0	H: 1	E: 0	K: 0	S: 4	R: 0	H: 0	E: 0	K: 0	S: 3
	LOB: 1	BB: 1	P: 7	LOB: 1	BB: 0	P: 4	LOB: 0	BB: 0	P: 3	LOB: 2	BB: 0	P: 8	LOB: 1	BB: 0	P: 5	LOB: 1	BB: 1	P: 10	LOB: 2	BB: 1	P: 8	LOB: 1	BB: 1	P: 7	LOB: 0	BB: 0	P: 2	LOB: 1	BB: 1	P: 3	LOB: 0	BB: 0	P: 2	LOB: 0	BB: 0	P: 1	LOB: 1	BB: 1	P: 7	

PITCHER	IP	WLS	BF	H	R	ER	SO	BB	IBB	HBP	BLK	WP	HR	S	P	ERA	WHIP
Rick Williams, R ERA: 3.26 (1, 1)	6.0	L	27	8	3	3	2	2	0	0	0	0	1	29	37	4.50	1.667
George Throop, R ERA: 4.05 (7, 1)	2.0		9	1	0	0	0	2	0	0	0	0	0	7	15	0.00	1.500


BOTTOM

Houston Astros @ Atlanta Braves
Atlanta-Fulton County Stadium, Atlanta, GA

Sun Aug 12 1979, 7:05 PM EDT
Att. 7,557 - Unknown - 75 F

AB 32
R 3
H 9
RBI 3
BB 4
SO 2
LOB 18

livebaseballscorecards.com



WP: 0 PA: 36
PB: 0
SB: 0
CS: 0

PITCHER	IP	WLS	BF	H	R	ER	SO	BB	IBB	HBP	BLK	WP	HR	S	P	ERA	WHIP
Rick Williams, R ERA: 3.26 (1, 1)	6.0	L	27	8	3	3	2	2	0	0	0	0	1	29	37	4.50	1.667
George Throop, R ERA: 4.05 (7, 1)	2.0		9	1	0	0	0	2	0	0	0	0	0	7	15	0.00	1.500

Batter	1	2	3	4	5	6	7	8	9	AB	R	H	RBI	BB	SO	LOB	TOP								
Frank Taveras, R (1, 6) OBP: 0.295, SLG: 0.333 Sergio Ferrer, S (6, 6)	0-0 F7	0-0 4-3		0-0 F9		0-0 FC6-5	0-0 FC6-4			4	1	0	1	0	0	2									
Alex Trevino, R (1, 2) OBP: 0.400, SLG: 0.417	4-0 1B BB		0-0 6-3		0-0 F9	0-0 2B		0-3 K		4	1	1	1	1	1	0									
Lee Mazzilli, S (1, 8) OBP: 0.413, SLG: 0.486	0-0 1B		0-0 2B 1B		0-0 1-3	0-0 F8		0-0 4-3 1B		5	0	3	0	0	0	1									
John Stearns, R (1, 5) OBP: 0.319, SLG: 0.376	0-0 1B		0-0 1B 2B		0-0 E5		0-0 E1	0-0 4-3 1B	0-0 4-3	5	1	2	1	0	0	1									
Joel Youngblood, R (1, 7) OBP: 0.364, SLG: 0.483	4-0 BB		0-0 1B		4-0 BB	1-2 BB	1-0 4-3 1B	0-0 6-3		2	1	1	0	2	0	1									
Jose Cardenal, R (1, 3) OBP: 0.358, SLG: 0.350	0-0 F8		0-0 G3		0-0 P5		0-0 4-3		0-0 6-3	5	0	0	0	0	0	8									
Dan Norman, R (1, 9) OBP: 0.257, SLG: 0.258		4-0 BB		0-0 F9		0-0 1-3	4-0 1B		0-0 F1-3 1B	3	0	1	0	2	0	0									
Doug Flynn, R (1, 4) OBP: 0.273, SLG: 0.332		0-0 F7		0-0 SH5-3 WP 1B		0-0 WP FC6-5 1B	0-0 FC6-4 1B		0-0 F1-3	5	2	3	2	0	0	2									
Craig Swan, R (1, 1) OBP: 0.203, SLG: 0.143 Neil Allen, R (7, 1)		0-0 P1		0-0 SH5-3		0-0 FC6-5 WP 1B	0-3 K		0-0 P3	3	0	1	0	0	1	3									
										1	0	0	0	0	0	1									
Inning Stats	R: 1 E: 0 K: 0 S: 4	H: 2 LOB: 2 BB: 2 P: 12	R: 0 E: 0 K: 0 S: 3	H: 0 LOB: 1 BB: 1 P: 7	R: 0 E: 0 K: 0 S: 5	H: 3 LOB: 2 BB: 0 P: 5	R: 1 E: 0 K: 0 S: 4	H: 1 LOB: 0 BB: 0 P: 4	R: 0 E: 1 K: 0 S: 4	H: 0 LOB: 2 BB: 1 P: 8	R: 2 E: 0 K: 0 S: 6	H: 3 LOB: 1 BB: 0 P: 6	R: 2 E: 1 K: 1 S: 7	H: 1 LOB: 2 BB: 1 P: 12	R: 0 E: 0 K: 1 S: 6	H: 1 LOB: 1 BB: 0 P: 6	R: 0 E: 0 K: 0 S: 4	H: 1 LOB: 1 BB: 0 P: 4	1B: 10 2B: 2 3B: 0 HR: 0	SF: 0 SAC: 1 DP: 0 HBP: 1	WP: 3 PB: 0 SB: 2 CS: 0	PA: 45			
PITCHER	IP	WLS	BF	H	R	ER	SO	BB	IBB	HBP	BLK	WP	HR	S	P	ERA	WHIP								
Mickey Mahler, L (1, 1) ERA: 6.18	5.1	L	27	8	4	4	0	4	0	0	0	1	0	23	39	6.75	2.250								
Adrian Devine, R (6, 1) ERA: 3.15	1.0		8	2	2	1	0	0	1	1	0	1	0	6	11	9.00	2.000								
Bo McLaughlin, R (7, 1) ERA: 5.24	0.2		2	0	0	0	1	0	0	0	0	0	0	4	4	0.00	0.000								
Larry Bradford, L (8, 1) ERA:	2.0		8	2	0	0	1	0	0	0	0	0	0	10	10	0.00	1.000								

New York Mets @ Atlanta Braves
Atlanta-Fulton County Stadium, Atlanta, GA

Wed Aug 15 1979, 7:05 PM EDT
Att: 5,120 - Unknown - 80 F

livebaseballscorecards.com

AB 38
R 6
H 12
RBI 5
BB 5
SO 2
LOB 21



Batter	1	2	3	4	5	6	7	8	9	AB	R	H	RBI	BB	SO	LOB
Jerry Royster, R OBP: 0.329, SLG: 0.334 (1, 4)	0-0 F4		0-0 F9		0-0 G6-3		0-0 WP		0-0 F5-4-3	5	0	1	0	0	0	4
Gary Matthews, R OBP: 0.363, SLG: 0.522 (1, 9)	0-0 F9		0-0 F9			0-0 1B	0-0 6-3			4	0	1	0	0	0	3
Rowland Office, L OBP: 0.333, SLG: 0.349 (1, 8)	0-0 1B		0-0 F8			0-0 F8		0-0 6-3		4	0	1	0	0	0	2
Bob Horner, R OBP: 0.366, SLG: 0.595 (1, 5)	0-0 F7			0-0 HR		0-0 F3		0-0 6-3		4	1	1	1	0	0	2
Dale Murphy, R OBP: 0.354, SLG: 0.498 (1, 3)		0-0 F5		0-0 F8		0-0 F8		4-0 BB		3	0	0	0	1	0	1
Joe Nolan, L OBP: 0.338, SLG: 0.371 (1, 2)		0-0 F5		0-0 F4-3			0-0 1B	0-0 F4		4	1	1	0	0	0	1
Barry Bonnell, R OBP: 0.312, SLG: 0.435 (1, 7)		0-0 F6		0-0 F7			0-0 F6		4-0 BB	3	0	0	0	1	0	1
Pepe Frias, R OBP: 0.316, SLG: 0.359 (1, 6)			0-0 1B		0-0 G6-3		0-0 1B		0-0 F8	4	1	3	0	0	0	1
Mickey Mahler, S OBP: 0.148, SLG: 0.154 (6, 1)			0-0 3B		0-0 1B		0-0 1B		0-0 F8	2	0	1	1	0	0	1
Adrian Devine, R OBP: 0.306, SLG: 0.337 (7, PH)					0-0 F3		0-0 WP		0-0 F5-4-3	0	0	0	0	0	0	0
Bo McLaughlin, R OBP: 0.306, SLG: 0.337 (8, 1)							0-0 1B			1	0	1	1	0	0	0
Larry Bradford, R OBP: 0.319, SLG: 0.483 (9, PH)			0-0 1B				0-0 1B			0	0	0	0	0	0	0
Charlie Spikes, R							0-0 1B			1	0	1	0	0	0	0

Inning Stats	R: 0	H: 1	E: 0	LOB: 1	K: 0	BB: 0	S: 4	P: 4	R: 0	H: 0	E: 0	LOB: 0	K: 0	BB: 0	S: 3	P: 3	R: 1	H: 2	E: 0	LOB: 1	K: 0	BB: 0	S: 5	P: 5	R: 1	H: 1	E: 0	LOB: 0	K: 0	BB: 0	S: 4	P: 4	R: 0	H: 1	E: 0	LOB: 0	K: 0	BB: 0	S: 3	P: 3	R: 0	H: 1	E: 0	LOB: 1	K: 0	BB: 0	S: 4	P: 4	R: 1	H: 4	E: 0	LOB: 2	K: 0	BB: 0	S: 6	P: 6	R: 0	H: 0	E: 0	LOB: 1	K: 0	BB: 1	S: 3	P: 7	R: 0	H: 1	E: 0	LOB: 1	K: 0	BB: 1	S: 3	P: 7	1B: 9	SF: 0	2B: 0	SAC: 0	3B: 1	DP: 2	HR: 1	HBP: 0	WP: 1	PA: 37
PITCHER	IP	WLS	BF	H	R	ER	SO	BB	IBB	HBP	BLK	WP	HR	S	P	ERA	WHIP																																																																	
Craig Swan, R ERA: 3.08 (1, 1)	6.2	W	28	10	3	3	0	0	0	0	0	0	1	28	28	4.05	1.500																																																																	
Neil Allen, R ERA: 3.76 (7, 1)	2.1	S	9	1	0	0	0	2	0	0	0	1	0	7	15	0.00	1.286																																																																	

BOTTOM


New York Mets @ Atlanta Braves
 Atlanta-Fulton County Stadium, Atlanta, GA

Wed Aug 15 1979, 7:05 PM EDT
 Att. 5,120 - Unknown - 80 F

livebaseballscorecards.com

AB	35
R	3
H	11
RBI	3
BB	2
SO	0
LOB	16



Batter	1	2	3	4	5	6	7	8	9	AB R H RBI BB SO LOB	TOP														
Frank Taveras, R (1, 6) OBP: 0.294, SLG: 0.332	0-0 F2		0-3 K			0-0 G3		0-0 E 1B 1B	0-0 6-3	5 1 1 0 0 1 1	<p>New York Mets @ Atlanta Braves Atlanta-Fulton County Stadium, Atlanta, GA</p> <p>Thu Aug 16 1979, 7:05 PM EDT Att: 7,397 - Unknown - 80 F</p> <p>livebaseballscorecards.com</p> <table border="1"> <tr><td>AB</td><td>33</td></tr> <tr><td>R</td><td>6</td></tr> <tr><td>H</td><td>8</td></tr> <tr><td>RBI</td><td>5</td></tr> <tr><td>BB</td><td>2</td></tr> <tr><td>SO</td><td>5</td></tr> <tr><td>LOB</td><td>8</td></tr> </table> 	AB	33	R	6	H	8	RBI	5	BB	2	SO	5	LOB	8
AB	33																								
R	6																								
H	8																								
RBI	5																								
BB	2																								
SO	5																								
LOB	8																								
Alex Trevino, R (1, 2) OBP: 0.396, SLG: 0.412	0-0 4-3			0-0 6-3		0-0 F8		0-0 E8 SH 1B		4 1 1 1 0 0 0															
Lee Mazzilli, S (1, 8) OBP: 0.414, SLG: 0.483	0-3 K2-3			0-0 L1		4-0 S BB		4-0 SH 2B BB		2 1 0 0 2 1 0															
John Stearns, R (1, 5) Sergio Ferrer, S (9, 5) OBP: 0.320, SLG: 0.380		0-0 F3		0-0 3B		0-3 K		0-0 SH 2B		3 1 1 1 0 1 1 0 0 0 0 0 0 0															
Joel Youngblood, R (1, 7) OBP: 0.365, SLG: 0.486		0-0 5-3		0-0 F6			0-0 9-3 1B	0-0 F7 2B		4 0 2 2 0 0 1															
Jose Cardenal, R (1, 3) OBP: 0.354, SLG: 0.381		0-0 F7			0-0 HR		0-0 F9 1B	0-0 F7 2-3		4 1 1 1 0 0 2															
Dan Norman, R (1, 9) Ed Glynn, R (8, 1) Neil Allen, R (8, 1) OBP: 0.231, SLG: 0.229			0-3 K		0-0 4-3		0-0 9-3 1-2f	0-0 6-3		4 0 0 0 0 1 2 0 0 0 0 0 0 0 0 0 0 0 0 0 0															
Doug Flynn, R (1, 4) OBP: 0.275, SLG: 0.337			0-0 SH3-4 1B		0-0 F6-3			0-0 FC1-5 2B	0-0 F4-3	4 0 2 0 0 0 0															
Pete Falcone, L (1, 1) Gil Flores, R (8, PH) OBP: 0.263, SLG: 0.222			0-0 SH3-4		0-3 K			0-0 FC1-5 1B	0-0 6-3	1 0 0 0 0 1 0 2 1 0 0 0 0 1															
Inning Stats	R: 0 E: 0 K: 1 S: 5	H: 0 LOB: 0 BB: 0 P: 5	R: 0 E: 0 K: 0 S: 3	H: 0 LOB: 0 BB: 0 P: 3	R: 0 E: 0 K: 2 S: 8	H: 1 LOB: 1 BB: 0 P: 8	R: 0 E: 0 K: 0 S: 4	H: 1 LOB: 1 BB: 0 P: 4	R: 1 E: 0 K: 1 S: 6	H: 1 LOB: 0 BB: 0 P: 6	R: 0 E: 0 K: 1 S: 5	H: 0 LOB: 1 BB: 1 P: 9	R: 0 E: 0 K: 0 S: 3	H: 1 LOB: 0 BB: 0 P: 3	R: 5 E: 1 K: 0 S: 8	H: 4 LOB: 1 BB: 1 P: 12	R: 0 E: 0 K: 0 S: 3	H: 0 LOB: 0 BB: 0 P: 3	1B: 4 2B: 3 3B: 1 HR: 1	SF: 0 SAC: 2 DP: 1 HBP: 0	WP: 0 PB: 0 SB: 1 CS: 0	PA: 37			
PITCHER	IP WLS BF H R ER SO BB IBB HBP BLK WP HR S P ERA WHIP												IP WLS BF H R ER SO BB IBB HBP BLK WP HR S P ERA WHIP												
Phil Niekro, R (1, 1) ERA: 3.74	8.0 L 34 8 6 6 5 2 0 0 0 0 0 1 42 50 6.75 1.250																								
Gene Garber, R (9, 1) ERA: 4.34	1.0 3 0 0 0 0 0 0 0 0 0 0 0 3 3 0.00 0.000																								

BOTTOM

New York Mets @ Atlanta Braves
 Atlanta-Fulton County Stadium, Atlanta, GA

Thu Aug 16 1979, 7:05 PM EDT
 Att. 7,397 - Unknown - 80 F

livebaseballscorecards.com

AB	38
R	3
H	12
RBI	3
BB	5
SO	4
LOB	26



WP: 0	PA: 43
PB: 0	
SB: 1	
CS: 0	

AB	R	H	RBI	BB	SO	LOB
3	1	2	1	2	0	0
5	0	2	0	0	0	3
5	0	2	1	0	1	6
5	0	2	0	0	0	4
4	1	1	0	1	1	1
4	1	1	0	0	0	2
1	0	0	0	0	0	1
4	0	1	0	1	1	2
3	0	1	1	1	0	2
3	0	0	0	0	0	3
1	0	0	0	0	1	2
0	0	0	0	0	0	0

Batter	1	2	3	4	5	6	7	8	9
Jerry Royster, R OBP: 0.334, SLG: 0.336 (1, 4)	4-0 BB G3		X 0-0 1-2 1B		BBB 4-0 1B BB		X 0-0 5-3	0-0 1-2 3-H 1B	
Gary Matthews, R OBP: 0.363, SLG: 0.521 (1, 9)	0-0 1-2 G3		X 0-0 F9		X 0-0 1-3 S 1B		X 0-0 F8	0-0 1-2 2-3 1B	
Jeff Burroughs, R OBP: 0.341, SLG: 0.352 (1, 7)	0-3 SS K		X 0-0 F9		X 0-0 1-2 3-H 1B		X 0-0 1B	0-0 F8	
Bob Horner, R OBP: 0.367, SLG: 0.592 (1, 5)	0-0 F9			X 0-0 F6-4-3 BB 1B		X 0-0 2-3 F7	X 0-0 F6	X 0-0 1B	
Dale Murphy, R OBP: 0.355, SLG: 0.494 (1, 3)		X 0-0 6-3		BBB 4-0 F6-4-3 BB		X 0-0 6-3	X 0-0 BB FC5-4 1B	0-3 K	
Barry Bonnell, R OBP: 0.311, SLG: 0.433 Rowland Office, L OBP: 0.332, SLG: 0.347 (9, PH)		X 0-0 6-3		X 0-0 F6-4-3 1-2 2-3		X 0-0 F8	X 0-0 FC5-4 1-2 BB 1B	0-0 F8	
Pepe Frias, R OBP: 0.318, SLG: 0.358 (1, 6)		X 0-0 F7		X 0-0 6-3		X 0-0 1B 1B	BBB 4-0 FC5-4 1-2 2-3 BB	0-3 K	
Bruce Benedict, R OBP: 0.321, SLG: 0.270 (1, 2)			BBB 4-0 1B BB		X 0-0 F7	0-0 1-2 1B	X 0-0 FC5-4 1B 1B		
Phil Niekro, R OBP: 0.215, SLG: 0.244 Charlie Spikes, R OBP: 0.316, SLG: 0.477 Gene Garber, R OBP: 0.500, SLG: 0.333 (9, 1)			X 0-0 P3		X 0-0 F8	X 0-0 P5	SSS 0-3 K		

Inning Stats	R: 0	H: 0	E: 0	K: 1	S: 5	LOB: 1	BB: 1	P: 9	R: 0	H: 0	E: 0	K: 0	S: 3	LOB: 0	BB: 0	P: 3	R: 0	H: 1	E: 0	K: 0	S: 4	LOB: 2	BB: 1	P: 8	R: 0	H: 1	E: 0	K: 0	S: 3	LOB: 1	BB: 1	P: 7	R: 1	H: 2	E: 0	K: 0	S: 5	LOB: 2	BB: 1	P: 9	R: 0	H: 2	E: 0	K: 0	S: 5	LOB: 2	BB: 0	P: 5	R: 0	H: 1	E: 0	K: 0	S: 4	LOB: 1	BB: 0	P: 4	R: 2	H: 4	E: 0	K: 1	S: 9	LOB: 3	BB: 1	P: 13	R: 0	H: 1	E: 0	K: 2	S: 8	LOB: 1	BB: 0	P: 8
--------------	------	------	------	------	------	--------	-------	------	------	------	------	------	------	--------	-------	------	------	------	------	------	------	--------	-------	------	------	------	------	------	------	--------	-------	------	------	------	------	------	------	--------	-------	------	------	------	------	------	------	--------	-------	------	------	------	------	------	------	--------	-------	------	------	------	------	------	------	--------	-------	-------	------	------	------	------	------	--------	-------	------

PITCHER	IP	WLS	BF	H	R	ER	SO	BB	IBB	HBP	BLK	WP	HR	S	P	ERA	WHIP
Pete Falcone, L ERA: 4.55 (1, 1)	7.0		31	7	1	1	1	4	0	0	0	0	0	29	45	1.29	1.571
Ed Glynn, L ERA: 2.45 (8, 1)	0.0		3	2	2	2	0	1	0	0	0	0	0	2	6	∞	∞
Neil Allen, R ERA: 3.65 (8, 1)	2.0	S	9	3	0	0	3	0	0	0	0	0	0	15	15	0.00	1.500

WP	HR	S	P	ERA	WHIP
0	0	0	0	0	0
0	0	0	0	0	0
0	0	0	0	0	0

Batter	1	2	3	4	5	6	7	8	9	AB R H RBI BB SO LOB	TOP																								
Jerry Royster, R OBP: 0.331, SLG: 0.333 (1, 4)	0-3 K		0-0 F8			0-3 K		0-0 F7		4 0 0 0 0 2 1	Atlanta Braves @ Montreal Expos Olympic Stadium, Montreal, QB Fri Aug 17 1979, 7:05 PM EDT Att: 31,503 - Unknown livebaseballscorecards.com																								
Gary Matthews, R OBP: 0.364, SLG: 0.521 (1, 9)	0-0 5-3		0-0 1B			0-0 E5		0-0 6-4-3 1B		4 0 2 0 0 0 0																									
Jeff Burroughs, R OBP: 0.340, SLG: 0.351 (1, 7)	0-0 1B					0-0 F7		0-0 6-4-3 1-2		4 0 1 0 0 0 2																									
Bob Homer, R OBP: 0.363, SLG: 0.585 (1, 5)	0-3 K					0-0 E5 1-2		0-0 F8		4 0 0 0 0 2 3																									
Dale Murphy, R OBP: 0.353, SLG: 0.488 (1, 3)		4-0 BB G4-6-3 BB				0-0 F9			0-0 6-3	3 0 0 0 1 1 2																									
Rowland Office, L OBP: 0.331, SLG: 0.346 (1, 8)		0-0 F6				0-0 L9			0-0 CS 1B	4 0 1 0 0 0 1																									
Pepe Frias, R OBP: 0.314, SLG: 0.354 (1, 6)		0-0 G4-6-3 1-2f				0-0 F9		0-0 F2	0-0 6-3 1-2	4 0 0 0 0 0 2																									
Bruce Benedict, R OBP: 0.321, SLG: 0.271 (1, 2)			0-0 6-3			0-0 E5 FC6		0-0 FC5-4 1B		3 0 1 0 0 0 0																									
Eddie Solomon, R OBP: 0.191, SLG: 0.239 (1, 1)			0-0 1B 2B			0-0 FC6 1-2f		0-0 FC5-4 1-2f		3 0 1 0 0 0 2																									
Inning Stats	R: 0 E: 0 K: 2 S: 8 H: 1 LOB: 1 BB: 0 P: 8	R: 0 E: 0 K: 0 S: 2 H: 0 LOB: 0 BB: 1 P: 6	R: 0 E: 0 K: 0 S: 4 H: 2 LOB: 2 BB: 0 P: 4	R: 0 E: 0 K: 2 S: 7 H: 0 LOB: 0 BB: 0 P: 7	R: 0 E: 1 K: 0 S: 4 H: 0 LOB: 1 BB: 0 P: 4	R: 0 E: 2 K: 1 S: 7 H: 0 LOB: 2 BB: 0 P: 7	R: 0 E: 0 K: 0 S: 4 H: 1 LOB: 1 BB: 0 P: 4	R: 0 E: 0 K: 0 S: 4 H: 1 LOB: 1 BB: 0 P: 4	R: 0 E: 0 K: 0 S: 3 H: 1 LOB: 0 BB: 0 P: 3	1B: 5 2B: 1 3B: 0 HR: 0 SF: 0 SAC: 0 DP: 1 HBP: 0		WP: 0 PB: 0 SB: 0 CS: 1 PA: 34																							
PITCHER David Palmer, R ERA: 2.9 (1, 1)	IP 9.0	WLS W	BF 34	H 6	R 0	ER 0	SO 5	BB 1	IBB 0	HBP 0	BLK 0	WP 0	HR 0	S 43	P 47	ERA 0.00	WHIP 0.778	PITCHER	IP 9.0	WLS W	BF 34	H 6	R 0	ER 0	SO 5	BB 1	IBB 0	HBP 0	BLK 0	WP 0	HR 0	S 43	P 47	ERA 0.00	WHIP 0.778



Batter	1	2	3	4	5	6	7	8	9	AB R H RBI BB SO LOB	TOP											
Jerry Royster, R (1, 4) OBP: 0.335, SLG: 0.334	0-0 6-3		4-0 1B BB		0-0 S 1B		4-0 G6-4-3 BB			2 0 1 0 2 0 0	<p>Atlanta Braves @ Montreal Expos</p> <p>Olympic Stadium, Montreal, QB</p> <p>Sat Aug 18 1979, 3:33 AM EDT</p> <p>Att: 23,115 - Unknown</p>											
Gary Matthews, R (1, 9) OBP: 0.364, SLG: 0.519	0-0 F9		0-0 1B 1-2 2-3		0-0 F9		0-0 G6-4-3 1-2f			4 0 1 0 0 0 3												
Jeff Burroughs, R (1, 7) OBP: 0.342, SLG: 0.353	0-0 WP 2B		0-3 K		4-0 G1-4-3 BB			0-3 K		3 0 1 0 1 2 3												
Bob Homer, R (1, 5) OBP: 0.362, SLG: 0.581	0-3 K		0-0 1B 1-2 2-3 3-H		0-0 G1-4-3 1-2f			0-3 K		4 0 1 1 0 2 3												
Mike Lum, L (1, 3) OBP: 0.300, SLG: 0.330		0-0 1-3	0-0 6-3		0-0 F9			0-0 4-3		4 0 0 0 0 0 3												
Rowland Office, L (1, 8) OBP: 0.326, SLG: 0.340		0-0 F4		0-3 K		0-0 6-3		0-0 F8		4 0 0 0 0 1 0												
Joe Nolan, L (1, 2) OBP: 0.332, SLG: 0.362		0-0 F8		0-0 F8		0-0 F8		0-0 F8		4 0 0 0 0 0 0												
Pepe Frias, R (1, 6) OBP: 0.314, SLG: 0.353			0-0 F3		0-0 1B		0-0 F7		0-0 F9	4 0 1 0 0 0 0												
Preston Hanna, R (1, 1) Darrel Chaney, S (7, PH) Joey McLaughlin, R (7, 1) OBP: 0.333, SLG: 0.500			4-0 1B BB 1B BB		0-3 K		4-0 BB BB			1 1 0 0 1 1 1 0 0 0 0 1 0 0 0 0 0 0 0 0 0												
Inning Stats	R: 0 E: 0 K: 1 S: 6	H: 1 LOB: 1 BB: 0 P: 6	R: 0 E: 0 K: 0 S: 3	H: 0 LOB: 0 BB: 0 P: 3	R: 1 E: 0 K: 1 S: 7	H: 2 LOB: 3 BB: 2 P: 15	R: 0 E: 0 K: 2 S: 8	H: 1 LOB: 1 BB: 0 P: 8	R: 0 E: 0 K: 0 S: 3	H: 0 LOB: 0 BB: 0 P: 3	R: 0 E: 0 K: 0 S: 2	H: 0 LOB: 1 BB: 2 P: 10	R: 0 E: 0 K: 2 S: 7	H: 0 LOB: 0 BB: 0 P: 7	R: 0 E: 0 K: 0 S: 3	H: 0 LOB: 0 BB: 0 P: 3	R: 0 E: 0 K: 0 S: 3	H: 0 LOB: 0 BB: 0 P: 3	1B: 4 2B: 1 3B: 0 HR: 0	SF: 0 SAC: 0 DP: 2 HBP: 0	WP: 1 PB: 0 SB: 1 CS: 0	PA: 35
PITCHER Steve Rogers, R (1, 1) ERA: 2.7	IP 9.0 WLS W BF 35 H 5 R 1 ER 1 SO 6 BB 5 IBB 0 HBP 0 BLK 0 WP 1 HR 0 S 42 P 62 ERA 1.00 WHIP 1.111											PITCHER	IP WLS BF H R ER SO BB IBB HBP BLK WP HR S P ERA WHIP									

livebaseballscorecards.com

AB	30
R	1
H	5
RBI	1
BB	5
SO	6
LOB	13



Batter	1	2	3	4	5	6	7	8	9	AB	R	H	RBI	BB	SO	LOB
Warren Cromartie, L OBP: 0.306, SLG: 0.400 (1, 7)	0-0 F8	0-3 K			0-0 4-3		0-3 K			4	0	0	0	0	2	1
Rodney Scott, S OBP: 0.323, SLG: 0.293 (1, 4)	0-0 2B		0-0 F7		0-0 F8			0-3 K		4	1	1	0	0	1	0
Andre Dawson, R OBP: 0.301, SLG: 0.461 (1, 8)	0-0 1-3 HR		0-0 1-3			0-0 F4		0-0 F8		4	1	1	1	0	0	0
Rusty Staub, L OBP: 0.332, SLG: 0.404 (1, 3)	0-0 1-3		0-0 1B			0-0 F8		0-3 K		4	0	1	0	0	1	1
Gary Carter, R OBP: 0.327, SLG: 0.466 (1, 2)	0-0 HR		0-0 F9			0-0 5-3				3	1	1	2	0	0	1
Ellis Valentine, R OBP: 0.308, SLG: 0.491 (1, 9)	0-0 6-3			0-0 F2			0-0 HR			3	1	1	0	0	0	0
Larry Parrish, R OBP: 0.364, SLG: 0.515 (1, 5)		0-3 K		0-0 F4			0-0 F5			3	0	0	0	0	1	1
Chris Speier, R OBP: 0.308, SLG: 0.313 (1, 6)			0-0 5-3		0-0 5-3		0-0 L9			3	0	0	0	0	0	1
Bill Lee, L OBP: 0.204, SLG: 0.204 Stan Bahnsen, R OBP: 0.143, SLG: 0.571 (1, 1) (6, 1)		0-0 1B			0-3 K			0-0 HR		2	0	1	0	0	1	0
										1	1	1	2	0	0	0

Inning Stats	R: 3	H: 3	E: 0	LOB: 0	K: 0	S: 6	P: 6	R: 0	H: 1	E: 0	LOB: 1	K: 2	S: 8	R: 0	H: 1	E: 0	LOB: 1	K: 0	S: 4	R: 0	H: 0	E: 0	LOB: 0	K: 0	S: 3	R: 0	H: 0	E: 0	LOB: 0	K: 1	S: 5	R: 0	H: 0	E: 0	LOB: 0	K: 0	S: 3	R: 2	H: 2	E: 0	LOB: 0	K: 1	S: 7	R: 0	H: 0	E: 0	LOB: 0	K: 2	S: 7	R: 0	H: 0	E: 0	LOB: 0	K: 2	S: 7	1B: 4	SF: 0	2B: 1	SAC: 0	3B: 0	DP: 0	HR: 2	HBP: 0	WP: 0	PA: 31
--------------	------	------	------	--------	------	------	------	------	------	------	--------	------	------	------	------	------	--------	------	------	------	------	------	--------	------	------	------	------	------	--------	------	------	------	------	------	--------	------	------	------	------	------	--------	------	------	------	------	------	--------	------	------	------	------	------	--------	------	------	-------	-------	-------	--------	-------	-------	-------	--------	-------	--------


PITCHER	IP	WLS	BF	H	R	ER	SO	BB	IBB	HBP	BLK	WP	HR	S	P	ERA	WHIP
Tony Brizzolara, R ERA: 5.22 (1, 1)	6.2	L	27	7	5	5	3	0	0	0	0	0	2	33	33	6.75	1.050
Larry Bradford, L ERA: (7, 1)	0.1		1	0	0	0	1	0	0	0	0	0	0	3	3	0.00	0.000
Bo McLaughlin, R ERA: 5.15 (8, 1)	1.0		3	0	0	0	2	0	0	0	0	0	0	7	7	0.00	0.000

BOTTOM

Atlanta Braves @ Montreal Expos
 Olympic Stadium, Montreal, QB
 Sun Aug 19 1979, 3:33 AM EDT
 Att. 34,880 - Unknown

livebaseballscorecards.com

AB	31
R	5
H	7
RBI	5
BB	0
SO	6
LOB	5



Batter	1	2	3	4	5	6	7	8	9	AB R H RBI BB SO LOB	TOP																	
Jerry Royster, R (1, 4) OBP: 0.335, SLG: 0.333	0-0 F7		0-0 6-3		0-0 F9			0-0 1B	0-0 SF7	4 1 1 1 0 0 1																		
Gary Matthews, R (1, 9) OBP: 0.367, SLG: 0.524	0-0 6-3		0-0 4-3		0-0 FC4-6 1B			0-0 6-3	4-0 1B BB	4 0 1 0 1 0 1																		
Jeff Burroughs, R (1, 7) OBP: 0.344, SLG: 0.350	4-0 BB			0-3 K	0-0 FC4-6			0-0 F9	0-0 1B	4 0 1 2 1 1 3																		
Barry Bonnell, R (9, 7) OBP: 0.307, SLG: 0.427					1-2f			1-2 2-H 3-H	1-2 2-3	0 0 0 0 0 0 0																		
Bob Homer, R (1, 5) OBP: 0.356, SLG: 0.569	0-3 K			0-3 K		0-0 6-3		0-0 1B	0-3 K	5 0 1 1 0 3 3																		
Dale Murphy, R (1, 3) OBP: 0.357, SLG: 0.488		0-0 SH3 SF8 1B		0-0 E5 1B		0-0 4-3		0-0 6-3		4 1 1 0 0 0 1																		
Rowland Office, L (1, 8) OBP: 0.329, SLG: 0.343		0-0 SH3 1-3		0-0 E9 FC6 1B		0-0 F8			0-0 SH SF7 1B	3 1 2 0 0 0 0																		
Pepe Frias, R (1, 6) OBP: 0.310, SLG: 0.349		0-0 SF8 3-H		0-0 FC6 1-2f			0-0 L4		0-0 BB SH 1B	3 1 1 1 0 0 2																		
Bruce Benedict, R (1, 2) OBP: 0.318, SLG: 0.268		0-0 P4			0-0 FC2-6 1B		0-0 F7		0-0 SH BB 1B	3 1 1 0 0 0 0																		
Phil Niekro, R (1, 1) OBP: 0.208, SLG: 0.237			0-0 6-3		0-0 FC2-6 1B		0-0 5-3		0-0 F7	3 0 0 0 0 0 1																		
Mike Lum, L (9, PH) OBP: 0.297, SLG: 0.327					1-2f					1 0 0 0 0 0 3																		
Gene Garber, R (9, 1) OBP: 0.500, SLG: 0.333										0 0 0 0 0 0 0																		
Inning Stats	R: 0 E: 0 K: 1 S: 5	H: 0 LOB: 1 BB: 1 P: 9	R: 1 E: 0 K: 0 S: 4	H: 1 LOB: 0 BB: 0 P: 4	R: 0 E: 0 K: 0 S: 3	H: 0 LOB: 0 BB: 0 P: 3	R: 0 E: 2 K: 2 S: 9	H: 1 LOB: 2 BB: 0 P: 9	R: 0 E: 0 K: 0 S: 5	H: 2 LOB: 2 BB: 0 P: 5	R: 0 E: 0 K: 0 S: 3	H: 0 LOB: 0 BB: 0 P: 3	R: 0 E: 0 K: 0 S: 3	H: 0 LOB: 0 BB: 0 P: 3	R: 1 E: 1 K: 0 S: 5	H: 2 LOB: 1 BB: 0 P: 5	R: 3 E: 0 K: 1 S: 9	H: 3 LOB: 2 BB: 1 P: 13	1B: 9 2B: 0 3B: 0 HR: 0	SF: 2 SAC: 2 DP: 0 HBP: 0	WP: 0 PB: 0 SB: 1 CS: 0	PA: 40						
PITCHER	IP WLS BF H R ER SO BB IBB HBP BLK WP HR S P ERA WHIP																											
Nino Espinosa, R (1, 1) ERA: 3.49	8.0		32	6	2	1	3	1	0	0	0	0	0	0	37	41	1.12	0.875										
Ron Reed, R (9, 1) ERA: 4.33	0.2	L	7	3	3	3	0	1	0	0	0	0	0	6	10	40.50	6.000											
Rawly Eastwick, R (9, 1) ERA: 5.12	0.1		1	0	0	0	1	0	0	0	0	0	0	3	3	0.00	0.000											

Atlanta Braves @ Philadelphia Phillies
Veterans Stadium, Philadelphia, PA
Mon Aug 20 1979, 7:05 PM EDT
Att: 35,156 - Unknown

livebaseballscorecards.com

AB	34
R	5
H	9
RBI	5
BB	2
SO	4
LOB	15



Batter	1	2	3	4	5	6	7	8	9	AB R H RBI BB SO LOB	TOP														
Jerry Royster, R (1, 4) OBP: 0.333, SLG: 0.332	0-0 F9	0-0 F7			0-0 F9		0-0 6-3		0-0 1B 1-2 1B	5 0 1 0 0 0 0															
Gary Matthews, R (1, 9) OBP: 0.369, SLG: 0.531	0-0 6-3 1B		0-0 F9		0-0 6-3		0-0 6-3		0-0 1B 1-3 2-H 1B	5 2 3 1 0 0 0															
Jeff Burroughs, R (1, 7) OBP: 0.347, SLG: 0.348	0-0 6-3		4-0 BB		4-0 BB	4-0 BB	4-0 BB		0-3 K	2 1 0 0 3 1 3															
Rowland Office, L (9, 8) OBP: 0.329, SLG: 0.343	1-2									0 0 0 0 0 0 0															
Bob Homer, R (1, 5) OBP: 0.355, SLG: 0.566	0-0 1B 2B 2-H		0-0 F8		0-0 F7	0-0 F7	0-3 K			4 1 1 1 0 1 3															
Dale Murphy, R (1, 3) OBP: 0.356, SLG: 0.485	0-0 1B 2B		0-3 K			0-3 K		0-0 5-3		4 1 1 0 0 2 2															
Barry Bonnell, R (1, 8) OBP: 0.309, SLG: 0.429	0-0 2B			0-0 F7		4-0 1B BB		0-3 K		3 0 1 2 1 1 0															
Pepe Frias, R (1, 6) OBP: 0.310, SLG: 0.348	0-0 5-3			0-0 F8		0-0 1B		0-0 F8		4 0 1 1 0 0 1															
Bruce Benedict, R (1, 2) OBP: 0.316, SLG: 0.268		0-0 F6		0-0 6-3		0-3 K			0-0 1B 1B 1B	4 0 1 0 0 1 2															
Rick Matula, R (1, 1) OBP: 0.073, SLG: 0.050		0-3 K			0-3 K		0-0 F6		0-3 K	2 0 0 0 0 2 0															
Larry Bradford, R (6, 1)										0 0 0 0 0 0 0															
Mike Lum, L (7, PH) OBP: 0.296, SLG: 0.325										1 0 0 0 0 0 0															
Joey McLaughlin, R (7, 1) OBP: 0.286, SLG: 0.429										1 0 0 0 0 1 1															
Gene Garber, R (9, 1) OBP: 0.500, SLG: 0.333										0 0 0 0 0 0 0															
Inning Stats	R: 3 E: 0 K: 0 S: 7	H: 4 LOB: 1 BB: 0 P: 7	R: 0 E: 0 K: 1 S: 5	H: 0 LOB: 0 BB: 0 P: 5	R: 0 E: 0 K: 1 S: 5	H: 0 LOB: 1 BB: 1 P: 9	R: 0 E: 0 K: 0 S: 3	H: 0 LOB: 0 BB: 0 P: 3	R: 0 E: 0 K: 1 S: 5	H: 0 LOB: 0 BB: 0 P: 5	R: 1 E: 1 K: 2 S: 8	H: 1 LOB: 2 BB: 2 P: 16	R: 1 E: 0 K: 1 S: 6	H: 1 LOB: 1 BB: 1 P: 10	R: 0 E: 0 K: 1 S: 5	H: 0 LOB: 0 BB: 0 P: 5	R: 0 E: 0 K: 2 S: 9	H: 3 LOB: 2 BB: 0 P: 9	1B: 7 2B: 1 3B: 0 HR: 1	SF: 0 SAC: 0 DP: 0 HBP: 0	WP: 0 PB: 0 SB: 2 CS: 0	PA: 39			
PITCHER	IP WLS BF H R ER SO BB IBB HBP BLK WP HR S P ERA WHIP																								
Randy Lerch, L (1, 1) ERA: 4.28	5.2		25	5	4	4	4	3	0	0	0	0	0	30	42	6.35	1.412								
Rawly Eastwick, R (6, 1) ERA: 4.99	3.1	L	14	4	1	1	5	1	0	0	0	0	1	23	27	2.70	1.500								

Atlanta Braves @ Philadelphia Phillies
Veterans Stadium, Philadelphia, PA
Tue Aug 21 1979, 7:05 PM EDT
Att: 30,234 - Unknown

livebaseballscorecards.com

AB 35
R 5
H 9
RBI 5
BB 4
SO 9
LOB 12



Batter	1	2	3	4	5	6	7	8	9	AB R H RBI BB SO LOB	TOP		
Jerry Royster, R OBP: 0.333, SLG: 0.333 (1, 4) X	0-0 E7 6-3 2B		0-3 K		0-0 FC3-6 1B		0-0 F2			4 2 1 0 0 1 2			
Gary Matthews, R OBP: 0.370, SLG: 0.531 (1, 9) X	0-0 6-3		0-0 CS 1B		0-0 1B		0-0 4-3			4 0 2 2 0 0 1			
Jeff Burroughs, R OBP: 0.348, SLG: 0.347 (1, 7) B Barry Bonnell, R OBP: 0.309, SLG: 0.429 (8, 7) B	4-0 BB		0-0 CS 1-2	4-0 6-3 1B BB	0-3 K		0-3 K			2 1 0 0 2 2 1 0 0 0 0 0 0 0			
Bob Homer, R OBP: 0.354, SLG: 0.563 (1, 5) X	0-0 F7			0-0 6-3 1-2	0-0 F8		0-0 FC4-6 1B			4 0 1 0 0 0 3			
Dale Murphy, R OBP: 0.355, SLG: 0.481 (1, 3) X	0-0 F3			0-0 4-3 1B 2-H		0-0 6-3	0-0 FC4-6 1-2f			4 0 1 1 0 0 2			
Rowland Office, L OBP: 0.327, SLG: 0.341 (1, 8)		0-0 CS 1B		0-0 4-3 1-2		0-0 4-3	0-0 F7			4 0 1 0 0 0 2			
Joe Nolan, L OBP: 0.324, SLG: 0.352 (1, 2)		0-0 F9 1-2		0-0 G3		0-0 F8		0-0 F6		4 0 0 0 0 0 2			
Pepe Frias, R OBP: 0.311, SLG: 0.350 (1, 6)		0-0 F8			0-0 BLK 1B		0-0 1B		0-0 F8	4 1 2 0 0 0 0			
Eddie Solomon, R OBP: 0.200, SLG: 0.245 (1, 1) Joey McLaughlin, R OBP: 0.250, SLG: 0.375 (7, 1) Gene Garber, R OBP: 0.500, SLG: 0.333 (9, 1)			0-0 F8		0-0 FC3-6 1B 1-H		0-0 P1		0-0 1-3	3 0 1 1 0 0 1 1 0 0 0 0 0 0 0 0 0 0 0 0 0			
Inning Stats	R: 1 H: 1 E: 1 LOB: 1 K: 0 BB: 1 S: 4 P: 8	R: 0 H: 1 E: 0 LOB: 0 K: 0 BB: 0 S: 3 P: 3	R: 0 H: 1 E: 0 LOB: 0 K: 1 BB: 0 S: 5 P: 5	R: 1 H: 1 E: 0 LOB: 1 K: 0 BB: 1 S: 4 P: 8	R: 2 H: 3 E: 0 LOB: 1 K: 1 BB: 0 S: 8 P: 8	R: 0 H: 0 E: 0 LOB: 0 K: 0 BB: 0 S: 3 P: 3	R: 0 H: 1 E: 0 LOB: 1 K: 0 BB: 0 S: 4 P: 4	R: 0 H: 1 E: 0 LOB: 1 K: 1 BB: 0 S: 6 P: 6	R: 0 H: 0 E: 0 LOB: 0 K: 0 BB: 0 S: 3 P: 3	1B: 8 SF: 0 2B: 1 SAC: 0 3B: 0 DP: 0 HR: 0 HBP: 0	WP: 0 PA: 37 PB: 0 SB: 1 CS: 2		
PITCHER	IP WLS BF H R ER SO BB IBB HBP BLK WP HR S P ERA WHIP											PITCHER	IP WLS BF H R ER SO BB IBB HBP BLK WP HR S P ERA WHIP
Larry Christenson, R ERA: 4.63 (1, 1)	4.0 L 18 6 4 3 1 2 0 0 0 1 0 0 18 26 6.75 2.000												
Rawly Eastwick, R ERA: 4.91 (5, 1)	1.0 4 1 0 0 1 0 0 0 0 0 0 0 6 6 0.00 1.000												
Kevin Saucier, L ERA: 3.48 (6, 1)	1.0 3 0 0 0 0 0 0 0 0 0 0 0 3 3 0.00 0.000												
Doug Bird, R ERA: 5.18 (7, 1)	2.0 8 2 0 0 1 0 0 0 0 0 0 0 10 10 0.00 1.000												
Ron Reed, R ERA: 4.28 (9, 1)	1.0 3 0 0 0 0 0 0 0 0 0 0 0 3 3 0.00 0.000												

Atlanta Braves @ Philadelphia Phillies
Veterans Stadium, Philadelphia, PA
Wed Aug 22 1979, 7:05 PM EDT
Att: 30,349 - Unknown

livebaseballscorecards.com

AB 34
R 4
H 9
RBI 4
BB 2
SO 3
LOB 14



BOTTOM

Atlanta Braves @ Philadelphia Phillies
Veterans Stadium, Philadelphia, PA
Wed Aug 22 1979, 7:05 PM EDT
Att. 30,349 - Unknown

livebaseballscorecards.com

AB	28
R	3
H	4
RBI	3
BB	6
SO	3
LOB	14



WP:	0	PA:	35
PB:	0		
SB:	1		
CS:	0		

AB R H RBI BB SO LOB

4 0 0 0 0 0 1

4 1 1 0 0 0 1

3 1 0 0 1 0 1

2 0 2 0 2 0 0

0 0 0 0 0 0 0

3 0 0 1 0 1 3

0 0 0 0 0 0 0

2 0 0 1 2 0 1

4 0 0 0 0 0 4

4 1 1 1 0 0 3

1 0 0 0 0 0 1 0

0 0 0 0 0 0 0 0

0 0 0 0 0 0 0 0

0 0 0 0 0 1 0 0

0 0 0 0 0 0 0 0

1 0 0 0 0 0 1 0

0 0 0 0 0 0 0 0

0 0 0 0 0 0 0 0

1B: 3 SF: 0

2B: 0 SAC: 0

3B: 0 DP: 3

HR: 1 HBP: 1

1B: 3 SF: 0

2B: 0 SAC: 0

3B: 0 DP: 3

HR: 1 HBP: 1

1B: 3 SF: 0

2B: 0 SAC: 0

3B: 0 DP: 3

HR: 1 HBP: 1

1B: 3 SF: 0

2B: 0 SAC: 0

3B: 0 DP: 3

HR: 1 HBP: 1

1B: 3 SF: 0

2B: 0 SAC: 0

3B: 0 DP: 3

HR: 1 HBP: 1

1B: 3 SF: 0

2B: 0 SAC: 0

3B: 0 DP: 3

HR: 1 HBP: 1

1B: 3 SF: 0

2B: 0 SAC: 0

3B: 0 DP: 3

HR: 1 HBP: 1

1B: 3 SF: 0

2B: 0 SAC: 0

3B: 0 DP: 3

HR: 1 HBP: 1

1B: 3 SF: 0

2B: 0 SAC: 0

3B: 0 DP: 3

HR: 1 HBP: 1

1B: 3 SF: 0

2B: 0 SAC: 0

3B: 0 DP: 3

HR: 1 HBP: 1

1B: 3 SF: 0

2B: 0 SAC: 0

3B: 0 DP: 3

HR: 1 HBP: 1

1B: 3 SF: 0

2B: 0 SAC: 0

3B: 0 DP: 3

HR: 1 HBP: 1

1B: 3 SF: 0

2B: 0 SAC: 0

3B: 0 DP: 3

HR: 1 HBP: 1

1B: 3 SF: 0

2B: 0 SAC: 0

3B: 0 DP: 3

HR: 1 HBP: 1

1B: 3 SF: 0

2B: 0 SAC: 0

3B: 0 DP: 3

HR: 1 HBP: 1

1B: 3 SF: 0

2B: 0 SAC: 0

3B: 0 DP: 3

HR: 1 HBP: 1

1B: 3 SF: 0

2B: 0 SAC: 0

3B: 0 DP: 3

HR: 1 HBP: 1

1B: 3 SF: 0

2B: 0 SAC: 0

3B: 0 DP: 3

HR: 1 HBP: 1

1B: 3 SF: 0

2B: 0 SAC: 0

3B: 0 DP: 3

HR: 1 HBP: 1

1B: 3 SF: 0

2B: 0 SAC: 0

3B: 0 DP: 3

HR: 1 HBP: 1

1B: 3 SF: 0

2B: 0 SAC: 0

3B: 0 DP: 3

HR: 1 HBP: 1

1B: 3 SF: 0

2B: 0 SAC: 0

3B: 0 DP: 3

HR: 1 HBP: 1

1B: 3 SF: 0

2B: 0 SAC: 0

3B: 0 DP: 3

HR: 1 HBP: 1

1B: 3 SF: 0

2B: 0 SAC: 0

3B: 0 DP: 3

HR: 1 HBP: 1

1B: 3 SF: 0

2B: 0 SAC: 0

3B: 0 DP: 3

HR: 1 HBP: 1

1B: 3 SF: 0

2B: 0 SAC: 0

3B: 0 DP: 3

HR: 1 HBP: 1

1B: 3 SF: 0

2B: 0 SAC: 0

3B: 0 DP: 3

HR: 1 HBP: 1

1B: 3 SF: 0

2B: 0 SAC: 0

3B: 0 DP: 3

HR: 1 HBP: 1

1B: 3 SF: 0

2B: 0 SAC: 0

3B: 0 DP: 3

HR: 1 HBP: 1

1B: 3 SF: 0

2B: 0 SAC: 0

3B: 0 DP: 3

HR: 1 HBP: 1

1B: 3 SF: 0

2B: 0 SAC: 0

3B: 0 DP: 3

HR: 1 HBP: 1

1B: 3 SF: 0

2B: 0 SAC: 0

3B: 0 DP: 3

HR: 1 HBP: 1

1B: 3 SF: 0

2B: 0 SAC: 0

3B: 0 DP: 3

HR: 1 HBP: 1

1B: 3 SF: 0

2B: 0 SAC: 0

3B: 0 DP: 3

HR: 1 HBP: 1

1B: 3 SF: 0

2B: 0 SAC: 0

3B: 0 DP: 3

HR: 1 HBP: 1

1B: 3 SF: 0

2B: 0 SAC: 0

3B: 0 DP: 3

HR: 1 HBP: 1

1B: 3 SF: 0

2B: 0 SAC: 0

3B: 0 DP: 3

HR: 1 HBP: 1

1B: 3 SF: 0

2B: 0 SAC: 0

3B: 0 DP: 3

HR: 1 HBP: 1

1B: 3 SF: 0

2B: 0 SAC: 0

3B: 0 DP: 3

HR: 1 HBP: 1

1B: 3 SF: 0

2B: 0 SAC: 0

3B: 0 DP: 3

HR: 1 HBP: 1

1B: 3 SF: 0

2B: 0 SAC: 0

3B: 0 DP: 3

HR: 1 HBP: 1

1B: 3 SF: 0

2B: 0 SAC: 0

3B: 0 DP: 3

HR: 1 HBP: 1

1B: 3 SF: 0

2B: 0 SAC: 0

3B: 0 DP: 3

HR: 1 HBP: 1

1B: 3 SF: 0

2B: 0 SAC: 0

3B: 0 DP: 3

HR: 1 HBP: 1

1B: 3 SF: 0

2B: 0 SAC: 0

3B: 0 DP: 3

HR: 1 HBP: 1

1B: 3 SF: 0

2B: 0 SAC: 0

3B: 0 DP: 3

HR: 1 HBP: 1

1B: 3 SF: 0

2B: 0 SAC: 0

3B: 0 DP: 3

HR: 1 HBP: 1

1B: 3 SF: 0

2B: 0 SAC: 0

3B: 0 DP: 3

HR: 1 HBP: 1

1B: 3 SF: 0

2B: 0 SAC: 0

3B: 0 DP: 3

HR: 1 HBP: 1

1B: 3 SF: 0

2B: 0 SAC: 0

3B: 0 DP: 3

HR: 1 HBP: 1

1B: 3 SF: 0

2B: 0 SAC: 0

3B: 0 DP: 3

HR: 1 HBP: 1

1B: 3 SF: 0

2B: 0 SAC: 0

3B: 0 DP: 3

HR: 1 HBP: 1

1B: 3 SF: 0

2B: 0 SAC: 0

3B: 0 DP: 3

HR: 1 HBP: 1

1B: 3 SF: 0

2B: 0 SAC: 0

3B: 0 DP: 3

HR: 1 HBP: 1

1B: 3 SF: 0

2B: 0 SAC: 0

3B: 0 DP: 3

HR: 1 HBP: 1

1B: 3 SF: 0

2B: 0 SAC: 0

3B: 0 DP: 3

HR: 1 HBP: 1

1B: 3 SF: 0

2B: 0 SAC: 0

3B: 0 DP: 3

HR: 1 HBP: 1

1B: 3 SF: 0

2B: 0 SAC: 0

3B: 0 DP: 3

HR: 1 HBP: 1

1B: 3 SF: 0

2B: 0 SAC: 0

3B: 0 DP: 3

HR: 1 HBP: 1

1B: 3 SF: 0

2B: 0 SAC: 0

3B: 0 DP: 3

HR: 1 HBP: 1

1B: 3 SF: 0

2B: 0 SAC: 0

3B: 0 DP: 3

<

Batter	1	2	3	4	5	6	7	8	9	AB R H RBI BB SO LOB	TOP
Warren Cromartie, L OBP: 0.311, SLG: 0.406 (1, 7) X	0-0 P4	0-0 F7			4-0 FC6-4 BB		0-0 F9			3 0 0 0 1 0 2	Montreal Expos @ Atlanta Braves Atlanta-Fulton County Stadium, Atlanta, GA Fri Aug 24 1979, 7:05 PM EDT Att: 6,757 - Unknown - 75 F
Rodney Scott, S OBP: 0.315, SLG: 0.284 (1, 4) S S S	0-3 K	0-3 K			0-0 FC6-4 1-2f		0-0 P6			4 0 0 0 0 2 3	
Andre Dawson, R OBP: 0.304, SLG: 0.460 (1, 8) X	0-0 BB BB 1B		0-0 F8		0-0 F8 1-2		0-0 G6-4-3 1B			4 0 2 0 0 0 1	
Tony Perez, R OBP: 0.329, SLG: 0.453 (1, 3) B B B	4-0 BB 1-2 BB		0-3 K		0-3 K		0-0 G6-4-3 1-2f			3 0 0 0 1 2 2	
Rusty Staub, L OBP: 0.338, SLG: 0.417 Jerry White, S OBP: 0.365, SLG: 0.404 (1, 9) B B B (8, 9) B B B	4-0 FC6-4 1-2 2-3 BB		0-0 FC5-4 1B		0-3 K		0-3 K			3 0 1 0 1 2 0 0 0 0 0 0 0 0	
Gary Carter, R OBP: 0.320, SLG: 0.463 (1, 2) X	0-0 FC6-4 1-2f		0-0 FC5-4 1-2f		0-0 F7		0-0 HR			4 1 1 1 0 0 4	
Larry Parrish, R OBP: 0.358, SLG: 0.525 (1, 5) X		0-0 HR		0-3 K		0-0 F2		0-0 F8		4 1 1 1 0 1 0	
Chris Speier, R OBP: 0.306, SLG: 0.305 (1, 6) X		0-0 FC1-6 1B		0-0 5-3		0-3 K		0-3 K		4 0 1 0 0 2 0	
Bill Lee, L OBP: 0.211, SLG: 0.211 Elias Sosa, R OBP: 0.250, SLG: 0.273 (1, 1) X (8, 1) X		0-0 FC1-6 1-2f		0-3 K		0-0 1B		0-0 P4		3 0 1 0 0 1 1 1 0 0 0 0 0 0	
Inning Stats	R: 0 H: 1 E: 0 LOB: 3 K: 1 BB: 2 S: 6 P: 14	R: 1 H: 2 E: 0 LOB: 1 K: 1 BB: 0 S: 7 P: 7	R: 0 H: 1 E: 0 LOB: 1 K: 1 BB: 0 S: 6 P: 6	R: 0 H: 0 E: 0 LOB: 0 K: 2 BB: 0 S: 7 P: 7	R: 0 H: 0 E: 0 LOB: 1 K: 1 BB: 1 S: 5 P: 9	R: 0 H: 0 E: 0 LOB: 0 K: 1 BB: 0 S: 5 P: 5	R: 0 H: 1 E: 0 LOB: 1 K: 1 BB: 0 S: 6 P: 6	R: 0 H: 1 E: 0 LOB: 0 K: 1 BB: 0 S: 5 P: 5	R: 1 H: 1 E: 0 LOB: 0 K: 1 BB: 0 S: 6 P: 6	1B: 5 SF: 0 2B: 0 SAC: 0 3B: 0 DP: 1 HR: 2 HBP: 0	WP: 0 PA: 36 PB: 0 SB: 1 CS: 0
PITCHER Phil Niekro, R ERA: 3.64 (1, 1)	IP WLS BF H R ER SO BB IBB HBP BLK WP HR S P ERA WHIP										
											PITCHER IP WLS BF H R ER SO BB IBB HBP BLK WP HR S P ERA WHIP

livebaseballscorecards.com

AB	33
R	2
H	7
RBI	2
BB	3
SO	10
LOB	13



Batter	1	2	3	4	5	6	7	8	9	AB	R	H	RBI	BB	SO	LOB
Joel Youngblood, R (1, 9) OBP: 0.351, SLG: 0.490	0-0 G4-6-3 1B 1B		0-0 5-3		0-0 F6			0-3 K 1-2		4	0	1	0	0	1	1
Frank Taveras, R (1, 6) OBP: 0.280, SLG: 0.300	0-0 G4-6-3 1-2 1B			0-0 6-3		0-0 4-3		0-0 F8		4	0	1	0	0	0	1
Lee Mazzilli, S (1, 8) OBP: 0.420, SLG: 0.498	0-0 G4-6-3 1-2f 2-3			0-0 1B 1B		0-0 F6			0-0 S 4-3 1B	4	2	2	0	0	0	2
Richie Hebner, L (1, 5) OBP: 0.400, SLG: 0.442	0-3 K			0-0 1-3 1B		0-0 2B			0-0 4-3 1-2	4	0	2	0	0	1	2
Willie Montanez, L (1, 3) OBP: 0.263, SLG: 0.289		0-0 F6		0-0 L4			0-0 F7		0-0 2-H 1B	3	0	0	0	0	0	2
Alex Trevino, R (9, 5) OBP: 0.463, SLG: 0.542										1	0	1	1	0	0	0
John Stearns, R (1, 2) OBP: 0.313, SLG: 0.320		0-0 P4		0-0 1-2 3-H 1B			4-0 S BB			2	0	1	1	1	0	0
Steve Henderson, R (1, 7) OBP: 0.361, SLG: 0.383		0-0 4-3		0-3 K			0-3 K 1-2			3	0	0	0	0	2	3
Gil Flores, R (9, 9) OBP: 0.261, SLG: 0.238										0	0	0	0	0	0	0
Doug Flynn, R (1, 4) OBP: 0.255, SLG: 0.327			0-0 F4-3		0-0 F6-3		0-0 F5-3			3	0	0	0	0	0	1
Pete Falcone, L (1, 1) OBP: 0.238, SLG: 0.200			0-0 1-3		0-3 K				0-0 CS 1B	1	0	0	0	0	0	0
Bruce Boicclair, L (5, PH) OBP: 0.238, SLG: 0.333										1	0	0	0	0	1	0
Wayne Twitchell, R (6, 1) OBP: 0.400, SLG: 0.400										0	0	0	0	0	0	0
Ed Kraneppol, L (8, PH) OBP: 0.256, SLG: 0.294										1	0	1	0	0	0	0
Sergio Ferrer, S (8, PR)										0	0	0	0	0	0	0
Jeff Reardon, R (9, 1)										0	0	0	0	0	0	0

Inning Stats	R: 0	H: 2	E: 0	K: 1	S: 6	LOB: 1	BB: 0	P: 6	R: 0	H: 0	E: 0	K: 0	S: 3	LOB: 0	BB: 0	P: 3	R: 0	H: 0	E: 0	K: 0	S: 3	LOB: 0	BB: 0	P: 3	R: 1	H: 3	E: 0	K: 1	S: 8	LOB: 2	BB: 0	P: 8	R: 0	H: 0	E: 0	K: 1	S: 5	LOB: 0	BB: 0	P: 5	R: 0	H: 1	E: 0	K: 0	S: 3	LOB: 1	BB: 0	P: 3	R: 0	H: 0	E: 0	K: 1	S: 5	LOB: 1	BB: 1	P: 9	R: 0	H: 1	E: 0	K: 1	S: 5	LOB: 1	BB: 0	P: 5	R: 1	H: 2	E: 0	K: 0	S: 3	LOB: 1	BB: 0	P: 3	1B: 8	SF: 0	2B: 1	SAC: 0	3B: 0	DP: 1	HR: 0	HBP: 0	WP: 0	PA: 32
--------------	------	------	------	------	------	--------	-------	------	------	------	------	------	------	--------	-------	------	------	------	------	------	------	--------	-------	------	------	------	------	------	------	--------	-------	------	------	------	------	------	------	--------	-------	------	------	------	------	------	------	--------	-------	------	------	------	------	------	------	--------	-------	------	------	------	------	------	------	--------	-------	------	------	------	------	------	------	--------	-------	------	-------	-------	-------	--------	-------	-------	-------	--------	-------	--------

PITCHER	IP	WLS	BF	H	R	ER	SO	BB	IBB	HBP	BLK	WP	HR	S	P	ERA	WHIP
Tony Brizzolara, R ERA: 5.68	(1, 1)	4.0	16	5	1	1	2	0	0	0	0	0	0	20	20	2.25	1.250
Joey McLaughlin, R ERA: 1.13	(5, 1)	2.0	6	1	0	0	1	0	0	0	0	0	0	8	8	0.00	0.500
Gene Garber, R ERA: 3.67	(7, 1)	2.1	10	3	1	1	2	1	0	0	0	0	0	13	17	3.86	1.714

BOTTOM

Atlanta Braves @ New York Mets
Shea Stadium, Flushing, NY

Mon Aug 27 1979, 3:33 AM EDT
Att. 12,133 - Unknown

livebaseballscorecards.com

AB	31
R	2
H	9
RBI	2
BB	1
SO	5
LOB	12



Batter	1	2	3	4	5	6	7	8	9	AB R H RBI BB SO LOB	TOP											
Jerry Royster, R (1, 4) OBP: 0.328, SLG: 0.328	0-0 5-3		0-3 K	0-0 1-3		0-0 FC6-4		0-0 1B		5 0 1 1 0 1 4												
Gary Matthews, R (1, 9) OBP: 0.371, SLG: 0.535	0-0 6-3		0-0 F9		0-0 3-1		0-0 5-3-5 2B		0-0 SF8 3B	5 1 2 0 0 0 1												
Dale Murphy, R (1, 3) OBP: 0.364, SLG: 0.496	0-0 HR		0-3 K		0-0 1B		0-0 5-3-5 2B		0-0 SF8	4 1 2 2 0 1 2												
Jeff Burroughs, R (1, 7) OBP: 0.350, SLG: 0.351 Barry Bonnell, R (9, 7) OBP: 0.305, SLG: 0.424	0-0 1B			4-0 2B 1B BB	0-3 K		0-0 2B		0-3 K	4 1 2 0 1 2 1 0 0 0 0 0 0 0												
Rowland Office, L (1, 8) OBP: 0.328, SLG: 0.342	0-3 K			0-0 1B SF9 2B	0-0 G3		4-0 FC5-4 IBB		0-0 F7	4 1 1 0 1 1 2												
Pepe Frias, R (1, 6) OBP: 0.307, SLG: 0.347		0-0 6-3		0-0 1-3		0-0 6-3		0-0 FC5-4		4 0 0 0 0 0 4												
Darrel Chaney, S (1, 5) OBP: 0.253, SLG: 0.167		0-0 F4-3		4-0 1B IBB		0-0 F4-3		0-0 F7		3 0 0 0 1 0 0												
Bruce Benedict, R (1, 2) OBP: 0.328, SLG: 0.284		0-0 F5		0-0 1B		0-0 1B 2B		0-0 1B 1B		4 2 3 1 0 0 0												
Phil Niekro, R (1, 1) OBP: 0.216, SLG: 0.245 Gene Garber, R (8, 1) OBP: 0.500, SLG: 0.333 Larry Bradford, R (8, 1) Joey McLaughlin, R (8, 1) OBP: 0.250, SLG: 0.375			0-0 1B	0-0 SF9		0-0 FC6-4 1B		0-0 SH2-4		2 0 2 2 0 0 0 0 0 0 0 0 0 0 0 0 0 0 0 0 0 0 0 0 0 0 0 0												
Inning Stats	R: 1 E: 0 K: 1 S: 7	H: 2 LOB: 1 BB: 0 P: 7	R: 0 E: 0 K: 0 S: 3	H: 0 LOB: 0 BB: 0 P: 3	R: 0 E: 0 K: 2 S: 8	H: 1 LOB: 1 BB: 0 P: 8	R: 2 E: 0 K: 0 S: 5	H: 2 LOB: 2 BB: 2 P: 13	R: 0 E: 0 K: 1 S: 6	H: 1 LOB: 1 BB: 0 P: 6	R: 1 E: 0 K: 0 S: 5	H: 2 LOB: 1 BB: 0 P: 5	R: 0 E: 0 K: 0 S: 4	H: 2 LOB: 2 BB: 1 P: 8	R: 1 E: 0 K: 0 S: 4	H: 2 LOB: 1 BB: 0 P: 4	R: 1 E: 0 K: 1 S: 6	H: 1 LOB: 0 BB: 0 P: 6	1B: 7 2B: 5 3B: 1 HR: 1	SF: 2 SAC: 1 DP: 1 HBP: 0	WP: 0 PB: 0 SB: 1 CS: 0	PA: 41
PITCHER	IP WLS BF H R ER SO BB IBB HBP BLK WP HR S P ERA WHIP																					
Dock Ellis, R (1, 1) ERA: 6.17	7.0 L 33 10 4 4 4 4 1 2 0 0 0 1 38 50 5.14 1.571																					
Jeff Reardon, R (8, 1) ERA: 9.0	1.0 4 2 1 1 0 0 0 0 0 0 0 0 4 4 9.00 2.000																					
Neil Allen, R (9, 1) ERA: 4.24	1.0 4 1 1 1 1 1 0 0 0 0 0 0 6 6 9.00 1.000																					

Atlanta Braves @ New York Mets
Shea Stadium, Flushing, NY
Tue Aug 28 1979, 7:05 PM EDT
Att. 6,586 - Unknown

livebaseballscorecards.com

AB 35
R 6
H 13
RBI 6
BB 3
SO 5
LOB 14



BOTTOM

Atlanta Braves @ New York Mets
 Shea Stadium, Flushing, NY
 Tue Aug 28 1979, 7:05 PM EDT
 Att. 6,586 - Unknown

livebaseballscorecards.com

AB	35
R	4
H	12
RBI	4
BB	0
SO	7
LOB	14



WP: 0	PA: 38
PB: 0	
SB: 1	
CS: 2	

AB	R	H	RBI	BB	SO	LOB
3	0	0	0	0	1	1
1	0	0	0	0	1	0

4	1	2	0	0	0	1
---	---	---	---	---	---	---

4	1	3	1	0	0	1
---	---	---	---	---	---	---

4	0	1	1	0	1	4
---	---	---	---	---	---	---

3	0	1	1	0	1	0
---	---	---	---	---	---	---

4	1	3	0	0	0	1
---	---	---	---	---	---	---

4	0	1	0	0	1	4
0	0	0	0	0	0	0

4	0	0	1	0	1	2
---	---	---	---	---	---	---

2	0	0	0	0	0	0
0	0	0	0	0	0	0
2	1	1	0	0	1	0

1B: 9	SF: 1
2B: 3	SAC: 0
3B: 0	DP: 2
HR: 0	HBP: 1

Batter	1	2	3	4	5	6	7	8	9
Gil Flores, R OBP: 0.259, SLG: 0.247 Ed Kranepool, L OBP: 0.307, SLG: 0.313 (1, 9)	0-0 4-3		0-0 1-3			1-0 6-3 HBP		0-3 K	0-3 K
Frank Taveras, R OBP: 0.293, SLG: 0.339 (1, 6)	0-0 L4		0-0 CS 1B			0-0 6-3 1-2		0-0 E 1B 2B	
Lee Mazzilli, S OBP: 0.400, SLG: 0.461 (1, 8)	0-0 E S 1B		0-0 CS 1-2	0-0 G6-4-3 1B		0-0 G1-4-3 1B		0-0 E3 1B SF8 2-3 3-H	
John Stearns, R OBP: 0.322, SLG: 0.376 (1, 2)	0-3 K 1-3			0-0 G6-4-3 1-2f		0-0 G1-4-3 1-2f		0-0 1B 1B 1-3 3-H	
Richie Hebner, L OBP: 0.343, SLG: 0.356 (1, 3)		0-3 K		0-0 4-3			0-0 F8 2B	0-0 SF8 3-H	
Joel Youngblood, R OBP: 0.357, SLG: 0.482 (1, 7)		0-0 CS 1B			0-0 6-3 F4-3 2B		0-0 F8 2-3	0-0 1-2 1B	
Alex Trevino, R OBP: 0.373, SLG: 0.371 Neil Allen, R (9, 1)		0-0 1-2 1B			0-0 6-3		0-0 6-3	0-3 K	
Doug Flynn, R OBP: 0.275, SLG: 0.336 (1, 4)		0-3 K			0-0 F4-3		0-0 F1-3		0-0 F1-3
Dock Ellis, S OBP: 0.120, SLG: 0.083 Jeff Reardon, R (8, 1) Elliott Maddox, R OBP: 0.356, SLG: 0.342 (8, PH) (9, 5)			0-0 F9		0-0 F7			0-0 2B E 1B	0-3 K

Inning Stats	R: 0	H: 1	E: 0	LOB: 1	K: 1	S: 6	P: 6	R: 0	H: 2	E: 0	LOB: 1	K: 2	S: 8	P: 8	R: 0	H: 1	E: 0	LOB: 0	K: 0	S: 3	R: 0	H: 1	E: 0	LOB: 0	K: 0	S: 3	R: 1	H: 1	E: 0	LOB: 0	K: 0	S: 4	P: 4	R: 0	H: 1	E: 0	LOB: 1	K: 0	S: 3	R: 0	H: 1	E: 0	LOB: 1	K: 0	S: 4	R: 3	H: 4	E: 1	LOB: 2	K: 2	S: 12	P: 12	R: 0	H: 0	E: 0	LOB: 0	K: 2	S: 7	P: 7	1B: 9	SF: 1	2B: 3	SAC: 0	3B: 0	DP: 2	HR: 0	HBP: 1	WP: 0	PA: 38
--------------	------	------	------	--------	------	------	------	------	------	------	--------	------	------	------	------	------	------	--------	------	------	------	------	------	--------	------	------	------	------	------	--------	------	------	------	------	------	------	--------	------	------	------	------	------	--------	------	------	------	------	------	--------	------	-------	-------	------	------	------	--------	------	------	------	-------	-------	-------	--------	-------	-------	-------	--------	-------	--------

PITCHER	IP	WLS	BF	H	R	ER	SO	BB	IBB	HBP	BLK	WP	HR	S	P	ERA	WHIP
Phil Niekro, R ERA: 3.58 (1, 1)	7.0	W	26	8	1	1	3	0	0	1	0	0	0	31	32	1.29	1.143
Gene Garber, R ERA: 4.37 (8, 1)	0.1		5	3	3	2	1	0	0	0	0	0	0	7	7	54.00	9.000
Larry Bradford, L ERA: (8, 1)	0.1		1	0	0	0	0	0	0	0	0	0	0	1	1	0.00	0.000
Joey McLaughlin, R ERA: 2.13 (8, 1)	1.1	S	5	1	0	0	3	0	0	0	0	0	0	11	11	0.00	0.750

Batter	1	2	3	4	5	6	7	8	9	AB	R	H	RBI	BB	SO	LOB
Frank Taveras, R OBP: 0.294, SLG: 0.340 (1, 6)	0-0 F5	0-0 FC5-4		0-3 K			0-0 1B WP 2B 1B		0-0 WP 1B 1B	5	2	2	0	0	1	4
Alex Trevino, R OBP: 0.368, SLG: 0.366 (1, 2) (7, 4)	0-0 6-3		0-0 6-3		0-0 F7		0-0 6-3		0-0 WP 1B 1B	5	1	1	0	0	0	1
Lee Mazzilli, S OBP: 0.400, SLG: 0.461 (1, 8)	0-0 1B		0-0 1-3		0-0 3-1		0-0 2B 1B		0-0 F7	5	0	2	0	0	0	2
Richie Hebner, L OBP: 0.345, SLG: 0.360 (1, 5)	0-0 4-3		0-0 FC6-4 1B		4-0 BB		0-0 1-3 2B		0-3 K	4	0	2	1	1	1	3
Joel Youngblood, R OBP: 0.356, SLG: 0.479 (1, 9)		0-0 5-3	0-0 FC6-4		0-0 F5		0-0 5-3		0-0 1B	5	0	1	2	0	0	4
Ed Kranepool, L OBP: 0.319, SLG: 0.320 (1, 3)		4-0 BLK 1B BB		0-0 FC6-4 1B		0-0 3-1		0-0 FC5-4 1B	0-0 P4	4	1	2	0	1	0	1
John Stearns, R OBP: 0.320, SLG: 0.373 (1, 7) (7, 2)		0-0 6-3		0-3 K		0-0 6-3		0-0 FC5-4 FC3-6		4	0	0	0	0	1	3
Doug Flynn, R OBP: 0.275, SLG: 0.336 Ed Glynn, R (7, 1) Ron Hodges, L OBP: 0.275, SLG: 0.175 (8, PH) Dale Murray, R (9, 1)		0-0 1B 1B		0-0 FC6-4 PB E		0-0 F3		0-0 FC3-6		3	0	1	1	0	0	1
Ray Burris, R OBP: 0.333, SLG: 0.200 Elliott Maddox, R OBP: 0.350, SLG: 0.336 (1, 1) (7, 7)		0-0 FC5-4 1B		0-0 E5 PB		0-0 F7		0-0 L5		0	0	0	0	0	0	1
										2	0	1	0	0	0	1
										2	0	0	0	0	0	1

Inning Stats	R: 0	H: 1	E: 0	K: 0	S: 4	H: 1	LOB: 1	BB: 0	P: 4	R: 1	H: 2	E: 0	K: 0	S: 5	H: 2	LOB: 2	BB: 1	P: 9	R: 0	H: 1	E: 0	K: 0	S: 4	H: 0	LOB: 0	BB: 1	P: 7	R: 0	H: 0	E: 0	K: 0	S: 3	R: 1	H: 3	E: 0	K: 0	S: 6	R: 0	H: 1	E: 0	K: 0	S: 4	R: 2	H: 3	E: 0	K: 1	S: 8	1B: 11	SF: 0	2B: 1	SAC: 0	3B: 0	DP: 0	HR: 0	HBP: 0	WP: 2	PA: 42
--------------	------	------	------	------	------	------	--------	-------	------	------	------	------	------	------	------	--------	-------	------	------	------	------	------	------	------	--------	-------	------	------	------	------	------	------	------	------	------	------	------	------	------	------	------	------	------	------	------	------	------	--------	-------	-------	--------	-------	-------	-------	--------	-------	--------

PITCHER	IP	WLS	BF	H	R	ER	SO	BB	IBB	HBP	BLK	WP	HR	S	P	ERA	WHIP
Rick Matula, R ERA: 3.89 (1, 1)	8.1	W	39	11	4	4	2	2	0	0	1	1	0	41	49	4.32	1.560
Larry Bradford, L ERA: (9, 1)	0.1		1	0	0	0	1	0	0	0	0	1	0	3	3	0.00	0.000
Joey McLaughlin, R ERA: 2.11 (9, 1)	0.1	S	2	1	0	0	0	0	0	0	0	0	0	2	2	0.00	3.000

BOTTOM

Atlanta Braves @ New York Mets
Shea Stadium, Flushing, NY
Wed Aug 29 1979, 3:33 AM EDT
Att. 6,602 - Unknown

livebaseballscores.com

AB	40
R	4
H	12
RBI	4
BB	2
SO	3
LOB	22



Batter	1	2	3	4	5	6	7	8	9	AB R H RBI BB SO LOB	TOP		
Bake McBride, L (1, 9) OBP: 0.311, SLG: 0.400	0-0 E S SF9 1B		0-0 F8	0-0 6-3		0-0 G6-4-3 1B				4 1 2 0 0 0 1	Philadelphia Phillies @ Atlanta Braves Atlanta-Fulton County Stadium, Atlanta, GA Fri Aug 31 1979, 7:05 PM EDT Att: 6,009 - Unknown - 88 F livebaseballscorecards.com		
Manny Trillo, R (1, 4) OBP: 0.287, SLG: 0.333	0-0 SF9 1-H		0-0 F9		0-0 1B 1B	0-0 G6-4-3 1B				3 1 2 1 0 0 0			
Pete Rose, S (1, 3) OBP: 0.399, SLG: 0.414	0-0 6-3		0-0 E3 HR 1B		0-0 1B 1B	0-0 G6-4-3 1-2f 2-3				4 2 2 0 0 0 2			
Mike Schmidt, R (1, 5) OBP: 0.399, SLG: 0.611	0-0 F8		0-0 2-H HR		0-0 1B 1B	0-3 K				4 2 2 3 0 1 1			
Greg Luzinski, R (1, 7) OBP: 0.356, SLG: 0.439		B B B	4-0 2B BB	0-0 FC6-4 1B	0-0 1-2 2-H 1B					2 0 2 1 1 0 0			
Bob Boone, R (1, 2) OBP: 0.373, SLG: 0.442		X	0-0 F8	0-0 FC6-4 1-2f	0-0 1-2 2-H 1B	FC4-6 1B				3 0 1 1 0 0 2			
Garry Maddox, R (1, 8) OBP: 0.292, SLG: 0.420		X	0-0 F3		0-0 F8 S S	0-3 K				3 0 0 0 0 1 3			
Larry Bowa, S (1, 6) OBP: 0.318, SLG: 0.310		X	0-0 1-3 2B		0-0 4-3	0-0 FC4-6 1-2f				3 0 1 0 0 0 2			
Doug Bird, R (1, 1) OBP: 0.286, SLG: 0.167		0-0 K	0-3 K		0-0 1B	0-0 1-3				3 0 1 0 0 1 4			
Inning Stats	R: 1 E: 0 K: 0 S: 4 H: 1 LOB: 0 BB: 0 P: 4	R: 0 E: 0 K: 1 S: 6 H: 1 LOB: 2 BB: 1 P: 10	R: 2 E: 1 K: 0 S: 6 H: 3 LOB: 1 BB: 0 P: 6	R: 0 E: 0 K: 0 S: 4 H: 1 LOB: 1 BB: 0 P: 4	R: 3 E: 0 K: 1 S: 10 H: 5 LOB: 2 BB: 0 P: 10	R: 0 E: 0 K: 1 S: 6 H: 2 LOB: 1 BB: 0 P: 6				1B: 11 2B: 1 3B: 0 HR: 1 SF: 1 SAC: 0 DP: 1 HBP: 0	WP: 0 PB: 0 SB: 1 CS: 0 PA: 31		
PITCHER	IP WLS BF H R ER SO BB IBB HBP BLK WP HR S P ERA WHIP											PITCHER	IP WLS BF H R ER SO BB IBB HBP BLK WP HR S P ERA WHIP
Tony Brizzolara, R (1, 1) ERA: 5.45	4.0 L 22 9 6 5 1 1 0 0 0 0 0 1 23 27 11.25 2.500												
Adrian Devine, R (5, 1) ERA: 3.1	1.0 5 2 0 0 1 0 0 0 0 0 0 0 7 7 0.00 2.000												
Bo McLaughlin, R (6, 1) ERA: 5.06	1.0 4 2 0 0 1 0 0 0 0 0 0 0 6 6 0.00 2.000												

Batter	1	2	3	4	5	6	7	8	9	AB R H RBI BB SO LOB
--------	---	---	---	---	---	---	---	---	---	----------------------

Jerry Royster, R <small>OBP: 0.332, SLG: 0.341</small> (1, 4)	0-0 		0-0 		0-0 					3 1 3 0 0 0 0
Gary Matthews, R <small>OBP: 0.371, SLG: 0.530</small> (1, 9)	4-0 		0-0 		0-0 					2 0 0 0 1 0 2
Dale Murphy, R <small>OBP: 0.369, SLG: 0.507</small> (1, 3)	0-0 		0-0 			0-0 				3 1 1 2 0 0 2
Bob Horner, R <small>OBP: 0.351, SLG: 0.556</small> (1, 5)	0-0 		0-0 							2 0 0 0 0 0 1
Jeff Burroughs, R <small>OBP: 0.348, SLG: 0.348</small> (1, 7)		0-0 		0-0 						2 0 1 0 0 0 0
Rowland Office, L <small>OBP: 0.324, SLG: 0.346</small> (1, 8)		0-0 		0-0 						2 0 0 0 0 0 1
Joe Nolan, L <small>OBP: 0.329, SLG: 0.353</small> (1, 2)		0-0 		0-0 						2 0 0 0 0 0 1
Pepe Frias, R <small>OBP: 0.305, SLG: 0.344</small> (1, 6)		0-0 			0-0 					2 0 0 0 0 0 1
Tony Brizzolara, R <small>OBP: 0.081, SLG: 0.029</small> (5, 1)			0-3 		0-0 					1 0 0 0 0 1 0
Adrian Devine, R (5, 1)										0 0 0 0 0 0 0
Mike Lum, L <small>OBP: 0.295, SLG: 0.324</small> (5, PH)										1 0 0 0 0 0 0
Bo McLaughlin, R (6, 1)										0 0 0 0 0 0 0

Inning Stats	R: 0	H: 1	E: 0	K: 0	S: 3	P: 7	R: 0	H: 1	E: 0	K: 0	S: 4	P: 4	R: 2	H: 2	E: 0	K: 1	S: 7	R: 0	H: 0	E: 0	K: 0	S: 3	P: 3	R: 0	H: 1	E: 0	K: 0	S: 4	P: 4	R: 0	H: 0	E: 0	K: 0	S: 1	P: 1
--------------	------	------	------	------	------	------	------	------	------	------	------	------	------	------	------	------	------	------	------	------	------	------	------	------	------	------	------	------	------	------	------	------	------	------	------

PITCHER	IP	WLS	BF	H	R	ER	SO	BB	IBB	HBP	BLK	WP	HR	S	P	ERA	WHIP	PITCHER	IP	WLS	BF	H	R	ER	SO	BB	IBB	HBP	BLK	WP	HR	S	P	ERA	WHIP		
Doug Bird, R <small>ERA: 5.0</small>	(1, 1)	5.1	21	5	2	2	1	1	0	0	0	0	1	22	26	3.38	1.125																				

BOTTOM

Philadelphia Phillies @ Atlanta Braves
 Atlanta-Fulton County Stadium, Atlanta, GA

livebaseballscores.com

AB	20
R	2
H	5
RBI	2
BB	1
SO	1
LOB	8



WP: 0	PA: 21
PB: 0	SB: 0
CS: 0	

Fri Aug 31 1979, 7:05 PM EDT
 Att. 6,009 - Unknown - 88 F

Batter	1	2	3	4	5	6	7	8	9	AB R H RBI BB SO LOB	TOP												
Bake McBride, L (1, 9) OBP: 0.314, SLG: 0.400	0-0 1B 1B	0-0 E3 1B		4-0 1-2 2-3 BB		0-0 L9			0-0 E6 HR	4 2 2 1 1 0 0													
Manny Trillo, R (1, 4) OBP: 0.288, SLG: 0.343	0-0 1B 1B	0-0 2-3		0-0 F3			0-0 L9		0-0 HR	5 1 2 2 0 0 4													
Pete Rose, S (1, 3) OBP: 0.399, SLG: 0.414	0-0 1-2 3-H 1B		0-0 CS 1B		0-0 F8		0-0 L9		0-0 4-3	5 0 2 1 0 0 0													
Mike Schmidt, R (1, 5) OBP: 0.397, SLG: 0.613	0-0 F8		0-3 K		0-0 6-3		0-0 HR		0-3 K	5 1 1 1 0 2 3													
Greg Luzinski, R (1, 7) OBP: 0.357, SLG: 0.448 Mike Anderson, R (7, 7) OBP: 0.347, SLG: 0.344	0-0 F3		0-0 CS 1B		0-0 HR		0-3 K		0-0 PB 2B	4 1 2 1 0 1 2 1 0 1 0 0 0 0													
Bob Boone, R (1, 2) OBP: 0.373, SLG: 0.440	0-0 F7		0-0 CS	0-0 FC1-5 1B	4-0 BB			0-0 L9	0-3 K	4 0 1 0 1 1 3													
Garry Maddox, R (1, 8) OBP: 0.291, SLG: 0.419		0-3 K		0-0 BB FC1-5 1B	0-3 K			0-3 K		4 0 1 0 0 3 1													
Larry Bowa, S (1, 6) OBP: 0.319, SLG: 0.315		4-0 SH1 E BB		0-0 P5		0-0 L9		0-0 3B		3 1 1 0 1 0 2													
Larry Christenson, R (1, 1) OBP: 0.333, SLG: 0.548 Ron Reed, R (7, 1) OBP: 0.300, SLG: 0.333		0-0 SH1		0-0 FC1-5 BB	1-2 2-3f	0-0 5-3		0-0 4-3		2 0 0 0 0 0 2 1 0 0 0 0 0 1													
Inning Stats	R: 1 E: 0 K: 0 S: 6	H: 3 LOB: 2 BB: 0 P: 6	R: 1 E: 1 K: 1 S: 6	H: 1 LOB: 1 BB: 1 P: 10	R: 0 E: 0 K: 1 S: 5	H: 2 LOB: 0 BB: 0 P: 5	R: 0 E: 0 K: 0 S: 5	H: 2 LOB: 3 BB: 1 P: 9	R: 1 E: 0 K: 1 S: 6	H: 1 LOB: 1 BB: 1 P: 10	R: 0 E: 0 K: 0 S: 3	H: 0 LOB: 0 BB: 0 P: 3	R: 1 E: 0 K: 1 S: 6	H: 1 LOB: 0 BB: 0 P: 6	R: 0 E: 0 K: 1 S: 6	H: 1 LOB: 1 BB: 0 P: 6	R: 2 E: 1 K: 2 S: 10	H: 2 LOB: 1 BB: 0 P: 10	1B: 8 2B: 1 3B: 1 HR: 3	SF: 0 SAC: 1 DP: 0 HBP: 0	WP: 0 PB: 1 SB: 0 CS: 2	PA: 43	
PITCHER Phil Niekro, R (1, 1) ERA: 3.63	IP 9.0	WLS L	BF 42	H 13	R 6	ER 5	SO 7	BB 3	IBB 0	HBP 0	BLK 0	WP 0	HR 3	S 53	P 65	ERA 5.00	WHIP 1.778						PITCHER IP WLS BF H R ER SO BB IBB HBP BLK WP HR S P ERA WHIP

Philadelphia Phillies @ Atlanta Braves
Atlanta-Fulton County Stadium, Atlanta, GA

Sat Sep 01 1979, 7:05 PM EDT
Att. 16,990 - Unknown - 80 F

AB	38
R	6
H	13
RBI	6
BB	3
SO	7
LOB	18



Batter	1	2	3	4	5	6	7	8	9	AB R H RBI BB SO LOB
Jerry Royster, R OBP: 0.331, SLG: 0.339 (1, 4)	0-0 F8		0-0 4-3		0-0 F9	0-0 FC6-4			0-0 FC6-4 1B	5 1 1 0 0 0 2
Eddie Miller, S OBP: 0.600, SLG: 0.600 (1, 8)	0-0 P1		0-0 CS BLK 1B		0-0 BB 1B			0-3 K	0-0 FC6-4 1B	5 0 3 0 0 1 0
Gary Matthews, R OBP: 0.371, SLG: 0.527 (1, 9)	0-0 4-3		0-0 6-3		4-0 BB 1-2			4-0 BB 1B	0-0 FC6-4	3 0 0 1 2 0 2
Bob Horner, R OBP: 0.351, SLG: 0.554 (1, 5)		0-0 6-3		0-0 HR 1B	0-0 5-3			0-0 G6-4-3 1B	0-0 F7	5 1 2 0 0 0 2
Dale Murphy, R OBP: 0.370, SLG: 0.517 (1, 3)		0-0 E BB 1B		0-0 1-H HR		0-0 F8		0-0 G6-4-3		4 1 2 2 0 0 2
Barry Bonnell, R OBP: 0.307, SLG: 0.433 (1, 7)		4-0 E BB		0-0 6-3		0-0 HR		0-0 1-3		3 1 1 1 1 0 0
Pepe Frias, R OBP: 0.303, SLG: 0.341 (1, 6)		0-0 E6 1-2 2-3		0-0 L9		0-0 F7		0-0 F9		4 0 0 0 0 0 2
Bruce Benedict, R OBP: 0.332, SLG: 0.285 (1, 2)		0-0 P6		4-0 BB		0-0 1B 1B		0-0 P6		3 0 1 0 1 0 3
Phil Niekro, R OBP: 0.219, SLG: 0.248 (1, 1)		0-0 F8		0-0 4-3		0-0 FC6-4 1B			0-0 F9	3 0 1 0 0 0 4
Mike Lum, L OBP: 0.293, SLG: 0.322 (9, PH)										1 0 0 0 0 0 0

Inning Stats	R: 0	H: 0	E: 0	K: 0	S: 3	LOB: 0	BB: 0	P: 3	R: 0	H: 1	E: 1	K: 0	S: 5	LOB: 3	BB: 1	P: 9	R: 0	H: 1	E: 0	K: 0	S: 3	LOB: 0	BB: 0	P: 3	R: 2	H: 2	E: 0	K: 0	S: 5	LOB: 1	BB: 1	P: 9	R: 0	H: 1	E: 0	K: 0	S: 3	LOB: 1	BB: 1	P: 7	R: 1	H: 3	E: 0	K: 0	S: 6	LOB: 2	BB: 0	P: 6	R: 0	H: 1	E: 0	K: 1	S: 5	LOB: 1	BB: 1	P: 9	R: 0	H: 0	E: 0	K: 0	S: 3	LOB: 0	BB: 0	P: 3	R: 1	H: 2	E: 0	K: 0	S: 5	LOB: 1	BB: 0	P: 5	1B: 9	2B: 0	3B: 0	HR: 2	SF: 0	SAC: 0	DP: 1	HBP: 0	WP: 0	PB: 0	SB: 0	CS: 1	PA: 40	ERA	WHIP
PITCHER	IP	WLS	BF	H	R	ER	SO	BB	IBB	HBP	BLK	WP	HR	S	P	ERA	WHIP											PITCHER										IP	WLS	BF	H	R	ER	SO	BB	IBB	HBP	BLK	WP	HR	S	P	ERA	WHIP																																	
Larry Christenson, R ERA: 4.5 (1, 1)	6.1	W	31	9	3	3	1	4	0	0	1	0	2	29	45	4.26	2.053											Ron Reed, R ERA: 4.08 (7, 1)										2.2	S	9	2	1	1	0	0	0	0	0	0	9	9	3.38	0.750																																		

BOTTOM

Philadelphia Phillies @ Atlanta Braves
Atlanta-Fulton County Stadium, Atlanta, GA

livebaseballscorecards.com

AB	36
R	4
H	11
RBI	4
BB	4
SO	1
LOB	17



Sat Sep 01 1979, 7:05 PM EDT
Att: 16,990 - Unknown - 80 F

Batter	1	2	3	4	5	6	7	8	9	10	AB R H RBI BB SO LOB	TOP										
Bake McBride, L (1, 9) OBP: 0.315, SLG: 0.400	0-0 G3 1B	0-0 F8			0-0 P6		0-0 F8			0-0 1-3 SH1 2B 1B	5 1 2 0 0 0 3	Philadelphia Phillies @ Atlanta Braves Atlanta-Fulton County Stadium, Atlanta, GA Sun Sep 02 1979, 3:33 AM EDT Att. 10,040 - Unknown livebaseballscorecards.com										
Manny Trillo, R (1, 4) OBP: 0.288, SLG: 0.340	0-0 G3 1-2		4-0 BB		0-0 G3			0-0 P5	0-0 SH1 1-2	3 0 0 0 1 0 1												
Pete Rose, S (1, 3) OBP: 0.396, SLG: 0.410	0-0 F7		0-0 4-3 1-2		0-0 F7			0-0 6-3	0-0 1-3 2-3	5 0 0 0 0 0 3												
Mike Schmidt, R (1, 5) OBP: 0.395, SLG: 0.608	0-3 K		0-0 F8		0-0 F3			0-0 1-3	4-0 2B IBB	4 0 0 0 1 1 2												
Greg Luzinski, R (1, 7) OBP: 0.360, SLG: 0.451		0-0 1B 1B	4-0 BB		0-0 5-3			0-3 K	0-0 1-3 2B	4 1 2 1 1 1 0 0 0 0 0 0 0 0												
Mike Anderson, R (10, PR) OBP: 0.347, SLG: 0.344		0-0 1B 1B	0-0 BB		0-0 4-3			0-0 F9	0-0 F8	5 0 0 0 0 0 5												
Bob Boone, R (1, 2) OBP: 0.368, SLG: 0.434		0-0 F2	0-0 L9		0-0 4-3			0-0 F9	0-0 F8													
Garry Maddox, R (1, 8) OBP: 0.293, SLG: 0.420		0-0 F8		0-3 K			0-0 CS 1B	0-0 S 1B		4 0 2 0 0 1 1												
Larry Bowa, S (1, 6) OBP: 0.323, SLG: 0.315		0-0 1B 1B		0-0 P5		4-0 S BB	4-0 S BB	4-0 S BB	4-0 S BB	2 0 1 0 2 0 0												
Nino Espinosa, R (1, 1) OBP: 0.232, SLG: 0.215		0-0 1B		0-0 F3		0-0 F2		0-0 F8		3 0 1 1 0 0 1 0 0 0 0 0 0 0 1 0 0 0 0 0 2 0 0 0 0 0 0 0												
Tug McGraw, R (8, 1) OBP: 0.167, SLG: 0.167		0-0 1B																				
Greg Gross, L (9, PH) OBP: 0.371, SLG: 0.388		1-3 3-H 1B																				
Ron Reed, R (9, 1) OBP: 0.300, SLG: 0.333																						
Inning Stats	R: 0 E: 0 K: 1 S: 6	H: 1 LOB: 1 BB: 0 P: 6	R: 1 E: 0 K: 0 S: 6	H: 3 LOB: 2 BB: 0 P: 6	R: 0 E: 0 K: 0 S: 3	H: 0 LOB: 0 BB: 2 P: 11	R: 0 E: 0 K: 1 S: 5	H: 0 LOB: 0 BB: 0 P: 5	R: 0 E: 0 K: 0 S: 3	H: 0 LOB: 0 BB: 0 P: 3	R: 0 E: 0 K: 0 S: 3	H: 1 LOB: 1 BB: 1 P: 7	R: 0 E: 0 K: 0 S: 3	H: 0 LOB: 0 BB: 0 P: 3	R: 0 E: 0 K: 1 S: 6	H: 1 LOB: 2 BB: 1 P: 10	R: 1 E: 0 K: 0 S: 5	H: 2 LOB: 2 BB: 1 P: 9	1B: 7 2B: 1 3B: 0 HR: 0	SF: 0 SAC: 1 DP: 0 HBP: 0	WP: 0 PB: 0 SB: 2 CS: 1	PA: 42
PITCHER Eddie Solomon, R (1, 1) ERA: 3.96	IP 8.0	WLS 31	H 5	R 1	ER 1	SO 2	BB 3	IBB 0	HBP 0	BLK 0	WP 0	HR 0	S 32	P 44	ERA 1.12	WHIP 1.000						
Joey McLaughlin, R (9, 1) ERA: 2.2	IP 2.0	L 11	H 3	R 1	ER 1	SO 1	BB 1	IBB 1	HBP 0	BLK 0	WP 0	HR 0	S 11	P 19	ERA 4.50	WHIP 2.000						

AB	36
R	2
H	8
RBI	2
BB	5
SO	3
LOB	18



BOTTOM

Philadelphia Phillies @ Atlanta Braves
 Atlanta-Fulton County Stadium, Atlanta, GA

Sun Sep 02 1979, 3:33 AM EDT
 Att: 10,040 - Unknown

livebaseballscorecards.com

AB 35
R 1
H 5
RBI 1
BB 1
SO 5
LOB 9



WP: 0 PA: 36
 PB: 0
 SB: 1
 CS: 0

AB R H RBI BB SO LOB

4 0 0 0 0 0 0

4 0 1 0 0 2 0

4 0 1 0 0 0 1

4 0 1 0 0 0 0

3 0 0 0 1 0 2

4 1 1 0 0 1 2

4 0 1 1 0 1 1

4 0 0 0 0 0 3

2 0 0 0 0 0 0

1 0 0 0 0 1 0

0 0 0 0 0 0 0

1 0 0 0 0 0 0

1B: 4 SF: 0
 2B: 0 SAC: 0
 3B: 1 DP: 1
 HR: 0 HBP: 0

ERA: 1.29 WHIP: 0.571

ERA: 0.000 WHIP: 0.000

ERA: 0.000 WHIP: 1.000

Batter	1	2	3	4	5	6	7	8	9	10
Jerry Royster, R (1, 4) OBP: 0.329, SLG: 0.337	0-0 F7		0-0 5-3		0-0 6-3			0-0 6-3		
Eddie Miller, S (1, 8) OBP: 0.444, SLG: 0.444	0-0 4-3		0-0 1B		0-3 K			0-3 K		
Gary Matthews, R (1, 9) OBP: 0.371, SLG: 0.525	0-0 1-3		0-0 F8		0-0 F9			0-0 G5-3 1B		
Bob Horner, R (1, 5) OBP: 0.350, SLG: 0.551		0-0 F8		0-0 F2		0-0 F9		0-0 G5-3 1B		
Dale Murphy, R (1, 3) OBP: 0.369, SLG: 0.512		4-0 FC5-4 BB		0-0 6-3		0-0 4-3		0-0 G5-3 1B		
Barry Bonnell, R (1, 7) OBP: 0.307, SLG: 0.431		0-0 FC5-4 3B		0-0 E 1B		0-0 P4		0-3 K		
Joe Nolan, L (1, 2) OBP: 0.327, SLG: 0.362		0-0 1-H 3B		0-0 E4 1-2		0-0 4-3		0-3 K		
Pepe Frias, R (1, 6) OBP: 0.300, SLG: 0.338		0-0 6-3		0-0 3-1		0-0 1-3		0-0 F9		
Eddie Solomon, R (1, 1) OBP: 0.232, SLG: 0.273			0-0 F9		0-0 5-3			0-3 K		
Jeff Burroughs, R (8, PH) OBP: 0.347, SLG: 0.348										0-0 4-3
Joey McLaughlin, R (9, 1) OBP: 0.250, SLG: 0.375										
Mike Lum, L (10, PH) OBP: 0.292, SLG: 0.320										

Inning Stats	R: 0	H: 0	E: 0	K: 0	S: 3	P: 3	R: 1	H: 1	E: 0	K: 0	S: 4	P: 8	R: 0	H: 1	E: 0	K: 0	S: 4	P: 4	R: 0	H: 1	E: 1	K: 0	S: 5	P: 5	R: 0	H: 0	E: 0	K: 1	S: 5	P: 5	R: 0	H: 0	E: 0	K: 0	S: 3	P: 3	R: 0	H: 0	E: 0	K: 2	S: 7	P: 7	R: 0	H: 2	E: 0	K: 1	S: 6	P: 6	R: 0	H: 0	E: 0	K: 1	S: 5	P: 5	1B: 4	SF: 0	2B: 0	SAC: 0	3B: 1	DP: 1	HR: 0	HBP: 0	WP: 0	PA: 36
--------------	------	------	------	------	------	------	------	------	------	------	------	------	------	------	------	------	------	------	------	------	------	------	------	------	------	------	------	------	------	------	------	------	------	------	------	------	------	------	------	------	------	------	------	------	------	------	------	------	------	------	------	------	------	------	-------	-------	-------	--------	-------	-------	-------	--------	-------	--------

PITCHER	IP	WLS	BF	H	R	ER	SO	BB	IBB	HBP	BLK	WP	HR	S	P	ERA	WHIP
Nino Espinosa, R (1, 1) ERA: 3.65	7.0		26	3	1	1	1	1	0	0	0	0	0	27	31	1.29	0.571
Tug McGraw, L (8, 1) ERA: 4.52	1.0		3	0	0	0	2	0	0	0	0	0	0	7	7	0.00	0.000
Ron Reed, R (9, 1) ERA: 3.99	2.0	W	7	2	0	0	2	0	0	0	0	0	0	11	11	0.00	1.000

PITCHER	IP	WLS	BF	H	R	ER	SO	BB	IBB	HBP	BLK	WP	HR	S	P	ERA	WHIP
---------	----	-----	----	---	---	----	----	----	-----	-----	-----	----	----	---	---	-----	------

Batter	1	2	3	4	5	6	7	8	9	AB R H RBI BB SO LOB	TOP
Dave Collins, S (1, 9) OBP: 0.370, SLG: 0.415 Tom Hume, R (8, 1) OBP: 0.182, SLG: 0.186	0-0 1-2		4-0 1-2	0-0 1-2			0-0 1-2	0-0 2-H		4 1 1 1 1 0 0 0 0 0 0 0 0 0	Cincinnati Reds @ Atlanta Braves Atlanta-Fulton County Stadium, Atlanta, GA Mon Sep 03 1979, 7:05 PM EDT Att: 3,139 - Cloudy - 80 F
Joe Morgan, L (1, 4) OBP: 0.397, SLG: 0.389	0-3 1-2		0-0 1-2 2-3		0-0 1-2		0-0 1-3	0-0 1-3		5 1 1 0 0 1 4	
Dave Concepcion, R (1, 6) OBP: 0.347, SLG: 0.416	4-0 1-2		0-0 1-2		0-0 1-2		0-0 1-2	0-0 1-2		4 0 0 0 1 0 5	
George Foster, R (1, 7) OBP: 0.398, SLG: 0.578	0-0 1-2f		0-0 2-H 3-H		0-0 1-2		0-0 1-H	0-0 1-2		5 2 2 4 0 0 2	
Johnny Bench, R (1, 2) OBP: 0.363, SLG: 0.446		0-0 1-2	0-0 1-2		0-0 1-2		0-0 1-2	0-3 1-2		5 0 1 0 0 1 1	
Dan Driessen, L (1, 3) OBP: 0.322, SLG: 0.396		0-0 1-2 2-H	0-0 1-2 2-H		0-0 1-2		0-0 1-2	0-0 1-2		5 0 1 1 0 0 1	
Ray Knight, R (1, 5) OBP: 0.354, SLG: 0.436		0-0 1-2	0-0 1-2		0-0 1-2		0-0 1-2	0-0 1-2		4 1 3 0 0 0 2	
Cesar Geronimo, L (1, 8) OBP: 0.322, SLG: 0.350		0-0 1-2		0-0 1-2		0-0 1-2		0-0 1-2		4 0 1 0 0 0 2	
Bill Bonham, R (1, 1) OBP: 0.154, SLG: 0.192 Mario Soto, R (5, 1) OBP: 0.500, SLG: 0.500 Harry Spilman, L (6, PH) OBP: 0.395, SLG: 0.318 Doug Bair, R (6, 1) OBP: 0.337, SLG: 0.386 Hector Cruz, R (8, PH) OBP: 0.337, SLG: 0.386			0-0 1-2	0-0 1-2		0-0 1-2		0-0 1-2		2 1 1 0 0 0 0 0 0 0 0 0 0 0 1 0 0 0 0 0 2 0 0 0 0 0 0 0 1 0 0 0 0 0 1	
Inning Stats	R: 0 H: 0 E: 1 LOB: 1 K: 1 BB: 1 S: 5 P: 9	R: 0 H: 1 E: 0 LOB: 1 K: 0 BB: 0 S: 4 P: 4	R: 3 H: 3 E: 1 LOB: 2 K: 0 BB: 1 S: 7 P: 11	R: 0 H: 0 E: 0 LOB: 0 K: 0 BB: 0 S: 3 P: 3	R: 0 H: 0 E: 0 LOB: 0 K: 0 BB: 0 S: 3 P: 3	R: 0 H: 2 E: 0 LOB: 2 K: 0 BB: 0 S: 5 P: 5	R: 2 H: 3 E: 0 LOB: 1 K: 0 BB: 0 S: 6 P: 6	R: 1 H: 2 E: 1 LOB: 2 K: 0 BB: 0 S: 6 P: 6	R: 0 H: 0 E: 0 LOB: 0 K: 1 BB: 0 S: 5 P: 5	1B: 10 SF: 0 2B: 0 SAC: 0 3B: 0 DP: 1 HR: 1 HBP: 0	WP: 0 PA: 42 PB: 0 SB: 2 CS: 0
PITCHER Rick Matula, R (1, 1) ERA: 3.96 Larry Bradford, L (7, 1) ERA: Gene Garber, R (8, 1) ERA: 4.38	IP WLS BF H R ER SO BB IBB HBP BLK WP HR S P ERA WHIP 6.2 0 32 9 5 4 1 2 0 0 0 0 1 32 40 5.40 1.650 0.1 0 1 0 0 0 0 0 0 0 0 0 0 1 1 0.00 0.000 2.0 L 9 2 1 1 1 1 0 0 0 0 0 0 0 11 4.50 1.000										

AB	40
R	6
H	11
RBI	6
BB	2
SO	2
LOB	20



Batter	1	2	3	4	5	6	7	8	9	AB R H RBI BB SO LOB
Jerry Royster, R OBP: 0.331, SLG: 0.339 (1, 4)	0-0 6-3		0-0 1B		0-0 SH1-3 1B		0-0 S SH E 1B		0-0 4-3	5 2 3 0 0 0 0
Eddie Miller, S OBP: 0.500, SLG: 0.455 (1, 8)	4-0 1-3 BB		0-0 1-3 1B		0-0 SH1-3 1-2		0-0 SH S 1-2		0-0 5-3	2 0 1 0 1 0 0
Gary Matthews, R OBP: 0.370, SLG: 0.523 (1, 9)	0-0 1-3 1-2		0-0 6-3		0-0 E S 1B 2-H		0-3 K 1-3 2-H			4 1 1 1 0 1 4
Bob Horner, R OBP: 0.352, SLG: 0.550 (1, 5)	0-0 F9			0-0 2B 1B 1B	0-0 1-H CS 1B		0-3 K			4 1 2 1 0 1 2
Dale Murphy, R OBP: 0.364, SLG: 0.505 (1, 3)		0-0 F9		0-0 F5	0-3 K 1-2		0-3 K			4 0 0 0 0 2 3
Barry Bonnell, R OBP: 0.306, SLG: 0.432 (1, 7)		0-0 6-3		0-0 1-3 1B 2B		0-0 G1		0-0 F8		4 1 1 0 0 0 0
Joe Nolan, L OBP: 0.335, SLG: 0.366 (1, 2)		0-0 F8		0-0 1B 2-H 3-H 1B		0-0 E1 1B		4-0 BB BB BB G3-6-3 BB		3 0 2 2 1 0 0
Pepe Frias, R OBP: 0.300, SLG: 0.338 (1, 6)			0-0 5-3		0-0 1-3 G6-4-3 1B		0-0 6-3		0-0 G3-6-3	3 0 1 0 0 0 1
Rowland Office, L OBP: 0.323, SLG: 0.344 (8, PH)										1 0 0 0 0 0 1
Darrel Chaney, S OBP: 0.242, SLG: 0.159 (9, 6)										0 0 0 0 0 0 0
Rick Matula, R OBP: 0.063, SLG: 0.043 (1, 1)			0-3 K		0-0 G6-4-3 1-2f		0-3 K		0-3 K	3 0 0 0 0 2 3
Larry Bradford, R (7, 1)										0 0 0 0 0 0 0
Gene Garber, R OBP: 0.500, SLG: 0.333 (8, 1)										0 0 0 0 0 0 0
Mike Lum, L OBP: 0.291, SLG: 0.319 (9, PH)										1 0 0 0 0 1 0

Inning Stats	R: 0 E: 0 K: 0 S: 3	H: 0 LOB: 1 BB: 1 P: 7	R: 0 E: 0 K: 0 S: 3	H: 0 LOB: 0 BB: 0 P: 3	R: 0 E: 0 K: 1 S: 7	H: 2 LOB: 2 BB: 0 P: 7	R: 2 E: 0 K: 0 S: 6	H: 4 LOB: 1 BB: 0 P: 6	R: 2 E: 0 K: 1 S: 7	H: 3 LOB: 1 BB: 0 P: 7	R: 1 E: 0 K: 3 S: 11	H: 1 LOB: 1 BB: 0 P: 11	R: 0 E: 0 K: 0 S: 2	H: 0 LOB: 0 BB: 1 P: 6	R: 0 E: 0 K: 1 S: 5	H: 0 LOB: 0 BB: 0 P: 5	1B: 10 2B: 2 3B: 0 HR: 0	SF: 0 SAC: 2 DP: 3 HBP: 0	WP: 0 PB: 0 SB: 4 CS: 1	PA: 38
--------------	------------------------------	---------------------------------	------------------------------	---------------------------------	------------------------------	---------------------------------	------------------------------	---------------------------------	------------------------------	---------------------------------	-------------------------------	----------------------------------	------------------------------	---------------------------------	------------------------------	---------------------------------	-----------------------------------	------------------------------------	----------------------------------	--------

PITCHER	IP	WLS	BF	H	R	ER	SO	BB	IBB	HBP	BLK	WP	HR	S	P	ERA	WHIP
Bill Bonham, R ERA: 3.94 (1, 1)	4.1		22	9	4	3	1	1	0	0	0	0	0	23	27	6.23	2.308
Mario Soto, R ERA: 5.26 (5, 1)	0.2		1	0	0	0	1	0	0	0	0	0	0	3	3	0.00	0.000
Doug Bair, R ERA: 3.65 (6, 1)	2.0	W	9	2	1	0	4	0	0	0	0	0	0	17	17	0.00	1.000
Tom Hume, R ERA: 2.81 (8, 1)	2.0	S	6	0	0	0	1	1	0	0	0	0	0	7	11	0.00	0.500

BOTTOM

Cincinnati Reds @ Atlanta Braves
Atlanta-Fulton County Stadium, Atlanta, GA

Mon Sep 03 1979, 7:05 PM EDT
Att. 3,139 - Cloudy - 80 F

livebaseballscorecards.com

AB	34
R	5
H	11
RBI	4
BB	2
SO	7
LOB	14



Los Angeles Dodgers @ Atlanta Braves
 Atlanta-Fulton County Stadium, Atlanta, GA

Wed Sep 05 1979, 7:05 PM EDT
 Att. 2,606 - Unknown - 85 F

livebaseballscorecards.com

AB	37
R	5
H	12
RBI	3
BB	2
SO	4
LOB	15



WP:	0	PA:	41
PB:	0		
SB:	1		
CS:	0		

AB R H RBI BB SO LOB

4	0	0	0	0	0	2
5	1	3	0	0	0	2
5	1	2	2	0	1	3
4	0	1	0	1	1	2
5	0	1	0	0	0	3
3	0	1	0	1	0	0
3	1	1	0	0	0	1
1	0	0	0	0	0	1
0	0	0	0	0	0	0
4	1	1	0	0	1	1
2	0	1	1	0	1	0
0	0	0	0	0	0	0
1	1	1	0	0	0	0
0	0	0	0	0	0	0

Batter	1	2	3	4	5	6	7	8	9	10
Davey Lopes, R (1, 4) OBP: 0.373, SLG: 0.484	L7		G5-4-3		F8			FC3-6 HBP		1-3
Derrel Thomas, S (1, 8) OBP: 0.329, SLG: 0.357	G4-6-3 1B			S 1B				FC3-6 2B		6-3
Steve Garvey, R (1, 3) OBP: 0.348, SLG: 0.489	G4-6-3			K 1-2				L6 2B		E 1B 1B
Ron Cey, R (1, 5) OBP: 0.385, SLG: 0.483		1-3		G6-4-3 BB				6-3		E2 2B 1B
Dusty Baker Jr., R (1, 7) OBP: 0.340, SLG: 0.471		5-3		G6-4-3				1-3		F8 2B
Joe Ferguson, R (1, 9) OBP: 0.376, SLG: 0.452				F8				F3		FC4-6 1B
Ted Martinez, R (1, 6) OBP: 0.329, SLG: 0.356								P6		FC4-6 FC6-4
Gary Thomasson, L (9, PH) OBP: 0.343, SLG: 0.412										
Bill Russell, R (9, 6) OBP: 0.286, SLG: 0.343										
Steve Yeager, R (1, 2) OBP: 0.292, SLG: 0.386				K SF8 1B				4-3		FC6-4
Rick Sutcliffe, L (1, 1) OBP: 0.236, SLG: 0.324										
Lerrin LaGrow, R (8, 1)										
Von Joshua, L (10, PH) OBP: 0.319, SLG: 0.426										
Dave Patterson, R (10, 1)										

Inning Stats	R: 0	H: 1	R: 0	H: 0	R: 0	H: 1	R: 2	H: 2	R: 0	H: 1	R: 0	H: 0	R: 1	H: 1	R: 0	H: 1	R: 2	H: 4	1B: 9	SF: 1
	E: 0	LOB: 0	E: 0	LOB: 1	E: 0	LOB: 0	E: 1	LOB: 0	E: 0	LOB: 1	E: 0	LOB: 0	E: 0	LOB: 1	E: 0	LOB: 1	E: 1	LOB: 2	2B: 3	SAC: 0
	K: 0	BB: 0	K: 0	BB: 1	K: 1	BB: 0	K: 0	BB: 0	K: 0	BB: 0	K: 2	BB: 0	K: 2	BB: 0	K: 0	BB: 0	K: 0	BB: 0	3B: 0	DP: 3
	S: 3	P: 3	S: 3	P: 7	S: 5	P: 5	S: 5	P: 9	S: 4	P: 4	S: 3	P: 3	S: 8	P: 9	S: 4	P: 4	S: 6	P: 6	HR: 0	HBP: 1

PITCHER	IP	WLS	BF	H	R	ER	SO	BB	IBB	HBP	BLK	WP	HR	S	P	ERA	WHIP
Phil Niekro, R (1, 1) ERA: 3.56	8.0		31	7	3	1	4	2	0	1	0	0	0	36	45	1.12	1.125
Gene Garber, R (9, 1) ERA: 4.47	2.0	L	10	5	2	2	0	0	0	0	0	0	0	10	10	9.00	2.500

Batter	1	2	3	4	5	6	7	8	9	AB R H RBI BB SO LOB	TOP											
Davey Lopes, R (1, 4) OBP: 0.374, SLG: 0.483	0-0 F7		4-0 1B BB		0-3 K		4-0 S BB			2 0 0 0 2 1 0	Los Angeles Dodgers @ Atlanta Braves Atlanta-Fulton County Stadium, Atlanta, GA Thu Sep 06 1979, 7:05 PM EDT Att: 2,583 - Unknown - 82 F livebaseballscorecards.com											
Derrel Thomas, S (1, 8) OBP: 0.333, SLG: 0.364	0-0		0-0 1B		0-0 2B 1B		0-0 4-3			4 1 3 0 0 0 1												
Steve Garvey, R (1, 3) OBP: 0.348, SLG: 0.489	0-3 K		0-0 4-3		0-0 2B			0-0 6-3		4 0 1 1 0 1 3												
Ron Cey, R (1, 5) OBP: 0.382, SLG: 0.478	0-0 F2			0-0 6-3	0-0 F9			0-0 6-3		4 0 0 0 0 0 2												
Dusty Baker Jr., R (1, 7) OBP: 0.340, SLG: 0.469		4-0 BB G1-4-3		0-0 L3		0-0 6-3		0-0 F7		3 0 0 0 1 0 0												
Mickey Hatcher, R (1, 9) OBP: 0.407, SLG: 0.481		0-0 G1-4-3		0-0 1B 1B		0-0 1B G4-6-3		0-0 1B G6-4-3		2 0 1 0 0 0 1 2 1 2 0 0 0 0												
Gary Thomasson, L (4, PR) OBP: 0.347, SLG: 0.417		0-0 1-2f		0-0 1B		0-0 1B		0-0 1B														
Ted Martinez, R (1, 6) OBP: 0.338, SLG: 0.364		0-0 6-3		0-0 1-2 1B		0-0 G4-6-3 1-2f		0-0 G6-4-3 1B		4 0 2 0 0 0 1												
Steve Yeager, R (1, 2) OBP: 0.289, SLG: 0.382		0-3 K		0-3 K		0-0 F7		0-0 G6-4-3		3 0 0 0 0 2 2 1 0 0 0 0 0 1												
Von Joshua, L (9, PH) OBP: 0.317, SLG: 0.422		0-3 K		0-3 K		0-0 L9		0-0 6-3		2 0 0 0 0 1 0 1 0 0 0 0 0 0 0 0 0 0 0 0 0 0 0 0 0 0 0 0 1 0 0 0 0 0 0												
Don Sutton, R (1, 1) OBP: 0.158, SLG: 0.147		0-3 K		0-0 6-3																		
Pedro Guerrero, R (7, PH) OBP: 0.182, SLG: 0.182																						
Bob Welch, R (7, 1) OBP: 0.188, SLG: 0.133																						
Bobby Castillo, R (8, 1)																						
Joe Ferguson, R (9, PH) OBP: 0.375, SLG: 0.451																						
Inning Stats	R: 0 E: 0 K: 1 S: 6	H: 1 LOB: 1 BB: 0 P: 6	R: 0 E: 0 K: 0 S: 2	H: 0 LOB: 0 BB: 1 P: 6	R: 0 E: 0 K: 2 S: 8	H: 1 LOB: 2 BB: 1 P: 12	R: 0 E: 0 K: 1 S: 7	H: 2 LOB: 2 BB: 0 P: 7	R: 1 E: 0 K: 1 S: 7	H: 2 LOB: 1 BB: 0 P: 7	R: 0 E: 0 K: 0 S: 3	H: 1 LOB: 0 BB: 0 P: 3	R: 0 E: 0 K: 0 S: 3	H: 0 LOB: 1 BB: 1 P: 7	R: 0 E: 0 K: 0 S: 3	H: 0 LOB: 0 BB: 0 P: 3	R: 1 E: 0 K: 0 S: 4	H: 2 LOB: 0 BB: 0 P: 4	1B: 7 2B: 2 3B: 0 HR: 0	SF: 0 SAC: 0 DP: 3 HBP: 0	WP: 0 PB: 0 SB: 1 CS: 0	PA: 36
PITCHER	IP WLS BF H R ER SO BB IBB HBP BLK WP HR S P ERA WHIP																					
Preston Hanna, R (1, 1) ERA: 2.96	7.0 W 29 7 1 1 5 3 0 0 0 0 0 0 36 48 1.29 1.429																					
Joey McLaughlin, R (8, 1) ERA: 2.34	2.0 S 7 2 1 1 0 0 0 0 0 0 0 0 7 7 4.50 1.000																					

Los Angeles Dodgers @ Atlanta Braves
Atlanta-Fulton County Stadium, Atlanta, GA
Thu Sep 06 1979, 7:05 PM EDT
Att: 2,583 - Unknown - 82 F

AB	33
R	2
H	9
RBI	1
BB	3
SO	5
LOB	11



Batter	1	2	3	4	5	6	7	8	9
Eddie Miller, S OBP: 0.440, SLG: 0.417 (1, 8)	0-0 S 1B		0-0 1B S 1B		0-0 3-1			0-0 S 1B	
Jerry Royster, R OBP: 0.330, SLG: 0.340 (1, 4)	0-0 4-3 1-2		0-0 1-3 S 1B 1B			0-0 P4		0-0 1-H BB 1B 1B	
Gary Matthews, R OBP: 0.372, SLG: 0.520 (1, 9)	0-0 2-H S 1B		0-3 1-2 K			0-0 6-3		4-0 1-2 1B BB	
Bob Horner, R OBP: 0.351, SLG: 0.546 (1, 5)	0-3 1-2 K		0-0 2-H 3-H 1B			0-0 F8		0-0 1-2 2-H 1B 1B	
Dale Murphy, R OBP: 0.360, SLG: 0.495 (1, 3)	0-3 K			0-3 K			0-0 L4	0-0 1-2 2-H 1B	
Barry Bonnell, R OBP: 0.310, SLG: 0.433 (1, 7)		0-0 5-3		0-0 1-3			0-0 CS 1B	0-0 1-3	
Joe Nolan, L OBP: 0.330, SLG: 0.360 (1, 2)		0-0 F9		0-0 G3			0-3 1-2 K		
Darrel Chaney, S OBP: 0.235, SLG: 0.153 (1, 6)		0-0 G1			0-0 F7			0-3 K	
Preston Hanna, R Joey McLaughlin, R OBP: 0.200, SLG: 0.300 (1, 1) (8, 1)			0-3 K		0-0 F8			0-3 K	

AB	R	H	RBI	BB	SO	LOB
4	3	3	0	0	0	0
4	2	2	1	0	0	1
3	1	1	1	1	1	2
4	0	2	3	0	1	1
4	0	1	1	0	2	1
4	0	1	0	0	0	2
3	0	0	0	0	1	1
3	0	0	0	0	1	0
2	0	0	0	0	1	0
1	0	0	0	0	1	0

BOTTOM

Los Angeles Dodgers @ Atlanta Braves
Atlanta-Fulton County Stadium, Atlanta, GA

Thu Sep 06 1979, 7:05 PM EDT
Att. 2,583 - Unknown - 82 F

AB	32
R	6
H	10
RBI	6
BB	1
SO	8
LOB	8

livebaseballscores.com

1B:	10	SF:	0	WP:	0	PA:	33
2B:	1	SAC:	0	PB:	0		
3B:	0	DP:	1	SB:	5		
HR:	0	HBP:	0	CS:	1		

Inning Stats		R: 1	H: 2	E: 0	K: 2	S: 9	R: 0	H: 0	E: 0	K: 0	S: 3	R: 2	H: 3	E: 0	K: 2	S: 9	R: 0	H: 0	E: 0	K: 1	S: 5	R: 0	H: 0	E: 0	K: 0	S: 3	R: 0	H: 1	E: 0	K: 1	S: 5	R: 3	H: 4	E: 0	K: 2	S: 11
PITCHER		IP	WLS	BF	H	R	ER	SO	BB	IBB	HBP	BLK	WP	HR	S	P	ERA	WHIP																		
Don Sutton, R	(1, 1)	6.0	L	22	5	3	3	5	0	0	0	0	0	0	32	32	4.50	0.833																		
Bob Welch, R	(7, 1)	1.2		8	3	3	3	3	1	0	0	0	0	0	13	17	16.20	2.400																		
Bobby Castillo, R	(8, 1)	0.1		3	2	0	0	0	0	0	0	0	0	0	3	3	0.00	6.000																		



Batter	1	2	3	4	5	6	7	8	9	AB R H RBI BB SO LOB	TOP											
Gene Richards, L (1, 8) OBP: 0.331, SLG: 0.344	0-0 S 2B 1B	0-0 FC3-6 1B HR		0-0 1B		0-0 F7		0-0 F7		5 2 2 0 0 0 2												
Tim Flannery, L (1, 4) OBP: 0.273, SLG: 0.200	0-0 F8 1-2	0-0 F9		0-0 F8		0-0 1B 1B		0-0 4-3		5 0 1 0 0 0 3												
Paul Dade, R (1, 5) OBP: 0.313, SLG: 0.371	0-0 1B 2H 2B	0-0 HR 1B		0-0 L3		0-0 1B 1-2 2H			0-3 K	5 2 3 2 0 1 1												
Dave Winfield, R (1, 9) OBP: 0.396, SLG: 0.554 Jim Wilhelm, R (9, PR) OBP: 0.247, SLG: 0.340	0-0 HR 2H 1B	0-0 HR		0-3 K		0-0 F8			0-0 E1 FC5-4	5 2 2 4 0 1 3 0 0 0 0 0 0 0												
Jerry Turner, L (1, 7) OBP: 0.296, SLG: 0.376	0-0 F9	0-0 E6 1B			0-0 F6		0-0 G3		0-0 FC5-4 1-2f	5 0 1 0 0 0 2												
Gene Tenace, R (1, 3) OBP: 0.404, SLG: 0.436	0-0 HR 1H	0-0 F7			0-0 F7		0-3 K		0-0 G3	5 1 1 2 0 1 3												
Bill Fahey, L (1, 2) OBP: 0.380, SLG: 0.430	0-0 1B		0-0 4-3		0-0 F2		0-0 FC6-4 1B			4 0 2 0 0 0 0												
Ozzie Smith, S (1, 6) OBP: 0.258, SLG: 0.261 Bill Almon, R (3, 6) OBP: 0.287, SLG: 0.244	0-0 G3		0-0 6-3			0-0 1B 1B		0-0 FC6-4 1-2f		2 0 0 0 0 0 1 2 1 1 0 0 0 1												
Eric Rasmussen, R (1, 1) OBP: 0.129, SLG: 0.036		4-0 BB FC3-6 BB	0-0 6-3		0-3 K		0-3 K			3 0 0 0 1 2 1												
Inning Stats	R: 4 E: 0 K: 0 S: 8	H: 5 LOB: 1 BB: 0 P: 8	R: 3 E: 1 K: 0 S: 6	H: 3 LOB: 1 BB: 1 P: 10	R: 0 E: 0 K: 0 S: 3	H: 0 LOB: 0 BB: 0 P: 3	R: 0 E: 0 K: 1 S: 6	H: 1 LOB: 1 BB: 0 P: 6	R: 0 E: 0 K: 0 S: 3	H: 0 LOB: 0 BB: 0 P: 3	R: 1 E: 0 K: 1 S: 8	H: 3 LOB: 2 BB: 0 P: 8	R: 0 E: 0 K: 1 S: 6	H: 1 LOB: 1 BB: 0 P: 6	R: 0 E: 0 K: 1 S: 5	H: 0 LOB: 0 BB: 0 P: 5	R: 0 E: 2 K: 1 S: 6	H: 0 LOB: 2 BB: 0 P: 6	1B: 10 2B: 1 3B: 0 HR: 2	SF: 0 SAC: 0 DP: 0 HBP: 0	WP: 0 PB: 0 SB: 1 CS: 0	PA: 42
PITCHER	IP WLS BF H R ER SO BB IBB HBP BLK WP HR S P ERA WHIP																					
Eddie Solomon, R (1, 1) ERA: 4.32	1.2 L 13 7 7 7 0 1 0 0 0 0 0 2 12 16 37.80 4.800																					
Tony Brizzolara, R (2, 1) ERA: 5.28	3.1 12 2 0 0 1 0 0 0 0 0 0 0 14 14 0.00 0.600																					
Adrian Devine, R (6, 1) ERA: 3.23	2.0 10 4 1 1 2 0 0 0 0 0 0 0 14 14 4.50 2.000																					
Bo McLaughlin, R (8, 1) ERA: 4.9	1.0 3 0 0 0 1 0 0 0 0 0 0 0 5 5 0.00 0.000																					
Larry Bradford, L (9, 1) ERA:	1.0 4 0 0 0 1 0 0 0 0 0 0 0 6 6 0.00 0.000																					

San Diego Padres @ Atlanta Braves
Atlanta-Fulton County Stadium, Atlanta, GA

Fri Sep 07 1979, 7:05 PM EDT
Att: 2,976 - Unknown - 82 F

AB 41
R 8
H 13
RBI 8
BB 1
SO 5
LOB 17



livebaseballscorecards.com

Batter	1	2	3	4	5	6	7	8	9	AB R H RBI BB SO LOB	TOP			
Gene Richards, L (1, 8) OBP: 0.331, SLG: 0.343	0-0 4-3 S SF8 1B		4-0 2B 1-2 BB BB	0-0 4-3		0-3 K		0-3 K		4 2 1 0 1 2 2				
Tim Flannery, L (1, 4) OBP: 0.222, SLG: 0.167	0-0 4-3 1-3		0-0 SF8	0-0 F8		0-3 K		0-0 6-3		4 0 0 1 0 1 1				
Paul Dade, R (1, 5) OBP: 0.314, SLG: 0.375	0-0 SF8 3-H		0-0 BB 1-3 2-H 3B 2B	0-0 5-3		0-0 G6-4-3 1B		0-3 K		4 1 2 2 0 1 0				
Dave Winfield, R (1, 9) OBP: 0.396, SLG: 0.554	0-0 5-3		4-0 BB 3B IBB	0-0 F8		0-0 G6-4-3 1-2f		0-0 2B		4 1 1 0 1 0 1				
Jerry Turner, L (1, 7) OBP: 0.298, SLG: 0.373		0-0 F8	4-0 1-2 2-3 3-H 3B BB		4-0 2B BB		0-3 K	0-3 K		3 2 0 1 2 2 1				
Gene Tenace, R (1, 3) OBP: 0.407, SLG: 0.441		4-0 CS BB	0-0 1-H 2-H 3-H 1B 3B		0-0 P4		4-0 SH2-3 1B BB			2 1 1 3 2 0 1				
Bill Fahey, L (1, 2) OBP: 0.382, SLG: 0.438	0-0 3-1 1-2		0-0 3-H FC6-4 1B		0-0 1-H 2B		0-0 F6			4 0 2 2 0 0 2				
Bill Almon, R (1, 6) OBP: 0.291, SLG: 0.250			0-0 BB SF8 1B FC6-4		0-0 4-3		0-0 SH2-3 1-2 1B			4 1 2 0 0 0 2				
Bob Shirley, R (1, 1) OBP: 0.160, SLG: 0.128			0-0 BB 2B 1B K		0-0 5-3		0-0 SH2-3 1-2 2-3			3 1 1 0 0 1 1				
Inning Stats	R: 1 E: 0 K: 0 S: 4 H: 1 LOB: 0 BB: 0 P: 4	R: 0 E: 0 K: 0 S: 2 H: 0 LOB: 0 BB: 1 P: 6	R: 7 E: 0 K: 1 S: 10 H: 5 LOB: 1 BB: 3 P: 22	R: 0 E: 0 K: 0 S: 3 H: 0 LOB: 0 BB: 0 P: 3	R: 1 E: 0 K: 0 S: 4 H: 1 LOB: 1 BB: 1 P: 8	R: 0 E: 0 K: 2 S: 7 H: 0 LOB: 0 BB: 0 P: 7	R: 0 E: 0 K: 1 S: 5 H: 1 LOB: 0 BB: 0 P: 5	R: 0 E: 0 K: 1 S: 6 H: 1 LOB: 2 BB: 1 P: 10	R: 0 E: 0 K: 2 S: 8 H: 1 LOB: 1 BB: 0 P: 8	1B: 6 2B: 3 3B: 1 HR: 0 SF: 2 SAC: 1 DP: 1 HBP: 0	WP: 0 PB: 0 SB: 2 CS: 1 PA: 41			
PITCHER	IP WLS BF H R ER SO BB IBB HBP BLK WP HR S P ERA WHIP												PITCHER	IP WLS BF H R ER SO BB IBB HBP BLK WP HR S P ERA WHIP
Rick Matula, R (1, 1) ERA: 4.36	2.1 L 15 5 8 8 0 3 1 0 0 0 0 0 11 27 30.86 3.429													
Adrian Devine, R (3, 1) ERA: 3.24	2.2 11 2 1 1 1 1 1 0 0 0 0 0 12 16 3.38 1.125													
Mickey Mahler, L (6, 1) ERA: 5.98	3.0 11 2 0 0 4 1 0 0 0 0 0 0 18 22 0.00 1.000													
Bo McLaughlin, R (9, 1) ERA: 4.82	1.0 4 1 0 0 2 0 0 0 0 0 0 0 8 8 0.00 1.000													

San Diego Padres @ Atlanta Braves
Atlanta-Fulton County Stadium, Atlanta, GA

Sat Sep 08 1979, 7:05 PM EDT
Att: 4,261 - Unknown - 82 F

livebaseballscorecards.com

AB	32
R	9
H	10
RBI	9
BB	6
SO	7
LOB	11



Batter	1	2	3	4	5	6	7	8	9	AB R H RBI BB SO LOB	TOP		
Gene Richards, L (1, 8) OBP: 0.331, SLG: 0.346 Jay Johnstone, L (9, 7) OBP: 0.329, SLG: 0.347	0-3 K		0-0 3B		0-0 4-3		0-0 5-3			4 0 1 0 0 1 0 0 0 0 0 0 0 0			
Tim Flannery, L (1, 4) OBP: 0.194, SLG: 0.143	0-0 G3		0-0 L1		0-0 F8			0-0 3-1		4 0 0 0 0 0 1			
Paul Dade, R (1, 5) OBP: 0.311, SLG: 0.371	0-3 K		0-0 F9			0-0 5-3		0-0 1-3		4 0 0 0 0 1 1			
Dave Winfield, R (1, 9) OBP: 0.393, SLG: 0.550		0-0 4-3		0-0 5-3		0-0 F7		0-0 L6		4 0 0 0 0 0 0			
Jerry Turner, L (1, 7) OBP: 0.302, SLG: 0.375 Brian Greer, R (9, 8)		0-0 HR 1B		0-0 E 1B		0-0 E3 1B		4-0 1B FC4-6 BB		3 3 2 0 1 0 0 0 0 0 0 0 0 0			
Gene Tenace, R (1, 3) OBP: 0.407, SLG: 0.449		0-0 1-H HR		0-0 1-H 5-3		0-0 1-3 1B		0-0 F8		4 1 2 2 0 0 1			
Bill Fahey, L (1, 2) OBP: 0.385, SLG: 0.439		0-0 L3		0-0 1B		0-0 1-3		0-0 FC4-6 1B		4 0 2 0 0 0 2			
Ozzie Smith, S (1, 6) OBP: 0.256, SLG: 0.259		0-0 F6		0-0 F9			0-0 4-3	0-0 FC4-6 S		4 0 0 1 0 0 2			
Randy Jones, R (1, 1) OBP: 0.177, SLG: 0.205 Steve Mura, R (8, 1)		0-3 K		0-0 5-3		0-0 P4		0-0 5-3		3 0 0 0 0 1 0 1 0 0 0 0 0 1			
Inning Stats	R: 0 H: 0 E: 0 LOB: 0 K: 2 BB: 0 S: 7 P: 7	R: 2 H: 2 E: 0 LOB: 0 K: 0 BB: 0 S: 5 P: 5	R: 0 H: 1 E: 0 LOB: 1 K: 1 BB: 0 S: 6 P: 6	R: 1 H: 2 E: 0 LOB: 1 K: 0 BB: 0 S: 5 P: 5	R: 0 H: 0 E: 0 LOB: 0 K: 0 BB: 0 S: 3 P: 3	R: 0 H: 1 E: 1 LOB: 2 K: 0 BB: 0 S: 5 P: 5	R: 0 H: 0 E: 0 LOB: 0 K: 0 BB: 0 S: 3 P: 3	R: 0 H: 0 E: 0 LOB: 0 K: 0 BB: 0 S: 3 P: 3	R: 1 H: 1 E: 0 LOB: 1 K: 0 BB: 1 S: 4 P: 8	1B: 5 SF: 0 2B: 0 SAC: 0 3B: 1 DP: 0 HR: 1 HBP: 0	WP: 0 PA: 36 PB: 0 SB: 2 CS: 0		
PITCHER	IP WLS BF H R ER SO BB IBB HBP BLK WP HR S P ERA WHIP											PITCHER	IP WLS BF H R ER SO BB IBB HBP BLK WP HR S P ERA WHIP
Phil Niekro, R (1, 1) ERA: 3.55 Gene Garber, R (9, 1) ERA: 4.52	8.0 L 31 6 3 3 3 0 0 0 0 0 0 1 37 37 3.38 0.750												

San Diego Padres @ Atlanta Braves
Atlanta-Fulton County Stadium, Atlanta, GA

Sun Sep 09 1979, 3:33 AM EDT
Att: 2,782 - Unknown - 82 F

AB 35
R 4
H 7
RBI 3
BB 1
SO 3
LOB 8



Batter	1	2	3	4	5	6	7	8	9	AB R H RBI BB SO LOB	TOP
Eddie Miller, S OBP: 0.317, SLG: 0.300 (1, 8) X	0-0 G3		1-1 4-3		0-1 4-3		0-1 3-1			4 0 0 0 0 0 2	
Jerry Royster, R OBP: 0.331, SLG: 0.339 (1, 4) C B B B B	4-2 S BB		0-0 CS 1B			2-3 K		1-1 6-3		3 0 1 0 1 1 0	
Gary Matthews, R OBP: 0.372, SLG: 0.517 (1, 9) B B B C C X	3-2 5-3 1-2		3-2 CS 1-2	0-1 1B 2B		2-2 L4		0-0 1B		4 1 2 0 0 0 1	
Bob Homer, R OBP: 0.343, SLG: 0.537 (1, 5) X	0-0 F2			0-0 F4		2-3 K		0-0 F7		4 0 0 0 0 1 3	
Dale Murphy, R OBP: 0.350, SLG: 0.473 (1, 3) B X		1-0 F7		0-0 F8		4-2 SH SF7 BB		2-1 F2		3 1 0 0 1 0 2	
Larry Whisenton, L OBP: 0.333, SLG: 0.333 (1, 7) B X		1-0 F8		0-1 2-H 1B		0-0 SH		0-0 6-3		3 0 1 1 0 0 0	
Joe Nolan, L OBP: 0.332, SLG: 0.372 (1, 2) C B B B B X		1-2 2B		0-0 4-3		4-2 BB		0-0 CS 3B		3 0 2 0 1 0 1	
Pepe Frias, R OBP: 0.295, SLG: 0.330 (1, 6) X T C	0-2 F3				1-0 F8		0-0 SF7	4-0 BB		2 0 0 1 1 0 1	
Larry McWilliams, L OBP: 0.158, SLG: 0.176 (1, 1) S T F C			1-3 K		1-3 K		1-2 3-H F7	0-0 3-H 3-1		2 0 0 0 0 2 0 1 0 0 0 0 0 2 1 0 0 0 0 0 1	
Mike Lum, L OBP: 0.297, SLG: 0.354 (7, PH)											
Joey McLaughlin, R OBP: 0.182, SLG: 0.273 (7, 1) S											
Inning Stats	R: 0 E: 0 K: 0 S: 7 H: 0 LOB: 1 BB: 1 P: 14	R: 0 E: 0 K: 0 S: 9 H: 1 LOB: 1 BB: 0 P: 12	R: 0 E: 0 K: 1 S: 9 H: 1 LOB: 0 BB: 0 P: 14	R: 1 E: 0 K: 0 S: 7 H: 2 LOB: 1 BB: 0 P: 7	R: 0 E: 0 K: 1 S: 6 H: 0 LOB: 0 BB: 0 P: 8	R: 0 E: 0 K: 2 S: 9 H: 0 LOB: 0 BB: 0 P: 15	R: 1 E: 1 K: 0 S: 11 H: 0 LOB: 2 BB: 2 P: 20	R: 0 E: 0 K: 0 S: 6 H: 1 LOB: 1 BB: 0 P: 9	R: 0 E: 0 K: 0 S: 3 H: 1 LOB: 1 BB: 1 P: 7	1B: 3 2B: 2 3B: 1 HR: 0 SF: 1 SAC: 1 DP: 0 HBP: 0	WP: 0 PA: 37 PB: 0 SB: 1 CS: 2
PITCHER John Montefusco, R ERA: 4.08 (1, 1)	IP: 8.0 WLS: L BF: 32 H: 5 R: 2 ER: 1 SO: 4 BB: 3 IBB: 0 HBP: 0 BLK: 0 WP: 0 HR: 0 S: 64 P: 99 ERA: 1.12 WHIP: 1.000					PITCHER Greg Minton, R ERA: 2.12 (9, 1)	IP: 1.0 WLS: 4 BF: 1 H: 0 R: 0 ER: 0 SO: 0 BB: 1 IBB: 0 HBP: 0 BLK: 0 WP: 0 HR: 0 S: 3 P: 7 ERA: 0.00 WHIP: 2.000				

Atlanta Braves @ San Francisco Giants
 Candlestick Park, San Francisco, CA
 Tue Sep 11 1979, 10:05 PM EDT
 Att. 5,128 - Unknown

AB	30
R	2
H	6
RBI	2
BB	4
SO	4
LOB	13



Batter	1	2	3	4	5	6	7	8	9	AB R H RBI BB SO LOB	
Max Venable, L (1, 9) OBP: 0.365, SLG: 0.302	1-3 K		1-1 HBP		0-0 2-H 1B			0-0 3-1		3 0 1 1 0 1 1	
Rob Andrews, R (1, 4) OBP: 0.322, SLG: 0.358	2-2 F9		1-0 F8			0-0 F8		0-0 1B		4 0 1 0 0 0 2	
Darrell Evans, L (1, 5) OBP: 0.352, SLG: 0.398	1-3 K		1-0 G3			0-0 4-3		0-3 K		4 0 0 0 0 2 2	
Mike Ivie, R (1, 3) OBP: 0.369, SLG: 0.571		2-1 F8 2B		0-3 K		0-0 F6		4-0 BB		3 0 1 0 1 1 0	
Larry Herndon, R (1, 8) OBP: 0.305, SLG: 0.390		2-3 K		0-0 6-3		0-3 K		0-0 F6		4 0 0 0 0 2 2	
Greg Johnston, L (1, 7) OBP: 0.197, SLG: 0.254		1-2 F8		0-0 4-3		0-3 K		0-0 4-3		4 0 0 0 0 1 2	
Johnnie LeMaster, R (1, 6) OBP: 0.309, SLG: 0.332		1-0 F7			0-0 F2	0-3 K				3 0 0 0 0 1 1	
Dennis Littlejohn, R (1, 2) OBP: 0.270, SLG: 0.260			1-0 5-3		0-0 SH1-4 1B			0-0 5-3		3 1 1 0 0 0 0	
John Montefusco, R (1, 1) OBP: 0.195, SLG: 0.300			4-2 HBP		0-0 SH1-4			0-0 1B		0 0 0 0 1 0 0	
Willie McCovey, L (8, PH) OBP: 0.331, SLG: 0.427								3-1 1B		1 0 1 0 0 0 0	
Jack Clark, R (8, PR) OBP: 0.350, SLG: 0.479										0 0 0 0 0 0 0	
Greg Minton, S (9, 1)										0 0 0 0 0 0 0	
Inning Stats	R: 0 H: 0 E: 0 LOB: 0 K: 2 BB: 0 S: 10 P: 14	R: 0 H: 1 E: 0 LOB: 1 K: 1 BB: 0 S: 9 P: 15	R: 0 H: 0 E: 0 LOB: 2 K: 0 BB: 1 S: 6 P: 14	R: 0 H: 0 E: 0 LOB: 0 K: 1 BB: 0 S: 5 P: 5	R: 1 H: 2 E: 0 LOB: 1 K: 0 BB: 0 S: 4 P: 4	R: 0 H: 0 E: 0 LOB: 0 K: 0 BB: 0 S: 3 P: 3	R: 0 H: 0 E: 0 LOB: 0 K: 3 BB: 0 S: 9 P: 9	R: 0 H: 2 E: 0 LOB: 2 K: 0 BB: 0 S: 4 P: 4	R: 0 H: 0 E: 0 LOB: 1 K: 1 BB: 1 S: 5 P: 9	1B: 4 SF: 0 2B: 1 SAC: 1 3B: 0 DP: 0 HR: 0 HBP: 1	
PITCHER	IP WLS BF H R ER SO BB IBB HBP BLK WP HR S P ERA WHIP										
Larry McWilliams, L (1, 1) ERA: 6.7	6.0 W 22 3 1 1 4 1 0 1 0 0 0 0 37 55 1.50 0.667										
Joey McLaughlin, R (7, 1) ERA: 2.23	3.0 S 11 2 0 0 4 1 0 0 0 0 0 0 18 22 0.00 1.000										

BOTTOM

Atlanta Braves @ San Francisco Giants
Candlestick Park, San Francisco, CA

Tue Sep 11 1979, 10:05 PM EDT
Att. 5,128 - Unknown

AB	29
R	1
H	5
RBI	1
BB	2
SO	8
LOB	10



Batter	1	2	3	4	5	6	7	8	9	AB R H RBI BB SO LOB	TOP											
Eddie Miller, S (1, 8) OBP: 0.304, SLG: 0.289	0-2 F6		2-2 6-3		1-0 G5-4-3 1B			1-1 6-3	0-0 F7	5 0 1 1 0 0 2												
Jerry Royster, R (1, 4) OBP: 0.330, SLG: 0.339	1-2 1B S 1B		1-2 4-3		1-1 G5-4-3 1-2f			0-1 F9		4 0 1 0 0 0 2												
Gary Matthews, R (1, 9) OBP: 0.371, SLG: 0.515	3-2 1-3 1B		0-0 F9			2-2 6-3		1-0 1-3		4 0 1 0 0 0 0												
Bob Homer, R (1, 5) OBP: 0.342, SLG: 0.535	1-1 L5			0-0 F5		3-1 6-3			1-0 WP 2B 1B	4 1 1 0 0 0 2												
Dale Murphy, R (1, 3) OBP: 0.346, SLG: 0.467	1-3 K			1-0 6-3		2-2 F2			1-3 K	4 0 0 0 0 2 3												
Barry Bonnell, R (1, 7) OBP: 0.305, SLG: 0.428				0-0 F8			0-0 5-3		1-1 1B SF8 2B	4 1 1 1 0 1 0												
Pepe Frias, R (1, 6) OBP: 0.299, SLG: 0.333					4-0 SH1-4 1B BB		2-2 1B		1-0 1B 1B	3 1 2 0 1 0 0												
Bruce Benedict, R (1, 2) OBP: 0.328, SLG: 0.280					4-1 SH1-4 BB		0-3 K		0-0 SF8	2 0 1 0 1 1 1												
Bob Beall, S (9, PH)					1-2 1B				2-3 1B	0 0 0 1 0 0 0												
Eddie Solomon, R (1, 1) OBP: 0.228, SLG: 0.268					1-1 SH1-4		0-3 K		0-0 1B	1 0 0 0 0 1 1												
Charlie Spikes, R (7, PH) OBP: 0.316, SLG: 0.473										1 0 0 0 0 1 1												
Larry Bradford, R (7, 1)										0 0 0 0 0 0 0												
Glenn Hubbard, R (9, PH) OBP: 0.281, SLG: 0.281					1-2 2-3				1-2 1B	1 0 1 0 0 0 0												
Inning Stats	R: 0 E: 0 K: 1 S: 18	H: 2 LOB: 2 BB: 0 P: 24	R: 0 E: 0 K: 2 S: 10	H: 1 LOB: 1 BB: 0 P: 13	R: 0 E: 0 K: 0 S: 7	H: 0 LOB: 0 BB: 0 P: 10	R: 0 E: 0 K: 0 S: 3	H: 0 LOB: 0 BB: 0 P: 4	R: 1 E: 0 K: 0 S: 6	H: 1 LOB: 1 BB: 2 P: 17	R: 0 E: 0 K: 2 S: 10	H: 0 LOB: 0 BB: 0 P: 15	R: 0 E: 0 K: 2 S: 10	H: 1 LOB: 1 BB: 0 P: 12	R: 0 E: 0 K: 0 S: 5	H: 0 LOB: 0 BB: 0 P: 7	R: 2 E: 0 K: 1 S: 10	H: 4 LOB: 2 BB: 0 P: 14	1B: 8 2B: 1 3B: 0 HR: 0	SF: 1 SAC: 1 DP: 1 HBP: 0	WP: 1 PB: 0 SB: 1 CS: 0	PA: 37
PITCHER	IP WLS BF H R ER SO BB IBB HBP BLK WP HR S P ERA WHIP																					
Vida Blue, L (1, 1) ERA: 4.98	8.1 W 34 8 3 3 6 2 0 0 0 1 0 74 113 3.24 1.200																					
Gary Lavelle, L (9, 1) ERA: 2.33	0.2 S 3 1 0 0 0 0 0 0 0 0 0 0 3 3 0.00 1.500																					

Atlanta Braves @ San Francisco Giants
 Candlestick Park, San Francisco, CA
 Wed Sep 12 1979, 6:33 AM EDT
 Att. 1,878 - Unknown

AB	33
R	3
H	9
RBI	3
BB	2
SO	6
LOB	12



Batter	1	2	3	4	5	6	7	8	9
Max Venable, L OBP: 0.357, SLG: 0.298 (1, 9) C F B X	1-2 F4 ①		X 0-0 FC5 1B 1-2 2-3	X 0-0 E3 2-H			X 0-0 F6 ①		
Rob Andrews, R OBP: 0.313, SLG: 0.348 (1, 4) X	0-0 6-3 ②		X 0-0 FC5 BB 1B 1-2 2-3f 3-H	X 0-0 1-3 ③			X 0-0 5-3 ②		
Mike Ivie, R OBP: 0.368, SLG: 0.576 (1, 7) (9, 3) B S C F C	1-3 K ③		X 0-0 F2		X 0-0 HR		X 0-0 F8 ③		
Willie McCovey, L OBP: 0.339, SLG: 0.436 Jack Clark, R OBP: 0.350, SLG: 0.479 (8, PR) (9, 7)		X 0-0 2B	X 0-0 BB 1B 1-2 2-H		B B B B 4-0 G5-4-3 BB		X 0-0 5-3 CS 1B		
Darrell Evans, L OBP: 0.351, SLG: 0.396 (1, 5)		X 0-0 F4 ①	B B B B 4-0 FC6 BB 1-2 2-3		X 0-0 G5-4-3 ②		X 0-0 5-3 ①		
Larry Herndon, R OBP: 0.301, SLG: 0.385 (1, 8)		X 0-0 F3 ②	X 0-0 FC6 ③		X 0-0 F4 ③		X 0-0 4-3 ②		
Johnnie LeMaster, R OBP: 0.305, SLG: 0.328 (1, 6)		X 0-0 F7 ③		X 0-0 E5 SH5-3 E		X 0-0 F2 ①		X 0-0 4-3 ③	
Dennis Littlejohn, R OBP: 0.271, SLG: 0.257 (1, 2)			B B B B 4-0 1B 1B FC5 BB	X 0-0 F3 ①		X 0-0 1-4-3 ②			
Vida Blue, S OBP: 0.198, SLG: 0.187 Gary Lavelle, S OBP: 0.250, SLG: 0.250 (9, 1)			X 0-0 FC5 1B 1-2	X 0-0 SH5-3 ②		S S S S 0-3 K ③			

Inning Stats	R: 0	H: 0	E: 0	K: 1	S: 8	LOB: 0	BB: 0	P: 10
	R: 0	H: 1	E: 0	K: 0	S: 4	LOB: 1	BB: 0	P: 4
	R: 2	H: 3	E: 0	K: 0	S: 6	LOB: 3	BB: 2	P: 14
	R: 1	H: 0	E: 2	K: 0	S: 5	LOB: 1	BB: 0	P: 5
	R: 1	H: 1	E: 0	K: 0	S: 3	LOB: 0	BB: 1	P: 7
	R: 0	H: 0	E: 0	K: 1	S: 5	LOB: 0	BB: 0	P: 5
	R: 0	H: 0	E: 0	K: 0	S: 3	LOB: 0	BB: 0	P: 3
	R: 0	H: 1	E: 0	K: 0	S: 4	LOB: 2	BB: 0	P: 4

PITCHER										PITCHER																									
IP	WLS	BF	H	R	ER	SO	BB	IBB	HBP	BLK	WP	HR	S	P	ERA	WHIP	IP	WLS	BF	H	R	ER	SO	BB	IBB	HBP	BLK	WP	HR	S	P	ERA	WHIP		
Eddie Solomon, R ERA: 4.33 (1, 1)	6.0	L	27	5	4	3	2	3	0	0	0	1	31	45	4.50	1.333																			
Larry Bradford, L ERA: (7, 1)	2.0		7	1	0	0	0	0	0	0	0	0	7	7	0.00	0.500																			

BOTTOM

Atlanta Braves @ San Francisco Giants
Candlestick Park, San Francisco, CA

Wed Sep 12 1979, 6:33 AM EDT
Att. 1,878 - Unknown

AB	R	H	RBI	BB	SO	LOB
4	1	1	0	0	0	0
4	0	0	1	0	0	3
4	1	1	1	0	1	2
3	0	3	1	1	0	0
0	0	0	0	0	0	0
3	0	0	0	1	0	3
4	0	0	0	0	0	6
4	1	0	0	0	0	3
2	1	0	0	1	0	1
2	0	1	0	0	1	0
0	0	0	0	0	0	0

livebaseballscorecards.com

AB	30
R	4
H	6
RBI	3
BB	3
SO	2
LOB	18



1B: 4	SF: 0	WP: 0	PA: 34
2B: 1	SAC: 1	PB: 0	
3B: 0	DP: 1	SB: 0	
HR: 1	HBP: 0	CS: 1	

Batter	1	2	3	4	5	6	7	8	9	AB R H RBI BB SO LOB	TOP											
Eddie Miller, S OBP: 0.320, SLG: 0.292 (1, 8)	2-3 K	4-2 S BB		1-1 S FC6-4 1B		0-3 K			0-0 SH3-4	3 1 1 1 1 2 0												
Jerry Royster, R OBP: 0.332, SLG: 0.340 (1, 4)	4-0 S 1B BB	1-2 F5		0-0 FC6-4 1B		0-0 CS 1B			0-0 E4	4 1 2 0 1 0 2												
Gary Matthews, R OBP: 0.370, SLG: 0.512 (1, 9)	1-3 K		2-1 F2	0-2 FC6-4		0-0 CS	0-0 L6		0-0 1B	5 0 1 2 0 1 2												
Bob Homer, R OBP: 0.343, SLG: 0.533 (1, 5)	0-1 BB 1B		0-0 1B	1-1 5-3			0-0 L6		0-0 5-3	5 0 2 1 0 0 2												
Dale Murphy, R OBP: 0.345, SLG: 0.465 (1, 3)	0-0 BB 1B		0-0 F9		1-3 K		0-3 K			4 0 1 0 0 2 1												
Larry Whitenton, L OBP: 0.571, SLG: 0.400 (1, 7)	4-2 BB		1-1 1B		4-1 S BB			0-0 F7		2 0 1 0 2 0 0												
Darrel Chaney, S OBP: 0.225, SLG: 0.146 (1, 6)	2-3 K		3-3 K		0-3 K			0-0 F5		4 0 0 0 0 3 6												
Bruce Benedict, R OBP: 0.327, SLG: 0.275 (1, 2)		3-2 F4		4-0 S SH3-4 1B BB		1-0 5-3		0-0 F6		3 1 0 0 1 0 1												
Phil Niekro, R OBP: 0.214, SLG: 0.241 (1, 1)		1-2 4-3		0-0 SH3-4		0-0 F9		0-0 E SH3-4 1B		3 1 1 0 0 0 0												
Inning Stats	R: 1 E: 0 K: 3 S: 16	H: 2 LOB: 3 BB: 2 P: 29	R: 0 E: 0 K: 0 S: 12	H: 0 LOB: 1 BB: 1 P: 21	R: 0 E: 0 K: 1 S: 9	H: 2 LOB: 2 BB: 0 P: 15	R: 2 E: 1 K: 0 S: 9	H: 2 LOB: 1 BB: 1 P: 15	R: 0 E: 0 K: 2 S: 8	H: 0 LOB: 1 BB: 1 P: 14	R: 0 E: 0 K: 1 S: 5	H: 1 LOB: 0 BB: 0 P: 5	R: 0 E: 0 K: 1 S: 5	H: 0 LOB: 0 BB: 0 P: 5	R: 0 E: 0 K: 0 S: 3	H: 0 LOB: 0 BB: 0 P: 3	R: 1 E: 1 K: 0 S: 5	H: 2 LOB: 1 BB: 0 P: 5	1B: 9 2B: 0 3B: 0 HR: 0	SF: 0 SAC: 2 DP: 0 HBP: 0	WP: 0 PB: 0 SB: 4 CS: 1	PA: 41
PITCHER	IP WLS BF H R ER SO BB IBB HBP BLK WP HR S P ERA WHIP																					
Ed Whitson, R ERA: 4.56 (1, 1)	5.0 L 26 6 3 3 6 5 0 0 0 0 0 0 54 94 5.40 2.200																					
Tom Griffin, R ERA: 3.69 (6, 1)	2.0 6 1 0 0 2 0 0 0 0 0 0 0 10 10 0.00 0.500																					
Pedro Borbon, R ERA: 4.21 (8, 1)	1.0 4 1 1 1 0 0 0 0 0 0 0 0 4 4 9.00 1.000																					
Greg Minton, R ERA: 2.09 (9, 1)	1.0 4 1 0 0 0 0 0 0 0 0 0 0 4 4 0.00 1.000																					

Atlanta Braves @ San Francisco Giants
Candlestick Park, San Francisco, CA

AB	33
R	4
H	9
RBI	4
BB	5
SO	8
LOB	14



Thu Sep 13 1979, 6:33 AM EDT
Att. 1,934 - Unknown

livebaseballscorecards.com

Batter	1	2	3	4	5	6	7	8	9	AB R H RBI BB SO LOB	TOP																
Eddie Miller, S OBP: 0.309, SLG: 0.283 (1, 8) X	0-0 E3 4-3 S 4-3		0-0 5-3		0-3 K	0-0 BB 1B	0-0 CS	0-3 K		5 1 1 0 0 2 2																	
Jerry Royster, R OBP: 0.336, SLG: 0.343 (1, 4) X	0-0 4-3		0-0 FC6 1B		0-0 G3 1B	4-0 BB		0-0 L6-5 1B		4 1 3 1 1 0 1																	
Gary Matthews, R OBP: 0.367, SLG: 0.508 (1, 9) X	0-0 4-3		0-0 FC6 1-2f		0-0 G3	0-0 F8		0-0 L6-5		5 0 0 1 0 0 7																	
Bob Homer, R OBP: 0.346, SLG: 0.541 (1, 5) X	0-0 5-3			0-0 1-3	0-0 1B		0-0 3B 1B		0-0 HR	5 2 3 3 0 0 0																	
Dale Murphy, R OBP: 0.354, SLG: 0.497 (1, 3) X		0-0 HR		0-0 FC6-4 1B	0-0 FC6-4 1B		0-0 1B 3B		0-0 HR	5 3 5 3 0 0 0																	
Barry Bonnell, R OBP: 0.303, SLG: 0.424 (1, 7) X		0-0 6-3		0-0 F8	0-0 FC6-4		0-0 G3 SH3-4 1B		0-0 G3	3 0 0 0 0 0 3																	
Mike Lum, L OBP: 0.300, SLG: 0.357 (7, PH)										1 1 1 1 0 0 0																	
Larry Whitenton, L OBP: 0.500, SLG: 0.333 (7, 7)										1 0 0 0 0 0 0																	
Pepe Frias, R OBP: 0.297, SLG: 0.330 (1, 6) X		0-0 6-3		0-0 FC6-4 1-2f		0-0 1-3	0-0 SH3-4		0-0 F9	4 0 0 0 0 0 1																	
Bruce Benedict, R OBP: 0.329, SLG: 0.280 (1, 2) X		0-0 F7			0-0 1B 2B	4-0 CS BB	0-0 G3		0-0 6-3	4 1 1 0 1 0 1																	
Tommy Boggs, R OBP: 0.500, SLG: 0.500 (1, 1) X			0-0 6-3		0-0 G3 1B	0-0 E3 BB 1B	0-0 CS			2 1 1 0 0 0 0																	
Mickey Mathier, S OBP: 0.143, SLG: 0.148 (5, 1) X										1 0 0 0 0 0 1																	
Biff Pocoreba, S OBP: 0.430, SLG: 0.457 (7, PH) X										1 0 1 1 0 0 0																	
Larry Bradford, R OBP: 0.182, SLG: 0.273 (7, 1) X										0 0 0 0 0 0 0																	
Joey McLaughlin, R OBP: 0.182, SLG: 0.273 (7, 1) X										0 0 0 0 0 0 0																	
Gene Gardner, R OBP: 0.500, SLG: 0.333 (8, 1) X										0 0 0 0 0 0 0																	
Inning Stats	R: 1 H: 0 E: 1 LOB: 0 K: 0 BB: 0 S: 4 P: 4	R: 1 H: 1 E: 0 LOB: 0 K: 0 BB: 0 S: 4 P: 4	R: 0 H: 1 E: 0 LOB: 1 K: 0 BB: 0 S: 4 P: 4	R: 0 H: 1 E: 0 LOB: 1 K: 0 BB: 0 S: 4 P: 4	R: 3 H: 5 E: 0 LOB: 2 K: 1 BB: 0 S: 10 P: 10	R: 0 H: 1 E: 1 LOB: 3 K: 0 BB: 2 S: 4 P: 12	R: 3 H: 4 E: 0 LOB: 0 K: 0 BB: 0 S: 6 P: 6	R: 0 H: 1 E: 0 LOB: 0 K: 1 BB: 0 S: 5 P: 5	R: 2 H: 2 E: 0 LOB: 0 K: 0 BB: 0 S: 5 P: 5	1B: 11 SF: 0 2B: 2 SAC: 1 3B: 1 DP: 1 HR: 3 HBP: 0	WP: 0 PA: 45 PB: 0 SB: 2 CS: 2																
PITCHER	IP WLS BF H R ER SO BB IBB HBP BLK WP HR S P ERA WHIP											PITCHER	IP WLS BF H R ER SO BB IBB HBP BLK WP HR S P ERA WHIP														
Randy Jones, L ERA: 3.64 (1, 1)	5.0		24	8	5	4	1	0	0	0	0	0	1	26	26	7.20	1.600										
Mark Lee, R ERA: 4.33 (6, 1)	1.0	L	8	3	2	2	0	2	0	0	0	0	0	6	14	18.00	5.000										
Steve Mura, R ERA: 2.71 (7, 1)	2.0		7	3	1	1	1	0	0	0	0	0	0	9	9	4.50	1.500										
John D'Acquisto, R ERA: 4.8 (9, 1)	1.0		5	2	2	2	0	0	0	0	0	0	2	5	5	18.00	2.000										

Atlanta Braves @ San Diego Padres
San Diego Stadium, San Diego, CA
Fri Sep 14 1979, 10:05 PM EDT
Att. 9,116 - Unknown

livebaseballscorecards.com

AB	41
R	10
H	16
RBI	10
BB	2
SO	2
LOB	16



BOTTOM

Atlanta Braves @ San Diego Padres
San Diego Stadium, San Diego, CA

Fri Sep 14 1979, 10:05 PM EDT
Att. 9,116 - Unknown

livebaseballscorecards.com

AB	40
R	7
H	15
RBI	7
BB	7
SO	3
LOB	30



WP:	0	PA:	48
PB:	1		
SB:	2		
CS:	0		

AB R H RBI BB SO LOB

4	0	2	0	2	0	2
3	1	1	0	1	0	3
2	0	1	1	0	0	1
5	0	1	1	1	1	3
4	0	0	0	1	1	6
5	2	3	1	0	0	5
4	1	2	0	0	0	1
0	0	0	0	0	0	0
3	2	2	2	1	0	0
4	0	0	0	1	0	5
2	0	0	0	0	0	1
0	0	0	0	0	0	0
0	0	0	0	0	0	0
0	0	0	0	0	0	0
2	1	1	0	0	0	2
1	0	1	0	0	0	0
0	0	0	0	0	0	0

1B:	15	SF:	0
2B:	0	SAC:	1
3B:	0	DP:	1
HR:	0	HBP:	0

Batter	1	2	3	4	5	6	7	8	9
Gene Richards, L OBP: 0.340, SLG: 0.353 (1, 8)	0-0 4-3 1B		0-0 S 1B	4-0 FC6-4 BB	0-0 F4		4-0 BB 1B 1-2 2-3		0-0 G6-4-3 1B
Tim Flannery, L OBP: 0.233, SLG: 0.179 Kurt Bevacqua, R OBP: 0.342, SLG: 0.336 (7, PH) (8, 4)	0-0 F7		4-0 BB 1-2	0-0 FC6-4 1-2f		0-0 BLK 1B 1B	0-0 BB 1B 1-2 2-3 3-H		0-0 G6-4-3 1-2f
Paul Dade, R OBP: 0.308, SLG: 0.362 (1, 5)	0-0 PB S 1B		0-0 F9		0-0 1-3	0-3 K 1-2	4-0 BB 1-2 2-3 3-H		0-0 6-3
Dave Winfield, R OBP: 0.391, SLG: 0.552 (1, 9)	4-0 1-3 BB		0-0 F3		0-0 5-3	0-0 F9	0-3 K 2		
Jerry Turner, L OBP: 0.302, SLG: 0.372 (1, 7)	0-0 F7			0-0 1B 1B	0-0 1B 1B	0-0 2-H 1B	0-0 F8		
Broderick Perkins, L OBP: 0.310, SLG: 0.272 John D'Acquisto, R OBP: 0.229, SLG: 0.194 (1, 3) (9, 1)		0-0 F7		0-0 F6 1B 1-3	0-0 BB 1B 1B	0-0 4-3		0-0 SH1-4 1B	
Bill Fahey, L OBP: 0.379, SLG: 0.427 (1, 2)		0-0 F6		0-0 F6 1B 1-2 3-H	0-0 BB 1B 1B 1-2 2-H		4-0 BB 1B BB	0-0 SH1-4	
Ozzie Smith, S OBP: 0.257, SLG: 0.259 (1, 6)		0-0 F7		0-0 F6 1-2 2-3	4-0 1B 1-2 2-3 BB		0-0 F8	0-0 4-3	
Randy Jones, R OBP: 0.173, SLG: 0.200 Jay Johnstone, L OBP: 0.328, SLG: 0.345 Gene Tenace, R OBP: 0.404, SLG: 0.441 Mark Lee, R OBP: 0.333, SLG: 0.333 Steve Mura, R OBP: 0.276, SLG: 0.358 Dan Briggs, L OBP: 0.190, SLG: 0.286 Bobby Tolan, L OBP: 0.190, SLG: 0.286 Bill Almon, R OBP: 0.291, SLG: 0.250 (1, 1) (5, PH) (5, PH) (6, 1) (7, 1) (7, 3) (8, PH) (8, PR)			0-0 6-3	0-3 K	0-0 1B	0-0 1-3 2-H 3-H	0-0 1B BB 1B	0-0 L9	

Inning Stats	R: 0	H: 1	E: 0	LOB: 2	K: 0	P: 8	R: 0	H: 0	E: 0	LOB: 0	K: 0	P: 3	R: 0	H: 1	E: 0	LOB: 2	K: 0	P: 8	R: 1	H: 3	E: 0	LOB: 3	K: 1	P: 12	R: 3	H: 4	E: 0	LOB: 2	K: 0	P: 11	R: 1	H: 2	E: 0	LOB: 1	K: 1	P: 7	R: 2	H: 2	E: 0	LOB: 3	K: 1	P: 19	R: 0	H: 1	E: 0	LOB: 2	K: 0	P: 4	R: 0	H: 1	E: 0	LOB: 0	K: 0	P: 3	1B: 15	SF: 0	2B: 0	SAC: 1	3B: 0	DP: 1	HR: 0	HBP: 0	WP: 0	PA: 48
--------------	------	------	------	--------	------	------	------	------	------	--------	------	------	------	------	------	--------	------	------	------	------	------	--------	------	-------	------	------	------	--------	------	-------	------	------	------	--------	------	------	------	------	------	--------	------	-------	------	------	------	--------	------	------	------	------	------	--------	------	------	--------	-------	-------	--------	-------	-------	-------	--------	-------	--------

PITCHER	IP	WLS	BF	H	R	ER	SO	BB	IBB	HBP	BLK	WP	HR	S	P	ERA	WHIP
Tommy Boggs, R ERA: 7.71 (1, 1)	4.2		26	8	4	4	1	4	0	0	0	0	0	24	40	7.71	2.571
Mickey Mahler, L ERA: 5.99 (5, 1)	1.1	W	7	3	1	1	1	0	0	0	1	0	0	9	9	6.75	2.250
Larry Bradford, L ERA: 1.29 (7, 1)	0.1		4	1	2	2	0	2	0	0	0	0	0	2	10	54.00	9.000
Joey McLaughlin, R ERA: 2.17 (7, 1)	1.2		8	2	0	0	1	1	0	0	0	0	0	9	13	0.00	1.800
Gene Garber, R ERA: 4.47 (9, 1)	1.0	S	3	1	0	0	0	0	0	0	0	0	0	3	3	0.00	1.000

Batter	1	2	3	4	5	6	7	8	9	AB R H RBI BB SO LOB	TOP											
Eddie Miller, S OBP: 0.322, SLG: 0.286 (1, 8) BB BB	4-0 BLK 1B BB	0-3 K			0-0 CS S 1B		0-0 G6-4-3 1-2f			3 1 1 0 1 1 1												
Jerry Royster, R OBP: 0.337, SLG: 0.343 (1, 4) X	0-0 1B S HR 1B 1-H		0-0 4-3		4-0 CS 2B BB 1-2		0-0 F4			3 2 1 1 1 0 0												
Gary Matthews, R OBP: 0.369, SLG: 0.510 (1, 9) X	0-0 1B HR 1B 1-3		4-0 BB		0-0 2B 1-H 2-3			0-0 6-3		3 1 2 1 1 0 0												
Bob Homer, R OBP: 0.343, SLG: 0.536 (1, 5) X	0-0 F6		0-0 L5		0-0 F9			0-0 6-3		4 0 0 0 0 0 4												
Dale Murphy, R OBP: 0.355, SLG: 0.504 (1, 3) X	0-0 1-H 3-H HR		0-0 F9		0-0 L5			4-0 BB		3 1 1 3 1 0 1												
Larry Whisenton, L OBP: 0.417, SLG: 0.500 (1, 7) X	0-0 4-3		0-0 F7		0-0 G3 3B			0-0 F8		4 1 1 0 0 0 1												
Joe Nolan, L OBP: 0.326, SLG: 0.365 (1, 2) X	0-0 4-3		0-0 F8		0-0 G3			0-0 F9		4 0 0 1 0 0 0												
Pepe Frias, R OBP: 0.294, SLG: 0.327 (1, 6) X		0-0 F8		0-0 4-3		0-0 F7		0-0 F3		4 0 0 0 0 0 0												
Rick Matula, R OBP: 0.098, SLG: 0.080 Larry Bradford, R (7, 1)		0-0 1B		0-0 6-3		0-0 G6-4-3 1B		0-3 K		3 0 2 0 0 0 0 1 0 0 0 0 1 0												
Inning Stats	R: 4 E: 0 K: 0 S: 6	H: 3 LOB: 0 BB: 1 P: 10	R: 0 E: 0 K: 1 S: 5	H: 1 LOB: 0 BB: 0 P: 5	R: 0 E: 0 K: 0 S: 3	H: 0 LOB: 1 BB: 1 P: 7	R: 0 E: 0 K: 0 S: 3	H: 0 LOB: 0 BB: 0 P: 3	R: 1 E: 0 K: 0 S: 4	H: 2 LOB: 1 BB: 1 P: 8	R: 1 E: 0 K: 0 S: 4	H: 1 LOB: 0 BB: 0 P: 4	R: 0 E: 0 K: 0 S: 3	H: 1 LOB: 0 BB: 0 P: 3	R: 0 E: 0 K: 0 S: 3	H: 0 LOB: 1 BB: 1 P: 7	R: 0 E: 0 K: 1 S: 5	H: 0 LOB: 0 BB: 0 P: 5	1B: 5 2B: 1 3B: 1 HR: 1	SF: 0 SAC: 0 DP: 1 HBP: 0	WP: 0 PB: 0 SB: 2 CS: 2	PA: 36
PITCHER	IP WLS BF H R ER SO BB IBB HBP BLK WP HR S P ERA WHIP																					
Juan Eichelberger, R ERA: 9.0 (1, 1)	5.0 L 22 6 5 5 1 3 0 0 0 0 0 1 21 33 9.00 1.800																					
Mickey Loich, L ERA: 4.66 (6, 1)	2.0 7 2 1 1 0 0 0 0 0 0 0 0 7 7 4.50 1.000																					
Eric Rasmussen, R ERA: 3.76 (8, 1)	1.0 4 0 0 0 0 1 0 0 0 0 0 0 3 7 0.00 1.000																					
Bob Shirley, L ERA: 3.51 (9, 1)	1.0 3 0 0 0 0 1 0 0 0 0 0 0 5 5 0.00 0.000																					

Atlanta Braves @ San Diego Padres
San Diego Stadium, San Diego, CA
Sat Sep 15 1979, 10:05 PM EDT
Att. 8,721 - Unknown

livebaseballscorecards.com

AB	32
R	6
H	8
RBI	6
BB	4
SO	2
LOB	7



Batter	1	2	3	4	5	6	7	8	9	AB R H RBI BB SO LOB	TOP											
Eddie Miller, S (1, 8) OBP: 0.359, SLG: 0.328	0-0 E1 2B 1B		0-0 1-3 FC5-2 1B		0-0 FC5-4 1B	0-0 1-2 2-3 1B		0-3 K		5 1 4 0 0 1 2												
Jerry Royster, R (1, 4) OBP: 0.336, SLG: 0.343	0-0 2B		0-0 1-3		0-0 F9	0-0 F9		0-0 F7		5 0 1 1 0 0 7												
Gary Matthews, R (1, 9) OBP: 0.366, SLG: 0.506	0-0 6-3		0-0 FC5-2 3-H		0-0 F8		0-0 E5 G6-4-3		0-0 F7	5 0 0 0 0 0 3												
Bob Homer, R (1, 5) OBP: 0.341, SLG: 0.532	0-0 F3			0-0 F7	0-0 FC5-4 1-2f		0-0 F3		0-0 1B BB 1B	5 0 1 0 0 0 3												
Dale Murphy, R (1, 3) OBP: 0.359, SLG: 0.507	0-0 6-3			0-0 E E 1B		0-0 6-3 PB 2B	0-0 G6-4-3 1-2f		4-0 1B BB	4 2 2 0 1 0 2												
Larry Whisenton, L (1, 7) OBP: 0.294, SLG: 0.333		0-3 K		0-0 F7		0-0 F9		0-0 5-3	0-3 K	5 0 0 0 0 2 4												
Pepe Frias, R (1, 6) OBP: 0.292, SLG: 0.325		0-0 6-3		0-0 E5 1-3		0-0 6-3		4-0 1B WP BB	0-0 1B	3 0 0 0 0 0 2												
Biff Pocoroba, S (8, PH) OBP: 0.452, SLG: 0.457									1-2 2-3 1B	0 1 0 0 1 0 0												
Joe Nolan, L (8, 2) OBP: 0.329, SLG: 0.368										1 0 1 0 0 0 0												
Bruce Benedict, R (1, 2) OBP: 0.329, SLG: 0.277		0-0 F7		0-0 E6 1-2		4-0 1B 1B BB		0-0 BB 1B	0-0 F8	2 0 0 0 1 0 1												
Mike Lum, L (8, PH) OBP: 0.303, SLG: 0.360										1 0 1 1 0 0 0												
Darrel Chaney, S (8, 6) OBP: 0.223, SLG: 0.144										1 0 0 0 0 0 3												
Phil Niekro, R (1, 1) OBP: 0.217, SLG: 0.243			0-0 F9		0-0 1-3		0-0 1B 1B		4-0 1B BB	3 0 1 0 0 0 2												
Bob Beall, S (8, PH) OBP: 0.500, SLG: 0.500										0 0 0 0 1 0 0												
Rick Mahler, R (8, 1)										0 0 0 0 0 0 0												
Inning Stats	R: 1 E: 1 K: 0 S: 5	H: 2 LOB: 1 BB: 0 P: 5	R: 0 E: 0 K: 1 S: 5	H: 0 LOB: 0 BB: 0 P: 5	R: 0 E: 0 K: 0 S: 4	H: 1 LOB: 1 BB: 0 P: 4	R: 1 E: 2 K: 0 S: 6	H: 1 LOB: 2 BB: 0 P: 6	R: 0 E: 0 K: 0 S: 4	H: 1 LOB: 1 BB: 0 P: 4	R: 1 E: 0 K: 0 S: 6	H: 3 LOB: 3 BB: 1 P: 10	R: 0 E: 1 K: 0 S: 3	H: 0 LOB: 0 BB: 0 P: 3	R: 1 E: 0 K: 1 S: 6	H: 1 LOB: 2 BB: 2 P: 14	R: 0 E: 0 K: 1 S: 7	H: 2 LOB: 3 BB: 1 P: 11	1B: 9 2B: 2 3B: 0 HR: 0	SF: 0 SAC: 0 DP: 1 HBP: 0	WP: 1 PB: 1 SB: 1 CS: 0	PA: 44
PITCHER	IP WLS BF H R ER SO BB IBB HBP BLK WP HR S P ERA WHIP																					
Charlie Hough, R (1, 1) ERA: 4.63	7.1 W 35 9 4 3 1 2 0 0 0 1 0 35 43 3.68 1.500																					
Bobby Castillo, R (8, 1) ERA: 0.84	1.2 9 2 0 0 2 2 0 0 0 0 0 11 19 0.00 2.400																					

Atlanta Braves @ Los Angeles Dodgers
Dodger Stadium, Los Angeles, CA
Mon Sep 17 1979, 7:05 PM PDT
Att: 16,700 - Unknown

livebaseballscorecards.com

AB	40
R	4
H	11
RBI	2
BB	4
SO	3
LOB	29



Batter	1	2	3	4	5	6	7	8	9	AB	R	H	RBI	BB	SO	LOB						
Davey Lopes, R OBP: 0.371, SLG: 0.468 (1, 4)	1-0 5-3 HBP	0-0 F5		0-0 F8			0-0 SH1-3 HR 1B	0-0 F8		4	1	1	0	0	0	5						
Bill Russell, R OBP: 0.291, SLG: 0.357 (1, 6)	0-0 F4	0-0 E 2B		0-3 K			0-0 SH1-3 1-2	0-0 F8		4	1	1	2	0	1	3						
Steve Garvey, R OBP: 0.346, SLG: 0.492 (1, 3)	0-0 5-3 1-2	0-0 E4 1B			0-0 HR		0-0 F7			4	1	2	2	0	0	2						
Dusty Baker Jr., R OBP: 0.337, SLG: 0.466 (1, 7)	0-0 5-3	0-0 F8			0-0 6-3		0-0 HR 2-H			4	1	1	2	0	0	2						
Mickey Hatcher, R OBP: 0.379, SLG: 0.441 (1, 5)		0-0 F9	0-3 K		0-0 F8		0-3 K			4	0	0	0	0	2	0						
Bobby Castillo, R (8, 1)										0	0	0	0	0	0	0						
Joe Ferguson, R OBP: 0.378, SLG: 0.465 (1, 2)		0-0 HR	4-0 FC5-4 BB		0-0 P5			0-0 HR		3	2	2	2	1	0	0						
Pedro Guerrero, R OBP: 0.148, SLG: 0.192 (1, 9)		0-0 E5 1B 2B	0-0 FC5-4 S		0-0 6-3			0-0 F8		4	1	0	0	0	0	1						
Derrel Thomas, S OBP: 0.333, SLG: 0.352 (1, 8)		0-0 1B 2B 1B	0-0 G3		0-0 4-3			0-0 1B 1B		4	1	2	0	0	0	1						
Charlie Hough, R OBP: 0.176, SLG: 0.206 (1, 1)		0-0 2B 1B 1B		0-3 K		0-3 K		0-0 1B		3	1	1	0	0	2	0						
Ron Cey, R OBP: 0.387, SLG: 0.485 (8, 5)								0-0 1B		1	0	1	0	0	0	0						
Inning Stats	R: 0 E: 0 K: 0 S: 3	H: 0 LOB: 1 BB: 0 P: 4	R: 5 E: 2 K: 0 S: 9	H: 5 LOB: 1 BB: 0 P: 9	R: 0 E: 0 K: 1 S: 5	H: 0 LOB: 1 BB: 1 P: 9	R: 0 E: 0 K: 2 S: 7	H: 0 LOB: 0 BB: 0 P: 7	R: 1 E: 0 K: 0 S: 4	H: 1 LOB: 0 BB: 0 P: 4	R: 0 E: 0 K: 1 S: 5	H: 0 LOB: 0 BB: 0 P: 5	R: 2 E: 0 K: 1 S: 7	H: 2 LOB: 0 BB: 0 P: 7	R: 1 E: 0 K: 0 S: 6	H: 3 LOB: 2 BB: 0 P: 6	1B: 6 2B: 1 3B: 0 HR: 4	SF: 0 SAC: 1 DP: 0 HBP: 1	WP: 0 PB: 1 SB: 1 CS: 0	PA: 38		
PITCHER	IP	WLS	BF	H	R	ER	SO	BB	IBB	HBP	BLK	WP	HR	S	P	ERA	WHIP					
Phil Niekro, R ERA: 3.51 (1, 1)	7.0	L	32	8	8	4	5	1	0	1	0	0	0	3	40	45	5.14	1.286				
Rick Mahler, R ERA: 6.43 (8, 1)	1.0		6	3	1	1	0	0	0	0	0	0	1	6	6	9.00	3.000					

BOTTOM

Atlanta Braves @ Los Angeles Dodgers
 Dodger Stadium, Los Angeles, CA
 Mon Sep 17 1979, 7:05 PM PDT
 Att. 16,700 - Unknown

livebaseballscorecards.com

AB	35
R	9
H	11
RBI	8
BB	1
SO	5
LOB	14



Batter	1	2	3	4	5	6	7	8	9	AB R H RBI BB SO LOB	TOP	
Eddie Miller, S OBP: 0.353, SLG: 0.323 (1, 8) X	0-0 FC4-6 1B		0-0 4-3			0-0 6-3		0-0 FC5 1-2 2-3f		4 0 1 0 0 0 2		
Jerry Royster, R OBP: 0.334, SLG: 0.341 (1, 4) X	0-0 FC4-6 1B 1-2f			0-3 K		0-0 F7			0-0 4-3	4 0 0 0 0 1 1		
Gary Matthews, R OBP: 0.366, SLG: 0.504 (1, 9) X	0-0 G5-4-3 1B 1-2			0-0 6-3			0-0 F9		0-0 5-3	4 0 1 0 0 0 0		
Bob Homer, R OBP: 0.340, SLG: 0.536 (1, 5) X	0-0 G5-4-3 1-2f			0-0 HR			0-0 F9		0-0 6-3	4 1 1 1 0 0 2		
Dale Murphy, R OBP: 0.356, SLG: 0.503 (1, 3)		0-0 F3		0-0 4-3			0-0 5-3			3 0 0 0 0 0 0		
Barry Bonnell, R OBP: 0.300, SLG: 0.421 (1, 7)		0-0 1-3			0-0 6-3			0-3 K		3 0 0 0 0 1 0		
Pepe Frias, R OBP: 0.293, SLG: 0.323 (1, 6)		0-3 K			0-0 F8			4-0 FC5 1B BB		2 0 0 0 1 1 0		
Bruce Benedict, R OBP: 0.329, SLG: 0.278 (1, 2)			0-0 5-3		0-0 5-3			0-0 FC5 1B 1-2		3 0 1 0 0 0 0		
Eddie Solomon, R OBP: 0.220, SLG: 0.259 Bo McLaughlin, R (7, 1) Charlie Spikes, R OBP: 0.313, SLG: 0.467 (8, PH) Joey McLaughlin, R OBP: 0.182, SLG: 0.273 (8, 1)			0-0 4-3			0-0 4-3		0-3 K		2 0 0 0 0 0 0 0 0 0 0 0 0 0 1 0 0 0 0 1 2 0 0 0 0 0 0 0		
Inning Stats	R: 0 E: 0 K: 0 S: 4 H: 2 LOB: 1 BB: 0 P: 4	R: 0 E: 0 K: 1 S: 5 H: 0 LOB: 0 BB: 0 P: 5	R: 0 E: 0 K: 0 S: 3 H: 0 LOB: 0 BB: 0 P: 3	R: 1 E: 0 K: 1 S: 6 H: 1 LOB: 0 BB: 0 P: 6	R: 0 E: 0 K: 0 S: 3 H: 0 LOB: 0 BB: 0 P: 3	R: 0 E: 0 K: 0 S: 3 H: 0 LOB: 0 BB: 0 P: 3	R: 0 E: 0 K: 0 S: 3 H: 0 LOB: 0 BB: 0 P: 3	R: 0 E: 0 K: 2 S: 8 H: 1 LOB: 2 BB: 1 P: 12	R: 0 E: 0 K: 0 S: 3 H: 0 LOB: 0 BB: 0 P: 3	1B: 3 2B: 0 3B: 0 HR: 1 SF: 0 SAC: 0 DP: 1 HBP: 0	WP: 0 PB: 0 SB: 0 CS: 0 PA: 31	
PITCHER Jerry Reuss, L ERA: 3.71 (1, 1)	IP: 9.0 WLS: W BF: 31 H: 4 R: 1 ER: 1 SO: 4 BB: 1 IBB: 0 HBP: 0 BLK: 0 WP: 0 HR: 1 S: 38 P: 42 ERA: 1.00 WHIP: 0.556											PITCHER IP: WLS: BF: H: R: ER: SO: BB: IBB: HBP: BLK: WP: HR: S: P: ERA: WHIP

Atlanta Braves @ Los Angeles Dodgers
Dodger Stadium, Los Angeles, CA
Tue Sep 18 1979, 7:05 PM PDT
Att: 21,591 - Unknown

livebaseballscorecards.com

AB	30
R	1
H	4
RBI	1
BB	1
SO	4
LOB	7



Batter	1	2	3	4	5	6	7	8	9	AB	R	H	RBI	BB	SO	LOB
Davey Lopes, R OBP: 0.371, SLG: 0.468 Manny Mota, R OBP: 0.372, SLG: 0.325 Ted Martinez, R OBP: 0.338, SLG: 0.364 (1, 4) (7, PH) (7, PR) (8, 4)	0-0 P6			0-0 1B	0-3 K		4-0 1B 1-2 BB			3	0	1	0	0	1	1
Bill Russell, R OBP: 0.291, SLG: 0.356 (1, 6)	0-0 6-3			0-3 K	0-3 K		0-0 1B 1-2 2-3 1B			4	0	1	0	0	2	1
Steve Garvey, R OBP: 0.347, SLG: 0.492 (1, 3)	0-0 6-3			0-0 1B		0-0 6-3	0-0 FC6-4 1B 1-3 2-H 3-H			4	0	2	2	0	0	0
Ron Cey, R OBP: 0.387, SLG: 0.484 Mickey Hatcher, R OBP: 0.373, SLG: 0.433 (1, 5) (7, 5)		0-0 5-3		0-0 F8		0-0 FC4-6 1B	0-0 FC6-4 1-2f			3	0	1	0	0	0	1
Dusty Baker Jr., R OBP: 0.336, SLG: 0.464 (1, 7)		0-0 F9			0-0 1B 2B 1B	0-0 FC4-6 1-2f		0-0 4-3		4	1	1	0	0	0	1
Joe Ferguson, R OBP: 0.377, SLG: 0.463 Johnny Oates, L OBP: 0.205, SLG: 0.175 (1, 2) (8, 2)		0-0 4-3			0-0 1B 2B 1B	0-0 6-3		0-0 1B 6-3 2B		3	1	1	0	0	0	1
Pedro Guerrero, R OBP: 0.194, SLG: 0.233 (1, 9)			0-0 F7		0-0 2B SH6-3 1B		0-0 G3	0-0 6-3 1B		4	1	2	0	0	0	0
Derrel Thomas, S OBP: 0.333, SLG: 0.354 (1, 8)			0-0 F9		0-0 SH6-3 2B		0-3 K	0-0 6-3		4	0	1	3	0	1	1
Jerry Reuss, L OBP: 0.214, SLG: 0.179 (1, 1)			0-0 4-3		0-0 SH6-3		0-0 1B BB 1B	0-3 K		3	1	1	1	0	1	1

Inning Stats	R: 0	H: 0	E: 0	K: 0	S: 3	R: 0	H: 0	E: 0	K: 0	S: 3	R: 0	H: 2	E: 0	K: 1	S: 6	R: 3	H: 4	E: 0	K: 2	S: 11	R: 0	H: 1	E: 0	K: 0	S: 4	R: 2	H: 3	E: 0	K: 1	S: 8	R: 1	H: 2	E: 0	K: 1	S: 7
	0	0	0	0	3	0	0	0	0	3	0	2	0	1	6	0	4	0	2	11	0	1	0	1	4	2	3	0	1	12	1	2	0	1	7

PITCHER	IP	WLS	BF	H	R	ER	SO	BB	IBB	HBP	BLK	WP	HR	S	P	ERA	WHIP
Eddie Solomon, R ERA: 4.42 (1, 1)	6.2	L	30	10	5	5	4	1	0	0	0	0	0	37	41	6.75	1.650
Bo McLaughlin, R ERA: 4.79 (7, 1)	0.1		1	0	0	0	0	0	0	0	0	0	0	1	1	0.00	0.000
Joey McLaughlin, R ERA: 2.27 (8, 1)	1.0		5	2	1	1	1	0	0	0	0	0	0	7	7	9.00	2.000

BOTTOM

Atlanta Braves @ Los Angeles Dodgers
Dodger Stadium, Los Angeles, CA

Tue Sep 18 1979, 7:05 PM PDT
Att. 21,591 - Unknown

AB	34
R	6
H	12
RBI	6
BB	1
SO	5
LOB	9

livebaseballscores.com



WP	PA	ERA	WHIP
0	36		

Batter	1	2	3	4	5	6	7	8	9	AB	R	H	RBI	BB	SO	LOB
Rafael Landestoy, S OBP: 0.347, SLG: 0.353 (1, 4)	0-0 WP S 1B	0-0 1-H 2-H 3B		H 1-0 2B HBP		S 0-3 K		0-0 1-2 1B		4	1	3	2	0	1	1
Cesar Cedeno, R OBP: 0.357, SLG: 0.377 (1, 8)	0-0 F7 1-3	0-0 6-3		0-0 1-H 2-H 2B			0-0 5-3	0-0 F8		5	0	1	2	0	0	4
Jose Cruz, L OBP: 0.367, SLG: 0.417 (1, 7)	0-3 K		0-0 4-3	0-0 F7			0-0 4-3		0-0 4-3	5	0	0	0	0	1	2
Jeffrey Leonard, R OBP: 0.364, SLG: 0.355 (1, 9)	4-0 BB		0-0 1B		0-0 L3		0-0 S 2B 1B		4-0 S BB	3	1	2	0	2	0	0
Enos Cabell, R OBP: 0.295, SLG: 0.362 (1, 3)	0-0 F7		0-0 F9		0-0 F8		0-0 1-H 2B		0-3 K	5	0	1	1	0	1	4
Art Howe, R OBP: 0.313, SLG: 0.353 (1, 5)		0-0 F7	0-0 F7		0-3 K		0-0 5-3		0-0 F9	5	0	0	0	0	1	3
Julio Gonzalez, R OBP: 0.287, SLG: 0.300 (1, 6)		0-0 FC1-5 1B		0-0 F7		S 0-3 K		0-0 4-3		3	0	1	0	0	1	0
Craig Reynolds, L OBP: 0.283, SLG: 0.326 (8, PH) (9, 6)		0-0 FC1-5 1B		0-0 F7						1	0	0	0	0	0	0
Bruce Bochy, R OBP: 0.284, SLG: 0.270 (1, 2)		0-0 FC1-5 3B 1B		4-0 HBP 2B BB		0-0 F7		0-0 FC4-6 1B		2	2	1	0	1	0	0
Terry Puhl, L OBP: 0.350, SLG: 0.373 (8, PH)										1	0	1	0	0	0	0
Joe Sambito, L OBP: 0.583, SLG: 0.429 (9, 1)										0	0	0	0	0	0	0
Vern Ruhle, R OBP: 0.186, SLG: 0.111 (1, 1)		0-0 FC1-5 3B		0-0 F3		0-0 1B		0-0 FC4-6 1B		1	1	0	0	0	0	2
Gordie Pladson, R OBP: 0.000, SLG: 0.000 (3, 1)										0	0	0	0	0	0	0
Reggie Baldwin, R OBP: 0.211, SLG: 0.263 (4, PH)										0	0	0	0	0	0	1
Frank LaCorte, R OBP: 0.000, SLG: 0.000 (5, 1)										0	0	0	0	0	0	0
Dave Bergman, L OBP: 0.000, SLG: 0.000 (6, PH)										0	0	0	0	0	0	0
Tom Dixon, R OBP: 1.000, SLG: 1.000 (7, 1)										0	0	0	0	0	0	0
Denny Walling, L OBP: 0.379, SLG: 0.496 (8, PH)		1-2 3B								1	0	0	0	0	0	1
Luis Pujols, R OBP: 0.261, SLG: 0.333 (9, 2)		2-3f								0	0	0	0	0	0	0

Inning Stats	R: 0	H: 1	E: 0	K: 1	S: 6	LOB: 2	BB: 1	P: 10
	R: 2	H: 3	E: 0	K: 0	S: 6	LOB: 1	BB: 0	P: 6
	R: 0	H: 1	E: 0	K: 0	S: 4	LOB: 1	BB: 0	P: 4
	R: 2	H: 1	E: 0	K: 0	S: 4	LOB: 1	BB: 1	P: 9
	R: 0	H: 0	E: 0	K: 1	S: 5	LOB: 0	BB: 0	P: 5
	R: 0	H: 1	E: 0	K: 2	S: 8	LOB: 1	BB: 0	P: 8
	R: 1	H: 2	E: 0	K: 0	S: 5	LOB: 1	BB: 0	P: 5
	R: 0	H: 2	E: 0	K: 0	S: 5	LOB: 2	BB: 0	P: 5
	R: 0	H: 0	E: 0	K: 1	S: 5	LOB: 1	BB: 1	P: 9

PITCHER	IP	WLS	BF	H	R	ER	SO	BB	IBB	HBP	BLK	WP	HR	S	P	ERA	WHIP
Larry McWilliams, L ERA: 6.88 (1, 1)	4.0		21	6	4	4	1	2	0	1	0	1	0	20	29	9.00	2.000
Bo McLaughlin, R ERA: 4.75 (5, 1)	2.2	W	11	3	1	1	3	0	0	0	0	0	0	17	17	3.38	1.125
Gene Garber, R ERA: 4.37 (7, 1)	2.1	S	10	2	0	0	1	1	0	0	0	0	0	11	15	0.00	1.286

BOTTOM

Atlanta Braves @ Houston Astros
Astrodome, Houston, TX

Wed Sep 19 1979, 8:05 PM EDT
Att. 11,369 - Unknown

AB	38
R	5
H	11
RBI	5
BB	3
SO	5
LOB	18



WP	PA	ERA	WHIP
1	42		
0			
3			
0			

Batter	1	2	3	4	5	6	7	8	9	AB R H RBI BB SO LOB	TOP												
Eddie Miller, S (1, 7) OBP: 0.333, SLG: 0.307	0-3 K		0-0 4-3 S 1B		0-0 6-3		0-0 E4		0-0 4-3	5 0 1 0 0 1 0													
Bob Beall, S (1, 3) OBP: 0.235, SLG: 0.154	0-0 FC1 2B		0-0 L7		0-0 4-3		0-0 G3			4 0 1 0 0 0 2													
Larry Whisenton, L (1, 9) OBP: 0.292, SLG: 0.333	0-0 FC1 1B 2-3		0-0 4-3		0-0 1-3			4-0 4-3 BLK 1B BB		3 1 0 0 1 0 2													
Bob Homer, R (1, 5) OBP: 0.343, SLG: 0.542	0-0 1-2 1B		0-0 F7			0-0 1B 1B		0-3 K 1-2		4 0 2 0 0 1 2													
Rowland Office, L (1, 8) OBP: 0.320, SLG: 0.336	0-0 F7			0-0 F8		0-0 F9		0-0 4-3		4 0 0 0 0 0 4													
Joe Nolan, L (1, 2) OBP: 0.331, SLG: 0.368		0-0 G3		0-0 1B 1B 1B		0-0 FC5-4 1B 1-3		0-0 1B		4 0 3 1 0 0 0													
Glenn Hubbard, R (1, 4) OBP: 0.284, SLG: 0.291		0-0 E3 4-3		0-0 1B 1B		0-0 FC5-4 1-2f		0-0 F8 3-H		4 0 1 0 0 0 2													
Darrel Chaney, S (1, 6) OBP: 0.234, SLG: 0.173		0-0 4-3		0-0 G6-4-3 1B 1-2 2-3			0-0 L9		0-0 F8	4 0 1 0 0 0 1													
Tommy Boggs, R (1, 1) OBP: 0.333, SLG: 0.333 Mike Lum, L (4, PH) OBP: 0.302, SLG: 0.358 Mickey Mahler, S (4, 1) OBP: 0.143, SLG: 0.148 Biff Pocoroba, S (7, PH) OBP: 0.442, SLG: 0.444 Larry Bradford, R (7, 1) Jerry Royster, R (8, PH) OBP: 0.333, SLG: 0.340		0-0 5-3		0-0 G6-4-3 1-2f			0-0 G3		0-0 5-3	1 0 0 0 0 0 1 1 0 0 0 0 0 3 0 0 0 0 0 0 0 1 0 0 0 0 0 0 0 0 0 0 0 0 0 1 0 0 0 0 0 0													
Inning Stats	R: 0 E: 0 K: 1 S: 7	H: 2 LOB: 2 BB: 0 P: 7	R: 0 E: 1 K: 0 S: 4	H: 0 LOB: 1 BB: 0 P: 4	R: 0 E: 0 K: 0 S: 4	H: 1 LOB: 1 BB: 0 P: 4	R: 0 E: 0 K: 0 S: 5	H: 3 LOB: 2 BB: 0 P: 5	R: 0 E: 0 K: 0 S: 3	H: 0 LOB: 0 BB: 0 P: 3	R: 0 E: 0 K: 0 S: 4	H: 2 LOB: 1 BB: 0 P: 4	R: 0 E: 1 K: 0 S: 4	H: 0 LOB: 1 BB: 0 P: 4	R: 1 E: 0 K: 1 S: 6	H: 1 LOB: 1 BB: 1 P: 10	R: 0 E: 0 K: 0 S: 3	H: 0 LOB: 0 BB: 0 P: 3	1B: 8 2B: 1 3B: 0 HR: 0	SF: 0 SAC: 0 DP: 1 HBP: 0	WP: 0 PB: 0 SB: 1 CS: 0	PA: 37	
PITCHER Ken Forsch, R (1, 1) ERA: 3.08	IP 9.0	WLS W	BF 37	H 9	R 1	ER 1	SO 2	BB 1	IBB 0	HBP 0	BLK 1	WP 0	HR 0	S 40	P 44	ERA 1.00	WHIP 1.111						PITCHER IP WLS BF H R ER SO BB IBB HBP BLK WP HR S P ERA WHIP

Atlanta Braves @ Houston Astros
Astrodome, Houston, TX
Thu Sep 20 1979, 8:05 PM EDT
Att. 22,584 - Unknown

livebaseballscorecards.com

AB 36
R 1
H 9
RBI 1
BB 1
SO 2
LOB 17



Batter	1	2	3	4	5	6	7	8	9	AB R H RBI BB SO LOB	TOP
Bill North, S (1, 8) OBP: 0.387, SLG: 0.348 Ed Plank, R (8, 1)	3-2 			0-3 		0-0 		0-3 		4 0 0 0 0 2 2 0 0 0 0 0 0 0	San Francisco Giants @ Atlanta Braves Atlanta-Fulton County Stadium, Atlanta, GA Sat Sep 22 1979, 7:05 PM EDT Att: 7,767 - Unknown - 72 F livebaseballscorecards.com AB 29 R 2 H 2 RBI 2 BB 2 SO 5 LOB 7
Rob Andrews, R (1, 4) OBP: 0.291, SLG: 0.320	2-1 			0-3 		0-0 		0-0 	4 0 0 0 0 1 1		
Mike Ivie, R (1, 7) OBP: 0.360, SLG: 0.550	0-0 			0-0 			0-0 	0-3 	4 0 0 0 0 1 0		
Willie McCovey, L (1, 3) OBP: 0.325, SLG: 0.413		0-0 			0-0 		0-0 	4-0 	3 0 0 0 1 0 0		
Darrell Evans, L (1, 5) OBP: 0.356, SLG: 0.404		0-0 			0-0 		0-0 	0-0 	4 0 0 0 0 0 1		
Larry Herndon, R (1, 9) OBP: 0.315, SLG: 0.390 (8, 8)		0-3 			0-0 			4-0 	2 1 0 0 1 1 0		
Johnnie LeMaster, R (1, 6) OBP: 0.306, SLG: 0.323			0-0 			0-0 		0-0 	3 1 1 0 0 0 0		
Dennis Littlejohn, R (1, 2) OBP: 0.267, SLG: 0.254 Max Venable, L (8, PH) OBP: 0.288, SLG: 0.217 (8, 9)			0-0 			0-0 		0-0 	2 0 0 0 0 0 1 1 0 0 0 0 0 2		
Vida Blue, S (1, 1) OBP: 0.188, SLG: 0.177 Tom Griffin, R (5, 1) OBP: 0.077, SLG: 0.077 Greg Johnston, L (6, PH) OBP: 0.239, SLG: 0.279 Pedro Borbon, R (6, 1) OBP: 0.332, SLG: 0.333 Terry Whitfield, L (8, PH) OBP: 0.352, SLG: 0.394 Mike Sadek, R (8, 2) OBP: 0.317, SLG: 0.296			0-0 			0-0 		0-0 	1 0 0 0 0 0 0 0 0 0 0 0 0 0 1 0 1 1 0 0 0 0 0 0 0 0 0 0 0 0 0 1 0 0 0 0 0 0 0 0 0 0		
Inning Stats	R: 0 H: 0 E: 0 LOB: 0 K: 0 BB: 0 S: 6 P: 11	R: 0 H: 0 E: 0 LOB: 0 K: 1 BB: 0 S: 5 P: 5	R: 0 H: 0 E: 0 LOB: 0 K: 0 BB: 0 S: 3 P: 3	R: 0 H: 0 E: 0 LOB: 0 K: 2 BB: 0 S: 7 P: 7	R: 0 H: 0 E: 0 LOB: 0 K: 0 BB: 0 S: 3 P: 3	R: 1 H: 1 E: 1 LOB: 1 K: 0 BB: 0 S: 5 P: 5	R: 0 H: 0 E: 0 LOB: 0 K: 0 BB: 0 S: 3 P: 3	R: 1 H: 1 E: 0 LOB: 1 K: 1 BB: 1 S: 6 P: 10	R: 0 H: 0 E: 0 LOB: 1 K: 1 BB: 1 S: 5 P: 9	1B: 2 SF: 1 2B: 0 SAC: 0 3B: 0 DP: 0 HR: 0 HBP: 0	
PITCHER Phil Niekro, R (1, 1) ERA: 3.44	IP WLS BF H R ER SO BB IBB HBP BLK WP HR S P ERA WHIP 9.0 W 32 2 2 1 5 2 0 0 0 0 0 0 43 56 1.00 0.444										

Batter	1	2	3	4	5	6	7	8	9	AB	R	H	RBI	BB	SO	LOB
Eddie Miller, S OBP: 0.337, SLG: 0.304 (1, 8)	1-2 5-3 C H	1-1 FC6-4 HBP		1-1 1-2 2-3 1B		0-0 F7		0-0 F8		4	0	1	0	0	0	0
Jerry Royster, R OBP: 0.333, SLG: 0.339 (1, 4)	4-2 S HR BB	1-1 FC6-4		0-0 F2		0-0 6-3		0-0 BB 1B 1B		4	2	1	0	1	0	4
Gary Matthews, R OBP: 0.367, SLG: 0.508 (1, 9)	4-1 HR BB		1-0 F2		2-1 BB 1B 2B		0-0 HR	4-0 1B 1B BB		3	4	2	1	2	0	0
Bob Horner, R OBP: 0.346, SLG: 0.552 (1, 5)	2-0 HR		2-3 K		1-3 K		0-0 1B 2B	0-0 1B 1B		5	3	3	4	0	2	1
Dale Murphy, R OBP: 0.358, SLG: 0.499 (1, 3)	2-1 S 1B		0-1 F8		4-0 BB 1B IBB		4-0 1B IBB	0-0 1-3 2-H 1B		3	1	2	1	2	0	0
Barry Bonnell, R OBP: 0.304, SLG: 0.422 (1, 7)	0-0 F7			4-1 1B 1B BB		1-0 F9		0-0 1-3 2-H 1B		4	0	2	2	1	0	3
Darrel Chaney, S OBP: 0.250, SLG: 0.178 (1, 6)	1-1 F8			1-2 1B 1B		4-2 1B BB		4-0 G5-4-3 BB		3	0	1	0	2	0	2
Bruce Benedict, R OBP: 0.327, SLG: 0.277 (1, 2)		2-1 F6		0-3 K		0-0 1-2 2-3 1B		0-0 G5-4-3		4	0	1	2	0	1	3
Phil Niekro, R OBP: 0.210, SLG: 0.235 (1, 1)		0-0 F8		0-0 F4		0-0 6-3		0-3 K		4	0	0	0	0	1	4

Inning Stats	R: 3	H: 2	E: 0	K: 0	S: 13	LOB: 1	BB: 2	P: 27	R: 0	H: 0	E: 0	K: 0	S: 6	LOB: 1	BB: 0	P: 10	R: 0	H: 0	E: 0	K: 1	S: 6	LOB: 0	BB: 0	P: 9	R: 2	H: 2	E: 0	K: 1	S: 12	LOB: 2	BB: 2	P: 24	R: 2	H: 3	E: 0	K: 0	S: 5	LOB: 2	BB: 1	P: 9	R: 0	H: 0	E: 0	K: 1	S: 4	LOB: 0	BB: 1	P: 8	R: 3	H: 4	E: 0	K: 0	S: 6	LOB: 1	BB: 1	P: 10
--------------	------	------	------	------	-------	--------	-------	-------	------	------	------	------	------	--------	-------	-------	------	------	------	------	------	--------	-------	------	------	------	------	------	-------	--------	-------	-------	------	------	------	------	------	--------	-------	------	------	------	------	------	------	--------	-------	------	------	------	------	------	------	--------	-------	-------

PITCHER	IP	WLS	BF	H	R	ER	SO	BB	IBB	HBP	BLK	WP	HR	S	P	ERA	WHIP
Vida Blue, L ERA: 5.08 (1, 1)	4.2	L	26	6	5	5	3	4	1	1	0	0	1	48	87	9.64	2.143
Tom Griffin, R ERA: 3.53 (5, 1)	0.1		1	0	0	0	0	0	0	0	0	0	0	1	1	0.00	0.000
Pedro Borbon, R ERA: 4.2 (6, 1)	2.0		9	3	2	2	1	1	1	0	0	0	1	9	17	9.00	2.000
Ed Plank, R ERA: 7.36 (8, 1)	1.0		7	4	3	3	0	1	0	0	0	0	0	6	10	27.00	5.000

BOTTOM

San Francisco Giants @ Atlanta Braves
Atlanta-Fulton County Stadium, Atlanta, GA

Sat Sep 22 1979, 7:05 PM EDT
Att. 7,767 - Unknown - 72 F

livebaseballscorecards.com

AB	34
R	10
H	13
RBI	10
BB	8
SO	4
LOB	17

Braves

1B:	9	SF:	0	WP:	0	PA:	43
2B:	2	SAC:	0	PB:	0		
3B:	0	DP:	1	SB:	2		
HR:	2	HBP:	1	CS:	0		

Batter	1	2	3	4	5	6	7	8	9	AB	R	H	RBI	BB	SO	LOB
Eddie Miller, S OBP: 0.345, SLG: 0.325 (1, 8)	0-3 K	2-0 1B			0-1 2B		0-3 K			4	0	2	1	0	2	1
Jerry Royster, R OBP: 0.334, SLG: 0.340 (1, 4)	1-0 1B	2-0 F8			1-0 4-3			0-0 1B		4	0	2	0	0	0	3
Gary Matthews, R OBP: 0.366, SLG: 0.506 (1, 9)	4-1 BB		2-1 5-3		1-0 F9			0-0 G5-4-3		3	0	0	0	1	0	2
Bob Horner, R OBP: 0.343, SLG: 0.547 (1, 5)	0-0 F4		0-1 F6		3-3 K			0-0 6-3		4	0	0	0	0	1	2
Dale Murphy, R OBP: 0.354, SLG: 0.493 (1, 3)	1-2 F9		0-3 K		0-0 G1			0-0 F5		4	0	0	0	0	1	2
Larry Whisenton, L OBP: 0.286, SLG: 0.320 (1, 7)		1-1 4-3		1-0 6-3		2-0 F8		0-0 1B		4	0	1	0	0	0	0
Joe Nolan, L OBP: 0.329, SLG: 0.371 (1, 2)		0-0 1B		2-3 K		0-0 5-3		0-0 G1-6-3		4	1	1	0	0	1	1
Darrel Chaney, S OBP: 0.244, SLG: 0.173 (1, 6)		1-3 K		0-3 K		0-3 K				3	0	0	0	0	3	1
Rick Matula, R OBP: 0.111, SLG: 0.094 (1, 1)		0-0 E1			2-3 K					3	0	1	0	0	1	1
Gene Garber, R OBP: 0.462, SLG: 0.300 (8, 1)										0	0	0	0	0	0	0

Inning Stats	R: 0	H: 1	E: 0	K: 1	S: 12	R: 1	H: 2	E: 1	K: 1	S: 9	R: 0	H: 0	E: 0	K: 1	S: 7	R: 0	H: 0	E: 0	K: 2	S: 7	R: 0	H: 1	E: 0	K: 1	S: 8	R: 0	H: 0	E: 0	K: 1	S: 5	R: 0	H: 1	E: 0	K: 2	S: 8	R: 0	H: 1	E: 0	K: 0	S: 3	R: 0	H: 1	E: 0	K: 0	S: 3	R: 0	H: 1	E: 0	K: 0	S: 3
	LOB: 2	BB: 1	P: 18	LOB: 2	BB: 0	P: 15	LOB: 0	BB: 0	P: 9	LOB: 0	BB: 0	P: 10	LOB: 1	BB: 0	P: 12	LOB: 0	BB: 0	P: 10	LOB: 1	BB: 0	P: 8	LOB: 0	BB: 0	P: 3	LOB: 0	BB: 0	P: 3	LOB: 0	BB: 0	P: 3	LOB: 0	BB: 0	P: 3	LOB: 0	BB: 0	P: 3	LOB: 0	BB: 0	P: 3	LOB: 0	BB: 0	P: 3	LOB: 0	BB: 0	P: 3					

PITCHER	IP	WLS	BF	H	R	ER	SO	BB	IBB	HBP	BLK	WP	HR	S	P	ERA	WHIP
Ed Whitson, R ERA: 4.18 (1, 1)	6.0		24	4	1	0	7	1	0	0	0	0	0	48	74	0.00	0.833
Greg Minton, R ERA: 1.89 (7, 1)	3.0	W	10	3	0	0	2	0	0	0	0	0	0	14	14	0.00	1.000

BOTTOM

San Francisco Giants @ Atlanta Braves
Atlanta-Fulton County Stadium, Atlanta, GA

Sun Sep 23 1979, 3:33 AM EDT
Att. 13,487 - Unknown - 75 F

livebaseballscorecards.com

AB	33
R	1
H	7
RBI	1
BB	1
SO	9
LOB	13

Braves

WP: 0	PA: 34
PB: 0	SB: 1
CS: 0	

Batter	1	2	3	4	5	6	7	8	9	AB R H RBI BB SO LOB	TOP														
Rafael Landestoy, S OBP: 0.341, SLG: 0.341 (1, 4)	0-0 F3		0-0 2B 1B		0-0 F9		0-0 4-3	0-0 L3		5 0 1 0 0 0 3															
Julio Gonzalez, R OBP: 0.290, SLG: 0.309 (1, 6)	0-0 P4		0-0 1-3 2B		0-0 F7		0-0 6-3		0-0 FC5-4 1B	4 0 1 0 0 0 0															
Denny Walling, L OBP: 0.380, SLG: 0.496 (9, PH)										1 0 1 0 0 0 0															
Cesar Cedeno, R OBP: 0.352, SLG: 0.370 (1, 8)	0-0 P4		0-0 F8		0-0 F8		0-0 F7		0-0 FC5-4 1B	5 1 0 0 0 0 3															
Jeffrey Leonard, R OBP: 0.364, SLG: 0.354 (1, 9)		0-0 F9		0-0 F8		0-0 F9		4-0 1B S BLK BB	0-3 K	4 1 0 0 1 1 1															
Enos Cabell, R OBP: 0.295, SLG: 0.360 (1, 3)		0-0 E 1B		0-0 FC6-4 1B		0-0 1B 1B		0-3 K	0-0 S 1B	5 0 4 1 0 1 1															
Art Howe, R OBP: 0.313, SLG: 0.351 (1, 5)		0-0 F8		0-0 FC6-4 HR		0-0 F8		0-0 BLK BB FC5-2 1B	4-0 S 1B	4 1 1 0 0 0 3															
Jimmy Sexton, R OBP: 0.262, SLG: 0.162 (8, PR)		1-2		1-2						0 0 0 0 0 0 0															
Craig Reynolds, L OBP: 0.290, SLG: 0.331 (8, 6)										0 0 0 0 1 0 0															
Jose Cruz, L OBP: 0.370, SLG: 0.423 (1, 7)		0-0 F9		0-0 HR		0-0 IBB 1B		4-0 FC5-2 BLK BB	0-0 4-3	4 1 2 2 1 0 3															
Bruce Bochy, R OBP: 0.293, SLG: 0.276 (1, 2)			0-0 6-3		0-0 1B		4-0 1-2 IBB			2 0 1 0 1 0 0															
Jesus Alou, R OBP: 0.364, SLG: 0.368 (8, PH)										0 0 0 0 1 0 0															
Tom Wienenbauer, R OBP: 1.000, SLG: 2.000 (8, PR)										0 0 0 0 0 0 0															
Luis Pujols, R OBP: 0.271, SLG: 0.316 (8, 2)										0 0 0 0 0 0 0															
Ken Forsch, R OBP: 0.200, SLG: 0.161 (1, 1)			0-3 K		0-0 6-3		0-0 1-3		0-0 FC5-2	3 0 0 0 0 1 4															
Reggie Baldwin, R OBP: 0.200, SLG: 0.250 (8, PH)										1 0 0 0 0 0 3															
Frank LaCorte, R (8, 1)										0 0 0 0 0 0 0															
Joe Sambito, L OBP: 0.583, SLG: 0.429 (8, 1)										0 0 0 0 0 0 0															
Inning Stats	R: 0 E: 0 K: 0 S: 3	H: 0 LOB: 0 BB: 0 P: 3	R: 0 E: 1 K: 0 S: 4	H: 1 LOB: 1 BB: 0 P: 4	R: 0 E: 0 K: 1 S: 7	H: 2 LOB: 2 BB: 0 P: 7	R: 2 E: 0 K: 0 S: 6	H: 3 LOB: 1 BB: 0 P: 6	R: 0 E: 0 K: 0 S: 3	H: 0 LOB: 0 BB: 0 P: 3	R: 0 E: 0 K: 0 S: 5	H: 2 LOB: 3 BB: 1 P: 9	R: 0 E: 0 K: 0 S: 3	H: 0 LOB: 0 BB: 0 P: 3	R: 1 E: 0 K: 1 S: 6	H: 1 LOB: 3 BB: 3 P: 18	R: 1 E: 0 K: 1 S: 7	H: 2 LOB: 2 BB: 1 P: 11	1B: 9 2B: 1 3B: 0 HR: 1	SF: 0 SAC: 0 DP: 0 HBP: 0	WP: 0 PB: 0 SB: 3 CS: 0	PA: 43			
PITCHER	IP WLS BF H R ER SO BB IBB HBP BLK WP HR S P ERA WHIP																								
Larry McWilliams, L (1, 1) ERA: 6.36	7.0		30	8	2	2	1	0	1	0	0	0	1	31	35	2.57	1.143								
Joey McLaughlin, R (8, 1) ERA: 2.39	0.1		3	1	1	1	1	1	0	0	0	0	0	4	8	27.00	6.000								
Larry Bradford, L (8, 1) ERA: 0.96	0.1		3	0	0	0	0	1	1	0	1	0	0	1	9	0.00	3.000								
Gene Garber, R (8, 1) ERA: 4.36	1.0		6	2	1	1	1	1	0	0	0	0	0	7	11	9.00	3.000								
Mickey Mahler, L (9, 1) ERA: 5.79	0.1	W	1	0	0	0	0	0	0	0	0	0	0	1	1	0.00	0.000								

Houston Astros @ Atlanta Braves
Atlanta-Fulton County Stadium, Atlanta, GA

Mon Sep 24 1979, 7:05 PM EDT
Unknown

livebaseballscorecards.com

AB	38
R	4
H	11
RBI	3
BB	5
SO	3
LOB	21



Batter	1	2	3	4	5	6	7	8	9	AB R H RBI BB SO LOB
Eddie Miller, S (1, 8) OBP: 0.359, SLG: 0.333	0-0 1B 1B		0-0 4-3 2-3		0-3 K		0-0 FC6 1-3 1B		4-0 1B IBB	4 0 2 0 1 1 2
Jerry Royster, R (1, 4) OBP: 0.336, SLG: 0.342	0-0 G5-4-3 1-3 1B		0-0 3-H 1B		0-0 F3		0-0 FC6 1-2f 3-H		0-0 1-2 2-3 3-H 1B	5 0 3 3 0 0 2
Gary Matthews, R (1, 9) OBP: 0.364, SLG: 0.502	0-3 K		0-0 G1		0-0 1-3		0-0 F2			4 0 0 0 0 1 6
Bob Horner, R (1, 5) OBP: 0.346, SLG: 0.562	0-0 G5-4-3 1-2f			0-0 1B 1B		0-0 HR		0-0 HR		4 2 3 2 0 0 2
Dale Murphy, R (1, 3) OBP: 0.353, SLG: 0.490		0-0 G1-6-3 1B		0-0 F7		0-3 K		0-0 5-3		4 0 1 0 0 1 1
Larry Whisenton, L (1, 7) OBP: 0.290, SLG: 0.321		0-0 G1-6-3		0-0 F7		0-0 F7		0-0 F3		3 0 1 0 0 0 1
Barry Bonnell, R (8, PH) OBP: 0.303, SLG: 0.420		1-2f		1-2 1B						1 0 0 0 0 0 0
Joe Nolan, L (1, 2) OBP: 0.325, SLG: 0.366		0-3 K		0-0 F9		0-0 4-3		0-3 K		3 0 0 0 0 1 2
Charlie Spikes, R (8, PH) OBP: 0.310, SLG: 0.462										1 0 0 0 0 1 0
Bruce Benedict, R (9, 2) OBP: 0.327, SLG: 0.277										0 0 0 0 0 0 0
Pepe Frias, R (1, 6) OBP: 0.292, SLG: 0.323			0-0 G3		0-0 1-3		0-0 F7		0-0 2B 1B 1B	4 0 1 0 0 0 2
Darrel Chaney, S (9, PR) OBP: 0.244, SLG: 0.173										0 1 0 0 0 0 0
Larry McWilliams, L (1, 1) OBP: 0.261, SLG: 0.333			0-0 4-3 1B 2B		0-0 1B		0-0 1B FC6 1B		0-0 1-3 2B	2 1 2 0 0 0 0
Mike Luff, L (7, PH) OBP: 0.305, SLG: 0.361										1 0 1 0 0 0 0
Jim Wessinger, R (7, PR) OBP: 0.182, SLG: 0.273										0 1 0 0 0 0 0
Joey McLaughlin, R (8, 1) OBP: 0.182, SLG: 0.273										0 0 0 0 0 0 0
Larry Bradford, R (8, 1) OBP: 0.182, SLG: 0.273										0 0 0 0 0 0 0
Gene Garber, R (8, 1) OBP: 0.462, SLG: 0.300										0 0 0 0 0 0 0
Mickey Mahler, S (9, 1) OBP: 0.143, SLG: 0.148										0 0 0 0 0 0 0
Bob Beall, S (9, PH) OBP: 0.278, SLG: 0.286										0 0 1 0 0 0 0

Inning Stats	R: 0 E: 0 K: 1 S: 6	H: 2 LOB: 1 BB: 0 P: 6	R: 0 E: 0 K: 1 S: 5	H: 1 LOB: 0 BB: 0 P: 5	R: 1 E: 0 K: 0 S: 5	H: 2 LOB: 1 BB: 0 P: 5	R: 0 E: 0 K: 0 S: 5	H: 2 LOB: 2 BB: 0 P: 5	R: 0 E: 0 K: 1 S: 6	H: 1 LOB: 1 BB: 0 P: 6	R: 1 E: 0 K: 1 S: 6	H: 1 LOB: 0 BB: 0 P: 6	R: 1 E: 1 K: 0 S: 5	H: 2 LOB: 2 BB: 0 P: 5	R: 1 E: 0 K: 1 S: 6	H: 1 LOB: 0 BB: 0 P: 6	R: 1 E: 0 K: 0 S: 3	H: 3 LOB: 3 BB: 1 P: 7	1B: 11 2B: 2 3B: 0 HR: 2	SF: 0 SAC: 0 DP: 2 HBP: 0
--------------	------------------------------	---------------------------------	------------------------------	---------------------------------	------------------------------	---------------------------------	------------------------------	---------------------------------	------------------------------	---------------------------------	------------------------------	---------------------------------	------------------------------	---------------------------------	------------------------------	---------------------------------	------------------------------	---------------------------------	-----------------------------------	------------------------------------

PITCHER	IP	WLS	BF	H	R	ER	SO	BB	IBB	HBP	BLK	WP	HR	S	P	ERA	WHIP
Ken Forsch, R (1, 1) ERA: 3.11	7.0		30	11	3	3	4	0	0	0	0	0	1	38	38	3.86	1.571
Frank LaCorte, R (8, 1) ERA: 5.71	0.1		2	1	1	1	0	0	0	0	0	0	1	2	2	27.00	3.000
Joe Sambito, L (8, 1) ERA: 1.83	0.2	L	6	3	1	1	1	0	1	0	0	0	0	7	11	13.50	4.500

BOTTOM

Houston Astros @ Atlanta Braves
Atlanta-Fulton County Stadium, Atlanta, GA

Mon Sep 24 1979, 7:05 PM EDT
Unknown

AB	37
R	5
H	15
RBI	5
BB	1
SO	5
LOB	18

livebaseballscorecards.com



WP	PA	ERA	WHIP
0	38		

Batter	1	2	3	4	5	6	7	8	9	AB R H RBI BB SO LOB	TOP	
Terry Puhl, L (1, 8) x OBP: 0.351, SLG: 0.375	0-0 CS 1B			x 0-0 G3		x 0-3 K			x 0-0 P3	4 0 1 0 0 1 0		
Craig Reynolds, L (1, 6) x OBP: 0.291, SLG: 0.333	0-0 6-3 1-2			x 0-0 P3				BB BB 4-0 1B BB	x 0-0 2B	3 1 1 0 1 0 1		
Cesar Cedeno, R (1, 3) x OBP: 0.351, SLG: 0.371	0-0 F7			x 0-0 5-3				x 0-0 F7	x 0-0 2B	4 0 1 1 0 0 1		
Jose Cruz, L (1, 7) OBP: 0.369, SLG: 0.421		BB BB 4-0 CS BB			x 0-0 F8			x 0-0 F8	x 0-0 F9	3 0 0 0 1 0 2		
Enos Cabell, R (1, 5) OBP: 0.296, SLG: 0.363		x 0-0 P6 1-2			x 0-0 2B			x 0-0 1-2 1B	x 0-0 P4	4 0 2 0 0 0 2		
Jeffrey Leonard, R (1, 9) OBP: 0.361, SLG: 0.352		x 0-0 F9			SS SS 0-3 K			SS SS 0-3 K		3 0 0 0 0 2 3		
Luis Pujols, R (1, 2) OBP: 0.256, SLG: 0.300			x 0-0 F7		x 0-0 4-3			x 0-0 6-3		3 0 0 0 0 0 1		
Rafael Landestoy, S (1, 4) OBP: 0.338, SLG: 0.337			SS SS 0-3 K			x 0-0 P5		x 0-0 G1		3 0 0 0 0 1 0		
Rick Williams, R (1, 1) OBP: 0.324, SLG: 0.290 Dave Bergman, L (8, PH) OBP: 0.375, SLG: 0.375 Joaquin Andujar, S (6, 1) OBP: 0.117, SLG: 0.211 Gordie Pladson, R (6, 1) Bert Roberge, R (7, 1) Denny Walling, L (8, PH) OBP: 0.377, SLG: 0.493 Pete Ladd, R (8, 1)			SS SS 0-3 K			x 0-0 L3		x 0-0 4-3		1 0 0 0 0 0 1 0 1 0 0 0 0 0 0 0 0 0 0 0 0 0 0 0 0 0 0 0 0 0 0 0 0 0 0 0 0 0 0 0 1 0 0 0 0 0 0 0 0 0 0 0 0 0 0 0		
Inning Stats	R: 0 H: 1 E: 0 LOB: 0 K: 0 BB: 0 S: 3 P: 3	R: 0 H: 0 E: 0 LOB: 0 K: 0 BB: 1 S: 2 P: 6	R: 0 H: 0 E: 0 LOB: 0 K: 2 BB: 0 S: 7 P: 7	R: 0 H: 0 E: 0 LOB: 0 K: 0 BB: 0 S: 3 P: 3	R: 0 H: 1 E: 0 LOB: 1 K: 1 BB: 0 S: 6 P: 6	R: 0 H: 0 E: 0 LOB: 0 K: 1 BB: 0 S: 5 P: 5	R: 0 H: 1 E: 0 LOB: 2 K: 1 BB: 1 S: 6 P: 10	R: 0 H: 0 E: 0 LOB: 0 K: 0 BB: 0 S: 3 P: 3	R: 1 H: 2 E: 0 LOB: 1 K: 0 BB: 0 S: 5 P: 5	1B: 2 SF: 0 2B: 3 SAC: 0 3B: 0 DP: 0 HR: 0 HBP: 0	WP: 0 PA: 32 PB: 0 SB: 0 CS: 2	
PITCHER Eddie Solomon, R (1, 1) ERA: 4.25	IP WLS BF H R ER SO BB IBB HBP BLK WP HR S P ERA WHIP	9.0 W 32 5 1 1 5 2 0 0 0 0 0 0 40 48 1.00 0.778										

Houston Astros @ Atlanta Braves
Atlanta-Fulton County Stadium, Atlanta, GA

Mon Sep 24 1979, 7:05 PM EDT
Att: 2,321 - Unknown - 70 F

livebaseballscorecards.com

AB 30
R 1
H 5
RBI 1
BB 2
SO 5
LOB 10



Batter	1	2	3	4	5	6	7	8	9	AB R H RBI BB SO LOB	TOP											
Terry Puhl, L (1, 8) OBP: 0.353, SLG: 0.377	0-0 4-3		0-0 1B		0-0 1B	0-0 G4-6-3		0-0 1B		5 0 3 0 0 0 2												
Craig Reynolds, L (1, 6) OBP: 0.292, SLG: 0.334	0-0 F9		0-0 4-3		0-0 6-3		0-0 1B 5-3		0-0 BB 1B	5 1 2 0 0 0 2												
Cesar Cedeno, R (1, 3) OBP: 0.351, SLG: 0.372	0-0 2B			1-0 2B 1B HBP	0-0 4-3		0-0 5-3		0-0 F7	4 1 1 0 0 0 3												
Jose Cruz, L (1, 7) OBP: 0.369, SLG: 0.423	0-0 4-3			0-0 1B 2B	0-0 4-3		0-0 2-3 1B		0-0 L6	5 1 2 0 0 0 3												
Enos Cabell, R (1, 5) OBP: 0.299, SLG: 0.365		0-0 F9		0-0 1B 1-3 1B		0-0 2B 1B	0-3 K		0-0 BB 1B	5 3 3 2 0 1 2												
Denny Walling, L (1, 9) OBP: 0.391, SLG: 0.507		0-0 G5-4-3 1B		0-0 1-3 1B		0-0 1B 2B	0-3 K		4-0 1B BB	4 2 3 0 1 1 2												
Luis Pujols, R (1, 2) OBP: 0.269, SLG: 0.308		0-0 G5-4-3		0-0 F7		0-0 1B 1B		0-3 K	0-0 1B 1B	5 0 2 3 0 1 3												
Rafael Landestoy, S (1, 4) OBP: 0.342, SLG: 0.346			0-0 F7	0-0 1-3		0-0 G4-6-3 1B		0-0 1B 2B	0-0 1-3 2B 1B	5 0 3 3 0 0 1												
J.R. Richard, R (1, 1) OBP: 0.129, SLG: 0.209			0-0 5-3	0-0 F8		0-3 K		0-3 K		4 0 0 0 0 2 4												
Inning Stats	R: 0 E: 0 K: 0 S: 4	H: 1 LOB: 1 BB: 0 P: 4	R: 0 E: 0 K: 0 S: 3	H: 1 LOB: 0 BB: 0 P: 3	R: 0 E: 0 K: 0 S: 4	H: 1 LOB: 1 BB: 0 P: 4	R: 3 E: 0 K: 0 S: 6	H: 3 LOB: 1 BB: 0 P: 7	R: 0 E: 0 K: 0 S: 4	H: 1 LOB: 1 BB: 0 P: 4	R: 2 E: 0 K: 1 S: 8	H: 4 LOB: 1 BB: 0 P: 8	R: 0 E: 0 K: 2 S: 9	H: 2 LOB: 2 BB: 0 P: 9	R: 0 E: 0 K: 0 S: 8	H: 2 LOB: 2 BB: 0 P: 8	R: 3 E: 0 K: 0 S: 6	H: 4 LOB: 2 BB: 1 P: 10	1B: 15 2B: 4 3B: 0 HR: 0	SF: 0 SAC: 0 DP: 2 HBP: 1	WP: 0 PB: 0 SB: 1 CS: 0	PA: 44
PITCHER	IP WLS BF H R ER SO BB IBB HBP BLK WP HR S P ERA WHIP																					
Tommy Boggs, R (1, 1) ERA: 6.39	5.0 L 22 7 3 3 0 0 0 0 1 0 0 0 21 22 5.40 1.400																					
Mickey Mahler, L (6, 1) ERA: 5.85	2.0 11 6 2 2 3 0 0 0 0 0 0 0 17 17 9.00 3.000																					
Rick Mahler, R (8, 1) ERA: 6.14	1.0 4 2 0 0 2 0 0 0 0 0 0 0 8 8 0.00 2.000																					
Bo McLaughlin, R (9, 1) ERA: 5.07	1.0 7 4 3 3 0 1 0 0 0 0 0 0 6 10 27.00 5.000																					

Houston Astros @ Atlanta Braves
Atlanta-Fulton County Stadium, Atlanta, GA

Tue Sep 25 1979, 7:05 PM EDT
Att. 1,737 - Unknown - 65 F

AB	42
R	8
H	19
RBI	8
BB	1
SO	5
LOB	22



WP: 0	PA: 44
PB: 0	
SB: 1	
CS: 0	

ERA	WHIP

Batter	1	2	3	4	5	6	7	8	9	AB	R	H	RBI	BB	SO	LOB
Eddie Miller, S (1, 8) OBP: 0.366, SLG: 0.337	0-0 6-3			0-0 1B		0-0 1-3		0-3 K		4	0	1	0	0	1	1
Glenn Hubbard, R (1, 4) OBP: 0.289, SLG: 0.294	0-0 F9			0-3 K		0-0 G4-3 1B		0-0 P6		4	0	1	0	0	1	2
Barry Bonnell, R (1, 7) OBP: 0.307, SLG: 0.429	0-3 K			1-0 HBP		0-0 G4-3 1-2f		0-3 K		3	0	0	0	0	2	2
Bob Horner, R (1, 5) OBP: 0.344, SLG: 0.554		0-0 6-3		0-3 K		0-3 K		0-3 K	0-0 F7	4	0	0	0	0	2	2
Dale Murphy, R (1, 3) OBP: 0.350, SLG: 0.486		0-3 K		0-3 K		0-0 5-3		0-3 K	0-3 K	4	0	0	0	0	3	2
Larry Whisenton, L (1, 9) OBP: 0.286, SLG: 0.313		0-0 4-3		0-3 K		0-0 BB 1B		0-0 F7	0-0 F7	4	0	1	0	0	1	0
Darrel Chaney, S (1, 6) OBP: 0.270, SLG: 0.193			0-0 F9		0-0 1B	4-0 BB 1-2 BB				2	0	1	0	1	0	0
Bruce Benedict, R (1, 2) OBP: 0.323, SLG: 0.270			0-0 F5		0-3 K	0-3 K				2	0	0	0	0	1	1
Mike Lum, L (7, PH) OBP: 0.304, SLG: 0.359										1	0	0	0	0	1	2
Rick Mahler, R (8, 1) OBP: 0.500, SLG: 0.500										0	0	0	0	0	0	0
Bo McLaughlin, R (9, 1)										0	0	0	0	0	0	0
Tommy Boggs, R (1, 1) OBP: 0.250, SLG: 0.250			0-3 K		0-0 5-3			4-0 BB		1	0	0	0	0	1	0
Biff Pocaroba, S (5, PH) OBP: 0.432, SLG: 0.432										1	0	0	0	0	0	1
Mickey Mahler, S (6, 1) OBP: 0.143, SLG: 0.148										0	0	0	0	0	0	0
Joe Nolan, L (8, 2) OBP: 0.328, SLG: 0.366										0	0	0	0	1	0	0

Inning Stats	R: 0	H: 0	R: 0	H: 0	R: 0	H: 0	R: 0	H: 1	R: 0	H: 1	R: 0	H: 1	R: 0	H: 0	R: 0	H: 0	R: 0	H: 0	R: 0	H: 0	1B: 4	SF: 0	WP: 0	PA: 33	
E: 0	LOB: 0	E: 0	LOB: 0	E: 0	LOB: 0	E: 0	LOB: 2	E: 0	LOB: 1	E: 0	LOB: 0	E: 0	LOB: 2	E: 0	LOB: 1	E: 0	LOB: 0	E: 0	LOB: 0	E: 0	LOB: 0	2B: 0 <td>SAC: 0 <td>PB: 0 <td></td> </td></td>	SAC: 0 <td>PB: 0 <td></td> </td>	PB: 0 <td></td>	
K: 1	BB: 0	K: 1	BB: 0	K: 3	BB: 0	K: 2	BB: 0	K: 3	BB: 0	K: 0	BB: 0	K: 2	BB: 1	K: 2	BB: 1	K: 1	BB: 0	K: 1	BB: 0	K: 1	BB: 0	3B: 0	DP: 1 <td>SB: 1 <td></td> </td>	SB: 1 <td></td>	
S: 5	P: 5	S: 5	P: 5	S: 10	P: 11	S: 8	P: 8	S: 3	P: 3	S: 8	P: 12	S: 7	P: 11	S: 5	P: 5	S: 5	P: 5	S: 5	P: 5	S: 5	P: 5	HR: 0	HBP: 1	CS: 0	

PITCHER	IP	WLS	BF	H	R	ER	SO	BB	IBB	HBP	BLK	WP	HR	S	P	ERA	WHIP	PITCHER	IP	WLS	BF	H	R	ER	SO	BB	IBB	HBP	BLK	WP	HR	S	P	ERA	WHIP	
J.R. Richard, R (1, 1) ERA: 2.78	9.0	W	33	4	0	0	13	2	0	1	0	0	0	56	65	0.00	0.667																			

BOTTOM

Houston Astros @ Atlanta Braves
Atlanta-Fulton County Stadium, Atlanta, GA

Tue Sep 25 1979, 7:05 PM EDT
Att. 1,737 - Unknown - 65 F

livebaseballscores.com

AB	30
R	0
H	4
RBI	0
BB	2
SO	13
LOB	13



Batter	1	2	3	4	5	6	7	8	9	AB R H RBI BB SO LOB	TOP	
Eddie Miller, S OBP: 0.345, SLG: 0.317 (1, 8) X	0-0 4-3 ①		X 0-0 F8 ①		X 0-0 1-2 1B			0-3 K ①		4 0 1 0 0 1 0	Atlanta Braves @ Cincinnati Reds Riverfront Stadium, Cincinnati, OH Fri Sep 28 1979, 7:05 PM EDT Att: 33,142 - Unknown livebaseballscorecards.com	
Jerry Royster, R OBP: 0.336, SLG: 0.344 (1, 4) X	0-0 E 2B		X 0-0 6-3 ②		X 0-0 F7 ③			0-0 F9 ②		4 0 1 0 0 0 2		
Gary Matthews, R OBP: 0.362, SLG: 0.503 (1, 9) X	0-0 F7 ②		X 0-0 4-3 ③		X 0-0 FC6-4 1B			0-0 F7 ③		4 0 1 0 0 0 1		
Bob Homer, R OBP: 0.344, SLG: 0.549 (1, 5) X	0-0 E5 2-3		X 0-0 F8 ①		X 0-0 FC6-4 1-2f			0-0 4-3 ①		4 0 0 0 0 0 2		
Dale Murphy, R OBP: 0.345, SLG: 0.477 (1, 3) X	0-0 F7 ③		S S S 0-3 K ②		X 0-0 F9 ②			0-0 6-3 ②		4 0 0 0 0 1 3		
Barry Bonnell, R OBP: 0.311, SLG: 0.428 (1, 7) X		X 0-0 S 1B	S S S 0-3 K ③		X 0-0 F7 ③			0-0 L5 ③		4 0 1 0 0 1 1		
Darrel Chaney, S OBP: 0.273, SLG: 0.202 (1, 6) Bob Beall, S OBP: 0.263, SLG: 0.267 (7, PH) Joey McLaughlin, R OBP: 0.182, SLG: 0.273 (7, 1) Larry Bradford, R (8, 1) Bo McLaughlin, R (8, 1)		0-3 K ①		X 0-0 P6 ①			0-3 K ①			2 0 0 0 0 1 1 1 0 0 0 0 1 0 0 0 0 0 0 0 0 0 0 0 0 0 0 0		
Bruce Benedict, R OBP: 0.328, SLG: 0.270 (1, 2) Biff Pocoroba, S OBP: 0.422, SLG: 0.421 (7, PH) Pepe Frias, R OBP: 0.292, SLG: 0.323 (7, 6)		X 0-0 4-3 ②		B B B B 4-0 1B BB		X 0-0 G3 ②				1 0 0 0 1 0 1 1 0 0 0 0 0 0 0 0 0 0 0 0 0		
Eddie Solomon, R OBP: 0.215, SLG: 0.250 (1, 1) Joe Nolan, L OBP: 0.327, SLG: 0.364 (7, PH) (7, 2)		0-3 K ③		0-3 K ②		X 0-0 F2 ③				2 0 0 0 0 2 2 1 0 0 0 0 0 0		
Inning Stats	R: 0 H: 1 E: 1 LOB: 2 K: 0 BB: 0 S: 5 P: 5	R: 0 H: 1 E: 0 LOB: 1 K: 2 BB: 0 S: 8 P: 8	R: 0 H: 0 E: 0 LOB: 0 K: 0 BB: 0 S: 3 P: 3	R: 0 H: 0 E: 0 LOB: 0 K: 2 BB: 0 S: 7 P: 7	R: 0 H: 1 E: 0 LOB: 2 K: 1 BB: 1 S: 6 P: 10	R: 0 H: 1 E: 1 LOB: 1 K: 0 BB: 0 S: 4 P: 4	R: 0 H: 0 E: 0 LOB: 0 K: 1 BB: 0 S: 5 P: 5	R: 0 H: 0 E: 0 LOB: 0 K: 0 BB: 0 S: 3 P: 3	1B: 3 SF: 0 2B: 1 SAC: 0 3B: 0 DP: 0 HR: 0 HBP: 0	WP: 0 PA: 33 PB: 0 SB: 2 CS: 0		
PITCHER Frank Pastore, R ERA: 4.25 (1, 1)	IP WLS BF H R ER SO BB IBB HBP BLK WP HR S P ERA WHIP											PITCHER IP WLS BF H R ER SO BB IBB HBP BLK WP HR S P ERA WHIP

AB	32
R	0
H	4
RBI	0
BB	1
SO	7
LOB	13



Batter	1	2	3	4	5	6	7	8	9
Dave Collins, S (1, 9) <small>OBP: 0.364, SLG: 0.403</small> Hector Cruz, R (8, 9) <small>OBP: 0.338, SLG: 0.360</small>	0-0 F9		0-0 E 1B		0-0 1B 1B		4-0 BB		
Joe Morgan, L (1, 4) <small>OBP: 0.379, SLG: 0.376</small>	0-0 F8		0-0 F9 1-3		0-0 1-3 1B		0-0 F3		
Dave Concepcion, R (1, 6) <small>OBP: 0.351, SLG: 0.419</small>	0-0 F5			0-0 6-3	0-0 6-3 1-2			0-0 1B SF8 1B	
George Foster, R (1, 7) <small>OBP: 0.390, SLG: 0.563</small>		4-0 7-3 BB		0-3 K		0-0 5-3		0-0 1-3 G3 1B	
Johnny Bench, R (1, 2) <small>OBP: 0.364, SLG: 0.459</small>		0-0 7-3 1-2f		0-0 1B		0-0 F2		0-0 SF8	
Dan Driessen, L (1, 3) <small>OBP: 0.333, SLG: 0.417</small>		0-0 F7		0-0 F8		0-0 1B		0-0 G3 1-2	
Ray Knight, R (1, 5) <small>OBP: 0.361, SLG: 0.456</small>			0-0 5-3		0-0 5-3	0-0 P6		4-0 BB	
Cesar Geronimo, L (1, 8) <small>OBP: 0.315, SLG: 0.346</small>			0-0 HR		0-0 1B 3B		0-0 6-3	0-0 4-3	
Frank Pastore, R (1, 1) <small>OBP: 0.160, SLG: 0.160</small>			0-3 K		0-3 K		0-0 F9		

Inning Stats	R: 0	H: 0	E: 0	K: 3	S: 3	LOB: 0	BB: 0	P: 3
	R: 0	H: 0	E: 0	K: 0	S: 2	LOB: 0	BB: 1	P: 6
	R: 1	H: 2	E: 1	K: 1	S: 7	LOB: 1	BB: 0	P: 7
	R: 0	H: 1	E: 0	K: 1	S: 6	LOB: 1	BB: 0	P: 6
	R: 1	H: 3	E: 0	K: 1	S: 8	LOB: 2	BB: 0	P: 8
	R: 0	H: 1	E: 0	K: 0	S: 4	LOB: 1	BB: 0	P: 4
	R: 0	H: 0	E: 0	K: 0	S: 3	LOB: 1	BB: 1	P: 7
	R: 1	H: 2	E: 0	K: 0	S: 5	LOB: 2	BB: 1	P: 9

PITCHER	IP	WLS	BF	H	R	ER	SO	BB	IBB	HBP	BLK	WP	HR	S	P	ERA	WHIP
Eddie Solomon, R (1, 1) <small>ERA: 4.21</small>	6.0	L	25	7	2	2	3	1	0	0	0	0	1	30	34	3.00	1.333
Joey McLaughlin, R (7, 1) <small>ERA: 2.48</small>	1.1		7	2	1	1	0	1	0	0	0	0	0	6	10	6.75	2.250
Larry Bradford, L (8, 1) <small>ERA: 0.95</small>	0.1		1	0	0	0	0	0	0	0	0	0	0	1	1	0.00	0.000
Bo McLaughlin, R (8, 1) <small>ERA: 5.05</small>	0.1		2	0	0	0	0	1	0	0	0	0	0	1	5	0.00	3.000

BOTTOM

AB	R	H	RBI	BB	SO	LOB
3	0	2	1	1	0	0
0	0	0	0	0	0	0

4	0	1	0	0	0	2
---	---	---	---	---	---	---

4	1	1	0	0	0	2
---	---	---	---	---	---	---

3	0	1	0	1	1	0
---	---	---	---	---	---	---

3	0	1	1	0	0	1
---	---	---	---	---	---	---

4	0	1	0	0	0	2
---	---	---	---	---	---	---

3	0	0	0	1	0	1
---	---	---	---	---	---	---

4	2	2	1	0	0	2
---	---	---	---	---	---	---

3	0	0	0	0	2	1
---	---	---	---	---	---	---

1B	2B	3B	HR	SF	SAC	DP	HBP	WP	PA
7	1	1	1	1	0	1	0	0	35

Atlanta Braves @ Cincinnati Reds
 Riverfront Stadium, Cincinnati, OH
 Fri Sep 28 1979, 7:05 PM EDT
 Att. 33,142 - Unknown

livebaseballscorecards.com

AB	31
R	3
H	9
RBI	3
BB	3
SO	3
LOB	11



Batter	1	2	3	4	5	6	7	8	9	AB R H RBI BB SO LOB	TOP																
Eddie Miller, S (1, 8) OBP: 0.339, SLG: 0.312	0-3 K		0-3 K		0-0 6-3 S 2-3 S 1B		0-0 B1-3		0-0 F7	5 1 1 0 0 2 2																	
Glenn Hubbard, R (1, 4) OBP: 0.291, SLG: 0.296	0-0 4-3		0-0 1-2 1B		0-0 6-3		0-0 1-3 3-H 1B		0-0 1B	4 0 2 1 0 0 1																	
Larry Whisenton, L (1, 9) OBP: 0.308, SLG: 0.361	0-0 2B		0-0 G3		0-0 3-H 1B		0-0 F7		0-0 F7	4 0 2 0 0 0 3																	
Bob Homer, R (1, 5) OBP: 0.343, SLG: 0.547	0-0 F9			0-3 K	0-0 1-2 1B			0-0 F3	0-0 F3	4 0 1 0 0 1 1																	
Dale Murphy, R (1, 3) OBP: 0.342, SLG: 0.472		0-0 5-3		0-0 6-3	0-0 F8			0-3 K	0-3 K	4 0 0 0 0 1 2																	
Barry Bonnell, R (1, 7) OBP: 0.313, SLG: 0.427		1-0 CS HBP		0-0 1B		0-0 P6		0-0 6-3	0-0 6-3	3 0 1 0 0 0 0																	
Pepe Frias, R (1, 6) OBP: 0.290, SLG: 0.320		0-0 L4		0-3 K		0-0 F7			0-0 F9	4 0 0 0 0 1 2																	
Bruce Benedict, R (1, 2) OBP: 0.328, SLG: 0.270			4-0 FC1-6 BB		4-0 1B SH1-4 6-3 BB		0-0 L6		0-0 FC1-6 1B	0 0 0 0 0 0 0 2 1 1 0 2 0 0																	
Joe Nolan, L (3, PH) OBP: 0.333, SLG: 0.365																											
Larry McWilliams, L (1, 1) OBP: 0.231, SLG: 0.292			0-0 FC1-6 1B		0-0 SH1-4		0-3 K		0-0 FC1-6	3 0 0 0 0 1 2 0 0 0 0 0 0 0																	
Gene Garber, R (9, 1) OBP: 0.462, SLG: 0.300																											
Inning Stats	R: 0 E: 0 K: 1 S: 6	H: 1 LOB: 1 BB: 0 P: 6	R: 0 E: 0 K: 0 S: 2	H: 0 LOB: 0 BB: 0 P: 3	R: 0 E: 0 K: 1 S: 6	H: 1 LOB: 2 BB: 1 P: 10	R: 0 E: 0 K: 2 S: 8	H: 1 LOB: 1 BB: 0 P: 8	R: 2 E: 0 K: 0 S: 6	H: 3 LOB: 2 BB: 1 P: 10	R: 0 E: 0 K: 0 S: 3	H: 0 LOB: 0 BB: 0 P: 3	R: 0 E: 0 K: 1 S: 6	H: 1 LOB: 1 BB: 0 P: 6	R: 0 E: 0 K: 1 S: 5	H: 0 LOB: 0 BB: 0 P: 5	R: 0 E: 0 K: 0 S: 4	H: 1 LOB: 1 BB: 0 P: 4	1B: 7 2B: 1 3B: 0 HR: 0	SF: 0 SAC: 1 DP: 0 HBP: 1	WP: 0 PB: 0 SB: 2 CS: 1	PA: 37					
PITCHER	IP WLS BF H R ER SO BB IBB HBP BLK WP HR S P ERA WHIP																										
Michael LaCoss, R (1, 1) ERA: 3.5	3.0		12	2	0	0	2	1	0	1	0	0	0	14	19	0.00	1.000										
Fred Norman, L (4, 1) ERA: 3.64	3.0	L	14	4	2	2	2	1	0	0	0	0	0	17	21	6.00	1.667										
Manny Sarmiento, R (7, 1) ERA: 4.66	2.0		7	1	0	0	2	0	0	0	0	0	0	11	11	0.00	0.500										
Dave Tomlin, L (9, 1) ERA: 2.67	1.0		4	1	0	0	0	0	0	0	0	0	0	4	4	0.00	1.000										

Atlanta Braves @ Cincinnati Reds
Riverfront Stadium, Cincinnati, OH
Sat Sep 29 1979, 3:33 AM EDT
Att: 36,466 - Unknown

livebaseballscorecards.com

AB	33
R	2
H	8
RBI	1
BB	2
SO	6
LOB	13



Batter	1	2	3	4	5	6	7	8	9	AB	R	H	RBI	BB	SO	LOB
Dave Collins, S (1, 9) OBP: 0.364, SLG: 0.402 Doug Bair, R (6, 1) Hector Cruz, R (8, 9) OBP: 0.335, SLG: 0.353	0-0 F8 ①		0-0 1B 1B		0-0 1-3 1B			0-0 F7 ②		3	0	2	0	0	0	0
Joe Morgan, L (1, 4) OBP: 0.379, SLG: 0.376 Junior Kennedy, R (1, PH) OBP: 0.355, SLG: 0.318 (2, 4)	0-3 K		0-0 1-2 1B		0-3 K			4-0 BB		0	0	0	0	0	0	0
Dave Concepcion, R (1, 6) OBP: 0.348, SLG: 0.415	0-0 L6 ③		0-0 F8 ③					0-0 F9 ③		4	0	0	0	0	0	3
George Foster, R (1, 7) OBP: 0.386, SLG: 0.561		0-0 F8 ①		0-0 5-3 ①				0-0 F7 ②		4	1	1	1	0	0	0
Dan Driessen, L (1, 3) OBP: 0.330, SLG: 0.414 Harry Spilman, L (7, 3) OBP: 0.323, SLG: 0.268		0-0 6-3 ②		0-0 F9 ②				0-0 3-1 ③		3	0	0	0	0	0	0
Ray Knight, R (1, 5) OBP: 0.360, SLG: 0.454 Rick Auerbach, R (6, 5) OBP: 0.304, SLG: 0.340		0-0 1B		0-3 K ③				0-0 5-3 ①		2	0	1	0	0	1	0
Cesar Geronimo, L (1, 8) OBP: 0.312, SLG: 0.343 Tom Hume, R (8, 1) OBP: 0.191, SLG: 0.196 Dave Tomlin, L (9, 1) OBP: 0.500, SLG: 0.500 Ron Oester, S (9, PH)		0-0 F8 ③						0-0 5-3 ②		3	0	0	0	0	0	1
Vic Correll, R (1, 2) OBP: 0.309, SLG: 0.346			0-0 P6 ①		0-0 3-1 ②			0-3 K ③		4	0	0	0	0	1	0
Bill Bonham, R (1, 1) OBP: 0.140, SLG: 0.175 Rafael Santo Domingo, S (3, PH) OBP: 0.286, SLG: 0.167 Mario Soto, R (4, 1) OBP: 0.571, SLG: 0.571 Charlie Leibrandt, R (4, 1) Paul Blair, R (5, PH) OBP: 0.209, SLG: 0.234 (6, 9) (8, 8)			0-3 K ②		4-0 1B BB			0-3 K ①		0	0	0	0	0	0	0

Inning Stats	R: 0	H: 0	E: 0	K: 1	S: 5	R: 0	H: 1	E: 0	K: 0	S: 4	R: 0	H: 2	E: 0	K: 1	S: 7	R: 0	H: 0	E: 0	K: 1	S: 5	R: 0	H: 1	E: 0	K: 1	S: 6	R: 0	H: 0	E: 0	K: 0	S: 3	R: 0	H: 0	E: 0	K: 1	S: 5	R: 0	H: 0	E: 0	K: 1	S: 5	R: 2	H: 2	E: 0	K: 0	S: 5	1B: 4	2B: 0	3B: 0	HR: 2	SF: 0	SAC: 0	DP: 0	HBP: 0	WP: 0	PA: 35
--------------	------	------	------	------	------	------	------	------	------	------	------	------	------	------	------	------	------	------	------	------	------	------	------	------	------	------	------	------	------	------	------	------	------	------	------	------	------	------	------	------	------	------	------	------	------	-------	-------	-------	-------	-------	--------	-------	--------	-------	--------

PITCHER	IP	WLS	BF	H	R	ER	SO	BB	IBB	HBP	BLK	WP	HR	S	P	ERA	WHIP
Phil Niekro, R (1, 1) ERA: 3.39	9.0	W	35	6	2	2	6	2	0	0	0	0	2	45	53	2.00	0.889

BOTTOM

Atlanta Braves @ Cincinnati Reds
Riverfront Stadium, Cincinnati, OH
Sun Sep 30 1979, 3:33 AM EDT
Att. 50,932 - Unknown

AB	33
R	2
H	6
RBI	2
BB	2
SO	6
LOB	6



WP	PA
0	35