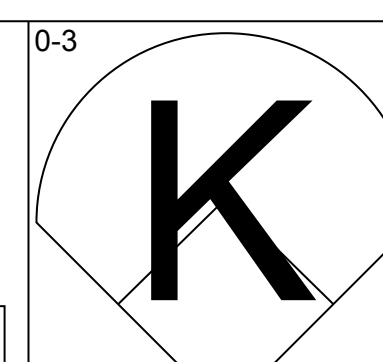
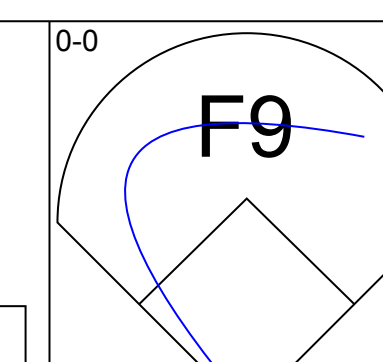
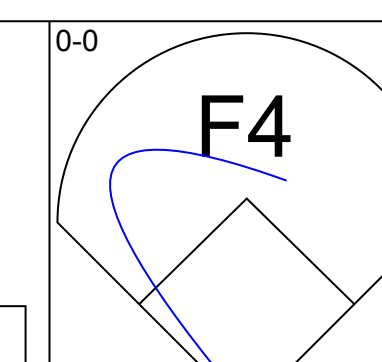
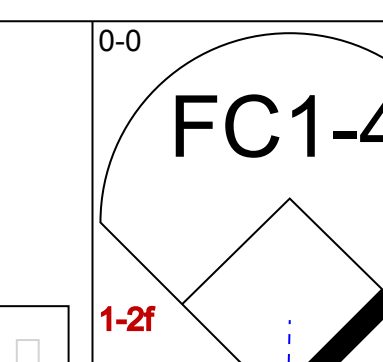
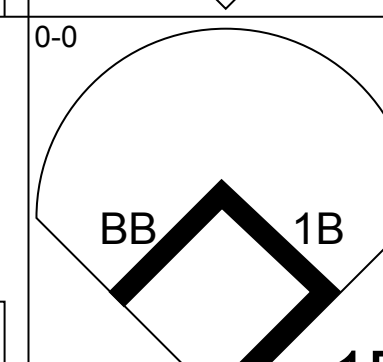
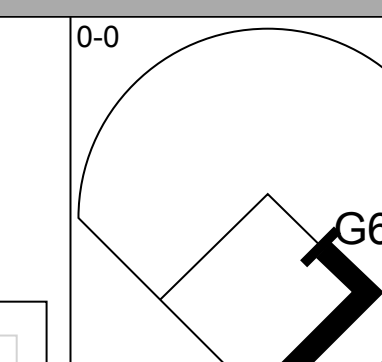
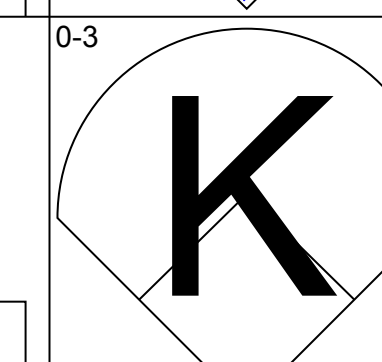
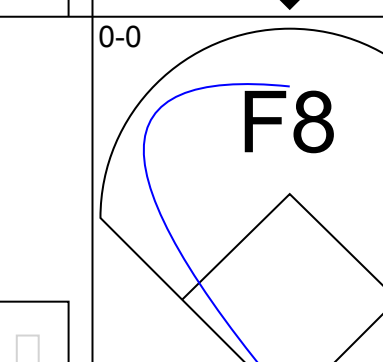
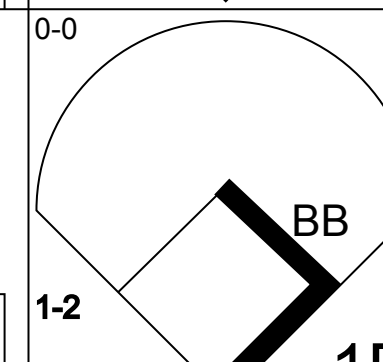
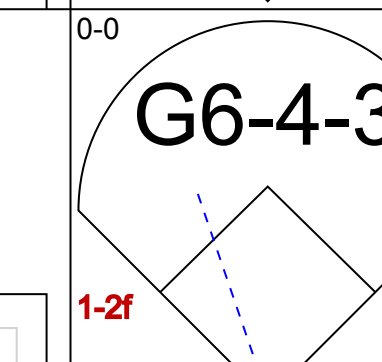
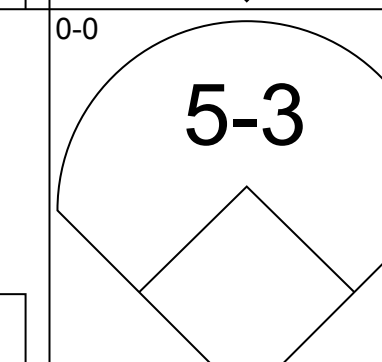
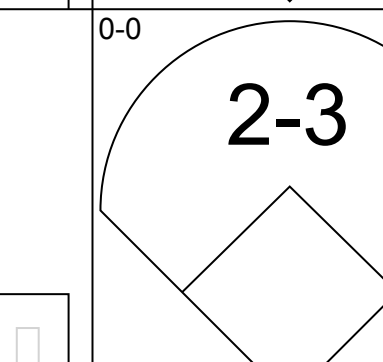
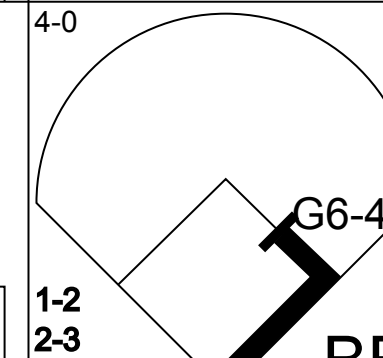
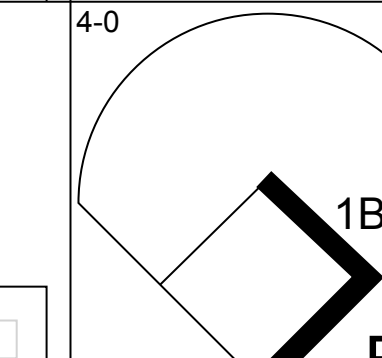


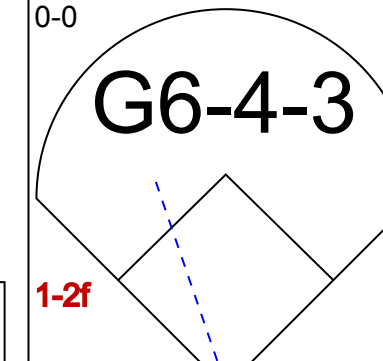
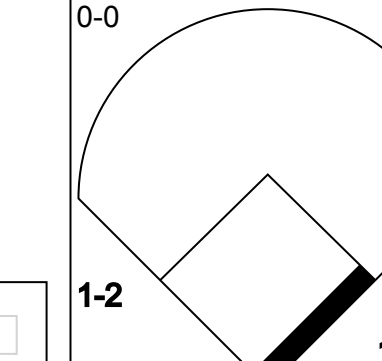


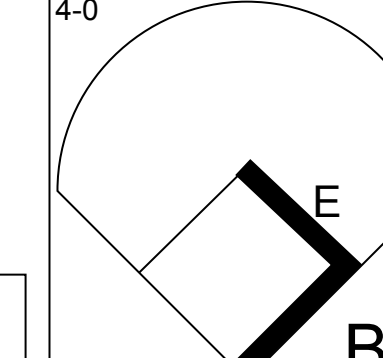
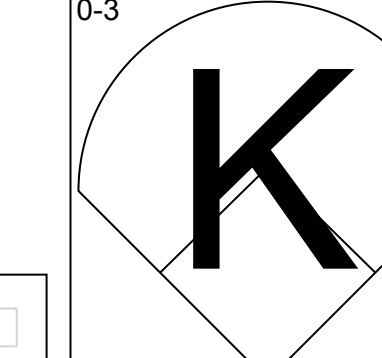













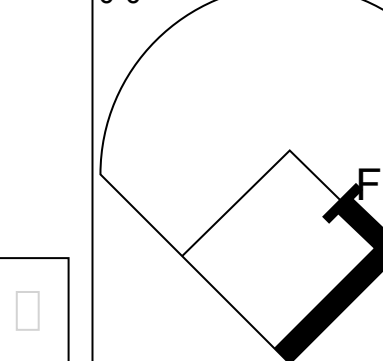
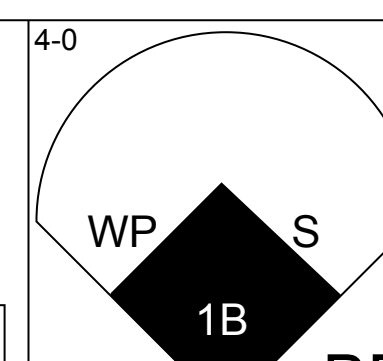
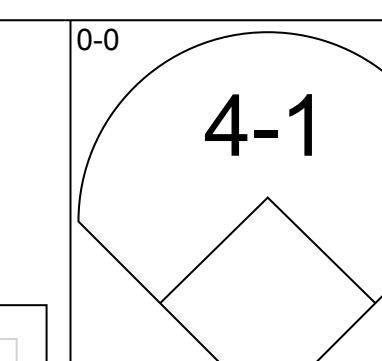


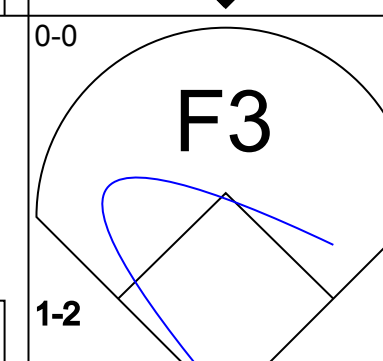
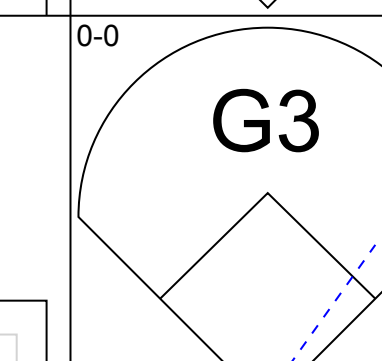


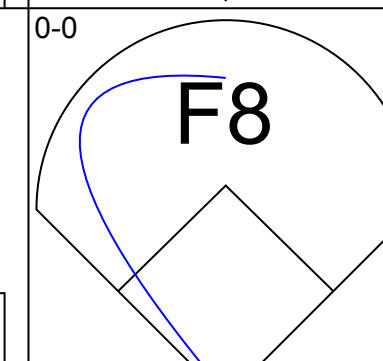
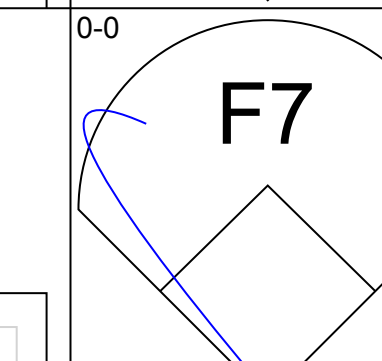

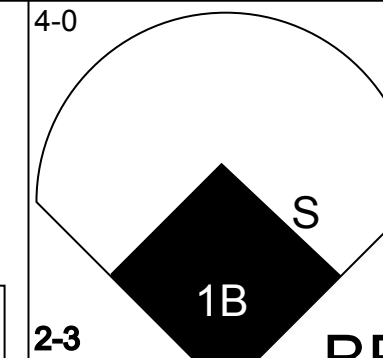
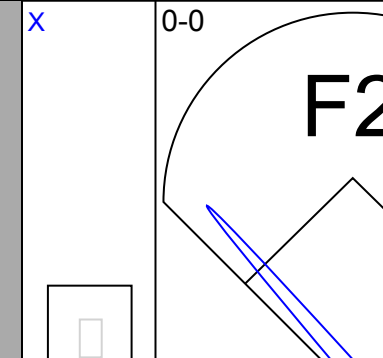

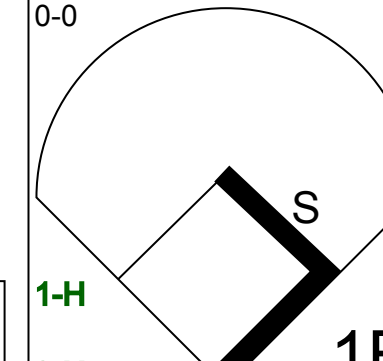

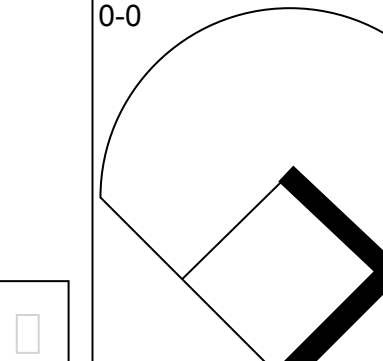
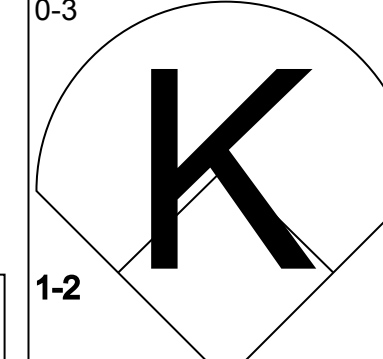

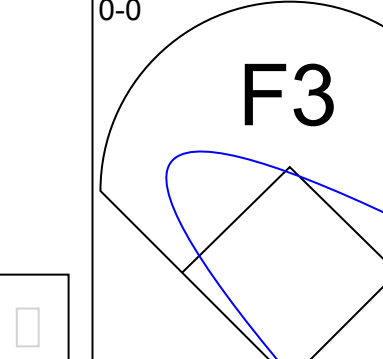
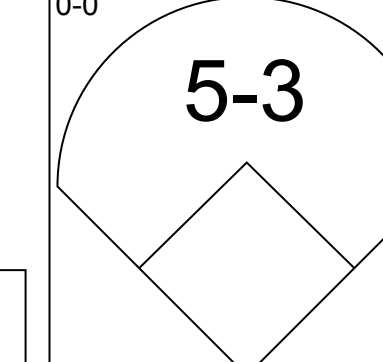
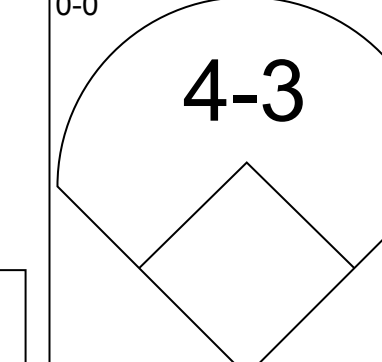
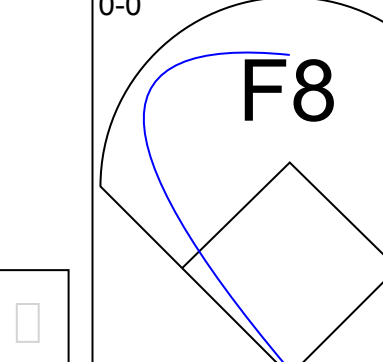
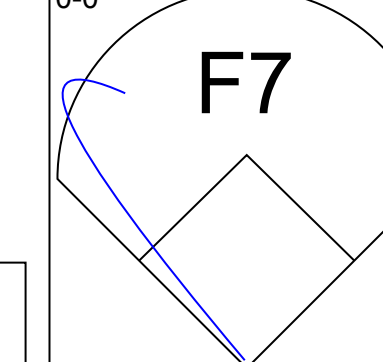
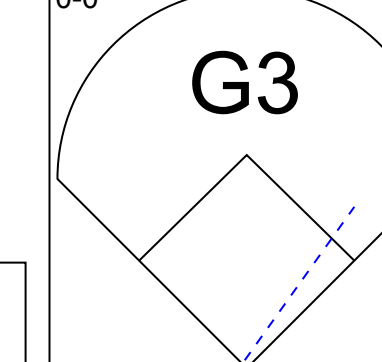
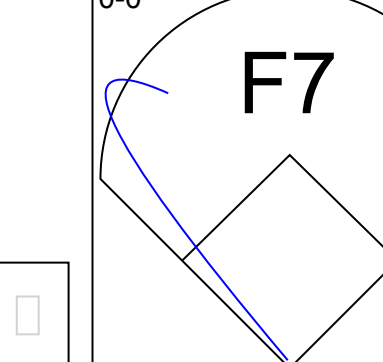
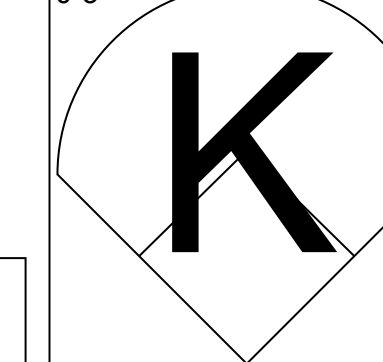
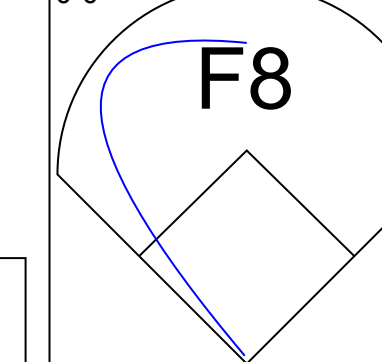



# Atlanta Braves - 1979

Batter	1	2	3	4	5	6	7	8	9	AB	R	H	RBI	BB	SO	LOB	TOP				
Barry Bonnell, R (1, 8)										4	0	0	0	0	1	3	<b>Atlanta Braves @ Houston Astros</b> Astrodome, Houston, TX Fri Apr 06 1979, 7:05 PM EST Att: 28,998 - Dome				
Gary Matthews, R (1, 9) OBP: 0.500, SLG: 0.500										4	0	2	0	0	1	1					
Bob Homer, R (1, 5) Jerry Royster, R (7, PH) (7, 5)										3	0	1	0	0	0	1					
Jeff Burroughs, R (1, 7)										1	1	0	0	3	1	0					
Mike Lum, L (1, 3) OBP: 0.250, SLG: 0.250										4	0	1	0	0	2	3					
Dale Murphy, R (1, 2) OBP: 0.500, SLG: 0.333										3	0	1	0	1	1	2					
Glenn Hubbard, R (1, 4) OBP: 0.250, SLG: 0.250										4	0	1	0	0	1	2					
Pepe Frias, R (1, 6) Bob Beall, S (6, PH) Darrel Chaney, S (6, 6) Rowland Office, L (9, PH)										2	0	0	0	0	0	2					
Phil Niekro, R (1, 1) Charlie Spikes, R (9, PH)										3	0	1	0	0	0	1					
<b>Inning Stats</b>	R: 0 E: 0 K: 1 S: 6	H: 2 LOB: 2 P: 10	R: 0 E: 1 K: 1 S: 6	H: 0 LOB: 2 P: 10	R: 0 E: 0 K: 1 S: 6	H: 2 LOB: 2 P: 10	R: 0 E: 0 K: 0 S: 3	H: 1 LOB: 0 P: 3	R: 0 E: 0 K: 1 S: 5	H: 0 LOB: 0 P: 5	R: 1 E: 0 K: 1 S: 6	H: 1 LOB: 1 P: 10	R: 0 E: 0 K: 0 S: 4	H: 1 LOB: 1 P: 4	R: 0 E: 0 K: 2 S: 7	H: 0 LOB: 0 P: 7		R: 0 E: 0 K: 2 S: 7	H: 0 LOB: 0 P: 7	1B: 7 2B: 0 3B: 0 HR: 0	SF: 0 SAC: 0 DP: 3 HBP: 0
<b>PITCHER</b>	IP WLS BF H R ER SO BB IBB HBP BLK WP HR S P ERA WHIP																				
J.R. Richard, R (1, 1) ERA: 1.69	5.1 W 24 6 1 1 5 4 0 0 0 1 0 30 46 1.69 1.875																				
Joaquin Andujar, R (6, 1) ERA:	3.2 S 12 1 0 0 4 0 0 0 0 0 0 20 20 0.00 0.273																				

Batter	1	2	3	4	5	6	7	8	9	AB	R	H	RBI	BB	SO	LOB	BOTTOM
Terry Puhl, L (1, 9) OBP: 0.500, SLG: 0.333										3	1	1	0	1	0	0	<b>Atlanta Braves @ Houston Astros</b> Astrodome, Houston, TX Fri Apr 06 1979, 7:05 PM EST Att: 28,998 - Dome
Craig Reynolds, L (1, 6)										3	0	0	0	0	1		
Cesar Cedeno, R (1, 8)										3	0	0	0	0	1	2	
Jose Cruz, L (1, 7)										2	1	0	0	1	0	1	
Enos Cabell, R (1, 5) OBP: 0.667, SLG: 1.000										3	0	2	2	0	0	0	
Bob Watson, R (1, 3) Rafael Landestoy, S (8, 4)										3	0	0	0	0	2	2	
Art Howe, R (1, 4) (8, 5)										3	0	0	0	0	0	1	
Alan Ashby, S (1, 2)										3	0	0	0	0	0	1	
J.R. Richard, R (1, 1) Joaquin Andujar, S (6, 1)										2	0	0	0	0	1	0	
<b>Inning Stats</b>	R: 2 E: 0 K: 1 S: 6	H: 1 LOB: 1 P: 14	R: 0 E: 0 K: 1 S: 5	H: 0 LOB: 0 P: 5	R: 0 E: 0 K: 0 S: 3	H: 0 LOB: 0 P: 3	R: 0 E: 0 K: 1 S: 5	H: 0 LOB: 0 P: 5	R: 0 E: 0 K: 1 S: 6	H: 1 LOB: 1 P: 6	R: 0 E: 0 K: 0 S: 4	H: 1 LOB: 1 P: 4	R: 0 E: 0 K: 1 S: 5	H: 0 LOB: 0 P: 5	1B: 2 2B: 1 3B: 0 HR: 0	SF: 0 SAC: 1 DP: 0 HBP: 0	
<b>PITCHER</b>	IP WLS BF H R ER SO BB IBB HBP BLK WP HR S P ERA WHIP																
Phil Niekro, R (1, 1) ERA: 2.25	8.0 L 29 3 2 2 5 2 0 0 0 1 0 37 45 2.25 0.625																





Batter	1	2	3	4	5	6	7	8	9	AB	R	H	RBI	BB	SO	LOB	TOP		
Jerry Royster, R (1.5)	F8		1-3			6-3			6-3	4	0	0	0	0	0	0			
Glenn Hubbard, R (1.4) OBP: 0.125, SLG: 0.125	F8			5-3			F8		6-3	4	0	0	0	0	0	0			
Gary Matthews, R (1.9) OBP: 0.286, SLG: 0.286	6-3			K			6-3			3	0	0	0	0	1	0			
Jeff Burroughs, R (1.7)		FC1-6 BB		F8			K			2	0	0	0	1	1	0			
Mike Lum, L (1.3) OBP: 0.143, SLG: 0.143	F5				F8			4-3		3	0	0	0	0	0	1			
Dale Murphy, R (1.2) OBP: 0.286, SLG: 0.167	FC1-6 1-2			G3				6-3		3	0	0	0	0	0	1			
Barry Bonnell, R (1.8)				F8				BB		2	0	0	0	1	1	1			
Pepe Frias, R (1.6)			F7			1-3			F4	2	0	0	0	0	0	0			
Bob Beall, S (8, PH)										1	0	0	0	0	0	1			
Darrel Chaney, S (8.6)										0	0	0	0	0	0	0			
Larry McWilliams, L (1.1)				1-3						2	0	0	0	0	0	0			
Craig Skok, R (7.1)						2-3				0	0	0	0	0	0	0			
Adrian Devine, R (8.1)									4-3	0	0	0	0	0	0	0			
Rowland Office, L (9, PH)										1	0	0	0	0	0	0			
<b>Inning Stats</b>	R: 0 E: 0 K: 0 S: 3	H: 0 LOB: 0 BB: 0 P: 3	R: 0 E: 0 K: 1 S: 5	H: 0 LOB: 1 BB: 1 P: 9	R: 0 E: 0 K: 0 S: 3	H: 0 LOB: 0 BB: 0 P: 3	R: 0 E: 0 K: 1 S: 5	H: 0 LOB: 0 BB: 0 P: 5	R: 0 E: 0 K: 0 S: 3	H: 0 LOB: 0 BB: 0 P: 3	R: 0 E: 0 K: 1 S: 5	H: 0 LOB: 0 BB: 0 P: 5	R: 0 E: 0 K: 0 S: 3	H: 0 LOB: 1 BB: 1 P: 7	R: 0 E: 0 K: 0 S: 3	H: 0 LOB: 0 BB: 0 P: 3	1B: 0 2B: 0 3B: 0 HR: 0	SF: 0 SAC: 0 DP: 0 HBP: 0	WP: 0 PA: 29 PB: 0 SB: 0 CS: 0
<b>PITCHER</b> Ken Forsch, R (1.1) ERA:	IP: 9.0 WLS: W BF: 29 H: 0 R: 0 ER: 0 SO: 3 BB: 2 IBB: 0 HBP: 0 BLK: 0 WP: 0 HR: 0 S: 33 P: 41 ERA: 0.00 WHIP: 0.222															<b>PITCHER</b> Ken Forsch, R (1.1) ERA:	IP: 9.0 WLS: W BF: 29 H: 0 R: 0 ER: 0 SO: 3 BB: 2 IBB: 0 HBP: 0 BLK: 0 WP: 0 HR: 0 S: 33 P: 41 ERA: 0.00 WHIP: 0.222		

Atlanta Braves @ Houston Astros  
Astrodome, Houston, TX  
Sat Apr 07 1979, 7:05 PM EST  
Att: 24,325 - Dome

AB 27  
R 0  
H 0  
RBI 0  
BB 2  
SO 3  
LOB 4



Batter	1	2	3	4	5	6	7	8	9	AB	R	H	RBI	BB	SO	LOB	BOTTOM		
Terry Puhl, L (1.9) OBP: 0.625, SLG: 0.571	SH2-3 E 1B	CS 1B			F9		1B			4	1	3	1	0	0	0			
Craig Reynolds, L (1.6)	SH2-3 1-2	CS 1-2	1-3		1-3		F4			3	0	0	0	0	0	1			
Cesar Cedeno, R (1.8) OBP: 0.286, SLG: 0.429	E6 2H 1B 2B		F9			F6		1-3 1B		4	1	2	1	0	0	0			
Bob Watson, R (1.3) Rafael Landestoy, S (8.4)	K		6-3			F5		L5		4	0	0	0	0	1	3			
Enos Cabell, R (1.5) OBP: 0.429, SLG: 0.571 (8.3)	E 3H 1B			6-3		6-3		E5 4-3 S 1B		4	1	1	1	0	0	0			
Art Howe, R (1.4) OBP: 0.143, SLG: 0.143 (8.5)	E5 1-2			F5			1B 3B 1B	L3 1-2		4	1	1	0	0	0	2			
Jose Cruz, L (1.7) OBP: 0.429, SLG: 0.667	G3						3B 1B	4-3 2-3		4	1	2	0	0	0	3			
Alan Ashby, S (1.2) OBP: 0.286, SLG: 0.571		G3			3-1		1B 3B	FC6-4 1B		4	1	2	3	0	0	1			
Ken Forsch, R (1.1)		K					K	FC6-4 1-2		4	0	0	0	0	3	2			
<b>Inning Stats</b>	R: 2 E: 2 K: 1 S: 9	H: 3 LOB: 2 BB: 0 P: 9	R: 0 E: 0 K: 1 S: 5	H: 1 LOB: 0 BB: 0 P: 5	R: 0 E: 0 K: 0 S: 3	H: 0 LOB: 0 BB: 0 P: 3	R: 0 E: 0 K: 0 S: 4	H: 1 LOB: 1 BB: 0 P: 4	R: 0 E: 0 K: 1 S: 5	H: 0 LOB: 0 BB: 0 P: 5	R: 0 E: 0 K: 0 S: 3	H: 0 LOB: 0 BB: 0 P: 3	R: 3 E: 0 K: 1 S: 10	H: 5 LOB: 2 BB: 0 P: 10	R: 1 E: 1 K: 0 S: 5	H: 1 LOB: 1 BB: 0 P: 5	1B: 8 2B: 1 3B: 2 HR: 0	SF: 0 SAC: 1 DP: 0 HBP: 0	WP: 0 PA: 37 PB: 0 SB: 1 CS: 1
<b>PITCHER</b> Larry McWilliams, L (1.1) ERA: 7.5 Craig Skok, L (7.1) Adrian Devine, R (8.1) ERA:	IP: 6.0 WLS: L BF: 26 H: 8 R: 5 ER: 5 SO: 3 BB: 0 IBB: 0 HBP: 0 BLK: 0 WP: 0 HR: 0 S: 32 P: 32 ERA: 7.50 WHIP: 1.333															<b>PITCHER</b> Larry McWilliams, L (1.1) ERA: 7.5 Craig Skok, L (7.1) Adrian Devine, R (8.1) ERA:	IP: 6.0 WLS: L BF: 26 H: 8 R: 5 ER: 5 SO: 3 BB: 0 IBB: 0 HBP: 0 BLK: 0 WP: 0 HR: 0 S: 32 P: 32 ERA: 7.50 WHIP: 1.333		

Atlanta Braves @ Houston Astros  
Astrodome, Houston, TX  
Sat Apr 07 1979, 7:05 PM EST  
Att: 24,325 - Dome

AB 35  
R 6  
H 11  
RBI 6  
BB 0  
SO 4  
LOB 12






Batter	1	2	3	4	5	6	7	8	9	AB	R	H	RBI	BB	SO	LOB	TOP		
Jerry Royster, R (1,5) OBP: 0.222, SLG: 0.222										4	0	2	0	0	1	0			
Glenn Hubbard, R (1,4) OBP: 0.167, SLG: 0.167										4	0	1	0	0	2	2			
Gary Matthews, R (1,9) OBP: 0.182, SLG: 0.182										4	0	0	0	0	0	2			
Jeff Burroughs, R (1,7)										4	0	0	0	0	2	2			
Mike Lum, L (1,3)										3	0	0	0	0	0	0			
Dale Murphy, R (1,2) OBP: 0.300, SLG: 0.222										3	0	1	0	0	1	0			
Barry Bonnell, R (1,8) OBP: 0.200, SLG: 0.111										3	0	1	0	0	0	1			
Pepe Frias, R (1,6)										2	0	0	0	0	0	1			
Bob Beall, S (8,PH)										1	0	0	0	0	0	0			
Darrel Chaney, S (8,6)										0	0	0	0	0	0	0			
Rick Matula, R (1,1)										2	0	0	0	0	0	1			
Joe Nolan, L (8,PH)										1	0	0	0	0	1	0			
Gene Garber, R (8,1)										0	0	0	0	0	0	0			
<b>Inning Stats</b>	R: 0 E: 0 K: 2 S: 8	H: 1 LOB: 1 BB: 0 P: 8	R: 0 E: 0 K: 0 S: 3	H: 1 LOB: 0 BB: 0 P: 3	R: 0 E: 0 K: 1 S: 6	H: 1 LOB: 1 BB: 0 P: 6	R: 0 E: 0 K: 0 S: 3	H: 0 LOB: 0 BB: 0 P: 3	R: 0 E: 0 K: 1 S: 6	H: 1 LOB: 1 BB: 0 P: 6	R: 0 E: 0 K: 0 S: 3	H: 0 LOB: 0 BB: 0 P: 3	R: 0 E: 0 K: 1 S: 5	H: 0 LOB: 0 BB: 0 P: 5	R: 0 E: 0 K: 0 S: 3	H: 0 LOB: 0 BB: 0 P: 3	1B: 5 2B: 0 3B: 0 HR: 0	SF: 0 SAC: 0 DP: 1 HBP: 0	WP: 0 PA: 31 PB: 0 SB: 1 CS: 0
<b>PITCHER</b> Joe Niekro, R (1,1) ERA:	IP: 9.0 WLS: W BF: 31	H: 5 R: 0 ER: 0 SO: 7	BB: 0 IBB: 0 HBP: 0 BLK: 0	WP: 0 HR: 0 S: 45 P: 45	ERA: 0.00 WHIP: 0.556														

Atlanta Braves @ Houston Astros  
Astrodome, Houston, TX  
Sun Apr 08 1979, 4:33 AM EST  
Att: 16,501 - Dome


AB 31  
R 0  
H 5  
RBI 0  
BB 0  
SO 7  
LOB 9



Batter	1	2	3	4	5	6	7	8	9	AB	R	H	RBI	BB	SO	LOB	BOTTOM		
Terry Puhl, L (1,9) OBP: 0.500, SLG: 0.455										4	1	1	0	0	1	1			
Craig Reynolds, L (1,6) OBP: 0.100, SLG: 0.100										4	0	1	0	0	0	1			
Cesar Cedeno, R (1,8) OBP: 0.364, SLG: 0.545										4	1	2	1	0	1	1			
Jose Cruz, L (1,7) OBP: 0.400, SLG: 0.556										3	0	1	1	0	0	0			
Enos Cabell, R (1,5) OBP: 0.300, SLG: 0.400										3	0	0	0	0	1	2			
Bob Watson, R (1,3)										3	0	0	0	0	0	1			
Rafael Landestoy, S (8,4)										0	0	0	0	0	0	0			
Art Howe, R (1,4) OBP: 0.100, SLG: 0.100										3	0	0	0	0	1	0			
Alan Ashby, S (1,2) OBP: 0.400, SLG: 0.600										3	0	2	0	0	0	0			
Joe Niekro, R (1,1)										3	0	0	0	0	0	2			
<b>Inning Stats</b>	R: 2 E: 0 K: 0 S: 6	H: 3 LOB: 1 BB: 0 P: 6	R: 0 E: 0 K: 1 S: 6	H: 1 LOB: 1 BB: 0 P: 6	R: 0 E: 1 K: 2 S: 8	H: 0 LOB: 1 BB: 0 P: 8	R: 0 E: 0 K: 0 S: 4	H: 1 LOB: 1 BB: 0 P: 4	R: 0 E: 0 K: 0 S: 3	H: 1 LOB: 0 BB: 0 P: 3	R: 0 E: 0 K: 0 S: 3	H: 0 LOB: 0 BB: 0 P: 3	R: 0 E: 0 K: 0 S: 3	H: 0 LOB: 0 BB: 0 P: 3	R: 0 E: 0 K: 1 S: 5	H: 1 LOB: 0 BB: 0 P: 5	1B: 6 2B: 1 3B: 0 HR: 0	SF: 0 SAC: 0 DP: 0 HBP: 0	WP: 0 PA: 31 PB: 0 SB: 2 CS: 2
<b>PITCHER</b> Rick Matula, R (1,1) ERA: 2.57 Gene Garber, R (8,1) ERA:	IP: 7.0 WLS: L BF: 27	H: 6 R: 2 ER: 2 SO: 3	BB: 0 IBB: 0 HBP: 0 BLK: 0	WP: 0 HR: 0 S: 33 P: 33	ERA: 2.57 WHIP: 0.857														

Atlanta Braves @ Houston Astros  
Astrodome, Houston, TX  
Sun Apr 08 1979, 4:33 AM EST  
Att: 16,501 - Dome

AB 30  
R 2  
H 7  
RBI 2  
BB 0  
SO 4  
LOB 8





Batter	1	2	3	4	5	6	7	8	9	AB	R	H	RBI	BB	SO	LOB	TOP
Ken Griffey, L (1,9) OBP: 0.375, SLG: 0.591										4	1	3	2	0	0	0	<p><b>Cincinnati Reds @ Atlanta Braves</b> Atlanta-Fulton County Stadium, Atlanta, GA Mon Apr 09 1979, 6:05 PM EST Att: 30,433 - Unknown</p> <p>livebaseballscores.com</p> <p>AB 33 R 9 H 11 RBI 9 BB 6 SO 3 LOB 19</p>
Dave Concepcion, R (1,6) OBP: 0.291, SLG: 0.238										4	0	1	0	0	0	4	
Joe Morgan, L (1,4) OBP: 0.500, SLG: 0.524										3	2	0	0	2	2	4	
George Foster, R (1,7) OBP: 0.500, SLG: 0.789										4	1	3	2	1	0	0	
Johnny Bench, R (1,2) OBP: 0.409, SLG: 0.471										4	1	2	2	0	0	3	
Dan Driessen, L (1,3) OBP: 0.384, SLG: 0.611										2	1	0	1	2	0	0	
Ray Knight, R (1,5) OBP: 0.429, SLG: 0.273										5	2	1	0	0	0	3	
Cesar Geronimo, L (1,8) OBP: 0.250, SLG: 0.278										4	0	0	0	1	1	3	
Tom Seaver, R (1,1) OBP: 0.333, SLG: 1.333 Frank Pastore, R (9,1)										3	1	1	2	0	0	2	
<b>Inning Stats</b>	R: 3 E: 0 K: 0 S: 5	H: 2 LOB: 0 BB: 1 P: 9	R: 1 E: 1 K: 0 S: 5	H: 1 LOB: 1 BB: 0 P: 5	R: 1 E: 0 K: 1 S: 7	H: 2 LOB: 2 BB: 1 P: 11	R: 1 E: 0 K: 1 S: 7	H: 1 LOB: 0 BB: 0 P: 4	R: 0 E: 0 K: 0 S: 3	H: 2 LOB: 1 BB: 0 P: 4	R: 0 E: 0 K: 0 S: 2	H: 0 LOB: 0 BB: 1 P: 6	1B: 7 2B: 1 3B: 1 HR: 2	SF: 3 SAC: 2 DP: 2 HBP: 0	WP: 0 PB: 0 SB: 1 CS: 0	PA: 44	
<b>PITCHER</b>	IP WLS BF H R ER SO BB IBB HBP BLK WP HR S P ERA WHIP																
Mickey Mahler, L (1,1) ERA: 15.43	2.1 L 15 5 5 4 0 2 0 0 0 0 0 13 21 15.43 3.000																
Frank LaCorte, R (3,1) ERA: 16.2	1.2 10 3 3 3 2 2 0 0 0 0 1 12 20 16.20 3.000																
Craig Skok, L (5,1) ERA: 2.25	3.0 12 1 1 1 1 1 0 0 0 0 0 1 13 17 3.00 0.667																
Adrian Devine, R (8,1) ERA:	2.0 7 2 0 0 0 1 0 0 0 0 0 6 10 0.00 1.500																


Batter	1	2	3	4	5	6	7	8	9	AB	R	H	RBI	BB	SO	LOB	BOTTOM					
Jerry Royster, R (1,5) OBP: 0.385, SLG: 0.385										4	1	3	0	0	1	0	<p><b>Cincinnati Reds @ Atlanta Braves</b> Atlanta-Fulton County Stadium, Atlanta, GA Mon Apr 09 1979, 6:05 PM EST Att: 30,433 - Unknown</p> <p>livebaseballscores.com</p> <p>AB 33 R 4 H 7 RBI 4 BB 2 SO 12 LOB 7</p>					
Glenn Hubbard, R (1,4) OBP: 0.250, SLG: 0.143										2	1	0	0	2	1	2						
Gary Matthews, R (1,9) OBP: 0.267, SLG: 0.467										4	1	2	3	0	1	1						
Jeff Burroughs, R (1,7) OBP: 0.333, SLG: 0.091										4	0	1	0	0	2	2						
Mike Lum, L (1,3) OBP: 0.071, SLG: 0.071										4	0	0	0	0	0	2						
Dale Murphy, R (1,2) OBP: 0.214, SLG: 0.154										4	0	0	0	0	2	0						
Barry Bonnell, R (1,8) OBP: 0.214, SLG: 0.385										4	1	1	1	0	0	0						
Pepe Frias, R (1,6) Bob Beall, S (7,PH) Darrel Chaney, S (8,6)										2	0	0	0	0	1	0						
Mickey Mahler, S (1,1) Frank LaCorte, R (3,1) Craig Skok, R (5,1) Rowland Office, L (7,PH) Adrian Devine, R (8,1)										0	0	0	0	0	0	0						
<b>Inning Stats</b>	R: 0 E: 0 K: 2 S: 7	H: 1 LOB: 2 BB: 1 P: 11	R: 0 E: 0 K: 1 S: 5	H: 0 LOB: 0 BB: 0 P: 5	R: 3 E: 0 K: 0 S: 5	H: 2 LOB: 0 BB: 1 P: 9	R: 0 E: 0 K: 0 S: 3	H: 0 LOB: 0 BB: 0 P: 3	R: 0 E: 0 K: 3 S: 10	H: 1 LOB: 1 BB: 0 P: 10	R: 0 E: 0 K: 2 S: 7	H: 0 LOB: 0 BB: 0 P: 7	R: 1 E: 0 K: 2 S: 8	H: 1 LOB: 0 BB: 0 P: 8	R: 0 E: 0 K: 0 S: 5	H: 2 LOB: 2 BB: 0 P: 5	R: 0 E: 0 K: 2 S: 7	H: 0 LOB: 0 BB: 0 P: 7	1B: 5 2B: 1 3B: 0 HR: 2	SF: 0 SAC: 0 DP: 1 HBP: 0	WP: 0 PB: 0 SB: 0 CS: 1	PA: 35
<b>PITCHER</b>	IP WLS BF H R ER SO BB IBB HBP BLK WP HR S P ERA WHIP																					
Tom Seaver, R (1,1) ERA: 7.45	8.0 W 32 7 4 4 10 2 0 0 0 0 0 0 7 7 0.00 0.000																					
Frank Pastore, R (9,1) ERA: 3.18	1.0 3 0 0 0 2 0 0 0 0 0 0 0 7 7 0.00 0.000																					




Batter	1	2	3	4	5	6	7	8	9	AB	R	H	RBI	BB	SO	LOB	TOP					
Ken Griffey, L (1,9) OBP: 0.379, SLG: 0.556										5	1	2	0	0	1	3	<p>Cincinnati Reds @ Atlanta Braves Atlanta-Fulton County Stadium, Atlanta, GA Tue Apr 10 1979, 6:05 PM EST Att: 5,624 - Unknown</p> <p>livebaseballscores.com</p> <p>AB 39 R 4 H 14 RBI 2 BB 2 SO 5 LOB 19</p>					
Dave Concepcion, R (1,6) OBP: 0.250, SLG: 0.231										5	1	1	0	0	0	1						
Joe Morgan, L (1,4) OBP: 0.483, SLG: 0.577										5	1	2	0	0	1	2						
George Foster, R (1,7) OBP: 0.519, SLG: 0.750										5	0	3	1	0	1	1						
Dan Driessen, L (1,3) OBP: 0.370, SLG: 0.609										5	0	2	0	0	0	3						
Johnny Bench, R (1,2) OBP: 0.370, SLG: 0.381										4	0	0	0	1	1	4						
Ray Knight, R (1,5) OBP: 0.500, SLG: 0.429										3	1	2	0	1	0	3						
Cesar Geronimo, L (1,8) OBP: 0.250, SLG: 0.273										4	0	1	1	0	0	1						
Fred Norman, S (1,1) OBP: 0.500, SLG: 0.500										2	0	1	0	0	0	0						
Michael LaCoss, R (6,1)										0	0	0	0	0	0	0						
Champ Summers, L (8, PH)										1	0	0	0	0	1	1						
Pedro Borbon, R (8,1)										0	0	0	0	0	0	0						
<b>Inning Stats</b>	R: 2 E: 1 K: 2 S: 11	H: 3 LOB: 2 BB: 0 P: 11	R: 0 E: 0 K: 0 S: 4	H: 1 LOB: 1 BB: 0 P: 4	R: 0 E: 1 K: 0 S: 4	H: 1 LOB: 1 BB: 0 P: 4	R: 0 E: 0 K: 0 S: 3	H: 0 LOB: 1 BB: 1 P: 7	R: 0 E: 0 K: 0 S: 5	H: 3 LOB: 3 BB: 1 P: 9	R: 0 E: 0 K: 0 S: 3	H: 1 LOB: 0 BB: 0 P: 3	R: 0 E: 0 K: 1 S: 6	H: 1 LOB: 1 BB: 0 P: 6	R: 1 E: 0 K: 2 S: 9	H: 2 LOB: 1 BB: 0 P: 9	R: 1 E: 0 K: 0 S: 5	H: 2 LOB: 1 BB: 0 P: 5	1B: 10 2B: 4 3B: 0 HR: 0	SF: 0 SAC: 1 DP: 1 HBP: 0	WP: 1 PB: 1 SB: 2 CS: 0	PA: 42
<b>PITCHER</b>	IP WLS BF H R ER SO BB IBB HBP BLK WP HR S P ERA WHIP	7.0 W 32 10 2 1 3 1 1 0 0 1 0 36 44 1.29 1.571	2.0 S 10 4 2 2 2 0 0 0 0 0 0 0 14 14 9.00 2.000																			

Batter	1	2	3	4	5	6	7	8	9	AB	R	H	RBI	BB	SO	LOB	BOTTOM			
Jerry Royster, R (1,5) OBP: 0.500, SLG: 0.556										5	1	4	1	0	0	2	<p>Cincinnati Reds @ Atlanta Braves Atlanta-Fulton County Stadium, Atlanta, GA Tue Apr 10 1979, 6:05 PM EST Att: 5,624 - Unknown</p> <p>livebaseballscores.com</p> <p>AB 30 R 6 H 10 RBI 5 BB 5 SO 1 LOB 18</p>			
Glenn Hubbard, R (1,4) OBP: 0.200, SLG: 0.111										4	0	0	0	0	0	4				
Gary Matthews, R (1,9) OBP: 0.283, SLG: 0.421										4	0	1	1	0	0	2				
Jeff Burroughs, R (1,7) OBP: 0.316, SLG: 0.071										3	1	0	0	1	1	2				
Gene Garber, R (8,1)										0	0	0	0	0	0	0				
Dale Murphy, R (1,2) OBP: 0.333, SLG: 0.400										2	2	1	1	2	0	1				
Barry Bonnell, R (1,8) OBP: 0.294, SLG: 0.400										2	1	1	0	1	0	0				
Mike Lum, L (1,3) OBP: 0.167, SLG: 0.222										4	1	2	1	0	0	3				
Pepe Frias, R (1,6)										3	0	0	0	0	0	3				
Phil Niekro, R (1,1) OBP: 0.333, SLG: 0.333										3	0	1	1	0	0	1				
Rowland Office, L (8,8)										0	0	0	0	1	0	0				
<b>Inning Stats</b>	R: 0 E: 0 K: 0 S: 4	H: 1 LOB: 1 BB: 0 P: 4	R: 0 E: 0 K: 0 S: 5	H: 2 LOB: 2 BB: 1 P: 9	R: 0 E: 0 K: 0 S: 3	H: 0 LOB: 0 BB: 0 P: 3	R: 1 E: 0 K: 0 S: 3	H: 1 LOB: 0 BB: 1 P: 7	R: 0 E: 0 K: 0 S: 4	H: 1 LOB: 1 BB: 0 P: 4	R: 2 E: 0 K: 0 S: 4	H: 1 LOB: 2 BB: 2 P: 12	R: 1 E: 0 K: 1 S: 7	H: 2 LOB: 1 BB: 0 P: 7	R: 1 E: 0 K: 0 S: 5	H: 2 LOB: 2 BB: 1 P: 9	1B: 7 2B: 2 3B: 0 HR: 1	SF: 0 SAC: 3 DP: 0 HBP: 0	WP: 1 PB: 0 SB: 2 CS: 1	PA: 38
<b>PITCHER</b>	IP WLS BF H R ER SO BB IBB HBP BLK WP HR S P ERA WHIP	5.1 L 25 6 4 4 4 0 4 0 0 0 0 0 21 37 6.75 1.875	1.2 7 2 1 1 1 0 0 0 0 0 0 9 9 5.40 1.200	1.0 6 2 1 1 0 1 0 0 0 0 0 5 9 9.00 3.000																



Batter	1	2	3	4	5	6	7	8	9	AB	R	H	RBI	BB	SO	LOB	TOP								
Ken Griffey, L (1,9) OBP: 0.400, SLG: 0.531	0-0 1B 1B	0-0 1-4-3		0-0 3-1	4-0 HR IBB		0-0 4-3		0-0 L6-3 1B	5	2	2	0	1	0	1	<p>Cincinnati Reds @ Atlanta Braves Atlanta-Fulton County Stadium, Atlanta, GA</p> <p>Wed Apr 11 1979, 6:05 PM EST Alt: 3,021 - Overcast</p> <p>livebaseballscores.com</p> <p>AB 40 R 9 H 13 RBI 9 BB 6 SO 6 LOB 27</p> 								
Dave Concepcion, R (1,6) OBP: 0.294, SLG: 0.375	0-0 S 1B 1B		0-0 6-3	E4 E BB	0-0 HR		0-0 BB 1B		0-0 L6-3 1-2	6	2	3	4	0	0	1									
Joe Morgan, L (1,4) OBP: 0.471, SLG: 0.517 Junior Kennedy, R (7,4)	0-3 K 1-2		4-0 WP 2B BB	4-0 S BB	0-0 G1		0-0 F8			3	1	0	0	2	1	3									
George Foster, R (1,7) OBP: 0.531, SLG: 0.704	0-0 2H 3H 1B		0-0 5-3	4-0 1-2 2-3 IBB	0-0 1-3		4-0 1-2 BB			3	0	1	2	2	0	1									
Dan Driessen, L (1,3) OBP: 0.375, SLG: 0.607	0-0 F5		0-0 2B 2B	0-0 F2		0-0 1B 1B		0-0 F3		5	1	2	1	0	0	6									
Johnny Bench, R (1,2) OBP: 0.344, SLG: 0.320 Vic Correll, R (8,2)	0-3 K		4-0 2B IBB	0-3 K		0-0 F8		0-0 E6 G4-3		4	1	0	0	1	2	5									
Ray Knight, R (1,5) OBP: 0.522, SLG: 0.579			0-0 5-3 2B	0-0 1H 2H 2B		0-0 2B HR 1B		0-0 F8 1-2		5	1	3	2	0	0	2									
Cesar Geronimo, L (1,8) OBP: 0.310, SLG: 0.346			0-0 F8	1-0 HBP		0-0 1-3 HR 2B		0-0 6-3		4	1	2	0	0	0	1									
Tom Hume, R (1,1) Frank Pastore, R (9,1)			0-0 5-3 2-3	0-3 K		0-0 P3		0-3 K		5	0	0	0	0	3	7									
Inning Stats	R: 2 E: 0 K: 2 S: 10	H: 3 LOB: 1 BB: 0 P: 10	R: 0 E: 0 K: 0 S: 4	H: 1 LOB: 1 BB: 0 P: 4	R: 3 E: 0 K: 1 S: 7	H: 2 LOB: 2 BB: 2 P: 16	R: 0 E: 1 K: 1 S: 6	H: 0 LOB: 3 BB: 2 P: 14	R: 4 E: 0 K: 0 S: 6	H: 3 LOB: 0 BB: 1 P: 10	R: 0 E: 0 K: 1 S: 7	H: 2 LOB: 2 BB: 0 P: 7	R: 0 E: 0 K: 0 S: 4	H: 1 LOB: 2 BB: 0 P: 8	R: 0 E: 1 K: 0 S: 3	H: 0 LOB: 0 BB: 0 P: 3		R: 0 E: 0 K: 1 S: 5	H: 1 LOB: 0 BB: 0 P: 5	1B: 8 2B: 5 3B: 0 HR: 1	SF: 0 SAC: 0 DP: 2 HBP: 1	WP: 1 PB: 0 SB: 2 CS: 0	PA: 47		
PITCHER	IP	WLS	BF	H	R	ER	SO	BB	IBB	HBP	BLK	WP	HR	S	P	ERA	WHIP								
Eddie Solomon, R (1,1) ERA: 11.25	4.0	L	24	6	5	5	4	2	2	1	0	1	0	27	44	11.25	2.000								
Adrian Devine, R (5,1) ERA: 9.0	1.0		7	3	4	4	0	0	1	0	0	0	1	6	10	36.00	3.000								
Craig Skok, L (6,1) ERA: 1.13	4.0		16	4	0	0	2	1	0	0	0	0	0	19	23	0.00	1.250								

Batter	1	2	3	4	5	6	7	8	9	AB	R	H	RBI	BB	SO	LOB	BOTTOM								
Jerry Royster, R (1,5) OBP: 0.478, SLG: 0.500	0-0 F7		4-0 BB BB		0-0 5-3		0-0 F8		0-0 BB 1B	4	0	1	0	1	0	0	<p>Cincinnati Reds @ Atlanta Braves Atlanta-Fulton County Stadium, Atlanta, GA</p> <p>Wed Apr 11 1979, 6:05 PM EST Alt: 3,021 - Overcast</p> <p>livebaseballscores.com</p> <p>AB 35 R 5 H 9 RBI 4 BB 4 SO 3 LOB 14</p> 								
Glenn Hubbard, R (1,4) OBP: 0.280, SLG: 0.143	0-0 F6		4-0 1-2 2-3 BB		0-0 1B 1B		0-0 6-3		4-0 1-2 BB	3	1	1	0	2	0	0									
Gary Matthews, R (1,9) OBP: 0.250, SLG: 0.375	0-0 F8		0-0 F8		0-0 1B 1B		0-0 4-3		0-0 5-3	5	0	1	0	0	0	5									
Jeff Burroughs, R (1,7) OBP: 0.304, SLG: 0.111			0-0 5-3	0-3 K		0-0 1-2 2H 1B		0-0 P4		4	0	1	1	0	1	3									
Mike Lum, L (1,3) OBP: 0.182, SLG: 0.190	0-0 G3		4-0 1B BB		0-0 F2		0-0 4-3		0-0 4-3	3	1	0	0	1	0	2									
Dale Murphy, R (1,2) OBP: 0.564, SLG: 0.579	0-0 F8		0-0 1B G6-4-3 1B		0-0 P6		0-0 HR			4	2	2	1	0	0	2									
Barry Bonnell, R (1,8) OBP: 0.333, SLG: 0.579			0-0 HR		0-0 G6-4-3 1B		0-0 F2		0-0 4-3	4	1	2	2	0	0	0									
Pepe Frias, R (1,6) OBP: 0.071, SLG: 0.143 Darrel Chaney, S (9,PH)			0-0 BB 2B		0-0 G6-4-3		0-0 6-3		0-3 K	3	0	1	0	0	0	1									
Eddie Solomon, R (1,1) Bob Beall, S (4,PH)			0-0 6-3		0-3 K2-3		0-0 F8		0-0 1-3	1	0	0	0	0	0	1									
Adrian Devine, R (5,1) Craig Skok, R (6,1) Rowland Office, L (9,PH)			0-0 6-3		0-3 K2-3		0-0 F8		0-0 1-3	1	0	0	0	0	0	0									
Inning Stats	R: 0 E: 0 K: 0 S: 3	H: 0 LOB: 0 BB: 0 P: 3	R: 0 E: 0 K: 0 S: 3	H: 0 LOB: 0 BB: 0 P: 3	R: 1 E: 0 K: 1 S: 7	H: 2 LOB: 3 BB: 2 P: 15	R: 2 E: 0 K: 1 S: 6	H: 2 LOB: 0 BB: 1 P: 10	R: 1 E: 0 K: 0 S: 6	H: 3 LOB: 2 BB: 0 P: 6	R: 0 E: 0 K: 0 S: 3	H: 0 LOB: 0 BB: 0 P: 3	R: 0 E: 0 K: 0 S: 4	H: 1 LOB: 0 BB: 0 P: 4	R: 0 E: 0 K: 1 S: 6	H: 1 LOB: 2 BB: 1 P: 10	1B: 6 2B: 1 3B: 0 HR: 2	SF: 0 SAC: 0 DP: 1 HBP: 0	WP: 0 PB: 0 SB: 0 CS: 0	PA: 39					
PITCHER	IP	WLS	BF	H	R	ER	SO	BB	IBB	HBP	BLK	WP	HR	S	P	ERA	WHIP								
Tom Hume, R (1,1) ERA: 4.3	8.2	W	38	9	5	5	3	4	0	0	0	0	0	40	56	5.19	1.500								
Frank Pastore, R (9,1) ERA: 3.0	0.1	S	1	0	0	0	0	0	0	0	0	0	0	1	1	0.00	0.000								











Batter	1	2	3	4	5	6	7	8	9	AB	R	H	RBI	BB	SO	LOB	TOP							
Jerry Royster, R OBP: 0.417, SLG: 0.412 (1, 5)	0-0 6-3		0-0 1B			0-3 K		0-3 K		4	0	1	1	0	2	0	<b>Atlanta Braves @ Los Angeles Dodgers</b> Dodger Stadium, Los Angeles, CA Sat Apr 14 1979, 6:05 PM PST Att: 47,064 - Unknown							
Glenn Hubbard, R OBP: 0.333, SLG: 0.188 (1, 4)	4-0 BB		0-0 F9			0-0 F5		0-0 6-3		3	0	0	0	1	0	1								
Gary Matthews, R OBP: 0.237, SLG: 0.324 (1, 9)	0-0 L3			0-3 K			0-0 FC6-4 BB	0-0 F9		4	0	1	0	0	1	1								
Jeff Burroughs, R OBP: 0.343, SLG: 0.148 (1, 7)		0-0 F9		0-0 6-3			0-0 F8		0-0 2B 1B	4	1	1	0	0	0	1								
Mike Lum, L OBP: 0.276, SLG: 0.259 Charlie Spikes, R OBP: 0.333, SLG: 1.000 (9, PH)		0-0 CS 1B		0-3 K			4-0 FC6-4 BB		0-0 1B 2B	2	0	1	0	1	1	0								
Dale Murphy, R OBP: 0.371, SLG: 0.594 (1, 2)		0-0 P5				0-0 F8		0-0 FC6-4	0-0 G6-4-3	4	0	1	2	0	0	3								
Barry Bonnell, R OBP: 0.364, SLG: 0.607 (1, 8)			1-0 SH HBP		0-0 F9			0-0 P4	0-0 F8	3	0	0	0	0	0	3								
Pepe Frias, R OBP: 0.208, SLG: 0.250 Bob Beall, S Darrel Chaney, S (8, PH)			0-0 SH 1B		0-3 K			4-0 HR BB	0-0 G6-4-3	1	1	0	0	0	1	0								
Phil Niekro, R OBP: 0.250, SLG: 0.250 Craig Skok, R Rowland Office, L Frank LaCorte, R (8, PH)			0-0 7-2-1-5			0-3 K		0-0 HR		2	0	0	0	0	1	2								
			2-3 3-H					1-H HR		0	0	0	0	0	0	0								
<b>Inning Stats</b>	R: 0 E: 0 K: 0 S: 2	H: 0 LOB: 0 BB: 1 P: 6	R: 0 E: 0 K: 0 S: 3	H: 1 LOB: 0 BB: 0 P: 3	R: 1 E: 2 K: 0 S: 4	H: 1 LOB: 1 BB: 0 P: 5	R: 0 E: 0 K: 2 S: 7	H: 0 LOB: 0 BB: 0 P: 7	R: 0 E: 0 K: 1 S: 5	H: 0 LOB: 0 BB: 0 P: 5	R: 0 E: 0 K: 2 S: 7	H: 0 LOB: 0 BB: 0 P: 7	R: 0 E: 0 K: 0 S: 4	H: 1 LOB: 2 BB: 1 P: 8	R: 2 E: 0 K: 1 S: 6	H: 1 LOB: 0 BB: 1 P: 10	R: 2 E: 0 K: 0 S: 5	H: 3 LOB: 0 BB: 0 P: 5	1B: 5 2B: 3 3B: 0 HR: 1	SF: 0 SAC: 1 DP: 3 HBP: 1	WP: 0 PB: 0 SB: 0 CS: 1	PA: 35		
<b>PITCHER</b>	IP WLS BF H R ER SO BB IBB HBP BLK WP HR S P ERA WHIP	8.0 W 30 4 3 2 6 3 0 1 0 0 1 38 51 2.25 0.875	1.0 S 5 3 2 2 0 0 0 0 0 0 0 5 5 18.00 3.000																					

Batter	1	2	3	4	5	6	7	8	9	AB	R	H	RBI	BB	SO	LOB	BOTTOM						
Davey Lopes, R OBP: 0.326, SLG: 0.316 (1, 4)	0-0 G5-4-3 1B		0-3 K			0-0 1B		0-0 K		4	1	2	0	0	2	2	<b>Atlanta Braves @ Los Angeles Dodgers</b> Dodger Stadium, Los Angeles, CA Sat Apr 14 1979, 6:05 PM PST Att: 47,064 - Unknown						
Bill Russell, R OBP: 0.419, SLG: 0.525 (1, 6)	0-0 G5-4-3			4-0 1B BB		0-0 L5	0-0 F2			3	0	0	0	1	0	2							
Gary Thomasson, L OBP: 0.353, SLG: 0.214 (1, 9)	0-0 F9			0-0 G6-4-3 1B		0-0 PB 1B	0-0 4-3			4	1	2	0	0	0	0							
Steve Garvey, R OBP: 0.293, SLG: 0.415 (1, 3)		0-0 4-3		0-0 F2		0-0 5-3	0-0 F3			4	0	0	0	0	0	3							
Ron Cey, R OBP: 0.381, SLG: 0.353 (1, 5)		0-0 F8		0-0 G6-4-3		4-0 BB S BB		0-3 K		3	1	0	0	1	1	2							
Dusty Baker Jr., R OBP: 0.317, SLG: 0.316 (1, 7)		0-0 6-3			0-0 F9	4-0 BB BB		0-0 P4		3	1	0	0	1	0	0							
Rick Monday, L OBP: 0.346, SLG: 0.261 (1, 8)			0-0 4-3		4-0 BB	4-0 BB		0-0 F8		2	1	0	0	2	0	0							
Joe Ferguson, R OBP: 0.379, SLG: 0.458 (1, 2)			0-0 SH1-4 1B		0-0 F8	4-0 E7 1B 2B				3	1	2	3	0	0	1							
Bob Welch, R OBP: 0.667, SLG: 0.500 Jerry Reuss, L (9, 1)			0-0 SH1-4		0-3 K	0-0 1B				2	0	1	1	0	1	1							
			1-2			3-H				0	0	0	0	0	0	0							
<b>Inning Stats</b>	R: 0 E: 0 K: 0 S: 3	H: 1 LOB: 0 BB: 0 P: 3	R: 0 E: 0 K: 0 S: 3	H: 0 LOB: 0 BB: 0 P: 3	R: 0 E: 0 K: 1 S: 6	H: 1 LOB: 0 BB: 0 P: 6	R: 0 E: 0 K: 0 S: 3	H: 1 LOB: 1 BB: 1 P: 7	R: 0 E: 0 K: 0 S: 5	H: 0 LOB: 1 BB: 1 P: 9	R: 6 E: 1 K: 1 S: 9	H: 4 LOB: 1 BB: 3 P: 21	R: 0 E: 0 K: 0 S: 3	H: 0 LOB: 0 BB: 0 P: 3	R: 0 E: 0 K: 1 S: 5	H: 0 LOB: 0 BB: 0 P: 5	1B: 6 2B: 1 3B: 0 HR: 0	SF: 0 SAC: 1 DP: 2 HBP: 0	WP: 0 PB: 1 SB: 1 CS: 0	PA: 34			
<b>PITCHER</b>	IP WLS BF H R ER SO BB IBB HBP BLK WP HR S P ERA WHIP	5.2 L 26 6 6 6 2 6 0 0 0 0 0 7 7 0.00 1.941	1.1 5 1 0 0 1 0 0 0 0 0 0 0 7 7 0.00 0.750	1.0 3 0 0 0 1 0 0 0 0 0 0 0 5 5 0.00 0.000																			





Batter	1	2	3	4	5	6	7	8	9	AB	R	H	RBI	BB	SO	LOB	TOP											
Jerry Royster, R OBP: 0.439, SLG: 0.444	4-0 SF8 BB	0-0 SF8			0-0 G3		0-0 PB 2B		4-0 1B E BB	2	3	1	3	2	0	0	<b>Atlanta Braves @ Los Angeles Dodgers</b> Dodger Stadium, Los Angeles, CA Sun Apr 15 1979, 3:33 AM PST Att: 32,799 - Unknown											
Glenn Hubbard, R OBP: 0.341, SLG: 0.216	0-0 4-3	0-0 1B			0-0 P6		0-0 F8		0-0 E 1B	5	1	2	1	0	0	1												
Gary Matthews, R OBP: 0.233, SLG: 0.300	0-0 SF8	0-0 F2			0-3 K		0-0 F8		4-0 E 9-2 IBB	3	0	0	1	1	1	2												
Jeff Burroughs, R OBP: 0.308, SLG: 0.129	0-0 F7			0-0 5-3		0-0 5-3		0-0 1-3	0-0 E3	4	0	0	0	0	0	0												
Rowland Office, L OBP: 0.333, SLG: 0.625									1-3 E3 1B	1	0	0	1	0	0	1												
Mike Lum, L OBP: 0.294, SLG: 0.281		0-0 1B 1B		0-3 K		0-0 F8		0-0 HR 1B	0-0 9-2	5	2	2	0	0	1	2												
Dale Murphy, R OBP: 0.355, SLG: 0.556		0-0 SH5-4 1B SF8 1B		0-3 K		0-0 F3		0-0 L4		4	1	1	0	0	1	1												
Barry Bonnell, R OBP: 0.405, SLG: 0.719		0-0 SH5-4 1B 1B		0-0 5-3			0-0 1B 2B 1B	0-0 HR		4	3	3	3	0	0	0												
Pepe Frias, R OBP: 0.222, SLG: 0.259		0-0 SH5-4		0-0 4-3			0-0 SH1-4 2B 1B	0-0 6-3		3	1	1	0	0	0	0												
Eddie Solomon, R Gene Garber, R	0-0 1B BB			0-0 F8			0-0 SH1-4		0-0 1-3	1	0	0	0	1	0	0												
<b>Inning Stats</b>	R: 1 E: 0 K: 0 S: 3	H: 0 LOB: 0 BB: 1 P: 7	R: 3 E: 0 K: 0 S: 7	H: 4 LOB: 2 BB: 1 P: 11	R: 0 E: 0 K: 2 S: 7	H: 0 LOB: 0 BB: 0 P: 7	R: 0 E: 0 K: 0 S: 3	H: 0 LOB: 0 BB: 0 P: 3	R: 0 E: 0 K: 1 S: 5	H: 0 LOB: 0 BB: 0 P: 5	R: 3 E: 0 K: 0 S: 6	H: 3 LOB: 0 BB: 0 P: 6	R: 2 E: 0 K: 0 S: 5	H: 2 LOB: 0 BB: 0 P: 5	R: 2 E: 1 K: 0 S: 4	H: 1 LOB: 1 BB: 2 P: 12	1B: 8 2B: 2 3B: 0 HR: 1	SF: 2 SAC: 2 DP: 1 HBP: 0	WP: 0 PB: 1 SB: 2 CS: 0	PA: 41								
<b>PITCHER</b>	IP	WLS	BF	H	R	ER	SO	BB	IBB	HBP	BLK	WP	HR	S	P	ERA	WHIP											
Burt Hooton, R ERA: 3.98	(1, 1)	6.0	L	24	4	4	4	3	2	0	0	0	0	0	28	36	6.00	1.000										
Charlie Hough, R ERA: 8.39	(7, 1)	2.0		11	5	5	4	0	0	0	0	0	0	1	11	11	18.00	2.500										
Lance Rautzhan, L ERA: 11.57	(9, 1)	1.0		6	1	2	1	0	1	1	0	0	0	0	4	12	9.00	2.000										

Batter	1	2	3	4	5	6	7	8	9	AB	R	H	RBI	BB	SO	LOB	BOTTOM											
Davey Lopes, R OBP: 0.314, SLG: 0.326	0-0 S 1B 2B		0-0 P6		0-0 F8	0-0 G4-6-3		0-0 FC5-4		5	1	1	0	0	0	3	<b>Atlanta Braves @ Los Angeles Dodgers</b> Dodger Stadium, Los Angeles, CA Sun Apr 15 1979, 3:33 AM PST Att: 32,799 - Unknown											
Bill Russell, R OBP: 0.458, SLG: 0.535	4-0 1B BB		0-0 BB 1B		4-0 E BB		0-0 HR 1B		0-0 5-3	3	1	2	0	2	0	0												
Gary Thomasson, L OBP: 0.455, SLG: 0.500	0-0 1-2 3H 1B		4-0 BB 1B		0-3 K		0-0 1H HR		0-0 FC5-4 1B	4	1	3	3	1	1	1												
Steve Garvey, R OBP: 0.261, SLG: 0.370	0-0 P4		0-0 P4		0-0 E5 FC6-4		0-0 6-3		0-0 FC5-4	5	0	0	0	0	0	6												
Ron Cey, R OBP: 0.340, SLG: 0.308	0-3 K		0-0 F2		0-0 FC6-4		0-3 K		0-3 K	5	0	0	0	0	3	7												
Dusty Baker Jr., R OBP: 0.333, SLG: 0.317	0-0 4-3			4-0 BB		0-0 1B E 1B		0-0 F7		3	1	1	0	1	0	2												
Rick Monday, L OBP: 0.367, SLG: 0.296		0-0 G6-4-3 1B		0-0 F7		0-0 E 1-3 1B		0-0 F7		4	0	2	0	0	0	1												
Joe Ferguson, R OBP: 0.364, SLG: 0.429		0-0 G6-4-3		0-0 P6		0-0 1-3		0-0 FC5-4 1B		4	0	1	0	0	0	4												
Burt Hooton, R OBP: 0.143, SLG: 0.286		0-0 F7		0-0 F8		0-0 E6		0-0 F7		2	0	0	0	0	0	1												
Vic Davallillo, L Charlie Hough, R Von Joshua, L Lance Rautzhan, R		0-0 F7		0-0 F8		0-0 E6 G4-6-3		0-0 F7		1	0	0	1	0	0	1												
<b>Inning Stats</b>	R: 1 E: 0 K: 1 S: 7	H: 2 LOB: 2 BB: 1 P: 11	R: 0 E: 0 K: 0 S: 3	H: 1 LOB: 0 BB: 0 P: 3	R: 0 E: 0 K: 0 S: 4	H: 1 LOB: 2 BB: 1 P: 8	R: 0 E: 0 K: 0 S: 3	H: 0 LOB: 1 BB: 1 P: 7	R: 0 E: 1 K: 1 S: 6	H: 0 LOB: 1 BB: 0 P: 5	R: 2 E: 0 K: 1 S: 7	H: 2 LOB: 0 BB: 0 P: 7	R: 0 E: 0 K: 0 S: 4	H: 1 LOB: 1 BB: 0 P: 4	R: 0 E: 0 K: 1 S: 6	H: 1 LOB: 1 BB: 0 P: 6	1B: 8 2B: 1 3B: 0 HR: 1	SF: 0 SAC: 0 DP: 2 HBP: 0	WP: 0 PB: 0 SB: 1 CS: 0	PA: 41								
<b>PITCHER</b>	IP	WLS	BF	H	R	ER	SO	BB	IBB	HBP	BLK	WP	HR	S	P	ERA	WHIP											
Eddie Solomon, R ERA: 7.0	(1, 1)	5.0	W	25	6	2	2	2	4	0	0	0	0	0	25	41	3.60	2.000										
Gene Garber, R ERA: 3.72	(6, 1)	4.0	S	16	4	2	2	2	0	0	0	0	0	1	20	20	4.50	1.000										





Batter	1	2	3	4	5	6	7	8	9	AB	R	H	RBI	BB	SO	LOB	TOP										
Jerry Royster, R OBP: 0.435, SLG: 0.425	F8	BB		FC6-4		F9		P4		4	0	1	0	1	0	2											
Glenn Hubbard, R OBP: 0.327, SLG: 0.195	5-3	G5-3		FC6-4		1-3			BB	4	0	0	0	1	0	5											
Gary Matthews, R OBP: 0.250, SLG: 0.378	1B		5-3		HR		6-3		K	5	1	2	1	0	1	1											
Jeff Burroughs, R OBP: 0.295, SLG: 0.139	1B		K		1-3		5-3		P4	5	0	1	0	0	1	1											
Mike Lum, L OBP: 0.308, SLG: 0.324	F8				K		F8		BB	5	0	2	0	0	1	2											
Dale Murphy, R OBP: 0.405, SLG: 0.718		HR	L6		BB			HR	BB	3	2	2	2	2	0	1											
Barry Bonnell, R OBP: 0.381, SLG: 0.703		2B		5-3	4-3		6-3		G3	5	1	1	0	0	0	4											
Pepe Frias, R OBP: 0.258, SLG: 0.323		K		1B			6-3			4	0	2	0	0	1	1											
Larry McWilliams, L Mickey Mathler, S Bob Beal, S Craig Skok, R Rowland Office, L Frank LaCorte, R	G5-3			F7		F7			1B	0	0	0	0	0	0	0											
<b>Inning Stats</b>	R: 0 E: 0 K: 0 S: 5	H: 2 LOB: 2 BB: 0 P: 5	R: 2 E: 0 K: 1 S: 7	H: 3 LOB: 1 BB: 1 P: 11	R: 0 E: 0 K: 1 S: 6	H: 1 LOB: 1 BB: 0 P: 6	R: 0 E: 0 K: 0 S: 5	H: 2 LOB: 2 BB: 0 P: 5	R: 1 E: 0 K: 1 S: 6	H: 1 LOB: 1 BB: 1 P: 10	R: 0 E: 0 K: 0 S: 4	H: 1 LOB: 1 BB: 0 P: 4	R: 0 E: 0 K: 0 S: 3	H: 0 LOB: 0 BB: 0 P: 3	R: 1 E: 0 K: 0 S: 5	H: 2 LOB: 1 BB: 0 P: 5	R: 0 E: 0 K: 1 S: 6	H: 1 LOB: 3 BB: 2 P: 14	1B: 6 2B: 3 3B: 1 HR: 3	SF: 0 SAC: 0 DP: 1 HBP: 0	WP: 0 PA: 43 PB: 0 SB: 0 CS: 0						
<b>PITCHER</b>	IP	WLS	BF	H	R	ER	SO	BB	IBB	HBP	BLK	WP	HR	S	P	ERA	WHIP										
Tom Hume, R ERA: 4.43	7.2	W	36	12	4	4	3	2	0	0	0	0	3	40	48	4.70	1.826										
Doug Bair, R ERA: 4.5	1.1	S	7	1	0	0	1	2	0	0	0	0	0	7	15	0.00	2.250										

Atlanta Braves @ Cincinnati Reds  
Riverfront Stadium, Cincinnati, OH  
Tue Apr 17 1979, 6:05 PM EST  
Att. 16,211 - Unknown

AB 39  
R 4  
H 13  
RBI 4  
BB 4  
SO 4  
LOB 19



Batter	1	2	3	4	5	6	7	8	9	AB	R	H	RBI	BB	SO	LOB	BOTTOM										
Dave Concepcion, R OBP: 0.386, SLG: 0.500	SH5-3		FC5-4			FC6-4		FC6-4		2	1	1	1	3	0	2											
Cesar Geronimo, L OBP: 0.271, SLG: 0.256	SH5-3		F7		FC6-4		FC6-4			4	0	0	0	0	0	7											
Joe Morgan, L OBP: 0.438, SLG: 0.628	K	G3				F9			2B	5	0	2	0	0	1	1											
George Foster, R OBP: 0.481, SLG: 0.638	2B				K			9-5		5	1	3	1	0	1	2											
Johnny Bench, R OBP: 0.333, SLG: 0.263	2B				6-3					3	1	0	0	1	2	3											
Vic Correll, R OBP: 0.200, SLG: 0.200	2B				6-3			6-3		1	0	0	0	0	0	0											
Dan Driessen, L OBP: 0.340, SLG: 0.489	1B				K			K		4	1	1	2	0	2	3											
Ray Knight, R OBP: 0.432, SLG: 0.447	2B		6-3			6-3				4	1	2	1	0	0	0											
Champ Summers, L OBP: 0.333, SLG: 0.444	1B				FC5-4		F6		K	4	1	2	0	0	1	1											
Tom Hume, R OBP: 0.300, SLG: 0.333	2B									3	1	2	2	1	1	1											
Doug Bair, R	2B				FC5-4				K	0	0	0	0	0	0	0											
<b>Inning Stats</b>	R: 7 E: 0 K: 1 S: 11	H: 6 LOB: 1 BB: 2 P: 19	R: 0 E: 0 K: 1 S: 6	H: 1 LOB: 1 BB: 0 P: 6	R: 0 E: 0 K: 0 S: 4	H: 1 LOB: 2 BB: 1 P: 8	R: 0 E: 0 K: 2 S: 8	H: 1 LOB: 1 BB: 0 P: 8	R: 0 E: 0 K: 2 S: 8	H: 1 LOB: 1 BB: 0 P: 8	R: 0 E: 0 K: 2 S: 8	H: 1 LOB: 2 BB: 1 P: 12	R: 0 E: 0 K: 0 S: 3	H: 1 LOB: 0 BB: 0 P: 3	1B: 7 2B: 7 3B: 0 HR: 0	SF: 0 SAC: 1 DP: 1 HBP: 0	WP: 0 PA: 41 PB: 0 SB: 1 CS: 0										
<b>PITCHER</b>	IP	WLS	BF	H	R	ER	SO	BB	IBB	HBP	BLK	WP	HR	S	P	ERA	WHIP										
Larry McWilliams, L ERA: 9.04	0.2	L	9	5	7	7	1	2	0	0	0	0	0	9	17	94.50	10.500										
Mickey Mathler, L ERA: 5.4	4.1		20	5	0	0	3	1	1	0	0	0	0	24	32	0.00	1.385										
Craig Skok, L ERA: 0.75	2.0		9	2	0	0	4	0	1	0	0	0	0	16	20	0.00	1.000										
Frank LaCorte, R ERA: 7.36	1.0		3	1	0	0	0	0	0	0	0	0	0	3	3	0.00	1.000										

Atlanta Braves @ Cincinnati Reds  
Riverfront Stadium, Cincinnati, OH  
Tue Apr 17 1979, 6:05 PM EST  
Att. 16,211 - Unknown

AB 35  
R 7  
H 13  
RBI 7  
BB 5  
SO 8  
LOB 20





Batter	1	2	3	4	5	6	7	8	9	AB	R	H	RBI	BB	SO	LOB	TOP			
Jerry Royster, R OBP: 0.440, SLG: 0.419 (1, 5)	F7		FC5-4 BB			F3		S 1B		3	0	1	0	1	0	0	<b>Atlanta Braves @ Cincinnati Reds</b> Riverfront Stadium, Cincinnati, OH Thu Apr 19 1979, 6:05 PM EST Att: 16,182 - Unknown			
Glenn Hubbard, R OBP: 0.302, SLG: 0.178 (1, 4)	6-3		FC5-4			P4		L7		4	0	0	0	0	0	4				
Gary Matthews, R OBP: 0.250, SLG: 0.354 (1, 9)	BB		P4			F8		L5		3	0	0	0	1	0	2				
Jeff Burroughs, R OBP: 0.271, SLG: 0.125 (1, 7)	K					F3		P4		4	0	0	0	0	1	1				
Mike Lum, L OBP: 0.279, SLG: 0.293 (1, 3)		K				K		F9		4	0	0	0	0	2	0				
Dale Murphy, R OBP: 0.383, SLG: 0.667 (1, 2)		K				F3		6-3		3	0	0	0	0	1	0				
Barry Bonnell, R OBP: 0.356, SLG: 0.650 (1, 8)		3-1				K		P4		3	0	0	0	0	1	0				
Pepe Frias, R OBP: 0.273, SLG: 0.364 (8, PH)						F3		1B BB		2	0	1	0	0	0	0				
Bob Beall, S (8, PH)										0	0	0	0	1	0	0				
Darrel Chaney, S (8, 6)										0	0	0	0	0	0	0				
Phil Niekro, R OBP: 0.200, SLG: 0.200 (1, 1)								F8		2	0	0	0	0	0	1				
Rowland Office, L OBP: 0.364, SLG: 0.600 (8, PH)										1	0	0	0	0	0	1				
Craig Skok, R (8, 1)										0	0	0	0	0	0	0				
<b>Inning Stats</b>	R: 0 E: 0 K: 1 S: 5	H: 0 LOB: 1 BB: 1 P: 9	R: 0 E: 0 K: 2 S: 7	H: 0 LOB: 0 BB: 0 P: 7	R: 0 E: 0 K: 0 S: 4	H: 1 LOB: 2 BB: 1 P: 8	R: 0 E: 0 K: 1 S: 5	H: 0 LOB: 0 BB: 0 P: 5	R: 0 E: 0 K: 0 S: 3	H: 0 LOB: 0 BB: 0 P: 3	R: 0 E: 0 K: 0 S: 3	H: 0 LOB: 0 BB: 0 P: 3	R: 0 E: 0 K: 0 S: 4	H: 1 LOB: 2 BB: 1 P: 8	R: 0 E: 0 K: 0 S: 3	H: 0 LOB: 0 BB: 0 P: 3	1B: 1 2B: 1 3B: 0 HR: 0	SF: 0 SAC: 0 DP: 0 HBP: 0	WP: 0 PB: 0 SB: 1 CS: 0	PA: 32
<b>PITCHER</b> Tom Seaver, R ERA: 3.67 (1, 1)	IP: 9.0 WLS: W BF: 32	H: 2 R: 0 ER: 0 SO: 5	BB: 3 IBB: 0 HBP: 0 BLK: 0	WP: 0 HR: 0 S: 39 P: 51	ERA: 0.00 WHIP: 0.556	<b>PITCHER</b>										IP: 9.0 WLS: W BF: 32	H: 2 R: 0 ER: 0 SO: 5	BB: 3 IBB: 0 HBP: 0 BLK: 0	WP: 0 HR: 0 S: 39 P: 51	ERA: 0.00 WHIP: 0.556

AB	29
R	0
H	2
RBI	0
BB	3
SO	5
LOB	9



Batter	1	2	3	4	5	6	7	8	9	AB	R	H	RBI	BB	SO	LOB	BOTTOM			
Ken Griffey, L OBP: 0.393, SLG: 0.558 (1, 9)	F7			HR		F9		1B		4	1	2	1	0	0	0	<b>Atlanta Braves @ Cincinnati Reds</b> Riverfront Stadium, Cincinnati, OH Thu Apr 19 1979, 6:05 PM EST Att: 16,182 - Unknown			
Dave Concepcion, R OBP: 0.377, SLG: 0.482 (1, 6)	F9			CS 1B		6-3		F9		4	0	1	0	0	0	1				
Joe Morgan, L OBP: 0.404, SLG: 0.574 (1, 4)	F7			F2				F3		4	0	0	0	0	1	2				
George Foster, R OBP: 0.474, SLG: 0.680 (1, 7)				F7				HR		3	1	1	1	0	0	0				
Dan Driessen, L OBP: 0.321, SLG: 0.460 (1, 3)				K				F7		3	0	0	0	0	1	0				
Ray Knight, R OBP: 0.426, SLG: 0.439 (1, 5)				6-3				6-3		3	0	1	0	0	0	0				
Cesar Geronimo, L OBP: 0.294, SLG: 0.267 (1, 8)								FC5 WP 1B		2	0	1	0	1	0	0				
Vic Correll, R OBP: 0.125, SLG: 0.125 (1, 2)				F3				1B IBB		3	0	0	0	0	1	3				
Tom Seaver, R OBP: 0.111, SLG: 0.444 (1, 1)				5-3				K		3	0	0	0	0	2	0				
<b>Inning Stats</b>	R: 0 E: 0 K: 0 S: 3	H: 0 LOB: 0 BB: 0 P: 3	R: 0 E: 0 K: 1 S: 5	H: 0 LOB: 0 BB: 0 P: 5	R: 0 E: 0 K: 0 S: 3	H: 0 LOB: 0 BB: 0 P: 3	R: 1 E: 0 K: 0 S: 4	H: 2 LOB: 0 BB: 0 P: 4	R: 0 E: 0 K: 1 S: 6	H: 1 LOB: 1 BB: 0 P: 6	R: 0 E: 0 K: 1 S: 5	H: 0 LOB: 0 BB: 0 P: 5	R: 1 E: 0 K: 1 S: 7	H: 2 LOB: 2 BB: 1 P: 11	R: 0 E: 0 K: 1 S: 6	H: 1 LOB: 1 BB: 0 P: 6		1B: 4 2B: 0 3B: 0 HR: 2	SF: 0 SAC: 0 DP: 0 HBP: 0	WP: 1 PB: 0 SB: 0 CS: 1
<b>PITCHER</b> Phil Niekro, R ERA: 3.58 Craig Skok, L ERA: 0.73 (8, 1)	IP: 7.0 WLS: L BF: 26	H: 5 R: 2 ER: 2 SO: 4	BB: 0 IBB: 1 HBP: 0 BLK: 0	WP: 0 HR: 2 S: 33 P: 37	ERA: 2.57 WHIP: 0.714	<b>PITCHER</b>										IP: 1.0 WLS: L BF: 4	H: 1 R: 0 ER: 0 SO: 1	BB: 0 IBB: 0 HBP: 0 BLK: 0	WP: 0 HR: 0 S: 6 P: 6	ERA: 0.00 WHIP: 1.000





Batter	1	2	3	4	5	6	7	8	9	AB	R	H	RBI	BB	SO	LOB	TOP								
Gene Richards, L (1, 8) OBP: 0.257, SLG: 0.299	K		F7			F7		E3 1B		4	1	0	0	1	1	4	<b>San Diego Padres @ Atlanta Braves</b> Atlanta-Fulton County Stadium, Atlanta, GA Fri Apr 20 1979, 6:05 PM EST Att: 10,205 - Unknown								
Ozzie Smith, S (1, 6) OBP: 0.175, SLG: 0.169	4-3					G3-6-1 BB		E5 1B		5	1	1	0	0	1	3									
Jerry Turner, L (1, 7) OBP: 0.333, SLG: 0.364 Dan Briggs, L (6, PR) OBP: 0.333, SLG: 0.250	5-3							G3 1B		5	2	3	4	0	0	0									
Dave Winfield, R (1, 9) OBP: 0.485, SLG: 0.695								1-2 2-3 1B		0	0	0	0	0	0	0									
Mike Hargrove, L (1, 3) OBP: 0.386, SLG: 0.289								1-2 2-3 3-H 1B		5	1	2	1	0	0	2									
Gene Tenace, R (1, 2) OBP: 0.451, SLG: 0.472								G3 2H HR 1B		4	0	0	0	1	0	2									
Barry Evans, R (1, 5) OBP: 0.241, SLG: 0.255								E4 BB 1B		4	1	1	2	1	1	3									
Bill Almon, R (1, 4) OBP: 0.429, SLG: 0.571								F7 1B		4	1	1	2	1	1	3									
Randy Jones, R (1, 1) OBP: 0.182, SLG: 0.182								1-2 2-3H 1B		5	0	1	0	0	1	3									
Inning Stats	R: 0 E: 0 K: 1 S: 5	H: 0 LOB: 0 BB: 0 P: 5	R: 0 E: 0 K: 1 S: 5	H: 0 LOB: 0 BB: 0 P: 5	R: 0 E: 0 K: 0 S: 4	H: 1 LOB: 1 BB: 0 P: 4	R: 2 E: 1 K: 1 S: 9	H: 3 LOB: 2 BB: 0 P: 9	R: 0 E: 0 K: 1 S: 4	H: 0 LOB: 0 BB: 1 P: 8	R: 3 E: 0 K: 0 S: 8	H: 5 LOB: 2 BB: 0 P: 8	R: 0 E: 1 K: 1 S: 6	H: 0 LOB: 2 BB: 1 P: 10	R: 2 E: 2 K: 1 S: 9	H: 2 LOB: 2 BB: 0 P: 9	R: 0 E: 0 K: 0 S: 4	H: 1 LOB: 2 BB: 1 P: 8	1B: 8 2B: 2 3B: 0 HR: 2	SF: 0 SAC: 0 DP: 1 HBP: 0	WP: 1 PB: 0 SB: 0 CS: 0	PA: 45			
PITCHER	IP	WLS	BF	H	R	ER	SO	BB	IBB	HBP	BLK	WP	HR	S	P	ERA	WHIP								
Rick Matula, R (1, 1) ERA: 3.86	5.1	L	25	8	5	5	4	1	0	0	0	1	2	32	36	8.44	1.688								
Adrian Devine, R (6, 1) ERA: 7.71	0.2		3	1	0	0	0	0	0	0	0	0	0	3	3	0.00	1.500								
Mickey Mahler, L (7, 1) ERA: 4.32	1.2		11	2	2	0	2	1	0	0	0	0	0	14	18	0.00	1.800								
Rick Mahler, R (8, 1) ERA: 0.68	0.1		1	0	0	0	0	0	0	0	0	0	0	1	1	0.00	0.000								
Craig Skok, L (9, 1) ERA: 0.68	1.0		5	1	0	0	0	1	0	0	0	0	0	4	8	0.00	2.000								

Batter	1	2	3	4	5	6	7	8	9	AB	R	H	RBI	BB	SO	LOB	BOTTOM								
Barry Bonnell, R (1, 8) OBP: 0.347, SLG: 0.614	F9					6-3 1B		P4 1B		4	0	1	0	0	0	0	<b>San Diego Padres @ Atlanta Braves</b> Atlanta-Fulton County Stadium, Atlanta, GA Fri Apr 20 1979, 6:05 PM EST Att: 10,205 - Unknown								
Glenn Hubbard, R (1, 4) OBP: 0.298, SLG: 0.184						3-1 1B		F8 1B		4	0	1	0	0	0	2									
Jeff Burroughs, R (1, 7) OBP: 0.308, SLG: 0.182								G6-4-3 1B		4	1	3	1	0	0	1									
Gary Matthews, R (1, 9) OBP: 0.250, SLG: 0.365								G6-4-3 1-2 1B		4	1	3	1	0	0	1									
Dale Murphy, R (1, 3) OBP: 0.373, SLG: 0.711								6-3 1B		4	1	1	0	0	0	3									
Mike Macha, R (1, 5) OBP: 0.250, SLG: 0.365								1-3 2-H 1B		3	1	1	2	0	0	0									
Bruce Benedict, R (1, 2) OBP: 0.500, SLG: 0.429								1-3 1B 2B		4	0	0	0	0	0	1									
Pepe Frias, R (1, 6) OBP: 0.270, SLG: 0.333								3-H 1B		3	1	1	2	0	0	0									
Rick Matula, R (1, 1) Adrian Devine, R (6, PR) Charlie Spikes, R (7, 1) Mickey Mahler, S (8, PH) Rick Mahler, R (9, 1) Bob Beall, S (9, 1) Craig Skok, R (9, 1)								1-3 1B 2B		4	0	1	1	0	1	0									
Inning Stats	R: 0 E: 0 K: 0 S: 3	H: 1 LOB: 0 BB: 0 P: 3	R: 0 E: 0 K: 0 S: 3	H: 0 LOB: 0 BB: 0 P: 3	R: 0 E: 0 K: 1 S: 5	H: 0 LOB: 0 BB: 0 P: 5	R: 0 E: 0 K: 0 S: 4	H: 1 LOB: 1 BB: 0 P: 4	R: 0 E: 0 K: 0 S: 5	H: 0 LOB: 0 BB: 1 P: 9	R: 1 E: 0 K: 0 S: 5	H: 2 LOB: 2 BB: 1 P: 9	R: 1 E: 0 K: 0 S: 4	H: 1 LOB: 0 BB: 0 P: 4	R: 0 E: 0 K: 1 S: 5	H: 0 LOB: 0 BB: 0 P: 5	R: 2 E: 0 K: 0 S: 6	H: 3 LOB: 1 BB: 0 P: 6	1B: 6 2B: 1 3B: 0 HR: 1	SF: 1 SAC: 0 DP: 1 HBP: 0	WP: 0 PB: 0 SB: 0 CS: 0	PA: 35			
PITCHER	IP	WLS	BF	H	R	ER	SO	BB	IBB	HBP	BLK	WP	HR	S	P	ERA	WHIP								
Randy Jones, L (1, 1) ERA: 5.04	9.0	W	35	8	4	4	3	1	0	0	0	0	1	40	44	4.00	1.000								





Batter	1	2	3	4	5	6	7	8	9	AB	R	H	RBI	BB	SO	LOB	TOP					
Gene Richards, L (1.8) OBP: 0.267, SLG: 0.286	4-0 BB		4-3		6-3		3-1		FC6-4 BB	3	0	0	0	2	0	0						
Ozzie Smith, S (1.6) OBP: 0.191, SLG: 0.175	E1 G6-4-3		S E BB		K			1B 1B	FC6-4 S 1B	4	3	1	0	1	1	2						
Jerry Turner, L (1.7) OBP: 0.354, SLG: 0.383	F7		E9 2B 1B		P3			1B 1B SF9	1B 1B	5	2	3	2	0	0	2						
Dave Winfield, R (1.9) OBP: 0.479, SLG: 0.688	G6-4-3		2B		5-3			1B E 1B	G3	5	1	2	2	0	0	2						
Mike Hargrove, L (1.3) OBP: 0.393, SLG: 0.292		E SF7 1B	G3		4-3			1B E 1B		3	2	1	0	1	0	1						
Gene Tenace, R (1.2) OBP: 0.436, SLG: 0.538	F8			P2		HR		SF9		3	1	1	2	0	0	1						
Barry Evans, R (1.5) OBP: 0.242, SLG: 0.259	SF7 1-H			K		F8				3	0	1	1	0	1	0						
Bill Almon, R (1.4) OBP: 0.364, SLG: 0.455	5-3						K	F3		4	0	1	0	0	1	1						
Eric Rasmussen, R (1.1) OBP: 0.125, SLG: 0.125										2	0	0	0	0	2	1						
Bob Shirley, R (6.1)										0	0	0	0	0	0	0						
John D'Acquisto, R (6.1) OBP: 0.250, SLG: 0.500			K		K		K	K		2	0	0	0	0	2	1						
<b>Inning Stats</b>	R: 0 E: 1 K: 0 S: 3	H: 0 LOB: 1 BB: 1 P: 7	R: 1 E: 1 K: 0 S: 4	H: 1 LOB: 0 BB: 0 P: 4	R: 2 E: 1 K: 1 S: 7	H: 2 LOB: 1 BB: 1 P: 11	R: 0 E: 0 K: 2 S: 8	H: 1 LOB: 1 BB: 0 P: 8	R: 0 E: 0 K: 1 S: 5	H: 0 LOB: 0 BB: 0 P: 5	R: 1 E: 0 K: 0 S: 4	H: 1 LOB: 0 BB: 0 P: 4	R: 0 E: 0 K: 2 S: 7	H: 0 LOB: 0 BB: 0 P: 7	R: 4 E: 1 K: 1 S: 9	H: 4 LOB: 1 BB: 1 P: 13	R: 1 E: 0 K: 0 S: 3	H: 1 LOB: 0 BB: 1 P: 7	1B: 8 2B: 1 3B: 0 HR: 1	SF: 2 SAC: 0 DP: 1 HBP: 0	WP: 0 PB: 0 SB: 2 CS: 0	PA: 40
<b>PITCHER</b>	IP	WLS	BF	H	R	ER	SO	BB	IBB	HBP	BLK	WP	HR	S	P	ERA	WHIP					
Eddie Solomon, R (1.1) ERA: 6.0	6.0		25	5	4	3	4	2	0	0	0	0	1	31	39	4.50	1.167					
Gene Garber, R (7.1) ERA: 5.4	2.0	L	11	4	4	3	3	0	1	0	0	0	0	16	20	13.50	2.000					
Rick Mahler, R (9.1) ERA: 6.75	1.0		4	1	1	1	0	1	0	0	0	0	0	3	7	9.00	2.000					

San Diego Padres @ Atlanta Braves  
Atlanta-Fulton County Stadium, Atlanta, GA

AB 34  
R 9  
H 10  
RBI 7  
BB 4  
SO 7  
LOB 11



WP: 0 PA: 40  
PB: 0  
SB: 2  
CS: 0

San Diego Padres @ Atlanta Braves  
Atlanta-Fulton County Stadium, Atlanta, GA

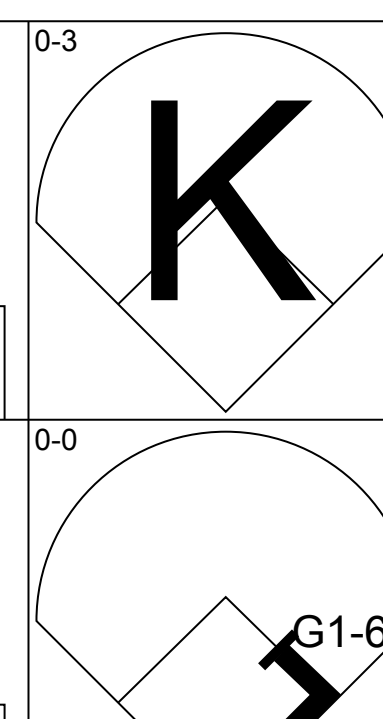
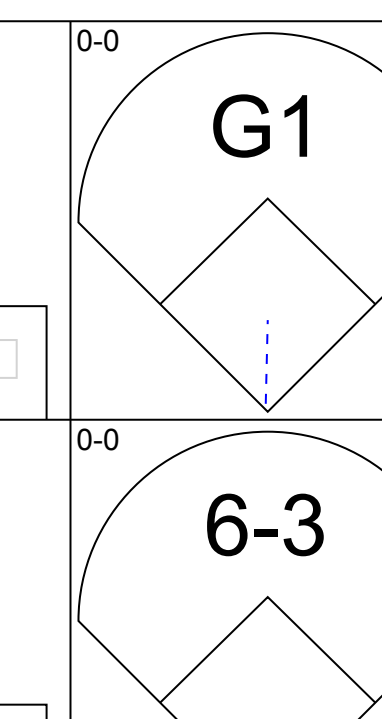
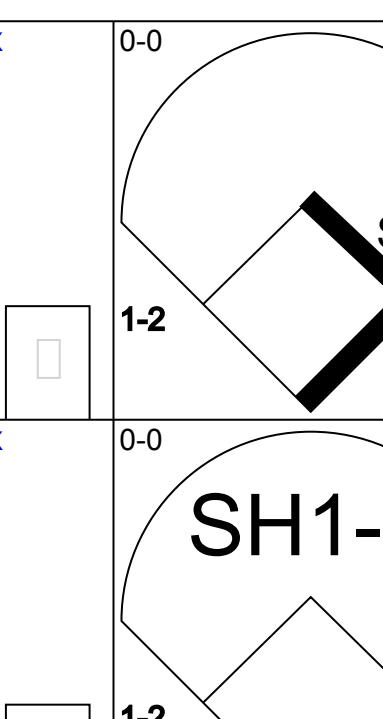
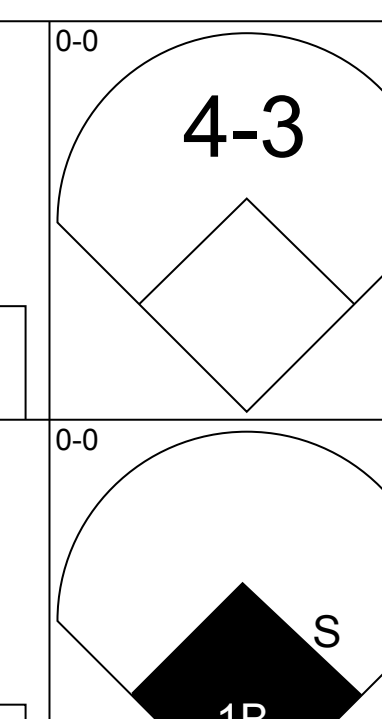
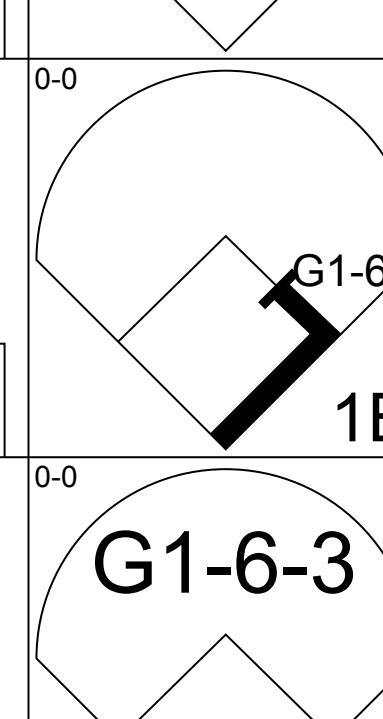
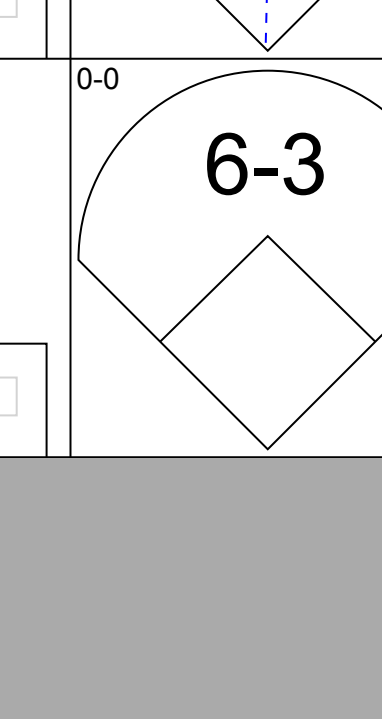
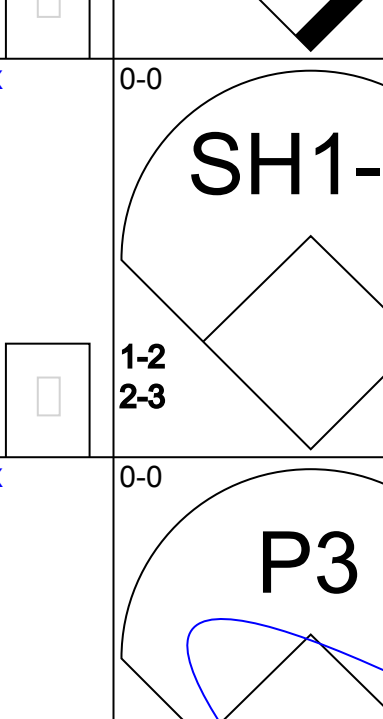
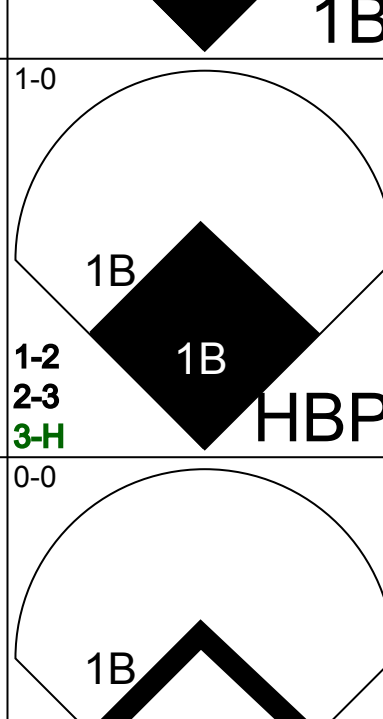
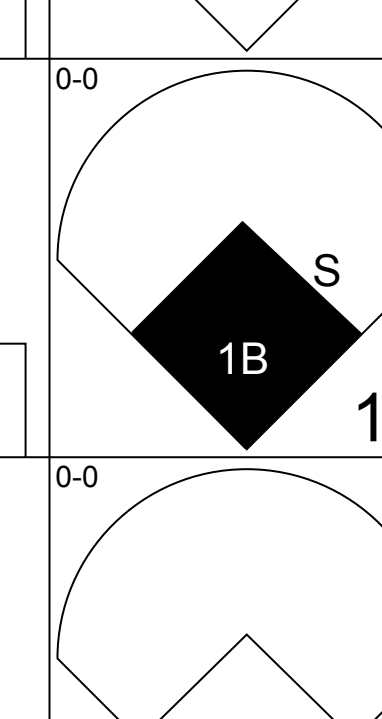
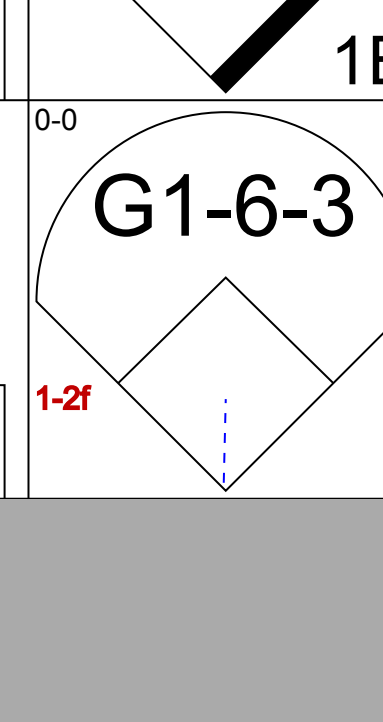
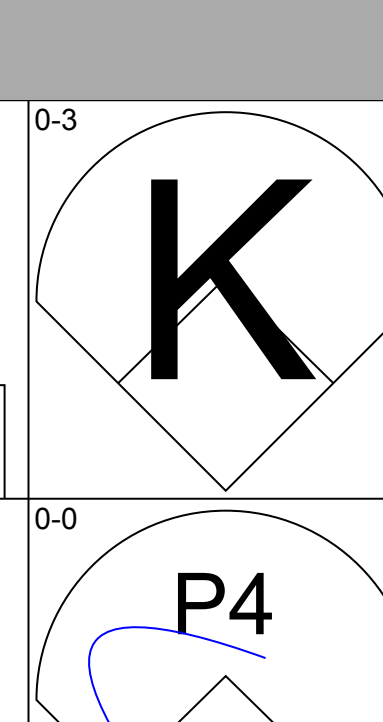
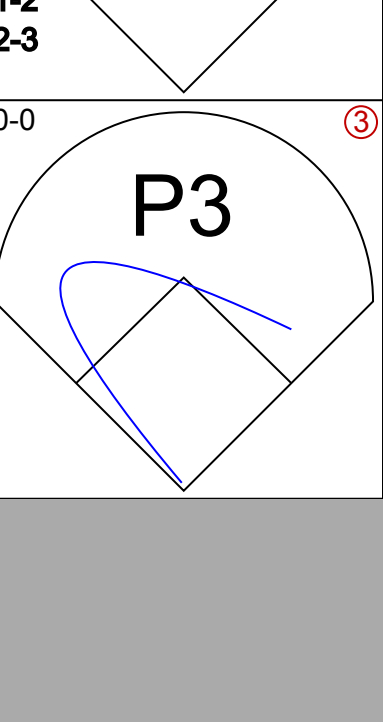
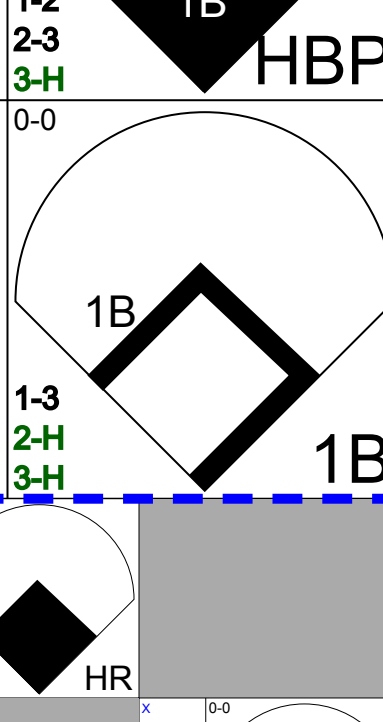
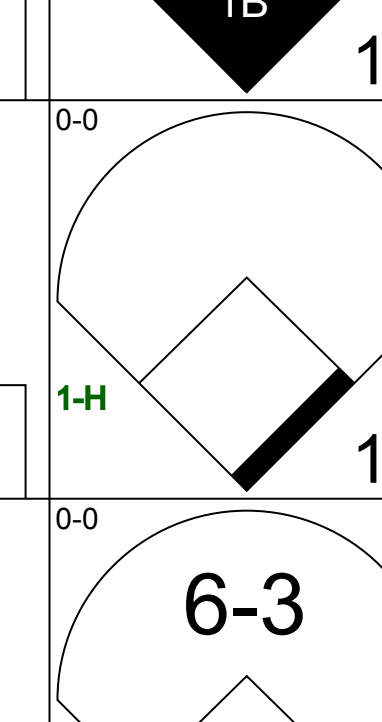
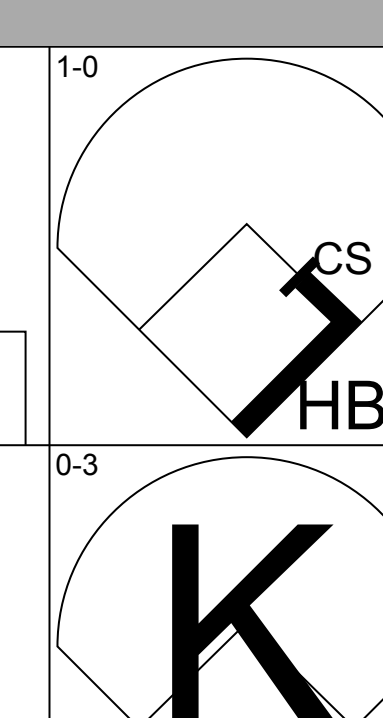
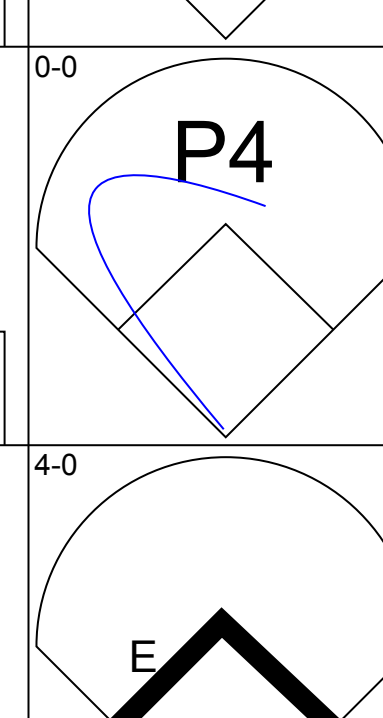
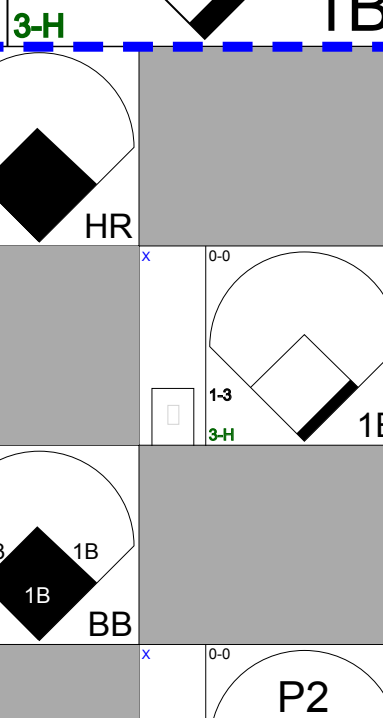
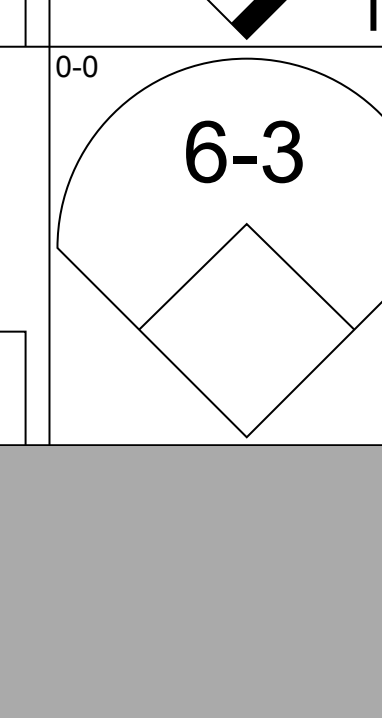

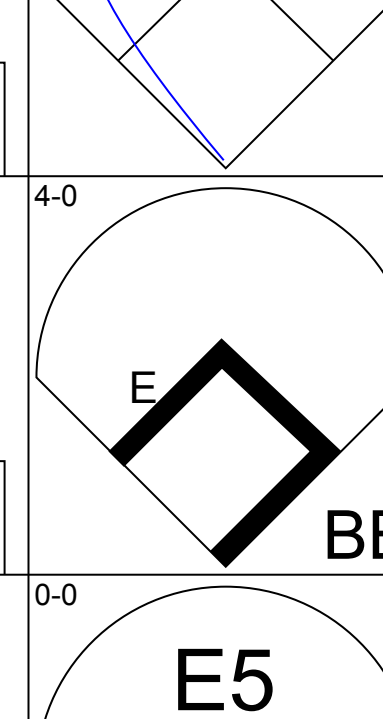
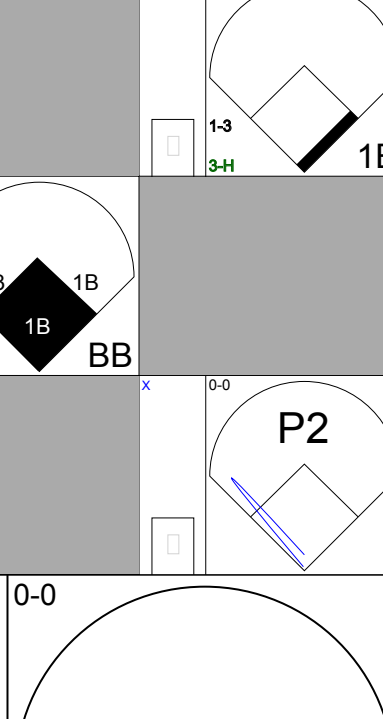


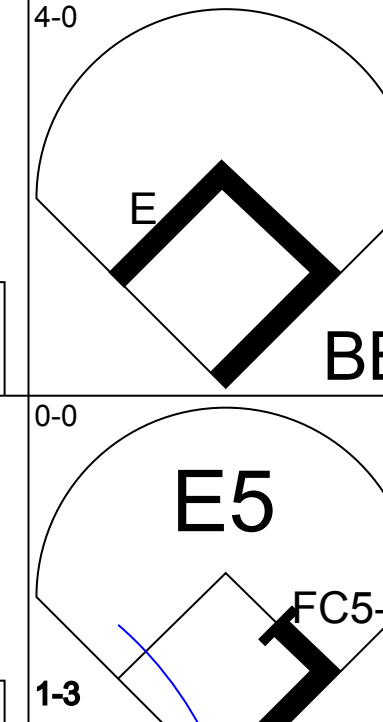
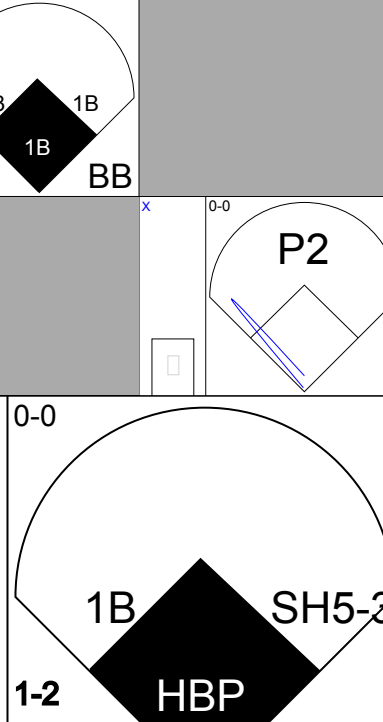
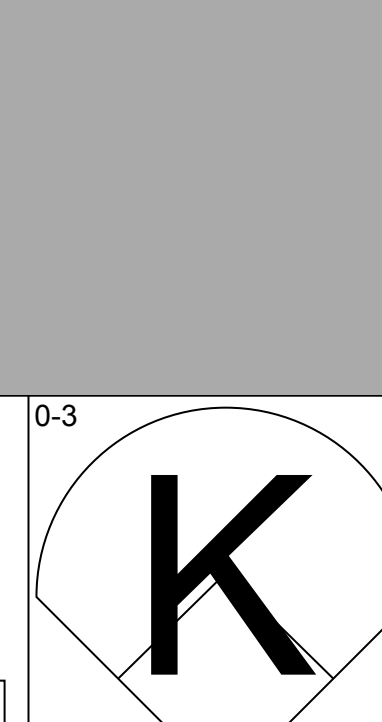
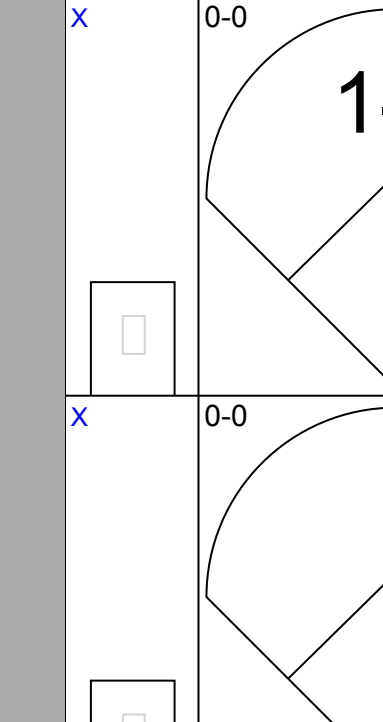
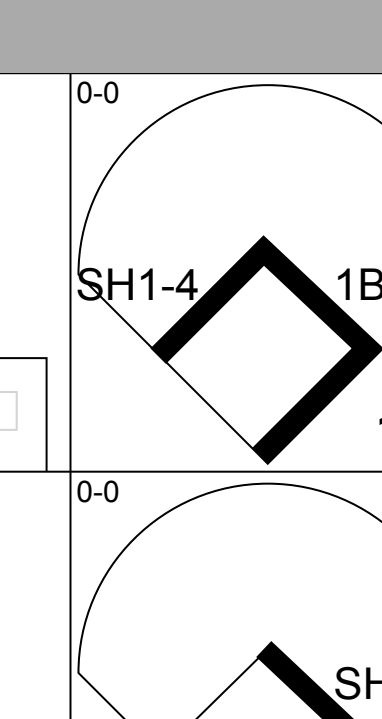
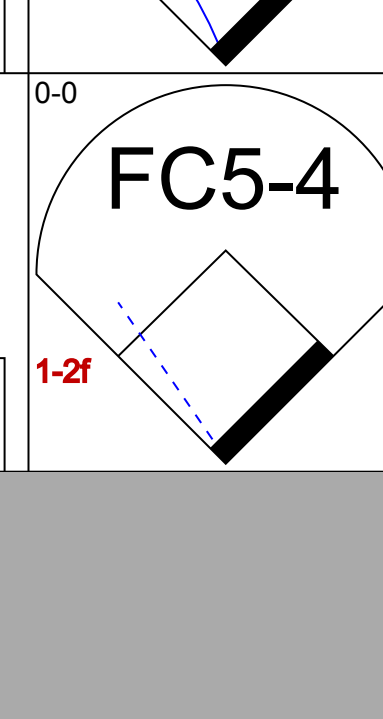
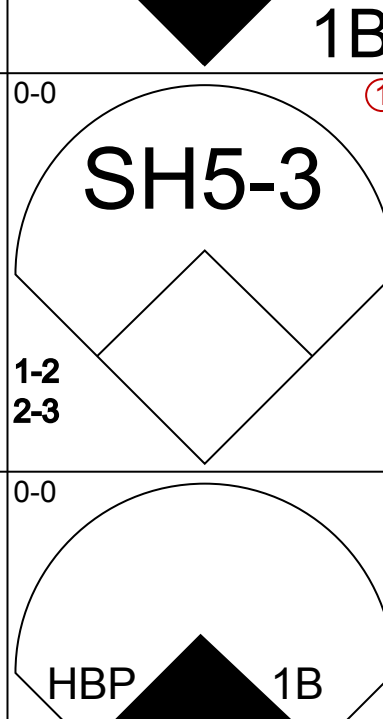
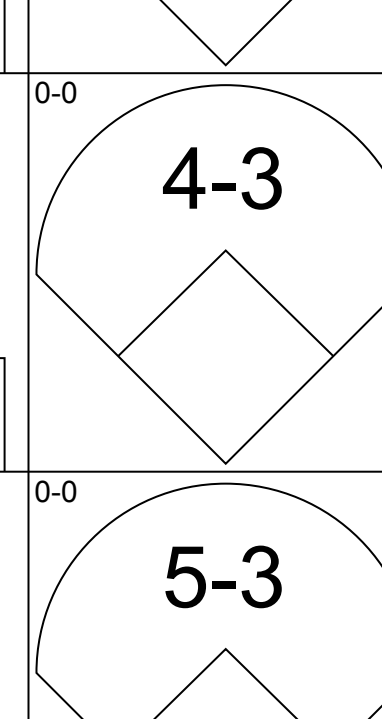
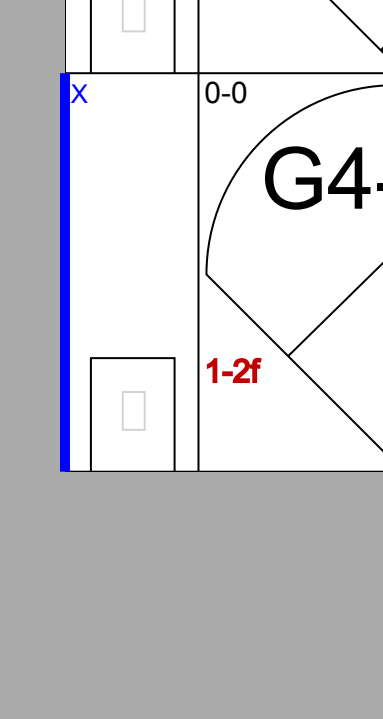
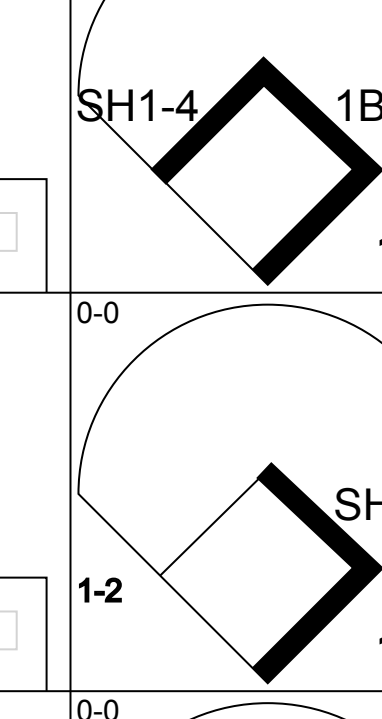
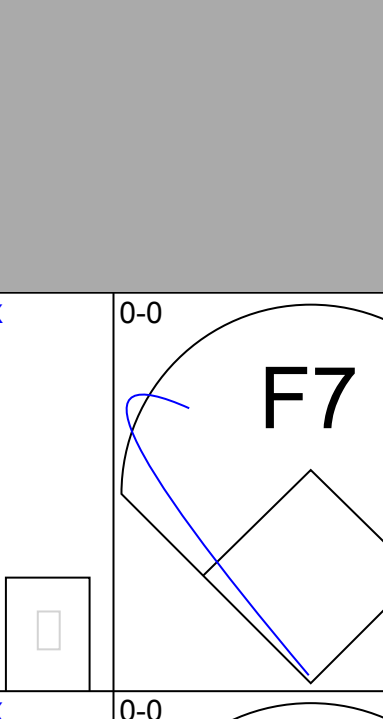
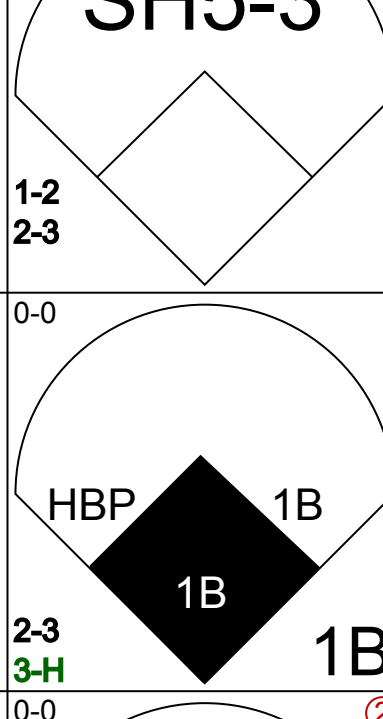
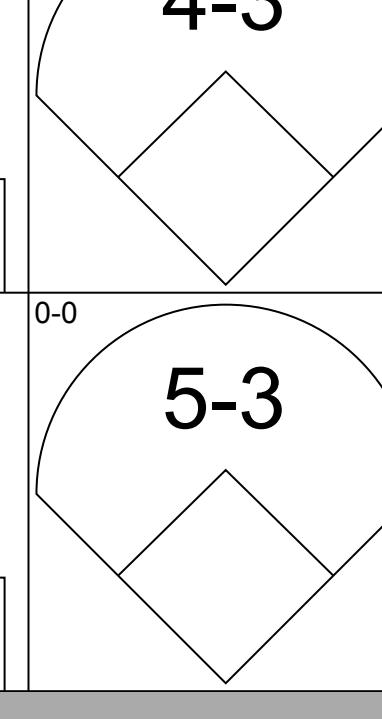
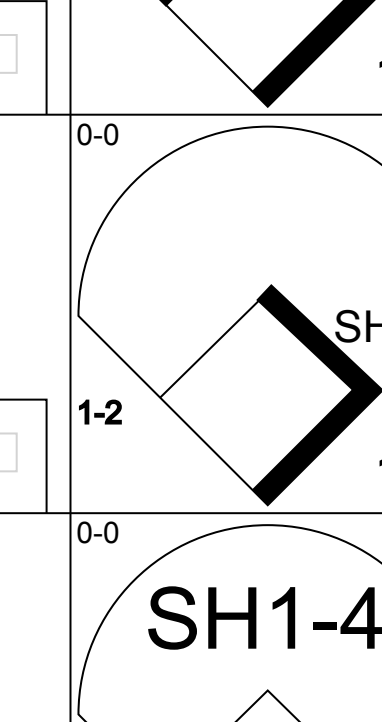
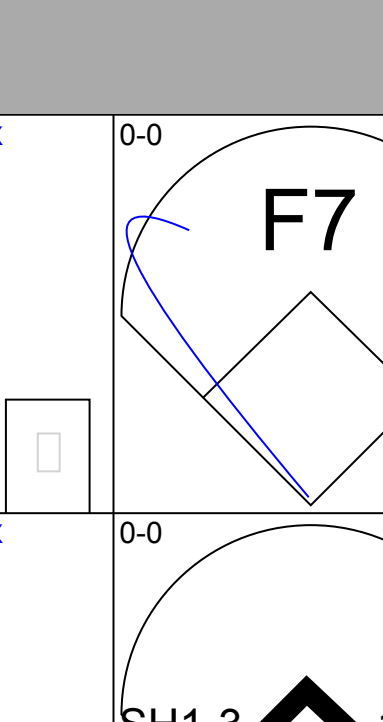
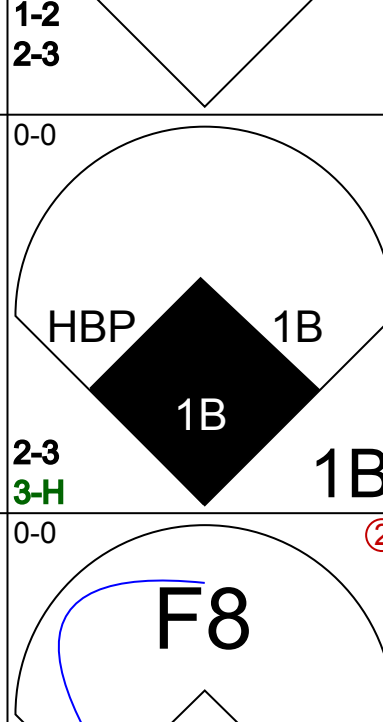
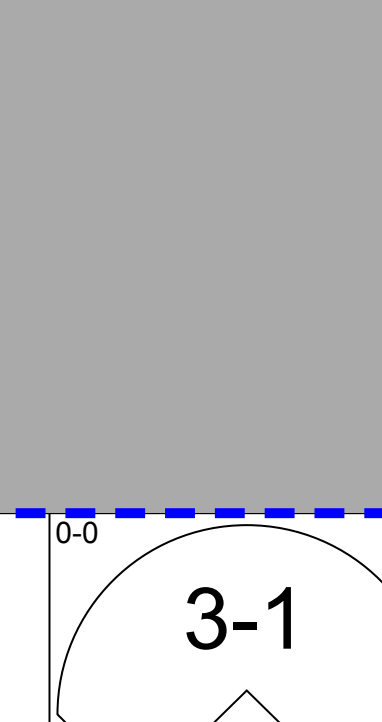
AB 35  
R 5  
H 10  
RBI 5  
BB 3  
SO 5  
LOB 15

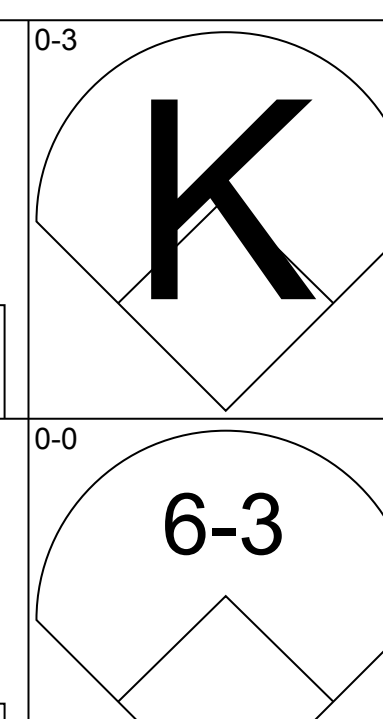
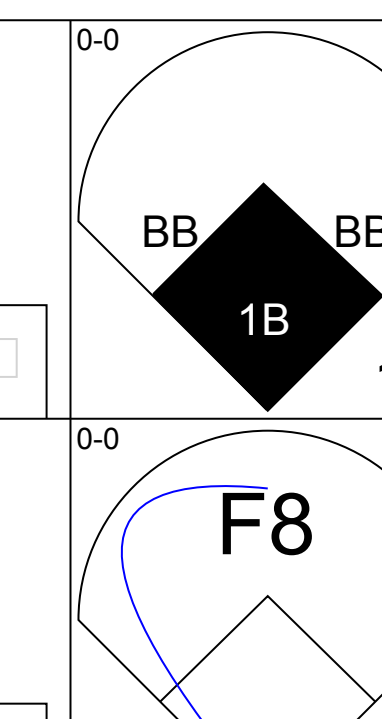
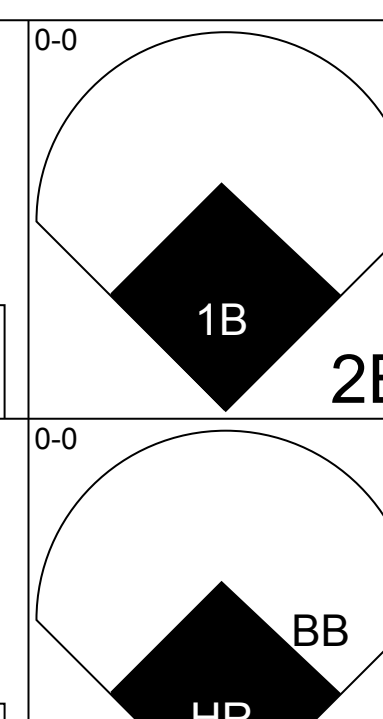
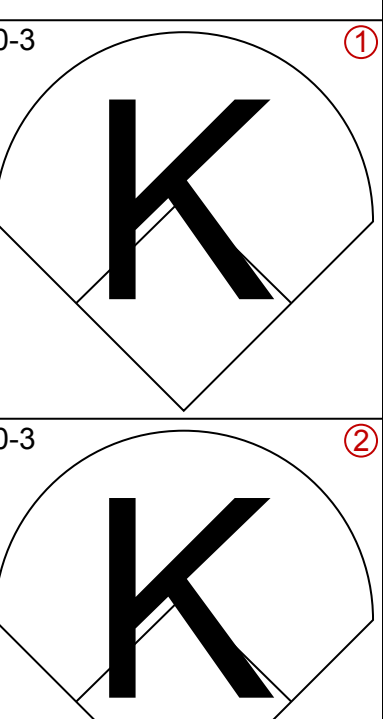
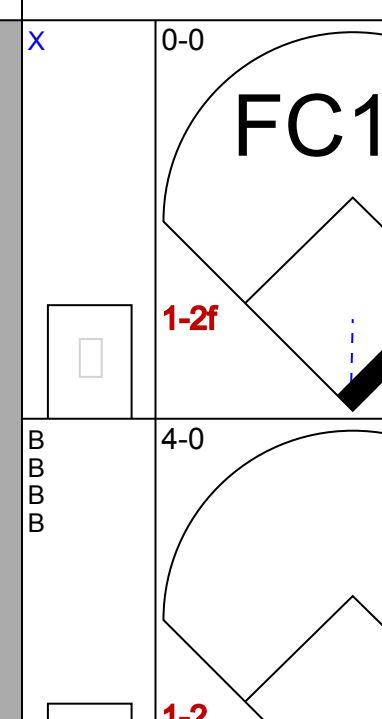
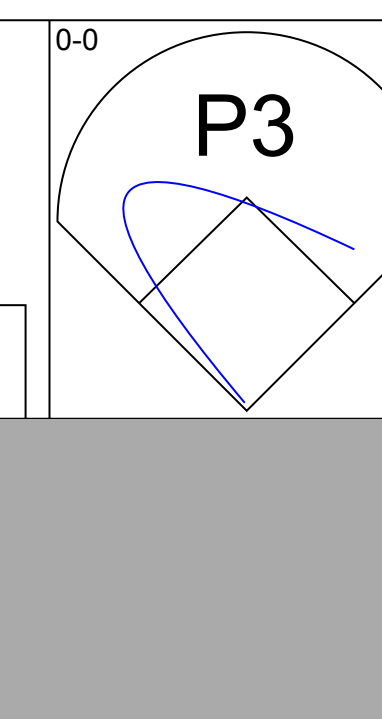
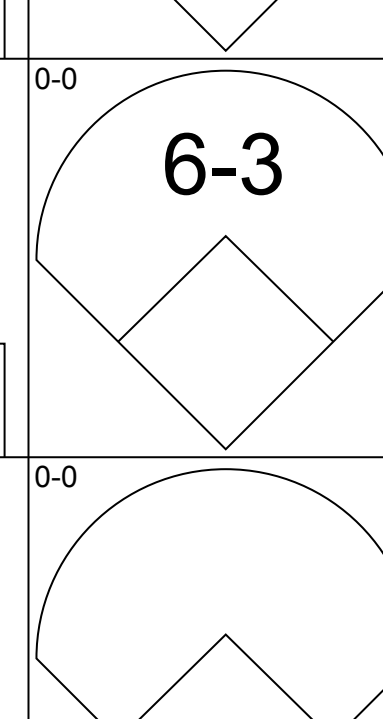
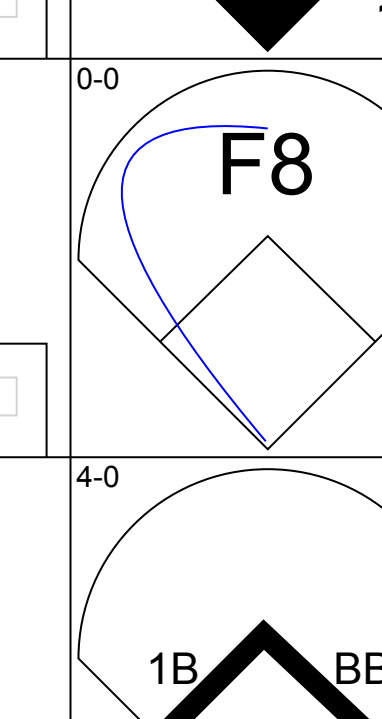
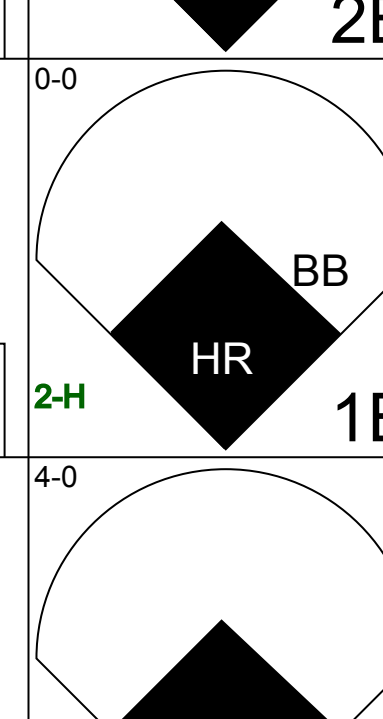
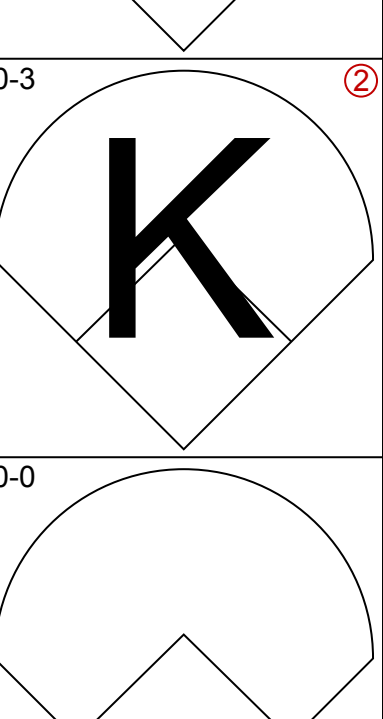
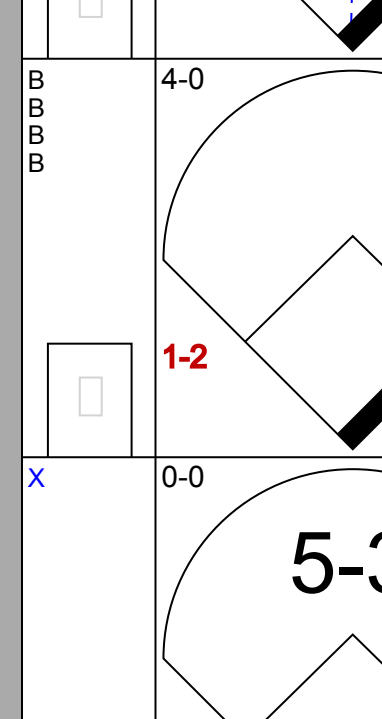
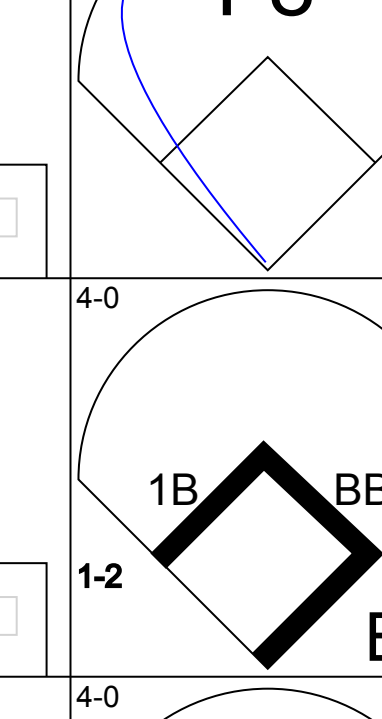
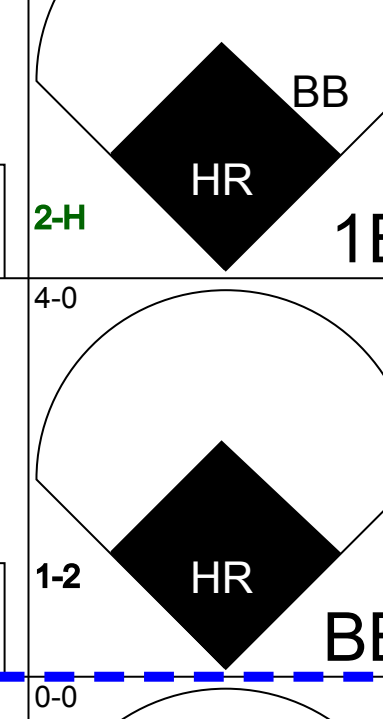
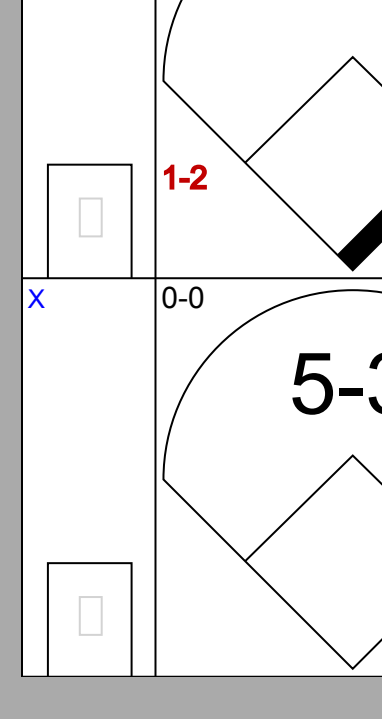
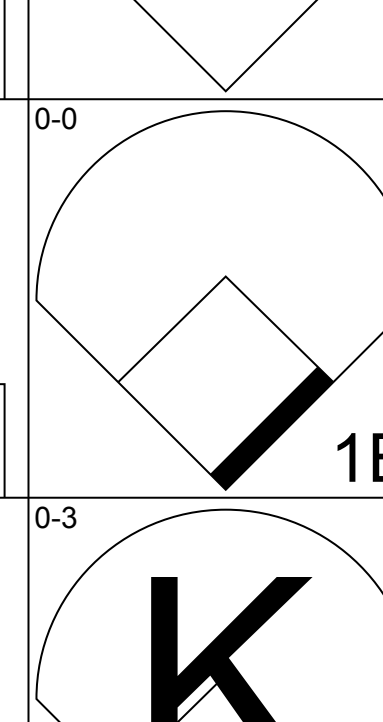
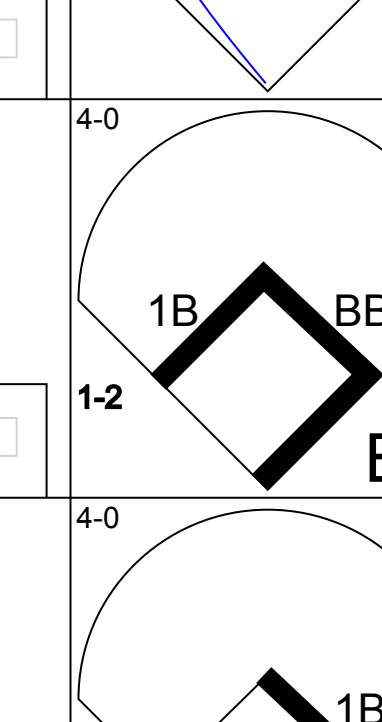
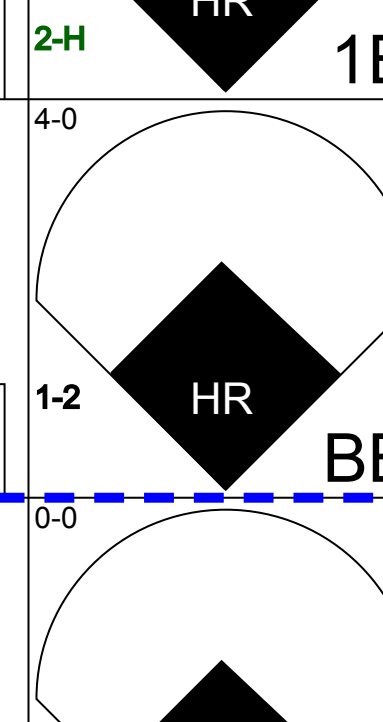
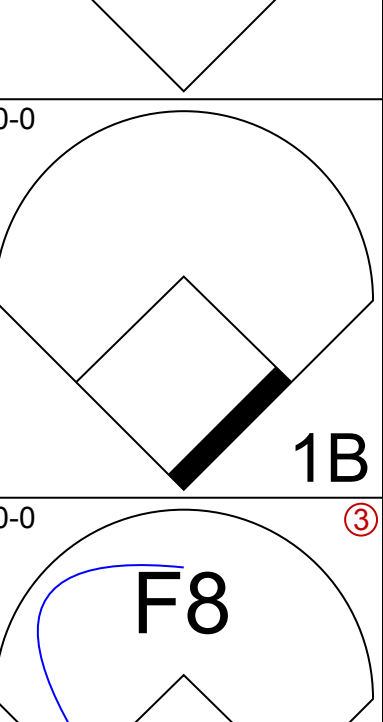
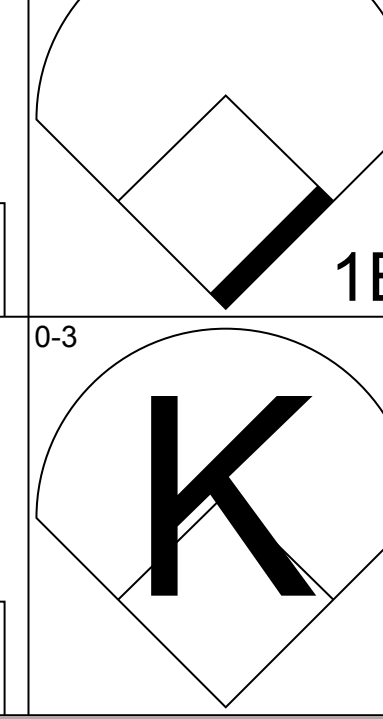
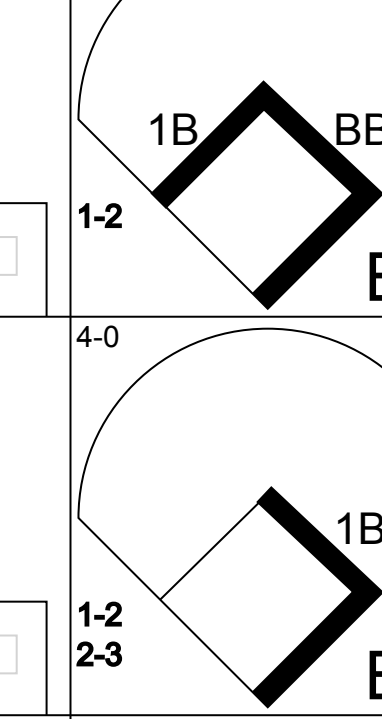
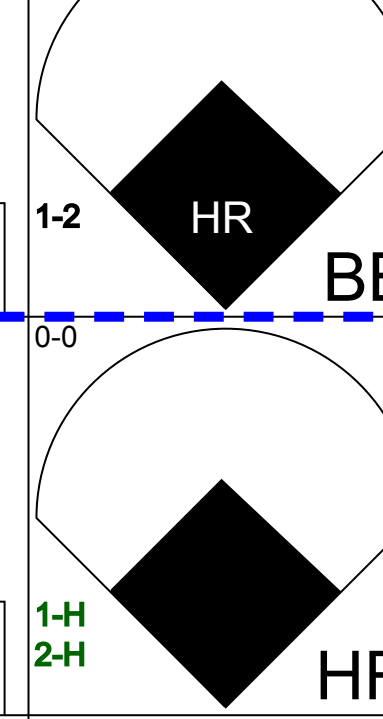
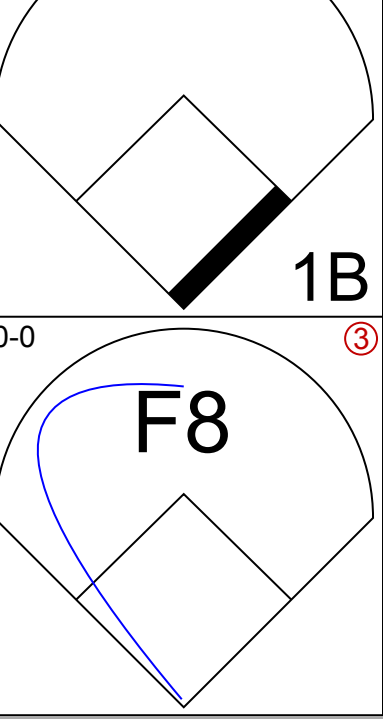
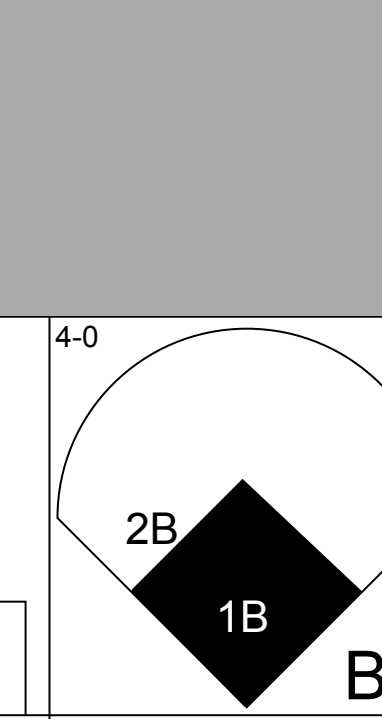
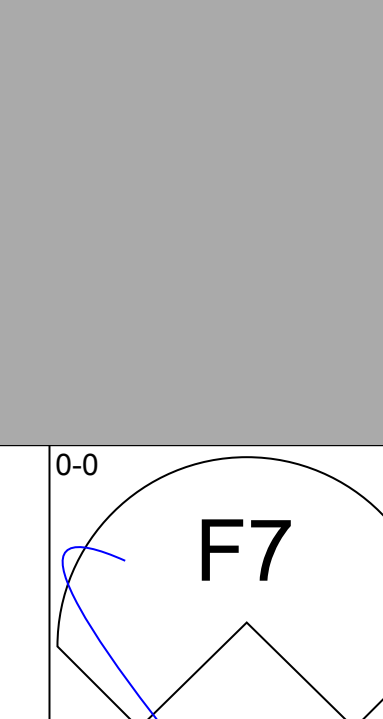
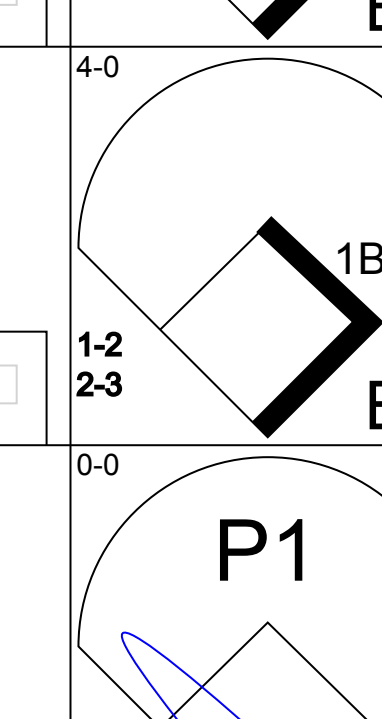
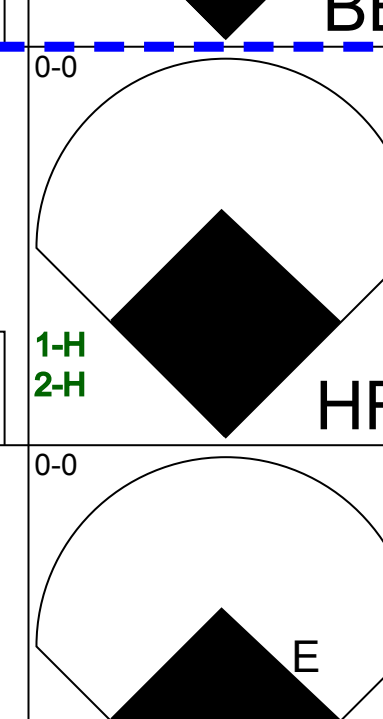
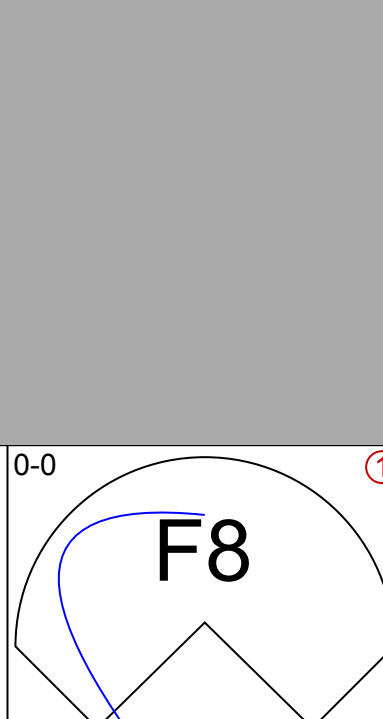
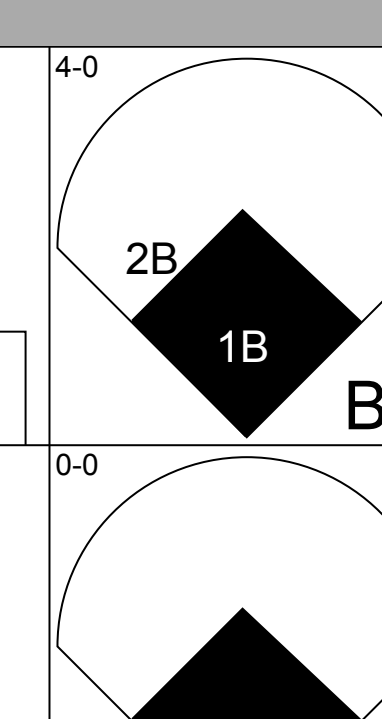

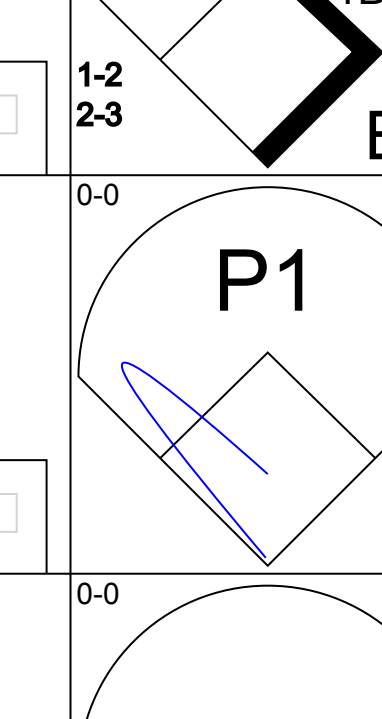
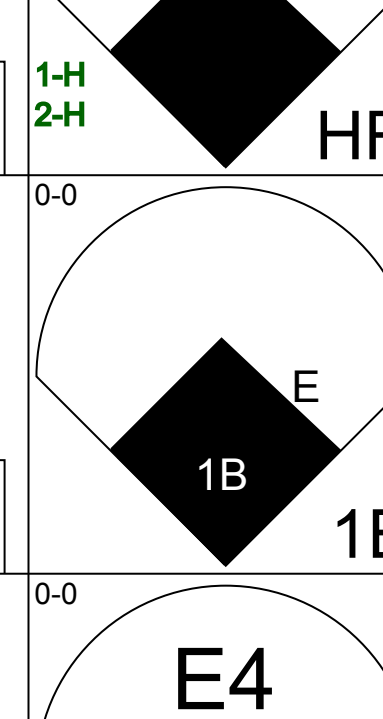
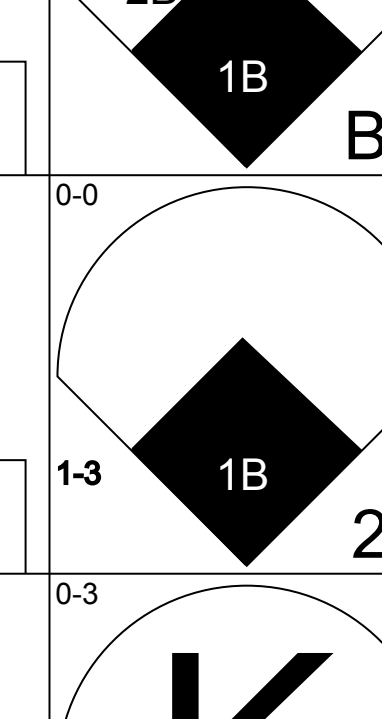

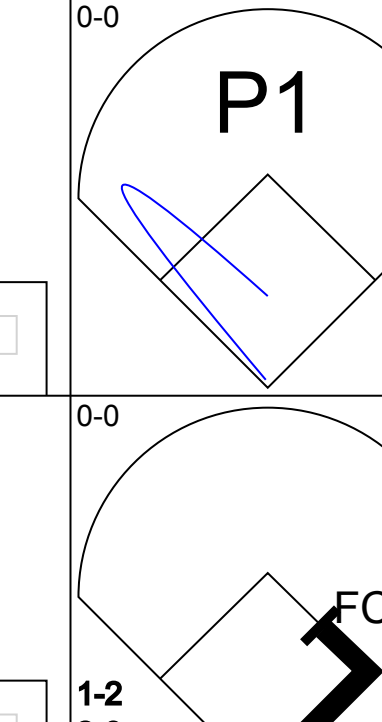
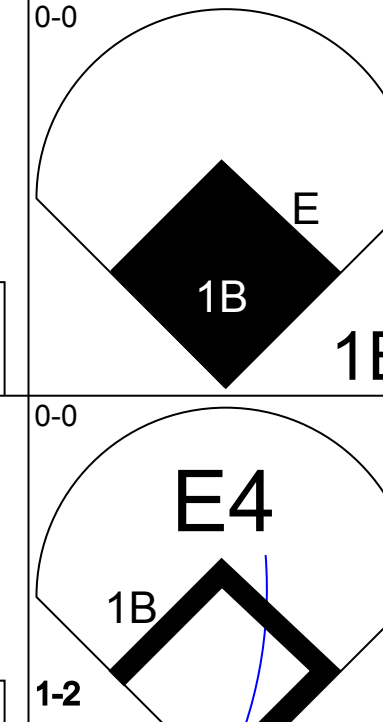
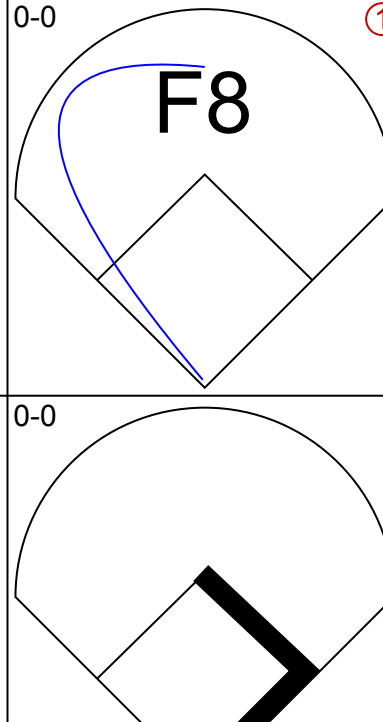
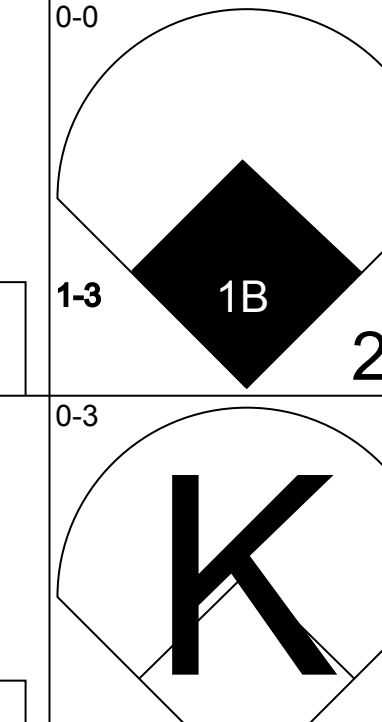
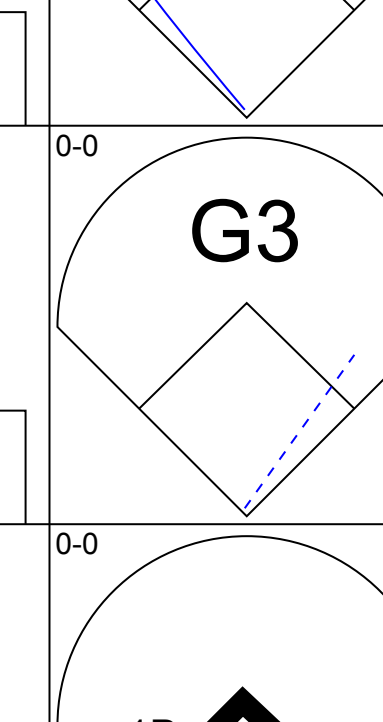
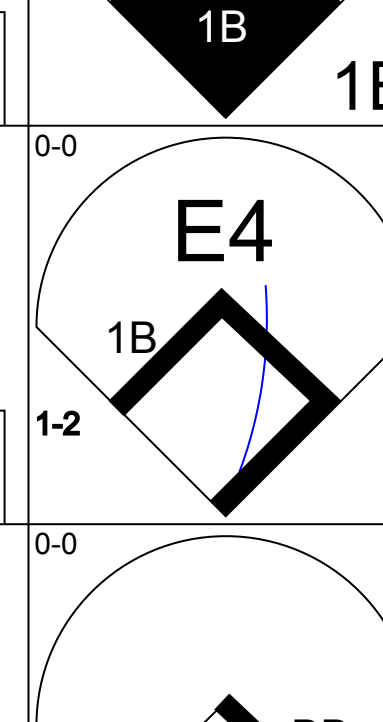
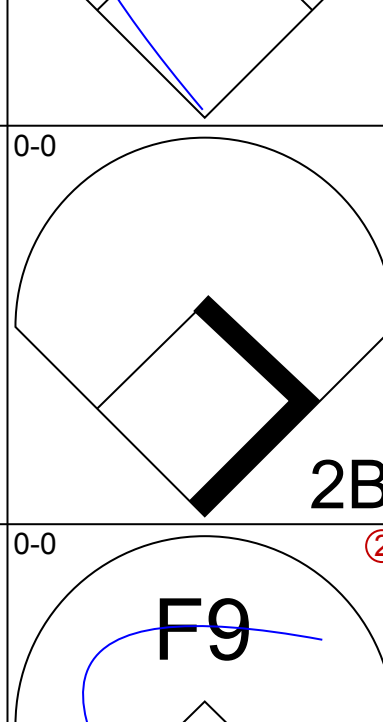
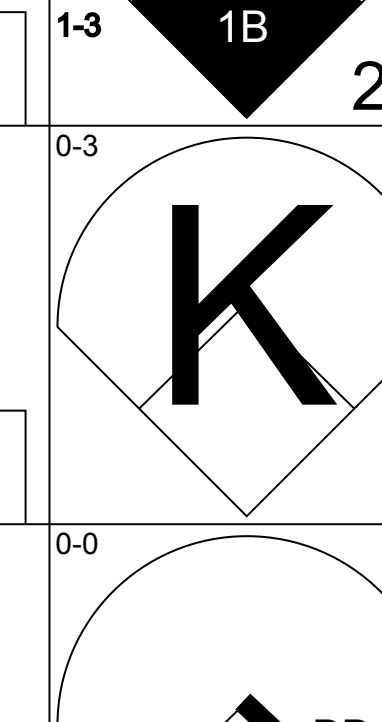

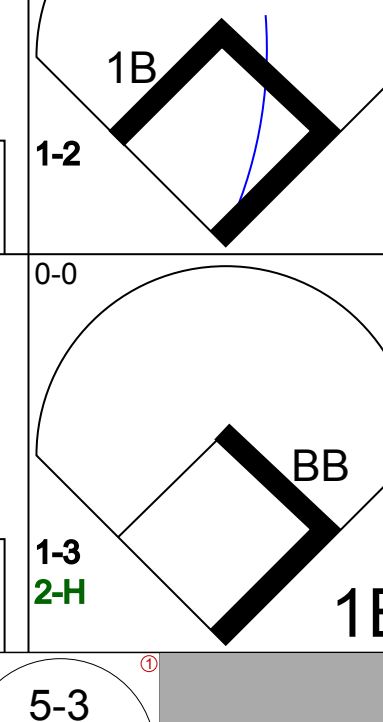


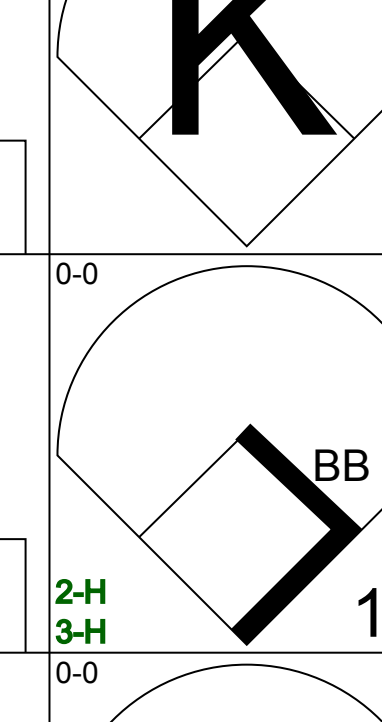


Batter	1	2	3	4	5	6	7	8	9	AB	R	H	RBI	BB	SO	LOB	BOTTOM					
Jerry Royster, R (1.5) OBP: 0.436, SLG: 0.404	4-3	6-3			F8		CS BB		2-H 1B	4	0	1	1	1	0	1						
Glenn Hubbard, R (1.4) OBP: 0.290, SLG: 0.185	1B		G3		5-3		F6		F3	5	0	1	0	0	0	2						
Jeff Burroughs, R (1.7) OBP: 0.321, SLG: 0.191	1B		1-3			2B BB		6-3		3	1	1	0	1	0	0						
Gary Matthews, R (1.9) OBP: 0.267, SLG: 0.382	G6-4-3		F9			1-H 2B 2B		WP BB		3	1	1	1	1	0	2						
Mike Lum, L (1.3) OBP: 0.267, SLG: 0.279		G3			K			K		2	0	0	0	0	1	0						
Charlie Spikes, R (6. PH) OBP: 0.400, SLG: 1.000								K		1	0	1	1	0	0	0						
Darrel Chaney, S (7.6)								K		1	0	0	0	0	1	1						
Dale Murphy, R (1.2) OBP: 0.382, SLG: 0.694		HR			3-1 1B			K		4	1	2	0	0	2	2						
Barry Bonnell, R (1.8) OBP: 0.358, SLG: 0.688		HR			3-1		F8		1B 2B	4	2	2	2	0	0	2						
Pepe Frias, R (1.6) OBP: 0.282, SLG: 0.342										2	0	1	0	0	0	1						
Rowland Office, L (6. PH) OBP: 0.333, SLG: 0.545									F6	1	0	0	0	0	0	1						
Gene Garber, R (7.1)										0	0	0	0	0	0	0						
Rick Mahler, R (9.1)										0	0	0	0	0	0	0						
Joe Nolan, L (9. PH)										1	0	0	0	0	0	1						
Eddie Solomon, R (1.1)									F7	2	0	0	0	0	1	1						
Bob Beall, S (7.3)										2	0	0	0	0	0	1						
<b>Inning Stats</b>	R: 0 E: 0 K: 0 S: 4	H: 2 LOB: 1 BB: 0 P: 4	R: 2 E: 0 K: 0 S: 6	H: 3 LOB: 0 BB: 0 P: 6	R: 0 E: 0 K: 1 S: 6	H: 0 LOB: 0 BB: 0 P: 3	R: 0 E: 0 K: 1 S: 6	H: 1 LOB: 1 BB: 0 P: 6	R: 0 E: 0 K: 1 S: 5	H: 0 LOB: 0 BB: 0 P: 5	R: 2 E: 0 K: 1 S: 7	H: 2 LOB: 1 BB: 1 P: 11	R: 0 E: 0 K: 2 S: 7	H: 0 LOB: 0 BB: 1 P: 6	R: 0 E: 0 K: 2 S: 7	H: 0 LOB: 1 BB: 1 P: 11	R: 1 E: 0 K: 0 S: 5	H: 2 LOB: 1 BB: 0 P: 5	1B: 6 2B: 3 3B: 0 HR: 1	SF: 0 SAC: 0 DP: 1 HBP: 0	WP: 1 PB: 0 SB: 0 CS: 1	PA: 38
<b>PITCHER</b>	IP	WLS	BF	H	R	ER	SO	BB	IBB	HBP	BLK	WP	HR	S	P	ERA	WHIP					
Eric Rasmussen, R (1.1) ERA: 6.23	5.0		22	7	4	4	2	1	0	0	0	0	1	25	29	7.20	1.600					
Bob Shirley, L (6.1) ERA: 4.96	0.0		1	1	0	0	0	0	0	0	0	0	0	1	1	∞	∞					
John D'Acquisto, R (6.1) ERA: 9.28	4.0	W	15	2	1	1	3	2	0	0	0	1	0	19	27	2.25	1.000					

WP: 1 PA: 38  
PB: 0  
SB: 0  
CS: 1



Batter	1	2	3	4	5	6	7	8	9	AB	R	H	RBI	BB	SO	LOB	TOP					
Gene Richards, L (1.8) OBP: 0.275, SLG: 0.293										5	1	2	0	0	1	2	<b>San Diego Padres @ Atlanta Braves</b> Atlanta-Fulton County Stadium, Atlanta, GA Sun Apr 22 1979, 3:33 AM EST Att. 4,513 - Unknown					
Ozzie Smith, S (1.6) OBP: 0.222, SLG: 0.197										3	2	2	1	0	0	2						
Jerry Turner, L (1.7) OBP: 0.357, SLG: 0.385										5	0	2	3	0	1	3						
Dave Winfield, R (1.9) OBP: 0.487, SLG: 0.721										4	1	2	2	0	0	1						
Gene Tenace, R (1.3) OBP: 0.433, SLG: 0.500										3	1	0	0	2	1	3						
Barry Evans, R (1.5) OBP: 0.254, SLG: 0.270										5	1	2	0	0	1	1						
Fred Kendall, R (1.2) Mark Lee, R (4.1) Bob Owchinko, L (4.1) Dan Burros, L (7.9) Rollie Fingers, R (7.1) Broderick Perkins, L (6.9)										2	0	1	0	0	0	2						
Bill Almon, R (1.4) OBP: 0.400, SLG: 0.467									4	1	2	1	0	0	0	0						
Steve Mura, R (1.1) Mike Hargrove, L (4.3) OBP: 0.391, SLG: 0.294										0	0	0	0	0	0	0						
<b>Inning Stats</b>	R: 0 E: 0 K: 1 S: 5	H: 1 LOB: 0 BB: 0 P: 5	R: 0 E: 0 K: 1 S: 4	H: 0 LOB: 0 BB: 0 P: 5	R: 0 E: 0 K: 0 S: 5	H: 2 LOB: 2 BB: 0 P: 5	R: 0 E: 0 K: 1 S: 6	H: 0 LOB: 1 BB: 1 P: 10	R: 0 E: 0 K: 0 S: 5	H: 2 LOB: 2 BB: 0 P: 5	R: 6 E: 0 K: 0 S: 9	H: 6 LOB: 2 BB: 1 P: 14	R: 0 E: 0 K: 1 S: 5	H: 0 LOB: 0 BB: 0 P: 5	R: 1 E: 0 K: 0 S: 5	H: 2 LOB: 1 BB: 0 P: 5		R: 0 E: 0 K: 0 S: 3	H: 1 LOB: 0 BB: 0 P: 3	1B: 13 2B: 1 3B: 0 HR: 1	SF: 0 SAC: 3 DP: 3 HBP: 2	WP: 0 PB: 0 SB: 1 CS: 1
<b>PITCHER</b>	IP WLS BF H R ER SO BB IBB HBP BLK WP HR S P ERA WHIP																					
Larry McWilliams, L (1.1) ERA: 7.59	5.2 27 8 4 4 3 2 0 0 1 0 0 1 30 39 6.35 1.765																					
Craig Skok, L (6.1) ERA: 2.03	0.0 3 2 1 1 0 0 0 0 1 0 0 0 2 3 ∞ ∞																					
Adrian Devine, R (6.1) ERA: 6.0	1.1 5 1 1 1 1 0 0 0 0 0 0 0 7 7 6.75 0.750																					
Gene Garber, R (8.1) ERA: 5.27	2.0 W 8 3 1 1 0 0 0 0 0 0 0 0 8 8 4.50 1.500																					

Batter	1	2	3	4	5	6	7	8	9	AB	R	H	RBI	BB	SO	LOB	BOTTOM			
Glen Hubbard, R (1.4) OBP: 0.294, SLG: 0.217										6	2	2	0	0	2	3	<b>San Diego Padres @ Atlanta Braves</b> Atlanta-Fulton County Stadium, Atlanta, GA Sun Apr 22 1979, 3:33 AM EST Att. 4,513 - Unknown			
Mike Macha, R (1.5) OBP: 0.222, SLG: 0.125									4	1	1	1	1	1	1	1				
Jeff Burroughs, R (1.7) OBP: 0.361, SLG: 0.220									3	1	2	0	2	0	1	0				
Rowland Office, L (9.8) OBP: 0.333, SLG: 0.545									0	0	0	0	0	0	0	0				
Dale Murphy, R (1.2) OBP: 0.400, SLG: 0.731										3	2	1	3	2	1	2				
Gary Matthews, R (1.9) OBP: 0.277, SLG: 0.400										5	2	2	0	0	0	3				
Mike Lum, L (1.3) OBP: 0.280, SLG: 0.313										5	0	2	1	0	1	3				
Barry Bonnell, R (1.8) OBP: 0.379, SLG: 0.679										5	0	3	3	0	0	4				
Pepe Frias, R (1.6) OBP: 0.295, SLG: 0.333										4	0	1	0	1	0	2				
Larry McWilliams, L (1.1) Craig Skok, L (6.1) Adrian Devine, R (6.1) Charlie Spikes, R (7.9) Jerry Royster, R (7.9) Gene Garber, R (8.1)										3	0	0	0	0	3	5				
<b>Inning Stats</b>	R: 0 E: 0 K: 2 S: 8	H: 1 LOB: 1 BB: 0 P: 8	R: 0 E: 0 K: 1 S: 7	H: 2 LOB: 2 BB: 0 P: 7	R: 1 E: 0 K: 0 S: 5	H: 2 LOB: 3 BB: 2 P: 13	R: 5 E: 1 K: 2 S: 13	H: 5 LOB: 3 BB: 2 P: 21	R: 0 E: 0 K: 0 S: 4	H: 1 LOB: 1 BB: 0 P: 4	R: 0 E: 0 K: 0 S: 3	H: 1 LOB: 1 BB: 1 P: 7	R: 2 E: 0 K: 1 S: 7	H: 2 LOB: 2 BB: 2 P: 15	R: 0 E: 0 K: 0 S: 0	H: 0 LOB: 0 BB: 0 P: 0	1B: 11 2B: 3 3B: 0 HR: 1	SF: 0 SAC: 0 DP: 0 HBP: 0	WP: 0 PB: 0 SB: 0 CS: 1	PA: 46
<b>PITCHER</b>	IP WLS BF H R ER SO BB IBB HBP BLK WP HR S P ERA WHIP																			
Steve Mura, R (1.1) ERA: 3.18	3.2 21 7 4 4 4 3 0 0 0 0 0 1 4 4 ∞ ∞																			
Mark Lee, R (4.1) ERA: 7.27	0.0 4 3 2 1 0 0 0 0 0 0 0 0 4 4 ∞ ∞																			
Bob Owchinko, L (4.1) ERA: 7.2	2.1 10 2 0 0 3 1 0 0 0 0 0 0 15 19 0.00 1.286																			
Rollie Fingers, R (7.1) ERA: 2.03	2.0 L 11 3 2 2 1 3 0 0 0 0 0 0 10 22 9.00 3.000																			





Batter	1	2	3	4	5	6	7	8	9	10	AB	R	H	RBI	BB	SO	LOB	TOP				
Garry Templeton, S OBP: 0.275, SLG: 0.318 (1, 6)	6-3		5-3		4-3			WP 1B	1-2 2H 1B		5	0	2	1	0	0	1	<b>St. Louis Cardinals @ Atlanta Braves</b> Atlanta-Fulton County Stadium, Atlanta, GA Mon Apr 23 1979, 6:05 PM EST Att: 4,725 - Unknown  <b>AB 40</b> <b>R 3</b> <b>H 11</b> <b>RBI 3</b> <b>BB 5</b> <b>SO 5</b> <b>LOB 18</b>				
Lou Brock, L OBP: 0.286, SLG: 0.325 (1, 7)	4-3			3-1		G3		F7	4-0 BB		4	0	0	0	0	0	1					
Tom Bruno, R (8, 1)								1-2	1-2 2-3 BB		0	0	0	0	0	0	0					
Roger Freed, R (9, PH)											0	0	0	0	1	0	0					
Mark Littell, L (9, 1)											0	0	0	0	0	0	0					
Keith Hernandez, L OBP: 0.338, SLG: 0.508 (1, 3)	P4			1B		F9		BB	F7		4	0	1	0	1	0	3					
Ted Simmons, S OBP: 0.381, SLG: 0.500 (1, 2)		K		1B	FC6-4 1B			G3		G3	4	0	1	0	1	1	2					
Daneborg, L OBP: 0.250, SLG: 0.296 (1, 9)		6-3			L7						5	0	0	0	0	0	3					
George Hendrick, R OBP: 0.328, SLG: 0.350 (10, 8)						1-3				F8	0	0	0	0	0	0	0					
Tony Scott, S OBP: 0.328, SLG: 0.422 (10, 9)					FC6-4 1-2			6-3			5	2	3	0	0	0	2					
Ken Reitz, R OBP: 0.390, SLG: 0.442 (9, PR)						6-3					3	0	1	0	1	1	1					
Jerry Mumphy, S OBP: 0.667, SLG: 0.500 (9, 9)	K							G4-6-3 1B			1	1	1	1	0	0	0					
Ken Oberkfell, L OBP: 0.412, SLG: 0.467 (9, 5)											4	0	0	0	1	1	3					
Pete Vuckovich, R OBP: 0.250, SLG: 0.250 (8, PH)											2	0	1	0	0	0	0					
Bernie Carbo, L OBP: 0.162, SLG: 0.200 (8, 9)											2	0	1	1	0	1	0					
Mike Tyson, R OBP: 0.323, SLG: 0.269 (9, 4)											1	0	0	0	0	1	2					
<b>Inning Stats</b>	R: 0 E: 0 K: 0 S: 3	H: 0 LOB: 0 BB: 0 P: 3	R: 0 E: 0 K: 2 S: 8	H: 1 LOB: 1 BB: 0 P: 8	R: 0 E: 0 K: 0 S: 3	H: 0 LOB: 0 BB: 0 P: 3	R: 0 E: 0 K: 0 S: 5	H: 2 LOB: 2 BB: 0 P: 5	R: 0 E: 0 K: 0 S: 4	H: 1 LOB: 1 BB: 0 P: 4	R: 0 E: 0 K: 0 S: 3	H: 0 LOB: 0 BB: 1 P: 7	R: 0 E: 0 K: 0 S: 3	H: 1 LOB: 0 BB: 0 P: 3	R: 0 E: 0 K: 1 S: 6	H: 3 LOB: 3 BB: 2 P: 16	R: 1 E: 0 K: 1 S: 7	H: 2 LOB: 2 BB: 1 P: 11	1B: 11 2B: 0 3B: 0 HR: 0	SF: 0 SAC: 0 DP: 1 HBP: 0	WP: 1 PB: 2 SB: 1 CS: 0	PA: 45
<b>PITCHER</b> Phil Niekro, R ERA: 3.11 (1, 1)	IP 10.0	WLS L	BF 45	H 11	R 3	ER 2	SO 5	BB 5	IBB 0	HBP 0	BLK 0	WP 1	HR 0	S 50	P 70	ERA 1.80	WHIP 1.600					

Batter	1	2	3	4	5	6	7	8	9	10	AB	R	H	RBI	BB	SO	LOB	BOTTOM						
Glenn Hubbard, R OBP: 0.329, SLG: 0.226 (1, 4)	1B		K								2	0	1	0	3	1	0	<b>St. Louis Cardinals @ Atlanta Braves</b> Atlanta-Fulton County Stadium, Atlanta, GA Mon Apr 23 1979, 6:05 PM EST Att: 4,725 - Unknown  <b>AB 34</b> <b>R 2</b> <b>H 8</b> <b>RBI 2</b> <b>BB 4</b> <b>SO 8</b> <b>LOB 12</b>						
Mike Macha, R OBP: 0.250, SLG: 0.182 (1, 5)	K										3	0	1	0	0	2	3							
Jerry Royster, R OBP: 0.439, SLG: 0.396 (7, 5)											1	0	0	0	1	0	0							
Jeff Burroughs, R OBP: 0.354, SLG: 0.278 (1, 7)	K										4	1	1	1	0	1	2							
Rowland Office, L OBP: 0.308, SLG: 0.500 (9, 8)			6-3								1	0	0	0	0	0	2							
Dale Murphy, R OBP: 0.375, SLG: 0.679 (1, 2)	4-3										4	0	0	0	0	0	1							
Gary Matthews, R OBP: 0.290, SLG: 0.453 (1, 9)											4	1	2	1	0	2	0							
Mike Lum, L OBP: 0.276, SLG: 0.308 (1, 3)											4	0	1	0	0	1	0							
Barry Bonnell, R OBP: 0.387, SLG: 0.667 (9, 7)											4	0	2	0	0	0	2							
Pepe Frias, R OBP: 0.283, SLG: 0.318 (1, 6)											2	0	0	0	0	0	1							
Charlie Spikes, R OBP: 0.429, SLG: 0.833 (10, PH)											1	0	0	0	0	0	0							
Phil Niekro, R OBP: 0.154, SLG: 0.154 (1, 1)											3	0	0	0	0	1	1							
Joe Nolan, L (10, PH)											1	0	0	0	0	0	0							
<b>Inning Stats</b>	R: 0 E: 0 K: 2 S: 8	H: 1 LOB: 1 BB: 0 P: 8	R: 1 E: 0 K: 0 S: 4	H: 2 LOB: 0 BB: 0 P: 4	R: 0 E: 0 K: 2 S: 8	H: 1 LOB: 1 BB: 0 P: 8	R: 0 E: 0 K: 2 S: 7	H: 0 LOB: 0 BB: 0 P: 7	R: 0 E: 0 K: 1 S: 6	H: 1 LOB: 2 BB: 0 P: 10	R: 1 E: 0 K: 0 S: 5	H: 3 LOB: 1 BB: 0 P: 5	R: 0 E: 0 K: 0 S: 2	H: 0 LOB: 0 BB: 1 P: 6	R: 0 E: 0 K: 0 S: 3	H: 0 LOB: 0 BB: 0 P: 3	R: 0 E: 0 K: 1 S: 5	H: 0 LOB: 0 BB: 0 P: 5	R: 0 E: 0 K: 0 S: 3	H: 0 LOB: 2 BB: 2 P: 11	1B: 6 2B: 0 3B: 0 HR: 2	SF: 0 SAC: 1 DP: 2 HBP: 0	WP: 0 PB: 0 SB: 0 CS: 1	PA: 40
<b>PITCHER</b> Pete Vuckovich, R ERA: 2.52 (1, 1)	IP 7.0	WLS 28	BF 28	H 8	R 2	ER 2	SO 7	BB 2	IBB 0	HBP 0	BLK 0	WP 0	HR 2	S 40	P 48	ERA 2.57	WHIP 1.429							
Tom Bruno, R ERA (8, 1)	1.0	3	0	0	0	0	0	0	0	0	0	0	0	3	3	0.00	0.000							
Mark Littell, R ERA: 1.8 (9, 1)	2.0	W	8	0	0	0	1	2	0	0	0	0	0	8	16	0.00	1.000							



Batter	1	2	3	4	5	6	7	8	9	10	AB	R	H	RBI	BB	SO	LOB							
Garry Templeton, S OBP: 0.284, SLG: 0.314 (1, 6)	F9		6-3		G6-4-3 1B		3B BB		P3		4	1	1	0	1	0	0							
Tony Scott, S OBP: 0.319, SLG: 0.435 (1, 8)	K		F3		G6-4-3 1-2		3B 1-H 2-H		G3		5	0	1	2	0	1	1							
Keith Hernandez, L OBP: 0.329, SLG: 0.500 (1, 3)			F8		K		1-3		4-3		5	0	1	0	0	1	2							
Ted Simmons, S Buddy Schultz, R (1, 2) (10, 1)			F9		F9		1-3		HR		4	1	1	1	1	0	0							
George Hendrick, R OBP: 0.333, SLG: 0.376 (1, 9)	F9			1B 3B 2B		K	S 1B		K		5	1	2	0	0	2	2							
Ken Reitz, R OBP: 0.381, SLG: 0.429 (1, 5)		F7		3B 1B		K	1-2				4	1	1	0	0	2	1							
Tom Grieve, R OBP: 0.333, SLG: 0.267 Jerry Mumphrey, S (7, PR) (7, 7)		6-3		K					SH3-4 3B 1B	P3	3	0	1	0	0	1	2							
Mike Tyson, R OBP: 0.343, SLG: 0.467 (1, 4)				HR					F8		4	1	2	3	0	1	1							
Bob Forsch, R OBP: 0.333, SLG: 0.429 Silvio Martinez, R (8, 1)				HR					F8		2	0	0	0	0	0	1							
Bernie Carbo, L OBP: 0.167, SLG: 0.182 Mark Littell, L (9, 1)		6-3		4-3							0	0	0	0	0	0	0							
Steve Swisher, R (10, 2)											0	0	0	0	0	0	0							
<b>Inning Stats</b>	R: 0 E: 0 K: 1 S: 6	H: 1 LOB: 2 BB: 1 P: 10	R: 1 E: 0 K: 0 S: 4	H: 1 LOB: 0 BB: 0 P: 4	R: 0 E: 0 K: 0 S: 3	H: 0 LOB: 0 BB: 0 P: 3	R: 2 E: 0 K: 1 S: 8	H: 3 LOB: 1 BB: 0 P: 8	R: 0 E: 0 K: 1 S: 5	H: 1 LOB: 0 BB: 0 P: 5	R: 0 E: 0 K: 2 S: 7	H: 0 LOB: 0 BB: 0 P: 7	R: 2 E: 0 K: 1 S: 7	H: 2 LOB: 2 BB: 1 P: 11	R: 0 E: 0 K: 1 S: 6	H: 1 LOB: 1 BB: 0 P: 6	R: 0 E: 0 K: 0 S: 3	H: 0 LOB: 0 BB: 0 P: 3	R: 1 E: 0 K: 1 S: 6	H: 1 LOB: 0 BB: 0 P: 6	1B: 4 2B: 2 3B: 2 HR: 2	SF: 0 SAC: 1 DP: 1 HBP: 0	WP: 0 PB: 0 SB: 1 CS: 0	PA: 41
<b>PITCHER</b>	IP WLS BF H R ER SO BB IBB HBP BLK WP HR S P ERA WHIP	Mickey Mahler, L ERA: 5.28 (1, 1) 7.0 0 30 8 5 5 6 2 0 0 0 0 1 40 6.43 1.429	Craig Skok, L ERA: 1.86 (8, 1) 1.0 0 4 1 0 0 1 0 0 0 0 0 0 6 6 0.00 1.000	Gene Garber, R ERA: 5.17 (9, 1) 2.0 L 7 1 1 1 1 0 0 0 0 0 1 9 9 4.50 0.500	<b>PITCHER</b>	IP WLS BF H R ER SO BB IBB HBP BLK WP HR S P ERA WHIP	Mickey Mahler, L ERA: 5.11 (1, 1) 7.0 0 34 12 5 5 3 0 0 0 0 0 2 40 6.43 1.714	Silvio Martinez, R ERA: 1.60 (8, 1) 1.0 0 3 1 0 0 0 0 0 0 0 0 0 3 3 0.00 1.000	Mark Littell, R ERA: 1.64 (9, 1) 1.0 W 4 0 0 0 1 1 0 0 0 1 0 5 9 0.00 1.000	Buddy Schultz, L ERA: 5.54 (10, 1) 1.0 S 4 1 0 0 3 0 0 0 0 0 0 10 10 0.00 1.000														

**TOP**

St. Louis Cardinals @ Atlanta Braves  
Atlanta-Fulton County Stadium, Atlanta, GA  
Tue Apr 24 1979, 6:05 PM EST  
Att: 1,643 - Unknown

livebaseballscorecards.com

AB 38  
R 6  
H 10  
RBI 6  
BB 2  
SO 8  
LOB 11




Batter	1	2	3	4	5	6	7	8	9	10	AB	R	H	RBI	BB	SO	LOB							
Jerry Royster, R OBP: 0.419, SLG: 0.377 (1, 5)	6-3		6-3		6-3		1B 1B	G4-6-3 1-2			5	0	1	0	0	0	1							
Glenn Hubbard, R OBP: 0.321, SLG: 0.224 (1, 4)	FC3-6 E 1B		F8		F8		P4		F9		5	0	1	0	0	0	1							
Jeff Burroughs, R OBP: 0.388, SLG: 0.328 (1, 7)	E6 FC3-6 1-2		1B 1B		1B 2B		1B		WP BB		4	1	3	0	1	0	1							
Dale Murphy, R OBP: 0.377, SLG: 0.656 (1, 2)	FC3-6 1-2 2-3		1B		1B		F7		K		5	0	2	1	0	1	5							
Gary Matthews, R OBP: 0.294, SLG: 0.476 (1, 9)	P4		5-3		F9				6-3		5	1	1	1	0	0	6							
Mike Lum, L OBP: 0.293, SLG: 0.375 Charlie Spikes, R (10, PH) OBP: 0.375, SLG: 0.714 (1, 3)			HR		K		3-1		2B 1B 1B	K	4	2	2	1	0	1	0							
Barry Bonnell, R OBP: 0.388, SLG: 0.661 (1, 8)		K2-3		5-3		G3		1B 2B			5	1	2	0	0	1	0							
Pepe Frias, R OBP: 0.294, SLG: 0.327 (1, 6)		L7		1B		L8		FC3-6 1B		K	5	0	2	2	0	1	1							
Mickey Mahler, S OBP: 0.299, SLG: 0.500 (7, PR) (7, 7) Rowland Jones, L OBP: 0.285, SLG: 0.462 Craig Skok, R (8, 1) Joe Nolan, L (8, PH) Bob Beall, S (8, PH) Gene Garber, R (9, 1) Mike Matha, R (10, PH) OBP: 0.231, SLG: 0.167 (1, 11)			K		4-3		F7	FC3-6 2-H 3-H	G4-6-3 1-2	K	2	0	0	0	0	1	1							
<b>Inning Stats</b>	R: 0 E: 1 K: 0 S: 5	H: 1 LOB: 2 BB: 0 P: 5	R: 1 E: 0 K: 2 S: 8	H: 1 LOB: 0 BB: 0 P: 8	R: 0 E: 0 K: 0 S: 5	H: 2 LOB: 2 BB: 0 P: 5	R: 0 E: 0 K: 1 S: 6	H: 1 LOB: 1 BB: 0 P: 6	R: 1 E: 0 K: 0 S: 5	H: 2 LOB: 1 BB: 0 P: 5	R: 0 E: 0 K: 0 S: 3	H: 0 LOB: 0 BB: 0 P: 3	R: 0 E: 0 K: 0 S: 6	H: 2 LOB: 2 BB: 0 P: 5	R: 3 E: 0 K: 0 S: 6	H: 4 LOB: 1 BB: 0 P: 6	R: 0 E: 0 K: 1 S: 5	H: 0 LOB: 1 BB: 1 P: 9	R: 0 E: 0 K: 3 S: 10	H: 1 LOB: 1 BB: 0 P: 10	1B: 10 2B: 2 3B: 0 HR: 2	SF: 0 SAC: 0 DP: 1 HBP: 0	WP: 1 PB: 0 SB: 0 CS: 0	PA: 45
<b>PITCHER</b>	IP WLS BF H R ER SO BB IBB HBP BLK WP HR S P ERA WHIP	Mickey Mahler, S ERA: 5.11 (1, 1) 7.0 0 34 12 5 5 3 0 0 0 0 0 2 40 6.43 1.714	Silvio Martinez, R ERA: 1.60 (8, 1) 1.0 0 3 1 0 0 0 0 0 0 0 0 0 3 3 0.00 1.000	Mark Littell, R ERA: 1.64 (9, 1) 1.0 W 4 0 0 0 1 1 0 0 0 1 0 5 9 0.00 1.000	Buddy Schultz, L ERA: 5.54 (10, 1) 1.0 S 4 1 0 0 3 0 0 0 0 0 0 10 10 0.00 1.000																			

**BOTTOM**

St. Louis Cardinals @ Atlanta Braves  
Atlanta-Fulton County Stadium, Atlanta, GA  
Tue Apr 24 1979, 6:05 PM EST  
Att: 1,643 - Unknown

livebaseballscorecards.com

AB 44  
R 5  
H 14  
RBI 5  
BB 1  
SO 7  
LOB 18






Batter	1	2	3	4	5	6	7	8	9	AB	R	H	RBI	BB	SO	LOB	TOP			
Ivan De Jesus, R OBP: 0.239, SLG: 0.313 (1, 6)	0-3 K	0-0 E6 1B		0-0 F9 2-3			0-0 6-3			4	0	0	0	0	1	1				
Bobby Murcer, L OBP: 0.362, SLG: 0.316 (1, 9)	0-0 WP HR 1B	0-0 1B			0-0 F9			0-0 6-3		4	1	2	0	0	0	0				
Bill Buckner, L OBP: 0.254, SLG: 0.323 (1, 3)	0-3 K2-3 1-2	0-0 F2			0-0 F9			0-0 F4		4	0	0	0	0	1	3				
Dave Kingman, R OBP: 0.381, SLG: 0.722 (1, 7)	0-0 2H HR			4-0 K2-4 BB			0-0 K		0-0 F5	3	1	1	2	1	1	0				
Steve Ontiveros, S OBP: 0.393, SLG: 0.358 (1, 5)	0-0 2B		0-0 F8				0-0 3-1		0-0 1-3	4	0	1	0	0	0	1				
Jerry Martin, R OBP: 0.283, SLG: 0.317 (1, 8)	4-0 BB		0-3 K2-4 1-2				0-0 5-3		0-0 F7	3	0	0	0	1	1	1				
Barry Foote, R OBP: 0.220, SLG: 0.250 (1, 2)	0-0 F8			0-0 PB 6-3 1B			0-0 P3		0-0 F3	4	0	1	0	0	0	2				
Ted Sizemore, R OBP: 0.351, SLG: 0.320 (1, 4)		0-0 F7		0-3 K			0-3 K			3	0	0	0	0	2	1				
Mike Krukow, R OBP: 0.200, SLG: 0.200 Donnie Moore, L Willie Hernandez, L	0-0 F7			0-0 6-3 1-2			0-0 3-1			2	0	0	0	0	0	1				
<b>Inning Stats</b>	R: 2 E: 0 K: 2 S: 10	H: 3 LOB: 2 BB: 1 P: 14	R: 0 E: 1 K: 0 S: 5	H: 1 LOB: 2 BB: 0 P: 5	R: 0 E: 0 K: 1 S: 4	H: 0 LOB: 1 BB: 1 P: 8	R: 0 E: 0 K: 1 S: 6	H: 1 LOB: 1 BB: 0 P: 6	R: 0 E: 0 K: 0 S: 3	H: 0 LOB: 0 BB: 0 P: 3	R: 0 E: 0 K: 1 S: 5	H: 0 LOB: 0 BB: 0 P: 5	R: 0 E: 0 K: 0 S: 3	H: 0 LOB: 0 BB: 0 P: 3	R: 0 E: 0 K: 0 S: 3	H: 0 LOB: 0 BB: 0 P: 3	1B: 3 2B: 2 3B: 0 HR: 1	SF: 0 SAC: 0 DP: 1 HBP: 0	WP: 1 PB: 1 SB: 0 CS: 0	PA: 34
<b>PITCHER</b> Phil Niekro, R ERA: 2.89 (1, 1)	IP: 9.0 WLS: W BF: 34 H: 5 R: 2 ER: 2 SO: 6 BB: 2 IBB: 0 HBP: 0 BLK: 0 WP: 1 HR: 1 S: 44 P: 52 ERA: 2.00 WHIP: 0.778																			

Chicago Cubs @ Atlanta Braves  
Atlanta-Fulton County Stadium, Atlanta, GA  
Fri Apr 27, 1979, 6:05 PM EST  
Att: 12,930 - Unknown


AB	32
R	2
H	5
RBI	2
BB	2
SO	6
LOB	10



Batter	1	2	3	4	5	6	7	8	9	AB	R	H	RBI	BB	SO	LOB	BOTTOM			
Jerry Royster, R OBP: 0.418, SLG: 0.368 (1, 5)	0-0 6-3	0-3 K			4-0 BB E	0-0 WP 1B		0-0 5-3		4	1	1	0	1	1	2				
Gary Matthews, R OBP: 0.291, SLG: 0.458 (1, 9)	4-0 BB 1B BB	0-3 K			0-0 F7	0-3 K		4-0 2B BB		3	1	0	0	2	2	4				
Jeff Burroughs, R OBP: 0.400, SLG: 0.344 Rowland Office, L OBP: 0.286, SLG: 0.462	0-0 F8		4-0 G1-6-3 BB		4-0 E 1-2 BB	0-0 F9 1-2 2-3		0-0 1-3 2-H 2B		3	0	1	1	2	0	3				
Dale Murphy, R OBP: 0.405, SLG: 0.672 (1, 2)	4-0 1B BB BB		0-0 G1-6-3 1-2		0-0 E 1-3 2-H 1B		0-0 E 2B	4-0 IBB		3	0	2	1	2	0	1				
Mike Lum, L OBP: 0.317, SLG: 0.362 (1, 3)	4-0 1B 1-2 2-3 BB		4-0 BB		4-0 IBB		0-0 F5	0-3 K		2	0	0	0	3	1	4				
Barry Bonnell, R OBP: 0.380, SLG: 0.636 (1, 8)	0-0 FC6-4 1-2 2-3 3-H 1B		0-0 G3		0-0 F2		0-0 E5 G5-4-3			4	0	1	1	0	0	5				
Glenn Hubbard, R OBP: 0.317, SLG: 0.225 (1, 4)	0-0 FC6-4 1-2		0-0 B1-6-4 1B		0-0 L6		0-0 G5-4-3			4	0	1	0	0	0	8				
Pepe Frias, R OBP: 0.327, SLG: 0.346 (1, 6)		4-0 FC3-6 BB		0-0 B1-6-4 1-2		0-0 FC1-6 1B		0-0 SH5-4 2B 1B		3	1	2	0	1	0	1				
Phil Niekro, R OBP: 0.125, SLG: 0.125 (1, 1)		0-0 FC3-6 1-2		0-3 K		0-0 FC1-6 WP 1B		0-0 SH5-4 1-2		3	0	0	0	0	1	2				
<b>Inning Stats</b>	R: 1 E: 0 K: 0 S: 4	H: 1 LOB: 3 BB: 3 P: 16	R: 0 E: 0 K: 2 S: 7	H: 0 LOB: 1 BB: 1 P: 11	R: 0 E: 0 K: 0 S: 2	H: 0 LOB: 1 BB: 2 P: 10	R: 0 E: 0 K: 1 S: 5	H: 1 LOB: 0 BB: 0 P: 5	R: 1 E: 1 K: 0 S: 4	H: 1 LOB: 3 BB: 3 P: 16	R: 0 E: 0 K: 1 S: 7	H: 2 LOB: 2 BB: 0 P: 7	R: 0 E: 1 K: 0 S: 4	H: 1 LOB: 1 BB: 0 P: 4	R: 1 E: 0 K: 1 S: 7	H: 2 LOB: 2 BB: 2 P: 15	1B: 6 2B: 2 3B: 0 HR: 0	SF: 0 SAC: 1 DP: 3 HBP: 0	WP: 1 PB: 0 SB: 0 CS: 0	PA: 41
<b>PITCHER</b> Mike Krukow, R ERA: 3.76 Donnie Moore, R ERA: 2.79 Willie Hernandez, L ERA: 3.86	IP: 5.0 WLS: L BF: 13 H: 4 R: 1 ER: 1 SO: 1 BB: 1 P: 16																			

Chicago Cubs @ Atlanta Braves  
Atlanta-Fulton County Stadium, Atlanta, GA  
Fri Apr 27, 1979, 6:05 PM EST  
Att: 12,930 - Unknown

AB	29
R	3
H	8
RBI	3
BB	11
SO	5
LOB	30





Batter	1	2	3	4	5	6	7	8	9	AB	R	H	RBI	BB	SO	LOB	TOP			
Ivan De Jesus, R OBP: 0.264, SLG: 0.338 (1, 6)											4	1	2	0	0	1	3			
Bobby Murcer, L OBP: 0.392, SLG: 0.341 (1, 9)											3	0	2	1	1	0	0			
Bill Buckner, L OBP: 0.239, SLG: 0.303 (1, 3)											4	0	0	1	0	0	5			
Dave Kingman, R OBP: 0.373, SLG: 0.690 (1, 7)											4	0	1	0	0	1	2			
Steve Ontiveros, S OBP: 0.369, SLG: 0.333 (1, 5)											4	0	0	0	0	0	2			
Jerry Martin, R OBP: 0.320, SLG: 0.356 (1, 8)											4	0	3	0	0	0	0			
Barry Foote, R OBP: 0.204, SLG: 0.231 (1, 2)											4	0	0	0	0	0	3			
Ted Sizemore, R OBP: 0.361, SLG: 0.321 (1, 4)											3	0	1	0	1	0	2			
Rick Reuschel, R (1, 1)											0	1	0	0	1	0	0			
Scot Thompson, L OBP: 0.375, SLG: 0.484 (7, PH)											1	0	0	0	0	0	0			
Ray Burris, R (7, 1)											0	0	0	0	0	0	0			
Larry Blittner, L OBP: 0.167, SLG: 0.167 (9, PH)											1	0	0	0	0	0	1			
<b>Inning Stats</b>	R: 1 E: 0 K: 1 S: 7	H: 2 LOB: 1 BB: 0 P: 7	R: 0 E: 0 K: 1 S: 6	H: 1 LOB: 2 BB: 1 P: 10	R: 0 E: 0 K: 0 S: 4	H: 1 LOB: 1 BB: 0 P: 4	R: 0 E: 0 K: 0 S: 3	H: 1 LOB: 1 BB: 0 P: 3	R: 1 E: 0 K: 0 S: 3	H: 1 LOB: 1 BB: 1 P: 8	R: 0 E: 0 K: 0 S: 4	H: 1 LOB: 1 BB: 1 P: 4	R: 0 E: 0 K: 0 S: 3	H: 1 LOB: 0 BB: 0 P: 3	R: 0 E: 0 K: 0 S: 4	H: 1 LOB: 1 BB: 0 P: 4	1B: 8 2B: 2 3B: 0 HR: 0	SF: 0 SAC: 1 DP: 3 HBP: 1	WP: 0 PB: 0 SB: 1 CS: 0	PA: 37
<b>PITCHER</b>	IP WLS BF H R ER SO BB IBB HBP BLK WP HR S P ERA WHIP	IP WLS BF H R ER SO BB IBB HBP BLK WP HR S P ERA WHIP																		
Rick Matula, R ERA: 3.6 (1, 1)	6.1 W 29 8 2 2 2 3 0 1 0 0 0 0 29 42 2.84 1.737																			
Gene Garber, R ERA: 4.42 (7, 1)	2.2 S 8 1 0 0 0 0 0 0 0 0 0 0 8 8 0.00 0.375																			

Chicago Cubs @ Atlanta Braves  
Atlanta-Fulton County Stadium, Atlanta, GA  
Sat Apr 28 1979, 6:05 PM EST  
Att: 18,785 - Unknown

AB 32  
R 2  
H 9  
RBI 2  
BB 3  
SO 2  
LOB 18



Batter	1	2	3	4	5	6	7	8	9	AB	R	H	RBI	BB	SO	LOB	BOTTOM			
Jerry Royster, R OBP: 0.431, SLG: 0.367 (1, 5)										3	1	1	0	2	0	1				
Gary Matthews, R OBP: 0.285, SLG: 0.447 (1, 9)										4	1	1	0	0	0	4				
Jeff Burroughs, R OBP: 0.405, SLG: 0.359 (1, 7)										3	1	1	1	1	1	1				
Rowland Office, L OBP: 0.286, SLG: 0.462 (7, PR) (8, 8)										0	1	0	0	0	0	0				
Dale Murphy, R OBP: 0.410, SLG: 0.701 (1, 2)										3	2	1	2	1	1	0				
Mike Lum, L OBP: 0.313, SLG: 0.371 (1, 3)										4	0	1	2	0	0	0				
Barry Bonnell, R OBP: 0.397, SLG: 0.629 (1, 8) (8, 7)										4	1	2	0	0	1	2				
Glenn Hubbard, R OBP: 0.326, SLG: 0.230 (1, 4)										3	0	1	0	1	1	1				
Pepe Frias, R OBP: 0.305, SLG: 0.321 (1, 6)										4	0	0	1	0	1	2				
Rick Matula, R OBP: 0.125, SLG: 0.125 (1, 1)										3	0	0	0	0	3	3				
Gene Garber, R OBP: 0.500, SLG: 0.333 (7, 1)										1	0	1	0	0	0	0				
<b>Inning Stats</b>	R: 0 E: 0 K: 0 S: 2	H: 0 LOB: 0 BB: 1 P: 6	R: 0 E: 0 K: 1 S: 6	H: 1 LOB: 0 BB: 0 P: 6	R: 4 E: 1 K: 1 S: 9	H: 4 LOB: 0 BB: 0 P: 9	R: 1 E: 1 K: 1 S: 7	H: 2 LOB: 1 BB: 1 P: 11	R: 0 E: 0 K: 2 S: 7	H: 0 LOB: 0 BB: 0 P: 7	R: 0 E: 0 K: 1 S: 5	H: 0 LOB: 1 BB: 1 P: 9	R: 2 E: 0 K: 1 S: 6	H: 1 LOB: 2 BB: 2 P: 14	R: 0 E: 0 K: 1 S: 6	H: 1 LOB: 1 BB: 0 P: 6	1B: 6 2B: 2 3B: 0 HR: 1	SF: 0 SAC: 0 DP: 2 HBP: 0	WP: 0 PB: 0 SB: 0 CS: 0	PA: 37
<b>PITCHER</b>	IP WLS BF H R ER SO BB IBB HBP BLK WP HR S P ERA WHIP	IP WLS BF H R ER SO BB IBB HBP BLK WP HR S P ERA WHIP																		
Rick Reuschel, R ERA: 3.86 (1, 1)	6.0 L 27 7 5 5 6 3 0 0 0 0 0 0 36 48 7.50 1.667																			
Ray Burris, R ERA: 7.59 (7, 1)	2.0 10 2 2 2 2 2 0 0 0 0 0 0 12 20 9.00 2.000																			

Chicago Cubs @ Atlanta Braves  
Atlanta-Fulton County Stadium, Atlanta, GA  
Sat Apr 28 1979, 6:05 PM EST  
Att: 18,785 - Unknown


AB 32  
R 7  
H 9  
RBI 6  
BB 5  
SO 8  
LOB 14









Batter	1	2	3	4	5	6	7	8	9	AB	R	H	RBI	BB	SO	LOB	TOP		
Jerry Royster, R (1, 5) OBP: 0.444, SLG: 0.397	0-3 K		0-0 6-3			0-0 F9 SF7 2B		0-3 K		4	1	1	0	0	2	0	Atlanta Braves @ Pittsburgh Pirates Three Rivers Stadium, Pittsburgh, PA Tue May 01 1979, 7:05 PM EDT Att: 5,122 - Unknown <a href="http://livebaseballscorecards.com">livebaseballscorecards.com</a>		
Gary Matthews, R (1, 9) OBP: 0.337, SLG: 0.554	4-0 S BB		0-0 HR			0-0 F9 2-3		0-0 IHR		3	2	2	2	1	0	1			
Jeff Burroughs, R (1, 7) OBP: 0.426, SLG: 0.380 Rowland Office, L (9, PR) OBP: 0.278, SLG: 0.412 (9, 8)	4-0 BB		0-0 5-3			4-0 CS BB		0-0 1B SF9 1B		2	0	1	0	2	0	0			
Dale Murphy, R (1, 2) OBP: 0.391, SLG: 0.693	0-3 K			0-0 F7		0-0 SF7		0-0 CS 1B		3	0	1	1	0	1	2			
Mike Lum, L (1, 3) OBP: 0.289, SLG: 0.333	0-3 K			0-0 P3		0-0 CS 3-H 1-2	0-0 3-1	0-0 SF9 1B		3	0	0	1	0	1	2			
Barry Bonnell, R (1, 8) OBP: 0.380, SLG: 0.608	0-3 K			0-0 F9			0-3 K2-3	0-0 S 1B 1-2		4	1	1	0	0	2	0			
Glenn Hubbard, R (1, 4) OBP: 0.309, SLG: 0.220	0-0 L7			0-0 F7			0-0 P4	0-0 1B 1-H		4	0	1	1	0	0	0			
Pepe Frias, R (1, 6) OBP: 0.299, SLG: 0.302	0-0 F8			0-0 F7			0-0 6-3	4-0 IBB		3	0	0	0	1	0	0			
Phil Niekro, R (1, 1) OBP: 0.100, SLG: 0.100			0-0 6-3		0-0 F8		0-0 6-3	0-0 6-3		4	0	0	0	0	0	2			
<b>Inning Stats</b>	R: 0 E: 0 K: 3 S: 9	H: 0 LOB: 2 BB: 2 P: 17	R: 0 E: 0 K: 1 S: 5	H: 0 LOB: 0 BB: 0 P: 5	R: 1 E: 0 K: 0 S: 4	H: 1 LOB: 0 BB: 0 P: 4	R: 0 E: 0 K: 0 S: 3	H: 0 LOB: 0 BB: 0 P: 3	R: 0 E: 0 K: 1 S: 5	H: 0 LOB: 0 BB: 1 P: 7	R: 0 E: 0 K: 1 S: 5	H: 0 LOB: 0 BB: 0 P: 5	R: 0 E: 0 K: 1 S: 5	H: 0 LOB: 0 BB: 0 P: 5	R: 3 E: 0 K: 0 S: 7	H: 5 LOB: 5 BB: 1 P: 11	1B: 4 2B: 1 3B: 0 HR: 2	SF: 2 SAC: 0 DP: 0 HBP: 0	WP: 0 PA: 37 PB: 0 SB: 2 CS: 2
<b>PITCHER</b>	IP WLS BF H R ER SO BB IBB HBP BLK WP HR S P ERA WHIP																		
Bert Blyleven, R (1, 1) ERA: 5.21	8.0	28	2	2	2	6	3	0	0	0	0	0	0	0	1	37	49	2.25	0.625
Kent Tekulve, R (9, 1) ERA: 5.5	0.0	L	3	3	3	0	0	0	0	0	0	0	0	0	0	3	3	∞	∞
Grant Jackson, L (9, 1) ERA: 1.74	0.1	1	0	0	0	0	0	0	0	0	0	0	0	0	1	1	0.00	0.000	
Enrique Romo, R (9, 1) ERA: 4.82	0.2	4	2	0	0	0	0	1	0	0	0	0	0	0	3	7	0.00	3.000	

Batter	1	2	3	4	5	6	7	8	9	AB	R	H	RBI	BB	SO	LOB	BOTTOM				
Omar Moreno, L (1, 8) OBP: 0.398, SLG: 0.440	0-0 6-3 2B		0-0 F9		0-3 K		0-0 L8		0-3 K	5	0	1	0	0	2	0	Atlanta Braves @ Pittsburgh Pirates Three Rivers Stadium, Pittsburgh, PA Tue May 01 1979, 7:05 PM EDT Att: 5,122 - Unknown <a href="http://livebaseballscorecards.com">livebaseballscorecards.com</a>				
Tim Foli, R (1, 6) OBP: 0.256, SLG: 0.297	0-0 6-3 2-3		0-0 1B PB 2B		0-0 E 2B		0-0 2B	4-0 BB		4	2	3	0	1	0	1					
Dave Parker, L (1, 9) OBP: 0.412, SLG: 0.568	0-0 P5		0-0 PB 1B		0-0 E3 2-H 1B		4-0 IBB	0-0 F9		4	0	2	1	1	0	2					
Willie Stargell, L (1, 3) OBP: 0.339, SLG: 0.625 John Milner, L (6, 3) OBP: 0.545, SLG: 0.971	4-0 BB		0-3 K 1-2 3-H		4-0 G6-4-3 IBB		0-0 G3	0-3 K		1	0	0	0	2	1	1					
Bill Robinson, R (1, 7) OBP: 0.254, SLG: 0.393	0-0 L8		0-0 P6		0-0 G6-4-3 1-2			0-0 F2		4	0	0	0	0	0	5					
Phil Garner, R (1, 5) OBP: 0.321, SLG: 0.417		1-0 G3 HBP		0-3 K		0-0 F7		4-0 S BB		2	0	0	0	1	1	0					
Ed Ott, L (1, 2) OBP: 0.302, SLG: 0.472	0-0 L9		0-0 1B		0-0 F3		0-0 F9	1-2 F9		4	0	1	0	0	0	2					
Rennie Stennett, R (1, 4) OBP: 0.260, SLG: 0.250	0-0 G3		0-0 F7		0-0 F9		4-0 IBB			3	0	0	0	1	0	2					
Bert Blyleven, R (1, 1) OBP: 0.154, SLG: 0.231 Mike Easter, L (8, PH) Kent Tekulve, R (9, 1) Grant Jackson, S (9, 1) Enrique Romo, R (9, 1)	0-0 F7		0-0 P4		0-0 6-3		0-3 K			3	0	0	0	0	0	2					
<b>Inning Stats</b>	R: 0 E: 0 K: 0 S: 4	H: 1 LOB: 2 BB: 1 P: 8	R: 0 E: 0 K: 0 S: 3	H: 0 LOB: 0 BB: 0 P: 4	R: 1 E: 0 K: 1 S: 7	H: 2 LOB: 1 BB: 0 P: 7	R: 0 E: 0 K: 1 S: 6	H: 1 LOB: 1 BB: 0 P: 6	R: 1 E: 1 K: 1 S: 6	H: 2 LOB: 1 BB: 1 P: 10	R: 0 E: 0 K: 0 S: 3	H: 0 LOB: 0 BB: 0 P: 3	R: 0 E: 0 K: 1 S: 4	H: 1 LOB: 2 BB: 1 P: 8	R: 0 E: 0 K: 1 S: 5	H: 0 LOB: 2 BB: 2 P: 13	R: 0 E: 0 K: 2 S: 7	H: 0 LOB: 1 BB: 1 P: 11	1B: 3 2B: 4 3B: 0 HR: 0	SF: 0 SAC: 0 DP: 1 HBP: 1	WP: 0 PA: 40 PB: 1 SB: 1 CS: 0
<b>PITCHER</b>	IP WLS BF H R ER SO BB IBB HBP BLK WP HR S P ERA WHIP																				
Phil Niekro, R (1, 1) ERA: 2.59	9.0	W	40	7	2	1	6	3	3	1	0	0	0	0	45	70	1.00	1.111			





Batter	1	2	3	4	5	6	7	8	9	AB	R	H	RBI	BB	SO	LOB	TOP		
Jerry Royster, R OBP: 0.447, SLG: 0.403										4	0	2	0	0	0	0	<b>Atlanta Braves @ Pittsburgh Pirates</b> Three Rivers Stadium, Pittsburgh, PA Wed May 02 1979, 7:05 PM EDT Att: 4,840 - Unknown		
Gary Matthews, R OBP: 0.333, SLG: 0.540										4	0	1	0	0	0	1			
Jeff Burroughs, R OBP: 0.413, SLG: 0.365										3	0	0	0	0	1	3			
Dale Murphy, R OBP: 0.385, SLG: 0.671										4	0	1	0	0	0	3			
Barry Bonnell, R OBP: 0.386, SLG: 0.603										4	0	2	0	0	0	1			
Glenn Hubbard, R OBP: 0.296, SLG: 0.209										4	1	0	0	0	0	3			
Bruce Benedict, R OBP: 0.417, SLG: 0.455										4	0	1	1	0	0	2			
Pepe Frias, R Adrian Devine, R Charlie Spikes, R Craig Skok, R Rick Mahler, R Mike Macha, R										2	1	1	1	0	1	1			
Mickey Mahler, S Frank LaCorte, R Darrel Chaney, S										1	0	0	0	0	1	1			
<b>Inning Stats</b>	R: 0 E: 0 K: 1 S: 6	H: 2 LOB: 1 BB: 0 P: 6	R: 1 E: 0 K: 2 S: 9	H: 2 LOB: 1 BB: 0 P: 9	R: 0 E: 0 K: 0 S: 4	H: 1 LOB: 0 BB: 0 P: 4	R: 0 E: 0 K: 0 S: 3	H: 0 LOB: 0 BB: 0 P: 3	R: 1 E: 0 K: 1 S: 6	H: 1 LOB: 0 BB: 0 P: 6	R: 0 E: 0 K: 1 S: 5	H: 0 LOB: 0 BB: 0 P: 5	R: 0 E: 0 K: 0 S: 4	H: 1 LOB: 1 BB: 0 P: 4	R: 0 E: 0 K: 1 S: 5	H: 0 LOB: 0 BB: 0 P: 5		1B: 6 2B: 2 3B: 0 HR: 1	SF: 0 SAC: 0 DP: 1 HBP: 1
<b>PITCHER</b> John Candelaria, L ERA: 3.27	IP: 9.0 WLS: W BF: 35 H: 8 R: 2 ER: 2 SO: 6 BB: 0 IBB: 0 HBP: 1 BLK: 0 WP: 0 HR: 1 S: 46 P: 47 ERA: 2.00 WHIP: 0.889																		

Batter	1	2	3	4	5	6	7	8	9	AB	R	H	RBI	BB	SO	LOB	BOTTOM
Omar Moreno, L OBP: 0.375, SLG: 0.413										5	0	0	0	0	1	2	<b>Atlanta Braves @ Pittsburgh Pirates</b> Three Rivers Stadium, Pittsburgh, PA Wed May 02 1979, 7:05 PM EDT Att: 4,840 - Unknown
Tim Foli, R OBP: 0.295, SLG: 0.333										5	2	3	0	0	0	0	
Dave Parker, L Matt Alexander, S										3	3	2	0	0	0	1	
Bill Robinson, R OBP: 0.281, SLG: 0.508										5	3	3	4	0	0	2	
Lee Lacy, R OBP: 0.321, SLG: 0.409										3	0	1	1	1	0	1	
Phil Garner, R OBP: 0.318, SLG: 0.408										4	0	1	0	0	2	4	
Rennie Stennett, R OBP: 0.260, SLG: 0.264										4	1	1	2	0	0	2	
Steve Nicosia, R OBP: 0.300, SLG: 0.500										3	1	1	0	1	0	0	
John Candelaria, L OBP: 0.167, SLG: 0.182										3	0	1	2	1	1	1	
<b>Inning Stats</b>	R: 2 E: 0 K: 0 S: 6	H: 3 LOB: 2 BB: 1 P: 10	R: 0 E: 0 K: 1 S: 5	H: 0 LOB: 0 BB: 0 P: 5	R: 5 E: 0 K: 1 S: 10	H: 5 LOB: 1 BB: 1 P: 14	R: 2 E: 0 K: 1 S: 7	H: 2 LOB: 0 BB: 0 P: 7	R: 0 E: 0 K: 0 S: 3	H: 2 LOB: 2 BB: 0 P: 5	R: 0 E: 0 K: 0 S: 3	H: 1 LOB: 0 BB: 0 P: 3	R: 1 E: 0 K: 1 S: 7	H: 2 LOB: 1 BB: 0 P: 7	1B: 9 2B: 3 3B: 1 HR: 2	SF: 1 SAC: 0 DP: 1 HBP: 0	
<b>PITCHER</b> Mickey Mahler, L ERA: 7.5 Frank LaCorte, R ERA: 10.8 Adrian Devine, R ERA: 4.5 Craig Skok, L ERA: 1.76 Rick Mahler, R ERA: 7.71	IP: 2.2 WLS: L BF: 16 H: 7 R: 6 ER: 6 SO: 2 BB: 1 IBB: 0 HBP: 0 BLK: 0 WP: 0 HR: 1 S: 19 P: 23 ERA: 20.25 WHIP: 3.000																

AB	34
R	2
H	8
RBI	2
BB	0
SO	6
LOB	15









Batter	1	2	3	4	5	6	7	8	9	AB	R	H	RBI	BB	SO	LOB	TOP		
Jerry Royster, R OBP: 0.426, SLG: 0.388 (1, 5)	F9			FC5-4 1B		F7		F8		4	0	1	0	0	0	2	Atlanta Braves @ Chicago Cubs Wrigley Field, Chicago, IL Sat May 05 1979, 3:33 AM CDT Att: 16,312 - Unknown		
Gary Matthews, R OBP: 0.324, SLG: 0.500 (1, 9)	K			F7		K		F9		4	0	0	0	0	2	3			
Jeff Burroughs, R OBP: 0.416, SLG: 0.366 (1, 7)	F8			P4		FC5-4 1B		FC1-4		4	0	1	0	0	0	2			
Dale Murphy, R OBP: 0.374, SLG: 0.632 Joe Nolan, L OBP: 0.167, SLG: 0.167 (8, 2)		L1-3 1B		FC5-4		FC5-4 1B HR		FC4-6 1B		3	1	1	0	0	0	2			
Mike Lum, L OBP: 0.282, SLG: 0.321 (1, 3)	F8				3-1			FC4-6 G6-4-3		4	1	1	0	0	0	2			
Barry Bonnell, R OBP: 0.363, SLG: 0.558 (1, 8)	L1-3						F8	G6-4-3		4	0	0	0	0	0	4			
Glenn Hubbard, R OBP: 0.305, SLG: 0.250 (1, 4)			6-3		F9					3	1	1	3	0	0	0			
Pepe Frias, R OBP: 0.303, SLG: 0.366 (1, 6)			6-3			6-3	5-3			3	0	0	0	0	0	0			
Phil Niekro, R OBP: 0.095, SLG: 0.095 Frank LaCorte, R (3, 1)			P4							1	0	0	0	0	0	0			
Rick Mahler, R OBP: 1.000, SLG: 1.000 Rowland Office, L OBP: 0.350, SLG: 0.444 Craig Skok, R (8, 1)								FC1-4 1B		0	0	0	0	0	0	0			
<b>Inning Stats</b>	R: 0 E: 0 K: 1 S: 5	H: 0 LOB: 0 BB: 0 P: 5	R: 0 E: 0 K: 0 S: 3	H: 1 LOB: 0 BB: 0 P: 3	R: 0 E: 0 K: 0 S: 3	H: 0 LOB: 0 BB: 0 P: 3	R: 0 E: 0 K: 0 S: 4	H: 1 LOB: 1 BB: 0 P: 4	R: 0 E: 0 K: 1 S: 6	H: 0 LOB: 0 BB: 0 P: 3	R: 3 E: 0 K: 0 S: 6	H: 3 LOB: 0 BB: 0 P: 6	R: 0 E: 0 K: 0 S: 4	H: 1 LOB: 1 BB: 0 P: 4	R: 0 E: 0 K: 0 S: 3	H: 1 LOB: 0 BB: 0 P: 3	1B: 7 2B: 1 3B: 0 HR: 1	SF: 0 SAC: 0 DP: 2 HBP: 0	WP: 0 PA: 33 PB: 0 SB: 0 CS: 0
<b>PITCHER</b> Dennis Lamp, R ERA: 2.36 (1, 1)	IP: 9.0 WLS: W BF: 33 H: 8 R: 3 ER: 3 SO: 2 BB: 0 IBB: 0 HBP: 0 BLK: 0 WP: 0 HR: 1 S: 37 P: 37 ERA: 3.00 WHIP: 0.889											<b>PITCHER</b>	IP: 9.0 WLS: W BF: 33 H: 8 R: 3 ER: 3 SO: 2 BB: 0 IBB: 0 HBP: 0 BLK: 0 WP: 0 HR: 1 S: 37 P: 37 ERA: 3.00 WHIP: 0.889						

Batter	1	2	3	4	5	6	7	8	9	AB	R	H	RBI	BB	SO	LOB	BOTTOM		
Ivan De Jesus, R OBP: 0.284, SLG: 0.375 (1, 6)	HR	6-3	3B		HR		1B			4	2	3	2	1	0	1	Atlanta Braves @ Chicago Cubs Wrigley Field, Chicago, IL Sat May 05 1979, 3:33 AM CDT Att: 16,312 - Unknown		
Bobby Murcer, L OBP: 0.413, SLG: 0.441 (1, 9)	1-3	2B	P6		HR		F8			4	1	1	2	1	0	2			
Bill Buckner, L OBP: 0.284, SLG: 0.420 (1, 3)	E2 HR	2B		WP	BLK		L9			3	1	1	1	2	0	0			
Dave Kingman, R OBP: 0.341, SLG: 0.547 (1, 7)	F7	BB		F9	K		P4			4	0	0	0	1	1	3			
Steve Ontiveros, S OBP: 0.360, SLG: 0.316 (1, 5)	HR	K		WP		6-3		1B		4	1	2	0	1	1	3			
Jerry Martin, R OBP: 0.300, SLG: 0.400 (1, 8)	HR		L5	K		5-3		1-3		5	1	1	3	0	1	3			
Barry Foote, R OBP: 0.214, SLG: 0.284 (1, 2)	F7			HR	5-3		F8			4	1	1	1	0	0	2			
Ted Sizemore, R OBP: 0.354, SLG: 0.284 (1, 4)		SH1-4 2B HBP	3B		1-6-3		L4			3	2	1	0	0	0	0			
Dennis Lamp, R (1, 1)		SH1-4	P6		6-3		5-3			3	0	0	0	0	0	1			
<b>Inning Stats</b>	R: 4 E: 1 K: 0 S: 7	H: 3 LOB: 0 BB: 0 P: 7	R: 1 E: 0 K: 1 S: 6	H: 1 LOB: 3 BB: 2 P: 15	R: 2 E: 0 K: 0 S: 6	H: 3 LOB: 1 BB: 0 P: 6	R: 0 E: 0 K: 1 S: 5	H: 0 LOB: 2 BB: 2 P: 13	R: 2 E: 0 K: 1 S: 6	H: 1 LOB: 1 BB: 2 P: 14	R: 0 E: 0 K: 0 S: 3	H: 0 LOB: 0 BB: 0 P: 3	R: 0 E: 0 K: 0 S: 4	H: 1 LOB: 1 BB: 0 P: 4	R: 0 E: 0 K: 0 S: 4	H: 1 LOB: 1 BB: 0 P: 4		1B: 4 2B: 1 3B: 1 HR: 4	SF: 0 SAC: 1 DP: 0 HBP: 1
<b>PITCHER</b> Phil Niekro, R ERA: 3.09 Frank LaCorte, R ERA: 8.53 Rick Mahler, R ERA: 6.75 Craig Skok, L ERA: 3.24 (1, 1)	IP: 2.2 WLS: L BF: 19 H: 7 R: 7 ER: 4 SO: 1 BB: 2 IBB: 0 HBP: 1 BLK: 0 WP: 0 HR: 3 S: 18 P: 27 ERA: 13.50 WHIP: 3.375											<b>PITCHER</b>	IP: 2.2 WLS: L BF: 19 H: 7 R: 7 ER: 4 SO: 1 BB: 2 IBB: 0 HBP: 1 BLK: 0 WP: 0 HR: 3 S: 18 P: 27 ERA: 13.50 WHIP: 3.375						





Batter	1	2	3	4	5	6	7	8	9	AB	R	H	RBI	BB	SO	LOB	TOP						
Jerry Royster, R OBP: 0.420, SLG: 0.388 (1, 5)										5	2	2	1	0	1	2	<b>Atlanta Braves @ Chicago Cubs</b> Wrigley Field, Chicago, IL Sun May 06 1979, 3:33 AM CDT Att: 21,984 - Sunny - 62 F						
Rowland Office, L OBP: 0.346, SLG: 0.542 (1, 8)										6	2	2	3	0	1	3							
Gary Matthews, R OBP: 0.327, SLG: 0.515 (1, 9)										5	1	2	0	0	0	2							
Dale Murphy, R OBP: 0.375, SLG: 0.626 (1, 3)										4	0	2	2	0	1	1							
Charlie Spikes, R OBP: 0.286, SLG: 0.417 (1, 7)										4	1	0	0	1	1	3							
Joe Nolan, L OBP: 0.384, SLG: 0.500 (1, 2)										4	2	2	1	1	0	1							
Glenn Hubbard, R OBP: 0.327, SLG: 0.309 (1, 4)										5	3	4	1	0	0	2							
Pepe Frias, R OBP: 0.321, SLG: 0.395 (1, 6)										5	1	3	4	0	0	1							
Larry McWilliams, L OBP: 0.200, SLG: 0.231 (3, 1)										0	1	0	1	1	0	0							
Craig Skok, R OBP: 0.472, SLG: 0.361 (7, PH)										0	0	0	0	1	0	0							
Gene Garber, R OBP: 0.500, SLG: 0.333 (7, 1)										0	0	0	0	0	0	0							
<b>Inning Stats</b>	R: 2 E: 0 K: 0 S: 7	H: 4 LOB: 2 BB: 0 P: 7	R: 3 E: 0 K: 1 S: 7	H: 3 LOB: 0 BB: 1 P: 11	R: 3 E: 0 K: 0 S: 5	H: 2 LOB: 0 BB: 1 P: 9	R: 0 E: 0 K: 0 S: 4	H: 1 LOB: 1 BB: 0 P: 4	R: 1 E: 0 K: 1 S: 7	H: 2 LOB: 2 BB: 1 P: 11	R: 2 E: 0 K: 0 S: 5	H: 2 LOB: 1 BB: 1 P: 9	R: 0 E: 0 K: 0 S: 3	H: 0 LOB: 0 BB: 0 P: 3	R: 0 E: 0 K: 1 S: 5	H: 0 LOB: 0 BB: 0 P: 5	R: 2 E: 0 K: 1 S: 8	H: 3 LOB: 1 BB: 0 P: 8	1B: 9 2B: 6 3B: 1 HR: 1	SF: 3 SAC: 1 DP: 0 HBP: 0	WP: 0 PA: 48 PB: 0 SB: 1 CS: 1		
<b>PITCHER</b>	IP WLS BF H R ER SO BB IBB HBP BLK WP HR S P ERA WHIP	IP WLS BF H R ER SO BB IBB HBP BLK WP HR S P ERA WHIP	IP WLS BF H R ER SO BB IBB HBP BLK WP HR S P ERA WHIP	IP WLS BF H R ER SO BB IBB HBP BLK WP HR S P ERA WHIP	IP WLS BF H R ER SO BB IBB HBP BLK WP HR S P ERA WHIP	IP WLS BF H R ER SO BB IBB HBP BLK WP HR S P ERA WHIP	IP WLS BF H R ER SO BB IBB HBP BLK WP HR S P ERA WHIP	IP WLS BF H R ER SO BB IBB HBP BLK WP HR S P ERA WHIP	IP WLS BF H R ER SO BB IBB HBP BLK WP HR S P ERA WHIP	IP WLS BF H R ER SO BB IBB HBP BLK WP HR S P ERA WHIP	IP WLS BF H R ER SO BB IBB HBP BLK WP HR S P ERA WHIP	IP WLS BF H R ER SO BB IBB HBP BLK WP HR S P ERA WHIP	IP WLS BF H R ER SO BB IBB HBP BLK WP HR S P ERA WHIP	IP WLS BF H R ER SO BB IBB HBP BLK WP HR S P ERA WHIP	IP WLS BF H R ER SO BB IBB HBP BLK WP HR S P ERA WHIP	IP WLS BF H R ER SO BB IBB HBP BLK WP HR S P ERA WHIP	IP WLS BF H R ER SO BB IBB HBP BLK WP HR S P ERA WHIP	IP WLS BF H R ER SO BB IBB HBP BLK WP HR S P ERA WHIP	IP WLS BF H R ER SO BB IBB HBP BLK WP HR S P ERA WHIP	IP WLS BF H R ER SO BB IBB HBP BLK WP HR S P ERA WHIP	IP WLS BF H R ER SO BB IBB HBP BLK WP HR S P ERA WHIP		
Rick Reuschel, R ERA: 4.95 (1, 1)	1.1 7 5 5 0 1 0 0 0 0 0 0 1 11 15 33.75 6.000	1.1 7 5 5 0 1 0 0 0 0 0 0 0 8 12 16.20 1.800	2.2 15 5 3 3 1 2 0 0 0 0 0 0 15 23 10.12 2.625	2.1 9 2 2 2 1 0 0 0 0 0 0 0 11 11 7.71 0.857	1.0 W 4 1 0 0 1 0 0 0 0 0 0 6 6 0.00 1.000																		
Ivan De Jesus, R OBP: 0.290, SLG: 0.376 (1, 6)										5	2	2	2	0	1	2	<b>Atlanta Braves @ Chicago Cubs</b> Wrigley Field, Chicago, IL Sun May 06 1979, 3:33 AM CDT Att: 21,984 - Sunny - 62 F						
Mike Vail, R OBP: 0.643, SLG: 1.273 (1, 9)										5	2	3	4	0	0	0							
Bill Buckner, L OBP: 0.280, SLG: 0.441 (1, 3)										5	2	1	1	0	0	1							
Dave Kingman, R OBP: 0.366, SLG: 0.557 (1, 7)										4	3	3	0	1	1	0							
Steve Ontiveros, S OBP: 0.385, SLG: 0.370 (1, 5)										5	1	4	1	0	0	1							
Jerry Martin, R OBP: 0.293, SLG: 0.386 (1, 8)										5	1	1	2	0	1	5							
Barry Foote, R OBP: 0.219, SLG: 0.286 (1, 2)										3	0	1	1	0	0	3							
Tim Blackwell, S OBP: 0.667, SLG: 0.714 (6, 2)										2	1	1	0	0	0	1							
Ted Sizemore, R OBP: 0.357, SLG: 0.282 (1, 4)										4	1	1	1	1	0	1							
Rick Reuschel, R ERA: 4.95 (1, 1)	2.1 7 4 4 0 1 0 0 0 0 0 0 0 16 24 30.86 3.857	2.1 7 4 4 0 1 0 0 0 0 0 0 0 17 21 9.82 2.182	2.1 L 11 4 2 2 2 0 0 0 0 0 0 1 15 15 7.71 1.714																				
<b>PITCHER</b>	IP WLS BF H R ER SO BB IBB HBP BLK WP HR S P ERA WHIP	IP WLS BF H R ER SO BB IBB HBP BLK WP HR S P ERA WHIP	IP WLS BF H R ER SO BB IBB HBP BLK WP HR S P ERA WHIP	IP WLS BF H R ER SO BB IBB HBP BLK WP HR S P ERA WHIP	IP WLS BF H R ER SO BB IBB HBP BLK WP HR S P ERA WHIP	IP WLS BF H R ER SO BB IBB HBP BLK WP HR S P ERA WHIP	IP WLS BF H R ER SO BB IBB HBP BLK WP HR S P ERA WHIP	IP WLS BF H R ER SO BB IBB HBP BLK WP HR S P ERA WHIP	IP WLS BF H R ER SO BB IBB HBP BLK WP HR S P ERA WHIP	IP WLS BF H R ER SO BB IBB HBP BLK WP HR S P ERA WHIP	IP WLS BF H R ER SO BB IBB HBP BLK WP HR S P ERA WHIP	IP WLS BF H R ER SO BB IBB HBP BLK WP HR S P ERA WHIP	IP WLS BF H R ER SO BB IBB HBP BLK WP HR S P ERA WHIP	IP WLS BF H R ER SO BB IBB HBP BLK WP HR S P ERA WHIP	IP WLS BF H R ER SO BB IBB HBP BLK WP HR S P ERA WHIP	IP WLS BF H R ER SO BB IBB HBP BLK WP HR S P ERA WHIP	IP WLS BF H R ER SO BB IBB HBP BLK WP HR S P ERA WHIP	IP WLS BF H R ER SO BB IBB HBP BLK WP HR S P ERA WHIP	IP WLS BF H R ER SO BB IBB HBP BLK WP HR S P ERA WHIP	IP WLS BF H R ER SO BB IBB HBP BLK WP HR S P ERA WHIP	IP WLS BF H R ER SO BB IBB HBP BLK WP HR S P ERA WHIP	IP WLS BF H R ER SO BB IBB HBP BLK WP HR S P ERA WHIP	
Larry McWilliams, L ERA: 4.95 (1, 1)	1.1 7 5 5 0 1 0 0 0 0 0 0 0 8 12 16.20 1.800	2.2 15 5 3 3 1 2 0 0 0 0 0 0 15 23 10.12 2.625	2.1 9 2 2 2 1 0 0 0 0 0 0 0 11 11 7.71 0.857	1.0 W 4 1 0 0 1 0 0 0 0 0 0 6 6 0.00 1.000																			
<b>PITCHER</b>	IP WLS BF H R ER SO BB IBB HBP BLK WP HR S P ERA WHIP	IP WLS BF H R ER SO BB IBB HBP BLK WP HR S P ERA WHIP	IP WLS BF H R ER SO BB IBB HBP BLK WP HR S P ERA WHIP	IP WLS BF H R ER SO BB IBB HBP BLK WP HR S P ERA WHIP	IP WLS BF H R ER SO BB IBB HBP BLK WP HR S P ERA WHIP	IP WLS BF H R ER SO BB IBB HBP BLK WP HR S P ERA WHIP	IP WLS BF H R ER SO BB IBB HBP BLK WP HR S P ERA WHIP	IP WLS BF H R ER SO BB IBB HBP BLK WP HR S P ERA WHIP	IP WLS BF H R ER SO BB IBB HBP BLK WP HR S P ERA WHIP	IP WLS BF H R ER SO BB IBB HBP BLK WP HR S P ERA WHIP	IP WLS BF H R ER SO BB IBB HBP BLK WP HR S P ERA WHIP	IP WLS BF H R ER SO BB IBB HBP BLK WP HR S P ERA WHIP	IP WLS BF H R ER SO BB IBB HBP BLK WP HR S P ERA WHIP	IP WLS BF H R ER SO BB IBB HBP BLK WP HR S P ERA WHIP	IP WLS BF H R ER SO BB IBB HBP BLK WP HR S P ERA WHIP	IP WLS BF H R ER SO BB IBB HBP BLK WP HR S P ERA WHIP	IP WLS BF H R ER SO BB IBB HBP BLK WP HR S P ERA WHIP	IP WLS BF H R ER SO BB IBB HBP BLK WP HR S P ERA WHIP	IP WLS BF H R ER SO BB IBB HBP BLK WP HR S P ERA WHIP	IP WLS BF H R ER SO BB IBB HBP BLK WP HR S P ERA WHIP	IP WLS BF H R ER SO BB IBB HBP BLK WP HR S P ERA WHIP	IP WLS BF H R ER SO BB IBB HBP BLK WP HR S P ERA WHIP	IP WLS BF H R ER SO BB IBB HBP BLK WP HR S P ERA WHIP

AB	39
R	13
H	17
RBI	13
BB	4
SO	4
LOB	15









Batter	1	2	3	4	5	6	7	8	9	AB	R	H	RBI	BB	SO	LOB	TOP			
Omar Moreno, L (1,8) OBP: 0.387, SLG: 0.414										4	1	2	0	0	0	1	Pittsburgh Pirates @ Atlanta Braves Atlanta-Fulton County Stadium, Atlanta, GA Tue May 08 1979, 7:05 PM EDT Att: 5,741 - Unknown			
Tim Foli, R (1,6) OBP: 0.323, SLG: 0.361										3	0	0	1	0	0	1				
Dave Parker, L (1,9) OBP: 0.422, SLG: 0.574										3	0	0	0	0	0	0				
John Milner, L (1,3) OBP: 0.452, SLG: 0.708										3	0	0	0	0	0	0				
Bill Robinson, R (1,7) OBP: 0.259, SLG: 0.468										3	0	0	0	0	0	0				
Ed Ott, L (1,2) OBP: 0.297, SLG: 0.429										3	0	0	0	0	0	0				
Phil Garner, R (1,4) OBP: 0.298, SLG: 0.372										3	0	0	0	0	1	0				
Dale Berra, R (1,5) OBP: 0.190, SLG: 0.105										3	0	0	0	0	1	0				
Rick Rhoden, R (1,1) OBP: 1.000, SLG: 1.000 (6, PH)										1	0	1	0	0	0	0				
Matt Alexander, S (6, PH) OBP: 0.697, SLG: 1.333										1	0	0	0	0	0	0				
Jim Bibby, R (6, 1) OBP: 0.250, SLG: 0.250										0	0	0	0	0	0	0				
Grant Jackson, S (8, 1)										0	0	0	0	0	0	0				
Mike Easter, L (9, PH)										1	0	0	0	0	0	0				
<b>Inning Stats</b>	R: 1 E: 0 K: 0 S: 4	H: 1 LOB: 0 BB: 0 P: 4	R: 0 E: 1 K: 1 S: 5	H: 0 LOB: 0 BB: 0 P: 5	R: 0 E: 0 K: 1 S: 5	H: 1 LOB: 0 BB: 0 P: 5	R: 0 E: 0 K: 0 S: 3	H: 0 LOB: 0 BB: 0 P: 3	R: 0 E: 0 K: 0 S: 3	H: 1 LOB: 1 BB: 0 P: 4	R: 0 E: 0 K: 0 S: 3	H: 0 LOB: 0 BB: 0 P: 3	R: 0 E: 0 K: 0 S: 3	H: 0 LOB: 0 BB: 0 P: 3	R: 0 E: 0 K: 0 S: 3	H: 0 LOB: 0 BB: 0 P: 3	1B: 2 2B: 0 3B: 1 HR: 0	SF: 1 SAC: 0 DP: 1 HBP: 0	WP: 0 PB: 0 SB: 0 CS: 0	PA: 29
<b>PITCHER</b> Eddie Solomon, R (1,1) ERA: 3.96	IP: 9.0 WLS: W BF: 29 H: 3 R: 1 ER: 1 SO: 2 BB: 0 IBB: 0 HBP: 0 BLK: 0 WP: 0 HR: 0 S: 33 P: 33 ERA: 1.00 WHIP: 0.333															<b>PITCHER</b>				

AB 28  
R 1  
H 3  
RBI 1  
BB 0  
SO 2  
LOB 2



Batter	1	2	3	4	5	6	7	8	9	AB	R	H	RBI	BB	SO	LOB	BOTTOM	
Jerry Royster, R (1,5) OBP: 0.394, SLG: 0.355										4	0	0	0	0	0	1	Pittsburgh Pirates @ Atlanta Braves Atlanta-Fulton County Stadium, Atlanta, GA Tue May 08 1979, 7:05 PM EDT Att: 5,741 - Unknown	
Gary Matthews, R (1,9) OBP: 0.336, SLG: 0.546										4	1	2	0	0	0	0		
Jeff Burroughs, R (1,7) OBP: 0.362, SLG: 0.330										4	0	0	0	0	1	2		
Rowland Office, L (9, 8) OBP: 0.370, SLG: 0.542										0	0	0	0	0	0	0		
Dale Murphy, R (1,2) OBP: 0.393, SLG: 0.619										2	1	2	0	1	0	0		
Mike Lum, L (1,3) OBP: 0.281, SLG: 0.309										3	0	0	0	1	0	4		
Barry Bonnell, R (1,8) OBP: 0.347, SLG: 0.538 (9, 7)										3	1	0	0	0	3			
Glenn Hubbard, R (1,4) OBP: 0.325, SLG: 0.308										3	1	1	1	0	1	0		
Darrel Chaney, S (1,6) OBP: 0.231, SLG: 0.182										2	0	1	2	1	1	0		
Eddie Solomon, R (1,1)										3	0	0	0	0	2	2		
<b>Inning Stats</b>	R: 0 E: 0 K: 0 S: 3	H: 0 LOB: 0 BB: 0 P: 3	R: 3 E: 0 K: 1 S: 8	H: 3 LOB: 1 BB: 1 P: 12	R: 1 E: 0 K: 0 S: 4	H: 2 LOB: 0 BB: 0 P: 4	R: 0 E: 0 K: 1 S: 5	H: 0 LOB: 1 BB: 1 P: 9	R: 0 E: 0 K: 0 S: 3	H: 0 LOB: 0 BB: 0 P: 3	R: 0 E: 0 K: 2 S: 7	H: 0 LOB: 0 BB: 0 P: 7	R: 0 E: 0 K: 1 S: 6	H: 1 LOB: 2 BB: 1 P: 10	1B: 4 2B: 2 3B: 0 HR: 0	SF: 0 SAC: 0 DP: 2 HBP: 1	WP: 0 PB: 1 SB: 1 CS: 0	PA: 32
<b>PITCHER</b> Rick Rhoden, R (1,1) ERA: 7.2	IP: 5.0 WLS: L BF: 21 H: 5 R: 4 ER: 4 SO: 2 BB: 2 IBB: 0 HBP: 0 BLK: 0 WP: 0 HR: 0 S: 23 P: 31 ERA: 7.20 WHIP: 1.400															<b>PITCHER</b>		
Jim Bibby, R (6, 1) ERA: 4.05	2.2 1 0 0 3 0 1 1 0 0 0 14 19 0.00 0.375																	
Grant Jackson, L (8, 1) ERA: 1.46	0.1 1 0 0 0 0 0 0 0 0 0 1 1 0.00 0.000																	

AB 28  
R 4  
H 6  
RBI 3  
BB 3  
SO 5  
LOB 12





Batter	1	2	3	4	5	6	7	8	9	AB	R	H	RBI	BB	SO	LOB	TOP							
Omar Moreno, L OBP: 0.402, SLG: 0.438 (1, 8)										6	3	4	1	0	0	3								
Tim Foli, R OBP: 0.371, SLG: 0.400 (1, 6)										4	3	4	4	0	0	0								
Dave Parker, L OBP: 0.409, SLG: 0.545 Matt Alexander, S OBP: 0.667, SLG: 1.333 (9, PR) (9, 9)										5	0	0	2	0	0	6								
John Milner, L OBP: 0.426, SLG: 0.704 (1, 3)										6	1	1	4	0	1	6								
Bill Robinson, R OBP: 0.287, SLG: 0.561 (1, 7)										5	3	3	2	1	0	1								
Ed Ott, L OBP: 0.275, SLG: 0.397 (1, 2)										5	1	0	0	0	0	2								
Rennie Stennett, R OBP: 0.272, SLG: 0.276 Dale Berra, R OBP: 0.182, SLG: 0.100 (7, 5)										4	0	0	0	0	0	1	AB 43							
Phil Garner, R OBP: 0.312, SLG: 0.371 (7, 4)										3	2	1	1	1	0	0	R 17							
Don Robinson, R OBP: 0.286, SLG: 0.398 Mandy Scharif, R OBP: 0.287, SLG: 0.371 Ed Whitson, R OBP: 0.357, SLG: 0.537 Lee Lacy, R OBP: 0.357, SLG: 0.537 Bruce Kison, R OBP: 0.286, SLG: 0.398 Enrique Romo, R OBP: 0.357, SLG: 0.537 Jim Bibby, R OBP: 0.357, SLG: 0.537 Kent Tekulve, R OBP: 0.357, SLG: 0.537 (11, 1) (5, PH) (5, 1) (6, PH) (6, PH) (6, 1) (6, 1) (7, 1)										1	0	0	0	0	0	0	H 14							
<b>Inning Stats</b>	R: 3 E: 1 K: 1 S: 8	H: 3 LOB: 0 BB: 0 P: 8	R: 0 E: 0 K: 0 S: 3	H: 0 LOB: 0 BB: 0 P: 3	R: 0 E: 0 K: 0 S: 4	H: 1 LOB: 1 BB: 0 P: 4	R: 1 E: 0 K: 0 S: 4	H: 1 LOB: 0 BB: 0 P: 4	R: 3 E: 0 K: 1 S: 8	H: 2 LOB: 1 BB: 1 P: 12	R: 2 E: 0 K: 0 S: 4	H: 1 LOB: 2 BB: 2 P: 13	R: 1 E: 0 K: 1 S: 7	H: 2 LOB: 1 BB: 0 P: 7	R: 0 E: 0 K: 0 S: 4	H: 1 LOB: 1 BB: 0 P: 4	R: 7 E: 2 K: 0 S: 8	H: 3 LOB: 1 BB: 0 P: 10	1B: 9 2B: 2 3B: 0 HR: 3	SF: 0 SAC: 1 DP: 0 HBP: 3	WP: 0 PB: 0 SB: 1 CS: 0	PA: 50		
<b>PITCHER</b>	IP WLS BF H R ER SO BB IBB HBP BLK WP HR S P ERA WHIP	5.0 24 7 7 5 2 1 0 0 0 0 2 27 31 9.00 1.600	1.0 7 1 2 2 0 2 0 0 1 0 0 4 13 18.00 3.000	2.2 L 18 6 8 1 1 0 0 2 0 0 1 18 20 3.38 2.250	0.1 1 0 0 0 0 0 0 0 0 0 0 1 1 0.00 0.000	<b>PITCHER</b>										IP WLS BF H R ER SO BB IBB HBP BLK WP HR S P ERA WHIP								
Phil Niekro, R ERA: 3.55 Craig Skok, L ERA: 5.05 Gene Garber, R ERA: 5.55 Rick Mahler, R ERA: 5.87																								
Batter	1	2	3	4	5	6	7	8	9	AB	R	H	RBI	BB	SO	LOB	BOTTOM							
Jerry Royster, R OBP: 0.383, SLG: 0.343 (1, 5)										6	0	1	2	0	2	6								
Gary Matthews, R OBP: 0.347, SLG: 0.575 (1, 9)										5	1	3	4	0	0	1								
Jeff Burroughs, R OBP: 0.374, SLG: 0.323 (1, 7)										5	1	1	0	0	1	3								
Dale Murphy, R OBP: 0.402, SLG: 0.627 (1, 2)										5	0	3	1	0	2	2								
Mike Lum, L OBP: 0.287, SLG: 0.318 (1, 3)										4	1	1	0	1	0	3								
Barry Bonnell, R OBP: 0.365, SLG: 0.542 (1, 8)										3	2	2	0	2	0	2								
Glenn Hubbard, R OBP: 0.320, SLG: 0.299 (1, 4)										3	1	0	1	1	0	3								
Darrel Chaney, S OBP: 0.235, SLG: 0.143 Joe Nolan, L OBP: 0.385, SLG: 0.455 (9, PH) (9, 9)										3	1	0	0	1	2	3	AB 37							
Phil Niekro, R OBP: 0.167, SLG: 0.130 Mike Mutschler, R OBP: 0.314, SLG: 0.154 Craig Skok, L OBP: 0.357, SLG: 0.537 Gene Garber, R OBP: 0.357, SLG: 0.537 Rick Mahler, R OBP: 0.357, SLG: 0.537 Rowland Office, R OBP: 0.357, SLG: 0.537 Charlie Spikes, R OBP: 0.357, SLG: 0.537 (11, 1) (5, PH) (5, 1) (7, 1) (9, 1) (9, PH) (9, PH)										2	1	1	0	0	0	1	R 9							
<b>Inning Stats</b>	R: 0 E: 1 K: 0 S: 5	H: 1 LOB: 2 BB: 0 P: 5	R: 3 E: 1 K: 2 S: 10	H: 3 LOB: 2 BB: 2 P: 18	R: 1 E: 0 K: 0 S: 5	H: 2 LOB: 1 BB: 0 P: 5	R: 1 E: 0 K: 1 S: 7	H: 3 LOB: 1 BB: 0 P: 7	R: 4 E: 0 K: 0 S: 4	H: 1 LOB: 1 BB: 2 P: 13	R: 0 E: 0 K: 0 S: 3	H: 1 LOB: 1 BB: 1 P: 7	R: 0 E: 0 K: 1 S: 5	H: 0 LOB: 0 BB: 1 P: 9	R: 0 E: 0 K: 2 S: 7	H: 0 LOB: 0 BB: 0 P: 7	R: 0 E: 0 K: 1 S: 6	H: 1 LOB: 2 BB: 1 P: 10	1B: 9 2B: 3 3B: 0 HR: 1	SF: 1 SAC: 0 DP: 1 HBP: 1	WP: 0 PB: 0 SB: 0 CS: 1	PA: 46		
<b>PITCHER</b>	IP WLS BF H R ER SO BB IBB HBP BLK WP HR S P ERA WHIP	4.0 23 9 5 4 3 2 0 0 0 0 1 4 13 36.00 3.000	1.0 7 1 4 4 0 2 0 0 1 0 0 4 13 36.00 3.000	0.2 3 1 0 0 0 1 0 0 0 0 0 2 6 0.00 3.000	1.0 W 4 0 0 0 1 1 0 0 0 0 0 5 9 0.00 1.000	2.1 S 9 1 0 0 3 1 0 0 0 0 0 0 14 18 0.00 0.857	<b>PITCHER</b>										IP WLS BF H R ER SO BB IBB HBP BLK WP HR S P ERA WHIP							
Don Robinson, R ERA: 3.53 Ed Whitson, R ERA: 4.74 Enrique Romo, R ERA: 4.76 Jim Bibby, R ERA: 3.77 Kent Tekulve, R ERA: 4.5																								

Pittsburgh Pirates @ Atlanta Braves  
Atlanta-Fulton County Stadium, Atlanta, GA  
Wed May 09 1979, 7:05 PM EDT  
Att: 6,855 - Unknown

AB 43  
R 17  
H 14  
RBI 15  
BB 3  
SO 3  
LOB 21



Pittsburgh Pirates @ Atlanta Braves  
Atlanta-Fulton County Stadium, Atlanta, GA  
Wed May 09 1979, 7:05 PM EDT  
Att: 6,855 - Unknown


AB 37  
R 9  
H 12  
RBI 8  
BB 7  
SO 7  
LOB 25










Batter	1	2	3	4	5	6	7	8	9	AB	R	H	RBI	BB	SO	LOB	TOP			
Jerry Royster, R OBP: 0.379, SLG: 0.336	F7		P6		5-3			BB 2B 1B	2B 1B	5	2	2	0	0	0	0	<b>Atlanta Braves @ St. Louis Cardinals</b> Busch Stadium, St. Louis, MO Sat May 12 1979, 7:05 PM CDT Att: 16,011 - Unknown  <b>AB 33</b> <b>R 6</b> <b>H 9</b> <b>RBI 6</b> <b>BB 5</b> <b>SO 7</b> <b>LOB 12</b>  			
Gary Matthews, R OBP: 0.353, SLG: 0.595	SF9 3B		F7			K		BB 2B BB	2B	4	2	2	1	1	1	0				
Jeff Burroughs, R OBP: 0.371, SLG: 0.350	SF9		FC6-4 1B			K		BB 2B	K	4	0	1	1	0	3	4				
Dale Murphy, R OBP: 0.392, SLG: 0.615	3B		FC6-4 1-2		5-3			BB 2B		3	0	1	1	1	0	1				
Barry Bonnell, R OBP: 0.345, SLG: 0.505	F8				5-3			BB		3	0	0	0	0	0	1				
Joe Nolan, L OBP: 0.385, SLG: 0.455										0	0	0	0	0	0	0				
Charlie Spikes, R OBP: 0.353, SLG: 0.500										1	0	1	2	0	0	0				
Rowland Office, L OBP: 0.370, SLG: 0.542										0	0	0	0	0	0	0				
Glenn Hubbard, R OBP: 0.315, SLG: 0.283		F8			K			BB	L3	2	0	0	0	2	1	0				
Bruce Benedict, R OBP: 0.391, SLG: 0.350		FC3-6 BB			L4			G5-4-3 BB	L3 IBB	3	0	0	0	1	0	4				
Darrel Chaney, S OBP: 0.208, SLG: 0.190		FC3-6 PB 1-2			G3			BB 1B 2B	K	4	1	1	0	0	1	1				
Mickey Mahler, S OBP: 0.111, SLG: 0.222					P5			BB 1B	5-3	2	0	0	0	0	1	1				
Mike Lum, L OBP: 0.292, SLG: 0.326								BB 1B		1	1	1	1	0	0	0				
Craig Skok, R OBP: 0.317, SLG: 0.390								BB 1B		0	0	0	0	0	0	0				
Pepe Frias, R OBP: 0.317, SLG: 0.390								BB 1B		1	0	0	0	0	0	0				
Gene Garber, R OBP: 0.600, SLG: 0.333								BB 1B		0	0	0	0	0	0	0				
<b>Inning Stats</b>	R: 1 E: 0 K: 0 S: 5	H: 2 LOB: 1 BB: 0 P: 5	R: 0 E: 0 K: 1 S: 5	H: 0 LOB: 1 BB: 1 P: 9	R: 0 E: 0 K: 1 S: 4	H: 1 LOB: 1 BB: 0 P: 4	R: 0 E: 0 K: 1 S: 5	H: 0 LOB: 0 BB: 0 P: 5	R: 0 E: 0 K: 2 S: 7	H: 0 LOB: 0 BB: 0 P: 7	R: 0 E: 0 K: 0 S: 2	H: 0 LOB: 1 BB: 1 P: 6	R: 4 E: 0 K: 1 S: 8	H: 4 LOB: 2 BB: 3 P: 20	R: 1 E: 0 K: 2 S: 9	H: 2 LOB: 1 BB: 0 P: 9	1B: 4 2B: 4 3B: 2 HR: 0	SF: 1 SAC: 0 DP: 2 HBP: 0	WP: 0 PB: 1 SB: 0 CS: 0	PA: 39
<b>PITCHER</b>	IP WLS BF H R ER SO BB IBB HBP BLK WP HR S P ERA WHIP																			
Silvio Martinez, R ERA: 2.8	(1, 1) 7.0 28 6 4 4 4 2 0 0 0 0 0 0 0 34 42 5.14 1.143																			
Mark Littell, R ERA: 3.0	(8, 1) 0.1 3 0 0 0 1 2 0 0 0 0 0 0 0 3 11 0.00 6.000																			
Darold Knowles, L ERA: 2.53	(8, 1) 0.2 3 1 1 1 0 0 1 0 0 0 0 0 2 6 13.50 1.500																			
Buddy Schultz, L ERA: 4.3	(9, 1) 1.0 W 5 2 1 1 2 0 0 0 0 0 0 0 9 9 9.00 2.000																			

Batter	1	2	3	4	5	6	7	8	9	AB	R	H	RBI	BB	SO	LOB	BOTTOM			
Garry Templeton, S OBP: 0.281, SLG: 0.321	1B 2B		FC5-2-5					L5	G3	0	0	0	0	0	0	0	<b>Atlanta Braves @ St. Louis Cardinals</b> Busch Stadium, St. Louis, MO Sat May 12 1979, 7:05 PM CDT Att: 16,011 - Unknown  <b>AB 33</b> <b>R 7</b> <b>H 11</b> <b>RBI 7</b> <b>SO 4</b> <b>LOB 17</b>  			
Mike Phillips, L OBP: 0.250, SLG: 0.250	1B		3H		SH1-4 1B					5	1	2	0	0	2					
Jerry Mumphrey, S OBP: 0.263, SLG: 0.222	2B SF8 1B		5-3		SH1-4			3B 1B	3B 1B	4	3	3	0	0	1					
Keith Hernandez, L OBP: 0.316, SLG: 0.464	P3		G3		1-3			1H SF9 3B	1B 3B	5	2	2	2	0	4					
Ted Simmons, S OBP: 0.406, SLG: 0.539			F9		F5			BB	1B IBB	3	0	1	1	2	2					
George Hendrick, R OBP: 0.359, SLG: 0.447	SF8		4-3					P4 SF9	1B IBB	2	0	0	2	1	0					
Tony Scott, S OBP: 0.333, SLG: 0.451	F9				1-3			3H	FC5-4	5	0	0	0	2	5					
Ken Reitz, R OBP: 0.331, SLG: 0.435					5-3			1-2	L8	4	1	2	1	0	0					
Mike Tyson, R OBP: 0.263, SLG: 0.389			SH5-4 2B		K			E6	F9	4	0	1	1	0	1					
Silvio Martinez, R ERA: 2.8	(1, 1) 7.0 28 6 4 4 4 2 0 0 0 0 0 0 34 42 5.14 1.143																			
Mark Littell, L ERA: 3.0	(8, 1) 0.1 3 0 0 0 1 2 0 0 0 0 0 0 3 11 0.00 6.000																			
Darold Knowles, L ERA: 2.53	(8, 1) 0.2 3 1 1 1 0 0 1 0 0 0 0 0 2 6 13.50 1.500																			
Roger Freed, R OBP: 0.363, SLG: 0.500	(8, PH) 0.1 1 0 0 0 0 0 0 0 0 0 0 0 0 0 0 0.00 0.000																			
Buddy Schultz, L ERA: 4.3	(9, 1) 1.0 W 5 2 1 1 2 0 0 0 0 0 0 0 0 9 9 9.00 2.000																			
<b>Inning Stats</b>	R: 2 E: 0 K: 0 S: 6	H: 3 LOB: 1 BB: 0 P: 6	R: 1 E: 0 K: 0 S: 5	H: 2 LOB: 1 BB: 0 P: 5	R: 0 E: 0 K: 1 S: 5	H: 0 LOB: 0 BB: 0 P: 3	R: 0 E: 0 K: 1 S: 5	H: 0 LOB: 0 BB: 0 P: 5	R: 0 E: 1 K: 2 S: 8	H: 0 LOB: 2 BB: 0 P: 9	R: 2 E: 0 K: 0 S: 5	H: 2 LOB: 1 BB: 1 P: 9	R: 0 E: 0 K: 0 S: 3	H: 0 LOB: 1 BB: 1 P: 7	R: 2 E: 0 K: 1 S: 6	H: 3 LOB: 3 BB: 2 P: 14		1B: 6 2B: 3 3B: 2 HR: 0	SF: 2 SAC: 2 DP: 0 HBP: 1	WP: 0 PB: 0 SB: 0 CS: 0
<b>PITCHER</b>	IP WLS BF H R ER SO BB IBB HBP BLK WP HR S P ERA WHIP																			
Mickey Mahler, L ERA: 5.91	(1, 1) 7.0 28 6 4 4 4 2 0 0 0 0 0 0 34 42 5.14 1.143																			
Craig Skok, L ERA: 4.54	(8, 1) 1.0 4 0 0 0 0 1 0 0 0 0 0 0 3 7 0.00 1.000																			
Gene Garber, R ERA: 5.74	(9, 1) 0.1 L 6 3 2 2 1 0 2 0 0 0 0 0 6 14 54.00 9.000																			



Batter	1	2	3	4	5	6	7	8	9	AB	R	H	RBI	BB	SO	LOB	TOP			
Jerry Royster, R (1, 5) OBP: 0.375, SLG: 0.351										4	0	1	0	0	1	0	<b>Atlanta Braves @ St. Louis Cardinals</b> Busch Stadium, St. Louis, MO Sun May 13 1979, 3:33 AM CDT Att: 16,762 - Unknown <a href="http://livebaseballscorecards.com">livebaseballscorecards.com</a>			
Gary Matthews, R (1, 9) OBP: 0.343, SLG: 0.576										4	0	0	0	0	2	1				
Jeff Burroughs, R (1, 7) OBP: 0.367, SLG: 0.355										4	1	1	0	0	0	1				
Dale Murphy, R (1, 3) OBP: 0.388, SLG: 0.628										4	1	1	2	0	0	1				
Rowland Office, L (1, 8) OBP: 0.323, SLG: 0.464										4	0	0	0	0	1	0				
Glenn Hubbard, R (1, 4) OBP: 0.316, SLG: 0.284										3	1	1	0	0	0	0				
Bruce Benedict, R (1, 2) OBP: 0.346, SLG: 0.304										3	0	0	0	0	0	1				
Pepe Frias, R (1, 6) OBP: 0.318, SLG: 0.388										3	0	1	1	0	0	0				
Phil Niekro, R (1, 1) OBP: 0.192, SLG: 0.160										2	0	1	0	0	0	0				
Rick Mahler, R (7, 1) OBP: 1.000, SLG: 1.000										0	0	0	0	0	0	0				
Mike Lum, L (8, PH) OBP: 0.289, SLG: 0.322										1	0	0	0	0	0	0				
Craig Skok, R (8, 1) OBP: 0.289, SLG: 0.322										0	0	0	0	0	0	0				
<b>Inning Stats</b>	R: 0 E: 0 K: 1 S: 6	H: 1 LOB: 1 BB: 0 P: 6	R: 1 E: 0 K: 0 S: 5	H: 3 LOB: 2 BB: 0 P: 5	R: 0 E: 0 K: 1 S: 5	H: 0 LOB: 0 BB: 0 P: 5	R: 0 E: 0 K: 0 S: 3	H: 0 LOB: 0 BB: 0 P: 3	R: 0 E: 0 K: 1 S: 5	H: 0 LOB: 0 BB: 0 P: 5	R: 0 E: 0 K: 1 S: 5	H: 0 LOB: 0 BB: 0 P: 5	R: 0 E: 0 K: 0 S: 3	H: 0 LOB: 0 BB: 0 P: 3	R: 2 E: 0 K: 0 S: 5	H: 2 LOB: 2 BB: 0 P: 5	1B: 3 2B: 1 3B: 1 HR: 1	SF: 0 SAC: 0 DP: 0 HBP: 0	WP: 0 PB: 0 SB: 0 CS: 0	PA: 32
<b>PITCHER</b> Pete Vuckovich, R (1, 1) ERA: 2.18	IP: 9.0 WLS: W BF: 32 H: 6 R: 3 ER: 3 SO: 4 BB: 0 IBB: 0 HBP: 0 BLK: 0 WP: 0 HR: 1 S: 40 P: 40 ERA: 3.00 WHIP: 0.667															<b>PITCHER</b> Pete Vuckovich, R (1, 1) ERA: 2.18	IP: 9.0 WLS: W BF: 32 H: 6 R: 3 ER: 3 SO: 4 BB: 0 IBB: 0 HBP: 0 BLK: 0 WP: 0 HR: 1 S: 40 P: 40 ERA: 3.00 WHIP: 0.667			


Batter	1	2	3	4	5	6	7	8	9	AB	R	H	RBI	BB	SO	LOB	BOTTOM			
Lou Brock, L (1, 7) OBP: 0.405, SLG: 0.474										4	1	2	0	0	0	1	<b>Atlanta Braves @ St. Louis Cardinals</b> Busch Stadium, St. Louis, MO Sun May 13 1979, 3:33 AM CDT Att: 16,762 - Unknown <a href="http://livebaseballscorecards.com">livebaseballscorecards.com</a>			
Jerry Mumphrey, S (8, 7) OBP: 0.300, SLG: 0.263										1	0	1	0	0	0	0				
Ken Oberkfell, L (1, 4) OBP: 0.419, SLG: 0.500										4	1	1	2	1	0	3				
Keith Hernandez, L (1, 3) OBP: 0.321, SLG: 0.461										3	2	1	1	1	0	2				
Ted Simmons, S (1, 2) OBP: 0.402, SLG: 0.528										4	1	1	1	0	1	3				
George Hendrick, R (1, 9) OBP: 0.364, SLG: 0.458										4	0	2	3	0	1	0				
Tony Scott, S (1, 8) OBP: 0.324, SLG: 0.438										4	0	0	0	0	0	3				
Ken Reitz, R (1, 5) OBP: 0.321, SLG: 0.420										4	0	0	0	0	1	1				
Mike Phillips, L (1, 6) OBP: 0.300, SLG: 0.300										4	0	2	0	0	1	0				
Pete Vuckovich, R (1, 1) OBP: 0.238, SLG: 0.238										4	2	1	0	0	0	2				
<b>Inning Stats</b>	R: 0 E: 0 K: 0 S: 3	H: 0 LOB: 0 BB: 0 P: 3	R: 0 E: 0 K: 1 S: 5	H: 0 LOB: 0 BB: 0 P: 5	R: 0 E: 0 K: 1 S: 5	H: 0 LOB: 0 BB: 0 P: 5	R: 3 E: 1 K: 0 S: 7	H: 3 LOB: 1 BB: 0 P: 7	R: 1 E: 0 K: 1 S: 7	H: 2 LOB: 2 BB: 1 P: 11	R: 0 E: 0 K: 1 S: 5	H: 0 LOB: 0 BB: 0 P: 5	R: 3 E: 0 K: 0 S: 7	H: 4 LOB: 2 BB: 1 P: 11	R: 0 E: 0 K: 0 S: 5	H: 2 LOB: 2 BB: 0 P: 5	1B: 9 2B: 1 3B: 0 HR: 1	SF: 0 SAC: 0 DP: 0 HBP: 0	WP: 0 PB: 0 SB: 1 CS: 0	PA: 38
<b>PITCHER</b> Phil Niekro, R (1, 1) ERA: 3.99	IP: 6.2 WLS: L BF: 32 H: 9 R: 7 ER: 6 SO: 4 BB: 2 IBB: 0 HBP: 0 BLK: 0 WP: 0 HR: 1 S: 38 P: 46 ERA: 8.10 WHIP: 1.650															<b>PITCHER</b> Rick Mahler, R (7, 1) ERA: 5.63	IP: 0.1 WLS: 1 BF: 1 H: 0 R: 0 ER: 0 SO: 0 BB: 0 IBB: 0 HBP: 0 BLK: 0 WP: 0 HR: 0 S: 1 P: 1 ERA: 0.00 WHIP: 0.000			
<b>PITCHER</b> Rick Mahler, R (7, 1) ERA: 5.63	IP: 0.1 WLS: 1 BF: 1 H: 0 R: 0 ER: 0 SO: 0 BB: 0 IBB: 0 HBP: 0 BLK: 0 WP: 0 HR: 0 S: 1 P: 1 ERA: 0.00 WHIP: 0.000															<b>PITCHER</b> Craig Skok, L (8, 1) ERA: 4.63	IP: 1.0 WLS: 5 BF: 2 H: 0 R: 0 ER: 0 SO: 0 BB: 0 IBB: 0 HBP: 0 BLK: 0 WP: 0 HR: 0 S: 5 P: 5 ERA: 0.00 WHIP: 2.000			



Batter	1	2	3	4	5	6	7	8	9	10	AB	R	H	RBI	BB	SO	LOB		
Davey Lopes, R OBP: 0.310, SLG: 0.407	4-0 1B 1B BB	0-0 5-3			0-0 G6-4-3 1-2		0-0 5-3		0-0 5-3		4	1	0	0	1	0	2		
Bill Russell, R OBP: 0.344, SLG: 0.413	0-0 1B 1B	0-0 F8			0-0 FC6-4 1B		0-0 2B		0-0 F8		5	1	3	0	0	0	1		
Dusty Baker Jr., R OBP: 0.345, SLG: 0.418	0-0 1B 1B		0-0 6-3		0-0 FC6-4 1-2		0-0 F9			0-0 HR	5	2	2	1	0	0	2		
Steve Garvey, R OBP: 0.335, SLG: 0.477	0-0 FC3-6 1B 1-2 2-H 3-H		0-0 5-3			0-0 1B 2B		0-0 6-3		0-0 6-3	5	1	2	2	0	0	1		
Ron Cey, R OBP: 0.406, SLG: 0.529	0-0 FC3-6 1B 1-2 2-H		0-0 5-3			0-0 F2		0-0 4-3		0-0 2B	4	0	1	1	0	0	1		
Ted Martinez, R OBP: 0.667, SLG: 1.000											1	0	1	0	0	0	0		
Joe Ferguson, R OBP: 0.359, SLG: 0.444	0-3 K			0-3 K		0-0 5-3		0-0 F7		4-0 FC6-4 BB	4	0	0	0	1	2	3		
Derrel Thomas, S OBP: 0.347, SLG: 0.328	0-0 FC3-6 FC5-4 1-2 2-3		0-0 6-3		0-0 6-3	0-0 2-H 1B		0-0 4-3		0-0 F8	5	0	1	1	0	0	4		
Steve Yeager, R OBP: 0.283, SLG: 0.400	0-0 FC5-4 1-2		0-0 6-3		0-0 6-3	4-0 IBB			0-3 K	0-0 FC6-4 1-2	4	0	0	0	1	1	4		
Don Sutton, R OBP: 0.120, SLG: 0.120		0-0 P6			0-0 G6-4-3 1B		0-0 6-3		0-0 S 1B		3	0	1	0	0	0	2		
Vic Davallo, L OBP: 0.167, SLG: 0.091											1	0	1	0	0	0	0		
Bob Welch, R OBP: 0.222, SLG: 0.125											0	0	0	0	0	0	0		
<b>Inning Stats</b>	R: 3 E: 0 K: 1 S: 9	H: 4 LOB: 2 BB: 1 P: 13	R: 0 E: 0 K: 0 S: 3	H: 0 LOB: 0 BB: 0 P: 3	R: 0 E: 0 K: 1 S: 5	H: 0 LOB: 0 BB: 0 P: 5	R: 0 E: 0 K: 0 S: 5	H: 2 LOB: 1 BB: 0 P: 9	R: 0 E: 0 K: 0 S: 4	H: 1 LOB: 1 BB: 0 P: 4	R: 0 E: 0 K: 1 S: 6	H: 1 LOB: 1 BB: 0 P: 6	R: 1 E: 0 K: 0 S: 5	H: 2 LOB: 2 BB: 1 P: 9	1B: 8 2B: 3 3B: 0 HR: 1	SF: 0 SAC: 0 DP: 1 HBP: 0	WP: 0 PA: 44		
<b>PITCHER</b>	IP WLS BF H R ER SO BB IBB HBP BLK WP HR S P ERA WHIP	IP WLS BF H R ER SO BB IBB HBP BLK WP HR S P ERA WHIP																	
Rick Matula, R ERA: 4.14	(1.1) 7.0	(8.1) 2.0	(10.1) 1.0																
Gene Garber, R ERA: 5.34	(8.1) 2.0	(10.1) 1.0																	
Adrian Devine, R ERA: 2.81	(10.1) 1.0																		

**Los Angeles Dodgers @ Atlanta Braves**  
Atlanta-Fulton County Stadium, Atlanta, GA  
Tue May 15 1979, 7:05 PM EDT  
Att: 8,139 - Unknown


AB 41  
R 5  
H 12  
RBI 5  
BB 3  
SO 3  
LOB 20



Batter	1	2	3	4	5	6	7	8	9	10	AB	R	H	RBI	BB	SO	LOB						
Jerry Royster, R OBP: 0.382, SLG: 0.368	0-0 F8		0-0 1B 2B		0-0 2B 1B		0-0 SH3-4 1-2		0-0 SH1		3	2	2	0	0	0	0						
Gary Matthews, R OBP: 0.352, SLG: 0.581	0-0 F7		0-0 HR 1B 2-H		0-0 2B 1-H		0-0 F9 2-3		4-0 G4-6-3 IBB		4	1	2	2	1	0	1						
Jeff Burroughs, R OBP: 0.376, SLG: 0.382	4-0 BB		0-0 HR 1-H		0-0 F7 1-H		4-0 BB		0-0 G4-6-3 1-2		3	1	1	2	2	0	2						
Dale Murphy, R OBP: 0.366, SLG: 0.615	0-0 F7		4-0 S BB		0-0 1B		0-3 K		0-3 K		4	0	1	0	1	2	3						
Barry Bonnell, R OBP: 0.330, SLG: 0.481		0-3 K	0-0 L8 1-2		0-0 F7			0-0 P6		0-0 G3	5	0	0	0	0	1	2						
Glenn Hubbard, R OBP: 0.312, SLG: 0.281		0-0 1B	0-0 P4			0-0 F9		0-0 F8		0-0 P3	5	0	1	0	0	0	1						
Bruce Benedict, R OBP: 0.333, SLG: 0.269		0-3 K		0-0 F8		0-0 5-3		4-0 FC6-4 BB			3	0	0	0	1	1	1						
Pepe Frias, R OBP: 0.303, SLG: 0.369		0-0 F8		0-0 F9		0-0 F8		0-0 FC6-4 1-2			4	0	0	0	0	0	2						
Rick Matula, R OBP: 0.083, SLG: 0.083	(1.1) 8.0	(7. PH) 0.266	(8.1) 0.600	(9. PH) 0.344	(10.1) 0.222																		
Mike Lum, L OBP: 0.296, SLG: 0.330	(7. PH) 0.266	(8.1) 0.600	(9. PH) 0.344	(10.1) 0.222																			
Gene Garber, R OBP: 0.600, SLG: 0.333	(8.1) 0.600	(9. PH) 0.344	(10.1) 0.222																				
Rowland Office, L OBP: 0.344, SLG: 0.464	(9. PH) 0.344	(10.1) 0.222																					
Adrian Devine, R ERA: 2.68	(10.1) 0.222																						
<b>Inning Stats</b>	R: 0 E: 0 K: 0 S: 3	H: 0 LOB: 1 BB: 1 P: 7	R: 0 E: 0 K: 2 S: 8	H: 1 LOB: 1 BB: 0 P: 8	R: 3 E: 0 K: 1 S: 8	H: 3 LOB: 1 BB: 1 P: 12	R: 0 E: 0 K: 0 S: 3	H: 0 LOB: 0 BB: 0 P: 3	R: 1 E: 0 K: 0 S: 5	H: 3 LOB: 1 BB: 0 P: 5	R: 0 E: 0 K: 0 S: 3	H: 0 LOB: 0 BB: 0 P: 3	R: 0 E: 0 K: 1 S: 6	H: 1 LOB: 2 BB: 1 P: 10	R: 0 E: 0 K: 0 S: 3	H: 0 LOB: 1 BB: 0 P: 7	R: 0 E: 0 K: 0 S: 2	H: 0 LOB: 1 BB: 0 P: 10	R: 0 E: 0 K: 1 S: 5	H: 0 LOB: 0 BB: 0 P: 5	1B: 5 2B: 2 3B: 0 HR: 1	SF: 0 SAC: 2 DP: 1 HBP: 0	WP: 0 PA: 42
<b>PITCHER</b>	IP WLS BF H R ER SO BB IBB HBP BLK WP HR S P ERA WHIP	IP WLS BF H R ER SO BB IBB HBP BLK WP HR S P ERA WHIP																					
Don Sutton, R ERA: 2.78	(1.1) 8.0	(7. PH) 0.266	(8.1) 0.600	(9. PH) 0.344	(10.1) 0.222																		
Bob Welch, R ERA: 2.68	(9.1) 0.344	(10.1) 0.222																					

**Los Angeles Dodgers @ Atlanta Braves**  
Atlanta-Fulton County Stadium, Atlanta, GA  
Tue May 15 1979, 7:05 PM EDT  
Att: 8,139 - Unknown

AB 34  
R 4  
H 8  
RBI 4  
BB 6  
SO 5  
LOB 12





Batter	1	2	3	4	5	6	7	8	9	AB	R	H	RBI	BB	SO	LOB	TOP										
<b>Davey Lopes, R</b> OBP: 0.308, SLG: 0.403 (1, 4)	 K		 S HR 1B		 6-3			 K		4	1	1	0	0	2	0	<b>Los Angeles Dodgers @ Atlanta Braves</b> Atlanta-Fulton County Stadium, Atlanta, GA Wed May 16 1979, 7:05 PM EDT Att: 6,277 - Unknown										
<b>Bill Russell, R</b> OBP: 0.341, SLG: 0.409 (1, 6)	 5-3		 P6 1-3			 5-3		 1B		4	0	1	0	0	0	1											
<b>Gary Thomasson, L</b> OBP: 0.365, SLG: 0.490 (1, 8)	 BB		 HR 3-H			 K		 K		3	1	1	2	1	2	1											
<b>Steve Garvey, R</b> OBP: 0.340, SLG: 0.477 (1, 3)	 F7		 6-3			 FC6-4 1B		 2B 1B		4	0	2	0	0	0	1											
<b>Dusty Baker Jr., R</b> OBP: 0.342, SLG: 0.420 (1, 7)		 6-3		 F2		 FC6-4 1B 1-2		 2B 1B 1-H		4	0	1	0	0	0	1											
<b>Joe Ferguson, R</b> OBP: 0.346, SLG: 0.424 (1, 9)		 F8		 K			 K		 F8		4	0	0	0	0	2		1									
<b>Derrel Thomas, S</b> OBP: 0.342, SLG: 0.338 (1, 5)		 2B		 4-3			 6-3		 4-3		4	0	1	0	0	0		1									
<b>Steve Yeager, R</b> OBP: 0.253, SLG: 0.384 (1, 2)		 F8			 L6		 F9			3	0	0	0	0	0	0		1									
<b>Andy Messersmith, R</b> OBP: 0.111, SLG: 0.167 <b>Bob Welch, R</b> OBP: 0.222, SLG: 0.125 (8, 1)			 G3		 6-3			 6-3		3	0	0	0	0	0	0		0									
<b>Inning Stats</b>	R: 0 E: 0 K: 1 S: 5	H: 0 LOB: 1 BB: 1 P: 9	R: 0 E: 0 K: 0 S: 4	H: 1 LOB: 1 BB: 0 P: 4	R: 2 E: 0 K: 0 S: 5	H: 2 LOB: 0 BB: 0 P: 5	R: 0 E: 0 K: 1 S: 5	H: 0 LOB: 0 BB: 0 P: 5	R: 0 E: 0 K: 0 S: 3	H: 1 LOB: 0 BB: 0 P: 6	R: 0 E: 0 K: 1 S: 5	H: 0 LOB: 0 BB: 0 P: 5	R: 0 E: 0 K: 2 S: 8	H: 1 LOB: 1 BB: 0 P: 8	R: 0 E: 0 K: 0 S: 4	H: 2 LOB: 1 BB: 0 P: 4		1B: 4 2B: 2 3B: 0 HR: 1	SF: 0 SAC: 0 DP: 0 HBP: 0	WP: 0 PB: 0 SB: 2 CS: 0	PA: 34						
<b>PITCHER</b>	IP	WLS	BF	H	R	ER	SO	BB	IBB	HBP	BLK	WP	HR	S	P	ERA	WHIP										
<b>Eddie Solomon, R</b> ERA: 3.55 (1, 1)	8.0	W	30	5	2	2	6	1	0	0	0	0	1	41	45	2.25	0.750										
<b>Adrian Devine, R</b> ERA: 2.76 (9, 1)	0.1		2	2	0	0	0	0	0	0	0	0	0	2	2	0.00	6.000										
<b>Gene Garber, R</b> ERA: 5.22 (9, 1)	0.2	S	2	0	0	0	0	0	0	0	0	0	0	2	2	0.00	0.000										

Batter	1	2	3	4	5	6	7	8	9	AB	R	H	RBI	BB	SO	LOB	BOTTOM										
<b>Jerry Royster, R</b> OBP: 0.395, SLG: 0.381 (1, 5)	 1B 2B		 1B		 G3			 L7 1-2		4	1	2	0	0	0	1	<b>Los Angeles Dodgers @ Atlanta Braves</b> Atlanta-Fulton County Stadium, Atlanta, GA Wed May 16 1979, 7:05 PM EDT Att: 6,277 - Unknown										
<b>Gary Matthews, R</b> OBP: 0.356, SLG: 0.576 (1, 9)	 6-3		 FC5-4 1B			 F7		 BB 1B		3	1	1	0	1	0	1											
<b>Jeff Burroughs, R</b> OBP: 0.333, SLG: 0.372 <b>Rowland Office, L</b> OBP: 0.344, SLG: 0.464 (6, PR) (9, 8)	 F7		 FC5-4 1B 1-2			 5-3		 1B BB		3	0	0	0	1	0	2											
<b>Dale Murphy, R</b> OBP: 0.391, SLG: 0.612 (1, 3)	 WP 2H 1B		 K			 F7		 1B 1-2 2-3 3-H		4	0	2	3	0	1	1											
<b>Barry Bonnell, R</b> OBP: 0.319, SLG: 0.464 (9, 7)	 P3 2-3			 6-3			 6-3		 F7		4	0	0	0	0	3											
<b>Glenn Hubbard, R</b> OBP: 0.305, SLG: 0.274 (1, 4)		 1-3		 G3			 F8			3	0	0	0	0	0	0											
<b>Bruce Benedict, R</b> ERA: 4.75 OBP: 0.333, SLG: 0.250 <b>Joe Nolan, L</b> OBP: 0.385, SLG: 0.455 (9, 2)		 BB		 F5			 6-3			2	0	0	0	1	0	0											
<b>Pepe Frias, R</b> OBP: 0.293, SLG: 0.356 (1, 6)		 F8			 L8			 F9		3	0	0	0	0	0	1											
<b>Eddie Solomon, R</b> (1, 1) <b>Mike Lum, L</b> OBP: 0.303, SLG: 0.337 (8, PH) <b>Adrian Devine, R</b> (9, 1) <b>Gene Garber, R</b> OBP: 0.600, SLG: 0.333 (9, 1)		 K			 F3			 BB WP 1B		2	0	0	0	0	1	1											
<b>Inning Stats</b>	R: 1 E: 0 K: 0 S: 5	H: 2 LOB: 1 BB: 0 P: 5	R: 0 E: 0 K: 1 S: 5	H: 0 LOB: 1 BB: 1 P: 9	R: 0 E: 0 K: 1 S: 6	H: 2 LOB: 1 BB: 0 P: 6	R: 0 E: 0 K: 0 S: 3	H: 0 LOB: 0 BB: 0 P: 3	R: 0 E: 0 K: 0 S: 3	H: 0 LOB: 0 BB: 0 P: 3	R: 0 E: 0 K: 0 S: 3	H: 0 LOB: 0 BB: 0 P: 3	R: 0 E: 0 K: 0 S: 5	H: 2 LOB: 2 BB: 2 P: 13	R: 2 E: 0 K: 0 S: 5	H: 2 LOB: 2 BB: 2 P: 13		1B: 5 2B: 1 3B: 0 HR: 0	SF: 0 SAC: 0 DP: 0 HBP: 0	WP: 2 PB: 0 SB: 0 CS: 0	PA: 32						
<b>PITCHER</b>	IP	WLS	BF	H	R	ER	SO	BB	IBB	HBP	BLK	WP	HR	S	P	ERA	WHIP										
<b>Andy Messersmith, R</b> ERA: 2.65 (1, 1)	7.2	L	30	5	3	3	2	3	0	0	0	0	0	31	43	3.52	1.043										
<b>Bob Welch, R</b> ERA: 2.65 (8, 1)	0.1		2	1	0	0	0	0	0	0	0	0	0	2	2	0.00	3.000										

AB 33  
R 2  
H 7  
RBI 2  
BB 1  
SO 6  
LOB 7



AB 29  
R 3  
H 6  
RBI 3  
BB 3  
SO 2  
LOB 10







Batter	1	2	3	4	5	6	7	8	9	AB	R	H	RBI	BB	SO	LOB	TOP			
<b>Davey Lopes, R</b> OBP: 0.311, SLG: 0.421 (1, 4)										5	2	1	0	0	1		<b>Los Angeles Dodgers @ Atlanta Braves</b> Atlanta-Fulton County Stadium, Atlanta, GA Thu May 17 1979, 7:05 PM EDT Att: 12,079 - Unknown - 80 F			
<b>Bill Russell, R</b> OBP: 0.333, SLG: 0.399 (1, 6)										4	0	0	0	0	3					
<b>Gary Thomasson, L</b> OBP: 0.370, SLG: 0.499 (1, 8)										3	0	1	1	1	1	0				
<b>Steve Garvey, R</b> OBP: 0.331, SLG: 0.465 <b>Ted Martinez, R</b> OBP: 0.697, SLG: 1.000 (8, 5)										4	0	0	0	0	1	2				
<b>Dusty Baker Jr., R</b> OBP: 0.340, SLG: 0.415 (1, 7)										4	0	1	0	0	1					
<b>Von Joshua, L</b> OBP: 0.267, SLG: 0.467 (1, 9)										4	1	1	1	0	1					
<b>Derrel Thomas, S</b> OBP: 0.361, SLG: 0.342 (8, 3)										2	0	1	0	2	0	0				
<b>Steve Yeager, R</b> OBP: 0.241, SLG: 0.364 (1, 2)										4	0	0	0	1	4					
<b>Doug Rau, L</b> OBP: 0.100, SLG: 0.200 <b>Vic Davalillo, L</b> OBP: 0.154, SLG: 0.083 <b>Charlie Hough, R</b> OBP: 0.200, SLG: 0.400 <b>Pedro Guerrero, R</b> OBP: 0.333, SLG: 0.333 (6, PH)										1	0	0	0	0	1					
<b>Inning Stats</b>	R: 1 E: 1 K: 0 S: 5	H: 1 LOB: 1 BB: 0 P: 5	R: 1 E: 0 K: 0 S: 6	H: 3 LOB: 2 BB: 0 P: 6	R: 0 E: 0 K: 0 S: 2	H: 0 LOB: 0 BB: 1 P: 6	R: 0 E: 0 K: 0 S: 3	H: 0 LOB: 1 BB: 1 P: 7	R: 1 E: 0 K: 1 S: 6	H: 1 LOB: 0 BB: 0 P: 6	R: 0 E: 0 K: 1 S: 5	H: 0 LOB: 0 BB: 0 P: 5	R: 0 E: 0 K: 0 S: 3	H: 0 LOB: 0 BB: 0 P: 3	R: 0 E: 0 K: 0 S: 4	H: 1 LOB: 1 BB: 0 P: 4		1B: 4 2B: 1 3B: 0 HR: 2	SF: 0 SAC: 1 DP: 0 HBP: 0	WP: 0 PB: 0 SB: 2 CS: 0
<b>PITCHER</b> <b>Phil Niekro, R</b> ERA: 3.76 (1, 1)	IP: 9.0 WLS: W BF: 37	H: 7 R: 3 ER: 2 SO: 3	BB: 3 IBB: 0 HBP: 0 BLK: 0	WP: 0 HR: 2 S: 40 P: 52	ERA: 2.00 WHIP: 1.111	<b>PITCHER</b>										IP: 9.0 WLS: W BF: 37	H: 7 R: 3 ER: 2 SO: 3	BB: 3 IBB: 0 HBP: 0 BLK: 0	WP: 0 HR: 2 S: 40 P: 52	ERA: 2.00 WHIP: 1.111

Batter	1	2	3	4	5	6	7	8	9	AB	R	H	RBI	BB	SO	LOB	BOTTOM			
<b>Jerry Royster, R</b> OBP: 0.393, SLG: 0.390 (1, 5)										5	1	3	1	0	2		<b>Los Angeles Dodgers @ Atlanta Braves</b> Atlanta-Fulton County Stadium, Atlanta, GA Thu May 17 1979, 7:05 PM EDT Att: 12,079 - Unknown - 80 F			
<b>Gary Matthews, R</b> OBP: 0.344, SLG: 0.555 (1, 9)										5	0	0	0	1	5					
<b>Jeff Burroughs, R</b> OBP: 0.359, SLG: 0.356 <b>Rowland Office, L</b> OBP: 0.344, SLG: 0.464 (9, 8)										5	0	0	0	1	3					
<b>Dale Murphy, R</b> OBP: 0.394, SLG: 0.613 (1, 2)										3	2	1	1	1	0	1				
<b>Bob Horner, R</b> OBP: 0.286, SLG: 0.286 <b>Mike Lum, L</b> OBP: 0.303, SLG: 0.337 (8, 3)										4	1	1	1	0	1	1				
<b>Barry Bonnell, R</b> OBP: 0.333, SLG: 0.496 (9, 7)										3	1	2	2	1	0	0				
<b>Glenn Hubbard, R</b> OBP: 0.310, SLG: 0.281 (1, 4)										4	1	2	1	0	2					
<b>Pepe Frias, R</b> OBP: 0.305, SLG: 0.367 (1, 6)										3	0	2	0	1	2					
<b>Phil Niekro, R</b> OBP: 0.172, SLG: 0.143 (1, 1)										3	0	0	0	2	3					
<b>Inning Stats</b>	R: 2 E: 0 K: 0 S: 7	H: 4 LOB: 2 BB: 0 P: 7	R: 0 E: 0 K: 0 S: 4	H: 1 LOB: 1 BB: 0 P: 4	R: 0 E: 0 K: 1 S: 5	H: 0 LOB: 0 BB: 0 P: 5	R: 0 E: 0 K: 1 S: 6	H: 1 LOB: 1 BB: 0 P: 6	R: 0 E: 0 K: 0 S: 4	H: 1 LOB: 1 BB: 0 P: 4	R: 3 E: 2 K: 0 S: 7	H: 2 LOB: 1 BB: 0 P: 7	R: 1 E: 0 K: 1 S: 6	H: 1 LOB: 2 BB: 2 P: 14	R: 0 E: 1 K: 3 S: 10	H: 1 LOB: 1 BB: 0 P: 10		1B: 9 2B: 1 3B: 0 HR: 1	SF: 0 SAC: 2 DP: 0 HBP: 0	WP: 0 PB: 1 SB: 1 CS: 0
<b>PITCHER</b> <b>Doug Rau, L</b> ERA: 5.54 <b>Charlie Hough, R</b> ERA: 6.09 (6, 1)	IP: 5.0 WLS: L BF: 17	H: 4 R: 4 ER: 2 SO: 4	BB: 0 IBB: 0 HBP: 0 BLK: 0	WP: 0 HR: 0 S: 26 P: 26	ERA: 3.60 WHIP: 1.400	<b>PITCHER</b>										IP: 5.0 WLS: L BF: 17	H: 4 R: 4 ER: 2 SO: 4	BB: 0 IBB: 0 HBP: 0 BLK: 0	WP: 0 HR: 0 S: 26 P: 26	ERA: 6.00 WHIP: 2.000



Batter	1	2	3	4	5	6	7	8	9	AB	R	H	RBI	BB	SO	LOB	TOP					
Bill Madlock, R OBP: 0.230, SLG: 0.243	P6		5-3			F8 BB SF9 1B		F7		5	2	2	0	0	0	1	<b>San Francisco Giants @ Atlanta Braves</b> Atlanta-Fulton County Stadium, Atlanta, GA Fri May 18 1979, 7:05 PM EDT Att: 13,896 - Unknown - 80 F  <b>AB 33</b> <b>R 4</b> <b>H 8</b> <b>RBI 4</b> <b>BB 2</b> <b>SO 5</b> <b>LOB 15</b>  					
Hector Cruz, R OBP: 0.292, SLG: 0.339	K		6-3			SF9 BB		4-3		3	0	0	0	1	1	2						
Jack Clark, R OBP: 0.358, SLG: 0.428	F8		4-3			F8		1B BB		3	0	0	0	1	0	2						
Mike Ivie, R OBP: 0.255, SLG: 0.375		1B SF9 1B		K		SF9		K		3	1	1	1	0	2	3						
Darrell Evans, L OBP: 0.373, SLG: 0.421	F9			P6		3-1				4	0	1	2	0	0	2						
Larry Hemdon, R OBP: 0.356, SLG: 0.561										3	0	1	0	0	0	0						
Willie McCovey, L OBP: 0.292, SLG: 0.339		1B						F9		1	0	0	0	0	0	2						
Randy Moffitt, R		1B						F9		0	0	0	0	0	0	0						
Marc Hill, R OBP: 0.404, SLG: 0.439		SF9		6-3				4-3		2	0	0	1	0	0	0						
Roger Metzger, S OBP: 0.250, SLG: 0.273										1	0	0	0	0	0	0						
Johnnie LeMaster, R OBP: 0.404, SLG: 0.439				5-3				F8		3	0	1	0	0	0	0						
Terry Whitfield, L OBP: 0.374, SLG: 0.450										1	0	1	0	0	0	0						
Vida Blue, S OBP: 0.222, SLG: 0.200				F6						2	0	0	0	0	1	2						
Tom Griffin, R										0	0	0	0	0	0	0						
Rob Andrews, R OBP: 0.286, SLG: 0.222								4-3 1B		1	1	1	0	0	0	0						
Bill North, S OBP: 0.381, SLG: 0.267										1	0	0	0	0	1	1						
<b>Inning Stats</b>	R: 0 E: 0 K: 1 S: 6	H: 0 LOB: 0 BB: 0 P: 11	R: 1 E: 0 K: 1 S: 13	H: 3 LOB: 2 BB: 0 P: 20	R: 0 E: 0 K: 0 S: 6	H: 0 LOB: 0 BB: 0 P: 7	R: 0 E: 0 K: 1 S: 5	H: 0 LOB: 0 BB: 0 P: 6	R: 0 E: 0 K: 0 S: 4	H: 0 LOB: 0 BB: 0 P: 6	R: 1 E: 0 K: 0 S: 5	H: 1 LOB: 1 BB: 1 P: 11	R: 0 E: 0 K: 0 S: 7	H: 0 LOB: 0 BB: 0 P: 10	R: 2 E: 0 K: 1 S: 8	H: 3 LOB: 2 BB: 1 P: 12	R: 0 E: 0 K: 1 S: 6	H: 1 LOB: 1 BB: 0 P: 6	1B: 8 2B: 0 3B: 0 HR: 0	SF: 2 SAC: 0 DP: 0 HBP: 0	WP: 0 PB: 0 SB: 0 CS: 0	PA: 37
<b>PITCHER</b>	IP WLS BF H R ER SO BB IBB HBP BLK WP HR S P ERA WHIP																					
Mickey Mahler, L ERA: 5.72	(1, 1) 7.1 W 30 6 4 4 3 2 0 0 0 0 0 0 49 78 4.91 1.091																					
Gene Garber, R ERA: 4.94	(8, 1) 1.2 S 7 2 0 0 2 0 0 0 0 0 0 0 11 11 0.00 1.200																					

Batter	1	2	3	4	5	6	7	8	9	AB	R	H	RBI	BB	SO	LOB	BOTTOM				
Jerry Royster, R OBP: 0.386, SLG: 0.383	HR S 1B	F9		F7		F7		4-3		5	1	1	0	0	0	2	<b>San Francisco Giants @ Atlanta Braves</b> Atlanta-Fulton County Stadium, Atlanta, GA Fri May 18 1979, 7:05 PM EDT Att: 13,896 - Unknown - 80 F  <b>AB 33</b> <b>R 6</b> <b>H 9</b> <b>RBI 6</b> <b>BB 4</b> <b>SO 3</b> <b>LOB 13</b>  				
Gary Matthews, R OBP: 0.335, SLG: 0.539	K		F9		P4		6-3			4	0	0	0	0	1	1					
Jeff Burroughs, R OBP: 0.356, SLG: 0.352	E5 HR		F8		BB BB 1B		5-3			4	1	1	0	0	0	1					
Dale Murphy, R OBP: 0.411, SLG: 0.693	HR				BB 1B			HR		3	3	3	5	1	0	0					
Bob Horner, R OBP: 0.455, SLG: 0.700										3	1	2	1	1	0	2					
Mike Lum, L OBP: 0.303, SLG: 0.337	HR				F8					0	0	0	0	0	0	0					
Barry Bonnell, R OBP: 0.331, SLG: 0.483	K		G3				6-3			3	0	0	0	1	1	2					
Glenn Hubbard, R OBP: 0.309, SLG: 0.280	F6			5-3		K				4	0	1	0	0	1	3					
Pepe Frias, R OBP: 0.303, SLG: 0.355		F8				F3		G6-3 1B		3	0	0	0	1	0	1					
Mickey Mahler, S OBP: 0.083, SLG: 0.167										3	0	0	0	0	0	1					
Gene Garber, R OBP: 0.667, SLG: 0.500		F3		FC1-6		F8				1	0	1	0	0	0	0					
<b>Inning Stats</b>	R: 4 E: 1 K: 2 S: 18	H: 3 LOB: 0 BB: 0 P: 27	R: 0 E: 0 K: 0 S: 6	H: 0 LOB: 0 BB: 0 P: 10	R: 1 E: 0 K: 0 S: 8	H: 1 LOB: 1 BB: 1 P: 17	R: 0 E: 0 K: 0 S: 7	H: 0 LOB: 1 BB: 1 P: 16	R: 0 E: 0 K: 0 S: 9	H: 1 LOB: 3 BB: 2 P: 20	R: 0 E: 0 K: 0 S: 3	H: 0 LOB: 0 BB: 0 P: 3	R: 1 E: 0 K: 0 S: 5	H: 2 LOB: 1 BB: 0 P: 5	R: 0 E: 0 K: 0 S: 4	H: 2 LOB: 1 BB: 0 P: 4		1B: 5 2B: 0 3B: 0 HR: 4	SF: 0 SAC: 0 DP: 1 HBP: 0	WP: 0 PB: 0 SB: 1 CS: 0	PA: 37
<b>PITCHER</b>	IP WLS BF H R ER SO BB IBB HBP BLK WP HR S P ERA WHIP																				
Vida Blue, L ERA: 4.99	(1, 1) 4.2 L 24 5 5 4 2 4 0 0 0 0 0 0 1 11 7.71 1.929																				
Tom Griffin, R ERA: 4.63	(5, 1) 2.1 9 2 1 1 1 0 0 0 0 0 0 1 11 3.86 0.857																				
Randy Moffitt, R ERA: 9.22	(8, 1) 1.0 4 2 0 0 0 0 0 0 0 0 0 0 4 4 0.00 2.000																				












Batter	1	2	3	4	5	6	7	8	9	AB	R	H	RBI	BB	SO	LOB	TOP			
Bill North, S Max Venable, L	1-3	L5		HBP 1B	4-0 BB		4-3		1-2 1B	4 1 1 1 1 0 3 1 0 1 0 0 0 0							<b>San Francisco Giants @ Atlanta Braves</b> Atlanta-Fulton County Stadium, Atlanta, GA Sun May 20 1979, 3:33 AM EDT Att: 10,716 - Cloudy - 80 F			
Terry Whitfield, L	1B		F7	BB 1B HBP	4-3		P3		3-1	5 0 1 0 0 0 4										
Bill Madlock, R	F9		HR	BB 1B			F9			5 1 3 3 0 0 2										
Willie McCovey, L Rob Andrews, R	F8		G3	BB			F7		4-3	4 0 0 0 1 0 2 0 0 0 0 0 0 0										
Darrell Evans, L		K	S 1B	K			HR		K	5 1 2 1 0 3 3										
John Tamargo, S Mike Sadek, R	1B BB		BB	K			HR		F8	3 2 1 1 2 1 3 0 0 0 0 0 0 0										
Larry Hemdon, R	1B 1B		P6	F9			F8		6-3	5 0 1 0 0 0 5										
Roger Metzger, S Bob Knepper, L	S 1B		SH 1B	SH 1B	3-1		E 2B		3-1	5 2 3 1 0 0 0										
	P6		SH 1B	F8			E1 1B		1B	4 1 2 0 0 0 2										
<b>Inning Stats</b>	R: 0 E: 0 K: 1 S: 9	H: 1 LOB: 1 BB: 0 P: 12	R: 1 E: 0 K: 1 S: 18	H: 2 LOB: 2 BB: 1 P: 33	R: 1 E: 0 K: 0 S: 13	H: 2 LOB: 1 BB: 1 P: 21	R: 3 E: 0 K: 2 S: 16	H: 3 LOB: 3 BB: 1 P: 26	R: 0 E: 0 K: 0 S: 3	H: 0 LOB: 1 BB: 1 P: 7	R: 1 E: 1 K: 0 S: 5	H: 2 LOB: 1 BB: 0 P: 5	R: 0 E: 0 K: 1 S: 5	H: 0 LOB: 0 BB: 0 P: 5	R: 0 E: 0 K: 0 S: 5	H: 2 LOB: 2 BB: 0 P: 5	1B: 11 2B: 1 3B: 0 HR: 3	SF: 0 SAC: 1 DP: 0 HBP: 1	WP: 0 PB: 0 SB: 2 CS: 1	PA: 47
<b>PITCHER</b>	IP WLS BF H R ER SO	IP WLS BF H R ER SO	IP WLS BF H R ER SO	IP WLS BF H R ER SO	IP WLS BF H R ER SO	IP WLS BF H R ER SO	IP WLS BF H R ER SO	IP WLS BF H R ER SO	IP WLS BF H R ER SO	IP WLS BF H R ER SO	IP WLS BF H R ER SO	IP WLS BF H R ER SO	IP WLS BF H R ER SO	IP WLS BF H R ER SO	IP WLS BF H R ER SO	IP WLS BF H R ER SO	ERA WHIP	ERA WHIP		
Eddie Solomon, R Rick Mahler, R Frank LaCorte, R Adrian Devine, R	(1, 1) (4, 1) (7, 1) (9, 1)	3.0 3.0 2.0 1.0	L 13 8 5	21 3 2 2	8 3 1 0	5 2 1 0	5 2 1 0	1 2 1 0	1 2 1 0	1 2 1 0	1 2 1 0	1 2 1 0	1 2 1 0	1 2 1 0	1 2 1 0	1 2 1 0	15.00 6.00 4.50 0.00	3.333 1.667 1.000 2.000		

Batter	1	2	3	4	5	6	7	8	9	AB	R	H	RBI	BB	SO	LOB	BOTTOM					
Barry Bonnell, R	6-3		6-3			F8		F7		4 0 0 0 0 0 0							<b>San Francisco Giants @ Atlanta Braves</b> Atlanta-Fulton County Stadium, Atlanta, GA Sun May 20 1979, 3:33 AM EDT Att: 10,716 - Cloudy - 80 F					
Gary Matthews, R	E 1B		F7			P4		6-3		4 0 1 0 0 0 0												
Jeff Burroughs, R	K				F9		BB 1B SF8		F9	4 1 1 0 0 1 1												
Dale Murphy, R	E1				5-3		BB 1B		F3	4 0 1 0 0 0 1												
Bob Horner, R	F5				5-3				F7	3 0 0 0 1 0 2												
Glenn Hubbard, R		6-3								3 0 0 0 0 1 3												
Bruce Benedict, R		5-3								2 0 0 1 0 0 0												
Pepe Frias, R		F7								3 0 0 0 0 0 2												
Eddie Solomon, R Rick Mahler, R Jerry Royster, R Frank LaCorte, R Charlie Spikes, R Adrian Devine, R	(1, 1) (4, 1) (6, PH) (7, 1) (8, PH) (9, 1)									1 0 0 0 0 1 0 0 0 0 0 0 0 0 1 0 0 0 0 0 0 0 0 0 0 0 0 0 1 0 0 0 0 1 0 0 0 0 0 0 0 0												
<b>Inning Stats</b>	R: 0 E: 1 K: 1 S: 8	H: 1 LOB: 2 BB: 0 P: 12	R: 0 E: 0 K: 0 S: 3	H: 0 LOB: 0 BB: 0 P: 5	R: 0 E: 0 K: 1 S: 7	H: 0 LOB: 0 BB: 0 P: 12	R: 0 E: 0 K: 0 S: 7	H: 0 LOB: 0 BB: 0 P: 14	R: 0 E: 0 K: 0 S: 6	H: 0 LOB: 0 BB: 0 P: 10	R: 0 E: 0 K: 0 S: 4	H: 0 LOB: 0 BB: 0 P: 8	R: 1 E: 0 K: 1 S: 12	H: 2 LOB: 2 BB: 1 P: 22	R: 0 E: 0 K: 1 S: 6	H: 0 LOB: 0 BB: 0 P: 10	R: 0 E: 0 K: 0 S: 6	H: 0 LOB: 0 BB: 0 P: 11	1B: 3 2B: 0 3B: 0 HR: 0	SF: 1 SAC: 0 DP: 0 HBP: 0	WP: 0 PB: 0 SB: 0 CS: 0	PA: 32
<b>PITCHER</b>	IP WLS BF H R ER SO	IP WLS BF H R ER SO	IP WLS BF H R ER SO	IP WLS BF H R ER SO	IP WLS BF H R ER SO	IP WLS BF H R ER SO	IP WLS BF H R ER SO	IP WLS BF H R ER SO	IP WLS BF H R ER SO	IP WLS BF H R ER SO	IP WLS BF H R ER SO	IP WLS BF H R ER SO	IP WLS BF H R ER SO	IP WLS BF H R ER SO	IP WLS BF H R ER SO	IP WLS BF H R ER SO	ERA WHIP	ERA WHIP				
Bob Knepper, L	(1, 1)	9.0	W	32	3	1	1	4	1	0	0	0	0	0	0	0	1.00 0.444					





Batter	1	2	3	4	5	6	7	8	9	AB	R	H	RBI	BB	SO	LOB	TOP			
Terry Puhl, L (1,9) OBP: 0.339, SLG: 0.371	0-0 HR	0-0 FC6-4			0-0 G6-4-3		4-0 BB BB		0-0 G3-6	4	1	2	1	1	0	2				
Julio Gonzalez, R (1,6) OBP: 0.313, SLG: 0.276 Joaquin Andujar, S (7,1)	1-0 1B PB HBP	0-0	0-0 F9		0-0 G6-4-3		4-0 BB			3	1	0	0	1	0	2				
Cesar Cedeno, R (1,8) OBP: 0.386, SLG: 0.435	0-0 S PB K		4-0 5-3		0-0 BB		4-0 1-3		4-0 1-2 2-3	2	1	1	1	2	0	0				
Jose Cruz, L (1,7) OBP: 0.392, SLG: 0.444	0-0 K S SF8		0-0 5-3		0-0		0-0 F5		0-0 F8	4	1	1	0	0	0	4				
Enos Cabell, R (1,5) OBP: 0.331, SLG: 0.409	0-3 K SF8				0-0 6-3		4-0 FC6-4		0-0 1-3	3	0	0	0	1	1	1				
Bob Watson, R (1,3) OBP: 0.315, SLG: 0.338	0-0 SF8				4-0 BB		0-0 FC6-4		0-0 5-3	2	0	0	1	1	0	1				
Art Howe, R (1,4) OBP: 0.252, SLG: 0.271	0-0 F8				0-0 F8				0-0 5-3	4	0	0	0	0	1	2				
Alan Ashby, S (1,2) OBP: 0.281, SLG: 0.330		0-3 K			0-0 F3		0-0 4-3		0-0 3-4-1	4	0	0	0	0	1	1				
Tom Dixon, R (1,1) OBP: 1.000, SLG: 1.000 Jimmy Sexton, R (5, PH) OBP: 0.200, SLG: 0.143 Bo McLaughlin, R (5, 1) Rafael Landestoy, S (7, PH) OBP: 0.289, SLG: 0.182					0-0 P4		4-0 BB BB		4-0 G3-6	1	0	1	0	0	0	0				
<b>Inning Stats</b>	R: 4 E: 1 K: 1 S: 8	H: 3 LOB: 1 BB: 0 P: 9	R: 0 E: 0 K: 1 S: 5	H: 1 LOB: 0 BB: 0 P: 5	R: 0 E: 0 K: 0 S: 2	H: 0 LOB: 0 BB: 1 P: 6	R: 0 E: 0 K: 0 S: 3	H: 0 LOB: 1 BB: 1 P: 7	R: 0 E: 0 K: 0 S: 3	H: 0 LOB: 1 BB: 1 P: 7	R: 1 E: 0 K: 1 S: 5	H: 0 LOB: 3 BB: 4 P: 21	R: 0 E: 0 K: 0 S: 3	H: 0 LOB: 0 BB: 0 P: 3	R: 0 E: 0 K: 0 S: 2	H: 0 LOB: 0 BB: 1 P: 6	1B: 4 2B: 0 3B: 0 HR: 1	SF: 1 SAC: 0 DP: 2 HBP: 1	WP: 0 PB: 2 SB: 3 CS: 1	PA: 38
<b>PITCHER</b>	IP WLS BF H R ER SO BB IBB HBP BLK WP HR S P ERA WHIP																			
Phil Niekro, R (1, 1) ERA: 3.89	6.2 W 31 5 5 4 3 7 0 1 0 0 1 28 57 5.40 1.800																			
Craig Skok, L (7, 1) ERA: 4.39	0.1 1 0 0 0 0 0 0 0 0 0 0 1 1 0.00 0.000																			
Gene Garber, R (8, 1) ERA: 4.89	2.0 S 6 0 0 0 0 1 0 0 0 0 0 0 5 9 0.00 0.500																			

Houston Astros @ Atlanta Braves  
Atlanta-Fulton County Stadium, Atlanta, GA  
Mon May 21 1979, 7:05 PM EDT  
Att: 1,988 - Cloudy - 75 F

AB 28  
R 5  
H 5  
RBI 3  
BB 8  
SO 3  
LOB 13



Batter	1	2	3	4	5	6	7	8	9	AB	R	H	RBI	BB	SO	LOB	BOTTOM			
Jerry Royster, R (1,5) OBP: 0.378, SLG: 0.381	0-0 F8		0-0 HR	0-0 5-3		0-0 2B		0-0 4-3		5	1	2	0	0	0	3				
Gary Matthews, R (1,9) OBP: 0.343, SLG: 0.556	0-0 F7		0-0 HR		0-0 E HR		0-0 K		0-0 F8	5	2	2	2	0	1	2				
Jeff Burroughs, R (1,7) OBP: 0.358, SLG: 0.364 Barry Bonnell, R (9,7) OBP: 0.319, SLG: 0.455	0-0 BB		0-0 G6-4-3		0-0 E5		0-3 K		0-0 6-3	5	1	2	0	0	1	3				
Dale Murphy, R (1,2) OBP: 0.421, SLG: 0.660	4-0 1-2		0-0 G6-4-3		0-0 F8		4-0 FC5-4			2	0	0	0	2	0	3				
Bob Horner, R (1,3) OBP: 0.345, SLG: 0.640 Darrel Chaney, S (7, PR) OBP: 0.172, SLG: 0.154 Gene Garber, R (8, 1) OBP: 0.667, SLG: 0.500	0-0 F8			0-0 5-3	0-0 1-H		0-0 FC5-4		0-0 2B	4	1	1	3	0	0	3				
Rowland Office, L (1,8) OBP: 0.324, SLG: 0.455		0-0 P8		0-0 4-3	0-0 3-H		0-0 F7		0-0 PB	4	0	1	1	0	0	0				
Glenn Hubbard, R (1,4) OBP: 0.315, SLG: 0.293		0-0 F7		0-0 2B	0-0 1B		0-0 2B		0-0 FC5-2-5-1-2-6-3	4	1	2	0	0	0	1				
Pepe Frias, R (1,6) OBP: 0.288, SLG: 0.343		0-0 F9		0-0 1B	0-0 1-H		0-0 5-3		0-0 6-3	4	0	1	1	0	0	2				
Phil Niekro, R (1, 1) OBP: 0.188, SLG: 0.161 Craig Skok, R (7, 1) Mike Lum, L (8, 3) OBP: 0.304, SLG: 0.337			0-0 6-3	0-0 2B	0-0 2-3		0-0 1B		0-0 4-3	3	0	1	0	0	1	0				
<b>Inning Stats</b>	R: 0 E: 0 K: 0 S: 4	H: 1 LOB: 2 BB: 1 P: 8	R: 0 E: 0 K: 0 S: 3	H: 0 LOB: 0 BB: 0 P: 3	R: 2 E: 0 K: 0 S: 5	H: 3 LOB: 0 BB: 0 P: 5	R: 1 E: 0 K: 0 S: 6	H: 3 LOB: 2 BB: 0 P: 6	R: 3 E: 1 K: 0 S: 7	H: 3 LOB: 1 BB: 0 P: 7	R: 0 E: 0 K: 3 S: 10	H: 1 LOB: 0 BB: 0 P: 10	R: 1 E: 1 K: 0 S: 4	H: 1 LOB: 1 BB: 1 P: 8	R: 0 E: 0 K: 0 S: 4	H: 1 LOB: 1 BB: 0 P: 4	1B: 6 2B: 5 3B: 0 HR: 2	SF: 0 SAC: 0 DP: 1 HBP: 0	WP: 0 PB: 1 SB: 0 CS: 0	PA: 39
<b>PITCHER</b>	IP WLS BF H R ER SO BB IBB HBP BLK WP HR S P ERA WHIP																			
Tom Dixon, R (1, 1) ERA: 7.45	4.0 L 11 4 3 2 3 0 0 0 0 0 1 17 17 9.00 2.000																			
Bo McLaughlin, R (5, 1) ERA: 5.51	2.0 9 2 1 0 0 1 0 0 0 0 0 0 8 12 0.00 1.500																			
Joaquin Andujar, R (7, 1) ERA: 2.58																				

Houston Astros @ Atlanta Braves  
Atlanta-Fulton County Stadium, Atlanta, GA  
Mon May 21 1979, 7:05 PM EDT  
Att: 1,988 - Cloudy - 75 F

AB 37  
R 7  
H 13  
RBI 7  
BB 2  
SO 3  
LOB 17





Batter	1	2	3	4	5	6	7	8	9	AB	R	H	RBI	BB	SO	LOB	TOP						
<b>Julio Gonzalez, R</b> OBP: 0.297, SLG: 0.265 (1, 6)	0-0 4-3		0-0 5-3		0-0 1B 1B		0-0 F8		0-0 5-3	5	1	1	0	0	0	0	<b>Houston Astros @ Atlanta Braves</b> Atlanta-Fulton County Stadium, Atlanta, GA Tue May 22 1979, 7:05 PM EDT Att. 5,091 - Unknown - 80 F						
<b>Jose Cruz, L</b> OBP: 0.392, SLG: 0.449 (1, 7)	0-3 K		0-0 2B		E 1-2 1B E 1B		0-0 L1		0-0 4-3	5	1	2	0	0	1	0							
<b>Cesar Cedeno, R</b> OBP: 0.396, SLG: 0.441 (1, 8)	0-0 1B		0-0 F5		E 1-3 2-H 1B 1B		4-0 BB			3	1	2	1	1	0	1							
<b>Jeffrey Leonard, R</b> OBP: 0.405, SLG: 0.441 (1, 9)	0-0 F9			0-3 K	0-0 E3 1B		0-0 F9			4	0	0	0	0	1	3							
<b>Enos Cabell, R</b> OBP: 0.335, SLG: 0.429 (8, 3)		0-0 4-3		0-0 HR	E 1-2 3-H 1B		0-0 FC6-4 1B		0-0 5-3	4	1	2	2	0	0	0							
<b>Bob Watson, R</b> OBP: 0.314, SLG: 0.335 (1, 3)		0-0 1B		0-0 F9	0-0 FC6-4		0-0 F8			4	0	1	0	0	0	2							
<b>Rafael Landestoy, S</b> OBP: 0.289, SLG: 0.182 (8, 4)					0-0 1-2					0	0	0	0	0	0	0							
<b>Art Howe, R</b> OBP: 0.252, SLG: 0.265 (1, 4)		0-0 P6		0-0 F7		0-0 6-3		4-0 BB		3	0	0	0	1	0	1							
<b>Alan Ashby, S</b> OBP: 0.272, SLG: 0.319 (1, 2)		0-0 G3			0-3 K	0-0 4-3		0-0 4-3		4	0	0	0	0	1	2							
<b>Joe Niekro, R</b> OBP: 0.087, SLG: 0.130 (1, 1)			0-3 K		0-0 5-3	0-0 F9			0-3 K	4	0	0	0	0	2	0							
<b>Inning Stats</b>	R: 0 E: 0 K: 1 S: 6	H: 1 LOB: 1 BB: 0 P: 6	R: 0 E: 0 K: 0 S: 4	H: 1 LOB: 1 BB: 0 P: 4	R: 0 E: 0 K: 1 S: 6	H: 1 LOB: 1 BB: 0 P: 6	R: 1 E: 0 K: 1 S: 6	H: 1 LOB: 0 BB: 0 P: 6	R: 3 E: 2 K: 1 S: 10	H: 4 LOB: 2 BB: 0 P: 10	R: 0 E: 0 K: 0 S: 3	H: 0 LOB: 1 BB: 1 P: 7	R: 0 E: 0 K: 0 S: 3	H: 0 LOB: 1 BB: 1 P: 7	R: 0 E: 0 K: 1 S: 5	H: 0 LOB: 0 BB: 0 P: 5	1B: 6 2B: 1 3B: 0 HR: 1	SF: 0 SAC: 0 DP: 0 HBP: 0	WP: 0 PB: 0 SB: 0 CS: 0	PA: 38			
<b>PITCHER</b>	IP WLS BF H R ER SO BB IBB HBP BLK WP HR S P ERA WHIP	8.0 L 35 8 4 2 4 2 0 0 0 0 0 1 41 49 2.25 1.250	1.0 3 0 0 0 1 0 0 0 0 0 0 0 0 5 5 0.00 0.000																				

AB	36
R	4
H	8
RBI	3
BB	2
SO	5
LOB	9



Batter	1	2	3	4	5	6	7	8	9	AB	R	H	RBI	BB	SO	LOB	BOTTOM					
<b>Jerry Royster, R</b> OBP: 0.369, SLG: 0.371 (1, 5)	0-3 K		0-0 F3			0-0 F8		0-0 F8		4	0	0	0	0	1	3	<b>Houston Astros @ Atlanta Braves</b> Atlanta-Fulton County Stadium, Atlanta, GA Tue May 22 1979, 7:05 PM EDT Att. 5,091 - Unknown - 80 F					
<b>Glenn Hubbard, R</b> OBP: 0.314, SLG: 0.291 (1, 4)	0-0 5-3			0-0 F9		0-0 P3			0-0 6-3 1B	4	1	1	0	0	0	0						
<b>Gary Matthews, R</b> OBP: 0.341, SLG: 0.555 (1, 9)	0-0 F7			0-0 2B		0-0 5-3			0-0 F3	4	0	1	0	0	0	1						
<b>Jeff Burroughs, R</b> OBP: 0.349, SLG: 0.354 (1, 7)		0-0 6-3		0-0 5-3		0-0 F7			0-0 6-3	4	0	0	0	0	0	2						
<b>Bob Horner, R</b> OBP: 0.333, SLG: 0.586 (1, 3)		0-0 F8		0-0 6-3		0-0 F9			0-0 1B	4	0	1	1	0	0	1						
<b>Rowland Office, L</b> OBP: 0.350, SLG: 0.457 (1, 8)		0-0 F4			0-0 G3-6-1 1B		4-0 FC6-4 1B BB			2	0	1	0	1	0	0						
<b>Bruce Benedict, R</b> OBP: 0.295, SLG: 0.216 (1, 2)			4-0 1B BB		0-0 G3-6-1 1B		0-0 FC6-4 1B			2	0	1	0	1	0	1						
<b>Pepe Frias, R</b> OBP: 0.281, SLG: 0.333 (1, 6)			0-0 F9		0-0 P3		0-0 FC6-4			3	0	0	0	0	0	3						
<b>Mickey Mahler, S</b> OBP: 0.143, SLG: 0.214 (1, 1)					0-0 F9			0-0 F4		2	0	1	0	0	0	0						
<b>Mike Lum, L</b> OBP: 0.301, SLG: 0.333 (8, PH)					1-3 1B					1	0	0	0	0	0	2						
<b>Adrian Devine, R</b> ERA: 2.77 (9, 1)										0	0	0	0	0	0	0						
<b>Inning Stats</b>	R: 0 E: 0 K: 1 S: 5	H: 0 LOB: 0 BB: 0 P: 5	R: 0 E: 0 K: 0 S: 3	H: 0 LOB: 0 BB: 0 P: 3	R: 0 E: 0 K: 0 S: 3	H: 1 LOB: 1 BB: 1 P: 7	R: 0 E: 0 K: 0 S: 4	H: 1 LOB: 1 BB: 0 P: 4	R: 0 E: 0 K: 0 S: 3	H: 1 LOB: 0 BB: 0 P: 3	R: 0 E: 0 K: 0 S: 3	H: 0 LOB: 0 BB: 0 P: 3	R: 0 E: 0 K: 0 S: 4	H: 1 LOB: 2 BB: 1 P: 8	R: 1 E: 0 K: 0 S: 4	H: 2 LOB: 1 BB: 0 P: 4	1B: 5 2B: 1 3B: 0 HR: 0	SF: 0 SAC: 0 DP: 1 HBP: 0	WP: 0 PB: 0 SB: 0 CS: 0	PA: 32		
<b>PITCHER</b>	IP WLS BF H R ER SO BB IBB HBP BLK WP HR S P ERA WHIP	9.0 W 32 6 1 1 1 2 0 0 0 0 0 0 32 40 1.00 0.889																				





Batter	1	2	3	4	5	6	7	8	9	AB	R	H	RBI	BB	SO	LOB	TOP			
Terry Puhl, L (1, 8) OBP: 0.335, SLG: 0.366										5	0	1	1	0	1	1	<b>Houston Astros @ Atlanta Braves</b> Atlanta-Fulton County Stadium, Atlanta, GA Wed May 23 1979, 7:05 PM EDT Att. 1,623 - Overcast - 80 F			
Craig Reynolds, L (1, 6) OBP: 0.296, SLG: 0.341										5	1	1	0	0	0	2				
Cesar Cedeno, R (1, 3) OBP: 0.399, SLG: 0.446										3	1	1	0	1	1	0				
Jose Cruz, L (1, 7) OBP: 0.400, SLG: 0.459										3	1	2	2	1	1	1				
Enos Cabell, R (1, 5) OBP: 0.333, SLG: 0.425										4	1	1	1	0	0	4				
Jeffrey Leonard, R (1, 9) OBP: 0.385, SLG: 0.413										4	0	0	0	0	3	4				
Alan Ashby, S (1, 2) OBP: 0.271, SLG: 0.317										4	0	1	1	0	0	2				
Julio Gonzalez, R (1, 4) OBP: 0.300, SLG: 0.270										3	0	1	0	0	0	1				
Denny Walling, L (9, PH) OBP: 0.389, SLG: 0.154										1	1	1	0	0	0	0				
J.R. Richard, R (1, 1) OBP: 0.160, SLG: 0.250										3	0	0	0	0	1	1				
Joaquin Andujar, S (8, 1)										0	0	0	0	0	0	0				
Joe Sambito, L (8, 1) OBP: 0.500, SLG: 0.667										0	0	0	0	0	0	0				
Bob Watson, R (9, PH) OBP: 0.312, SLG: 0.333										1	0	0	0	0	0	1				
<b>Inning Stats</b>	R: 4 E: 0 K: 2 S: 12	H: 5 LOB: 1 BB: 0 P: 12	R: 0 E: 0 K: 0 S: 3	H: 0 LOB: 0 BB: 0 P: 3	R: 0 E: 1 K: 1 S: 5	H: 0 LOB: 0 BB: 0 P: 5	R: 0 E: 0 K: 0 S: 3	H: 0 LOB: 0 BB: 0 P: 3	R: 0 E: 0 K: 0 S: 3	H: 0 LOB: 0 BB: 0 P: 13	R: 0 E: 0 K: 1 S: 6	H: 1 LOB: 1 BB: 0 P: 6	R: 0 E: 0 K: 2 S: 8	H: 1 LOB: 1 BB: 0 P: 8	R: 1 E: 0 K: 0 S: 5	H: 2 LOB: 1 BB: 0 P: 5	1B: 7 2B: 2 3B: 0 HR: 0	SF: 0 SAC: 0 DP: 1 HBP: 0	WP: 0 PB: 0 SB: 3 CS: 0	PA: 38
<b>PITCHER</b>	IP WLS BF H R ER SO BB IBB HBP BLK WP HR S P ERA WHIP																			
Tony Brizzolara, R (1, 1) ERA: 3.86	8.0 W 33 7 4 4 7 2 0 0 0 0 0 0 45 53 4.50 1.125																			
Gene Garber, R (9, 1) ERA: 5.0	1.0 S 5 2 1 1 0 0 0 0 0 0 0 0 5 5 9.00 2.000																			
<b>Batter</b>	<b>1</b>	<b>2</b>	<b>3</b>	<b>4</b>	<b>5</b>	<b>6</b>	<b>7</b>	<b>8</b>	<b>9</b>	<b>AB</b>	<b>R</b>	<b>H</b>	<b>RBI</b>	<b>BB</b>	<b>SO</b>	<b>LOB</b>	<b>BOTTOM</b>			
Jerry Royster, R (1, 5) OBP: 0.366, SLG: 0.367										4	1	1	2	0	2	1	<b>Houston Astros @ Atlanta Braves</b> Atlanta-Fulton County Stadium, Atlanta, GA Wed May 23 1979, 7:05 PM EDT Att. 1,623 - Overcast - 80 F			
Mike Lum, L (1, 3) OBP: 0.302, SLG: 0.344										3	0	1	1	0	0	0				
Gary Matthews, R (1, 9) OBP: 0.339, SLG: 0.545										3	1	0	0	1	2	1				
Jeff Burroughs, R (1, 7) OBP: 0.341, SLG: 0.345										4	0	0	0	0	0	3				
Gene Garber, R (9, 1) OBP: 0.697, SLG: 0.500										0	0	0	0	0	0	0				
Rowland Office, L (1, 8) OBP: 0.341, SLG: 0.462										4	0	1	1	0	0	0				
Joe Nolan, L (1, 2) OBP: 0.353, SLG: 0.467										4	0	1	0	0	2	1				
Darrel Chaney, S (1, 4) OBP: 0.188, SLG: 0.143										2	1	0	0	1	1	1				
Pepe Frias, R (1, 6) OBP: 0.291, SLG: 0.342										3	2	2	0	0	0	0				
Tony Brizzolara, R (1, 1) ERA: 3.73										2	0	0	0	0	2	1				
Charlie Spikes, R (8, PH) ERA: 3.23										0	1	0	0	1	0	0				
Barry Bonnell, R (9, 7) OBP: 0.319, SLG: 0.455										0	0	0	0	0	0	0				
<b>Inning Stats</b>	R: 0 E: 0 K: 1 S: 5	H: 0 LOB: 0 BB: 0 P: 5	R: 0 E: 0 K: 1 S: 6	H: 1 LOB: 1 BB: 0 P: 6	R: 0 E: 0 K: 2 S: 7	H: 0 LOB: 0 BB: 0 P: 7	R: 0 E: 0 K: 1 S: 5	H: 0 LOB: 0 BB: 0 P: 5	R: 0 E: 0 K: 1 S: 5	H: 0 LOB: 0 BB: 0 P: 5	R: 1 E: 0 K: 2 S: 9	H: 2 LOB: 1 BB: 0 P: 9	R: 0 E: 0 K: 1 S: 5	H: 0 LOB: 0 BB: 0 P: 5	R: 5 E: 0 K: 1 S: 8	H: 3 LOB: 1 BB: 3 P: 20	1B: 3 2B: 3 3B: 0 HR: 0	SF: 0 SAC: 1 DP: 0 HBP: 0	WP: 3 PB: 0 SB: 0 CS: 0	PA: 33
<b>PITCHER</b>	IP WLS BF H R ER SO BB IBB HBP BLK WP HR S P ERA WHIP																			
J.R. Richard, R (1, 1) ERA: 3.73	0.2 L 6 2 3 3 0 1 1 0 0 0 1 0 4 12 40.50 4.500																			
Joaquin Andujar, R (8, 1) ERA: 3.23	0.1 1 0 0 0 0 1 0 0 0 0 0 0 3 3 0.00 0.000																			
Joe Sambito, L (8, 1) ERA: 1.86																				



Batter	1	2	3	4	5	6	7	8	9	AB	R	H	RBI	BB	SO	LOB	TOP					
Jerry Royster, R OBP: 0.397, SLG: 0.358	5-3		5-3		F8			4-3		4	0	0	0	0	0	0	<p>Atlanta Braves @ San Francisco Giants</p> <p>Candlestick Park, San Francisco, CA</p> <p>Fri May 25 1979, 10:05 PM EDT</p> <p>Att: 11,117 - Unknown</p>					
Pepe Frias, R OBP: 0.298, SLG: 0.342	K			HR	6-3			FC5-4 BB		3	1	1	0	1	1	0						
Gary Matthews, R OBP: 0.342, SLG: 0.538	K			HR	BB			FC5-4		2	1	0	0	2	1	1						
Jeff Burroughs, R OBP: 0.345, SLG: 0.364				HR	BB			F7		3	1	1	3	1	0	2						
Bob Horner, R OBP: 0.378, SLG: 0.688	F2			HR	HR			1B BB		3	1	2	1	1	0	1						
Barry Bonnell, R OBP: 0.319, SLG: 0.452				HR				1B BB		3	0	1	0	0	1	1						
Rowland Office, L OBP: 0.356, SLG: 0.475				K2-3				E 1B		1	0	1	0	0	0	0						
Bruce Benedict, R OBP: 0.277, SLG: 0.200								1B		3	0	0	0	0	0	2						
Mike Lum, L OBP: 0.302, SLG: 0.344	G6-3			6-3				E 1B		0	0	0	0	0	0	0						
Charlie Spikes, R OBP: 0.455, SLG: 0.722								1-2 2-H		1	0	1	0	0	0	0						
Darrel Chaney, S OBP: 0.167, SLG: 0.125			K		F7			F4		4	0	0	0	0	1	2						
Phil Niekro, R OBP: 0.171, SLG: 0.147			K					K		3	0	0	0	0	1	0						
Glenn Hubbard, R OBP: 0.312, SLG: 0.289					1-3					1	0	0	0	0	1	2						
<b>Inning Stats</b>	R: 0 E: 0 K: 2 S: 8	H: 0 LOB: 0 BB: 0 P: 13	R: 0 E: 0 K: 0 S: 6	H: 1 LOB: 1 BB: 1 P: 13	R: 0 E: 0 K: 2 S: 10	H: 0 LOB: 0 BB: 0 P: 12	R: 4 E: 0 K: 1 S: 11	H: 3 LOB: 0 BB: 1 P: 19	R: 0 E: 0 K: 0 S: 6	H: 0 LOB: 0 BB: 0 P: 10	R: 0 E: 0 K: 0 S: 9	H: 1 LOB: 1 BB: 1 P: 16	R: 0 E: 0 K: 2 S: 6	H: 0 LOB: 0 BB: 0 P: 8	R: 0 E: 0 K: 0 S: 3	H: 0 LOB: 1 BB: 1 P: 7	R: 0 E: 1 K: 1 S: 6	H: 2 LOB: 2 BB: 1 P: 10	1B: 5 2B: 0 3B: 0 HR: 2	SF: 0 SAC: 0 DP: 2 HBP: 0	WP: 0 PB: 0 SB: 1 CS: 0	PA: 36
<b>PITCHER</b>	IP WLS BF H R ER SO BB IBB HBP BLK WP HR S P ERA WHIP																					
Bob Knepper, L ERA: 3.03	(1, 1) 7.1 W 29 5 4 4 5 4 0 0 0 0 0 2 57 96 4.91 1.227																					
Tom Griffin, R ERA: 4.25	(8, 1) 0.2 4 1 0 0 0 1 0 0 0 0 0 0 3 7 0.00 3.000																					
Gary Lavelle, L ERA: 1.52	(9, 1) 1.0 S 3 1 0 0 1 0 0 0 0 0 0 0 5 5 0.00 1.000																					

Batter	1	2	3	4	5	6	7	8	9	AB	R	H	RBI	BB	SO	LOB	BOTTOM			
Bill North, S OBP: 0.383, SLG: 0.273	5-3		F5	1-3				K		4	0	0	0	0	1	1	<p>Atlanta Braves @ San Francisco Giants</p> <p>Candlestick Park, San Francisco, CA</p> <p>Fri May 25 1979, 10:05 PM EDT</p> <p>Att: 11,117 - Unknown</p>			
Larry Hemdon, R OBP: 0.345, SLG: 0.580										0	0	0	0	0	0	0				
Terry Whitfield, L OBP: 0.348, SLG: 0.402	K		E1 1-H	1B			F7	F8		4	0	1	0	0	1	0				
Jack Clark, R OBP: 0.360, SLG: 0.429			K2-3				K	HR		3	1	1	1	1	2	1				
Willie McCovey, L OBP: 0.310, SLG: 0.418	F8			HR			K	L5-3 HBP		3	1	1	1	0	1	1				
Rob Andrews, R OBP: 0.296, SLG: 0.217										0	0	0	0	0	0	0				
Bill Madlock, R OBP: 0.266, SLG: 0.316				G3 HR	1B			L5-3		3	1	2	0	1	0	1				
Darrell Evans, L OBP: 0.350, SLG: 0.401	F5			G3			F2	F9		4	0	0	0	0	4					
Johnnie LeMaster, R OBP: 0.370, SLG: 0.396	F7			6-3			F5			3	0	0	0	0	3					
Mike Sadek, R OBP: 0.200, SLG: 0.318			F3		HR		K			3	1	1	2	0	1	1				
Bob Knepper, L OBP: 0.269, SLG: 0.462				1B						3	2	2	1	0	1	0				
Tom Griffin, R				HR						0	0	0	0	0	0	0				
Gary Lavelle, S							K			0	0	0	0	0	0	0				
<b>Inning Stats</b>	R: 0 E: 0 K: 1 S: 9	H: 0 LOB: 1 BB: 1 P: 19	R: 0 E: 0 K: 0 S: 6	H: 0 LOB: 0 BB: 1 P: 13	R: 1 E: 1 K: 1 S: 11	H: 2 LOB: 1 BB: 0 P: 16	R: 4 E: 0 K: 0 S: 7	H: 4 LOB: 0 BB: 0 P: 7	R: 0 E: 0 K: 2 S: 7	H: 0 LOB: 0 BB: 0 P: 7	R: 0 E: 0 K: 1 S: 6	H: 1 LOB: 1 BB: 0 P: 6	R: 0 E: 0 K: 2 S: 7	H: 0 LOB: 0 BB: 0 P: 7	R: 1 E: 0 K: 0 S: 3	H: 1 LOB: 1 BB: 0 P: 4	1B: 3 2B: 2 3B: 0 HR: 4	SF: 0 SAC: 0 DP: 1 HBP: 1	WP: 0 PB: 0 SB: 0 CS: 1	PA: 33
<b>PITCHER</b>	IP WLS BF H R ER SO BB IBB HBP BLK WP HR S P ERA WHIP																			
Phil Niekro, R ERA: 4.04	(1, 1) 8.0 L 33 8 6 5 7 2 0 0 1 0 0 4 56 79 5.62 1.250																			





Batter	1	2	3	4	5	6	7	8	9	AB	R	H	RBI	BB	SO	LOB	TOP		
Jerry Royster, R OBP: 0.353, SLG: 0.359	F4		HR		F8		4-3		E1	5	2	1	0	0	0	1	Atlanta Braves @ San Francisco Giants Candlestick Park, San Francisco, CA Sat May 26 1979, 6:33 AM EDT Att: 11,958 - Unknown		
Mike Lum, L OBP: 0.300, SLG: 0.340	F4		6-3				F8		SH5-4	4	0	1	0	0	0	1			
Gary Matthews, R OBP: 0.349, SLG: 0.557	5-3		HR		FC5-4				BB	5	1	3	4	0	0	1			
Jeff Burroughs, R OBP: 0.352, SLG: 0.368		4-3			F8		4-3		BB	4	0	2	0	1	0	2			
Bob Horner, R OBP: 0.357, SLG: 0.622		F2		F6					1-3	5	0	1	0	0	1	4			
Rowland Office, L OBP: 0.367, SLG: 0.477	4-3								F3	4	1	2	0	0	0	1			
Barry Bonnell, R OBP: 0.317, SLG: 0.449										1	0	0	0	0	0	2			
Joe Nolan, L OBP: 0.429, SLG: 0.500										3	0	2	0	1	1	1			
Pepe Frias, R OBP: 0.296, SLG: 0.339										4	0	1	1	0	0	6			
Rick Matula, R OBP: 0.295, SLG: 0.059										3	0	0	0	0	0	2		3	
Jamie Easterly, L OBP: 0.297, SLG: 0.000										0	0	0	0	0	0	0	0		
Adrian Devine, R OBP: 0.297, SLG: 0.000										0	0	0	0	0	0	0	0		
Gene Garber, R OBP: 0.297, SLG: 0.000										0	0	0	0	0	0	0	0		
Charlie Spikes, R OBP: 0.297, SLG: 0.000										1	1	1	0	0	0	0	0		
Craig Skok, R OBP: 0.297, SLG: 0.000										0	0	0	0	0	0	0	0		
<b>Inning Stats</b>	R: 0 E: 0 K: 0 S: 11	H: 0 LOB: 0 BB: 0 P: 15	R: 0 E: 0 K: 0 S: 12	H: 1 LOB: 2 BB: 1 P: 19	R: 2 E: 0 K: 0 S: 16	H: 3 LOB: 1 BB: 0 P: 23	R: 1 E: 1 K: 2 S: 9	H: 2 LOB: 1 BB: 0 P: 13	R: 0 E: 0 K: 1 S: 7	H: 3 LOB: 2 BB: 0 P: 12	R: 0 E: 0 K: 0 S: 4	H: 1 LOB: 1 BB: 0 P: 4	R: 0 E: 0 K: 1 S: 6	H: 1 LOB: 1 BB: 1 P: 6	R: 2 E: 1 K: 0 S: 6	H: 2 LOB: 2 BB: 1 P: 10	1B: 11 2B: 3 3B: 0 HR: 1	SF: 0 SAC: 1 DP: 2 HBP: 0	WP: 0 PA: 42 CS: 1
<b>PITCHER</b>	IP WLS BF H R ER SO BB IBB HBP BLK WP HR S P ERA WHIP																		
Ed Halicki, R ERA: 3.57	(1, 1) 6.0 27 10 3 3 3 1 0 0 0 0 0 1 64 93 4.50 1.833																		
Randy Moffitt, R ERA: 7.85	(7, 1) 1.0 4 1 0 0 0 0 0 0 0 0 0 0 4 4 0.00 1.000																		
Dave Roberts, L ERA: 2.25	(8, 1) 1.1 L 7 2 2 1 1 0 0 0 0 0 0 0 9 9 6.75 1.500																		
Tom Griffin, R ERA: 4.21	(9, 1) 0.1 3 1 0 0 0 1 0 0 0 0 0 0 2 6 0.00 6.000																		
Gary Lavelle, L ERA: 1.5	(9, 1) 0.1 1 0 0 0 0 0 0 0 0 0 0 0 1 1 0.00 0.000																		

Batter	1	2	3	4	5	6	7	8	9	AB	R	H	RBI	BB	SO	LOB	BOTTOM				
Bill North, S OBP: 0.383, SLG: 0.273	G3		BB		G3		S		K	4	1	1	0	1	1	0	Atlanta Braves @ San Francisco Giants Candlestick Park, San Francisco, CA Sat May 26 1979, 6:33 AM EDT Att: 11,958 - Unknown				
Terry Whitfield, L OBP: 0.348, SLG: 0.395	G3		FC6-4		G3		BB		K	3	0	0	0	2	1	0					
Jack Clark, R OBP: 0.361, SLG: 0.435	E6		FC6-4						F7	5	1	2	1	0	0	3					
Darrell Evans, L OBP: 0.348, SLG: 0.404	L3									4	1	1	0	0	0	3					
Bill Madlock, R OBP: 0.271, SLG: 0.340	4-3									4	1	2	1	0	0	1					
Mike Ivie, R OBP: 0.281, SLG: 0.400	5-3									3	0	2	1	1	0	0					
John Tamargo, S OBP: 0.216, SLG: 0.333			F8		SF9		G3		K	3	0	0	1	0	1	2					
Roger Metzger, S OBP: 0.248, SLG: 0.286			1-3		G4-6-3					4	0	0	0	0	1	3					
Ed Halicki, R ERA: 4.09	(1, 1) 6.2 28 4 3 3 2 1 0 0 0 0 0 0 49 79 4.05 1.350																				
Jamie Easterly, L ERA: 2.21	(7, 1) 0.0 1 0 0 0 0 1 0 0 0 0 0 0 4 4 0.00 0.000																				
Adrian Devine, R ERA: 2.21	(7, 1) 0.0 1 1 0 0 0 0 0 0 0 0 0 0 1 1 0.00 0.000																				
Gene Garber, R ERA: 5.06	(7, 1) 1.1 W 6 2 1 1 1 0 0 0 0 0 0 1 8 8 6.75 1.500																				
Craig Skok, L ERA: 4.23	(9, 1) 1.0 S 3 0 0 0 2 0 0 0 0 0 0 0 7 7 0.00 0.000																				
<b>Inning Stats</b>	R: 0 E: 1 K: 0 S: 4	H: 0 LOB: 1 BB: 0 P: 5	R: 0 E: 0 K: 0 S: 6	H: 0 LOB: 0 BB: 0 P: 10	R: 0 E: 0 K: 0 S: 11	H: 0 LOB: 3 BB: 3 P: 26	R: 1 E: 0 K: 0 S: 8	H: 2 LOB: 1 BB: 1 P: 14	R: 0 E: 0 K: 1 S: 6	H: 0 LOB: 0 BB: 0 P: 8	R: 1 E: 0 K: 0 S: 9	H: 2 LOB: 1 BB: 0 P: 11	R: 1 E: 0 K: 1 S: 7	H: 2 LOB: 1 BB: 1 P: 11	R: 1 E: 0 K: 1 S: 7	H: 2 LOB: 1 BB: 0 P: 7	R: 0 E: 0 K: 2 S: 7	H: 0 LOB: 0 BB: 0 P: 7	1B: 5 2B: 2 3B: 0 HR: 1	SF: 1 SAC: 0 DP: 1 HBP: 0	WP: 0 PA: 39 CS: 0
<b>PITCHER</b>	IP WLS BF H R ER SO BB IBB HBP BLK WP HR S P ERA WHIP																				
Rick Matula, R ERA: 4.09	(1, 1) 6.2 28 4 3 3 2 1 0 0 0 0 0 0 49 79 4.05 1.350																				
Jamie Easterly, L ERA: 2.21	(7, 1) 0.0 1 0 0 0 0 1 0 0 0 0 0 0 4 4 0.00 0.000																				
Adrian Devine, R ERA: 2.21	(7, 1) 0.0 1 1 0 0 0 0 0 0 0 0 0 0 1 1 0.00 0.000																				
Gene Garber, R ERA: 5.06	(7, 1) 1.1 W 6 2 1 1 1 0 0 0 0 0 0 1 8 8 6.75 1.500																				
Craig Skok, L ERA: 4.23	(9, 1) 1.0 S 3 0 0 0 2 0 0 0 0 0 0 0 7 7 0.00 0.000																				



Batter	1	2	3	4	5	6	7	8	9	AB	R	H	RBI	BB	SO	LOB	TOP									
Jerry Royster, R OBP: 0.365, SLG: 0.367 (1, 4)	4-0 2B SF9 BB		0-0 4-3 HR 2B		4-1 BB FC5-4 BB	4-0 FC6-4 BB	0-3 K			2	3	1	0	3	1	2	<b>Atlanta Braves @ San Francisco Giants</b> Candlestick Park, San Francisco, CA Sun May 27 1979, 6:33 AM EDT Att: 18,936 - Unknown									
Pepe Frias, R OBP: 0.292, SLG: 0.328 (1, 6)	1-2 F9		0-1 4-3		4-2 FC5-4 BB WP	0-3 K		0-0 4-3		4	1	0	0	1	1	3										
Gary Matthews, R OBP: 0.360, SLG: 0.582 (1, 9)	0-0 2B		0-1 HR		4-1 FC5-4 BB	0-0 FC6-4		4-0 CS BB		3	1	2	2	2	0	1										
Jeff Burroughs, R OBP: 0.348, SLG: 0.361 Rowland Office, L OBP: 0.367, SLG: 0.477 (1, 7)	0-0 SF9		6-3		0-1 FC5-4 CS WP		4-0 SH1-4 HBP 1B BB		0-0 5-3		3	1	0	2	1	0		3								
Bob Horner, R OBP: 0.362, SLG: 0.575 (1, 5)	4-2 BB		2-0 5-3		0-1 FC5-4 CS WP 2-3 3-H		1-0 SH1-4 1B HBP		0-3 K		3	1	0	0	1	2		1								
Barry Bonnell, R OBP: 0.315, SLG: 0.450 (1, 8)	0-2 4-3			2-3 K		0-0 SH2-4 HR 2B		0-0 SH1-4		4	1	1	0	0	1	2										
Bruce Benedict, R OBP: 0.308, SLG: 0.233 (1, 2)		1-1 4-3		0-0 3-1 2B		4-0 SH2-4 HR BB		4-0 1B BB		3	1	1	0	2	0	0										
Mike Lum, L OBP: 0.295, SLG: 0.333 Glenn Hubbard, R OBP: 0.310, SLG: 0.288 (1, 3)		2-2 F7		1-2 3-1		0-0 SH2-4		0-3 K		2	0	0	0	0	0	1										
Eddie Solomon, R Jamie Easterly, L Charlie Spikes, R Adrian Devine, R Craig Skok, R Darrel Chaney, S Gene Garber, R (1, 1)		1-3 K		0-0 6-3		0-0 HR		1-3 2-H 3-H 1B		2	0	0	0	0	0	1										
<b>Inning Stats</b>	R: 1 E: 0 K: 0 S: 10	H: 1 LOB: 2 BB: 2 P: 19	R: 0 E: 0 K: 1 S: 8	H: 0 LOB: 0 BB: 0 P: 12	R: 2 E: 0 K: 0 S: 7	H: 2 LOB: 1 BB: 0 P: 10	R: 0 E: 0 K: 1 S: 8	H: 1 LOB: 1 BB: 3 P: 11	R: 2 E: 0 K: 1 S: 9	H: 0 LOB: 0 BB: 3 P: 22	R: 3 E: 0 K: 1 S: 7	H: 2 LOB: 1 BB: 2 P: 15	R: 2 E: 0 K: 2 S: 8	H: 1 LOB: 2 BB: 2 P: 17	R: 0 E: 0 K: 0 S: 2	H: 0 LOB: 0 BB: 1 P: 6		R: 0 E: 0 K: 1 S: 5	H: 0 LOB: 0 BB: 0 P: 5	1B: 1 2B: 4 3B: 0 HR: 2	SF: 1 SAC: 2 DP: 0 HBP: 1	WP: 1 PB: 0 SB: 0 CS: 2	PA: 43			
<b>PITCHER</b>	IP WLS BF H R ER SO BB IBB HBP BLK WP HR S P ERA WHIP	4.0 20 4 5 5 2 4 0 0 0 0 1 36 63 11.25 2.000	1.0 5 1 2 2 1 2 0 0 0 0 1 0 7 16 18.00 3.000	1.0 5 1 1 1 1 1 0 0 0 0 1 6 10 9.00 2.000	0.1 L 4 0 2 2 0 2 0 1 0 0 0 1 10 54.00 6.000	1.2 6 1 0 0 2 1 0 0 0 0 0 9 13 0.00 1.200																				

AB	29
R	10
H	7
RBI	9
BB	10
SO	7
LOB	17



Batter	1	2	3	4	5	6	7	8	9	AB	R	H	RBI	BB	SO	LOB	BOTTOM								
Bill North, S OBP: 0.378, SLG: 0.265 (1, 8)	1-3 K		2-3 K	4-2 S BB		0-0 FC5-4 CS		0-0 1-3		4	0	0	1	1	2	4	<b>Atlanta Braves @ San Francisco Giants</b> Candlestick Park, San Francisco, CA Sun May 27 1979, 6:33 AM EDT Att: 18,936 - Unknown								
Terry Whitfield, L OBP: 0.340, SLG: 0.384 (1, 7)	1-0 4-3			2-H F6		0-0 CS		0-0 4-3		5	0	0	0	0	1	1									
Jack Clark, R OBP: 0.362, SLG: 0.434 (1, 9)	2-2 G3			1-2 HR 1B	0-0 5-3		0-0 1-3		0-0 1B		5	1	2	0	0	0									
Willie McCovey, L OBP: 0.315, SLG: 0.452 (1, 3)		1-2 F8		0-0 HR 1B	0-0 4-3		0-0 1B		0-0 F5		5	1	2	2	0	1									
Bill Madlock, R OBP: 0.269, SLG: 0.335 (1, 4)		1-2 5-3		1-1 1B S 1B	0-3 K		0-3 K		0-0 F7		5	1	1	0	0	2									
Darrell Evans, L OBP: 0.351, SLG: 0.402 (1, 5)		2-3 K		0-1 1B 1B		4-0 1B BB SF8 BB		0-0 F7		3	2	1	0	1	1	0									
Roger Metzger, S OBP: 0.264, SLG: 0.296 (1, 6)			1-2 4-3	1-1 1B 1B		4-0 SF8 1B FC5-4 BB		0-0 1B 1B		3	2	2	2	1	0	0									
Mike Sadek, R OBP: 0.241, SLG: 0.346 (1, 2)			2-2 E5	2-H 3-H 1B		0-0 FC5-4 1B		0-3 K		4	1	2	1	0	1	1									
Vida Blue, S Tom Griffin, R Dave Roberts, L John Tamaro, S Randy Moffitt, R Gary Lavelle, S Mike Lyle, R John Curtis, L (1, 1)			2-3 K	2-3 K		0-0 SF8		0-0 1B		2	0	0	0	0	2	2									
<b>Inning Stats</b>	R: 0 E: 0 K: 1 S: 7	H: 0 LOB: 0 BB: 0 P: 11	R: 0 E: 0 K: 1 S: 9	H: 0 LOB: 0 BB: 0 P: 13	R: 0 E: 1 K: 2 S: 12	H: 0 LOB: 1 BB: 0 P: 19	R: 6 E: 0 K: 2 S: 24	H: 6 LOB: 1 BB: 1 P: 34	R: 0 E: 0 K: 1 S: 5	H: 0 LOB: 0 BB: 0 P: 5	R: 2 E: 0 K: 0 S: 3	H: 1 LOB: 1 BB: 2 P: 11	R: 0 E: 0 K: 1 S: 6	H: 1 LOB: 1 BB: 0 P: 6	R: 0 E: 0 K: 1 S: 7	H: 2 LOB: 2 BB: 0 P: 7		R: 0 E: 0 K: 0 S: 4	H: 1 LOB: 1 BB: 0 P: 4	1B: 10 2B: 0 3B: 0 HR: 1	SF: 1 SAC: 0 DP: 0 HBP: 0	WP: 0 PB: 2 SB: 2 CS: 1	PA: 42		
<b>PITCHER</b>	IP WLS BF H R ER SO BB IBB HBP BLK WP HR S P ERA WHIP	3.1 17 6 0 0 0 3 1 0 0 0 0 0 13 19 0.00 0.600	0.1 4 1 2 2 0 2 0 0 0 0 0 0 2 10 54.00 9.000	0.2 W 1 0 0 0 0 0 0 0 0 0 0 1 1 0.00 0.000	4.1 S 13 4 0 0 2 0 0 0 0 0 0 17 17 0.00 1.333																				

AB	37
R	8
H	11
RBI	7
BB	3
SO	9
LOB	11





Batter	1	2	3	4	5	6	7	8	9	AB	R	H	RBI	BB	SO	LOB	TOP					
<b>Jerry Royster, R</b> OBP: 0.368, SLG: 0.370 (1, 5)	F8		FC6-4 1B				F3			4	0	2	0	0	0	0	<b>Atlanta Braves @ San Francisco Giants</b> Candlestick Park, San Francisco, CA Mon May 28 1979, 6:33 AM EDT Att: 25,316 - Unknown					
<b>Barry Bonnell, R</b> OBP: 0.314, SLG: 0.451 (8, 7)	F7		FC6-4		CS	WP HR 2B		6-3		4	1	1	0	0	0	2						
<b>Gary Matthews, R</b> OBP: 0.358, SLG: 0.572 (1, 9)	K			E S 1-3 BB		6-3		6-3		3	1	0	0	1	1							
<b>Jeff Burroughs, R</b> OBP: 0.351, SLG: 0.360 <b>Rowland Office, L</b> OBP: 0.367, SLG: 0.477 (8, 8)	K			F2		HR IBB				3	1	1	0	1	1							
<b>Bob Horner, R</b> OBP: 0.333, SLG: 0.523 (1, 3)	5-3			1-3		K		F8		4	0	0	1	0	1	3						
<b>Glenn Hubbard, R</b> OBP: 0.309, SLG: 0.306 (1, 4)	K			F4		HR				4	1	1	3	0	1	0						
<b>Bruce Benedict, R</b> OBP: 0.304, SLG: 0.234 (1, 2)						F7		F8		4	0	1	0	0	0	0						
<b>Pepe Frias, R</b> OBP: 0.284, SLG: 0.317 (1, 6)			G6-4-3 1B		E6 1B CS 1-6-3		F8		6-3	4	0	0	0	0	0	1						
<b>Mickey Mahler, S</b> OBP: 0.176, SLG: 0.188 (1, 1)				1B BB		1-6-3		6-3		2	0	0	0	1	0	1						
<b>Inning Stats</b>	R: 0 E: 0 K: 1 S: 8	H: 0 LOB: 0 BB: 0 P: 12	R: 0 E: 0 K: 2 S: 8	H: 0 LOB: 0 BB: 0 P: 13	R: 0 E: 0 K: 0 S: 9	H: 2 LOB: 2 BB: 1 P: 17	R: 1 E: 0 K: 0 S: 9	H: 0 LOB: 0 BB: 1 P: 17	R: 0 E: 1 K: 0 S: 5	H: 1 LOB: 1 BB: 0 P: 8	R: 3 E: 0 K: 1 S: 11	H: 2 LOB: 1 BB: 1 P: 18	R: 0 E: 0 K: 0 S: 5	H: 0 LOB: 0 BB: 0 P: 10	R: 0 E: 0 K: 0 S: 8	H: 1 LOB: 1 BB: 0 P: 0		R: 0 E: 0 K: 0 S: 3	H: 0 LOB: 0 BB: 0 P: 3	1B: 4 2B: 1 3B: 0 HR: 1	SF: 0 SAC: 0 DP: 1 HBP: 0	WP: 1 PB: 0 SB: 1 CS: 1
<b>PITCHER</b>	IP	WLS	BF	H	R	ER	SO	BB	IBB	HBP	BLK	WP	HR	S	P	ERA	WHIP					
<b>Philip Nastu, L</b> ERA: 2.78 <b>John Curtis, L</b> ERA: 11.25	(1, 1)	8.0	L	32	6	4	3	4	2	1	0	0	1	1	63	105	3.38	1.000				
<b>PITCHER</b>	IP	WLS	BF	H	R	ER	SO	BB	IBB	HBP	BLK	WP	HR	S	P	ERA	WHIP					

Batter	1	2	3	4	5	6	7	8	9	AB	R	H	RBI	BB	SO	LOB	BOTTOM					
<b>Bill Madlock, R</b> OBP: 0.263, SLG: 0.327 (1, 4)	F7		K		3-1			F8		4	0	0	0	0	1	2	<b>Atlanta Braves @ San Francisco Giants</b> Candlestick Park, San Francisco, CA Mon May 28 1979, 6:33 AM EDT Att: 25,316 - Unknown					
<b>Larry Hemdon, R</b> OBP: 0.390, SLG: 0.648 (1, 8)						WP 2B		1B		4	0	4	0	0	0	0						
<b>Jack Clark, R</b> OBP: 0.355, SLG: 0.424 (1, 9)	F7		5-3			5-3		F6		4	0	0	0	0	0	5						
<b>Mike Ivie, R</b> OBP: 0.286, SLG: 0.400 (1, 3)	K				F7	K		1B		4	0	1	1	0	2	2						
<b>Darrell Evans, L</b> OBP: 0.344, SLG: 0.393 (1, 5)			F9		K			F3		4	0	0	0	0	2	3						
<b>Hector Cruz, R</b> OBP: 0.188, SLG: 0.071 (1, 7)	L7				5-3			F8		4	0	1	0	0	0	0						
<b>Johnnie LeMaster, R</b> OBP: 0.379, SLG: 0.412 (1, 6)						F8 2B		F8		3	0	1	0	1	0	1						
<b>Mike Sadek, R</b> OBP: 0.212, SLG: 0.300 (1, 2)	K				F8			G1-4-3		4	0	0	0	0	1	3						
<b>Philip Nastu, L</b> OBP: 0.200, SLG: 0.077 <b>Bill North, S</b> OBP: 0.382, SLG: 0.270 <b>John Curtis, L</b> (9, 1)	F5					K		1B 1B 1B		2	0	0	0	0	1	1						
<b>Inning Stats</b>	R: 0 E: 0 K: 1 S: 14	H: 1 LOB: 1 BB: 0 P: 23	R: 0 E: 0 K: 1 S: 9	H: 0 LOB: 1 BB: 1 P: 19	R: 0 E: 0 K: 1 S: 7	H: 1 LOB: 1 BB: 0 P: 12	R: 0 E: 0 K: 1 S: 9	H: 0 LOB: 0 BB: 0 P: 13	R: 0 E: 0 K: 1 S: 10	H: 1 LOB: 1 BB: 0 P: 16	R: 0 E: 0 K: 2 S: 12	H: 1 LOB: 1 BB: 0 P: 20	R: 0 E: 0 K: 0 S: 3	H: 0 LOB: 0 BB: 0 P: 4	R: 1 E: 0 K: 0 S: 11	H: 3 LOB: 2 BB: 0 P: 17		R: 0 E: 0 K: 0 S: 3	H: 1 LOB: 0 BB: 0 P: 3	1B: 5 2B: 3 3B: 0 HR: 0	SF: 0 SAC: 0 DP: 1 HBP: 0	WP: 1 PB: 0 SB: 1 CS: 0
<b>PITCHER</b>	IP	WLS	BF	H	R	ER	SO	BB	IBB	HBP	BLK	WP	HR	S	P	ERA	WHIP					
<b>Mickey Mahler, L</b> ERA: 4.47	(1, 1)	9.0	W	35	8	1	1	7	1	0	0	0	1	0	78	127	1.00	1.000				
<b>PITCHER</b>	IP	WLS	BF	H	R	ER	SO	BB	IBB	HBP	BLK	WP	HR	S	P	ERA	WHIP					



Batter	1	2	3	4	5	6	7	8	9	AB	R	H	RBI	BB	SO	LOB	TOP		
Jerry Royster, R OBP: 0.366, SLG: 0.367 (1.5)										4	1	1	0	0	1	2			
Rowland Office, L OBP: 0.377, SLG: 0.468 (1.8)										3	1	1	0	0	0	0			
Gary Matthews, R OBP: 0.351, SLG: 0.560 (1.9)										4	0	0	0	0	1	3			
Bob Horner, R OBP: 0.345, SLG: 0.542 (1.3)										4	1	2	0	0	1	0			
Joe Nolan, L OBP: 0.400, SLG: 0.455 (1.2)										4	0	1	0	0	2	4			
Brian Asselstine, L OBP: 0.250, SLG: 0.250 (1.7)										4	0	1	0	0	0	1			
Glenn Hubbard, R OBP: 0.302, SLG: 0.298 (1.4)										4	0	0	0	0	2	2			
Darrel Chaney, S OBP: 0.200, SLG: 0.167 (1.6)										3	0	1	0	0	0	0			
Tony Brizzolara, R (1.1)										2	0	0	0	0	2	2			
Craig Skok, R (5.1)										0	0	0	0	0	0	0			
Mike Lum, L OBP: 0.292, SLG: 0.330 (7. PH)										1	0	0	0	0	1	0			
Adrian Devine, R (7.1)										0	0	0	0	0	0	0			
<b>Inning Stats</b>	R: 3 E: 1 K: 2 S: 11	H: 3 LOB: 1 BB: 0 P: 11	R: 0 E: 0 K: 1 S: 5	H: 0 LOB: 0 BB: 0 P: 5	R: 0 E: 0 K: 1 S: 5	H: 1 LOB: 1 BB: 0 P: 6	R: 0 E: 0 K: 3 S: 11	H: 2 LOB: 2 BB: 0 P: 11	R: 0 E: 0 K: 1 S: 3	H: 1 LOB: 0 BB: 0 P: 3	R: 0 E: 0 K: 1 S: 5	H: 0 LOB: 0 BB: 0 P: 5	R: 0 E: 0 K: 0 S: 3	H: 0 LOB: 0 BB: 0 P: 3	R: 0 E: 0 K: 0 S: 3	H: 0 LOB: 0 BB: 0 P: 3	1B: 6 2B: 2 3B: 0 HR: 0	SF: 0 SAC: 0 DP: 2 HBP: 1	WP: 0 PA: 34 PB: 1 SB: 0 CS: 0
<b>PITCHER</b> Gaylord Perry, R ERA: 2.46 (1.1)	IP: 9.0 WLS: W BF: 34 H: 7 R: 3 ER: 0 SO: 10 BB: 0 IBB: 0 HBP: 1 BLK: 0 WP: 0 HR: 0 S: 53 P: 54 ERA: 0.00 WHIP: 0.778															<b>PITCHER</b>	IP: 9.0 WLS: W BF: 34 H: 7 R: 3 ER: 0 SO: 10 BB: 0 IBB: 0 HBP: 1 BLK: 0 WP: 0 HR: 0 S: 53 P: 54 ERA: 0.00 WHIP: 0.778		

Atlanta Braves @ San Diego Padres  
San Diego Stadium, San Diego, CA  
Tue May 29 1979, 10:05 PM EDT  
Unknown

AB 33  
R 3  
H 7  
RBI 0  
BB 0  
SO 10  
LOB 14





Batter	1	2	3	4	5	6	7	8	9	AB	R	H	RBI	BB	SO	LOB	BOTTOM		
Gene Richards, L OBP: 0.347, SLG: 0.379 (1.8)										3	2	1	0	2	0	0			
Ozzie Smith, S OBP: 0.239, SLG: 0.188 (1.6)										3	0	0	0	0	1	2			
Dave Winfield, R OBP: 0.402, SLG: 0.599 (1.9)										4	2	2	1	0	0	1			
Jerry Turner, L OBP: 0.323, SLG: 0.376 (1.7)										4	0	3	1	0	0	2			
Gene Tenace, R OBP: 0.393, SLG: 0.398 (1.2)										3	1	1	2	1	0	2			
Mike Hargrove, L OBP: 0.345, SLG: 0.248 Dan Briggs, L OBP: 0.343, SLG: 0.448 (8. FR) (9.3)										4	0	2	1	0	1	2			
Barry Evans, R OBP: 0.225, SLG: 0.257 (1.5)										3	0	1	0	0	0	1			
Bill Almon, R OBP: 0.282, SLG: 0.262 (1.4)										3	0	1	0	1	1	1			
Gaylord Perry, R OBP: 0.167, SLG: 0.375 (1.1)										2	0	0	0	0	0	2			
<b>Inning Stats</b>	R: 1 E: 0 K: 1 S: 7	H: 2 LOB: 2 BB: 1 P: 11	R: 0 E: 0 K: 1 S: 5	H: 0 LOB: 0 BB: 0 P: 5	R: 1 E: 0 K: 0 S: 5	H: 2 LOB: 1 BB: 0 P: 5	R: 0 E: 0 K: 1 S: 6	H: 2 LOB: 1 BB: 0 P: 6	R: 3 E: 0 K: 0 S: 6	H: 3 LOB: 1 BB: 1 P: 10	R: 0 E: 0 K: 0 S: 2	H: 0 LOB: 0 BB: 1 P: 6	R: 0 E: 0 K: 0 S: 4	H: 1 LOB: 1 BB: 0 P: 4	R: 1 E: 1 K: 0 S: 5	H: 1 LOB: 2 BB: 1 P: 9	1B: 5 2B: 4 3B: 2 HR: 1	SF: 0 SAC: 5 DP: 2 HBP: 0	WP: 0 PA: 38 PB: 0 SB: 0 CS: 0
<b>PITCHER</b> Tony Brizzolara, R ERA: 5.3 Craig Skok, L ERA: 3.94 Adrian Devine, R ERA: 2.78	IP: 4.2 WLS: L BF: 23 H: 8 R: 5 ER: 5 SO: 3 BB: 2 IBB: 0 HBP: 0 BLK: 0 WP: 0 HR: 1 S: 27 P: 35 ERA: 9.64 WHIP: 2.143															<b>PITCHER</b>	IP: 4.2 WLS: L BF: 23 H: 8 R: 5 ER: 5 SO: 3 BB: 2 IBB: 0 HBP: 0 BLK: 0 WP: 0 HR: 1 S: 27 P: 35 ERA: 9.64 WHIP: 2.143		


Atlanta Braves @ San Diego Padres  
San Diego Stadium, San Diego, CA  
Tue May 29 1979, 10:05 PM EDT  
Unknown

AB 29  
R 6  
H 11  
RBI 5  
BB 4  
SO 3  
LOB 13





Batter	1	2	3	4	5	6	7	8	9	AB	R	H	RBI	BB	SO	LOB	TOP										
Jerry Royster, R (1.5) OBP: 0.374, SLG: 0.379	0-0 CS 1B		0-0 5-3			0-0 2B		4-0 E BB		3	1	2	0	1	0	0	<p>Atlanta Braves @ San Diego Padres San Diego Stadium, San Diego, CA Tue May 29 1979, 10:05 PM EDT Att: 15,340 - Unknown</p> <p>AB 32 R 2 H 5 RBI 1 BB 1 SO 2 LOB 7</p> 										
Barry Bonnell, R (1.8) OBP: 0.312, SLG: 0.466	0-0 1-2 HR		0-0 4-3			0-0 5-3		0-0 E5 1-H		4	1	1	1	0	0	1											
Charlie Spikes, R (1.9) OBP: 0.429, SLG: 0.792	0-0 6-3			0-0 L9		0-0 F8		0-3 K		4	0	0	0	0	1	2											
Jeff Burroughs, R (1.7) OBP: 0.344, SLG: 0.352	0-0 6-3			0-0 F8		0-3 K			0-0 F9	4	0	0	0	0	1	1											
Bob Horner, R (1.3) OBP: 0.322, SLG: 0.500		0-0 F8		0-0 1-3			0-0 F8		0-0 5-3	4	0	0	0	0	0	0											
Glenn Hubbard, R (1.4) OBP: 0.301, SLG: 0.297		0-0 FC6-4 1B			0-0 6-3		0-0 4-3		0-0 6-3	4	0	1	0	0	0	0											
Bruce Benedict, R (1.2) OBP: 0.288, SLG: 0.220		0-0 F8			0-0 F7		0-0 5-3			3	0	0	0	0	0	1											
Pepe Frias, R (1.6) OBP: 0.285, SLG: 0.318		0-0 FC6-4 1-2			0-0 K			0-0 L9		3	0	1	0	0	0	1											
Phil Niekro, R (1.1) OBP: 0.158, SLG: 0.135			0-0 5-3		0-0 4-3			0-0 6-3		3	0	0	0	0	0	1											
<b>Inning Stats</b>	R: 1 E: 0 K: 0 S: 4	H: 2 LOB: 0 BB: 0 P: 4	R: 0 E: 0 K: 0 S: 4	H: 1 LOB: 1 BB: 0 P: 4	R: 0 E: 0 K: 0 S: 3	H: 0 LOB: 0 BB: 0 P: 3	R: 0 E: 0 K: 0 S: 3	H: 0 LOB: 0 BB: 0 P: 3	R: 0 E: 0 K: 1 S: 6	H: 1 LOB: 1 BB: 0 P: 6	R: 0 E: 0 K: 0 S: 3	H: 0 LOB: 0 BB: 0 P: 3	R: 1 E: 1 K: 1 S: 6	H: 0 LOB: 1 BB: 1 P: 10	R: 0 E: 0 K: 0 S: 3	H: 0 LOB: 0 BB: 0 P: 3		1B: 3 2B: 1 3B: 0 HR: 1	SF: 0 SAC: 0 DP: 0 HBP: 0	WP: 0 PB: 0 SB: 0 CS: 1	PA: 33						
<b>PITCHER</b>	IP	WLS	BF	H	R	ER	SO	BB	IBB	HBP	BLK	WP	HR	S	P	ERA	WHIP										
Bob Owchinko, L (1.1) ERA: 3.83	8.0	W	30	5	2	1	2	1	0	0	0	0	1	33	37	1.12	0.750										
Rollie Fingers, R (9.1) ERA: 3.05	1.0	S	3	0	0	0	0	0	0	0	0	0	0	3	3	0.00	0.000										

Batter	1	2	3	4	5	6	7	8	9	AB	R	H	RBI	BB	SO	LOB	BOTTOM										
Gene Richards, L (1.8) OBP: 0.345, SLG: 0.373	0-0 F8		0-0 G3		0-0 G1			4-0 E 1-2 BB		3	0	0	0	1	0	0	<p>Atlanta Braves @ San Diego Padres San Diego Stadium, San Diego, CA Tue May 29 1979, 10:05 PM EDT Att: 15,340 - Unknown</p> <p>AB 29 R 3 H 7 RBI 3 BB 2 SO 3 LOB 6</p> 										
Ozzie Smith, S (1.6) OBP: 0.240, SLG: 0.190	0-0 F9		0-0 4-3			0-0 4-3		0-0 E9 1-3 2-H 1B		4	0	1	1	0	0	0											
Dave Winfield, R (1.9) OBP: 0.413, SLG: 0.605	0-0 HR 1B		0-0 1B			0-0 G4-3 1B		4-0 L6-3 1BB		3	1	3	0	1	0	0											
Jerry Turner, L (1.7) OBP: 0.322, SLG: 0.389	0-0 1-H HR		0-3 K			0-0 G4-3 1-2		0-0 L6-3 1-2		4	1	1	2	0	1	5											
Kurt Bevacqua, R (1.5) OBP: 0.341, SLG: 0.289	0-0 1B			0-0 F4			0-0 F5			3	0	1	0	0	0	0											
Broderick Perkins, L (1.3) OBP: 0.344, SLG: 0.305	0-0 G3			0-0 F8			0-0 3-1			3	0	0	0	0	0	1											
Bill Fahey, L (1.2) OBP: 0.302, SLG: 0.375		0-0 F6		0-3 K			0-0 1-3			3	0	0	0	0	1	0											
Fernando Gonzalez, R (1.4) OBP: 0.285, SLG: 0.399		0-0 B5-3			0-0 5-3			0-0 F8		3	0	0	0	0	0	0											
Bob Owchinko, L (1.1) OBP: 0.300, SLG: 0.125 Bill Almon, R (8, PR) OBP: 0.282, SLG: 0.262 Rollie Fingers, R (9.1) OBP: 0.111, SLG: 0.111		0-3 K			0-0 6-3			0-0 BB E 1B		3	0	1	0	0	1	0	0	0	0	0	0	0					
<b>Inning Stats</b>	R: 2 E: 0 K: 0 S: 6	H: 3 LOB: 1 BB: 0 P: 6	R: 0 E: 0 K: 1 S: 5	H: 0 LOB: 0 BB: 0 P: 5	R: 0 E: 0 K: 1 S: 6	H: 1 LOB: 1 BB: 0 P: 6	R: 0 E: 0 K: 1 S: 5	H: 0 LOB: 0 BB: 0 P: 5	R: 0 E: 0 K: 0 S: 3	H: 0 LOB: 0 BB: 0 P: 3	R: 0 E: 0 K: 0 S: 3	H: 0 LOB: 0 BB: 0 P: 3	R: 0 E: 0 K: 0 S: 3	H: 0 LOB: 0 BB: 0 P: 3	R: 1 E: 1 K: 0 S: 4	H: 2 LOB: 2 BB: 2 P: 12	R: 0 E: 0 K: 0 S: 6	H: 0 LOB: 0 BB: 0 P: 6	1B: 6 2B: 1 3B: 0 HR: 1	SF: 0 SAC: 0 DP: 2 HBP: 0	WP: 0 PB: 0 SB: 0 CS: 0	PA: 31					
<b>PITCHER</b>	IP	WLS	BF	H	R	ER	SO	BB	IBB	HBP	BLK	WP	HR	S	P	ERA	WHIP										
Phil Niekro, R (1.1) ERA: 3.98	8.0	L	31	7	3	3	3	1	1	0	0	0	1	35	43	3.38	1.000										



Batter	1	2	3	4	5	6	7	8	9	AB	R	H	RBI	BB	SO	LOB	TOP			
Jerry Royster, R (1.5) OBP: 0.391, SLG: 0.390	4-0 SH1-3 1B BB	0-0 2H 2B			4-3			0-0 FC6-4 1B		3	1	2	1	1	0	0				
Pepe Frias, R (1.6) OBP: 0.279, SLG: 0.311	0-0 SH1-3 1-2	0-3 K			5-3			0-0 FC6-4 FC5-4 1-2		3	0	0	0	0	1	2				
Gary Matthews, R (1.9) OBP: 0.344, SLG: 0.548	0-3 K		0-0 F9			0-0 F8		0-0 FC5-4 FC5-4 1-2		4	0	0	0	0	1	2				
Jeff Burroughs, R (1.7) OBP: 0.342, SLG: 0.345	4-0 1B BB		0-0 5-3			0-3 K		0-0 FC5-4 1-2		3	0	0	0	1	1	1				
Barry Bonnell, R (1.8) OBP: 0.311, SLG: 0.461	0-0 1-2 2H 1B		0-3 K			0-0 F9			0-0 L9	4	0	1	1	0	1	0				
Glenn Hubbard, R (1.4) OBP: 0.294, SLG: 0.290	0-0 F4			0-0 6-3				0-0 F9		4	0	0	0	0	0	2				
Bruce Benedict, R (1.2) OBP: 0.302, SLG: 0.226		4-0 SH1-4 2B BB		0-3 K				0-0 1B		3	1	1	0	1	1	0				
Mike Lum, L (1.3) OBP: 0.284, SLG: 0.321		0-0 F6		0-3 K				0-3 K		3	0	0	0	0	2	2				
Bo McLaughlin, R (1.1) OBP: 0.309, SLG: 0.385		0-0 SH1-4			0-3 K			0-0 1-3		1	0	0	0	0	1	0				
Jamie Easterly, L (5.1) OBP: 1.000, SLG: 1.000										0	0	0	0	0	0	0				
Rick Mahler, R (5.1) OBP: 0.414, SLG: 0.760										0	0	0	0	0	0	0				
Charlie Spikes, R (7, PH) OBP: 0.414, SLG: 0.760										1	0	0	0	0	0	1				
Adrian Devine, R (7.1) OBP: 0.414, SLG: 0.760										0	0	0	0	0	0	0				
<b>Inning Stats</b>	R: 1 E: 0 K: 1 S: 6	H: 1 LOB: 2 BB: 2 P: 14	R: 1 E: 0 K: 1 S: 6	H: 1 LOB: 1 BB: 1 P: 10	R: 0 E: 0 K: 1 S: 5	H: 0 LOB: 0 BB: 0 P: 5	R: 0 E: 0 K: 2 S: 7	H: 0 LOB: 0 BB: 0 P: 7	R: 0 E: 0 K: 1 S: 5	H: 0 LOB: 0 BB: 0 P: 5	R: 0 E: 0 K: 1 S: 6	H: 1 LOB: 1 BB: 0 P: 6	R: 0 E: 0 K: 0 S: 4	H: 1 LOB: 1 BB: 0 P: 4	R: 0 E: 0 K: 0 S: 3	H: 0 LOB: 0 BB: 0 P: 3	1B: 3 2B: 1 3B: 0 HR: 0	SF: 0 SAC: 2 DP: 0 HBP: 0	WP: 0 PB: 0 SB: 0 CS: 0	PA: 34
<b>PITCHER</b>	IP WLS BF H R ER SO	IP WLS BF H R ER SO	IP WLS BF H R ER SO	IP WLS BF H R ER SO	IP WLS BF H R ER SO	IP WLS BF H R ER SO	IP WLS BF H R ER SO	IP WLS BF H R ER SO	IP WLS BF H R ER SO	IP WLS BF H R ER SO	IP WLS BF H R ER SO	IP WLS BF H R ER SO	IP WLS BF H R ER SO	IP WLS BF H R ER SO	IP WLS BF H R ER SO	IP WLS BF H R ER SO	ERA WHIP	ERA WHIP		
Mickey Lolich, L (1.1) ERA: 4.5	1.0	7	1	2	2	1	3	0	0	0	0	0	0	0	0	0	18.00	4.000		
Bob Shirley, L (2.1) ERA: 3.5	8.0	W	27	3	0	0	7	0	0	0	0	0	0	0	0	0	0.00	0.375		

Atlanta Braves @ San Diego Padres  
San Diego Stadium, San Diego, CA  
Wed May 30 1979, 10:05 PM EDT  
Att: 12,335 - Unknown

AB 29  
R 2  
H 4  
RBI 2  
BB 3  
SO 8  
LOB 10




Batter	1	2	3	4	5	6	7	8	9	AB	R	H	RBI	BB	SO	LOB	BOTTOM			
Gene Richards, L (1.8) OBP: 0.391, SLG: 0.385	0-0 4-3		0-0 1B 1B 2B		0-0 FC1-5 HR 6-3			0-0 1B		5	2	3	1	0	0	2				
Ozzie Smith, S (1.6) OBP: 0.239, SLG: 0.190	0-0 F7		0-0 S 1B		0-0 FC1-5 HR	0-0 4-3		0-0 F8		5	2	1	0	0	0	3				
Dave Winfield, R (1.9) OBP: 0.419, SLG: 0.621	4-0 BB		0-0 1H 3H 1B		0-0 1H 2H HR	0-0 6-3				3	1	2	5	1	0	0				
Jerry Turner, L (1.7) OBP: 0.322, SLG: 0.385	0-3 K		0-0 L6		4-0 2B 1B BB		0-0 F8			2	0	0	0	1	1	2				
Dan Briggs, L (6, PR) OBP: 0.338, SLG: 0.441										1	1	0	0	0	0	0				
Kurt Bevacqua, R (1.5) OBP: 0.337, SLG: 0.300		0-0 4-3	0-3 K		0-0 1B 2B 2B		0-0 5-3			4	1	1	0	0	1	1				
Mike Hargrove, L (1.3) OBP: 0.343, SLG: 0.248		0-3 K		0-0 F8	0-0 2B 1B		0-3 K			4	1	1	1	0	2	0				
Gene Tenace, R (1.2) OBP: 0.389, SLG: 0.402		0-0 5-3		0-0 F9	0-0 2B 2B		0-3 K			4	1	1	2	0	1	0				
Fred Kendall, R (8.2) OBP: 0.428, SLG: 0.333										0	0	0	0	0	0	0				
Fernando Gonzalez, R (1.4) OBP: 0.290, SLG: 0.415			0-0 2B 2B		0-0 F9			0-0 5-3		4	1	2	1	0	0	0				
Mickey Lolich, S (1.1) ERA: 6.97										0	0	0	0	0	0	0				
Bob Shirley, R (2.1) OBP: 0.091, SLG: 0.091			0-0 B1		0-0 FC1-5 1B 5-3			0-3 K		4	0	1	0	0	1	3				
<b>Inning Stats</b>	R: 0 E: 0 K: 1 S: 5	H: 0 LOB: 1 BB: 1 P: 9	R: 0 E: 0 K: 1 S: 5	H: 0 LOB: 0 BB: 0 P: 5	R: 3 E: 0 K: 1 S: 9	H: 4 LOB: 1 BB: 0 P: 9	R: 0 E: 0 K: 0 S: 3	H: 0 LOB: 0 BB: 0 P: 3	R: 7 E: 0 K: 0 S: 10	H: 7 LOB: 2 BB: 1 P: 14	R: 0 E: 0 K: 0 S: 3	H: 0 LOB: 0 BB: 0 P: 3	R: 0 E: 0 K: 2 S: 7	H: 0 LOB: 0 BB: 0 P: 7	R: 0 E: 0 K: 1 S: 6	H: 1 LOB: 1 BB: 0 P: 6	1B: 6 2B: 5 3B: 0 HR: 1	SF: 0 SAC: 0 DP: 0 HBP: 0	WP: 0 PB: 0 SB: 1 CS: 0	PA: 38
<b>PITCHER</b>	IP WLS BF H R ER SO	IP WLS BF H R ER SO	IP WLS BF H R ER SO	IP WLS BF H R ER SO	IP WLS BF H R ER SO	IP WLS BF H R ER SO	IP WLS BF H R ER SO	IP WLS BF H R ER SO	IP WLS BF H R ER SO	IP WLS BF H R ER SO	IP WLS BF H R ER SO	IP WLS BF H R ER SO	IP WLS BF H R ER SO	IP WLS BF H R ER SO	IP WLS BF H R ER SO	IP WLS BF H R ER SO	ERA WHIP	ERA WHIP		
Bo McLaughlin, R (1.1) ERA: 6.97	4.1	L	21	7	6	6	3	1	0	0	0	0	0	0	0	0	12.46	1.846		
Jamie Easterly, L (5.1) ERA: 21.6	0.0	5	4	4	4	0	1	0	0	0	0	0	0	0	0	0	∞	∞		
Rick Mahler, R (5.1) ERA: 4.97	1.2	5	0	0	0	0	0	0	0	0	0	0	0	0	0	0	0.00	0.000		
Adrian Devine, R (7.1) ERA: 2.55	2.0	7	1	0	0	0	3	0	0	0	0	0	0	0	0	0	0.00	0.500		


Atlanta Braves @ San Diego Padres  
San Diego Stadium, San Diego, CA  
Wed May 30 1979, 10:05 PM EDT  
Att: 12,335 - Unknown

AB 36  
R 10  
H 12  
RBI 10  
BB 2  
SO 6  
LOB 11





Batter	1	2	3	4	5	6	7	8	9	AB	R	H	RBI	BB	SO	LOB	TOP								
Jerry Royster, R (1.5) OBP: 0.374, SLG: 0.381	0-0 4-3			0-0 6-3		0-0 5-3		0-3 K		4	0	0	0	0	1	1	<p>Atlanta Braves @ San Diego Padres San Diego Stadium, San Diego, CA</p> <p>Thu May 31 1979, 6:33 AM EDT Att: 11,143 - Unknown</p> <p>livebaseballscores.com</p> <p>AB 30 R 1 H 5 RBI 1 BB 0 SO 6 LOB 9</p> 								
Rowland Office, L (1.8) OBP: 0.351, SLG: 0.431	0-0 6-3			0-0 F7		0-3 K		0-3 K		4	0	0	0	0	2	1									
Gary Matthews, R (1.9) OBP: 0.352, SLG: 0.552	0-3 K			0-0 1B			0-0 1B SF8		0-0 1B G6-4-3	4	1	3	0	0	1	0									
Jeff Burroughs, R (1.7) OBP: 0.335, SLG: 0.337		0-0 F9		0-0 L6			0-0 E5 1B		0-0 G6-4-3 1B	4	0	0	0	0	0	3									
Mike Lum, L (1.3) OBP: 0.275, SLG: 0.309		0-3 K			0-0 F8		0-0 F6		0-0 3-1	4	0	0	0	0	1	2									
Joe Nolan, L (1.2) OBP: 0.393, SLG: 0.440		0-0 F7			0-0 F7		0-0 1B 1-2 2-3			3	0	1	0	0	0	0									
Glenn Hubbard, R (1.4) OBP: 0.289, SLG: 0.287			0-0 5-3		0-0 6-3		0-0 SF8			2	0	0	1	0	0	0									
Pepe Frias, R (1.6) OBP: 0.280, SLG: 0.311			0-0 5-3			0-0 SH2-4 1B	0-0 1-3			3	0	1	0	0	0	2									
Rick Matula, R (1.1) OBP: 0.056, SLG: 0.056			0-3 K			0-0 SH2-4 1B		0-0 F7		1	0	0	0	0	1	0									
Brian Asselstine, L (8. PH) OBP: 0.230, SLG: 0.200										1	0	0	0	0	0	0									
Gene Garber, R (8.1) OBP: 0.667, SLG: 0.500										0	0	0	0	0	0	0									
<b>Inning Stats</b>	R: 0 E: 0 K: 1 S: 5	H: 0 LOB: 0 BB: 0 P: 5	R: 0 E: 0 K: 1 S: 5	H: 0 LOB: 0 BB: 0 P: 5	R: 0 E: 0 K: 1 S: 5	H: 0 LOB: 0 BB: 0 P: 5	R: 0 E: 0 K: 0 S: 4	H: 1 LOB: 1 BB: 0 P: 4	R: 0 E: 0 K: 0 S: 3	H: 0 LOB: 0 BB: 0 P: 3	R: 0 E: 0 K: 1 S: 6	H: 1 LOB: 1 BB: 0 P: 6	R: 1 E: 1 K: 0 S: 6	H: 2 LOB: 2 BB: 0 P: 6	R: 0 E: 0 K: 2 S: 7	H: 0 LOB: 0 BB: 0 P: 7	R: 0 E: 0 K: 0 S: 3	H: 1 LOB: 0 BB: 0 P: 3	1B: 5 2B: 0 3B: 0 HR: 0	SF: 1 SAC: 1 DP: 1 HBP: 0	WP: 0 PB: 0 SB: 0 CS: 0	PA: 32			
<b>PITCHER</b>	IP	WLS	BF	H	R	ER	SO	BB	IBB	HBP	BLK	WP	HR	S	P	ERA	WHIP	<b>PITCHER</b>							
Eric Rasmussen, R (1.1) ERA: 4.22	7.0	W	26	4	1	0	4	0	0	0	0	0	0	34	34	0.00	0.571								
Rollie Fingers, R (8.1) ERA: 2.91	2.0	S	6	1	0	0	2	0	0	0	0	0	0	10	10	0.00	0.500								

Batter	1	2	3	4	5	6	7	8	9	AB	R	H	RBI	BB	SO	LOB	BOTTOM								
Gene Richards, L (1.8) OBP: 0.350, SLG: 0.382	0-0 F6		0-0 FC5 1B			0-0 4-3		0-0 4-3		4	0	1	1	0	0	0	<p>Atlanta Braves @ San Diego Padres San Diego Stadium, San Diego, CA</p> <p>Thu May 31 1979, 6:33 AM EDT Att: 11,143 - Unknown</p> <p>livebaseballscores.com</p> <p>AB 28 R 3 H 7 RBI 3 BB 2 SO 2 LOB 8</p> 								
Ozzie Smith, S (1.6) OBP: 0.244, SLG: 0.192	0-0 6-3		0-0 1B			4-0 HR BB		0-3 K		3	1	1	0	1	1	0									
Dave Winfield, R (1.9) OBP: 0.420, SLG: 0.632	0-0 2-3		0-0 FC5			0-0 HR		1-0 HBP		3	1	1	2	0	0	2									
Dan Briggs, L (1.7) OBP: 0.347, SLG: 0.444		0-0 G4-6-3 1B		0-0 G5-4-3 1B		0-0 4-3		0-0 G3		4	0	2	0	0	0	1									
Kurt Bevacqua, R (1.5) OBP: 0.327, SLG: 0.289		0-0 G4-6-3		0-0 G5-4-3		0-0 5-3				3	0	0	0	0	0	2									
Barry Evans, R (7.5) OBP: 0.225, SLG: 0.257		0-0 1-2f		0-0 1-2f						0	0	0	0	0	0	0									
Mike Hargrove, L (1.3) OBP: 0.336, SLG: 0.242	0-0 F7			0-0 3-1			0-0 F8			3	0	0	0	0	0	0									
Gene Tenace, R (1.2) OBP: 0.394, SLG: 0.410			0-0 F9 1B 2B		0-0 F8		4-0 1B BB			2	1	1	0	1	0	0									
Fernando Gonzalez, R (1.4) OBP: 0.291, SLG: 0.413			0-0 F9		0-0 5-3		0-0 1B			3	0	1	0	0	0	1									
Eric Rasmussen, R (1.1) OBP: 0.125, SLG: 0.067			0-0 6-3				0-0 G3			2	0	0	0	0	1	1									
Jerry Turner, L (7. PH) OBP: 0.320, SLG: 0.383										1	0	0	0	0	0	1									
Rollie Fingers, R (8.1) OBP: 0.111, SLG: 0.111										0	0	0	0	0	0	0									
<b>Inning Stats</b>	R: 0 E: 0 K: 0 S: 3	H: 0 LOB: 0 BB: 0 P: 3	R: 0 E: 0 K: 0 S: 3	H: 1 LOB: 0 BB: 0 P: 3	R: 1 E: 0 K: 0 S: 6	H: 3 LOB: 2 BB: 0 P: 6	R: 0 E: 0 K: 0 S: 3	H: 1 LOB: 0 BB: 0 P: 3	R: 0 E: 0 K: 1 S: 5	H: 0 LOB: 0 BB: 0 P: 5	R: 2 E: 0 K: 0 S: 4	H: 1 LOB: 1 BB: 1 P: 8	R: 0 E: 0 K: 0 S: 3	H: 1 LOB: 1 BB: 1 P: 7	R: 0 E: 0 K: 1 S: 5	H: 0 LOB: 1 BB: 0 P: 6	R: 0 E: 0 K: 0 S: 3	H: 0 LOB: 0 BB: 0 P: 6	1B: 5 2B: 1 3B: 0 HR: 1	SF: 0 SAC: 0 DP: 2 HBP: 1	WP: 0 PB: 0 SB: 0 CS: 0	PA: 31			
<b>PITCHER</b>	IP	WLS	BF	H	R	ER	SO	BB	IBB	HBP	BLK	WP	HR	S	P	ERA	WHIP	<b>PITCHER</b>							
Rick Matula, R (1.1) ERA: 4.06	7.0	L	27	7	3	3	1	2	0	0	0	0	0	27	35	3.86	1.286								
Gene Garber, R (8.1) ERA: 4.57	1.0		4	0	0	0	1	0	0	1	0	0	0	5	6	0.00	0.000								



Batter	1	2	3	4	5	6	7	8	9	10	11	AB	R	H	RBI	BB	SO	LOB	TOP							
Joel Youngblood, R OBP: 0.383, SLG: 0.571 (1, 9)	6-3		F9		HR				5-3		1B	6	1	3	1	0	0	0								
Frank Taveras, R OBP: 0.267, SLG: 0.263 (1, 6)	4-3			5-3	F8			6-3		6-3	1B	6	0	1	1	0	0	1								
Lee Mazzilli, S OBP: 0.417, SLG: 0.514 (1, 8)	K			1B	FC				K		F8	5	1	0	0	1	3	2								
Richie Hebner, L OBP: 0.386, SLG: 0.425 (1, 5)		K		FC5-4	1B			F8		HBP	F7	6	1	2	0	0	1	2								
Willie Montanez, L OBP: 0.293, SLG: 0.323 (1, 3)		F8		FC	FC5-4			1-3		1B	1B	4	0	1	1	1	0	1								
Steve Henderson, R OBP: 0.369, SLG: 0.377 (1, 7)		3B		FC5-4	1B			F8		1B	1B	4	1	2	0	0	0	2								
John Stearns, R OBP: 0.290, SLG: 0.321 (1, 2)		5-3			1B			4-3		G3		5	0	1	1	0	0	6								
Doug Flynn, R OBP: 0.247, SLG: 0.264 (1, 4)			F4		1B			F7				5	1	2	1	0	1	0								
Kevin Kobel, R OBP: 0.154, SLG: 0.154 (3, PH) Bruce Lott, R OBP: 0.276, SLG: 0.389 (8, PH) Jesse Orosco, R OBP: 0.276, SLG: 0.389 (8, PH) Dale Murray, R OBP: 0.276, SLG: 0.389 (8, PH) Ed Kranepool, L OBP: 0.276, SLG: 0.389 (8, PH) Skip Lockwood, R OBP: 0.276, SLG: 0.389 (8, PH) Ron Hodges, L OBP: 0.276, SLG: 0.389 (8, PH) Ed Glynn, R OBP: 0.276, SLG: 0.389 (8, PH)		K		K				K			4-3	0	0	0	0	0	0	0								
<b>Inning Stats</b>	R: 0 E: 0 K: 1 S: 5	H: 0 LOB: 0 BB: 0 P: 5	R: 0 E: 0 K: 1 S: 6	H: 1 LOB: 1 BB: 0 P: 6	R: 0 E: 0 K: 1 S: 5	H: 0 LOB: 0 BB: 0 P: 5	R: 3 E: 0 K: 1 S: 9	H: 3 LOB: 2 BB: 1 P: 13	R: 1 E: 0 K: 0 S: 4	H: 1 LOB: 0 BB: 0 P: 4	R: 0 E: 0 K: 0 S: 3	H: 0 LOB: 0 BB: 0 P: 3	R: 0 E: 0 K: 1 S: 6	H: 1 LOB: 1 BB: 0 P: 6	R: 0 E: 0 K: 1 S: 7	H: 2 LOB: 2 BB: 0 P: 7	R: 0 E: 0 K: 2 S: 7	H: 0 LOB: 0 BB: 0 P: 7	R: 0 E: 0 K: 1 S: 6	H: 1 LOB: 3 BB: 1 P: 11	R: 1 E: 0 K: 0 S: 6	H: 3 LOB: 2 BB: 2 P: 6	1B: 9 2B: 1 3B: 1 HR: 1	SF: 0 SAC: 0 DP: 0 HBP: 1	WP: 0 PB: 0 SB: 0 CS: 0	PA: 49
<b>PITCHER</b>	IP WLS BF H R ER SO BB IBB HBP BLK WP HR S P ERA WHIP	<b>PITCHER</b>											IP WLS BF H R ER SO BB IBB HBP BLK WP HR S P ERA WHIP													
Eddie Solomon, R ERA: 5.13 (1, 1)	2.0	9	1	0	0	3	0	1	1	0	0	0	0	13	18	0.00	0.500									
Gene Garber, R ERA: 4.36 (9, 1)	0.2	L	5	3	1	1	0	0	0	0	0	0	0	5	5	13.50	4.500									
Adrian Devine, R ERA: 2.84 (11, 1)	0.1		1	0	0	0	0	0	0	0	0	0	0	1	1	0.00	0.000									
Craig Skok, L ERA: 3.9 (11, 1)																										

New York Mets @ Atlanta Braves  
Atlanta-Fulton County Stadium, Atlanta, GA  
Fri Jun 01 1979, 7:05 PM EDT  
Att. 5,748 - Unknown

AB 46  
R 5  
H 12  
RBI 5  
BB 2  
SO 9  
LOB 17



Batter	1	2	3	4	5	6	7	8	9	10	11	AB	R	H	RBI	BB	SO	LOB	BOTTOM					
Jerry Royster, R OBP: 0.382, SLG: 0.383 (1, 5) (8, 4)	1B	2B		K			F9					4	2	2	0	2	1	2						
Gary Matthews, R OBP: 0.366, SLG: 0.556 (1, 9)	1B			FC6-4			2B		F9		F9	6	2	3	1	0	0	6						
Bob Horner, R OBP: 0.344, SLG: 0.526 (1, 3) (8, 5)					1-3							5	0	3	2	0	0	1						
Darrel Chaney, S OBP: 0.220, SLG: 0.167 (9, PH) (10, 5)	1B						2B					0	0	0	0	1	0	0						
Jeff Burroughs, R OBP: 0.330, SLG: 0.328 (1, 7)	K			F8			1-3					5	0	0	0	1	2	4						
Barry Bonnell, R OBP: 0.311, SLG: 0.458 (7, PH) (8, 8)				K								3	0	1	1	0	2	0						
Rowland Office, L OBP: 0.356, SLG: 0.423 (8, 8)				K								1	0	0	0	1	0	1						
Charlie Spikes, R OBP: 0.433, SLG: 0.760 (11, PH)	1B											0	0	0	0	1	0	0						
Glenn Hubbard, R OBP: 0.280, SLG: 0.287 (1, 4) (8, 3)	F8						F2		F5		F8	3	0	1	0	0	0	2						
Mike Lum, L OBP: 0.268, SLG: 0.301 (7, PH) (8, 3)											F3	3	0	0	0	0	0	5						
Bruce Benedict, R OBP: 0.290, SLG: 0.220 (1, 2)	F7			F	5-3		F7		F7			7	0	1	0	0	0	8						
Pepe Frias, R OBP: 0.291, SLG: 0.336 (1, 6)		F7							F9			5	0	3	0	0	0	0						
Eddie Solomon, R OBP: 0.288, SLG: 0.133 (8, PH) Gene Garber, R OBP: 0.276, SLG: 0.389 (8, PH) Jesse Orosco, R OBP: 0.276, SLG: 0.389 (8, PH) Dale Murray, R OBP: 0.276, SLG: 0.389 (8, PH) Skip Lockwood, R OBP: 0.276, SLG: 0.389 (8, PH) Ron Hodges, L OBP: 0.276, SLG: 0.389 (8, PH) Ed Glynn, R OBP: 0.276, SLG: 0.389 (8, PH)												3	0	2	0	0	1	1						
<b>Inning Stats</b>	R: 2 E: 0 K: 1 S: 9	H: 4 LOB: 2 BB: 0 P: 9	R: 1 E: 0 K: 0 S: 5	H: 3 LOB: 1 BB: 0 P: 5	R: 0 E: 0 K: 1 S: 5	H: 1 LOB: 0 BB: 0 P: 5	R: 0 E: 0 K: 1 S: 7	H: 2 LOB: 2 BB: 0 P: 7	R: 0 E: 0 K: 1 S: 5	H: 1 LOB: 0 BB: 0 P: 5	R: 0 E: 0 K: 1 S: 6	H: 1 LOB: 1 BB: 0 P: 6	R: 1 E: 0 K: 0 S: 5	H: 2 LOB: 3 BB: 2 P: 13	R: 0 E: 0 K: 1 S: 5	H: 0 LOB: 0 BB: 1 P: 9	R: 0 E: 0 K: 0 S: 5	H: 1 LOB: 3 BB: 1 P: 9	R: 0 E: 0 K: 0 S: 3	H: 0 LOB: 2 BB: 2 P: 11	1B: 12 2B: 5 3B: 0 HR: 0	SF: 0 SAC: 0 DP: 1 HBP: 0	WP: 0 PB: 0 SB: 0 CS: 2	PA: 53
<b>PITCHER</b>	IP WLS BF H R ER SO BB IBB HBP BLK WP HR S P ERA WHIP	<b>PITCHER</b>											IP WLS BF H R ER SO BB IBB HBP BLK WP HR S P ERA WHIP											
Kevin Kobel, L ERA: 2.27 (1, 1)	4.1	19	6	1	1	4	0	0	0	0	0	2	0	26	26	2.08	1.385							
Jesse Orosco, L ERA: 5.13 (3, 1)	1.2	8	0	0	0	1	2	1	0	0	0	0	0	7	19	0.00	1.200							
Dale Murray, R ERA: 3.95 (7, 1)	2.0	W	9	3	0	0	1	1	0	0	0	0	0	10	14	0.00	2.000							
Skip Lockwood, R ERA: 1.45 (9, 1)	1.0	S	5	0	0	0	0	1	0	0	0	1	1	0	3	11	0.00	1.000						
Ed Glynn, L ERA: (11, 1)																								

New York Mets @ Atlanta Braves  
Atlanta-Fulton County Stadium, Atlanta, GA  
Fri Jun 01 1979, 7:05 PM EDT  
Att. 5,748 - Unknown

AB 47  
R 4  
H 16  
RBI 4  
BB 6  
SO 7  
LOB 32





Batter	1	2	3	4	5	6	7	8	9	AB	R	H	RBI	BB	SO	LOB	TOP							
Joel Youngblood, R OBP: 0.378, SLG: 0.556 (1, 9)	1-0 1B BB HBP	0-0 5-3			0-0 F8	0-0 6-3			0-0 5-3	4	1	0	0	0	0	1								
Frank Taveras, R OBP: 0.285, SLG: 0.262 Ron Hodges, L OBP: 0.241, SLG: 0.200 (1, 6)	0-0 P1	0-0 F4			0-0 1B 6-3			0-0 G3	0-0 6-3	4	1	1	0	0	0	1								
Lee Mazzilli, S OBP: 0.423, SLG: 0.519 (1, 8)	0-0 BB E 1B		0-0 F3		0-0 6-3 S 1B			0-0 S 1B		4	1	3	0	0	0	0								
Richie Hebner, L OBP: 0.389, SLG: 0.442 (1, 5)	4-0 BB E BB		0-0 HR		0-0 6-3			0-3 K		3	2	1	2	1	1	2								
Willie Montanez, L OBP: 0.298, SLG: 0.320 (1, 3)	4-0 E 2B BB		0-0 4-3		0-0 3-H 4-0 BB			0-3 K		2	1	0	1	2	1	1								
Steve Henderson, R OBP: 0.360, SLG: 0.367 (1, 7)	0-0 4-6-3		0-3 K		0-0 4-3			0-3 K		4	0	0	0	0	2	3								
Alex Trevino, R OBP: 0.444, SLG: 0.545 (1, 2)	0-0 3-H 2B		0-0 F5		0-0 PB 2B			0-0 6-3		4	0	2	1	0	0	0								
Doug Flynn, R OBP: 0.241, SLG: 0.258 Dale Murray, R (8, 1)	0-0 F2-3		0-0 F9		0-3 K			0-0 F6-3		4	0	0	0	0	1	2								
Pete Falcone, L OBP: 0.222, SLG: 0.176 Mike Scott, R (3, 1)			0-0 4-3		0-0 6-3			0-3 K		1	0	0	0	0	0	0								
Wayne Twitchell, R OBP: 0.333, SLG: 0.333 Ed Kwanoski, R OBP: 0.290, SLG: 0.290 Ed Glynn, R (8, 9)								0-0 F8		1	0	0	0	0	0	0								
Bruce Boisclair, L OBP: 0.270, SLG: 0.378 (8, 9)										1	0	0	0	0	0	0								
<b>Inning Stats</b>	R: 4 E: 1 K: 0 S: 5	H: 2 LOB: 1 BB: 2 P: 14	R: 0 E: 0 K: 0 S: 3	H: 0 LOB: 0 BB: 0 P: 3	R: 1 E: 0 K: 1 S: 6	H: 1 LOB: 0 BB: 0 P: 6	R: 0 E: 0 K: 0 S: 3	H: 0 LOB: 2 BB: 0 P: 3	R: 1 E: 0 K: 0 S: 5	H: 2 LOB: 2 BB: 1 P: 9	R: 0 E: 0 K: 2 S: 8	H: 1 LOB: 1 BB: 0 P: 8	R: 0 E: 0 K: 1 S: 5	H: 0 LOB: 0 BB: 0 P: 5	R: 0 E: 0 K: 0 S: 3	H: 0 LOB: 0 BB: 0 P: 3	1B: 4 2B: 2 3B: 0 HR: 1	SF: 0 SAC: 0 DP: 0 HBP: 1	WP: 0 PB: 1 SB: 2 CS: 0	PA: 38				
<b>PITCHER</b>	IP WLS BF H R ER SO BB IBB HBP BLK WP HR S P ERA WHIP	IP WLS BF H R ER SO BB IBB HBP BLK WP HR S P ERA WHIP	IP WLS BF H R ER SO BB IBB HBP BLK WP HR S P ERA WHIP	IP WLS BF H R ER SO BB IBB HBP BLK WP HR S P ERA WHIP	IP WLS BF H R ER SO BB IBB HBP BLK WP HR S P ERA WHIP	IP WLS BF H R ER SO BB IBB HBP BLK WP HR S P ERA WHIP	IP WLS BF H R ER SO BB IBB HBP BLK WP HR S P ERA WHIP	IP WLS BF H R ER SO BB IBB HBP BLK WP HR S P ERA WHIP	IP WLS BF H R ER SO BB IBB HBP BLK WP HR S P ERA WHIP	IP WLS BF H R ER SO BB IBB HBP BLK WP HR S P ERA WHIP	IP WLS BF H R ER SO BB IBB HBP BLK WP HR S P ERA WHIP	IP WLS BF H R ER SO BB IBB HBP BLK WP HR S P ERA WHIP	IP WLS BF H R ER SO BB IBB HBP BLK WP HR S P ERA WHIP	IP WLS BF H R ER SO BB IBB HBP BLK WP HR S P ERA WHIP	IP WLS BF H R ER SO BB IBB HBP BLK WP HR S P ERA WHIP	IP WLS BF H R ER SO BB IBB HBP BLK WP HR S P ERA WHIP	IP WLS BF H R ER SO BB IBB HBP BLK WP HR S P ERA WHIP	IP WLS BF H R ER SO BB IBB HBP BLK WP HR S P ERA WHIP	IP WLS BF H R ER SO BB IBB HBP BLK WP HR S P ERA WHIP	IP WLS BF H R ER SO BB IBB HBP BLK WP HR S P ERA WHIP	IP WLS BF H R ER SO BB IBB HBP BLK WP HR S P ERA WHIP			
Phil Niekro, R ERA: 3.94 Gene Garber, R ERA: 4.26 (1, 1)	8.0 W 35 7 6 3 6 3 0 0 0 0 0 1 43 56 3.38 1.250	1.0 S 3 0 0 0 0 0 0 0 0 0 0 0 3 3 0.00 0.000																						

**New York Mets @ Atlanta Braves**  
Atlanta-Fulton County Stadium, Atlanta, GA  
Sat Jun 02 1979, 7:05 PM EDT  
Att: 25,240 - Unknown - 85 F

AB 34  
R 6  
H 7  
RBI 4  
BB 3  
SO 6  
LOB 11



Batter	1	2	3	4	5	6	7	8	9	AB	R	H	RBI	BB	SO	LOB	BOTTOM						
Jerry Royster, R OBP: 0.378, SLG: 0.378 (1, 5)	0-3 K		0-0 6-3	0-0 S 1B		0-0 F3		0-0 F3		5	1	1	1	0	1	2							
Gary Matthews, R OBP: 0.357, SLG: 0.557 (1, 9)	0-0 F8		0-3 K	0-0 PB 1B		0-3 K		0-0 1B 2B		5	1	2	1	0	2	2							
Bob Homer, R OBP: 0.391, SLG: 0.617 (1, 3)	0-0 2B		0-0 HR	4-0 1-2 BB		0-0 E8 1B		4-0 1B IBB		3	1	3	2	2	0	0							
Jeff Burroughs, R OBP: 0.336, SLG: 0.331 Rowland Office, L OBP: 0.356, SLG: 0.423 (8, PR)	0-0 F8		0-0 HR 1B	0-0 F8		4-0 IBB		0-0 1B		4	1	2	1	1	0	3							
Barry Bonnell, R OBP: 0.314, SLG: 0.475 (9, 7)		0-0 F4-3	0-0 HR		0-0 6-3 1B	0-0 F9		0-0 F9		5	1	2	2	0	0	5							
Glenn Hubbard, R OBP: 0.289, SLG: 0.287 (1, 4)		0-0 CS 1B	0-0 F4 FC6-4		0-0 P5		0-0 5-3			4	0	1	0	0	0	1							
Bruce Benedict, R OBP: 0.288, SLG: 0.222 (1, 2)		0-3 K	0-0 FC6-4	0-0 6-3 BB		0-0 6-3		0-0 CS 1B		4	0	1	0	0	1	3							
Pepe Frias, R OBP: 0.291, SLG: 0.336 Darrel Chaney, S OBP: 0.222, SLG: 0.154 (1, 6)			4-0 2B 6-3 BB		0-0 K	0-0 F7		0-3 K		0	0	0	0	0	0	0							
Phil Niekro, R OBP: 0.195, SLG: 0.200 Charlie Spikes, R OBP: 0.419, SLG: 0.731 Gene Garber, R OBP: 0.667, SLG: 0.500 (8, PH)			0-0 HR 2B	0-0 6-3		0-0 E 1B 1B		0-3 K		3	1	2	0	0	0	0							
<b>Inning Stats</b>	R: 0 E: 0 K: 1 S: 6	H: 1 LOB: 1 BB: 0 P: 6	R: 0 E: 0 K: 1 S: 5	H: 1 LOB: 0 BB: 0 P: 5	R: 5 E: 1 K: 1 S: 10	H: 4 LOB: 1 BB: 1 P: 14	R: 1 E: 0 K: 1 S: 7	H: 2 LOB: 2 BB: 1 P: 11	R: 0 E: 0 K: 1 S: 4	H: 1 LOB: 1 BB: 0 P: 4	R: 0 E: 1 K: 1 S: 7	H: 2 LOB: 3 BB: 1 P: 11	R: 0 E: 0 K: 1 S: 5	H: 1 LOB: 2 BB: 1 P: 5	R: 1 E: 0 K: 1 S: 7	H: 2 LOB: 2 BB: 1 P: 11	1B: 9 2B: 5 3B: 0 HR: 2	SF: 0 SAC: 0 DP: 2 HBP: 0	WP: 0 PB: 1 SB: 1 CS: 2	PA: 41			
<b>PITCHER</b>	IP WLS BF H R ER SO BB IBB HBP BLK WP HR S P ERA WHIP	IP WLS BF H R ER SO BB IBB HBP BLK WP HR S P ERA WHIP	IP WLS BF H R ER SO BB IBB HBP BLK WP HR S P ERA WHIP	IP WLS BF H R ER SO BB IBB HBP BLK WP HR S P ERA WHIP	IP WLS BF H R ER SO BB IBB HBP BLK WP HR S P ERA WHIP	IP WLS BF H R ER SO BB IBB HBP BLK WP HR S P ERA WHIP	IP WLS BF H R ER SO BB IBB HBP BLK WP HR S P ERA WHIP	IP WLS BF H R ER SO BB IBB HBP BLK WP HR S P ERA WHIP	IP WLS BF H R ER SO BB IBB HBP BLK WP HR S P ERA WHIP	IP WLS BF H R ER SO BB IBB HBP BLK WP HR S P ERA WHIP	IP WLS BF H R ER SO BB IBB HBP BLK WP HR S P ERA WHIP	IP WLS BF H R ER SO BB IBB HBP BLK WP HR S P ERA WHIP	IP WLS BF H R ER SO BB IBB HBP BLK WP HR S P ERA WHIP	IP WLS BF H R ER SO BB IBB HBP BLK WP HR S P ERA WHIP	IP WLS BF H R ER SO BB IBB HBP BLK WP HR S P ERA WHIP	IP WLS BF H R ER SO BB IBB HBP BLK WP HR S P ERA WHIP	IP WLS BF H R ER SO BB IBB HBP BLK WP HR S P ERA WHIP	IP WLS BF H R ER SO BB IBB HBP BLK WP HR S P ERA WHIP	IP WLS BF H R ER SO BB IBB HBP BLK WP HR S P ERA WHIP	IP WLS BF H R ER SO BB IBB HBP BLK WP HR S P ERA WHIP	IP WLS BF H R ER SO BB IBB HBP BLK WP HR S P ERA WHIP	IP WLS BF H R ER SO BB IBB HBP BLK WP HR S P ERA WHIP	
Pete Falcone, L ERA: 5.46 Mike Scott, R ERA: 4.91 Wayne Twitchell, R ERA: 6.41 Ed Glynn, L ERA: 2.45 Dale Murray, R ERA: 3.53 (1, 1)	2.2 5 14 6 5 5 3 0 0 0 0 0 0 0 7 7 9.00 1.000	1.0 5 1 1 1 1 0 0 0 0 0 0 0 0 7 7 9.00 1.000	1.1 7 2 0 0 0 1 0 0 0 0 0 0 6 10 0.00 2.250	2.2 L 14 5 1 1 3 0 2 0 0 0 0 18 26 3.38 1.875	0.1 1 0 0 0 0 0 0 0 0 0 0 0 1 1 0.00 0.000																		

**New York Mets @ Atlanta Braves**  
Atlanta-Fulton County Stadium, Atlanta, GA  
Sat Jun 02 1979, 7:05 PM EDT  
Att: 25,240 - Unknown - 85 F

AB 37  
R 7  
H 14  
RBI 7  
BB 4  
SO 7  
LOB 18



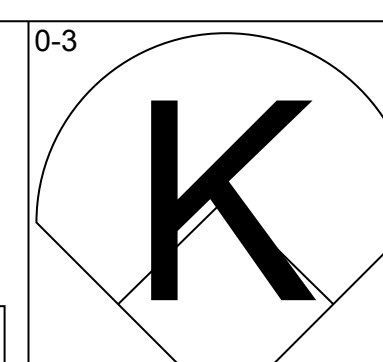
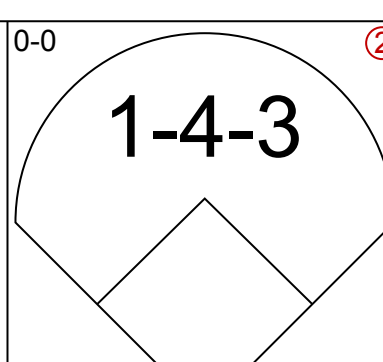
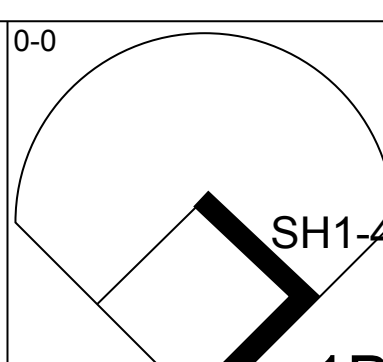
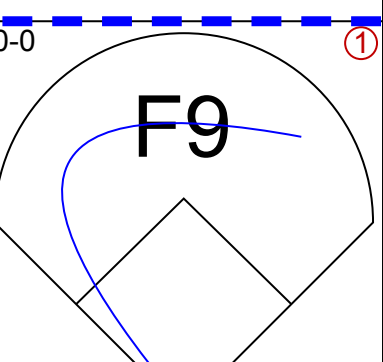
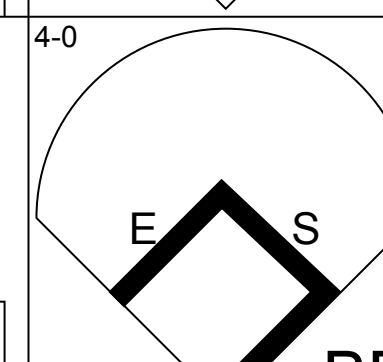
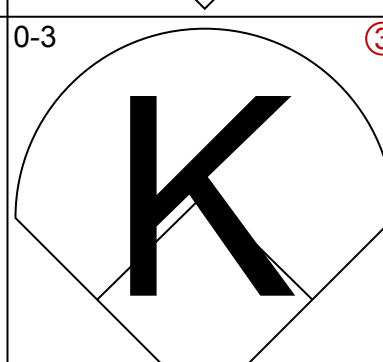
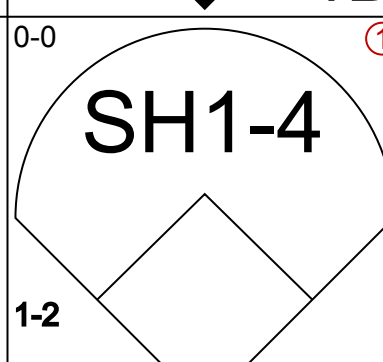
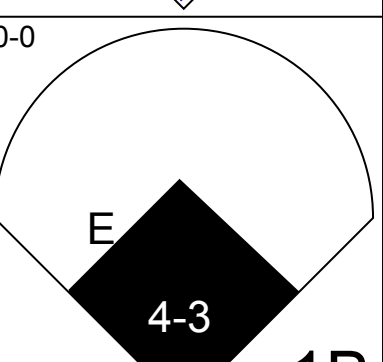
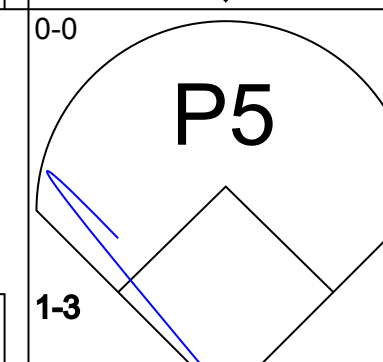
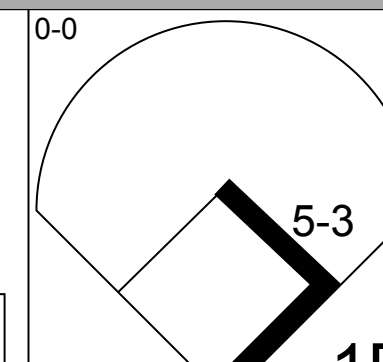
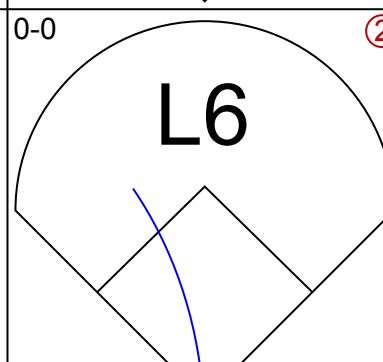
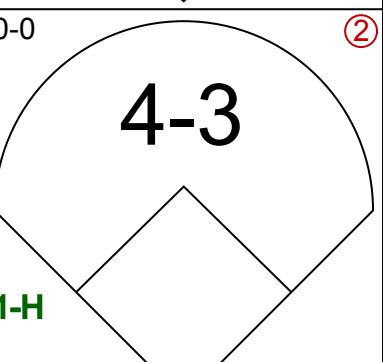
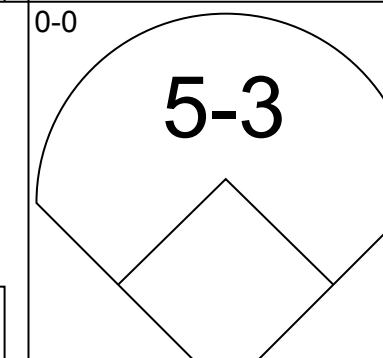
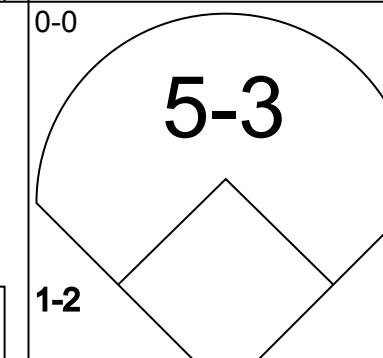
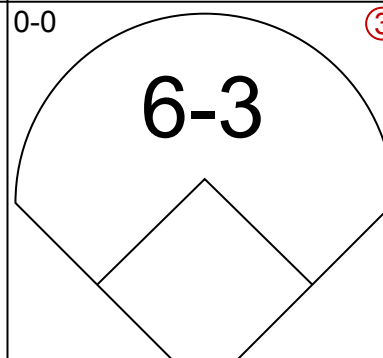
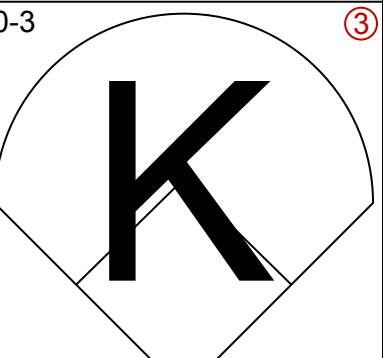
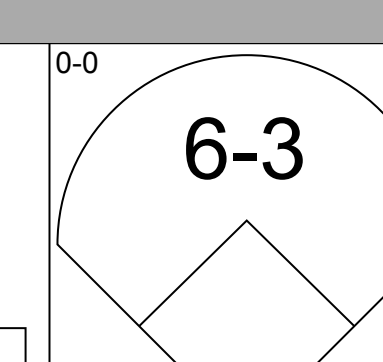
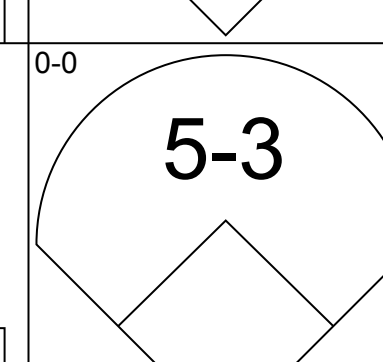
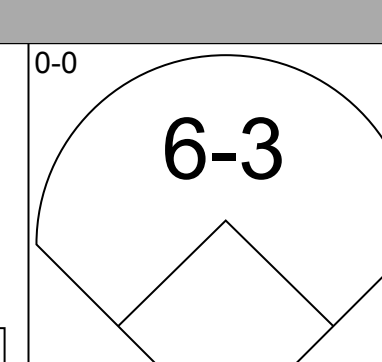
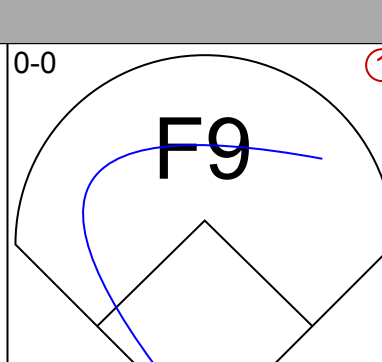
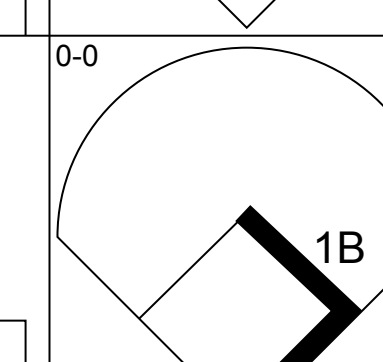
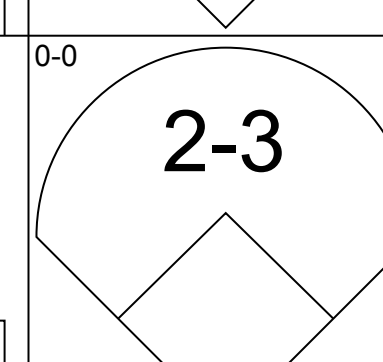
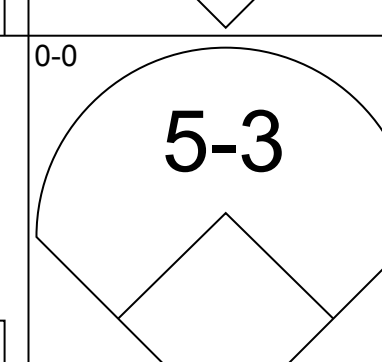
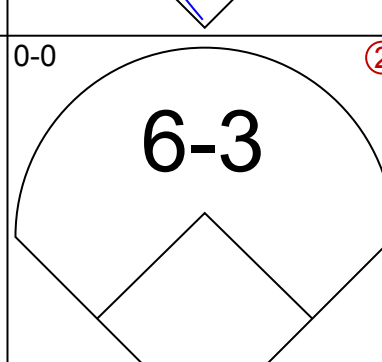
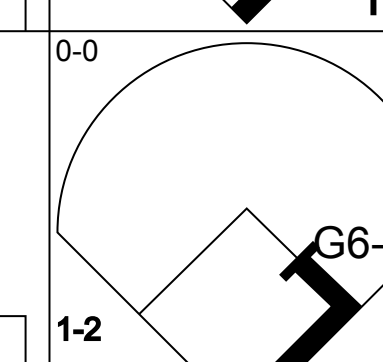
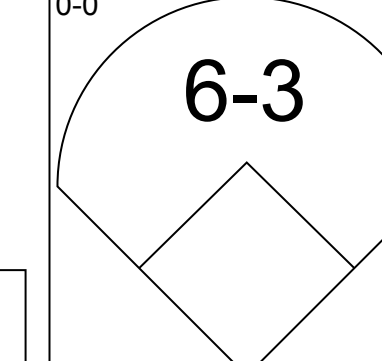
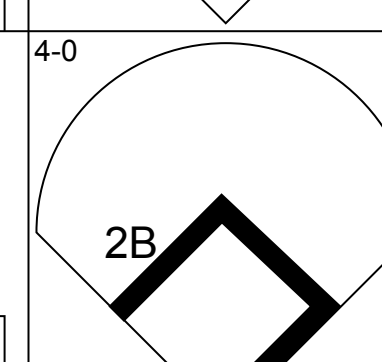
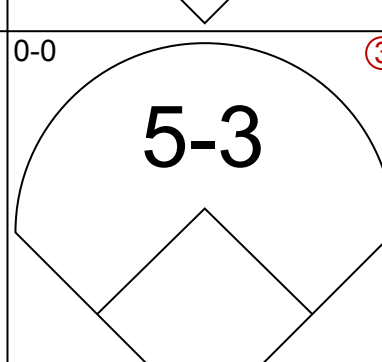
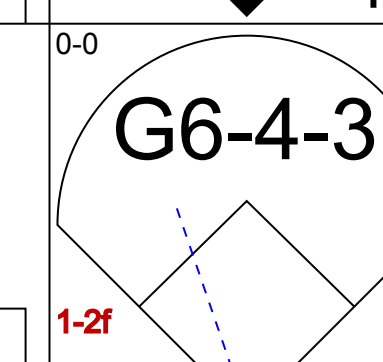
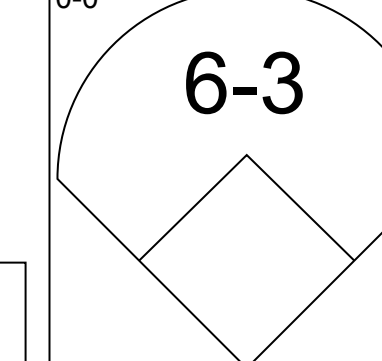
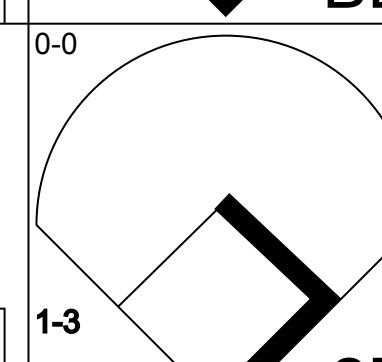
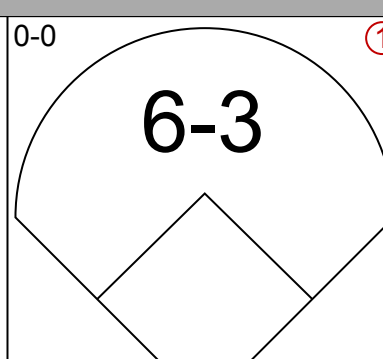
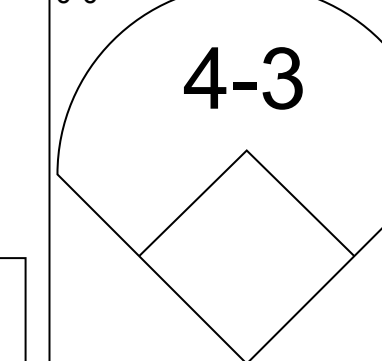
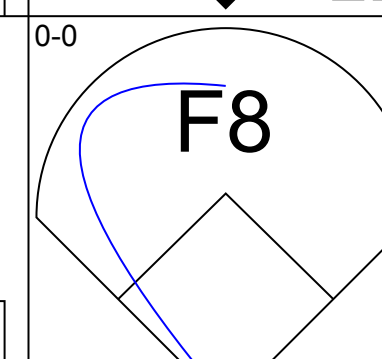


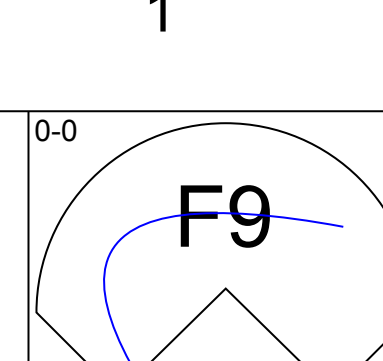
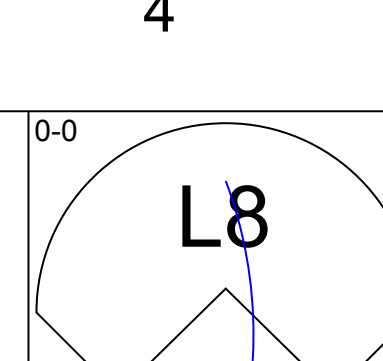
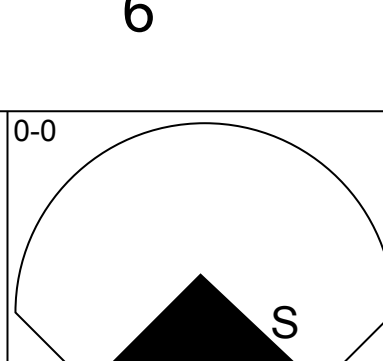
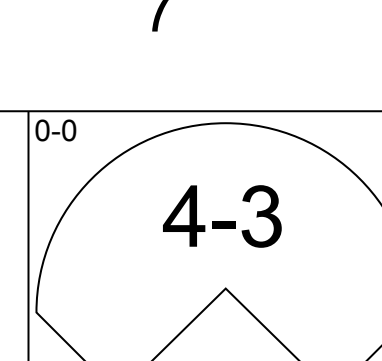
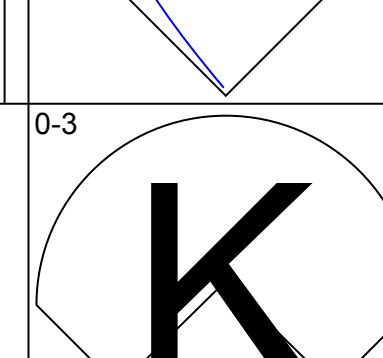
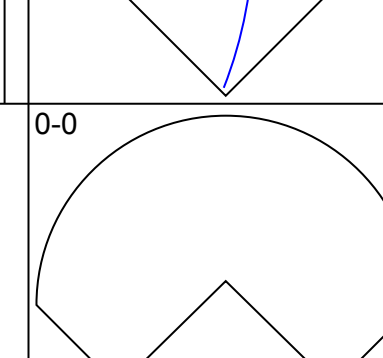
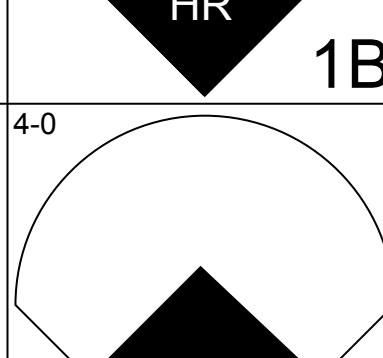
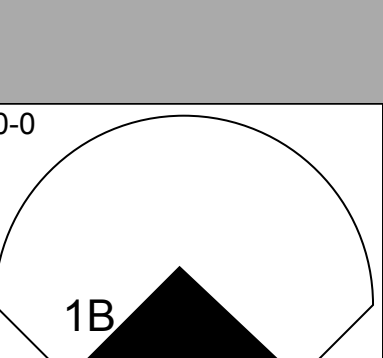
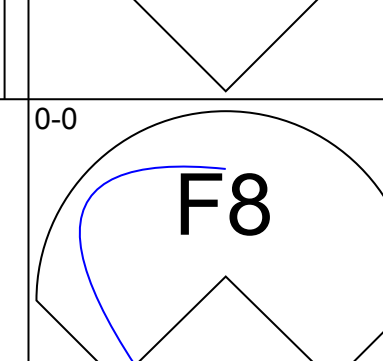
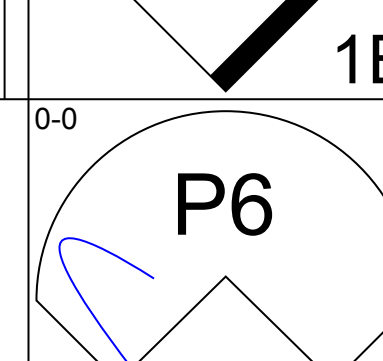
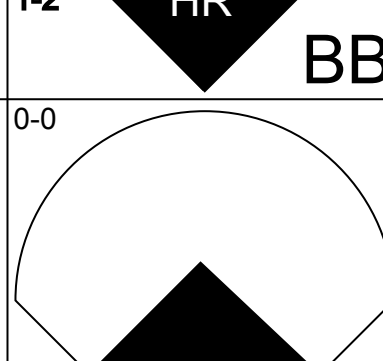
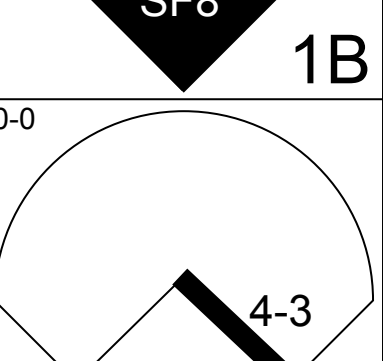
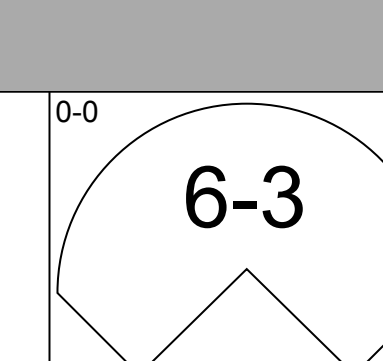
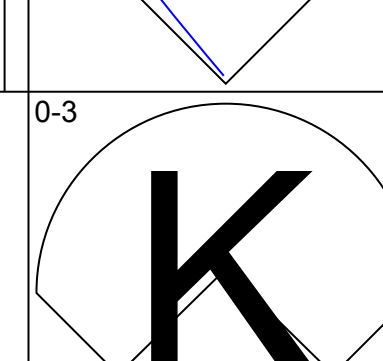
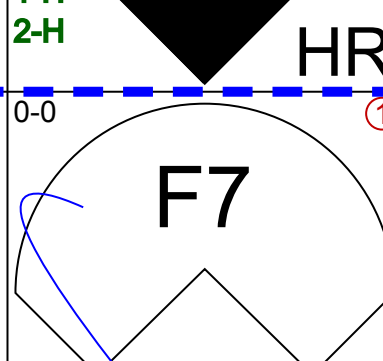
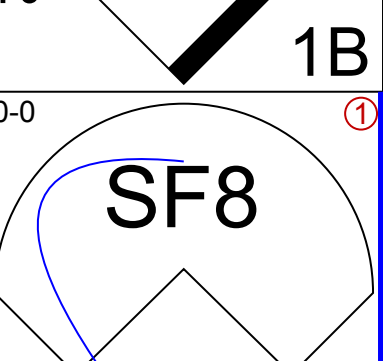
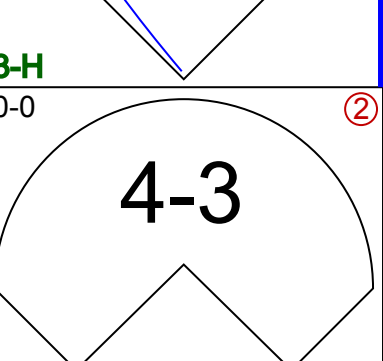
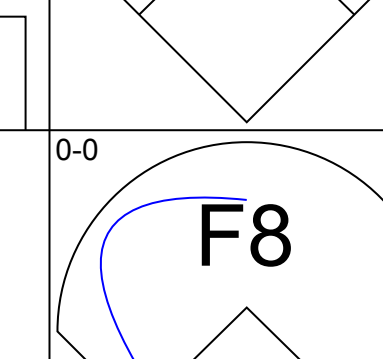
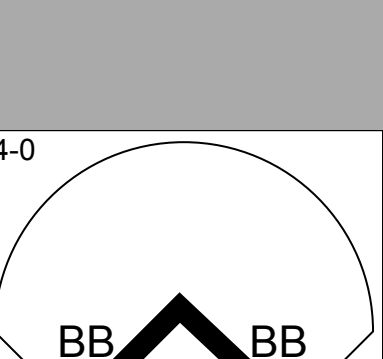
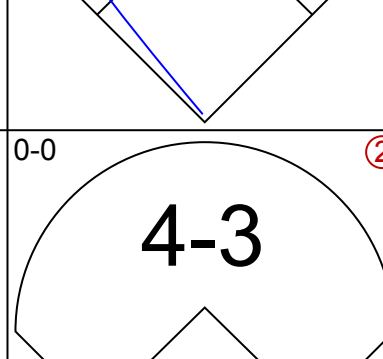
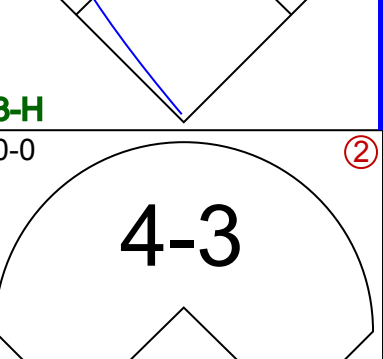
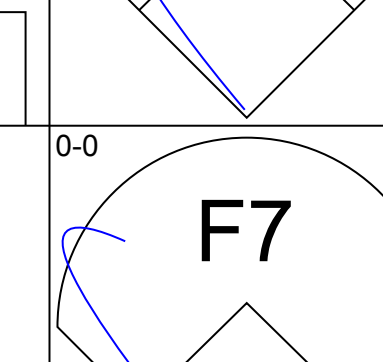
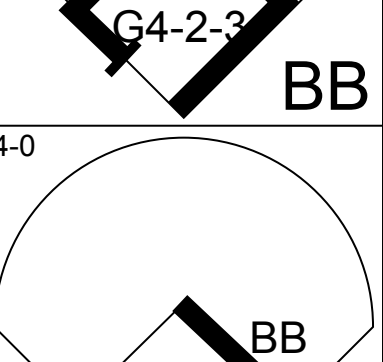
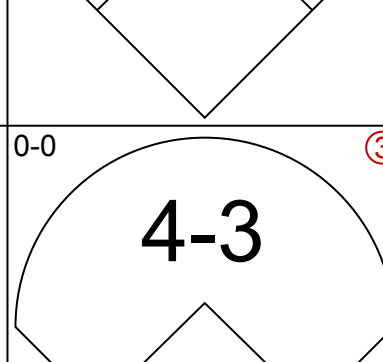
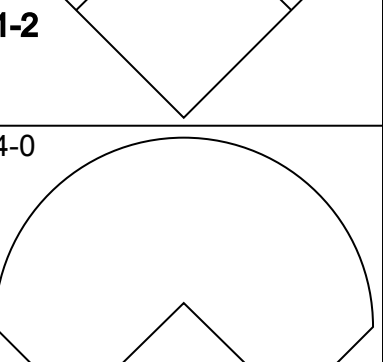
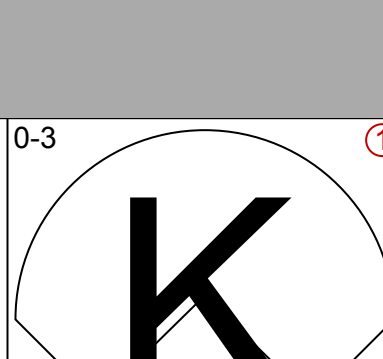
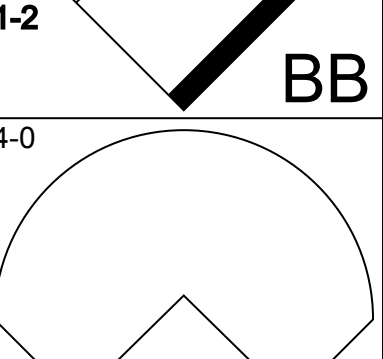
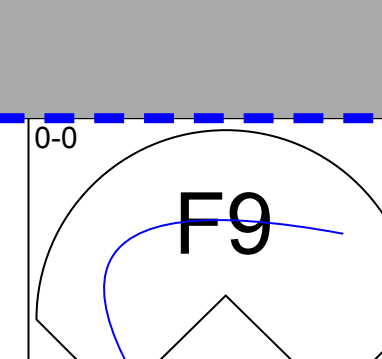
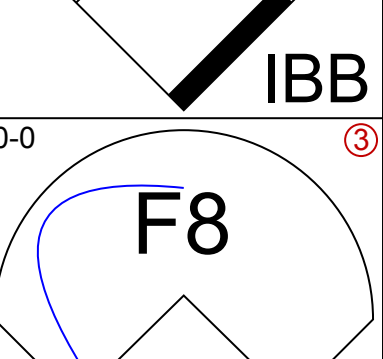
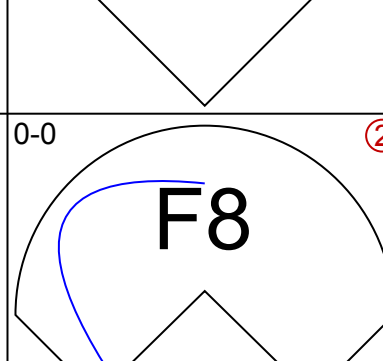
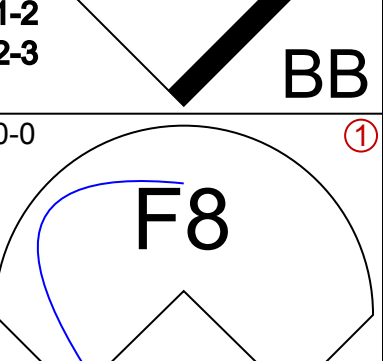
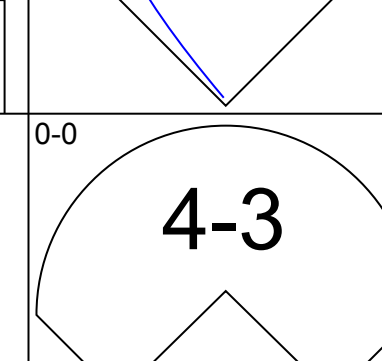
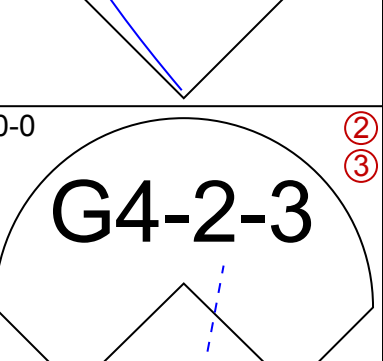
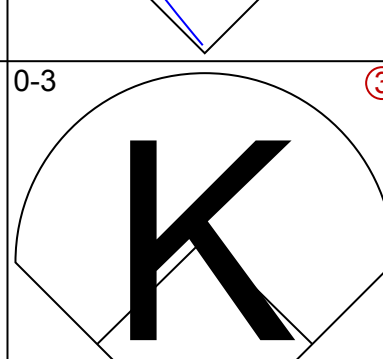
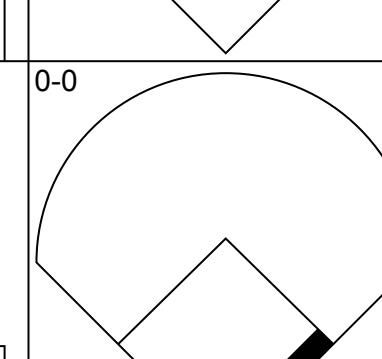
Batter	1	2	3	4	5	6	7	8	9	AB	R	H	RBI	BB	SO	LOB	TOP					
<b>Joel Youngblood, R</b> <small>(1, 9) X</small> <small>OBP: 0.371, SLG: 0.548</small>										6	1	1	0	0	0	3	<b>New York Mets @ Atlanta Braves</b> Atlanta-Fulton County Stadium, Atlanta, GA Sun Jun 03 1979, 7:05 PM EDT Att: 3,526 - Unknown					
<b>Frank Taveras, R</b> <small>(1, 6) S</small> <small>OBP: 0.265, SLG: 0.261</small>										5	2	1	0	0	1	2						
<b>Lee Mazzilli, S</b> <small>(1, 8) B</small> <small>OBP: 0.431, SLG: 0.522</small>										1	1	1	0	2	0	0						
<b>Elliott Maddox, R</b> <small>(4, 8) B</small> <small>OBP: 0.348, SLG: 0.289</small>										2	0	1	0	0	0	1						
<b>Richie Hebner, L</b> <small>(1, 5) X</small> <small>OBP: 0.389, SLG: 0.438</small>										4	2	1	1	1	1	5						
<b>John Stearns, R</b> <small>(1, 2) X</small> <small>OBP: 0.304, SLG: 0.331</small>										4	2	3	3	1	0	2						
<b>Willie Montanez, L</b> <small>(1, 3) X</small> <small>OBP: 0.301, SLG: 0.341</small>										4	1	2	3	0	0	1						
<b>Steve Henderson, R</b> <small>(1, 7) X</small> <small>OBP: 0.366, SLG: 0.382</small>										4	0	2	1	1	1	0						
<b>Doug Flynn, R</b> <small>(1, 4) S</small> <small>OBP: 0.251, SLG: 0.292</small>										5	0	3	0	0	1	2						
<b>Pat Zachry, R</b> <small>(1, 1) S</small> <small>OBP: 0.067, SLG: 0.067</small>										3	0	0	0	0	1	2						
<b>Ed Kranepool, L</b> <small>(7, PH)</small> <small>OBP: 0.243, SLG: 0.281</small>										1	0	0	0	0	1	1						
<b>Skip Lockwood, R</b> <small>(7, 1)</small>										0	0	0	0	0	0	0						
<b>Inning Stats</b>	R: 4 E: 0 K: 2 S: 11	H: 4 LOB: 1 BB: 1 P: 15	R: 0 E: 1 K: 2 S: 8	H: 0 LOB: 2 BB: 1 P: 12	R: 2 E: 0 K: 0 S: 5	H: 2 LOB: 1 BB: 1 P: 9	R: 0 E: 0 K: 0 S: 3	H: 1 LOB: 1 BB: 1 P: 7	R: 0 E: 0 K: 0 S: 3	H: 1 LOB: 1 BB: 1 P: 7	R: 2 E: 1 K: 0 S: 6	H: 3 LOB: 2 BB: 0 P: 6	R: 0 E: 0 K: 1 S: 6	H: 1 LOB: 1 BB: 0 P: 6	R: 1 E: 0 K: 0 S: 5	H: 2 LOB: 1 BB: 0 P: 5	R: 0 E: 0 K: 1 S: 6	H: 1 LOB: 1 BB: 0 P: 6	1B: 9 2B: 3 3B: 2 HR: 1	SF: 1 SAC: 1 DP: 0 HBP: 0	WP: 1 PB: 1 SB: 2 CS: 2	PA: 46
<b>PITCHER</b>	IP WLS BF H R ER SO BB IBB HBP BLK WP HR S P ERA WHIP	IP WLS BF H R ER SO BB IBB HBP BLK WP HR S P ERA WHIP																				
<b>Mickey Mahler, L</b> <small>(1, 1)</small> <small>ERA: 5.05</small>	0.2 L 7 4 4 4 1 1 0 0 0 0 1 0 8 12 54.00 7.500																					
<b>Rick Mahler, R</b> <small>(1, 1)</small> <small>ERA: 4.5</small>	1.1 6 0 0 0 3 1 0 0 0 0 0 0 11 15 0.00 0.750																					
<b>Adrian Devine, R</b> <small>(3, 1)</small> <small>ERA: 3.18</small>	3.0 14 4 2 2 0 3 0 0 0 0 0 1 11 23 6.00 2.333																					
<b>Jamie Easterly, L</b> <small>(6, 1)</small> <small>ERA: 13.5</small>	1.0 6 3 2 0 0 0 0 0 0 0 0 0 6 6 0.00 3.000																					
<b>Bo McLaughlin, R</b> <small>(7, 1)</small> <small>ERA: 6.75</small>	2.0 9 3 1 1 1 0 0 0 0 0 0 0 11 11 4.50 1.500																					
<b>Craig Skok, L</b> <small>(9, 1)</small> <small>ERA: 3.77</small>	1.0 4 1 0 0 1 0 0 0 0 0 0 0 6 6 0.00 1.000																					
Batter	1	2	3	4	5	6	7	8	9	AB	R	H	RBI	BB	SO	LOB	BOTTOM					
<b>Jerry Royster, R</b> <small>(1, 5) X</small> <small>OBP: 0.374, SLG: 0.374</small>										5	0	1	1	0	0	0	<b>New York Mets @ Atlanta Braves</b> Atlanta-Fulton County Stadium, Atlanta, GA Sun Jun 03 1979, 7:05 PM EDT Att: 3,526 - Unknown					
<b>Gary Matthews, R</b> <small>(1, 9) B</small> <small>OBP: 0.360, SLG: 0.553</small>										3	0	1	0	1	1	2						
<b>Bob Homer, R</b> <small>(1, 3) S</small> <small>OBP: 0.370, SLG: 0.578</small>										4	0	0	0	0	1	2						
<b>Jeff Burroughs, R</b> <small>(1, 7) X</small> <small>OBP: 0.330, SLG: 0.324</small>										4	0	0	0	0	2	1						
<b>Joe Nolan, L</b> <small>(1, 2) B</small> <small>OBP: 0.424, SLG: 0.429</small>										2	2	1	0	2	0	0						
<b>Rowland Office, L</b> <small>(1, 8) S</small> <small>OBP: 0.333, SLG: 0.393</small>										4	1	0	0	0	1	3						
<b>Glenn Hubbard, R</b> <small>(1, 4) S</small> <small>OBP: 0.289, SLG: 0.286</small>										4	1	1	0	0	1	3						
<b>Pepe Frias, R</b> <small>(1, 6) S</small> <small>OBP: 0.289, SLG: 0.347</small>										4	0	1	2	0	1	2						
<b>Mickey Mathis, S</b> <small>(1, 1)</small> <small>ERA: 1.34</small>										0	0	0	0	0	0	0						
<b>Rock Mathis, S</b> <small>(1, 1)</small> <small>ERA: 1.34</small>										0	0	0	0	0	0	0						
<b>Mike Utz, S</b> <small>(1, 1)</small> <small>ERA: 1.34</small>										0	0	0	0	0	0	0						
<b>Arnie Stang, R</b> <small>(1, 1)</small> <small>ERA: 1.34</small>										0	0	0	0	0	0	0						
<b>Brian Asselton, L</b> <small>(1, 1)</small> <small>ERA: 1.34</small>										0	0	0	0	0	0	0						
<b>Jamie Easterly, L</b> <small>(1, 1)</small> <small>ERA: 1.34</small>										0	0	0	0	0	0	0						
<b>Charlie Spivey, R</b> <small>(1, 1)</small> <small>ERA: 1.34</small>										0	0	0	0	0	0	0						
<b>Bo McLaughlin, R</b> <small>(1, 1)</small> <small>ERA: 1.34</small>										0	0	0	0	0	0	0						
<b>Doug Stone, R</b> <small>(1, 1)</small> <small>ERA: 1.34</small>										0	0	0	0	0	0	0						
<b>Danney Chapman, S</b> <small>(1, 1)</small> <small>ERA: 1.34</small>										0	0	0	0	0	0	0						
<b>Inning Stats</b>	R: 0 E: 0 K: 1 S: 5	H: 0 LOB: 1 BB: 1 P: 9	R: 2 E: 1 K: 2 S: 10	H: 2 LOB: 2 BB: 1 P: 14	R: 0 E: 0 K: 1 S: 5	H: 0 LOB: 0 BB: 0 P: 5	R: 0 E: 0 K: 0 S: 3	H: 0 LOB: 0 BB: 0 P: 3	R: 0 E: 0 K: 0 S: 4	H: 1 LOB: 1 BB: 0 P: 4	R: 2 E: 0 K: 1 S: 7	H: 2 LOB: 1 BB: 1 P: 11	R: 0 E: 0 K: 1 S: 5	H: 0 LOB: 0 BB: 0 P: 5	R: 0 E: 0 K: 1 S: 6	H: 1 LOB: 1 BB: 0 P: 6	R: 0 E: 0 K: 0 S: 3	H: 0 LOB: 0 BB: 0 P: 3	1B: 5 2B: 0 3B: 1 HR: 0	SF: 0 SAC: 0 DP: 0 HBP: 0	WP: 0 PB: 0 SB: 0 CS: 0	PA: 37
<b>PITCHER</b>	IP WLS BF H R ER SO BB IBB HBP BLK WP HR S P ERA WHIP	IP WLS BF H R ER SO BB IBB HBP BLK WP HR S P ERA WHIP																				
<b>Pat Zachry, R</b> <small>(1, 1)</small> <small>ERA: 2.89</small>	6.0 W 27 5 4 2 5 3 0 0 0 0 0 0 34 46 3.00 1.333																					
<b>Skip Lockwood, R</b> <small>(7, 1)</small> <small>ERA: 1.34</small>	3.0 S 10 1 0 0 2 0 0 0 0 0 0 0 14 14 0.00 0.333																					
<b>PITCHER</b>	IP WLS BF H R ER SO BB IBB HBP BLK WP HR S P ERA WHIP	IP WLS BF H R ER SO BB IBB HBP BLK WP HR S P ERA WHIP																				
<b>Pat Zachry, R</b> <small>(1, 1)</small> <small>ERA: 2.89</small>	6.0 W 27 5 4 2 5 3 0 0 0 0 0 0 34 46 3.00 1.333																					
<b>Skip Lockwood, R</b> <small>(7, 1)</small> <small>ERA: 1.34</small>	3.0 S 10 1 0 0 2 0 0 0 0 0 0 0 14 14 0.00 0.333																					








Batter	1	2	3	4	5	6	7	8	9	AB	R	H	RBI	BB	SO	LOB	TOP			
Andre Dawson, R (1, 8) OBP: 0.303, SLG: 0.523										4	0	1	0	0	1	0	<p><b>Montreal Expos @ Atlanta Braves</b> Atlanta-Fulton County Stadium, Atlanta, GA</p> <p>Tue Jun 05 1979, 7:05 PM EDT Att: 4,710 - Unknown - 85 F</p>			
Rodney Scott, S (1, 4) OBP: 0.309, SLG: 0.272										2	1	1	0	1	1	0				
Warren Cromartie, L (1, 7) OBP: 0.343, SLG: 0.483										4	0	1	1	0	0	2				
Tony Perez, R (1, 3) OBP: 0.324, SLG: 0.429										4	0	0	0	0	1	3				
Gary Carter, R (1, 2) OBP: 0.363, SLG: 0.549										4	0	0	0	0	0	1				
Ellis Valentine, R (1, 9) OBP: 0.302, SLG: 0.393										4	0	1	0	0	0	1				
Larry Parrish, R (1, 5) OBP: 0.341, SLG: 0.413										3	0	1	0	1	0	0				
Chris Speier, R (1, 6) OBP: 0.335, SLG: 0.340										3	0	1	0	0	0	2				
Scott Sanderson, R (1, 1) OBP: 0.174, SLG: 0.217										2	0	0	0	0	0	0				
Stan Bahnsen, R (6, 1) Tony Solaita, L (7, PH) Elias Sosa, R (7, 1) OBP: 0.563, SLG: 0.708 OBP: 0.286, SLG: 0.429										0	0	0	0	0	0	0				
<b>Inning Stats</b>	R: 0 E: 0 K: 1 S: 5	H: 0 LOB: 1 BB: 1 P: 9	R: 0 E: 0 K: 0 S: 4	H: 2 LOB: 1 BB: 0 P: 4	R: 0 E: 0 K: 1 S: 5	H: 0 LOB: 0 BB: 0 P: 5	R: 0 E: 0 K: 0 S: 4	H: 1 LOB: 1 BB: 0 P: 4	R: 0 E: 0 K: 0 S: 3	H: 0 LOB: 0 BB: 0 P: 3	R: 0 E: 0 K: 0 S: 4	H: 1 LOB: 2 BB: 1 P: 8	R: 1 E: 1 K: 1 S: 6	H: 1 LOB: 0 BB: 0 P: 6	R: 0 E: 0 K: 0 S: 3	H: 0 LOB: 0 BB: 0 P: 3	1B: 5 2B: 1 3B: 0 HR: 0	SF: 0 SAC: 1 DP: 1 HBP: 0	WP: 0 PB: 0 SB: 1 CS: 0	PA: 34
<b>PITCHER</b>	IP WLS BF H R ER SO BB IBB HBP BLK WP HR S P ERA WHIP																			
Rick Matula, R (1, 1) ERA: 3.62	7.0 W 27 5 0 0 2 2 0 0 0 0 0 0 29 37 0.00 1.000																			
Gene Garber, R (8, 1) ERA: 4.09	2.0 S 7 1 1 0 1 0 0 0 0 0 0 0 9 9 0.00 0.500																			

Batter	1	2	3	4	5	6	7	8	9	AB	R	H	RBI	BB	SO	LOB	BOTTOM			
Jerry Royster, R (1, 5) OBP: 0.365, SLG: 0.364										4	1	1	0	0	0	1	<p><b>Montreal Expos @ Atlanta Braves</b> Atlanta-Fulton County Stadium, Atlanta, GA</p> <p>Tue Jun 05 1979, 7:05 PM EDT Att: 4,710 - Unknown - 85 F</p>			
Gary Matthews, R (1, 9) OBP: 0.365, SLG: 0.554										3	2	2	0	1	1	0				
Bob Homer, R (1, 3) OBP: 0.358, SLG: 0.583										4	1	2	3	0	0	1				
Charlie Spikes, R (1, 7) OBP: 0.351, SLG: 0.613										3	0	0	1	0	1	1				
Barry Bonnell, R (9, 7) OBP: 0.306, SLG: 0.463										0	0	0	0	0	0	0				
Joe Nolan, L (1, 2) OBP: 0.425, SLG: 0.394										3	0	0	0	1	0	1				
Rowland Office, L (1, 8) OBP: 0.343, SLG: 0.379										2	0	0	0	2	0	0				
Glenn Hubbard, R (1, 4) OBP: 0.287, SLG: 0.280										3	0	0	0	1	1	2				
Pepe Frias, R (1, 6) OBP: 0.277, SLG: 0.331										3	0	0	0	0	0	3				
Rick Matula, R (1, 1) OBP: 0.050, SLG: 0.050										2	0	0	0	0	1	3				
Mike Lum, L (7, PH) Gene Garber, R (8, 1) OBP: 0.280, SLG: 0.313 OBP: 0.667, SLG: 0.500										1	0	1	0	0	0	0				
<b>Inning Stats</b>	R: 0 E: 0 K: 1 S: 5	H: 0 LOB: 0 BB: 0 P: 5	R: 0 E: 0 K: 0 S: 3	H: 0 LOB: 0 BB: 0 P: 3	R: 0 E: 0 K: 2 S: 7	H: 0 LOB: 0 BB: 0 P: 7	R: 0 E: 0 K: 1 S: 6	H: 1 LOB: 1 BB: 0 P: 6	R: 0 E: 0 K: 0 S: 2	H: 0 LOB: 2 BB: 3 P: 14	R: 3 E: 0 K: 0 S: 5	H: 2 LOB: 1 BB: 1 P: 9	R: 0 E: 0 K: 0 S: 4	H: 1 LOB: 2 BB: 0 P: 4	R: 1 E: 0 K: 0 S: 5	H: 2 LOB: 2 BB: 1 P: 9	1B: 5 2B: 0 3B: 0 HR: 1	SF: 1 SAC: 0 DP: 1 HBP: 0	WP: 0 PB: 0 SB: 1 CS: 0	PA: 34
<b>PITCHER</b>	IP WLS BF H R ER SO BB IBB HBP BLK WP HR S P ERA WHIP																			
Scott Sanderson, R (1, 1) ERA: 3.21	5.0 L 21 3 3 3 4 4 0 0 0 0 0 0 25 41 5.40 1.400																			
Stan Bahnsen, R (6, 1) ERA: 3.25	1.0 3 0 0 0 0 0 0 0 0 0 0 0 3 3 0.00 0.000																			
Elias Sosa, R (7, 1) ERA: 1.77	2.0 10 3 1 1 0 0 0 1 0 0 0 0 9 13 4.50 1.500																			

AB	31
R	1
H	6
RBI	1
BB	2
SO	3
LOB	11





Batter	1	2	3	4	5	6	7	8	9	AB	R	H	RBI	BB	SO	LOB	TOP										
Andre Dawson, R OBP: 0.300, SLG: 0.512	5-3		F9	1B	5-3		K		K	6	1	1	1	0	2	2	<b>Montreal Expos @ Atlanta Braves</b> Atlanta-Fulton County Stadium, Atlanta, GA Wed Jun 06 1979, 7:05 PM EDT Att: 5,618 - Unknown - 80 F										
Rodney Scott, S OBP: 0.308, SLG: 0.268 Dave Cash, R OBP: 0.500, SLG: 0.500	F8		K	1B	6-3		K			3	1	0	0	1	1	0											
Warren Cromartie, L OBP: 0.348, SLG: 0.456 Jerry White, S OBP: 0.280, SLG: 0.396	1B		K	1B			F7			5	1	3	2	0	1	1											
Tony Perez, R OBP: 0.328, SLG: 0.431 Tony Solaita, L OBP: 0.545, SLG: 0.680	K			1B				F5		4	2	2	1	0	2	2											
Gary Carter, R OBP: 0.353, SLG: 0.533 David Palmer, R OBP: 0.167, SLG: 0.063		6-3					F5		E6	5	1	0	0	0	0	3											
Ellis Valentine, R OBP: 0.308, SLG: 0.398 Tom Hutton, L OBP: 0.333, SLG: 0.316	F8								FC6-5-4	3	2	2	3	0	0	0											
Larry Parrish, R OBP: 0.353, SLG: 0.430 Ken Macha, R OBP: 0.167, SLG: 0.063							G4-6-3			2	0	1	0	0	0	1											
Chris Speier, R OBP: 0.335, SLG: 0.335 Jim Mason, L OBP: 0.333, SLG: 0.333									F8	3	1	3	1	0	0	0											
Ross Grimsley, L OBP: 0.160, SLG: 0.200 Duffy Dyer, R OBP: 0.353, SLG: 0.400									4-3	2	1	0	0	1	0	2											
										1	1	0	0	1	0	0											
										4	1	2	2	0	0	3											
										1	0	1	0	0	0	0											
<b>Inning Stats</b>	R: 0 E: 0 K: 1 S: 6	H: 1 LOB: 1 BB: 0 P: 6	R: 0 E: 1 K: 0 S: 5	H: 1 LOB: 2 BB: 0 P: 5	R: 0 E: 0 K: 2 S: 7	H: 0 LOB: 0 BB: 0 P: 7	R: 11 E: 3 K: 0 S: 13	H: 9 LOB: 1 BB: 2 P: 21	R: 0 E: 0 K: 1 S: 6	H: 1 LOB: 0 BB: 0 P: 6	R: 0 E: 0 K: 0 S: 3	H: 1 LOB: 0 BB: 0 P: 3	R: 1 E: 0 K: 2 S: 8	H: 1 LOB: 1 BB: 1 P: 12	R: 0 E: 1 K: 0 S: 3	H: 0 LOB: 0 BB: 0 P: 3	R: 0 E: 0 K: 1 S: 6	H: 1 LOB: 1 BB: 0 P: 6	1B: 12 2B: 4 3B: 0 HR: 0	SF: 0 SAC: 0 DP: 2 HBP: 0	WP: 2 PB: 0 SB: 1 CS: 0	PA: 46					
<b>PITCHER</b>	IP	WLS	BF	H	R	ER	SO	BB	IBB	HBP	BLK	WP	HR	S	P	ERA	WHIP										
Phil Niekro, R ERA: 4.39	3.0	L	20	7	8	7	3	2	0	0	0	1	0	24	32	21.00	3.000										
Rick Mahler, R ERA: 5.69	4.0		19	7	4	4	3	1	0	0	0	1	0	24	28	9.00	2.000										
Craig Skok, L ERA: 3.44	2.0		7	1	0	0	1	0	0	0	0	0	0	9	9	0.00	0.500										

AB 43  
R 12  
H 15  
RBI 10  
BB 3  
SO 7  
LOB 16



Batter	1	2	3	4	5	6	7	8	9	AB	R	H	RBI	BB	SO	LOB	BOTTOM										
Jerry Royster, R OBP: 0.367, SLG: 0.368	E		1B		F5		K			3	2	1	0	1	1	1	<b>Montreal Expos @ Atlanta Braves</b> Atlanta-Fulton County Stadium, Atlanta, GA Wed Jun 06 1979, 7:05 PM EDT Att: 5,618 - Unknown - 80 F										
Gary Matthews, R OBP: 0.367, SLG: 0.548	E5		1B		6-3				K	4	0	1	1	0	1	1											
Bob Horner, R OBP: 0.353, SLG: 0.566					F7				F8	4	0	1	1	0	1	1											
Charlie Spikes, R OBP: 0.317, SLG: 0.543	K		G4-3				F7		F8	4	0	0	0	0	1	3											
Barry Bonnell, R OBP: 0.305, SLG: 0.464	K				4-3				F9	4	0	1	0	0	1	2											
Glenn Hubbard, R OBP: 0.282, SLG: 0.275	FC4				P6		5-3		K	4	0	0	0	0	1	3											
Biff Pocoroba, S OBP: 0.190, SLG: 0.195 Joe Nolan, L OBP: 0.415, SLG: 0.382			L9						F3	3	0	2	0	0	0	0											
Pepe Frias, R OBP: 0.272, SLG: 0.325					1-3		5-3			3	0	0	0	0	0	2											
Phil Niekro, R OBP: 0.190, SLG: 0.195 Rick Mahler, R OBP: 0.500, SLG: 0.500 Brian Asselstine, L OBP: 0.125, SLG: 0.125 Craig Skok, R			F2						4-3	1	0	0	0	0	0	0											
										1	0	0	0	0	0	0											
										1	0	0	0	0	0	1											
										0	0	0	0	0	0	0											
<b>Inning Stats</b>	R: 1 E: 1 K: 2 S: 9	H: 1 LOB: 2 BB: 1 P: 13	R: 0 E: 0 K: 0 S: 3	H: 0 LOB: 0 BB: 0 P: 3	R: 1 E: 0 K: 0 S: 4	H: 2 LOB: 0 BB: 0 P: 4	R: 0 E: 0 K: 0 S: 4	H: 1 LOB: 1 BB: 0 P: 4	R: 0 E: 0 K: 0 S: 3	H: 0 LOB: 0 BB: 0 P: 3	R: 0 E: 0 K: 1 S: 6	H: 1 LOB: 1 BB: 0 P: 6	R: 0 E: 0 K: 1 S: 6	H: 1 LOB: 1 BB: 0 P: 6	R: 0 E: 0 K: 1 S: 5	H: 0 LOB: 0 BB: 0 P: 5	R: 0 E: 0 K: 1 S: 5	H: 0 LOB: 0 BB: 0 P: 5	1B: 4 2B: 2 3B: 0 HR: 0	SF: 0 SAC: 0 DP: 1 HBP: 0	WP: 0 PB: 0 SB: 0 CS: 0	PA: 34					
<b>PITCHER</b>	IP	WLS	BF	H	R	ER	SO	BB	IBB	HBP	BLK	WP	HR	S	P	ERA	WHIP										
Ross Grimsley, L ERA: 4.56	7.0	W	28	6	2	1	4	1	0	0	0	0	0	35	39	1.29	1.000										
David Palmer, R ERA: 4.15	2.0		6	0	0	0	2	0	0	0	0	0	0	10	10	0.00	0.000										

AB 33  
R 2  
H 6  
RBI 2  
BB 1  
SO 6  
LOB 14









Batter	1	2	3	4	5	6	7	8	9	AB	R	H	RBI	BB	SO	LOB	TOP		
Jerry Royster, R OBP: 0.360, SLG: 0.365 (1, 4)	F8	4-3			F3		F8			4	0	0	0	0	0	1	<b>Atlanta Braves @ Philadelphia Phillies</b> Veterans Stadium, Philadelphia, PA Sat Jun 09 1979, 7:05 PM EDT Att: 38,035 - Unknown		
Gary Matthews, R OBP: 0.372, SLG: 0.544 (1, 9)	1B HR	F9			P4		F9			4	1	1	0	0	0	1			
Bob Homer, R OBP: 0.379, SLG: 0.624 (1, 5)	1B HR			L6				F8		4	1	2	0	0	0	0			
Jeff Burroughs, R OBP: 0.325, SLG: 0.330 (1, 7)	1B HR			K				FC3-6 1B		4	1	2	3	0	1	1			
Biff Pocoroba, S OBP: 0.750, SLG: 0.857 (1, 2)	1B							FC3-6 1B		3	0	2	0	1	0	1			
Mike Lum, L OBP: 0.277, SLG: 0.303 (1, 3)	F7			P4				F4		4	0	0	0	0	0	4			
Rowland Office, L OBP: 0.342, SLG: 0.364 (1, 8)	F8			P6						4	0	0	0	0	1	2			
Pepe Frias, R OBP: 0.266, SLG: 0.317 (1, 6)		4-3 1B		4-3				F6		4	0	1	0	0	0	1			
Mickey Mahler, S OBP: 0.167, SLG: 0.176 (2, 1)		B3		K						1	0	0	0	0	0	1			
Rick Mahler, R OBP: 0.508, SLG: 0.500 (2, 1)										0	0	0	0	0	0	0			
Adrian Devine, R OBP: 0.288, SLG: 0.276 (3, 1)										1	0	0	0	0	1	0			
Brian Asselstine, L OBP: 0.288, SLG: 0.276 (7, 1)										0	0	0	0	0	1	0			
Bo McLaughlin, R OBP: 0.288, SLG: 0.276 (7, 1)										0	0	0	0	0	0	0			
Joe Nolan, L OBP: 0.396, SLG: 0.333 (8, 1)										1	0	0	0	0	0	0			
<b>Inning Stats</b>	R: 3 E: 0 K: 0 S: 7	H: 4 LOB: 1 BB: 0 P: 7	R: 0 E: 0 K: 0 S: 4	H: 1 LOB: 1 BB: 0 P: 4	R: 0 E: 0 K: 1 S: 5	H: 0 LOB: 1 BB: 1 P: 9	R: 0 E: 0 K: 1 S: 5	H: 0 LOB: 0 BB: 0 P: 5	R: 0 E: 0 K: 0 S: 4	H: 1 LOB: 1 BB: 0 P: 4	R: 0 E: 0 K: 1 S: 5	H: 0 LOB: 0 BB: 0 P: 5	R: 0 E: 0 K: 0 S: 4	H: 1 LOB: 1 BB: 0 P: 4	R: 0 E: 0 K: 1 S: 5	H: 0 LOB: 0 BB: 0 P: 5	1B: 6 2B: 1 3B: 0 HR: 1	SF: 0 SAC: 0 DP: 0 HBP: 0	WP: 0 PA: 36 PB: 0 SB: 1 CS: 0
<b>PITCHER</b> Larry Christenson, R ERA: 3.35 (1, 1)	IP: 9.0 WLS: W BF: 36 H: 8 R: 3 ER: 3 SO: 4 BB: 1 IBB: 0 HBP: 0 BLK: 0 WP: 0 HR: 1 S: 43 P: 47 ERA: 3.00 WHIP: 1.000																		

Batter	1	2	3	4	5	6	7	8	9	AB	R	H	RBI	BB	SO	LOB	BOTTOM		
Pete Rose, S OBP: 0.429, SLG: 0.484 (1, 3)	FC5-4 1B	1B 2B	L9		K					4	1	2	0	1	1	1	<b>Atlanta Braves @ Philadelphia Phillies</b> Veterans Stadium, Philadelphia, PA Sat Jun 09 1979, 7:05 PM EDT Att: 38,035 - Unknown		
Larry Bowa, S OBP: 0.385, SLG: 0.366 (1, 6)	FC5-4 1B 2B	1B 2B	FC1-4 1B		G3					5	2	2	1	0	0	4			
Garry Maddox, R OBP: 0.322, SLG: 0.485 (1, 8)	1B 2B	1B 2B	FC1-4 S		WP 1B					5	2	3	2	0	0	2			
Greg Luzinski, R OBP: 0.356, SLG: 0.420 (1, 7)	K	1B	F8		WP 1B					5	1	2	1	0	1	3			
Greg Gross, L OBP: 0.297, SLG: 0.364 (8, 7)	K	1B	F8		WP 1B					0	0	0	0	0	0	0			
Mike Schmidt, R OBP: 0.386, SLG: 0.583 (1, 5)	1B 2B	1B	4-3		K					4	1	1	1	1	1	2			
Jose Cardenal, R OBP: 0.333, SLG: 0.267 (1, 9)	2B	F3	6-3		1B 1B					5	0	2	2	0	0	2			
Bob Boone, R OBP: 0.354, SLG: 0.413 (1, 2)	F8	1B	4-3		P4					5	0	2	1	0	0	2			
Bud Harrelson, S OBP: 0.386, SLG: 0.342 (1, 4)		F7	4-3		1B					4	0	2	0	1	0	2			
Larry Christenson, R OBP: 0.462, SLG: 0.667 (1, 1)		1B	FC1-4 1B		K					5	2	2	0	0	3	5			
<b>Inning Stats</b>	R: 3 E: 0 K: 1 S: 9	H: 4 LOB: 1 BB: 0 P: 9	R: 5 E: 0 K: 0 S: 8	H: 5 LOB: 2 BB: 2 P: 16	R: 1 E: 0 K: 0 S: 5	H: 2 LOB: 1 BB: 0 P: 5	R: 0 E: 0 K: 1 S: 6	H: 1 LOB: 2 BB: 1 P: 10	R: 0 E: 0 K: 2 S: 9	H: 3 LOB: 3 BB: 0 P: 8	R: 0 E: 0 K: 0 S: 3	H: 0 LOB: 0 BB: 0 P: 3	R: 0 E: 0 K: 1 S: 6	H: 1 LOB: 1 BB: 0 P: 6	R: 0 E: 0 K: 1 S: 6	H: 1 LOB: 1 BB: 0 P: 6	1B: 13 2B: 4 3B: 1 HR: 0	SF: 0 SAC: 0 DP: 0 HBP: 0	WP: 1 PA: 45 PB: 0 SB: 2 CS: 0
<b>PITCHER</b> Mickey Mahler, L ERA: 5.86 (1, 1)	IP: 1.1 WLS: L BF: 11 H: 6 R: 6 ER: 6 SO: 6 BB: 1 IBB: 0 HBP: 0 BLK: 0 WP: 0 HR: 0 S: 12 P: 16 ERA: 40.50 WHIP: 5.250																		
<b>PITCHER</b> Rick Mahler, R ERA: 6.3 (2, 1)	IP: 1.0 WLS: L BF: 9 H: 5 R: 3 ER: 2 SO: 0 BB: 1 IBB: 0 HBP: 0 BLK: 0 WP: 0 HR: 0 S: 8 P: 12 ERA: 18.00 WHIP: 6.000																		
<b>PITCHER</b> Adrian Devine, R ERA: 2.81 (3, 1)	IP: 3.2 WLS: L BF: 18 H: 6 R: 0 ER: 0 SO: 4 BB: 1 IBB: 0 HBP: 0 BLK: 0 WP: 1 HR: 0 S: 25 P: 29 ERA: 0.00 WHIP: 1.909																		
<b>PITCHER</b> Bo McLaughlin, R ERA: 5.74 (7, 1)	IP: 2.0 WLS: L BF: 7 H: 1 R: 0 ER: 0 SO: 1 BB: 0 IBB: 0 HBP: 0 BLK: 0 WP: 0 HR: 0 S: 9 P: 9 ERA: 0.00 WHIP: 0.500																		



Batter	1	2	3	4	5	6	7	8	9	AB	R	H	RBI	BB	SO	LOB	TOP											
Jerry Royster, R OBP: 0.360, SLG: 0.364 (1, 4)										6	1	2	0	0	1	4	<b>Atlanta Braves @ Philadelphia Phillies</b> Veterans Stadium, Philadelphia, PA Sun Jun 10 1979, 3:33 AM EDT Att: 58,707 - Unknown											
Gary Matthews, R OBP: 0.365, SLG: 0.537 (1, 9)										5	0	1	0	0	0	2												
Bob Homer, R OBP: 0.370, SLG: 0.633 (1, 5)										5	2	1	1	0	1	4												
Jeff Burroughs, R OBP: 0.331, SLG: 0.330 Rowland Office, L OBP: 0.342, SLG: 0.364 (1, 7), (8, 8)										3	1	1	1	1	2	0												
Barry Bonnell, R OBP: 0.311, SLG: 0.465 (1, 8), (8, 7)										3	1	0	0	2	2	2												
Biff Pocoroba, S OBP: 0.538, SLG: 0.667 (1, 2)										5	1	1	0	0	0	3												
Pepe Frias, R OBP: 0.287, SLG: 0.339 (1, 6)										4	3	4	3	1	0	0												
Mike Lum, L OBP: 0.289, SLG: 0.339 (1, 3)										5	1	3	3	0	1	3												
Phil Niekro, R OBP: 0.213, SLG: 0.261 (1, 1)										5	0	2	1	0	2	3												
<b>Inning Stats</b>	R: 3 E: 1 K: 1 S: 9	H: 3 LOB: 2 BB: 1 P: 13	R: 0 E: 0 K: 1 S: 6	H: 1 LOB: 1 BB: 0 P: 6	R: 3 E: 1 K: 1 S: 7	H: 3 LOB: 0 BB: 1 P: 11	R: 1 E: 0 K: 2 S: 8	H: 1 LOB: 1 BB: 1 P: 12	R: 1 E: 0 K: 0 S: 4	H: 1 LOB: 1 BB: 1 P: 8	R: 0 E: 0 K: 1 S: 5	H: 0 LOB: 1 BB: 0 P: 6	R: 2 E: 0 K: 1 S: 9	H: 4 LOB: 2 BB: 0 P: 9	R: 0 E: 0 K: 1 S: 5	H: 0 LOB: 0 BB: 0 P: 5		R: 0 E: 0 K: 1 S: 6	H: 2 LOB: 1 BB: 0 P: 6	1B: 9 2B: 4 3B: 0 HR: 2	SF: 0 SAC: 0 DP: 2 HBP: 1	WP: 0 PB: 0 SB: 0 CS: 0	PA: 46					
<b>PITCHER</b>	IP WLS BF H R ER SO BB IBB HBP BLK WP HR S P ERA WHIP	2.1 L 17 7 6 4 3 2 0 0 0 0 0 1 9 13 15.43 3.857	3.1 2 6 1 1 1 2 1 0 0 0 0 1 9 13 5.40 1.200	5.1 3 16 5 3 3 2 1 0 1 0 0 1 18 23 9.00 2.000	8.1 2 7 2 0 0 2 0 0 0 0 0 0 11 11 0.00 1.000											IP WLS BF H R ER SO BB IBB HBP BLK WP HR S P ERA WHIP												
Steve Carlton, L ERA: 3.29											2.1	L	17	7	6	4	3	2	0	0	0	0	0	1	9	13	15.43	3.857
Rawly Eastwick, R ERA: 6.97											3.1	2	6	1	1	1	2	1	0	0	0	0	0	1	9	13	5.40	1.200
Jim Lonborg, R ERA: 11.05											5.1	3	16	5	3	3	2	1	0	1	0	0	1	18	23	9.00	2.000	
Doug Bird, R ERA: 5.93											8.1	2	7	2	0	0	2	0	0	0	0	0	0	11	11	0.00	1.000	

AB 41  
R 10  
H 15  
RBI 9  
BB 4  
SO 9  
LOB 21



Batter	1	2	3	4	5	6	7	8	9	AB	R	H	RBI	BB	SO	LOB	BOTTOM										
Pete Rose, S OBP: 0.430, SLG: 0.489 (1, 3)										4	0	2	0	0	0	0	<b>Atlanta Braves @ Philadelphia Phillies</b> Veterans Stadium, Philadelphia, PA Sun Jun 10 1979, 3:33 AM EDT Att: 58,707 - Unknown										
Larry Bowa, S OBP: 0.366, SLG: 0.373 (1, 6)										5	0	2	1	0	0	2											
Gary Maddox, R OBP: 0.316, SLG: 0.475 Doug Bird, R ERA: 11.05 Del Unser, L OBP: 0.311, SLG: 0.382 (1, 8), (8, 1), (9, PH)										4	0	0	0	0	0	3											
Greg Luzinski, R OBP: 0.354, SLG: 0.412 (1, 7)										3	0	0	0	1	0	0											
Mike Schmidt, R OBP: 0.384, SLG: 0.576 (1, 5)										4	0	1	0	0	0	1											
Bake McBride, L OBP: 0.295, SLG: 0.376 (1, 9)										4	0	1	0	0	0	3											
Tim McCarver, L OBP: 0.344, SLG: 0.373 Rawly Eastwick, R ERA: 6.97 Jose Cardenal, R OBP: 0.326, SLG: 0.258 Jim Lonborg, R ERA: 11.05 Greg Gross, L OBP: 0.297, SLG: 0.441 (1, 2), (3, 1), (4, PH), (5, 1), (7, PH), (8, 9)										1	0	0	0	0	0	1											
Bud Harrelson, S OBP: 0.375, SLG: 0.317 (1, 4)										3	1	0	0	1	1	2											
Steve Carlton, L OBP: 0.256, SLG: 0.244 Dave Rader, L OBP: 0.313, SLG: 0.533 (1, 1), (3, 2)										0	0	0	0	0	0	0											
<b>Inning Stats</b>	R: 0 E: 0 K: 0 S: 3	H: 1 LOB: 0 BB: 0 P: 3	R: 0 E: 1 K: 0 S: 4	H: 0 LOB: 1 BB: 0 P: 4	R: 0 E: 1 K: 0 S: 4	H: 0 LOB: 1 BB: 0 P: 4	R: 0 E: 0 K: 0 S: 4	H: 1 LOB: 2 BB: 1 P: 8	R: 1 E: 0 K: 0 S: 4	H: 1 LOB: 0 BB: 0 P: 4	R: 0 E: 1 K: 0 S: 3	H: 0 LOB: 0 BB: 0 P: 3	R: 2 E: 0 K: 1 S: 8	H: 3 LOB: 2 BB: 1 P: 12	R: 0 E: 0 K: 1 S: 6	H: 1 LOB: 2 BB: 1 P: 10		R: 0 E: 0 K: 0 S: 4	H: 1 LOB: 1 BB: 0 P: 4	1B: 4 2B: 2 3B: 1 HR: 1	SF: 0 SAC: 0 DP: 1 HBP: 0	WP: 1 PB: 0 SB: 1 CS: 0	PA: 39				
<b>PITCHER</b>	IP WLS BF H R ER SO BB IBB HBP BLK WP HR S P ERA WHIP	9.0 W 39 8 3 3 2 3 0 0 0 1 1 40 52 3.00 1.222											IP WLS BF H R ER SO BB IBB HBP BLK WP HR S P ERA WHIP														
Phil Niekro, R ERA: 4.29											9.0	W	39	8	3	3	2	3	0	0	0	1	1	40	52	3.00	1.222

AB 35  
R 3  
H 8  
RBI 2  
BB 3  
SO 2  
LOB 16





Batter	1	2	3	4	5	6	7	8	9	10	11	AB	R	H	RBI	BB	SO	LOB	TOP			
Jerry Royster, R OBP: 0.359, SLG: 0.363 (1.4)	5-3	1-3		1B		K			K		SH1-4 1B	6	0	2	1	0	2	2				
Gary Matthews, R OBP: 0.373, SLG: 0.540 (1.9)	2B		3B	5-3			F8		BB		SH1-4	4	2	2	0	1	0	1				
Bob Horner, R OBP: 0.398, SLG: 0.615 (1.5)	2B		F5			K	5-3		L8		F8	6	0	1	1	0	1	3				
Jeff Burroughs, R OBP: 0.335, SLG: 0.338 (1.7)	F9		SF7	3B		5-3			F7		BB	4	1	1	1	2	0	2				
Barry Bonnell, R OBP: 0.307, SLG: 0.455 (1.8)	5-3		SF7			BB	K				F6	4	0	0	1	1	1	4				
Biff Pocoroba, S OBP: 0.500, SLG: 0.625 Rowland Office, L OBP: 0.342, SLG: 0.364 Joe Nolan, L OBP: 0.386, SLG: 0.333 (1.2)		G1	F2			F5			4-3		1B	4	1	1	0	1	0	1				
Pepe Frias, R OBP: 0.296, SLG: 0.343 (1.6)		G1				SH5-4 1B			F7		FC3-2 2B	4	1	2	0	1	0	1				
Mike Lum, L OBP: 0.288, SLG: 0.331 (1.3)		5-3				K	SH5-4				FC3-2 1B	3	0	0	0	1	1	5				
Tony Brizzolara, R Bo McCaughlin, R Charlie Spivey, R Tom Hutton, L Dan Schatzeder, L Gene Garber, R Gene Garber, R Craig Skok, L Adrian Devine, R (1.1)		E1				6-3			K		K	2	0	0	0	0	0	1				
<b>Inning Stats</b>	R: 1 E: 0 K: 0 S: 5	H: 2 LOB: 1 BB: 0 P: 5	R: 1 E: 1 K: 0 S: 4	H: 0 LOB: 1 BB: 1 P: 8	R: 2 E: 0 K: 0 S: 5	H: 2 LOB: 0 BB: 0 P: 5	R: 1 E: 0 K: 1 S: 7	H: 2 LOB: 1 BB: 0 P: 7	R: 0 E: 0 K: 2 S: 7	H: 0 LOB: 1 BB: 1 P: 11	R: 0 E: 0 K: 1 S: 5	H: 0 LOB: 1 BB: 1 P: 9	R: 0 E: 0 K: 1 S: 5	H: 0 LOB: 1 BB: 1 P: 9	R: 0 E: 0 K: 1 S: 7	H: 2 LOB: 0 BB: 0 P: 7	R: 0 E: 0 K: 0 S: 4	H: 1 LOB: 2 BB: 1 P: 8	1B: 5 2B: 3 3B: 1 HR: 0	SF: 1 SAC: 0 DP: 0 HBP: 0	WP: 0 PB: 0 SB: 1 CS: 0	PA: 50
<b>PITCHER</b>	IP ERA WLS BF H R ER SO BB IBB HBP BLK WP HR S P ERA WHIP	Ross Grimsley, L ERA: 4.82 Stan Bahnsen, R ERA: 3.23 Dan Schatzeder, L ERA: 2.24 Woodie Fryman, L ERA: 1.69 (1.1)	3.2 4.82 0.1 1 0 0 0 0 0 0 0 0 0 0 0 1 1 0.00 1.909	19 4 0 0 0 6 5 1 0 0 0 0 0 0 27 47 0.00 1.000	1 0 0 0 1 1 0 0 0 0 0 0 0 0 11 15 0.00 2.000		<b>PITCHER</b>	IP ERA WLS BF H R ER SO BB IBB HBP BLK WP HR S P ERA WHIP	Adrian Devine, R ERA: 2.81 (11.1)	0.0 2.81 0.0 2 0 0 0 0 1 1 0 0 0 0 8 8 5.40 1.800												

Atlanta Braves @ Montreal Expos  
Olympic Stadium, Montreal, QB  
Mon Jun 11 1979, 7:05 PM EDT  
Att: 10,267 - Unknown

AB 40  
R 5  
H 9  
RBI 4  
BB 7  
SO 8  
LOB 24



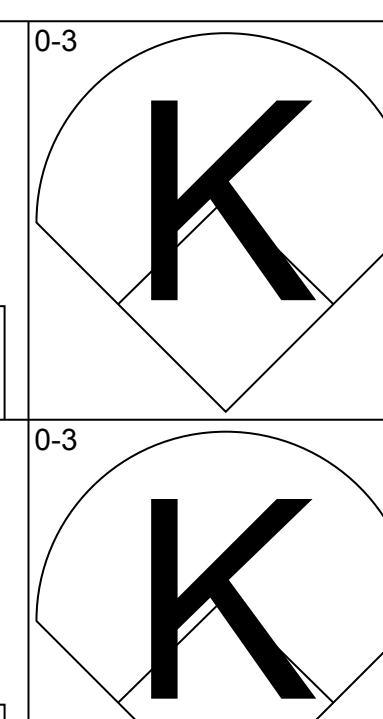
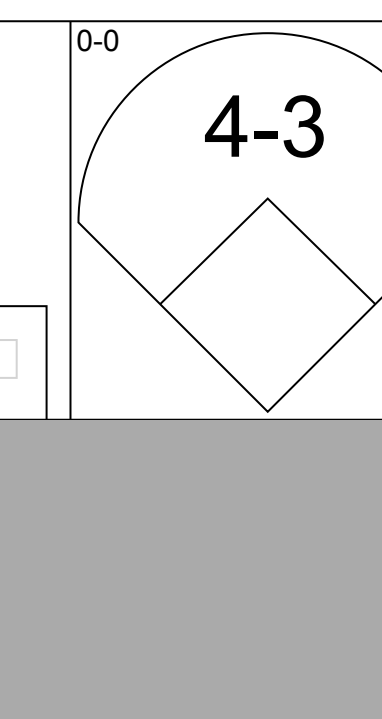
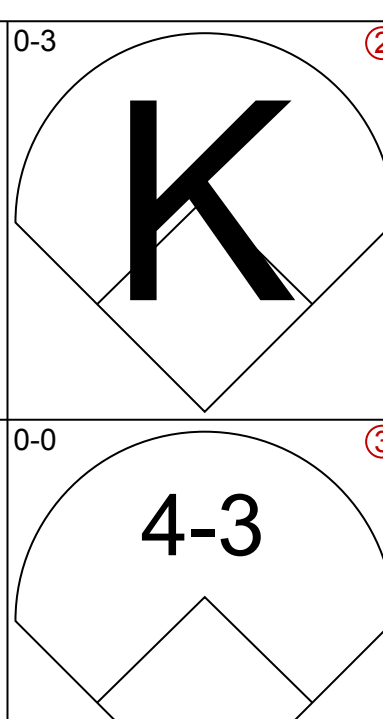
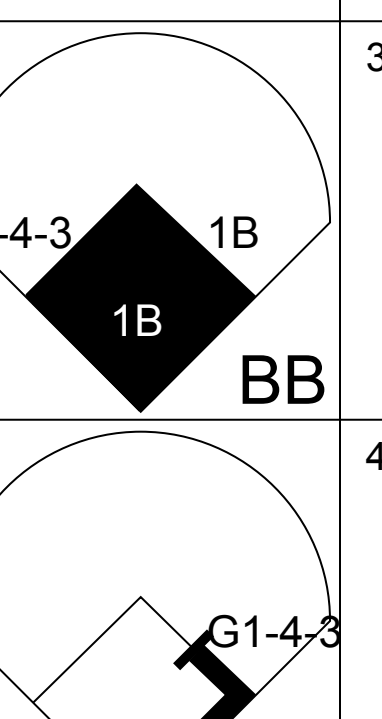
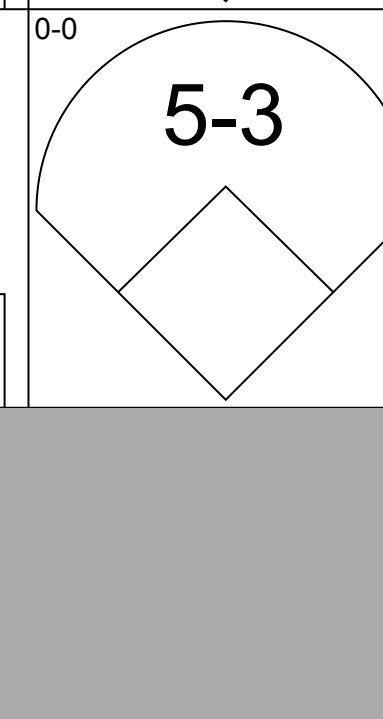


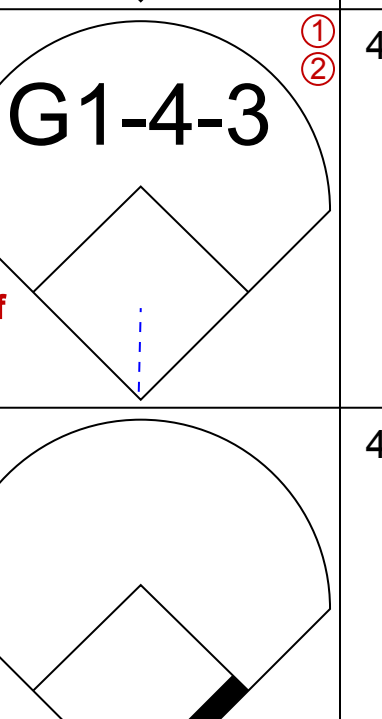

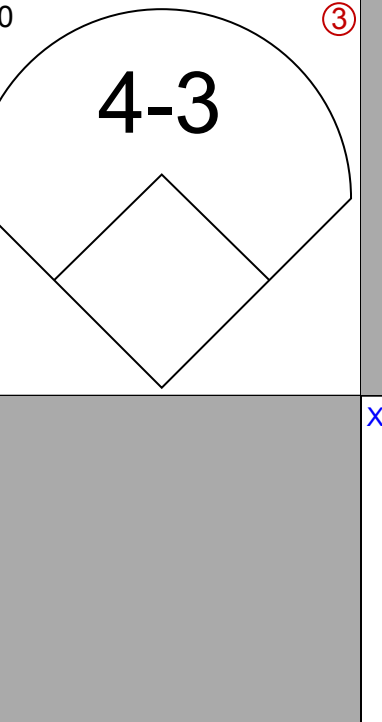
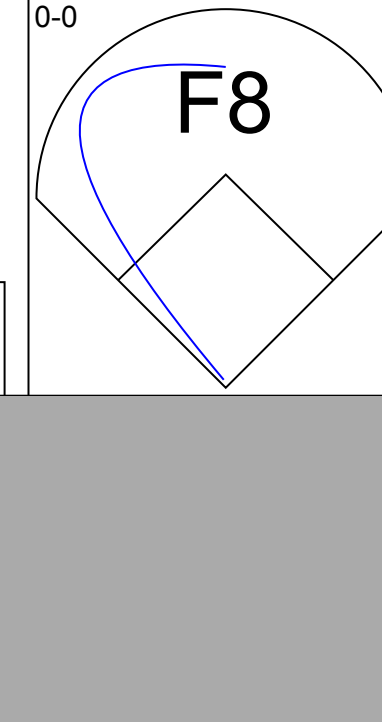
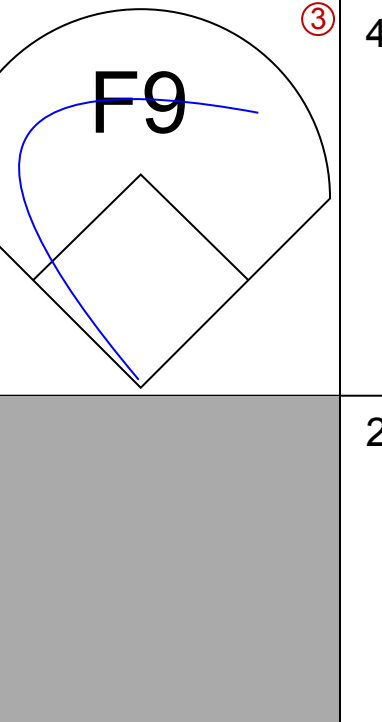
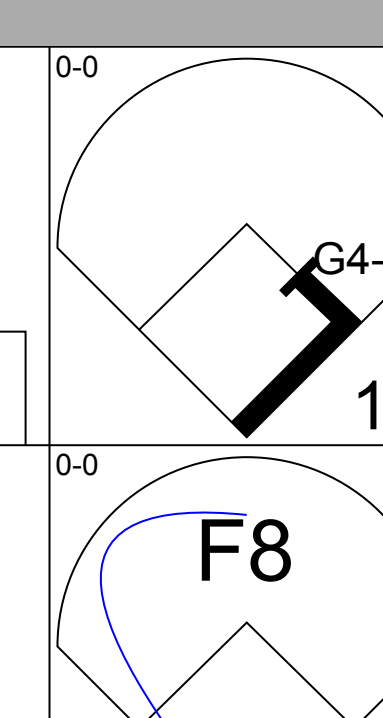
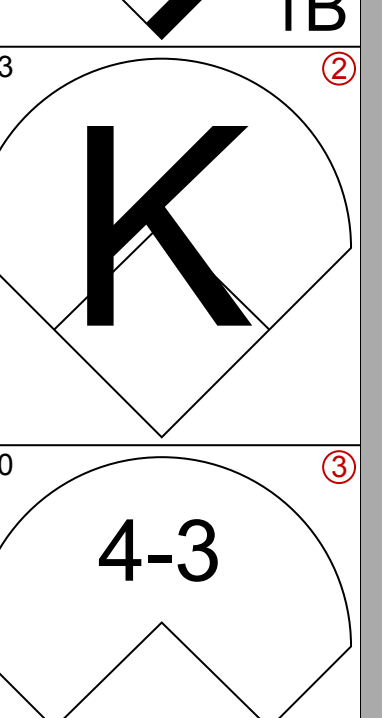
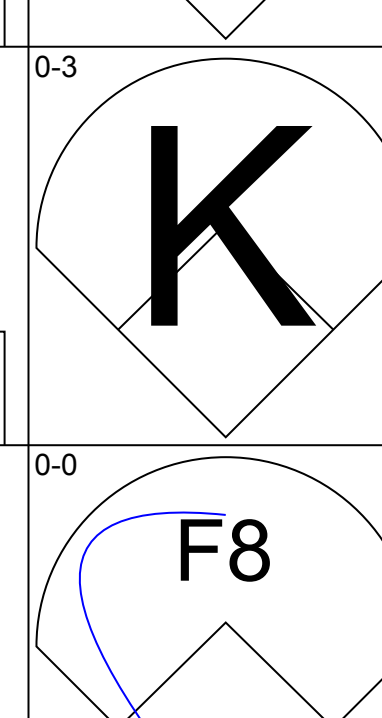
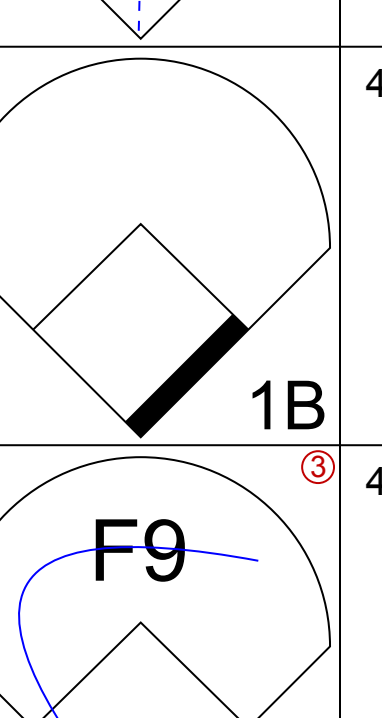
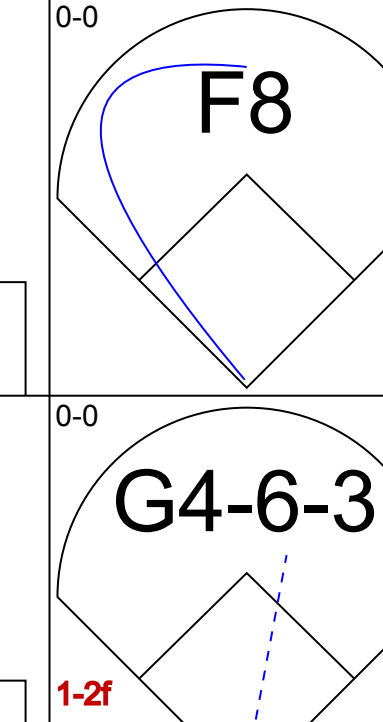
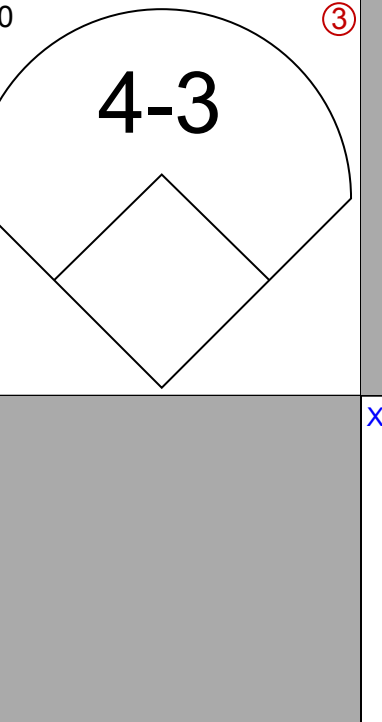
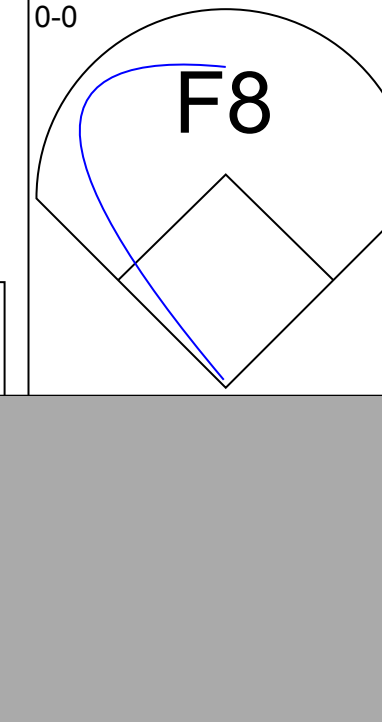
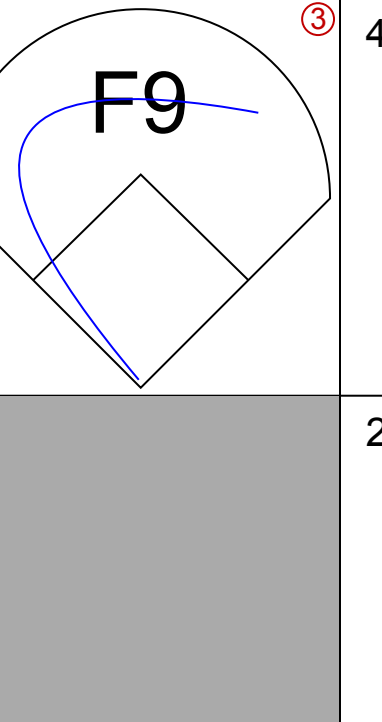

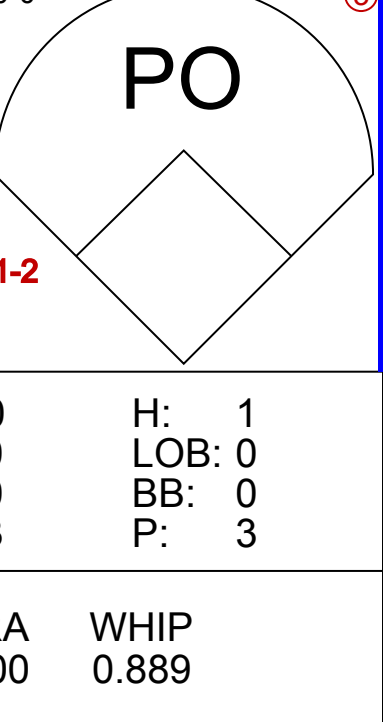
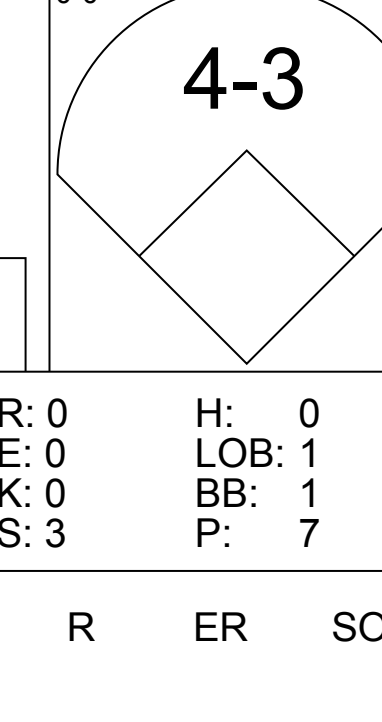
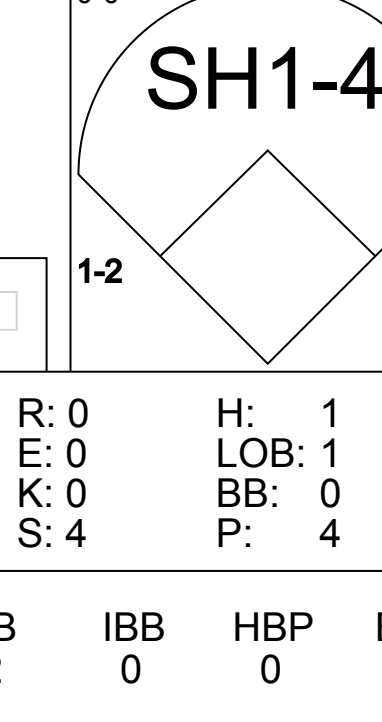
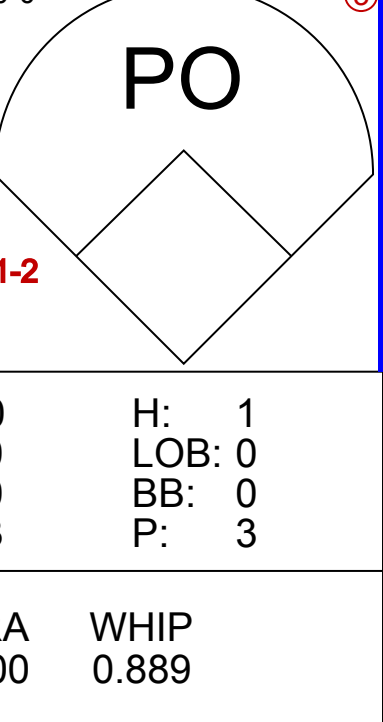
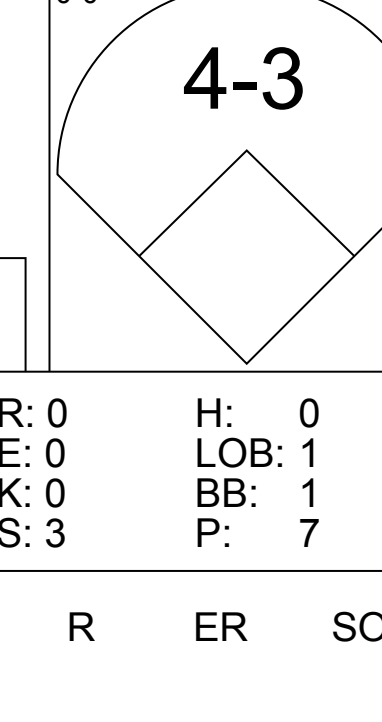
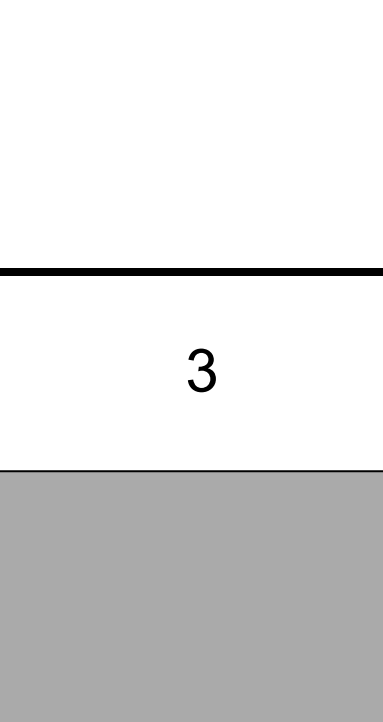
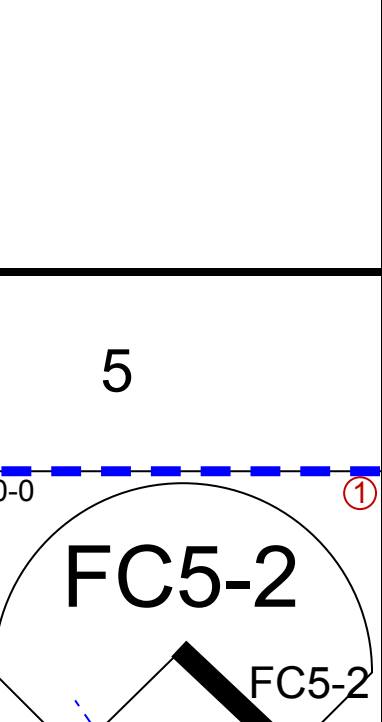
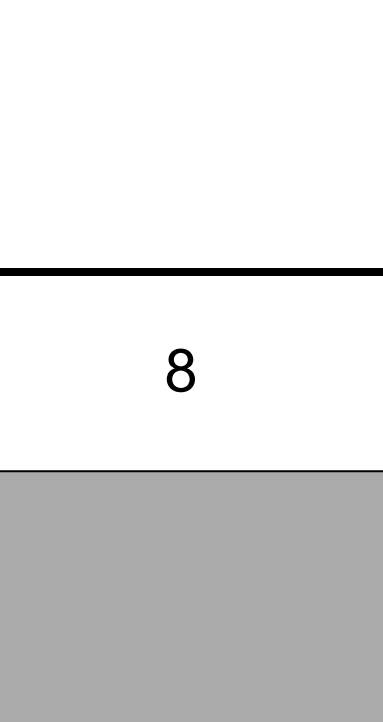
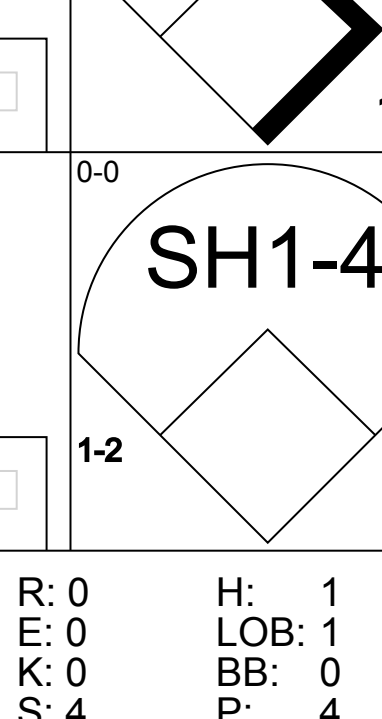
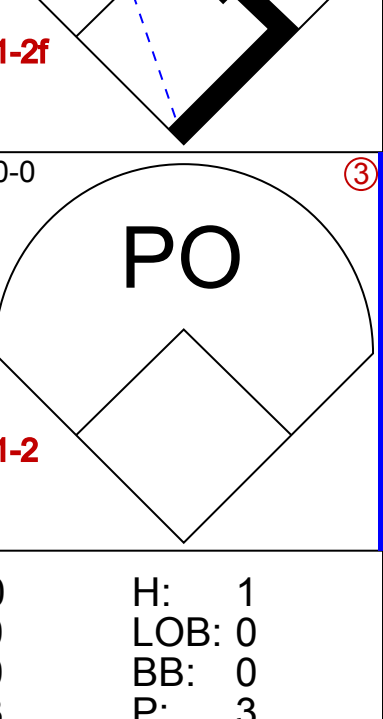
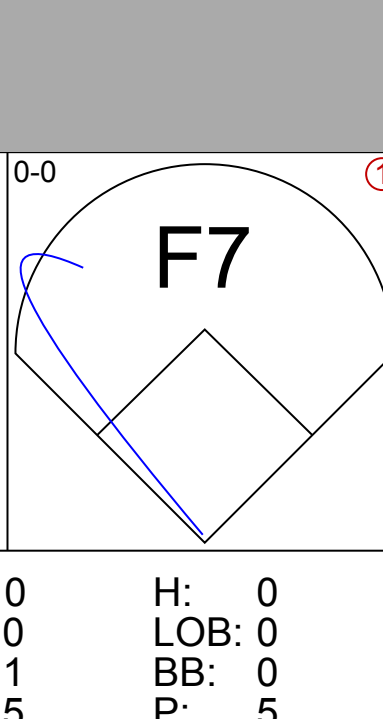
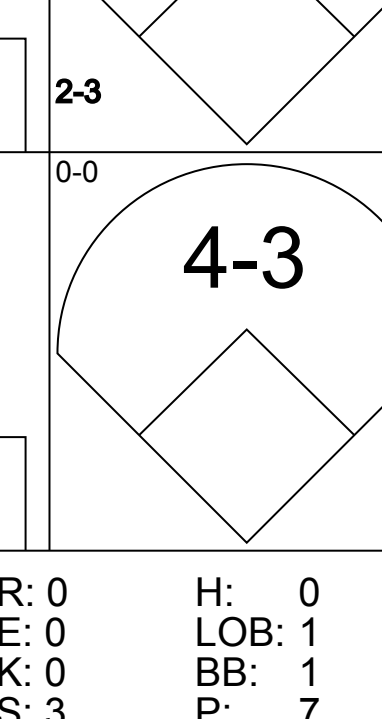
Batter	1	2	3	4	5	6	7	8	9	10	11	AB	R	H	RBI	BB	SO	LOB	BOTTOM	
Andre Dawson, R OBP: 0.297, SLG: 0.495 (1.8)	F6	K		K			5-3		F8		BB IBB	5	0	0	0	1	2	2		
Rodney Scott, S OBP: 0.305, SLG: 0.282 (1.4)	2B	1B	F4	K			F6		G3		BB	5	1	1	1	1	1	2		
Warren Cromartie, L OBP: 0.332, SLG: 0.462 (1.7)	2B	2B	4-3	F6			G3				1B	5	1	2	0	0	0	2		
Tony Perez, R OBP: 0.320, SLG: 0.431 (1.3)	1B	WP	E5			6-3			3B		F8	5	1	2	2	0	0	1		
Gary Carter, R OBP: 0.343, SLG: 0.506 (1.2)	WP	1B				5-3			4-3		F7	5	0	1	0	0	0	3		
Ellis Valentine, R OBP: 0.303, SLG: 0.401 (1.9)	F6			1B			E5		F3		E BB 1B	5	2	2	0	0	0	2		
Larry Parrish, R OBP: 0.349, SLG: 0.443 (1.5)	K			1B		CS	1-3		F2		F8	5	1	1	1	0	1	3		
Chris Speier, R OBP: 0.326, SLG: 0.321 (1.6)		6-3		1B			K		F6		F6	5	0	1	0	0	1	1		
Ross Grimsley, L Stan Bahnsen, R Tom Hutton, L Dan Schatzeder, L Tony Brizzolara, R Woodie Fryman, R Dave Cash, R (1.1)		6-3		1B			K		K		E9 BB IBB 1B	1	0	0	0	0	0	0		
<b>Inning Stats</b>	R: 3 E: 0 K: 1 S: 9	H: 4 LOB: 1 BB: 0 P: 9	R: 0 E: 0 K: 1 S: 5	H: 0 LOB: 0 BB: 0 P: 5	R: 0 E: 1 K: 0 S: 4	H: 0 LOB: 0 BB: 0 P: 4	R: 2 E: 0 K: 2 S: 11	H: 4 LOB: 2 BB: 0 P: 11	R: 0 E: 0 K: 0 S: 3	H: 0 LOB: 0 BB: 0 P: 3	R: 0 E: 0 K: 0 S: 4	H: 1 LOB: 1 BB: 0 P: 4	R: 0 E: 0 K: 0 S: 4	H: 1 LOB: 1 BB: 0 P: 4	R: 1 E: 1 K: 0 S: 4	H: 2 LOB: 3 BB: 2 P: 12	1B: 8 2B: 3 3B: 1 HR: 0	SF: 0 SAC: 0 DP: 0 HBP: 0	WP: 1 PB: 0 SB: 0 CS: 1	PA: 48
<b>PITCHER</b>	IP ERA WLS BF H R ER SO BB IBB HBP BLK WP HR S P ERA WHIP	Tony Brizzolara, R ERA: 6.16 Bo McLaughlin, R ERA: 5.34 Joey McLaughlin, R ERA: 5.34 Gene Garber, R ERA: 3.63 Craig Skok, L ERA: 5.33 (1.1)	3.0 6.16 2.0 7 1 0 0 2 0 0 0 0 0 0 0 10 10 0.00 0.000	1 0 0 0 2 0 0 0 0 0 0 0 0 0 9 9 0.00 0.500	1 0 0 0 1 0 0 0 0 0 0 0 0 0 8 8 5.40 1.800		<b>PITCHER</b>	IP ERA WLS BF H R ER SO BB IBB HBP BLK WP HR S P ERA WHIP	Adrian Devine, R ERA: 2.81 (11.1)	0.0 2.81 0.0 2 0 0 0 0 1 1 0 0 0 0 8 8 5.40 1.800										

Atlanta Braves @ Montreal Expos  
Olympic Stadium, Montreal, QB  
Mon Jun 11 1979, 7:05 PM EDT  
Att: 10,267 - Unknown

AB 45  
R 6  
H 12  
RBI 5  
BB 2  
SO 7  
LOB 16

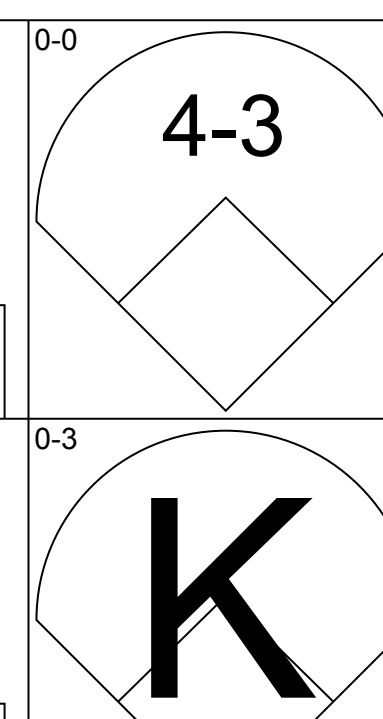
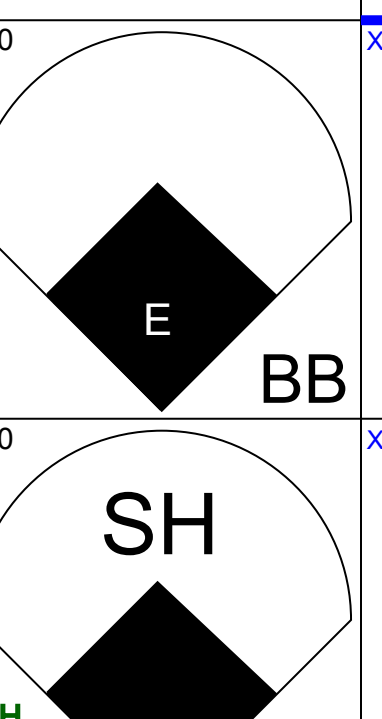

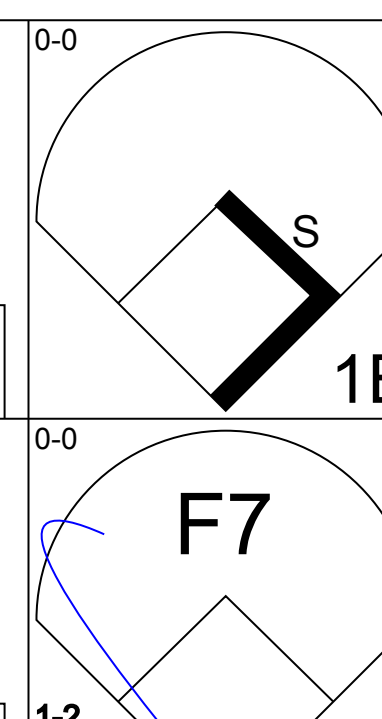
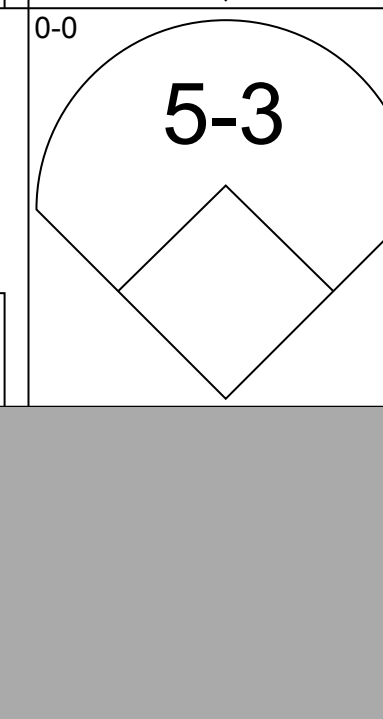
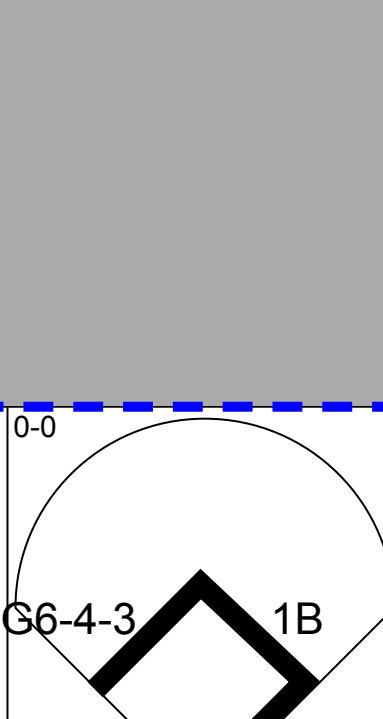
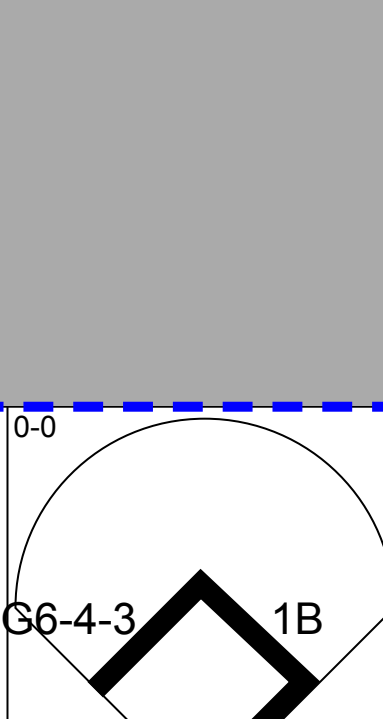


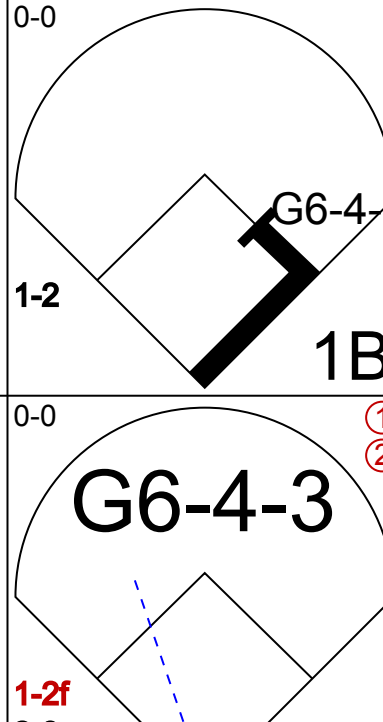
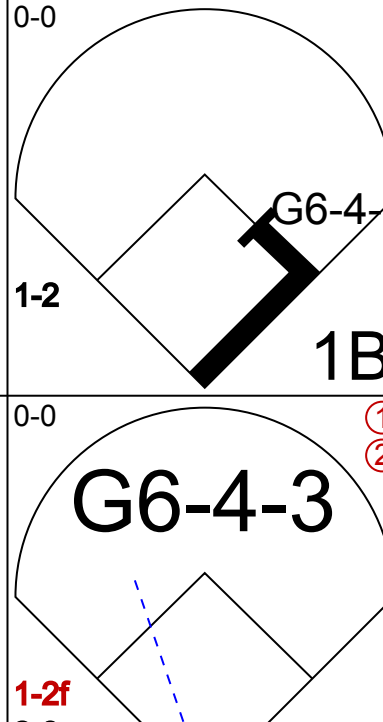
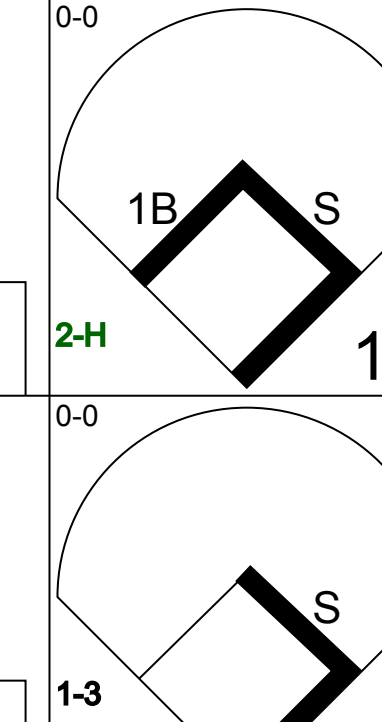
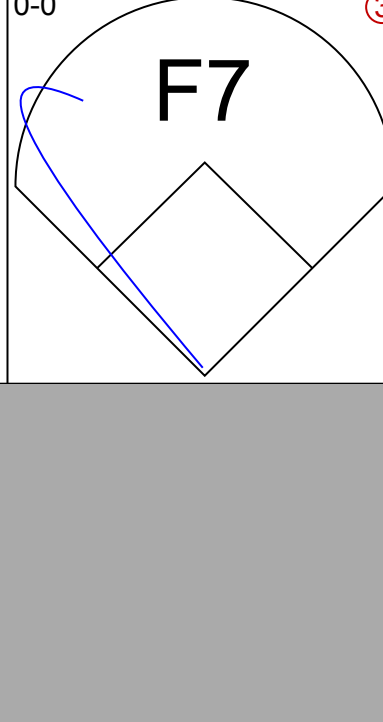
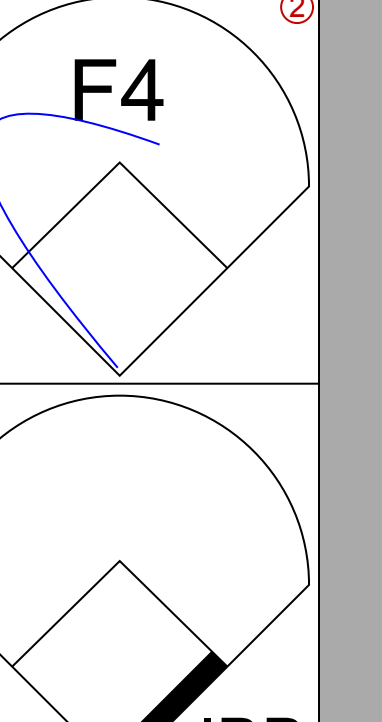
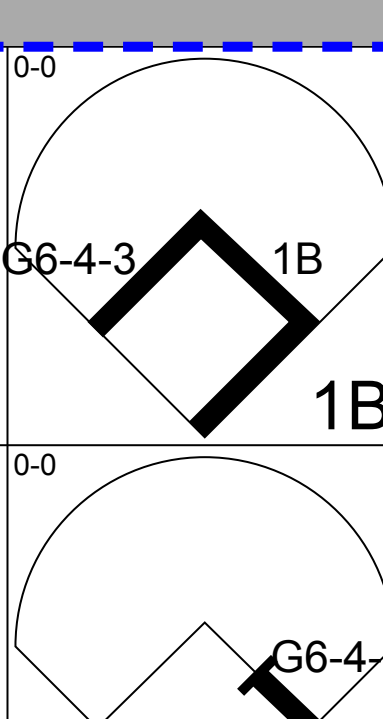
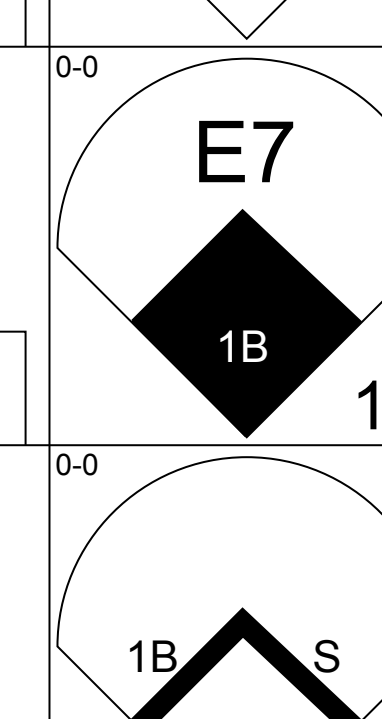

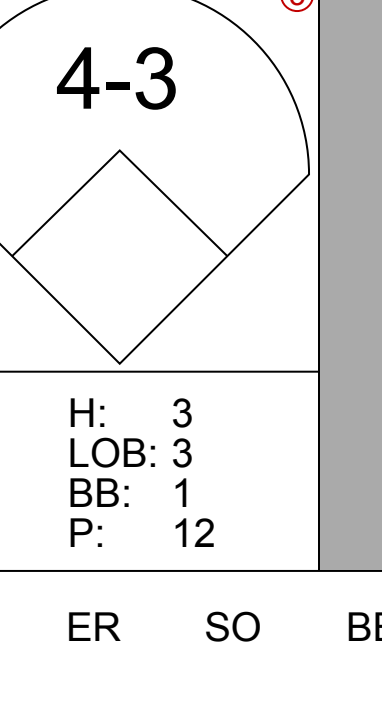
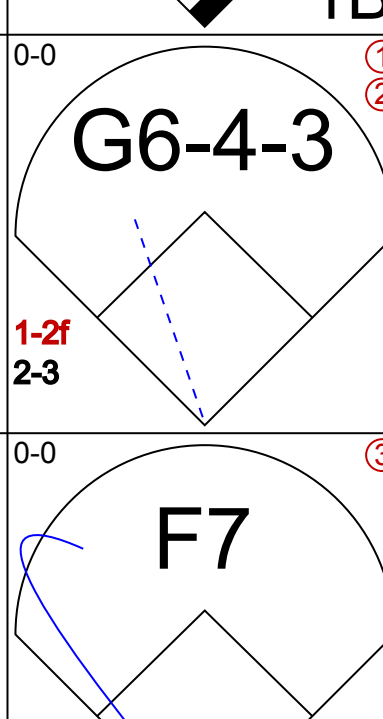
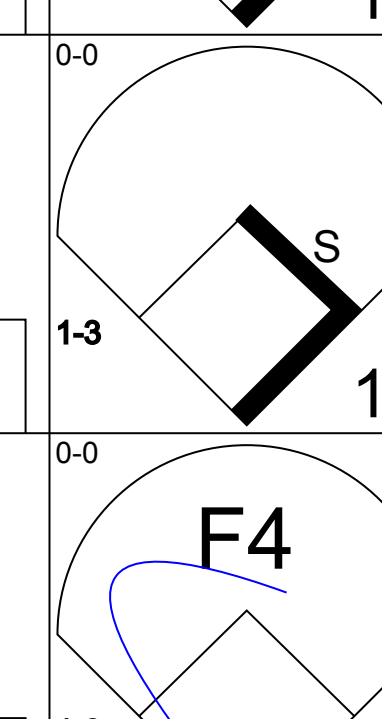



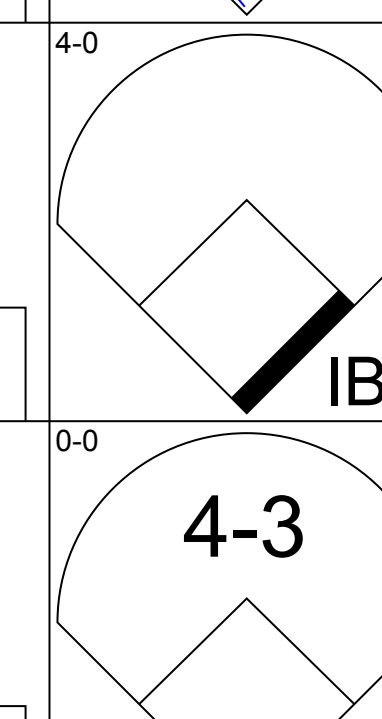
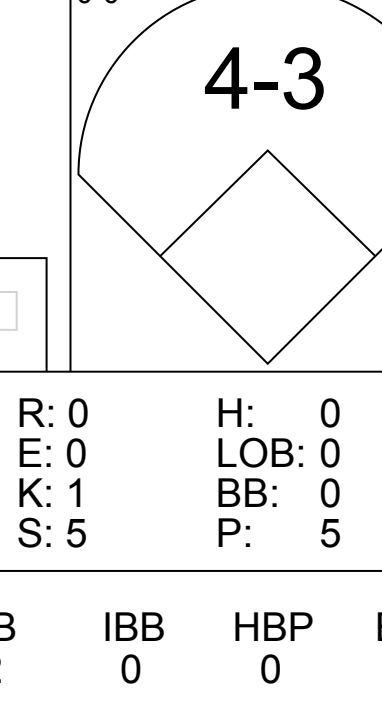
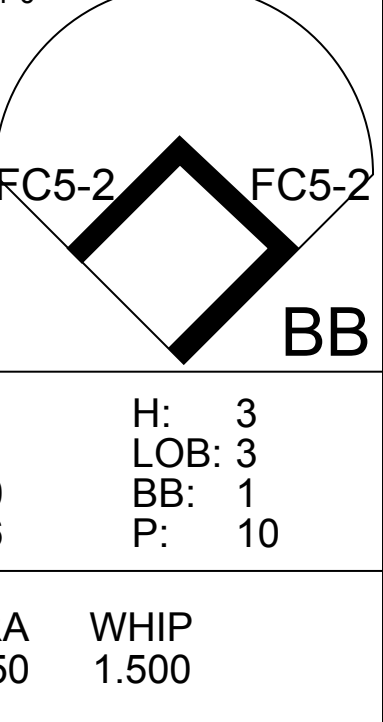

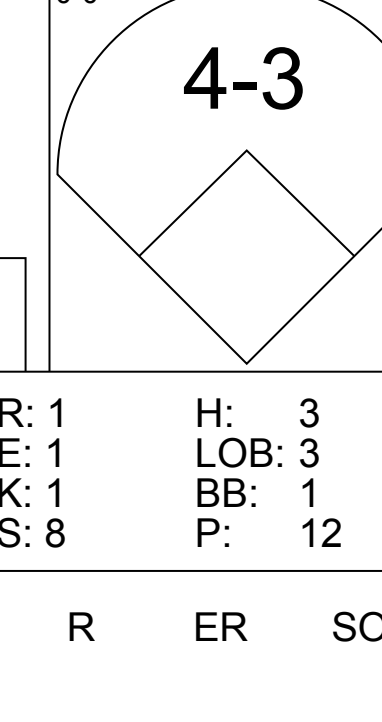

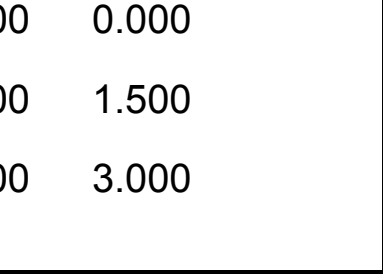






Batter	1	2	3	4	5	6	7	8	9	AB	R	H	RBI	BB	SO	LOB	TOP					
Jerry Royster, R OBP: 0.397, SLG: 0.358 (1, 4)										3	1	0	0	1	2	1	<b>Atlanta Braves @ Montreal Expos</b> Olympic Stadium, Montreal, QB Wed Jun 13 1979, 7:05 PM EDT Att: 11,970 - Unknown					
Gary Matthews, R OBP: 0.371, SLG: 0.536 (1, 9)										4	0	1	0	0	1	0						
Bob Homer, R OBP: 0.355, SLG: 0.600 (1, 5)										4	0	1	0	0	1	2						
Jeff Burroughs, R OBP: 0.337, SLG: 0.341 (1, 7)										4	0	2	1	0	2	1						
Joe Nolan, L OBP: 0.365, SLG: 0.302 (1, 2)										4	0	0	0	0	0	3						
Mike Lum, L OBP: 0.289, SLG: 0.326 (1, 3)										2	0	0	0	1	0	1						
Rowland Office, L OBP: 0.342, SLG: 0.362 (1, 8)										3	0	1	0	0	0	1						
Pepe Frias, R OBP: 0.297, SLG: 0.343 (1, 6)										3	0	1	0	0	0	2						
Rick Matula, R OBP: 0.265, SLG: 0.550 (5, 1)										0	0	0	0	0	0	0						
Craig Skok, L OBP: 0.312, SLG: 0.310 (6, PH)										0	0	0	0	0	0	0						
Adrian Devine, R OBP: 0.285, SLG: 0.310 (5, PH)										0	0	0	0	0	0	0						
Brian Asselstine, L OBP: 0.265, SLG: 0.310 (6, PH)										0	0	0	0	0	0	0						
Joey McLaughlin, R OBP: 0.265, SLG: 0.310 (6, PH)										0	0	0	0	0	0	0						
Bo McLaughlin, R OBP: 0.265, SLG: 0.310 (6, PH)										0	0	0	0	0	0	0						
Bo McLaughlin, R OBP: 0.265, SLG: 0.310 (6, PH)										0	0	0	0	0	0	0						
Bo McLaughlin, R OBP: 0.265, SLG: 0.310 (6, PH)										0	0	0	0	0	0	0						
<b>Inning Stats</b>	R: 0 E: 0 K: 2 S: 7	H: 0 LOB: 0 BB: 0 P: 7	R: 0 E: 0 K: 0 S: 3	H: 1 LOB: 0 BB: 0 P: 3	R: 0 E: 0 K: 0 S: 4	H: 1 LOB: 1 BB: 0 P: 4	R: 0 E: 0 K: 1 S: 6	H: 1 LOB: 1 BB: 0 P: 6	R: 0 E: 0 K: 0 S: 3	H: 1 LOB: 0 BB: 0 P: 3	R: 0 E: 0 K: 1 S: 5	H: 0 LOB: 0 BB: 0 P: 5	R: 0 E: 0 K: 2 S: 7	H: 0 LOB: 0 BB: 0 P: 7	R: 0 E: 0 K: 0 S: 3	H: 0 LOB: 1 BB: 1 P: 7	R: 1 E: 0 K: 0 S: 4	H: 2 LOB: 1 BB: 1 P: 8	1B: 6 2B: 0 3B: 0 HR: 0	SF: 0 SAC: 1 DP: 2 HBP: 0	WP: 0 PB: 0 SB: 0 CS: 0	PA: 33
<b>PITCHER</b> Steve Rogers, R ERA: 2.61 (1, 1)	IP: 9.0 WLS: W BF: 32 H: 6 R: 1 ER: 1 SO: 6 BB: 2 IBB: 0 HBP: 0 BLK: 0 WP: 0 HR: 0 S: 42 P: 50 ERA: 1.00 WHIP: 0.889															<b>PITCHER</b>						

AB	29
R	1
H	6
RBI	1
BB	2
SO	6
LOB	12



Batter	1	2	3	4	5	6	7	8	9	AB	R	H	RBI	BB	SO	LOB	BOTTOM			
Warren Cromartie, L OBP: 0.333, SLG: 0.461 (1, 7)										3	1	1	0	1	0	3	<b>Atlanta Braves @ Montreal Expos</b> Olympic Stadium, Montreal, QB Wed Jun 13 1979, 7:05 PM EDT Att: 11,970 - Unknown			
Rodney Scott, S OBP: 0.302, SLG: 0.258 (1, 4)										3	1	0	0	0	1	4				
Andre Dawson, R OBP: 0.292, SLG: 0.486 (1, 8)										4	0	0	0	0	1	3				
Tony Perez, R OBP: 0.328, SLG: 0.438 (1, 3)										4	1	3	0	0	0	0				
Gary Carter, R OBP: 0.346, SLG: 0.505 (1, 2)										4	0	2	1	0	0	1				
Ellis Valentine, R OBP: 0.307, SLG: 0.403 (1, 9)										4	1	2	0	0	1	2				
Larry Parrish, R OBP: 0.347, SLG: 0.438 (1, 5)										4	0	1	1	0	1	3				
Chris Speier, R OBP: 0.330, SLG: 0.327 (1, 6)										3	0	1	0	1	0	0				
Steve Rogers, R OBP: 0.270, SLG: 0.265 (1, 1)										3	0	0	0	1	0	3				
<b>Inning Stats</b>	R: 0 E: 0 K: 1 S: 5	H: 0 LOB: 0 BB: 0 P: 5	R: 0 E: 0 K: 1 S: 5	H: 0 LOB: 0 BB: 0 P: 5	R: 0 E: 0 K: 1 S: 5	H: 0 LOB: 0 BB: 0 P: 5	R: 2 E: 1 K: 0 S: 4	H: 1 LOB: 1 BB: 1 P: 8	R: 1 E: 1 K: 0 S: 6	H: 3 LOB: 3 BB: 1 P: 10	R: 0 E: 0 K: 0 S: 4	H: 2 LOB: 1 BB: 0 P: 4	R: 0 E: 0 K: 0 S: 4	H: 1 LOB: 0 BB: 0 P: 4	R: 1 E: 1 K: 1 S: 8	H: 3 LOB: 3 BB: 1 P: 12		1B: 9 2B: 2 3B: 0 HR: 0	SF: 0 SAC: 1 DP: 2 HBP: 0	WP: 0 PB: 0 SB: 3 CS: 0
<b>PITCHER</b> Rick Matula, R ERA: 3.67 (1, 1)	IP: 4.0 WLS: L BF: 18 H: 4 R: 3 ER: 2 SO: 3 BB: 2 IBB: 0 HBP: 0 BLK: 0 WP: 0 HR: 0 S: 22 P: 30 ERA: 4.50 WHIP: 1.500															<b>PITCHER</b>				
Craig Skok, L ERA: 3.47 (5, 1)	0.2	2	0	0	0	0	0	0	0	0	0	2	2	0.00	0.000					
Adrian Devine, R ERA: 2.78 (5, 1)	0.1	1	0	0	0	0	0	0	0	0	0	1	1	0.00	0.000					
Joey McLaughlin, R ERA: (6, 1)	2.0	8	3	0	0	0	0	0	0	0	0	8	8	0.00	1.500					
Bo McLaughlin, R ERA: 5.48 (8, 1)	1.0	7	3	1	1	1	0	1	0	0	0	8	12	9.00	3.000					









Batter	1	2	3	4	5	6	7	8	9	AB	R	H	RBI	BB	SO	LOB	TOP				
Jerry Royster, R OBP: 0.346, SLG: 0.346 (1, 5)	G3			F7		G6-3			6-3	4	0	0	0	0	0	1	Atlanta Braves @ New York Mets Shea Stadium, Flushing, NY Fri Jun 15 1979, 7:05 PM EDT Att: 9,808 - Unknown				
Gary Matthews, R OBP: 0.383, SLG: 0.520 (1, 9)	K			F9			F9		F8	4	0	0	0	0	1	0					
Bob Homer, R OBP: 0.342, SLG: 0.570 (1, 3)	K			K			K			3	0	0	0	0	3	0					
Jeff Burroughs, R OBP: 0.340, SLG: 0.358 (1, 7)		F4			E6					3	1	1	1	0	0	0					
Biff Pocoroba, S OBP: 0.409, SLG: 0.500 (1, 2)		G3			F4-6-3			HR		3	0	0	0	0	0	1					
Rowland Office, L OBP: 0.341, SLG: 0.361 (1, 8)		F9							F7	3	0	1	0	0	0	0					
Glenn Hubbard, R OBP: 0.280, SLG: 0.278 (1, 4)			F4		F9				F7	3	0	0	0	0	0	1					
Pepe Frias, R OBP: 0.302, SLG: 0.352 (1, 6)			F4-3			F4			K	3	0	0	0	0	1	0					
Phil Niekro, R OBP: 0.234, SLG: 0.255 (5, PR) Eddie Solomon, R OBP: 0.277, SLG: 0.288 (5, 1) Joey McLaughlin, R OBP: 0.271, SLG: 0.450 (5, 6) Gene Garber, R OBP: 0.213, SLG: 0.145 (5, 8) Darrel Chaney, S OBP: 0.213, SLG: 0.145 (5, 9) Mike Lum, L OBP: 0.207, SLG: 0.323 (5, PR)			K						K	1	0	0	0	0	1	0	AB 28 R 1 H 2 RBI 1 BB 0 SO 7 LOB 3				
										1	0	0	0	0	1	0		WP: 0 PA: 29 SB: 0 CS: 0			
<b>Inning Stats</b>	R: 0 E: 0 K: 2 S: 7	H: 0 LOB: 0 BB: 0 P: 7	R: 0 E: 0 K: 0 S: 3	H: 0 LOB: 0 BB: 0 P: 3	R: 0 E: 0 K: 1 S: 5	H: 0 LOB: 0 BB: 0 P: 5	R: 0 E: 0 K: 1 S: 5	H: 0 LOB: 0 BB: 0 P: 5	R: 0 E: 1 K: 0 S: 4	H: 1 LOB: 1 BB: 0 P: 4	R: 0 E: 0 K: 0 S: 2	H: 0 LOB: 1 BB: 0 P: 3	R: 1 E: 0 K: 1 S: 6	H: 1 LOB: 0 BB: 0 P: 6	R: 0 E: 0 K: 1 S: 5	H: 0 LOB: 0 BB: 0 P: 5	R: 0 E: 0 K: 1 S: 5	H: 0 LOB: 0 BB: 0 P: 5	1B: 1 2B: 0 3B: 0 HR: 1	SF: 0 SAC: 0 DP: 2 HBP: 1	WP: 0 PA: 29 SB: 0 CS: 0
<b>PITCHER</b> Craig Swan, R ERA: 2.9 (1, 1)	IP: 9.0 WLS: W BF: 29 H: 2 R: 1 ER: 1 SO: 7 BB: 0 IBB: 0 HBP: 1 BLK: 0 WP: 0 HR: 1 S: 42 P: 43 ERA: 1.00 WHIP: 0.222																	<b>PITCHER</b>			

Batter	1	2	3	4	5	6	7	8	9	AB	R	H	RBI	BB	SO	LOB	BOTTOM		
Joel Youngblood, R OBP: 0.354, SLG: 0.500 (1, 9)	SH3 1B BLK		F7		P5		K			4	1	1	0	0	1	3	Atlanta Braves @ New York Mets Shea Stadium, Flushing, NY Fri Jun 15 1979, 7:05 PM EDT Att: 9,808 - Unknown		
Frank Taveras, R OBP: 0.281, SLG: 0.301 (1, 6)	SH3		CS			6-3			1B	2	1	1	0	1	0	0			
Lee Mazzilli, S OBP: 0.425, SLG: 0.507 (1, 8)	G3 1B		CS		1-3		1-3		E S 1B	4	0	2	2	0	0	0			
Richie Hebner, L OBP: 0.396, SLG: 0.431 (1, 5)	G3				K				F9	3	0	0	0	1	1	2			
John Stearns, R OBP: 0.308, SLG: 0.321 (1, 2)	F8				5-3				L5	4	0	1	0	0	0	2			
Willie Montanez, L OBP: 0.269, SLG: 0.297 (1, 3)			F9-3 1B			F9			F8	3	0	1	0	1	0	2			
Steve Henderson, R OBP: 0.371, SLG: 0.394 (1, 7)		K							1B	4	0	2	0	0	1	3			
Doug Flynn, R OBP: 0.252, SLG: 0.312 (1, 4)		F9-3							1B	3	0	1	0	0	0	2			
Craig Swan, R OBP: 0.154, SLG: 0.111 (1, 1)			6-3						K	3	0	0	0	0	2	3	AB 30 R 2 H 9 RBI 2 BB 3 SO 5 LOB 17		
										1B: 8 2B: 1 3B: 1 HR: 0	SF: 0 SAC: 1 DP: 1 HBP: 0	WP: 0 PA: 35 SB: 2 CS: 1							
<b>Inning Stats</b>	R: 1 E: 0 K: 0 S: 5	H: 2 LOB: 1 BB: 0 P: 5	R: 0 E: 0 K: 1 S: 5	H: 1 LOB: 0 BB: 0 P: 5	R: 0 E: 0 K: 1 S: 2	H: 0 LOB: 0 BB: 1 P: 6	R: 0 E: 0 K: 1 S: 5	H: 0 LOB: 0 BB: 0 P: 5	R: 0 E: 0 K: 1 S: 7	H: 2 LOB: 2 BB: 0 P: 7	R: 0 E: 0 K: 0 S: 4	H: 1 LOB: 2 BB: 1 P: 8	R: 0 E: 0 K: 2 S: 8	H: 1 LOB: 0 BB: 0 P: 8	R: 1 E: 0 K: 0 S: 5	H: 2 LOB: 2 BB: 1 P: 9	1B: 8 2B: 1 3B: 1 HR: 0	SF: 0 SAC: 1 DP: 1 HBP: 0	WP: 0 PA: 35 SB: 2 CS: 1
<b>PITCHER</b> Phil Niekro, R ERA: 4.19 Joey McLaughlin, R ERA: 1.5 Gene Garber, R ERA: 3.67	IP: 5.0 WLS: L BF: 19 H: 3 R: 1 ER: 1 SO: 3 BB: 1 IBB: 0 HBP: 0 BLK: 0 WP: 0 HR: 0 S: 24 P: 28 ERA: 1.80 WHIP: 1.200																	<b>PITCHER</b>	



Batter	1	2	3	4	5	6	7	8	9	AB	R	H	RBI	BB	SO	LOB	TOP			
Jerry Royster, R (1, 5) OBP: 0.342, SLG: 0.342 Mike Lum, L (6, 3) OBP: 0.285, SLG: 0.321										3	0	0	0	0	1	0				
Gary Matthews, R (1, 9) OBP: 0.357, SLG: 0.512										4	0	0	0	0	1	0				
Bob Homer, R (1, 3) OBP: 0.331, SLG: 0.550										4	0	0	0	0	0	1				
Jeff Burroughs, R (1, 7) OBP: 0.335, SLG: 0.352										4	0	0	0	0	0	1				
Barry Bonnell, R (1, 8) OBP: 0.306, SLG: 0.459										3	0	2	0	0	0	1				
Glenn Hubbard, R (1, 4) OBP: 0.276, SLG: 0.274										3	0	0	0	0	0	2				
Pepe Frias, R (1, 6) OBP: 0.302, SLG: 0.352										3	0	1	0	0	0	2				
Bruce Benedict, R (1, 2) OBP: 0.272, SLG: 0.211										3	0	0	0	0	0	1				
Mickey Mahler, S (1, 1) OBP: 0.150, SLG: 0.158 Charlie Spikes, R (8, PH) OBP: 0.302, SLG: 0.514 Bo McLaughlin, R (8, 1) Craig Skok, R (8, 1)										2	0	0	0	0	0	1				
<b>Inning Stats</b>	R: 0 E: 0 K: 1 S: 5	H: 0 LOB: 0 BB: 0 P: 5	R: 0 E: 0 K: 0 S: 4	H: 1 LOB: 1 BB: 0 P: 4	R: 0 E: 0 K: 0 S: 3	H: 0 LOB: 0 BB: 0 P: 3	R: 0 E: 1 K: 0 S: 4	H: 0 LOB: 1 BB: 0 P: 4	R: 0 E: 0 K: 1 S: 5	H: 0 LOB: 0 BB: 0 P: 5	R: 0 E: 0 K: 0 S: 4	H: 1 LOB: 1 BB: 0 P: 4	R: 0 E: 0 K: 1 S: 5	H: 0 LOB: 0 BB: 0 P: 5	R: 0 E: 0 K: 0 S: 3	H: 0 LOB: 0 BB: 0 P: 3	1B: 2 2B: 0 3B: 1 HR: 0	SF: 0 SAC: 0 DP: 0 HBP: 0	WP: 0 PB: 0 SB: 1 CS: 0	PA: 31
<b>PITCHER</b> Kevin Kobel, L (1, 1) ERA: 3.08	IP: 9.0 WLS: W BF: 31 H: 3 R: 0 ER: 0 SO: 3 BB: 0 IBB: 0 HBP: 0 BLK: 0 WP: 0 HR: 0 S: 37 P: 37 ERA: 0.00 WHIP: 0.333																			

Atlanta Braves @ New York Mets  
Shea Stadium, Flushing, NY  
Sat Jun 16 1979, 7:05 PM EDT  
Att: 28,313 - Unknown

AB 31  
R 0  
H 3  
RBI 0  
BB 0  
SO 3  
LOB 9



Batter	1	2	3	4	5	6	7	8	9	AB	R	H	RBI	BB	SO	LOB	BOTTOM	
Joel Youngblood, R (1, 9) OBP: 0.352, SLG: 0.495										4	0	1	1	0	0	0		
Frank Taveras, R (1, 6) OBP: 0.281, SLG: 0.300										4	0	1	0	0	0	0		
Lee Mazzilli, S (1, 8) OBP: 0.419, SLG: 0.498										4	0	0	0	0	0	4		
Richie Hebner, L (1, 5) OBP: 0.398, SLG: 0.435										3	0	1	0	1	0	3		
John Stearns, R (1, 2) OBP: 0.308, SLG: 0.318										2	0	0	0	1	0	1		
Willie Montanez, L (1, 3) OBP: 0.286, SLG: 0.293										3	0	0	0	0	0	2		
Steve Henderson, R (1, 7) OBP: 0.366, SLG: 0.388										3	0	0	0	0	0	0		
Doug Flynn, R (1, 4) OBP: 0.258, SLG: 0.332										3	2	2	1	0	0	0		
Kevin Kobel, R (1, 1) OBP: 0.118, SLG: 0.118										2	0	0	0	0	0	0		
<b>Inning Stats</b>	R: 0 E: 0 K: 0 S: 3	H: 0 LOB: 0 BB: 0 P: 3	R: 0 E: 0 K: 0 S: 3	H: 0 LOB: 0 BB: 0 P: 3	R: 0 E: 0 K: 0 S: 3	H: 0 LOB: 0 BB: 0 P: 3	R: 0 E: 1 K: 0 S: 2	H: 0 LOB: 0 BB: 1 P: 6	R: 1 E: 0 K: 0 S: 4	H: 1 LOB: 0 BB: 0 P: 4	R: 0 E: 0 K: 0 S: 4	H: 1 LOB: 2 BB: 1 P: 8	R: 1 E: 0 K: 0 S: 7	H: 3 LOB: 3 BB: 0 P: 7	1B: 3 2B: 1 3B: 0 HR: 1	SF: 0 SAC: 1 DP: 1 HBP: 0	WP: 0 PB: 0 SB: 0 CS: 1	PA: 31
<b>PITCHER</b> Mickey Mahler, L (1, 1) ERA: 5.37 Bo McLaughlin, R (8, 1) ERA: 5.7 Craig Skok, L (8, 1) ERA: 3.41	IP: 7.0 WLS: L BF: 24 H: 2 R: 1 ER: 1 SO: 1 BB: 1 IBB: 1 HBP: 0 BLK: 0 WP: 0 HR: 1 S: 22 P: 30 ERA: 1.29 WHIP: 0.429																	

Atlanta Braves @ New York Mets  
Shea Stadium, Flushing, NY  
Sat Jun 16 1979, 7:05 PM EDT  
Att: 28,313 - Unknown

AB 28  
R 2  
H 5  
RBI 2  
BB 2  
SO 0  
LOB 10





Batter	1	2	3	4	5	6	7	8	9	AB	R	H	RBI	BB	SO	LOB	TOP											
<b>Pete Rose, S</b> OBP: 0.428, SLG: 0.464 <b>Rawly Eastwick, R</b> (8, 1)	0-0 1B 2B	0-0 1-3 2B		4-0 1-2 BB		0-3 K		0-0 FC6-4		4	1	2	0	1	1	4												
<b>Larry Bowa, S</b> OBP: 0.384, SLG: 0.399 (1, 6)	0-0 2B SF7	0-0 F5		0-0 P5			4-0 CS 5-3 BB		0-0 3-1	4	1	1	0	1	0	4												
<b>Garry Maddox, R</b> OBP: 0.313, SLG: 0.474 (1, 8)	0-0 E 1-3 2-H 1B		0-0 F3		0-3 K		0-0 5-3		0-0 1B	5	1	2	1	0	1	1												
<b>Mike Schmidt, R</b> OBP: 0.387, SLG: 0.578 (1, 5)	0-0 SF7		0-0 HR		0-0 1-3		0-3 K		0-0 F9	4	1	1	2	0	1	2												
<b>Greg Luzinski, R</b> OBP: 0.346, SLG: 0.381 (1, 7)	0-0 G4-6-3 1B		0-0 P4		0-0 L7		1-0 2B 1B HBP		0-0 1-3	4	1	1	1	0	0	1												
<b>Bake McBride, L</b> OBP: 0.308, SLG: 0.408 (1, 9)	0-0 G4-6-3		0-0 4-3		0-0 2-3		0-3 K			4	0	0	0	0	1	2												
<b>Manny Trillo, R</b> OBP: 0.330, SLG: 0.364 (1, 4)		0-0 G6-4-3 1B		0-0 F8		0-0 L5		0-0 1-3 2B		4	0	2	0	0	0	0												
<b>Bob Boone, R</b> OBP: 0.361, SLG: 0.408 (1, 2)		0-0 G6-4-3		0-0 L6		4-0 1B BB		0-0 5-3		3	0	0	0	1	0	3												
<b>Nino Espinosa, R</b> OBP: 0.156, SLG: 0.129 <b>Kevin Saucier, L</b> OBP: 1.000, SLG: 1.000 <b>Tim Lincecum, R</b> OBP: 0.325, SLG: 0.379 <b>Ron Reed, R</b> OBP: 0.316, SLG: 0.500 <b>Del Unser, L</b> OBP: 0.316, SLG: 0.394 (8, 3)		0-0 2B 1B		0-0 1B		0-0 1-2 1B		0-0 FC6-4 1B		1	0	1	0	0	0	0												
<b>Inning Stats</b>	R: 3 E: 1 K: 0 S: 6	H: 4 LOB: 0 BB: 0 P: 6	R: 0 E: 0 K: 0 S: 5	H: 3 LOB: 2 BB: 0 P: 5	R: 1 E: 0 K: 0 S: 4	H: 1 LOB: 0 BB: 0 P: 4	R: 0 E: 0 K: 0 S: 4	H: 1 LOB: 2 BB: 1 P: 8	R: 0 E: 0 K: 1 S: 5	H: 0 LOB: 0 BB: 0 P: 5	R: 0 E: 0 K: 1 S: 6	H: 1 LOB: 2 BB: 1 P: 10	R: 0 E: 0 K: 1 S: 4	H: 0 LOB: 0 BB: 1 P: 8	R: 1 E: 0 K: 1 S: 7	H: 2 LOB: 2 BB: 0 P: 8	R: 0 E: 0 K: 0 S: 4	H: 1 LOB: 1 BB: 0 P: 4	1B: 9 2B: 3 3B: 0 HR: 1	SF: 1 SAC: 0 DP: 2 HBP: 1	WP: 0 PB: 0 SB: 0 CS: 1	PA: 41						
<b>PITCHER</b>	IP	WLS	BF	H	R	ER	SO	BB	IBB	HBP	BLK	WP	HR	S	P	ERA	WHIP											
<b>Rick Matula, R</b> ERA: 3.87 <b>Bo McLaughlin, R</b> ERA: 5.57 <b>Gene Garber, R</b> ERA: 3.61	(1, 1)	5.2	W	27	10	4	4	1	2	0	0	0	0	1	27	35	6.35	2.118										
(6, 1)	2.1		10	2	1	1	3	1	0	1	0	0	0	14	19	3.86	1.286											
(9, 1)	1.0		4	1	0	0	0	0	0	0	0	0	0	4	4	0.00	1.000											

Philadelphia Phillies @ Atlanta Braves  
Atlanta-Fulton County Stadium, Atlanta, GA  
Mon Jun 18 1979, 7:05 PM EDT  
Att. 9,394 - Unknown - 85 F

AB 36  
R 5  
H 13  
RBI 5  
BB 3  
SO 4  
LOB 17




Batter	1	2	3	4	5	6	7	8	9	AB	R	H	RBI	BB	SO	LOB	BOTTOM										
<b>Jerry Royster, R</b> OBP: 0.341, SLG: 0.341 (1, 5)	0-0 HR 1B		0-0 5-3		0-0 F9			4-0 2B BB		0-0 2B 2B	4	3	2	0	1	0	1										
<b>Gary Matthews, R</b> OBP: 0.365, SLG: 0.554 (1, 9)	0-0 1-H HR		0-0 HR		0-0 G3		4-0 1-H 2B BB	4-0 2B BB		4	3	3	4	1	0	0											
<b>Rowland Office, L</b> OBP: 0.345, SLG: 0.390 (1, 8)	0-0 4-3		0-0 1-3		0-0 6-3		0-0 2-H 1B 2B	0-0 1-3 2-H 2B		5	1	2	2	0	0	0											
<b>Jeff Burroughs, R</b> OBP: 0.343, SLG: 0.358 <b>Barry Bonnell, R</b> OBP: 0.307, SLG: 0.457 (7, PR) (8, 7)	0-0 5-3		0-0 HR 1B		0-0 F8		0-0 2-H 1B 1B	0-0 1B 1B		4	1	2	1	0	0	0											
<b>Joe Nolan, L</b> OBP: 0.397, SLG: 0.417 (1, 2)	0-0 1B 2B		0-0 HR		0-3 K		0-0 1B 1B			4	1	3	2	0	1	0											
<b>Mike Lum, L</b> OBP: 0.297, SLG: 0.328 (1, 3)	0-0 2-H 1B		4-0 L4-3 BB		0-0 P6		0-0 1-3 FC6 1B			3	0	2	1	1	0	0											
<b>Glenn Hubbard, R</b> OBP: 0.272, SLG: 0.270 (1, 4)		0-0 F8		0-0 L4-3		0-0 F3		0-3 K		4	0	0	0	0	0	3											
<b>Pepe Frias, R</b> OBP: 0.295, SLG: 0.342 (1, 6)		0-0 4-3		0-0 4-3		0-3 K		0-0 F8		4	0	0	0	0	1	0											
<b>Rick Matula, R</b> OBP: 0.091, SLG: 0.091 <b>Bo McLaughlin, R</b> OBP: 0.500, SLG: 0.333 (6, 1) (9, 1)		0-0 1B		0-0 4-3		0-0 4-3		0-0 1-3 F9		2	0	1	0	0	0	0											
<b>Inning Stats</b>	R: 2 E: 0 K: 0 S: 6	H: 4 LOB: 2 BB: 0 P: 6	R: 0 E: 0 K: 0 S: 4	H: 1 LOB: 1 BB: 0 P: 4	R: 3 E: 0 K: 0 S: 5	H: 3 LOB: 0 BB: 1 P: 9	R: 0 E: 0 K: 0 S: 3	H: 0 LOB: 0 BB: 0 P: 3	R: 0 E: 0 K: 1 S: 5	H: 0 LOB: 0 BB: 0 P: 5	R: 4 E: 0 K: 1 S: 10	H: 5 LOB: 2 BB: 1 P: 14	R: 1 E: 0 K: 0 S: 5	H: 2 LOB: 2 BB: 1 P: 9	R: 0 E: 0 K: 0 S: 4	H: 1 LOB: 1 BB: 0 P: 4	1B: 7 2B: 6 3B: 0 HR: 3	SF: 0 SAC: 0 DP: 1 HBP: 0	WP: 0 PB: 0 SB: 0 CS: 0	PA: 40							
<b>PITCHER</b>	IP	WLS	BF	H	R	ER	SO	BB	IBB	HBP	BLK	WP	HR	S	P	ERA	WHIP										
<b>Nino Espinosa, R</b> ERA: 3.13 <b>Kevin Saucier, L</b> ERA: 5.31 <b>Ron Reed, R</b> ERA: 6.75 <b>Rawly Eastwick, R</b> ERA: 6.75	(1, 1)	2.1	L	14	8	0	0	0	1	0	0	0	0	7	11	0.00	0.375										
(6, 1)	2.0		12	5	4	4	2	1	0	0	0	0	0	15	19	18.00	3.000										
(8, 1)	1.0		6	2	1	1	0	1	0	0	0	0	0	5	9	9.00	3.000										


Philadelphia Phillies @ Atlanta Braves  
Atlanta-Fulton County Stadium, Atlanta, GA  
Mon Jun 18 1979, 7:05 PM EDT  
Att. 9,394 - Unknown - 85 F

AB 37  
R 10  
H 15  
RBI 10  
BB 3  
SO 2  
LOB 6





Batter	1	2	3	4	5	6	7	8	9	AB	R	H	RBI	BB	SO	LOB	TOP										
<b>Pete Rose, S</b> OBP: 0.424, SLG: 0.457 (1, 3)	0-0 4-3		0-0 G6-3				0-0 1-3		0-0 4-3	4	0	0	0	1	0	1	<b>Philadelphia Phillies @ Atlanta Braves</b> Atlanta-Fulton County Stadium, Atlanta, GA Tue Jun 19 1979, 7:05 PM EDT Att: 8,146 - Unknown - 90 F										
<b>Larry Bowa, S</b> OBP: 0.397, SLG: 0.391 (1, 6)	0-0 P4		0-0 6-3				0-0 FC6-4		0-0 4-3	4	0	0	1	0	0	2											
<b>Garry Maddox, R</b> OBP: 0.313, SLG: 0.472 <b>Del Unser, L</b> OBP: 0.325, SLG: 0.392 (6, PH) (8, 8)	0-0 WP 1B			0-3 K			0-0 F7		0-0 HR 1B	3	1	1	0	0	1	2											
<b>Mike Schmidt, R</b> OBP: 0.385, SLG: 0.571 (1, 5)	4-0 WP 1B BB			0-0 5-3			0-0 E6 6-3 WP		0-0 F8	3	0	0	0	1	0	1											
<b>Greg Luzinski, R</b> OBP: 0.353, SLG: 0.404 (1, 7)	0-0 1B			0-0 1B			0-3 K		0-0 HR	4	1	3	3	0	1	1											
<b>Bake McBride, L</b> OBP: 0.311, SLG: 0.409 (1, 9)		0-0 CS 1B		0-0 F3			0-0 6-3		0-0 1B	4	0	2	0	0	0	2											
<b>Manny Trillo, R</b> OBP: 0.327, SLG: 0.359 (1, 4)	0-0 L6						0-0 BB FC6-4 1B		0-0 F8	4	1	1	0	0	0	3											
<b>Bob Boone, R</b> OBP: 0.359, SLG: 0.404 (1, 2)	0-3 K						0-0 FC6-4 BB 1B		0-0 L6	4	0	1	0	0	1	0											
<b>Larry Christenson, R</b> OBP: 0.471, SLG: 0.600 <b>Tug McGraw, R</b> OBP: 1.000, SLG: 1.000 <b>Mike Anderson, R</b> OBP: 0.407, SLG: 0.318 (1, 1) (7, 1) (9, PH)			4-0 G6-3 BB				0-0 P4		0-3 K	2	0	0	0	1	1	2	<b>AB 34</b> <b>R 4</b> <b>H 9</b> <b>RBI 4</b> <b>BB 3</b> <b>SO 4</b> <b>LOB 14</b> 										
<b>Inning Stats</b>	R: 1 E: 0 K: 0 S: 4	H: 2 LOB: 2 BB: 1 P: 8	R: 0 E: 0 K: 1 S: 5	H: 1 LOB: 0 BB: 0 P: 5	R: 0 E: 0 K: 0 S: 2	H: 0 LOB: 0 BB: 1 P: 6	R: 0 E: 0 K: 1 S: 6	H: 1 LOB: 1 BB: 0 P: 6	R: 1 E: 0 K: 0 S: 5	H: 2 LOB: 2 BB: 1 P: 9	R: 0 E: 1 K: 1 S: 6	H: 0 LOB: 1 BB: 0 P: 6	R: 0 E: 0 K: 1 S: 5	H: 0 LOB: 0 BB: 0 P: 5	R: 2 E: 0 K: 0 S: 6	H: 3 LOB: 1 BB: 0 P: 6		R: 0 E: 0 K: 0 S: 3	H: 0 LOB: 0 BB: 0 P: 3	1B: 8 2B: 0 3B: 0 HR: 1	SF: 0 SAC: 0 DP: 1 HBP: 0	WP: 2 PB: 0 SB: 1 CS: 1	PA: 37				
<b>PITCHER</b>	IP	WLS	BF	H	R	ER	SO	BB	IBB	HBP	BLK	WP	HR	S	P	ERA	WHIP										
<b>Phil Niekro, R</b> ERA: 4.21 <b>Craig Skok, L</b> ERA: 3.32 (1, 1) (9, 1)	8.0	W	34	9	4	4	4	3	0	0	0	2	1	39	51	4.50	1.500										

Batter	1	2	3	4	5	6	7	8	9	AB	R	H	RBI	BB	SO	LOB	BOTTOM										
<b>Jerry Royster, R</b> OBP: 0.345, SLG: 0.344 (1, 5)	0-0 CS 1B		0-0 FC5-4 1B				0-0 F9		0-0 P3	4	1	2	1	1	0	2	<b>Philadelphia Phillies @ Atlanta Braves</b> Atlanta-Fulton County Stadium, Atlanta, GA Tue Jun 19 1979, 7:05 PM EDT Att: 8,146 - Unknown - 90 F										
<b>Gary Matthews, R</b> OBP: 0.373, SLG: 0.563 (1, 9)	0-0 F8		0-0 FC5-4 1B				4-0 BB		4-0 2B IBB	3	2	1	3	2	0	3											
<b>Rowland Office, L</b> OBP: 0.359, SLG: 0.427 (1, 8)	0-0 1-3		0-0 FC6-4 1B				0-0 F7		0-0 2B	5	1	3	3	0	0	2											
<b>Jeff Burroughs, R</b> OBP: 0.342, SLG: 0.354 <b>Barry Bonnell, R</b> OBP: 0.305, SLG: 0.455 (1, 7) (7, PR) (8, 7)		0-0 6-3	0-0 FC6-4 1B				0-0 F8		4-0 WP 1B IBB	3	0	0	0	1	0	2											
<b>Mike Lum, L</b> OBP: 0.291, SLG: 0.321 <b>Bob Horner, R</b> OBP: 0.315, SLG: 0.521 (1, 3) (7, PH) (8, 3)		0-0 F8		0-0 G3			0-3 K		0-0 5-3	3	0	0	0	0	1	0											
<b>Glenn Hubbard, R</b> OBP: 0.276, SLG: 0.271 (1, 4)		0-0 F3		0-0 6-3			4-0 FC6-4 BB		0-0 1B 1B	3	1	1	1	1	0	0											
<b>Pepe Frias, R</b> OBP: 0.299, SLG: 0.345 (1, 6)			0-0 FC5-6 1B		0-0 5-3		0-0 FC6-4		0-0 1B	4	1	2	2	0	0	1											
<b>Bruce Benedict, R</b> OBP: 0.276, SLG: 0.221 (1, 2)			0-0 E5 FC5-6 1B				0-0 SH3-4 1B		0-0 F6	4	1	2	0	0	0	2											
<b>Phil Niekro, R</b> OBP: 0.231, SLG: 0.280 <b>Craig Skok, R</b> (1, 1) (9, 1)			0-0 FC5-6 1B		0-0 SH3-4		0-3 K		0-0 2B 2B	3	2	1	0	0	1	3	<b>AB 35</b> <b>R 10</b> <b>H 12</b> <b>RBI 10</b> <b>BB 5</b> <b>SO 3</b> <b>LOB 19</b> 										
<b>Inning Stats</b>	R: 0 E: 0 K: 0 S: 3	H: 1 LOB: 0 BB: 0 P: 3	R: 0 E: 0 K: 0 S: 3	H: 0 LOB: 0 BB: 0 P: 3	R: 2 E: 1 K: 0 S: 7	H: 3 LOB: 2 BB: 0 P: 7	R: 0 E: 0 K: 0 S: 3	H: 0 LOB: 0 BB: 0 P: 3	R: 0 E: 0 K: 1 S: 5	H: 1 LOB: 2 BB: 1 P: 8	R: 6 E: 0 K: 2 S: 12	H: 5 LOB: 1 BB: 2 P: 20	R: 2 E: 0 K: 0 S: 5	H: 2 LOB: 1 BB: 1 P: 9	R: 1 E: 0 K: 0 S: 3	H: 0 LOB: 0 BB: 0 P: 1		1B: 8 2B: 3 3B: 0 HR: 1	SF: 0 SAC: 1 DP: 0 HBP: 0	WP: 1 PB: 0 SB: 1 CS: 1	PA: 41						
<b>PITCHER</b>	IP	WLS	BF	H	R	ER	SO	BB	IBB	HBP	BLK	WP	HR	S	P	ERA	WHIP										
<b>Larry Christenson, R</b> ERA: 4.41 <b>Tug McGraw, L</b> ERA: 2.91 (1, 1) (7, 1)	6.1	L	30	8	6	4	2	3	0	0	0	1	0	11	19	21.60	2.400										



Batter	1	2	3	4	5	6	7	8	9	AB	R	H	RBI	BB	SO	LOB	TOP										
<b>Bake McBride, L</b> OBP: 0.305, SLG: 0.402 (1, 9)										4	0	0	1	0	1	2	<b>Philadelphia Phillies @ Atlanta Braves</b> Atlanta-Fulton County Stadium, Atlanta, GA Wed Jun 20 1979, 7:05 PM EDT Att: 8,681 - Unknown - 80 F										
<b>Larry Bowa, S</b> OBP: 0.354, SLG: 0.386 (1, 6)										5	1	1	1	0	0	3											
<b>Pete Rose, S</b> OBP: 0.423, SLG: 0.471 (1, 3)										5	1	2	2	0	0	1											
<b>Mike Schmidt, R</b> OBP: 0.389, SLG: 0.581 (1, 5)										3	2	1	1	1	0	1											
<b>Greg Luzinski, R</b> OBP: 0.359, SLG: 0.411 (1, 7)										4	1	2	2	0	0	1											
<b>Mike Anderson, R</b> OBP: 0.407, SLG: 0.318 (9, 7)										0	0	0	0	0	0	0											
<b>Del Unser, L</b> OBP: 0.341, SLG: 0.390 (1, 8)										3	1	1	0	2	1	3											
<b>Manny Trillo, R</b> OBP: 0.330, SLG: 0.361 (1, 4)										5	2	2	0	0	2	3											
<b>Tim McCarver, L</b> OBP: 0.361, SLG: 0.377 (1, 2)										3	1	1	1	1	1	1											
<b>Steve Carlton, L</b> OBP: 0.245, SLG: 0.234 (1, 1)										3	1	1	2	0	1	0											
<b>Inning Stats</b>	R: 0 E: 0 K: 0 S: 3	H: 0 LOB: 0 BB: 0 P: 3	R: 0 E: 0 K: 0 S: 2	H: 0 LOB: 1 BB: 1 P: 7	R: 0 E: 0 K: 1 S: 5	H: 0 LOB: 0 BB: 0 P: 5	R: 5 E: 1 K: 0 S: 8	H: 5 LOB: 2 BB: 2 P: 16	R: 0 E: 0 K: 0 S: 3	H: 1 LOB: 1 BB: 0 P: 4	R: 4 E: 0 K: 1 S: 6	H: 2 LOB: 0 BB: 1 P: 10	R: 0 E: 0 K: 1 S: 6	H: 1 LOB: 1 BB: 0 P: 6	R: 0 E: 0 K: 2 S: 7	H: 0 LOB: 0 BB: 0 P: 7	R: 1 E: 1 K: 2 S: 9	H: 2 LOB: 1 BB: 0 P: 9	1B: 7 2B: 2 3B: 0 HR: 2	SF: 1 SAC: 1 DP: 1 HBP: 2	WP: 0 PB: 0 SB: 1 CS: 1	PA: 43					
<b>PITCHER</b>	IP	WLS	BF	H	R	ER	SO	BB	IBB	HBP	BLK	WP	HR	S	P	ERA	WHIP										
<b>Eddie Solomon, R</b> ERA: 5.14 (1, 1)	3.1	L	17	4	5	5	1	3	0	1	0	0	0	15	28	13.50	2.100										
<b>Adrian Devine, R</b> ERA: 2.55 (4, 1)	1.2		7	2	0	0	0	0	0	1	0	0	0	6	7	0.00	1.200										
<b>Joey McLaughlin, R</b> ERA: 1.8 (6, 1)	2.0		11	3	4	1	1	1	0	0	0	0	1	12	16	4.50	2.000										
<b>Bo McLaughlin, R</b> ERA: 5.4 (8, 1)	1.0		3	0	0	0	2	0	0	0	0	0	0	7	7	0.00	0.000										
<b>Craig Skok, L</b> ERA: 3.46 (9, 1)	1.0		5	2	1	1	2	0	0	0	0	0	1	9	9	9.00	2.000										

Batter	1	2	3	4	5	6	7	8	9	AB	R	H	RBI	BB	SO	LOB	BOTTOM										
<b>Jerry Royster, R</b> OBP: 0.344, SLG: 0.340 (1, 5)										3	1	0	0	1	0	0	<b>Philadelphia Phillies @ Atlanta Braves</b> Atlanta-Fulton County Stadium, Atlanta, GA Wed Jun 20 1979, 7:05 PM EDT Att: 8,681 - Unknown - 80 F										
<b>Gary Matthews, R</b> OBP: 0.375, SLG: 0.568 (1, 9)										3	1	1	1	1	0	0											
<b>Bob Horner, R</b> OBP: 0.321, SLG: 0.545 (1, 3)										4	1	2	2	0	1	1											
<b>Jeff Burroughs, R</b> OBP: 0.341, SLG: 0.349 (1, 7)										3	0	0	0	1	0	1											
<b>Barry Bonnell, R</b> OBP: 0.309, SLG: 0.450 (1, 8)										2	1	0	0	2	0	0											
<b>Glenn Hubbard, R</b> OBP: 0.272, SLG: 0.266 (1, 4)										4	0	0	0	0	1	3											
<b>Pepe Frias, R</b> OBP: 0.298, SLG: 0.343 (1, 6)										4	0	1	0	0	2	3											
<b>Bruce Benedict, R</b> OBP: 0.264, SLG: 0.210 (1, 2)										4	0	0	0	0	0	4											
<b>Eddie Solomon, R</b> OBP: 0.217, SLG: 0.227 (1, 1)										1	0	0	0	0	0	1											
<b>Darrel Chaney, S</b> OBP: 0.268, SLG: 0.158 (5, PH)										0	0	0	0	0	0	0											
<b>Joey McLaughlin, R</b> (6, 1)										0	0	0	0	0	0	0											
<b>Charlie Spikes, R</b> OBP: 0.299, SLG: 0.442 (7, PH)										0	0	0	0	0	0	0											
<b>Bo McLaughlin, R</b> (8, 1)										0	0	0	0	0	0	0											
<b>Craig Skok, R</b> (9, 1)										0	0	0	0	0	0	0											
<b>Bill Pogoroba, S</b> OBP: 0.177, SLG: 0.476 (9, PH)										1	0	0	0	0	0	0											
<b>Inning Stats</b>	R: 0 E: 0 K: 1 S: 5	H: 0 LOB: 1 BB: 1 P: 9	R: 1 E: 1 K: 1 S: 6	H: 1 LOB: 1 BB: 1 P: 10	R: 0 E: 0 K: 0 S: 3	H: 0 LOB: 0 BB: 0 P: 3	R: 0 E: 0 K: 0 S: 3	H: 0 LOB: 0 BB: 0 P: 3	R: 0 E: 0 K: 1 S: 5	H: 0 LOB: 0 BB: 0 P: 5	R: 2 E: 0 K: 1 S: 7	H: 2 LOB: 3 BB: 3 P: 19	R: 0 E: 0 K: 0 S: 3	H: 0 LOB: 0 BB: 0 P: 3	R: 1 E: 0 K: 0 S: 4	H: 1 LOB: 0 BB: 0 P: 4	R: 0 E: 0 K: 0 S: 3	H: 0 LOB: 0 BB: 0 P: 3	1B: 2 2B: 0 3B: 1 HR: 1	SF: 0 SAC: 0 DP: 0 HBP: 0	WP: 1 PB: 0 SB: 0 CS: 0	PA: 36					
<b>PITCHER</b>	IP	WLS	BF	H	R	ER	SO	BB	IBB	HBP	BLK	WP	HR	S	P	ERA	WHIP										
<b>Steve Carlton, L</b> ERA: 3.26 (1, 1)	9.0	W	36	4	4	3	4	5	0	0	0	1	1	39	59	3.00	1.000										

AB	35
R	10
H	11
RBI	10
BB	4
SO	6
LOB	15



AB	31
R	4
H	4
RBI	3
BB	5
SO	4
LOB	13









Batter	1	2	3	4	5	6	7	8	9	AB	R	H	RBI	BB	SO	LOB	TOP					
Davey Lopes, R OBP: 0.366, SLG: 0.539 (1, 4)										3	0	2	0	2	0	0	<b>Los Angeles Dodgers @ Atlanta Braves</b> Atlanta-Fulton County Stadium, Atlanta, GA Fri Jun 22 1979, 7:05 PM EDT Att: 15,528 - Unknown - 85 F					
Ted Martinez, R OBP: 0.406, SLG: 0.484 Derrel Thomas, S OBP: 0.357, SLG: 0.366 (1, 6) (9, PH)										4	0	2	0	0	0	3						
Reggie Smith, S OBP: 0.366, SLG: 0.452 (1, 9)										4	0	0	0	0	2	4						
Steve Garvey, R OBP: 0.351, SLG: 0.502 (1, 3)										4	1	2	0	0	0	2						
Ron Cey, R OBP: 0.405, SLG: 0.533 (1, 5)										4	0	1	0	0	1	1						
Dusty Baker Jr., R OBP: 0.356, SLG: 0.473 (1, 7)										4	0	0	1	0	2	2						
Gary Thomasson, L OBP: 0.351, SLG: 0.401 (1, 8)										4	1	0	0	0	1	2						
Steve Yeager, R OBP: 0.244, SLG: 0.321 Von Joshua, L OBP: 0.311, SLG: 0.541 (1, 2) (9, PH)										2	0	0	0	1	1	0						
Bob Welch, R OBP: 0.200, SLG: 0.143 Joe Ferguson, R OBP: 0.358, SLG: 0.432 (1, 1) (9, PH)										3	0	1	1	0	0	0						
<b>Inning Stats</b>	R: 0 E: 0 K: 1 S: 6	H: 2 LOB: 1 BB: 0 P: 6	R: 1 E: 1 K: 1 S: 7	H: 1 LOB: 3 BB: 2 P: 15	R: 1 E: 1 K: 0 S: 5	H: 2 LOB: 1 BB: 0 P: 5	R: 0 E: 0 K: 2 S: 8	H: 1 LOB: 2 BB: 1 P: 12	R: 0 E: 0 K: 2 S: 7	H: 0 LOB: 0 BB: 0 P: 7	R: 0 E: 0 K: 1 S: 5	H: 0 LOB: 0 BB: 0 P: 5	R: 0 E: 0 K: 0 S: 3	H: 0 LOB: 0 BB: 0 P: 3	R: 0 E: 0 K: 0 S: 4	H: 1 LOB: 1 BB: 0 P: 4		R: 0 E: 0 K: 0 S: 4	H: 1 LOB: 1 BB: 0 P: 4	1B: 8 2B: 0 3B: 0 HR: 0	SF: 0 SAC: 0 DP: 1 HBP: 0	WP: 0 PB: 0 SB: 1 CS: 0
<b>PITCHER</b>	IP WLS BF H R ER SO BB IBB HBP BLK WP HR S P ERA WHIP																					
Tony Brizzolara, R ERA: 4.54 Gene Garber, R ERA: 3.49 (1, 1) (9, 1)	8.0 W 34 7 2 0 7 3 0 0 0 0 0 0 4 5 57 0.00 1.250																					

Batter	1	2	3	4	5	6	7	8	9	AB	R	H	RBI	BB	SO	LOB	BOTTOM					
Jerry Royster, R OBP: 0.340, SLG: 0.333 (1, 5)										4	0	0	0	0	4	1	<b>Los Angeles Dodgers @ Atlanta Braves</b> Atlanta-Fulton County Stadium, Atlanta, GA Fri Jun 22 1979, 7:05 PM EDT Att: 15,528 - Unknown - 85 F					
Gary Matthews, R OBP: 0.380, SLG: 0.577 (1, 9)										3	0	0	0	1	1	0						
Rowland Office, L OBP: 0.337, SLG: 0.396 (1, 8)										4	0	0	0	0	0	1						
Bob Horner, R OBP: 0.336, SLG: 0.574 (1, 3)										3	1	1	0	0	0	1						
Jeff Burroughs, R OBP: 0.335, SLG: 0.342 Gene Garber, R OBP: 0.500, SLG: 0.333 (1, 7) (9, 1)										4	1	0	0	0	2	2						
Joe Nolan, L OBP: 0.369, SLG: 0.370 (1, 2)										3	0	0	0	1	0	2						
Glenn Hubbard, R OBP: 0.277, SLG: 0.272 (1, 4)										3	1	2	1	0	0	1						
Pepe Frias, R OBP: 0.302, SLG: 0.351 (1, 6)										3	0	2	1	0	0	1						
Tony Brizzolara, R Barry Bonnell, R OBP: 0.307, SLG: 0.447 (1, 1) (9, 7)										2	0	0	1	0	0	3						
<b>Inning Stats</b>	R: 0 E: 0 K: 1 S: 5	H: 0 LOB: 1 BB: 1 P: 9	R: 0 E: 0 K: 1 S: 6	H: 1 LOB: 2 BB: 1 P: 10	R: 0 E: 0 K: 1 S: 5	H: 0 LOB: 0 BB: 0 P: 5	R: 3 E: 1 K: 1 S: 8	H: 2 LOB: 1 BB: 0 P: 9	R: 0 E: 0 K: 2 S: 8	H: 1 LOB: 1 BB: 0 P: 8	R: 0 E: 0 K: 0 S: 4	H: 1 LOB: 1 BB: 0 P: 4	R: 0 E: 0 K: 1 S: 5	H: 0 LOB: 0 BB: 0 P: 5	R: 0 E: 0 K: 0 S: 3	H: 0 LOB: 0 BB: 0 P: 3		R: 0 E: 0 K: 0 S: 3	H: 0 LOB: 0 BB: 0 P: 3	1B: 4 2B: 1 3B: 0 HR: 0	SF: 1 SAC: 0 DP: 0 HBP: 1	WP: 0 PB: 0 SB: 0 CS: 0
<b>PITCHER</b>	IP WLS BF H R ER SO BB IBB HBP BLK WP HR S P ERA WHIP																					
Bob Welch, R ERA: 3.36 (1, 1)	8.0 L 33 5 3 1 7 2 0 1 0 0 0 0 4 4 53 1.12 0.875																					


AB 35  
R 2  
H 8  
RBI 2  
BB 3  
SO 7  
LOB 15




AB 29  
R 3  
H 5  
RBI 3  
BB 2  
SO 7  
LOB 12





Batter	1	2	3	4	5	6	7	8	9	AB	R	H	RBI	BB	SO	LOB	TOP					
Davey Lopes, R OBP: 0.370, SLG: 0.537	4-0 E: 1 LOB: 1 K: 0 S: 4	FC5 1B BB	0-3 K	4-0 1-2 BB			0-0 2B SF8 1B		0-0 F4	3	2	1	0	2	1	0	<b>Los Angeles Dodgers @ Atlanta Braves</b> Atlanta-Fulton County Stadium, Atlanta, GA Sat Jun 23 1979, 3:33 AM EDT Att: 16,347 - Unknown - 88 F  AB 32 R 3 H 7 RBI 3 BB 5 SO 4 LOB 16 					
Bill Russell, R OBP: 0.316, SLG: 0.397	0-0 FC5 G5-4-3 1B		0-0 6-3	0-0 L6			0-0 2B		0-0 6-3	5	0	1	0	0	0	3						
Reggie Smith, S OBP: 0.369, SLG: 0.462	0-0 G5-4-3 1B		0-0 2B		0-3 K		0-0 SF8			3	0	2	2	0	1	0						
Steve Garvey, R OBP: 0.353, SLG: 0.500	0-0 G5-4-3 1-2 2-3		4-0 BB		0-0 FC5-4 1B		0-0 5-3			3	0	1	0	1	0	3						
Ron Cey, R OBP: 0.398, SLG: 0.522	0-0 F8		0-0 1-3		0-0 FC5-4 1-2		0-0 5-3			4	0	0	0	0	0	5						
Dusty Baker Jr., R OBP: 0.354, SLG: 0.481		0-0 F7		0-0 HR		0-0 P5			0-0 F7	4	1	1	1	0	0	1						
Joe Ferguson, R OBP: 0.361, SLG: 0.427	4-0 WP PB BB		0-0 F7		4-0 G4-6-3 BB		0-0 F8			2	0	0	0	2	0	0						
Steve Yeager, R OBP: 0.244, SLG: 0.319	0-3 K		0-0 BB 1B		0-0 G4-6-3 1-2		0-0 6-3			4	0	1	0	0	1	2						
Jerry Reuss, L OBP: 0.182, SLG: 0.100	0-0 4-3		0-0 F7		0-0 1-3				0-0 K	0	0	0	0	0	0	0						
Charlie Hough, R OBP: 0.287, SLG: 0.375										1	0	0	0	0	0	1						
Gary Thronson, L OBP: 0.286, SLG: 0.375										1	0	0	0	0	0	1						
Dave Patterson, R OBP: 0.286, SLG: 0.375										1	0	0	0	0	0	1						
Ken Brett, L OBP: 0.286, SLG: 0.375										0	0	0	0	0	0	0						
Von Joshua, L OBP: 0.286, SLG: 0.375										1	0	0	0	0	0	1						
<b>Inning Stats</b>	R: 1 E: 1 K: 0 S: 4	H: 1 LOB: 1 BB: 1 P: 8	R: 0 E: 0 K: 1 S: 5	H: 0 LOB: 0 BB: 1 P: 9	R: 0 E: 0 K: 1 S: 6	H: 1 LOB: 2 BB: 1 P: 10	R: 1 E: 0 K: 0 S: 5	H: 2 LOB: 2 BB: 1 P: 9	R: 0 E: 0 K: 1 S: 6	H: 1 LOB: 1 BB: 0 P: 6	R: 0 E: 0 K: 0 S: 2	H: 0 LOB: 0 BB: 1 P: 6	R: 1 E: 0 K: 0 S: 5	H: 2 LOB: 1 BB: 0 P: 5	R: 0 E: 0 K: 0 S: 3	H: 0 LOB: 0 BB: 0 P: 3	R: 0 E: 0 K: 1 S: 5	H: 0 LOB: 0 BB: 0 P: 5	1B: 4 2B: 2 3B: 0 HR: 1	SF: 1 SAC: 0 DP: 2 HBP: 0	WP: 1 PB: 1 SB: 0 CS: 0	PA: 38
<b>PITCHER</b>	IP WLS BF H R ER SO BB IBB HBP BLK WP HR S P ERA WHIP																					
Phil Niekro, R ERA: 4.1	(1, 1) 8.0 W 35 7 3 2 3 5 0 0 0 0 1 1 36 56 2.25 1.500																					
Gene Garber, R ERA: 3.43	(9, 1) 1.0 3 0 0 0 1 0 0 0 0 0 0 0 5 5 0.00 0.000																					

Batter	1	2	3	4	5	6	7	8	9	AB	R	H	RBI	BB	SO	LOB	BOTTOM			
Jerry Royster, R OBP: 0.341, SLG: 0.332	4-0 WP 2B BB	0-0 F4		0-0 4-3		0-0 F9		0-0 BLK 1B		4	2	1	1	1	0	0	<b>Los Angeles Dodgers @ Atlanta Braves</b> Atlanta-Fulton County Stadium, Atlanta, GA Sat Jun 23 1979, 3:33 AM EDT Att: 16,347 - Unknown - 88 F  AB 33 R 7 H 11 RBI 5 BB 8 SO 2 LOB 19 			
Gary Matthews, R OBP: 0.384, SLG: 0.583	0-0 BB G5-4-3 2B	0-0 4-3		4-0 1B BB		0-0 1B 2B		0-0 P3		4	2	2	1	1	0	1				
Bob Homer, R OBP: 0.352, SLG: 0.579	4-0 G5-4-3 1B BB	0-3 K		0-0 1B		0-0 1B		0-0 1B		4	1	3	1	1	1	0				
Jeff Burroughs, R OBP: 0.339, SLG: 0.342	4-0 G5-4-3 BB		4-0 FC6-4 BB		0-0 1B		0-0 G5-4-3 1B		0-0 F8	3	0	1	1	2	0	3				
Gene Garber, R OBP: 0.500, SLG: 0.333	1-2 2-3 BB		0-0 FC6-4 BB		1-2 3-H 1B		0-0 G5-4-3 1-2		0-0 F8	0	0	0	0	0	0	0				
Barry Bonnell, R OBP: 0.300, SLG: 0.436	0-0 G5-4-3 1-2 2-3 BB		0-0 F8		0-3 K		0-0 P3		0-0 L7	5	0	0	0	0	1	6				
Glenn Hubbard, R OBP: 0.277, SLG: 0.272	0-0 BB BB 1B		0-0 FC6-4 WP 1B		0-0 4-3		0-0 P4			4	0	1	1	0	0	3				
Pepe Frias, R OBP: 0.306, SLG: 0.351	4-0 BB 1-2 BB		0-0 WP 1B		0-0 6-3		0-0 F9			3	0	1	0	1	0	0				
Bruce Benedict, R OBP: 0.292, SLG: 0.229	4-0 1-2 2-3 BB		4-0 1B		0-0 5-3		0-0 1B 2B			2	1	1	0	2	0	0				
Phil Niekro, R OBP: 0.218, SLG: 0.264	0-0 5-3		0-0 F9		0-0 5-3		0-0 1B BLK 1B			3	0	0	0	0	0	6				
Mike Lum, L OBP: 0.294, SLG: 0.324										1	1	1	0	0	0	0				
Rowland Office, L OBP: 0.337, SLG: 0.396										0	0	0	0	0	0	0				
<b>Inning Stats</b>	R: 3 E: 0 K: 0 S: 4	H: 2 LOB: 3 BB: 5 P: 24	R: 0 E: 0 K: 1 S: 5	H: 0 LOB: 0 BB: 0 P: 5	R: 0 E: 0 K: 0 S: 4	H: 1 LOB: 2 BB: 2 P: 12	R: 1 E: 0 K: 1 S: 7	H: 2 LOB: 1 BB: 1 P: 11	R: 0 E: 0 K: 0 S: 3	H: 0 LOB: 0 BB: 0 P: 3	R: 0 E: 0 K: 0 S: 4	H: 2 LOB: 1 BB: 0 P: 4	R: 0 E: 0 K: 0 S: 3	H: 0 LOB: 0 BB: 0 P: 3	R: 3 E: 0 K: 0 S: 7	H: 4 LOB: 1 BB: 0 P: 7	1B: 8 2B: 3 3B: 0 HR: 0	SF: 0 SAC: 0 DP: 2 HBP: 0	WP: 2 PB: 0 SB: 0 CS: 0	PA: 41
<b>PITCHER</b>	IP WLS BF H R ER SO BB IBB HBP BLK WP HR S P ERA WHIP																			
Jerry Reuss, L ERA: 4.8	(1, 1) 0.2 L 8 1 0 0 1 2 0 0 0 0 1 0 10 18 0.00 1.286																			
Charlie Hough, R ERA: 6.2	(1, 1) 2.1 10 1 0 0 1 2 0 0 0 0 1 0 10 18 0.00 1.286																			
Dave Patterson, R ERA: 5.56	(4, 1) 4.0 19 7 4 4 1 1 0 0 0 0 0 0 20 24 9.00 2.000																			
Ken Brett, L ERA: 6.23	(8, 1) 1.0 4 1 0 0 0 0 0 0 0 1 0 0 4 4 0.00 1.000																			



Batter	1	2	3	4	5	6	7	8	9	AB	R	H	RBI	BB	SO	LOB	TOP					
Davey Lopes, R OBP: 0.368, SLG: 0.533 (1, 4)	0-3 K		0-0 1B			0-0 F8		0-3 K		4	0	1	0	0	2	0	<b>Los Angeles Dodgers @ Atlanta Braves</b> Atlanta-Fulton County Stadium, Atlanta, GA Sun Jun 24 1979, 7:05 PM EDT Att: 14,305 - Cloudy - 80 F					
Derrel Thomas, S OBP: 0.354, SLG: 0.358 (1, 8)	4-0 BB		0-0 4-3			0-0 1-4-3		0-0 G3		3	0	0	0	1	0	1						
Steve Garvey, R OBP: 0.354, SLG: 0.500 (1, 3)	0-0 5-3			0-0 5-3		0-0 1B		0-0 1B		4	0	2	0	0	0	1						
Ron Cey, R OBP: 0.392, SLG: 0.512 (1, 5)	0-3 K			0-0 6-3		0-0 F8		0-0 5-3		4	0	0	0	0	1	3						
Reggie Smith, S OBP: 0.372, SLG: 0.481 (1, 9)		0-0 FC6-4 1B		0-0 HR			0-3 K		0-0 4-3	4	1	2	1	0	1	0						
Dusty Baker Jr., R OBP: 0.353, SLG: 0.481 (1, 7)		0-0 FC6-4 CS		0-0 5-3			0-0 1B 2B		0-0 L4	4	1	1	0	0	0	1						
Bill Russell, R OBP: 0.315, SLG: 0.395 (1, 6)		0-0 4-3			0-0 5-3		0-0 5-3 1B		0-3 K	4	0	1	1	0	1	1						
Joe Ferguson, R OBP: 0.355, SLG: 0.419 (1, 2)			0-3 K		0-0 F7		0-0 5-3			3	0	0	0	0	1	1						
Burt Hooton, R OBP: 0.233, SLG: 0.286 (7, PH)			0-0 1-4-3		0-0 F7		0-3 K			2	0	0	0	0	0	0						
Gary Thomasson, L OBP: 0.348, SLG: 0.397 (7, 1)										1	0	0	0	0	1	1						
Lerrin LaGrow, R (7, 1)										0	0	0	0	0	0	0						
<b>Inning Stats</b>	R: 0 E: 0 K: 2 S: 7	H: 0 LOB: 1 BB: 1 P: 11	R: 0 E: 0 K: 0 S: 3	H: 1 LOB: 0 BB: 0 P: 3	R: 0 E: 0 K: 1 S: 6	H: 1 LOB: 1 BB: 0 P: 6	R: 1 E: 0 K: 0 S: 4	H: 1 LOB: 0 BB: 0 P: 4	R: 0 E: 0 K: 0 S: 3	H: 0 LOB: 0 BB: 0 P: 3	R: 0 E: 0 K: 0 S: 4	H: 1 LOB: 1 BB: 0 P: 4	R: 1 E: 0 K: 2 S: 9	H: 2 LOB: 1 BB: 0 P: 9	R: 0 E: 0 K: 1 S: 6	H: 1 LOB: 1 BB: 0 P: 6	R: 0 E: 0 K: 1 S: 5	H: 0 LOB: 0 BB: 0 P: 5	1B: 5 2B: 1 3B: 0 HR: 1	SF: 0 SAC: 0 DP: 0 HBP: 0	WP: 0 PB: 0 SB: 1 CS: 1	PA: 34
<b>PITCHER</b> Rick Matula, R ERA: 3.67 (1, 1)	IP: 9.0 WLS: W BF: 34 H: 7 R: 2 ER: 2 SO: 7 BB: 1 IBB: 0 HBP: 0 BLK: 0 WP: 0 HR: 1 S: 47 P: 51 ERA: 2.00 WHIP: 0.889															<b>PITCHER</b>						


AB 33  
R 2  
H 7  
RBI 2  
BB 1  
SO 7  
LOB 9



Batter	1	2	3	4	5	6	7	8	9	AB	R	H	RBI	BB	SO	LOB	BOTTOM			
Jerry Royster, R OBP: 0.337, SLG: 0.327 (1, 5)	0-0 F9			0-0 6-3			0-3 K			4	0	0	0	0	1	3	<b>Los Angeles Dodgers @ Atlanta Braves</b> Atlanta-Fulton County Stadium, Atlanta, GA Sun Jun 24 1979, 7:05 PM EDT Att: 14,305 - Cloudy - 80 F			
Gary Matthews, R OBP: 0.385, SLG: 0.582 (1, 9)	0-3 K			0-0 1B	0-0 F9			0-0 4-3 1B		4	1	2	0	0	1	0				
Rowland Office, L OBP: 0.333, SLG: 0.389 (1, 8)	0-0 F9			0-0 1B	0-0 F8			0-0 4-3		4	1	1	1	0	0	1				
Bob Horner, R OBP: 0.349, SLG: 0.569 (1, 3)		0-3 K		0-0 1B	0-3 K			0-0 F8		4	1	1	0	0	2	1				
Jeff Burroughs, R OBP: 0.338, SLG: 0.340 (1, 7)		0-0 F8		0-0 1B		0-0 5-3		0-0 6-3		4	1	1	0	0	0	1				
Barry Bonnell, R OBP: 0.300, SLG: 0.436 (9, 7)				1-2 2-3 1B						0	0	0	0	0	0	0				
Joe Nolan, L OBP: 0.368, SLG: 0.368 (1, 2)	0-0 L3			0-0 1B	0-0 F8					3	0	1	2	0	0	0				
Glenn Hubbard, R OBP: 0.277, SLG: 0.272 (1, 4)			0-0 1-3	0-0 1B	0-0 6-3					3	0	1	0	0	0	0				
Pepe Frias, R OBP: 0.306, SLG: 0.351 (1, 6)			0-3 K	0-0 1B			0-0 6-3			3	0	1	1	0	1	0				
Rick Matula, R OBP: 0.080, SLG: 0.080 (1, 1)			0-3 K	0-0 F2			0-0 1-3			3	0	0	0	0	1	3				
<b>Inning Stats</b>	R: 0 E: 0 K: 1 S: 5	H: 0 LOB: 0 BB: 0 P: 5	R: 0 E: 0 K: 1 S: 5	H: 0 LOB: 0 BB: 0 P: 5	R: 0 E: 0 K: 2 S: 7	H: 0 LOB: 0 BB: 0 P: 7	R: 4 E: 0 K: 0 S: 10	H: 7 LOB: 3 BB: 0 P: 10	R: 0 E: 0 K: 1 S: 5	H: 0 LOB: 0 BB: 0 P: 5	R: 0 E: 0 K: 0 S: 3	H: 0 LOB: 0 BB: 0 P: 3	R: 0 E: 0 K: 1 S: 5	H: 0 LOB: 0 BB: 0 P: 5	R: 0 E: 0 K: 0 S: 4	H: 1 LOB: 1 BB: 0 P: 4	1B: 8 2B: 0 3B: 0 HR: 0	SF: 0 SAC: 0 DP: 0 HBP: 0	WP: 0 PB: 0 SB: 1 CS: 0	PA: 32
<b>PITCHER</b> Burt Hooton, R ERA: 3.23 (1, 1)	IP: 6.0 WLS: L BF: 25 H: 7 R: 4 ER: 4 SO: 5 BB: 0 IBB: 0 HBP: 0 BLK: 0 WP: 0 HR: 0 S: 35 P: 35 ERA: 6.00 WHIP: 1.167															<b>PITCHER</b>				
Lerrin LaGrow, R ERA: 5.73 (7, 1)	IP: 2.0 WLS: 7 BF: 1 H: 0 R: 0 ER: 0 SO: 1 BB: 0 IBB: 0 HBP: 0 BLK: 0 WP: 0 HR: 0 S: 9 P: 9 ERA: 0.00 WHIP: 0.500															<b>PITCHER</b>				






Batter	1	2	3	4	5	6	7	8	9	AB	R	H	RBI	BB	SO	LOB	TOP								
Jerry Royster, R (1, 5) OBP: 0.338, SLG: 0.324	2-0 1-3		4-0 2B BB		3-2 5-3		4-0 WP BB		0-0 E3	3	1	0	0	2	0	1									
Gary Matthews, R (1, 9) OBP: 0.382, SLG: 0.579	0-0 F9		1-1 E 2B		3-2 F9		1-3 K		0-3 K	5	1	1	1	0	2	3									
Rowland Office, L (1, 8) OBP: 0.339, SLG: 0.394	2-1 F8		0-1 E1 1B			3-2 HR 1B		0-0 L5		4	1	2	1	0	0	0									
Bob Horner, R (1, 3)		0-1 6-3	1-1 F6			2-2 6-3		0-0 F4		4	0	0	0	0	0	2									
Jeff Burroughs, R (1, 7) OBP: 0.337, SLG: 0.351		2-2 5-3		1-3 K		3-2 HR		0-0 F8		4	1	1	2	0	1	0									
Barry Bonnell, R (8, 7) OBP: 0.300, SLG: 0.436										0	0	0	0	0	0	0									
Joe Nolan, L (1, 2) OBP: 0.361, SLG: 0.410		1-1 HR		2-3 K		0-0 F5			0-0 3-1	4	1	1	1	0	1	0									
Glenn Hubbard, R (1, 4) OBP: 0.281, SLG: 0.277		1-3 K		0-2 2B		1-0 4-3			4-0 1B PB BB	3	1	1	0	1	1	0									
Pepe Frias, R (1, 6) OBP: 0.305, SLG: 0.349			1-2 4-3	0-1 6-3				0-3 K	1-0 E 1B	4	0	1	0	0	1	1									
Eddie Solomon, R (1, 1) OBP: 0.200, SLG: 0.208			2-3 K		0-2 3-1			0-0 5-3	0-3 K	2	0	0	0	0	1	0									
Mike Lum, L (7, PH) OBP: 0.292, SLG: 0.321										1	0	0	0	0	0	0									
Craig Skok, R (7, 1)										1	0	0	0	0	1	2									
<b>Inning Stats</b>	R: 0 E: 0 K: 0 S: 4	H: 0 LOB: 0 BB: 0 P: 8	R: 1 E: 0 K: 1 S: 10	H: 1 LOB: 0 BB: 0 P: 14	R: 2 E: 1 K: 1 S: 12	H: 2 LOB: 1 BB: 1 P: 21	R: 0 E: 0 K: 2 S: 13	H: 1 LOB: 0 BB: 0 P: 16	R: 0 E: 0 K: 0 S: 10	H: 0 LOB: 0 BB: 0 P: 16	R: 2 E: 0 K: 0 S: 15	H: 2 LOB: 0 BB: 0 P: 24	R: 0 E: 0 K: 2 S: 7	H: 0 LOB: 1 BB: 1 P: 12	R: 0 E: 0 K: 0 S: 3	H: 0 LOB: 0 BB: 0 P: 3	R: 1 E: 1 K: 2 S: 9	H: 1 LOB: 2 BB: 1 P: 14	1B: 3 2B: 2 3B: 0 HR: 2	SF: 0 SAC: 0 DP: 0 HBP: 0	WP: 1 PB: 1 CS: 1 SB: 0	PA: 38			
<b>PITCHER</b>	IP	WLS	BF	H	R	ER	SO	BB	IBB	HBP	BLK	WP	HR	S	P	ERA	WHIP								
John Montefusco, R (1, 1) ERA: 4.91	6.0	L	25	6	5	5	4	1	0	0	0	0	2	64	99	7.50	1.167								
Greg Minton, R (7, 1) ERA: 2.7	3.0	S	13	1	1	0	4	2	0	0	0	1	0	19	29	0.00	1.000								

Atlanta Braves @ San Francisco Giants  
Candlestick Park, San Francisco, CA

AB 35  
R 6  
H 7  
RBI 5  
BB 3  
SO 8  
LOB 9



Mon Jun 25 1979, 10:05 PM EDT  
Att: 5,813 - Unknown

Batter	1	2	3	4	5	6	7	8	9	AB	R	H	RBI	BB	SO	LOB	BOTTOM								
Larry Herndon, R (1, 8) OBP: 0.364, SLG: 0.534	2-1 5-3		0-0 G6-4-3			2-0 1B			0-0 3B	4	0	2	0	0	0	2									
Darrell Evans, L (1, 5) OBP: 0.341, SLG: 0.357	0-1 G3			0-1 F9		0-0 F6			0-0 F4	4	0	0	0	0	0	2									
Jack Clark, R (1, 9) OBP: 0.367, SLG: 0.502	1-0 L7			3-3 K		0-3 K			0-0 F3	4	0	0	0	0	2	1									
Willie McCovey, L (1, 3) OBP: 0.341, SLG: 0.516		3-3 K		1-1 G3		0-0 4-3			0-0 4-3	4	0	0	0	0	1	1									
Bill Madlock, R (1, 4) OBP: 0.308, SLG: 0.401		0-1 F4			0-0 5-3				0-0 F9	3	0	0	0	0	0	0									
Terry Whitfield, L (1, 7) OBP: 0.367, SLG: 0.443		3-1 G3			1-0 1-3				0-0 6-3	3	0	0	0	0	0	0									
Roger Metzger, S (1, 6) OBP: 0.259, SLG: 0.288			4-0 FC1-5 1B BB			1-1 3-1			0-3 K	2	0	0	0	1	1	0									
Mike Sadek, R (1, 2) OBP: 0.213, SLG: 0.246			1-1 FC1-5 1B			0-2 6-3			0-3 K	3	0	1	0	0	1	0									
John Montefusco, R (1, 1) OBP: 0.417, SLG: 0.373			0-0 FC1-5			3-3 K			0-0 HR	1	0	0	0	0	0	2									
Bill North, S (6, PH) OBP: 0.373, SLG: 0.373										1	0	0	0	0	1	0									
Greg Minton, S (7, 1) OBP: 0.367, SLG: 0.443										0	0	0	0	0	0	0									
Mike Ivie, R (8, PH) OBP: 0.305, SLG: 0.487			1-2 2-3							1	1	1	1	0	0	0									
<b>Inning Stats</b>	R: 0 E: 0 K: 0 S: 5	H: 0 LOB: 0 BB: 0 P: 8	R: 0 E: 0 K: 1 S: 9	H: 0 LOB: 0 BB: 0 P: 15	R: 0 E: 0 K: 0 S: 4	H: 1 LOB: 1 BB: 1 P: 9	R: 0 E: 0 K: 1 S: 8	H: 0 LOB: 0 BB: 0 P: 12	R: 0 E: 0 K: 0 S: 4	H: 0 LOB: 0 BB: 0 P: 6	R: 0 E: 0 K: 1 S: 9	H: 1 LOB: 1 BB: 0 P: 14	R: 0 E: 0 K: 2 S: 7	H: 0 LOB: 0 BB: 0 P: 7	R: 1 E: 0 K: 0 S: 5	H: 2 LOB: 1 BB: 0 P: 5	1B: 2 2B: 0 3B: 1 HR: 1	SF: 0 SAC: 0 DP: 1 HBP: 0	WP: 0 PB: 0 CS: 0 SB: 0	PA: 31					
<b>PITCHER</b>	IP	WLS	BF	H	R	ER	SO	BB	IBB	HBP	BLK	WP	HR	S	P	ERA	WHIP								
Eddie Solomon, R (1, 1) ERA: 4.7	6.0	W	20	2	0	0	3	1	0	0	0	0	0	39	64	0.00	0.500								
Craig Skok, L (7, 1) ERA: 3.43	3.0	S	11	2	1	1	3	0	0	0	0	0	1	17	17	3.00	0.667								

Atlanta Braves @ San Francisco Giants  
Candlestick Park, San Francisco, CA

AB 30  
R 1  
H 4  
RBI 1  
BB 1  
SO 6  
LOB 8



Mon Jun 25 1979, 10:05 PM EDT  
Att: 5,813 - Unknown

















Batter	1	2	3	4	5	6	7	8	9	AB	R	H	RBI	BB	SO	LOB	TOP			
Jerry Royster, R OBP: 0.337, SLG: 0.325	0-0 1B BB	4-0 1-2 BB		0-0 4-3			0-0 F9		0-0 FC6-4 1B	4	2	1	0	1	0	1	<p>Atlanta Braves @ San Diego Padres San Diego Stadium, San Diego, CA Thu Jun 28 1979, 6:33 AM EDT Att: 11,148 - Unknown</p> <p>livebaseballscores.com</p> <p>AB 35 R 5 H 9 RBI 5 BB 5 SO 10 LOB 22</p> 			
Gary Matthews, R OBP: 0.376, SLG: 0.558	0-0 BB SF7	0-3 K		0-3 K			0-3 K		0-3 K	5	1	1	0	0	4	3				
Rowland Office, L OBP: 0.336, SLG: 0.387	0-3 K	0-0 F6					0-0 F8		0-0 1B	5	0	1	0	0	1	4				
Bob Horner, R OBP: 0.363, SLG: 0.567	4-0 BB IBB			0-0 2B			0-0 1B		0-0 HR 3B	4	1	4	1	1	0	0				
Jeff Burroughs, R OBP: 0.340, SLG: 0.347	4-0 FC6-4 BB			4-0 BB			0-0 F9		0-0 F5	3	0	0	1	2	1	4				
Joe Nolan, L OBP: 0.355, SLG: 0.453	0-0 SF7			0-0 F9			0-0 F7			3	1	1	3	0	0	3				
Glenn Hubbard, R OBP: 0.280, SLG: 0.285	0-0 FC6-4 1-2			0-0 F7			0-0 F9		0-3 HR K	4	0	0	0	0	1	4				
Pepe Frias, R OBP: 0.308, SLG: 0.341		4-0 BB BB		0-0 F8			0-0 6-3		0-0 F8	3	0	0	0	1	0	2				
Tony Brizzolara, R Mickey Mahler, S Mike Laffa, L Adrian Devine, R Craig Skok, R Bill Pocoreba, S		0-3 K		0-3 K			0-3 K		0-0 FC6-4 1B	2	0	0	0	0	2	1	<p>WP: 0 PA: 41 PB: 0 SB: 0 CS: 0</p>			
<b>Inning Stats</b>	R: 2 E: 0 K: 1 S: 7	H: 2 LOB: 2 BB: 2 P: 15	R: 0 E: 0 K: 2 S: 7	H: 0 LOB: 2 BB: 2 P: 15	R: 0 E: 0 K: 0 S: 4	H: 1 LOB: 2 BB: 1 P: 8	R: 0 E: 0 K: 2 S: 7	H: 0 LOB: 0 BB: 0 P: 7	R: 0 E: 0 K: 0 S: 4	H: 1 LOB: 1 BB: 0 P: 4	R: 0 E: 0 K: 1 S: 5	H: 0 LOB: 0 BB: 0 P: 5	R: 0 E: 0 K: 1 S: 5	H: 0 LOB: 0 BB: 0 P: 5	R: 2 E: 0 K: 1 S: 7	H: 2 LOB: 2 BB: 0 P: 7		R: 1 E: 0 K: 2 S: 10	H: 3 LOB: 2 BB: 0 P: 10	1B: 6 2B: 1 3B: 1 HR: 1
<b>PITCHER</b>	IP WLS BF H R ER SO BB IBB HBP BLK WP HR S P ERA WHIP	IP WLS BF H R ER SO BB IBB HBP BLK WP HR S P ERA WHIP																		
Eric Rasmussen, R ERA: 4.58	1.0	7	2	2	2	1	1	1	0	0	0	0	0	0	7	15	18.00	3.000		
John D'Acquisto, R ERA: 5.1	7.2	32	6	3	3	8	3	0	0	0	0	0	1	45	57	3.52	1.174			
Rollie Fingers, R ERA: 3.2	0.1	2	1	0	0	1	0	0	0	0	0	0	0	4	4	0.00	3.000			

Batter	1	2	3	4	5	6	7	8	9	AB	R	H	RBI	BB	SO	LOB	BOTTOM	
Gene Richards, L OBP: 0.329, SLG: 0.330	0-0 6-3		0-0 4-3		0-3 K	0-0 1B		0-0 4-3		5	0	1	0	0	1	1	<p>Atlanta Braves @ San Diego Padres San Diego Stadium, San Diego, CA Thu Jun 28 1979, 6:33 AM EDT Att: 11,148 - Unknown</p> <p>livebaseballscores.com</p> <p>AB 33 R 6 H 13 RBI 6 BB 4 SO 8 LOB 15</p> 	
Paul Dade, R OBP: 0.328, SLG: 0.386	0-0 2B		0-0 5-3		0-0 1B	0-0 2B		0-3 K		5	2	2	0	0	1	2		
Dan Briggs, L OBP: 0.306, SLG: 0.406	0-3 K		0-0 1B		0-0 2B	0-0 1B				4	1	3	1	0	1	1		
Jerry Turner, L OBP: 0.327, SLG: 0.398	0-0 1B		0-0 F5		0-0 1B	0-0 1B				4	2	2	2	0	0	3		
Bill Fahey, L OBP: 0.306, SLG: 0.354	2H 1B		0-0 F5		1H 1B	1-2 1B				0	0	0	0	0	0	0		
Gene Tenace, R OBP: 0.393, SLG: 0.398	4-0 1B			4-0 BB	0-0 BB	0-0 1B		0-0 F2		2	1	1	1	2	0	0		
Jay Johnstone, L OBP: 0.306, SLG: 0.313	0-0 1B		0-0 F9		0-0 1B	4-0 BB		0-0 F7		3	0	1	1	1	0	1		
Bill Almon, R OBP: 0.296, SLG: 0.276			0-0 CS G3 1B		0-0 F9	0-0 1B		0-3 K		4	0	2	1	0	1	1		
Ozzie Smith, S OBP: 0.241, SLG: 0.216		0-0 G3		0-3 K		4-0 IBB		0-0 SH1-4 1B		3	0	1	0	1	1	2		
Eric Rasmussen, R John D'Acquisto, R Rollie Fingers, R		0-3 K			0-0 K			0-0 SH1-4		0	0	0	0	0	0	0	<p>WP: 0 PA: 38 PB: 0 SB: 0 CS: 1</p>	
<b>Inning Stats</b>	R: 2 E: 0 K: 1 S: 7	H: 3 LOB: 2 BB: 1 P: 11	R: 0 E: 0 K: 1 S: 5	H: 1 LOB: 0 BB: 0 P: 5	R: 0 E: 0 K: 0 S: 4	H: 1 LOB: 1 BB: 0 P: 4	R: 0 E: 0 K: 1 S: 5	H: 0 LOB: 1 BB: 1 P: 9	R: 4 E: 0 K: 3 S: 14	H: 5 LOB: 3 BB: 2 P: 22	R: 0 E: 0 K: 0 S: 4	H: 2 LOB: 1 BB: 0 P: 4	R: 0 E: 0 K: 1 S: 5	H: 0 LOB: 0 BB: 0 P: 5	R: 0 E: 0 K: 1 S: 6	H: 1 LOB: 1 BB: 0 P: 6		1B: 9 2B: 4 3B: 0 HR: 0
<b>PITCHER</b>	IP WLS BF H R ER SO BB IBB HBP BLK WP HR S P ERA WHIP	IP WLS BF H R ER SO BB IBB HBP BLK WP HR S P ERA WHIP																
Tony Brizzolara, R ERA: 5.28	4.2	23	6	6	5	2	1	1	0	0	0	0	0	4	12	0.00	6.000	
Mickey Mahler, L ERA: 6.2	0.1	4	1	0	0	1	0	0	0	0	0	0	0	9	9	0.00	1.000	
Adrian Devine, R ERA: 2.57	2.0	7	2	0	0	1	0	0	0	0	0	0	0	6	6	0.00	1.000	
Craig Skok, L ERA: 3.35	1.0	4	1	0	0	1	0	0	0	0	0	0	0	6	6	0.00	1.000	







Batter	1	2	3	4	5	6	7	8	9	10	AB	R	H	RBI	BB	SO	LOB	TOP							
Jerry Royster, R OBP: 0.341, SLG: 0.327 (1, 5)	1-3		6-3		F3		1-6-3		K	FC6-4	6	0	0	0	0	1	4								
Gary Matthews, R OBP: 0.374, SLG: 0.548 (1, 9)	5-3		F9			FC4-6 1B	BB 1B		K		5	0	2	1	0	1	1								
Rowland Office, L OBP: 0.328, SLG: 0.368 Barry Bonnell, R OBP: 0.309, SLG: 0.437 (1, 8) (10, PH) (10, 8)	4-3			4-3		FC4-6 1B	BB 1B			WP 1B 2B	3	0	0	0	1	0	1								
Bob Horner, R OBP: 0.359, SLG: 0.569 (1, 3)		F8		HR		BB 1B	P4		K		5	1	2	1	0	1	3								
Jeff Burroughs, R OBP: 0.345, SLG: 0.366 (1, 7)		BB		HR		BB		HR		1B IBB	2	3	2	2	3	0	0								
Jos Nolan, L OBP: 0.369, SLG: 0.471 Charlie Spikes, R OBP: 0.313, SLG: 0.488 Bruce Benedict, R OBP: 0.298, SLG: 0.236 (1, 2) (10, PH) (10, 2)	P3			HR		K		P6		1B IBB	3	0	0	0	1	1	4								
Glenn Hubbard, R OBP: 0.282, SLG: 0.284 (1, 4)	F8			BB		F9		F9		1B	5	1	1	1	0	0	5								
Pepe Frias, R OBP: 0.317, SLG: 0.346 (1, 6)				SH3-4 1B		5-3		F9		1B IBB	4	1	2	0	1	0	0								
Eddie Solomon, R OBP: 0.192, SLG: 0.200 Biff Pocoroba, S OBP: 0.406, SLG: 0.464 Gene Garber, R OBP: 0.500, SLG: 0.375 (1, 1) (9, PH) (9, 1)	SH3-4			K		SH3		F9		FC6-4 1B	1	0	0	0	0	1	0								
<b>Inning Stats</b>	R: 0 E: 0 K: 0 S: 3	H: 0 LOB: 0 BB: 0 P: 3	R: 0 E: 0 K: 0 S: 3	H: 0 LOB: 1 BB: 1 P: 7	R: 0 E: 0 K: 0 S: 4	H: 1 LOB: 1 BB: 0 P: 4	R: 2 E: 0 K: 0 S: 4	H: 2 LOB: 0 BB: 1 P: 8	R: 0 E: 0 K: 1 S: 5	H: 0 LOB: 0 BB: 0 P: 5	R: 0 E: 0 K: 1 S: 7	H: 2 LOB: 3 BB: 1 P: 11	R: 1 E: 0 K: 0 S: 5	H: 2 LOB: 2 BB: 1 P: 9	R: 1 E: 0 K: 0 S: 4	H: 1 LOB: 0 BB: 0 P: 4	R: 0 E: 0 K: 2 S: 7	H: 0 LOB: 0 BB: 0 P: 7	R: 3 E: 0 K: 1 S: 8	H: 4 LOB: 2 BB: 2 P: 16	1B: 8 2B: 1 3B: 0 HR: 3	SF: 0 SAC: 2 DP: 0 HBP: 0	WP: 1 PB: 0 SB: 0 CS: 1	PA: 46	
<b>PITCHER</b>	IP	WLS	BF	H	R	ER	SO	BB	IBB	HBP	BLK	WP	HR	S	P	ERA	WHIP								
Don Sutton, R ERA: 3.99 (1, 1)	8.0		35	8	4	4	2	4	0	0	0	0	3	35	51	4.50	1.500								
Dave Patterson, R ERA: 6.0 (9, 1)	1.0		3	0	0	0	2	0	0	0	0	0	0	7	7	0.00	0.000								
Terry Forster, L ERA: 4.09 (10, 1)	0.2	L	7	4	3	3	1	0	2	0	0	1	0	7	15	40.50	6.000								
Dennis Lewallyn, R ERA: (10, 1)	0.1		1	0	0	0	0	0	0	0	0	0	0	1	1	0.00	0.000								

Atlanta Braves @ Los Angeles Dodgers  
Dodger Stadium, Los Angeles, CA  
Sat Jun 30 1979, 7:05 PM PDT  
Att: 38,760 - Unknown

AB 38  
R 7  
H 12  
RBI 7  
BB 6  
SO 5  
LOB 18



Batter	1	2	3	4	5	6	7	8	9	10	AB	R	H	RBI	BB	SO	LOB	BOTTOM							
Davey Lopes, R OBP: 0.357, SLG: 0.508 (1, 4)	K	K			F8			6-3		6-3	5	0	0	0	0	2	0								
Bill Russell, R OBP: 0.307, SLG: 0.381 (1, 6)	4-3				L6		5-3		2B 1B	F7	5	1	1	0	0	0	0								
Reggie Smith, S OBP: 0.368, SLG: 0.475 (1, 9)	S 1B BB				F6		4-3		1B 2B	5-3	4	2	1	0	1	0	0								
Steve Garvey, R OBP: 0.349, SLG: 0.481 (1, 3)	E 1B				K		F7		F9 BB 1B		4	0	2	3	0	1	0								
Ron Cey, R OBP: 0.392, SLG: 0.536 (1, 5)	E6				5-3		F8		2B 3B 4B 1B	IBB BB	3	0	0	0	1	0	1								
Dusty Baker Jr., R OBP: 0.332, SLG: 0.451 (1, 7)	F7				K		F8		F9		4	0	0	0	0	1	4								
Derrel Thomas, S OBP: 0.346, SLG: 0.342 (1, 8)					F8		6-3		1B IBB		2	1	0	0	2	0	0								
Johnny Oates, L OBP: 0.192, SLG: 0.100 Von Hayes, L OBP: 0.297, SLG: 0.516 Steve Vestal, C OBP: 0.300, SLG: 0.302 Manny Mota, R OBP: 0.398, SLG: 0.313 Terry Forster, L OBP: 0.332, SLG: 0.451 (1, 3) (8, PH) (9, 2) (9, PH) (10, 1) (10, 1)	P6				F5		1-3		K		2	0	0	0	0	0	1								
Don Sutton, R OBP: 0.170, SLG: 0.152 Gary Thomasson, L OBP: 0.328, SLG: 0.384 Dave Patterson, R OBP: 0.364, SLG: 0.443 (1, 1) (8, PH) (9, 1) (9, PH) (10, 2)	L4				L4		K		K		2	0	1	1	0	0	0								
<b>Inning Stats</b>	R: 1 E: 1 K: 1 S: 7	H: 1 LOB: 2 BB: 1 P: 11	R: 1 E: 0 K: 1 S: 5	H: 1 LOB: 1 BB: 1 P: 9	R: 0 E: 0 K: 1 S: 5	H: 0 LOB: 0 BB: 0 P: 5	R: 0 E: 0 K: 1 S: 5	H: 0 LOB: 0 BB: 0 P: 5	R: 0 E: 0 K: 0 S: 3	H: 0 LOB: 0 BB: 0 P: 3	R: 0 E: 0 K: 0 S: 3	H: 0 LOB: 0 BB: 0 P: 3	R: 0 E: 0 K: 1 S: 5	H: 0 LOB: 0 BB: 0 P: 5	R: 2 E: 0 K: 2 S: 10	H: 3 LOB: 3 BB: 18 P: 18	R: 0 E: 0 K: 0 S: 3	H: 0 LOB: 0 BB: 0 P: 3	1B: 4 2B: 1 3B: 0 HR: 0	SF: 0 SAC: 0 DP: 0 HBP: 0	WP: 0 PB: 0 SB: 2 CS: 0	PA: 39			
<b>PITCHER</b>	IP	WLS	BF	H	R	ER	SO	BB	IBB	HBP	BLK	WP	HR	S	P	ERA	WHIP								
Eddie Solomon, R ERA: 4.44 (1, 1)	8.0		28	2	2	2	5	2	0	0	0	0	0	36	44	2.25	0.500								
Gene Garber, R ERA: 3.61 (9, 1)	2.0	W	11	3	2	2	2	1	1	0	0	0	0	13	21	9.00	2.000								

Atlanta Braves @ Los Angeles Dodgers  
Dodger Stadium, Los Angeles, CA  
Sat Jun 30 1979, 7:05 PM PDT  
Att: 38,760 - Unknown

AB 35  
R 4  
H 5  
RBI 4  
BB 4  
SO 7  
LOB 12





Batter	1	2	3	4	5	6	7	8	9	AB	R	H	RBI	BB	SO	LOB	TOP				
Jerry Royster, R (1, 5) OBP: 0.345, SLG: 0.328	4-0 BB		0-0 2B 1B		0-0 F9		4-0 1-3 BB		0-0 SF8	2	1	1	1	2	0	0	<b>Atlanta Braves @ Los Angeles Dodgers</b> Dodger Stadium, Los Angeles, CA Sun Jul 01 1979, 3:33 AM PDT Att: 32,196 - Unknown				
Gary Matthews, R (1, 9) OBP: 0.374, SLG: 0.549	0-3 K		0-0 1B 2B		0-0 1B		0-0 1-3		0-0 F5	5	0	2	0	0	1	3					
Bob Homer, R (1, 3) OBP: 0.357, SLG: 0.561	0-3 K		0-0 1B		0-3 K		0-0 5-3			4	0	1	1	0	2	3					
Jeff Burroughs, R (1, 7) Rowland Office, L (9, 8) OBP: 0.344, SLG: 0.364 OBP: 0.326, SLG: 0.368	0-0 5-3		0-0 G6-4-3 BB		0-0 P4				0-0 6-3	3	0	0	0	1	0	2					
Barry Bonnell, R (1, 8) OBP: 0.313, SLG: 0.435		0-0 FC4-6 1B	0-0 G6-4-3		4-0 CS BB				0-0 6-3	3	0	1	0	1	0	2					
Glenn Hubbard, R (1, 4) OBP: 0.281, SLG: 0.283	0-3 K			0-3 K2-3		0-3 K			0-0 PO 1B	4	0	1	0	0	3	2					
Pepe Frias, R (1, 6) OBP: 0.328, SLG: 0.362		0-0 FC4-6 1B		0-0 FC6-4 1B		0-0 2B		0-0 PO	0-0 1B PB SF8	4	1	4	0	0	0	0					
Bruce Benedict, R (1, 2) OBP: 0.287, SLG: 0.226		0-0 FC4-6		0-0 FC6-4		0-0 5-3			0-0 1-3	4	0	0	0	0	0	5					
Phil Niekro, R (1, 1) OBP: 0.217, SLG: 0.246		0-0 6-3		0-0 2-3			0-0 F8		0-0 2-3 1B	3	0	0	0	0	0	3					
Charlie Spikes, R (9, PH) OBP: 0.327, SLG: 0.590										1	0	1	0	0	0	0					
Joey McLaughlin, R (9, 1) OBP: 1.000, SLG: 1.500										0	0	0	0	0	0	0					
<b>Inning Stats</b>	R: 0 E: 0 K: 2 S: 7	H: 0 LOB: 1 BB: 1 P: 11	R: 0 E: 0 K: 1 S: 7	H: 2 LOB: 2 BB: 0 P: 7	R: 1 E: 0 K: 0 S: 4	H: 3 LOB: 1 BB: 1 P: 8	R: 0 E: 0 K: 1 S: 6	H: 1 LOB: 1 BB: 0 P: 6	R: 0 E: 0 K: 1 S: 5	H: 1 LOB: 1 BB: 1 P: 9	R: 0 E: 0 K: 0 S: 3	H: 0 LOB: 1 BB: 1 P: 7	R: 0 E: 0 K: 0 S: 3	H: 1 LOB: 1 BB: 0 P: 3	R: 1 E: 0 K: 0 S: 5	H: 2 LOB: 1 BB: 0 P: 5	1B: 9 2B: 2 3B: 0 HR: 0	SF: 1 SAC: 0 DP: 1 HBP: 0	WP: 0 PB: 1 SB: 0 CS: 1	PA: 39	
<b>PITCHER</b>	IP WLS BF H R ER SO BB IBB HBP BLK WP HR S P ERA WHIP	IP WLS BF H R ER SO BB IBB HBP BLK WP HR S P ERA WHIP	IP WLS BF H R ER SO BB IBB HBP BLK WP HR S P ERA WHIP	IP WLS BF H R ER SO BB IBB HBP BLK WP HR S P ERA WHIP	IP WLS BF H R ER SO BB IBB HBP BLK WP HR S P ERA WHIP	IP WLS BF H R ER SO BB IBB HBP BLK WP HR S P ERA WHIP	IP WLS BF H R ER SO BB IBB HBP BLK WP HR S P ERA WHIP	IP WLS BF H R ER SO BB IBB HBP BLK WP HR S P ERA WHIP	IP WLS BF H R ER SO BB IBB HBP BLK WP HR S P ERA WHIP	IP WLS BF H R ER SO BB IBB HBP BLK WP HR S P ERA WHIP	IP WLS BF H R ER SO BB IBB HBP BLK WP HR S P ERA WHIP	IP WLS BF H R ER SO BB IBB HBP BLK WP HR S P ERA WHIP	IP WLS BF H R ER SO BB IBB HBP BLK WP HR S P ERA WHIP	IP WLS BF H R ER SO BB IBB HBP BLK WP HR S P ERA WHIP	IP WLS BF H R ER SO BB IBB HBP BLK WP HR S P ERA WHIP	IP WLS BF H R ER SO BB IBB HBP BLK WP HR S P ERA WHIP	IP WLS BF H R ER SO BB IBB HBP BLK WP HR S P ERA WHIP	IP WLS BF H R ER SO BB IBB HBP BLK WP HR S P ERA WHIP	IP WLS BF H R ER SO BB IBB HBP BLK WP HR S P ERA WHIP	IP WLS BF H R ER SO BB IBB HBP BLK WP HR S P ERA WHIP	IP WLS BF H R ER SO BB IBB HBP BLK WP HR S P ERA WHIP

AB 33  
R 2  
H 11  
RBI 2  
BB 4  
SO 6  
LOB 20



Batter	1	2	3	4	5	6	7	8	9	AB	R	H	RBI	BB	SO	LOB	BOTTOM							
Davey Lopes, R (1, 4) OBP: 0.356, SLG: 0.505	0-0 F7			0-0 6-3		0-3 K		0-0 1B		4	0	1	0	0	1	1	<b>Atlanta Braves @ Los Angeles Dodgers</b> Dodger Stadium, Los Angeles, CA Sun Jul 01 1979, 3:33 AM PDT Att: 32,196 - Unknown							
Bill Russell, R (1, 6) OBP: 0.303, SLG: 0.376	0-0 6-3			0-0 F7		0-0 P4		0-3 K2-3		4	0	0	0	0	1	3								
Reggie Smith, S (1, 9) OBP: 0.370, SLG: 0.489	0-0 P4			0-0 F3		0-0 HR		4-0 G6-4-3 BB		3	1	1	1	1	0	0								
Steve Garvey, R (1, 3) OBP: 0.348, SLG: 0.478		0-0 5-3			0-0 F7		0-0 FC5-4 1B		0-0 G6-4-3	4	0	1	0	0	0	1								
Ron Cey, R (1, 5) OBP: 0.390, SLG: 0.529		0-0 F8			0-0 5-3		0-0 FC5-4 FC6-4		4-0 E 1B BB	3	0	0	0	1	0	1								
Dusty Baker Jr., R (1, 7) OBP: 0.334, SLG: 0.455		0-0 F7			0-0 2B		0-0 FC6-4		0-0 E 1B	4	0	2	0	0	0	1								
Derrel Thomas, S (1, 8) OBP: 0.341, SLG: 0.335			0-3 K		0-0 F7		0-0 G3		0-0 E1	3	0	0	0	0	1	2								
Von Joshua, L (9, PH) OBP: 0.292, SLG: 0.508									1-2 2-3	1	0	0	0	0	0	2								
Johnny Oates, L (1, 2) OBP: 0.182, SLG: 0.100			0-0 4-3						0-0 F8	0	0	0	0	0	0	0								
Steve Yeager, R (3, 2) OBP: 0.200, SLG: 0.303									0-0 FC1-6 1B	3	0	1	0	0	0	0								
Gary Thomasson, L (9, PH) OBP: 0.336, SLG: 0.382									0-0 FC1-6 1B	1	0	0	0	0	0	3								
Jerry Reuss, L (1, 1) OBP: 0.154, SLG: 0.083			0-0 1-3						0-0 4-3	0	0	0	0	0	0	0								
Charlie Hough, R (3, 1) OBP: 0.200, SLG: 0.300									0-0 4-3	2	0	0	0	0	0	1								
Ted Martinez, R (6, PR) OBP: 0.405, SLG: 0.457										0	0	0	0	0	0	0								
Ken Brett, L (7, 1)										0	0	0	0	0	0	0								
Dennis Lewallyn, R (9, 1)										0	0	0	0	0	0	0								
<b>Inning Stats</b>	R: 0 E: 0 K: 0 S: 3	H: 0 LOB: 0 BB: 0 P: 3	R: 0 E: 0 K: 0 S: 3	H: 0 LOB: 0 BB: 0 P: 3	R: 0 E: 0 K: 1 S: 5	H: 0 LOB: 0 BB: 0 P: 5	R: 0 E: 0 K: 0 S: 3	H: 0 LOB: 0 BB: 0 P: 3	R: 0 E: 0 K: 0 S: 4	H: 1 LOB: 1 BB: 0 P: 4	R: 0 E: 0 K: 1 S: 6	H: 1 LOB: 2 BB: 0 P: 6	R: 1 E: 1 K: 0 S: 5	H: 2 LOB: 1 BB: 0 P: 5	R: 0 E: 0 K: 1 S: 6	H: 1 LOB: 1 BB: 0 P: 6	R: 0 E: 0 K: 1 S: 4	H: 1 LOB: 3 BB: 2 P: 12	R: 0 E: 1 K: 0 S: 4	H: 1 LOB: 3 BB: 2 P: 12	1B: 4 2B: 1 3B: 0 HR: 1	SF: 0 SAC: 0 DP: 1 HBP: 0	WP: 1 PB: 0 SB: 1 CS: 0	PA: 35
<b>PITCHER</b>	IP WLS BF H R ER SO BB IBB HBP BLK WP HR S P ERA WHIP	IP WLS BF H R ER SO BB IBB HBP BLK WP HR S P ERA WHIP	IP WLS BF H R ER SO BB IBB HBP BLK WP HR S P ERA WHIP	IP WLS BF H R ER SO BB IBB HBP BLK WP HR S P ERA WHIP	IP WLS BF H R ER SO BB IBB HBP BLK WP HR S P ERA WHIP	IP WLS BF H R ER SO BB IBB HBP BLK WP HR S P ERA WHIP	IP WLS BF H R ER SO BB IBB HBP BLK WP HR S P ERA WHIP	IP WLS BF H R ER SO BB IBB HBP BLK WP HR S P ERA WHIP	IP WLS BF H R ER SO BB IBB HBP BLK WP HR S P ERA WHIP	IP WLS BF H R ER SO BB IBB HBP BLK WP HR S P ERA WHIP	IP WLS BF H R ER SO BB IBB HBP BLK WP HR S P ERA WHIP	IP WLS BF H R ER SO BB IBB HBP BLK WP HR S P ERA WHIP	IP WLS BF H R ER SO BB IBB HBP BLK WP HR S P ERA WHIP	IP WLS BF H R ER SO BB IBB HBP BLK WP HR S P ERA WHIP	IP WLS BF H R ER SO BB IBB HBP BLK WP HR S P ERA WHIP	IP WLS BF H R ER SO BB IBB HBP BLK WP HR S P ERA WHIP	IP WLS BF H R ER SO BB IBB HBP BLK WP HR S P ERA WHIP	IP WLS BF H R ER SO BB IBB HBP BLK WP HR S P ERA WHIP	IP WLS BF H R ER SO BB IBB HBP BLK WP HR S P ERA WHIP	IP WLS BF H R ER SO BB IBB HBP BLK WP HR S P ERA WHIP	IP WLS BF H R ER SO BB IBB HBP BLK WP HR S P ERA WHIP	IP WLS BF H R ER SO BB IBB HBP BLK WP HR S P ERA WHIP	IP WLS BF H R ER SO BB IBB HBP BLK WP HR S P ERA WHIP	IP WLS BF H R ER SO BB IBB HBP BLK WP HR S P ERA WHIP

AB 33  
R 1  
H 6  
RBI 1  
BB 2  
SO 3  
LOB 15





Batter	1	2	3	4	5	6	7	8	9	AB	R	H	RBI	BB	SO	LOB	TOP				
Bill North, S OBP: 0.401, SLG: 0.374 (1, 8)										4	0	1	0	1	2	2	<p>San Francisco Giants @ Atlanta Braves Atlanta-Fulton County Stadium, Atlanta, GA</p> <p>Tue Jul 03 1979, 7:05 PM EDT Att: 10,651 - Unknown - 85 F</p> <p>livebaseballscores.com</p>				
Joe Strain, R OBP: 0.316, SLG: 0.294 (1, 4)										4	1	1	0	1	0	3					
Jack Clark, R OBP: 0.359, SLG: 0.484 (1, 9)										3	0	1	0	1	0	1					
Willie McCovey, L OBP: 0.352, SLG: 0.537 (1, 3)										4	0	2	0	0	0	3					
Darrell Evans, L OBP: 0.344, SLG: 0.379 (1, 5)										3	1	0	1	1	0	2					
Terry Whitfield, L OBP: 0.383, SLG: 0.419 (1, 7)										4	0	0	0	0	0	4					
Johnnie LeMaster, R OBP: 0.310, SLG: 0.308 (1, 6)										4	0	1	0	0	0	0					
Mike Sadek, R OBP: 0.299, SLG: 0.338 (1, 2)										4	0	3	1	0	0	0					
Ed Halicki, R OBP: 0.231, SLG: 0.240 (1, 1)										0	0	0	0	0	0	0					
Tom Griffin, R (2, 1)										2	0	0	0	0	2	1					
Mike Ivie, R (7, PH) OBP: 0.303, SLG: 0.472 (7, 1)										1	0	0	0	0	1	2					
Greg Minton, S (7, 1)										0	0	0	0	0	0	0					
Larry Hemdon, R (9, PH) OBP: 0.382, SLG: 0.512 (9, PH)										0	0	0	0	1	0	0					
<b>Inning Stats</b>	R: 0 E: 0 K: 0 S: 8	H: 0 LOB: 1 BB: 2 P: 17	R: 0 E: 0 K: 0 S: 5	H: 0 LOB: 0 BB: 0 P: 9	R: 0 E: 0 K: 1 S: 6	H: 1 LOB: 1 BB: 0 P: 7	R: 0 E: 0 K: 0 S: 3	H: 0 LOB: 0 BB: 1 P: 7	R: 0 E: 0 K: 1 S: 5	H: 0 LOB: 0 BB: 0 P: 5	R: 1 E: 0 K: 1 S: 8	H: 3 LOB: 2 BB: 0 P: 8	R: 1 E: 0 K: 0 S: 5	H: 3 LOB: 2 BB: 1 P: 9	R: 0 E: 0 K: 1 S: 6	H: 1 LOB: 2 BB: 1 P: 10	1B: 9 2B: 0 3B: 0 HR: 0	SF: 0 SAC: 0 DP: 2 HBP: 0	WP: 0 PB: 1 SB: 1 CS: 0	PA: 38	
<b>PITCHER</b>	IP WLS BF H R ER SO BB IBB HBP BLK WP HR S P ERA WHIP	7.1 W 30 7 2 2 4 3 0 0 0 0 0 44 62 2.46 1.364	0.2 3 1 0 0 0 1 0 0 0 0 0 2 6 0.00 3.000	1.0 S 5 1 0 0 1 1 0 0 0 0 0 6 10 0.00 2.000																	

Batter	1	2	3	4	5	6	7	8	9	AB	R	H	RBI	BB	SO	LOB	BOTTOM				
Jerry Royster, R OBP: 0.347, SLG: 0.330 (1, 4)										4	1	2	0	0	0	0	<p>San Francisco Giants @ Atlanta Braves Atlanta-Fulton County Stadium, Atlanta, GA</p> <p>Tue Jul 03 1979, 7:05 PM EDT Att: 10,651 - Unknown - 85 F</p> <p>livebaseballscores.com</p>				
Gary Matthews, R OBP: 0.370, SLG: 0.542 (1, 9)										4	0	0	0	0	0	2					
Rowland Office, L OBP: 0.326, SLG: 0.373 (1, 8)										4	2	1	0	0	0	1					
Bob Horner, R OBP: 0.360, SLG: 0.580 (1, 5)										3	1	2	3	0	0	0					
Jeff Burroughs, R OBP: 0.348, SLG: 0.366 (1, 7)										1	1	1	1	1	0	0					
Barry Bonnell, R OBP: 0.310, SLG: 0.431 (3, 7)										2	0	0	0	0	0	1					
Joe Nolan, L OBP: 0.386, SLG: 0.472 (1, 2)										2	0	1	0	1	0	1					
Mike Lum, L OBP: 0.286, SLG: 0.313 (1, 3)										4	0	1	1	0	1	1					
Pepe Frias, R OBP: 0.327, SLG: 0.357 (1, 6)										3	0	0	0	1	1	0					
Tony Brizzolara, R (1, 1)										3	0	0	0	0	1	3					
Craig Skok, R (8, 1)										0	0	0	0	0	0	0					
Biff Pocoroba, S (6, PH) OBP: 0.394, SLG: 0.448 (6, PH)										1	0	0	0	0	0	0					
Gene Garber, R (9, 1) OBP: 0.500, SLG: 0.375 (9, 1)										0	0	0	0	0	0	0					
<b>Inning Stats</b>	R: 3 E: 0 K: 1 S: 18	H: 3 LOB: 3 BB: 2 P: 41	R: 2 E: 3 K: 0 S: 9	H: 3 LOB: 1 BB: 0 P: 15	R: 0 E: 0 K: 0 S: 3	H: 0 LOB: 0 BB: 0 P: 3	R: 0 E: 0 K: 0 S: 3	H: 0 LOB: 0 BB: 0 P: 3	R: 0 E: 0 K: 1 S: 5	H: 0 LOB: 1 BB: 1 P: 9	R: 0 E: 0 K: 0 S: 4	H: 1 LOB: 1 BB: 0 P: 4	R: 0 E: 0 K: 0 S: 4	H: 1 LOB: 1 BB: 0 P: 4	R: 0 E: 0 K: 1 S: 5	H: 0 LOB: 0 BB: 0 P: 5	1B: 6 2B: 1 3B: 0 HR: 1	SF: 1 SAC: 0 DP: 0 HBP: 1	WP: 0 PB: 0 SB: 0 CS: 0	PA: 36	
<b>PITCHER</b>	IP WLS BF H R ER SO BB IBB HBP BLK WP HR S P ERA WHIP	1.2 L 14 5 5 3 1 1 0 0 0 0 0 16 26 55 16.20 3.600	4.1 15 2 0 0 1 1 0 0 0 0 0 16 20 0.00 0.692	2.0 7 1 0 0 1 0 0 0 0 0 0 9 9 0.00 0.500																	



Batter	1	2	3	4	5	6	7	8	9	AB	R	H	RBI	BB	SO	LOB	TOP											
Bill North, S OBP: 0.404, SLG: 0.373 (1, 8)										3	1	1	0	2	0	2	San Francisco Giants @ Atlanta Braves Atlanta-Fulton County Stadium, Atlanta, GA Wed Jul 04 1979, 7:05 PM EDT Att: 47,647 - Unknown - 85 F											
Joe Strain, R OBP: 0.250, SLG: 0.227 (1, 4)										5	0	0	0	0	0	4												
Jack Clark, R OBP: 0.357, SLG: 0.489 (1, 9)										5	1	1	1	0	0	1												
Willie McCovey, L OBP: 0.353, SLG: 0.528 (1, 3)										3	2	0	0	2	2	1												
Darrell Evans, L OBP: 0.342, SLG: 0.373 (1, 5)									4	0	0	0	1	0	2													
Terry Whitfield, L OBP: 0.365, SLG: 0.420 (1, 7)									4	1	2	0	0	0	1													
Johnnie LetMaster, R OBP: 0.324, SLG: 0.331 (1, 6)									4	1	2	2	0	0	1													
Mike Sadek, R OBP: 0.309, SLG: 0.338 (1, 2)									3	0	1	1	1	1	1													
Bob Knepper, L OBP: 0.200, SLG: 0.333 (1, 1)									2	0	1	0	0	1	3													
Pedro Borbon, R OBP: 0.286, SLG: 0.286 (6, PH)									1	0	0	0	0	1	0													
Rob Andrews, R OBP: 0.300, SLG: 0.286 (6, PH)									1	0	0	0	0	0	0													
Gary Lavelle, S OBP: 0.500, SLG: 0.500 (8, 1)									0	0	0	0	0	0	0													
<b>Inning Stats</b>	R: 0 E: 0 K: 0 S: 5	H: 1 LOB: 0 BB: 0 P: 6	R: 0 E: 0 K: 2 S: 9	H: 1 LOB: 3 BB: 2 P: 18	R: 0 E: 0 K: 0 S: 5	H: 0 LOB: 0 BB: 0 P: 9	R: 3 E: 1 K: 0 S: 10	H: 4 LOB: 2 BB: 1 P: 14	R: 2 E: 1 K: 1 S: 7	H: 2 LOB: 1 BB: 1 P: 11	R: 1 E: 1 K: 2 S: 8	H: 0 LOB: 1 BB: 1 P: 12	R: 0 E: 0 K: 0 S: 3	H: 0 LOB: 0 BB: 0 P: 3	R: 0 E: 0 K: 0 S: 3	H: 0 LOB: 1 BB: 0 P: 7	R: 0 E: 0 K: 0 S: 3	H: 0 LOB: 0 BB: 0 P: 3	1B: 5 2B: 2 3B: 0 HR: 1	SF: 0 SAC: 0 DP: 0 HBP: 0	WP: 0 PB: 0 CS: 2 SB: 1	PA: 41						
<b>PITCHER</b>	IP	WLS	BF	H	R	ER	SO	BB	IBB	HBP	BLK	WP	HR	S	P	ERA	WHIP											
Rick Matula, R ERA: 3.82 (1, 1)	4.0		21	7	4	4	2	2	1	0	0	0	0	1	30	48	9.00	2.250										
Craig Skok, L ERA: 3.22 (5, 1)	1.0		5	1	1	0	1	1	0	0	0	0	0	6	10	0.00	2.000											
Bo McLaughlin, R ERA: 4.82 (6, 1)	2.0		8	0	1	0	2	1	0	0	0	0	0	11	15	0.00	0.500											
Joey McLaughlin, R ERA: 0.98 (8, 1)	1.0	W	4	0	0	0	0	1	0	0	0	0	0	3	7	0.00	1.000											
Gene Garber, R ERA: 3.5 (9, 1)	1.0	S	3	0	0	0	0	0	0	0	0	0	0	3	3	0.00	0.000											
<b>Batter</b>	<b>1</b>	<b>2</b>	<b>3</b>	<b>4</b>	<b>5</b>	<b>6</b>	<b>7</b>	<b>8</b>	<b>9</b>	<b>AB</b>	<b>R</b>	<b>H</b>	<b>RBI</b>	<b>BB</b>	<b>SO</b>	<b>LOB</b>	<b>BOTTOM</b>											
Jerry Royster, R OBP: 0.391, SLG: 0.330 (1, 5)										3	1	1	0	2	0	0	San Francisco Giants @ Atlanta Braves Atlanta-Fulton County Stadium, Atlanta, GA Wed Jul 04 1979, 7:05 PM EDT Att: 47,647 - Unknown - 85 F											
Gary Matthews, R OBP: 0.370, SLG: 0.552 (1, 9)										5	1	2	1	0	1	3												
Bob Homer, R OBP: 0.358, SLG: 0.579 (1, 3)										4	1	1	0	0	0	3												
Jeff Burroughs, R OBP: 0.349, SLG: 0.369 (1, 7)										3	0	1	1	1	0	2												
Barry Bonnell, R OBP: 0.305, SLG: 0.423 (1, 8)										4	0	0	0	0	1	2												
Rowland Office, L OBP: 0.326, SLG: 0.373 (9, 8)										0	0	0	0	0	0	0												
Glenn Hubbard, R OBP: 0.281, SLG: 0.283 (1, 4)										4	0	1	0	0	0	1												
Pepe Frias, R OBP: 0.329, SLG: 0.360 (1, 6)										4	2	2	0	0	0	2												
Bruce Benedict, R OBP: 0.297, SLG: 0.242 (1, 2)										2	1	1	0	1	0	0												
Rick Matula, R OBP: 0.271, SLG: 0.271 (1, 1)										1	0	0	0	0	0	3												
Craig Skok, R OBP: 0.250, SLG: 0.250 (5, PH)										0	0	0	0	0	0	0												
Charlie Spikes, R OBP: 0.250, SLG: 0.250 (5, PH)										1	0	1	2	0	0	0												
Bo McLaughlin, R OBP: 0.300, SLG: 0.286 (6, PH)										0	0	0	0	0	0	0												
Mike Lum, L OBP: 0.225, SLG: 0.225 (7, PH)										1	1	1	0	0	0	0												
Joey McLaughlin, R OBP: 0.225, SLG: 0.225 (8, PH)										0	0	0	0	0	0	0												
Darrell Chaney, S OBP: 0.225, SLG: 0.225 (8, PH)										1	0	0	0	0	0	1												
Gene Garber, R OBP: 0.300, SLG: 0.375 (9, 1)										0	0	0	0	0	0	0												
<b>Inning Stats</b>	R: 0 E: 0 K: 0 S: 6	H: 1 LOB: 0 BB: 0 P: 10	R: 0 E: 0 K: 0 S: 11	H: 1 LOB: 3 BB: 2 P: 21	R: 0 E: 0 K: 1 S: 5	H: 0 LOB: 0 BB: 0 P: 7	R: 0 E: 0 K: 1 S: 12	H: 0 LOB: 0 BB: 0 P: 18	R: 2 E: 0 K: 0 S: 9	H: 3 LOB: 2 BB: 1 P: 16	R: 0 E: 0 K: 0 S: 3	H: 0 LOB: 0 BB: 0 P: 3	R: 4 E: 1 K: 0 S: 8	H: 5 LOB: 1 BB: 0 P: 8	R: 1 E: 0 K: 0 S: 4	H: 1 LOB: 1 BB: 1 P: 8	R: 1 E: 0 K: 0 S: 4	H: 1 LOB: 1 BB: 1 P: 8	1B: 5 2B: 6 3B: 0 HR: 1	SF: 0 SAC: 1 DP: 1 HBP: 0	WP: 0 PB: 1 CS: 0	PA: 38						
<b>PITCHER</b>	IP	WLS	BF	H	R	ER	SO	BB	IBB	HBP	BLK	WP	HR	S	P	ERA	WHIP											
Bob Knepper, L ERA: 4.31 (1, 1)	4.0		19	5	2	2	2	2	1	0	0	0	0	1	14	14	12.00	1.667										
Pedro Borbon, R ERA: 3.75 (5, 1)	3.0		14	5	4	4	0	0	0	0	0	0	1	14	14	12.00	1.667											
Gary Lavelle, L ERA: 2.36 (8, 1)	1.0	L	5	1	1	1	0	1	0	0	1	0	0	4	8	9.00	2.000											
<b>GIANTS</b>																												
<b>Braves</b>																												



Batter	1	2	3	4	5	6	7	8	9	AB	R	H	RBI	BB	SO	LOB	TOP					
Larry Herndon, R OBP: 0.370, SLG: 0.534 (1, 8)										4	1	2	1	1	1	2						
Joe Strain, R OBP: 0.207, SLG: 0.185 (1, 4)										5	0	0	0	0	1	4						
Jack Clark, R OBP: 0.355, SLG: 0.483 (1, 9)										4	0	0	0	1	1	1						
Willie McCovey, L OBP: 0.354, SLG: 0.522 (1, 3)										4	0	1	0	1	1	0						
Darrell Evans, L OBP: 0.345, SLG: 0.394 Roger Metzger, S OBP: 0.261, SLG: 0.273 (9, 5)										5	3	3	1	0	2	2						
Terry Whitfield, L OBP: 0.363, SLG: 0.418 (1, 7)										4	0	1	1	0	0	1						
Johnnie LetMaster, R OBP: 0.329, SLG: 0.346 (1, 6)										3	0	1	1	1	1	1						
Mike Sadek, R OBP: 0.329, SLG: 0.333 (1, 2)										1	0	0	0	2	0	0						
Ed Whitson, R Greg Minton, S (8, 1)										4	0	0	0	0	3	6						
										0	0	0	0	0	0	0						
<b>Inning Stats</b>	R: 1 E: 0 K: 1 S: 8	H: 2 LOB: 1 BB: 0 P: 12	R: 1 E: 0 K: 2 S: 16	H: 2 LOB: 2 BB: 0 P: 19	R: 0 E: 0 K: 0 S: 7	H: 0 LOB: 0 BB: 0 P: 13	R: 1 E: 0 K: 1 S: 16	H: 2 LOB: 3 BB: 2 P: 29	R: 0 E: 0 K: 1 S: 10	H: 0 LOB: 0 BB: 0 P: 16	R: 0 E: 0 K: 1 S: 5	H: 1 LOB: 1 BB: 0 P: 8	R: 0 E: 0 K: 1 S: 10	H: 1 LOB: 1 BB: 0 P: 15	R: 1 E: 0 K: 1 S: 12	H: 1 LOB: 2 BB: 2 P: 27	R: 0 E: 0 K: 1 S: 5	H: 0 LOB: 2 BB: 2 P: 14	1B: 3 2B: 2 3B: 1 HR: 2	SF: 0 SAC: 0 DP: 0 HBP: 1	WP: 1 PB: 1 CS: 1 SB: 0	PA: 41
<b>PITCHER</b> Phil Niekro, R ERA: 3.86 (1, 1)	IP: 9.0 WLS: W BF: 41 H: 8 R: 4 ER: 4 SO: 10 BB: 5 IBB: 1 HBP: 1 BLK: 0 WP: 1 HR: 2 S: 89 P: 153 ERA: 4.00 WHIP: 1.444															<b>PITCHER</b>	IP: 9.0 WLS: W BF: 41 H: 8 R: 4 ER: 4 SO: 10 BB: 5 IBB: 1 HBP: 1 BLK: 0 WP: 1 HR: 2 S: 89 P: 153 ERA: 4.00 WHIP: 1.444					

San Francisco Giants @ Atlanta Braves  
Atlanta-Fulton County Stadium, Atlanta, GA  
Thu Jul 05 1979, 7:05 PM EDT  
Att: 12,409 - Unknown - 85 F

AB 34  
R 4  
H 8  
RBI 4  
BB 6  
SO 10  
LOB 17



Batter	1	2	3	4	5	6	7	8	9	AB	R	H	RBI	BB	SO	LOB	BOTTOM					
Jerry Royster, R OBP: 0.346, SLG: 0.325 (1, 4)										5	0	0	0	0	1	6						
Gary Matthews, R OBP: 0.385, SLG: 0.544 (1, 9)										5	0	0	0	0	2	2						
Rowland Office, L OBP: 0.321, SLG: 0.366 (1, 8)										5	0	1	1	0	0	0						
Bob Horner, R OBP: 0.360, SLG: 0.593 (1, 5)										4	1	2	1	0	1	0						
Jeff Burroughs, R OBP: 0.351, SLG: 0.369 (1, 7)										3	1	1	0	1	1	0						
Mike Lum, L OBP: 0.289, SLG: 0.316 Glenn Hubbard, R OBP: 0.281, SLG: 0.283 (9, FR)										4	0	1	0	0	0	3						
										0	1	0	0	0	0	0						
Pepe Frias, R OBP: 0.330, SLG: 0.359 (1, 6)										3	1	1	0	0	0	0						
Bruce Benedict, R OBP: 0.307, SLG: 0.255 Biff Pocoroba, S OBP: 0.412, SLG: 0.467 Barry Bonnell, R OBP: 0.305, SLG: 0.423 (9, FR)										3	0	2	0	0	0	0						
										1	0	1	1	0	0	0						
										0	1	0	0	0	0	0						
Phil Niekro, R OBP: 0.238, SLG: 0.267 Joe Nolan, L OBP: 0.393, SLG: 0.472 (9, PH)										3	0	2	2	0	0	1						
										0	0	0	0	1	0	0						
<b>Inning Stats</b>	R: 0 E: 0 K: 2 S: 10	H: 0 LOB: 0 BB: 0 P: 16	R: 0 E: 0 K: 1 S: 8	H: 0 LOB: 0 BB: 0 P: 15	R: 0 E: 0 K: 0 S: 8	H: 1 LOB: 1 BB: 0 P: 13	R: 0 E: 0 K: 1 S: 7	H: 0 LOB: 0 BB: 0 P: 11	R: 2 E: 0 K: 0 S: 9	H: 4 LOB: 1 BB: 0 P: 12	R: 0 E: 0 K: 0 S: 8	H: 1 LOB: 2 BB: 1 P: 14	R: 0 E: 0 K: 0 S: 7	H: 1 LOB: 1 BB: 0 P: 10	R: 1 E: 0 K: 1 S: 8	H: 1 LOB: 0 BB: 0 P: 11	R: 2 E: 0 K: 0 S: 6	H: 3 LOB: 3 BB: 1 P: 11	1B: 10 2B: 0 3B: 0 HR: 1	SF: 0 SAC: 1 DP: 1 HBP: 0	WP: 1 PB: 0 CS: 0	PA: 39
<b>PITCHER</b> Ed Whitson, R ERA: 4.48 Greg Minton, R ERA: 2.29 (8, 1)	IP: 7.2 WLS: L BF: 8 H: 3 R: 2 ER: 2 SO: 0 BB: 0 IBB: 1 HBP: 0 BLK: 0 WP: 0 HR: 0 S: 64 P: 101 ERA: 18.00 WHIP: 3.000															<b>PITCHER</b>	IP: 7.2 WLS: L BF: 8 H: 3 R: 2 ER: 2 SO: 0 BB: 0 IBB: 1 HBP: 0 BLK: 0 WP: 0 HR: 0 S: 64 P: 101 ERA: 18.00 WHIP: 3.000					

San Francisco Giants @ Atlanta Braves  
Atlanta-Fulton County Stadium, Atlanta, GA  
Thu Jul 05 1979, 7:05 PM EDT  
Att: 12,409 - Unknown - 85 F

AB 36  
R 5  
H 11  
RBI 5  
BB 2  
SO 5  
LOB 12






Batter	1	2	3	4	5	6	7	8	9	AB	R	H	RBI	BB	SO	LOB	TOP					
Lou Brock, L OBP: 0.376, SLG: 0.463 (1, 7)										5	2	1	1	0	0	0	<b>St. Louis Cardinals @ Atlanta Braves</b> Atlanta-Fulton County Stadium, Atlanta, GA Fri Jul 06 1979, 7:05 PM EDT Overcast - 75 F					
Jerry Mumphy, S OBP: 0.314, SLG: 0.360 (1, 8)										5	3	3	1	0	1	0						
Ken Oberkfell, L OBP: 0.367, SLG: 0.431 (1, 4)										5	1	2	1	0	0	1						
Dane Iorg, L OBP: 0.324, SLG: 0.378 (1, 3)										5	0	2	1	0	2	1						
Terry Kennedy, L OBP: 0.333, SLG: 0.484 (1, 2)										4	0	1	1	1	0	1						
Bernie Carbo, L OBP: 0.323, SLG: 0.333 (1, 9)										5	1	2	1	0	1	4						
Ken Reitz, R OBP: 0.317, SLG: 0.403 (1, 5)										4	1	1	0	0	1	1						
Mike Phillips, L OBP: 0.347, SLG: 0.370 (1, 6)										3	1	1	2	0	0	1						
John Denny, R OBP: 0.116, SLG: 0.167 (1, 1)										4	0	0	0	0	0	1						
Mark Littell, L (8, 1)										0	0	0	0	0	0	0						
<b>Inning Stats</b>	R: 1 E: 0 K: 1 S: 6	H: 1 LOB: 0 BB: 0 P: 6	R: 1 E: 0 K: 0 S: 4	H: 1 LOB: 1 BB: 0 P: 5	R: 1 E: 0 K: 1 S: 8	H: 3 LOB: 2 BB: 0 P: 8	R: 0 E: 0 K: 1 S: 5	H: 0 LOB: 0 BB: 0 P: 5	R: 1 E: 0 K: 0 S: 5	H: 2 LOB: 2 BB: 1 P: 9	R: 4 E: 2 K: 0 S: 8	H: 4 LOB: 1 BB: 0 P: 8	R: 0 E: 0 K: 0 S: 3	H: 1 LOB: 0 BB: 0 P: 3	R: 1 E: 0 K: 0 S: 4	H: 1 LOB: 0 BB: 0 P: 4	R: 0 E: 0 K: 2 S: 7	H: 0 LOB: 0 BB: 0 P: 7	1B: 8 2B: 1 3B: 0 HR: 4	SF: 0 SAC: 0 DP: 1 HBP: 1	WP: 0 PB: 0 SB: 1 CS: 0	PA: 42
<b>PITCHER</b>	IP WLS BF H R ER SO BB IBB HBP BLK WP HR S P ERA WHIP																					
Eddie Solomon, R ERA: 4.81 (1, 1)	5.1 L 29 10 8 6 3 1 0 0 0 0 3 33 38 10.12 2.062																					
Adrian Devine, R ERA: 2.92 (6, 1)	2.2 10 3 1 1 0 0 0 0 0 0 1 10 10 3.38 1.125																					
Bo McLaughlin, R ERA: 4.7 (9, 1)	1.0 3 0 0 0 2 0 0 0 0 0 0 7 7 0.00 0.000																					

AB	40
R	9
H	13
RBI	8
BB	1
SO	5
LOB	10



Batter	1	2	3	4	5	6	7	8	9	AB	R	H	RBI	BB	SO	LOB	BOTTOM					
Jerry Royster, R OBP: 0.349, SLG: 0.329 (1, 5)										5	1	3	0	0	0	0	<b>St. Louis Cardinals @ Atlanta Braves</b> Atlanta-Fulton County Stadium, Atlanta, GA Fri Jul 06 1979, 7:05 PM EDT Overcast - 75 F					
Gary Matthews, R OBP: 0.383, SLG: 0.537 (1, 9)										4	1	0	1	1	1	3						
Rowland Office, L OBP: 0.331, SLG: 0.391 (1, 8)										5	1	3	3	0	0	2						
Bob Horner, R OBP: 0.353, SLG: 0.581 (1, 3)										4	0	0	0	0	3	4						
Jeff Burroughs, R OBP: 0.350, SLG: 0.365 (1, 7)										3	0	0	1	1	1	0						
Joe Nolan, L OBP: 0.387, SLG: 0.461 (1, 2)										4	0	1	0	0	0	1						
Glenn Hubbard, R OBP: 0.280, SLG: 0.279 (1, 4)										3	0	0	0	1	0	1						
Pepe Frias, R OBP: 0.328, SLG: 0.357 (1, 6)										4	1	1	0	0	1	2						
Eddie Solomon, R OBP: 0.179, SLG: 0.185 (1, 1)										2	0	0	0	0	0	2						
Adrian Devine, R (6, 1)										0	0	0	0	0	0	0						
Mike Lum, L OBP: 0.287, SLG: 0.314 (6, PH)										1	1	0	0	0	0	1						
Bo McLaughlin, R (9, 1)										0	0	0	0	0	0	0						
Biff Pocoreba, S OBP: 0.429, SLG: 0.467 (9, PH)										0	0	0	0	1	0	0						
<b>Inning Stats</b>	R: 0 E: 0 K: 1 S: 6	H: 2 LOB: 2 BB: 0 P: 6	R: 0 E: 0 K: 1 S: 5	H: 0 LOB: 2 BB: 2 P: 13	R: 0 E: 0 K: 2 S: 8	H: 1 LOB: 1 BB: 0 P: 8	R: 0 E: 0 K: 1 S: 5	H: 0 LOB: 0 BB: 0 P: 5	R: 0 E: 0 K: 0 S: 3	H: 0 LOB: 0 BB: 0 P: 3	R: 0 E: 0 K: 0 S: 3	H: 0 LOB: 0 BB: 0 P: 3	R: 0 E: 0 K: 0 S: 3	H: 0 LOB: 0 BB: 0 P: 3	R: 5 E: 1 K: 1 S: 10	H: 4 LOB: 1 BB: 1 P: 14	R: 0 E: 0 K: 0 S: 4	H: 1 LOB: 2 BB: 1 P: 8	1B: 7 2B: 1 3B: 1 HR: 0	SF: 0 SAC: 0 DP: 1 HBP: 0	WP: 0 PB: 0 SB: 0 CS: 1	PA: 39
<b>PITCHER</b>	IP WLS BF H R ER SO BB IBB HBP BLK WP HR S P ERA WHIP																					
John Denny, R ERA: 4.93 (1, 1)	7.0 W 30 6 5 3 5 3 0 0 0 0 0 37 49 3.86 1.286																					
Mark Littell, R ERA: 2.72 (8, 1)	2.0 9 2 0 0 1 1 0 0 0 0 0 10 14 0.00 1.500																					

AB	35
R	5
H	8
RBI	5
BB	4
SO	6
LOB	16






Batter	1	2	3	4	5	6	7	8	9	10	AB	R	H	RBI	BB	SO	LOB	TOP						
Garry Templeton, S OBP: 0.345, SLG: 0.450	P5		1B FC6-4	HR			F8			HR	5	3	3	2	0	0	0	<b>St. Louis Cardinals @ Atlanta Braves</b> Atlanta-Fulton County Stadium, Atlanta, GA Fri Jul 06 1979, 7:05 PM EDT Att: 24,701 - Cloudy - 75 F						
Jerry Mumphrey, S OBP: 0.317, SLG: 0.362	F3		1B FC6-4	K			CS			4-3	5	0	2	0	0	1	0							
Keith Hernandez, L OBP: 0.397, SLG: 0.510	1B BB		FC6-4				CS		3-1	1B	3	0	1	1	2	0	1							
George Hendrick, R OBP: 0.388, SLG: 0.483	1B		K			G6-4-3		1-3		F9	5	0	1	0	0	1	3							
Tony Scott, S OBP: 0.328, SLG: 0.417	F7		K			6-3		K		F7	5	0	0	0	0	2	4							
Ken Reitz, R OBP: 0.316, SLG: 0.411		F7		HR			5-3			F7	4	1	1	1	0	0	0							
Steve Swisher, R OBP: 0.167, SLG: 0.163		5-3		K			K			L6	3	0	0	0	0	2	0							
Terry Kennedy, L OBP: 0.324, SLG: 0.469											1	0	0	0	0	0	0							
Mike Tyson, R OBP: 0.272, SLG: 0.367											2	1	1	1	1	0	0							
Ken Oberkfell, L OBP: 0.372, SLG: 0.436				HR			4-3				1	0	1	0	0	0	0							
Roy Thomas, R OBP: 0.200, SLG: 0.400				HR						1B	3	0	0	0	0	2	1							
Will McEnaney, L OBP: 0.374, SLG: 0.460				K						1-3	0	0	0	0	0	0	0							
Lou Brock, L OBP: 0.374, SLG: 0.460				K							1	0	0	0	0	0	1							
George Frazier, R OBP: 0.374, SLG: 0.460											0	0	0	0	0	0	0							
<b>Inning Stats</b>	R: 0 E: 0 K: 0 S: 4	H: 1 LOB: 2 BB: 1 P: 8	R: 0 E: 0 K: 1 S: 5	H: 0 LOB: 1 BB: 1 P: 9	R: 1 E: 1 K: 2 S: 9	H: 2 LOB: 1 BB: 0 P: 9	R: 3 E: 0 K: 3 S: 12	H: 3 LOB: 0 BB: 0 P: 12	R: 0 E: 0 K: 1 S: 5	H: 0 LOB: 0 BB: 0 P: 5	R: 0 E: 0 K: 0 S: 3	H: 1 LOB: 0 BB: 0 P: 3	R: 0 E: 0 K: 1 S: 5	H: 0 LOB: 0 BB: 0 P: 5	R: 0 E: 0 K: 0 S: 4	H: 1 LOB: 1 BB: 0 P: 4	R: 1 E: 0 K: 0 S: 5	H: 2 LOB: 1 BB: 0 P: 5	1B: 6 2B: 0 3B: 0 HR: 4	SF: 0 SAC: 0 DP: 1 HBP: 0	WP: 0 PB: 0 SB: 0 CS: 1	PA: 42		
<b>PITCHER</b>	IP WLS BF H R ER SO ERA WHIP	IP WLS BF H R ER SO ERA WHIP	IP WLS BF H R ER SO ERA WHIP	IP WLS BF H R ER SO ERA WHIP	IP WLS BF H R ER SO ERA WHIP	IP WLS BF H R ER SO ERA WHIP	IP WLS BF H R ER SO ERA WHIP	IP WLS BF H R ER SO ERA WHIP	IP WLS BF H R ER SO ERA WHIP	IP WLS BF H R ER SO ERA WHIP	IP WLS BF H R ER SO ERA WHIP	IP WLS BF H R ER SO ERA WHIP	IP WLS BF H R ER SO ERA WHIP	IP WLS BF H R ER SO ERA WHIP	IP WLS BF H R ER SO ERA WHIP	IP WLS BF H R ER SO ERA WHIP	IP WLS BF H R ER SO ERA WHIP	IP WLS BF H R ER SO ERA WHIP	IP WLS BF H R ER SO ERA WHIP	IP WLS BF H R ER SO ERA WHIP	IP WLS BF H R ER SO ERA WHIP	IP WLS BF H R ER SO ERA WHIP	IP WLS BF H R ER SO ERA WHIP	IP WLS BF H R ER SO ERA WHIP

Batter	1	2	3	4	5	6	7	8	9	10	AB	R	H	RBI	BB	SO	LOB	BOTTOM					
Jerry Royster, R OBP: 0.347, SLG: 0.333	F9	F8		6-3			1B 3B			P6-4	5	1	1	0	0	0	1	<b>St. Louis Cardinals @ Atlanta Braves</b> Atlanta-Fulton County Stadium, Atlanta, GA Fri Jul 06 1979, 7:05 PM EDT Att: 24,701 - Cloudy - 75 F					
Gary Matthews, R OBP: 0.369, SLG: 0.540	1B		F8			1B	FC5-4 1B		2B BB		4	0	3	1	1	0	0						
Rowland Office, L OBP: 0.351, SLG: 0.389	P5					P5	FC5-4 1B		BB		3	1	1	0	0	0	2						
Jeff Burroughs, R OBP: 0.349, SLG: 0.364	1-2		1B	1B			FC5-4 1-2		1-3 2B		1	0	0	0	0	0	1						
Barry Bonnell, R OBP: 0.308, SLG: 0.431	6-3		1-3	1B			F7		F7		1	0	1	0	0	0	0						
Bob Horner, R OBP: 0.345, SLG: 0.565	6-3		1-3			K			F7		5	0	0	0	0	1	6						
Joe Nolan, L OBP: 0.398, SLG: 0.513		HR	1B BB			F7				F8	4	1	2	1	1	0	1						
Charlie Spikes, R OBP: 0.364, SLG: 0.583		4-3 FC8-4 2B	1B				F7		6-3	F8 2B	5	1	3	1	0	0	1						
Mike Lum, L OBP: 0.282, SLG: 0.308	4-3		P5				6-3			F8	3	0	0	0	0	0	3						
Glenn Hubbard, R OBP: 0.282, SLG: 0.278							6-3		L3 IBB		1	0	0	0	1	0	1						
Darrel Chaney, S OBP: 0.237, SLG: 0.140							F8		L3	G1	4	0	1	0	1	0	3						
Mickey Mahler, S OBP: 0.198, SLG: 0.143											1	0	0	1	0	0	1						
Joe McLaughlin, R OBP: 0.347, SLG: 0.333											1	0	0	0	0	0	1						
Bill Pociorek, S OBP: 0.309, SLG: 0.402											1	0	0	0	0	0	0						
Gene Garber, R OBP: 0.341, SLG: 0.431											1	0	0	0	0	0	0						
Pepe Frías, R OBP: 0.309, SLG: 0.375											1	0	0	0	0	0	0						
Craig Skok, R OBP: 0.347, SLG: 0.333											1	0	0	0	0	0	0						
Bo McLaughlin, R OBP: 0.347, SLG: 0.333											0	0	0	0	0	0	0						
<b>Inning Stats</b>	R: 0 E: 0 K: 0 S: 4	H: 1 LOB: 1 BB: 1 P: 4	R: 2 E: 0 K: 0 S: 5	H: 2 LOB: 2 BB: 1 P: 9	R: 1 E: 0 K: 0 S: 5	H: 2 LOB: 2 BB: 1 P: 9	R: 0 E: 0 K: 0 S: 3	H: 1 LOB: 0 BB: 0 P: 3	R: 0 E: 0 K: 1 S: 6	H: 1 LOB: 1 BB: 0 P: 6	R: 0 E: 0 K: 0 S: 3	H: 0 LOB: 0 BB: 0 P: 3	R: 0 E: 0 K: 0 S: 3	H: 1 LOB: 1 BB: 1 P: 7	R: 0 E: 0 K: 0 S: 4	H: 1 LOB: 2 BB: 1 P: 8	R: 0 E: 0 K: 0 S: 4	H: 1 LOB: 1 BB: 0 P: 4	1B: 6 2B: 5 3B: 1 HR: 1	SF: 0 SAC: 0 DP: 2 HBP: 0	WP: 0 PB: 0 SB: 1 CS: 0	PA: 44	
<b>PITCHER</b>	IP WLS BF H R ER SO ERA WHIP	IP WLS BF H R ER SO ERA WHIP	IP WLS BF H R ER SO ERA WHIP	IP WLS BF H R ER SO ERA WHIP	IP WLS BF H R ER SO ERA WHIP	IP WLS BF H R ER SO ERA WHIP	IP WLS BF H R ER SO ERA WHIP	IP WLS BF H R ER SO ERA WHIP	IP WLS BF H R ER SO ERA WHIP	IP WLS BF H R ER SO ERA WHIP	IP WLS BF H R ER SO ERA WHIP	IP WLS BF H R ER SO ERA WHIP	IP WLS BF H R ER SO ERA WHIP	IP WLS BF H R ER SO ERA WHIP	IP WLS BF H R ER SO ERA WHIP	IP WLS BF H R ER SO ERA WHIP	IP WLS BF H R ER SO ERA WHIP	IP WLS BF H R ER SO ERA WHIP	IP WLS BF H R ER SO ERA WHIP	IP WLS BF H R ER SO ERA WHIP	IP WLS BF H R ER SO ERA WHIP	IP WLS BF H R ER SO ERA WHIP	IP WLS BF H R ER SO ERA WHIP

AB 38  
R 5  
H 10  
RBI 5  
BB 3  
SO 8  
LOB 10



AB 40  
R 4  
H 12  
RBI 4  
BB 4  
SO 1  
LOB 21





Batter	1	2	3	4	5	6	7	8	9	AB	R	H	RBI	BB	SO	LOB	TOP			
Garry Templeton, S OBP: 0.343, SLG: 0.446	F3		2B 1B	K			4-3		4-3	5	0	1	0	0	1	3				
Lou Brock, L OBP: 0.372, SLG: 0.461	F8		1-3 2B		5-3		4-3			4	0	1	0	0	0	0				
Tony Scott, S OBP: 0.327, SLG: 0.415	G1		K		6-3				2B 1B	4	1	1	0	0	1	2				
Dane Iorg, L OBP: 0.321, SLG: 0.373		4-3		FC4-6 1B	K				K	4	0	1	0	0	2	1				
Terry Kennedy, L OBP: 0.289, SLG: 0.417	P6		1-2 FC3-2 1B	FC4-6 1B BB			F9		F3	4	0	0	0	0	0	2				
Bernie Carbo, L OBP: 0.400, SLG: 0.423				FC3-2 1B BB						2	1	2	1	2	0	0				
Ken Reitz, R OBP: 0.315, SLG: 0.409				1B FC3-2 1B			P6		F8	4	0	1	0	0	1	3				
Ken Oberkfell, L OBP: 0.364, SLG: 0.425			F3	FC3-2 1B			F9		F8	3	0	0	0	0	0	4				
Will McEnaney, L OBP: 0.315, SLG: 0.359				1-2 2-3 3-H						0	0	0	0	0	0	0				
Jerry Mumphy, S OBP: 0.315, SLG: 0.359				1-2 2-3 3-H						1	0	0	0	0	0	0				
Silvio Martinez, R OBP: 0.063, SLG: 0.067				1-2 2-3 3-H						1	0	0	0	0	1	0				
Keith Hernandez, L OBP: 0.399, SLG: 0.511			K				P6		4-3	1	0	1	1	0	0	0				
Darold Knowles, L OBP: 0.333, SLG: 0.354				1-2 2-3 3-H						2	0	0	0	0	0	0				
<b>Inning Stats</b>	R: 0 E: 0 K: 0 S: 3	H: 0 LOB: 0 BB: 0 P: 3	R: 0 E: 0 K: 1 S: 6	H: 1 LOB: 1 BB: 0 P: 6	R: 0 E: 0 K: 2 S: 9	H: 2 LOB: 2 BB: 0 P: 9	R: 1 E: 0 K: 1 S: 8	H: 3 LOB: 3 BB: 1 P: 12	R: 0 E: 0 K: 1 S: 5	H: 0 LOB: 0 BB: 0 P: 5	R: 0 E: 0 K: 0 S: 3	H: 0 LOB: 0 BB: 0 P: 3	R: 1 E: 0 K: 0 S: 7	H: 2 LOB: 1 BB: 0 P: 7	R: 0 E: 0 K: 0 S: 3	H: 0 LOB: 0 BB: 0 P: 3	1B: 6 2B: 2 3B: 0 HR: 0	SF: 0 SAC: 0 DP: 0 HBP: 0	WP: 0 PB: 0 SB: 0 CS: 0	PA: 37
<b>PITCHER</b> Tony Brizzolara, R ERA: 4.45	IP: 9.0 WLS: W BF: 37 H: 8 R: 2 ER: 2 SO: 6 BB: 2 IBB: 0 HBP: 0 BLK: 0 WP: 0 HR: 0 S: 47 P: 55 ERA: 2.00 WHIP: 1.111															<b>PITCHER</b>				

St. Louis Cardinals @ Atlanta Braves  
Atlanta-Fulton County Stadium, Atlanta, GA  
Sat Jul 07 1979, 7:05 PM EDT  
Att: 16,468 - Cloudy - 75 F

AB 35  
R 2  
H 8  
RBI 2  
BB 2  
SO 6  
LOB 15



Batter	1	2	3	4	5	6	7	8	9	AB	R	H	RBI	BB	SO	LOB	BOTTOM			
Jerry Royster, R OBP: 0.348, SLG: 0.334	S 1B	1-H 3-H 1B	6-3			F8	P4			5	0	2	1	0	0	2				
Gary Matthews, R OBP: 0.365, SLG: 0.549	P4	K		HR		4-3 3B	F8			5	2	2	1	0	1	2				
Rowland Office, L OBP: 0.333, SLG: 0.385	P6		1B HR	BB		4-3			P5	4	1	1	0	1	0	2				
Bob Horner, R OBP: 0.341, SLG: 0.554	K		P5	K		3B IBB			5-3	4	1	0	0	1	2	3				
Joe Nolan, L OBP: 0.412, SLG: 0.548		2B 1B	HR 1B	K		1B 3B			6-3	4	3	3	2	0	1	1				
Bruce Benedict, R OBP: 0.304, SLG: 0.253		1B	HR 1B			1-H 3-H 1B 3B				1	0	0	0	0	0	0				
Charlie Spikes, R OBP: 0.373, SLG: 0.635	K		HR	F8		2B 1B				4	1	2	4	0	1	2				
Glenn Hubbard, R OBP: 0.288, SLG: 0.292		1B BLK	SH1-3 1B			F8				4	1	3	0	0	0	0				
Pepe Frias, R OBP: 0.330, SLG: 0.358		BLK 1B	SH1-3 1B			4-3			F8	4	1	2	1	0	0	2				
Tony Brizzolara, R ERA: 4.45	K		SH1-3			5-3			F8	3	0	0	0	0	1	2				
<b>Inning Stats</b>	R: 0 E: 0 K: 1 S: 6	H: 1 LOB: 1 BB: 0 P: 6	R: 3 E: 0 K: 3 S: 13	H: 4 LOB: 1 BB: 0 P: 13	R: 3 E: 0 K: 0 S: 8	H: 5 LOB: 2 BB: 0 P: 8	R: 1 E: 0 K: 2 S: 8	H: 1 LOB: 1 BB: 1 P: 12	R: 0 E: 0 K: 0 S: 3	H: 0 LOB: 0 BB: 0 P: 3	R: 3 E: 0 K: 0 S: 7	H: 4 LOB: 2 BB: 1 P: 11	R: 0 E: 0 K: 0 S: 3	H: 0 LOB: 0 BB: 0 P: 3	R: 0 E: 0 K: 0 S: 3	H: 0 LOB: 0 BB: 0 P: 3	1B: 9 2B: 3 3B: 1 HR: 2	SF: 0 SAC: 1 DP: 0 HBP: 0	WP: 0 PB: 0 SB: 2 CS: 0	PA: 41
<b>PITCHER</b> Silvio Martinez, R ERA: 3.25	IP: 3.0 WLS: L BF: 19 H: 10 R: 6 ER: 6 SO: 4 BB: 0 IBB: 0 HBP: 0 BLK: 1 WP: 0 HR: 1 S: 27 P: 27 ERA: 18.00 WHIP: 3.333															<b>PITCHER</b>				
Darold Knowles, L ERA: 4.09	2.2 15 5 4 4 2 1 1 0 0 0 0 1 17 25 13.50 2.250																			
Will McEnaney, L ERA: 1.39	2.1 7 0 0 0 0 0 0 0 0 0 0 0 7 7 0.00 0.000																			

St. Louis Cardinals @ Atlanta Braves  
Atlanta-Fulton County Stadium, Atlanta, GA  
Sat Jul 07 1979, 7:05 PM EDT  
Att: 16,468 - Cloudy - 75 F

AB 38  
R 10  
H 15  
RBI 9  
BB 2  
SO 6  
LOB 16





Batter	1	2	3	4	5	6	7	8	9	AB	R	H	RBI	BB	SO	LOB	TOP																
Garry Templeton, S OBP: 0.344, SLG: 0.461 (1,6)	L9		FC4-6		P6			3-1	HR	5	2	2	2	0	0	4	<b>St. Louis Cardinals @ Atlanta Braves</b> Atlanta-Fulton County Stadium, Atlanta, GA Sun Jul 08 1979, 7:05 PM EDT Att: 4,160 - Cloudy - 70 F																
Lou Brock, L OBP: 0.363, SLG: 0.450 (1,7)	4-3		F8		4-3			3-1	6-3	5	0	0	1	0	0	4																	
Tony Scott, S OBP: 0.327, SLG: 0.413 (1,8)	G3			4-3		4-3				4	0	1	0	0	0	0																	
Keith Hernandez, L OBP: 0.394, SLG: 0.505 (1,3)		L9		L9		4-1		F8		4	0	0	0	0	0	1																	
George Hendrick, R OBP: 0.383, SLG: 0.485 (1,9)		K		L6		E7		1-3		4	0	0	0	0	1	1																	
Mark Littell, L (8,1)										0	0	0	0	0	0	0																	
Terry Kennedy, L OBP: 0.310, SLG: 0.450 (1,2)		G3				1-3				4	1	2	0	0	0	1																	
Ken Oberkfell, L OBP: 0.375, SLG: 0.444 (1,5)																																	
Mike Phillips, L OBP: 0.327, SLG: 0.346 (1,4)										4	0	1	0	0	0	4																	
Bob Forsch, R OBP: 0.220, SLG: 0.257 (1,1)										0	0	0	1	0	0	0																	
George Frazier, R (4,1)										1	0	0	0	0	0	3																	
Bernie Carbo, L OBP: 0.389, SLG: 0.407 (7,PH)										1	0	0	0	0	0	0																	
Roy Thomas, R OBP: 0.200, SLG: 0.400 (7,1)										0	0	0	0	0	0	0																	
Dane Iorg, L OBP: 0.316, SLG: 0.373 (8,9)										0	0	0	1	0	0	0																	
<b>Inning Stats</b>	R: 0 E: 0 K: 0 S: 3	H: 0 LOB: 0 BB: 0 P: 3	R: 0 E: 0 K: 1 S: 5	H: 0 LOB: 0 BB: 0 P: 5	R: 1 E: 0 K: 0 S: 5	H: 2 LOB: 1 BB: 0 P: 5	R: 0 E: 0 K: 0 S: 3	H: 0 LOB: 0 BB: 0 P: 3	R: 0 E: 1 K: 0 S: 6	H: 2 LOB: 3 BB: 0 P: 6	R: 0 E: 1 K: 0 S: 4	H: 0 LOB: 1 BB: 0 P: 4	R: 0 E: 0 K: 0 S: 3	H: 0 LOB: 0 BB: 0 P: 3	R: 1 E: 0 K: 0 S: 5	H: 2 LOB: 1 BB: 0 P: 5	R: 3 E: 0 K: 0 S: 6	H: 3 LOB: 0 BB: 0 P: 6	1B: 5 2B: 2 3B: 1 HR: 1	SF: 2 SAC: 0 DP: 0 HBP: 0	WP: 0 PB: 0 SB: 0 CS: 0	PA: 38											
<b>PITCHER</b>	IP WLS BF H R ER SO BB IBB HBP BLK WP HR S P ERA WHIP																																
Rick Matula, R ERA: 3.73 (1,1)	7.0	28	5	2	2	1	0	0	0	0	0	0	0	30	30	2.57	0.714																
Gene Garber, R ERA: 3.68 (8,1)	2.0	10	4	3	3	0	0	0	0	0	1	10	10	13.50	2.000																		

AB	36
R	5
H	9
RBI	5
BB	0
SO	1
LOB	18



Batter	1	2	3	4	5	6	7	8	9	AB	R	H	RBI	BB	SO	LOB	BOTTOM																
Jerry Royster, R OBP: 0.349, SLG: 0.335 (1,5)	6-3				6-3		3-1			5	0	2	3	0	0	0	<b>St. Louis Cardinals @ Atlanta Braves</b> Atlanta-Fulton County Stadium, Atlanta, GA Sun Jul 08 1979, 7:05 PM EDT Att: 4,160 - Cloudy - 70 F																
Gary Matthews, R OBP: 0.370, SLG: 0.557 (1,9)		P4			6-3		HR			4	1	2	1	0	0	1																	
Rowland Office, L OBP: 0.331, SLG: 0.381 (1,8)	G6-3		K				P5			4	0	1	0	0	1	1																	
Bob Horner, R OBP: 0.340, SLG: 0.545 (1,3)										3	1	0	0	1	0	1																	
Joe Nolan, L OBP: 0.406, SLG: 0.534 (1,2)										4	1	1	0	0	0	0																	
Charlie Spikes, R OBP: 0.371, SLG: 0.618 (1,7)										3	1	1	1	0	0	0																	
Barry Bonnell, R OBP: 0.306, SLG: 0.429 (7,7)										1	0	0	0	0	0	0																	
Glenn Hubbard, R OBP: 0.291, SLG: 0.296 (1,4)										3	0	1	0	1	0	2																	
Pepe Frias, R OBP: 0.332, SLG: 0.364 (1,6)										4	2	2	1	0	0	2																	
Rick Matula, R OBP: 0.067, SLG: 0.067 (1,1)										2	0	0	0	0	1	1																	
Gene Garber, R OBP: 0.500, SLG: 0.375 (8,1)										0	0	0	0	0	0	0																	
Jeff Burroughs, R OBP: 0.351, SLG: 0.364 (9,PH)										0	0	0	0	1	0	0																	
<b>Inning Stats</b>	R: 0 E: 0 K: 0 S: 3	H: 1 LOB: 0 BB: 0 P: 3	R: 4 E: 0 K: 0 S: 7	H: 4 LOB: 1 BB: 1 P: 11	R: 0 E: 0 K: 1 S: 5	H: 0 LOB: 0 BB: 0 P: 5	R: 0 E: 0 K: 1 S: 6	H: 1 LOB: 1 BB: 0 P: 6	R: 0 E: 0 K: 0 S: 4	H: 0 LOB: 1 BB: 1 P: 4	R: 0 E: 0 K: 0 S: 3	H: 0 LOB: 0 BB: 0 P: 3	R: 1 E: 0 K: 0 S: 3	H: 2 LOB: 2 BB: 1 P: 7	R: 0 E: 0 K: 0 S: 3	H: 0 LOB: 0 BB: 0 P: 3	R: 1 E: 0 K: 0 S: 3	H: 2 LOB: 2 BB: 1 P: 7	1B: 7 2B: 2 3B: 0 HR: 1	SF: 0 SAC: 1 DP: 1 HBP: 0	WP: 0 PB: 0 SB: 0 CS: 0	PA: 37											
<b>PITCHER</b>	IP WLS BF H R ER SO BB IBB HBP BLK WP HR S P ERA WHIP																																
Bob Forsch, R ERA: 5.07 (1,1)	3.2	17	6	4	4	1	1	0	0	0	0	0	0	10	14	0.00	0.857																
George Frazier, R ERA: 2.53 (4,1)	2.1	9	1	0	0	1	0	0	0	0	0	10	14	0.00	0.857																		
Roy Thomas, R ERA: 3.77 (7,1)	1.0	4	1	1	1	0	0	0	0	0	1	4	4	9.00	1.000																		
Mark Littell, R ERA: 2.85 (8,1)	1.1	7	2	1	1	0	0	1	0	0	0	6	10	6.75	1.500																		









Batter	1	2	3	4	5	6	7	8	9	AB	R	H	RBI	BB	SO	LOB	TOP			
Ivan De Jesus, R OBP: 0.365, SLG: 0.370	0-0 4-3	0-0 1B		0-0 HR		0-0 L4			0-0 6-3	5	1	2	1	0	0	0				
Scott Thompson, L OBP: 0.382, SLG: 0.422	0-0 1B	0-0 1B		4-0 BB		0-0 G3			0-0 1B SF8	4	2	3	1	1	0	0				
Bill Buckner, L OBP: 0.322, SLG: 0.464	0-0 1B	0-0 F8		0-0 F5			0-3 K		0-0 1B	5	0	2	0	0	1	3				
Dave Kingman, R OBP: 0.369, SLG: 0.641	0-0 1B		0-0 4-3	0-3 K			0-3 K		0-0 SF8	4	0	1	2	0	2	1				
Jerry Martin, R OBP: 0.351, SLG: 0.498	0-0 P3		0-3 K		0-0 1-3		0-0 F6		0-0 P6	5	0	0	0	0	1	3				
Steve Ontiveros, S OBP: 0.397, SLG: 0.368	0-0 3-1		1-0 HR HBP		0-0 L5			0-3 K		3	1	0	0	0	1	2				
Barry Foote, R OBP: 0.301, SLG: 0.410		0-0 5-3		1-0 HR		0-0 E4		0-0 HR		4	2	2	3	0	0	0				
Ted Sizemore, R OBP: 0.344, SLG: 0.343		0-0 E6		0-0 1-3		0-0 4-3		0-0 5-3		4	0	0	0	0	0	1				
Rick Reuschel, R OBP: 0.162, SLG: 0.121		0-0 FC		0-3 K		0-3 K		0-3 K		4	1	0	0	0	3	1				
Bruce Sutter, R (9, 1)		1-2 1B								0	0	0	0	0	0	0				
<b>Inning Stats</b>	R: 1 E: 0 K: 0 S: 6	H: 3 LOB: 2 BB: 0 P: 6	R: 1 E: 1 K: 0 S: 6	H: 2 LOB: 2 BB: 0 P: 6	R: 2 E: 0 K: 1 S: 6	H: 1 LOB: 0 BB: 0 P: 7	R: 1 E: 0 K: 2 S: 8	H: 1 LOB: 1 BB: 1 P: 12	R: 0 E: 1 K: 0 S: 4	H: 0 LOB: 1 BB: 0 P: 4	R: 0 E: 0 K: 2 S: 7	H: 0 LOB: 0 BB: 0 P: 7	R: 1 E: 0 K: 2 S: 8	H: 1 LOB: 0 BB: 0 P: 8	R: 1 E: 0 K: 0 S: 5	H: 2 LOB: 1 BB: 0 P: 5	1B: 7 2B: 0 3B: 0 HR: 3	SF: 1 SAC: 0 DP: 0 HBP: 1	WP: 0 PB: 0 SB: 0 CS: 0	PA: 41
<b>PITCHER</b>	IP	WLS	BF	H	R	ER	SO	BB	IBB	HBP	BLK	WP	HR	S	P	ERA	WHIP			
Eddie Solomon, R ERA: 4.84	7.0	L	32	7	5	4	6	1	0	1	0	0	2	42	47	5.14	1.143			
Joey McLaughlin, R ERA: 1.52	2.0		9	3	2	2	2	0	0	0	0	0	1	13	13	9.00	1.500			

**Chicago Cubs @ Atlanta Braves**  
Atlanta-Fulton County Stadium, Atlanta, GA  
Tue Jul 10 1979, 7:05 PM EDT  
Att: 5,687 - Overcast - 75 F

**AB 38**  
**R 7**  
**H 10**  
**RBI 7**  
**BB 1**  
**SO 8**  
**LOB 11**



Batter	1	2	3	4	5	6	7	8	9	AB	R	H	RBI	BB	SO	LOB	BOTTOM					
Jerry Royster, R OBP: 0.345, SLG: 0.331	0-0 F4		0-0 6-3		0-0 4-3			0-0 6-3	0-3 K	5	0	0	0	0	1	3						
Gary Matthews, R OBP: 0.386, SLG: 0.550	0-0 6-3		0-0 1B		0-0 4-3		0-0 K	0-3 K	0-3 K	5	0	1	0	0	2	2						
Rowland Office, L OBP: 0.325, SLG: 0.363	4-0 BB		0-0 1-3		0-0 F7		0-0 1-3			3	0	0	0	1	0	1						
Bob Horner, R OBP: 0.335, SLG: 0.529	0-0 E5		0-0 F5		0-0 E5		0-0 6-3		0-0 6-3	4	0	0	0	0	0	1						
Jeff Burroughs, R OBP: 0.350, SLG: 0.356	0-0 FC4		0-3 K		0-3 K		0-3 K		4-0 1B BB	3	1	0	0	1	2	3						
Joe Nolan, L OBP: 0.414, SLG: 0.527		0-0 4-3		4-0 BB		0-0 4-3		0-0 4-3	0-0 1B 2B	3	1	1	0	1	0	0						
Glenn Hubbard, R OBP: 0.290, SLG: 0.296		0-0 5-3		0-0 1-3		0-0 F8		0-0 2B WP	0-0 1B	4	1	1	1	0	0	1						
Pepe Frias, R OBP: 0.337, SLG: 0.372		0-3 K		0-0 6-3		0-0 FC4-B		0-0 WP	0-0 2B	4	0	2	1	0	1	0						
Eddie Solomon, R OBP: 0.167, SLG: 0.172			0-3 K		0-0 3-1		0-0 FC4-6		4-0 WP	2	0	0	0	0	1	0						
Biff Pocoroba, S OBP: 0.421, SLG: 0.438										1	0	0	0	0	0	1						
Joey McLaughlin, R OBP: 0.667, SLG: 1.000										0	0	0	0	0	0	0						
Mike Lum, L OBP: 0.284, SLG: 0.304										0	0	0	0	1	0	0						
<b>Inning Stats</b>	R: 0 E: 1 K: 0 S: 4	H: 0 LOB: 2 BB: 1 P: 8	R: 0 E: 0 K: 1 S: 5	H: 0 LOB: 0 BB: 0 P: 5	R: 0 E: 0 K: 1 S: 6	H: 1 LOB: 1 BB: 0 P: 6	R: 0 E: 0 K: 1 S: 5	H: 0 LOB: 1 BB: 1 P: 9	R: 0 E: 0 K: 0 S: 3	H: 0 LOB: 0 BB: 0 P: 3	R: 0 E: 1 K: 1 S: 6	H: 0 LOB: 1 BB: 0 P: 6	R: 0 E: 0 K: 0 S: 4	H: 1 LOB: 1 BB: 0 P: 4	R: 0 E: 0 K: 1 S: 5	H: 0 LOB: 0 BB: 0 P: 5	R: 3 E: 0 K: 2 S: 10	H: 3 LOB: 2 BB: 2 P: 18	1B: 4 2B: 1 3B: 0 HR: 0	SF: 0 SAC: 0 DP: 0 HBP: 0	WP: 1 PB: 0 SB: 0 CS: 0	PA: 38
<b>PITCHER</b>	IP	WLS	BF	H	R	ER	SO	BB	IBB	HBP	BLK	WP	HR	S	P	ERA	WHIP					
Rick Reuschel, R ERA: 3.8	8.1	W	36	5	3	3	5	4	0	0	0	0	0	42	58	3.24	1.080					
Bruce Sutter, R ERA: 1.24	0.2	S	2	0	0	0	2	0	0	0	0	1	0	6	6	0.00	0.000					

**Chicago Cubs @ Atlanta Braves**  
Atlanta-Fulton County Stadium, Atlanta, GA  
Tue Jul 10 1979, 7:05 PM EDT  
Att: 5,687 - Overcast - 75 F

**AB 34**  
**R 3**  
**H 5**  
**RBI 2**  
**BB 4**  
**SO 7**  
**LOB 12**





Batter	1	2	3	4	5	6	7	8	9	AB	R	H	RBI	BB	SO	LOB	TOP								
Ivan De Jesus, R OBP: 0.365, SLG: 0.377 (1, 6)	0-3 K	0-0 E4		0-0 5-3		0-0 G3 1B		0-0 E9 3B		5	1	2	1	0	1	1									
Scott Thompson, L OBP: 0.383, SLG: 0.417 (1, 9)	0-0 6-3	0-0 F7		4-0 BB		0-0 G3		0-0 G6-4-3 1B		4	0	1	0	1	0	3									
Bill Buckner, L OBP: 0.318, SLG: 0.458 (1, 3)	0-0 E1 BB HBP	0-3 K		0-0 6-3		0-0 3-1		0-0 G6-4-3 1B		5	0	0	0	0	1	6									
Dave Kingman, R OBP: 0.367, SLG: 0.634 Bill Caudill, R (8, 1)	1-0 BB HBP		0-3 K		0-3 K		0-0 5-3		0-0 2B 3-1 1B	3	0	0	0	0	2	0									
Ken Henderson, S OBP: 0.344, SLG: 0.286 (9, PH)	1-2 BB HBP		0-0 K		0-0 K		0-0 5-3		0-0 2B 3-1 1B	0	0	0	0	0	0	0									
Jerry Martin, R OBP: 0.358, SLG: 0.508 (1, 8)	4-0 BB HBP		0-0 K		0-0 6-3		0-0 5-3		0-0 2B 3-1 2B	4	1	3	0	1	0	0									
Steve Ontiveros, S OBP: 0.388, SLG: 0.368 (1, 5)	1-2 2-3 BB		0-0 K		0-0 6-3		0-0 5-3		0-0 2B 3-1 2B	5	0	2	1	0	0	5									
Barry Foote, R OBP: 0.303, SLG: 0.413 (1, 2)	0-0 4-3		0-0 K		0-0 6-3		0-0 5-3		0-0 2B 3-1 2B	5	1	2	1	0	0	4									
Ted Sizemore, R OBP: 0.343, SLG: 0.342 Mike Vall, R (9, PH)	0-0 6-3 E		0-0 K		0-0 E4 FC1-6		0-0 F8		0-0 F8	4	1	1	0	0	0	1									
Lynn McGlothen, L OBP: 0.206, SLG: 0.212 Steve Dillard, R (6, PH)	0-0 6-3		0-0 K		0-0 E4 FC1-6		0-0 F8		0-0 F8	1	0	0	0	0	0	1									
Donnie Moore, L OBP: 0.182, SLG: 0.364 Larry Blittner, L (8, PH)	0-0 6-3		0-0 K		0-0 FC1-6		0-0 F8		0-0 F8	0	0	0	0	0	0	0									
Inning Stats	R: 0 E: 1 K: 1 S: 6	H: 0 LOB: 3 BB: 1 P: 11	R: 2 E: 1 K: 1 S: 8	H: 2 LOB: 1 BB: 0 P: 8	R: 0 E: 0 K: 1 S: 6	H: 2 LOB: 1 BB: 0 P: 6	R: 0 E: 0 K: 0 S: 4	H: 0 LOB: 2 BB: 1 P: 8	R: 0 E: 0 K: 0 S: 5	H: 1 LOB: 1 BB: 0 P: 6	R: 0 E: 0 K: 0 S: 5	H: 2 LOB: 2 BB: 0 P: 5	R: 1 E: 0 K: 0 S: 5	H: 2 LOB: 1 BB: 0 P: 5	R: 1 E: 1 K: 0 S: 4	H: 2 LOB: 0 BB: 0 P: 4	R: 1 E: 0 K: 0 S: 5	H: 2 LOB: 1 BB: 0 P: 5	1B: 9 2B: 3 3B: 1 HR: 0	SF: 0 SAC: 0 DP: 2 HBP: 1	WP: 0 PB: 0 SB: 0 CS: 0	PA: 44			
PITCHER	IP	WLS	BF	H	R	ER	SO	BB	IBB	HBP	BLK	WP	HR	S	P	ERA	WHIP								
Tony Brizzolara, R ERA: 4.39 Gene Garber, R ERA: 3.82	7.0	W	35	9	3	3	4	2	0	1	0	0	0	40	49	3.86	1.571								

Chicago Cubs @ Atlanta Braves  
Atlanta-Fulton County Stadium, Atlanta, GA  
Wed Jul 11 1979, 7:05 PM EDT  
Att: 8,519 - Cloudy - 75 F

AB	41
R	5
H	13
RBI	4
BB	2
SO	4
LOB	23



Batter	1	2	3	4	5	6	7	8	9	AB	R	H	RBI	BB	SO	LOB	BOTTOM								
Jerry Royster, R OBP: 0.345, SLG: 0.331 (1, 5)	0-0 3B 1B		0-0 6-3		0-0 SH3-4		0-0 F9			3	1	1	0	0	0	0									
Gary Matthews, R OBP: 0.385, SLG: 0.552 (1, 9)	0-0 1B 3B		0-0 F9		0-0 FC 2B		0-0 4-3			4	2	1	1	0	0	1									
Rowland Office, L OBP: 0.335, SLG: 0.380 (1, 8)	0-0 1B		0-0 L4		0-0 HR 2B		0-0 1B			4	1	3	3	0	0	0									
Bob Horner, R OBP: 0.338, SLG: 0.548 (1, 3)	0-3 K			0-0 2B	0-0 HR		0-0 F6			4	1	2	2	0	1	2									
Jeff Burroughs, R OBP: 0.346, SLG: 0.351 Barry Bonnell, R OBP: 0.306, SLG: 0.429 (9, 7)	0-3 K			0-0 2B	0-0 HR		0-0 F6			4	0	0	0	0	2	2									
Joe Nolan, L OBP: 0.409, SLG: 0.511 (1, 2)	0-0 F7			0-0 HBP	0-0 F7		0-0 F9		0-0 K	3	0	0	0	0	0	1									
Glenn Hubbard, R OBP: 0.287, SLG: 0.292 (1, 4)		0-0 5-3		0-0 F9		0-3 K		0-3 K		4	0	0	0	0	2	2									
Pepe Frias, R OBP: 0.333, SLG: 0.368 (1, 6)		0-0 F9		0-0 5-3		0-0 F9		0-0 F9		3	0	0	0	0	0	2									
Tony Brizzolara, R Gene Garber, R (8, 1)		0-3 K		0-0 FC SH3-4 2B BB	0-0 K		0-3 K			2	1	0	0	1	2	0									
Inning Stats	R: 2 E: 0 K: 2 S: 10	H: 3 LOB: 1 BB: 0 P: 10	R: 0 E: 0 K: 1 S: 5	H: 0 LOB: 0 BB: 0 P: 5	R: 0 E: 0 K: 0 S: 3	H: 0 LOB: 0 BB: 0 P: 3	R: 0 E: 0 K: 0 S: 4	H: 1 LOB: 2 BB: 0 P: 5	R: 4 E: 0 K: 0 S: 6	H: 2 LOB: 0 BB: 1 P: 10	R: 0 E: 0 K: 2 S: 7	H: 0 LOB: 0 BB: 0 P: 7	R: 0 E: 0 K: 0 S: 4	H: 1 LOB: 1 BB: 0 P: 4	R: 0 E: 0 K: 2 S: 7	H: 0 LOB: 0 BB: 0 P: 7	1B: 3 2B: 2 3B: 1 HR: 1	SF: 0 SAC: 1 DP: 0 HBP: 1	WP: 0 PB: 0 SB: 0 CS: 0	PA: 34					
PITCHER	IP	WLS	BF	H	R	ER	SO	BB	IBB	HBP	BLK	WP	HR	S	P	ERA	WHIP								
Lynn McGlothen, R ERA: 4.66 Donnie Moore, R ERA: 6.23 Bill Caudill, R ERA: 5.22	5.0	L	24	6	6	6	3	1	0	1	0	0	0	11	11	0.00	0.500								

Chicago Cubs @ Atlanta Braves  
Atlanta-Fulton County Stadium, Atlanta, GA  
Wed Jul 11 1979, 7:05 PM EDT  
Att: 8,519 - Cloudy - 75 F

AB	31
R	6
H	7
RBI	6
BB	1
SO	7
LOB	10





Batter	1	2	3	4	5	6	7	8	9	AB	R	H	RBI	BB	SO	LOB	TOP			
Omar Moreno, L (1, 8) OBP: 0.345, SLG: 0.416										4	1	2	1	0	1	0	<b>Pittsburgh Pirates @ Atlanta Braves</b> Atlanta-Fulton County Stadium, Atlanta, GA Fri Jul 13, 1979, 7:05 PM EDT Att: 17,018 - Unknown			
Tim Foli, R (1, 6) OBP: 0.324, SLG: 0.346 Matt Alexander, S (7, 6) OBP: 0.625, SLG: 0.875										4	1	1	2	0	0	1				
Dave Parker, L (1, 9) OBP: 0.360, SLG: 0.524 Mike Easter, L (7, 9) OBP: 0.455, SLG: 0.560										3	0	0	0	0	0	1				
Willie Stargell, L (1, 3) OBP: 0.361, SLG: 0.610										3	0	1	1	0	0	0				
Bill Robinson, R (1, 7) OBP: 0.296, SLG: 0.549										4	0	0	0	0	0	1				
Bill Madlock, R (1, 5) OBP: 0.325, SLG: 0.417										4	1	3	0	0	0	0				
Ed Ott, L (1, 2) OBP: 0.284, SLG: 0.393										4	0	0	0	0	1	3				
Rennie Stennett, R (1, 4) OBP: 0.278, SLG: 0.286										4	1	1	0	0	0	1				
Jim Rooker, R (1, 1) OBP: 0.136, SLG: 0.136 Manny Sanguillen, R (5, PH) OBP: 0.279, SLG: 0.355 Enrique Romo, R (5, 1) OBP: 0.143, SLG: 0.143										1	0	0	0	0	0	1				
										1	0	0	0	0	1	0				
<b>Inning Stats</b>	R: 2 E: 0 K: 0 S: 5	H: 2 LOB: 0 BB: 0 P: 5	R: 0 E: 0 K: 1 S: 6	H: 1 LOB: 1 BB: 0 P: 6	R: 0 E: 0 K: 1 S: 5	H: 0 LOB: 0 BB: 0 P: 5	R: 0 E: 0 K: 0 S: 4	H: 1 LOB: 1 BB: 0 P: 4	R: 0 E: 0 K: 1 S: 5	H: 0 LOB: 0 BB: 0 P: 5	R: 2 E: 0 K: 0 S: 6	H: 3 LOB: 2 BB: 0 P: 6	R: 0 E: 0 K: 0 S: 3	H: 0 LOB: 0 BB: 0 P: 3	R: 0 E: 0 K: 0 S: 3	H: 0 LOB: 0 BB: 0 P: 3	1B: 7 2B: 1 3B: 0 HR: 0	SF: 1 SAC: 0 DP: 0 HBP: 0	WP: 0 PB: 0 SB: 3 CS: 0	PA: 35
<b>PITCHER</b> Phil Niekro, R (1, 1) ERA: 3.89	IP: 9.0 WLS: W BF: 35	H: 8 R: 4 ER: 4 SO: 3	BB: 0 IBB: 0 HBP: 0 BLK: 0	WP: 0 HR: 0 S: 41 P: 41	ERA: 4.00 WHIP: 0.889	<b>PITCHER</b>										IP: 9.0 WLS: W BF: 35	H: 8 R: 4 ER: 4 SO: 3	BB: 0 IBB: 0 HBP: 0 BLK: 0	WP: 0 HR: 0 S: 41 P: 41	ERA: 4.00 WHIP: 0.889

Batter	1	2	3	4	5	6	7	8	9	AB	R	H	RBI	BB	SO	LOB	BOTTOM			
Jerry Royster, R (1, 5) OBP: 0.343, SLG: 0.328										4	1	0	0	1	0	2	<b>Pittsburgh Pirates @ Atlanta Braves</b> Atlanta-Fulton County Stadium, Atlanta, GA Fri Jul 13, 1979, 7:05 PM EDT Att: 17,018 - Unknown			
Gary Matthews, R (1, 9) OBP: 0.385, SLG: 0.552										4	2	1	1	1	2	2				
Bob Horner, R (1, 3) OBP: 0.346, SLG: 0.580 Mike Lum, L (6, 3) OBP: 0.288, SLG: 0.327										2	3	2	3	1	0	0				
Jeff Burroughs, R (1, 7) OBP: 0.348, SLG: 0.361										3	1	1	4	1	1	0				
Barry Bonnell, R (1, 8) OBP: 0.301, SLG: 0.421										4	0	0	0	0	0	1				
Glenn Hubbard, R (1, 4) OBP: 0.286, SLG: 0.289										3	1	0	0	1	1	0				
Pepe Frias, R (1, 6) OBP: 0.332, SLG: 0.366										4	1	1	0	0	0	0				
Bruce Benedict, R (1, 2) OBP: 0.298, SLG: 0.248										4	1	1	1	0	0	0				
Phil Niekro, R (1, 1) OBP: 0.246, SLG: 0.273										4	2	1	1	0	1	1				
										1B: 3 2B: 1 3B: 0 HR: 4	SF: 0 SAC: 0 DP: 0 HBP: 0	WP: 0 PB: 0 SB: 0 CS: 0	PA: 38							
<b>PITCHER</b> Jim Rooker, L (1, 1) ERA: 3.95 Enrique Romo, R (5, 1) ERA: 2.99	IP: 4.0 WLS: L BF: 23	H: 6 R: 10 ER: 10 SO: 0	BB: 3 IBB: 0 HBP: 0 BLK: 0	WP: 0 HR: 3 S: 19 P: 35	ERA: 22.50 WHIP: 2.250	<b>PITCHER</b>										IP: 4.0 WLS: L BF: 15	H: 2 R: 3 ER: 3 SO: 5	BB: 1 IBB: 0 HBP: 0 BLK: 0	WP: 0 HR: 1 S: 24 P: 28	ERA: 6.75 WHIP: 0.750



Batter	1	2	3	4	5	6	7	8	9	AB	R	H	RBI	BB	SO	LOB	TOP										
<b>Omar Moreno, L</b> (1, 8) OBP: 0.348, SLG: 0.427										5	2	3	1	0	0	1											
<b>Tim Foli, R</b> (1, 6) OBP: 0.325, SLG: 0.351										5	1	2	0	0	0	3											
<b>Dave Parker, L</b> (1, 9) OBP: 0.361, SLG: 0.522										5	0	2	0	0	0	3											
<b>John Milner, L</b> (1, 3) OBP: 0.354, SLG: 0.451										4	0	1	0	1	0	3											
<b>Bill Robinson, R</b> (1, 7) OBP: 0.298, SLG: 0.544										4	1	1	1	1	2	3											
<b>Bill Madlock, R</b> (1, 5) OBP: 0.324, SLG: 0.415										4	1	1	0	0	0	4											
<b>Ed Ott, L</b> (1, 2) OBP: 0.288, SLG: 0.394										4	0	2	0	0	0	2											
<b>Rennie Stennett, R</b> (1, 4) OBP: 0.278, SLG: 0.286										4	0	1	0	0	0	4											
<b>John Candelaria, L</b> (1, 1) OBP: 0.171, SLG: 0.250										4	0	1	0	0	0	2											
<b>Inning Stats</b>	R: 0 E: 1 K: 0 S: 4	H: 1 LOB: 1 BB: 0 P: 4	R: 2 E: 1 K: 0 S: 7	H: 3 LOB: 2 BB: 0 P: 7	R: 0 E: 0 K: 1 S: 5	H: 1 LOB: 1 BB: 0 P: 5	R: 0 E: 0 K: 0 S: 4	H: 1 LOB: 1 BB: 0 P: 4	R: 1 E: 1 K: 0 S: 5	H: 2 LOB: 2 BB: 1 P: 9	R: 0 E: 0 K: 0 S: 3	H: 1 LOB: 0 BB: 0 P: 3	R: 2 E: 1 K: 0 S: 5	H: 2 LOB: 1 BB: 1 P: 9	R: 0 E: 0 K: 2 S: 7	H: 2 LOB: 1 BB: 0 P: 4	R: 0 E: 0 K: 1 S: 6	H: 1 LOB: 1 BB: 0 P: 6	1B: 11 2B: 3 3B: 0 HR: 1	SF: 0 SAC: 0 DP: 5 HBP: 0	WP: 0 PB: 0 SB: 1 CS: 1	PA: 41					
<b>PITCHER</b>	IP	WLS	BF	H	R	ER	SO	BB	IBB	HBP	BLK	WP	HR	S	P	ERA	WHIP										
<b>Rick Matula, R</b> (1, 1) ERA: 3.59	6.1	L	31	11	5	1	1	1	1	0	0	0	1	31	39	1.42	1.895										
<b>Joey McLaughlin, R</b> (7, 1) ERA: 1.42	1.2		6	2	0	0	0	0	0	0	0	0	0	6	6	0.00	1.200										
<b>Craig Skok, L</b> (9, 1) ERA: 3.19	1.0		4	1	0	0	1	0	0	0	0	0	0	6	6	0.00	1.000										

Pittsburgh Pirates @ Atlanta Braves  
Atlanta-Fulton County Stadium, Atlanta, GA

Sat Jul 14 1979, 7:05 PM EDT  
Att: 25,083 - Unknown - 85 F

AB	39
R	5
H	14
RBI	2
BB	2
SO	2
LOB	25




Batter	1	2	3	4	5	6	7	8	9	AB	R	H	RBI	BB	SO	LOB	BOTTOM										
<b>Jerry Royster, R</b> (1, 5) OBP: 0.339, SLG: 0.324										4	0	0	0	0	0	0											
<b>Gary Matthews, R</b> (1, 9) OBP: 0.394, SLG: 0.549										4	0	1	0	0	0	0											
<b>Bob Homer, R</b> (1, 3) OBP: 0.349, SLG: 0.591										3	1	1	1	0	0	1											
<b>Jeff Burroughs, R</b> (1, 7) OBP: 0.347, SLG: 0.360										4	0	1	0	0	0	2											
<b>Barry Bonnell, R</b> (1, 8) OBP: 0.302, SLG: 0.420										3	0	1	0	0	0	1											
<b>Glenn Hubbard, R</b> (1, 4) OBP: 0.283, SLG: 0.286										3	0	0	0	0	0	1											
<b>Pepe Frias, R</b> (1, 6) OBP: 0.332, SLG: 0.366										3	0	1	0	0	0	0											
<b>Bruce Benedict, R</b> (1, 2) OBP: 0.290, SLG: 0.241										3	0	0	0	0	1	1											
<b>Rick Matula, R</b> (1, 1) OBP: 0.063, SLG: 0.063										2	0	0	0	0	0	0											
<b>Joey McLaughlin, R</b> (7, 1) OBP: 0.697, SLG: 1.000										0	0	0	0	0	0	0											
<b>Charlie Spikes, R</b> (6, PH) OBP: 0.559, SLG: 0.596										1	0	0	0	0	1	0											
<b>Craig Skok, R</b> (9, 1)										0	0	0	0	0	0	0											
<b>Inning Stats</b>	R: 0 E: 0 K: 0 S: 3	H: 0 LOB: 0 BB: 0 P: 3	R: 0 E: 0 K: 0 S: 3	H: 1 LOB: 0 BB: 0 P: 3	R: 0 E: 0 K: 0 S: 3	H: 0 LOB: 0 BB: 0 P: 3	R: 0 E: 0 K: 0 S: 3	H: 0 LOB: 1 BB: 0 P: 4	R: 0 E: 0 K: 0 S: 4	H: 1 LOB: 1 BB: 0 P: 4	R: 0 E: 0 K: 0 S: 3	H: 0 LOB: 0 BB: 0 P: 3	R: 1 E: 0 K: 0 S: 4	H: 2 LOB: 0 BB: 0 P: 4	R: 0 E: 0 K: 2 S: 7	H: 0 LOB: 0 BB: 0 P: 7	R: 0 E: 0 K: 0 S: 4	H: 1 LOB: 1 BB: 0 P: 4	1B: 4 2B: 1 3B: 0 HR: 1	SF: 0 SAC: 0 DP: 2 HBP: 1	WP: 1 PB: 0 SB: 0 CS: 0	PA: 31					
<b>PITCHER</b>	IP	WLS	BF	H	R	ER	SO	BB	IBB	HBP	BLK	WP	HR	S	P	ERA	WHIP										
<b>John Candelaria, L</b> (1, 1) ERA: 3.41	9.0	W	31	5	1	1	2	0	0	1	0	1	1	34	35	1.00	0.556										

Pittsburgh Pirates @ Atlanta Braves  
Atlanta-Fulton County Stadium, Atlanta, GA

Sat Jul 14 1979, 7:05 PM EDT  
Att: 25,083 - Unknown - 85 F

AB	30
R	1
H	5
RBI	1
BB	0
SO	2
LOB	6





Batter	1	2	3	4	5	6	7	8	9	AB	R	H	RBI	BB	SO	LOB	TOP								
Omar Moreno, L OBP: 0.349, SLG: 0.427 (1, 8)	0-0 5-3		0-0 S 1B		0-0 L4		0-0 P6		0-0 S 1B	5	0	2	2	0	0	0	<b>Pittsburgh Pirates @ Atlanta Braves</b> Atlanta-Fulton County Stadium, Atlanta, GA Sun Jul 15 1979, 7:05 PM EDT Att: 11,304 - Unknown - 85 F								
Tim Foli, R OBP: 0.320, SLG: 0.344 (1, 6)	0-0 F9		0-0 3-H F8		0-0 F9			0-0 6-3	0-3 K	5	0	0	0	0	1	2									
Dave Parker, L OBP: 0.360, SLG: 0.519 (1, 9)	0-0 3-1			0-0 1B		0-0 F9		0-0 F7		4	0	1	0	0	0	0									
Willie Stargell, L OBP: 0.359, SLG: 0.617 (1, 3)		0-0 F5		0-0 G3		0-0 HR		0-0 4-3		4	1	1	1	0	0	0									
Bill Robinson, R OBP: 0.305, SLG: 0.559 (1, 7)		0-0 6-3		0-0 S 1B		0-0 HR		0-0 1B 1B		4	3	3	1	0	0	0									
Bill Madlock, R OBP: 0.326, SLG: 0.416 (1, 5)		0-0 5-3		0-0 1B 1B		0-0 6-3		0-0 1B PB 1B		4	1	2	1	0	0	0									
Ed Ott, L OBP: 0.292, SLG: 0.396 (1, 2)			0-0 F9 1B	0-0 1-3 1B		0-0 4-3		0-0 L5		4	1	2	0	0	0	2									
Rennie Stennett, R OBP: 0.277, SLG: 0.285 (1, 4)			0-0 F9	0-0 F9			0-0 F9		0-0 1-3 2-H 1B	4	0	1	1	0	0	3									
Jim Bibby, R OBP: 0.133, SLG: 0.071 Grant Jackson, L OBP: 0.143, SLG: 0.143 Enrique Romo, R OBP: 0.143, SLG: 0.143 John Milner, L OBP: 0.143, SLG: 0.143 Matt Alexander, R OBP: 0.143, SLG: 0.143 Kent Tekulve, R OBP: 0.143, SLG: 0.143 (1, 1) (7, 1) (6, PH) (6, PH) (6, PH) (6, PH)			0-0 4-3		0-3 K		0-0 5-3		4-0 S 1B BB	3	0	0	0	0	0	1		<b>P</b>							
Inning Stats	R: 0 E: 0 K: 0 S: 3	H: 0 LOB: 0 BB: 0 P: 3	R: 0 E: 0 K: 0 S: 3	H: 0 LOB: 0 BB: 0 P: 3	R: 1 E: 1 K: 0 S: 5	H: 2 LOB: 1 BB: 0 P: 5	R: 1 E: 0 K: 0 S: 6	H: 4 LOB: 2 BB: 0 P: 6	R: 0 E: 0 K: 0 S: 5	H: 0 LOB: 0 BB: 0 P: 5	R: 2 E: 0 K: 0 S: 5	H: 2 LOB: 0 BB: 0 P: 5	R: 0 E: 0 K: 0 S: 3	H: 0 LOB: 0 BB: 0 P: 3	R: 0 E: 0 K: 0 S: 3	H: 0 LOB: 0 BB: 0 P: 3			R: 3 E: 0 K: 1 S: 8	H: 4 LOB: 2 BB: 1 P: 12	1B: 10 2B: 0 3B: 0 HR: 2	SF: 0 SAC: 0 DP: 0 HBP: 0	WP: 0 PB: 1 CS: 4	PA: 38	
PITCHER	IP	WLS	BF	H	R	ER	SO	BB	IBB	HBP	BLK	WP	HR	S	P	ERA	WHIP								
Eddie Solomon, R ERA: 4.76 (1, 1)	7.0	L	28	8	4	3	1	0	0	0	0	0	2	30	30	3.86	1.143								
Craig Skok, L ERA: 3.12 (8, 1)	1.0		3	0	0	0	0	0	0	0	0	0	0	3	3	0.00	0.000								
Gene Garber, R ERA: 4.13 (9, 1)	1.0		7	4	3	3	1	1	0	0	0	0	0	8	12	27.00	5.000								

Batter	1	2	3	4	5	6	7	8	9	AB	R	H	RBI	BB	SO	LOB	BOTTOM								
Jerry Royster, R OBP: 0.341, SLG: 0.334 (1, 5)	0-0 S 2B 1B		0-0 6-3		0-0 F7		0-0 1-H HR			4	2	2	2	0	0	0	<b>Pittsburgh Pirates @ Atlanta Braves</b> Atlanta-Fulton County Stadium, Atlanta, GA Sun Jul 15 1979, 7:05 PM EDT Att: 11,304 - Unknown - 85 F								
Gary Matthews, R OBP: 0.383, SLG: 0.544 (1, 9)	0-3 K		4-0 S BB		0-0 5-3		0-0 F8			3	0	0	0	1	1	1									
Rowland Office, L OBP: 0.333, SLG: 0.383 (1, 8)	0-0 WP 2-H 2B		0-0 F9		0-0 L3			0-3 K		4	0	1	1	0	1	1									
Bob Horner, R OBP: 0.343, SLG: 0.580 (1, 3)	0-3 K		0-0 5-3			0-3 K		0-0 6-3		4	0	0	0	0	2	2									
Jeff Burroughs, R OBP: 0.349, SLG: 0.357 Barry Bonnell, R OBP: 0.302, SLG: 0.420 (1, 7) (8, PR) (9, 7)	4-0 WP BB		0-0 1-3		0-0 P3			4-0 CS BB		2	0	0	0	2	0	0									
Joe Nolan, L OBP: 0.403, SLG: 0.495 (1, 2)	0-0 F3		0-0 E BB		4-0 4-3			0-0 CS	0-0 F9	3	0	0	0	1	0	2									
Pepe Frias, R OBP: 0.328, SLG: 0.361 (1, 6)		0-0 F8		0-0 E5		0-0 5-3			0-0 3-4-1	4	0	0	0	0	0	1									
Glenn Hubbard, R OBP: 0.283, SLG: 0.283 (1, 4)		0-0 F9		0-0 F8		4-0 HR BB		0-0 P6		3	1	0	0	1	0	2									
Eddie Solomon, R OBP: 0.156, SLG: 0.161 Mike Lum, L OBP: 0.268, SLG: 0.327 Charlie Spikes, R OBP: 0.354, SLG: 0.586 Craig Skok, R OBP: 0.354, SLG: 0.586 Gene Garber, R OBP: 0.500, SLG: 0.375 (1, 1) (7, PH) (7, PH) (8, 1) (9, 1)		0-0 6-3		0-3 K		0-3 K				2	0	0	0	0	1	2		<b>Braves</b>							
Inning Stats	R: 1 E: 0 K: 2 S: 9	H: 2 LOB: 2 BB: 1 P: 13	R: 0 E: 0 K: 0 S: 3	H: 0 LOB: 0 BB: 0 P: 3	R: 0 E: 0 K: 0 S: 3	H: 0 LOB: 1 BB: 1 P: 7	R: 0 E: 1 K: 1 S: 6	H: 0 LOB: 2 BB: 1 P: 10	R: 0 E: 0 K: 1 S: 5	H: 0 LOB: 0 BB: 0 P: 5	R: 2 E: 0 K: 1 S: 6	H: 1 LOB: 0 BB: 1 P: 10	R: 0 E: 0 K: 1 S: 4	H: 0 LOB: 1 BB: 1 P: 8	R: 0 E: 0 K: 0 S: 3	H: 0 LOB: 0 BB: 0 P: 3			1B: 1 2B: 1 3B: 0 HR: 1	SF: 0 SAC: 0 DP: 0 HBP: 0	WP: 1 PB: 0 CS: 1	PA: 36			
PITCHER	IP	WLS	BF	H	R	ER	SO	BB	IBB	HBP	BLK	WP	HR	S	P	ERA	WHIP								
Jim Bibby, R ERA: 3.04 (1, 1)	6.1	W	26	2	2	2	4	4	0	0	0	0	1	4	4	2.84	0.947								
Grant Jackson, L ERA: 3.53 (7, 1)	0.1		2	1	1	1	1	0	0	0	0	0	1	4	4	27.00	3.000								
Enrique Romo, R ERA: 2.54 (7, 1)	1.1		4	0	0	0	1	1	0	0	0	0	0	5	9	0.00	0.750								
Kent Tekulve, R ERA: 3.88 (9, 1)	1.0		3	0	0	0	0	0	0	0	0	0	0	3	3	0.00	0.000								



Batter	1	2	3	4	5	6	7	8	9	AB	R	H	RBI	BB	SO	LOB	TOP					
Jerry Royster, R OBP: 0.337, SLG: 0.330 (1, 4)	5-3		1-3		FC1-5 1B	K		K		5	1	0	0	0	2	5	<b>Atlanta Braves @ Chicago Cubs</b> Wrigley Field, Chicago, IL Thu Jul 19 1979, 3:33 AM CDT Att: 38,319 - Sunny - 72 F					
Gary Matthews, R OBP: 0.364, SLG: 0.545 (1, 9)	1B		1-3		1B	E9		E5		5	1	2	0	0	0	2						
Rowland Office, L OBP: 0.335, SLG: 0.384 (1, 8)	1B		5-3		1B	L8		FC6-4		5	1	2	2	0	0	4						
Bob Horner, R OBP: 0.348, SLG: 0.578 (1, 5)	G5-4-3				1B					4	1	2	0	1	0	2						
Jeff Burroughs, R OBP: 0.349, SLG: 0.368 Barry Bonnell, R OBP: 0.302, SLG: 0.420 (1, 7) (9, 7)		6-3			L9	E7		G6-4-3		5	2	3	0	0	0	2						
Dale Murphy, R OBP: 0.424, SLG: 0.653 (1, 3)	1B				K	K		K		0	0	0	0	0	0	0						
Pepe Frias, R OBP: 0.326, SLG: 0.358 (1, 6)	1B				FC6-4	F9				5	0	2	0	0	3	1						
Bruce Benedict, R OBP: 0.305, SLG: 0.268 (1, 2)	1B				FC1-5	E		P6		4	0	3	0	0	0	1						
Phil Niekro, R OBP: 0.260, SLG: 0.286 (1, 1)	FC4				1B	FC1-5		K		4	1	2	0	0	1	3						
Inning Stats	R: 0 E: 0 K: 0 S: 4	H: 2 LOB: 1 BB: 0 P: 4	R: 0 E: 0 K: 0 S: 5	H: 2 LOB: 2 BB: 0 P: 5	R: 0 E: 0 K: 1 S: 3	H: 0 LOB: 0 BB: 0 P: 3	R: 0 E: 0 K: 1 S: 6	H: 1 LOB: 1 BB: 0 P: 6	R: 6 E: 1 K: 1 S: 10	H: 5 LOB: 0 BB: 1 P: 14	R: 0 E: 1 K: 2 S: 9	H: 1 LOB: 2 BB: 0 P: 9	R: 0 E: 0 K: 1 S: 5	H: 1 LOB: 0 BB: 0 P: 5	R: 1 E: 1 K: 1 S: 8	H: 2 LOB: 2 BB: 0 P: 8		R: 1 E: 0 K: 0 S: 4	H: 2 LOB: 0 BB: 0 P: 4	1B: 13 2B: 2 3B: 0 HR: 1	SF: 0 SAC: 0 DP: 3 HBP: 0	WP: 1 PB: 0 SB: 0 CS: 0
PITCHER	IP	WLS	BF	H	R	ER	SO	BB	IBB	HBP	BLK	WP	HR	S	P	ERA	WHIP					
Dennis Lamp, R ERA: 4.56 (1, 1)	4.1	L	23	10	6	4	1	0	1	0	0	0	0	24	28	8.31	2.308					
Dick Tidrow, R ERA: 4.32 (5, 1)	0.2		2	0	0	0	1	0	0	0	0	1	0	4	4	0.00	0.000					
Bill Caudill, R ERA: 4.73 (6, 1)	2.0		8	2	0	0	3	0	0	0	0	0	0	14	14	0.00	1.000					
Donnie Moore, R ERA: 6.12 (8, 1)	2.0		10	4	2	1	1	0	0	0	0	0	1	12	12	4.50	2.000					

AB	42
R	8
H	16
RBI	5
BB	1
SO	6
LOB	23



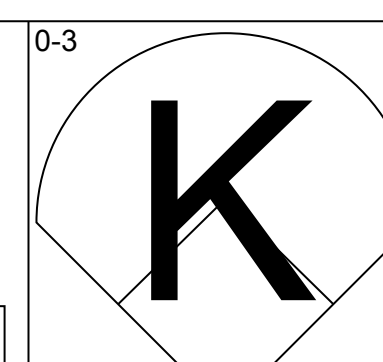
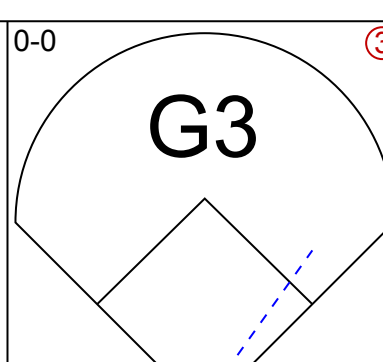
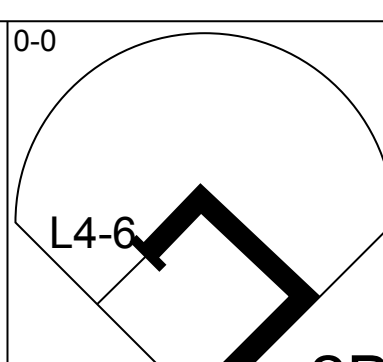
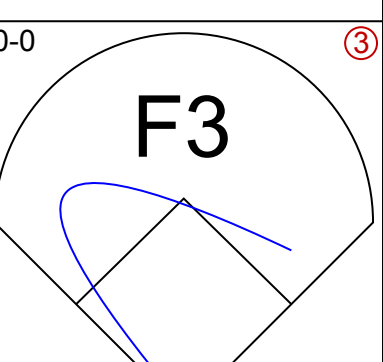
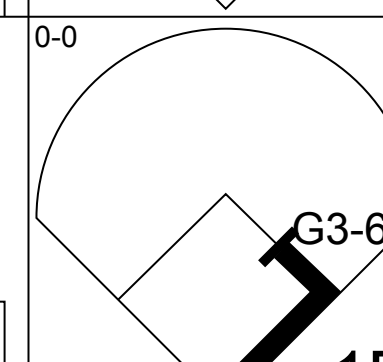
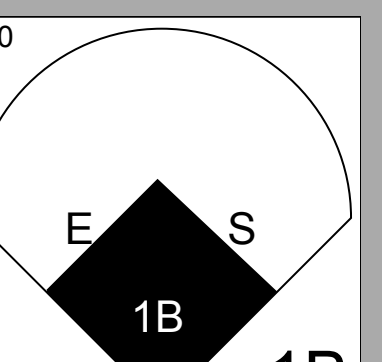
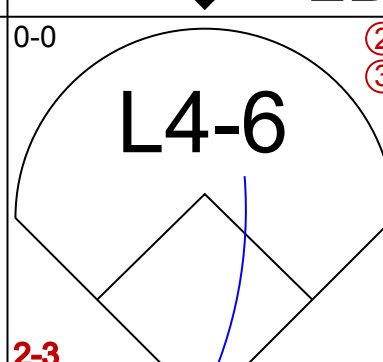
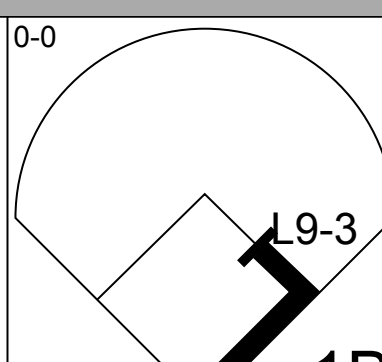
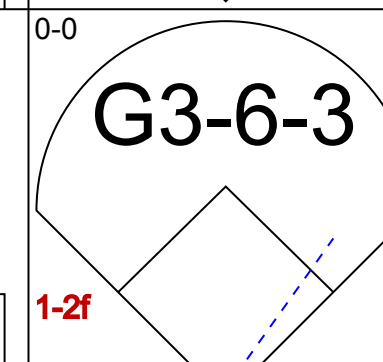
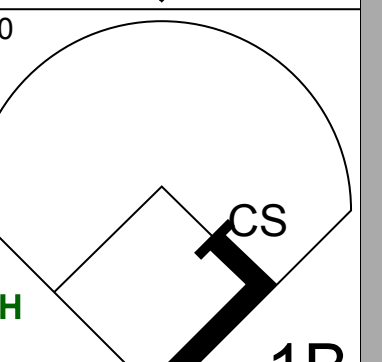
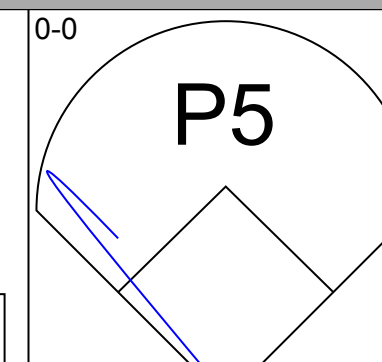
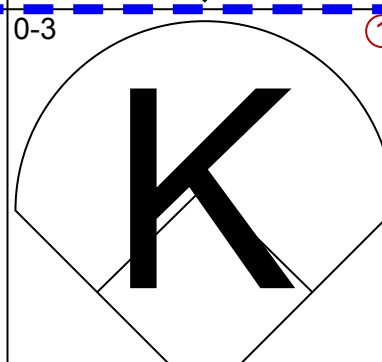
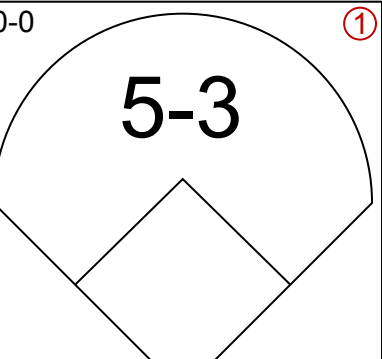

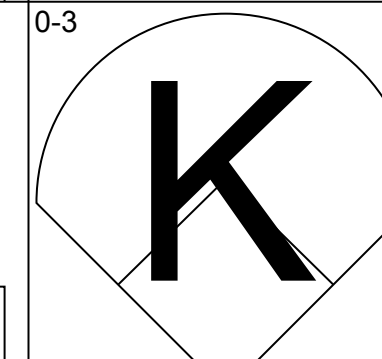
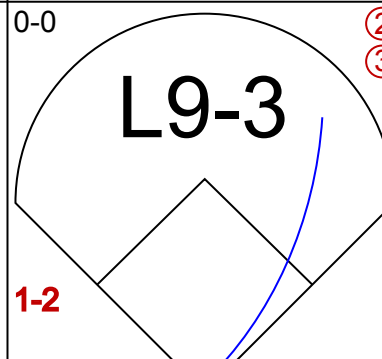
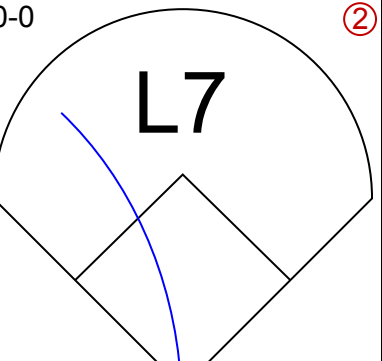

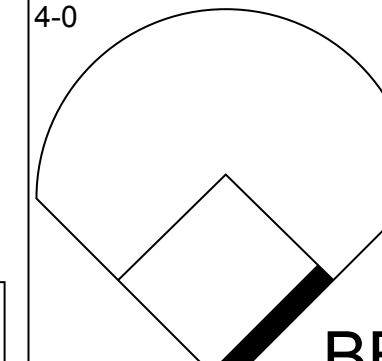
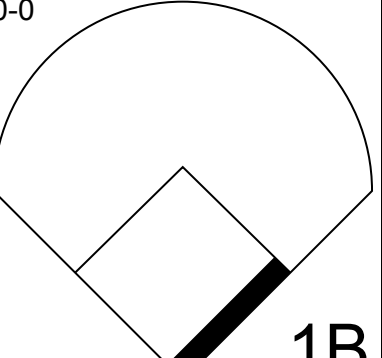
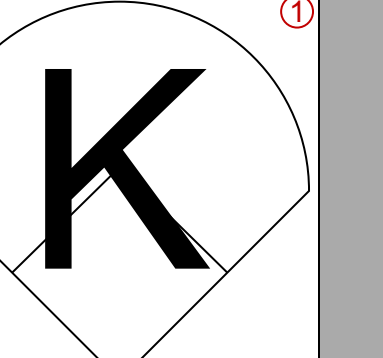
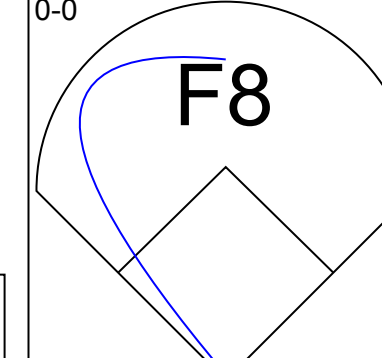
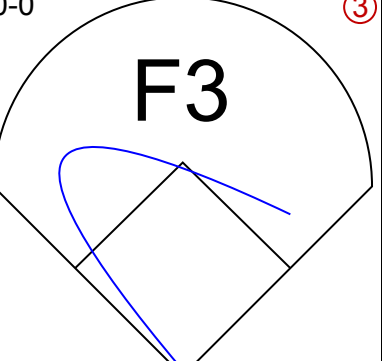

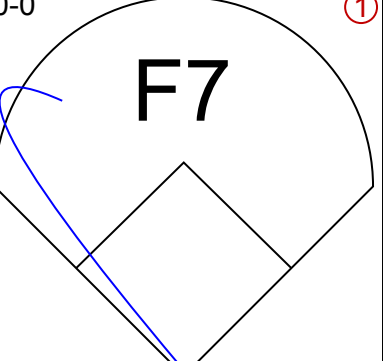
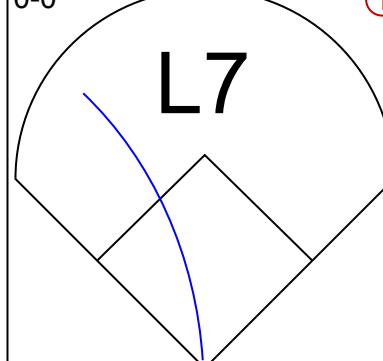
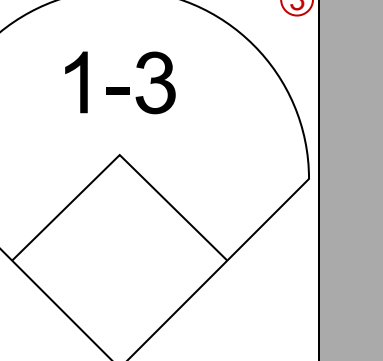
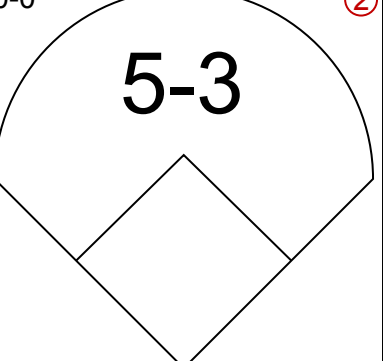
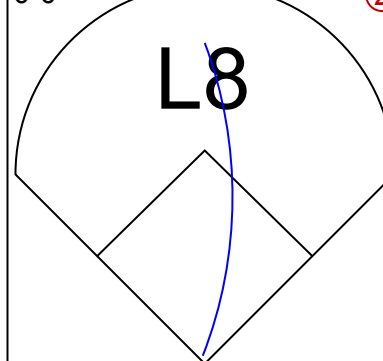

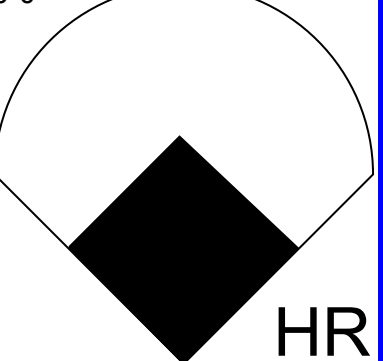

Batter	1	2	3	4	5	6	7	8	9	AB	R	H	RBI	BB	SO	LOB	BOTTOM					
Ivan De Jesus, R OBP: 0.361, SLG: 0.376 (1, 6)	F7		5-3		F3			G4-6-3 1B		4	0	1	0	0	0	2	<b>Atlanta Braves @ Chicago Cubs</b> Wrigley Field, Chicago, IL Thu Jul 19 1979, 3:33 AM CDT Att: 38,319 - Sunny - 72 F					
Scot Thompson, L OBP: 0.376, SLG: 0.401 (1, 9)	F8		F9				1B	F8		4	0	1	0	0	0	1						
Bill Buckner, L OBP: 0.315, SLG: 0.452 (1, 3)	6-3		K		L9			G4-6-3		4	0	0	0	0	1	2						
Jerry Martin, R OBP: 0.359, SLG: 0.509 (1, 8)			K		4-3			6-3		4	0	0	0	0	1	0						
Larry Bittner, L OBP: 0.359, SLG: 0.433 (1, 7)			1B		3-1			G3		4	1	2	0	0	0	0						
Steve Ontiveros, S OBP: 0.372, SLG: 0.372 (1, 5)			2B		1B			1B		4	1	1	0	0	1	1						
Barry Foote, R OBP: 0.294, SLG: 0.397 (1, 2)			SF8		1B			K		3	0	1	1	0	1	1						
Ted Sizemore, R OBP: 0.329, SLG: 0.331 (1, 4)			SF8		2B			P4		2	0	0	1	0	1	1						
Dennis Lamp, R OBP: 0.226, SLG: 0.233 Dick Tidrow, R OBP: 0.167, SLG: 0.167 Steve Ontiveros, S OBP: 0.317, SLG: 0.429 Bill Caudill, R OBP: 0.306, SLG: 0.573 Mike Vail, R OBP: 0.162, SLG: 0.364 (1, 1) (5, 1) (6, 1) (7, 1) (8, 1)			BB		K2-3			F2		0	0	0	0	1	0	0						
Inning Stats	R: 0 E: 0 K: 0 S: 3	H: 0 LOB: 0 BB: 0 P: 3	R: 2 E: 0 K: 1 S: 8	H: 3 LOB: 2 BB: 1 P: 12	R: 0 E: 0 K: 1 S: 5	H: 0 LOB: 0 BB: 0 P: 5	R: 0 E: 0 K: 1 S: 6	H: 1 LOB: 1 BB: 0 P: 6	R: 0 E: 0 K: 1 S: 6	H: 1 LOB: 0 BB: 0 P: 6	R: 0 E: 0 K: 0 S: 3	H: 0 LOB: 0 BB: 0 P: 3	R: 0 E: 0 K: 1 S: 5	H: 0 LOB: 0 BB: 0 P: 5	R: 0 E: 0 K: 0 S: 3	H: 1 LOB: 0 BB: 0 P: 3		R: 0 E: 0 K: 1 S: 5	H: 0 LOB: 0 BB: 0 P: 5	1B: 5 2B: 1 3B: 0 HR: 0	SF: 1 SAC: 0 DP: 1 HBP: 0	WP: 0 PB: 0 SB: 0 CS: 0
PITCHER	IP	WLS	BF	H	R	ER	SO	BB	IBB	HBP	BLK	WP	HR	S	P	ERA	WHIP					
Phil Niekro, R ERA: 3.8 (1, 1)	9.0	W	33	6	2	2	6	1	0	0	0	0	0	44	48	2.00	0.778					







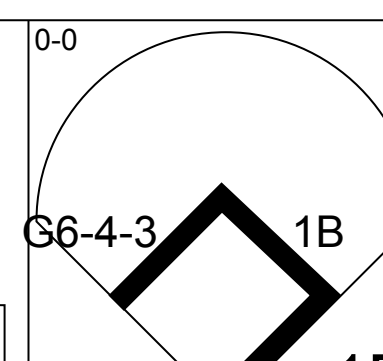
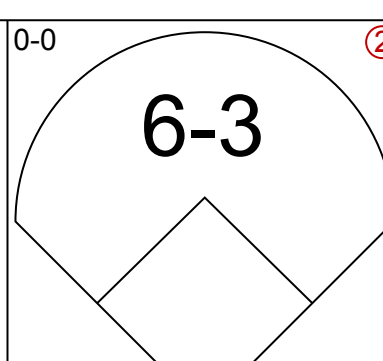
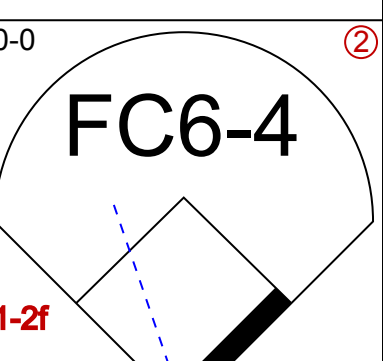
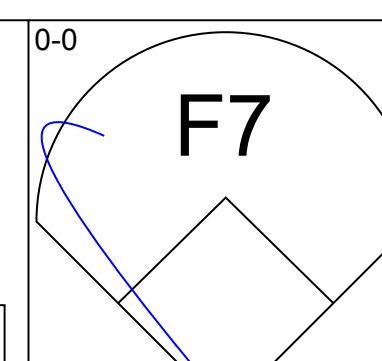
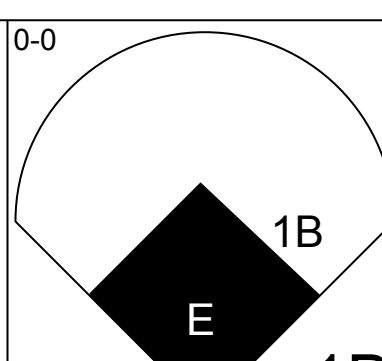
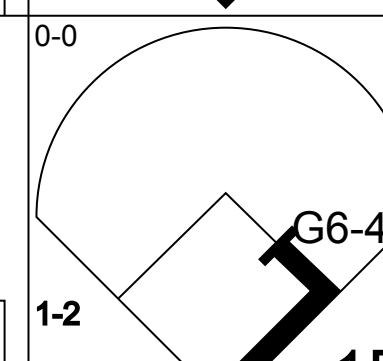
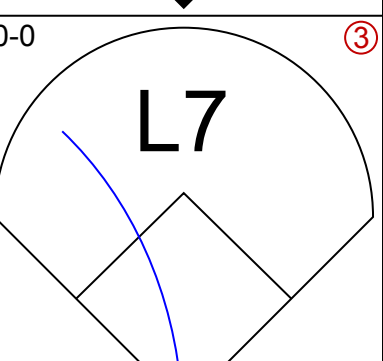
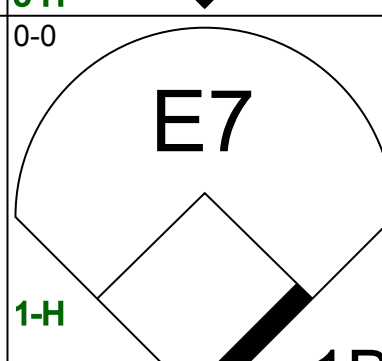
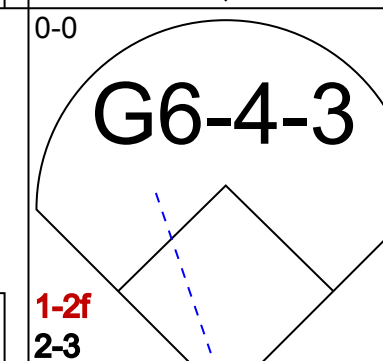
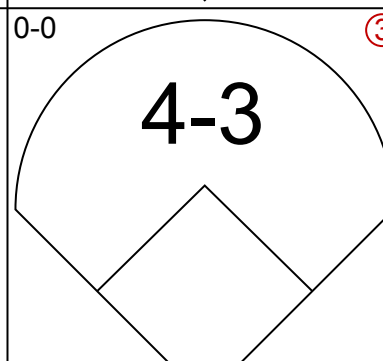

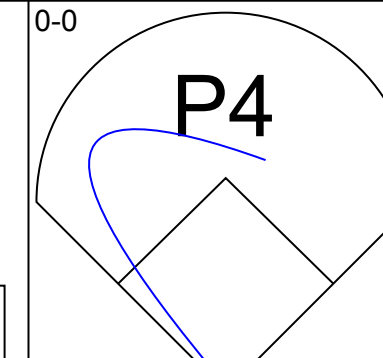

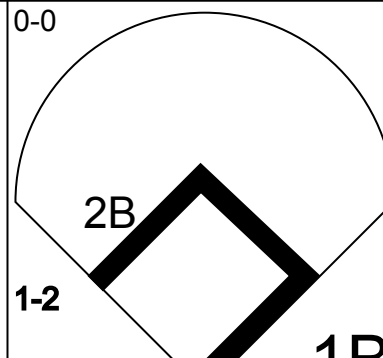


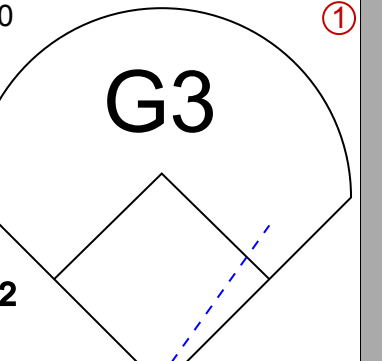
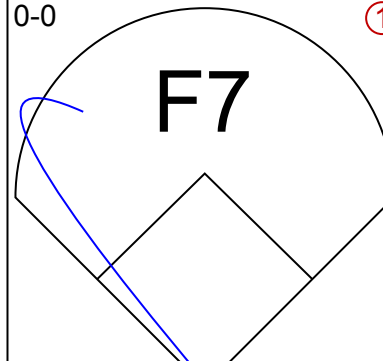
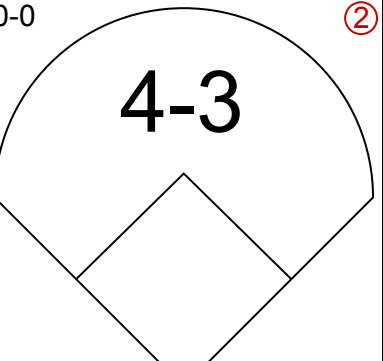
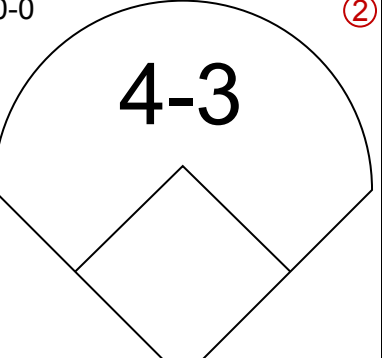
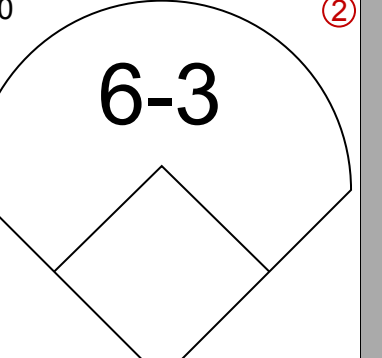
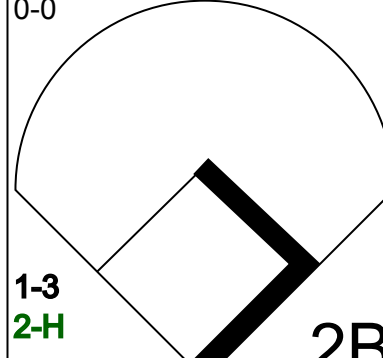
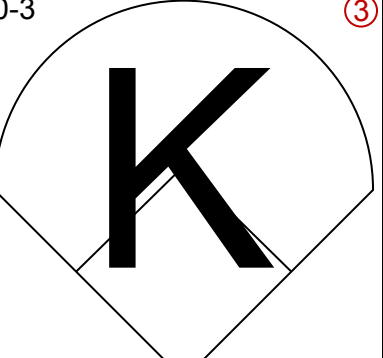
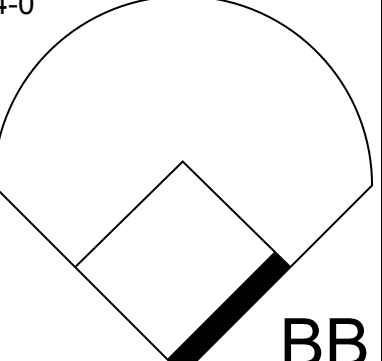
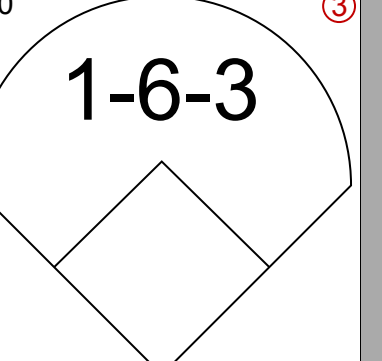
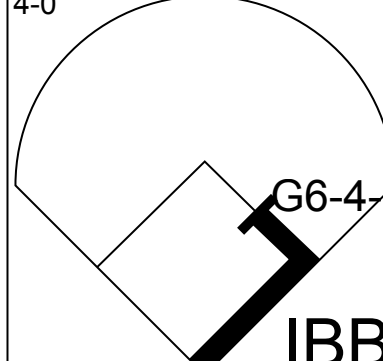

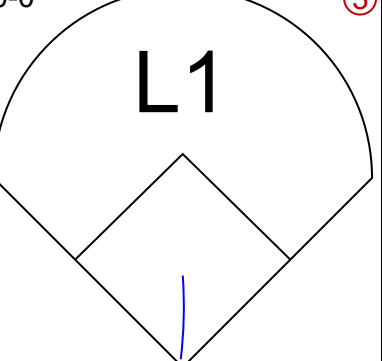

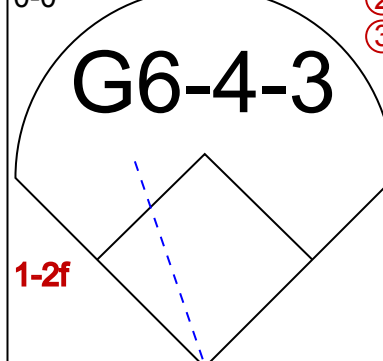
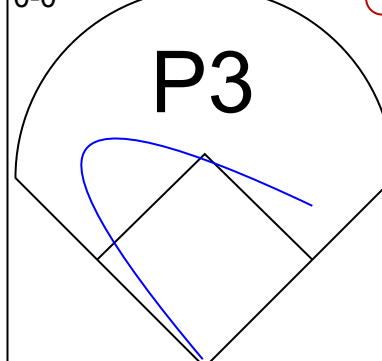

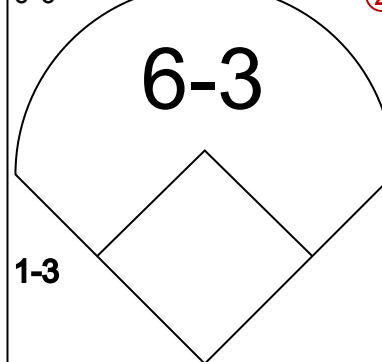
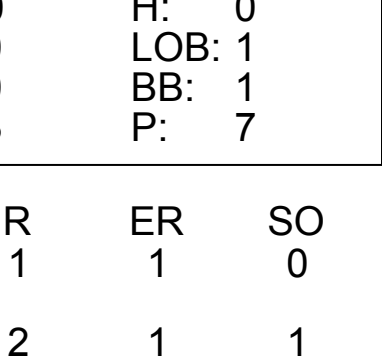
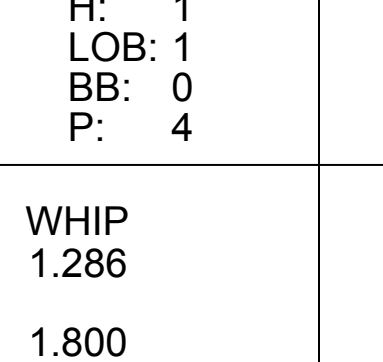
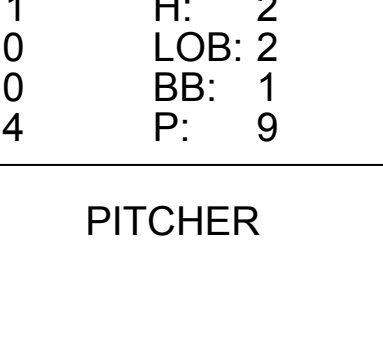
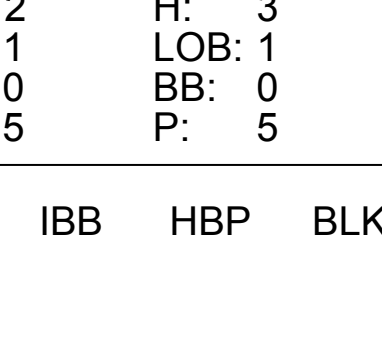





Batter	1	2	3	4	5	6	7	8	9	AB	R	H	RBI	BB	SO	LOB	TOP		
Jerry Royster, R (1,4) OBP: 0.335, SLG: 0.329										4	0	1	0	0	1	0			
Gary Matthews, R (1,9) OBP: 0.365, SLG: 0.547										4	1	3	0	0	0	1			
Rowland Office, L (1,8) OBP: 0.331, SLG: 0.383										4	0	1	1	0	1	2			
Bob Horner, R (1,5) OBP: 0.349, SLG: 0.571										4	0	0	0	0	2	2			
Jeff Burroughs, R (1,7) OBP: 0.348, SLG: 0.364										2	0	0	0	1	1	1			
Dale Murphy, R (1,3) OBP: 0.412, SLG: 0.630										3	0	1	0	0	1	1			
Joe Nolan, L (1,2) OBP: 0.384, SLG: 0.466										3	0	0	0	0	0	1			
Pepe Frias, R (1,6) OBP: 0.319, SLG: 0.351										3	0	0	0	0	0	0			
Rick Matula, R (1,1) OBP: 0.059, SLG: 0.059										2	0	0	0	0	1	0			
Mike Lum, L (8, PH) OBP: 0.291, SLG: 0.348										1	1	1	1	0	0	0			
Gene Garber, R (8, 1) OBP: 0.500, SLG: 0.375										0	0	0	0	0	0	0			
<b>Inning Stats</b>	R: 0 E: 0 K: 1 S: 5	H: 1 LOB: 0 BB: 0 P: 5	R: 0 E: 0 K: 0 S: 4	H: 1 LOB: 1 BB: 0 P: 4	R: 0 E: 0 K: 0 S: 3	H: 0 LOB: 0 BB: 0 P: 3	R: 1 E: 0 K: 2 S: 8	H: 2 LOB: 1 BB: 0 P: 8	R: 0 E: 0 K: 1 S: 5	H: 0 LOB: 0 BB: 0 P: 5	R: 0 E: 0 K: 1 S: 5	H: 0 LOB: 1 BB: 1 P: 9	R: 1 E: 0 K: 0 S: 4	H: 1 LOB: 0 BB: 0 P: 4	R: 0 E: 0 K: 1 S: 5	H: 1 LOB: 0 BB: 0 P: 5	1B: 5 2B: 4 3B: 0 HR: 1	SF: 0 SAC: 0 DP: 4 HBP: 0	WP: 0 PA: 31 PB: 0 SB: 1 CS: 1
<b>PITCHER</b>	IP WLS BF H R ER SO BB IBB HBP BLK WP HR S P ERA WHIP																		
Mike Krukow, R (1,1) ERA: 3.4	8.0	29	7	2	2	6	1	0	0	0	0	0	0	1	40	44	2.25	1.000	
Dick Tidrow, R (9,1) ERA: 4.13	1.0	W 2	0	0	0	1	0	0	0	0	0	0	0	4	4	0.00	0.000		

Atlanta Braves @ Chicago Cubs  
Wrigley Field, Chicago, IL  
Sat Jul 21 1979, 3:33 AM CDT  
Att: 28,279 - Sunny - 78 F

AB 30  
R 2  
H 7  
RBI 2  
BB 1  
SO 7  
LOB 8



Batter	1	2	3	4	5	6	7	8	9	AB	R	H	RBI	BB	SO	LOB	BOTTOM		
Ivan De Jesus, R (1,6) OBP: 0.358, SLG: 0.372										4	0	1	0	0	0	1			
Dave Kingman, R (9, PH) OBP: 0.369, SLG: 0.636										1	1	1	1	0	0	0			
Scot Thompson, L (1,9) OBP: 0.392, SLG: 0.429										5	0	4	0	0	0	1			
Bill Buckner, L (1,3) OBP: 0.315, SLG: 0.447										3	1	0	0	0	0	4			
Jerry Martin, R (1,8) OBP: 0.356, SLG: 0.500										3	0	1	0	1	0	1			
Larry Bittner, L (1,7) OBP: 0.342, SLG: 0.406										4	0	0	0	0	0	3			
Steve Ontiveros, S (1,5) OBP: 0.373, SLG: 0.379										4	0	1	1	0	1	1			
Barry Foote, R (1,2) OBP: 0.306, SLG: 0.408										2	0	1	0	2	0	1			
Miguel Dilone, S (9, PR) OBP: 0.242, SLG: 0.280										0	1	0	0	0	0	0			
Ted Sizemore, R (1,4) OBP: 0.327, SLG: 0.329										4	0	0	0	0	0	5			
Mike Krukow, R (1,1) OBP: 0.375, SLG: 0.500										3	0	1	0	0	0	0			
Dick Tidrow, R (9,1) OBP: 0.286, SLG: 0.286										1	0	0	0	0	0	1			
Ken Henderson, S (9, PH) OBP: 0.408, SLG: 0.308										0	0	0	0	0	0	1			
<b>Inning Stats</b>	R: 0 E: 0 K: 0 S: 4	H: 2 LOB: 1 BB: 0 P: 4	R: 0 E: 0 K: 0 S: 3	H: 0 LOB: 1 BB: 1 P: 7	R: 0 E: 0 K: 0 S: 4	H: 0 LOB: 1 BB: 0 P: 4	R: 0 E: 0 K: 0 S: 3	H: 0 LOB: 1 BB: 1 P: 7	R: 0 E: 0 K: 0 S: 4	H: 1 LOB: 2 BB: 1 P: 9	R: 0 E: 0 K: 0 S: 4	H: 1 LOB: 1 BB: 0 P: 4	R: 0 E: 0 K: 1 S: 5	H: 0 LOB: 0 BB: 0 P: 5	R: 2 E: 1 K: 0 S: 5	H: 3 LOB: 1 BB: 0 P: 5	1B: 9 2B: 1 3B: 0 HR: 0	SF: 0 SAC: 0 DP: 2 HBP: 1	WP: 0 PA: 38 PB: 0 SB: 1 CS: 0
<b>PITCHER</b>	IP WLS BF H R ER SO BB IBB HBP BLK WP HR S P ERA WHIP																		
Rick Matula, R (1,1) ERA: 3.45	7.0	30	7	1	1	0	2	1	1	0	0	0	0	26	39	1.29	1.286		
Gene Garber, R (8,1) ERA: 4.15	1.2	L 8	3	2	1	1	0	0	0	0	0	0	10	10	5.40	1.800			

Atlanta Braves @ Chicago Cubs  
Wrigley Field, Chicago, IL  
Sat Jul 21 1979, 3:33 AM CDT  
Att: 28,279 - Sunny - 78 F

AB 34  
R 3  
H 10  
RBI 2  
BB 3  
SO 1  
LOB 18













Batter	1	2	3	4	5	6	7	8	9	AB	R	H	RBI	BB	SO	LOB	TOP										
Jerry Royster, R (1.4) OBP: 0.335, SLG: 0.329	6-3		1B					F8		4	1	1	0	0	0	0	<p>Atlanta Braves @ Pittsburgh Pirates</p> <p>Three Rivers Stadium, Pittsburgh, PA</p> <p>Mon Jul 23 1979, 7:05 PM EDT</p> <p>Unknown</p>										
Gary Matthews, R (1.9) OBP: 0.370, SLG: 0.552	F9		1B						E3	4	0	1	1	0	0	0											
Rowland Office, L (1.8) OBP: 0.321, SLG: 0.366	K		BB						F8	3	0	0	0	1	1	1											
Bob Horner, R (1.5) OBP: 0.360, SLG: 0.572			4-3						1-2	4	0	2	0	0	0	2											
Jeff Burroughs, R (1.7) OBP: 0.345, SLG: 0.356	F9								G6-4-3	4	0	0	0	0	1	3											
Dale Murphy, R (1.3) OBP: 0.405, SLG: 0.630	FC5-4								1-2	3	0	0	0	0	0	1											
Joe Nolan, L (1.2) OBP: 0.375, SLG: 0.447	4-3								1-2	3	0	0	0	0	1	1											
Darrel Chaney, S (1.6) OBP: 0.231, SLG: 0.161			F7						F8	3	0	0	0	0	1	0											
Preston Hanna, R (1.1) Bo McLaughlin, R (5.1) Craig Skok, R (6.1) Mike Lum, L (8, PH) Joey McLaughlin, R (8.1)			K						4-3	2	0	0	0	0	0	2		0									
<b>Inning Stats</b>	R: 0 E: 0 K: 1 S: 5	H: 0 LOB: 0 BB: 0 P: 5	R: 0 E: 0 K: 0 S: 4	H: 1 LOB: 1 BB: 0 P: 4	R: 1 E: 0 K: 1 S: 7	H: 2 LOB: 2 BB: 1 P: 11	R: 0 E: 0 K: 1 S: 5	H: 0 LOB: 0 BB: 0 P: 5	R: 0 E: 0 K: 2 S: 7	H: 0 LOB: 0 BB: 0 P: 7	R: 0 E: 0 K: 0 S: 3	H: 0 LOB: 0 BB: 0 P: 3	R: 0 E: 0 K: 1 S: 5	H: 0 LOB: 0 BB: 0 P: 5	R: 0 E: 0 K: 0 S: 3	H: 0 LOB: 0 BB: 0 P: 3		R: 0 E: 1 K: 0 S: 4	H: 1 LOB: 1 BB: 0 P: 4	1B: 4 2B: 0 3B: 0 HR: 0	SF: 0 SAC: 0 DP: 1 HBP: 0	WP: 0 PB: 0 SB: 1 CS: 0	PA: 32				
<b>PITCHER</b>	IP	WLS	BF	H	R	ER	SO	BB	IBB	HBP	BLK	WP	HR	S	P	ERA	WHIP										
Bert Blyleven, R (1.1) ERA: 3.72	9.0	W	32	4	1	1	6	1	0	0	0	0	0	43	47	1.00	0.556										

Batter	1	2	3	4	5	6	7	8	9	AB	R	H	RBI	BB	SO	LOB	BOTTOM										
Omar Moreno, L (1.8) OBP: 0.344, SLG: 0.415	5-3		1B							3	2	1	0	2	0	1	<p>Atlanta Braves @ Pittsburgh Pirates</p> <p>Three Rivers Stadium, Pittsburgh, PA</p> <p>Mon Jul 23 1979, 7:05 PM EDT</p> <p>Unknown</p>										
Tim Foli, R (1.6) OBP: 0.327, SLG: 0.356	L7		BB							5	0	3	4	0	0	1											
Dave Parker, L (1.9) OBP: 0.361, SLG: 0.511	K		1B							3	0	1	0	1	1	2											
John Milner, L (1.3) OBP: 0.362, SLG: 0.497			4-3							4	1	1	1	0	1	4											
Bill Robinson, R (1.7) OBP: 0.308, SLG: 0.556										4	1	1	0	0	2	0											
Phil Garner, R (1.5) OBP: 0.365, SLG: 0.461										4	0	1	0	0	0	2											
Ed Ott, L (1.2) OBP: 0.296, SLG: 0.399			L4							4	1	2	1	0	0	0											
Rennie Stennett, R (1.4) OBP: 0.289, SLG: 0.297			1B							2	2	1	0	2	1	1											
Bert Blyleven, R (1.1) OBP: 0.156, SLG: 0.178			SH1-4							2	0	0	0	0	1	1											
<b>Inning Stats</b>	R: 0 E: 0 K: 1 S: 5	H: 0 LOB: 0 BB: 0 P: 5	R: 0 E: 0 K: 1 S: 5	H: 1 LOB: 0 BB: 0 P: 5	R: 2 E: 1 K: 0 S: 4	H: 1 LOB: 2 BB: 3 P: 16	R: 0 E: 0 K: 1 S: 5	H: 1 LOB: 0 BB: 0 P: 5	R: 1 E: 0 K: 1 S: 7	H: 2 LOB: 2 BB: 1 P: 11	R: 3 E: 1 K: 0 S: 7	H: 3 LOB: 2 BB: 1 P: 11	R: 1 E: 0 K: 2 S: 9	H: 2 LOB: 1 BB: 0 P: 9	R: 0 E: 0 K: 0 S: 3	H: 1 LOB: 0 BB: 0 P: 3		1B: 9 2B: 2 3B: 0 HR: 1	SF: 0 SAC: 2 DP: 2 HBP: 0	WP: 2 PB: 0 SB: 1 CS: 0	PA: 38						
<b>PITCHER</b>	IP	WLS	BF	H	R	ER	SO	BB	IBB	HBP	BLK	WP	HR	S	P	ERA	WHIP										
Preston Hanna, R (1.1) ERA: 4.76	4.2	L	21	5	3	3	4	4	0	0	0	0	0	25	41	5.79	1.929										
Bo McLaughlin, R (5.1) ERA: 4.12	1.0		8	3	3	0	0	0	1	0	0	0	0	7	11	0.00	3.000										
Craig Skok, L (6.1) ERA: 3.91	1.1		6	2	1	1	2	0	0	0	0	1	1	10	10	6.75	1.500										
Joey McLaughlin, R (8.1) ERA: 1.78	1.0		3	1	0	0	0	0	0	0	0	0	0	3	3	0.00	1.000										



Batter	1	2	3	4	5	6	7	8	9	AB	R	H	RBI	BB	SO	LOB	TOP				
<b>Jerry Royster, R</b> OBP: 0.333, SLG: 0.325 (1, 4)	FC4-6 1B BB		F9		G2		F8	F9		4	1	0	0	1	0	3	<b>Atlanta Braves @ Pittsburgh Pirates</b> Three Rivers Stadium, Pittsburgh, PA Mon Jul 23 1979, 7:05 PM EDT Att: 27,148 - Unknown				
<b>Gary Matthews, R</b> OBP: 0.372, SLG: 0.552 (1, 9)	FC4-6 1B		5-3		G6-3 1B			2B 1B	K	5	1	3	0	0	1	0					
<b>Dale Murphy, R</b> OBP: 0.405, SLG: 0.627 <b>Mike Lum, L</b> OBP: 0.281, SLG: 0.335 (9, PR) (9, 3)	FC4-6 1B		F7		G6-3			1B 2B	E 1B BB	4	1	1	0	1	0	3					
<b>Bob Horner, R</b> OBP: 0.361, SLG: 0.567 (1, 5)	1-2 3-H 1B				K		6-3	1B 1B	E4 1B 5-3	4	2	1	1	1	1	1					
<b>Charlie Spikes, R</b> OBP: 0.371, SLG: 0.603 <b>Rowland Office, L</b> OBP: 0.325, SLG: 0.369 (8, PR) (8, 8)	K				1B 2B 1B			1B 1B 1B	5-3 1B	4	1	3	1	0	1	2					
<b>Barry Bonnell, R</b> OBP: 0.292, SLG: 0.405 (1, 8) (8, 7)	F9				F9		F8	K	5-3	5	0	0	1	0	1	8					
<b>Pepe Frias, R</b> OBP: 0.323, SLG: 0.357 (1, 6)			G5-4-3 2B		2B 1B		K	1B 1B	F8	5	1	3	2	0	1	3					
<b>Bruce Benedict, R</b> OBP: 0.318, SLG: 0.287 (1, 2)			G5-4-3 BB		2B		F6	1B		3	0	2	2	1	0	0					
<b>Phil Niekro, R</b> OBP: 0.247, SLG: 0.270 (1, 1)	G5-4-3		1-2 2-3		L1		F9	F6		4	0	0	0	0	0	6					
<b>Inning Stats</b>	R: 1 E: 0 K: 1 S: 7	H: 2 LOB: 2 BB: 1 P: 11	R: 0 E: 0 K: 0 S: 2	H: 1 LOB: 0 BB: 1 P: 6	R: 0 E: 0 K: 0 S: 3	H: 0 LOB: 0 BB: 0 P: 3	R: 2 E: 0 K: 1 S: 8	H: 3 LOB: 1 BB: 0 P: 8	R: 0 E: 0 K: 0 S: 3	H: 1 LOB: 1 BB: 0 P: 6	R: 0 E: 0 K: 0 S: 3	H: 0 LOB: 0 BB: 0 P: 3	R: 3 E: 0 K: 1 S: 10	H: 5 LOB: 3 BB: 1 P: 14	R: 2 E: 1 K: 1 S: 7	H: 1 LOB: 2 BB: 1 P: 11		1B: 10 2B: 4 3B: 1 HR: 0	SF: 0 SAC: 0 DP: 1 HBP: 0	WP: 0 PB: 0 SB: 0 CS: 0	PA: 43
<b>PITCHER</b>	IP	WLS	BF	H	R	ER	SO	BB	IBB	HBP	BLK	WP	HR	S	P	ERA	WHIP				
<b>Jim Rooker, L</b> ERA: 4.0 (1, 1)	6.0	L	25	8	3	3	3	2	0	0	0	0	0	29	37	4.50	1.667				
<b>Enrique Romo, R</b> ERA: 2.97 (7, 1)	2.0		12	5	3	3	1	0	1	0	0	0	0	13	17	13.50	2.500				
<b>Joe Coleman, R</b> ERA: (9, 1)	1.0		6	1	2	0	1	1	0	0	0	0	0	7	11	0.00	2.000				


AB	39
R	8
H	14
RBI	8
BB	4
SO	5
LOB	26



Batter	1	2	3	4	5	6	7	8	9	AB	R	H	RBI	BB	SO	LOB	BOTTOM				
<b>Omar Moreno, L</b> OBP: 0.341, SLG: 0.411 (1, 8)	F9		G3			F9			F7	4	0	0	0	0	0	0	<b>Atlanta Braves @ Pittsburgh Pirates</b> Three Rivers Stadium, Pittsburgh, PA Mon Jul 23 1979, 7:05 PM EDT Att: 27,148 - Unknown				
<b>Tim Foli, R</b> OBP: 0.323, SLG: 0.352 (1, 6)	L4				K	1-3			6-3	4	0	0	0	0	1	0					
<b>Dave Parker, L</b> OBP: 0.360, SLG: 0.508 (1, 9)	1B				4-3				6-3	4	0	1	0	0	1	0					
<b>Willie Stargell, L</b> OBP: 0.353, SLG: 0.610 (1, 3)	K				K					3	0	0	0	0	2	1					
<b>Lee Lacy, R</b> OBP: 0.344, SLG: 0.463 (1, 7)			K			F8	1-3			3	0	0	0	0	1	0					
<b>Bill Madlock, R</b> OBP: 0.336, SLG: 0.414 (1, 5)			F9		FC6-4 BB			F9		2	0	0	0	1	0	0					
<b>Phil Garner, R</b> OBP: 0.362, SLG: 0.456 (1, 4)			F7		FC6-4			K		3	0	0	0	0	1	1					
<b>Steve Nicosia, R</b> OBP: 0.301, SLG: 0.410 (1, 2)			F4		F6			2B		3	0	1	0	0	0	1					
<b>Jim Rooker, R</b> OBP: 0.130, SLG: 0.130 <b>Manny Sanguillen, R</b> OBP: 0.274, SLG: 0.317 <b>Enrique Romo, R</b> OBP: 0.125, SLG: 0.125 <b>John Milner, L</b> OBP: 0.360, SLG: 0.494 <b>Joe Coleman, R</b> (9, 1)			K			5-3		F9		1	0	0	0	0	0	0					
<b>Inning Stats</b>	R: 0 E: 0 K: 1 S: 6	H: 1 LOB: 1 BB: 0 P: 6	R: 0 E: 0 K: 1 S: 5	H: 0 LOB: 0 BB: 0 P: 5	R: 0 E: 0 K: 2 S: 7	H: 0 LOB: 0 BB: 0 P: 7	R: 0 E: 0 K: 0 S: 3	H: 0 LOB: 0 BB: 0 P: 3	R: 0 E: 0 K: 1 S: 5	H: 0 LOB: 0 BB: 0 P: 5	R: 0 E: 0 K: 1 S: 6	H: 1 LOB: 1 BB: 0 P: 6	R: 0 E: 0 K: 0 S: 3	H: 0 LOB: 0 BB: 0 P: 3	1B: 1 2B: 1 3B: 0 HR: 0	SF: 0 SAC: 0 DP: 0 HBP: 0		WP: 0 PB: 0 SB: 0 CS: 0	PA: 30		
<b>PITCHER</b>	IP	WLS	BF	H	R	ER	SO	BB	IBB	HBP	BLK	WP	HR	S	P	ERA	WHIP				
<b>Phil Niekro, R</b> ERA: 3.63 (1, 1)	9.0	W	30	2	0	0	7	1	0	0	0	0	0	43	47	0.00	0.333				






Batter	1	2	3	4	5	6	7	8	9	AB	R	H	RBI	BB	SO	LOB	TOP		
Jerry Royster, R OBP: 0.333, SLG: 0.327 (1, 4)	F8		2B		K			F9		4	0	1	0	0	1	0	Atlanta Braves @ St. Louis Cardinals Busch Stadium, St. Louis, MO Tue Jul 24 1979, 7:05 PM CDT Att: 12,505 - Unknown		
Gary Matthews, R OBP: 0.365, SLG: 0.547 (1, 9)	4-3		F5			6-3		5-3		4	0	0	0	0	0	2			
Rowland Office, L OBP: 0.323, SLG: 0.363 (1, 8)	2B	BB	K			4-3		K		3	1	0	0	1	2	2			
Bob Horner, R OBP: 0.366, SLG: 0.586 (1, 5)	2B		K			FC6-4	1B		HR	4	1	3	2	0	1	2			
Jeff Burroughs, R OBP: 0.342, SLG: 0.352 (1, 7)	5-3					FC6-4		1-3		4	0	0	0	0	0	2			
Dale Murphy, R OBP: 0.397, SLG: 0.612 (1, 3)		5-3			6-3		4-3		6-3	4	0	0	0	0	0	0			
Joe Nolan, L OBP: 0.364, SLG: 0.432 (1, 2)		K			F7		K		E6	4	1	0	0	0	2	0			
Pepe Frias, R OBP: 0.322, SLG: 0.359 (1, 6)		4-3			F8		E1		2B	4	0	1	1	0	0	0			
Tony Brizzolara, R OBP: 0.111, SLG: 0.042 (4, 1)					P6		K		K	1	0	1	0	0	0	0			
Craig Skok, R OBP: 0.227, SLG: 0.158 (5, 1)					2B					0	0	0	0	0	0	0			
Darrel Chaney, S OBP: 0.227, SLG: 0.158 (5, 1)					1B					0	0	0	0	0	0	0			
Adrian Devine, R OBP: 0.260, SLG: 0.333 (7, 1)										0	0	0	0	0	0	0			
Mike Lum, L OBP: 0.260, SLG: 0.333 (7, 1)										0	0	0	0	0	0	0			
Bo McLaughlin, R OBP: 0.260, SLG: 0.333 (7, 1)										0	0	0	0	0	0	0			
Charlie Spikes, R OBP: 0.260, SLG: 0.333 (9, PH)										1	0	0	0	0	0	1			
<b>Inning Stats</b>	R: 1 E: 0 K: 0 S: 4	H: 1 LOB: 1 BB: 1 P: 8	R: 0 E: 0 K: 1 S: 5	H: 0 LOB: 0 BB: 0 P: 5	R: 0 E: 0 K: 2 S: 9	H: 2 LOB: 2 BB: 0 P: 9	R: 0 E: 0 K: 0 S: 3	H: 0 LOB: 0 BB: 0 P: 3	R: 0 E: 0 K: 1 S: 5	H: 0 LOB: 0 BB: 0 P: 5	R: 0 E: 0 K: 2 S: 8	H: 0 LOB: 1 BB: 0 P: 8	R: 0 E: 0 K: 1 S: 5	H: 0 LOB: 0 BB: 0 P: 5	R: 2 E: 1 K: 1 S: 8	H: 2 LOB: 1 BB: 0 P: 8	1B: 2 2B: 3 3B: 0 HR: 1	SF: 0 SAC: 0 DP: 0 HBP: 0	WP: 0 PA: 36 PB: 0 SB: 0 CS: 0
<b>PITCHER</b> Pete Vuckovich, R ERA: 3.62 (1, 1)	IP: 9.0 WLS: W BF: 36 H: 6 R: 3 ER: 2 SO: 8 BB: 1 IBB: 0 HBP: 0 BLK: 0 WP: 0 HR: 1 S: 51 P: 55 ERA: 2.00 WHIP: 0.778															<b>PITCHER</b>			


Batter	1	2	3	4	5	6	7	8	9	AB	R	H	RBI	BB	SO	LOB	BOTTOM		
Gary Templeton, S OBP: 0.341, SLG: 0.466 (1, 6)	1B	PB		SF7			1B	4-3		4	2	3	2	0	0	0	Atlanta Braves @ St. Louis Cardinals Busch Stadium, St. Louis, MO Tue Jul 24 1979, 7:05 PM CDT Att: 12,505 - Unknown		
Lou Brock, L OBP: 0.351, SLG: 0.433 (1, 7)	6-3	3-1		CS			FC6			3	0	1	1	1	0	2			
Keith Hernandez, L OBP: 0.396, SLG: 0.492 (1, 3)	E		K	CS			FC6	1B		3	2	1	1	1	1	1			
Ted Simmons, S OBP: 0.417, SLG: 0.638 (1, 2)	E7		1B		F7		FC5-4	1B		3	1	2	1	1	0	1			
George Hendrick, R OBP: 0.374, SLG: 0.458 (1, 9)	5-3		K		9-3		FC5-4	1B		4	0	0	0	0	1	4			
Tony Scott, S OBP: 0.313, SLG: 0.385 (1, 8)	F7						4-3			4	0	2	0	0	0	1			
Ken Reitz, R OBP: 0.312, SLG: 0.401 (1, 5)		K		F8			G3			4	0	1	0	0	2	3			
Ken Oberkfell, L OBP: 0.380, SLG: 0.436 (1, 4)		SH2-4			SH1-4		G3		K	4	2	2	0	0	1	1			
Pete Vuckovich, R OBP: 0.143, SLG: 0.146 (1, 1)		SH2-4			SH1-4		K		K	2	0	0	0	0	2	1			
<b>Inning Stats</b>	R: 2 E: 1 K: 0 S: 6	H: 3 LOB: 1 BB: 0 P: 6	R: 1 E: 0 K: 1 S: 7	H: 2 LOB: 1 BB: 0 P: 7	R: 1 E: 0 K: 2 S: 8	H: 1 LOB: 1 BB: 1 P: 12	R: 1 E: 0 K: 0 S: 3	H: 1 LOB: 0 BB: 1 P: 7	R: 0 E: 0 K: 0 S: 2	H: 0 LOB: 0 BB: 1 P: 6	R: 0 E: 0 K: 1 S: 6	H: 1 LOB: 1 BB: 0 P: 6	R: 2 E: 0 K: 1 S: 9	H: 4 LOB: 2 BB: 0 P: 9	R: 0 E: 0 K: 2 S: 7	H: 0 LOB: 0 BB: 0 P: 7	1B: 6 2B: 6 3B: 1 HR: 0	SF: 1 SAC: 2 DP: 1 HBP: 0	WP: 0 PA: 38 PB: 1 SB: 1 CS: 1
<b>PITCHER</b> Tony Brizzolara, R ERA: 4.92 (1, 1)	IP: 3.1 WLS: L BF: 18 H: 7 R: 5 ER: 4 SO: 3 BB: 1 IBB: 0 HBP: 0 BLK: 0 WP: 0 HR: 0 S: 23 P: 27 ERA: 10.80 WHIP: 2.400															<b>PITCHER</b>			
Craig Skok, L ERA: 3.62 (4, 1)	0.2	2	0	0	0	0	1	0	0	0	0	1	5	0.00	1.500				
Adrian Devine, R ERA: 2.51 (5, 1)	2.0	7	1	0	0	1	1	0	0	0	0	8	12	0.00	1.000				
Bo McLaughlin, R ERA: 4.34 (7, 1)	2.0	10	4	2	2	3	0	0	0	0	0	16	16	9.00	2.000				







Batter	1	2	3	4	5	6	7	8	9	AB	R	H	RBI	BB	SO	LOB	TOP			
Jerry Royster, R (1,4) OBP: 0.332, SLG: 0.325	F8			1B BB	6-3			4-3		3	1	0	0	1	0	0	<b>Atlanta Braves @ St. Louis Cardinals</b> Busch Stadium, St. Louis, MO Thu Jul 26 1979, 7:05 PM CDT Att. 14,602 - Overcast  <b>AB 31</b> <b>R 2</b> <b>H 5</b> <b>RBI 2</b> <b>BB 4</b> <b>SO 1</b> <b>LOB 14</b>  			
Gary Matthews, R (1,9) OBP: 0.370, SLG: 0.542	6-3			1B 1-2		6-3		BB		3	1	1	0	1	0	0				
Rowland Office, L (1,8) OBP: 0.341, SLG: 0.368	4-3			WP 1B 1-3 2-H		4-3		F7		4	0	1	1	0	0	1				
Bob Horner, R (1,5) OBP: 0.367, SLG: 0.581				WP 1B 1-2 3-H		F7		L8		3	0	1	1	1	0	0				
Dale Murphy, R (1,3) OBP: 0.587, SLG: 0.587	G5-4-3			K 1-2 2-3				5-3		4	0	0	0	0	1	3				
Joe Nolan, L (1,2) OBP: 0.376, SLG: 0.432	3-1			P6				1B BB		3	0	0	0	1	0	3				
Barry Bonnell, R (1,7) OBP: 0.298, SLG: 0.417				F7				F8		4	0	2	0	0	0	3				
Pepe Frias, R (1,6) OBP: 0.322, SLG: 0.367				L3		4-3		FC5-4		4	0	0	0	0	0	4				
Eddie Solomon, R (1,1) OBP: 0.167, SLG: 0.171				5-3		L7		F7		2	0	0	0	0	0	0				
Adrian Devine, R (5,1)										0	0	0	0	0	0	0				
Craig Skok, R (6,1)										0	0	0	0	0	0	0				
Mike Lum, L (8, PH)										1	0	0	0	0	0	0				
Gene Garber, R (8,1)										0	0	0	0	0	0	0				
<b>Inning Stats</b>	R: 0 E: 0 K: 0 S: 3	H: 0 LOB: 0 BB: 0 P: 3	R: 0 E: 0 K: 0 S: 2	H: 0 LOB: 0 BB: 1 P: 6	R: 0 E: 0 K: 1 S: 3	H: 1 LOB: 0 BB: 0 P: 3	R: 2 E: 0 K: 1 S: 8	H: 3 LOB: 2 BB: 1 P: 12	R: 0 E: 0 K: 0 S: 3	H: 0 LOB: 0 BB: 0 P: 3	R: 0 E: 0 K: 0 S: 4	H: 0 LOB: 1 BB: 0 P: 4	R: 0 E: 0 K: 0 S: 3	H: 0 LOB: 1 BB: 1 P: 7	R: 0 E: 0 K: 0 S: 4	H: 1 LOB: 2 BB: 1 P: 8	1B: 5 2B: 1 3B: 0 HR: 0	SF: 0 SAC: 0 DP: 2 HBP: 0	WP: 1 PB: 0 SB: 0 CS: 0	PA: 35
<b>PITCHER</b> Silvio Martinez, R (1,1) ERA: 2.92	IP: 9.0 WLS: W BF: 35 H: 5 R: 2 ER: 2 SO: 1 BB: 4 IBB: 0 HBP: 0 BLK: 0 WP: 1 HR: 0 S: 33 P: 49 ERA: 2.00 WHIP: 1.000															<b>PITCHER</b>				

Batter	1	2	3	4	5	6	7	8	9	AB	R	H	RBI	BB	SO	LOB	BOTTOM			
Lou Brock, L (1,7) OBP: 0.348, SLG: 0.425	FC4-6	K			F8	FC6-5				4	0	1	0	0	1	2	<b>Atlanta Braves @ St. Louis Cardinals</b> Busch Stadium, St. Louis, MO Thu Jul 26 1979, 7:05 PM CDT Att. 14,602 - Overcast  <b>AB 33</b> <b>R 6</b> <b>H 12</b> <b>RBI 6</b> <b>BB 1</b> <b>SO 4</b> <b>LOB 15</b>  			
Ken Oberkfell, L (1,4) OBP: 0.385, SLG: 0.435	FC4-6		K		1B	CS		K		4	2	1	0	0	2	1				
Keith Hernandez, L (1,3) OBP: 0.397, SLG: 0.499	1B	3B	6-3		1B	2B		2B		4	2	3	1	0	0	0				
Ted Simmons, S (1,2) OBP: 0.416, SLG: 0.628	G4-6-3		F9		2B	1B		F9		4	1	2	2	0	0	1				
George Hendrick, R (1,9) OBP: 0.377, SLG: 0.461	G4-6-3			1B	1B	BLK		5-3		4	0	2	2	0	0	2				
Tony Scott, S (1,8) OBP: 0.312, SLG: 0.382		1B	5-3		F8	F5		F9		4	1	1	0	0	0	2				
Ken Reitz, R (1,5) OBP: 0.313, SLG: 0.490	P4			1B	P3			L6		4	0	1	0	0	0	2				
Mike Phillips, L (1,6) OBP: 0.288, SLG: 0.290		5-3			F7	FC6-5		3-1		3	0	1	0	1	0	2				
Silvio Martinez, R (1,1) OBP: 0.150, SLG: 0.158	5-3		K			SH1-4				2	0	0	1	0	1	3				
<b>Inning Stats</b>	R: 2 E: 0 K: 0 S: 5	H: 3 LOB: 0 BB: 0 P: 5	R: 1 E: 0 K: 1 S: 7	H: 2 LOB: 1 BB: 0 P: 7	R: 0 E: 0 K: 1 S: 5	H: 0 LOB: 0 BB: 0 P: 5	R: 0 E: 0 K: 1 S: 7	H: 2 LOB: 2 BB: 0 P: 7	R: 3 E: 0 K: 0 S: 7	H: 4 LOB: 1 BB: 0 P: 7	R: 0 E: 0 K: 0 S: 2	H: 0 LOB: 1 BB: 1 P: 6	R: 0 E: 0 K: 1 S: 6	H: 1 LOB: 0 BB: 0 P: 6	R: 0 E: 0 K: 0 S: 3	H: 0 LOB: 0 BB: 0 P: 3		1B: 9 2B: 2 3B: 1 HR: 0	SF: 0 SAC: 1 DP: 1 HBP: 0	WP: 0 PB: 0 SB: 1 CS: 1
<b>PITCHER</b> Eddie Solomon, R (1,1) ERA: 5.18 Adrian Devine, R (5,1) ERA: 2.45 Craig Skok, L (6,1) ERA: 3.74 Gene Garber, R (8,1) ERA: 4.07	IP: 4.1 WLS: L BF: 22 H: 10 R: 6 ER: 6 SO: 3 BB: 0 IBB: 0 HBP: 0 BLK: 0 WP: 0 HR: 0 S: 28 P: 28 ERA: 12.46 WHIP: 2.308															<b>PITCHER</b>				



Batter	1	2	3	4	5	6	7	8	9	AB	R	H	RBI	BB	SO	LOB	TOP		
Dave Collins, S (1,7) OBP: 0.384, SLG: 0.470 Paul Blair, R (9,7) OBP: 0.219, SLG: 0.290	0-0 G6-4-3 1B		0-0 1-2 1B		0-0 1-2 1B		0-0 6-3		0-0 1-3	5	0	3	0	0	0	0			
Hector Cruz, R (1,9) OBP: 0.190, SLG: 0.137	0-0 G6-4-3 1-2f		0-0 1-3		0-0 G5-3			0-3 K		4	0	0	0	0	1	5			
Joe Morgan, L (1,4) OBP: 0.394, SLG: 0.399	0-0 F9			0-0 S 1B		0-0 E S FC6-4 1B		0-0 F7		4	1	2	0	0	0	0			
Johnny Bench, R (1,2)		4-0 G6-4-3 BB		0-0 F7 1-2		4-0 FC6-4 BB		4-0 1B BB		1	1	0	0	3	0	1			
Dave Concepcion, R (1,6) OBP: 0.353, SLG: 0.438	0-0 G6-4-3 1-2f			0-0 BB		0-0 FC6-4 1-2f		0-0 1B		3	0	1	1	1	0	2			
Ray Knight, R (1,5) OBP: 0.361, SLG: 0.404	0-0 6-3			0-0 F9		0-0 F9 3-H		0-0 1B		4	0	1	1	0	0	3			
Dan Driessen, L (1,3) OBP: 0.322, SLG: 0.411			0-3 K		0-0 6-3		0-0 F8		0-0 3-1	4	0	0	0	0	1	5			
Cesar Geronimo, L (1,8) OBP: 0.309, SLG: 0.348			0-0 1B 1B		0-3 K		0-0 F3		0-0 4-3	4	0	1	0	0	1	0			
Michael LaCoss, R (1,1) OBP: 0.140, SLG: 0.104 Doug Bair, R (8,1)			0-0 B1		4-0 G5-3 1B BB		0-0 1-3		0-0 6-3	2	0	0	0	1	0	1			
<b>Inning Stats</b>	R: 0 E: 0 K: 0 S: 3	H: 1 LOB: 0 BB: 0 P: 3	R: 0 E: 0 K: 2 S: 2	H: 0 LOB: 0 BB: 1 P: 6	R: 0 E: 0 K: 1 S: 7	H: 2 LOB: 2 BB: 0 P: 7	R: 0 E: 0 K: 0 S: 4	H: 1 LOB: 2 BB: 1 P: 8	R: 0 E: 0 K: 1 S: 5	H: 1 LOB: 1 BB: 1 P: 9	R: 1 E: 0 K: 0 S: 4	H: 0 LOB: 0 BB: 0 P: 3	R: 0 E: 0 K: 1 S: 7	H: 2 LOB: 2 BB: 1 P: 11	R: 0 E: 0 K: 0 S: 3	H: 0 LOB: 0 BB: 0 P: 3	1B: 8 2B: 0 3B: 0 HR: 0	SF: 0 SAC: 0 DP: 3 HBP: 0	WP: 0 PA: 37 CS: 0
<b>PITCHER</b> Phil Niekro, R (1,1) ERA: 3.56	IP: 9.0 WLS: L BF: 37	H: 8 R: 2 ER: 2 SO: 3	BB: 5 IBB: 0 HBP: 0 BLK: 0	WP: 0 HR: 0 S: 38 P: 58	ERA: 2.00 WHIP: 1.444	<b>PITCHER</b> IP: WLS: BF: H: R: ER: SO: BB: IBB: HBP: BLK: WP: HR: S: P: ERA: WHIP													

Cincinnati Reds @ Atlanta Braves  
Atlanta-Fulton County Stadium, Atlanta, GA  
Fri Jul 27 1979, 7:05 PM EDT  
Att: 21,927 - Unknown - 85 F

AB 32  
R 2  
H 8  
RBI 2  
BB 5  
SO 3  
LOB 17



Batter	1	2	3	4	5	6	7	8	9	AB	R	H	RBI	BB	SO	LOB	BOTTOM		
Jerry Royster, R (1,4) OBP: 0.329, SLG: 0.322	0-0 4-3		0-0 F9		0-0 E6 6-3 S		0-0 L4			4	0	0	0	0	0	1			
Gary Matthews, R (1,9) OBP: 0.365, SLG: 0.539	0-0 F9				0-0 6-3 1-3			0-0 5-3		4	0	1	0	0	0	1			
Rowland Office, L (1,8) OBP: 0.340, SLG: 0.370	0-0 2B		0-0 F9		0-0 F8			0-0 3-1		4	0	1	0	0	0	2			
Bob Horner, R (1,5) OBP: 0.366, SLG: 0.576	0-0 4-3			0-0 E6 1B 5-3		0-0 G6-4-3 1B		0-3 K		4	0	1	0	0	1	1			
Jeff Burroughs, R (1,7) OBP: 0.341, SLG: 0.350 Glenn Hubbard, R (9, PR) OBP: 0.280, SLG: 0.279		0-3 K		0-0 F9		0-0 G6-4-3 1-2f			0-0 1B	4	0	1	0	0	1	2			
Dale Murphy, R (1,3) OBP: 0.380, SLG: 0.574		0-3 K		0-0 5-3 1-2		0-3 K			0-3 K	4	0	0	0	0	3	2			
Pepe Frias, R (1,6) OBP: 0.324, SLG: 0.369		0-0 1B		0-0 2-3 1B		0-0 P5			0-0 L6	4	0	2	0	0	0	1			
Bruce Benedict, R (1,2) OBP: 0.319, SLG: 0.282 Joe Nolan, L (9, PH) OBP: 0.373, SLG: 0.429		0-0 P6		0-3 K		4-0 SH3-4 BB			0-0 G3	2	0	0	0	1	1	3			
Phil Niekro, R (1,1) OBP: 0.241, SLG: 0.263			0-0 6-3		0-0 6-3		0-0 SH3-4 1-2			2	0	0	0	0	0	0			
<b>Inning Stats</b>	R: 0 E: 0 K: 0 S: 4	H: 1 LOB: 1 BB: 0 P: 4	R: 0 E: 0 K: 2 S: 8	H: 1 LOB: 0 BB: 0 P: 8	R: 0 E: 0 K: 1 S: 7	H: 1 LOB: 2 BB: 0 P: 7	R: 0 E: 1 K: 0 S: 4	H: 0 LOB: 1 BB: 0 P: 4	R: 0 E: 0 K: 1 S: 5	H: 1 LOB: 0 BB: 0 P: 5	R: 0 E: 0 K: 0 S: 3	H: 0 LOB: 1 BB: 1 P: 7	R: 0 E: 0 K: 1 S: 5	H: 0 LOB: 0 BB: 0 P: 5	R: 0 E: 0 K: 1 S: 6	H: 1 LOB: 1 BB: 0 P: 6	1B: 5 2B: 1 3B: 0 HR: 0	SF: 0 SAC: 1 DP: 1 HBP: 0	WP: 0 PA: 35 CS: 0
<b>PITCHER</b> Michael LaCoss, R (1,1) ERA: 2.59 Doug Bair, R (8,1) ERA: 3.67	IP: 7.0 WLS: W BF: 28	H: 5 R: 0 ER: 0 SO: 4	BB: 1 IBB: 0 HBP: 0 BLK: 0	WP: 0 HR: 0 S: 35 P: 39	ERA: 0.00 WHIP: 0.857	<b>PITCHER</b> IP: WLS: BF: H: R: ER: SO: BB: IBB: HBP: BLK: WP: HR: S: P: ERA: WHIP													

Cincinnati Reds @ Atlanta Braves  
Atlanta-Fulton County Stadium, Atlanta, GA  
Fri Jul 27 1979, 7:05 PM EDT  
Att: 21,927 - Unknown - 85 F

AB 33  
R 0  
H 6  
RBI 0  
BB 1  
SO 6  
LOB 14









Batter	1	2	3	4	5	6	7	8	9	AB	R	H	RBI	BB	SO	LOB	TOP										
Dave Collins, S (1, 7) OBP: 0.374, SLG: 0.451	6-3		BB	L8			5-3	G3		4	0	1	1	0	4												
Junior Kennedy, R (1, 4) OBP: 0.381, SLG: 0.343	K		BB	F3			BB	F8		5	0	1	0	0	2	5											
Hector Cruz, R (1, 9) OBP: 0.214, SLG: 0.169	1B		BB	F7			BB	2B		4	1	2	0	1	1	3											
Dave Concepcion, R (1, 6) OBP: 0.360, SLG: 0.440	K		BB	L6-4			2B	G3		3	1	1	0	1	2	3											
Mario Soto, R (7, 1) OBP: 0.333, SLG: 0.333	K		BB	1B			2B	SF8		0	0	0	0	0	0	0											
Ken Griffey, L (9, PH) OBP: 0.389, SLG: 0.473	K		BB	BB			1B	2B		1	1	1	1	0	0	0											
Dan Driessen, L (1, 3) OBP: 0.324, SLG: 0.422	K		BB	P4			WP	G3		5	1	2	1	0	1	2											
Ray Knight, R (1, 5) OBP: 0.360, SLG: 0.405	2B		BB	1B			6-3	SF8		4	1	3	1	0	0	1											
Paul Blair, R (1, 8) OBP: 0.218, SLG: 0.286	5-3		BB	L6-4			B1-3	6-3		5	0	1	0	0	0	4											
Vic Correll, R (1, 2) OBP: 0.330, SLG: 0.355	K		BB	1B			L4	HBP		3	0	1	1	0	1	2											
Frank Pastore, R (1, 1) Manny Sarmiento, R (3, 1) Cesar Geronimo, L (5, PH) Dave Tomlin, L (5, 1) Harry Spilman, L (7, PH) Rick Auerbach, R (7, 6) OBP: 0.341, SLG: 0.297	K		BB	BB			4-3	P4		1	0	0	0	0	1	0											
<b>Inning Stats</b>	R: 0 E: 0 K: 2 S: 8	H: 1 LOB: 1 BB: 0 P: 8	R: 0 E: 0 K: 2 S: 8	H: 1 LOB: 1 BB: 0 P: 8	R: 0 E: 0 K: 3 S: 9	H: 0 LOB: 1 BB: 1 P: 13	R: 0 E: 0 K: 0 S: 3	H: 1 LOB: 1 BB: 1 P: 7	R: 0 E: 0 K: 0 S: 4	H: 1 LOB: 2 BB: 1 P: 8	R: 1 E: 0 K: 0 S: 5	H: 2 LOB: 1 BB: 0 P: 5	R: 0 E: 0 K: 1 S: 6	H: 1 LOB: 2 BB: 1 P: 10	R: 2 E: 0 K: 0 S: 6	H: 3 LOB: 2 BB: 0 P: 7	R: 2 E: 0 K: 0 S: 5	H: 2 LOB: 0 BB: 0 P: 5	1B: 8 2B: 5 3B: 0 HR: 0	SF: 1 SAC: 0 DP: 1 HBP: 1	WP: 1 PA: 43 PB: 0 SB: 1 CS: 0						
<b>PITCHER</b>	IP	WLS	BF	H	R	ER	SO	BB	IBB	HBP	BLK	WP	HR	S	P	ERA	WHIP										
Mickey Mahler, L (1, 1) ERA: 5.98	5.0	W	23	6	1	1	7	3	0	0	0	0	0	34	46	1.80	1.800										
Bo McLaughlin, R (6, 1) ERA: 4.47	2.0		12	4	2	2	1	1	0	1	0	1	0	12	17	9.00	2.500										
Gene Garber, R (8, 1) ERA: 4.14	2.0		8	2	2	2	0	0	0	0	0	0	0	8	8	9.00	1.000										

Cincinnati Reds @ Atlanta Braves  
Atlanta-Fulton County Stadium, Atlanta, GA  
Sat Jul 28 1979, 7:05 PM EDT  
Att: 37,265 - Unknown - 85 F

AB	37
R	5
H	12
RBI	5
BB	4
SO	8
LOB	27



Batter	1	2	3	4	5	6	7	8	9	AB	R	H	RBI	BB	SO	LOB	BOTTOM										
Barry Bonnell, R (1, 8) OBP: 0.300, SLG: 0.416	K	P5		4-3				P5		5	1	2	0	0	1	3											
Gary Matthews, R (1, 9) OBP: 0.370, SLG: 0.550	F9		5-3	4-3			G6-4-3			4	0	0	0	0	0	2											
Jeff Burroughs, R (1, 7) OBP: 0.346, SLG: 0.357	6-3		1B	HR			1B			4	2	3	1	0	0	0											
Bob Horner, R (1, 5) OBP: 0.365, SLG: 0.579	4-3		WP	HR			K			4	2	2	3	0	1	1											
Mike Lum, L (1, 3) OBP: 0.280, SLG: 0.324	1B	1B	WP	K			P1			2	2	0	0	2	1	1											
Glenn Hubbard, R (1, 4) OBP: 0.279, SLG: 0.279	1B	1B	K	6-3			P6			4	1	1	0	0	1	3											
Darrel Chaney, S (1, 6) OBP: 0.254, SLG: 0.180	2B	1B	1B	4-3			F5			4	0	2	2	0	0	0											
Bruce Benedict, R (1, 2) OBP: 0.317, SLG: 0.289	2B	6-3	6-3	6-3			P5			4	0	1	2	0	0	1											
Mickey Mahler, S (1, 1) OBP: 0.120, SLG: 0.125	4-3		4-3	K			BB			2	0	0	0	0	1	2											
Bo McLaughlin, R (6, 1) Gene Garber, R (8, 1) OBP: 0.545, SLG: 0.375	K		K	K			BB			1	0	0	0	0	1	0											
<b>Inning Stats</b>	R: 0 E: 0 K: 1 S: 5	H: 0 LOB: 0 BB: 0 P: 5	R: 2 E: 0 K: 0 S: 6	H: 3 LOB: 2 BB: 1 P: 10	R: 3 E: 0 K: 1 S: 8	H: 3 LOB: 1 BB: 1 P: 12	R: 3 E: 0 K: 2 S: 10	H: 3 LOB: 0 BB: 0 P: 10	R: 0 E: 0 K: 0 S: 3	H: 0 LOB: 0 BB: 0 P: 3	R: 0 E: 0 K: 1 S: 5	H: 1 LOB: 0 BB: 0 P: 5	R: 0 E: 0 K: 1 S: 6	H: 1 LOB: 1 BB: 0 P: 6	R: 0 E: 0 K: 0 S: 3	H: 0 LOB: 1 BB: 1 P: 7	R: 0 E: 0 K: 0 S: 5	H: 0 LOB: 1 BB: 1 P: 7	1B: 8 2B: 2 3B: 0 HR: 1	SF: 0 SAC: 0 DP: 1 HBP: 0	WP: 1 PA: 37 PB: 0 SB: 0 CS: 0						
<b>PITCHER</b>	IP	WLS	BF	H	R	ER	SO	BB	IBB	HBP	BLK	WP	HR	S	P	ERA	WHIP										
Frank Pastore, R (1, 1) ERA: 8.31	2.2	L	16	6	5	5	2	2	0	0	0	0	0	18	26	16.88	3.000										
Manny Sarmiento, R (3, 1) ERA: 7.33	1.1		7	3	3	3	2	0	0	0	0	0	1	11	11	20.25	2.250										
Dave Tomlin, L (5, 1) ERA: 2.72	2.0		6	1	0	0	1	0	0	0	0	0	0	8	8	0.00	0.500										
Mario Soto, R (7, 1) ERA: 7.71	2.0		8	1	0	0	1	1	0	0	0	0	0	9	13	0.00	1.000										

Cincinnati Reds @ Atlanta Braves  
Atlanta-Fulton County Stadium, Atlanta, GA  
Sat Jul 28 1979, 7:05 PM EDT  
Att: 37,265 - Unknown - 85 F

AB	34
R	8
H	11
RBI	8
BB	3
SO	6
LOB	13













Batter	1	2	3	4	5	6	7	8	9	AB	R	H	RBI	BB	SO	LOB	TOP										
Gene Richards, L (1.8) OBP: 0.344, SLG: 0.348	0-3 K		0-0 S 1B		0-0 FC6-4 1B		0-0 4-3			4	0	2	0	0	1	0											
Paul Dade, R (1.5) OBP: 0.329, SLG: 0.384	0-0 F9		0-3 K		0-0 FC6-4 S 1-2 2-3			0-0 L4		4	0	0	0	0	1	3											
Kurt Bevacqua, R (1.4) OBP: 0.346, SLG: 0.326	0-0 4-3			0-0 FC1-6 1B	0-0 6-3			0-3 K		4	0	1	0	0	1	2											
Dave Winfield, R (1.9) OBP: 0.423, SLG: 0.629		0-0 6-3		0-0 FC1-6 S SF8 1-2		0-0 5-3		0-0 5-3		4	1	0	0	0	0	1											
Jerry Turner, L (1.7) OBP: 0.302, SLG: 0.390	0-0 F8		0-0 SF8 1-H		0-0 F9			0-3 K		3	0	0	1	0	1	0											
Gene Tenace, R (1.2) OBP: 0.394, SLG: 0.418	0-0 6-3		0-0 F7		0-0 HR			0-3 K		4	1	1	1	0	1	0											
Dan Briggs, L (1.3) OBP: 0.287, SLG: 0.392			0-0 HR		0-3 K		0-0 F7		0-0 F3	4	1	1	1	0	1	0											
Ozzie Smith, S (1.6) OBP: 0.255, SLG: 0.242			0-0 F7		0-0 S 1B		0-0 4-3			3	1	1	0	0	0	0											
Randy Jones, R (1.1) OBP: 0.196, SLG: 0.220			0-3 K		0-0 FC6-4 1B		0-3 K			3	0	1	1	0	2	0											
Rollie Fingers, R (8.1) OBP: 0.063, SLG: 0.083										0	0	0	0	0	0	0											
Eric Rasmussen, R (8.1) OBP: 0.111, SLG: 0.040										0	0	0	0	0	0	0											
Fernando Gonzalez, R (8.4) OBP: 0.260, SLG: 0.371										0	0	0	0	0	0	0											
<b>Inning Stats</b>	R: 0 E: 0 K: 1 S: 5	H: 0 LOB: 0 BB: 0 P: 5	R: 0 E: 0 K: 0 S: 3	H: 0 LOB: 0 BB: 0 P: 3	R: 1 E: 0 K: 2 S: 9	H: 2 LOB: 1 BB: 0 P: 9	R: 1 E: 0 K: 0 S: 4	H: 1 LOB: 0 BB: 0 P: 4	R: 1 E: 0 K: 1 S: 8	H: 3 LOB: 2 BB: 0 P: 8	R: 1 E: 0 K: 0 S: 4	H: 1 LOB: 0 BB: 0 P: 4	R: 0 E: 0 K: 1 S: 5	H: 0 LOB: 0 BB: 0 P: 5	R: 0 E: 0 K: 2 S: 7	H: 0 LOB: 0 BB: 0 P: 7	1B: 5 2B: 0 3B: 0 HR: 2	SF: 1 SAC: 0 DP: 0 HBP: 0	WP: 0 PB: 0 SB: 4 CS: 0	PA: 34							
<b>PITCHER</b>	IP	WLS	BF	H	R	ER	SO	BB	IBB	HBP	BLK	WP	HR	S	P	ERA	WHIP										
Eddie Solomon, R (1.1) ERA: 5.14	6.0		25	7	4	3	4	0	0	0	0	0	2	33	33	4.50	1.167										
Joey McLaughlin, R (7.1) ERA: 1.79	2.0	W	6	0	0	0	2	0	0	0	0	0	0	10	10	0.00	0.000										
Gene Garber, R (9.1) ERA: 4.09	1.0	S	3	0	0	0	2	0	0	0	0	0	0	7	7	0.00	0.000										

San Diego Padres @ Atlanta Braves  
Atlanta-Fulton County Stadium, Atlanta, GA  
Wed Aug 01 1979, 7:05 PM EDT  
Att: 5,062 - Unknown - 85 F

AB	33
R	4
H	7
RBI	4
BB	0
SO	8
LOB	6



Batter	1	2	3	4	5	6	7	8	9	AB	R	H	RBI	BB	SO	LOB	BOTTOM										
Jerry Royster, R (1.4) OBP: 0.328, SLG: 0.334	0-0 5-3 1B		0-0 1-3 2B		0-0 5-3			0-0 1B 1B		4	1	3	0	0	0	0											
Gary Matthews, R (1.9) OBP: 0.371, SLG: 0.554	0-0 F2		0-0 L5 3-H		0-0 6-3		0-0 6-3	0-0 1B HR 1B		4	1	1	0	0	0	3											
Bob Homer, R (1.5) OBP: 0.362, SLG: 0.566	0-0 5-3 1-2			0-0 E 1B		0-0 5-3		0-0 HR 1B		4	1	2	2	0	0	1											
Dale Murphy, R (1.3) OBP: 0.382, SLG: 0.578	0-3 K			0-0 P6		0-0 FC6-4 1B		0-0 HR 1B		4	1	2	3	0	1	2											
Charlie Spikes, R (1.7) OBP: 0.358, SLG: 0.554		0-0 6-3		0-3 K		0-0 FC6-4 1-2		0-3 K		4	0	0	0	0	2	2											
Gene Garber, R (9.1) OBP: 0.545, SLG: 0.375										0	0	0	0	0	0	0											
Barry Bonnell, R (1.8) OBP: 0.304, SLG: 0.418		0-0 G1-6-3 BB		0-0 E4 FC5-4 1-2		0-0 4-3		0-0 F8		3	0	0	0	1	0	1											
Pepe Frias, R (1.6) OBP: 0.323, SLG: 0.363		0-0 G1-6-3 1-2		0-0 FC5-4 1-2		0-0 F7		0-0 L4		4	0	0	0	0	0	3											
Bruce Benedict, R (1.2) OBP: 0.315, SLG: 0.278			0-0 5-3		0-0 5-3		0-0 5-3			3	0	0	0	0	0	0											
Eddie Solomon, R (1.1) OBP: 0.158, SLG: 0.162			0-0 E4 2B L5		0-0 F9			0-0 1B 1B 1B		2	0	0	0	0	0	0											
Joey McLaughlin, R (7.1) OBP: 0.400, SLG: 0.600										0	0	0	0	0	0	0											
Jeff Burroughs, R (6. PH) OBP: 0.344, SLG: 0.356										1	1	1	0	0	0	0											
Rowland Office, L (8.8) OBP: 0.335, SLG: 0.357										0	0	0	0	0	0	0											
<b>Inning Stats</b>	R: 0 E: 0 K: 1 S: 6	H: 1 LOB: 1 BB: 0 P: 6	R: 0 E: 0 K: 0 S: 2	H: 0 LOB: 0 BB: 1 P: 6	R: 0 E: 1 K: 0 S: 4	H: 1 LOB: 1 BB: 0 P: 4	R: 0 E: 1 K: 1 S: 7	H: 1 LOB: 2 BB: 0 P: 7	R: 0 E: 0 K: 1 S: 3	H: 0 LOB: 0 BB: 0 P: 3	R: 0 E: 0 K: 0 S: 4	H: 1 LOB: 1 BB: 0 P: 4	R: 0 E: 0 K: 0 S: 3	H: 0 LOB: 0 BB: 0 P: 3	R: 5 E: 0 K: 1 S: 10	H: 5 LOB: 0 BB: 0 P: 10	1B: 7 2B: 2 3B: 0 HR: 1	SF: 0 SAC: 0 DP: 2 HBP: 0	WP: 0 PB: 0 SB: 0 CS: 0	PA: 34							
<b>PITCHER</b>	IP	WLS	BF	H	R	ER	SO	BB	IBB	HBP	BLK	WP	HR	S	P	ERA	WHIP										
Randy Jones, L (1.1) ERA: 3.57	7.0		28	6	2	2	2	1	0	0	0	0	0	31	35	2.57	1.000										
Rollie Fingers, R (8.1) ERA: 3.93	0.0	L	3	3	3	3	0	0	0	0	0	0	1	3	3	∞	∞										
Eric Rasmussen, R (8.1) ERA: 4.15	1.0		3	0	0	0	1	0	0	0	0	0	0	5	5	0.00	0.000										

San Diego Padres @ Atlanta Braves  
Atlanta-Fulton County Stadium, Atlanta, GA  
Wed Aug 01 1979, 7:05 PM EDT  
Att: 5,062 - Unknown - 85 F

AB	33
R	5
H	9
RBI	5
BB	1
SO	3
LOB	12





Batter	1	2	3	4	5	6	7	8	9	AB	R	H	RBI	BB	SO	LOB	TOP			
Gene Richards, L (1.8) OBP: 0.343, SLG: 0.347	5-3		1B G6-4-3		G3		G3			4	1	1	0	0	0	1				
Paul Dade, R (1.5) OBP: 0.331, SLG: 0.386	SH5-3 1B		1-3 1B G6-4-3			F9		6-3		4	0	2	0	0	0	0				
Kurt Bevacqua, R (1.4) OBP: 0.345, SLG: 0.326	SH5-3 1-2		1-2 3-H G6-4-3			1B		F8		3	0	1	0	0	0	1				
Dave Winfield, R (1.9) OBP: 0.422, SLG: 0.625	K		5-3			1-2 1B		P4		4	0	1	0	0	1	1				
Jerry Turner, L (1.7) OBP: 0.302, SLG: 0.387		4-0 3-1 1B 4-3 BB		0-3 K		F3		P6		3	1	0	0	1	1	2				
Gene Tenace, R (1.2) OBP: 0.395, SLG: 0.419		4-3 1-2 1B		0-3 K		K		BB 1B		4	0	2	0	0	2	2				
Dan Briggs, L (1.3) OBP: 0.286, SLG: 0.386		3-1 1-2 2-3		0-0 F8				K		3	0	0	0	1	1	2				
Ozzie Smith, S (1.6) OBP: 0.255, SLG: 0.244		4-3 2-3 3-H		0-0 G3				F2		4	0	1	1	0	0	3				
Gaylord Perry, R (1.1) OBP: 0.133, SLG: 0.190		6-3		0-0 G3				2B		2	0	0	0	0	0	1				
Mark Lee, R (6.1) OBP: 0.333, SLG: 0.333		6-3		0-0 6-3				F2		0	0	0	0	0	0	0				
Bobby Tolan, L (7. PH) OBP: 0.167, SLG: 0.333										1	0	0	0	0	0	1				
Bob Owchinko, L (7.1) OBP: 0.182, SLG: 0.100										0	0	0	0	0	0	0				
Jay Johnstone, L (9. PH) OBP: 0.315, SLG: 0.323										1	0	0	0	0	0	2				
<b>Inning Stats</b>	R: 0 E: 0 K: 1 S: 6	H: 1 LOB: 1 BB: 0 P: 6	R: 1 E: 0 K: 0 S: 4	H: 1 LOB: 1 BB: 1 P: 8	R: 1 E: 0 K: 0 S: 4	H: 2 LOB: 0 BB: 0 P: 4	R: 0 E: 0 K: 2 S: 7	H: 0 LOB: 0 BB: 0 P: 7	R: 0 E: 0 K: 0 S: 3	H: 0 LOB: 0 BB: 0 P: 3	R: 0 E: 0 K: 1 S: 7	H: 2 LOB: 2 BB: 0 P: 7	R: 0 E: 0 K: 1 S: 6	H: 1 LOB: 1 BB: 0 P: 6	R: 0 E: 0 K: 0 S: 3	H: 0 LOB: 0 BB: 1 P: 8	1B: 7 2B: 1 3B: 0 HR: 0	SF: 0 SAC: 1 DP: 1 HBP: 0	WP: 0 PB: 0 SB: 0 CS: 0	PA: 36
<b>PITCHER</b> Tony Brizzolara, R (1.1) ERA: 4.87	IP: 9.0 WLS: W BF: 36 H: 8 R: 2 ER: 2 SO: 5 BB: 2 IBB: 0 HBP: 0 BLK: 0 WP: 0 HR: 0 S: 44 P: 52 ERA: 2.00 WHIP: 1.111															<b>PITCHER</b> IP: WLS: BF: H: R: ER: SO: BB: IBB: HBP: BLK: WP: HR: S: P: ERA: WHIP				

San Diego Padres @ Atlanta Braves  
Atlanta-Fulton County Stadium, Atlanta, GA

AB 33  
R 2  
H 8  
RBI 1  
BB 2  
SO 5  
LOB 16



Thu Aug 02 1979, 7:05 PM EDT  
Att. 7,916 - Unknown - 85 F

Batter	1	2	3	4	5	6	7	8	9	AB	R	H	RBI	BB	SO	LOB	BOTTOM			
Jerry Royster, R (1.4) OBP: 0.332, SLG: 0.340	E7 2B					1B				4	1	3	1	0	0	0				
Darrel Chaney, S (7.4) OBP: 0.264, SLG: 0.194		6-3				1-2 1B		3-H 1B		0	0	0	0	0	0	0				
Gary Matthews, R (1.9) OBP: 0.372, SLG: 0.555	G3 1B		5-3		1-2 2-H 1B			6-3		4	1	2	2	0	0	1				
Rowland Office, L (1.8) OBP: 0.329, SLG: 0.350	G3		4-3		L6			L7		4	0	0	0	0	0	3				
Bob Horner, R (1.5) OBP: 0.364, SLG: 0.566	1B		6-3			1B		K		4	1	2	1	0	1	0				
Mike Lum, L (1.3) OBP: 0.291, SLG: 0.335					G6-4-3 1B			K		4	1	3	0	0	1	0				
Charlie Spikes, R (1.7) OBP: 0.341, SLG: 0.526					G6-4-3			K		4	0	0	0	0	2	5				
Barry Bonnell, R (9.7) OBP: 0.304, SLG: 0.418	K				1-2 1B			K		0	0	0	0	0	0	0				
Joe Nolan, L (1.2) OBP: 0.384, SLG: 0.409	4-3				4-3			4-3		4	1	1	1	0	0	2				
Pepe Frias, R (1.6) OBP: 0.328, SLG: 0.374			P4			1B		1B		4	2	3	2	0	0	0				
Tony Brizzolara, R (1.1) OBP: 0.097, SLG: 0.036			K			K		1-3		4	0	0	0	0	2	3				
<b>Inning Stats</b>	R: 2 E: 1 K: 1 S: 9	H: 4 LOB: 2 BB: 0 P: 9	R: 0 E: 0 K: 1 S: 5	H: 0 LOB: 0 BB: 0 P: 5	R: 0 E: 0 K: 0 S: 3	H: 0 LOB: 0 BB: 0 P: 3	R: 0 E: 0 K: 0 S: 3	H: 1 LOB: 0 BB: 0 P: 3	R: 1 E: 0 K: 1 S: 7	H: 3 LOB: 1 BB: 0 P: 7	R: 4 E: 0 K: 1 S: 10	H: 5 LOB: 1 BB: 0 P: 10	R: 0 E: 0 K: 2 S: 7	H: 0 LOB: 0 BB: 0 P: 7	R: 0 E: 0 K: 0 S: 4	H: 1 LOB: 1 BB: 0 P: 4	1B: 11 2B: 3 3B: 1 HR: 0	SF: 0 SAC: 0 DP: 2 HBP: 0	WP: 0 PB: 0 SB: 0 CS: 0	PA: 36
<b>PITCHER</b> Gaylord Perry, R (1.1) ERA: 2.8	IP: 5.1 WLS: L BF: 25 H: 11 R: 6 ER: 6 SO: 4 BB: 0 IBB: 0 HBP: 0 BLK: 0 WP: 0 HR: 0 S: 33 P: 33 ERA: 10.12 WHIP: 2.062															<b>PITCHER</b> IP: WLS: BF: H: R: ER: SO: BB: IBB: HBP: BLK: WP: HR: S: P: ERA: WHIP				
Mark Lee, R (6.1) ERA: 4.91	0.2 4 2 1 1 0 0 0 0 0 0 4 4 13.50 3.000																			
Bob Owchinko, L (7.1) ERA: 4.41	2.0 7 1 0 0 2 0 0 0 0 0 11 11 0.00 0.500																			

San Diego Padres @ Atlanta Braves  
Atlanta-Fulton County Stadium, Atlanta, GA

AB 36  
R 7  
H 14  
RBI 7  
BB 0  
SO 6  
LOB 14



Thu Aug 02 1979, 7:05 PM EDT  
Att. 7,916 - Unknown - 85 F



Batter	1	2	3	4	5	6	7	8	9	AB	R	H	RBI	BB	SO	LOB	TOP			
Jerry Royster, R OBP: 0.331, SLG: 0.337 (1, 4)										4	1	0	0	1	2	4				
Gary Matthews, R OBP: 0.371, SLG: 0.552 (1, 9)										3	0	0	0	1	2	0				
Rowland Office, L OBP: 0.328, SLG: 0.348 (1, 8)										4	0	1	0	0	2	2				
Bob Horner, R OBP: 0.363, SLG: 0.561 (1, 5)										4	0	1	1	0	2	1				
Dale Murphy, R OBP: 0.376, SLG: 0.567 (1, 3)										4	0	0	0	0	1	3				
Mike Lum, L OBP: 0.296, SLG: 0.335 (1, 7)										3	0	1	0	1	0	0				
Joe Nolan, L OBP: 0.361, SLG: 0.404 (1, 2)										4	0	1	0	0	2	3				
Pepe Frias, R OBP: 0.330, SLG: 0.375 (1, 6)										4	0	2	0	0	0	2				
Rick Matula, R OBP: 0.275, SLG: 0.254 (4, 1)										1	0	0	0	0	1	0				
Larry Bradford, R OBP: 0.266, SLG: 0.190 (5, PH)										0	0	0	0	0	0	0				
Bo McLaughlin, R OBP: 0.344, SLG: 0.325 (7, PH)										0	0	0	0	0	0	0				
Jeff Burroughs, R OBP: 0.344, SLG: 0.325 (7, PH)										0	0	0	0	0	0	0				
Adrian Devine, R OBP: 0.337, SLG: 0.519 (9, PH)										1	0	0	0	0	1	2				
<b>Inning Stats</b>	R: 0 E: 0 K: 2 S: 7	H: 0 LOB: 0 BB: 0 P: 7	R: 0 E: 0 K: 3 S: 11	H: 1 LOB: 2 BB: 0 P: 11	R: 1 E: 0 K: 2 S: 8	H: 1 LOB: 2 BB: 2 P: 16	R: 0 E: 0 K: 0 S: 3	H: 0 LOB: 0 BB: 0 P: 3	R: 0 E: 0 K: 1 S: 5	H: 0 LOB: 0 BB: 0 P: 5	R: 0 E: 0 K: 1 S: 7	H: 2 LOB: 2 BB: 0 P: 7	R: 0 E: 0 K: 1 S: 6	H: 1 LOB: 1 BB: 0 P: 6	R: 0 E: 0 K: 3 S: 10	H: 1 LOB: 2 BB: 1 P: 14	1B: 6 2B: 0 3B: 0 HR: 0	SF: 0 SAC: 0 DP: 0 HBP: 0	WP: 1 PB: 0 SB: 1 CS: 0	PA: 37
<b>PITCHER</b> J.R. Richard, R ERA: 3.66 (1, 1)	IP: 9.0 WLS: W BF: 37 H: 6 R: 1 ER: 1 SO: 15 BB: 3 IBB: 0 HBP: 0 BLK: 0 WP: 1 HR: 0 S: 64 P: 76 ERA: 1.00 WHIP: 1.000																			

Atlanta Braves @ Houston Astros  
Astrodome, Houston, TX  
Fri Aug 03 1979, 8:05 PM EDT  
Att: 20,716 - Unknown

AB 34  
R 1  
H 6  
RBI 1  
BB 3  
SO 15  
LOB 19



Batter	1	2	3	4	5	6	7	8	9	AB	R	H	RBI	BB	SO	LOB	BOTTOM			
Cesar Cedeno, R OBP: 0.374, SLG: 0.389 (1, 3)										3	0	1	0	1	0	0				
Craig Reynolds, L OBP: 0.295, SLG: 0.348 (1, 6)										4	1	0	0	0	0	4				
Terry Puhl, L OBP: 0.349, SLG: 0.385 (1, 8)										4	0	2	2	0	0	0				
Jose Cruz, L OBP: 0.390, SLG: 0.446 (1, 7)										4	0	1	0	0	1	2				
Enos Cabell, R OBP: 0.299, SLG: 0.358 (1, 5)										4	1	2	0	0	0	1				
Jeffrey Leonard, R OBP: 0.350, SLG: 0.345 (1, 9)										3	0	0	0	1	1	2				
Art Howe, R OBP: 0.314, SLG: 0.373 (1, 4)										4	1	1	1	0	0	3				
Rafael Landestoy, S OBP: 0.272, SLG: 0.236 (9, 4)										0	0	0	0	0	0	0				
Alan Ashby, S OBP: 0.270, SLG: 0.299 (1, 2)										4	0	2	1	0	0	1				
J.R. Richard, R OBP: 0.145, SLG: 0.217 (1, 1)										3	1	1	0	0	1	1				
<b>Inning Stats</b>	R: 0 E: 0 K: 0 S: 4	H: 1 LOB: 1 BB: 0 P: 4	R: 2 E: 0 K: 1 S: 8	H: 3 LOB: 1 BB: 1 P: 12	R: 0 E: 0 K: 0 S: 4	H: 1 LOB: 2 BB: 1 P: 8	R: 2 E: 0 K: 1 S: 8	H: 3 LOB: 1 BB: 0 P: 8	R: 0 E: 0 K: 0 S: 4	H: 1 LOB: 1 BB: 0 P: 4	R: 0 E: 0 K: 1 S: 5	H: 0 LOB: 0 BB: 0 P: 5	R: 0 E: 0 K: 0 S: 3	H: 0 LOB: 0 BB: 0 P: 3	R: 0 E: 0 K: 0 S: 4	H: 1 LOB: 1 BB: 0 P: 4	1B: 6 2B: 4 3B: 0 HR: 0	SF: 0 SAC: 1 DP: 0 HBP: 0	WP: 0 PB: 0 SB: 3 CS: 0	PA: 36
<b>PITCHER</b> Rick Matula, R ERA: 3.83 (1, 1)	IP: 3.2 WLS: L BF: 21 H: 8 R: 4 ER: 4 SO: 4 BB: 2 IBB: 0 HBP: 0 BLK: 0 WP: 0 HR: 0 S: 21 P: 29 ERA: 9.82 WHIP: 2.727																			
Larry Bradford, L ERA: 4.7 (4, 1)	0.1 0 0 0 0 0 0 0 0 0 0 0 0 0 0 0 0 0																			
Bo McLaughlin, R ERA: 4.7 (5, 1)	2.0 7 1 0 0 0 0 0 0 0 0 0 0 0 0 0 0 0																			
Adrian Devine, R ERA: 2.96 (7, 1)	2.0 7 1 0 0 0 0 0 0 0 0 0 0 0 0 0 0 0																			

Atlanta Braves @ Houston Astros  
Astrodome, Houston, TX  
Fri Aug 03 1979, 8:05 PM EDT  
Att: 20,716 - Unknown

AB 33  
R 4  
H 10  
RBI 4  
BB 2  
SO 3  
LOB 14





Batter	1	2	3	4	5	6	7	8	9	AB	R	H	RBI	BB	SO	LOB	TOP
Jerry Royster, R OBP: 0.330, SLG: 0.341 (1,4)										4	0	1	0	0	0	1	<b>Atlanta Braves @ Houston Astros</b> Astrodome, Houston, TX Sat Aug 04 1979, 8:05 PM EDT Unknown
Gary Matthews, R OBP: 0.370, SLG: 0.548 (1,9)										3	1	0	0	1	1		
Rowland Office, L OBP: 0.335, SLG: 0.360 (1,8)										4	1	3	2	0	0	1	
Bob Horner, R OBP: 0.361, SLG: 0.557 (1,5)										4	0	1	1	0	0	3	
Dale Murphy, R OBP: 0.373, SLG: 0.560 (1,3)										4	0	1	0	0	0	1	
Mike Lum, L OBP: 0.296, SLG: 0.332 Charlie Spikes, R OBP: 0.333, SLG: 0.513 Gene Garber, R OBP: 0.546, SLG: 0.375 (1,7)										2	0	0	0	1	0	0	
Joe Nolan, L OBP: 0.355, SLG: 0.396 Joey McLaughlin, R OBP: 0.400, SLG: 0.600 Barry Bonnell, R OBP: 0.303, SLG: 0.417 (8,1)										3	0	0	0	0	0	1	
Pepe Frias, R OBP: 0.331, SLG: 0.374 Jim Wessinger, R (5, PR) Adrian Devine, R (5, 1) Larry Bradford, R (6, 1) Bruce Benedict, R OBP: 0.311, SLG: 0.273 (7, 2) Preston Hanna, R (1, 1) Darrel Chaney, S OBP: 0.263, SLG: 0.165 (5, PH)										1	0	0	0	0	0	0	
										2	1	0	0	1	1		
<b>Inning Stats</b>	R: 0 E: 0 K: 1 S: 6	H: 1 LOB: 1 BB: 0 P: 6	R: 0 E: 0 K: 0 S: 2	H: 0 LOB: 0 BB: 1 P: 6	R: 0 E: 0 K: 1 S: 5	H: 0 LOB: 0 BB: 0 P: 5	R: 0 E: 1 K: 0 S: 4	H: 1 LOB: 1 BB: 0 P: 4	R: 0 E: 0 K: 0 S: 3	H: 0 LOB: 0 BB: 0 P: 3	R: 3 E: 0 K: 1 S: 8	H: 3 LOB: 2 BB: 2 P: 16	R: 0 E: 0 K: 1 S: 5	H: 0 LOB: 0 BB: 0 P: 5	1B: 4 2B: 1 3B: 1 HR: 0	SF: 0 SAC: 0 DP: 1 HBP: 1	
<b>PITCHER</b>	IP WLS BF H R ER SO BB IBB HBP BLK WP HR S P ERA WHIP																
Joaquin Andujar, R ERA: 2.88 (1, 1)	7.2	30	4	3	3	2	3	0	1	0	0	0	0	30	43	3.52	0.913
Bert Roberge, R ERA: 1.07 (8, 1)	0.0	2	2	0	0	0	0	0	0	0	0	0	2	2	∞	∞	
Joe Sambito, L ERA: 1.26 (8, 1)	1.1	W	4	0	0	0	2	0	0	0	0	0	8	8	0.00	0.000	

Batter	1	2	3	4	5	6	7	8	9	AB	R	H	RBI	BB	SO	LOB	BOTTOM				
Cesar Cedeno, R OBP: 0.369, SLG: 0.383 Julio Gonzalez, R OBP: 0.285, SLG: 0.292 (1,3)										5	0	0	0	0	1	7	<b>Atlanta Braves @ Houston Astros</b> Astrodome, Houston, TX Sat Aug 04 1979, 8:05 PM EDT Unknown				
Craig Reynolds, L OBP: 0.292, SLG: 0.344 (1,6)										4	0	0	1	0	4						
Terry Puhl, L OBP: 0.352, SLG: 0.387 (1,8)										5	0	3	1	0	1	2					
Jose Cruz, L OBP: 0.392, SLG: 0.446 (1,7)										4	0	2	0	1	0	1					
Enos Cabell, R OBP: 0.298, SLG: 0.356 (1,5)										5	1	1	0	0	0	7					
Jeffrey Leonard, R OBP: 0.351, SLG: 0.343 (1,9)										4	1	1	0	1	2	3					
Art Howe, R OBP: 0.319, SLG: 0.374 Rafael Landestoy, S OBP: 0.278, SLG: 0.243 (1,4)										2	0	1	0	2	0	0					
Alan Ashby, S OBP: 0.272, SLG: 0.298 (1,2)										1	0	1	0	1	1	7					
Joaquin Andujar, S OBP: 0.087, SLG: 0.047 Bert Roberge, R (8, 1) Joe Sambito, L OBP: 0.500, SLG: 0.400 Denny Walling, L OBP: 0.388, SLG: 0.495 (8, PH)										2	1	1	1	1	1	2					
										0	0	0	0	0	0	0					
<b>Inning Stats</b>	R: 0 E: 0 K: 0 S: 5	H: 2 LOB: 2 BB: 0 P: 5	R: 1 E: 0 K: 0 S: 5	H: 2 LOB: 2 BB: 1 P: 9	R: 0 E: 0 K: 2 S: 9	H: 2 LOB: 3 BB: 1 P: 13	R: 1 E: 1 K: 0 S: 4	H: 1 LOB: 1 BB: 1 P: 8	R: 0 E: 0 K: 0 S: 3	H: 0 LOB: 0 BB: 0 P: 3	R: 1 E: 2 K: 0 S: 6	H: 1 LOB: 3 BB: 1 P: 10	R: 0 E: 0 K: 2 S: 8	H: 1 LOB: 2 BB: 1 P: 12	R: 0 E: 0 K: 1 S: 5	H: 0 LOB: 0 BB: 0 P: 5	R: 1 E: 0 K: 1 S: 6	H: 3 LOB: 3 BB: 1 P: 10	1B: 12 2B: 0 3B: 0 HR: 0	SF: 1 SAC: 1 DP: 1 HBP: 0	WP: 1 PA: 45 PB: 0 SB: 4 CS: 0
<b>PITCHER</b>	IP WLS BF H R ER SO BB IBB HBP BLK WP HR S P ERA WHIP																				
Preston Hanna, R ERA: 3.72 (5, 1)	1.0	6	1	1	0	0	2	0	0	0	0	0	6	6	0.00	1.000					
Adrian Devine, R ERA: 2.91 (6, 1)	1.1	7	1	0	0	0	2	0	0	0	1	0	5	13	0.00	2.250					
Joey McLaughlin, R ERA: 1.76 Gene Garber, R ERA: 4.13 (8, 1)	0.2	2	0	0	0	2	0	0	0	0	0	0	6	6	0.00	0.000					
	1.1	L	8	3	1	1	2	0	1	0	0	0	11	15	6.75	2.250					









Batter	1	2	3	4	5	6	7	8	9	AB	R	H	RBI	BB	SO	LOB	TOP										
Jerry Royster, R OBP: 0.330, SLG: 0.338 (1, 4)	0-0 6-3		0-0 F9		0-0 1-3		0-0 BB		0-0 4-3	4	0	0	0	1	0	2											
Gary Matthews, R OBP: 0.365, SLG: 0.543 (1, 9)	0-0 1B		0-0 6-3		0-0 6-3		0-0 F9			4	0	1	0	0	0	3											
Mike Lum, L OBP: 0.300, SLG: 0.335 (1, 7)	0-0 F6			0-0 2B		0-0 F8				4	1	2	0	0	0	3											
Bob Horner, R OBP: 0.362, SLG: 0.564 (1, 5)	0-3 K			0-0 2B		4-0 1B		0-0 6-3		3	0	1	1	1	1	1											
Dale Murphy, R OBP: 0.365, SLG: 0.545 (1, 3)		4-0 BB		0-0 1-3		0-0 BB		0-0 F9		3	0	0	0	1	0	3											
Joe Nolan, L OBP: 0.349, SLG: 0.387 (1, 2)		0-3 K		0-0 F6		0-3 K		0-0 G3		4	0	0	0	0	2	4											
Barry Bonnell, R OBP: 0.305, SLG: 0.411 (1, 8)		0-0 G6-4-3		0-0 BB		0-0 BB		4-0 BB		2	1	1	0	2	0	1											
Pepe Frias, R OBP: 0.328, SLG: 0.371 (1, 6)			0-0 F3		0-0 L6		0-0 SH3-4		0-0 4-3	3	0	0	0	0	0	3											
Eddie Solomon, R OBP: 0.195, SLG: 0.225 Gene Garber, R OBP: 0.545, SLG: 0.375 Rowland Office, L OBP: 0.339, SLG: 0.362 Charlie Spikes, R OBP: 0.326, SLG: 0.500 (1, 1)			0-0 WP		0-0 6-3		0-0 BB		0-3 K	3	0	2	1	0	0	0											
<b>Inning Stats</b>	R: 0 E: 0 K: 1 S: 6	H: 1 LOB: 1 BB: 0 P: 6	R: 0 E: 0 K: 1 S: 4	H: 0 LOB: 0 BB: 1 P: 8	R: 0 E: 0 K: 0 S: 4	H: 1 LOB: 1 BB: 0 P: 4	R: 1 E: 0 K: 0 S: 5	H: 2 LOB: 2 BB: 1 P: 9	R: 0 E: 0 K: 0 S: 3	H: 0 LOB: 0 BB: 0 P: 3	R: 0 E: 0 K: 0 S: 3	H: 0 LOB: 0 BB: 0 P: 3	R: 0 E: 0 K: 1 S: 5	H: 0 LOB: 1 BB: 1 P: 9	R: 0 E: 0 K: 0 S: 5	H: 0 LOB: 1 BB: 1 P: 9	1B: 5 2B: 2 3B: 0 HR: 0	SF: 0 SAC: 1 DP: 1 HBP: 0	WP: 2 PA: 37 PB: 0 SB: 1 CS: 0								
<b>PITCHER</b>	IP	WLS	BF	H	R	ER	SO	BB	IBB	HBP	BLK	WP	HR	S	P	ERA	WHIP										
Joe Niekro, R ERA: 3.22 (1, 1)	7.0		30	7	2	2	3	4	0	0	0	2	0	32	48	2.57	1.571										
Bert Roberge, R ERA: 1.01 (8, 1)	1.1	W	5	0	0	0	0	1	0	0	0	0	0	4	8	0.00	0.750										
Joe Sambito, L ERA: 1.21 (9, 1)	0.2	S	2	0	0	0	1	0	0	0	0	0	0	4	4	0.00	0.000										

Atlanta Braves @ Houston Astros  
Astrodome, Houston, TX  
Sun Aug 05 1979, 8:05 PM EDT  
Att: 35,399 - Unknown

AB 31  
R 2  
H 7  
RBI 2  
BB 5  
SO 4  
LOB 21



Batter	1	2	3	4	5	6	7	8	9	AB	R	H	RBI	BB	SO	LOB	BOTTOM										
Rafael Landestoy, S OBP: 0.299, SLG: 0.256 (1, 4)	0-3 K		0-0 S			4-0 S		0-0 1B		3	1	2	0	1	1	0											
Craig Reynolds, L OBP: 0.291, SLG: 0.341 (1, 6)	4-0 1B		0-0 F6			0-3 K		0-0 5-3		3	0	0	0	1	1	3											
Terry Puhl, L OBP: 0.350, SLG: 0.385 (1, 8)	0-0 1-3			0-0 3-1		0-0 4-3		0-0 L1		4	0	0	0	0	0	3											
Jose Cruz, L OBP: 0.392, SLG: 0.448 (1, 7)	0-0 F9			0-0 CS		0-0 6-3		0-0 1B		4	1	2	1	0	0	2											
Enos Cabell, R OBP: 0.297, SLG: 0.353 (1, 3)		0-0 F2		0-0 6-3			0-0 1B	4-0 1B		3	1	1	0	1	0	1											
Jeffrey Leonard, R OBP: 0.395, SLG: 0.347 (1, 9)		0-3 K			0-0 F8		0-0 F9	0-0 1B		4	0	1	1	0	1	1											
Art Howe, R OBP: 0.321, SLG: 0.375 (1, 5)		0-0 L4			0-0 S		0-0 CS	0-0 1B		3	0	2	0	0	0	0											
Alan Ashby, S OBP: 0.270, SLG: 0.295 (1, 2)			0-3 K			0-3 K				3	0	0	0	0	3	2											
Joe Niekro, R OBP: 0.115, SLG: 0.119 Denny Walling, L OBP: 0.385, SLG: 0.490 Bert Roberge, R Joe Sambito, L OBP: 0.444, SLG: 0.333 (1, 1)			0-0 4-3		0-0 F3		0-0 4-3			2	0	0	0	0	0	1											
<b>Inning Stats</b>	R: 0 E: 0 K: 1 S: 5	H: 0 LOB: 1 BB: 1 P: 9	R: 0 E: 0 K: 1 S: 5	H: 0 LOB: 0 BB: 0 P: 5	R: 0 E: 0 K: 1 S: 6	H: 1 LOB: 1 BB: 0 P: 6	R: 0 E: 0 K: 0 S: 3	H: 1 LOB: 0 BB: 0 P: 3	R: 0 E: 0 K: 1 S: 6	H: 1 LOB: 1 BB: 0 P: 6	R: 0 E: 0 K: 1 S: 5	H: 0 LOB: 1 BB: 1 P: 9	R: 1 E: 0 K: 1 S: 7	H: 2 LOB: 1 BB: 0 P: 7	R: 2 E: 0 K: 0 S: 5	H: 3 LOB: 2 BB: 1 P: 9	1B: 8 2B: 0 3B: 0 HR: 0	SF: 0 SAC: 0 DP: 0 HBP: 0	WP: 0 PA: 33 PB: 0 SB: 7 CS: 3								
<b>PITCHER</b>	IP	WLS	BF	H	R	ER	SO	BB	IBB	HBP	BLK	WP	HR	S	P	ERA	WHIP										
Eddie Solomon, R ERA: 4.87 Gene Garber, R ERA: 4.20 (1, 1)	6.1		25	5	1	0	5	2	0	0	0	0	0	33	41	0.00	1.105										
(7, 1)	1.2	L	8	3	2	2	1	0	1	0	0	0	0	9	13	10.80	1.800										

Atlanta Braves @ Houston Astros  
Astrodome, Houston, TX  
Sun Aug 05 1979, 8:05 PM EDT  
Att: 35,399 - Unknown

AB 30  
R 3  
H 8  
RBI 2  
BB 3  
SO 6  
LOB 14





Batter	1	2	3	4	5	6	7	8	9	AB	R	H	RBI	BB	SO	LOB	TOP		
Jerry Royster, R OBP: 0.331, SLG: 0.338 (1, 4)										3	1	1	0	1	0	0	<b>Atlanta Braves @ Cincinnati Reds</b> Riverfront Stadium, Cincinnati, OH Mon Aug 06 1979, 7:05 PM EDT Att: 23,891 - Unknown		
Gary Matthews, R OBP: 0.366, SLG: 0.540 (1, 9)										4	0	1	0	0	0	2			
Rowland Office, L OBP: 0.338, SLG: 0.364 (1, 8)										4	0	1	0	0	0	4			
Bob Horner, R OBP: 0.363, SLG: 0.562 (1, 5)										3	0	1	1	1	0	1			
Jeff Burroughs, R OBP: 0.340, SLG: 0.351 (1, 7)										4	0	0	0	0	1	3			
Dale Murphy, R OBP: 0.363, SLG: 0.535 (1, 3)										4	0	0	0	0	1	2			
Joe Nolan, L OBP: 0.343, SLG: 0.379 (1, 2)										3	0	0	0	0	0	0			
Pepe Frias, R OBP: 0.325, SLG: 0.368 (1, 6)										3	0	0	0	0	0	0			
Mickey Mahler, S Adrian Devine, R Darrel Chaney, S Joey McLaughlin, R Mike Lum, L Larry Bradford, R (1, 1) (1, 1) (5, PH) (5, 1) (8, PH) (8, 1)										0	0	0	0	0	0	0			
<b>Inning Stats</b>	R: 1 E: 0 K: 1 S: 7	H: 2 LOB: 2 BB: 1 P: 11	R: 0 E: 0 K: 1 S: 5	H: 0 LOB: 0 BB: 0 P: 5	R: 0 E: 0 K: 0 S: 3	H: 0 LOB: 0 BB: 1 P: 6	R: 0 E: 0 K: 0 S: 2	H: 0 LOB: 0 BB: 0 P: 3	R: 0 E: 0 K: 0 S: 4	H: 1 LOB: 1 BB: 0 P: 4	R: 0 E: 0 K: 0 S: 3	H: 0 LOB: 0 BB: 0 P: 3	R: 0 E: 1 K: 0 S: 5	H: 1 LOB: 2 BB: 0 P: 5	R: 0 E: 0 K: 1 S: 5	H: 0 LOB: 0 BB: 0 P: 5	1B: 3 2B: 1 3B: 0 HR: 0	SF: 0 SAC: 0 DP: 1 HBP: 0	WP: 0 PA: 33 PB: 0 SB: 1 CS: 0
<b>PITCHER</b> Michael LaCoss, R ERA: 2.69 (1, 1)	IP: 9.0 WLS: W BF: 33 H: 4 R: 1 ER: 1 SO: 3 BB: 2 IBB: 0 HBP: 0 BLK: 0 WP: 0 HR: 0 S: 37 P: 45 ERA: 1.00 WHIP: 0.667															<b>PITCHER</b> IP: WLS: BF: H: R: ER: SO: BB: IBB: HBP: BLK: WP: HR: S: P: ERA: WHIP			

Batter	1	2	3	4	5	6	7	8	9	AB	R	H	RBI	BB	SO	LOB	BOTTOM		
Joe Morgan, L OBP: 0.404, SLG: 0.396 (1, 4)										3	1	1	0	2	0	0	<b>Atlanta Braves @ Cincinnati Reds</b> Riverfront Stadium, Cincinnati, OH Mon Aug 06 1979, 7:05 PM EDT Att: 23,891 - Unknown		
Rick Auerbach, R OBP: 0.300, SLG: 0.313 (1, 6)										2	1	0	0	2	0	2			
Dave Collins, S OBP: 0.368, SLG: 0.430 (1, 7)										4	0	0	0	0	1	5			
Johnny Bench, R OBP: 0.373, SLG: 0.424 Dan Driessen, L OBP: 0.331, SLG: 0.414 (1, 3) (8, 3)										3	1	2	0	1	0	0			
Ray Knight, R OBP: 0.366, SLG: 0.449 (1, 5)										2	0	1	1	1	0	1			
Hector Cruz, R OBP: 0.282, SLG: 0.294 (1, 9)										2	0	1	1	2	0	0			
Paul Blair, R OBP: 0.217, SLG: 0.273 Cesar Geronimo, L OBP: 0.316, SLG: 0.336 (1, 8) (7, PH) (8, 8)										2	0	0	0	1	1	2			
Vic Correll, R OBP: 0.325, SLG: 0.358 (1, 2)										4	0	1	0	0	1	3			
Michael LaCoss, R OBP: 0.158, SLG: 0.127 (1, 1)										4	0	1	0	0	2	4			
<b>Inning Stats</b>	R: 2 E: 0 K: 1 S: 6	H: 1 LOB: 3 BB: 3 P: 18	R: 0 E: 0 K: 0 S: 4	H: 2 LOB: 2 BB: 1 P: 8	R: 0 E: 0 K: 0 S: 3	H: 1 LOB: 2 BB: 1 P: 12	R: 1 E: 1 K: 0 S: 5	H: 2 LOB: 3 BB: 2 P: 13	R: 0 E: 0 K: 0 S: 3	H: 0 LOB: 0 BB: 0 P: 3	R: 0 E: 0 K: 0 S: 2	H: 0 LOB: 1 BB: 2 P: 10	R: 0 E: 0 K: 2 S: 7	H: 0 LOB: 0 BB: 0 P: 7	R: 0 E: 0 K: 2 S: 5	H: 0 LOB: 0 BB: 0 P: 5	1B: 5 2B: 3 3B: 0 HR: 0	SF: 1 SAC: 0 DP: 3 HBP: 0	WP: 0 PA: 37 PB: 0 SB: 0 CS: 0
<b>PITCHER</b> Mickey Mahler, L ERA: 6.14 Adrian Devine, R ERA: 2.75 Joey McLaughlin, R ERA: 1.84 Larry Bradford, L ERA: (1, 1) (1, 1) (5, 1) (8, 1)	IP: 3.1 WLS: L BF: 14 H: 4 R: 0 ER: 0 SO: 2 BB: 1 IBB: 1 HBP: 0 BLK: 0 WP: 0 HR: 0 S: 16 P: 24 ERA: 0.00 WHIP: 1.500															<b>PITCHER</b> IP: WLS: BF: H: R: ER: SO: BB: IBB: HBP: BLK: WP: HR: S: P: ERA: WHIP			









Batter	1	2	3	4	5	6	7	8	9	AB	R	H	RBI	BB	SO	LOB	TOP			
Jerry Royster, R (1,4) OBP: 0.331, SLG: 0.336	0-0 6-3			0-0 4-3		0-0 6-3			0-0 4-3	4	0	0	0	0	0	0	<b>Atlanta Braves @ Cincinnati Reds</b> Riverfront Stadium, Cincinnati, OH Wed Aug 08 1979, 7:05 PM EDT Att: 24,022 - Unknown			
Gary Matthews, R (1,9) OBP: 0.365, SLG: 0.533	0-0 1-3			0-0 P6			0-0 G4-6-3 1B			3	0	1	0	0	0	0				
Rowland Office, L (1,8) OBP: 0.329, SLG: 0.354	0-3 K			0-0 G3			0-0 G4-6-3 1-2			3	0	0	0	0	1	1				
Bob Horner, R (1,5) OBP: 0.363, SLG: 0.568		0-0 F7			0-0 F3			0-3 K		3	0	0	0	0	1	0				
Dale Murphy, R (1,3) OBP: 0.364, SLG: 0.527		0-0 P2			4-0 2B BB			0-0 1-3		2	1	0	0	1	0	0				
Barry Bonnell, R (1,7) OBP: 0.307, SLG: 0.415		0-3 K			0-0 CS 2B			0-0 F8		3	0	1	1	0	1	0				
Pepe Frias, R (1,6) OBP: 0.324, SLG: 0.363			0-0 1-3		0-0 F3 3H			0-0 4-3		3	0	0	0	0	0	1				
Bruce Benedict, R (1,2) OBP: 0.309, SLG: 0.273			0-0 6-3			0-0 F5			0-0 G3	2	0	0	0	0	0	0				
Joe Nolan, L (9, PH) OBP: 0.337, SLG: 0.371			0-0 6-3			0-0 F5			0-0 G3	1	0	0	0	0	0	0				
Phil Niekro, R (1,1) OBP: 0.221, SLG: 0.241			0-0 4-3			0-3 K			0-0 6-3	2	0	0	0	0	1	0				
Mike Lum, L (9, PH) OBP: 0.300, SLG: 0.335			0-0 4-3			0-3 K			0-0 6-3	1	0	0	0	0	0	0				
<b>Inning Stats</b>	R: 0 E: 0 K: 1 S: 5	H: 0 LOB: 0 BB: 0 P: 5	R: 0 E: 0 K: 1 S: 5	H: 0 LOB: 0 BB: 0 P: 5	R: 0 E: 0 K: 0 S: 3	H: 0 LOB: 0 BB: 0 P: 3	R: 1 E: 0 K: 0 S: 3	H: 1 LOB: 0 BB: 1 P: 7	R: 0 E: 0 K: 1 S: 5	H: 0 LOB: 0 BB: 0 P: 5	R: 0 E: 0 K: 1 S: 5	H: 1 LOB: 0 BB: 0 P: 5	R: 0 E: 0 K: 0 S: 3	H: 0 LOB: 0 BB: 0 P: 3	R: 0 E: 0 K: 0 S: 3	H: 0 LOB: 0 BB: 0 P: 3	1B: 1 2B: 1 3B: 0 HR: 0	SF: 0 SAC: 0 DP: 1 HBP: 0	WP: 0 PB: 0 SB: 0 CS: 1	PA: 28
<b>PITCHER</b> Bill Bonham, R (1,1) ERA: 3.99	IP: 9.0 WLS: W BF: 28 H: 2 R: 1 ER: 1 SO: 4 BB: 1 IBB: 0 HBP: 0 BLK: 0 WP: 0 HR: 0 S: 35 P: 39 ERA: 1.00 WHIP: 0.333															<b>PITCHER</b>				

Batter	1	2	3	4	5	6	7	8	9	AB	R	H	RBI	BB	SO	LOB	BOTTOM			
Joe Morgan, L (1,4) OBP: 0.403, SLG: 0.390	4-0 F8 S BB	0-3 K			0-0 F9		0-0 F9			3	0	0	0	1	1	2	<b>Atlanta Braves @ Cincinnati Reds</b> Riverfront Stadium, Cincinnati, OH Wed Aug 08 1979, 7:05 PM EDT Att: 24,022 - Unknown			
Dave Collins, S (1,7) OBP: 0.362, SLG: 0.421	0-0 F9 1-2		0-0 BB 1B		0-0 4-3		0-0 F9			4	0	1	0	0	0	1				
Ken Griffey, L (1,9) OBP: 0.374, SLG: 0.471	4-0 BB BB		4-0 BB 1-2 BB			0-0 F7		0-0 3-1 1B		0	0	0	0	2	0	0				
Hector Cruz, R (5,9) OBP: 0.289, SLG: 0.295			4-0 BB 1-2 BB			0-0 F7		0-0 3-1 1B		2	0	1	0	0	0	0				
Johnny Bench, R (1,2) OBP: 0.366, SLG: 0.415	0-0 F8 2-3		0-3 K		0-0 F8		0-0 HR 1B		0-0 3-1 1-2	4	1	1	0	0	1	4				
Dave Concepcion, R (1,6) OBP: 0.360, SLG: 0.444	0-0 P6		0-0 F7			0-0 HR 1-1 HR		0-0 6-3		4	1	1	2	0	0	4				
Ray Knight, R (1,5) OBP: 0.364, SLG: 0.450		0-0 P6		0-0 1B		0-0 P4		0-0 F8		4	0	1	0	0	0	1				
Dan Driessen, L (1,3) OBP: 0.328, SLG: 0.408		4-0 SH5-4 BB		0-0 3-1		0-0 G3				2	0	0	0	1	0	0				
Cesar Geronimo, L (1,8) OBP: 0.318, SLG: 0.348		0-0 SH5-4 1B		0-0 F9			0-0 HR			3	1	2	1	0	0	0				
Bill Bonham, R (1,1) OBP: 0.163, SLG: 0.209		0-0 SH5-4 1-2 2-3			0-0 F9		0-3 K			2	0	0	0	0	1	0				
<b>Inning Stats</b>	R: 0 E: 0 K: 0 S: 3	H: 0 LOB: 2 BB: 2 P: 11	R: 0 E: 0 K: 1 S: 6	H: 1 LOB: 2 BB: 1 P: 10	R: 0 E: 0 K: 1 S: 5	H: 1 LOB: 1 BB: 1 P: 9	R: 0 E: 0 K: 0 S: 3	H: 1 LOB: 0 BB: 0 P: 3	R: 2 E: 0 K: 0 S: 5	H: 2 LOB: 0 BB: 0 P: 5	R: 1 E: 0 K: 1 S: 6	H: 1 LOB: 0 BB: 0 P: 6	R: 0 E: 0 K: 0 S: 4	H: 1 LOB: 1 BB: 0 P: 4	R: 0 E: 0 K: 0 S: 4	H: 1 LOB: 1 BB: 0 P: 4	1B: 5 2B: 0 3B: 0 HR: 2	SF: 0 SAC: 1 DP: 0 HBP: 0	WP: 0 PB: 0 SB: 1 CS: 0	PA: 33
<b>PITCHER</b> Phil Niekro, R (1,1) ERA: 3.71	IP: 8.0 WLS: L BF: 33 H: 7 R: 3 ER: 3 SO: 3 BB: 4 IBB: 0 HBP: 0 BLK: 0 WP: 0 HR: 2 S: 35 P: 51 ERA: 3.38 WHIP: 1.375															<b>PITCHER</b>				








Batter	1	2	3	4	5	6	7	8	9	AB	R	H	RBI	BB	SO	LOB	TOP										
Rafael Landestoy S OBP: 0.289, SLG: 0.244	G3			G3		F8		L3		4	0	0	0	0	0	3											
Craig Reynolds L OBP: 0.294, SLG: 0.342				F9			4-3		F9 SH1-3	4	0	2	0	0	0	0											
Terry Puhl L OBP: 0.348, SLG: 0.387	F8			4-3			G3		SH1-3	3	0	0	0	0	0	1											
Jose Cruz L OBP: 0.387, SLG: 0.439		G3			6-3		F8		F9	4	0	0	0	0	0	1											
Enos Cabell R OBP: 0.297, SLG: 0.355		6-3			L6				5-3	4	1	1	0	0	0	1											
Jeffrey Leonard R OBP: 0.393, SLG: 0.368					K					3	1	1	0	0	1	0											
Art Howe R OBP: 0.327, SLG: 0.375				F9						3	0	2	2	0	0	0											
Alan Ashby S OBP: 0.269, SLG: 0.291				6-3						2	0	0	0	0	1	1											
Joe Niekro R OBP: 0.127, SLG: 0.117										1	0	0	0	1	1	0											
Joe Sambito L OBP: 0.444, SLG: 0.333				K						0	0	0	0	0	0	0											
<b>Inning Stats</b>	R: 0 E: 0 K: 0 S: 3	H: 1 LOB: 0 BB: 0 P: 3	R: 0 E: 0 K: 0 S: 3	H: 0 LOB: 0 BB: 0 P: 3	R: 0 E: 0 K: 1 S: 5	H: 0 LOB: 0 BB: 0 P: 5	R: 0 E: 0 K: 0 S: 3	H: 0 LOB: 0 BB: 0 P: 3	R: 0 E: 0 K: 1 S: 5	H: 1 LOB: 1 BB: 0 P: 6	R: 0 E: 0 K: 0 S: 3	H: 0 LOB: 0 BB: 0 P: 3	R: 2 E: 0 K: 0 S: 5	H: 3 LOB: 1 BB: 1 P: 9	R: 0 E: 0 K: 0 S: 4	H: 1 LOB: 1 BB: 0 P: 4	1B: 6 2B: 1 3B: 0 HR: 0	SF: 0 SAC: 3 DP: 1 HBP: 0	WP: 0 PB: 1 SB: 0 CS: 1	PA: 32							
<b>PITCHER</b>	IP	WLS	BF	H	R	ER	SO	BB	IBB	HBP	BLK	WP	HR	S	P	ERA	WHIP										
Eddie Solomon R ERA: 4.67	7.0	L	25	5	2	1	3	0	0	0	0	0	0	31	31	1.29	0.714										
Larry Bradford L ERA:	1.2		6	1	0	0	0	1	0	0	0	0	0	5	9	0.00	1.200										
Joey McLaughlin R ERA: 1.83	0.1		1	0	0	0	0	0	0	0	0	0	0	1	1	0.00	0.000										

**Houston Astros @ Atlanta Braves**  
 Atlanta-Fulton County Stadium, Atlanta, GA  
 Fri Aug 10 1979, 7:05 PM EDT  
 Att: 10,394 - Unknown - 80 F

livebaseballscorecards.com

AB 28  
 R 2  
 H 6  
 RBI 2  
 BB 1  
 SO 3  
 LOB 7




Batter	1	2	3	4	5	6	7	8	9	AB	R	H	RBI	BB	SO	LOB	BOTTOM										
Jerry Royster R OBP: 0.333, SLG: 0.339	F8 S 1B	1B		S BB		1-3			FC6-4	4	1	2	0	1	0	1											
Gary Matthews R OBP: 0.393, SLG: 0.527	F8	1B		F8			F2		L9	5	0	1	0	0	0	3											
Rowland Office L OBP: 0.331, SLG: 0.352	BB S 1B	1-3		6-3			CS BB			3	0	1	1	1	0	3											
Bob Horner R OBP: 0.363, SLG: 0.572	E5 BB			P3		F8	5-3			4	0	0	0	0	0	2											
Dale Murphy R OBP: 0.360, SLG: 0.515	1-2 2-3 BB			6-3		4-3			F9	3	0	0	0	1	0	0											
Joe Nolan L OBP: 0.340, SLG: 0.374	F5			1B S 1B		S 1B			F7	4	0	2	0	0	0	3											
Barry Bonnell R OBP: 0.302, SLG: 0.407	K			FC6-4 1B		6-3			5-3	4	0	1	0	0	1	4											
Pepe Frias R OBP: 0.317, SLG: 0.355		F5		FC6-4					F6	4	0	0	0	0	0	2											
Eddie Solomon R OBP: 0.182, SLG: 0.209		6-3			5-3					3	0	0	0	0	0	0											
Larry Bradford R ERA:										0	0	0	0	0	0	0											
Joey McLaughlin R OBP: 0.400, SLG: 0.600										0	0	0	0	0	0	0											
Mike Lum L OBP: 0.304, SLG: 0.335										0	0	0	0	1	1	0											
Jim Wessinger R ERA:										0	0	0	0	0	0	0											
<b>Inning Stats</b>	R: 1 E: 1 K: 1 S: 8	H: 2 LOB: 3 BB: 1 P: 12	R: 0 E: 0 K: 0 S: 5	H: 2 LOB: 2 BB: 0 P: 5	R: 0 E: 0 K: 0 S: 3	H: 2 LOB: 2 BB: 0 P: 5	R: 0 E: 0 K: 0 S: 3	H: 0 LOB: 1 BB: 1 P: 7	R: 0 E: 0 K: 0 S: 4	H: 1 LOB: 1 BB: 0 P: 4	R: 0 E: 0 K: 0 S: 3	H: 0 LOB: 0 BB: 0 P: 3	R: 0 E: 0 K: 0 S: 2	H: 0 LOB: 0 BB: 1 P: 6	R: 0 E: 0 K: 0 S: 3	H: 0 LOB: 0 BB: 0 P: 3	R: 0 E: 0 K: 0 S: 3	H: 0 LOB: 1 BB: 1 P: 7	1B: 7 2B: 0 3B: 0 HR: 0	SF: 0 SAC: 0 DP: 0 HBP: 0	WP: 0 PB: 0 SB: 4 CS: 1	PA: 38					
<b>PITCHER</b>	IP	WLS	BF	H	R	ER	SO	BB	IBB	HBP	BLK	WP	HR	S	P	ERA	WHIP										
Joe Niekro R ERA: 3.13	8.1	W	36	7	1	1	1	4	0	0	0	0	0	34	50	1.08	1.320										
Joe Sambito L ERA: 1.57	0.2	S	2	0	0	0	0	0	0	0	0	0	0	2	2	0.00	0.000										

**Houston Astros @ Atlanta Braves**  
 Atlanta-Fulton County Stadium, Atlanta, GA  
 Fri Aug 10 1979, 7:05 PM EDT  
 Att: 10,394 - Unknown - 80 F

livebaseballscorecards.com

AB 34  
 R 1  
 H 7  
 RBI 1  
 BB 4  
 SO 1  
 LOB 18





Batter	1	2	3	4	5	6	7	8	9	AB	R	H	RBI	BB	SO	LOB	TOP					
Rafael Landestoy S OBP: 0.293, SLG: 0.246 (1, 4)										3	0	1	0	1	0	0	<b>Houston Astros @ Atlanta Braves</b> Atlanta-Fulton County Stadium, Atlanta, GA Sun Aug 12 1979, 7:05 PM EDT Att: 7,557 - Unknown - 75 F					
Craig Reynolds L OBP: 0.293, SLG: 0.344 (1, 6)										4	1	1	0	0	2	4						
Terry Puhl L OBP: 0.347, SLG: 0.386 (1, 8)										4	1	1	1	0	0	2						
Jose Cruz L OBP: 0.386, SLG: 0.437 (1, 7)										4	0	1	0	0	1	0						
Enos Cabell R OBP: 0.297, SLG: 0.355 (1, 3)										3	0	1	1	0	2	0						
Jeffrey Leonard R OBP: 0.395, SLG: 0.367 (1, 9)										3	0	1	0	1	1	2						
Art Howe R OBP: 0.323, SLG: 0.370 (1, 5)										4	0	0	0	0	1	2						
Alan Ashby S OBP: 0.269, SLG: 0.289 George Throop R (7, 1)										2	0	0	0	1	0	0						
Denny Walling L OBP: 0.375, SLG: 0.477 (9, PH)										0	0	0	0	0	0	0						
Rick Williams R OBP: 0.346, SLG: 0.304 Alan Knicely R (7, PH)										2	0	2	0	0	0	0						
										2	0	0	0	0	1	2						
<b>Inning Stats</b>	R: 0 E: 0 K: 1 S: 5	H: 0 LOB: 0 BB: 0 P: 5	R: 0 E: 0 K: 2 S: 7	H: 0 LOB: 1 BB: 1 P: 11	R: 0 E: 0 K: 1 S: 7	H: 2 LOB: 2 BB: 0 P: 7	R: 0 E: 0 K: 1 S: 5	H: 1 LOB: 0 BB: 0 P: 5	R: 0 E: 0 K: 0 S: 4	H: 1 LOB: 2 BB: 1 P: 8	R: 0 E: 0 K: 0 S: 7	H: 0 LOB: 0 BB: 0 P: 7	R: 0 E: 0 K: 0 S: 3	H: 1 LOB: 1 BB: 1 P: 7	R: 2 E: 0 K: 0 S: 6	H: 3 LOB: 1 BB: 0 P: 6	R: 0 E: 0 K: 1 S: 5	H: 0 LOB: 0 BB: 0 P: 5	1B: 7 2B: 1 3B: 0 HR: 0	SF: 1 SAC: 0 DP: 1 HBP: 0	WP: 0 PB: 1 SB: 1 CS: 1	PA: 36
<b>PITCHER</b> Phil Niekro R ERA: 3.64 (1, 1)	IP: 9.0 WLS: W BF: 36 H: 8 R: 2 ER: 2 SO: 8 BB: 3 IBB: 0 HBP: 0 BLK: 0 WP: 0 HR: 0 S: 49 P: 61 ERA: 2.00 WHIP: 1.222															<b>PITCHER</b>						

Batter	1	2	3	4	5	6	7	8	9	AB	R	H	RBI	BB	SO	LOB	BOTTOM					
Jerry Royster R OBP: 0.332, SLG: 0.338 (1, 4)										4	0	1	0	0	0	0	<b>Houston Astros @ Atlanta Braves</b> Atlanta-Fulton County Stadium, Atlanta, GA Sun Aug 12 1979, 7:05 PM EDT Att: 7,557 - Unknown - 75 F					
Gary Matthews R OBP: 0.362, SLG: 0.524 (1, 9)										3	0	0	0	1	0	2						
Rowland Office L OBP: 0.337, SLG: 0.356 (1, 8)										3	1	2	1	1	0	1						
Bob Horner R OBP: 0.364, SLG: 0.571 (1, 5)										4	0	2	0	0	0	3						
Dale Murphy R OBP: 0.355, SLG: 0.506 (1, 3)										4	0	0	0	0	1	4						
Barry Bonnell R OBP: 0.308, SLG: 0.422 (1, 7)										4	1	3	2	0	0	0						
Pepe Frias R OBP: 0.313, SLG: 0.351 (1, 6)										4	0	0	0	0	0	3						
Bruce Benedict R OBP: 0.314, SLG: 0.270 (1, 2)										2	0	0	0	2	1	3						
Phil Niekro R OBP: 0.222, SLG: 0.253 (1, 1)										4	1	1	0	0	0	2						
<b>Inning Stats</b>	R: 0 E: 0 K: 0 S: 3	H: 0 LOB: 1 BB: 1 P: 7	R: 0 E: 0 K: 0 S: 4	H: 1 LOB: 0 BB: 0 P: 4	R: 0 E: 0 K: 0 S: 3	H: 0 LOB: 0 BB: 0 P: 3	R: 1 E: 1 K: 1 S: 8	H: 3 LOB: 2 BB: 0 P: 8	R: 1 E: 0 K: 0 S: 5	H: 3 LOB: 1 BB: 0 P: 5	R: 1 E: 0 K: 1 S: 6	H: 1 LOB: 1 BB: 1 P: 10	R: 0 E: 0 K: 0 S: 4	H: 1 LOB: 2 BB: 1 P: 8	R: 0 E: 0 K: 0 S: 3	H: 0 LOB: 1 BB: 1 P: 7		R: 0 E: 0 K: 0 S: 3	H: 0 LOB: 0 BB: 1 P: 7	1B: 7 2B: 1 3B: 0 HR: 1	SF: 0 SAC: 0 DP: 1 HBP: 0	WP: 0 PB: 0 SB: 0 CS: 0
<b>PITCHER</b> Rick Williams R ERA: 3.26 George Throop R ERA: 4.05 (1, 1)	IP: 6.0 WLS: L BF: 27 H: 8 R: 3 ER: 3 SO: 2 BB: 2 IBB: 0 HBP: 0 BLK: 0 WP: 0 HR: 1 S: 29 P: 37 ERA: 4.50 WHIP: 1.667															<b>PITCHER</b>						



AB	32
R	2
H	8
RBI	2
BB	3
SO	8
LOB	12

AB	32
R	3
H	9
RBI	3
BB	4
SO	2
LOB	18







Batter	1	2	3	4	5	6	7	8	9	AB	R	H	RBI	BB	SO	LOB	TOP				
Frank Taveras, R OBP: 0.295, SLG: 0.333 Sergio Ferrer, S (6, 6)	F7	4-3		F9		FC6-5 2B	FC6-4			4	1	0	1	0	0	2					
Alex Trevino, R OBP: 0.400, SLG: 0.417	1B BB		6-3		F9	2B		K		4	1	1	1	1	1	0					
Lee Mazzilli, S OBP: 0.413, SLG: 0.486	1B		2B	1B	1-3	F8		4-3 1B		5	0	3	0	0	0	1					
John Stearns, R OBP: 0.319, SLG: 0.376	1B		1B	2B	E5		E1 4-3 HBP 1B	4-3		5	1	2	1	0	0	1					
Joel Youngblood, R OBP: 0.364, SLG: 0.483	BB		1B	2-3	1-2	BB	4-3 1B HBP	6-3		2	1	1	0	2	0	1					
Jose Cardenal, R OBP: 0.356, SLG: 0.350	F8		G3		P5		4-3		6-3	5	0	0	0	0	0	8					
Dan Norman, R OBP: 0.257, SLG: 0.258		BB			F9		1-3	1B IBB	F1-3 1B	3	0	1	0	2	0	0					
Doug Flynn, R OBP: 0.273, SLG: 0.332	F7			SH5-3 WP 1B		WP FC6-5 1B	FC6-4 1B	F1-3		5	2	3	2	0	0	2					
Craig Swan, R OBP: 0.203, SLG: 0.143 Neil Allen, R (7, 1)	P1			SH5-3		FC6-5 WP 1B	K	P3		3	0	1	0	0	1	3					
<b>Inning Stats</b>	R: 1 E: 0 K: 0 S: 4	H: 2 LOB: 2 BB: 2 P: 12	R: 0 E: 0 K: 0 S: 3	H: 0 LOB: 1 BB: 1 P: 7	R: 0 E: 0 K: 0 S: 5	H: 3 LOB: 2 BB: 0 P: 5	R: 1 E: 0 K: 0 S: 4	H: 1 LOB: 0 BB: 0 P: 4	R: 0 E: 1 K: 0 S: 4	H: 0 LOB: 2 BB: 1 P: 8	R: 2 E: 0 K: 0 S: 6	H: 3 LOB: 1 BB: 0 P: 6	R: 2 E: 1 K: 1 S: 7	H: 1 LOB: 2 BB: 1 P: 12	R: 0 E: 0 K: 0 S: 6	H: 1 LOB: 1 BB: 0 P: 6	R: 0 E: 0 K: 0 S: 4	H: 1 LOB: 1 BB: 0 P: 4	1B: 10 2B: 2 3B: 0 HR: 0	SF: 0 SAC: 1 DP: 0 HBP: 1	WP: 3 PA: 45
<b>PITCHER</b>	IP WLS BF H R ER SO BB IBB HBP BLK WP HR S P ERA WHIP	IP WLS BF H R ER SO BB IBB HBP BLK WP HR S P ERA WHIP	IP WLS BF H R ER SO BB IBB HBP BLK WP HR S P ERA WHIP	IP WLS BF H R ER SO BB IBB HBP BLK WP HR S P ERA WHIP	IP WLS BF H R ER SO BB IBB HBP BLK WP HR S P ERA WHIP	IP WLS BF H R ER SO BB IBB HBP BLK WP HR S P ERA WHIP	IP WLS BF H R ER SO BB IBB HBP BLK WP HR S P ERA WHIP	IP WLS BF H R ER SO BB IBB HBP BLK WP HR S P ERA WHIP	IP WLS BF H R ER SO BB IBB HBP BLK WP HR S P ERA WHIP	IP WLS BF H R ER SO BB IBB HBP BLK WP HR S P ERA WHIP	IP WLS BF H R ER SO BB IBB HBP BLK WP HR S P ERA WHIP	IP WLS BF H R ER SO BB IBB HBP BLK WP HR S P ERA WHIP	IP WLS BF H R ER SO BB IBB HBP BLK WP HR S P ERA WHIP	IP WLS BF H R ER SO BB IBB HBP BLK WP HR S P ERA WHIP	IP WLS BF H R ER SO BB IBB HBP BLK WP HR S P ERA WHIP	IP WLS BF H R ER SO BB IBB HBP BLK WP HR S P ERA WHIP	IP WLS BF H R ER SO BB IBB HBP BLK WP HR S P ERA WHIP	IP WLS BF H R ER SO BB IBB HBP BLK WP HR S P ERA WHIP	IP WLS BF H R ER SO BB IBB HBP BLK WP HR S P ERA WHIP	IP WLS BF H R ER SO BB IBB HBP BLK WP HR S P ERA WHIP	
Mickey Mahler, L ERA: 6.18	5.1	L	27	8	4	4	0	4	0	0	0	0	1	0	23	39	6.75	2.250			
Adrian Devine, R ERA: 3.15	1.0		2	2	2	1	0	0	1	1	0	0	1	0	6	11	9.00	2.000			
Bo McLaughlin, R ERA: 5.24	0.2		2	0	0	0	1	0	0	0	0	0	0	0	4	4	0.00	0.000			
Larry Bradford, L ERA:	2.0		8	2	0	0	1	0	0	0	0	0	0	0	10	10	0.00	1.000			

**New York Mets @ Atlanta Braves**  
Atlanta-Fulton County Stadium, Atlanta, GA  
Wed Aug 15 1979, 7:05 PM EDT  
Att: 5,120 - Unknown - 80 F

AB	38
R	6
H	12
RBI	5
BB	5
SO	2
LOB	21



Batter	1	2	3	4	5	6	7	8	9	AB	R	H	RBI	BB	SO	LOB	BOTTOM		
Jerry Royster, R OBP: 0.329, SLG: 0.334	F4		F9		G6-3		WP 1B		F5-4-3	5	0	1	0	0	0	4			
Gary Matthews, R OBP: 0.363, SLG: 0.522	F9		F9			1B	6-3			4	0	1	0	0	0	3			
Rowland Office, L OBP: 0.333, SLG: 0.349	1B		F8			F8		6-3		4	0	1	0	0	0	2			
Bob Horner, R OBP: 0.366, SLG: 0.595	F7			HR		F3		6-3		4	1	1	1	0	0	2			
Dale Murphy, R OBP: 0.354, SLG: 0.498		F5		F8		F8		BB		3	0	0	0	1	0	1			
Joe Nolan, L OBP: 0.338, SLG: 0.371		F5		F4-3		1B 1B	F4			4	1	1	0	0	0	1			
Barry Bonnell, R OBP: 0.312, SLG: 0.435		F6		F7		F6				3	0	0	0	1	0	1			
Pepe Frias, R OBP: 0.316, SLG: 0.359			1B 3B		G6-3 1B	1B 1B	F8			4	1	3	0	0	0	1			
Mickey Mahler, S ERA: 0.148, SLG: 0.154 Adrian Devine, R Bo McLaughlin, R Mike Lum, L Larry Bradford, R Charlie Spikes, R					F3		WP 1B		F5-4-3 1B	2	0	1	1	0	0	1			
<b>Inning Stats</b>	R: 0 E: 0 K: 0 S: 4	H: 1 LOB: 1 BB: 0 P: 4	R: 0 E: 0 K: 0 S: 3	H: 0 LOB: 0 BB: 0 P: 3	R: 1 E: 0 K: 0 S: 4	H: 1 LOB: 0 BB: 0 P: 4	R: 0 E: 0 K: 0 S: 3	H: 1 LOB: 0 BB: 0 P: 3	R: 0 E: 0 K: 0 S: 4	H: 1 LOB: 1 BB: 0 P: 4	R: 1 E: 0 K: 0 S: 6	H: 4 LOB: 2 BB: 0 P: 6	R: 0 E: 0 K: 0 S: 3	H: 0 LOB: 1 BB: 1 P: 7	R: 0 E: 0 K: 0 S: 3	H: 1 LOB: 1 BB: 1 P: 7	1B: 9 2B: 0 3B: 1 HR: 1	SF: 0 SAC: 0 DP: 2 HBP: 0	WP: 1 PA: 37
<b>PITCHER</b>	IP WLS BF H R ER SO BB IBB HBP BLK WP HR S P ERA WHIP	IP WLS BF H R ER SO BB IBB HBP BLK WP HR S P ERA WHIP	IP WLS BF H R ER SO BB IBB HBP BLK WP HR S P ERA WHIP	IP WLS BF H R ER SO BB IBB HBP BLK WP HR S P ERA WHIP	IP WLS BF H R ER SO BB IBB HBP BLK WP HR S P ERA WHIP	IP WLS BF H R ER SO BB IBB HBP BLK WP HR S P ERA WHIP	IP WLS BF H R ER SO BB IBB HBP BLK WP HR S P ERA WHIP	IP WLS BF H R ER SO BB IBB HBP BLK WP HR S P ERA WHIP	IP WLS BF H R ER SO BB IBB HBP BLK WP HR S P ERA WHIP	IP WLS BF H R ER SO BB IBB HBP BLK WP HR S P ERA WHIP	IP WLS BF H R ER SO BB IBB HBP BLK WP HR S P ERA WHIP	IP WLS BF H R ER SO BB IBB HBP BLK WP HR S P ERA WHIP	IP WLS BF H R ER SO BB IBB HBP BLK WP HR S P ERA WHIP	IP WLS BF H R ER SO BB IBB HBP BLK WP HR S P ERA WHIP	IP WLS BF H R ER SO BB IBB HBP BLK WP HR S P ERA WHIP	IP WLS BF H R ER SO BB IBB HBP BLK WP HR S P ERA WHIP	IP WLS BF H R ER SO BB IBB HBP BLK WP HR S P ERA WHIP	IP WLS BF H R ER SO BB IBB HBP BLK WP HR S P ERA WHIP	IP WLS BF H R ER SO BB IBB HBP BLK WP HR S P ERA WHIP
Craig Swan, R ERA: 3.08	6.2	W	28	10	3	3	0	0	0	0	0	0	0	0	28	28	4.05	1.500	
Neil Allen, R ERA: 3.75	2.1	S	9	1	0	0	0	2	0	0	0	0	1	0	7	15	0.00	1.286	

**New York Mets @ Atlanta Braves**  
Atlanta-Fulton County Stadium, Atlanta, GA  
Wed Aug 15 1979, 7:05 PM EDT  
Att: 5,120 - Unknown - 80 F

AB	35
R	3
H	11
RBI	3
BB	2
SO	0
LOB	16





Batter	1	2	3	4	5	6	7	8	9	AB	R	H	RBI	BB	SO	LOB	TOP									
Frank Taveras, R OBP: 0.294, SLG: 0.332 (1, 6)	F2		K			G3		E	6-3	5	1	1	0	0	1	1	<b>New York Mets @ Atlanta Braves</b> Atlanta-Fulton County Stadium, Atlanta, GA Thu Aug 16 1979, 7:05 PM EDT Att: 7,397 - Unknown - 80 F									
Alex Trevino, R OBP: 0.396, SLG: 0.412 (1, 2)	4-3			6-3		F8		E8		4	1	1	1	0	0	0										
Lee Mazzilli, S OBP: 0.414, SLG: 0.483 (1, 8)	K2-3			L1		S		SH		2	1	0	0	2	1	0										
John Stearns, R OBP: 0.320, SLG: 0.380 Sergio Ferrer, S (9, 5)		F3			3B	K		SH		3	1	1	1	0	1	1										
Joel Youngblood, R OBP: 0.365, SLG: 0.486 (1, 7)	5-3			F6				2B		4	0	2	2	0	0	1										
Jose Cardenal, R OBP: 0.354, SLG: 0.381 (1, 3)	F7					HR		F7		4	1	1	1	0	0	2										
Dan Norman, R OBP: 0.231, SLG: 0.229 Ed Glynn, R Neil Allen, R (8, 1)			K		4-3			6-3		4	0	0	0	0	1	2										
Doug Flynn, R OBP: 0.275, SLG: 0.337 (1, 4)				F6-3				F4-3		4	0	2	0	0	0	0										
Pete Falcone, L OBP: 0.263, SLG: 0.222 Gil Flores, R OBP: 0.242, SLG: 0.186 (8, PH)			SH3-4		K			FC1-5	6-3	1	0	0	0	0	1	0										
										2	1	0	0	0	0	1										
<b>Inning Stats</b>	R: 0 E: 0 K: 1 S: 5	H: 0 LOB: 0 BB: 0 P: 5	R: 0 E: 0 K: 0 S: 3	H: 0 LOB: 0 BB: 0 P: 3	R: 0 E: 0 K: 2 S: 8	H: 1 LOB: 1 BB: 0 P: 8	R: 0 E: 0 K: 0 S: 4	H: 1 LOB: 1 BB: 0 P: 4	R: 1 E: 0 K: 1 S: 6	H: 1 LOB: 0 BB: 0 P: 6	R: 0 E: 0 K: 0 S: 5	H: 0 LOB: 1 BB: 1 P: 9	R: 0 E: 0 K: 0 S: 3	H: 1 LOB: 0 BB: 0 P: 3	R: 5 E: 1 K: 0 S: 8	H: 4 LOB: 1 BB: 0 P: 12	R: 0 E: 0 K: 0 S: 3	H: 0 LOB: 0 BB: 0 P: 3	1B: 4 2B: 3 3B: 1 HR: 1	SF: 0 SAC: 2 DP: 1 HBP: 0	WP: 0 PB: 0 SB: 1 CS: 0	PA: 37				
<b>PITCHER</b>	IP	WLS	BF	H	R	ER	SO	BB	IBB	HBP	BLK	WP	HR	S	P	ERA	WHIP									
Phil Niekro, R ERA: 3.74 Gene Garber, R ERA: 4.34	(1, 1)	8.0	L	34	8	6	6	5	2	0	0	0	0	1	42	50	6.75	1.250								
(9, 1)	1.0		3	0	0	0	0	0	0	0	0	0	0	0	3	3	0.00	0.000								

Batter	1	2	3	4	5	6	7	8	9	AB	R	H	RBI	BB	SO	LOB	BOTTOM								
Jerry Royster, R OBP: 0.334, SLG: 0.336 (1, 4)	G3					1B		1B		3	1	2	1	2	0	0	<b>New York Mets @ Atlanta Braves</b> Atlanta-Fulton County Stadium, Atlanta, GA Thu Aug 16 1979, 7:05 PM EDT Att: 7,397 - Unknown - 80 F								
Gary Matthews, R OBP: 0.383, SLG: 0.521 (1, 9)	G3		F9		S	1B		1B		5	0	2	0	0	0	3									
Jeff Burroughs, R OBP: 0.341, SLG: 0.352 (1, 7)	K		F9			1B		F8		5	0	2	1	0	1	6									
Bob Horner, R OBP: 0.367, SLG: 0.592 (1, 5)	F9			F6-4-3	F7		F6			5	0	2	0	0	0	4									
Dale Murphy, R OBP: 0.355, SLG: 0.494 (1, 3)		6-3		F6-4-3		6-3		BB	K	4	1	1	0	1	1	1									
Barry Bonnell, R OBP: 0.311, SLG: 0.433 Rowland Office, L OBP: 0.332, SLG: 0.347 (9, PH)		6-3		F6-4-3		F8		FC5-4	F8	4	1	1	0	0	0	2									
Pepe Frias, R OBP: 0.318, SLG: 0.358 (1, 6)		F7		6-3		1B		FC5-4	K	4	0	1	0	1	1	2									
Bruce Benedict, R OBP: 0.321, SLG: 0.270 (1, 2)					F7			FC5-4		3	0	1	1	1	0	2									
Phil Niekro, R OBP: 0.215, SLG: 0.244 Charlie Spikes, R OBP: 0.316, SLG: 0.477 Gene Garber, R OBP: 0.500, SLG: 0.333 (9, 1)			P3		F8		P5		K	3	0	0	0	0	0	3									
										1	0	0	0	0	1	2									
										0	0	0	0	0	0	0									
<b>Inning Stats</b>	R: 0 E: 0 K: 1 S: 5	H: 0 LOB: 1 BB: 1 P: 9	R: 0 E: 0 K: 0 S: 3	H: 0 LOB: 0 BB: 0 P: 3	R: 0 E: 0 K: 0 S: 4	H: 1 LOB: 2 BB: 1 P: 8	R: 0 E: 0 K: 0 S: 3	H: 1 LOB: 1 BB: 1 P: 7	R: 1 E: 0 K: 0 S: 5	H: 2 LOB: 2 BB: 1 P: 9	R: 0 E: 0 K: 0 S: 5	H: 2 LOB: 2 BB: 0 P: 5	R: 0 E: 0 K: 0 S: 4	H: 1 LOB: 1 BB: 0 P: 4	R: 2 E: 0 K: 1 S: 9	H: 4 LOB: 3 BB: 1 P: 13	R: 0 E: 0 K: 2 S: 8	H: 1 LOB: 1 BB: 0 P: 8	1B: 12 2B: 0 3B: 0 HR: 0	SF: 0 SAC: 0 DP: 1 HBP: 0	WP: 0 PB: 0 SB: 1 CS: 0	PA: 43			
<b>PITCHER</b>	IP	WLS	BF	H	R	ER	SO	BB	IBB	HBP	BLK	WP	HR	S	P	ERA	WHIP								
Pete Falcone, L ERA: 4.55 Ed Glynn, L ERA: 2.45 Neil Allen, R ERA: 3.65	(1, 1)	7.0	W	31	7	1	1	1	4	0	0	0	0	29	45	1.29	1.571								
(8, 1)	0.0		3	2	2	2	0	1	0	0	0	0	0	2	6	∞	∞								
(8, 1)	2.0	S	9	3	0	0	3	0	0	0	0	0	0	15	15	0.00	1.500								

AB 33  
R 6  
H 8  
RBI 5  
BB 2  
SO 5  
LOB 8



AB 38  
R 3  
H 12  
RBI 3  
BB 5  
SO 4  
LOB 26





Batter	1	2	3	4	5	6	7	8	9	AB	R	H	RBI	BB	SO	LOB	TOP					
Jerry Royster, R (1.4) OBP: 0.331, SLG: 0.333										4	0	0	0	0	2	1	<b>Atlanta Braves @ Montreal Expos</b> Olympic Stadium, Montreal, QB Fri Aug 17 1979, 7:05 PM EDT Att: 31,503 - Unknown					
Gary Matthews, R (1.9) OBP: 0.394, SLG: 0.521										4	0	2	0	0	0	0						
Jeff Burroughs, R (1.7) OBP: 0.340, SLG: 0.351										4	0	1	0	0	0	2						
Bob Horner, R (1.5) OBP: 0.363, SLG: 0.585										4	0	0	0	0	2	3						
Dale Murphy, R (1.3) OBP: 0.353, SLG: 0.488										3	0	0	0	1	1	2						
Rowland Office, L (1.8) OBP: 0.331, SLG: 0.346										4	0	1	0	0	0	1						
Pepe Frias, R (1.6) OBP: 0.314, SLG: 0.354										4	0	0	0	0	0	2						
Bruce Benedict, R (1.2) OBP: 0.321, SLG: 0.271										3	0	1	0	0	0	0						
Eddie Solomon, R (1.1) OBP: 0.191, SLG: 0.239										3	0	1	0	0	0	2						
<b>Inning Stats</b>	R: 0 E: 0 K: 2 S: 8	H: 1 LOB: 1 BB: 0 P: 8	R: 0 E: 0 K: 0 S: 2	H: 0 LOB: 0 BB: 1 P: 6	R: 0 E: 0 K: 0 S: 4	H: 2 LOB: 2 BB: 0 P: 4	R: 0 E: 0 K: 2 S: 7	H: 0 LOB: 0 BB: 0 P: 7	R: 0 E: 1 K: 0 S: 4	H: 0 LOB: 1 BB: 0 P: 4	R: 0 E: 0 K: 1 S: 7	H: 0 LOB: 2 BB: 0 P: 7	R: 0 E: 0 K: 0 S: 4	H: 1 LOB: 1 BB: 0 P: 4	R: 0 E: 0 K: 0 S: 4	H: 1 LOB: 1 BB: 0 P: 4	R: 0 E: 0 K: 0 S: 3	H: 1 LOB: 0 BB: 0 P: 3	1B: 5 2B: 1 3B: 0 HR: 0	SF: 0 SAC: 0 DP: 1 HBP: 0	WP: 0 PB: 0 SB: 0 CS: 1	PA: 34
<b>PITCHER</b> David Palmer, R (1.1) ERA: 2.9	IP: 9.0 WLS: W BF: 34 H: 6 R: 0 ER: 0 SO: 5 BB: 1 IBB: 0 HBP: 0 BLK: 0 WP: 0 HR: 0 S: 43 P: 47 ERA: 0.00 WHIP: 0.778															<b>PITCHER</b>						

Batter	1	2	3	4	5	6	7	8	9	AB	R	H	RBI	BB	SO	LOB	BOTTOM			
Warren Cromartie, L (1.7) OBP: 0.309, SLG: 0.405										4	0	1	0	1	1	3	<b>Atlanta Braves @ Montreal Expos</b> Olympic Stadium, Montreal, QB Fri Aug 17 1979, 7:05 PM EDT Att: 31,503 - Unknown			
Rodney Scott, S (1.4) OBP: 0.324, SLG: 0.296										2	0	0	1	2	0	0				
Andre Dawson, R (1.8) OBP: 0.303, SLG: 0.464										4	0	1	0	0	0	5				
Tony Perez, R (1.3) OBP: 0.324, SLG: 0.436										4	0	1	0	0	0	0				
Gary Carter, R (1.2) OBP: 0.327, SLG: 0.459										4	0	1	0	0	1	0				
Ellis Valentine, R (1.9) OBP: 0.308, SLG: 0.492										4	0	1	0	0	1	3				
Larry Parrish, R (1.5) OBP: 0.365, SLG: 0.520										4	1	1	0	0	0	1				
Chris Speier, R (1.6) OBP: 0.307, SLG: 0.314										4	0	2	0	0	0	1				
David Palmer, R (1.1) Tom Hutton, L (9, PH) OBP: 0.125, SLG: 0.067 OBP: 0.405, SLG: 0.422										1	0	0	0	0	0	0				
<b>Inning Stats</b>	R: 0 E: 0 K: 0 S: 3	H: 0 LOB: 0 BB: 0 P: 3	R: 0 E: 0 K: 2 S: 7	H: 0 LOB: 0 BB: 0 P: 7	R: 0 E: 1 K: 0 S: 5	H: 1 LOB: 3 BB: 1 P: 9	R: 0 E: 0 K: 0 S: 4	H: 1 LOB: 1 BB: 0 P: 4	R: 0 E: 0 K: 0 S: 4	H: 1 LOB: 2 BB: 1 P: 8	R: 0 E: 0 K: 1 S: 6	H: 1 LOB: 1 BB: 0 P: 6	R: 0 E: 0 K: 0 S: 5	H: 3 LOB: 2 BB: 0 P: 5	R: 1 E: 0 K: 0 S: 3	H: 2 LOB: 3 BB: 1 P: 8	1B: 9 2B: 0 3B: 0 HR: 0	SF: 0 SAC: 2 DP: 1 HBP: 1	WP: 0 PB: 0 SB: 1 CS: 0	PA: 38
<b>PITCHER</b> Eddie Solomon, R (1.1) ERA: 4.44	IP: 8.1 WLS: L BF: 38 H: 9 R: 1 ER: 1 SO: 3 BB: 2 IBB: 1 HBP: 1 BLK: 0 WP: 0 HR: 0 S: 40 P: 53 ERA: 1.08 WHIP: 1.320															<b>PITCHER</b>				







Batter	1	2	3	4	5	6	7	8	9	AB	R	H	RBI	BB	SO	LOB	TOP			
Jerry Royster, R OBP: 0.336, SLG: 0.334 (1, 4)	F4		4-3					F8 1B		3	0	1	0	1	0	0	<b>Atlanta Braves @ Montreal Expos</b> Olympic Stadium, Montreal, QB Sun Aug 19 1979, 3:33 AM EDT Att: 34,880 - Unknown			
Gary Matthews, R OBP: 0.396, SLG: 0.527 (1, 9)	HR			4-3						4	1	3	1	0	0	0				
Jeff Burroughs, R OBP: 0.343, SLG: 0.351 (1, 7)	G6-4-3 BB			L5				F8		2	0	0	0	2	0	2				
Bob Horner, R OBP: 0.358, SLG: 0.575 (1, 5)	G6-4-3 1-2			F3				F8		4	0	0	0	0	0	6				
Dale Murphy, R OBP: 0.399, SLG: 0.492 (1, 3)										4	0	3	0	0	0	0				
Barry Bonnell, R OBP: 0.307, SLG: 0.427 (1, 8)	K			6-3				L7		4	0	0	0	0	2	3				
Pepe Frias, R OBP: 0.311, SLG: 0.349 (1, 6)	G4-6-3 1-2			F8				F9		4	0	0	0	0	1	3				
Bruce Benedict, R OBP: 0.318, SLG: 0.267 Mike Lum, L OBP: 0.299, SLG: 0.328 Joe Nolan, L OBP: 0.330, SLG: 0.360 (7, PH) (7, 2)			K					F9		2	0	0	0	0	1	0				
Tony Brizzolara, R OBP: 0.083, SLG: 0.030 Larry Bradford, R (7, 1) Rowland Office, L OBP: 0.325, SLG: 0.339 Bo McLaughlin, R (8, 1)			6-3							1	0	0	0	0	0	1				
				4-3				K		0	0	0	0	0	0	0				
<b>Inning Stats</b>	R: 1 E: 0 K: 0 S: 3	H: 1 LOB: 0 BB: 1 P: 7	R: 0 E: 0 K: 1 S: 5	H: 1 LOB: 0 BB: 0 P: 5	R: 0 E: 0 K: 1 S: 5	H: 0 LOB: 0 BB: 0 P: 5	R: 0 E: 0 K: 0 S: 3	H: 0 LOB: 0 BB: 0 P: 3	R: 0 E: 0 K: 0 S: 4	H: 1 LOB: 3 BB: 2 P: 12	R: 0 E: 0 K: 2 S: 8	H: 1 LOB: 1 BB: 0 P: 8	R: 0 E: 0 K: 1 S: 7	H: 2 LOB: 2 BB: 0 P: 7	R: 0 E: 0 K: 0 S: 4	H: 1 LOB: 1 BB: 0 P: 4	1B: 6 2B: 0 3B: 0 HR: 1	SF: 0 SAC: 0 DP: 2 HBP: 0	WP: 0 PB: 0 SB: 0 CS: 0	PA: 35
<b>PITCHER</b>	IP WLS BF H R ER SO BB IBB HBP BLK WP HR S P ERA WHIP	IP WLS BF H R ER SO BB IBB HBP BLK WP HR S P ERA WHIP																		
Bill Lee, L ERA: 3.24 Stan Bahnsen, R ERA: 3.04 (1, 1) (6, 1)	5.2 W 20 3 1 1 2 2 0 0 0 0 1 22 30 1.59 0.882	3.1 S 15 4 0 0 3 1 0 0 0 0 0 20 24 0.00 1.500																		

AB 32  
R 1  
H 7  
RBI 1  
BB 3  
SO 5  
LOB 16



Batter	1	2	3	4	5	6	7	8	9	AB	R	H	RBI	BB	SO	LOB	BOTTOM			
Warren Cromartie, L OBP: 0.306, SLG: 0.400 (1, 7)	F8									4	0	0	0	0	2	1	<b>Atlanta Braves @ Montreal Expos</b> Olympic Stadium, Montreal, QB Sun Aug 19 1979, 3:33 AM EDT Att: 34,880 - Unknown			
Rodney Scott, S OBP: 0.323, SLG: 0.293 (1, 4)	2B 1B			F7				K		4	1	1	0	0	1	0				
Andre Dawson, R OBP: 0.301, SLG: 0.461 (1, 8)	1-3 HR 2B			1-3				F8		4	1	1	1	0	0	0				
Rusty Staub, L OBP: 0.332, SLG: 0.404 (1, 3)	1-3 2-3							F8		4	0	1	0	0	1	1				
Gary Carter, R OBP: 0.327, SLG: 0.466 (1, 2)	HR			F9				5-3		3	1	1	2	0	0	1				
Ellis Valentine, R OBP: 0.308, SLG: 0.491 (1, 9)	6-3			F2				HR 1B		3	1	1	0	0	0	0				
Larry Parrish, R OBP: 0.364, SLG: 0.515 (1, 5)				F4				F5		3	0	0	0	0	1	1				
Chris Speier, R OBP: 0.308, SLG: 0.313 (1, 6)				5-3				L9		3	0	0	0	0	0	1				
Bill Lee, L OBP: 0.204, SLG: 0.204 Stan Bahnsen, R OBP: 0.143, SLG: 0.571 (1, 1) (6, 1)								HR		2	0	1	0	0	1	0				
								HR		1	1	1	2	0	0	0				
<b>Inning Stats</b>	R: 3 E: 0 K: 0 S: 6	H: 3 LOB: 0 BB: 0 P: 6	R: 0 E: 0 K: 2 S: 8	H: 1 LOB: 1 BB: 0 P: 8	R: 0 E: 0 K: 0 S: 4	H: 1 LOB: 1 BB: 0 P: 4	R: 0 E: 0 K: 0 S: 3	H: 0 LOB: 0 BB: 0 P: 3	R: 0 E: 0 K: 1 S: 5	H: 0 LOB: 0 BB: 0 P: 5	R: 0 E: 0 K: 0 S: 3	H: 0 LOB: 0 BB: 0 P: 3	R: 2 E: 0 K: 1 S: 7	H: 2 LOB: 0 BB: 0 P: 7	R: 0 E: 0 K: 2 S: 7	H: 0 LOB: 0 BB: 0 P: 7	1B: 4 2B: 1 3B: 0 HR: 2	SF: 0 SAC: 0 DP: 0 HBP: 0	WP: 0 PB: 0 SB: 0 CS: 0	PA: 31
<b>PITCHER</b>	IP WLS BF H R ER SO BB IBB HBP BLK WP HR S P ERA WHIP	IP WLS BF H R ER SO BB IBB HBP BLK WP HR S P ERA WHIP																		
Tony Brizzolara, R ERA: 5.22 Larry Bradford, L ERA: 5.15 (1, 1) (7, 1) (8, 1)	6.2 L 27 7 5 5 3 0 0 0 0 0 0 2 33 33 6.75 1.050	0.1 1 0 0 0 1 0 0 0 0 0 0 3 3 0.00 0.000																		

AB 31  
R 5  
H 7  
RBI 5  
BB 0  
SO 6  
LOB 5





Batter	1	2	3	4	5	6	7	8	9	AB	R	H	RBI	BB	SO	LOB	TOP								
Jerry Royster, R OBP: 0.335, SLG: 0.333 (1,4)	F7		6-3		F9			E 1B	SF7	4	1	1	1	0	0	1	<b>Atlanta Braves @ Philadelphia Phillies</b> Veterans Stadium, Philadelphia, PA Mon Aug 20 1979, 7:05 PM EDT Att: 35,156 - Unknown								
Gary Matthews, R OBP: 0.397, SLG: 0.524 (1,9)	6-3		4-3		FC4-6 1B			6-3	3-H 1B	4	0	1	0	1	0	1									
Jeff Burroughs, R OBP: 0.344, SLG: 0.350 Barry Bonnell, R OBP: 0.307, SLG: 0.427 (1,7) (9,7)	BB			K	FC4-6 1-2 1B			F9	1-2 2-3 BB	4	0	1	2	1	1	3									
Bob Horner, R OBP: 0.356, SLG: 0.569 (1,5)	K			K				6-3	1-2 2-H 3-H 1B	0	0	0	0	0	0	0									
Dale Murphy, R OBP: 0.357, SLG: 0.488 (1,3)		SH3 SF8 1B		E5 E 1B				6-3		5	0	1	1	0	3	3									
Rowland Office, L OBP: 0.329, SLG: 0.343 (1,8)		SH3		E9 FC6 1B				6-3	SH 1B SF7 1B	4	1	1	0	0	0	1									
Pepe Frias, R OBP: 0.310, SLG: 0.349 (1,6)		SF8		FC6 1-2 1B				L4	BB SH 1B	3	1	1	1	0	0	2									
Bruce Benedict, R OBP: 0.318, SLG: 0.268 (1,2)		P4			FC2-6 1B			F7	SH BB 1B	3	1	1	0	0	0	0									
Phil Niekro, R OBP: 0.208, SLG: 0.237 Mike Lum, L OBP: 0.297, SLG: 0.327 (9,PH) Gene Garber, R OBP: 0.500, SLG: 0.333 (9,1)			6-3		FC2-6 1B			5-3	F7	3	0	0	0	0	0	1									
<b>Inning Stats</b>	R: 0 E: 0 K: 1 S: 5	H: 0 LOB: 1 BB: 1 P: 9	R: 1 E: 0 K: 0 S: 4	H: 1 LOB: 0 BB: 0 P: 4	R: 0 E: 0 K: 0 S: 3	H: 0 LOB: 0 BB: 0 P: 3	R: 0 E: 0 K: 2 S: 9	H: 1 LOB: 2 BB: 0 P: 9	R: 0 E: 0 K: 0 S: 5	H: 2 LOB: 2 BB: 0 P: 5	R: 0 E: 0 K: 0 S: 3	H: 0 LOB: 0 BB: 0 P: 3	R: 0 E: 0 K: 0 S: 3	H: 0 LOB: 0 BB: 0 P: 3	R: 1 E: 1 K: 0 S: 5	H: 2 LOB: 1 BB: 1 P: 5		R: 3 E: 0 K: 1 S: 9	H: 3 LOB: 2 BB: 1 P: 13	1B: 9 2B: 0 3B: 0 HR: 0	SF: 2 SAC: 2 DP: 0 HBP: 0	WP: 0 PB: 0 SB: 1 CS: 0	PA: 40		
<b>PITCHER</b>	IP	WLS	BF	H	R	ER	SO	BB	IBB	HBP	BLK	WP	HR	S	P	ERA	WHIP								
Nino Espinosa, R ERA: 3.49 (1,1)	8.0		32	6	2	1	3	1	0	0	0	0	0	37	41	1.12	0.875								
Ron Reed, R ERA: 4.33 (9,1)	0.2	L	7	3	3	3	0	1	0	0	0	0	0	6	10	40.50	6.000								
Rawly Eastwick, R ERA: 5.12 (9,1)	0.1		1	0	0	0	1	0	0	0	0	0	0	3	3	0.00	0.000								

AB	34
R	5
H	9
RBI	5
BB	2
SO	4
LOB	15



Batter	1	2	3	4	5	6	7	8	9	AB	R	H	RBI	BB	SO	LOB	BOTTOM								
Bake McBride, L OBP: 0.317, SLG: 0.406 (1,9)	F9		F8			L1		E6 1B		4	0	0	0	0	0	0	<b>Atlanta Braves @ Philadelphia Phillies</b> Veterans Stadium, Philadelphia, PA Mon Aug 20 1979, 7:05 PM EDT Att: 35,156 - Unknown								
Greg Gross, L OBP: 0.409, SLG: 0.434 (1,7)	4-3 BB				F7	3-1		S 1B		3	0	1	0	1	0	0									
Pete Rose, S OBP: 0.401, SLG: 0.420 (1,3)	4-3				F7			FC6-4 BB		3	0	0	0	1	0	1									
Mike Schmidt, R OBP: 0.392, SLG: 0.611 (1,5)	F8							FC6-4 1B	FC6-4 1-2 BB	4	0	2	0	0	0	3									
Bob Boone, R OBP: 0.378, SLG: 0.455 (1,2)		K				FC3-6 2B		F5		3	1	0	0	1	1	1									
Gary Maddox, R OBP: 0.298, SLG: 0.432 (1,8)		5-3			K			F8		4	1	1	1	0	1	2									
Larry Bowa, S OBP: 0.328, SLG: 0.322 (1,6)		6-3						SH1-3 2B		3	0	1	1	0	0	0									
Manny Trillo, R OBP: 0.292, SLG: 0.334 (1,4)					F7			6-3	5-3	4	0	0	0	0	1	1									
Nino Espinosa, R OBP: 0.222, SLG: 0.186 Greg Luzinski, R OBP: 0.354, SLG: 0.447 (8,PH) Ron Reed, R OBP: 0.333, SLG: 0.375 Rawly Eastwick, R ERA: 4.29 (9,1)					B1-3			F9	P3	2	0	0	0	0	0	0									
<b>Inning Stats</b>	R: 0 E: 0 K: 0 S: 3	H: 0 LOB: 1 BB: 1 P: 7	R: 0 E: 0 K: 1 S: 5	H: 0 LOB: 0 BB: 0 P: 5	R: 0 E: 0 K: 0 S: 3	H: 0 LOB: 0 BB: 0 P: 3	R: 0 E: 0 K: 1 S: 6	H: 1 LOB: 2 BB: 1 P: 10	R: 0 E: 0 K: 1 S: 5	H: 0 LOB: 0 BB: 0 P: 5	R: 0 E: 0 K: 0 S: 3	H: 0 LOB: 0 BB: 0 P: 3	R: 2 E: 0 K: 0 S: 5	H: 2 LOB: 0 BB: 0 P: 5	R: 0 E: 1 K: 0 S: 4	H: 1 LOB: 2 BB: 1 P: 8		R: 0 E: 0 K: 0 S: 4	H: 1 LOB: 1 BB: 0 P: 4	1B: 3 2B: 2 3B: 0 HR: 0	SF: 0 SAC: 1 DP: 0 HBP: 0	WP: 0 PB: 0 SB: 1 CS: 0	PA: 35		
<b>PITCHER</b>	IP	WLS	BF	H	R	ER	SO	BB	IBB	HBP	BLK	WP	HR	S	P	ERA	WHIP								
Phil Niekro, R ERA: 3.7 (1,1)	8.0		31	4	2	2	3	3	0	0	0	0	0	34	46	2.25	0.875								
Gene Garber, R ERA: 4.29 (9,1)	1.0	S	4	1	0	0	0	0	0	0	0	0	0	4	4	0.00	1.000								





Batter	1	2	3	4	5	6	7	8	9	AB	R	H	RBI	BB	SO	LOB	TOP					
Jerry Royster, R OBP: 0.333, SLG: 0.332	F9	F7			F9		6-3		1B	5	0	1	0	0	0	0	<b>Atlanta Braves @ Philadelphia Phillies</b> Veterans Stadium, Philadelphia, PA Tue Aug 21 1979, 7:05 PM EDT Att: 30,234 - Unknown					
Gary Matthews, R OBP: 0.365, SLG: 0.531	6-3		F9		6-3		HR		1B	5	2	3	1	0	0							
Jeff Burroughs, R OBP: 0.347, SLG: 0.348 Rowland Office, L OBP: 0.329, SLG: 0.343	6-3			BB		E	S		BB	2	1	0	0	3	1	3						
Bob Horner, R OBP: 0.355, SLG: 0.566	1B		F8		F7		K		1B	4	1	1	1	0	1	3						
Dale Murphy, R OBP: 0.356, SLG: 0.485	2B		K		K				5-3	4	1	1	0	0	2	2						
Barry Bonnell, R OBP: 0.305, SLG: 0.429	2B			F7		1B			K	3	0	1	2	1	1	0						
Pepe Frias, R OBP: 0.310, SLG: 0.348	5-3			F8		1B			F8	4	0	1	1	0	0	1						
Bruce Benedict, R OBP: 0.316, SLG: 0.268		F6		6-3		K			1B	4	0	1	0	0	1	2						
Rick Matula, R OBP: 0.073, SLG: 0.050 Larry Bradford, R		K			K		F6		K	2	0	0	0	0	2	0						
Mike Lum, L OBP: 0.296, SLG: 0.325 Joey McLaughlin, R OBP: 0.286, SLG: 0.429 Gene Garber, R OBP: 0.500, SLG: 0.333										0	0	0	0	0	0	0						
<b>Inning Stats</b>	R: 3 E: 0 K: 0 S: 7	H: 4 LOB: 1 BB: 0 P: 7	R: 0 E: 0 K: 1 S: 5	H: 0 LOB: 0 BB: 0 P: 5	R: 0 E: 0 K: 1 S: 5	H: 0 LOB: 1 BB: 1 P: 9	R: 0 E: 0 K: 0 S: 3	H: 0 LOB: 0 BB: 0 P: 3	R: 0 E: 0 K: 1 S: 5	H: 0 LOB: 0 BB: 0 P: 5	R: 1 E: 1 K: 2 S: 8	H: 1 LOB: 2 BB: 2 P: 16	R: 1 E: 0 K: 1 S: 6	H: 1 LOB: 1 BB: 1 P: 10	R: 0 E: 0 K: 1 S: 5	H: 0 LOB: 0 BB: 0 P: 5	R: 0 E: 0 K: 2 S: 9	H: 3 LOB: 2 BB: 0 P: 9	1B: 7 2B: 1 3B: 0 HR: 1	SF: 0 SAC: 0 DP: 0 HBP: 0	WP: 0 PB: 0 CS: 0	PA: 39
<b>PITCHER</b>	IP WLS BF H R ER SO BB IBB HBP BLK WP HR S P ERA WHIP																					
Randy Lerch, L ERA: 4.28	(1, 1)	5.2	L	25	5	4	4	4	3	0	0	0	0	0	0	30	42	6.35	1.412			
Rawly Eastwick, R ERA: 4.99	(6, 1)	3.1	L	14	4	1	1	5	1	0	0	0	0	0	1	23	27	2.70	1.500			

AB	35
R	5
H	9
RBI	5
BB	4
SO	9
LOB	12



Batter	1	2	3	4	5	6	7	8	9	AB	R	H	RBI	BB	SO	LOB	BOTTOM			
Bake McBride, L OBP: 0.317, SLG: 0.411	HR	FC6-4			K	F8			F9	4	1	1	1	1	1	2	<b>Atlanta Braves @ Philadelphia Phillies</b> Veterans Stadium, Philadelphia, PA Tue Aug 21 1979, 7:05 PM EDT Att: 30,234 - Unknown			
Larry Bowa, S OBP: 0.325, SLG: 0.318	F7	FC6-4			4-3		B1-3		G3	5	0	0	0	0	0	3				
Pete Rose, S OBP: 0.401, SLG: 0.418	1B			F7	L6		4-3		BB	4	0	1	0	1	0	0				
Mike Schmidt, R OBP: 0.392, SLG: 0.608	K					2B			K	4	1	1	0	1	2	3				
Greg Luzinski, R OBP: 0.358, SLG: 0.451 Bud Harrelson, S OBP: 0.412, SLG: 0.309				K		3B				3	1	2	0	1	1	1				
Gary Maddox, R OBP: 0.296, SLG: 0.428	F7					3B			BB	0	0	0	0	0	0	0				
Dave Rader, L OBP: 0.265, SLG: 0.333				4-3		1B				4	0	0	0	0	0	6				
Manny Trillo, R OBP: 0.292, SLG: 0.334 Greg Gross, L OBP: 0.405, SLG: 0.430		F8			F4				3-4-1	3	0	1	1	0	0	0				
Randy Lerch, L OBP: 0.143, SLG: 0.204 Rawly Eastwick, R				6-3		3B				2	0	1	0	0	0	0				
Del Unser, L OBP: 0.361, SLG: 0.487					6-3				BB	0	0	0	0	1	0	0				
<b>Inning Stats</b>	R: 1 E: 0 K: 1 S: 8	H: 3 LOB: 2 BB: 0 P: 8	R: 0 E: 0 K: 0 S: 4	H: 1 LOB: 2 BB: 1 P: 8	R: 0 E: 0 K: 1 S: 5	H: 0 LOB: 1 BB: 1 P: 9	R: 0 E: 0 K: 0 S: 3	H: 0 LOB: 0 BB: 0 P: 3	R: 0 E: 0 K: 1 S: 9	H: 4 LOB: 1 BB: 0 P: 9	R: 0 E: 0 K: 0 S: 3	H: 0 LOB: 0 BB: 0 P: 3	R: 0 E: 0 K: 0 S: 3	H: 0 LOB: 2 BB: 1 P: 7	R: 0 E: 0 K: 1 S: 5	H: 0 LOB: 2 BB: 2 P: 13	1B: 5 2B: 1 3B: 1 HR: 1	SF: 0 SAC: 0 DP: 0 HBP: 0	WP: 1 PB: 0 SB: 1 CS: 0	PA: 40
<b>PITCHER</b>	IP WLS BF H R ER SO BB IBB HBP BLK WP HR S P ERA WHIP																			
Rick Matula, R ERA: 3.87	(1, 1)	5.2		27	8	4	4	4	2	0	0	0	0	0	0	33	41	6.35	1.765	
Larry Bradford, L ERA: 1.92	(6, 1)	0.1	W	1	0	0	0	0	0	0	0	0	0	0	0	1	1	0.00	0.000	
Joey McLaughlin, R ERA: 1.92	(7, 1)	2.0		8	0	0	0	0	2	0	0	0	0	0	6	14	0.00	1.000		
Gene Garber, R ERA: 4.24	(9, 1)	1.0	S	4	0	0	0	1	1	0	0	0	0	0	5	9	0.00	1.000		

AB	35
R	4
H	8
RBI	4
BB	5
SO	5
LOB	20





Batter	1	2	3	4	5	6	7	8	9	AB	R	H	RBI	BB	SO	LOB	TOP											
Jerry Royster, R OBP: 0.333, SLG: 0.333 (1, 4)										4	2	1	0	0	1	2	<b>Atlanta Braves @ Philadelphia Phillies</b> Veterans Stadium, Philadelphia, PA Wed Aug 22 1979, 7:05 PM EDT Att: 30,349 - Unknown											
Gary Matthews, R OBP: 0.370, SLG: 0.531 (1, 9)										4	0	2	2	0	0	1												
Jeff Burroughs, R OBP: 0.348, SLG: 0.347 Barry Bonnell, R OBP: 0.309, SLG: 0.429 (1, 7)										2	1	0	0	2	2	1												
Bob Horner, R OBP: 0.354, SLG: 0.563 (1, 5)										4	0	1	0	0	0	3												
Dale Murphy, R OBP: 0.355, SLG: 0.481 (1, 3)										4	0	1	1	0	0	2												
Rowland Office, L OBP: 0.327, SLG: 0.341 (1, 8)										4	0	1	0	0	0	2												
Joe Nolan, L OBP: 0.324, SLG: 0.352 (1, 2)										4	0	0	0	0	0	2												
Pepe Frias, R OBP: 0.311, SLG: 0.350 (1, 6)										4	1	2	0	0	0	0												
Eddie Solomon, R OBP: 0.200, SLG: 0.245 Joey McLaughlin, R OBP: 0.250, SLG: 0.375 Gene Garber, R OBP: 0.500, SLG: 0.333 (1, 1)										3	0	1	1	0	0	1												
<b>Inning Stats</b>	R: 1 E: 1 K: 0 S: 4	H: 1 LOB: 1 BB: 1 P: 8	R: 0 E: 0 K: 0 S: 3	H: 1 LOB: 0 BB: 0 P: 3	R: 0 E: 0 K: 1 S: 5	H: 1 LOB: 0 BB: 0 P: 5	R: 1 E: 0 K: 0 S: 4	H: 1 LOB: 1 BB: 1 P: 8	R: 2 E: 0 K: 0 S: 8	H: 3 LOB: 1 BB: 0 P: 8	R: 0 E: 0 K: 0 S: 3	H: 0 LOB: 0 BB: 0 P: 3	R: 0 E: 0 K: 0 S: 4	H: 1 LOB: 1 BB: 0 P: 4	R: 0 E: 0 K: 1 S: 6	H: 1 LOB: 1 BB: 0 P: 6	R: 0 E: 0 K: 0 S: 3	H: 0 LOB: 0 BB: 0 P: 3	1B: 8 2B: 1 3B: 0 HR: 0	SF: 0 SAC: 0 DP: 0 HBP: 0	WP: 0 PB: 0 SB: 1 CS: 2	PA: 37						
<b>PITCHER</b>	IP	WLS	BF	H	R	ER	SO	BB	IBB	HBP	BLK	WP	HR	S	P	ERA	WHIP											
Larry Christenson, R ERA: 4.63 Rawly Eastwick, R ERA: 4.91 Kevin Saucier, L ERA: 3.48 Doug Bird, R ERA: 5.19 Ron Reed, R ERA: 4.25	(1, 1)	4.0	L	18	6	4	3	1	2	0	0	1	0	0	18	26	6.75	2.000										

AB	34
R	4
H	9
RBI	4
BB	2
SO	3
LOB	14



Batter	1	2	3	4	5	6	7	8	9	AB	R	H	RBI	BB	SO	LOB	BOTTOM											
Bake McBride, L OBP: 0.315, SLG: 0.407 (1, 9)										4	0	0	0	0	0	1	<b>Atlanta Braves @ Philadelphia Phillies</b> Veterans Stadium, Philadelphia, PA Wed Aug 22 1979, 7:05 PM EDT Att: 30,349 - Unknown											
Greg Gross, L OBP: 0.400, SLG: 0.423 (1, 8)										4	1	1	0	0	0	1												
Pete Rose, S OBP: 0.400, SLG: 0.416 (1, 3)										3	1	0	0	1	0	1												
Mike Schmidt, R OBP: 0.397, SLG: 0.609 Bud Harrelson, S OBP: 0.412, SLG: 0.309 (9, PR)										2	0	2	0	2	0	0												
Greg Luzinski, R OBP: 0.357, SLG: 0.448 Nino Espinosa, R OBP: 0.222, SLG: 0.186 (9, PR)										3	0	0	1	0	1	3												
Dave Rader, L OBP: 0.283, SLG: 0.319 (1, 2)										2	0	0	1	2	0	1												
Larry Bowa, S OBP: 0.322, SLG: 0.315 (1, 6)										4	0	0	0	0	0	4												
Manny Trillo, R OBP: 0.292, SLG: 0.343 (1, 4)										4	1	1	1	0	0	3												
Larry Christenson, R ERA: 4.63 Rawly Eastwick, R ERA: 4.91 Kevin Saucier, L ERA: 3.48 Gary Maddox, R OBP: 0.297, SLG: 0.429 Doug Bird, R ERA: 5.19 Del Unser, L OBP: 0.309, SLG: 0.483 Ron Reed, R ERA: 4.25	(1, 1)	6.0	W	22	2	1	1	2	3	0	0	0	0	0	0	0	1.50	0.833										
<b>Inning Stats</b>	R: 0 E: 0 K: 0 S: 3	H: 0 LOB: 0 BB: 0 P: 3	R: 0 E: 0 K: 1 S: 5	H: 1 LOB: 0 BB: 0 P: 5	R: 1 E: 0 K: 1 S: 6	H: 1 LOB: 0 BB: 0 P: 6	R: 0 E: 0 K: 0 S: 3	H: 0 LOB: 1 BB: 1 P: 7	R: 0 E: 0 K: 0 S: 3	H: 0 LOB: 0 BB: 0 P: 3	R: 0 E: 0 K: 0 S: 2	H: 0 LOB: 1 BB: 1 P: 10	R: 0 E: 0 K: 1 S: 5	H: 0 LOB: 0 BB: 0 P: 5	R: 2 E: 0 K: 0 S: 4	H: 2 LOB: 3 BB: 2 P: 13	1B: 3 2B: 0 3B: 0 HR: 1	SF: 0 SAC: 0 DP: 3 HBP: 1	WP: 0 PB: 0 SB: 1 CS: 0	PA: 35								
<b>PITCHER</b>	IP	WLS	BF	H	R	ER	SO	BB	IBB	HBP	BLK	WP	HR	S	P	ERA	WHIP											
Eddie Solomon, R ERA: 4.32 Joey McLaughlin, R ERA: 2.19 Gene Garber, R ERA: 4.2	(1, 1)	2.0	S	5	1	0	0	0	1	0	1	0	0	0	3	8	0.00	2.000										

AB	28
R	3
H	4
RBI	3
BB	6
SO	3
LOB	14





Batter	1	2	3	4	5	6	7	8	9	AB	R	H	RBI	BB	SO	LOB	TOP
Warren Cromartie, L OBP: 0.311, SLG: 0.406 (1, 7)																	3 0 0 0 1 0 2
Rodney Scott, S OBP: 0.315, SLG: 0.284 (1, 4)																	4 0 0 0 0 2 3
Andre Dawson, R OBP: 0.304, SLG: 0.460 (1, 8)																	4 0 2 0 0 0 1
Tony Perez, R OBP: 0.329, SLG: 0.453 (1, 3)																	3 0 0 0 1 2 2
Rusty Staub, L OBP: 0.338, SLG: 0.417 Jerry White, S OBP: 0.365, SLG: 0.404 (1, 9) (8, 9)																	3 0 1 0 1 2 0 0 0 0 0 0 0 0
Gary Carter, R OBP: 0.320, SLG: 0.463 (1, 2)																	4 1 1 1 0 0 4
Larry Parrish, R OBP: 0.358, SLG: 0.525 (1, 5)																	4 1 1 1 0 1 0
Chris Speier, R OBP: 0.306, SLG: 0.305 (1, 6)																	4 0 1 0 0 2 0
Bill Lee, L OBP: 0.211, SLG: 0.211 Elias Sosa, R OBP: 0.250, SLG: 0.273 (1, 1) (8, 1)																	3 0 1 0 0 1 1 1 0 0 0 0 0 0
<b>Inning Stats</b>	R: 0 H: 1 E: 0 LOB: 3 K: 1 BB: 2 S: 6 P: 14	R: 1 H: 2 E: 0 LOB: 1 K: 1 BB: 0 S: 7 P: 7	R: 0 H: 1 E: 0 LOB: 0 K: 2 BB: 0 S: 6 P: 6	R: 0 H: 0 E: 0 LOB: 0 K: 2 BB: 0 S: 7 P: 7	R: 0 H: 0 E: 0 LOB: 1 K: 1 BB: 1 S: 5 P: 9	R: 0 H: 0 E: 0 LOB: 0 K: 1 BB: 0 S: 5 P: 5	R: 0 H: 1 E: 0 LOB: 1 K: 1 BB: 0 S: 6 P: 6	R: 0 H: 1 E: 0 LOB: 0 K: 1 BB: 0 S: 5 P: 5	R: 1 H: 1 E: 0 LOB: 0 K: 1 BB: 0 S: 6 P: 6	1B: 5 SF: 0 2B: 0 SAC: 0 3B: 0 DP: 1 HR: 2 HBP: 0	WP: 0 PA: 36 SB: 0 CS: 1						
<b>PITCHER</b> Phil Niekro, R ERA: 3.64 (1, 1)	IP 9.0 WLS L BF 36 H 7 R 2 ER 2 SO 10 BB 3 IBB 0 HBP 0 BLK 0 WP 0 HR 2 S 53 P 65 ERA 2.00 WHIP 1.111																

Montreal Expos @ Atlanta Braves  
Atlanta-Fulton County Stadium, Atlanta, GA  
Fri Aug 24 1979, 7:05 PM EDT  
Att. 6,757 - Unknown - 75 F

AB	33
R	2
H	7
RBI	2
BB	3
SO	10
LOB	13




Batter	1	2	3	4	5	6	7	8	9	AB	R	H	RBI	BB	SO	LOB	BOTTOM
Jerry Royster, R OBP: 0.330, SLG: 0.331 (1, 4)																	4 0 0 0 0 0 1
Gary Matthews, R OBP: 0.372, SLG: 0.533 (1, 9)																	3 0 2 0 1 0 0
Jeff Burroughs, R OBP: 0.345, SLG: 0.343 (1, 7)																	4 0 0 0 0 1 4
Bob Horner, R OBP: 0.353, SLG: 0.559 (1, 5)																	4 0 1 0 0 0 0
Dale Murphy, R OBP: 0.360, SLG: 0.485 (1, 3)																	4 0 3 0 0 0 2
Barry Bonnell, R OBP: 0.307, SLG: 0.425 Rowland Office, L OBP: 0.326, SLG: 0.340 (1, 8) (8, FH)																	3 0 0 0 0 0 2 1 0 0 0 0 0 1
Pepe Frias, R OBP: 0.309, SLG: 0.347 (1, 6)																	3 0 0 0 0 0 1
Bruce Benedict, R OBP: 0.317, SLG: 0.269 (1, 2)																	3 0 1 0 0 0 0
Phil Niekro, R OBP: 0.202, SLG: 0.229 (1, 1)																	3 0 0 0 0 0 1
<b>Inning Stats</b>	R: 0 H: 2 E: 0 LOB: 2 K: 0 BB: 0 S: 5 P: 5	R: 0 H: 0 E: 0 LOB: 0 K: 0 BB: 0 S: 3 P: 3	R: 0 H: 0 E: 0 LOB: 0 K: 0 BB: 0 S: 3 P: 3	R: 0 H: 1 E: 0 LOB: 0 K: 0 BB: 0 S: 4 P: 4	R: 0 H: 0 E: 0 LOB: 0 K: 0 BB: 0 S: 3 P: 3	R: 0 H: 1 E: 0 LOB: 0 K: 0 BB: 0 S: 3 P: 3	R: 0 H: 1 E: 0 LOB: 1 K: 0 BB: 0 S: 4 P: 4	R: 0 H: 1 E: 0 LOB: 2 K: 1 BB: 1 S: 6 P: 10	R: 0 H: 1 E: 0 LOB: 0 K: 0 BB: 0 S: 3 P: 3	1B: 6 SF: 0 2B: 1 SAC: 0 3B: 0 DP: 2 HR: 0 HBP: 0	WP: 0 PA: 33 SB: 0 CS: 0						
<b>PITCHER</b> Bill Lee, L ERA: 3.09 Elias Sosa, R ERA: 1.79 (1, 1) (8, 1)	IP 1.1 WLS S BF 5 H 1 R 0 ER 0 SO 1 BB 1 IBB 0 HBP 0 BLK 0 WP 0 HR 0 S 6 P 10 ERA 0.00 WHIP 1.500																


Montreal Expos @ Atlanta Braves  
Atlanta-Fulton County Stadium, Atlanta, GA  
Fri Aug 24 1979, 7:05 PM EDT  
Att. 6,757 - Unknown - 75 F

AB	32
R	0
H	7
RBI	0
BB	1
SO	1
LOB	12





Batter	1	2	3	4	5	6	7	8	9	AB	R	H	RBI	BB	SO	LOB	TOP						
Jerry Royster, R OBP: 0.336, SLG: 0.335 (1, 5)	G3		5-3		K		K		5-3	5	0	0	0	0	2	2	<p>Atlanta Braves @ New York Mets Shea Stadium, Flushing, NY Mon Aug 27 1979, 3:33 AM EDT Att: 12,133 - Unknown</p> <p>AB 31 R 1 H 8 RBI 1 BB 4 SO 6 LOB 19</p> 						
Gary Matthews, R OBP: 0.362, SLG: 0.523 (1, 9)	6-3								5-3	4	1	2	1	1	0	1							
Bob Homer, R OBP: 0.320, SLG: 0.530 (1, 3)	F8		F9		6-3		F7			4	0	0	0	0	0	3							
Jeff Burroughs, R OBP: 0.341, SLG: 0.356 Rowland Office, L OBP: 0.341, SLG: 0.361 (8, PR)	F8			1B		SH2-4 BB		SH2-4 1B		3	0	2	0	1	0	0							
Barry Bonnell, R OBP: 0.308, SLG: 0.459 (1, 8)	K			1B		SH2-4		SH2-4		2	0	1	0	0	1	0							
Glenn Hubbard, R OBP: 0.277, SLG: 0.275 Joe Nolan, L OBP: 0.370, SLG: 0.295 Darrel Chaney, S OBP: 0.213, SLG: 0.146 (8, PH)	FC5 1B			F1		K		F6-4-3 IBB		3	0	1	0	0	1	3							
Pepe Frias, R OBP: 0.301, SLG: 0.349 (1, 6)				K		1-3		F6-4-3		4	0	1	0	0	1	5							
Bruce Benedict, R OBP: 0.265, SLG: 0.205 Biff Pocoroba, S OBP: 0.435, SLG: 0.500 (7, PH)	FC5			K			SH1-4 BB	FC2-6 1B		2	0	0	0	0	1	4							
Dale Murphy, R OBP: 0.424, SLG: 0.662 (9, PH)	2-3f									1	0	1	0	0	0	0							
Tony Brizzolara, R OBP: 0.295, SLG: 0.590 Joey McLaughlin, R OBP: 0.285, SLG: 0.321 Mike Lum, L OBP: 0.500, SLG: 0.333 (5, PH)			1-3		F9		SH1-4	FC2-6 WP		1	0	0	0	0	0	0							
Gene Garber, R OBP: 0.500, SLG: 0.333 (7, 1)							1-2			1	0	0	0	0	0	1							
<b>Inning Stats</b>	R: 0 E: 0 K: 0 S: 3	H: 0 LOB: 0 BB: 0 P: 3	R: 0 E: 0 K: 1 S: 7	H: 2 LOB: 2 BB: 0 P: 7	R: 0 E: 0 K: 0 S: 4	H: 1 LOB: 1 BB: 0 P: 4	R: 0 E: 0 K: 2 S: 9	H: 2 LOB: 2 BB: 0 P: 9	R: 1 E: 0 K: 1 S: 6	H: 1 LOB: 0 BB: 1 P: 6	R: 0 E: 0 K: 1 S: 5	H: 0 LOB: 1 BB: 1 P: 9	R: 0 E: 0 K: 1 S: 5	H: 0 LOB: 2 BB: 2 P: 13	R: 0 E: 0 K: 0 S: 3	H: 1 LOB: 2 BB: 0 P: 7		R: 0 E: 0 K: 0 S: 4	H: 1 LOB: 1 BB: 0 P: 4	1B: 7 2B: 0 3B: 0 HR: 1	SF: 0 SAC: 3 DP: 1 HBP: 0	WP: 1 PB: 0 CS: 0	PA: 38
<b>PITCHER</b>	IP WLS BF H R ER SO BB IBB HBP BLK WP HR S P ERA WHIP	5.0 21 6 1 1 4 0 0 0 0 0 1 29 29 1.80 1.200	3.0 13 1 0 0 2 3 1 0 0 0 0 13 29 0.00 1.333	1.0 W 4 1 0 0 0 0 0 0 0 1 0 4 4 0.00 1.000	<b>PITCHER</b>										IP WLS BF H R ER SO BB IBB HBP BLK WP HR S P ERA WHIP								

Batter	1	2	3	4	5	6	7	8	9	AB	R	H	RBI	BB	SO	LOB	BOTTOM						
Joel Youngblood, R OBP: 0.351, SLG: 0.490 (1, 9)	G4-6-3 1B		5-3		F6			K		4	0	1	0	0	1	1	<p>Atlanta Braves @ New York Mets Shea Stadium, Flushing, NY Mon Aug 27 1979, 3:33 AM EDT Att: 12,133 - Unknown</p> <p>AB 31 R 2 H 9 RBI 2 BB 1 SO 5 LOB 12</p> 						
Frank Taveras, R OBP: 0.280, SLG: 0.300 (1, 6)	G4-6-3 1B			6-3		4-3		F8		4	0	1	0	0	0	1							
Lee Mazzilli, S OBP: 0.420, SLG: 0.498 (1, 8)	G4-6-3 1-2f 2-3			1B 1B		F6		S 4-3 1B		4	2	2	0	0	0	2							
Richie Hebner, L OBP: 0.400, SLG: 0.442 (1, 5)	K			1B				4-3		4	0	2	0	0	1	2							
Willie Montanez, L OBP: 0.263, SLG: 0.289 Alex Trevino, R OBP: 0.463, SLG: 0.542 (1, 3)	F6			L4			F7			3	0	0	0	0	0	2							
John Stearns, R OBP: 0.313, SLG: 0.320 (1, 2)	P4			1B			S BB	2H 1B		2	0	1	1	1	0	0							
Steve Henderson, R OBP: 0.361, SLG: 0.383 Gil Flores, R OBP: 0.261, SLG: 0.238 (1, 7)	4-3			K			K			3	0	0	0	0	2	3							
Doug Flynn, R OBP: 0.255, SLG: 0.327 (1, 4)			F4-3		F6-3		F5-3			3	0	0	0	0	0	1							
Pete Falcone, L OBP: 0.238, SLG: 0.200 Bruce Boesch, L OBP: 0.238, SLG: 0.320 Wayne Twitchell, R OBP: 0.400, SLG: 0.400 Ed Kwanoski, L OBP: 0.256, SLG: 0.294 Sergio Ferrer, S OBP: 0.256, SLG: 0.294 Jeff Reardon, R OBP: 0.256, SLG: 0.294 (1, 1)	1-3				K			CS 1B		1	0	0	0	0	0	0							
<b>Inning Stats</b>	R: 0 E: 0 K: 1 S: 6	H: 2 LOB: 1 BB: 0 P: 6	R: 0 E: 0 K: 0 S: 3	H: 0 LOB: 0 BB: 0 P: 3	R: 0 E: 0 K: 0 S: 3	H: 0 LOB: 0 BB: 0 P: 3	R: 1 E: 0 K: 1 S: 8	H: 3 LOB: 2 BB: 0 P: 8	R: 0 E: 0 K: 1 S: 5	H: 0 LOB: 0 BB: 0 P: 5	R: 0 E: 0 K: 0 S: 3	H: 1 LOB: 1 BB: 0 P: 3	R: 0 E: 0 K: 1 S: 5	H: 0 LOB: 1 BB: 1 P: 9	R: 0 E: 0 K: 1 S: 5	H: 1 LOB: 1 BB: 0 P: 5		R: 1 E: 0 K: 0 S: 3	H: 2 LOB: 1 BB: 0 P: 3	1B: 8 2B: 1 3B: 0 HR: 0	SF: 0 SAC: 0 DP: 1 HBP: 0	WP: 0 PB: 0 CS: 1	PA: 32
<b>PITCHER</b>	IP WLS BF H R ER SO BB IBB HBP BLK WP HR S P ERA WHIP	4.0 16 5 1 1 2 0 0 0 0 0 0 8 8 0.00 0.500	2.0 6 1 0 0 1 0 0 0 0 0 0 8 8 0.00 0.500	2.1 L 10 3 1 1 2 1 0 0 0 0 13 17 3.86 1.714	<b>PITCHER</b>										IP WLS BF H R ER SO BB IBB HBP BLK WP HR S P ERA WHIP								



Batter	1	2	3	4	5	6	7	8	9	AB	R	H	RBI	BB	SO	LOB	TOP								
Jerry Royster, R OBP: 0.328, SLG: 0.328 (1,4)	5-3		K	1-3		FC6-4		1B		5	0	1	1	0	1	4									
Gary Matthews, R OBP: 0.371, SLG: 0.535 (1,9)	6-3		F9							5	1	2	0	0	0	1									
Dale Murphy, R OBP: 0.364, SLG: 0.496 (1,3)	HR		K							4	1	2	2	0	1	2									
Jeff Burroughs, R OBP: 0.350, SLG: 0.351 Bary Bonnell, R OBP: 0.305, SLG: 0.424 (9,7)	1B			2B	1B	K				4	1	2	0	1	2	1									
Rowland Office, L OBP: 0.328, SLG: 0.342 (1,8)	K			1B	2B					4	1	1	0	1	1	2									
Pepe Frias, R OBP: 0.307, SLG: 0.347 (1,6)		6-3		1-3						4	0	0	0	0	0	4									
Darrel Chaney, S OBP: 0.253, SLG: 0.167 (1,5)		F4-3			1B	F4-3		F7		3	0	0	0	1	0	0									
Bruce Benedict, R OBP: 0.326, SLG: 0.284 (1,2)		F5								4	2	3	1	0	0	0									
Phil Niekro, R OBP: 0.216, SLG: 0.245 Gene Garber, R OBP: 0.500, SLG: 0.333 Larry Bradford, R OBP: 0.307, SLG: 0.375 (8,1)				SF9						2	0	2	2	0	0	0									
Joe McLaughlin, R OBP: 0.250, SLG: 0.375 (8,1)					1B					0	0	0	0	0	0	0									
Joe McLaughlin, R OBP: 0.250, SLG: 0.375 (8,1)					1B					0	0	0	0	0	0	0									
Joe McLaughlin, R OBP: 0.250, SLG: 0.375 (8,1)					1B					0	0	0	0	0	0	0									
Joe McLaughlin, R OBP: 0.250, SLG: 0.375 (8,1)					1B					0	0	0	0	0	0	0									
Inning Stats	R: 1 E: 0 K: 1 S: 7	H: 2 LOB: 1 BB: 0 P: 7	R: 0 E: 0 K: 0 S: 3	H: 0 LOB: 0 BB: 0 P: 3	R: 0 E: 0 K: 2 S: 8	H: 1 LOB: 1 BB: 0 P: 8	R: 2 E: 0 K: 0 S: 5	H: 2 LOB: 2 BB: 2 P: 13	R: 0 E: 0 K: 1 S: 6	H: 1 LOB: 1 BB: 0 P: 6	R: 1 E: 0 K: 0 S: 5	H: 2 LOB: 1 BB: 0 P: 5	R: 0 E: 0 K: 0 S: 4	H: 2 LOB: 2 BB: 1 P: 8	R: 1 E: 0 K: 0 S: 4	H: 2 LOB: 1 BB: 0 P: 4	R: 1 E: 0 K: 1 S: 6	H: 1 LOB: 0 BB: 0 P: 6	1B: 7 2B: 5 3B: 1 HR: 1	SF: 2 SAC: 1 DP: 1 HBP: 0	WP: 0 PB: 0 SB: 1 CS: 0	PA: 41			
PITCHER	IP	WLS	BF	H	R	ER	SO	BB	IBB	HBP	BLK	WP	HR	S	P	ERA	WHIP								
Dock Ellis, R ERA: 6.17 (1,1)	7.0	L	33	10	4	4	4	1	2	0	0	0	1	38	50	5.14	1.571								
Jeff Reardon, R ERA: 9.0 (8,1)	1.0		4	2	1	1	0	0	0	0	0	0	0	4	4	9.00	2.000								
Neil Allen, R ERA: 4.24 (9,1)	1.0		4	1	1	1	1	0	0	0	0	0	0	6	6	9.00	1.000								

Atlanta Braves @ New York Mets  
Shea Stadium, Flushing, NY  
Tue Aug 28 1979, 7:05 PM EDT  
Att: 6,586 - Unknown

AB 35  
R 6  
H 13  
RBI 6  
BB 3  
SO 5  
LOB 14



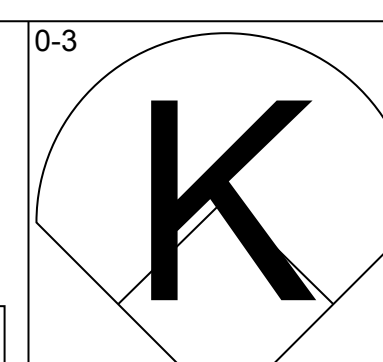
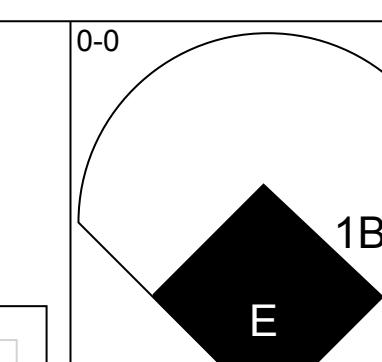
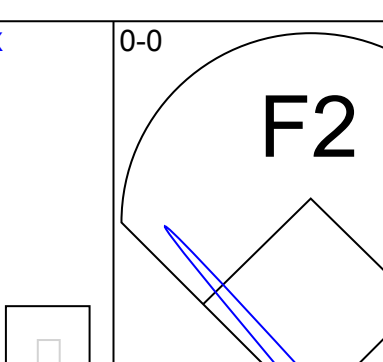
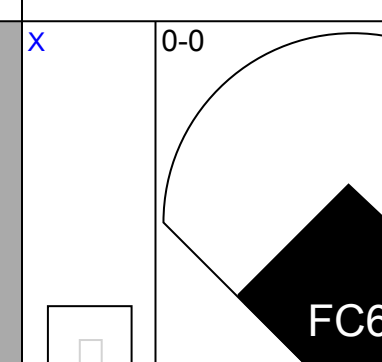
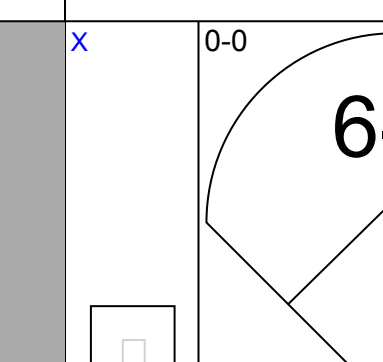
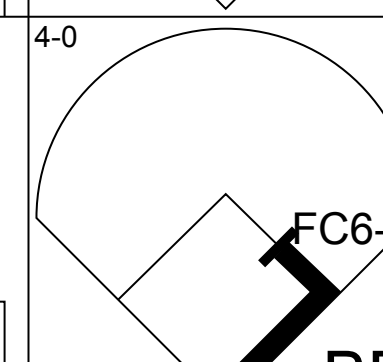
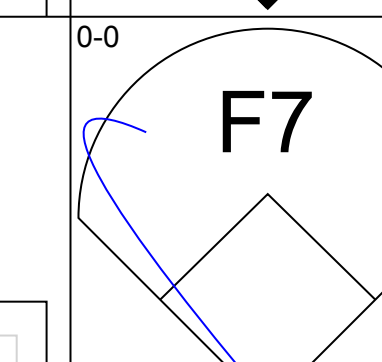
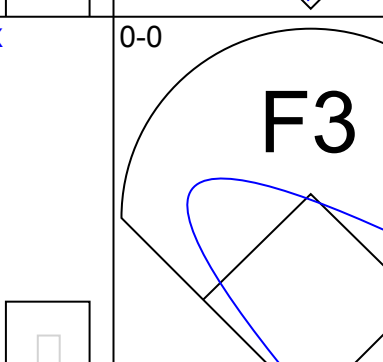
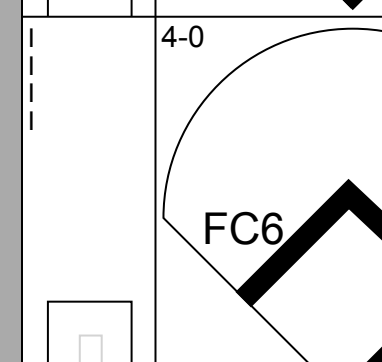
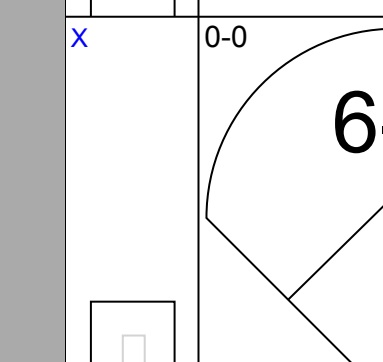
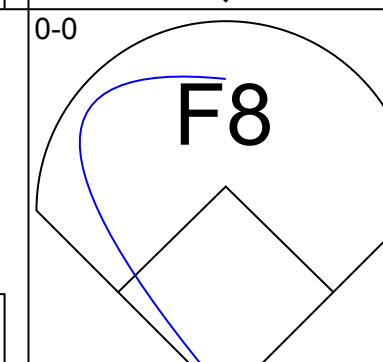
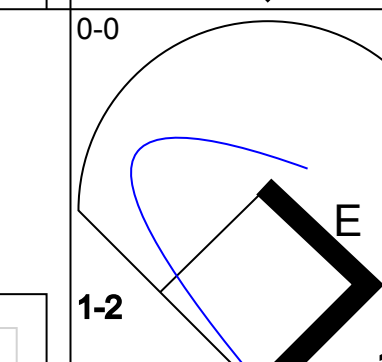

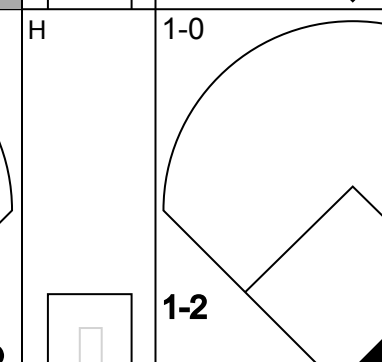
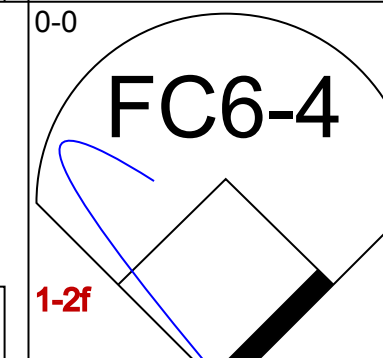
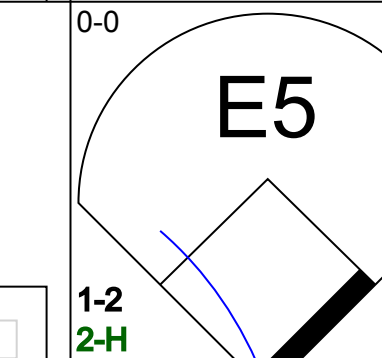

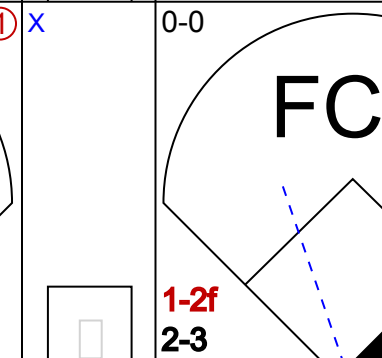
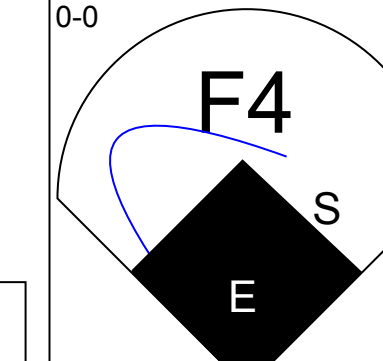
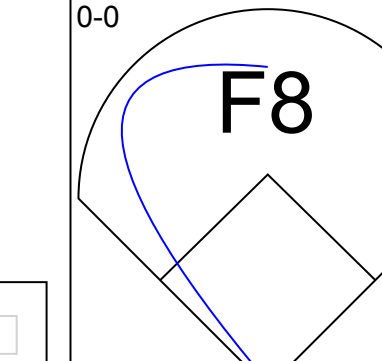

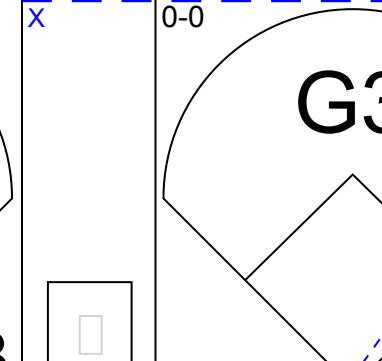
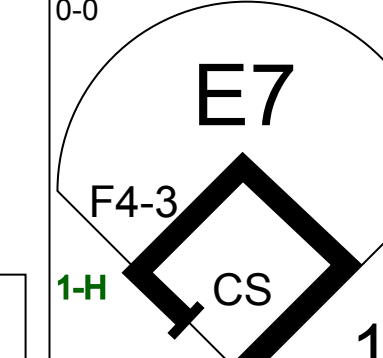
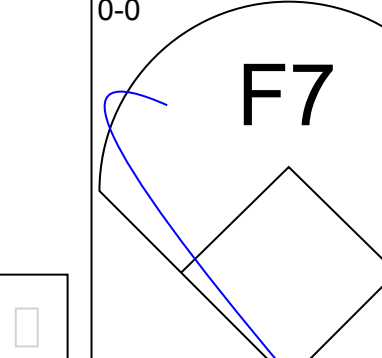
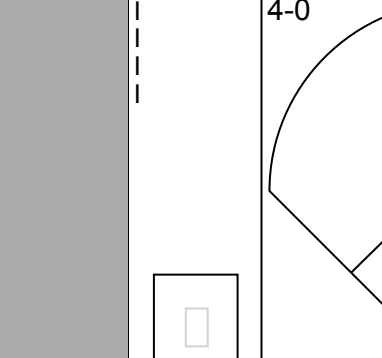
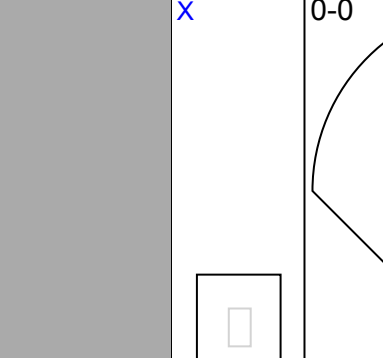
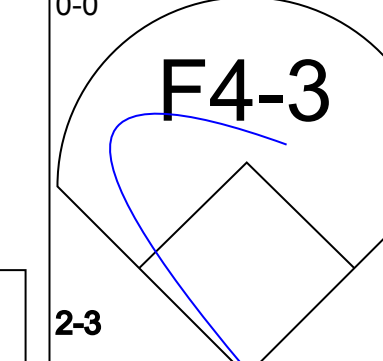
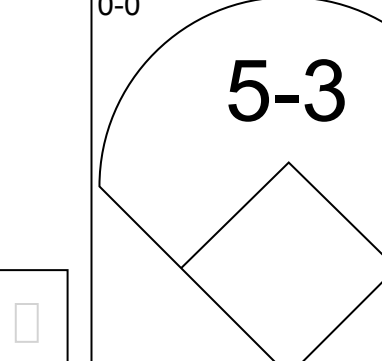
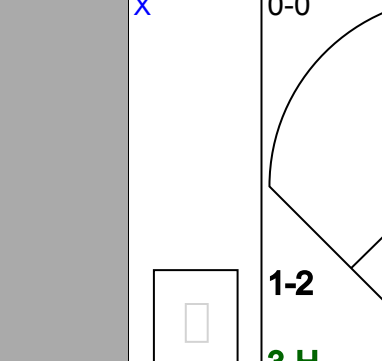
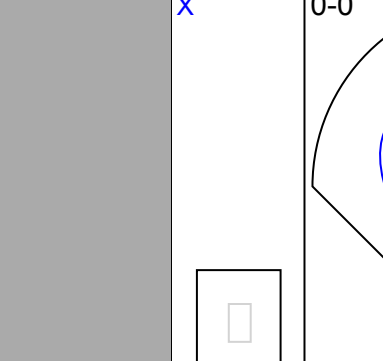

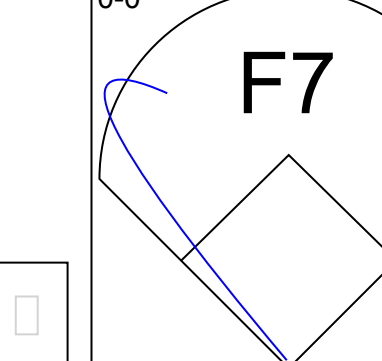
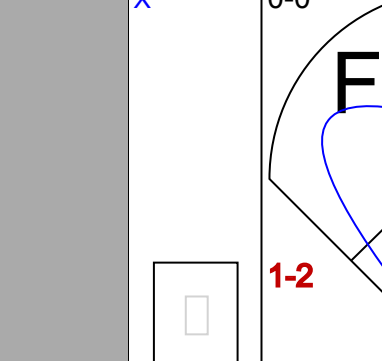
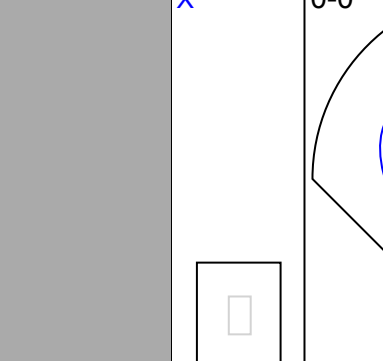
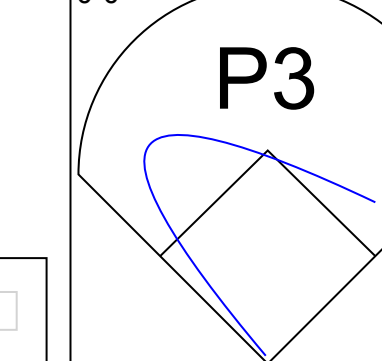
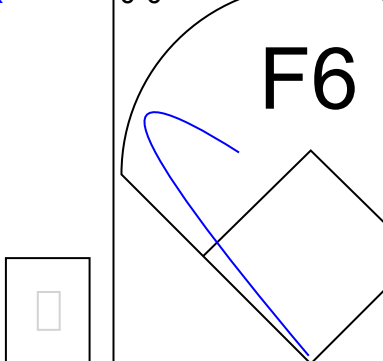
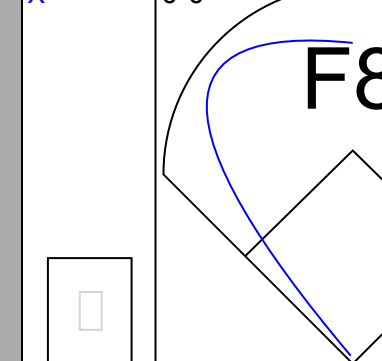
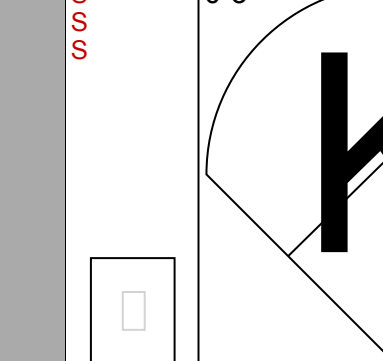
Batter	1	2	3	4	5	6	7	8	9	AB	R	H	RBI	BB	SO	LOB	BOTTOM								
Gil Flores, R OBP: 0.259, SLG: 0.247 Ed Kranepool, L OBP: 0.307, SLG: 0.313 (9, FH)	4-3		1-3							3	0	0	0	0	1	1									
Frank Taveras, R OBP: 0.293, SLG: 0.339 (1,6)	L4									4	1	2	0	0	0	1									
Lee Mazzilli, S OBP: 0.400, SLG: 0.461 (1,8)										4	1	3	1	0	0	1									
John Stearns, R OBP: 0.322, SLG: 0.376 (1,2)										4	0	1	1	0	1	4									
Richie Hebner, L OBP: 0.343, SLG: 0.356 (1,3)										3	0	1	1	0	1	0									
Joel Youngblood, R OBP: 0.357, SLG: 0.482 (1,7)										4	1	3	0	0	0	1									
Alex Trevino, R OBP: 0.373, SLG: 0.371 Neil Allen, R OBP: 0.307, SLG: 0.375 (9,1)										4	0	1	0	0	1	4									
Doug Flynn, R OBP: 0.275, SLG: 0.336 (1,4)										4	0	0	1	0	1	2									
Dock Ellis, S OBP: 0.120, SLG: 0.083 Jeff Reardon, R ERA: 4.37 Elliott Maddox, R OBP: 0.356, SLG: 0.342 (9,5)										2	0	0	0	0	0	0									
Elliott Maddox, R OBP: 0.356, SLG: 0.342 (9,5)										2	1	1	0	0	1	0									
Inning Stats	R: 0 E: 0 K: 1 S: 6	H: 1 LOB: 1 BB: 0 P: 6	R: 0 E: 0 K: 2 S: 8	H: 2 LOB: 1 BB: 0 P: 8	R: 0 E: 0 K: 0 S: 3	H: 1 LOB: 0 BB: 0 P: 3	R: 0 E: 0 K: 0 S: 3	H: 1 LOB: 0 BB: 0 P: 3	R: 1 E: 0 K: 0 S: 4	H: 1 LOB: 0 BB: 0 P: 4	R: 0 E: 0 K: 0 S: 3	H: 1 LOB: 1 BB: 0 P: 4	R: 0 E: 0 K: 0 S: 4	H: 1 LOB: 1 BB: 0 P: 4	R: 3 E: 1 K: 2 S: 12	H: 4 LOB: 2 BB: 0 P: 12	R: 0 E: 0 K: 2 S: 7	H: 0 LOB: 0 BB: 0 P: 7	1B: 9 2B: 3 3B: 0 HR: 0	SF: 1 SAC: 0 DP: 2 HBP: 1	WP: 0 PB: 0 SB: 1 CS: 2	PA: 38			
PITCHER	IP	WLS	BF	H	R	ER	SO	BB	IBB	HBP	BLK	WP	HR	S	P	ERA	WHIP								
Phil Niekro, R ERA: 3.58 (1,1)	7.0	W	26	8	1	1	3	0	0	1	0	0	0	31	32	1.29	1.143								
Gene Garber, R ERA: 4.37 (8,1)	0.1		5	3	3	2	1	0	0	0	0	0	0	7	7	54.00	9.000								
Larry Bradford, L ERA: (8,1)	0.1		1	0	0	0	0	0	0	0	0	0	0	1	1	0.00	0.000								
Joey McLaughlin, R ERA: 2.13 (8,1)	1.1	S	5	1	0	0	3	0	0	0	0	0	0	11	11	0.00	0.750								

Atlanta Braves @ New York Mets  
Shea Stadium, Flushing, NY  
Tue Aug 28 1979, 7:05 PM EDT  
Att: 6,586 - Unknown

AB 35  
R 4  
H 12  
RBI 4  
BB 0  
SO 7  
LOB 14

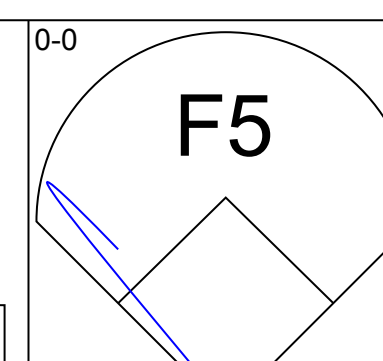
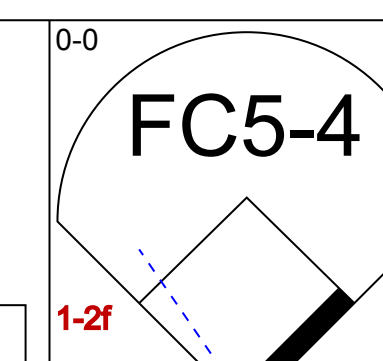
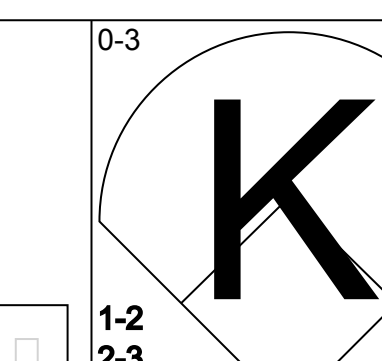
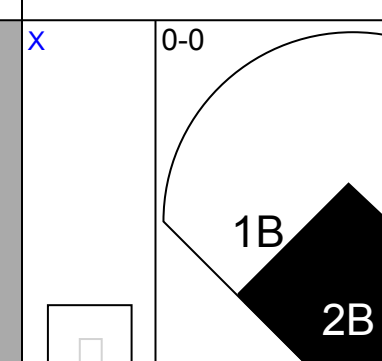
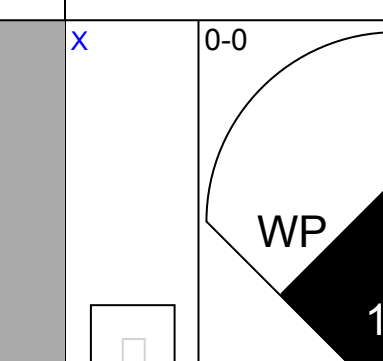
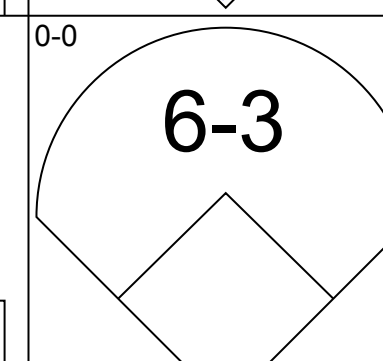
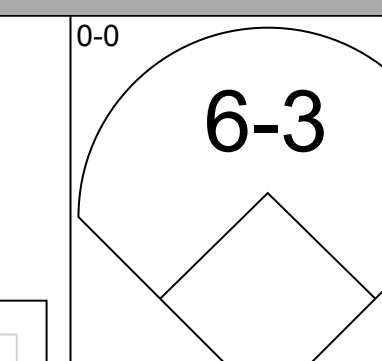
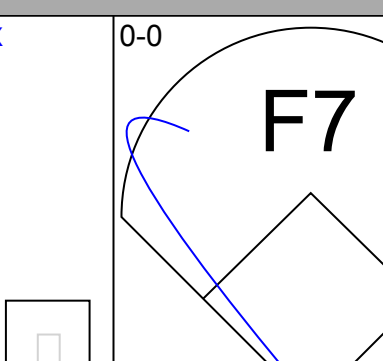
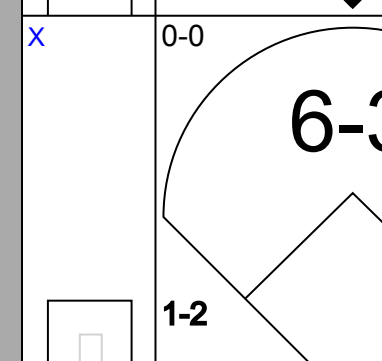
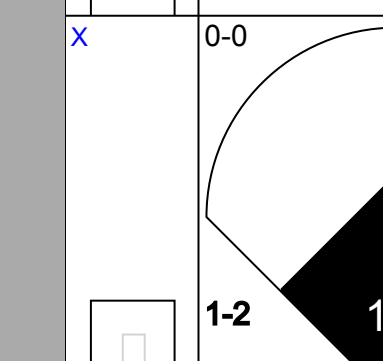
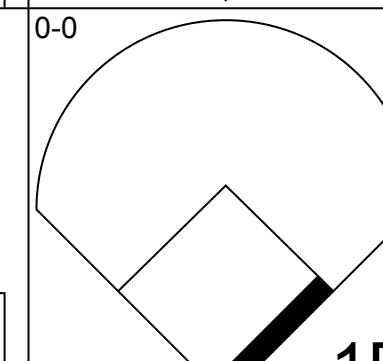
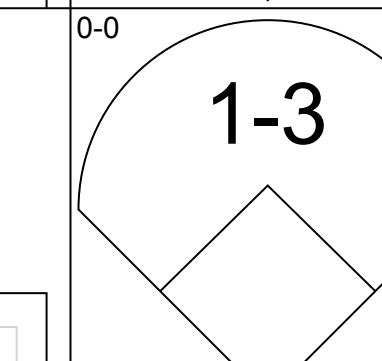
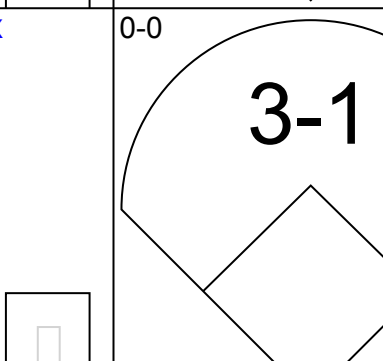
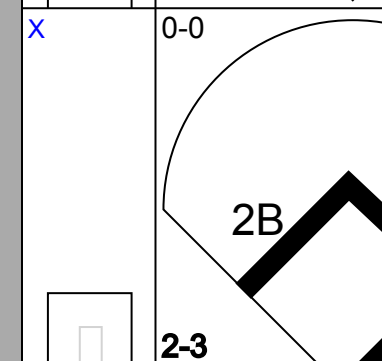
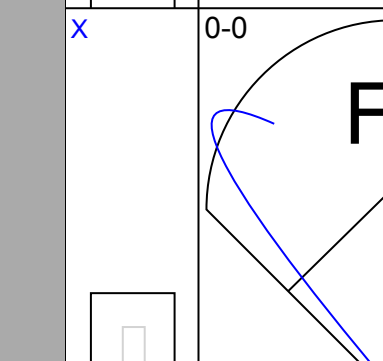
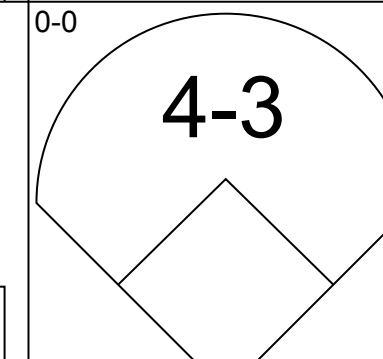
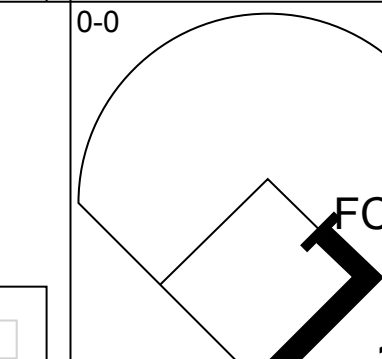
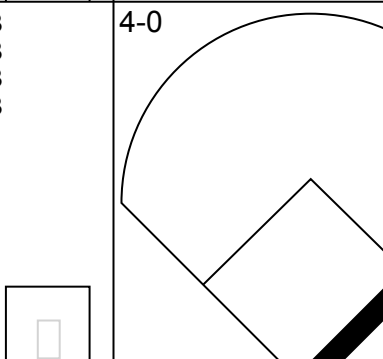
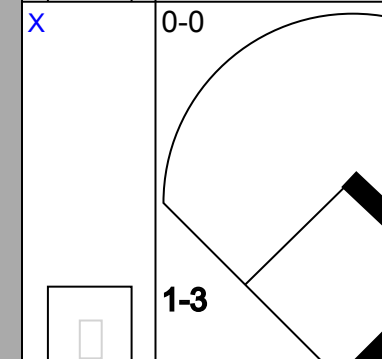
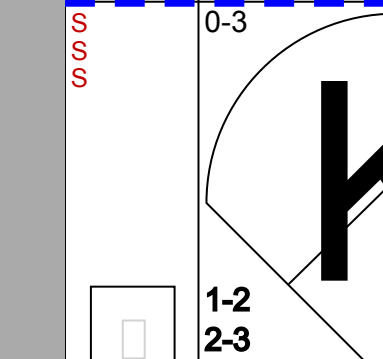
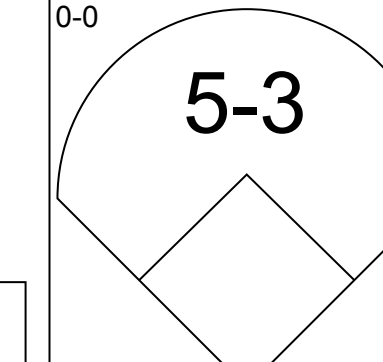
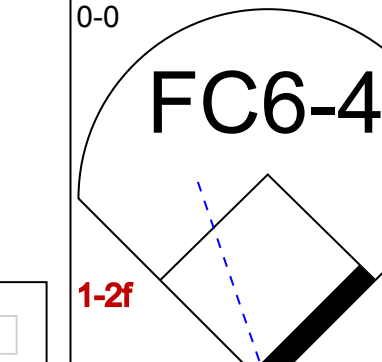
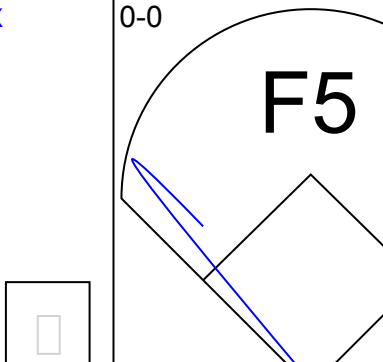
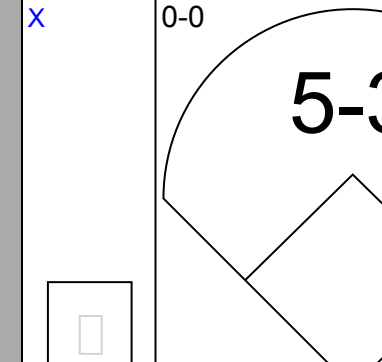
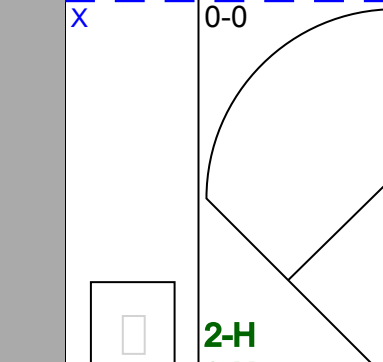
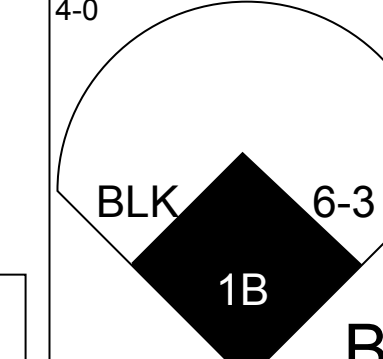
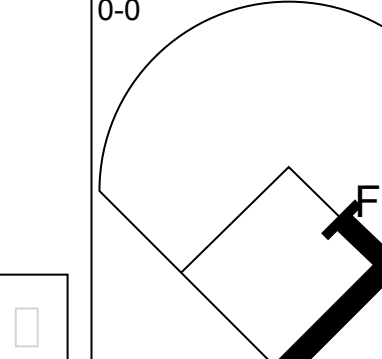
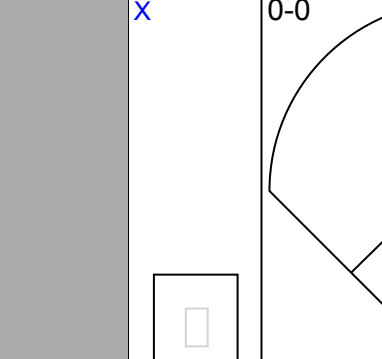
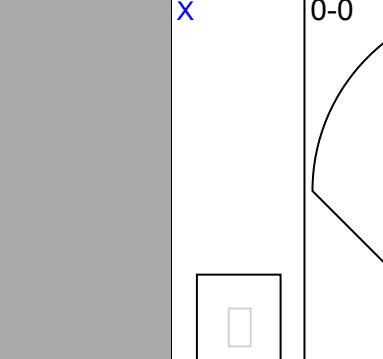
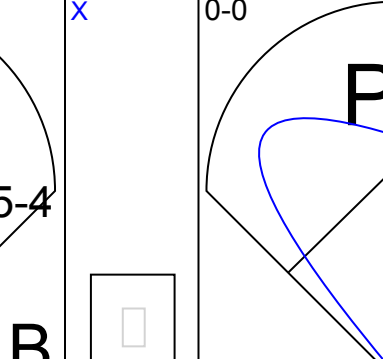
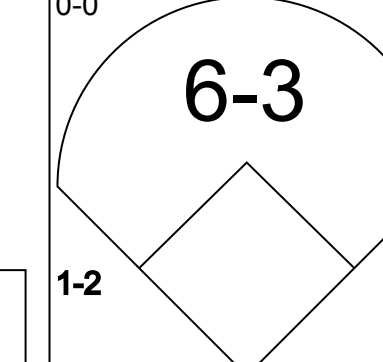
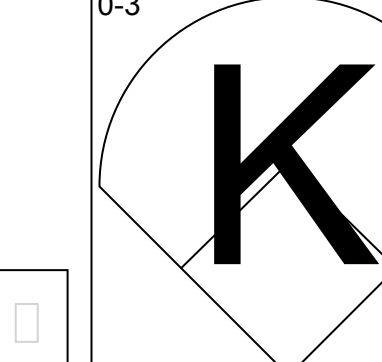
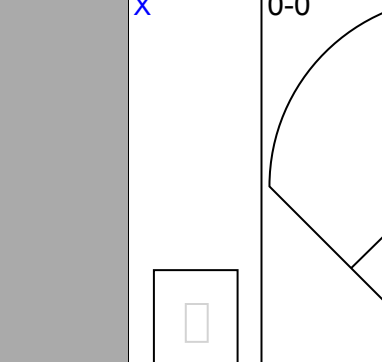
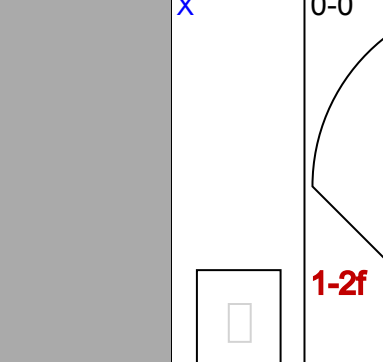

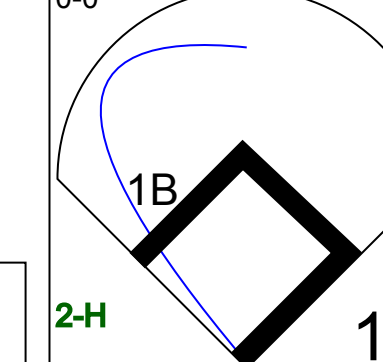
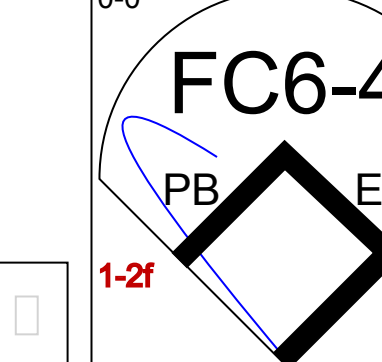

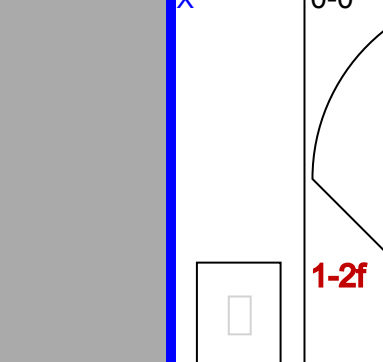



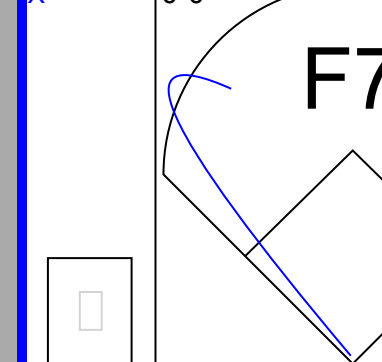




Batter	1	2	3	4	5	6	7	8	9	AB	R	H	RBI	BB	SO	LOB	TOP					
Jerry Royster, R OBP: 0.329, SLG: 0.333 (1, 4)										5	2	2	0	0	1	0	<p>Atlanta Braves @ New York Mets Shea Stadium, Flushing, NY Wed Aug 29 1979, 3:33 AM EDT Att: 6,602 - Unknown</p>					
Gary Matthews, R OBP: 0.371, SLG: 0.532 (1, 9)										3	0	0	0	2	0	1						
Dale Murphy, R OBP: 0.369, SLG: 0.498 (1, 3)										3	1	2	0	0	0	1						
Jeff Burroughs, R OBP: 0.347, SLG: 0.348 Bary Bonnell, R OBP: 0.305, SLG: 0.424 (1, 7) (9, 7)										4	0	0	1	0	0	5						
Rowland Office, L OBP: 0.327, SLG: 0.348 (1, 8)										4	2	1	1	0	0	4						
Joe Nolan, L OBP: 0.332, SLG: 0.357 (1, 2)										3	0	2	1	1	0	0						
Pepe Frias, R OBP: 0.307, SLG: 0.346 (1, 6)										4	0	1	1	0	0	1						
Darrel Chaney, S OBP: 0.242, SLG: 0.159 (1, 5)										4	0	0	0	0	1	3						
Rick Matula, R OBP: 0.067, SLG: 0.045 Larry Bradford, R OBP: 0.250, SLG: 0.375 Joey McLaughlin, R OBP: 0.250, SLG: 0.375 (1, 1) (9, 1) (9, 1)										4	0	0	0	0	1	0						
<b>Inning Stats</b>	R: 0 E: 0 K: 1 S: 5	H: 0 LOB: 1 BB: 1 P: 9	R: 1 E: 2 K: 1 S: 6	H: 1 LOB: 0 BB: 0 P: 6	R: 1 E: 1 K: 0 S: 6	H: 2 LOB: 2 BB: 0 P: 6	R: 0 E: 0 K: 0 S: 3	H: 0 LOB: 0 BB: 0 P: 3	R: 0 E: 0 K: 0 S: 3	H: 0 LOB: 0 BB: 0 P: 3	R: 2 E: 0 K: 0 S: 5	H: 3 LOB: 1 BB: 1 P: 9	R: 1 E: 0 K: 0 S: 4	H: 1 LOB: 2 BB: 0 P: 9	R: 0 E: 0 K: 0 S: 3	H: 1 LOB: 0 BB: 0 P: 3		R: 0 E: 0 K: 1 S: 5	H: 0 LOB: 0 BB: 0 P: 5	1B: 6 2B: 0 3B: 2 HR: 0	SF: 0 SAC: 0 DP: 1 HBP: 1	WP: 0 PB: 0 SB: 1 CS: 1
<b>PITCHER</b>	IP WLS BF H R ER SO BB IBB HBP BLK WP HR S P ERA WHIP																					
Ray Burris, R ERA: 5.29 (1, 1)	6.2 L 31 7 5 3 2 1 2 1 0 0 0 0 31 44 4.05 1.200																					
Ed Glynn, L ERA: 3.21 (7, 1)	1.1 4 1 0 0 0 0 0 0 0 0 0 4 4 0.00 0.750																					
Dale Murray, R ERA: 4.82 (9, 1)	1.0 3 0 0 0 1 0 0 0 0 0 0 5 5 0.00 0.000																					

AB	34
R	5
H	8
RBI	4
BB	3
SO	3
LOB	15



Batter	1	2	3	4	5	6	7	8	9	AB	R	H	RBI	BB	SO	LOB	BOTTOM			
Frank Taveras, R OBP: 0.294, SLG: 0.340 (1, 6)										5	2	2	0	0	1	4	<p>Atlanta Braves @ New York Mets Shea Stadium, Flushing, NY Wed Aug 29 1979, 3:33 AM EDT Att: 6,602 - Unknown</p>			
Alex Trevino, R OBP: 0.388, SLG: 0.366 (1, 2) (7, 4)										5	1	1	0	0	0	1				
Lee Mazzilli, S OBP: 0.400, SLG: 0.461 (1, 8)										5	0	2	0	0	0	2				
Richie Hebner, L OBP: 0.345, SLG: 0.360 (1, 5)										4	0	2	1	1	1	3				
Joel Youngblood, R OBP: 0.356, SLG: 0.479 (1, 9)										5	0	1	2	0	0	4				
Ed Kranepool, L OBP: 0.319, SLG: 0.320 (1, 3)										4	1	2	0	1	0	1				
John Stearns, R OBP: 0.320, SLG: 0.373 (1, 7) (7, 2)										4	0	0	0	0	1	3				
Doug Flynn, R OBP: 0.275, SLG: 0.336 Ed Glynn, R OBP: 0.275, SLG: 0.175 Ron Hodges, L OBP: 0.275, SLG: 0.175 Dale Murray, R OBP: 0.350, SLG: 0.336 (1, 4) (7, 1) (8, PH) (9, 1)										3	0	1	1	0	0	1				
Ray Burris, R OBP: 0.333, SLG: 0.200 Elliott Maddox, R OBP: 0.350, SLG: 0.336 (1, 1) (7, 7)										2	0	1	0	0	0	1				
<b>Inning Stats</b>	R: 0 E: 0 K: 0 S: 4	H: 1 LOB: 1 BB: 0 P: 4	R: 1 E: 0 K: 0 S: 5	H: 2 LOB: 2 BB: 1 P: 9	R: 0 E: 0 K: 2 S: 9	H: 1 LOB: 1 BB: 0 P: 9	R: 0 E: 0 K: 0 S: 3	H: 0 LOB: 0 BB: 1 P: 7	R: 0 E: 0 K: 0 S: 3	H: 0 LOB: 0 BB: 0 P: 3	R: 1 E: 0 K: 0 S: 6	H: 3 LOB: 2 BB: 0 P: 6	R: 0 E: 0 K: 0 S: 4	H: 1 LOB: 1 BB: 0 P: 4	R: 2 E: 0 K: 1 S: 8	H: 3 LOB: 1 BB: 0 P: 8		1B: 11 2B: 1 3B: 0 HR: 0	SF: 0 SAC: 0 DP: 0 HBP: 0	WP: 2 PB: 1 SB: 0 CS: 0
<b>PITCHER</b>	IP WLS BF H R ER SO BB IBB HBP BLK WP HR S P ERA WHIP																			
Rick Matula, R ERA: 3.89 (1, 1)	11 W 39 4 4 4 2 2 0 0 0 1 0 0 41 49 4.32 1.560																			
Larry Bradford, L ERA: (9, 1)	0.1 1 0 0 0 1 0 0 0 0 0 1 0 3 3 0.00 0.000																			
Joey McLaughlin, R ERA: 2.11 (9, 1)	0.1 S 2 1 0 0 0 0 0 0 0 0 0 0 2 2 0.00 3.000																			





Batter	1	2	3	4	5	6	7	8	9	AB	R	H	RBI	BB	SO	LOB	TOP				
<b>Bake McBride, L</b> OBP: 0.311, SLG: 0.400 (1, 9)										4	1	2	0	0	0	1	<b>Philadelphia Phillies @ Atlanta Braves</b> Atlanta-Fulton County Stadium, Atlanta, GA Fri Aug 31 1979, 7:05 PM EDT Att. 6,009 - Unknown - 88 F				
<b>Manny Trillo, R</b> OBP: 0.287, SLG: 0.333 (1, 4)										3	1	2	1	0	0	0					
<b>Pete Rose, S</b> OBP: 0.399, SLG: 0.414 (1, 3)										4	2	2	0	0	0	2					
<b>Mike Schmidt, R</b> OBP: 0.399, SLG: 0.611 (1, 5)										4	2	2	3	0	1	1					
<b>Greg Luzinski, R</b> OBP: 0.356, SLG: 0.439 (1, 7)										2	0	2	1	1	0	0					
<b>Bob Boone, R</b> OBP: 0.373, SLG: 0.442 (1, 2)										3	0	1	1	0	0	2					
<b>Garry Maddox, R</b> OBP: 0.292, SLG: 0.420 (1, 8)										3	0	0	0	0	1	3					
<b>Larry Bowa, S</b> OBP: 0.318, SLG: 0.310 (1, 6)										3	0	1	0	0	0	2					
<b>Doug Bird, R</b> OBP: 0.286, SLG: 0.167 (1, 1)										3	0	1	0	0	1	4					
<b>Inning Stats</b>	R: 1 E: 0 K: 0 S: 4	H: 1 LOB: 0 BB: 0 P: 4	R: 0 E: 0 K: 1 S: 6	H: 1 LOB: 2 BB: 1 P: 10	R: 2 E: 1 K: 0 S: 6	H: 3 LOB: 1 BB: 0 P: 6	R: 0 E: 0 K: 0 S: 4	H: 1 LOB: 1 BB: 0 P: 4	R: 3 E: 0 K: 1 S: 10	H: 5 LOB: 2 BB: 0 P: 10	R: 0 E: 0 K: 1 S: 6	H: 2 LOB: 1 BB: 0 P: 6						1B: 11 2B: 1 3B: 0 HR: 1	SF: 1 SAC: 0 DP: 1 HBP: 0	WP: 0 PB: 0 CS: 1	PA: 31
<b>PITCHER</b>	IP	WLS	BF	H	R	ER	SO	BB	IBB	HBP	BLK	WP	HR	S	P	ERA	WHIP				
<b>Tony Brizzolara, R</b> ERA: 5.45 (1, 1)	4.0	L	22	9	6	5	1	1	0	0	0	0	1	23	27	11.25	2.500				
<b>Adrian Devine, R</b> ERA: 3.1 (5, 1)	1.0		5	2	0	0	1	0	0	0	0	0	0	7	7	0.00	2.000				
<b>Bo McLaughlin, R</b> ERA: 5.06 (6, 1)	1.0		4	2	0	0	1	0	0	0	0	0	0	6	6	0.00	2.000				

AB	29
R	6
H	13
RBI	6
BB	1
SO	3
LOB	15



Batter	1	2	3	4	5	6	7	8	9	AB	R	H	RBI	BB	SO	LOB	BOTTOM				
<b>Jerry Royster, R</b> OBP: 0.332, SLG: 0.341 (1, 4)										3	1	3	0	0	0	0	<b>Philadelphia Phillies @ Atlanta Braves</b> Atlanta-Fulton County Stadium, Atlanta, GA Fri Aug 31 1979, 7:05 PM EDT Att. 6,009 - Unknown - 88 F				
<b>Gary Matthews, R</b> OBP: 0.371, SLG: 0.530 (1, 9)										2	0	0	0	1	0	2					
<b>Dale Murphy, R</b> OBP: 0.369, SLG: 0.507 (1, 3)										3	1	1	2	0	0	2					
<b>Bob Horner, R</b> OBP: 0.351, SLG: 0.556 (1, 5)										2	0	0	0	0	0	1					
<b>Jeff Burroughs, R</b> OBP: 0.348, SLG: 0.348 (1, 7)										2	0	1	0	0	0	0					
<b>Rowland Office, L</b> OBP: 0.324, SLG: 0.346 (1, 8)										2	0	0	0	0	0	1					
<b>Joe Nolan, L</b> OBP: 0.329, SLG: 0.353 (1, 2)										2	0	0	0	0	0	1					
<b>Pepe Frias, R</b> OBP: 0.305, SLG: 0.344 (1, 6)										2	0	0	0	0	0	1					
<b>Tony Brizzolara, R</b> OBP: 0.081, SLG: 0.029 (1, 1)										1	0	0	0	0	1	0					
<b>Adrian Devine, R</b> OBP: 0.295, SLG: 0.324 (5, PH)										0	0	0	0	0	0	0					
<b>Bo McLaughlin, R</b> OBP: 0.295, SLG: 0.324 (6, 1)										0	0	0	0	0	0	0					
<b>Inning Stats</b>	R: 0 E: 0 K: 0 S: 3	H: 1 LOB: 1 BB: 1 P: 7	R: 0 E: 0 K: 0 S: 4	H: 1 LOB: 0 BB: 0 P: 4	R: 2 E: 0 K: 1 S: 7	H: 2 LOB: 0 BB: 0 P: 7	R: 0 E: 0 K: 0 S: 3	H: 0 LOB: 0 BB: 0 P: 3	R: 0 E: 0 K: 0 S: 4	H: 1 LOB: 1 BB: 0 P: 4	R: 0 E: 0 K: 0 S: 1	H: 0 LOB: 0 BB: 0 P: 1					1B: 3 2B: 0 3B: 1 HR: 1	SF: 0 SAC: 0 DP: 1 HBP: 0	WP: 0 PB: 0 CS: 0	PA: 21	
<b>PITCHER</b>	IP	WLS	BF	H	R	ER	SO	BB	IBB	HBP	BLK	WP	HR	S	P	ERA	WHIP				
<b>Doug Bird, R</b> ERA: 5.0 (1, 1)	5.1	W	21	5	2	2	1	1	0	0	0	0	1	22	26	3.38	1.125				





Batter	1	2	3	4	5	6	7	8	9	AB	R	H	RBI	BB	SO	LOB	TOP								
<b>Bake McBride, L</b> OBP: 0.314, SLG: 0.400 (1, 9)										4	2	1	1	0	0		<b>Philadelphia Phillies @ Atlanta Braves</b> Atlanta-Fulton County Stadium, Atlanta, GA Sat Sep 01 1979, 7:05 PM EDT Att: 16,990 - Unknown - 80 F								
<b>Manny Trillo, R</b> OBP: 0.288, SLG: 0.343 (1, 4)										5	1	2	2	0	0	4									
<b>Pete Rose, S</b> OBP: 0.399, SLG: 0.414 (1, 3)										5	0	2	1	0	0	0									
<b>Mike Schmidt, R</b> OBP: 0.397, SLG: 0.613 (1, 5)										5	1	1	1	0	2	3									
<b>Greg Luzinski, R</b> OBP: 0.357, SLG: 0.448 <b>Mike Anderson, R</b> OBP: 0.347, SLG: 0.344 (1, 7) (7, 7)										4	1	2	1	0	1	2									
<b>Bob Boone, R</b> OBP: 0.373, SLG: 0.440 (1, 2)										4	0	1	0	1	1	3									
<b>Garry Maddox, R</b> OBP: 0.291, SLG: 0.419 (1, 8)										4	0	1	0	0	3	1									
<b>Larry Bowa, S</b> OBP: 0.319, SLG: 0.315 (1, 6)										3	1	1	0	1	0	2									
<b>Larry Christenson, R</b> OBP: 0.333, SLG: 0.548 <b>Ron Reed, R</b> OBP: 0.350, SLG: 0.333 (1, 1) (7, 1)										2	0	0	0	0	0	2									
<b>Inning Stats</b>	R: 1 E: 0 K: 0 S: 6	H: 3 LOB: 2 BB: 0 P: 6	R: 1 E: 1 K: 1 S: 6	H: 1 LOB: 1 BB: 1 P: 10	R: 0 E: 0 K: 1 S: 5	H: 2 LOB: 0 BB: 0 P: 5	R: 0 E: 0 K: 0 S: 5	H: 2 LOB: 3 BB: 1 P: 9	R: 1 E: 0 K: 1 S: 6	H: 1 LOB: 0 BB: 0 P: 10	R: 0 E: 0 K: 0 S: 3	H: 0 LOB: 0 BB: 0 P: 3	R: 1 E: 0 K: 1 S: 6	H: 1 LOB: 1 BB: 0 P: 6	R: 0 E: 0 K: 1 S: 6	H: 1 LOB: 1 BB: 0 P: 6		R: 2 E: 1 K: 2 S: 10	H: 2 LOB: 1 BB: 0 P: 10	1B: 8 2B: 1 3B: 1 HR: 3	SF: 0 SAC: 1 DP: 0 HBP: 0	WP: 0 PB: 1 SB: 0 CS: 2	PA: 43		
<b>PITCHER</b> <b>Phil Niekro, R</b> ERA: 3.63 (1, 1)	IP: 9.0 WLS: L BF: 42	H: 13 R: 6 ER: 5 SO: 7	BB: 3 IBB: 0 HBP: 0 BLK: 0	WP: 0 HR: 3 S: 53 P: 65	ERA: 5.00 WHIP: 1.778																				

AB	38
R	6
H	13
RBI	6
BB	3
SO	7
LOB	18



Batter	1	2	3	4	5	6	7	8	9	AB	R	H	RBI	BB	SO	LOB	BOTTOM								
<b>Jerry Royster, R</b> OBP: 0.331, SLG: 0.339 (1, 4)										5	1	1	0	0	0	2	<b>Philadelphia Phillies @ Atlanta Braves</b> Atlanta-Fulton County Stadium, Atlanta, GA Sat Sep 01 1979, 7:05 PM EDT Att: 16,990 - Unknown - 80 F								
<b>Eddie Miller, S</b> OBP: 0.600, SLG: 0.600 (1, 8)										5	0	3	0	0	1	0									
<b>Gary Matthews, R</b> OBP: 0.371, SLG: 0.527 (1, 9)										3	0	0	1	2	0	2									
<b>Bob Horner, R</b> OBP: 0.351, SLG: 0.554 (1, 5)										5	1	2	0	0	0	2									
<b>Dale Murphy, R</b> OBP: 0.370, SLG: 0.517 (1, 3)										4	1	2	2	0	0	2									
<b>Barry Bonnell, R</b> OBP: 0.307, SLG: 0.433 (1, 7)										3	1	1	1	1	0	0									
<b>Pepe Frias, R</b> OBP: 0.303, SLG: 0.341 (1, 6)										4	0	0	0	0	0	2									
<b>Bruce Benedict, R</b> OBP: 0.332, SLG: 0.285 (1, 2)										3	0	1	0	1	0	3									
<b>Phil Niekro, R</b> OBP: 0.219, SLG: 0.248 <b>Mike Lum, L</b> OBP: 0.293, SLG: 0.322 (1, 1) (9, PH)										3	0	1	0	0	0	4									
<b>Inning Stats</b>	R: 0 E: 0 K: 0 S: 3	H: 0 LOB: 0 BB: 0 P: 3	R: 0 E: 1 K: 0 S: 5	H: 1 LOB: 3 BB: 1 P: 9	R: 0 E: 0 K: 0 S: 3	H: 1 LOB: 1 BB: 0 P: 3	R: 2 E: 0 K: 0 S: 5	H: 2 LOB: 1 BB: 1 P: 9	R: 0 E: 0 K: 0 S: 3	H: 1 LOB: 1 BB: 1 P: 7	R: 1 E: 0 K: 0 S: 6	H: 3 LOB: 2 BB: 0 P: 6	R: 0 E: 0 K: 1 S: 5	H: 1 LOB: 1 BB: 1 P: 9	R: 0 E: 0 K: 0 S: 3	H: 0 LOB: 0 BB: 0 P: 3		R: 1 E: 0 K: 0 S: 5	H: 2 LOB: 1 BB: 0 P: 5	1B: 9 2B: 0 3B: 0 HR: 2	SF: 0 SAC: 0 DP: 1 HBP: 0	WP: 0 PB: 0 SB: 0 CS: 1	PA: 40		
<b>PITCHER</b> <b>Larry Christenson, R</b> ERA: 4.5 <b>Ron Reed, R</b> ERA: 4.08 (1, 1) (7, 1)	IP: 6.1 WLS: W BF: 31	H: 3 R: 3 ER: 3 SO: 1	BB: 4 IBB: 0 HBP: 0 BLK: 0	WP: 0 HR: 2 S: 29 P: 45	ERA: 4.26 WHIP: 2.053																				

AB	36
R	4
H	11
RBI	4
BB	4
SO	1
LOB	17





Batter	1	2	3	4	5	6	7	8	9	10	AB	R	H	RBI	BB	SO	LOB	TOP
<b>Bake McBride, L</b> OBP: 0.315, SLG: 0.400 (1, 9)											5	1	2	0	0	0	3	<b>Philadelphia Phillies @ Atlanta Braves</b> Atlanta-Fulton County Stadium, Atlanta, GA Sun Sep 02 1979, 3:33 AM EDT Att: 10,040 - Unknown  <b>AB 36</b> <b>R 2</b> <b>H 8</b> <b>RBI 2</b> <b>BB 5</b> <b>SO 3</b> <b>LOB 18</b> 
<b>Manny Trillo, R</b> OBP: 0.288, SLG: 0.340 (1, 4)										3	0	0	0	1	0	1		
<b>Pete Rose, S</b> OBP: 0.396, SLG: 0.410 (1, 3)										5	0	0	0	0	0	3		
<b>Mike Schmidt, R</b> OBP: 0.395, SLG: 0.608 (1, 5)										4	0	0	0	1	1	2		
<b>Greg Luzinski, R</b> OBP: 0.360, SLG: 0.451 <b>Mike Anderson, R</b> OBP: 0.347, SLG: 0.344 (10, PR) (10, 7)									4	1	2	1	1	1	0	0		
<b>Bob Boone, R</b> OBP: 0.368, SLG: 0.434 (1, 2)									5	0	0	0	0	0	0	5		
<b>Garry Maddox, R</b> OBP: 0.293, SLG: 0.420 (1, 8)										4	0	2	0	0	1	1		
<b>Larry Bowa, S</b> OBP: 0.323, SLG: 0.315 (1, 6)										2	0	1	0	2	0	0		
<b>Nino Espinosa, R</b> OBP: 0.232, SLG: 0.215 <b>Tug McGraw, R</b> OBP: 0.167, SLG: 0.167 (8, 1) <b>Greg Gross, L</b> OBP: 0.371, SLG: 0.388 (9, PH) <b>Ron Reed, R</b> OBP: 0.300, SLG: 0.333 (9, 1)										3	0	1	1	0	0	1		
<b>Inning Stats</b>	R: 0 E: 0 K: 1 S: 6	H: 1 LOB: 1 BB: 0 P: 6	R: 1 E: 0 K: 0 S: 6	H: 3 LOB: 2 BB: 0 P: 6	R: 0 E: 0 K: 1 S: 5	H: 0 LOB: 0 BB: 0 P: 5	R: 0 E: 0 K: 0 S: 3	H: 0 LOB: 0 BB: 0 P: 3	R: 0 E: 0 K: 0 S: 3	H: 1 LOB: 1 BB: 1 P: 7	R: 0 E: 0 K: 1 S: 6	H: 1 LOB: 2 BB: 1 P: 10	R: 1 E: 0 K: 0 S: 5	H: 2 LOB: 1 BB: 1 P: 9	1B: 7 2B: 1 3B: 0 HR: 0	SF: 0 SAC: 1 DP: 0 HBP: 0	WP: 0 PA: 42 PB: 0 SB: 2 CS: 1	
<b>PITCHER</b>	IP 8.0	WLS 31	BF 5	H 1	R 1	ER 1	SO 2	BB 3	IBB 0	HBP 0	BLK 0	WP 0	HR 0	S 32	P 44	ERA 1.12	WHIP 1.000	
<b>Eddie Solomon, R</b> ERA: 3.98 <b>Joey McLaughlin, R</b> ERA: 2.2	IP 2.0	WLS L	BF 11	H 3	R 1	ER 1	SO 1	BB 1	IBB 1	HBP 0	BLK 0	WP 0	HR 0	S 11	P 19	ERA 4.50	WHIP 2.000	
<b>PITCHER</b>	IP 7.0	WLS 3	BF 26	H 3	R 1	ER 1	SO 1	BB 1	IBB 0	HBP 0	BLK 0	WP 0	HR 0	S 27	P 31	ERA 1.29	WHIP 0.571	
<b>Nino Espinosa, R</b> ERA: 3.65 <b>Tug McGraw, L</b> ERA: 4.52 <b>Ron Reed, R</b> ERA: 3.99	IP 1.0	WLS 3	BF 0	H 0	R 0	ER 0	SO 2	BB 0	IBB 0	HBP 0	BLK 0	WP 0	HR 0	S 7	P 7	ERA 0.00	WHIP 0.000	
<b>Inning Stats</b>	R: 0 E: 0 K: 0 S: 3	H: 0 LOB: 0 BB: 0 P: 3	R: 1 E: 0 K: 0 S: 4	H: 1 LOB: 1 BB: 1 P: 8	R: 0 E: 0 K: 0 S: 4	H: 1 LOB: 1 BB: 0 P: 4	R: 0 E: 1 K: 0 S: 5	H: 1 LOB: 2 BB: 0 P: 5	R: 0 E: 0 K: 1 S: 5	H: 0 LOB: 0 BB: 0 P: 5	R: 0 E: 0 K: 2 S: 7	H: 0 LOB: 0 BB: 0 P: 7	R: 0 E: 0 K: 1 S: 6	H: 2 LOB: 1 BB: 0 P: 6	1B: 4 2B: 0 3B: 1 HR: 0	SF: 0 SAC: 0 DP: 1 HBP: 0	WP: 0 PA: 36 PB: 0 SB: 1 CS: 0	
<b>PITCHER</b>	IP 7.0	WLS 3	BF 26	H 3	R 1	ER 1	SO 1	BB 1	IBB 0	HBP 0	BLK 0	WP 0	HR 0	S 27	P 31	ERA 1.29	WHIP 0.571	
<b>Nino Espinosa, R</b> ERA: 3.65 <b>Tug McGraw, L</b> ERA: 4.52 <b>Ron Reed, R</b> ERA: 3.99	IP 2.0	WLS W	BF 7	H 2	R 0	ER 0	SO 2	BB 0	IBB 0	HBP 0	BLK 0	WP 0	HR 0	S 11	P 11	ERA 0.00	WHIP 1.000	
<b>PITCHER</b>	IP 8.1	WLS 3	BF 30	H 3	R 1	ER 1	SO 1	BB 1	IBB 0	HBP 0	BLK 0	WP 0	HR 0	S 27	P 31	ERA 1.29	WHIP 0.571	
<b>Batter</b>	1	2	3	4	5	6	7	8	9	10	AB	R	H	RBI	BB	SO	LOB	BOTTOM
<b>Jerry Royster, R</b> OBP: 0.329, SLG: 0.337 (1, 4)											4	0	0	0	0	0	0	<b>Philadelphia Phillies @ Atlanta Braves</b> Atlanta-Fulton County Stadium, Atlanta, GA Sun Sep 02 1979, 3:33 AM EDT Att: 10,040 - Unknown  <b>AB 35</b> <b>R 1</b> <b>H 5</b> <b>RBI 1</b> <b>BB 1</b> <b>SO 5</b> <b>LOB 9</b> 
<b>Eddie Miller, S</b> OBP: 0.444, SLG: 0.444 (1, 8)										4	0	1	0	0	2	0		
<b>Gary Matthews, R</b> OBP: 0.371, SLG: 0.525 (1, 9)										4	0	1	0	0	0	1		
<b>Bob Horner, R</b> OBP: 0.350, SLG: 0.551 (1, 5)									4	0	1	0	0	0	0	0		
<b>Dale Murphy, R</b> OBP: 0.369, SLG: 0.512 (1, 3)									3	0	0	0	1	0	2			
<b>Barry Bonnell, R</b> OBP: 0.307, SLG: 0.431 (1, 7)									4	1	1	0	0	1	2			
<b>Joe Nolan, L</b> OBP: 0.327, SLG: 0.362 (1, 2)									4	0	1	1	0	1	1			
<b>Pepe Frias, R</b> OBP: 0.300, SLG: 0.338 (1, 6)									4	0	0	0	0	0	3			
<b>Eddie Solomon, R</b> OBP: 0.232, SLG: 0.273 <b>Jeff Burroughs, R</b> OBP: 0.347, SLG: 0.348 (8, PH) <b>Joey McLaughlin, R</b> OBP: 0.250, SLG: 0.375 (9, 1) <b>Mike Lum, L</b> OBP: 0.292, SLG: 0.320 (10, PH)										2	0	0	0	0	0	0		
<b>Inning Stats</b>	R: 0 E: 0 K: 0 S: 3	H: 0 LOB: 0 BB: 0 P: 3	R: 1 E: 0 K: 0 S: 4	H: 1 LOB: 1 BB: 1 P: 8	R: 0 E: 0 K: 0 S: 4	H: 1 LOB: 1 BB: 0 P: 4	R: 0 E: 1 K: 0 S: 5	H: 1 LOB: 2 BB: 0 P: 5	R: 0 E: 0 K: 1 S: 5	H: 0 LOB: 0 BB: 0 P: 5	R: 0 E: 0 K: 2 S: 7	H: 0 LOB: 0 BB: 0 P: 7	R: 0 E: 0 K: 1 S: 6	H: 2 LOB: 1 BB: 0 P: 6	1B: 4 2B: 0 3B: 1 HR: 0	SF: 0 SAC: 0 DP: 1 HBP: 0	WP: 0 PA: 36 PB: 0 SB: 1 CS: 0	
<b>PITCHER</b>	IP 7.0	WLS 3	BF 26	H 3	R 1	ER 1	SO 1	BB 1	IBB 0	HBP 0	BLK 0	WP 0	HR 0	S 27	P 31	ERA 1.29	WHIP 0.571	
<b>Nino Espinosa, R</b> ERA: 3.65 <b>Tug McGraw, L</b> ERA: 4.52 <b>Ron Reed, R</b> ERA: 3.99	IP 1.0	WLS 3	BF 0	H 0	R 0	ER 0	SO 2	BB 0	IBB 0	HBP 0	BLK 0	WP 0	HR 0	S 7	P 7	ERA 0.00	WHIP 0.000	



Batter	1	2	3	4	5	6	7	8	9	AB	R	H	RBI	BB	SO	LOB	TOP				
Dave Collins, S (1, 9) OBP: 0.370, SLG: 0.415 Tom Hume, R (8, 1) OBP: 0.182, SLG: 0.186	E4		3-4-1 1B BB	F8			F8	E 1B		4	1	1	1	1	0	0					
Joe Morgan, L (1, 4) OBP: 0.397, SLG: 0.389	K		3-4-1		G3		HR 1B	E4		5	1	1	0	0	1	4					
Dave Concepcion, R (1, 6) OBP: 0.347, SLG: 0.416	G5-4-3 BB		5-3		F8		F8	4-3		4	0	0	0	1	0	5					
George Foster, R (1, 7) OBP: 0.398, SLG: 0.578	G5-4-3		1B		6-3		HR		5-3	5	2	2	4	0	0	2					
Johnny Bench, R (1, 2) OBP: 0.363, SLG: 0.446		5-3	E5 1B				4-3		K	5	0	1	0	0	1	1					
Dan Driessen, L (1, 3) OBP: 0.322, SLG: 0.396		4-3	1B				F9	G3	F8	5	0	1	1	0	0	1					
Ray Knight, R (1, 5) OBP: 0.354, SLG: 0.436			F8				1B			4	1	3	0	0	0	2					
Cesar Geronimo, L (1, 8) OBP: 0.322, SLG: 0.350		G3		4-3			1B	6-3		4	0	1	0	0	0	2					
Bill Bonham, R (1, 1) OBP: 0.154, SLG: 0.192 Mario Soto, R (5, 1) OBP: 0.200, SLG: 0.500 Harry Simpson, L (6, PH) OBP: 0.345, SLG: 0.518 Doug Bair, R (6, 1) OBP: 0.357, SLG: 0.386 Hector Cruz, R (8, PH) OBP: 0.337, SLG: 0.386			3-4-1 1B BB		5-3		F5	P6		2	1	1	0	0	0	0					
<b>Inning Stats</b>	R: 0 E: 1 K: 1 S: 5	H: 0 LOB: 1 BB: 1 P: 9	R: 0 E: 0 K: 0 S: 4	H: 1 LOB: 1 BB: 0 P: 4	R: 3 E: 1 K: 0 S: 7	H: 3 LOB: 2 BB: 1 P: 11	R: 0 E: 0 K: 0 S: 3	H: 0 LOB: 0 BB: 0 P: 3	R: 0 E: 0 K: 0 S: 3	H: 2 LOB: 2 BB: 0 P: 5	R: 2 E: 0 K: 0 S: 6	H: 3 LOB: 1 BB: 0 P: 6	R: 1 E: 1 K: 0 S: 6	H: 2 LOB: 2 BB: 0 P: 6	R: 0 E: 0 K: 1 S: 5	H: 0 LOB: 0 BB: 0 P: 5	1B: 10 2B: 0 3B: 0 HR: 1	SF: 0 SAC: 0 DP: 1 HBP: 0	WP: 0 PB: 0 SB: 2 CS: 0	PA: 42	
<b>PITCHER</b>	IP	WLS	BF	H	R	ER	SO	BB	IBB	HBP	BLK	WP	HR	S	P	ERA	WHIP				
Rick Matula, R (1, 1) ERA: 3.96	6.2		32	9	5	4	1	2	0	0	0	0	1	32	40	5.40	1.650				
Larry Bradford, L (7, 1) ERA:	0.1		1	0	0	0	0	0	0	0	0	0	0	1	1	0.00	0.000				
Gene Garber, R (8, 1) ERA: 4.38	2.0	L	9	2	1	1	1	0	0	0	0	0	0	11	11	4.50	1.000				

**Cincinnati Reds @ Atlanta Braves**  
Atlanta-Fulton County Stadium, Atlanta, GA  
Mon Sep 03 1979, 7:05 PM EDT  
Att: 3,139 - Cloudy - 80 F

AB 40  
R 6  
H 11  
RBI 6  
BB 2  
SO 2  
LOB 20



Batter	1	2	3	4	5	6	7	8	9	AB	R	H	RBI	BB	SO	LOB	BOTTOM					
Jerry Royster, R (1, 4) OBP: 0.331, SLG: 0.339	6-3		1B		SH1-3 1B		S SH E 1B		4-3	5	2	3	0	0	0	0						
Eddie Miller, S (1, 8) OBP: 0.500, SLG: 0.455	1-3 BB		1B		SH1-3		SH S		5-3	2	0	1	0	1	0	0						
Gary Matthews, R (1, 9) OBP: 0.370, SLG: 0.523	1-3		6-3		E S 1B		K			4	1	1	1	0	1	4						
Bob Horner, R (1, 5) OBP: 0.352, SLG: 0.550	F9			2B 1B	CS 1B		K			4	1	2	1	0	1	2						
Dale Murphy, R (1, 3) OBP: 0.364, SLG: 0.505		F9		F5	K		K			4	0	0	0	0	2	3						
Barry Bonnell, R (1, 7) OBP: 0.306, SLG: 0.432		6-3		1B 2B		G1		F8		4	1	1	0	0	0	0						
Joe Nolan, L (1, 2) OBP: 0.335, SLG: 0.366		F8		1B	1B	E1 1B		G3-6-3 BB		3	0	2	2	1	0	0						
Pepe Frias, R (1, 6) OBP: 0.300, SLG: 0.338 Rowland Office, L (6, PH) OBP: 0.323, SLG: 0.344 Darrel Chaney, S (9, 6) OBP: 0.242, SLG: 0.159			5-3		G6-4-3 1B		6-3	G3-6-3		3	0	1	0	0	0	1						
Rick Matula, R (1, 1) OBP: 0.063, SLG: 0.043 Larry Bradford, R (7, 1) Gene Garber, R (8, 1) OBP: 0.500, SLG: 0.333 Mike Lum, L (9, PH) OBP: 0.291, SLG: 0.319			K		G6-4-3		K		K	3	0	0	0	0	2	3						
<b>Inning Stats</b>	R: 0 E: 0 K: 0 S: 3	H: 0 LOB: 0 BB: 1 P: 7	R: 0 E: 0 K: 0 S: 3	H: 0 LOB: 0 BB: 0 P: 3	R: 0 E: 0 K: 1 S: 7	H: 2 LOB: 1 BB: 0 P: 7	R: 2 E: 0 K: 0 S: 6	H: 4 LOB: 1 BB: 0 P: 6	R: 2 E: 0 K: 1 S: 7	H: 3 LOB: 1 BB: 0 P: 7	R: 0 E: 1 K: 1 S: 6	H: 1 LOB: 1 BB: 0 P: 6	R: 1 E: 0 K: 3 S: 11	H: 1 LOB: 1 BB: 0 P: 11	R: 0 E: 0 K: 0 S: 2	H: 0 LOB: 0 BB: 1 P: 6	R: 0 E: 0 K: 1 S: 5	H: 0 LOB: 0 BB: 0 P: 5	1B: 10 2B: 2 3B: 0 HR: 0	SF: 0 SAC: 2 DP: 3 HBP: 0	WP: 0 PB: 0 SB: 4 CS: 1	PA: 38
<b>PITCHER</b>	IP	WLS	BF	H	R	ER	SO	BB	IBB	HBP	BLK	WP	HR	S	P	ERA	WHIP					
Bill Bonham, R (1, 1) ERA: 3.94	4.1		22	9	4	3	1	1	0	0	0	0	0	23	27	6.23	2.308					
Mario Soto, R (5, 1) ERA: 5.26	0.2		1	0	0	0	1	0	0	0	0	0	0	3	3	0.00	0.000					
Doug Bair, R (6, 1) ERA: 3.65	2.0	W	9	2	1	0	4	0	0	0	0	0	0	17	17	0.00	1.000					
Tom Hume, R (8, 1) ERA: 2.81	2.0	S	6	0	0	0	1	1	0	0	0	0	0	7	11	0.00	0.500					

**Cincinnati Reds @ Atlanta Braves**  
Atlanta-Fulton County Stadium, Atlanta, GA  
Mon Sep 03 1979, 7:05 PM EDT  
Att: 3,139 - Cloudy - 80 F

AB 34  
R 5  
H 11  
RBI 4  
BB 2  
SO 7  
LOB 14





Batter	1	2	3	4	5	6	7	8	9	AB	R	H	RBI	BB	SO	LOB	TOP					
Dave Collins, S OBP: 0.370, SLG: 0.415 (1, 9)			4-3			FC3-6		K		5	1	2	0	0	1	1	<b>Cincinnati Reds @ Atlanta Braves</b> Atlanta-Fulton County Stadium, Atlanta, GA Tue Sep 04 1979, 7:05 PM EDT Att: 2,506 - Unknown					
Joe Morgan, L OBP: 0.397, SLG: 0.397 (1, 4)			K					F7		5	2	2	1	0	1	1						
Dave Concepcion, R OBP: 0.347, SLG: 0.416 (1, 6)			1-3							5	1	2	2	0	1	0						
George Foster, R OBP: 0.398, SLG: 0.576 (1, 7)				K						5	0	2	1	0	2	1						
Johnny Bench, R OBP: 0.364, SLG: 0.444 Ron Oester, S (9, PR)				5-3		P5				4	0	1	0	1	0	3						
Ray Knight, R OBP: 0.356, SLG: 0.440 (1, 5)										0	0	0	0	0	0	0						
Dan Driessen, L OBP: 0.325, SLG: 0.395 (1, 3)										5	1	3	1	0	0	3						
Hector Cruz, R OBP: 0.335, SLG: 0.378 Doug Bair, R (7, 1)										3	0	1	1	2	1	4						
Rick Auerbach, R OBP: 0.320, SLG: 0.321 (9, PH)										3	0	0	0	1	1	6						
Frank Pastore, R OBP: 0.200, SLG: 0.200 Mario Soto, R OBP: 0.600, SLG: 0.600 Cesar Geronimo, L OBP: 0.322, SLG: 0.348 (7, 8)										2	1	1	0	0	1	3						
<b>Inning Stats</b>	R: 0 E: 0 K: 0 S: 3	H: 1 LOB: 0 BB: 0 P: 3	R: 0 E: 0 K: 2 S: 9	H: 2 LOB: 3 BB: 1 P: 13	R: 0 E: 0 K: 1 S: 5	H: 0 LOB: 0 BB: 0 P: 5	R: 1 E: 0 K: 2 S: 9	H: 2 LOB: 1 BB: 0 P: 9	R: 3 E: 0 K: 0 S: 8	H: 5 LOB: 3 BB: 1 P: 12	R: 1 E: 0 K: 1 S: 6	H: 2 LOB: 0 BB: 0 P: 6	R: 0 E: 0 K: 0 S: 3	H: 0 LOB: 0 BB: 2 P: 11	R: 0 E: 0 K: 1 S: 5	H: 0 LOB: 0 BB: 1 P: 5	R: 1 E: 0 K: 1 S: 8	H: 3 LOB: 2 BB: 0 P: 8	1B: 13 2B: 1 3B: 0 HR: 1	SF: 0 SAC: 0 DP: 0 HBP: 0	WP: 0 PB: 0 SB: 1 CS: 2	PA: 44
<b>PITCHER</b>	IP WLS BF H R ER SO BB IBB HBP BLK WP HR S P ERA WHIP																					
Larry McWilliams, L ERA: 7.46 (1, 1)	4.0 20 8 4 4 5 0 1 0 0 0 0 0 29 33 9.00 2.000																					
Bo McLaughlin, R ERA: 4.96 (5, 1)	1.0 6 2 0 0 0 0 0 1 0 0 0 0 5 9 0.00 2.000																					
Adrian Devine, R ERA: 3.19 (6, 1)	1.0 4 2 1 1 1 0 0 0 0 0 0 1 6 6 9.00 2.000																					
Joey McLaughlin, R ERA: 2.26 (7, 1)	2.1 W 12 3 1 1 2 2 0 0 0 0 0 0 14 22 3.86 2.143																					
Larry Bradford, L ERA: (9, 1)	0.2 S 2 0 0 0 0 0 0 0 0 0 0 0 2 2 0.00 0.000																					

Batter	1	2	3	4	5	6	7	8	9	AB	R	H	RBI	BB	SO	LOB	BOTTOM			
Jerry Royster, R OBP: 0.330, SLG: 0.336 (1, 4)			L8			6-3				4	0	0	0	1	1	1	<b>Cincinnati Reds @ Atlanta Braves</b> Atlanta-Fulton County Stadium, Atlanta, GA Tue Sep 04 1979, 7:05 PM EDT Att: 2,506 - Unknown			
Eddie Miller, S OBP: 0.500, SLG: 0.467 (1, 8)				G3						4	1	2	0	0	0	1				
Gary Matthews, R OBP: 0.371, SLG: 0.523 (1, 9)										4	2	2	0	0	0	1				
Bob Horner, R OBP: 0.353, SLG: 0.552 (1, 5)										4	1	2	2	0	1	3				
Dale Murphy, R OBP: 0.363, SLG: 0.502 (1, 3)										2	1	0	1	1	0	3				
Barry Bonnell, R OBP: 0.308, SLG: 0.436 (1, 7)										4	1	2	1	0	0	1				
Joe Nolan, L OBP: 0.333, SLG: 0.364 (1, 2)										4	0	1	1	0	0	2				
Pepe Frias, R OBP: 0.300, SLG: 0.337 (1, 6)			F8		F9					4	0	1	1	0	0	2				
Larry McWilliams, L OBP: 0.178, SLG: 0.200 Bo McLaughlin, R OBP: 0.296, SLG: 0.337 Mike Lum, L OBP: 0.322, SLG: 0.333 Adrian Devine, R OBP: 0.322, SLG: 0.333 Rowland Office, L OBP: 0.322, SLG: 0.333 Joey McLaughlin, R OBP: 0.322, SLG: 0.333 Larry Bradford, R ERA: (9, 1)										1	0	0	0	0	1	0				
<b>Inning Stats</b>	R: 0 E: 0 K: 0 S: 2	H: 0 LOB: 1 BB: 1 P: 6	R: 0 E: 0 K: 0 S: 4	H: 1 LOB: 1 BB: 0 P: 4	R: 0 E: 0 K: 1 S: 5	H: 0 LOB: 0 BB: 0 P: 5	R: 2 E: 0 K: 1 S: 8	H: 3 LOB: 2 BB: 1 P: 12	R: 1 E: 0 K: 0 S: 6	H: 2 LOB: 1 BB: 0 P: 6	R: 3 E: 0 K: 0 S: 6	H: 3 LOB: 0 BB: 0 P: 6	R: 0 E: 0 K: 2 S: 7	H: 0 LOB: 0 BB: 0 P: 7	R: 0 E: 0 K: 2 S: 7	H: 0 LOB: 0 BB: 0 P: 7		1B: 8 2B: 3 3B: 0 HR: 1	SF: 1 SAC: 0 DP: 1 HBP: 0	WP: 0 PB: 0 SB: 1 CS: 0
<b>PITCHER</b>	IP WLS BF H R ER SO BB IBB HBP BLK WP HR S P ERA WHIP																			
Frank Pastore, R ERA: 5.45 (1, 1)	1.2 8 2 1 1 0 0 0 0 0 0 0 0 8 8 5.40 1.200																			
Mario Soto, R ERA: 5.27 (5, 1)	2.0 L 9 3 3 3 2 0 0 0 0 0 0 0 13 13 13.50 1.500																			
Doug Bair, R ERA: 3.89 (7, 1)																				





Batter	1	2	3	4	5	6	7	8	9	10	AB	R	H	RBI	BB	SO	LOB	TOP				
Davey Lopes, R OBP: 0.373, SLG: 0.484 (1, 4)	L7		G5-4-3		F8			FC3-6 HBP		1-3	4	0	0	0	0	0	2	<b>Los Angeles Dodgers @ Atlanta Braves</b> Atlanta-Fulton County Stadium, Atlanta, GA Wed Sep 05 1979, 7:05 PM EDT Att: 2,606 - Unknown - 85 F				
Derrel Thomas, S OBP: 0.329, SLG: 0.357 (1, 8)	G4-6-3 1B			1B		2B		FC3-6 2B		6-3	5	1	3	0	0	0	2					
Steve Garvey, R OBP: 0.348, SLG: 0.489 (1, 3)	G4-6-3			K		L6		2B		1B	5	1	2	2	0	1	3					
Ron Cey, R OBP: 0.385, SLG: 0.483 (1, 5)		1-3				6-3				E2	4	0	1	0	1	1	2					
Dusty Baker Jr., R OBP: 0.340, SLG: 0.471 (1, 7)		5-3		G6-4-3 BB		1-3				1B	5	0	1	0	0	0	3					
Joe Ferguson, R OBP: 0.376, SLG: 0.452 (1, 9)						F8				2B	3	0	1	0	1	0	0					
Ted Martinez, R OBP: 0.329, SLG: 0.356 Gary Thomasson, L OBP: 0.343, SLG: 0.412 Bill Russell, R OBP: 0.286, SLG: 0.343 (1, 6)	FC6-4 BB							F3		1B	3	1	1	0	0	0	1					
Steve Yeager, R OBP: 0.282, SLG: 0.386 (1, 2)	FC6-4							P6		FC4-6 FC6-4	1	0	0	0	0	0	1					
Rick Sutcliffe, L OBP: 0.236, SLG: 0.324 Lerrin LaGrow, R (8, 1)								4-3		FC6-4	4	1	1	0	0	1	1					
Von Joshua, L OBP: 0.319, SLG: 0.426 Dave Patterson, R (10, 1)			K			E6 SF8 1B				1-3 1B	2	0	1	1	0	1	0					
<b>Inning Stats</b>	R: 0 E: 0 K: 0 S: 3	H: 1 LOB: 0 BB: 0 P: 3	R: 0 E: 0 K: 0 S: 3	H: 0 LOB: 1 BB: 1 P: 7	R: 0 E: 0 K: 1 S: 5	H: 1 LOB: 0 BB: 0 P: 5	R: 0 E: 0 K: 1 S: 5	H: 1 LOB: 1 BB: 1 P: 9	R: 2 E: 1 K: 0 S: 5	H: 2 LOB: 0 BB: 0 P: 5	R: 0 E: 0 K: 0 S: 4	H: 0 LOB: 0 BB: 0 P: 3	R: 1 E: 0 K: 2 S: 8	H: 1 LOB: 1 BB: 0 P: 9	R: 0 E: 0 K: 0 S: 4	H: 1 LOB: 1 BB: 0 P: 4	R: 2 E: 1 K: 0 S: 6	H: 4 LOB: 2 BB: 0 P: 6	1B: 9 2B: 3 3B: 0 HR: 0	SF: 1 SAC: 0 DP: 3 HBP: 1	WP: 0 PB: 0 SB: 1 CS: 0	PA: 41
<b>PITCHER</b>	IP 8.0	WLS 31	BF 7	H 3	R 1	ER 3	SO 4	BB 2	IBB 0	HBP 1	BLK 0	WP 0	HR 0	S 36	P 45	ERA 1.12	WHIP 1.125					
Phil Niekro, R ERA: 3.56 Gene Garber, R ERA: 4.47 (1, 1)	2.0	L	10	5	2	2	0	0	0	0	0	0	0	10	10	9.00	2.500					

AB	37
R	5
H	12
RBI	3
BB	2
SO	4
LOB	15



Batter	1	2	3	4	5	6	7	8	9	10	AB	R	H	RBI	BB	SO	LOB	BOTTOM				
Eddie Miller, S OBP: 0.361, SLG: 0.350 (1, 8)	F8		F8			3-1		F8		K	5	0	0	0	0	1	1	<b>Los Angeles Dodgers @ Atlanta Braves</b> Atlanta-Fulton County Stadium, Atlanta, GA Wed Sep 05 1979, 7:05 PM EDT Att: 2,606 - Unknown - 85 F				
Jerry Royster, R OBP: 0.329, SLG: 0.339 (1, 4)	F8			6-3		F7		1B 3B		1-3	5	1	1	0	0	0	1					
Gary Matthews, R OBP: 0.371, SLG: 0.521 (1, 9)	F9			1B BB		F8		3B 1B		6-3	4	0	1	1	1	0	1					
Bob Horner, R OBP: 0.350, SLG: 0.547 (1, 5)		F7		K		F7		K			4	0	0	0	0	2	2					
Dale Murphy, R OBP: 0.362, SLG: 0.496 (1, 3)		F7				6-3		K			4	0	1	0	0	1	1					
Barry Bonnell, R OBP: 0.310, SLG: 0.435 (1, 7)				1B		K		FC6-4 1B		F9	3	0	1	0	1	1	2					
Pepe Frias, R OBP: 0.297, SLG: 0.334 (1, 6)						4-3		FC6-4		K	4	0	0	0	0	1	2					
Bruce Benedict, R OBP: 0.328, SLG: 0.281 Joe Nolan, L OBP: 0.335, SLG: 0.365 (1, 2)						F7		HR 1B		6-3	2	0	0	0	0	0	0					
Phil Niekro, R OBP: 0.215, SLG: 0.243 Mike Lum, L OBP: 0.297, SLG: 0.354 Gene Garber, R OBP: 0.500, SLG: 0.333 Rowland Office, L OBP: 0.324, SLG: 0.343 (1, 1)						5-3		4-3		1-3 BB	2	0	0	0	0	0	0					
<b>Inning Stats</b>	R: 0 E: 0 K: 0 S: 3	H: 0 LOB: 0 BB: 0 P: 3	R: 0 E: 0 K: 0 S: 3	H: 0 LOB: 1 BB: 1 P: 7	R: 0 E: 0 K: 0 S: 3	H: 0 LOB: 0 BB: 0 P: 3	R: 0 E: 0 K: 2 S: 8	H: 1 LOB: 2 BB: 1 P: 12	R: 0 E: 0 K: 0 S: 3	H: 1 LOB: 0 BB: 0 P: 3	R: 0 E: 0 K: 0 S: 4	H: 1 LOB: 1 BB: 0 P: 4	R: 3 E: 0 K: 2 S: 11	H: 4 LOB: 1 BB: 0 P: 11	R: 0 E: 0 K: 1 S: 5	H: 0 LOB: 0 BB: 0 P: 5	R: 0 E: 0 K: 1 S: 5		H: 0 LOB: 1 BB: 1 P: 9	1B: 4 2B: 0 3B: 1 HR: 1	SF: 0 SAC: 0 DP: 0 HBP: 0	WP: 0 PB: 0 SB: 2 CS: 0
<b>PITCHER</b>	IP 7.1	WLS 29	BF 5	H 3	R 3	ER 3	SO 2	BB 2	IBB 0	HBP 0	BLK 0	WP 0	HR 1	S 31	P 39	ERA 3.68	WHIP 0.955					
Rick Sutcliffe, R ERA: 3.84 Lerrin LaGrow, R ERA: 6.86 Dave Patterson, R ERA: 5.04 (1, 1)	1.2	W	6	1	0	0	3	0	0	0	0	0	0	12	12	0.00	0.600					
Dave Patterson, R ERA: 5.04 (10, 1)	1.0	S	4	0	0	0	1	1	0	0	0	0	0	5	9	0.00	1.000					






Batter	1	2	3	4	5	6	7	8	9	AB	R	H	RBI	BB	SO	LOB	TOP																
Davey Lopes, R OBP: 0.374, SLG: 0.483 (1, 4)										2	0	0	0	2	1	0	<b>Los Angeles Dodgers @ Atlanta Braves</b> Atlanta-Fulton County Stadium, Atlanta, GA Thu Sep.06 1979, 7:05 PM EDT Att. 2,583 - Unknown - 82 F																
Derrel Thomas, S OBP: 0.333, SLG: 0.364 (1, 8)										4	1	3	0	0	0	1																	
Steve Garvey, R OBP: 0.348, SLG: 0.489 (1, 3)										4	0	1	1	0	1	3																	
Ron Cey, R OBP: 0.382, SLG: 0.478 (1, 5)										4	0	0	0	0	0	2																	
Dusty Baker Jr., R OBP: 0.340, SLG: 0.469 (1, 7)										3	0	0	0	1	0	0																	
Mickey Hatcher, R OBP: 0.407, SLG: 0.481 Gary Thomsson, L OBP: 0.347, SLG: 0.417 (4, PR) (4, 9)										2	0	1	0	0	0	1																	
Ted Martinez, R OBP: 0.338, SLG: 0.364 (1, 6)										4	0	2	0	0	0	1																	
Steve Yeager, R OBP: 0.289, SLG: 0.382 Von Joshua, L OBP: 0.317, SLG: 0.422 (9, PH)										3	0	0	0	0	2	2																	
Don Sutton, R OBP: 0.158, SLG: 0.147 Pedro Guerrero, R OBP: 0.162, SLG: 0.162 Bob Welch, R OBP: 0.188, SLG: 0.133 Bobby Castillo, R OBP: 0.375, SLG: 0.451 Joe Ferguson, R OBP: 0.317, SLG: 0.422 (9, PH)										2	0	0	0	0	1	0																	
<b>Inning Stats</b>	R: 0 E: 0 K: 1 S: 6	H: 1 LOB: 1 BB: 0 P: 6	R: 0 E: 0 K: 0 S: 2	H: 0 LOB: 0 BB: 1 P: 6	R: 0 E: 0 K: 2 S: 8	H: 1 LOB: 2 BB: 1 P: 12	R: 0 E: 0 K: 1 S: 7	H: 2 LOB: 2 BB: 0 P: 7	R: 1 E: 0 K: 0 S: 3	H: 2 LOB: 1 BB: 0 P: 3	R: 0 E: 0 K: 0 S: 3	H: 0 LOB: 1 BB: 1 P: 7	R: 0 E: 0 K: 0 S: 3	H: 0 LOB: 0 BB: 0 P: 3	R: 1 E: 0 K: 0 S: 4	H: 2 LOB: 2 BB: 0 P: 4		1B: 7 2B: 2 3B: 0 HR: 0	SF: 0 SAC: 0 DP: 3 HBP: 0	WP: 0 PB: 0 SB: 1 CS: 1	PA: 36												
<b>PITCHER</b>	IP WLS BF H R ER SO BB IBB HBP BLK WP HR S P ERA WHIP																																
Preston Hanna, R ERA: 2.96 Joey McLaughlin, R ERA: 2.34	(1, 1) (8, 1)	7.0 S	W 7	29 2	7 1	1 1	5 0	3 0	0 0	0 0	0 0	0 0	0 7	36 7	48 7	1.29 4.50	1.429 1.000																

AB	33
R	2
H	9
RBI	1
BB	3
SO	5
LOB	11



Batter	1	2	3	4	5	6	7	8	9	AB	R	H	RBI	BB	SO	LOB	BOTTOM																
Eddie Miller, S OBP: 0.440, SLG: 0.417 (1, 8)										4	3	3	0	0	0	0	<b>Los Angeles Dodgers @ Atlanta Braves</b> Atlanta-Fulton County Stadium, Atlanta, GA Thu Sep.06 1979, 7:05 PM EDT Att. 2,583 - Unknown - 82 F																
Jerry Royster, R OBP: 0.330, SLG: 0.340 (1, 4)										4	2	2	1	0	0	1																	
Gary Matthews, R OBP: 0.372, SLG: 0.520 (1, 9)										3	1	1	1	1	1	2																	
Bob Horner, R OBP: 0.351, SLG: 0.546 (1, 5)										4	0	2	3	0	1	1																	
Dale Murphy, R OBP: 0.360, SLG: 0.495 (1, 3)										4	0	1	1	0	2	1																	
Barry Bonnell, R OBP: 0.310, SLG: 0.433 (1, 7)										4	0	1	0	0	0	2																	
Joe Nolan, L OBP: 0.330, SLG: 0.360 (1, 2)										3	0	0	0	0	1	1																	
Darrel Chaney, S OBP: 0.235, SLG: 0.153 (1, 6)										3	0	0	0	0	1	0																	
Preston Hanna, R ERA: 3.92 Bob Welch, R ERA: 4.28 Bobby Castillo, R ERA:	(1, 1) (8, 1)	6.0 L	22 8	3 3	3 3	3 3	3 3	1 0	0 0	0 0	0 0	0 13	32 17	32 17	16.20 2.400	0.833																	
<b>Inning Stats</b>	R: 1 E: 0 K: 2 S: 9	H: 2 LOB: 1 BB: 0 P: 9	R: 0 E: 0 K: 0 S: 3	H: 0 LOB: 0 BB: 0 P: 3	R: 2 E: 0 K: 2 S: 9	H: 3 LOB: 1 BB: 0 P: 9	R: 0 E: 0 K: 1 S: 5	H: 0 LOB: 0 BB: 0 P: 5	R: 0 E: 0 K: 0 S: 3	H: 0 LOB: 0 BB: 0 P: 3	R: 0 E: 0 K: 0 S: 3	H: 0 LOB: 0 BB: 0 P: 3	R: 0 E: 0 K: 1 S: 5	H: 1 LOB: 1 BB: 0 P: 5	R: 3 E: 0 K: 2 S: 11	H: 4 LOB: 2 BB: 1 P: 15		1B: 10 2B: 1 3B: 0 HR: 0	SF: 0 SAC: 0 DP: 1 HBP: 0	WP: 0 PB: 0 SB: 5 CS: 1	PA: 33												
<b>PITCHER</b>	IP WLS BF H R ER SO BB IBB HBP BLK WP HR S P ERA WHIP																																
Don Sutton, R ERA: 3.92 Bob Welch, R ERA: 4.28 Bobby Castillo, R ERA:	(1, 1) (7, 1) (8, 1)	6.0 L	22 8	3 3	3 3	3 3	3 3	1 0	0 0	0 0	0 0	0 13	32 17	32 17	16.20 2.400	0.833																	

AB	32
R	6
H	10
RBI	6
BB	1
SO	8
LOB	8





Batter	1	2	3	4	5	6	7	8	9	AB	R	H	RBI	BB	SO	LOB	TOP					
Gene Richards, L (1, 8) OBP: 0.331, SLG: 0.344										5	2	2	0	0	0	2	<b>San Diego Padres @ Atlanta Braves</b> Atlanta-Fulton County Stadium, Atlanta, GA Fri Sep 07 1979, 7:05 PM EDT Att. 2,976 - Unknown - 82 F					
Tim Flannery, L (1, 4) OBP: 0.273, SLG: 0.200										5	0	1	0	0	0	3						
Paul Dade, R (1, 5) OBP: 0.313, SLG: 0.371										5	2	3	2	0	1	1						
Dave Winfield, R (1, 9) OBP: 0.396, SLG: 0.554										5	2	2	4	0	1	3						
Jim Wilhelm, R (9, PR) OBP: 0.247, SLG: 0.340										0	0	0	0	0	0	0						
Jerry Turner, L (1, 7) OBP: 0.296, SLG: 0.376										5	0	1	0	0	0	2						
Gene Tenace, R (1, 3) OBP: 0.404, SLG: 0.436										5	1	1	2	0	1	3						
Bill Fahey, L (1, 2) OBP: 0.380, SLG: 0.430										4	0	2	0	0	0	0						
Ozzie Smith, S (1, 6) OBP: 0.258, SLG: 0.261										2	0	0	0	0	0	1						
Bill Almon, R (3, 6) OBP: 0.287, SLG: 0.244										2	1	1	0	0	0	1						
Eric Rasmussen, R (1, 1) OBP: 0.129, SLG: 0.036										3	0	0	0	1	2	1						
<b>Inning Stats</b>	R: 4 E: 0 K: 0 S: 8	H: 5 LOB: 1 BB: 0 P: 8	R: 3 E: 1 K: 0 S: 6	H: 3 LOB: 1 BB: 1 P: 10	R: 0 E: 0 K: 0 S: 3	H: 0 LOB: 0 BB: 0 P: 3	R: 0 E: 0 K: 1 S: 6	H: 1 LOB: 1 BB: 0 P: 6	R: 0 E: 0 K: 0 S: 3	H: 0 LOB: 0 BB: 0 P: 3	R: 1 E: 0 K: 1 S: 8	H: 3 LOB: 2 BB: 0 P: 8	R: 0 E: 0 K: 1 S: 6	H: 1 LOB: 1 BB: 0 P: 6	R: 0 E: 0 K: 1 S: 5	H: 0 LOB: 0 BB: 0 P: 5	R: 0 E: 2 K: 1 S: 6	H: 0 LOB: 2 BB: 0 P: 6	1B: 10 2B: 1 3B: 0 HR: 2	SF: 0 SAC: 0 DP: 0 HBP: 0	WP: 0 PB: 0 SB: 1 CS: 0	PA: 42
<b>PITCHER</b>	IP WLS BF H R ER SO BB IBB HBP BLK WP HR S P ERA WHIP																					
Eddie Solomon, R (1, 1) ERA: 4.32	1.2 L 13 7 7 7 0 1 0 0 0 0 0 2 12 16 37.80 4.800																					
Tony Brizzolara, R (2, 1) ERA: 5.29	3.1 12 2 0 0 1 0 0 0 0 0 0 0 14 14 0.00 0.600																					
Adrian Devine, R (6, 1) ERA: 3.23	2.0 4 1 1 2 0 0 0 0 0 0 0 0 14 14 4.50 2.000																					
Bo McLaughlin, R (8, 1) ERA: 4.9	1.0 3 0 0 0 1 0 0 0 0 0 0 0 5 5 0.00 0.000																					
Larry Bradford, L (9, 1) ERA:	1.0 4 0 0 0 1 0 0 0 0 0 0 0 6 6 0.00 0.000																					
<b>Batter</b>	<b>1</b>	<b>2</b>	<b>3</b>	<b>4</b>	<b>5</b>	<b>6</b>	<b>7</b>	<b>8</b>	<b>9</b>	<b>AB</b>	<b>R</b>	<b>H</b>	<b>RBI</b>	<b>BB</b>	<b>SO</b>	<b>LOB</b>	<b>BOTTOM</b>					
Eddie Miller, S (1, 8) OBP: 0.414, SLG: 0.393										4	0	1	0	0	1	1	<b>San Diego Padres @ Atlanta Braves</b> Atlanta-Fulton County Stadium, Atlanta, GA Fri Sep 07 1979, 7:05 PM EDT Att. 2,976 - Unknown - 82 F					
Jerry Royster, R (1, 4) OBP: 0.331, SLG: 0.341										2	0	1	0	0	0	0						
Jim Wessinger, R (4, 4)										2	0	0	0	0	1	0						
Gary Matthews, R (1, 9) OBP: 0.369, SLG: 0.516										4	0	0	0	0	0	2						
Larry Bradford, R (9, 1) ERA:										0	0	0	0	0	0	0						
Bob Horner, R (1, 5) OBP: 0.350, SLG: 0.543										4	0	1	0	0	0	0						
Dale Murphy, R (1, 3) OBP: 0.356, SLG: 0.489										4	0	0	0	0	0	1						
Barry Bonnell, R (1, 7) OBP: 0.305, SLG: 0.430										4	0	1	0	0	1	1						
Joe Nolan, L (1, 2) OBP: 0.325, SLG: 0.353										4	0	0	0	0	0	2						
Pepe Frias, R (1, 6) OBP: 0.297, SLG: 0.334										3	0	1	0	0	0	0						
Eddie Solomon, R (1, 1) OBP: 0.228, SLG: 0.273										0	0	0	0	0	0	0						
Tony Brizzolara, R (2, 1) OBP: 0.276, SLG: 0.329										1	0	0	0	0	0	0						
Bill Picot, R (5, PR) OBP: 0.448, SLG: 0.455										1	0	1	0	0	0	0						
Adrian Devine, R (6, 1) OBP: 0.368, SLG: 0.352										0	0	0	0	0	0	0						
Mike Lum, L (7, PR) OBP: 0.298, SLG: 0.352										1	0	0	0	0	0	2						
Bo McLaughlin, R (8, 1) OBP: 0.316, SLG: 0.477										0	0	0	0	0	0	0						
Charlie Spikes, R (9, 9)										0	0	0	0	0	0	0						
<b>Inning Stats</b>	R: 0 E: 0 K: 0 S: 3	H: 0 LOB: 0 BB: 0 P: 3	R: 0 E: 0 K: 0 S: 4	H: 1 LOB: 1 BB: 0 P: 4	R: 0 E: 0 K: 0 S: 5	H: 2 LOB: 2 BB: 0 P: 5	R: 0 E: 0 K: 0 S: 3	H: 0 LOB: 0 BB: 0 P: 3	R: 0 E: 0 K: 0 S: 4	H: 1 LOB: 1 BB: 0 P: 4	R: 0 E: 0 K: 1 S: 5	H: 0 LOB: 0 BB: 0 P: 5	R: 0 E: 1 K: 1 S: 7	H: 1 LOB: 2 BB: 0 P: 7	R: 0 E: 0 K: 1 S: 5	H: 0 LOB: 0 BB: 0 P: 5	R: 0 E: 0 K: 0 S: 4	H: 1 LOB: 1 BB: 0 P: 4	1B: 6 2B: 0 3B: 0 HR: 0	SF: 0 SAC: 0 DP: 0 HBP: 0	WP: 0 PB: 0 SB: 0 CS: 0	PA: 34
<b>PITCHER</b>	IP WLS BF H R ER SO BB IBB HBP BLK WP HR S P ERA WHIP																					
Eric Rasmussen, R (1, 1) ERA: 3.71	9.0 W 34 6 0 0 3 0 0 0 0 0 0 0 40 40 0.00 0.667																					

AB	41
R	8
H	13
RBI	8
BB	1
SO	5
LOB	17



AB	34
R	0
H	6
RBI	0
BB	0
SO	3
LOB	9





Batter	1	2	3	4	5	6	7	8	9	AB	R	H	RBI	BB	SO	LOB	TOP					
Gene Richards, L OBP: 0.331, SLG: 0.343	0-0 4-3 SF8 1B		4-0 2B BB	0-0 4-3		0-3 K		0-3 K		4	2	1	0	1	2	2						
Tim Flannery, L OBP: 0.222, SLG: 0.167	0-0 4-3		0-0 SF8	0-0 F8		0-3 K			0-0 6-3	4	0	0	1	0	1	1						
Paul Dade, R OBP: 0.314, SLG: 0.375	0-0 SF8		0-0 3B	0-0 5-3			0-0 G6-4-3 1B		0-3 K	4	1	2	2	0	1	0						
Dave Winfield, R OBP: 0.396, SLG: 0.554	0-0 5-3		4-0 3B IBB		0-0 F8		0-0 G6-4-3 1B		0-0 2B	4	1	1	0	1	0	1						
Jerry Turner, L OBP: 0.298, SLG: 0.373		0-0 F8	4-0 3B BB		4-0 2B BB				0-3 K	3	2	0	1	2	2	1						
Gene Tenace, R OBP: 0.407, SLG: 0.441		4-0 CS BB	0-0 1B 3B		0-0 P4			4-0 SH2-3 1B BB		2	1	1	3	2	0	1						
Bill Fahey, L OBP: 0.382, SLG: 0.438	0-0 3-1		0-0 FC6-4 1B		0-0 2B			0-0 F6		4	0	2	2	0	0	2						
Bill Almon, R OBP: 0.291, SLG: 0.250			0-0 1B		0-0 4-3			0-0 SH2-3 1B		4	1	2	0	0	0	2						
Bob Shirley, R OBP: 0.160, SLG: 0.128			0-0 1B		0-0 5-3			0-0 SH2-3		3	1	1	0	0	1	1						
<b>Inning Stats</b>	R: 1 E: 0 K: 0 S: 4	H: 1 LOB: 0 BB: 0 P: 4	R: 0 E: 0 K: 0 S: 2	H: 0 LOB: 0 BB: 1 P: 6	R: 7 E: 0 K: 1 S: 10	H: 5 LOB: 1 BB: 3 P: 22	R: 0 E: 0 K: 0 S: 3	H: 0 LOB: 0 BB: 0 P: 3	R: 1 E: 0 K: 0 S: 4	H: 1 LOB: 1 BB: 1 P: 8	R: 0 E: 0 K: 2 S: 7	H: 0 LOB: 0 BB: 0 P: 7	R: 0 E: 0 K: 1 S: 5	H: 1 LOB: 0 BB: 0 P: 5	R: 0 E: 0 K: 1 S: 6	H: 1 LOB: 2 BB: 1 P: 10	R: 0 E: 0 K: 2 S: 8	H: 1 LOB: 1 BB: 0 P: 8	1B: 6 2B: 3 3B: 1 HR: 0	SF: 2 SAC: 1 DP: 1 HBP: 0	WP: 0 PB: 0 SB: 2 CS: 1	PA: 41
<b>PITCHER</b>	IP WLS BF H R ER SO BB IBB HBP BLK WP HR S P ERA WHIP																					
Rick Matula, R ERA: 4.36	2.1 L 15 5 8 8 0 3 1 0 0 0 0 0 11 27 30.86 3.429																					
Adrian Devine, R ERA: 3.24	3.1 2.2 11 2 1 1 1 4 1 0 0 0 0 0 12 16 3.38 1.125																					
Mickey Mahler, L ERA: 5.98	6.1 3.0 11 2 0 0 4 1 0 0 0 0 0 0 18 22 0.00 1.000																					
Bo McLaughlin, R ERA: 4.82	9.1 1.0 4 1 0 0 2 0 0 0 0 0 0 0 8 8 0.00 1.000																					

San Diego Padres @ Atlanta Braves  
Atlanta-Fulton County Stadium, Atlanta, GA  
Sat Sep 08 1979, 7:05 PM EDT  
Att. 4,261 - Unknown - 82 F

AB 32  
R 9  
H 10  
RBI 9  
BB 6  
SO 7  
LOB 11



Batter	1	2	3	4	5	6	7	8	9	AB	R	H	RBI	BB	SO	LOB	BOTTOM					
Eddie Miller, S OBP: 0.364, SLG: 0.344	0-0 F8		0-0 F8		0-0 P4			0-0 F6		4	0	0	0	0	0	0						
Jerry Royster, R OBP: 0.326, SLG: 0.338	0-3 K		0-0 F8		0-0 5-3			0-0 4-3		4	0	0	0	0	1	0						
Gary Matthews, R OBP: 0.372, SLG: 0.518	0-0 5-3			0-0 HR 1B		0-0 G4-6-3 1B			0-0 FC1-6 1B	4	1	3	0	0	0	0						
Bob Horner, R OBP: 0.350, SLG: 0.548		0-0 5-3		0-0 HR		0-0 P6			0-0 F8	4	1	1	2	0	0	2						
Dale Murphy, R OBP: 0.355, SLG: 0.484		4-0 E BB		0-0 F9		0-0 G4-6-3			0-0 FC1-6 FC6-4	3	0	0	0	1	0	2						
Barry Bonnell, R OBP: 0.308, SLG: 0.431		0-3 K		0-0 2B			0-0 L4		0-0 FC6-4	4	0	1	0	0	1	2						
Pepe Frias, R OBP: 0.296, SLG: 0.332		0-0 E5		0-0 4-3			0-0 6-3			3	0	0	0	0	0	2						
Bruce Benedict, R OBP: 0.323, SLG: 0.276		0-0 1-3		0-0 K			0-0 F9			3	0	0	0	0	1	3						
Rick Matula, R OBP: 0.265, SLG: 0.043			0-0 F9		0-0 1-3			0-3 K		0	0	0	0	0	0	0						
Adrian Devine, R OBP: 0.265, SLG: 0.043										1	0	0	0	0	0	0						
Jim Wessinger, R OBP: 0.265, SLG: 0.043										0	0	0	0	0	0	0						
Mickey Mahler, S OBP: 0.148, SLG: 0.154										0	0	0	0	0	0	0						
Charlie Spikes, R OBP: 0.133, SLG: 0.422										1	0	0	0	0	1	0						
Bo McLaughlin, R OBP: 0.133, SLG: 0.422										0	0	0	0	0	0	0						
<b>Inning Stats</b>	R: 0 E: 0 K: 1 S: 5	H: 0 LOB: 0 BB: 0 P: 5	R: 0 E: 1 K: 1 S: 6	H: 0 LOB: 2 BB: 1 P: 10	R: 0 E: 0 K: 0 S: 3	H: 0 LOB: 0 BB: 0 P: 3	R: 2 E: 0 K: 1 S: 8	H: 3 LOB: 1 BB: 0 P: 8	R: 0 E: 0 K: 0 S: 3	H: 0 LOB: 0 BB: 0 P: 3	R: 0 E: 0 K: 0 S: 3	H: 1 LOB: 0 BB: 0 P: 3	R: 0 E: 0 K: 0 S: 3	H: 0 LOB: 0 BB: 0 P: 3	R: 0 E: 0 K: 1 S: 5	H: 0 LOB: 0 BB: 0 P: 5	R: 0 E: 0 K: 0 S: 4	H: 1 LOB: 1 BB: 0 P: 4	1B: 3 2B: 1 3B: 0 HR: 1	SF: 0 SAC: 0 DP: 1 HBP: 0	WP: 0 PB: 0 SB: 0 CS: 0	PA: 33
<b>PITCHER</b>	IP WLS BF H R ER SO BB IBB HBP BLK WP HR S P ERA WHIP																					
Bob Shirley, L ERA: 3.41	9.0 W 33 5 2 2 4 1 0 0 0 0 1 40 44 2.00 0.667																					

San Diego Padres @ Atlanta Braves  
Atlanta-Fulton County Stadium, Atlanta, GA  
Sat Sep 08 1979, 7:05 PM EDT  
Att. 4,261 - Unknown - 82 F

AB 32  
R 2  
H 5  
RBI 2  
BB 1  
SO 4  
LOB 11





Batter	1	2	3	4	5	6	7	8	9	AB	R	H	RBI	BB	SO	LOB	TOP					
Gene Richards, L (1,8) OBP: 0.331, SLG: 0.346 Jay Johnstone, L (9,7) OBP: 0.329, SLG: 0.347	K																4 0 1 0 0 1 0 0 0 0 0 0 0 0					
Tim Flannery, L (1,4) OBP: 0.194, SLG: 0.143	G3																4 0 0 0 0 0 1					
Paul Dade, R (1,5) OBP: 0.311, SLG: 0.371	K																4 0 0 0 0 1 1					
Dave Winfield, R (1,9) OBP: 0.393, SLG: 0.550																	4 0 0 0 0 0 0					
Jerry Turner, L (1,7) OBP: 0.302, SLG: 0.375 Brian Greer, R (9,8)																	3 3 2 0 1 0 0 0 0 0 0 0 0 0					
Gene Tenace, R (1,3) OBP: 0.407, SLG: 0.449																	4 1 2 2 0 0 1					
Bill Fahey, L (1,2) OBP: 0.385, SLG: 0.439																	4 0 2 0 0 0 2					
Ozzie Smith, S (1,6) OBP: 0.256, SLG: 0.259																	4 0 0 1 0 0 2					
Randy Jones, R (1,1) OBP: 0.177, SLG: 0.205 Steve Mura, R (8,1)																	3 0 0 0 0 1 0 1 0 0 0 0 0 1					
<b>Inning Stats</b>	R: 0 E: 0 K: 2 S: 7	H: 0 LOB: 0 BB: 7	R: 2 E: 0 K: 0 S: 5	H: 2 LOB: 0 BB: 5	R: 0 E: 0 K: 1 S: 6	H: 1 LOB: 1 BB: 0 P: 6	R: 1 E: 0 K: 0 S: 5	H: 2 LOB: 1 BB: 0 P: 5	R: 0 E: 0 K: 0 S: 3	H: 0 LOB: 0 BB: 0 P: 3	R: 0 E: 1 K: 0 S: 5	H: 1 LOB: 2 BB: 0 P: 5	R: 0 E: 0 K: 0 S: 3	H: 0 LOB: 0 BB: 0 P: 3	R: 0 E: 0 K: 0 S: 3	H: 0 LOB: 0 BB: 0 P: 3	R: 1 E: 0 K: 0 S: 4	H: 1 LOB: 1 BB: 1 P: 8	1B: 5 2B: 0 3B: 1 HR: 1	SF: 0 SAC: 0 DP: 0 HBP: 0	WP: 0 PB: 0 SB: 2 CS: 0	PA: 36
<b>PITCHER</b>	IP WLS BF H R ER SO BB IBB HBP BLK WP HR S P ERA WHIP																					
Phil Niekro, R (1,1) ERA: 3.55 Gene Garber, R (9,1) ERA: 4.52	8.0 L 31 6 3 3 3 0 0 0 0 0 0 1 37 37 3.38 0.750																					

San Diego Padres @ Atlanta Braves  
Atlanta-Fulton County Stadium, Atlanta, GA  
Sun Sep 09 1979, 3:33 AM EDT  
Alt. 2,782 - Unknown - 82 F

AB 35  
R 4  
H 7  
RBI 3  
BB 1  
SO 3  
LOB 8



Batter	1	2	3	4	5	6	7	8	9	AB	R	H	RBI	BB	SO	LOB	BOTTOM					
Eddie Miller, S (1,8) OBP: 0.351, SLG: 0.333	K																4 0 1 0 0 3 2					
Jerry Royster, R (1,4) OBP: 0.330, SLG: 0.339	F8																4 0 2 0 0 0 1					
Gary Matthews, R (1,9) OBP: 0.371, SLG: 0.515	6-3																3 0 0 0 1 0 2					
Bob Horner, R (1,5) OBP: 0.346, SLG: 0.543																	4 0 0 0 0 2 4					
Dale Murphy, R (1,3) OBP: 0.351, SLG: 0.478																	4 0 0 0 0 0 1					
Barry Bonnell, R (1,7) OBP: 0.306, SLG: 0.427 Rowland Office, L (9, PH) OBP: 0.323, SLG: 0.342																	3 0 0 0 0 0 0 1 0 0 0 0 1 0					
Pepe Frias, R (1,6) OBP: 0.296, SLG: 0.332 Mike Lum, L (9, PH) OBP: 0.299, SLG: 0.355																	3 1 1 0 0 0 0 1 0 1 0 0 0 0					
Bruce Benedict, R (1,2) OBP: 0.323, SLG: 0.277 Biff Pocoroba, S (9, PH) OBP: 0.425, SLG: 0.441																	3 0 1 0 0 0 2 1 0 0 0 0 0 1					
Phil Niekro, R (1,1) OBP: 0.211, SLG: 0.238 Charlie Spikes, R (8, PH) OBP: 0.320, SLG: 0.478 Jim Wessinger, R (8, PR) Gene Garber, R (9,1) OBP: 0.500, SLG: 0.333																	2 0 0 0 0 0 2 1 0 1 1 0 0 0 0 0 0 0 0 0 0 0 0 0 0 0 0 0					
<b>Inning Stats</b>	R: 0 E: 0 K: 1 S: 5	H: 0 LOB: 0 BB: 0 P: 5	R: 0 E: 0 K: 1 S: 5	H: 0 LOB: 0 BB: 0 P: 5	R: 0 E: 0 K: 1 S: 6	H: 1 LOB: 1 BB: 0 P: 6	R: 0 E: 0 K: 0 S: 4	H: 1 LOB: 1 BB: 0 P: 4	R: 0 E: 0 K: 0 S: 4	H: 1 LOB: 0 BB: 0 P: 4	R: 0 E: 0 K: 0 S: 3	H: 1 LOB: 0 BB: 0 P: 3	R: 0 E: 0 K: 1 S: 5	H: 0 LOB: 0 BB: 0 P: 5	R: 0 E: 0 K: 1 S: 8	H: 2 LOB: 3 BB: 1 P: 12	R: 0 E: 0 K: 1 S: 6	H: 1 LOB: 1 BB: 0 P: 6	1B: 7 2B: 0 3B: 0 HR: 0	SF: 0 SAC: 0 DP: 1 HBP: 0	WP: 0 PB: 0 SB: 0 CS: 0	PA: 35
<b>PITCHER</b>	IP WLS BF H R ER SO BB IBB HBP BLK WP HR S P ERA WHIP																					
Randy Jones, L (1,1) ERA: 3.57 Steve Mura, R (8,1) ERA: 2.71	7.2 W 29 6 1 0 0 1 0 0 0 0 0 0 7 11 0.00 1.500																					

San Diego Padres @ Atlanta Braves  
Atlanta-Fulton County Stadium, Atlanta, GA  
Sun Sep 09 1979, 3:33 AM EDT  
Alt. 2,782 - Unknown - 82 F

AB 34  
R 1  
H 7  
RBI 1  
BB 1  
SO 6  
LOB 15






Batter	1	2	3	4	5	6	7	8	9	AB	R	H	RBI	BB	SO	LOB	TOP				
Eddie Miller, S (1, 8) OBP: 0.317, SLG: 0.300	G3		4-3		4-3		3-1			4	0	0	0	0	0	2	<p>Atlanta Braves @ San Francisco Giants</p> <p>Candlestick Park, San Francisco, CA</p> <p>Tue Sep 11 1979, 10:05 PM EDT</p> <p>Att: 5,128 - Unknown</p>				
Jerry Royster, R (1, 4) OBP: 0.331, SLG: 0.339	4-2 BB		0-0 CS 1B			2-3 K		1-1 6-3		3	0	1	0	1	1	0					
Gary Matthews, R (1, 9) OBP: 0.372, SLG: 0.517	3-2 5-3		3-2 CS	0-1 1B 2B		2-2 L4		0-0 1B		4	1	2	0	0	0	1					
Bob Horner, R (1, 5) OBP: 0.343, SLG: 0.537	0-0 F2			0-0 F4		2-3 K		0-0 F7		4	0	0	0	0	1	3					
Dale Murphy, R (1, 3) OBP: 0.350, SLG: 0.473		1-0 F7		0-0 F8			4-2 SH SF7 BB	2-1 F2		3	1	0	0	1	0	2					
Larry Whitenton, L (1, 7) OBP: 0.333, SLG: 0.333		1-0 F8		0-1 2H 1B		0-0 SH		0-6 6-3		3	0	1	1	0	0	0					
Joe Nolan, L (1, 2) OBP: 0.332, SLG: 0.372		1-2 2B		0-0 4-3		4-2 BB		0-0 CS 3B		3	0	2	0	1	0	1					
Pepe Frias, R (1, 6) OBP: 0.295, SLG: 0.330		0-2 F3			1-0 F8		0-0 SF7	4-0 BB		2	0	0	1	1	0	1					
Larry McWilliams, L (1, 1) OBP: 0.158, SLG: 0.176					1-3 K			3-H BB		2	0	0	0	0	2	0	<p>Braves</p>				
Mike Lum, L (7, PH) OBP: 0.257, SLG: 0.354								0-0 3-1		1	0	0	0	0	0	2					
Joey McLaughlin, R (7, 1) OBP: 0.182, SLG: 0.273								1-2 F7		1	0	0	0	0	0	1					
<b>Inning Stats</b>	R: 0 E: 0 K: 0 S: 7	H: 0 LOB: 1 BB: 1 P: 14	R: 0 E: 0 K: 0 S: 9	H: 1 LOB: 1 BB: 0 P: 12	R: 0 E: 0 K: 1 S: 9	H: 1 LOB: 0 BB: 0 P: 14	R: 1 E: 0 K: 0 S: 7	H: 2 LOB: 1 BB: 0 P: 7	R: 0 E: 0 K: 1 S: 6	H: 0 LOB: 0 BB: 0 P: 8	R: 0 E: 0 K: 2 S: 9	H: 0 LOB: 0 BB: 0 P: 15	R: 1 E: 1 K: 0 S: 11	H: 0 LOB: 2 BB: 2 P: 20	R: 0 E: 0 K: 0 S: 6	H: 1 LOB: 1 BB: 0 P: 9	R: 0 E: 0 K: 0 S: 3	H: 1 LOB: 1 BB: 1 P: 7	1B: 3 2B: 2 3B: 1 HR: 0	SF: 1 SAC: 1 DP: 0 HBP: 0	WP: 0 PA: 37 PB: 0 SB: 1 CS: 2
<b>PITCHER</b>	IP WLS BF H R ER SO BB IBB HBP BLK WP HR S P ERA WHIP																				
John Montefusco, R (1, 1) ERA: 4.08	8.0 L 32 5 2 1 4 3 0 0 0 0 0 0 64 99 1.12 1.000																				
Greg Minton, R (9, 1) ERA: 2.12	1.0 4 1 0 0 0 1 0 0 0 0 0 0 3 7 0.00 2.000																				


Batter	1	2	3	4	5	6	7	8	9	AB	R	H	RBI	BB	SO	LOB	BOTTOM		
Max Venable, L (1, 9) OBP: 0.365, SLG: 0.302	1-3 K		1-1 1-2 HBP		0-0 2H 1B			0-0 3-1		3	0	1	1	0	1	1	<p>Atlanta Braves @ San Francisco Giants</p> <p>Candlestick Park, San Francisco, CA</p> <p>Tue Sep 11 1979, 10:05 PM EDT</p> <p>Att: 5,128 - Unknown</p>		
Rob Andrews, R (1, 4) OBP: 0.322, SLG: 0.358	2-2 F9		1-0 F8			0-0 F8		0-0 1B		4	0	1	0	0	0	2			
Darrell Evans, L (1, 5) OBP: 0.352, SLG: 0.398	1-3 K		1-0 G3			0-0 4-3				4	0	0	0	0	2	2			
Mike Ivie, R (1, 3) OBP: 0.369, SLG: 0.571		2-1 F8 2B		0-3 K		0-0 F6			4-0 BB	3	0	1	0	1	1	0			
Larry Herndon, R (1, 8) OBP: 0.305, SLG: 0.390		2-3 K		0-0 6-3			0-3 K		0-0 F6	4	0	0	0	0	2	2			
Greg Johnston, L (1, 7) OBP: 0.197, SLG: 0.254		1-2 F8		0-0 4-3			0-3 K		0-0 4-3	4	0	0	0	0	1	2			
Johnnie LetMaster, R (1, 6) OBP: 0.309, SLG: 0.332		1-0 F7			0-0 F2		0-3 K			3	0	0	0	0	1	1			
Dennis Littlejohn, R (1, 2) OBP: 0.270, SLG: 0.260			1-0 5-3		0-0 SH1-4 1B 1B			0-0 5-3		3	1	1	0	0	0	0			
John Montefusco, R (1, 1) OBP: 0.195, SLG: 0.300			4-2 SH1-4		0-0 SH1-4 1B			0-0 3-1 1B 1B		0	0	0	0	1	0	0	<p>GIANTS</p>		
Willie McCovey, L (8, PH) OBP: 0.331, SLG: 0.427										1	0	1	0	0	0	0			
Jack Clark, R (6, PR) OBP: 0.350, SLG: 0.479										0	0	0	0	0	0	0			
Greg Minton, S (9, 1) ERA: 2.23										0	0	0	0	0	0	0			
<b>Inning Stats</b>	R: 0 E: 0 K: 2 S: 10	H: 0 LOB: 0 BB: 0 P: 14	R: 0 E: 0 K: 1 S: 9	H: 1 LOB: 1 BB: 0 P: 15	R: 0 E: 0 K: 0 S: 6	H: 0 LOB: 2 BB: 1 P: 14	R: 0 E: 0 K: 1 S: 5	H: 0 LOB: 0 BB: 0 P: 5	R: 1 E: 0 K: 0 S: 4	H: 2 LOB: 1 BB: 0 P: 4	R: 0 E: 0 K: 3 S: 9	H: 0 LOB: 0 BB: 0 P: 9	R: 0 E: 0 K: 0 S: 4	H: 2 LOB: 2 BB: 0 P: 4	R: 0 E: 0 K: 1 S: 5	H: 0 LOB: 1 BB: 1 P: 9	1B: 4 2B: 1 3B: 0 HR: 0	SF: 0 SAC: 1 DP: 0 HBP: 1	WP: 0 PA: 33 PB: 0 SB: 0 CS: 0
<b>PITCHER</b>	IP WLS BF H R ER SO BB IBB HBP BLK WP HR S P ERA WHIP																		
Larry McWilliams, L (1, 1) ERA: 6.7	6.0 W 22 3 1 1 4 1 0 1 0 0 0 0 37 55 1.50 0.667																		
Joey McLaughlin, R (7, 1) ERA: 2.23	3.0 S 11 2 0 0 4 1 0 0 0 0 0 0 18 22 0.00 1.000																		







Batter	1	2	3	4	5	6	7	8	9	AB	R	H	RBI	BB	SO	LOB	TOP											
<b>Eddie Miller, S</b> OBP: 0.320, SLG: 0.292	2-3 K	4-2 S BB		1-1 S FC6-4 1B		0-3 K			0-0 SH3-4	3	1	1	1	2	0		<b>Atlanta Braves @ San Francisco Giants</b> Candlestick Park, San Francisco, CA Thu Sep 13 1979, 6:33 AM EDT Att: 1,934 - Unknown  <b>livebaseballscorecards.com</b>  <b>AB 33</b> <b>R 4</b> <b>H 9</b> <b>RBI 4</b> <b>BB 5</b> <b>SO 8</b> <b>LOB 14</b>  											
<b>Jerry Royster, R</b> OBP: 0.332, SLG: 0.340	4-0 S 1B BB	1-2 F5		0-0 FC6-4 1B		0-0 CS 1B			0-0 E4 1B	4	1	2	0	1	0	2												
<b>Gary Matthews, R</b> OBP: 0.370, SLG: 0.512	1-3 K		2-1 F2	0-2 FC6-4		0-0 CS	0-0 L6		0-0 1B	5	0	1	2	0	1	2												
<b>Bob Horner, R</b> OBP: 0.343, SLG: 0.533	0-1 BB 1B		0-0 1B	1-1 5-3			0-0 L6		0-0 5-3	5	0	2	1	0	0	2												
<b>Dale Murphy, R</b> OBP: 0.345, SLG: 0.465	0-0 BB 1B		0-0 F9		1-3 K					4	0	1	0	0	2	1												
<b>Larry Whitenton, L</b> OBP: 0.571, SLG: 0.400	4-2 1B		1-1 1B		4-1 S BB				0-0 F7	2	0	1	0	2	0	0												
<b>Darrel Chaney, S</b> OBP: 0.225, SLG: 0.146	2-3 K		3-3 K		0-3 K				0-0 F5	4	0	0	0	0	3	6												
<b>Bruce Benedict, R</b> OBP: 0.327, SLG: 0.275		3-2 F4		4-0 SH3-4 1B BB		1-0 5-3			0-0 F6	3	1	0	0	1	0	1												
<b>Phil Niekro, R</b> OBP: 0.214, SLG: 0.241	1-2 4-3		0-0 SH3-4						0-0 F9 SH3-4 1B	3	1	1	0	0	0	0												
<b>Inning Stats</b>	R: 1 E: 0 K: 3 S: 16	H: 2 LOB: 3 BB: 2 P: 29	R: 0 E: 0 K: 0 S: 12	H: 0 LOB: 1 BB: 1 P: 21	R: 0 E: 0 K: 1 S: 9	H: 2 LOB: 2 BB: 0 P: 15	R: 2 E: 1 K: 0 S: 9	H: 2 LOB: 1 BB: 1 P: 15	R: 0 E: 0 K: 2 S: 8	H: 0 LOB: 0 BB: 0 P: 14	R: 0 E: 0 K: 1 S: 5	H: 1 LOB: 0 BB: 0 P: 5	R: 0 E: 0 K: 0 S: 3	H: 0 LOB: 0 BB: 0 P: 3	R: 1 E: 1 K: 0 S: 5	H: 2 LOB: 1 BB: 0 P: 5	1B: 9 2B: 0 3B: 0 HR: 0	SF: 0 SAC: 2 DP: 0 HBP: 0	WP: 0 PB: 0 CS: 4 SB: 1	PA: 41								
<b>PITCHER</b>	IP	WLS	BF	H	R	ER	SO	BB	IBB	HBP	BLK	WP	HR	S	P	ERA	WHIP											
<b>Ed Whitson, R</b> ERA: 4.56	(1, 1)	5.0	L	26	6	3	3	6	5	0	0	0	0	0	54	94	5.40	2.200										
<b>Tom Griffin, R</b> ERA: 3.69	(6, 1)	2.0		6	1	0	0	2	0	0	0	0	0	10	10	0.00	0.500											
<b>Pedro Borbon, R</b> ERA: 4.21	(8, 1)	1.0		4	1	1	0	0	0	0	0	0	0	4	4	9.00	1.000											
<b>Greg Minton, R</b> ERA: 2.09	(9, 1)	1.0		4	1	0	0	0	0	0	0	0	0	4	4	0.00	1.000											

Batter	1	2	3	4	5	6	7	8	9	AB	R	H	RBI	BB	SO	LOB	BOTTOM											
<b>Bill North, S</b> OBP: 0.387, SLG: 0.353	3-3 K		4-2 1B BLK BB		0-0 FC5-4			0-3 K		3	0	0	0	1	2	1	<b>Atlanta Braves @ San Francisco Giants</b> Candlestick Park, San Francisco, CA Thu Sep 13 1979, 6:33 AM EDT Att: 1,934 - Unknown  <b>livebaseballscorecards.com</b>  <b>AB 32</b> <b>R 1</b> <b>H 6</b> <b>RBI 1</b> <b>BB 2</b> <b>SO 9</b> <b>LOB 10</b>  											
<b>Rob Andrews, R</b> OBP: 0.312, SLG: 0.345	2-0 F8		1-1 G5-4-3 1B		0-0 6-3			0-0 F4		4	0	1	0	0	0	1												
<b>Mike Ivie, R</b> OBP: 0.369, SLG: 0.582	4-0 BLK BB		0-0 G5-4-3		0-0 1-3			0-0 HR		3	1	1	1	1	0	2												
<b>Willie McCovey, L</b> OBP: 0.335, SLG: 0.430	1-3 K		0-3 K		0-3 K			0-0 4-3		4	0	0	0	0	3	1												
<b>Jack Clark, R</b> OBP: 0.349, SLG: 0.477		0-0 5-3		0-3 K				0-0 F7		2	0	0	0	0	1	0												
<b>Max Venable, L</b> OBP: 0.345, SLG: 0.286									0-0 K	2	0	0	0	0	1	0												
<b>Darrell Evans, L</b> OBP: 0.352, SLG: 0.398		0-1 2B		0-0 FC6-4 1B				0-0 F7		4	0	2	0	0	0	0												
<b>Johnnie L McMaster, R</b> OBP: 0.304, SLG: 0.327		0-0 6-3		0-0 FC6-4				0-0 K		4	0	1	0	0	1	2												
<b>Dennis Littlejohn, R</b> OBP: 0.266, SLG: 0.252		1-3 K			0-0 L3			0-0 6-3		3	0	0	0	0	1	2												
<b>Ed Whitson, R</b> OBP: 0.155, SLG: 0.128	(1, 1)		3-2 6-3		0-0 FC5-4 1B			0-0 F8		1	0	0	0	0	0	0												
<b>Greg Johnston, L</b> OBP: 0.219, SLG: 0.287	(5, PH)									1	0	1	0	0	0	0												
<b>Tom Griffin, L</b> OBP: 0.177, SLG: 0.287	(6, 1)									0	0	0	0	0	0	0												
<b>Roger Metzger, S</b> OBP: 0.277, SLG: 0.317	(7, PH)									1	0	0	0	0	0	1												
<b>Pedro Borbon, R</b> OBP: 0.333, SLG: 0.333	(8, 1)									0	0	0	0	0	0	0												
<b>Greg Minton, S</b> OBP: 0.333, SLG: 0.333	(9, 1)									0	0	0	0	0	0	0												
<b>Terry Whitfield, L</b> OBP: 0.303, SLG: 0.394	(9, 7)									0	0	0	0	0	0	0												
<b>Inning Stats</b>	R: 0 E: 0 K: 2 S: 7	H: 0 LOB: 1 BB: 1 P: 17	R: 0 E: 0 K: 1 S: 7	H: 1 LOB: 0 BB: 0 P: 8	R: 0 E: 0 K: 0 S: 12	H: 1 LOB: 1 BB: 1 P: 20	R: 0 E: 0 K: 2 S: 8	H: 1 LOB: 1 BB: 0 P: 8	R: 0 E: 0 K: 0 S: 4	H: 1 LOB: 1 BB: 0 P: 4	R: 0 E: 0 K: 1 S: 5	H: 0 LOB: 0 BB: 0 P: 5	R: 0 E: 0 K: 0 S: 4	H: 1 LOB: 1 BB: 0 P: 4	R: 1 E: 0 K: 1 S: 6	H: 1 LOB: 0 BB: 0 P: 6	R: 0 E: 0 K: 2 S: 7	H: 0 LOB: 0 BB: 0 P: 7	1B: 4 2B: 1 3B: 0 HR: 1	SF: 0 SAC: 0 DP: 1 HBP: 0	WP: 0 PB: 0 CS: 0	PA: 34						
<b>PITCHER</b>	IP	WLS	BF	H	R	ER	SO	BB	IBB	HBP	BLK	WP	HR	S	P	ERA	WHIP											
<b>Phil Niekro, R</b> ERA: 3.48	(1, 1)	9.0	W	34	6	1	1	9	2	0	0	0	0	1	60	79	1.00	0.889										



Batter	1	2	3	4	5	6	7	8	9	AB	R	H	RBI	BB	SO	LOB	TOP																				
Eddie Miller, S OBP: 0.309, SLG: 0.283 (1, 8)										5	1	1	0	0	2	2	<b>Atlanta Braves @ San Diego Padres</b> San Diego Stadium, San Diego, CA Fri Sep 14 1979, 10:05 PM EDT Att: 9,116 - Unknown																				
Jerry Royster, R OBP: 0.336, SLG: 0.343 (1, 4)										4	1	3	1	1	0	1																					
Gary Matthews, R OBP: 0.367, SLG: 0.508 (1, 9)										5	0	0	1	0	0	7																					
Bob Horner, R OBP: 0.346, SLG: 0.541 (1, 5)										5	2	3	3	0	0	0																					
Dale Murphy, R OBP: 0.354, SLG: 0.497 (1, 3)										5	3	5	3	0	0	0																					
Barry Bonnell, R OBP: 0.303, SLG: 0.424 (7, PH)										3	0	0	0	0	0	3																					
Mike Lum, L OBP: 0.300, SLG: 0.357 (7, 7)										1	1	1	1	0	0	0																					
Larry Whisenton, L OBP: 0.500, SLG: 0.333 (7, 7)										1	0	0	0	0	0	0																					
Pepe Frias, R OBP: 0.297, SLG: 0.330 (1, 6)										4	0	0	0	0	0	1																					
Bruce Benedict, R OBP: 0.329, SLG: 0.280 (1, 2)										4	1	1	0	1	0	1																					
Tommy Boggs, R OBP: 0.507, SLG: 0.500 (5, 1)										2	1	1	0	0	0	0																					
Mickey Mahler, S OBP: 0.143, SLG: 0.148 (7, PH)										1	0	0	0	0	0	1																					
Bill Picot, S OBP: 0.246, SLG: 0.457 (7, 1)										1	0	1	1	0	0	0																					
Larry Bradford, L OBP: 0.246, SLG: 0.457 (7, 1)										0	0	0	0	0	0	0																					
Joey McLaughlin, R OBP: 0.163, SLG: 0.373 (9, 1)										0	0	0	0	0	0	0																					
Gene Garber, R OBP: 0.501, SLG: 0.333 (9, 1)										0	0	0	0	0	0	0																					
<b>Inning Stats</b>	R: 1 E: 1 K: 0 S: 4	H: 0 LOB: 0 BB: 4 P: 4	R: 1 E: 0 K: 0 S: 4	H: 1 LOB: 0 BB: 4 P: 4	R: 0 E: 0 K: 0 S: 4	H: 1 LOB: 1 BB: 0 P: 4	R: 0 E: 0 K: 0 S: 4	H: 1 LOB: 1 BB: 0 P: 4	R: 3 E: 0 K: 1 S: 10	H: 5 LOB: 2 BB: 0 P: 10	R: 0 E: 1 K: 0 S: 4	H: 1 LOB: 3 BB: 2 P: 12	R: 3 E: 0 K: 0 S: 6	H: 4 LOB: 0 BB: 0 P: 6	R: 0 E: 0 K: 1 S: 5	H: 1 LOB: 0 BB: 0 P: 5	R: 2 E: 0 K: 0 S: 5	H: 2 LOB: 0 BB: 0 P: 5	1B: 11 2B: 2 3B: 1 HR: 3	SF: 0 SAC: 1 DP: 1 HBP: 0	WP: 0 PB: 0 SB: 2 CS: 2	PA: 45															
<b>PITCHER</b>	IP WLS BF H R ER SO BB IBB HBP BLK WP HR S P ERA WHIP																																				
Randy Jones, L ERA: 3.64 (1, 1)	5.0	24	8	5	4	1	0	0	0	0	0	0	0	1	26	26	7.20	1.600																			
Mark Lee, R ERA: 4.33 (6, 1)	1.0	L	8	3	2	2	0	0	0	0	0	0	0	0	6	14	18.00	5.000																			
Steve Mura, R ERA: 2.71 (7, 1)	2.0		7	3	1	1	0	0	0	0	0	0	0	0	9	9	4.50	1.500																			
John D'Acquisto, R ERA: 4.8 (9, 1)	1.0		5	2	2	2	0	0	0	0	0	0	0	2	5	5	18.00	2.000																			

AB 41  
R 10  
H 16  
RBI 10  
BB 2  
SO 2  
LOB 16



Batter	1	2	3	4	5	6	7	8	9	AB	R	H	RBI	BB	SO	LOB	BOTTOM																				
Gene Richards, L OBP: 0.340, SLG: 0.353 (1, 8)										4	0	2	0	2	0	2	<b>Atlanta Braves @ San Diego Padres</b> San Diego Stadium, San Diego, CA Fri Sep 14 1979, 10:05 PM EDT Att: 9,116 - Unknown																				
Tim Flannery, L OBP: 0.233, SLG: 0.179 (1, 4)										3	1	1	0	1	0	3																					
Kurt Bevacqua, R OBP: 0.342, SLG: 0.336 (8, 4)										2	0	1	1	0	0	1																					
Paul Dade, R OBP: 0.308, SLG: 0.362 (1, 5)										5	0	1	1	1	1	3																					
Dave Winfield, R OBP: 0.391, SLG: 0.552 (1, 9)										4	0	0	0	1	1	6																					
Jerry Turner, L OBP: 0.302, SLG: 0.372 (1, 7)										5	2	3	1	0	0	5																					
Broderick Perkins, L OBP: 0.310, SLG: 0.272 (1, 3)									4	1	2	0	0	0	0	1																					
John D'Acquisto, R OBP: 0.229, SLG: 0.194 (9, 1)									0	0	0	0	0	0	0	0																					
Bill Fahey, L OBP: 0.379, SLG: 0.427 (1, 2)									3	2	2	2	1	0	0	0																					
Ozzie Smith, S OBP: 0.257, SLG: 0.259 (1, 6)									4	0	0	0	1	0	5	0																					
Randy Jones, R OBP: 0.173, SLG: 0.200 (5, PH)									2	0	0	0	0	0	1	2																					
Jay Johnson, L OBP: 0.328, SLG: 0.345 (5, PH)									0	0	0	0	0	0	0	0																					
Gene Tenace, R OBP: 0.328, SLG: 0.345 (5, PH)									1	0	1	2	0	0	0	0																					
Mark Lee, R OBP: 0.333, SLG: 0.333 (8, 1)									0	0	0	0	0	0	0	0																					
Steve Mura, R OBP: 0.333, SLG: 0.333 (7, 1)									0	0	0	0	0	0	0	0																					
Dan Briggs, L OBP: 0.276, SLG: 0.358 (7, 3)									2	1	1	0	0	0	2	1																					
Bobby Tolan OBP: 0.165, SLG: 0.286 (8, PH)									1	0	1	0	0	0	0	0																					
Bill Almon, R OBP: 0.291, SLG: 0.250 (8, PH)									0	0	0	0	0	0	0	0																					
<b>Inning Stats</b>	R: 0 E: 0 K: 0 S: 4	H: 1 LOB: 2 BB: 1 P: 8	R: 0 E: 0 K: 0 S: 3	H: 0 LOB: 0 BB: 0 P: 3	R: 0 E: 0 K: 0 S: 4	H: 1 LOB: 2 BB: 1 P: 8	R: 1 E: 0 K: 1 S: 8	H: 3 LOB: 3 BB: 1 P: 12	R: 3 E: 0 K: 0 S: 7	H: 4 LOB: 2 BB: 1 P: 11	R: 1 E: 0 K: 1 S: 7	H: 2 LOB: 1 BB: 0 P: 7	R: 2 E: 0 K: 1 S: 7	H: 2 LOB: 3 BB: 3 P: 19	R: 0 E: 0 K: 0 S: 4	H: 1 LOB: 2 BB: 0 P: 4	R: 0 E: 0 K: 0 S: 3	H: 1 LOB: 0 BB: 0 P: 3	1B: 15 2B: 0 3B: 0 HR: 0	SF: 0 SAC: 1 DP: 1 HBP: 0	WP: 0 PB: 1 SB: 2 CS: 0	PA: 48															
<b>PITCHER</b>	IP WLS BF H R ER SO BB IBB HBP BLK WP HR S P ERA WHIP																																				
Tommy Boggs, R ERA: 7.71 (1, 1)	4.2	26	8	4	4	1	4	0	0	0	0	0	0	0	24	40	7.71	2.571																			
Mickey Mahler, L ERA: 5.89 (5, 1)	1.1	W	7	3	1	1	0	0	0	1	0	0	0	9	9	6.75	2.250																				
Larry Bradford, L ERA: 1.29 (7, 1)	0.1		4	1	2	2	0	0	0	0	0	0	0	2	10	54.00	9.000																				
Joey McLaughlin, R ERA: 2.17 (7, 1)	1.2		8	2	0	0	1	1	0	0	0	0	0	9	13	0.00	1.800																				
Gene Garber, R ERA: 4.47 (9, 1)	1.0	S	3	1	0	0	0	0	0	0	0	0	0	3	3	0.00	1.000																				

AB 40  
R 7  
H 15  
RBI 7  
BB 7  
SO 3  
LOB 30









Batter	1	2	3	4	5	6	7	8	9	AB	R	H	RBI	BB	SO	LOB	TOP			
<b>Eddie Miller, S</b> OBP: 0.359, SLG: 0.328 (1, 8)										5	1	4	0	0	1	2	<b>Atlanta Braves @ Los Angeles Dodgers</b> Dodger Stadium, Los Angeles, CA Mon Sep 17 1979, 7:05 PM PDT Att: 16,700 - Unknown			
<b>Jerry Royster, R</b> OBP: 0.336, SLG: 0.343 (1, 4)										5	0	1	1	0	0	7				
<b>Gary Matthews, R</b> OBP: 0.366, SLG: 0.506 (1, 9)										5	0	0	0	0	0	3				
<b>Bob Horner, R</b> OBP: 0.341, SLG: 0.532 (1, 5)										5	0	1	0	0	0	3				
<b>Dale Murphy, R</b> OBP: 0.359, SLG: 0.507 (1, 3)										4	2	2	0	1	0	2				
<b>Larry Whitenton, L</b> OBP: 0.294, SLG: 0.333 (1, 7)										5	0	0	0	0	2	4				
<b>Pepe Frias, R</b> OBP: 0.292, SLG: 0.325 (8, PH)										3	0	0	0	0	2	<b>AB 40</b> <b>R 4</b> <b>H 11</b> <b>RBI 2</b> <b>BB 4</b> <b>SO 3</b> <b>LOB 29</b>				
<b>Biff Pocoroba, S</b> OBP: 0.452, SLG: 0.457 (8, 2)										2	0	0	1	0	1					
<b>Joe Nolan, L</b> OBP: 0.329, SLG: 0.368 (8, 2)										1	0	1	1	0	0	3				
<b>Bruce Benedict, R</b> OBP: 0.329, SLG: 0.277 (1, 2)										3	0	1	0	0	0	2				
<b>Mike Lum, L</b> OBP: 0.303, SLG: 0.360 (8, PH)										0	0	0	0	1	0	0				
<b>Darrel Chaney, S</b> OBP: 0.223, SLG: 0.144 (8, 6)										0	0	0	0	1	0	0				
<b>Phil Niekro, R</b> OBP: 0.217, SLG: 0.243 (8, PH)										0	0	0	0	1	0	0				
<b>Bob Beall, S</b> (8, PH)										0	0	0	0	1	0	0				
<b>Rick Mahler, R</b> OBP: 0.500, SLG: 0.500 (8, 1)										0	0	0	0	0	0	0				
<b>Inning Stats</b>	R: 1 E: 1 K: 0 S: 5	H: 2 LOB: 1 BB: 0 P: 5	R: 0 E: 0 K: 1 S: 5	H: 0 LOB: 0 BB: 0 P: 5	R: 0 E: 0 K: 0 S: 4	H: 1 LOB: 1 BB: 0 P: 4	R: 1 E: 2 K: 0 S: 6	H: 1 LOB: 2 BB: 0 P: 6	R: 0 E: 0 K: 0 S: 4	H: 3 LOB: 3 BB: 1 P: 10	R: 0 E: 1 K: 0 S: 3	H: 0 LOB: 0 BB: 0 P: 3	R: 1 E: 0 K: 1 S: 6	H: 1 LOB: 2 BB: 2 P: 14	R: 0 E: 0 K: 1 S: 7	H: 2 LOB: 3 BB: 1 P: 11	1B: 9 2B: 2 3B: 0 HR: 0	SF: 0 SAC: 0 DP: 1 HBP: 0	WP: 1 PB: 1 SB: 1 CS: 0	PA: 44
<b>PITCHER</b>	IP WLS BF H R ER SO BB IBB HBP BLK WP HR S P ERA WHIP																			
<b>Charlie Hough, R</b> ERA: 4.63	(1, 1)	7.1	W	35	9	4	3	1	2	0	0	0	0	1	0	35	43	3.68	1.500	
<b>Bobby Castillo, R</b> ERA: 0.84	(8, 1)	1.2		9	2	0	0	2	2	0	0	0	0	0	0	11	19	0.00	2.400	

Batter	1	2	3	4	5	6	7	8	9	AB	R	H	RBI	BB	SO	LOB	BOTTOM			
<b>Davey Lopes, R</b> OBP: 0.371, SLG: 0.468 (1, 4)										4	1	1	0	0	0	5	<b>Atlanta Braves @ Los Angeles Dodgers</b> Dodger Stadium, Los Angeles, CA Mon Sep 17 1979, 7:05 PM PDT Att: 16,700 - Unknown			
<b>Bill Russell, R</b> OBP: 0.291, SLG: 0.357 (1, 6)										4	1	1	2	0	1	3				
<b>Steve Garvey, R</b> OBP: 0.346, SLG: 0.492 (1, 3)										4	1	2	2	0	0	2				
<b>Dusty Baker Jr., R</b> OBP: 0.337, SLG: 0.466 (1, 7)										4	1	1	2	0	0	2				
<b>Mickey Hatcher, R</b> OBP: 0.379, SLG: 0.441 <b>Bobby Castillo, R</b> (8, 1)										4	0	0	0	0	2	0				
<b>Joe Ferguson, R</b> OBP: 0.376, SLG: 0.465 (1, 2)										3	2	2	2	1	0	0				
<b>Pedro Guerrero, R</b> OBP: 0.148, SLG: 0.192 (1, 9)										4	1	0	0	0	0	1		<b>AB 35</b> <b>R 9</b> <b>H 11</b> <b>RBI 8</b> <b>BB 1</b> <b>SO 5</b> <b>LOB 14</b>		
<b>Derrel Thomas, S</b> OBP: 0.333, SLG: 0.352 (1, 8)										4	1	2	0	0	0	1				
<b>Charlie Hough, R</b> OBP: 0.176, SLG: 0.206 <b>Ron Cey, R</b> OBP: 0.387, SLG: 0.485 (8, 5)										3	1	1	0	0	2	0				
<b>Inning Stats</b>	R: 0 E: 0 K: 0 S: 3	H: 0 LOB: 1 BB: 0 P: 4	R: 5 E: 2 K: 0 S: 9	H: 5 LOB: 1 BB: 0 P: 9	R: 0 E: 0 K: 1 S: 5	H: 0 LOB: 1 BB: 1 P: 9	R: 0 E: 0 K: 2 S: 7	H: 0 LOB: 0 BB: 0 P: 7	R: 1 E: 0 K: 0 S: 4	H: 1 LOB: 0 BB: 0 P: 4	R: 0 E: 0 K: 1 S: 5	H: 0 LOB: 0 BB: 0 P: 5	R: 2 E: 0 K: 1 S: 7	H: 2 LOB: 0 BB: 0 P: 7	R: 1 E: 0 K: 0 S: 6	H: 3 LOB: 2 BB: 0 P: 6		1B: 6 2B: 1 3B: 0 HR: 4	SF: 0 SAC: 1 DP: 0 HBP: 1	WP: 0 PB: 0 SB: 1 CS: 0
<b>PITCHER</b>	IP WLS BF H R ER SO BB IBB HBP BLK WP HR S P ERA WHIP																			
<b>Phil Niekro, R</b> ERA: 3.51	(1, 1)	7.0	L	32	8	8	4	5	1	0	0	0	0	0	3	40	45	5.14	1.286	
<b>Rick Mahler, R</b> ERA: 6.43	(8, 1)	1.0		6	3	1	1	0	0	0	0	0	0	0	1	6	6	9.00	3.000	



Batter	1	2	3	4	5	6	7	8	9	AB	R	H	RBI	BB	SO	LOB	TOP			
Eddie Miller, S OBP: 0.353, SLG: 0.323	FC4-6 1B		4-3			6-3		FC5		4	0	1	0	0	0	2				
Jerry Royster, R OBP: 0.334, SLG: 0.341	FC4-6 1B			K		F7			4-3	4	0	0	0	0	1	1				
Gary Matthews, R OBP: 0.366, SLG: 0.504	G5-4-3 1B			6-3			F9		5-3	4	0	1	0	0	0	0				
Bob Horner, R OBP: 0.340, SLG: 0.536	G5-4-3			HR			F9		6-3	4	1	1	1	0	0	2				
Dale Murphy, R OBP: 0.356, SLG: 0.503		F3		4-3					5-3	3	0	0	0	0	0	0				
Barry Bonnell, R OBP: 0.300, SLG: 0.421		1-3				6-3		K		3	0	0	0	0	1	0				
Pepe Frias, R OBP: 0.293, SLG: 0.323			K			F8		FC5 1B BB		2	0	0	0	1	1	0				
Bruce Benedict, R OBP: 0.329, SLG: 0.278				5-3		5-3		FC5 1B		3	0	1	0	0	0	0				
Eddie Solomon, R OBP: 0.220, SLG: 0.259				4-3				K		2	0	0	0	0	0	0				
Bo McLaughlin, R OBP: 0.313, SLG: 0.467						4-3				0	0	0	0	0	0	0				
Charlie Spikes, R OBP: 0.182, SLG: 0.273										0	0	0	0	0	1	2				
Joey McLaughlin, R OBP: 0.182, SLG: 0.273										0	0	0	0	0	0	0				
<b>Inning Stats</b>	R: 0 E: 0 K: 0 S: 4	H: 2 LOB: 1 BB: 0 P: 4	R: 0 E: 0 K: 1 S: 5	H: 0 LOB: 0 BB: 0 P: 5	R: 0 E: 0 K: 0 S: 3	H: 0 LOB: 0 BB: 0 P: 3	R: 1 E: 0 K: 1 S: 6	H: 1 LOB: 0 BB: 0 P: 6	R: 0 E: 0 K: 0 S: 3	H: 0 LOB: 0 BB: 0 P: 3	R: 0 E: 0 K: 0 S: 3	H: 0 LOB: 0 BB: 0 P: 3	R: 0 E: 0 K: 2 S: 8	H: 1 LOB: 2 BB: 1 P: 12	R: 0 E: 0 K: 0 S: 3	H: 0 LOB: 0 BB: 0 P: 3	1B: 3 2B: 0 3B: 0 HR: 1	SF: 0 SAC: 0 DP: 1 HBP: 0	WP: 0 PB: 0 CS: 0	PA: 31
<b>PITCHER</b> Jerry Reuss, L ERA: 3.71	IP: 9.0 WLS: W BF: 31 H: 4 R: 1 ER: 1 SO: 4 BB: 1 IBB: 0 HBP: 0 BLK: 0 WP: 0 HR: 1 S: 38 P: 42 ERA: 1.00 WHIP: 0.556															<b>PITCHER</b>				

Atlanta Braves @ Los Angeles Dodgers  
Dodger Stadium, Los Angeles, CA  
Tue Sep 18 1979, 7:05 PM PDT  
Att: 21,591 - Unknown

AB 30  
R 1  
H 4  
RBI 1  
BB 1  
SO 4  
LOB 7



Batter	1	2	3	4	5	6	7	8	9	AB	R	H	RBI	BB	SO	LOB	BOTTOM												
Davey Lopes, R OBP: 0.371, SLG: 0.468	P6			1B	K			1B BB		3	0	1	0	0	1	1													
Manny Mota, R OBP: 0.372, SLG: 0.325										0	0	0	0	1	0	0													
Ted Martinez, R OBP: 0.338, SLG: 0.364										0	1	0	0	0	0	0													
Bill Russell, R OBP: 0.291, SLG: 0.356	6-3			K	K			1B		4	0	1	0	0	2	1													
Steve Garvey, R OBP: 0.347, SLG: 0.492	6-3					6-3		FC6-4 1B		4	0	2	2	0	0	0													
Ron Cey, R OBP: 0.387, SLG: 0.484			5-3					FC6-4 1B		3	0	1	0	0	0	1													
Mickey Hatcher, R OBP: 0.373, SLG: 0.433				F8		FC4-6 1B		FC6-4		1	0	0	0	0	0	2													
Dusty Baker Jr., R OBP: 0.336, SLG: 0.464										4	1	1	0	0	0	1													
Joe Ferguson, R OBP: 0.377, SLG: 0.463						1B 2B 1B				3	1	1	0	0	0	1													
Johnny Oates, L OBP: 0.205, SLG: 0.175						1B 2B 1B				1	1	1	0	0	0	0													
Pedro Guerrero, R OBP: 0.194, SLG: 0.233										4	1	2	0	0	0	0													
Derrel Thomas, S OBP: 0.333, SLG: 0.354										4	0	1	3	0	1	1													
Jerry Reuss, L OBP: 0.214, SLG: 0.179										3	1	1	1	0	1	1													
<b>Inning Stats</b>	R: 0 E: 0 K: 0 S: 3	H: 0 LOB: 0 BB: 0 P: 3	R: 0 E: 0 K: 0 S: 3	H: 0 LOB: 0 BB: 0 P: 3	R: 0 E: 0 K: 0 S: 3	H: 0 LOB: 0 BB: 0 P: 3	R: 0 E: 0 K: 1 S: 6	H: 2 LOB: 1 BB: 0 P: 6	R: 3 E: 0 K: 2 S: 11	H: 4 LOB: 1 BB: 0 P: 11	R: 0 E: 0 K: 0 S: 4	H: 1 LOB: 1 BB: 0 P: 4	R: 2 E: 0 K: 1 S: 8	H: 3 LOB: 2 BB: 1 P: 12	R: 1 E: 0 K: 1 S: 7	H: 2 LOB: 1 BB: 0 P: 7	1B: 10 2B: 2 3B: 0 HR: 0	SF: 0 SAC: 1 DP: 0 HBP: 0	WP: 0 PB: 0 CS: 0	PA: 36									
<b>PITCHER</b> Eddie Solomon, R ERA: 4.42	IP: 6.2 WLS: L BF: 30 H: 10 R: 5 ER: 5 SO: 4 BB: 1 IBB: 0 HBP: 0 BLK: 0 WP: 0 HR: 0 S: 37 P: 41 ERA: 6.75 WHIP: 1.650															<b>PITCHER</b>													
Bo McLaughlin, R ERA: 4.79	0.1	1	0	0	0	0	0	0	0	0	0	1	1	0.00	0.000														
Joey McLaughlin, R ERA: 2.27	1.0	5	2	1	1	1	0	0	0	0	0	7	7	9.00	2.000														

Atlanta Braves @ Los Angeles Dodgers  
Dodger Stadium, Los Angeles, CA  
Tue Sep 18 1979, 7:05 PM PDT  
Att: 21,591 - Unknown

AB 34  
R 6  
H 12  
RBI 6  
BB 1  
SO 5  
LOB 9





Batter	1	2	3	4	5	6	7	8	9	AB	R	H	RBI	BB	SO	LOB	TOP										
<b>Eddie Miller, S</b> OBP: 0.342, SLG: 0.314 (1, 8)	0-0 5-3		0-0 HR 1B	0-0 4-3			0-3 K		0-3 K	5	1	1	1	0	2	3											
<b>Glenn Hubbard, R</b> OBP: 0.294, SLG: 0.291 <b>Gene Garber, R</b> OBP: 0.462, SLG: 0.300 (1, 4) (7, 1)	0-0 5-3		0-0 HR	4-0 FC6-4 BB			0-0 F2		0-3 K	3	1	1	3	1	0	0											
<b>Gary Matthews, R</b> OBP: 0.363, SLG: 0.501 (1, 9)	0-0 F8		0-0 5-3	0-0 FC6-4			0-3 K			4	0	0	0	0	1	3											
<b>Bob Horner, R</b> OBP: 0.342, SLG: 0.543 (1, 5)		0-0 L7	0-0 HR		0-0 F8				0-0 1B	4	1	2	1	0	0	0											
<b>Dale Murphy, R</b> OBP: 0.352, SLG: 0.497 (1, 3)		0-0 4-3	0-0 F3		0-0 4-3				0-0 F9	4	0	0	0	0	0	1											
<b>Larry Whitenton, L</b> OBP: 0.300, SLG: 0.389 <b>Bo McLaughlin, R</b> <b>Jerry Royster, R</b> OBP: 0.333, SLG: 0.340 (1, 7) (5, 1) (7, 4)		0-0 5-3		0-0 1B 2B		0-0 G3			0-0 L8	3	1	1	0	0	0	0											
<b>Joe Nolan, L</b> OBP: 0.324, SLG: 0.361 (1, 2)			0-0 E3 2B 1B	0-0 F7		0-0 G3			0-0 G3	4	1	0	0	0	0	2											
<b>Darrel Chaney, S</b> OBP: 0.234, SLG: 0.170 (1, 6)			0-0 1B HR 2B	0-0 4-3 1B		0-0 F7			0-0 5-3	4	1	2	1	0	0	0											
<b>Larry McWilliams, L</b> OBP: 0.190, SLG: 0.211 <b>Rowland Office, L</b> OBP: 0.325, SLG: 0.341 (1, 1) (5, 8)			0-3 K	0-0 4-3 1B		0-3 K			4-0 BB	2	0	1	0	0	1	2											
<b>Inning Stats</b>	R: 0 E: 0 K: 0 S: 3	H: 0 LOB: 0 BB: 0 P: 3	R: 0 E: 0 K: 0 S: 3	H: 0 LOB: 0 BB: 0 P: 3	R: 5 E: 1 K: 1 S: 10	H: 4 LOB: 0 BB: 0 P: 10	R: 1 E: 0 K: 0 S: 6	H: 3 LOB: 3 BB: 1 P: 10	R: 0 E: 0 K: 1 S: 5	H: 0 LOB: 0 BB: 0 P: 5	R: 0 E: 0 K: 2 S: 7	H: 0 LOB: 0 BB: 0 P: 7	R: 0 E: 0 K: 0 S: 4	H: 1 LOB: 1 BB: 0 P: 4	R: 0 E: 0 K: 2 S: 7	H: 0 LOB: 1 BB: 1 P: 11	1B: 4 2B: 2 3B: 0 HR: 2	SF: 0 SAC: 0 DP: 0 HBP: 0	WP: 0 PB: 0 SB: 1 CS: 0	PA: 38							
<b>PITCHER</b>	IP	WLS	BF	H	R	ER	SO	BB	IBB	HBP	BLK	WP	HR	S	P	ERA	WHIP										
<b>Vern Ruhle, R</b> ERA: 2.89 <b>Gordie Pladson, R</b> ERA: 2.45 <b>Frank LaCorte, R</b> ERA: 5.97 <b>Tom Dixon, R</b> ERA: 5.47 <b>Joe Sambito, L</b> ERA: 1.81 (1, 1) (3, 1) (5, 1) (7, 1) (9, 1)	2.2	L	13	4	5	3	1	0	0	0	0	0	2	15	15	10.12	1.500										

Atlanta Braves @ Houston Astros  
Astrodome, Houston, TX  
Wed Sep 19 1979, 8:05 PM EDT  
Att: 11,369 - Unknown

AB 36  
R 6  
H 8  
RBI 6  
BB 2  
SO 6  
LOB 13



Batter	1	2	3	4	5	6	7	8	9	AB	R	H	RBI	BB	SO	LOB	BOTTOM										
<b>Rafael Landestoy, S</b> OBP: 0.347, SLG: 0.353 (1, 4)	0-0 WP S 1B	0-0 1-H 2-H 3B		1-0 2B HBP		0-3 K		0-0 1B		4	1	3	2	0	1	1											
<b>Cesar Cedeno, R</b> OBP: 0.357, SLG: 0.377 (1, 8)	0-0 F7	0-0 6-3		0-0 1-H 2-H 2B			0-0 5-3	0-0 F8		5	0	1	2	0	0	4											
<b>Jose Cruz, L</b> OBP: 0.367, SLG: 0.417 (1, 7)	0-3 K		0-0 4-3	0-0 F7			0-0 4-3		0-0 4-3	5	0	0	0	0	1	2											
<b>Jeffrey Leonard, R</b> OBP: 0.364, SLG: 0.355 (1, 9)	4-0 BB		0-0 1B		0-0 L3		0-0 S 2B 1B		4-0 S BB	3	1	2	0	2	0	0											
<b>Enos Cabell, R</b> OBP: 0.295, SLG: 0.362 (1, 3)	0-0 F7		0-0 F9	0-0 F8			0-0 1-H 2B		0-3 K	5	0	1	1	0	1	4											
<b>Art Howe, R</b> OBP: 0.313, SLG: 0.353 (1, 5)		0-0 F7	0-0 F7		0-3 K		0-0 5-3		0-0 F9	5	0	0	0	0	1	3											
<b>Julio Gonzalez, R</b> OBP: 0.287, SLG: 0.300 <b>Craig Reynolds, L</b> OBP: 0.283, SLG: 0.326 (1, 6) (6, PH) (9, 6)		0-0 FC1-5 1B		0-0 F7		0-3 K		0-0 4-3		3	0	1	0	0	1	0											
<b>Bruce Bochy, R</b> OBP: 0.284, SLG: 0.270 <b>Terry Puhl, L</b> OBP: 0.350, SLG: 0.373 <b>Joe Sambito, L</b> OBP: 0.583, SLG: 0.429 (1, 2) (6, PH) (9, 1)		0-0 FC1-5 1B		0-0 HBP 2B BB			0-0 F7		0-0 FC4-6 1B	2	2	1	0	1	0	0											
<b>Vern Ruhle, R</b> OBP: 0.195, SLG: 0.211 <b>Gordie Pladson, R</b> OBP: 0.345, SLG: 0.363 <b>Reggie Baldwin, R</b> OBP: 0.265, SLG: 0.283 <b>Frank LaCorte, R</b> OBP: 0.300, SLG: 0.300 <b>Dave Bergman, L</b> OBP: 0.285, SLG: 0.300 <b>Tom Dixon, R</b> OBP: 0.300, SLG: 0.300 <b>Denny Walling, L</b> OBP: 0.270, SLG: 0.270 <b>Luis Pujols, R</b> OBP: 0.325, SLG: 0.333 (1, 1) (3, 1) (4, PH) (5, 1) (6, PH) (7, 1) (8, PH) (9, 2)		0-0 FC1-5 3B		0-0 F3			0-0 1B		0-0 FC4-6 1B	1	1	0	0	0	0	2											
<b>Inning Stats</b>	R: 0 E: 0 K: 1 S: 6	H: 1 LOB: 2 BB: 1 P: 10	R: 2 E: 0 K: 0 S: 6	H: 3 LOB: 1 BB: 0 P: 6	R: 0 E: 0 K: 0 S: 4	H: 1 LOB: 1 BB: 0 P: 4	R: 2 E: 0 K: 0 S: 4	H: 1 LOB: 1 BB: 1 P: 9	R: 0 E: 0 K: 1 S: 5	H: 0 LOB: 0 BB: 0 P: 5	R: 0 E: 0 K: 2 S: 8	H: 1 LOB: 1 BB: 0 P: 8	R: 1 E: 0 K: 0 S: 5	H: 2 LOB: 1 BB: 0 P: 5	R: 0 E: 0 K: 0 S: 5	H: 2 LOB: 2 BB: 0 P: 5	R: 0 E: 0 K: 1 S: 5	H: 0 LOB: 1 BB: 1 P: 9	1B: 8 2B: 2 3B: 1 HR: 0	SF: 0 SAC: 0 DP: 0 HBP: 1	WP: 1 PB: 0 SB: 3 CS: 0	PA: 42					
<b>PITCHER</b>	IP	WLS	BF	H	R	ER	SO	BB	IBB	HBP	BLK	WP	HR	S	P	ERA	WHIP										
<b>Larry McWilliams, L</b> ERA: 6.88 <b>Bo McLaughlin, R</b> ERA: 4.75 <b>Gene Garber, R</b> ERA: 4.37 (1, 1) (5, 1) (7, 1)	4.0	W	11	3	1	1	3	0	0	0	0	0	0	17	17	3.38	1.125										

Atlanta Braves @ Houston Astros  
Astrodome, Houston, TX  
Wed Sep 19 1979, 8:05 PM EDT  
Att: 11,369 - Unknown

AB 38  
R 5  
H 11  
RBI 5  
BB 3  
SO 5  
LOB 18





Batter	1	2	3	4	5	6	7	8	9	AB	R	H	RBI	BB	SO	LOB	TOP				
Eddie Miller, S OBP: 0.333, SLG: 0.307 (1, 7)										5	0	1	0	0	1	0					
Bob Beall, S OBP: 0.235, SLG: 0.154 (1, 3)										4	0	1	0	0	0	2					
Larry Whisenton, L OBP: 0.292, SLG: 0.333 (1, 9)										3	1	0	0	1	0	2					
Bob Horner, R OBP: 0.343, SLG: 0.542 (1, 5)										4	0	2	0	0	1	2					
Rowland Office, L OBP: 0.320, SLG: 0.336 (1, 8)										4	0	0	0	0	0	4					
Joe Nolan, L OBP: 0.331, SLG: 0.368 (1, 2)										4	0	3	1	0	0	0					
Glenn Hubbard, R OBP: 0.284, SLG: 0.291 (1, 4)										4	0	1	0	0	0	2					
Darrel Chaney, S OBP: 0.234, SLG: 0.173 (1, 6)										4	0	1	0	0	0	1					
Tommy Boggs, R OBP: 0.337, SLG: 0.333 (4, PH)										1	0	0	0	0	0	1					
Mike Lundy, L OBP: 0.300, SLG: 0.356 (4, PH)										1	0	0	0	0	0	3					
Mickey Ashburn, S OBP: 0.143, SLG: 0.148 (7, PH)										0	0	0	0	0	0	0					
Bill Paschall, S OBP: 0.295, SLG: 0.444 (7, PH)										1	0	0	0	0	0	0					
Larry Bradford, R OBP: 0.333, SLG: 0.340 (9, PH)										1	0	0	0	0	0	0					
<b>Inning Stats</b>	R: 0 E: 0 K: 1 S: 7	H: 2 LOB: 2 BB: 0 P: 7	R: 0 E: 1 K: 0 S: 4	H: 0 LOB: 1 BB: 0 P: 4	R: 0 E: 0 K: 0 S: 4	H: 1 LOB: 1 BB: 0 P: 4	R: 0 E: 0 K: 0 S: 5	H: 3 LOB: 2 BB: 0 P: 5	R: 0 E: 0 K: 0 S: 3	H: 0 LOB: 0 BB: 0 P: 3	R: 0 E: 0 K: 0 S: 4	H: 2 LOB: 1 BB: 0 P: 4	R: 0 E: 1 K: 0 S: 4	H: 0 LOB: 1 BB: 0 P: 4	R: 1 E: 0 K: 1 S: 6	H: 1 LOB: 1 BB: 1 P: 10	R: 0 E: 0 K: 0 S: 3	H: 0 LOB: 0 BB: 0 P: 3	1B: 8 2B: 1 3B: 0 HR: 0	SF: 0 SAC: 0 DP: 1 HBP: 0	WP: 0 PA: 37 PB: 0 SB: 1 CS: 0
<b>PITCHER</b> Ken Forsch, R ERA: 3.08 (1, 1)	IP: 9.0 WLS: W BF: 37 H: 9 R: 1 ER: 1 SO: 2 BB: 1 IBB: 0 HBP: 0 BLK: 1 WP: 0 HR: 0 S: 40 P: 44 ERA: 1.00 WHIP: 1.111															<b>PITCHER</b>					

Atlanta Braves @ Houston Astros  
Astrodome, Houston, TX  
Thu Sep 20 1979, 8:05 PM EDT  
Att: 22,584 - Unknown

AB 36  
R 1  
H 9  
RBI 1  
BB 1  
SO 2  
LOB 17



Batter	1	2	3	4	5	6	7	8	9	AB	R	H	RBI	BB	SO	LOB	BOTTOM		
Terry Puhl, L OBP: 0.352, SLG: 0.378 (1, 8)										5	2	3	2	0	0	0			
Craig Reynolds, L OBP: 0.282, SLG: 0.324 (1, 6)										3	0	0	0	1	1	2			
Cesar Cedeno, R OBP: 0.358, SLG: 0.378 (1, 3)										4	1	2	1	0	0	2			
Jose Cruz, L OBP: 0.366, SLG: 0.415 (1, 7)										4	0	1	1	0	0	3			
Enos Cabell, R OBP: 0.294, SLG: 0.362 (1, 5)										4	2	1	0	0	0	1			
Jeffrey Leonard, R OBP: 0.395, SLG: 0.356 (1, 9)										4	1	2	1	0	0	2			
Luis Pujols, R OBP: 0.280, SLG: 0.347 (1, 2)										4	0	2	1	0	1	1			
Rafael Landestoy, S OBP: 0.342, SLG: 0.347 (1, 4)										4	1	0	0	0	0	3			
Ken Forsch, R OBP: 0.211, SLG: 0.170 (1, 1)										4	0	0	0	0	3	3			
<b>Inning Stats</b>	R: 1 E: 0 K: 0 S: 5	H: 2 LOB: 1 BB: 0 P: 5	R: 0 E: 0 K: 0 S: 4	H: 1 LOB: 0 BB: 0 P: 4	R: 3 E: 1 K: 0 S: 7	H: 3 LOB: 1 BB: 0 P: 7	R: 0 E: 0 K: 1 S: 5	H: 0 LOB: 0 BB: 0 P: 5	R: 0 E: 0 K: 0 S: 4	H: 1 LOB: 2 BB: 1 P: 8	R: 0 E: 0 K: 2 S: 7	H: 0 LOB: 0 BB: 0 P: 7	R: 0 E: 0 K: 0 S: 4	H: 1 LOB: 1 BB: 0 P: 4	R: 3 E: 1 K: 2 S: 11	H: 3 LOB: 1 BB: 0 P: 11	1B: 9 2B: 2 3B: 0 HR: 0	SF: 0 SAC: 1 DP: 0 HBP: 0	WP: 0 PA: 38 PB: 0 SB: 6 CS: 0
<b>PITCHER</b> Tommy Boggs, R ERA: 7.04 (1, 1)	IP: 3.0 WLS: L BF: 16 H: 6 R: 4 ER: 2 SO: 0 BB: 0 IBB: 0 HBP: 0 BLK: 0 WP: 0 HR: 0 S: 16 P: 16 ERA: 6.00 WHIP: 2.000															<b>PITCHER</b>			
Mickey Mahler, L ERA: 5.81 (4, 1)	IP: 3.0 WLS: L BF: 11 H: 1 R: 0 ER: 0 SO: 3 BB: 1 IBB: 0 HBP: 0 BLK: 0 WP: 0 HR: 0 S: 16 P: 20 ERA: 0.00 WHIP: 0.667															<b>PITCHER</b>			
Larry Bradford, L ERA: 0.98 (7, 1)	IP: 2.0 WLS: L BF: 4 H: 4 R: 3 ER: 0 SO: 2 BB: 0 IBB: 0 HBP: 0 BLK: 0 WP: 0 HR: 0 S: 15 P: 15 ERA: 0.00 WHIP: 2.000															<b>PITCHER</b>			

Atlanta Braves @ Houston Astros  
Astrodome, Houston, TX  
Thu Sep 20 1979, 8:05 PM EDT  
Att: 22,584 - Unknown

AB 36  
R 7  
H 11  
RBI 6  
BB 1  
SO 5  
LOB 17





Batter	1	2	3	4	5	6	7	8	9	AB	R	H	RBI	BB	SO	LOB	TOP					
Bill North, S OBP: 0.387, SLG: 0.348 Ed Plank, R	(1, 8) F8			(1, 8) K		(2, 8) FC3-6		(3, 8) K		4	0	0	0	0	2	2						
Rob Andrews, R OBP: 0.291, SLG: 0.320	(1, 4) 4-3			(2, 4) K		(3, 4) F9			(1, 4) 3-1	4	0	0	0	0	1	1						
Mike Ivie, R OBP: 0.360, SLG: 0.550	(1, 7) 1-3			(3, 7) F7			(1, 7) F2		(2, 7) K	4	0	0	0	0	1	0						
Willie McCovey, L OBP: 0.325, SLG: 0.413	(1, 3) F8				(1, 3) F8		(2, 3) F8		(4, 3) BB	3	0	0	0	1	0	0						
Darrell Evans, L OBP: 0.356, SLG: 0.404	(1, 5) F6				(2, 5) F4		(3, 5) 3-1		(3, 5) 1-3	4	0	0	0	0	0	1						
Larry Hemdon, R OBP: 0.315, SLG: 0.390	(1, 9) K				(3, 9) F8			(4, 9) FC4-6 1B BB		2	1	0	0	1	1	0						
Johnnie LetMaster, R OBP: 0.300, SLG: 0.323	(1, 6) F8			(1, 6) F8		(1, 6) E5 1B		(1, 6) FC4-6 1B		3	1	1	0	0	0	0						
Dennis Littlejohn, R OBP: 0.267, SLG: 0.254 Max Venable, L OBP: 0.288, SLG: 0.217	(1, 2) F2 (8, PH) F2			(2, 2) F2		(1, 2) 5-3		(1, 2) FC4-6		2	0	0	0	0	0	1						
Vida Blue, S OBP: 0.188, SLG: 0.177 Tom Griffin, R OBP: 0.077, SLG: 0.077 Greg Johnson, L OBP: 0.220, SLG: 0.279 Pedro Borbon, R OBP: 0.333, SLG: 0.333 Terry Whitfield, L OBP: 0.352, SLG: 0.354 Mike Sadek, R OBP: 0.317, SLG: 0.296	(1, 1) F7 (5, 1) F7 (6, PH) F7 (6, PH) F7 (8, 2) F7			(3, 1) F7		(1, 1) FC3-6 1B		(2, 1) SF9		1	0	0	0	0	0	0						
<b>Inning Stats</b>	R: 0 E: 0 K: 0 S: 6	H: 0 LOB: 0 BB: 0 P: 11	R: 0 E: 0 K: 1 S: 5	H: 0 LOB: 0 BB: 0 P: 5	R: 0 E: 0 K: 0 S: 3	H: 0 LOB: 0 BB: 0 P: 3	R: 0 E: 0 K: 2 S: 7	H: 0 LOB: 0 BB: 0 P: 7	R: 0 E: 0 K: 0 S: 3	H: 0 LOB: 0 BB: 0 P: 3	R: 1 E: 1 K: 0 S: 5	H: 1 LOB: 1 BB: 0 P: 5	R: 0 E: 0 K: 0 S: 3	H: 0 LOB: 0 BB: 0 P: 3	R: 1 E: 0 K: 1 S: 6	H: 1 LOB: 1 BB: 1 P: 10	R: 0 E: 0 K: 1 S: 5	H: 0 LOB: 1 BB: 1 P: 9	1B: 2 2B: 0 3B: 0 HR: 0	SF: 1 SAC: 0 DP: 0 HBP: 0	WP: 0 PB: 0 SB: 0 CS: 0	PA: 32
<b>PITCHER</b> Phil Niekro, R ERA: 3.44	(1, 1) IP: 9.0 WLS: W BF: 32 H: 2 R: 2 ER: 1 SO: 5 BB: 2 IBB: 0 HBP: 0 BLK: 0 WP: 0 HR: 0 S: 43 P: 56 ERA: 1.00 WHIP: 0.444															<b>PITCHER</b>						

San Francisco Giants @ Atlanta Braves  
Atlanta-Fulton County Stadium, Atlanta, GA  
Sat Sep 22 1979, 7:05 PM EDT  
Att: 7,767 - Unknown - 72 F

AB 29  
R 2  
H 2  
RBI 2  
BB 2  
SO 5  
LOB 7



Batter	1	2	3	4	5	6	7	8	9	AB	R	H	RBI	BB	SO	LOB	BOTTOM			
Eddie Miller, S OBP: 0.337, SLG: 0.304	(1, 8) 5-3			(1, 8) FC6-4 HBP		(1, 8) F7		(1, 8) F8		4	0	1	0	0	0	0				
Jerry Royster, R OBP: 0.333, SLG: 0.339	(1, 4) HR BB			(3, 4) F2		(2, 4) 6-3		(0, 4) BB 1B		4	2	1	0	1	0	4				
Gary Matthews, R OBP: 0.367, SLG: 0.508	(1, 9) HR BB			(1, 9) F2		(2, 9) BB 1B 2B		(4, 9) 1B BB		3	4	2	1	2	0	0				
Bob Horner, R OBP: 0.346, SLG: 0.552	(1, 5) HR			(2, 5) K		(1, 5) K		(0, 5) 1B 2B		5	3	3	4	0	2	1				
Dale Murphy, R OBP: 0.358, SLG: 0.499	(1, 3) 1B			(3, 3) F8		(4, 3) BB 1B IBB		(0, 3) 1B IBB		3	1	2	1	2	0	0				
Barry Bonnell, R OBP: 0.304, SLG: 0.422	(1, 7) F7			(4, 7) 1B BB		(1, 7) F9		(0, 7) 1B		4	0	2	2	1	0	3				
Darrel Chaney, S OBP: 0.250, SLG: 0.178	(1, 6) F8			(1, 6) 1B		(4, 6) 1B BB		(4, 6) G5-4-3 BB		3	0	1	0	2	0	2				
Bruce Benedict, R OBP: 0.327, SLG: 0.277	(1, 2) F6			(3, 2) K		(0, 2) 1B		(1, 2) G5-4-3		4	0	1	2	0	1	3				
Phil Niekro, R OBP: 0.210, SLG: 0.235	(1, 1) F8			(2, 1) F4		(3, 1) 6-3		(3, 1) K		4	0	0	0	0	1	4				
<b>Inning Stats</b>	R: 3 E: 0 K: 0 S: 13	H: 2 LOB: 1 BB: 2 P: 27	R: 0 E: 0 K: 0 S: 6	H: 0 LOB: 0 BB: 0 P: 10	R: 0 E: 0 K: 1 S: 6	H: 0 LOB: 0 BB: 0 P: 9	R: 0 E: 0 K: 1 S: 12	H: 2 LOB: 3 BB: 1 P: 18	R: 2 E: 0 K: 0 S: 5	H: 3 LOB: 2 BB: 1 P: 9	R: 0 E: 0 K: 1 S: 4	H: 0 LOB: 1 BB: 1 P: 8	R: 3 E: 0 K: 0 S: 6	H: 4 LOB: 1 BB: 1 P: 10	R: 0 E: 0 K: 0 S: 6	H: 0 LOB: 1 BB: 1 P: 10	1B: 9 2B: 2 3B: 0 HR: 2	SF: 0 SAC: 0 DP: 1 HBP: 1	WP: 0 PB: 0 SB: 2 CS: 0	PA: 43
<b>PITCHER</b> Vida Blue, L ERA: 5.08 Tom Griffin, R ERA: 3.53 Pedro Borbon, R ERA: 4.2 Ed Plank, R ERA: 7.36	(1, 1) IP: 4.2 WLS: L BF: 26 H: 6 R: 5 ER: 5 SO: 3 BB: 4 IBB: 1 HBP: 1 BLK: 0 WP: 0 HR: 1 S: 48 P: 87 ERA: 9.64 WHIP: 2.143															<b>PITCHER</b>				

San Francisco Giants @ Atlanta Braves  
Atlanta-Fulton County Stadium, Atlanta, GA  
Sat Sep 22 1979, 7:05 PM EDT  
Att: 7,767 - Unknown - 72 F

AB 34  
R 10  
H 13  
RBI 10  
BB 8  
SO 4  
LOB 17





Batter	1	2	3	4	5	6	7	8	9	AB	R	H	RBI	BB	SO	LOB	TOP		
Bill North, S OBP: 0.387, SLG: 0.346 (1, 8)	4-3 BB	4-0 BB		FC6-5-4 PO			4-0 S BB	0-3 K		3	0	0	0	2	1	3			
Joe Strain, R OBP: 0.291, SLG: 0.301 Greg Minton, S (7, 1)	4-3 S 1B	L6		PO	K		1-0 H BB	1-3		3	0	1	0	0	1	2			
Darrell Evans, L OBP: 0.354, SLG: 0.401 (1, 5)	4-0 1-2 BB			F8	4-3		4-0 X BB	F5		4	0	0	0	1	0	2			
Willie McCovey, L OBP: 0.322, SLG: 0.408 Jack Clark, R OBP: 0.346, SLG: 0.476 (8, 9)	4-3 1-2 2-3			F7	F7			F5	F2	4	0	0	0	0	0	2			
Mike Ivie, R OBP: 0.364, SLG: 0.558 (8, 3)	4-0 IBB			FC5 1B BB			F8	HR		2	1	1	1	2	0	0			
Larry Hemdon, R OBP: 0.314, SLG: 0.389 (8, 7)	K			5-3			5-3	K		4	0	1	0	0	2	3			
Johnnie LetMaster, R OBP: 0.305, SLG: 0.322 (1, 6)				1B	FC5		F9	S 1B		4	1	1	0	0	1	2			
Dennis Littlejohn, R OBP: 0.269, SLG: 0.257 Max Venable, L OBP: 0.284, SLG: 0.214 Roger Metzger, S OBP: 0.304, SLG: 0.325 (7, PH)				E5 SH1-4			L6	1B		2	0	1	0	0	0	0			
Ed Whitson, R OBP: 0.133, SLG: 0.114 Terry Whitfield, L OBP: 0.351, SLG: 0.393 Mike Sadek, R OBP: 0.322, SLG: 0.302 (7, 2)	FC1-6 BB			SH1-4			F8	1B		1	0	0	0	0	0	1			
<b>Inning Stats</b>	R: 0 E: 0 K: 1 S: 6	H: 1 LOB: 3 BB: 2 P: 14	R: 0 E: 0 K: 1 S: 6	H: 1 LOB: 2 BB: 1 P: 10	R: 0 E: 0 K: 0 S: 4	H: 1 LOB: 2 BB: 1 P: 8	R: 0 E: 1 K: 0 S: 3	H: 0 LOB: 0 BB: 0 P: 3	R: 0 E: 0 K: 0 S: 5	H: 0 LOB: 0 BB: 0 P: 5	R: 0 E: 0 K: 0 S: 3	H: 0 LOB: 2 BB: 1 P: 8	R: 2 E: 0 K: 2 S: 11	H: 4 LOB: 2 BB: 0 P: 11	R: 0 E: 0 K: 0 S: 3	H: 0 LOB: 0 BB: 0 P: 3	1B: 6 2B: 0 3B: 0 HR: 1	SF: 0 SAC: 1 DP: 0 HBP: 1	WP: 0 PA: 41 PB: 0 SB: 3 CS: 0
<b>PITCHER</b>	IP WLS BF H R ER SO BB IBB HBP BLK WP HR S P ERA WHIP	7.2 L 36 7 2 2 4 4 1 1 0 0 1 38 59 2.35 1.435	1.1 W 4 0 0 0 1 0 0 0 0 0 0 6 6 0.00 0.000	<b>PITCHER</b>															

San Francisco Giants @ Atlanta Braves  
Atlanta-Fulton County Stadium, Atlanta, GA

AB 33  
R 2  
H 7  
RBI 2  
BB 5  
SO 5  
LOB 15



WP: 0 PA: 41  
PB: 0 SB: 3 CS: 0

Sun Sep 23 1979, 3:33 AM EDT  
Att: 13,487 - Unknown - 75 F

Batter	1	2	3	4	5	6	7	8	9	AB	R	H	RBI	BB	SO	LOB	BOTTOM				
Eddie Miller, S OBP: 0.345, SLG: 0.325 (1, 8)	K	2-0 1B			4-3 2B			K		4	0	2	1	0	2	1					
Jerry Royster, R OBP: 0.334, SLG: 0.340 (1, 4)	1B	F8			4-3			G5-4-3 1B		4	0	2	0	0	0	3					
Gary Matthews, R OBP: 0.366, SLG: 0.506 (1, 9)	1-2 BB			5-3	F9			G5-4-3 1-2		3	0	0	0	1	0	2					
Bob Horner, R OBP: 0.343, SLG: 0.547 (1, 5)	F4			F6			3-3 K	6-3		4	0	0	0	0	1	2					
Dale Murphy, R OBP: 0.354, SLG: 0.493 (1, 3)	F9			K			G1			4	0	0	0	0	1	2					
Larry Whitenton, L OBP: 0.286, SLG: 0.320 (1, 7)	4-3			6-3			F8	G1-6-3 1B		4	0	1	0	0	0	0					
Joe Nolan, L OBP: 0.329, SLG: 0.371 (1, 2)		E 1B 2B		K			5-3	G1-6-3 1-2		4	1	1	0	0	1	1					
Darrel Chaney, S OBP: 0.244, SLG: 0.173 (1, 6)	K			K			K			3	0	0	0	0	3	1					
Rick Matula, R OBP: 0.111, SLG: 0.094 Gene Garber, R OBP: 0.462, SLG: 0.300 (8, 1)	E1 1B 2-3			K						3	0	1	0	0	1	1					
<b>Inning Stats</b>	R: 0 E: 0 K: 1 S: 12	H: 1 LOB: 2 BB: 1 P: 18	R: 1 E: 1 K: 1 S: 9	H: 2 LOB: 0 BB: 0 P: 15	R: 0 E: 0 K: 1 S: 7	H: 0 LOB: 0 BB: 0 P: 9	R: 0 E: 0 K: 2 S: 7	H: 0 LOB: 0 BB: 0 P: 10	R: 0 E: 0 K: 1 S: 8	H: 1 LOB: 1 BB: 0 P: 12	R: 0 E: 0 K: 1 S: 5	H: 0 LOB: 0 BB: 0 P: 10	R: 0 E: 0 K: 2 S: 8	H: 1 LOB: 1 BB: 0 P: 8	R: 0 E: 0 K: 0 S: 3	H: 1 LOB: 0 BB: 0 P: 3	R: 0 E: 0 K: 0 S: 3	H: 1 LOB: 0 BB: 0 P: 3	1B: 5 2B: 2 3B: 0 HR: 0	SF: 0 SAC: 0 DP: 2 HBP: 0	WP: 0 PA: 34 PB: 0 SB: 1 CS: 0
<b>PITCHER</b>	IP WLS BF H R ER SO BB IBB HBP BLK WP HR S P ERA WHIP	6.0 W 24 3 0 0 2 1 0 0 0 0 14 14 0.00 1.000	<b>PITCHER</b>																		

San Francisco Giants @ Atlanta Braves  
Atlanta-Fulton County Stadium, Atlanta, GA

AB 33  
R 1  
H 7  
RBI 1  
BB 1  
SO 9  
LOB 13



WP: 0 PA: 34  
PB: 0 SB: 1 CS: 0

Sun Sep 23 1979, 3:33 AM EDT  
Att: 13,487 - Unknown - 75 F









Batter	1	2	3	4	5	6	7	8	9	AB	R	H	RBI	BB	SO	LOB	TOP					
Terry Puhl, L OBP: 0.351, SLG: 0.375 (1, 8)										4	0	1	0	0	1	0	<b>Houston Astros @ Atlanta Braves</b> Atlanta-Fulton County Stadium, Atlanta, GA Mon Sep 24 1979, 7:05 PM EDT Att. 2:321 - Unknown - 70 F					
Craig Reynolds, L OBP: 0.291, SLG: 0.333 (1, 6)										3	1	1	0	1	0	1						
Cesar Cedeno, R OBP: 0.351, SLG: 0.371 (1, 3)										4	0	1	1	0	0	1						
Jose Cruz, L OBP: 0.369, SLG: 0.421 (1, 7)										3	0	0	0	1	0	2						
Enos Cabell, R OBP: 0.296, SLG: 0.363 (1, 5)										4	0	2	0	0	0	2						
Jeffrey Leonard, R OBP: 0.381, SLG: 0.352 (1, 9)										3	0	0	0	0	2	3						
Luis Pujols, R OBP: 0.258, SLG: 0.300 (1, 2)										3	0	0	0	0	0	1						
Rafael Landestoy, S OBP: 0.338, SLG: 0.337 (1, 4)										3	0	0	0	0	1	0						
Rick Williams, R OBP: 0.324, SLG: 0.290 (5, PH)										1	0	0	0	0	0	0						
Dave Bergman, L OBP: 0.375, SLG: 0.375 (5, PH)										0	0	0	0	0	0	0						
Joaquin Andujar, S OBP: 0.177, SLG: 0.271 (5, PH)										0	0	0	0	0	0	0						
Gordie Pladson, R ERA: 4.5 (7, 1)										0	0	0	0	0	0	0						
Bert Roberge, R ERA: 1.74 (8, PH)										1	0	0	0	0	0	0						
Denny Walling, L OBP: 0.377, SLG: 0.493 (8, PH)										0	0	0	0	0	0	0						
Pete Ladd, R ERA: 2.38 (8, 1)										0	0	0	0	0	0	0						
<b>Inning Stats</b>	R: 0 E: 0 K: 0 S: 3	H: 1 LOB: 0 BB: 0 P: 3	R: 0 E: 0 K: 0 S: 2	H: 0 LOB: 0 BB: 1 P: 6	R: 0 E: 0 K: 2 S: 7	H: 0 LOB: 0 BB: 0 P: 7	R: 0 E: 0 K: 0 S: 3	H: 0 LOB: 0 BB: 0 P: 3	R: 0 E: 0 K: 1 S: 6	H: 1 LOB: 1 BB: 0 P: 6	R: 0 E: 0 K: 1 S: 5	H: 0 LOB: 0 BB: 0 P: 5	R: 0 E: 0 K: 1 S: 6	H: 1 LOB: 2 BB: 1 P: 10	R: 0 E: 0 K: 0 S: 3	H: 0 LOB: 0 BB: 0 P: 3	R: 1 E: 0 K: 0 S: 5	H: 2 LOB: 1 BB: 0 P: 5	1B: 2 2B: 3 3B: 0 HR: 0	SF: 0 SAC: 0 DP: 0 HBP: 0	WP: 0 PB: 0 SB: 0 CS: 2	PA: 32
<b>PITCHER</b> Eddie Solomon, R ERA: 4.25 (1, 1)	IP: 9.0 WLS: W BF: 32 H: 5 R: 1 ER: 1 SO: 5 BB: 2 IBB: 0 HBP: 0 BLK: 0 WP: 0 HR: 0 S: 40 P: 48 ERA: 1.00 WHIP: 0.778															<b>PITCHER</b>						

AB	30
R	1
H	5
RBI	1
BB	2
SO	5
LOB	10



Batter	1	2	3	4	5	6	7	8	9	AB	R	H	RBI	BB	SO	LOB	BOTTOM			
Eddie Miller, S OBP: 0.371, SLG: 0.341 (1, 8)										4	2	2	0	1	0	1	<b>Houston Astros @ Atlanta Braves</b> Atlanta-Fulton County Stadium, Atlanta, GA Mon Sep 24 1979, 7:05 PM EDT Att. 2:321 - Unknown - 70 F			
Glenn Hubbard, R OBP: 0.288, SLG: 0.294 (1, 4)										3	1	2	2	1	0	0				
Gary Matthews, R OBP: 0.501 (1, 9)										4	0	1	4	0	0	2				
Larry Whisenton, L OBP: 0.290, SLG: 0.321 (9, 9)										0	0	0	0	0	0	0				
Bob Horner, R OBP: 0.347, SLG: 0.559 (1, 5)										4	0	1	0	1	0	2				
Dale Murphy, R OBP: 0.354, SLG: 0.492 (1, 3)										5	1	2	0	0	1	3				
Barry Bonnell, R OBP: 0.308, SLG: 0.433 (1, 7)										4	2	3	1	0	0	1				
Darrel Chaney, S OBP: 0.260, SLG: 0.187 (1, 6)										3	1	2	1	1	0	1				
Bruce Benedict, R OBP: 0.326, SLG: 0.273 (1, 2)										3	0	0	0	1	0	5				
Eddie Solomon, R OBP: 0.222, SLG: 0.258 (1, 1)										4	1	1	0	0	0	4				
<b>Inning Stats</b>	R: 1 E: 0 K: 0 S: 4	H: 2 LOB: 0 BB: 0 P: 4	R: 0 E: 0 K: 0 S: 4	H: 1 LOB: 1 BB: 0 P: 4	R: 0 E: 0 K: 0 S: 3	H: 0 LOB: 1 BB: 1 P: 7	R: 0 E: 0 K: 0 S: 4	H: 1 LOB: 2 BB: 1 P: 8	R: 1 E: 0 K: 0 S: 5	H: 2 LOB: 1 BB: 0 P: 5	R: 5 E: 0 K: 1 S: 11	H: 6 LOB: 2 BB: 1 P: 15	R: 1 E: 0 K: 0 S: 4	H: 2 LOB: 1 BB: 1 P: 8	R: 0 E: 0 K: 0 S: 3	H: 0 LOB: 1 BB: 1 P: 7	1B: 12 2B: 1 3B: 0 HR: 1	SF: 1 SAC: 1 DP: 2 HBP: 0	WP: 0 PB: 0 SB: 1 CS: 0	PA: 41
<b>PITCHER</b> Rick Williams, R ERA: 3.31 (1, 1)	IP: 5.0 WLS: L BF: 22 H: 6 R: 2 ER: 2 SO: 2 BB: 1 IBB: 0 HBP: 0 BLK: 0 WP: 0 HR: 0 S: 20 P: 28 ERA: 3.60 WHIP: 1.400															<b>PITCHER</b>				
Joaquin Andujar, R ERA: 3.43 (6, 1)	0.2	7	4	5	5	0	1	0	0	0	0	0	6	10	67.50	7.500				
Gordie Pladson, R ERA: 4.5 (6, 1)	0.1	6	4	1	1	1	1	0	0	0	0	0	1	7	11	27.00	15.000			
Bert Roberge, R ERA: 1.74 (7, 1)	1.0	2	0	0	0	0	0	0	0	0	0	0	2	2	0.00	0.000				
Pete Ladd, R ERA: 2.38 (8, 1)	1.0	4	0	0	0	0	1	0	0	0	0	0	3	7	0.00	1.000				

AB	34
R	8
H	14
RBI	8
BB	5
SO	1
LOB	19









Batter	1	2	3	4	5	6	7	8	9	AB	R	H	RBI	BB	SO	LOB	TOP			
Terry Puhl, L OBP: 0.354, SLG: 0.378 (1, 8)										4	0	2	0	0	0	1				
Craig Reynolds, L OBP: 0.290, SLG: 0.332 (1, 6)										4	0	0	0	0	1	2				
Cesar Cedeno, R OBP: 0.349, SLG: 0.369 (1, 3)										4	0	0	0	0	1	1				
Jose Cruz, L OBP: 0.368, SLG: 0.423 (1, 7)										4	0	1	0	0	1	0				
Enos Cabell, R OBP: 0.299, SLG: 0.366 (1, 5)										4	1	1	0	0	0	1				
Denny Walling, L OBP: 0.394, SLG: 0.503 (1, 9)										3	1	1	0	1	1	1				
Luis Pujols, R OBP: 0.257, SLG: 0.294 Danny Heep, L OBP: 0.154, SLG: 0.091 (0, PH)										3	1	0	0	0	1	2				
Rafael Landestoy, S OBP: 0.344, SLG: 0.348 (1, 4)										4	0	2	2	0	1	0				
Joe Nelson, R Rock Williams, R All Hwang, S Tommy Pham, R Randy Ramirez, L Pete Ladd, R Bert Roberge, R Dave Bergman, L Mike Mendonza, R Alan Ashby, S (0, PH)										1	0	0	0	0	0	0				
<b>Inning Stats</b>	R: 0 E: 0 K: 0 S: 3	H: 0 LOB: 0 BB: 0 P: 3	R: 0 E: 0 K: 2 S: 8	H: 1 LOB: 1 BB: 0 P: 8	R: 0 E: 0 K: 1 S: 6	H: 1 LOB: 1 BB: 0 P: 6	R: 0 E: 0 K: 1 S: 5	H: 0 LOB: 0 BB: 0 P: 5	R: 0 E: 0 K: 1 S: 5	H: 0 LOB: 0 BB: 0 P: 5	R: 0 E: 0 K: 0 S: 3	H: 1 LOB: 1 BB: 0 P: 3	R: 1 E: 0 K: 1 S: 7	H: 2 LOB: 1 BB: 0 P: 7	R: 2 E: 0 K: 0 S: 5	H: 2 LOB: 1 BB: 1 P: 9	1B: 5 2B: 2 3B: 0 HR: 1	SF: 0 SAC: 0 DP: 1 HBP: 0	WP: 0 PB: 1 SB: 0 CS: 0	PA: 36
<b>PITCHER</b> Phil Niekro, R ERA: 3.43 (1, 1)	IP: 9.0 WLS: W BF: 36 H: 8 R: 4 ER: 3 SO: 6 BB: 1 IBB: 0 HBP: 0 BLK: 0 WP: 0 HR: 1 S: 47 P: 51 ERA: 3.00 WHIP: 1.000											<b>PITCHER</b> (7, 1)	IP: 1.0 WLS: L BF: 3 H: 0 R: 0 ER: 0 SO: 0 BB: 0 IBB: 0 HBP: 0 BLK: 0 WP: 0 HR: 0 S: 5 P: 9 ERA: 0.00 WHIP: 1.000	<b>PITCHER</b> Mike Mendoza, R ERA: (8, 1)	IP: 1.0 WLS: L BF: 3 H: 0 R: 0 ER: 0 SO: 0 BB: 0 IBB: 0 HBP: 0 BLK: 0 WP: 0 HR: 0 S: 3 P: 3 ERA: 0.00 WHIP: 0.000					

Houston Astros @ Atlanta Braves  
Atlanta-Fulton County Stadium, Atlanta, GA  
Wed Sep 26 1979, 7:05 PM EDT  
Att. 2,248 - Unknown - 65 F

AB	35
R	4
H	8
RBI	4
BB	1
SO	6
LOB	12



Batter	1	2	3	4	5	6	7	8	9	AB	R	H	RBI	BB	SO	LOB	BOTTOM			
Eddie Miller, S OBP: 0.349, SLG: 0.320 (1, 8)										5	0	0	0	0	0	3				
Jerry Royster, R OBP: 0.337, SLG: 0.343 (1, 4)										4	2	1	0	1	0	0				
Gary Matthews, R OBP: 0.363, SLG: 0.505 (1, 9)										5	2	2	3	0	0	1				
Bob Horner, R OBP: 0.347, SLG: 0.554 (1, 5)										4	1	2	0	1	0	1				
Dale Murphy, R OBP: 0.349, SLG: 0.482 (1, 3)										5	1	1	0	0	1	3				
Barry Bonnell, R OBP: 0.311, SLG: 0.430 (1, 7)										4	2	2	2	1	0	1				
Darrel Chaney, S OBP: 0.277, SLG: 0.205 (1, 6)										3	1	1	0	1	1	4				
Bruce Benedict, R OBP: 0.326, SLG: 0.271 (1, 2)										3	0	1	0	1	1	4				
Phil Niekro, R OBP: 0.220, SLG: 0.252 (1, 1)										4	0	2	4	0	1	0				
<b>Inning Stats</b>	R: 0 E: 1 K: 0 S: 4	H: 0 LOB: 1 BB: 0 P: 4	R: 2 E: 0 K: 0 S: 4	H: 2 LOB: 1 BB: 2 P: 12	R: 2 E: 0 K: 1 S: 9	H: 4 LOB: 2 BB: 0 P: 9	R: 0 E: 0 K: 0 S: 3	H: 0 LOB: 0 BB: 0 P: 3	R: 3 E: 0 K: 1 S: 9	H: 4 LOB: 2 BB: 1 P: 13	R: 2 E: 0 K: 1 S: 8	H: 2 LOB: 2 BB: 1 P: 12	R: 0 E: 0 K: 1 S: 5	H: 0 LOB: 1 BB: 1 P: 9	R: 0 E: 0 K: 0 S: 3	H: 0 LOB: 0 BB: 0 P: 3	1B: 8 2B: 3 3B: 0 HR: 1	SF: 0 SAC: 0 DP: 0 HBP: 0	WP: 1 PB: 2 SB: 1 CS: 0	PA: 42
<b>PITCHER</b> Joe Niekro, R ERA: 3.02 Rick Williams, R ERA: 3.25 Tom Dixon, R ERA: 6.66 Randy Niemann, L ERA: 3.76 Pete Ladd, R ERA: 2.92 (1, 1)	IP: 2.1 WLS: L BF: 15 H: 6 R: 4 ER: 4 SO: 1 BB: 2 IBB: 0 HBP: 0 BLK: 0 WP: 0 HR: 0 S: 15 P: 23 ERA: 15.43 WHIP: 3.429											<b>PITCHER</b> Bert Roberge, R ERA: 1.69 (7, 1)	IP: 1.0 WLS: L BF: 4 H: 0 R: 0 ER: 0 SO: 0 BB: 0 IBB: 0 HBP: 0 BLK: 0 WP: 0 HR: 0 S: 5 P: 9 ERA: 0.00 WHIP: 1.000	<b>PITCHER</b> Mike Mendoza, R ERA: (8, 1)	IP: 1.0 WLS: L BF: 3 H: 0 R: 0 ER: 0 SO: 0 BB: 0 IBB: 0 HBP: 0 BLK: 0 WP: 0 HR: 0 S: 3 P: 3 ERA: 0.00 WHIP: 0.000					

Houston Astros @ Atlanta Braves  
Atlanta-Fulton County Stadium, Atlanta, GA  
Wed Sep 26 1979, 7:05 PM EDT  
Att. 2,248 - Unknown - 65 F

AB	37
R	9
H	12
RBI	9
BB	5
SO	4
LOB	17





Batter	1	2	3	4	5	6	7	8	9	AB	R	H	RBI	BB	SO	LOB	TOP			
Eddie Miller, S (1, 8) OBP: 0.345, SLG: 0.317	4-3		F8					K		4	0	1	0	0	1	0	<b>Atlanta Braves @ Cincinnati Reds</b> Riverfront Stadium, Cincinnati, OH Fri Sep 28 1979, 7:05 PM EDT Att: 33,142 - Unknown <a href="http://livebaseballscorecards.com">livebaseballscorecards.com</a>			
Jerry Royster, R (1, 4) OBP: 0.336, SLG: 0.344	2B		6-3				F7	F9		4	0	1	0	0	0	2				
Gary Matthews, R (1, 9) OBP: 0.362, SLG: 0.503	F7		4-3				FC6-4 1B	F7		4	0	1	0	0	0	1				
Bob Horner, R (1, 5) OBP: 0.344, SLG: 0.549	E5		F8				FC6-4 1-2 1B	4-3		4	0	0	0	0	0	2				
Dale Murphy, R (1, 3) OBP: 0.345, SLG: 0.477	F7		K				F9	6-3		4	0	0	0	0	1	3				
Barry Bonnell, R (1, 7) OBP: 0.311, SLG: 0.428		S 1B	K				F7	L5		4	0	1	0	0	1	1				
Darrel Chaney, S (1, 6) OBP: 0.273, SLG: 0.202	K						P6			2	0	0	0	0	1	1				
Bob Beall, S (7, PH) OBP: 0.263, SLG: 0.267	K							K		1	0	0	0	0	1	0				
Joey McLaughlin, R (7, 1) OBP: 0.182, SLG: 0.273										0	0	0	0	0	0	0				
Larry Bradford, R (8, 1)										0	0	0	0	0	0	0				
Bo McLaughlin, R (8, 1)										0	0	0	0	0	0	0				
Bruce Benedict, R (1, 2) OBP: 0.328, SLG: 0.270	4-3							G3		1	0	0	0	1	0	1				
Biff Pocoroba, S (7, PH) OBP: 0.422, SLG: 0.421							1B BB			1	0	0	0	0	0	0				
Pepe Frias, R (7, 6) OBP: 0.292, SLG: 0.323										0	0	0	0	0	0	0				
Eddie Solomon, R (1, 1) OBP: 0.215, SLG: 0.250	K						K	F2		2	0	0	0	0	2	2				
Joe Nolan, L (7, PH) OBP: 0.327, SLG: 0.364										1	0	0	0	0	0	0				
<b>Inning Stats</b>	R: 0 E: 1 K: 0 S: 5	H: 1 LOB: 2 BB: 0 P: 5	R: 0 E: 0 K: 2 S: 8	H: 1 LOB: 1 BB: 0 P: 8	R: 0 E: 0 K: 0 S: 3	H: 0 LOB: 0 BB: 0 P: 3	R: 0 E: 0 K: 2 S: 7	H: 0 LOB: 0 BB: 0 P: 7	R: 0 E: 0 K: 1 S: 6	H: 1 LOB: 2 BB: 1 P: 10	R: 0 E: 1 K: 0 S: 4	H: 1 LOB: 1 BB: 0 P: 4	R: 0 E: 0 K: 1 S: 5	H: 0 LOB: 0 BB: 0 P: 5	R: 0 E: 0 K: 0 S: 3	H: 0 LOB: 0 BB: 0 P: 3	1B: 3 2B: 1 3B: 0 HR: 0	SF: 0 SAC: 0 DP: 0 HBP: 0	WP: 0 PB: 0 SB: 2 CS: 0	PA: 33
<b>PITCHER</b> Frank Pastore, R (1, 1) ERA: 4.25	IP: 9.0 WLS: W BF: 33	H: 4 R: 0 ER: 0 SO: 7	BB: 1 IBB: 0 HBP: 0 BLK: 0	WP: 0 HR: 0 S: 46 P: 50	ERA: 0.00 WHIP: 0.556	<b>PITCHER</b>										IP: 9.0 WLS: W BF: 33	H: 4 R: 0 ER: 0 SO: 7	BB: 1 IBB: 0 HBP: 0 BLK: 0	WP: 0 HR: 0 S: 46 P: 50	ERA: 0.00 WHIP: 0.556

Batter	1	2	3	4	5	6	7	8	9	AB	R	H	RBI	BB	SO	LOB	BOTTOM			
Dave Collins, S (1, 9) OBP: 0.364, SLG: 0.403	F9									3	0	2	1	1	0	0	<b>Atlanta Braves @ Cincinnati Reds</b> Riverfront Stadium, Cincinnati, OH Fri Sep 28 1979, 7:05 PM EDT Att: 33,142 - Unknown <a href="http://livebaseballscorecards.com">livebaseballscorecards.com</a>			
Hector Cruz, R (8, 9) OBP: 0.338, SLG: 0.360			E 1B		1B			BB		0	0	0	0	0	0	0				
Joe Morgan, L (1, 4) OBP: 0.379, SLG: 0.376	F8		F9		S 1B		F3			4	0	1	0	0	0	2				
Dave Concepcion, R (1, 6) OBP: 0.351, SLG: 0.419	F5				6-3		6-3			4	1	1	0	0	0	2				
George Foster, R (1, 7) OBP: 0.390, SLG: 0.563		7-3 BB			K		5-3			3	0	1	0	1	1	0				
Johnny Bench, R (1, 2) OBP: 0.364, SLG: 0.459	7-3						F2			3	0	1	1	0	0	1				
Dan Driessen, L (1, 3) OBP: 0.333, SLG: 0.417	F7				1B			SF8		4	0	1	0	0	0	2				
Ray Knight, R (1, 5) OBP: 0.361, SLG: 0.456					5-3		P6			3	0	0	0	1	0	1				
Cesar Geronimo, L (1, 8) OBP: 0.315, SLG: 0.346								6-3		4	2	2	1	0	0	2				
Frank Pastore, R (1, 1) OBP: 0.160, SLG: 0.160			HR		K			4-3		3	0	0	0	0	2	1				
<b>Inning Stats</b>	R: 0 E: 0 K: 0 S: 3	H: 0 LOB: 0 BB: 0 P: 3	R: 0 E: 0 K: 0 S: 2	H: 0 LOB: 1 BB: 1 P: 6	R: 1 E: 1 K: 1 S: 7	H: 2 LOB: 1 BB: 0 P: 7	R: 0 E: 0 K: 1 S: 6	H: 1 LOB: 0 BB: 0 P: 6	R: 1 E: 0 K: 1 S: 8	H: 3 LOB: 2 BB: 0 P: 8	R: 0 E: 0 K: 0 S: 4	H: 1 LOB: 1 BB: 0 P: 4	R: 0 E: 0 K: 0 S: 3	H: 0 LOB: 1 BB: 1 P: 7	R: 1 E: 0 K: 0 S: 5	H: 2 LOB: 2 BB: 1 P: 9	1B: 7 2B: 1 3B: 1 HR: 1	SF: 1 SAC: 0 DP: 1 HBP: 0	WP: 0 PB: 0 SB: 1 CS: 0	PA: 35
<b>PITCHER</b> Eddie Solomon, R (1, 1) ERA: 4.21	IP: 6.0 WLS: L BF: 25	H: 7 R: 2 ER: 2 SO: 3	BB: 1 IBB: 0 HBP: 0 BLK: 0	WP: 0 HR: 1 S: 30 P: 34	ERA: 3.00 WHIP: 1.333	<b>PITCHER</b>										IP: 6.0 WLS: L BF: 25	H: 7 R: 2 ER: 2 SO: 3	BB: 1 IBB: 0 HBP: 0 BLK: 0	WP: 0 HR: 1 S: 30 P: 34	ERA: 3.00 WHIP: 1.333
Joey McLaughlin, R (7, 1) ERA: 2.49	1.1	7	2	1	1	0	1	0	0	0	0	6	10	6.75	2.250					
Larry Bradford, L (8, 1) ERA: 0.95	0.1	1	0	0	0	0	0	0	0	0	1	1	0.00	0.000						
Bo McLaughlin, R (8, 1) ERA: 5.05	0.1	2	0	0	0	0	1	0	0	0	1	5	0.00	3.000						



Batter	1	2	3	4	5	6	7	8	9	AB	R	H	RBI	BB	SO	LOB	TOP								
<b>Eddie Miller, S</b> OBP: 0.339, SLG: 0.312 (1, 8)										5	1	1	0	0	2	2	<b>Atlanta Braves @ Cincinnati Reds</b> Riverfront Stadium, Cincinnati, OH Sat Sep 29 1979, 3:33 AM EDT Att: 36,466 - Unknown								
<b>Glenn Hubbard, R</b> OBP: 0.291, SLG: 0.296 (1, 4)										4	0	2	1	0	0	1									
<b>Larry Whisenton, L</b> OBP: 0.308, SLG: 0.361 (1, 9)										4	0	2	0	0	0	3									
<b>Bob Horner, R</b> OBP: 0.343, SLG: 0.547 (1, 5)										4	0	1	0	0	1	1									
<b>Dale Murphy, R</b> OBP: 0.342, SLG: 0.472 (1, 3)										4	0	0	0	0	1	2									
<b>Barry Bonnell, R</b> OBP: 0.313, SLG: 0.427 (1, 7)										3	0	1	0	0	0	0									
<b>Pepe Frias, R</b> OBP: 0.290, SLG: 0.320 (1, 6)										4	0	0	0	0	1	2									
<b>Bruce Benedict, R</b> OBP: 0.328, SLG: 0.270 (3, PH)										0	0	0	0	0	0	0									
<b>Joe Nolan, L</b> OBP: 0.333, SLG: 0.365 (3, 2)										2	1	1	0	2	0	0									
<b>Larry McWilliams, L</b> OBP: 0.231, SLG: 0.292 (1, 1)										3	0	0	0	0	1	2									
<b>Gene Garber, R</b> OBP: 0.462, SLG: 0.300 (9, 1)										0	0	0	0	0	0	0									
<b>Inning Stats</b>	R: 0 E: 0 K: 1 S: 6	H: 1 LOB: 1 BB: 0 P: 6	R: 0 E: 0 K: 0 S: 2	H: 0 LOB: 0 BB: 0 P: 3	R: 0 E: 0 K: 1 S: 6	H: 1 LOB: 2 BB: 1 P: 10	R: 0 E: 0 K: 2 S: 8	H: 1 LOB: 1 BB: 0 P: 8	R: 2 E: 0 K: 0 S: 6	H: 3 LOB: 2 BB: 1 P: 10	R: 0 E: 0 K: 0 S: 3	H: 0 LOB: 0 BB: 0 P: 3	R: 0 E: 0 K: 1 S: 6	H: 1 LOB: 1 BB: 0 P: 6	R: 0 E: 0 K: 1 S: 5	H: 0 LOB: 0 BB: 0 P: 5	R: 0 E: 0 K: 0 S: 4	H: 1 LOB: 1 BB: 0 P: 4	1B: 7 2B: 1 3B: 0 HR: 0	SF: 0 SAC: 1 DP: 0 HBP: 1	WP: 0 PB: 0 SB: 2 CS: 1	PA: 37			
<b>PITCHER</b>	IP	WLS	BF	H	R	ER	SO	BB	IBB	HBP	BLK	WP	HR	S	P	ERA	WHIP								
<b>Michael LaCoss, R</b> ERA: 3.5 (1, 1)	3.0		12	2	0	0	2	1	0	1	0	0	0	14	19	0.00	1.000								
<b>Fred Norman, L</b> ERA: 3.54 (4, 1)	3.0	L	14	4	2	2	2	1	0	0	0	0	0	17	21	6.00	1.667								
<b>Manny Sarmiento, R</b> ERA: 4.66 (7, 1)	2.0		7	1	0	0	2	0	0	0	0	0	0	11	11	0.00	0.500								
<b>Dave Tomlin, L</b> ERA: 2.67 (9, 1)	1.0		4	1	0	0	0	0	0	0	0	0	0	4	4	0.00	1.000								

AB	33
R	2
H	8
RBI	1
BB	2
SO	6
LOB	13



Batter	1	2	3	4	5	6	7	8	9	AB	R	H	RBI	BB	SO	LOB	BOTTOM								
<b>Dave Collins, S</b> OBP: 0.362, SLG: 0.399 (1, 9)										3	0	0	0	0	0	1	<b>Atlanta Braves @ Cincinnati Reds</b> Riverfront Stadium, Cincinnati, OH Sat Sep 29 1979, 3:33 AM EDT Att: 36,466 - Unknown								
<b>Manny Sarmiento, R</b> ERA: 3.54 (7, 1)										4	0	3	0	0	0	0									
<b>Dave Concepcion, R</b> OBP: 0.351, SLG: 0.418 (8, PH)										3	0	0	0	1	2	3									
<b>Dave Tomlin, L</b> OBP: 0.500, SLG: 0.500 (9, 1)										4	0	0	0	0	2	3									
<b>Junior Kennedy, R</b> OBP: 0.352, SLG: 0.318 (1, 4)										3	0	0	0	0	2	3									
<b>Hector Cruz, R</b> OBP: 0.336, SLG: 0.354 (1, 8)										4	0	0	0	0	2	3									
<b>George Foster, R</b> OBP: 0.387, SLG: 0.557 (1, 7)										3	0	0	0	0	2	1									
<b>Ray Knight, R</b> OBP: 0.360, SLG: 0.454 (1, 5)										1	0	0	0	0	1	1									
<b>Ron Oester, S</b> ERA: 3.54 (8, 6)										2	0	0	0	1	0	0									
<b>Harry Spillman, L</b> OBP: 0.328, SLG: 0.273 (1, 3)										2	0	0	0	1	0	0									
<b>Rick Auerbach, R</b> OBP: 0.301, SLG: 0.306 (1, 6)										3	0	0	0	0	0	1									
<b>Vic Correll, R</b> OBP: 0.317, SLG: 0.357 (1, 2)										3	0	0	0	0	1	1									
<b>Michael LaCoss, R</b> OBP: 0.164, SLG: 0.143 (1, 1)										0	0	0	0	0	0	0									
<b>Dan Driessen, L</b> OBP: 0.332, SLG: 0.416 (3, PH)										1	0	0	0	0	0	0									
<b>Fred Norman, S</b> OBP: 0.231, SLG: 0.153 (4, 1)										0	0	0	0	0	0	0									
<b>Rafael Santo Domingo, S</b> OBP: 0.333, SLG: 0.200 (6, PH)										1	0	1	0	0	0	0									
<b>Sam Mejias, R</b> OBP: 0.333, SLG: 0.231 (7, 8)										1	0	1	0	0	0	0									
<b>Inning Stats</b>	R: 0 E: 0 K: 0 S: 4	H: 1 LOB: 2 BB: 1 P: 8	R: 0 E: 0 K: 0 S: 2	H: 0 LOB: 0 BB: 1 P: 6	R: 0 E: 0 K: 0 S: 3	H: 0 LOB: 0 BB: 0 P: 3	R: 0 E: 0 K: 2 S: 7	H: 0 LOB: 0 BB: 0 P: 7	R: 0 E: 0 K: 0 S: 3	H: 0 LOB: 0 BB: 0 P: 3	R: 0 E: 0 K: 0 S: 4	H: 2 LOB: 1 BB: 0 P: 4	R: 0 E: 0 K: 0 S: 3	H: 0 LOB: 0 BB: 0 P: 3	R: 0 E: 0 K: 1 S: 6	H: 1 LOB: 1 BB: 0 P: 6	R: 0 E: 0 K: 3 S: 10	H: 1 LOB: 1 BB: 0 P: 10	1B: 4 2B: 2 3B: 0 HR: 0	SF: 0 SAC: 0 DP: 2 HBP: 0	WP: 0 PB: 0 SB: 0 CS: 0	PA: 32			
<b>PITCHER</b>	IP	WLS	BF	H	R	ER	SO	BB	IBB	HBP	BLK	WP	HR	S	P	ERA	WHIP								
<b>Larry McWilliams, L</b> ERA: 5.56 (1, 1)	8.1	W	30	5	0	0	4	2	0	0	0	0	0	36	44	0.00	0.840								
<b>Gene Garber, R</b> ERA: 4.33 (9, 1)	0.2	S	2	0	0	0	2	0	0	0	0	0	0	6	6	0.00	0.000								





Batter	1	2	3	4	5	6	7	8	9	AB	R	H	RBI	BB	SO	LOB	TOP			
Eddie Miller, S OBP: 0.350, SLG: 0.319	4-3					6-3		FC4-6 1B		4	0	2	1	0	0	0	<b>Atlanta Braves @ Cincinnati Reds</b> Riverfront Stadium, Cincinnati, OH Sun Sep 30 1979, 3:33 AM EDT Att: 50,932 - Unknown			
Jerry Royster, R OBP: 0.337, SLG: 0.349 Glenn Hubbard, R OBP: 0.290, SLG: 0.295	1-3	F8				HR		F8		3	1	1	1	1	0	1				
Gary Matthews, R OBP: 0.363, SLG: 0.502 Larry Whisenton, L OBP: 0.300, SLG: 0.351	K					6-3		FC4-6 1-2		3	0	1	1	1	1	0				
Bob Horner, R OBP: 0.346, SLG: 0.552								4-3		4	2	2	1	1	0	4				
Dale Murphy, R OBP: 0.340, SLG: 0.469	P4							1-3		5	1	1	0	0	0	3				
Barry Bonnell, R OBP: 0.311, SLG: 0.424								F7		5	0	1	0	0	2	1				
Darrel Chaney, S OBP: 0.277, SLG: 0.205								F9		3	2	1	1	1	0	2				
Bruce Benedict, R OBP: 0.331, SLG: 0.279										4	1	2	1	0	1	1				
Phil Niekro, R OBP: 0.213, SLG: 0.244										4	0	0	1	0	0	4				
<b>Inning Stats</b>	R: 0 E: 0 K: 1 S: 6	H: 0 LOB: 2 BB: 1 P: 10	R: 2 E: 0 K: 1 S: 7	H: 2 LOB: 1 BB: 1 P: 11	R: 1 E: 0 K: 1 S: 6	H: 2 LOB: 0 BB: 0 P: 6	R: 1 E: 0 K: 1 S: 6	H: 1 LOB: 3 BB: 2 P: 15	R: 1 E: 0 K: 0 S: 4	H: 1 LOB: 0 BB: 0 P: 4	R: 1 E: 0 K: 0 S: 4	H: 3 LOB: 2 BB: 0 P: 6	R: 0 E: 0 K: 0 S: 4	H: 1 LOB: 0 BB: 0 P: 4	R: 0 E: 0 K: 0 S: 3	H: 0 LOB: 0 BB: 0 P: 3		1B: 8 2B: 1 3B: 0 HR: 2	SF: 1 SAC: 0 DP: 0 HBP: 1	WP: 1 PB: 1 SB: 2 CS: 1
<b>PITCHER</b>	IP WLS BF H R ER SO BB IBB HBP BLK WP HR S P ERA WHIP																			
Bill Bonham, R ERA: 3.79 Marek Soto, R ERA: 5.3 Charlie Leibrandt, L ERA: Doug Bair, R ERA: 4.29 Tom Hume, R ERA: 2.76	3.0 L 15 4 3 3 3 2 0 0 0 0 1 1 19 27 9.00 2.000																			
Dave Tomlin, L ERA: 2.62	9.1 1.0 3 0 0 0 0 0 0 0 0 0 0 0 4 4 0.00 1.000																			

Batter	1	2	3	4	5	6	7	8	9	AB	R	H	RBI	BB	SO	LOB	BOTTOM			
Dave Collins, S OBP: 0.364, SLG: 0.402 Doug Bair, R	F8							F7		3	0	2	0	0	0	0	<b>Atlanta Braves @ Cincinnati Reds</b> Riverfront Stadium, Cincinnati, OH Sun Sep 30 1979, 3:33 AM EDT Att: 50,932 - Unknown			
Hector Cruz, R OBP: 0.335, SLG: 0.353										0	0	0	0	0	0	0				
Joe Morgan, L OBP: 0.379, SLG: 0.376 Junior Kennedy, R OBP: 0.355, SLG: 0.318	K									0	0	0	0	0	0	0				
Dave Concepcion, R OBP: 0.348, SLG: 0.415	L6							F9		4	0	0	0	0	0	3				
George Foster, R OBP: 0.386, SLG: 0.561										4	1	1	1	0	0	0				
Dan Driessen, L OBP: 0.330, SLG: 0.414 Harry Spilman, L OBP: 0.323, SLG: 0.268	6-3							F7		3	0	0	0	0	0	0				
Ray Knight, R OBP: 0.360, SLG: 0.454 Rick Auerbach, R OBP: 0.304, SLG: 0.340										2	0	1	0	0	1	0				
Cesar Geronimo, L OBP: 0.312, SLG: 0.343 Tom Hume, R OBP: 0.191, SLG: 0.196 Dave Tomlin, L OBP: 0.500, SLG: 0.500 Ron Oester, S	F8							G3		3	0	0	0	0	0	1				
Vic Correll, R OBP: 0.309, SLG: 0.346										0	0	0	0	0	0	0				
Bill Bonham, R OBP: 0.140, SLG: 0.176 Rafael Santo Domingo, S OBP: 0.289, SLG: 0.167 Mario Soto, R OBP: 0.311, SLG: 0.357 Charlie Leibrandt, R Paul Blair, R OBP: 0.208, SLG: 0.234	K							K		1	0	0	0	0	0	0				
<b>Inning Stats</b>	R: 0 E: 0 K: 1 S: 5	H: 0 LOB: 0 BB: 0 P: 5	R: 0 E: 0 K: 0 S: 4	H: 1 LOB: 1 BB: 0 P: 4	R: 0 E: 0 K: 1 S: 7	H: 2 LOB: 2 BB: 0 P: 7	R: 0 E: 0 K: 1 S: 5	H: 0 LOB: 0 BB: 0 P: 5	R: 0 E: 0 K: 1 S: 6	H: 1 LOB: 2 BB: 1 P: 10	R: 0 E: 0 K: 0 S: 3	H: 0 LOB: 0 BB: 0 P: 3	R: 0 E: 0 K: 1 S: 5	H: 0 LOB: 1 BB: 1 P: 9	R: 2 E: 0 K: 0 S: 5	H: 2 LOB: 0 BB: 0 P: 5	1B: 4 2B: 0 3B: 0 HR: 2	SF: 0 SAC: 0 DP: 0 HBP: 0	WP: 0 PB: 0 SB: 0 CS: 0	PA: 35
<b>PITCHER</b>	IP WLS BF H R ER SO BB IBB HBP BLK WP HR S P ERA WHIP																			
Phil Niekro, R ERA: 3.39	9.0 W 35 6 2 2 2 2 0 0 0 0 0 2 45 53 2.00 0.889																			

